


408



FEDERAL DEMOCRATIC REPUBLIC OF ETHIOPIA

CENTRAL STATISTICAL AGENCY

PRODUCERS' PRICES OF AGRICULTURAL  
PRODUCTS AT ZONE LEVEL

Monthly Statistical Report  
SEPTEMBER 2007 (MESKEREM 2000)

ADDIS ABABA  
JANUARY 2008

---


408 STATISTICAL BULLETIN 408

---

17106100

C-1/3 ACC-002651-55

C 5/5



FEDERAL DEMOCRATIC REPUBLIC OF ETHIOPIA

CENTRAL STATISTICAL AGENCY

PRODUCERS' PRICES OF AGRICULTURAL PRODUCTS AT ZONE LEVEL

Monthly Statistical Report  
SEPTEMBER 2007 (MESKEREM 2000)

ADDIS ABABA  
JANUARY 2008

408 STATISTICAL BULLETIN 408

PAGE  
(I)  
(II)  
(III)  
(IV)  
(V)  
(VI)  
(VII)

Handwritten notes and stamps at the top of the page.

FEDERAL DEMOCRATIC REPUBLIC OF ETHIOPIA

CENTRAL STATISTICAL AGENCY

PRODUCERS' PRICES OF AGRICULTURAL

PRODUCTS AT ZONE LEVEL

Monthly Statistical Report

SEPTEMBER 2007 (MESKEREM 2008)

ADDIS ABABA

JANUARY 2008

408 STATISTICAL BULLETIN 408

PREPARED AND PRINTED BY  
CENTRAL STATISTICAL AGENCY  
P.O. BOX 1143, ADDIS ABABA  
Tel. 251 11 155 30 11

# CONTENTS

	PAGE
I. Introduction .....	(II)
II. Objectives .....	(III)
III. Scope and Coverage .....	(IV)
IV. Method of Data Collection .....	(IV)
V. Definitions .....	(VIII)
VI. Note .....	(VIII)

## Statistical Tables

Table 1 - Average Producers' Prices of Agricultural Products in Rural Areas by Zone,Tigray and Afar Regions, Sept. 2007(Meskerem 2000) .....	3
Table 2 - Average Producers' Prices of Agricultural Products in Rural Areas by Zone,Amhara Region, Sept. 2007(Meskerem 2000) .....	11
Table 3a- Average Producers' Prices of Agricultural Products in Rural Areas by Zone,Oromiya Region, Sept. 2007(Meskerem 2000).....	19
Table 3b- Average Producers' Prices of Agricultural Products in Rural Areas by Zone,Oromiya Region, Sept. 2007(Meskerem 2000) .....	27
Table 4- Average Producers' Prices of Agricultural Products in Rural Areas by Zone,Somali and BenishangulGumuz Regions, Sept. 2007(Meskerem 2000) .....	35
Table 5a - Average Producers' Prices of Agricultural Products in Rural Areas of ten Zones of SNNP Region, Sept. 2007(Meskerem 2000).....	43
Table 5b - Average Producers' Prices of Agricultural Products in Rural Areas of Special Weredas /Zone of SNNP Region, Sept. 2007(Meskerem 2000).....	51
Table 6 - Average Producers' Prices of Agricultural Products in Rural Areas by Zone,Gambela, Harari and Dire Dawa Regions, Sept. 2007(Meskerem 2000).....	59

## I. Introduction

The Central Statistical Authority (CSA) has been conducting the Rural Integrated Household Survey Program (RIHSP) since 1980/81 (1973 Ethiopian Calendar). As part of the RIHSP the rural producers' prices of agricultural products survey is being conducted on a monthly basis since May 1981 in selected Farmers' Associations; (currently Enumeration Areas, EAs).

In an effort to fulfill data users demand, the CSA has been providing price data at zone level since September 1997. This report provides information on monthly average producers' prices of agricultural products on the basis of the current administrative hierarchy, i.e., Regions and zones. Due to lack of adequate space to accommodate the data for all zones and Regions over one page, the price data of the zones and Regions are presented in six tables as follows:

**Table 1** refers to monthly average producers' prices of agricultural products in Tigray Region at zone level (i.e., North West Tigray, Western Tigray, Central Tigray, Eastern Tigray and Southern Tigray zones) and Afar Region and two of its zones (zone 1 and zone 3).

**Table 2** presents monthly average producers' prices of agricultural products in Amhara Region by zone (i.e., North Gondar, South Gondar, North Wello, South Wello, North Shewa, East Gojam, West Gojam, Wag Hemra, Awi and Oromiya Zones).

**Table 3a** presents monthly average producers' prices of agricultural products in Oromiya Region and its zones (i.e., West Wellega, East Wellega, Illubabor, Jimma, West Shewa, North Shewa, East Shewa, Arssi, West Harerge, East Harerge,).

**Table 3b** presents monthly average producers' prices of agricultural products in Oromiya Region and its zones (i.e., Bale, Borena, North West Shewa, Guji, Kelem Wellega, Horo Gudru Wellega, and West Arssi, Zones).

**Table 4** displays monthly average producers' prices of agricultural products in Somali Region and three of its zones (i.e., Shinile, Jigjiga and Liben) and Benishangul-Gumuz Region and its zones (i.e., Metekel, Asosa and Kamashi zones).

**Table (5a)** presents monthly average producers' prices of agricultural products in Southern Nations, Nationalities and Peoples, SNNP, Region and its zones (i.e., Gurage, Hadiya, Kembat- Tembaro, Sidama, Gedeo, Wolayita, South Omo, Shaka, Kaffa and Gamogofa Zones).

**Table (5b)** refers to monthly average producers' prices of agricultural products in Southern Nations, Nationalities and Peoples, SNNP, Region and its zones (i.e., Bench-Maji, Yem special wereda, Amaro special wereda, Burji special wereda, Konso special wereda, Dirashe special wereda, Dawro Zone, Basketo special wereda, Konta special wereda, Siltie Zone, and Alaba special wereda).

**Table 6** provides monthly average producers' prices of agricultural products in Gambella Region and its zones (i.e., zone 1 and zone 2), Harari Region, Dire Dawa Administrative Council and national average.

Earlier issues on the same subject are Statistical Bulletins 44, 59, 65, 85, 95, 105, 116, 122, 137, 142, 148, 149, 155, 162, 166, 173, 176, 181, 188, 190, 199, 211, 212, 219, 239, 240, 241, 250, 251, 260, 268, 273, 277, 291, 292, 293, 294, 298, 300, 303, 306, 311, 312, 314, 315, 316, 318, 322, 324, 326, 328, 333, 334, 336, 338, 341, 343, 344, 353, 354, 359, 363, 364, 372, 374, 377, 378, 383, 384, 389, 392, 393, 399 and 400.

## II. Objectives

The objectives of the survey are to:

- help policy makers take decisions on production and distribution of agricultural products;
- study the level of producers' price of agricultural products charged by farmers;
- study the disparities between prices at various distribution levels;
- study changes in the economy;
- help in the valuation of output for national accounts;
- construct producers' price indices and volume of production with respect to agricultural products.

### III. Scope and Coverage

The scope and coverage of the agricultural producers' price survey are constantly under review and necessary improvements are effected from time to time in an effort to incorporate commodities mostly produced by private peasants. Consequently, starting from September 1998, the number of rural enumeration areas covered in price survey has reduced from 1420 to 446. The survey currently covers about 99 selected agricultural products in about 446 Enumeration Areas at country level as compared to 65 products in 361 Farmers' Association Areas in May 1981.

The major groups of agricultural products covered by the survey include cereals, pulses, oil seeds, vegetables and fruits, potatoes and other tubers, dairy products and eggs, spices, other food items and stimulants, livestock, and hides and skins.

### IV. Method of Data Collection

Agricultural producers' price is collected from private peasant households or producers' cooperatives in the selected EAs in each month of the Ethiopian Calendar year, (September to August). Information on producers' price could only be collected from peasants or producers' cooperatives if and only if their own produce is sold during the survey month. For each agricultural product a maximum of three quantity and price quotations are collected from three different private peasants or producers' cooperatives. A Kitchen balance is used to measure the quantities sold by the producer. The data collection on producers' price is done over the 30 days of the month depending upon the work load of the enumerator and the selling habits of the producers.

Table A: Distribution of Planned and Covered Eas by Reporting level(Producer Price)

September 2007

Reporting level	Number of Sample Eas	
	Planned	Covered
<b>Tigray</b>	<b>34</b>	<b>9</b>
North West Tigray	6	6
Central Tigray	10	0
East Tigray	7	0
South Tigray	8	0
Western Tigray	3	3
<b>Afar</b>	<b>6</b>	<b>1</b>
Zone 1	3	0
Zone 3	3	1
<b>Amhara</b>	<b>106</b>	<b>103</b>
North Gonder	15	15
South Gonder	11	11
North Wello	8	8
South Wello	14	14
North Shewa	18	16
East Gojam	13	13
West Gojam	11	11
Wag Hemra	3	3
Awi	6	6
Oromiya Zone	7	6
<b>Oromiya</b>	<b>175</b>	<b>143</b>
West Wellega	10	10
East Wellega	11	11
Illubabore	11	0
Jimma	11	0
West Shewa	10	9
North Shewa	10	9
East Shewa	10	9
Arssi	15	14
West Harerge	9	9
East Harerge	13	13
Bale	11	11
Borena	8	3
South West Shewa	8	8
Guji	8	8
Kelem Wellega	10	10
Horo Guduru Wellega	10	10
West Arssi	10	9

Table A (Continued): September 2007

Reporting level	Number of Sample Eas	
	Planned	Covered
<b>Somali</b>	8	7
Shinile	2	2
Jigiga	3	3
Liben	3	2
<b>Benishangul-Gumuz</b>	19	15
Metekel	7	6
Asosa	7	6
Kemashi	5	3
<b>SNNP</b>	99	57
Gurage	8	0
Hadiya	4	0
Kembata-Tembaro	5	0
Sidama	9	4
Gedeo	4	0
Walayta	7	7
South Omo	5	5
Shaka	3	3
Kaffa	8	7
Gamogofa	11	11
Bench-Maji	8	7
Yem special wereda	2	0
Amaro special wereda	2	0
Burji special wereda	2	1
Konso special wereda	2	2
Dirashe special wereda	2	1
Dawro Zone	5	5
Basketo special wereda	2	2
Konta special wereda	2	2
Silte Zone	6	0
Alaba special wereda	2	0

Table A (Continued): September 2007

Reporting level	Number of Sample Eas	
	Planned	Covered
Gambella	12	4
Zone 1	4	2
Zone 2	5	0
Zone 3	2	2
Zone 4	1	0
Harari	2	2
Dire Dawa	2	2
<b>TOTAL</b>	<b>463</b>	<b>343</b>

Table 1: Average Producers' Prices of Agricultural

Products in Rural Areas by Zone,

Tigray and Afar Regions

IV Note

- The average column provides a simple arithmetic average price for each product.
- The symbol "-" is used for data not available or doubtful.

V. Definitions

Table A (Continued): September 2007

- Producers' price:** Agricultural producers' price is defined as the price of the transaction carried out by the peasant/ producer at the first point of sale for a clearly specified agricultural product. In most cases this price may not correspond to the farm-gate price as the farmer sells his product at a place outside his farm.
- Enumeration Area:** Enumeration Area in rural is a locality that is less than or equal to farmers' association areas and mostly consists of about 150-200 households.
- Farmers' Association:-** It is the lowest administrative unit in a settled rural area with its own jurisdiction. It is an association of rural dwellers formed by the inhabitants of a given area whose members are engaged either in agricultural or non-agricultural activities.

VI. Note

- ◆ The average column provides a simple arithmetic average price for each product.
- ◆ The symbol "-" is used for data not available or doubtful.

Tam special woreda	2	0
Ambo special woreda	2	0
Buna special woreda	2	0
Konso special woreda	2	0
Jimma special woreda	2	0
Debre Zeyn	5	0
Harar special woreda	2	0
Adama special woreda	2	0
Adama Zone	6	0
Adama special woreda	2	0

September 2007  
November 2008

B A R I G O B I R B A R B A R


Year	TIGRAY		AFAR	
	Central Tigray	Eastern Tigray	Zone 4	Zone 3

CEREALS AND GRAINS

WHEAT	1.10	1.15	1.10	1.15
BARLEY	1.10	1.15	1.10	1.15
MAIZE	1.10	1.15	1.10	1.15
TEFF	1.10	1.15	1.10	1.15
...	...	...	...	...

VEGETABLES

...	...	...	...	...
...	...	...	...	...
...	...	...	...	...



• **Production price:** The price received by the producer at the time of sale of the product. It is the price of the product at the place of production.

• **Wholesale price:** The price received by the wholesaler at the time of sale of the product. It is the price of the product at the place of sale.

• **Retail price:** The price received by the retailer at the time of sale of the product. It is the price of the product at the place of sale.

Table 1: Average Producers' Prices of Agricultural

Products in Rural Areas by Zone,

Tigray and Afar Regions

Year 2011/12

Product	Zone	Price (ETB)
Wheat	Zone 1	1200
	Zone 2	1150
Maize	Zone 1	1000
	Zone 2	950
Sorghum	Zone 1	800
	Zone 2	750



Table 1: Average Producers' Prices of Agricultural Products in Rural Areas by Zone, Tigray and Afar Regions (Cont'd)

September 2007  
Meskerem 2000

PRICE IN BIRR

ITEM	UNIT	K I L L I L A N D Z O N E S								
		T I G R A Y					Tigray Average	A F F A R		Affar Average
		North West Tigray	Central Tigray	Eastern Tigray	Southern Tigray	Western Tigray		Zone 1	Zone 3	
<b>HARICOT BEANS</b>										
HARICOT BEANS.....	Kg	-	-	-	-	-	-	-	-	-
LIMA BEANS.....	Kg	2.59	-	-	-	-	2.59	-	2.27	2.27
VETCH.....	Kg	4.64	-	-	-	-	4.64	-	-	-
FENUGREEK.....	Kg	14.81	-	-	-	-	14.81	-	-	-
<b>OIL SEEDS</b>										
NIGER SEED.....	Kg	5.00	-	-	-	6.14	5.28	-	-	-
LINSEED WHITE.....	Kg	-	-	-	-	-	-	-	-	-
LINSEED BLACK.....	Kg	5.38	-	-	-	5.80	5.54	-	-	-
SESAME SEED.....	Kg	-	-	-	-	6.94	6.94	-	-	-
SUNFLOWER.....	Kg	4.08	-	-	-	-	4.08	-	-	-
RAPE SEED.....	Kg	5.34	-	-	-	-	5.34	-	-	-
CASTOR BEANS.....	Kg	3.49	-	-	-	-	3.49	-	-	-
GROUND NUTS.....	Kg	-	-	-	-	-	-	-	-	-
<b>VEGETABLES</b>										
ETHIOPIAN KALE.....	Kg	-	-	-	-	-	-	-	-	-
CABBAGE.....	Kg	1.68	-	-	-	-	1.68	-	-	-
LETTUCE.....	Kg	3.09	-	-	-	-	3.09	-	-	-
SPINACH.....	Kg	2.00	-	-	-	-	2.00	-	-	-
CARROT.....	Kg	-	-	-	-	-	-	-	-	-
TOMATO.....	Kg	3.15	-	-	-	3.00	3.14	-	-	-
ONION.....	Kg	-	-	-	-	-	-	-	-	-
GARLIC.....	Kg	-	-	-	-	-	-	-	-	-
PEPPER GREEN.....	Kg	-	-	-	-	-	-	-	-	-
GREEN PEAS.....	Kg	-	-	-	-	-	-	-	-	-
BET ROOT.....	Kg	-	-	-	-	-	-	-	-	-
CAULIFLOWER.....	Kg	-	-	-	-	-	-	-	-	-
PUMPKIN.....	Kg	-	-	-	-	-	-	-	-	-
SUGAR CANE.....	Kg	-	-	-	-	-	-	-	.84	.84

Table 1: Average Producers' Prices of Agricultural Products in Rural Areas by Zone, Tigray and Afar Regions (Cont'd)

September 2007  
Meskerem 2000

PRICE IN BIRR

		K I L L I L A N D Z O N E S								
ITEM	UNIT	T I G R A Y					Tigray Average	A F F A R		Afar Average
		North West Tigray	Central Tigray	Eastern Tigray	Southern Tigray	Western Tigray		Zone 1	Zone 3	
<b>FRUITS</b>										
BANANA.....	Kg	2.17	-	-	-	-	2.17	-	-	-
ORANGE.....	Kg	3.13	-	-	-	-	3.13	-	-	-
LEMON.....	Kg	3.87	-	-	-	1.00	2.79	-	-	-
MANDARINE.....	Kg	-	-	-	-	-	-	-	-	-
PAPAYA.....	Kg	2.63	-	-	-	-	2.63	-	-	-
GRAPES.....	Kg	-	-	-	-	-	-	-	-	-
MANGO.....	Kg	-	-	-	-	-	-	-	-	-
GUAVA.....	Kg	3.46	-	-	-	-	3.46	-	-	-
AVOCADO.....	Kg	-	-	-	-	-	-	-	-	-
CITRON.....	Kg	-	-	-	-	2.63	2.63	-	1.36	1.36
PINE APPLE.....	Kg	-	-	-	-	-	-	-	-	-
CACTUS /BELES/.....	Kg	-	-	-	-	-	-	-	-	-
<b>POTATOES AND OTHER TUBERS</b>										
POTATO.....	Kg	1.56	-	-	-	2.00	1.78	-	-	-
SWEET POTATO.....	Kg	-	-	-	-	-	-	-	-	-
'KOCHO' /UNPROCESSED/.....	Kg	-	-	-	-	-	-	-	-	-
'BULA'.....	Kg	-	-	-	-	-	-	-	-	-
'GODERE'.....	Kg	-	-	-	-	-	-	-	-	-
<b>SPICES</b>										
PEPPER WHOLE.....	Kg	-	-	-	-	-	-	-	-	-
GINGER /NOT DRY/.....	Kg	-	-	-	-	-	-	-	-	-
WHITE CUMIN.....	Kg	-	-	-	-	-	-	-	-	-
BLACK CUMIN.....	Kg	-	-	-	-	-	-	-	-	-
TUMERIC /UNMILLED/.....	Kg	-	-	-	-	-	-	-	-	-
CARDAMON.....	Kg	-	-	-	-	-	-	-	-	-
FENUGREEK.....	Kg	20.77	-	-	-	-	20.77	-	-	-

Table 1: Average Producers' Prices of Agricultural Products in Rural Areas by Zone, Tigray and Afar Regions (Cont'd)

September 2007  
Meskerem 2000

		PRICE IN BIRR							
		K I L L I L A N D Z O N E S							
ITEM	UNIT	T I G R A Y					Tigray Average	A F F A R	
		North West Tigray	Central Tigray	Eastern Tigray	Southern Tigray	Western Tigray		Zone 1	Zone 3
CHILLIES.....	Kg	-	-	-	-	-	-	-	-
CORIANDER.....	Kg	-	-	-	-	-	-	-	-
'SENAFICH'.....	Kg	-	-	-	-	-	-	-	-
BASIL /DRY/.....	Kg	-	-	-	-	-	-	-	-
SAVORY /DRY/.....	Kg	-	-	-	-	-	-	-	-
RUE /NOT DRY/.....	Kg	-	-	-	-	-	-	-	-
<b>LIVESTOCK</b>									
SHEEP/CASTRATED/.....	No	376.67	-	-	-	250.00	313.33	-	-
LAMB.....	No	247.86	-	-	-	128.33	212.00	-	-
OTHER SHEEP/10-15Kg/.....	No	290.00	-	-	-	-	290.00	-	-
GOAT/CASTRATED/.....	No	377.73	-	-	-	428.89	395.78	-	-
KID.....	No	160.00	-	-	-	157.38	159.00	400.00	400.00
OTHER GOAT/10-15Kg/.....	No	169.38	-	-	-	210.67	183.14	125.00	125.00
CALF/1-2Years/.....	No	700.00	-	-	-	616.67	637.50	118.33	118.33
HEIFER/2-4Years/.....	No	1366.67	-	-	-	550.00	958.33	-	-
COW/4 Years & Above/.....	No	820.00	-	-	-	1492.00	1240.00	-	-
BULL/2-4Years/.....	No	825.00	-	-	-	616.67	735.71	650.00	650.00
OX/4 Years & Above/.....	No	1371.00	-	-	-	2233.33	1629.70	-	-
PULLET/LOCAL/.....	No	14.33	-	-	-	6.50	12.77	8.00	8.00
HEN/LOCAL/.....	No	21.79	-	-	-	17.11	20.07	-	-
COCKEREL/LOCAL/.....	No	19.52	-	-	-	12.94	16.75	-	-
COCK/LOCAL/.....	No	22.58	-	-	-	22.36	22.50	-	-
<b>DRAUGHT ANIMALS</b>									
DONKEY /MALE/.....	No	666.67	-	-	-	483.33	575.00	-	-
HORSE /MALE/.....	No	-	-	-	-	-	-	-	-
MULE /MALE/.....	No	-	-	-	-	-	-	-	-
CAMEL /MALE/.....	No	3700.00	-	-	-	-	3700.00	-	-

Table 1: Average Producers' Prices of Agricultural Products in Rural Areas by Zone, Tigray and Afar Regions (Cont'd)

September 2007  
Meskerem 2000

P R I C E   I N   B I R R

		K I L L I L   A N D   Z O N E S								
I T E M	U N I T	T I G R A Y					Tigray Average	A F F A R		Afar Average
		North West Tigray	Central Tigray	Eastern Tigray	Southern Tigray	Western Tigray		Zone 1	Zone 3	
<b>DAIRY PRODUCTS &amp; EGGS</b>										
MILK/UNPASTEURIZED/.....	Lt	4.00	-	-	-	-	4.00	-	-	-
BUTTER/UNREFINED/.....	Kg	28.64	-	-	-	29.00	28.82	-	-	-
CHEESE/COTTAGE/.....	Kg	-	-	-	-	-	-	-	-	-
EGGS/LOCAL/.....	DOZEN	6.50	-	-	-	6.00	6.47	-	5.49	5.49
<b>HIDES AND SKINS</b>										
BOVINE HIDES.....	No	27.67	-	-	-	37.50	31.60	-	-	-
SHEEP SKINS/DRY/.....	No	21.00	-	-	-	20.00	20.50	-	-	-
GOAT SKINS/DRY/.....	No	15.20	-	-	-	11.20	13.87	-	13.00	13.00
<b>OTHERS</b>										
BUCKTHORN LEAVES/DRIED/.....	Kg	4.25	-	-	-	4.00	4.19	-	-	-
'CHAT'.....	Kg	-	-	-	-	-	-	-	-	-
COFFEE BEANS.....	Kg	-	-	-	-	-	-	-	-	-
COFFEE WHOLE.....	Kg	-	-	-	-	-	-	-	-	-
HONEY /NOT REFINED/.....	Kg	-	-	-	-	-	-	-	-	-



Table 2: Average Producers' Prices of Agricultural Products in Rural Areas by Zone, Amhara Region

Discussions 1017  
 Abstracts 2012

PRICE IN BIRR

ITEM	AMHARA REGION										Average
	North Gondar	South Gondar	North Mekki	South Mekki	North Sipite	East Bajim	West Bajim	High lands	Low lands	Average	
<b>CEREALS (QUINTAL)</b>											
TEFF WHITE	5.14	5.72	4.44	5.52	6.36	4.89	3.19	4.76	5.22	4.21	
TEFF MIXED	3.88	3.29	4.22	4.32	4.10	3.97	4.62	3.82	5.36	3.86	
TEFF BLACK	3.26	3.03	3.44	4.21	4.21	3.14	3.14	3.50	3.49	3.49	
WHEAT WHITE	3.70	2.94	3.11	3.36	2.71	2.91	2.32	1.89	2.50	2.50	
WHEAT BLEND			3.47	1.14	3.02	3.14	3.14	2.42	2.42	2.42	
BARLEY GREEN				3.64	3.28	3.14	3.14	4.73	4.39	4.39	
BARLEY WHITE	2.48	4.01	1.90	3.93	3.93	2.14	3.14	2.75	2.75	2.75	
MILLET RED	1.98		2.46	2.87	2.56	1.14	3.14	2.47	2.47	2.47	
MILLET WHITE	1.97				2.56					2.56	
RYE		4.39			1.76	5.39		1.76	4.93	4.93	
MAIZE	2.02	2.75		2.76	2.86	2.14	3.14	1.76	2.36	2.36	
SORGHUM	2.05	2.93			3.41			1.22	2.46	2.46	
AMERICAN MILLET					3.51					3.51	
ENGLISH YELLOW					3.51					3.51	
ENGLISH WHITE	3.72		1.45	2.73	3.51	3.56	4.45		2.71	2.71	
ENGLISH RED	3.55		2.42	2.66	3.56	2.95	3.14		2.95	2.95	
SORGHUM BLEND	1.98			3.44	3.98	2.97			2.46	2.46	
DATE WITH COVER		2.91		3.81				1.92		1.92	
DATE /LOCAL		2.70								2.70	
MILK (BULLEY /TERRAZ)		2.48								2.48	
<b>POULTRY (QUINTAL)</b>											
POULTRY BROWN	2.03	2.76	3.84	3.92	3.10	3.56	3.14	3.22	3.22	3.22	
CHICKEN PERSA	3.95	4.03	3.95	4.93	3.42	3.76	3.14	3.36	4.00	3.46	
DUCK				3.05		3.40	3.14			3.14	
PEAS WHITE	4.26	3.99	2.57	3.70		3.36		3.57		3.57	
PEAS MIXED											
SOYA BEANS	3.59	4.54	4.93	4.36	3.66	3.96		1.92		1.92	
CERTIFIED		5.43		5.05	2.13	2.44				2.44	
UNCERTIFIED											



Table 2: Average Producers' Prices of Agricultural Products in Rural Areas by Zone, Amhara Region (Cont'd)

September 2007  
Meskerem 2000

P R I C E I N B I R R												
K I L L I L A N D Z O N E S												
A M H A R A												
ITEM	UNIT	North Gondar	South Gondar	North Wello	South Wello	North Shewa	East Gojam	West Gojam	Wag Hemra	Awi	Oromiya	Amhara Average
<b>CEREALS UNMILLED</b>												
'TEFF' WHITE.....	Kg	4.14	3.72	4.44	4.52	4.36	4.09	3.94	-	4.26	5.22	4.21
'TEFF' MIXED.....	Kg	3.86	3.39	4.22	4.87	4.10	3.97	3.67	-	3.33	5.56	3.95
'TEFF' BLACK.....	Kg	3.26	3.03	4.44	4.21	-	3.47	3.55	3.45	3.10	-	3.61
WHEAT WHITE.....	Kg	3.70	2.91	3.71	3.36	2.71	2.76	2.34	-	-	-	2.90
WHEAT MIXED.....	Kg	-	-	3.61	3.13	3.27	-	-	-	1.89	-	2.90
WHEAT BLACK.....	Kg	-	-	-	3.54	3.90	3.10	-	4.75	2.42	-	3.43
BARLEY WHITE.....	Kg	2.49	2.01	2.95	2.93	3.21	2.10	2.32	2.75	-	2.50	2.67
BARLEY MIXED.....	Kg	1.90	-	2.61	2.87	-	-	2.07	-	-	-	2.35
BARLEY BLACK.....	Kg	1.97	-	-	-	2.50	1.76	1.72	-	2.67	-	2.15
BARLEY /FOR BEER/.....	Kg	-	-	-	-	-	-	-	-	-	-	-
'SENEF KOLO GEBIS'.....	Kg	-	4.29	-	-	-	5.00	-	-	-	-	4.52
MAIZE.....	Kg	1.92	2.22	-	2.73	1.74	1.94	1.86	2.44	1.54	2.93	2.05
DURRAH.....	Kg	2.02	-	-	2.74	2.86	-	-	-	-	-	2.54
AFRICAN MILLET.....	Kg	2.65	2.51	-	-	-	2.28	2.36	-	1.78	-	2.26
SORGHUM YELLOW.....	Kg	-	-	-	-	3.41	-	-	-	-	3.22	3.35
SORGHUM WHITE.....	Kg	1.72	-	1.65	2.73	3.51	3.26	1.63	-	-	2.64	2.71
SORGHUM RED.....	Kg	2.55	-	2.61	2.86	3.04	2.96	-	-	-	-	2.85
SORGHUM MIXED.....	Kg	1.92	-	-	2.64	3.08	2.69	-	-	-	-	2.60
OATS WITH COVER.....	Kg	-	2.50	-	3.41	-	-	-	-	1.92	-	2.93
RICE /LOCAL/.....	Kg	-	3.75	-	-	-	-	-	-	-	-	3.75
HULLED BERLEY /'TEMEZH'/.....	Kg	-	4.46	-	-	-	-	-	-	-	-	4.46
<b>PULSES UNMILLED</b>												
HORSE BEANS.....	Kg	2.83	2.74	2.84	3.88	3.10	3.56	3.27	3.22	-	-	3.25
CHICK PEAS.....	Kg	3.65	4.03	4.19	4.73	3.07	3.76	3.00	3.24	4.00	-	3.65
PEAS WHITE.....	Kg	-	-	3.59	3.45	-	3.38	3.70	-	-	-	3.54
PEAS MIXED.....	Kg	4.06	3.00	2.47	3.70	-	3.84	-	3.57	-	-	3.55
SOYA BEANS.....	Kg	-	-	-	-	-	-	-	-	1.92	-	1.92
LENTILS.....	Kg	3.98	4.54	4.93	4.34	3.66	4.00	-	-	-	-	4.21
HARICOT BEANS.....	Kg	-	3.62	-	3.45	2.13	2.44	-	-	-	-	2.87

Table 2: Average Producers' Prices of Agricultural Products in Rural Areas by Zone, Amhara Region (Cont'd)

September 2007  
Meskerem 2000

		PRICE IN BIRR										
		KILLIL AND ZONES										
		AMHARA										
ITEM	UNIT	North Gondar	South Gondar	North Wello	South Wello	North Shewa	East Gojam	West Gojam	Wag Hemra	Awí	Oromiya	Amhara Average
LIMA BEANS.....	Kg	-	-	-	3.45	1.52	-	-	-	-	-	2.16
VETCH.....	Kg	2.42	2.97	2.83	2.86	-	2.66	2.20	-	-	-	2.64
FENUGREEK.....	Kg	5.34	-	4.67	6.29	5.48	10.00	-	9.00	-	-	5.81
<b>OIL SEEDS</b>												
NIGER SEED.....	Kg	5.50	-	-	-	-	-	-	-	-	-	5.50
LINSEED WHITE.....	Kg	-	-	-	-	-	-	-	-	-	-	-
LINSEED BLACK.....	Kg	-	5.88	-	3.70	-	4.80	-	-	-	-	4.36
SESAME SEED.....	Kg	-	-	-	-	4.17	-	-	-	-	-	4.17
SUNFLOWER.....	Kg	5.16	-	-	-	3.39	-	-	-	-	-	4.57
RAPE SEED.....	Kg	7.41	4.17	-	5.50	-	-	4.08	-	-	-	5.21
CASTOR BEANS.....	Kg	-	-	-	-	-	-	-	-	-	-	-
GROUND NUTS.....	Kg	-	-	-	-	-	-	-	-	-	-	-
<b>VEGETABLES</b>												
ETHIOPIAN KALE.....	Kg	-	2.66	1.55	.85	1.28	-	.76	-	-	1.00	1.30
CABBAGE.....	Kg	-	4.46	-	-	-	2.59	-	-	-	-	3.99
LETTUCE.....	Kg	-	-	-	-	-	-	-	-	-	-	-
SPINACH.....	Kg	-	4.71	-	-	-	-	-	-	-	-	4.71
CARROT.....	Kg	-	-	-	-	1.82	1.33	-	-	-	-	1.58
TOMATO.....	Kg	1.08	-	-	-	1.00	-	-	-	-	-	1.06
ONION.....	Kg	-	-	-	-	-	-	-	-	-	-	-
GARLIC.....	Kg	-	-	-	-	-	-	-	-	-	-	-
PEPPER GREEN.....	Kg	-	-	-	-	-	-	-	-	-	-	-
GREEN PEAS.....	Kg	-	-	-	-	-	-	-	-	-	-	-
BEEF ROOT.....	Kg	-	-	-	-	-	-	-	-	-	-	-
CAULIFLOWER.....	Kg	-	-	-	-	-	-	-	-	-	-	-
PUMPKIN.....	Kg	-	-	-	-	-	-	-	-	-	-	-
SUGAR CANE.....	Kg	-	.77	-	-	.56	.96	.34	-	-	-	.64

Table 2: Average Producers' Prices of Agricultural Products in Rural Areas by Zone, Amhara Region (Cont'd)

September 2007  
Meskerem 2000

		K I L L I L A N D Z O N E S										
		A M H A R A										
ITEM	UNIT	North Gondar	South Gondar	North Wello	South Wello	North Shewa	East Gojam	West Gojam	Wag Hemra	Awi	Oromiya	Amhara Average
<b>FRUITS</b>												
BANANA.....	Kg	1.82	2.00	2.00	1.96	2.04	2.90	2.00	2.63	2.00	2.00	2.23
ORANGE.....	Kg	2.50	2.50	2.50	2.50	1.87	2.63	2.00	2.00	1.18	1.21	1.59
LEMON.....	Kg	2.00	2.00	2.00	2.00	1.17	2.63	2.00	2.00	1.18	1.00	.92
MANDARINE.....	Kg	2.00	2.00	2.00	2.00	1.17	2.63	2.00	2.00	1.18	1.00	1.00
PAPAYA.....	Kg	2.00	2.00	2.00	2.00	1.92	2.63	2.00	2.00	2.00	2.61	1.65
GRAPES.....	Kg	2.00	2.00	2.00	2.00	3.96	2.63	2.00	2.00	2.00	1.00	1.74
MANGO.....	Kg	2.00	2.00	2.00	2.00	1.67	2.63	2.00	2.00	2.00	.44	.75
GUAVA.....	Kg	2.00	2.00	2.00	2.00	4.28	2.63	2.00	2.00	2.00	2.00	4.28
AVOCADO.....	Kg	2.00	2.00	2.00	2.00	1.11	2.63	2.00	2.00	2.00	2.00	1.11
CITRON.....	Kg	2.00	2.00	2.00	2.00	2.00	2.63	2.00	2.00	2.00	2.00	2.00
PINE APPLE.....	Kg	2.00	2.00	2.00	2.00	2.00	2.63	2.00	2.00	2.00	2.00	2.00
CACTUS /BELES/.....	Kg	2.00	2.00	2.00	2.00	2.00	2.63	2.00	2.00	2.00	2.00	2.00
<b>POTATOES AND OTHER TUBERS</b>												
POTATO.....	Kg	1.17	1.19	1.47	1.23	.51	.97	.91	3.13	.79	2.00	1.04
SWEET POTATO.....	Kg	2.00	2.00	2.00	2.00	1.15	2.63	2.00	2.00	2.00	2.00	1.15
'KOCHO' /UNPROCESSED/.....	Kg	2.00	2.00	2.00	2.00	2.00	2.63	2.00	2.00	2.00	2.00	2.00
'BULA'.....	Kg	2.00	2.00	2.00	2.00	2.00	2.63	2.00	2.00	2.00	2.00	2.00
'GODERE'.....	Kg	2.00	2.00	2.00	2.00	2.00	2.63	2.00	2.00	2.00	2.00	2.00
<b>SPICES</b>												
PEPPER WHOLE.....	Kg	20.82	18.22	-	-	50.00	-	-	-	-	-	30.79
GINGER /NOT DRY/.....	Kg	-	-	-	-	-	-	-	-	-	-	-
WHITE CUMIN.....	Kg	4.22	-	-	-	-	-	-	-	-	-	4.22
BLACK CUMIN.....	Kg	-	-	-	-	-	-	-	-	-	-	-
TUMERIC /UNMILLED/.....	Kg	-	-	-	-	-	-	-	-	-	-	-
CARDAMON.....	Kg	-	-	-	-	-	-	-	-	-	-	-
FENUGREEK.....	Kg	4.00	-	-	-	-	-	-	-	-	-	4.00
CHILLIES.....	Kg	-	-	-	-	-	-	-	-	-	4.50	4.50

Table 2: Average Producers' Prices of Agricultural Products in Rural Areas by Zone, Amhara Region (Cont'd)

September 2007  
Meskerem 2000

PRICE IN BIRR

ITEM	UNIT	K I L L I L A N D Z O N E S											
		A M H A R A										Amhara Average	
		North Gondar	South Gondar	North Wello	South Wello	North Shewa	East Gojam	West Gojam	Wag Hemra	Awii	Oromiya		
CORIANDER.....	Kg	-	-	-	-	-	-	-	-	-	-	-	-
*SENAFICH'.....	Kg	-	-	-	-	-	-	-	-	-	-	-	-
BASIL /DRY/.....	Kg	-	6.25	-	-	2.27	2.50	-	-	-	-	-	3.67
SAVORY /DRY/.....	Kg	-	-	-	-	-	-	-	-	-	-	-	-
RUE /NOT DRY/.....	Kg	-	10.21	-	-	-	-	-	-	-	-	-	10.21
<b>LIVESTOCK</b>													
SHEEP/CASTRATED/.....	No	265.00	-	350.00	415.56	222.50	180.00	374.67	-	-	-	373.33	358.52
LAMB.....	No	124.07	161.25	150.29	130.91	130.00	133.63	180.82	-	191.43	-	140.25	146.24
OTHER SHEEP/10-15Kg/.....	No	201.59	167.22	175.78	213.28	125.67	290.00	228.20	190.00	165.00	-	170.00	182.10
GOAT/CASTRATED/.....	No	319.00	-	466.67	337.50	231.67	432.00	546.67	-	-	-	447.50	400.65
KID.....	No	146.29	136.00	141.59	97.13	133.00	129.60	70.33	148.00	-	192.50	112.92	129.98
OTHER GOAT/10-15Kg/.....	No	170.56	145.82	195.00	192.00	148.93	113.75	242.60	247.00	-	-	176.25	177.08
CALF/1-2Years/.....	No	95.00	730.00	200.00	392.50	320.00	-	410.00	-	630.00	-	324.00	419.76
HEIFER/2-4Years/.....	No	741.67	-	1300.00	707.50	690.00	-	1330.00	1500.00	1200.00	-	725.00	878.16
COW/4 Years & Above/.....	No	2950.00	1333.33	950.00	1680.00	1036.67	900.00	1050.00	-	1380.00	-	1566.67	1328.75
BULL/2-4Years/.....	No	1050.00	1393.75	1357.50	932.00	940.00	1940.00	875.83	1400.00	1135.00	-	1715.00	1211.00
OX/4 Years & Above/.....	No	2357.50	2218.00	1516.67	1894.00	1676.00	1741.67	1625.83	-	1800.00	-	1987.50	1839.06
PULLET/LOCAL/.....	No	11.58	8.25	8.48	10.23	11.83	13.00	14.00	6.40	12.83	-	10.19	10.49
HEN/LOCAL/.....	No	15.42	11.75	13.10	14.95	18.25	16.75	20.31	14.00	18.50	-	16.17	15.60
COCKEREL/LOCAL/.....	No	15.37	9.63	10.94	12.96	16.10	18.00	15.98	7.63	14.67	-	11.61	13.45
COCK/LOCAL/.....	No	22.25	16.64	17.25	17.65	20.18	22.62	22.93	13.35	22.63	-	18.15	19.39
<b>DRAUGHT ANIMALS</b>													
DONKEY /MALE/.....	No	600.00	748.33	450.00	260.00	290.00	530.00	440.00	750.00	-	-	300.00	521.00
HORSE /MALE/.....	No	-	1380.00	500.00	-	1100.00	-	-	-	657.50	-	-	859.00
MULE /MALE/.....	No	-	-	-	-	-	-	-	-	-	-	-	-
CAMEL /MALE/.....	No	-	-	2900.00	-	-	-	-	-	-	-	2850.00	2883.33

Table 2: Average Producers' Prices of Agricultural Products in Rural Areas by Zone, Amhara Region (Cont'd)

September 2007  
Meskerem 2000

## P R I C E I N B I R R

ITEM	UNIT	K I L L I L A N D Z O N E S										Amhara Average
		A M H A R A										
		North Gondar	South Gondar	North Wello	South Wello	North Shewa	East Gojam	West Gojam	Wag Hemra	Awii	Oromiya	
<b>DAIRY PRODUCTS &amp; EGGS</b>												
MILK/UNPASTEURIZED/.....	Lt	1.25	-	-	-	-	-	3.64	-	-	-	2.44
BUTTER/UNREFINED/.....	Kg	28.86	27.14	28.42	31.01	29.73	27.65	28.66	33.45	25.52	36.31	29.49
CHEESE/COTTAGE/.....	Kg	-	-	-	-	-	-	-	-	-	-	-
EGGS/LOCAL/.....	DOZEN	6.57	5.27	6.09	5.09	6.30	6.27	5.72	5.66	6.07	6.08	5.86
<b>HIDES AND SKINS</b>												
BOVINE HIDES.....	No	40.00	45.00	-	-	-	-	80.00	-	-	-	52.50
SHEEP SKINS/DRY/.....	No	25.21	30.11	20.83	21.13	26.50	32.28	31.56	-	29.00	-	27.98
GOAT SKINS/DRY/.....	No	11.22	15.10	15.00	17.25	15.33	16.39	-	17.83	20.00	17.50	15.80
<b>OTHERS</b>												
BUCKTHORN LEAVES/DRIED/.....	Kg	2.80	5.73	2.50	2.00	.94	5.85	5.40	-	-	-	4.10
'CHAT'.....	Kg	-	-	-	-	23.33	20.00	23.33	-	-	-	22.67
COFFEE BEANS.....	Kg	25.93	-	-	-	-	-	22.50	-	-	-	24.56
COFFEE WHOLE.....	Kg	-	-	-	-	-	-	-	-	-	7.50	7.50
HONEY /NOT REFINED/.....	Kg	-	-	-	-	15.00	-	15.90	20.00	-	38.00	24.59







Table 3a: Average Producers' Prices of Agricultural Products in Rural Areas by Zone, Oromiya Region (Cont'd)

September 2007  
Meskerem 2000

		P R I C E I N B I R R									
		K I L L I L A N D Z O N E S									
		O R O M I Y A									
ITEM	UNIT	West Wellega	East Wellega	Illu-babor	Jimma	West Shewa	North Shewa	East Shewa	Arssi	West Harerge	East Harerge
<b>CEREALS UNMILLED</b>											
'TEFF' WHITE	Kg	3.84	4.37	-	-	4.10	4.95	5.18	3.72	3.81	-
'TEFF' MIXED	Kg	5.00	3.76	-	-	3.82	4.50	4.41	3.46	-	-
'TEFF' BLACK	Kg	2.58	3.68	-	-	3.79	4.35	4.29	3.50	-	-
WHEAT WHITE	Kg	-	3.32	-	-	2.81	3.25	3.12	2.79	-	-
WHEAT MIXED	Kg	-	3.20	-	-	-	2.99	-	1.82	-	-
WHEAT BLACK	Kg	-	-	-	-	-	-	4.00	2.17	-	-
BARLEY WHITE	Kg	2.89	1.87	-	-	2.58	3.00	2.08	2.02	-	1.74
BARLEY MIXED	Kg	3.00	2.38	-	-	-	2.38	1.07	1.80	-	-
BARLEY BLACK	Kg	-	3.18	-	-	-	-	-	1.82	-	-
BARLEY /FOR BEER/	Kg	-	-	-	-	-	-	-	3.47	-	-
'SENEF KOLO GEBIS'	Kg	-	-	-	-	-	-	-	-	-	-
MAIZE	Kg	1.45	1.66	-	-	2.28	2.25	2.33	1.68	2.13	1.39
DURRAH	Kg	2.40	2.01	-	-	1.67	2.91	-	1.75	-	-
AFRICAN MILLET	Kg	2.08	2.14	-	-	-	-	-	-	-	-
SORGHUM YELLOW	Kg	-	-	-	-	-	3.49	-	2.00	-	-
SORGHUM WHITE	Kg	-	1.77	-	-	2.94	3.59	3.50	2.20	-	-
SORGHUM RED	Kg	-	1.88	-	-	1.92	2.83	-	2.00	2.01	3.38
SORGHUM MIXED	Kg	1.41	-	-	-	-	3.52	-	-	-	1.04
OATS WITH COVER	Kg	-	-	-	-	-	-	-	1.49	-	-
RICE /LOCAL/	Kg	-	-	-	-	-	-	-	-	-	-
HULLED BERLEY /'TEMEZH'/	Kg	-	-	-	-	-	-	-	3.00	-	-
<b>PULSES UNMILLED</b>											
HORSE BEANS	Kg	2.06	4.23	-	-	3.47	3.12	4.09	3.38	-	-
CHICK PEAS	Kg	-	-	-	-	3.15	3.53	4.15	-	-	-
PEAS WHITE	Kg	-	-	-	-	3.70	-	4.00	3.43	-	-
PEAS MIXED	Kg	-	4.25	-	-	3.60	4.22	3.93	2.93	-	-
SOYA BEANS	Kg	-	-	-	-	-	-	-	-	-	-
LENTILS	Kg	-	-	-	-	5.17	4.67	3.11	-	-	-

Table 3a: Average Producers' Prices of Agricultural Products in Rural Areas by Zone, Oromiya Region (Cont'd)

September 2007  
Meskerem 2000

PRICE IN BIRR											
KILLIL AND ZONES											
ITEM	UNIT	OROMIYA									
		West Wellega	East Wellega	Illu-babor	Jimma	West Shewa	North Shewa	East Shewa	Arssi	West Harerge	East Harerge
HARICOT BEANS.....	Kg	2.28	1.60	-	-	1.38	-	3.28	2.45	2.02	-
LIMA BEANS.....	Kg	-	2.03	-	-	-	-	-	-	-	-
VETCH.....	Kg	4.62	-	-	-	2.42	1.50	-	4.00	2.50	1.66
FENUGREEK.....	Kg	-	8.21	-	-	7.07	2.70	2.75	-	-	-
<b>OIL SEEDS</b>											
NIGER SEED.....	Kg	-	3.00	-	-	-	5.00	-	-	-	-
LINSEED WHITE.....	Kg	-	-	-	-	-	5.00	-	-	-	-
LINSEED BLACK.....	Kg	-	-	-	-	-	-	-	-	-	-
SESAME SEED.....	Kg	-	-	-	-	-	8.00	-	-	-	-
SUNFLOWER.....	Kg	-	-	-	-	-	-	-	-	-	1.83
RAPE SEED.....	Kg	-	2.78	-	-	5.00	-	3.55	1.11	-	-
CASTOR BEANS.....	Kg	-	-	-	-	-	-	-	16.67	-	-
GROUND NUTS.....	Kg	-	-	-	-	-	-	-	-	-	2.82
<b>VEGETABLES</b>											
ETHIOPIAN KALE.....	Kg	.48	.45	-	-	1.53	1.05	-	.59	-	-
CABBAGE.....	Kg	-	-	-	-	-	-	-	-	-	.45
LETTUCE.....	Kg	-	-	-	-	-	-	-	-	-	-
SPINACH.....	Kg	-	-	-	-	-	-	-	-	-	-
CARROT.....	Kg	1.47	-	-	-	-	-	-	-	-	-
TOMATO.....	Kg	-	-	-	-	-	-	-	.62	-	-
ONION.....	Kg	-	-	-	-	1.76	-	-	1.00	-	-
GARLIC.....	Kg	-	-	-	-	-	-	-	-	-	-
PEPPER GREEN.....	Kg	-	-	-	-	-	-	-	-	-	-
GREEN PEAS.....	Kg	-	-	-	-	-	-	-	-	-	-
BEEF ROOT.....	Kg	-	-	-	-	-	-	-	-	-	-
CAULIFLOWER.....	Kg	-	-	-	-	-	-	-	-	-	-
PUMPKIN.....	Kg	-	-	-	-	-	-	-	-	-	-
SUGAR CANE.....	Kg	.35	.48	-	-	1.83	-	-	-	-	-

Table 3a: Average Producers' Prices of Agricultural Products in Rural Areas by Zone, Oromiya Region (Cont'd)

		P R I C E I N B I R R										September 2007 Meskerem 2000		
		K I L L I L A N D Z O N E S												
		O R O M I Y A												
ITEM	UNIT	West Wellega	East Wellega	Illu- babor	Jimma	West Shewa	North Shewa	East Shewa	Arssi	West Harerge	East Harerge			
<b>FRUITS</b>														
BANANA.....	Kg	3.66	1.25	-	-	3.72	3.89	-	-	3.09	1.39			
ORANGE.....	Kg	1.75	1.03	-	-	2.70	-	-	-	-	-			
LEMON.....	Kg	-	1.27	-	-	4.50	-	-	1.63	2.50	1.10			
MANDARINE.....	Kg	-	-	-	-	-	-	-	-	-	-			
PAPAYA.....	Kg	-	-	-	-	10.34	-	-	-	-	-			
GRAPES.....	Kg	-	-	-	-	-	-	-	-	-	-			
MANGO.....	Kg	-	-	-	-	-	-	-	-	-	-			
GUAVA.....	Kg	-	-	-	-	-	-	-	-	2.08	-			
AVOCADO.....	Kg	1.10	-	-	-	-	-	-	-	-	-			
CITRON.....	Kg	-	-	-	-	-	-	-	-	-	-			
PINE APPLE.....	Kg	-	-	-	-	-	-	-	-	-	-			
CACTUS /BELES/.....	Kg	-	-	-	-	-	-	-	-	-	-			
<b>POTATOES AND OTHER TUBERS</b>														
POTATO.....	Kg	-	1.31	-	-	.90	-	-	.75	-	1.32			
SWEET POTATO.....	Kg	-	-	-	-	-	-	-	-	-	1.00			
'KOCHO' /UNPROCESSED/.....	Kg	-	-	-	-	.50	-	-	-	-	-			
'BULA'.....	Kg	-	-	-	-	-	-	-	-	-	-			
'GODERE'.....	Kg	-	-	-	-	-	-	-	-	-	-			
<b>SPICES</b>														
PEPPER WHOLE.....	Kg	-	-	-	-	-	-	-	-	-	-			
GINGER /NOT DRY/.....	Kg	2.19	2.85	-	-	4.50	-	-	-	-	-			
WHITE CUMIN.....	Kg	-	-	-	-	-	-	-	-	-	-			
BLACK CUMIN.....	Kg	-	-	-	-	-	-	-	-	-	-			
TUMERIC /UNMILLED/.....	Kg	1.25	-	-	-	-	-	-	-	-	-			
CARDAMON.....	Kg	-	-	-	-	4.17	-	-	-	-	-			
FENUGREEK.....	Kg	-	-	-	-	-	-	-	-	-	-			

Table 3a: Average Producers' Prices of Agricultural Products in Rural Areas by Zone, Oromiya Region (Cont'd)

September 2007  
Meskerem 2000

		P R I C E I N B I R R									
		K I L L I L A N D Z O N E S									
		O R O M I Y A									
ITEM	UNIT	West Wellega	East Wellega	Illu-babor	Jimma	West Shewa	North Shewa	East Shewa	Arssi	West Harerge	East Harerge
CHILLIES.....	Kg	2.29	-	-	-	3.17	-	-	-	-	3.28
CORIANDER.....	Kg	-	-	-	-	-	-	-	-	-	-
'SENAFICH'.....	Kg	-	-	-	-	-	-	-	-	-	-
BASIL /DRY/.....	Kg	-	-	-	-	-	-	-	-	-	-
SAVORY /DRY/.....	Kg	-	-	-	-	-	-	-	-	-	-
RUE /NOT DRY/.....	Kg	-	-	-	-	-	-	-	-	-	-
<b>LIVESTOCK</b>											
SHEEP/CASTRATED/.....	No	-	410.00	-	-	378.33	340.19	301.00	506.00	-	383.33
LAMB.....	No	140.42	125.00	-	-	157.56	146.67	168.67	177.75	300.00	-
OTHER SHEEP/10-15Kg/.....	No	188.00	159.58	-	-	100.00	141.43	167.36	121.92	182.00	162.50
GOAT/CASTRATED/.....	No	-	-	-	-	210.00	245.00	340.56	330.71	462.50	233.33
KID.....	No	203.33	103.42	-	-	100.40	110.82	151.67	150.07	130.91	118.10
OTHER GOAT/10-15Kg/.....	No	168.33	125.71	-	-	158.00	147.71	221.36	126.25	143.33	160.00
CALF/1-2Years/.....	No	458.00	490.00	-	-	213.33	502.50	387.31	350.00	400.00	-
HEIFER/2-4Years/.....	No	744.00	917.50	-	-	1275.00	885.00	734.00	775.00	625.00	675.00
COW/4 Years & Above/.....	No	924.17	855.00	-	-	1428.57	830.00	1083.00	1488.18	2877.50	-
BULL/2-4Years/.....	No	1096.67	1074.00	-	-	1275.00	738.75	1161.25	1116.11	1960.00	1600.00
OX/4 Years & Above/.....	No	1815.00	1368.64	-	-	1550.00	1997.92	1650.00	2046.11	2827.78	2342.86
PULLET/LOCAL/.....	No	12.60	12.36	-	-	11.38	14.00	12.06	13.11	5.00	8.03
HEN/LOCAL/.....	No	19.32	17.43	-	-	15.13	18.61	16.93	16.02	11.00	7.40
COCKEREL/LOCAL/.....	No	13.04	14.89	-	-	15.72	16.64	18.18	16.96	-	9.83
COCK/LOCAL/.....	No	31.32	24.94	-	-	23.11	26.84	25.70	24.72	15.73	12.96
<b>DRAUGHT ANIMALS</b>											
DONKEY /MALE/.....	No	685.00	485.00	-	-	472.50	412.50	690.83	450.00	450.00	450.00
HORSE /MALE/.....	No	-	737.50	-	-	450.00	650.00	-	1640.00	-	-
MULE /MALE/.....	No	-	-	-	-	2273.33	-	-	2350.00	-	-
CAMEL /MALE/.....	No	-	-	-	-	-	-	1733.33	-	-	-

Table 3a: Average Producers' Prices of Agricultural Products in Rural Areas by Zone, Oromiya Region (Cont'd)

September 2007  
Meskerem 2000

P R I C E   I N   B I R R

ITEM	UNIT	K I L L I L   A N D   Z O N E S									
		O R O M I Y A									
		West Wellega	East Wellega	Illu- babor	Jimma	West Shewa	North Shewa	East Shewa	Arssi	West Harerge	East Harerge
<b>DAIRY PRODUCTS &amp; EGGS</b>											
MILK/UNPASTEURIZED/.....	Lt	2.92	-	-	-	-	3.00	-	-	2.46	2.41
BUTTER/UNREFINED/.....	Kg	29.19	29.02	-	-	30.58	41.72	-	39.25	25.93	48.39
CHEESE/COTTAGE/.....	Kg	-	-	-	-	-	6.40	-	5.50	-	-
EGGS/LOCAL/.....	DOZEN	7.07	6.10	-	-	6.90	6.44	6.53	5.91	5.78	5.28
<b>HIDES AND SKINS</b>											
BOVINE HIDES.....	No	13.00	19.50	-	-	27.33	60.00	62.08	50.00	-	-
SHEEP SKINS/DRY/.....	No	30.00	20.00	-	-	28.10	30.97	20.60	29.33	-	-
GOAT SKINS/DRY/.....	No	-	8.50	-	-	10.20	15.58	27.00	18.67	-	-
<b>OTHERS</b>											
BUCKTHORN LEAVES/DRIED/...	Kg	-	-	-	-	3.74	5.56	1.51	2.21	-	-
'CHAT'.....	Kg	24.96	4.62	-	-	-	-	-	5.91	6.10	14.31
COFFEE BEANS.....	Kg	-	21.11	-	-	24.40	-	-	-	14.30	28.25
COFFEE WHOLE.....	Kg	8.39	7.28	-	-	-	-	-	-	5.00	5.97
HONEY /NOT REFINED/.....	Kg	10.75	11.50	-	-	-	-	-	-	-	-



Source: Survey 2003  
 Measurement: Birr

PRICE IN BIRR

ITEM	KILLIL					AHO					ZOLA				
	East	West	South	North	Central	East	West	South	North	Central	East	West	South	North	Central
<b>CEREALS UNMILLED</b>															
WHEAT WHITE	2.56	4.28	2.65	2.65	2.65	2.65	2.65	2.65	2.65	2.65	2.65	2.65	2.65	2.65	2.65
WHEAT RED	2.27	2.96	2.16	2.16	2.16	2.16	2.16	2.16	2.16	2.16	2.16	2.16	2.16	2.16	2.16
WHEAT BLACK	2.35	3.37	2.35	2.35	2.35	2.35	2.35	2.35	2.35	2.35	2.35	2.35	2.35	2.35	2.35
WHEAT WHITE	2.59	2.27	2.64	2.64	2.64	2.64	2.64	2.64	2.64	2.64	2.64	2.64	2.64	2.64	2.64
WHEAT MIXED		2.27	2.27	2.27	2.27	2.27	2.27	2.27	2.27	2.27	2.27	2.27	2.27	2.27	2.27
WHEAT BLACK		2.09	2.09	2.09	2.09	2.09	2.09	2.09	2.09	2.09	2.09	2.09	2.09	2.09	2.09
BARLEY WHITE	1.40	1.06	1.14	1.14	1.14	1.14	1.14	1.14	1.14	1.14	1.14	1.14	1.14	1.14	1.14
BARLEY RED	1.83	2.78	1.25	1.25	1.25	1.25	1.25	1.25	1.25	1.25	1.25	1.25	1.25	1.25	1.25
BARLEY BLACK		2.09													
TARLEG / PISA BROWN															
TARLEG / PISA WHITE															
ORZO / SOLO BEER	1.44	1.42	1.42	1.42	1.42	1.42	1.42	1.42	1.42	1.42	1.42	1.42	1.42	1.42	1.42
ORZO / SOLO BEER	2.54	2.09													
BARLEY															
ARACHIS YELLOW															
SOYABAN YELLOW															
SOYABAN WHITE	1.23	2.59													
SOYABAN RED	1.21														
SOYABAN MIXED															
SOYABAN COVER	1.97														
MAIZE / MARGAL															
SORGHUM / TIBET / ...															
<b>VEGETABLES UNMILLED</b>															
MARIGOLD	2.30	3.05	3.05	3.05	3.05	3.05	3.05	3.05	3.05	3.05	3.05	3.05	3.05	3.05	3.05
CUCURBIT	2.17	3.52	3.52	3.52	3.52	3.52	3.52	3.52	3.52	3.52	3.52	3.52	3.52	3.52	3.52
PEAS WHITE	3.41														
PEAS MIXED	2.25	3.35	3.35	3.35	3.35	3.35	3.35	3.35	3.35	3.35	3.35	3.35	3.35	3.35	3.35
SOYABAN		5.38													
ONION	3.45														



Table 3b: Average Producers' Prices of Agricultural Products in Rural Areas by Zone, Oromiya Region (Cont'd)

September 2007  
Meskerem 2000

		PRICE IN BIRR							
		K I L L I L A N D Z O N E S							
		O R O M I Y A							
ITEM	UNIT	Bale	Borena	North West Shewa	Guji	Kelem Wellega	Horo Guduru Wellega	West Arssi	Oromiya Average
<b>CEREALS UNMILLED</b>									
'TEFF' WHITE.....	Kg	2.56	-	4.28	-	3.64	3.37	-	4.00
'TEFF' MIXED.....	Kg	2.77	-	3.96	-	3.04	2.87	-	3.65
'TEFF' BLACK.....	Kg	2.33	-	3.37	-	2.94	2.44	3.70	3.26
WHEAT WHITE.....	Kg	2.59	-	2.77	2.25	2.64	2.43	2.86	2.74
WHEAT MIXED.....	Kg	-	-	-	2.51	3.00	2.12	2.63	2.51
WHEAT BLACK.....	Kg	-	-	2.40	-	3.50	2.03	-	2.62
BARLEY WHITE.....	Kg	1.60	-	3.04	2.14	4.00	1.11	-	2.14
BARLEY MIXED.....	Kg	1.93	-	2.78	1.25	1.88	1.36	2.19	2.02
BARLEY BLACK.....	Kg	-	-	2.90	-	-	1.60	-	2.20
BARLEY /FOR BEER/.....	Kg	-	-	-	-	-	-	2.68	3.13
'SENEF KOLO GEBIS'.....	Kg	-	-	-	2.96	-	-	-	2.96
MAIZE.....	Kg	1.46	-	1.42	1.46	1.37	1.75	1.25	1.64
DURRAH.....	Kg	2.54	-	2.69	-	1.00	-	-	2.31
AFRICAN MILLET.....	Kg	-	-	-	-	1.73	1.60	-	1.91
SORGHUM YELLOW.....	Kg	-	-	-	-	-	-	-	3.12
SORGHUM WHITE.....	Kg	1.23	-	-	-	1.34	2.08	-	2.07
SORGHUM RED.....	Kg	1.21	-	2.99	-	1.39	-	-	2.15
SORGHUM MIXED.....	Kg	-	-	-	-	-	-	-	1.80
OATS WITH COVER.....	Kg	1.97	-	-	-	-	1.78	-	1.81
RICE /LOCAL/.....	Kg	-	-	-	-	-	-	-	-
HULLED BERLEY /'TEMEZH'/..	Kg	-	-	-	-	-	-	-	3.00
<b>PULSES UNMILLED</b>									
HORSE BEANS.....	Kg	2.30	-	3.03	3.03	3.56	3.26	3.04	3.37
CHICK PEAS.....	Kg	2.17	-	3.82	-	3.27	-	-	3.50
PEAS WHITE.....	Kg	3.51	-	-	3.59	-	3.76	3.58	3.66
PEAS MIXED.....	Kg	2.35	-	-	3.35	-	3.79	-	3.53
SOYA BEANS.....	Kg	-	-	-	-	-	-	-	-
LENTILS.....	Kg	3.46	-	5.38	-	-	-	-	4.48

Table 3b: Average Producers' Prices of Agricultural Products in Rural Areas by Zone, Oromiya Region (Cont'd)

September 2007  
Meskerem 2000

		PRICE IN BIRR							
		KILLIL AND ZONES							
		OROMIYA							
ITEM	UNIT							Oromiya Average	
		Bale	Borena	North West-Shewa	Guji	Kelem Wellega	Horo Guduru Wellega		West Arssi
HARICOT BEANS.....	Kg	1.75	-	-	-	2.00	1.56	1.57	2.02
LIMA BEANS.....	Kg	2.76	2.25	-	-	1.86	-	-	2.14
VETCH.....	Kg	-	-	2.16	-	-	-	-	2.67
FENUGREEK.....	Kg	5.63	-	12.17	-	-	-	-	8.25
<b>OIL SEEDS</b>									
NIGER SEED.....	Kg	9.42	-	-	-	-	-	-	-
LINSEED WHITE.....	Kg	-	-	-	-	-	6.27	-	6.64
LINSEED BLACK.....	Kg	5.08	-	-	-	-	-	-	-
SESAME SEED.....	Kg	-	-	-	-	-	-	-	5.81
SUNFLOWER.....	Kg	-	-	-	-	-	-	-	1.83
RAPE SEED.....	Kg	-	-	-	-	3.97	3.68	-	3.86
CASTOR BEANS.....	Kg	-	-	-	-	-	-	-	4.80
GROUND NUTS.....	Kg	-	-	-	-	-	-	-	-
<b>VEGETABLES</b>									
ETHIOPIAN KALE.....	Kg	.69	1.60	1.58	.74	.52	.37	.97	.85
CABBAGE.....	Kg	1.05	-	1.10	1.67	1.23	-	1.25	1.19
LETTUCE.....	Kg	-	-	-	-	-	-	-	-
SPINACH.....	Kg	-	-	-	-	-	-	-	-
CARROT.....	Kg	.62	-	.95	-	1.05	5.56	-	1.74
TOMATO.....	Kg	-	-	-	-	-	-	-	1.38
ONION.....	Kg	-	-	-	-	-	-	-	-
GARLIC.....	Kg	-	-	-	-	-	-	-	-
PEPPER GREEN.....	Kg	-	-	-	-	-	-	-	-
GREEN PEAS.....	Kg	-	-	-	-	-	-	-	-
BEET ROOT.....	Kg	-	-	-	-	-	-	-	-
CAULIFLOWER.....	Kg	-	-	-	-	-	-	-	-
PUMPKIN.....	Kg	-	-	.21	.16	.45	.65	.48	.48
SUGAR CANE.....	Kg	.61	-	-	-	.29	.46	-	.60

Table 3b: Average Producers' Prices of Agricultural Products in Rural Areas by Zone, Oromiya Region (Cont'd)

September 2007  
Meskerem 2000

PRICE IN BIRR

		K I L L I L A N D Z O N E S							
		O R O M I Y A							
ITEM	UNIT	Bale	Borena	North West Shewa	Guji	Kelem Wellega	Horo Guduru Wellega	West Arssi	Oromiya Average
<b>FRUITS</b>									
BANANA.....	Kg	1.78			.91	1.30	1.56	.92	1.88
ORANGE.....	Kg								1.72
LEMON.....	Kg					.91	1.72		1.85
MANDARINE.....	Kg								.93
PAPAYA.....	Kg				.93				10.34
GRAPES.....	Kg								
MANGO.....	Kg								
GUAVA.....	Kg								2.08
AVOCADO.....	Kg			3.82				1.19	1.53
CITRON.....	Kg								
PINE APPLE.....	Kg								
CACTUS /BELES/.....	Kg								
<b>POTATOES AND OTHER TUBERS</b>									
POTATO.....	Kg	1.59		.73		1.78	.95	.66	1.03
SWEET POTATO.....	Kg	.47				.46			.64
'KOCHO'/UNPROCESSED/.....	Kg			.68	.47			1.30	.77
'BULA'.....	Kg							3.74	3.74
'GODERE'.....	Kg							1.23	1.23
<b>SPICES</b>									
PEPPER WHOLE.....	Kg					30.00	25.00		16.80
GINGER /NOT DRY/.....	Kg						8.33		3.68
WHITE CUMIN.....	Kg								
BLACK CUMIN.....	Kg	8.13							8.13
TUMERIC /UNMILLED/.....	Kg					.50			.88
CARDAMON.....	Kg						10.00		6.11
FENUGREEK.....	Kg								

Table 3b: Average Producers' Prices of Agricultural Products in Rural Areas by Zone, Oromiya Region (Cont'd)

September 2007  
Meskerem 2000

		PRICE IN BIRR							
		KILLIL AND ZONES							
ITEM	UNIT	O R O M I Y A							Oromiya Average
		Bale	Borena	North West Shewa	Guji	Kelem Wellega	Horo Guduru Wellega	West Arssi	
CHILLIES.....	Kg	-	-	-	-	-	-	-	2.88
CORIANDER.....	Kg	4.73	-	-	-	-	-	-	4.73
'SENAFICH'.....	Kg	-	-	-	-	-	-	-	-
BASIL /DRY/.....	Kg	-	-	-	-	.47	-	-	.47
SAVORY /DRY/.....	Kg	-	-	-	-	-	-	-	-
RUE /NOT DRY/.....	Kg	-	-	-	2.00	-	-	1.47	1.68
<b>LIVESTOCK</b>									
SHEEP/CASTRATED/.....	No	188.75	-	430.00	335.00	301.67	340.00	379.72	354.58
LAMB.....	No	116.21	160.00	138.38	162.22	143.00	136.56	153.43	151.02
OTHER SHEEP/10-15Kg/.....	No	148.75	-	145.00	178.75	141.67	86.38	121.70	141.63
GOAT/CASTRATED/.....	No	244.33	225.00	500.00	400.00	330.00	400.00	265.00	309.91
KID.....	No	127.50	117.83	72.50	208.75	100.00	105.54	126.64	127.30
OTHER GOAT/10-15Kg/.....	No	110.80	104.40	148.50	125.00	165.00	102.17	122.12	143.51
CALF/1-2Years/.....	No	471.50	770.00	393.33	393.33	400.00	630.00	344.23	424.23
HEIFER/2-4Years/.....	No	856.67	875.00	-	691.67	-	660.00	633.44	759.26
COW/4 Years & Above/.....	No	1128.18	1005.83	688.33	1000.00	1200.00	1041.00	859.74	1084.14
BULL/2-4Years/.....	No	1050.00	1200.00	603.33	990.00	550.00	689.17	664.46	1026.25
OX/4 Years & Above/.....	No	1857.50	1420.63	1366.25	2025.00	1378.57	1625.83	1647.33	1797.34
PULLET/LOCAL/.....	No	6.34	7.25	11.64	9.06	11.92	10.05	10.61	10.85
HEN/LOCAL/.....	No	10.23	10.20	18.95	16.45	15.79	12.85	13.72	15.15
COCKEREL/LOCAL/.....	No	10.81	16.00	19.20	14.75	13.67	13.93	11.75	14.61
COCK/LOCAL/.....	No	16.47	22.20	29.46	22.21	24.11	20.17	19.14	22.56
<b>DRAUGHT ANIMALS</b>									
DONKEY /MALE/.....	No	687.50	-	400.00	-	900.00	450.00	513.57	567.39
HORSE /MALE/.....	No	1350.00	-	1800.00	900.00	-	1100.00	757.18	999.25
MULE /MALE/.....	No	3033.33	-	-	1725.00	-	2300.00	1633.33	2224.62
CAMEL /MALE/.....	No	-	1200.00	-	-	-	-	-	1466.67

Table 3b: Average Producers' Prices of Agricultural Products in Rural Areas by Zone, Oromiya Region (Cont'd)

September 2007  
Meskerem 2000

		P R I C E I N B I R R							
		K I L L I L A N D Z O N E S							
		O R O M I Y A							
ITEM	UNIT								Oromiya Average
		Bale	Borena	North West Shewa	Guji	Kelem Wellega	Horo Guduru Wellega	West Arssi	
<b>DAIRY PRODUCTS &amp; EGGS</b>									
MILK/UNPASTEURIZED/.....	Lt	3.60	2.93	-	4.48	-	-	3.53	3.03
BUTTER/UNREFINED/.....	Kg	38.56	31.45	35.95	26.43	29.84	32.31	33.89	32.98
CHEESE/COTTAGE/.....	Kg	-	-	-	-	-	-	6.00	6.19
EGGS/LOCAL/.....	DOZEN	4.77	4.32	7.03	5.67	7.42	4.99	5.41	5.95
<b>HIDES AND SKINS</b>									
BOVINE HIDES.....	No	21.67	-	26.33	29.00	-	50.00	62.50	45.06
SHEEP SKINS/DRY/.....	No	15.00	-	29.63	25.00	-	25.00	16.67	25.93
GOAT SKINS/DRY/.....	No	10.33	-	10.80	-	-	9.20	-	14.14
<b>OTHERS</b>									
BUCKTHORN LEAVES/DRIED/...	Kg	-	-	-	-	-	2.17	-	2.75
'CHAT'.....	Kg	7.63	9.73	11.48	-	15.23	6.32	2.67	10.79
COFFEE BEANS.....	Kg	25.00	-	-	-	-	25.00	-	22.76
COFFEE WHOLE.....	Kg	5.66	-	-	5.72	7.98	-	-	7.06
HONEY /NOT REFINED/.....	Kg	14.38	-	-	21.00	-	16.86	24.00	16.54



September 2007  
Machabey 2008

ITEM	P R I C E B I N D I N G		S O M A L I		B E N I S H A N G U L G U M U Z		Regional Average
	Minifle	4kg/2kg	Liben	Somali Average	Liben	Benishangul Average	
<b>CEREALS - CONTINUED</b>							
WHEAT WHITE							3.00
WHEAT RED							3.23
RYE							3.00
BARLEY WHITE							3.45
BARLEY RED							
MAIZE WHITE							
MAIZE RED							
MAIZE YELLOW							
MAIZE WHITE							
MAIZE RED							
MAIZE YELLOW							
MAIZE WHITE							
MAIZE RED							
MAIZE YELLOW							
MAIZE WHITE							
MAIZE RED							
MAIZE YELLOW							
MAIZE WHITE							
MAIZE RED							
MAIZE YELLOW							
MAIZE WHITE							
MAIZE RED							
MAIZE YELLOW							
MAIZE WHITE							
MAIZE RED							
MAIZE YELLOW							
MAIZE WHITE							
MAIZE RED							
MAIZE YELLOW							
MAIZE WHITE							
MAIZE RED							
MAIZE YELLOW							
MAIZE WHITE							
MAIZE RED							
MAIZE YELLOW							
MAIZE WHITE							
MAIZE RED							
MAIZE YELLOW							
MAIZE WHITE							
MAIZE RED							
MAIZE YELLOW							
MAIZE WHITE							
MAIZE RED							
MAIZE YELLOW							
MAIZE WHITE							
MAIZE RED							
MAIZE YELLOW							
MAIZE WHITE							
MAIZE RED							
MAIZE YELLOW							
MAIZE WHITE							
MAIZE RED							
MAIZE YELLOW							
MAIZE WHITE							
MAIZE RED							
MAIZE YELLOW							
MAIZE WHITE							
MAIZE RED							
MAIZE YELLOW							
MAIZE WHITE							
MAIZE RED							
MAIZE YELLOW							
MAIZE WHITE							
MAIZE RED							
MAIZE YELLOW							
MAIZE WHITE							
MAIZE RED							
MAIZE YELLOW							
MAIZE WHITE							
MAIZE RED							
MAIZE YELLOW							
MAIZE WHITE							
MAIZE RED							
MAIZE YELLOW							
MAIZE WHITE							
MAIZE RED							
MAIZE YELLOW							
MAIZE WHITE							
MAIZE RED							
MAIZE YELLOW							
MAIZE WHITE							
MAIZE RED							
MAIZE YELLOW							
MAIZE WHITE							
MAIZE RED							
MAIZE YELLOW							
MAIZE WHITE							
MAIZE RED							
MAIZE YELLOW							
MAIZE WHITE							
MAIZE RED							
MAIZE YELLOW							
MAIZE WHITE							
MAIZE RED							
MAIZE YELLOW							
MAIZE WHITE							
MAIZE RED							
MAIZE YELLOW							
MAIZE WHITE							
MAIZE RED							
MAIZE YELLOW							
MAIZE WHITE							
MAIZE RED							
MAIZE YELLOW							
MAIZE WHITE							
MAIZE RED							
MAIZE YELLOW							
MAIZE WHITE							
MAIZE RED							
MAIZE YELLOW							
MAIZE WHITE							
MAIZE RED							
MAIZE YELLOW							
MAIZE WHITE							
MAIZE RED							
MAIZE YELLOW							
MAIZE WHITE							
MAIZE RED							
MAIZE YELLOW							
MAIZE WHITE							
MAIZE RED							
MAIZE YELLOW							
MAIZE WHITE							
MAIZE RED							
MAIZE YELLOW							
MAIZE WHITE							
MAIZE RED							
MAIZE YELLOW							
MAIZE WHITE							
MAIZE RED							
MAIZE YELLOW							
MAIZE WHITE							
MAIZE RED							
MAIZE YELLOW							
MAIZE WHITE							
MAIZE RED							
MAIZE YELLOW							
MAIZE WHITE							
MAIZE RED							
MAIZE YELLOW							
MAIZE WHITE							
MAIZE RED							
MAIZE YELLOW							
MAIZE WHITE							
MAIZE RED							
MAIZE YELLOW							
MAIZE WHITE							
MAIZE RED							
MAIZE YELLOW							
MAIZE WHITE							
MAIZE RED							
MAIZE YELLOW							
MAIZE WHITE							
MAIZE RED							
MAIZE YELLOW							
MAIZE WHITE							
MAIZE RED							
MAIZE YELLOW							
MAIZE WHITE							
MAIZE RED							
MAIZE YELLOW							
MAIZE WHITE							
MAIZE RED							
MAIZE YELLOW							
MAIZE WHITE							
MAIZE RED							
MAIZE YELLOW							
MAIZE WHITE							
MAIZE RED							
MAIZE YELLOW							
MAIZE WHITE							
MAIZE RED							
MAIZE YELLOW							
MAIZE WHITE							
MAIZE RED							
MAIZE YELLOW							
MAIZE WHITE							
MAIZE RED							
MAIZE YELLOW							
MAIZE WHITE							
MAIZE RED							
MAIZE YELLOW							
MAIZE WHITE							
MAIZE RED							
MAIZE YELLOW							
MAIZE WHITE							
MAIZE RED							
MAIZE YELLOW							
MAIZE WHITE							
MAIZE RED							
MAIZE YELLOW							
MAIZE WHITE							
MAIZE RED							
MAIZE YELLOW							
MAIZE WHITE							
MAIZE RED							
MAIZE YELLOW							
MAIZE WHITE							
MAIZE RED							
MAIZE YELLOW							
MAIZE WHITE							
MAIZE RED							
MAIZE YELLOW							
MAIZE WHITE							
MAIZE RED							
MAIZE YELLOW							
MAIZE WHITE							
MAIZE RED							
MAIZE YELLOW							
MAIZE WHITE							
MAIZE RED							
MAIZE YELLOW							
MAIZE WHITE							
MAIZE RED							
MAIZE YELLOW							
MAIZE WHITE							
MAIZE RED							
MAIZE YELLOW							
MAIZE WHITE							
MAIZE RED							
MAIZE YELLOW							
MAIZE WHITE							
MAIZE RED							
MAIZE YELLOW							
MAIZE WHITE							
MAIZE RED							
MAIZE YELLOW							
MAIZE WHITE							
MAIZE RED							
MAIZE YELLOW							
MAIZE WHITE							
MAIZE RED							
MAIZE YELLOW							
MAIZE WHITE							
MAIZE RED							
MAIZE YELLOW				</			



Table 4: Average Producers' Prices of Agricultural Products in Rural Areas by Zone, Somale and Benishangul-Gumuz Regions (Cont'd)

September 2007  
Meskerem 2000

PRICE IN BIRR

		K I L L I L - A N D - Z O N E S							
ITEM	UNIT	S O M A L I				B E N I S H A N G U L - G U M U Z			Benishangul -Gumuz Average
		Shinile	Jig Jiga	Liben	Somali Average	Metekel	Asosa	Kamashi	
<b>CEREALS UNMILLED</b>									
'TEFF' WHITE	Kg	-	-	-	-	3.80	-	-	3.80
'TEFF' MIXED	Kg	-	-	-	-	3.50	3.96	-	3.63
'TEFF' BLACK	Kg	-	-	-	-	3.00	-	-	3.00
WHEAT WHITE	Kg	-	-	-	-	-	-	-	-
WHEAT MIXED	Kg	-	-	-	-	-	-	-	-
WHEAT BLACK	Kg	-	-	-	-	-	-	-	-
BARLEY WHITE	Kg	-	-	-	-	-	-	-	-
BARLEY MIXED	Kg	-	-	-	-	3.45	-	-	3.45
BARLEY BLACK	Kg	-	-	-	-	-	-	-	-
BARLEY /FOR BEER/	Kg	-	-	-	-	-	-	-	-
'SENEF KOLO GEBIS'	Kg	-	-	-	-	-	-	-	-
MAIZE	Kg	-	-	-	-	1.54	1.77	1.74	1.68
DURRAH	Kg	-	-	-	-	1.92	1.85	-	1.89
AFRICAN MILLET	Kg	-	-	-	-	1.81	1.65	-	1.77
SORGHUM YELLOW	Kg	-	-	-	-	-	-	-	-
SORGHUM WHITE	Kg	-	-	-	-	-	2.06	1.51	1.85
SORGHUM RED	Kg	2.09	-	-	2.09	-	1.54	2.50	1.86
SORGHUM MIXED	Kg	-	-	-	-	-	2.31	2.57	2.41
OATS WITH COVER	Kg	-	-	-	-	-	-	-	-
RICE /LOCAL/	Kg	-	-	-	-	-	-	-	-
HULLED BERLEY /'TEMEZH'/	Kg	-	-	-	-	-	-	-	-
<b>PULSES UNMILLED</b>									
HORSE BEANS	Kg	-	-	-	-	-	-	-	-
CHICK PEAS	Kg	-	-	-	-	-	5.56	-	5.56
PEAS WHITE	Kg	-	-	-	-	4.41	-	-	4.41
PEAS MIXED	Kg	-	-	-	-	-	-	-	-
SOYA BEANS	Kg	-	-	-	-	-	-	-	-
LENTILS	Kg	-	-	-	-	-	-	-	-
HARICOT BEANS	Kg	-	-	-	-	3.01	-	3.00	3.01

Table 4: Average Producers' Prices of Agricultural Products in Rural Areas by Zone, Somali and Benishangul-Gumuz Regions (Cont'd)

September 2007  
Meskerem 2000

		PRICE IN BIRR								
		KILLIL AND ZONES								
ITEM	UNIT	SOMALI			Somali Average	BENISHANGUL-GUMUZ			Benishangul-Gumuz Average	
		Shinile	Jig Jiga	Liben		Metekel	Asosa	Kamashi		
LIMA BEANS.....	Kg	1.00	-	-	1.00	-	-	-	-	
VETCH.....	Kg	-	-	-	-	-	-	-	-	
FENUGREEK.....	Kg	-	-	-	-	-	-	2.50	2.50	
<b>OIL SEEDS</b>										
NIGER SEED.....	Kg	-	-	-	-	-	-	-	-	
LINSEED WHITE.....	Kg	-	-	-	-	-	-	-	-	
LINSEED BLACK.....	Kg	-	-	-	-	-	-	-	-	
SESAME SEED.....	Kg	-	-	-	-	-	-	4.71	4.71	
SUNFLOWER.....	Kg	-	-	-	-	-	-	5.41	5.41	
RAPE SEED.....	Kg	10.71	-	-	10.71	-	-	-	-	
CASTOR BEANS.....	Kg	-	-	-	-	-	-	-	-	
GROUND NUTS.....	Kg	-	-	-	-	-	-	8.10	8.10	
<b>VEGETABLES</b>										
ETHIOPIAN KALE.....	Kg	-	-	-	-	-	-	-	-	
CABBAGE.....	Kg	-	-	-	-	1.51	-	-	1.51	
LETTUCE.....	Kg	-	-	-	-	-	0.52	-	0.52	
SPINACH.....	Kg	-	-	-	-	-	-	-	-	
CARROT.....	Kg	-	-	-	-	-	0.83	-	0.83	
TOMATO.....	Kg	-	-	-	-	-	-	-	-	
ONION.....	Kg	-	-	-	-	-	-	-	-	
GARLIC.....	Kg	-	-	-	-	-	-	-	-	
PEPPER GREEN.....	Kg	-	-	-	-	-	-	-	-	
GREEN PEAS.....	Kg	-	-	-	-	-	-	-	-	
BEEF ROOT.....	Kg	-	-	-	-	-	-	-	-	
CAULIFLOWER.....	Kg	-	-	-	-	-	-	-	-	
PUMPKIN.....	Kg	-	-	-	-	-	-	-	-	
SUGAR CANE.....	Kg	-	-	-	-	1.59	1.16	2.25	1.71	

Table 4: Average Producers' Prices of Agricultural Products in Rural Areas by Zone, Somale and Benishangul-Gumuz Regions (Cont'd)

September 2007  
Meskerem 2000

PRICE IN BIRR

		K I L L I L A N D Z O N E S							
ITEM	UNIT	S O M A L I			Somali Average	B E N I S H A N G U L - G U M U Z			Benishangul -Gumuz Average
		Shinile	Jig Jiga	Liben		Metekel	Asosa	Kamashi	
<b>FRUITS</b>									
BANANA.....	Kg	1.55	-	-	1.55	-	2.06	1.47	1.89
ORANGE.....	Kg	-	-	-	-	-	-	-	-
LEMON.....	Kg	-	-	-	-	-	1.64	-	1.64
MANDARINE.....	Kg	-	-	-	-	-	-	-	-
PAPAYA.....	Kg	-	-	-	-	-	-	-	-
GRAPES.....	Kg	-	-	-	-	-	-	-	-
MANGO.....	Kg	-	-	-	-	-	-	-	-
GUAVA.....	Kg	-	1.60	-	1.60	-	1.25	-	1.25
AVOCADO.....	Kg	-	-	-	-	-	-	-	-
CITRON.....	Kg	-	-	-	-	-	-	-	-
PINE APPLE.....	Kg	-	-	-	-	-	-	-	-
CACTUS /BELES/.....	Kg	-	-	-	-	-	-	-	-
<b>POTATOES AND OTHER TUBERS</b>									
POTATO.....	Kg	-	-	-	-	-	-	-	-
SWEET POTATO.....	Kg	-	-	-	-	-	-	-	-
'KOCHO'/UNPROCESSED/.....	Kg	-	-	-	-	-	-	-	-
'BULA'.....	Kg	-	-	-	-	-	-	-	-
'GODERE'.....	Kg	-	-	-	-	-	-	-	-
<b>SPICES</b>									
PEPPER WHOLE.....	Kg	-	-	-	-	-	30.00	-	30.00
GINGER /NOT DRY/.....	Kg	-	-	-	-	-	-	-	-
WHITE CUMIN.....	Kg	-	-	-	-	-	-	-	-
BLACK CUMIN.....	Kg	-	-	-	-	-	-	-	-
TUMERIC /UNMILLED/.....	Kg	-	-	-	-	-	-	-	-
CARDAMON.....	Kg	-	-	-	-	-	-	-	-
FENUGREEK.....	Kg	-	-	-	-	-	-	-	-
CHILLIES.....	Kg	16.67	-	-	16.67	14.95	-	-	14.95

Table 4: Average Producers' Prices of Agricultural Products in Rural Areas by Zone, Somali and Benishangul-Gumuz Regions (Cont'd)

September 2007  
Meskerem 2000

		PRICE IN BIRR							
		KILLIL AND ZONES							
ITEM	UNIT	SOMALI			Somali Average	BENISHANGUL-GUMUZ			Benishangul -Gumuz Average
		Shinile	Jig Jiga	Liben		Metekel	Asosa	Kamashi	
CORIANDER.....	Kg	-	-	-	-	15.00	-	-	15.00
'SENAFICH'.....	Kg	-	-	-	-	-	-	-	-
BASIL /DRY/.....	Kg	-	-	-	-	-	-	-	-
SAVORY /DRY/.....	Kg	-	-	-	-	-	-	-	-
RUE /NOT DRY/.....	Kg	-	-	-	-	-	-	-	-
<b>LIVESTOCK</b>									
SHEEP/CASTRATED/.....	No	-	-	316.67	316.67	-	-	-	-
LAMB.....	No	-	-	-	-	-	-	-	-
OTHER SHEEP/10-15Kg/.....	No	126.67	200.00	-	156.00	220.00	-	110.00	165.00
GOAT/CASTRATED/.....	No	-	-	650.00	650.00	-	180.00	225.00	202.50
KID.....	No	-	-	-	-	-	-	290.00	290.00
OTHER GOAT/10-15Kg/.....	No	112.50	144.50	-	135.36	114.17	160.00	130.00	134.58
CALF/1-2Years/.....	No	-	-	400.00	400.00	130.00	220.00	145.25	155.17
HEIFER/2-4Years/.....	No	-	-	1066.67	1066.67	-	280.00	-	280.00
COW/4 Years & Above/.....	No	-	-	966.67	966.67	-	-	-	-
BULL/2-4Years/.....	No	-	-	-	-	-	700.00	-	700.00
OX/4 Years & Above/.....	No	-	2000.00	-	2000.00	1200.00	850.00	-	1083.33
PULLET/LOCAL/.....	No	-	4.00	5.00	4.50	2440.00	1650.00	1180.00	1887.50
HEN/LOCAL/.....	No	-	6.00	8.20	7.57	10.10	23.94	13.00	17.29
COCKEREL/LOCAL/.....	No	-	-	10.00	10.00	18.40	26.20	18.00	21.07
COCK/LOCAL/.....	No	-	10.60	13.50	11.89	16.40	24.93	19.67	21.03
						20.00	42.55	25.25	36.43
<b>DRAUGHT ANIMALS</b>									
DONKEY /MALE/.....	No	-	-	475.00	475.00	400.00	-	-	400.00
HORSE /MALE/.....	No	-	-	-	-	-	-	-	-
MULE /MALE/.....	No	-	-	-	-	-	-	-	-
CAMEL /MALE/.....	No	-	-	1125.00	1125.00	-	-	-	-

Table 4: Average Producers' Prices of Agricultural Products in Rural Areas by Zone, Somale and Benishangul-Gumuz Regions (Cont'd)

September 2007  
Meskerem 2000

P R I C E I N B I R R									
K I L L I L A N D Z O N E S									
ITEM	UNIT	S O M A L I			Somali Average	B E N I S H A N G U L - G U M U Z			Benishangul -Gumuz Average
		Shinile	Jig Jiga	Liben		Metekel	Asosa	Kamashi	
<b>DAIRY PRODUCTS &amp; EGGS</b>									
MILK/UNPASTEURIZED/.....	Lt	2.21	2.78	3.33	2.78	-	2.00	-	2.00
BUTTER/UNREFINED/.....	Kg	-	31.45	-	31.45	23.33	29.85	-	23.92
CHEESE/COTTAGE/.....	Kg	-	-	-	-	-	-	-	-
EGGS/LOCAL/.....	DOZEN	4.40	5.50	4.83	4.98	6.00	7.70	8.00	7.30
<b>HIDES AND SKINS</b>									
BOVINE HIDES.....	No	-	-	-	-	40.00	-	-	40.00
SHEEP SKINS/DRY/.....	No	-	-	-	-	6.00	-	-	6.00
GOAT SKINS/DRY/.....	No	-	-	-	-	5.00	-	-	5.00
<b>OTHERS</b>									
BUCKTHORN LEAVES/DRIED/.....	Kg	-	-	-	-	-	-	-	-
'CHAT'.....	Kg	-	-	-	-	35.00	-	-	35.00
COFFEE BEANS.....	Kg	20.59	-	-	20.59	-	-	-	-
COFFEE WHOLE.....	Kg	-	-	-	-	-	-	-	-
HONEY /NOT REFINED/.....	Kg	-	-	-	-	-	-	11.00	11.00







Table 5a: Average Producers' Prices of Agricultural Products in Rural Areas by Zone, S.N.N.P.R Region (Cont'd)

September 2007  
Meskerem 2000

PRICE IN BIRR

ITEM	UNIT	KILLIL AND ZONES									
		SOUTHERN NATIONS, NATIONALITIES AND PEOPLES'									
		Gurage	Hadiya	Kembata Tembaro	Sidama	Gedeo	Wolayita	South Omo	Shaka	Kaffa	Gamogofa
<b>CEREALS UNMILLED</b>											
'TEFF' WHITE.....	Kg	-	-	-	-	-	5.21	-	-	4.29	3.78
'TEFF' MIXED.....	Kg	-	-	-	-	-	3.26	-	-	3.83	3.80
'TEFF' BLACK.....	Kg	-	-	-	-	-	3.42	-	4.74	3.46	3.50
WHEAT WHITE.....	Kg	-	-	-	-	-	-	-	-	3.63	3.89
WHEAT MIXED.....	Kg	-	-	-	-	-	-	-	-	-	3.57
WHEAT BLACK.....	Kg	-	-	-	-	-	-	-	-	2.68	-
BARLEY WHITE.....	Kg	-	-	-	-	-	-	-	-	2.76	2.79
BARLEY MIXED.....	Kg	-	-	-	-	-	-	-	-	2.75	4.35
BARLEY BLACK.....	Kg	-	-	-	-	-	3.66	-	2.29	2.63	-
BARLEY /FOR BEER/.....	Kg	-	-	-	-	-	-	-	-	-	-
'SENEF KOLO GEBIS'.....	Kg	-	-	-	-	-	-	-	-	-	-
MAIZE.....	Kg	-	-	-	-	-	1.75	1.33	1.24	1.00	1.17
DURRAH.....	Kg	-	-	-	-	-	-	-	-	-	-
AFRICAN MILLET.....	Kg	-	-	-	-	-	-	1.55	2.12	-	-
SORGHUM YELLOW.....	Kg	-	-	-	-	-	-	-	-	-	-
SORGHUM WHITE.....	Kg	-	-	-	-	-	-	1.16	1.51	-	-
SORGHUM RED.....	Kg	-	-	-	-	-	-	1.13	-	1.42	-
SORGHUM MIXED.....	Kg	-	-	-	-	-	-	-	-	-	-
OATS WITH COVER.....	Kg	-	-	-	-	-	-	-	-	-	-
RICE /LOCAL/.....	Kg	-	-	-	-	-	-	-	-	-	-
HULLED BERLEY /'TEMEZH'/.....	Kg	-	-	-	-	-	-	-	-	3.15	-
<b>PULSES UNMILLED</b>											
HORSE BEANS.....	Kg	-	-	-	-	-	-	-	-	4.76	-
CHICK PEAS.....	Kg	-	-	-	-	-	-	-	-	3.64	-
PEAS WHITE.....	Kg	-	-	-	-	-	-	-	-	6.33	-
PEAS MIXED.....	Kg	-	-	-	-	-	-	-	-	-	-
SOYA BEANS.....	Kg	-	-	-	-	-	-	-	-	-	-
LENTILS.....	Kg	-	-	-	-	-	-	-	-	-	-
HARICOT BEANS.....	Kg	-	-	-	-	-	-	-	-	3.35	-
LIMA BEANS.....	Kg	-	-	-	-	-	1.20	2.46	-	2.82	1.57

Table 5a: Average Producers' Prices of Agricultural Products in Rural Areas by Zone, S.N.N.P.R Region (Cont'd)

September 2007  
Meskerem 2000

		PRICE IN BIRR									
		KILLIL AND ZONES									
ITEM	UNIT	SOUTHERN NATIONS, NATIONALITIES AND PEOPLES'									
		Gurage	Hadiya	Kembata Tembaro	Sidama	Gedeo	Wolayita	South Omo	Shaka	Kaffa	Gamogofa
VETCH.....	Kg	-	-	-	-	-	-	-	-	-	-
FENUGREEK.....	Kg	-	-	-	-	-	-	-	-	-	-
<b>OIL SEEDS</b>											
NIGER SEED.....	Kg	-	-	-	-	-	-	-	-	-	-
LINSEED WHITE.....	Kg	-	-	-	-	-	-	-	-	-	-
LINESEED BLACK.....	Kg	-	-	-	-	-	-	-	-	-	-
SESAME SEED.....	Kg	-	-	-	-	-	-	-	-	6.66	-
SUNFLOWER.....	Kg	-	-	-	-	-	-	4.44	-	-	-
RAPE SEED.....	Kg	-	-	-	-	-	-	1.06	-	-	-
CASTOR BEANS.....	Kg	-	-	-	-	-	-	-	-	7.14	-
GROUND NUTS.....	Kg	-	-	-	-	-	-	-	-	-	5.80
<b>VEGETABLES</b>											
ETHIOPIAN KALE.....	Kg	-	-	-	.34	-	.80	-	1.27	.96	.63
CABBAGE.....	Kg	-	-	-	-	-	-	-	.65	.86	-
LETTUCE.....	Kg	-	-	-	-	-	-	-	-	-	-
SPINACH.....	Kg	-	-	-	-	-	-	-	-	-	-
CARROT.....	Kg	-	-	-	-	-	-	-	-	2.02	-
TOMATO.....	Kg	-	-	-	-	-	.28	5.43	-	3.85	-
ONION.....	Kg	-	-	-	-	-	-	-	-	-	-
GARLIC.....	Kg	-	-	-	-	-	-	-	-	-	-
PEPPER GREEN.....	Kg	-	-	-	-	-	-	-	-	-	-
GREEN PEAS.....	Kg	-	-	-	-	-	-	-	-	-	-
BEET ROOT.....	Kg	-	-	-	-	-	-	-	-	-	-
CAULIFLOWER.....	Kg	-	-	-	-	-	-	-	-	-	-
PUMPKIN.....	Kg	-	-	-	-	-	-	-	-	-	-
SUGAR CANE.....	Kg	-	-	-	-	-	.31	.55	.26	1.52	.82

44

Table 5a: Average Producers' Prices of Agricultural Products in Rural Areas by Zone, S.N.N.P.R Region (Cont'd)

September 2007  
Meskerem 2000

PRICE IN BIRR

1000'00 950'00

KILLILIL AND ZONES											
SOUTHERN NATIONS, NATIONALITIES AND PEOPLES'											
ITEM	UNIT	Gurage	Hadiya	Kembata Tembaro	Sidama	Gedeo	Wolayita	South Omo	Shaka	Kaffa	Gamogofa
<b>FRUITS</b>											
BANANA.....	Kg	-	-	-	1.04	-	1.04	1.29	1.00	-	-
ORANGE.....	Kg	-	-	-	-	-	-	-	-	2.73	-
LEMON.....	Kg	-	-	-	-	-	-	-	-	-	-
MANDARINE.....	Kg	-	-	-	-	-	-	-	-	-	-
PAPAYA.....	Kg	-	-	-	1.26	-	1.26	1.26	-	-	-
GRAPES.....	Kg	-	-	-	-	-	-	-	-	-	-
MANGO.....	Kg	-	-	-	-	-	-	-	-	-	-
GUAVA.....	Kg	-	-	-	-	-	-	-	-	-	-
AVOCADO.....	Kg	-	-	-	-	1.09	-	-	-	-	-
CITRON.....	Kg	-	-	-	-	-	-	-	-	-	-
PINE APPLE.....	Kg	-	-	-	-	-	-	-	-	-	-
CACTUS /BELES/.....	Kg	-	-	-	-	-	-	-	-	-	-
<b>POTATOES AND OTHER TUBERS</b>											
POTATO.....	Kg	-	-	-	-	-	-	-	-	-	1.00
SWEET POTATO.....	Kg	-	-	-	-	-	-	-	-	-	-
'KOCHO'/UNPROCESSED/.....	Kg	-	-	-	0.71	-	-	1.00	1.24	-	-
'BULA'.....	Kg	-	-	-	-	5.08	-	-	-	-	1.20
'GODERE'.....	Kg	-	-	-	-	1.00	-	-	-	-	-
<b>SPICES</b>											
PEPPER WHOLE.....	Kg	-	-	-	-	-	-	-	-	3.57	-
GINGER /NOT DRY/.....	Kg	-	-	-	-	-	-	-	-	2.38	-
WHITE CUMIN.....	Kg	-	-	-	-	-	-	-	-	-	-
BLACK CUMIN.....	Kg	-	-	-	-	-	-	-	-	-	-
TUMERIC /UNMILLED/.....	Kg	-	-	-	-	-	-	-	-	-	-
CARDAMON.....	Kg	-	-	-	-	-	2.32	-	-	3.42	2.40
FENUGREEK.....	Kg	-	-	-	-	-	-	-	-	-	-
CHILLIES.....	Kg	-	-	-	-	-	-	7.95	-	11.20	-
CORIANDER.....	Kg	-	-	-	-	-	-	-	-	-	-

Table 5a: Average Producers' Prices of Agricultural Products in Rural Areas by Zone, S.N.N.P.R Region (Cont'd)

September 2007  
Meskerem 2000

		PRICE IN BIRR									
		KILLIL AND ZONES									
ITEM	UNIT	SOUTHERN NATIONS, NATIONALITIES AND PEOPLES'									
		Gurage	Hadiya	Kembata Tembaro	Sidama	Gedeo	Wolayita	South Omo	Shaka	Kaffa	Gamogofa
'SENAFICH'.....	Kg	-	-	-	-	-	-	-	-	-	-
BASIL /DRY/.....	Kg	-	-	-	-	-	-	-	-	-	-
SAVORY /DRY/.....	Kg	-	-	-	-	-	-	-	-	-	-
RUE /NOT DRY/.....	Kg	-	-	-	-	-	-	-	-	-	1.25
<b>LIVESTOCK</b>											
SHEEP/CASTRATED/.....	No	-	-	-	-	-	415.00	-	450.00	273.33	350.00
LAMB.....	No	-	-	-	173.00	-	211.25	-	176.00	137.57	106.00
OTHER SHEEP/10-15Kg/.....	No	-	-	-	154.00	-	126.00	-	145.71	128.33	143.13
GOAT/CASTRATED/.....	No	-	-	-	-	-	-	146.00	-	206.67	350.00
KID.....	No	-	-	-	-	-	-	92.55	-	106.25	-
OTHER GOAT/10-15Kg/.....	No	-	-	-	-	-	-	130.00	-	150.00	-
CALF/1-2Years/.....	No	-	-	-	345.00	-	392.50	345.00	-	200.00	365.00
HEIFER/2-4Years/.....	No	-	-	-	-	-	1150.00	676.67	683.33	825.00	507.50
COW/4 Years & Above/.....	No	-	-	-	-	-	1598.50	1080.00	1300.00	983.33	752.50
BULL/2-4Years/.....	No	-	-	-	-	-	815.33	750.00	620.00	634.00	425.00
OX/4 Years & Above/.....	No	-	-	-	1300.00	-	1882.38	1766.67	910.00	1278.33	1050.00
PULLET/LOCAL/.....	No	-	-	-	32.67	-	13.40	8.20	-	8.94	9.88
HEN/LOCAL/.....	No	-	-	-	12.10	-	15.06	11.00	-	14.67	11.33
COCKEREL/LOCAL/.....	No	-	-	-	17.00	-	10.17	10.00	15.33	13.29	12.93
COCK/LOCAL/.....	No	-	-	-	21.00	-	26.10	15.31	-	20.90	21.50
<b>DRAUGHT ANIMALS</b>											
DONKEY /MALE/.....	No	-	-	-	-	-	-	-	-	-	-
HORSE /MALE/.....	No	-	-	-	950.00	-	-	-	-	1000.00	670.00
MULE /MALE/.....	No	-	-	-	-	-	-	-	-	-	-
CAMEL /MALE/.....	No	-	-	-	-	-	-	-	-	-	-

Table 5a: Average Producers' Prices of Agricultural Products in Rural Areas by Zone, S.N.N.P.R Region (Cont'd)

September 2007  
Meskerem 2000

## P R I C E I N B I R R

ITEM	UNIT	K I L L I L A N D Z O N E S									
		S O U T H E R N N A T I O N S , N A T I O N A L I T I E S A N D P E O P L E S'									
		Gurage	Hadiya	Kembata Tembaro	Sidama	Gedeo	Wolayita	South Omo	Shaka	Kaffa	Gamogofa
<b>DAIRY PRODUCTS &amp; EGGS</b>											
MILK/UNPASTEURIZED/.....	Lt	-	-	-	-	-	-	1.59	-	-	1.91
BUTTER/UNREFINED/.....	Kg	-	-	-	30.10	-	40.80	28.90	-	33.92	34.43
CHEESE/COTTAGE/.....	Kg	-	-	-	-	-	-	-	-	7.28	6.75
EGGS/LOCAL/.....	DOZEN	-	-	-	5.35	-	6.07	4.98	7.90	6.07	5.33
<b>HIDES AND SKINS</b>											
BOVINE HIDES.....	No	-	-	-	-	-	60.33	-	-	-	40.00
SHEEP SKINS/DRY/.....	No	-	-	-	20.00	-	21.67	-	-	21.67	19.67
GOAT SKINS/DRY/.....	No	-	-	-	-	-	10.00	-	-	-	-
<b>OTHERS</b>											
BUCKTHORN LEAVES/DRIED/.....	Kg	-	-	-	-	-	-	-	-	-	-
'CHAT'.....	Kg	-	-	-	-	-	-	-	-	1.40	-
COFFEE BEANS.....	Kg	-	-	-	-	-	17.50	-	14.73	13.33	-
COFFEE WHOLE.....	Kg	-	-	-	-	-	3.03	9.28	4.86	-	1.75
HONEY /NOT REFINED/.....	Kg	-	-	-	-	-	10.00	13.40	12.34	-	-



September 2007  
November 2003

PRICE IN B.J.A.

ITEM	UNIT	SOUTHERN NATIONS, NATIONALITIES AND PEOPLES										Average	
		Demch Wajj Werada	Yem Spec. Werada	Amuro Spec. Werada	Burja Spec. Werada	Zemro Spec. Werada	Direbhe Spec. of Werada	Besuro Zone	Bost Spec. Werada	Konta Special Werada	Witro Zone		Alaba Special Werada
<b>CEREALS UNMILLED</b>													
TEFF WHITE	Kg	3.16			3.40	3.02		4.03			4.16		3.93
TEFF MIXED	Kg							4.04					3.61
TEFF BLACK	Kg	3.18								3.53			3.52
WHEAT WHITE	Kg							3.45					3.42
WHEAT MIXED	Kg							2.94		2.03			2.92
WHEAT BLACK	Kg												4.03
BARLEY WHITE	Kg									2.33			2.78
BARLEY MIXED	Kg									1.03			2.92
BARLEY /HOR BEER	Kg	3.40			2.42			2.59			1.24		2.96
RYE	Kg												2.46
RYE /SALO GRAIN	Kg												
WHEAT	Kg	1.11			1.21	1.20		1.42			1.13		3.24
SORGHUM	Kg												
AFRICAN MILLET	Kg												2.48
SORGHUM YELLOW	Kg												
ORZONIA WHITE	Kg												1.80
SPINACH RED	Kg												1.23
SPINACH MIXED	Kg												1.43
ONION WITH COVER	Kg												
RICE LOCAL	Kg												
MILLED WHEAT /TANGIR	Kg												3.75
<b>PULSES UNMILLED</b>													
SOY BEAN	Kg	3.16			3.40								4.26
CHICK PEAS	Kg												2.53
PEAS WHITE	Kg												3.44
PEAS MIXED	Kg												5.74
SOYA BEAN	Kg												
LENTILS	Kg												
MILLET BEANS	Kg												3.25



Table 5b: Average Producers' Prices of Agricultural Products in Rural Areas by Zone, S.N.N.P.R Region (Cont'd)

September 2007  
Meskerem 2000

PRICE IN BIRR

		K I L L I L A N D Z O N E S											
ITEM	UNIT	S O U T H E R N N A T I O N S, N A T I O N A L I T I E S A N D P E O P L E S'										SNNPR Average	
		Bench Maji Wereda	Yem Spec. Wereda	Amaro Spec. Wereda	Burji Spec. Wereda	Konso Spec. Wereda	Dirashe Special Wereda	Dawro Zone	Basketo Special Wereda	Konta Special Wereda	Silte Zone		Alaba Special Wereda
<b>CEREALS UNMILLED</b>													
'TEFF' WHITE.....	Kg	3.16	-	-	-	-	4.03	3.80	3.94	4.16	-	-	3.93
'TEFF' MIXED.....	Kg	-	-	-	3.40	3.02	4.04	3.65	3.67	-	-	-	3.61
'TEFF' BLACK.....	Kg	3.18	-	-	-	-	-	3.47	3.41	3.53	-	-	3.52
WHEAT WHITE.....	Kg	-	-	-	-	-	3.45	-	2.90	-	-	-	3.52
WHEAT MIXED.....	Kg	-	-	-	-	-	2.44	-	-	2.03	-	-	2.42
WHEAT BLACK.....	Kg	-	-	-	-	-	-	-	-	-	-	-	2.68
BARLEY WHITE.....	Kg	-	-	-	-	-	2.53	1.78	2.52	-	-	-	2.58
BARLEY MIXED.....	Kg	-	-	-	2.42	-	1.61	-	-	1.26	-	-	2.43
BARLEY BLACK.....	Kg	3.40	-	-	-	-	2.59	-	-	-	-	-	2.86
BARLEY /FOR BEER/.....	Kg	-	-	-	-	-	-	-	-	-	-	-	-
'SENEF KOLO GEBIS'.....	Kg	-	-	-	-	-	-	-	-	-	-	-	-
MAIZE.....	Kg	1.11	-	-	1.21	1.20	1.62	1.01	1.27	1.13	-	-	1.24
DURRAH.....	Kg	-	-	-	-	-	-	-	-	-	-	-	-
AFRICAN MILLET.....	Kg	-	-	-	-	-	2.24	-	-	-	-	-	2.02
SORGHUM YELLOW.....	Kg	-	-	-	-	-	-	-	-	-	-	-	-
SORGHUM WHITE.....	Kg	-	-	-	-	-	-	-	-	-	-	-	1.30
SORGHUM RED.....	Kg	-	-	-	-	1.14	1.55	-	-	1.06	-	-	1.23
SORGHUM MIXED.....	Kg	-	-	-	-	-	1.49	-	-	-	-	-	1.49
OATS WITH COVER.....	Kg	-	-	-	-	-	-	-	-	-	-	-	-
RICE /LOCAL/.....	Kg	-	-	-	-	-	-	-	-	-	-	-	-
HULLED BERLEY /'TEMEZH'/.....	Kg	-	-	-	-	-	-	-	-	-	-	-	3.15
<b>PULSES UNMILLED</b>													
HORSE BEANS.....	Kg	3.18	-	-	-	-	-	3.96	-	3.53	-	-	4.24
CHICK PEAS.....	Kg	-	-	3.33	-	2.26	-	-	-	-	-	-	2.53
PEAS WHITE.....	Kg	-	-	-	-	-	-	-	-	-	-	-	3.64
PEAS MIXED.....	Kg	-	-	-	-	-	-	-	3.52	-	-	-	5.76
SOYA BEANS.....	Kg	-	-	-	-	-	-	-	-	-	-	-	-
LENTILS.....	Kg	-	-	-	-	-	-	-	-	-	-	-	-
HARICOT BEANS.....	Kg	3.39	-	-	-	-	-	-	-	-	-	-	3.35

Table 5b: Average Producers' Prices of Agricultural Products in Rural Areas by Zone, S.N.N.P.R Region (Cont'd)

September 2007  
Meskerem 2000

PRICE IN BIRR

ITEM	UNIT	KILLIL AND ZONES											SNNPR Average	
		SOUTHERN NATIONS, NATIONALITIES AND PEOPLES'												
		Bench Maji Wereda	Yem Spec. Wereda	Amaro Spec. Wereda	Burji Spec. Wereda	Konso Spec. Wereda	Dirashe Special Wereda	Dawro Zone	Basketo Special Wereda	Konta Special Wereda	Silte Zone	Alaba Special Wereda		
LIMA BEANS.....	Kg	.58	-	-	-	.76	-	.82	-	-	-	-	-	1.45
VETCH.....	Kg	-	-	-	-	-	-	-	-	-	-	-	-	-
FENUGREEK.....	Kg	-	-	-	-	-	-	-	-	-	-	-	-	-
<b>OIL SEEDS</b>														
NIGER SEED.....	Kg	-	-	-	-	-	-	-	-	-	-	-	-	5.70
LINESEED WHITE.....	Kg	-	-	-	-	-	-	-	-	-	-	-	-	5.70
LINESEED BLACK.....	Kg	-	-	-	-	-	-	-	-	-	-	-	-	5.70
SESAME SEED.....	Kg	-	-	-	-	-	-	8.33	-	-	-	-	-	7.21
SUNFLOWER.....	Kg	-	-	-	-	-	-	-	-	-	-	-	-	4.44
RAPE SEED.....	Kg	4.83	-	-	-	-	-	-	-	-	-	-	-	1.06
CASTOR BEANS.....	Kg	-	-	-	-	-	-	-	-	-	-	-	-	5.60
GROUND NUTS.....	Kg	-	-	-	-	-	-	-	-	-	-	-	-	5.80
<b>VEGETABLES</b>														
ETHIOPIAN KALE.....	Kg	.53	-	-	-	-	1.19	.55	.47	.86	-	-	-	.71
CABBAGE.....	Kg	-	-	-	-	-	-	-	.75	-	-	-	-	.81
LETTUCE.....	Kg	-	-	-	-	-	-	-	-	-	-	-	-	-
SPINACH.....	Kg	-	-	-	-	-	-	-	-	-	-	-	-	-
CARROT.....	Kg	-	-	-	-	-	-	-	-	-	-	-	-	2.02
TOMATO.....	Kg	-	-	-	-	-	-	-	-	-	-	-	-	2.02
ONION.....	Kg	-	-	-	-	-	-	-	-	-	-	-	-	-
GARLIC.....	Kg	-	-	-	-	-	-	-	-	-	-	-	-	-
PEPPER GREEN.....	Kg	-	-	-	-	-	-	-	-	-	-	-	-	-
GREEN PEAS.....	Kg	-	-	-	-	-	-	-	-	-	-	-	-	-
BEET ROOT.....	Kg	-	-	-	-	-	-	-	-	-	-	-	-	-
CAULIFLOWER.....	Kg	-	-	-	-	-	-	-	-	-	-	-	-	-
PUMPKIN.....	Kg	.25	-	-	-	.40	.33	-	.50	.21	-	-	-	.80
SUGAR CANE.....	Kg	.39	-	-	-	-	.43	.63	.28	.21	-	-	-	.50

Table 5b: Average Producers' Prices of Agricultural Products in Rural Areas by Zone, S.N.N.P.R Region (Cont'd)

September 2007  
Meskerem 2000

PRICE IN BIRR

KILLIL AND ZONES

ITEM	UNIT	SOUTHERN NATIONS, NATIONALITIES AND PEOPLES'										SNNPR Average	
		Bench Wereda	Yem Spec. Wereda	Amaro Spec. Wereda	Burji Spec. Wereda	Konso Spec. Wereda	Dirashe Special Wereda	Dawro Zone	Basketo Special Wereda	Konta Special Wereda	Silte Zone		Alaba Special Wereda
<b>FRUITS</b>													
BANANA.....	Kg	.52	-	-	-	-	.70	.75	-	-	-	-	1.74
ORANGE.....	Kg	.76	-	-	-	-	.41	-	-	-	-	-	1.41
LEMON.....	Kg	-	-	-	-	-	-	-	-	-	-	-	-
MANDARINE.....	Kg	-	-	-	-	-	-	-	-	-	-	-	-
PAPAYA.....	Kg	-	-	-	-	-	.42	.43	-	-	-	-	.89
GRAPES.....	Kg	-	-	-	-	-	-	-	-	-	-	-	-
MANGO.....	Kg	-	-	-	-	-	-	-	-	-	-	-	-
GUAVA.....	Kg	2.26	-	-	-	-	-	.56	-	-	-	-	1.41
AVOCADO.....	Kg	2.91	-	-	-	-	-	2.17	-	-	-	-	1.79
CITRON.....	Kg	-	-	-	-	-	-	-	-	-	-	-	-
PINE APPLE.....	Kg	-	-	-	-	-	-	-	-	-	-	-	-
CACTUS /BELES/.....	Kg	-	-	-	-	-	-	-	-	-	-	-	-
<b>POTATOES AND OTHER TUBERS</b>													
POTATO.....	Kg	-	-	-	-	-	-	-	-	-	-	-	1.00
SWEET POTATO.....	Kg	1.00	-	-	-	-	.49	.39	-	-	-	-	.51
'KOCHO'/UNPROCESSED/.....	Kg	.78	-	-	-	-	.60	.45	.55	-	-	-	.69
'BULA'.....	Kg	-	-	-	-	-	-	-	-	-	-	-	4.11
'GODERE'.....	Kg	.98	-	-	-	-	.64	.31	.40	-	-	-	.69
<b>SPICES</b>													
PEPPER WHOLE.....	Kg	-	-	-	-	-	-	-	-	-	-	-	-
GINGER /NOT DRY/.....	Kg	1.00	-	-	-	-	1.38	1.44	-	-	-	-	2.13
WHITE CUMIN.....	Kg	-	-	-	-	-	-	-	-	-	-	-	2.38
BLACK CUMIN.....	Kg	-	-	-	-	-	-	-	-	-	-	-	-
TUMERIC /UNMILLED/.....	Kg	-	-	-	-	-	-	-	-	-	-	-	-
CARDAMON.....	Kg	2.43	-	-	-	-	-	1.94	9.96	-	-	-	3.40
FENUGREEK.....	Kg	-	-	-	-	-	-	-	-	-	-	-	-
CHILLIES.....	Kg	8.38	-	-	18.75	-	7.18	12.14	7.65	-	-	-	9.85

Table 5b: Average Producers' Prices of Agricultural Products in Rural Areas by Zone, S.N.N.P.R Region (Cont'd)

September 2007  
Meskerem 2000

PRICE IN BIRR

KILLIL AND ZONES

SOUTHERN NATIONS, NATIONALITIES AND PEOPLES'

ITEM	UNIT	SOUTHERN NATIONS, NATIONALITIES AND PEOPLES'											SNNPR Average	
		Bench Maji Wereda	Yem Spec. Wereda	Amaro Spec. Wereda	Burji Spec. Wereda	Konso Spec. Wereda	Dirashe Special Wereda	Dawro Zone	Basketo Special Wereda	Konta Special Wereda	Silte Zone	Alaba Special Wereda		
CORIANDER.....	Kg	-	-	-	-	-	-	-	-	-	-	-	-	-
'SENAFICH'.....	Kg	-	-	-	-	-	-	-	-	-	-	-	-	-
BASIL /DRY/.....	Kg	.92	-	-	-	-	-	.66	-	-	-	-	-	-
SAVORY /DRY/.....	Kg	-	-	-	-	-	-	-	-	-	-	-	-	.83
RUE /NOT DRY/.....	Kg	1.46	-	-	-	-	-	-	-	1.87	-	-	-	1.62
<b>LIVESTOCK</b>														
SHEEP/CASTRATED/.....	No	276.67	-	-	-	-	-	-	-	-	-	-	-	-
LAMB.....	No	128.56	-	-	-	-	-	-	350.00	400.00	313.75	-	-	333.80
OTHER SHEEP/10-15Kg/.....	No	122.14	-	-	-	-	-	-	132.50	136.67	126.00	-	-	138.70
GOAT/CASTRATED/.....	No	211.25	-	-	-	-	-	-	192.50	100.00	46.00	-	-	137.19
KID.....	No	116.67	-	-	-	330.00	325.00	275.00	-	-	205.00	-	-	229.00
OTHER GOAT/10-15Kg/.....	No	145.00	-	-	-	-	220.00	135.00	-	-	150.00	-	-	111.65
CALF/1-2Years/.....	No	249.17	-	-	-	137.50	-	130.00	-	-	-	-	-	138.00
HEIFER/2-4Years/.....	No	489.29	-	-	-	-	-	570.00	-	-	304.33	-	-	343.55
COW/4 Years & Above/.....	No	1050.00	-	-	-	-	-	560.00	590.00	914.00	-	-	-	708.94
BULL/2-4Years/.....	No	751.00	-	-	-	1360.00	800.00	1235.71	883.33	1003.33	-	-	-	1114.77
OX/4 Years & Above/.....	No	1208.57	-	-	-	-	-	720.00	692.50	1010.00	-	-	-	705.17
PULLET/LOCAL/.....	No	10.31	-	-	-	1716.67	2350.00	1601.82	1437.50	1380.00	-	-	-	1561.81
HEN/LOCAL/.....	No	15.44	-	-	-	12.75	-	6.58	-	7.33	-	-	-	10.91
COCKEREL/LOCAL/.....	No	10.17	-	-	-	17.50	10.00	11.94	-	10.19	-	-	-	13.49
COCK/LOCAL/.....	No	23.29	-	-	-	9.67	-	10.90	5.50	8.30	-	-	-	11.44
						16.00	16.50	14.23	15.20	18.67	-	-	-	20.14
<b>DRAUGHT ANIMALS</b>														
DONKEY /MALE/.....	No	-	-	-	-	-	-	-	-	-	-	-	-	-
HORSE /MALE/.....	No	-	-	-	-	-	-	-	-	-	-	-	-	-
MULE /MALE/.....	No	1500.00	-	-	-	-	-	-	-	1430.00	-	-	-	1012.50
CAMEL /MALE/.....	No	-	-	-	-	-	-	-	-	-	-	-	-	1500.00

Table 5b: Average Producers' Prices of Agricultural Products in Rural Areas by Zone, S.N.N.P.R Region (Cont'd)

September 2007  
Meskerem 2000

P R I C E I N B I R R

ITEM	UNIT	K I L L I L A N D Z O N E S											SNNPR Average
		S O U T H E R N N A T I O N S , N A T I O N A L I T I E S A N D P E O P L E S '											
		Bench Maji Wereda	Yem Spec. Wereda	Amaro Spec. Wereda	Burji Spec. Wereda	Konso Spec. Wereda	Dirashe Special Wereda	Dawro Zone	Basketo Special Wereda	Konta Special Wereda	Silte Zone	Alaba Special Wereda	
<b>DAIRY PRODUCTS &amp; EGGS</b>													
MILK/UNPASTEURIZED/.....	Lt	-	-	-	-	-	-	-	-	-	-	-	1.69
BUTTER/UNREFINED/.....	Kg	28.52	-	-	-	-	-	34.64	-	45.15	-	-	33.49
CHEESE/COTTAGE/.....	Kg	7.25	-	-	-	-	-	6.49	-	-	-	-	6.95
EGGS/LOCAL/.....	DOZEN	5.52	-	-	-	4.50	6.00	4.79	5.20	4.25	-	-	5.56
<b>HIDES AND SKINS</b>													
BOVINE HIDES.....	No	-	-	-	-	-	-	37.83	-	-	-	-	44.80
SHEEP SKINS/DRY/.....	No	-	-	-	-	-	-	-	20.00	-	-	-	20.53
GOAT SKINS/DRY/.....	No	-	-	-	-	-	-	21.50	-	-	-	-	14.60
<b>OTHERS</b>													
BUCKTHORN LEAVES/DRIED/.....	Kg	2.17	-	-	-	-	-	-	-	-	-	-	2.17
'CHAT'.....	Kg	3.29	-	-	-	-	-	2.13	-	-	-	-	2.45
COFFEE BEANS.....	Kg	13.42	-	-	-	-	-	-	15.31	-	22.69	-	15.49
COFFEE WHOLE.....	Kg	6.35	-	-	-	-	8.89	3.45	5.57	-	-	-	5.76
HONEY /NOT REFINED/.....	Kg	-	-	-	-	-	-	-	-	14.17	-	-	16.11



Table 6: Average Producers' Prices of Agricultural Products in Rural Areas by Zone, Gambela, Harari, and Dire Dawa Regions (cont'd)

September 2007  
 March/April 2000

Commodity	GAMBELA					Harari	Dire Dawa	National Average
	Zone 1	Zone 2	Zone 3	Zone 4	Combustible			
<b>GRAIN</b>								
<b>WHEAT</b>								
WHEAT WHITE								
WHEAT RED								
WHEAT BLACK								
WHEAT WHITE								
WHEAT RED								
WHEAT BLACK								
WHEAT WHITE								
WHEAT RED								
WHEAT BLACK								
WHEAT WHITE								
WHEAT RED								
WHEAT BLACK								
WHEAT WHITE								
WHEAT RED								
WHEAT BLACK								
WHEAT WHITE								
WHEAT RED								
WHEAT BLACK								
WHEAT WHITE								
WHEAT RED								
WHEAT BLACK								
WHEAT WHITE								
WHEAT RED								
WHEAT BLACK								
WHEAT WHITE								
WHEAT RED								
WHEAT BLACK								
WHEAT WHITE								
WHEAT RED								
WHEAT BLACK								
WHEAT WHITE								
WHEAT RED								
WHEAT BLACK								
WHEAT WHITE								
WHEAT RED								
WHEAT BLACK								
WHEAT WHITE								
WHEAT RED								
WHEAT BLACK								
WHEAT WHITE								
WHEAT RED								
WHEAT BLACK								
WHEAT WHITE								
WHEAT RED								
WHEAT BLACK								
WHEAT WHITE								
WHEAT RED								
WHEAT BLACK								
WHEAT WHITE								
WHEAT RED								
WHEAT BLACK								
WHEAT WHITE								
WHEAT RED								
WHEAT BLACK								
WHEAT WHITE								
WHEAT RED								
WHEAT BLACK								
WHEAT WHITE								
WHEAT RED								
WHEAT BLACK								
WHEAT WHITE								
WHEAT RED								
WHEAT BLACK								
WHEAT WHITE								
WHEAT RED								
WHEAT BLACK								
WHEAT WHITE								
WHEAT RED								
WHEAT BLACK								
WHEAT WHITE								
WHEAT RED								
WHEAT BLACK								
WHEAT WHITE								
WHEAT RED								
WHEAT BLACK								
WHEAT WHITE								
WHEAT RED								
WHEAT BLACK								
WHEAT WHITE								
WHEAT RED								
WHEAT BLACK								
WHEAT WHITE								
WHEAT RED								
WHEAT BLACK								
WHEAT WHITE								
WHEAT RED								
WHEAT BLACK								
WHEAT WHITE								
WHEAT RED								
WHEAT BLACK								
WHEAT WHITE								
WHEAT RED								
WHEAT BLACK								
WHEAT WHITE								
WHEAT RED								
WHEAT BLACK								
WHEAT WHITE								
WHEAT RED								
WHEAT BLACK								
WHEAT WHITE								
WHEAT RED								
WHEAT BLACK								
WHEAT WHITE								
WHEAT RED								
WHEAT BLACK								
WHEAT WHITE								
WHEAT RED								
WHEAT BLACK								
WHEAT WHITE								
WHEAT RED								
WHEAT BLACK								
WHEAT WHITE								
WHEAT RED								
WHEAT BLACK								
WHEAT WHITE								
WHEAT RED								
WHEAT BLACK								
WHEAT WHITE								
WHEAT RED								
WHEAT BLACK								
WHEAT WHITE								
WHEAT RED								
WHEAT BLACK								
WHEAT WHITE								
WHEAT RED								
WHEAT BLACK								
WHEAT WHITE								
WHEAT RED								
WHEAT BLACK								
WHEAT WHITE								
WHEAT RED								
WHEAT BLACK								
WHEAT WHITE								
WHEAT RED								
WHEAT BLACK								
WHEAT WHITE								
WHEAT RED								
WHEAT BLACK								
WHEAT WHITE								
WHEAT RED								
WHEAT BLACK								
WHEAT WHITE								
WHEAT RED								
WHEAT BLACK								
WHEAT WHITE								
WHEAT RED								
WHEAT BLACK								
WHEAT WHITE								
WHEAT RED								
WHEAT BLACK								
WHEAT WHITE								
WHEAT RED								
WHEAT BLACK								
WHEAT WHITE								
WHEAT RED								
WHEAT BLACK								
WHEAT WHITE								
WHEAT RED								
WHEAT BLACK								
WHEAT WHITE								
WHEAT RED								
WHEAT BLACK								
WHEAT WHITE								
WHEAT RED								
WHEAT BLACK								
WHEAT WHITE								
WHEAT RED								
WHEAT BLACK								
WHEAT WHITE								
WHEAT RED								
WHEAT BLACK								
WHEAT WHITE								
WHEAT RED								
WHEAT BLACK								
WHEAT WHITE								
WHEAT RED								
WHEAT BLACK								
WHEAT WHITE								
WHEAT RED								
WHEAT BLACK								
WHEAT WHITE								
WHEAT RED								
WHEAT BLACK								
WHEAT WHITE								
WHEAT RED								
WHEAT BLACK								
WHEAT WHITE								
WHEAT RED								
WHEAT BLACK								
WHEAT WHITE								
WHEAT RED								
WHEAT BLACK								
WHEAT WHITE								
WHEAT RED								
WHEAT BLACK								
WHEAT WHITE								
WHEAT RED								
WHEAT BLACK								
WHEAT WHITE								
WHEAT RED								
WHEAT BLACK								
WHEAT WHITE								
WHEAT RED								
WHEAT BLACK								
WHEAT WHITE								
WHEAT RED								
WHEAT BLACK								
WHEAT WHITE								
WHEAT RED								
WHEAT BLACK								
WHEAT WHITE								
WHEAT RED								



Table 6: Average Producers' Prices of Agricultural Products in Rural Areas by Zone, Gambella, Harari and Dire Dawa Regions (Cont'd)

September 2007  
Meskerem 2000

		P R I C E I N B I R R							
		K I L L I L A N D Z O N E S							
		G A M B E L L A				Gambella Average	Harari	Dire Dawa	National Average
ITEM	UNIT	Zone 1	Zone 2	Zone 3	Zone 4				
<b>CEREALS UNMILLED</b>									
'TEFF' WHITE.....	Kg	-	-	-	-	-	-	-	4.08
'TEFF' MIXED.....	Kg	-	-	-	-	-	-	-	3.76
'TEFF' BLACK.....	Kg	-	-	-	-	-	-	-	3.42
WHEAT WHITE.....	Kg	-	-	-	-	-	-	-	2.87
WHEAT MIXED.....	Kg	-	-	-	-	-	-	-	2.56
WHEAT BLACK.....	Kg	-	-	-	-	-	-	-	2.87
BARLEY WHITE.....	Kg	-	-	-	-	-	-	-	2.43
BARLEY MIXED.....	Kg	-	-	-	-	-	-	-	2.20
BARLEY BLACK.....	Kg	-	-	-	-	-	-	-	2.47
BARLEY /FOR BEER/.....	Kg	-	-	-	-	-	-	-	3.13
'SENEF KOLO GEBIS'.....	Kg	-	-	-	-	-	-	-	3.90
MAIZE.....	Kg	1.46	-	1.05	-	1.30	-	-	1.61
DURRAH.....	Kg	-	-	-	-	-	-	-	2.35
AFRICAN MILLET.....	Kg	-	-	1.07	-	1.07	-	-	2.12
SORGHUM YELLOW.....	Kg	-	-	-	-	-	-	-	3.22
SORGHUM WHITE.....	Kg	-	-	-	-	-	-	-	2.37
SORGHUM RED.....	Kg	-	-	-	-	-	-	2.50	2.25
SORGHUM MIXED.....	Kg	-	-	-	-	-	-	2.25	2.20
OATS WITH COVER.....	Kg	-	-	-	-	-	-	-	2.27
RICE /LOCAL/.....	Kg	-	-	-	-	-	-	-	3.75
MILLED BERLEY /'TEMEZH'/.....	Kg	-	-	-	-	-	-	-	3.77
<b>PULSES UNMILLED</b>									
HORSE BEANS.....	Kg	-	-	-	-	-	-	-	3.48
CHICK PEAS.....	Kg	-	-	-	-	-	-	-	3.73
PEAS WHITE.....	Kg	-	-	-	-	-	-	-	3.67
PEAS MIXED.....	Kg	-	-	-	-	-	-	-	3.92
SOYA BEANS.....	Kg	-	-	-	-	-	-	-	1.92
LENTILS.....	Kg	-	-	-	-	-	-	-	4.29
HARICOT BEANS.....	Kg	-	-	-	-	-	-	-	2.46

Table 6: Average Producers' Prices of Agricultural Products in Rural Areas by Zone, Gambella, Harari and Dire Dawa Regions (Cont'd)

September 2007  
Meskerem 2000

		PRICE IN BIRR							
		K I L L I L A N D Z O N E S							
ITEM	UNIT	GAMBELLA				Gambella Average	Harari	Dire Dawa	National Average
		Zone 1	Zone 2	Zone 3	Zone 4				
<b>LIMAS ADMITTED</b>									
LIMA BEANS.....	Kg	-	-	1.49	-	1.49	-	-	1.86
VETCH.....	Kg	-	-	-	-	-	-	-	2.76
FENUGREEK.....	Kg	-	-	-	-	-	-	-	7.69
<b>OIL SEEDS</b>									
NIGER SEED.....	Kg	-	-	-	-	-	-	-	5.98
LINEED WHITE.....	Kg	-	-	-	-	-	-	-	-
LINESEED BLACK.....	Kg	-	-	-	-	-	-	-	5.51
SESAME SEED.....	Kg	7.78	-	-	-	7.78	-	-	5.37
SUNFLOWER.....	Kg	-	-	-	-	-	-	-	3.86
RAPE SEED.....	Kg	-	-	5.00	-	5.00	-	-	4.72
CASTOR BEANS.....	Kg	-	-	-	-	-	-	-	5.02
GROUND NUTS.....	Kg	-	-	-	-	-	-	-	5.80
<b>VEGETABLES</b>									
ETHIOPIAN KALE.....	Kg	-	-	.63	-	.63	-	-	.83
CABBAGE.....	Kg	-	-	1.37	-	1.37	-	-	1.34
LETTUCE.....	Kg	-	-	-	-	-	-	-	3.09
SPINACH.....	Kg	-	-	-	-	-	-	-	2.36
CARROT.....	Kg	-	-	-	-	-	-	-	1.78
TOMATO.....	Kg	-	-	-	-	-	-	-	2.33
ONION.....	Kg	-	-	-	-	-	-	-	-
GARLIC.....	Kg	-	-	-	-	-	-	-	-
PEPPER GREEN.....	Kg	-	-	-	-	-	-	-	-
GREEN PEAS.....	Kg	-	-	-	-	-	-	-	-
BEET ROOT.....	Kg	-	-	-	-	-	-	-	-
CAULIFLOWER.....	Kg	-	-	-	-	-	-	-	-
PUMPKIN.....	Kg	.78	-	-	-	-	-	-	-
SUGAR CANE.....	Kg	-	-	.26	-	.26	-	-	.55

Table 6: Average Producers' Prices of Agricultural Products in Rural Areas by Zone, Gambella, Harari and Dire Dawa Regions (Cont'd)

September 2007  
Meskerem 2000

PRICE IN BIRR

ITEM	UNIT	K I L L I L A N D Z O N E S							
		GAMBELLA				Gambella Average	Harari	Dire Dawa	National Average
		Zone 1	Zone 2	Zone 3	Zone 4				
<b>FRUITS</b>									
BANANA.....	Kg	-	-	.50	-	.50	-	-	1.61
ORANGE.....	Kg	-	-	.55	-	.55	-	-	1.50
LEMON.....	Kg	-	-	-	-	-	-	-	1.82
MANDARINE.....	Kg	-	-	1.00	-	1.00	1.20	1.10	1.00
PAPAYA.....	Kg	-	-	5.00	-	5.00	-	-	1.39
GRAPES.....	Kg	-	-	-	-	-	-	-	10.34
MANGO.....	Kg	5.00	-	1.00	-	1.50	-	-	1.74
GUAVA.....	Kg	-	-	-	-	-	-	-	1.17
AVOCADO.....	Kg	-	-	.81	-	.81	-	-	1.93
CITRON.....	Kg	-	-	-	-	-	-	-	1.66
PINE APPLE.....	Kg	2.50	-	-	-	-	-	-	-
CACTUS /BELES/.....	Kg	-	-	-	-	-	-	-	5.11
<b>POTATOES AND OTHER TUBERS</b>									
POTATO.....	Kg	-	-	-	-	-	.93	-	1.09
SWEET POTATO.....	Kg	-	-	-	-	-	-	-	.66
'KOCHO'/UNPROCESSED/.....	Kg	-	-	1.75	-	1.75	-	-	.74
'BULA'.....	Kg	-	-	-	-	-	-	-	3.95
'GODERE'.....	Kg	-	-	-	-	-	-	-	.75
<b>SPICES</b>									
PEPPER WHOLE.....	Kg	-	-	-	-	-	-	-	26.02
GINGER /NOT DRY/.....	Kg	-	-	-	-	-	-	-	2.74
WHITE CUMIN.....	Kg	-	-	-	-	-	-	-	3.91
BLACK CUMIN.....	Kg	-	-	-	-	-	-	-	8.13
TUMERIC /UNMILLED/.....	Kg	-	-	.40	-	.40	-	-	.72
CARDAMON.....	Kg	-	-	-	-	-	-	-	3.69
FENUGREEK.....	Kg	-	-	-	-	-	-	-	15.18
CHILLIES.....	Kg	-	-	-	-	-	-	-	8.19

Table 6: Average Producers' Prices of Agricultural Products in Rural Areas by Zone, Gambella, Harari and Dire Dawa Regions (Cont'd)

September 2007  
Meskerem 2000

		PRICE IN BIRR							
		KILLIL AND ZONES							
ITEM	UNIT	GAMBELLA				Gambella Average	Harari	Dire Dawa	National Average
		Zone 1	Zone 2	Zone 3	Zone 4				
<b>SPICES</b>									
CORIANDER.....	Kg	-	-	-	-	-	-	-	7.30
'SENAFICH'.....	Kg	-	-	-	-	-	-	-	-
BASIL /DRY/.....	Kg	-	-	-	-	-	-	-	2.00
SAVORY /DRY/.....	Kg	-	-	-	-	-	-	-	-
RUE /NOT DRY/.....	Kg	-	-	-	-	-	-	-	2.71
<b>LIVESTOCK</b>									
SHEEP/CASTRATED/.....	No	-	-	-	-	-	-	-	347.72
LAMB.....	No	200.00	-	150.00	-	175.00	-	-	148.98
OTHER SHEEP/10-15Kg/.....	No	-	-	-	-	-	-	-	154.52
GOAT/CASTRATED/.....	No	-	-	240.00	-	240.00	-	-	335.76
KID.....	No	150.00	-	110.00	-	130.00	150.00	118.33	129.34
OTHER GOAT/10-15Kg/.....	No	206.67	-	-	-	206.67	-	105.00	156.54
CALF/1-2Years/.....	No	-	-	-	-	-	-	-	413.84
HEIFER/2-4Years/.....	No	-	-	800.00	-	800.00	-	-	780.57
COW/4 Years & Above/.....	No	1550.00	-	-	-	1550.00	-	-	1128.03
BULL/2-4Years/.....	No	1000.00	-	-	-	1000.00	-	-	990.59
OX/4 Years & Above/.....	No	1766.67	-	1700.00	-	1750.00	3083.33	-	1760.77
PULLET/LOCAL/.....	No	17.50	-	17.75	-	17.58	-	-	11.16
HEN/LOCAL/.....	No	22.50	-	20.00	-	21.43	-	-	15.36
COCKEREL/LOCAL/.....	No	21.25	-	22.50	-	21.67	-	-	14.25
COCK/LOCAL/.....	No	41.75	-	32.60	-	36.67	16.17	15.00	21.72
<b>DRAUGHT ANIMALS</b>									
DONKEY /MALE/.....	No	-	-	-	-	-	-	-	552.65
HORSE /MALE/.....	No	-	-	-	-	-	-	-	981.73
MULE /MALE/.....	No	-	-	-	-	-	-	-	2172.86
CAMEL /MALE/.....	No	-	-	-	-	-	-	-	2136.67

Table 6: Average Producers' Prices of Agricultural Products in Rural Areas by Zone, Gambella, Harari and Dire Dawa Regions (Cont'd)

September 2007  
Meskerem 2000

		P R I C E I N B I R R							
		K I L L I L A N D Z O N E S							
ITEM	UNIT	GAMBELLA				Gambella Average	Harari	Dire Dawa	National Average
		Zone 1	Zone 2	Zone 3	Zone 4				
<b>DAIRY PRODUCTS &amp; EGGS</b>									
MILK/UNPASTEURIZED/.....	Lt	2.25	-	-	-	2.25	6.17	3.01	3.06
BUTTER/UNREFINED/.....	Kg	-	-	-	-	-	-	-	31.68
CHEESE/COTTAGE/.....	Kg	-	-	-	-	-	-	-	6.83
EGGS/LOCAL/.....	DOZEN	7.50	-	8.00	-	7.75	6.70	6.00	5.90
<b>HIDES AND SKINS</b>									
BOVINE HIDES.....	No	-	-	-	-	-	-	-	44.02
SHEEP SKINS/DRY/.....	No	-	-	-	-	-	-	-	25.99
GOAT SKINS/DRY/.....	No	10.00	-	-	-	10.00	-	-	14.79
<b>OTHERS</b>									
BUCKTHORN LEAVES/DRIED/.....	Kg	-	-	-	-	-	-	-	3.70
'CHAT'.....	Kg	-	-	4.67	-	4.67	6.79	9.26	10.48
COFFEE BEANS.....	Kg	-	-	15.00	-	15.00	-	-	19.11
COFFEE WHOLE.....	Kg	-	-	4.24	-	4.24	-	-	6.33
HONEY /NOT REFINED/.....	Kg	-	-	-	-	-	-	-	17.79