


14/09/92

416 AEG 000805

በኢትዮጵያ ፌዴራላዊ ዲሞክራሲያዊ ሪፐብሊክ  
የማዕከላዊ ስታቲስቲክስ ባለሥልጣን



FEDERAL DEMOCRATIC REPUBLIC OF ETHIOPIA  
CENTRAL STATISTICAL AUTHORITY

ኢትዮጵያ

ዓመታዊ የስታቲስቲክስ መጽሔት

፲፱፻፺፩

ETHIOPIA

STATISTICAL ABSTRACT

1999

አዲስ አበባ

መጋቢት 1992

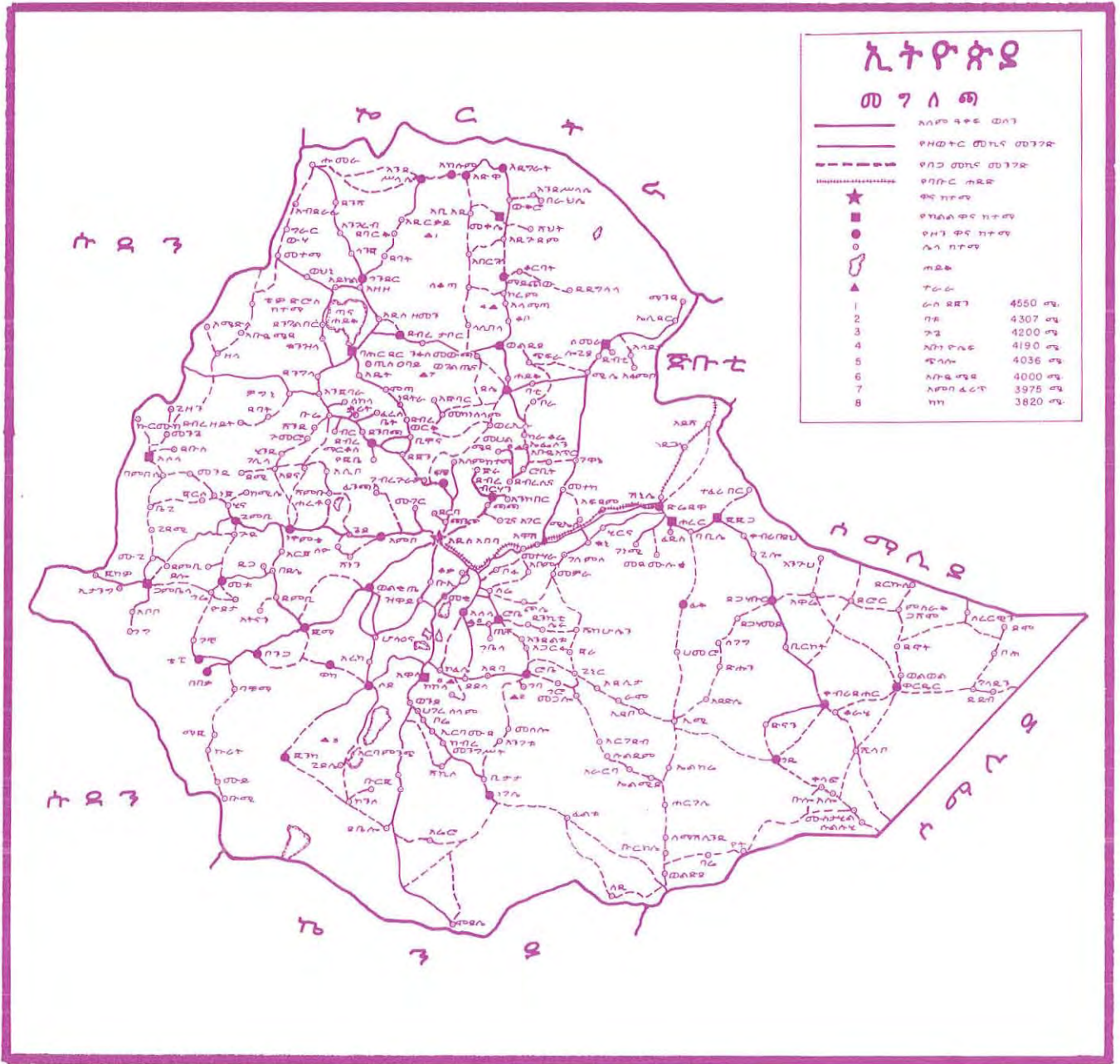
ADDIS ABABA

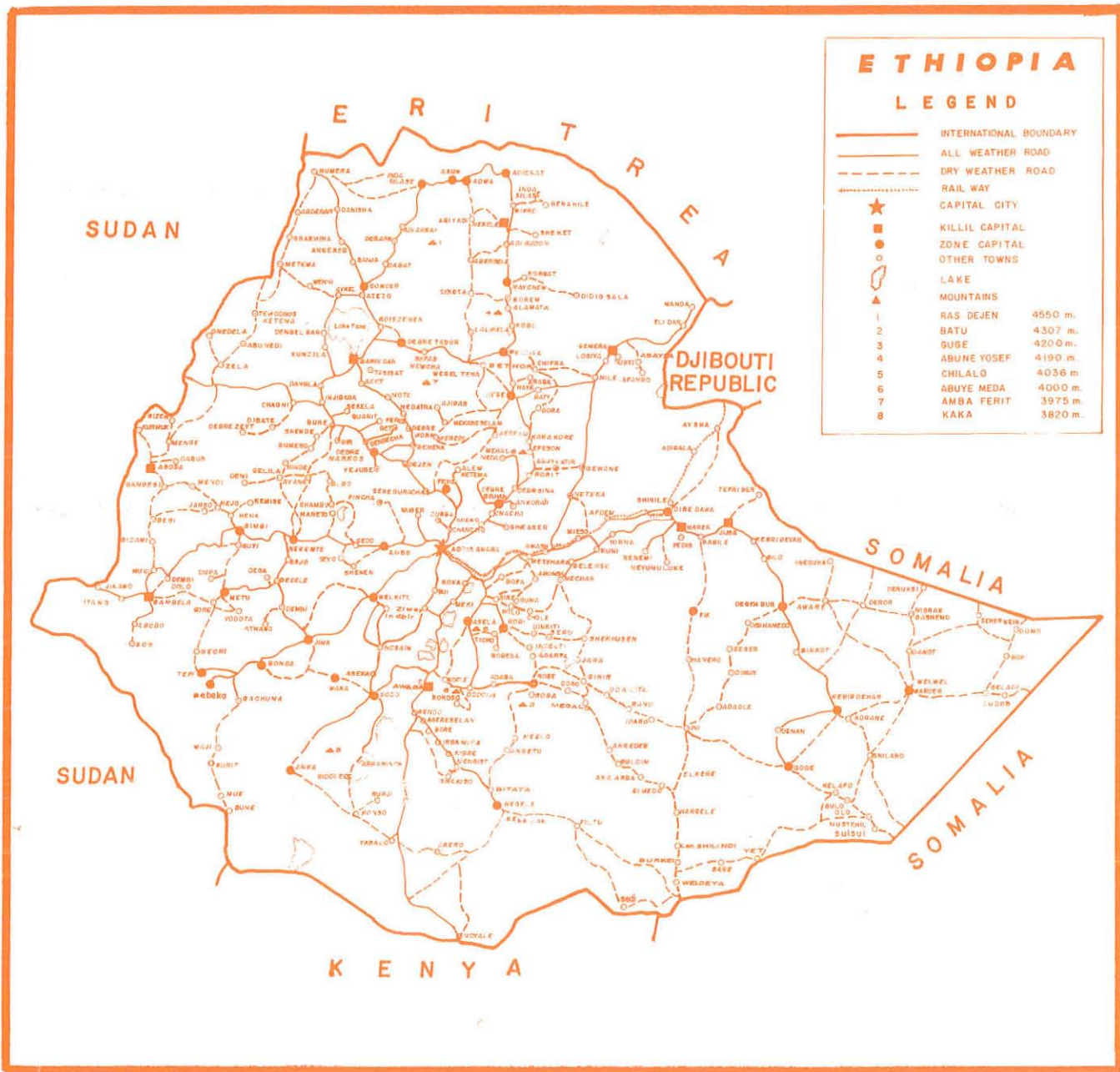
March, 2000

# ኢትዮጵያ

## መገለጫ

	አስፈጻሚ ወሰን	
	የዛሬ መኪና መገገሚያ	
	የባን መኪና መገገሚያ	
	የባን መኪና መገገሚያ	
	የባን መኪና መገገሚያ	
	የግል አስተዳደር ከተማ	
	የባን መኪና መገገሚያ	
	ሌላ ከተማ	
	ግድብ	
	ቲራር	
1	ራስ ደገፍ	4550 ሜ.
2	ገዳ	4307 ሜ.
3	ገዳ	4200 ሜ.
4	አንገራዊ	4190 ሜ.
5	ገዳ	4036 ሜ.
6	አቡይ ግዳ	4000 ሜ.
7	አቡይ ግዳ	3975 ሜ.
8	ከተማ	3820 ሜ.





መ ቅ ድ ም

ይህ ሃያ አራተኛው ዓመታዊ የስታቲስቲክስ መጽሔት እንዳለፉት ተመሳሳይ እትሞች ሁሉ በአማርኛና በእንግሊዝኛ ተዘጋጅቶ ቀርቧል። መጽሔቱ ስለ አገሪቱ የማኅበራዊና የኢኮኖሚያዊ ሁኔታዎችን የሚገለፁ ልዩ ልዩ ስታቲስቲካዊ መረጃዎች የያዘ ስለሆነ ለፖሊሲና ለልማት ፕሮግራሞች ዝግጅትና ግምገማ ብሎም ለምርምር ተግባሮች በመነሻነት እንደሚያገለግል ይታመናል።

በተከታታይ ዘመናት የሚታቀዱትን የአጭር፣ የመካከለኛና የረዥም ዘመን የማኅበራዊና የኢኮኖሚ ዕቅዶች ለማዘጋጀትና የነፃ ገበያ ኢኮኖሚ ሥርዓትን በአገራችን ለመተግበር ትክክለኛና አስተማማኝ ስታቲስቲካዊ መረጃዎችን መሰብሰብና ሥርዓት ባለው መንገድ ለተጠቃሚዎች ማቅረብ የወቅቱ ተቀዳሚ ተግባር ነው። የማዕከላዊ ስታቲስቲክስ ባለሥልጣን በማያሰልስ ሁኔታ ጥራቱን በማሻሻልና ወቅታዊነቱን በመጠበቅ ተፈላጊ የሆኑ ስታቲስቲካዊ መረጃዎችን ለማቅረብ ጠቅላላ ቆጠራዎችና በርካታ የማህበራዊና የኢኮኖሚያዊ ናሙና ጥናቶችን ያካሄደ ሲሆን በማካሄድም ላይ ይገኛል። በአንፃሩም የባለሥልጣኑ መ/ቤት የተጣለበትን ኃላፊነት ለመወጣት እንዲችል በተለይም ይህ መጽሔት ወቅቱን ጠብቆ እንዲታተም ከሚኒስቴር መ/ቤቶች፣ ከመንግሥት ድርጅቶች፣ ከሕዝባዊውያን ድርጅቶችና ከግለሰቦች ጭምር ከፍተኛ ትብብር ማግኘት አስፈላጊ ይሆናል። በመሆኑም እያደገ የመጣውን የስታቲስቲክስ መረጃ ፍላጎትና ጥያቄ ለማሟላት እንዲቻል የሚመለከታቸው ሁሉ ጥያቄው ሲቀርብላቸው ተፈላጊ የሆኑ መረጃዎችን በወቅቱ በማቅረብ በኩል ከምንግዜውም የበለጠ ትብብር እንዲያደርጉ የባለሥልጣኑ መ/ቤት በዚህ አጋጣሚ ለማሳሰብ ይወዳል።

የአገሪቱን ማህበራዊና የኢኮኖሚያዊ ሁኔታዎች በበለጠ በመረዳት በትክክለኛ መረጃ ላይ የተመሠረተ የልማት ዕቅዶችን ለመቀየስ እንዲቻል የባለሥልጣኑ መ/ቤት በተለይ ከ1972 ጀምሮ በርካታ የማኅበራዊ፣ የኢኮኖሚያዊና የሥነ-ሕዝብ ሁኔታዎችን የሚያንፀባርቁ መረጃዎች ለመሰብሰብ ጥናቶችን ሲያካሄድ የቆየ ሲሆን ከነዚህም መካከል የእርሻ፣ የዋጋ፣ የቤተሰብ ገቢ፣ ፍጆታና ወጪ፣ የኢኮኖሚያዊና የማህበራዊ ደህንነት፣ የመካከለኛና የትላልቅ ማምረቻ ኢንዱስትሪዎች እና ኤሌክትሪቲ፣ የአነስተኛ ማምረቻ ኢንዱስትሪዎች፣ የጎጆ/እደ ጥበባት ኢንዱስትሪዎች፣ መደበኛ ያልሆነ የሥራ ዘርፍ፣ የአከፋፋይና የአገልግሎት ሰጪ ንግድ፣ የሰው ኃይል፣ የሥነ-ሕዝብ፣ የቤተሰብና የወሊድ ሁኔታ፣ የጤናና የአመጋገብ፣ የሥነ-ሕዝብና የጤና፣..... ወዘተ ጥናቶች ይገኙበታል።

እንዲሁም በዓይነቱና በይዘቱ የመጀመሪያ የነበረውን በግንቦት ወር 1976 የተካሄደው የሕዝብና ቤት ቆጠራ ውጤት የሕዝብን መረጃ በተመለከተ ቀደም ሲል የነበረው የመረጃ እጥረትን ያቃለለ ሲሆን የቆጠራው ሪፖርቶችም በክፍለ ሀገራትና በአገር አቀፍ ደረጃ ተዘጋጅተው ለተጠቃሚዎች ተሠራጨተዋል። የብሔራዊ ሕዝብና ቤት ቆጠራም በየአሥር ዓመቱ መካሄድ ስላለበት የዚህም ቆጠራ ውጤት ቀደም ብለው የነበሩትን የሕዝብንና ቤትን የሚመለከቱ መረጃዎች ወቅታዊ እንደሚያደርግ ይጠበቃል። በመሆኑም አገር አቀፍ የሆነ የሕዝብና ቤት ቆጠራ ከጥቅምት 1 ቀን 1987 ጀምሮ ለሁለተኛ ጊዜ በማካሄድና በቆጠራው የተሰበሰቡትን መረጃዎች የማቀነባበር፣ የመተንተንና የሪፖርት ዝግጅት ተግባራት ተጠናቆ የቆጠራውንም ውጤት የሚያቀርቡ በርካታ ሪፖርቶች ለተጠቃሚዎች ተሰራጭተዋል።

በመጨረሻም ለመጽሔቱ ዝግጅት የሚያስፈልጉትን ስታቲስቲካዊ መረጃዎች ለባለሥልጣኑ መሥሪያ ቤት በማቅረብ ረገድ የተባበሩንን የመንግሥት መ/ቤቶች፣ ሕዝባዊ ድርጅቶችና ግለሰቦች እንዲሁም ለመጽሔቱ ዝግጅት አስተዋጽኦ ያበረከቱትን የመ/ቤቱን ባልደረቦች ሁሉ በዚህ አጋጣሚ ለማመስገን እወዳለሁ።

አብዱላሂ ሐሰን /ዶ/ር/  
የማዕከላዊ ስታቲስቲክስ ባለሥልጣን  
ዋና ሥራ አስኪያጅ

## FOREWORD

The twenty fourth issue of the Statistical Abstract, as in the past is prepared in Amharic and English languages. The Publication presents a wide range of data illustrating various socio-economic conditions of the country. The statistical information contained in the publication provides basic information for policy and programme formulation, evaluation and the conduct of research work.

Reliable and timely statistical data are required for the purpose of launching the short, medium and long-term socio-economic development plans and for realizing the free market economy system that is in operation. Hence, the collection of reliable and timely data and the analysis and presentation of the same are the main task of current statistical development. In this respect, the Central Statistical Authority has made significant progress in furnishing the required statistical data by undertaking population and housing censuses and several socio-economic and demographic surveys.

Regarding the timely publication of the Statistical Abstract, the Central Statistical Authority can discharge its responsibility only if it obtains the active and timely participation of the concerned ministries, government agencies, mass organizations as well as individuals who provide the basic inputs to this publication. Hence, the office urges all those concerned to enlist further cooperation for the timely publication of the Statistical Abstract.

In the 1980's the Authority carried-out several socio-economic and demographic surveys in the country and these surveys include Agricultural; Price; Household Income, Consumption and Expenditure; Welfare monitoring; Large and Medium Scale Manufacturing and Electricity Industries; Small Scale Manufacturing Industries; Cottage/Handicraft Manufacturing Industries; Informal Sector; Distributive Trade and Services; Manpower; Demographic; Family and Fertility; Health and Nutrition; Demographic and Health;.....etc.

Furthermore, the first National Population and Housing Census conducted in May 1984 and the subsequent publications on the results of the census published and disseminated are believed to have substantially reduced the gap that prevailed in the country with regard to the availability of adequate and reliable data on population and housing. Similarly, the Second National Population and Housing Census of Ethiopia have been conducted in October 1994. The data processing, analysis and preparation of the reports have been completed and the reports that present the results have been disseminated to the users.

In conclusion, compliments are due to the various government ministries, agencies, mass organizations and individuals for their cooperation in providing the required data for the preparation of this Statistical Abstract as well as to the staff of the Central Statistical Authority for their efforts in producing this edition.

Abdulahi Hasen (Ph. D.)  
General Manager  
Central Statistical Authority

## መ ግ ቢ ያ

ከ1956 ጀምሮ ባለማቋረጥ እየታተመ የሚወጣው ዓመታዊ የስታቲስቲክስ መጽሔት ዋና ዓላማ የአገሪቱን የማሕበራዊና ኢኮኖሚያዊ ሁኔታዎች በአጠቃላይ የሚገልጹ ስታቲስቲካዊ መረጃዎችን ለማቅረብ ነው። መጽሔቱ በዚህም ብቻ ሳይወሰን ለሌሎች ስታቲስቲክስ ነክ መጽሔቶች ሁሉ እንደ መግለጫና መመሪያ ሆኖ ሊያገለግል ይችላል።

ቀደም ሲል በተከታታይ ከቀረቡት ተመሳሳይ መጽሔቶች መረጃዎች ተሻሽለውና ሠንጠረዦችም ታክለው የቀረቡ ሲሆን አብዛኛዎቹ የሦስት ዓመታት ተከታታይ መረጃዎችን የያዙ ናቸው።

በመጽሔቱ ውስጥ የቀረቡት መረጃዎች ከኢያሌ ምንጮች የተገኙ ናቸው። አመራረጣቸውና አቀራረባቸው የማዕከላዊ ስታቲስቲክስ ባለሥልጣን ኃላፊነት ሲሆን መረጃው የተገኘበት ምንጭ ተገልጿል። በዚህ በሃያ አራተኛው የስታቲስቲክስ መጽሔት የተመለከቱት መረጃዎች አብዛኛዎቹ ከ1988-1990 ባሉት ዓመታት ያተኮሩ ናቸው። ቢሆንም አልፎ አልፎ ለ1991 መረጃዎች ቀርበዋል።

ማዕከላዊ ስታቲስቲክስ ባለሥልጣን ለመጽሔቱ ዝግጅት አስተዋጽኦ ላበረከቱት ሁሉ ምስጋናውን እያቀረበ የመጽሔቱን የወደፊት መሻሻል በሚመለከት ማንኛውንም ገንቢ ሀሳብ ለመቀበል ዝግጁ መሆኑን ይገልጻል።

የማዕከላዊ ስታቲስቲክስ ባለሥልጣን  
መጋቢት 1992

## PREFACE

The Statistical Abstract published since 1963, is intended to present a summary of statistical information that reflects the social and economic conditions of the country. The Statistical Abstract being one of the principal statistical publications of the country, is expected to serve as a convenient statistical reference as well as a guide to other statistical publications.

Where necessary, the data presented in the tables of the previous issues are revised by updating continuing series and adding new tables. For most parts of the sections trend data are shown for three years period.

The contents of the Abstract are taken from a large number of sources and the Central Statistical Authority is responsible for the selection and presentation of the materials. Most of the data presented in this Statistical Abstract refer to the years 1996-1998. However, some tables in this series contain data for the year 1999.

The Central Statistical Authority wishes to thank all those who have cooperated in the preparation of the publication. Furthermore, suggestions and comments which may contribute to the improvement of future publications is welcome.

CENTRAL STATISTICAL AUTHORITY  
March 2000

## ስለ ቀን አቆጣጠር ማስታወሻ

በአገራችን ልዩ ልዩ ክፍሎች ወይም ድርጅቶች የተለያዩ የቀን አቆጣጠር በመከተል ስታቲስቲክስ ያዘጋጃሉ። ቀጥሎ የሚገኘው ሠንጠረዥ በኢትዮጵያዊያንና በአውሮፓውያን (በግሪጎሪያን) የቀን አቆጣጠር ረገድ ያለውን ግንኙነት የሚመለከት ነው። እንደ ኢትዮጵያ የቀን አቆጣጠር እያንዳንዳቸው 30 ቀናት ያሉዋቸው 12 ወሮችና እንደ 13ተኛ ወር የምትቆጠርና ለሦስት ተከታታይ ዓመታት 5 ቀናት እና ለአራተኛው ዓመት 6 ቀናት ያላት ጳግሜ ይገኛሉ። በተጨማሪም በሠንጠረዥ የንግድ ዓመትና የበጀት ዓመትም ተሠጥተዋል።

በመጽሔቱ ውስጥ በየትኛውም ስፍራ ቁጥሮች በግሪጎሪያን የቀን አቆጣጠር ተዘጋጅተው ሲገኙ የኢትዮጵያ አቆጣጠር ጊዜው ተዛንፎ ሲታይ እንደዚሁም ቁጥሮች በኢትዮጵያ የቀን አቆጣጠር መሠረት ተዘጋጅተው እንደሆነ የግሪጎሪያኑ የቀን አቆጣጠር ተዛንፎ ይታያል። ለምሳሌ (እ.ኤ.አ) 1997 ዓ.ም በኢትዮጵያ አቆጣጠር ከታህሣሥ 23/1989 እስከ ታህሣሥ 22/1990 ዓ.ም ያለው ጊዜ በመሆኑ በሠንጠረዥ ላይ የተመለከተው 1989/90 ዓ.ም ተብሎ ነው። በዚህ ዓይነት በኢትዮጵያ 1989 ዓ.ም ኤ.አ.አ ከሴፕቴምበር(መስከረም) 11/1996 ዓ.ም እስከ ሴፕቴምበር (መስከረም) 10/1997 ዓ.ም ባለው ጊዜ ውስጥ ስለሆነ የተጻፈው 1996/ 97 ዓ.ም ተብሎ ነው።

በግሪጎሪያን አቆጣጠር /እ.ኤ.አ/	በኢትዮጵያ የዓመትና የቀን አቆጣጠር			
	ወራቶች	የወሩ ቀኖች	የንግድ ዓመት	የበጀት ዓመት
ጁላይ 8, 1996 .....				ሐምሌ 1, 1988
አገስት				
ሴፕቴምበር 11	መስከረም 1, 1989	30		
ኦክቶበር	ጥቅምት	30		
ኖቬምበር	ኅዳር	30		
ዲሴምበር	ታህሣሥ	30		
ጄኑአሪ 1, 1997	ታህሣሥ 23	30		
ጄኑአሪ 9	ጥር 1	30	ጥር 1, 1989	
ፌብሩአሪ	የካቲት	30		
ማርች	መጋቢት	30		
ኤፕሪል	ሚያዝያ	30		
ሜይ	ግንቦት	30		
ጁን	ሰኔ	30		
ጁላይ 8	ሐምሌ 1	30		
አገስት	ነሐሴ	30		
ሴፕቴምበር 10	ጳጉሜ 5	5 ወይም 6		ሰኔ 30, 1989
ሴፕቴምበር 11	መስከረም 1, 1990			
ኦክቶበር	ጥቅምት			
ኖቬምበር	ኅዳር			
ዲሴምበር 31	ታህሣሥ 22			
ጄኑአሪ 9, 1998.....				ጥር 1, 1990

## NOTES ON THE CALENDAR

In Ethiopia various authorities use different calendar years in compilation of statistical series. The following table sets out the relation between the Ethiopian and the Gregorian calendar. In the Ethiopian year there are 12 months of 30 days each and one short month, Pagume, which has 5 days for three consecutive years and 6 days on the fourth year. The trade year and the fiscal year are also shown in the table.

Throughout the Abstract when figures were obtained for the Gregorian year a split year is shown in the Ethiopian calendar, and inversely, split Gregorian years are shown where the data are for Ethiopian years. For example 1997 in the Gregorian calendar is the period between Tahasas 23,1989 to Tahasas 22, 1990 E.C and is shown to 1989/ 90. Likewise, 1989 E.C covers the Gregorian year between September 11,1996 and September 10,1997 and is shown as 1996/ 97.

Gregorian Calendar	Ethiopia Calendar Year			
	Months	Number of days	Trade Year	Fiscal Year
July 8, 1996.....				Hamle 1, 1988
August				
September 11	Mes. 1,1989	30		
October	Tikmit	30		
November	Hidar	30		
December	Tahsas	30		
January 1, 1997	Tahsas 22			
January 9	Tir 1	30	Tir 1, 1989	
February	Yekatit	30		
March	Megabit	30		
April	Miazia	30		
May	Guenbot	30		
June	Sene	30		
July 8	Hamle 1	30		
August	Nehassie	30		
September 10	Pagume 5	5 or 6		
September 11	Mes. 1,1990			
October	Tikimt			
<b>November</b>	<b>Hidar</b>			
December 31	Tahsas 22			
January 9, 1998.....				Tir 1, 1990

የኢትዮጵያ ካርታ	78
መቅደም	I
መግቢያ	V
ስለ ቀን መቁጠሪያ ማስታወሻ	VI
ማውጫ	VIII
የሠንጠረዥ ዝርዝር	IX
ክፍል ሀ. ምድርና አየር	1
ክፍል ለ. ስለ ህዝብ	15
ክፍል መ. ስለ ግብርና	83
ክፍል ሠ. ስለ ማዕድን	127
ክፍል ረ. ስለ ማምረቻና ኤሌክትሪክ ኢንዱስትሪዎች	134
ክፍል ሸ. ትራንስፖርትና መገናኛ	185
ክፍል ቀ. የውጭ አገር ንግድ	204
ክፍል ቤ. ዓመታዊ የሀገር ሀብት ውጤት	228
ክፍል ተ. የመንግሥት ገንዘብ/ጥብሊክ ፋይናንስ/	240
ክፍል ፑ. የባንክ ሥራዎችና የአከፋፈል ሚዛን	251
ክፍል ኀ. ስለ መድን /ኢንቨራንስ/	278
ክፍል ነ. ስለ ዕቃዎች ዋጋ	291
ክፍል ኘ. ስለ ጤና ጥበቃ	316
ክፍል አ. ስለ ትምህርት	333
ክፍል ከ. ሕግና ደንብ	368
ክፍል ኸ. ስለ ስፖርትና ሲኒማ	379

ማሳሰቢያ:-

1. ወደ ኢትዮጵያ የገቡ ከኢትዮጵያ የወጡ ሰዎችና በኢትዮጵያ የሚኖሩ የውጭ አገር ዜጎች ብዛት መረጃዎች በዚህ እትም ውስጥ ስላልተጠቃለሉ ክፍል " ሐ " ታልፎአል።
2. በተመሳሳይ ሁኔታ ሕንፃን በተመለከተ መረጃዎች በዚህ መጽሔት ውስጥ ስላልተካተቱ ክፍል " ሰ " ታልፎአል።

የሠንጠረዦች ዝርዝር

**ክፍል ሀ.**

ሀ.1	የኢትዮጵያ ዋና ዋና ወንዞች ርዝመት .....	6
ሀ.2	የኢትዮጵያ ዋና ዋና ሐይቆች መጠን ግምት.....	6
ሀ.3	የኢትዮጵያ ዋና ዋና ተራራዎች ከፍታ.....	7
ሀ.4	ብሔራዊ ፖርኮች፣ ክልሎችና መጠለያዎች.....	8
ሀ.5	የዋና ዋና የአየር ምረመራ ጣቢያዎች ላቲቲውድ፣ሎንግቲውድ፣ ከፍታና የዝናም መጠን.....	9
ሀ.6	የአየር ምረመራ ጣቢያዎች አማካይ ከፍተኛና ዝቅተኛ የአየር ጠባይ ሁኔታ፣ የዝናም ጠቅላላ መጠን በወር.....	10
ሀ.6.1	አዲስ አበባ.....	10
ሀ.6.2	ባሕር ዳር .....	10
ሀ.6.3	ኮምቦልቻ .....	11
ሀ.6.4	ደብረማርቆስ .....	11
ሀ.6.5	ደብረዘይት .....	12
ሀ.6.6	ድሬደዋ .....	12
ሀ.6.7	ሮቤ .....	13
ሀ.6.8	ጎራ.....	13
ሀ.6.9	ጅማ.....	14

**ክፍል ለ.**

ለ.1	ጠቅላላ የኢትዮጵያ ሕዝብ ብሄት በጾታ፣ በክልል፣ በገጠርና በከተማ፣ 1992 .....	22
ለ.2	ጠቅላላ የኢትዮጵያ ሕዝብ ብሄት በዕድሜ መደብ፣ በጾታ፣ በገጠርና በከተማ፣ 1992.....	23

ለ.3 የክልል፣ የዞንና የወረዳ የቆዳ ስፋትና በኪሎ ሜትር ካሪ የሰፈረ ሕዝብ ብዛት በጾታ፣ 1992.....24

ለ.4 የከተሞች የሕዝብ ብዛት በክልል፣ በዞንና በወረዳ በጾታ፣ 1992 .....44

ለ.5.1 ጠቅላላ የኢትዮጵያ ሕዝብ ብዛት በጾታ፣ በክልል በገጠርና በከተማ፣ 1987 .....70

ለ.5.2 ጠቅላላ የኢትዮጵያ ሕዝብ ብዛት በጾታ፣ በክልል በገጠርና በከተማ፣ 1987.....71

ለ.5.3 ጠቅላላ የኢትዮጵያ ሕዝብ ብዛት በጾታ፣ በክልል በገጠርና በከተማ፣ 1988 .....72

ለ.5.4 ጠቅላላ የኢትዮጵያ ሕዝብ ብዛት በጾታ፣ በክልል በገጠርና በከተማ፣ 1989 .....73

ለ.5.5 ጠቅላላ የኢትዮጵያ ሕዝብ ብዛት በጾታ፣ በክልል በገጠርና በከተማ፣ 1990 .....74

ለ.5.6 ጠቅላላ የኢትዮጵያ ሕዝብ ብዛት በጾታ፣ በክልል በገጠርና በከተማ፣ 1991.....75

ለ.6.1 ጠቅላላ የኢትዮጵያ ሕዝብ ብዛት በዕድሜ መደብ፣ በጾታ፣ በገጠርና በከተማ፣ 1987.....76

ለ.6.2 ጠቅላላ የኢትዮጵያ ሕዝብ ብዛት በዕድሜ መደብ፣ በጾታ፣ በገጠርና በከተማ፣ 1987.....77

ለ.6.3 ጠቅላላ የኢትዮጵያ ሕዝብ ብዛት በዕድሜ መደብ፣ በጾታ፣ በገጠርና በከተማ፣ 1988.....78

ለ.6.4 ጠቅላላ የኢትዮጵያ ሕዝብ ብዛት በዕድሜ መደብ፣ በጾታ፣ በገጠርና በከተማ፣ 1989.....79

ለ.6.5 ጠቅላላ የኢትዮጵያ ሕዝብ ብዛት በዕድሜ መደብ፣ በጾታ፣ በገጠርና በከተማ፣ 1990.....80

ለ.6.6 ጠቅላላ የኢትዮጵያ ሕዝብ ብዛት በዕድሜ መደብ፣ በጾታ፣ በገጠርና በከተማ፣ 1991.....81

ክፍል መ.

መ.1 የታሪካዊ መሬት ስፋትና የዋና ዋና ሰብሎች መርት ግምት፣ 1989-1991.....95

መ.2 በቡናና ሻይ ባለሥልጣን የተመረመረ ቡና መጠን ..... 96

መ.2.1 በቡናና ሻይ ባለሥልጣን የተመረመረ ቡና መጠን በክልልና በዞን .....96

መ.3 ለከብት ሕክምና የተቀመመ መድኃኒት (ክትባት) መጠን .....97

መ.3.1 የተከተቡ የዳልጋ ከብቶች ብዛትና በክትባት ሥራ ላይ የሚገኙ ሠራተኞች .....97

መ.4 የቀንድ ከብት፣ በግና ፍየሎች ብዛት ግምት በክልል፣ 1989-1991  
(የግል ገበሬዎች ይዞታ ብቻ).....98

መ.5 የፈረሶች፣ በቅሎዎችና አህያዎች ብዛት ግምት በክልል፣ 1989-1991  
(የግል ገበሬዎች ይዞታ ብቻ) .....98

መ.6	የግመሎች፣ ደሮዎችና ንብ የያዙ ቀፎዎች ብዛት ግምት በክልል፣ 1989-1991 (የግል ገበሬዎች ይዞታ ብቻ) .....	99
መ.7	በዋናው መኸር የሰብል ምርት ዘመን በግብርና ሥራ የተሰማሩ ጠቅላላ ቤተሰቦች ብዛት፣ በሰብል የተያዘ መሬት ጠቅላላ ስፋት፣ የአንድ ቤተሰብ በሰብል የተያዘ መሬት ስፋትና ስርጭት በይዞታ ስፋት መጠን፣ 1989 .....	100
መ.8	በዋናው መኸር የሰብል ምርት ዘመን በግብርና ሥራ የተሰማሩ ጠቅላላ ቤተሰቦች ብዛት፣ በሰብል የተያዘ መሬት ጠቅላላ ስፋት፣ የአንድ ቤተሰብ በሰብል የተያዘ መሬት ስፋትና ስርጭት በይዞታ ስፋት መጠን፣ 1990.....	100
መ.9	በዋናው የመኸር ወቅት በግብርና ሥራ የተሰማሩ ቤተሰቦች፣ ባለይዞታዎች፣ የቤተሰብ አባላት ብዛትና ሥርጭት አማካይ የአንድ ቤተሰብ የአባላት ብዛት በይዞታ፣ መጠን 1991 .....	101
መ.10	በዋናው የመኸር ወቅት በግብርና ሥራ የተሰማሩ ቤተሰቦች፣ ባለይዞታዎች፣ የቤተሰብ አባላት ብዛትና ሥርጭት አማካይ የአንድ ቤተሰብ የአባላት ብዛት በይዞታ፣ መጠን 1989 .....	101
መ.11	በዋናው መኸር ወቅት በግብርና የተሰማሩ ቤተሰቦች ጠቅላላ ብዛት በይዞታ መጠንና በቤተሰብ አባላት ብዛት፣ 1990 .....	102
መ.12	በዋናው መኸር ወቅት በግብርና የተሰማሩ ቤተሰቦች ጠቅላላ ብዛት በይዞታ መጠንና በቤተሰብ አባላት ብዛት፣ 1991.....	102
መ.13	በዋናው መኸር ወቅት በግብርና የተሰማሩ ቤተሰቦች ጠቅላላ ብዛት በይዞታ መጠንና በቤተሰብ አባላት ብዛት፣ 1989.....	103
መ.14	በዋናው መኸር ወቅት በግብርና የተሰማሩ ቤተሰቦች ጠቅላላ ብዛት በይዞታ መጠንና በቤተሰብ አባላት ብዛት፣ 1990.....	104
መ.15	በዋናው መኸር ወቅት በግብርና የተሰማሩ ቤተሰቦች ጠቅላላ ብዛት በይዞታ መጠንና በቤተሰብ አባላት ብዛት፣ 1991.....	105
መ.16	በዋናው መኸር ወቅት በግብርና ሥራ የተሰማሩ ባለይዞታዎች ብዛት በድራግና በተሰማሩበት የግብርና ሥራ ዓይነት፣ 1989 .....	106

መ.17 በዋናው መኸር ወቅት በግብርና ሥራ የተሰማሩ ባለይዞታዎች ብዛት  
 በዕድሜና በተሰማሩበት የግብርና ሥራ ዓይነት፣ 1990 ..... 107

መ.18 በዋናው መኸር ወቅት በግብርና ሥራ የተሰማሩ ባለይዞታዎች ብዛት  
 በዕድሜና በተሰማሩበት የግብርና ሥራ ዓይነት፣ 1991 ..... 108

መ.19 በዋናው መኸር ወቅት በግብርና ሥራ የተሰማሩ ባለይዞታዎች ብዛት  
 በበጾታና በተሰማሩበት የግብርና ሥራ ዓይነት፣ 1989 ..... 109

መ.20 በዋናው መኸር ወቅት በግብርና ሥራ የተሰማሩ ባለይዞታዎች ብዛት  
 በበጾታና በተሰማሩበት የግብርና ሥራ ዓይነት፣ 1990 ..... 109

መ.21 በዋናው መኸር ወቅት በግብርና ሥራ የተሰማሩ ባለይዞታዎች ብዛት  
 በበጾታና በተሰማሩበት የግብርና ሥራ ዓይነት፣ 1991 ..... 110

መ.22 በዋናው የመኸር ወቅት በሰብል የተያዘ የመሬት ስፋትና ስርጭት በመቶኛ፣  
 በሰብል ዓይነትና በይዞታ መጠኛ፣ 1989 ..... 110

መ.23 በዋናው የመኸር ወቅት በሰብል የተያዘ የመሬት ስፋትና ስርጭት በመቶኛ፣  
 በሰብል ዓይነትና በይዞታ መጠኛ፣ 1990..... 111

መ.24 በዋናው የመኸር ወቅት በሰብል የተያዘ የመሬት ስፋትና ስርጭት በመቶኛ፣  
 በሰብል ዓይነትና በይዞታ መጠኛ፣ 1991..... 111

መ.25 በዋናው የመኸር ወቅት በግብርና ሥራ የተሰማሩ ጠቅላላ ቤተሰቦች ብዛት፣  
 በሰብል የተያዘ መሬት ስፋትና ግምትና አማካይ በአንድ ቤተሰብ በሰብል  
 የተያዘ መሬት ስፋት በይዞታ መጠኛ፣ 1989 ..... 112

መ.26 በዋናው የመኸር ወቅት በግብርና ሥራ የተሰማሩ ጠቅላላ ቤተሰቦች ብዛት፣  
 በሰብል የተያዘ መሬት ስፋት ግምትና አማካይ በአንድ ቤተሰብ በሰብል  
 የተያዘ መሬት ስፋት በይዞታ መጠኛ፣ 1990..... 113

መ.27 በዋናው የመኸር ወቅት በግብርና ሥራ የተሰማሩ ጠቅላላ ቤተሰቦች ብዛት፣  
 በሰብል የተያዘ መሬት ስፋት ግምትና አማካይ በአንድ ቤተሰብ በሰብል  
 የተያዘ መሬት ስፋት በይዞታ መጠኛ፣ 1991..... 114

መ.28 በዋናው የመኸር ወቅት በጊዜያዊ ሰብሎች የተያዘ የመሬት ስፋት ግምት  
 በይዞታ መጠኛ፣ 1990 ..... 115

መ.29 በዋናው የመኸር ወቅት በጊዜያዊ ሰብሎች የተያዘ የመሬት ስፋት ግምት በይዞታ መጠኛ፣ 1991 ..... 116

መ.30 በዋናው የመኸር ወቅት በምርጥ ዘር፣ በመስኖ ዘዴ፣ በፀረ ተባይ መድሃኒትና ማዳበሪያ በመጠቀም የታረሰ ጠቅላላ መሬት ስፋት በሂክታር (ለግል ባለይዞታዎች ብቻ)፣ 1989 ..... 117

መ.31 በዋናው የመኸር ወቅት በምርጥ ዘር፣ በመስኖ ዘዴ፣ በፀረ ተባይ መድሃኒትና ማዳበሪያ በመጠቀም የታረሰ ጠቅላላ መሬት ስፋት በሂክታር (ለግል ባለይዞታዎች ብቻ)፣ 1990..... 118

መ.32 በዋናው የመኸር ወቅት በምርጥ ዘር፣ በመስኖ ዘዴ፣ በፀረ ተባይ መድሃኒትና ማዳበሪያ በመጠቀም የታረሰ ጠቅላላ መሬት ስፋት በሂክታር (ለግል ባለይዞታዎች ብቻ)፣ 1991 ..... 119

መ.33 በዋናው የመኸር ወቅት ማዳበሪያ የተደረገበት መሬት ስፋት፣ የማዳበሪያ ዓይነት ለግል ባለይዞታዎች፣ 1989 ..... 120

መ.34 በዋናው የመኸር ወቅት ማዳበሪያ የተደረገበት መሬት ስፋት፣ የማዳበሪያ ዓይነት ለግል ባለይዞታዎች፣ 1990..... 121

መ.35 በዋናው የመኸር ወቅት ማዳበሪያ የተደረገበት መሬት ስፋት፣ የማዳበሪያ ዓይነት ለግል ባለይዞታዎች፣ 1991 ..... 122

መ.36 በዋናው የመኸር ወቅት በጥቅም ላይ የዋለ የማዳበሪያ መጠንና ዓይነት ለግል ባለይዞታዎች፣ 1989 ..... 123

መ.37 በዋናው የመኸር ወቅት በጥቅም ላይ የዋለ የማዳበሪያ መጠንና ዓይነት ለግል ባለይዞታዎች፣ 1990..... 124

መ.38 በዋናው የመኸር ወቅት በጥቅም ላይ የዋለ የማዳበሪያ መጠንና ዓይነት ለግል ባለይዞታዎች፣ 1991..... 125

የሠንጠረዦች ዝርዝር

ክፍል ሠ

ገጽ

ሠ.1	የማዕድናት ምርት መጠን፡ 1982-1991.....	131
ሠ.2	የማዕድናት ምርት መጠን ዋጋ፡ 1982-1991.....	131
ሠ.3	ለማዕድናት ፍለጋና ማስፋፊያ የተደረገ መዋዕለ ንዋይ ፡ 1987-1991.....	132
ሠ.4	የመዋዕለ ንዋይ ምንጭ 1987-1991.....	132

ክፍል ረ.

ረ.1.ሀ	በ1988 የፋብሪካዎችና የተቀጠሩ ሠራተኞች ብዛት በይዘታ.....	144
ረ.1.ለ	በ1989 የፋብሪካዎችና የተቀጠሩ ሠራተኞች ብዛት በይዘታ.....	146
ረ.1.ሐ	በ1990 የፋብሪካዎችና የተቀጠሩ ሠራተኞች ብዛት በይዘታ.....	148
ረ.2.ሀ	የኢንዱስትሪዎች አቋም ሁኔታ ማጠቃለያ በይዘታ፡1988-1989.....	150
ረ.2.ለ	የኢንዱስትሪዎች አቋም ሁኔታ ማጠቃለያ በይዘታ፡1989-1990.....	152
ረ.3.ሀ	የ1988 የፋብሪካዎችና የሠራተኞች ጠቅላላ ብዛት በሠራተኞች ብዛት መደብ.....	154
ረ.3.ለ	የ1989 የፋብሪካዎችና የሠራተኞች ጠቅላላ ብዛት በሠራተኞች ብዛት መደብ.....	156
ረ.3.ሐ	የ1990 የፋብሪካዎችና የሠራተኞች ጠቅላላ ብዛት በሠራተኞች ብዛት መደብ.....	158
ረ.4	በፋብሪካ የተሠሩ የዋና ዋና ዕቃዎች ምርት፡ 1988-1990.....	160
ረ.5	የስኳር ኢንዱስትሪ ምርትና በጥቅም ላይ የዋለ ፡1975-1990.....	162
ረ.6.ሀ	የ1988 ጠቅላላ የምርት ውጤት ዋጋ በሠራተኞች ብዛት መደብ.....	163
ረ.6.ለ	የ1989 ጠቅላላ የምርት ውጤት ዋጋ በሠራተኞች ብዛት መደብ.....	165
ረ.6.ሐ	የ1990 ጠቅላላ የምርት ውጤት ዋጋ በሠራተኞች ብዛት መደብ.....	167
ረ.7.ሀ	ደመወዝና ምንዳ፡ጠቅላላ የምርት ውጤት ዋጋና ተጨማሪ ዋጋ በይዘታ ፡1988.....	169
ረ.7.ለ	ደመወዝና ምንዳ፡ጠቅላላ የምርት ውጤት ዋጋና ተጨማሪ ዋጋ በይዘታ ፡1989.....	171

የሠንጠረዦች ዝርዝር

ረ.7.ሐ ደመወዝና ምንዳ፣ጠቅላላ የምርት ውጤት ዋጋና ተጨማሪ ዋጋ በይዘታ፣1990..... 173

ረ.8 የኤሌክትሪክ ጣቢያዎች የማመንጫ ችሎታና ያመነጨት የኤሌክትሪክ መጠን፣ 1981-1990..... 175

ረ.9.ሀ የኤሌክትሪክ ኢንዱስትሪ የሥራ ክንውን መግለጫ፣ 1987-1988..... 175

ረ.9.ለ የኤሌክትሪክ ኢንዱስትሪ የሥራ ክንውን መግለጫ፣ 1989-1990..... 176

ረ.10.ሀ የኤሌክትሪክ ኢንዱስትሪ ቋሚ ንብረት ፣1987..... 177

ረ.10.ለ የኤሌክትሪክ ኢንዱስትሪ ቋሚ ንብረት ፣1988..... 177

ረ.10.ሐ የኤሌክትሪክ ኢንዱስትሪ ቋሚ ንብረት ፣1989..... 178

ረ.10.መ የኤሌክትሪክ ኢንዱስትሪ ቋሚ ንብረት ፣1990..... 178

ረ.11 ለመዋዕለ ንዋይ የተደረገ ወጪ ፣1987-1990..... 179

ረ.12.ሀ የኤሌክትሪክ ጣቢያዎች የማመንጫ ችሎታና በየጣቢያው የመነጨው ኤሌክትሪክ መጠን ፣1987..... 180

ረ.12.ለ የኤሌክትሪክ ጣቢያዎች የማመንጫ ችሎታና በየጣቢያው የመነጨው ኤሌክትሪክ መጠን፣ 1988..... 181

ረ.12.ሐ የኤሌክትሪክ ጣቢያዎች የማመንጫ ችሎታና በየጣቢያው የመነጨው ኤሌክትሪክ መጠን ፣1989..... 182

ረ.12.መ የኤሌክትሪክ ጣቢያዎች የማመንጫ ችሎታና በየጣቢያው የመነጨው ኤሌክትሪክ መጠን ፣1990..... 183

ከፍል ስ.

ስ. 1 የኢትዮጵያ አየር መንገድ መ/ቤት የሥራ ክንውን፣ 1987-1991..... 191

ስ. 2 በአዲስ አበባ ዓለም አቀፍ አይሮፕላን ማራፊያ የተደረገው የአየር ትራፊክ፣ 1988-1991..... 192

የሠንጠረዦች ዝርዝር

ሸ.3.ሀ በአዲስ አበባ ዓለም አቀፍ አይሮፕላን ማሪፊያ የተደረገው የአየር ትራፊክ፡  
1989-1991 /የአውሮፕላን እንቅስቃሴና የመንገደኞች ብዛት/..... 193

ሸ.3.ለ በአዲስ አበባ ዓለም አቀፍ አይሮፕላን ማሪፊያ የተደረገው የአየር ትራፊክ፡  
1989-1991 /በአውሮፕላን የተጓጓዙ ዕቃና ፖስታ/..... 194

ሸ.4 የክረምትና የበጋ መንገዶች በጥገና ጣቢያ ፡ 1989-1991..... 195

ሸ.5 የኢትዮጵያ መንገድ ባለሥልጣን የገንዘብ አጠቃቀም ፡ 1987-1991..... 196

ሸ.6 የተሰጠ መንጃ ፈቃድ፡ 1986-1990..... 196

ሸ.7.ሀ በኢትዮጵያ ተሽከርካሪ መኪናዎች ያደረሱት አደጋ ፡ 1987-1990..... 197

ሸ.7.ለ በአዲስ አበባ ከተማ ተሽከርካሪ መኪናዎች ያደረሱት አደጋ፡ 1987-1991..... 197

ሸ.8 የኢትዮጵያና የጅቡቲ የምድር ባቡር ሥራ ክንውን፡ 1987-1991..... 198

ሸ.9 በኢትዮጵያና በጅቡቲ የምድር ባቡር የተጓጓዙት የንግድ ዕቃዎች ብዛትና  
ዓይነት፡ 1987-1991..... 199

ሸ.10 በኢትዮጵያና በጅቡቲ የምድር ባቡር የአንዳንድ የገቢ ንግድ ዕቃዎች  
የትራንስፖርት ታሪፍ ፡ 1987-1991..... 200

ሸ.11 በኢትዮጵያና በጅቡቲ የምድር ባቡር የአንዳንድ የወጪ ንግድ ዕቃዎች  
የትራንስፖርት ታሪፍ ፡ 1987-1991..... 201

ሸ.12 የቴሌኮሙኒኬሽን ባለሥልጣን የሥራ ክንውን ፡ 1988-1991 ..... 202

ሸ.13 የፖስታ አገልግሎት ስታቲስቲክስ፡ 1987-1991..... 202

ክፍል ቀ.

ቀ. 1 የገቢ፣ የወጪና ገብተው እንደገና የወጡ የንግድ ዕቃዎች ሚዛን ..... 209

ቀ. 2 የገቢ ንግድ ዕቃዎች ብዛትና ዋጋ በተመሳሳይ ዕቃዎች አመዳደብ ..... 210

ቀ. 3 የውጭ ንግድ ዕቃዎች ብዛትና ዋጋ በተመሳሳይ ዕቃዎች አመዳደብ ..... 218

ቀ. 4 የገቢ ንግድ ዕቃዎች በአገልግሎታቸው ዓይነት ..... 226

የሠንጠረዦች ዝርዝር

ክፍል በ

በ. 1 የአገር ሀብት ውጤት ማጠቃለያ ..... 235

በ. 2 ጠቅላላ የአገር ውስጥ ምርት በመነጨበት የኢኮኖሚ ዘርፍና በጊዜው በተሰራበት ዋጋ..... 236

በ. 3 ጠቅላላ ብሔራዊ ምርት ላይ የተደረገ ወጪ በጊዜው የገበያ ዋጋ ..... 237

በ. 4 ጠቅላላ የአገር ውስጥ ምርት በመነጨበት የኢኮኖሚ ዘርፍና በ1973 በተሰራበት መደበኛ ዋጋ ..... 238

ክፍል ተ

ተ. 1 የመንግሥት ገቢና ወጪ ..... 246

ተ. 2 የመንግሥት ገቢ፣ በገቢው ዓይነት ..... 247

ተ. 3 የመንግሥት ወጪ፣ በወጪ ዓይነት ገቢ በገቢ ዓይነት..... 248

ተ. 4 የመንግሥት መደበኛ ወጪ ..... 249

ክፍል ቸ.

ቸ. 1 አጠቃላይ የብሔራዊ ባንክ የሒሳብ መግለጫ..... 259

ቸ. 2 አጠቃላይ የንግድ ባንኮች የሒሳብ ሁኔታ መግለጫ..... 260

ቸ. 3 የሌሎች ገንዘብ ነክ ድርጅቶች የሒሳብ ሁኔታ መግለጫ..... 261

ቸ. 4 የገንዘብ መጠንና ዝርዝር..... 262

ቸ. 5 አንዳንድ የቀጠባና ጊዜያዊ ተቀማጭ ሒሳቦች..... 263

ቸ. 6 በሥራ ላይ ያሉ የወረቀትና የቅንስናሽ ገንዘቦች ዝርዝር ..... 264

ቸ. 7 በሥራ ላይ ያለ ገንዘብ መጠን..... 265

ቸ. 8 በብሔራዊ ባንክና በንግድ ባንኮች የተደረገ የአገር ውስጥ ክሬዲት..... 268

የሠንጠረዦች ዝርዝር

ቸ. 9	የተጣራ የወርቅና የውጪ አገር ምንዛሪ ተቀማጭ .....	269
ቸ.10	የንግድ ባንኮች ያደረጉት ብድሮች የቅድሚያ ክፍያዎች በቅናሽ የገዙአቸው ሰነዶችና የልማት ወጪዎች .....	270
ቸ.11	የመንግሥት የአገር ውስጥ ዕዳ በአበዳሪዎች .....	271
ቸ.12	ከልማት ባንክ የተፈቀዱና የተሰጡ ብድሮች ብዛትና መጠን .....	272
ቸ.13	የተፈቀዱ ብድሮች በሥራ ዓይነታቸው .....	272
ቸ.14	በተበዳሪዎች ላይ ያሉ ብድሮች በየሥራ ዓይነታቸው .....	273
ቸ.15	በተበዳሪዎች ላይ ያሉ ብድሮች በየሥራ ክፍላቸው .....	274
ቸ.16	ኢትዮጵያ ከሌሎች አገሮች ጋር ያላት የገንዘብ ክፍያ ሚዛን ማጠቃለያ .....	275
ቸ.17	ኢትዮጵያ ከሌሎች አገሮች ጋር ያላት የገንዘብ ክፍያ ሚዛን .....	276

ክፍል ገ.

ገ. 1	የሕይወት መድን አርቦንና ለመድን የተከፈለ ማጠቃለያ .....	283
ገ. 2	የሕይወት ያልሆነና መድን አርቦንና ለመድን የተከፈለ ማጠቃለያ.....	283
ገ. 3	የሕይወት ያልሆነ መድን ዓመታዊ ገቢና ወጪ በሥራ መደብ .....	284
ገ. 4. ሀ	የሕይወት መድን የሂሳብ ሚዛን (ሀብቶች) .....	286
ገ. 4. ለ	ግዴታዎች .....	286
ገ. 5. ሀ	የሕይወት ያልሆነ መድን የሂሳብ ሚዛን ሀብቶች.....	287
ገ. 5. ለ	ግዴታዎች .....	287
ገ. 6	የሕይወት ዋስትና ሁኔታ መግለጫ.....	288

ክፍል ገ.

ገ. 1	የአገር አቀፍ የችርቻሮ ዋጋ /ኢንዴክስ/ በ1990 በጀት ዓመት .....	299
ገ. 2.	የገጠር የችርቻሮ ዋጋ ኢንዴክስ 1990 በጀት ዓመት.....	303
ገ. 3.	የከተማ የችርቻሮ ዋጋ ኢንዴክስ 1990 በጀት ዓመት .....	307
ገ. 4.	በአዲስ አበባ የችርቻሮ ዋጋ ኢንዴክስ 1990 በጀት ዓመት .....	311

የሠንጠረዦች ዝርዝር

ነ. 5. የኒውዮርክ የቡና ገበያ ዋጋ ..... 315

ነ. 6. በአዲስ አበባ ያልታጠበ ቡና የጅምላ ዋጋ ..... 315

ክፍል ኘ.

ኘ. 1(ሀ) በየክልሉ የሚገኙ የህክምናና የጤና ጥበቃ አገልግሎት ድርጅቶች  
/የፖሊስና የጦር ኃይሎችን አይጨምርም/1990 ..... 320

ኘ. 1(ለ) በየክልሉ የሚገኙ የህክምናና የጤና ጥበቃ አገልግሎት ድርጅቶች  
/የፖሊስና የጦር ኃይሎችን አይጨምርም/1991 ..... 321

ኘ. 2(ሀ) በየክልሉ የሚገኙ ሐኪሞችና የህክምና ሠራተኞች ብዛት/ከጤና ጥበቃ  
ውጪ ያሉትን አይጨምርም/1990 ..... 322

ኘ. 2(ለ) በየክልሉ የሚገኙ ሐኪሞችና የህክምና ሠራተኞች ብዛት/ከጤና ጥበቃ  
ውጪ ያሉትን አይጨምርም/1991 ..... 323

ኘ. 3 ለሕክምና አገልግሎት በኢትዮጵያ የሠለጠኑ ባለሙያዎች ብዛትና  
የተመረቁበት ዓመት ..... 324

ክፍል አ.

አ. 1 በመንግሥትና የመንግሥት ባልሆኑ ትምህርት ቤቶች፣ የመምህራን፣  
የተማሪዎችና የመማሪያ ክፍሎች ብዛት ..... 340

አ. 2 በመንግሥትና የመንግሥት ባልሆኑ ትምህርት ቤቶች የተመዘገቡት  
ተማሪዎች ብዛት በክፍል ደረጃ ..... 341

አ. 3 የተመዘገቡት ተማሪዎች ብዛት በክፍል ደረጃና በጾታ ..... 341

አ. 4 ለትምህርት ቤት፣ መምህርና መማሪያ ክፍል የሚደርሰው ተማሪዎች  
መካከለኛ ብዛት ..... 342

አ. 5 የመንግሥትና የመንግሥት ያልሆኑ የመዋዕለ ሕጻናት ትምህርት ቤቶች፣  
የመምህራንና የተማሪዎች ብዛት ..... 343

አ. 6 የመዋዕለ ሕጻናት መምህራንና የተመዘገቡ ተማሪዎች ብዛት በጾታ ..... 343

የሠንጠረዦች ዝርዝር

አ. 7	በመንግሥትና የመንግሥት ባልሆኑ ት/ቤቶች የተማሪዎች ብዛት በጾታ .....	344
አ. 8	በመንግሥትና የመንግሥት ባልሆኑ ት/ቤቶች የወንድና የሴት ተማሪዎች ብዛት ሥርዓት በፐርሰንት.....	344
አ. 9	በትምህርት ቤቶች የተመዘገቡት ተማሪዎች ብዛት በክፍል ደረጃ.....	345
አ.10(ሀ)	በአንደኛና በቀለም ሁለተኛ ደረጃ ት/ቤቶች የተመዘገቡት ተማሪዎች ብዛት በክልል ፣ 1990.....	346
አ.10(ለ)	በአንደኛና በቀለም ሁለተኛ ደረጃ ት/ቤቶች የተመዘገቡት ተማሪዎች ብዛት በክልል ፣ 1991.....	346
አ.11(ሀ)	በከፍተኛ ትምህርት ተቋሞች የተመዘገቡ ተማሪዎች ብዛት፣ 1990.....	347
አ.11(ለ)	በከፍተኛ ትምህርት ተቋሞች በማታ ትምህርት የተመዘገቡ ተማሪዎች /ሁሉም የቅድመ ምረቃ / ብዛት፣ 1990.....	348
አ.12(ሀ)	በከፍተኛ ትምህርት ተቋሞች የተመዘገቡ ተማሪዎች ብዛት ፣ 1991.....	349
አ.12(ለ)	በከፍተኛ ትምህርት ተቋሞች በማታ ትምህርት የተመዘገቡ ተማሪዎች /ሁሉም የቅድመ ምረቃ / ብዛት፣ 1991.....	350
አ.13(ሀ)	በከፍተኛ ትምህርት ተቋሞች በልዩ ልዩ የትምህርት መስኮች የተመረቁ ፣ 1990.....	351
አ.13(ለ)	በከፍተኛ ትምህርት ተቋሞች በልዩ ልዩ ትምህርት መስኮች በማታ ትምህርት የተመረቁ /ሁሉም በዲፕሎማና መጀመሪያ ዲግሪ/ ብዛት፣ 1990.....	356
አ.14(ሀ)	በከፍተኛ ትምህርት ተቋሞች በልዩ ልዩ የትምህርት መስኮች የተመረቁ ፣ 1991.....	358
አ.14(ለ)	በከፍተኛ ትምህርት ተቋሞች በልዩ ልዩ ትምህርት መስኮች በማታ ትምህርት የተመረቁ/ሁሉም በዲፕሎማና መጀመሪያ ዲግሪ/ብዛት፣1991.....	363
አ.15	ለከፍተኛ ትምህርት ወደ ውጭ አገር በመንግሥት የተላኩ ኢትዮጵያውያን ተማሪዎች ብዛት በትምህርት መስክ.....	365
አ.16(ሀ)	ለከፍተኛ ትምህርት ወደ ውጭ አገር በመንግሥት የተላኩ ኢትዮጵያውያን ተማሪዎች ብዛት በትምህርት መስኮችና ባሉበት አገር ፣ 1990.....	366

አ. 16(ለ) ለከፍተኛ ትምህርት ወደ ወጭ በመንግሥት የተላኩ ኢትዮጵያውያን ተማሪዎች ብዛት በትምህርት መስኮችና ባለ-በት አገር ፣ 1991..... 367

ክፍል ከ

ከ. 1 በክልሎች የደረሰው የትራፊክ አደጋ መጠን በአደጋው ዓይነትና በትራፊክ አደጋው ተጎጂ የሆኑ ሰዎች ብዛት በጉዳት ዓይነትና በጾታ፣ 1991..... 374

ከ. 2 በክልሎች በተከሰተው የትራፊክ አደጋ ጉዳት የደረሰባቸው ግለሰቦች ብዛት በጉዳት ዓይነት፣ በዕድሜና በጾታ ፣ 1991..... 375

ከ. 3 በየክልል መስተዳድሩ የተፈጸሙ ወንጀሎችና በወንጀል ሥራ ተካፋይ የሆኑ ግለሰቦች ብዛት በጾታ ፣ 1991..... 376

ከ. 4 በክልሎችና በማዕከል ማረሚያ ቤቶች የሚገኙ የህግ ታራሚዎች ብዛት በፍርድ ዓይነትና በጾታ ፣ 1990..... 377

ከ. 5 በክልሎችና በማዕከል ማረሚያ ቤቶች ውስጥ የሚገኙ የህግ ታራሚዎች ብዛት በፈጸሙት የወንጀል ዓይነትና በጾታ ፣ 1990..... 378

ክፍል ኸ.

ኸ. 1	የስፖርት ክለቦች ወይም ቡድኖች ብዛት በክልል.....	382
ኸ. 2	የስፖርተኞች ብዛት በክልል .....	382
ኸ. 3	የተለያዩ የስፖርት ዓይነቶች ዳኞች ብዛት በክልል.....	383
ኸ. 4	በተለያዩ የስፖርት ዓይነቶች አሰልጣኞች ብዛት በክልል .....	383

## CONTENTS

	<u>PAGE</u>
Map of Ethiopia	
Foreword .....	III
Preface .....	V
Notes on the Calendar.....	VII
Contents .....	XXI
List of Tables.....	XIII
List of Figures/ Graphs/ Charts .....	XXXI
Section A land and Climate.....	1
Section B Population 1994.....	15
Section D Agriculture .....	83
Section E Mining .....	127
Section F Manufacturing land Electricity Industry .....	134
Section H Transport and Communications .....	185
Section I External Trade .....	204
Section J National Accounts .....	228
Section K Public Finance .....	240
Section L Banking and Balance of Payments .....	251
Section M Insurance .....	278
Section N Prices .....	291
Section O Health .....	316
Section P Education.....	333
Section Q Law and Order .....	368
Section R Sports and Cinemas .....	379

- Note :-
1. Section "C" is missing since Statistical data on Arrivals and Departures and Number of Foreign Residents are not included in this publication.
  2. Similarly section " G " is missing because statistical data on construction are not included in this publication

## LIST OF TABLES

<u>SECTION A.</u>	<u>PAGE</u>
A.1 Length of major rivers in Ethiopia .....	6
A.2 Apprximate size of major lakes in Ethiopia .....	6
A.3 Height of major mountains in Ethiopia.....	7
A.4 National parks ,game reserves and sanctuaries .....	8
A.5 Average annual rainfall, latitude , longitude and altitude of major weather stations .....	9
A.6 Average maximum and minimum temperatures, total rainfall of major weather stations by month.....	10
A.6.1 Addis Ababa.....	10
A.6.2 Bahir Dar .....	10
A.6.3 Combolcha.....	11
A.6.4 Debre Markos .....	11
A.6.5 Debre Zeit.....	12
A.6.6 Dire Dawa.....	12
A.6.7 Robe .....	13
A.6.8 Gore .....	13
A.6.9 Jimma .....	14
 <u>SECTION B.</u>	
B.1 Total population of Ethiopia by sex, Region, Urban and Rural; 2000 .....	22
B.2 Total population of Ethiopia by age group,sex, Urban and Rural; 2000 .....	23
B.3 Population size by sex, area and density by region, zone and wereda; 2000 .....	24
B.4 Population size of towns by sex, region, zone and wereda; 2000 .....	44
B.5.1 Total population of Ethiopia by sex, region , urban and rural 1994.....	70
B.5.2 Total population of Ethiopia by sex, region , urban and rural 1995.....	71
B.5.3 Total population of Ethiopia by sex, region , urban and rural 1996.....	72
B.5.4 Total population of Ethiopia by sex, region , urban and rural 1997.....	73
B.5.5 Total population of Ethiopia by sex, region , urban and rural 1998.....	74
B.5.6 Total population of Ethiopia by sex, region , urban and rural 1999.....	75
B.6.1 Total population of Ethiopia by age group, sex, urban and rural 1994 .....	76
B.6.2 Total population of Ethiopia by age group, sex, urban and rural 1995 .....	77
B.6.3 Total population of Ethiopia by age group, sex, urban and rural 1996 .....	78
B.6.4 Total population of Ethiopia by age group, sex, urban and rural 1997.....	79

## LIST OF TABLES

	<u>PAGE</u>
B.6.5 Total population of Ethiopia by age group, sex, urban and rural 1998 .....	80
B.6.6 Total population of Ethiopia by age group, sex, urban and rural 1999 .....	81

### SECTION D

D.1 Area under Cultivation yield and production of Major crops in 1996/ 97-1998/ 99.....	95
D.2 Coffee inspected by the Coffee and Tea Authority, Ethiopia .....	96
D.2.1 Coffee inspected by the Coffee and Tea Authority by Killil and Zone.....	96
D.3 Amount of Vaccine production .....	97
D.3.1 Cattle Vaccinated and Veterinary Personnel .....	97
D.4 Estimated number of cattle, sheep and goats by region 1996/ 97-1998/ 99 (private holdings).....	98
D.5 Estimated number of horses, mules and asses by region 1996/97-1998/ 99 (private holdings).....	98
D.6 Estimated number of camels, poultry and beehives by region 1996/97-1998/ 99 (Private holdings).....	99
D.7 Distribution of total number of households, total crop area and crop area per household by size of holding 1986/ 97.....	100
D.8 Distribution of total number of households, total crop area and crop area per household by size of holding 1997/ 98 .....	100
D.9 Distribution of total number of agricultural households, Holders ,Total members and average household size by size of holding 1998/ 99.....	101
D.10 Distribution of total number of agricultural households, Holders ,Total members and average household size by size of holding 1996/ 97.....	101
D.11 Total number of agricultural households by size of holding and size of household 1997/ 98 .....	102
D.12 Total number of agricultural households by size of holding and size of household 1998/ 99 .....	102
D.13 Total number of Agricultural households by size of holding and size of household 1996/97 .....	103
D.14 Total number of Agricultural households by size of holding and size of household 1997/98 .....	104
D.15 Total number of Agricultural households by size of holding and size of household 1998/99 .....	105
D.16 Number of holders by age of holder and type of holding 1996/ 97.....	106
D.17 Number of holders by age of holder and type of holding 1997/ 98.....	107

## LIST OF TABLES

	<u>PAGE</u>
D.18	Number of holders by age and type of holding 1998/ 99 ..... 108
D.19	Number of holders by sex and type of holding 1996/ 97..... 109
D.20	Number of holders by sex and type of holding 1997/ 98..... 109
D.21	Number of holders by sex and type of holding 1998/ 99..... 110
D.22	Estimates and percentages of total crop area by crop type and size of holding 1996/ 97..... 110
D.23	Estimates and percentages of total crop area by crop type and size of holding 1997/ 98..... 111
D.24	Estimates and percentages of total crop area by crop type and size of holding 1998/ 99 ..... 111
D.25	Number of householdes, total crop area and average area per household by crop type and size of holding 1996/ 97..... 112
D.26	Number of householdes, total crop area and average area per household by crop type and size of holding 1997/ 98..... 113
D.27	Number of householdes, total crop area and average area per household by crop type and size of holding 1998/ 99..... 114
D.28	Estimates of area under temporary crops by size of holding 1997/ 98..... 115
D.29	Estimates of area under temporary crops by size of holding 1998/ 99 ..... 116
D.30	Estimates of improved seed, Irrigation, pesticide and fertilizer applied area and their percentage distribution by crop for Meher season of private holdings 1996/ 97..... 117
D.31	Estimates of improved seed, Irrigation, pesticide and fertilizer applied area and their percentage distribution by crop for Meher season of private holdings 1997/ 98..... 118
D.32	Estimates of improved seed, Irrigation, pesticide and fertilizer applied area and their percentage distribution by crop for Meher season of private holdings 1998/ 99..... 119
D.33	Estimates of fertilizer applied area by type of fertilizer for Meher season crops of private holdings 1996/ 97..... 120
D.34	Estimates of fertilizer applied area by type of fertilizer for Meher season crops of private holdings 1997/ 98..... 121
D.35	Estimates of fertilizer applied area by type of fertilizer for Meher season crops of private holdings 1998/ 99..... 122
D.36	Estimates of quantity of commercial fertilizer applied by type of fertilizer for Meher season crops of private holdings 1996/ 97 ..... 123
D.37	Estimates of quantity of commercial fertilizer applied by type of fertilizer for Meher season crops of private holdings 1997/ 98 ..... 124
D.38	Estimates of quantity of commercial fertilizer applied by type of fertilizer for Meher season crops of private holdings 1998/ 99 ..... 125

## LIST OF TABLES

	<u>PAGE</u>
 <b><u>SECTION E.</u></b>	
E.1	Quanty of mineral production, 1989/ 90-1998/ 99 ..... 131
E.2	Value of mineral production, 1989/ 90-1998/ 99 ..... 131
E.3	Investment in mining, 1994/ 95-1998/ 99 ..... 132
E.4	Source of investment fund, 1994/ 95-1998/ 99 ..... 132
 <b><u>SECTION F.</u></b>	
F.1.a	Number of establishments and number of employees by ownership, 1995/ 1996 ..... 144
F.1.b	Number of establishments and number of employees by ownership, 1996/ 1997 ..... 146
F.1.c	Number of establishments and number of employees by ownership, 1997/ 1998 ..... 148
F.2.a	Summary of Operations of Manufacturing industry by ownership, 1995/96- 1996/ 97... 150
F.2.b	Summary of Operations of Manufacturing industry by ownership, 1996/97- 1997/ 98.... 152
F.3.a	Number of establishments and number of persons engaged by size of establishment, 1995/ 96..... 154
F.3.b	Number of establishments and number of persons engaged by size of establishment, 1996/ 97..... 156
F.3.c	Number of establishments and number of persons engaged by size of establishment, 1997/ 98..... 158
F.4	Production of magor manufactured articles, 1995/ 96- 1997/ 98 ..... 160
F.5	Sugar production and consumption, 1982/ 83- 1997/98 ..... 162
F.6.a	Gross value of production by size group, 1995/ 96 ..... 163
F.6.b	Gross value of production by size group, 1996/ 97 ..... 165
F.6.c	Gross value of production by size group, 1997/ 98 ..... 167
F.7.a	Wages and salaries, gross value of production and value added by wonership, 1995/ 96 ..... 169
F.7.b	Wages and salaries, gross value of production and value added by wonership, 1996/ 97 ..... 171
F.7.c	Wages and salaries, gross value of production and value added by wonership, 1997/ 98 ..... 173

## LIST OF TABLES

	<u>PAGE</u>
F.8	Installed generating capacity and electric energy production, 1988/ 89-1997/98 .....175
F.9.a	Summary of operations of electricity industry, 1994/ 95-1995/ 96 .....175
F.9.b	Summary of operations of electricity industry, 1996/ 97-1997/ 98 .....176
F.10.a	Fixed capital assets in electricity industry, 1994/ 95 .....177
F.10.b	Fixed capital assets in electricity industry, 1995/ 96 .....177
F.10.c	Fixed capital assets in electricity industry, 1996/ 97 .....178
F.10.d	Fixed capital assets in electricity industry, 1997/ 98 .....178
F.11	Investments in electricity industry, 1994/ 95 -1997/ 98 .....179
F.12.a	Installed generating capacity and electric energy production by station, 1994 / 95 .....180
F.12.b	Installed generating capacity and electric energy production by station, 1995/ 96 .....181
F.12.c	Installed generating capacity and electric energy production by station, 1996 / 97 .....182
F.12.d	Installed generating capacity and electric energy production by station, 1997 / 98 ....183

### SECTION H.

H.1	Ethiopian airlines operation, 1994/95-1998/99..... 191
H.2	Air traffic at Addis Ababa international airport, 1995/96-1998/99.....192
H.3.a	Air traffic at Bole Addis Ababa international airport ,1996/97-1998/ 99 (aircraft movements and passengers carried) .....193
H.3.b	Air traffic at Bole Addis Ababa international airport,1996/97-1998/ 99 (Freight and mail carried).....194
H.4	All weather roads by maintenance district 1996/97-1998/ 99 .....195
H.5	Use of fund by the Ethiopian Road Authority 1994/ 95-1998/ 99.....196
H.6	Driving licenses issued, 1993/ 94-1997/ 98 .....196
H.7.a	Motor-vehicle accidents in Ethiopia 1993/ 95-1997/ 98 .....197
H.7.b	Motor -vehicle accidents in Addis Ababa, 1994/ 95-1998/ 99 .....197
H.8	Operations of the Ethio-Djibouti Railway,1994/ 95-1998/ 99.....198
H.9	Freight carried on the Ethio-Djibouti Railway by type of commodity 1994/ 95-1998/ 99 .....199
H.10	Freight rates on the Ethio-Djibouti Railway for selected import goods, 1994/95-1998/99 .....200
H.11	Freight rates on the Ethio-Djibouti Railway for selected exports goods, 1994/ 95-1998/ 99 .....201
H.12	Operation of the Telecommunications Authority ,1995/ 96-1998/ 99 .....202
H.13	Postal services statistics, 1994/ 95- 1998/ 99 .....202

## LIST OF TABLES

	<u>PAGE</u>
<b><u>SECTION I.</u></b>	
I.1 Total value of imports, exports and re-exports and visible balance of trade.....	209
I.2 Quantity and value of imports by commodity group .....	210
I.3 Quantity and value of exports by commodity group .....	218
I.4 End-use classification of imports.....	226
 <b><u>SECTION J.</u></b>	
J.1 Summary of national accounts .....	235
J.2 Gross domestic product by industrial origin at current factor cost .....	236
J.3 Expenditure on gross national product at current market prices .....	237
J.4 Gross domestic product by industrial origin at constant factor cost of 1980/ 81 .....	238
 <b><u>SECTION K.</u></b>	
K.1 Central Government revenue and expenditure.....	246
K.2 Government revenue by source .....	247
K.3 Government expenditure by purpose .....	248
K.4 Current Government expenditure .....	249
 <b><u>SECTION L.</u></b>	
L.1 Consolidated statement of condition of National Bank of Ethiopia .....	259
L.2 Consolidated statement of condition of Commercial Bank of Ethiopia.....	260
L.3 Statement of condition of other financial institutions .....	261
L.4 Size and composition of money.....	262
L.5 Selected deposit items .....	263
L.6 Circulating notes and coins by denominations .....	264
L.7 Money supply (Narrow money) .....	265
L.8 Domestic credit by the National Bank and Commercial Bank .....	268
L.9 Net gold and foreign exchange holdings.....	269
L.10 Loans, advances, bills discounted and investment by Commercial Bank .....	270
L.11 Internal debt of Government by holders .....	271
L.12 Number and amount of loans approved and disbursed by the Development Bank .....	272

## LIST OF TABLES

	<u>PAGE</u>
L.13	Loans approved by activities.....272
L.14	Outstanding loans distributed by activities.....273
L.15	Outstanding loans distributed by sectors .....274
L.16	Summary of the balance of payments of Ethiopia .....275
L.17	Balance of Payments of Ethiopia.....276

### SECTION M.

M.1	Summary of premium and claims of life insurance.....283
M.2	Summary of premium and claims of non-life insurance.....283
M.3	Income and expenditure of non-life insurance by line of insurance.....384
M.4.a	Balance sheet of life insurance (assets).....286
M.4.b	Liabilities.....286
M.5.a	Balance sheet of non-life insurance (assets).....287
M.5.b	Liabilities.....287
M.6	Statement of life portfolio.....288

### SECTION N.

N.1	National Retail Price index 1995/96 .....299
N.2	Rural retail price index 1995/96 .....303
N.3	Urban retail price index 1995/96.....307
N.4	Retail price index for Addis Ababa 1995/96 .....311

### SECTION O.

O.1(a)	Medical and health facilities by Killil (Excluding police and Armed Forces) 1997/ 98 ...320
O.1(b)	Medical and health facilities by Killil (Excluding police and Armed Forces) 1998/ 99 ..321
O.2(a)	Number of Medical Personnel by Killil (Excluding manpower outside the Ministry of Health) 1997/98 .....322
O.2(b)	Number of Medical Personnel by Killil (Excluding manpower outside the Ministry of Health) 1998/ 99 .....323
O.3	Number of health personnel trained in Ethiopia by year of graduation.....324
O.4(a)	Leading causes for hospital and health center morbidity, 1997/98.....325
O.4(b)	Tigray region.....326
O.4(c)	Affar region.....327
O.4(d)	Oromia region .....328
O.4(e)	Venshangul-Gumuz region.....329
O.4(f)	Hareri region.....330
O.4(g)	Addis Ababa city administration.....331
O.4(h)	Diredawa Administrative council .....332

## LIST OF TABLES

PAGE

### SECTION P.

P.1	Number of schools, teachers, students and class rooms in government and non-government schools .....	340
P.2	Students enrollment by level in government and non-government schools .....	341
P.3	Student enrollment by level and sex .....	341
P.4	Average number of students per school, per teacher and per class room .....	342
P.5	Number of government and non-government kindergarten schools, teachers and students .....	343
P.6	Number of Kindergarten teachers and students enrollment by sex .....	343
P.7	Number of students by sex in government and non-government schools .....	344
P.8	Percentage distribution of students by sex in government and non-government schools .....	344
P.9	Number of students in schools by grade .....	345
P.10.a'	Students enrolled in primary and academic secondary schools by Killil, 1997/ 98 .....	346
P.10.b	Students enrolled in primary and academic secondary schools by Killil, 1998/ 99 .....	346
P.11.a	Students enrollment institutes of higher learning, 1997/ 98 .....	347
P.11.b	Extension (evening) student enrollment (all undergraduate) in institutes of higher leaning, 1997 /98 .....	348
P.12.a	Student enrollment in institutes of higher learning, 1998/ 99 .....	349
P.12.b	Extension (evening) student (all undergraduate) enrollment in institutes of higher learning, 1998/ 99 .....	350
P.13.a	Graduates of institutes of higher learning by field of study, 1997/ 98 .....	351
P.13.b	Extension graduates (all diploma and first degree) of institutes of higher learning by field of study, 1997/ 98 .....	356
P.14.a	Graduates of institutes of higher learning by field of study, 1998/ 99 .....	358
P.14.b	Extension graduates (all diploma and first degree )of institutes of higher learning by field of study, 1998/ 99 .....	363
P.15	Number of Ethiopian students sent for higher education through government Scholarship by field of study .....	365
P.16.a	Number of Ethiopian students sent for higher education through government scholarship by field of study and country, 1997/ 98 .....	366

## LIST OF TABLES

### PAGE

P.16.b	Number of Ethiopian students sent for higher education through government scholarships by field of study and country, 1998/ 99.....	367
--------	---	-----

### SECTION Q.

Q.1	Number of traffic accidents by type of accident and victims by type of injuries and sex, 1998/ 99.....	374
Q.2	Number of traffic accident victim individuals by type of injury, age and sex 1998/99 ....	375
Q.3	Number of crimes recorded and number of persons recorded as offenders by sex and killil 1996/ 97 and 1998/ 99 .....	376
Q.4	Number of prisoners found in regional and central prisons by sex and type of sentence, 1997/ 98.....	377
Q.5	Number of prisoners found in regional and central prisons by crime committed and sex 1997/ 98 .....	378

### SECTION R.

R.1	Number of sport clubs or teams by Killil .....	382
R.2	Number of sportsmen by Killil.....	382
R.3	Number of sports referees by Killil.....	383
R.4	Number of sports coaches by Killil .....	383

## LIST OF FIGURES/GRAPHS/CHARTS

<u>SECTION A</u>	<u>PAGE</u>
A6.1 Annual Rainfall in selected stations, 1998 .....	4
A6.2 Maximum and minimum temperature in selected stations, 1998 .....	5
 <u>SECTION B</u>	
- Total Population pyramid, 2000 .....	19
- Rural Population pyramid, 2000 .....	20
- Urban Population pyramid, 2000 .....	21
 <u>SECTION D</u>	
D.1 Production of main crops 1996/ 97- 1998/ 1999 (1989-1991 E.C).....	88
D.1.a Production of important agricultural crops 1975/ 96- 1987/ 98 (1988-1991 E.C) .....	89
D.2 Coffee inspected by the Authority of Coffee and Tea Development in Ethiopia (94/95-98/99 (1977-1991 E.C) .....	90
D.3.a Amount of vaccine production (1993/94- 1998/99 (1986-1991 E.C).....	91
D.3.b Number of cattle vaccinated 1991/92 - 1998/ 99 (1984-1991 E.C) .....	93
 <u>SECTION E</u>	
E.1(a) Allocation of investment in mining.....	130
E.1(b) source of investment in mining .....	130
 <u>SECTION F.</u>	
F.1 Pattern of manufacturing industry (1996/ 97- 1997/ 98 G.C).....	139
F.1(a) Employment .....	139
F.1(b) Gross value of production. ....	139
F.1(c) Fixed asset.....	140
F.2 Classification of Manufacturing establishments.....	140
F.2(a) Percent engaged by size of persons engaged .....	140

## LIST OF FIGURES/GRAPHS/CHARTS

	<u>PAGE</u>
F.2(b) Percent of gross value of production by size of persons engaged.....	141
F.2(c) Percent of value added by size of persons engaged.....	141
F.3 Investment in manufacturing industries .....	142
F.4 Production of electricity.....	143

### SECTION H.

H.1 Indices of Ethiopian Airlines operation.....	189
H.2 Passengers carried at Addis Ababa Airport.....	189
H.3 All weather road by type .....	190
H.4 Freight carried on ethio-Djibouti Railway.....	190

### SECTION I.

I.1 Value of imports and exports .....	208
I.2 End- use classification of imports (1995 G.C).....	208

### SECTION J.

J.1 Gross national product per capita at market prices.....	233
J.2 GDP by industrial origin at constant factor cost.....	234
J.3 Expenditure on gross national product at market prices .....	235

### SECTION K.

K.1 General government revenue .....	242
K.2 General government expenditure .....	242
K.3 Government revenue by source .....	243
K.4 Percentage composition of government revenue by source .....	243
K.5 Recurrent government expenditure.....	244
K.6 Percentage composition of recurrent government expenditure .....	244

## LIST OF FIGURES/GRAPHS/CHARTS

	<u>PAGE</u>
K.7 General government capital expenditure .....	245
 <b><u>SECTION L.</u></b>	
L.1 Condition of National Bank of Ethiopia .....	257
L.2 Condition of Commercial Bank of Ethiopia .....	257
L.3 Composition of money supply .....	258
L.4 Loans approved and disbursed by Development Bank of Ethiopia .....	258
 <b><u>SECTION M.</u></b>	
M.1 Gross premium and claims of life and non-life insurance .....	280
M.2 Life insurance assets and liabilities .....	281
M.3 Non life insurance assets and liabilities .....	281
M.4 Number of life insurance policies .....	282
M.5 Amount of life insurance policies .....	282
 <b><u>SECTION N.</u></b>	
N.1 Retail price index for National .....	294
N.2 Retail price index for Rural .....	295
N.3 Retail price index for Urban .....	296
N.4 Retail price index for Addis Ababa .....	297
 <b><u>SECTION P.</u></b>	
P.1 Number of students by type of schools (1984/ 85- 1998/ 99).....	336
P.2 Proportion of female students by type of school .....	337
P.2(a) Proportion of female students in government schools by level .....	337
P.3 Comparison of average number of students per teacher .....	338
P.3(a) Comparison of average number of students per teacher in government schools .....	338
 <b><u>SECTION Q.</u></b>	
Q.1 Number of traffic accidents by Killil (1998/99) .....	371
Q.2 Number of crimes recorded by Killil (1998/99).....	372

**ክፍል ሀ - ምድርና አየር**

**Section A- LAND AND CLIMATE**

ክፍል ሀ. ምድርና አየር

የመሬት አካል የሚገልጹት መረጃዎች ስለ ወንዞች ርዝመት፣ ስለ ሐይቆች መጠን፣ ስለ ተራራዎች ከፍታና እንዲሁም ስለ ብሔራዊ ፓርኮች ክልሎች ስፋትና አቀማመጥ ነው። አንዳንዶቹ መረጃዎች በትክክል ተሰፍረው የተገኙ ባይሆንም የኢትዮጵያ ካርታ ሥራ ባለሥልጣን ከታመኑ ምንጮች የሰበሰባቸው ናቸው።

- ሠንጠረዥ ሀ.1 የኢትዮጵያ ዋና ዋና ወንዞች ርዝመት
- ሠንጠረዥ ሀ.2 የኢትዮጵያ ዋና ዋና ሐይቆች መጠን ግምት
- ሠንጠረዥ ሀ.3 የኢትዮጵያ ዋና ዋና ተራራዎች ከፍታ
- ሠንጠረዥ ሀ.4 ብሔራዊ ፓርኮች፣ ክልሎችና መጠለያዎች

ስለ አየር ጠባይ ሁኔታ ለብዙዎች የረጅም ዘመን የዝናምና የአየር ጠባይ ሁኔታ መግለጫ ማግኘት አስቸጋሪ ነው።

ሠንጠረዥ ሀ.5 የተመለከቱት ጣቢያዎች የብሔራዊ ሜቴዎሮሎጂ አገልግሎት ድርጅት የተሟሉ መረጃዎች ሳይቋረጥ የሚሰበሰቡባቸው ናቸው።

ሠንጠረዥ ሀ.6.1 -ሀ. 6.9 ዘጠኝ የተመረጡ ጣቢያዎችን የ1989/90 የየወራቱን አነስተኛና ከፍተኛ መቀት በዲግሪ ሴንቲግሬድና የዝናም መጠን በሚሊሜትር ያሳያል። ጣቢያዎቹም የተመረጡት ልዩ ልዩ የአየር ጠባይ ሁኔታ ካሉአቸው የኢትዮጵያ አስተዳደር አካባቢዎች ነው።

SECTION A. LAND AND CLIMATE

Land The data under land include length of rivers, size of lakes, height of mountains, location of National Parks and game reserves. Some of the information given are not based on actual measurement but have been collected from various reliable sources by the Ethiopian Mapping Authority.

- Table A. 1 Length of major rivers in Ethiopia
- Table A.2 Approximate size of major lakes in Ethiopia
- Table A.3 Height of major mountains in Ethiopia
- Table A.4 Location of National Parks, game reserves and sanctuaries

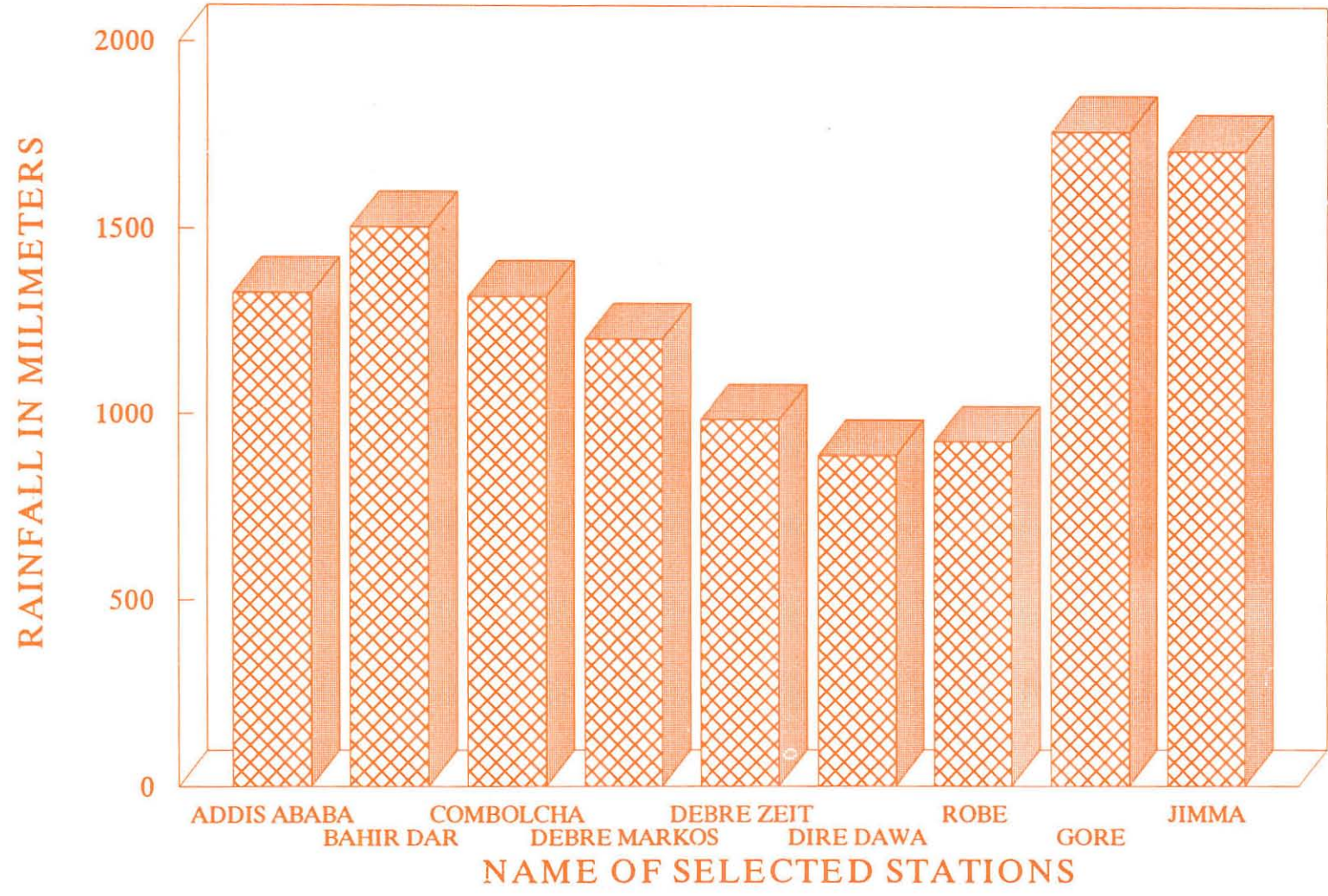
Climate For many stations it is difficult to obtain long-term records of temperature and rainfall.

Table A.5 The selected stations are those for which the National Meteorological Services Agency supplied data continuously.

Table A.6.1 - A.6.9 Gives, for nine selected stations monthly maximum and minimum Temperatures in degrees centigrade and monthly rainfall in millimetres of 1997.

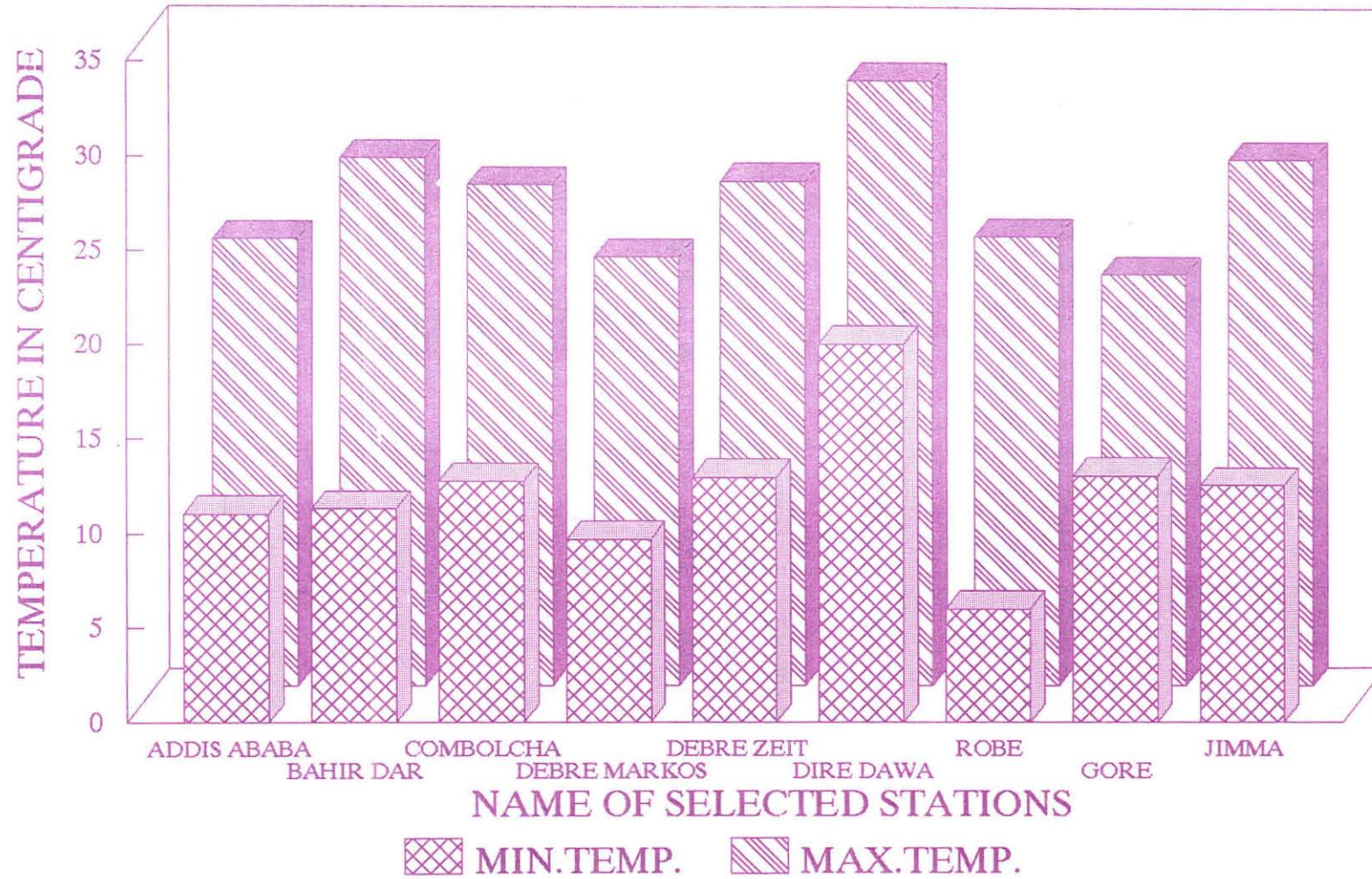
The stations chosen represent the various climatological Administrative regions found in Ethiopia.

A6.1 ANNUAL RAINFALL IN SELECTED STATIONS, 1998



## A.6.2 MAXIMUM AND MINIMUM TEMPERATURE

IN SELECTED STATIONS, 1998



የኢትዮጵያ ዋና ዋና ወንዞች ርዝመት  
LENGTH OF MAJOR RIVERS IN ETHIOPIA

ሠንጠረዥ ሀ.1 TABLE A.1

የወንዝ ስም	ርዝመት በኪሎ ሜትር			የወንዝ ስም
	ጠቅላላ	ኢትዮጵያ ውስጥ	ከኢትዮጵያ ውጭ	
አባይ	1450	800	650	ABAY
ዋቢ ሸበሌ	1130	1000	130	WABI SHEBELE
ገናሌ	858	480	378	GENALE
አዋሽ	1200	1200	0	AWASH
ኦሞ	760	760	0	OMO
ተክኔ	608	608	0	TEKEZE
መረብ	440	440	0	MEREB
ባሮ	277	277	0	BARO
አንገረብ	220	220	0	ANGEREBA
	TOTAL	INSIDE ETHIOPIA	OUTSIDE ETHIOPIA	NAME OF RIVER
	LENGTH IN KM.			

የኢትዮጵያ ዋና ዋና ሐይቆች መጠን ግምት  
APPROXIMATE SIZE OF MAJOR LAKES IN ETHIOPIA

ሠንጠረዥ ሀ.2 TABLE A.2

የሐይቁ ስም	ርዝመት በኪሎ ሜትር	ወርድ በኪሎ ሜትር	ስፋት በኪሎ ሜትር ካሬ	ከፍተኛ ጥልቀት በሜትር	ከፍታው በሜትር	ሐይቁ ስም
አባይ	60	20	1160	13	1268	ABAYA
አቢያታ	17	15	205	14	1573	ABIYATA
አሸንኔ	5	4	20	25	2409	ASHENGE
አዋሳ	16	9	129	10	1708	AWASA
ቢሾፍቲ	-	-	-	85	-	BISHOFTU
ራሞ	26	22	551	10	1235	CHAMO
ሐይቅ	7	5	35	23	2030	HAYK
ቆቃ	20	15	250	9	-	KOKA
ላንጋኖ	18	16	230	46	1585	LANGANO
ሻላ	28	12	409	250	1567	SHALA
ጣና	70	60	3600	9	1840	TANA
ዝዋይ	25	20	434	4	1846	ZIWAY
	LENGTH (KM)	WIDTH (KM)	AREA (KM)2	MAXIMUM DEPTH (M)	ALTITUDE (M)	NAME OF LAKES

- መረጃ አልተገኘም  
· Data not available

የኢትዮጵያ ዋና ዋና ተራራዎች ከፍታ  
HEIGHT OF MAJOR MOUNTAINS IN ETHIOPIA

ሠንጠረዥ ሀ.3

TABLE A.3

የተራራው ስም	ክፍለ ሀገር	ከፍታው በሜትር		
ራስ ዳሽን	ጎንደር	4550	RAS DASHEN	GONDER
ላገዳ	ጎንደር	4532	LEGEDA	GONDER
አናሎ	ጎንደር	4480	ANALU	GONDER
ወ ኖበር	ጎንደር	4472	WEYNOBER	GONDER
አባ ሬድ	ጎንደር	4460	ABA YARED	GONDER
ጠፋው ለዘር	ጎንደር	4456	TEFAWLEZER	GONDER
ቧህት	ጎንደር	4437	BWAHIT	GONDER
መሱሪያ	ጎንደር	4360	MESERYA	GONDER
ካራ	አርሲ	4340	KARRA	ARSI
ባቲ	ባሌ	4307	BATU	BALE
አንቀሎ	አርሲ	4300	ANKELO	ARSI
ኮሎ	ወሎ	4300	KOLO	WELO
ላሊበላ	ወሎ	4276	LALIBELA	WELO
ጉና	ጎንደር	4231	GUNA	GONDER
ጉጌ	ጋም ጉፋ	4200	GUGE	GAMO GOFA
አቡነ ዮሴፍ	ወሎ	4190	ABUNE YOSEF	WELO
ሄይ	ጎንደር	4173	HEY	GONDER
ብርሃን	ጎጃም	4154	BIRHAN	GOJAM
በዳ	አርሲ	4133	BEDA	ARSI
ጣሎ	ጎጃም	4100	TALO	GOJAM
አምባራስ	ጎንደር	4077	AMBA RAS	GONDER
ክርኔ	ጎጃም	4070	KARNI	GOJAM
ኩራታ	ጎጃም	4066	URATA	GOJAM
ጭላሎ	አርሲ	4036	CHILALO	ARSI
አቡዮሜዳ	ሸዋ	4000	ABUYEMEDA	SHEWA
ሰዴ	ትግራይ	3988	SEDI	TIGRAY
አምባ ፈረ	ወሎ	3975	AMBA FERIT	WELO
የወል	ወሎ	3859	YEWEL	WELO
ካካ	አርሲ	3820	KAKA	ARSI
አጼ ገደል	ወሎ	3819	ATSE GEDEL	WELO
ጉራጌ	ሸዋ	3719	GURAGE	SHEWA
ዎጤ	ሸዋ	3677	WOTI	SHEWA
አምኔ ስ	ጎጃም	3664	AMONEWAS	GOJAM
ጉጉ	አርሲ	3623	GUGU	ARSI
አመዳሚት	ጎጃም	3619	AMEDAMIT	GOJAM
የወራ	ወሎ	3611	YEWERA	WELO
ደሎ	ሲዳሞ	3600	DELO	SIDAMO
አሰታ ጉማያ	ሸዋ	3599	ASTA GOMAYA	SHEWA
መዝዝ	ሸዋ	3596	MEGEZEZ	SHEWA
አራት መከራከር	ጎጃም	3577	ARAT MEKERAKER	GOJAM
አምባሰል	ወሎ	3567	AMBASEL	WELO
ካንቺ	ጎንደር	3500	KANCHI	GONDER
አምባ	ሸዋ	3485	AMBA	SHEWA
በራዝ	ጎጃም	3476	BERAZ	GOJAM
አበቀማ	ጎጃም	3468	ABEKEMA	GOJAM
ጋራ-ሙሰታ	ሐረርጌ	3392	GARAMULETA	HARERGHE
ሰገዶ	ጎጃም	3355	SEGEDO	GOJAM
በዳ ሮጌ	ሸዋ	3350	BADA ROGI	SHEWA
አጼ ፋሪስ	ጎንደር	3341	ATSE FARIS	GONDER
ፋጋጃ	አርሲ	3310	FAGAJI	ARSI
ሊጋ	ጎንደር	3246	LIGA	GONDER
ዳጉኤ	ጎጃም	3228	DAGUE	GOJAM
ጋራ-ጤጣ	ሐረርጌ	3170	GARATITA	HARERGHE
ሰበል	ሐረርጌ	3130	SABEL	HARERGHE
ሙክታር	ሐረርጌ	3060	MUKTAR	HARERGHE
ሴራርታ	ሐረርጌ	3060	SERIRTA	HARERGHE
ቸፍ	ጎጃም	3058	CHEF	GOJAM
ዝቋላ	ሸዋ	2989	ZIKWALA	SHEWA
		HEIGHT (M)	NAME OF MOUNTAIN	REGION

\* ከፍታው ያልተረጋገጠ  
\* HEIGHT NOT VERIFIED

ከኢትዮጵያ ክርታ ሥራ ባለሥልጣን የተገኘ  
Source: Ethiopia Mapping Authority

ብሔራዊ ፓርኮች፣ ክልሎችና መጠለያዎች  
 NATIONAL PARKS, GAME RESERVES AND SANCTUARIES

ሠንጠረዥ ሀ.4 TABLE A.4

ብሔራዊ ፓርኮች፣ ክልሎችና መጠለያዎች	ክፍለ ሀገር	ስፋት በኪሎ ሜትር ካሬ		
ብሔራዊ ፓርኮች				
አዋሽ	ሸዋ	720	AWASH	SHEWA
ሰሜን	ጎንደር	150	SIMEN	GONDER
ስምጥ ሸለቆ ሐይቆች	ሸዋ	650	RIFT VALLEY	SHEWA
አሞ	ከፋ	3450	OMO	KEFA
የባሌ ተራራዎች	ሐረርጌ	3000	BALE MTS.	BALE
ደንክል	ጋሞጎፋ	3000	DANAKEL	HARERGHE
ማጉ	ጋሞጎፋ	2200	MAGO	GAMO GOFA
ነጭሳር	ጋሞጎፋ	700	NACHISAR	GAMO GOFA
ዩዱር አራዊት ክልሎች			GAME RESERVES	
አዋሽ	ሸዋ	700	AWASH WEST	SHEWA
አልደጌ	ሐረርጌ	800	ALDEGHE	HARERGHE
ባሌ	ባሌ	2100	BALE	BALE
ጋምቤላ	ኢሉባቦር	10800	GAMBELA	ILUBABOR
ማጎ	ጋሞጎፋ	3400	MAGO	GAMO GOFA
ገዋኔ	ሐረርጌ	800	GEWANE	HARERGHE
ሚሊ ተንዳሆ	ወሎ	2000	MILLE-TENDAHO	WELO
ሰርዶ	ወሎ	1000	SERDO	WELO
ስጤፋኔ	ጋሞጎፋ	4500	STEFANIE	GAMO GOFA
ጭሬ	ትግራይ	600	CHIRE	TIGRAY
መጠለያዎች			SANCTUARIES	
ሐረር	ሐረርጌ	6000	HARER	HARERGHE
ያቤሎ	ሲዳሞ	1200	YABELO	SIDAMO
		AREA SQ.KM.	NATIONAL PARKS GAME,RESERVES AND,SANCTUARIES	REGION

ማስታወሻ:- ከአዋሽ ፣ ከሰሜን፣ ከአሞ፣ ከስምጥ ሸለቆና ከባሌ በስተቀር የቀሩት ቦታዎች ስፋታቸው በአቅራቢያው ግምት የተሰጠ ነው።

NOTE Area figures are approximate, except for Awash, Simen, Omo, Rift Valley lakes and Bale ከግብርና ሚኒስቴር ከደንና ዱር አራዊት ጥበቃና ልማት መምሪያ የተገኘ።

Source: Ministry of Agriculture, Forestry and Wild Life Protection and Development Departement

የዋና ዋና የአየር ምርመራ ጣቢያዎች ላቲቲዩድ፣ ሎንግቲዩድ፣ ከፍታና የዝናብ መጠን

AVERAGE ANNUAL RAINFALL, LATTITUDE, LONGITUDE AND ALTITUDE OF MAJOR WEATHHER STATIONS

ሠንጠረዥ ሀ.5 TABLE A.5

የአየር ምርመራ ጣቢያ	ላቲቲዩድ*	ሎንግቲዩድ	ከፍታው /በሜትር/	አማካይ የዝናም መጠን/በሚሊ ሜትር/	በየዓመቱ ብዛት	የዝናም መጠን/በሚሊ ሜትር		
						የከፍተኛው ዓመት	የዝቅተኛው ዓመት	
አዲስ አበባ	09°02'	38°44'	2408	1178.5	48	1567.9(1993)	917.8(1975)	ADDIS ABABA
ባሕር ዳር	11°36'	37°25'	1802	1418.2	38	2036.7(1973)	768.5(1982)	BAHIR DAR
ኮምበልቻ	11°94'	39°45'	1903	1044.3	47	1324.6(1964)	598.5(1984)	COMBOLCHA
ደብረ ማርቆስ	10°22'	37°43'	2509	1329.3	45	1767.5(1958)	961.9(1991)	DEBRE MARKOS
ደብረ ዘይት	08°44'	38°58'	1850	796.4	44	1269.0(1966)	360.5(1951)	DEBRE ZEIT
ድሬደዋ	09°45'	41°52'	1160	609.6	45	910.6(1967)	357.3(1984)	DIRE DAWA
ሮቤ				873.1	36	1279.5(1977)	519.3(1991)	ROBE
ጎሬ	08°10'	35°25'	2002	2150.4	46	3608.2(1969)	1623.9(1962)	GORE
ጅማ	07°39'	36°50'	1740	1465.7	45	2011.6(1963)	897.1(1953)	JIMA
	LATI-TUDE*	LONGI-TUDE*	ALTITUDE (METERES)	AVERAGE RAINFALL (MILLI-METERS)	NO.OF YEARS	THE HIGHEST YEAR	THE LOWEST YEAR	STATIONS
						RAINFALL (IN MILLIMETERES)		

ማስታወሻ:- የክንውኑ ክትትል እስከ 1990/91 ድረስ ነው።

NOTE: Number of years of observation is till 1998

በቅንፍ ውስጥ የተመለከቱት ዓመት ምህረቶች በአውሮፓውያን የዘመን አቆጣጠር ናቸው።

The years shown in brackets are in Gregorian Calender.

\* ከምድር ሰቅ በስተሰሜን

\* North of Equator

\*\* ከግሪንዊች በስተምሥራቅ

\*\* East of Greenwich

ከብሔራዊ የሚቲዎሮሎጂ አገልግሎት ድርጅት የተገኘ

Source: National Meteorological Services Agency

**የአየር ምርመራ ጣቢያዎች አማካይ ከፍተኛና ዝቅተኛ  
 የአየር ጠባይ ሁኔታ፣ የዝናም ጠቅላላ መጠን በወር  
 AVERAGE MAXIMUM AND MINIMUM TEMPERATURES,  
 TOTAL RAINFALL OF MAJOR WEATHER STATIONS BY MONTH**

አዲስ አበባ  
 ADDIS ABABA

ሠንጠረዥ ሀ. 6.1 TABLE A.6.1

ወር	1990/91			የዝናም መጠን	
	የአየሩ ሙቀት		የዝናም መጠን		
	ከፍተኛ	ዝቅተኛ			
ጥር	23.7	10.6	55.2	JANUARY	
የካቲት	25.7	12.0	20.5	FEBRUARY	
መጋቢት	25.4	12.7	49.0	MARCH	
ሚያዝያ	26.8	12.8	48.5	APRIL	
ግንቦት	25.4	13.2	154.2	MAY	
ሰኔ	24.8	12.0	124.4	JUNE	
ሐምሌ	21.4	12.1	285.4	JULY	
ነሐሴ	21.4	11.9	260.0	AUGUST	
መስከረም	21.8	11.2	213.6	SEPTEMBER	
ጥቅምት	22.2	10.6	116.9	OCTOBER	
ኅዳር	23.1	7.7	0.0	NOVEMBER	
ታኅሣሥ	23.0	5.8	0.0	DECEMBER	
የዓመቱ	23.725	11.05	1327.7	ANNUAL	
	MAX.	MIN.			
	TEMPERATURE		RAIN	MONTH	
	1998				

ባህር ዳር  
 BAHIR DAR

ሠንጠረዥ ሀ. 6.2 TABLE A.6.2

ወር	1990/91			የዝናም መጠን	
	የአየሩ ሙቀት		የዝናም መጠን		
	ከፍተኛ	ዝቅተኛ			
ጥር	28.7	6.3	0.0	JANUARY	
የካቲት	29.7	6.3	0.0	FEBRUARY	
መጋቢት	32.2	11.0	31.9	MARCH	
ሚያዝያ	33.5	12.6	2.6	APRIL	
ግንቦት	30.9	14.5	115.1	MAY	
ሰኔ	28.3	13.3	278.9	JUNE	
ሐምሌ	23.0	14.1	352.9	JULY	
ነሐሴ	23.0	14.2	390.7	AUGUST	
መስከረም	25.5	12.6	187.5	SEPTEMBER	
ጥቅምት	26.9	13.1	145.0	OCTOBER	
ኅዳር	27.7	8.6	0.0	NOVEMBER	
ታኅሣሥ	26.9	8.8	0.0	DECEMBER	
የዓመቱ	28.0	11.3	1504.6	ANNUAL	
	MAX.	MIN.			
	TEMPERATURE		RAIN	MONTH	
	1998				

( ) መረጃው የተሟላ ባይሆንም ትክክል እንደሆነ ታስቧል።

( ) Date are incomplete but assumed to be representative

x መረጃ አልተገኘም

x Date not available

ማስታወሻ፡- የዝናም መጠን የተሰጠው በሚሊ ሜትር ነው።

NOTE: The amount of rainfall is given in millimeters

የአየር ሙቀት የተሰጠው በዲግሪ ሴንትግሬድ ነው።

Temperature is given in degrees centigrade

**የአየር ምርመራ ጣቢያዎች አማካይ ከፍተኛና ዝቅተኛ  
የአየር ጠባይ ሁኔታ፣ የዝናም ጠቅላላ መጠን በወር  
AVERAGE MAXIMUM AND MINIMUM TEMPERATURES,  
TOTAL RAINFALL OF MAJOR WEATHER STATIONS BY MONTH**

**ኮምቦልቻ  
COMBOLCHA**

ሠንጠረዥ ሀ. 6.3 TABLE A.6.3

ወር	1990/91			የዝናም መጠን	
	የአየሩ ሙቀት		የዝናም መጠን		
	ከፍተኛ	ዝቅተኛ			
ጥር	23.7	13.1	95.4	JANUARY	
የካቲት	24.5	13.8	91.5	FEBRUARY	
መጋቢት	25.9	14.1	36.3	MARCH	
ሚያዝያ	28.5	14.5	124.6	APRIL	
ግንቦት	28.4	13.9	49.2	MAY	
ሰኔ	31.7	15.1	2.9	JUNE	
ሐምሌ	27.4	15.1	480.2	JULY	
ነሐሴ	26.0	15.2	248.2	AUGUST	
መስከረም	26.6	13.7	114.5	SEPTEMBER	
ጥቅምት	25.8	11.7	76.5	OCTOBER	
ኅዳር	25.2	7.1	0.0	NOVEMBER	
ታኅሣሥ	25.0	5.9	0.0	DECEMBER	
የዓመቱ	26.6	12.8	1319.3	ANNUAL	
	MAX.	MIN.			
	TEMPERATURE		RAIN	MONTH	
	1998				

**ደብረ ማርቆስ  
DEBRE MARKOS**

ሠንጠረዥ ሀ. 6.4 TABLE A.6.4

ወር	1990/91			የዝናም መጠን	
	የአየሩ ሙቀት		የዝናም መጠን		
	ከፍተኛ	ዝቅተኛ			
ጥር	24.2	9.7	2.9	JANUARY	
የካቲት	25.4	10.7	2.2	FEBRUARY	
መጋቢት	26.8	12.6	21.0	MARCH	
ሚያዝያ	27.8	13.6	4.4	APRIL	
ግንቦት	24.5	12.8	152.4	MAY	
ሰኔ	21.5	10.7	86.0	JUNE	
ሐምሌ	18.9	11.1	203.2	JULY	
ነሐሴ	18.6	11.7	252.6	AUGUST	
መስከረም	20.2	10.7	270.7	SEPTEMBER	
ጥቅምት	20.5	10.8	200.8	OCTOBER	
ኅዳር	21.9	8.1	6.9	NOVEMBER	
ታኅሣሥ	22.8	7.5	0.0	DECEMBER	
የዓመቱ	22.8	9.7	1203.1	ANNUAL	
	MAX.	MIN.			
	TEMPERATURE		RAIN	MONTH	
	1998				

( ) መረጃው የተሟላ ባይሆንም ትክክል እንደሆነ ታስቧል።

( ) Date are incomplete but assumed to be representative

x መረጃ አልተገኘም

x Date not available

ማስታወሻ፡- የዝናም መጠን የተሰጠው በሚሊ ሜትር ነው።

NOTE: The amount of rainfall is given in millimeters

የአየር ሙቀት የተሰጠው በዲግሪ ሴንትግራድ ነው።

Temperature is given in degrees centigrade

የአየር ምርመራ ጣቢያዎች አማካይ ከፍተኛና ዝቅተኛ  
 የአየር ጠባይ ሁኔታ፣ የዝናም ጠቅላላ መጠን በወር  
 AVERAGE MAXIMUM AND MINIMUM TEMPERATURES,  
 TOTAL RAINFALL OF MAJOR WEATHER STATIONS BY MONTH

ደብረ ዘይት  
 DEBRE ZEIT

ሠንጠረዥ ሀ. 6.5 TABLE A.6.5

ወር	1990/91			የዝናም መጠን	
	የአየሩ ሙቀት		የዝናም መጠን		
	ከፍተኛ	ዝቅተኛ			
ጥር	26.6	12.8	32.0	JANUARY	
የካቲት	27.8	14.2	51.4	FEBRUARY	
መጋቢት	28.6	14.7	13.9	MARCH	
ሚያዝያ	30.1	15.2	77.2	APRIL	
ግንቦት	29.6	14.5	41.8	MAY	
ሰኔ	28.9	13.8	77.7	JUNE	
ሐምሌ	24.6	14.5	206.3	JULY	
ነሐሴ	23.6	14.3	293.5	AUGUST	
መስከረም	25.3	13.5	97.6	SEPTEMBER	
ጥቅምት	25.8	12.2	93.3	OCTOBER	
ኅዳር	25.7	8.4	0.0	NOVEMBER	
ታኅሣሥ	25.4	7.6	0.0	DECEMBER	
የዓመቱ	26.8	13.0	984.7	ANNUAL	
	MAX.	MIN.			
	TEMPERATURE		RAIN	MONTH	
	1998				

ደሬደዋ  
 DIRE DAWA

ሠንጠረዥ ሀ. 6.6 TABLE A.6.6

ወር	1990/91			የዝናም መጠን	
	የአየሩ ሙቀት		የዝናም መጠን		
	ከፍተኛ	ዝቅተኛ			
ጥር	28.1	17.0	93.9	JANUARY	
የካቲት	29.6	23.3	29.3	FEBRUARY	
መጋቢት	31.9	22.2	75.2	MARCH	
ሚያዝያ	34.4	22.0	64.7	APRIL	
ግንቦት	34.5	22.3	87.3	MAY	
ሰኔ	37.2	23.4	17.1	JUNE	
ሐምሌ	33.9	20.8	100.2	JULY	
ነሐሴ	32.2	22.0	134.1	AUGUST	
መስከረም	32.1	19.7	220.2	SEPTEMBER	
ጥቅምት	31.7	19.2	59.1	OCTOBER	
ኅዳር	30.6	15.4	9.1	NOVEMBER	
ታኅሣሥ	29.2	13.4	0.0	DECEMBER	
የዓመቱ	32.12	20.1	890.2	ANNUAL	
	MAX.	MIN.			
	TEMPERATURE		RAIN	MONTH	
	1998				

( ) መረጃው የተሟላ ባይሆንም ትክክል እንደሆነ ታስቧል።

( ) Date are incomplete but assumed to be representative

x መረጃ አልተገኘም

x Date not available

ማስታወሻ፡- የዝናም መጠን የተሰጠው በሚሊ ሜትር ነው።

NOTE: The amount of rainfall is given in millimeters

የአየር ሙቀት የተሰጠው በዲግሪ ሴንትግራድ ነው።

Temperature is given in degrees centigrade

የአየር ምርመራ ጣቢያዎች አማካይ ከፍተኛና ዝቅተኛ  
 የአየር ጠባይ ሁኔታ፣ የዝናም ጠቅላላ መጠን በወር  
 AVERAGE MAXIMUM AND MINIMUM TEMPERATURES,  
 TOTAL RAINFALL OF MAJOR WEATHER STATIONS BY MONTH

ሮቤ  
 ROBE

ሠንጠረዥ ሀ. 6.7 TABLE A.6.7

ወር	1990/91			የዝናም መጠን	
	የአየሩ ሙቀት		የዝናም መጠን		
	ከፍተኛ	ዝቅተኛ			
ጥር	24.0	4.9	76.6	JANUARY	
የካቲት	24.9	6.4	31.0	FEBRUARY	
መጋቢት	25.7	5.9	38.3	MARCH	
ሚያዝያ	25.6	7.8	95.0	APRIL	
ግንቦት	24.7	8.0	58.9	MAY	
ሰኔ	25.3	7.6	50.1	JUNE	
ሐምሌ	24.3	7.4	99.0	JULY	
ነሐሴ	22.8	7.0	92.0	AUGUST	
መስከረም	23.1	6.8	138.6	SEPTEMBER	
ጥቅምት	21.3	6.4	194.6	OCTOBER	
ኅዳር	21.9	2.5	51.7	NOVEMBER	
ታኅሣሥ	23.0	1.8	1.9	DECEMBER	
የዓመቱ	23.9	6.0	927.7	ANNUAL	
	MAX.	MIN.			
	TEMPERATURE		RAIN	MONTH	
	1998				

ጎሬ  
 GORE

ሠንጠረዥ ሀ. 6.8 TABLE A.6.8

ወር	1990/91			የዝናም መጠን	
	የአየሩ ሙቀት		የዝናም መጠን		
	ከፍተኛ	ዝቅተኛ			
ጥር	25.3	14.2	24.5	JANUARY	
የካቲት	27.1	14.9	34.7	FEBRUARY	
መጋቢት	26.2	15.3	107.2	MARCH	
ሚያዝያ	27.5	16.3	89	APRIL	
ግንቦት	24.2	14.8	193.4	MAY	
ሰኔ	22.7	13.1	249.2	JUNE	
ሐምሌ	20.9	13.7	297.7	JULY	
ነሐሴ	20.7	13.8	216.2	AUGUST	
መስከረም	22.1	13.5	262.5	SEPTEMBER	
ጥቅምት	22.5	13.9	258.8	OCTOBER	
ኅዳር	23.3	13.4	23.3	NOVEMBER	
ታኅሣሥ	25.6	14.2	7.4	DECEMBER	
የዓመቱ	21.9	13.1	1763.9	ANNUAL	
	MAX.	MIN.			
	TEMPERATURE		RAIN	MONTH	
	1998				

( ) መረጃው የተሟላ ባይሆንም ትክክል እንደሆነ ታስቧል።

( ) Date are incomplete but assumed to be representative

x መረጃ አልተገኘም

x Date not available

ማስታወሻ፡- የዝናም መጠን የተሰጠው በሚሊ ሜትር ነው።

NOTE: The amount of rainfall is given in millimeters

የአየር ሙቀት የተሰጠው በዲግሪ ሴንትግራድ ነው።

Temperature is given in degrees centigrade

የአየር ምርመራ ጣቢያዎች አማካይ ከፍተኛና ዝቅተኛ  
 የአየር ጠባይ ሁኔታ፣ የዝናዎ ጠቅላላ መጠን በወር  
 AVERAGE MAXIMUM AND MINIMUM TEMPERATURES,  
 TOTAL RAINFALL OF MAJOR WEATHER STATIONS BY MONTH

ጅማ  
 JIMMA

ሠንጠረዥ ሀ. 6.9      TABLE A.6.9

ወር	1990/91			የዝናም መጠን	
	የአየሩ ሙቀት		የዝናም መጠን		
	ከፍተኛ	ዝቅተኛ			
ጥር	28.1	12.7	102.5	JANUARY	
የካቲት	29.2	12.1	21.6	FEBRUARY	
መጋቢት	29.6	14.3	96.5	MARCH	
ሚያዝያ	30.9	14.1	92.8	APRIL	
ማንቦት	28.8	14.7	173.6	MAY	
ሰኔ	27.6	13.5	222.6	JUNE	
ሐምሌ	24.9	14.5	248.4	JULY	
ከሐሴ	25.5	14.4	306.7	AUGUST	
መስከረም	26.4	14.6	199.9	SEPTEMBER	
ጥቅምት	27.1	14.1	200.7	OCTOBER	
ኅዳር	28.1	7.6	46.5	NOVEMBER	
ታኅሣሥ	29.2	4.1	1.4	DECEMBER	
የዓመቱ	28.0	12.6	1713.2	ANNUAL	
	MAX.	MIN.			
	TEMPERATURE		RAIN	MONTH	
	1998				

( ) መረጃው የተሟላ ባይሆንም ትክክል እንደሆነ ታስቧል።

( ) Date are incomplete but assumed to be representative

x መረጃ አልተገኘም

x Date not available

ማስታወሻ፡- የዝናም መጠን የተሰጠው በሚሊ ሜትር ነው።

NOTE: The amount of rainfall is given in millimeters

የአየር ሙቀት የተሰጠው በዲግሪ ሴንትግራድ ነው።

Temperature is given in degrees centigrade

ከብሔራዊ ሜቴዎሮሎጂ አገልግሎት ድርጅት የተገኘ።

Source: National Meteorological Services Agency

ክፍል ለ- ስለ ሕዝብ

**SECTION B- POPULATION**

## ክፍል-ለ ስለሕዝብ

በዚህ መጽሔት የቀረቡት መረጃዎች የተገኙት ጥቅምት 1987 የተካሄደውን የሕዝብና የቤቶች ቆጠራ ውጤት መሠረት በማድረግ ነው። ከ1987 እስከ 1992 የሕዝብ ብዛት ትንበያም ተዘጋጅቶ ቀርቧል። በዚህ መሠረት የሐምሌ ወር 1992 የኢትዮጵያ ጠቅላላ የሕዝብ ብዛት ግምት 63,495,000 ሲሆን ከዚህ 54,022,000 የገጠር እንደሆኑም 9,473,000 የከተማ ነዋሪዎች ናቸው። በቆጠራው የተሸፈኑት ከተሞች የክልል የዞንና የወረዳ ርዕሰ ከተማ የሆኑትን፣ የከተማ ቀበሌዎች የተቋቋሙባቸውና ነዋሪዎቹ በአብዛኛው እርሻ ነክ ባልሆኑ ሥራዎች የተሰማሩባቸውን ስፍራዎች በሙሉ በከተማነት በመቀጠር ነው።

በዚህ መጽሔት የቀረቡት ሕዝብን የሚመለከቱ መረጃዎች ቀጥሎ የተመለከቱት ናቸው። የክልሎች፣ የዞኖችና የወረዳዎች የሕዝብ ብዛት በጾታ ፣ የቆዳ ስፋትና በእያንዳንዱ ኪሎ ሜትር ካሬ በአማካይ የሠፈረው ሕዝብ ብዛት(የአፋርና የሱማሌን ክልሎች አይጨምርም) ፣ የከተሞች የሕዝብ ብዛት በጾታ ፣ እንደሆኑም የየዓመቱ የሕዝብ ብዛት ትንበያ በክልልና በዕድሜ መደብ ናቸው። የክልሎች ፣ ዞኖችና ወረዳዎች የስፋት መለኪያዎች የተገኙት ለቆጠራ ሥራ እንደረደቡ ከተሠሩት ካርታዎች ስለሆነ ፣ ትክክለኛውን ድንበር ላያመለክቱ ይችላሉ። በተጨማሪም እነዚህ ካርታዎች ከኢትዮጵያ ካርታ ሥራ ባለሥልጣን የተሰጡ አይደሉም። እነዚህም መረጃዎች የቀረቡት ከዚህ በታች በተመለከቱት ሰንጠረዦች ዝርዝር መሠረት ነው።

ሰንጠረዥ ለ.1 ጠቅላላ የኢትዮጵያ ሕዝብ ብዛት በክልል፣ በጾታ፣ በገጠርና በከተማ፡ ሐምሌ 1992.

ሰንጠረዥ ለ.2 ጠቅላላ የኢትዮጵያ ሕዝብ ብዛት በዕድሜ መደብ፣ በጾታ፣ በገጠርና በከተማ፡ ሐምሌ 1992.

ሰንጠረዥ ለ.3 የሕዝብ ብዛት በጾታ፣ የቆዳ ስፋት፣ በኪ/ሜትር ካሬ የሰፈረው ሕዝብ ብዛት፣ በክልል፣ በዞንና በወረዳ

ሰንጠረዥ ለ.4 የከተሞች የሕዝብ ብዛት በክልል፣ በወረዳና በጾታ፡ ጥቅምት-1987

ሰንጠረዥ ለ.5.1—ለ.5.6 የየዓመቱ የኢትዮጵያ ሕዝብ ብዛት በክልል፣ በጾታ፣ በገጠርና በከተማ፡ 1986 - 1992.

ሰንጠረዥ ለ.6.1—ለ.6.6 የየዓመቱ የኢትዮጵያ ሕዝብ ብዛት ትንበያ በዕድሜ መደብ፣ በጾታ፣ በገጠርና በከተማ፡ 1986 - 1992.

## SECTION-B POPULATION

The population figures in this issue are based on the results of the October 1994 National Population and Housing Census of Ethiopia. The population estimates presented for July 1995-2000 are derived by projecting the 1994 census. Therefore, the total projected population of the country for July 2000 is estimated to be 63,495,000 persons of which 54,022,000 are rural and 9,473,000 are urban. Urban areas refer to all capitals of regions, zones and weredas, and it also include localities with urban kebeles whose inhabitants are primarily engaged in non-agricultural activities.

The population data in this issue include population of regions, zones and weredas by sex ; population size by sex, area in square kilometer and density by region, zone and wereda (Excluding Affar and Somali Regions); Annual population projection by regions, age-group, sex, rural and urban areas. Areas of regions, zones and weredas are calculated from maps drawn to assist in census work and are not from the Ethiopian Mapping Authority. The list of tables in which these data are presented are given below.

Table B.1 Total population of Ethiopia by region, sex, urban and rural Areas: July 2000.

Table B.2 Total population of Ethiopia by age-group, sex, urban and rural Areas: July 2000.

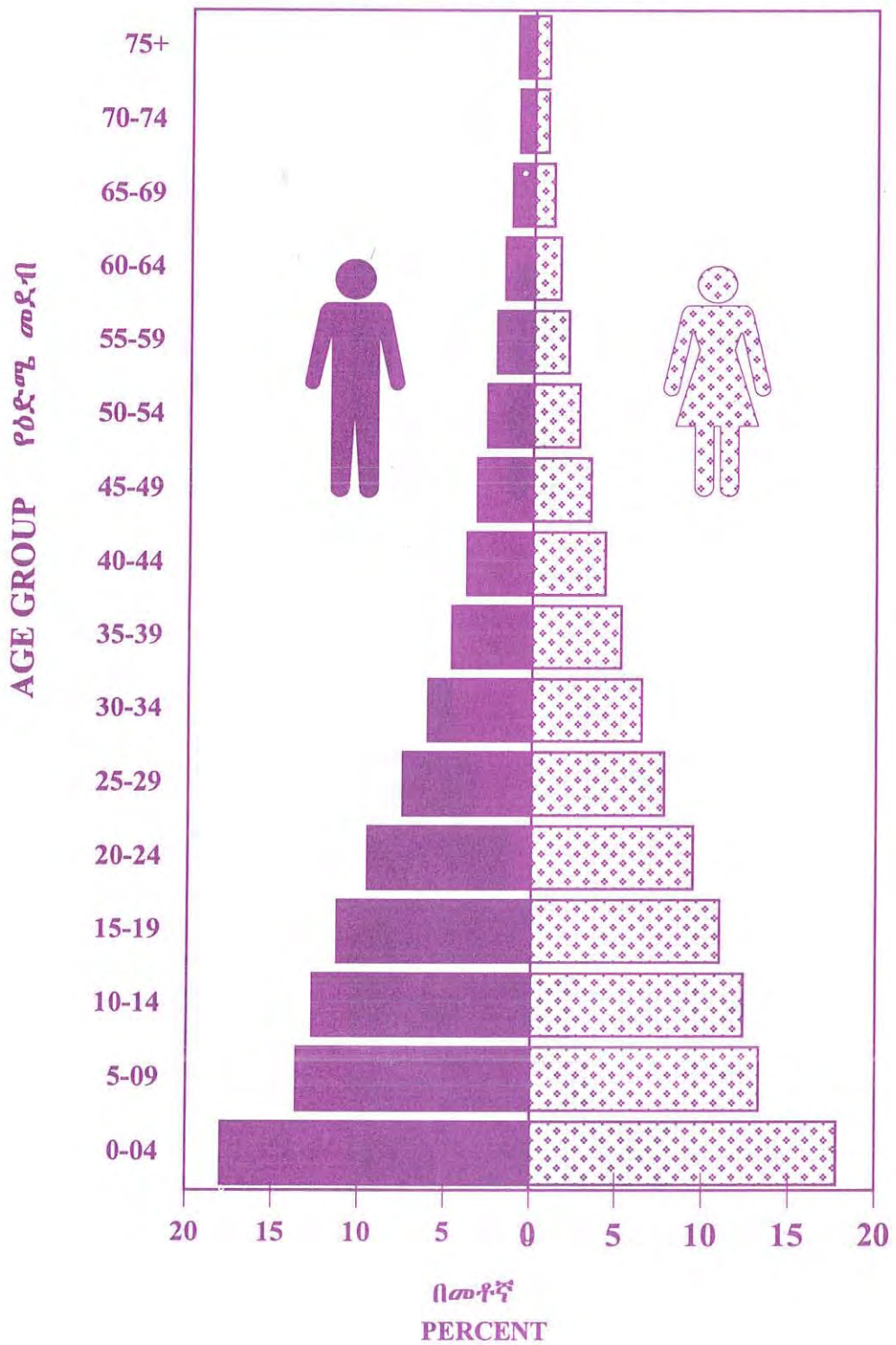
Table B.3 Population size by sex, area and density per sq.km by region, zone and wereda.

Table B.4 Population size of towns by regions, zones and weredas by sex.

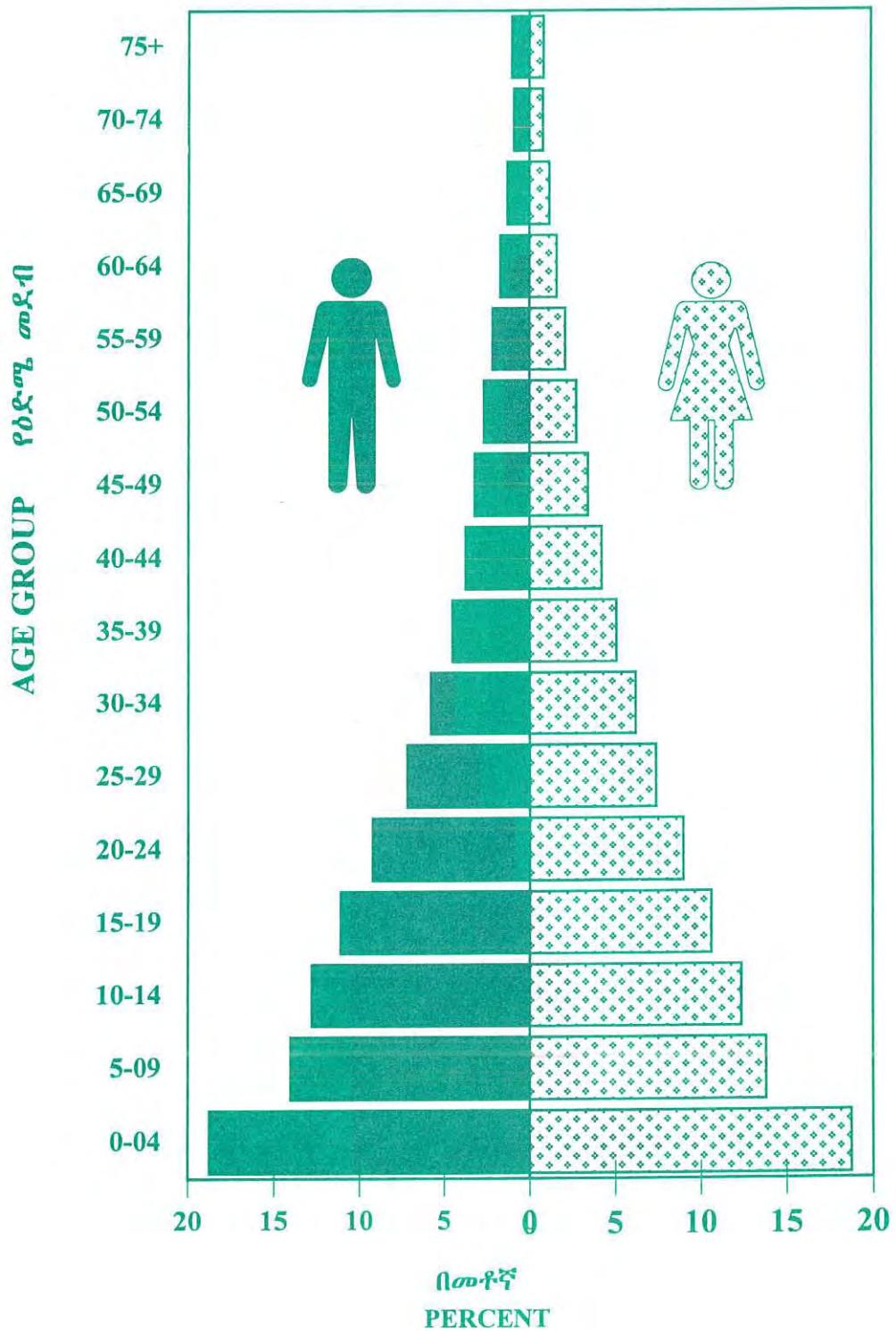
Table B.5.1-B.5.6 Annual population size of Ethiopia by regions, sex, rural and urban areas:  
1994 - 2000.

Table B.6.1-B.6.6 Annual population size of Ethiopia by five year age-group, sex, rural and urban areas: 1994 - 2000.

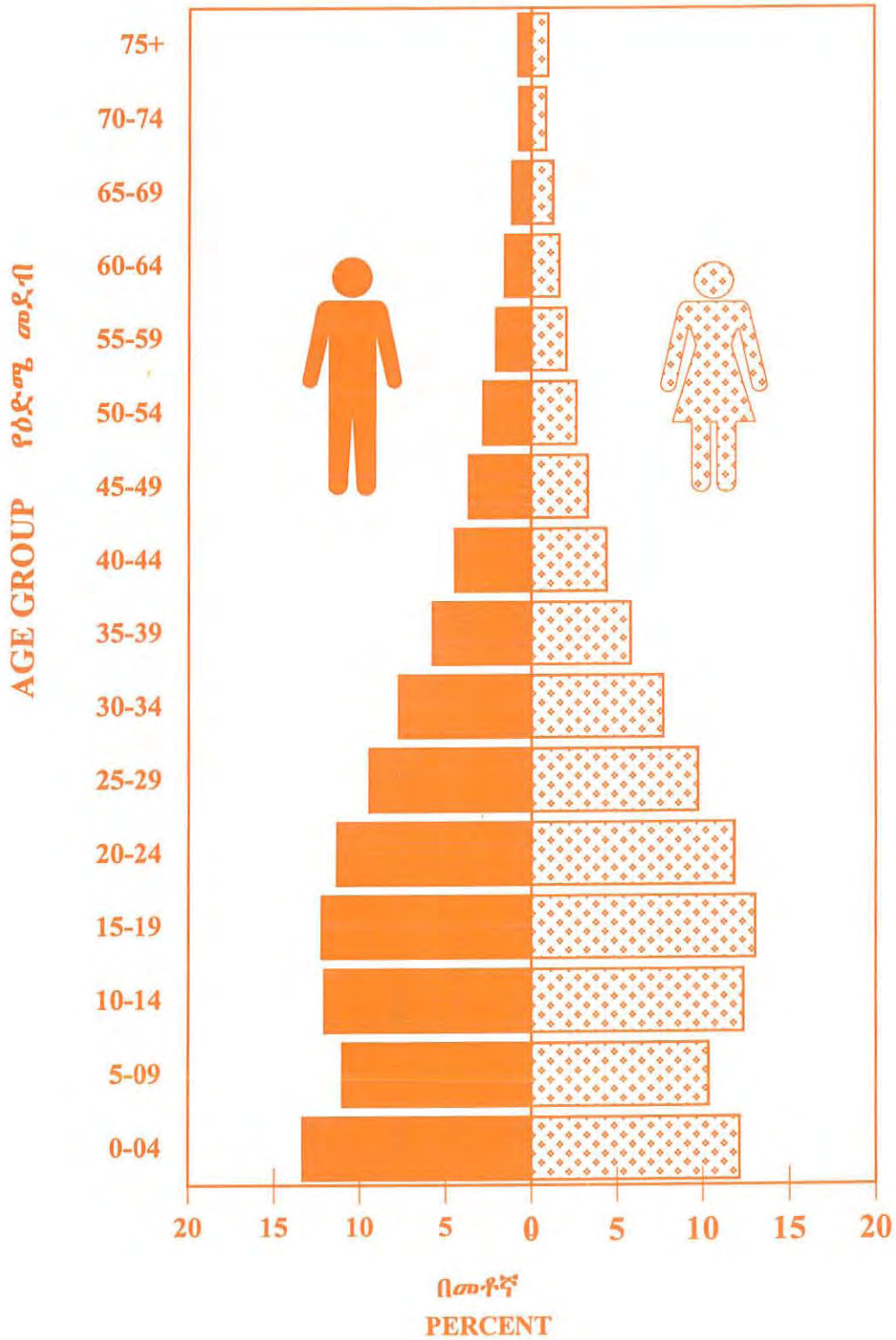
የኢትዮጵያ ሕዝብ ፒራሚድ: 1992  
 TOTAL POPULATION PYRAMID: 2000



የገጠና ሕዝብ ፒራሚድ: 1992  
 RURAL POPULATION PYRAMID: 2000



የከተማ ሕዝብ ፒራሚድ:1992  
 URBAN POPULATION PYRAMID: 2000



ሰንጠረዥ: ለ-1 ጠቅላላ የኢትዮጵያ ሕዝብ ብዛት በፆታ፣ በክልል፣ በገጠርና በከተማ፣ ሐምሌ 1992  
 Table: B.1 Total Population of Ethiopia by Sex, Region, Urban and Rural: July 1/2000.

ሰንጠረዥ: ለ-1

Table: B.1

/በሺህ/

ክልል	ከተማ			ገጠር			ጠቅላላ ድምር			Region
	ወንድ	ሴት	ድምር	ወንድ	ሴት	ድምር	ወንድ	ሴት	ድምር	
ትግራይ	306	316	622	1,511	1,561	3,072	1,817	1,877	3,694	Tigray
አፋር	56	43	99	626	491	1,117	682	534	1,216	Affar
አማራ	841	839	1,680	7,316	7,299	14,615	8,157	8,138	16,295	Amara
አርማያ	1,322	1,326	2,648	9,838	9,868	19,706	11,160	11,194	22,354	Oromiya
ሶማሌ	303	257	560	1,698	1,440	3,138	2,001	1,697	3,698	Somali
ቤኒሻንጉል-ጉሙዝ	24	23	47	247	243	490	271	266	537	Benishngul-Gumuz
የደቡብ ብሔር/ብሔረሰቦችና ሕዝቦች	476	482	958	5,743	5,814	11,557	6,219	6,296	12,515	Southern Nations/Nationalities and Peoples
ጋምቤላ	18	18	36	89	86	175	107	104	211	Gambella
ካሪሪ	49	48	97	32	31	63	81	79	160	Harari
አዲስ አበባ	1,202	1,293	2,495	0	0	0	1,202	1,293	2,495	Addis Ababa
ድሬደዋ ጊዜያዊ አስተዳደር	115	114	229	45	44	89	160	158	318	Dire Dawa provisional Administration
ድምር	4,713	4,760	9,473	27,145	26,877	54,022	31,858	31,637	63,495	Total
	Male	Female	Total	Male	Female	Total	Male	Female	Total	Region
	Urban			Rural			Total			

ሰንጠረዥ: ለ-2 ጠቅላላ የኢትዮጵያ ሕዝብ ብዛት በዕድሜ መደብ፣ በፆታ፣ በገጠርና በከተማ፡ ሐምሌ 1992

Table: B.2 Total Population of Ethiopia by Age Group , Sex, Urban and Rural: July 1/2000.

ሰንጠረዥ: ለ-2

Table: B.2

ዕድሜ	ከተማ			ገጠር			ድምር			Age
	ወንድ	ሴት	ጠቅላላ	ወንድ	ሴት	ጠቅላላ	ወንድ	ሴት	ጠቅላላ	
0-4	627,878	576,628	1,204,506	5,086,480	5,040,550	10,127,030	5,714,358	5,617,178	11,331,536	0-4
5-9	518,588	491,632	1,010,220	3,807,263	3,706,308	7,513,571	4,325,851	4,197,940	8,523,791	5-9
10-14	569,423	587,596	1,157,019	3,469,330	3,318,984	6,788,314	4,038,753	3,906,580	7,945,333	10-14
15-19	576,809	619,688	1,196,497	3,012,290	2,848,925	5,861,215	3,589,099	3,468,613	7,057,712	15-19
20-24	533,805	561,506	1,095,311	2,501,598	2,411,609	4,913,207	3,035,403	2,973,115	6,008,518	20-24
25-29	444,463	462,860	907,323	1,943,790	1,982,349	3,926,139	2,388,253	2,445,209	4,833,462	25-29
30-34	363,722	366,147	729,869	1,567,058	1,668,244	3,235,302	1,930,780	2,034,391	3,965,171	30-34
35-39	271,558	276,648	548,206	1,222,987	1,369,048	2,592,035	1,494,545	1,645,696	3,140,241	35-39
40-44	209,670	210,410	420,080	1,015,376	1,137,794	2,153,170	1,225,046	1,348,204	2,573,250	40-44
45-49	171,723	158,922	330,645	867,810	922,165	1,789,975	1,039,533	1,081,087	2,120,620	45-49
50-54	131,888	125,811	257,699	726,074	738,369	1,464,443	857,962	864,180	1,722,142	50-54
55-59	96,635	97,382	194,017	586,242	561,995	1,148,237	682,877	659,377	1,342,254	55-59
60-64	72,442	77,987	150,429	464,208	426,076	890,284	536,650	504,063	1,040,713	60-64
65-69	52,792	60,491	113,283	351,108	312,287	663,395	403,900	372,778	776,678	65-69
70-74	34,355	40,498	74,853	246,515	212,160	458,675	280,870	252,658	533,528	70-74
75ና በላይ	36,922	46,092	83,014	276,903	219,836	496,739	313,825	265,928	579,753	75+
<b>ድምር</b>	<b>4,712,673</b>	<b>4,760,298</b>	<b>9,472,971</b>	<b>27,145,032</b>	<b>26,876,699</b>	<b>54,021,731</b>	<b>31,857,705</b>	<b>31,636,997</b>	<b>63,494,702</b>	<b>Total</b>
	Male	Female	Total	Male	Female	Total	Male	Female	Total	
	Urban			Rural			Total			

የክልል፣ የዞን፣ የወረዳ፣ የቆዳ ስፋትና በኪሎ ሜትር ካሬ የሰፈረ ሕዝብ ብዛት በደታ፡ ሐምሌ 1992  
 Population Size by Sex, Area and Density by Region, Zone and Wereda : July 2000

ሰንጠረዥ ለ-3

TABLE B.3

ክልል ዞንና ወረዳ	የሕዝብ ብዛት			ስፋት በኪ.ሜ/ካሬ	በኪ.ሜ/ካሬ የሰፈረ ሰው	
	ወንድ	ሴት	ጅምር			
ትግራይ ክልል	1,817,001	1,877,001	3,694,002	50,078.64	73.8	TIGRAY REGION
ምዕራባዊ ዞን	433,749	426,181	859,930	24,708.84	34.8	MIRABAWI ZONE
ቃፍታ ሁመራ	31,458	27,679	59,137	6,196.56	9.5	KAFTA HUMERA
ታህታይ እዲያቦ	48,531	46,898	95,429	3,865.07	24.7	TAHTAY ADIYABO
ላዕላይ እዲያቦ	46,892	46,030	92,922	1,820.94	51.0	LAELAY ADIYABO
ታህታይ ቆራሮ	49,983	50,689	100,672	646.88	155.6	TAHTAY KORARO
መደባይ ዛና	55,381	57,676	113,057	1,080.94	104.6	MEDEBAY ZANA
አስገደ ዕምብላ	57,040	54,822	111,862	2,357.50	47.4	ASEGEDE TSIMBELA
ፀለምቲ	57,460	55,847	113,307	2,496.25	45.4	TSELEMTI
ወልቃይት	52,532	52,083	104,615	4,142.82	25.3	WELKAIT
ፀገዲ	34,472	34,457	68,929	2,101.88	32.8	TSGEDE
መካከለኛው ዞን	540,605	562,225	1,102,830	10,353.50	106.5	MEHAKELEGNAW ZONE
መረብለሽ	44,916	45,882	90,798	1,214.69	74.7	MEREB LEHE
እንትጮ	72,711	79,681	152,392	1,302.50	117.0	ENTICHO
ወርዲ ለሽ	62,227	65,954	128,181	1,258.13	101.9	WERIE LEHE
አድዋ	63,895	66,145	130,040	646.78	201.1	ADWA
ላዕላይ ማይጨው	53,734	54,988	108,722	554.09	196.2	LAELAY MAYCHEW
ታህታይ ማይጨው	44,862	46,545	91,407	567.84	161.0	TAHTAY MAYCHEW
ናዕደር ዓዲት	47,948	50,066	98,014	959.10	102.2	NAEDER ADET
ቆላ ተምቤን	65,393	67,093	132,486	1,389.70	95.3	KOLA TEMBEN
ደጉዓ ተምቤን	50,988	52,182	103,170	1,109.72	93.0	DEGUA TEMBEN
አበርገለ	33,931	33,689	67,620	1,350.95	50.1	ABERGELE
ምስራቃዊ ዞን	330,632	358,127	688,759	5,705.34	120.7	MISRAKAWI ZONE
ጉሎ መሽዳ	44,861	47,415	92,276	633.74	145.6	GULOMAHDA
ኢሮብ	9,925	10,638	20,563	933.45	22.0	EROB
ላዕሲስ ዓዕዳአምባ	56,085	62,622	118,707	933.12	127.2	SAESI TSAEDAEMBA
ገንታ አፈሹም	71,781	76,706	148,487	525.93	282.3	GANTA AFESHUM
ሐውዜን	52,491	55,624	108,115	805.95	134.1	HAWZEN
ውቅሮ	49,736	52,288	102,024	987.83	103.3	WUKRO
አፅቢ ወንበርታ	45,753	52,834	98,587	885.32	111.4	ATSBI WENBERTA
	MALE	FEMALE	TOTAL	AREA IN	DENSITY	REGION,ZONE
	POPULATION			SQ. KM		AND WEREDA

የክልል፣ የዞን፣ የወረዳ፣ የቆያ ስፋትና በኪሎ ሜትር ካራ የሰፈረ ሕዝብ ብዛት በጾታ፡ ሐምሌ 1992  
 Population Size by Sex, Area and Density by Region, Zone and Wereda : July 2000

ሰንጠረዥ ለ-3(የቀጠለ)

TABLE B.3(Cont'd)

ክልል ዞንና ወረዳ	የሕዝብ ብዛት			ስፋት በኪ.ሜ/ካራ	በኪ.ሜ/ካራ የሰፈረ ሰው	
	ወንድ	ሴት	ድምር			
ደቡብዊ ዞን	512,015	530,468	1,042,483	9,310.96	112.0	DEBUBAWI ZONE
ሳምራ	50,683	52,142	102,825	1,538.74	66.8	SAMRE
እንደርታ	60,632	63,379	124,011	1,339.93	92.6	ENDERTA
ሕንጣሎ ዋጅራት	63,434	66,045	129,479	1,764.07	73.4	H INTALO WAJIRAT
አላጅ	47,160	50,297	97,457	755.63	129.0	ALAJE
እንዳመሆኔ	47,128	50,482	97,610	599.70	162.8	ENDAMEHONI
ራያና አዘበ	50,212	52,066	102,278	1,440.63	71.0	RAYAAZEBO
አላማጣ	56,115	57,428	113,543	550.32	206.3	ALAMATA
አፍላ	71,283	75,023	146,306	1,297.50	112.8	OFLA
መቀሌ	65,368	63,606	128,974	24.44	5,277.2	MEKELE
<b>አፋር ክልል(1)</b>	<b>682,000</b>	<b>534,000</b>	<b>1,216,000</b>			<b>AFFAR REGION(1)</b>
<b>ዞን 1</b>	<b>204,568</b>	<b>156,760</b>	<b>361,328</b>			<b>ZONE 1</b>
አላይታ	33,122	26,010	59,132			AYISAITA
ዱብቲ	44,162	30,605	74,767			DUBTI
አፋምቦ	7,837	6,948	14,785			AFAMBO
ሚሌ	42,976	34,344	77,320			MILE
ኤሊዳር	30,947	24,219	55,166			ELIDAR
ጭፍራ	45,524	34,634	80,158			CHIFRA
<b>ዞን 2</b>	<b>131,224</b>	<b>108,571</b>	<b>239,795</b>			<b>ZONE 2</b>
ኢራብቲ	23,436	18,899	42,335			EREBTI
ኮነባ	22,680	18,013	40,693			KONEBA
አብዓላ	16,117	13,915	30,032			ABALA
መጋሊ	11,530	10,016	21,546			MEGALE
በራህሌ	20,107	16,423	36,530			BERAHLE
ዳሎል	27,867	23,654	51,521			DALUL
አፍዴራ	9,487	7,651	17,138			AFDERA
<b>ዞን 3</b>	<b>92,241</b>	<b>74,521</b>	<b>166,762</b>			<b>ZONE 3</b>
አሚባራ	25,473	19,655	45,128			AMIBARA
	<b>MALE</b>	<b>FEMALE</b>	<b>TOTAL</b>	<b>AREA IN</b>	<b>DENSITY</b>	<b>REGION,ZONE</b>
	<b>POPULATION</b>			<b>SQ. KM</b>		<b>AND WEREDA</b>

(1)-የሐምሌ 15/1988 የሕዝብና ቤቶች ቆጠራ ውጤት።

(1)--july 22/1996 population and housing census result.

የክልል፣ የዞን፣ የወረዳ፣ የቆዳ ስፋትና በኪሎ ሜትር ካራ የሰፈረ ሕዝብ ብዛት በጾታ፡ ሐምሌ 1992  
 Population Size by Sex, Area and Density by Region, Zone and Wereda : July 2000

ሰንጠረዥ A-3(የቀጠለ)

TABLE B.3(Cont'd)

ክልል የንጥ ወረዳ	የሕዝብ ብዛት			ስፋት በኪሜ/ካራ	በኪሜ/ካራ የሰፈረ ሰው	
	ወንድ	ሴት	ድምር			
አዋሽ ፈንታሌ	11,039	9,773	20,812			AWASH FENTALE
ገዋኔ	17,938	13,384	31,322			GEWANE
ዱለቻ	8,834	7,698	16,532			DULECHA
ቡራ ሙዳይቲ	23,126	18,438	41,564			BURE MUDAYTU
አርጎባ ልዩ ወረዳ	5,831	5,573	11,404			ARGOBA SPECIAL WEREDA
<b>ዞን 4</b>	<b>76,253</b>	<b>62,315</b>	<b>138,568</b>			<b>ZONE 4</b>
አውራ	10,867	9,370	20,237			AURA
ዕዋ	21,117	17,358	38,475			EWA
ቴሩ	21,246	17,477	38,723			TERU
ያሎ	12,648	9,764	22,412			YALO
ጎሊና	10,375	8,346	18,721			GULINA
<b>ዞን 5</b>	<b>177,714</b>	<b>131,833</b>	<b>309,547</b>			<b>ZONE 5</b>
ተላላክ	42,089	29,739	71,828			TELALAK
ደዌ	36,209	26,622	62,831			DEWE
አርጡማ	29,854	20,875	50,729			ARTUMA
ፉርሲ	39,721	30,145	69,866			FURSI
ሰሙርቢና ገለአሎ	29,841	24,452	54,293			SIMUROBI GELE'ALO
<b>አማራ ክልል</b>	<b>8,157,003</b>	<b>8,138,000</b>	<b>16,295,003</b>	<b>159,173.66</b>	<b>102.4</b>	<b>AMARA REGION</b>
<b>ሰሜን ጎንደር ዞን</b>	<b>1,249,644</b>	<b>1,217,114</b>	<b>2,466,758</b>	<b>48,204.39</b>	<b>51.2</b>	<b>SEMEN GONDAR ZONE</b>
አዲ አርቃይ	63,205	62,321	125,526	2,231.90	56.2	ADDI ARKAY
በየዳ	44,173	45,139	89,312	1,150.16	77.7	BEYEDA
ጃናሞራ	72,928	73,260	146,188	1,729.54	84.5	JANAMORA
ደባርቅ	71,258	71,444	142,702	1,512.22	94.4	DEBARK
ዳባት	70,363	69,204	139,567	1,199.15	116.4	DABAT
ሳንጃ	63,079	60,543	123,622	8,332.84	14.8	SANJA
ሳይ አርማጭሆ	68,036	69,323	137,359	1,085.00	126.6	LAY ARMACHO
ወገራ	109,064	105,703	214,767	1,862.50	115.3	WEGERA
ጎንደር ዙሪያ	114,739	111,366	226,105	1,286.76	175.7	GONDAR ZURIA
ደምቢያ	130,152	126,051	256,203	1,214.69	210.9	DEMBIA
ጭልጋ	98,692	95,943	194,635	3,180.91	61.2	CHILGA
መተማ	35,648	30,100	65,748	3,995.00	16.5	METEMA
ቋራ	21,359	20,078	41,437	7,395.31	5.6	QUARA
	<b>MALE</b>	<b>FEMALE</b>	<b>TOTAL</b>	<b>AREA IN</b>	<b>DENSITY</b>	<b>REGION, ZONE</b>
	<b>POPULATION</b>			<b>SQ. KM</b>		<b>AND WEREDA</b>

የክልል፣ የዞን፣ የወረዳ፣ የቆዳ ስፋትና በኪሎ ሜትር ካራ የሰፈረ ሕዝብ ብዛት በጾታ፡ ሐምሌ 1992  
 Population Size by Sex, Area and Density by Region, Zone and Wereda : July 2000

ሰንጠረዥ ለ-3(የቀጠለ)

TABLE B.3(Cont'd)

ክልል ዞንና ወረዳ	የሕዝብ ብዛት			ስፋት በኪ.ሜ/ካራ	በኪ.ሜ/ካራ የሰፈረ ስው.	
	ወንድ	ሴት	ጅምር			
አለፋ	128,019	122,575	250,594	6,393.44	39.2	ALEFA
በለሳ	84,086	79,832	163,918	2,560.63	64.0	BELESA
ጎንደር	74,843	74,232	149,075	40.27	3,701.9	GONDAR
ጣና ሐይቅ				3,034.07		LAKE TANA
<b>ደቡብ ጎንደር ዞን</b>	<b>1,055,222</b>	<b>1,019,993</b>	<b>2,075,215</b>	<b>14,337.53</b>	<b>144.7</b>	<b>DEBUB GONDAR ZONE</b>
ዕብናት	97,582	93,907	191,489	2,268.44	84.4	EBENAT
ከምከም	132,122	127,099	259,221	1,560.00	166.2	KEMEKEM
ፎገራ	111,742	106,631	218,373	1,095.00	199.4	FOGERA
ፋርጣ	136,789	129,701	266,490	1,274.47	209.1	FARTA
ላይ ጋይንት	98,987	97,507	196,494	1,253.13	156.8	LAY GAYINT
ታች ጋይንት	49,262	49,008	98,270	834.69	117.7	TACH GAYINT
ስማዳ	109,176	109,955	219,131	2,069.38	105.9	SIMADA
እስቴ	176,103	170,906	347,009	2,368.13	146.5	ESTE
ደራ	128,067	120,781	248,848	1,608.44	154.7	DERA
ደብረ ታቦር	15,392	14,498	29,890	5.85	5,109.4	DEBRE TABOR
<b>ሰሜን ወሎ ዞን</b>	<b>740,450</b>	<b>739,854</b>	<b>1,480,304</b>	<b>16,400.98</b>	<b>90.3</b>	<b>SEMEN WELLO ZONE</b>
ቡግና	100,614	99,960	200,574	2,290.00	87.6	BUGNA
ቆቦ	104,805	104,166	208,971	1,940.31	107.7	KOBO
ግዳን	78,145	80,457	158,602	1,110.93	142.8	GIDAN
መቄት	113,475	112,487	225,962	1,925.01	117.4	MEKET
ዋድላ	63,068	61,177	124,245	944.05	131.6	WADLA
ዳውንትና ደላንታ	85,356	84,371	169,727	1,583.46	107.2	DAWUNTNA DELANT
ጉባ ላፍቶ	80,362	81,456	161,818	1,021.46	158.4	GUBA LAFTO
ሃብሩ	97,593	100,120	197,713	5,582.21	35.4	HABRU
ወልዲያ	17,032	15,660	32,692	3.55	9,209.0	WELDIYA
<b>ደቡብ ወሎ ዞን</b>	<b>1,233,153</b>	<b>1,272,071</b>	<b>2,505,224</b>	<b>16,956.06</b>	<b>147.7</b>	<b>DEBUB WELLO ZONE</b>
መቅደላ	60,639	63,479	124,118	1,336.28	92.9	MEKDELA
ተንታ	79,065	81,820	160,885	1,256.56	128.0	TENTA
ኩታበር	72,232	75,721	147,953	949.08	155.9	KUTABER
አምባሰል	63,790	66,148	129,938	918.91	141.4	AMBASEL
ተሁለደራ	69,167	71,464	140,631	484.69	290.1	TEHULEDERE
	<b>MALE</b>	<b>FEMALE</b>	<b>TOTAL</b>	<b>AREA IN</b>	<b>DENSITY</b>	<b>REGION,ZONE</b>
		<b>POPULATION</b>		<b>SQ. KM</b>		<b>AND WEREDA</b>

የክልል፣ የዞን፣ የወረዳ፣ የቆዳ ስፋትና በኪሎ ሜትር ካራ የሰፈረ ሕዝብ ብዛት በደታ፡ ሐምሌ 1992  
 Population Size by Sex, Area and Density by Region, Zone and Wereda : July 2000

ሰንጠረዥ ለ-3(የቀጠለ)

TABLE B.3(Cont'd)

ክልል ዞንና ወረዳ	የሕዝብ ብዛት			ስፋት በኪ.ሜ/ካራ	በኪ.ሜ/ካራ የሰፈረ ሰው	
	ወንድ	ሴት	ድምር			
ወረባብ	52,064	53,849	105,913	765.34	138.4	WEREBABU
ቃሉ	99,446	100,537	199,983	1,152.59	173.5	KALU
ደሴ ዙሪያ	114,176	120,483	234,659	1,105.86	212.2	DESSIE ZURIA
ለጋምቦ	90,264	95,123	185,387	1,168.44	158.7	LEGAMBO
ሳይንት	111,393	114,105	225,498	2,086.25	108.1	SAYINT
ደብረ ሲና	71,994	74,418	146,412	925.01	158.3	DEBRESINA
ከላላ	67,241	69,500	136,741	1,767.19	77.4	KELALA
ጀማ	61,667	63,790	125,457	1,174.22	106.8	JAMA
ወረኢሉ	68,441	72,804	141,245	987.50	143.0	WERE ILU
ወግደ	57,839	60,498	118,337	854.40	138.5	WEGDE
ኮምበልቻ	27,677	24,959	52,636	8.66	6,078.1	KOMBOLCHA
ደሴ	66,058	63,373	129,431	15.08	8,583.0	DESSIE
ሰሜን ሸዋ ዞን	921,665	917,876	1,839,541	16,070.23	114.5	SEMEN SHEWA ZONE
ወረሞ ዋጅቱና ሚዳ	42,503	43,948	86,451	867.66	99.6	WEREMO WAJETUNA MIDA
ላይ ቤትና ታች ቤት	58,956	57,595	116,551	952.35	122.4	LAY BETNA TACH BET
ሳያ ደብርና ዋዩ እንሳር	72,047	71,264	143,311	1,181.25	121.3	SIYADEBRINA WAYU ENSARO
ሞረትና ጅሩ	45,871	45,122	90,993	695.16	130.9	MORETNA JIRU
ጌራ ምድርና ቀያ ገብርኤል	77,507	79,162	156,669	1,686.88	92.9	GERA MIDIRNA KEYA GEBRIEL
ግሼ ራቤል	29,530	30,298	59,828	662.97	90.2	GESHE RABEL
አንጾ ኪያና ገምዛ	43,381	43,657	87,038	386.10	225.4	ANTSOKIYANA GEMZA
ኤፍራታና ግድም	60,344	59,336	119,680	424.53	281.9	EFRATANA GIDIM
ማማምድርና ላሎ ምድር	59,698	62,004	121,702	1,002.50	121.4	MAMA MIDIRINA LALO MIDIR
ማፋድ መዘዘ ሞጃና ዋደራ	79,214	80,556	159,770	1,202.82	132.8	MAFUD MEZEZO MOJANA WADERA
ቀወት	64,772	62,819	127,591	842.19	151.5	KEWET
አንጎላላ ጠራና አሳግርት	51,542	51,607	103,149	992.35	103.9	ANGOLELATERANA ASAGIRT
አንኮበር	38,975	39,618	78,593	709.38	110.8	ANKOBER
ሃገረ ማርያምና ከሰም	27,219	26,167	53,386	791.57	67.4	HAGERE MARIAMNA KESEM
በረኸት	18,325	17,689	36,014	902.35	39.9	BEREHET
ምንጃርና ሸንኮራ	60,364	56,552	116,916	1,521.72	76.8	MINJARNA SHENKORA
ደብረ ብርሃን	26,107	25,359	51,466	14.71	3,498.7	DEBRE BERHAN
ደብረ ብርሃን ዙሪያና ቀይት	65,310	65,123	130,433	1,233.74	105.7	DEBRE BERHAN ZURIANA KEYIT
	MALE	FEMALE	TOTAL	AREA IN	DENSITY	REGION,ZONE
	POPULATION			SQ. KM		AND WEREDA

የክልል፣ የዞን፣ የወረዳ፣ የቀዳ ስፋትና በኪሎ ሜትር ካራ የሰፈረ ሕዝብ ብዛት በጾታ፡ ሐምሌ 1992  
 Population Size by Sex, Area and Density by Region, Zone and Wereda : July 2000

ሰንጠረዥ ለ-3(የቀጠለ)

TABLE B.3(Cont'd)

ክልል ዞንና ወረዳ	የሕዝብ ብዛት			ስፋት በኪ.ሜ/ካራ	በኪ.ሜ/ካራ የሰፈረ ሰው	
	ወንድ	ሴት	ጅምር			
<b>ምስራቅ ኅጻም ዞን</b>	991,774	1,009,346	2,001,120	14,103.62	141.9	<b>MISRAK GOJAM ZONE</b>
ቢቡኝ	47,705	49,365	97,070	574.90	168.8	BIBUGN
ሁለት እጅ እነሴ	117,479	117,665	235,144	1,401.28	167.8	HULET EJ ENESE
ኅንቻ ሲሶ እነሴ	66,989	67,851	134,840	995.30	135.5	GONCHA SISO ENESE
እነብሴ ሳር ምድር	63,094	64,468	127,562	1,043.13	122.3	ENBISE SAR MIDIR
እናርጅ እናውጋ	72,379	74,255	146,634	931.28	157.5	ENARJ ENAWGA
እነማይ	70,914	72,025	142,939	707.21	202.1	ENEMAY
ደባይ ጥላት ግን	58,374	58,045	116,419	658.15	176.9	DEBAY TELATGEN
ማቻክል	109,596	111,140	220,736	2,035.63	108.4	MACHAKEL
ኅዛምን	110,337	111,883	222,220	1,704.73	130.4	GUZAMN
ባሶ ሊበን	65,231	66,459	131,690	1,339.99	98.3	BASO LIBEN
አዋበል	82,975	84,571	167,546	1,163.15	144.0	AWABEL
ደጀን	49,989	53,226	103,215	628.56	164.2	DEJEN
ሸበል በረንታ	43,571	46,019	89,590	898.78	99.7	SHEBEL BERENTA
ደብረ ማርቆስ	33,141	32,374	65,515	21.53	3,043.0	DEBRE MARKOS
<b>ምዕራብ ኅጻም ዞን</b>	1,045,143	1,041,652	2,086,795	13,972.36	149.4	<b>MIRAB GOJAM ZONE</b>
አቸፈር	141,924	137,348	279,272	2,515.64	111.0	ACHEFER
ባህር ዳር ዙሪያ	118,167	113,635	231,802	2,062.62	112.4	BAHIR DAR ZURIA
አዴት	141,972	144,722	286,694	1,347.53	212.8	ADET
መራዊ	143,624	143,122	286,746	1,602.81	178.9	MERAWI
ሰከላ	50,352	49,895	100,247	579.05	173.1	SEKELA
ቋሪት	79,558	80,582	160,140	772.81	207.2	KUARIT
ደጋ ዳሞት	75,326	77,227	152,553	806.58	189.1	DEGA DAMOT
ደምበጫ	53,056	52,825	105,881	847.18	125.0	DEMBECHA
ጃቢ ጠህናን	115,536	115,180	230,716	1,230.94	187.4	JABI TEHNAN
ቡራ ወምበርማ	125,628	127,116	252,744	2,207.20	114.5	BURE WEMBERMA
<b>ዋግ ኸምራ ዞን</b>	161,574	160,783	322,357	8,329.70	38.7	<b>WAG HEMRA ZONE</b>
ዝጃላ	29,322	27,597	56,919	3,223.60	17.7	ZIKUALA
ሰቆጣ	76,161	76,716	152,877	3,173.60	48.2	SEKOTA
ደሀና	56,091	56,470	112,561	1,932.50	58.2	DEHANA
<b>አገው አዊ ዞን</b>	419,345	425,221	844,566	6,364.26	132.7	<b>AGEW AWI ZONE</b>
ዳንግላ	88,028	88,276	176,304	1,540.63	114.4	DANGELA
	<b>MALE</b>	<b>FEMALE</b>	<b>TOTAL</b>	<b>AREA IN</b>	<b>DENSITY</b>	<b>REGION,ZONE</b>
	<b>POPULATION</b>			<b>SQ. KM</b>		<b>AND WEREDA</b>

የክልል፣ የዞን፣ የወረዳ፣ የቆዳ ስፋትና በኪሎ ሜትር ካራ የሰፈረ ሕዝብ ብዛት በደታ፡ ሐምሌ 1992  
 Population Size by Sex, Area and Density by Region, Zone and Wereda : July 2000

ሰንጠረዥ ለ-3(የቀጠለ)

TABLE B.3(Cont'd)

ክልል ዞንና ወረዳ	የሕዝብ ብዛት			ስፋት በኪ.ሜ/ካራ	በኪ.ሜ/ካራ የሰፈረ ሰው	
	ወንድ	ሴት	ጅምር			
ባንጃ	88,222	90,080	178,302	832.51	214.2	BANJA
አንክሻ	98,572	101,541	200,113	1,218.61	164.2	ANKESHA
ጓንጓ	88,038	87,790	175,828	2,161.88	81.3	GUANGUA
ፉግታ ለኮማ	56,485	57,534	114,019	610.63	186.7	FAGGETA LEKOMA
አሮምያ ዞን	272,830	272,269	545,099	4,434.53	122.9	OROMIYA ZONE
ጨሬ ጎሳና ዳዊ ራሀመዶ	96,400	97,141	193,541	1,212.03	159.7	CHEFE GOLANA DEWERAHMEDO
ባቲ	86,054	85,700	171,754	1,350.94	127.1	BATI
አርጡማ ፉርሲና ጅሌ	90,376	89,428	179,804	1,871.56	96.1	ARTUMA FURSINA JILE
ባሀር ዳር ልዩ ዞን	66,203	61,821	128,024	28.00	4,572.3	BAHIR DAR SPECIAL ZONE
ባሀር ዳር	66,203	61,821	128,024	28.00	4,572.3	BAHIR DAR
አሮሚያ ክልል	11,159,991	11,193,987	22,353,978	353,006.81	63.3	OROMIYA REGION
ምዕራብ ወለጋ ዞን	909,974	931,315	1,841,289	23,788.13	77.4	MIRAB WELLEGA ZONE
መነሲቡ	78,119	75,532	153,651	2,487.51	61.8	MANA SIBU
ነጅ	61,251	63,451	124,702	984.07	126.7	NEJO
ግምቢ	60,045	62,159	122,204	1,183.44	103.3	GIMBI
ሳሎ አሳቢ	33,856	36,103	69,959	376.57	185.8	LALO ASABI
ቦጂ	47,239	50,249	97,488	966.10	100.9	BOJI
አይራ ጉሊሶ	47,180	48,784	95,964	989.38	97.0	AYRA GULISO
ጃርሶ	46,534	46,505	93,039	1,345.19	69.2	JARSO
ጅማ ጊዳሚ	52,629	53,195	105,824	3,412.50	31.0	JIMMA GIDAMI
ሀዋ ወለል	48,215	48,437	96,652	1,329.14	72.7	HAWA WELELE
ጋዎ ዳሌ	65,431	66,642	132,073	1,949.85	67.7	GAWO DALE
ዳሌ ሳሎ	55,063	57,552	112,615	1,089.22	103.4	DALE LALO
ዩብዶ	40,314	42,383	82,697	624.22	132.5	YUBDO
ሐሩ	30,761	32,495	63,256	448.75	141.0	HARU
ኖሌ ካባ	62,058	65,265	127,323	1,273.75	100.0	NOLE KABA
ሰዮ	67,231	67,226	134,457	1,219.69	110.2	SAYO
አንፊሎ	33,644	32,849	66,493	1,586.25	41.9	ANFILO
ቤጊ	80,404	82,488	162,892	2,522.50	64.6	BEGI
	MALE	FEMALE	TOTAL	AREA IN	DENSITY	REGION,ZONE
	POPULATION			SQ. KM		AND WEREDA

የክልል፣ የዞን፣ የወረዳ፣ የቆዳ ስፋትና በኪሎ ሜትር ካራ የሰፈረ ሕዝብ ብዛት በጾታ፡ ሐምሌ 1992  
 Population Size by Sex, Area and Density by Region, Zone and Wereda : July 2000

ሰንጠረዥ ለ-3(የቀጠለ)

TABLE B.3(Cont'd)

ክልል ዞንና ወረዳ	የሕዝብ ብዛት			ስፋት በኪ.ሜ/ካራ	በኪ.ሜ/ካራ የሰፈረ ስጦ	
	ወንድ	ሴት	ጅምር			
<b>ምሥራቅ ወለጋ ዞን</b>	735,004	761,961	1,496,965	21,863.82	68.5	MISRAK WELLEGA ZONE
ሊሙ	52,936	53,964	106,900	2,382.82	44.9	LIMU
አባንቱ	14,706	15,229	29,935	928.91	32.2	IBANTU
ጊዳ ኪራሙ	60,667	61,025	121,692	2,370.94	51.3	GIDA KIREMU
አሙሩ ጃርቲ	42,558	44,252	86,810	2,165.01	40.1	AMURU JARTE
አቤ ዶንጎሮ	22,760	23,310	46,070	1,067.35	43.2	ABE DONGORO
ጅማ ሆሮ	69,060	71,465	140,525	1,174.54	119.6	JIMMA HORO
አባይ ጮሙን	20,783	20,325	41,108	791.26	52.0	ABAY CHOMEN
ጉዳሩ	63,618	65,378	128,996	2,397.50	53.8	GUDURU
ጅማ ራራ	23,264	24,657	47,921	340.78	140.6	JIMMA RARE
ቢላ ሰዮ	39,524	41,815	81,339	1,134.22	71.7	BILA SEYO
ሲቡ ሲራ	40,032	42,282	82,314	1,132.51	72.7	SIBU SIRE
ጉቶ ዋዩ	96,842	98,285	195,127	1,324.22	147.4	GUTO WAYU
ሳሲጋ	26,246	26,937	53,183	938.13	56.7	SASIGA
ዲጋ ሌቃ	57,563	61,362	118,925	1,263.28	94.1	DIGA LEKA
ጅማ አርጆ	37,851	40,901	78,752	741.41	106.2	JIMMA ARJO
ኑኑ ቁምባ	26,004	27,707	53,711	607.19	88.5	NUNU KUMBA
ዋማ ቦንያ	40,590	43,067	83,657	1,103.75	75.8	WAMA BONAYA
<b>አሊባቡር ዞን</b>	495,176	514,246	1,009,422	16,555.36	61.0	ILLUBABOR ZONE
ዳራሙ	55,050	57,995	113,045	1,395.79	81.0	DARIMU
ሱጴና ሰዶ	34,040	35,928	69,968	943.44	74.2	SUPENA SODO
ጮራ	49,136	51,253	100,389	947.19	106.0	CHORA
ዴጋ	26,017	27,845	53,862	882.35	61.0	DEGA
በደሌ	56,721	60,116	116,837	1,678.44	69.6	BEDELE
ገፔ	48,753	50,417	99,170	1,400.47	70.8	GECHI
ዲዴሳ	26,244	26,586	52,830	623.44	84.7	DEDESA
ያዩ	49,145	50,479	99,624	1,363.91	73.0	YAYU
ሙቱ	64,179	64,411	128,590	1,461.41	88.0	METU
አሌ	43,050	44,520	87,570	1,494.22	58.6	ALE
ቡራ	32,135	33,649	65,784	1,496.41	44.0	BURE
ኖኖ	10,706	11,047	21,753	2,868.29	7.6	NONO
	<b>MALE</b>	<b>FEMALE</b>	<b>TOTAL</b>	<b>AREA IN</b>	<b>DENSITY</b>	<b>REGION,ZONE</b>
				<b>SQ. KM</b>		<b>AND WEREDA</b>

የክልል፣ የዞን፣ የወረዳ፣ የቆዳ ስፋትና በኪሎ ሜትር ካሬ የሰፈረ ሕዝብ ብዛት በደታ፡ ሐምሌ 1992  
 Population Size by Sex, Area and Density by Region, Zone and Wereda : July 2000

ሰንጠረዥ ለ-3(የቀጠለ)

TABLE B.3(Cont'd)

ክልል ዞንና ወረዳ	የሕዝብ ብዛት			ስፋት በኪ.ሜ/ካሬ	በኪ.ሜ/ካሬ የሰፈረ ሰው	
	ወንድ	ሴት	ጅምር			
ጅማ ዞን	1,165,460	1,172,482	2,337,942	18,412.54	127.0	JIMMA ZONE
ሊሙ ሰቃ	70,602	73,850	144,452	2,416.10	59.8	LIMU SEKA
ሊሙ ኮሳ	106,935	109,109	216,044	2,880.00	75.0	LIMU KOSA
ሶኮሩ	65,975	66,789	132,764	923.44	143.8	SOKORU
ጢሮ አፈታ	54,515	56,951	111,466	973.91	114.5	TIRO AFETA
ቀርሳ	134,180	130,699	264,879	978.60	270.7	KERSA
ማና	67,870	68,549	136,419	478.91	284.9	MANA
ጎማ	148,531	144,321	292,852	1,230.16	238.1	GOMA
ጌራ	43,953	44,216	88,169	1,451.25	60.8	GERA
ሰቃ ጨቀርሳ	142,569	143,655	286,224	1,607.66	178.0	SEKA CHEKORSA
ዴዶ	130,531	132,676	263,207	1,571.72	167.5	DEDO
አሞናዳ	107,880	108,468	216,348	1,602.66	135.0	OMONADA
ሲግሞ	42,310	42,891	85,201	1,192.03	71.5	SIGMO
ሰጠማ	49,609	50,308	99,917	1,106.10	90.3	SETEMA
<b>ምዕራብ ሸዋ ዞን</b>	<b>1,370,852</b>	<b>1,405,887</b>	<b>2,776,739</b>	<b>21,551.98</b>	<b>128.8</b>	<b>MIRAB SHEWA ZONE</b>
ግንደበረት	84,379	89,717	174,096	2,417.82	72.0	GINDE BERET
ጆልዱ	84,017	87,551	171,568	1,329.22	129.1	JELDU
አምቦ	106,179	109,105	215,284	1,588.13	135.6	AMBO
ጨሊያ	99,522	103,114	202,636	1,854.07	109.3	CHELIYA
ባኮ ቲቤ	54,530	57,012	111,542	637.19	175.1	BAKO TIBE
ዳኖ	34,526	35,797	70,323	667.19	105.4	DANO
ኖኖ	54,499	55,570	110,069	1,248.75	88.1	NONO
ጥቁር	40,536	42,636	83,172	538.13	154.6	TIKUR
አመያ	51,003	52,442	103,445	945.47	109.4	AMAYA
ወንጫ	45,683	47,035	92,718	457.51	202.7	WONCHI
ደንዲ	106,987	108,894	215,881	1,549.07	139.4	DENDI
ኤጅራ(አዲስ ዓለም)	41,708	41,464	83,172	592.19	140.4	EJERIE(ADDIS ALEM)
አድአ በርጋ	54,096	55,558	109,654	955.00	114.8	ADDA BERGA
ወልመራ	65,486	66,940	132,426	736.88	179.7	WALMARA
አለም ገና	71,855	70,845	142,700	875.32	163.0	ALEM GENA
ቀርሳና ቆንዳላ-ቲቲ	54,844	54,060	108,904	975.94	111.6	KERSANA KONDALTITI
ቶሌ	26,678	26,353	53,031	438.60	120.9	TOLE
ኢሉ	28,235	27,993	56,228	312.50	179.9	ELU
ዳዎ	34,370	34,324	68,694	426.88	160.9	DAWO
	<b>MALE</b>	<b>FEMALE</b>	<b>TOTAL</b>	<b>AREA IN</b>	<b>DENSITY</b>	<b>REGION,ZONE</b>
	<b>POPULATION</b>			<b>SQ. KM</b>		<b>AND WEREDA</b>

የክልል፣ የዞን፣ የወረዳ፣ የቆዳ ስፋትና በኪሎ ሜትር ካራ የሰፈረ ሕዝብ ብዛት በጾታ፣ ሐምሌ 1992  
 Population Size by Sex, Area and Density by Region, Zone and Wereda : July 2000

ሰንጠረዥ ለ-3(የቀጠለ)

TABLE B.3(Cont'd)

ክልል ዞንና ወረዳ	የሕዝብ ብዛት			ስፋት በኪ.ሜ/ካራ	በኪ.ሜ/ካራ የሰፈረ ስፊት	REGION, ZONE AND WEREDA
	ወንድ	ሴት	ጅምር			
ወሊሶና ኅሮ	106,945	112,258	219,203	1,115.01	196.6	WALISONA GORO
በቾ	31,457	31,469	62,926	426.72	147.5	BECHO
ኮኪር	32,642	33,402	66,044	491.88	134.3	KOKIR
ሜታ ሮቢ	60,675	62,348	123,023	972.51	126.5	META ROBI
<b>ሰሜን ሸዋ ዞን</b>	<b>682,852</b>	<b>692,847</b>	<b>1,375,699</b>	<b>11,376.32</b>	<b>120.9</b>	<b>SEMEN SHEWA ZONE</b>
ወረ ጃርሶ	67,558	67,810	135,368	1,172.97	115.4	WARA JARSO
ደራ	80,321	84,409	164,730	1,550.47	106.2	DERA
ሂዳቡ አቦቴ	37,994	38,528	76,522	497.82	153.7	HIDABU ABOTE
ኩዩ	58,552	59,380	117,932	939.22	125.6	KUYU
ደገም	49,713	50,361	100,074	674.85	148.3	GEGEM
ግራር ጃርሶ	49,186	49,277	98,463	485.32	202.9	GERAR JARSO
ያያ ጉለሌና ደ/ሊባኖስ	48,252	47,334	95,586	594.85	160.7	YAYA GULELENA D/LIBANOS
ወጫሌና ጂዶ	59,767	61,191	120,958	1,125.63	107.5	WUCHALENA JIDO
አብቹና ኘአ	34,881	35,299	70,180	627.82	111.8	ABICHUNA GNE'A
ቅምብቢት	45,994	46,802	92,796	861.26	107.7	KEMBIBIT
በረሀና አለልቱ	71,909	72,056	143,965	1,325.79	108.6	BEREHNA ALELTU
ሙሎና ሱሉልታ	78,725	80,400	159,125	1,520.32	104.7	MULONA SULULTA
<b>ምስራቅ ሸዋ ዞን</b>	<b>1,025,837</b>	<b>1,010,079</b>	<b>2,035,916</b>	<b>13,624.09</b>	<b>149.4</b>	<b>MISRAK SHEWA ZONE</b>
ፈንታሌ	38,247	34,338	72,585	1,169.85	62.0	FENTALE
ቦሰት	68,308	63,636	131,944	1,461.88	90.3	BOSET
አዳማ	167,539	165,483	333,022	1,007.66	330.5	ADAMA
ሎሜ	58,881	55,419	114,300	709.85	161.0	LOME
ግምቢቹ	37,803	36,280	74,083	707.49	104.7	GIMBICHU
አድአ ጨቋላ	146,413	142,780	289,193	1,635.16	176.9	ADA'A CHUKALA
ዱግዳ ቦራ	82,552	80,221	162,773	1,459.53	111.5	DUGDA BORA
አዳሚ ቱሉና ጂዶ ኮምበልቻ	68,930	68,086	137,016	1,274.54	107.5	ADAMI TULLU JIDO KOMBOLCHA
አርሲ ሃገሌ	81,424	83,885	165,309	1,400.16	118.1	ARSI NEGELE
ሻሸመኔ	138,967	140,923	279,890	759.53	368.5	SHASHEMENE
ሲራሮ	104,164	108,300	212,464	1,467.03	144.8	SERARO
አቃቂ	32,609	30,728	63,337	571.41	110.8	AKAKI
<b>አርሲ ዞን</b>	<b>1,314,168</b>	<b>1,328,692</b>	<b>2,642,860</b>	<b>23,724.44</b>	<b>111.4</b>	<b>ARSSI ZONE</b>
መርቲ	56,679	56,146	112,825	1,282.19	88.0	MERTI
	<b>MALE</b>	<b>FEMALE</b>	<b>TOTAL</b>	<b>AREA IN</b>	<b>DENSITY</b>	<b>REGION, ZONE</b>
				<b>SQ. KM</b>		<b>AND WEREDA</b>
		<b>POPULATION</b>				

የክልል፣ የዞን፣ የወረዳ፣ የቆዳ ስፋትና በኪሎ ሜትር ካሬ የሰፈረ ሕዝብ ብዛት በጾታ፡ ሐምሌ 1992  
 Population Size by Sex, Area and Density by Region, Zone and Wereda : July 2000

ሰንጠረዥ ለ-3(የቀጠለ)

TABLE B.3(Cont'd)

ክልል ዞንና ወረዳ	የሕዝብ ብዛት			ስፋት በኪ.ሜ/ካሬ	በኪ.ሜ/ካሬ የሰፈረ ሰው	REGION,ZONE AND WEREDA
	ወንድ	ሴት	ጅምር			
አሰኮ	36,727	35,766	72,493	618.13	117.3	ASEKO
ጎሎልቻ	70,269	68,656	138,925	1,719.38	80.8	GOLOLCHA
ጆጁ	53,259	52,048	105,307	803.91	131.0	JEJU
ዲዲታና ሲሬ	65,999	64,041	130,040	1,047.50	124.1	DODOTANA SIRE
ዝዋይ ዱግዳ	50,637	51,693	102,330	1,269.07	80.6	ZIWAY DUGDA
ሂጠሳ	103,790	104,741	208,531	1,215.47	171.6	HITOSA
ሱዲ	66,640	67,219	133,859	1,297.97	103.1	SUDE
ጮሌ	47,400	47,504	94,904	765.94	123.9	CHOLE
አሚኛ	32,345	32,069	64,414	1,345.32	47.9	AMIGNA
ሴሩ	47,177	48,010	95,187	2,361.57	40.3	SERU
ሮቤ	70,332	71,070	141,402	1,322.50	106.9	ROBE
ጠና	54,172	54,752	108,924	783.44	139.0	TENA
ሸርካ	66,747	66,905	133,652	1,080.78	123.7	SHERKA
ዲገሉና ጢጆ	60,526	63,170	123,696	889.22	139.1	DIGELUNA TIJO
ጢዮ	71,476	74,872	146,348	638.44	229.2	TIYO
ሙኔሳ	86,560	89,109	175,669	1,454.85	120.7	MUNESA
በቆጆ	97,353	100,369	197,722	1,501.72	131.7	BEKOJI
ገደብ	70,290	73,091	143,381	1,139.38	125.8	GEDEB
ኮፊሌ	105,790	107,461	213,251	1,187.66	179.6	KOFELE
<b>ምዕራብ ሐረርጌ ዞን</b>	<b>774,227</b>	<b>737,085</b>	<b>1,511,312</b>	<b>17,552.23</b>	<b>86.1</b>	<b>MIRAB HARERGE ZONE</b>
ሚኤሶ	58,470	55,102	113,572	2,573.44	44.1	MIESO
ዶባ	55,412	52,919	108,331	700.47	154.7	DOBA
ጡሎ	71,226	68,502	139,728	423.60	329.9	TULO
መሰላ	66,989	64,606	131,595	686.57	191.7	MESELA
ጭሮ	178,627	170,833	349,460	1,786.88	195.6	CHIRO
ጉባ ቆርቻ	84,131	80,151	164,282	1,477.66	111.2	GUBA KORICHA
ሃብሮ	76,532	71,998	148,530	730.32	203.4	HABRO
ዳሮለቡ	68,064	63,729	131,793	4,388.91	30.0	DAROLEBU
ቦኪ	45,479	42,953	88,432	3,461.88	25.5	BOKE
ቁኒ	69,297	66,292	135,589	1,322.50	102.5	KUNI
<b>ምዕራቅ ሐረርጌ ዞን</b>	<b>1,101,871</b>	<b>1,066,664</b>	<b>2,168,535</b>	<b>24,900.21</b>	<b>87.1</b>	<b>MISRAK HARERGE ZONE</b>
ኮምቦሊቻ	50,270	47,986	98,256	441.10	222.8	KOMBOLCHA
ጃርሶ	52,886	52,513	105,399	504.54	208.9	JARSO
	<b>MALE</b>	<b>FEMALE</b>	<b>TOTAL</b>	<b>AREA IN</b>	<b>DENSITY</b>	<b>REGION,ZONE</b>
			<b>POPULATION</b>	<b>SQ. KM</b>		<b>AND WEREDA</b>

የክልል፣ የዞን፣ የወረዳ፣ የቆዳ ስፋትና በኪሎ ሜትር ካሬ የሰፈረ ሕዝብ ብዛት በጾታ፡ ሐምሌ 1992  
 Population Size by Sex, Area and Density by Region, Zone and Wereda : July 2000

ሰንጠረዥ ለ-3(የቀጠለ)

TABLE B.3(Cont'd)

ክልል ዞንና ወረዳ	የሕዝብ ብዛት			ስፋት በኪ.ሜ/ካሬ	በኪ.ሜ/ካሬ የሰፈረ ሰው	
	ወንድ	ሴት	ጅምር			
ጉርሱም	90,016	89,426	179,442	876.57	204.7	GURSUM
ባቢሌ	30,698	29,875	60,573	5,120.63	11.8	BABILE
ፈዲስ	90,560	86,488	177,048	2,150.63	82.3	FEDIS
ሃሮማያ	101,059	97,933	198,992	550.00	361.8	HARO MAYA
ኩርፋ ጨሌ	23,371	22,430	45,801	259.69	176.4	KURFA CHELE
ቀርሳ	73,633	69,989	143,622	463.75	309.7	KERSA
ሜታ	104,127	100,183	204,310	657.03	311.0	META
ጎሮጉቱ	63,254	61,758	125,012	536.88	232.8	GORO GUTU
ደደር	108,816	104,637	213,453	545.32	391.4	DEDER
መልካ በሎ	74,392	71,269	145,661	1,469.53	99.1	MALKA BALO
በደኖ	103,812	103,144	206,956	1,055.16	196.1	BEDENO
ግራዋ	107,943	103,449	211,392	1,442.19	146.6	GIRAWA
ጎላዳናና መዩ መሎቂ	27,034	25,584	52,618	8,827.19	6.0	GOLA ODANA MEYUMULUKE
<b>ባሌ ዞን</b>	<b>719,503</b>	<b>734,247</b>	<b>1,453,750</b>	<b>63,917.46</b>	<b>22.7</b>	<b>BALE ZONE</b>
ኮኮሳ	50,602	54,151	104,753	636.88	164.5	KOKOSA
ዶዶላ	73,229	78,370	151,599	1,612.66	94.0	DODOLA
አዳባ	56,940	59,480	116,420	2,166.41	53.7	ADABA
አጋርፋ	39,406	40,148	79,554	1,213.28	65.6	AGARFA
ጋሰራና ጎሎልቻ	70,506	71,042	141,548	3,138.75	45.1	GASERANA GOLOLCHA
ለገሂዳ	22,321	22,533	44,854	5,799.69	7.7	LEGEHIDA
ጊኒር	58,486	58,942	117,428	2,350.63	50.0	GINIR
ሲናናና ዲንሾ	81,942	83,509	165,451	1,774.53	93.2	SINANANA DINSHO
ጎባ	36,013	38,115	74,128	1,619.38	45.8	GOBA
መናና ሐረና ቡሎቅ	48,977	47,619	96,596	6,680.94	14.5	MENNANA HARENA BULUK
ነንሰቦ	28,263	28,715	56,978	1,689.69	33.7	NENSEBO
መዳ ወላቡ	36,964	36,067	73,031	8,726.72	8.4	MEDA WELABU
በርበሬ	22,869	22,730	45,599	1,348.28	33.8	BERBERE
ጉራዳሞሌ	11,175	11,241	22,416	6,492.67	3.5	GURADAMOLE
ጎሮ	41,715	42,799	84,514	3,503.29	24.1	GORO
ራይቱ	19,068	17,665	36,733	7,055.22	5.2	RAYTU
ሰወይና	21,027	21,121	42,148	8,108.44	5.2	SEWEYNA
	<b>MALE</b>	<b>FEMALE</b>	<b>TOTAL</b>	<b>AREA IN</b>	<b>DENSITY</b>	<b>REGION,ZONE</b>
	<b>POPULATION</b>			<b>SQ. KM</b>		<b>AND WEREDA</b>

የክልል፣ የዞን፣ የወረዳ፣ የቆዳ ስፋትና በኪሎ ሜትር ካሬ የሰፈረ ሕዝብ ብዛት በጾታ፡ ሐምሌ 1992  
 Population Size by Sex, Area and Density by Region, Zone and Wereda : July 2000

ሰንጠረዥ ለ-3(የቀጠለ)

TABLE B.3(Cont'd)

ክልል ዞንና ወረዳ	የሕዝብ ብዛት			ስፋት በኪ.ሜ/ካሬ	በኪ.ሜ/ካሬ የሰፈረ ሰው	
	ወንድ	ሴት	ጅምር			
ቦረና ዞን	865,067	838,482	1,703,549	95,740.23	17.8	BORENA ZONE
ኡራጋ	100,224	100,872	201,096	1,550.47	129.7	URAGA
ቦራ	71,699	69,603	141,302	1,296.88	109.0	BORE
አዶላና ዋደራ	82,307	79,706	162,013	3,064.22	52.9	ADOLANA WADERA
አዶ ሻክሶ	57,715	53,206	110,921	4,144.53	26.8	ODO SHAKISO
ሃገረ ማርያም	235,646	229,570	465,216	6,021.88	77.3	HAGERMARIAM
ያቤሎ	34,371	34,251	68,622	5,523.31	12.4	YABELO
አራሮ	18,731	18,172	36,903	10,841.88	3.4	ARERO
ሊበን	68,838	66,718	135,556	22,007.04	6.2	LIBEN
ሞያሌ	56,351	50,585	106,936	15,575.47	6.9	MOYALE
ድረ	51,669	51,259	102,928	12,721.57	8.1	DIRE
ተልተሌ	21,496	20,359	41,855	10,627.82	3.9	TELTELE
ገላና አባያ	66,020	64,181	130,201	2,365.16	55.0	GELANA ABAYA
<b>የሱማሌ ክልል(1)</b>	<b>2,001,002</b>	<b>1,697,001</b>	<b>3,698,003</b>			<b>SOMALI REGION(1)</b>
ሽንሌ ዞን	203,908	181,913	385,821			SHINILE ZONE
አይሻ	24,857	25,280	50,137			AYESHA
ደምበላ	40,312	37,268	77,580			DEMBEL
ሽንሌ	51,731	44,455	96,186			SHINILE
ኤረር	45,006	38,753	83,759			ERER
ሚኤሶ	25,410	21,447	46,857			MIESO
አፍደም	16,591	14,709	31,300			AFDEM
ጅግጅጋ ዞን	456,249	421,126	877,375			JIGJIGA ZONE
ባቢሌ	50,924	48,743	99,667			BABILE
ጉርሱም	5,970	5,866	11,836			GURSUM
ጅግጅጋ	149,681	142,207	291,888			JIGJIGA
አውበራ	120,619	107,326	227,945			AWBERE
ቀብረ በያህ	91,737	83,016	174,753			KEBRI BEYAH
ሃርሺን	37,317	33,968	71,285			HARSHIN
ፊቅ ዞን	138,505	111,606	250,111			FIQ ZONE
ፊቅ	66,553	55,392	121,945			FIQ
ሐመሮ	26,188	18,703	44,891			HAMERO
ሰገግ	12,563	10,351	22,914			SEGEG
	<b>MALE</b>	<b>FEMALE</b>	<b>TOTAL</b>	<b>AREA IN</b>	<b>DENSITY</b>	<b>REGION,ZONE</b>
	<b>POPULATION</b>			<b>SQ. KM</b>		<b>AND WEREDA</b>

(1)--የመስከረም 1/1990 የሕዝብና ቤቶች ቆጠራ ውጤት።

(1)--sep/11/1997 population and housing census result.

የክልል፣ የዞን፣ የወረዳ፣ የቆዳ ስፋትና በኪሎ ሜትር ካራ የሰፈረ ሕዝብ ብዛት በጾታ፡ ሐምሌ 1992  
 Population Size by Sex, Area and Density by Region, Zone and Wereda : July 2000

ሰንጠረዥ ለ-3(የቀጠለ)

TABLE B.3(Cont'd)

ክልል ዞንና ወረዳ	የሕዝብ ብዛት			ስፋት በኪ.ሜ./ካራ	በኪ.ሜ./ካራ የሰፈረ ሰው	
	ወንድ	ሴት	ድምር			
ገርቦ	16,759	13,429	30,188			GERBO
ድሁን	16,441	13,730	30,171			DIHUN
<b>ደገሃቡር ዞን</b>	180,173	148,540	328,713			<b>DEGEHABUR ZONE</b>
ደገሃመዶ	22,212	16,158	38,370			DEGEHAMEDO
ደገሃቡር	56,031	45,017	101,048			DEGEHABUR
አዋራ	59,995	51,647	111,642			AWARE
ምስራቅ ጋሻዋ	41,935	35,718	77,653			MISRAK GASHAMO
<b>ዋርደር ዞን</b>	192,345	154,624	346,969			<b>WARDER ZONE</b>
ዳኖት	23,347	19,234	42,581			DANOT
ቦህ	45,844	39,060	84,904			BOH
ገላደን	64,286	49,273	113,559			GELADIN
ዋርደር	58,868	47,056	105,924			WARDER
<b>ቆራዜ ዞን</b>	147,474	112,991	260,465			<b>KORAHE ZONE</b>
ሸኮሽ	15,086	11,657	26,743			SHEKOSH
ቀብሪደሃር	63,725	50,356	114,081			KEBRIDAHAR
ሽላቦ	25,465	21,038	46,503			SHILABO
ደበወይን	43,197	29,942	73,139			DEBEWEYIN
<b>ጎደ ዞን</b>	192,893	160,641	353,534			<b>GODE ZONE</b>
ደናን	21,496	15,642	37,138			DANAN
ጎደ	77,849	61,732	139,581			GODE
ቀላፎ	46,018	42,735	88,753			KELAFO
ሙስታሂል	28,928	24,787	53,715			MUSTAHIL
ፊርፊር	18,602	15,744	34,346			FERFER
<b>አፍደር ዞን</b>	212,862	171,163	384,025			<b>AFDER ZONE</b>
ጫረቲ	38,744	31,789	70,533			CHERETI
ኤልክራ	18,690	16,567	35,257			ELEKERE
ምዕራብ እሚ	21,756	19,525	41,281			MIERAB EMI
አፍደር	40,906	29,378	70,284			AFDER
ባራ	49,021	37,331	86,352			BARE
ዶሎባይ	42,299	34,719	77,018			DOLOBAY
ጉራ ዳሞሌ	1,445	1,854	3,299			GURADAMOLE
	<b>MALE</b>	<b>FEMALE</b>	<b>TOTAL</b>	<b>AREA IN</b>	<b>DENSITY</b>	<b>REGION,ZONE</b>
	<b>POPULATION</b>			<b>SQ. KM</b>		<b>AND WEREDA</b>

የክልል፣ የዞን፣ የወረዳ፣ የቆዳ ስፋትና በኪሎ ሜትር ካራ የሰፈረ ሕዝብ ብዛት በደታ፡ ሐምሌ 1992  
 Population Size by Sex, Area and Density by Region, Zone and Wereda : July 2000

ሰንጠረዥ ለ-3(የፋጠላ)

TABLE B.3(Cont'd)

ክልል ዞንና ወረዳ	የሕዝብ ብዛት			ስፋት በኪ.ሜ/ካራ	በኪ.ሜ/ካራ የሰፈረ ሰው	
	ወንድ	ሴት	ድምር			
ሊበን ዞን	276,593	234,397	510,990			LIBEN ZONE
ሊበን	66,864	53,247	120,111			LIBEN
ዶሎ ዳዶ	79,737	70,496	150,233			DOLO ODO
ጥያሴ	129,992	110,654	240,646			MOYALE
<b>ቤንሻንጉል/ጉምህ ክልል</b>	<b>271,000</b>	<b>266,000</b>	<b>537,000</b>	<b>49,289.46</b>	<b>10.9</b>	<b>BENISHANGUL-GUMUZ REGION</b>
<b>መተከል ዞን</b>	<b>117,895</b>	<b>117,669</b>	<b>235,564</b>	<b>26,272.38</b>	<b>9.0</b>	<b>METEKEL ZONE</b>
ዳንጉር	17,830	18,139	35,969	8,387.19	4.3	DANGUR
ጉባ	4,551	4,754	9,305	3,896.10	2.4	GUBA
ወምበራ	23,652	24,838	48,490	7,134.53	6.8	WENBERA
ማንዳራ	13,596	12,697	26,293	1,003.76	26.2	MANDURA
ድባጤ	24,195	24,230	48,425	2,425.32	20.0	DIBATE
ፓዌ ልዩ ወረዳ	21,578	20,646	42,224	567.51	74.4	PAWE SPECIAL WEREDA
ቡለን	12,492	12,364	24,856	2,857.97	8.7	BULEN
<b>አሶሳ ዞን</b>	<b>123,405</b>	<b>119,406</b>	<b>242,811</b>	<b>14,166.12</b>	<b>17.1</b>	<b>ASOSA ZONE</b>
መንጌ	16,608	16,869	33,477	1,500.63	22.3	MENGE
ኩርሙክ	6,194	6,109	12,303	1,434.07	8.6	KURMUK
አሶሳ	45,346	41,820	87,166	1,991.41	43.8	ASOSA
ሸርቆሌ	7,885	8,268	16,153	3,204.22	5.0	SHERKOLE
ባምባሲ	20,405	20,024	40,429	2,210.16	18.3	BAMBASI
አዳ ጎደራ	13,291	12,474	25,765	1,387.19	18.6	ODA GODERE
ኮመሻ	5,751	5,518	11,269	645.78	17.5	KOMESHA
ቤጊ	7,923	8,325	16,248	1,792.66	9.1	BEGI
<b>ካማሽ ስን</b>	<b>29,701</b>	<b>28,926</b>	<b>58,627</b>	<b>8,850.96</b>	<b>6.6</b>	<b>KAMASHI ZONE</b>
ያሶ	4,483	4,488	8,971	2,789.07	3.2	YASO
ሲርባ አባይ	5,515	5,129	10,644	1,308.44	8.1	SIRBA ABAY
ካማሽ	4,939	4,682	9,621	1,622.50	5.9	KAMASHI
አገሎ ሜጢ	8,132	8,251	16,383	1,519.07	10.8	AGALO MITE
በሎ ጀጎንፎይ	6,631	6,375	13,006	1,611.88	8.1	BELO JEGONFOY
	<b>MALE</b>	<b>FEMALE</b>	<b>TOTAL</b>	<b>AREA IN</b>	<b>DENSITY</b>	<b>REGION,ZONE</b>
				<b>SQ. KM</b>		<b>AND WEREDA</b>
	<b>POPULATION</b>					

የክልል፣ የዞን፣ የወረዳ፣ የቆዳ ስፋትና በኪሎ ሜትር ካራ የሰፈረ ሕዝብ ብዛት በደታ፡ ሐምሌ 1992  
 Population Size by Sex, Area and Density by Region, Zone and Wereda : July 2000

ሰንጠረዥ ለ-3(የቀጠለ)

TABLE B.3(Cont'd)

ክልል ዞንና ወረዳ	የሕዝብ ብዛት			ስፋት በኪ.ሜ/ካራ	በኪ.ሜ/ካራ የሰፈረ ሰው	
	ወንድ	ሴት	ድምር			
የደቡብ ብሔር ብሔረሰቦችና ሕዝቦች ክልል	6,218,995	6,295,998	12,514,993	112,343.19	111.4	SOUTHERN NATIONS,NATION ALITIES &PEOPLES'REGION.
ጉራጌ ዞን	908,043	965,015	1,873,058	7,992.22	234.4	GURAGE ZONE
ጎሮ	70,691	69,935	140,626	925.01	152.0	GORO
እዣና ወለኔ	93,476	103,054	196,530	815.63	241.0	EZHANA WOLENE
ኮኪር ገደባኖ ጉታዘር	38,707	42,401	81,108	533.44	152.0	KOKIR GEDEBANO GUTAZER
ሶዶ	65,300	65,108	130,408	830.63	157.0	SODO
መስቃንና ማረቆ	137,314	138,923	276,237	872.50	316.6	MESKANENA MAREKO
ሰልጤ	69,041	72,477	141,518	535.00	264.5	SEITI
ጉመር	133,608	154,197	287,805	740.78	388.5	GUMER
ቸሃ	67,654	71,397	139,051	549.85	252.9	CHEHA
እነሞርና ኤነር	110,395	124,633	235,028	1,018.75	230.7	ENEMORINA EANER
ዳሎቻ	73,507	74,728	148,235	718.75	206.2	DALOCHA
ላንፍሮ	48,350	48,162	96,512	451.88	213.6	LANFRO
ሃዲያ ዞን	628,316	637,606	1,265,922	3,978.14	318.2	HADIYA ZONE
ኮንተብ	172,094	172,784	344,878	1,225.00	281.5	KONTEB
ሊሞ	178,918	185,314	364,232	1,002.03	363.5	LIMO
ባዳዋቾ	104,811	106,798	211,609	516.57	409.6	BADAWACHO
ሶሮ	172,493	172,710	345,203	1,234.54	279.6	SORO
ከምባታአላባና ጠንባሮ ዞን	437,396	440,055	877,451	2,433.93	360.5	KEMBATA ALABA & TEMBARO ZONE
አሞ ሸለቆ	74,771	76,508	151,279	467.35	323.7	OMO SHELEKO
አንጋጫ	93,384	92,809	186,193	364.07	511.4	ANGACHA
ቀዲዳ ጋሜላ	85,399	84,755	170,154	351.25	484.4	KEDIDA GAMELA
አላባ	112,624	113,604	226,228	973.76	232.3	ALABA
ቃጫ ቢራ	71,218	72,379	143,597	277.50	517.5	KACHA BIRA
ሲዳማ ዞን	1,252,726	1,214,119	2,466,845	6,832.85	361.0	SIDAMA ZONE
ሸበዲኖ	256,373	248,381	504,754	1,035.47	487.5	SHEBEDINO
አዋሳ	216,471	208,266	424,737	942.35	450.7	AWASA
አርቤጎና	81,588	80,758	162,346	474.07	342.5	ARBEGONA
	MALE	FEMALE	TOTAL	AREA IN	DENSITY	REGION,ZONE
	POPULATION			SQ. KM		AND WEREDA

የክልል፣ የዞን፣ የወረዳ፣ የቆዳ ስፋትና በኪሎ ሜትር ካራ የሰፈረ ሕዝብ ብዛት በጾታ፡ ሐምሌ 1992  
 Population Size by Sex, Area and Density by Region, Zone and Wereda : July 2000

ሰንጠረዥ ለ-3(የቀጠለ)

TABLE B.3(Cont'd)

ክልል ዞንና ወረዳ	የሕዝብ ብዛት			ስፋት በኪ.ሜ/ካራ	በኪ.ሜ/ካራ የሰፈረ ሰው.	
	ወንድ	ሴት	ድምር			
ዳሌ	189,107	180,880	369,987	1,326.41	278.9	DALE
አለታ ወንዶ	167,468	159,481	326,949	567.03	576.6	ALETA WENDO
ዳራ	62,544	63,995	126,539	243.75	519.1	DARA
ሁላ	107,212	107,012	214,224	583.76	367.0	HULA
በንሳ	113,681	109,939	223,620	806.88	277.1	BENSA
አሮራሳ	58,282	55,407	113,689	853.13	133.3	ARORESA
ጌድኦ ዞን	342,703	342,025	684,728	1,329.39	515.1	GEDEO ZONE
ወናጎ	114,573	113,655	228,228	255.16	894.5	WENAGO
ይርጋጨፊ	83,076	82,967	166,043	301.10	551.5	YIRGACHEFE
ኮችራ	96,186	97,137	193,323	504.22	383.4	KOCHERE
ቡሌ	48,868	48,266	97,134	268.91	361.2	BULE
ሰሜን ኦሞ ዞን	1,555,368	1,586,766	3,142,134	23,911.03	131.4	SEMEN OMO ZONE
ኤላ	30,397	32,579	62,976	2,253.76	27.9	ELA
ማረቃ ገና	51,990	53,665	105,655	875.78	120.6	MAREKA GENA
ቦሎሶ ሰራ	147,442	153,700	301,142	632.66	476.0	BOLOSO SORE
ዳሞት ጋሌ	129,026	132,868	261,894	429.07	610.4	DAMOT GALE
ዳሞት ወይደ	88,733	90,704	179,437	783.44	229.0	DAMOT WEYDE
ሶዶ ዙሪያ	122,384	123,580	245,964	481.25	511.1	SODO ZURIA
ኪንዶ ኮይሻ	83,849	84,844	168,693	776.41	217.3	KINDO KOYSHA
ሎማ ቦሳ	54,180	56,941	111,121	1,980.63	56.1	LOMA BOSA
ኢሳራ ቶጫ	54,046	57,093	111,139	1,838.60	60.4	ISARA TOCHA
መሎኮዛ	44,699	45,045	89,744	1,614.85	55.6	MELOKOZA
ባስኬቶ	20,153	20,441	40,594	420.94	96.4	BASKETO
ጎፋ ዙሪያ	100,286	101,222	201,508	1,720.63	117.1	GOFA ZURIA
ቁጫ	61,835	61,072	122,907	1,384.22	88.8	KUCHA
ኦፋ	66,298	67,272	133,570	588.13	227.1	OFFA
ሁምቦ	57,929	57,999	115,928	846.57	136.9	HUMBO
ቦረዳ አባያ	59,813	60,013	119,826	1,322.04	90.6	BOREDA ABAYA
ጫንቻ	46,825	59,675	106,500	365.00	291.8	CHENCHA
ዲታ ዳርማሎ	64,382	66,524	130,906	654.85	199.9	DITA DERMALO
ዛላ ኡባማሌ	46,892	45,078	91,970	1,301.72	70.7	ZALA UBAMALE
ክምባ	61,523	57,924	119,447	1,160.94	102.9	KEMBA
	MALE	FEMALE	TOTAL	AREA IN	DENSITY	REGION,ZONE
	POPULATION			SQ. KM		AND WEREDA

የክልል፣ የዞን፣ የወረዳ፣ የቆዳ ስፋትና በኪሎ ሜትር ካራ የሰፈረ ሕዝብ ብዛት በጋራ፡ ሐምሌ 1992  
 Population Size by Sex, Area and Density by Region, Zone and Wereda : July 2000

ሰንጠረዥ ለ-3(የቀጠለ)

TABLE B.3(Cont'd)

ክልል ዞንና ወረዳ	የሕዝብ ብዛት			ስፋት በኪ.ሜ/ካራ	በኪ.ሜ/ካራ የሰፈረ ሰው	REGION, ZONE AND WEREDA
	ወንድ	ሴት	ጅምር			
በንኬ	66,157	65,011	131,168	797.82	164.4	BONKE
አርባምንጭ ዙሪያ	96,529	93,516	190,045	1,681.72	113.0	ARBA MINCH ZURIA
ደቡብ አሞ ዞን	198,926	196,454	395,380	22,360.79	17.7	DEBUB OMO ZONE
ሰላማን	8,011	8,314	16,325	4,191.25	3.9	SELAMAGO
ባኮ ጋዘር	125,951	124,159	250,110	4,284.07	58.4	BAKO GAZER
ሀመር በና	35,563	35,528	71,091	8,850.94	8.0	HAMER BENA
ኩራዝ	29,401	28,453	57,854	5,034.53	11.5	KURAZ
ክፍቶ ሸክቶ ዞን	431,415	444,198	875,613	12,739.25	68.7	KEFICHO SHEKICHO ZONE
ጌሻ	68,159	72,213	140,372	2,382.35	58.9	GESHA
ጫና	91,395	94,314	185,709	1,871.72	99.2	CHENA
የኪ	53,432	50,706	104,138	603.91	172.4	YEKI
ጊንቦ	60,275	61,990	122,265	1,269.38	96.3	GINBO
መንጅዎ	41,817	43,895	85,712	1,054.22	81.3	MENJIWO
ጠሎ	44,997	46,421	91,418	1,191.72	76.7	TELO
ዴቻ	44,251	45,388	89,639	2,841.26	31.5	DECHA
ማሻ አንደራቻ	27,089	29,271	56,360	1,524.69	37.0	MASHA ANDERACHA
ቤንቻ ማጂ ዞን	196,940	196,298	393,238	23,442.76	16.8	BENCH MAJI ZONE
ቤንቻ	124,451	126,796	251,247	2,128.91	118.0	BENCH
ሱርማ	15,431	12,972	28,403	4,883.13	5.8	SURMA
ሸኮ	22,404	20,838	43,242	6,321.72	6.8	SHEKO
መእኒት	21,502	21,433	42,935	4,333.69	9.9	MEINIT
ዲዚ	13,152	14,259	27,411	5,775.31	4.7	DIZI
የም ልዩ ወረዳ	38,747	38,917	77,664	666.25	116.6	YEM SPECIAL WEREDA
አማር ልዩ ወረዳ	59,083	58,892	117,975	1,534.07	76.9	AMARO SPECIAL WEREDA
ቡርጂ ልዩ ወረዳ	23,295	23,731	47,026	1,319.85	35.6	BURJI SPECIAL WEREDA
ኮንሶ ልዩ ወረዳ	92,537	96,659	189,196	2,276.25	83.1	KONSO SPECIAL WEREDA
ደራሼ ልዩ ወረዳ	53,500	55,263	108,763	1,526.41	71.3	DIRASHE SPECIAL WEREDA
	MALE	FEMALE	TOTAL	AREA IN	DENSITY	REGION, ZONE
	POPULATION			SQ. KM		AND WEREDA

የክልል፣ የዞን፣ የወረዳ፣ የቆዳ ስፋትና በኪሎ ሜትር ካራ የሰፈረ ሕዝብ ብዛት በጾታ፡ ሐምሌ 1992  
Population Size by Sex, Area and Density by Region, Zone and Wereda : July 2000

ክልል ዞንና ወረዳ	የሕዝብ ብዛት			ስፋት በኪ.ሜ/ካራ	በኪ.ሜ/ካራ የሰፈረ ሰው	
	ወንድ	ሴት	ድምር			
<b>ጋምቤላ ክልል</b>	106,998	104,001	210,999	25,802.01	8.2	<b>GAMBELA REGION</b>
<b>ዞን 1</b>	27,396	27,455	54,851	4,696.89	11.7	<b>ZONE 1</b>
ኢታንግ	10,807	10,827	21,634	1,837.04	11.8	ITANG
ጋምቤላ	16,589	16,628	33,217	2,859.85	11.6	GAMBELA
<b>ዞን 2</b>	19,987	21,560	41,547	13,142.51	3.2	<b>ZONE 2</b>
አቦቦ	8,268	7,796	16,064	3,515.78	4.6	ABOBO
ጎግ	8,000	9,448	17,448	7,138.60	2.4	GOG
ጆር	3,719	4,316	8,035	2,488.13	3.2	JOR
<b>ዞን 3</b>	39,625	37,872	77,497	6,023.29	12.9	<b>ZONE 3</b>
አኮቦ	14,278	14,434	28,712	3,830.47	7.5	AKOBO
ጃካዎ	25,347	23,438	48,785	2,192.82	22.2	JICAWO
<b>ዞን 4</b>	19,990	17,114	37,104	1,939.32	19.1	<b>ZONE 4</b>
ጎደራ ልዩ ወረዳ	19,990	17,114	37,104	1,939.32	19.1	GODERE SPECIAL WEREDA
<b>ሐረሪ ክልል</b>	81,000	79,000	160,000	311.25	514.1	<b>HARARI REGION</b>
<b>አዲስ አበባ</b>	1,202,002	1,292,998	2,495,000	530.14	4,706.3	<b>ADDIS ABABA</b>
<b>ዞን 1</b>	185,231	191,230	376,461	7.95	47,353.6	<b>ZONE 1</b>
ወረዳ 03	47,824	50,932	98,756	2.29	43,124.9	WEREDA 03
ወረዳ 04	42,760	45,841	88,601	2.06	43,010.2	WEREDA 04
ወረዳ 05	50,746	51,198	101,944	1.62	62,928.4	WEREDA 05
ወረዳ 06	43,901	43,259	87,160	1.98	44,020.2	WEREDA 06
<b>ዞን 2</b>	248,048	263,290	511,338	90.40	5,656.4	<b>ZONE 2</b>
ወረዳ 20	47,258	50,980	98,238	7.21	13,625.2	WEREDA 20
ወረዳ 21	48,869	49,969	98,838	3.87	25,539.5	WEREDA 21
ወረዳ 22	20,762	23,194	43,956	3.59	12,244.0	WEREDA 22
	<b>MALE</b>	<b>FEMALE</b>	<b>TOTAL</b>	<b>AREA IN</b>	<b>DENSITY</b>	<b>REGION,ZONE</b>
		<b>POPULATION</b>		<b>SQ. KM</b>		<b>AND WEREDA</b>

የክልል፣ የዞን፣ የወረዳ፣ የቆያ ስፋትና በኪሎ ሜትር ካራ የሰፈረ ሕዝብ ብዛት በጾታ፡ ሐምሌ 1992  
 Population Size by Sex, Area and Density by Region, Zone and Wereda : July 2000

ሰንጠረዥ ለ-3(የቀጠለ)

TABLE B.3(Cont'd)

ክልል ዞንና ወረዳ	የሕዝብ ብዛት			ስፋት በኪ.ሜ/ካራ	በኪ.ሜ/ካራ የሰፈረ ሰው	
	ወንድ	ሴት	ጅምር			
ወረዳ 23	59,890	66,363	126,253	18.20	6,937.0	WEREDA 23
ወረዳ 24	71,269	72,784	144,053	57.53	2,504.0	WEREDA 24
<b>ዞን 3</b>	<b>205,214</b>	<b>228,742</b>	<b>433,956</b>	<b>222.18</b>	<b>1,953.2</b>	<b>ZONE 3</b>
ወረዳ 17	69,468	79,731	149,199	72.39	2,061.0	WEREDA 17
ወረዳ 18	34,775	39,408	74,183	4.25	17,454.8	WEREDA 18
ወረዳ 19	66,737	73,100	139,837	44.11	3,170.2	WEREDA 19
ወረዳ 28	34,234	36,503	70,737	101.43	697.4	WEREDA 28
<b>ዞን 4</b>	<b>261,870</b>	<b>290,303</b>	<b>552,173</b>	<b>53.28</b>	<b>10,363.6</b>	<b>ZONE 4</b>
ወረዳ 01	30,094	33,257	63,351	1.54	41,137.0	WEREDA 01
ወረዳ 09	29,155	34,285	63,440	2.58	24,589.1	WEREDA 09
ወረዳ 11	54,622	52,792	107,414	14.67	7,322.0	WEREDA 11
ወረዳ 12	33,590	37,918	71,508	14.56	4,911.3	WEREDA 12
ወረዳ 13	36,625	41,003	77,628	3.69	21,037.4	WEREDA 13
ወረዳ 15	36,738	42,751	79,489	3.70	21,483.5	WEREDA 15
ወረዳ 16	41,046	48,297	89,343	12.54	7,124.6	WEREDA 16
<b>ዞን 5</b>	<b>252,915</b>	<b>267,301</b>	<b>520,216</b>	<b>42.50</b>	<b>12,240.4</b>	<b>ZONE 5</b>
ወረዳ 02	23,985	25,601	49,586	1.99	24,917.6	WEREDA 02
ወረዳ 07	49,736	53,389	103,125	1.98	52,083.3	WEREDA 07
ወረዳ 08	51,286	53,908	105,194	14.05	7,487.1	WEREDA 08
ወረዳ 10	45,903	50,335	96,238	9.67	9,952.2	WEREDA 10
ወረዳ 14	32,767	36,521	69,288	2.80	24,745.7	WEREDA 14
ወረዳ 25	49,238	47,547	96,785	12.01	8,058.7	WEREDA 25
<b>ዞን 6</b>	<b>48,724</b>	<b>52,132</b>	<b>100,856</b>	<b>113.83</b>	<b>886.0</b>	<b>ZONE 6</b>
ወረዳ 26	21,511	23,257	44,768	80.67	555.0	WEREDA 26
ወረዳ 27	27,213	28,875	56,088	33.16	1,691.4	WEREDA 27
ድራዳዋ ጊዜያዊ አስተዳደር	160,000	158,000	318,000	1,213.20	262.1	DIRE DAWA PROV/ADM.
ድራዳዋ ከተማ	109,370	108,605	217,975	17.68	12,328.9	DIRE DAWA TOWN
ጉርጉራ	50,630	49,395	100,025	1,195.52	83.7	GURGURA
	<b>MALE</b>	<b>FEMALE</b>	<b>TOTAL</b>	<b>AREA IN</b>	<b>DENSITY</b>	<b>REGION,ZONE</b>
		<b>POPULATION</b>		<b>SQ. KM</b>		<b>AND WEREDA</b>

የከተሞች የሕዝብ ብዛት በክልል በዞንና በወረዳ በጾታ: ሐምሌ 1992  
 Population Size of Towns by Sex, Region, Zone and Wereda : July 2000.  
 ሰንጠረዥ ለ-4 TABLE.B.4

ክልል ዞንና ወረዳ	ከተማ	የሕዝብ ብዛት			REGION, ZONE AND WEREDA	TOWN
		ወንድ	ሴት	ጅምር		
ጥገራ ክልል					TIGRAY REGION	
ምዕራባዊ ዞን					MIRABAWI ZONE	
ቃናታ ሁመራ	ሁመራ	10,934	8,449	19,383	KAFTA HUMERA	HUMERA
ታህታይ አዲያበ	አዲ ሕርዲ	1,298	1,345	2,643	TAHTAY ADIYABO	ADDI HIRDI
	ባድመ	635	556	1,191		BADME
	ዓዲ አውዓላ	1,062	1,082	2,144		ADDI AWUALA
	ዓዲ ሀገራይ	1,229	1,217	2,446		ADDI HAGERAY
ላዕላይ አዲያበ	ሸራሮ	5,548	5,632	11,180	LAELAY ADIYABO	SHIRARO
	ዓዲ ነብረኢድ	962	1,078	2,040		ADDI NEBREID
	ዓዲ ዳዕሮ	2,765	3,048	5,813		ADDI DAERO
ታህታይ ቆራሮ	እንዳስላሴ	16,239	17,276	33,515	TAHTAY KORARO	ENDASELASIE
	ሰመማ	485	476	961		SEMEMA
መደባይ ዛና	ሰለክለካ	2,686	2,947	5,633	MEDEBAY ZANA	SELEHLEHA
አስገደ ፅምብላ	ደብረ ከርበ	1,241	1,471	2,712	ASEGEDE TSIMBELA	DEBREKERBE
	ክሳድጋበ	1,026	1,026	2,052		KISADGABA
ፀለምቲ	እንዳባጉና	3,515	3,782	7,297	TSELEMTI	ENDABAGUNA
	ማይፀምሪ	3,033	3,311	6,344		MAYTSEBRI
ወልቃይት	ዲማ	379	308	687	WELKAIT	DIMA
	አዲረመጽ	1,570	1,738	3,308		ADDI REMETS
	ማይጋባ	1,145	1,258	2,403		MAYGABA
ፀገደ መካከለኛው ዞን መረብለሕ	አውራ	164	212	376	TSEGEDE	AWURA
	እዳጋ ሐሙስ	97	148	245		EDAGAHAMUS
	ራማ	2,820	3,144	5,964		MEHAKELEGNAW ZONE
እንትራ	ላዕላይ መርሂሰናይ	375	412	787	MEREB LEHE	RAMA
	ገረሁሰርናይ	375	365	740		LAELAY MERHISENAY
	እንትራ	3,361	3,536	6,897		GERHUSERNAY
	ዕዳጋ ዓርቢ	254	204	458		ENTICHO
	ፈረስ ማይ	798	922	1,720		EDAGAARBI
	ነበለት	613	779	1,392		FERESMAY
ወርዲ ለሕ	ዕዳጋ ዓርቢ	1,046	1,317	2,363	WERIE LEHE	NEBELET
	ማይቅነጣል	1,055	1,182	2,237		EDAGA ARBI
	አድዋ	15,813	16,715	32,528		MAYKINETAL
ላዕላይ ማይጨው	አክሱም	17,920	18,149	36,069	ADWA	ADWA
	ማኅበረ ደጉዕ	489	600	1,089		AXUM
ታህታይ ማይጨው	ጭላ	552	579	1,131	LAELAY MAYCHEW	MAHIBERE DEGUE
	ውቅሮ ማራይ	2,962	2,916	5,878		CHILA
ናዕደር ዓዲት ቆላ ተምቤን	ዕዳጋ ሰለሰ	718	774	1,492	NAEDER ADET	WUKRO MARAY
	ወርቅ አምባ	519	512	1,031		EDAGA SELUS
	ዓብይ ዓዲ ጉያ	5,067	5,389	10,456		WERKAMBA
		122	158	280	KOLA TEMBEN	ABIYADI
						GUYA
		MALE	FEMALE	TOTAL	REGION, ZONE	TOWN
		POPULATION			AND WEREDA	

የከተሞች የሕዝብ ብዛት በክልል በዞንና በወረዳ በጾታ፡ ሐምሌ 1992  
Population Size of Towns by Sex, Region, Zone and Wereda : July 2000.

ሰንጠረዥ ለ-4

TABLE.B.4

ክልል የንግድ ወረዳ	ከተማ	የሕዝብ ብዛት			ድምር	REGION, ZONE AND WEREDA	TOWN
		ወንድ	ሴት	ድምር			
ደቡብ ተምቤን ስበርገለ	የገረ ሰላም	2,274	2,908	5,182	DEGUA TEMBEN ABERGELE	HAGERE SELAM YECHILA AGBE	
	የሞላ	996	1,067	2,063			
	አግባ	579	463	1,042			
ምስራቃዊ ዞን ጉሎ መኸዳ	ዛጋምበሳ	3,940	4,103	8,043	MISRAKAWI ZONE GULOMAHDA	ZELAMBESA SEBEYA	
	ሰበያ	250	242	492			
አሮብ ሳዕሲዕ ዓዕዳአምባ	ዓሊቱና	340	313	653	EROB SAESI TSAEDAEMBA	ALITENA EDAGA HAMUS FREWEYNI	
	አዳጋ ሐሙስ	3,016	3,444	6,460			
	ፍረ ወይኒ	3,484	4,003	7,487			
ጋንታ አፈሹም	አዳግራት	24,804	24,922	49,726	GANTA AFESHUM	ADIGRAT BIZET	
	ብዘት	1,365	1,477	2,842			
ሐውዜን	ሐውዜን	1,991	2,307	4,298	HAWZEN	HAWZEN MEGAB	
	መጋብ	420	361	781			
ወቅሮ	ዕኒራዳ	570	507	1,077	WUKRO	TSIGEREDA WUKRO	
	ወቅሮ	10,617	11,171	21,788			
	አጉላዕ	1,697	1,837	3,534			
አዕቢ ወንበርታ	አዕቢ እንዳሰላሴ	2,027	2,438	4,465	ATSBI WENBERTA	ATSBI ENDA SELAS HAIK MESAHL	
	ሐይቅ መሳሕል	838	980	1,818			
ደቡባዊ ዞን ሳምረ	ግጅት	1,154	1,358	2,512	DEBUBAWI ZONE SAMRE	GIJET SAMRE	
	ሳምረ	1,331	1,499	2,830			
አንደርታ	ዓይናለም	1,728	1,613	3,341	ENDERTA	AYNALEM KUHA	
	ኩሃ	6,198	6,870	13,068			
ሕንጣሎ ዋጅራት	ሕንጣሎ	452	447	899	HINTALO WAJIRAT	HINTALO ADIGUDEM	
	ዓዲ ጉደም	4,427	4,623	9,050			
	ደቡብ	1,558	1,637	3,195			
አላጅ	ደላ	615	704	1,319	ALAJE	DELA ADISHENU	
	ዓዲሸሁ	2,590	3,064	5,654			
	ቸለና	615	740	1,355			
እንዳመሆኔ	ማይጨው	12,714	13,493	26,207	ENDAMEHONI	MAYCHEW WEDISEMRO	
	ወዲ ሰምሮ	403	409	812			
ራያና አዘቦ	መርላ	3,742	4,449	8,191	RAYAAZEBO	MERSA WEYRA WUHA	
	ወይራ ውሃ	1,134	1,309	2,443			
አላማጣ	አላማጣ	17,288	17,495	34,783	ALAMATA	ALAMATA WAJA	
	ዋጃ	3,905	4,121	8,026			
አፍላ	ዝኩዩ	164	176	340	OFLA	ZIKUYA KOREM	
	ኮረም	10,537	11,830	22,367			
መቀሌ	መቀሌ	65,368	63,606	128,974	MEKELE	MEKELE	
	ድምር/74 ከተሞች/	306,003	315,999	622,002			
		MALE	FEMALE	TOTAL			
		POPULATION					

የከተሞች የሕዝብ ብዛት በክልል በጾታና በወረዳ በደታ: ሐምሌ 1992  
 Population Size of Towns by Sex, Region, Zone and Wereda : July 2000.

ሰንጠረዥ ለ-4		TABLE.B.4				
ክልል ዞንና ወረዳ	ከተማ	የሕዝብ ብዛት				
		ወንድ	ሴት	ድምር		
አፋር ክልል(1)					AFFAR REGION(1)	
ዞን 1					ZONE 1	
አሳይታ	አሳይታ	10,177	7,676	17,853	AYISAITA	AYISAITA
ዱብቲ	ዱብቲ	6,801	5,332	12,133	DUBTI	DUBTI
	ሎግያ	1,876	1,811	3,687		LOGYA
	ዴት ባህሪ	1,595	968	2,563		DATE BAHRI
	ሰመራ	561	100	661		SEMERA
ሚሊ	ሚሊ	1,543	1,264	2,807	MILE	MILE
	ኢሊ ውኃ	1,028	712	1,740		ELI WUHA
ኤሊዳር	ኤሊዳር	986	765	1,751	ELIDAR	ELIDAR
	ማንዳ	597	397	994		MANDA
	ቡራ	563	457	1,020		BURE
	ዲቺ አቶ	905	666	1,571		DICHE OTO
ጭፍራ	ጭፍራ	1,084	830	1,914	CHIFRA	CHIFRA
ዞን 02					ZONE 02	
ኮንባ	ኮንባ	573	377	950	KONEBA	KONEBA
አብዓላ	አብዓላ	2,014	1,768	3,782	ABALA	ABALA
በራህሌ	በራህሌ	521	475	996	BERAHLE	BERAHLE
ዞን 03					ZONE 3	
አሚባራ	መልካ ወረር	3,747	2,745	6,492	AMIBARA	MELKA WERER
	መልካ ሰዲ	4,299	3,244	7,543		MELKA SEDI
	አዋሽ ሸለቆ	2,182	1,457	3,639		AWASH SHELEKO
	አዋሽ አርባ	2,544	2,100	4,644		AWASH ARBA
አዋሽ ፈንታሌ	ሳቡራ	705	576	1,281	AWASH FENTALE	SABURE
	አዋሽ ሰባት ኪሎ	4,599	4,073	8,672		AWASH SEBAT KILO
ገዋኔ	መተካ	704	537	1,241	GEWANE	METEKA
	ገዋኔ	5,043	3,630	8,673		GEWANE
ዱለቻ	ዱለቻ	220	158	378	DULECHA	DULECHA
ዞን 4					ZONE 4	
አውራ	ደራይቱ	113	68	181	AURA	DERAYITU
ዕዋ	አለሊ ሱሉላ	82	60	142	EWA	ALELE SUBULA
ያሎ	ዲቢና	573	501	1,074	YALO	DIBINA
ጎሊና	ከለዊና	365	251	616	GULINA	KELEWINA
	ድምር/28 ከተሞች/	56,000	42,998	98,998		TOTAL(28 TOWNS)
አማራ ክልል					AMARA REGION	
ሰሜን ጎንደር ዞን					SEMEN GONDAR ZONE	
አዲ አርቃይ	አዲ አርቃይ	2,442	2,489	4,931	ADDI ARKAY	ADDI ARKAY
	ዛሪማ	1,716	1,885	3,601		ZARIMA
	ግልቢና	395	405	800		GILBENA
በየዳ	ድልይብዛ	510	794	1,304	BEYEDA	DILYIBZA
ጃናሞራ	መካነ ብርሃን	906	1,173	2,079	JANAMORA	MEKANE BERHAN
		MALE	FEMALE	TOTAL	REGION, ZONE	TOWN
		POPULATION			AND WEREDA	

(1)-የሐምሌ 15/1988 የሕዝብና ቤተሰብ ቆጠራ ውጤት::

(1)-july 22/1996 population and housing census result.

የከተሞች የሕዝብ ብዛት በክልል በጾታና በወረዳ በጾታ: ሐምሌ 1992  
Population Size of Towns by Sex, Region, Zone and Wereda : July 2000.

ሰንጠረዥ ለ-4

TABLE.B.4

ክልል ጾታና ወረዳ	ከተማ	የሕዝብ ብዛት			REGION, ZONE AND WEREDA	TOWN
		ወንድ	ሴት	ጅምር		
ደብርቅ	ደብርቅ	9,085	10,045	19,130	DEBARK	DEBARK
ዳባት	ዳባት	5,445	6,151	11,596	DABAT	DABAT
ሳንጃ	ወቅን	1,324	1,585	2,909	SANJA	WEKIN
	ቅራቅር	373	382	755		KIRAKIR
ላይ አርማጭሆ ወገራ	አብደራፊ	2,448	2,002	4,450	LAY ARMACHO WEGERA	ABDERAFI
	ትክል ድንጋይ	2,952	3,363	6,315		TIKIL DINGAY
	ገደብጌ	2,308	2,281	4,589		GEDEBGE
ጎንደር ዙሪያ	አምባ ጊዩርጊስ	2,983	3,546	6,529	GONDAR ZURIA	AMBA GIORGIS
	ጠዳ	1,737	2,025	3,762		TEDA
	ማክሰኚት	3,711	3,900	7,611		MAKSEGNIT
	ደጎማ	1,139	1,244	2,383		DEGOMA
ደምቢያ	እንፍራንዝ	3,354	3,658	7,012	DEMBIA	ENFRANZ
	ጨረት	3,095	3,620	6,715		CHUAHIT
	ቆሳ ድባ	5,465	6,251	11,716		KOLADIBA
	ጎርጎራ	1,750	1,911	3,661		GORGORA
ጭልጋ	አይምባ	535	684	1,219	CHILGA	AYIMBA
	ሰራባ	750	901	1,651		SERABA
መተማ	አይክል	5,414	5,667	11,081	METEMA	AYIKEL
	መተማ የሐንስ	2,401	1,872	4,273		METEMA YOHANNES
	ሸኸዲ	4,708	3,971	8,679		SHEHEDI
ጃራ አለፋ	ሸንፋ	1,002	844	1,846	QUARA ALEFA	SHINFA
	ቴዎድሮስ ከተማ	246	146	392		TEWODROS KETEMA
	ደልጊ	3,159	3,519	6,678		DELGI
	ጎመንጌ	1,033	1,327	2,360		GOMENGE
በለሳ	እሰይ ደብር	654	633	1,287	BELESA	ESEY DEBIR
	ሻውራ	1,563	2,093	3,656		SHAWRA
	ደንገል በር	960	907	1,867		DENGEL BER
	አርባያ	1,645	1,825	3,470		ARBAYA
ጎንደር	ሃሙሲት	2,057	2,218	4,275	GONDER	HAMUSIT
	ጎንደር	74,843	74,232	149,075		GONDAR
ደቡብ ጎንደር ዞን				DEBUB GONDAR ZONE		
አብናት ከምከም	አብናት	6,005	6,807	12,812	EBENAT KEMEKEM	EBENAT
	አዲስ ዘመን	9,388	9,631	19,019		ADDIS ZEMEN
	ይፋግ	1,713	1,942	3,655		YIFAG
	አምባ ሚዳ	841	1,023	1,864		AMBA MEDA
ፎገራ ፋርጣ	ወረታ	10,000	10,142	20,142	FOGERA FARTA	WERETA
	አመድ በር	2,011	2,212	4,223		AMED BER
	ከምር ድንጋይ	1,367	1,567	2,934		KIMIR DINGAY
	ጋላይ	864	897	1,761		GASAY
		MALE	FEMALE	TOTAL		
		POPULATION				

የከተሞች የሕዝብ ብዛት በክልል በጾታና በወረዳ በጾታ፡ ሐምሌ 1992  
Population Size of Towns by Sex, Region, Zone and Wereda : July 2000.

ሰንጠረዥ ለ-4		TABLE.B.4				
ክልል ዞንና ወረዳ	ከተማ	የሕዝብ ብዛት			REGION, ZONE AND WEREDA	TOWN
		ወንድ	ሴት	ድምር		
ላይ ኃይንት	ጎፋ-ስ መውጫ	6,906	7,398	14,304	LAY GAYINT	NEFAS MEWCHA
	ጎብኘብ	1,110	1,127	2,237		GOBGOB
ታች ኃይንት	ሳሊ	699	743	1,442	TACH GAYINT	SALI
	አርብ ገበያ	1,636	1,892	3,528		ARB GEBEYA
ስማዳ	ወገዳ	3,007	3,094	6,101	SIMADA	WEGEDA
	እስቴ	6,064	6,193	12,257		ESTE
ደራ	ጃራ ገዶ	951	1,000	1,951	DERA	MEKANE YESUS
	ሃሙሲት	4,540	4,728	9,268		JARA GEDO
ደብረ ታቦር	አምበላሚ	1,584	1,672	3,256	DERA	HAMUSIT
	አርብ ገበያ	1,999	2,062	4,061		AMBASAME
ሰሜን ወሎ ዞን	ደብረ ታቦር	15,392	14,498	29,890	DEBRE TABOR	DERA/ARB GEBEYA
	ሰሜን ወሎ ዞን					DEBRE TABOR
ቡግና ቆቦ	ሳሊበላ	5,404	5,822	11,226	BUGNA	LALIBELA
	ቆቦ	14,222	13,445	27,667		KOBO
ግዳን	ሮቢት	3,720	3,422	7,142	ROBIT	KOBO
	ጎብዬ	1,697	1,698	3,395		GOBIYE
መቄት	ሙዳ	1,279	1,423	2,702	GIDAN	MUJA
	ደብረ ፀሐይ	1,346	1,412	2,758		DEBRE TSEHAY
ዋድላ	ፍላቂት ገረገራ	3,028	3,271	6,299	MEKET	FILAKIT GEREGER
	ኮን	845	1,129	1,974		WADLA
ዳውንትና ደላንታ	ወገልጤና	2,666	2,848	5,514	DAWUNTNA DELANT	WEGELTENA
	ሃብሩ	4,966	4,714	9,680		HABRU
ወልዲያ	ሙርሳ	3,651	3,648	7,299	WELDIYA	MERSA
	ወልዲያ	17,032	15,660	32,692		WURGESA
ደቡብ ወሎ ዞን	ወልዲያ				DEBUB WELLO ZONE	WELDIYA
	መቅደላ	1,268	1,423	2,691		MEKDELA
ተንታ	ተንታ	1,530	1,548	3,078	TENTA	MASHA
	አጅባር	2,006	2,112	4,118		TENTA
ኩታቦር	አምባ ማርያም	758	696	1,454	KUTABER	AJEBAR
	ኩታ ቦር	1,842	1,933	3,775		AMBA MARIAM
አምባሰል	ወጫሌ	2,550	2,663	5,213	AMBASEL	KUTABER
	ሐይቅ	5,540	5,420	10,960		WUCHALE
ተሁለደራ	ሐይቅ				TEHULEDERE	HAYIK
	ሱሉላ	889	882	1,771		SULULA
ወረባቦ	ቦሩ ስላሴ	526	563	1,089	WEREBABU	BORU SELASSIE
	ባሶ ሚሊ	909	928	1,837		BASO MILIE
ቃሉ	ቢስተማ	1,531	1,357	2,888	KALU	BISTMA
	ቦክክሳ	1,706	1,468	3,174		BOKEKSA
አንቻሮ	ደጋጋ	912	1,021	1,933	KALU	DEGAGA
	አንቻሮ	708	645	1,353		ANCHARO
		MALE	FEMALE	TOTAL		
		POPULATION				

የከተሞች የሕዝብ ብዛት በክልል በዞንና በወረዳ በጾታ፡ ሐምሌ 1992  
Population Size of Towns by Sex, Region, Zone and Wereda : July 2000.

ሰንጠረዥ ለ-4

TABLE.B.4

ክልል ዞንና ወረዳ	ከተማ	የሕዝብ ብዛት			ክልል	ዞን	ወረዳ
		ወንድ	ሴት	ጅምር			
ደሴ ዙሪያ	ሃርቡ	5,244	4,658	9,902			
ለጋምቦ	ጢጣ	1,413	1,529	2,942	DESSIE ZURIA	HARBU	
ሳይንት	አቀሰታ	1,734	1,728	3,462	LEGAMBO	TITA	
ደብረ ሲና	እምባ ጨበር	1,032	1,184	2,216		AKESTA	
ከላላ	አጀባር	1,303	1,431	2,734	SAYINT	EMBACHEBER	
ጀማ	አምሳለ ገነት	382	422	804	DEBRESINA	AJEBAR	
ወረኢሉ	መካነ ሰላም	3,157	3,333	6,490		AMSALE GENET	
ወግደ	ከላላ	1,700	1,726	3,426	KELALA	MEKANE SELAM	
ከምበልቻ	ልጋማ	905	1,019	1,924		KELALA	
ደሴ	ደጎሎ	1,815	2,111	3,926	JAMA	LIGUAMA	
ሰሜን ሸዋ ዞን	ሹል አፋፍ	519	460	979		DEGOLO	
ወረዋ ዋጅቱና ሚዳ	ወረኢሉ	3,788	3,913	7,701	WERE ILU	SHUL AFAF	
ላይ ቤትና ታች ቤት	ካቤ	1,011	1,163	2,174		WERE ILU	
ላያ ደብርና ዋዩ እንላሮ	ወይን እምባ	906	1,011	1,917		KABE	
ሞረትና ጅሩ	ማህደረ ሰላም	997	1,212	2,209	WEGDE	WEYIN AMBA	
ጌራምድርና ቀያገብርኤል	ከምበልቻ	27,677	24,959	52,636	KOMBOLCHA	MAHDERE SELAM	
ግሼ ራቤል	ደሴ	66,058	63,373	129,431	DESSIE	KOMBOLCHA	
አንጻኪያና ገምዛ	ራማ	1,177	1,273	2,450	SEMEN SHEWA ZONE	DESSIE	
ኤፍራታና ግድም	መራኛ	1,243	1,346	2,589	WEREMO WAJETUNA	REMA	
ማማምድርና ላሎምድር	አለም ከተማ	4,977	4,515	9,492	LAY BETNA TACH BE	MERAGNA	
ማፋድ መዘዙ ሞጃና ዋደራ	ፌጥራ	1,263	1,208	2,471		ALEM KETEMA	
	ደነባ	1,818	1,740	3,558	SIYADEBRINA WAYU	FETIRA	
	ለሚ	1,855	1,848	3,703		DENEBA	
	እነዋሪ	3,555	3,533	7,088	MORETNA JIRU	LEMI	
	ጅሁር	1,307	1,225	2,532		ENEWARI	
	መሃል ሚዳ	4,792	4,380	9,172	GERAMIDIRNA KEYA	JIHUR	
	ዘመር	761	794	1,555		MEHAL MEDA	
	ራቤል	752	728	1,480	GESHE RABEL	ZEMERO	
	መኮይ	2,585	2,369	4,954	ANTSOKIYANA GEMZ	RABEL	
	ማጅቱ	4,258	4,054	8,312		MEKOY	
	ካራ ቆራ	2,910	2,821	5,731	EFRATANA GIDIM	MAJETE	
	አጣዬ(ኤፌሶን)	6,839	6,204	13,043		KARAKORIE	
	ጅውሀ	1,756	1,484	3,240		ATAYE(EFESON)	
	ወገራ	370	318	688	MAMA MIDRINA LALO	JEWHA	
	ሞላሴ	2,091	2,164	4,255		WEGERE	
	ሳላ ድንጋይ	1,051	928	1,979	MAFUDMEZEZO MOJ	MOLALE	
	መዘዙ	1,005	1,073	2,078		SELLADINGAY	
	ደብረ ሲና	4,482	4,977	9,459		MEZEZO	
		MALE	FEMALE	TOTAL	REGION, ZONE	TOWN	
			POPULATION		AND WEREDA		

የከተሞች የሕዝብ ብዛት በክልል በዞንና በወረዳ በጾታ: ሐምሌ 1992  
 Population Size of Towns by Sex, Region, Zone and Wereda : July 2000.

ሰንጠረዥ ለ-4		TABLE.B.4				
ክልል ዞንና ወረዳ	ከተማ	ወንድ	ሴት	ጅምር	የሕዝብ ብዛት	
ቀወት	ሸዋ ሮቢት	9,982	9,066	19,048	KEWET	SHEWA ROBIT
አንጎላ ጠራና አላግርት	ጫጫ	1,475	1,637	3,112	ANGOLELA TERANA A	CHACHA
	ጮኪ	414	337	751		CHOKI
	ጊና አገር	861	871	1,732		GINA AGER
አንኮበር	ሃራምባ	318	413	731	ANKOBER	HARAMBA
	አልዩ አምባ	1,048	1,052	2,100		ALYU AMBA
	ጎሮቤላ	854	897	1,751		GOROBELA
	ጎርጎ	201	248	449		GORGO
ሃገረ ማርያምና ከሰም	ከረማሽ	258	188	446	HAGERE MARIAMNA	KOREMASH
	ሾላ ገበያ	535	550	1,085		SHOLA GEBEYA
በረሽት	መጥተህ ብላ	905	862	1,767	BEREHET	METITEH BILA
ምንጃርና ሸንኮራ	ኢራን ቡቲ	200	248	448	MINJARNA SHENKOR	ERANBUTI
	ባልጪ	1,061	997	2,058		BALCHI
	አረርቲ	4,294	4,322	8,616		ARERTI
ደብረ ብርሃን ዙሪያ	ደብረ ብርሃን	26,107	25,359	51,466	DEBRE BERHAN ZUR	DEBRE BERHAN
ምስራቅ ጎጃም ዞን					MISRAK GOJAM ZONE	
ቢቡን	ድን ፅዮን	539	612	1,151	BIBUGN	DIGUA TSION
	ወይን ውሃ	511	658	1,169		WEYIN WUHA
ሁለት እጅ እነሴ	ቀራንዮ	615	764	1,379	HULET EJ ENESE	KERANIYO
	ሰዴ	777	990	1,767		SEDE
	ሞጣ	11,974	12,122	24,096		MOTA
ጎንቻ ሲሶ እነሴ	ጉንዶ ወይን	2,492	2,734	5,226	GONCHA SISO ENESE	GINDO WEYIN
እነብሴ ሳር ምድር	መርጦ ለማርያም	4,214	4,215	8,429	ENBISE SAR MIDIR	MERTO LEMARIAM
	ድቦ	641	714	1,355		DIBO
እናርጅ እናውጋ	ፈለገ ብርሃን	1,209	1,379	2,588	ENARJ ENAWGA	FELEGE BERHAN
	ደብረ ወርቅ	5,092	5,551	10,643		DEBRE WERK
እነማይ	ብጥና	8,298	8,278	16,576	ENEMAY	BICHENA
	ዩትመን	1,059	1,157	2,216		YETMEN
ደባይ ጥላት ግን	ቂይ	1,287	1,559	2,846	DEBAY TELATGEN	KUYI
ማቻክል	አማኑኤል	3,922	3,849	7,771	MACHAKEL	AMANUEL
	ኤሊያስ	2,371	2,393	4,764		ELIAS
ጎዛምን	ሮብ ገበያ	1,100	1,334	2,434	GUZAMN	ROB GEBEYA
	የቦቅለ	648	754	1,402		YEBOKILE
	ጫምጋ	353	439	792		CHEMOGA
ባሶ ሊቦን	የጅቤ	2,497	2,479	4,976	BASO LIBEN	YEJUBE
አዋበል	ሊጋ	194	241	435	AWABEL	LIGA
	ወጃል	988	1,042	2,030		WEJEL
	ሉማሚ	3,742	3,610	7,352		LUMAME
	አምበር	895	875	1,770		AMBER
		MALE	FEMALE	TOTAL	REGION, ZONE	TOWN
		POPULATION			AND WEREDA	

የከተሞች የሕዝብ ብዛት በክልል በጾታና በወረዳ በጾታ: ሐምሌ 1992  
Population Size of Towns by Sex, Region, Zone and Wereda : July 2000.

ክልል ዞንና ወረዳ		የሕዝብ ብዛት				
ክልል ዞንና ወረዳ	ከተማ	ወንድ	የሕዝብ ብዛት		ጠቅላይ	
			ሴት	ጠቅላይ		
ደጅን	ደጅን	5,894	5,956	11,850	DEJEN	DEJEN
ሸበል በረንታ	የዕድ ውሃ	966	1,225	2,191	SHEBEL BERENTA	YED WUHA
ደብረ ማርቆስ	ደብረ ማርቆስ	33,141	32,374	65,515	DEBRE MARKOS	DEBRE MARKOS
ምዕራብ ጎጃም ዞን					MIRAB GOJAM ZONE	
አቸፈር	ዱርቤቴ	5,038	5,262	10,300	ACHEFER	DURBETE
	ቁንዝላ	2,180	2,257	4,437		KUNZELA
	ይስማላ	1,915	2,148	4,063		YESMALA
ባህር ዳር ዙሪያ	ዞኒ	1,026	1,160	2,186	BAHIR DAR ZURIA	ZEGE
	መሸንቲ	1,374	1,485	2,859		MESHENTI
	ጢስ አባይ	2,773	2,834	5,607		TIS ABAY
አዲት	አዲት	8,056	8,107	16,163	ADET	ADET
መራዊ	ወተት አባይ	1,861	2,096	3,957	MERAWI	WETET ABAY
	መራዊ	5,802	6,462	12,264		MERAWI
ሰከላ	ግሸን አባይ	1,238	1,352	2,590	SEKELA	GISHE ABAY
ቋራት	ገበዘ ማርያም	1,249	1,403	2,652	KUARIT	GEBEZE MARIAM
ደጋ ዳሞት	ፈረስ ቤት	1,093	1,153	2,246	DEGA DAMOT	FERES BET
ደምበጫ	የጨረቃ	784	825	1,609	DEMBECHA	YECHEREKA
	ደምበጫ	5,661	5,826	11,487		DEMBECHA
	አዲስ አለም	1,029	1,108	2,137		ADDIS ALEM
ጃቢ ጠህናን	ፍኖተ ሰላም	9,252	9,125	18,377	JABI TEHNAN	FINOTE SELAM
	ድጋ	4,853	5,084	9,937		JIGA
	ማንኩሳ	1,932	1,867	3,799		MANKUSA
	ማክሰኚት	233	268	501		MAKSEGNIT
ቡራ ወምበርማ	ቡራ	8,843	8,983	17,826	BURE WEMBERMA	BURE
	ሸንዲ	3,407	3,705	7,112		SHENDI
ዋግ ከምራ ዞን					WAG HEMRA ZONE	
ዝጃላ	ሰያለዋ	527	389	916	ZIKUALA	SIYALEWA
ሰቆጣ	ሰቆጣ	5,065	5,421	10,486	SEKOTA	SEKOTA
	ንረቅ	707	574	1,281		NIRAK
ደሀና	አምደ ወርቅ	1,237	1,506	2,743	DEHANA	AMDE WERK
አገው አዊ ዞን					AGEW AWI ZONE	
ዳንግላ	ዳንግላ	9,902	10,536	20,438	DANGELA	DANGELA
	አዲስ አለም	774	930	1,704		ADDIS ALEM
	ደቅ	1,056	1,030	2,086		DEK
ባንጃ	አንጅባራ	475	522	997	BANJA	ENJEBARA
	ኮሰበር	1,696	1,847	3,543		KOSOBER
	ከላ	887	875	1,762		KOSA
	ቲሊሊ	3,305	3,460	6,765		TILILI
አንክሻ	አገው ግምጃ ቤት	3,647	3,653	7,300	ANKESHA	AGEW GIMJABET
		MALE	FEMALE	TOTAL	REGION, ZONE	TOWN
		POPULATION			AND WEREDA	

የከተሞች የሕዝብ ብዛት በክልል በጾታና በወረዳ በጾታ: ሐምሌ 1992  
 Population Size of Towns by Sex, Region, Zone and Wereda : July 2000.

ሰንጠረዥ ለ-4

TABLE.B.4

ክልል ዞንና ወረዳ	ከተማ	የሕዝብ ብዛት			ድምር	REGION, ZONE AND WEREDA	TOWN
		ወንድ	ሴት	ጾታ			
ጎንጎ	አዘና	1,437	1,563	3,000	GUANGUA	AZENA	
	ቻግኒ	12,293	11,388	23,681		CHAGNI	
	መንታ ውሃ	3,150	3,114	6,264		MENTA WUHA	
ፋግታ ለኮማ	ቅላጅ	1,489	1,563	3,052	FAGGETA LEKOMA	KILAJ	
	አዲስ ቅዳሜ	2,274	2,662	4,936		ADDIS KIDAME	
	ፋግታ	468	532	1,000		FAGGETA	
አሮምያ ዞን ጨፈጎላና ደዊ ራህመዶ	ከሚሴ	7,782	6,683	14,465	OROMIYA ZONE	KEMISE	
	ቦራ	880	754	1,634	CHEFE GOLANA DEW	BORA	
ባቲ	ገርባ	1,963	1,747	3,710	BATI	GERBA	
	ደጋን	1,858	1,624	3,482		DEGAN	
	ባቲ	9,429	9,137	18,566		BATI	
አርጡማ ፋርሲናጅሌ	ጨፋ ሮቢት	3,414	3,101	6,515	ARTUMA FURSINA JI	CHEFA ROBIT	
	ቅጭጭ	35	12	47		KICHICHO	
	አደበላ	224	172	396		ADEBELA	
	ሰንበቴ	2,087	1,979	4,066		SENBETE	
ባህር ዳር ልዩ ዞን	ባህር ዳር	66,203	61,821	128,024	BAHIR DAR SPECIAL ZONE		
ባህር ዳር	ባህር ዳር	66,203	61,821	128,024	BAHIR DAR	BAHIR DAR	
ድምር/208 ከተሞች/		840,999	838,998	1,679,997		TOTAL(208 TOWNS)	
አሮሚያ ክልል ምዕራብ ወለጋ ዞን	መንዲ	6,918	6,627	13,545	OROMIYA REGION		
	ቁልጡ ካራ	1,875	1,689	3,564	MIRAB WELLEGA ZONE		
ነጅ	ነጅ	7,378	7,570	14,948	NEJO	MENDI	
	ጎሪ	1,360	1,393	2,753		KILTU KARA	
	ወረጅፋ	890	896	1,786		NEJO	
ግምቢ	ግምቢ	14,004	13,515	27,519	GIMBI	GORI	
	ሆማ	1,356	1,312	2,668		WARA JIRU	
ላሎ አላቢ	ኢናንጎ	2,399	2,409	4,808	LALO ASABI	GIMBI	
	ደንጎሮ	1,284	1,492	2,776		HOMA	
ቦጂ	ሙክለሚ	544	563	1,107	BOJI	INANGO	
	ቢላ	2,813	2,936	5,749		DONGORO	
አይራ ጉሊሶ	ጉሊሶ	3,041	2,839	5,880	AYRA GULISO	MUKLEMI	
	አይራ	2,124	2,138	4,262		BILA	
	ጨሊያ የካ	990	1,028	2,018		GULISO	
ጃርሶ	ገባ ደፍኖ	1,162	1,289	2,451	JARSO	AYRA	
	ደብቃ	1,342	1,273	2,615		CHELIYA YEKA	
		MALE	FEMALE	TOTAL		GEBA DAFINO	
		POPULATION				DABEKA	

የከተሞች የሕዝብ ብዛት በክልል በዞንና በወረዳ በጾታ፡ ሐምሌ 1992  
 Population Size of Towns by Sex, Region, Zone and Wereda : July 2000.

ሰንጠረዥ ለ-4

TABLE.B.4

ክልል ዞንና ወረዳ	ከተማ	የሕዝብ ብዛት			ጠቅላይ	ክልል	ወረዳ
		ወንድ	ሴት	ጾታ			
ጅማ ጊዳማ	ጊዳማ	1,913	1,849	3,762	JIMMA	GIDAMI	
	ኑኑ	793	736	1,529		NUNU	
ሀዋ ወለል	ተጆ	419	360	779	HAWA	WELELE	
	ሮብ ገበያ	1,685	1,556	3,241		ROB GEBEYA	
ጋዎ ዳሌ	ጫንቃ	2,639	2,311	4,950	GAWO	DALE	
	ቃቄ	1,901	1,817	3,718		CHANKA	
	ቄቤ	738	683	1,421		KAKE	
ዳሌ ሳሎ	አለም ተፈሪ	2,160	1,963	4,123	DALE	LALO	
	ሳሎ	875	820	1,695		ALEM TEFERI	
ዩብዶ	ገንጂ	887	906	1,793	YUBDO	LALO	
	ዩብዶ	854	886	1,740		GANJI	
ሐሩ	ጉዩ	1,751	1,876	3,627	HARU	YUBDO	
	ጉዩ አቦ	405	477	882		GUYI	
ኖሌ ካባ	ቡቤ	1,754	1,868	3,622	NOLE	KABA	
	ደበሰ	549	592	1,141		BUBE	
ሰዮ	ደምቤ ደሎ	13,633	12,723	26,356	SAYO	DEBESO	
አንፈሎ	ሙጊ	3,532	3,079	6,611	ANFILO	DAMBI DOLO	
ቤጊ	ቤጊ	2,281	2,309	4,590	BEGI	MUGI	
	ኮበር	1,204	1,119	2,323		BEGI	
	ሰኞ ገበያ	929	933	1,862		KOBER	
						SEGNO GEBEYA	
ምሥራቅ ወለጋ ዞን					EAST WELLEGA ZONE		
ሊሙ	ገለላ	1,690	1,985	3,675	LIMU	GELILA	
ኢባንቱ	ሀንዴ	958	1,011	1,969	IBANTU	HINDE	
ጊዳ ኪረሙ	ጊዳ አያና	5,010	4,868	9,878	GIDA	KIREMU	
	ኪረሙ	1,321	1,445	2,766		GIDA AYANA	
	ጉትን	1,879	1,846	3,725		KIREMU	
አሙሩ ጃርቲ	አሊቦ	1,344	1,364	2,708	AMURU	JARTE	
	አቦራ	2,426	2,697	5,123		ALIBO	
አቤ ደንጎሮ	ተሉ ዋዩ	688	657	1,345	ABE	DONGORO	
ጅማ ሆር	ሰቀላ	758	800	1,558	JIMMA	HORO	
	ሻምቡ	7,575	7,648	15,223		SEKELA	
	ሀረቶ	2,167	2,319	4,486		SHAMBU	
አባይ ጮሙን	ፍንጫ አ	4,024	4,345	8,369	ABAY	CHOMEN	
	ፍንጫ አ /ካምፕ/	3,828	3,399	7,227		FINICHA'A	
ጉዳሩ	ከምቦልቻ	1,651	1,774	3,425	GUDURU	FINICHA'A CAMP	
	ደዱ	944	1,079	2,023		GUDURU/KOMBOLCHA	
ጅማ ራራ	ዋዩ	1,536	1,844	3,380	JIMMA	RARE	
						WAYU	
		MALE	FEMALE	TOTAL	REGION, ZONE	TOWN	
		POPULATION			AND WEREDA		

የከተሞች የሕዝብ ብዛት በክልል በዞንና በወረዳ በታሪክ ስም 1992  
 Population Size of Towns by Sex, Region, Zone and Wereda : July 2000.

አጠቃላይ ስም ክልል ዞንና ወረዳ	ከተማ	የሕዝብ ብዛት			ክልል	ዞን	ወረዳ	
		ወንድ	ሴት	ጅምር				
ቢላ ሰዮ	ቡን	600	677	1,277	ቢላ ሰዮ	GOBEN		
	ቢላ	678	708	1,386			BILA SEYO	BILA
	ጆራ	1,821	2,078	3,899			JARE	JARE
ሲቡ ሲራ	አኖ	1,574	1,745	3,319	ሲቡ ሲራ	SIBU SIRE	አኖ	
	ሲራ	4,957	5,348	10,305			SIRE	ANO
	ነቀምቲ	31,675	31,843	63,518			GUTO WAYU	SIRE
ሳሲጋ	ጉቲ	415	436	851	ሳሲጋ	SASIGA	GUTE	
	ጋሎ	336	385	721			GALO	GALO
	አርብ ገበያ	428	476	904			ARB GEBEYA	ARB GEBEYA
ደጋ ሌቃ	እሁድ ገበያ	225	248	473	ደጋ ሌቃ	DIGA LEKA	EHUD GEBEYA	
	ፀጌ	581	575	1,156			TSIGE	TSIGE
	ገተማ	1,481	1,587	3,068			GATAMA	GATAMA
ጅማ አርጆ	አርጆ ጉደቲ	2,066	1,903	3,969	ጅማ አርጆ	JIMMA ARJO	ARJO GUDETU	
	ደጋ	470	500	970			DIGA	DIGA
	አርጆ	4,276	4,506	8,782			ARJO	ARJO
ኑኑ ቁምባ	ኑኑ	1,188	1,269	2,457	ኑኑ ቁምባ	NUNU KUMBA	NUNU	
	ቢሎ	833	972	1,805			BILO	BILO
	ሞጤ	345	312	657			MOTE	MOTE
አሊባቡር ዞን	ዲጳ	1,517	1,560	3,077	አሊባቡር ዞን	ILLUBABOR ZONE	DARIMU	
	አልጌ	1,112	1,158	2,270			SUPENA SODO	DIPA
	ሱጵ	1,228	1,260	2,488			SUPE	ALGE
ጭራ	ሳቺ	291	312	603	ጭራ	CHORA	SACHI	
	ቁምባቢ	3,604	3,571	7,175			KUMBABE	KUMBABE
	ደጋ	1,154	1,277	2,431			DEGA	DEGA
በደሌ	መኮ	577	657	1,234	በደሌ	BEDELE	MAKO	
	በደሌ	7,938	8,063	16,001			BEDELE	BEDELE
	ኮኔ	840	952	1,792			KONE	KONE
ገቺ	ገቺ	2,350	2,336	4,686	ገቺ	GECHI	GECHI	
	ያንፉ	574	612	1,186			YANFU	YANFU
	ደንቢ	2,426	2,361	4,787			DENBI	DENBI
ዲደላ	ያዩ	2,555	2,461	5,016	ዲደላ	DEDESA	YAYU	
	ሁሩመ.	2,295	2,280	4,575			HURUMU	HURUMU
	ኤሌሞ	617	620	1,237			ELEMO	ELEMO
መቲ	መቲ	13,430	12,537	25,967	መቲ	METU	METU	
	ኖጳ	736	773	1,509			NOPA	NOPA
	በቾ	634	614	1,248			BECHO	BECHO
አሌ	ጎራ	4,606	4,946	9,552	አሌ	ALE	GORE	
	ሌቃ	351	331	682			LEKA	LEKA
		MALE	FEMALE	TOTAL	REGION, ZONE	TOWN		
		POPULATION			AND WEREDA			

የከተሞች የሕዝብ ብዛት በክልል በጾታና በወረዳ በጾታ: ሐምሌ 1992  
Population Size of Towns by Sex, Region, Zone and Wereda : July 2000.

ሰንጠረዥ ለ-4		TABLE.B.4				
ክልል ጾታ ወረዳ	ከተማ	የሕዝብ ብዛት			ክልል	ወረዳ
		ወንድ	ሴት	ጠቅላይ		
ቡራ	ላሎ	883	938	1,821	BURE	LALO
	ቡራ	1,420	1,552	2,972		BURE
	ሲቦ	1,120	1,289	2,409		SIBO
	ኡካ	713	749	1,462		UKA
ኖኖ	ሐሎ	161	185	346	NONO	HALU
	ብርብርባ	385	374	759		BIRBIRSA
ጅማ ዞን	ኮምበልቻ	330	300	630		NONO
ሊሙ ሰቃ	ሰቃ	1,037	977	2,014	JIMMA ZONE	
	አትናጎ	1,276	1,282	2,558	LIMU SEKA	LIMU SEKA
ሊሙ ኮሳ	ገነት	4,559	4,488	9,047	LIMU KOSA	ATNAGO
	አምቡዬ	1,470	1,362	2,832		GENET
ሰነሩ	ባቤ	1,565	1,538	3,103	SOKORU	AMBUYE
	ሰነሩ	2,454	2,418	4,872		SEKORU
	ደንባ	3,361	3,535	6,896		DENEBA
	ቁምቢ	814	866	1,680		KUMBI
ጢሮ አፈታ	ናትሪ	670	670	1,340	TIRO AFETA	NATRI
	ዲምቱ	869	880	1,749		DIMTU
	ሠርቦ	2,253	2,312	4,565		KERSA
ማና	ጅማ	60,834	58,683	119,517		JIMMA
	የቡ	2,063	2,049	4,112	MANA	YEBU
ጎማ	አጋሮ	16,205	15,076	31,281	GOMA	AGARO
	ጮጫ	2,275	2,126	4,401		CHOICHE
	ጌምቤ	3,042	2,727	5,769		GHEMBE
	ሊሙ ሻይ	2,116	1,800	3,916		LIMU SHAYE
	በሻሻ	993	980	1,973		BESHASHA
	ቶባ	3,153	2,888	6,041		TOBA
ጌራ	ጭራ	1,646	1,569	3,215	GERA	CHIRA
	ዱስታ	868	781	1,649		DUSTA
ሰቃ ጨቆርሳ	ጨረኮ	646	642	1,288		CHERIKO
	ሰቃ ጨቆርሳ	2,665	2,809	5,474	SEKA CHEKORSA	SEKA CHEKORSA
ደደ	ሸቤ	2,745	2,734	5,479		SHEBE
	ሸኪ	2,920	2,881	5,801	DEDO	SHEKI
አሞናዳ	አሰንዳቦ	3,519	3,525	7,044	OMONADA	ASENDABO
	ናዳ	1,276	1,419	2,695		NADA
ሲግሞ	ሲግሞ	1,357	1,269	2,626	SIGMO	SIGMO
	ጋቲራ	1,588	1,530	3,118	SETEMA	GATIRA
ምዕራብ ሸዋ ዞን					MIRAB SHEWA ZONE	
		MALE	FEMALE	TOTAL	REGION, ZONE	TOWN
		POPULATION			AND WEREDA	

የከተሞች የሕዝብ ብዛት በክልል በዞንና በወረዳ በጾታ፡ ሐምሌ 1992  
 Population Size of Towns by Sex, Region, Zone and Wereda : July 2000.

ሰንጠረዥ ለ-4  
 TABLE.B.4

ክልል የንግድ ወረዳ	ከተማ	የሕዝብ ብዛት			ደምር	REGION, ZONE AND WEREDA	TOWN
		ወንድ	ሴት	ጠቅላይ			
ግንደበረት ጅልዶ	ካቲቤ	2,966	2,901	5,867	GINDE BERET	KACHISE	
	ጎጆ	2,766	2,828	5,594			JELDU
አምቦ	ሸኩቲ	1,137	1,325	2,462	AMBO	SHEKUTE	
	ጨቢ	623	683	1,306		CHEBI	
	አምቦ	18,552	18,594	37,146		AMBO	
	ጎሮሰሊ	417	463	880		GOROSILE	
	ቶኬ ለራንሳ	506	652	1,158		TOKE ERENDA	
	ሜጢ	531	565	1,096		METI	
ጨሊያ	ጉደር	6,220	6,621	12,841	CHELIYA	GUDER	
	ሃሙስ ገበያ	514	670	1,184		HAMUS GEBEYA	
	ባቢቼ	868	961	1,829		BABICHE	
	ጌዶ	3,973	3,704	7,677		GEDO	
ባኮ ቲቤ	ኢጃጂ	4,656	4,661	9,317	BAKO TIBE	EJAJI	
	ቲቤ	1,441	1,525	2,966		TIBE	
	ሾቦካ	2,027	2,263	4,290		SHOBOKA	
	ባኮ	7,047	6,965	14,012		BAKO	
ዳኖ	ሰዮ	1,166	1,236	2,402	DANO	SAYO	
	ሸነን	1,460	1,715	3,175		NONO	
ጥቁር አመያ	ጥቁር አንጨኒ	1,237	1,465	2,702	AMAYA	SHANAN	
	ግንዶ	1,757	2,173	3,930		TIKUR	
ወንጨ ደንዲ	ጭቱ	593	590	1,183	WONCHI	GINDO	
	ጊንጨ	6,765	7,451	14,216		CHITU	
ኤጅራ(አዲስ ዓለም) አድአ በርጋ	አሎን ኮሚ	2,931	3,471	6,402	DENDI	GINCHI	
	አሁድ ገበያ	795	836	1,631		OLONKOMI	
	አዲስ ዓለም	4,828	5,261	10,089		EJERIE(ADDIS ALEM)	
	ሙገር	1,474	1,184	2,658		ADDIS ALEM	
ወልመራ	ሬጅ	885	1,123	2,008	ADDA BERGA	MUGER	
	አንጨኒ	2,756	3,314	6,070		REJI	
	ሆለታ ገነት	11,148	11,406	22,554		ENCHINI	
	መናገሻ ኮሎብ	1,553	1,686	3,239		WALMARA	
አለም ገና	ቡራዩ	6,791	6,690	13,481	ALEM GENA	HOLETA GENET	
	ሰበታ	9,083	9,815	18,898		MENAGESHA KOLOBO	
	አዋሽ ቁንጡራ	1,281	1,658	2,939		BURAYU	
	አለም ገና	3,046	3,205	6,251		SEBETA	
ቀርሳና ቆንዳላቲቲ	ተፍኪ	1,421	1,756	3,177	ALEM GENA	AWSH KUNTURE	
	ሌመን	1,223	1,433	2,656		TEFKI	
	ባንቱ	799	909	1,708		KERSANA KONDALTI	
	ተጂ	1,468	1,581	3,049		LEMEN	
አሉ	አስጎሪ	1,640	1,771	3,411	TOLE	BANTU	
						ELU	TEJI
		MALE	FEMALE	TOTAL		ASGORI	
		POPULATION					

የከተሞች የሕዝብ ብዛት በክልል በዞንና በወረዳ በጾታ: ሐምሌ 1992  
Population Size of Towns by Sex, Region, Zone and Wereda : July 2000.

ሰንጠረዥ ለ-4

TABLE.B.4

ክልል ዞንና ወረዳ	ከተማ	የሕዝብ ብዛት			REGION, ZONE AND WEREDA	TOWN
		ወንድ	ሴት	ጅምር		
ዳም ወሊሶና ኅር	በ-ባ	682	845	1,527	DAWO	BUSA
	ወሊሶ	16,499	17,728	34,227	WALISONA GORO	WALISO
	ዲላላ	1,431	1,763	3,194		DILALA
	ጉሩራ ኅር	627	723	1,350		GURURA
በቸ ኮከር ሚታ ሮቢ ሰሜን ሸዋ ዞን ወረ ዳርሶ	ቱሉ ቦሎ	739	786	1,525		GORO
	አርቡ ጩሉሌ	5,141	5,612	10,753	BECHO	TULU BOLO
	ሸዋ	643	794	1,437	KOKIR	HARBU CHULULE
ደራ ሂዳቡ አቦቴ ከደ ደገም	ፍልቅልቅ	969	1,047	2,016	META ROBI	SHENO
	ፍልቅልቅ	564	713	1,277	SEMEN SHEWA ZONE	
	ቱሉ ሚልኪ	1,007	1,150	2,157	WARA JARSO	FILIKLIK
	ጎሐፀዮን	2,528	3,008	5,536		TULLU MILKI
ግራሮ ጃርሶ ያያ ጉለሌና ደ/ሊባኖስ	ጉንዶ መስቀል	1,876	2,422	4,298	DERA	GOHATSION
	ኤጄራ	1,259	1,414	2,673	HIDABU ABOTE	GUNDO MESKEL
	ገብረ ጉራቻ	6,906	7,998	14,904	KUYU	EJERE
	አሊዶሮ	534	601	1,135	GEGEM	GEBRE GURACHA
ውጫሌና ጂዶ አብቹና ፕአ ቅምብቢት	አንቢሶ	1,249	1,500	2,749		ALIDORO
	ፍቼ	13,871	14,586	28,457	GERAR JARSO	ANBISO
	ፍታል	517	590	1,107	YAYA GULELENA D/LI	FICHE
	ደብረ ጽጌ	2,044	2,393	4,437		FITAL
በረሀና አለልቱ	ደብረ ሊባኖስ	1,861	1,501	3,362		DEBRE TSIGE
	መከ ጡራ	1,943	2,134	4,077	WUCHALENA JIDO	DEBRE LIBANOS
	ሰርጢ	323	361	684		MUKA TURI
	መንዲዳ	1,596	1,788	3,384	ABICHUNA GNE'A	SERTI
መሎና ሱሉልታ	ሸዋ	3,416	3,840	7,256	KEMBIBIT	MENDIDA
	ኮቱ	581	660	1,241		SHENO
	ሐሙስ ገበያ	326	356	682		KOTU
	ሰንዳፋ	3,562	3,918	7,480	BEREHNA ALELTU	HAMUS GEBEYA
ምስራቅ ሸዋ ዞን ፈንታሌ	ሚቃዋ	1,187	1,351	2,538		SENDATA
	ፍቼ ገሊላ	202	258	460		MIKAWA
	በኪ	1,359	1,212	2,571		FICHE GELILA
	ጫንጮ	2,855	3,399	6,254	MULONA SULULTA	BEKE
	ደርባ	792	853	1,645		CHANCHO
	መገር ሸለቆ	663	661	1,324		DERBA
	ሮብ ገበያ	269	346	615		MUGER SHELEKO
	ሱሉልታ	831	876	1,707		ROB GEBEYA
ሰኞ ገበያ	821	974	1,795		SULULTA	
		8,093	7,952	16,045	MISRAK SHEWA ZONE	SEGNO GEBEYA
		MALE	FEMALE	TOTAL	FENTALE	METE HARA
		POPULATION			AND WEREDA	

የከተሞች የሕዝብ ብዛት በክልል በዞንና በወረዳ በጾታ: ሐምሌ 1992  
 Population Size of Towns by Sex, Region, Zone and Wereda : July 2000.

ሰንጠረዥ ለ-4

TABLE.B.4

ክልል ዞንና ወረዳ	ከተማ	የሕዝብ ብዛት			REGION, ZONE AND WEREDA	TOWN
		ወንድ	ሴት	ጅምር		
ቦሌ	ዶጊ	1,493	1,555	3,048	BOSET	DONI
	ቦሌ	1,076	813	1,889		BOLE
	ቦፋ	2,181	2,176	4,357		BOFA
	ወለንጫቲ	7,930	7,843	15,773		WELENCHITI
አዳማ	አዋሽ መልካሳ	2,056	2,001	4,057	ADAMA	AWSH MELKASA
	ወንጂ ገፈርሳ	8,615	9,056	17,671		WENJI GEFERSA
	ሾዋ አለምጤና	4,416	4,320	8,736		SHEWA ALEMTEANA
	ናዝራት	85,919	85,922	171,841		NAZRET
	ሲራ ሮቢ	1,014	1,107	2,121		SIRE ROBI
ሎሜ	ሶዶራ	746	657	1,403	LOME	SODERE
	ቆቃ	2,585	2,477	5,062		KOKA
	ሞጆ	14,497	15,054	29,551		MOJO
	ኤጄራ	771	933	1,704		EJERE
ግምቢቹ	ኤጄርሳ	1,772	1,803	3,575	GIMBICHU	EJERSA
	ጨፌዶንሳ	2,047	2,386	4,433		CHEFE DONSA
	ዳከም	3,080	3,463	6,543		ADAMA CHUKALA
አድአ ጨቋላ	ደብረዘይት	48,610	49,972	98,582	ADA'A CHUKALA	DUKEM
	አዱላላ	1,043	1,214	2,257		DEBRE ZEIT
ዱግዳ ቦራ	መቂ	13,853	13,655	27,508	DUGDA BORA	ADULALA
	አለምጤና	4,967	5,201	10,168		MEKI
አዳማ ተሉና ጂዶ ኮምቦልቻ	አቦሳ	1,224	1,227	2,451	ADAMI TULLU AND JIDO KOMBOLCHA	ALEM TENA
	አዳማ ተሉ	3,433	3,357	6,790		ABOSA
	ዝዋይ	14,314	12,695	27,009		ADAMI TULLU
	ቡልቡላ	2,528	2,296	4,824		ZIWAY
አርሲ ነጌሌ ሻሽመኔ	ጂዶ	896	926	1,822	ARSI NEGELE SHASHEMENE	BULBULLA
	አርሲ ነጌሌ	15,882	15,727	31,609		JIDO
	ሻሽመኔ	35,255	34,764	70,019		ARSI NEGELE SHASHEMENE
ሲራሮ	ኩየራ	4,883	4,718	9,601	SERARO	KUYERA
	ሮቶ	1,199	1,277	2,476		ROPI
አርሲ ዞን መርቲ	አጆ	2,167	2,221	4,388	ARSSI ZONE MERTI	AJE
	አቦምሳ	7,180	7,257	14,437		ABOMSA
አሰኮ ጎሎልቻ	ረኤ	544	588	1,132	ASEKO GOLOLCHA	REYE
	አባጅማ	1,915	2,099	4,014		ABAJEMA
	አሰኮ	728	746	1,474		ASEKO
	ደብረ ሰላም	556	545	1,101		DEBRE SELAM
	ጥሙጋ	770	669	1,439		TIMUGA
	ጅንጋ ዲቡ	387	369	756	JINGA DIBU	
		MALE	FEMALE	TOTAL		
		POPULATION				

የከተሞች የሕዝብ ብዛት በክልል በዞንና በወረዳ በጾታ: ሐምሌ 1992  
 Population Size of Towns by Sex, Region, Zone and Wereda : July 2000.

ሰንጠረዥ ለ-4

TABLE.B.4

ክልል ዞንና ወረዳ	ከተማ	የሕዝብ ብዛት			REGION, ZONE AND WEREDA	TOWN
		ወንድ	ሴት	ጅምር		
ጅጅ	አርቦዬ	3,098	3,081	6,179	JEJU	ARBOYE
	ቦሎ	435	434	869		BOLO
ደደታና ሲራ	ደራ	6,292	6,284	12,576	DODOTANA SIRE	DERA
	አዋሽ መልካሳ	2,682	2,546	5,228		AWASH MELKASA
ዝዋይ ዱግዳ	ሰራ	4,064	4,187	8,251	ZIWAY DUGDA	SIRE
	አጎልቸ	1,669	1,591	3,260		OGOLCHO
ሂጦሳ	አተያ	4,827	4,929	9,756	HITOSA	ITEYA
	ቦሩ ጃዋ	1,432	1,613	3,045		BORUJAWI
ሱደ	አርብ ገበያ	994	1,038	2,032	SUDE	ARB GEBEYA
	ሊጋባ	395	479	874		LIGABA
ጭሌ	ሁሩታ	6,310	6,409	12,719	SUDE	HURUTA
	ኩሳ	961	1,029	1,990		KULA
አማኝ	ጭሌ	1,898	2,161	4,059	CHOLE	CHOLE
	ሞዬ	782	839	1,621		MOYE
ሴሩ	አዲሌ	2,397	2,435	4,832	AMIGNA	ADELE
	ሴሩ	1,069	1,247	2,316		SERU
ሮቤ	በሌ	1,608	1,887	3,495	ROBE	SERU
	ሮቤ	6,166	6,720	12,886		BELE
ጠና	ሰዲቃ	907	1,050	1,957	ROBE	ROBE
	ሐቤ	1,194	1,210	2,404		SEDIKA
ሸርካ	ጠቸ	1,827	1,986	3,813	TENA	HABE
	ኩሳ	494	570	1,064		TICHO
ደገሉና ጢጅ	ቡሳሳ	507	576	1,083	SHERKA	KELA
	ዲክሲስ	2,755	2,989	5,744		BULALA
ጢያ	ጎቤሳ	3,767	3,876	7,643	DIGELUNA TIJO	DIKSIS
	ጋዶ ጉና	581	696	1,277		GOBESA
ጢያ	ጢጅ	711	828	1,539	TIJO	GADO GUNA
	ሳጉራ	3,457	4,029	7,486		SAGURE
ጢያ	ቅዳማዬ ዲገሌ	555	665	1,220	TIYO	KIDAME DIGELU
	አሰሳ	30,495	33,126	63,621		ASELA
ጢያ	ጎንደ	1,385	1,595	2,980	MUNESA	GONDE
	ቀለ-ምሳ	1,094	1,285	2,379		KULUMESA
ጢያ	ቀርሳ	3,292	3,502	6,794	MUNESA	KERSA
	ኢጎ	1,044	1,243	2,287		EGO
ቡቆጂ	ጎልጆታ	2,031	1,990	4,021	BEKOJI	GOLJOTA
	ቡቆጂ	6,015	6,559	12,574		BOKOJI
ቡቆጂ	መራሮ	1,531	1,706	3,237	BEKOJI	MERARO
	ሲርቦ	460	544	1,004		SIRBO
ቡቆጂ	ሥልጣና	2,110	2,208	4,318	BEKOJI	SILTANA
		MALE	FEMALE	TOTAL		
		POPULATION				

የከተሞች የሕዝብ ብዛት በክልል በዞንና በወረዳ በጾታ: ሐምሌ 1992  
 Population Size of Towns by Sex, Region, Zone and Wereda : July 2000.

ሰንጠረዥ ለ-4

TABLE.B.4

ክልል ዞንና ወረዳ	ከተማ	የሕዝብ ብዛት			ዞን	ወረዳ
		ወንድ	ሴት	ጅምር		
ገደብ ኮፊሌ	ሌ.ጤ. ቢርባ	674	844	1,518	GEDEB KOFELE	LEMU SIRBA
	አሳሳ	7,418	7,243	14,661		ASASA
	ቆራ	1,736	1,710	3,446		KORE
ምዕራብ ሐረርጌ ዞን ሚኤሶ	ዋቢ ገፈርሳ	1,234	1,143	2,377	MIRAB HARERGE ZONE	WABE GEFERSA
	ኮራሌ	5,030	4,836	9,866		KOFELE
	ሚኤሶ	4,017	3,746	7,763		MIESO
ዶባ ጡሎ	አሰቦት	5,089	4,780	9,869	DOBA TULO	MIESO
	ሙሎ	1,497	1,368	2,865		ASEBOT
	ኮራ	1,014	982	1,996		MULU
መሰላ	አርባ በርደዴ	2,435	2,255	4,690	DOBA TULO	KORA
	ዶባ	797	669	1,466		ARBA BORDODE
	ሂርና	6,287	6,285	12,572		DOBA
ጭሮ	ደቦሶ	1,274	1,084	2,358	MESELA	DOBA
	መሰላ	1,599	1,519	3,118		HIRNA
	ጎሮረኤ	684	588	1,272		DEBESO
ጉባ ቆርቻ	አሰብ ተፈሪ	12,781	12,338	25,119	CHIRO	MESELA
	ቁኒ	1,531	1,383	2,914		GORO REYE
	ከምኒ	837	777	1,614		ASEBE TEFERI
ሃብሮ	በደይ	1,126	1,100	2,226	GUBA KORICHA	KUNI
	ጨለለቃ	722	723	1,445		KEMNA
	ገለምሶ	7,515	7,081	14,596		BEDEY
ዳሮለቡ	ዋጪ	1,848	1,613	3,461	HABRO	CHELELEKA
	በልበልተ	1,147	1,076	2,223		GELEMESO
	መቻራ	3,030	2,798	5,828		WACHU
ቦኬ ቁኒ	ሚጫታ	2,152	2,062	4,214	DAROLEBU	BELBELTI
	ቦኬ ጢቆ	1,493	1,321	2,814		MACHARA
	በደላ	7,569	6,983	14,552		MICHETA
ምዕራብ ሐረርጌ ዞን ኮምበልቻ	መልካ ረፋ	3,735	3,648	7,383	BOKE KUNI	BOKE TIKO
	ኤደርሳ ጎሮ	1,149	1,183	2,332		BEDESA
	ፋኛን ቢራ	5,772	5,861	11,633		MISRAK HARERGE ZONE
ገርሱም ባቢሌ	ገርሱም	5,772	5,861	11,633	KOMBOLCHA	MELKA RAFU
	ባቢሌ	6,306	6,061	12,367		JARSO
	ፈደስ	1,719	1,767	3,486		EJERSA GORO
ሃሮማያ	ባቢሌ	6,306	6,061	12,367	GURSUM	FUGNAN BIRA
	ባኩ	1,719	1,767	3,486		BABILE
	አለማያ	5,862	5,650	11,512		BABILE
አደሌ	ባቲ	1,647	1,625	3,272	FEDIS HARO MAYA	BOKO
	አደሌ	2,481	2,444	4,925		ALEMAYA
						BATI
		MALE	FEMALE	TOTAL	REGION, ZONE	TOWN
		POPULATION				AND WEREDA

የከተሞች የሕዝብ ብዛት በክልል በጾታ በወረዳ በዞንና በዞራት ስምጥ 1992  
 Population Size of Towns by Sex, Region, Zone and Wereda : July 2000.

ሰንጠረዥ ለ-4

TABLE.B.4

ክልል ጾታ ወረዳ	ከተማ	የሕዝብ ብዛት			ክልል	ዞን	ዞራት
		ወንድ	ሴት	ጠቅላይ			
	አወዳይ	2,905	2,387	5,292			AWEDAY
ኩርፋ ጫሌ	ኩርፋ ጫሌ	1,023	914	1,937	KURFA CHELE		KURFA CHELE
	ዳዊ	994	781	1,775			DAWE
ቀርላ	ላንጌ	1,639	1,350	2,989	KERSA		LANGE
	ቀርላ	1,296	1,139	2,435			KERSA
	ወተር	1,890	1,859	3,749			WETER
ሜታ	ጨለንቆ	3,131	2,868	5,999	META		CHELENKO
	ቁሉቤ	1,743	1,623	3,366			KULUBI
ጎሮጉቱ	ካረሚሌ	1,274	1,197	2,471	GORO GUTU		KARAMILE
	ቦሮዳ	1,746	1,613	3,359			BORODA
ደደር	ቆቦ	3,174	2,762	5,936	DEDER		KOBO
	ደደር	4,730	4,365	9,095			DEDER
	ሰቃ	1,165	1,088	2,253			SOKA
	ካራ መከላ	907	775	1,682			KARA MEKELA
መልካ በሉ	ሐረዋጫ	2,547	2,341	4,888	MALKA BALO		HARAWACHA
	ጃጃ	776	749	1,525			JAJA
	ሐረዋ	725	618	1,343			HAREWA
በደኖ	በደኖ	2,309	2,414	4,723	BEDENO		BEDENO
	ፋርዳ	703	570	1,273			FURDA
ግራዋ	ግራዋ	2,813	2,714	5,527	GIRAWA		GIRAWA
	መጋላ ጃራ	183	128	311			MEGALA JARA
ጎላዳና መዩ መሉቁ	ቡርቃ	1,570	1,454	3,024	GOLA ODANA MEYUM		BURKA
ባሌ ዞን					BALE ZONE		
ኮኮሳ	ኮኮሳ	1,177	1,220	2,397	KOKOSA		KOKOSA
ዶዶላ	ዶዶላ	9,358	9,258	18,616	DODOLA		DODOLA
	ሄራሮ	2,042	2,160	4,202			HERERO
አዳባ	አዳባ	6,692	6,744	13,436	ADABA		ADABA
አጋርፋ	አጋርፋ	3,315	3,528	6,843	AGARFA		AGARFA
	አሊ	1,583	1,529	3,112			ALI
ጋሰራና ጎሎልቻ	ጋሰራ	1,884	1,906	3,790	GASERANA GOLOLCH		GASERA
	ጃራ	2,363	2,318	4,681			JARA
ለገሂዳ	ቤልቱ	501	420	921	LEGEHIDA		BELTU
ጊኒር	ጊኒር	8,159	8,066	16,225	GINIR		GINIR
	ደሎ ሰብሮ	1,862	2,073	3,935			DELO SERBO
ሲናናና ዲንሾ	ሮቤ	14,506	14,418	28,924	SINANANA DINSHO		ROBE
	ዲንሾ	1,332	1,380	2,712			DINSHO
ጎባ	ጎባ	18,240	19,829	38,069	GOBA		GOBA
መናና ሐረና ቡሉቅ	አንጌቱ	761	625	1,386	MENNANA HARENA B		ANGETU
	መና	4,946	4,408	9,354			MENNA
ሃንሰቦ	ወርቃ	2,088	2,026	4,114	NENSEBO		WERKA
መዳ ወላቡ	ብድራ	996	934	1,930	MEDA WELABU		BIDIRE
በርበራ	ሀሮዱማል	846	736	1,582	BERBERE		HARO DUMAL
		MALE	FEMALE	TOTAL	REGION, ZONE		TOWN
		POPULATION			AND WEREDA		

የከተሞች የሕዝብ ብዛት በክልል በዞንና በወረዳ በጾታ፡ ሐምሌ 1992  
 Population Size of Towns by Sex, Region, Zone and Wereda : July 2000.

ሰንጠረዥ ለ-4

TABLE.B.4

ክልል ዞንና ወረዳ	ከተማ	የሕዝብ ብዛት			ዞን	ወረዳ
		ወንድ	ሴት	ጽምር		
ፕራዳሞሌ	ጎረቤት	293	164	457	GURADAMOLE	HARO DIBE
	ጎረቤት	2,959	2,928	5,887		
	ራይቱ	990	820	1,810		
	ሰወይና	118	108	226		
ቦረና ዞን	ሰለሃድ	309	223	532	BORENA ZONE	SOLEMO
	ሰሎሞ	2,519	2,525	5,044		
አራጋ	ሰራ	4,282	4,338	8,620	URAGA	BORE
	ደርባ ሙዳ	752	852	1,604		
አደላና ዋደራ	ከብረ መንግስት	14,086	13,013	27,099	ADOLANA WADERA	YIRBA MUDA
	ዋደራ	2,659	2,601	5,260		
አደ ሻኪሶ	ሻኪሶ	11,628	9,614	21,242	ODO SHAKISO	KIBREMENGIST
	መጋዶ	1,324	1,156	2,480		
ሃገረ ማርያም	ሃገረ ማርያም	9,058	8,067	17,125	HAGERMARIAM	WADERA
	ያቤሎ	7,182	6,707	13,889		
አራሮ	መታ ገፈርሳ	2,849	2,666	5,515	YABELO	MEGADO
	ሊበን	16,689	15,600	32,289		
ሞያሌ	ሀረቀሎ	661	746	1,407	ARERO	HAGEREMARIAM
	ሞያሌ	10,276	8,544	18,820		
ድረ	ሜጋ	3,584	3,459	7,043	LIBEN	YABELO
	ሂዲላሎ	2,227	2,037	4,264		
ተልተሌ	ተልተሌ	2,299	2,178	4,477	MOYALE	HARE KALO
ጽምር/375 ከተሞች/		1,321,994	1,325,998	2,647,992	DIR	MEGA
የሱማሌ ክልል(1)					HIDI LOLA	HIDI LOLA
ሸንሌ ዞን	አይሻ	639	620	1,259	TELTELE	TELTELE
	ደወሌ	1,312	1,245	2,557		
ደምበል	ላሰራት	860	868	1,728	SOMALI REGION(1)	TOTAL(375 TOWNS)
	መርመደቢስ	946	973	1,919		
ሸንሌ	ደምበል	953	789	1,742	SHINILE ZONE	AYESHA
	ሰመካብ	1,199	1,166	2,365		
ሸንሌ	ደራ	545	528	1,073	AYESHA	DEWELE
	ቢዮ ባሄ	559	588	1,147		
ሸንሌ	ሃርመካሌ	1,020	845	1,865	AYESHA	LASERAT
	አራቢ	1,613	1,280	2,893		
ሸንሌ	ሸንሌ	5,184	4,818	10,002	AYESHA	LASERAT
	አዲጋሌ	3,478	3,020	6,498		
ሸንሌ	ሃረዋ	1,445	1,094	2,539	AYESHA	MERMEDEBIS
	ሚሎ	855	800	1,655		
		MALE	FEMALE	TOTAL	AYESHA	DEWEL
		POPULATION			AYESHA	LASERAT
					AYESHA	MERMEDEBIS
					AYESHA	DEMBEL
					AYESHA	SMEKEB
					AYESHA	DURE
					AYESHA	BIYO BEHAY
					AYESHA	HARMUKALE
					AYESHA	AREBI
					AYESHA	SHINILE
					AYESHA	ADIGALE
					AYESHA	HAREWA
					AYESHA	MILO
					AYESHA	MILO

(1)--የመስከረም 1/1990 የሕዝብና ቤቶች ቆጠራ ውጤት።

(1)--sep 11/1997 population and housing census r

የከተሞች የሕዝብ ብዛት በክልል በጾታ በወረዳ በዞን፡ ሐምሌ 1992  
Population Size of Towns by Sex, Region, Zone and Wereda : July 2000.

ሰንጠረዥ ለ-4

TABLE.B.4

ክልል ዞንና ወረዳ	ከተማ	የሕዝብ ብዛት			ዞን	ክልል
		ወንድ	ሴት	ጅምር		
ኤሪሪ	ኤሪሪ	2,913	2,792	5,705	ERER	ERER
	እስቡሊ	1,181	1,129	2,310		ASIBULI
	አይዶራ	839	694	1,533		AYIDORA
	ሁርሶ	1,300	1,226	2,526		HURSO
አፍደም	አፍደም	838	784	1,622	AFDEM	AFDEM
	ቢኬ	3,673	3,332	7,005		BIKE
	አለጀር	380	291	671		ALEJER
ጅግጅጋ ዞን	ጅጅጋ	38,627	36,072	74,699	JIGJIGA ZONE	JIGJIGA
ጅግጅጋ	ግንጎን	4,588	4,216	8,804	JIGJIGA	JIJIGA
አውበራ	አውበራ	14,558	12,849	27,407	AWBERE	CHINHAHSAN
	ደርዎናጅ	14,825	12,334	27,159		AWBERE
	ለፈ ኢሳ	2,448	2,312	4,760		DERWONAJI
ቀብሪ በያህ	ቀብሪ በያህ	5,579	4,474	10,053	KEBRI BEYAH	LEFA EISA
	ሃርትሺክ	8,673	8,224	16,897		KEBRI BEYAH
	ሃርሽን	3,879	3,403	7,282		HART SHEIK
ሃርሽን	ሃርሽን	3,879	3,403	7,282	HARSHIN	HARSHIN
ፊቅ ዞን	ፊቅ	5,317	4,519	9,836	FIQ ZONE	FIQ
ፊቅ	ፊቅ	5,317	4,519	9,836	FIQ	FIQ
ሃመሮ	ሃመሮ	1,712	1,015	2,727	HAMERO	HAMERO
ሰገግ	ሰገግ	1,568	1,261	2,829	SEGEG	SEGEG
ገርቦ	ገርቦ	4,964	4,048	9,012	GERBO	GERBO
ድሁን	ገረሰሌ	724	583	1,307	DIHUN	GERESLEY
ደገህቡር ዞን	ደገህመዶ	877	725	1,602	DEGEHABUR ZONE	DEGEHAMEDO
ደገህመዶ	ደገህቡር	17,390	15,227	32,617	DEGEHAMEDO	DEGEHAMEDO
ደገህቡር	አዋራ	1,915	1,710	3,625	DEGEHABUR	DEGEHABUR
አዋራ	ዳሮር	5,728	4,949	10,677	AWARE	AWARE
	አቦከር	2,225	2,020	4,245		DAROR
	ራባሶ	3,739	3,294	7,033		ABOKER
ምስራቅ ጋሻም	ጋሻም	2,040	1,800	3,840	MISRAK GASHAMO	RABASO
	ጎውሊሌ	1,187	919	2,106		GASHAMO
ዋርደር ዞን	ዋርደር	445	316	761	WARDER ZONE	GOWELELE
ዳኖት	ዳኖት	445	316	761	WARDER ZONE	DANOT
ቦህ	ቦህ	2,071	1,800	3,871	DANOT	DANOT
	ድመሪያድ	806	409	1,215	BOH	BOH
ገላደን	ገላደን	4,573	3,654	8,227	GELADIN	DIMERIAD
ዋርደር	ዋርደር	7,470	6,516	13,986	WARDER	GELADIN
ቆራሄ ዞን	ቆራሄ	2,373	1,938	4,311	KORAHE ZONE	WARDER
ሸኮሽ	ሸኮሽ	2,373	1,938	4,311	SHEKOSH	SHEKOSH
		MALE	FEMALE	TOTAL	REGION, ZONE	TOWN
		POPULATION			AND WEREDA	

የከተሞች የሕዝብ ብዛት በክልል በጾታና በወረዳ በጾታ: ሐምሌ 1992  
 Population Size of Towns by Sex, Region, Zone and Wereda : July 2000.

ሰንጠረዥ ለ-4 ክልል ጾታና ወረዳ		የሕዝብ ብዛት				
ከተማ	ወንድ	ሴት	ጾታ	ወንድ	ሴት	ጾታ
ቀብሪደሃር	14,825	12,747	27,572	KEBRIDAHAR	KEBRIDAHAR	
ሸላቦ	2,974	2,542	5,516	SHILABO	SHILABO	
ደበወይን	2,838	2,078	4,916	DEBEWEYIN	HAR AD	
ጎደ ዞን				GODE ZONE		
ደናን	4,540	3,459	7,999	DANAN	DANAN	
ጎደ	30,284	21,817	52,101	GODE	GODE	
ቀላፎ	5,770	5,080	10,850	KELAFO	KELAFO	
ሙስታሃል	3,334	2,590	5,924	MUSTAHIL	MUSTAHIL	
ፊርፊር	1,855	1,506	3,361	FERFER	FERFER	
አፍዴር ዞን				AFDER ZONE		
ጫራቲ	3,714	3,070	6,784	CHERETI	CHERETI	
ኪሎ	632	531	1,163	ELEKERE	KERE	
ምዕራብ እማ	737	623	1,360	MIERAB EMI	GUDELCHA	
አፍዴር	3,838	2,450	6,288	AFDER	HARGELE	
ባራ	713	441	1,154		GUDA ASBO	
ዶሎባይ	3,405	2,430	5,835	BARE	BARE	
ሊበን ዞን	3,795	2,929	6,724	DOLOBAY	WELDIYA	
ሊበን				LIBEN ZONE		
ዶሎኦ	3,641	2,643	6,284	LIBEN	FILTU	
	10,253	8,839	19,092	DOLO ODO	SOFTU	
	12,712	10,883	23,595		DOLO	
	1,107	869	1,976		BEKOL MAY	
ጾታ/69 ከተሞች/	303,000	256,996	559,996		TOTAL(69 TOWNS)	
ቤንሻንጉልና ጉምዝ ክልል ሙተክል ዞን				BENISHANGUL & GUMUZ REGION		
ዳንጉር	1,957	2,276	4,233	METEKEL ZONE		
ጉባ	514	439	953	DANGUR	MANBUK	
ወምበራ	1,498	1,664	3,162	GUBA	MANKUSH	
ማንዱራ	907	979	1,886	WENBERA	DEBRE ZEIT	
ድባጤ	1,822	1,971	3,793	MANDURA	GENETE MARIAM	
ፓዌ ልዩ ወረዳ	1,192	1,278	2,470	DIBATE	DIBATE	
	1,318	1,274	2,592	PAWE SPECIAL WERE	KETENA 2	
	1,080	1,121	2,201		ALMU	
ቡለን	2,055	2,197	4,252		FELEGE SELAM	
አሰሳ ዞን				BULEN	BULEN	
መንጌ	136	106	242	ASOSA ZONE		
ኩርሙክ	230	191	421	MENGE	MENGE	
				KURMUK	KURMUK	
	MALE	FEMALE	TOTAL	REGION, ZONE	TOWN	
		POPULATION		AND WEREDA		

የከተሞች የሕዝብ ብዛት በክልል በጾታና በወረዳ በጾታ ስም 1992  
Population Size of Towns by Sex, Region, Zone and Wereda : July 2000.

ሰንጠረዥ ለ-4 ክልል ጾታና ወረዳ		TABLE.B.4 የሕዝብ ብዛት				
ከተማ	ወንድ	የሕዝብ ብዛት		ጅምር	REGION, ZONE AND WEREDA	TOWN
		ሴት	ጅምር			
አሰሳ	8,461	6,898	15,359	ASOSA	ASOSA	
ባምበሲ	2,828	2,607	5,435	BAMBASI	BAMBASI	
የደቡብ ብሔር ብሔር ሰቦችና ሕዝቦች ክልል	24,000	23,000	47,000	SNNPR*	TOTAL(13 TOWNS)	
ጉራጌ ዞን				GURAGE ZONE		
ጎሮ	10,263	10,574	20,837	GORO	WELKITE	
አገና ወለኔ	1,687	1,741	3,428	EZHANA WOLENE	AGENA	
ከኪር ገደባኖ ጉታዝር	96	68	164	KOKIR GEDEBANO G	MEHAL AMBA	
ሶዶ	1,580	1,815	3,395	SODO	BUE	
	1,113	1,471	2,584		KELA	
	1,210	1,313	2,523		TIYA	
መለቃንና ማረቆ	13,305	14,576	27,881	MESKANENA MAREK	BUTAJIRA	
	3,796	3,782	7,578		INSENO	
	2,261	2,299	4,560		KOSHE	
ስልጤ	431	431	862	SELTI	ALKASO	
	501	437	938		WERABE	
	2,270	2,374	4,644		KIBET	
ጉመር	1,221	1,299	2,520	GUMER	ARKIT	
	460	519	979		KEBUL	
ቸዛ	988	988	1,976	CHEHA	GUBRE	
	1,493	1,550	3,043		ENDIBIR	
አነሞርና ኤነር	1,178	1,141	2,319	ENEMORINA EANER	GUNCHIRE	
ዳሎቻ	2,751	2,636	5,387	DALOCHA	DALOCHA	
	1,034	1,071	2,105		WULBAREG	
	1,820	1,779	3,599		MITTO	
ላንፍሮ	1,729	1,598	3,327	LANFRO	TORRA	
ሃዲያ ዞን				HADIYA ZONE		
ኮንቴብ	663	723	1,386	KONTEB	KOSE	
	1,405	1,745	3,150		SERA	
	1,557	1,672	3,229		MORSITO	
	1,091	1,108	2,199		HAMECHO	
	895	1,026	1,921		GEJA	
ሊሞ	1,089	1,273	2,362	LIMO	DUNA	
	1,335	1,384	2,719		FONKO	
	494	471	965		BELESA	
	942	996	1,938		DOESHA	
	1,298	1,317	2,615		BONOSHA	
	1,086	1,165	2,251		LISANA	
	21,111	21,980	43,091		HOSAENA	
	MALE	FEMALE	TOTAL			
	POPULATION					

\*--Southern Nations and Nationalities peoples region.

የከተሞች የሕዝብ ብዛት በክልል በዞንና በወረዳ በጾታ፡ ሐምሌ 1992  
Population Size of Towns by Sex, Region, Zone and Wereda : July 2000.

ሰንጠረዥ ለ-4 ክልል ዞንና ወረዳ		TABLE.B.4 የሕዝብ ብዛት				
ከተማ	ከተማ	የሕዝብ ብዛት			REGION, ZONE AND WEREDA	TOWN
		ወንድ	ሴት	ጽምር		
ባዳሞች ሰሮ	ሾኔ ዳጅራ ግምቢቹ አንሻ ዳቾ	5,590	5,596	11,186	BADAWACHO SORO	SHONE JAJURA GIMBICHU ANSHA DACHO
ከምባታ አላባና ጠንባሮ ዞን አሞ ሸለቆ	ሙዱላ ጡንጦ ደዮገና አንጋጫ	1,882	2,015	3,897	KEMBATA ALABANA TEMBARO ZONE OMO SHELEKO	MUDULA TUNTO DEYOGENA ANGACHA
አንጋጫ	አንጋጫ ዳምቢያ ዱራሜ	2,457	2,481	4,938	ANGACHA	DEYOGENA ANGACHA DAMBOYA DURAME
ቀዲያ ጋሜላ	አላባ አላባ ቁሊቶ ሸንሺቾ ሃደሮ	2,400	2,455	4,855	KEDIDA GAMELA	DAMBOYA DURAME ALEM GEBEYA ALABA KULITO SHINSHICHO HADERO
አላባ	አላባ ቁሊቶ ሸንሺቾ ሃደሮ	2,687	2,752	5,439	ALABA	ALEM GEBEYA ALABA KULITO SHINSHICHO HADERO
ቃጫ ቢራ	አላባ ቁሊቶ ሸንሺቾ ሃደሮ	4,843	4,796	9,639	KACHA BIRA	SHINSHICHO HADERO
ሲዳማ ዞን ሸበዲኖ	ደርባ ለኩ አዋላ	1,187	1,017	2,204	SIDAMA ZONE SHEBEDINO	DERBA LEKU AWASA
አዋላ	ደርባ ለኩ አዋላ	10,300	10,224	20,524	AWASA	AWASA WENDO GENET ARBEGONA
አርቢጎና ዳሌ	ደርባ ለኩ አዋላ	4,619	4,852	9,471	ARBEGONA DALE	ARBEGONA YIRGALEM ALETA WENDO
አለታ ወንዶ	ደርባ ለኩ አዋላ	3,146	2,945	6,091	ALETA WENDO	ALETA WENDO CHUKO
ዳራ	ደርባ ለኩ አዋላ	1,350	1,366	2,716	DARA	KEBADO TEFERI KELA HAGERESELAM
ሁላ በንሳ አሮራሳ ጌድኦ ዞን ወናጎ	ደርባ ለኩ አዋላ	6,044	5,741	11,785	HULA BENZA ARORESA GEDEO ZONE WENAGO	WENAGO DILLA
ደርጋጫ ኮቾራ	ደርጋጫ ኮቾራ	47,425	46,585	94,010	YIRGACHEFE KOCHERE	YIRGACHEFE FISEHAGENET CHELELEKTU GEDEB
		2,142	2,204	4,346		
		2,001	2,127	4,128		
		16,371	16,498	32,869		
		7,501	7,888	15,389		
		3,151	3,078	6,229		
		1,015	1,042	2,057		
		2,448	2,467	4,915		
		3,130	3,239	6,369		
		3,979	4,036	8,015		
		1,145	1,113	2,258		
		3,428	3,449	6,877		
		23,485	22,362	45,847		
		7,872	7,866	15,738		
		1,545	1,618	3,163		
		2,912	2,775	5,687		
		3,188	3,272	6,460		
		MALE	FEMALE	TOTAL		
		POPULATION				

የከተሞች የሕዝብ ብዛት በክልል በዞንና በወረዳ በጾታ: ሐምሌ 1992  
 Population Size of Towns by Sex, Region, Zone and Wereda : July 2000.

ሰንጠረዥ ለ-4

TABLE.B.4

ክልል ዞንና ወረዳ	ከተማ	የሕዝብ ብዛት			REGION, ZONE AND WEREDA	TOWN
		ወንድ	ሴት	ጅምር		
ቡሌ	ቡሌ	2,479	2,599	5,078	BULE	BULE
ሰሜን አሞ ዞን					SEMEN OMO ZONE	
ኢሳ	አመያ	900	954	1,854	ELA	AMEYA
	ጭዳ	877	1,057	1,934		CHIDA
ማረቃ ገና	ዋካ	2,578	2,571	5,149	MAREKA GENA	WAKA
	ወልደሃኔ	570	587	1,157		WELDEHANE
ቦሎሶ ሶራ	በምቤ ዕድገት	1,889	1,950	3,839	BOLOSORE SORE	BOMBE EDGET
	ጉኑኖ ሐሙስዕድገት	1,675	1,586	3,261		GUNUNO HAMUS EDGET
	አረካ	8,083	8,629	16,712		AREKA
ዳሞት ጋሌ	በዲቲ	8,772	9,444	18,216	DAMOT GALE	BODITI
ዳሞት ወይደ	ዲምቱ	858	913	1,771	DAMOT WEYDE	DIMTU
	በደሳ	1,710	1,684	3,394		BEDESA
ሶዶ ዙሪያ	ሶዶ	25,538	23,775	49,313	SODO ZURIA	SODO
ኪንዶ ኮሃሻ	በሌ	2,534	2,366	4,900	KINDO KOYSHA	BELE
ሎማ ቦሳ	ሎማ ባሌ	458	566	1,024	LOMA BOSA	LOMA BALE
ኢሳራ ቶጫ	ባሌ	865	1,067	1,932	ISARA TOCHA	BALE
	ቶጫ	743	742	1,485		TOCHA
መሎኮሳ	ለሃ	910	927	1,837	MELOKOZA	LEHA
ባስኬቶ	ሳስካ	1,422	1,557	2,979	BASKETO	LASKA
ጎፍ ዙሪያ	ሳውላ	10,643	10,784	21,427	GOFA ZURIA	SAWLA
	ቡልቂ	2,019	2,190	4,209		BULKI
ቁጫ	ሰላም በር	1,361	1,264	2,625	KUCHA	SELAMBER
አፋ	ገሱባ	2,088	1,895	3,983	OFFA	GESUBA
ሁምቦ	ጠበላ	1,833	1,924	3,757	HUMBO	TEBELA
ቦረዳ አባያ	ዘፍኔ	784	838	1,622	BOREDA ABAYA	ZEFENE
	ብርብር	2,089	2,190	4,279		B IRBIR
ጫንቻ	ኢዞ	561	741	1,302	CHENCHA	EZO
	ዶርዜ	621	884	1,505		DORZE
	ጫንቻ	3,561	4,308	7,869		CHENCHA
ዲታ ዳርማሎ	ዘዳ	279	273	552	DITA DERMALO	ZEDA
	ዋጫ	542	482	1,024		WACHA
ዛላ ሉባማሌ	መልአንቴ	437	486	923	ZALA UBAMALE	MELEANTE
	በቶ	1,612	1,591	3,203		BETO
ክምባ	ክምባ	1,446	1,475	2,921	KEMBA	KEMBA
ቦንኬ	ገረሴ	1,673	1,659	3,332	BONKE	GERESE
አርባምንጭ ዙሪያ	አርባ ምንጭ	27,208	27,187	54,395	ARBA MINCH ZURIA	ARBA MINCH
ደቡብ አሞ ዞን					DEBUB OMO ZONE	
ሰላማን	ሃና	353	186	539	SELAMAGO	HANA
ባኮ ጋዘር	ውብ ሀመር	761	819	1,580	BAKO GAZER	WUB HAMER
	ቶልታ	1,107	1,089	2,196		TOLTA
		MALE	FEMALE	TOTAL		
		POPULATION				

የከተሞች የሕዝብ ብዛት በክልል በጾታና በወረዳ በጾታ: ሐምሌ 1992  
 Population Size of Towns by Sex, Region, Zone and Wereda : July 2000.

ሰንጠረዥ ለ-4  
 ክልል ጾታና  
 ወረዳ

TABLE.B.4

ክተማ	የሕዝብ ብዛት			ክልል	ወረዳ	
	ወንድ	ሴት	ጅምር			
ሀመር በና	ጋዘር	1,504	1,680	3,184	HAMER BENA	
	ዲንካ	8,826	8,034	16,860		
	ቱርማ	432	383	815		
	ኤርቦራ	324	269	593		
ኩራዝ ከፍቶ ሸክቶ ዞን ጌሻ	ድመካ	418	289	707	KURAZ KEFICHO SHEKICHO ZONE	
	ቀይ አፈር	570	443	1,013		
	አሞራቴ	1,381	1,142	2,523		
	ደካ	644	808	1,452		
ጫና	ያደታ	965	1,089	2,054	GESHA	
	ዲምቤራ	552	639	1,191		
	ዋቻ	2,560	2,878	5,438		
	ሸሸንዳ	2,150	2,494	4,644		
የኪ ጊንቦ	በጣ ገነት	1,044	1,324	2,368	YEKI GINBO	
	ሸዋ ቤንች	1,835	2,045	3,880		
	ቴፒ	7,580	6,846	14,426		
	በንጋ	6,813	7,940	14,753		
	ኡፋ	1,594	1,863	3,457		
	ውሸውሸ	883	1,064	1,947		
	ከቦች	364	408	772		
	ጎጂብ	1,109	1,213	2,322		
	ደራ	562	628	1,190		
	አዲያ ካካ	731	826	1,557		
መንጅዎ ጠሎ	ፈለገ ሰላም	1,042	1,173	2,215	MENJIWO TELO	
	ሻማ	215	209	424		
ደቻ ማሻ አንደራቻ	ጭራ	1,007	1,243	2,250	DECHA MASHA ANDERACHA	
	ማሻ	4,043	4,301	8,344		
ቤንች ማጂ ዞን ቤንች	ጌጫ	764	802	1,566	BENCH MAJI ZONE BENCH	
	ሚዛን	7,598	6,877	14,475		
ሸኮ	አማን	2,308	2,333	4,641	SHEKO	
	ጉራ ፈረዳ	26	20	46		
	ዳማ	910	655	1,565		
	ሸኮ	781	693	1,474		
መእኒት	ባቶማ	979	1,032	2,011	MEINIT	
	ኪላ ከተማ	372	413	785		
	ጅመ	527	549	1,076		
ዲዚ	ቱም	865	662	1,527	DIZI	
		MALE	FEMALE	TOTAL	REGION, ZONE AND WEREDA	TOWN
		POPULATION				

የከተሞች የሕዝብ ብዛት በክልል በዞንና በወረዳ በጾታ: ሐምሌ 1992  
Population Size of Towns by Sex, Region, Zone and Wereda : July 2000.

ሰንጠረዥ ለ-4

TABLE.B.4

ክልል ዞንና ወረዳ	ከተማ	የሕዝብ ብዛት			የተደረገው የወረዳ ስም
		ወንድ	ሴት	ጅምር	
	ማጂ	976	1,223	2,199	MAJI
	ጆባ	972	1,169	2,141	JEBA
የም ልዩ ወረዳ	ፎፋ	724	723	1,447	YEM special wereda FOFA
አማር ልዩ ወረዳ	ኬሌ	2,119	2,039	4,158	AMARO special wered KELE
ቡርጂ ልዩ ወረዳ	ሶያማ	3,099	2,942	6,041	BURJI special wereda SOYAMA
ኮንሶ ልዩ ወረዳ	ካራቲ	1,692	1,753	3,445	KONSO special wered KARATI
ደረሼ ልዩ ወረዳ	ሰገን	1,943	2,059	4,002	SEGEN
	ጊዶሌ	5,328	5,775	11,103	DIRASHE special were GIDOLE
	ጅምር/149 ከተሞች/	475,993	482,000	957,993	TOTAL(149 TOWNS)
<b>ጋምቤላ ክልል</b>					
<b>ዞን 1</b>					
	ኢታንግ	1,447	1,308	2,755	ITANG
ጋምቤላ	ጋምቤላ	12,122	11,833	23,955	GAMBELA GAMBELA
<b>ዞን 2</b>					
	አቦቦ	732	882	1,614	ABOBO
	ጎጎ	1,011	1,161	2,172	GOG FUGNIDO
<b>ዞን 3</b>					
	አኮቦ	143	180	323	AKOBO TERGOL
	ጃካዎ	482	530	1,012	JICAWO TELUT
<b>ዞን 4</b>					
	ጎደራ ልዩ ወረዳ	2,062	2,106	4,168	GODERE SPECIAL WE METI
	ጅምር/7 ከተሞች/	17,999	18,000	35,999	TOTAL(7 TOWNS)
<b>ሐረር ክልል</b>					
	ሐረር	49,000	48,000	97,000	HARARI REGION HARAR
	ጅምር /1 ከተማ/	49,000	48,000	97,000	TOTAL(1 TOWN)
<b>አዲስ አበባ</b>					
	አዲስ አበባ	1,202,000	1,293,000	2,495,000	ADDIS ABABA ADDIS ABABA
	ጅምር /1 ከተማ/	1,202,000	1,293,000	2,495,000	TOTAL(1 TOWN)
<b>ድራዳዋ</b>					
	ድራዳዋ	109,370	108,605	217,975	DIRE DAWA DIRE DAWA
	መልካ ጀብዱ	5,630	5,395	11,025	MELKA JEBDU
	ጅምር /2 ከተሞች/	115,000	114,000	229,000	TOTAL(2 TOWNS)
<b>ጉርጉራ</b>					
	ጉርጉራ	4,711,988	4,758,989	9,470,977	GRAND T (927 TOWNS)
<b>ጠቅላላ ጅምር</b>					
	/927 ከተሞች/				
		MALE	FEMALE	TOTAL	REGION, ZONE AND WEREDA
		POPULATION			TOWN

ሰንጠረዥ ለ-5-1 ጠቅላላ የኢትዮጵያ ሕዝብ ብዛት በፆታ፣ በክልል፣ በገጠርና በከተማ፣ ጥቅምት 1987  
 Table: B.5.1 Total Population of Ethiopia by Sex, Region, Urban and Rural: October/11/ 1994.

ሰንጠረዥ ለ-5-1

Table: B.5.1 /በሺህ/

ክልል	ከተማ			ገጠር			ጠቅላላ ድምር			Region
	ወንድ	ሴት	ድምር	ወንድ	ሴት	ድምር	ወንድ	ሴት	ድምር	
ትግራይ	214,066	254,412	468,478	1,328,099	1,339,690	2,667,789	1,542,165	1,594,102	3,136,267	Tigray
አፋር(1)	41,708	38,160	79,868	559,297	421,408	980,705	601,005	459,568	1,060,573	Affar(1)
አማራ	577,192	688,123	1,265,315	6,370,354	6,198,628	12,568,982	6,947,546	6,886,751	13,834,297	Amara
አሮሚያ	953,435	1,016,653	1,970,088	8,417,793	8,344,644	16,762,437	9,371,228	9,361,297	18,732,525	Oromiya
ሶማሊ(1)	231,462	205,573	437,035	1,513,302	1,248,177	2,761,479	1,744,764	1,453,750	3,198,514	Somali(1)
ቤኒሻንጉል-ጉሙዝ	17,938	18,089	36,027	215,075	209,357	424,432	233,013	227,446	460,459	Benishngul-Gumuz
የደቡብ ብሔር/ብሔረሰቦችና ሕዝቦች	351,579	353,239	704,818	4,810,208	4,862,002	9,672,210	5,161,787	5,215,241	10,377,028	Southern Nations/Nationalities and Peoples
ጋምቤላ	14,629	12,795	27,424	78,273	76,165	154,438	92,902	88,960	181,862	Gambella
ሓረሪ	37,449	38,929	76,378	28,101	26,660	54,761	65,550	65,589	131,139	Harari
አዲስ አበባ	1,008,928	1,075,660	2,084,588	14,524	13,625	28,149	1,023,452	1,089,285	2,112,737	Addis Ababa
ድሬደዋ ጊዜያዊ አስተዳደር	86,419	86,769	173,188	40,867	37,809	78,676	127,286	124,578	251,864	Dire Dawa provisional Administration
ድምር	3,534,805	3,788,402	7,323,207	23,375,893	22,778,165	46,154,058	26,910,698	26,566,567	53,477,265	Total
	Male	Female	Total	Male	Female	Total	Male	Female	Total	
	Urban			Rural			Total			

(1)---በወደኋላ ትንበያ የተገኘ

(1)---BACKWARD PROJECTED POPULATION.

ሰንጠረዥ ለ-5-2 ጠቅላላ የኢትዮጵያ ሕዝብ ብዛት በፆታ፣ በክልል፣ በገጠርና በከተማ፡ ሐምሌ 1987  
 Table B.5.2 Total Population of Ethiopia by Sex, Region, Urban and Rural: July 1/ 1995.

ሰንጠረዥ: ለ-5-2

Table: B.5.2

/በሺህ/

/in thousands/

ክልል	ከተማ			ገጠር			ጠቅላላ ድምር			Region
	ወንድ	ሴት	ድምር	ወንድ	ሴት	ድምር	ወንድ	ሴት	ድምር	
ትግራይ	222	264	486	1,353	1,364	2,717	1,575	1,628	3,203	Tigray
አፋር(1)	43	39	82	568	429	997	611	468	1,079	Affa.(1)
አማራ	598	713	1,311	6,497	6,320	12,817	7,095	7,033	14,128	Amara
አሮሚያ	990	1,056	2,046	8,594	8,518	17,112	9,584	9,574	19,158	Oromiya
ሶማሊ(1)	237	210	447	1,535	1,267	2,802	1,772	1,477	3,249	Somali(1)
ቤኒሻንጉል-ጉሙዝ	19	19	38	219	213	432	238	232	470	Benishngul-Gumuz
የደቡብ ብሔር/ብሔረሰቦችና ሕዝቦች	366	367	733	4,920	4,974	9,894	5,286	5,341	10,627	Southern Nations/Nationalities and Peoples
ጋምቤላ	15	13	28	80	77	157	95	90	185	Gambella
ሓረሪ	39	40	79	29	27	56	66	67	135	Harari
አደስ አበባ	1,045	1,112	2,157	0	0	0	1,045	1,112	2,157	Addis Ababa
ድረደዋ ጊዜያዊ አስተዳደር	90	90	180	41	38	79	131	128	259	Dire Dawa provisional Administration
ድምር	3,663	3,924	7,587	23,836	23,226	47,062	27,499	27,150	54,649	Total
	Male	Female	Total	Male	Female	Total	Male	Female	Total	Region
	Urban			Rural			Total			

(1)--በወደኋላ ትንበያ የተገኘ

(1)---BACKWARD PROJECTED POPULATION.

ሰንጠረዥ: ለ-5-3 ጠቅላላ የኢትዮጵያ ሕዝብ ብዛት በጾታ፣ በክልል፣ በገጠርና በከተማ፣ ሐምሌ 1988  
 Table:B.5.3 Total Population of Ethiopia by Sex, Region, Urban and Rural: July 1/ 1996.

ሰንጠረዥ: ለ-5-3

Table: B.5.3

/በሺህ/

/in thousands/

ክልል	ከተማ			ገጠር			ጠቅላላ ድምር			Region
	ወንድ	ሴት	ድምር	ወንድ	ሴት	ድምር	ወንድ	ሴት	ድምር	
ትግራይ	241	271	512	1,381	1,406	2,787	1,622	1,677	3,299	Tigray
አፋር	46	39	85	579	442	1,021	625	481	1,106	Affar
አማራ	656	730	1,386	6,646	6,520	13,166	7,302	7,250	14,552	Amara
አሮሚያ	1,059	1,102	2,161	8,830	8,788	17,618	9,889	9,890	19,779	Oromiya
ሶማሊ(1)	250	218	468	1,564	1,300	2,864	1,814	1,518	3,332	Somali(1)
ቤኒሻንጉል-ጉሙዝ	20	20	40	224	219	443	244	239	483	Benishngul-Gumuz
የደቡብ ብሔር/ብሔረሰቦችና ሕዝቦች	387	390	777	5,083	5,141	10,224	5,470	5,531	11,001	Southern Nations/Nationalities and Peoples
ጋምቤላ	16	14	30	81	79	160	97	93	190	Gambella
ሓረሪ	41	41	82	29	28	57	70	69	139	Harari
አዲስ አበባ	1,074	1,146	2,220	0	0	0	1,074	1,146	2,220	Addis Ababa
ድረደዋ ጊዜያዊ አስተዳደር	95	94	189	42	40	82	137	134	271	Dire Dawa provisional Administration
<b>ድምር</b>	<b>3,885</b>	<b>4,065</b>	<b>7,950</b>	<b>24,459</b>	<b>23,963</b>	<b>48,422</b>	<b>28,344</b>	<b>28,028</b>	<b>56,372</b>	<b>Total</b>
	Male	Female	Total	Male	Female	Total	Male	Female	Total	Region
	Urban			Rural			Total			

(1)--በወደኋላ ትንበያ የተገኘ

(1)---BACKWARD PROJECTED POPULATION.

ሰንጠረዥ: A-5-4 ጠቅላላ የኢትዮጵያ ሕዝብ ብዛት በጾታ፣ በክልል፣ በገጠናና በከተማ፡ ሐምሌ 1989  
 Table.B.5.4 Total Population of Ethiopia by Sex, Region, Urban and Rural: July 1/ 1997.

ክልል	ከተማ			ገጠና			ጠቅላላ ድምር			Region
	ወንድ	ሴት	ድምር	ወንድ	ሴት	ድምር	ወንድ	ሴት	ድምር	
ትግራይ	258	280	538	1,412	1,446	2,858	1,670	1,726	3,396	Tigray
አፋር	48	40	88	591	454	1,045	639	494	1,133	Affar
አማራ	707	752	1,459	6,804	6,717	13,521	7,511	7,469	14,980	Amara
አሮሚያ	1,125	1,153	2,278	9,074	9,057	18,131	10,199	10,210	20,409	Oromiya
ሶማሊ(1)	263	226	489	1,596	1,335	2,931	1,859	1,561	3,420	Somali(1)
ቤኒሻንጉል-ጉሙዝ	21	20	41	229	225	454	250	245	495	Benishngul-Gumuz
የደቡብ ብሔር/ብሔረሰቦችና ሕዝቦች	408	412	820	5,247	5,309	10,556	5,655	5,721	11,376	Southern Nations/Nationalities and Peoples
ጋምቤላ	16	15	31	83	81	164	99	96	195	Gambella
ሓረሪ	43	43	86	30	29	59	73	72	145	Harari
አዲስ አበባ	1,105	1,181	2,286	0	0	0	1,105	1,181	2,286	Addis Ababa
ድሬደዋ ጊዜያዊ አስተዳደር	100	99	199	42	41	83	142	140	282	Dire Dawa provisional Administration
ድምር	4,094	4,221	8,315	25,108	24,694	49,802	29,202	28,915	58,117	Total
	Male	Female	Total	Male	Female	Total	Male	Female	Total	
	Urban			Rural			Total			

(1) -- በወደኋላ ትንበያ የተገኘ  
 (1) --- BACKWARD PROJECTED POPULATION.

ሰንጠረዥ: A-5-5 ጠቅላላ የኢትዮጵያ ሕዝብ ብዛት በፆታ፣ በክልል፣ በገጠርና በከተማ፡ ሐምሌ 1990  
 Table: B.5.5 Total Population of Ethiopia by Sex, Region, Urban and Rural: July 1/ 1998.

ሰንጠረዥ: A-5-5 Table: B.5.5 /በሺህ/										
ክልል	ከተማ			ገጠር			ጠቅላላ ድምር			Region
	ወንድ	ሴት	ድምር	ወንድ	ሴት	ድምር	ወንድ	ሴት	ድምር	
ትግራይ	274	291	565	1,444	1,485	2,929	1,718	1,776	3,494	Tigray
አፋር	51	41	92	602	466	1,068	653	507	1,160	Affar
አማራ	753	778	1,531	6,970	6,911	13,881	7,723	7,689	15,412	Amara
አሮሚያ	1,190	1,207	2,397	9,323	9,326	18,649	10,513	10,533	21,046	Oromiya
ሶማሌ	276	236	512	1,629	1,369	2,998	1,905	1,605	3,510	Somali
ቤኒሻንጉል-ጉሙዝ	22	21	43	235	231	466	257	252	509	Benishngul-Gumuz
የደቡብ ብሔር/ብሔረሰቦችና ሕዝቦች	430	435	865	5,411	5,477	10,888	5,841	5,912	11,753	Southern Nations/Nationalities and Peoples
ጋምቤላ	17	16	33	85	82	167	102	98	200	Gambella
ሓረሪ	45	45	90	30	30	60	75	75	150	Harari
አዲስ አበባ	1,136	1,218	2,354	0	0	0	1,136	1,218	2,354	Addis Ababa
ድሬደዋ ጊዜያዊ አስተዳደር	105	104	209	43	42	85	148	146	294	Dire Dawa provisional Administration
ድምር	4,299	4,392	8,691	25,772	25,419	51,191	30,071	29,811	59,882	Total
	Male	Female	Total	Male	Female	Total	Male	Female	Total	Region
	Urban			Rural			Total			

ሰንጠረዥ: ለ-5.6 ጠቅላላ የኢትዮጵያ ሕዝብ ብዛት በጾታ፣ በክልል፣ በገጠርና በከተማ፣ ሐምሌ 1991  
 Table:B.5.6 Total Population of Ethiopia by Sex, Region, Urban and Rural: July 1/ 1999.

ሰንጠረዥ: ለ 5.6

Table: B.5.6 /በሺህ/

ክልል	ከተማ			ገጠር			ጠቅላላ ድምር			Region
	ወንድ	ሴት	ድምር	ወንድ	ሴት	ድምር	ወንድ	ሴት	ድምር	
ትግራይ	290	303	593	1,477	1,523	3,000	1,767	1,826	3,593	Tigray
አፋር	53	42	95	614	479	1,093	667	521	1,188	Affar
አማራ	797	807	1,604	7,141	7,105	14,246	7,938	7,912	15,850	Amara
አሮሚያ	1,255	1,265	2,520	9,578	9,596	19,174	10,833	10,861	21,694	Oromiya
ሶማሊ	289	246	535	1,663	1,404	3,067	1,952	1,650	3,602	Somali
ቤኒሻንጉል-ጉሙዝ	23	22	45	241	237	478	264	259	523	Benishngul-Gumuz
የደቡብ ብሔር/ብሔረሰቦችና ሕዝቦች	453	458	911	5,576	5,645	11,221	6,029	6,103	12,132	Southern Nations/Nationalities and Peoples
ጋምቤላ	18	17	35	87	84	171	105	101	206	Gambella
ሓረሪ	47	46	93	31	30	61	78	76	154	Harari
አዲስ አበባ	1,169	1,255	2,424	0	0	0	1,169	1,255	2,424	Addis Ababa
ድሬደዋ ጊዜያዊ አስተዳደር	110	109	219	44	43	87	154	152	306	Dire Dawa provisional Administration
ድምር	4,504	4,570	9,074	26,452	26,146	52,598	30,956	30,716	61,672	Total
	Male	Female	Total	Male	Female	Total	Male	Female	Total	Region
	Urban			Rural			Total			

ሰንጠረዥ: A-6-1 ጠቅላላ የኢትዮጵያ ሕዝብ ብዛት በዕድሜ መደብ፣ በጾታ፣ በገጠርና በከተማ፣ ጥቅምት 1987(1)

Table:B.6.1 Total Population of Ethiopia by Age Group, Sex, Urban and Rural: October/11/1994(1).

ሰንጠረዥ: A-6-1

Table: B.6.1

ዕድሜ	ከተማ			ገጠር			ድምር			Age
	ወንድ	ሴት	ጠቅላላ	ወንድ	ሴት	ጠቅላላ	ወንድ	ሴት	ጠቅላላ	
0-4	400,071	392,371	792,442	3,597,810	3,506,145	7,103,955	3,997,881	3,898,517	7,896,397	0-4
5-9	468,500	476,318	944,818	3,953,598	3,787,215	7,740,813	4,422,098	4,263,534	8,685,631	5-9
10-14	508,872	535,191	1,044,063	3,537,710	3,129,376	6,667,086	4,046,582	3,664,567	7,711,149	10-14
15-19	464,081	558,205	1,022,287	2,590,017	2,426,459	5,016,476	3,054,098	2,984,664	6,038,762	15-19
20-24	356,888	415,323	772,211	1,721,500	1,794,373	3,515,873	2,078,387	2,209,696	4,288,084	20-24
25-29	304,534	341,615	646,149	1,476,851	1,699,045	3,175,897	1,781,385	2,040,660	3,822,045	25-29
30-34	228,290	234,383	462,673	1,160,503	1,389,999	2,550,502	1,388,793	1,624,382	3,013,175	30-34
35-39	204,269	229,278	433,547	1,088,583	1,248,445	2,337,028	1,292,852	1,477,723	2,770,575	35-39
40-44	161,844	147,332	309,176	976,430	1,022,654	1,999,085	1,138,274	1,169,986	2,308,260	40-44
45-49	120,850	105,207	226,057	766,873	669,778	1,436,651	887,723	774,985	1,662,708	45-49
50-54	96,101	102,934	199,035	698,907	696,297	1,395,203	795,007	799,231	1,594,238	50-54
55-59	59,260	60,358	119,618	427,607	339,622	767,229	486,867	399,980	886,847	55-59
60-64	59,841	71,196	131,037	512,281	447,456	959,737	572,122	518,652	1,090,774	60-64
65-69	36,080	38,477	74,557	286,795	200,255	487,051	322,875	238,732	561,607	65-69
70-74	29,045	36,873	65,919	266,334	212,138	478,472	295,379	249,012	544,391	70-74
75ና በላይ	36,280	43,340	79,620	314,094	208,907	523,000	350,373	252,247	602,620	75+
ድምር	3,534,805	3,788,402	7,323,207	23,375,893	22,778,165	46,154,058	26,910,698	26,566,567	53,477,265	Total
	Male	Female	Total	Male	Female	Total	Male	Female	Total	
	Urban			Rural			Total			

(1)--For Affar and Somali Regions, the population was projected backward.

(1) -ለአፋርና ለሱማሌ ክልሎች ወደኋላ የተተነበየ ሕዝብ ብዛት፡

ሰንጠረዥ: ለ-6-2 ጠቅላላ የኢትዮጵያ ሕዝብ ብዛት በዕድሜ መደብ፣ በጾታ፣ በገጠርና በከተማ፡ ሐምሌ 1987(1)

Table:B.6.2 Total Population of Ethiopia by Age Group , Sex, Urban and Rural: July 1/1995(1).

ሰንጠረዥ: ለ-6-2

Table: B.6.2

ዕድሜ	ከተማ			ገጠር			ድምር			Age
	ወንድ	ሴት	ጠቅላላ	ወንድ	ሴት	ጠቅላላ	ወንድ	ሴት	ጠቅላላ	
0-4	435,140	415,519	850,659	4,087,055	3,980,497	8,067,552	4,522,195	4,396,016	8,918,211	0-4
5-9	466,269	485,985	952,254	3,615,734	3,459,602	7,075,336	4,082,003	3,945,587	8,027,590	5-9
10-14	486,684	540,154	1,026,838	3,138,687	2,951,401	6,090,088	3,625,371	3,491,555	7,116,926	10-14
15-19	453,512	512,854	966,366	2,633,003	2,506,687	5,139,690	3,086,515	3,019,541	6,106,056	15-19
20-24	392,116	443,216	835,332	2,049,295	2,058,120	4,107,415	2,441,411	2,501,336	4,942,747	20-24
25-29	329,663	370,252	699,915	1,653,812	1,722,678	3,376,490	1,983,475	2,092,930	4,076,405	25-29
30-34	252,162	278,391	530,553	1,291,759	1,422,906	2,714,665	1,543,921	1,701,297	3,245,218	30-34
35-39	204,111	217,067	421,178	1,072,736	1,183,876	2,256,612	1,276,847	1,400,943	2,677,790	35-39
40-44	167,350	161,023	328,373	929,828	970,159	1,899,987	1,097,178	1,131,182	2,228,360	40-44
45-49	133,362	125,469	258,831	789,829	789,509	1,579,338	923,191	914,978	1,838,169	45-49
50-54	98,783	98,739	197,522	657,738	614,389	1,272,127	756,521	713,128	1,469,649	50-54
55-59	75,796	78,924	154,720	544,319	484,922	1,029,241	620,115	563,846	1,183,961	55-59
60-64	57,417	64,182	121,599	439,758	374,701	814,459	497,175	438,883	936,058	60-64
65-69	42,298	48,992	91,290	340,619	278,014	618,633	382,917	327,006	709,923	65-69
70-74	28,972	34,270	63,242	244,639	188,808	433,447	273,611	223,078	496,689	70-74
75ና በላይ	38,990	49,038	88,028	347,184	240,190	587,374	386,174	289,228	675,402	75+
ድምር	3,662,625	3,924,075	7,586,700	23,835,995	23,226,459	47,062,454	27,498,620	27,150,534	54,649,154	Total
	Male	Female	Total	Male	Female	Total	Male	Female	Total	
	Urban			Rural			Total			

(1)--For Affar and Somali Regions, the population was projected backward.

(1) -ለአፋርና ለሱማሌ ክልሎች ወደኋላ የተተነበዩ ሕዝብ ብዛት፡

ሰንጠረዥ: ለ-6-3 ጠቅላላ የኢትዮጵያ ሕዝብ ብዛት በዕድሜ መደብ፣ በፆታ፣ በገጠርና በከተማ፣ ሐምሌ 1988(1)

Table:B.6.3 Total Population of Ethiopia by Age Group , Sex, Urban and Rural: July 1/1996(1).

ሰንጠረዥ: ለ-6-3

Table: B.6.3

ዕድሜ	ከተማ			ገጠር			ድምር			Age
	ወንድ	ሴት	ጠቅላላ	ወንድ	ሴት	ጠቅላላ	ወንድ	ሴት	ጠቅላላ	
0-4	475,957	442,670	918,627	4,275,221	4,194,393	8,469,614	4,751,178	4,637,063	9,388,241	0-4
5-9	477,349	486,937	964,286	3,651,794	3,509,382	7,161,176	4,129,143	3,996,319	8,125,462	5-9
10-14	504,206	548,149	1,052,355	3,200,938	3,025,571	6,226,510	3,705,145	3,573,721	7,278,865	10-14
15-19	479,623	530,858	1,010,481	2,704,413	2,575,743	5,280,156	3,184,036	3,106,602	6,290,637	15-19
20-24	422,122	463,151	885,273	2,134,452	2,129,447	4,263,898	2,556,574	2,592,597	5,149,172	20-24
25-29	353,975	385,859	739,834	1,708,407	1,775,074	3,483,481	2,062,382	2,160,933	4,223,315	25-29
30-34	275,788	293,180	568,968	1,343,591	1,472,410	2,816,001	1,619,378	1,765,590	3,384,968	30-34
35-39	218,395	227,108	445,503	1,101,024	1,221,240	2,322,264	1,319,419	1,448,348	2,767,767	35-39
40-44	176,312	169,346	345,658	945,934	1,003,984	1,949,919	1,122,247	1,173,330	2,295,577	40-44
45-49	141,486	131,107	272,593	804,511	816,276	1,620,787	945,997	947,383	1,893,380	45-49
50-54	105,794	103,301	209,095	670,604	639,406	1,310,009	776,398	742,707	1,519,105	50-54
55-59	80,209	82,035	162,244	552,212	500,474	1,052,686	632,421	582,508	1,214,930	55-59
60-64	60,599	66,508	127,107	444,361	385,067	829,429	504,960	451,576	956,536	60-64
65-69	44,520	50,930	95,450	342,594	284,930	627,523	387,114	335,859	722,974	65-69
70-74	30,112	35,320	65,432	244,992	193,520	438,512	275,104	228,840	503,944	70-74
75ና በላይ	38,552	48,542	87,094	333,952	236,083	570,035	372,504	284,625	657,129	75+
<b>ድምር</b>	<b>3,885,000</b>	<b>4,065,000</b>	<b>7,950,000</b>	<b>24,459,000</b>	<b>23,963,000</b>	<b>48,422,000</b>	<b>28,344,000</b>	<b>28,028,000</b>	<b>56,372,000</b>	<b>Total</b>
	Male	Female	Total	Male	Female	Total	Male	Female	Total	
	Urban			Rural			Total			

(1)-For Somali Region, the population was projected backward.

(1) ለሱማሌ ክልል ወደኋላ የተተነበየ ሕዝብ ብዛት፡

ሰንጠረዥ: ለ-6.4 ጠቅላላ የኢትዮጵያ ሕዝብ ብዛት በዕድሜ መደብ፣ በጾታ፣ በገጠርና በከተማ፡ ሐምሌ 1989(1)

Table:B.6.4 Total Population of Ethiopia by Age Group , Sex, Urban and Rural: July 1/1997(1).

ሰንጠረዥ: ለ 6.4

Table: B.6.4

ዕድሜ	ከተማ			ገጠር			ድምር			
	ወንድ	ሴት	ጠቅላላ	ወንድ	ሴት	ጠቅላላ	ወንድ	ሴት	ጠቅላላ	
0-4	514,320	472,725	987,045	4,471,237	4,406,680	8,877,918	4,985,557	4,879,406	9,864,963	0-4
5-9	487,762	487,990	975,753	3,689,358	3,558,788	7,248,146	4,177,121	4,046,778	8,223,899	5-9
10-14	520,674	557,000	1,077,674	3,265,787	3,099,184	6,364,971	3,786,462	3,656,184	7,442,645	10-14
15-19	504,164	550,788	1,054,953	2,778,802	2,644,280	5,423,082	3,282,966	3,195,069	6,478,035	15-19
20-24	450,324	485,218	935,542	2,223,162	2,200,237	4,423,398	2,673,486	2,685,455	5,358,941	20-24
25-29	376,825	403,135	779,960	1,765,281	1,827,076	3,592,357	2,142,105	2,230,211	4,372,316	25-29
30-34	297,992	309,551	607,544	1,397,585	1,521,542	2,919,126	1,695,577	1,831,093	3,526,670	30-34
35-39	231,819	238,223	470,042	1,130,493	1,258,322	2,388,815	1,362,312	1,496,545	2,858,858	35-39
40-44	184,736	178,559	363,295	962,713	1,037,555	2,000,268	1,147,449	1,216,114	2,363,563	40-44
45-49	149,121	137,347	286,469	819,805	842,842	1,662,647	968,926	980,189	1,949,116	45-49
50-54	112,383	108,352	220,735	684,007	664,234	1,348,240	796,390	772,586	1,568,975	50-54
55-59	84,357	85,478	169,835	560,434	515,908	1,076,343	644,791	601,386	1,246,178	55-59
60-64	63,589	69,084	132,673	449,157	395,356	844,512	512,746	464,440	977,186	60-64
65-69	46,609	53,075	99,684	344,651	291,793	636,444	391,260	344,868	736,128	65-69
70-74	31,183	36,481	67,665	245,360	198,196	443,557	276,544	234,678	511,221	70-74
75ና በላይ	38,140	47,992	86,132	320,168	232,007	552,175	358,308	279,999	638,307	75+
ድምር	4,094,000	4,221,000	8,315,000	25,108,000	24,694,000	49,802,000	29,202,000	28,915,000	58,117,000	Total
	Male	Female	Total	Male	Female	Total	Male	Female	Total	Age
	Urban			Rural			Total			

(1)--For Somali Region, the population was projected backward.

(1) ለሱማሌ ክልል ወደኋላ የተተነበየ ሕዝብ ብዛት፡

ሰንጠረዥ: A-6-5 ጠቅላላ የኢትዮጵያ ሕዝብ ብዛት በዕድሜ መደብ፣ በፆታ፣ በገጠርና በከተማ፣ ሐምሌ 1990

Table:B.6.5 Total Population of Ethiopia by Age Group , Sex, Urban and Rural: July 1/1998.

ሰንጠረዥ: A-6-5

Table: B.6.5

ዕድሜ	ከተማ			ገጠር			ድምር			Age
	ወንድ	ሴት	ጠቅላላ	ወንድ	ሴት	ጠቅላላ	ወንድ	ሴት	ጠቅላላ	
0-4	551,948	505,671	1,057,618	4,671,785	4,617,225	9,289,009	5,223,732	5,122,896	10,346,628	0-4
5-9	497,977	489,145	987,121	3,727,791	3,607,788	7,335,579	4,225,768	4,096,932	8,322,700	5-9
10-14	536,827	566,701	1,103,529	3,332,135	3,172,192	6,504,327	3,868,962	3,738,893	7,607,856	10-14
15-19	528,235	572,635	1,100,870	2,854,911	2,712,255	5,567,165	3,383,146	3,284,890	6,668,036	15-19
20-24	477,986	509,407	987,393	2,313,922	2,270,446	4,584,368	2,791,908	2,779,853	5,571,761	20-24
25-29	399,237	422,073	821,309	1,823,468	1,878,651	3,702,119	2,222,705	2,300,724	4,523,429	25-29
30-34	319,772	327,497	647,269	1,452,827	1,570,270	3,023,097	1,772,599	1,897,766	3,670,366	30-34
35-39	244,987	250,407	495,394	1,160,643	1,295,101	2,455,744	1,405,630	1,545,508	2,951,137	35-39
40-44	192,998	188,659	381,657	979,879	1,070,850	2,050,729	1,172,877	1,259,509	2,432,386	40-44
45-49	156,611	144,188	300,799	835,453	869,190	1,704,643	992,064	1,013,378	2,005,442	45-49
50-54	118,846	113,888	232,734	697,719	688,858	1,386,577	816,565	802,746	1,619,311	50-54
55-59	88,425	89,253	177,678	568,847	531,216	1,100,063	657,272	620,469	1,277,741	55-59
60-64	66,523	71,907	138,430	454,063	405,560	859,623	520,586	477,467	998,052	60-64
65-69	48,658	55,426	104,084	346,756	298,600	645,356	395,414	354,027	749,440	65-69
70-74	32,234	37,755	69,989	245,737	202,835	448,571	277,971	240,590	518,560	70-74
75ና በላይ	37,736	47,389	85,125	306,065	227,964	534,029	343,801	275,353	619,154	75+
<b>ድምር</b>	<b>4,299,000</b>	<b>4,392,000</b>	<b>8,691,000</b>	<b>25,772,000</b>	<b>25,419,000</b>	<b>51,191,000</b>	<b>30,071,000</b>	<b>29,811,000</b>	<b>59,882,000</b>	<b>Total</b>
	Male	Female	Total	Male	Female	Total	Male	Female	Total	
	Urban			Rural			Total			

ሰንጠረዥ: A-6-6 ጠቅላላ የኢትዮጵያ ሕዝብ ብዛት በዕድሜ መደብ፣ በፆታ፣ በገጠርና በከተማ፣ ሐምሌ 1991

Table: B.6.6 Total Population of Ethiopia by Age Group, Sex, Urban and Rural: July 1/1999.

ሰንጠረዥ: A-6-6

Table: B.6.6

ዕድሜ	ከተማ			ገጠር			ድምር			Age
	ወንድ	ሴት	ጠቅላላ	ወንድ	ሴት	ጠቅላላ	ወንድ	ሴት	ጠቅላላ	
0-4	589,576	539,965	1,129,540	4,877,164	4,828,350	9,705,515	5,466,740	5,368,315	10,835,055	0-4
5-9	508,191	490,347	998,538	3,767,150	3,656,923	7,424,073	4,275,341	4,147,270	8,422,610	5-9
10-14	552,981	576,800	1,129,780	3,400,081	3,245,402	6,645,483	3,953,062	3,822,202	7,775,263	10-14
15-19	552,307	595,376	1,147,682	2,932,854	2,780,416	5,713,270	3,485,160	3,375,792	6,860,952	15-19
20-24	505,648	534,587	1,040,234	2,406,869	2,340,848	4,747,718	2,912,517	2,875,435	5,787,952	20-24
25-29	421,649	441,785	863,434	1,883,058	1,930,369	3,813,427	2,304,707	2,372,154	4,676,862	25-29
30-34	341,552	346,177	687,729	1,509,401	1,619,133	3,128,534	1,850,953	1,965,309	3,816,262	30-34
35-39	258,154	263,089	521,244	1,191,519	1,331,981	2,523,500	1,449,673	1,595,070	3,044,743	35-39
40-44	201,260	199,171	400,431	997,459	1,104,237	2,101,696	1,198,719	1,303,408	2,502,127	40-44
45-49	164,100	151,309	315,409	851,478	895,610	1,747,088	1,015,578	1,046,919	2,062,497	45-49
50-54	125,309	119,650	244,959	711,762	713,551	1,425,313	837,071	833,201	1,670,272	50-54
55-59	92,494	93,182	185,675	577,462	546,567	1,124,028	669,956	639,748	1,309,704	55-59
60-64	69,456	74,845	144,302	459,087	415,792	874,879	528,543	490,637	1,019,181	60-64
65-69	50,707	57,874	108,581	348,911	305,426	654,338	399,618	363,300	762,918	65-69
70-74	33,285	39,081	72,366	246,122	207,485	453,608	279,407	246,566	525,973	70-74
75+ በላይ	37,333	46,762	84,095	291,622	223,910	515,532	328,955	270,672	599,627	75+
ድምር	4,504,000	4,570,000	9,074,000	26,452,000	26,146,000	52,598,000	30,956,000	30,716,000	61,672,000	Total
	Male	Female	Total	Male	Female	Total	Male	Female	Total	
	Urban			Rural			Total			

ክፍል መ- ስለ ግብርና

**SECTION D- AGRICULTURE**

ክፍል መ. ስለ ግብርና

ሠንጠረዥ መ.1 ከ1989 - 1991 መረጃ ለዋና ዋና ሰብሎች የታረሰው መሬት ስፋት፣ ውጤትና ጠቅላላ ምርት መጠን ለማዘጋጀት የተቻለው የማዕከላዊ ስታቲስቲክስ ባለሥልጣን ካካሄደው ጥናት በተገኘው መረጃ መሠረት ነው።

የምርት ውጤት መጠን እና የታረሰው መሬት ስፋት የሚያሳዩው በዋናው መኸር እና በልግ ወቅት በግል ገበሬዎች የተገኘውን ምርትና የታረሰውን መሬት ብቻ ነው።

የሸንኮራ አገዳ መረጃ የተገኘው ከመተሃራ እና ወንጂ ስነ ስር ፋብሪካ ነው ።  
ሠንጠረዥ መ. 2 - መ.2.1 ስለቡና የሚደረገውን ቁጥጥር ያመለክታል። ወደ ውጭ አገር የሚላከው ቡና ሁሉ በቡናና ሻይ ልማት ባለስልጣን መመርመር አለበት። ተፈላጊውን የጥራት ደረጃ የያዘ ቡና ወደ ውጭ አገር እንዲላክ የሚያስችለው በመ/ቤቱ ሠርተሬኬት ሲሰጠው፣ ይህን አሟልቶ ያልተገኘውን ግን ጥራቱ ተሻሽሎ እንዲቀርብ ወይም በአገር ውስጥ እንዲሸጥ ይደረጋል። በዚህ ምክንያት በሠንጠረዥ የተመለከተው የቡና መጠን ከተመረተው ቡና መጠን ሊበልጥ ይችላል ማለት ነው።

ሠንጠረዥ መ.3 - መ.3.1 በ1989 - 1990 ለከብት ሕክምና የተቀመጠ መድኃኒት መጠን፣ በ1989- 1990 የተከተቡ ከብቶች ብዛትና በከብት ሕክምና ሥራ ላይ የተሰማሩትን ሠራተኞች ብዛት ያመለክታል።

ሠንጠረዥ መ.4 - መ.6 ከ 1989 - 1991 ዓ.ም የቀንድ ከብት፣ የሌሎች ከብቶች፣ የዶሮና የንብ ቀፎ ብዛት መረጃ የተገኘው የማዕከላዊ ስታቲስቲክስ ባለሥልጣን ከ 1989 - 1991 ዓ.ም ካካሄደው ጥናት ነው። ስለቀንድ ከብቶችና የዶሮ ብዛት መረጃ የቀረበው የግል ገበሬዎችን የሚመለከት ብቻ ነው።

ሠንጠረዥ መ.7 - መ.9 በኢትዮጵያ በዋናው መኸር የሰብል ምርት ዘመን በግብርና የተሰማሩ ጠቅላላ ቤተሰቦች ብዛት ፣ በሰብል የተያዘ መሬት ጠቅላላ ስፋትና የአንድ ቤተሰብ በሰብል የተያዘ መሬት ስፋት ስርጭት በይዘታ መጠን ከ 1989 - 1991 ዓ.ም የሚያሳይ ነው።

ሠንጠረዥ መ.10 - መ.12 በኢትዮጵያ በዋናው የመኸር ወቅት በግብርና ሥራ የተሰማሩ ቤተሰቦችና የቤተሰብ አባላት ብዛት፣ ስርጭትና የአንድ ቤተሰብ አባላት ብዛት በይዘታ መጠን ከ 1989 - 1991 ዓ.ም የሚያሳይ ነው።

ሠንጠረዥ መ.13 - መ.15 በኢትዮጵያ በዋናው መኸር ወቅት በግብርና የተሰማሩ ቤተሰቦች ጠቅላላ ብዛት በይዘታ መጠንና በቤተሰብ አባላት ብዛት ከ 1989 - 1991 ዓ.ም የሚያሳይ ነው።

ሠንጠረዥ መ.16 - መ.18 በኢትዮጵያ በዋናው መኸር ወቅት በግብርና የተሰማሩ ባለይዘታዎች ብዛት በዕድሜና በተሰማሩበት የግብርና ሥራ ዓይነት ከ1989 - 1991 ዓ.ም የሚያሳይ ናቸው።

ሠንጠረዥ መ.19 - መ.21 በኢትዮጵያ በዋናው መኸር ወቅት በግብርና የተሰማሩ ባለይዘታዎች ጠቅላላ ብዛት በጾታና በተሰማሩበት የግብርና ዓይነት ከ1989 - 1991 ዓ.ም የሚያሳይ ነው።

ሠንጠረዥ መ.22 - መ.24 በኢትዮጵያ በዋናው የመኸር ወቅት በጊዜያዊ ሰብሎች የተያዘ የመሬት ስፋት ግምት በይዘታ መጠን የ1989 - 1991 ዓ.ም የሚያሳይ ነው።

ሠንጠረዥ መ.25 - መ.27 በኢትዮጵያ በዋናው መኸር ወቅት በግብርና ሥራ የተሰማሩ ጠቅላላ ቤተሰቦች ብዛት፣ በሰብል የተያዘ መሬት ስፋት ግምትና አማካይ በአንድ ቤተሰብ በሰብል የተያዘ መሬት ስፋት በይዘታ መጠን ከ1989 - 1991 ዓ.ም. የሚያሳይ ነው።

ሠንጠረዥ መ.28 - መ.29 በኢትዮጵያ በዋናው የመኸር ወቅት በጊዜያዊ ሰብሎች የተያዘ የመሬት ስፋት ግምት በይዘታ መጠን 1990 እና 1991 ዓ.ም. የሚያሳይ ነው።

ሠንጠረዥ መ.30 - መ.32 በኢትዮጵያ በዋናው መኸር ወቅት በምርጥ ዘር፣ በመስኖ ዘጸ። ፣ በበረ ተባይ መድሃኒት እና ማዳበሪያ በመጠቀም የታረሰ ጠቅላላ መሬት ስፋት በሄክታር/ለግል ባለይዘታዎች ብቻ/ ከ1989 - 1991 ዓ.ም የሚያሳይ ነው።

ሠንጠረዥ መ.33 - መ.35 በኢትዮጵያ በዋናው መኸር ወቅት ማዳበሪያ የተደረገበት መሬት ስፋት በማዳበሪያ ዓይነት ለግል ባለይዘታዎች ከ1989 - 1991 ዓ.ም የሚያሳይ ነው።

ሠንጠረዥ መ.36 - መ.38 በኢትዮጵያ ውስጥ በዋናው መኸር ወቅት በጥቅም ላይ የዋለ የማዳበሪያ መጠንና ዓይነት በግል ባለይዘታዎች ከ1989 - 1991 ዓ.ም የሚያሳይ ነው።

ማስታወሻ :- ከሠንጠረዥ መ.4 - መ.38 የቀረቡት መረጃዎች በሙሉ ለግል ባለይዘታዎች ብቻ ነው።

## SECTION D. AGRICULTURE

Table D.1 Estimates on area, yield and production of major crops for 1996/97 -1997/99 is based on the results of the crop production surveys conducted by Central Statistical Authority.

The production and area figures is for private peasant holdings for main and belg seasons.

Data on sugar cane were obtained from Metehara and Wenji subar factory.

Table D.2 - D.2.1 Refer to coffee inspection. All coffee intended for export has to be inspected by the coffee and Tea Development Authority. The Coffee which is of the prescribed degree of purity is given the Authority's export certificate. The coffee that does not meet the standard is either sent back for recleaning or sold locally. Thus, because of double counting, the amount of coffee shown on these tables could be more than the actual amount of coffee produced in the Country.

Table D.3 - D.3.1. Refers to vaccine production 1993/94 - 1998/99 number of cattle vaccinated 1991/92 - 1998/99.

Table D.4 - D.6 Data on the number of cattle, other livestock poultry and beehives are based on the results of the survey conducted by the Central Statistical Authority for 1996/97 - 1998/99. The figures given are for private peasant holdings only.

Table D.7 - D.9 Refer to Data on the Distribution of total number of Agricultural Households, total crop area and crop area per House Hold by size of holding in Ethiopia (Main season) for 1996/97 -1997/98.

Table D.10 - D.12 Refer to Data in distribution of total number of Agricultural Households, total member and average. House Hold by size of Holding in Ethiopia (Main season,) 1996/97 - 1998/98.

Table D.13 - D.15 Refer to Data on the total number of Agricultural Households by size of Holding in Ethiopia (Main season), 1996/96 - 1998/99.

Table D.16 - D.18 Refer to Data on number of Agricultural Holders by age of Holder and type of Holding in Ethiopia (Main season), 1996/97 - 1998/99.

Table D.19 - D.21 Refer to Data on number of Holders by Sex and Type of Holding, 1996/97 - 1998/99.

Table D.22 - D.24 Refer to Estimates of total crop area and their percentage distribution by crop type and size of Holding in Ethiopia (Main season), 1996/97 - 1998/99.

Table D.25 - D.27 Refer to Data on number of Agricultural Households, total crop area and average area per House Hold by crop type and size of Holding in Ethiopian ( Main season),1996/97 - 1998/99.

Table D.28 - D.29 Refer to Estimates of area under temporary crops by size of Holdings in Ethiopia (Main season), 1996/97 and 1998/98.

Table D.30 - D.32 Refer to Estimates of improved seed, irrigation pesticide and fertilizer applied area and their percentage distribution by crop for Main Season of Private Holdings in Ethiopia, 1996/97 - 1998.

Table D.33 - D.35 Refer to Estimates of fertilizer applied area by type of fertilizer for Main Season (MEHER) Crops of Private Holdings in Ethiopia, 1996/97 - 1998/98.

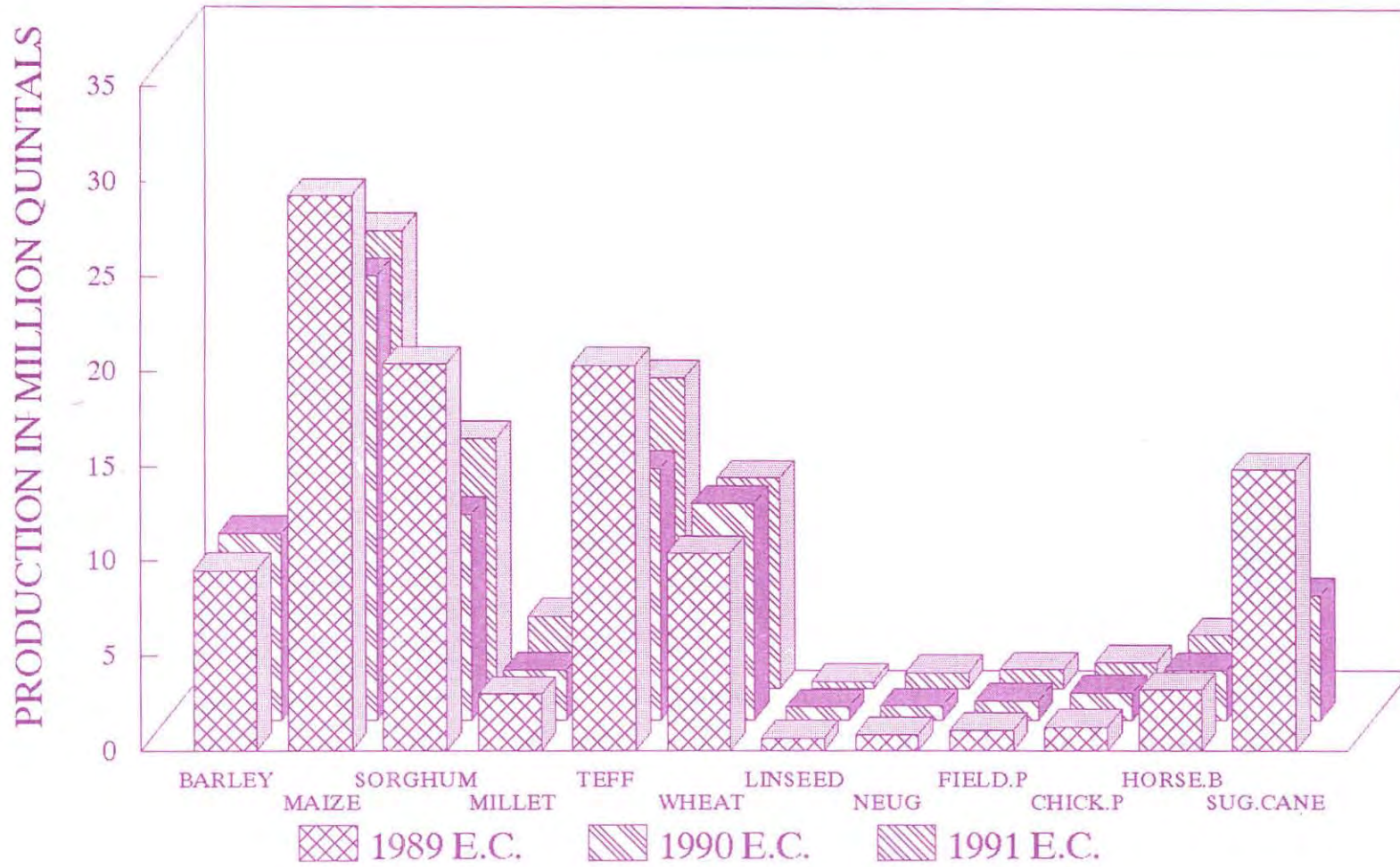
Table D.36 - D.38 Refer to Estimates of Quantity of Commercial fertilizer applied by type of fertilizer for Main Season (MEHER) crops of Private Holdings in Ethiopia, 1996/99.

Note:-

All data on Table D.4 - D.38 are all for Private Holdings only.

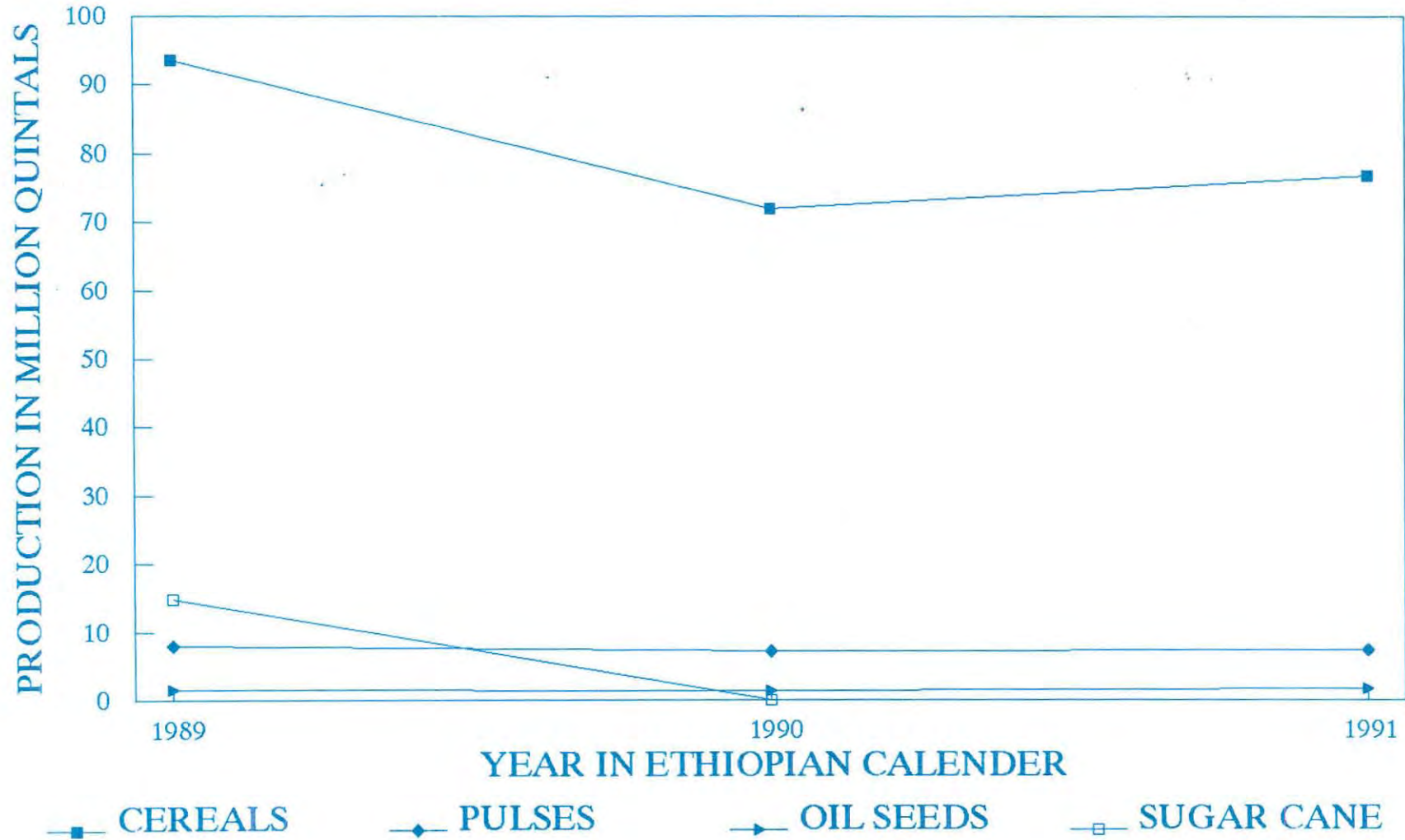
### D.1 PRODUCTION OF MAIN CROPS

1996/97 - 1998/99 (1989 - 1991 E.C.)



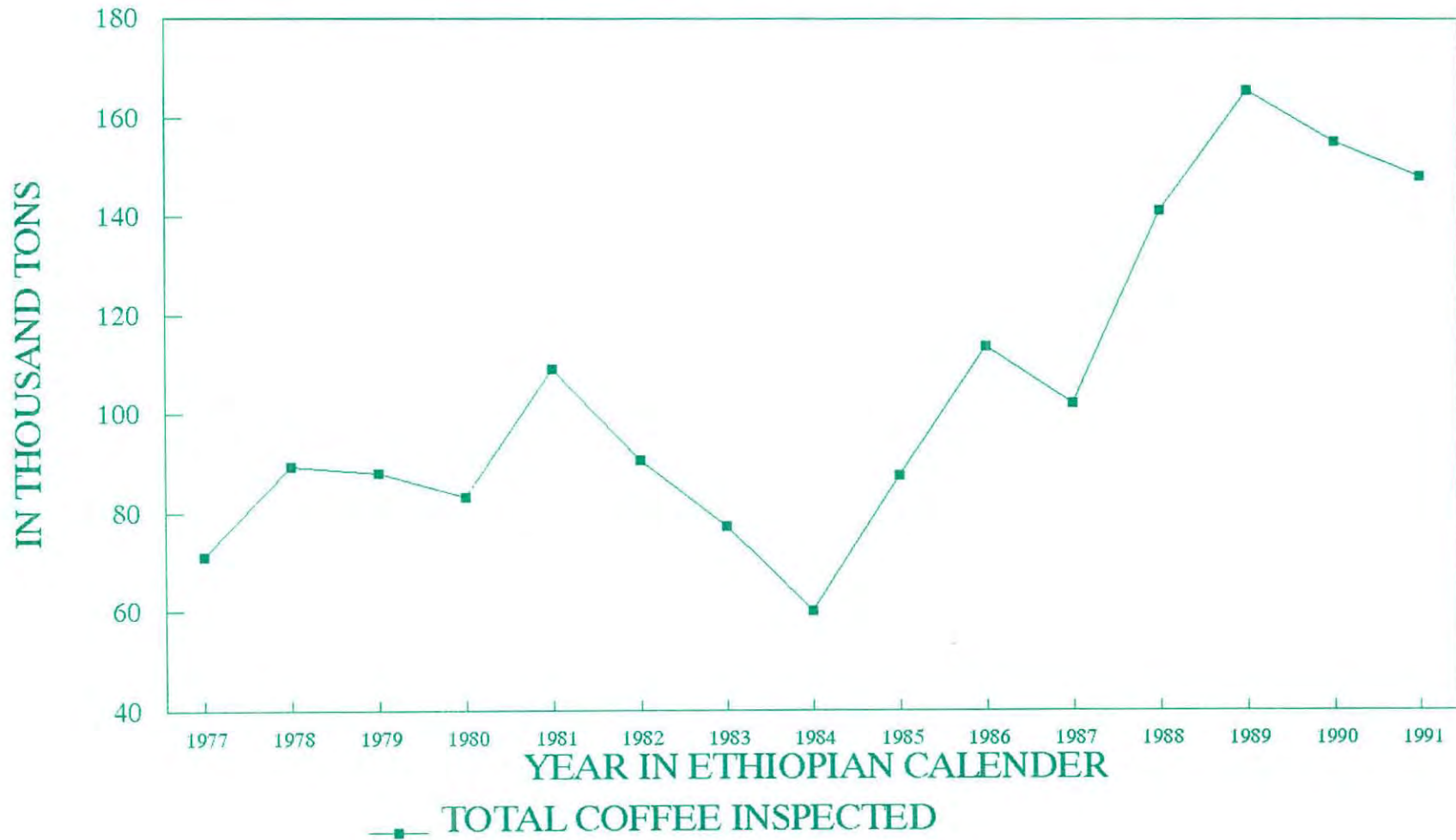
## D.1.A PRODUCTION OF IMPORTANT AGRICULTURAL CROPS

1995/96 - 1997/98 (1988 - 1991 E.C.)



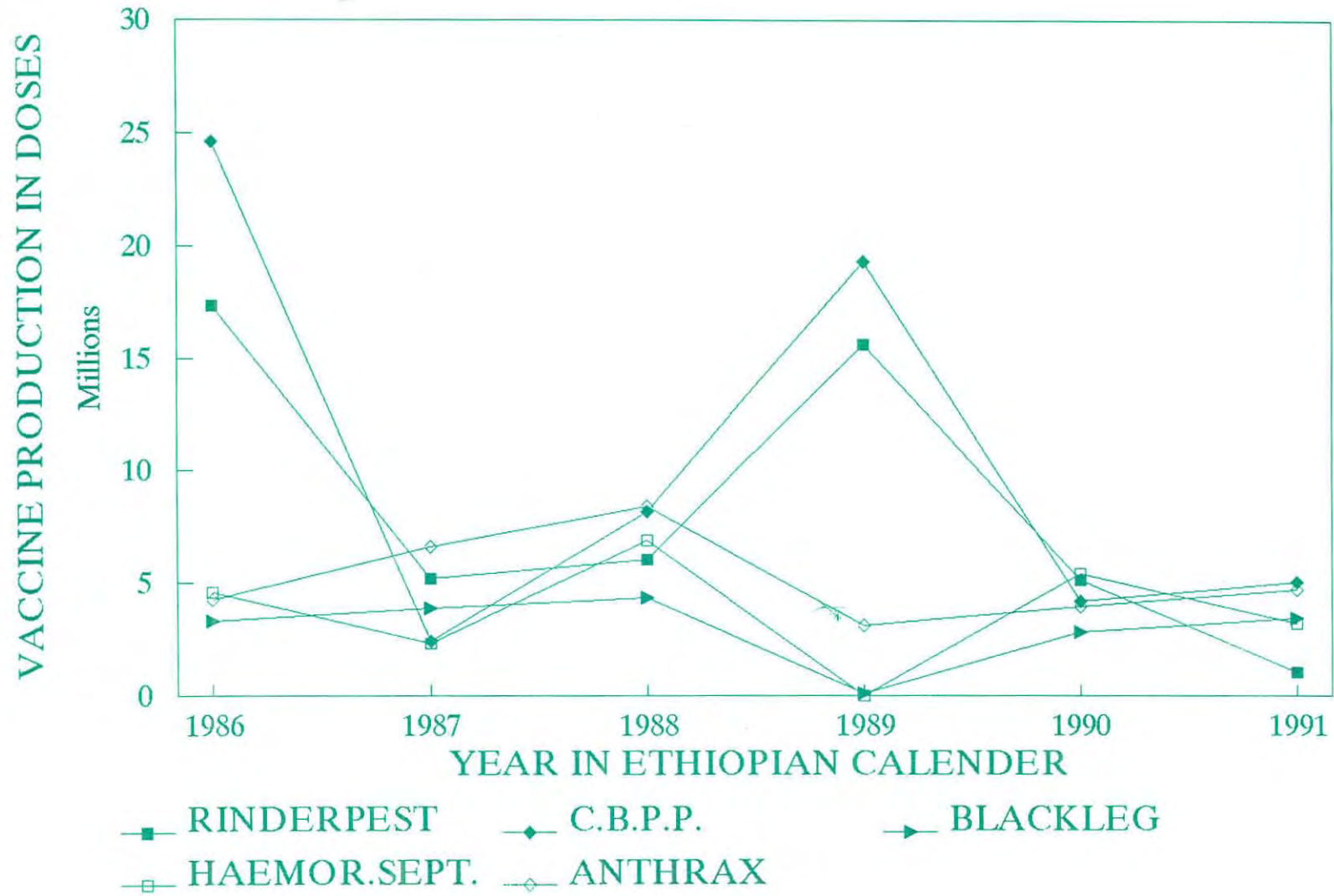
## D.2. COFFEE INSPECTED BY THE AUTHORITY OF COFFEE AND TEA DEVELOPMENT IN ETHIOPIA

94/95 – 98/99 (1977 – 1991 E.C.)



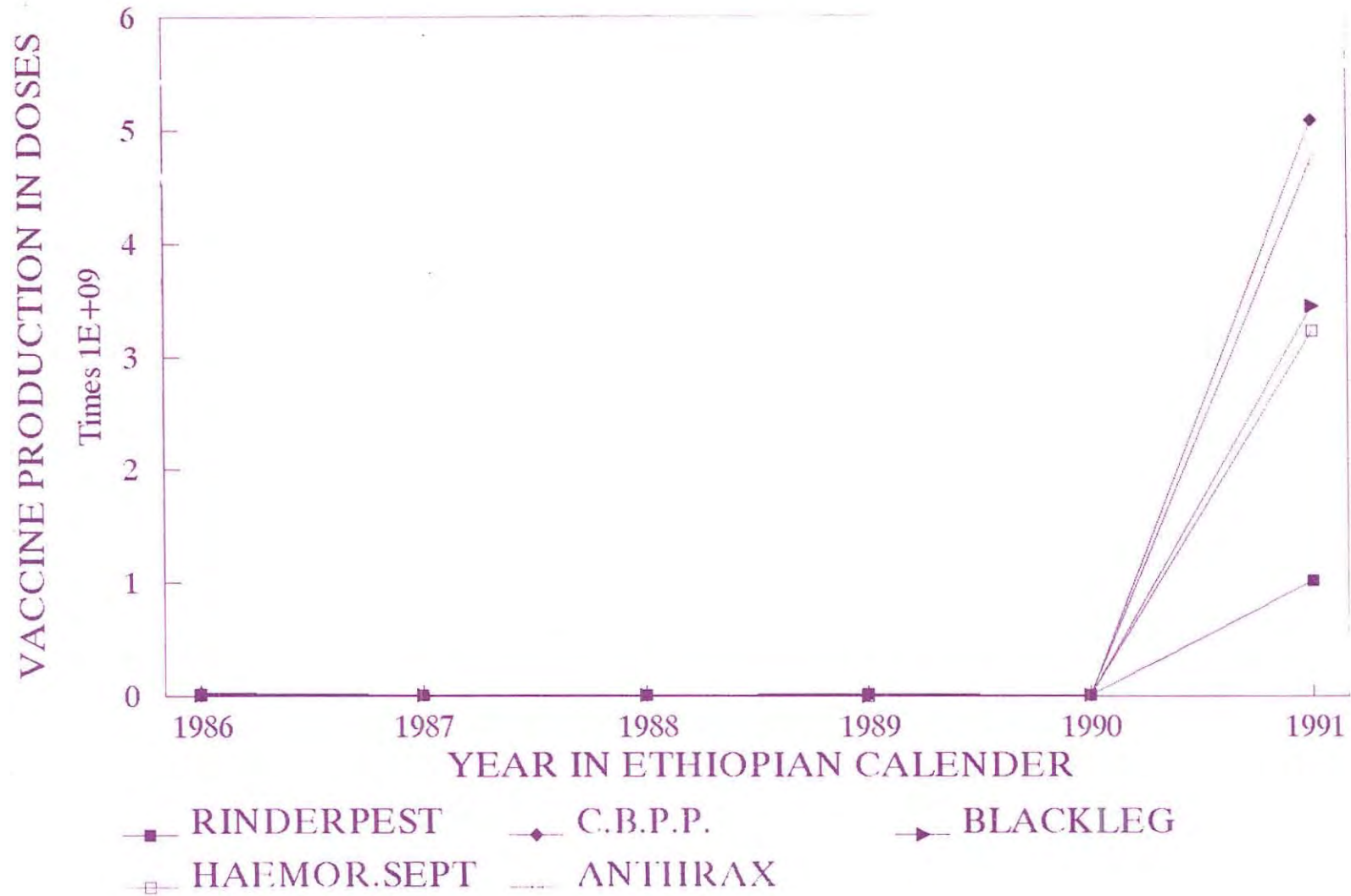
### D.3.A AMOUNT OF VACCINE PRODUCTION

1993/94 - 1998/99 (1986 - 1991 E.C.)



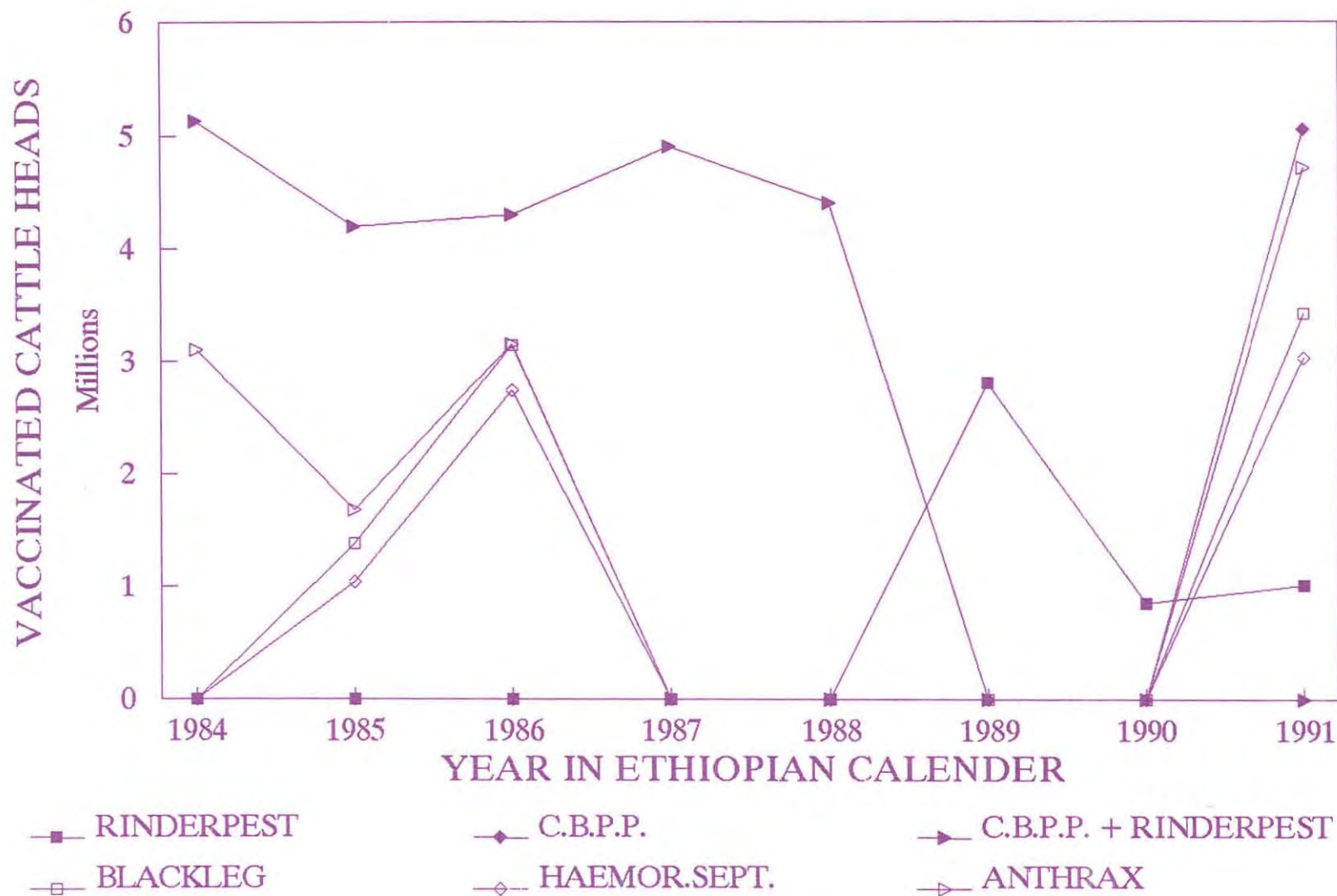
### D.3.A AMOUNT OF VACCINE PRODUCTION

1993/94 - 1998/99 (1986 - 1991 E.C.)



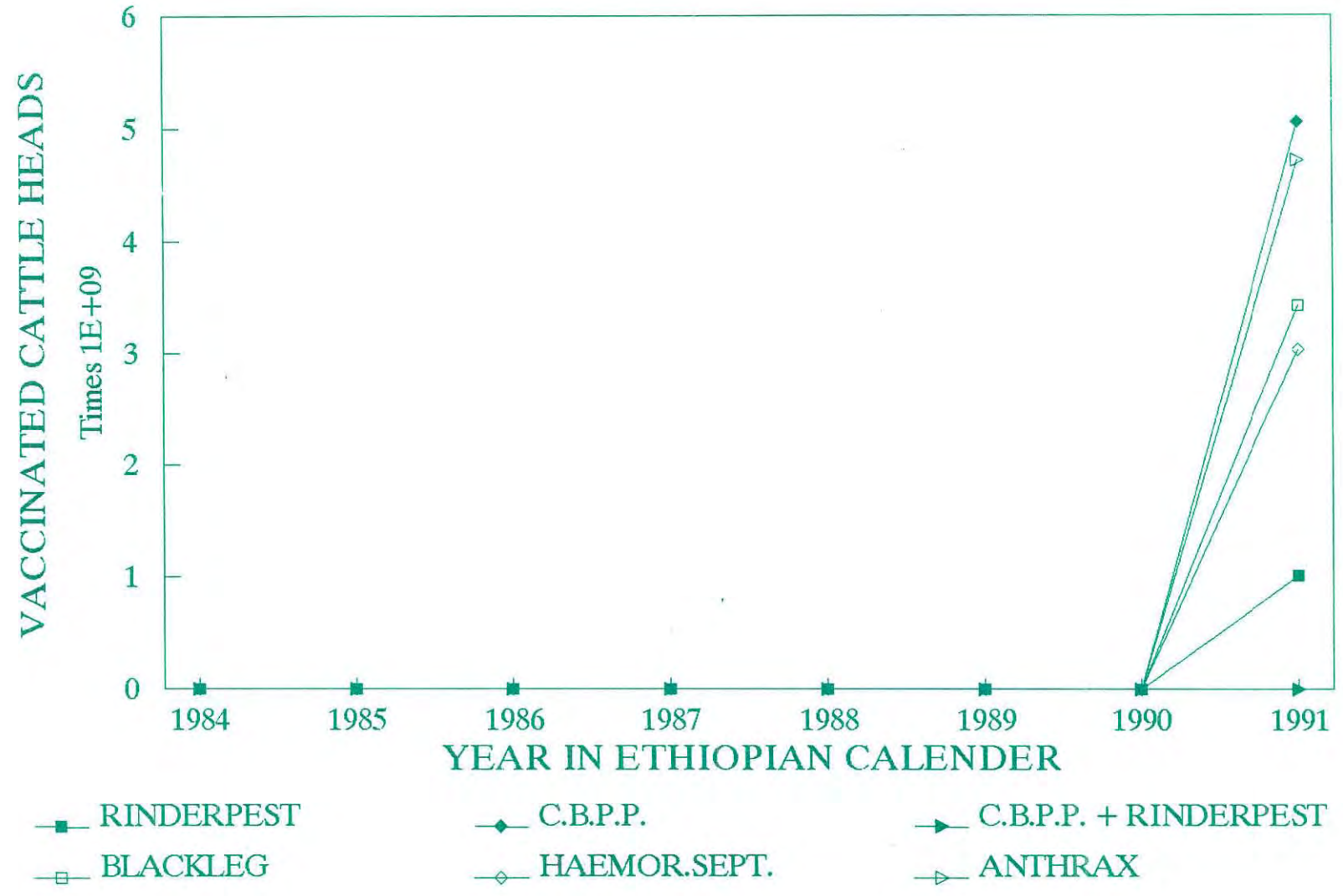
### D. 3B NUMBER OF CATTLE VACCINATED

1991/92 - 1998/99(1984 - 1991 E.C.)



### D. 3B NUMBER OF CATTLE VACCINATED

1991/92 - 1998/99(1984 - 1991 E.C.)



በኢትዮጵያ\*\* የታረሰ መሬት ስፋትና የዋና ዋና ሰብሶች ምርት ግምት\*\*\* 1989 - 1991  
 AREA UNDER CULTIVATION, YIELD AND PRODUCTION OF MAJOR CROPS\*\*\* 1996/97 - 1998/99 ETHIOPIA\*\*

ሠንጠረዥ መ.1

TABLE D.1

የሰብል ዓይነት	1989 ዓ.ም.			1990 ዓ.ም.			1991 ዓ.ም.			
	የታረሰው መሬት ስፋት (በሺህ ሄክታር)	የእያንዳንዱ ሄክታር ምርት (በኩንታል)	ጠቅላላ ምርት (በሺህ ኩንታል)	የታረሰው መሬት ስፋት (በሺህ ሄክታር)	የእያንዳንዱ ሄክታር ምርት (በኩንታል)	ጠቅላላ ምርት (በሺህ ኩንታል)	የታረሰው መሬት ስፋት (በሺህ ሄክታር)	የእያንዳንዱ ሄክታር ምርት (በኩንታል)	ጠቅላላ ምርት (በሺህ ኩንታል)	
<b>አህሎች</b>	7436.8	12.6	93591.5	6312.7	11.4	71974.4	6744.7	11.4	76829.9	CEREALS
ገብስ	895.9	10.6	9508.4	897.2	11.0	9827.2	830.2	9.3	7685.9	BARLEY
በቆሎ	1688.7	17.3	29277.1	1448.9	16.2	23443.0	1303.1	18.6	24166.2	MAIZE
ማሽላ	*	*	20378.4	981.8	11.0	10832.7	1042.4	12.7	13208.4	SORGHUM
ዳጉሳ	*	*	*	290.6	8.9	2595.6	446.7	8.5	3814.9	MILLET
ጤፍ	2238.7	9.1	20371.7	1807.1	7.4	13287.8	2091.3	7.9	16422.9	TEFF
ስንዴ	819.0	12.7	10424.8	831.8	13.7	11427.0	987.1	11.3	11137.8	WHEAT
አጃ	62.0	10.8	667.1	55.4	10.1	561.0	44.0	9.0	393.9	OATS
<b>የቅባት አህሎች</b>	418.1	3.8	1586.7	353.8	4.2	1498.4	396.2	4.3	1688.7	OIL SEEDS
የተልባ ፍሬ	149.1	4.6	679.4	*	*	*	90.4	3.9	352.8	LINSEED(FLAX)
ኑግ	250.5	3.3	834.5	*	*	735.8	221.1	3.8	845.3	NEUG
ሰሊጥ	*	*	*	23.6	4.2	98.3	32.2	5.5	176.8	SESAME
<b>ጥራጥራዎች</b>	1011.0	7.9	8026.3	1520.4	4.7	7189.4	875.4	8.4	7319.8	PULSES
ሽምብራ	157.5	8.0	1264.6	211.2	*	*	167.7	8.3	1388.4	CHICK-PEAS
አተር	169.0	6.3	1063.0	198.2	7.1	973.5	142.0	6.9	984.9	FIELD PEAS
አደንጓሬ	189.5	5.0	947.6	598.5	5.2	775.9	129.5	7.9	1024.9	HARICOT BEANS
ባቱላ	333.3	9.6	3206.8	288.7	9.7	2612.5	293.4	9.7	2851.6	HORSE BEANS
ምስር	57.4	6.0	344.9	81.1	5.5	361.4	47.9	5.9	283.8	LENTILS
ጃዩ	*	*	1199.4	*	*	*	95.1	8.3	786.2	VETCH
<b>ሌሎች አዝርዕት</b>										OTHER CROPS
ሸንኩራ አገዳ	9.1	1637.2	14898.9	10.0	663.5	6601.3	-	-	-	SUGAR CANE
	AREA ('000 ha)	YIELD (qt/ha)	PRODUCTION ('000 qt)	AREA ('000 ha)	YIELD (qt/ha)	PRODUCTION ('000 qt)	AREA ('000 ha)	YIELD (qt/ha)	PRODUCTION ('000 qt)	CROP
	1996/97			1997/98			1998/99			

\* These estimates could not be reported in this table because of high coefficient of variation (i.e less reliable ).However they are consolidated in the total estimates.

\*\*\* መረጃው በልግን ይጨምራል  
 Estimates include belg season crop production.

\*\* የዘላን አካባቢዎችን አይጨምርም  
 \*\* Excluding Nomadic Areas

ማስታወሻ:- የግል ዝጊዎች ይዘታን ብቻ ነው  
 NOTE: Data is for private holdings only

- መረጃ አልተገኘም  
 - Data not available.

በቡናና ሻይ ልማት ባለሥልጣን የተመረመረ ቡና መጠን  
Coffee Inspected by the Coffee and Tea Development Authority ,ETHIOPIA.

ቡድን  
( IN Tons)

ሠንጠረዥ መ.2 Table D.2

ዓመተ ምዕራብ	የተመረመረ ቡና መጠን	YEAR
1976	94791	1983/84
1977	71029	1984/85
1978	89289	1985/86
1979	88135	1986/87
1980	83207	1987/88
1981	109172	1988/89
1982	90570	1989/90
1983	77227	1990/91
1984	60040	1991/92
1985	87670	1992/93
1986	113678	1993/94
1987	102301	1994/95
1988	141249	1995/96
1989	165535.5	1996/97
1990	155367.5	1997/98
1991		1998/99
	Total Coffee Inspected	

በቡናና ሻይ ልማት ባለሥልጣን የተመረመረ ቡና መጠን በክልልና በዞን  
Coffee Inspected by the Coffee and Tea Development Authority by Killilil and Zone

ቡድን  
(In Tons)

ሠንጠረዥ መ.2.1 Table D.2.1

ክልል/ዞን	1988	1989	1990	1991	Killilil/Zone
<b>ኦሮሚያ</b>	71996.0	105219.4	108855.6		<b>Oromia</b>
ምዕራብና ምሥራቅ ወለጋ	27837.0	30257.1	35429.1		West and East Wellega
ኢሉባቦር	29821.0	11867.5	13173.7		Illubabor
ምዕራብ ሸዋ	-	-	8.4		West Shewa
ምዕራብ ሐረርጌ	5774.0	8472.7	7921.6		West Harerghe
ምሥራቅ ሐረርጌ	2213.0	2604.4	3232.4		East Harerghe
ባሌ	79.0	2641.6	3070.3		Bale
ቦረና	6272.0	7137.2	5761.3		Borena
ደቡብ ሸዋ	-	6864.7	7747.8		South Shewa
ጅማ	-	35374.2	32511.0		Jimma
ደቡብ ኢትዮጵያ	67757.0	57196.7	43839.7		<b>South Ethiopia</b>
ጉራጌ፣ ሐዲያና ክ.አ.ጠምባሮ	3669.0	-	-		Guragghe, Hadiya and K.A.Tembaro
ሲዳሞና ጊደኦ	48374.0	35139.3	28072.1		Sidama and Gideo
ሰሜን ኦሞ	4471.0	5826.0	3845.0		North Omo
ደቡብ ኦሞ	2172.0	1824.4	467.1		South Omo
ሸክቸካና ክፍቸካ	9071.0	6207.8	6051.9		Shekicho and Keficho
አማሮ ልዩ ወረዳ	-	1266.0	494.1		Amaro Liyu Wereda
ቤንሻንጉል	-	6933.2	4909.5		Bench
<b>ክልል 12</b>	1496.0	3034.2	2552.7		<b>Killilil 12</b>
በሐገገጣጥ ተይዞ የተመረመረ/ሌሎች	-	85.2	119.5		<b>Contrababand/Others</b>
ድምር	141249.0	165535.5	155367.5		<b>Total</b>
	1995/96	1996/97	1997/98	1998/99	

ማስታወሻ:- መረጃ አልተገኘም

Note:- Data not available

ከቡናና ሻይ ልማት ባለሥልጣን የተገኘ

Source: Coffee and Tea Authority.

ለከብት ሕክምና የተቀመመ መድኃኒት (ክትባት) መጠን\*  
AMOUNT OF VACCINE PRODUCTION\*

ሠንጠረዥ መ.3

Table D.3

የተቀመመ መድኃኒት/ክትባት/በሺህ ዶግ/	1987	1988	1989**	1990	1991	VACCINE PRODUCTION '000 DOSES
ለደስታ	5175	6046	15622	5132	1012.50	Rinderpest
ለሳንባ	2386	8161	19336	4203.7	5055.85	C.B.P.P.
ለአባጉርባ	3855	4355	63.5	2818.3	3420.45	Blackleg
ለጎሮሮሳ	2319	6895	8.5	5412.3	3205.55	Haemorrhagic Septicemia
ለአባሰንጋ	6616	8388	3095.1	3956.3	4716.60	Anthrax
ድምር	20351	33845	38125	21523	17410.95	Total
	1994/95	1995/96	1996/97	1997/98	1998/99	

\* የዓመቱ መጨረሻ ሰኔ 30 ነው።

\*\* የታረመ

\* Year ending 7th July.

\*\* Revised

ምንጭ:- ከብሔራዊ የእንሰሳት ጤና ጥበቃ ኢንስቲትዩት የተገኘ

Source:- National Animal Health Institute

የተከተቡ የዳልጋ ከብቶች ብዛትና በክትባት ሥራ ላይ የሚገኙ ሠራተኞች\*  
CATTLE VACCINATED AND VETERINARY PERSONNEL\*

ሠንጠረዥ መ.3.1

Table D.3.1

የተከተቡ ከብቶች ብዛት /በሺህ/	1985	1986	1987	1988	1989	1990	1991	CATTLE VACCINATED IN '000
ለደስታ					2800	852.23	765.44	Rinderpest
ለሳንባ					-	-	5055.85	C.B.P.P.
ለደስታና ሳንባ	4200	4300	4900	4400	-	-	-	Rinderpest + C.B.P.P.
ለአባጉርባ	1374.7	3144.5			-	-	3420.45	Blackleg
ለጎሮሮሳ	1041.6	2736			-	-	3025.55	Haemorrhagic Septicemia
ለአባሰንጋ	1682	3147.4			-	-	4716.60	Anthrax
ድምር	8298.3	13328			2800	852.23	16983.89	Total
የከብት ሕክምና ባለሙያዎች ብዛት								VETERINARY PERSONNEL (NUMBER)
ሐኪሞች	367	369	332	426	452	515	472	Doctors
ረዳት የከብት ሐኪሞች	638	673	684	665	783	824	763	Animal health assistants
ቴክኒሻኖች	219	222	157	86	110	131	140	Technicians
ረዳት ቴክኒሻኖች					31	39	2887	Ass. Technicians
ከታቢዎች	1433	1450	1529	2074	2280	2562	-	Vaccinators
ሥጋ መርማሪዎች	159	147	143	102	43	49	170	Meat inspectors
ድምር	2816	2861	2845	3353	3699	4120	4432	Total
	1992/93	1993/94	1994/95	1995/96	1996/97	1997/98	1998/99	CATTLE VACCINATED '000 DOSES

\* የዓመቱ መጨረሻ ሰኔ 30

- መረጃ አልተገኘም

\* Year ending 7th July.

- Data not available

በግብርና ሚኒስቴር የእንሰሳት ሀብት ልማት መምሪያ ከእንሰሳት ጤና ጥበቃ ቡድን የተገኘ

Source:- Ministry of Agriculture, animal Resources and Development Department,

Veterinary Division

የቀንድ ክብት፣ በግና ፍየሎች ብዛት ግምት በክልል \*\* 1989 - 1991 ዓ.ም.  
(የግል ገቢዎች ይዘታ ብቻ)  
ESTIMATED NUMBER OF CATTLE, SHEEP & GOATS BY REGION \*\* 1996/97 - 1998/99  
(PRIVATE HOLDINGS)

ሠንጠረዥ መ.4 Table D.4

ክልል	1989			1990			1991			REGION
	የቀንድ ክብት	በግ	ፍየሎች	የቀንድ ክብት	በግ	ፍየሎች	የቀንድ ክብት	በግ	ፍየሎች	
ትግራይ	2025.73	1196.30	1743.36	2586.34	1146.41	1543.65	2304.03	941.05	1454.29	Tigray
አፋር	273.66	95.34	205.07	767.97	487.94	770.00	618.15	387.35	615.99	Afar
አማራ	8813.09	4606.39	3396.65	8785.55	4237.36	3021.61	8931.14	4078.56	2770.60	Amhara
አሮሚያ	15412.00	5074.89	3230.00	15479.06	5088.43	2989.24	15421.46	4665.43	2723.73	Oromia
ሶማሌ	-	-	-	490.88	270.96	397.88	464.89	240.01	348.48	Somalie
ቤኒሻንጉል	201.23	53.47	138.16	320.04	81.44	177.17	307.61	59.14	162.87	Benishangul
ደቡብ ኢትዮጵያ ሕዝቦች	5778.98	2136.55	1316.29	6827.02	2068.76	1457.84	6925.19	1821.79	1368.30	S.E.P.A.
ጋምቤላ	10.04	5.44	7.07	15.69	7.72	9.14	15.88	7.79	6.69	Gambela
ሀረሪ	24.39	4.28	14.22	28.09	3.05	15.10	29.19	3.97	17.38	Hareri
አዲስ አበባ	27.49	4.54	5.62	26.49	8.57	3.94	26.01	8.14	3.86	Addis Ababa
ድሬ ዳዋ	45.74	31.60	93.10	44.65	27.84	74.85	51.65	22.72	72.13	Dire Dawa
ድምር	32612.35	13208.80	10149.54	35371.77	13428.48	10460.39	35095.23	12235.94	9544.32	Total
	CATTLE	SHEEP	GOATS	CATTLE	SHEEP	GOATS	CATTLE	SHEEP	GOATS	REGION
	1996/97			1997/98			1998/99			

የፈረሶች፣ በትሎዎችና አሀዮች ብዛት ግምት በክልል \*\*1989 - 1991 ዓ.ም.  
(የግል ገቢዎች ይዘታ ብቻ)  
ESTIMATED NUMBER OF HORSES, MULES & ASSES BY REGION \*\* 1996/97 - 1998/99  
(PRIVATE HOLDINGS)

ሠንጠረዥ መ.5 Table D.5

ክልል	1989			1990			1991			REGION
	ፈረሶች	በትሎዎች	አሀዮች	ፈረሶች	በትሎዎች	አሀዮች	ፈረሶች	በትሎዎች	አሀዮች	
ትግራይ	-	23.16	330.79	1.18	12.47	336.60	1.45	6.10	310.07	Tigray
አፋር	-	2.41	23.14	-	1.05	41.94	-	0.89	41.21	Afar
አማራ	249.37	72.55	1213.98	233.78	84.18	1197.87	248.83	72.42	1175.81	Amhara
አሮሚያ	606.20	72.63	1338.07	786.06	104.52	1300.04	764.21	96.61	1290.95	Oromia
ሶማሌ	-	-	-	-	-	47.61	0.13	0.04	42.58	Somalie
ቤኒሻንጉል	0.59	0.41	17.03	0.95	0.35	26.10	0.27	0.51	23.60	Benishangul
ደቡብ ኢትዮጵያ ሕዝቦች	210.85	39.03	160.03	208.08	60.36	201.90	191.02	60.29	196.89	S.E.P.A.
ጋምቤላ	-	-	-	0.08	-	-	0.11	-	-	Gambela
ሀረሪ	-	-	4.26	-	-	4.15	-	-	4.10	Hareri
አዲስ አበባ	0.51	0.30	5.55	0.59	0.16	4.95	0.60	0.11	4.77	Addis Ababa
ድሬ ዳዋ	-	*	8.38	-	-	8.19	-	-	8.86	Dire Dawa
ድምር	1067.50	210.60	3101.20	1230.73	263.11	3169.34	1206.63	236.98	3098.85	Total
	HORSES	MULES	ASSES	HORSES	MULES	ASSES	HORSES	MULES	ASSES	REGION
	1996/97			1997/98			1998/989			

\* These estimates could not be reported in this table because of high coefficient of variation (i.e less reliable ).However they are consolidated in the total estimates.

\*\*የዘላን አካባቢዎችን አይጨምርም  
\*\* EXCLUDING NOMADIC AREAS.

- መረጃ አልተገኘም  
- Data not available

የግመሎች፣ ደሮዎችና ንብ የያዙ ተፎቶች ብዛት ግምት በክልል \*\* 1989 - 1991 ዓ.ም. (የግል ገበሬዎች ይዘት ብቻ)  
 ESTIMATED NUMBER OF CAMELS, POULTRY & BEEHIVES BY REGION \*\* 1996/97 - 1998/99 (PRIVATE HOLDINGS)

ሠንጠረዥ መ.6

Table D.6

በሺህ ('000)

ክልል	1989			1990			1991			REGION
	ግመሎች	ደሮዎች	የንብ ተፎ	ግመሎች	ደሮዎች	የንብ ተፎ	ግመሎች	ደሮዎች	የንብ ተፎ	
ትግራይ	18.85	3095.21	145.93	11.50	3418.79	164.58	13.31	3249.63	170.76	Tigray
አፋር	25.40	*	9.09	224.80	108.76	1.97	254.33	88.63	2.22	Afar
አማራ	*	11814.90	886.19	9.67	10587.87	691.44	17.21	9261.88	626.91	Amhara
ኦሮሚያ	99.58	12078.01	1481.75	70.57	11599.09	1252.93	89.47	10402.22	1649.01	Oromia
ሶማሌ	-	-	-	156.41	140.87	2.09	147.31	89.22	1.47	Somalie
ቤኒሻንጉል	-	604.92	165.97	-	887.12	252.81	-	797.43	234.01	Benishangul
ደቡብ ኢትዮጵያ ሕ ጋምቤላ	-	7023.22	607.93	-	5980.86	648.33	-	6017.72	569.97	S.E.P.A.
ጋምቤላ	-	110.89	63.84	-	177.70	85.06	-	173.86	131.12	Gambela
ሀረሪ	0.15	33.77	1.58	0.63	24.67	0.49	-	22.07	0.55	Hareri
አዲስ አበባ	-	17.63	0.40	-	18.31	0.37	-	20.40	0.29	Addis Ababa
ድሬ ዳዋ	7.51	46.48	0.78	5.77	34.62	0.39	5.73	34.25	0.67	Dire Dawa
ድምር	223.23	3505.14	3364.19	479.36	32978.65	3100.46	527.34	30157.32	3386.97	Total
	CAMELS	POULTRY	BEEHIVES	CAMELS	POULTRY	BEEHIVES	CAMELS	POULTRY	BEEHIVES	REGION
	1996/97			1997/98			1998/99			

\* These estimates could not be reported in this table because of high coefficient of variation (i.e less reliable ).However they are consolidated in the total estimates.

\*\* የዘላን አካባቢዎችን አይጨምርም  
 \*\* EXCLUDING NOMADIC AREAS.

- መረጃ አልተገኘም  
 - Data not available

በኢትዮጵያ\*\* በዋናው መኸር የሰብል ምርት ዘመን በግብርና ሥራ የተሰማሩ ጠቅላላ ቤተሰቦች ብዛት፣ በሰብል የተያዘ መሬት ጠቅላላ ስፋት፣ የአንድ ቤተሰብ በሰብል የተያዘ መሬት ስፋትና ሥርጭት በይዘታ ስፋት መጠን 1989 ዓ.ም.

DISTRIBUTION OF TOTAL NUMBER OF HOUSEHOLDS, TOTAL CROP AREA AND CROP AREA PER HOUSEHOLD BY SIZE OF HOLDING  
1996/97  
\*\* ETHIOPIA

ሠንጠረዥ መ.7

TABLE D.7

የቤተሰብ ብዛትና የመሬት ስፋት መጠን	የይዘታ መጠን (በሄክታር)								ጠቅላላ	
	ከ0.10 በታች	0.10-0.50	0.51-1.00	1.01-2.00	2.01-5.00	5.01-10.00	ከ10.01 በላይ	10.01+		
በግብርና ሥራ የተሰማሩ የቤተሰብ ብዛት (በሺህ)	514.01	2637.80	2260.99	2159.15	1059.22	48.75	*	8682.13	NUMBER OF HOUSEHOLDS ('000)	
የቤተሰብ ብዛት ኩምሌቲቭ መቶኛ	5.92	36.30	62.34	87.21	99.41	99.97	*	100.00	CUMM PERCENT OF HOUSEHOLDS	
በሰብል የተያዘ ማሣ ጠቅላላ ስፋት (በሺህ ሄክታር)	30.10	787.82	1664.47	3073.89	2950.66	288.82	*	8825.06	TOTAL CROP AREA ('000 HECTARES)	
የመሬት ስፋት ኩምሌቲቭ መቶኛ	0.34	9.27	28.13	62.96	96.40	99.67	*	100.00	CUMM PERCENT OF TOTAL CROP AREA	
አማካይ የአንድ ቤተሰብ የማሣ ስፋት (በሄክታር)	0.06	0.30	0.74	1.42	2.79	5.92	*	1.02	AVERAGE CROP AREA PER HOUSEHOLD (HEC)	
	UNDER 0.10	0.10-0.50	0.51-1.00	1.01-2.00	2.01-5.00	5.01-10.00	10.01+	TOTAL		
	SIZE OF HOLDING(HECTARES)									HOUSEHOLD AND AREA

\*\* የዘላን አካባቢዎችን አይጨምርም  
\*\* EXCLUDING NOMADIC AREAS.

በኢትዮጵያ\*\* በዋናው መኸር የሰብል ምርት ዘመን በግብርና ሥራ የተሰማሩ ጠቅላላ ቤተሰቦች ብዛት፣ በሰብል የተያዘ መሬት ጠቅላላ ስፋት፣ የአንድ ቤተሰብ በሰብል የተያዘ መሬት ስፋትና ሥርጭት በይዘታ ስፋት መጠን 1990 ዓ.ም.

DISTRIBUTION OF TOTAL NUMBER OF HOUSEHOLDS, TOTAL CROP AREA AND CROP AREA PER HOUSEHOLD BY SIZE OF HOLDING  
1997/98  
\*\* ETHIOPIA

ሠንጠረዥ መ.8

TABLE D.8

የቤተሰብ ብዛትና የመሬት ስፋት መጠን	የይዘታ መጠን (በሄክታር)								ጠቅላላ	
	ከ0.10 በታች	0.10-0.50	0.51-1.00	1.01-2.00	2.01-5.00	5.01-10.00	ከ10.01 በላይ	10.01+		
በግብርና ሥራ የተሰማሩ የቤተሰብ ብዛት (በሺህ)	583.47	3020.63	2500.09	2137.38	982.89	64.06	4.36	9292.87	NUMBER OF HOUSEHOLDS ('000)	
የቤተሰብ ብዛት ኩምሌቲቭ መቶኛ	6.28	38.78	65.69	86.69	92.26	99.95	100.00	100.00	CUMM PERCENT OF HOUSEHOLDS	
በሰብል የተያዘ ማሣ ጠቅላላ ስፋት (በሺህ ሄክታር)	154.83	1155.01	1729.40	2552.53	1781.59	134.72	58.87	7566.95	TOTAL CROP AREA ('000 HECTARES)	
የመሬት ስፋት ኩምሌቲቭ መቶኛ	2.05	15.26	22.85	33.73	23.54	1.78	0.78	100.00	CUMM PERCENT OF TOTAL CROP AREA	
አማካይ የአንድ ቤተሰብ የማሣ ስፋት (በሄክታር)	0.27	0.38	0.69	1.19	1.81	2.10	13.50	0.81	AVERAGE CROP AREA PER HOUSEHOLD (HEC)	
	UNDER 0.10	0.10-0.50	0.51-1.00	1.01-2.00	2.01-5.00	5.01-10.00	10.01+	TOTAL		
	SIZE OF HOLDING(HECTARES)									HOUSEHOLD AND AREA

\*These estimates could not be reported in this table because of high coefficient of variation (i.e less reliable) , However they are consolidated in the total estimates.

\*\* የዘላን አካባቢዎችን አይጨምርም  
\*\* EXCLUDING NOMADIC AREAS.

በኢትዮጵያ \*\*በዋናው መኸር የሰብል ምርት ዘመን በግብርና ሥራ የተሰማሩ ጠቅላላ ቤተሰቦች ብዛት፣ በሰብል የተያዘ መሬት ጠቅላላ ስፋት፣ የአንድ ቤተሰብ በሰብል የተያዘ መሬት ስፋትና ሥርጭት በይዘታ ስፋት መጠን 1991 ዓ.ም.

DISTRIBUTION OF TOTAL NUMBER OF HOUSEHOLDS, TOTAL CROP AREA AND CROP AREA PER HOUSEHOLD BY SIZE OF HOLDING 1998/99 \*\* ETHIOPIA

ሠንጠረዥ መ.9

TABLE D.9

የቤተሰብ ብዛትና የመሬት ስፋት መጠን	የይዘታ መጠን (በሄክታር)								
	ከ0.10 በታች	0.10-0.50	0.51-1.00	1.01-2.00	2.01-5.00	5.01-10.00	ከ10.01 በላይ	ጠቅላላ	
በግብርና ሥራ የተሰማሩ የቤተሰብ ብዛት (በሺህ)	504.89	2313.67	2399.25	2510.19	1439.64	131.67	12.27	9311.57	NUMBER OF HOUSEHOLDS ('000)
የቤተሰብ ብዛት ከምሉቲቭ መቶኛ	5.42	30.27	56.04	82.99	98.45	99.87	100.00	100.00	CUMM PERCENT OF HOUSEHOLDS
በሰብል የተያዘ ማሣ ጠቅላላ ስፋት (በሺህ ሄክታር)	106.09	377.21	120.69	53.55	17.53	0.83	-	675.90	TOTAL CROP AREA ('000 HECTARES)
የመሬት ስፋት ከምሉቲቭ መቶኛ	15.70	71.51	89.37	97.29	99.88	100.00	-	100.00	CUMM PERCENT OF TOTAL CROP AREA
አማካይ የአንድ ቤተሰብ የማሣ ስፋት (በሄክታር)	0.04	0.21	0.68	1.34	2.72	6.92	-	0.14	AVERAGE CROP AREA PER HOUSEHOLD (HEC)
	UNDER 0.10	0.10-0.50	0.51-1.00	1.01-2.00	2.01-5.00	5.01-10.00	10.01+	TOTAL	
	SIZE OF HOLDING (HECTARES)								HOUSEHOLD AND AREA

በኢትዮጵያ \*\*በዋናው መኸር ወቅት በግብርና ሥራ የተሰማሩ ቤተሰቦች፣ ባለይዘታዎች፣ የቤተሰብ አባላት ብዛትና ሥርጭት አማካኝ የአንድ ቤተሰብ የአባላት ብዛት በይዘታ መጠን 1989 ዓ.ም.

DISTRIBUTION OF TOTAL NUMBER OF AGRICULTURAL HOUSEHOLDS, HOLDERS, TOTAL MEMBERS AND AVERAGE HOUSEHOLD SIZE BY SIZE OF HOLDING 1996/97 \*\*ETHIOPIA

ሠንጠረዥ መ.10

TABLE D.10

ቤተሰብና የቤተሰብ አባላት	የይዘታ መጠን (በሄክታር)								
	ከ0.10 በታች	0.10-0.50	0.51-1.00	1.01-2.00	2.01-5.00	5.01-10.00	ከ10.01 በላይ	ጠቅላላ	
በግብርና ሥራ የተሰማሩ የቤተሰብ ብዛት (በሺህ)	514.01	2637.80	2260.99	2159.15	1059.22	48.75	*	8682.13	NUMBER OF HOUSEHOLDS ('000')
የቤተሰብ ብዛት ከምሉቲቭ መቶኛ	5.92	36.30	62.34	87.21	99.41	99.97	*	100.00	CUMM % OF HOUSEHOLDS
የባለይዘታ ብዛት	.	.	.	.	.	.	.	.	NUMBER OF HOLDERS ('000)
የባለይዘታ ብዛት ከምሉቲቭ መቶኛ	.	.	.	.	.	.	.	.	CUMM % OF HOLDERS ('000)
የቤተሰብ አባላት ብዛት (በሺህ)	1804.39	11798.17	11543.84	12106.46	6845.17	383.99	*	44491.13	NUMBER OF MEMBERS ('000)
የቤተሰብ አባላት ከምሉቲቭ መቶኛ	4.06	30.57	56.52	83.73	99.12	99.98	*	100.00	CUMM % OF TOTAL MEMBERS
አማካኝ የአንድ ቤተሰብ አባላት ብዛት	3.51	4.47	5.11	5.61	6.46	7.88	*	5.12	AVERAGE HOUSEHOLD SIZE
	UNDER 0.10	0.10-0.50	0.51-1.00	1.01-2.00	2.01-5.00	5.01-10.00	10.01+	TOTAL	
	SIZE OF HOLDING (HECTARES)								HOUSEHOLDS & MEMBERS

\*\*የዘላን አካባቢዎችን አይጨምርም  
\*\*EXCLUDING NOMADIC AREAS.

- መረጃ አልተገኘም  
- Data not available.

በኢትዮጵያ \*\*በዋናው የመኸር ወቅት በግብርና ሥራ የተሰማሩ ቤተሰቦች፣ ባለይዘታዎች፣  
 የቤተሰብ አባላት ብዛትና ሥርጭት አማካኝ የአንድ ቤተሰብ የአባላት ብዛት  
 በይዘታ መጠን 1990 ዓ.ም.

DISTRIBUTION OF TOTAL NUMBER OF AGRICULTURAL HOUSEHOLDS , HOLDERS ,TOTAL MEMBERS AND  
 AVERAGE HOUSEHOLD SIZE BY SIZE OF HOLDING  
 1997/98  
 \*\*ETHIOPIA

ሠንጠረዥ መ. 11

TABLE D.11

ቤተሰብና የቤተሰብ አባላት	የይዘታ መጠን (በካቴራ)								
	ከ0.10 በታች	0.10-50	0.51-1.00	1.01-2.00	2.01-5.00	5.01-10.00	ከ10.01 በላይ	ጠቅላላ	
በግብርና ሥራ የተሰማሩ									
የቤተሰብ ብዛት (በሺህ)	583.47	3020.63	2500.09	2137.38	982.89	64.06	4.36	9292.87	NUMBER OF HOUSEHOLDS ('000')
የቤተሰብ ብዛት ከምሌቲቭ መቶኛ	6.28	38.78	65.69	88.69	99.26	99.95	100.00	100.00	CUMM % OF HOUSEHOLDS
የባለይዘታ ብዛት	584.40	3086.50	2537.27	2188.30	1035.24	75.96	6.24	9513.91	NUMBER OF HOLDERS ('000)
የባለይዘታ ብዛት ከምሌቲቭ መቶኛ	6.14	38.58	65.25	92.15	99.71	99.98	100.00	100.00	CUMM % OF HOLDERS ('000)
የቤተሰብ አባላት ብዛት (በሺህ)	2328.82	14122.08	12947.70	12070.24	6371.87	493.58	28.98	48363.27	NUMBER OF MEMBERS ('000)
የቤተሰብ አባላት ከምሌቲቭ መቶኛ	4.82	34.02	60.79	85.74	98.92	99.94	100.00	100.00	CUMM % OF TOTAL MEMBERS.
አማካኝ የአንድ ቤተሰብ አባላት ብዛት	3.99	4.68	5.18	5.65	6.48	7.70	6.65	5.20	AVERAGE HOUSEHOLD SIZE
	UNDER 0.10	0.10-50	0.51-1.00	1.01-2.00	2.01-5.00	5.01-10.00	10.01+	TOTAL	
	SIZE OF HOLDING (HECTARES)								HOUSEHOLDS & MEMBERS

በኢትዮጵያ \*\*በዋናው የመኸር ወቅት በግብርና ሥራ የተሰማሩ ቤተሰቦች፣ ባለይዘታዎች፣  
 የቤተሰብ አባላት ብዛትና ሥርጭት አማካኝ የአንድ ቤተሰብ የአባላት ብዛት  
 በይዘታ መጠን 1991 ዓ.ም.

DISTRIBUTION OF TOTAL NUMBER OF AGRICULTURAL HOUSEHOLDS , HOLDERS ,TOTAL MEMBERS AND  
 AVERAGE HOUSEHOLD SIZE BY SIZE OF HOLDING  
 1998/99  
 \*\*ETHIOPIA

ሠንጠረዥ መ. 12

TABLE D.12

ቤተሰብና የቤተሰብ አባላት	የይዘታ መጠን (በካቴራ)								
	ከ0.10 በታች	0.10-50	0.51-1.00	1.01-2.00	2.01-5.00	5.01-10.00	ከ10.01 በላይ	ጠቅላላ	
በግብርና ሥራ የተሰማሩ									
የቤተሰብ ብዛት (በሺህ)	504.89	2313.67	2399.25	2510.19	1439.64	131.67	12.27	9311.57	NUMBER OF HOUSEHOLDS ('000')
የቤተሰብ ብዛት ከምሌቲቭ መቶኛ	70.29	84.43	98.36	106.97	121.72	124.59	128.89	100.00	CUMM % OF HOUSEHOLDS
የባለይዘታ ብዛት	504.98	2379.97	2421.60	2569.37	1520.27	158.94	14.88	9570.00	NUMBER OF HOLDERS ('000)
የባለይዘታ ብዛት ከምሌቲቭ መቶኛ	5.28	30.15	55.45	88.66	99.35	99.92	100.00	100.00	CUMM % OF HOLDERS ('000)
የቤተሰብ አባላት ብዛት (በሺህ)	1733.23	9812.26	11631.14	13404.30	9025.26	966.69	93.60	46666.48	NUMBER OF MEMBERS ('000)
የቤተሰብ አባላት ከምሌቲቭ መቶኛ	3.71	24.74	49.66	78.39	97.73	99.80	100.00	100.00	CUMM % OF TOTAL MEMBERS.
አማካኝ የአንድ ቤተሰብ አባላት ብዛት	3.43	4.24	4.85	5.34	6.27	7.34	7.63	5.01	AVERAGE HOUSEHOLD SIZE
	UNDER 0.10	0.10-50	0.51-1.00	1.01-2.00	2.01-5.00	5.01-10.00	10.01+	TOTAL	
	SIZE OF HOLDING (HECTARES)								HOUSEHOLDS & MEMBERS

\* These estimates could not be reported in this table because of high coefficient of variation (i.e less reliable). However they are consolidated in the total estimates.

\*የዘላን አካባቢዎችን አይጨምርም  
 \* EXCLUDING NOMADIC AREAS.

- መረጃ አልተገኘም  
 - Data not available.

በኢትዮጵያ \*\*በዋናው መኸር ወቅት በግብርና የተሰማሩ ቤተሰቦች ጠቅላላ ብዛት በይዘታ መጠንና በቤተሰብ አባላት ብዛት 1989 ዓ.ም.

TOTAL NUMBER OF AGRICULTURAL HOUSEHOLDS BY SIZE OF HOLDING AND SIZE OF HOUSEHOLD  
1996/97 , \*\* ETHIOPIA

ሠንጠረዥ መ.13

TABLE D.13

ብዛት በሺህ

NUMBER IN THOUSANDS

የይዘታ መጠን በሄክታር	የቤተሰብ ብዛት												ጠቅላላ
	አንድ የቤተ ሰብ አባል	መቶኛ	ከ2-3 የቤተ ሰብ አባላት	መቶኛ	ከ4-5 የቤተ ሰብ አባላት	መቶኛ	ከ6-9 የቤተ ሰብ አባላት	መቶኛ	10ና ከዚያ በላይ	መቶኛ	ጠቅላላ	መቶኛ	
ከ0.10 በታች	53.71	23.68	238.77	11.77	157.91	5.27	61.62	2.00	2.00	0.58	514.01	5.92	UNDER 0.10
ከ0.10 - 0.50	116.22	51.25	822.64	40.56	970.54	32.38	674.23	21.87	54.16	15.66	2637.80	30.38	0.10 - 0.50
ከ0.51 - 1.00	40.70	17.95	516.37	25.46	829.64	27.68	807.46	26.19	66.18	19.14	2260.99	26.04	0.51 - 1.00
ከ1.01 - 2.00	13.30	5.86	358.31	17.67	739.16	24.66	944.74	30.64	103.64	29.97	2159.15	24.87	1.01 - 2.00
ከ2.01 - 5.00	2.86	1.26	89.55	4.41	293.17	9.78	566.69	18.38	106.94	30.93	1059.22	12.20	2.01 - 5.00
ከ5.01 - 10.00	-	-	*	*	6.60	0.22	28.31	0.92	12.84	3.71	48.75	0.56	5.01 - 10.00
10.01 እና በላይ	-	-	*	*	*	*	*	*	*	*	*	*	10.01 AND OVER
ጠቅላላ	226.79	100.00	2028.36	100.00	2997.04	100.00	3083.52	100.00	345.77	100.00	8682.13	100.00	TOTAL
	ONE MEMBER	PERCENT	2-3 MEMBER	PERCENT	4-5 MEMBER	PERCENT	6-9 MEMBER	PERCENT	10 AND ABOVE	PERCENT	ALL HOUSE HOLDS	PERCENT	SIZE OF HOLDING (IN HECTARES)
	SIZE OF HOUSE HOLD												

\* These estimates could not be reported in this table because of high coefficient of variation (i.e less reliable). However they are consolidated in the total estimate.

\*\* የዘላን እካባቢዎችን አይጨምርም  
\*\* EXCLUDING NOMADIC AREAS.

- መረጃ አልተገኘም  
- Data not available.

በኢትዮጵያ \*\*በዋናው መኸር ወቅት በግብርና የተሰማሩ ቤተሰቦች ጠቅላላ ብዛት በይዘታ መጠንና በቤተሰብ አባላት ብዛት 1990 ዓ.ም.

TOTAL NUMBER OF AGRICULTURAL HOUSEHOLDS BY SIZE OF HOLDING AND SIZE OF HOUSEHOLD 1997/98 , \*\* ETHIOPIA

ሠንጠረዥ መ.14

TABLE D.14

ብዛት በሺህ

NUMBER IN THOUSANDS

የይዘታ መጠን በካራት	የቤተሰብ ብዛት												ጠቅላላ
	አንድ የቤተሰብ አባል	መቶኛ	ከ2-3 የቤተሰብ አባላት	መቶኛ	ከ4-5 የቤተሰብ አባላት	መቶኛ	ከ6-9 የቤተሰብ አባላት	መቶኛ	10ና ከዚያ በላይ	መቶኛ	ጠቅላላ	መቶኛ	
ከ0.10 በታች	61.16	27.36	338.23	15.44	310.34	10.07	190.93	5.65	21.65	5.22	922.91	9.93	UNDER 0.10
ከ0.10 - 0.50	108.45	48.52	908.78	41.47	1140.38	37.01	1034.67	30.61	85.34	20.58	3278.19	35.28	0.10 - 0.50
ከ0.51 - 1.00	35.36	15.82	579.66	26.45	839.96	27.26	900.73	26.65	94.05	22.69	2449.87	26.36	0.51 - 1.00
ከ1.01 - 2.00	15.55	6.96	296.20	13.52	624.82	20.28	874.84	25.88	114.84	27.70	1926.84	20.73	1.01 - 2.00
ከ2.01 - 5.00	2.98	1.33	67.76	3.09	158.95	5.16	368.88	10.91	90.24	21.77	688.80	7.41	2.01 - 5.00
ከ5.01 - 10.00	-	-	*	*	5.51	0.18	9.28	0.27	8.29	2.00	23.70	0.26	5.01 - 10.00
10.01 እና በላይ	-	-	-	-	1.65	0.05	*	*	*	*	2.57	0.03	10.01 AND OVER
ጠቅላላ	223.50	100.00	2191.24	100.00	3081.61	100.00	3380.08	100.00	414.58	100.00	9292.88	100.00	TOTAL
	ONE MEMBER	PERCENT	2-3 MEMBER	PERCENT	4-5 MEMBER	PERCENT	6-9 MEMBER	PERCENT	10 AND ABOVE	PERCENT	ALL HOUSE HOLDS	PERCENT	SIZE OF HOLDING (IN HECTARES)
SIZE OF HOUSE HOLD													

\* These estimates could not be reported in this table because of high coefficient of variation (i.e less reliable).However they are consolidated in the total estimate.

\*\* የዘላን አካባቢዎችን አይጨምርም  
\*\* EXCLUDING NOMADIC AREAS.

- መረጃ አልተገኘም  
- Data not available.

በኢትዮጵያ \*\*በዋናው መኸር ወቅት በግብርና የተሰማሩ ቤተሰቦች ጠቅላላ ብዛት በይዘታ መጠንና በቤተሰብ አባላት ብዛት 1991 ዓ.ም.

TOTAL NUMBER OF AGRICULTURAL HOUSEHOLDS BY SIZE OF HOLDING AND SIZE OF HOUSEHOLD  
1998/99 , \*\* ETHIOPIA

ሠንጠረዥ መ.15

TABLE D.15

ብዛት በሺህ

NUMBER IN THOUSANDS

የይዘታ መጠን በካራት	የቤተሰብ ብዛት												ጠቅላላ
	አንድ የቤተ ሰብ አባል	መቶኛ	ከ2-3 የቤተ ሰብ አባላት	መቶኛ	ከ4-5 የቤተ ሰብ አባላት	መቶኛ	ከ6-9 የቤተ ሰብ አባላት	መቶኛ	10ና ከዚያ በላይ	መቶኛ	ጠቅላላ	መቶኛ	
ከ0.10 በታች	83.80	33.73	369.36	15.59	252.70	8.03	139.98	4.34	9.01	2.78	854.85	9.18	UNDER 0.10
ከ0.10 - 0.50	110.32	44.41	915.87	38.66	1005.45	31.97	714.10	22.14	50.22	15.52	2795.95	30.03	0.10 - 0.50
ከ0.51 - 1.00	35.93	14.46	583.50	24.63	894.43	28.44	828.13	25.68	71.05	21.96	2413.03	25.91	0.51 - 1.00
ከ1.01 - 2.00	16.25	6.54	398.17	16.81	734.37	23.35	976.77	30.28	93.79	28.99	2219.34	23.83	1.01 - 2.00
ከ2.01 - 5.00	*	*	100.69	4.25	247.97	7.88	538.76	16.70	86.83	26.84	976.37	10.49	2.01 - 5.00
ከ5.01 - 10.00	-	-	*	*	8.21	0.26	24.17	0.75	11.71	3.62	45.20	0.49	5.01 - 10.00
10.01 እና በላይ	-	-	*	*	*	*	3.44	0.11	*	*	6.84	0.07	10.01 AND OVER
ጠቅላላ	248.42	100.00	2369.22	100.00	3145.10	100.00	3225.35	100.00	323.52	10.00	9311.58	100.00	TOTAL
	ONE MEMBER	PERCENT	2-3 MEMBER	PERCENT	4-5 MEMBER	PERCENT	6-9 MEMBER	PERCENT	10 AND ABOVE	PERCENT	ALL HOUSE HOLDS	PERCENT	SIZE OF HOLDING (IN HECTARES)
	SIZE OF HOUSE HOLD												

\* These estimates could not be reported in this table because of high coefficient of variation (i.e less reliable). However they are consolidated in the total estimate.

\*\* የዘላን አካባቢዎችን አይጨምርም  
\*\* EXCLUDING NOMADIC AREAS.

- መረጃ አልተገኘም  
- Data not available.

በኢትዮጵያ\*\* በዋናው መሽር ወቅት በግብርና ሥራ የተሰማሩ ባለይዞታዎች ብዛት  
በዕድሜና በተሰማሩበት የግብርና ሥራ ዓይነት 1989 ዓ.ም.

NUMBER OF HOLDERS BY AGE OF HOLDER AND TYPE OF HOLDING  
1996/97  
\*\*ETHIOPIA

የባለይዞታው ዕድሜ በዓመት	ሰብል ብቻ	በመቶኛ	ከብት እርባታ ብቻ	በመቶኛ	ሰብል ማምረትና ከብት እርባታ	በመቶኛ	ጠቅላላ የባለይዞ ታዎች ብዛት	በመቶኛ	
h18 በታች	17.20	31.31	14.30	26.03	23.44	42.66	54.94	100.00	UNDER 18
h18 - 20	67.31	26.65	17.97	7.11	167.30	66.24	252.58	100.00	18 - 20
h21 - 24	123.65	23.09	29.04	5.42	382.87	71.49	535.56	100.00	21 - 24
h25 - 29	257.20	19.82	36.01	2.77	1004.76	77.41	1297.97	100.00	25 - 29
h30 - 39	356.96	15.42	30.99	1.34	1926.71	83.24	2314.66	100.00	30 - 39
h40 - 49	247.80	13.13	29.15	1.54	1610.21	85.32	1887.16	100.00	40 - 49
h50 - 59	181.65	13.98	24.61	1.89	1093.05	84.13	1299.31	100.00	50 - 59
60 እና ከዚያ በላይ	229.95	15.97	52.15	3.62	1157.61	80.41	1439.71	100.00	60 & ABOVE
ያልተጠቀሰ	1.24	30.69	1.18	29.21	1.62	40.10	4.04	100.00	NOT STATED
ጠቅላላ	1482.96	16.32	235.40	2.59	7367.57	81.09	9085.93	100.00	TOTAL
	CROP ONLY	PERCENT	WITH LIVESTOCK ONLY	PERCENT	WITH CROP AND LIVESTOCK	PERCENT	TOTAL NUMBER OF HOLDERS	PERCENT	AGE OF HOLDERS IN YEARS

\* These estimates could not be reported in this table because of high coefficient of variation (i.e less reliable ).However they are consolidated in the total estimates.

\*\* የዘላን አካባቢዎችን አይጨምርም  
\*\* EXCLUDING NOMADIC AREAS.

- መረጃ አልተገኘም  
- Data not available.

በኢትዮጵያ\*\* በዋናው መኸር ወቅት በግብርና ሥራ የተሰማሩ ባለይዘታዎች ብዛት  
 በዕድሜና በተሰማሩበት የግብርና ሥራ ዓይነት 1990 ዓ.ም.

NUMBER OF HOLDERS BY AGE OF HOLDER AND TYPE OF HOLDING  
 1997/98  
 \*\*ETHIOPIA

ሠንጠረዥ መ.17

TABLE D.17

ብዛት በሺህ

NUMBER IN THOUSANDS

የባለይዘታው ዕድሜ በዓመት	ሰብል ብቻ	በመቶኛ	ከብት እርባታ ብቻ	በመቶኛ	ሰብል ማምረትና ከብት እርባታ	በመቶኛ	ጠቅላላ የባለይዘታዎች ብዛት	በመቶኛ	
ከ18 በታች	23.68	37.44	9.83	15.54	29.73	47.01	63.24	100.00	UNDER 18
ከ18 - 20	93.31	31.37	14.05	4.72	190.12	63.91	297.47	100.00	18 - 20
ከ21 - 24	141.51	27.93	21.58	4.26	343.57	67.81	506.66	100.00	21 - 24
ከ25 - 29	315.45	23.79	29.89	2.25	982.09	73.98	1327.44	100.00	25 -29
ከ30 - 39	455.37	18.78	40.74	1.68	1928.56	79.54	2424.67	100.00	30 - 39
ከ40 - 49	353.15	17.46	24.36	1.20	1645.65	81.34	2023.16	100.00	40 - 49
ከ50 - 59	323.98	17.26	21.21	1.63	1052.49	81.11	1297.67	100.00	50 - 59
60 እና ከዚያ በላይ	323.81	20.62	29.53	1.88	1217.02	77.50	1570.35	100.00	60 & ABOVE
ያልተጠቀሰ ጠቅላላ	2.49	76.85	*	*	*	*	3.24	100.00	NOT STATED
	1932.75	20.32	181.20	2.01	7389.97	77.68	9513.90	100.00	TOTAL
	CROP ONLY	PERCENT	WITH LIVESTOCK ONLY	PERCENT	WITH CROP AND LIVESTOCK	PERCENT	TOTAL NUMBER OF HOLDERS	PERCENT	AGE OF HOLDERS IN YEARS

\*\* የዘላን አካባቢዎችን አይጨምርም  
 \*\* EXCLUDING NOMADIC AREAS.

- መረጃ አልተገኘም  
 - Data not available.

በኢትዮጵያ\*\* በዋናው መኸር ወቅት በግብርና ሥራ የተሰማሩ ባለይዘታዎች ብዛት በዕድሜና በተሰማሩበት የግብርና ሥራ ዓይነት 1991 ዓ.ም.

NUMBER OF HOLDERS BY AGE OF HOLDER AND TYPE OF HOLDING 1998/99 \*\*ETHIOPIA

ሠንጠረዥ መ.18		TABLE D.18		ብዛት በሺህ		NUMBER IN THOUSANDS			
የባለይዘታው ዕድሜ በዓመት	ሰብል ብቻ	በመቶኛ	ከብት እርባታ ብቻ	በመቶኛ	ሰብል ማምረትና ከብት እርባታ	በመቶኛ	ጠቅላላ የባለይዘታዎች ብዛት	በመቶኛ	
ከ18 በታች	18.11	26.41	8.34	12.16	42.13	61.43	68.58	100.00	UNDER 18
ከ18 - 20	66.97	23.34	21.32	7.43	198.59	69.22	286.88	100.00	18 - 20
ከ21 - 24	107.73	19.53	17.96	3.26	426.07	77.22	551.75	100.00	21 - 24
ከ25 - 29	224.42	16.53	32.85	2.42	1100.28	81.05	1357.54	100.00	25 -29
ከ30 - 39	331.26	13.86	41.55	1.74	2017.02	84.40	2389.82	100.00	30 - 39
ከ40 - 49	230.61	11.92	27.10	1.40	1676.19	86.67	1933.90	100.00	40 - 49
ከ50 - 59	181.15	13.05	20.48	1.47	1186.88	85.48	1388.50	100.00	50 - 59
60 እና ከዚያ በላይ	240.12	15.10	42.96	2.70	1307.48	82.20	1590.56	100.00	60 & ABOVE
ያልተጠቀሰ	*	*	-	-	1.51	61.13	2.47	100.00	NOT STATED
ጠቅላላ	1401.34	14.64	212.56	2.22	7956.15	83.14	9570.00	100.00	TOTAL
	CROP ONLY	PERCENT	WITH LIVESTOCK ONLY	PERCENT	WITH CROP AND LIVESTOCK	PERCENT	TOTAL NUMBER OF HOLDERS	PERCENT	AGE OF HOLDERS IN YEARS

\* These estimates could not be reported in this table because of high coefficient of variation (i.e. less reliable). However they are consolidated in the total estimates.

\*\* የዘላን አካባቢዎችን አይጨምርም

\*\* EXCLUDING NOMADIC AREAS.

- መረጃ አልተገኘም

- Data not available.

በኢትዮጵያ\*\* በዋናው መኸር ወቅት በግብርና ሥራ የተሰማሩ ባለይዘታዎች ብዛት  
በየታና በተሰማሩበት የግብርና ሥራ ዓይነት 1989 ዓ.ም.

NUMBER OF HOLDERS BY SEX AND TYPE OF HOLDING 1996/97 \*\*ETHIOPIA

ሠንጠረዥ መ.19 TABLE D.19 ብዛት በሺህ NUMBER IN THOUSANDS

የባለይዘታው ያታ	ሰብል ብቻ	በመቶኛ	ከብት እርባታ ብቻ	በመቶኛ	ሰብል ማምረትና ከብት እርባታ	በመቶኛ	ጠቅላላ የባለ ይዘታዎች ብዛት	በመቶኛ	
ወንድ	1127.66	14.77	133.58	1.75	6374.75	83.48	7635.99	100.00	MALE
ሴት	355.29	24.50	101.82	7.02	992.81	68.47	1449.91	100.00	FEMALE
ጠቅላላ	1482.94	16.32	235.40	2.59	7367.57	81.09	9085.91	100.00	TOTAL
	WITH CROP ONLY	PERCENT	WITH LIVESTOCK ONLY	PERCENT	WITH CROP AND LIVESTOCK	PERCENT	TOTAL NUMBER OF HOLDERS	PERCENT	SEX OF HOLDER

በኢትዮጵያ\*\* በዋናው መኸር ወቅት በግብርና ሥራ የተሰማሩ ባለይዘታዎች ብዛት  
በየታና በተሰማሩበት የግብርና ሥራ ዓይነት 1990 ዓ.ም.

NUMBER OF HOLDERS BY SEX AND TYPE OF HOLDING 1997/98 \*\*ETHIOPIA

ሠንጠረዥ መ.20 TABLE D.20 ብዛት በሺህ NUMBER IN THOUSANDS

የባለይዘታው ያታ	ሰብል ብቻ	በመቶኛ	ከብት እርባታ ብቻ	በመቶኛ	ሰብል ማምረትና ከብት እርባታ	በመቶኛ	ጠቅላላ የባለ ይዘታዎች ብዛት	በመቶኛ	
ወንድ	1526.60	18.80	108.97	1.34	6483.96	79.86	8119.54	100.00	MALE
ሴት	406.15	29.13	82.22	5.90	906.01	64.98	1394.37	100.00	FEMALE
ጠቅላላ	1932.75	20.31	191.19	2.01	7389.97	77.68	9513.91	100.00	TOTAL
	WITH CROP ONLY	PERCENT	WITH LIVESTOCK ONLY	PERCENT	WITH CROP AND LIVESTOCK	PERCENT	TOTAL NUMBER OF HOLDERS	PERCENT	SEX OF HOLDER

\*\* የዘላን አካባቢዎችን አይጨምርም  
\*\*EXCLUDING NOMADIC AREAS

በኢትዮጵያ\*\* በዋናው መኸር ወቅት በግብርና ሥራ የተሰማሩ ባለይዘታዎች ብዛት በጾታና በተሰማሩበት የግብርና ሥራ ዓይነት 1991 ዓ.ም.

NUMBER OF HOLDERS BY SEX AND TYPE OF HOLDING 1998/99 \*\*ETHIOPIA

ሠንጠረዥ መ.21 TABLE D.21 ብዛት በሺህ NUMBER IN THOUSANDS

የባለይዘታው ጾታ	ሰብል ብቻ	በመቶኛ	ከብት እርባታ ብቻ	በመቶኛ	ሰብል ማምረትና ከብት እርባታ	በመቶኛ	ጠቅላላ የባለይዘታዎች ብዛት	በመቶኛ	MALE FEMALE TOTAL SEX OF HOLDER
	WITH CROP ONLY	PERCENT	WITH LIVESTOCK ONLY	PERCENT	WITH CROP AND LIVESTOCK	PERCENT	TOTAL NUMBER OF HOLDERS	PERCENT	
ወንድ	1022.05	12.98	106.01	1.35	6744.57	85.67	7872.62	100.00	MALE
ሴት	379.28	22.35	106.53	6.28	1211.57	71.38	1697.38	100.00	FEMALE
ጠቅላላ	1401.33	14.64	212.54	2.22	7956.14	83.14	9570.00	100.00	TOTAL
	WITH CROP ONLY	PERCENT	WITH LIVESTOCK ONLY	PERCENT	WITH CROP AND LIVESTOCK	PERCENT	TOTAL NUMBER OF HOLDERS	PERCENT	SEX OF HOLDER

በኢትዮጵያ \*\*በዋናው መኸር ወቅት በሰብል የተያዘ የመሬት ስፋትና ሥርጭት በመቶኛ፣ በሰብል ዓይነትና በይዘታ መጠን 1989 ዓ.ም.

ESTIMATES AND PERCENTAGES OF TOTAL CROP AREA BY CROP TYPE AND SIZE OF HOLDING. 1996/97 \*\*ETHIOPIA

ሠንጠረዥ መ.22 TABLE D.22 የይዘታ መጠን ( በካራታር)

የሰብል ዓይነት	የይዘታ መጠን ( በካራታር)							ጠቅላላ	
	ከ0.10 በታች	ከ0.10 - 0.50	ከ0.51 - 1.00	ከ1.01 - 2.00	ከ2.01 - 5.00	ከ5.01 -10.00	ከ10.00 በላይ		
ጊዜያዊ ሰብሎች	38.97	725.60	1507.63	2890.21	2781.38	271.82	*	8233.38	TEMPORARY CROPS
በመቶኛ	0.47	8.81	18.31	35.10	33.78	3.30	0.22	100.00	PERCENT
ቋሚ ሰብሎች	93.52	339.47	95.06	49.18	*	.	*	591.68	PERMANENT CROPS
በመቶኛ	15.81	57.37	16.07	8.31	0.51	.	1.94	100.00	PERCENT
ጠቅላላ በሰብል የተያዘ ማሳ ስፋት	132.49	1065.07	1602.69	2939.39	2784.38	271.82	29.21	8825.06	TOTALCROP LAND
በመቶኛ	1.50	12.07	18.16	33.31	31.55	3.08	0.33	100.00	PERCENT
	UNDER 0.10	0.10-0.50	0.51-1.00	1.01-2.00	2.01-5.00	5.01-10.00	10.00+	TOTAL	CROP TYPE
	SIZE OF HOLDING( HECTARES)								

\* These estimates could not be reported in this table because of high coefficient of variation (i.e less reliable). However they are consolidated in the total estimates.

\*\* የዘላን አካባቢዎችን አይጨምርም  
\*\* EXCLUDING NOMADIC AREAS.

- መረጃ አልተገኘም  
- Data not available.

በኢትዮጵያ \*\*በዋናው መኸር ወትት በሰብል የተያዘ የመሬት ስፋትና ሥርጭት  
 በመቶ: በሰብል ዓይነትና በይዘታ መጠን 1990 ዓ.ም.

ESTIMATES AND PERCENTAGES OF TOTAL CROP AREA BY CROP TYPE AND SIZE OF HOLDING.  
 1997/98  
 \*\*ETHIOPIA

ሆንጠረዥ መ.23

TABLE D23

የሰብል ዓይነት	የይዘታ መጠን ( በካይራር)								ጠቅላላ	CROP TYPE
	ከ0.10 በታች	ከ0.10 - 0.50	ከ0.51 - 1.00	ከ1.01 - 2.00	ከ2.01 - 5.00	ከ5.01 -10.00	ከ10.00 በላይ	10.00+		
ጊዜያዊ ሰብሎች	50.98	851.17	1648.93	2512.38	1759.34	127.07	58.87	7008.74	TEMPORARY CROPS	
በመቶ	0.73	12.14	23.53	35.85	25.10	1.81	0.84	100.00	PERCENT	
ቋሚ ሰብሎች	103.85	303.84	80.47	40.15	22.25	*	-	558.21	PERMANENT CROPS	
በመቶ	18.60	54.43	14.42	7.19	3.99	*	-	100.00	PERCENT	
ጠቅላላ በሰብል የተያዘ ማሣ ስፋት	154.83	1155.01	1729.40	2552.53	1781.59	134.72	58.87	7566.95	TOTALCROP LAND	
በመቶ	2.05	15.26	22.85	33.73	23.54	1.78	0.78	100.00	PERCENT	
	UNDER 0.10	0.10-0.50	0.51-1.00	1.01-2.00	2.01-5.00	5.01-10.00	10.00+	TOTAL	CROP TYPE	

\* these estimates could not be reported in this table because of high coefficient of variation (i.e less reliable). However they are consolidated in the total estimates.

\*\* የዘላን አካባቢዎችን አይጨምርም  
 \*\* EXCLUDING NOMADIC AREAS.

- መረጃ አልተገኘም  
 - Data not available.

በኢትዮጵያ \*\*በዋናው መኸር ወትት በሰብል የተያዘ የመሬት ስፋትና ሥርጭት  
 በመቶ: በሰብል ዓይነትና በይዘታ መጠን 1991 ዓ.ም.

ESTIMATES AND PERCENTAGES OF TOTAL CROP AREA BY CROP TYPE AND SIZE OF HOLDING.  
 1998/99  
 \*\*ETHIOPIA

ሆንጠረዥ መ.24

TABLE D24

የሰብል ዓይነት	የይዘታ መጠን ( በካይራር)								ጠቅላላ	CROP TYPE
	ከ0.10 በታች	ከ0.10 - 0.50	ከ0.51 - 1.00	ከ1.01 - 2.00	ከ2.01 - 5.00	ከ5.01 -10.00	ከ10.00 በላይ	10.00+		
ጊዜያዊ ሰብሎች	41.47	750.81	1592.45	2873.26	2538.98	258.52	192.87	8248.36	TEMPORARY CROPS	
በመቶ	0.50	9.10	19.31	34.83	30.78	3.13	2.34	100.00	PERCENT	
ቋሚ ሰብሎች	106.09	377.21	120.69	53.55	17.53	0.83	-	675.90	PERMANENT CROPS	
በመቶ	15.70	55.81	17.86	7.92	2.59	0.12	-	100.00	PERCENT	
ጠቅላላ በሰብል የተያዘ ማሣ ስፋት	147.56	1128.02	1713.14	2926.81	2556.51	259.35	192.87	8924.26	TOTALCROP LAND	
በመቶ	1.65	12.64	19.20	32.80	28.65	2.91	2.16	100.00	PERCENT	
	UNDER 0.10	0.10-0.50	0.51-1.00	1.01-2.00	2.01-5.00	5.01-10.00	10.00+	TOTAL	CROP TYPE	

\* These estimates could not be reported in this table because of high coefficient of variation (i.e less reliable). However they are consolidated in the total estimates.

\*\* የዘላን አካባቢዎችን አይጨምርም  
 \*\* EXCLUDING NOMADIC AREAS.

- መረጃ አልተገኘም  
 - Data not available.

በኢትዮጵያ በዋናው ወቅት በግብርና ሥራ የተሠማሩ ጠቅላላ ቤተሰቦች ብዛት ፣ በሰብል የተያዘ መሬት ስፋት ማምትና አማካይ በአንድ ቤተሰብ በሰብል የተያዘ መሬት በይዘታ መጠን 1989 ዓ.ም.

NUMBER OF HOUSEHOLDS, TOTAL CROP AREA AND AVERAGE AREA PER HOUSEHOLD BY CROP TYPE AND SIZE OF HOLDING 1996/97 \*\*ETHIOPIA

ሠንጠረዥ መ.25

TABLE D.25

የሰብል ዓይነት	የይዘታ መጠን (በሄክታር)								ጠቅላላ	
	ከ0.10 በታች	ከ0.10 - 0.50	ከ0.51 - 1.00	ከ1.01 - 2.00	ከ2.01 - 5.00	ከ5.01 -10.00	ከ10.00 በላይ	ጠቅላላ		
<b>ጊዜያዊ ሰብል</b>										TEMPORARY
የቤተሰብ ብዛት (በሺህ)	814.98	2442.19	2047.93	2022.29	993.25	45.76	*	8367.92		NO OF HOUSEHOLDS ('000)
የቤተሰብ ብዛት በመቶኛ	9.74	29.19	24.47	24.17	11.87	0.55	0.02	100.00		PERCENTAGE OF HOUSEHOLDS
በሰብል የተያዘ ማሣ ስፋት (በሺህ ሄክታር)	38.97	725.60	1507.63	2890.21	2781.38	271.82	*	8233.38		TOTAL CROP AREA ('000 HEC)
በሰብል የተያዘ ማሣ ስፋት በመቶኛ	0.47	8.81	18.31	35.10	33.78	3.30	0.22	100.00		PERCENTAGE OF AREA
አማካይ የቤተሰብ ይዘታ (በሄክታር)	0.05	0.30	0.74	1.43	2.80	5.94	11.61	0.98		AVG AREA PER HOUSEHOLD (HEC)
<b>ቋሚ ሰብል</b>										PERMANENT
የቤተሰብ ብዛት (በሺህ)	2306.01	1599.34	139.36	34.18	*	-	*	4080.88		NO OF HOUSEHOLDS ('000)
የቤተሰብ ብዛት በመቶኛ	56.51	39.19	3.41	0.84	0.03	-	0.02	100.00		PERCENTAGE OF HOUSEHOLDS
በሰብል የተያዘ ማሣ ስፋት (በሺህ ሄክታር)	93.52	339.47	95.06	49.18	*	-	*	591.68		TOTAL CROP AREA ('000 HEC)
በሰብል የተያዘ ማሣ ስፋት በመቶኛ	15.81	57.37	16.07	8.31	0.51	-	1.94	100.00		PERCENTAGE OF AREA
አማካይ የቤተሰብ ይዘታ (በሄክታር)	0.04	0.21	0.68	1.44	2.27	-	16.59	0.14		AVG AREA PER HOUSEHOLD (HEC)
<b>ጠቅላላ</b>										TOTAL
በሰብል የተያዘ ማሣ ስፋት (በሺህ ሄክታር)	132.49	1065.07	1602.69	2939.39	2784.38	271.82	29.21	8825.06		CROP AREA ('000 HEC)
በሰብል የተያዘ ማሣ በመቶኛ	1.50	12.07	18.16	33.31	31.55	3.08	0.33	100.00		PERCENTAGE OF AREA
	UNDER 0.10	0.10-0.50	0.51-1.00	1.01-2.00	2.01-5.00	5.01-10.00	10.00+	TOTAL		
	SIZE OF HOLDING(HECTARES)									CROP TYPE

\* These estimates could not be reported in this table because of high coefficient of variation (i.e less reliable). However they are consolidated in the total estimates.

\*\* የዘላን አካባቢዎችን አይጨምርም  
\*\* EXCLUDING NOMADIC AREAS.

- መረጃ አልተገኘም  
- Data not available.

በኢትዮጵያ በዋናው መቅት በግብርና ሥራ የተመገቡ ጠቅላላ ቤተሰቦች ብዛት ፣ በሰብል የተያዘ መሬት ስፋት ግምትና አማካይ በአንድ ቤተሰብ በሰብል የተያዘ መሬት በይዘታ መጠን 1990 ዓ.ም.

NUMBER OF HOUSEHOLDS, TOTAL CROP AREA AND AVERAGE AREA PER HOUSEHOLD BY CROP TYPE AND SIZE OF HOLDING 1997/98 \*\*ETHIOPIA

ሠንጠረዥ መ.26

TABLE D.26

የሰብል ዓይነት	የይዘታ መጠን (000 ስኬታር)								ጠቅላላ	
	ከ0.10 በታች	ከ0.10 - 0.50	ከ0.51 - 1.00	ከ1.01 - 2.00	ከ2.01 - 5.00	ከ5.01 -10.00	ከ10.00 በላይ	ጠቅላላ		
<b>ጊዜያዊ ሰብል</b>										TEMPORARY
የቤተሰብ ብዛት (በሺ.ሀ)	1022.19	2956.40	2248.69	1789.44	648.79	21.12	2.02	8688.65	NO OF HOUSEHOLDS ('000)	
የቤተሰብ ብዛት በመቶኛ	11.76	34.03	25.88	20.60	7.47	0.24	0.02	100.00	PERCENTAGE OF HOUSEHOLDS	
በሰብል የተያዘ ማሳ ስፋት (በሺ.ሀ ሄክታር)	50.98	851.17	1648.93	2512.38	1759.34	127.07	58.87	7008.74	TOTAL CROP AREA ('000 HEC)	
በሰብል የተያዘ ማሳ ስፋት በመቶኛ	0.73	12.14	23.53	35.85	25.10	1.81	0.84	100.00	PERCENTAGE OF AREA	
አማካይ የቤተሰብ ይዘታ (በሄክታር)	0.05	0.29	0.73	1.40	2.71	6.02	29.14	0.81	AVG AREA PER HOUSEHOLD (HEC)	
<b>ቋማ ሰብል</b>										PERMANENT
የቤተሰብ ብዛት (በሺ.ሀ)	2457.01	1453.99	116.81	30.57	*	*	-	4067.33	NO OF HOUSEHOLDS ('000)	
የቤተሰብ ብዛት በመቶኛ	60.41	35.75	2.87	0.75	*	*	-	100.00	PERCENTAGE OF HOUSEHOLDS	
በሰብል የተያዘ ማሳ ስፋት (በሺ.ሀ ሄክታር)	103.85	303.84	80.47	40.15	22.25	*	-	558.21	TOTAL CROP AREA ('000 HEC)	
በሰብል የተያዘ ማሳ ስፋት በመቶኛ	18.60	54.43	14.42	7.19	3.99	*	-	100.00	PERCENTAGE OF AREA	
አማካይ የቤተሰብ ይዘታ (በሄክታር)	0.04	0.21	0.69	1.31	*	*	-	0.14	AVG AREA PER HOUSEHOLD (HEC)	
<b>ጠቅላላ</b>										TOTAL
በሰብል የተያዘ ማሳ ስፋት (በሺ.ሀ ሄክታር)	154.83	1155.01	1729.40	2552.53	1781.59	134.72	58.87	7566.95	CROP AREA ('000 HEC)	
በሰብል የተያዘ ማሳ በመቶኛ	2.05	15.26	22.85	33.73	23.54	1.78	0.78	100.00	PERCENTAGE OF AREA	
	UNDER 0.10	0.10-0.50	0.51-1.00	1.01-2.00	2.01-5.00	5.01-10.00	10.00+	TOTAL		SIZE OF HOLDING('000 HECTARES)
										CROP TYPE

\* These estimates could not be reported in this table because of high coefficient of variation (i.e less reliable). However they are consolidated in the total estimates.

\*\* የዘላን አካባቢዎችን አይጨምርም  
\*\* EXCLUDING NOMADIC AREAS.

- መረጃ አልተገኘም  
- Data not available.

በኢትዮጵያ በዋናው ወቅት በግብርና ሥራ የተሰማሩ ጠቅላላ ቤተሰቦች ብዛት ፣ በሰብል የተያዘ መሬት ስፋት ግምትና አማካይ በአንድ ቤተሰብ በሰብል የተያዘ መሬት በይዘታ መጠን 1991 ዓ.ም.

NUMBER OF HOUSEHOLDS, TOTAL CROP AREA AND AVERAGE AREA PER HOUSEHOLD BY CROP TYPE AND SIZE OF HOLDING 1998/99 \*\* ETHIOPIA

ሠንጠረዥ መ.27

TABLE D.27

የሰብል ዓይነት	የይዘታ መጠን (000 በሄክታር)								ጠቅላላ	
	ከ0.10 በታች	ከ0.10 - 0.50	ከ0.51 - 1.00	ከ1.01 - 2.00	ከ2.01 - 5.00	ከ5.01 -10.00	ከ10.00 በላይ	ጠቅላላ		
<b>ጊዜያዊ ሰብል</b>										TEMPORARY
የቤተሰብ ብዛት (በሺ.ህ)	967.97	2581.53	2168.79	2030.73	916.40	42.33	6.84	8714.60		NO OF HOUSEHOLDS ('000)
የቤተሰብ ብዛት በመቶኛ	11.11	29.62	24.89	23.30	10.52	0.49	0.08	100.00		PERCENTAGE OF HOUSEHOLDS
በሰብል የተያዘ ማሣ ስፋት (በሺ.ህ ሄክታር)	41.47	750.81	1592.45	2873.26	2538.98	258.52	192.87	8248.36		TOTAL CROP AREA ('000 HEC)
በሰብል የተያዘ ማሣ ስፋት በመቶኛ	0.50	9.10	19.31	34.83	30.78	3.13	2.34	100.00		PERCENTAGE OF AREA
አማካይ የቤተሰብ ይዘታ (በሄክታር)	0.04	0.29	0.73	1.41	2.77	6.11	28.20	0.95		AVG AREA PER HOUSEHOLD (HEC)
<b>ቋሚ ሰብል</b>										PERMANENT
የቤተሰብ ብዛት (በሺ.ህ)	2745.14	1763.61	178.43	39.83	6.45	*	-	4733.58		NO OF HOUSEHOLDS ('000)
የቤተሰብ ብዛት በመቶኛ	57.99	37.26	3.77	0.84	0.14	-	-	100.00		PERCENTAGE OF HOUSEHOLDS
በሰብል የተያዘ ማሣ ስፋት (በሺ.ህ ሄክታር)	106.09	377.21	120.69	53.55	17.53	0.83	-	675.90		TOTAL CROP AREA ('000 HEC)
በሰብል የተያዘ ማሣ ስፋት በመቶኛ	15.70	55.81	17.86	7.92	2.59	0.12	-	100.00		PERCENTAGE OF AREA
አማካይ የቤተሰብ ይዘታ (በሄክታር)	0.04	0.21	0.68	1.34	2.72	6.92	-	0.14		AVG AREA PER HOUSEHOLD (HEC)
<b>ጠቅላላ</b>										TOTAL
በሰብል የተያዘ ማሣ ስፋት (በሺ.ህ ሄክታር)	147.56	1128.02	1713.14	2926.81	2556.51	259.35	192.87	8924.26		CROP AREA ('000 HEC)
በሰብል የተያዘ ማሣ በመቶኛ	1.65	12.64	19.20	32.80	28.65	2.91	2.16	100.00		PERCENTAGE OF AREA
	UNDER 0.10	0.10-0.50	0.51-1.00	1.01-2.00	2.01-5.00	5.01-10.00	10.00+	TOTAL		CROP TYPE

\* These estimates could not be reported in this table because of high coefficient of variation (i.e less reliable). However they are consolidated in the total estimates.

\*\* የዘላን አካባቢዎችን አይጨምርም  
 \*\* EXCLUDING NOMADIC AREAS.

- መረጃ አልተገኘም  
 - Data not available.

በኢትዮጵያ \*\* በዋናው የመኸር ወቅት በጊዜያዊ ሰብሎች የተያዘ የመሬት ስፋት ግምት በይዘታ መጠን 1990 ዓ.ም.  
ESTIMATES OF AREA UNDER TEMPORARY CROPS BY SIZE OF HOLDING, 1997/98 \*\* ETHIOPIA.

ሠንጠረዥ መ.28

TABLE D.28

ስፋት በሺህ ሄክታር  
AREA('000 HECTARES)

የሰብል ዓይነት	የይዘታ መጠን (በሄክታር)								ጠቅላላ	
	ከ0.10 በታች	ከ0.10-0.50	ከ0.51-1.00	ከ1.01-2.00	ከ2.01-500	ከ5.01-10.00	ከ10.01 በላይ	ጠቅላላ		
የብርና የአገዳ አሀሎች	463.14	3365.05	1264.98	395.84	75.36	9.75	25.82			CEREALS
ጤፍ	84.47	1081.72	433.99	116.12	18.03	2.52	10.30			TEFF
ገብስ	83.99	428.52	127.31	32.28	9.74	.	.			BARLEY
ስንዴ	50.36	473.18	195.26	64.13	4.68	.	.			WHEAT
በቆሎ	151.02	647.15	194.92	67.67	22.22	3.13	13.75			MAIZE
ማሽላ	67.50	522.91	244.22	95.32	18.56	4.10	1.77			SORGHUM
ዳጉላ	18.32	183.61	65.70	19.96	*	.	.			MILLET
አጃ	7.48	27.96	3.58	*	.	.	.			OATS
ጥራጥሬዎች	123.52	561.82	99.82	18.81	*	.	28.19	837.34		PULSES
ባቄላ	54.56	191.69	15.28	3.99	*	.	.	266.17		HORSE BEANS
አተር	20.04	83.33	13.91	*	1.19	.	.	119.75		FIELD PEAS
ሱሞቄ	20.10	50.11	16.08	5.22	*	.	*	92.19		HARICOT BEANS
ሽንብራ	10.99	120.16	31.61	4.16	*	.	.	169.97		CHICK PEAS
ምሥር	7.44	31.24	6.87	*	.	.	.	47.09		LENTILS
ጓያ	10.39	85.29	16.07	*	*	.	27.79	142.17		VETCH
የቅባት አሀሎች	28.55	246.06	83.58	19.81	*	.	*	380.50		OIL SEEDS
የጉሎ ዘር	*	.	.	.	.	.	.	*		CASTOR BEAN
ተልባ	9.19	90.89	27.39	6.68	*	.	.	134.64		LINSEED
ለውዝ	1.35	6.16	*	*	*	.	.	11.02		GROUND NUT
ኑግ	9.71	125.47	46.69	11.38	*	.	*	195.23		NEUG
ጉመንዘር	3.42	7.18	2.07	.	.	.	.	12.67		RAPE SEED
ሰሊጥ	2.86	15.05	4.58	*	.	.	.	23.61		SESAME
ሱፍ	2.01	1.31	.	.	.	.	.	3.32		SUNFLOWER
ሌሎች	95.36	82.30	8.38	2.48	*	.	.	190.96		OTHERS
ጠቅላላ ጊዜያዊ ሰብሎች	710.57	4255.23	1456.76	436.94	84.74	9.75	54.79	7008.74		ALL TEMPORARY CROPS
	UNDER 0.10	0.10-0.50	0.51-1.00	1.01-2.00	2.01-5.00	5.01-10.00	10.01+	TOTAL		CROP
	SIZE OF HOLDING (HECTARES)									

\* These estimates could not be reported in this table because of high coefficient of variation(i.e less reliable).However they are consolidated in the total estimates.

\*\*የዘላን አካባቢዎችን አይጨምርም  
\*\*EXCLUDING NOMADIC AREAS.

- መረጃ አልተገኘም  
- Data not available.

በኢትዮጵያ \*\* በዋናው የመኸር ወቅት በጊዜያዊ ሰብሎች የተያዘ የመሬት ስፋት ግምት በይዘታ መጠን 1991 ዓ.ም.  
ESTIMATES OF AREA UNDER TEMPORARY CROPS BY SIZE OF HOLDING, 1998/99 \*\* ETHIOPIA.

ሠንጠረዥ መ.29 TABLE D.29 ስፋት በሺህ ሄክታር AREA('000 HECTARES)

የሰብል ዓይነት	የይዘታ መጠን (በሄክታር)								ጠቅላላ	
	ከ0.10 በታች	ከ0.10-0.50	ከ0.51-1.00	ከ1.01-2.00	ከ2.01-500	ከ5.01-10.00	ከ10.01 በላይ	ጠቅላላ		
የብርና የአገዳ እህሎች	596.71	3960.26	1448.15	471.01	84.99	20.82	161.93	6743.87	CEREALS	
ጤፍ	108.33	1261.91	511.15	143.18	20.61	-	45.70	2090.89	TEFF	
ገብስ	104.66	495.94	140.13	35.63	5.42	*	*	830.15	BARLEY	
ስንዴ	70.62	575.33	224.69	74.39	20.99	*	*	987.04	WHEAT	
በቆሎ	198.52	773.60	231.90	82.49	14.50	*	-	1302.91	MAIZE	
ማሽላ	83.08	590.36	245.70	99.80	16.66	1.51	*	1042.28	SORGHUM	
ዳጉሳ	22.68	232.81	90.24	35.03	6.81	3.93	*	446.63	MILLET	
አጃ	8.82	30.31	4.34	*	-	-	-	43.97	OATS	
ጥራጥሬዎች	161.12	597.22	91.79	13.53	4.24	*	*	875.36	PULSES	
ባቱላ	63.69	204.54	17.88	*	*	*	-	293.41	HORSE BEANS	
አተር	22.82	102.41	14.76	*	*	-	-	141.95	FIELD PEAS	
ቦሎቱ	39.98	71.31	11.27	*	*	-	*	129.45	HARICOT BEANS	
ሽንብራ	11.40	115.45	32.65	7.48	*	-	-	167.65	CHICK PEAS	
ምሥር	12.03	32.96	2.54	*	-	-	-	47.85	LENTILS	
ጓዶ	11.20	70.05	12.69	*	-	-	-	95.05	VETCH	
የቅባት እህሎች	40.42	227.01	86.51	18.46	*	-	-	374.82	OIL SEEDS	
የጉሎ ዘር	*	*	-	-	-	-	-	0.04	CASTOR BEAN	
ተልባ	14.13	57.98	14.90	*	-	-	-	90.44	LINSEED	
ለውዝ	2.11	10.48	*	-	-	-	-	15.03	GROUND NUT	
ኑግ	12.27	134.86	60.79	11.54	*	-	-	221.11	NEUG	
ጉመንዘር	4.48	4.97	*	-	-	-	-	10.42	RAPE SEED	
ሰሊጥ	4.21	16.32	7.42	3.50	*	-	-	32.20	SESAME	
ሱፍ	3.19	2.39	-	-	-	-	-	5.58	SUNFLOWER	
ሌሎች	155.96	88.44	6.70	1.90	*	*	*	254.30	OTHERS	
ጠቅላላ ጊዜያዊ ሰብሎች	954.21	4872.93	1633.15	504.90	91.74	24.75	166.63	8248.35	ALL TEMPORARY CROPS	
	UNDER 0.10	0.10-0.50	0.51-1.00	1.01-2.00	2.01-5.00	5.01-10.00	10.01+	TOTAL	CROP	
	SIZE OF HOLDING (HECTARES)									

\* These estimates could not be reported in this table because of high coefficient of variation(i.e less reliable).However they are consolidated in the total estimates.

\*\*የዘላን አካባቢዎችን አይጨምርም  
\*\*EXCLUDING NOMADIC AREAS.

- መረጃ አልተገኘም  
- Data not available.

በኢትዮጵያ\*\* ውስጥ በዋናው መኸር ወቅት በምርጥ ዘር፣ በመስኖ ዘዴ፣ በፀረ-ተባይ መድኃኒት እና ማዳበሪያ በመጠቀም የታረሰ ጠቅላላ መሬት ስፋት በሄክታር (ለግል ባለይዘታዎች ብቻ) 1989 ዓ.ም.  
 ESTIMATES OF IMPROVED SEED, IRRIGATION, PESTICIDE AND FERTILIZER APPLIED AREA AND THEIR PERCENTAGE DISTRIBUTION BY CROP FOR MEHER SEASON  
 OF PRIVATE HOLDINGS IN \*\* ETHIOPIA, 1996/97

ሠንጠረዥ መ.30

TABLE D.30

(በሺህ ሄክታር)

(000' HA)

የሰብል ዓይነት	የምርት ማሳደጊያ ዘዴና አጠቃቀም										CROP NAME
	ጠቅላላ የታረሰ		በምርጥ ዘር በመጠቀም		በመስኖ ዘዴ በመጠቀም ስፋት		ፀረ-ተባይ ማጥፊያ መድኃኒት በመጠቀም (ስፋት)		በማዳበሪያ በመጠቀም (ስፋት)		
	ስፋት	%	ስፋት	%	ስፋት	%	ስፋት	%	ስፋት	%	
የብርዕና የአገዳ አህሎች	6688.56	75.79	152.52	92.22	39.22	57.50	604.05	96.77	2501.98	87.95	CEREALS
ጤና	2167.77	24.56	37.24	22.52	4.79	7.02	318.55	51.03	1175.65	41.33	Teff
ገብስ	697.67	7.91	1.01	0.61	*	*	34.64	5.55	207.60	7.30	Barley
ስንዴ	772.23	8.75	50.29	30.41	0.80	1.17	158.83	25.45	443.69	15.60	Wheat
በቆሎ	1316.87	14.92	60.34	36.49	13.69	20.07	23.45	3.79	445.52	15.66	Maize
ማሽላ	1399.95	15.86	3.64	2.20	18.97	27.81	62.78	10.06	107.98	3.80	Sorghum
ግጥሚ	290.66	3.29	*	*	*	*	2.93	0.47	102.39	3.60	Millet
አጃ	43.41	0.49	*	*	*	*	*	*	19.15	0.67	Oats
ጥራጥሬዎች	905.35	10.26	*	*	*	*	8.78	1.41	78.10	2.75	PULSES
ባቱላ	329.31	3.73	*	*	*	*	2.11	0.34	41.45	1.46	Horse Beans
አተር	158.11	1.79	*	*	*	*	*	*	13.72	0.48	Field Peas
በሎቲ	112.81	1.28	*	*	*	*	*	*	11.99	0.42	Haricot Bean
ሽምብራ	147.90	1.68	*	*	*	*	*	*	4.88	0.17	Chick Peas
ምስር	52.81	0.60	*	*	*	*	*	*	3.65	0.13	Lentils
ጓያ	104.41	1.18	*	*	*	*	*	*	2.41	0.08	Vetch
የቅባት አህሎች	461.21	5.23	*	*	*	*	*	*	33.04	1.16	OILSEEDS
ኑግ	250.52	2.84	*	*	*	*	*	*	9.37	0.33	Neug
ተልባ	148.17	1.68	*	*	*	*	*	*	6.03	0.21	Linseed
ጉመን ዘር	21.40	0.24	*	*	*	*	*	*	*	*	Rape Seed
ሰውዝ	17.43	0.20	*	*	*	*	*	*	*	*	Ground Nuts
ሱፍ	5.17	0.06	*	*	*	*	*	*	*	*	Sunflower
ሰሊጥ	18.50	0.21	*	*	*	*	*	*	*	*	Sesame
የጉሎ ዘር	*	*	*	*	*	*	*	*	*	*	Castor Bean
ሌሎች	178.52	2.02	*	*	3.65	5.35	0.79	0.13	57.56	2.02	OTHERS
አብሽ	17.26	0.20	*	*	*	*	*	*	0.86	0.03	Fenugreek
ቅመማ ቅመም	53.98	0.61	*	*	0.54	0.79	*	*	21.99	0.77	Spices
ድንች	33.36	0.38	*	*	*	*	*	*	13.94	0.49	Potatoes
ሌሎች ጊዜያዊ ሰብሎች	73.92	0.84	*	*	2.34	3.43	0.38	0.06	20.77	0.73	Other Temporary
የጊዜያዊ ሰብሎች ድምር	8233.64	92.39	153.52	92.83	46.74	68.52	516.35	98.75	2670.68	93.88	ALL TEMPORARY
ጫት	81.23	0.92	*	*	4.53	6.64	2.00	0.32	25.14	0.88	Chat
ቡና	191.63	2.17	11.74	7.10	6.11	8.96	*	*	27.92	0.98	Coffee
እንሰት	260.00	2.95	*	*	*	*	*	*	112.98	3.97	Enset
ጥጥ	16.21	0.18	*	*	*	*	*	*	0.30	0.01	Cotton
ትምባሆ	2.09	0.02	*	*	*	*	*	*	0.31	0.01	Tobacco
ፍራፍሬዎች	17.74	0.20	*	*	3.87	5.67	*	*	2.74	0.10	Fruits
ሌሎች ቋሚ ተክሎች	22.86	0.26	*	*	4.61	6.76	*	*	4.79	0.17	Other Permanent
የቋሚ ተክሎች ድምር	591.76	6.71	11.86	7.17	21.47	31.48	7.83	1.25	174.18	6.12	TOTAL PERMANENT
የጠቅላላ ሰብል ድምር	8825.40	100.00	165.38	100.00	68.21	100.00	624.18	100.00	2844.86	100.00	ALL CROPS
	AREA	%	AREA	%	AREA	%	AREA	%	AREA	%	
	TOTAL CROP		IMPROVED SEED APPLIED		IRRIGATED		PESTICIDE APPLIED		FERTILIZER APPLIED		CROP NAME

\* These estimates could not be reported in this table because of high coefficient of variation (i.e less reliable). However they are consolidated in the total estimates.

\*\*የበለጠ አካባቢዎችን አይጨምርም  
 \*\*EXCLUDING NOMADIC AREAS

- መረጃ አልተገኘም  
 - Data not available.

በኢትዮጵያ\*\* ውስጥ በዋናው መኸር ወቅት በምርጥ ዘር፣ በመስኖ ዘዴ፣ በፀረ-ተባይ መድኃኒት እና ማዳበሪያ በመጠቀም የታረሰ ጠቅላላ መሬት ስፋት በሄክታር (ለግል ባለይዞታዎች ብቻ) 1990 ዓ.ም.  
 ESTIMATES OF IMPROVED SEED, IRRIGATION, PESTICIDE AND FERTILIZER APPLIED AREA AND THEIR PERCENTAGE DISTRIBUTION BY CROP FOR MEHER SEASON  
 OF PRIVATE HOLDINGS IN \*\*ETHIOPIA,1997/98

ሠንጠረዥ መ.31

TABLE D.31

በሺህ ሄክታር (000' HA)

የሰብል ዓይነት	የምርት ማሳደጊያ ዘዴና አጠቃቀም										CROP NAME
	ጠቅላላ የታረሰ		በምርጥ ዘር በመጠቀም		በመስኖ ዘዴ በመጠቀም ስፋት		ፀረ-ተባይ ማጥፊያ መድኃኒት በመጠቀም (ስፋት)		በማዳበሪያ በመጠቀም (ስፋት)		
	ስፋት	%	ስፋት	%	ስፋት	%	ስፋት	%	ስፋት	%	
የብርዕና የአገጽ እሀሎች	5599.94	74.01	134.90	90.20	34.56	54.31	671.88	96.15	2199.90	84.33	CEREALS
ጤፍ	1747.13	23.09	30.24	20.22	11.54	18.13	309.36	44.27	837.13	32.09	Teff
ገብስ	681.84	9.01	0.99	0.66	4.23	6.65	65.65	9.40	288.80	11.07	Barley
ስንዴ	787.61	10.41	43.93	29.37	2.54	3.99	246.18	35.23	477.00	18.29	Wheat
በቆሎ	1099.87	14.54	57.44	38.41	12.14	19.08	14.13	2.02	368.17	14.11	Maize
ማሽላ	954.38	12.61	2.30	1.54	3.69	5.80	29.78	4.26	99.33	3.81	Sorghum
ዳጉሣ	289.73	3.83	-	-	*	*	1.93	0.28	116.42	4.46	Millet
አጃ	39.38	0.52	-	-	*	*	*	*	13.05	0.50	Oats
ጥራጥሬዎች	837.34	11.07	0.50	0.33	1.92	3.02	15.81	2.26	116.75	4.48	PULSES
ባቄላ	266.17	3.52	*	*	0.84	1.32	4.11	0.59	51.66	1.98	Horse Beans
አተር	119.75	1.58	*	*	*	0.27	3.37	0.48	23.74	0.91	Field Peas
በሎቲ	92.19	1.22	*	*	0.23	0.36	*	*	20.62	0.79	Haricot Bean
ሽምብራ	169.97	2.25	*	*	0.26	0.41	2.27	0.32	7.62	0.29	Chick Peas
ምስር	47.09	0.62	*	*	-	-	*	*	10.40	0.40	Lentils
ጓዶ	142.17	1.88	-	-	*	*	*	*	2.71	0.10	Vetch
የቅባት እሀሎች	380.50	5.03	*	*	*	*	4.59	0.66	32.29	1.24	OILSEEDS
ነግ	195.23	2.58	*	*	*	*	*	*	10.85	0.42	Neug
ተልባ	134.64	1.78	*	*	*	*	3.80	0.54	11.46	0.44	Linseed
ጉመን ዘር	12.67	0.17	-	-	*	*	*	*	6.71	0.26	Rape Seed
ለውዝ	11.02	0.15	*	*	0.02	0.03	-	-	*	*	Ground Nuts
ሰፍ	3.32	0.04	-	-	-	-	-	-	0.13	-	Sunflower
ሰሊጥ	23.61	0.31	-	-	*	*	*	*	*	*	Sesame
የጉሎ ዘር	*	*	-	-	-	-	-	-	*	*	Castor Bean
ሌሎች	190.96	2.52	*	*	7.35	11.55	3.89	0.56	58.82	2.25	OTHERS
አብሽ	29.51	0.39	-	-	*	*	*	0.01	2.57	0.10	Fenugreek
ቅመማ ቅመም	61.44	0.81	*	*	0.64	1.01	1.09	0.16	17.10	0.66	Spices
ድኅች	27.94	0.37	-	-	1.43	2.25	*	*	13.95	0.53	Potatoes
ሌሎች ጊዜያዊ ሰብሎች	72.07	0.95	*	*	5.16	8.11	*	*	25.52	0.97	Other Temporary
የጊዜያዊ ሰብሎች ድምር	7008.74	92.62	137.59	92.00	44.78	70.36	696.17	99.63	2407.76	92.30	ALL TEMPORARY
ጫት	78.57	1.04	-	-	4.25	6.68	1.22	0.17	25.10	0.96	Chat
ቡና	195.70	2.59	11.84	7.92	5.63	8.85	0.57	0.08	33.15	1.27	Coffee
እንሰት	224.44	2.97	-	-	1.80	2.83	0.48	0.07	131.82	5.05	Enset
ጥጥ	*	*	-	-	*	*	*	*	0.89	0.03	Cotton
ትምባሆ	3.54	0.05	-	-	*	*	*	*	0.68	0.03	Tobacco
ፍራፍሬዎች	19.44	0.26	0.09	0.06	4.60	7.23	*	*	4.13	0.16	Fruits
ሌሎች ቋሚ ተክሎች	21.87	0.29	-	-	2.51	3.94	-	-	5.02	0.19	Other Permanent
የቋሚ ተክሎች ድምር	558.22	7.38	11.97	8.00	18.86	29.64	2.59	0.37	200.79	7.70	TOTAL PERMANENT
የጠቅላላ ሰብል ድምር	7566.96	100.00	149.56	100.00	63.64	100.00	698.76	100.00	2608.55	100.00	ALL CROPS
	AREA	%	AREA	%	AREA	%	AREA	%	AREA	%	
	TOTAL CROP		IMPROVED SEED APPLIED		IRRIGATED		PESTICIDE APPLIED		FERTILIZER APPLIED		CROP NAME

\* These estimates could not be reported in this table because of high coefficient of variation (i.e less reliable).However they are consolidated in the total estimates.

\*\*የዘላን አካባቢዎችን አይጨምርም  
 \*\*EXCLUDING NOMADIC AREAS

- መረጃ አልተገኘም  
 - Data not available.

በኢትዮጵያ\*\* ውስጥ በዋናው መኸር ወቅት በምርጥ ዘር፣ በመስኖ ዘዴ፣ በፀረ-ተባይ መድኃኒት እና ማዳበሪያ በመጠቀም የታረሰ ጠቅላላ መሬት ስፋት በሄክታር (ለግል ባለይዞታዎች ብቻ) 1991 ዓ.ም.  
 ESTIMATES OF IMPROVED SEED, IRRIGATION, PESTICIDE AND FERTILIZER APPLIED AREA AND THEIR PERCENTAGE DISTRIBUTION BY CROP FOR MEHER SEASON  
 OF PRIVATE HOLDINGS IN \*\* ETHIOPIA, 1998/99

ሠንጠረዥ መ.32

TABLE D.32

በሺህ ሄክታር (000' HA)

የሰብል ዓይነት	ጠቅላላ የታረሰ		በምርጥ ዘር በመጠቀም		በመስኖ ዘዴ በመጠቀም ስፋት		ፀረ-ተባይ ማጥፊያ መድኃኒት በመጠቀም (ስፋት)		በማዳበሪያ በመጠቀም (ስፋት)		CROP NAME
	ስፋት	%	ስፋት	%	ስፋት	%	ስፋት	%	ስፋት	%	
	AREA	%	AREA	%	AREA	%	AREA	%	AREA	%	
የብርዕ፣ የእገዳ እህሎች	6743.87	75.57	218.00	91.21	30.11	47.67	360.27	96.60	2936.85	85.25	CEREALS
ጤፍ	2090.89	23.43	22.41	9.38	2.89	4.57	143.07	37.17	1074.29	31.19	Teff
ገብስ	830.15	9.30	*	*	*	3.58	35.13	9.13	368.27	10.69	Barley
ሰንደ	987.04	11.06	59.33	24.82	2.57	4.07	138.15	35.89	648.78	18.83	Wheat
በቆሎ	1302.91	14.60	131.78	55.13	13.65	21.61	20.75	5.39	499.93	14.51	Maize
ማሽላ	1042.28	11.68	1.99	0.83	7.24	11.46	17.89	4.65	126.75	3.68	Sorghum
ዳጉሣ	446.63	5.00	-	-	*	*	4.13	1.07	201.38	5.85	Millet
እጃ	43.97	0.49	-	-	*	*	1.15	0.30	17.45	0.51	Oats
ጥራጥሬዎች	875.36	9.81	*	*	2.66	4.21	7.39	1.92	123.76	3.59	PULSES
ባቁላ	293.41	3.29	*	*	*	*	3.39	0.88	57.98	1.68	Horse Beans
አተር	141.95	1.59	*	*	*	*	1.28	0.33	35.60	1.03	Field Peas
በሎቲ	129.45	1.45	*	*	0.57	0.90	0.93	0.24	20.35	0.59	Haricot Bean
ሽምብራ	167.65	1.88	*	*	1.48	2.34	0.79	0.21	4.65	0.13	Chick Peas
ምስር	47.85	0.54	*	*	*	*	*	*	3.94	0.11	Lentils
ጓያ	95.05	1.07	-	-	*	*	*	*	1.24	0.04	Vetch
የቅባት እህሎች	374.82	4.20	*	*	*	*	2.90	0.75	26.86	0.78	OILSEEDS
ኑግ	221.11	2.48	*	*	*	*	1.01	0.26	9.66	0.28	Neug
ተልባ	90.44	1.01	*	*	*	*	1.48	0.38	5.95	0.17	Linseed
ጉመን ዘር	10.42	0.12	-	-	*	*	*	*	6.46	0.19	Rape Seed
ሰውዝ	15.03	0.17	*	*	0.06	0.09	0.01	-	2.71	0.08	Ground Nuts
ሱፍ	5.58	0.06	-	-	*	*	*	*	*	*	Sunflower
ሰሊጥ	32.20	0.36	-	-	*	*	*	*	*	*	Sesame
የጉሎ ዘር	*	*	-	-	*	*	-	-	*	*	Castor Bean
ሌሎች	254.30	2.85	1.71	0.72	8.83	13.98	3.12	0.81	91.90	2.67	OTHERS
አብሽ	21.43	0.24	-	-	**	**	**	0.01	1.42	0.04	Fenugreek
ቅመማ ቅመም	54.05	0.61	-	-	1.12	1.77	0.54	0.14	17.60	0.51	Spices
ድጎች	50.95	0.57	-	-	1.53	2.42	*	*	26.45	0.77	Potatoes
ሌሎች ጊዜያዊ ሰብሎች	127.87	1.43	1.70	0.71	5.96	9.43	*	*	46.43	1.35	Other Temporary
የጊዜያዊ ሰብሎች ድምር	8248.35	92.43	221.83	92.81	41.82	66.20	373.68	97.08	3179.37	92.29	ALL TEMPORARY
ጫት	94.33	1.06	-	-	7.10	11.24	2.99	0.78	32.95	0.96	Chat
ቡና	251.31	2.82	16.13	6.75	3.98	6.30	4.36	1.13	42.75	1.24	Coffee
እንሰት	257.91	2.89	-	-	1.71	2.71	3.54	0.92	173.64	5.04	Enset
ጥጥ	*	*	-	-	*	*	*	*	*	*	Cotton
ትምባሆ	2.12	0.02	*	*	0.01	0.02	-	-	0.48	0.01	Tobaco
ፍራፍሬዎች	24.09	0.27	*	*	*	*	-	-	6.26	0.18	Fruits
ሌሎች ቋሚ ተክሎች	29.52	0.33	*	*	4.09	6.49	*	*	7.72	0.22	Other Permanent
የቋሚ ተክሎች ድምር	675.90	7.57	17.19	7.19	21.35	33.80	11.22	2.92	265.46	7.71	TOTAL PERMANENT
የጠቅላላ ሰብል ድምር	8924.25	100.00	239.02	100.00	63.17	100.00	384.90	100.00	3444.83	100.00	ALL CROPS
	AREA	%	AREA	%	AREA	%	AREA	%	AREA	%	
	TOTAL CROP		IMPROVED SEED APPLIED		IRRIGATED		PESTICIDE APPLIED		FERTILIZER APPLIED		CROP NAME

\* These estimates could not be reported in this table because of high coefficient of variation (i.e less reliable). However they are consolidated in the total estimates.

\*\*የዘላን አካባቢዎችን አይጨምርም  
 \*\*EXCLUDING NOMADIC AREAS

- መረጃ አልተገኘም  
 - Data not available.

በኢትዮጵያ \*\*ውስጥ በዋናው መክር ወቅት ማዳበሪያ የተደረገበት መሬት ስፋት የማዳበሪያ ዓይነት ለግል ባለይዘቶች 1989 ዓ.ም.

ESTIMATES OF FERTILIZER APPLIED AREA BY TYPE OF FERTILIZER FOR MEHER SEASON CROPS OF PRIVATE HOLDINGS IN \*\*ETHIOPIA, 1996/97

የሰበል ዓይነት	ጠቅላላ	የተፈጥሮ	ዳፕ	ዩሪያ	ዳፕና ዩሪያ	(በሺህ ሄክታር)		CROP NAME
						የተፈጥሮ	የኢንዱስትሪ	
የብርዕና የአገዳ አሰሎች	2501.98	320.99	1278.70	260.22	611.97	30.08		CEREALS
ጤፍ	1175.65	21.05	657.70	125.28	363.22	8.39		Teff
ገብስ	207.60	25.65	143.28	20.14	16.93	1.59		Barley
ስንዴ	443.69	11.48	218.96	42.44	165.50	5.30		Wheat
በቆሎ	445.52	192.52	147.24	45.50	48.88	11.38		Maize
ማሸላ	107.98	63.87	13.41	12.69	14.60	3.42		Sorghum
ዳጉሣ	102.39	5.89	84.74	10.74	*	*		Millet
አጃ	19.15	0.53	*	*	*	*		Oats
ጥራጥራዎች	78.10	18.27	45.14	4.77	8.28	1.63		PULSES
ባቂላ	41.45	10.23	28.15	0.65	1.75	*		Horse Beans
አተር	13.72	2.17	8.39	0.86	2.16	*		Field Peas
በሰቂቱ	11.99	5.03	2.40	2.90	*	*		Haricot Bean
ሸምብራ	4.88	*	*	*	*	*		Chick Peas
ምስር	3.65	*	1.93	*	1.42	*		Lentils
ጓያ	2.41	*	*	*	*	*		Vetch
የቅባት አሰሎች	33.04	4.23	26.00	1.69	0.71	*		OILSEEDS
ኑግ	9.37	*	7.35	*	*	*		Neug
ተልባ	6.03	0.50	*	*	*	*		Linseed
ጎመን ዘር	*	2.19	*	*	*	*		Rape Seed
ለውዝ	*	*	*	*	*	0.02		Ground Nuts
ሱፍ	*	*	*	*	*	*		Sunflower
ሰሊጥ	*	*	*	0.05	*	*		Sesame
የጎሎ ዘር	*	*	*	*	*	*		Castor Bean
ሌሎች	57.56	26.38	22.59	*	1.32	0.33		OTHERS
አብሽ	0.86	0.21	*	*	*	*		Fenugreek
ቅመማ ቅመማ	21.99	4.92	11.96	*	*	*		Spices
ድንች	13.94	5.57	6.81	1.28	0.63	*		Potatoes
ሌሎች ጊዜያዊ ሰብሎች	20.77	15.68	3.33	0.88	0.63	0.26		Other Temporary
የጊዜያዊ ሰብሎች ድምር	2670.68	369.87	1372.43	273.64	622.28	32.45		ALL TEMPORARY
ጫት	25.14	15.22	1.39	3.58	2.79	*		Chat
ቡና	27.92	23.96	1.41	1.62	*	*		Coffee
እንሰት	112.98	111.25	0.33	*	*	*		Enset
ጥጥ	0.30	0.29	*	*	*	*		Cotton
ትምባሆ	0.31	0.29	*	*	*	*		Tobacco
ፍራፍሬዎች	2.74	2.37	*	*	0.03	*		Fruits
ሌሎች ቋሚ ተክሎች	4.79	4.35	*	*	0.11	*		Other Permanent
የቋሚ ተክሎች ድምር	174.18	157.73	3.46	5.97	3.78	*		TOTAL PERMANENT
የጠቅላላ ሰብል ድምር	2844.86	527.60	1375.89	279.61	626.06	35.67		ALL CROPS
	TOTAL	NATURAL	DAP	UREA	DAP + UREA	NAT + COMM		

\* These estimates could not be reported in this table because of high coefficient of variation (i.e less reliable). However they are consolidated in the total estimates.

- መረጃ አልተገኘም  
- Data not available.

\*\*የዘላን አካባቢዎችን አይጨምርም  
\*\*EXCLUDING NOMADIC AREAS

በኢትዮጵያ \*\*ውስጥ በዋናው መኸር ወቅት ማዳበሪያ የተደረገበት መሬት ስፋት  
 የማዳበሪያ ዓይነት ለገልባ ባለይዘታዎች 1990 ዓ.ም.  
 ESTIMATES OF FERTILIZER APPLIED AREA BY TYPE OF FERTILIZER FOR  
 MEHER SEASON CROPS OF PRIVATE HOLDINGS IN  
 \*\*ETHIOPIA, 1997/98

ሠንጠረዥ መ.34 TABLE D.34 (በሺ.ህ ሄክታር) (000' HA)

የሰብል ዓይነት	ጠቅላላ	የተፈጥሮ	ዳፕ	ዩሪያ	ዳፕና ዩሪያ	የተፈጥሮና የኢንዱስትሪ	
የብርዕና የአገዳ እህሎች	2199.90	347.94	1091.50	207.64	511.90	40.93	CEREALS
ጤፍ	837.13	36.57	444.74	71.32	268.43	16.06	Teff
ገብስ	288.80	50.98	157.79	59.81	16.74	3.48	Barley
ሰንደ	477.00	19.79	262.40	36.56	150.06	8.19	Wheat
በቆሎ	368.17	161.93	115.52	25.64	57.21	7.88	Maize
ማሽላ	99.33	67.64	12.49	5.11	9.79	4.30	Sorghum
ዳገ-ማ	116.42	10.65	87.91	8.04	8.82	1.01	Millet
አጃ	13.05	0.38	10.65	1.16	0.85	*	Oats
ጥራጥሬዎች	116.75	33.01	58.64	12.32	12.29	0.52	PULSES
ባቂላ	51.66	17.04	31.87	1.64	0.90	*	Horse Beans
አተር	7.62	3.92	1.41	*	1.72	*	Field Peas
በሎቂ	20.62	5.38	5.09	*	*	*	Haricot Bean
ሽምብራ	23.74	4.32	15.42	0.97	3.01	*	Chick Peas
ምስር	10.40	0.53	4.28	*	*	*	Lentils
ዓያ	2.71	1.82	0.57	*	0.22	*	Vetch
የቅባት እህሎች	32.29	10.27	19.15	*	1.13	*	OILSEEDS
ኑግ	10.85	5.24	4.86	*	*	*	Neug
ተልባ	11.46	0.87	9.97	*	*	*	Linseed
ጎመን ዘር	6.71	1.61	4.07	*	*	*	Rape Seed
ለውዝ	*	*	*	*	*	*	Ground Nuts
ሱፍ	0.13	0.08	*	*	*	*	Sunflower
ሰሊጥ	*	*	*	*	*	*	Sesame
የጎሎ ዘር	*	*	*	*	*	*	Castor Bean
ሌሎች	58.82	33.49	16.21	*	3.27	0.89	OTHERS
አብሽ	2.57	0.40	0.95	0.79	*	*	Fenugreek
ቅመማ ቅመም	17.10	6.22	7.16	2.13	1.21	0.39	Spices
ድንች	13.95	5.96	5.83	1.70	0.35	*	Potatoes
ሌሎች ጊዜያዊ ሰብሎች	25.20	20.91	2.27	0.35	1.28	0.39	Other Temporary
የጊዜያዊ ሰብሎች ድምር	2407.76	424.71	1185.50	226.36	528.59	42.66	ALL TEMPORARY
ጫት	25.10	20.12	1.43	1.36	1.04	1.14	Chat
ቡና	33.15	26.26	2.21	0.30	*	0.40	Coffee
አንሰት	131.82	129.79	0.94	*	*	*	Enset
ጥጥ	0.89	*	*	*	*	*	Cotton
ትምባሆ	0.68	0.58	*	*	*	*	Tobaco
ፍራፍሬዎች	4.13	3.66	*	*	*	*	Fruits
ሌሎች ቋሚ ተክሎች	5.02	4.41	0.40	*	*	*	Other Permanent
የቋሚ ተክሎች ድምር	200.79	185.24	5.45	2.08	*	2.67	TOTAL PERMANENT
የጠቅላላ ሰብል ድምር	2608.55	609.95	1190.95	228.44	533.93	45.33	ALL CROPS
					DAP	NAT	CROP NAME
	TOTAL	NATURAL	DAP	UREA	+UREA	+ COMM	

\* These estimates could not be reported in this table because of high coefficient of variation (i.e less reliab (i.e less reliable).However they are consolidated in the total estimates.

\*\*የዘላን እካባቢዎችን አይጨምርም  
 \*\*EXCLUDING NOMADIC AREAS

- መረጃ አልተገኘም  
 - Data not available.

በኢትዮጵያ \*\*ውስጥ በዋናው መኸር ወቅት ማዳበሪያ የተደረገበት መሬት ስፋት የማዳበሪያ ዓይነት ለገል ባለይዞታዎች 1991 ዓ.ም.

ESTIMATES OF FERTILIZER APPLIED AREA BY TYPE OF FERTILIZER FOR MEHER SEASON CROPS OF PRIVATE HOLDINGS IN \*\*ETHIOPIA, 1998/99

የሰብል ዓይነት	ጠቅላላ	የተፈጥሮ	ዳፕ	ዩሪያ	ዳፕና ዩሪያ	የተፈጥሮና የኢንዱስትሪ	(በሺህ ሄክታር)	(000' HA)
የብርዕና የአገዳ እሀሎች	2936.85	473.48	1050.42	130.12	1212.35	70.51	CEREALS	
ጠፍ	1074.29	32.34	383.02	65.45	571.78	21.70	Teff	
ጎብስ	368.27	*	192.30	10.25	68.13	4.70	Barley	
ስንዴ	648.78	18.54	278.59	23.11	316.52	12.03	Wheat	
በቆሎ	499.93	228.15	96.33	16.23	138.24	20.98	Maize	
ማሽለ	126.75	88.92	8.31	4.74	17.38	7.41	Sorghum	
ዳጎሳ	201.38	11.77	77.96	9.97	*	3.27	Millet	
አጃ	17.45	0.86	13.91	*	1.89	*	Oats	
ጥሬጥሬዎች	123.76	33.32	63.91	7.83	16.05	2.65	PULSES	
ባቱላ	57.98	20.62	28.49	2.05	5.95	0.87	Horse Beans	
አተር	4.65	1.30	*	*	0.96	*	Field Peas	
በሎቲ	20.35	6.52	7.14	2.93	2.32	1.44	Haricot Bean	
ሽምብራ	35.60	3.93	24.32	*	4.78	*	Chick Peas	
ምስር	3.94	0.39	1.48	*	1.71	*	Lentils	
ዓያ	1.24	0.56	0.23	*	*	*	Vetch	
የቅባት እሀሎች	26.86	10.11	11.01	1.39	4.12	0.30	OILSEEDS	
ኑግ	9.66	3.74	3.27	*	2.07	*	Neug	
ተልባ	5.95	0.87	4.12	*	0.64	*	Linseed	
ጎመን ዘር	6.46	2.24	3.17	*	*	*	Rape Seed	
ለውዝ	2.71	*	*	0.03	*	*	Ground Nuts	
ሱፍ	*	0.10	*	0.03	*	*	Sunflower	
ሰሊጥ	*	0.57	*	-	*	*	Sesame	
የጎሎ ዘር	*	*	-	-	-	-	Castor Bean	
ሌሎች	91.90	60.67	17.14	4.49	7.98	1.64	OTHERS	
አብሽ	1.42	0.45	0.42	*	0.48	*	Fenugreek	
ቅመማ ቅመም	17.60	8.16	4.76	0.91	3.28	0.50	Spices	
ድንቻ	26.45	14.29	8.48	1.06	1.95	*	Potatoes	
ሌሎች ጊዜያዊ ሰብሎች	46.43	37.77	3.48	2.48	2.27	0.43	Other Temporary	
የጊዜያዊ ሰብሎች ድምር	3179.37	577.58	1142.48	143.78	1240.50	75.10	ALL TEMPORARY	
ጫት	32.95	26.01	0.94	2.35	1.73	1.92	Chat	
ቡና	42.75	36.37	2.73	1.89	0.64	1.12	Coffee	
እንሰት	173.64	170.86	0.53	0.33	*	*	Enset	
ጥጥ	*	0.50	0.08	*	*	*	Cotton	
ትምባሆ	0.48	0.47	*	-	-	-	Tobaco	
ፍሬፍሬዎች	6.26	5.08	*	0.18	0.12	0.13	Fruits	
ሌሎች ዲግሪ ተክሎች	7.72	7.22	0.08	0.17	*	*	Other Permanent	
የዲግሪ ተክሎች ድምር	265.46	246.51	5.11	5.00	3.83	4.99	TOTAL PERMANENT	
የጠቅላላ ሰብል ድምር	3444.83	824.09	1147.59	148.78	1244.33	80.09	ALL CROPS	
	TOTAL	NATURAL	DAP	UREA	DAP +UREA	NAT + COMM	CROP NAME	

\* These estimates could not be reported in this table because of high coefficient of variation (i.e less relial (i.e less reliable).However they are consolidated in the total estimates.

\*\*የበላን አካባቢዎችን አይጨምርም  
\*\*EXCLUDING NOMADIC AREAS

- መረጃ አልተገኘም  
- Data not available.

በኢትዮጵያ\*\* ውስጥ በዋናው መከር ወትት በጥቅም ላይ የዋለ የማዳበሪያ መጠንና ዓይነት ለግል ባለይዘታዎች 1989 ዓ.ም.

ESTIMATES OF QUANTITY OF COMMERCIAL FERTILIZER APPLIED BY TYPE OF FERTILIZER FOR MEHER SEASON CROPS OF PRIVATE HOLDINGS IN \* \*ETHIOPIA, 1996/97

የሰብል ስም	ጠቅላላ	ዳፕ	ዩሪያ	ዳፕና ዩሪያ	የተፈጥሮና የአንጻራት	(በሺህ ኩንታል) (000' QT)
የብርዕና የአገዳ አህሎች	2411.93	1123.89	236.09	1001.74	50.20	CEREALS
ጠፍ	1174.33	538.80	86.10	539.00	10.43	Teff
ገብስ	177.30	130.94	20.78	21.74	*	Barley
ስንዴ	576.89	238.80	35.18	294.72	8.50	Wheat
በቆሎ	336.80	135.76	68.99	114.17	17.86	Maize
ማሸላ	71.05	14.59	17.51	29.77	*	Sorghum
ዳገ-ሣ	65.21	56.52	6.47	*	*	Millet
አጃ	10.35	*	*	*	-	Oats
ጥራጥራዎች	74.21	42.66	9.74	19.30	*	PULSES
ባቁላ	30.96	26.55	0.77	2.69	*	Horse Beans
አተር	9.02	6.54	0.81	*	*	Field Peas
በሎቂ	25.47	4.27	*	*	*	Haricot Bean
ሽምብራ	3.64	2.49	*	0.92	-	Chick Peas
ምስር	3.61	*	*	1.16	-	Lentils
ጓያ	1.51	*	*	*	-	Vetch
የቅባት አህሎች	33.04	28.71	1.37	*	0.79	OILSEEDS
ነግ	4.68	*	*	-	-	Neug
ተልባ	3.22	*	*	*	-	Linseed
ጎመን ዘር	*	18.37	*	*	*	Rape Seed
ለውዝ	*	*	0.31	*	*	Ground Nuts
ሱፍ	*	*	*	*	-	Sunflower
ሰሊጥ	*	*	*	-	-	Sesame
የጉሎ ዘር	-	-	-	-	-	Castor Bean
ሌሎች	62.87	36.66	*	6.07	1.24	OTHERS
አብሽ	0.69	*	*	0.05	-	Fenugreek
ቅመማ ቅመም	*	25.53	*	*	*	Spices
ድንች	12.00	7.05	3.32	*	*	Potatoes
ሌሎች ጊዜያዊ ሰብሎች	11.11	3.62	2.18	4.23	*	Other Temporary
የጊዜያዊ ሰብሎች ድምር	2582.05	1231.92	266.11	1029.28	54.71	ALL TEMPORARY
ጫት	48.65	5.23	14.94	19.01	*	Chat
ቡና	8.91	3.79	2.16	*	*	Coffee
እንሰት	2.99	*	*	*	*	Enset
ጥጥ	*	-	-	*	-	Cotton
ትምባሆ	*	*	*	-	-	Tobacco
ፍራፍራዎች	*	*	*	*	*	Fruits
ሌሎች ቋሚ ተክሎች	1.03	0.35	*	*	-	Other Permanent
የቋሚ ተክሎች ድምር	63.74	10.14	18.64	21.54	*	TOTAL PERMANENT
የጠቅላላ ሰብል ድምር	2645.79	1242.06	284.75	1050.82	68.14	ALL CROPS
TOTAL		DAP	UREA	DAP + UREA	NAT + COMM	CROP NAME

\* These estimates could not be reported in this table because of high coefficient of variation (i.e less relia (i.e less reliable).However they are consolidated in the total estimates.

\*\*የዘላን አካባቢዎችን አይጨምርም  
\*\*EXCLUDING NOMADIC AREAS

- መረጃ አልተገኘም  
- Data not available.

በኢትዮጵያ\*\* ውስጥ በዋናው መኸር ወቅት በጥቅም ላይ የዋለ የማዳበሪያ መጠንና ዓይነት ለግል ባለይዘታዎች 1990 ዓ.ም.

ESTIMATES OF QUANTITY OF COMMERCIAL FERTILIZER APPLIED BY TYPE OF FERTILIZER FOR MEHER SEASON CROPS OF PRIVATE HOLDINGS IN \*\*ETHIOPIA, 1997/98

የሰብል ስም	ጠቅላላ	ዳፕ	ዩሪያ	ዳፕና ዩሪያ	የተፈጥሮና የኢንዱስትሪ	(በሺህ ኩንታል)	(000' QT)
የብርዕና የአገዳ አህሎች	2147.31	1061.54	215.62	810.35	59.81	CEREALS	
ጤፍ	888.46	409.42	70.14	389.59	19.32	Teff	
ገብስ	232.42	153.34	50.72	23.98	4.38	Barley	
ስንዴ	606.80	286.25	38.31	267.92	14.32	Wheat	
በቆሎ	288.87	127.61	39.04	108.44	13.77	Maize	
ማሽላ	40.86	13.40	9.84	11.15	6.47	Sorghum	
ዳጉሣ	80.42	63.05	6.97	8.88	*	Millet	
አጃ	9.48	8.47	0.60	0.39	*	Oats	
ጥሬጥሬዎች	85.09	54.37	12.18	17.26	1.29	PULSES	
ባቄላ	36.53	31.77	1.45	*	*	Horse Beans	
አተር	3.26	1.03	1.18	*	*	Field Peas	
በለቄ	18.92	7.18	8.85	2.70	0.20	Haricot Bean	
ሽምብራ	17.22	11.25	*	1.77	*	Chick Peas	
ምስር	7.71	2.46	*	*	*	Lentils	
ጓያ	1.45	0.68	*	0.34	*	Vetch	
የቅባት አህሎች	21.86	16.23	2.73	2.45	*	OILSEEDS	
ነግ	3.89	2.89	*	*	-	Neug	
ተልባ	7.14	5.90	*	*	-	Linseed	
ጎመን ዘር	9.50	6.73	*	*	*	Rape Seed	
ሰውዝ	*	*	0.11	*	*	Ground Nuts	
ሱፍ	*	*	*	-	-	Sunflower	
ሰሊጥ	*	*	-	-	-	Sesame	
የጎሎ ዘር	-	-	-	-	-	Castor Bean	
ሌሎች	45.80	26.47	7.93	9.01	2.37	OTHERS	
አብሽ	1.99	*	*	0.45	-	Fenugreek	
ቅመማ ቅመም	18.86	11.48	3.60	3.24	0.54	Spices	
ድኝት	12.87	9.99	2.22	0.60	*	Potatoes	
ሌሎች ጊዜያዊ ሰብሎች	12.08	3.83	1.75	4.72	1.77	Other Temporary	
የጊዜያዊ ሰብሎች ድምር	2300.06	1158.61	238.46	839.07	63.91	ALL TEMPORARY	
ጫት	27.20	*	10.49	5.79	4.63	Chat	
ቡና	16.28	9.47	2.93	2.44	1.43	Coffee	
እንሰት	6.60	*	*	*	1.54	Enset	
ጥጥ	*	*	*	*	-	Cotton	
ትምባሆ	*	*	-	-	-	Tobacco	
ፍራፍሬዎች	3.63	2.40	*	*	*	Fruits	
ሌሎች ቋሚ ተክሎች	*	*	*	*	*	Other Permanent	
የቋሚ ተክሎች ድምር	58.76	25.57	14.53	9.85	8.81	TOTAL PERMANENT	
የጠቅላላ ሰብል ድምር	2358.82	1184.18	252.99	848.92	72.72	ALL CROPS	
	TOTAL	DAP	UREA	DAP + UREA	NAT + COMM	CROP NAME	

\* These estimates could not be reported in this table because of high coefficient of variation (i.e less relia (i.e less reliable).However they are consolidated in the total estimates.

\*\*የበላን አካባቢዎችን አይጨምርም  
\*\*EXCLUDING NOMADIC AREAS

- መረጃ አልተገኘም  
- Data not available.

በኢትዮጵያ\*\* ውስጥ በዋ ው መኸር ወቅት በጥቅም ላይ የዋለ የማዳበሪያ መጠን ዓይነት ለግል ባለቤታዎች 1991 ዓ.ም.

ESTIMATES OF QUANTITY OF COMMERCIAL FERTILIZER APPLIED BY TYPE OF FERTILIZER FOR MEHER SEASON CROPS OF PRIVATE HOLDINGS IN \* \*ETHIOPIA, 1998/99

የሰብል ስም	ጠቅላላ	ዳፕ	ዩሪያ	ዳፕ ዩሪያ	የተፈጥሮ የኢ. ዳ.ስትሪ	(በሺ.ህ ኩ ታል) (000' QT)
<b>የብርዕ የአገዳ እህሎች</b>	2563.72	254.82	43.08	322.43	1943.38	CEREALS
ጠፍ	512.47	72.98	15.70	128.38	295.41	Teff
ገብስ	410.00	46.56	5.74	23.51	334.20	Barley
ስ ዶ	334.84	66.70	8.45	91.29	168.39	Wheat
በቆሎ	835.27	45.84	7.35	61.02	721.06	Maize
ማሽላ	325.72	3.35	2.69	6.02	313.66	Sorghum
ዳገሣ	117.55	13.07	3.08	11.67	89.73	Millet
አጃ	27.87	6.32	*	0.54	20.93	Oats
<b>ጥራጥሬዎች</b>	516.48	29.24	6.09	10.16	471.00	PULSES
ባቱላ	209.86	13.05	1.36	4.09	191.36	Horse Beans
አተር	48.14	*	0.02	*	47.35	Field Peas
በሎቲ	81.85	3.88	2.34	2.40	73.23	Haricot Bean
ሽምብራ	98.59	8.46	*	1.88	86.39	Chick Peas
ምስር	46.23	3.55	*	*	40.93	Lentils
ጓይ	31.81	*	*	*	31.74	Vetch
<b>የቅባት እህሎች</b>	135.73	5.18	*	1.49	128.70	OILSEEDS
ን	52.24	*	*	*	51.51	Neug
ተልባ	54.00	*	*	*	52.64	Linseed
ጎመ ዘር	11.44	4.29	*	*	6.88	Rape Seed
ሰውዝ	8.96	*	0.01	*	8.74	Ground Nuts
ሱፍ	1.34	*	*	*	*	Sunflower
ሰሊጥ	7.75	*	-	*	7.72	Sesame
የገሎ ዘር	-	-	-	-	-	Castor Bean
<b>ሌሎች</b>	330.75	15.59	5.26	9.79	300.12	OTHERS
አብሽ	26.09	*	0.01	*	24.37	Fenugreek
ቅመማ ቅመም	80.90	3.70	1.01	3.38	72.81	Spices
ድ ች	87.26	6.43	*	2.64	76.94	Potatoes
ሌሎች ጊዜያዊ ሰብሎች	136.50	4.87	2.99	2.64	126.00	Other Temporary
የጊዜያዊ ሰብሎች ድምር	3546.68	304.83	54.78	343.87	2843.20	ALL TEMPORARY
ጫት	50.95	0.41	1.28	0.74	48.52	Chat
ቡ	185.53	1.34	0.81	0.50	182.89	Coffee
እ ሱት	63.37	*	0.08	*	62.67	Enset
ጥጥ	3.95	*	*	*	3.89	Cotton
ትምባሆ	1.83	*	-	-	1.83	Tobacco
ፍራፍሬዎች	14.35	*	0.12	0.09	13.70	Fruits
ሌሎች ቋሚ ተ ሎች	24.38	0.09	0.15	*	24.02	Other Permanent
የቋሚ ተ ሎች ድምር	344.36	2.75	2.45	1.66	337.52	TOTAL PERMANENT
የጠቅላላ ሰብል ድምር	3891.04	307.58	57.23	345.53	3180.72	ALL CROPS
	TOTAL	DAP	UREA	DAP + UREA	NAT + COMM	CROP NAME

\* These estimates could not be reported in this table because of high coefficient of variation (i.e less relia (i.e less reliable).However they are consolidated in the total estimates.

\*\*የዘለ አ ባቢዎች አይጨምርም  
\*\*EXCLUDING NOMADIC AREAS

- መረጃ አልተገኘም  
- Data not available.

ክፍል ሠ - ማዕድን

**SECTION E - MINING**

## ክፍል ሠ - ማዕድን

የማዕድን ሥራ የሚመለከተው መረጃ የተገኘው ከማዕድንና ኢነርጂ ሚኒስቴር፣ ከኢትዮጵያ ማዕድን ልማት ኢንተርፕራይዝ እና ከብሔራዊ ማዕድን ኮርፖሬሽን ነው። የዘመኑ አቆጣጠር በኢትዮጵያ የበጀት ዓመት መሠረት ነው።

ሠንጠረዥ ሠ.1 እና ሠ.2:- በእነዚህ ሠንጠረዦች የተመለከተው ከ1982-1991 ያለውን የማዕድን ምርት መጠንና ዋጋ ነው። ስለዋጋውም የቀረበው ሂሳብ የውጤቱን ጠቅላላ ዋጋ ያመለክታል።

ሠንጠረዥ ሠ.3 እና ሠ.4:- እነዚህ ሠንጠረዦች የሚያመለክቱት ከ1987-1991 ለማዕድን ፍለጋና ማስፋፊያ የመዋዕለ ንዋይ ወጭ፣ የወጭው ምንጭና የአወጣጡ ሁኔታ ነው።

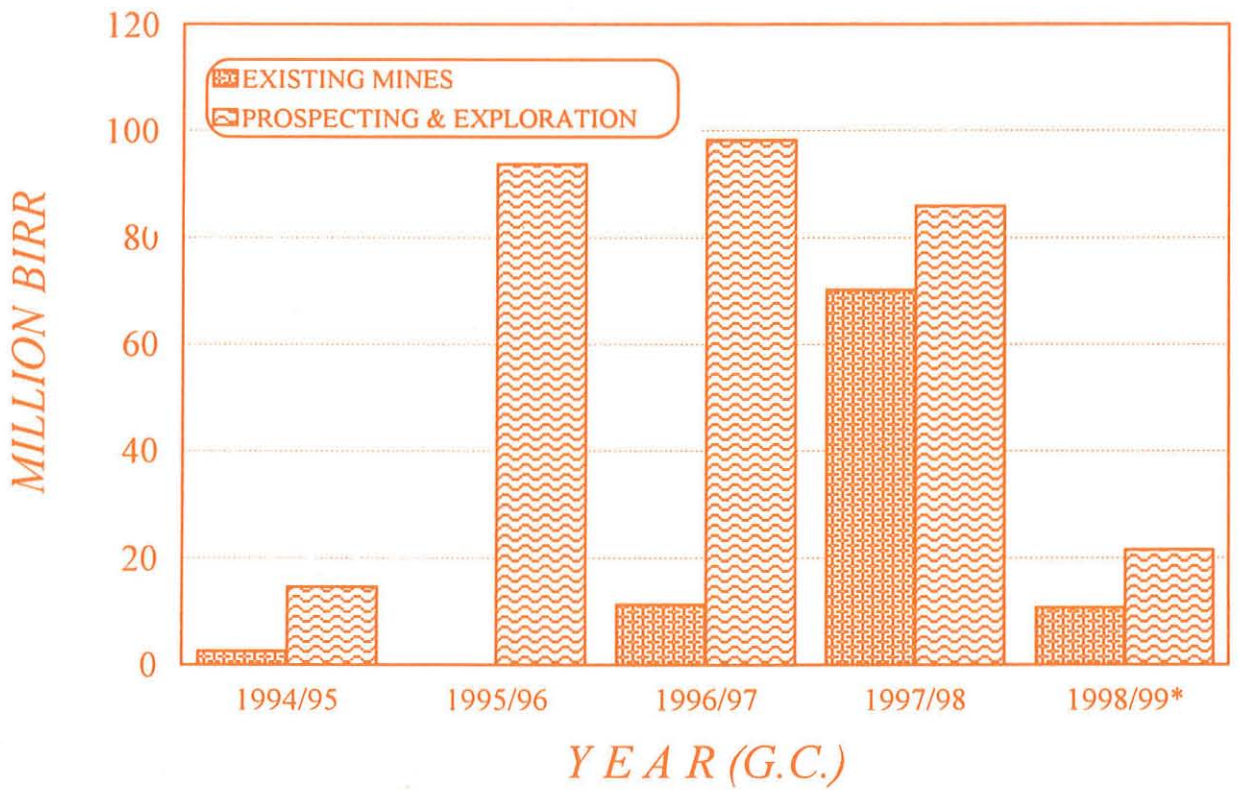
## SECTION E. MINING

The statistics relating to mining was obtained from the Ministry of Mines and Energy, Ethiopia Mines Development Enterprise and National Mining Corporation PLC. The year refers to the Ethiopian fiscal year. (i.e., from July 8 to July 7).

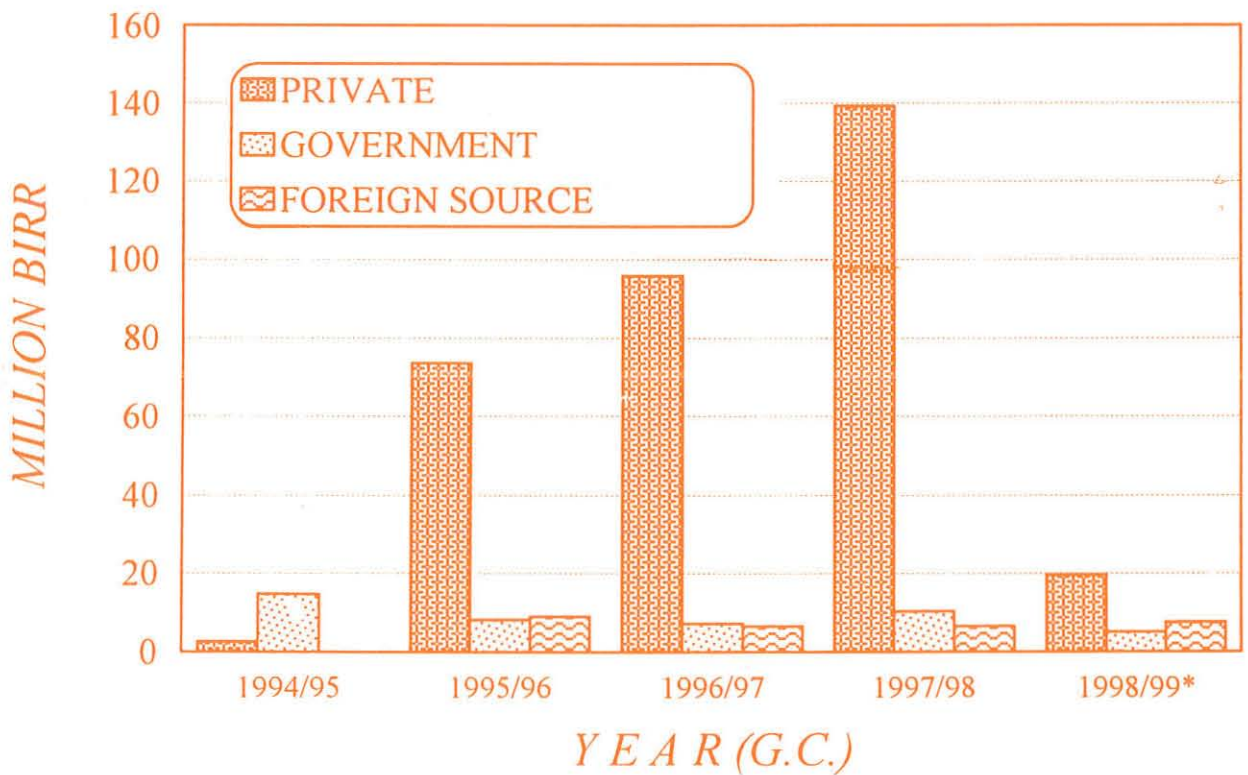
Table E.1 and E.2:- gives the volume and value of mineral production for the year 1989/90 - 1998/99. The value figures are gross values of production.

Table E.3 and E.4:- show the volume and sources of investment fund in mining for the year 1994/95 - 1998/99.

**E.1 (a) ALLOCATION OF INVESTMENT IN MINING**



**E.1 (b) SOURCE OF INVESTMENT IN MINING**



\* Data to be revised

**የማዕድናት ምርት መጠን: 1982- 1991**  
**QUANTITY OF MINERAL PRODUCTION, 1989/90 - 1998/99**

ሠንጠረዥ ሠ.1

TABLE E.1

ዓመተ ምስረት	ወርቅ /በኪሎ/	ታንታለም /በቶን/	
1982	848.10	-	1989/90
1983	3,038.00	-	1990/91
1984	2,651.90	- 14.00	1991/92
1985	3,403.60	18.00	1992/93
1986	2,349.28	26.28	1993/94
1987	112.00	35.00	1994/95
1988	799.00	54.00	1995/96
1989	755.00	60.50	1996/97
1990	242.00	62.92	1997/98
1991	3,291.00	49.63	1998/99
	<b>GOLD</b> (KG)	<b>TANTALUM</b> (TON)	<b>YEAR</b>

ምንጭ :

Source:

- 1) ከማዕድንና አነርጂ ሚኒስቴር  
Ministry of Mines and Energy
- 2) የኢትዮጵያ ማዕድናት ልማት አንተርፕራይዝ  
Ethiopia Mines development enterprise
- 3) ብሔራዊ ማዕድን ኮርፖሬሽን  
NATIONAL MINING CORPORATION PLC

**የማዕድናት ምርት ጠቅላላ ዋጋ: 1982 - 1991**  
**VALUE OF MINERAL PRODUCTION, 1989/90 - 1998/99**

ሠንጠረዥ ሠ.2

TABLE E.2

(IN '000 BIRR)

ዓመተ ምስረት	ወርቅ	ታንታለም	
1982	21,476.00	-	1989/90
1983	79,647.00	-	1990/91
1984	62,320.00	765.00	1991/92
1985	96,831.00	984.00	1992/93
1986	186,528.00	7,868.00	1993/94
1987	9,041.00	7,040.00	1994/95
1988	70,230.00	22,128.00	1995/96
1989	51,235.00	17,814.00	1996/97
1990	14,463.00	23,172.00	1997/98
1991	233,565.00	36,934.00	1998/99
	<b>GOLD</b>	<b>TANTALUM</b>	<b>YEAR</b>

ምንጭ :

Source:

- 1) ከማዕድንና አነርጂ ሚኒስቴር  
Ministry of Mines and Energy
- 2) የኢትዮጵያ ማዕድናት ልማት አንተርፕራይዝ  
Ethiopia Mines development enterprise
- 3) ብሔራዊ ማዕድን ኮርፖሬሽን  
NATIONAL MINING CORPORATION PLC

ለማዕድን ፍለጋና ማስፋፊያ የተደረገ መዋዕለ ንዋይ፡ 1987-1991  
 INVESTMENT IN MINING 1994/95 - 1998/99

ሠንጠረዥ ሠ.3 TABLE E.3 /በሺህ ብር/ (IN '000 BIRR)

ዓመተ ምስረት	በሥራ ላይ ላሉ ማዕድናት የተደረገ መዋዕለ ንዋይ	ለማዕድን ፍለጋና ምርመራ የተደረገ መዋዕለ ንዋይ	ድምር	
1987	2547	14636	17183	1994/95
1988	-	93520	93520	1995/96
1989	11313	98131	109444	1996/97
1990	70186	85698	155884	1997/98
1991*	10724	21469*	10724	1998/99
	INVESTMENT IN EXISTING MINES	PROSPECTING & EXPLORATION INVESTMENT	TOTAL	YEAR

የመዋዕለ ንዋይ ምንጭ፡ 1987-1991  
 SOURCE OF INVESTMENT FUND, 1994/95 - 1998/99

ሠንጠረዥ ሠ.4 TABLE E.4 /በሺህ ብር/ (IN '000 BIRR)

	1987	1988	1989	1990	1991*	
ከመንግሥት በጀት የተገኘ	14636	8060	7184	10208	5089	GOVERNMENT BUDGET
ከውጭ የተገኘ ዕርዳታ	-	8999	6480	6433	7535	FOREIGN ASSISTANCE
ከግል ህብት ወጪ የሆነ	2547	76461	95780	139243	19569	PRIVATE CAPITAL
ጠቅላላ ድምር	17183	93520	109444	155884	32193	GRAND TOTAL
	1994/95	1995/96	1996/97	1997/98	1997/98*	

ምንጭ :

Source:

- 1) ከማዕድንና ኢነርጂ ሚኒስቴር  
 Ministry of Mines and Energy
- 2) የኢትዮጵያ ማዕድናት ልማት ኢንተርፕራይዝ  
 Ethiopia Mines development enterprise

የሚታረም

\* Data to be revised

- 3) ብሔራዊ ማዕድን ኮርፖሬሽን  
 National Mining Corporation PLC.

**ክፍል ረ - ስለ ማምረቻና ኤሌክትሪክ  
ኢንዱስትሪ**

**SECTION F - MANUFACTURING  
& ELECTRICITY INDUSTRIES**

## ክፍል ፭. ስለ ማምረቻና ኤሌክትሪክ ኢንዱስትሪ

### የማምረቻ ኢንዱስትሪ፡

ይህ የማምረቻ ኢንዱስትሪ ስታቲስቲክስ ሊዘጋጅ የቻለው የማዕከላዊ ስታቲስቲክስ ባለሥልጣን ከሚያከናውነው ዓመታዊ የኢንዱስትሪ ጥናት ነው።

መረጃዎቹ ሁሉ የቀረቡት በኢትዮጵያ የበጀት ዓመት አቆጣጠር መሠረት ነው። በኢትዮጵያ ወይም በአውሮፓውያን አቆጣጠር መሠረት መረጃቸውን የሰጡ አንዳንድ የማምረቻ ኢንዱስትሪዎች ቢኖሩም ወራቱን ለማስተካከል የተደረገ ሙከራ የለም።

ስለ ማምረቻ ኢንዱስትሪ የቀረቡት ሠንጠረዦች የ1988፣ የ1989 እና የ1990 ዓመታዊ የሥራ ክንውንን ይገልጻሉ።

የማምረቻ ኢንዱስትሪዎች ጥናት የሚመለከተው በሞተር ኃይል የሚንቀሳቀስ መሣሪያ የሚጠቀሙትን እና አሥርና በላይ ሠራተኞች ያሉዎቸውን ፋብሪካዎች ነው።

### የቃላት ትርጉም፡

ፋብሪካ፡ ማለት የታወቀ አድራሻ ኖሮት በአንድ ባለቤት ወይም አስተዳደር ሥር የሚመራ /እንደ ዳቦ ቤት፣ የእንጨት መሠንጠቂያ፣ ወዘተ.../ ድርጅት ነው።

የተቀጠሩ ሠራተኞች ብዛት፡ በደመወዝ መክፈያ ሊስት ላይ የተመዘገቡ በጊዜያዊነትም ሆነ በቋሚነት የሚያገለግሉትን የድርጅቱን ሠራተኞች በሙሉ ያጠቃልላል።

የሠራተኞች ጠቅላላ ብዛት፡ ተቀጥረው ከሚያገለግሉ ሠራተኞች በተጨማሪ በድርጅቱ ሥራ ላይ ተካፋይ የሆኑትን የድርጅቱን ባለቤቶችና ሽርኮች እንዲሁም ያለ ደመወዝ የሚያገለግሉትን የቤተሰብ አባሎች ያጠቃልላል።

ደመወዝና ምንዳ፡ የሚያጠቃልለው ጥናቱ በሚመለከተው ዓመት ውስጥ በጥሬ ገንዘብና በዓይነት ለሠራተኞች የተደረገውን ክፍያ ነው።

ጠቅላላ የሥራ ውጤት ዋጋ፡ የሚያመለክተው በዓመቱ ውስጥ በፋብሪካዎች ተዘጋጅተው ለገበያ የወጡትን የተሸጡ ሽቀጦች ጠቅላላ ዋጋ፣ ተሠርተው ያለቁና በመሠራት ላይ ያሉ ዕቃዎች ዋጋ በዓመቱ መጀመሪያና በዓመቱ መጨረሻ ያላቸው ልዩነት፣ ፋብሪካው ለሌሎች ከሰጠው አገልግሎቶችና የጥገና ሥራዎች የተገኘ ገቢ፣ በተዘጋጀው ሁኔታ ተመልሰው ከተሸጡት ዕቃዎች ገቢ እንዲሁም ለፋብሪካው አገልግሎት በፋብሪካው ሠራተኞች የተመረቱ ቋሚ ንብረቶች ጠቅላላ ዋጋ ነው። ጠቅላላ የሥራ ውጤት ዋጋ የተሰላው በአምራች ዋጋ መሠረት ሲሆን የግብር ክፍያዎች ሲጨምር ድጎማን አይጨምርም።

የኢንዱስትሪ ወጪ፡ የፋብሪካውን ውጤት ለማዘጋጀት ለጥሬ ዕቃዎች፣ ለነዳጅ፣ ለኤሌክትሪክ፣ ለማደሻና ለመጠገኛ በተዘጋጀው ሁኔታ ተመልሰው ለሚሸጡ ዕቃዎች የተደረገ ወጪና ሌሎች ድርጅቶች ለሰጡት አገልግሎት የተደረገውን ወጪ ያጠቃልላል።

የኢንዱስትሪ ነክ ያልሆኑ ወጪዎች፡ ለፖስታ፣ ለቴሌፎን፣ ለኢንሹራንስ፣ ለኪራይና ለመሳሰሉት የተደረገ ወጪን ያጠቃልላል።



## SECTION F. MANUFACTURING AND ELECTRICITY INDUSTRY

### **Manufacturing:**

The statistics on Manufacturing Industry are obtained through the Annual Survey of Manufacturing Industries conducted by the Central Statistical Authority.

All data in this section are shown according to Ethiopian Fiscal year. No attempt was made to adjust figures of establishments which submitted information on the basis of Ethiopian or Gregorian Calendar Year.

The tables deal with the results of the Annual Survey for the years 1988, 1989 and 1990 E.F.Y. (1995/96, 1996/97 and 1997/98).

The survey covers those establishments which have 10 persons engaged and above and use power driven machines.

### **Main Definitions used:-**

**An Establishment:-** is defined as the whole of the premises under the same ownership or management at a particular address (e.g., bakery, a sawmill, etc..).

**Number of Employees:-** includes all persons on the payroll whether seasonal or temporary. The number of seasonal and temporary workers has been adjusted to give equivalent of full-time workers.

**Number of Persons Engaged:-** includes paid employees and working proprietors, active partners and unpaid family workers.

**Wages and Salaries:-** includes all payments in cash or in kind made to employees during the reference year in connection with work done for the establishments.

**Gross Value of Production:-** includes the sales value of all products of the establishment the net change between the beginning and end of the reference period in the value of finished goods and the value of work in-progress, the value of industrial services rendered to others, the value of goods bought and resold without any transformation or processing and the value of fixed assets produced during the reference period by the unit for its own use. The valuation of gross value of production is in terms of producers' values where indirect taxes are included in the value of sales of the establishment and the value of subsidies received is excluded.

**Industrial Costs:-** include the cost of raw materials, auxiliary materials, fuels, and other supplies consumed, cost of industrial services rendered by others, cost of goods bought and resold without any transformation or processing cost of electricity consumed.

**Non-industrial Cost:-** includes payments like professional fees, postage, telephone, insurance, advertising, hired transport, rental payments, etc.. (depreciation is excluded).

**Value Added (National Account Concept at Factor Cost):-** is obtained by deducting from gross value of production industrial and non-industrial costs and indirect taxes net of subsidies.

**Investment (New Capital Expenditure) During the Year:-** is the value of all fixed assets as well as second-hand assets bought during the reference year. The value of such fixed assets should include the purchase price (less discounts received) including taxes, custom duties, transportation, assembly and other installation costs. It includes the cost of installation, alterations and renovations made by the employees of the establishments on machineries, buildings and the like.

**Fixed Capital Assets:-** are those with a productive life of one year or more which are intended for the use of the establishment including fixed assets made by the establishment's own labour force for its own use. They are valued at book-value end of the reference year, that is net book-value at the beginning plus new capital expenditure minus those sold and disposed and depreciation during the reference year.

**Public Sector:-** included are all establishments owned by the state (i.e., fully and partially owned by the Government).

**Electricity:-** The statistics relating to electricity industry were obtained from the Ethiopian Electric Power Corporation through the annual survey conducted by the Central Statistical Authority. The data included here refer to public utilities only.

**Capacity:-** capacity of the installed generators and diesel engines to produce electric energy.

**Tariff:-** fixed rate of payment where consumers are classified according to their consumption behavior.

**General Tariff:-** this includes domestic, staff rate and street lighting tariffs.

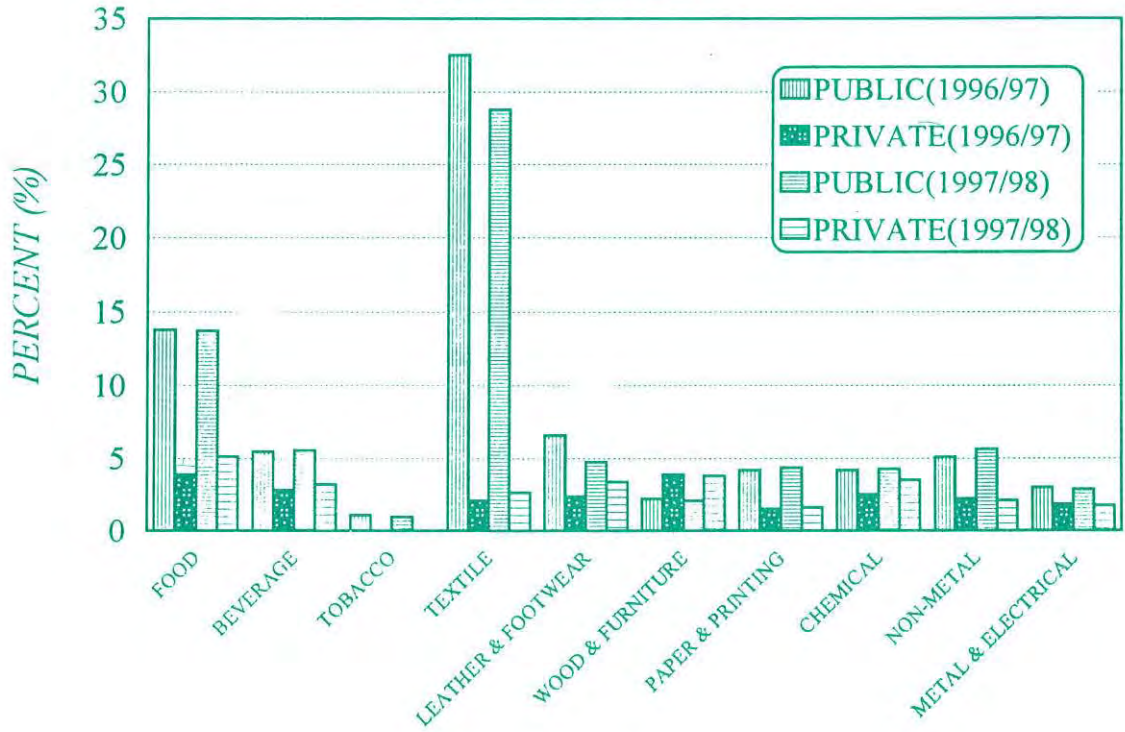
**Industrial Tariff:-** includes small and large industrial, boiler, special rate, agricultural and commercial tariffs.

#### **Note**

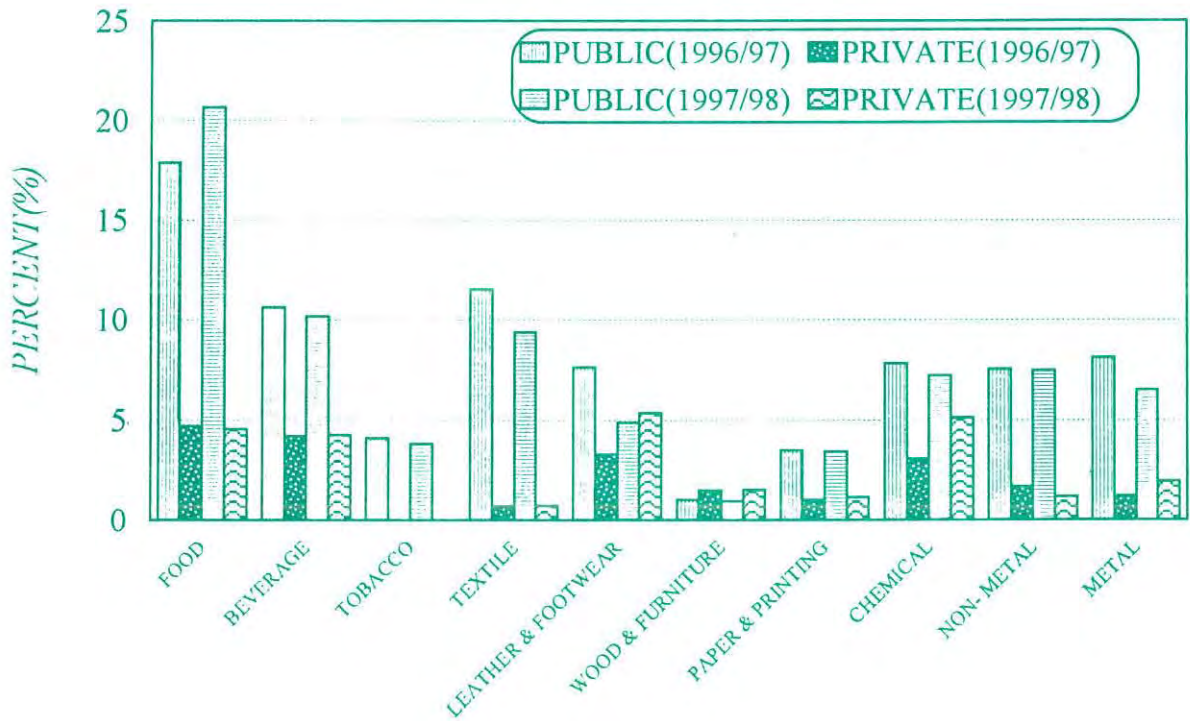
K.V.	-	Kilo Volt
K.W.	-	Kilo Watt
KWH	-	Kilo Watt Hours

**F1 - PATTERN OF MANUFACTURING INDUSTRY 1996/97 - 1997/98 G.C**

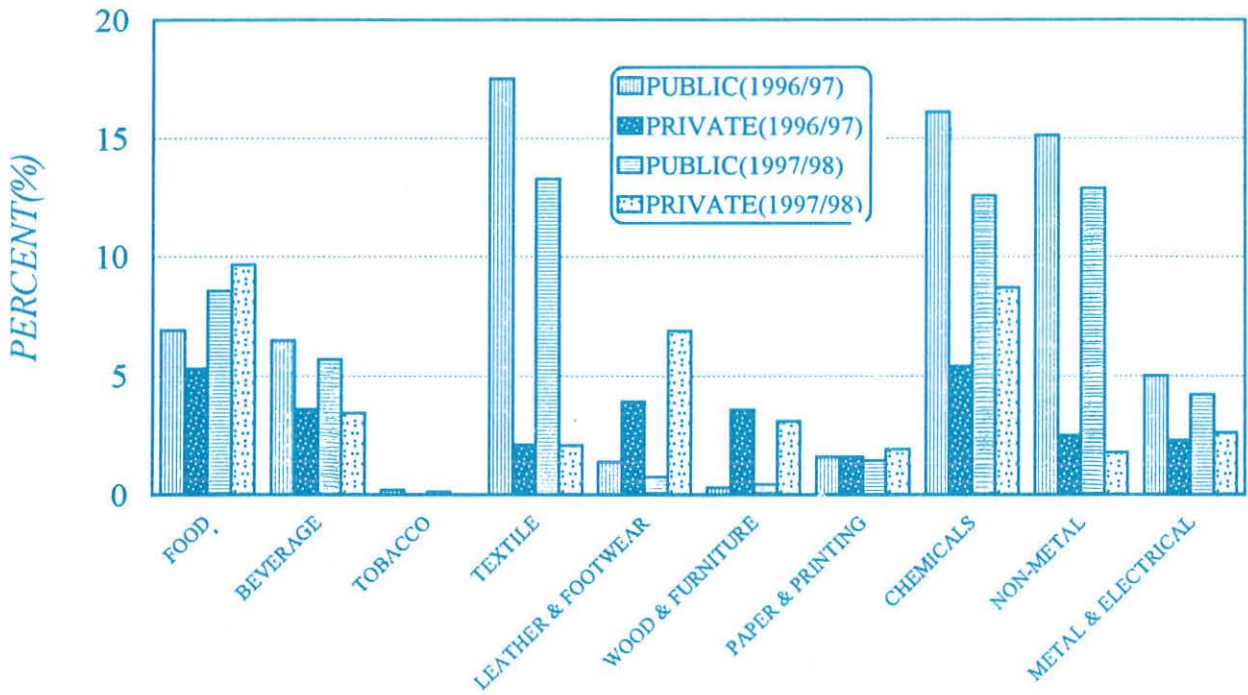
**F1 (a) EMPLOYMENT**



**F1 (b) GROSS VALUE OF PRODUCTION**

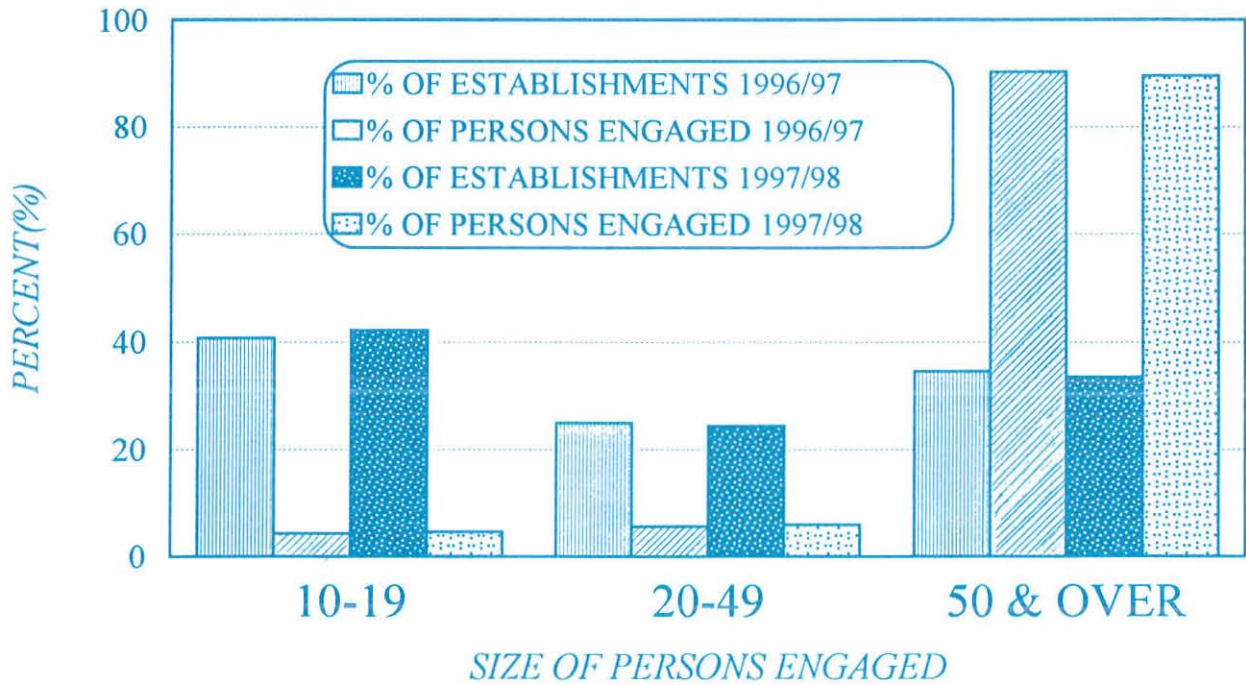


**F1(c) FIXED ASSETS**

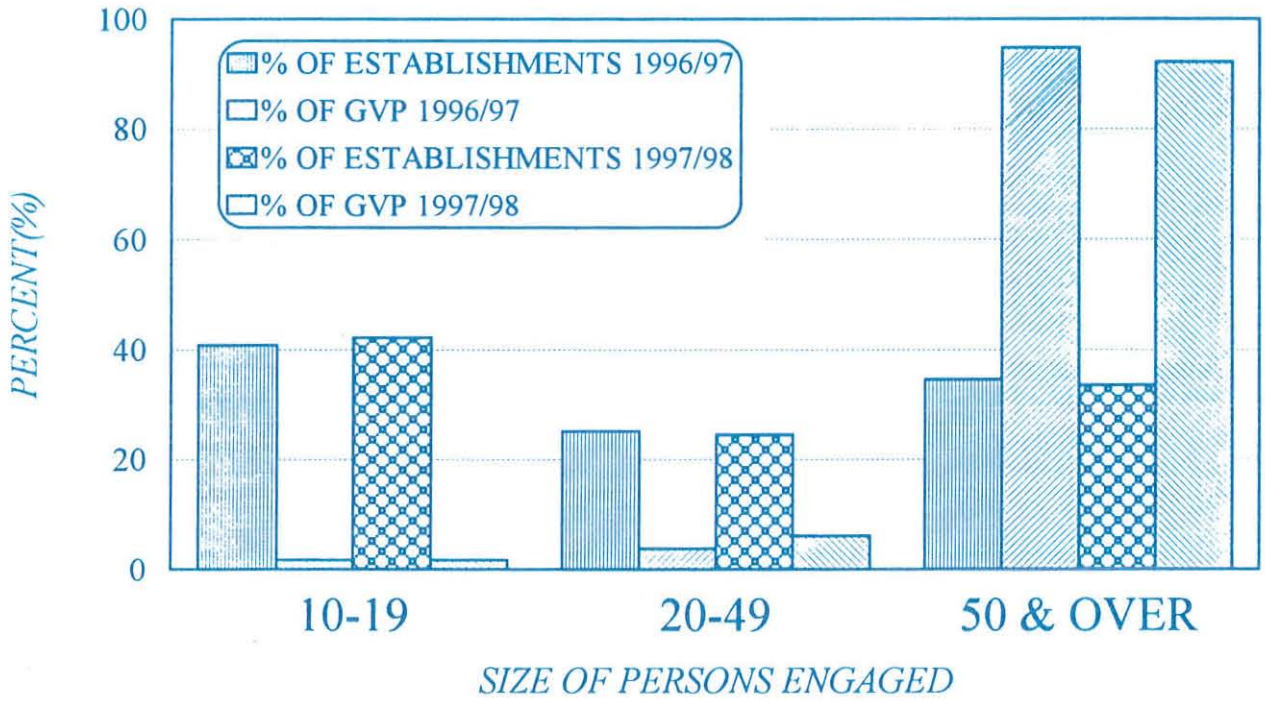


**F2 - CLASSIFICATION OF MANUFACTURING ESTABLISHMENTS**

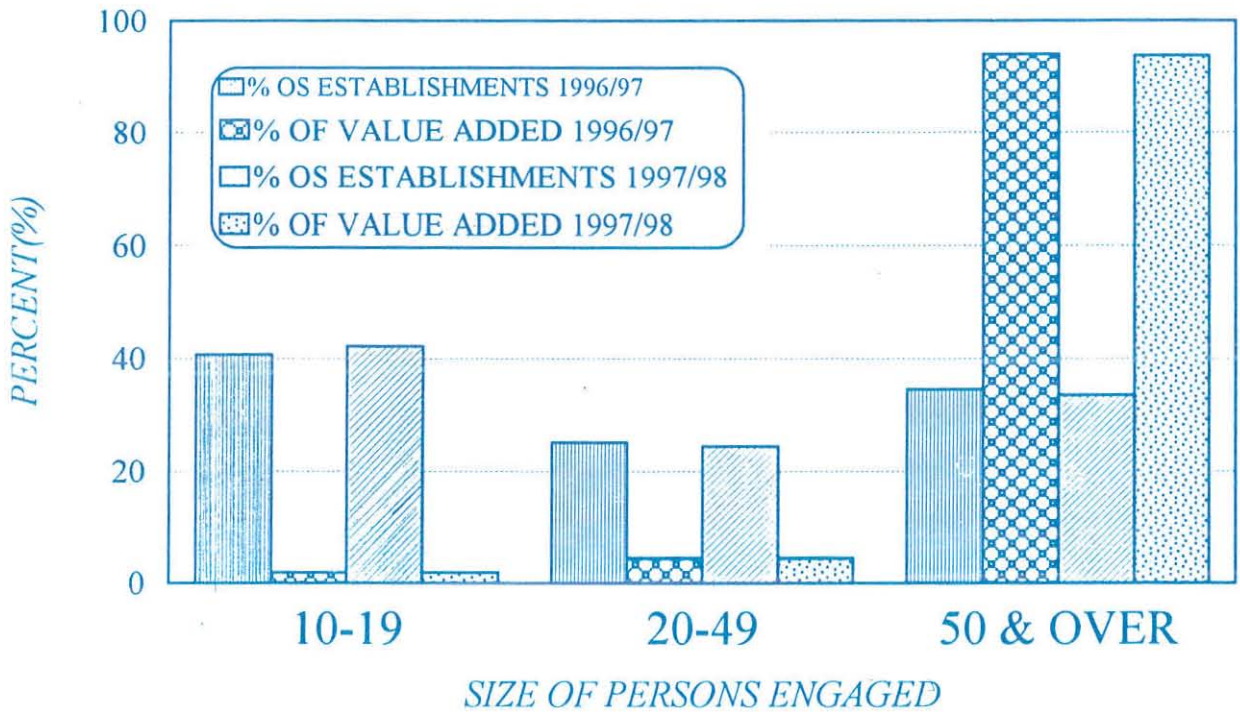
**F2(a) PERCENTAGE OF PERSONS ENGAGED BY SIZE OF PERSONS ENGAGED**



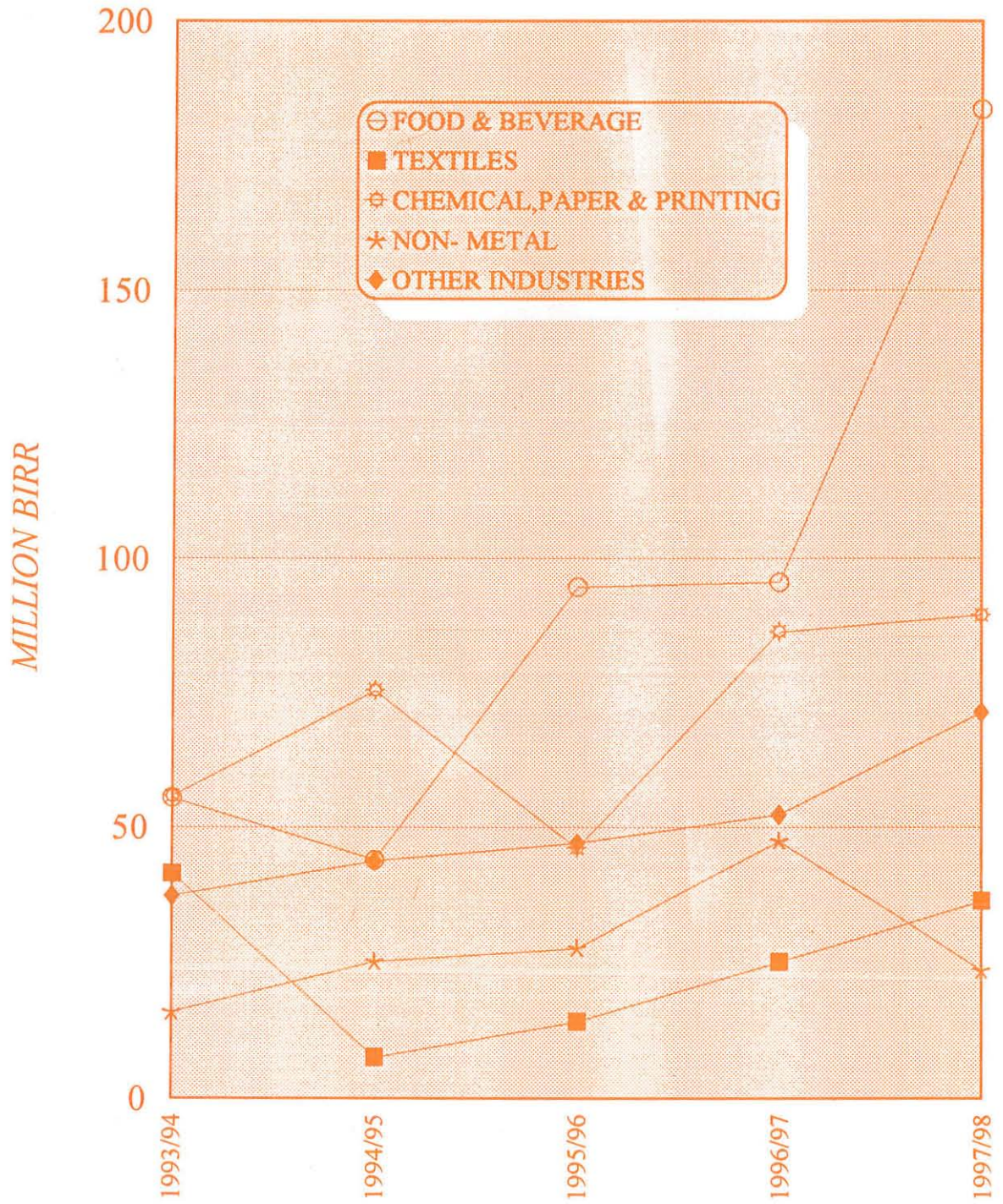
**F2(b) PERCENTAGE OF GROSS VALUE OF PRODUCTION (GVP) BY SIZE OF PERSONS ENGAGED**



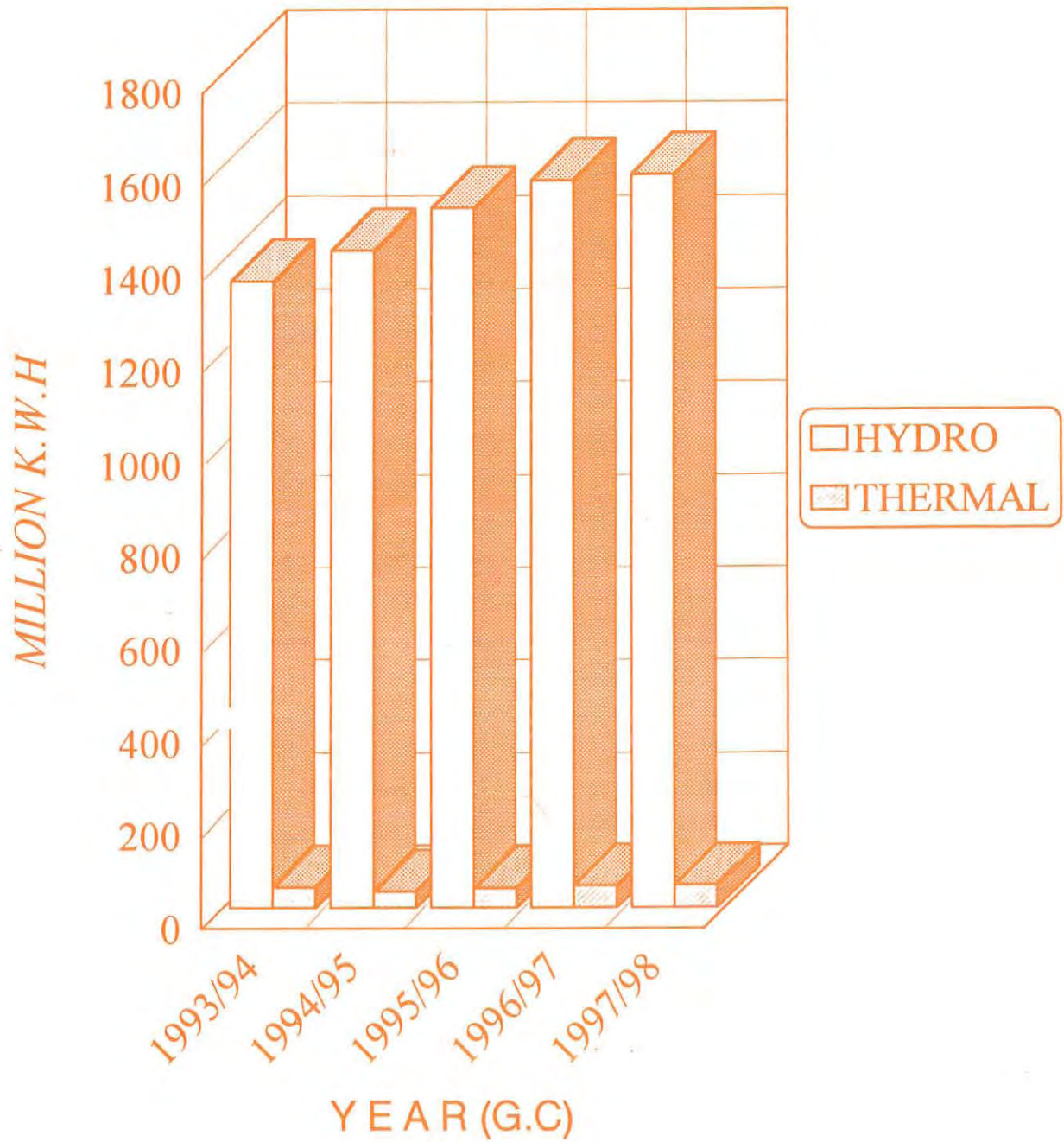
**F2(c) PERCENTAGE OF VALUE ADDED BY SIZE OF PERSONS ENGAGED**



### F3 - INVESTMENT IN MANUFACTURING INDUSTRIES



**F4 - PRODUCTION OF ELECTRICITY**



በ1988 የፋብሪካዎችና የተቀጠሩ ሠራተኞች ብዛት በይዘታ  
 NUMBER OF ESTABLISHMENTS AND NUMBER OF EMPLOYEES BY OWNERSHIP, 1995/96

ሠንጠረዥ ረ.1.ሀ

TABLE F.1.a

የኢንዱስትሪ አይነት	የፋብሪካዎች ብዛት			የተቀጠሩ ሠራተኞች ብዛት			
	የመንግሥት	የግል	ድምር	የመንግሥት	የግል	ድምር	
<b>የምግብ ፋብሪካዎች</b>	43	105	148	13,297	2,451	15,748	<b>Food Manufacturing</b>
የሥጋ፣ ፍራፍሬና አትክልት ውጤቶች							Production, processing & preserving of meat, fruit and vegetables
ማምረት፣ ማዘጋጀትና መጠበቅ	7	-	7	3,003	-	3,003	Manufacture of vegetables & animal oils & fats
ከእንሰሳትና ከእህል የሚገኙ ቅባቶች	9	19	28	1,389	276	1,665	Manufacture of dairy products
ወተትና የወተት ተዋጽዖ	1	-	1	265	-	265	Manufacture of Grain mill products
የእህል ወፍጮዎች	11	7	18	2,007	462	2,469	Manufacture of prepared animal feeds
የእንሰሳት መኖ ማዘጋጀት	2	-	2	202	-	202	Manufacture of bakery products
የዳቦ መጋገሪያዎች	5	74	79	1,213	1,463	2,676	Manufacture of sugar and sugar confectionery
የሰኳር ፋብሪካዎችና ከሰኳር የማዘጋጀት ምግቦች	3	2	5	4,344	32	4,376	Manufacture of macaroni and spaghetti
ማከራና ፓስታን ማምረት	2	1	3	300	37	337	Manufacture of food products n.e.c.
ሌሎች ምግቦች	3	2	5	574	181	755	
<b>የመጠጥ ፋብሪካዎች</b>	20	6	26	7,267	183	7,450	<b>Manufacture of Beverage</b>
አልኮሎች ማጣራትና መቀመጫ	4	6	10	619	183	802	Distilling, rectifying and blending of spirits
የወይን ጠጅ መጥመቅ	3	-	3	407*	-	407*	Manufacture of Wines
አረቄዎች መጥመቅና ድፍድፍ ማዘጋጀት /ቢራ/	5	-	5	2,865	-	2,865	Manufacture of malt liquors and malt
ለስላሳ መጠጦችና ጠበሎች	8	-	8	3,376	-	3,376	Manufacture of soft drinks & production of mineral water
<b>ከትምባህ የሚሠሩ ውጤቶች</b>	1	-	1	982	-	982	<b>Manufacture of Tobacco Products</b>
<b>የጨርቃ ጨርቅ ፋብሪካዎች</b>	18	14	32	27,821	566	28,387	<b>Manufacture of Textiles</b>
መፍተላ፣ ልብስ መሥራትና ማውጣት	16	4	20	24,761	221	24,982	Spinning, weaving & finishing of textiles
ገመዶችንና ሲባኦችን መሥራት	2	1	3	3,060	214	3,274	Manufacture of cordage, rope, twine & netting
ኹራብ መሥራት	-	9	9	-	131	131	Knitting mills
<b>የተሰቱ ልብሶች ከግለፀጉር ልብስ በስተቀር</b>	6	17	23	3,623	431	4,054	<b>Manufacture of Wearing Apparel, Except Fur Apparel</b>
<b>ቆዳዎችን መፍቅና ማልፋት፣ ሽንጣዎችንና የእጅ ቦርሳዎችን መሥራት</b>	6	2	8	3,418	192	3,610	<b>Tanning &amp; Dressing of Leather, Manufacture of Luggage and Handbags</b>
<b>ሜግዎችን ማምረት</b>	3	52	55	2,506	1,632	4,138	<b>Manufacture of Footwear</b>
<b>ለንጠቆች፣ የእንጨትና የቡሽ ዕቃዎች ከቤት ቁሳቁሶች በስተቀር</b>	13	13	26	2,194	301	2,495	<b>Manufacture of Wood and Products of Wood &amp; Cork, except Furniture</b>
<b>የእንጨት የቤት ቁሳቁሶችና የቤት መሥሪያዎች</b>	5	70	75	589	1,686	2,275	<b>Manufacture of Furniture</b>
<b>የወረቀትና ከወረቀት የሚሠሩ ዕቃዎች</b>	2	3	5	1,135	135	1,270	<b>Manufacture of Paper and Paper Products</b>
<b>ማተሚያ ቤቶችና ተመሳሳይ ፋብሪካዎች</b>	7	31	38	3,391	889	4,280	<b>Printing &amp; Services related to Printing</b>
<b>በኢንዱስትሪ የሚሠሩ ኬሚካሎች ከማዳበሪያዎች በስተቀር</b>	2	-	2	499	-	499	<b>Manufacture of Basic Industrial Chemicals, except Fertilizers and Nitrogen Compounds</b>
	Public	Private	Total	Public	Private	Total	
	Number of Establishments			Number of Employees			INDUSTRIAL GROUP

በ1988 የፋብሪካዎችና የተቀጠሩ ሠራተኞች ብዛት በደቦታ  
 NUMBER OF ESTABLISHMENTS AND NUMBER OF EMPLOYEES BY OWNERSHIP, 1995/96

ሠንጠረዥ ረ.1.10 /የቀጠለ/

TABLE F.1.a (contd.)

የኢንዱስትሪ አይነት	የፋብሪካዎች ብዛት			የተቀጠሩ ሠራተኞች ብዛት			
	የመንግሥት	የግል	ድምር	መንግሥት	የግል	ድምር	
<b>የሌሎች ኬሚካሎች ውጤት</b>	7	26	33	1,495	831	2,326	<b>Manufacture of other Chemical Products</b>
ቀለሞችና ጉምሳኮች	3	2	5	394	35	429	Manufacture of paints, varnishes and lacquers
መድኃኒቶች፣ መድኃኒት ነክ ኬሚካሎችና የዕዕዋት ውጤቶች	1	1	2	475	25	500	Manufacture of pharmaceuticals, medicinal chemicals and botanical products
ሣሙናዎች፣ ሌሎች ማጽጃዎችና የውበት መስጫዎች	3	20	23	626	664	1,290	Manufacture of soap, cosmetics, perfumes and other cleaning preparations
ሌሎች ኬሚካሎች	-	3	3	-	107	107	Manufacture of chemical products n.e.c.
<b>የላቡስትስ ዕቃዎች</b>	1	3	4	1,006	115	1,121	<b>Manufacture of Rubber Products</b>
<b>የፕላስቲክ ዕቃዎች</b>	3	8	11	889	209	1,098	<b>Manufacture of Plastic Products</b>
<b>መስተዋትና የመስተዋት ዕቃዎች</b>	1	1	2	481	182	663	<b>Manufacture of Glass and Glass Products</b>
<b>ብረታ ብረት ያልሆኑ የግዕድን ውጤቶች</b>	20	63	83	4,298	1,077	5,375	<b>Manufacture of other Non-Metallic Mineral Products</b>
የሕንጻ ሥራ የሚሆኑ ጠብቶች	3	4	7	506	134	640	Manufacture of structural clay products
ሲሚንቶ፣ ኖራና ሌሎች መለሰኛዎች	6	1	7	1,720	10	1,730	Manufacture of cement, lime and plaster
ብላጥቶች፣ የሲሚንቶ ውጤቶችና መለሰኛዎች	8	56	64	1,769	776	2,545	Manufacture of articles of concrete, cement & plaster
ሌሎች ብረታ ብረት ያልሆኑ የግዕድን ውጤቶች	3	2	5	303	157	460	Manufacture of non-metallic mineral products n.e.c.
<b>ብረታ ብረት</b>	3	-	3	1,121	-	1,121	<b>Manufacture of Basic Iron and Steel</b>
<b>በመስከፍሮችና ፋብሪካ መሣሪያዎች ሌላ ከብረት የተሠሩ ዕቃዎች</b>	5	47	52	1,327	883	2,210	<b>Manufacture of Fabricated Metal Products Except Machinery and Equipment</b>
የሕንጻ መሣሪያ ብረታ ብረቶች	-	37	37	-	710	710	Manufacture of structural metal products, tanks, reservoirs and containers of metal
ከብረት የተሠሩ የቀሳቀስ ዕቃዎች	3	6	9	557	70	627	Manufacture of cutlery, hand tools & general hardware
መስከፍሮችና የፋብሪካ መሣሪያዎች ያልሆኑ ሌሎች የብረታ ብረት ዕቃዎች	2	4	6	770	103	873	Manufacture of fabricated metal products except machinery and equipment n.e.c.
<b>ፓምፕዎችን፣ ማመቂያ መሣሪያዎችን፣ የባንቢ መዝጊያዎችንና መቆጣጠሪያ መሣሪያዎችን ማምረት</b>	1	-	1	143	-	143	<b>Manufacture of Pumps, Compressors, Taps &amp; Valves</b>
<b>የኤሌክትሪክ ዕቃዎችና መለዋወጫዎች</b>	1	-	1	89	-	89	<b>Manufacture of Accumulators, Primary Cells and Primary Batteries</b>
<b>የተሽከርካሪ መስከፍሮች መገጣጠሚያ</b>	1	12	13	98	607	705	<b>Assembly of Motor Vehicles</b>
<b>ድምር</b>	169	473	642	77,669	12,370	90,039	<b>TOTAL</b>
	Public	Private	Total	Public	Private	Total	
	Number of Establishments			Number of Employees			<b>INDUSTRIAL GROUP</b>

በ1989 የፋብሪካዎችና የተቀጠሩ ሠራተኞች ብዛት በይዘታ  
 NUMBER OF ESTABLISHMENTS AND NUMBER OF EMPLOYEES BY OWNERSHIP, 1996/97

ሠንጠረዥ ረ.1.1.A

TABLE F.1.b

የኢንዱስትሪ አይነት	የፋብሪካዎች ብዛት			የተቀጠሩ ሠራተኞች ብዛት			
	የመንግሥት	የግል	ድምር	መንግሥት	የግል	ድምር	
<b>የምግብ ፋብሪካዎች</b>	41	130	171	12,725	3,510	16,235	<b>Food Manufacturing</b>
የሥጋ፣ ፍራፍሬና አቅጣቢ ወጠቶች							Production, processing & preserving of meat, fruit and vegetables
ማራቻ፣ ማዘጋጀትና መጠበቅ	10	-	10	2,918	-	2,918	of meat, fruit and vegetables
ከእንሰሳትና ከእህል የሚገኙ ቅባቶች	6	19	25	774	479	1,253	Manufacture of vegetables & animal oils & fats
ወተትና የወተት ተዋጽዖ	1	-	1	265	-	265	Manufacture of dairy products
የእህል ወፍጮዎች	9	17	26	1,857	954	2,811	Manufacture of Grain mill products
የእንሰሳት መኖ ማዘጋጀት	2	2	4	195	22	217	Manufacture of prepared animal feeds
የዳቦ መጋገሪያዎች	5	82	87	1,121	1,627	2,748	Manufacture of bakery products
የሰኳር ፋብሪካዎችና ከሰኳር የማዘጋጃ ምግቦች	3	4	7	4,779	56	4,835	Manufacture of sugar and sugar confectionery
ማካርኒና ፓስታን ማምረት	2	1	3	280	74	354	Manufacture of macaroni and spaghetti
ለሌሎች ምግቦች	3	5	8	536	298	834	Manufacture of food products n.e.c.
<b>የመጠጥ ፋብሪካዎች</b>	14	13	27	5,043	2,552	7,595	<b>Manufacture of Beverage</b>
አልኮሎች ማጣራትና መቀመጫ	4	7	11	681	180	861	Distilling, rectifying and blending of spirits
የወይን ጠጅ መጥመቅ	3	-	3	682	-	682	Manufacture of Wines
አረቄዎች መጥመቅና ድፍድፍ ማዘጋጀት /ቢራ/	5	-	5	2,725	-	2,725	Manufacture of malt liquors and malt
ለሰላሳ መጠጦችና ጠባሎች	2	6	8	955	2,372	3,327	Manufacture of soft drinks & production of mineral water
<b>ከትምባህ የሚሠሩ ውጤቶች</b>	1	-	1	953	-	953	<b>Manufacture of Tobacco Products</b>
<b>የጨርቃ ጨርቅ ፋብሪካዎች</b>	19	15	34	26,725	490	27,215	<b>Manufacture of Textiles</b>
መፍተል፣ ልብስ መሥራትና ማውጣት	17	5	22	23,975	216	24,191	Spinning, weaving & finishing of textiles
ገመዶችንና ሲባዎችን መሥራት	2	-	2	2,750	-	2,750	Manufacture of cordage, rope, twine & netting
ሹራብ መሥራት	-	10	10	-	274	274	Knitting mills
<b>የተሰፉ ልብሶች ከባለፀጉ ልብስ በስተቀር</b>	5	21	26	3,214	1,368	4,582	<b>Manufacture of Wearing Apparel, Except Fur Apparel</b>
<b>ቆዳዎችን መፍትና ማልፍት፣ ሻንጣዎችንና የእጅ ቦርሳዎችን መሥራት</b>	6	5	11	3,359	610	3,969	<b>Tanning &amp; Dressing of Leather, Manufacture of Luggage and Handbags</b>
<b>ሜግዎችን ማምረት</b>	3	47	50	2,657	1,518	4,175	<b>Manufacture of Footwear</b>
<b>አንጨቶች፣ የእንጨትና የቡሽ ዕቃዎች ከቤት ቁሳቁሶች በስተቀር</b>	10	13	23	1,513	394	1,907	<b>Manufacture of Wood and Products of Wood &amp; Cork, except Furniture</b>
<b>የእንጨት የቤት ቁሳቁሶችና የቤት መሥሪያዎች</b>	5	105	110	432	3,119	3,551	<b>Manufacture of Furniture</b>
<b>የወረቀትና ከወረቀት የሚሠሩ ዕቃዎች</b>	2	7	9	1,167	295	1,462	<b>Manufacture of Paper and Paper Products</b>
<b>ማተሚያ ቤቶችና ተመሳሳይ ፋብሪካዎች</b>	6	31	37	2,633	1,008	3,641	<b>Printing &amp; Services related to Printing</b>
<b>በኢንዱስትሪ የሚሠሩ ኬሚካሎች ከማዳበሪያዎች በስተቀር</b>	5	-	5	1,119	-	1,119	<b>Manufacture of Basic Industrial Chemicals, except Fertilizers and Nitrogen Compounds</b>
	Public	Private	Total	Public	Private	Total	
	Number of Establishments			Number of Employees			INDUSTRIAL GROUP

በ1989 የፋብሪካዎችና የተቀጠሩ ሠራተኞች ብዛት በይዘታ  
 NUMBER OF ESTABLISHMENTS AND NUMBER OF EMPLOYEES BY OWNERSHIP, 1996/97

ወንጠረዥ ረ.1.ለ /የቀጠለ/

TABLE F.1.b (contd.)

የኢንዱስትሪ አይነት	የፋብሪካዎች ብዛት			የተቀጠሩ ሠራተኞች ብዛት			
	የመንግሥት	የግል	ድምር	መንግሥት	የግል	ድምር	
<b>የሌሎች ኬሚካሎች ውጤት</b>	7	31	38	1,208	1,356	2,564	<b>Manufacture of other Chemical Products</b>
ቀለሞችና ጉምላኮች	2	4	6	244	175	419	Manufacture of paints, varnishes and lacquers
መድኃኒቶች፣ መድኃኒት ነክ ኬሚካሎችና የዕዕዋት ውጤቶች	2	1	3	457	27	484	Manufacture of pharmaceuticals, medicinal chemicals and botanical products
ሣሙናዎች፣ ሌሎች ማጽጃዎችና የውበት መስጫዎች	2	23	25	441	1,009	1,450	Manufacture of soap, cosmetics, perfumes and other cleaning preparations
ሌሎች ኬሚካሎች	1	3	4	66	145	211	Manufacture of chemical products n.e.c.
<b>የሳስተክ ዕቃዎች</b>	1	4	5	802	154	956	<b>Manufacture of Rubber Products</b>
<b>የፕላስቲክ ዕቃዎች</b>	2	16	18	711	749	1,460	<b>Manufacture of Plastic Products</b>
<b>መስተዋትና የመስተዋት ዕቃዎች</b>	1	2	3	397	175	572	<b>Manufacture of Glass and Glass Products</b>
<b>ብረታ ብረት ያልሆኑ የማዕድን ውጤቶች</b>	21	73	94	4,248	1,834	6,082	<b>Manufacture of other Non-Metallic Mineral Products</b>
የሕንጻ ሥራ የሚሆኑ ጡቦች	2	3	5	308	92	400	Manufacture of structural clay products
ሲሚንቶች፣ ናራና ሌሎች መለሰኛዎች	5	2	7	1,878	24	1,902	Manufacture of cement, lime and plaster
ብሎኬቶች፣ የሲሚንቶ ውጤቶችና መለሰኛዎች	10	63	73	1,105	1,362	2,467	Manufacture of articles of concrete, cement & plaster
ሌሎች ብረታ ብረት ያልሆኑ የማዕድን ውጤቶች	4	5	9	957	356	1,313	Manufacture of non-metallic mineral products n.e.c.
<b>ብረታ ብረት</b>	3	2	5	1,079	53	1,132	<b>Manufacture of Basic Iron and Steel</b>
<b>በመኪናዎችና ፋብሪካ መሣሪያዎች ሌላ ክብረት የተሠሩ ዕቃዎች</b>	5	54	59	1,143	1,010	2,153	<b>Manufacture of Fabricated Metal Products Except Machinery and Equipment</b>
የሕንጻ መሣሪያ ብረታ ብረቶች	-	42	42	-	776	776	Manufacture of structural metal products, tanks, reservoirs and containers of metal
ክብረት የተሠሩ የቁሳቁስ ዕቃዎች	2	5	7	426	84	510	Manufacture of cutlery, hand tools & general hardware
መኪናዎችና የፋብሪካ መሣሪያዎች ያልሆኑ ሌሎች የብረታ ብረት ዕቃዎች	3	7	10	717	150	867	Manufacture of fabricated metal products except machinery and equipment n.e.c.
<b>ፓምፕዎችን፣ ማመቂያ መሣሪያዎችን፣ የቧንቧ መዝጊያዎችንና መቆጣጠሪያ መሣሪያዎችን ማምረት</b>	1	-	1	140	-	140	<b>Manufacture of Pumps, Compressors, Taps &amp; Valves</b>
<b>የኤሌክትሪክ ዕቃዎችና መለዋወጫዎች</b>	1	-	1	90	-	90	<b>Manufacture of Accumulators, Primary Cells and Primary Batteries</b>
<b>የተሽከርካሪ መኪናዎች መገጣጠሚያ</b>	2	11	13	299	513	812	<b>Assembly of Motor Vehicles</b>
<b>ድምር</b>	161	580	741	71,657	20,708	92,365	<b>TOTAL</b>
	Public	Private	Total	Public	Private	Total	
	Number of Establishments			Number of Employees			<b>INDUSTRIAL GROUP</b>

በ1990 የፋብሪካዎችና የተቀጠሩ ሠራተኞች ብዛት በይዘታ  
 NUMBER OF ESTABLISHMENTS AND NUMBER OF EMPLOYEES BY OWNERSHIP, 1997/98

ሠንጠረዥ ረ.1.ሐ

TABLE F.1.c

የአንዳ-ስትሪ አይነት	የፋብሪካዎች ብዛት			የተቀጠሩ ሠራተኞች ብዛት			
	የመንግሥት	የግል	ድምር	መንግሥት	የግል	ድምር	
<b>የምግብ ፋብሪካዎች</b>	40	158	198	12,783	4,772	17,555	<b>Food Manufacturing</b>
የሥጋ፣ ፍራፍሬና እትክልት ሙጠቶችን ማምረት ማዘጋጀትና መጠበቅ	5	5	10	1,679	813	2,492	Production, processing & preserving of meat, fruit and vegetables
ከእንሰሳትና ከእህል የሚገኙ ቅባቶች ወተትና የወተት ተዋጽዖ	8	24	32	1,131	508	1,639	Manufacture of vegetables & animal oils & fats
የእህል ወፍጮዎች	1	-	1	264	-	264	Manufacture of dairy products
የእህል ወፍጮዎች	10	29	39	1,881	1,231	3,112	Manufacture of Grain mill products
የእንሰሳት መኖ ማዘጋጀት	2	2	4	186	19	205	Manufacture of prepared animal feeds
የዳቦ መጋገሪያዎች	5	84	89	1,191	1,746	2,937	Manufacture of bakery products
የሰኳር ፋብሪካዎችና ከሰኳር የማዘጋጃ ምግቦች ማከርኒና ፓስታን ማምረት	3	5	8	5,617	72	5,689	Manufacture of sugar and sugar confectionery
ለሌሎች ምግቦች	3	1	4	472	48	520	Manufacture of macaroni and spaghetti
ለሌሎች ምግቦች	3	8	11	362	335	697	Manufacture of food products n.e.c.
<b>የመጠጥ ፋብሪካዎች</b>	14	12	26	5,187	2,978	8,165	<b>Manufacture of Beverage</b>
አልኮሎች ማጣራትና መቀመጫ	4	6	10	657	196	853	Distilling, rectifying and blending of spirits
የወይን ጠጅ መጥመቅ	3	-	3	687	-	687	Manufacture of Wines
አረቄዎች መጥመቅና ድፍድፍ ማዘጋጀት /ቢራ/	5	-	5	2,844	-	2,844	Manufacture of malt liquors and malt
ለስላሳ መጠጠኞችና ጠበሎች	2	6	8	999	2,782	3,781	Manufacture of soft drinks & production of mineral water
<b>ከትምህርት የሚሠሩ ውጤቶች</b>	1	-	1	898	-	898	<b>Manufacture of Tobacco Products</b>
<b>የጨርቃ ጨርቅ ፋብሪካዎች</b>	19	14	33	24,577	516	25,093	<b>Manufacture of Textiles</b>
መፍተል፣ ልብስ መሥራትና ማውጣት	17	5	22	21,879	332	22,211	Spinning, weaving & finishing of textiles
ገመዶችንና ሲባሳዎችን መሥራት	2	-	2	2,698	-	2,698	Manufacture of cordage, rope, twine & netting
ሹራብ መሥራት	-	9	9	-	184	184	Knitting mills
<b>የተሰፉ ልብሶች ከባለፀጉ ልብስ በስተቀር</b>	4	22	26	2,232	1,958	4,190	<b>Manufacture of Wearing Apparel, Except Fur Apparel</b>
<b>ቆዳዎችን መፋትና ማልፋት፣ ሻንጣዎችንና የእጅ ቦርሳዎችን መሥራት</b>	4	7	11	2,013	1,722	3,735	<b>Tanning &amp; Dressing of Leather, Manufacture of Luggage and Handbags</b>
<b>ሜማዎችን ማምረት</b>	3	43	46	2,421	1,433	3,854	<b>Manufacture of Footwear</b>
<b>እንጨቶች፣ የእንጨትና የቡሽ ዕቃዎች ከቤት ቁሳቁሶች በስተቀር</b>	7	9	16	1,153	152	1,305	<b>Manufacture of Wood and Products of Wood &amp; Cork, except Furniture</b>
<b>የእንጨት የቤት ቁሳቁሶችና የቤት መሥሪያዎች</b>	8	110	118	769	3,367	4,136	<b>Manufacture of Furniture</b>
<b>የወረቀትና ከወረቀት የሚሠሩ ዕቃዎች</b>	2	6	8	1,183	237	1,420	<b>Manufacture of Paper and Paper Products</b>
<b>ማተሚያ ቤቶችና ተመሳሳይ ፋብሪካዎች</b>	7	38	45	2,879	1,255	4,134	<b>Printing &amp; Services related to Printing</b>
<b>በአንዳ-ስትሪ የሚሠሩ ኪሚካሎች ከማዳበሪያዎች በስተቀር</b>	5	-	5	1,116	-	1,116	<b>Manufacture of Basic Industrial Chemicals, except Fertilizers and Nitrogen Compounds</b>
	Public	Private	Total	Public	Private	Total	
	Number of Establishments			Number of Employees			INDUSTRIAL GROUP

በ1990 የፋብሪካዎችና የተቀጠሩ ሠራተኞች ብዛት በይዘታ  
 NUMBER OF ESTABLISHMENTS AND NUMBER OF EMPLOYEES BY OWNERSHIP, 1997/98

ሠንጠረዥ ረ.1.ሐ (የቀጠለ)

TABLE F.1.c (contd.)

የኢንዱስትሪ አይነት	የፋብሪካዎች ብዛት			የተቀጠሩ ሠራተኞች ብዛት			
	የመንግሥት	የግል	ድምር	መንግሥት	የግል	ድምር	
<b>የሌሎች ኬሚካሎች ውጤት</b>	8	30	38	1,362	1,660	3,022	<b>Manufacture of other Chemical Products</b>
ቀለሞችና ጉምላኮች	2	5	7	253	202	455	Manufacture of paints, varnishes and lacquers
መድኃኒቶች፣ መድኃኒት ነክ ኬሚካሎችና የዕዕዋት ውጤቶች	2	2	4	524	453	977	Manufacture of pharmaceuticals, medicinal chemicals and botanical products
ሳሙናዎች፣ ሌሎች ማጽጃዎችና የውበት መስጫዎች	2	20	22	407	926	1,333	Manufacture of soap, cosmetics, perfumes and other cleaning preparations
ሌሎች ኬሚካሎች	2	3	5	178	79	257	Manufacture of chemical products n.e.c.
<b>የላቲክ ስቃዎች</b>	1	4	5	862	241	1,103	<b>Manufacture of Rubber Products</b>
<b>የፕላስቲክ ስቃዎች</b>	2	19	21	638	1,341	1,979	<b>Manufacture of Plastic Products</b>
<b>መስተዋትና የመስተዋት ስቃዎች</b>	1	2	3	429	225	654	<b>Manufacture of Glass and Glass Products</b>
<b>ብረታ ብረት ያልሆኑ የማዕድን ውጤቶች</b>	18	66	84	4,846	1,729	6,575	<b>Manufacture of other Non-Metallic Mineral Products</b>
የሕንጻ ሥራ የሚሆኑ ጠብቶች	2	3	5	385	104	489	Manufacture of structural clay products
ሲሚንቶ፣ ኖራና ሌሎች መለሰኛዎች	5	4	9	1,866	41	1,907	Manufacture of cement, lime and plaster
ብሉኪቶች፣ የሲሚንቶ ውጤቶችና መለሰኛዎች	7	53	60	1,210	1,235	2,445	Manufacture of articles of concrete, cement & plaster
ሌሎች ብረታ ብረት ያልሆኑ የማዕድን ውጤቶች	4	6	10	1,385	349	1,734	Manufacture of non-metallic mineral products n.e.c.
<b>ብረታ ብረት</b>	3	3	6	1,042	96	1,138	<b>Manufacture of Basic Iron and Steel</b>
<b>በመኪናዎችና ፋብሪካ መሣሪያዎች ሌላ ከብረት የተሠሩ ስቃዎች</b>	5	35	40	1,204	683	1,887	<b>Manufacture of Fabricated Metal Products Except Machinery and Equipment</b>
የሕንጻ መሣሪያ ብረታ ብረቶች	-	24	24	-	454	454	Manufacture of structural metal products, tanks, reservoirs and containers of metal
ከብረት የተሠሩ የቁሳቁስ ስቃዎች	2	5	7	430	85	515	Manufacture of cutlery, hand tools & general hardware
መኪናዎችና የፋብሪካ መሣሪያዎች ያልሆኑ ሌሎች የብረታ ብረት ስቃዎች	3	6	9	774	144	918	Manufacture of fabricated metal products except machinery and equipment n.e.c.
<b>ማሽኖችንና ሌላ በ ያልተጠቀሱ ስቃዎችን ማምረት</b>	1	19	20	87	271	358	<b>Manufacture of Machinery and Equipment N.E.C</b>
ፓምፕዎችን፣ ማመቂያ መሣሪያዎችን፣ የቢንቢ መዝጊያዎችን መቆጣጠሪያ መሣሪያዎችን ማምረት	-	-	-	-	-	-	Manufacture of Pumps, Compressors, Taps & Valves
ምድጃዎችንና ማብሰያዎችን ማምረት	-	4	4	-	51	51	Manufacture of Ovens, Furnaces and Furnace Burners
ለአጠቃላይ አገልግሎት የሚውሉ ማሽኖችን ማምረት	-	4	4	-	32	32	Manufacture of General purpose Machinery
ለምግብና ለመጠጥ የሚያገለግሉ ማሽኖችን ማምረት	-	10	10	-	178	178	Manufacture of Machinery for food and beverage processing
የኦሊምፒክ ስቃዎችና መለዋወጫዎች	1	1	2	87	10	97	Manufacture of Accumulators, Primary Cells and Primary Batteries
<b>የተሽከርካሪ መኪናዎች መገጣጠሚያ</b>	2	10	12	314	585	899	<b>Assembly of Motor Vehicles</b>
<b>ድምር</b>	155	607	762	67,995	25,221	93,216	<b>TOTAL</b>
	Public	Private	Total	Public	Private	Total	
	Number of Establishments			Number of Employees			<b>INDUSTRIAL GROUP</b>

የኢንዱስትሪዎች አቋም ሁኔታ ማጠቃለያ በደዘታ፣ 1988 - 1989  
 SUMMARY OF OPERATIONS OF MANUFACTURING INDUSTRY BY OWNERSHIP, 1995/96 - 1996/97

ሠንጠረዥ 4.2.ሀ

TABLE F.2.a

	1988			1989			
	የመንግሥት	የግል	ድምር	የመንግሥት	የግል	ድምር	
<b>ጠቅላላ የፋብሪካዎች ውጤት ዋጋ</b>							<b>GROSS VALUE OF PRODUCTION</b>
<b>/በሺህ ብር/</b>							<b>(IN '000 BIRR)</b>
የምግብ	1,181,191	135,554	1,316,745	1,073,299	277,925	1,351,224	FOOD
የመጠጥ	854,988	8,957	863,945	630,490	245,918	876,408	BEVERAGE
የትምባሆ	244,188	-	244,188	240,371	-	240,371	TOBACCO
የጨርቃ ጨርት	741,746	29,223	770,969	685,517	41,960	727,477	TEXTILE
የቆዳና የጫማ	501,308	133,192	634,500	452,133	196,224	648,357	LEATHER AND FOOTWEAR
የእንጨትና የቤት ቁሳቁስ	76,301	56,320	132,621	58,863	89,209	148,072	WOOD AND FURNITURE
የወረቀት	120,106	2,867	122,973	104,305	22,011	126,316	PAPER
የማተሚያ	142,549	26,042	168,591	100,878	36,225	137,103	PRINTING
የኬሚካል	381,096	122,689	503,785	465,764	179,903	645,667	CHEMICAL
ብረታ ብረት ያልሆኑ ማዕድናት	384,230	35,443	419,673	444,066	100,142	544,208	NON-METALLIC MINERAL PRODUCTS
የብረታ ብረትና የኤሌክትሪክ ድምር	380,489	240,624	621,113	484,899	66,099	550,998	METAL AND ELECTRICAL
	<b>5,008,192</b>	<b>790,911</b>	<b>5,799,103</b>	<b>4,740,585</b>	<b>1,255,616</b>	<b>5,996,201</b>	<b>TOTAL</b>
<b>ደመወዝና ምንዳ /በሺህ ብር/</b>							<b>WAGES AND SALARIES (IN '000 BIRR)</b>
የምግብ	80,851	6,363	87,214	81,505	12,466	93,971	FOOD
የመጠጥ	47,667	787	48,454	37,858	15,706	53,564	BEVERAGE
የትምባሆ	8,914	-	8,914	12,156	-	12,156	TOBACCO
የጨርቃ ጨርት	114,279	2,989	117,268	110,926	6,464	117,390	TEXTILE
የቆዳና የጫማ	44,060	5,115	49,175	41,213	6,686	47,899	LEATHER AND FOOTWEAR
የእንጨትና የቤት ቁሳቁስ	13,912	7,747	21,659	10,234	13,514	23,748	WOOD AND FURNITURE
የወረቀት	7,438	320	7,758	8,474	1,231	9,705	PAPER
የማተሚያ	23,677	4,024	27,701	20,373	4,990	25,363	PRINTING
የኬሚካል	24,092	4,987	29,079	28,554	10,415	38,969	CHEMICAL
ብረታ ብረት ያልሆኑ ማዕድናት	27,911	3,620	31,531	30,626	6,318	36,944	NON-METALLIC MINERAL PRODUCTS
የብረታ ብረትና የኤሌክትሪክ ድምር	19,357	8,895	28,252	22,755	7,166	29,921	METAL AND ELECTRICAL
	<b>412,158</b>	<b>44,847</b>	<b>457,005</b>	<b>404,674</b>	<b>84,956</b>	<b>489,630</b>	<b>TOTAL</b>
<b>የማይንቀሳቀስ ንብረት /በሺህ ብር/</b>							<b>FIXED CAPITAL ASSETS (IN '100 BIRR)</b>
የምግብ	273,997	56,708	330,705	187,523	143,380	330,903	FOOD
የመጠጥ	249,351	4,129	253,480	176,699	97,189	273,888	BEVERAGE
የትምባሆ	23,425	-	23,425	4,889	-	4,889	TOBACCO
የጨርቃ ጨርት	490,074	29,606	519,680	477,334	56,500	533,834	TEXTILE
የቆዳና የጫማ	41,838	87,057	128,895	36,973	104,026	140,999	LEATHER AND FOOTWEAR
የእንጨትና የቤት ቁሳቁስ	11,966	44,379	56,345	6,443	95,446	101,889	WOOD AND FURNITURE
የወረቀት	10,393	2,033	12,426	12,587	22,119	34,706	PAPER
የማተሚያ	40,385	18,033	58,418	30,042	20,805	50,847	PRINTING
የኬሚካል	367,711	39,255	406,966	437,516	146,138	583,654	CHEMICAL
ብረታ ብረት ያልሆኑ ማዕድናት	244,145	44,486	288,631	409,840	68,203	478,043	NON-METALLIC MINERAL PRODUCTS
የብረታ ብረትና የኤሌክትሪክ ድምር	131,995	43,535	175,530	134,104	60,733	194,837	METAL AND ELECTRICAL
	<b>1,885,280</b>	<b>369,221</b>	<b>2,254,501</b>	<b>1,913,950</b>	<b>814,539</b>	<b>2,728,489</b>	<b>TOTAL</b>
	PUBLIC	PRIVATE	TOTAL	PUBLIC	PRIVATE	TOTAL	
	1995/96			1996/97			

**የኢንዱስትሪዎች አቋም ሁኔታ ማጠቃለያ በይዘታ፣ 1988 - 1989**  
**SUMMARY OF OPERATIONS OF MANUFACTURING INDUSTRY BY OWNERSHIP, 1995/96 - 1996/97**

ሠንጠረዥ ረ.2.ሀ /የቀጠለ/

TABLE F.2.a (Contd.)

	1988			1989			
	የመንግሥት	የግል	ድምር	የመንግሥት	የግል	ድምር	
<b>መዋዕለ ንዋይ ለማይንቀሳቀስ ንብረት</b>							<b>INVESTMENT IN FIXED ASSETS</b>
<b>/በሺህ ብር/</b>							<b>(IN '000 BIRR)</b>
የምግብ	56,211	6,764	62,975	43,379	6,518	49,897	FOOD
የመጠጥ	31,402	310	31,712	30,819	14,850	45,669	BEVERAGE
የትምባሆ	1,414	-	1,414	667	-	667	TOBACCO
የጨርቃ ጨርቅ	9,571	4,509	14,080	15,962	9,102	25,064	TEXTILE
የቆዳና የጫማ	7,114	15,061	22,175	4,738	16,242	20,980	LEATHER AND FOOTWEAR
የእንጨትና የቤት ቁሳቁስ	1,261	9,824	11,085	966	8,223	9,189	WOOD AND FURNITURE
የወረቀት	1,337	192	1,529	4,295	2,706	7,001	PAPER
የማተሚያ	3,786	3,255	7,041	11,585	4,417	16,002	PRINTING
የኬሚካል	30,618	6,825	37,443	14,867	48,423	63,290	CHEMICAL
ብረት ብረት ያልሆኑ ማዕድናት	21,923	5,616	27,539	38,193	9,130	47,323	NON-METALLIC MINERAL PRODUCTS
የብረት ብረትና የኤሌክትሪክ ድምር	4,612	7,662	12,274	15,130	6,364	21,494	METAL AND ELECTRICAL
	<b>169,249</b>	<b>60,018</b>	<b>229,267</b>	<b>180,601</b>	<b>125,975</b>	<b>306,576</b>	<b>TOTAL</b>
<b>የሠራተኞች ብዛት /በቁጥር/</b>							<b>NUMBER OF EMPLOYEES</b>
የምግብ	13,297	2,451	15,748	12,725	3,510	16,235	FOOD
የመጠጥ	7,267	183	7,450	5,043	2,552	7,595	BEVERAGE
የትምባሆ	982	-	982	953	-	953	TOBACCO
የጨርቃ ጨርቅ	31,444	997	32,441	29,939	1,858	31,797	TEXTILE
የቆዳና የጫማ	5,924	1,824	7,748	6,016	2,128	8,144	LEATHER AND FOOTWEAR
የእንጨትና የቤት ቁሳቁስ	2,783	1,987	4,770	1,945	3,513	5,458	WOOD AND FURNITURE
የወረቀት	1,135	135	1,270	1,167	295	1,462	PAPER
የማተሚያ	3,391	889	4,280	2,633	1,008	3,641	PRINTING
የኬሚካል	3,889	1,155	5,044	3,840	2,259	6,099	CHEMICAL
ብረት ብረት ያልሆኑ ማዕድናት	4,779	1,259	6,038	4,645	2,009	6,654	NON-METALLIC MINERAL PRODUCTS
የብረት ብረትና የኤሌክትሪክ ድምር	2,778	1,490	4,268	2,751	1,576	4,327	METAL AND ELECTRICAL
	<b>77,960</b>	<b>12,370</b>	<b>90,039</b>	<b>71,657</b>	<b>20,708</b>	<b>92,365</b>	<b>TOTAL</b>
	1995/96			PUB.LIC	PRIVATE	TOTAL	
				1996/97			

የኢንዱስትሪዎች አቋም ሁኔታ ማጠቃለያ በይዘታ፣ 1989 - 1990  
 SUMMARY OF OPERATIONS OF MANUFACTURING INDUSTRY BY OWNERSHIP, 1996/97 - 1997/98

ሠንጠረዥ ረ.2.ሰ

TABLE F.2.b

	1989			1990			
	የመንግሥት	የግል	ድምር	የመንግሥት	የግል	ድምር	
<b>ጠቅላላ የፋብሪካዎች ውጤት ዋጋ /በሺህ ብር/</b>							<b>GROSS VALUE OF PRODUCTION (IN '000 BIRR)</b>
የምግብ	1,073,299	277,925	1,351,224	1,318,923	291,156	1,610,079	FOOD
የመጠጥ	630,490	245,918	876,408	649,912	272,715	922,627	BEVERAGE
የትምባሆ	240,371	-	240,371	243,776	-	243,776	TOBACCO
የጨርቃ ጨርቅ	685,517	41,960	727,477	599,585	47,402	646,987	TEXTILE
የቆዳና የጫማ	452,133	196,224	648,357	311,274	341,212	652,486	LEATHER AND FOOTWEAR
የእንጨትና የቤት ቁሳቁስ	58,863	89,209	148,072	60,328	97,963	158,291	WOOD AND FURNITURE
የወረቀት	104,305	22,011	126,316	100,910	23,195	124,105	PAPER
የማተሚያ	100,878	36,225	137,103	118,043	49,077	167,120	PRINTING
የኬሚካል	465,764	179,903	645,667	459,990	326,605	786,595	CHEMICAL
ብረታ ብረት ያልሆኑ ማዕድናት	444,066	100,142	544,208	476,422	74,541	550,963	NON-METALLIC MINERAL PRODUCTS
የብረታ ብረትና የኤሌክትሪክ ድምር	484,899	66,099	550,998	403,690	126,488	530,178	METAL AND ELECTRICAL
	<b>4,740,585</b>	<b>1,255,616</b>	<b>5,996,201</b>	<b>4,742,853</b>	<b>1,650,354</b>	<b>6,393,207</b>	<b>TOTAL</b>
<b>ደመወዝና ምንዳ /በሺህ ብር/</b>							<b>WAGES AND SALARIES (IN '000 BIRR)</b>
የምግብ	81,505	12,466	93,971	90,036	15,204	105,240	FOOD
የመጠጥ	37,858	15,706	53,564	35,738	19,239	54,977	BEVERAGE
የትምባሆ	12,156	-	12,156	9,034	-	9,034	TOBACCO
የጨርቃ ጨርቅ	110,926	6,464	117,390	105,732	9,264	114,996	TEXTILE
የቆዳና የጫማ	41,213	6,686	47,899	32,621	13,154	45,775	LEATHER AND FOOTWEAR
የእንጨትና የቤት ቁሳቁስ	10,234	13,514	23,748	11,923	15,906	27,829	WOOD AND FURNITURE
የወረቀት	8,474	1,231	9,705	8,529	1,352	9,881	PAPER
የማተሚያ	20,373	4,990	25,363	23,515	6,334	29,849	PRINTING
የኬሚካል	28,554	10,415	38,969	30,129	13,154	43,283	CHEMICAL
ብረታ ብረት ያልሆኑ ማዕድናት	30,626	6,318	36,944	30,570	6,185	36,755	NON-METALLIC MINERAL PRODUCTS
የብረታ ብረትና የኤሌክትሪክ ድምር	22,755	7,166	29,921	23,783	8,853	32,636	METAL AND ELECTRICAL
	<b>404,674</b>	<b>84,956</b>	<b>489,630</b>	<b>401,610</b>	<b>108,645</b>	<b>510,255</b>	<b>TOTAL</b>
<b>የማይንቀሳቀስ ንብረት /በሺህ ብር/</b>							<b>FIXED CAPITAL ASSETS (IN '100 BIRR)</b>
የምግብ	187,523	143,380	330,903	275,074	300,917	575,991	FOOD
የመጠጥ	176,699	97,189	273,888	169,610	107,421	277,031	BEVERAGE
የትምባሆ	4,889	-	4,889	3,566	-	3,566	TOBACCO
የጨርቃ ጨርቅ	477,334	56,500	533,834	413,209	64,900	478,109	TEXTILE
የቆዳና የጫማ	36,973	104,026	140,999	23,393	214,845	238,238	LEATHER AND FOOTWEAR
የእንጨትና የቤት ቁሳቁስ	6,443	95,446	101,889	13,773	96,161	109,934	WOOD AND FURNITURE
የወረቀት	12,587	22,119	34,706	13,296	30,376	43,672	PAPER
የማተሚያ	30,042	20,805	50,847	32,209	29,657	61,866	PRINTING
የኬሚካል	437,516	146,138	583,654	391,153	271,437	662,590	CHEMICAL
ብረታ ብረት ያልሆኑ ማዕድናት	409,840	68,203	478,043	400,795	56,090	456,885	NON-METALLIC MINERAL PRODUCTS
የብረታ ብረትና የኤሌክትሪክ ድምር	134,104	60,733	194,837	131,256	80,988	212,244	METAL AND ELECTRICAL
	<b>1,913,950</b>	<b>814,539</b>	<b>2,728,489</b>	<b>1,867,334</b>	<b>1,252,792</b>	<b>3,120,126</b>	<b>TOTAL</b>
	PUBLIC	PRIVATE	TOTAL	PUBLIC	PRIVATE	TOTAL	
		1996/97			1997/98		

የኢንዱስትሪዎች አድጎ ሁኔታ ግጠቃለያ በይዘታ፣ 1989 - 1990

SUMMARY OF OPERATIONS OF MANUFACTURING INDUSTRY BY OWNERSHIP, 1996/97 - 1997/98

ሠንጠረዥ ለ.2.ለ /የቀጠለ/

TABLE F.2.b (Contd.)

መዋዕለ ንዋይ ለማይንቀሳቀስ ንብረት /በሺህ ብር/	1989			1990			INVESTMENT IN FIXED ASSETS (IN '000 BIRRI)
	የመንግሥት	የግል	ድምር	የመንግሥት	የግል	ድምር	
የምግብ	43,379	6,518	49,897	99,433	6,457	105,890	FOOD
የመጠጥ	30,819	14,850	45,669	49,659	28,031	77,690	BEVERAGE
የትምባሆ	667	-	667	276	-	276	TOBACCO
የጨርቃ ጨርቅ	15,962	9,102	25,064	33,658	2,506	36,164	TEXTILE
የቆዳና የጫማ	4,738	16,242	20,980	4,439	26,346	30,785	LEATHER AND FOOTWEAR
የእንጨትና የቤት ቁሳቁስ	966	8,223	9,189	1,078	5,752	6,830	WOOD AND FURNITURE
የወረቀት	4,295	2,706	7,001	3,531	7,583	11,114	PAPER
የማተሚያ	11,585	4,417	16,002	2,271	3,084	5,355	PRINTING
የኬሚካል	14,867	48,423	63,290	16,307	56,720	73,027	CHEMICAL
ብረታ ብረት ያልሆኑ ማዕድናት	38,193	9,130	47,323	20,767	2,716	23,483	NON-METALLIC MINERAL PRODUCTS
የብረታ ብረትና የኤሌክትሪክ ድምር	15,130	6,364	21,494	17,931	15,617	33,548	METAL AND ELECTRICAL
	<b>180,601</b>	<b>125,975</b>	<b>306,576</b>	<b>249,350</b>	<b>154,812</b>	<b>404,162</b>	<b>TOTAL</b>
የሠራተኞች ብዛት /በቶፕር/							<b>NUMBER OF EMPLOYEES</b>
የምግብ	12,725	3,510	16,235	12,788	4,772	17,560	FOOD
የመጠጥ	5,043	2,552	7,595	5,182	2,978	8,160	BEVERAGE
የትምባሆ	953	-	953	898	-	898	TOBACCO
የጨርቃ ጨርቅ	29,939	1,858	31,797	26,809	2,474	29,283	TEXTILE
የቆዳና የጫማ	6,016	2,128	8,144	4,434	3,155	7,589	LEATHER AND FOOTWEAR
የእንጨትና የቤት ቁሳቁስ	1,945	3,513	5,458	1,922	3,519	5,441	WOOD AND FURNITURE
የወረቀት	1,167	295	1,462	1,183	237	1,420	PAPER
የማተሚያ	2,633	1,008	3,641	2,879	1,255	4,134	PRINTING
የኬሚካል	3,840	2,259	6,099	3,978	3,242	7,220	CHEMICAL
ብረታ ብረት ያልሆኑ ማዕድናት	4,645	2,009	6,654	5,275	1,954	7,229	NON-METALLIC MINERAL PRODUCTS
የብረታ ብረትና የኤሌክትሪክ ድምር	2,751	1,576	4,327	2,647	1,635	4,282	METAL AND ELECTRICAL
	<b>71,657</b>	<b>20,708</b>	<b>92,365</b>	<b>67,995</b>	<b>25,221</b>	<b>93,216</b>	<b>TOTAL</b>
	PUBLIC	PRIVATE	TOTAL	PUBLIC	PRIVATE	TOTAL	
	1996/97			1997/98			

የ1988 የፋብሪካዎችና የሠራተኞች ጠቅላላ ብዛት በሠራተኞች ብዛት መደብ  
 NUMBER OF ESTABLISHMENTS AND NUMBER OF PERSONS ENGAGED BY SIZE OF ESTABLISHMENT, 1995/96

ሠንጠረዥ ፭.3.ሀ

TABLE F.3.a

የኢንዱስትሪ አይነት	የፋብሪካዎች ብዛት በሠራተኞች ብዛት መደብ			የሠራተኞች ጠቅላላ ብዛት በሠራተኞች ብዛት መደብ			
	10 - 19	20-49	50 እና በላይ	10 - 19	20-49	50 እና በላይ	
<b>የምግብ ፋብሪካዎች</b>	67	27	54	869	758	14,353	<b>Food Manufacturing</b>
የሥጋ፣ ፍራፍሬና አትክልት ውጤቶችን ማምረት፣ ማዘጋጀትና መጠበቅ	-	-	7	-	-	3,003	Production, processing & preserving of meat, fruit and vegetables
ከእንሰሳትና ከእህል የሚገኙ ቅባቶች	11	7	10	126	170	1,441	Manufacture of vegetables & animal oils & fats
ወተትና የወተት ተዋጽዖ	-	-	1	-	-	265	Manufacture of dairy products
የእህል ወፍጮዎች	2	3	13	32	101	2,345	Manufacture of Grain mill products
የእንሰሳት መና ማዘጋጀት	-	-	2	-	-	202	Manufacture of prepared animal feeds
የዳቦ መጋገሪያዎች	52	14	13	683	385	1,750	Manufacture of bakery products
የስኳር ፋብሪካዎችና ከስኳር የማዘጋጀት ምግቦች	1	2	2	15	65	4,304	Manufacture of sugar and sugar confectionery
ማከራና ፓስታን ማምረት	-	1	2	-	37	300	Manufacture of macaroni and spaghetti
ለሌሎች ምግቦች	1	-	4	13	-	743	Manufacture of food products n.e.c.
<b>የመጠጥ ፋብሪካዎች</b>	1	4	21	15	121	7,613	<b>Manufacture of Beverage</b>
አልኮሎች ማጣራትና መቀመጫ	1	4	5	15	121	674	Distilling, rectifying and blending of spirits
የወይን ጠጅ መጥመቅ	-	-	3	-	-	698	Manufacture of Wines
አረቂዎች መጥመቅና ድፍድፍ ማዘጋጀት /ቢራ/	-	-	5	-	-	2,865	Manufacture of malt liquors and malt
ለስላሳ መጠጦችና ጠበሎች	-	-	8	-	-	3,376	Manufacture of soft drinks & production of mineral water
<b>ከትምባህ የሚሠሩ ውጤቶች</b>	-	-	1	-	-	982	<b>Manufacture of Tobacco Products</b>
<b>የጨርቃ ጨርቅ ፋብሪካዎች</b>	7	6	19	80	183	28,154	<b>Manufacture of Textiles</b>
መፍተል፣ ልብስ መሥራትና ማውጣት	1	3	16	12	95	24,879	Spinning, weaving & finishing of textiles
ገመዶችንና ሲባሳዎችን መሥራት	-	-	3	-	-	3,275	Manufacture of cordage, rope, twine & netting
ሹራብ መሥራት	6	3	-	68	88	-	Knitting mills
<b>የተሰፉ ልብሶች ከባለፀጉ ልብስ በስተቀር</b>	9	5	9	119	146	3,841	<b>Manufacture of Wearing Apparel, Except Fur Apparel</b>
<b>ቆዳዎችን መፋቅና ማልፋት፣ ሻንጣዎችንና የእጅ ቦርሳዎችን መሥራት</b>	-	-	8	-	-	3,614	<b>Tanning &amp; Dressing of Leather, Manufacture of Luggage and Handbags</b>
<b>ሚግዎችን ማምረት</b>	26	19	10	309	575	3,365	<b>Manufacture of Footwear</b>
<b>አንጨቶች፣ የአንጨትና የቡሽ ዕቃዎች ከቤት ቁሳቁሶች በስተቀር</b>	9	2	15	132	64	2,334	<b>Manufacture of Wood and Products of Wood &amp; Cork, except Furniture</b>
<b>የአንጨት የቤት ቁሳቁሶችና የቤት መሥሪያዎች</b>	39	24	12	550	701	1,203	<b>Manufacture of Furniture</b>
<b>የወረቀትና ከወረቀት የሚሠሩ ዕቃዎች</b>	-	2	3	-	71	1,201	<b>Manufacture of Paper and Paper Products</b>
<b>ማተሚያ ቤቶችና ተመሳሳይ ፋብሪካዎች</b>	16	9	13	238	254	3,815	<b>Printing &amp; Services related to Printing</b>
<b>በኢንዱስትሪ የሚሠሩ ኬሚካሎች ከማዳበሪያዎች በስተቀር</b>	-	-	2	-	-	499	<b>Manufacture of Basic Industrial Chemicals except Fertilizers and Nitrogen Compounds</b>
	10 - 19	20-49	50 & Over	10 - 19	20-49	50 & Over	<b>INDUSTRIAL GROUP</b>
	Number of Establishments by size Group			Distribution of Persons Engaged by Size Group			

የ1988 የፋብሪካዎችና የሠራተኞች ጠቅላላ ብዛት በሠራተኞች ብዛት መደብ  
 NUMBER OF ESTABLISHMENTS AND NUMBER OF PERSONS ENGAGED BY SIZE OF ESTABLISHMENT, 1995/96

ሠንጠረዥ ፭.3.0 /የቀጠለ/

TABLE F.3.a (contd.)

የኢንዱስትሪ አይነት	የፋብሪካዎች ብዛት በሠራተኞች ብዛት መደብ			የሠራተኞች ጠቅላላ ብዛት በሠራተኞች ብዛት መደብ			
	10 - 19	20-49	50 እና በላይ	10 - 19	20-49	50 እና በላይ	
<b>የሌሎች ኬሚካሎች ውጤት</b>	16	5	12	224	140	1,989	<b>Manufacture of other Chemical Products</b>
ቀለሞችና ጉምሳኮች	1	1	3	13	22	394	Manufacture of paints, varnishes and lacquers
መድኃኒቶች፣ መድኃኒት ነክ ኬሚካሎችና የዕቃዎች ውጤቶች	-	1	1	-	26	475	Manufacture of pharmaceuticals, medicinal chemicals and botanical products
ሣሙናዎች፣ ሌሎች ማጽጃዎችና የውበት መስጫዎች	14	2	7	194	53	1,061	Manufacture of soap, cosmetics, perfumes and other cleaning preparations
ሌሎች ኬሚካሎች	1	1	1	17	39	59	Manufacture of chemical products n.e.c.
<b>የላቲክ ዕቃዎች</b>	1	1	2	14	21	1,081	<b>Manufacture of Rubber Products</b>
<b>የፕላስቲክ ዕቃዎች</b>	3	4	4	52	112	939	<b>Manufacture of Plastic Products</b>
<b>መስተዋትና የመስተዋት ዕቃዎች</b>	-	-	2	-	-	663	<b>Manufacture of Glass and Glass Products</b>
<b>ብረታ ብረት ያልሆኑ የግዕድን ውጤቶች</b>	49	13	21	579	383	4,495	<b>Manufacture of other Non-Metallic Mineral Products</b>
የሕንጻ ሥራ የሚሆኑ ጡቦች	1	2	4	19	57	567	Manufacture of structural clay products
ሲሚንቶ፣ ያራና ሌሎች መለሰኛዎች	1	1	5	10	44	1,676	Manufacture of cement, lime and plaster
ብሉኪቶች፣ የሲሚንቶ ውጤቶችና መለሰኛዎች	47	9	8	550	258	1,816	Manufacture of articles of concrete, cement & plaster
ሌሎች ብረታ ብረት ያልሆኑ የግዕድን ውጤቶች	-	1	4	-	24	436	Manufacture of non-metallic mineral products n.e.c.
<b>ብረታ ብረት</b>	-	-	3	-	-	1,121	<b>Manufacture of Basic Iron and Steel</b>
<b>ከመኪናዎችና ፋብሪካ መሣሪያዎች ሌላ ከብረት የተሠሩ ዕቃዎች</b>	28	17	7	366	451	1,465	<b>Manufacture of Fabricated Metal Products Except Machinery and Equipment</b>
የሕንጻ መሣሪያ ብረታ ብረቶች	22	13	2	289	333	138	Manufacture of structural metal products, tanks, reservoirs and containers of metal
ከብረት የተሠሩ የቁሳቁስ ዕቃዎች	5	1	3	64	22	557	Manufacture of cutlery, hand tools & general hardware
መኪናዎችና የፋብሪካ መሣሪያዎች ያልሆኑ ሌሎች የብረታ ብረት ዕቃዎች	1	3	2	13	96	770	Manufacture of fabricated metal products except machinery and equipment n.e.c.
<b>ፓምፕዎችን፣ ማመቂያ መሣሪያዎችን፣ የቢንቢ መዝጊያዎችንና መቆጣጠሪያ መሣሪያዎችን ማምረት</b>	-	-	1	-	-	143	<b>Manufacture of Pumps, Compressors, Taps &amp; Valves</b>
<b>የኤሌክትሪክ ዕቃዎችና መለዋወጫዎች</b>	-	-	1	-	-	89	<b>Manufacture of Accumulators, Primary Cells and Primary Batteries</b>
<b>የተሽከርካሪ መኪናዎች መገጣጠሚያ</b>	4	5	4	55	116	542	<b>Assembly of Motor Vehicles</b>
<b>ድምር</b>	275	143	224	3,602	4,096	83,501	<b>TOTAL</b>
	Public	Private	Total	Public	Private	Total	
	Number of Establishments			Number of Employees			<b>INDUSTRIAL GROUP</b>

የ1989 የፋብሪካዎችና የሠራተኞች ጠቅላላ ብዛት በሠራተኞች ብዛት መደብ  
 NUMBER OF ESTABLISHMENTS AND NUMBER OF PERSONS ENGAGED BY SIZE OF ESTABLISHMENT, 1996/97

ሠንጠረዥ ፭.3.ለ

TABLE F.3.b

የኢንዱስትሪ አይነት	የፋብሪካዎች ብዛት በሠራተኞች ብዛት መደብ			የሠራተኞች ጠቅላላ ብዛት በሠራተኞች ብዛት መደብ			
	10 - 19	20-49	50 እና በላይ	10 - 19	20-49	50 እና በላይ	
	<b>የምግብ ፋብሪካዎች</b>	81	31	59	1,099	845	
የሥጋ፣ ፍራፍሬና አትክልት ውጤቶችን ማምረት፣ ማዘጋጀትና መጠበቅ	-	-	10	-	-	2,918	Production, processing & preserving of meat, fruit and vegetables
ከእንሰሳትና ከእህል የሚገኙ ቅባቶች	14	3	8	195	91	994	Manufacture of vegetables & animal oils & fats
ወተትና የወተት ተዋጽዖ	-	-	1	-	-	265	Manufacture of dairy products
የእህል ወፍጮዎች	7	5	14	93	161	2,570	Manufacture of Grain mill products
የእንሰሳት መኖ ማዘጋጀት	2	-	2	23	-	195	Manufacture of prepared animal feeds
የዳቦ መጋገሪያዎች	52	21	14	715	520	1,632	Manufacture of bakery products
የሰኣር ፋብሪካዎችና ከሰኣር የማዘጋጀት ምግቦች	3	2	2	38	73	4,736	Manufacture of sugar and sugar confectionery
ማከራና ፓስታን ማምረት	-	-	3	-	-	354	Manufacture of macaroni and spaghetti
ለሎች ምግቦች	3	-	5	35	-	804	Manufacture of food products n.e.c.
<b>የመጠጥ ፋብሪካዎች</b>	2	5	20	16	171	7,415	<b>Manufacture of Beverage</b>
አልኮሎች ማጣራትና መቀመጫ	2	5	4	16	171	681	Distilling, rectifying and blending of spirits
የወይን ጠጅ መጥመቅ	-	-	3	-	-	682	Manufacture of Wines
አረቄዎች መጥመቅና ድፍድፍ ማዘጋጀት /ቢራ/	-	-	5	-	-	2,725	Manufacture of malt liquors and malt
ለሰላሳ መጠጦችና ጠበሎች	-	-	8	-	-	3,327	Manufacture of soft drinks & production of mineral water
<b>ከትምህጻን የሚሠሩ ውጤቶች</b>	-	-	1	-	-	953	<b>Manufacture of Tobacco Products</b>
<b>የጨርቃ ጨርቅ ፋብሪካዎች</b>	6	7	21	90	237	26,912	<b>Manufacture of Textiles</b>
መፍተል፣ ልብስ መሥራትና ማውጣት	2	3	17	36	104	24,055	Spinning, weaving & finishing of textiles
ገመዶችንና ሲባላዎችን መሥራት	-	-	2	-	-	2,750	Manufacture of cordage, rope, twine & netting
ሹራብ መሥራት	4	4	2	54	133	107	Knitting mills
<b>የተሰፉ ልብሶች ከባለፀጉ ልብስ በስተቀር</b>	9	7	10	118	188	4,301	<b>Manufacture of Wearing Apparel, Except Fur Apparel</b>
ቆዳዎችን መፍቅና ማልፋት፣ ሻንጣዎችንና የእጅ ቦርሳዎችን መሥራት	-	-	11	-	-	3,971	<b>Tanning &amp; Dressing of Leather, Manufacture of Luggage and Handbags</b>
ሜግዎችን ማምረት	21	17	12	266	461	3,537	<b>Manufacture of Footwear</b>
እንጨቶች፣ የእንጨትና የቡሽ ዕቃዎች ከቤት ቁሳቁሶች በስተቀር	6	6	11	77	197	1,644	<b>Manufacture of Wood and Products of Wood &amp; Cork, except Furniture</b>
የእንጨት የቤት ቁሳቁሶችና የቤት መሥሪያዎች	55	41	14	772	1,082	1,920	<b>Manufacture of Furniture</b>
የወረቀትና ከወረቀት የሚሠሩ ዕቃዎች	3	1	5	47	22	1,396	<b>Manufacture of Paper and Paper Products</b>
ግተሚያ ቤቶችና ተመሳሳይ ፋብሪካዎች	16	7	14	241	204	3,222	<b>Printing &amp; Services related to Printing</b>
በኢንዱስትሪ የሚሠሩ ኬሚካሎች ከማዳበሪያዎች በስተቀር	-	-	5	-	-	1,119	<b>Manufacture of Basic Industrial Chemicals except Fertilizers and Nitrogen Compounds</b>
	10 - 19	20-49	50 & Over	10 - 19	20-49	50 & Over	
	Number of Establishments by size Group			Distribution of Persons Engaged by Size Group			<b>INDUSTRIAL GROUP</b>

የ1989 የፋብሪካዎችና የሠራተኞች ጠቅላላ ብዛት በሠራተኞች ብዛት መደብ  
 NUMBER OF ESTABLISHMENTS AND NUMBER OF PERSONS ENGAGED BY SIZE OF ESTABLISHMENT, 1996/97

ሠንጠረዥ ረ.3.ለ /የቀጠለ/

TABLE F.3.b (contd.)

የኢንዱስትሪ አይነት	የፋብሪካዎች ብዛት በሠራተኞች ብዛት መደብ			የሠራተኞች ጠቅላላ ብዛት በሠራተኞች ብዛት መደብ			
	10 - 19	20-49	50 እና በላይ	10 - 19	20-49	50 እና በላይ	
<b>የሌሎች ኬሚካሎች ውጤት</b>	13	11	14	167	319	2,109	<b>Manufacture of other Chemical Products</b>
ቀለሞችና ጉምላኮች	2	1	3	24	38	359	Manufacture of paints, varnishes and lacquers
መድኃኒቶች፣ መድኃኒት ነክ ኬሚካሎችና የዕፅዋት ውጤቶች	-	1	2	-	27	457	Manufacture of pharmaceuticals, medicinal chemicals and botanical products
ሣሙናዎች፣ ሌሎች ማጽጃዎችና የውበት መስጫዎች	9	9	7	114	254	1,111	Manufacture of soap, cosmetics, perfumes and other cleaning preparations
ሌሎች ኬሚካሎች	2	-	2	29	-	182	Manufacture of chemical products n.e.c.
<b>የላሰቲክ ዕቃዎች</b>	1	2	2	18	77	864	<b>Manufacture of Rubber Products</b>
<b>የፕላስቲክ ዕቃዎች</b>	3	9	6	44	257	1,161	<b>Manufacture of Plastic Products</b>
መስተዋትና የመስተዋት ዕቃዎች	-	-	3	-	-	572	<b>Manufacture of Glass and Glass Products</b>
<b>ብረታ ብረት ያልሆኑ የግዕድን ውጤቶች</b>	49	20	25	590	559	5,032	<b>Manufacture of other Non-Metallic Mineral Products</b>
የሕንጻ ሥራ የሚሆኑ ጠብቶች	1	1	3	13	30	361	Manufacture of structural clay products
ሲሚንቶች፣ ናራና ሌሎች መለሰኛዎች	2	1	4	24	44	1,834	Manufacture of cement, lime and plaster
ብሎኬቶች፣ የሲሚንቶች ውጤቶችና መለሰኛዎች	43	18	12	531	485	1,543	Manufacture of articles of concrete, cement & plaster
ሌሎች ብረታ ብረት ያልሆኑ የግዕድን ውጤቶች	3	-	6	22	-	1,294	Manufacture of non-metallic mineral products n.e.c.
<b>ብረታ ብረት</b>	1	1	3	10	44	1,079	<b>Manufacture of Basic Iron and Steel</b>
<b>ከመኪናዎችና ፋብሪካ መሣሪያዎች ሌላ ከብረት</b>							<b>Manufacture of Fabricated Metal Products</b>
<b>የተሠሩ ዕቃዎች</b>	32	17	10	376	447	1,399	<b>Except Machinery and Equipment</b>
የሕንጻ መሣሪያ ብረታ ብረቶች	26	12	4	309	334	192	tanks, reservoirs and containers of metal
ከብረት የተሠሩ የቁሳቁስ ዕቃዎች	3	2	2	37	50	426	Manufacture of cutlery, hand tools & general hardware
መኪናዎችና የፋብሪካ መሣሪያዎች ያልሆኑ ሌሎች የብረታ ብረት ዕቃዎች	3	3	4	30	63	781	Manufacture of fabricated metal products except machinery and equipment n.e.c.
<b>ፓምፕዎች፣ ማመደያ መሣሪያዎችን፣ የቧንቧ መዝገያዎችና መቆጣጠሪያ መሣሪያዎችን ማምረት</b>	-	-	1	-	-	140	<b>Manufacture of Pumps, Compressors, Taps &amp; Valves</b>
<b>የኤሌክትሪክ ዕቃዎችና መለዋወጫዎች</b>	-	-	-	-	-	90	<b>Manufacture of Accumulators, Primary Cells and Primary Batteries</b>
<b>የተሸከርካሪ መኪናዎች መገጣጠሚያ</b>	3	3	7	48	58	715	<b>Assembly of Motor Vehicles</b>
<b>ድምር</b>	301	185	254	3,979	5,168	84,019	<b>TOTAL</b>
	Public	Private	Total	Public	Private	Total	
	Number of Establishments			Number of Employees			<b>INDUSTRIAL GROUP</b>

የ1990 የፋብሪካዎችና የሠራተኞች ጠቅላላ ብዛት በሠራተኞች ብዛት መደብ  
 NUMBER OF ESTABLISHMENTS AND NUMBER OF PERSONS ENGAGED BY SIZE OF ESTABLISHMENT, 1997/98

ሠንጠረዥ 4.3.ሐ

TABLE F.3.c

የኢንዱስትሪ አይነት	የፋብሪካዎች ብዛት በሠራተኞች ብዛት መደብ			የሠራተኞች ጠቅላላ ብዛት በሠራተኞች ብዛት መደብ			
	10 - 19	20-49	50 እና በላይ	10 - 19	20-49	50 እና በላይ	
<b>የምግብ ፋብሪካዎች</b>	95	40	63	1,243	1,191	15,356	<b>Food Manufacturing</b>
የሥጋ፣ ፍራፍሬና አትክልት ውጤቶችን ማምረት፣ ማዘጋጀትና መጠበቅ	-	-	10	-	-	2,492	Production, processing & preserving of meat, fruit and vegetables
ከእንሰሳትና ከእህል የሚገኙ ቅባቶች	18	5	9	221	175	1,294	Manufacture of vegetables & animal oils & fats
ወተትና የወተት ተዋጽዖ	-	-	1	-	-	264	Manufacture of dairy products
የእህል ወፍጮዎች	10	12	17	138	420	2,592	Manufacture of Grain mill products
የእንሰሳት መኖ ማዘጋጀት	2	-	2	21	-	186	Manufacture of prepared animal feeds
የዳቦ መጋገሪያዎች	56	19	14	743	455	1,859	Manufacture of bakery products
የስኳር ፋብሪካዎችና ከስኳር የማዘጋጃ ምግቦች	3	3	2	37	93	5,574	Manufacture of sugar and sugar confectionery
ማካሮኒና ፓስታን ማምረት	-	1	3	-	48	472	Manufacture of macaroni and spaghetti
ለሌሎች ምግቦች	6	-	5	83	-	623	Manufacture of food products n.e.c.
<b>የመጠጥ ፋብሪካዎች</b>	-	6	20	0	200	7,969	<b>Manufacture of Beverage</b>
አልኮሎች ማጣራትና መቀመጫ	-	6	4	-	200	657	Distilling, rectifying and blending of spirits
የወይን ጠጅ መጥመቅ	-	-	3	-	-	687	Manufacture of Wines
አረቂዎች መጥመቅና ድፍድፍ ማዘጋጀት /ቢራ/	-	-	5	-	-	2,844	Manufacture of malt liquors and malt
ለሰላሳ መጠጦችና ጠበሎች	-	-	8	-	-	3,781	Manufacture of soft drinks & production of mineral water
<b>ከትምባህ የሚሠሩ ውጤቶች</b>	-	-	1	-	-	898	<b>Manufacture of Tobacco Products</b>
<b>የጨቃ ጨቅ ፋብሪካዎች</b>	8	7	18	116	234	24,766	<b>Manufacture of Textiles</b>
መፍተል፣ ልብስ መሥራትና ማውጣት	3	3	16	49	103	22,068	Spinning, weaving & finishing of textiles
ገመዶችንና ሲባካዎችን መሥራት	-	-	2	-	-	2,698	Manufacture of cordage, rope, twine & netting
ሹራብ መሥራት	5	4	-	67	131	-	Knitting mills
<b>የተሰፋ ልብሶች ከባለፀጉ ልብስ በስተቀር</b>	10	6	10	144	201	3,873	<b>Manufacture of Wearing Apparel, Except Fur Apparel</b>
<b>ቀዳዎችን መፋቅና ግልፋት፣ ሻንጣዎችንና የእጅ</b>	-	-	11	-	-	3,740	<b>Tanning &amp; Dressing of Leather. Manufacture</b>
<b>ብርሳዎችን መሥራት</b>	-	-	11	-	-	3,740	<b>of Luggage and Handbags</b>
<b>ሂማዎችን ማምረት</b>	20	16	10	265	528	3,140	<b>Manufacture of Footwear</b>
<b>እንጨቶች፣ የእንጨትና የቡሽ ዕቃዎች ከቤት</b>	6	4	6	86	120	1,111	<b>Manufacture of Wood and Products of Wood &amp; Cork,</b>
<b>ቁሳቁሶች በስተቀር</b>	6	4	6	86	120	1,111	<b>except Furniture</b>
የእንጨት የቤት ቁሳቁሶችና የቤት መሥሪያዎች	66	29	23	948	776	2,600	<b>Manufacture of Furniture</b>
የወረቀትና ከወረቀት የሚሠሩ ዕቃዎች	3	1	4	48	21	1,354	<b>Manufacture of Paper and Paper Products</b>
ማተሚያ ቤቶችና ተመሳሳይ ፋብሪካዎች	13	17	15	177	477	3,503	<b>Printing &amp; Services related to Printing</b>
በኢንዱስትሪ የሚሠሩ ኬሚካሎች ከማዳበሪያዎች	-	-	5	-	-	1,116	<b>Manufacture of Basic Industrial Chemicals</b>
<b>በስተቀር</b>	-	-	5	-	-	1,116	<b>except Fertilizers and Nitrogen Compounds</b>
	10 - 19	20-49	50 & Over	10 - 19	20-49	50 & Over	
	Number of Establishments by size Group			Distribution of Persons Engaged by Size Group			<b>INDUSTRIAL GROUP</b>

የ1990 የፋብሪካዎችና የሠራተኞች ጠቅላላ ብዛት በሠራተኞች ብዛት መደብ  
 NUMBER OF ESTABLISHMENTS AND NUMBER OF PERSONS ENGAGED BY SIZE OF ESTABLISHMENT, 1997/98

ሠንጠረዥ ረ.3.ሐ / የቀጠለ/

TABLE F.3.c (contd.)

የኢንዱስትሪ አይነት	የፋብሪካዎች ብዛት በሠራተኞች ብዛት መደብ			የሠራተኞች ጠቅላላ ብዛት በሠራተኞች ብዛት መደብ			
	10 - 19	20-49	50 እና በላይ	10 - 19	20-49	50 እና በላይ	
	የሌሎች ኬሚካሎች ውጤት	12	11	15	179	354	
ቀለሞችና ጉምላኮች	2	2	3	26	64	368	Manufacture of paints, varnishes and lacquers
መድኃኒቶች፣ መድኃኒት ነክ ኬሚካሎችና የዕፅዋት ውጤቶች	-	1	3	-	37	940	Manufacture of pharmaceuticals, medicinal chemicals and botanical products
ግሙናዎች፣ ሌሎች ማጽጃዎችና የውበት መስጫዎች	9	5	8	139	155	1,053	Manufacture of soap, cosmetics, perfumes and other cleaning preparations
ሌሎች ኬሚካሎች	1	3	1	14	98	145	Manufacture of chemical products n.e.c.
የላሲኒክ ዕቃዎች	1	2	2	14	89	1,003	<b>Manufacture of Rubber Products</b>
የፕላስቲክ ዕቃዎች	4	10	7	58	342	1,586	<b>Manufacture of Plastic Products</b>
መስተዋትና የመስተዋት ዕቃዎች	-	-	3	-	-	654	<b>Manufacture of Glass and Glass Products</b>
ብረት ብረት ያልሆኑ የማዕድን ውጤቶች	42	17	25	540	496	5,616	<b>Manufacture of other Non-Metallic Mineral Products</b>
የሕንጻ ሥራ የሚሆኑ ጡቦች	1	1	3	10	30	455	Manufacture of structural clay products
ሲሚንቶ፣ ፍራና ሌሎች መለሰኛዎች	4	1	4	44	38	1,828	Manufacture of cement, lime and plaster
ብሉክዶች፣ የሲሚንቶ ውጤቶችና መለሰኛዎች	36	13	11	476	379	1,654	Manufacture of articles of concrete, cement & plaster
ሌሎች ብረት ብረት ያልሆኑ የማዕድን ውጤቶች	1	2	7	10	49	1,679	Manufacture of non-metallic mineral products n.e.c.
ብረት ብረት	1	2	3	17	79	1,042	<b>Manufacture of Basic Iron and Steel</b>
በመዘናኛዎችና ፋብሪካ መሣሪያዎች ሌላ ከብረት የተሠሩ ዕቃዎች	25	7	8	333	168	1,439	<b>Manufacture of Fabricated Metal Products Except Machinery and Equipment</b>
የሕንጻ መሣሪያ ብረት ብረቶች	19	3	2	248	78	166	tanks, reservoirs and containers of metal
ከብረት የተሠሩ የቁሳቁስ ዕቃዎች	4	1	2	61	29	430	Manufacture of cutlery, hand tools & general hardware
መዘናኛዎችና የፋብሪካ መሣሪያዎች ያልሆኑ ሌሎች የብረት ብረት ዕቃዎች	2	3	4	24	61	843	Manufacture of fabricated metal products except machinery and equipment n.e.c.
ማሸናፊትና ሌላ በ ያልተጠቀሱ ዕቃዎችን ማምረት	12	7	1	136	179	87	<b>Manufacture of Machinery and Equipment N.E.C</b>
ፓምፕዎችን፣ ማመቂያ መሣሪያዎችን፣ የቢንቢ መዝገያዎችን መቆጣጠሪያ መሣሪያዎችን ማምረት	-	-	-	-	-	-	Manufacture of Pumps, Compressors, Taps & Valves
ምድጃዎችንና ማሳሰያዎችን ማምረት	3	1	-	37	21	-	Manufacture of Ovens, Furnaces and Furnace Burners
ለአጠቃላይ አገልግሎት የሚውሉ ማሸናፊት ማምረት	4	-	-	37	-	-	Manufacture of General purpose Machinery
ለምግብና ለመጠጥ የሚያገለግሉ ማሸናፊት ማምረት	4	6	-	51	158	-	Manufacture of Machinery for food and beverage processing
የኤሌክትሪክ ዕቃዎችና መለዋወጫዎች	1	-	1	11	-	87	Manufacture of Accumulators, Primary Cells and Primary Batteries
የተሽከርካሪ መዘናኛዎች መግጠሚያ	3	4	5	42	82	781	<b>Assembly of Motor Vehicles</b>
ድምር	321	186	255	4,346	5,537	84,140	<b>TOTAL</b>
	Public	Private	Total	Public	Private	Total	
	Number of Establishments			Number of Employees			<b>INDUSTRIAL GROUP</b>

በፋብሪካ የተሠሩ የዋና ዋና ስቃዎች ምርት፡ 1988 - 1990  
 PRODUCTION OF MAJOR MANUFACTURED ARTICLES, 1995/96 - 1997/98

ሠንጠረዥ ር.4		TABLE F.4				
የዕቃው ማደገት	መለኪያ	1988	1989	1990		
<b>ምግብ</b>					<b>FOOD</b>	
ሥጋ	/ቦቶን/	682	302	96	MEAT	(TONS)
የእትክልት ሾርባ	/ቦቶን/	1,990	225	186	VEGETABLE SOUP	(TONS)
ዝግገና ሸር ወጥ	/ቦቶን/	860	176	315	ZIGIN AND SHIRO WETT	(TONS)
የብርቱካን ጭማቂ	/ቦቶን/	-	18	20	ORANGE JUICE	(TONS)
ማርማላት	/ቦቶን/	844	1,066	656	MARMALADE	(TONS)
የተማኒም ድልሀ	/ቦቶን/	1,949	825	951	TOMATO PASTE	(TONS)
ወተት ፓስተራይዝድ	/ባሊት ሊትር/	45,229	42,062	42,447	MILK PASTURIZED	(H.L.)
ቅብ	/ቦቶን/	45	74	78	BUTTER AND GHEE	(TONS)
እይብ	/ቦቶን/	5	12	15	CHEESE	(TONS)
የምግብ ዘይት	/ቦቶን/	4,870	5,321	8,679	EDIBLE OIL	(TONS)
ፋጉሎ	/ቦቶን/	20,606	16,797	26,618	OIL CAKES	(TONS)
ዱቂት /የሰንደ/	/ቦቶን/	121,160	140,499	105,157	FLOUR (WHEAT)	(TONS)
ዱቂት /የሌላ/	/ቦቶን/	-	-	344	FLOUR (OTHERS)	(TONS)
ፋፋ፣ ዱቤ፣ እድገት፣ ምጥን	/ቦቶን/	3,215	4,704	4,884	FAFA, DUBE, EDGET, MITIN	(TONS)
ማክርኒና ፖስታ	/ቦቶን/	14,564	17,646	19,872	MACARONI AND PASTA	(TONS)
ብስኩት	/ቦቶን/	7,822	6,694	10,567	BISCUITS	(TONS)
ጋሊታ	/ቦቶን/	2,619	2,756	2,445	GALETTA	(TONS)
ዳቦ	/ቦቶን/	20,303	20,772	27,029	BREAD	(TONS)
ቡና (የተፈጨ)	/ቦቶን/	-	16	31	COFFEE(MILLED)	(TONS)
ስኬር	/ቦቶን/	171,917	172,217	172,571	SUGAR	(TONS)
ቫይ ቅጠል	/ቦቶን/	4,444	4,693	5,391	TEA	(TONS)
ሞላሰስ	/ቦቶን/	58,235	44,321	50,048	MOLASSES	(TONS)
ከስኬር የተሠሩ ጣፋጭ ምግቦች	/ቦቶን/	1,801	800	1,896	SWEETS	(TONS)
የእንስሳት መኖ	/ቦቶን/	4,601	5,453	4,991	ANIMAL FEEDS	(TONS)
<b>መጠጥ</b>					<b>BEVERAGES</b>	
ቢራ	/ባሊት ሊትር/	876,395	842,684	830,546	BEER	(H.L.)
የወይን ጠጅ	/ባሊት ሊትር/	58,145	35,345	26,360	WINE	(H.L.)
የአልኮል መጠጦች	/ባሊት ሊትር/	16,915	29,783	29,130	LIQOURS	(H.L.)
አልኮል	/ባሊት ሊትር/	18,986	16,218	14,821	ALCOHOL	(H.L.)
ለሌላ መጠጦች	/ባሊት ሊትር/	741,079	669,316	655,259	LEMONADE	(H.L.)
የሜኒራል /ጠብል/ ውጋ	/ባሊት ሊትር/	357,753	374,257	390,068	MINERAL WATER	(H.L.)
የቢራ ብቅል	/ቦቶን/	12,030	11,967	9,500	MALT	(TONS)
<b>ትምብዩ</b>					<b>TOBACCO</b>	
ሊጋሬት	/ብሺህ ቁጥር/	1,861,930	2,024,230	2,028,920	CIGARETTES	('000 PCS.)
<b>ጨቃ ጨቅ</b>					<b>TEXTILES</b>	
ጥሬ ጥጥ	/ቦቶን/	-	5,458	6,324	RAW COTTEN	(TONS)
ከጥጥ የሚዘጋጁ ጨቆች	/ብሺህ ሜ ካሬ/	47,599	34,577	38,030	COTTON FABRICS	('000 SQ.M)
ከናይሎን የሚዘጋጁ ጨቆች	/ብሺህ ሜ ካሬ/	5,161	4,193	4,722	NYLON FABRICS	('000 SQ.M)
የቩራብ ክር	/ቦቶን/	277	2,420	1,257	ACRYLIC YARN	(TONS)
ከጥጥ የሚሠሩ ድርና ማግ	/ቦቶን/	4,440	3,133	2,657	COTTON YARN	(TONS)
የሶፍ ክር ጨቆች	/ባሊት ሊትር/	-	-	-	WOOLEN FABRICS	(SQ. M.)
ብርድ ልብስ /የሶፍ/	/ብሺህ ሜ ካሬ/	3,375	3,763	2,757	BLANKET (WOOLEN)	('000 SQ.M)
ብርድ ልብስ /ከመናኛ ጥጥ/	/ቦቶን/	400,977	244,471	194,466	BLANKET (WASTE COTTON)	(PCS.)
ብርድ ልብስ ከሌላ	/ቦቶን/	-	8,275	16,527	BLANKET (OTHERS)	(PCS.)
እንሶላ	/ቦቶን/	31,770	27,925	21,094	BED SHEET	(PCS.)
ሸሚሾች	/ቦቶን/	10,939	12,376	16,266	SHIRTS	(DOZEN)
ምንጣፍ	/ቦቶን/	17,840	12,752	6,323	CARPETS	(SQ. M)
ጃንጾ	/ቦቶን/	6,648	6,418	7,649	GUNNY BAGS	(TONS)
የውስጥ ልብሶች	/ቦቶን/	57,975	174,620	172,040	HOSIERIES	(DOZEN)
የተዘጋጁ ልብሶች (ከቆዳ ልብሶች በስተቀር)	/ቦቶን/	26,407	21,883	35,988	WEARING APPAREL (EXCEPT LEATHER)	(DOZEN)
የተዘጋጁ ልብሶች (ከቆዳ የተሠሩ)	/ቦቶን/	10,411	16,838	7,599	WEARING APPAREL (LEATHER)	(PCS.)
ቩራብ	/ቦቶን/	5,317	5,161	2,165	SWEATER	(DOZEN)
የስፈት ክር	/ቦቶን/	12	3	23	SEWING THREAD	(TONS)
የጥልፍ ክር	/ቦቶን/	9	31	51	EMBROIDERY THREAD	(TONS)
የጃኖ ክር	/ቦቶን/	25	24	17	JANO THREAD	(TONS)
		1995/96	1996/97	1997/98	<b>NAME OF PRODUCTS</b>	<b>UNIT</b>

በፋብሪካ የተሠሩ የዋና ዋና ዕቃዎች ምርት፡ 1988 - 1990  
 PRODUCTION OF MAJOR MANUFACTURED ARTICLES, 1995/96 - 1997/98

ሠንጠረዥ ራ.4 / የቀጠለ /		TABLE F.4 (Contd.)			
የዕቃው ጻይነት	መሥሪያ	1988	1989	1990	
<b>ቆዳና ሜማ</b>					
የቆዳ ሜማዎች	/በጥንድ/	1,384,703	1,179,602	1,080,430	LEATHER AND FOOTWEAR
የላሰቲክስ የሽራ ሜማዎች	/በጥንድ/	1,783,897	3,874,952	749,830	LEATHER SHOES AND BOOTS (PAIRS)
የፕላስቲክ ሜማዎች	/በጥንድ/	604,348	1,870,279	4,421,649	CANVAS AND RUBBER SHOES (PAIRS)
የሜማ ቆዳ / የላይና የገበር/	/በሺህ ሜ. ካሬ/	1,136	419	545	PLASTIC FOOTWEAR (PAIRS)
የሜማ ቆዳ / የታች/	/በቶን/	-	-	-	LEATHER UPPER AND LINNING ('000 SQ.M)
በከፊል የተለፉ የበግና የፍፍል ቆዳዎች	/በሺህ ቁጥር/	15,308	11,112	17,913	LEATHER SOLE (TONS)
ቆዳ / ለልብ/	/በሺህ ካሬ ሜማ/	826	1,017	1,611	SEMI PROCESSED SKINS ('000 PCS.)
የፕላስቲክ ሜማ / የታች/	/በጥንድ/	1,371,187	4,085,684	3,353,588	LEATHER GARMENT ('000 SQ.FT.)
በከፊል የተለፉ የከብት ቆዳዎች	/በሺህ ካሬ ሜማ/	4,347	5,192	5,551	PLASTIC SOLE (PAIRS)
					CRUST HIDES AND WET BLUE HIDES ('000 SQ.FT.)
<b>እንጨት</b>					
ጠርብ	/በሜትር ከብ/	8,230	8,277	2,179	<b>WOOD</b>
ነምግንባቶ	/በሜትር ከብ/	1,072	944	985	TIMBER (CUB. M)
ፋይበር ፍራይ	/በሜትር ከብ/	10,636	14,826	8,308	PLYWOOD (CUB. M)
					PARTICLE BOARD (CUB. M)
<b>ወረቀትና ማተሚያ</b>					
ወረቀት	/በቶን/	8,932	7,489	10,420	<b>PAPER AND PRINTING</b>
ማሽን ወረቀት	/በቶን/	-	2,191	2,749	PAPER (TONS)
					BOXING PAPER (TONS)
<b>ኪሚካል</b>					
ስፕራይ	/በሜትር ከብ/	-	-	37,155	<b>CHEMICAL</b>
ሳሙና	/በቶን/	18,385	14,342	10,874	FOAM (CUB. M)
ካርቦን ዳይኦክሳይድ	/በቶን/	1,009	563	690	SOAP (TONS)
አክሲድን	/በሜትር ከብ/	236,857	210,972	327,961	CARBON DIOXIDE (TONS)
የፕላስቲክ ማጥፍት	/በሺህ ቁጥር/	252	303	251	OXYGEN (CUB. M)
ቀለም	/በሺህ ሊትር/	3,870	3,629	4,086	PLASTIC CRATE ('000 PCS.)
ቫቫሊን	/በቶን/	104	222	62	PAINTS ('000 LTRS.)
ፖራሬን	/በቶን/	142	555	641	VASELINE (TONS)
ቫርኒሽና ላካር	/በሺህ ሊትር/	335	300	397	PARAFFINE (TONS)
ካፕሶል	/በሺህ ቁጥር/	149,101	241,242	230,315	VARNISHES AND LACQUERS ('000 LTRS.)
እንክብሎች	/በሺህ ቁጥር/	218,556	400,455	497,700	CAPSULES ('000 PCS.)
ጸረ-ጉዋሳት መድኃኒቶች	/በሺህ ቁጥር/	3,346	6,104	6,323	TABLETS ('000 PCS.)
ሺርፖች	/በሺህ ሊትር/	136	189	251	ANTIBIOTICS ('000 PCS.)
የቅባት መድኃኒቶች	/በቶን/	38	54	49	SYRUP ('000 LTRS.)
የመርፌ መድኃኒት ባለ 100ኢ	/በሺህ ቁጥር/	4,132	6,588	7,197	ointment (TONS)
ጎማዎች	/በቶን/	80,387	151,483	152,469	INJECTION OF 100 A ('000 PCS.)
የውስጥ ላስቲክ	/በቶን/	451,768	45,303	64,402	TYRES (PCS.)
የኢሊክትሪክ ሽቦዎች	/በሺህ ሜ /	12,758	13,349	17,223	TUBES (PCS.)
የፖሊኒሊን ጠጠቶች	/በቶን/	3,208	5,734	4,153	ELECTRIC WIRES ('000 METERS)
ሻማ	/በቶን/	319	725	946	POLYTHELENE PRODUCTS (TONS)
እስክሪብቶ	/በሺህ ቁጥር/	2,727	3,815	4,842	CANDLES (TONS)
					BALL PEN ('000 PCS.)
<b>በረቱ በረት ያልሆኑ የግዕድን ጠጠቶች</b>					
ሲሚንት	/በቶን/	672,483	774,669	497,313	<b>NON-METALLIC MINERAL PRODUCTS</b>
የሲሚንት ጠቦች	/በሺህ ቁጥር/	15,005	13,883	9,044	CEMENT (TONS)
አሸንጻዎች	/በሺህ ቁጥር/	-	-	285	CEMENT BLOCKS ('000 PCS.)
የሲሚንት የወለል ንጣፎች	ሜ. ካሬ	703,173	531,233	368,328	CEMENT TUBES ('000 PCS.)
የሸክላ ጠብ	/በሺህ ቁጥር/	15,664	19,876	19,789	CEMENT FLOOR TILES (SQ.M)
የተቃጠለ ፍሬ	/በቶን/	7,207	7,332	6,619	BRICKS OF CLAY ('000 PCS.)
ብርብሮዎች / የመስታወት	/በሺህ ቁጥር/	4,180	880	2,731	LIME (TONS)
ጠጠር	/በሜትር ከብ/	-	-	55,641	GLASSES ('000 PCS.)
እምነብረድ	ሜ. ካሬ	84,939	83,811	93,408	GRAVEL (CUB. M)
ጠርጠራዎች / የመስታወት	/በሺህ ቁጥር/	11,706	11,030	18,997	MARBLE (SQ.M)
					GLASS BOTTLES ('000 PCS.)
<b>የብረት ብረት ዕቃዎችና መሣሪያዎች</b>					
የብረት ወንጎች	/በቶን/	1,159	8,512	6,203	<b>METAL</b>
ሽቦዎች	/በቶን/	478	466	411	IRON BARS (TONS)
ምላሽፎች	/በቶን/	3,162	3,494	2,702	WIRES (TONS)
የቤት ክፍን ቆርቆር	/በቶን/	17,278	23,505	21,960	NAILS (TONS)
ቆርብ	/በሺህ ግ/	3,887	4,652	3,582	IRON SHEETS (TONS)
ባለሰንጠረዥ	/በቶን/	580	565	502	CROWN CORK ('000 GROSS)
የብረት በር	ሜ. ካሬ	-	-	14,348	MOTOR VEHICLE SPRING (TONS)
የብረት መስኮት	ሜ. ካሬ	-	-	3,920	METALIC DOOR (SQ.M)
					METALIC WINDOW (SQ.M)
		1995/96	1996/97	1997/98	NAME OF PRODUCTS

የስኬር ኢንዱስትሪ ምርትና በጥቅም ላይ የዋለ፣ 1975 - 1990  
SUGAR PRODUCTION AND CONSUMPTION, 1982/83 - 1997/98

ሠንጠረዥ ፈ.5      TABLE F.5      /በቶን/      (IN TONS)

ዓመተ ምስረት	የስኬር ምርት መጠን	በጥቅም ላይ የዋለ		ዓመተ ምስረት	የስኬር ምርት መጠን	በጥቅም ላይ የዋለ	
1975	177,745	150,939	1982/83	1983	142,775	148,918	1990/91
1976	186,124	156,200	1983/84	1984	149,517	135,693	1991/92
1977	180,330	127,725	1984/85	1985	136,727	142,024	1992/93
1978	181,196	135,586	1985/86	1986	123,300	107,275	1993/94
1979	167,784	152,408	1986/87	1987	129,322	95,934	1994/95
1980	175,084	175,084	1987/88	1988	171,917	205,669	1995/96
1981	177,974	159,053	1988/89	1989	172,217	145,357	1996/97
1982	171,263	170,304	1989/90	1990	172,571	184,528	1997/98
	PRODUCTION	CONSUMPTION	YEAR		PRODUCTION	CONSUMPTION	YEAR

የ1988 ጠቅላላ የምርት ውጤት ዋጋ በወራተኞች ብዛት መደብ  
GROSS VALUE OF PRODUCTION BY SIZE GROUP, 1995/96

ሠንጠረዥ ረ.6.ሀ

TABLE F.6.a

(IN '000 BIRR)

የኢንዱስትሪ አይነት	የወራተኞች ብዛት መደብ			
	10 - 19	20 - 49	50 እና በላይ	
<b>የምግብ ፋብሪካዎች</b>	25,406	31,117	1,260,221	<b>Food Manufacturing</b>
የሥጋ፣ ፍራፍሬንና አትክልት ውጤቶችን ማምረት፣ ማዘጋጀትና መጠበቅ	-	-	64,345	Production, processing & preserving of meat, fruit and vegetables
ከእንሰሳትና ከእህል የሚገኙ ቅባቶች	6,221	7,896	47,621	Manufacture of vegetables & animal oils & fats
ወተትና የወተት ተዋጽዖ	-	-	10,384	Manufacture of dairy products
የእህል ወፍጮዎች	811	7,824	322,831	Manufacture of Grain mill products
የእንሰሳት መና ማዘጋጀት	-	-	4,011	Manufacture of prepared animal feeds
የዳቦ መጋገሪያዎች	17,561	9,421	133,339	Manufacture of bakery products
የሶስር ፋብሪካዎችና ከሶስር የማዘጋጃ ምግቦች	702	2,968	573,795	Manufacture of sugar and sugar confectionery
ማከራና ፓስታን ማምረት	-	3,008	49,611	Manufacture of macaroni and spaghetti
ሌሎች ምግቦች	111	-	54,284	Manufacture of food products n.e.c.
<b>የመጠጥ ፋብሪካዎች</b>	79	7,850	856,016	<b>Manufacture of Beverage</b>
አልኮሎች ማጣራትና መቀመጫ	79	7,850	52,920	Distilling, rectifying and blending of spirits
የወይን ጠጅ መጥመቅ	-	-	30,173	Manufacture of Wines
አረቂዎች መጥመቅና ድፍድፍ ማዘጋጀት /ቢራ/	-	-	508,285	Manufacture of malt liquors and malt
ለሰላሳ መጠጦችና ጠብሎች	-	-	264,638	Manufacture of soft drinks & production of mineral water
<b>ከትምባዋ የሚሠሩ ውጤቶች</b>	-	-	244,188	<b>Manufacture of Tobacco Products</b>
<b>የጨርቃ ጨርቅ ፋብሪካዎች</b>	1,693	5,189	692,357	<b>Manufacture of Textiles</b>
መፍተል፣ ልብስ መሥራትና ማውጣት	765	2,822	624,097	Spinning, weaving & finishing of textiles
ገመዶችንና ሲባሳዎችን መሥራት	-	-	68,260	Manufacture of cordage, rope, twine & netting
ሹራብ መሥራት	928	2,367	-	Knitting mills
<b>የተሰፉ ልብሶች ከባለፀጉ ልብስ በስተቀር</b>	3,209	2,243	66,277	<b>Manufacture of Wearing Apparel, Except Fur Apparel</b>
<b>ቆዳዎችን መፋቅና ማልፋት፣ ሻንጣዎችንና የእጅ ቦርሳዎችን መሥራት</b>	-	-	490,895	<b>Tanning &amp; Dressing of Leather, Manufacture of Luggage and Handbags</b>
<b>ላላዎችን ማምረት</b>	13,901	18,085	111,619	<b>Manufacture of Footwear</b>
<b>እንጨቶች፣ የእንጨትና የቡሽ ዕቃዎች ከቤት ቁሳቁሶች በስተቀር</b>	2,556	1,891	62,148	<b>Manufacture of Wood and Products of Wood &amp; Cork, except Furniture</b>
<b>የእንጨት የቤት ቁሳቁሶችና የቤት መሣሪያዎች</b>	9,381	17,681	38,964	<b>Manufacture of Furniture</b>
<b>የወረቀትና ከወረቀት የሚሠሩ ዕቃዎች</b>	-	1,993	120,980	<b>Manufacture of Paper and Paper Products</b>
<b>ማተሚያ ቤቶችና ተመሳሳይ ፋብሪካዎች</b>	4,005	8,937	155,649	<b>Printing &amp; Services related to Printing</b>
<b>በኢንዱስትሪ የሚሠሩ ኬሚካሎች ከማዳበሪያዎች በስተቀር</b>	-	-	5,829	<b>Manufacture of Basic Industrial Chemicals except Fertilizers and Nitrogen Compounds</b>
	10 - 19	20 - 49	50 & Over	
	SIZE GROUP			INDUSTRIAL GROUP

የ1988 ጠቅላላ የምርት ውጤት ዋጋ በሠራተኞች ብዛት መደብ  
GROSS VALUE OF PRODUCTION BY SIZE GROUP, 1995/96

TABLE F.6.a (contd.)

(IN '000 BIRR)

የኢንዱስትሪ አይነት	የሠራተኞች ብዛት መደብ			
	10 - 19	20 - 49	50 እና በላይ	
<b>የሌሎች ኬሚካሎች ውጤት</b>	8,418	12,901	290,377	<b>Manufacture of other Chemical Products</b>
ቀለሞችና ጉምላኮች	687	10,368	69,317	Manufacture of paints, varnishes and lacquers
መድኃኒቶች፣ መድኃኒት ገነ ኬሚካሎችና የዕዕዋት ውጤቶች	-	174	59,171	Manufacture of pharmaceuticals, medicinal chemicals and botanical products
ሣሙናዎች፣ ሌሎች ማጽጃዎችና የውበት መስጫዎች	7,105	1,807	152,842	Manufacture of soap, cosmetics, perfumes and other cleaning preparations
ሌሎች ኬሚካሎች	626	552	9,047	Manufacture of chemical products n.e.c.
<b>የላሰቲክ ዕቃዎች</b>	440	1,864	88,634	<b>Manufacture of Rubber Products</b>
<b>የፕላስቲክ ዕቃዎች</b>	3,127	10,810	81,386	<b>Manufacture of Plastic Products</b>
<b>መስተዋትና የመስተዋት ዕቃዎች</b>	-	-	22,842	<b>Manufacture of Glass and Glass Products</b>
<b>ብረታ ብረት ያልሆኑ የማዕድን ውጤቶች</b>	7,602	4,715	384,514	<b>Manufacture of other Non-Metallic Mineral Products</b>
የሕንጻ ሥራ የሚሆኑ ጠብቆች	360	699	7,602	Manufacture of structural clay products
ሲሚንቶ፣ ኖራና ሌሎች መለሰኛዎች	134	920	275,745	Manufacture of cement, lime and plaster
ብሎኬቶች፣ የሲሚንቶ ውጤቶችና መለሰኛዎች	7,108	2,973	68,076	Manufacture of articles of concrete, cement & plaster
ሌሎች ብረታ ብረት ያልሆኑ የማዕድን ውጤቶች	-	123	33,091	Manufacture of non-metallic mineral products n.e.c.
<b>ብረታ ብረት</b>	-	-	282,160	<b>Manufacture of Basic Iron and Steel</b>
<b>ከመኪናዎችና ፋብሪካ መሣሪያዎች ሌላ ከብረት የተሠሩ ዕቃዎች</b>	7,172	18,794	89,736	<b>Manufacture of Fabricated Metal Products Except Machinery and Equipment</b>
የሕንጻ መሣሪያ ብረታ ብረቶች	5,166	9,056	7,016	Manufacture of structural metal products, tanks, reservoirs and containers of metal
ከብረት የተሠሩ የቁላቁስ ዕቃዎች	1,515	1,147	25,847	Manufacture of cutlery, hand tools & general hardware
መኪናዎችና የፋብሪካ መሣሪያዎች ያልሆኑ ሌሎች የብረታ ብረት ዕቃዎች	491	8,591	56,873	Manufacture of fabricated metal products except machinery and equipment n.e.c.
<b>ፓምፕዎች፣ ማመቂያ መሣሪያዎች፣ የቢንቢ መዝጊያዎችና መቆጣጠሪያ መሣሪያዎችን ማምረት</b>	-	-	3,756	<b>Manufacture of Pumps, Compressors, Taps &amp; Valves</b>
<b>የኢሌክትሪክ ዕቃዎችና መለዋወጫዎች</b>	-	-	1,624	<b>Manufacture of Accumulators, Primary Cells and Primary Batteries</b>
<b>የተሽከርካሪ መኪናዎች መገጣጠሚያ</b>	5,293	6,253	206,327	<b>Assembly of Motor Vehicles</b>
<b>ድምር</b>	92,282	150,323	5,556,499	<b>TOTAL</b>
	10 - 19	20 - 49	50 & Over	
	SIZE GROUP			INDUSTRIAL GROUP

የ1989 ጠቅላላ የምርት ውጤት ዋጋ በሠራተኞች ብዛት መደብ  
GROSS VALUE OF PRODUCTION BY SIZE GROUP, 1996/97

ሠንጠረዥ ፈ.6.ለ

TABLE F.6.b

(IN '000 BIRR)

የኢንዱስትሪ አይነት	የሠራተኞች ብዛት መደብ			
	10 - 19	20 - 49	50 እና በላይ	
<b>የምግብ ፋብሪካዎች</b>	37,390	44,003	1,269,833	<b>Food Manufacturing</b>
የሥጋ፣ ፍራፍሬና አትክልት ውጤቶችን ማምረት፣ ማዘጋጀትና መጠበቅ	-	-	45,502	Production, processing & preserving of meat, fruit and vegetables
ከእንሰላትና ከእህል የሚገኙ ቅባቶች ወተትና የወተት ተዋጽዖ	10,629	6,334	36,107	Manufacture of vegetables & animal oils & fats
የእህል ወፍጮዎች	661	20,659	363,432	Manufacture of dairy products
የእንሰላት መኖ ማዘጋጀት	736	-	3,338	Manufacture of Grain mill products
የዳቦ መጋገሪያዎች	434	14,498	105,578	Manufacture of prepared animal feeds
የሰኣር ፋብሪካዎችና ከሰኣር የማዘጋጃ ምግቦች ማዘጋጀትና ፓስታን ማምረት	947	2,512	580,799	Manufacture of bakery products
ለሌሎች ምግቦች	583	-	77,942	Manufacture of sugar and sugar confectionery
				Manufacture of macaroni and spaghetti
				Manufacture of food products n.e.c.
<b>የመጠጥ ፋብሪካዎች</b>	297	7,611	868,500	<b>Manufacture of Beverage</b>
አልኮሎች ማጣራትና መቀመጫ	297	7,611	59,226	Distilling, rectifying and blending of spirits
የወይን ጠጅ መጥመቅ	-	-	21,104	Manufacture of Wines
አረቄዎች መጥመቅና ድፍድፍ ማዘጋጀት /ቢራ/	-	-	492,756	Manufacture of malt liquors and malt
ለሰላሳ መጠጦችና ጠባሎች	-	-	295,414	Manufacture of soft drinks & production of mineral water
<b>ከትምባህ የሚሠሩ ውጤቶች</b>	-	-	240,371	<b>Manufacture of Tobacco Products</b>
<b>የጨርቃ ጨርቅ ፋብሪካዎች</b>	2,100	3,460	663,715	<b>Manufacture of Textiles</b>
መፍተል፣ ልብስ መሥራትና ማውጣት	1,506	1,089	590,746	Spinning, weaving & finishing of textiles
ገመዶችንና ሲባዎችን መሥራት	-	-	70,258	Manufacture of cordage, rope, twine & netting
ኸራብ መሥራት	594	2,371	2,711	Knitting mills
<b>የተሰፉ ልብሶች ከባለፀጉ ልብስ በስተቀር ቆዳዎችን መፍቅና ማልፋት፣ ሻንጣዎችንና የእጅ በርሳዎችን መሥራት</b>	2,443	3,463	52,295	<b>Manufacture of Wearing Apparel, Except Fur Apparel</b>
<b>ጫማዎችን ማምረት</b>	6,012	28,796	130,185	<b>Tanning &amp; Dressing of Leather, Manufacture of Luggage and Handbags</b>
እንጨቶች፣ የእንጨትና የቡሽ ዕቃዎች ከቤት ቁሳቁሶች በስተቀር	2,310	2,716	50,148	<b>Manufacture of Footwear</b>
የእንጨት የቤት ቁሳቁሶችና የቤት መሣሪያዎች	13,375	20,252	59,271	<b>Manufacture of Wood and Products of Wood &amp; Cork, except Furniture</b>
የወረቀትና ከወረቀት የሚሠሩ ዕቃዎች	3,375	2,349	120,592	<b>Manufacture of Furniture</b>
ማተሚያ ቤቶችና ተመሳሳይ ፋብሪካዎች	4,653	6,162	126,288	<b>Manufacture of Paper and Paper Products</b>
በኢንዱስትሪ የሚሠሩ ኬሚካሎች ከማዳበሪያዎች በስተቀር	-	-	29,688	<b>Printing &amp; Services related to Printing</b>
				<b>Manufacture of Basic Industrial Chemicals except Fertilizers and Nitrogen Compounds</b>
	10 - 19	20 - 49	50 & Over	
	SIZE GROUP			INDUSTRIAL GROUP

የ1989 ጠቅላላ የምርት ውጤት ዋጋ በሠራተኞች ብዛት መደብ  
GROSS VALUE OF PRODUCTION BY SIZE GROUP, 1996/97

ሠንጠረዥ ረ.6.ለ /የቀጠለ/

TABLE F.6.b (contd.)

(IN ' 000 BIRR)

የኢንዱስትሪ አይነት	የሠራተኞች ብዛት መደብ			
	10 - 19	20 - 49	50 እና በላይ	
<b>የሌሎች ኬሚካሎች ውጤት</b>	6,895	18,559	292,240	<b>Manufacture of other Chemical Products</b>
ቀለሞችና ጉምላዎች	930	12,301	74,082	Manufacture of paints, varnishes and lacquers
መድኃኒቶች፣ መድኃኒት ገነባ ኬሚካሎችና የዕዕዋት ውጤቶች	-	1,084	102,539	Manufacture of pharmaceuticals, medicinal chemicals and botanical products
ሣሙናዎች፣ ሌሎች ማህጸኖችና የውበት መስጫዎች	3,802	5,174	97,655	Manufacture of soap, cosmetics, perfumes and other cleaning preparations
ሌሎች ኬሚካሎች	2,163	-	17,964	Manufacture of chemical products n.e.c.
<b>የሳሰቲክ ዕቃዎች</b>	233	2,361	140,803	<b>Manufacture of Rubber Products</b>
<b>የፕላስቲክ ዕቃዎች</b>	740	46,677	107,470	<b>Manufacture of Plastic Products</b>
<b>መስተዋትና የመስተዋት ዕቃዎች</b>	-	-	19,543	<b>Manufacture of Glass and Glass Products</b>
<b>ብረታ ብረት ያልሆኑ የማዕድን ውጤቶች</b>	8,942	12,256	503,467	<b>Manufacture of other Non-Metallic Mineral Products</b>
የሕንጻ ሥራ የሚሆኑ ጠቦች	86	170	11,386	Manufacture of structural clay products
ሲሚንቶ፣ ኖራና ሌሎች መለሰኛዎች	307	1,249	357,365	Manufacture of cement, lime and plaster
ብሉኪቶች፣ የሲሚንቶ ውጤቶችና መለሰኛዎች	8,397	10,837	38,801	Manufacture of articles of concrete, cement & plaster
ሌሎች ብረታ ብረት ያልሆኑ የማዕድን ውጤቶች	152	-	95,915	Manufacture of non-metallic mineral products n.e.c.
<b>ብረታ ብረት</b>	383	11,847	291,324	<b>Manufacture of Basic Iron and Steel</b>
<b>ከመኪናዎችና ፋብሪካ መሣሪያዎች ሌላ ከብረት የተሠሩ ዕቃዎች</b>	7,523	13,323	86,316	<b>Manufacture of Fabricated Metal Products Except Machinery and Equipment</b>
የሕንጻ መሣሪያ ብረታ ብረቶች	5,677	5,454	6,233	Manufacture of structural metal products, tanks, reservoirs and containers of metal
ከብረት የተሠሩ የቀላቀስ ዕቃዎች	1,036	1,012	20,286	Manufacture of cutlery, hand tools & general hardware
መኪናዎችና የፋብሪካ መሣሪያዎች ያልሆኑ ሌሎች የብረታ ብረት ዕቃዎች	810	6,857	59,797	Manufacture of fabricated metal products except machinery and equipment n.e.c.
<b>ፓምፕዎች፣ ማመቂያ መሣሪያዎች፣ የቧንቧ መዝጊያዎችና መቆጣጠሪያ መሣሪያዎች ማምረት</b>	-	-	5,030	<b>Manufacture of Pumps, Compressors, Taps &amp; Valves</b>
<b>የኢሌክትሪክ ዕቃዎችና መለዋወጫዎች</b>	-	-	297	<b>Manufacture of Accumulators, Primary Cells and Primary Batteries</b>
<b>የተሽከርካሪ መኪናዎች መገጣጠሚያ</b>	715	2,312	131,927	<b>Assembly of Motor Vehicles</b>
<b>ድምር</b>	97,386	226,147	5,672,667	<b>TOTAL</b>
	10 - 19	20 - 49	50 & Over	
	SIZE GROUP			<b>INDUSTRIAL GROUP</b>

የ1990 ጠቅላላ የምርት ውጤት ዋጋ በሠራተኞች ብዛት መደብ

GROSS VALUE OF PRODUCTION BY SIZE GROUP, 1997/98

ሠንጠረዥ ፈ.፩.ሐ

TABLE F.6c

(IN '000 BIRR)

የኢንዱስትሪ አይነት	የሠራተኞች ብዛት መደብ			INDUSTRIAL GROUP
	10 - 19	20 - 49	50 እና በላይ	
<b>የምግብ ፋብሪካዎች</b>	42,982	119,258	1,447,841	<b>Food Manufacturing</b>
የሥጋ፣ ፍራፍሬንና አትክልት ውጤቶችን ማምረት፣ ማዘጋጀትና መጠበቅ	-	-	52,735	Production, processing & preserving of meat, fruit and vegetables
ከእንሰሳትና ከእህል የሚገኙ ቅባቶች	10,076	12,083	62,999	Manufacture of vegetables & animal oils & fats
ወተትና የወተት ተዋጽዖ	-	-	12,340	Manufacture of dairy products
የእህል ወፍጮዎች	9,811	87,910	255,782	Manufacture of Grain mill products
የእንሰሳት መኖ ማዘጋጀት	263	-	3,657	Manufacture of prepared animal feeds
የዳቦ መጋገሪያዎች	20,198	12,175	122,210	Manufacture of bakery products
የስኳር ፋብሪካዎችና ከስኳር የማዘጋጀት ምግቦች	865	1,754	762,798	Manufacture of sugar and sugar confectionery
ማዘጋጀትና ፓስታን ማምረት	-	5,336	74,698	Manufacture of macaroni and spaghetti
ለሌሎች ምግቦች	1,769	-	100,622	Manufacture of food products n.e.c.
<b>የመጠጥ ፋብሪካዎች</b>	-	9,916	912,710	<b>Manufacture of Beverage</b>
እልኮሎች ማጣራትና መቀመጫ	-	9,916	63,414	Distilling, rectifying and blending of spirits
የወይን ጠጅ መጥመቅ	-	-	18,693	Manufacture of Wines
አረቂዎች መጥመቅና ድፍድፍ ማዘጋጀት /ቢራ/	-	-	497,330	Manufacture of malt liquors and malt
ለሰላሳ መጠጦችና ጠባሎች	-	-	333,273	Manufacture of soft drinks & production of mineral water
<b>ከትምባህ የሚሠሩ ውጤቶች</b>	-	-	243,776	<b>Manufacture of Tobacco Products</b>
<b>የጨርቃ ጨርቅ ፋብሪካዎች</b>	4,489	37,607	549,986	<b>Manufacture of Textiles</b>
መፍተል፣ ልብስ መሥራትና ማውጣት	3,521	35,168	487,658	Spinning, weaving & finishing of textiles
ገመዶችንና ሲባጎዎችን መሥራት	-	-	62,328	Manufacture of cordage, rope, twine & netting
ኸራብ መሥራት	968	2,439	-	Knitting mills
<b>የተሰፋ ልብሶች ከባለፀጉ ልብስ በስተቀር</b>	2,235	2,558	50,111	<b>Manufacture of Wearing Apparel, Except Fur Apparel</b>
<b>ቆዳዎችን መፋቅና ማልፋት፣ ሻንጣዎችንና የእጅ ቦርሳዎችን መሥራት</b>	-	-	478,300	<b>Tanning &amp; Dressing of Leather, Manufacture of Luggage and Handbags</b>
<b>ሜማዎችን ማምረት</b>	10,675	33,104	130,408	<b>Manufacture of Footwear</b>
<b>እንጨቶች፣ የእንጨትና የቡሽ ዕቃዎች ከቤት ቁሳቁሶች በስተቀር</b>	895	1,757	38,302	<b>Manufacture of Wood and Products of Wood &amp; Cork, except Furniture</b>
<b>የእንጨት የቤት ቁሳቁሶችና የቤት መሣሪያዎች</b>	12,587	21,756	82,994	<b>Manufacture of Furniture</b>
<b>የወረቀትና ከወረቀት የሚሠሩ ዕቃዎች</b>	4,241	488	119,376	<b>Manufacture of Paper and Paper Products</b>
<b>ማተሚያ ቤቶችና ተመሳሳይ ፋብሪካዎች</b>	4,438	13,174	149,508	<b>Printing &amp; Services related to Printing</b>
<b>በኢንዱስትሪ የሚሠሩ ኬሚካሎች ከማዳበሪያዎች በስተቀር</b>	-	-	32,101	<b>Manufacture of Basic Industrial Chemicals except Fertilizers and Nitrogen Compounds</b>
	10 - 19	20 - 49	50 & Over	
	SIZE GROUP			

የ1990 ጠቅላላ የምርት ውጤት ዋጋ በሠራተኞች ብዛት መደብ  
GROSS VALUE OF PRODUCTION BY SIZE GROUP, 1997/98

ሠንጠረዥ ረ.6.ሐ / የቀጠለ/

TABLE F.6.c (contd.)

(IN '000 BIRR)

የኢንዱስትሪ አይነት	የሠራተኞች ብዛት መደብ			
	10 - 19	20 - 49	50 እና በላይ	
<b>የሌሎች ኬሚካሎች ውጤት</b>	7,041	43,413	389,915	<b>Manufacture of other Chemical Products</b>
ቀለሞችና ጉምላኮች	919	22,264	80,434	Manufacture of paints, varnishes and lacquers
መድኃኒቶች፣ መድኃኒት ነገ ኬሚካሎችና የዕለታዊ ውጤቶች	-	1,212	187,065	Manufacture of pharmaceuticals, medicinal chemicals and botanical products
ሳሙናዎች፣ ሌሎች ማጽጃዎችና የውበት መስጫዎች	4,640	8,208	116,150	Manufacture of soap, cosmetics, perfumes and other cleaning preparations
ሌሎች ኬሚካሎች	1,482	11,729	6,266	Manufacture of chemical products n.e.c.
<b>የላሲክስ ዕቃዎች</b>	446	1,940	158,693	<b>Manufacture of Rubber Products</b>
<b>የፕላስቲክ ዕቃዎች</b>	3,319	23,937	125,791	<b>Manufacture of Plastic Products</b>
<b>መስተዋትና የመስተዋት ዕቃዎች</b>	-	-	32,412	<b>Manufacture of Glass and Glass Products</b>
<b>ብረታ ብረት ያልሆኑ የማዕድን ውጤቶች</b>	9,462	7,727	501,361	<b>Manufacture of other Non-Metallic Mineral Products</b>
የሕንጻ ሥራ የሚሆኑ ጡቦች	36	254	12,054	Manufacture of structural clay products
ሲሚንቶች፣ ፍራና ሌሎች መለስኛዎች	681	1,839	374,588	Manufacture of cement, lime and plaster
ብሉክቶች፣ የሲሚንቶ ውጤቶችና መለስኛዎች	8,549	5,403	41,167	Manufacture of articles of concrete, cement & plaster
ሌሎች ብረታ ብረት ያልሆኑ የማዕድን ውጤቶች	196	231	73,552	Manufacture of non-metallic mineral products n.e.c.
<b>ብረታ ብረት</b>	1,083	61,012	223,656	<b>Manufacture of Basic Iron and Steel</b>
<b>ከመስኖዎችና ፋብሪካ መሣሪያዎች ሌላ ከብረት የተሠሩ ዕቃዎች</b>	8,587	8,111	64,720	<b>Manufacture of Fabricated Metal Products Except Machinery and Equipment</b>
የሕንጻ መሣሪያ ብረታ ብረቶች	6,607	809	5,670	Manufacture of structural metal products, tanks, reservoirs and containers of metal
ከብረት የተሠሩ የቁላቁስ ዕቃዎች	1,499	274	11,627	Manufacture of cutlery, hand tools & general hardware
መስኖዎችና የፋብሪካ መሣሪያዎች ያልሆኑ ሌሎች የብረታ ብረት ዕቃዎች	481	7,028	47,423	Manufacture of fabricated metal products except machinery and equipment n.e.c.
<b>ማሽኖችንና ሌላ በ ያልተጠቀሱ ዕቃዎችን ማምረት ፓምፕዎችን፣ ማመቂያ መሣሪያዎችን፣ የቢንቢ መዝጊያዎችን መቆጣጠሪያ መሣሪያዎችን ማምረት ምድጃዎችንና ማብሰያዎችን ማምረት</b>	1,486	5,016	636	<b>Manufacture of Machinery and Equipment N.E.C</b>
ለአጠቃላይ አገልግሎት የሚውሉ ማሽኖችን ማምረት	401	522	-	Manufacture of Pumps, Compressors, Taps & Valves
ለምግብና ለመጠጥ የሚያገለግሉ ማሽኖችን ማምረት	324	-	-	Manufacture of Ovens, Furnaces and Furnace Burners
	585	4,494	-	Manufacture of General purpose Machinery
			-	Manufacture of Machinery for food and beverage processing
			-	Manufacture of Accumulators, Primary Cells and Primary Batteries
<b>የኢሌክትሪክ ዕቃዎችና መለዋወጫዎች</b>	176	-	636	
<b>የተሸከርካሪ መስኖዎች መገጣጠሚያ ድምር</b>	422	2,087	153,362	<b>Assembly of Motor Vehicles</b>
	114,388	392,861	5,885,959	<b>TOTAL</b>
	10 - 19	20 - 49	50 & Over	
	SIZE GROUP			<b>INDUSTRIAL GROUP</b>

ደመወዝና ምንዳ፥ ጠቅላላ የምርት ውጤት ዋጋና ተጨማሪ ዋጋ በይዘታ፡፡ 1988  
 WAGES AND SALARIES, GROSS VALUE OF PRODUCTION AND VALUE ADDED BY OWNERSHIP, 1995/96

ሠንጠረዥ ረ.7.ሀ

TABLE F.7.a

(IN '000 BIRR)

የኢንዱስትሪ ዓይነት	ደመወዝና ምንዳ		ጠቅላላ የምርት ውጤት ዋጋ		ተጨማሪ ዋጋ		
	የመንግሥት	የግል	የመንግሥት	የግል	የመንግሥት	የግል	
<b>የምግብ ፋብሪካዎች</b>	80,850	6,364	1,181,191	135,554	433,083	29,133	<b>Food Manufacturing</b>
የሥጋ፣ ፍራፍሬና አትክልት ውጤቶች							Production, processing & preserving of meat, fruit and vegetables
ማምረት፣ ማዘጋጀትና መጠበቅ	11,552	-	64,345	-	13,155	-	Manufacture of vegetables & animal oils & fats
ከእንስሳትና ከእህል የሚገኙ ቅባቶች	6,853	570	44,998	16,740	11,496	3,372	Manufacture of dairy products
ውተትና የውተት ተዋጽኦ	869	-	10,384	-	390	-	Manufacture of Grain mill products
የእህል ወፍጮዎች	12,229	1,689	282,725	48,740	42,772	13,436	Manufacture of prepared animal feeds
የእንስሳት መኖ ማዘጋጀት	824	-	4,011	-	1,070	-	Manufacture of bakery products
የዳቦ መጋገሪያዎች	6,566	3,271	112,508	47,814	24,907	9,004	Manufacture of sugar and sugar confectionery
የሰብር ፋብሪካዎችና ከሰብር የማዘጋጃ ምግቦች	38,687	58	576,102	1,364	306,021	387	Manufacture of macaroni and spaghetti
ማከራና ፓስታን ማምረት	1,388	133	49,611	3,008	18,952	1,143	Manufacture of food products n.e.c.
ለሌሎች ምግቦች	1,882	643	36,507	17,888	14,320	1,791	
<b>የመጠጥ ፋብሪካዎች</b>	47,667	787	854,988	8,957	192,309	1,407	<b>Manufacture of Beverage</b>
አልኮሎች ማጣራትና መቀመጫ	4,124	787	51,892	8,957	12,413	1,407	Distilling, rectifying and blending of spirits
የወይን ጠጅ መጥመቅ	4,534	-	30,173	-	8,196	-	Manufacture of Wines
አረቄዎች መጥመቅና ድፍድፍ ማዘጋጀት /ቢራ/	20,050	-	508,285	-	120,482	-	Manufacture of malt liquors and malt
ለስላሳ መጠጦችና ጠበሎች	18,959	-	264,638	-	51,218	-	Manufacture of soft drinks & production of mineral water
<b>ከትምባህ የሚሠሩ ውጤቶች</b>	8,914	-	244,188	-	77,008	-	<b>Manufacture of Tobacco Products</b>
<b>የጨርቃ ጨርቅ ፋብሪካዎች</b>	103,379	1,558	680,325	18,914	149,561	7,075	<b>Manufacture of Textiles</b>
መፍተል፥ ልብስ መሥራትና ማውጣት	94,188	560	624,872	2,811	134,465	1,208	Spinning, weaving & finishing of textiles
ገመዶችንና ሲባሳዎችን መሥራት	9,191	680	55,453	12,807	15,096	5,084	Manufacture of cordage, rope, twine & netting
ሹራብ መሥራት	-	318	-	3,296	-	783	Knitting mills
<b>የተሰፉ ልብሶች ከባለገጥ ልብስ በስተቀር</b>	10,900	1,431	61,420	10,309	11,631	3,539	<b>Manufacture of Wearing Apparel, except Fur Apparel</b>
<b>ቆዳዎችን መፋቅና ማልፋት፥ ሻንጣዎችንና የእጅ ቦርሳዎችን መሥራት</b>	29,121	935	409,044	81,851	93,296	13,269	<b>Tanning &amp; Dressing of Leather, Manufacture of Luggage and Handbags</b>
<b>ጫጫዎችን ማምረት</b>	14,939	4,180	92,264	51,342	22,671	16,546	<b>Manufacture of Footwear</b>
<b>አንጨቶች፥ የእንጨትና የቡሽ ዕቃዎች ከቤት ቁሳቁስ በስተቀር</b>	10,588	994	61,052	5,543	29,878	2,252	<b>Manufacture of Wood and Products of Wood &amp; Cork, except Furniture</b>
የእንጨት የቤት ቁሳቁሶችና የቤት መሥሪያዎች	3,324	6,753	15,249	50,777	4,236	20,445	Manufacture of Furniture
የወረቀትና ከወረቀት የሚሠሩ ዕቃዎች	7,438	320	120,106	2,867	26,528	896	Manufacture of Paper and Paper Products
ማተሚያ ቤቶችና ተመሳሳይ ፋብሪካዎች	23,677	4,024	142,549	26,042	68,880	9,659	Printing & Services related to Printing
በኢንዱስትሪ የሚሠሩ ከሚካሎች ከማዳበሪያዎች በስተቀር	3,012	-	5,829	-	-19,623	-	Manufacture of Basic Industrial Chemicals except Fertilizers and Nitrogen Compounds
	Public	Private	Public	Private	Public	Private	
	Wages and Salaries		Gross Value of Production		Value Added*		

\* In The National Account Concept At Factor Cost

ደመወዝና ምንጻ፡ ጠቅላላ የምርት ውጤት ዋጋና ተጨማሪ ዋጋ በይዘታ፡ 1988  
 WAGES AND SALARIES, GROSS VALUE OF PRODUCTION AND VALUE ADDED BY OWNERSHIP, 1995/96

ሠንጠረዥ ፭.7.ሀ /የቀጠለ/

TABLE F.7.a (Contd.)

(IN '000 BIRR)

የኢንዱስትሪ ዓይነት	ደመወዝና ምንጻ		ጠቅላላ የምርት ውጤት ዋጋ		ተጨማሪ ዋጋ		
	የመንግሥት	የግል	የመንግሥት	የግል	የመንግሥት	የግል	
<b>የሌሎች ኬሚካሎች ውጤት</b>	9,460	3,276	210,772	100,925	43,614	26,754	<b>Manufacture of other Chemical Products</b>
ቀለሞችና ጉምላኮች	2,647	169	69,317	11,055	14,784	2,440	Manufacture of paints, varnishes and lacquers
መድኃኒቶች፡ መድኃኒት ነክ ኬሚካሎችና የዕዕዋት ውጤቶች	3,195	93	59,171	174	15,039	38	Manufacture of pharmaceuticals, medicinal chemicals and botanical products
ሳሙናዎች፡ ሌሎች ማጽጃዎችና የውበት መስጫዎች	3,618	2,166	82,284	79,471	13,791	21,056	Manufacture of soap, cosmetics, perfumes and other cleaning preparations
ሌሎች ኬሚካሎች	-	848	-	10,225	-	3,220	Manufacture of chemical products n.e.c.
<b>የላሰቲክ ዕቃዎች</b>	5,663	783	85,098	5,839	26,207	2,335	<b>Manufacture of Rubber Products</b>
<b>የፕላስቲክ ዕቃዎች</b>	5,956	929	79,397	15,926	21,323	3,038	<b>Manufacture of Plastic Products</b>
<b>መስተዋትና የመስተዋት ዕቃዎች</b>	2,451	468	20,002	2,840	9,388	1,073	<b>Manufacture of Glass and Glass Products</b>
<b>ብረታ ብረት ያልሆኑ የግዕድን ውጤቶች</b>	25,460	3,153	364,228	32,603	127,262	13,593	<b>Manufacture of other Non-Metallic Mineral Products</b>
የሕንጻ ሥራ የሚሆኑ ጠብቆች	1,737	476	6,950	1,712	2,944	1,004	Manufacture of structural clay products
ሲሚንቶ፡ ኖራና ሌሎች መለሰጃዎች	15,343	51	276,664	134	95,779	24	Manufacture of cement, lime and plaster
ብሉክቶች፡ የሲሚንቶ ውጤቶችና መለሰጃዎች	6,390	1,566	66,815	11,342	23,772	4,319	Manufacture of articles of concrete, cement and plaster
ሌሎች ብረታ ብረት ያልሆኑ የግዕድን ውጤቶች	1,990	1,060	13,799	19,415	4,767	8,246	Manufacture of non-metallic mineral products n.e.c.
<b>ብረታ ብረት</b>	8,346	-	282,160	-	52,284	-	<b>Manufacture of Basic Iron And Steel</b>
<b>ከመከናዎችና ፋብሪካ መሣሪያዎች ሌላ ከብረት የተሠሩ ዕቃዎች</b>	8,776	3,901	82,720	32,983	22,879	11,558	<b>Manufacture of Fabricated Metal Products Except Machinery And Equipment</b>
የሕንጻ መሣሪያ ብረታ ብረቶች	-	2,818	-	21,239	-	6,902	Manufacture of structural metal products, tanks, reservoirs and containers of metal
ከብረት የተሠሩ የቁሳቁስ ዕቃዎች	3,500	236	25,847	2,662	7,359	1,037	Manufacture of cutlery, hand tools & general hardware
መከናዎችና የፋብሪካ መሣሪያዎች ያልሆኑ ሌሎች የብረታ ብረት ዕቃዎች	5,276	847	56,873	9,082	15,520	3,619	Manufacture of fabricated metal products except machinery and equipment n.e.c.
<b>ፓምፕዎች፡ ማመቂያ መሣሪያዎች፡ የቧንቧ መዝገያዎችና መቆጣጠሪያ መሣሪያዎችን ማምረት</b>	1,007	-	3,756	-	1,156	-	<b>Manufacture of Ovens, Furnaces, and Furnace Burner</b>
የኤሌክትሪክ ዕቃዎችና መለዋወጫዎች	543	-	1,624	-	215	-	<b>Manufacture of Accumulators, Primary Cells And Primary Batteries</b>
የተሽከርካሪ መከናዎች መገጣጠሚያ	684	4,994	10,230	207,642	6,801	30,685	<b>Assembly of Motor Vehicles</b>
<b>ድምር</b>	<b>412,155</b>	<b>44,850</b>	<b>5,008,192</b>	<b>790,914</b>	<b>1,400,587</b>	<b>193,257</b>	<b>TOTAL</b>
	Public	Private	Public	Private	Public	Private	
	Wages and Salaries		Gross Value of Production		Value Added*		<b>INDUSTRIAL GROUP</b>

\* In The National Account Concept At Factor Cost

ደመወዝና ምንዳ፡ ጠቅላላ የምርት ውጤት ዋጋና ተጨማሪ ዋጋ በይዘታ፡ 1989  
 WAGES AND SALARIES, GROSS VALUE OF PRODUCTION AND VALUE ADDED BY OWNERSHIP, 1996/97

ሠንጠረዥ ፭.7.ሀ

TABLE F.7.b

(IN '000 BIRR)

የኢንዱስትሪ ዓይነት	ደመወዝና ምንዳ		ጠቅላላ የምርት ውጤት ዋጋ		ተጨማሪ ዋጋ		
	የመንግሥት	የግል	የመንግሥት	የግል	የመንግሥት	የግል	
<b>የምግብ ፋብሪካዎች</b>	81,504	12,467	1,073,299	277,925	431,048	51,559	<b>Food Manufacturing</b>
የሥጋ፣ ፍራፍሬና አትክልት ውጤቶች ማምረት፣ ማዘጋጀትና መጠበቅ	10,266	-	45,502	-	11,409	-	Production, processing & preserving of meat, fruit and vegetables
ከእንስሳትና ከእህል የሚገኙ ቅብቶች	3,493	1,818	27,860	25,209	3,279	3,837	Manufacture of vegetables & animal oils & fats
ወተትና የወተት ተዋጽኦ	869	-	11,217	-	3,325	-	Manufacture of dairy products
የእህል ወፍጮዎች	10,891	5,214	225,840	165,312	25,869	29,052	Manufacture of Grain mill products
የእንስሳት መኖ ማዘጋጀት	667	38	3,338	736	851	251	Manufacture of prepared animal feeds
የዳቦ መጋገሪያዎች	6,166	4,000	86,189	51,321	16,856	11,686	Manufacture of bakery products
የሰብር ፋብሪካዎችና ከሰብር የማዘጋጀት ምግቦች	45,375	109	582,654	1,603	327,419	260	Manufacture of sugar and sugar confectionery
ማከሮኒና ፓስታን ማምረት	1,679	334	42,356	3,562	18,648	743	Manufacture of macaroni and spaghetti
ሌሎች ምግቦች	2,098	954	48,343	30,182	23,392	5,730	Manufacture of food products n.e.c.
<b>የመጠጥ ፋብሪካዎች</b>	37,858	15,706	630,490	245,918	157,925	22,198	<b>Manufacture of Beverage</b>
አልኮሎች ማጣራትና መቀመጫ	5,089	714	59,226	7,908	20,282	701	Distilling, rectifying and blending of spirits
የወይን ጠጅ መጥመቅ	4,154	-	21,104	-	4,816	-	Manufacture of Wines
አረቄዎች መጥመቅና ድፍድፍ ማዘጋጀት /ቢራ/	23,111	-	492,756	-	108,532	-	Manufacture of malt liquors and malt
ለሰላሳ መጠጦችና ጠባሎች	5,504	14,992	57,404	238,010	24,295	21,497	Manufacture of soft drinks & production of mineral water
<b>ከትምባህ የሚሠሩ ውጤቶች</b>	12,156	-	240,371	-	64,950	-	<b>Manufacture of Tobacco Products</b>
<b>የጨርቃ ጨርቅ ፋብሪካዎች</b>	101,159	1,389	653,280	15,996	137,645	2,454	<b>Manufacture of Textiles</b>
መፍተል፣ ልብስ መሥራትና ማውጣት	89,342	714	583,022	10,320	115,402	1,007	Spinning, weaving & finishing of textiles
ገመዶችንና ሲባዎችን መሥራት	11,817	-	70,258	-	22,243	-	Manufacture of cordage, rope, twine & netting
ሹራብ መሥራት	-	675	-	5,676	-	1,447	Knitting mills
<b>የተሰፉ ልብሶች ከዓለፀጉ ልብስ በስተቀር</b>	9,767	5,075	32,237	25,964	7,301	7,852	<b>Manufacture of Wearing Apparel, except Fur Apparel</b>
<b>ቆዳዎችን መፍትና ማልፍት፣ ሽንጣዎችንና የእጅ ቦርሳዎችን መሥራት</b>	26,629	2,235	364,070	119,293	89,817	43,193	<b>Tanning &amp; Dressing of Leather, Manufacture of Luggage and Handbags</b>
<b>ሂማዎችን ማምረት</b>	14,584	4,451	88,063	76,930	23,325	21,469	<b>Manufacture of Footwear</b>
<b>እንጨቶች፣ የእንጨትና የቡሽ ዕቃዎች ከቤት ቋሳቁስ በስተቀር</b>	7,913	890	50,054	5,120	22,255	3,237	<b>Manufacture of Wood and Products of Wood &amp; Cork, except Furniture</b>
የእንጨት የቤት ቋሳቁሶችና የቤት መሥሪያዎች	2,321	12,624	8,809	84,089	2,970	31,099	Manufacture of Furniture
የወረቀትና ከወረቀት የሚሠሩ ዕቃዎች	8,474	1,231	104,305	22,011	33,770	3,955	Manufacture of Paper and Paper Products
ማተሚያ ቤቶችና ተመሳሳይ ፋብሪካዎች	20,373	4,990	100,878	36,225	45,110	11,270	Printing & Services related to Printing
<b>በኢንዱስትሪ የሚሠሩ ከሚካሎች ከማዳበሪያዎች በስተቀር</b>	6,631	-	29,688	-	-4,699	-	<b>Manufacture of Basic Industrial Chemicals except Fertilizers and Nitrogen Compounds</b>
	Public	Private	Public	Private	Public	Private	
	Wages and Salaries		Gross Value of Production		Value Added*		

\* In The National Account Concept At Factor Cost

ደመወዝና ምንዳ፣ ጠቅላላ የምርት ውጤት ዋጋና ተጨማሪ ዋጋ በይዘታ፡ 1989  
 WAGES AND SALARIES, GROSS VALUE OF PRODUCTION AND VALUE ADDED BY OWNERSHIP, 1996/97

ወንጠረዥ ረ.7.ለ /የቀጠለ/

TABLE F.7.b (Contd.)

(IN '000 BIRR)

የኢንዱስትሪ ዓይነት	ደመወዝና ምንዳ		ጠቅላላ የምርት ውጤት ዋጋ		ተጨማሪ ዋጋ		
	የመንግሥት	የግል	የመንግሥት	የግል	የመንግሥት	የግል	
<b>የሌሎች ኬሚካሎች ውጤት</b>	8,513	5,135	222,264	95,429	67,139	19,299	<b>Manufacture of other Chemical Products</b>
ቀለሞችና ጉምላኮች	1,706	971	60,017	27,295	17,102	5,780	Manufacture of paints, varnishes and lacquers
መድኃኒቶች፣ መድኃኒት ነክ ኬሚካሎችና የዕዕዋት ውጤቶች	3,753	120	102,539	1,084	37,098	401	Manufacture of pharmaceuticals, medicinal chemicals and botanical products
ሃሙናዎች፣ ሌሎች ማጽጃዎችና የውበት መስጫዎች	2,630	3,705	48,954	57,677	11,189	10,952	Manufacture of soap, cosmetics, perfumes and other cleaning preparations
ሌሎች ኬሚካሎች	424	339	10,754	9,373	1,750	2,166	Manufacture of chemical products n.e.c.
<b>የሳስተክ ዕቃዎች</b>	8,679	961	137,228	6,170	24,260	1,872	<b>Manufacture of Rubber Products</b>
<b>የፕላስቲክ ዕቃዎች</b>	4,732	4,320	76,583	78,304	21,376	28,592	<b>Manufacture of Plastic Products</b>
<b>መስተዋትና የመስተዋት ዕቃዎች</b>	1,989	577	16,080	3,463	8,569	2,228	<b>Manufacture of Glass and Glass Products</b>
<b>ብረታ ብረት ያልሆኑ የግዕድን ውጤቶች</b>	28,636	5,742	427,987	96,679	128,119	48,032	<b>Manufacture of other Non-Metallic Mineral Products</b>
የሕንጻ ሥራ የሚሆኑ ጠብቶች	1,994	293	10,883	760	4,155	394	Manufacture of structural clay products
ሲሚንቶች፣ ናራና ሌሎች መለሰኛዎች	15,502	94	358,614	307	117,213	160	Manufacture of cement, lime and plaster
ብለብኔቶች፣ የሲሚንቶ ውጤቶችና መለሰኛዎች	5,773	3,290	30,669	27,366	12,956	10,099	Manufacture of articles of concrete, cement and plaster
ሌሎች ብረታ ብረት ያልሆኑ የግዕድን ውጤቶች	5,367	2,065	27,821	68,246	-6,205	37,379	Manufacture of non-metallic mineral products n.e.c.
<b>ብረታ ብረት</b>	8,912	311	291,324	12,231	55,001	4,169	<b>Manufacture of Basic Iron And Steel</b>
<b>በመክናዎችና ፋብሪካ መሣሪያዎች ሌላ ክብረት የተሠሩ ዕቃዎች</b>	7,620	4,357	78,436	28,722	21,461	11,522	<b>Manufacture of Fabricated Metal Products Except Machinery And Equipment</b>
የሕንጻ መሣሪያ ብረታ ብረቶች	-	3,141	-	17,360	-	6,632	Manufacture of structural metal products, tanks, reservoirs and containers of metal
ክብረት የተሠሩ የቀሳቀስ ዕቃዎች	2,451	277	20,286	2,048	4,904	869	Manufacture of cutlery, hand tools & general hardware
መኪናዎችና የፋብሪካ መሣሪያዎች ያልሆኑ ሌሎች የብረታ ብረት ዕቃዎች	5,169	939	58,150	9,314	16,557	4,021	Manufacture of fabricated metal products except machinery and equipment n.e.c.
<b>ፓምፕዎች፣ ማመቂያ መሣሪያዎች፣ የባንቦ መዝጊያዎችና መቆጣጠሪያ መሣሪያዎችን ማምረት</b>	1,053	-	5,030	-	2,190	-	<b>Manufacture of Ovens, Furnaces, and Furnace Burner</b>
የኤሌክትሪክ ዕቃዎችና መለዋወጫዎች	500	-	297	-	-230	-	<b>Manufacture of Accumulators, Primary Cells And Primary Batteries</b>
የተሽከርካሪ መኪናዎች መገጣጠሚያ	4,670	2,499	109,812	25,142	18,244	10,325	<b>Assembly of Motor Vehicles</b>
<b>ድምር</b>	<b>404,673</b>	<b>84,960</b>	<b>4,740,585</b>	<b>1,255,611</b>	<b>1,357,546</b>	<b>324,325</b>	<b>TOTAL</b>
	Public	Private	Public	Private	Public	Private	
	Wages and Salaries		Gross Value of Production		Value Added*		<b>INDUSTRIAL GROUP</b>

\* In The National Account Concept At Factor Cost

ደመወዝና ምንዳ፡፡ ጠቅላላ የምርት ውጤት ዋጋና ተጨማሪ ዋጋ በይዘታ፡፡ 1990  
 WAGES AND SALARIES, GROSS VALUE OF PRODUCTION AND VALUE ADDED BY OWNERSHIP, 1997/98

ሠንጠረዥ ፭.7.ሐ

TABLE F.7.c

(IN '000 BIRR)

የኢንዱስትሪ ዓይነት	ደመወዝና ምንዳ		ጠቅላላ የምርት ውጤት ዋጋ		ተጨማሪ ዋጋ		
	የመንግሥት	የግል	የመንግሥት	የግል	የመንግሥት	የግል	
<b>የምግብ ፋብሪካዎች</b>	84,394	15,205	1,318,925	291,156	311,233	40,791	<b>Food Manufacturing</b>
የሥጋ፣ ፍራፍሬና አትክልት ውጤቶች ማምረት፣ ማዘጋጀትና መጠበቅ	6,441	2,125	40,921	11,814	15,912	366	Production, processing & preserving of meat, fruit and vegetables
ከእንስሳትና ከእህል የሚገኙ ቅብቶች ወተትና የወተት ተዋጽኦ	5,290	1,669	47,664	37,494	-919	4,852	Manufacture of vegetables & animal oils & fats
የእህል ወፍጮዎች	877	-	12,340	-	4,105	-	Manufacture of dairy products
የእንስሳት መኖ ማዘጋጀት	11,303	5,636	224,787	128,717	16,479	15,816	Manufacture of Grain mill products
የዳዘ መጋገሪያዎች	712	31	3,657	263	851	43	Manufacture of prepared animal feeds
የሶሻል ፋብሪካዎችና ከሶሻል የማዘጋጃ ምግቦች ማከናወን ፓስታን ማምረት	6,953	4,134	96,725	57,857	21,177	10,913	Manufacture of bakery products
የሶሻል ፋብሪካዎችና ከሶሻል የማዘጋጃ ምግቦች ማከናወን ፓስታን ማምረት	47,683	122	763,892	1,525	201,597	337	Manufacture of sugar and sugar confectionery
ማከናወን ፓስታን ማምረት	3,056	258	74,698	5,336	34,958	-108	Manufacture of macaroni and spaghetti
ሌሎች ምግቦች	2,079	1,230	54,241	48,150	17,073	8,572	Manufacture of food products n.e.c.
<b>የመጠጥ ፋብሪካዎች</b>	41,380	19,239	649,912	272,715	165,201	8,631	<b>Manufacture of Beverage</b>
አልኮሎች ማጣራትና መቀመጫ	5,642	858	63,414	9,916	19,584	1,846	Distilling, rectifying and blending of spirits
የወይን ጠጅ መጥመቅ	4,405	-	18,693	-	5,260	-	Manufacture of Wines
አረቄዎች መጥመቅና ደፍደፍ ማዘጋጀት /ቤራ/	24,546	-	497,330	-	105,409	-	Manufacture of malt liquors and malt
ለሰላሳ መጠጦችና ጠባሎች	6,787	18,381	70,475	262,799	34,948	6,785	Manufacture of soft drinks & production of mineral water
<b>ከትምባህ የሚሠሩ ውጤቶች</b>	9,034	-	243,776	-	99,384	-	<b>Manufacture of Tobacco Products</b>
<b>የጨርቃ ጨርቅ ፋብሪካዎች</b>	98,230	1,133	574,340	17,742	121,934	2,086	<b>Manufacture of Textiles</b>
መፍተል፣ ልብስ መሥራትና ማውጣት	86,829	690	512,012	14,335	98,846	1,134	Spinning, weaving & finishing of textiles
ገመዶችና ሲባሳዎችን መሥራት	11,401	-	62,328	-	23,088	-	Manufacture of cordage, rope, twine & netting
ሹራብ መሥራት	-	443	-	3,407	-	952	Knitting mills
<b>የተሰፉ ልብሶች ከባለግብር ልብስ በስተቀር</b>	7,502	8,131	25,245	29,660	3,827	3,003	<b>Manufacture of Wearing Apparel, except Fur Apparel</b>
<b>ቆዳዎችን መፍታትና ማልፋት፣ ሻንጣዎችንና የእጅ ቦርሳዎችን መሥራት</b>	17,658	8,292	227,052	251,248	36,786	27,134	<b>Tanning &amp; Dressing of Leather, Manufacture of Luggage and Handbags</b>
የቆዳዎችን ማምረት	14,963	4,862	84,222	89,965	24,350	20,178	Manufacture of Footwear
<b>እንጨቶች፣ የእንጨትና የቡሽ ዕቃዎች ከቤት ቁሳቁስ በስተቀር</b>	6,890	590	38,976	1,978	16,446	808	<b>Manufacture of Wood and Products of Wood &amp; Cork, except Furniture</b>
የእንጨት የቤት ቁሳቁሶችና የቤት መሥሪያዎች	5,033	15,316	21,352	95,985	7,362	36,258	Manufacture of Furniture
የወረቀትና ከወረቀት የሚሠሩ ዕቃዎች	8,529	1,352	100,910	23,195	27,879	6,072	Manufacture of Paper and Paper Products
ማተሚያ ቤቶችና ተመሳሳይ ፋብሪካዎች	23,515	6,334	118,043	49,077	58,506	16,372	Printing & Services related to Printing
<b>በኢንዱስትሪ የሚሠሩ ከሚካሎች ከማዳበሪያዎች በስተቀር</b>	6,639	-	32,101	-	-2,425	-	<b>Manufacture of Basic Industrial Chemicals except Fertilizers and Nitrogen Compounds</b>
	Public	Private	Public	Private	Public	Private	
	Wages and Salaries		Gross Value of Production		Value Added *		

\* In The National Account Concept At Factor Cost

ደመወዝና ምንዳ፥ ጠቅላላ የምርት ውጤት ዋጋና ተጨማሪ ዋጋ በይዘታ፥ 1990  
 WAGES AND SALARIES, GROSS VALUE OF PRODUCTION AND VALUE ADDED BY OWNERSHIP, 1997/98

ሠንጠረዥ 7.ሐ /የቀጠለ/

TABLE F.7.c (Contd.)

(IN '000 BIRR)

የኢንዱስትሪ ዓይነት	ደመወዝና ምንዳ		ጠቅላላ የምርት ውጤት ዋጋ		ተጨማሪ ዋጋ		
	የመንግሥት	የግል	የመንግሥት	የግል	የመንግሥት	የግል	
<b>የሌሎች ኬሚካሎች ውጤት</b>	9,526	6,545	197,536	242,831	55,369	100,031	<b>Manufacture of other Chemical Products</b>
ቀለሞችና ጉምላኮች	1,960	1,757	59,003	44,613	19,804	9,576	Manufacture of paints, varnishes and lacquers
መድኃኒቶች፥ መድኃኒት ነክ ኬሚካሎችና የዕቃዎች ውጤቶች	3,989	351	98,801	89,476	26,747	71,082	Manufacture of pharmaceuticals, medicinal chemicals and botanical products
ሃሎናዎች፥ ሌሎች ማጽጃዎችና የውበት መስዋዳዎች	2,472	3,874	30,599	98,399	7,621	17,745	Manufacture of soap, cosmetics, perfumes and other cleaning preparations
ሌሎች ኬሚካሎች	1,105	563	9,133	10,343	1,197	1,628	Manufacture of chemical products n.e.c.
<b>የላሰቲክ ዕቃዎች</b>	8,897	1,232	153,525	7,555	36,984	1,953	<b>Manufacture of Rubber Products</b>
<b>የፕላስቲክ ዕቃዎች</b>	5,066	5,377	76,828	76,220	23,583	16,330	<b>Manufacture of Plastic Products</b>
<b>መስተዋትና የመስተዋት ዕቃዎች</b>	2,950	579	28,907	3,505	12,872	1,614	<b>Manufacture of Glass and Glass Products</b>
<b>ብረት ብረት ያልሆኑ የማዕድን ውጤቶች</b>	27,621	5,607	447,514	71,036	149,881	22,780	<b>Manufacture of other Non-Metallic Mineral Products</b>
የሕንጻ ሥራ የሚሆኑ ጠብቶች	2,023	274	11,559	785	3,625	369	Manufacture of structural clay products
ሲሚንቶ፥ ኖራና ሌሎች መለሰኛዎች	14,765	127	376,427	681	129,775	204	Manufacture of cement, lime and plaster
ብለብቶች፥ የሲሚንቶ ውጤቶችና መለሰኛዎች	5,888	3,030	33,758	21,361	12,589	8,117	Manufacture of articles of concrete, cement and plaster
ሌሎች ብረት ብረት ያልሆኑ የማዕድን ውጤቶች	4,945	2,176	25,770	48,209	3,892	14,090	Manufacture of non-metallic mineral products n.e.c.
<b>ብረት ብረት</b>	10,120	471	223,656	62,095	44,931	-2,237	<b>Manufacture of Basic Iron And Steel</b>
<b>በመዘናዎችና ፋብሪካ መሣሪያዎች ሌላ ክብረት የተሠሩ ዕቃዎች</b>	8,494	3,496	58,121	23,296	15,970	6,161	<b>Manufacture of Fabricated Metal Products Except Machinery And Equipment</b>
የሕንጻ መሣሪያ ብረት ብረቶች	-	2,171	-	13,085	-	2,877	Manufacture of structural metal products, tanks, reservoirs and containers of metal
ክብረት የተሠሩ የቁሳቁስ ዕቃዎች	2,500	241	11,627	1,773	3,684	319	Manufacture of cutlery, hand tools & general hardware
መዘናዎችና የፋብሪካ መሣሪያዎች ያልሆኑ ሌሎች የብረት ብረት ዕቃዎች	5,994	1,084	46,494	8,438	12,286	2,965	Manufacture of fabricated metal products except machinery and equipment n.e.c.
<b>ማሽኖችና ሌላ በ ያልተጠቀሱ ዕቃዎችን ማምረት</b>	497	927	636	6,502	60	2,286	<b>Manufacture of Machinery and N.E.C</b>
ፓምፕዎችን፥ ማመቻ መሣሪያዎችን፥ የቢንሲ መዝገያዎችና መቆጣጠሪያ መሣሪያዎችን ማምረት	-	-	-	-	-	-	Manufacture of Pumps, Compressors, Taps & Valves
ምድጃዎችንና ማብሰያዎችን ማምረት	-	164	-	923	-	301	Manufacture of Ovens, Furnaces, and Furnace Burner
ለአጠቃላይ አገልግሎት የሚውሉ ማሽኖችን ማምረት	-	75	-	324	-	110	Manufacture of other general purpose machinery
ለምግብና ለመጠጥ የሚያገለግሉ ማሽኖችን ማምረት	-	659	-	5,079	-	1,832	Manufacture of Machinery for food and Beverage Processing
የኢሌክትሪክ ዕቃዎችና መለዋወጫዎች	497	29	636	176	60	43	Manufacture of Accumulators, Primary Cells And Primary Batteries
<b>የተሽከርካሪ መዘናዎች መገጣጠሚያ</b>	4,672	3,959	121,277	34,595	1,119	13,532	<b>Assembly of Motor Vehicles</b>
<b>ድምር</b>	<b>401,610</b>	<b>108,647</b>	<b>4,742,854</b>	<b>1,650,356</b>	<b>1,211,252</b>	<b>323,783</b>	<b>TOTAL</b>
	Public	Private	Public	Private	Public	Private	
	Wages and Salaries		Gross Value of Production		Value Added *		<b>INDUSTRIAL GROUP</b>

\* In The National Account Concept At Factor Cost

የኢ.ሊ.ኮ.ሪ.ክ ጣቢያዎች የግመንጫ ችሎታና ያመነውት የኢ.ሊ.ኮ.ሪ.ክ መጠን 1981-1990  
 INSTALLED GENERATING CAPACITY AND ELECTRIC ENERGY PRODUCTION, 1988/89 - 1997/98

ሠንጠረዥ ፈ.8

TABLE F.8

ዓመት ምዕራፍ	የኢ.ሊ.ኮ.ሪ.ክ ጣቢያዎች የግመንጫ ችሎታ / በኪ.ሎ.ዋት /			የመነጨው ኢ.ሊ.ኮ.ሪ.ክ / በሺህ ኪ.ሎ.ዋት ሰዓት /			ዓመት
	ከውኃ ጣቢያ	ከነዳጅ ጣቢያ	ድምር	ከውኃ ጣቢያ	ከነዳጅ ጣቢያ	ድምር	
1981	360808	29064	389872	972595	45250	1017845	1988/89
1982	372212	31245	403457	1087925	43356	1131281	1989/90
1983	372414	25305	397719	1097488	31734	1129222	1990/91
1984	372414	28456	400870	1126814	20081	1146895	1991/92
1985	377414	33077	410491	1251075	26912	1277987	1992/93
1986	378214	35612	413826	1350367	44612	1394979	1993/94
1987	378030	33457	411487	1416434	35576	1452010	1994/95
1988	377750	41453	419203	1507455	42441	1549896	1995/96
1989	377750	38307	416057	1566375	47776	1614151	1996/97
1990	377750	40707	418457	1579495	48749	1628244	1997/98
	HYDRO	THERMAL	TOTAL	HYDRO	THERMAL	TOTAL	YEAR
	INSTALLED GENERATING CAPACITY (KW)			PRODUCTION ('000 KWH)			

የኢ.ሊ.ኮ.ሪ.ክ ኢንዱስትሪ የሥራ ከገዛ መግለጫ 1987-1988  
 SUMMARY OF OPERATIONS OF ELECTRICITY INDUSTRY, 1994/95 - 1995/96

ሠንጠረዥ ፈ.9.ሀ

TABLE F.9.a

		1987	1988	
የኢ.ሊ.ኮ.ሪ.ክ ጣቢያዎች ብዛት	/በቁጥር/	42	45	NUMBER OF STATIONS (NOS)
የሠራተኞች ብዛት	/በቁጥር/	8414	8247	NUMBER OF EMPLOYEES (NOS)
የኢ.ሊ.ኮ.ሪ.ክ ጣቢያዎች የግመንጫ ችሎታ	/በኪ.ሎ.ዋት/	411487	419203	INSTALLED GENERATING CAPA (KW)
የመነጨው ኢ.ሊ.ኮ.ሪ.ክ	/በሺህ ኪ.ሎ.ዋት ሰዓት/	1452010	1549896	PRODUCTION OF ELECTRICITY (IN '000 KWH)
ማስተላለፊያ መስመሮች	/በኪ.ሎ. ሜትር/			TRANSMISSION FACILITIES (KM)
230 ሺህ ሸልት መስመር		1085	1085	230 KV. LINES
132 ሺህ ሸልት መስመር		2055	2055	132 KV. LINES
66 ሺህ ሸልት መስመር		1290	1428	66 KV. LINES
45 ሺህ ሸልት መስመር		515	515	45 KV. LINES
15 ሺህ ሸልት መስመር		7770	8023	15 KV. LINES
የተሸጠ ኢ.ሊ.ኮ.ሪ.ክ	/በሺህ ኪ.ሎ.ዋት ሰዓት/	1178357	1267850	ELECTRICITY SOLD (IN '000 KWH)
በተራ ታሪፍ		661913	713792	GENERAL TARIFF
በኢንዱስትሪ ታሪፍ		516444	554058	INDUSTRIAL TARIFF
የሽያጭ ገቢ	/በሺህ ብር/	281279	315838	REVENUE FROM SALES OF ELE (IN '000 BIRR)
በተራ ታሪፍ		147532	167016	GENERAL TARIFF
በኢንዱስትሪ ታሪፍ		133747	148822	INDUSTRIAL TARIFF
ደመወዝና ምንዳ	/በሺህ ብር/	53237	55907	WAGES AND SALARIES PAID (IN '000 BIRR)
ለዕቃ የተደረገ ወጪ	/በሺህ ብር/	30681	23871	COST OF MATERIALS (IN '000 BIRR)
ለነዳጅ የተደረገ ወጪ	/በሺህ ብር/	16436	19599	COST OF FUEL (IN '000 BIRR)
የማይንቀሳቀስ ንብረት ዋጋ	/በሺህ ብር/	780101	1270788	FIXED CAPITAL ASSETS (IN '000 BIRR)
መዋዕለ ንዋይ /ለማይንቀሳቀስ ንብረት/	/በሺህ ብር/	6949	547664	INVESTMENT IN FIXED ASSET (IN '000 BIRR)
		1994/95	1995/96	

የኢ.ሊ.ኮ.ሪ.ክ ሊንዳ-ስትሪ የሥራ ክንውን መግለጫ 1989-1990  
 SUMMARY OF OPERATIONS OF ELECTRICITY INDUSTRY, 1996/97 - 1997/98

ሠንጠረዥ ፈ.9.ለ

TABLE F.9.b

		1989	1990	
የኢ.ሊ.ኮ.ሪ.ክ ጣቢያዎች ብዛት	/በቁጥር/	49	50	NUMBER OF STATIONS (NOS)
የሠራተኞች ብዛት	/በቁጥር/	8353	8361	NUMBER OF EMPLOYEES (NOS)
የኢ.ሊ.ኮ.ሪ.ክ ጣቢያዎች የማመንጫ ችሎታ	/በኪሎ-ዎት/	416057	418457	INSTALLED GENERATING CAPA (KW)
የመነጨው ኢ.ሊ.ኮ.ሪ.ክ	/በሺህ ኪሎ-ዎት ሰዓት/	1614151	1628244	PRODUCTION OF ELECTRICITY (IN '000 KWH)
ማስተላለፊያ መስመሮች	/በኪሎ- ሜትር/			TRANSMISSION FACILITIES (KM)
230 ሺህ ሸልት መስመር		1085	1572	230 KV. LINES
132 ሺህ ሸልት መስመር		2072	2277	132 KV. LINES
66 ሺህ ሸልት መስመር		1458	1742	66 KV. LINES
45 ሺህ ሸልት መስመር		501	483	45 KV. LINES
15 ሺህ ሸልት መስመር		8181	8368	15 KV. LINES
የተሸጠ ኢ.ሊ.ኮ.ሪ.ክ	/በሺህ ኪሎ-ዎት ሰዓት/	1322606	1358500	ELECTRICITY SOLD (IN '000 KWH)
በተራ ታሪፍ		771486	811455	GENERAL TARIFF
በኢንዱስትሪ ታሪፍ		551120	547045	INDUSTRIAL TARIFF
የሸያጭ ገቢ	/በሺህ ብር/	362681	510730	REVENUE FROM SALES OF ELE (IN '000 BIRR)
በተራ ታሪፍ		211219	299743	GENERAL TARIFF
በኢንዱስትሪ ታሪፍ		151462	21098	INDUSTRIAL TARIFF
ደመወዝና ምንዳ	/በሺህ ብር/	68014	73585	WAGES AND SALARIES PAID (IN '000 BIRR)
ለዕቃ የተደረገ ወጪ	/በሺህ ብር/	25091	23952	COST OF MATERIALS (IN '000 BIRR)
ለነዳጅ የተደረገ ወጪ	/በሺህ ብር/	26645	28126	COST OF FUEL (IN '000 BIRR)
የማይንቀሳቀስ ንብረት ዋጋ	/በሺህ ብር/	1426574	1404044	FIXED CAPITAL ASSETS (IN '000 BIRR)
መዋዕለ ንዋይ /ለማይንቀሳቀስ ንብረት/	/በሺህ ብር/	219226	49683	INVESTMENT IN FIXED ASSETS
		1996/97	1997/98	

የኢ.ኤ.ክትሪክ ኢንዱስትሪ ቋጥ ንብረት 1987  
FIXED CAPITAL ASSETS IN ELECTRICITY INDUSTRY, 1994/95

ወንጠረዥ ረ.10.ሀ      TABLE F.10.a      /በሺህ ብር/      (IN '000 BIRR)

	በ1986 መጨረሻ መዝገብ የግድያዎ	የ1987 የአገልግሎት ትኛሽ	በ1987 ከአገልግሎት ውጭ የሆኑ	በ1987 ለቋጥ ንብረት የዋለ መዋዕለ ንዋይ	በ1987 መጨረሻ መዝገብ የግድያዎ	
መኖሪያና መኖሪያ ያልሆኑ ሕንፃዎች	92276	3481	-	-	88795	RESIDENTIAL & NON- RESIDENTIAL BUILDINGS
ሌሎች የኮንስትራክሽን ሥራዎች	254982	12259	-	4291	247014	OTHER CONSTRUCTION & WORKS
የግምረኛ መሣሪያዎችና ዕቃዎች	453926	18654	656	1695	436311	MACHINERY & EQUIPMENT
ተሽከርካሪዎች	7390	2668	31	961	5652	VEHICLES
ሌሎች	2900	557	14	-	2329	OTHERS
<b>ጅምር</b>	<b>811474</b>	<b>37619</b>	<b>701</b>	<b>6947</b>	<b>780101</b>	<b>TOTAL</b>
	BOOK VALUE END OF 1993/94	DEPRECIATION IN 1994/95	SOLD AND DISPOSED 1994/95	INVESTMENT IN 1994/95	BOOK VALUE END OF 1994/95	

NA :- Not Available

የኢ.ኤ.ክትሪክ ኢንዱስትሪ ቋጥ ንብረት 1988  
FIXED CAPITAL ASSETS IN ELECTRICITY INDUSTRY, 1995/96

ወንጠረዥ ረ.10.ለ      TABLE F.10.b      /በሺህ ብር/      (IN '000 BIRR)

	በ1987 መጨረሻ መዝገብ የግድያዎ	የ1988 የአገልግሎት ትኛሽ	በ1988 ከአገልግሎት ውጭ የሆኑ	በ1988 ለቋጥ ንብረት የዋለ መዋዕለ ንዋይ	በ1988 መጨረሻ መዝገብ የግድያዎ	
መኖሪያና መኖሪያ ያልሆኑ ሕንፃዎች	88795	19195	-	87863	157463	RESIDENTIAL AND NON- RESIDENTIAL BUILDINGS
ሌሎች የኮንስትራክሽን ሥራዎች	247014	5031	-	31730	273713	OTHER CONSTRUCTION & WORKS
የግምረኛ መሣሪያዎችና ዕቃዎች	436311	28760	-	411526	819077	MACHINERY & EQUIPMENT
ተሽከርካሪዎች	5652	3534	-	16470	18588	VEHICLES
ሌሎች	2329	457	-	128	2000	OTHERS
<b>ጅምር</b>	<b>780101</b>	<b>56977</b>	<b>-</b>	<b>547717</b>	<b>1270841</b>	<b>TOTAL</b>
	BOOK VALUE END OF 1994/95	DEPRECIATION IN 1995/96	SOLD AND DISPOSED 1995/96	INVESTMENT IN 1995/96	BOOK VALUE END OF 1995/96	

የኢ.ሊ.ኮትሪክ ኢንዱስትሪ ቋጣ ንብረት 1989  
 FIXED CAPITAL ASSETS IN ELECTRICITY INDUSTRY, 1996/97

ሠንጠረዥ ረ.10.ሐ      TABLE F.10.c      /በሺህ ብር/      (IN '000 BIRR)

	በ1988 መጨረሻ መዝገብ የግብር የግብር የግብር	የ1989 የአገልግሎት ትናሽ	በ1989 ከአገልግሎት ውጭ የሆኑ	በ1989 ለቋጣ ንብረት የዋለ መዋዕለ ንዋይ	በ1989 መጨረሻ መዝገብ የግብር የግብር	
መኖሪያና መኖሪያ ያልሆኑ ሕንፃዎች	157428	16721	-	22220	162927	RESIDENTIAL AND NON-RESIDENTIAL BUILDINGS
ሌሎች የኮንስትራክሽን ሥራዎች	273713	7829	-	30962	296846	OTHER CONSTRUCTION & WORKS
የግምገማ መሣሪያዎችና ዕቃዎች	819076	33524	-	163952	949504	MACHINERY & EQUIPMENT
ተሽከርካሪዎች	18589	4953	-	2092	15728	VEHICLES
ሌሎች	1982	413	-	-	1569	OTHERS
ድምር	1270788	63440	-	219226	1426574	TOTAL
	BOOK VALUE END OF 1991/92	DEPRECIATION IN 1992/93	SOLD AND DISPOSED 1992/93	INVESTMENT IN 1992/93	BOOK VALUE END OF 1992/93	

የኢ.ሊ.ኮትሪክ ኢንዱስትሪ ቋጣ ንብረት 1990  
 FIXED CAPITAL ASSETS IN ELECTRICITY INDUSTRY, 1997/98

ሠንጠረዥ ረ.10.መ      TABLE F.10.d      /በሺህ ብር/      (IN '000 BIRR)

	በ1989 መጨረሻ መዝገብ የግብር የግብር	የ1990 የአገልግሎት ትናሽ	በ1990 ከአገልግሎት ውጭ የሆኑ	በ1990 ለቋጣ ንብረት የዋለ መዋዕለ ንዋይ	በ1990 መጨረሻ መዝገብ የግብር የግብር	
መኖሪያና መኖሪያ ያልሆኑ ሕንፃዎች	162927	17413	-	1483	146997	RESIDENTIAL & NON-RESIDENTIAL BUILDINGS
ሌሎች የኮንስትራክሽን ሥራዎች	296846	6775	-	4490	294561	OTHER CONSTRUCTION & WORKS
የግምገማ መሣሪያዎችና ዕቃዎች	949504	35539	-	38034	952000	MACHINERY & EQUIPMENT
ተሽከርካሪዎች	15728	5404	6722	5276	8879	VEHICLES
ሌሎች	1569	361	-	400	1607	OTHERS
ድምር	1426574	65492	6722	49683	1404044	TOTAL
	BOOK VALUE END OF 1996/97	DEPRECIATION IN 1997/98	SOLD AND DISPOSED 1997/98	INVESTMENT IN 1997/98	BOOK VALUE END OF 1997/98	

ለመኖሪያ ንጥረ ነገሮች የተደረገ ወጪ 1987- 1990  
 INVESTMENT IN ELECTRICITY INDUSTRY, 1994/95 - 1997/98

ሠንጠረዥ ፩.11

TABLE F.11

/በሺህ ብር/

(IN '000 BIRR)

	1987	1988	1989	1990	
መኖሪያና መዳሪያ ያልሆኑ ሕንፃዎች	-	87828	22220	1483	RESIDENTIAL & NON-RESIDENTIAL BUILDINGS
ሌሎች የግንባታ ስራዎች	4292	31730	30962	4490	OTHER CONSTRUCTION & WORKS
የግምገማ መሳሪያዎችና ዕቃዎች	1695	411526	163952	38034	MACHINERY & EQUIPMENT
ተሽከርካሪዎች	962	16470	2092	5276	VEHICLES
ሌሎች	-	110	-	400	OTHERS
ጠቅላይ	6949	547664	219226	49683	<b>TOTAL</b>
	1994/95	1995/96	1996/97	1997/98	

የኢ.ሊ.ኮትሪክ ጣቢያዎች የማመንጨት ችሎታና በየጣቢያው የመነጨው ኢ.ሊ.ኮትሪክ መጠን 1987  
 INSTALLED GENERATING CAPACITY AND ELECTRIC ENERGY PRODUCTION BY STATION, 1994/95

ሠንጠረዥ ር.12.ሀ

TABLE F.12.a

ጣቢያዎች	የደንበኞች ብዛት	የማመንጨት ችሎታ /በኪ.ሎ. ሞት/			የመነጨው ኢ.ሊ.ኮትሪክ /በሺህ ኪ.ሎ. ሞት ሰዓት/			
		ከውኃ ጣቢያ	ከነጻጅ ጣቢያ	ድምር	ከውኃ ጣቢያ	ከነጻጅ ጣቢያ	ድምር	
አቢ አዲ	-	-	156	156	-	113	113	ABI ADI
አዲስ አበባ /1/	460374	-	-	-	-	-	-	ADDIS ABABA (1)
አዲግራት	2300	-	3039	3039	-	2740	2740	ADIGRAT
አለማያ	-	-	2000	2000	-	7	7	ALEMAYA
አለም ከተማ	-	-	562	562	-	217	217	ALEM KETEMA
አሳይታ	1178	-	942	942	-	1007	1007	ASSAYITA
አሰሳ	884	-	431	431	-	487	487	ASOSA
አዋሽ 2	-	32000	100	32100	87595	-	87595	AWASH II
አዋሽ 3	-	32000	-	32000	79148	-	79148	AWASH III
አክሱም	6099	-	2217	2217	-	2888	2888	AXUM
ባኮ	-	-	-	-	-	-	-	BACCO
ባህር ዳር /2/	-	-	-	-	6275	-	6275	BAHAR DAR (2)
ቦንጋ	762	-	770	770	-	278	278	BONGA
ደባርት	-	-	-	-	-	-	-	DEBARK
ደብረ ታቦር	-	-	-	-	-	-	-	DEBRE TABOR
ደብረ ማርቆስ	-	-	-	-	-	-	-	DEBRE MARKOS
ደጋ ሀቡር	420	-	573	573	-	125	125	DEGA HABOUR
ደምቢ	-	800	-	800	797	-	797	DEMBI
ደምቢ ዶሎ	2176	160	306	466	-	184	184	DEMBI DOLO
ድሬ ዳዋ	-	-	4500	4500	-	289	289	DIRE DAWA
ፍቼ	-	-	-	-	-	28	28	FICHE
ፊንቫ	-	100000	200	100200	643295	-	643295	FINCHA
ፍኖተ ሠላም	-	-	-	-	-	37	37	FINOTE SELAM
ጋምቤላ	811	-	900	900	-	-	-	GAMBELLA
ግዮን /ወሊሶ/	-	-	-	-	-	-	-	GHION (WELISO)
ጊምቢ	1986	-	1078	1078	-	1422	1422	GIMBI
ጊነር	892	-	306	306	-	400	400	GINEER
ጎንደር	-	-	2152	2152	-	332	332	GONDER
ጎዴ	404	-	443	443	-	345	345	GODIE
ጎሬ	632	-	-	-	-	-	-	GORE
ጄንካ	664	-	286	286	-	283	283	JINKA
ቀብሪ ደሐር	327	-	509	509	-	199	199	KEBRI DEHAR
ቆታ	-	43200	120	43320	91409	-	91409	KOKA
ኮረም	-	-	1291	1291	-	1646	1646	KOREM
ላሊ በላ	-	-	187	187	-	175	175	LALLI BELA
መሀል ሜዳ	-	-	519	519	-	236	236	MEHAL MEDA
መቀሌ	9226	-	3541	3541	-	13230	13230	MEKELE
መልካ ዋክና	-	153000	-	153000	488003	-	488003	MELKA WAKENA
መቱ	2400	-	1419	1419	-	164	164	METTU
ሞላሌ	-	-	203	203	-	95	95	MOLALE
ሞያሌ	839	-	301	301	-	728	728	MOYALE
ነፋስ መውጫ	-	-	286	286	-	266	266	NEFAS MEWCHA
ነገሌ ቦረና	2070	-	869	869	-	1769	1769	NEGELE BORENA
ነቀምት	4518	-	2272	2272	-	4853	4853	NEKEMTE
ሰቆጣ	-	-	188	188	-	89	89	SEKOTA
ሴቲት ሀመራ	590	-	290	290	-	189	189	SETIT HUMERA
ሽሬ	-	-	501	501	-	755	755	SHIRE
ሶር	-	5000	-	5000	6679	-	6679	SOR
ጢስ ዓባይ	-	11520	-	11520	12499	-	12499	TIS ABAY
ያዲት	-	350	-	350	734	-	734	YADOT
ድምር	499552	378030	33457	411487	1416434	35576	1452010	TOTAL
	TOTAL	HYDRO	THERMAL	TOTAL	HYDRO	THERMAL	TOTAL	
	NUMBER OF CONSUMERS	CAPACITY (KW)			PRODUCTION ('000 KWH)			STATIONS

/1/ የአዋሽ 2፣ የአዋሽ 3፣ የፊንቫ፣ የቆታና የላሊ-በላ ከተሞች ደንበኞችን ይጨምራል  
 (1) Includes consumers in Awash II, Awash III, Fincha, Koka & other towns

/2/ የጢስ አባይ፣ ባህር ዳር፣ የደባርቅና ደብረ ታቦር ደንበኞችን ይጨምራል  
 (2) Includes consumers in Tis Abay, Bahir Dar, Debark and Debre Tabor

ከኢትዮጵያ ኢ.ሊ.ኮትሪክ ኃይል ኮርፖሬሽን የተገኘ  
 Source: Ethiopian Electric Power Corporation

የኢ.ኤ.ክትሪክ ጣቢያዎች የማመንጫት ችሎታና በየጣቢያው የመገኘት ኤሌክትሪክ መጠን 1988  
 INSTALLED GENERATING CAPACITY AND ELECTRIC ENERGY PRODUCTION BY STATION, 1995/96

ሠንጠረዥ ረ.12.ለ

TABLE F.12.b

ጣቢያዎች	የደንበኞች ብዛት	የማመንጫት ችሎታ / በኪ.ሎ. ዋት /			የመገኘት ኤሌክትሪክ / በሺህ ኪ.ሎ. ዋት ሰዓት /			
		ከውኃ ጣቢያ	ከነጻጅ ጣቢያ	ድምር	ከውኃ ጣቢያ	ከነጻጅ ጣቢያ	ድምር	
አቢ አዲ	-	-	155	155	-	213	213	ABI ADI
አዲስ አበባ /1/	475395	-	-	-	-	-	-	ADDIS ABABA (1)
አዲግራት	2777	-	4251	4251	-	3506	3506	ADIGRAT
አለማያ	-	-	2328	2328	-	19	19	ALEMAYA
አለም ከተማ	-	-	286	286	-	252	252	ALEM KETEMA
አሳይታ	1248	-	942	942	-	1461	1461	ASSAYITA
አሰሳ	1077	-	439	439	-	641	641	ASOSA
አዋሽ 2	-	32000	100	32100	106575	-	106575	AWASH II
አዋሽ 3	-	32000	-	32000	116781	-	116781	AWASH III
አክሱም	7342	-	3497	3497	-	4238	4238	AXUM
ባቱ	-	-	-	-	-	-	-	BACCO
ባህር ዳር /2/	-	-	-	-	-	-	-	BAHAR DAR (2)
ቦንጋ	790	-	770	770	-	357	357	BONGA
ደባርቅ	-	-	-	-	-	-	-	DEBARK
ደብረ ታቦር	-	-	-	-	-	-	-	DEBRE TABOR
ደብረ ማርቆስ	-	-	-	-	-	-	-	DEBRE MARKOS
ደጋ ሀቡር	420	-	573	573	-	161	161	DEGA HABOUR
ደምቢ	-	800	-	800	1047	-	1047	DEMBI
ደምቢ ዶሎ	2231	-	305	305	-	23	23	DEMBI DOLO
ድሬ ዳዋ	-	-	4500	4500	0	308	308	DIRE DAWA
ዱብቲ	-	-	554	554	-	230	230	DUBTI
ፍቼ	-	-	-	-	-	-	-	FICHE
ፊንቻ	-	100000	200	100200	777037	-	777037	FINCHA
ፍኖተ ሠላም	-	-	-	-	-	-	-	FINOTE SELAM
ጋምቤላ	911	-	900	900	-	79	79	GAMBELLA
ግዮን /ወሊሶ/	-	-	-	-	-	-	-	GHION (WELISO)
ጊምቢ	2095	-	1078	1078	-	1850	1850	GIMBI
ጊነር	916	-	306	306	-	410	410	GINEER
ጎንደር	-	-	2152	2152	-	50	50	GONDER
ጎዴ	387	-	792	792	-	390	390	GODIE
ጎሬ	705	-	-	-	-	-	-	GORE
ጂንካ	745	-	836	836	-	177	177	JINKA
ቀብሪ ደሐር	304	-	509	509	-	175	175	KEBRI DEHAR
ቆቃ	-	43200	120	43320	84787	-	84787	KOKA
ኮረም	-	-	1291	1291	-	1488	1488	KOREM
ላሊ ባላ	-	-	187	187	-	228	228	LALLI BELA
መሀል ሜዳ	-	-	295	295	-	304	304	MEHAL MEDA
መቀሌ	10284	-	6101	6101	-	16132	16132	MEKELE
መልካ ዋክና	-	153000	-	153000	381586	-	381586	MELKA WAKENA
መተማ	-	-	140	140	-	126	126	METEMA
መቱ	3174	-	935	935	-	-	-	METTU
ሞላሌ	-	-	155	155	-	107	107	MOLALE
ሞያሌ	843	-	301	301	-	676	676	MOYALE
ነፋስ መውጫ	-	-	290	290	-	304	304	NEFAS MEWCHA
ነገሌ ቦረና	2147	-	2149	2149	-	1708	1708	NEGELE BORENA
ነተምት	4653	-	2272	2272	-	5550	5550	NEKEMTE
ሰቆጣ	-	-	187	187	-	198	198	SEKOTA
ሱቲት ሁመራ	661	-	290	290	-	187	187	SETIT HUMERA
ሸሬ	-	-	987	987	-	785	785	SHIRE
ሶር	-	5000	-	5000	10477	-	10477	SOR
ጠንታ	-	-	140	140	-	23	23	TENTA
ጢስ ግባይ	-	11400	-	11400	28329	-	28329	TIS ABAY
ወረኢሉ	-	-	140	140	-	85	85	WEREILU
ያደት	-	350	-	350	836	-	836	YADOT
ድምር	519105	377750	41453	419203	1507455	42441	1549896	TOTAL
	TOTAL	HYDRO	THERMAL	TOTAL	HYDRO	THERMAL	TOTAL	
	NUMBER OF CONSUMERS	CAPACITY (KW)			PRODUCTION ('000 KWH)			STATIONS

/1/ የአዋሽ 2፣ የአዋሽ 3፣ የፊንቻ፣ የቆቃና የላሊ-ባላ ከተሞች ደንበኞችን ይጨምራል

(1) Includes consumers in Awash II, Awash III, Fincha, Koka & other towns

/2/ የጢስ ግባይ፣ ባህር ዳር፣ የደባርቅና ደብረ ታቦር ደንበኞችን ይጨምራል

(2) Includes consumers in Tis Abay, Bahir Dar, Debark and Debre Tabor

ከኢትዮጵያ ኤሌክትሪክ ኃይል ኮርፖሬሽን የተገኘ

Source: Ethiopian Electric Power Corporation

የኢ.ኤ.ክትሪክ ጣቢያዎች የግጥም ችሎታና በየጣቢያው የመነጨው ኢ.ኤ.ክትሪክ መጠን 1989  
 INSTALLED GENERATING CAPACITY AND ELECTRIC ENERGY PRODUCTION BY STATION, 1996/97

ሠንጠረዥ ረ.12.ሐ

TABLE F.12.c

ጣቢያዎች	የደንበኞች ብዛት	የግጥም ችሎታ / በኪ.ሜ. ሞት /			የመነጨው ኢ.ኤ.ክትሪክ / በሺህ ኪ.ሜ. ሞት ሰዓት /			
		ከውኃ ጣቢያ	ከነጻ ጣቢያ	ድምር	ከውኃ ጣቢያ	ከነጻ ጣቢያ	ድምር	
አቢ አዲ	-	-	155	155	-	208	208	ABI ADI
አዲስ አበባ /1/	488248	-	-	-	-	-	-	ADDIS ABABA (1)
አዲግራት	2987	-	2916	2916	-	4208	4208	ADIGRAT
አለማያ	-	-	2328	2328	-	-	-	ALEMAYA
አለም ከተማ	-	-	486	486	-	258	258	ALEM KETEMA
አሳይታ	1800	-	943	943	-	1703	1703	ASSAYITA
አሰሳ	1215	32000	839	839	-	751	751	ASOSA
አዋሽ 2	-	32000	100	32100	159069	-	159069	AWASH II
አዋሽ 3	-	-	-	32000	183480	-	183480	AWASH III
አክሱም	7898	-	3147	3147	-	4772	4772	AXUM
ባህር ዳር /2/	-	-	-	-	-	-	-	BAHAR DAR (2)
ባኮ	-	-	-	-	-	-	-	BACCO
ቢዘት	-	-	550	550	-	39	39	BIZET
በንጋ	896	-	771	771	-	495	495	BONGA
ደጋ ሀብር	420	800	437	437	-	227	227	DEGA HABOUR
ደምቢ	-	-	-	800	1750	-	1750	DEMBI
ደምቢ ዶሎ	2358	-	-	0	-	-	-	DEMBI DOLO
ድሬ ዳዋ	-	-	4500	4500	-	18	18	DIRE DAWA
ዱብቲ	-	100000	486	486	-	408	408	DUBTI
ፊንቻ	-	-	200	100200	624430	-	624430	FINCHA
ጋምቤላ	957	-	500	500	-	44	44	GAMBELLA
ጊምቢ	2324	-	1079	1079	-	2340	2340	GIMBI
ጊነር	927	-	306	306	-	408	408	GINEER
ጎዴ	366	-	792	792	-	295	295	GODIE
ጎሬ	714	-	-	0	-	-	-	GORE
ሀውዚን	-	-	150	150	-	28	28	HAWZEIN
ጂንካ	760	-	701	701	-	324	324	JINKA
ቀብሪ ደሐር	349	43200	301	301	-	235	235	KEBRI DEHAR
ቆቃ	-	-	120	43320	129319	-	129319	KOKA
ኮረም	-	-	1291	1291	-	1617	1617	KOREM
ላሊ በላ	-	-	155	155	-	208	208	LALLI BELA
መሀል ሜዳ	-	-	579	579	-	260	260	MEHAL MEDA
መቀሌ	11212	153000	5670	5670	-	17210	17210	MEKELE
መልካ ዋክና	-	-	-	153000	436311	-	436311	MELKA WAKENA
መተማ	-	-	140	140	-	159	159	METEMA
መቱ	3575	-	-	0	-	-	-	METTU
ሞላሌ	-	-	155	155	-	162	162	MOLALE
ሞያሌ	874	-	565	565	-	711	711	MOYALE
ነፋስ መውጫ	-	-	841	841	-	300	300	NEFAS MEWCHA
ነገሌ ቦረና	2230	-	2154	2154	-	2335	2335	NEGELE BORENA
ነጆ	-	-	150	150	-	88	88	NEJJO
ነቀምት	4753	-	11	2272	-	6016	6016	NEKEMTE
ሰቆጣ	-	-	155	155	-	210	210	SEKOTA
ሴቲት ሀመራ	743	-	290	290	-	179	179	SETIT HUMERA
ሸሬ	-	5000	1037	1037	-	861	861	SHIRE
ሶር	-	-	-	5000	11494	-	11494	SOR
ጠንታ	-	-	140	140	-	97	97	TENTA
ቴፒ	-	11400	486	486	-	469	469	TEPPI
ጢስ ገባይ	-	-	-	11400	19638	-	19638	TIS ABAY
ዋርደር	-	-	140	140	-	-	-	WARDER
ወረኢሉ	-	350	280	280	-	133	133	WEREILU
ያዶት	-	377750	-	350	884	-	884	YADOT
ድምር	535606	755500	36046	416057	1566375	47776	1614151	TOTAL
	TOTAL	HYDRO	THERMAL	TOTAL	HYDRO	THERMAL	TOTAL	STATIONS
	NUMBER OF CONSUMERS	CAPACITY (KW)			PRODUCTION ('000 KWH)			

/1/ የአዋሽ 2፣ የአዋሽ 3፣ የፈንቻ፣ የቆቃና የሌሎች ከተሞች ደንበኞችን ይጨምራል  
 (1) Includes consumers in Awash II, Awash III, Fincha, Koka & other towns

/2/ የጢስ ገባይ፣ ባህር ዳር፣ የደባርና ደብረ ታቦር ደንበኞችን ይጨምራል  
 (2) Includes consumers in Tis Abay, Bahir Dar, Debarak and Debre Tabor

ከኢትዮጵያ ኢ.ኤ.ክትሪክ ኃይል ኮርፖሬሽን የተነሣ  
 Source: Ethiopian Electric Power Corporation

የኢ.ኤ.ቲ.ሪ.ክ ጣቢያዎች የግመንጨት ችሎታና በየጣቢያው የመነጨው ኢ.ኤ.ቲ.ሪ.ክ መጠን 1999  
 INSTALLED GENERATING CAPACITY AND ELECTRIC ENERGY PRODUCTION BY STATION, 1997/98

ሠንጠረዥ ረ.12.መ

TABLE F.12.d

ጣቢያዎች	የደንበኞች ብዛት	የግመንጨት ችሎታ / በኪ.ሎ. ዋት /			የመነጨው ኢ.ኤ.ቲ.ሪ.ክ / በሺህ ኪ.ሎ. ዋት ሰዓት /			ስም
		ከውኃ ጣቢያ	ከነዳጅ ጣቢያ	ድምር	ከውኃ ጣቢያ	ከነዳጅ ጣቢያ	ድምር	
አቢ አዲ	772	0	155	155	0	236	236	ABI ADI
አዲስ አበባ /1	519854	-	-	-	-	-	-	ADDIS ABABA (1)
አዲግራት	-	0	2916	2916	0	4012	4012	ADIGRAT
አድዋ	-	-	2400	2400	0	2345	2345	ADWA
አለማያ	-	0	2328	2328	0	0	0	ALEMAYA
አለም ከተማ	912	0	486	486	0	270	270	ALEM KETEMA
አሣይታ	1404	0	942	942	0	1848	1848	ASSAYITA
አሰሳ	1293	0	839	839	0	925	925	ASOSA
አዋሽ 2	-	32000	100	32100	97800	0	97800	AWASH II
አዋሽ 3	-	32000	0	32000	113433	0	113433	AWASH III
አክሱም	-	0	3150	3150	0	3357	3357	AXUM
ቢዘት	-	0	550	550	0	151	151	BIZET
ቦንጋ	1020	0	770	770	0	589	589	BONGA
ደጋ ሀቡር	470	0	437	437	0	253	253	DEGA HABOUR
ደምቢ	1143	800	0	800	2067	0	2067	DEMBI
ደምቢ ዶሎ	2407	0	0	0	0	0	0	DEMBI DOLO
ድሬ ዳዋ	-	0	4500	4500	0	305	305	DIRE DAWA
ፋብቲ	433	0	486	486	0	462	462	DUBTI
ፊንቫ	-	100000	200	100200	843331	0	843331	FINCHA
ጋምቤላ	1065	0	500	500	0	0	0	GAMBELLA
ጊምቢ	2283	0	1078	1078	0	2495	2495	GIMBI
ጊነር	940	0	306	306	0	498	498	GINEER
ጎዶ	375	0	792	792	0	360	360	GODIE
ጎሬ	730	0	0	0	0	0	0	GORE
ሀውዜን	-	0	150	150	0	105	105	HAWZEIN
ጂንካ	787	0	701	701	0	312	312	JINKA
ቀብሪ ደሐር	365	0	301	301	0	231	231	KEBRI DEHAR
ቆቃ	-	43200	120	43320	59332	0	59332	KOKA
ኮረም	-	0	1291	1291	0	1324	1324	KOREM
ላሊ በላ	-	0	155	155	0	191	191	LALLI BELA
መሀል ጫና	861	0	579	579	0	324	324	MEHAL MEDA
መቀሌ	-	0	5670	5670	0	16121	16121	MEKELE
መልካ ዋክና	-	153000	0	153000	438867	0	438867	MELKA WAKENA
መተማ	198	0	140	140	0	194	194	METEMA
መቱ	3665	0	0	0	0	0	0	METTU
ጥላሌ	-	0	155	155	0	179	179	MOLALE
ጥያሌ	879	0	565	565	0	690	690	MOYALE
ነፋስ መውጫ	774	0	841	841	0	286	286	NEFAS MEWCHA
ነገሌ ቦረና	2269	0	2154	2154	0	2274	2274	NEGELE BORENA
ነጆ	220	0	150	150	0	197	197	NEJJO
ነቀምት	4842	0	2272	2272	0	6029	6029	NEKEMTE
ሰቆጣ	-	0	155	155	0	182	182	SEKOTA
ሱቲት ሁመራ	752	0	290	290	0	220	220	SETIT HUMERA
ሸሬ	-	0	1037	1037	0	959	959	SHIRE
ሰር	-	5000	0	5000	11989	0	11989	SOR
ጠንታ	397	0	140	140	0	114	114	TENTA
ቴፒ	392	0	486	486	0	550	550	TEPPI
ጢስ ዓባይ	-	11400	0	11400	11878	0	11878	TIS ABAY
ዋርደር	-	0	140	140	0	31	31	WARDER
ወረኢሊ	288	0	280	280	0	130	130	WEREILU
ያዳት	-	350	0	350	798	0	798	YADOT
ድምር	551790	377750	40707	418457	1579495	48749	1628244	TOTAL
	TOTAL	HYDRO	THERMAL	TOTAL	HYDRO	THERMAL	TOTAL	
	NUMBER OF CONSUMERS	CAPACITY (KW)			PRODUCTION ('000 KWH)			STATIONS

/1/ የአዋሽ 2፣ የአዋሽ 3፣ የፊንቫ፣ የቆቃና የሌሎች ከተሞች ደንበኞችን ይወክላል

(1) Includes consumers in Awash II, Awash III, Fincha, Koka & other towns

ከኢትዮጵያ ኢ.ኤ.ቲ.ሪ.ክ ኃይል ኮርፖሬሽን የተገኘ

Source: Ethiopian Electric Power Corporation

ክፍል ስ  
ትራንስፖርትና መገናኛ

SECTION H  
TRANSPORT & COMMUNICATIONS

ክፍል ሸ - ትራንስፖርትና መገናኛ

ሠንጠረዥ ሸ.1 :- የኢትዮጵያ አየር መንገድን የሥራ ክንውን ይገልጻል። መረጃዎቹ የአገር ውስጥና ኢንተርናሽናል በረራዎችን ያጠቃልላሉ።

ሠንጠረዥ ሸ.2 - ሸ.3(ለ) :- ስለአየር ትራንስፖርት መሠረታዊ መረጃዎችን የሚሰጡ ሲሆን ፣ የቀረቡትም መረጃዎች የአዲስ አበባን ዓለም አቀፍ አይሮፕላን ማረፊያ ብቻ የሚመለከቱ ናቸው። ስለመንገዶች ቁጥርና ስለ ጭነት መጠን የቀረበው መረጃ የንግድ አይሮፕላኖችን ብቻ የሚመለከት ሲሆን የአይሮፕላን እንቅስቃሴ ግን ማንኛውንም አይሮፕላን ያጠቃልላል።

ሠንጠረዥ ሸ.4 :- ክረምት ከበጋ የሚያገለግሉትን መንገዶች ርዝመትና ዝርዝር ሁኔታ በኢትዮጵያ መንገዶች ባለሥልጣን መሥሪያ ቤት የጥገና ጣቢያዎች ለይቶ ያመለክታል። በአንዳንድ ሥፍራ የመንገዶች ርዝመት ቀንሶ የሚታየው በመንገድ መሥመር ለውጥ ምክንያት ነው።

ሠንጠረዥ ሸ.5:- በጠቅላላው ለአውራ ጎዳና ሥራዎች የዋለውን ገንዘብና ለምን ሥራ እንደዋለ ያሳያል።

ሠንጠረዥ ሸ.6 :- በኢትዮጵያ ውስጥ የመንጃ ፈቃድ የተሰጣቸውን ሰዎች ብዛት ያሳያል ።

ሠንጠረዥ ሸ7(ሀ) እና ሸ.7(ለ):- በኢትዮጵያና በአዲስ አበባ ተሽከርካሪ መኪናዎች የአደረሱትን አደጋ ያስረዳሉ።

ሠንጠረዥ ሸ.8 እና ሸ.9:- የኢትዮጵያና ጂቡቲ የምድር ባቡር የሥራ ክንውንን ይገልጻሉ።

ሠንጠረዥ ሸ.10 እና ሸ.11:- ለአንዳንድ የተመረጡ የንግድ ዕቃዎች የሚከፈለውን የባቡር ትራንስፖርት ዋጋ ያሳያሉ።

ሠንጠረዥ ሸ.12 እና ሸ.13:- የቴሌኮሙኒኬሽንና የፖስታ አገልግሎት ስታቲስቲክስን ያሳያሉ ።

## SECTION H. TRANSPORT AND COMMUNICATIONS

Table H.1:- refers to operations of Ethiopian Airlines both domestically and internationally.

Tables H.2 and H.3(b):- pertain to basic statistics concerning international traffic at Addis Ababa international airport. However, figures on passengers and freight refer only to commercial planes while figures on aircraft movement refer to all airplanes.

Table H.4:- shows length of all weather roads by highway maintenance district. Decrease in length of certain roads is due to change of alignment.

Table H.5:- gives the cumulative investment in highway operations up to the reference periods specified, by use of fund.

Table H.6:- relates to data on driving licenses issued in Ethiopia.

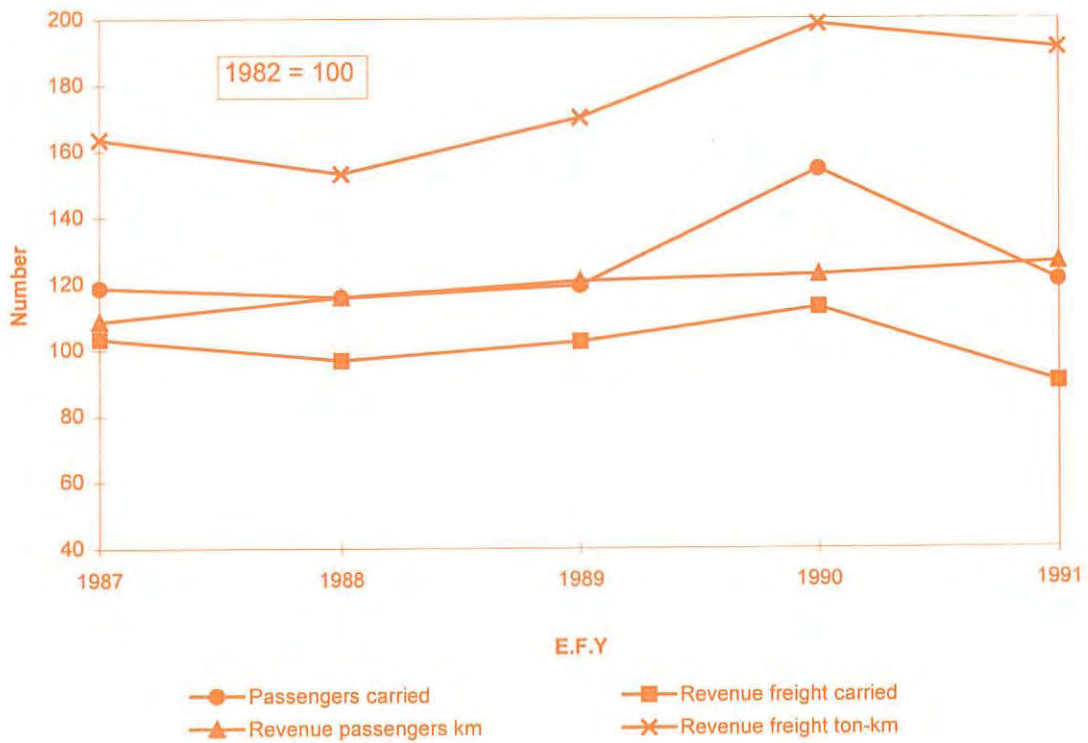
Tables H7(a) and H7(b):- show data on motor vehicle accidents in Ethiopia and Addis Ababa.

Tables H. 8 and H.9:- give data on the operations of the Etio-Djibouti railway.

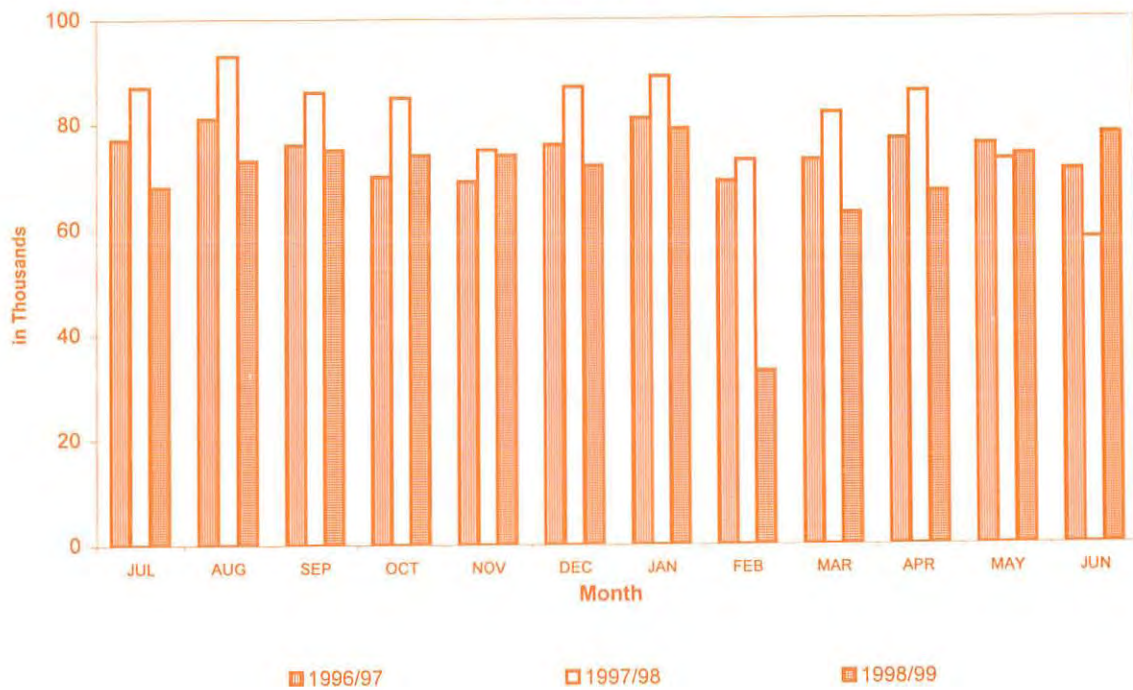
Tables H.10 and H.11:- show railway freight rates for selected import and export items.

Tables H.12 and H.13:- deal with telecommunications and postal services statistics.

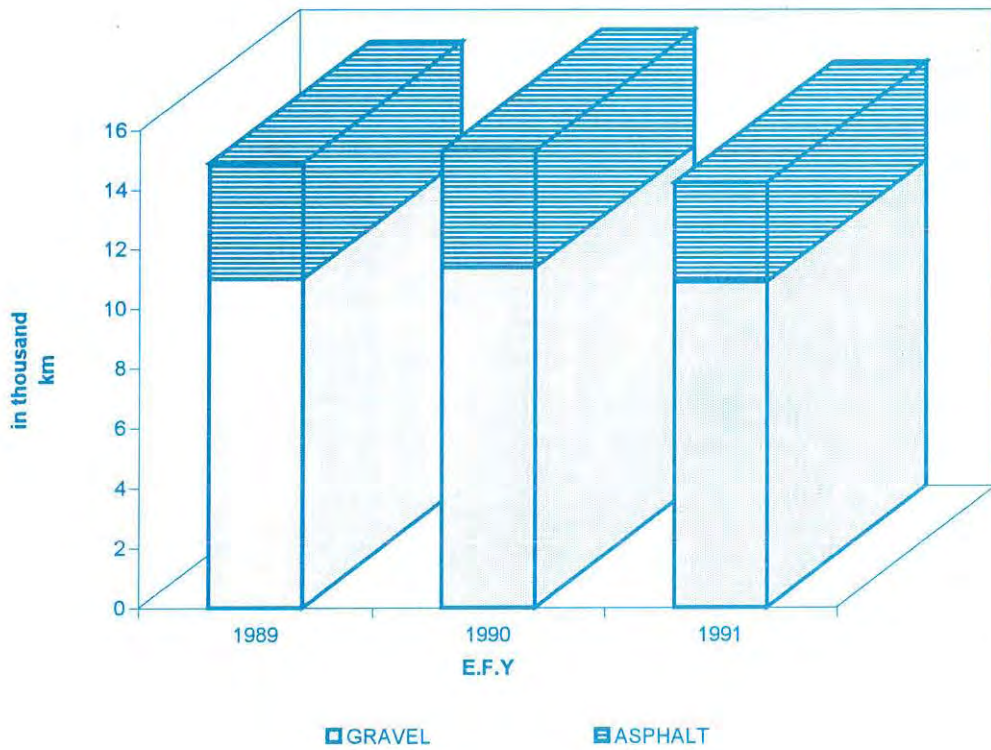
### H1. INDICES OF ETHIOPIAN AIRLINES OPERATION



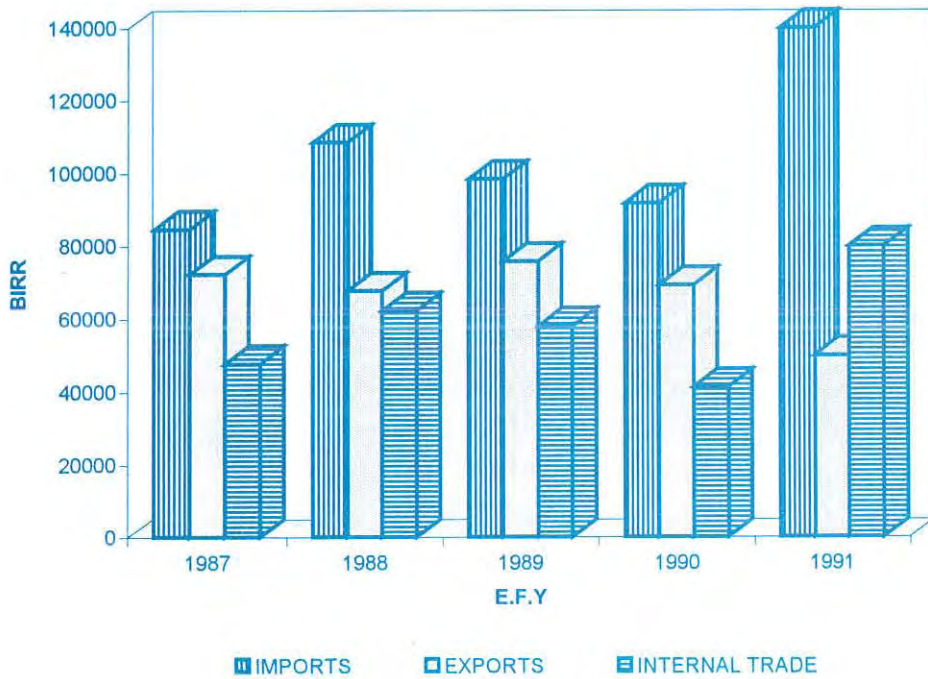
### H2. PASSENGERS CARRIED AT ADDIS ABABA AIRPORT



### H3. ALL WEATHER ROADS BY TYPE



### H4. FREIGHT CARRIED ON ETHIO-DJIBOUTI RAILWAY



የኢትዮጵያ አየር መንገድ መሥሪያ ቤት የሥራ ክንውን 1987\* - 1991\*  
ETHIOPIAN AIRLINES OPERATIONS 1994/95\* - 1998/99\*

ሠንጠረዥ ሺ.1- TABLE H.1

	1987*	1988*	1989*	1990*	1991*	
የከፋይ መንገደኞች ብዛት /በቁጥር/						PASSENGERS CARRIED
የኢንተርናሽናል	465614	468283	432534	607789	500976	INTERNATIONAL
የሀገር ውስጥ	283907	262177	321351	365976	261338	DOMESTIC
ድምር	749521	730460	753885	973765	762314	TOTAL
አያንዳንዱ ተሳፋሪ የበረረው ኪ.ሜ መካከለኛ ግምት						AVERAGE KILOMETERS PER PASSENGER
የኢንተርናሽናል	3438	3689	4175	2963	3788	INTERNATIONAL
የሀገር ውስጥ	426	421	340	391	393	DOMESTIC
መካከለኛ	2297	2516	2540	1996	2624	TOTAL
ተሳፋሪዎች የበረረው ኪ.ሜ /በሺህ/						REVENUE PASSENGER KILOMETERS ('000)
የኢንተርናሽናል	1600561	1727281	1805826	1801105	1897849	INTERNATIONAL
የሀገር ውስጥ	120947	110400	109345	142949	102615	DOMESTIC
ድምር	1721508	1837681	1915171	1944054	2000464	TOTAL
የሚከፈለበት የዕቃ ጭነት /በቶን/						REVENUE FREIGHT CARRIED (LONG TON)
የኢንተርናሽናል	32401	31017	32882	36355	29036	INTERNATIONAL
የሀገር ውስጥ	1573	791	823	710	517	DOMESTIC
ድምር	33974	31808	33705	37065	29553	TOTAL
ገቢ ዕቃ /በሺህ/ ቶን ኪሎ ሜትር						REVENUE FREIGHT TON-KILOMETERS ('000)
የኢንተርናሽናል	118807	111651	124206	144870	139446	INTERNATIONAL
የሀገር ውስጥ	881	380	275	324	316	DOMESTIC
ድምር	119688	112031	124481	145194	139762	TOTAL
አውሮፕላኖች ለጥቅም የበረረው ኪ.ሜ /በሺህ/						REVENUE PLANE-KILOMETERS ('000)
የተከፈለበት የጭነት መጠን /በመት ሲታሰብ/	48.40	45.20	48.66	51.60	51.92	PAYLOAD FACTOR (%)
የሠራተኞች ብዛት /በቁጥር/	...	...	3509	3745	3439	EMPLOYEES (NUMBER)
የሥራ ገቢ /በሺህ ብር/						OPERATING REVENUE ('000 BIRR)
ከመንገደኞች	1147943	1187279	1166227	1179064	1229906	PASSENGER
ከዕቃ ጭነት	281226	267820	306320	333456	370456	FREIGHT
ከሌሎች	187801	201524	184471	204087	229707	OTHERS
ድምር	1616970	1656623	1657018	1716607	1830069	TOTAL
የሥራ ወጪ /በሺህ ብር/						OPERATING EXPENSES ('000 BIRR)
የበረረው ወጪ	424988	458272	474043	474368	539379	FLYING
ሌሎች	940404	1035586	1139250	1147559	1183369	OTHERS
ድምር	1365392	1493858	1613293	1621927	1722748	TOTAL
የዕመቱ የተጣራ ትርፍ /በሺህ ብር/	186085	54176	23237**	43801**	14643**	ADJUSTED NET PROFIT ('000 BIRR)
ተንቀሳቃሽ ሀብት /በሺህ ብር/	1136449	1083736	973525	1335468	660402	CURRENT ASSETS ('000 BIRR)
ተንቀሳቃሽ ዕጽ /በሺህ ብር/	833890	966925	1022215	1442544	736066	CURRENT LIABILITIES ('000 BIRR)
በሥራ ላይ የዋለ የተጣራ ካፒታል /በሺህ ብር/	302559	116811	(48690)	(107076)	(75664)	NET WORKING CAPITAL ('000 BIRR)
የካፒታል ወጪ /በሺህ ብር/	168585	86070	...	...	...	CAPITAL EXPENDITURES ('000 BIRR)
ለትራንስፖርት መሣሪያዎች /ለአውሮፕላኖች/	...	...	489327	25081	18904	TRANSPORT EQUIPMENT /AIRCRAFT / ('000 BIRR)
ለተሽከርካሪ መኪናዎች						
ለመሳሰሉት /በሺህ ብር/	2803519	...	...	22178	3617	VEHICLES ('000 BIRR)
ሌሎች	118670	...	35877	44857	78763	OTHERS ('000 BIRR)
ድምር	2922189	...	525204	92116	101284	TOTAL
አንሸራሽት መንገድ በዋጋው ታስቦ /በሺህ ብር/	14429	60582	16278	16713	16583	INVESTMENT AT COST ('000 BIRR)
የንብረቶች ዋጋ የዓመቱ ጉድለት ተቀንሶ /በሺህ ብር/	2046286	1939593	2159902	1989980	1745732	FIXED ASSETS AFTER DEPRECIATION ('000 BIRR)
	1994/95*	1995/96*	1996/97*	1997/98*	1998/99*	

የዓመቱ መጨረሻ ሰኔ 23 ነው

\*YEAR ENDING JUNE 30

\*\*የተጣራ ትርፍ ከታክስ በፊት

\*\*NET PROFIT BEFORE TAX

ከኢትዮጵያ አየር መንገድ የተገኘ

SOURCE; ETHIOPIAN AIRLINES

የ1991 መረጃ እድገት አልተደረገም

1998/99 FINANCIAL REPORT REFLECTS UNAUDITED

FINANCIAL RESULTS OF THE PERIOD.

( ) ተቀናሽ

( ) NEGATIVE

... መረጃ አልተገኘም

... DATA NOT AVAILABLE

በአዲስ አበባ ዓለም አቀፍ አይሮፕላን ማረፊያ የተደረገው የአየር ትራፊክ 1988\*-1991\*  
 AIR TRAFFIC AT ADDIS ABABA INTERNATIONAL AIRPORT 1995/96\* - 1998/99\*

ሠንጠረዥ ሸ.2

TABLE H.2

	1988*	1989*	1990*	1991*	
የአይሮፕላን እንቅስቃሴ /በቁጥር/					AIRCRAFT MOVEMENT (NUMBER)
ገቢ	11040	7664	8154	7086	IN
ወጪ	11033	7705	8157	7122	OUT
ድምር	22073	15369	16311	14208	TOTAL
የመንገደኞች ብዛት /በቁጥር/					PASSENGER CARRIED (NUMBER)
ገቢ	431033	441930	495675	410989	IN
ወጪ	431150	451481	396551	428472	OUT
ትራንዚት	5265	2470	3985	387	IN TRANSIT
ድምር	867448	895881	896211	839848	TOTAL
የዕቃ ጭነት ብዛት /በኩን/					FREIGHT CARRIED (TONS)
ገቢ	18528	18058	20051	16817	IN
ወጪ	13051	24286	16646	13436	OUT
ትራንዚት	...	-	-	-	IN TRANSIT
ድምር	31579	42344	36697	30253	TOTAL
የፖስታ ብዛት /በኩን/					MAIL CARRIED (TONS)
ገቢ	225	217	321	259	IN
ወጪ	320	335	331	327	OUT
ትራንዚት	...	-	-	-	IN TRANSIT
ድምር	545	552	652	586	TOTAL
	1995/96*	1996/97*	1997/98*	1998/99*	

... መረጃ አልተገኘም

... DATA NOT AVAILABLE

ከሲቪል አቪዬሽን ባለሥልጣን የተገኘ

SOURCE : CIVIL AVIATION AUTHORITY

የዓመቱ መጨረሻ ሰኔ 30 ነው

\* YEAR ENDING JULY 7

የ 1989 እና 1990 መረጃ የተሻሻለ ነው

1996/97 & 1997/98 DATA REVISED

በአዲስ አበባ ዓለም አቀፍ አይሮፕላን ማረፊያ የተደረገው የአየር ትራፊክ 1989\*-1991\*  
 AIR TRAFFIC AT BOLE ADDIS ABABA INTERNATIONAL AIR PORT, 1996/97\*-1998/99\*  
 የአይሮፕላን እንቅስቃሴና የመንገደኞች ብዛት  
 AIRCRAFT MOVEMENTS AND PASSENGERS CARRIED

ሠንጠረዥ ሸ.3/ሀ/ TABLE H.3 (a)

ብቁጥር NUMBER

ወር	የአይሮፕላን እንቅስቃሴ			የመንገደኞች ብዛት				
	ገቢ	ወጪ	ድምር	ገቢ	ወጪ	ትራንዚት	ድምር	
<u>1989</u>								<u>1996/97</u>
ሐምሌ	584	588	1172	38255	38777	379	77411	JULY
ነሐሴ	609	615	1224	40486	39793	415	80694	AUGUST
መስከረም	594	593	1187	38139	37657	-	75796	SEPTEMBER
ጥቅምት	613	608	1221	34638	35249	159	70046	OCTOBER
ኅዳር	609	625	1234	33677	35511	198	69386	NOVEMBER
ታህሣሥ	679	678	1357	38567	37526	177	76270	DECEMBER
ጥር	694	696	1390	38861	42055	201	81117	JANUARY
የካቲት	641	652	1293	32798	35947	130	68875	FEBRUARY
መጋቢት	671	672	1343	36420	35937	213	72570	MARCH
ሚያዝያ	676	685	1361	37632	39559	152	77343	APRIL
ግንቦት	662	660	1322	37477	37994	142	75613	MAY
ሰኔ	632	633	1265	34980	35476	304	70760	JUNE
ድምር	7664	7705	15369	441930	451481	2470	895881	TOTAL
<u>1990</u>								<u>1997/98</u>
ሐምሌ	686	680	1366	43565	43071	275	86911	JULY
ነሐሴ	688	692	1380	45466	46767	921	93154	AUGUST
መስከረም	638	642	1280	43312	41862	664	85838	SEPTEMBER
ጥቅምት	702	716	1418	44509	40304	401	85214	OCTOBER
ኅዳር	679	693	1372	36898	38149	259	75306	NOVEMBER
ታህሣሥ	767	769	1536	43827	43283	178	87288	DECEMBER
ጥር	724	725	1449	42488	45820	346	88654	JANUARY
የካቲት	645	604	1249	37927	35208	199	73334	FEBRUARY
መጋቢት	707	720	1427	40436	41335	217	81988	MARCH
ሚያዝያ	717	716	1433	43484	41994	192	85670	APRIL
ግንቦት	653	648	1301	35863	37343	185	73391	MAY
ሰኔ	548	552	1100	27900	29892	148	57940	JUNE
ድምር	8154	8157	16311	485675	485028	3985	974688	TOTAL
<u>1991</u>								<u>1998/99</u>
ሐምሌ	578	594	1172	32966	35281	-	68247	JULY
ነሐሴ	610	612	1222	35185	37457	11	72653	AUGUST
መስከረም	665	671	1336	36501	38789	126	75416	SEPTEMBER
ጥቅምት	676	674	1350	35333	38597	174	74104	OCTOBER
ኅዳር	650	648	1298	35547	38263	76	73886	NOVEMBER
ታህሣሥ	660	670	1330	39551	42343	-	81894	DECEMBER
ጥር	626	620	1246	39046	39913	-	78959	JANUARY
የካቲት	316	321	637	15560	17422	-	32982	FEBRUARY
መጋቢት	523	520	1043	30947	32463	-	63410	MARCH
ሚያዝያ	533	530	1063	34515	32123	-	66638	APRIL
ግንቦት	625	637	1262	36548	37211	-	73759	MAY
ሰኔ	624	625	1249	39290	38610	387	78287	JUNE
ድምር	7086	7122	14208	410989	428472	774	840235	TOTAL
	IN	OUT	TOTAL	IN	OUT	TRANSIT	TOTAL	
	AIRCRAFT MOVEMENT			PASSENGERS CARRIED				

... መረጃ አልተገኘም

... DATA NOT AVAILABLE

ከሲቪል አቪዬሽን ባለሥልጣን የተገኘ

SOURCE : CIVIL AVIATION AUTHORITY

\*የዓመቱ መጨረሻ ሰኔ 30 ነው

\* YEAR ENDING JULY 7

የ 1989 እና 1990 መረጃ የተሻሻለ ነው

1996/97 & 1997/98 REVISED DATA

በአዲስ አበባ ዓለም አቀፍ አይሮፕላን ማረፊያ የተደረገው የአየር ትራፊክ 1989\*-1991\*  
 AIR TRAFFIC AT BOLE ADDIS ABABA INTERNATIONAL AIR PORT, 1996/97\* · 1998/99\*  
 የተጓዥ ስቃይ ፓስጅ  
 FREIGHT AND MAIL CARRIED

ሠንጠረዥ ሸ.3/ለ/ TABLE H.3 (b)

ቡድን

IN TONS

ወር	በአይሮፕላን የተጓዥ ስቃይ ብዛት			በአይሮፕላን የተጓዥ ፖስታ ብዛት			
	ገቢ	ወጪ	ድምር	ገቢ	ወጪ	ድምር	
1989							1996/97
ሐምሌ	1648	1271	2919	12	26	38	JULY
ነሐሴ	1702	1039	2741	14	38	52	AUGUST
መስከረም	1202	9799	11001	7	24	31	SEPTEMBER
ጥቅምት	1192	1050	2242	17	25	42	OCTOBER
ነጻር	1298	998	2296	21	28	49	NOVEMBER
ኃይለማርያም	1669	1203	2872	18	26	44	DECEMBER
ጥር	1492	1988	3480	22	40	62	JANUARY
የካቲት	1193	1765	2958	18	28	46	FEBRUARY
መጋቢት	1880	1985	3865	28	24	52	MARCH
ሚያዝያ	1731	1332	3063	16	20	36	APRIL
ግንቦት	1455	853	2308	27	24	51	MAY
ሰኔ	1596	1003	2599	17	32	49	JUNE
ድምር	18058	24286	42344	217	335	552	TOTAL
1990							1997/98
ሐምሌ	1720	1110	2830	20	24	44	JULY
ነሐሴ	1701	857	2558	22	26	48	AUGUST
መስከረም	1371	953	2324	46	33	79	SEPTEMBER
ጥቅምት	1572	1375	2947	24	30	54	OCTOBER
ነጻር	1665	1263	2928	32	37	69	NOVEMBER
ኃይለማርያም	1962	2050	4012	18	29	47	DECEMBER
ጥር	1680	2190	3870	23	29	52	JANUARY
የካቲት	1826	1857	3683	23	28	51	FEBRUARY
መጋቢት	1860	2053	3913	29	27	56	MARCH
ሚያዝያ	1424	1067	2491	23	22	45	APRIL
ግንቦት	1707	958	2665	40	21	61	MAY
ሰኔ	1563	886	2449	21	23	44	JUNE
ድምር	20051	16619	36670	321	329	650	TOTAL
1991							1998/99
ሐምሌ	1532	1015	2547	21	23	44	JULY
ነሐሴ	1493	774	2267	18	28	46	AUGUST
መስከረም	1822	796	2618	21	30	51	SEPTEMBER
ጥቅምት	1668	1030	2698	21	32	53	OCTOBER
ነጻር	1414	890	2304	22	30	52	NOVEMBER
ኃይለማርያም	1815	1159	2974	25	36	61	DECEMBER
ጥር	1209	1473	2682	18	30	48	JANUARY
የካቲት	1158	1266	2424	21	15	36	FEBRUARY
መጋቢት	1223	2168	3391	16	26	42	MARCH
ሚያዝያ	1213	1224	2437	27	25	52	APRIL
ግንቦት	1057	772	1829	30	25	55	MAY
ሰኔ	1213	869	2082	19	27	46	JUNE
ድምር	16817	13436	30253	259	327	586	TOTAL
	IN	OUT	TOTAL	IN	OUT	TOTAL	
	FREIGHT CARRIED			MAIL CARRIED			

ከሲቪል አቪዬሽን ባለሥልጣን የተገኘ  
 SOURCE : CIVIL AVIATION AUTHORITY

\*የዓመቱ መጨረሻ ሰኔ 30 ነው  
 \* YEAR ENDING JULY 7

የ 1989 እና 1990 መረጃ የተሻሻለ ነው  
 1996/97 & 1997/98 REVISED DATA

የክረምትና የበጋ መንገዶች በጥገና ጣቢያ 1989 - 1991  
 ALL WEATHER ROADS BY MAINTENANCE DISTRICT, 1996/97\* - 1998/99\*

ሠንጠረዥ ስ.4	TABLE H.4			በኪሎ ሜትር	IN KM
	ኮረት	አስፋልት	ድምር		
<u>1989</u>				<u>1996/97</u>	
አለምገና	1013	1232	2245	ALEMGENA	
ኮምቦልቻ	421	694	1115	COMBOLCHA	
ሻሸመኔ	954	765	1719	SHASHEMENE	
ድራዳዋ	1347	393	1740	DIRE DAWA	
ጎንደር	702	22	724	GONDER	
ደብረማርቆስ	923	96	1019	DEBRE MARKOS	
ጅማ	1061	355	1416	JIMA	
አዲግራት	560	220	780	ADIGRAT	
ነቀምት	988	140	1128	NEKEMTE	
ድምር	7969	3917	11886	SUB-TOTAL	
የገጠር መንገዶች	3053		3053	RURAL ROADS	
ጠቅላላ ድምር	11022	3917	14939	GRAND TOTAL	
<u>1990</u>				<u>1997/98</u>	
አለምገና	1013	1232	2245	ALEMGENA	
ኮምቦልቻ	421	694	1115	COMBOLCHA	
ሻሸመኔ	954	765	1719	SHASHEMENE	
ድራዳዋ	1347	393	1740	DIRE DAWA	
ጎንደር	702	22	724	GONDER	
ደብረማርቆስ	923	96	1019	DEBRE MARKOS	
ጅማ	1061	355	1416	JIMA	
አዲግራት	560	220	780	ADIGRAT	
ነቀምት	988	140	1128	NEKEMTE	
ድምር	7969	3917	11886	SUB-TOTAL	
የገጠር መንገዶች	3437		3437	RURAL ROADS	
ጠቅላላ ድምር	11406	3917	15323	GRAND TOTAL	
<u>1991</u>				<u>1998/99</u>	
አለምገና	1689	1139	2828	ALEMGENA	
ኮምቦልቻ	397	553	950	COMBOLCHA	
ሻሸመኔ/ሶዶ	2078	485	2563	SHASHEMENE/SODO	
ድራዳዋ	827	428	1255	DIRE DAWA	
ጎንደር	1083	22	1105	GONDER	
ደብረማርቆስ	1017	96	1113	DEBRE MARKOS	
ጅማ	1653	345	1998	JIMA	
አዲግራት	1027	132	1159	ADIGRAT	
ነቀምት	1197	140	1337	NEKEMTE	
ድምር	10968	3340	14308	SUB-TOTAL	
ጠቅላላ ድምር	10968	3340	14308	GRAND TOTAL	
	GRAVEL**	ASPHALT	TOTAL		

የዓመቱ መጨረሻ ሰኔ 30 ነው  
 \* YEAR ENDING JULY 7

\*\* የገጠር መንገድ ርዝመት ከኮረት ጋር ተደምሯል  
 \*\* THE LENGTH OF RURAL ROADS IS ADDED TO THE GRAVEL

በኢትዮጵያ መንገዶች ባለሥልጣን ጥገና ሥር ያሉ የገጠር መንገዶች ርዝመት ከየጣቢያዎቹ መረጃ ጋር ተደምሯል። በክልሎች ቁጥጥር ሥር ያሉ መንገዶች መረጃ ግን አልተካተተም።

Rural roads under ERA's maintenance are included in the respective maintenance district. However, rural roads under maintenance by regions are not included here.

በኢትዮጵያ መንገዶች ባለስልጣን የተገኘ  
 SOURCE : ETHIOPIAN ROADS AUTHORITY

የኢትዮጵያ መንገዶች ባለስልጣን የገንዘብ አጠቃቀም 1987\* - 1991\*  
 USE OF FUND BY THE ETHIOPIAN ROADS AUTHORITY, 1994/95\* - 1998/99\*

ሠንጠረዥ ሺ.5 TABLE H.5 በሚሊዮን ብር IN MILLION BIRR

የገንዘብ አጠቃቀም	1987*	1988*	1989*	1990*	1991*	USE OF FUND
	ለትየሳ	3.0	21.3	55.5	60.9	
ለገጠር መንገዶች	103.1	483.0	109.1	103.8	79.0	RURAL ROADS RECONSTRUCTION AND/OR BETTERMENT CONSTRUCTION
ለማሻሻያ	79.5	51.3	82.1	226.5	560.6	OR BETTERMENT CONSTRUCTION
ለመንገድ ሥራዎች	150.2	194.4	151.8	170.1	159.0	CONSTRUCTION
ለጥገና	136.3	123.5	132.5	145.7	129.1	MAINTENANCE
ለክፍለ ሀገር መንገዶችና ልዩ ፕሮጀክቶች	-	-	-	-	-	REGIONAL ROADS AND SPECIAL PROJECTS
ለሌሎች	2.2	6.1	9.3	9.1	24.5	OTHERS
የፕሮግራም ወጪዎች ድምር	474.4	879.7	540.2	716.0	977.8	TOTAL PROGRAMME EXPENDITURE
ጊዜያዊና ቋሚ ንብረቶችና መሣሪያዎች	85.2	8.0	34.7	25.2	-	CURRENT AND FIXED ASSETS
ዕዳ ሲቀነስ ድምር	...	...	...	...	...	LESS LIABILITIES
	559.6	887.7	575.0	741.2	977.8	GRAND TOTAL
	1994/95*	1995/96*	1996/97*	1997/98*	1998/99*	

የዓመቱ መጨረሻ ሰኔ 30 ነው ... መረጃ አልተገኘም  
 \* YEAR ENDING JULY 7 ... DATA NOT AVAILABLE  
 ከኢትዮጵያ መንገዶች ባለስልጣን የተገኘ  
 SOURCE : ETHIOPIAN ROADS AUTHORITY

የተሰጠ መንጃ ፈቃድ 1986\* - 1990\*  
 DRIVING LICENSES ISSUED, 1993/94\* - 1997/98\*

ሠንጠረዥ ሺ.6 TABLE H.6 በቁጥር IN NUMBER

የመንጃ ፈቃድ ዓይነት	1986*	1987*	1988*	1989*	1990*	TYPE OF LICENSE
	1ኛ ደረጃ/ለምተር ቢስክሌቶች/አደስ አበባ ሌሎች	607	538	736	501	
2ኛ ደረጃ/ለቤት መኪናዎች/አደስ አበባ ሌሎች	22446	23758	22369	24622	23902	SECOND CLASS (PRIVATE CARS) ADDIS ABABA OTHERS
3ኛ ደረጃ /በቤት ለሚሄዱ ካሚዮኖች/አደስ አበባ ሌሎች	10644	13045	12722	11843	12419	THIRD CLASS (PETROL ENGINE TRUCKS) ADDIS ABABA OTHERS
4ኛ ደረጃ/በኖሩታ ለሚሄዱ ካሚዮኖች/አደስ አበባ ሌሎች	2539	3388	4615	4192	4441	FOURTH CLASS (DIESEL ENGINE TRUCKS) ADDIS ABABA OTHERS
5ኛ ደረጃ/ከባድ መኪና ከነተሳቢው/አደስ አበባ ሌሎች	1532	1886	1986	1522	1634	FIFTH CLASS (TRUCKS WITH TRAILERS) ADDIS ABABA OTHERS
6ኛ ደረጃ/ትራክተር ቡልዶዘር መዘተ../አደስ አበባ ሌሎች	114	101	362	377	389	SIXTH CLASS (TRACTORS, BULLDOZERS, ETC.) ADDIS ABABA OTHERS
	93	77	340	353	363	
	1993/94*	1994/95*	1995/96*	1996/97*	1997/98*	

የዓመቱ መጨረሻ ሰኔ 30 ነው::  
 \* YEAR ENDING JULY 7  
 ከመንገድ ትራንስፖርት ባለስልጣን የተገኘ  
 SOURCE : ROAD TRANSPORT AUTHORITY

በኢትዮጵያ ተሽከርካሪ መኪናዎች ያደረሱት አደጋ 1987\* - 1990\*  
 MOTOR VEHICLE ACCIDENTS IN ETHIOPIA, 1994/95\* - 1997/98\*

ሠንጠረዥ ሸ.7/ሀ/ TABLE H.7 (a) በቁጥር IN NUMBER

	1987*	1988*	1989*	1990*	
ጠቅላላ አደጋ	7205	10500	11012	13302	TOTAL ACCIDENT
ከባድ የመቁሰል አደጋ	1403	1568	1618	1762	HEAVY
ቀላል የመቁሰል አደጋ	1269	2044	1568	2444	LIGHT
የሞት አደጋ	1254	1335	1314	1313	FATAL
የንብረት ጉዳት	3279	5553	6512	7783	PROPERTY DAMAGE
<u>የሞቱት ሰዎች ብዛት</u>	1648	1702	1667	1693	<u>NUMBER OF DEATH</u>
ታዳጊዎች	...	255	232	237	CHILD
ወጣቶች	987	735	771	808	YOUTH
መካከለኛ ዕድሜ	492	533	495	475	ADULT
ሽማግሌዎች	169	179	169	173	AGED
<u>የተጎዱት ሰዎች ብዛት</u>	5206	6505	6984	7435	<u>NUMBER OF PEOPLE INJURED</u>
ታዳጊዎች	...	751	662	832	CHILD
ወጣቶች	3297	3279	3699	3749	YOUTH
መካከለኛ ዕድሜ	1500	1974	2021	2154	ADULT
ሽማግሌዎች	409	501	602	700	AGED
	1994/95*	1995/96*	1996/97*	1997/98*	

በአዲስ አበባ ከተማ ተሽከርካሪ መኪናዎች ያደረሱት አደጋ 1987\* - 1991\*  
 MOTOR VEHICLE ACCIDENTS IN ADDIS ABABA, 1994/95\* - 1998/99\*

ሠንጠረዥ ሸ.7/ለ/ TABLE H.7(b) በቁጥር IN NUMBER

	1987*	1988*	1989*	1990*	1991*	
ጠቅላላ አደጋ	3445	6202	6852	8581	7345	TOTAL ACCIDENT
ከባድ የመቁሰል አደጋ	314	370	340	487	470	HEAVY
ቀላል የመቁሰል አደጋ	643	1312	1261	1527	1409	LIGHT
የሞት አደጋ	255	286	264	283	280	FATAL
የንብረት ጉዳት	2233	4234	4987	6284	5186	PROPERTY DAMAGE
<u>የሞቱት ሰዎች ብዛት</u>	262	305	283	300	288	<u>NUMBER OF DEATH</u>
ታዳጊዎች	...	43	44	45	37	CHILD
ወጣቶች	120	86	103	119	110	YOUTH
መካከለኛ ዕድሜ	98	115	85	91	81	ADULT
ሽማግሌዎች	44	61	51	45	60	AGED
<u>የተጎዱት ሰዎች ብዛት</u>	1193	2064	1989	2340	2240	<u>NUMBER OF PEOPLE INJURED</u>
ታዳጊዎች	...	320	237	326	277	CHILD
ወጣቶች	758	979	966	1066	1125	YOUTH
መካከለኛ ዕድሜ	317	554	545	657	562	ADULT
ሽማግሌዎች	118	211	241	291	276	AGED
	1994/95*	1995/96*	1996/97*	1997/98*	1998/99*	

\* የዓመቱ መጨረሻ ሰኔ 30 ነው።

\* YEAR ENDING JULY 7

ከፌዴራል ፖሊስና ማረጋገጫ ቢቶች የተገኘ

SOURCE: FEDERAL POLICE

... መረጃ አልተገኘም

... DATA NOT AVAILABLE

የኢትዮጵያና የጅቡቲ የምድር ባቡር ሥራ ክንውን 1987\* - 1991\*  
 OPERATIONS OF THE ETHIO-DJIBOUTI RAILWAY, 1994/95\* · 1998/99\*

ሠንጠረዥ ስ.8

TABLE H.8

	1987*	1988*	1989*	1990*	1991*	
የሐደድ ርዝመት /በኪ.ሜ./	781	781	781	781	781	LENGTH OF TRACKS (KM)
የባቡር ተሽከርካሪው ብዛት/በቁጥር/	648	648	649	648	657	ROLLING STOCK (NUMBER)
በእንፋሎት ኃይል የሚሄዱ	6	6	6	6	7	STEAM LOCOMOTIVES AND LOCOTRACTORS
በዲ.ዝልና በኤሌክትሪክ የሚሄዱ	16	16	17	17	17	DIESEL-ELECTRIC LOCOMOTIVES
የመንገደኞች ቆርጎዎች	31	31	31	31	31	PASSENGER CARS
የሶቃ ማንገጥ ቆርጎዎች	590	590	590	590	590	FREIGHT CARS
ሎቶሪን	5	5	5	4	5	AUTORAILS
ሌሎች የባቡር ተሽከርካሪዎች	..	..	..	..	7	OTHERS
የሠራተኞች ብዛት	2190	2124	2061	2075	2143	EMPLOYEES (NUMBER)
ኢትዮጵያውያን	395	383	396	365	400	ETHIOPIAN
የውጭ አገር ዜጎች	2585	2507	2457	2440	2543	FOREIGNER
ጅምር	2585	2507	2457	2440	2543	TOTAL
ባቡር ለጥቅም የተጓዙት ኪሎ ሜትር /በሺህ/	...	...	...	...	...	REVENUE TRAIN-KILOMETERS ('000)
የመንገደኞች ብዛት	140.3	114.0	124.5	146.3	70	PASSENGERS CARRIED ('000)
በ1ኛና 2ኛ ማዕረግ	373.6	652.2	637.1	641.2	660	1ST AND 2ND CLASS
በ3ኛ ማዕረግ	513.8	766.1	761.6	787.5	730	3RD CLASS
ጅምር	150.7	166.6	156.9	119.0	150.0	TOTAL
መንገደኞች የተጓዙት ኪሎ ሜትር/በሚሊዮን/	293.3	217.5	206.0	151.0	205.0	PASSENGER-KILOMETERS (MILLION)
አያንዳንዱ መንገደኛ የተጓዘው ኪሎ ሜትር በአማካይ	204.6	238.6	232.1	202.3	270.0	AVERAGE KMS. PER PASSENGER
የውጭ ስቃ መጠን /በሺህ ቶን/	84.6	108.6	98.3	91.7	140.0	FREIGHT CARRIED ('000 TONS)
ገቢ	72.3	67.7	75.8	69.3	50.0	IMPORTS
ወጪ	47.7	62.3	58.0	41.3	80.0	EXPORTS
በአገር ውስጥ የተመላለሰ	93.0	104.0	106.0	90.3	116.0	INTERNAL TRAFFIC
የንግድ ትራፊክ/በሚሊዮን ቶን ኪ.ሜ./	454.6	435.9	456.7	446.4	430.0	COMMERCIAL TRAFFIC(MILLION TON-KILOMETERS)
አያንዳንዱ ቶን ለንግድ በመመላለስ የተደረገው ንግድ በአማካይ /በኪ.ሜ./	...	...	...	...	...	AVERAGE KMS. PER TON OF COMMERCIAL TRAFFIC
ገቢ	12696.7	13184.0	11874.3	12936.8	13430.0	REVENUE ('000 BIRR)
ከመንገደኞች	30462.6	39388.0	39008.6	38316.3	50965.0	PASSENGER
ከስቃ ጭነት	1671.4	2505.0	2048.0	1910.0	1160.0	FREIGHT
ከሌሎች	44830.7	55077.0	52930.9	53163.1	65555.0	OTHERS
ጠቅላላ ገቢ	28934.9	30723.0	30341.2	28799.0	31350.0	TOTAL REVENUE
ወጪ	21609.7	27159.0	11899.6	20195.0	27405.0	EXPENDITURE('000 BIRR)
ሰው-ተኞች	50544.6	57882.0	42240.8	48994.0	58755.0	PERSONNEL
ሌሎችና ሌሎች	2045.0	2200.0	8167.4	5215	2500	MATERIAL AND OTHER
ጠቅላላ የሥራ ማስኬጃ	...	...	...	...	1940.0	TOTAL OPERATING EXPENSES
አመሳሪያዎች ማደግና መጠባበቂያ	52589.6	60082.0	50408.2	54209.0	63195.0	PROVISION FOR WORKS AND RENEWAL OF EQUIPMENT
አወለድ	...	...	...	...	...	INTEREST
ጠቅላላ ወጪ	52589.6	60082.0	50408.2	54209.0	63195.0	TOTAL EXPENDITURE
	1994/95*	1995/96*	1996/97*	1997/98*	1998/99*	

\* የዓመቱ መጨረሻ ሰኔ 30 ነው።

...መረጃ አልተገኘም

\* YEAR ENDING JULY 7

... DATA NOT AVAILABLE

ከኢትዮጵያና ጅቡቲ የምድር ባቡር ኩባንያ የተገኘ

SOURCE : ETHIO-DJIBOUTI RAILWAY COMPANY

በኢትዮጵያና በጅቡቲ የምድር ባቡር የተጓጓዙት የንግድ ስቃዎች ብዛትና ዓይነት 1987\* - 1991\*  
 FREIGHT CARRIED ON THE ETHIO-DJIBOUTI RAILWAY  
 BY TYPE OF COMMODITY, 1994/95\* - 1998/99\*

ሠንጠረዥ ሸ.9 TABLE H.9

በቶን IN TONS

	1987*	1988*	1989*	1990*	1991*	
<b>ገቢ ንግድ</b>						<b>IMPORTS</b>
ምግብና የቁም ክብቶች	8979	28605	20500	19100	32400	FOOD AND LIVE ANIMALS
መጠጦችና ትምባዎ	-	-	100	100	410	BEVERAGES AND TOBACCO
ያልተሰናዱ ስቃዎች ከነዳጅ በስተቀር	87	-	300	300	270	CRUDE MATERIALS; EXCEPT FUELS
ነዳጆች : ማለስለሻ ቅባቶችና ተመሳሳይ ነገሮች	27661	34938	30300	28200	36140	FUELS, LUBRICANTS AND RELATED MATERIALS**
የእንስሳትና የእትክልት ዘይትና ስብ	-	-	-	-	-	ANIMAL AND VEGETABLE OILS AND FATS
ኬሚካሎች	6910	1093	11300	10600	14020	CHEMICALS
በፋ-በሪክ የተዘጋጁ ስቃዎች	27099	7658	16000	14900	18760	MANUFACTURED ARTICLES
ማሽኖችና የትራንስፖርት መሣሪያዎች	2439	1805	2800	2600	2560	MACHINERY AND TRANSPORT EQUIPMENT
ልዩ ልዩ ስቃዎች /ሌ.ቤ.ያ/ ድምር	11453	34417	17000	15900	35440	MISCELLANEOUS ARTICLES, N.E.S
	84628	108516	98300	91700	140000	TOTAL
<b>ወጪ ንግድ</b>						<b>EXPORTS</b>
ምግብና የቁም ክብቶች	62867	58926	54800	61600	31550	FOOD AND LIVE ANIMALS
መጠጦችና ትምባዎ	17	48	20	-	-	BEVERAGES AND TOBACCO
ያልተሰናዱ ስቃዎች ከነዳጅ በስተቀር	-	-	-	-	-	CRUDE MATERIALS; EXCEPT FUELS
ነዳጆች : ማለስለሻ ቅባቶችና ተመሳሳይ ነገሮች	-	-	-	-	-	FUELS, LUBRICANTS AND RELATED MATERIALS**
የእንስሳትና የእትክልት ዘይትና ስብ	-	-	-	-	-	ANIMAL AND VEGETABLE OILS AND FATS
ኬሚካሎች	6	-	-	-	110	CHEMICALS
በፋ-በሪክ የተዘጋጁ ስቃዎች	400	411	-	1100	720	MANUFACTURED ARTICLES
ማሽኖችና የትራንስፖርት መሣሪያዎች	36	32	40	200	20	MACHINERY AND TRANSPORT EQUIPMENT
ልዩ ልዩ ስቃዎች /ሌ.ቤ.ያ/ ድምር	8960	8330	20940	6400	17600	MISCELLANEOUS ARTICLES, N.E.S
	72286	67747	75800	69300	50000	TOTAL
<b>የእገር ውስጥ ንግድ</b>						<b>INTERNAL TRADE</b>
ምግብና የቁም ክብቶች	32661	46131	41100	29200	51940	FOOD AND LIVE ANIMALS
መጠጦችና ትምባዎ	702	126	100	100	100	BEVERAGES AND TOBACCO
ያልተሰናዱ ስቃዎች ከነዳጅ በስተቀር	3023	1161	1200	900	2430	CRUDE MATERIALS; EXCEPT FUELS
ነዳጆች : ማለስለሻ ቅባቶችና ተመሳሳይ ነገሮች	309	118	200	200	300	FUELS, LUBRICANTS AND RELATED MATERIALS**
የእንስሳትና የእትክልት ዘይትና ስብ	-	-	-	-	-	ANIMAL AND VEGETABLE OILS AND FATS
ኬሚካሎች	2	1076	500	300	500	CHEMICALS
በፋ-በሪክ የተዘጋጁ ስቃዎች	6734	7147	7000	5000	...	MANUFACTURED ARTICLES
ማሽኖችና የትራንስፖርት መሣሪያዎች	1195	1805	2000	1400	10780	MACHINERY AND TRANSPORT EQUIPMENT
ልዩ ልዩ ስቃዎች /ሌ.ቤ.ያ/ ድምር	3091	4776	5900	4200	13950	MISCELLANEOUS ARTICLES, N.E.S
	47717	62340	58000	41300	80000	TOTAL
	1994/95*	1995/96*	1996/97*	1997/98*	1998/99*	

\* የዓመቱ መጨረሻ ሰኔ 30 ነው።

\* YEAR ENDING JULY 7

\*\*ከአሰብ በጅቡቲ በኩል የሚገባውን ነዳጅ ያጠቃልላል

\*\* INCLUDES RE-ENTERING ETHIOPIA VIA DJIBOUTI FROM ASEB

ከኢትዮጵያና ጅቡቲ የምድር ባቡር ኩባንያ የተገኘ

SOURCE : ETHIO-DJIBOUTI RAILWAY COMPANY

በኢትዮጵያና በጅቡቲ የምድር ባቡር ፡ የአንዳንድ የገቢ ንግድ  
 ስቃዎች የትራንስፖርት ታሪፍ 1987\* - 1991\*  
 FREIGHT RATES ON THE ETHIO-DJIBOUTI RAILWAY FOR  
 SELECTED IMPORT GOODS, 1994/95\* - 1998/99\*

ሠንጠረዥ ሺ.10 TABLE H.10 ለአንድ ቶን በብርና በጅቡቲ ፍራንክ BIRR & DJIBOUTI FRANK PER TON

የስቃይ ዓይነት	1987*	1988*	1989*	1990*	1991*	
<u>ከጅቡቲ እስከ አዲስ አበባ</u>						<u>DJIBOUTI - ADDIS ABABA</u>
<u>የስንገ መሣሪያዎችና</u>						<u>BUILDING MATERIALS</u>
<u>ስቃዎች</u>						<u>AND SUPPLIES</u>
የቤት መሥሪያ ስቃዎች	215.56	231.94	6552.00	6552.00	6552.00	BUILDING MATERIALS
ሲሚንቶ	215.56	231.94	6552.00	6552.00	6552.00	CEMENT
የቤት ክዳን ቆርቆሮ	215.56	231.94	6552.00	6552.00	6552.00	CORRUGATED IRON SHEETS
<u>ምግብ</u>						<u>FOOD</u>
አትክልትና						FRESH FRUITS AND
ፍራፍሬዎች						VEGETABLES
ሩዝ	469.88	505.58	14282.00	14282.00	14282.00	RICE
ጨው	331.63	356.83	10080.00	10080.00	10080.00	SALT
ስኳር	308.44	331.87	9375.00	9375.00	9375.00	SUGAR
<u>ተሽከርካሪ መኪናዎች፡</u>						<u>MOTOR VEHICLES, FUEL</u>
<u>ነዳጅና መሣሪያዎች</u>						<u>AND EQUIPMENT</u>
ተሽከርካሪ መኪናዎች	1447.34	1557.32	43992.00	43992.00	43992.00	MOTOR VEHICLES
ቤንዚን	326.11	350.88	9912.00	9912.00	9912.00	BENZINE
ማለስለሻ ዘይት	215.56	231.94	6552.00	6552.00	6552.00	LUBRICATING OILS
የውስጥ ሳስቲክና የውጭ ጎማ	326.11	350.88	9912.00	9912.00	9912.00	TYRES AND TUBES
<u>ጨርቃ ጨርቅ</u>						<u>TEXTILES</u>
ጥጥ ጥሬ	326.11	350.88	9912.00	9912.00	9912.00	COTTON RAW
ድርና ማግ	326.11	350.88	9912.00	9912.00	9912.00	COTTON YARN
<u>ከጅቡቲ እስከ ድራዳዋ</u>						<u>DJIBOUTI - DIRE DAWA</u>
<u>የስንገ መሣሪያዎችና</u>						<u>BUILDING MATERIALS</u>
<u>ስቃዎች</u>						<u>AND SUPPLIES</u>
የቤት መሥሪያ ስቃዎች	87.05	93.67	2646.00	2646.00	2646.00	BUILDING MATERIALS
ሲሚንቶ	87.05	93.67	2646.00	2646.00	2646.00	CEMENT
የቤት ክዳን ቆርቆሮ	87.05	93.67	2646.00	2646.00	2646.00	CORRUGATED IRON SHEETS
<u>ምግብ</u>						<u>FOOD</u>
አትክልትና						FRESH FRUITS AND
ፍራፍሬዎች			7056.00	7056.00	7056.00	VEGETABLES
ሩዝ	232.14	249.78	5040.00	5040.00	5040.00	RICE
ጨው	165.82	178.42	7056.00	7056.00	7056.00	SALT
ስኳር	232.14	249.78				SUGAR
<u>ተሽከርካሪ መኪናዎች፡</u>						<u>MOTOR VEHICLES, FUEL</u>
<u>ነዳጅና መሣሪያዎች</u>						<u>AND EQUIPMENT</u>
ተሽከርካሪ መኪናዎች	618.52	665.52	18900.00	18900.00	18900.00	MOTOR VEHICLES
ቤንዚን	132.09	142.13	4015.00	4015.00	4015.00	BENZINE
ማለስለሻ ዘይት	87.05	93.67	2646.00	2646.00	2646.00	LUBRICATING OILS
የውስጥ ሳስቲክና የውጭ ጎማ	132.09	142.13	4015.00	4015.00	4015.00	TYRES AND TUBES
<u>ጨርቃ ጨርቅ</u>						<u>TEXTILES</u>
ጥጥ ጥሬ	132.09	142.13	4015.00	4015.00	4015.00	COTTON RAW
ድርና ማግ	132.09	142.13	4015.00	4015.00	4015.00	COTTON YARN
	1994/95*	1995/96*	1996/97*	1997/98*	1998/99*	COMMODITY

\* የዓመቱ መጨረሻ ሰኔ 30 ነው። ከ1989 እስከ 1991 መረጃው በጅቡቲ ፍራንክ ነው።  
 \* YEAR ENDING JULY 7 DATA FOR 1996/97 - 1998/99 ARE IN DIJOUBTIAN FRANK.

ከኢትዮጵያና ጅቡቲ የምድር ባቡር ኩባንያ የተገኘ  
 SOURCE : ETHIO-DJIBOUTI RAILWAY COMPANY

በኢትዮጵያና በጅቡቲ የምድር ባቡር ፥ የአንዳንድ የወጪ ንግድ  
 ዕቃዎች የትራንስፖርት ታሪፍ 1987\* - 1991\*  
 FREIGHT RATES ON THE ETHIO-DJIBOUTI RAILWAY FOR  
 SELECTED EXPORT GOODS, 1994/95\* - 1998/99\*

የዕቃው ዓይነት	TABLE H.11					BIRR PER TON
	ለአንድ ቶን በብር					
ሠንጠረዥ ሺ.11	1987*	1988*	1989*	1990*	1991*	
<b>ከአዲስ አበባ ጅቡቲ</b>						<b>ADDIS ABABA - DJIBOUTI</b>
ሰም	187.44	188.00	188.00	188.00	188.00	BEEES' WAX
የቁም ከብት	106.00	188.00	188.00	188.00	188.00	CATTLE, LIVE (PER M <sup>2</sup> )
ጥራጥራ እህል	187.44	188.00	188.00	188.00	188.00	CEREALS
ጫት	187.44	188.00	188.00	188.00	188.00	CHAT
ቡና	130.95	188.00	188.00	188.00	188.00	COFFEE
የእህል ደብዳቤ	187.44	188.00	188.00	188.00	188.00	FLOUR
አትክልትና ፍራፍራዎች	165.20	188.00	188.00	188.00	188.00	FRESH FRUITS AND VEGETABLES
ቆይታ ሌጦ	143.00	188.00	188.00	188.00	188.00	HIDES AND SKINS
የቅባት እህሎች ጭማቂ	187.44	188.00	188.00	188.00	188.00	OIL CAKE
የቅባት እህሎች ጥራጥራ	131.00	188.00	188.00	188.00	188.00	OILSEEDS AND PULSES
<b>ከድራዳዋ ጅቡቲ</b>						<b>DIRE DAWA - DJIBOUTI</b>
ሰም	92.70	93.00	93.00	93.00	93.00	BEEES' WAX
የቁም ከብት	42.75	93.00	93.00	93.00	93.00	CATTLE, LIVE (PER M <sup>2</sup> )
ቆይታ	64.35	93.00	93.00	93.00	93.00	HIDES
ጥራጥራ እህል	92.70	93.00	93.00	93.00	93.00	CEREALS
ጫት	92.70	93.00	93.00	93.00	93.00	CHAT
ቡና	71.15	93.00	93.00	93.00	93.00	COFFEE
የእህል ደብዳቤ	92.70	93.00	93.00	93.00	93.00	FLOUR
አትክልትና ፍራፍራዎች	83.10	93.00	93.00	93.00	93.00	FRESH FRUITS AND VEGETABLES
የፍየልና የበግ ሌጦ	92.70	93.00	93.00	93.00	93.00	GOAT AND SHEEP SKINS
የቅባት እህሎች ጭማቂ	92.70	93.00	93.00	93.00	93.00	OIL CAKE
የቅባት እህሎች ጥራጥራ	71.15	93.00	93.00	93.00	93.00	OILSEEDS AND PULSES
	1994/95*	1995/96*	1996/97*	1997/98*	1998/99*	COMMODITY

\*የዓመቱ መጨረሻ ሰኔ 30 ነው።

\* YEAR ENDING JULY 7

ከኢትዮጵያና ጅቡቲ የምድር ባቡር ኩባንያ የተገኘ  
 SOURCE : ETHIO-DJIBOUTI RAILWAY COMPANY

የቴሌኮሙኒኬሽን ኮርፖሬሽን የሥራ ክንውን 1988\* - 1991\*  
 OPERATION OF THE TELECOMMUNICATIONS  
 CORPORATION, 1995/96\* - 1998/99\*

ሠንጠረዥ ሺ.12 TABLE H.12

	1988*	1989*	1990*	1991*	
የቴሌፎኖች ብዛት	176726	160861	168639	194494	NUMBER OF TELEPHONES
አዲስ አበባ	117094	95784	97958	114508	ADDIS ABABA
በሌሎች ሥፍራዎች	59632	65077	70681	79986	OTHER LOCALITIES
የቴሌፎን ጥሪዎች ብዛት/በሺህ/					NUMBER OF CALLS ('000)
ሀ/ የከተማ ውስጥ ጥሪዎች	568257	619452	704396	786419	a - LOCAL
አዲስ አበባ	342886	364619	418327	449275	ADDIS ABABA
በሌሎች ሥፍራዎች	225371	254833	286069	337144	OTHER LOCALITIES
ለ/ የአገር ውስጥ ጥሪዎች	6077	5211	6469	576	b - INTERURBAN
አዲስ አበባ	...	1440+	748++	743++	ADDIS ABABA
በሌሎች ሥፍራዎች	...	5211	6469	576	OTHER LOCALITIES
ሐ/ ኢንተርናሽናል ወጪ ጥሪዎች	3408	3563	3938	4077	c - INTERNATIONAL (OUTGOING)
መ/ ኢንተርናሽናል ገቢ ጥሪዎች	...	...	...	...	d - INTERNATIONAL (INCOMING)
የተላለፉ ቴሌግራሞች ብዛት/በሺህ/					NUMBER OF TELEGRAM ('000)
የአገር ውስጥ	183	158	124	80	DOMESTIC
ኢንተርናሽናል/ወጪ/	3	2.4	1.6	1.5	INTERNATIONAL (OUTGOING)
ኢንተርናሽናል/ገቢ/	2	1.6	1.8	1	INTERNATIONAL (INCOMING)
የሠራተኞች ብዛት		5619	6086	6573	NUMBER OF EMPLOYEES
የአገልግሎት ገቢ/በሺህ ብር/	495219	551800	621546	682219	SERVICE REVENUE ('000)
የካፒታል ወጪ/በሺህ ብር/	76125	222297	283853	306965	CAPITAL EXPENDITURE ('000)
	1995/96*	1996/97*	1997/98*	1998/99*	

\*የዓመቱ መጨረሻ ሰኔ 30 ነው።

\* YEAR ENDING JULY 7

ከቴሌኮሙኒኬሽን ኮርፖሬሽን የተገኘ

SOURCE: TELECOMMUNICATIONS CORPORATION

...መረጃ አልተገኘም

... DATA NOT AVAILABLE

+ ከአዲስ አበባ እና ወደ አዲስ አበባ የተደረገ ጥሪ

+ INCOMING AND OUT GOING CALLS

++ ከአዲስ አበባ የተደወለ

++ OUT GOING CALLS

የፖስታ አገልግሎት ስታቲስቲክስ 1987\* - 1991\*  
 POSTAL SERVICE STATISTICS, 1994/95\* - 1998/99\*

ሠንጠረዥ ሺ.13 TABLE H.13

	1987*	1988*	1989*	1990*	1991*	
የደብዳቤዎች ብዛት /በሺህ/						LETTERS ('000)
የአገር ውስጥ	16718.6	17437.2	16815.6	13188.2	15285.6	DOMESTIC
የውጭ አገር						INTERNATIONAL
ገቢ	7241.5	7965.6	6337.1	7130.8	7105.2	IN
ወጪ	5386.0	7071.9	5803.1	6540.4	6806.5	OUT
ድምር	29346.1	32474.7	28955.8	26859.4	29197.3	TOTAL
የጥቅሎች ብዛት /በሺህ/						PARCELS+ ('000)
የአገር ውስጥ	6.8	6.7	4.8	5.0	6.1	DOMESTIC
የውጭ አገር						INTERNATIONAL
ገቢ	27.3	33.3	20.2	23.6	32.4	IN
ወጪ	1.8	1.9	1.3	0.7	0.6	OUT
ድምር	35.9	41.9	26.3	29.3	39.1	TOTAL
	1994/95*	1995/96*	1996/97*	1997/98*	1998/99*	

\*የዓመቱ መጨረሻ ሰኔ 30 ነው።

\* YEAR ENDING JULY 7

+ አነስተኛ ጥቅሎችና ኮሌዎችን ይጨምራል

+ INCLUDES 2ND CLASS LETTERS AND PACKETS

ከኢትዮጵያ ፖስታ አገልግሎት ባለሥልጣን የተገኘ

SOURCE: ETHIOPIAN POSTAL SERVICE AUTHORITY

የ1989 እና 1990 መረጃ ለውጥ የተደረገው ፈጣን

አገልግሎቶችን በመጨመሩ ነው

NOTE: THE CHANGE IN FIGURES FOR 1996/97 AND

1997/98 IS DUE TO THE INCLUSION OF DATA

ON EXPRESS MAIL SERVICE (EMS)

**ክፍል ቀ**

**የውጭ አገር ንግድ**

**SECTION I**

**EXTERNAL TRADE**

ክፍል ቀ- የውጭ አገር ንግድ

የውጭ አገር ንግድ ስታቲስቲክስ በሀገሪቱ ውስጥ በሚገኙት የጉምሩክ በሮችና ጣቢያዎች፣ በአይሮፕላን ማረፊያዎችና ፖስታ ቤቶች በኩል የሚገቡትንና የሚወጡትን የንግድ ዕቃዎች ሲያመለክት መረጃውም የተገኘው ከጉምሩክ ባለሥልጣን ነው።

ከጥር 1954 ዓ.ም. ጀምሮ የኢትዮጵያ ንግድ ዕቃዎች አመዳደብ የኢንተርናሽናል የንግድ ዕቃዎችን አክፋፈል እንዲከተል ተደርጎአል። ከሐምሌ 1985 ዓ.ም. ጀምሮ ተሻሽሎ በቀረበው የኢንተርናሽናል የዕቃዎች አመዳደብ (ሀርሞናይዝድ ሲስተም) መሠረት የኢትዮጵያ ንግድ ዕቃዎች አመዳደብ ተሻሽሏል። የማዕከላዊ ስታቲስቲክስ ባለሥልጣን ማሻሻያውን ተቀብሎ በሥራ ላይ አውሏል። ጠቅላላው ንግድ በ21 ክፍሎች በ99 ምዕራፎች የተከፈለ ሲሆን እነዚህም ምዕራፎች በ1253 አንቀጾች በ5063 ንዑስ አንቀጾች እና በባለ 8 ደረጃት 5330 የኤች ኤስ ኮዶች የተከፈሉ ናቸው።

ገቢ ንግድ: ገቢ ንግድ ማለት ከውጭ አገር በቀጥታ መጥቶ ለንግድ የዋለ ወይም ሀገር ውስጥ ከገባ በኋላ በመጋዘን ውስጥ የተከማቸ የንግድ ዕቃ ነው። ይህም እንደገና የሚወጡትን ሽቀጦች ይጨምራል።

ገብተው ተመልሰው የሚወጡት ዕቃዎች ማለት:- ለውጥ ሳይደረግባቸው በገቡበት አኳኋን ተመልሰው የሚወጡት ዕቃዎች ናቸው።

ወጪ ዕቃዎች :- ይህም ከኢትዮጵያ ወጪ ዕቃዎችን የሚያመለክት ሲሆን ፣ ተሻሽለውና ታደሰው ተመልሰው የሚወጡትን ገቢ ዕቃዎች ይጨምራል።

በንግድ ስታቲስቲክስ ውስጥ የተመለከቱት የሚከተሉት ናቸው፡

የንግድ የሆኑትና ያልሆኑት የንግድ ዕቃዎች ፣ በብድር ወይም በዕርዳታ ገንዘብ የተገዙት ዕቃዎች በኮሊ ፖስታ የገቡት ሽቀጦች፣ መርከቦች ፣ ለጉዞ የሚያስፈልጋቸው ነገሮች እንደ ነዳጅ ፣ መለዋወጫ የመርከቦች ምግብ የመሳሰሉት ናቸው።

በንግድ ስታቲስቲክስ ውስጥ ያልተመለከቱት የሚከተሉት ናቸው፡

ወርቅ ፣ ለአጭር ጊዜ የገቡ ዕቃዎች ፣ የመንገደኞች የግል ጓዝ፣ ለዲፕሎማቲክና ለቆንሰል መልዕክተኞች ከውጭ የሚገቡ ዕቃዎችና የሲኒማ ፊልሞች ናቸው።

ቀረጥ ስለሚከፈልበት ዕቃ ዋጋ :-

በገቢው ዕቃ ላይ የኢንፎርሜሽንና የመርከቡን መጓጓዣ ዋጋ እስከ ኢትዮጵያ ወደብ እና ጉምሩክ ጣቢያዎች ድረስ ያለውን ሲጨምር ከጅቡቲ ግን ሊጸና የሚችለው በዲክላራሽን ላይ ሲገለጽ ብቻ ነው። ስለዚህ በባቡር ወደ ኢትዮጵያ ለሚገቡት ዕቃዎች ከጅቡቲ እስከ ኢትዮጵያ ጠረፍ ድረስ የትራንዚት ፣ የኢንፎርሜሽንና የማስጫኛ ዋጋ ቀረጥ የሚከፈልበት ዕቃ ዋጋ ውስጥ አይገቡም።

በወጪ ዕቃ:- እስከ ኢትዮጵያ ወደብ የጉምሩክ ጣቢያዎች ድረስ ያለው የዕቃ ዋጋ ሲሆን በጅቡቲ በኩል ለሚላኩት ዕቃዎች ግን እስከ ባቡር ጣቢያ ድረስ ያለው ዋጋ ስለሆነ የዕቃ መጫኛው ዋጋ ኢንፎርሜሽንና እንዲሁም ከባቡር ጣቢያው እስከ ወደብ ድረስ ያለውን ማናቸውንም ወጭ አይጨምርም።

ገቢ ዕቃዎች የመጡበት አገር:- ዕቃው የተመረተበት ወይም የተዘጋጀበት አገር ማለት ነው። ለዚህም እንዲረዳ አስመጪው ከገቢው ዲክላራሽን ጋር የባለፋብሪካውን ፋክቲር ማቅረብ ይገደዳል።

ዕቃው የተላከበት ሀገር:- ከመዝገብ ለመረዳት በተቻለው መጠን ዕቃው በመጨረሻ የሚደርስበት አገር ነው። የጉምሩክ መ/ቤት ወደ ጅቡቲና ኤደን በሚላኩት የወጪ ንግድ ዕቃዎች ላይ ልዩ ጥንቃቄ ያደርጋል።

በዓመታዊ የስታቲስቲክስ መጽሔቶች ውስጥ ስለንግድ የሚቀርቡት መረጃዎች በማጠቃለያ መልክ ነው። በዝርዝር የሚያሳዩ አንዳንድ ሠንጠረዦች ቢኖሩም በሀርሞናይዝድ ሲስተም መሠረት ለዋናዎቹ ክፍሎች ብቻ መረጃውን ሲያቀርቡ ስለንዑስ ክፍሎች መግለጫ አይሰጡም። ዝርዝር መረጃውን የሚሹ አንባቢዎች በጉምሩክ ባለሥልጣን በየዓመቱ የሚታተሙትን የስታቲስቲክስ መጽሔት ሊጠቀሙ ይችላሉ።

ማሳሰቢያ : ሌ.ቦ.ያ. ሌላ ቦታ ያለተመለከተ ማለት ነው።

“ - ” ማለት የውጭ ንግድ የለም፤ ወይም ከተመለከተው መለኪያ ከግማሽ በታች ማለት ነው። በ1988/89 ፣ 1989/90 እና 1990/91 ገብተው ተመልሰው የወጡ ዕቃዎች የሉም።

## SECTION I . EXTERNAL TRADE

The trade statistics refer to goods entering to all customs ports, stations, airports, and post offices in the country. The original information is obtained from the Customs Authority .

The Ethiopian Commodity Trade Classification(ECTC), based on the Standard International Trade Classification(SITC) revised, was introduced as from January 1962. In 1993, the Customs, revised its ECTC based on the Harmonized System (HS). In accordance with the Customs revision the Central Statistical Authority has also adopted the Harmonized System. This classification consists of 99 chapters, 1253 H.S headings and 5063 subheadings and 8-digit 5330 H.S codes. Figures on foreign trade refer to year ending December 31.

**IMPORTS:-** Are goods entered at the time of importation for consumption or warehousing into Ethiopia, including goods which are subsequently re-exported or re-directed.

**RE-EXPORTS** :- Are imported goods subsequently re-exported without change of form, including ships ' or aircraft's stores.

**EXPORTS** :- Are Ethiopian products, including imports which are exported after being transformed, improved or repaired.

### **COVERAGE:-**

#### **Included are:-**

All Government and non-Government transactions, goods financed by grants and loans, postal trader, bunkers' and ships' stores.

#### **Excluded are:-**

Gold , temporary imports, personal of passengers, goods imported by diplomatic, consular Missions and cinema films.

### **VALUATION**

a) Import - c.i.f. Ethiopian ports and custom stations, but c.i.f. - Djibouti values are accepted if so shown on the declaration. Thus, transit charges, insurance and freight charges for railway carriage between Djibouti and the border of Ethiopia are not included in values of imports using this route.

b) Exports - f.o.b. Ethiopian ports and customs stations, but goods dispatched through Djibouti are valued at f.o.b. the Ethiopian costumes station of clearance on the Ethio- Djibouti Railway and hence exclude freight, insurance and other charges from the loading station to the border.

**COUNTRY OF ORIGIN:-** The importers are obliged to submit manufacturer's invoices with import declarations, Generally , the country of origin is then the country in which goods were grown or produced.

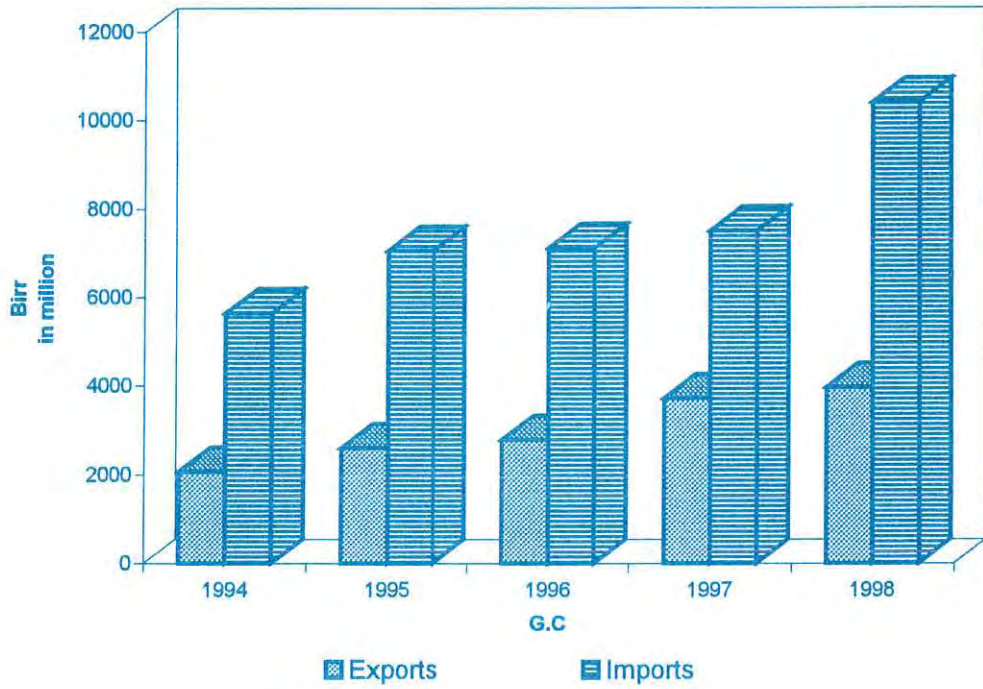
**DESTINATION:-** - Is the country of final destination to the extent identifiable from records. Special care in this matter is given by the customs authorities to exports consigned to Djibouti and Aden .

The trade statistics published in the annual abstracts are summary figures and even the detail tables given are only up to the two digit level of the Harmonized System Trade Classification. For more detailed information, readers are referred to Annual Trade Statistics bulletin published by the Customs Authority.

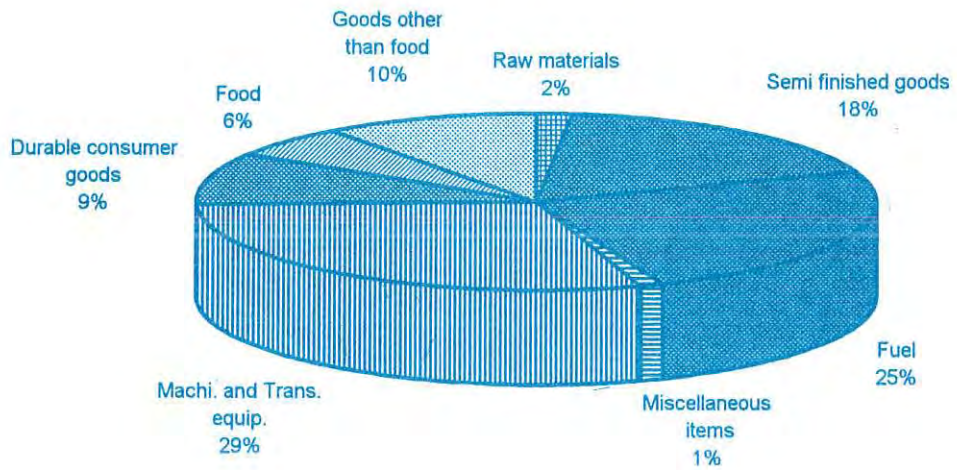
**N.B. - N.E.S means Not Elsewhere Specified**

- The symbol “-” means either no trade, or trade less than half the unit shown.
- There were no Re-exports in 1996, 1997 and 1998

### I.1 VALUE OF IMPORTS AND EXPORTS



### I.2. END-USE CLASSIFICATION OF IMPORTS (1998 G.C)



**የገቢ፣ የወጪና ገብተው እንደገና የወጡ የንግድ ዕቃዎች ሚዛን**  
**TOTAL VALUE OF IMPORTS, DOMESTIC EXPORTS AND RE-EXPORTS**  
**AND VISIBLE BALANCE OF TRADE**

ሠንጠረዥ ቁ.1      TABLE I.1      በሚሊዮን ብር      MILLION BIRR

ዓመተ ምህረት	የገቢ ንግድ	የወጪና ገብቶ የወጣ ንግድ	የንግድን ሚዛን የሚያሳይ	
1961/62	388.3	298.1	-90.2	1969
1962/63	429.1	305.9	-123.2	1970
1963/64	469.5	314.4	-155.1	1971
1964/65	435.6	387.3	-48.3	1972
1965/66	448.2	499.5	51.3	1973
1966/67	586.0	556.2	-29.8	1974
1967/68	613.1	478.3	-134.8	1975
1968/69	736.7	603.9	-132.8	1976
1969/70	810.9	722.0	-88.9	1977
1970/71	1,080.8	640.9	-439.9	1978
1971/72	1,174.6	873.9	-300.7	1979
1972/73	1,493.3	879.1	-614.2	1980
1973/74	1,526.6	805.1	-721.5	1981
1974/75	1,623.4	836.3	-787.1	1982
1975/76	1,813.3	833.0	-980.3	1983
1976/77	1,951.1	863.6	-1,087.5	1984
1977/78	2,046.4	699.2	-1,347.2	1985
1978/79	2,278.7	961.3	-1,317.4	1986
1979/80	2,279.5	767.2	-1,512.3	1987
1980/81	2,245.9	871.7	-1,374.2	1988
1981/82	1,972.1	935.0	-1,037.1	1989
1982/83	2,227.5	613.8	-1,613.7	1990
1983/84	976.6	390.4	-586.2	1991
1984/85	1,987.8	504.0	-1,483.8	1992
1985/86	3,852.3	1,007.5	-2,844.8	1993
1986/87	5,640.7	2,062.4	-3,578.3	1994
1987/88	7,041.7	2,602.3	-4,439.4	1995
1988/89	7,103.1	2,782.3	-4,320.8	1996
1989/90	7,490.6	3,719.3	-3,771.3	1997
1990/91	10,387.0	3,966.0	-6,421.0	1998
	IMPORTS	DOMESTIC EXPORTS AND RE-EXPORTS	VISIBLE BALANCE OF TRADE	YEAR

የገቢ ንግድ ዕቃዎች ብዛትና ዋጋ በተመሳሳይ ዕቃዎች አመዳደብ  
 QUANTITY AND VALUE OF IMPORTS BY COMMODITY GROUP

ሠንጠረዥ ተ.2 Table I.2

የዕቃው ዓይነት	1988/89		1989/90		1990/91		
	ብዛት በቶን	ዋጋ (በጺህ ብር)	ብዛት በቶን	ዋጋ (በጺህ ብር)	ብዛት በቶን	ዋጋ (በጺህ ብር)	
<p><b>ክፍል I</b>                      በሕይወት ያሉ እንስሳት፣ የእንስሳት ውጤቶች</p>							<p><b>SECTION I</b>                      LIVE ANIMALS; ANIMAL PRODUCTS</p>
1. በሕይወት ያሉ እንስሳት	6.7	732.9	8.6	784.2	7.5	801.8	1. Live animals.
2. ሥጋና የሚበሉ የሥጋ ተዋራጅ ክፍሎች	12.5	232.6	5.6	70.8	13.8	499.3	2. Meat and edible meat offal.
3. ዓሳና ክረስቲሺያንስ፣ ሞለስኮስና ሌሎች በውሃ ውስጥ የሚኖሩ እከርካሪ አልባዎች።	23.1	136.4	28.8	277.7	37.0	273.0	3. Fish and crustaceans, mollusks and other aquatic invertebrates.
4. ወተትና የወተት ውጤቶች፣ የአእዋፍ እንቁላል፣ የተፈጥሮ ማር፣ ለምግብነት የሚውሉ የእንስሳት ውጤቶች፣ በሌላ ሥፍራ ያልተገለጹ ወይም ያልተመለከቱ።	1026.5	11410.2	2740.9	17405.0	2057.6	23637.1	4. Dairy produce; birds' eggs; natural honey; edible products of animal origin, not elsewhere specified or included.
5. የእንስሳት ውጤቶች፣ በሌላ ሥፍራ ያልተገለጹ ወይም ያልተመለከቱ።	192.4	951.7	246.1	467.6	70.7	166.7	5. Products of animal origin, not elsewhere specified or included.
<p><b>ክፍል II</b>                      የእትክልት ውጤቶች</p>							<p><b>SECTION II</b>                      VEGETABLE PRODUCTS</p>
6. የሚተከሉ የዛፍ ችግኞችና ሌሎች ተክሎች የሚተከሉ ሥሥርቶችና እነዚህንም የመሳሰሉ የተቆረጡ አበባዎችና ማስጊጫ ቅጠሎች።			15.8	2369.6	28.4	2040.3	6. Live trees and other plants; bulbs, roots and the like; cut flowers and ornamental foliage.
7. የሚበሉ እትክልቶችና እንጃንድ ሥራሥርና ተብርስ።	66.7	1199.6	71.2	964.9	142.6	987.6	7. Edible vegetables and certain roots and tubers.
8. የሚበሉ ፍረዎችና ነት፣ የሲትሪስ ፍረዎች ወይም የሉሚን ልጣዎቹ።	571.3	4003.3	655.1	2087.9	864.0	3947.1	8. Edible fruits and nuts; peel of citrus fruit or melons.
9. ቡና፣ ካፕሮ፣ ማቲና ቅመማቅመም።	157.3	1779.2	649.0	3436.2	939.7	5950.2	9. Coffee, tea, mate and spices.
10. አህል በየዓይነቱ።	45290.3	122469.8	12449.4	21230.2	224137.6	355798.5	10. cereals.
11. የወፍራም እንጃንት ልጣዎች፣ ማልት ስታርች፣ እኑሊን፣ የሰንደ ግሎቲን።	7232.5	27127.8	452.2	2582.7	10137.4	28093.2	11. Products of the milling industry; malt; starches; inulin; wheat gluten.
12. የዘይት እህሎችና ዘይታማ ፍረዎች፣ ልዩ ልዩ እህሎች ዘርና ፍረ፣ ለእንጃንት ወይም ለመድኃኒት ቅመማ የሚውሉ ተክሎች ገለባና የከብት መኖር።	156.0	1668.1	248.6	3731.8	1012.0	5581.3	12. Oil seeds and oleaginous fruits, miscellaneous grains, seeds and fruit; industrial or medicinal plants; straw and fodder.
13. ሳክ፣ መጫ፣ ረዚንና ሌሎች የእትክልት ሳጥና ጭማቂ ውጤቶች።	107.1	4875.3	206.6	3504.9	174.1	1343.1	13. Lac; gums' resins and other vegetable saps and extracts.
14. ከዕጽዋት የሚገኙ ለጉንጉን መሥሪያ የሚውሉ ነገሮች፣ በሌላ ሥፍራ ያልተገለጹ ወይም ያልተመለከቱ።	1.0	2.2	10336.3	3013.7	0.2	1.0	14. Vegetable plaiting materials; vegetable products not elsewhere specified or included.

የገቢ ንግድ ዕቃዎች ብዛትና ዋጋ በተመሳሳይ ዕቃዎች አመዳደብ  
 QUANTITY AND VALUE OF IMPORTS BY COMMODITY GROUP

ሠንጠረዥ ቁ.2 Table I.2

የዕቃው ዓይነት	1988/89		1989/90		1990/91		
	ብዛት በቶን	ዋጋ (በሺህ ብር)	ብዛት በቶን	ዋጋ (በሺህ ብር)	ብዛት በቶን	ዋጋ (በሺህ ብር)	
ክፍል III የእንስሳት ወይም የእትክልት ስብና ዘይት እና የእንዚህ ተዋጽኦ ውጤቶች፡፡ ለምግብ የተዘጋጀ ቅባት፡፡ የእንስሳት ወይም የእትክልት ስም							<b>SECTION III</b> <b>ANIMAL OR VEGETABLE FATS AND OILS</b> <b>AND THEIR CLEAVAGE PRODUCTS;</b> <b>PREPARED EDIBLE FATS; ANIMAL OR</b> <b>VEGETABLE WAXES</b>
15 የእንስሳት ወይም የእትክልት ስብና ዘይት እና የእንዚህ ተዋጽኦ ውጤቶች ፡ ለምግብ የተዘጋጀ ቅባት፡፡ የእንስሳት ወይም የእትክልት ስም፡፡	19896.4	105467.0	13048.5	51165.7	9683.9	68184.2	15. Animal or vegetable fats and oils and their cleavage products; prepared edible fats; animal or vegetable waxes.
ክፍል IV የተዘጋጁ ምግቦች፡፡ መጠጦች፡፡ ሲቢርቶና ኮምጣጤ ትምባህና በፋብርካ ተሠርተው የሚወጡ እንደ ትምባህ የሚያገለግሉ ውጤቶች							<b>SECTION IV</b> <b>PREPARED FOODSTUFFS; BEVERAGES</b> <b>SPIRITS AND VINEGAR; TOBACCO AND</b> <b>MANUFACTURED TOBACCO SUBSTITUTES</b>
16. የሥጋ የዓጣ ወይም የክረስቲሺያንስ፡፡ የሞላስከስ ወይም የሌሎች በውሃ ውስጥ የሚኖሩ አከርካሪ አልባ እንስሳት ዝግጅት፡፡	37.9	806.0	63.9	1116.0	73.7	894.7	16. Preparations of meat, of fish or crustaceans mollusks or other aquatic invertebrates.
17. ስኳርና ከስኳር የተዘጋጁ ጣፋጫ ምግቦች፡፡	1874.3	9517.4	5029.6	16572.9	3421.0	18025.6	17. Sugars and sugar confectionery
18. ካካዎና የካካዎ ዝግጅቶች፡፡	232.4	732.7	66.8	1068.9	83.2	1033.7	18. Cocoa and Cocoa preparations.
19. የእህል፡፡ የዱቄት ፡ የስታርቶ ወይም የወተት ዝግጅቶች፡፡ የጣፋጭ ምግብ ወጤቶች፡፡	3405.0	12877.9	1742.1	10005.9	3473.0	16588.6	19. Preparations of cereals, flour, starch or milk; pasterycooks' products.
20. የእትክልት የፍሬፍሬ ፡ የጎት ወይም ሌሎች የተክል ክፍሎች ዝግጅቶች፡፡	155.0	1452.2	818.4	4027.3	1331.0	18011.8	20. Preparations of vegetables; fruit, nuts or other parts of plants.
21. ልዩ ልዩ የመብል ዝግጅቶች፡፡	1060.8	6808.8	1056.7	16007.7	47825.6	23962.8	21. Miscellaneous edible preparations.
22. መጠጦች፡፡ ሲቢርቶዎችና ኮምጣጤዎች፡፡	1447.6	14468.2	1343.7	27428.1	3593.0	29062.7	22. Beverages, spirits and vinegar.
23. ከምግብ እንዳስተረጎሙ የሚገኙ ዝቃዎችና ውዳቂዎች፡፡ የተዘጋጀ የእንስሳት መኖር፡፡	28.7	90.7	3.6	135.9	10.8	114.6	23. Residues and waste from the industries; prepared animal fodder.
24. ትምባህና የተሠሩ እንደትምባህ የሚያገለግሉ ውጤቶች፡፡	26.3	630.5	228.4	4986.3	538.0	28708.4	24. Tobacco and manufactured tobacco substitutes.
ክፍል V የማዕድን ውጤቶች							<b>SECTION V</b> <b>MINERAL PRODUCTS</b>
25. ጨው ድካ፡፡ አፈርና ድግጋይ፡፡ መሰሰኛ ነገሮች፡፡ ፍሬና ሲሚንቶ፡፡	4419.9	6216.2	7154.0	13404.6	127635.1	78826.5	25. Salt; sulfur; earth's and stone; plastering materials, lime and cement.
26. የብረታብረት አፈሮች፡፡ የብረት አርና አመድ			276.5	1779.4	1.0	114.2	26. Ores, slag and ash.
27. የማዕድን ነዳጆች፡፡ የማዕድን ዘይቶችና የእነርሱ ንጥረ ውጤቶች፡፡ ቅጥራ-ንጎት ያሳቸው ሰብስታንሶች፡፡ የማዕድን ሰሞች፡፡	639247.6	758540.1	605058.4	763513.4	2404185.6	2572104.3	27. Mineral fuels, mineral oils and products of their distillation; bituminous substances; mineral waxes.

የገቢ ንግድ ዕቃዎች ብዛትና ዋጋ በተመሳሳይ ዕቃዎች አመዳደብ  
 QUANTITY AND VALUE OF IMPORTS BY COMMODITY GROUP

ወንጠረዥ ቁ.2 Table I.2

የዕቃው ዓይነት	1988/89		1989/90		1990/91		
	ብዛት በቶን	ዋጋ (በሺህ ብር)	ብዛት በቶን	ዋጋ (በሺህ ብር)	ብዛት በቶን	ዋጋ (በሺህ ብር)	
ክፍል VI የኪምያል ወይም የተዛማጅ ኢንግሬዲንት ውጤቶች							SECTION IV PRODUCTS OF THE CHEMICAL OR ALLIED INDUSTRIES
28. አርጋኒክ ኬሚካሎች፣ የከበሩ ሜታሎች አርጋኒክ ውሐዶች፣ በብዛት ከማይገኙ የአፈር ሜታሎች፣ በሬዲዮአክቲብ ንጥረ ነገሮች ወይም ከአይሶቶፕስ የሚገኙ።	23686.9	88560.3	12994.3	78334.5	13810.4	73220.4	28. Inorganic chemicals; organic or inorganic compounds of precious metals, of rare-earth metals, of radioactive elements or of isotopes.
29. አርጋኒክ ኬሚካሎት።	1078.9	10635.6	1291.0	18636.4	2924.0	43802.8	29. Organic chemicals.
30. የመድኃኒት ውጤቶች።	2917.1	160123.7	2018.1	130405.1	6335.8	211228.6	30. Pharmaceutical products
31. የመሬት ማዳበሪያዎች።	177542.6	420182.8	25558.1	41145.4	186534.1	266828.7	31. Fertilizers.
32. የቆዳ ማልፊያ ወይም የመንከሪያ ቀለም ውጤቶች ታኒናቸና የእነዚህ ግኝቶች፣ መንከሪያ ቀለሞች ፕሮግሞንትስና ሌሎች ማቅለሚያ ነገሮች፣ ቀለሞችና ቨርኒፎች፣ ስቱኮና ሌሎች ማጣበቂያዎች፣ የጽሕፈት ቀለሞች።	3580.5	43360.2	4538.1	69195.9	5732.5	77175.9	32. Tanning or dyeing extracts; organic or inorganic compounds of precious metals, of rare-earth metals, of radioactive elements or of isotopes.
33. የዘይት ኤስገላቸና ፈዚናይድስ፣ ሸቶዎች፣ የገላ ማላመሪያ ወይም የንጽሕና መጠበቂያ ዝግጅቶች።	3276.1	47550.7	1690.7	45609.5	1782.8	58925.8	33. Essential oils and resinoids; perfumery, cosmetic or toilet preparations.
34. ሣሙና፣ አርጋኒክ የሆኑ ዕድፍ ማስለቀቂያዎች፣ የማጠቢያ ዝግጅቶች ፣ የማለሰላሻ ዝግጅቶች ፣ አርተራል ሰሞች የተዘጋጁ ሰሞች ፣ መወልወል ወይም መፈገፈገያ ዝግጅቶች፣ ሽማግሌና እነዚህን የመሳሰሉ ዕቃዎች ቅርጽ መሥሪያ ልቅጦች የጥርስ ፎርም መሥሪያ ሰሞች እና የፕላስቲክ መሠረትነት ያላቸው የጥርስ ሕክምና ዝግጅቶች።	24054.2	94747.9	24274.3	100959.6	27022.2	79034.8	34. Soap, organic surface-active agents, washing preparations, lubricating preparations, artificial waxes, prepared waxes, polishing or scouring preparations, candles and similar articles, modeling pastes, "dental waxes" and dental preparations with a basis of plaster.
35. አልቡሜኖይድ ለብስታንስ፣ የተለወጡ ስታርች፣ ግሊስ፣ አንዛይምስ	1390.4	16520.5	1619.6	16360.9	2453.6	18914.8	35. Albuminoidal substance; modified starches; glues; enzymes.
36. ፈንጂዎች፣ ርቶቶች፣ ክብራቶች፣ ፓይሮቴክኒክ አሎይስ የተወሰኑ ተቀጣጣይ ዝግጅቶች።	2255.4	16457.7	1773.7	16351.2	1290.0	14504.9	36. Explosives; pyrotechnic products; matches; pyrophoric alloys; certain combustible preparations.
37. ፎቶግራፊክ ወይም ስኒማቶግራፊክ ዕቃዎች።	1098.5	17656.5	769.4	23548.2	626.9	30763.5	37. Photographic or cinematographic goods.
38. ልዩ ልዩ የኪሚካል ውጤቶች።	6406.5	100305.6	3380.2	79513.7	4468.7	97737.1	38. Miscellaneous chemical products.
ክፍል VII ላስቲክስ እና ከነዚህ የተሠሩ ዕቃዎች፣ ላስቲክ እና የላስቲክ ዕቃዎች							SECTION VII PLASTICS AND ARTICLES THEREOF; RUBBER AND ARTICLES THEREOF
39. ፕላስቲክ እና ከነዚህ የተሠሩ ዕቃዎች	21009.1	191091.5	23832.5	213500.4	41103.3	249989.6	39. Plastics and articles thereof.
40. ላስቲክ እና የላስቲክ ዕቃዎች	16908.0	325939.5	17723.3	295054.7	18763.0	300866.0	40. Rubber and articles thereof.

የገቢ ንግድ ዕቃዎች ብዛትና ዋጋ በተመሳሳይ ዕቃዎች አመዳደብ  
 QUANTITY AND VALUE OF IMPORTS BY COMMODITY GROUP

ሠንጠረዥ ቁ.2 Table I.2

የዕቃው ዓይነት	1988/89		1989/90		1990/91		
	ብዛት (ቡን)	ዋጋ (በሺህ ብር)	ብዛት (ቡን)	ዋጋ (በሺህ ብር)	ብዛት (ቡን)	ዋጋ (በሺህ ብር)	
<b>ክፍል VIII</b> ያልተለፉ ቆዳዎችና ሌጦዎች; የተለፉ ቆዳዎች; ፈርሰኪነና ከነዚህ የተሠሩ ዕቃዎች; የጉዞ ዕቃዎች የእጅ በርሳዎችና ተመሳሳይ መያዣዎች; ከእንስሳት ጅግት የተሠሩ ዕቃዎች/ከሐር ትል ጅግት ከተሠሩት ሌላ/							<b>SECTION VIII</b> <b>RAW HIDES AND SKINS, LEATHER, FURSKINS AND ARTICLES</b> <b>THEREOF; SADDLERY AND HARNESS; TRAVEL GOODS,</b> <b>HANDBAGS AND SIMILAR CONTAINERS; ARTICLES OF</b> <b>ANIMAL GUT (OTHER THAN SILK-WORM GUT)</b>
41. ያልተለፉ ቆዳዎችና ሌጦዎች/ከፈርሰኪን ሌላ/ እና የተለፉ ቆዳዎች::	8.0	401.2	27.0	647.7	25.5	309.8	41. Raw hides and skins (other than furskins) and leather.
42. ከተለፉ ቆዳ የተሠሩ ዕቃዎች የፈረሰና የበቅሎ ዕቃዎች የጉዞ ዕቃዎች; የእጅ በርሳዎችና ተመሳሳይ መያዣዎች; ከእንስሳት ጅግት የተሠሩ ዕቃዎች/ከሐር ትል ጅግት ሌላ::	142.3	4771.0	440.1	6487.4	499.7	12300.0	42. Articles of leather; saddlery and harness; travel goods, handbags and similar containers; articles of animal gut (other than silk-worm gut).
43. ፈርሰኪንና ሰው ሠራሽ ፈር; ከነዚህም የተሠሩ ዕቃዎች::	0.2	1.1	0.0	27.8	0.3	3.9	43. Furskins and artificial fur; manufactures thereof.
<b>ክፍል IX</b> እንጨትና ከእንጨት የተሠሩ ዕቃዎች; ከእንጨት ከሰል፣ ቡሽና ከቡሽ የተሠሩ ዕቃዎች; ከገለባ ከኪሊፖርት ወይም ከሌሎች ጉንጉን መሥሪያ ማኑፎክሎች የተሠሩ ቅርጫቶችና ዘንቢሎች							<b>SECTION IX</b> <b>WOOD AND ARTICLES OF WOOD; WOOD CHARCOAL;</b> <b>CORK; AND ARTICLES OF CORK; MANUFACTURES OF</b> <b>STRAW, OF ESPARTO OR OF OTHER PLAITING</b> <b>MATERIALS; BASKET WARE AND WICKERWORK</b>
44. እንጨትና ከእንጨት የተሠሩ ዕቃዎች : የእንጨት ከሰል::	12588.9	54558.2	15267.7	55647.7	19056.8	87380.3	44. Wood and articles of wood; wood charcoal.
45. ቡሽና ከቡሽ የተሠሩ ዕቃዎች::	45.2	2418.3	27.2	352.0	25.2	1416.1	45. Cork and articles of cork.
46. ከገለባ ከኪሊፖርት ወይም ከሌሎች ጉንጉን መሥሪያ ማኑፎክሎች የተሠሩ ዕቃዎች; የቅርጫትና የዘንቢል ሥራዎች::	0.1	15.2	0.3	13.2	419.4	1589.1	46. Manufactures of straw, of esparto or of other plaiting materials; basket ware and wickerwork.
<b>ክፍል X</b> የእንጨት ፐፐር ወይም የሌሎች ፍይበርነት ያላቸው የሲሎሎስ ማኑፎክሎች ፐፐር; የወረቀት ወይም የካርቶን ወይም የሌሎች እና ቁርጥራጮች : ወረቀትና ካርቶን; እና ከነዚህ የተሠሩ ዕቃዎች							<b>SECTION X</b> <b>PULP OF WOOD OR OF OTHER FIBROUS CELLULOSE</b> <b>MATERIAL; WASTE AND SCRAP OF PAPER OR</b> <b>PAPERBOARD; PAPER AND PAPERBOARD AND ARTICLES</b> <b>THEREOF</b>
47. የእንጨት ፐፐር ወይም የሌሎች ፍይበርነት ያላቸው የሲሎሎስ ማኑፎክሎች ፐፐር; የወረቀት ወይም የካርቶን ወይም የሌሎች ቁርጥራጮች::	4386.7	24703.5	8417.1	29699.3	5711.6	17819.6	47. Pulp of wood or of other fibrous cellulose material; waste and scrap of paper or paperboard.
48. ወረቀትና የወረቀት ካርቶን; ከወረቀት ፐፐር : ከወረቀት ወይም ከወረቀት ካርቶን የተሠሩ ዕቃዎች::	12573.1	121623.7	18824.8	164828.7	23854.7	182625.7	48. Paper and paperboard ; articles of paper pulp, of paper or of paperboard.
49. የታተሙ መጻሕፍት ; ጋዜጦች; ሥዕሎች እና ሌሎች የማተሚያ ኢንዱስትሪ ውጤቶች; የእጅ ጽሑፎች በጽሕፈት መኪና የተጻፉ ጽሑፎችና ፕላናቶች::	1421.8	50444.3	1619.2	54198.8	1204.8	36453.4	49. Printed books, newspapers, pictures and other products of the printing industry; manuscripts, typescripts and plans.
<b>ክፍል XI</b> ጨርቃጨርቅ እና ከጨርቃጨርቅ የተሠሩ ዕቃዎች							<b>SECTION XI</b> <b>TEXTILES AND TEXTILE ARTICLES</b>
50. ሐር::	14.0	156.0	38.7	895.2	5.2	184.8	50. silk.
51. ሱፍ የእንስሳት ለስላሳ ወይም ከርዳዳ ጸጉር; የፈረሰ ጸጉር ድሪና ማግ እና የተሸመነ ጨርቅ::	1530.2	13141.5	563.6	3841.3	296.1	2431.0	51. Wool, fine or coarse animal hair; horsehair yarn and woven fabric.
52. ጥጥ::	175.5	5353.9	235.8	5335.2	349.5	10543.6	52. Cotton.
53. ሌሎች ለጨርቃጨርቅ መሥሪያ የሚውሉ የእትክልት							

የባህያ ስምዎች ብዛትና ዋጋ በተመሳሳይ ስምዎች አመዳደብ  
QUANTITY AND VALUE OF IMPORTS BY COMMODITY GROUP

ሠንጠረዥ ቁ.2 Table I.2

የስምዎች ዓይነት	1988/89		1989/90		1990/91		
	ብዛት በቶን	ዋጋ (በሺህ ብር)	ብዛት በቶን	ዋጋ (በሺህ ብር)	ብዛት በቶን	ዋጋ (በሺህ ብር)	
4.ፈብርቶች፣ የወረቀት ድርና ማግና ከወረቀት ድርና ማግ የተሸመኑ ጨርቆች፡፡	16722.1	12381.7	3821.3	17685.6	3513.3	9105.7	53. Other vegetable textile fibers; paper yarn and woven fabrics of paper yarn.
54. ሰው ሠራሽ ፈሳሚያቶች፡፡	1224.7	22219.3	1513.4	33630.0	790.0	22615.0	54. Man-made filaments.
55. ሰው ሠራሽ ስቴፕል ፈብርቶች፡፡	10119.9	229087.9	15686.2	309704.8	20258.4	322448.2	55. Man-made staple fibers.
56. ባዘቶ፣ ፈልጎት እና ሽምግ ያልሆኑ ጨርቆች፣ በልዩ ሁኔታ የተሠሩ ድርና ማግ፣ ሲባን፣ ገመዶችና ኬብሎች እና ከነዚህ የተሠሩ ስምዎች፡፡	732.6	13149.2	593.9	12094.4	769.9	13602.3	56. Wadding, felt and non wovens; special yarns, twine, cordage, ropes and cables and articles thereof.
57. ምንጣሮችና ሌሎች ከጨርቃጨርቅ የተሠሩ የወለል መሸፈኛዎች፡፡	325.1	8479.0	238.6	4568.0	277.6	4561.5	57. Carpets and other textile floor coverings.
58. ልዩ የተሸመኑ ጨርቆች፣ ከሳይ ሥራ ጨርቆች፣ ጃንቴል ጨርቆች ታፕስትሪስ፣ መክፈፈያዎች የጥልፍ ሥራዎች፡፡	111.6	3223.6	190.4	4492.4	503.5	13639.8	58. Special Woven fabrics; tufted textile fabrics; lace; tapestries; trimmings; embroidery.
59. የተነከሩ ፣ የተቀቡ ፣ የተሸፈኑ ወይም የተለበጡ ጨርቃጨርቆች፣ ለእንዲሰትሪ እገልግሎት ተስማሚ የሆኑ ከጨርቃጨርቅ የተሠሩ ስምዎች፡፡	1868.8	28233.2	1465.8	17016.1	1006.3	28296.9	59. Impregnated, coated, covered or laminated textile fabrics; textile articles of a kind suitable for industrial use.
60. የሹራብ ወይም የክርሺ ሥራ የሆኑ ጨርቆች፡፡	0.2	8.2	11.8	551.7	3.0	51.3	60. Knitted or crocheted fabrics.
61. ልብሶች እና የልብስ ማግያዎች የሹራብ ወይም የክርሺ ሥራ የሆኑ፡፡	349.9	19093.5	563.6	19690.5	1311.7	44676.2	61. Articles of apparel and clothing accessories, not knitted or crocheted.
62. ልብሶችና የልብስ ማግያዎች የሹራብ ወይም የክርሺ ሥራ ያልሆኑ፡፡	702.1	36385.0	1129.3	37564.0	2427.7	90830.2	62. Articles of apparel and clothing accessories, not knitted or crocheted.
63. ሌሎች የተዘጋጁ የጨርቃጨርቅ ስምዎች፣ ስብስቦች፣ ያገለገሉ ልብሶች እና ያገለገሉ የጨርቃጨርቅ ስምዎች ቁርጥራጭ ጨርቆች	2136.7	19363.8	4610.0	25919.3	2755.8	37312.5	63. Other made up textile articles; sets; worn clothing and worn textile articles; rags.
<b>ክፍል XII</b>							
ጫማዎች፣ ባርኔጣዎች፣ ጃንጥላዎች፣ የጸሐይ መከላከያ ጥላዎች የምርኩዝ ከዘራዎች፣ ባለመቀመጫ ከዘራዎች፣ ጅራፎች የፈረሰኛ አለንጋዎች እና የእንዚህም ክፍሎች፣ የተዘጋጁ ላባዎችና ከላባዎች የተሠሩ ስምዎች፣ እርቲፊሻል እባዎች፣ ከሰው ጸጉር የተሠሩ ስምዎች							
64. ጫማዎች፣ ገለንባሌዎችና የመሳሰሉ፣ የእንዚሁ ስምዎች ክፍሎች፡፡	1121.5	29875.8	3268.6	62543.7	11187.0	73090.1	64. Footwear, garters and the like; parts of such articles.
65. ባርኔጣዎች፣ ቅብችና የእንዚህም ክፍሎች፡፡	153.6	3872.5	132.2	3287.0	100.7	5069.0	65. Headgear and parts thereof.
66. ጃንጥላዎች፣ የጸሐይ መከላከያ ጃንጥላዎች፣ ምርኩዝ ከዘራዎች፣ ባለመቀመጫ ከዘራዎች፣ ጅራፎች፣ የፈረሰኛ አለንጋዎች የእንዚህ ክፍሎች፡፡	167.5	3899.3	239.3	4760.9	439.2	8594.1	66. Umbrellas, sun umbrellas, walking-sticks, seat-sticks, whips, riding-crops and parts thereof.
67. የተዘጋጁ ላባዎችና ለሰላሳ የውስጥ ላባዎች እና ከላባዎች ወይም ከለሰላሳ የውስጥ ላባዎች የተሠሩ ስምዎች፣ እርቲፊሻል እባዎች፣ ከሰው ጸጉር የተሠሩ ስምዎች	12.3	280.8	14.3	432.9	50.2	3445.3	67. Prepared feathers and down and articles made of feathers or of down; artificial flowers; articles of human hair.
<b>ክፍል XIII</b>							
ከድንጋይ ከፕላስቲክ፣ ከሲሚንት፣ ከአሰቤሰቶስ፣ ከማይካ ወይም ከመሳሰሉ ማቴሪያሎች የተሠሩ ስምዎች የሴራሚክ ውጤቶች፣ ከብርጭቆ የተሠሩ ስምዎች							
68. ከድንጋይ ከፕላስቲክ፣ ከሲሚንት፣ ከአሰቤሰቶስ፣ ከማይካ ወይም ከመሳሰሉ ማቴሪያሎች የተሠሩ ስምዎች፡፡	2556.9	34426.6	4256.8	60483.9	2122.9	29191.8	68. Articles of stone, plaster, cement, asbestos, mica or similar materials.
69. የሴራሚክ ውጤቶች፡፡	3882.6	23835.2	4222.4	25634.7	6977.3	41218.1	69. Ceramic products.
70. ብርጭቆና ከብርጭቆ የተሠሩ ስምዎች	6510.0	42705.6	5473.7	35947.9	10749.3	67130.5	70. Glass and glassware.

**SECTION XII**  
**FOOTWEAR; HEADGEAR, UMBRELLAS, SUN UMBRELLAS, WALKING-STICKS, SEAT-STICKS, WHIPS, RIDING-CROPS AND PARTS THEREOF;**  
**PREPARED FEATHERS AND ARTICLES MADE THEREWITH;**  
**ARTIFICIAL FLOWERS; ARTICLES OF HUMAN HAIR.**

**SECTION XIII**  
**ARTICLES OF STONE, PLASTER, CEMENT, ASBESTOS MICA OR SIMILAR MATERIALS, CERAMIC PRODUCTS;**  
**GLASS AND GLASSWARE**

የገቢ ንግድ ስቃዎች ብዛትና ዋጋ በተመሳሳይ ስቃዎች አመዳደብ  
 QUANTITY AND VALUE OF IMPORTS BY COMMODITY GROUP

ሠንጠረዥ ቁ.2 Table I.2

የስቃይ ግዴነት	1988/89		1989/90		1990/91		
	ብዛት በቶን	ዋጋ (በሺህ ብር)	ብዛት በቶን	ዋጋ (በሺህ ብር)	ብዛት በቶን	ዋጋ (በሺህ ብር)	
<p><b>ክፍል XIV</b>                      የተፈጥሮ ወይም ካልቸርድ ስንቁዎች፣ የክቡር ወይም በከፊል የክቡር ድንጋዩች፣ የክቡር ሜታሎች የክቡር ሜታል የለበሱ ሜታሎች እና ክንቢሁም የተሠሩ ስቃዎች፣ በግስመሰል የተሠሩ ጌግጌጦች፣ ቅንሰናሽ ገንዘብ</p>							<p><b>SECTION XIV</b>                      NATURAL OR CULTURED PEARLS, PRECIOUS OR SEMI-PRECIOUS STONES, PRECIOUS METALS, METALS CLAD WITH PRECIOUS METAL AND ARTICLES THEREOF; IMITATION JEWELRY; COIN</p>
<p>71. የተፈጥሮ ወይም ካልቸርድ ስንቁዎች፣ የክቡር ወይም በከፊል የክቡር ድንጋዩች፣ የክቡር ሜታሎች የክቡር ሜታል የለበሱ ሜታሎች እና ክንቢሁም የተሠሩ ስቃዎች፣ በግስመሰል የተሠሩ ጌግጌጦች፣ ቅንሰናሽ ገንዘብ</p>	78.3	2112.4	148.8	16709.3	20.5	582.1	71. Natural or cultured pearls, precious or semi-precious stones, precious metals, metals clad with precious metal, and articles thereof; imitation jewellery; coin
<p><b>ክፍል XV</b>                      ቤዝ ሜታልና ክቢዝ ሜታል የተሠሩ ስቃዎች</p>							<p><b>SECTION XV</b>                      BASE METALS AND ARTICLES OF BASE METAL</p>
72. ከብረትና የግራብ ብረት።	132317.9	511453.5	97719.3	433178.7	138423.5	557675.9	72. Iron and steel.
73. ከብረትና ከግራብ ብረት የተሠሩ ስቃዎች።	33329.3	172099.8	37802.6	332213.8	43323.9	298836.7	73. Articles of iron or steel
74. መዳብና የመደብ ስቃዎች።	204.4	5305.3	684.3	13511.2	482.8	9789.2	74. Copper and articles thereof
75. ኒኬልና ከኒኬል የተሠሩ ስቃዎች።	34.2	833.1	64.3	1831.5	27.7	1280.2	75. Nickel and articles thereof
76. አሉሚኒየምና ክሊሉሚኒየም የተሠሩ ስቃዎች።	1606.0	33477.2	1032.3	19569.5	6361.3	56861.4	76. Aluminum and articles thereof.
78. ሊድና ለሊድ የተሠሩ ስቃዎች	73.2	780.4	53.5	531.1	1.2	812.7	78. Lead and articles thereof.
79. ዚንክና ከዚንክ የተሠሩ ስቃዎች።	171.1	7273.3	1038.7	12039.1	997.0	8936.6	79. Zinc and articles thereof.
80. ቆርቆሮና ከቆርቆሮ የተሠሩ ስቃዎች።	1737.1	13815.1	2180.6	15324.4	1727.0	21078.2	80. Tine and articles thereof.
81. ሌሎች ቤዝ ሜታሎች፣ ክቢዝ ሜታሎች፣ ከክቢዝም የተሠሩ ስቃዎች	20.2	42.9	13.1	175.8	8.2	160.7	81. Other base metals; ceremets; articles thereof.
82. የተግባራዎች መሣሪያዎች፣ ልዩ ልዩ መሣሪያዎች፣ የወጥ ቤት ስለታም ስቃዎች፣ ግንኙነቶችና ጅካዎች፣ ከቤዝ ሜታል የተሠሩ፣ ከቤዝ ሜታል የተሠሩ የገቢም ክፍሎች።	2282.7	51869.0	2348.0	53870.5	2421.9	61162.1	82. Tools, implements, cutlery, spoons and forks, of base metal; parts thereof of base metal.
83. ከቤዝ ሜታል የተሠሩ ልዩ ልዩ ስቃዎች።	2956.1	43748.6	3394.0	54984.2	4577.6	70022.6	83. Miscellaneous articles of base metal.
<p><b>ክፍል XVI</b>                      ግሽጎሪ እና ሜካኒካል መሣሪያዎች፣ የኢለክትሪክ መሣሪያዎች የእንቢሁ ክፍሎች የድምጽ መቅረቢያዎች እና ግለሚያዎች የቱሌቪዥን ምስል እና ድምጽ መቅረቢያዎች እና ድምጽ ግለሚያዎች እና የንቢሁ ክፍሎች እና መለዋወጫዎች</p>							<p><b>SECTION XVI</b>                      MACHINERY AND MECHANICAL APPLIANCES; ELECTRICAL EQUIPMENT; PARTS THEREOF; SOUND RECORDERS AND TELEVISION IMAGE AND SOUND RECORDERS AND REPRODUCERS, AND PARTS AND ACCESSORIES OF SUCH ARTICLES</p>
84. ኑክሊየር ሪኤክተርስ፣ ግፍያ ጋኖች፣ ግሽጎሪ እና መኪኒካል መሣሪያዎች፣ የእንቢሁ ክፍሎች።	30838.6	942279.0	23004.4	1176495.5	25288.5	1156685.6	84. Nuclear reactors, boilers, machinery and mechanical appliances; parts thereof.
85. የኢለክትሪክ ግሽጎሪዎችና መሣሪያዎችና የንቢሁ ክፍሎች ድምጽ መቅረቢያዎችና ግለሚያዎች፣ የቱሌቪዥን ምስል እና ድምጽ መቅረቢያዎችና ግለሚያዎችና የእንቢሁ ስቃዎች ክፍሎችና ተጨማሪ መሣሪያዎች።	16819.8	441064.0	24625.8	734507.5	22934.0	925445.6	85. Electrical machinery and equipment and parts thereof; and recorders and reproducers, television image and sound recorders and reproducers, and parts and accessories of such articles.
<p><b>ክፍል XVII</b>                      ተሽከርካሪዎች፣ የግዳ መንኮራኩሮች መርከቦች እና ከነዚህ ጋር የተያያዙ የትራንስፖርት መሣሪያዎች</p>							<p><b>SECTION XVII</b>                      VEHICLES, AIRCRAFT, VESSELS AND ASSOCIATED TRANSPORT EQUIPMENT</p>
86. በባቡር መንገድ ወይም በትራምዌይ የሚሄዱ ለ-ኮምፒዩት ዘዋሪ እግር ያላቸው ተሽከርካሪዎች እና የንቢሁ ክፍሎች የባቡር መንገድ ወይም የትራምዌይ ሃዲድ መሣሪያዎች እና መግጣጠሚያዎች እና የንቢሁ ክፍሎች፣ ግናቸውም							86. Railway or tramway locomotives, rolling-stock and parts thereof; railway or tramway track fixtures and fittings and parts thereof;

የገቢ ንግድ ዕቃዎች ብዛትና ዋጋ በተመሳሳይ ዕቃዎች አመዳደብ  
 QUANTITY AND VALUE OF IMPORTS BY COMMODITY GROUP

ወንጠረዥ ቁ.2 Table I.2

የዕቃው ዓይነት	1988/89		1989/90		1990/91		
	ብዛት በቶን	ዋጋ (በሺህ ብር)	ብዛት በቶን	ዋጋ (በሺህ ብር)	ብዛት በቶን	ዋጋ (በሺህ ብር)	
ዓይነት ሜካኒካል/ኢሌክትሮ-ሜካኒካል የሆኑት መኖር/የትራፊክ ምልክት መስጫ መሣሪያዎች።	4.3	193.5	62.8	759.0	482.5	39605.8	mechanical (including electro-mechanical) traffic signaling equipment of all kinds.
87. ተሽከርካሪዎች በባቡር ወይም በትራም መንገድ ከሚሄዱ ባለዘዋሪ እግር ተሽከርካሪዎች ሌላ ፣ የእነዚህ ክፍሎች እና መለዋወጫዎች።	42845.2	1241328.6	29639.6	1029711.2	28594.6	843379.1	87. Vehicles other than railway or tramway rolling-stock, and parts and accessories thereof.
88. የዓየር መንኮራኩሮች፣ የጠፈር መንኮራኩሮች፣ የነዚህ ክፍሎች።	19.7	101527.1	228.9	259708.7	3.0	5069.8	88. Aircraft, spacecraft, and parts thereof.
89. መርከቦች ጃልባዎች እና በውኃ ላይ የሚንሳፈቱ ሃገሮች።	87.6	2131.0	10.2	326.1	5.7	543.4	89. ships, boats and floating structures.
<b>SECTION XVIII</b> <b>OPTICAL, PHOTOGRAPHIC, CINEMATOGRAPHIC, MEASURING, CHECKING, PRECISION, MEDICAL OR SURGICAL INSTRUMENTS AND APPARATUS; CLOCKS AND WATCHES; MUSICAL INSTRUMENTS; PARTS AND ACCESSORIES THEREOF</b>							
90. ዕይታ፣ የፎቶግራፍክ፣ የሲኒማቶግራፊክ፣ የመለኪያ ፣ የመፈተሻ ትክክለኛነት የግረጋገጫ፣ የሜዲካል ወይም የቦርጂካል መሣሪያዎች እና አፓራተኮች፣ የነዚህ ክፍሎች እና ተወግሮ መሣሪያዎች	36.8	3263.4	1040.7	126914.8	1435.4	213126.5	90. Optical, photographic, cinematographic, measuring, checking, precision, medical or surgical instruments and apparatus; parts and accessories thereof.
91. የግድግዳ የጠረጴዛ፣ የሰገነት እና ሌሎች ሰዓቶች እና የእነዚህ ክፍሎች ።	105.9	4511.7	87.7	4017.1	147.1	5156.8	91. Clocks and watches and parts thereof.
92. የመዘቃ መሣሪያዎች፣ የእነዚህም ዕቃዎች ክፍሎችና ተወግሮ መሣሪያዎች።	11.1	1301.3	19.8	876.6	31.3	5262.2	92. Musical instruments; parts and accessories of such articles.
<b>SECTION XIX</b> <b>ARMS AND AMMUNITION; PARTS AND ACCESSORIES THEREOF</b>							
93. የጦር መሣሪያዎችና ጥይቶች፣ የእነዚህም ክፍሎችና ተወግሮ መሣሪያዎች	0.2	2.4	109.8	3610.0	997.0	1966.2	93. Arms and ammunition; parts and accessories thereof.
<b>SECTION XX</b> <b>MISCELLANEOUS MANUFACTURED ARTICLES</b>							
94. የቤት እቃዎች፣ አልጋዎች፣ ፍራሾች፣ የፍራሽ ድጋፎች፣ የመቀመጫ ወይም የመደገፊያ መኮንኖች እና እነዚህን የመሳሰሉት የመደሳደራ ዕቃዎች፣ መብራቶችና የመብራት ተገባጣሚዎች፣ በሌላ ሥፍራ ያልተመለከቱ ወይም ያልተገለጹ የሚሰሩ ምክላቶች የሚሰሩ ስም የተዳፈባቸው ሰሌዳዎችና እነዚህን የመሳሰሉ ተገባጣሚ ቤቶች።	2195.0	62084.2	2076.3	66086.0	2544.1	87291.9	94. Furniture; bedding, mattresses, mattress supports, cushions and similar stuffed furnishings; lamps and lighting fittings, not elsewhere specified or included; illuminated signs, illuminated name-plates and the like; prefabricated buildings.
95. እሻንጉሊቶች፣ መጫወቻዎች እና የሰፖርት ዕቃዎች፣ የእነዚህ ክፍሎችና መለዋወጫዎች።	59.7	3544.0	373.4	5495.0	389.5	7896.8	95. Toys, games and sports requisites; parts and accessories thereof.
96. ሌሎች የተወሩ ዕቃዎች።	710.9	21616.3	813.8	28391.8	1416.5	32607.1	96. Miscellaneous manufactured articles.

የገቢ ንግድ ስቃዎች ብዛትና ዋጋ በተመሳሳይ ስቃዎች አመዳደብ  
 QUANTITY AND VALUE OF IMPORTS BY COMMODITY GROUP

ወንጠረዥ ቁ.2 Table 1.2

የስቃይ ዓይነት	1988/89		1989/90		1990/91		
	ብዛት ቦቶን	ዋጋ (በሺህ ብር)	ብዛት ቦቶን	ዋጋ (በሺህ ብር)	ብዛት ቦቶን	ዋጋ (በሺህ ብር)	
ክፍል XXI የሥነ ጥበብ ሥራዎች ፣ የመታሰቢያ ሰብሳቢ ስቃዎችና ጥንታዊያን ቅርጾች							SECTION XXI WORKS OF ART, COLLECTORS' PIECES AND ANTIQUES
97 የሥነ ጥበብ ሥራዎች የመታሰቢያ ሰብሳቢ ስቃዎች ጥንታዊያን ቅርጾች፡፡	0.3	40.8	0.2	3.6	0.1	55.8	97. Works of art, collectors' pieces and antiques.
የገቢ ስቃዎች ድምር	1362009.2	7103135.3	1106933.7	7490579.0	3553658.9	10386971.8	<b>Total Imports</b>
	Quantity in tons	Value in '000 Birr	Quantity in tons	Value in '000 Birr	Quantity in tons	Value in '000 Birr	<b>COMMODITY</b>
	<b>1996</b>		<b>1997</b>		<b>1998</b>		

የወጪ ንግድ ዕቃዎች ብዛትና ዋጋ በተመሳሳይ ዕቃዎች አመዳደብ  
 QUANTITY AND VALUE OF EXPORTS BY COMMODITY GROUP

ሠንጠረዥ ቁ.3 Table I.3

የዕቃው ዓይነት	1988/89		1989/90		1990/91		
	ብዛት በቶን	ዋጋ (በሺህ ብር)	ብዛት በቶን	ዋጋ (በሺህ ብር)	ብዛት በቶን	ዋጋ (በሺህ ብር)	
<b>ክፍል I</b> <b>በሕይወት ያሉ እንስሳት፣ የእንስሳት ውጤቶች</b>							<b>SECTION I</b> <b>LIVE ANIMALS; ANIMAL PRODUCTS</b>
1. በሕይወት ያሉ እንስሳት	107.8	888.3	2071.8	15969.7	823.1	5693.2	1. Live animals.
2. ሥጋና የሚበሉ የሥጋ ተዋራጅ ክፍሎች	1267.9	16595.2	1822.8	27890.9	2508.3	36823.0	2. Meat and edible meat offal.
3. ዓሳና ክረስቲሺያንስ ፣ ሞለስከሰና ሌሎች በውሃ ውስጥ የሚኖሩ እክርካሪ አልባዎች።	2.2	43.3	8.0	133.3	6.5	90.5	3. Fish and crustaceans, mollusks and other aquatic invertebrates.
4. ወተትና የወተት ውጤቶች፣ የእንጥፍ እንቁላል፣ የተፈጥሮ ማር፣ ለምግብነት የሚውሉ የእንስሳት ውጤቶች፣ በሌላ ሥፍራ ያልተገለጹ ወይም ያልተመለከቱ።	6.2	87.0	5.2	184.9	2.4	77.1	4. Dairy produce; birds' eggs; natural honey; edible products of animal origin, not elsewhere specified or included.
5. የእንስሳት ውጤቶች፣ በሌላ ሥፍራ ያልተገለጹ ወይም ያልተመለከቱ።	1.8	2665.2	38.2	3534.0	285.9	5127.7	5. Products of animal origin, not elsewhere specified or included.
<b>ክፍል II</b> <b>የአትክልት ወጤቶች</b>							<b>SECTION II</b> <b>VEGETABLE PRODUCTS</b>
6. የሚተክሉ የዛፍ ችግኞችና ሌሎች ተክሎች የሚተክሉ ሥሥሮችና እንዚህንም የመሳሰሉ የተቆረጡ አበባዎችና ማሰጊዳዎች ቅጠሎች።	97.1	1366.1	36.9	972.7	98.2	1706.1	6. Live trees and other plants; bulbs, roots and the like; cut flowers and ornamental foliage.
7. የሚበሉ አትክልቶችና እንጻጻፍ ሥፍሥርና ተባርሶ።	52843.7	115163.1	55938.1	147717.8	37869.2	97017.9	7. Edible vegetables and certain roots and tubers.
8. የሚበሉ ፍረዎችና ንት፣ የሲትሪስ ፍረዎች ወይም የሌሚን ልባዎች።	4572.5	4222.1	4988.1	8884.2	3902.6	7847.3	8. Edible fruits and nuts; peel of citrus fruit or melons.
9. ቡና ፣ ሻይ፣ ማቲና ቅመማቅመም።	110335.7	1768963.2	110308.8	2355181.3	118134.4	2734875.1	9. Coffee, tea, mate and spices.
10. እሀል በየዓይነቱ።	231.8	812.9	69039.8	95675.4	4262.2	16974.4	10. cereals.
11. የወፍጮ እንጻጻፍ ውጤቶች፣ ማልት ስታርች፣ ኢኑሊን ፣ የሰንደ ግሎቲን።	588.6	2674.4	616.8	2890.5	178.7	1096.8	11. Products of the milling industry; malt; starches; insulin; wheat gluten.
12. የዘይት እሀሎችና ዘይታማ ፍረዎች፣ ልዩ ልዩ እሀሎች ዘርና ፍረ፣ ለእንጻጻፍ ወይም ለመድኃኒት ቅመማ የሚውሉ ተክሎች ገለባና የከብት መኖር።	9991.1	56265.3	52310.6	258236.8	54858.2	240423.8	12. Oil seeds and oleaginous fruits, miscellaneous grains, seeds and fruit; industrial or medicinal plants; straw and fodder.
13. ላክ፣ መጫ፣ ራሲንና ሌሎች የአትክልት ሳጥና ጭማቂ ውጤቶች።	853.1	12356.4	2136.3	20999.6	1456.4	14702.0	13. Lac; gums' resins and other vegetable saps and extracts.
14. ከዕጽዋት የሚገኙ ለጉንጉን መሥሪያ የሚውሉ ንገሮች፣ በሌላ ሥፍራ ያልተገለጹ ወይም ያልተመለከቱ።	4151.4	174237.3	5901.0	273036.6	6559.0	358425.8	14. Vegetable plaiting materials; vegetable products not elsewhere specified or included.

የወጪ ንግድ ዕቃዎች ብዛትና ዋጋ በተመሳሳይ ዕቃዎች አመዳደብ  
 QUANTITIY AND VALUE OF EXPORTS BY COMMODITY GROUP

ሠንጠረዥ ቀ.3 Table 1.3

የዕቃው ዓይነት	1988/89		1989/90		1990/91		
	ብዛት በቶን	ዋጋ (በሺህ ብር)	ብዛት በቶን	ዋጋ (በሺህ ብር)	ብዛት በቶን	ዋጋ (በሺህ ብር)	
<p><b>ክፍል III</b>                      የእንስሳት ወይም የእትክልት ስብና ዘይት እና                      የእንዚህ ተዋጽኦ ውጤቶች፡፡                      ለምግብ የተዘጋጀ ቅባት፡ የእንስሳት ወይም                      የእትክልት ስም</p>							<p><b>SECTION III</b>                      ANIMAL OR VEGETABLE FATS AND OILS                      AND THEIR CLEAVAGE PRODUCTS;                      PREPARED EDIBLE PASTES; ANIMAL OR                      VEGETABLE WAXES</p>
15 የእንስሳት ወይም የእትክልት ስብና ዘይት እና የእንዚህ ተዋጽኦ ውጤቶች፡፡ ለምግብ የተዘጋጀ ቅባት፡ የእንስሳት ወይም የእትክልት ስም፡፡	338.6	8999.8	240.7	7173.7	955.7	13549.0	15. Animal or vegetable fats and oils and their cleavage products; prepared edible fats; animal or vegetable waxes.
<p><b>ክፍል IV</b>                      የተዘጋጁ ምግቦች፣ መጠጦች፣ ሲቢርቶና ኮምጣጤ                      ትምባሆና በፋብሪካ ተውርተው የሚወጡ እንደ                      ትምባሆ የሚያገለግሉ ውጤቶች</p>							<p><b>SECTION IV</b>                      PREPARED FOODSTUFFS; BEVERAGES                      SPIRITS AND VINEGAR; TOBACCO AND                      MANUFACTURED TOBACCO SUBSTITUTES</p>
16. የሥጋ የግሣ ወይም የክረስቲሺያንስ፣ የሞላስክስ ወይም የሌሎች በውሃ ውስጥ የሚኖሩ እክርካሪ አልባ እንስሳት ዝግጅት፡፡	-	-	-	-	-	-	16. Preparations of meat, of fish or crustaceans mollusks or other aquatic invertebrates.
17. ሰኔርና ከሰኔር የተዘጋጁ ጣፋጭ ምግቦች፡፡	13150.1	4734.9	-	-	1.9	114.3	17. Sugars and sugar confectionery
18. ካካዎና የካካዎ ዝግጅቶች፡፡	-	-	-	-	-	-	18. Cocoa and Cocoa preparations.
19. የእህል፣ የፍቅጥ፣ የሰብርቶ ወይም የውተት ዝግጅቶች፣ የጣፋጭ ምግብ ወጤቶች፡፡	146.8	959.2	208.7	1181.3	250.9	1536.3	19. Preparations of cereals, flour, starch or milk; pasterycooks' products.
20. የእትክልት የፍሬፍሬ፣ የነት ወይም ሌሎች የተክል ክፍሎች ዝግጅቶች፡፡	-	-	-	-	-	-	20. Preparations of vegetables; fruit, nuts or other parts of plants.
21. ልዩ ልዩ የመብል ዝግጅቶች፡፡	-	-	-	-	-	-	21. Miscellaneous edible preparations.
22. መጠጦች፣ ሲቢርቶዎችና ኮምጣጤዎች፡፡	81.6	256.5	62.3	194.8	35.9	296.1	22. Beverages, spirits and vinegar.
23. ከምግብ ኢንዱስትሪዎች የሚገኙ ዝቃጮችና ውዳቂዎች፣ የተዘጋጀ የእንስሳት መኖ፡፡	5147.4	2090.6	798.0	509.9	245.0	163.8	23. Residues and waste from the industries; prepared animal fodder.
24. ትምባሆና የተውሩ እንደትምባሆ የሚያገለግሉ ውጤቶች፡፡	21.0	1076.7	-	-	-	-	24. Tobacco and manufactured tobacco substitutes.
<p><b>ክፍል v</b>                      የማዕድን ውጤቶች</p>							<p><b>SECTION V</b>                      MINERAL PRODUCTS</p>
25. ጨው ድኝ፣ አፈርና ድግጋይ፣ መለሰኛ ነገሮች፣ ፍሬና ሲሚንቶ፡፡	595.0	235.9	30.0	13.9	-	-	25. Salt; sulfur; earth's and stone; plastering materials, lime and cement.
26. የብረታብረት አፈሮች፣ የብረት አርና አመድ፡፡	-	-	-	-	-	-	26. Ores, slag and ash.
27. የማዕድን ነዳጆች፣ የማዕድን ዘይቶችና የእነርሱ ንጥረ ውጤቶች፣ ቅጥራንነት ያላቸው ሰብስታንሶች፣ የማዕድን ሰሞች፡፡	132680.7	87002.9	46306.9	25711.8	-	-	27. Mineral fuels, mineral oils and products of their distillation; bituminous substances; mineral waxes.

የወጪ ንግድ ዕቃዎች ብዛትና ዋጋ በተመሳሳይ ዕቃዎች አመዳደብ  
 QUANTITY AND VALUE OF EXPORTS BY COMMODITY GROUP

ሠንጠረዥ ቁ.3 Table I.3

የዕቃው ዓይነት	1988/89		1989/90		1990/91		
	ብዛት በቶን	ዋጋ (በሺህ ብር)	ብዛት በቶን	ዋጋ (በሺህ ብር)	ብዛት በቶን	ዋጋ (በሺህ ብር)	
<b>ክፍል VI</b> <b>የኬሚካል ወይም የተዛማጅ ኢንዱስትሪ ውጤቶች</b>							<b>SECTION IV</b> <b>PRODUCTS OF THE CHEMICAL OR ALLIED INDUSTRIES</b>
28. አርጋኒክ ኬሚካሎች፣ የከበሩ ሜታሎች አርጋኒክ ውሑዶች፣ በብዛት ከማይገኙ የአፈር ሜታሎች፣ በሬዲዮአክቲቭ ንጥረ ነገሮች ወይም ከአይሶቶፕስ የሚገኙ።	-	-	-	-	1.1	1.5	28. Inorganic chemicals; organic or inorganic compounds of precious metals, of rare-earth metals, of radioactive elements or of isotopes.
29. አርጋኒክ ኬሚካሎች።	-	-	-	-	0.0	1.6	29. Organic chemicals.
30. የመድኃኒት ውጤቶች።	1.0	296.8	8.1	1207.4	7.3	563.7	30. Pharmaceutical products
31. የመሬት ማጻበሪያዎች።	-	-	-	-	-	-	31. Fertilizers.
32. የቆዳ ማልፊያ ወይም የመንከሪያ ቀለም ውጤቶች ታኒናቸና የእነዚህ ግኝቶች፣ መንከሪያ ቀለሞች ፒግመንትስና ሌሎች ማቅለሚያ ነገሮች፣ ቀለሞችና ቨርኒፎች፣ ስቱኮና ሌሎች ማጣበቂያዎች፣ የጽሕፈት ቀለሞች።	22.9	4518.7	132.2	32158.8	111.2	18657.8	32. Tanning or dyeing extracts; organic or inorganic compounds of precious metals, of rare-earth metals, of radioactive elements or of isotopes.
33. የዘይት ኢስግሰቶችና ፈዚናይድስ፣ ሽቶዎች፣ የግላ ማሳመሪያ ወይም የግጽሕና መጠበቂያ ዝግጅቶች።	-	-	0.3	14.0	4.0	553.1	33. Essential oils and resinoids; perfumery, cosmetic or toilet preparations.
34. ግመና፣ አርጋኒክ የሆኑ ዕድፍ ማስለቀቂያዎች፣ የማጠቢያ ዝግጅቶች ፣ የማለሰላሻ ዝግጅቶች ፣ አርተፊሻል ሰሞች የተዘጋጁ ሰሞች ፣ መወልወያ ወይም መፈግፈጊያ ዝግጅቶች፣ ሻማዎችና እነዚህን የመሳሰሉ ዕቃዎች ቅርጽ መሥሪያ ልቀጦች የጥርስ ፎርም መሥሪያ ሰሞች እና የፕላስቲክ መሠረትነት ያላቸው የጥርስ ሕክምና ዝግጅቶች።	-	-	-	-	-	-	34. Soap, organic surface-active agents, washing preparations, lubricating preparations, artificial waxes, prepared waxes, polishing or scouring preparations, candles and similar articles, modeling pastes, "dental waxes" and dental preparations with a basis of plaster.
35. አልቡሚኖይድስ ሰብስታንሶች፣ የተለወጡ ስታርችች፣ ግሌስ፣ እንዳይምስ	-	-	-	-	-	-	35. Albuminoidal substance; modified starches; glues; enzymes.
36. ፈንጂዎች፣ ርቶቶች፣ ክብሪቶች፣ ፓይርፎሪክ አሎይስ የተወሰኑ ተቀጣጣይ ዝግጅቶች።	-	-	-	-	-	-	36. Explosives; pyrotechnic products; matches; pyrophoric alloys; certain combustible preparations.
37. ፎቶግራፊክ ወይም ሰነዝግቶግራፊክ ዕቃዎች።	-	-	-	-	-	-	37. Photographic or cinematographic goods.
38. ሌሎች የኬሚካል ውጤቶች።	-	-	-	-	-	-	38. Miscellaneous chemical products.
<b>ክፍል VII</b> <b>ላስቲክስ እና ከነዚህ የተሠሩ ዕቃዎች፣ ላስቲክ እና የላስቲክ ዕቃዎች</b>							<b>SECTION VII</b> <b>PLASTICS AND ARTICLES THEREOF; RUBBER AND ARTICLES THEREOF</b>
39. ፕላስቲክ እና ከነዚህ የተሠሩ ዕቃዎች	-	-	0.6	8.5	-	-	39. Plastics and articles thereof.
40. ላስቲክ እና የላስቲክ ዕቃዎች	-	-	-	-	0.3	5.8	40. Rubber and articles thereof.

የወጪ ንግድ ዕቃዎች ብዛትና ዋጋ በተመሳሳይ ዕቃዎች አመዳደብ  
 QUANTITY AND VALUE OF EXPORTS BY COMMODITY GROUP

ሠንጠረዥ ቁ.3 Table I.3

የዕቃው ዓይነት	1988/89		1989/90		1990/91		
	ብዛት በቶን	ዋጋ (በሺህ ብር)	ብዛት በቶን	ዋጋ (በሺህ ብር)	ብዛት በቶን	ዋጋ (በሺህ ብር)	
<b>ክፍል VIII</b>							
ያልተለፉ ቆዳዎችና ሌጦዎች፣ የተለፉ ቆዳዎች፣ ፈርሰኪንና ከነዚህ የተሠሩ ዕቃዎች፣ የጉዞ ዕቃዎች የእጅ በርሳዎችና ተመሳሳይ መያዣዎች፣ ከእንስሳት ጅግት የተሠሩ ዕቃዎች/ከከር ትል ጅግት ከተሠሩት ሌላ/							
41. ያልተለፉ ቆዳዎችና ሌጦዎች/ከፈርሰኪን ሌላ/ እና የተለፉ ቆዳዎች፡፡	7328.9	451345.2	9114.6	397443.2	6642.4	290311.5	41. Raw hides and skins (other than furskins) and leather.
42. ከተለፉ ቆዳ የተሠሩ ዕቃዎች፣ የፈረሰና የበቅሎ ዕቃዎች የጉዞ ዕቃዎች፣ የእጅ በርሳዎችና ተመሳሳይ መያዣዎች፣ ከእንስሳት ጅግት የተሠሩ ዕቃዎች/ከከር ትል ጅግት ሌላ፡፡	1.7	215.9	0.5	210.7	0.1	35.9	42. Articles of leather; saddlery and harness; travel goods, handbags and similar containers; articles of animal gut (other than silk-worm gut).
43. ፈርሰኪንና ሰው ሠራሽ ፈር፣ ከነዚህም የተሠሩ ዕቃዎች፡፡	-	-	-	-	-	-	43. Furskins and artificial fur; manufactures thereof.
<b>ክፍል IX</b>							
እንጨትና ከእንጨት የተሠሩ ዕቃዎች፣ ከእንጨት ክሰል፣ ቡሽና ከቡሽ የተሠሩ ዕቃዎች፣ ከገለብ፣ ከኤሲፖርት ወይም ከሌሎች ጉንጉን መሥሪያ ማቲሪያሎች የተሠሩ ቅርጫቶችና ዘንቧሎች							
44. እንጨትና ከእንጨት የተሠሩ ዕቃዎች ፣ የእንጨት ክሰል፡፡	-	-	-	-	0.4	11.6	44. Wood and articles of wood; wood charcoal.
45. ቡሽና ከቡሽ የተሠሩ ዕቃዎች፡፡	-	-	-	-	-	-	45. Cork and articles of cork.
46. ከገለብ፣ ከኤሲፖርት ወይም ከሌሎች ጉንጉን መሥሪያ ማቲሪያሎች የተሠሩ ዕቃዎች፣ የቅርጫትና የዘንቧሎ መሥሪያዎች፡፡	0.5	21.8	-	-	-	-	46. Manufactures of straw, of esparto or of other plaiting materials; basket ware and wickerwork.
<b>ክፍል X</b>							
የእንጨት ጥልጥ ወይም የሌሎች ፋይበርነት ያላቸው የሲሌሎስ ማቲሪያሎች ጥልጥ፣ የወረቀት ወይም የካርቶን ውዳቂዎች እና ቁርጥራጮች ፣ ወረቀትና ካርቶን፣ እና ከነዚህ የተሠሩ ዕቃዎች							
47. የእንጨት ጥልጥ ወይም የሌሎች ፋይበርነት ያላቸው የሲሌሎስ ማቲሪያሎች ጥልጥ፣ የወረቀት ወይም የካርቶን ውዳቂዎችና ቁርጥራጮች፡፡	-	-	-	-	-	-	47. Pulp of wood or of other fibrous cellulose material; waste and scrap of paper or paperboard.
48. ወረቀትና የወረቀት ካርቶን፣ ከወረቀት ጥልጥ ፣ ከወረቀት ወይም ከወረቀት ካርቶን የተሠሩ ዕቃዎች፡፡	-	-	-	-	-	-	48. Paper and paperboard ; articles of paper pulp, of paper or of paperboard.
49. የታተሙ መጻሕፍት ፣ ጋዜጦች፣ ሥዕሎች እና ሌሎች የማተሚያ ኢንዱስትሪ ውጤቶች፣ የእጅ ጽሑፎች በጽሕፈት መኪና የተጻፉ ጽሑፎችና ጥላላዎች፡፡	0.4	130.6	0.3	17.5	0.3	3.4	49. Printed books, newspapers, pictures and other products of the printing industry; manuscripts, typescripts and plans.
<b>ክፍል XI</b>							
ጨርቃጨርቅ እና ከጨርቃጨርቅ የተሠሩ ዕቃዎች							
50. ሐር፡፡	-	-	-	-	-	-	50. silk.
51. ሱፍ የእንስሳት ለሰላሳ ወይም ከርዳዳ ጸጉር፣ የፈረስ ጸጉር ድሪና ማግ እና የተሸመነ ጨርቅ፡፡	-	-	10.0	76.2	-	-	51. Wool, fine or coarse animal hair; horsehair yarn and woven fabric.
52. ጥጥ፡፡	971.5	19216.5	1271.9	26372.0	1664.6	20780.7	52. Cotton.

የወጪ ንግድ ዕቃዎች ብዛትና ዋጋ በተመሳሳይ ዕቃዎች አመዳደብ  
 QUANTITIY AND VALUE OF EXPORTS BY COMMODITY GROUP

ሠንጠረዥ ቁ.3 Table I.3

የዕቃው ዓይነት	1988/89		1989/90		1990/91		
	ብዛት በቶን	ዋጋ (በሺህ ብር)	ብዛት በቶን	ዋጋ (በሺህ ብር)	ብዛት በቶን	ዋጋ (በሺህ ብር)	
53. ሌሎች ለጨርቃጨርቅ መሥሪያ የሚውሉ የእትክልት ፋይበርቶች፣ የወረቀት ድሪና ማግና ከወረቀት ድርና ማግ የተሸመኑ ጨርቆች፡፡							53. Other vegetable textile fibers; paper yarn and woven fabrics of paper yarn.
54. ሰው ሠራሽ ፈላጊነቶች፡፡	0.1	0.9					54. Man-made filaments.
55. ሰው ሠራሽ ስቴናል ፋይበርቶች፡፡							55. Man-made staple fibers.
56. ባዘቶ፣ ፈልት እና ሽምጎ ያልሆኑ ጨርቆች፣ በልዩ ሁኔታ የተሠሩ ድርና ማጎች፣ ሲባን፣ ገመዶችና ኪብሎች እና ከነዚህ የተሠሩ ዕቃዎች፡፡							56. Wadding, felt and non wovens; special yarns, twine, cordage, ropes and cables and articles thereof.
57. ምንጣሮችና ሌሎች ከጨርቃጨርቅ የተሠሩ የወለል መሸፈኛዎች፡፡	1.1	56.1	0.8	38.1	2.3	583.5	57. Carpets and other textile floor coverings.
58. ልዩ የተሸመኑ ጨርቆች፣ ነከፋይ ሥራ ጨርቆች፣ ጃንቴል ጨርቆች ታፕስትሪስ፣ መክፈፈያዎች የጥልፍ ሥራዎች፡፡							58. Special Woven fabrics; tufted textile fabrics; lace; tapestries; trimmings; embroidery.
59. የተነከሩ፣ የተቀሱ፣ የተሸፈኑ ወይም የተሰበጡ ጨርቃጨርቆች፣ ለእንዳስትሪ አገልግሎት ተስማሚ የሆኑ ከጨርቃጨርቅ የተሠሩ ዕቃዎች፡፡							59. Impregnated, coated, covered or laminated textile fabrics; textile articles of a kind suitable for industrial use.
60. የሹራብ ወይም የክሮሼ ሥራ የሆኑ ጨርቆች፡፡							60. Knitted or crocheted fabrics.
61. ልብሶች እና የልብስ ማግኛዎች የሹራብ ወይም የክሮሼ ሥራ ያልሆኑ፡፡	24.4	1370.3	4.0	237.9	81.9	3395.9	61. Articles of apparel and clothing accessories, not knitted or crocheted.
62. ልብሶችና የልብስ ማግኛዎች የሹራብ ወይም የክሮሼ ሥራ የሆኑ፡፡	39.3	1527.8	37.1	1001.6	1.5	101.6	62. Articles of apparel and clothing accessories, not knitted or crocheted.
63. ሌሎች የተዘጋጁ የጨርቃጨርቅ ዕቃዎች፣ ለብስቦች፣ ያገለገሉ ልብሶች እና ያገለገሉ የጨርቃጨርቅ ዕቃዎች ቁርጥራጭ ጨርቆች			0.0	0.3			63. Other made up textile articles; sets; worn clothing and worn textile articles; rags.
<p><b>ክፍል XII</b>                  ጫማዎች፣ ባርኔግዎች፣ ጃንጥላዎች፣ የጸሐይ መከላከያ ጥላዎች የምርኩዝ ከዘራዎች፣ ባለመቀመጫ ከዘራዎች፣ ጅራፎች የፈረሰኛ አለንጋዎች እና የእንዚህም ክፍሎች፣ የተዘጋጁ ላባዎችና ከላባዎች የተሠሩ ዕቃዎች፣ አርቲፊሻል አበባዎች፣ ከሰው ጸጉር የተሠሩ ዕቃዎች</p>							
<p><b>SECTION XII</b>                  FOOTWEAR; HEADGEAR, UMBRELLAS, SUN UMBRELLAS, WALKING-STICKS, SEAT-STICKS, WHIPS, RIDING-CROPS AND PARTS THEREOF; PREPARED FEATHERS AND ARTICLES MADE THEREWITH; ARTIFICIAL FLOWERS; ARTICLES OF HUMAN HAIR.</p>							
64. ጫማዎች፣ ገንዘብዎችና የመሳሰሉ፣ የእንዚህ ዕቃዎች ክፍሎች፡፡	10.7	1031.7	11.6	486.3	9.0	646.0	64. Footwear, garters and the like; parts of such articles.
65. ባርኔግዎች፣ ቅቦችና የእንዚህም ክፍሎች፡፡					0.1	1.4	65. Headgear and parts thereof.
66. ጃንጥላዎች፣ የጸሐይ መከላከያ ጃንጥላዎች፣ ምርኩዝ ከዘራዎች፣ ባለመቀመጫ ከዘራዎች፣ ጅራፎች፣ የፈረሰኛ አለንጋዎች የእንዚህ ክፍሎች፡፡							66. Umbrellas, sun umbrellas, walking-sticks, seat-sticks, whips, riding-crops and parts thereof.
67. የተዘጋጁ ላባዎችና ለስላሳ የውስጥ ላባዎች እና ከላባዎች ወይም ከስላሳ የውስጥ ላባዎች የተሠሩ ዕቃዎች፣ አርቲፊሻል አበባዎች፣ ከሰው ጸጉር የተሠሩ ዕቃዎች							67. Prepared feathers and down and articles made of feathers or of down; artificial flowers; articles of human hair.
<p><b>ክፍል XIII</b>                  ከድንጋይ ከፕላስቲር፣ ከሲሚንቶ፣ ከአስቤስቶስ፣ ከማይካ ወይም ከመሳሰሉ ማቲሪያሎች የተሠሩ ዕቃዎች የሲራሚክ ውጤቶች፣ ከብርጭቆ የተሠሩ ዕቃዎች</p>							
<p><b>SECTION XIII</b>                  ARTICLES OF STONE, PLASTER, CEMENT, ASBESTOS MICA OR SIMILAR MATERIALS, CERAMIC PRODUCTS; GLASS AND GLASSWARE</p>							
68. ከድንጋይ ከፕላስቲር፣ ከሲሚንቶ፣ ከአስቤስቶስ፣ ከማይካ ወይም ከመሳሰሉ ማቲሪያሎች የተሠሩ ዕቃዎች፡፡	102.7	313.7	15.5	83.2	20.5	973.4	68. Articles of stone, plaster, cement, asbestos, mica or similar materials.
69. የሲራሚክ ውጤቶች፡፡	0.8	20.8	24.4	130.6	43.1	160.7	69. Ceramic products.
70. ብርጭቆና ከብርጭቆ የተሠሩ ዕቃዎች					2.9	60.0	70. Glass and glassware.



የወጪ ንግድ ዕቃዎች ብዛትና ዋጋ በተመሳሳይ ዕቃዎች አመዳደብ  
 QUANTITIY AND VALUE OF EXPORTS BY COMMODITY GROUP

ሠንጠረዥ ቁ.3 Table 1.3

የዕቃው ዓይነት	1988/89		1989/90		1990/91		
	ብዛት በቶን	ዋጋ (በሺህ ብር)	ብዛት በቶን	ዋጋ (በሺህ ብር)	ብዛት በቶን	ዋጋ (በሺህ ብር)	
ዓይነት ማክኒካል/ኤሌክትሮ-ማክኒካል የሆኑት ጨምሮ/ የትራፊክ ምልክት መስጫ መሣሪያዎች፡፡							mechanical (including electro-mechanical) traffic signaling equipment of all kinds.
87. ተሽከርካሪዎች በባቡር ወይም በትራም መንገድ ከሚሄዱ ባለዘዋሪ እግር ተሽከርካሪዎች ሌላ የእነዚህ ክፍሎች እና መለዋወጫዎች፡፡					268.8	2609.6	87. Vehicles other than railway or tramway rolling-stock, and parts and accessories thereof.
88. የዓየር መንኮራኩሮች፣ የጠፈር መንኮራኩሮች፣ የነዚህ ክፍሎች፡፡							88. Aircraft, spacecraft, and parts thereof.
89. መርከቦች ጃልባዎች እና በውኃ ላይ የሚንሳፈፉ ነገሮች፡፡							89. ships, boats and floating structures.
<b>ክፍል XVIII</b>							
<b>የዕይታ፣ የፎቶግራፍክ፣ የሲኒማቶግራፊክ፣ የመለኪያ ፣ የመፈተሻ</b>							
<b>ትክክለኛነት የማረጋገጫ፣ የሜዲካል ወይም የሰርጂካል</b>							
<b>መሣሪያዎች እና አፓራተኮች፣ ሰዓቶችና የእጅ ሰዓቶች</b>							
<b>የሙዚቃ መሣሪያዎች የነዚህ ክፍሎች እና</b>							
<b>ተጨማሪ መሣሪያዎች</b>							
90. ዕይታ፣ የፎቶግራፍክ፣ የሲኒማቶግራፊክ፣ የመለኪያ ፣ የመፈተሻ ትክክለኛነት የማረጋገጫ፣ የሜዲካል ወይም የሰርጂካል መሣሪያዎች እና አፓራተኮች፣ የነዚህ ክፍሎች እና ተጨማሪ መሣሪያዎች							90. Optical, photographic, cinematographic, measuring, checking, precision, medical or surgical instruments and apparatus; parts and accessories thereof.
91. የግድግዳ የጠረጴዛ፣ የሰንገት እና ሌሎች ሰዓቶች እና የእነዚህ ክፍሎች ፡፡							91. Clocks and watches and parts thereof.
92. የሙዚቃ መሣሪያዎች፣ የእነዚህም ዕቃዎች ክፍሎችና ተጨማሪ መሣሪያዎች፡፡							92. Musical instruments; parts and accessories of such articles.
<b>ክፍል XIX</b>							
<b>የጦር መሣሪያዎችና ጥይቶች፣ የእነዚህም ክፍሎችና</b>							
<b>ተጨማሪ መሣሪያዎች</b>							
93. የጦር መሣሪያዎችና ጥይቶች፣ የእነዚህም ክፍሎችና ተጨማሪ መሣሪያዎች							93. Arms and ammunition; parts and accessories thereof.
<b>ክፍል XX</b>							
<b>ልዩ ልዩ የተሠሩ ዕቃዎች</b>							
94. የቤት እቃዎች፣ አልጋዎች፣ ፍራሾች፣ የፍራሽ ድጋፎች፣ የመቀመጫ ወይም የመደገፊያ መስካዎች እና እነዚህን የመሳሰሉት የመደላደል ዕቃዎች፣ መብራቶችና የመብራት ተገባጣሚዎች፣ በሌላ ሥፍራ ያልተመለከቱ ወይም ያልተገለጹ የሚሰሩ ምክልቶች የሚሰሩ ስም የተጻፈባቸው ሰሌዳዎችና እነዚህን የመሳሰሉ፣ ተገባጣሚ ቤቶች፡፡	0.3	0.5	1.3	23.8	15.8	10113.0	94. Furniture; bedding, mattresses, mattress supports, cushions and similar stuffed furnishings; lamps and lighting fittings, not elsewhere specified or included; illuminated signs, illuminated name-plates and the like; prefabricated buildings.
95. እሾንተሊቶች፣ መጫወቻዎች እና የሰፖርት ዕቃዎች፣ የእነዚህ ክፍሎችና መለዋወጫዎች፡፡							95. Toys, games and sports requisites; parts and accessories thereof.
96. ልዩ ልዩ የተሠሩ ዕቃዎች፡፡							96. Miscellaneous manufactured articles.

የወጪ ንግድ ስቃዎች ብዛትና ዋጋ በተመሳሳይ ስቃዎች አመዳደብ  
 QUANTITY AND VALUE OF EXPORTS BY COMMODITY GROUP

ሠንጠረዥ ቁ.3 Table 1.3

የስቃይ ዓይነት	1988/89		1989/90		1990/91		
	ብዛት በቶን	ዋጋ (በሺህ ብር)	ብዛት በቶን	ዋጋ (በሺህ ብር)	ብዛት በቶን	ዋጋ (በሺህ ብር)	
ክፍል XXI የሥነ ጥበብ ሥራዎች ፣ የመታሰቢያ ሰብሰቢ ስቃዎችና ጥንታዊያን ቅርጾች							SECTION XXI WORKS OF ART, COLLECTORS' PIECES AND ANTIQUES
97 የሥነ ጥበብ ሥራዎች የመታሰቢያ ሰብሰቢ ስቃዎች ጥንታዊያን ቅርጾች።	10.1	278.5	21.5	507.8	23.9	304.5	97. Works of art, collectors' pieces and antiques.
የወጪ ስቃዎች ድምር	345986.3	2782346.6	363783.3	3719278.0	241484.4	3965987.8	Total Exports
	Quantity in Tons	Value in '000 Birr	Quantity in Tons	Value in '000 Birr	Quantity in Tons	Value in '000 Birr	COMMODITY
	1996		1997		1998		

የገቢ ንግድ ዕቃዎች በአገልግሎታቸው ዓይነት  
 END - USE CLASSIFICATION OF IMPORTS

ሠንጠረዥ ቀ.4

TABLE I.4

በሚሊዮን ብር

IN MILLION BIRR

	1984/85		1986/87		1987/88		
	የዕቃው ዋጋ	ክመቶ	የዕቃው ዋጋ	ክመቶ	የዕቃው ዋጋ	ክመቶ	
	...	...	...	...	...	...	
ያልተሰናዱ ዕቃዎች	...	...	166.0	2.2	180.9	1.7	RAW MATERIALS
በክፊል የተዘጋጁ ዕቃዎች	...	...	1,449.7	19.4	1,830.2	17.6	SEMI-FINISHED GOODS
ነዳጅ	...	...	764.6	10.2	2,561.6	24.6	FUEL
መኪናዎችና የትራንስፖርት መሣሪያዎች	...	...	3,274.8	43.7	3,074.0	29.6	MACHINERY AND TRANSPORT EQUIPMENT
አላቂ ያልሆኑ ዕቃዎች	...	...	833.6	11.1	963.0	9.3	DURABLE CONSUMER GOODS
አላቂ ዕቃዎች	...	...	978.9	13.1	1,680.5	16.2	NON-DURABLE CONSUMER GOODS
ምግብ	...	...	129.0	1.7	597.0	5.7	FOOD
ሌሎች ዕቃዎች ከምግብ ሌላ	...	...	849.9	11.3	1,083.6	10.4	GOODS OTHER THAN FOOD
ልዩ ልዩ	...	...	23.1	0.3	101.7	1.0	MISCELLANEOUS ITEMS
<b>ድምር</b>	7,103.1	100.0	7,490.6	100.0	10,391.9	100.0	<b>TOTAL</b>
	VALUE	%	VALUE	%	VALUE	%	
	1996		1997		1998		

**ክፍል በ - ዓመታዊ የሀገር ህብት ውጤት**

**SECTION J - NATIONAL ACCOUNTS**

ክፍል ቢ ዓመታዊ የሀገር ሀብት ውጤት

የሀገር ሀብትን ግምት ለማዘጋጀት በሦስት ዓይነት የአሠራር ዘዴዎች መጠቀም ይቻላል።

እነዚህም፡-

- 1ኛ የማምረቻ ማከፋፈያና የአገልግሎት ድርጅቶች የሚያመርቱትን ዕቃዎችና የግልጋሎቶች ዋጋ ጠቅላላ ድምር በማውጣት ።
- 2ኛ በማምረቻ ማከፋፈያና የአገልግሎት ድርጅቶች የተመረቱትን ዕቃዎችና ግልጋሎቶች በማውጣት ለተሳተፈው የሠራተኛ ጉልበትና ሌላ የምርት ኃይል የተደረጉትን ክፍያዎችን በመደመር።
- 3ኛ ለመጨረሻ ጠቀሜታ የዋሉትን ዕቃዎችና ግልጋሎቶች ዋጋ ደምሮ ከውጭ ሀገር የተገዙትን ዕቃዎችና ግልጋሎቶች ዋጋ በመቀነስ።

የኢትዮጵያ ዓመታዊ የሀገር ሀብት ለማዘጋጀት በብዛት ጥቅም ላይ የዋለው የአሠራር ዘዴ በተራ ቁጥር አንድ እንደተጠቀሰው ሲሆን በተራ ቁጥር ሦስት የተመለከተው ደግሞ ያገለገለው ለአስተዳደር፣ ለመከላከያ፣ ለትምህርት፣ ለህክምና ለጤናና ለመሳሰሉት የኢኮኖሚው ክፍለ አካሎች ነው። በተራ ቁጥር ሁለት የታየው የአሠራር ዘዴ የግል ግልጋሎቶች ብቻ ለማጠቃለል የረዳ ሲሆን በብዛት እጥቅም ላይ አልዋለም። ጠቅላላ የዕቃዎችና ግልጋሎቶች ዋጋ በየመካከለኛው የኢኮኖሚው ክፍለ አካል ተለይቶ የታየ ቢሆንም ዕቃዎቹን ወይም ግልጋሎቶቹን ላስገኙት ሰዎች የተከፈለውን ደመወዝና አበል የመሳሰሉትን ገቢዎች ከፋፍሎ አያሳይም። በተራ ቁጥር ሦስት መሠረት በወጪ መልክ የተዘጋጀው የሀገሪቱ ሀብት በዕቃዎችና በግልጋሎቶች ዓይነት ተለይቶ ያልተሰጠ ቢሆንም ለግል ኑሮ የተደረጉ ውጪዎች ግምት ላይ ለመደረስ የተቻለው በማዕከላዊ ስታቲስቲክስ ባለስልጣን በየጊዜው የተካሄዱትን የከተማና የገጠር የቤተሰብ ፍጆታ ጥናት በመጠቀም ነው።

ከበጀት ዓመትና ከጠቅላላ መንግሥታዊ የልማት ፕላኖች ጋር ግንኙነት እንዲኖረውና የፕላኑም ሥራ ላይ መዋልን ለመቆጣጠር እንዲያስችል በማለት የብሔራዊ ሀብት ውጤትን መረጃዎች ከአውሮፓ የቀን አቆጣጠር ወደ በጀት ዓመት ጊዜ ማዛወር አስፈላጊ ሆኖ ተገኝቷል።

የሀገር ሀብት ግምት አወጣጡን ለመግለጽ የዋና ዋና አርእስት ትርጉምና ማብራሪያ ከዚህ በታች ተገልጿል።

ጠቅላላ የሀገር ውስጥ ምርት በገበያ ዋጋ፡- በሀገሪቱ ውስጥ የተሠሩትን ዕቃዎችና የተፈጸሙትን ግልጋሎቶች በገበያ ዋጋ የሚያጠቃልል ሲሆን የካፒታል ንብረት መቀነስን አይመለከትም። በሌላ አይነት የአሠራር ዘዴ ደግሞ የግልና የመንግሥት የአላቂ ዕቃዎችና ግልጋሎቶች ፍጆታ ወጪዎች፣ ጠቅላላ የሀገር ውስጥ የካፒታል ክምችትንና በዕቃዎችና በግልጋሎቶች ንግድ ያለውን የለውጥ ሚዛን ሲደመሩ ተመሳሳይ ውጤት ያስገኛሉ።

ጠቅላላ የሀገር ውስጥ ምርት በተሠራበት ዋጋ፡- የሀገር ውስጥ ምርትን በማውጣት ላይ ለተሰማራው የሠራተኛ ጉልበትና ሌሎች የምርት ኃይሎች የተደረገውን ክፍያ የካፒታል ዓመታዊ የእርጅና ወጪን ያጠቃልላል። ይህም በጊዜው የገበያ ዋጋ ከሚቀርበው ጠቅላላ የሀገር ውስጥ ምርት የሂሳብ ተመን የሚለየው ቀጥተኛ ያልሆኑትን ታክሶች ስለሚይጨምርና መንግሥት ለማምረቻ ድርጅቶች የሚሰጣቸውን ድጋፎች ስለሚያጠቃልል ነው።

ጠቅላላ ብሔራዊ ምርት በገበያ ዋጋ:- የኢትዮጵያ ነዋሪዎች በሀገር ውስጥም ሆነ በውጭ ሀገር የሠሩአቸውን ዕቃዎችና የፈጸሙአቸውን ግልጋሎቶች በገበያ ዋጋ የሚያጠቃልል ሲሆን የካፒታል ንብረት መቀነስን አይመለከትም። ይህ ውጤት ከጠቅላላው የሀገር ውስጥ ምርት በገበያ ዋጋ ጋር የሚለያየው ከውጭ አገር የተገኘውን የተጣራ የሥራና የንብረት ገቢ ስለሚጨምር ነው።

ከውጭ አገር የተገኘ የተጣራ የሥራና የንብረት ገቢ:- እነደ ወለድና ትርፍ የመሳሰሉትን የሥራና የንብረት ገቢዎች ለኢትዮጵያ የተከፈሉትን እንዲሁም ለሌሎች ሀገሮች ወጪ የተደረጉትን በማቀናነስ የተገኘ ሂሳብ ነው።

ግላዊ የዓላቂ ዕቃዎችና ግልጋሎቶች ፍጆታ ወጪ:- ለቤተሰብም ወይም አትራፊ ላልሆኑ ድርጅቶች ጥቅም የዋሉ ዕቃዎችና ግልጋሎቶች ጠቅላላ ዋጋ ሲሆን በስጦታ መልክ ከውጭ ሀገር የመጡትን ዕቃዎች የተጣራ ዋጋንም ይጨምራል።

መንግሥታዊ የአላቂ ዕቃዎችና ግልጋሎቶች ፍጆታ ወጪ:- ለመንግሥት ጥቅም የዋሉትን ዕቃዎችና ግልጋሎቶች ጠቅላላ ዋጋ ይገልጻል። ይህም የሠራተኛን ደመወዝና አበል፣ መንግሥት የገዛቸውን አላቂ ዕቃዎችና ግልጋሎቶች ዋጋ ሲያጠቃልል የመንግሥት ሽያጮችን ግን ተቀናሽ ያደርጋል። በድጋፍ መልክ የተደረጉትን ወጪዎች፣ ለወለድና ለዕርዳታ የተከፈለ የመንግሥት ሂሳብ በዚህ ርዕስ ውስጥ አይገቡም።

ጠቅላላ የሚይንቀሳቀስ ካፒታል ክምችት:- ቤተሰቦች፣ ድርጅቶችና እንዲሁም መንግሥት የገዙአቸውና ወይም የሠሩአቸውን አላቂ ያልሆኑ የማምረቻ ንብረቶች ዋጋ ይገልጻል። እነዚህም ንብረቶች እነደ መሬት፣ ሕንጻ፣ የፋብሪካና የመጓጓዣ መሣሪያዎችን የመሳሰሉ ናቸው።

ማሳሰቢያ:-

1. እነደመቶኛ ይታሰብ የነበረው የ1953 ዋጋ ከ1973 ጀምሮ ወደ 1973 መቶኛ ተቀይሯል።
2. የተሻለ መረጃ ላይ በመመስረት የሀገር ሀብት ስታቲስቲክስ በየጊዜው የሚሻሻል ሲሆን በዚህ ረገድ ከ1973 እስከ 1982 ያለው መረጃ የቀድሞው የፕላንና ኢኮኖሚ ልማት ሚኒስቴርና የማዕከላዊ ስታቲስቲክስ ባለሥልጣን በጋራ ባካሄዱት የመረጃና የአሰራር ዘዴ ክለሳ መሠረት የተገኘ ነው።
3. በዚህ እትም ያለውን የሀገር ሀብት ስታቲስቲክስ በተመለከተ የቀረበው መረጃ ከኢኮኖሚ ልማትና ትብብር ሚኒስቴር በተገኘ መረጃ ላይ በመመስረት ነው።

## SECTION J. NATIONAL ACCOUNTS

*In Principle, in the measurement of national accounts aggregates three basic approaches may be applied depending upon the available statistics, i.e. production, income and expenditure approaches.*

(I) **The production approach:** *takes production as the total value of goods and services less intermediate inputs originating in the various industries which make up the economy.*

(ii) **The income approach:** *considers production as the sum of the incomes received by those producing these goods and services.*

(iii) **The expenditure approach:** *sums up the value of the final uses of goods and services reduced by the value of imports of goods and services.*

*In Ethiopia's National Accounts, the production approach has been mainly used but the expenditure approach is applied in the case of Public Administration and Defense, Education, Medical and Health Services. The income approach is hardly used except in some service sectors such as domestic services. The total value of goods and services thus arrived at has been given according to the industry producing them. However, no breakdown by type of factor income has been attempted. In the expenditure side of Ethiopia's National Accounts private consumption expenditure was arrived at by utilizing information from rural and urban consumption surveys conducted by the Central Statistical Authority over the years.*

*Since the reference period for the government budget and plans in general is the Ethiopian Fiscal Year (E. F. Y.), in order to facilitate the monitoring and evaluation of plan implementation it has been decided to change the reference period of national accounts data from G. C. Y. To E. F. Y. Accordingly, all national accounts tables except the Rest of the World Accounts, have been compiled in the E. F. Y.*

*The concepts and definitions of major aggregates used in the National Accounts are given below.*

**Gross Domestic Product (GDP) at Market Prices:** *is the market value of the goods and services. Produced within the territory of Ethiopia, before any allowance is made for the consumption of fixed capital. It is equal to the sum of consumption expenditure by private consumers and government, gross domestic capital formation, and net export of goods and services.*

**Gross Domestic Product (GDP) at Factor Cost:** is the sum of income accruing from the production of goods and services. It differs from the Gross Domestic Product at Market Price by the amount equal to indirect taxes less of subsidies.

**Gross National Product (GNP) at Market Prices:** is the market value of goods and services before deduction of provision for the consumption of fixed capital, attributable to the factors of production supplied by residents of Ethiopia. It is equal to the sum of consumption expenditure, gross domestic capital formation, and net export of goods and services plus net factor income received from abroad. It differs from the Gross Domestic Product at Market Prices by the amount of net factor income from abroad.

**Net Factor Income from Abroad:** is excess of factor incomes (interest, dividends, profits, etc.) paid abroad over factor incomes received from abroad.

**Privet Consumption Expenditure:** is the value of goods and services (purchased or self-produced) consumed by households and private non-profit institutions plus the net value of gifts in kind received from abroad.

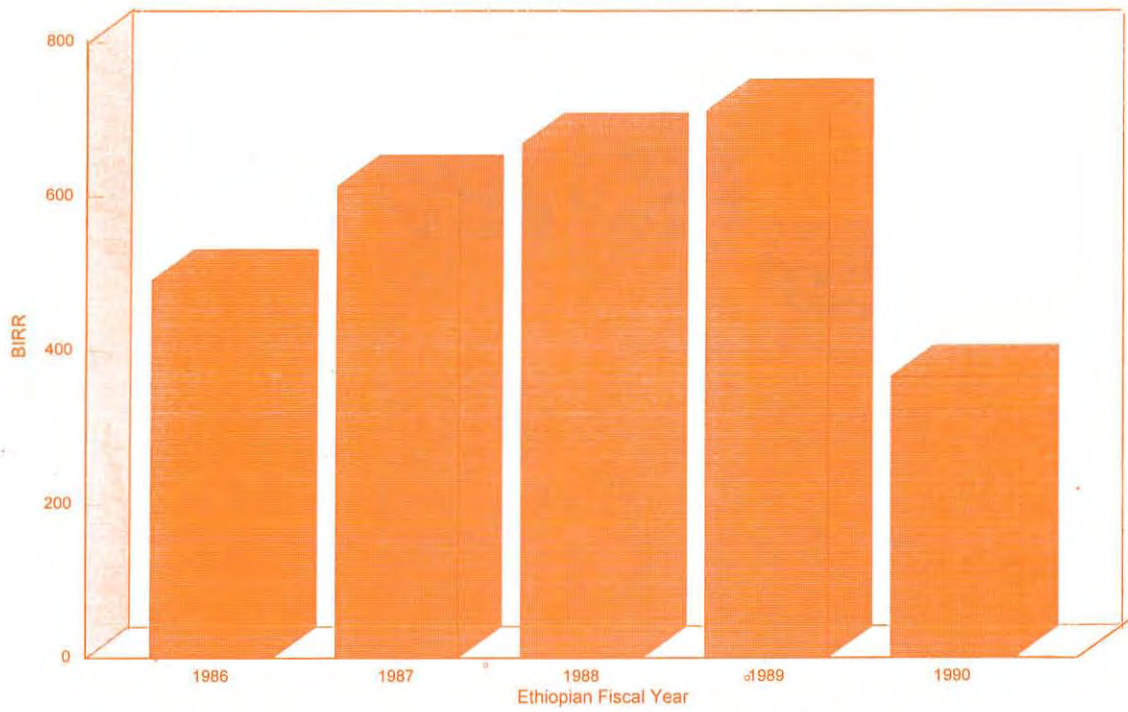
**Government Consumption Expenditure:** represents the current expenditure on goods and services by central and municipal government. It comprises compensation of employees, purchases by government from local enterprises and from abroad, less sale by government of goods and services. Government consumption expenditure excludes transfer payments, interest paid by government and subsidies.

**Gross Fixed Capital Formation:** includes the value of the purchases and own account construction of fixed assets (land, civil construction and works, machinery and equipment) by enterprises, households, private non-profit institutions and government.

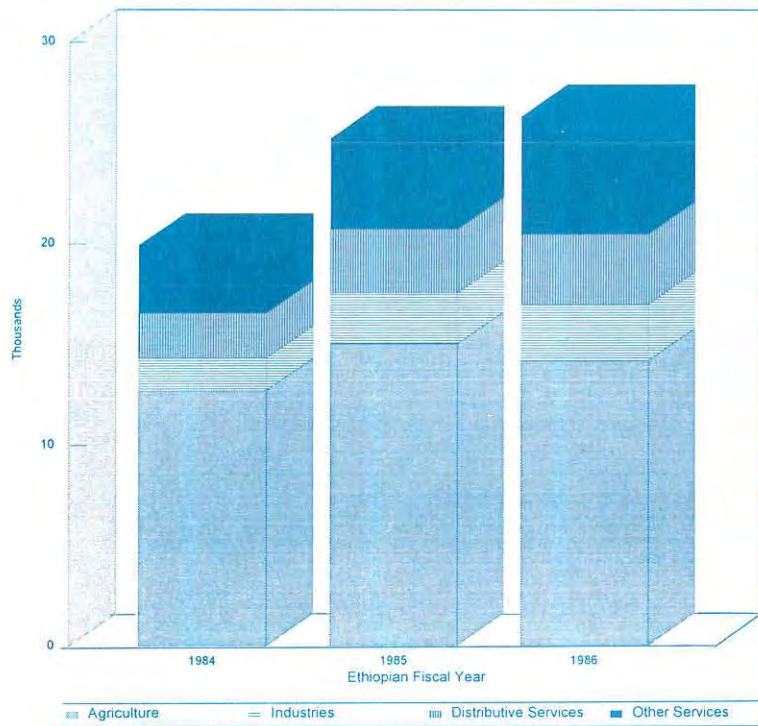
**N.B.**

1. The base year 1960/61=100 is changed to 1980/81=100 since 1980/81
2. Most of the figures relating to National Accounts have been revised because of continuous up-dating as better data become available. In this regard, the Central Statistical Authority and the then Ministry of Planning and Economic Development have jointly revised the 1980/81-1989/90 series.
3. The National accounts data in this volume are based on data obtained from Ministry of Economic Development and cooperation.

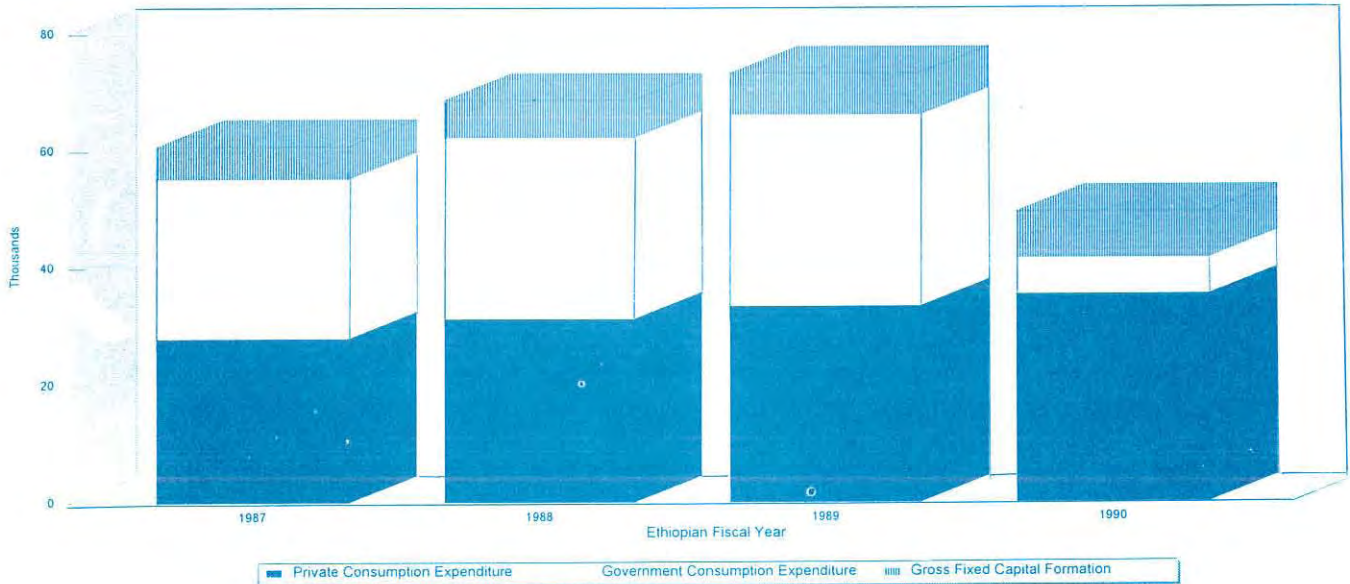
J.1 GNP PERCAPITA AT MARKET PRICES



J.2 GDP BY INDUSTRIAL ORIGIN AT CONSTANT FACTOR COST  
(MILLION BIRR)



J.3 EXPENDITURE ON GROSS NATIONAL PRODUCT AT MARKET PRICES  
(MILLION BIRR)



የሀገር ሀብት ውጤት ማጠቃለያ  
SUMMARY OF NATIONAL ACCOUNTS STATISTICS

ሠንጠረዥ በ-1	TABLE J.1					IN MILLION BIRR
	በሚሊዮን ብር					
	1986	1987	1988	1989	1990	
1 ጠቅላላ የሀገር ውስጥ ምርት በገዢው በተሠራበት ዋጋ	26,747.5	-	-	-	-	1. GROSS DOMESTIC PRODUCT AT CURRENT FACTOR COST
2 ከውጭ አገር የተገኘ የተጣራ የሥራና የንብረት ገቢ	(459.6)	(377.5)	275.4	(223.8)	(177.6)	2. NET FACTOR INCOME FROM ABROAD
3 ጠቅላላ ብሔራዊ ምርት በተሰራበት ዋጋ	26,761.6	(459.6)	(377.6)	-	-	3. GROSS NATIONAL PRODUCT AT FACTOR COST (1+2)
4 ቀጥተኛ ያልሆነ ቀረጦች	2,072.7	-	-	-	-	4. INDIRECT TAXES (NET OF SUBSIDIES)
5 ጠቅላላ ብሔራዊ ምርት በገበያ ዋጋ	27,869.3	33,507.5	37,662.2	41,241.3	44,857.3	5. GROSS NATIONAL PRODUCT AT MARKET PRICE (3+4)
6 ጠቅላላ የጣይንቀሳቀስ ነገርታል ክምችት ከዚህም የመራቶ፣ የሕንፃና የሥራዎች ድርሻ የፋብሪካና የትራንስፖርት መሳሪያዎች	4,293.7	5,569.0	7,246.1	7,919.8	-	6. GROSS FIXED CAPITAL FORMATION LAND, BUILDING AND WORKS  MACHINERY AND TRANSPORT EQUIPMENT
7 በሽያጭ ወይም እጥቃም ላይ በመዋል ያልተጣሩ ዕቃዎች ክምችት ጭማሪ	-	-	-	-	-	7. INCREASE IN STOCKS
8 ጠቅላላ የአገር ውስጥ ነገርታል ክምችት	4,293.7	5,569.0	6,404.4	7,049.1	7,926.1	8. GROSS DOMESTIC CAPITAL FORMATION /6+7/
9 ጠቅላላ የነገርታል ክምችት ከጠቅላላው ብሔራዊ ምርት/በገበያ ዋጋ/ ጋር ሲመጣጠን	15.4	16.6	17.0	17.1	17.7	9. GROSS DOMESTIC CAPITAL FORMATION AS PERCENT OF GROSS NATIONAL PRODUCT AT MARKET PRICES
10 ጠቅላላ ብሔራዊ ምርት በነፍስ ወከፍ /በገበያ ዋጋ በብር/	491.2	613.1	668.1	711.6	366.7	10. GROSS NATIONAL PRODUCT PER CAPITA AT (MARKET PRICE IN BIRR)
11 የ1973 እንደ መቶ በማሰብ አጠቃላይ የምርት ዋጋ መመጠኛ	219.0	-	-	-	-	11. IMPLICIT PRICE INDEX (1980/81 = 100)
12 ጠቅላላ የአገር ውስጥ ምርት ዓመታዊ ስድገት ያለፈውን ዓመት እንደ መቶ በማሰብ /በ1973 ዋጋ/	1.7	5.4	10.6	5.2	-0.5	12. ANNUAL RATE OF GROWTH IN REALGROSSDOMESTIC PRODUCT AT1980/81 PRICES (WITH PREVIOUS YEAR AS 100)
	1993/94	1994/95	1995/96	1996/97	1997/98	

1990 - የመጀመሪያ ደረጃ ስሌት  
1997/98 = Provisional

\* The series of "-" meaning data not available is due to lack of information.  
\* Some figures are revised

ጠቅላላ የአገር ውስጥ ምርት በመነጨበት የኢኮኖሚ ዘርፍ እና በጊዜው በተሰራበት ዋጋ  
 GROSS DOMESTIC PRODUCT BY INDUSTRIAL ORIGIN AT CURRENT FACTOR COST

ሠንጠረዥ በ-2

TABLE J.2

በሚሊዮን IN MILLION BIRR

	1984	1985	1986	1987	
ክሊርሻ	12,701.1	15,010.3	14,159.0	-	AGRICULTURE AND ALLIED ACTIVITIES
አርሻ	11,301.4	13,377.6	12,485.5	-	Agriculture
ደን	1,389.9	1,621.8	1,661.3	-	Forestry
ዓላ ማስገር	9.8	10.9	12.2	-	Fishing
ከአንዳስትሪ	1,606.0	2,496.5	2,790.0	-	INDUSTRIES
ከማዕድንና ድንጋይ ማውጣት	45.5	132.8	85.3	-	Mining and Quarrying
ከፋብሪካዎች	428.3	921.6	1,081.1	-	Large and medium scale Manufacturing
ከእጅ ጥበብ ሥራና ትንንሽ ኢንዱስትሪዎች	517.8	658.7	697.0	-	Handicraft and Small Scale Industry
ከሕንፃዎችና መንገድ ሥራዎች	377.9	537.6	672.9	-	Construction
ከመብራት፣ አልክትሪክ ኃይልና ውሃ	236.5	245.8	253.7	-	Electricity and Water
ከማከፋፈል ሥራ	2,233.9	3,200.8	3,506.0	-	DISTRIBUTIVE SERVICES
ከንግድ፣ ሆቴልና ሬስቶራንት	1,455.7	2,163.0	2,360.9	-	Trade Hotels and Restaurants
ከመንጓጎፍና መገናኛ	778.2	1,037.8	1,145.1	-	Transport and Communications
ከልዩ ልዩ አገልግሎቶች	3,356.3	4,501.8	5,827.7	-	OTHER SERVICES
ከባንክና አንሹራንስ	427.9	663.5	1,221.9	-	Banking and Insurance
ከአስተዳደርና መከላከያ	959.0	1,490.7	1,792.7	-	Public Administration and Defence
ከመኖሪያ ቤቶች ባለቤትነት እና የማይንቀሳቀስ ንብረት	412.4	433.7	457.1	-	Real Estate and Ownership of dwellings
ከትምህርት አገልግሎት	505.1	617.6	752.5	-	Education
ከሕክምናና የጤና አገልግሎቶች	128.9	168.8	255.7	-	Health
ከቤት ውስጥ አገልግሎቶች እና ሌሎች	923.0	1,127.5	1,347.8	-	Domestic Services and Others
<b>ድምር</b>	<b>19,897.3</b>	<b>25,209.4</b>	<b>26,282.7</b>	<b>-</b>	<b>TOTAL GDP AT CURRENT FACTOR COST</b>
በፕርሰንቲጅ ሲተነተን					PERCENTAGE SHARE
ክሊርሻ	63.8	59.5	53.9	-	AGRICULTURE
አርሻ	56.8	53.1	47.5	-	Agriculture
ደን	7.0	6.4	6.3	-	Forestry
ዓላ ማስገር	0.0	0.0	0.0	-	Fishing
ከአንዳስትሪ	8.1	9.9	10.6	-	INDUSTRIES
ከማዕድንና ድንጋይ ማውጣት	0.2	0.5	0.3	-	Mining and Quarrying
ከፋብሪካዎች	2.2	3.7	4.1	-	Large and medium scale Manufacturing
ከእጅ ጥበብ ሥራና ትንንሽ ኢንዱስትሪዎች	2.6	2.6	2.7	-	Handicraft and Small Scale Industry
ከሕንፃዎችና መንገድ ሥራዎች	1.9	2.1	2.6	-	Construction
ከመብራት፣ አልክትሪክ ኃይልና ውሃ	1.2	1.0	1.0	-	Electricity and Water
ከማከፋፈል ሥራ	11.2	12.7	13.3	-	DISTRIBUTIVE SERVICES
ከንግድ፣ ሆቴልና ሬስቶራንት	7.3	8.6	9.0	-	Trade Hotels and Restaurants
ከመንጓጎፍና መገናኛ	3.9	4.1	4.4	-	Transport and Communications
ከልዩ ልዩ አገልግሎቶች	16.9	17.9	22.2	-	OTHER SERVICES
ከባንክና አንሹራንስ	2.2	2.6	4.6	-	Banking and Insurance
ከአስተዳደርና መከላከያ	4.8	5.9	6.8	-	Public Administration and Defence
ከመኖሪያ ቤቶች ባለቤትነት እና የማይንቀሳቀስ ንብረት	2.1	1.7	1.7	-	Real Estate and Ownership of dwellings
ከትምህርት አገልግሎት	2.5	2.4	2.9	-	Education
ከሕክምናና የጤና አገልግሎቶች	0.6	0.7	1.0	-	Health
ከቤት ውስጥ አገልግሎቶች እና ሌሎች	4.6	4.5	5.1	-	Domestic Services and Others
<b>ድምር</b>	<b>100.0</b>	<b>100.0</b>	<b>100.0</b>	<b>-</b>	<b>TOTAL</b>
	1991/92	1992/93	1993/94	1994/95	

\* The series of "-" meaning data not available for the years 1987 is due to lack of information.

ጠቅላላ ብሔራዊ ምርት ላይ የተደረገ ወጪ በጊዜው የገበያ ዋጋ  
EXPENDITURE ON GROSS NATIONAL PRODUCT AT CURRENT MARKET PRICES

ሠንጠረዥ በ-3

TABLE J.3

IN MILLION BIRR

	1987	1988	1989	1990	
ግላዊ የአላቂ ስቃዎችና ግልጋሎቶች ፍጆታ ወጪ	27,941.9	31,290.7	33,439.4	35,472.2	Private Consumption Expenditure
መንግሥታዊ የአላቂ ስቃዎችና ግልጋሎቶች ፍጆታ ወጪ	27,346.7	31,045.3	32,831.2	6,251.4	Government Consumption Expenditure
ጠቅላላ የግዴንቀሳቀስ ካፒታል ክምችት ላይ የተደረገ ወጪ	5,569.0	6,404.4	7,049.1	7,926.1	Gross Fixed Capital Formation
በፍጆታና በካፒታል ክምችት ላይ የተደረገ ወጪ	36,936.9	41,689.4	44,406.6	49,649.7	Expenditure on consumption and Gross capital formation
ወደ ውጭ ከተላኩ ስቃዎችና ግልጋሎቶች የተገኘ	4,898.1	4,969.7	6,730.6	7,250.7	Export of Goods and Services
ከውጭ አገር ለገቡ ስቃዎችና ግልጋሎቶች የተደረገ ወጪ ሲቀንስ	7,950.0	8,721.5	9,672.1	11,865.5	Less Imports of Goods and Services
ጠቅላላ የሀገር ውስጥ ምርት ወጪ በገበያ ዋጋ	33,937.6	37,937.6	41,465.1	45,034.9	Expenditure on Gross Domestic Product at Current Market Prices
ከውጭ አገር የተገኘ የተጣራ የሥራና የንብረት ገቢ	(377.5)	(275.4)	(223.8)	(177.6)	Net Factor Income from Abroad
ጠቅላላ ብሔራዊ ምርት ላይ የተደረገ ወጪ	37,041.9	41,298.2	44,159.7	44,857.3	Expenditure on Gross National Product
በፐርሰንቲጅ ሲተካተት					PERCENTAGE SHARE
ግላዊ የአላቂ ስቃዎችና ግልጋሎቶች ፍጆታ ወጪ	82.3	82.5	80.6	78.8	Private Consumption Expenditure
መንግሥታዊ የአላቂ ስቃዎችና ግልጋሎቶች ፍጆታ ወጪ	11.0	11.0	11.0	13.9	Government Consumption Expenditure
ጠቅላላ የግዴንቀሳቀስ ካፒታል ክምችት ላይ የተደረገ ወጪ	16.4	16.9	17.0	17.6	Gross Fixed Capital Formation
ወደ ውጭ ከተላኩ ስቃዎችና ግልጋሎቶች የተገኘ	14.4	13.1	16.2	16.1	Export of Goods and Services
ከውጭ አገር ለገቡ ስቃዎችና ግልጋሎቶች የተደረገ ወጪ ሲቀንስ	24.3	23.0	23.3	26.3	Less Imports of Goods and Services
ከውጭ አገር የተገኘ የተጣራ የሥራና የንብረት ገቢ	(1.1)	(0.7)	(0.5)	(0.4)	Net Factor Income from Abroad
ጠቅላላ ብሔራዊ ምርት ላይ የተደረገ ወጪ	100.0	100.0	100.0	100.0	Expenditure on Gross National Product
	1994/95	1995/96	1996/97	1997/98	

1990 - የመጀመሪያ ደረጃ ስለት  
1997/98 = Provisional

\* Some figures are revised

ጠቅላላ የአገር ውስጥ ምርት በመነጨበት የኢኮኖሚ ዘርፍና በ1973 በተሠራበት መደበኛ ዋጋ  
 GROSS DOMESTIC PRODUCT BY INDUSTRIAL ORIGIN AT CONSTANT FACTOR COST OF 1980/81

ሠንጠረዥ በ-4

TABLE J.4

በሚሊዮን ብር IN MILLION BIRR

	1987	1988	1989	1990	
<b>ከእርሻ</b>	6,284.5	7,382.7	7,773.3	6,687.0	<b>AGRICULTURE AND ALLIED ACTIVITIES</b>
እርሻ	5,450.0	6,519.8	6,879.3	-	Agriculture
ደን	828.6	856.8	887.6	-	Forestry
ዓላ ማስገር	5.9	6.1	6.4	-	Fishing
<b>ከኢንዱስትሪ</b>	1,413.6	1,532.6	1,660.7	1,691.0	<b>INDUSTRIES</b>
ከማዕድንና ድንጋይ ማውጣት	49.0	55.4	62.6	68.9	Mining and Quarrying
ከፋብሪካዎች	562.4	606.2	640.9	681.9	Large and medium scale Manufacturing
ከእደ ጥበብ ሥራና ትንንሽ ኢንዱስትሪዎች	256.5	274.8	291.9	305.0	Handicraft and Small Scale Industry
ከሕንፃዎችና መንገድ ሥራዎች	325.3	349.3	379.6	412.1	Construction
ከመብራቶ፣ ኤሌክትሪክ ኃይልና ውሃ	219.3	203.2	215.1	223.1	Electricity and Water
<b>ከማከፋፈል ሥራ</b>	1,757.3	1,914.7	2,062.1	2,171.1	<b>DISTRIBUTIVE SERVICES</b>
ከንግድ፣ ሆቴልና ሬስቶራንት	1,027.7	1,115.5	1,208.9	1,263.3	Trade Hotels and Restaurants
ከመጓጓዣና መገናኛ	729.6	799.2	853.2	907.8	Transport and Communications
<b>ከልዩ ልዩ አገልግሎቶች</b>	3,587.3	3,789.9	4,035.4	4,081.9	<b>OTHER SERVICES</b>
ከባንክና ኢንሹራንስ	810.3	879.7	954.5	999.2	Banking and Insurance
ከአስተዳደርና መከላከያ	1,327.8	1,391.5	1,483.4	1,848.3	Public Administration and Defence
ከመኖሪያ ቤቶች ባለቤትነት እና የማይንቀሳቀስ ንብረት	396.8	412.6	431.6	-	Real Estate and Ownership of dwellings
ከትምህርት አገልግሎት	287.9	298.0	311.1	327.0	Education
ከሕክምናና የጤና አገልግሎቶች	146.5	154.0	160.1	175.9	Health
ከቤት ውስጥ አገልግሎቶች እና ሌሎች	618.0	654.1	694.7	731.5	Domestic Services and Others
<b>ድምር</b>	13,042.7	14,619.9	15,531.5	14,631.0	<b>TOTAL GDP AT CONSTANT FACTOR COST</b>
<b>በፐርሰንቲጅ ስኬት</b>					<b>PERCENTAGE SHARE</b>
<b>ከእርሻ</b>	48.2	50.5	50.0	45.7	<b>AGRICULTURE</b>
እርሻ	41.8	44.6	44.3	-	Agriculture
ደን	6.4	5.9	5.7	-	Forestry
ዓላ ማስገር	0.0	0.0	0.0	-	Fishing
<b>ከኢንዱስትሪ</b>	10.8	10.5	10.7	11.6	<b>INDUSTRIES</b>
ከማዕድንና ድንጋይ ማውጣት	0.4	0.4	0.4	0.5	Mining and Quarrying
ከፋብሪካዎች	4.3	4.1	4.1	4.7	Large and medium scale Manufacturing
ከእደ ጥበብ ሥራና ትንንሽ ኢንዱስትሪዎች	2.0	1.9	1.9	2.1	Handicraft and Small Scale Industry
ከሕንፃዎችና መንገድ ሥራዎች	2.5	2.4	2.4	2.8	Construction
ከመብራቶ፣ ኤሌክትሪክ ኃይልና ውሃ	1.7	1.4	1.4	1.5	Electricity and Water
<b>ከማከፋፈል ሥራ</b>	13.5	13.1	13.3	14.8	<b>DISTRIBUTIVE SERVICES</b>
ከንግድ፣ ሆቴልና ሬስቶራንት	7.9	7.6	7.8	8.6	Trade Hotels and Restaurants
ከመጓጓዣና መገናኛ	5.6	5.5	5.5	6.2	Transport and Communications
<b>ከልዩ ልዩ አገልግሎቶች</b>	27.5	25.9	26.0	27.9	<b>OTHER SERVICES</b>
ከባንክና ኢንሹራንስ	6.2	6.0	6.1	6.8	Banking and Insurance
ከአስተዳደርና መከላከያ	10.2	9.5	9.6	12.6	Public Administration and Defence
ከመኖሪያ ቤቶች ባለቤትነት እና የማይንቀሳቀስ ንብረት	3.0	2.8	2.8	0.0	Real Estate and Ownership of dwellings
ከትምህርት አገልግሎት	2.2	2.0	2.0	2.2	Education
ከሕክምናና የጤና አገልግሎቶች	1.1	1.1	1.0	1.2	Health
ከቤት ውስጥ አገልግሎቶች እና ሌሎች	4.7	4.5	4.5	5.0	Domestic Services and Others
<b>ድምር</b>	100.0	100.0	100.0	100.0	<b>TOTAL</b>
	1994/95	1995/96	1996/97	1997/98	

1990 - የመጀመሪያ ደረጃ ስሌት  
 1997/98 = Provisional

\* The series of "—" meaning data not available is due to lack of information.  
 \* Some figures are revised

**ክፍል ተ**

**የመንግስት ገንዘብ  
(ፕብሊክ ፋይናንስ)**

**SECTION K**

**PUBLIC FINANCE**

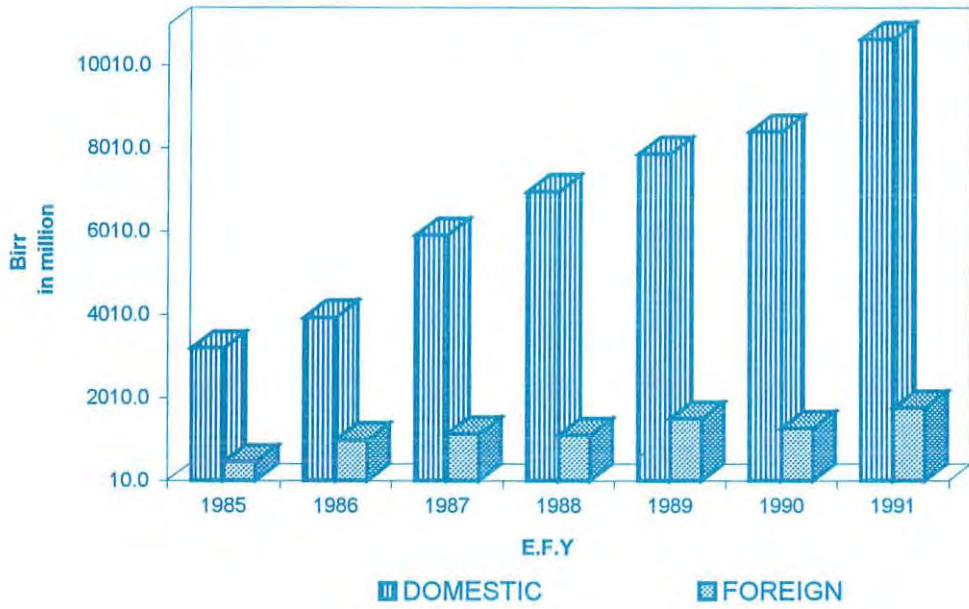
ክፍል ተ. የመንግሥት ገንዘብ/ጥብሊክ ፋይናንስ

ሠንጠረዥ ተ.1 - ተ.4 :- የመንግሥትን ገቢ፣ መደበኛና የካፒታል ወጪን ይገልጻል።

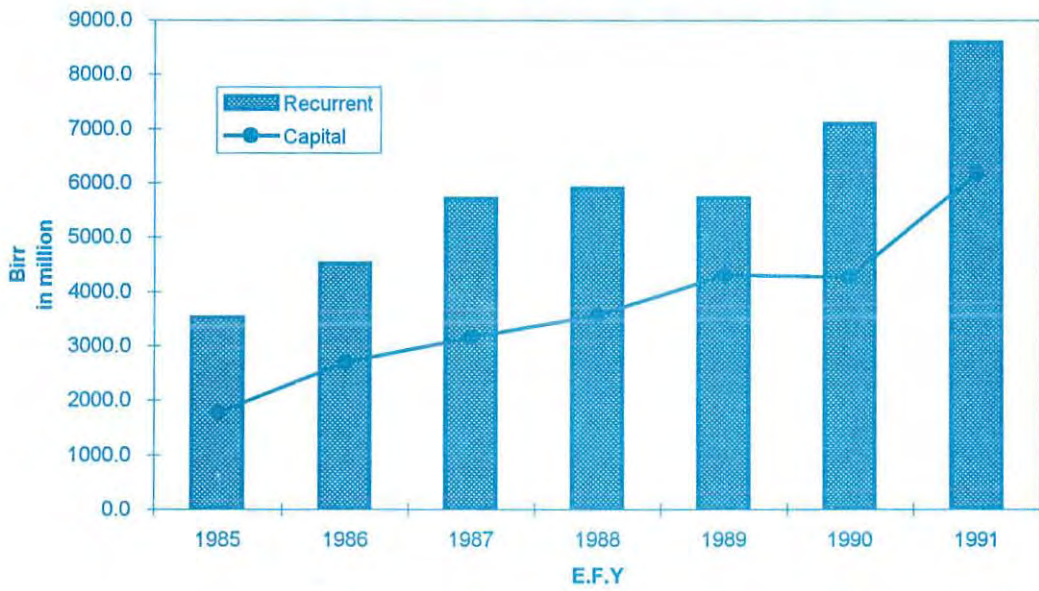
SECTION-K. PUBLIC FINANCE

Table k.1. - k.4 :- refer to the central government revenue, current and capital expenditure.

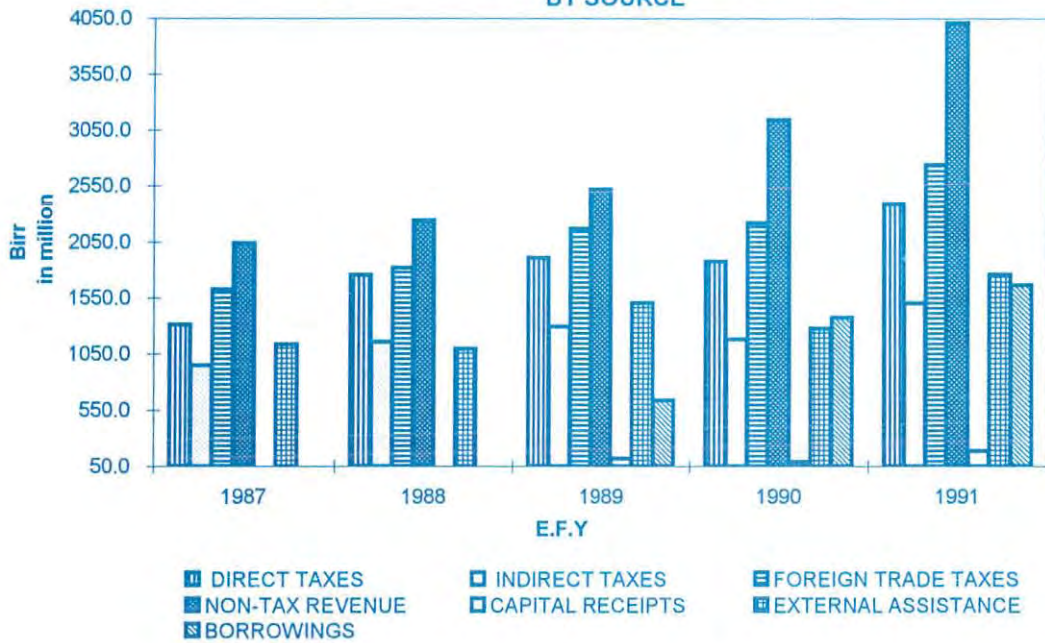
### K1. GENERAL GOVERNMENT REVENUE



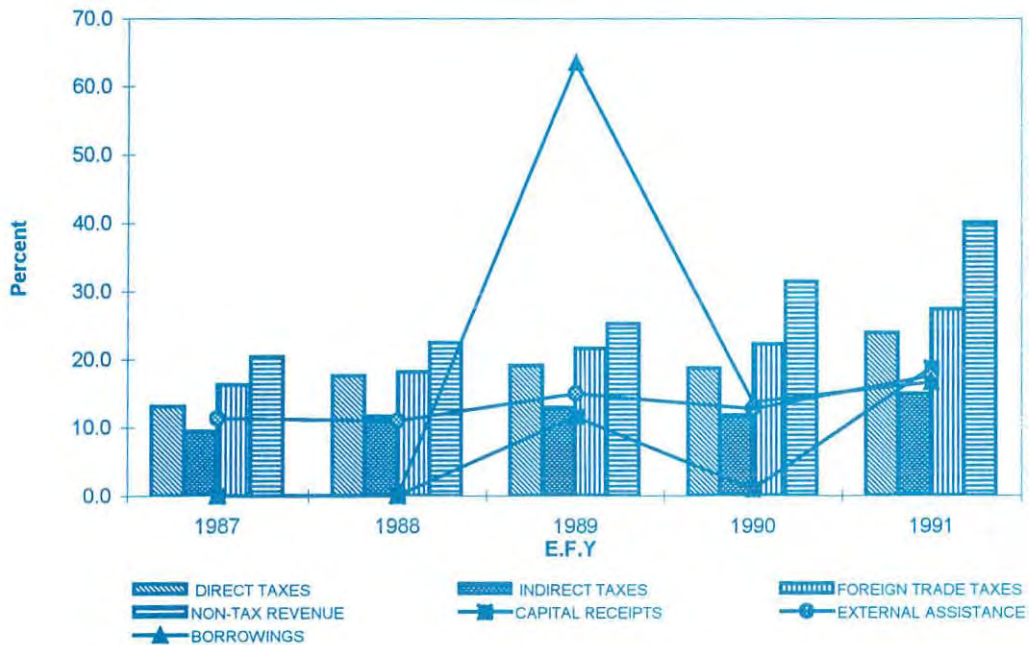
### K2. GENERAL GOVERNMENT EXPENDITURE



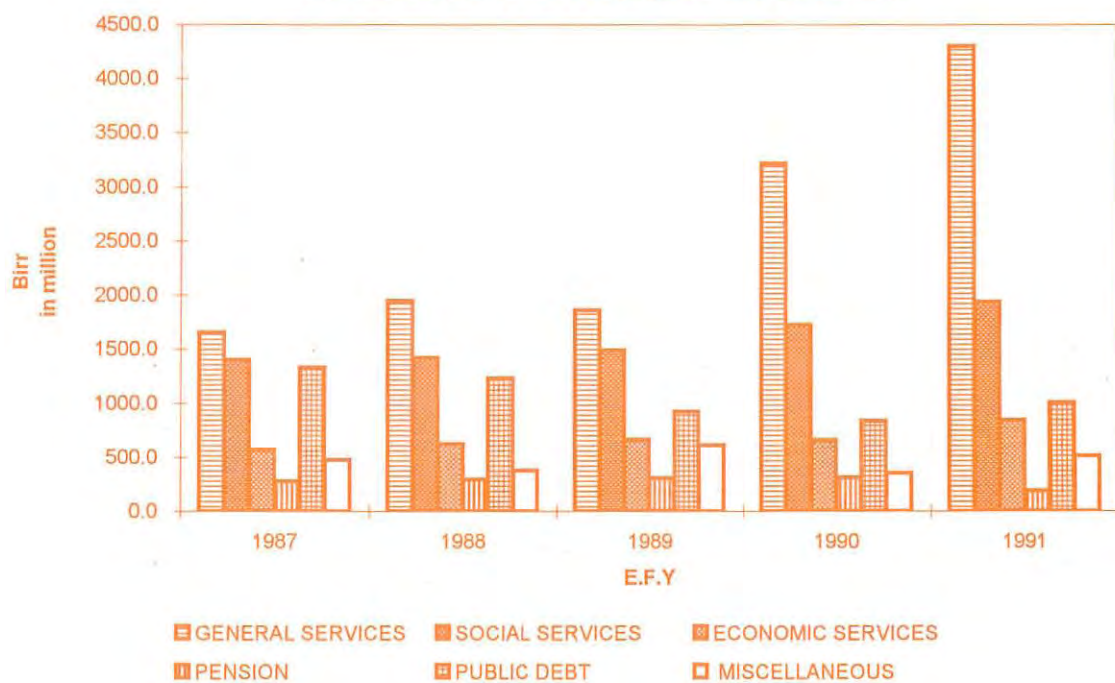
### K.3 GENERAL GOVERNMENT REVENUE BY SOURCE



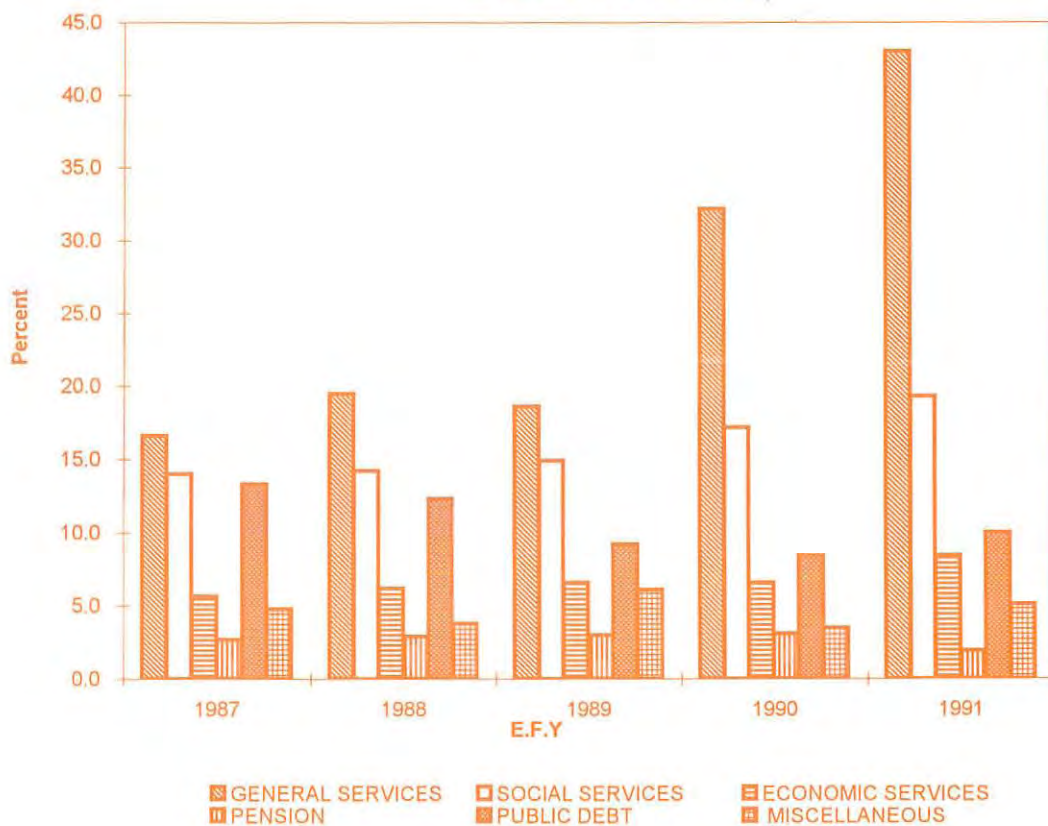
### K4. PERCENTAGE COMPOSITION OF GOVERNMENT REVENUE BY SOURCE



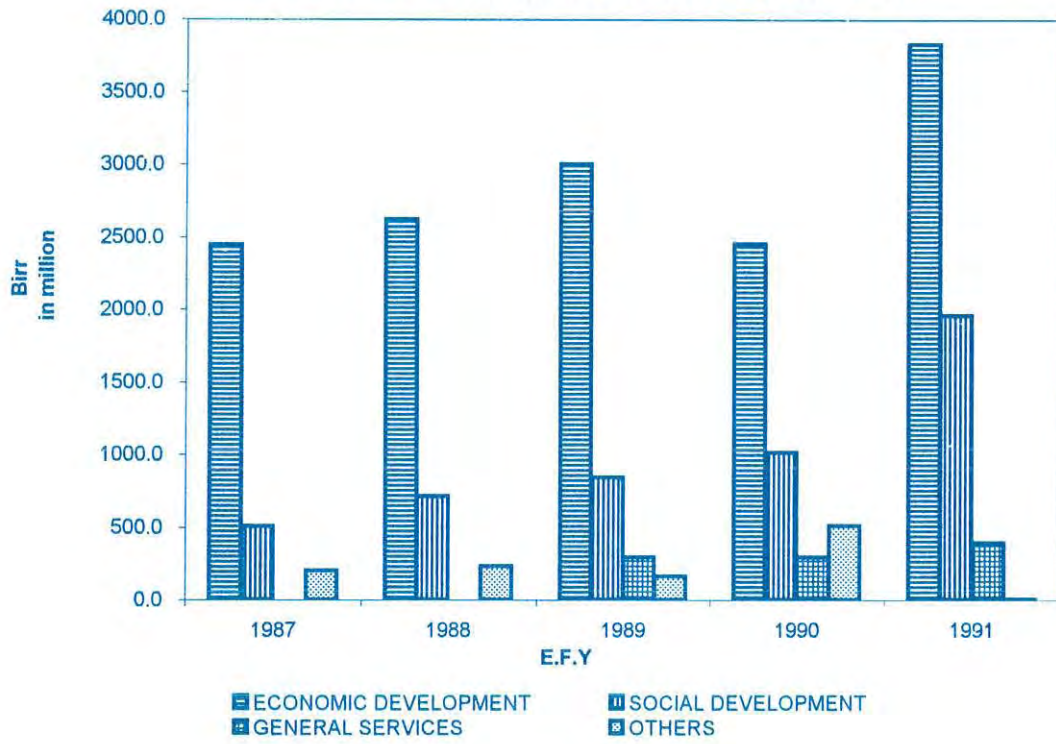
### K.5 RECURRENT GOVERNMENT EXPENDITURE



### K.6 PERCENTAGE COMPOSITION OF RECURRENT GOVERNMENT EXPENDITURE



### K.7 GENERAL GOVERNMENT CAPITAL EXPENDITURE



**የመንግሥት ገቢና ወጪ**  
GENERAL GOVERNMENT REVENUE AND EXPENDITURE

ወንጠረዥ ተ.1

TABLE K.1

በሚሊዮን ብር

IN MILLION BIRR

በጀት ዓመት	ገቢ			ወጪ			
	ድምር	ከሀገር ውስጥ	ከውጭ ሀገር	ድምር	ደመወዝና ሥራ ማስኬጃ	የካፒታል ወጪ	
1969	1125.1	844.9	280.2	1465.7	987.1	478.6	1976/77**
1970	1399.1	1146.9	252.2	1600.9	1149.0	451.9	1977/78**
1971	1769.3	1399.4	369.9	2118.8	1513.2	605.6	1978/79**
1972	1971.8	1555.2	416.6	2365.0	1654.6	710.4	1979/80**
1973	2184.2	1665.4	518.8	2678.4	1741.1	937.3	1980/81**
1974	2406.9	1859.6	547.3	2887.7	1838.6	1049.1	1981/82**
1975	2777.8	2100.0	677.8	3325.2	2043.5	1281.7	1982/83**
1976	2897.6	2255.3	642.3	3459.8	2224.8	1235.0	1983/84**
1977	3243.0	2381.1	861.9	3983.1	2419.3	1563.8	1984/85**
1978	3525.7	2479.0	1046.7	4398.4	2466.9	1931.5	1985/86**
1979	3681.9	2697.8	984.1	4593.9	2638.8	1955.1	1986/87**
1980	3995.7	2894.4	1101.3	5133.1	3097.1	2036.0	1987/88**
1981	4328.2	3047.9	1280.3	6042.2	3758.5	2283.7	1988/89**
1982	4417.6	2985.4	1432.2	6539.1	4153.5	2385.6	1989/90**
1983	4449.6	3280.0	1169.6	4913.2	3699.2	1214.0	1990/91
1984	3733.8	2292.0	1441.8	4256.9	3305.1	951.8	1991/92
1985	3657.3	3191.2	466.1	5289.1	3517.9	1771.2	1992/93
1986	4926.1	3938.9	987.2	7202.8	4508.4	2694.4	1993/94
1987	7044.5	5912.8	1131.7	8868.1	5711.6	3156.5	1994/95
1988	8062.9	6966.1	1096.8	9456.7	5894.1	3562.6	1995/96
1989	9381.4	7877.4	1504.0	10016.3	5716.4	4299.9	1996/97 +
1990	9686.2	8412.9	1273.3	11460++	7094.9	4265.1	1997/98 +
1991	12395.8	10639.9	1755.9	14765.3	8586.4	6178.9	1998/99**
	TOTAL	DOMESTIC	FOREIGN	TOTAL	SALARY AND OPERATING COST	CAPITAL EXPENDI- TURE	BUDGET YEAR*
	REVENUE			EXPENDITURE			

\*የዓመቱ መጨረሻ ሰኔ 30 ነው ::

\* YEAR ENDING JULY 7

ከገንዘብ ሚኒስቴር የሂሳብ ማጠቃለያ የተገኘ  
SOURCE: MINISTRY OF FINANCE, CENTRAL  
ACCOUNTING DEPARTMENT

\*\*የበጀት ግምት

\*\* BUDGET ESTIMATE

++ የኢኮኒ ተዋፅኦን አንድ መቶ ሚሊዮን  
ብር ይጨምራል

++ INCLUDES EQUITY CONTRIBUTION  
(SINKING FUND) BIRR 100 MILLION

+ የታረመ

+ REVISED

የመንግሥት ገቢ፣ በገቢው ንድፍ  
GOVERNMENT REVENUE BY SOURCE

ሠንጠረዥ ተ.2 TABLE K.2 በሚሊዮን ብር IN MILION BIRR

	1986*	1987*	1988*	1989*	1990*	1991*	
የታክሶች ገቢ	3074.9	3878.7	4723.3	5358.2	5268.7	6630.6	TAX REVENUE
አመታዊ የአድገት መጠን በመቶ	39.5	26.1	21.8	13.4	-1.7	25.8	ANNUAL GROWTH RATE (%)
ከገቢ እና ከትርፍ ላይ የተገኙ ታክሶች	899.6	1230.8	1648.8	1745.3	1656.0	2012.5	INCOME AND PROFIT TAX
ከደመወዝ ግብር	283.7	307.7	337.4	366.3	433.6	441.6	PERSONAL INCOME TAX
ከኪራይ	2.0	0.6	3.0	8.6	15.2	24.1	RENTAL INCOME TAX
ከንግድ	557.7	851.4	1222.3	1264.7	1089.4	1418.6	BUSINESS PROFIT TAX
ከአርሻ	53.6	68.4	82.5	102.0	102.0	104.1	AGRICULTURAL INCOME TAX
ሌላ ገቢ	2.6	2.7	3.6	2.3	4.3	5.1	OTHER INCOME
ከካፒታል ገቢ ግብር	-	-	-	1.4	11.5	19.0	CAPITAL GAINS TAX
ከገጠር መራት ግብር	44.0	58.1	77.2	96.6	97.8	103.9	RURAL LAND USE FEE
ከከተማ መራት ግብር	-	22.8	27.8	62.8	115.6	273.0	URBAN LAND LEASE FEE
የተጠቃ ያልሆኑ ገቢዎች	834.1	945.5	1155.6	1289.9	1180.8	1503.6	DOMESTIC INDIRECT TAXES
ከሽያጭ /አክሲዮን ታክስ	710.5	771.0	955.3	1067.9	942.1	1201.0	SALES/ EXCISE/ TAXES
ከነጻጅ ቀረጥ	53.3	57.2	54.3	52.7	18.3	0.0	PETROLEUM PRODUCTS
ከአልኮል እና ከታቦኮ ታክስ	256.1	315.5	359.2	397.9	356.0	396.9	ALCOHOL & TOBACCO
ሌሎች አክሲዮን ታክሶች	401.1	398.3	541.8	617.3	567.8	804.1	OTHER EXCISE TAXES
ከአገልግሎት ንግድ ታክስ	44.7	67.7	76.2	96.9	124.0	212.0	SERVICE SALES TAX
ከቴምብር ቀረጥ	78.9	106.8	124.1	125.1	114.7	90.6	STAMP DUTIES
ከውጭ ለገር ንግድ ቀረጥ	1250.6	1420.1	1694.4	2025.1	2037.2	2563.2	IMPORT DUTIES AND TAXES
ከገቢ እቃዎች የጥምርክ ቀረጥ	632.1	747.2	889.1	1066.9	1012.4	1236.5	CUSTOM DUTIES
ከሽያጭ አክሲዮን ታክስ	618.5	672.9	805.3	958.2	1024.8	1326.7	SALES/ EXCISE/ TAXES
ከነጻጅ ውጤቶች ቀረጥ	33.8	43.0	55.6	40.8	137.3	125.0	PETROLEUM PRODUCTS
ከውጭ ከሚገቡ አልኮሎች እና ትምብሆዎች	12.3	8.5	6.1	6.3	19.4	26.2	ALCOHOL AND TOBACCO
ከሌሎች የገቢ እቃዎች	572.4	621.4	743.6	911.1	868.1	1175.5	OTHER IMPORTS
ከውጪ እቃ ቀረጥ	46.6	201.4	119.5	138.5	181.3	174.4	EXPORT TAXES
የጥምርክ ቀረጥ	37.8	190.1	98.7	99.2	136.5	174.4	CUSTOM DUTIES
ከቡና ቀረጥ	13.0	11.5	14.2	17.9	21.0	174.4	COFFEE DUTIES
ከቡና ሱር ታክስ	17.5	171.4	74.8	72.3	110.2	-	COFFEE SURTAX
ከሌሎች	7.3	7.2	9.7	9.0	5.3	-	OTHER
ከትራንዛክሽን ታክስ	8.8	11.3	20.8	39.3	44.8	-	TRANSACTION TAX
ታክስ ካልሆኑ ገቢዎች	862.4	2034.2	2242.9	2627.1	3029.0	2388.3	NON-TAX REVENUE
ከመጠን	59.9	107.6	125.3	112.4	130.7	171.8	CHARGES AND FEES
ከእቃዎችና አገልግሎቶች ሽያጭ	81.9	104.0	120.5	155.0	164.1	348.6	SALES OF GOODS AND SERVICES
ከመንግስት ሊንቨስትመንት	506.6	1443.0	822.4	1256.3	1284.8	-	GOVT INVESTMENT INCOME
ከጠገር	67.4	75.7	80.8	85.6	96.5	-	CONTRIBUTION TO PENSIONS FUND
ከንብረት ሽያጭ	39.7	125.6	177.4	116.4	92.2	188.3	REIMBURSEMENT & PROPERTY SALES
ሌሎች ገቢዎች	106.9	178.3	298.9	330.4	594.7	459.0	MISCELLANEOUS REVENUE
ሌሎች ሌሎች ገቢዎች	-	-	617.6	224.0	353.5	420.6	OTHER EXTRAORDINARY
ከፕራይቪታይዜሽን ገቢ	-	-	-	347.0	312.5	800.0	PRIVATIZATION PROCEEDS
ጠቅላላ ገቢ	3937.3	5912.9	6966.2	7985.3	8297.7	9018.9	TOTAL REVENUES
አመታዊ ለውጦች በመቶ	23.4	50.2	17.8	14.6	3.9	8.7	ANNUAL CHANGES(%)
የውጭ ድጋፍ	987.2	1131.7	1096.8	1504.0	1273.3	1755.9	EXTERNAL GRANTS
እርዳታ በአይነት	171.1	398.6	285.5	406.5	655.0	1062.0	GRANTS IN KIND/EARMARKED
አገልግሎት ያልተወሰነ የገንዘብ ድጋፍ ሊፒአፍ/እርዳታ	816.1	733.1	811.3	1097.5	618.3	693.9	UNTIED CASH & CPF/GRANTS
ጠቅላላ ገቢና ድጋፍ	4924.5	7044.6	8063.0	9489.3	9571.0	10774.8	TOTAL REVENUE AND GRANTS
	1993/94*	1994/95*	1995/96*	1996/97*	1997/98*	1998/99*	

የዓመቱ መጨረሻ ሰኔ 30 ነው ።  
\*YEAR ENDING JULY 7  
ከገንዘብ ሚኒስቴር የሂሳብ ግጠኞች የተገኘ  
SOURCE: MINISTRY OF FINANCE, CENTRAL ACCOUNTING DEPARTMENT

የ 1991 ዓ.ም መጨረሻ የበጀት ግምት ነው  
DATA FOR THE YEAR 1998/99 ARE BUDGET ESTIMATE  
የ 1989 እና 1990 መጨረሻ የታሪክ ነው  
DATA FOR THE YEAR 1996/97 & 1997/98 ARE REVISED

የመንግሥት ወጪ፣ በወጪ ዓይነት፣ ገቢ በገቢ ዓይነት  
GOVERNMENT EXPENDITURE AND REVENUE BY PURPOSE

ሠንጠረዥ ተ.3

TABLE K.3

በሚሊዮን ብር

IN MILION BIRR

	1987*	1988*	1989*	1990*	1991*	
<b>ወጪ</b>						<b>EXPENDITURE</b>
<b>ሀ. መደበኛ ወጪ</b>	<b>5711.6</b>	<b>5894.0</b>	<b>5842.8</b>	<b>7094.9</b>	<b>8771.8</b>	<b>A. RECURRENT EXPENDITURE</b>
1. ለጠቅላላ አገልግሎት	1657.3	1949.5	1860.2	3215.9	4300.4	1. GENERAL SERVICES
2. ለማህበራዊ አገልግሎት	1402.7	1421.9	1488.4	1723.1	1933.3	2. SOCIAL SERVICES
3. ለኢኮኖሚ አገልግሎት	567.2	620.5	661.0	659.9	841.1	3. ECONOMIC SERVICES
4. ለጡረታ	274.4	290.6	303.2	308.7	186.4	4. PENSION
5. ለእዳ ክፍያ	1334.7	1234.4	918.7	835.6	1001.9	5. PUBLIC DEBT
6. ለልዩ ልዩ ወጪዎች	47.8	46.9	224.1	189.6	503.7	6. MISCELLANEOUS EXPENDITURE
7. ድጎማ	149.9	174.5	126.5	-	-	7. SUBSIDIES
8. ከውጭ እርዳታ	213.5	142.7	256.5	160.0	...	8. EXTERNAL ASSISTANCE
9. ሴፍቲ ኔት	64.1	13.0	4.2	2.1	5.0	9. SAFETY NET
<b>ለ. የካፕታል ወጪ</b>	<b>3156.5</b>	<b>3562.5</b>	<b>4299.9</b>	<b>4265.1</b>	<b>6178.9</b>	<b>B. CAPITAL EXPENDITURE</b>
1. ለኢኮኖሚ	2446.5	2618.7	3000.5	2451.1	3825.3	1. ECONOMIC DEVELOPMENT
2. ለማህበራዊ ኑሮ እድገት	507.5	712.0	843.5	1013.4	1956.7	2. SOCIAL DEVELOPMENT
3. ለጠቅላላ አገልግሎት	...	...	293.1	291.6	391.9	3. GENERAL SERVICES
4. ሌሎች ወጪዎች	202.5	231.8	162.8	509.0	5.0	4. OTHERS
<b>ጠቅላላ ወጪ</b>	<b>8868.1</b>	<b>9456.5</b>	<b>10142.7</b>	<b>11360.0</b>	<b>14950.7</b>	<b>TOTAL EXPENDITURE</b>
<b>ገቢ</b>						<b>REVENUE</b>
<b>ሀ. መደበኛ ገቢ</b>	<b>5912.9</b>	<b>6966.2</b>	<b>7877.4</b>	<b>8412.9</b>	<b>10639.9</b>	<b>A. ORDINARY REVENUE</b>
1. ቀጥታ ቀረጦች	1311.7	1753.8	1904.8	1869.3	2389.3	1. DIRECT TAXES
2. ቀጥታ ካልሆኑ ቀረጦች	945.5	1155.6	1289.9	1180.9	1503.5	2. INDIRECT TAXES
3. ከውጭ አገር ንግድ ቀረጦች	1621.5	1813.9	2163.5	2218.4	2737.6	3. FOREIGN TRADE TAXES
4. ያልተቀረጡ ገቢዎች	2034.2	2242.9	2519.2	3144.3	4009.5	4. NON-TAX REVENUE
<b>ለ. የካፕታል ገቢ</b>	<b>...</b>	<b>...</b>	<b>116.4</b>	<b>92.2</b>	<b>188.3</b>	<b>B. CAPITAL RECEIPTS</b>
<b>ሐ. የውጭ አገር እርዳታ</b>	<b>1131.7</b>	<b>1096.8</b>	<b>1504.0</b>	<b>1273.3</b>	<b>1755.9</b>	<b>C. EXTERNAL ASSISTANCE</b>
<b>መ. ከውጭ ቀረ</b>	<b>...</b>	<b>...</b>	<b>...</b>	<b>...</b>	<b>...</b>	<b>D. CASH BALANCE</b>
<b>ሠ. ብድር</b>	<b>...</b>	<b>...</b>	<b>635.6</b>	<b>1371.5</b>	<b>1659.7</b>	<b>E. BORROWINGS</b>
1. ከውጭ አገር	...	...	727.9	779.5	1849.2	1. EXTERNAL
2. ከአገር ውስጥ	...	...	-92.3	592.0	-189.5	2. INTERNAL
<b>ጠቅላላ ገቢ እና እርዳታ</b>	<b>7044.6</b>	<b>8063.0</b>	<b>9381.4</b>	<b>9686.2</b>	<b>12395.8</b>	<b>TOTAL REVENUE AND GRANTS</b>
	1994/95*	1995/96*	1996/97*	1997/98*	1998/99*	

... መረጃ አልተገኘም

... DATA NOT AVAILABLE

\*የዓመቱ መጨረሻ ሰኔ 30 ነው

\* YEAR ENDING JULY 7

ከገንዘብ ሚኒስቴር የሂሳብ ማጠቃለያ የተገኘ

SOURCE: 1. MINISTRY OF FINANCE, CENTRAL ACCOUNTING DEPARTMENT

የ 1989 እና 1990 መረጃ የታረመ ነው

DATA FOR THE YEAR 1997/98 & 1998/99 ARE REVISED

የመንግስት መደበኛ ወጪ  
CURRENT GOVERNMENT EXPENDITURE

ሠንጠረዥ ተ.4 TABLE K.4

በሚሊዮን ብር IN MILLION BIRR

	1987*	1988*	1989*	1990*	1991*	
ጠቅላላ አገልግሎት	1657.4	1949.6	1860.3	3215.8	4300.4	GENERAL SERVICES
ለማዕከላዊ መንግስት	255.8	343.4	239.2	287.5	319.5	ORGAN OF THE STATE
ለአገር መከላከያ	736.6	771.6	834.8	2089.5	2872.1	NATIONAL DEFENCE
ለፍትህ	58.5	66.7	220.2	258.9	201.0	JUSTICE
ለአገር ውስጥ ጥበቃ	244.0	347.4	185.2	216.4	385.0	PUBLIC ORDER & SECURITY
ጠቅላላ አገልግሎት	362.5	420.5	380.9	363.5	522.8	GENERAL SERVICES
ለኢኮኖሚ አገልግሎት	567.3	620.6	661.0	660.0	842.1	ECONOMIC SERVICES
ለግብርና	337.0	378.6	408.0	486.6	570.9	AGRICULTURE AND NATURAL RESOURCES
ለንግድና ኢንዱስትሪ	31.5	33.0	30.5	28.6	45.6	TRADE AND INDUSTRY
ለማዕድንና ሀይል	17.7	24.1	17.8	16.8	21.9	MINES AND ENERGY
ለቴሪዝም	7.0	6.5	9.9	13.3	6.6	TOURISM
ለትራንስፖርትና መገናኛ	10.5	11.5	10.7	13.4	78.4	TRANSPORT AND COMMUNICATIONS
ለኮንስትራክሽን	153.3	154.9	169.7	89.8	88.1	CONSTRUCTION
ለኢኮኖሚ ልማት ጥናት	10.3	12.0	14.4	11.5	30.6	ECONOMIC DEVELOPMENT STUDY
ሌሎች አገልግሎት	1402.6	1422.0	1488.4	1723.1	1933.3	SOCIAL SERVICES
ለትምህርትና ሥልጠና	863.5	941.0	1025.7	1126.8	1330.8	EDUCATION AND TRAINING
ለባህልና ስፖርት	29.5	27.7	19.0	23.1	25.1	CULTURE AND SPORTS
ለጤና ጥበቃ	310.2	328.1	331.5	400.4	478.9	PUBLIC HEALTH
ለማህበራዊ ጉዳዮች	51.3	51.9	55.1	56.9	55.8	LABOUR AND SOCIAL AFFAIRS
ለመልሶ ማቋቋም	148.1	73.3	57.1	115.9	42.7	REHABILITATION
ሌሎች ወጪዎች	-	-	-	-	-	OTHERS
የጠረጎም ወጪ	274.4	290.6	303.2	308.7	186.4	PENSION EXPENDITURE
ዕዳ መክፈያ	1334.7	1234.4	1330.9	1410.5	1620.0	PUBLIC DEBT
የአገር ውስጥ ዕዳ ወለድ	596.8	609.6	635.3	526.1	532.7	INTERNAL DEBT INTEREST
የአገር ውስጥ ዕዳ	328.5	55.1	128.1	233.4	187.1	INTERNAL DEBT PRINCIPAL
የውጭ አገር ብድር ወለድ	241.8	256.8	283.4	309.6	469.3	EXTERNAL DEBT INTEREST
የውጭ አገር ዕዳ	167.6	312.9	284.1	341.4	430.9	EXTERNAL DEBT PRINCIPAL
ልዩ ልዩ ዕዳዎች	47.8	46.9	224.1	189.6	503.7	MISCELLANEOUS
ለድጎማ	149.9	174.5	126.5	-	-	SUBSIDIES
ከውጭ አገር ዕርዳታ	213.5	142.7	256.5	160.0	-	EXTERNAL ASSISTANCE
ለሴፍቲ ኔት	64.1	13	4.2	2.1	5.0	SAFETY NET
ድምር	5711.7	5894.3	6255.1	7669.8	9390.9	TOTAL RECURRENT EXPENDITURE
ዓመታዊ እድገት	26.7	3.2	6.1	22.6	22.4	ANNUAL GROWTH (%)
	1994/95*	1995/96*	1996/97*	1997/98*	1998/99*	

\*የዓመቱ መጨረሻ ሰኔ 30 ነው ::

\* YEAR ENDING JULY 7

ከገንዘብ ሚኒስቴር የሂሳብ ማጠቃለያ የተገኘ

SOURCE: MINISTRY OF FINANCE, CENTRAL ACCOUNTING DEPARTMENT

የ1991 መረጃ የበጀት ግምት ነው::

NOTE:- DATA FOR THE YEAR 1997/98 ARE BUDGET ESTIMATE

የ 1989 እና 1990 መረጃ የታረመ ነው

DATA FOR THE YEAR 1996/97 & 1997/98 ARE REVISED

**ክፍል ቸ**

**የባንክ ሥራዎችና የአከፋፈል ሚዛን**

**SECTION L**

**BANKING & BALANCE OF PAYMENTS**

**ክፍል ቸ. የባንክ ሥራዎችና የአከፋፈል ሚዛን**

ስለ ገንዘብ:- የብር በደላር የምንዛሪ ዋጋ ከ1985 ጀምሮ የሚወሰነው በብሔራዊ ባንክ በሚካሄዱ ጨርቃዎች ነው።

ስለ ባንኮች :- የኢትዮጵያ መንግሥት ባንክ እስከ ጥር 1956 ዓ.ም ድረስ ብሔራዊ ባንክና የገንዘብ ሚኒስቴር ወኪል በመሆን የባንክ ኖቶችንና ትንሰናሽ ገንዘቦችን በማሳተምና የውጭ አገር ገንዘብ ምንጣር ባለሥልጣን በመሆን ሲሰራ ቆይቷል። እስከተመለከተው ዓመት ድረስ የንግድ ባንክም ሥራ ይሠራ ነበር።

በአዋጅ ቁጥር 206፡ 1955 ዓ.ም በወጣው ነጋሪት ጋዜጣ መሠረት የኢትዮጵያ መንግሥት ባንክ ቀርቶ የኢትዮጵያ ብሔራዊ ባንክ ከጥር 1956 ዓ.ም ጀምሮ ተቋቋመ። የኢትዮጵያ ብሔራዊ ባንክ የኢትዮጵያ ጠቅላይ ባንክ ሲሆን የገንዘብ ሚኒስቴር ወኪልም ሆኖ ገንዘቦችን ያትማል። የንግድ ባንክም ስሙ እንደሚያመለክተው ሁሉ ማንኛቸውንም የባንክ ሥራዎች ያከናውናል። የኢትዮጵያ ንግድ ባንክ አክሲዮን ማህበርና አዲስ ባንክ በ1972 ዓ.ም በአዋጅ ቁጥር 184/1972 ዓ.ም ተሞላዋል።

ሠንጠረዥ ቸ.3:- ሌሎች ገንዘብ ነክ ድርጅቶች የእርሻና የእንዳስትሪ ልማት ባንክ (አሁን የልማት ባንክ) የቤቶችና የገንዘብ ቁጠባ ባንክን ያጠቃልላል። ጥቅምት 27 ቀን 1968 ዓ.ም የቤቶችና የገንዘብ ቁጠባ የሕዝብ ማህበርና የንብረት ማልሚያ የገንዘብ ቁጠባ አክሲዮን ማህበር በመሞህድ የቤቶችና የገንዘብ ቁጠባ ባንክ እንዲሆን ተወስኗል። ( አሁን ስሙ ተቀይሮ የኮንስትራክሽንና ቢዝነስ ባንክ ተብሏል)።

ሠንጠረዥ ቸ.12፡ 13 እና 14:- የእርሻና የእንዳስትሪ ልማት ባንክ:- (አሁን የልማት ባንክ)

ነሐሴ 22 ቀን 1962 ዓ.ም. በነጋሪት ጋዜጣ የወጣው ድንጋጌ ቁጥር 55 የቀድሞውን የኢትዮጵያ ልማት ባንክ ንብረትና ዕዳ እንዲሁም የቀድሞውን የኢትዮጵያ ኢንቨስትመንት ኮርፖሬሽን አክሲዮኖች በማጠቃለል የሁለቱን የገንዘብ ድርጅቶች ሥራ እንዲያሞህድ የእርሻና የእንዳስትሪ ልማት ባንክ አክሲዮን ማህበርን አቋቋመ።

ሠንጠረዥ ቸ.16፡ ከሌሎች ሀገሮች ጋር ያለው የገንዘብ ክፍያ ሚዛን፡

ሀ. ዕቃዎችና ግልጋሎቶች

የዕቃዎች ንግድ፡ ወጪና ገቢ ዕቃ የጉምሩክ ዴክላራሲዮን እንደሚያመለክተው ነው።

በገንዘብ ያልተለወጠ ወርቅ፡ የገቢው አምድ የሚያሳየው በብሔራዊ ባንክ ከኢትዮጵያ መንግሥት ጠቅላይ ግምጃ ቤት የተገዛውን የወርቅ ዋጋ ነው።

ሌሎች የትራንስፖርት ወጪዎች፡ የተመዘገበው የኢትዮጵያን አየር መንገድ ገቢ/ክራዲት/ ወጪውን /ዴቢት/ ይጨምራል። እንደዚሁም ገቢው/ክራዲት/ ከኢትዮጵያ ንግድ መርከብ ኮርፖሬሽን ፣ በኢትዮጵያ ውስጥ ባሉት አውሮፕላን ማረፊያዎች ከአረፉት አውሮፕላኖች የተገኘውን ያጠቃልላል። ወጪው በኢትዮጵያ ውስጥ ያሉ የጉዞ ወኪሎች ለውጭ አገር የከፈሉትን ያጠቃልላል።

ጉዞ፡ የጉዞ ገቢ የሚያመለክተው የውጭ አገር መንገደኞች ኢትዮጵያ ውስጥ ያወጡትን ወጪ ሲያጠቃልል በአንጻሩ የጉዞ ወጪ ደግሞ የሚያመለክተው ኢትዮጵያውያን መንገደኞች በውጪ አገር ያወጡትንና እንዲሁም ለጉዞ ወጪ በውጭ ምንጣር የተሰጠውን ነው።

የኢንቨስትመንት ገቢ ሂሳብ፡ በገቢ የተመዘገበው የኢትዮጵያ ብሔራዊ ባንክ በውጭ አገር ባለው ተቀማጭ ገንዘብና በዋስትና በያዘው ንብረት የተገኘውን ወለድ ያጠቃልላል። በወጪ በኩል የተመዘገበው መንግሥት ለተበደረው የከፈለውን ወለድና የውጭ አገር ኩባንያዎች ያተረፉትን ያጠቃልላል።

የመንግሥት ሂሳብ ፡ በገቢ የተመዘገበው በኢትዮጵያ የሚገኙ የዲፕሎማቲክ ዳቆንስል ሚሰዮኖችና የዓለም አቀፍ ድርጅቶች ያደረጉትን ወጪ ያጠቃልላል። በወጪ የተመዘገበው በውጭ አገር የሚገኙትን የኢትዮጵያ ቆንስላዎችና ዲፕሎማቲክ ሚሰዮኖች እንዲሁም የቴክኒክ እርዳታና በስጦታ መልክ የተገኙትን ሌሎች የአገልግሎት ወጭ ይጨምራል።

ሌሎች፡ ከውጭ አገር የኢንቨራንሽ ኩባንያ ለኢትዮጵያ ነዋሪዎች የተከፈለውንና /ክራዲት/ እንዲሁም ለኢንቨራንሽ ውሎችና ግዴታዎች የኢትዮጵያ ነዋሪዎች የከፈሉትን/ዴቢት/ ይጨምራል። በተጨማሪም በሌላ ቦታ ያልተመለከቱትን ልዩ ልዩ አገልግሎቶችን ያጠቃልላል።

ለ. የተዛውሩ ክፍያዎች:-

የግል ክፍያዎች :- የሃይማኖት ሚስቶች የግል ድርጅቶች እንዲሁም የእያንዳንዱን ሰው ስጦታንና ያስገቡትንም ሀብት /ካፒታል/ በሙሉ ያጠቃልላል።

የመንግሥት ክፍያዎች :- በገቢ የተመዘገበው ፥ ከማናቸውም ሀገሮችና ከኢንተርናሽናል ድርጅቶች የተገኙትን እርዳታዎች ያጠቃልላል።

ሐ. የካፒታል ሂሳብ ዝውውር :-

የአጭር ዘመን የግል ካፒታል ፥ የኢትዮጵያ ነጋዴዎች ከውጭ አገር ነጋዴዎች ጋር ያደረጉትን የንግድ ክሬዲቶች ለውጥ ያመለክታል። እንዲሁም በውጭ አገር ባንኮች የኢትዮጵያ አየር መንገድና ንግድ መርከብ ድርጅት ያላቸው ሂሳብ ልዩነት ያመለክታል።

የመንግሥት ካፒታል :- ከብድሩ የተወሰደውንና /ክሬዲት/ ለብድሩ የተከፈለውን /ዴቢት/ ያጠቃልላል።

መ. ገንዘብ ነክ ድርጅቶች:-

ዋና ዋናዎቹ ገንዘብ ነክ ድርጅቶች :- በገቢ የተመለከተው ባንኩ ከውጭ ሀገር ያለውን ሀብትና ያለበትን ዕዳ ልዩነት ያመለክታል።

ለሌሎች ገንዘብ ነክ ድርጅቶች :- በኢትዮጵያ ውስጥ የሚሠሩ የንግድ ባንኮች ያላቸውን የሀብትና የዕዳ መጠን ያሳያል።

## SECTION L . BANKING AND BALANCE OF PAYMENTS

Currency :- Effective 1992 the dollar value of Birr is determined on auctions held at the National Bank.

Banks:- Prior to January 1964 , the State Bank was the Central Bank with the power, as agent of the Ministry of Finance, to issue Bank notes and coins and was the sole authorized dealer in foreign exchange. It was also up to that date that the State Bank was engaged in commercial banking activities. By the Monetary and Banking proclamation No.206 of 1963, the State Bank was dissolved, and the National Bank of Ethiopia and the Commercial Bank of Ethiopia were formed w.e.f. 1st January 1984, The National Bank is the Central Bank of Ethiopia and the currency issuing authority, as agent of the Ministry of Finance. The Commercial Bank, as its name indicates, undertakes all general Banking business. The Commercial Bank of Ethiopia S.C. and Addis Bank merged in 1980 by proclamation No.184 of 1980 .

Table. L.3: - Other financial institutions include Agricultural and Industrial Development Bank (now Development Bank) and Savings and Mortgage Corporation. However, Savings and Home Ownership Public Association and Savings and Mortgage Corporation have been replaced by the Housing and Saving Bank as of November 7/1975. (Now renamed Construction and Business Bank)

Tables L.12. 13 and 14:- AGRICULTURAL AND INDUSTRIAL DEVELOPMENT BANK (DEVELOPMENT BANK)

On the 28th August 1970 by decrease No. 55, the Agricultural and Industrial Development Bank. S.C. was formed to take over the liabilities and assets the former Development Bank of Ethiopia and the shares of Ethiopian Investment Corporation.

Table L.16 :- BALANCE OF PAYMENTS

### A. GOODS AND SERVICES

Merchandise Transactions:- Exports valued f.o.b. data on exports are compiled as reported by the Customs Authority and Imports c.i.f. customs trade valuations.

Non-Monetary Gold:- The credit figure represents gold purchased by the National Bank from the Ethiopian Treasury.

Other Transportation :- The entries cover receipts (credit) and expenditure (debit) abroad the Ethiopian Air Lines, also receipts(credit) from Ethiopia Shipping Lines corporation, and from foreign aircraft landing at Ethiopian Airports; beginning 1962. Debits included remittances abroad by travel and shipping agents in Ethiopia.

**Travel:-** The credit entry covers expenditure in Ethiopia by travelers from abroad. The debit entry covers expenditures by travellers from abroad. The debit entry covers expenditures by Ethiopians travelling abroad and foreign exchange provided for travel expenses.

**Investment income:-** The credit entries cover interest earned on foreign deposits and securities held by the National Bank of Ethiopia . The debit entries cover interest payment by the central government on loans, and the profits and dividends of the major foreign companies operating in Ethiopia.

**Government, not included elsewhere:-** The credit entries cover expenditure of foreign diplomatic and consular missions and international institutions in Ethiopia. The debit entries cover Ethiopian consular and diplomatic expenditure and technical assistance contra entry of service received in a form of grants.

**Other services:-** The item covers insurance claims(credit) by Ethiopian residents on foreign insurance companies, and non-merchandise premiums and claims (credit) paid by Ethiopian residents. It further covers transfer for services which cannot be identified separately for inclusion elsewhere.

## **B. TRANSFER PAYMENTS**

**Private:-** All donations and imports of capital by religious and private organizations as well as individuals are covered under this item.

**Central government:-** The credit entries cover grants received from various governments, and international agencies.

## **C. CAPITAL MOVEMENTS**

**Private short-term:-** The entries cover changes in commercial credits by Ethiopian merchants from foreign merchants, and changes in deposits of Ethiopian Airlines, and Ethiopian Shipping Lines held in foreign banks.

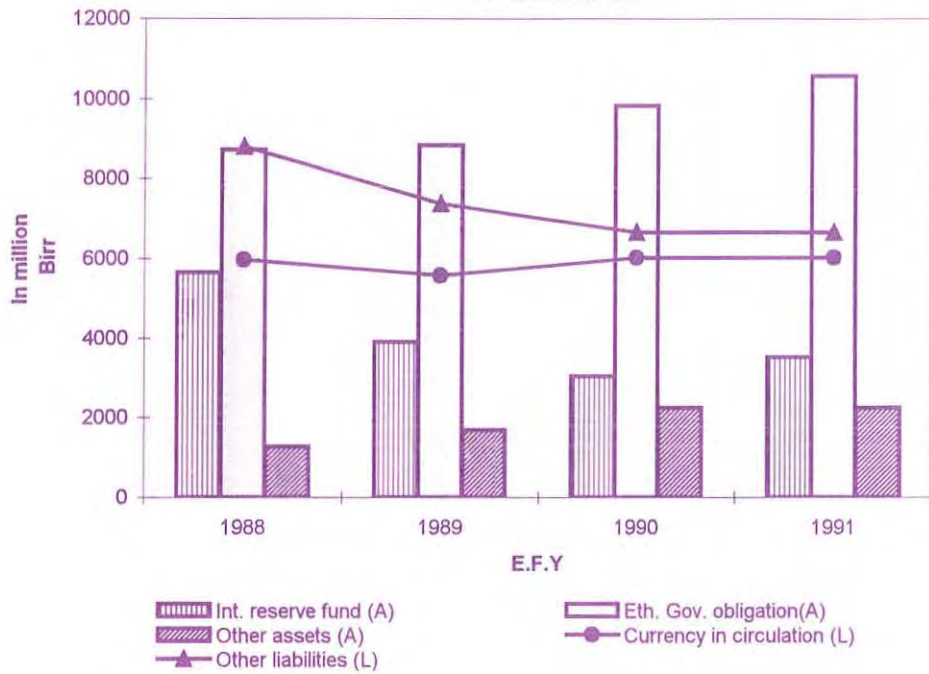
**Central Government long -term :-** The entries cover loan withdrawals (credit) and loan repayments (debits)

## **D. MONETARY INSTITUTIONS**

**Central Monetary Institutions:-** Credit entries include decline in foreign assets and increases in foreign liabilities of the Central Bank.

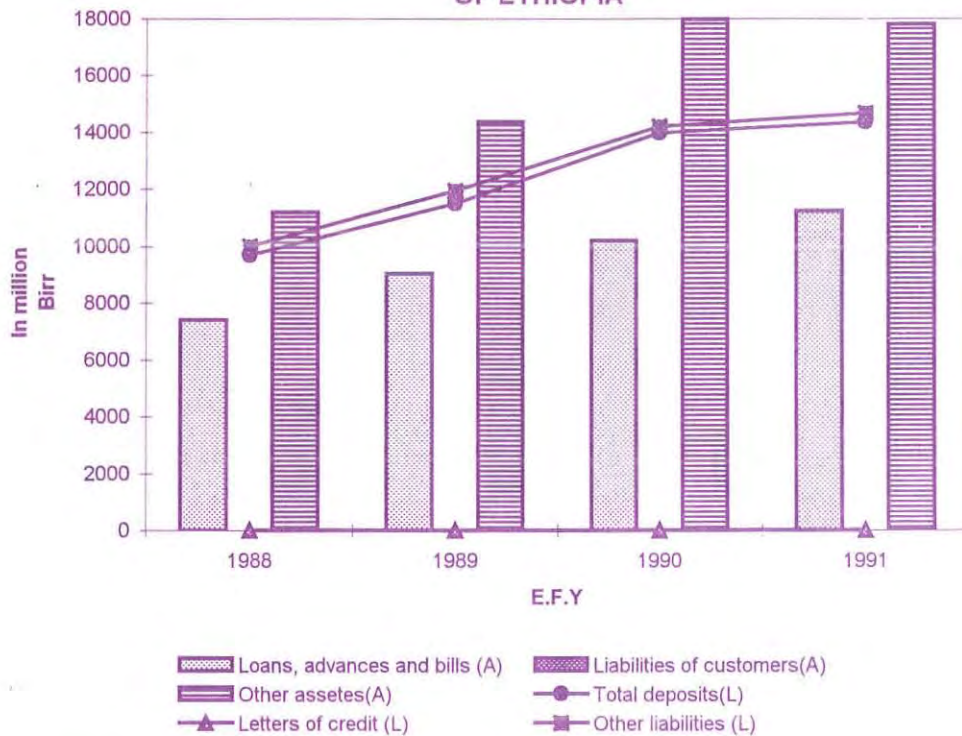
**Other Monetary institutions:-** The entries represent net change in foreign assets liabilities of commercial banks operating in Ethiopia.

## L1. CONDITION OF NATIONAL BANK OF ETHIOPIA



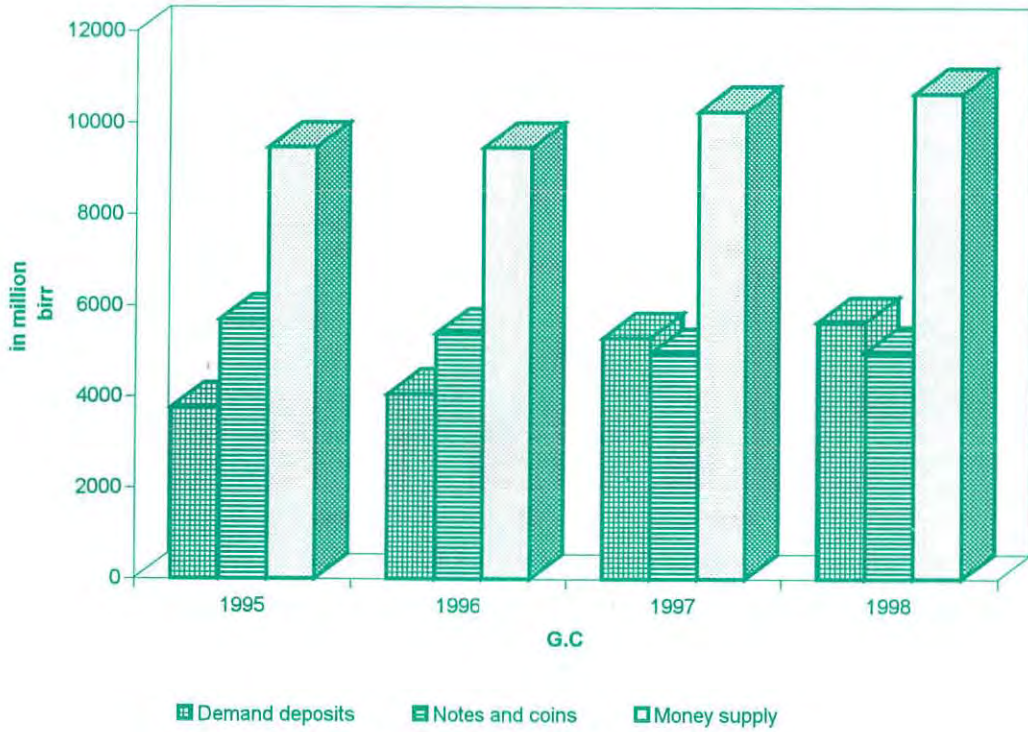
Note:- (A) denotes assets  
(L) denotes liabilities

## L2. CONDITION OF COMMERCIAL BANK OF ETHIOPIA

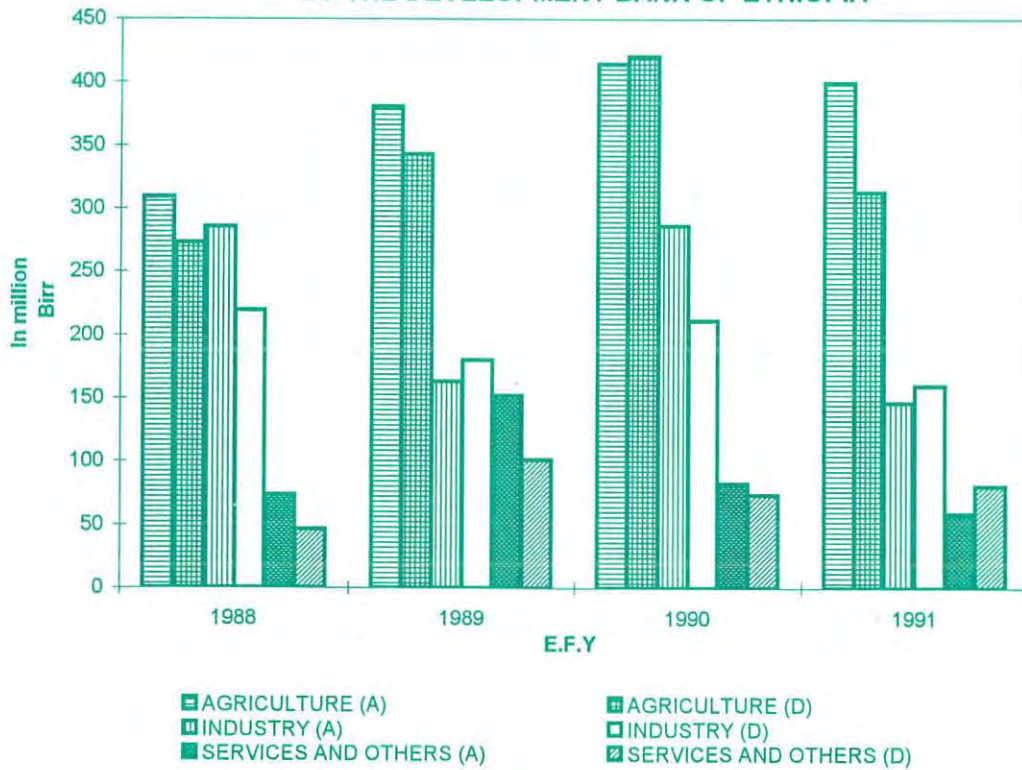


Note:- (A) denotes assets  
(L) denotes liabilities

### L3. COMPOSITION OF MONEY SUPPLY



### L4. LOANS APPROVED AND DISBURSED BY THE DEVELOPMENT BANK OF ETHIOPIA



Note: (A) denotes Approved  
(D) denotes Disbursed

አጠቃላይ የብሔራዊ ባንክ የሂሳብ መግለጫ  
 CONSOLIDATED STATEMENT OF CONDITION  
 OF NATIONAL BANK OF ETHIOPIA

ሠንጠረዥ ቸ.1 TABLE L.1

በሚሊዮን ብር IN MILLION BIRR

	1988		1989		1990		1991		
	ታህሳስ	ሰኔ	ታህሳስ	ሰኔ	ታህሳስ	ሰኔ	ታህሳስ	ሰኔ	
<b>ሀብቶች</b>									<b>ASSETS</b>
አንተርናሽናል መጠበቂያ ሂሳብ	4879.9	5653.8	4642.0	3901.6	3375.4	3039.2	3803.3	3511.6	INTERNATIONAL RESERVE FUND
በቅድሚያ የተከፈለና ያልተጣሩ ሂሳቦች	465.1	-	-	465.1	465.1	465.1	465.1	465.1	ADVANCES AND UNCLEARED EFFECTS
በአንተርናሽናል ድርጅቶች የተደረገ አንቨስትመንት	300.1	300.1	300.1	300.1	300.1	300.1	300.1	633.8	INVESTMENT IN INTERNATIONAL INSTITUTIONS
ለንግድ ክረዲቶች የደንበኞች ዕዳ	50.7	55.6	38.6	20.4	20.4	20.4	17.2	11.4	CUSTOMERS LIABILITY ON DOCUMENTARY CREDITS
የኢትዮጵያ መንግስት ግዳጅ	8131.4	8725.4	7656.0	8838.9	8529.0	9819.3	9201.2	10562.2	ETHIOPIAN GOVERNMENT OBLIGATION
የብር ቅንሰናሽ ገንዘቦች	8.5	8.5	8.5	8.5	8.5	8.5	8.4	8.4	SILVER COINS
የማይንቀሳቀሱ ሀብቶች	10.5	28.8	29.8	30.6	33.2	41.9	46.4	41.4	FIXED ASSETS
ሌሎች ሂሳቦች	954.6	876.4	1865.0	870.6	1425.3	985.7	1001.3	2140.2	OTHER ACCOUNTS
<b>የሀብት ድምር</b>	<b>14800.8</b>	<b>15648.6</b>	<b>14540.0</b>	<b>14435.8</b>	<b>14157.0</b>	<b>14680.2</b>	<b>14843.0</b>	<b>17374.1</b>	<b>TOTAL ASSETS</b>
<b>ዕዳዎች</b>									<b>LIABILITIES</b>
በሥራ ላይ የሚገኝ ገንዘብ	5949.3	5964.5	5703.9	5565.9	6011.4	5033.7	5332.2	5529.5	CURRENCY IN CIRCULATION
ሌሎች በቅርብ ተጠያቂ ዕዳዎች	5689.1	-	-	-	-	-	-	-	OTHER SIGHT LIABILITIES
የንግድ ክረዲት ደብዳቤዎች	421.0	280.7	544.6	263.3	349.8	299.7	561.2	173.1	COMMERCIAL LETTERS OF CREDIT
የአንተርናሽናል ድርጅቶች በስም የማይዘየውሩ የውጭ ሰነዶች	809.0	-	792.6	779.3	779.3	816.7	816.7	1067.0	INTERNATIONAL INSTITUTIONS (NON-TRANSFERABLE PROMISSARY NOTES)
ፕሮቪዥንስ	174.5	185.5	185.5	200.4	200.4	321.7	314.0	392.0	PROVISIONS
ሌሎች ሂሳቦች	413.7	907.7	1511.0	942.3	758.5	773.0	448.7	1131.9	OTHER ACCOUNTS
የካፒታልና የጠቅላላ መጠበቂያ ሂሳብ	774.7	949.2	1056.5	1101.4	1098.4	1205.8	1161.9	1285.3	CAPITAL AND GENERAL RESERVE FUND
ተቀማጭ	-	6471.9	4509.5	4863.4	4254.2	5529.4	5280.9	6878.8	DEPOSITS
<b>የዕዳዎች ድምር</b>	<b>14231.3</b>	<b>14759.5</b>	<b>14303.6</b>	<b>13716.0</b>	<b>13452.0</b>	<b>13980.0</b>	<b>13915.6</b>	<b>16457.6</b>	<b>TOTAL LIABILITIES</b>
	DEC.	JUNE	DEC.	JUNE	DEC.	JUNE	DEC.	JUNE	
	1995	1996		1997		1998		1999	

ከኢትዮጵያ ብሔራዊ ባንክ ሂሳብ መምሪያ የተገኘ  
 SOURCE : NATIONAL BANK OF ETHIOPIA, ACCOUNTS DEPARTMENT

የ 1989 እና 1990 መረጃ የታረመ ነው  
 DATA FOR THE YEAR 1996/97 & 1997/98 ARE REVISED

አጠቃላይ የንግድ ባንኮች የሂሳብ ሁኔታ መግለጫ  
 CONSOLIDATED STATEMENT OF CONDITION  
 OF COMMERCIAL BANK OF ETHIOPIA

ሠንጠረዥ ቁ.2 TABLE L.2

በሚሊዮን ብር IN MILLION BIRR

	1988		1989		1990		1991		
	ታህሳስ	ሰኔ	ታህሳስ	ሰኔ	ታህሳስ	ሰኔ	ታህሳስ	ሰኔ	
<b>ሀብቶች</b>									<b>ASSETS</b>
በእጅ ያለ ጥሬ ገንዘብ	291.2	275.4	303.9	332.6	1050.4	316.9	324.0	333.1	CASH ON HAND
ያልተጣሩ የአገር ውስጥ ሂሳቦች	2098.1	2294.7	2170.2	3599.4	6122.4	4681.3	3710.3	4362.2	DOMESTIC UNCLEARED EFFECTS
ያልተጣሩ የውጭ አገር ሂሳቦች	599.5	607.8	602.6	866.7	656.0	811.0	628.0	936.6	FOREIGN UNCLEARED EFFECTS
የኢትዮጵያ መንግስት የግምጃ ቤት ሰነዶች	521.8	760.4	522.8	47.1	271.2	123.3	559.6	401.8	ETHIOPIAN GOVERNMENT TREASURY BILLS
ብድሮች በቅድሚያ የተከፈሉ ሂሳቦችና ቅናሽ የተደረገባቸው ሰነዶች	7590.4	7406.9	8517.1	9026.1	9842.0	10196.0	10532.6	11232.3	CLAIMS ON NON-CENTRAL GOV'T - LOANS, ADVANCES AND BILLS DISCOUNTED
ኢንቨስትመንት	2096.3	4.0	5.1	4.0	5.1	2.9	3.5	5.7	- INVESTMENTS
የመጠባበቂያ ሂሳብ	435.3	3320.6	3274.3	5017.6	7749.9	6142.2	5270.6	5717.5	- COMMERCIAL BANKS SUSPENSE ACCOUNTS
የባንክ ቤት የቢሮ ስምጥና ሌሎች ቋሚ ንብረቶች	267.4	5246.8	5041.3	5959.1	9316.0	6938.8	6496.3	6836.8	PREMISES FURNITURE AND OTHER ASSETS
ሌሎች ከውጭ አገር የሚገኙ ሀብቶች	47.3	1359.8	2803.7	4269.2	4672.7	5730.8	4901.8	5251.2	OTHER FOREIGN ASSETS
ለንግድ ክረዲቶች የደንበኞች ስዳ	1942.9	1569.2	1942.9	1093.3	1827.8	1189.9	1388.8	1597.2	LIABILITIES OF CUSTOMERS FOR LETTERS OF CREDIT, ACCEPTANCE ETC.
ሌሎች ሂሳቦች									OTHER CONTINGENT ASSETS
በብሔራዊ ባንክ ተቀማጭ ገንዘብ	818.6	1920.2	922.0	1336.2	1122.7	2425.3	2007.1	2414.2	DEPOSITS WITH NATIONAL BANK
በውጭ አገር ባንኮች ተቀማጭ ገንዘብ	1551.7	772.7	642.3	1277.5	1548.1	2264.0	1524.6	1761.9	DEPOSIT WITH FOREIGN BANKS
በኢርትራ ባንኮች ተቀማጭ ገንዘብ	1480.0	908.4	1480.0	2026.2	2368.8	2369.7	2369.1	2369.7	DEPOSIT WITH ERITREAN BANKS
ከአገር ውስጥና ከውጭ አገር ባንኮች የሚሰበሰቡ ሂሳቦች		1849.7	2612.7	2136.9	2361.0	2213.1	2649.4	2491.6	DUE FROM OTHER DOMESTIC AND FOREIGN BANKS
<b>የሀብት ድምር</b>	<b>19740.5</b>	<b>28816.0</b>	<b>31190.5</b>	<b>37308.8</b>	<b>49237.5</b>	<b>45757.9</b>	<b>42705.4</b>	<b>46173.8</b>	<b>TOTAL ASSETS</b>
<b>ስዳዎች</b>									<b>LIABILITIES</b>
የማዕከላዊ መንግስት ያልሆኑ ተቀማጭ									<b>NON-CENTRAL GOV'T DEPOSITS</b>
በተጠየቀ ጊዜ የሚከፈል ተቀማጭ	5923.9	3948.7	4004.7	4971.4	5406.1	6414.2	6218.2	6329.2	DEMAND DEPOSITS
ተቀማጭና ለተወሰነ ጊዜ በአደራ ያለ የተቀማጭ ገንዘብ ድምር	5412.4	5744.0	4785.6	6531.9	7242.3	7556.5	7647.4	8027.7	SAVING AND TIME DEPOSITS
የመንግስት ተቀማጭ ገንዘብ	11336.3	9692.7	8790.3	11503.3	12648.4	13970.7	13865.6	14356.9	TOTAL DEPOSITS
የውጭ ስዳ		855.8	736.6	813.0	974.0	1029.8	964.3	1058.2	GOV'T DEPOSITS
የካፒታል ሂሳቦች		1446.3	1825.2	1935.3	1947.4	2461.6	2028.7	2036.1	FOREIGN LIABILITIES
አክሲዮን		312.2	368.9	743.3	778.8	800.0	849.7	859.2	<b>CAPITAL ACCOUNT</b>
የባንኮች ተቀማጭ ገንዘብ		64.5	75.9	64.5	66.3	68.9	68.0	68.6	SHARES
ሌሎች		335.5	825.4	266.3	506.4	514.5	911.4	549.4	RESERVES
ሌሎች ስዳዎች		6982.1	6586.6	8111.9	11772.1	9330.5	8934.0	10098.5	OTHER
የካፒታል ሂሳቦች	1127.8	712.6	1270.0	1105.3	1351.4	1383.8	1829.0	1477.3	OTHER LIABILITIES
ሌሎች ሂሳቦች	4330.2	6982.2	6586.6	8111.8	11767.9	9330.6	8943.5	10098.6	CAPITAL FUNDS
የተረጋገጡ የንግድ ክረዲቶች	1942.9	1569.2	1942.4	1093.3	1827.8	1189.9	1388.8	1597.6	OTHER ACCOUNTS
ብድሮች	3.0	391.3	421.4	409.8	402.8	388.9	372.2	351.1	LETTERS OF CREDIT, ACCEPTANCE, ETC.
የስዳዎችና የካፒታል ድምር	18740.2	29344.4	29429.3	34157.8	44043.3	40469.2	40155.2	42551.5	BORROWINGS
	DEC.	JUNE	DEC.	JUNE	DEC.	JUNE	DEC.	JUNE	TOTAL LIABILITIES AND CAPITAL
	1995	1996	1996	1997	1997	1998	1998	1999	

ከኢትዮጵያ ብሔራዊ ባንክ ሂሳብ መምሪያ የተገኘ  
 SOURCE : NATIONAL BANK OF ETHIOPIA, ACCOUNTS DEPARTMENT

የ 1989 እና 1990 መረጃ የታረመ ነው  
 DATA FOR THE YEAR 1996/97 & 1997/98 ARE REVISED

የሌሎች ገንዘብ ነክ ድርጅቶች የሂሳብ ሁኔታ መግለጫ  
STATEMENT OF CONDITION OF OTHER FINANCIAL INSTITUTIONS

ሠንጠረዥ ቁ.3 TABLE L.3

በግሊዮን ብር IN MILLION BIRR

	1988		1989		1990		1991		
	ታህሳስ	ሰኔ	ታህሳስ	ሰኔ	ታህሳስ	ሰኔ	ታህሳስ	ሰኔ	
<b>ሀብቶች</b>									<b>ASSETS</b>
በጥራ ገንዘብና በአገር ውስጥ ባንኮች ያለ ሂሳብ	302	377.8	128.8	268.2	214.0	341.5	142.7	249.8	CASH AND BALANCE WITH DOMESTIC BANKS
በውጭ አገር ያሉ ሀብቶች	18.2	16.6	55.4	37.0	63.5	29.4	69.1	44.2	FOREIGN ASSETS
በመንግስት ላይ ያለ ተጠያቂ ገንዘብ	126.3	114.3	105.8	105.8	71.3	51.0	51.0	42.5	CLAIMS ON CENTRAL GOVERNMENT
በግል ድርጅቶች ላይ ያለ ተጠያቂ ገንዘብ	1788.6	1141.0	1642.4	1605.3	1710.8	1751.7	2020.7	2092.6	CLAIMS ON NON-CENTRAL GOVERNMENT
ሌሎች ሀብቶች	519.3	342.3	568.3	593.5	1003.5	1143.2	1322.0	1425.3	OTHER ASSETS
<b>የሀብቶች ድምር</b>	<b>2754.4</b>	<b>1992.0</b>	<b>2500.7</b>	<b>2609.8</b>	<b>3063.1</b>	<b>3316.8</b>	<b>3605.5</b>	<b>3854.4</b>	<b>TOTAL ASSETS</b>
<b>ፅዳዎች</b>									<b>LIABILITIES</b>
ለተወሰነ ጊዜ በአደራ ያለና ተቀማጭ ገንዘብ	497.1	0.1	2.1	2.1	234.4	602.4	681.4	761.0	TIME AND SAVING DEPOSITS
የካፒታል ሂሳብ	231.6	371.5	390.8	354.3	361.2	372.6	380.5	389.6	CAPITAL ACCOUNTS
የባንኮች ብድር	614.6	1080.3	1401.0	1234.9	1423.3	1316.4	1434.8	1644.5	CREDIT FROM BANKS
ከሌሎች ገንዘብ ድርጅቶች ብድር	-	-	-	-	-	-	-	-	CREDIT FROM OTHER FINANCIAL INSTITUTIONS
የመንግስት ብድር	53.5	13.8	13.8	13.8	13.8	13.8	13.8	13.8	CREDIT FROM GOVERNMENT
የውጭ አገር ብድር	299.4	248.3	253.5	255.2	253.5	182.5	204.3	203.6	FOREIGN ADVANCES AND LOANS*
ሌሎች ሂሳቦች	576.5	269.4	420.2	713.6	745.7	799.7	875.0	826.9	OTHER ITEMS (NET)
<b>የፅዳዎች ድምር</b>	<b>2272.7</b>	<b>1983.4</b>	<b>2481.4</b>	<b>2573.9</b>	<b>3031.9</b>	<b>3287.4</b>	<b>3589.8</b>	<b>3839.4</b>	<b>TOTAL LIABILITIES</b>
	DEC.	JUNE	DEC.	JUNE	DEC.	JUNE	DEC.	JUNE	
	1995	1996		1997		1998		1999	

ከኢትዮጵያ ብሔራዊ ባንክ የኢኮኖሚ ጥናትና የፕላን መምሪያ የተገኘ  
SOURCE : NATIONAL BANK OF ETHIOPIA,  
ECONOMIC RESEARCH AND PLANNING DEPARTMENT

የገንዘብ መጠንና ዝርዝር  
SIZE AND COMPOSITION OF MONEY

ሠንጠረዥ ቸ.4 TABLE L.4

	ጠቅላላ ገንዘብ /በሚሊዮን ብር/			በፕርሰንት /ጠቅላላ ገንዘብ 100/		
	ድምር	ጠቅላላ በሥራ ላይ ያሉ ፍቶችና ቅንስናዎች ገንዘቦች	የግል ተጠያቂ ተቀማጭ	ፍቶችና ቅንስናዎች ገንዘቦች	ተቀማጭ	
		TOTAL	CIRCULATING CURRENCY	PRIVATE DEMAND DEPOSIT	CURRENCY	
MONEY (MILLION BIRR)				PERCENT (TOTAL MONEY = 100)		
ታህሳስ 22 1988	9466.3	5702.9	3763.4	60.2	39.8	1995 DECEMBER
ታህሳስ 22 1989	9461.8	5398.2	4063.6	57.1	42.9	1996 DECEMBER
ጥር 22 1989	9483.3	5388.0	4095.3	56.8	43.2	1997 JANUARY
የካቲት	9980.1	5359.8	4620.3	53.7	46.3	FEBRUARY
መጋቢት	9614.8	5314.9	4299.9	55.3	44.7	MARCH
ሚያዝያ	9920.7	5332.5	4588.2	53.8	46.2	APRIL
ግንቦት	9890.1	5229.7	4660.4	52.9	47.1	MAY
ሰኔ	10024.0	5176.3	4847.7	51.6	48.4	JUNE
ሐምሌ	10339.6	5022.0	5317.6	48.6	51.4	JULY
ነሐሴ	10187.4	4856.7	5330.7	47.7	52.3	AUGUST
መስከረም	10134.1	4732.8	5401.3	46.7	53.3	SEPTEMBER
ጥቅምት	9233.7	3895.3	5338.4	42.2	57.8	OCTOBER
ኅዳር	9838.4	4452.4	5386.0	45.3	54.7	NOVEMBER
ታህሳስ	10265.5	4961.1	5304.4	48.3	51.7	DECEMBER
ጥር 22 1990	9270.3	3883.0	5387.3	41.9	58.1	1998 JANUARY
የካቲት	8887.5	3308.5	5579.0	37.2	62.8	FEBRUARY
መጋቢት	8879.1	3557.5	5321.6	40.1	59.9	MARCH
ሚያዝያ	10292.3	4674.7	5617.6	45.4	54.6	APRIL
ግንቦት	10295.9	4689.3	5606.7	45.5	54.5	MAY
ሰኔ	11005.6	4716.8	6288.8	42.9	57.1	JUNE
ሐምሌ	11221.6	4604.2	6617.3	41.0	59.0	JULY
ነሐሴ	11131.3	4715.1	6416.2	42.4	57.6	AUGUST
መስከረም	10841.8	4671.9	6169.9	43.1	56.9	SEPTEMBER
ጥቅምት	10928.1	4689.1	6239.0	42.9	57.1	OCTOBER
ኅዳር	10908.0	4787.4	6120.6	43.9	56.1	NOVEMBER
ታህሳስ	10667.5	5008.1	5659.3	46.9	53.1	DECEMBER
ጥር 22 1991	10645.7	5065.0	5580.7	47.6	52.4	1999 JANUARY
የካቲት	10875.0	5168.4	5706.6	47.5	52.5	FEBRUARY
መጋቢት	10740.3	5190.3	5550.0	48.3	51.7	MARCH
ሚያዝያ	10916.6	5171.6	5745.0	47.4	52.6	APRIL
ግንቦት	10986.2	5166.1	5820.1	47.0	53.0	MAY
	11378.9	5196.4	6182.5	45.7	54.3	JUNE

ከኢትዮጵያ ብሔራዊ ባንክ የኢኮኖሚ ጥናትና የፕላን መምሪያ የተገኘ

SOURCE: NATIONAL BANK OF ETHIOPIA,  
ECONOMIC RESEARCH AND PLANNING DEPARTMENT

አንዳንድ የቁጠባና ጊዜያዊ ተቀማጭ ሂሳቦች  
SELECTED DEPOSIT ITEMS

ሠነጠረዥ ቸ.5 TABLE L.5

በሚሊዮን ብር IN MILLION BIRR

	የቁጠባ ተቀማጭ	ጊዜያዊ ተቀማጭ /30 ቀናትና በላይ/	የመንግስት ተቀማጭ		
			ከብሔራዊ ባንክ	ከንግድ ባንክ	
			GOVERNMENT DEPOSIT WITH		
ታህሳስ 22 1988	4406.3	648.6	1784.1	822.6	1995 DECEMBER
ታህሳስ 22 1989	5350.8	773.8	1725.5	743.8	1996 DECEMBER
ጥር 22 1989	5326.9	779.8	1741.7	823.9	1997 JANUARY
የካቲት	5277.3	842.8	1890.5	859.1	FEBRUARY
መጋቢት	5346.0	816.2	2167.5	917.3	MARCH
ሚያዝያ	5351.5	829.7	2183.7	874.5	APRIL
ግንቦት	5464.6	828.4	2199.1	880.8	MAY
ሰኔ	5685.2	839.6	2212.6	821.0	JUNE
ሐምሌ	5797.9	872.9	1718.6	728.4	JULY
ነሐሴ	5832.6	840.7	1769.5	810.6	AUGUST
መስከረም	5836.6	894.9	1846.4	893.4	SEPTEMBER
ጥቅምት	6116.6	914.1	1388.5	935.0	OCTOBER
ኅዳር	6228.8	948.8	1462.9	947.8	NOVEMBER
ታህሳስ	6233.7	1001.4	1671.6	982.2	DECEMBER
ጥር 22 1990	6114.6	1021.9	1732.3	1007.1	1998 JANUARY
የካቲት	6138.6	1018.6	1979.7	1130.6	FEBRUARY
መጋቢት	6180.3	1014.6	2330.8	1147.9	MARCH
ሚያዝያ	6207.4	1084.0	2431.4	1202.4	APRIL
ግንቦት	6315.7	1107.3	2549.1	1229.3	MAY
ሰኔ	6481.7	1067.5	2137.7	1037.1	JUNE
ሐምሌ	6536.8	1065.3	1377.0	1061.2	JULY
ነሐሴ	6551.3	1065.6	1497.3	1031.8	AUGUST
መስከረም	6529.2	1111.9	2009.4	971.6	SEPTEMBER
ጥቅምት	6504.2	1073.6	1782.0	1063.2	OCTOBER
ኅዳር	6480.2	1017.3	2120.6	1111.6	NOVEMBER
ታህሳስ	6595.3	965.9	1795.8	1159.9	DECEMBER
ጥር 22 1991	6602.4	966.9	1580.5	1208.3	1999 JANUARY
የካቲት	6631.3	947.6	2241.5	1319.3	FEBRUARY
መጋቢት	6671.6	958.6	1880.3	1315.6	MARCH
ሚያዝያ	6787.7	903.2	2222.7	1279.2	APRIL
ግንቦት	6915.5	847.6	2159.1	1206.2	MAY
ሰኔ	7167.3	853.1	2403.2	1065.6	JUNE
	SAVING DEPOSITS	TIME DEPOSITS 30 DAYS AND OVER	NATIONAL BANK	COMMERCIAL BANK	

ከኢትዮጵያ ብሔራዊ ባንክ የኢኮኖሚ ጥናትና የጥላቻ መምሪያ የተገኘ

SOURCE : NATIONAL BANK OF ETHIOPIA,  
ECONOMIC RESEARCH AND PLANNING DEPARTMENT

በሥራ ላይ ያሉ የወረቀትና የቅንሰናሽ ገንዘቦች ዝርዝር  
CIRCULATING NOTES AND COINS BY DENOMINATIONS

ሠንጠረዥ ቸ TABLE L.6

	በሚሊዮን ብር							IN MILLION BIRR
	1988		1989		1990		1991	
	ታህሳስ	ሰኔ	ታህሳስ	ሰኔ	ታህሳስ	ሰኔ	ታህሳስ	
<b>ሀ/ የወረቀት ገንዘቦች</b>								<b>A) NOTES</b>
1 ብር	246.3	245.8	252.4	251.6	146.8	60.8	207.4	1 BIRR
5 ብር	195	174.9	189.7	195.7	107.0	69.4	129.1	5 BIRR
10 ብር	1567.7	1554.8	1489.6	1479.9	804.6	279.6	978.7	10 BIRR
50 ብር	1172.9	1126.2	993.3	898.1	698.6	176.9	508	50 BIRR
100 ብር	2707.8	2795.8	2732.2	2677.6	2079.8	449.8	2429.2	100 BIRR
<b>ለ/ ቅንሰናሽ ገንዘቦች</b>								<b>B) COINS</b>
1 ሣንቲም	0.5	0.5	0.5	0.5	0.5	0.5	0.5	1 CENT
5 ሣንቲም	15.8	16	16.2	16.5	16.7	17.1	17.4	5 CENTS
10 ሣንቲም	29.7	31.8	33.9	35.7	36.6	38.0	37.3	10 CENTS
25 ሣንቲም	12.1	12.4	12.8	13.4	13.8	14.1	14.1	25 CENTS
50 ሣንቲም	18.3	18.7	19.2	19.8	19.6	19.7	19.7	50 CENTS
<b>ጠቅላላ ድምር</b>	5966.1	5976.9	5739.8	5588.8	3924.0	1125.9	4341.4	<b>TOTAL NOTES AND COINS</b>
	DEC.	JUNE	DEC.	JUNE	DEC.	JUNE	DEC.	
	1995	1996		1997		1998		

ከኢትዮጵያ ብሔራዊ ባንክ የኢኮኖሚ ጥናትና የጥላቻ መምሪያ የተገኘ

SOURCE : NATIONAL BANK OF ETHIOPIA,  
ECONOMIC RESEARCH AND PLANNING DEPARTMENT

**በሥራ ላይ ያለ ገንዘብ መጠን**  
**COMPONENTS AND DETERMINANTS OF MONEY SUPPLY**

ሠንጠረዥ ቸ.7

TABLE L.7

በሚሊዮን ብር IN MILLION BIRR

	1988		1989		
	መጋቢት 23	ሰኔ 22	መስከረም 20	ታህሣሥ 23	
በሥራ ላይ ያሉ ናቶችና ቅንስናሽ ገንዘቦች	5951	5656.9	5292.4	5398.2	NOTES AND COINS IN CIRCULATION
የሶስት ወር ልዩነት	248.1	-294.1	-364.5	105.8	QUARTERLY CHANGE
ተጠያቂ ተቀማጭ	3478.8	4260.5	4649	3920.5	DEMAND DEPOSITS
የሶስት ወር ልዩነት	284.6	781.7	388.5	-728.5	QUARTERLY CHANGE
የገንዘብ መጠን	14686.8	15654.8	15849.6	15443.2	SUPPLY
የሶስት ወር የተጣራ ልዩነት	165.6	968.1	194.8	-406.4	NET QUARTERLY CHANGE
<u>ልዩነት በዝርዝር</u>					<u>COMPOSITION OF CHANGE</u>
<u>የመንግስት ያልሆነ</u>					<u>NON CENTRAL GOVERNMENT</u>
የክሬዲት ዕድገት	996.9	379.2	101.8	603.6	INCREASE IN CREDIT
ባለቸካይ ተጠያቂ ያልሆነ ተቀማጭ ሲቀነስ	994.6	276.7	158.6	565.2	LESS INCREASE IN NON-SIGHT DEPOSITS
<u>የመንግስት</u>					<u>CENTRAL GOVERNMENT</u>
የክሬዲት ዕድገት	8.8	650.6	-639.4	-825.7	INCREASE IN CREDIT
ከተቀማጭ ገንዘብ ላይ ጭማሪ ሲቀነስ	-503.4	81.7	-721.6	-1147.6	LESS INCREASE IN DEPOSITS
የአገር ውስጥ ክሬዲት	14949.7	15410.5	16449.5	16198.7	DOMESTIC CREDIT
በውጭ አገር ተቀማጭ ሌሎች	5529.1	6235.9	5883.5	5161.8	EXTERNAL RESERVES
5792	5991.6	6483.4	5774.1		OTHER ITEMS
በገንዘብ መጠን የሶስት ወር የተጣራ ልዩነት					NET QUARTERLY CHANGE
	31 MARCH	30 JUNE	30 SEP.	30 DEC.	
	1996				

ከኢትዮጵያ ብሔራዊ ባንክ በተገኘው መረጃ መሠረት

\* BASED ON DATA OBTAINED FROM NATIONAL BANK OF ETHIOPIA

በሥራ ላይ ያለ ገንዘብ መጠን  
COMPONENTS AND DETERMINANTS OF MONEY SUPPLY

ሠንጠረዥ ቸ.7 / የቀጠለ/	TABLE L.7 (CONT'D)				በሚሊዮን ብር IN MILLION BIRR
	1989		1990		
	መጋቢት 23	ሰኔ 22	መስከረም 20	ታህሣሥ 23	
በሥራ ላይ ያለ ፍቶችና ቅንስናሽ ገንዘቦች	5314.9	5176.3	4732.8	4961.1	IN CIRCULATION
የሰስት ወር ልዩነት	353.8	-138.6	-443.5	228.3	QUARTERLY CHANGE
ተጠያቂ ተቀማጭ	3478.8	4847.7	5401.3	5304.3	DEMAND DEPOSITS
የሰስት ወር ልዩነት	1001.1	1368.9	553.6	-97.0	QUARTERLY CHANGE
የገንዘብ መጠን	15780.2	16548.2	16865.6	17500.4	SUPPLY
የሰስት ወር የተጣራ ልዩነት	-1720.2	-780	317.4	634.8	NET QUARTERLY CHANGE
<u>ልዩነት በዝርዝር</u>					<u>COMPOSITION OF CHANGE</u>
<u>የመንግስት ያልሆነ</u>					<u>NON-CENTRAL GOVERNMENT</u>
የክሬዲት ዕድገት	951.4	-748.3	158.7	814.4	INCREASE IN CREDIT
ባስተኝኳይ ተጠያቂ ያልሆነ ተቀማጭ ሲቀነስ	912.9	-771.7	96	707.9	LESS INCREASE IN NON-SIGHT DEPOSITS
<u>የመንግስት</u>					<u>CENTRAL GOVERNMENT</u>
የክሬዲት ዕድገት	416.5	235.1	-103.8	28.9	INCREASE IN CREDIT
ከተቀማጭ ገንዘብ ላይ ጭማሪ ሲቀነስ	-214.4	286.3	-676	114.9	LESS INCREASE IN DEPOSITS
የአገር ውስጥ ክሬዲት	16908	16446.1	16628.4	17557.7	DOMESTIC CREDIT
በውጭ አገር ተቀማጭ ሌሎች	4598.4	5625.6	5555.9	5462.2	EXTERNAL RESERVES
በገንዘብ መጠን የሰስት ወር የተጣራ ልዩነት	5729.4	5522.9	5318.7	5519.4	OTHER ITEMS
					NET QUARTERLY CHANGE
	31 MARCH	30 JUNE	30 SEP.	30 DEC.	
	1997				

ከኢትዮጵያ ብሔራዊ ባንክ በተገኘው መረጃ መሠረት  
\* BASED ON DATA OBTAINED FROM NATIONAL BANK OF ETHIOPIA

በሥራ ላይ ያለ ገንዘብ መጠን  
COMPONENTS AND DETERMINANTS OF MONEY SUPPLY

ሠንጠረዥ ቸ.7 /የቀጠለ/

TABLE L.7 (CONT'D)

በሚሊዮን ብር IN MILLION BIRR

	1990		1991		
	መጋቢት 23	ሰኔ 22	መስከረም 20	ታህሣሥ 23	
በሥራ ላይ ያሉ ኖቶችና ቅንሰናሽ ገንዘቦች	3557.5	4716.8	4671.9	5008.1	NOTES AND COINS IN CIRCULATION
የሶስት ወር ልዩነት	-1403.6	1159.3	-44.9	336.2	QUARTERLY CHANGE
ተጠያቂ ተቀማጭ	5321.6	6288.8	6169.9	5659.3	DEMAND DEPOSITS
የሶስት ወር ልዩነት	17.2	967.2	-118.9	-510.6	QUARTERLY CHANGE
የገንዘብ መጠን	8879.1	11005.6	10841.8	10667.5	SUPPLY
የሶስት ወር የተጣራ ልዩነት	-1386.3	2126.5	-163.8	-174.3	NET QUARTERLY CHANGE
<u>ልዩነት በዝርዝር</u>					<u>COMPOSITION OF CHANGE</u>
<u>የመንግስት ያልሆነ</u>					<u>NON-CENTRAL GOVERNMENT</u>
የክሬዲት ዕድገት	603.3	-259.1	-63.6	558.7	INCREASE IN CREDIT
ባስቸኳይ ተጠያቂ ያልሆነ ተቀማጭ ሲቀነስ	590.1	-312	-9.7	704.7	LESS INCREASE IN NON-SIGHT DEPOSITS
<u>የመንግስት</u>					<u>CENTRAL GOVERNMENT</u>
የክሬዲት ዕድገት	-416.2	1558.7	-151.4	-109.2	INCREASE IN CREDIT
ከተቀማጭ ገንዘብ ላይ ጭማሪ ሲቀነስ	-1241.1	1862.6	-393.4	-83.9	LESS INCREASE IN DEPOSITS
የአገር ውስጥ ክሬዲት	16919.9	18523.4	18474	18948.8	DOMESTIC CREDIT
በውጭ አገር ተቀማጭ ሌሎች	6192.2	5830.9	5961.3	5966.9	EXTERNAL RESERVES
በገንዘብ መጠን የሶስት ወር የተጣራ ልዩነት	7028.1	5799.4	5952.4	6687	OTHER ITEMS
					NET QUARTERLY CHANGE
	31 MARCH	30 JUNE	30 SEP.	30 DEC.	
	1998				

ከኢትዮጵያ ብሔራዊ ባንክ በተገኘው መረጃ መሠረት

\* BASED ON DATA OBTAINED FROM NATIONAL BANK OF ETHIOPIA

በብሔራዊ ባንክና በንግድ ባንኮች የተደረገ የአገር ውስጥ ክሬዲት  
DOMESTIC CREDIT BY THE NATIONAL BANK AND COMMERCIAL BANK

ሠንጠረዥ ች.8 TABLE L.8 በሚሊዮን ብር IN MILLION BIRR

	ደምር	የመንግስት ግዳጅ		የመንግስት ያልሆኑ ግዳጅ			ኢንቨስትመንት
		ለብሔራዊ ባንክ	ለንግድ ባንክ	ብድሮችና በቅድሚያ የተክፈሉ ሂሳቦች	ቅናሽ የተደረገባቸው ሰነዶች		
				አጠቃላይ	ጠቅላይ		
ታህሳስ 22 1988	17542.0	8131.4	2775.4	6631.8	-	3.4	1995 DECEMBER
ታህሳስ 22 1989	19256.0	7656.0	2612.7	8982.2	-	5.1	1996 DECEMBER
ጥር 22 1989	19574.5	8111.0	2118.8	9339.6	-	5.1	1997 JANUARY
የካቲት	20330.6	8472.9	2113.6	9739.0	-	5.1	FEBRUARY
መጋቢት	20580.8	8630.9	2109.8	9830.6	-	9.5	MARCH
ሚያዝያ	20598.5	8661.9	2139.0	9793.6	-	4.0	APRIL
ግንቦት	20655.8	8833.9	2153.9	9664.0	-	4.0	MAY
ሰኔ	20471.0	8838.9	2136.9	9491.2	-	4.0	JUNE
ሐምሌ	20061.8	8447.9	2258.5	9350.3	-	5.1	JULY
ነሐሴ	20458.8	8674.9	2263.8	9515.0	-	5.1	AUGUST
መስከረም 1990	20382.7	8629.9	2241.2	9506.5	-	5.1	SEPTEMBER
ጥቅምት	20137.0	8045.0	2375.2	9711.7	-	5.1	OCTOBER
ኅዳር	20589.4	8161.9	2411.1	10011.3	-	5.1	NOVEMBER
ታህሳስ	21202.2	8529.0	2361.0	10307.1	-	5.1	DECEMBER
ጥር 22 1990	21329.8	8463.9	2347.5	10513.3	-	5.1	1998 JANUARY
የካቲት	21512.6	8373.9	2310.2	10823.4	-	5.1	FEBRUARY
መጋቢት	21391.1	8186.3	2287.5	10912.2	-	5.1	MARCH
ሚያዝያ	21653.5	8601.3	2251.5	10797.5	-	3.2	APRIL
ግንቦት	22025.8	8836.3	2345.9	10840.7	-	2.9	MAY
ሰኔ	22696.4	9819.3	2213.1	10661.1	-	2.9	JUNE
ሐምሌ	22456.7	9556.3	2430.7	10466.5	-	3.2	JULY
ነሐሴ	22354.8	9667.2	2259.9	10424.5	-	3.2	AUGUST
መስከረም 1991	22402.9	9720.2	2239.6	10439.9	-	3.2	SEPTEMBER
ጥቅምት	22771.6	9430.2	2625.9	10712.3	-	3.2	OCTOBER
ኅዳር	23002.2	9522.2	2666.4	10810.4	-	3.2	NOVEMBER
ታህሳስ	22851.8	9201.2	2649.4	10997.7	-	3.5	DECEMBER
ጥር 22 1991	23310.2	9214.2	2787.2	11305.3	-	3.5	1999 JANUARY
የካቲት	24416.8	10187.2	2839.6	11386.6	-	3.5	FEBRUARY
መጋቢት	23701.7	9735.2	2354.3	11606.6	-	5.7	MARCH
ሚያዝያ	24630.9	10460.2	2522.9	11642.1	-	5.7	APRIL
ግንቦት	24753.7	10510.2	2608.6	11629.2	-	5.7	MAY
ሰኔ	24757.0	10562.2	2491.6	11697.5	-	5.7	JUNE
	TOTAL	NATIONAL BANK	COMMERCIAL BANK	LOANS AND ADVANCES	BILLS DISCOUNTED	INVESTMENT	
		CLAIMS ON CENTRAL GOVERNMENT		CLAIMS ON OTHER THAN CENTRAL GOVERNMENT			

ከኢትዮጵያ ብሔራዊ ባንክ የአኮኖሚ ጥናትና የጥላቻ መምሪያ የተገኘ  
SOURCE: NATIONAL BANK OF ETHIOPIA,  
ECONOMIC RESEARCH AND PLANNING DEPARTMENT

የተጣራ የወርቅና የውጭ አገር ምንዛሪ ተቀማጭ  
NET GOLD AND FOREIGN EXCHANGE HOLDINGS

ሠንጠረዥ ቸ.9 TABLE L.9 በሚሊዮን ብር IN MILLION BIRR

	የተጣራ የውጭ አገር ምንዛሪ ተቀማጭ			
	ድምር	ብሔራዊ ባንክ	ንግድ ባንክ	
ታህሳስ 22 1988	4357.9	3629.7	728.2	1995 DECEMBER
ታህሳስ 22 1989	4599.1	3621.2	977.9	1996 DECEMBER
ጥር 22 1989	4338.9	3195.4	1143.5	1997 JANUARY
የካቲት	4050.9	2868.5	1182.4	FEBRUARY
መጋቢት	4189.5	2755.2	1434.3	MARCH
ሚያዝያ	4376.3	2536.0	1840.3	APRIL
ግንቦት	4571.2	2569.2	2002.0	MAY
ሰኔ	5204.4	2870.4	2334.0	JUNE
ሐምሌ	5016.1	2649.7	2366.4	JULY
ነሐሴ	4886.3	2507.6	2378.7	AUGUST
መስከረም 1990	5144.3	2549.9	2594.4	SEPTEMBER
ጥቅምት	5211.5	2565.5	2646.0	OCTOBER
ኅዳር	5013.1	2419.4	2593.7	NOVEMBER
ታህሳስ	5049.9	2324.6	2725.3	DECEMBER
ጥር 22 1990	5234.3	2195.6	3038.7	1998 JANUARY
የካቲት	5436.3	2279.7	3156.6	FEBRUARY
መጋቢት	5776.5	2259.8	3516.7	MARCH
ሚያዝያ	6031.8	2476.9	3554.9	APRIL
ግንቦት	6156.3	2347.7	3808.6	MAY
ሰኔ	5434.7	2165.5	3269.2	JUNE
ሐምሌ	5457.6	1916.8	3540.8	JULY
ነሐሴ	5470.4	1782.9	3687.5	AUGUST
መስከረም 1991	5559.8	1882.5	3677.3	SEPTEMBER
ጥቅምት	5418.2	1298.6	4119.6	OCTOBER
ኅዳር	5632.4	2575.0	3057.4	NOVEMBER
ታህሳስ	5526.2	2724.4	2801.8	DECEMBER
ጥር 22 1991	5214.4	2524.8	2689.6	1999 JANUARY
የካቲት	5104.8	2570.0	2534.8	FEBRUARY
መጋቢት	5819.5	2800.5	3019.0	MARCH
ሚያዝያ	5470.3	2508.0	2962.3	APRIL
ግንቦት	5444.9	2442.4	3002.5	MAY
ሰኔ	5736.9	2521.8	3215.1	JUNE
	TOTAL	NATIONAL BANK	COMMERCIAL BANK	
	NET FOREIGN EXCHANGE HOLDING			

ከኢትዮጵያ ብሔራዊ ባንክ የኢኮኖሚ ጥናትና የፕላን መምሪያ የተገኘ

SOURCE : NATIONAL BANK OF ETHIOPIA,  
ECONOMIC RESEARCH AND PLANNING DEPARTMENT

የንግድ ባንኮች ያደረጉት ብድሮች የቅድሚያ ክፍያዎች በቅናሽ የገዛቸው ሰነዶችና የልማት ውጭዎች  
 LOANS, ADVANCES, BILLS DISCOUNTED AND INVESTMENT BY COMMERCIAL BANKS

ሠንጠረዥ ፑ.10 TABLE L.10 በሚሊዮን ብር IN MILLION BIRR

	1989	1990	1991	
	ሰኔ 23	ሰኔ 23	ሰኔ 23	
ለትላልቅ ኢንዱስትሪ	780.4	1264.3	891.1*	LARGE SCALE INDUSTRY
ለጨርቃ ጨርቅ	48.9	205.5	...	TEXTILES AND CLOTHING
ሌሎች	731.5	1058.8	...	OTHERS
ለአነስተኛ ኢንዱስትሪና				SMALL SCALE AND COTTAGE
ለጎጆ ኢንዱስትሪ	63.0	107.5	...	INDUSTRY
ለእርሻ	339.2	358.9	439.44	AGRICULTURE
ለተክል	139.1	158.5	...	PLANTATION
ለከብት እርባታ	21.7	32.4	...	LIVESTOCK
ሌሎች	178.4	168.0	...	OTHERS
ወደ ውጭ አገር ለተሸጡ ዕቃዎች	930.0	992.3	1166.73	EXPORT
ለቡና	583.8	560.3	...	COFFEE
ለቅባት እህሎችና ጥሬጥሬ	165.1	121.6	...	OILSEEDS AND PULSES
ለቆዳና ሌጦ	37.4	36.4	...	HIDES AND SKINS
ሌሎች	143.7	274.0	...	OTHERS
ከውጭ ለተገዙ ዕቃዎች	1443.5	1665.1	1735.11	IMPORT
ለሕንጻ መሣሪያዎች	33.5	...	...	BUILDING MATERIALS
ለነዳጅ	41.3	35.6	...	FUEL
ለጨርቃ ጨርቅ	109.7	114.0	...	TEXTILES
ለመኪናዎችና ለመሣሪያዎች	474.4	551.7	...	MACHINERY AND EQUIPMENT
ሌሎች	784.6	963.8	...	OTHERS
ለኮንስትራክሽንና ለማይንቀሳቀሱ				CONSTRUCTION AND
ንብረቶች	438.9	428.8	639.59	REAL ESTATE
ለመኖሪያና ለንግድ				RESIDENTIAL AND COMMERCIAL
ሕንጻዎች	...	79.0	...	BUILDING
ለተቋራጮች	...	336.9	...	ADVANCE TO CONTRACTORS
ሌሎች	...	12.9	...	OTHERS
ለትራንስፖርትና መገናኛ	1267.3	1336.1	...	TRANSPORT AND COMMUNICATION
ለአገር ውስጥ ንግድ	2129.8	2123.1	3204.52**	INTERNAL TRADE
ለቡና	329.1	271.9	...	COFFEE
ለእህል	335.7	314.7	...	CEREALS
ለቆዳና ሌጦ	11.6	10.2	...	HIDES AND SKINS
ለሆቴሎችና ተራዝም	190.2	202.7	...	HOTELS AND TOURISM
ሌሎች	1263.1	1323.7	...	OTHERS
የግል ብድር/ለመኪና ፣ ለቤት				PERSONAL LOANS
ዕቃ መግዣ/	15.9	17.7	19.1	(CARS, FURNITURE)
ለገንዘብ ድርጅቶች	504.9	496.7	5543.8	FINANCIAL AGENCIES
ድምር	7912.9	8790.5	13639.4	TOTAL
	30 JUNE	30 JUNE	30 JUNE	
	1997	1998	1999	

\* የአነስተኛና የጎጆ ኢንዱስትሪን ይጨምራል  
 \*INCLUDES SMALL SCALE AND COTTAGE INDUSTRIES.  
 የ1991 ዝርዝር መረጃ አልተገኘም  
 DETAILED DATA FOR JUNE 30, 1999 ARE NOT AVAILABLE  
 ከኢትዮጵያ ንግድ ባንክ የተገኘ  
 SOURCE : COMMERCIAL BANK OF ETHIOPIA

\*\* ትራንስፖርትና መገናኛን ይጨምራል  
 \*\* INCLUDES TRANSPORT AND COMMUNICATION  
 ... መረጃ አልተገኘም  
 ...DATA NOT AVAILABLE

የመንግስት የአገር ውስጥ ዕዳ በአበዳሪዎች  
INTERNAL DEBT OF GOVERNMENT BY HOLDERS

ሠንጠረዥ ቸ.11

TABLE L.11

በሚሊዮን ብር

IN MILLION BIRR

አበዳሪዎች	1988		1989		1990		1991		
	ታህሣሥ	ሰኔ	ታህሣሥ	ሰኔ	ታህሣሥ	ሰኔ	ታህሣሥ	ሰኔ	
ከኢትዮጵያ ብሔራዊ ባንክ	7146.5	8725.5	7656.0	8838.9	8529.0	9819.3	9201.2	10562.2	NATIONAL BANK OF ETHIOPIA
በቀጥታ በቅድሚያ የተከፈለ	5859.0	6453	5455	6686.0	6376.1	7845.0	7275.0	8636.0	DIRECT ADVANCES
በቃል ኪዳን ሰነድ	-	-	-	-	-	-	-	-	PROMISARY NOTES
በዋስትና መያዣ/ቦንዶች/	1287.5	-	-	-	-	-	-	-	SECURITIES (BONDS)
ወለድ ያለው	-	985	913.5	913.5	913.5	783.0	783.0	783.0	NONINTEREST BEARING(1)
ወለድ የሌለው	-	1287.5	1287.5	1239.4	1239.4	1191.3	1143.2	1143.2	INTERESET BEARING(1)
ከንግድ ባንክ	2784.8	2847.3	2611.6	2136.9	2307	2213.1	2637.8	2491.6	COMMERCIAL BANKS
በዋስትና መያዣ/ቦንዶች/	2089.8	2089.8	2089.8	2089.8	2089.8	2089.8	2089.8	2089.8	GOV'T BONDS
በግምጃ ቤት ሰነድ	695.0	757.5	521.8	47.1	217.2	123.3	548.0	401.8	TREASURY BILLS(2)
ከመንግሥታዊ ድርጅቶች									INTER GOVERNMENT DEPARTMENT
/ቦንዶች/ ሌሎች	-	378	1023.8	1383.2	1025.7	1306.6	1692.0	1646.5	DEBT (BONDS) OTHERS
በግምጃ ቤት ሰነድ	-	-	540	899.4	576.4	877.6	1242.7	1226.0	TREASURY BILLS
የመንግስት ግዴታ	-	203.8	378	378.0	378.0	378.0	378.0	378.0	GOV'T DEBT BONDS
የመንግስት ሰነድ	-	174.2	105.8	105.8	71.3	51.0	71.3	42.5	GOV'T BONDS
ድምር	9931.3	11950.8	11291.4	12359	11861.7	13339.0	13531.0	14700.3	TOTAL GOV'T INDEBTEDNESS
	DEC.	JUNE	DEC.	JUNE	DEC.	JUNE	DEC.	JUNE	HOLDERS
	1995	1996	1997	1998	1999				

(1) በብሔራዊ ባንክ ያሉ የመንግስት ቦንዶች በባንኩ ሠራተኞች የጡረታ ፈንድ የተገዙትን አይጨምርም

NOTE: (1) GOVERNMENT BONDS HELD BY THE NATIONAL BANK OF ETHIOPIA  
DO NOT INCLUDE THE AMOUNT BOUGHT WITH THE BANK'S STAFF PENSION FUND

(2) በኢትዮጵያ ንግድ ባንክ የሠራተኞች የጡረታ ፈንድ የተገዙትን ሰነዶች አይጨምርም

(2) EXCLUDES DISCOUNTS AND BILLS PURCHASED WITH THE STAFF PENSION FUND OF C.B.E.

ከኢትዮጵያ ብሔራዊ ባንክ የኢኮኖሚ ጥናትና ፕላን መምሪያ የተገኘ

SOURCE : NATIONAL BANK OF ETHIOPIA,  
ECONOMIC RESEARCH AND PLANNING DEPARTMENT

ከልማት ባንክ የተፈቀዱና የተሰጡ ብድሮች ብዛትና መጠን  
 NUMBER AND AMOUNT OF LOANS APPROVED AND DISBURSED BY  
 THE DEVELOPMENT BANK

ሠንጠረዥ ቸ.12

TABLE L.12

በግሊየን ብር IN MILLION BIRR

የሥራው ክፍል	1988*			1989*			1990*+			1991*+			SECTOR
	የተፈቀደ ብድር		የተሰጠ ብድር	የተፈቀደ ብድር		የተሰጠ ብድር	የተፈቀደ ብድር		የተሰጠ ብድር	የተፈቀደ ብድር		የተሰጠ ብድር	
	ብዛት	የገንዘብ ልክ		ብዛት	የገንዘብ ልክ		ብዛት	የገንዘብ ልክ		ብዛት	የገንዘብ ልክ		
	በቁጥር	በብር	በቁጥር	በብር	በቁጥር	በብር	በቁጥር	በብር	በቁጥር	በብር			
ለእርሻ	1015	309.2	272.8	1909	380.7	342.8	1905	414.4	420.3	984	399.8	313.2	AGRICULTURAL INDUSTRIAL SERVICES AND OTHERS TOTAL
ለእንጻሳት	512	285.3	219.6	1039	163.1	180.2	766	286.6	211.6	563	146.3	160.1	
ለእገልግሎቶችና ለሌሎች ሥራዎች	731	73.6	46.2	345	152	101.1	464	82.3	73.4	273	58.8	80.4	
ጅምር	2258	668.1	538.6	3293	695.8	624.1	3135	783.3	705.3	1820	604.9	553.7	
	NUMBER	AMOUNT		NUMBER	AMOUNT		NUMBER	AMOUNT		NUMBER	AMOUNT		
	LOANS APPROVED	DISBURSED		LOANS APPROVED	DISBURSED		LOANS APPROVED	DISBURSED		LOANS APPROVED	DISBURSED		
	1995/96*			1996/97*			1997/98*			1998/99*			

የተፈቀዱ ብድሮች በሥራ ዓይነታቸው  
 LOANS APPROVED BY ACTIVITIES

ሠንጠረዥ ቸ.13

TABLE L.13

በግሊየን ብር IN MILLION BIRR

የሥራው ዓይነቶች	1988*	1989*	1990*+	1991*+	ACTIVITIES
ሀ. ለእርሻና ለስጢብ					A. AGRICULTURE AND LIVESTOCK
እርሻ	309.1	380.7	414.4	399.8	
ለተብረካ እንጻሳት	285.4	162.7	286.6	146.3	B. MANUFACTURING INDUSTRIES
1. ለምግብ ሥራ	60.9	52.1	...	...	1. FOOD STUFFS
2. ለመጠጦች ሥራ	17	7	...	...	2. BEVERAGES
3. ለጨርቃ ጨርቃና ለመሳሰሉት ሥራዎች	0.1	18.6	...	...	3. TEXTILES AND ALLIED INDUSTRIES
4. ለእገልግሎት ሥራ	4.5	...	...	...	4. WOOD
5. ለወረቀትና ለማተሚያ ሥራዎች	11.8	6	...	...	5. PAPER AND PRINTING
6. ለቅመማ/ኬሚካል/ ሥራ	54.7	13.2	...	...	6. CHEMICALS
7. ለብርቃቆ ለሽከላና ለጅንጋይ ሥራ	112.3	2.5	...	...	7. GLASS, CLAY AND STONE
8. ለብረታ ለራት ሥራ	...	15.1	...	...	8. METAL WORKING
9. ለቆዳና ለቆዳ ማልፋት ሥራ	21.7	21.6	...	...	9. LEATHER AND TANNING
10. ሌሎች	2.4	26.6	...	...	10. OTHERS
ሐ. ለእንጻዎች ሥራ	...	...	...	...	C. CONSTRUCTION
መ. ለመጓጓዣ/ ለትራንስፖርት/	6.6	5.5	...	...	D. TRANSPORTATION
ሠ. ለሕዝብ እገልግሎት ለሚሰጡ ፎርጅቶች	44.8	139.2	...	...	E. SERVICES
ረ. ለሌሎች ልዩ ልዩ ሥራዎች	22.1	7.3	80.3**	58.8**	F. MISCELLANEOUS
ጅምር	661.4	689.9	781.3	604.9	TOTAL
	1995/96*	1996/97*	1997/98*	1998/99*	

\* YEAR ENDING JULY 7  
 ከልማት ባንክ የተገኘ  
 SOURCE: DEVELOPMENT BANK

+ያልተመረመረ  
 + UNAUDITED  
 \*\*ሐ: መ: እና ሠን ያጠቃልላል  
 \*\* INCLUDES "C", "D", AND "E"

... ዝርዝር መረጃ አልተገኘም  
 ... DETAIL DATA NOT AVAILABLE

በተበዳሪዎች ላይ ያሉ ብድሮች በየሥራ ዓይነታቸው  
OUTSTANDING LOANS DISTRIBUTED BY ACTIVITIES

ሠንጠረዥ ቸ. 14 TABLE L.14

በሚሊዮን ብር IN MILLION BIRR

የሥራው ዓይነቶች	1988*	1989*	1990*	1991*	
ሀ. ለእርሻና ለከብት					A. AGRICULTURE AND
እርሻ	475.8	565.9	712.3	897.1	LIVESTOCK
ለ. ለፋብሪካ እንዳስተራዎች	948.7	959.6	948.1	1126.6	B. MANUFACTURING INDUSTRIES**
1. ለምግብ ሥራ	...	...	...	...	1. FOOD STUFFS
2. ለመጠጦች ሥራ	...	...	...	...	2. BEVERAGES
3. ለጨርቃ ጨርቅና ለመሳሉት ሥራዎች	...	...	...	...	3. TEXTILES AND ALLIED INDUSTRIES
4. ለእንጨት ሥራ	...	...	...	...	4. WOOD
5. ለወረቀትና ለማተሚያ ሥራዎች	...	...	...	...	5. PAPER AND PRINTING
6. ለቅመማ /ለኬሚካል/	...	...	...	...	6. CHEMICALS
7. ለብርጭቆ ለሸክላና ለድንጋይ ሥራ	...	...	...	...	7. GLASS, CLAY AND STONE
8. ለብረታ ብረት ሥራ	...	...	...	...	8. METAL WORKING
9. ለቆዳና ለቆዳ ማልፋት ሥራ	...	...	...	...	9. LEATHER AND TANNING
10. ሌሎች	...	...	...	...	10. OTHERS
ሐ. ለሕንጻዎች ሥራ	49.0	49.1	103.8	130.0	C. CONSTRUCTION
መ. ለመጓጓዣ /ለትራንስፖርት/	22.8	22.9	26.7	27.5	D. TRANSPORTATION
ሠ. ለሕዝብ አገልግሎት ለሚሰጡ ድርጅቶች	111.4	175.6	229.6	294.8	E. SERVICES
ረ. ለሌሎች ልዩ ልዩ ሥራዎች	90.5	10.7	17.6	23.7	F. MISCELLANEOUS
ሰ. ለቋሚ ንብረት	-	-	-	-	G. REAL ESTATE
ሸ. ማዕድንና የሀይል ምንጮች	36.7	36.8	31.5	23.4	H. MINES AND ENERGY RESOURCES
ድምር	1734.9	1820.6	2069.6	2523.1	TOTAL
	1995/96*	1996/97*	1997/98*	1998/99*	ACTIVITIES

የዓመቱ መጨረሻ ሰኔ 30 ነው።

\* YEAR ENDING JULY 7

\*\* ከ1-10 ላሉት የሥራ አይነቶች የተሰጠ ጠቅላላ ብድር ነው።

\*\*REPRESENT TOTAL OUTSTANDING FOR MANUFACTURING INDUSTRIES LISTED FROM 1-10

ከልማት ባንክ የተገኘ

SOURCE: DEVELOPMENT BANK

...መረጃ አልተገኘም

... DATA NOT AVAILABLE

የ1990 እና 1991 መረጃ ያልተመረመረ ነው

DATA FOR THE YEAR 1997/98 & 1998/99 ARE UNAUDITED

የ 1989 መረጃ የታረመ ነው

DATA FOR THE YEAR 1996/97 ARE REVISED

በተበዳሪዎች ላይ ያሉ ብድሮች በየሥራ ክፍላቸው  
OUTSTANDING LOANS DISTRIBUTED BY SECTORS

ሠንጠረዥ ቸ. 15	TABLE L.15		በሚሊዮን ብር		IN MILLION BIRR
የሥራ ክፍሎች	1988*	1989*	1990*+	1991*+	
ሀ. ለእርሻ	475.7	566.0	712.3	897.1	A. AGRICULTURE
1. ለመንግሥት	5.0	5.4	0.03	0.03	1. STATE
2. ለማህበራት	319.3	307.2	305.7	324.7	2. COOPERATIVES
3. ለግል	151.4	253.4	406.6	572.4	3. PRIVATE
ለ. ለአንዳስትሪዎች	948.6	959.6	948.1	1126.6	B. INDUSTRIES
1. ለመንግሥት	520.6	394.1	337.2	309.8	1. STATE
2. ለማህበራት	13.0	15.2	14.3	16.4	2. COOPERATIVES
3. ለግል	415.0	550.3	596.6	800.4	3. PRIVATE
ሐ. ለስንጃዎች	49.0	49.0	103.8	130.0	C. CONSTRUCTION
1. ለመንግሥት	15.8	15.8	16.5	16.7	1. STATE
2. ለማህበራት	-	-	-	-	2. COOPERATIVES
3. ለግል	33.2	33.2	87.3	113.3	3. PRIVATE
መ. ለመጓጓዣ	22.8	22.9	26.7	27.5	D. TRANSPORT
1. ለመንግሥት	17.6	17.7	20.0	21.1	1. STATE
2. ለማህበራት	-	-	-	-	2. COOPERATIVES
3. ለግል	5.2	5.2	6.7	6.4	3. PRIVATE
ሠ. ለአገልግሎቶች	203.3	175.6	229.6	294.8	E. SERVICES
1. ለመንግሥት	0.6	0.7	0.7	0.8	1. STATE
2. ለማህበራት	-	-	-	-	2. COOPERATIVES
3. ለግል	111.4	164.2	211.3	270.3	3. PRIVATE
4. ሌሎች	91.3	10.7	17.6	23.7	4. OTHERS
ረ. ለማዕድንና ሃይል ማመንጫ	37.0	36.8	31.5	23.4	F. MINES AND ENERGY RESOURCES
1. ለመንግሥት	-	36.8	31.5	23.4	1. STATE
2. ለማህበራት	37.0	-	-	-	2. COOPERATIVES
3. ለግል	-	-	-	-	3. PRIVATE
ድምር	1736.4	1809.9	2052.0	2499.4	TOTAL
	1995/96*	1996/97*	1997/98*+	1998/99*+	SECTOR

የዓመቱ መጨረሻ ሰኔ 30 ነው  
\* YEAR ENDING JULY 7  
ከልማት ባንክ የተገኘ  
SOURCE: DEVELOPMENT BANK

+ ያልተመረመረ  
+ UNAUDITED  
የ 1989 እና 1990 መረጃ የታረመ ነው  
DATA FOR THE YEAR 1996/97 & 1997/98  
ARE REVISED

ኢትዮጵያ ከሌሎች አገሮች ጋር ያላት የገንዘብ ክፍያ ሚዛን ማጠቃለያ  
SUMMARY OF THE BALANCE OF PAYMENT OF ETHIOPIA

ወንጠረዥ ቸ.16

TABLE L.16

የተጣራ ልዩነት በሚሊዮን ብር  
NET TRANSACTIONS IN MILLION BIRR

ዓመት ምህረት	ጊዜያዊ ሂሳብ				የከፍተኛ ሂሳብ			በገንዘብ ህገ ድርጅቶች ተቀማጭ ሂሳብና መዋጮ			የተጣራ ግድፈትና ስህተት	
	የዕቃዎች ገቢ	ግልጋሎቶች	የተዛውሩ ክፍያዎች	የተጣራ ብልጫ/ጉድለት	ጠቅላላ	የግል	የመንግሥት	ጠቅላላ	በዋና ዋናዎች	በሌሎች		
1976/77	1221.5	53.7	-	-1158.8	437.0	...	...	...	...	...	-65.9	1984
1977*	-1274.7	103.1	-	-1171.6	423.7	...	...	...	...	...	-73.9	1984/85*
1978*	-1327.1	130.5	-	-1196.6	547.5	...	...	...	...	...	-44.6	1985/86*
1979*	-1427.1	106.3	-	-1320.8	408.9	...	...	...	...	...	123.3	1986/87*
1980*	-1486.6	77.5	-	-1379.1	549.7	...	...	...	...	...	-157.9	1987/88*
1981*	-1192.2	96.5	-	-1095.7	463.3	...	...	...	...	...	-212.7	1988/89*
1982*	-1067.3	89.2	-	-978.1	237.6	...	...	...	...	...	-498.7	1989/90*
1983*	-1558.2	-62.0	-	-1620.2	330.2	...	...	...	...	...	140.6	1990/91*
1984*	-1491.7	27.4	-	-1464.3	-238.1	...	...	...	...	...	-270.6	1991/92*
1987*	-3814.7	406.3	9.4	-3399.0	186.6	...	...	...	...	...	-83.1	1994/95*
1988*	-4621.2	832.5	4448.7	660.0	280.6	-451.9	732.5	-189.0	-1873.9	1684.9	-928.4	1995/96*
1989*	-3886.4	825.7	3126.5	65.8	23.5	-61.8	85.2	1777.8	2274.4	-496.6	-1703.0	1996/97*
1990*	-4505.7	663.2	3952.6	110.1	1124.9	421.1	703.8	266.3	997.6	-731.3	-2053.7	1997/98*
1991*	-7345.5	540.5	3712.9	-3092.1	792.4	45.1	747.3	223.1	115.7	107.4	746.5	1998/99*
	TRADE BALANCE F.O.B.	SERVICES	TRANSFER PAYMENTS	NET SURPLUS /DEFICIT/	TOTAL	PRIVATE	CENTRAL GOVERNMENT	TOTAL	CENTRAL MONETARY	OTHER INSTITU- TIONS	NET ERRORS AND OMMISSION	YEAR
	CURRENT ACCOUNT				CAPITAL ACCOUNT			RESERVES IN				

የዓመቱ መጨረሻ ሰኔ 30 ነው

\* YEAR ENDING JULY 7

ከኢትዮጵያ ብሔራዊ ባንክ የኢኮኖሚ ጥናትና ፕላን መምሪያ የተገኘ

SOURCE : NATIONAL BANK OF ETHIOPIA,

ECONOMIC RESEARCH AND PLANNING DEPARTMENT

...መረጃ አልተገኘም

... DATA NOT AVAILABLE

ኢትዮጵያ ከሌሎች አገሮች ጋር ያላት የገንዘብ ክፍያ ሚዛን  
BALANCE OF PAYMENTS OF ETHIOPIA

ሠንጠረዥ ቶ.17

TABLE L.17

በሚሊዮን ብር IN MILLION BIRR

	1988*	1989*	1990*	1991*	
1. የዕቃዎች የንግድ ሚዛን	-4621.2	-3562.2	-4505.7	6465.2	1. TRADE BALANCE
ወጪ ንግድ ኢ.ፍ.አ.ቢ	2607.0	3891.6	4142.5	3636.3	EXPORT F.O.B.
ቡና	1724.1	2307.5	2889.6	2112.7	COFFEE
ከቡና ሌላ	814.6	1168.1	1252.8	1349.5	NON-COFFEE
በገንዘብ ያልተለወጠ ወርቅ	68.3	416.0	.	174.2	NON-MONETARY GOLD
ገቢ ንግድ ሲ.አይ.ኤፍ ከዚህ ለዕቃዎች ማስጫኛና ኢንሹራንስ የዋለ	7228.2	7453.7	8648.2	10101.5	IMPORT C.I.F. OF WHICH FREIGHT AND INSURANCE
2. ግልጋሎቶች	126.5	125.6	885.9	853.1	2. SERVICES
ጉዞ	-34.1	-65.7	22.7	-151.7	TRAVEL
ገቢ	145.4	203.5	242.2	311.7	CREDIT
ወጪ	179.5	269.1	219.5	463.4	DEBIT
ሌላ ትራንስፖርት	750.2	685.1	561.4	446.9	OTHER TRANSPORT
ገቢ	1420.1	1399.5	1410.4	1618.4	CREDIT
ወጪ	669.9	714.4	849.0	1171.6	DEBIT
የመንግስት ሂሳብ ሌ.ቢ.ያ	144.7	371.8	456.8	378.5	GOVERNMENT N.I.E
ገቢ	255.3	483.6	570.4	511.4	CREDIT
ወጪ	110.6	111.8	113.5	132.9	DEBIT
ሥራ ላይ የዋለ ገንዘብ	-43.5	-33.6	-291.8	-185.7	INVESTMENT INCOME
ገቢ	40.3	29.6	132.9	144.2	CREDIT
ወጪ	83.8	63.2	424.7	329.9	DEBIT
ሌሎች ግልጋሎቶች	15.2	-132.0	-86.0	52.6	OTHER SERVICES
ገቢ	534.0	590.2	771.3	1033.4	CREDIT
ወጪ	518.9	722.2	857.3	980.8	DEBIT
ግልጋሎቶች / የተጣራ/	832.5	825.7	663.2	540.5	SERVICES (NET)
3. የተጣራ የዕቃዎችና ግልጋሎቶች ገቢ	-4621.2	-3562.2	-4505.7	6465.2	3. NET GOODS AND SERVICES (1+2)
4. የተጣራ ክፍያዎች	1973.1	1657.5	2158.9	2171.9	4. TRANSFER
ከግል	1980.7	1677.7	2180.3	2229.7	PRIVATE
ገቢ	7.6	20.2	21.3	57.8	CREDIT
ወጪ	2475.6	1469.0	1793.6	1598.9	DEBIT
ከመንግስት	2489.5	1500.2	1837.0	1646.2	PUBLIC
ገቢ	13.9	31.2	43.3	47.3	CREDIT
ወጪ	4448.7	3126.5	3952.6	3770.8	DEBIT
የተጣራ የተጣራ ክፍያዎች	-4621.2	-3562.2	-4505.7	6465.2	TRANSFER (NET)
5. የጊዜያዊ ሂሳብ የተጣራ ብልጫ	732.5	85.2	703.8	747.3	5. BALANCE ON C/A (3+4)
6. ጥራ ገንዘብ ያልሆነ የረጅም ዘመን ከመንግስት	1609.7	948.4	1041.6	1510.3	6. NON MONETARY LONG TERM CAPITAL GOVERNMENT
ገቢ	877.2	863.2	337.8	763.0	CREDIT
ወጪ	-4621.2	-3562.2	-4505.7	6465.2	DEBIT
7. የመሠረታዊ ሂሳቦች ሚዛን	-4621.2	-3562.2	-4505.7	6465.2	7. BASIC BALANCES (5+6)
8. የአጭር ዘመን የግል ካፒታል	-451.9	-61.8	421.1	45.1	8. SHORT-TERM CAPITAL (NET)
9. የተጣራ ስህተት ወይም ግድፈት	-928.4	-1703.0	-2053.7	746.5	9. NET ERRORS AND OMISSIONS
10. የተቀማጭ ዋጋ ጭማሪ	221.2	175.9	152.8	106.0	10. REVALUATION OF RESERVES
11. ኢ.ዲ.አር ተቀማጭ	102.2	105.6	104.7	121.3	11. S.D.R. ALLOCATION
12. የአጠቃላይ ሂሳቦች ሚዛን	-5678.1	-5045.5	-5880.8	7484.1	12. OVREALL BALANCE (7+8+9+10+11)
13. የተጣራ የገንዘብ እንቅስቃሴ	563.1	2513.6	652.9	...	13. NET MONETARY MOVEMENTS
	1995/96*	1996/97*	1997/98*	1998/99*	

የዓመቱ መጨረሻ ሰኔ 30 ነው

\* YEAR ENDING JULY 7

ከኢትዮጵያ ብሔራዊ ባንክ የኢኮኖሚ ጥናትና ፕላን መምሪያ የተገኘ

SOURCE : NATIONAL BANK OF ETHIOPIA,  
ECONOMIC RESEARCH AND PLANNING DEPARTMENT

... መረጃ አልተገኘም

... DATA NOT AVAILABLE

የ 1989 እና 1990 መረጃ የታረመ ነው

DATA FOR THE YEAR 1996/97 & 1997/98  
ARE REVISED

**ክፍል ገ**

**ስለመድን / ኢንሹራንስ**

**SECTION M**

**INSURANCE**

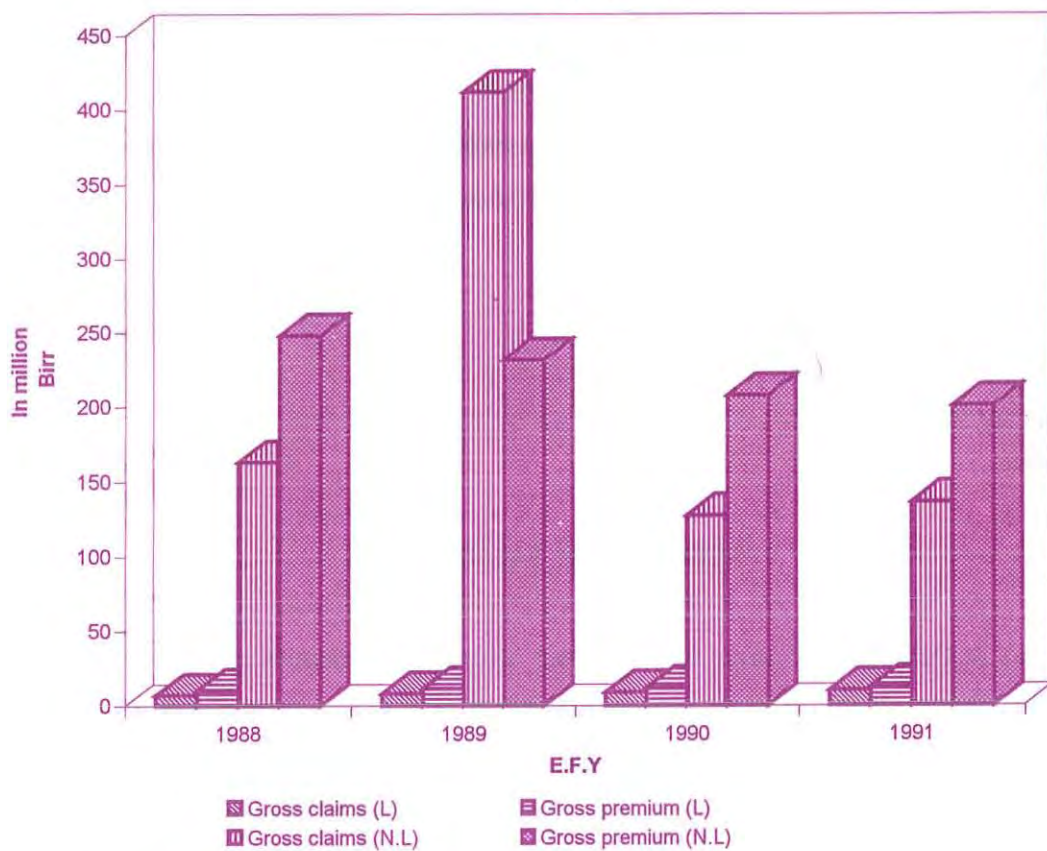
### ክፍል ገ. ስለመድን/ኢንሹራንስ

ከ1968 በፊት በአገሪቱ አሥራ ሦስት የተለያዩ የመድን ኩባንያዎች በሥራ ላይ እንደነበሩ ይታወሳል። በጥቅምት 1968 ዓ.ም. የመድን ኩባንያዎቹ ከተወረሱ በኋላ ግን “ የኢትዮጵያ መድን ድርጅት “ በመባል አሥራ ሦስቱም በአንድ ላይ ተጠቃለዋል። ሆኖም በአሁኑ ወቅት የግል ኢንሹራንስ ኩባንያዎች እየሠሩ ናቸው። ነገር ግን መረጃዎቹ የሚያመለክቱት የኢትዮጵያ መድን ድርጅትን የሥራ እንቅስቃሴ ብቻ ነው።

### SECTION M. INSURANCE

Prior to October 1975 there were thirteen insurance companies operating in the Country. In November 1975 all the thirteen were consolidated into one corporation under the name of “Ethiopian Insurance Corporation”. Currently, however there are private insurance companies operating in the country, but data in the tables show activities of Ethiopian Insurance Corporation only.

**M1. GROSS PREMIUM AND CLAIMS OF LIFE AND NON-LIFE INSURANCE**



Note:- (L) Denotes Life insurance  
(N.L) Denotes Non-Life insurance

**ክፍል ጎ**

**ስለመድን / ኢንሹራንስ**

**SECTION M**

**INSURANCE**

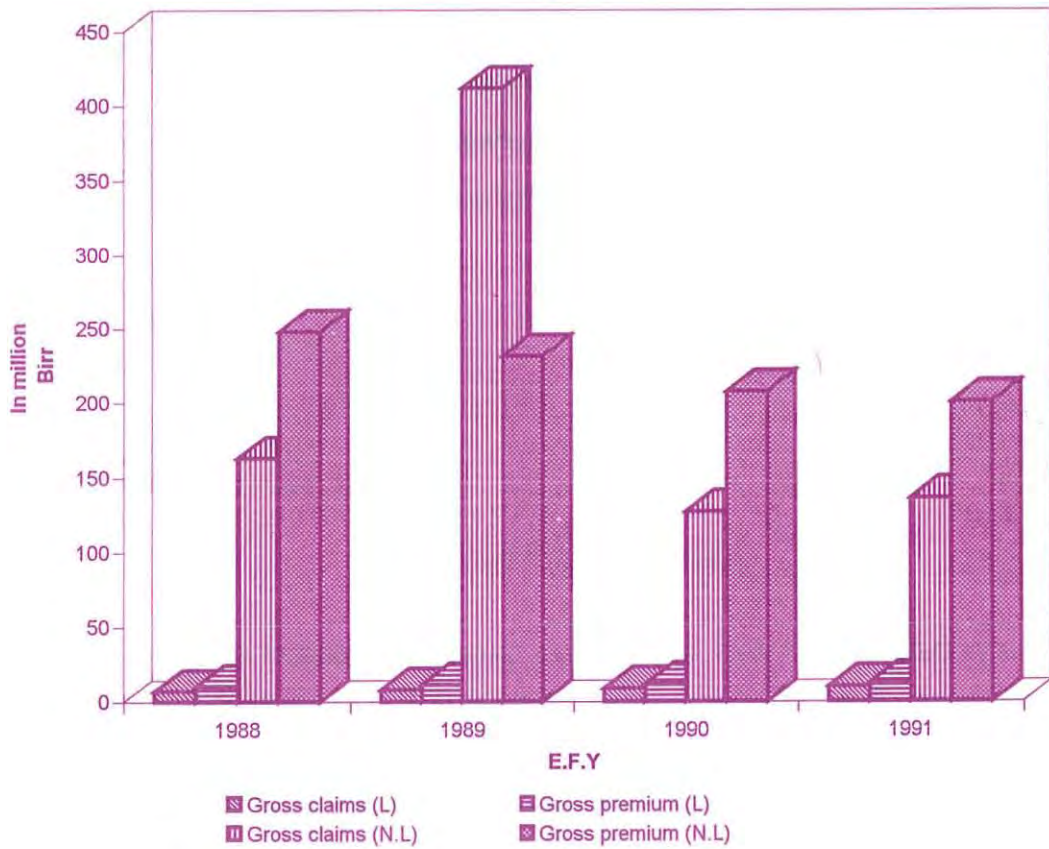
### ክፍል ጎ. ስለመድን/ኢንሹራንስ

ከ1968 በፊት በአገሪቱ አሥራ ሦስት የተለያዩ የመድን ኩባንያዎች በሥራ ላይ እንደነበሩ ይታወሳል። በጥቅምት 1968 ዓ.ም. የመድን ኩባንያዎቹ ከተወረሱ በኋላ ግን “ የኢትዮጵያ መድን ድርጅት “ በመባል አሥራ ሦስቱም በአንድ ላይ ተጠቃለዋል። ሆኖም በአሁኑ ወቅት የግል ኢንሹራንስ ኩባንያዎች እየሠሩ ናቸው። ነገር ግን መረጃዎቹ የሚያመለክቱት የኢትዮጵያ መድን ድርጅትን የሥራ እንቅስቃሴ ብቻ ነው።

### SECTION M. INSURANCE

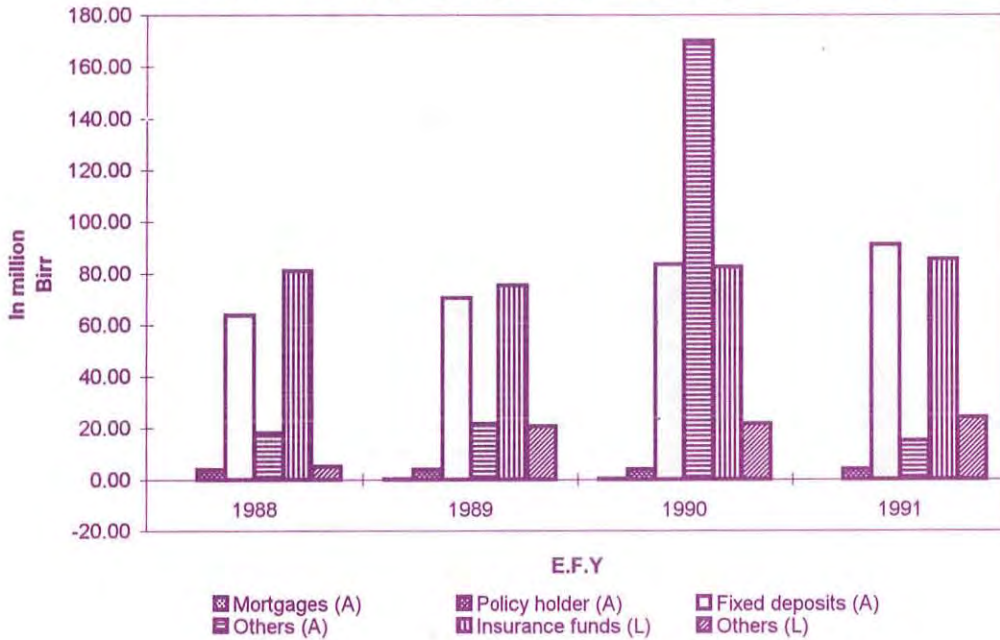
Prior to October 1975 there were thirteen insurance companies operating in the Country. In November 1975 all the thirteen were consolidated into one corporation under the name of “Ethiopian Insurance Corporation”. Currently, however there are private insurance companies operating in the country, but data in the tables show activities of Ethiopian Insurance Corporation only.

**M1. GROSS PREMIUM AND CLAIMS OF LIFE AND NON-LIFE INSURANCE**



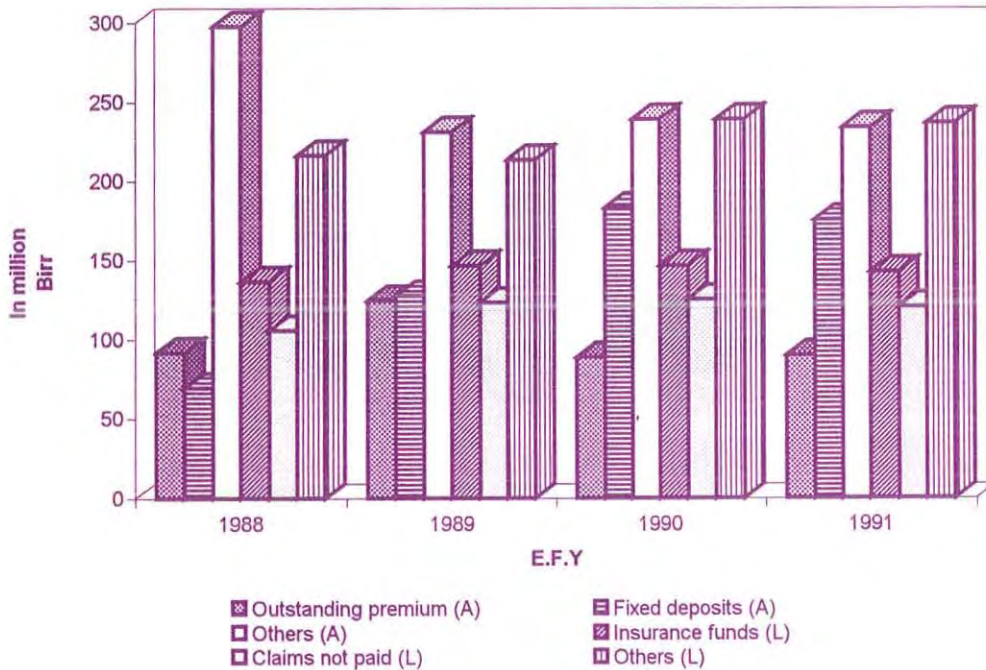
Note:- (L) Denotes Life insurance  
(N.L) Denotes Non-Life insurance

### M2. LIFE INSURANCE ASSETS AND LIABILITIES



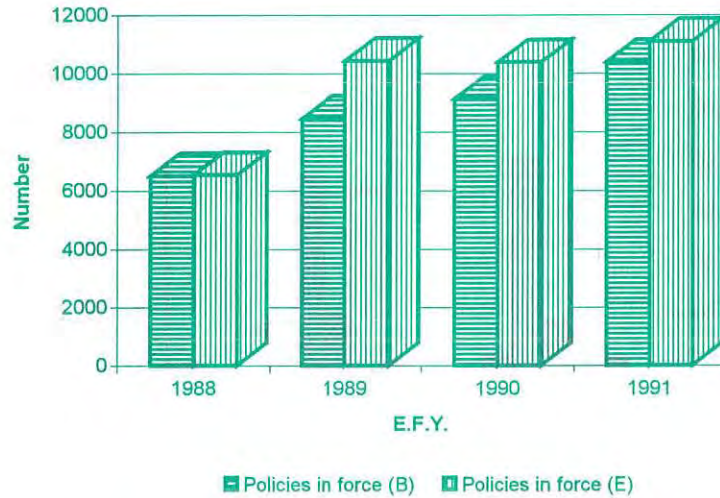
Note:- (A) Denotes assets  
(L) Denotes liabilities

### M3. NON-LIFE INSURANCE ASSETS AND LIABILITIES



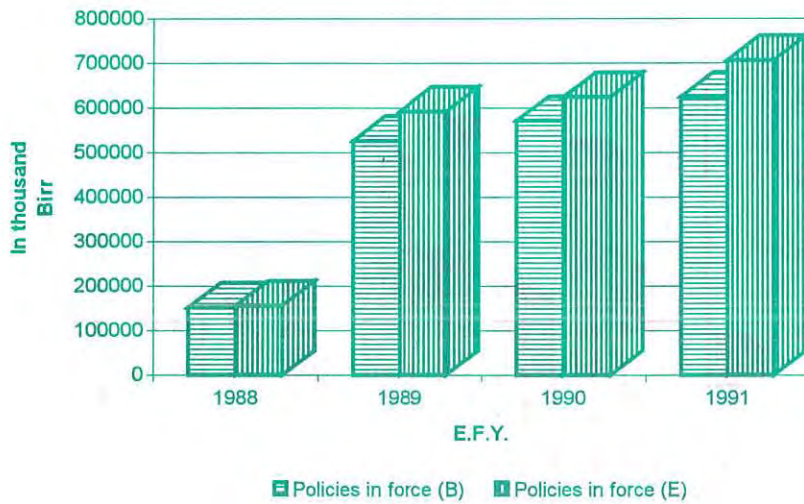
Note:- (A) Denotes assets  
(L) Denotes liabilities

#### M4. NUMBER OF LIFE INSURANCE POLICIES



Note:- (B) Denotes beginning of year  
(E) Denotes end of year

#### M5. AMOUNT OF LIFE INSURANCE POLICIES



Note:- (B) Denotes beginning of year  
(E) Denotes end of year

የሕይወት መድን አረቦንና ለመድን የተከፈለ ማጠቃለያ  
SUMMARY OF PREMIUM AND CLAIMS OF LIFE INSURANCE

ሠንጠረዥ ኅ.1 TABLE M.1 በሚሊዮን ብር IN MILLION BIRR

ዓመተ ምህረት	1987*	1988*	1989*	1990*	1991*	
<b>ገቢ</b>						<b>INCOME</b>
ጠቅላላ አረቦን	9	10	11.3	11.9	12.3	GROSS PREMIUM
ለጠለፋ መድን የተከፈለ ሲቀነስ	1	1	0.6	0.9	2.3	LESS REINSURANCE CEDED
የተጣራ አረቦን	8.0	9.0	10.7	11.0	10.0	NET PREMIUM
<b>ወጪ</b>						<b>OUT GO</b>
ጠቅላላ ለመድን የተከፈለ	5	7	7.9	8.9	10.2	GROSS CLAIMS
ከጠለፋ መድን ሰጪ የተከፈለውና የተመለሰው ሲቀነስ	1	0.1	0.8	0.4	(0.8)	LESS REINSURANCE RECOVERIES
የተጣራ ለመድን ውሎች ግዴታ የተከፈለ	4.0	6.9	7.1	8.5	10.3	NET CLAIMS
	1994/95*	1995/96*	1996/97*	1997/98*	1998/99*	YEAR

የሕይወት ያልሆነ መድን አረቦንና ለመድን የተከፈለ ማጠቃለያ  
SUMMARY OF PREMIUM AND CLAIMS OF NON-LIFE INSURANCE

ሠንጠረዥ ኅ.2 TABLE M.2 በሚሊዮን ብር IN MILLION BIRR

ዓመተ ምህረት	1987*	1988*	1989*	1990*	1991*	
<b>ገቢ</b>						<b>INCOME</b>
ጠቅላላ አረቦን	283	248	231.3	207.6	200.6	GROSS PREMIUM
ለጠለፋ መድን የተከፈለ ሲቀነስ	89	77	70	52.9	54.4	LESS REINSURANCE CEDED
የተጣራ አረቦን	194	171	261.3	154.7	146.2	NET PREMIUM
<b>ወጪ</b>						<b>OUT GO</b>
ጠቅላላ ለመድን የተከፈለ	113	163	411.9	127.3	136.4	GROSS CLAIMS
ከጠለፋ መድን ሰጪ የተከፈለውና የተመለሰው ሲቀነስ	11	33	301.2	39.8	50.5	LESS REINSURANCE RECOVERIES
የተጣራ ለመድን ውሎች ግዴታ የተከፈለ	102	130	110.7	87.5	85.9	NET CLAIMS
	1994/95*	1995/96*	1996/97*	1997/98*	1998/99*	YEAR

የዓመቱ መጨረሻ ሰኔ 23 ነው

\* YEAR ENDING JUNE 30

ከኢትዮጵያ መድን ድርጅት የተገኘ

SOURCE : ETHIOPIAN INSURANCE CORPORATION

የሕይወት ያልሆነ መድን ዓመታዊ ገቢና ወጪ በሥራ መደብ  
 INCOME AND EXPENDITURE OF NON-LIFE INSURANCE BY LINE OF INSURANCE

ሠንጠረዥ ፲.3 TABLE M.3

በሺህ ላይ IN '000 BIRR

1988	የጸገት	የሞተር ተሽከርካሪ	የመርከብና የአውሮፕላን	የሠራተኞች ካሳ	የሌሎች	1995/96*
	FIRE	MOTOR	MARINE AND AVIATION	WORKERS COMPEN-SATION	MISCELLA-NEOUS	
<b>ገቢ</b>						<b>INCOME</b>
ጠቅላላ አረቦን	28575	98855	85077	9485	25826	GROSS PREMIUM
ከኢትዮጵያ ውጪ ለጠለፋ መድን የተከፈለ	11584	2841	58204	159	3721	REINSURANCE OUTSIDE ETHIOPIA
የተጣራ አረቦን	16991	96014	26873	9326	22105	NET PREMIUM
ከኮሚሽኖች የተገኘ	7003	-	8371	-	1588	COMMISSIONS RECEIVED
ሌላ ገቢ	-	-	-	-	-	OTHER INCOME
ለዓመት መጀመሪያ መጠባበቂያ የነበረ	82272	142606	129199	8672	28072	RESERVE BEGINING OF YEAR
ድምር	117850	241461	222647	18157	55486	TOTAL
<b>ወጪ</b>						<b>EXPENDITURE</b>
ለመድን ግደታ የተከፈለና የሚከፈል	68143	196295	60963	7648	23193	CLAIMS PAID AND OUTSTANDING
ከጠለፋ መድን ሰጪ የተከፈለውና የተመለሰው ሲቀንስ	58883	14155	39224	-	8496	LESS REINSURANCE RECOVERIES
የተጣራ ለመድን ውሎች ግደታ የተከፈለ	9260	182140	21738	7648	14697	NET CLAIMS
ለኮሚሽኖች የተከፈለ	288	897	104	13	47	COMMISSIONS PAID
የሥራ ማስኪኛ	949	3282	2825	315	857	MANAGEMENT EXPENSES
በዓመት መጨረሻ ለመጠባበቂያ የነበረ	22981	71130	90572	4820	12763	RESERVE END OF YEAR
ሌሎች ወጪዎች	-	-	-	-	-	OTHER EXPENSES
ወደ ትርፍና ኪሳራ ሂሳብ የተዛወረ	25490	(30143)	68183	5361	18626	TRANSFERED TO PROFIT AND LOSS ACCOUNT
ድምር	117851	241461	222646	18157	55486	TOTAL
<b>1989</b>						<b>1996/97*</b>
<b>ገቢ</b>						<b>INCOME</b>
ጠቅላላ አረቦን	29635	96152	66192	7731	26871	GROSS PREMIUM
ከኢትዮጵያ ውጪ ለጠለፋ መድን የተከፈለ	11541	3709	44056	209	5388	REINSURANCE OUTSIDE ETHIOPIA
የተጣራ አረቦን	18094	92443	22136	7522	21783	NET PREMIUM
ከኮሚሽኖች የተገኘ	5159	13061	7510	-	2095	COMMISSIONS RECEIVED
ሌላ ገቢ	-	-	-	-	-	OTHER INCOME
ለዓመት መጀመሪያ መጠባበቂያ የነበረ	24180	150341	41890	8125	19035	RESERVE BEGINING OF YEAR
ድምር	47433	255845	71536	15647	42913	TOTAL
<b>ወጪ</b>						<b>EXPENDITURE</b>
ለመድን ግደታ የተከፈለና የሚከፈል	68254	182350	305705	7021	30455	CLAIMS PAID AND OUTSTANDING
ከጠለፋ መድን ሰጪ የተከፈለውና የተመለሰው ሲቀንስ	58723	7904	295056	-	8186	LESS REINSURANCE RECOVERIES
የተጣራ ለመድን ውሎች ግደታ የተከፈለ	9531	174446	10649	7021	22269	NET CLAIMS
ለኮሚሽኖች የተከፈለ	297	766	80	16	20	COMMISSIONS PAID
የሥራ ማስኪኛ	1105	3586	2646	288	1002	MANAGEMENT EXPENSES
በዓመት መጨረሻ ለመጠባበቂያ የነበረ	21519	66829	40154	3836	10958	RESERVE END OF YEAR
ሌሎች ወጪዎች	-	-	-	-	-	OTHER EXPENSES
ወደ ትርፍና ኪሳራ ሂሳብ የተዛወረ	14981	2830	18007	4486	8364	TRANSFERED TO PROFIT AND LOSS ACCOUNT
ድምር	32452	245627	53529	11161	34249	TOTAL

የዓመቱ መጨረሻ ሰኔ 23 ነው  
 \* YEAR ENDING JUNE 30

( ) ተቀናሽ  
 ( ) NEGATIVE

ከኢትዮጵያ መድን ድርጅት የተገኘ  
 SOURCE : ETHIOPIAN INSURANCE CORPORATION

የሕይወት ያልሆነ መድን ንመታዊ ገቢና ወጪ በሥራ መደብ  
INCOME AND EXPENDITURE OF NON-LIFE INSURANCE BY LINE OF INSURANCE

ዕንጠረዥ ፯.3 / የቀጠለ

TABLE M 3 (CONT'D)

በሺህ ብር IN '000 BIRR

1990	የአለት	የሞተር ተሽከርካሪ	የመርከብና የአውሮፕላን	የወራተኞች ካሳ	የሌሎች	1997/98*
	FARE	MOTOR	AVIATION	WORKERS COMPEN- SATION	MISCELLA- NEOUS	
<b>1990</b>						<b>1997/98*</b>
<b>ገቢ</b>						<b>INCOME</b>
ጠቅላላ እረቦን	30363	88528	56788	7130	24803	GROSS PREMIUM
በኢትዮጵያ ውጪ ለጠለፋ መድን የተከፈለ	13738	1613	32237	69	5250	REINSURANCE OUTSIDE ETHIOPIA
የተባራ እረቦን	16625	86915	24551	7061	19553	NET PREMIUM
በኮሚሽኖች የተገኘ	7446	-	5299	-	1028	COMMISSIONS RECEIVED
ሌላ ገቢ	-	-	-	-	-	OTHER INCOME
ለዓመት መጀመሪያ መጠባበቂያ የነበረ	28541	155083	40154	7142	25596	RESERVE BEGINING OF YEAR
ድምር	52612	241998	70004	14203	46177	TOTAL
<b>ወጪ</b>						<b>EXPENDITURE</b>
ለመድን ግድታ የተከፈለና የሚከፈል	66554	164976	208801	8679	32839	CLAIMS PAID AND OUTSTANDING
በጠለፋ መድን ስጪ የተከፈለውና የተመለሰው ሲቀነስ	57349	9634	189789	-	12064	LESS REINSURANCE RECOVERIES
የተባራ ለመድን ውሎች ግድታ የተከፈለ	9205	155342	19012	8679	20775	NET CLAIMS
ለኮሚሽኖች የተከፈለ	332	672	65	19	41	COMMISSIONS PAID
የሥራ ማስኪኝ	1264	3686	2364	297	1033	MANAGEMENT EXPENSES
በዓመት መጨረሻ ለመጠባበቂያ የነበረ	25159	62704	32831	1841	9012	RESERVE END OF YEAR
ሌሎች ወጪዎች	-	-	-	-	-	OTHER EXPENSES
ወደ ትርፍና ኪሳራ ሂሳብ የተዛወረ	16652	19594	15732	3367	15317	TRANSFERED TO PROFIT AND LOSS ACCOUNT
ድምር	35960	222404	54272	10836	30861	TOTAL
<b>1991</b>						<b>1998/99*</b>
<b>ገቢ</b>						<b>INCOME</b>
ጠቅላላ እረቦን	28782	80767	797	7181	17060	GROSS PREMIUM
በኢትዮጵያ ውጪ ለጠለፋ መድን የተከፈለ	11930	1125	35621	54	5626	REINSURANCE OUTSIDE ETHIOPIA
የተባራ እረቦን	16852	79642	21116	7127	21434	NET PREMIUM
በኮሚሽኖች የተገኘ	7261	-	5687	-	1762	COMMISSIONS RECEIVED
ሌላ ገቢ	-	-	-	-	-	OTHER INCOME
ለዓመት መጀመሪያ መጠባበቂያ የነበረ	30774	160886	42285	6081	20159	RESERVE BEGINING OF YEAR
ድምር	54887	240528	69088	13208	43355	TOTAL
<b>ወጪ</b>						<b>EXPENDITURE</b>
ለመድን ግድታ የተከፈለና የሚከፈል	72311	142932	146666	7458	39628	CLAIMS PAID AND OUTSTANDING
በጠለፋ መድን ስጪ የተከፈለውና የተመለሰው ሲቀነስ	58508	4919	121170	-	11196	LESS REINSURANCE RECOVERIES
የተባራ ለመድን ውሎች ግድታ የተከፈለ	13803	138013	18496	7458	28432	NET CLAIMS
ለኮሚሽኖች የተከፈለ	367	635	184	32	207	COMMISSIONS PAID
የሥራ ማስኪኝ	1418	3979	2798	354	1333	MANAGEMENT EXPENSES
በዓመት መጨረሻ ለመጠባበቂያ የነበረ	27570	60029	29516	2120	9420	RESERVE END OF YEAR
ሌሎች ወጪዎች	-	-	-	-	-	OTHER EXPENSES
ወደ ትርፍና ኪሳራ ሂሳብ የተዛወረ	11728	37873	18094	3245	3962	TRANSFERED TO PROFIT AND LOSS ACCOUNT
ድምር	43158	202656	50994	9964	39392	TOTAL

የዓመቱ መጨረሻ ሰኔ 23 ነው

\* YEAR ENDING JUNE 30

( ) ተቀናሽ

( ) NEGATIVE

በኢትዮጵያ መድን ድርጅት የተገኘ

SOURCE : ETHIOPIAN INSURANCE CORPORATION

**የሕይወት መድን የሂሳብ ሚዛን**  
**BALANCE SHEET OF LIFE INSURANCE**  
**ሀብቶች**  
**ASSETS**

ሠንጠረዥ 3.4/ሀ/

TABLE M.4 (a)

በሺህ ብር IN '000 BIRR

	1988* ሰኔ 23	1989* ሰኔ 23	1990* ሰኔ 23	1991* ሰኔ 23	
ሕንፃዎች	-	-	-	-	BUILDINGS
ተሽከርካሪ መኪናዎች ዕቃዎችና መሣሪያዎች	203	166	219	191	MOTOR VEHICLES, FURNITURE AND EQUIPMENT
በዋስትና የተያዘ	(6)	141	67	(185)	MORTGAGES
በሕይወት መድን ውሎች ዋስትና ባለመድኖች የሚወስደው ብድር ሌሎች ብድሮች	3930	3788	3866	3862	POLICY-HOLDERS' LOAN ON LIFE POLICIES
የመንግስት የግዴታ ሰነዶች	11702	10689	9476	8346	OTHER LOANS
ድርሻዎች (አክሲዮኖች)	-	-	-	-	GOVERNMENT SECURITIES
ሌሎች የግዴታ ሰነዶች	-	-	-	-	SHARES
በወኪሎች ያለ ሂሳብ	-	-	-	-	OTHER SECURITIES
ገቢ የሚሆን አረቦን	-	-	-	-	AGENTS' BALANCES
ወለድ የትርፍ ድርሻና ኪራይ	-	-	-	-	OUTSTANDING PREMIUM
ከተበዳሪዎች ለመድን ሰጪው የሚከፈል ዕዳ	-	-	-	-	INTEREST, DIVIDENDS AND RENTS
በእጅ ያለ ጥሬ ገንዘብ	5192	5619	5051	4911	DEBTORS
በባንክ ያለ (+ንቀሳቃሽ ሂሳብ)	169	5132	2237	1362	CASH ON HAND
ለተወሰነ ጊዜ የተቀመጠ ሌሎች ሀብቶች	975	-	-	-	CURRENT ACCOUNTS
	63750	70203	83201	90933	FIXED DEPOSITS
	-	-	-	-	OTHER ASSETS
<b>ድምር</b>	<b>85918</b>	<b>95738</b>	<b>104117</b>	<b>109420</b>	<b>TOTAL</b>
	JUNE 30 1996*	JUNE 30 1997*	JUNE 30 1998*	JUNE 30 1999*	

**ግዴታዎች**  
**LIABILITIES**

ሠንጠረዥ 3.4/ለ/

TABLE M.4 (b)

በሺህ ብር IN '000 BIRR

	1988* ሰኔ 23	1989* ሰኔ 23	1990* ሰኔ 23	1991* ሰኔ 23	
የተከፈለ የባለ ድርሻዎች ዋና ገንዘብ	-	-	-	4000	PAID UP CAPITAL
ለመድን የተከማቸ ገንዘብ ለሕይወት ለሌሎች	80928	75196	82423	85350	INSURANCE FUNDS
ክትርፍና ኪሳራ ሂሳብ የቀረ	74663	75196	82423	85350	LIFE
ተከፋይነት ታምኖ ገና ያልተከፈለ	6265	-	-	-	OTHERS
ለጠለፋ ዋስትና ሰጪዎች የሚከፈል ለልዩ ለዩ ባለዕዳዎች የሚከፈል ለገቢ ግብር የሚከፈል ለሌሎች	-	-	-	-	BALANCE OF PROFIT AND LOSS ACCOUNT
	2395	3533	3296	3930	CLAIMS ADMITTED BUT NOT PAID
	313	231	474	3032	DUE REINSURANCE
	2282	2854	3004	3102	DUE SUNDRY CREDITORS
	-	-	-	-	DUE INCOME TAX
	-	13924	14920	10006	OTHERS
<b>ድምር</b>	<b>85918</b>	<b>95738</b>	<b>104117</b>	<b>105420</b>	<b>TOTAL</b>
	JUNE 30 1996*	JUNE 30 1997*	JUNE 30 1998*	JUNE 30 1999*	

የዓመቱ መጨረሻ ሰኔ 23 ነው  
 \* YEAR ENDING JUNE 30

( ) ተቀናሽ  
 ( ) NEGATIVE

ከኢትዮጵያ መድን ድርጅት የተገኘ

SOURCE : ETHIOPIAN INSURANCE CORPORATION

የሕይወት ያልሆነ መድን የሂሳብ ሚዛን  
BALANCE SHEET OF NON-LIFE INSURANCE

ሀብቶች  
ASSETS

ሠንጠረዥ ኅ.5 /ሀ/	TABLE M.5 (a)				በሺህ ብር	IN '000 BIRR
	1988* ሰኔ 23	1989* ሰኔ 23	1990* ሰኔ 23	1991* ሰኔ 23		
እንግዳች	56932	57299	58529	58770	BUILDINGS	
ተሽከርካሪ መኪናዎች ዕቃዎችና መሣሪያዎች	9083	11361	13113	11603	MOTOR VEHICLES, FURNITURE AND EQUIPMENT	
ሌሎች ብድሮች	100000				OTHER LOANS	
የመንግስት የግዴታ ሰነዶች		19873			GOVERNMENT SECURITIES	
አንበሳ መንገድ	23187	102921	97453	91886	INVESTMENT	
ድርሻዎች /አክሲዮኖች/		3451	3457	3457	SHARES	
ሌሎች የግዴታ ሰነዶች					OTHER SECURITIES	
በወኪሎች ያለ ሂሳብ					AGENTS' BALANCES	
ገቢ የሚሆን አረቦን	91390	124442	88742	90044	OUTSTANDING PREMIUM	
ወለድ የትርፍ ድርሻና ኪራይ			8265	7214	INTEREST, DIVIDENDS AND RENTS	
ከተባራቀቁ ለመድን ሰጪው የሚከፈል ዕዳ	17443		7501	9295	DEBTORS	
በእጅ ያለ ጥሬ ገንዘብ	69966	21971	19547	26991	CASH ON HAND	
በባንክ ያለ /ተንቀሳቃሽ ሂሳብ/	6265				CURRENT ACCOUNTS	
ለተወሰነ ጊዜ የተቀመጠ	69382	127650	182950	175537	FIXED DEPOSITS	
ሌሎች ሀብቶች	14851	14190	31189	24543	OTHER ASSETS	
ድምር	458499	483158	510746	499340	TOTAL	
	JUNE 30 1996*	JUNE 30 1997*	JUNE 30 1998*	JUNE 30 1999*		

ግዴታዎች  
LIABILITIES

ሠንጠረዥ ኅ.5 /ለ/	TABLE M.5 (b)				በሺህ ብር	IN '000 BIRR
	1988* ሰኔ 23	1989* ሰኔ 23	1990* ሰኔ 23	1991* ሰኔ 23		
የተከፈለ የባለድርሻዎች ዋና ገንዘብ	61007	61007	61007	57007	PAID-UP CAPITAL	
ለመድን የተከማቸ ገንዘብ					INSURANCE FUNDS	
አሳት	18347	27700	31170	31642	FIRE	
ለሞተር ተሽከርካሪ አደጋ	69993	69226	65626	62988	MOTOR VEHICLE ACCIDENT	
አሠሪዎች ለሠራተኞቻቸው ላለባቸው የግዴታ መድን	4757	3836	1841	2120	EMPLOYERS' LIABILITIES	
ለመርከብና ለአውሮፕላን	32369	32961	35686	32510	LIABILITIES	
ሌሎች	11247	12769	12078	13260	MARINE AND AVIATION	
ከትርፍና ኪሣራ ሂሳብ					OTHERS	
የቀረ	31400	39415	50622	62228	BALANCE OF PROFIT AND LOSS ACCOUNT	
ተከፋይነቱ ታምኖ ገና ያልተከፈለ አሳት	5825	7023	5559	8424	CLAIMS ADMITTED BUT NOT PAID	
ለሞተር ተሽከርካሪ አደጋ	79114	88253	95496	82720	FIRE	
አሠሪዎች ለሠራተኞቻቸው ላለባቸው የግዴታ መድን	3368	3306	4240	3810	MOTOR VEHICLE ACCIDENT	
ለመርከብና ለአውሮፕላን	9512	10194	9430	10658	EMPLOYERS' LIABILITIES	
ሌሎች	7623	14639	10723	14728	MARINE AND AVIATION	
ከአገር ውጭ የሚገኝ የጠለፋ ዋስትና ገቢ	12279	7147	7605	4768	OTHERS	
ለጠለፋ ዋስትና ሰጪዎች የሚከፈል	67814	59475	50925	43064	DUE TO CEDING COMP.	
ለልዩ ልዩ ባለዕዳዎች የሚከፈል	10736	18800	18229	16947	INWARD BUSINESS	
ለገቢ ግብር የሚከፈል	12534	14331	23092	22651	DUE REINSURERS	
ሌሎች	20547	13076	27379	29815	DUE SUNDRY CREDITORS	
ድምር	458472	483158	510708	499340	DUE INCOME TAX	
	JUNE 30 1996*	JUNE 30 1997*	JUNE 30 1998*	JUNE 30 1999*	TOTAL	

የግመት መጨረሻ ሰኔ 23 ነው  
\* YEAR ENDING JUNE 30

ከኢትዮጵያ መድን ድርጅት የተገኘ  
SOURCE : ETHIOPIAN INSURANCE CORPORATION

የሕይወት ዋስትና ሁኔታ መግለጫ  
STATEMENT OF LIFE PORTFOLIO

ሠንጠረዥ ፲.6

TABLE M.6

በሺህ ብር IN '000 BIRR

የሕይወት ዋስትና	ባለመደኑ ቢሞት የሚከፈል		ለባለመደኑ የውሉ ጊዜ ሲያልቅ ወይም ሲሞት የሚከፈል		ሌሎች		ድምር		
	ብዛት	የጥስትናው ልክ	ብዛት	የጥስትናው ልክ	ብዛት	የጥስትናው ልክ	ብዛት	የጥስትናው ልክ	
1988									
1. በግመቱ መጀመሪያ የነበሩት የመደን ውሎች			5891	87809	615	64597	6506	152406	1. POLICIES IN FORCE BEGINING OF YEAR
2. እደሰ የተሠጡ የመደን ውሎች			632	10852	1	50	633	10902	2. NEW POLICIES ISSUED
3. እንደነበር የሆኑ			18	322			18	322	3. REINSTATEMENTS
4. ሌሎች									4. OTHERS
5. ድምር			6541	98983	616	64647	7157	163630	5. TOTAL
6. ዕድሜያዎች የጥላ ዋስትናዎች			57	623			57	623	6. MATURITIES
7. በመደን ተቀባዮች የተሠረዙ ውሎች	1	20	113	624			114	644	7. SURRENDERS
8. በሞት እደሳ እንደከፈለ የተጠየቀ			38	253	222	1737	260	1990	8. DEATH CLAIMS
9. ባለመደኖች ሳይጠቀሙባቸው የቀሩ መብቶች			184	3189	7	450	191	3639	9. LAPSES
10. ሌሎች									10. OTHERS
11. ድምር	1	20	392	4689	229	2187	622	6896	11. TOTAL
12. በግመቱ መጨረሻ የነበሩት የመደን ውሎች / 5 ሲቀንስ 11/			6149	94294	387	62460	6536	156754	12. POLICIES IN FORCE END OF YEAR (5 LESS 11)
13. የጠለፋ መደን ያላቸው ውሎች									13. POLICIES REINSURED
14. ለንብረት መዋጮ የተገዙ መደኖች					87	244337	87	244337	14. GROUP POLICIES IN FORCE
1989									
1. በግመቱ መጀመሪያ የነበሩት የመደን ውሎች			7492	356551	976	169530	8468	526081	1. POLICIES IN FORCE BEGINING OF YEAR
2. እደሰ የተሠጡ የመደን ውሎች			966	44475	1521	23655	2487	68130	2. NEW POLICIES ISSUED
3. እንደነበር የሆኑ			27	503	4	10	31	513	3. REINSTATEMENTS
4. ሌሎች				22372		865		23237	4. OTHERS
5. ድምር			8485	423901	2501	194060	10986	617961	5. TOTAL
6. ዕድሜያዎች የጥላ ዋስትናዎች			61	1138			61	1138	6. MATURITIES
7. በመደን ተቀባዮች የተሠረዙ ውሎች			216	18054	224	5759	440	23813	7. SURRENDERS
8. በሞት እደሳ እንደከፈለ የተጠየቀ			33	610			33	610	8. DEATH CLAIMS
9. ባለመደኖች ሳይጠቀሙባቸው የቀሩ መብቶች			19	275			19	275	9. LAPSES
10. ሌሎች									10. OTHERS
11. ድምር			329	20077	224	5759	553	25836	11. TOTAL
12. በግመቱ መጨረሻ የነበሩት የመደን ውሎች / 5 ሲቀንስ 11/			8156	403824	2277	188301	10433	592125	12. POLICIES IN FORCE END OF YEAR (5 LESS 11)
13. የጠለፋ መደን ያላቸው ውሎች									13. POLICIES REINSURED
14. ለንብረት መዋጮ የተገዙ መደኖች			98	288411	967	167118	1065	455529	14. GROUP POLICIES IN FORCE
	NO	SUM ASSURED	NO	SUM ASSURED	NO	SUM ASSURED	NO	SUM ASSURED	LIFE PORTFOLIO
	WHOLE LIFE		ENDOWMENT		OTHERS		TOTAL		

የግመቱ መጨረሻ ሰኔ 23 ነው  
\* YEAR ENDING JUNE 30  
በኢትዮጵያ መደን ድርጅት የተገኘ  
SOURCE : ETHIOPIAN INSURANCE CORPORATION

የሕይወት ዋስትና ሁኔታ መግለጫ  
STATEMENT OF LIFE PORTFOLIO

ሠንጠረዥ ፲.6 / የቀጠለ/

TABLE M.6 (CONT'D)

በሺህ ብር

IN '000 BIRR

የሕይወት ዋስትና	ዛለመድኑ ቢሞት የሚከፈል		ለዛለመድኑ የውሎ ጊዜ ሲያልቅ ወይም ሲሞት የሚከፈል		ሌሎች		ድምር		
	ብዛት	የዋስትናው ልክ	ብዛት	የዋስትናው ልክ	ብዛት	የዋስትናው ልክ	ብዛት	የዋስትናው ልክ	
1990									
1. በዓመቱ መጀመሪያ የነበሩት የመድን ውሎች	-	-	8156	403824	967	167118	9123	570942	1. POLICIES IN FORCE BEGINING OF YEAR
2. አዲስ የተሰጡ የመድን ውሎች	-	-	776	26647	1001	14538	1777	41185	2. NEW POLICIES ISSUED
3. እንደዝር የሆኑ	-	-	44	796	-	-	44	796	3. REINSTATEMENTS
4. ሌሎች	-	-	-	26163	-	960	-	27123	4. OTHERS
5. ድምር	-	-	8976	457430	1968	182616	10944	640046	5. TOTAL
6. ዕድሜያዎች የሞላ ዋስትናዎች	-	-	61	1413	-	-	61	1413	6. MATURITIES
7. በመድን ተቀባዮች የተሰጡ ውሎች	-	-	233	11151	150	1795	383	12946	7. SURRENDERS
8. በሞት አደጋ እንደከፈለ የተጠየቀ	-	-	33	601	-	-	33	601	8. DEATH CLAIMS
9. ዛለመድኖች ሳይጠቀሙባቸው የቀሩ መብቶች	-	-	81	1551	-	-	81	1151	9. LAPSES
10. ሌሎች	-	-	-	-	-	-	-	-	10. OTHERS
11. ድምር	-	-	408	14316	150	1795	558	16111	11. TOTAL
12. በዓመቱ መጨረሻ የነበሩት የመድን ውሎች /5 ሲቀንስ 11/	-	-	8568	443114	1818	180821	10386	623935	12. POLICIES IN FORCE END OF YEAR (5 LESS 11)
13. የጠለፋ መድን ያላቸው ውሎች	-	-	-	-	-	-	-	-	13. POLICIES REINSURED
14. ለንብረት መዋጮ የተገዙ መድኖች	-	-	111	316841	1026	167728	1137	484569	14. GROUP POLICIES IN FORCE
1991									
1. በዓመቱ መጀመሪያ የነበሩት የመድን ውሎች	-	-	8568	443114	1818	180821	10386	623935	1. POLICIES IN FORCE BEGINING OF YEAR
2. አዲስ የተሰጡ የመድን ውሎች	-	-	960	70614	226	11633	1186	82247	2. NEW POLICIES ISSUED
3. እንደዝር የሆኑ	-	-	44	1125	-	-	44	1125	3. REINSTATEMENTS
4. ሌሎች	-	-	-	33670	-	2032	-	35702	4. OTHERS
5. ድምር	-	-	9572	548523	2044	194486	11616	743009	5. TOTAL
6. ዕድሜያዎች የሞላ ዋስትናዎች	-	-	58	1051	-	-	58	1051	6. MATURITIES
7. በመድን ተቀባዮች የተሰጡ ውሎች	-	-	174	9370	-	439	174	9809	7. SURRENDERS
8. በሞት አደጋ እንደከፈለ የተጠየቀ	-	-	39	734	-	-	39	734	8. DEATH CLAIMS
9. ዛለመድኖች ሳይጠቀሙባቸው የቀሩ መብቶች	-	-	150	24698	106	393	256	25091	9. LAPSES
10. ሌሎች	-	-	-	-	-	-	-	-	10. OTHERS
11. ድምር	-	-	421	35853	106	832	527	36685	11. TOTAL
12. በዓመቱ መጨረሻ የነበሩት የመድን ውሎች /5 ሲቀንስ 11/	-	-	9151	512670	1938	193654	11089	706324	12. POLICIES IN FORCE END OF YEAR (5 LESS 11)
13. የጠለፋ መድን ያላቸው ውሎች	-	-	-	-	-	-	-	-	13. POLICIES REINSURED
14. ለንብረት መዋጮ የተገዙ መድኖች	-	-	125	370503	1084	179519	1209	550022	14. GROUP POLICIES IN FORCE
	NO.	SUM ASSURED	NO.	SUM ASSURED	NO.	SUM ASSURED	NO.	SUM ASSURED	LIFE PROTFOILIO
	WHOLE LIFE		ENDOWMENT		OTHERS		TOTAL		

የዓመቱ መጨረሻ ሰኔ 23 ነው  
\* YEAR ENDING JUNE 30  
ከኢትዮጵያ መድን ድርጅት የተገኘ  
SOURCE : ETHIOPIAN INSURANCE CORPORATION

**ክፍል ነ - ስለ ዕቃዎች ዋጋ**

**SECTION N - PRICES**

ክፍል ነ፡- ስለዕቃዎች ዋጋ

ሠንጠረዥ ነ.1:- የአገር አቀፍ የችርቻሮ ዋጋ ሁኔታን የሚገልጽ ኢንዱስትሪ በ1990 እና 1991 በጀት አመት።

በ1988 ዓ.ም. በአገር አቀፍ ደረጃ የተካሄደው የቤተሰብ ገቢ፣ ፍጆታ እና ወጪ ጥናት የተገኘው ወጭና በየወሩ የሚሰበሰበውን የችርቻሮ ዋጋ መሠረት በማድረግ የ ሚ. ስ. ባ. ያዘጋጀው የ1990 እና የ1991 በጀት አመት የአገር አቀፍ የችርቻሮ ዋጋ መመዘኛ ኢንዱስትሪ ያሳያል።

ሠንጠረዥ ነ.2:- በገጠር የችርቻሮ ዋጋ ሁኔታን የሚገልጽ ኢንዱስትሪ በ1990 እና 1991 በጀት አመት።

በ1988 ዓ.ም. በገጠር ደረጃ የተካሄደው የቤተሰብ ገቢ፣ ፍጆታ እና ወጪ ጥናት የተገኘው ወጭና በየወሩ የሚሰበሰበውን የችርቻሮ ዋጋ መሠረት በማድረግ የ ሚ. ስ. ባ. ያዘጋጀው የ1990 እና የ1991 በጀት አመት የገጠር የችርቻሮ ዋጋ መመዘኛ ኢንዱስትሪ ያሳያል።

ሠንጠረዥ ነ.3:- በከተማ የችርቻሮ ዋጋ ሁኔታ የሚገልጽ ኢንዱስትሪ በ1990 እና 1991 በጀት አመት

በ1988 ዓ.ም. በ11 የክልል ከተሞችና ከሌሎች 15 በንግድ እንቅስቃሴያቸውና በኢንዱስትሪ ማዕከልነታቸው በተመረጡ ከተሞች በጥቅሉ በ26 ዋና ዋና ከተሞች የቤተሰብ ገቢ፣ ፍጆታ እና ወጪ ጥናት መካሄድ ይታወቃል። ከዚህ ጥናት የተገኘውን ወጭና በየወሩ የሚሰበሰበውን የችርቻሮ ዋጋ መሠረት በማድረግ ሚ. ስ. ባ. ያዘጋጀው የ1990 እና የ1991 በጀት አመት ከላይ በተገለፀው ከተሞች የተዘጋጀው የከተማ የችርቻሮ ዋጋ መመዘኛ ኢንዱስትሪ ያሳያል።

ሠንጠረዥ ነ.4:- የአዲስ አበባ የችርቻሮ ዋጋ ሁኔታ የሚገልጽ ኢንዱስትሪ በ1990 እና 1991 በጀት አመት

በ1988 ዓ.ም. ከተደረገው የአዲስ አበባ ከተማ የቤተሰብ ገቢ፣ ፍጆታ እና ወጪ ጥናት የተገኘው ወጭና በየወሩ የሚሰበሰበውን የችርቻሮ ዋጋ መሠረት በማድረግ የ ሚ. ስ. ባ. ያዘጋጀው የ1990 እና የ1991 በጀት አመት የአዲስ አበባ ከተማን የችርቻሮ ዋጋ መመዘኛ ኢንዱስትሪ ያሳያል።

ሠንጠረዥ ነ.5 እና ነ.6:- በኒውዮርክ የቡና ገበያ ዋጋና በአዲስ አበባ ያልታጠበ ቡና የጅምላ ዋጋ እነዚህ ሠንጠረዦች የሚያመለክቱት ለተመረጡ የቡና ዓይነቶች የኒውዮርክ ገበያ ዋጋንና በሀገር ውስጥ የተሸጠውን ያልታጠበ ቡና የአዲስ አበባ ገበያ አማካይ የጅምላ ዋጋ ነው። በኒውዮርክ ገበያ የጅምላ ቡና በመባል የታወቀው ከሐረርጌ ቡና በስተቀር ማናቸውም ዓይነት የኢትዮጵያ ቡና ሲሆን በአዲስ አበባ ገበያ ግን የጅምላ ቡና ተብሎ የሚጠራው ከጅምላ ሆነ የሚመጣው ብቻ ነው። ዋጋዎቹ የተገኙት በቡና ዓመት ማለትም ከጥቅምት እስከ መስከረም ያለውን ዋጋ አማካይ በመውሰድ ነው።

## SECTION N :- PRICES

### Table N.1: Retail Price Index for Country in 1997/1998 and 1998/1999.

Table N.1 Shows the 1995/1996 based retail price indices for Country (both rural and urban) for the years 1997/1998 and 1998/1999. The information is based on the retail prices collected monthly by the Central Statistical Authority (C . S . A).

### Table N.2 Retail Price Index for Rural in 1997/1998 and 1998/1999.

Table N.2 Shows the 1995/1996 based retail price indices for Rural Area for the year 1997/1998 and 1998/1999. The information is based on the retail prices collected monthly by C S A.

### Table N.3 Retail Price Index for Urban in 1997/1998 and 1998/1999.

Table N.3 Shows the 1995/1996 based retail price indices for Urban Area for the year 1997/1998 and 1998/1999. The information is based on the retail prices collected monthly by C S A.

### Table N.4 Retail Price Index for Addis Ababa in 1997/1998 and 1998/1999.

Table N.4 Shows the 1995/1996 based retail price indices for Addis Ababa for the year 1997/1998 and 1998/1999. The information is based on the retail prices collected monthly by C S A.

### Table N.5 and N.6 : Spot Coffee Prices in New York Market and Wholesale Prices of Unwashed Coffee in Addis Ababa

These tables present the New York market spot prices of selected types of coffee and the average Addis Ababa wholesale price of unwashed coffee. Coffee known as "Jimma", usually good quality, in New York Market, is a blend of all types of Ethiopian Coffee except coffee from Hararghe. On the other hand, the Addis Ababa prices quoted for "Jimma" refer to coffee from "Jimma" Zone only. Data in Table N.6 are obtained by averaging prices over the coffee year, which is from October to September.

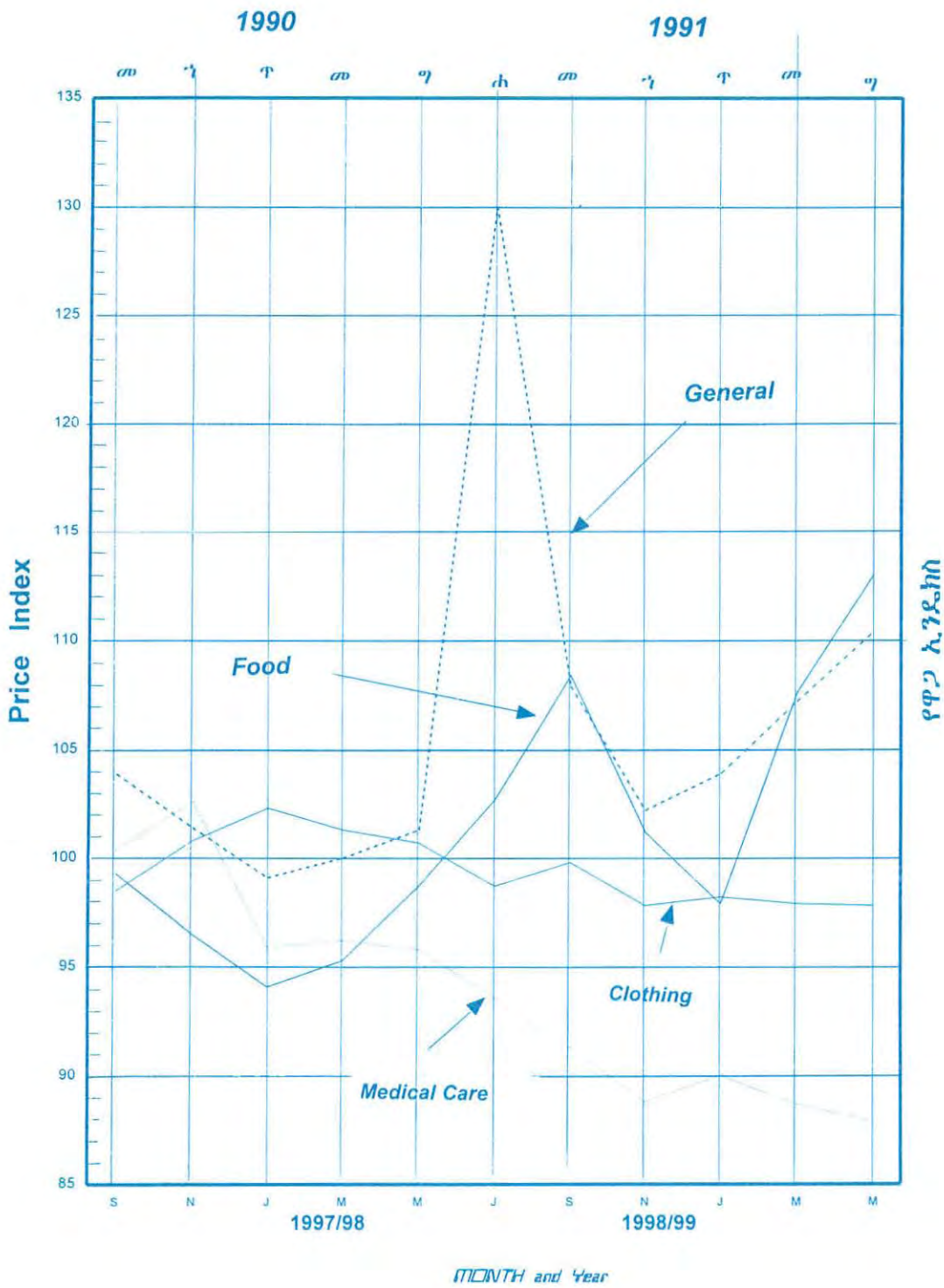
# የማዕከላዊ ስታቲስቲክስ ባለሥልጣን

በአገር አቀፍ የችርቻሮ ዋጋ ኢንዱክስ

1988=100

N-1

**CENTRAL STATISTICAL AUTHORITY**  
 RETAIL PRICE INDEX FOR NATIONAL 1995/96= 100



# የማዕከላዊ ስታቲስቲክስ ባለሥልጣን

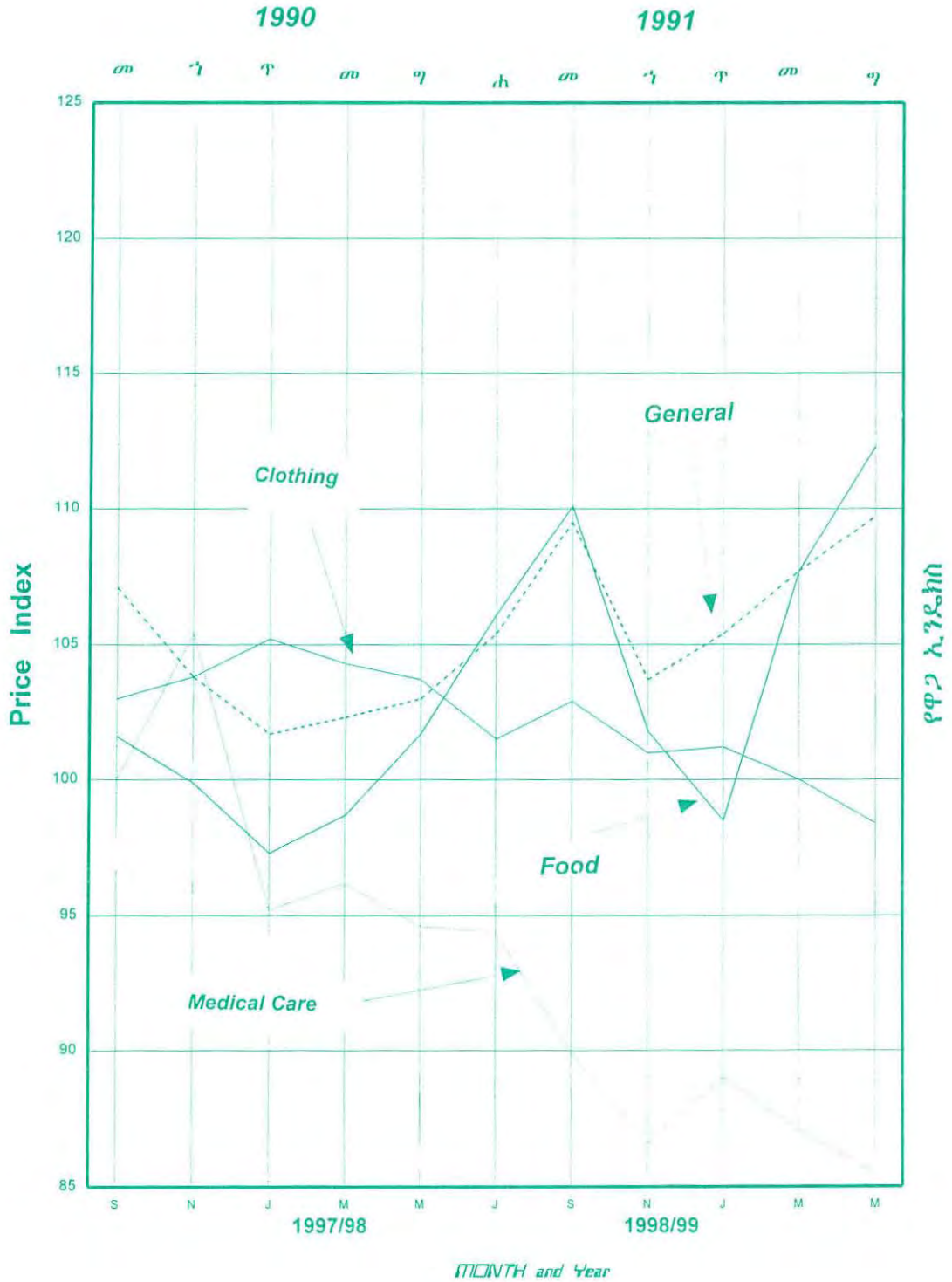
የገጠር የቸርቻሮ ዋጋ ኢንዴክስ

1988=100

N-2

## CENTRAL STATISTICAL AUTHORITY

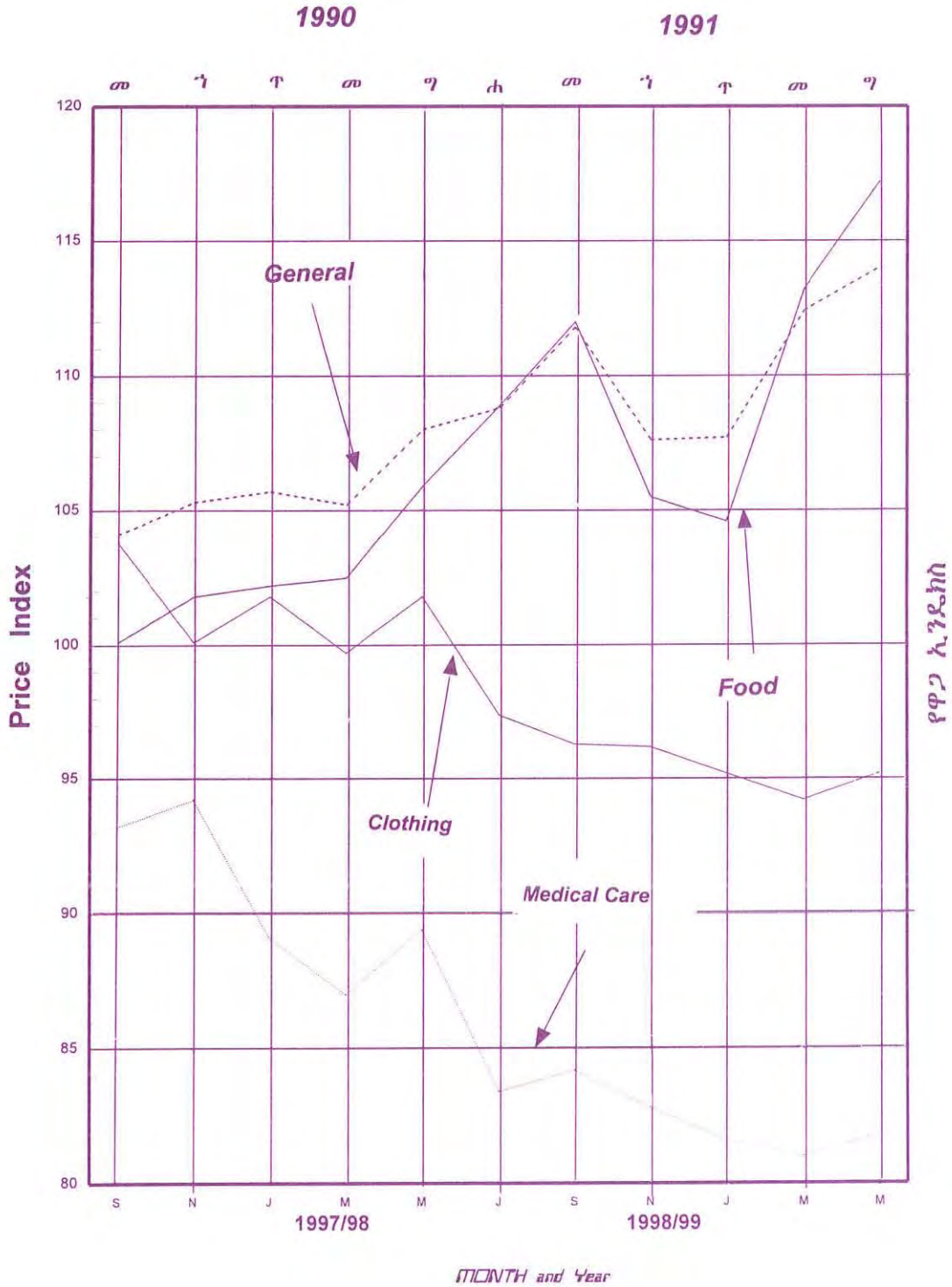
RETAIL PRICE INDEX FOR ALLIUM 1995/96= 100



የማዕከላዊ ስታቲስቲክስ ባለሥልጣን  
የከተማ የቸርቻሮ ዋጋ ኢንዱክስ  
1988=100

N-3

CENTRAL STATISTICAL AUTHORITY  
RETAIL PRICE INDEX FOR URBAN 1995/96= 100



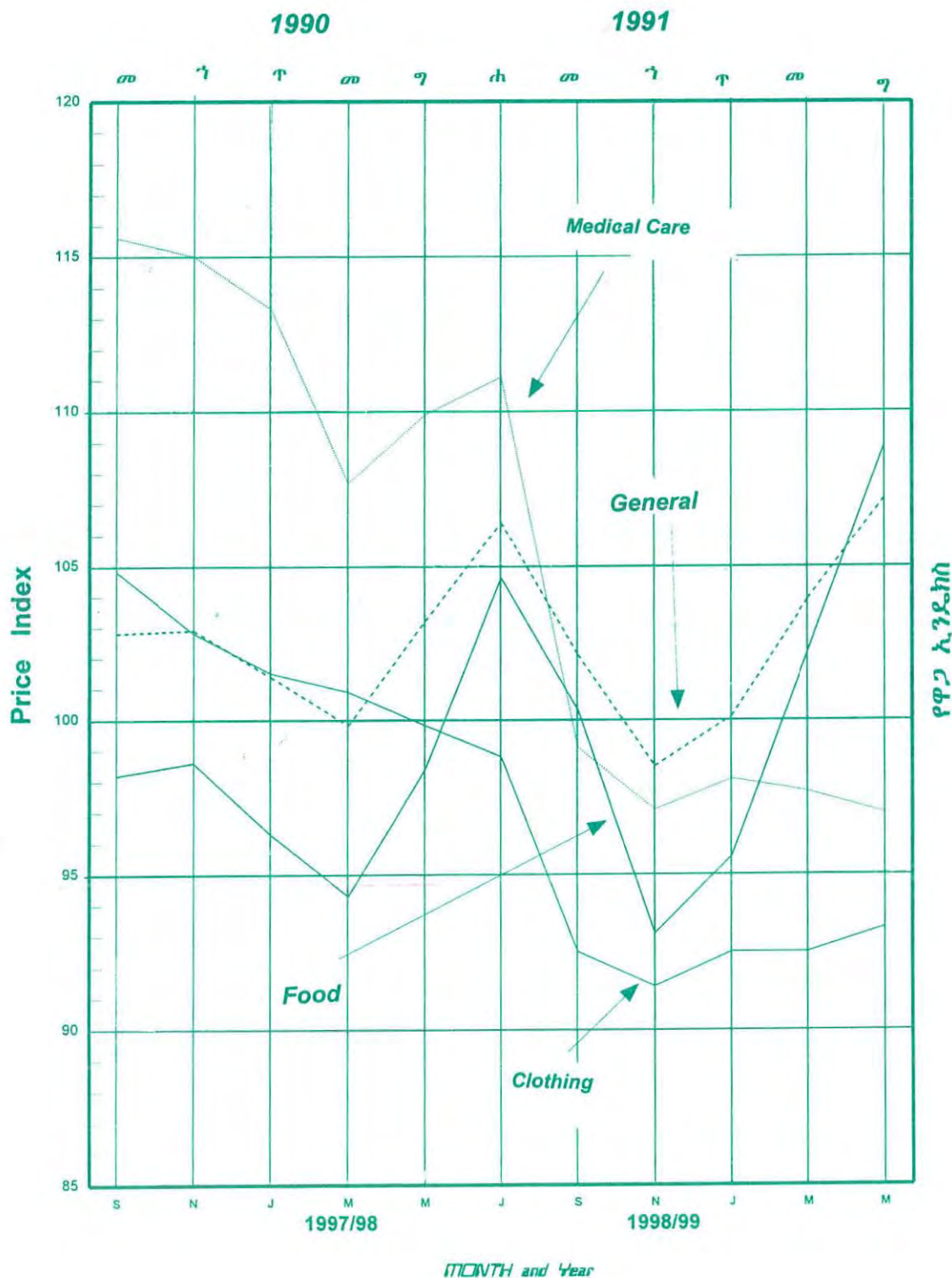
# የማዕከላዊ ስታቲስቲክስ ባለሥልጣን

የአዲስ አበባ የቸርቻሮ ዋጋ ኢንዱክስ

N-4

**CENTRAL STATISTICAL AUTHORITY**

RETAIL PRICE INDEX FOR ADDIS ABABA 1995/96= 100



ሠንጠረዥ ነ.1: የአገር አቀፍ የችርቻሮ ዋጋ ኢንዱክስ በ1990 በጀት ዓመት  
1988=100

Table N.1 : NATIONAL RETAIL PRICE INDEX  
1995/96=100

1990 ጠቅላላ ኢንዱክስ	ሐምሌ	መስከረም	ህዳር	ጥር	መጋቢት	ግንቦት	የዓመቱ አማካይ	1997/1998 <b>GENERAL INDEX</b>
	102.7	103.9	101.4	99.1	100.0	101.3	101.4	
ምግብ	98.3	99.3	96.5	94.1	95.3	98.7	97.0	FOOD
መጠጥ	90.7	94.4	95.8	94.0	94.9	94.2	94.0	BEVERAGE
ሲጃራና ትምባሆ	91.7	87.7	91.3	85.5	89.9	92.6	89.8	CIGARETTES AND TOBACCO
ልብስና መጫሚያ	102.5	98.5	100.8	102.3	101.3	100.7	101.0	CLOTHING AND FOOTWEAR
የቤት ኪራይ፣ መሥሪያ ስቃዎች ውሃና ኢነርጂ	119.9	126.3	119.2	115.3	117.2	113.8	118.6	HOUSE RENT, CONSTRUCTION MATERIALS WATER, AND FUEL AND POWER
የቤት ስቃዎች፣ የቤት ማስገጫዎች፣ የቤት ቁሳቁስ የሠራተኛ ደመወዝ	94.1	94.7	95.0	95.2	95.9	94.7	94.9	FURNITURE, FURNISHINGS, HOUSEHOLD EQUIPMENT AND OPERATION
ሕክምና	108.0	100.4	102.6	95.9	96.2	95.8	99.8	MEDICAL CARE AND HEALTH
ትራንስፖርትና መገናኛ	132.3	130.0	129.2	131.6	132.9	132.8	131.5	TRANSPORTATION AND COMMUNICATION
መዝናኛና ትምህርት	100.0	109.7	123.2	112.2	101.4	98.8	107.6	RECREATION, ENTERTAINMENT AND EDUCATION
የግል ንጽህናና የግል ቋሚ ስቃዎች	114.1	110.4	109.2	107.4	110.5	110.9	110.4	PERSONAL CARE AND EFFECTS
ሌሎች ስቃዎች	84.3	83.7	80.8	73.7	68.7	70.8	77.0	MISCELLANEOUS GOODS
	JULY	SEPT.	NOV.	JAN.	MARCH	MAY	YEARLY AVERAGE	

የዓመቱ ኢንዱክስ የሚያመለክተው የበጀት ዓመቱ አማካይ ነው።  
The yearly average refers to the budget year which ends on July 7..

ምንጭ: ማከከላዊ ስታቲስቲክስ ባለስልጣን  
Source: Central Statistical Authority

ሠንጠረዥ ነ.1: የአገር አቀፍ የችርቻሮ ዋጋ ኢንዱክስ በ1990 በጀት ዓመት  
1988=100

Table N.1 : NATIONAL RETAIL PRICE INDEX  
1995/96=100

1990 ምግብ	ሐምሌ	መስከረም	ህዳር	ጥር	መጋቢት	ግንቦት	የዓመቱ አማካይ	1997/1998  <b>FOOD</b>
	98.3	99.3	96.5	94.1	95.3	98.7	97.0	
እህል	102.7	110.1	103.1	93.5	98.4	103.3	101.9	CEREALS
ጥራጥሬ	106.3	103.3	101.9	98.1	96.6	100.1	101.1	PULSES
የጥጥር እህሎች	93.7	88.0	84.0	71.0	68.8	72.7	79.7	OIL SEEDS
ዳቦና ሌሎች የተዘጋጁ ምግቦች	98.8	103.0	107.8	107.5	106.8	109.4	105.6	BREAD AND OTHER PREPARED FOOD
ሥጋ	88.6	87.4	87.6	90.1	95.0	87.9	89.4	MEAT
ውተት፣ አይብና እንቁላል	104.2	103.4	104.6	107.2	107.8	105.9	105.5	MILK, CHEESE AND EGGS
ዘይትና ቅባቶች	86.4	81.7	81.8	80.1	79.9	78.7	81.4	OILS AND FATS
አትክልትና ፍራፍሬ	107.1	99.3	85.1	90.8	94.6	96.6	95.6	VEGETABLES AND FRUITS
ቅመማ ቅመም	95.5	84.2	80.1	67.3	69.1	70.5	77.8	SPICES
ደንችና ሌሎች ሥራስሮች	75.9	71.5	76.0	73.2	75.8	71.2	73.9	POTATOES, OTHER TUBERS AND STEMS
ያልተቆላ ቡናና ሻይ ቅጠል	86.0	82.8	85.4	89.5	94.9	101.8	90.1	COFFEE(BEANS, WHOLE) AND TEA LEAVES
ሌሎች ምግቦች	95.9	98.8	108.1	200.2	126.6	160.3	131.7	OTHER FOOD ITEMS
የማሰፊጫ አገልግሎት	118.0	101.3	118.8	118.6	119.4	124.7	116.8	MILLING CHARGES
ከቤት ውጪ የተወሰዱ ምግቦች	103.1	101.3	101.5	102.4	105.8	102.4	102.8	FOOD TAKEN AWAY FROM HOME
	JULY	SEPT.	NOV.	JAN.	MARCH	MAY	YEARLY AVERAGE	

የዓመቱ ኢንዱክስ የሚያመለክተው የበጀት ዓመቱ አማካይ ነው።  
The yearly average refers to the budget year which ends on July 7.

ምንጭ: ማዕከላዊ ስታቲስቲክስ ባለስልጣን  
Source: Central Statistical Authority

ሠንጠረዥ ነ.1: የአገር አቀፍ የችርቻሮ ዋጋ ኢንዱክስ በ1991 በጀት ዓመት  
1988=100

Table N.1: NATIONAL RETAIL PRICE INDEX IN 1998/99 EFY  
1995/96=100

1991	ሐምሌ	መስከረም	ሰኔ	ጥር	መጋቢት	ግንቦት	የዓመቱ አማካይ	1998/1999
<b>ጠቅላላ ኢንዱክስ</b>	130.0	107.9	102.8	103.9	107.2	110.4	106.4	<b>GENERAL INDEX</b>
ምግብ	102.7	108.4	101.2	97.9	107.6	113.0	106.1	FOOD
መጠጥ	94.1	90.1	92.1	93.1	92.5	92.5	92.8	BEVERAGE
ሲጃራና ትምባሆ	91.8	111.5	95.3	97.6	97.6	100.0	97.1	CIGARETTES AND TOBACCO
ልብስና መጫሚያ	98.7	99.8	97.8	98.2	97.9	97.8	98.2	CLOTHING AND FOOTWEAR
የቤት ኪራይ፣ መሥሪያ ስቃዎች ሙሉና ኤነርጂ	113.6	122.4	116.8	130.6	120.7	120.9	120.9	HOUSE RENT, CONSTRUCTION MATERIALS WATER, AND FUEL AND POWER
የቤት ስቃዎች፣ የቤት ማስገቢያ ማሳተፊያዎች፣ የቤት ቁሳቁስ የሠራተኞች ደመወዝ	91.3	90.6	95.0	95.4	96.7	97.7	94.3	FURNITURE, FURNISHINGS, HOUSEHOLD EQUIPMENT AND OPERATION
ሕክምና	93.6	91.3	88.8	90.0	88.7	87.9	89.2	MEDICAL CARE AND HEALTH
ትራንስፖርትና መገናኛ	131.8	135.2	140.0	139.4	135.6	139.0	135.8	TRANSPORTATION AND COMMUNICATION
መዝናኛና ትምህርት	99.6	99.0	91.5	92.0	95.2	90.5	94.5	RECREATION, ENTERTAINMENT AND EDUCATION
የግል ንጽህናና የግል ቋሚ ስቃዎች	108.4	107.6	109.0	108.5	106.1	107.2	107.4	PERSONAL CARE AND EFFECTS
ሌሎች ስቃዎች	68.6	67.0	69.1	89.6	65.9	65.8	69.5	MISCELLANEOUS GOODS
	JULY	SEPT.	NOV.	JAN.	MARCH	MAY	YEARLY AVERAGE	

የዓመቱ ኢንዱክስ የሚያመለክተው የበጀት ዓመቱ አማካይ ነው።  
The yearly average refers to the budget year which ends on July 7.  
ምንጭ: ማከከላዊ ስታቲስቲክስ ባለስልጣን  
Source: Central Statistical Authority

ሠንጠረዥ ነ.1: የአገር አቀፍ የችርቻሮ ዋጋ ኢንዱክስ በ1991 በጀት ዓመት  
1988=100

Table N.1 : NATIONAL RETAIL PRICE INDEX IN 1998/99 EFY  
1995/96=100

1991	ሐምሌ	መስከረም	ሀዳር	ጥር	መጋቢት	ግንቦት	የዓመቱ አማካይ	1998/1999
<b>ምግብ</b>	102.7	108.4	101.2	97.9	107.6	113.0	106.1	<b>FOOD</b>
እህል	114.5	122.5	107.2	97.5	108.7	123.8	114.5	CEREALS
ጥራጥሬ	103.1	106.4	103.1	103.3	109.5	109.4	106.6	PULSES
የቅባት እህሎች	75.9	77.9	78.0	76.6	90.8	88.8	81.5	OIL SEEDS
ዳቦና ሌሎች የተዘጋጁ ምግቦች	111.7	119.1	111.1	112.7	114.7	117.6	114.7	BREAD AND OTHER PREPARED FOOD
ሥጋ	87.3	89.0	98.0	85.9	87.3	88.6	88.2	MEAT
ወተት፣ አይብና እንቁላል	102.0	111.7	105.7	111.2	110.8	108.4	108.3	MILK, CHEESE AND EGGS
ዘይትና ቅባቶች	74.5	75.4	73.9	83.6	94.1	106.0	85.4	OILS AND FATS
አትክልትና ፍራፍሬ	95.3	116.0	101.5	121.5	156.3	120.6	117.7	VEGETABLES AND FRUITS
ቅመጣ ቅመም	71.2	78.8	78.4	80.1	90.1	96.4	85.1	SPICES
ድንችና ሌሎች ሥራስሮች	69.5	74.2	86.3	91.2	110.2	103.4	88.0	POTATOES, OTHER TUBERS AND STEMS
ያልተቆላ ቡናና ሻይ ቅጠል	94.8	97.5	93.6	87.0	86.5	86.0	91.4	COFFEE(BEANS, WHOLE) AND TEA LEAVES
ሌሎች ምግቦች	145.3	130.3	122.8	117.1	120.3	116.8	123.8	OTHER FOOD ITEMS
የማስፈጫ አገልግሎት	130.9	114.8	121.3	126.5	125.1	124.7	123.2	MILLING CHARGES
ክቤት ሠጪ የተወሰዱ ምግቦች	103.0	106.3	107.5	106.7	111.3	107.2	106.8	FOOD TAKEN AWAY FROM HOME
	JULY	SEPT.	NOV.	JAN.	MARCH	MAY	YEARLY AVERAGE	

የዓመቱ ኢንዱክስ የሚያመለክተው የበጀት ዓመቱ አማካይ ነው።

The yearly average refers to the budget year which ends on July 7.

ምንጭ: ማዕከላዊ ስታቲስቲክስ ባለስልጣን

Source: Central Statistical Authority

ወንጠረዥ ኑ.2: የገጠር የችርቻሮ ዋጋ ኢንዱክስ በ1990 በጀት ዓመት  
 1988=100  
 Table N.2: RURAL RETAIL PRICE INDEX  
 1995/96=100

1990 ጠቅላላ ኢንዱክስ	ሐምሌ	መስከረም	ህዳር	ጥር	መግቢት	ግንቦት	የዓመቱ አማካይ	1997/1998 GENERAL INDEX
	104.1	107.1	103.8	101.7	102.3	103.0	103.7	
ምግብ	100.7	101.6	99.9	97.3	98.7	101.7	100.0	FOOD
መጠጥ	81.1	90.7	91.3	89.4	90.6	90.0	88.9	BEVERAGE
ሲጃራና ትምባሆ	91.4	87.1	87.4	85.3	86.1	85.3	87.1	CIGARETTES AND TOBACCO
ልብስና መጫሚያ	103.6	103.0	103.8	105.2	104.3	103.7	103.9	CLOTHING AND FOOTWEAR
የቤት ኪራይ፣ መሥሪያ ዕቃዎች ውሃና ኤሌክትሪክ	122.0	138.0	123.6	119.5	118.5	114.1	122.6	HOUSE RENT, CONSTRUCTION MATERIALS WATER AND FUEL AND POWER
የቤት ዕቃዎች፣ የቤት ማሰራጨዎች፣ የቤት ቁሳቁስ የሠራተኛ ደመወዝ	101.1	98.4	101.6	107.0	109.1	103.3	103.4	FURNITURE, FURNISHINGS, HOUSEHOLD EQUIPMENT AND OPERATION
ሕክምና	103.0	100.0	105.4	95.2	96.2	94.6	99.1	MEDICAL CARE AND HEALTH
ትራንስፖርትና መገናኛ	121.6	119.3	117.0	119.0	121.2	120.0	119.7	TRANSPORTATION AND COMMUNICATION
መዝናኛና ትምህርት	93.7	94.2	95.8	95.0	94.2	92.0	94.2	RECREATION, ENTERTAINMENT AND EDUCATION
የግል ንጽህናና የግል ቋሚ ዕቃዎች	103.3	97.2	95.5	94.8	97.5	98.2	97.8	PERSONAL CARE AND EFFECTS
ሌሎች ዕቃዎች	75.3	73.9	69.1	62.6	55.3	58.7	65.8	MISCELLANEOUS GOODS
	JULY	SEPT.	NOV.	JAN.	MARCH	MAY	YEARLY AVERAGE	

የዓመቱ ኢንዱክስ የሚያመለክተው የበጀት ዓመቱ አማካይ ነው።  
 The yearly average refers to the budget year which ends on July 7.  
 ምንጭ፡ ማዕከላዊ ስታቲስቲክስ ባለስልጣን  
 Source: Central Statistical Authority

ሠንጠረዥ ነ.2: የገጠር የችርቻሮ ዋጋ ኢንዱክስ በ1990 በጀት ዓመት  
1988=100

Table N.2 : RURAL RETAIL PRICE INDEX  
1995/96=100

1990 ምግብ	ሐምሌ	መስከረም	ነሐሴ	ጥር	መጋቢት	ግንቦት	የዓመቱ አማካኝ	1997/1998  <b>FOOD</b>
	100.7	101.6	99.9	97.3	98.7	101.7	100.0	
እህል	107.6	112.4	108.5	99.2	104.2	108.3	106.7	CEREALS
ጥራጥሬ	109.6	106.0	102.2	99.7	96.3	100.0	102.3	PULSES
የትብት እህሎች	92.7	86.3	82.7	69.8	67.2	71.3	78.3	OIL SEEDS
ዳቦና ሌሎች የተዘጋጁ ምግቦች	106.5	107.9	116.7	116.6	116.3	121.0	114.17	BREAD AND OTHER PREPARED FOOD
ሥጋ	90.0	89.6	90.4	93.4	97.1	90.7	91.9	MEAT
ውተት፣ አይብና እንቁላል	108.3	107.3	110.9	114.7	115.4	112.0	111.4	MILK, CHEESE AND EGGS
ዘይትና ቅባቶች	86.0	82.0	82.3	80.9	81.9	80.5	82.3	OILS AND FATS
አትክልትና ፍራፍሬ	109.8	106.6	93.5	96.2	103.6	102.6	102.1	VEGETABLES AND FRUITS
ቅመማ ቅመም	92.9	82.3	77.8	65.4	67.0	68.4	75.6	SPICES
ድንችና ሌሎች ሥራሰሮች	69.2	69.0	74.5	71.2	73.4	68.8	71.0	POTATOES, OTHER TUBERS AND STEMS
ያልተቆላ ቡናና ሻይ ቅጠል	89.9	86.8	90.2	94.7	100.7	108.2	95.1	COFFEE(BEANS, WHOLE) AND TEA LEAVES
ሌሎች ምግቦች	92.3	96.0	105.7	215.4	128.2	168.5	134.4	OTHER FOOD ITEMS
የማስፈጫ አገልግሎት	108.4	108.9	113.9	115.6	115.2	119.5	113.6	MILLING CHARGES
ከቤት ውጪ የተወሰዱ ምግቦች	107.2	106.8	107.3	108.3	111.5	108.0	108.2	FOOD TAKEN AWAY FROM HOME
	JULY	SEPT.	NOV.	JAN.	MARCH	MAY	YEARLY AVERAGE	

የዓመቱ ኢንዱክስ የሚያመለክተው የበጀት ዓመቱ አማካኝ ነው።  
The yearly average refers to the budget year which ends on July 7.

ምንጭ: ማዕከላዊ ስታቲስቲክስ ባለስልጣን  
Source: Central Statistical Authority

ሠንጠረዥ ነ.2: የገጠር የችርቻሮ ዋ.ጋ ኢንዱክስ በ1991 በጀት ዓመት  
1988=100

Table N.2: RURAL RETAIL PRICE INDEX IN 1998/99 EFY  
1995/96=100

1991 ጠቅላላ ኢንዱክስ	ሐምሌ	መስከረም	ህዳር	ጥር	መ.ጋቢት	ግንቦት	የዓመቱ አማካይ	1998/1999 <b>GENERAL INDEX</b>
	105.4	109.5	103.7	105.4	107.7	109.7	107.8	
ምግብ	106.1	110.1	101.8	98.5	107.7	112.3	107.3	FOOD
መጠጥ	89.3	82.4	83.8	86.0	84.8	84.9	85.6	BEVERAGE
ሲጃራና ትምባሆ	83.9	111.7	94.0	97.8	96.6	99.1	95.0	CIGARETTES AND TOBACCO
ልብና መጫሚያ	101.5	102.9	101.0	101.2	100.0	98.4	100.7	CLOTHING AND FOOTWEAR
የቤት ኪራይ፣ መሥሪያ ስቃዎች ውሃና ኢነርጂ	116.0	125.5	116.8	134.3	118.5	119.1	122.6	HOUSE RENT, CONSTRUCTION MATERIALS WATER, AND FUEL AND POWER
የቤት ስቃዎች፣ የቤት ማስገባቻዎች፣ የቤት ቁሳቁስ የሠራተኞች ደመወዝ	99.6	99.4	114.7	111.8	122.6	109.5	110.6	FURNITURE, FURNISHINGS, HOUSEHOLD EQUIPMENT AND OPERATION
ሕክምና	94.4	89.9	86.6	89.1	87.1	85.5	87.6	MEDICAL CARE AND HEALTH
ትራንስፖርትና መገናኛ	119.0	128.6	131.1	130.5	126.2	134.0	127.9	TRANSPORTATION AND COMMUNICATION
መዝናኛና ትምህርት	91.0	89.6	89.0	89.0	90.8	88.4	89.3	RECREATION, ENTERTAINMENT AND EDUCATION
የግል ንጽህናና የግል ቋሚ ስቃዎች	96.6	96.0	98.2	99.7	97.4	101.1	97.5	PERSONAL CARE AND EFFECTS
ሌሎች ስቃዎች	57.4	53.7	54.9	83.9	52.6	51.9	57.7	MISCELLANEOUS GOODS
	JULY	SEPT.	NOV.	JAN.	MARCH	MAY	YEARLY AVERAGE	

የዓመቱ ኢንዱክስ የሚያመለክተው የበጀት ዓመቱ አማካይ ነው።  
The yearly average refers to the budget year which ends on July 7.

ምንጭ፡ ማዕከላዊ ስታቲስቲክስ ባለስልጣን  
Source: Central Statistical Authority

ሠንጠረዥ ኑ.2: የገጠር የችርቻሮ ዋጋ ኢንዱክስ በ1991 በጅት ዓመት  
1988=100

Table N.2 : RURAL RETAIL PRICE INDEX IN 1998/99 EFY  
1995/96=100

1991 ምግብ	ሐምሌ	መስከረም	ነዳሮ	ጥር	መጋቢት	ግንቦት	የዓመቱ አማካይ	1998/1999  <b>FOOD</b>
	106.1	110.1	101.8	98.5	107.7	112.3	107.3	
እህል	120.0	125.9	110.5	102.0	111.9	126.3	118.3	CEREALS
ጥራጥሬ	104.7	107.8	104.1	106.6	112.8	113.2	109.0	PULSES
የቅባት እህሎች	75.1	74.6	75.6	73.0	88.4	89.0	79.2	OIL SEEDS
ዳቦና ሌሎች የተዘጋጁ ምግቦች	120.5	125.9	125.6	123.9	126.0	132.1	125.9	BREAD AND OTHER PREPARED FOOD
ሥጋ	90.1	89.2	99.9	85.7	87.1	88.1	88.7	MEAT
ወተት፣ አይብና እንቁላል	107.1	100.4	100.1	100.4	100.6	100.3	101.3	MILK, CHEESE AND EGGS
ዘይትና ቅባቶች	75.2	76.3	74.0	83.8	94.3	102.7	84.9	OILS AND FATS
አትክልትና ፍራፍሬ	97.4	113.5	104.9	132.2	165.5	124.2	121.6	VEGETABLES AND FRUITS
ቅመማ ቅመም	68.3	74.3	74.1	77.2	87.0	90.9	80.7	SPICES
ድንችና ሌሎች ሥራስሮች	67.3	70.5	73.5	76.5	90.6	75.9	76.1	POTATOES, OTHER TUBERS AND STEMS
የልተቆላ ቡናና ሻይ ቅጠል	100.2	103.0	97.4	89.8	90.6	90.2	95.9	COFFEE(BEANS, WHOLE) AND TEA LEAVES
ሌሎች ምግቦች	150.7	134.0	126.3	118.7	122.9	119.3	126.7	OTHER FOOD ITEMS
የማሰፊጫ አገልግሎት	117.3	118.5	122.2	126.9	127.0	125.0	122.9	MILLING CHARGES
ከቤት ውጪ የተወሰዱ ምግቦች	108.8	110.6	109.9	109.6	115.0	112.2	110.8	FOOD TAKEN AWAY FROM HOME
	JULY	SEPT.	NOV.	JAN.	MARCH	MAY	YEARLY AVERAGE	

የዓመቱ ኢንዱክስ የሚያመለክተው የበጅት ዓመቱ አማካይ ነው።  
The yearly average refers to the budget year which ends on July 7.

ምንጭ፡- ማዕከላዊ ስታቲስቲክስ ባለስልጣን  
Source: Central Statistical Authority

ሠንጠረዥ ነ.3: የከተማ የችርቻሮ ዋጋ ኢንዱክስ በ1990 በጀት ዓመት  
1988=100

Table N.3: URBAN RETAIL PRICE INDEX  
1995/96=100

1990	ሐምሌ	መስከረም	ባሄር	ጥር	መ.ሠ.ት	ግንቦት	የዓመቱ አማካኝ	1997/1998
	104.6	104.1	105.3	105.7	105.2	108.0	105.5	
ጠቅላላ ኢንዱክስ								<u>GENERAL INDEX</u>
ምግብ	100.8	100.1	101.8	102.2	102.5	105.9	102.2	FOOD
መጠጥ	98.0	100.4	99.0	99.2	102.3	101.7	100.1	BEVERAGE
ሲጃራና ትምባሆ	95.0	90.8	91.3	91.6	96.0	99.7	94.1	CIGARETTES AND TOBACCO
ልሳሰና መጫሚያ	104.1	103.8	100.1	101.8	99.7	101.8	101.9	CLOTHING AND FOOTWEAR
የቤት ኪራይ፣ መሥሪያ ስቃዎች ሠራተኛ እና ነርጂ	116.7	115.6	117.6	118.2	117.3	120.7	117.7	HOUSE RENT, CONSTRUCTION MATERIALS WATER, AND FUEL AND POWER
የቤት ስቃዎች፣ የቤት ማስገቢያዎች፣ የቤት ቁሳቁስ የሠራተኛ ደ መሠዝ	110.6	109.1	107.4	107.9	110.0	110.6	109.3	FURNITURE, FURNISHINGS, HOUSEHOLD EQUIPMENT AND OPERATION
ሕክምና	92.3	93.2	94.2	89.1	87.0	89.4	90.9	MEDICAL CARE AND HEALTH
ትራንስፖርትና መገናኛ	102.8	104.0	103.7	108.8	104.8	106.6	105.0	TRANSPORTATION AND COMMUNICATION
መዝናኛና ትምህርት	113.8	121.8	137.7	127.6	114.5	114.4	121.6	RECREATION, ENTERTAINMENT AND EDUCATION
የግል ንጽህናና የግል ቋሚ ስቃዎች	103.1	104.6	104.8	104.0	109.7	105.6	105.3	PERSONAL CARE AND EFFECTS
ሌሎች ስቃዎች	101.5	100.2	113.0	104.3	97.9	101.1	103.0	MISCELLANEOUS GOODS
	JULY	SEPT.	NOV.	JAN.	MARCH	MAY	YEARLY AVERAGE	

የዓመቱ ኢንዱክስ የሚያመለክተው የበጀት ዓመቱ አማካኝ ነው።  
The yearly average refers to the budget year which ends on July 7.

ምንጭ፡ ማዕከላዊ ስታቲስቲክስ ባለስልጣን  
Source: Central Statistical Authority

ወንጠረዥ 3: የከተማ የችርቻሮ ዋጋ ኢንዱክስ በ1990 በጀት ዓመት  
1988=100

Table N.3 : URBAN RETAIL PRICE INDEX  
1995/96=100

1990	ሐምሌ	መስከረም	ሠዳሴ	ጥር	መጋቢት	ግንቦት	የዓመቱ አማካይ	1997/1998
<b>ምግብ</b>	100.8	100.1	101.8	102.2	102.5	105.9	102.2	<b>FOOD</b>
አህል	101.1	105.0	111.4	106.5	105.1	109.5	106.9	CEREALS
ጥራጥሬ	108.8	107.3	111.7	109.8	107.4	111.9	109.5	PULSES
ዳቦና ሌሎች የተዘጋ ጁ ምግቦች	96.9	100.8	98.6	98.9	100.8	101.6	99.6	BREAD AND OTHER PREPARED FOOD
ሥጋ	94.8	91.9	93.5	92.9	101.7	93.6	94.7	MEAT
ውተቸ፣ አይብና እንቁላል	116.7	121.8	121.3	123.5	119.2	122.3	120.8	MILK, CHEESE AND EGGS
ዘይትና ቅባቶች	82.1	80.4	78.1	76.8	74.6	75.3	77.9	OILS AND FATS
አትክልትና ፍራፍሬ	127.5	111.1	95.8	110.8	123.7	135.4	117.4	VEGETABLES AND FRUITS
ቅመማ ቅመም	100.0	82.9	84.7	76.5	78.5	83.4	84.3	SPICES
ድንችና ሌሎች ሥራ ስሮች	103.9	110.6	99.2	111.7	116.1	123.2	110.8	POTATOES, OTHER TUBERS AND STEMS
ያልተቆላ ቡናና ሻይ ቅጠል	88.6	87.2	90.5	90.7	94.6	100.1	92.0	COFFEE(BEANS, WHOLE) AND TEA LEAVES
ሌሎች ምግቦች	98.7	98.2	102.7	137.3	111.5	123.4	112.0	OTHER FOOD ITEMS
የማስፈጫ አገልግሎት	131.7	133.8	138.9	139.9	140.7	153.5	140.0	MILLING CHARGES
ከቤት ውጪ የተወሰነ ዱ ምግቦች	109.7	110.1	110.7	111.7	116.8	112.3	111.9	FOOD TAKEN AWAY FROM HOME
	JULY	SEPT.	NOV.	JAN.	MARCH	MAY	YEARLY AVERAGE	

የዓመቱ ኢንዱክስ የሚያመለክተው የበጀት ዓመቱ አማካይ ነው።  
The yearly average refers to the budget year which ends on July 7.

ምንጭ፡ ማዕከላዊ ስታቲስቲክስ ባለስልጣን  
Source: Central Statistical Authority

ሠንጠረዥ 3.3: የከተማ የችርቻሮ ዋጋ ኢንዱክስ በ1991 በጀት ዓመት  
1988=100

Table N.3 : URBAN RETAIL PRICE INDEX IN 1998/99 EFY  
1995/96=100

1991	ሐምሌ	መስከረም	ህዳር	ጥር	መጋቢት	ግንቦት	የዓመቱ አማካኝ	1998/1999
<b>ጠቅላላ ኢንዱክስ</b>	108.8	111.8	107.6	107.7	112.4	114.0	110.9	<b>GENERAL INDEX</b>
ምግብ	108.9	112.0	105.5	104.6	113.2	117.2	111.2	FOOD
መጠጥ	102.0	95.6	97.8	97.2	97.8	97.7	98.5	BEVERAGE
ሲጃራና ትምባሆ	102.7	97.1	97.5	96.9	101.6	103.6	99.6	CIGARETTES AND TOBACCO
ልብና መጫሚያ	97.4	96.3	96.2	95.2	94.2	95.2	95.6	CLOTHING AND FOOTWEAR
የቤት ኪራይ፣ መሥሪያ ስቃዎች ውሃና ኢነርጂ	120.1	131.3	127.6	131.5	132.9	129.0	128.8	HOUSE RENT, CONSTRUCTION MATERIALS WATER, AND FUEL AND POWER
የቤት ስቃዎች፣ የቤት ማስገጫዎች፣ የቤት ቁሳቁስ የሠራተኛ ደመወዝ	107.3	106.9	106.6	107.9	108.2	109.6	107.8	FURNITURE, FURNISHINGS, HOUSEHOLD EQUIPMENT AND OPERATION
ሕክምና	83.4	84.2	82.8	81.6	81.0	81.8	82.5	MEDICAL CARE AND HEALTH
ትራንስፖርትና መገናኛ	103.9	101.2	102.7	101.1	98.8	99.6	100.6	TRANSPORTATION AND COMMUNICATION
መዝናኛና ትምህርት	114.9	108.3	108.6	110.2	110.0	104.9	110.4	RECREATION, ENTERTAINMENT AND EDUCATION
የግል ንጽህናና የግል ቋሚ ስቃዎች	103.8	102.0	101.4	101.8	100.3	98.7	102.1	PERSONAL CARE AND EFFECTS
ሌሎች ስቃዎች	99.6	92.5	91.2	95.0	83.6	78.0	88.4	MISCELLANEOUS GOODS
	JULY	SEPT.	NOV.	JAN.	MARCH	MAY	YEARLY AVERAGE	

የዓመቱ ኢንዱክስ የሚያመለክተው የበጀት ዓመቱ አማካኝ ነው።  
The yearly average refers to the budget year which ends on July 7.

ምንጭ: ማዕከላዊ ስታቲስቲክስ ባለስልጣን  
Source: Central Statistical Authority

ሠንጠረዥ 3: የከተማ የችርቻሮ ዋጋ ኢንዱክስ በ1991 በጅት ዓመት  
1988=100

Table N.3 : URBAN RETAIL PRICE INDEX IN 1998/99 EFY  
1995/96=100

1991 ምግብ	ሐምሌ	መስከረም	ህዳር	ጥር	መጋቢት	ግንቦት	የዓመቱ አማካይ	1998/1999  <b>FOOD</b>
	108.9	112.0	105.5	104.6	113.2	117.2	111.2	
እህል	118.0	119.9	112.3	102.4	111.0	129.2	116.8	CEREALS
ጥራጥሬ	114.2	114.4	109.9	108.0	110.0	120.2	113.8	PULSES
ዳቦና ሌሎች የተዘጋጁ ምግቦች	104.4	109.1	101.5	101.6	106.1	107.5	105.5	BREAD AND OTHER PREPARED FOOD
ሥጋ	92.0	94.8	94.6	95.3	95.4	93.7	94.2	MEAT
ወተት፣ አይብና እንቁላል	122.5	118.1	116.5	120.9	116.5	110.2	117.7	MILK, CHEESE AND EGGS
ዘይትና ቅባቶች	73.6	73.4	73.2	83.4	94.6	114.1	86.4	OILS AND FATS
አትክልትና ፍራፍሬ	144.0	185.5	132.9	159.2	214.3	134.0	161.2	VEGETABLES AND FRUITS
ቅመማ ቅመም	88.2	97.5	93.9	86.0	96.7	119.0	102.4	SPICES
ደንችና ሌሎች ሥራሰሮች	111.1	106.4	109.7	127.8	177.8	130.7	126.6	POTATOES, OTHER TUBERS AND STEMS
ያልተቆላ ቡናና ሻይ ቅጠል	100.5	96.3	97.5	91.7	87.4	88.1	93.5	COFFEE(BEANS, WHOLE) AND TEA LEAVES
ሌሎች ምግቦች	115.3	103.6	101.8	109.0	100.5	99.2	104.2	OTHER FOOD ITEMS
የማሰፊጫ አገልግሎት	157.1	150.4	150.7	153.6	149.5	148.2	152.5	MILLING CHARGES
ከቤት ውጪ የተወሰዱ ምግቦች	112.1	112.6	115.7	113.7	114.7	117.4	114.4	FOOD TAKEN AWAY FROM HOME
	JULY	SEPT.	NOV.	JAN.	MARCH	MAY	YEARLY AVERAGE	

የዓመቱ ኢንዱክስ የሚያመለክተው የበጅት ዓመቱ አማካይ ነው።  
The yearly average refers to the budget year which ends on July 7.

ምንጭ: ማዕከላዊ ስታቲስቲክስ ባለስልጣን  
Source: Central Statistical Authority

ወንጠረዥ ነ.4: የአዲስ አበባ የችርቻሮ ዋጋ ኢንዱክስ በ1990 በጀት ዓመት  
1988=100

Table N.4: RETAIL PRICE INDEX FOR ADDIS ABABA  
1995/96=100

1990 ጠቅላላ ኢንዱክስ	ሐምሌ	መስከረም	ህዳር	ጥር	መጋቢት	ግንቦት	የዓመቱ አማካይ	1997/1998 <b>GENERAL INDEX</b>
	103.5	102.8	102.9	101.4	99.8	103.2	102.1	
ምግብ	98.7	98.2	98.6	96.3	94.3	98.4	97.4	FOOD
መጠጥ	106.0	107.4	109.5	108.2	109.0	110.3	108.4	BEVERAGE
ሲጃራና ትምባሆ	93.8	95.3	95.3	94.9	85.3	95.3	93.3	CIGARETTES AND TOBACCO
ልብስና መጫሚያ	104.4	104.8	102.8	101.5	100.9	99.8	102.4	CLOTHING AND FOOTWEAR
የቤት ኪራይ፣ መሥሪያ ዕቃዎች ውሃና ኤሌክትሪክ	109.6	107.7	108.5	108.7	106.2	113.8	109.1	HOUSE RENT, CONSTRUCTION MATERIALS WATER, AND FUEL AND POWER
የቤት ዕቃዎች፣ የቤት ማስገቢያዎች፣ የቤት ቁሳ ቁስ የሠራተኛ ደመወዝ	111.9	111.3	111.6	107.9	108.8	109.5	110.2	FURNITURE, FURNISHINGS, HOUSEHOLD EQUIPMENT AND OPERATION
ሕክምና	113.6	115.6	115.0	113.3	107.7	109.9	112.5	MEDICAL CARE AND HEALTH
ትራንስፖርትና መገናኛ	107.7	106.4	106.5	106.9	106.4	106.3	106.7	TRANSPORTATION AND COMMUNICATION
መዝናኛና ትምህርት	112.9	116.0	115.0	114.1	115.8	114.6	114.7	RECREATION ENTERTAINMENT AND EDUCATION
የግል ንጽህናና የግል ቋ ሚ ዕቃዎች	105.1	103.1	104.5	104.3	103.4	103.0	103.6	PERSONAL CARE AND EFFECTS
ሌሎች ዕቃዎች	131.6	120.2	110.0	111.2	115.7	105.5	115.0	MISCELLANEOUS GOODS
	JULY	SEPT.	NOV.	JAN.	MARCH	MAY	YEARLY AVERAGE	

የዓመቱ ኢንዱክስ የሚያመለክተው የበጀት ዓመቱ አማካይ ነው።  
The yearly average refers to the budget year which ends on July 7..

ምንጭ: ማህከላዊ ስታቲስቲክስ ባለስልጣን  
Source: Central Statistical Authority

ሠንጠረዥ ኑ.4: የአዲስ አበባ የችርቻሮ ዋጋ ኢንዱክስ በ1990 በጀት ዓመት  
1988=100

Table N.4 : RETAIL PRICE INDEX FOR ADDIS ABABA  
1995/96=100

1990 ምግብ	ሐምሌ	መስከረም	ሰኔ	ጥር	መጋቢት	ግንቦት	የዓመቱ አማካይ	1997/1998  <b>FOOD</b>
	98.7	98.2	98.6	96.3	94.3	98.4	97.4	
አህል	97.6	100.6	102.4	96.2	96.5	97.1	98.4	CEREALS
ጥራጥሬ	95.1	97.1	108.6	99.6	101.2	101.1	100.5	PULSES
ዳቦና ሌሎች የተ ዘጋጁ ምግቦች	99.1	96.6	105.3	98.1	94.8	94.2	98.0	BREAD AND OTHER PREPARED FOOD
ሥጋ	98.6	101.2	98.8	93.5	94.3	92.0	96.4	MEAT
ወተት፣ አይብና አንቁላል	117.3	121.3	119.2	119.8	118.1	123.7	119.9	MILK, CHEESE AND EGGS
ዘይትና ቅባቶች	80.5	83.7	78.2	76.4	79.2	79.9	79.7	OILS AND FATS
አትክልትና ፍሬ ፍሬ	108.0	102.7	82.8	110.3	100.8	115.4	103.3	VEGETABLES AND FRUITS
ቅመማ ቅመም	107.4	83.4	93.4	69.4	64.2	85.3	83.9	SPICES
ደንችና ሌሎች ሥራሰሮች	107.6	103.0	93.2	88.6	97.0	122.7	102.0	POTATOES, OTHER TUBERS AND STEMS
ያልተቆላ ቡናና ሻይ ቅጠል	90.8	89.1	84.6	80.6	83.0	85.3	85.6	COFFEE(BEANS, WHOLE) AND TEA LEAVES
ሌሎች ምግቦች	113.8	107.7	107.9	142.9	119.6	133.3	120.9	OTHER FOOD ITEMS
የማስፈጫ አገልግ ሎት	126.7	129.5	135.0	135.0	135.7	135.7	132.9	MILLING CHARGES
ከቤት ውጪ የተ ወሰዱ ምግቦች	108.5	113.4	115.0	114.1	100.8	113.2	110.8	FOOD TAKEN AWAY FROM HOME
	JULY	SEPT.	NOV	JAN.	MARCH	MAY	YEARLY AVERAGE	

የዓመቱ ኢንዱክስ የሚያመለክተው የበጀት ዓመቱ አማካይ ነው።  
The yearly average refers to the budget year which ends on July 7.  
ምንጭ: ማዕከላዊ ስታቲስቲክስ ባለስልጣን  
Source: Central Statistical Authority

ወንጠረዥ ነ.4: የአዲስ አበባ የችርቻሮ ዋጋ ኢንዱክስ በ1991 በጀት ዓመት  
1988=100

Table N.4: RETAIL PRICE INDEX\* FOR ADDIS ABABA IN 1998/99 EFY  
1995/96=100

1991 ጠቅላላ ኢንዱክስ	ሐምሌ	መስከረም	ከዳር	ጥር	መጋቢት	ግንቦት	የዓመቱ አማካይ	1998/1999 <u>GENERAL INDEX</u>
	106.4	102.1	98.5	100.1	103.9	107.2	103.2	
ምግብ	104.6	100.3	93.1	95.6	102.2	108.9	101.1	FOOD
መጠጥ	108.3	107.1	111.7	110.5	112.1	113.6	111.3	BEVERAGE
ሲጃራና ትምባሆ	95.3	91.7	94.9	95.0	96.7	99.6	96.6	CIGARETTES AND TOBACCO
ልብስና መጫሚያ	98.8	92.5	91.4	92.5	92.5	92.2	93.3	CLOTHING AND FOOTWEAR
የቤት ኪራይ፣ መሥሪያ ስቃዎች ውሃና ኢነርጂ	114.5	114.3	115.1	116.2	118.1	116.7	115.7	HOUSE RENT, CONSTRUCTION MATERIALS WATER, AND FUEL AND POWER
የቤት ስቃዎች፣ የቤት ማህበራዊዎች፣ የቤት ቁሳቁስ የወራተኛ ደመወዝ	108.0	101.0	101.5	101.6	101.8	101.3	102.3	FURNITURE, FURNISHINGS, HOUSEHOLD EQUIPMENT AND OPERATION
ሕክምና	111.1	99.1	97.1	98.1	97.7	97.0	99.2	MEDICAL CARE AND HEALTH
ትራንስፖርትና መገናኛ	106.3	106.6	107.5	107.4	107.3	107.3	107.2	TRANSPORTATION AND COMMUNICATION
መዝናኛና ትምህርት	114.5	97.5	100.3	99.0	99.4	98.5	101.8	RECREATION, ENTERTAINMENT AND EDUCATION
የግል ንጽቦናና የግል ቋሚ ስቃዎች	102.4	93.5	94.0	94.4	94.7	95.3	95.7	PERSONAL CARE AND EFFECTS
ሌሎች ስቃዎች	102.5	75.8	79.3	79.4	78.8	76.7	82.6	MISCELLANEOUS GOODS
	JULY	SEPT.	NOV.	JAN.	MARCH	MAY	YEARLY AVERAGE	

የዓመቱ ኢንዱክስ የሚያመለክተው የበጀት ዓመቱ አማካይ ነው።  
The yearly average refers to the budget year which ends on July

ምንጭ፡ ማዕከላዊ ስታቲስቲክስ ባለስልጣን  
Source: Central Statistical Authority

ሠንጠረዥ ነ.4: የአዲስ አበባ የችርቻሮ ዋጋ ኢንዱክስ በ1991 በጀት ዓመት  
1988=100

Table N.4 : RETAIL PRICE INDEX\* FOR ADDIS ABABA IN 1998/ 99 EFY  
1995/96=100

1991	ሐምሌ	መስከረም	ህዳር	ጥር	መጋቢት	ግንቦት	የዓመቱ አማካይ	1998/1999
ምግብ	104.6	100.3	93.1	95.6	102.2	108.9	101.1	FOOD
እሀል	102.1	103.5	101.1	92.7	99.1	117.1	103.8	CEREALS
ጥራጥሬ	112.6	115.7	107.4	105.1	108.0	117.0	110.1	PULSES
ዳቦና ሌሎች የተዘጋጁ ምግቦች	92.4	108.1	101.9	108.5	106.2	116.8	105.5	BREAD AND OTHER PREPARED FOOD
ሥጋ	93.3	74.0	73.2	75.1	73.6	72.1	77.5	MEAT
ውተቸ፣ አይብና እንቁላል	122.9	119.8	114.6	112.8	110.2	117.5	115.1	MILK, CHEESE AND EGGS
ዘይትና ቅባዮች	78.7	72.3	72.7	82.4	92.6	121.5	87.6	OILS AND FATS
አትክልትና ፍራፍሬ	144.5	168.4	102.1	134.0	180.7	98.2	134.4	VEGETABLES AND FRUITS
ቅመማ ቅመም	142.4	79.0	70.3	70.4	74.8	123.9	95.8	SPICES
ድንችና ሌሎች ሥራስሮች	91.7	81.8	79.5	90.9	159.1	107.6	103.5	POTATOES, OTHER TUBERS AND STEMS
ያልተቆላ ዙናና ሻይ ቅጠል	82.7	71.5	70.2	71.0	67.2	66.9	71.7	COFFEE(BEANS, WHOLE) AND TEA LEAVES
ሌሎች ምግቦች	125.0	110.2	109.7	124.3	108.7	101.3	112.5	OTHER FOOD ITEMS
የማስፈጫ አገልግሎት	135.7	132.2	129.2	130.8	129.9	134.5	132.3	MILLING CHARGES
ከቤት ውጪ የተወሰዱ ምግቦች	114.0	111.4	107.0	110.9	115.0	113.9	112.6	FOOD TAKEN AWAY FROM HOME
	JULY	SEPT.	NOV.	JAN.	MARCH	MAY	YEARLY AVERAGE	

የዓመቱ ኢንዱክስ የሚያመለክተው የበጀት ዓመቱ አማካይ ነው።  
The yearly average refers to the budget year which ends on July 7.

ምንጭ: ማዕከላዊ ስታቲስቲክስ ባለስልጣን

Source: Central Statistical Authority

ወንጠረዥ 5.5: የኒውዮርክ የቡና ገበያ ዋጋ  
Table N.5 : Spot Coffee Prices in New York Market

ለእ.የንግድ ፓውንድ ቡና በአሜሪካ ሳንቲም

U.S. cents per pound

	1984	1985	1986	1987	1988	1989	1990	1991	
<u>ብራዚል</u>									<b>BRAZIL</b>
ሳንቶስ 4	-	-	-	-	-	-	-	-	SANTOS TYPE 4
ፓራና 4	53.82	59.84	112.06	155.54	120.14	161.36	138.45	97.16	PARANA TYPE 4
<u>ኤልሳልቫዶር</u>									<b>EL</b>
ሴንትራል	63.31	60.97	119.19	167.85	138.26	178.07	148.84	110.72	CENTRAL STANDARD
ሴንትራል ኮሎምቢያ									<b>COLOMBIA</b>
ማምስ	67.69	69.68	125.79	180.00	135.75	198.38	158.74	119.58	MAMS
<u>ኢትዮጵያ</u>									<b>ETHIOPIA</b>
ጅማ (ጥሩ ዓይነት)	59.14	-	-	-	-	-	-	-	JIMMA'S UGQ
<u>አንጎላ</u>									<b>ANGOLA</b>
አምብሪዮዝ	-	-	-	-	-	-	-	-	AMBRIZ N. 2AA
አ.ን 2አአ	-	-	-	-	-	-	-	-	
<u>ሁጋንዳ</u>									<b>UGANDA</b>
ደብልድና ሰ/10	-	-	-	-	-	-	-	-	W. AND C/10
ኔቲቭ /10	-	-	179.16	148.92	89.01	86.29	85.56	82.56	NATIVE /10
	1991/92	1992/93	1993/94	1994/95	1995/96	1996/97	1997/98	1997/98	

ወንጠረዥ 5.6: በአዲስ አበባ ያልታጠበ ቡና የጀምላ ዋጋ  
Table N.6 : Wholesale Prices of Unwashed Coffee in Addis Ababa

ፈረሱላው በብር

Birr per 17 Killos

	1995/96	1996/97	1997/98	1998/99	
ሲዳሞ	183.97	201.36	271.94	204.87	SIDAMO
ጌዲዮ	163.29	199.16	272.25	216.12	GEDIO
አማሮ	169.00	240.15	278.21	219.53	AMMARO
ሰሜን አሞ	170.68	202.29	255.00	208.30	NORTH OMO
ደቡብ አሞ	174.42	192.83	243.87	201.17	SOUTH OMO
ደቡብ ሸዋ	173.00	213.59	266.71	206.33	SOUTH SHOA
ክፊሻ	156.38	-	-	-	KEFICHO
ሸክሻ	153.21	138.49	250.78	206.32	SHAKICHO
ቤንሻ	153.01	201.79	249.13	205.04	BENCH
ኢሉባቦር	176.09	216.76	264.67	212.67	ILLUBABOR
ጅማ	184.33	214.73	256.46	210.85	JIMA
ቦረና	186.72	207.88	278.84	220.78	BORENA
ባሌ	175.94	204.43	256.36	209.09	BALE
ጋምቤላ	167.21	203.11	255.49	203.83	GAMBELA
ምዕራብ ወሊጋ	-	204.71	289.69	229.01	W.WELEGA
ምሥራቅ ወሊጋ	-	228.84	289.16	213.23	E.WELEGA
ምዕራብ ሐረርጌ	288.95	271.26	270.52	229.91	W.HARERGHE
ምሥራቅ ሐረርጌ	297.51	332.93	295.01	279.56	E.HARERGHE
አርሲ	-	-	-	201.83	ARESSI
ደምር	236.67	219.68	267.29	215.47	TOTAL AVERAGE

- መረጃው አልተገኘም

- DATA NOT AVAILABLE

ምንጭ:- ቡናና ሻይ ልማት ሚኒስቴር

SOURCE : MINISTRY OF COFFEE AND TEA DEVELOPMENT.

**ክፍል ኘ - ስለ ጤና ጥበቃ**

**SECTION O - HEALTH**

## ክፍል ኘ - ስለጤና

በዚህ ክፍል ያለው መረጃ ከጤና ጥበቃ ሚኒስቴር እና ከክልል ጤና ቢሮዎች የተገኘ ነው። በሠንጠረዦቹ የቀረቡት በየክልሉ የሚገኙ የህክምናና የጤና አገልግሎት ድርጅቶች፣ የህክምና ሠራተኞች እና በህክምና አገልግሎት በኢትዮጵያ ውስጥ የሰለጠኑ ሰዎች በመያዣው ዓይነት ያጠቃልላል። ስለሆነም በዚህ ክፍል ውስጥ የሚከተሉት ምልክቶች ትርጉም በጎናቸው ተጽፏል።

- ምንም መረጃዎች የሉም

N.A. መረጃዎች ሊገኙ አልቻሉም

## Section O - Health

This section has been compiled from data obtained from the Ministry of Health and Regional Health Bureau. The data presented in the tables comprise mainly of medical and public health facilities available in the country, medical personnel and their distribution in the killil's. In this section the following symbols have the indicated meanings.

- Data nil

N.A. Data not available

በየክልሉ የሚገኙ የህክምናና የጤና ጥበቃ አገልግሎት ድርጅቶች /የፖሊስና የጦር ኃ አይጨምርም/ 1990  
 MEDICAL AND HEALTH FACILITIES BY KILLIL, (EXCLUDING POLICE AND A FORCES) 1997/98

ሠንጠረዥ ኘ.1/ሀ/

TABLE O.1(a)

ክልል	ሆስፒታል		የሆስፒታል አልጋዎች	ክሊኒኮች		የጤና ጣቢያዎች		
	የጤና ጥበቃ	ሌሎች		የጤና ጥበቃ	ሌሎች	የጤና ጥበቃ	ሌሎች	
ክልል 1 ትግራይ	12**	-	961	166	26	18	-	KILLIL TIGRAY
ክልል 2 አፋር	2	-	60	51	1	4	-	KILLIL AFFAR
ክልል 3 አማራ	11	1	1488	534	102	53	-	KILLIL AMHARA
ክልል 4 ኦሮሚያ	18	7	1818	800	500	65	6	KILLIL OROMIA
ክልል 5 ሶማሊ	3	-	265	78	-	10	-	KILLIL SOMALIA
ክልል 6 ቤንሻንጉል-ጉሙዝ	2	-	206	67	8	4	-	KILLIL BENSANGUAL
ደ/ኢትዮ ሕዝቦች	8	2	1003	310	56	80	3	SNNPR*
ክልል 12 ጋምቤላ	1	-	86	33	7	2	2	KILLIL GAMBELA
ክልል 13 ሐረር	3	2	338	9	14	-	-	KILLIL HARARI
ክልል 14 አዲስ አበባ	5	7	922	8	328	38	1	KILLIL ADDIS ABABA
ድረሬ ዳዋ	1	1	215	16	-	1	-	DIRE DAWA
ማዕከል	6	1	1871	-	-	1	-	CENTRAL
ድምር	72	21	9233	2072	1042	276	12	TOTAL
	MOH	OTHERS		MOH	OTHERS	MOH	OTHERS	KILLIL
	HOSPITALS		HOSPITAL BEDS	CLINC		HEALTH CENTERS		

\* SNNPR Stands for Southern Nations, Nationalities and Peoples' Region.

\*\* 3 የሆን ሆስፒታል፣ 3 የጣር ሆስፒታል እና 3 የሆን ክሊኒክ ናቸው።

Out of 12,3 are Lonal Hospital, 3 Rural Hospital and 3 Zonal Clinc.

በየክልሉ የሚገኙ የህክምናና የጤና ጥበቃ አገልግሎት ድርጅቶች /የፖሊስና የጦር ኃይሎችን አይጨምርም/ 1991  
 MEDICAL AND HEALTH FACILITIES BY KILLIL, (EXCLUDING POLICE AND ARMED FORCES) 1998/99

ሠንጠረዥ ኘ.1/ለ/

TABLE O.1(b)

ክልል	ሆስፒታል		የሆስፒታል አልጋዎች	ክሊኒኮች		የጤና ጣቢያዎች		
	የጤና ጥበቃ ሌሎች	ሌሎች		የጤና ጥበቃ ሌሎች	ሌሎች	የጤና ጥበቃ ሌሎች	ሌሎች	
ክልል 1 ትግራይ	12	-	1037	166	25	18	1	KILLIL TIGRAY
ክልል 2 አፋር	2	-	54	52	3	4	1	KILLIL AFFAR
ክልል 3 አማራ	12	-	1041	535	158	55	3	KILLIL AMHARA
ክልል 4 ኦሮሚያ	17	3	1920	804	495	64	-	KILLIL OROMIA
ክልል 5 ሶማሊ	3	-	249	88	1	11	-	KILLIL SOMALIA
ክልል 6 ቤንሻንጉል-ጉሙዝ	2	-	254	69	6	4	3	KILLIL BENSANGUAL
ደ/አ.ት.ዩ ሕዝቦች	18	3	783	310	136	80	3	SNNPR*
ክልል 12 ጋምቤላ	1	-	85	33	18	2	-	KILLIL GAMBELA
ክልል 13 ሐረር	3	5	338	9	14	1	1	KILLIL HARARI
ክልል 14 አዲስ አበባ	10	1	734	6	333	19	-	KILLIL ADDIS ABABA
ድራ ዳዋ	1	1	247	6	20	2	-	DIRE DAWA
ማዕከል	4	1	1871	6	20	1	-	CENTRAL
ድምር	85	14	8613	2084	1229	261	11	TOTAL
	MOH	OTHERS	HOSPITAL BEDS	MOH	OTHERS	MOH	OTHERS	KILLIL
	HOSPITALS			CLINIC		HEALTH CENTERS		

በየክልሉ የሚገኙ ሐኪሞችና ሠራተኞች ብዛት/ክጠና ጥበቃ ውጪ ያሉትን አይጨምርም/ 1990 ዓ.ም.  
 NUMBERS OF MEDICAL PERSONNEL BY KILIL, (EXCLUDING MANPOWER OUT SIDE THE MINISTRY OF HEALTH) 1997/98.

ሠንጠረዥ ኘ.2(ሀ) TABLE O.2(a)

ክልል	ሐኪሞች	ነርሶች	ፋርማሲስቶች	የጤና ተቆጣጣሪ	የጤና ረዳት	.ክሊኒኮች			
						በላብራቶር	በራጅ	በፋርማሲ	
ክልል 1 ትግራይ	81	534	6	58	1369	60	14	45	KILLIL TIGRAY
ክልል 2 አፋር	12	80	1	12	158	17	3	8	KILLIL AFFAR
ክልል 3 አማራ	223	878	11	178	2153	126	20	66	KILLIL AMHARA
ክልል 4 አርሜያ	278	1032	18	154	2932	144	31	76	KILLIL OROMIA
ክልል 5 ሶማሌ	50	132	1	25	324	45	4	17	KILLIL SOMALIA
ክልል 6 ቤንሻንጉል-ጉ	29	126	5	21	179	9	5	9	KILLIL BENSANGUL
ደ/አ.ትዩ ሕዝቦች	261	627	19	140	1689	93	19	49	SNNPR*
ክልል 12 ጋምቤላ	12	55	1	7	93	11	2	5	KILLIL GMBELA
ክልል 13 ሐረር	55	80	4	7	137	17	5	6	KILLIL HARARI
ክልል 14 አዲስ አበባ	200	588	21	51	545	55	33	30	KILLIL ADDIS ABABA
ድረሬ ዳዋ	NA	NA	NA	NA	NA	NA	NA	NA	DIRE DAWA
ማዕከል	NA	NA	NA	NA	NA	NA	NA	NA	CENTRAL
ድምር	1201	4132	87	653	9579	577	136	311	TOTAL
	DOCTORS	NURSES	PHARMACY ATTENDANTS AND PHARMACISTS	SANITARIANS	HEALTH ASSISTANT	LABORATORY	X-RAY	PHARMACY	KILIL
						TECHNICIANS			

\* NA - Not Available.

በየክልሉ የሚገኙ ሐኪሞችና ሠራተኞች ብዛት/ከጤና ጥበቃ ውጪ ያሉትን አይጨምርም/ 1991 ዓ.ም.

NUMBERS OF MEDICAL PERSONNEL BY KILIL, (EXCLUDING MANPOWER OUT SIDE THE MINISTRY OF HEALTH) 1998/99.

ሠንጠረዥ ኘ.2(ለ) TABLE O.2(b)

ክልል	ሐኪሞች	ነርሶች	ፋርማሲስቶች	የጤና ተቆጣጣሪ	የጤና ረዳት	ከኪሊያን			
						በላብራቶሪ	በራጅ	በፋርማሲ	
ክልል 1 ትግራይ	105	664	6	60	1369	73	14	47	KILLIL TIGRAY
ክልል 2 አፋር	16	101	1	9	123	9	3	8	KILLIL AFFAR
ክልል 3 አማራ	223	878	11	178	2153	126	20	64	KILLIL AMHARA
ክልል 4 አሮሚያ	305	1171	22	164	2932	146	31	77	KILLIL OROMIA
ክልል 5 ሶማሌ	43	141	3	33	334	47	6	17	KILLIL SOMALIA
ክልል 6 ቤንሻንጉል-ጉ	26	126	3	19	179	9	5	9	KILLIL BENSANGUL
ደ/አ.ትዩ ሕዝቦች	266	627	19	141	1689	93	19	49	SNNPR*
ክልል 12 ጋምቤላ	12	34	1	-	75	11	2	1	KILLIL GAMBELLA
ክልል 13 ሐረር	58	26	4	-	129	17	5	8	KILLIL HARARI
ክልል 14 አዲስ አበባ	186	528	20	43	462	44	25	23	KILLIL ADDIS ABABA
ድረሬ ዳዋ	41	74	3	6	100	9	3	5	DIRE DAWA
ማዕከል	136	413	26	5	488	45	30	11	CENTRAL
ድምር	1417	4783	119	658	10033	629	163	319	TOTAL
	DOCTORS	NURSES	PHARMACY ATTENDANTS AND PHARMACISTS	SANIT-ARIANS	HEALTH ASSISTANT	LABORATORY	X-RAY	PHARMACY	KILIL
						TECHNICIANS			

ለሕክምና አገልግሎት በኢትዮጵያ የሠለጠኑ ባለሞያዎች ብዛትና የተመረቁበት ዓመት  
 NUMBER OF HEALTH PERSONNEL TRAINED IN ETHIOPIA BY YEAR OF GRADUATION

ሠንጠረዥ ፕ.3

TABLE O.3

ዓመተ ምህረት	ሐኪሞች	የጤና መኮንኖች	ፋርማሴውቶች	ነርሶች		የጤና ተቆጣጣሪዎች	ቴክኒሻኖች			የጤና ረዳት	መለስተኛ የጤና ረዳት	
				ሪጀስትርድ	የሀገረሰብ		በላብራቶር	በራጅ	ፋርማሲ		የጤና ረዳት	የጤና ረዳት
1980	270	-	81	433*	-	54	28	35	-	1060	-	1987/88
1981	248	-	69	422*	-	35	36	30	-	901	-	1988/89
1982	202	-	21	372*	-	68	52	20	-	750	-	1989/90
1983	118	-	28	197*	-	13	23	-	-	142	-	1990/91
1984	120	-	47	230*	-	66	59	-	-	682	-	1991/92
1985	169	-	39	230*	-	84	53	14	-	607	-	1992/93
1986	156	-	24	301*	-	54	19	-	-	47	-	1993/94
1987	163	-	2	277*	-	22	70	17	-	680	-	1994/95
1988	172	-	29	228*	-	27	95	-	55	-	52	1995/96
1989	139	-	24	431*	-	19	121	1	25	-	739	1996/97
1990	207	82	49	17*	-	20	42	-	-	-	-	1997/98
	DOCTORS	OFFICERS	PHARMACIS	REGISTERE	COMMUNITY	SANITA- RIANS	LABOR- ATORY	X-RAY	PHAR- MACY	HEALTH ASSISTANT	JUNIOR HEALTH ASSISTANTS	YEAR
				NURSES			TECHNICIANS					

\* የሀገረሰብ ነርሶችን ያጠቃልላል

\* INCLUDES BOTH REGISTERED AND COMMUNITY NURSES.

LEADING CAUSES FOR HOSPITAL AND HEALTH CENTER MORBIDITY, 1997/98 ( 1990 E.C)

**O.4a National**

Sn	Diagnosis	Cases	Percent
1	Helminthiasis	276544	7.06
2	All causes of Malaria	270169	6.9
3	Acute upper respiratory infections	258715	6.61
4	Dysentery	171339	4.38
5	Infections of skin and subcutaneous tissue	166251	4.25
6	Bronchopneumonia	158530	4.05
7	Gastritis and Duodenitis	136759	3.49
8	All types of Tuberculosis	129232	3.3
9	All other diseases of genito-urinary system	113360	2.9
10	Accidents caused by fire arms	110854	2.83
11	All other infective and parastic diseases	98114	2.51
12	Pyrexia of unknown origin (Fever)	89975	2.3
13	Muscular rheumatism & rheumatism unspecified	86586	2.21
14	Acute Bronchitis	77111	1.97
15	Inflammatory diseases of eye (except Trachoma)	73816	1.89
16	Hypertrophy of tonsil and adenoids	65383	1.67
17	Gastro-enteritis, and colitis (age 4wks to 2 yrs)	64431	1.65
18	All other diseases of skin	64022	1.64
19	Bronchitis, chronic and unqualified	61568	1.57
20	Otitis media and mastoiditis	59162	1.51
	Total of the 20 cases	2531921	64.68
	Total of all diagnosis	3914794	100

Note: Partial Amhara, Gambella & Somali Regions not included in report.

## O.4b Tigray Region

S.N	Hospitals			Health Centers		
	Diagnosis	Cases	Percent	Diagnosis	Cases	Percent
1	Acute upper respiratory infectiousn	11067	5.7	Acute upper respiratory infections	22232	8.1
2	All other infective & parasitic dis.	9497	4.9	Other unspecified malaria	17500	6.4
3	Other unspecified malaria	9434	4.9	Other Helminthes	14490	5.3
4	Tuberculosis of respiratory system	8693	4.5	Gastritis & Duodenitis	14155	5.1
5	Bronchopneumonia	8524	4.4	Infections of skin & subcutaneous tissue	13720	5
6	Gastritis & Duodenitis	8098	4.2	Bronchopneumonia	9477	3.4
7	Other helminths	6372	3.3	All other respiratory diseases	8845	3.2
8	All other diseases of genitourinary	6108	3.1	Bronchitis, Chronic and unqualified	8223	3
9	Bronchitis, chronic & unqualified	5756	3	Acute bronchitis	7641	2.8
10	Bronchitis, chronic & unqualified	5756	3	Acute bronchitis	7641	2.8
	Total of the above	79656	41	Total of the above	124392	45.2
	Total of all cases	194365	100	Total of all cases	275254	100

O.4c Afar Region

S.N	Hospitals			Health Centers		
	Diagnosis	Cases	Percent	Diagnosis	Cases	Percent
1	Acute upper respiratory infectiosn	11067	5.7	Acute upper respiratory infections	22232	8.1
2	All other infective & parasitic dis.	9497	4.9	Other unspecified malaria	17500	6.4
3	Other unspecified malaria	9434	4.9	Other Helminthes	14490	5.3
4	Tuberculosis of respiratory system	8693	4.5	Gastritis & Duodenitis	14155	5.1
5	Bronchopneumonia	8524	4.4	Infections of skin & subcutaneous tissue	13720	5
6	Gastritis & Duodenitis	8098	4.2	Bronchopneumonia	9477	3.4
7	Other helminths	6372	3.3	All other respiratory diseases	8845	3.2
8	All other diseases of genitourinary	6108	3.1	Bronchitis, Chronic and unqualified	8223	3
9	Bronchitis, chronic & unqualified	5756	3	Acute bronchitis	7641	2.8
10	Bronchitis, chronic & unqualified	5756	3	Acute bronchitis	7641	2.8
	Total of the above	79656	41	Total of the above	124392	45.2
	Total of all cases	194365	100	Total of all cases	275254	100

## O.4d Oromia Region

S.N	Hospitals			Health Centers		
	Diagnosis	Cases	Percent	Diagnosis	Cases	Percent
1	Acute Upper respiratory infection	53917	7.4	Acute Upper respiratory infection	63465	7.3
2	Infections skin & subcutaneous tis	28346	3.7	Infections of skin & subcutaneous tis	47021	5.4
3	Bronchopneumonia	26895	3.7	Other Helminthes	46719	5.4
4	Gastritis & Duodenitis	26359	3.6	Bronchopneumonia	43632	5.1
5	Falciparum malaria	23530	3.2	Gastritis & Duodenitis	33663	3.9
6	All other diseases of genitourinary	23380	3.2	Mascular rheumatism	30121	3.5
7	Tuberculosis of respiratory system	22249	3.1	Other unspecified malaria	29243	3.4
8	Other Helminthes	22164	3.1	Amoebiasis	25513	2.9
9	All other infective & parasitic disease	16955	2.3	All other diseases of genitourinary	23958	2.8
10	Homicidal & injury	16317	2.2	Pyrexia of unknown origin	23259	2.7
11	Amoebiasis	15873	2.2	All other infective & parasitic dis.	19641	2.3
12	Gastro enteritis and colitis (4wks-2yr)	15445	2.1	Acute bronchitis	19608	2.3
13	Mascular rheumatism	15316	2.1	Ascariasis	19121	2.2
14	Pyrexia of unknown origin	15270	2.1	Inflammatory disease of eye	17493	2
15	All other accidental causes	14346	2	All other diseases of skin	16324	1.9
16	Gastro enteritis and colitis (2yr & +)	13951	1.9	Otitis media and mastoids	15255	1.8
17	Other unspecified malaria	13448	1.8	Tuberculosis of respiratory system	14979	1.7
18	Brachial Athsma	13036	1.8	Hypertrophy tonsil & adenoids	14959	1.7
19	Other diseases & conditions of eye	12285	1.7	Gastro enteritis and colitis (2yr & +)	14918	1.7
20	Ascariasis	12746	1.7	Falciparum malaria	13336	1.5

O.4e Venshangul-Gumuz Region

S.N	Hospitals			Health Centers		
	Diagnosis	Cases	Percent	Diagnosis	Cases	Percent
1	Malaria all types	7061	18.9	Helmenths	3255	16.3
2	Helmenths	3705	9.9	Malaria all types	2434	12.2
3	Upper respiratory infection	2384	6.4	Rheumatism	1566	7.8
4	Bronchitis	1890	5.1	Upper respiratory infection	1463	7.3
5	Rheumatism	1881	5	Pneumonia all types	1050	5.3
6	Gastritis & Duodenitis	1863	5	Gastritis & Duodenitis	1027	5.2
7	Pneumonia all types	1805	4.8	D.I.O.S.S.T	993	5
8	Malnutrition	1588	4.3	P.U.O	785	3.9
9	D.I.O.S.S.T	1392	3.7	Amoebiasis	781	3.9
10	Tuberculosis all forms	1362	3.7	Bronchitis	617	3.1
	Total of the above	24931	66.8	Total of the above	13971	70
	Total of all cases	37315	100	Total of all cases	19954	100

O.4f Hareri Region

	Diagnosis	No.	%
1	A.F.I including malaria	5303	8.9
2	Pneumonia	4590	7.7
3	U.R.T.I	4398	7.3
4	U.T.I including neghritis	4006	6.7
5	P.U duodenitis	3721	6.2
6	Gastro-enteritis	3242	5.4
7	Dysentery	2730	4.6
8	Helminthiasis	2485	4.2
9	Homicidal and Injury	2405	4
10	Bronchitis	2032	3.4
11	Accidental causes	2004	3.4
12	Pulmonary TB	1908	3.2
13	Infections of skin & subcutaneous ti	1751	2.9
14	Other ill defined causes	1063	1.8
15	Other infective & parasitic diseases	1003	1.7
16	Other media	591	1
17	Tonsillitis	551	0.9
18	Inflammatory diseases of eye	471	0.8
19	Complications of pregnancy	315	0.5
20	Mal-nutrition	282	0.5

O.4g Addis Ababa City Administration

S.N	Hospitals			Health Centers		
	Diagnosis	Cases	Percent	Diagnosis	Cases	Percent
1	All other accidental causes	6913	6.7	Acute upper respiratory infection	39266	8.8
2	Dental Caries	6305	6.2	Infections of skin & subcutaneous tis	26311	5.9
3	All other infective & parasitic disease	5407	5.3	Bronchopneumonia	22982	5.1
4	All other diseases of genitourinary	3989	3.9	All other diseases of genitourinary	20985	4.7
5	Acute upper respiratory infection	3738	3.6	Other helminthiasis	20825	4.6
6	Tuberculosis of respiratory system	3282	3.2	Gastritis & duodenitis	20440	4.6
7	Other diseases & conditions of eye	3277	3.2	Pyrexia of unknown origin	16782	3.7
8	Rhumatic fever	3024	3	Hypertrophy of tonsils & adenoids	16743	3.7
9	All diseases of tooth and gums	3004	2.9	Mascular rheumatism & rheumatism unsp.	15676	3.5
10	Acute nephritis	2878	2.8	Acute bronchitis	15453	3.4
11	Motor vehicle accidents	2715	2.7	Bronchitis, chronic and unqualified	13901	3.1
12	Homicide and Injury	2400	2.3	All other infective & parasitic disease	10521	2.3
13	Observations without need for further	2351	2.3	Gastro-enteritis & colitis (4wk-2yr)	10032	2.2
14	Infections of skin & subcutaneous tis	2321	2.3	Amoebiasis	9553	2.1
15	Pyrexia of unknown origin	2277	2.2	All other diseases of skin	9028	2
16	Other diseases and conditions of ear	2218	2.2	Otitis media and mastoiditis	9015	2
17	Inflammatroy diseases of eye	2072	2	Ascariasis	8516	1.9
18	Gastritis & duodenitis	2010	2	Inflammatory diseases of eye	7879	1.8
19	Malignant neoplasm of buccal cavity	1695	1.7	Bronchial asthma	7867	1.8
20	Sepsis of pregnancy, childbirth & peripe	1600	1.6	Hypertension without mention of heart	6466	1.4

## O.4h Diredawa Administrative Council

S.N	Hospitals			Health Centers		
	Diagnosis	Cases	Percent	Diagnosis	Cases	Percent
1	All tuberculosis	5170	15.7	ARI	2783	20.83
2	All skin diseases	2686	8.2	Bronchopneumonia	1695	12.68
3	ARI	2414	7.3	All skin diseases	878	6.57
4	Dental caries	2249	6.8	All tuberculosis	837	6.26
5	Pyrexia of unknown origin	2220	6.7	Obser. Without need for further trtm.	736	5.5
6	Gastritis & duodenitis	1690	5.1	All dysentery	715	5.35
7	Homicide and injury	1624	4.9	Gastritis & duodenitis	703	5.26
8	Labor pneumonia	1385	4.2	Acute bronchitis	447	3.34
9	All helminthiasis	1119	3.4	Diseases of genitourinary system	420	3.14
10	Infections of kidney	1106	3.3	Other unspecified pneumonia	368	2.75
11	Malaria	1064	3.2	All malaria	360	2.69
12	All dysentery	727	2.2	STDs	339	2.53
13	STDs	727	2.2	All helminthiasis	305	2.28
14	Deliveries	526	1.6	Hypertrophy tonsil & adenoids	293	2.19
15	Diseases of genitourinary system	442	1.3	Nutritional deficiency	255	1.9
16	Obser. Without need for further trtm.	386	1.2	Pyrexia of unknown origin	253	1.89
17	Nutritional deficiency	341	1	All other infective & parasitic diseases	239	1.78
18	Vehicle accidents	257	0.8	Otitis media and mastoiditis	23	1.72
19	Diarrhea	225	0.7	Disorders of Menstruation	207	1.54
20	Disorders of Menstruation	211	0.6	Infections of kidney	101	0.75

**ክፍል አ - ስለ ትምህርት**

**SECTION P - EDUCATION**

ክፍል አ- ስለ ትምህርት

የትምህርት ቤቶች ዓይነት

የመንግሥት ትምህርት ቤቶች የተባሉት:- በትምህርት ሚኒስቴር በጤና ጥበቃ ሚኒስቴር በግብርና ሚኒስቴር በትራንስፖርትና መገናኛ ሚኒስቴር እንዲሁም እነዚህን በመሳሰሉ የመንግሥት መሥሪያ ቤቶች ቁጥጥር ሥር የሚተዳደሩ ትምህርት ቤቶችንና የአዲስ አበባን ሌሎች ዩኒቨርሲቲዎችና ኮሌጆችን ያጠቃልላል።

የመንግሥት ያልሆኑ ትምህርት ቤቶች:- የሕዝብ፤ የሚስጦን፤ የቤተ ክህነት፤ የድርጅቶችና የውጭ ኮሚኒቲ ትምህርት ቤቶችን ያጠቃልላሉ። በዚህ መፅሔት ውስጥ የተሰጡት የመንግሥት ትምህርት ቤቶችን የሚመለከቱ መረጃዎች የትምህርት ሚኒስቴርን ሥርዓተ ትምህርት የሚከተሉ ትምህርት ቤቶችን የሚመለከቱ ብቻ ናቸው።

የሕዝብ ትምህርት ቤቶች የተባሉት:- የመንግሥት ዕርገታ በማግኘትም ሆነ ወይም ባለማግኘት በውስጣቸው የሚማሩት ተማሪዎች በሚያደርጉት የገንዘብ ክፍያ ኃይል ሙሉ በሙሉ በየአካባቢዎቻቸው በሚገኙት ተገልጋይ ሕዝቦች ቁጥጥር የሚማሩት ት/ቤቶች ናቸው። የሕዝብ ትምህርት ቤቶች ከ 1968 ዓ . ም በፊት የግል ነበሩ።

የሚስጦን ትምህርት ቤቶች የተባሉት:- የመንግሥት ዕርገታ በማግኘትም ሆነ ባለማግኘት በሃይማኖታዊ ሚስጦን ድርጅት የሚካሄዱ ትምህርት ቤቶች ናቸው።

የቤተ ክህነት ትምህርት ቤቶች የተባሉት:- የኢትዮጵያ ኦርቶዶክስ ቤተ ክርስቲያን የምታስተዳድራቸው ትምህርት ቤቶች ናቸው። ምንም እንኳን ቤተ ክህነት እንዳንድ ጊዜ የሚከተለው የትምህርት ሚኒስቴርን የትምህርት መምሪያ ቢሆንም አብዛኛውን ጊዜ ዓላማው የንባብ፤ የፅሕፈትንና የሃይማኖት ትምህርትን ማስተማር ነው።

የውጭ ኮሚኒቲዎች ት/ ቤቶች የተባሉት:- በልዩ ልዩ የውጭ አገሮች መንግሥታት እየተረዱ ወይም ሳይረዱ ለሚመለከታቸው አገሮች ዜጎች ልጆች የተቋቋሙ ት/ቤቶች ናቸው። ሆኖም የሌሎች አገሮች ተወላጆች ልጆች አበል እየከፈሉ ሊማሩባቸው ይችላሉ።

የድርጅት ት/ ቤቶች የተባሉት:- በልዩ ልዩ ድርጅቶች እየተረዱ ወይም ሳይረዱ በድርጅቱ ውስጥ ለሚሠሩ ሠራተኞች ልጆች የተቋቋሙ ት/ቤቶች ናቸው። ሆኖም የሌሎች ልጆችም አበል እየከፈሉ ሊማሩባቸው ይችላሉ።

የትምህርት ቤቶች ደረጃዎች አመዳደብ :- የትምህርት ቤቶች ደረጃዎች አመዳደብ እስከ 1989 ድረስ ቀደም ብሎ የትምህርት ሚኒስቴር ባወጣው የትምህርት ደረጃ አከፋፈል መሠረት ነበር። ይኸውም :- የመጀመሪያ ደረጃ ከ 1ኛ -6ኛ ክፍል መለስተኛ ሁለተኛ ደረጃ ከ7ኛ - 8ኛ ክፍል ሁለተኛ ደረጃ ከ9ኛ-12ኛ ክፍል ሲሆን ከ1990 ጀምሮ ተሻሽሎ በወጣው መሰረት የመጀመሪያ ደረጃ ከ1ኛ -8ኛ ክፍል ሁለተኛ ደረጃ ደግሞ ከ9ኛ-12ኛ ክፍል ነው። በዚህ ክፍል ውስጥ ሠረዝ /- / ማለት ምንም መረጃ የለም ማለት ነው።

መረጃው የተገኘው ከትምህርት ሚኒስቴር ነው።

## SECTION P- EDUCATION

### Type of schools:

**Government Schools:** are schools operated by the Ministries of Education, Public Health, Agriculture, Transportation Communications, Addis Ababa Universities and Colleges etc.

**Non-Government Schools:** Include public, Religious Missions, Orthodox Church, Foreign Communities and different Organizations' Schools. The data in this category refer to schools which follow the Ministry of Education Curriculum.

**Public Schools:** are schools operated by the population of the localities in which they are found and which are financed by student fees with or without assistance from the Government. All public schools were private before 1975.

**Mission Schools:** are schools operated by religious missions with or without assistance from the government.

**Church Schools:** are schools maintained and operated by the Ethiopian Orthodox Church.

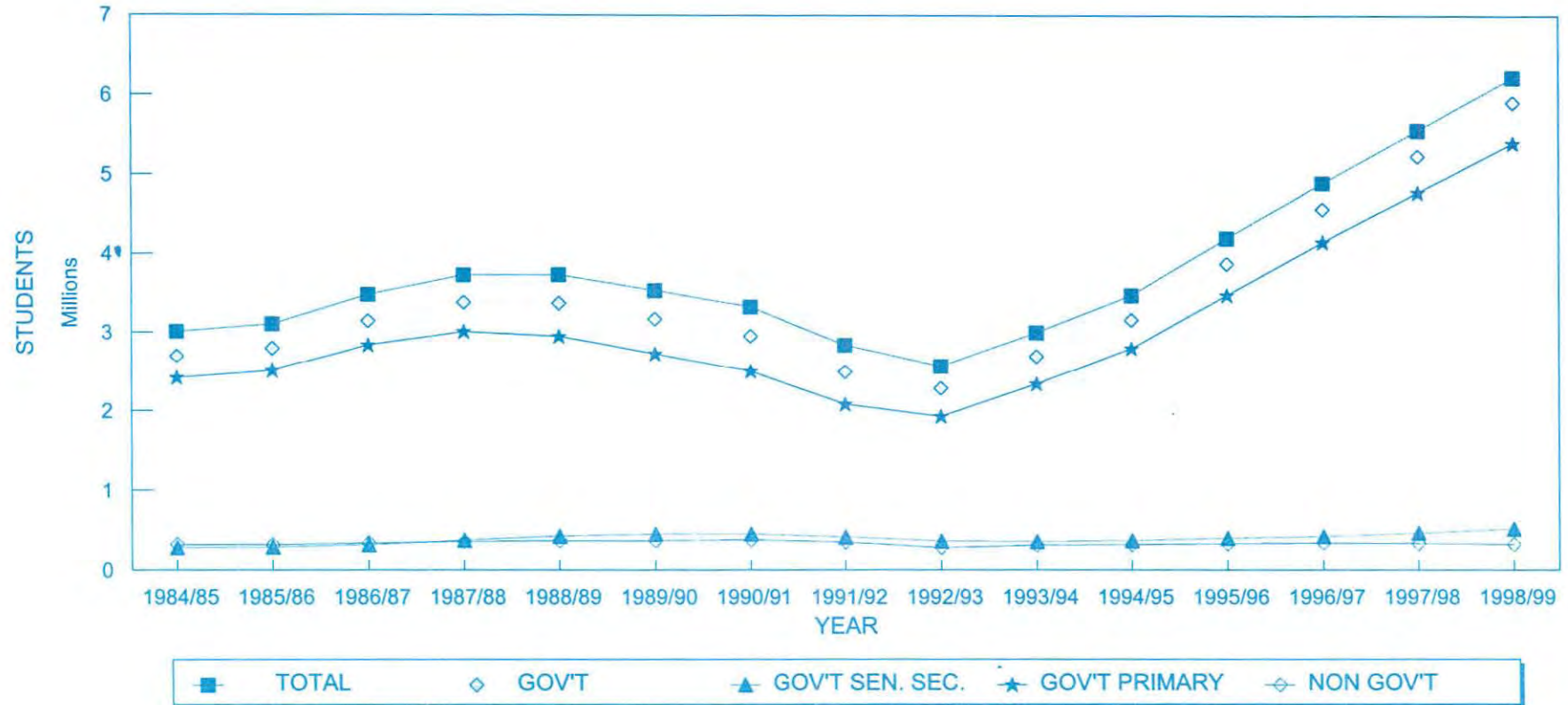
**Foreign community Schools:** are schools operated by various foreign communities primarily for their children. Of course children who do not belong to such communities may also enroll if there is room.

**Organization Schools:** are schools operated by different organizations mainly for children of adults who work in them. However, other children may also enroll if there is room.

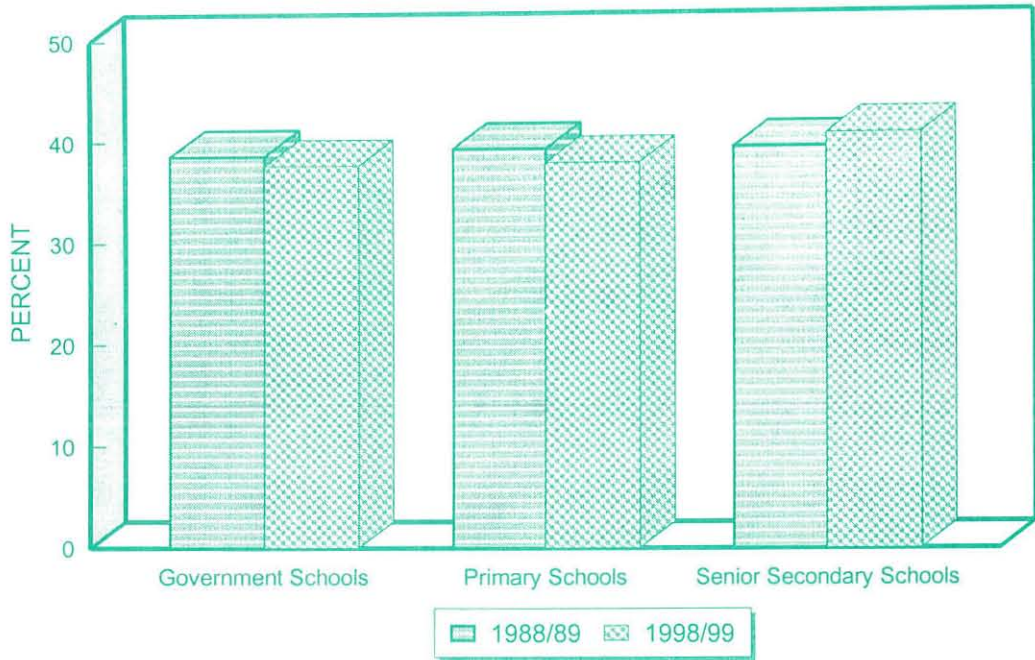
**GRADES:** Prior to 1997/98, grades were grouped according to the system established by the Ministry of Education. Under the system, the primary, the junior secondary and the senior secondary grades were grades 1 to 6, grades 7 and 8 and grades 9 to 12 respectively. However, according to the new education system, primary grade covers grades 1 to 8 and senior secondary covers grades 9 to 12. In this section the symbol dash (-) means that data are nil.

Source of data is the Ministry of Education.

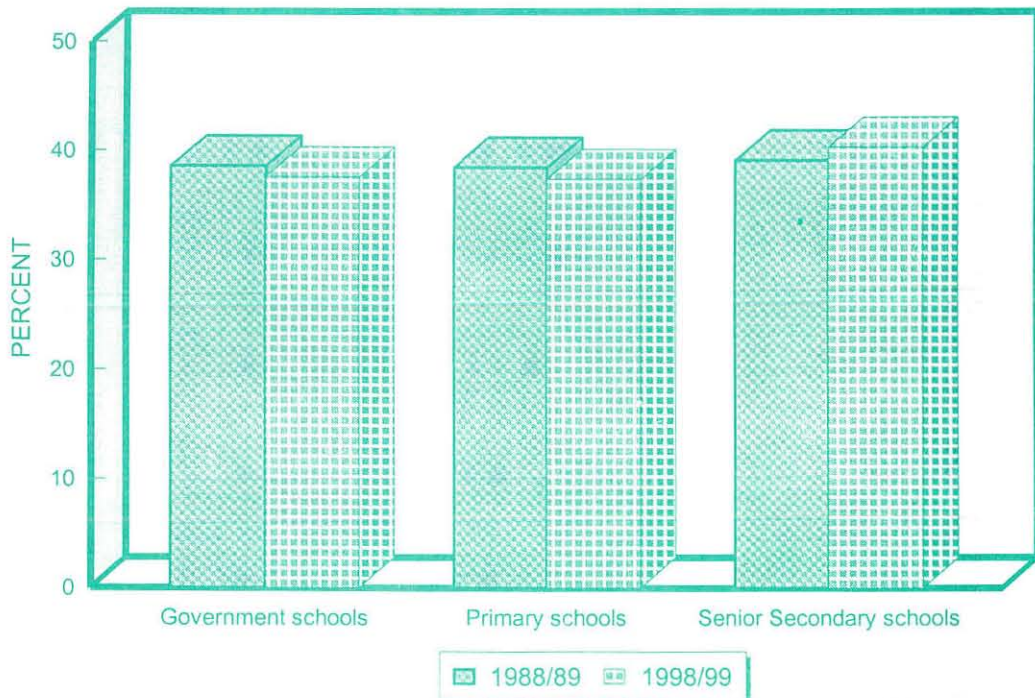
## P.1 - NUMBER OF STUDENTS BY TYPE OF SCHOOLS 1984/85 - 1998/99.



**P. 2- PROPORTION OF FEMALE STUDENTS BY TYPE OF SCHOOL.**

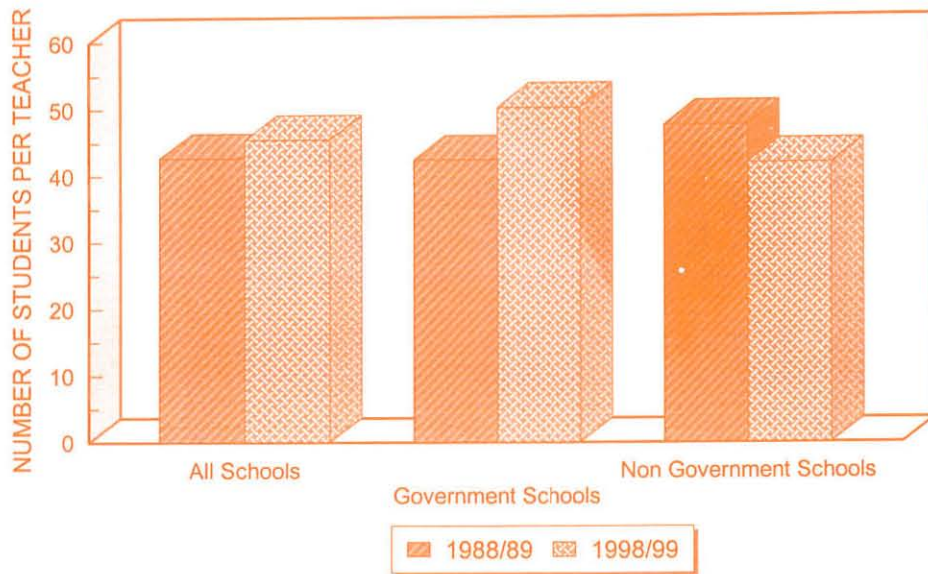


**P. 2(a) - PROPORTION OF FEMALE STUDENTS IN GOVERNMENT SCHOOLS BY LEVEL**



Primary schools refer to grade 1- 8.

**P.3 - COMPARISON OF AVERAGE NUMBER OF STUDENTS PER TEACHER.**



Primary schools refer to grade 1-8.

**P.3(a)-COMPARISON OF AVERAGE NUMBER OF STUDENTS PER TEACHER IN GOVERNMENT SCHOOLS.**



Primary schools refer to grade 1-8.



በመንግሥትና የመንግሥት ባልሆኑ ትምህርት ቤቶች የተመዘገቡት ተማሪዎች ብዛት በክፍል ደረጃ  
STUDENTS ENROLLMENT BY LEVEL IN GOVERNMENT AND NON-GOVERNMENT SCHOOLS

ሠንጠረዥ አ.2

TABLE P.2

የትምህርት ደረጃ	የመንግሥት	የመንግሥት ያልሆኑ	ድምር	
<b>1989</b>				<u>1996/97</u>
ከ1 እስከ 6	3737651	268057	4005708	1 - 6
7 እና 8	406375	56211	462586	7 - 8
ከ9 እስከ 12	416839	9656	176886	9 - 12
ዩኒቨርሲቲዎች	19823	-	19823	UNIVERSITIES*
ድምር	4580688	333924	4665003	TOTAL
<b>1990</b>				<u>1997/98</u>
ከ1 እስከ 8	4773181	317489	5090670	1 - 8
ከ9 እስከ 12	457640	10029	467669	9 - 12
ዩኒቨርሲቲዎች	22736	-	22962	UNIVERSITIES*
ድምር	5253557	327518	5581301	TOTAL
<b>1991</b>				<u>1998/99</u>
ከ1 እስከ 8	5398349	303884	5702233	1 - 8
ከ9 እስከ 12	510865	10863	521728	9 - 12
ዩኒቨርሲቲዎች	26243	-	26243	UNIVERSITIES*
ድምር	5935457	314747	6250204	TOTAL
	GOVERNMENT	NON-GOVERNMENT	TOTAL	SCHOOL GRADES

የዩኒቨርሲቲ ተማሪዎች ብዛት የማታና የድህረ ምረቃ ተማሪዎችን አይጨምርም።

\*The number of university students does not include those enrolled in the extension and post graduate programmes.

የተመዘገቡ ተማሪዎች ብዛት በክፍል ደረጃና በጾታ  
STUDENTS ENROLLMENT BY LEVEL AND SEX

ሠንጠረዥ አ.3

TABLE P.3

	1989	1990 **	1991 **	
<b>ከ1ኛ እስከ 6ኛ ክፍል</b>				<u>GRADES 1-6</u>
ወንድ	2576847	2938809	3223935	MALE
ሴት	1428861	1668924	1943647	FEMALE
ድምር	4005708	4607733	5167582	TOTAL
<b>7ኛና 8ኛ ክፍል</b>				<u>GRADES 7 AND 8</u>
ወንድ	265544	285256	320388	MALE
ሴት	197042	197681	214263	FEMALE
ድምር	462586	482937	534651	TOTAL
<b>ከ9 ኛ እስከ 12ኛ ክፍል</b>				<u>GRADES 9-12</u>
ወንድ	249609	276579	310114	MALE
ሴት	176886	191090	211614	FEMALE
ድምር	426495	467669	521728	TOTAL
<b>ዩኒቨርሲቲዎች</b>				<u>UNIVERSITIES*</u>
ወንድ	16968	19604	22258	MALE
ሴት	2855	3358	3985	FEMALE
ድምር	19823	22962	26243	TOTAL
<b>ጠቅላላ የተማሪዎች ድምር</b>	4914612	5581301	6250204	TOTAL STUDENTS
	1996/97	1997/98	1998/99	

የዩኒቨርሲቲ ተማሪዎች ብዛት የማታና የድህረ ምረቃ ተማሪዎች አይጨምርም።

\*The number of university students does not include those enrolled in the extension and post graduate programmes.

\*\*Primary schools refer to grade 1-8.

ለትምህርት ቤት ፡ መምህርና መማሪያ ክፍል የሚደርሰዉ ተማሪዎች መካከለኛ ብዛት \*  
 AVERAGE NUMBER OF STUDENTS PER SCHOOL, PER TEACHER AND PER CLASS ROOM\*

ሠንጠረዥ አ.4

TableP.4

ት/ቤቶች	1985	1986	1987	1988	1989	1990	1991	
<u>የመንግሥት</u>								<u>GOVERNMENT</u>
ት/ቤቶች	256.6	284.8	311.1	408.2	454.6	500	542.1	SCHOOL
መምህር	26.7	29.7	31.9	36.2	41.4	45.9	50.1	TEACHER
ክፍል	-	-	45	-	-	-	-	CLASS ROOM
<u>የመንግሥት ያልሆኑ</u>								<u>NON-GOVERNMENT</u>
ት/ቤቶች	484.5	445	500.3	598.5	620.7	642.2	586.1	SCHOOL
መምህር	45.7	45.7	44.9	43.6	42.7	42.5	41.7	TEACHER
ክፍል	-	-	40.8	-	-	-	-	CLASS ROOM
<u>ድምር</u>								<u>TOTAL</u>
ት/ቤቶች	270.4	295.6	322.1	418.4	463	506.7	544.2	SCHOOL
መምህር	28	30.8	32.8	36.7	41.5	45.7	49.6	TEACHER
ክፍል	-	-	44.6	-	-	-	-	CLASS ROOM
	1992/93	1993/94	1994/95	1995/96	1996/97	1997/98	1998/99	SCHOOLS

ከፍተኛ ት/ቤቶችንና መዋዕለ ሕፃናትን አያጠቃልልም ።

\* Does not include institutions of higher learning and kindergarten.

የመንግሥትና የመንግሥት ያልሆኑ የመዋዕለ ሕፃናት ትምህርት ቤቶች የመምህራንና የተማሪዎች ብዛት  
 NUMBER OF GOVERNMENT AND NON GOVERNMENT KINDERGARTEN SCHOOLS,  
 TEACHERS AND STUDENTS

ሠንጠረዥ አ.5

TABLE P.5

ትምህርት ቤቶች	1987	1988	1989	1990	1991	
<u>የመንግሥት</u>						<u>GOVERNMENT</u>
ት/ቤቶች	-	-	-	-	-	SCHOOL
መምህራን	-	-	-	-	-	TEACHERS
ተማሪዎች	-	-	-	-	-	STUDENTS
<u>የመንግሥት ያልሆኑ</u>						<u>NON-GOVERNMENT</u>
ት/ቤቶች	678	-	743	751	784	SCHOOL
መምህራን	1890	-	2106	2287	2475	TEACHERS
ተማሪዎች	70255	-	80556	84953	89449	STUDENTS
<u>ድምር</u>						<u>TOTAL</u>
ት/ቤቶች	678	-	743	751	784	SCHOOL
መምህራን	1890	-	2106	2287	2475	TEACHERS
ተማሪዎች	70255	-	80556	84953	89449	STUDENTS
	1994/95	1995/1996	1996/97	1997/98	1998/99	SCHOOLS

የመዋዕለ ሕፃናት መምህራንና የተመዘገቡ ተማሪዎች ብዛት በፆታ  
 NUMBER OF KINDERGARTEN TEACHERS AND STUDENTS ENROLLMENT BY SEX

ሠንጠረዥ አ.6

TABLE P.6

ተማሪዎች/መምህራን	1987	1988	1989	1990	1991	
<u>ተማሪዎች</u>						<u>STUDENTS</u>
ወንድ	35378	-	41055	43379	45665	MALE
ሴት	34877	-	39501	41574	43784	FEMALE
ድምር	70255	-	80556	84953	89449	TOTAL
<u>መምህራን</u>						<u>TEACHERS</u>
ወንድ	69	-	110	133	185	MALE
ሴት	1821	-	1956	2154	2290	FEMALE
ድምር	1890	-	2106	2287	2475	TOTAL
	1994/95	1995/96	1996/97	1997/98	1998/99	STUDENTS/TEACHERS

በመንግሥትና የመንግሥት ባልሆኑ ትምህርት ቤቶች የተማሪዎች ብዛት በደታ  
 NUMBER OF STUDENTS BY SEX IN GOVERNMENT AND NON-GOVERNMENT SCHOOLS\*

ሠንጠረዥ አ.7

TABLE P.7

ት/ቤቶች	1985	1986	1987	1988	1989	1990	1991	
<b>የመንግሥት</b>								<b>GOVERNMENT</b>
ድምር	2289818	2693862	3157182	3868102	4560865	5230821	5909214	TOTAL
ሴት	955441	1057165	1193243	1420684	1650544	1907941	2222986	FEMALE
ወንድ	1334377	1636697	1963939	2447418	2910321	3322880	3686228	MALE
<b>የመንግሥት ያልሆኑ</b>								<b>NON-GOVERNMENT</b>
ድምር	278565	304398	312156	322570	333924	327518	314747	TOTAL
ሴት	133412	143188	145858	146959	152245	149754	146538	FEMALE
ወንድ	145153	161210	166298	175611	181679	177764	168209	MALE
<b>ድምር</b>								<b>TOTAL</b>
ድምር	2568383	2998260	3469338	4190672	4894789	5558339	6223961	TOTAL
ሴት	1088853	1200353	1339101	1567643	1802789	2057695	2369524	FEMALE
ወንድ	1479530	1797907	2130237	2623029	3092000	3500644	3854437	MALE
	1992/93	1993/94	1994/95	1995/96	1996/97	1997/98	1998/99	SCHOOLS

ከፍተኛ ት/ቤቶችንና መዋዕለ ሕፃናትን አያጠቃልልም ::

\* Does not include institutions of higher learning and kindergarten.

በመንግሥትና የመንግሥት ባልሆኑ ትምህርት ቤቶች የወንድና የሴት ተማሪዎች ብዛት ስርጭት በፐርሰንት  
 PERCENTAGE DISTRIBUTION OF STUDENTS BY SEX IN GOVERNMENT AND NON-GOVERNMENT SCHOOLS\*

ሠንጠረዥ አ.8

TABLE P.8

ት/ቤቶች	1985	1986	1987	1988	1989	1990	1991	
<b>የመንግሥት</b>								<b>GOVERNMENT</b>
ድምር	89.2	89.8	91	92.3	93.2	94.1	95	TOTAL
ሴት	41.7	39.2	37.8	36.7	36.2	36.5	37.6	FEMALE
ወንድ	58.3	60.8	62.2	63.3	63.8	63.5	62.4	MALE
<b>የመንግሥት ያልሆኑ</b>								<b>NON-GOVERNMENT</b>
ድምር	10.8	10.2	9	7.7	6.8	5.9	5	TOTAL
ሴት	47.9	47	46.7	45.6	45.6	45.7	46.6	FEMALE
ወንድ	52.1	53	53.3	54.4	54.4	54.3	53.4	MALE
<b>ድምር</b>								<b>TOTAL</b>
ድምር	100	100	100	100	100	100	100	TOTAL
ሴት	42.4	40	38.6	37.4	36.8	37	38.1	FEMALE
ወንድ	57.6	60	61.4	62.6	63.2	63	61.9	MALE
	1992/93	1993/94	1994/95	1995/96	1996/97	1997/98	1998/99	SCHOOLS

ከፍተኛ ት/ቤቶችንና መዋዕለ ሕፃናትን አያጠቃልልም ::

\* Does not include institutions of higher learning and kindergarten.

በትምህርት ቤቶች የተመዘገቡ ተማሪዎች ብዛት በክፍል ደረጃ  
NUMBER OF STUDENTS IN SCHOOLS BY GRADE

ሠንጠረዥ አ.9

TABLE P.9

ክፍል	1984	1985	1986	1987	1988	1989	1990 **	1991**	
<u>አንደኛ ደረጃ</u>									<u>PRIMARY</u>
1	488444	572998	907575	1107751	1424754	1611928	1751600	1840185	1
2	286873	296592	394095	500007	636395	858043	951944	1070382	2
3	255680	226466	305826	356448	445780	550862	721587	818086	3
4	236929	201285	252422	298508	348153	418716	515300	639276	4
5	210197	176422	212979	232970	273268	316265	384756	466222	5
6	211175	165134	210741	226508	251718	249894	282546	333431	6
ድምር	1689298	1638897	2283638	2722192	3380068	4005708			TOTAL
<u>መለስተኛ</u>									<u>JUNIOR</u>
<u>ሁለተኛ ደረጃ</u>									<u>SECONDARY</u>
7	141731	157850	178225	188129	192753	255394	264518	299355	7
8	159786	134999	179203	188101	158868	207192	218419	235296	8
ድምር	301517	292849	357428	376230	351621	462586	5090670	5702233	TOTAL
<u>ከፍተኛ ሁለተኛ</u>									<u>SENIOR</u>
<u>ደረጃ</u>									<u>SECONDARY</u>
9	110022	118240	134778	151028	163137	172453	191408	210375	9
10	93205	86745	87097	93525	100722	110176	116479	135035	10
11	88069	85246	75709	77036	82444	91396	103772	111790	11
12	63484	67841	59611	49327	46592	52470	56010	64528	12
ድምር	354780	358072	357195	370916	392895	426495	467669	521728	TOTAL
<u>ዩኒቨርሲቲ</u>									<u>UNIVERSITY</u>
አንደኛ ዓመት	5392	5413	6514	5976	6744	8256	9325	10553	FIRST YEAR
ሁለተኛ ዓመት	3954	4986	4197	4570	4984	6102	6988	8373	SECOND YEAR
ሦስተኛ ዓመት	2466	2116	2311	2001	2091	2800	3560	3744	THIRD YEAR
አራተኛ ዓመት	2093	2084	1829	1867	1650	1999	1912	2680	FOURTH YEAR
አምስተኛ ዓመት	589	557	587	679	533	666	689	893	FIFTH YEAR*
ሌሎች	-	-	-	-	-	-	-	-	OTHERS
ድምር	14494	15156	15438	15093	16002	19823	22962	26243	TOTAL ***
ጠቅላላ ድምር	2360089	2304974	3013699	3484431	4140586	4914612	5581301	6250204	GRAND TOTAL
	1991/92	1992/93	1993/94	1994/95	1995/96	1996/97	1997/98	1998/99	

የምህንድስና፣ የሕክምና የሕግና የፋርማሲ ትምህርት ተማሪዎችን ያጠቃልላል።

\* Include Technology, Medical, Law and pharmacy students

\*\* Primary schools refer to grade 1-8.

\*\*\* Number of students enrolled in Mekalle Business College is not available by year of study. However, it is included in the total.

በአንደኛና በቀለም ሁለተኛ ደረጃ ት/ቤቶች የተመዘገቡ ተማሪዎች ብዛት በክልል 1990  
 STUDENTS ENROLLED IN PRIMARY AND ACADEMIC SECONDARY SCHOOLS  
 BY KILLIL 1997/98

ሠንጠረዥ አ -10(ሀ)

TABLE P.10(a)

ክልል	የመንግሥት	የመንግሥት ያልሆኑ	ድምር	
ትግራይ	409510	9119	418629	TIGRAY
አፋር	16032	-	16032	AFFAR
አማራ	1139916	7002	1146918	AMHARA
ኦሮሚያ	1788605	59165	1847770	OROMIYA
ሶማሌ	62581	543	63124	SOMALI
ቤኒሻንጉል	74892	575	75467	BENSHANGUL GUMUZ
ደ.ብ.ብ.ሕ. *	1350327	58362	1408689	S.N.N.P.
ጋምቤላ	34934	-	34934	GAMBELLA
ሐረሪ	24326	2265	26591	HARARI
አዲስ አበባ	299918	184393	484311	ADDIS ABABA
ድሬዳዋ	29780	6094	35874	DIRE DAWA
ድምር	5230821	327518	5558339	TOTAL
	GOVERNMENT	NON- GOVERNMENT	TOTAL	REGION

\* ደቡብ ብሔር ብሔረሰቦች ሕዝቦች ክልል

በአንደኛና በቀለም ሁለተኛ ደረጃ ት/ቤቶች የተመዘገቡ ተማሪዎች ብዛት በክልል 1991  
 STUDENTS ENROLLED IN PRIMARY AND ACADEMIC SECONDARY SCHOOLS  
 BY KILLIL 1998/99

ሠንጠረዥ አ -10(ለ)

TABLE P.10(b)

ክልል	የመንግሥት	የመንግሥት ያልሆኑ	ድምር	
ትግራይ	442224	10188	452412	TIGRAY
አፋር	18475	286	18761	AFFAR
አማራ	1365966	7108	1373074	AMHARA
ኦሮሚያ	2086689	64487	2151176	OROMIYA
ሶማሌ	62581	543	63124	SOMALI
ቤኒሻንጉል	83005	694	83699	BENSHANGUL GUMUZ
ደ.ብ.ብ.ሕ. *	1453267	38749	1492016	S.N.N.P.
ጋምቤላ	38415	-	38415	GAMBELLA
ሐረሪ	28022	1815	29837	HARARI
አዲስ አበባ	299350	184193	483543	ADDIS ABABA
ድሬዳዋ	31220	6684	37904	DIRE DAWA
ድምር	5909214	314747	6223961	TOTAL
	GOVERNMENT	NON- GOVERNMENT	TOTAL	REGION

\* ደቡብ ብሔር ብሔረሰቦች ሕዝቦች ክልል

በከፍተኛ ትምህርት ተቋሞች የተመዘገቡ ተማሪዎች ብዛት 1990  
STUDENT ENROLLMENT IN INSTITUTES OF HIGHER LEARNING 1997/98\*

ሠንጠረዥ አ.11/ሀ/ TABLE P.11(a)

አንስተኛ ደረጃ/ኮሌጅ/ፋኩልቲ/	ለደ.ግሪ	ለደ.ፕሎማ	ደምር	
<b>ቅድመ ምረቃ</b>				<b>UNDERGRADUATE</b>
<b>አዲስ አበባ ዩኒቨርሲቲ</b>	8539	911	9450	<b>ADDIS ABABA UNIVERSITY</b>
አዋግ እርሻ ኮሌጅ	391	287	678	<b>AWASSA COLLEGE OF AGRICULTURE</b>
ባሕር ዳር መምህራን ኮሌጅ	789	3	792	<b>BAHIR DAR TEACHERS COLLEGE</b>
አዲስ አበባ ፋኩልቲ	355	358	713	FACULTY OF EDUCATION
ሶሻል ሳይንስ ኮሌጅ	2129	-	2129	COLLEGE OF SOCIAL SCIENCES
ሕግ ፋኩልቲ	253	-	253	FACULTY OF LAW
ከቋንቋዎች ጥናት ተቋም	507	-	507	INSTITUTE OF LANGUAGE STUDIES
ሳይንስ ፋኩልቲ	2737	-	2737	FACULTY OF SCIENCE
ሳይ-ሰሪሪ ሳይንስ	77	94	171	LIBRARY SCIENCE DEPT.
ሕክምና ፋኩልቲ/ ጉንጅር/	426	311	737	<b>COLLEGE OF MEDICAL SCIENCES (GONDER)</b>
ሕክምና ፋኩልቲ/አዲስ አበባ/	328	-	328	FACULTY OF MEDICINE (ADDIS ABABA)
ፋርማሲ	187	-	187	SCHOOL OF PHARMACY
ቴክኖሎጂ ፋኩልቲ	1075	252	1327	FACULTY OF TECHNOLOGY
የከብት ሕክምና ፋኩልቲ/ደ.ዘይት/	106	207	313	FACULTY OF VET.MEDICINE(DEBRE ZEIT)
የቢዝነስና ኢኮኖሚክስ ፋኩልቲ	785	-	785	FACULTY OF BUSINESS AND ECONOMICS
አዋግ እርሻ ኮሌጅ	-	417	417	<b>AMBO COLLEGE OF AGRI</b>
ጅማ እርሻ ኮሌጅ	-	428	428	<b>JIMMA COLLEGE OF AGRI</b>
ወንዶ ገነት የደን ኮሌጅ	139	99	238	<b>WENDO GENET COLLEGE OF FORESTRY</b>
ኮተቤ መምህራን ትምህርት ኮሌጅ	337	-	337	<b>KOTEBE COLLEGE OF TEACHERS' EDUCATION</b>
አርባ ምንጭ ጫ ቴክኖሎጂ	394	183	577	<b>ARBA MINCH WATER TECHNOLOGY INSTITUTE</b>
አዲስ አበባ የግንድ ሥራ ኮሌጅ	-	1603	1603	<b>ADDIS ABABA COLLEGE OF COMMERCE</b>
ፖሊ-ቴክኒክ ኢንስት./ገባር ዳር/	451	134	585	<b>BAHIR DAR POLYTECHNIC INSTITUTE</b>
ጅማ የጤና ሳይንስ ተቋም	890	384	1274	<b>JIMMA HEALTH SCIENCE INSTITUTE</b>
ኢትዮጵያን ሲቪል ሰርቪስ ኮሌጅ	1304	102	1406	<b>ETHIOPIAN CIVIL SERVICE COLLEGE**</b>
መቀሌ ቢዝነስ ኮሌጅ	190	298	488	<b>MEKELLE BUSINESS COLLEGE</b>
የሜዲካል ሳይንስ ቴክኖሎጂ	-	84	84	<b>SCHOOL OF MEDICAL LAB. TECHONOLOGY</b>
መቀሌ ዩኒቨርሲቲ ኮሌጅ	397	-	397	<b>MEKELLE UNIVERSITY COLLEGE</b>
ናዝራት ቴክኒካል ኮሌጅ	372	396	768	<b>NAZERH TECHNICAL COLLEGE</b>
<b>ዓለማዊ ግብርና ዩኒቨርሲቲ</b>	1483	247	1730	<b>ALEMAYA AGRICULTURAL UNIVERSITY</b>
እርሻ ፋኩልቲ	1328	-	1328	FACULTY OF AGRICULTURE
የደን ፋኩልቲ	61	-	61	FACULTY OF FORESTRY
አዲስ አበባ ፋኩልቲ	94	-	94	FACULTY OF EDUCATION
ጤና ፋኩልቲ	-	247	247	FACULTY OF HEALTH
ዳላ ጤናና ኢንጅነሪንግ ኮሌጅ	546	201	747	<b>DILLA HEALTH AND EDUCATION COLLEGE</b>
አዲስ አበባ ፋኩልቲ	510	-	510	FACULTY OF EDUCATION
ጤና ፋኩልቲ	36	201	237	FACULTY OF HEALTH/HEALTH OFFICER
<b>ከድህረ ምረቃ ት/ቤት</b>				<b>SCHOOL OF GRADUATE STUDIES</b>
<b>ዓለማዊ ግብርና ዩኒቨርሲቲ</b>	71	-	71	<b>ALEMAYA AGRICULTURAL UNIVERSITY</b>
የእርሻ ፋኩልቲ	71	-	71	FACULTY OF AGRICULTURE
አዲስ አበባ ዩኒቨርሲቲ	796	-	796	<b>ADDIS ABABA UNIVERSITY</b>
ኮሪሻል ሳይንስ /ኮሌጅ/	62	-	62	COLLEGE OF SOCIAL SCIENCES
ከቋንቋዎች ጥናት ተቋም	78	-	78	INSTITUTE OF LANGUAGE STUDIES
የተፈጥሮ ሳይንስ ፋኩልቲ	170	-	170	FACULTY OF NATURAL SCIENCE
ሕክምና ፋኩልቲ	292	-	292	FACULTY OF MEDICINE
የእንስሳት ሕክምና	10	-	10	VETERINARY MEDICINE
የቴክኖሎጂ ፋኩልቲ	20	-	20	FACULTY OF TECHNOLOGY
አዲስ አበባ ፋኩልቲ	58	-	58	EDUCATION FACULTY
የቢዝነስና ኢኮኖሚክስ ፋኩልቲ	58	-	58	FACULTY OF BUSINESS AND ECONOMICS
ኢንፎርሜሽን ሳይንስ	27	-	27	INFORMATION SCIENCE
ደ.ምግራልክ ትራይኒንግና ሪሰርች ሲ	21	-	21	DEMOGRAPHIC TRAI.& RESEARCH CENTER
<b>አጠቃላይ ደምር</b>	17515	6088	23603	<b>GRAND TOTAL</b>
	DEGREE	DIPLOMA	TOTAL	INSTITUTION/COLLEGE/FACULTY

የተመዘገቡ ተማሪዎችን ብዛት የሚመለከቱ መረጃዎች አዲስ ተመዘጋጠሞች፣ በድጋሚ ተመዘጋጠሞችና ከቀዳሚው

ሌላ ምክንያት በመተግበር የተመዘገቡትን ያጠቃልላል።

\* The information on student enrollment consists of new admissions, readmissions and students continuing from the previous semester.

\*\* Earlier known as urban planning college.

በከፍተኛ ትምህርት ተቋሞች በማኅ ትምህርት የተመዘገቡ ተማሪዎች/ሁሉም የቅድመ ምረቃ/ብዛት 1990  
 EXTENSION (EVENING) STUDENTS ENROLLMENT (ALL UNDERGRADUATE) IN INSTITUTES OF  
 HIGHER LEARNING\* 1997/98

ሠንጠረዥ አ.11/ለ/

TABLE P.11(b)

አንስተኛ ደረጃ/ኮሌጅ/ፋኩልቲ	አዲግሪ	አዲፕሎማ	ድምር	
አዲስ አበባ ዩኒቨርሲቲ	4493	3373	7866	<u>ADDIS ABABA UNIVERSITY</u>
አዋጳ እርሻ ኮሌጅ	-	623	623	<u>AWASSA COLLEGE OF AGRI.</u>
ባህር ዳር መምህራን ኮሌጅ	327	1359	1686	<u>BAHIR DAR TEACHERS COLLEGE</u>
አዲስ አበባ ፋኩልቲ	668	417	1085	FACULTY OF EDUCATION
ከቋንቋዎች ጥናት ተቋም	399	242	641	INSTITUTE OF LANGUAGE STUDIES
ሕግ ፋኩልቲ	-	504	504	FACULTY OF LAW
ሳይብሪሪ ሳይንስ	257	126	383	LIBRARY SCIENCE DEPT.
ሶሻል ሳይንስ ኮሌጅ	876	-	876	COLLEGE OF SOCIAL SCIENCES
ሳይንስ ፋኩልቲ	-	645	645	FACULTY OF SCIENCE
ቴክኖሎጂ ፋኩልቲ	657	1126	1783	FACULTY OF TECHNOLOGY
የቢዝነስና ኢኮኖሚክስ ፋኩልቲ	1636	313	1949	FACULTY OF BUSINESS AND ECONOMICS
ዓለማዊ ግብርና ዩኒቨርሲቲ	-	1183	1183	<u>ALEMAYA AGRICULTURAL UNIVERSITY</u>
የተፈጥሮና ሶሻል ሳይንስ ክፍል	-	-	-	NATURAL AND SOCIAL SCIENCES DIVISION
አምቦ እርሻ ኮሌጅ	-	505	505	<u>AMBO JUNIOR COLLEGE OF AGRI.</u>
ጅማ እርሻ ኮሌጅ	-	185	185	<u>JIMMA COLLEGE OF AGRI.</u>
ኮቴቤ መምህራን ትምህርት ኮሌጅ	557	2886	3443	<u>KOTEBE COLLEGE OF TEACHERS' EDU.</u>
አዲስ አበባ ንግድ ሥራ ኮሌጅ	-	2352	2352	<u>ADDIS ABABA COLLEGE OF COMMERCE</u>
ፖሊቴክኒክ ኢንስቲትዩት/ባህር ዳር/	-	548	548	<u>BAHIR DAR POLYTECHNIC INSTITUTE</u>
መቀሌ ቢዝነስ ኮሌጅ	-	552	552	<u>MEKELLE BUSINESS COLLEGE</u>
ጅማ ጤና ሳይንስ ኢንስቲትዩት	328	-	328	<u>JIMMA INSTITUTE OF HEALTH SCIENCE</u>
ናዝሬት ቴክኒካል ኮሌጅ	91	448	539	<u>NAZARETH TECHNICAL COLLEGE</u>
አጠቃላይ ድምር	5796	14014	19810	<b>GRAND TOTAL</b>
	DEGREE	DIPLOMA	TOTAL	INSTITUTION/COLLEGE/FACULTY

የተመዘገቡ ተማሪዎችን ብዛት የሚመለከቱ መረጃዎች አዲስ ተመዝጋቢዎችን፣ በድጋሚ ተመዝጋቢዎችንና ከቀዳሚው ስሜስተር በመተጠል የተመዘገቡትን ያጠቃልላል።

\*The information on student enrollment consists of new admissions, readmissions and students continuing from the previous semester.

በከፍተኛ ትምህርት ተቋሞች የተመዘገቡ ተማሪዎች ብዛት 1991  
 'STUDENT ENROLLMENT IN INSTITUTES OF HIGHER LEARNING 1998/99'

ሠንጠረዥ አ 12/ሀ/ TABLE p.12(a)

ኢንስቲትዩሽን/ኮሌጅ/ፋኩልቲ	ሰ.ግ.ሪ	ሰ.ፎ.ሎማ	ድምር	
<b>ቅድመ ምረቃ</b>				<b>UNDERGRADUATE</b>
<b>አዲስ አበባ ዩኒቨርሲቲ</b>	8848	809	9657	<b>ADDIS ABABA UNIVERSITY</b>
አዋግ እርሻ ኮሌጅ	497	271	768	<b>AWASSA COLLEGE OF AGRICULTURE</b>
ባህር ዳር መምህራን ኮሌጅ	1070	-	1070	<b>BAHIR DAR TEACHERS COLLEGE</b>
ኢ.ዲ.ኤ.ሽን ፋኩልቲ	418	289	707	FACULTY OF EDUCATION
ሶሻል ሳይንስ ኮሌጅ	2262	-	2262	COLLEGE OF SOCIAL SCIENCES
ሕግ ፋኩልቲ	264	-	264	FACULTY OF LAW
ከቋንቋዎች ጥናት ተቋም	682	-	682	INSTITUTE OF LANGUAGES STUDIES
ሳይንስ ፋኩልቲ	2516	-	2516	FACULTY OF SCIENCE
ሳይንስ ሳይንስ	102	106	208	LIBRARY SCIENCE DEPT.
ሕክምና ፋኩልቲ / ጎንደር/	388	433	821	<b>COLLEGE OF MEDICAL SCIENCES (GONGER)</b>
ሕክምና ፋኩልቲ/አዲስ አበባ/	362	-	362	FACULTY OF MEDICINE (ADDIS ABABA)
ፋርማሲ	202	-	202	SCHOOL OF PHARMACY
ቴክኖሎጂ ፋኩልቲ	1037	219	1256	FACULTY OF TECHNOLOGY
የከብት ሕክምና ፋኩልቲ/ደ ዘ	124	195	319	FACULTY OF VET.MEDICINE (DEBRE ZEIT)
የቢዝነስ ኢኮኖሚክስ ፋኩልቲ	879	-	879	FACULTY OF BUSINESS AND ECONOMICS
አምቦ እርሻ ኮሌጅ	-	471	471	<b>AMBO COLLEGE OF AGRIL</b>
ጅማ እርሻ ኮሌጅ	-	504	504	<b>JIMMA COLLEGE OF AGRIL</b>
ኮቲቤ መምህራን ትምህርት ኮሌጅ	590	-	590	<b>KOTEBE COLLEGE OF TEACHER'S EDUC.</b>
አርባ ምንጭ ሙሃ ቴክኖሎጂ	657	172	829	<b>ARBA MINCH WATER TECHNOLOGY INST.</b>
አዲስ አበባ የንግድ ሥራ ኮሌጅ	-	1977	1977	<b>ADDIS ABABA COLLEGE OF COMMERCE</b>
ፖለቲካ/ኮንስትራክሽን/ባህር ዳር/	630	-	630	<b>BAHIR DAR POLYTECHNIC INSTITUTE</b>
ጅማ የጤና ሳይንስ ተቋም	1384	442	1826	<b>JIMMA HEALTH SCIENCE INSTITUTE</b>
ኢትዮጵያን ሰብሳቢ ሰርቪስ ኮሌጅ	1466	136	1602	<b>ETHIOPIAN CIVIL SERVICE COLLEGE**</b>
መቀሌ ቢዝነስ ኮሌጅ	378	243	621	<b>MEKELLE BUSINESS COLLEGE</b>
ሜዲካል ሳይንስ ቴክኖ	-	101	101	<b>SCHOOL OF MEDICAL LAB. TECHNOLOGY</b>
መቀሌ ዩኒቨርሲቲ ኮሌጅ	642	-	642	<b>MEKELE UNIVERSITY COLLEGE</b>
ናዝሬት ቴክኒካል ኮሌጅ	452	355	807	<b>NAZERETH TECHNICAL COLLEGE</b>
<b>ዓለማዊ ግብርና ዩኒቨርሲቲ</b>	1834	278	2112	<b>ALEMAYA AGRICULTURAL UNIVERSITY</b>
እርሻ ፋኩልቲ	863	-	863	FACULTY OF AGRICULTURE
ኢ.ዲ.ኤ.ሽን ፋኩልቲ	173	-	173	FACULTY OF EDUCATION
ጤና ፋኩልቲ	91	-	91	FACULTY OF HEALTH
የአካባቢ ጤና አጠባበቅ	-	93	93	ENVIRONMENTAL HEALTH
ሜዲካል ሳይንስ ቴክኖሎጂ	-	90	90	MEDICAL LAB. TECHNOLOGY
ነርሲንግ	-	95	95	NERSING
ፍራሽ ማን	707	-	707	FRESH MAN
ዲ.ሳ ጤና አገልግሎት ኮሌጅ	982	233	1215	<b>DILLA HEALTH AND EDUCATION COLLEGE</b>
<b>ከድህረ ምረቃ ት/ቤት</b>				<b>SCHOOL OF GRADUATE STUDIES</b>
ዓለማዊ ግብርና ዩኒቨርሲቲ	73	-	73	<b>ALEMAYA AGRICULTURAL UNIVERSITY</b>
የእርሻ ፋኩልቲ	73	-	73	FACULTY OF AGRICULTURE
አዲስ አበባ ዩኒቨርሲቲ	791	-	791	<b>ADDIS ABABA UNIVERSITY</b>
ኮሎሻል ሳይንስ /ኮሌጅ/	56	-	56	COLLEGE OF SOCIAL SCIENCES
ከቋንቋዎች ጥናት ተቋም	76	-	76	INSTITUTE OF LANGUAGE STUDIES
የተፈጥሮ ሳይንስ ፋኩልቲ	195	-	195	FACULTY OF NATURAL SCIENCE
ሕክምና ፋኩልቲ	227	-	227	FACULTY OF MEDICINE
ፋርማሲ	4	-	4	PHARMACY
ቴክኖሎጂ ፋኩልቲ	50	-	50	FACULTY OF TECHNOLOGY
ኢ.ዲ.ኤ.ሽን ፋኩልቲ	61	-	61	EDUCATION FACULTY
የቢዝነስ ኢኮኖሚ ፋኩልቲ	77	-	77	FACULTY OF BUSINESS AND ECONOMICS
ኢንፎርሜሽን ሳይንስ	30	-	30	INFORMATION SCIENCE
ዲሞግራፊክ ትራይጎንግና ሪስ	15	-	15	DEMOGRAPHIC TRAI & RESEARCH CENTER
አጠቃላይ ድምር	20682	6423	27105	<b>GRAND TOTAL</b>
	DEGREE	DIPLOMA	TOTAL	INSTITUTION/COLLEGE/FACULTY

የተመዘገቡ ተማሪዎችን ብዛት የሚመለከት መረጃዎች አዲስ ተመዝጋቢዎችን፣ በድጋሚ ተመዝጋቢዎችንና ከቀዳሚው ሴሚስትር በመቀጠል የተመዘገቡትን ያጠቃልላል።

\*The information on student enrollment consists of new admissions, readmissions and students continuing from the previous semester.

\*Earlier known as urban planning college.

በከፍተኛ ትምህርት ተቋሞች በማታ ትምህርት የተመዘገቡ ተማሪዎች/ሁሉም የቅድመ ምረቃ/ብዛት 1991  
 EXTENSION (EVENING) STUDENTS ENROLLMENT (ALL UNDERGRADUATE) IN INSTITUTES OF HIGHER  
 LEARNING 1998/99 \*

ወንጠረዥ አ 12/ለ/ TABLE P.12(b)

ኢንስቲትዩሽን/ኮሌጅ/ፋኩልቲ	ለድግሪ	ለዲፕሎማ	ድምር	
አዲስ አበባ ዩኒቨርሲቲ	3904	4261	8165	ADDIS ABABA UNIVERSITY
አዋሳ እርሻ ኮሌጅ	-	599	599	AWASSA COLLEGE OF AGRI.
ባህር ዳር መምህራን ኮሌጅ	353	1935	2288	BAHIR DAR TEACHERS COLLEGE
ኢዳኬሽን ፋኩልቲ	653	389	1042	FACULTY OF EDUCATION
ከቋንቋዎች ጥናት ተቋም	416	286	702	INSTITUTE OF LANGUAGES STUDIES
ሕግ ፋኩልቲ	-	516	516	FACULTY OF LAW
ሳይብሪሪ ሳይንስ	259	158	417	INFORMATION STUDIES
ሶሻል ሳይንስ ኮሌጅ	910	-	910	COLLEGE OF SOCIAL SCIENCES
ሳይንስ ፋኩልቲ	-	692	692	FACULTY OF SCIENCE
ቴክኖሎጂ ፋኩልቲ	-	1923	1923	FACULTY OF TECHNOLOGY
የቢዝነስ ኢኮኖሚክስ ፋኩልቲ	1666	297	1963	FACULTY OF BUSINESS AND ECONOMICS
ዓለማዊ ግብርና ዩኒቨርሲቲ	-	-	-	ALEMAYA AGRICULTURAL UNIVERSITY
የአምቦ እርሻ ኮሌጅ	-	566	566	AMBO JUNIOR COLLEGE OF AGRI.
ጅማ እርሻ ኮሌጅ	-	158	158	JIMMA COLLEGE OF AGRI
ኮቴቤ መምህራን ትምህርት ኮሌጅ	651	2294	2945	KOTEBE COLLEGE OF TEACHER'S EDU.
አዲስ አበባ ንግድ ሥራ ኮሌጅ	-	2405	2405	ADDIS ABABA COLLEGE OF COMMERCE
ፖሊቴክኒክ ኢንስቲትዩት/ባህር ዳር/	-	768	768	BAHIR DAR POLYTECHNIC INSTITUTE
መቀሌ ዩኒቨርሲቲ ኮሌጅ	-	593	593	MEKELLE UNIVER. COLLEGE
መቀሌ ቢዝነስ ኮሌጅ	459	576	1035	MEKELLE BUSINESS, COLLEGE
ናዝሬት ቴክኒካል ኮሌጅ	76	808	884	NAZARETH TECHNICAL COLLEGE
አርባ ምንጭ ውሃ ቴክኖ	-	179	179	ARBAMINCH WATER TECHH. INSTITUTE
አጠቃላይ ድምር	5443	15142	20585	GRAND TOTAL
	DEGREE	DIPLOMA	TOTAL	INSTITUTION/COLLEGE/FACULTY

የተመዘገቡ ተማሪዎችን ብዛት የሚመለከቱ መረጃዎች አዲስ ተመዝጋቢዎች፣ በድጋሚ ተመዝጋቢዎችንና

ከቀዳሚው ሴሜስትር በመተጠል የተመዘገቡትን ያጠቃልላል።

\*The information on student enrollment consists of new admissions, readmissions and students continuing from the previous semester.

ከከፍተኛ ትምህርት ተቋሞች በልዩ ልዩ የትምህርት መስኮች የተመረቁ 1990  
GRADUATES OF INSTITUTES OF HIGHER LEARNING BY FIELD OF STUDY, 1997/98

ሠንጠረዥ አ.13/ሀ/ TABLE P.13(a)

የተመረቁበት የትምህርት ዓይነት	በዲግሪ	በዲፕሎማ	ድምር	
<b>በዲፕሎማና በመጀመሪያ ዲግሪ</b>	2320	2228	4548	<b><u>DIPLoma AND FIRST DEGREE</u></b>
<b>ዓለማዊ ግብርና ዩኒቨርሲቲ</b>	263	83	346	<b><u>ALEMAYA UNIVERSITY OF AGRICUL.</u></b>
<b>እርሻ ፋኩልቲ</b>	203	-	203	<b><u>FACULTY OF AGRICULTURE</u></b>
እርሻ ኢኮኖሚክስ	62	-	62	AGRICULTURAL ECONOMICS
እርሻ ምህንድስና	31	-	31	AGRICULTURAL ENGINEERING
የእርሻ ኤክስቴንዥን	37	-	37	AGRICULTURAL EXTENSION
የእንስሳት ሳይንስ	11	-	11	ANIMAL SCIENCE
የእዕዋት ሳይንስ	62	-	62	PLANT SCIENCE
የደረቅ አካባቢ ውሃና አፈር አጠባበቅ	-	-	-	ARID-Z SOIL AND WATER CONSERV.
የደረቅ አካባቢ እህል ምርት	-	-	-	ARID-Z CROP PRODUCTION
<b>የደን ፋኩልቲ</b>	60	-	60	<b><u>FACULTY OF FORESTRY</u></b>
ደን	60	-	60	FORESTRY
<b>አዲስ አበባ ዩኒቨርሲቲ</b>	1107	309	1416	<b><u>ADDIS ABABA UNIVERSITY</u></b>
<b>አዋሳ እርሻ ኮሌጅ</b>	66	108	174	<b><u>AWASSA COLLEGE OF AGRIC.</u></b>
የእርሻ ምህንድስናና መከናወኒኝ	16	28	44	AGRICULTURAL ENGINER. AND MECH.
የእንስሳት ሳይንስ	19	-	19	ANIMAL SCIENCE
የእዕዋት ሳይንስ	31	-	31	PLANT SCIENCE
እህል ምርትና እንክብካቤ	-	-	-	CROP PROD. AND PROTECTION
የእንስሳት ፕሮደክሽንና ራንጅላንድ ማኔጅ	-	-	-	ANIMAL PROD. & RANGELAND MGT.
የባልትና ሳይንስ ቴክኖሎጂ	-	36	36	HOME SCIENCE AND TECHNOLOGY
የዕዕዋት ፕሮደክሽንና ድራይላንድ ፋርማሪንግ	-	-	-	PLANT PROD. & DRY LAND FAR.
አጠቃላይ እርሻ	-	44	44	GENERAL AGRICULTURE
አትክልትና ፍራፍራ ምርትና እንክብካቤ	-	-	-	HORTI. PROD. & PROTECTION
<b>ባህር ዳር መምህራን ኮሌጅ</b>	46	16	62	<b><u>BAHIR DAR TEACHERS COLLEGE</u></b>
የጎልማሶች ትምህርት	-	-	-	ADULT EDUCATION
ሥነ ሕይወት/ባዮሎጂ/	-	2	2	BIOLOGY
ቅመማ/ኬሚስትሪ/	-	2	2	CHEMISTRY
ማቲማቲክስ	-	1	1	MATHEMATICS
ፕሮፍራዲካል ሳይንስ	46	-	46	PEDAGOGICAL SCIENCE
ፊዚክስ	-	-	-	PHYSICS
ጂኦግራፊ	-	3	3	GEOGRAPHY
እንግሊዝኛ	-	2	2	ENGLISH
አማርኛ	-	5	5	AMHARIC
ታሪክ	-	1	1	HISTORY
<b>አዲስ አበባ ዩኒቨርሲቲ</b>	83	166	249	<b><u>FACULTY OF EDUCATION</u></b>
አዲስ አበባ አድማኒስትራሽን	37	72	109	EDUCATIONAL ADMINISTRATION
አዲስ አበባ ሥነ ልቦና/ሳይክሎጂ/	33	-	33	EDUCATIONAL PSYCHOLOGY
አውቶሞቲቭ	-	19	19	AUTOMOTIVE
ንግድ ሥራ ትምህርት	13	30	43	BUSINESS EDUCATION
ኤሌክትሪሲቲ	-	19	19	ELECTRICITY
ድራፍቲንግ	-	11	11	DRAFTING
ሚታል	-	9	9	METAL
የእንጨት ሥራ	-	6	6	WOOD
<b>ሶሻል ሳይንስ ኮሌጅ</b>	145	-	145	<b><u>COLLEGE OF SOCIAL SCIENCES</u></b>
አካውንቲንግ	-	-	-	ACCOUNTING
ኢኮኖሚክስ	-	-	-	ECONOMICS

የተመረቁበት የትምህርት ዓይነት	በዲግሪ	በዲፕሎማ	ድምር	
ሶሻሎሎጂና ሶሻል አድሚኒስትሬሽን	58	-	58	SOCIOLOGY AND SOCIAL ADMINIS.
ጂኦግራፊ	24	-	24	GEOGRAPHY
ታሪክ	16	-	16	HISTORY
ማኔጅመንት	-	-	-	MANAGEMENT
የሕዝብ አስተዳደር	-	-	-	PUBLIC ADMINISTRATION
ፖለቲካል ሳይንስና ኢንተ. ግንኙነት	47	-	47	POLITICAL SCIENCE AND INT. RELAT.
<u>የቢዝነስና ኢኮኖሚክስ ፋኩልቲ</u>	191	-	191	<u>FACULTY OF BUSINESS AND ECON.</u>
አካውንቲንግ	65	-	65	ACCOUNTING
ኢኮኖሚክስ	51	-	51	ECONOMICS
ማኔጅመንት	68	-	68	MANAGEMENT
የሕዝብ አስተዳደር	7	-	7	PUBLIC ADMINISTRATION
<u>ሕግ ፋኩልቲ</u>	61	-	61	<u>FACULTY OF LAW</u>
ሕግ	61	-	61	LAW
<u>ከቋንቋዎች ጥናት ተቋም</u>	65	-	65	<u>INSTITUTE OF LANGUAGE STUDIES</u>
የኢትዮጵያ ቋንቋዎችና ሥነ ጽሑፍ	14	-	14	ETHIOPIAN LANGUAGE AND LITER.
የውጭ ቋንቋዎችና ሥነ ጽሑፍ	48	-	48	FOREIGN LANGUAGE AND LITERA.
ሥነ ልሳን	-	-	-	LINGUISTICS
ሥነ ኪነት	3	-	3	THEATER ARTS
<u>ሳይንስ ፋኩልቲ</u>	245	-	245	<u>FACULTY OF SCIENCE</u>
ሥነ ሕይወት/ባዮሎጂ/	42	-	42	BIOLOGY
ትመጣ/ኬሚስትሪ/	28	-	28	CHEMISTRY
ጂኦሎጂ	36	-	36	GEOLOGY
ማቲማቲክስ	63	-	63	MATHEMATICS
ፊዚክስ	26	-	26	PHYSICS
ስታቲስቲክስ	35	-	35	STATISTICS
የኮምፒውተር ሳይንስ	15	-	15	COMPUTER SCIENCE
<u>ሕክምና ፋኩልቲ/ጎንደር/</u>	90	111	201	<u>COLL. OF MED. SCIENCE (GONDER)</u>
ሳኒተሪ ሳይንስ	-	27	27	SANITARY SCIENCE
ሚድ ሞይራር	-	14	14	MIDWIFERY
ጤና መኮንን	46	-	46	HEALTH OFFICER
አጠቃላይ ነርሲንግ	-	48	48	COMPREHENSIVE NURSING
ሕክምና	44	-	44	MEDICINE (MD.)
የላቦራቶሪ ቴክኖሎጂ	-	22	22	LABORATORY TECHNOLOGY
<u>ሕክምና ፋኩልቲ/አዲስ አበባ/</u>	62	-	62	<u>FACULTY OF MEDICINE (A/ ABABA)</u>
አድቫንስድ ለርኒግ	-	-	-	ADVANCED LEARNING
ሕክምና	62	-	62	MEDICINE
<u>ሳይብሪሪ ሳይንስ</u>	-	-	-	<u>LIBRARY SCIENCE DEPARTMENT</u>
ሳይብሪሪ ሳይንስ	-	-	-	LIBRARY SCIENCE
<u>ፋርማሲ</u>	31	-	31	<u>SCHOOL OF PHARMACY</u>
ፋርማሲ	31	-	31	PHARMACY
<u>ቲክኖሎጂ ፋኩልቲ</u>	209	65	274	<u>FACULTY OF TECHNOLOGY</u>
አርክቴክቸርና የከተማ ፕላን	32	-	32	ARCHITECTURE AND TOWN PLAN.
ሕንፃ መሀንዲስነት	-	65	65	BUILDING ENGINEERING
ሲቪል መሀንዲስነት	81	-	81	CIVIL ENGINEERING
መካኒካል መሀንዲስነት	39	-	39	MECHANICAL ENGINEERING
ኬሚካል መሀንዲስነት	12	-	12	CHEMICAL ENGINEERING
ኤሌክትሪካል መሀንዲስነት	45	-	45	ELECTRICAL ENGINEERING
<u>የኩብት ሕክምና ፋኩልቲ</u>	15	78	93	<u>FACULTY OF VETERNARY MEDIC.</u>
<u>(ድብረዘይት)</u>				<u>(DEBRE ZEIT)</u>
የእንስሳት ጤና አጠባበቅ	-	78	78	ANIMAL HEALTH
የኩብት ሕክምና	15	-	15	VETERINARY MEDICINE

የተመረቁበት የትምህርት ዓይነት	በዲግሪ	በዲፕሎማ	ድምር	
<u>ኢንፎርሜሽን ጥናት</u>	13	19	32	<b>INFORMATION STUDIES</b>
ላይብራሪ እና ኢንፎርሜሽን	13	19	32	LIBRARY AND INFOR. SCIEN.
<u>መቶሌ ቢዝነስ ኮሌጅ</u>	-	132	132	<b>MEKELLE BUSINESS COLLEGE</b>
አካውንቲንግ	-	57	57	ACCOUNTING
ባንክና ፋይናንስ	-	41	41	BANKING & FINANCE
ማኔጅመንት	-	22	22	MANAGEMENT
ሴክሪታሪያል ሳይንስና የቢሮ ማኔጅመንት	-	12	12	SECRETARIAL SCI. & OFFICE MAGT.
<u>አምቦ እርሻ ኮሌጅ</u>	-	193	193	<b>AMBO JUNIOR COLLEGE OF AGRIC.</b>
አጠቃላይ እርሻ	-	127	127	GENERAL AGRICULTURE
የእርሻ መምህርነት	-	66	66	AGRICULTURAL TEACHERS
<u>ጃማ እርሻ ኮሌጅ</u>	-	163	163	<b>JIMMA COLLEGE OF AGRICULTURE</b>
አጠቃላይ እርሻ	-	-	-	GENERAL AGRICULTURE
የዕቃዎች ሳይንስ	-	-	-	PLANT SCIENCE
የእንስሳት ሳይንስ	-	-	-	ANIMAL SCIENCE
<u>ኮቴቤ መምህራን ትምህርት ኮሌጅ</u>	149	-	149	<b>KOTEBE COLLEGE OF TEACH.'EDU.</b>
ሥነ ህይወት/ባዮሎጂ/	-	-	-	BIOLOGY
ንግድ ሥራ ትምህርት	-	-	-	BUSINESS EDUCATION
ቅመማ/ኬሚስትሪ/	-	-	-	CHEMISTRY
ኤሌክትሪካል ቴክኖሎጂ	-	-	-	ELECTRICAL TECHNOLOGY
እንግሊዘኛ ቋንቋ	29	-	29	ENGLISH LANGUAGE
የኢትዮጵያ ቋንቋዎች	17	-	17	ETHIOPIAN LANGUAGES
ጂኦግራፊ	24	-	24	GEOGRAPHY
ጤናና የአካል ማሰልጠኛ ትምህርት	10	-	10	HEALTH AND PHYSICAL EDUCATION
ታሪክ	29	-	29	HISTORY
የባልትና ሳይንስ	-	-	-	HOME ECONOMICS
ማቴማቲክስ	40	-	40	MATHEMATICS
የብረታብረት ቴክኖሎጂ	-	-	-	METAL TECHNOLOGY
ፊዚክስ	-	-	-	PHYSICS
ፖለቲካል አዲሲቲን	-	-	-	POLITICAL EDUCATION
<u>አዲስ አበባ የንግድ ሥራ ኮሌጅ</u>	-	541	541	<b>A/ ABABA COLL. OF COMMERCE</b>
አካውንቲንግ	-	190	190	ACCOUNTING
ባንክና ፋይናንስ	-	103	103	BANKING AND FINANCE
ሴክሪታሪያል ሳይንስና የቢሮ ማኔጅ./በ2-ቋንቋ/	-	108	108	SECR. SC.& OFF.MGT.(Bi-lingual)
ሴክሪታሪያል ሳይንስና የቢሮ ማኔጅ./በ3-ቋን	-	14	14	SECRE. SC.& OFF.MGT.(Tri-lingual)
ዕቃ ግዥና ስጥላይ ማኔጅመንት	-	74	74	PURCHASING AND SUPPLY MAN.
ማርኬቲንግ ማኔጅመንት	-	20	20	MARKETING MANAGEMENT
ፕሮሰራ ማኔጅመንት	-	32	32	PERSONNEL MANAGEMENT
<u>ፖለቲካል ኤንጅነሪንግ/ባህር ዳር/</u>	-	131	131	<b>BAHIR DAR POLYTECHNIC INST.</b>
የእርሻ ሜካኒክስ	-	30	30	AGROMECHANIC TECHNOLOGY
ኤሌክትሪክ ቴክኖሎጂ	-	28	28	ELECTRICAL TECHNOLOGY
የኢንዱስትሪ ቅመማ	-	25	25	INDUSTRIAL CHEMISTRY
የብረታብረት ቴክኖሎጂ	-	25	25	METAL TECHNOLOGY
የጨርቃጨርቅ ቴክኖሎጂ	-	11	11	TEXTILE TECHNOLOGY
የእንጨት ቴክኖሎጂ	-	12	12	WOOD TECHNOLOGY
<u>ጅማ የጤና ሳይንስ ተቋም</u>	121	140	261	<b>JIMMA INSTIT. OF HEALTH SC.</b>
አጠቃላይ ነርሲንግ	15	45	60	COMPREHENSIVE NURSING
ሕክምና	34	-	34	MEDICINE
ላብራቶሪ ቴክኒሻን	15	29	44	LABORATORY TECHNICIANS
ፋርማሲ ቴክኒሻን	-	34	34	PHARMACY TECHNICIANS
የአካባቢ ጤና	20	32	52	ENVIRONMENTAL HEALTH
ሳኒታሪ ቴክኒሻን	37	-	37	SANITARY TECHNICIANS

የተመረቁበት የትምህርት ዓይነት	በዲግሪ	በዲፕሎማ	ድምር	
<u>ኢትዮጵያን ሲቪል ሰርቪስ ኮሌጅ</u>	360	-	360	<b><u>ETHIOPIAN CIVIL SERVICE COLL.</u></b>
የማዘጋጃ ቤት ምህንድስና	-	-	-	MUNICIPAL ENGINEERING
<u>አርባምንጭ ውሃ ቴክኖሎጂ ተቋም</u>	39	45	84	<b><u>ARBA MINCH WATER TECH. INST.</u></b>
ሃይድሮሊክስ ምህንድስና	-	19	19	HYDRAULICS ENGINEERING
ኤሪገሽንና ድሬኔጅ ምህንድስና	-	26	26	IRRIGATION AND DRAINAGE,ENGIN.
ዋተር ሪሶርስ ምህንድስና	39	-	39	WATER RESOURCES ENGINEERING
ሳነተሪ ምህንድስና	-	-	-	SANITARY ENGINEERING
<u>ወንዶ ገነት የደን ኮሌጅ</u>	-	35	35	<b><u>WONDO GEN. COLL. OF FORESTRY</u></b>
ደን	-	35	35	FORESTRY
<u>ናገራት ቴክኒካል ኮሌጅ</u>	66	202	268	<b><u>NAZRETH TECHNICAL COLLEGE</u></b>
ኢንዱስትሪያል ኢ.ዲ.ኤሽን	-	51	51	INDUSTRIAL EDUC.(TEACHERS)
አውቶሞቲቭ ቴክኖሎጂ	18	26	44	AUTOMOTIVE TECHNOLOGY
ኮንስትራክሽን ቴክኖሎጂ	12	28	40	CONSTRUCTION TECHNOLOGY
ድራፍቲንግ ቴክኖሎጂ	-	25	25	DRAFTING TECHNOLOGY
ኤሌክትሪሲቲ እና ኤሌክ. ቴክኖሎጂ	16	22	38	ELECTRICITY/ELECTRONICS TEC.
ማንፋክቸሪንግ ቴክኖሎጂ	12	24	36	MANUFACTURING TECHNOLOGY
ሰርቪይንግ ቴክኖሎጂ	-	26	26	SURVEYING TECHNOLOGY
ድራፍቲንግ እና ሰርቪይንግ	8	-	8	DRAFTING AND SURVEYING
<u>ድህረ ምረቃ ት/ቤት</u>				<b><u>SCHOOL OF GRADUATE STUDIES</u></b>
<u>ዓለማዊ የግብርና ዩኒቨርሲቲ</u>	33	-	33	<b><u>ALEMAYA UNIVERSITY OF AGR.</u></b>
<u>አርሻ ፋኩልቲ</u>	33	-	33	<b><u>FACULTY OF AGRICULTURE</u></b>
የእንስሳት ሳይንስ	-	-	-	ANIMAL SCIENCE
የአርሻ ኢኮኖሚክስ	7	-	7	AGRICULTURAL ECONOMICS
የእዋት ሳይንስ	-	-	-	PLANT SCIENCE
አግሮኖሚ	13	-	13	AGRONOMY
ሰብል ጥበቃ	5	-	5	CROP PROTECTION
ሆርቲካልቸር	3	-	3	HORTICULTURE
አኒማል ፕሮዳክሽን	5	-	5	ANIMAL PRODUCTION
<u>አዲስ አበባ ዩኒቨርሲቲ</u>	253	-	253	<b><u>ADDIS ABABA UNIVERSITY</u></b>
<u>ሶሻል ሳይንስ ኮሌጅ</u>	31	-	31	<b><u>COLLEGE OF SOCIAL SCIENCES</u></b>
ታሪክ	1	-	1	HISTORY
ታሪክ/ፒ ኤች.ዲ/	-	-	-	HISTORY (PH.D)
ጂ.አግራፊ	19	-	19	GEOGRAPHY
ሶሻል አንትሮፖሎጂ	11	-	11	SOCIAL ANTROPOLOGY
<u>ዲሞግራፊክ ትሬንግና ሪሶርች ሴንተር</u>	10	-	10	<b><u>DEMOG. TRAINING &amp; RES. CEN.</u></b>
ዲሞግራፊ	10	-	10	DEMOGRAPHY
<u>የቢዥንስና ኢኮኖሚክስ ፋኩልቲ</u>	29	-	29	<b><u>BUSINESS &amp; ECONOMICS FACULTY</u></b>
ኢኮኖሚክ ፖሊሲ አናሊሲስ	16	-	16	ECONOMIC POLICY ANALYSIS
ሪጂናል እና ለብላ ዲቪዥን ስፕላይት ፕናት	8	-	8	REGIONAL AND LOCAL DEV'T STUD.
ሂዩማን ሪሶርስ ኢኮኖ.	5	-	5	HUMAN RES. ECON.
<u>ኢንፎርሜሽን ሳይንስ</u>	12	-	12	<b><u>SCHOOL OF INF. SC. FOR AFRICA</u></b>
<u>ኢ.ዲ.ኤሽን ፋኩልቲ</u>	25	-	25	<b><u>FACULTY OF EDUCATION</u></b>
ካሪኩለምና ኢንስትራክሽን	12	-	12	CURRICULUM AND INSTRUCTION
ኢ.ዲ.ኤሽናል ሥነ ልቦና/ሳይኮሎጂ/	6	-	6	EDUCATIONAL PSYCOLOGY
ኢ.ዲ.ኤሽናል አድሚኒስትሬሽን	7	-	7	EDUCATIONAL ADMINSTRATION
<u>የቋንቋዎች ጥናት ተቋም</u>	21	-	21	<b><u>INSTITUTE OF LANGUAGE STUDIES</u></b>
ሥነ ልባን	1	-	1	LINGUISTICS
ሥነ ጽሑፍ	4	-	4	LITERATURE
እንግሊዝኛን እንደ ሁለተኛ ቋንቋ	8	-	8	TEACHING ENG. AS A FOREIGN LANG.
ቲም	8	-	8	TEAM

<u>ቴክኖሎጂ ፋኩልቲ</u>	5	-	5	<u>FACULTY OF TECHNOLOGY</u>
ሲቪል ምህንድስና	-	-	-	CIVIL ENGINEERING
ኢሌክትሪካል ምህንድስና	5	-	5	ELECTRICAL ENGINEERING
<u>የተፈጥሮ ሳይንስ ፋኩልቲ</u>	47	-	47	<u>FACULTY OF NATURAL SCIENCE</u>
ሥነ ህይወት/ባዮሎጂ/	14	-	14	BIOLOGY
ቅመጣ/ኬሚስትሪ/	6	-	6	CHEMISTRY
ማቴማቲክስ	14	-	14	MATHEMATICS
ፊዚክስ	7	-	7	PHYSICS
ስታቲስቲክስ	2	-	2	STATISTICS
ጂኦሎጂ	4	-	4	GEOLOGY
<u>ሕክምና ፋኩልቲ/አዲስ አበባ/</u>	73	-	73	<u>FACULTY OF MEDICINE</u>
የውስጥ ሕክምና	7	-	7	INTERNAL MEDICINE
አንስተሎጂ	2	-	2	ANAESTHESIOLOGY
አፕታልሞሎጂ	6	-	6	OPHTHALMOLOGY
ጎጂ ያትሪክስና የሕፃናት ጤና	8	-	8	PAEDIATRICS AND CHILD HEALTH
ኮሚዩኒቲ ሄልዝ	8	-	8	COMMUNITY HEALTH
ሕክምና	-	-	-	MEDICINE
ቀዶ ጥገና	7	-	7	SURGERY
አርቶፔዲያክ ሰርጂሪ	2	-	2	ORTHOPAEDIC SURGERY
ፊዚዮሎጂ	-	-	-	PHYSIOLOGY
ባዮ ኬሚስትሪ	-	-	-	BIOCHEMISTRY
ኦብስትሪክስና ጋይናኮሎጂ	16	-	16	OBSTETRICS AND GYNAECOLOGY
ራድዮሎጂ	4	-	4	RADIOLOGY
ፓቶሎጂ	2	-	2	PATHOLOGY
ማይክሮ ባዮሎጂ	-	-	-	MICROBIOLOGY
አናቶሚ	1	-	1	ANATOMY
ትሮፒካል ቨትሪናሪ	9	-	9	TROPICAL VETERINARY EPID.
ፋርማኮሎጂ	1	-	1	PHARMACOLOGY
<b>አጠቃላይ ድምር</b>	<b>2606</b>	<b>2228</b>	<b>4834</b>	<b>GRAND TOTAL</b>
	DEGREE	DIPLOMA	TOTAL	FIELD OF GRADUATION

በከፍተኛ ትምህርት ተቋሞች በልዩ ልዩ የትምህርት መስኮች በማሳተፍ ትምህርት የተመረቁ/ሁሉም በደ.ፕሎማና መጀመሪያ ዲግሪ/ ብዛት 1990  
EXTENSION GRADUATES (ALL DIPLOMA AND FIRST DEGREE) OF INSTITUTES OF HIGHER LEARNING BY  
FIELD OF STUDY 1997/98

ሠንጠረዥ አ.13/ለ/ TABLE P.13(b)

የተመረቁበት የትምህርት ዓይነት	በደ.ግሪ	በደ.ፕሎም	ደምር	
<b>አለማዎ ግብርና ዩኒቨርሲቲ</b>	-	-	-	<b>ALEMAYA UNIVERSITY OF AGRICULTURE</b>
<b>እርሻ ፋኩልቲ</b>	-	-	-	<b>FACULTY OF AGRICULTURE</b>
አካውንቲንግ	-	-	-	ACCOUNTING
ማኔጅመንት	-	-	-	MANAGEMENT
<b>አዲስ አበባ ዩኒቨርሲቲ</b>	432	350	782	<b>ADDIS ABABA UNIVERSITY</b>
<b>አዋግ እርሻ ኮሌጅ</b>	-	107	107	<b>AWASSA COLLEGE OF AGRICULTURE</b>
የእርሻ ምሕንድስናና ማካናይዜሽን	-	35	35	AGRICULTURE ENGINEERING AND MECHAN.
የባሌትና ሳይንስና ቴክኖሎጂ	-	-	-	HOME ECONOMICS AND TECHNOLOGY
የዕለቀት ፕሮዳክሽንና ድራይቫንድ ማኔጅ.	-	-	-	PLANT PRODUCTION AND MGT.
የእለቀት ሳይንስ	-	27	27	PLANT SCIENCE
አጠቃላይ እርሻ	-	45	45	GENERAL AGRICULTURE
<b>መምህራን ኮሌጅ/ባህር ዳር/</b>	-	92	92	<b>BAHIR DAR TEACHERS COLLEGE</b>
ባዮሎጂ	-	-	-	BIOLOGY
ጀኦግራፊ	-	33	33	GEOGRAPHY
እንግሊዝኛ	-	27	27	ENGLISH
አማርኛ	-	32	32	AMHARIC
<b>ኢ.ዴ.ኪ.ሽንጋ ፋኩልቲ</b>	84	41	125	<b>FACULTY OF EDUCATION</b>
ኢ.ዴ.ኪ.ሽናል አድሚኒስትሬሽን	36	13	49	EDUCATIONAL ADMINISTRATION
ቢዛነስ ኢ.ዴ.ኪ.ሽን	48	12	60	BUSINESS EDUCATION
ኤሌክትሪክ ስ.ቲና ኤሌክትሮኒክስ	-	5	5	ELECTRICITY AND ELECTRONICS
አውቶሞቲቭ ቴክኖሎጂ	-	11	11	AUTOMOTIVE TECHNOLOGY
<b>ሶሻል ሳይንስ ኮሌጅ</b>	80	-	80	<b>COLLEGE OF SOCIAL SCIENCES</b>
አካውንቲንግ	-	-	-	ACCOUNTING
ኢኮኖሚክስ	-	-	-	ECONOMICS
ሶሻዎሎጂና የህዝብ አስተዳደር	31	-	31	SOCIOLOGY AND SOCIAL ADMINISTRATION
ጀኦግራፊ	20	-	20	GEOGRAPHY
ማኔጅመንት	-	-	-	MANAGEMENT
ፖለቲካ ሳይንስና የህዝብ ግንኙነት	29	-	29	PSIR
<b>ቢዝነስና ኢኮኖሚክስ ፋኩልቲ</b>	154	33	187	<b>FACULTY OF BUSINESS &amp; ECONOMICS</b>
አካውንቲንግ	47	16	63	ACCOUNTING
ኢኮኖሚክስ	48	-	-	ECONOMICS
ማኔጅመንት	59	-	59	MANAGEMENT
የህዝብ አስተዳደር	-	-	-	PUBLIC ADMINISTRATION
ሱፐርቪዥን ማኔጅመንት	-	17	17	SUPERVISORY MANAGEMENT
<b>የሕግ ፋኩልቲ</b>	-	63	63	<b>FACULTY OF LAW</b>
ሕግ	-	63	63	LAW
<b>የቋንቋዎች ጥናት ተቋም</b>	28	16	44	<b>INSTITUTE OF LANGUAGE STUDIES</b>
የኢትዮጵያ ቋንቋዎችና ሥነ ጽሑፍ	1	7	8	ETHIOPIAN LANGUAGES AND LITERATURE
የውጭ ቋንቋዎችና ሥነ ጽሑፍ	27	9	36	FOREIGN LANGUAGES AND LITERATURE
<b>የሳይንስ ፋኩልቲ</b>	-	66	66	<b>FACULTY OF SCIENCE</b>
ባዮሎጂ/ሥነ ሕይወት/	-	3	3	BIOLOGY
ቸሙሚ/ኬሚስትሪ/	-	13	13	CHEMISTRY
ስታቲስቲክስ	-	21	21	STATISTICS
ማቲማቲክስ	-	12	12	MATHEMATICS

የተመረቁበት የትምህርት ዓይነት	በደ.ግሪ	በደ.ጥሎም	ድምር	
ኮምፒውተር ሳይንስ	-	17	17	COMPUTER SCIENCE
የኢንፎርሜሽን ጥናት	30	6	36	<b>INFORMATION STUDIES</b>
የላይ-በረሪና ኢንፎርሜሽን ሳይንስ	30	6	36	LIBRARY AND INFORMATION SCIENCE
<u>ቴክኖሎጂ ፋኩልቲ</u>	56	125	181	<b><u>FACULTY OF TECHNOLOGY</u></b>
ሲቪል ኢንጅነሪንግ	31	51	82	CIVIL ENGINEERING
ሜካኒካል ኢንጅነሪንግ	-	32	32	MECHANICAL ENGINEERING
ቢዎ-ልሳንግ ኢንጅነሪንግ	-	25	25	BUILDING ENGINEERING
ኢሌክትሮኒክስ ኢንጅነሪንግ	25	17	42	ELECTRICAL ENGINEERING
<u>መቀሌ ቢዝነስ ኮሌጅ</u>	-	95	95	<b><u>MEKELE BUSINESS COLLEGE</u></b>
አካውንቲንግ	-	32	32	ACCOUNTING
ባንክና ፋይናንስ	-	13	13	BANKING AND FINANCE
ማኔጅመንት	-	23	23	MANAGEMENT
ሰክራታሪያል ሳይንስና የቢሮ ማኔጅ.	-	27	27	SECRETARIAL SCIENCE & OFFICE MGT.
<u>አምቦ አርሻ ኮሌጅ</u>	-	74	74	<b><u>AMBO COLLEGE OF AGRICULTURE</u></b>
አጠቃላይ አርሻ	-	74	74	GENERAL AGRICULTURE
የአርሻ መምህራን	-	-	-	AGRICULTURAL TEACHERS
<u>ጅማ አርሻ ኮሌጅ</u>	-	35	35	<b><u>JIMMA COLLEGE OF AGRICULTURE</u></b>
አጠቃላይ አርሻ	-	35	35	GENERAL AGRICULTURE
የዕዕባት ሳይንስ	-	-	-	PLANT SCIENCE
<u>ኮቲቤ መምህራን ኮሌጅ</u>	-	788	788	<b><u>KOTEBE COLLEGE OF TEACHERS'EDU.</u></b>
ባዮሎጂ	-	55	55	BIOLOGY
የንግድ ሥራ ትምህርት	-	187	187	BUSINESS EDUCATION
ቅመማ/ኬሚስትሪ/	-	48	48	CHEMISTRY
ኤሌክትሪሲቲ	-	1	1	ELECTRICITY
እንግሊዝኛ	-	152	152	ENGLISH LANGUAGE
የኢትዮጵያ ቋንቋዎች	-	91	91	ETHIOPIAN LANGUAGES
ጀኦግራፊ	-	83	83	GEOGRAPHY
የባልትና ሳይንስ	-	94	94	HOME ECONOMICS
ፊዚክስ	-	13	13	PHYSICS
የጤናና ሰውነት ማጠንከሪያ ትምህርት	-	20	20	HEALTH AND PHYSICAL EDU.
ማቴማቲክስ	-	44	44	MATHEMATICS
<u>አዲስ አበባ የንግድ ሥራ ኮሌጅ</u>	-	478	478	<b><u>ADDIS ABABA COLLEGE OF COMMERCE</u></b>
አካውንቲንግ	-	172	172	ACCOUNTING
ባንክና ፋይናንስ	-	60	60	BANKING AND FINANCE
ሰክራታሪያል ሳይንስና የቢሮ ማኔጅ.	-	127	127	SECRETARIAL SCIENCE & OFFICE MGT.
ልቃ ግዥና ሰጥላይ ማኔጅመንት	-	52	52	PURCHASING AND SUPPLY MANAGEMENT
ማርኬቲንግ ማኔጅመንት	-	32	32	MARKETING MANAGEMENT
ፕሮሰሩል ማኔጅመንት	-	35	35	PERSONNEL MANAGEMENT
<u>ፖሊቴክኒክ ኢንስቲትዩት/ባህርያር/</u>	-	56	56	<b><u>BAHIR DAR POLYTECHNIC INST.</u></b>
የአርሻ መካኒክስ	-	26	26	AGROMECHANICS
የኤሌክትሪክ ቴክኖሎጂ	-	30	30	ELECTRICAL TECHNOLOGY
የኢንዱስትሪ ቅመማ	-	-	-	INDUSTRIAL CHEMISTRY
የብረታብረት ቴክኖሎጂ	-	-	-	METAL TECHNOLOGY
የጨርቃጨርቅ ቴክኖሎጂ	-	-	-	TEXTILE TECHNOLOGY
የእንጨት ቴክኖሎጂ	-	-	-	WOOD TECHNOLOGY
<u>ናዝሬት ቴክኒካል ኮሌጅ</u>	-	55	55	<b><u>NAZARETH TECHNICAL COLLEGE</u></b>
አውቶሞቲቭ ቴክኖሎጂ	-	8	8	AUTOMOTIVE TECHNOLOGY
ኮንስትራክሽን ቴክኖሎጂ	-	9	9	CONSTRUCTION TECHNOLOGY
ድራፍቲንግ ቴክኖሎጂ	-	8	8	DRAFTING TECHNOLOGY
ኤሌክትሮኒክስ ቴክኖሎጂ	-	8	8	ELECTRICITY/ ELECTRONICS TECHNOLOGY
ማንፋክቸሪንግ ቴክኖሎጂ	-	13	13	MANUFACTURING TECHNOLOGY
ሰርቪይንግ ቴክኖሎጂ	-	9	9	SURVEYING TECHNOLOGY
አጠቃላይ ድምር	432	2130	2562	<b>GRAND TOTAL</b>
	DEGREE	DIPLOMA	TOTAL	FIELD OF GRADUATION

ሠንጠረዥ አ.14/ሀ/ TABLE P.14(a)

የተመረቁበት የትምህርት ዓይነት	በዲግሪ	በዲፕሎማ	ድምር	
<b>በዲፕሎማና በመጀመሪያ ዲግሪ</b>	2603	2539	5142	<b>DIPLOMA AND FIRST DEGREE</b>
<b>ዓለማዊ ግብርና ዩኒቨርሲቲ</b>	300	216	516	<b>ALEMAYA UNIVERSITY OF AGR.</b>
<b>እርሻ ፋኩልቲ</b>	298	-	298	<b>FACULTY OF AGRICULTURE</b>
እርሻ ኢኮኖሚክስ	110	-	110	AGRICULTURAL ECONOMICS
እርሻ ምህንድስና	45	-	45	AGRICULTURAL ENGINEERING
የእርሻ ኢክስቴንዥን	36	-	36	AGRICULTURAL EXTENSION
የእንስሳት ሳይንስ	9	-	9	ANIMAL SCIENCE
የእቃዎች ሳይንስ	70	-	70	PLANT SCIENCE
የደረቅ አካባቢ ውሃና አፈር አጠባበቅ	-	-	-	ARID-Z SOIL AND WATER CONSERV.
የደረቅ አካባቢ እህል ምርት	-	-	-	ARID-Z CROP PRODUCTION
ሚድ ኪሪየር አግሪካልቸራ ኢክስቴንዥን	28	-	28	MID-CAREER AGR. EXT.
<b>የደን ፋኩልቲ</b>	2	-	2	<b>FACULTY OF FORESTRY</b>
ደን	2	-	2	FORESTRY
<b>የጤና ፋኩልቲ</b>	-	216	216	<b>FACULTY OF HEALTH</b>
<b>አዲስ አበባ ዩኒቨርሲቲ</b>	1312	313	1625	<b>ADDIS ABABA UNIVERSITY</b>
<b>አዋሳ እርሻ ኮሌጅ</b>	75	144	219	<b>AWASSA COLLEGE OF AGRICULTURE</b>
የእርሻ ምህንድስናና መከናወኒነት	17	47	64	AGRICULTURAL ENGINER. AND MECH.
የእንስሳት ሳይንስ	-	-	-	ANIMAL SCIENCE
የእቃዎች ሳይንስ	-	-	-	PLANT SCIENCE
እህል ምርትና እንክብካቤ	-	-	-	CROP PRODUCTION AND PROTECTION
የእንስሳት ፕሮዳክሽንና ራንጅላንድ ማኔጅ	24	-	24	ANIMAL PROD. & RANGELAND MGT.
የባልትና ሳይንስ ቴክኖሎጂ	-	22	22	HOME SCIENCE AND TECHNOLOGY
የዕቃዎች ፕሮዳክሽንና ድራይላንድ ፍላጎት	34	-	34	PLANT PROD. & DRY LAND FAR.
አጠቃላይ እርሻ	-	75	75	GENERAL AGRICULTURE
አትክልትና ፍራፍራ ምርትና እንክብካቤ	-	-	-	HORTICULTURE PRO. & PROTECTION
<b>ባህር ዳር መምህራን ኮሌጅ</b>	-	-	-	<b>BAHIR DAR TEACHERS COLLEGE</b>
የሳልማሶች ትምህርት	-	-	-	ADULT EDUCATION
ሥነ ሕይወት/ባዮሎጂ/	-	-	-	BIOLOGY
ቅመጣ/ኬሚስትሪ/	-	-	-	CHEMISTRY
ማቲማቲክስ	-	-	-	MATHEMATICS
ፕድግጎች/ክል ሳይንስ	-	-	-	PEDAGOGICAL SCIENCE
ፊዚክስ	-	-	-	PHYSICS
ጂኦግራፊ	-	-	-	GEOGRAPHY
እንግሊዝኛ	-	-	-	ENGLISH
አማርኛ	-	-	-	AMHARIC
ታሪክ	-	-	-	HISTORY
<b>አዲስሸንጌ ፋኩልቲ</b>	90	142	232	<b>FACULTY OF EDUCATION</b>
አዲስሸንጌ አድሚኒስትሬሽን	26	83	109	EDUCATIONAL ADMINISTRATION
አዲስሸንጌ ሥነ ልቦና/ሳይክሎጂ/	34	-	34	EDUCATIONAL PSYCHOLOGY
አውቶሞቲቭ	-	-	-	AUTOMOTIVE
ንግድ ሥራ ትምህርት	30	52	82	BUSINESS EDUCATION
ኤሌክትሪሲቲ	-	-	-	ELECTRICITY
ድራፍቲንግ	-	5	5	DRAFTING
ሜታል	-	1	1	METAL
የእንጨት ሥራ	-	1	1	WOOD
<b>ሶሻል ሳይንስ ኮሌጅ</b>	154	-	154	<b>COLLEGE OF SOCIAL SCIENCES</b>
አካውንቲንግ	-	-	-	ACCOUNTING
ኢኮኖሚክስ	-	-	-	ECONOMICS

የተጠረቀበት የትምህርት ዓይነት	በዲግሪ	በዲፕሎማ	ድምር	
ሶሻሎ-ጂና ሶሻል አድሚኒስትሬሽን	50	-	50	SOCIOLOGY AND SOCIAL ADMIN.
ጂኦግራፊ	42	-	42	GEOGRAPHY
ታሪክ	20	-	20	HISTORY
ማኔጅመንት	-	-	-	MANAGEMENT
የሕዝብ አስተዳደር	-	-	-	PUBLIC ADMINISTRATION
ፖለቲካል ሳይንስና ኢንተ. ማንኛነት	42	-	4	POL. SCIENCE AND INT. RELATION
<b>የበገነበና ኢኮኖሚክስ ፋኩልቲ</b>	227	-	227	<b><u>FACULTY OF BUSINESS AND ECO.</u></b>
አካውንቲንግ	79	-	79	ACCOUNTING
ኢኮኖሚክስ	51	-	51	ECONOMICS
ማኔጅመንት	84	-	84	MANAGEMENT
የሕዝብ አስተዳደር	13	-	13	PUBLIC ADMINISTRATION
<b>ሕግ ፋኩልቲ</b>	64	-	64	<b><u>FACULTY OF LAW</u></b>
ሕግ	64	-	64	LAW
<b>ከቋንቋዎች ጥናት ተቋም</b>	100	-	100	<b><u>INSTITUTE OF LANGUAGE STUDIES</u></b>
የኢትዮጵያ ቋንቋዎችና ሥነ ጽሑፍ	28	-	28	ETHIOPIAN LANGUAGE AND LITER.
የውጭ ቋንቋዎችና ሥነ ጽሑፍ	60	-	60	FOREIGN LANGUAGE AND LITER.
ሥነ ልሳን	6	-	6	LINGUISTICS
ሥነ ኪነት	6	-	6	THEATER ARTS
<b>ሳይንስ ፋኩልቲ</b>	306	-	306	<b><u>FACULTY OF SCIENCE</u></b>
ሥነ ሕይወት/ባዮሎጂ/	49	-	49	BIOLOGY
ቅመማ/ኬሚስትሪ/	44	-	44	CHEMISTRY
ጂኦሎጂ	48	-	48	GEOLOGY
ማቲማቲክስ	64	-	64	MATHEMATICS
ፊዚክስ	31	-	31	PHYSICS
ስታቲስቲክስ	44	-	44	STATISTICS
የኮምፒውተር ሳይንስ	26	-	26	COMPUTER SCIENCE
<b>ሕክምና ፋኩልቲ/ሃንደር/</b>	72	111	183	<b><u>COLL. OF MED. SCIENCE (GONDER)</u></b>
ሳንታሪ ሳይንስ	-	27	27	SANITARY SCIENCE
ማድ ዋይሬር	-	14	14	MIDWIFERY
ጤና መኮንን	33	-	33	HEALTH OFFICER
አጠቃላይ ነርሲንግ	-	48	48	COMPREHENSIVE NURSING
ሕክምና	39	-	39	MEDICINE (MD.)
የላቦራቶሪ ቴክኖሎጂ	-	22	22	LABORATORY TECHNOLOGY
<b>ሕክምና ፋኩልቲ/አዲስ አበባ/</b>	60	-	60	<b><u>FACULTY OF MEDICINE (A/ ABABA)</u></b>
አድቫንስድ ለርኒንግ	-	-	-	ADVANCED LEARNING
ሕክምና	60	-	60	MEDICINE
<b>ፋርማሲ</b>	34	-	34	<b><u>SCHOOL OF PHARMACY</u></b>
ፋርማሲ	34	-	34	PHARMACY
<b>ቴክኖሎጂ ፋኩልቲ</b>	235	26	261	<b><u>FACULTY OF TECHNOLOGY</u></b>
አርክቴክቸርና የከተማ ፕላን	28	-	28	ARCHITECTURE AND TOWN PLAN.
ሕንፃ መሀንዲስነት	-	26	26	BUILDING ENGINEERING
ሲቪል መሀንዲስነት	91	-	91	CIVIL ENGINEERING
መካኒካል መሀንዲስነት	55	-	55	MECHANICAL ENGINEERING
ኬሚካል መሀንዲስነት	15	-	15	CHEMICAL ENGINEERING
ኤሌክትሪካል መሀንዲስነት	46	-	46	ELECTRICAL ENGINEERING
<b>የከብት ሕክምና ፋኩልቲ</b>	-	-	-	<b><u>FACULTY OF VETERINARY MED.</u></b>
<b>(ደብረዘይት)</b>	23	96	119	<b>(DEBRE ZEIT)</b>
የእንስሳት ጤና አጠባበቅ	-	96	96	ANIMAL HEALTH
የከብት ሕክምና	23	-	23	VETERINARY MEDICINE

የተመረቁበት የትምህርት ዓይነት	በዲግሪ	በዲፕሎማ	ድምር	
<u>አንፎርሜሽን ጥናት</u>	19	49	68	<b>INFORMATION STUDIES</b>
ሳይብረሪ እና አንፎርሜሽን	19	49	68	LIBRARY AND INFOR. SC.
<u>መቀሌ ቤዝነስ ኮሌጅ</u>	-	107	107	<b>MEKELLE BUSINESS COLLEGE</b>
አካውንቲንግ	-	45	45	ACCOUNTING
ባንክና ፋይናንስ	-	21	21	BANKING & FINANCE
ማኔጅመንት	-	24	24	MANAGEMENT
ሴክሪታሪያል ሳይንስና የቢሮ ማኔጅመንት	-	17	17	SECRETARIAL SCIE. & OFFICE MGT.
<u>አምቦ እርሻ ኮሌጅ</u>	-	170	170	<b>AMBO JUNIOR COLLEGE OF AGRIL</b>
አጠቃላይ እርሻ	-	170	170	GENERAL AGRICULTURE
የእርሻ መምህርነት	-	-	-	AGRICULTURAL TEACHERS
<u>ጃማ እርሻ ኮሌጅ</u>	-	207	207	<b>JIMMA COLLEGE OF AGRICULTURE</b>
አጠቃላይ እርሻ	-	154	154	GENERAL AGRICULTURE
የዕዕዋት ሳይንስ	-	31	31	PLANT SCIENCE
የእንስሳት ሳይንስ	-	22	22	ANIMAL SCIENCE
<u>ኮተቤ መምህራን ትምህርት ኮሌጅ</u>	174	-	174	<b>KOTEBE COLL. OF TEACHERS'ED.</b>
ሥነ ሀይወት/ባዮሎጂ/	-	-	-	BIOLOGY
ንግድ ሥራ ትምህርት	-	-	-	BUSINESS EDUCATION
ቅመማ/ኬሚስትሪ/	-	-	-	CHEMISTRY
ኤሌክትሪካል ቴክኖሎጂ	-	-	-	ELECTRICAL TECHNOLOGY
እንግሊዘኛ ቋንቋ	33	-	33	ENGLISH LANGUAGE
የኢትዮጵያ ቋንቋዎች	18	-	18	ETHIOPIAN LANGUAGES
ጂኦግራፊ	28	-	28	GEOGRAPHY
ጤናና የአካል ማሰልጠኛ ትምህርት	24	-	24	HEALTH AND PHISICAL EDUCATION
ታሪክ	24	-	24	HISTORY
የባልትና ሳይንስ	-	-	-	HOME ECONOMICS
ማቴማቲክስ	47	-	47	MATHEMATICS
የብረታብረት ቴክኖሎጂ	-	-	-	METAL TECHNOLOGY
ፊዚክስ	-	-	-	PHYSICS
ፖለቲካ አዲሲዝን	-	-	-	POLITICAL EDUCATION
<u>አዲስ አበባ የንግድ ሥራ ኮሌጅ</u>	-	737	737	<b>A/ ABABA COLLEGE OF COMMERCE</b>
አካውንቲንግ	-	288	228	ACCOUNTING
ባንክና ፋይናንስ	-	104	104	BANKING AND FINANCE
ሴክሪታሪያል ሳይ-የቢሮ ማኔጅ./በ2-ቋንቋ/	-	153	153	SECRE. SC.& OFF.MGT.(Bi-lingual)
ሴክሪታሪያል ሳይ-የቢሮ ማኔጅ./በ3-ቋንቋ/	-	7	7	SECRE. SC.& OFF.MGT.(Tri-lingual)
ዕቃ ግዥና ሰጥላይ ማኔጅመንት	-	101	101	PURCH. AND SUPPLY MANAGEMENT
ማርኬቲንግ ማኔጅመንት	-	48	48	MARKETING MANAGEMENT
ፕርሶኔል ማኔጅመንት	-	36	36	PERSONNEL MANAGEMENT
የሜዲካል ሳብ. ት/ቤት	-	38	38	<b>SCHOOL OF MED.LAB TECH.</b>
<u>መቀሌ ዩኒቨርሲቲ ኮሌጅ</u>	47	-	47	<b>MEKELLE UNIVER.COLLEGE</b>
<u>ዲላ የመምህራንና ጤና ሳይ. ኮሌጅ</u>	-	101	101	<b>DILLA COLL. OF TEAC. EDU.&amp; HE. SC.</b>
<u>ጅማ የጤና ሳይንስ ተቋም</u>	143	140	283	<b>JIMMA INST. OF HEALTH SCIENCE</b>
አጠቃላይ ነርሲንግ	27	45	72	COMPREHENSIVE NURSING
ሕክምና	37	-	37	MEDICINE
ላብራቶሪ ቴክኒሻን	13	29	42	LABORATORY TECHNICIANS
ፋርማሲ ቴክኒሻን	-	34	34	PHARMACY TECHNICIANS
የአካባቢ ጤና	20	32	52	ENVIRONMENTAL HEALTH
ፖስት ሄልዝ ሶፊሰር	46	-	46	POST B.HEALTH OFFICER

የተመረቁበት የትምህርት ዓይነት	በዲግሪ	በዲፕሎማ	ድምር	
ሳይተሪ ቴክኒሻን	-	-	-	SANITARY TECHNICIANS
<b>ኢትዮጵያን ሲቪል ሰርቪስ ኮሌጅ</b>	324	47	371	<b>ETHIOPIAN CIVIL SERVICE COLL.</b>
አካውንቲንግ	98	-	98	ACCOUNTING
ኢኮኖሚክስ	62	-	62	ECONOMICS
ሕግ	112	-	112	LAW
ከተማ ፕላን	52	-	52	URBAN PLANNING
የግዢጋጂ ቤት ምህንድስና	-	47	47	MUNICIPAL ENGINEERING
<b>አርባምንጭ ውሃ ቴክኖሎጂ ተቋም</b>	40	34	74	<b>ARBA MINCH WATER TEC. INST.</b>
ሃይድሮሊክስ ምህንድስና	20	19	39	HYDRAULICS ENGINEERING
ኤሪጌሽንና ድሬጎጅ ምህንድስና	16	15	31	IRRIGATION AND DRAINAGE ENGL.
ዋተር ሪሶርስ ምህንድስና	4	-	4	WATER RESOURCES ENGINEERING
ሳይተሪ ምህንድስና	-	-	-	SANITARY ENGINEERING
<b>ወንዶ ገነት የደን ኮሌጅ</b>	38	51	89	<b>WONDO GENET COLL. OF FORESTRY</b>
ደን	38	51	89	FORESTRY
<b>ናዝሬት ቴክኒካል ኮሌጅ</b>	78	123	201	<b>NAZRETH TECHNICAL COLLEGE</b>
ኢንዱስትሪያል ኢ.ዲ.ኪሽን	-	6	6	INDUSTRIAL EDUC.(TEACHERS)
አውቶሞቲቭ ቴክኖሎጂ	17	21	38	AUTOMOTIVE TECHNOLOGY
ኮንስትራክሽን ቴክኖሎጂ	15	28	43	CONSTRUCTION TECHNOLOGY
ድራፍቲንግ ቴክኖሎጂ	-	13	13	DRAFTING TECHNOLOGY
ኢሌክትሪኒቲ እና ኤሌክ. ቴክኖሎጂ	17	23	40	ELECTRICITY/ELECTRONICS TECHN.
ማንፋክቸሪንግ ቴክኖሎጂ	16	16	32	MANUFACTURING TECHNOLOGY
ሰርቪይንግ ቴክኖሎጂ	-	16	16	SURVEYING TECHNOLOGY
ድራፍቲንግ እና ሰርቪይንግ	13	-	13	DRAFTING AND SURVEYING
<b>ድህረ ምረቃ ት/ቤት</b>	256	-	256	<b>SCHOOL OF GRADUATE STUDIES</b>
<b>ዓለማዊ የግብርና ዩኒቨርሲቲ</b>	26	-	26	<b>ALEMAYA UNIVERSITY OF AGRIC.</b>
<b>አርሻ ፋኩልቲ</b>	26	-	26	<b>FACULTY OF AGRICULTURE</b>
የእንስሳት ሳይንስ	-	-	-	ANIMAL SCIENCE
የአርሻ ኢኮኖሚክስ	2	-	2	AGRICULTURAL ECONOMICS
የእዋት ሳይንስ	-	-	-	PLANT SCIENCE
አግሮኖሚ	9	-	9	AGRONOMY
ሰብል ጥበቃ	1	-	1	CROP PROTECTION
ሆርቲካልቸር	1	-	1	HORTICULTURE
አኒማል ፕሮዳክሽን	13	-	13	ANIMAL PRODUCTION
<b>አዲስ አበባ ዩኒቨርሲቲ</b>	230	-	230	<b>ADDIS ABABA UNIVERSITY</b>
<b>ሶሻል ሳይንስ ኮሌጅ</b>	18	-	18	<b>COLLEGE OF SOCIAL SCIENCES</b>
ታሪክ	6	-	6	HISTORY
ታሪክ/ፒ.ኤች.ዲ./	-	-	-	HISTORY (PH.D)
ጂኦግራፊ	8	-	8	GEOGRAPHY
ሶሻል አንትሮፖሎጂ	4	-	4	SOCIAL ANTHROPOLOGY
<b>ዲሞግራፊክ ትሬኒንግና ሪሰርች ሴንተር</b>	7	-	7	<b>DEMOG. TRAINING &amp; RESEARCH CEN.</b>
ዲሞግራፊ	7	-	7	DEMOGRAPHY
<b>የቢዝነስና ኢኮኖሚክስ ፋኩልቲ</b>	20	-	20	<b>BUSINESS &amp; ECONOMICS FACULTY</b>
ኢኮኖሚክ ፖሊሲ አናሊሲስ	14	-	14	ECONOMIC POLICY ANALYSIS
ሪጂናል እና ሎካል ዲቪዥናል ስቴዲየስ ፕላንና ፕሮግራም ሪሶርስ ኢኮኖ.	2	-	2	REGIONAL AND LOCAL DEV'T STUDIES
ሂዩማን ሪሶርስ ኢኮኖ.	4	-	4	HUMAN RES. ECON.

<u>አንፎርሜሽን ሳይንስ</u>	11	-	11	<b>SCHOOL OF INFOR.SC. FOR AFRICA</b>
<u>አዲኬሽን ፋኩልቲ</u>	23	-	23	<b>FACULTY OF EDUCATION</b>
ካሪኩለምና ኢንስትራክሽን	6	-	6	CURRICULUM AND INSTRUCTION
አዲኬሽናል ሥነ ልቦና/ሳይኮሎጂ/	10	-	10	EDUCATIONAL PSYCHOLOGY
አዲኬሽናል አድሚኒስትሬሽን	7	-	7	EDUCATIONAL ADMINISTRATION
<u>የቋንቋዎች ጥናት ተቋም</u>	24	-	24	<b>INSTITUTE OF LANGUAGE STUDIES</b>
ሥነ ልባን	1	-	1	LINGUISTICS
ሥነ ጽሑፍ	4	-	4	LITERATURE
እንግሊዝኛን እንደ ሁለተኛ ቋንቋ	15	-	15	TEACHING ENGLISH AS A FOR. LANG.
ቲም	4	-	4	TEAM
<u>ቴክኖሎጂ ፋኩልቲ</u>	12	-	12	<b>FACULTY OF TECHNOLOGY</b>
ሲቪል ምህንድስና	6	-	6	CIVIL ENGINEERING
ኤሌክትሪካል ምህንድስና	6	-	6	ELECTRICAL ENGINEERING
<u>የተፈጥሮ ሳይንስ ፋኩልቲ</u>	69	-	69	<b>FACULTY OF NATURAL SCIENCE</b>
ሥነ ሀይወት/ባዮሎጂ/	29	-	29	BIOLOGY
ቅመማ/ኬሚስትሪ/	7	-	7	CHEMISTRY
ማቲማቲክስ	10	-	10	MATHEMATICS
ፊዚክስ	8	-	8	PHYSICS
ስታቲስቲክስ	6	-	6	STATISTICS
ጂኦሎጂ	6	-	6	GEOLOGY
የደረቅ አካባቢ	3	-	3	DRY LAND BIO-DIVER.
<u>ሕክምና ፋኩልቲ/አዲስ አበባ/</u>	46	-	46	<b>FACULTY OF MEDICINE</b>
የውስጥ ሕክምና	4	-	4	INTERNAL MEDICINE
አንስተሎጂ	4	-	4	ANAESTHESIOLOGY
አፕታልሞሎጂ	5	-	5	OPHTHALMOLOGY
ጎፔዲያትሪስስና የሕፃናት ጤና	5	-	5	PAEDIATRICS AND CHILD HEALTH
ኮሚዩኒቲ ሄልዝ	9	-	9	COMMUNITY HEALTH
ሕክምና	-	-	-	MEDICINE
ቀዶ ጥገና	4	-	4	SURGERY
አርቶፔዲያክ ሰርጂሪ	-	-	-	ORTHOPAEDIC SURGERY
ፊዚዮሎጂ	-	-	-	PHYSIOLOGY
ባዮ ኬሚስትሪ	-	-	-	BIOCHEMISTRY
አብስትሪክስና ጋይናኮሎጂ	11	-	11	OBSTETRICS AND GYNAECOLOGY
ራድዮሎጂ	4	-	4	RADIOLOGY
ፓቶሎጂ	-	-	-	PATHOLOGY
ማይክሮ ባዮሎጂ	-	-	-	MICROBIOLOGY
አናቶሚ	-	-	-	ANATOMY
ትሮፒካል ቨትሪናሪ	-	-	-	TROPICAL VETERINARY EPID.
ፋርማኮሎጂ	-	-	-	PHARMACOLOGY
አጠቃላይ ድምር	2859	2539	5398	<b>GRAND TOTAL</b>
	DEGREE	DIPLOMA	TOTAL	FIELD OF GRADUATION

በከፍተኛ ትምህርት ተቋሞች በልዩ ልዩ የትምህርት መስኮች በማታ ትምህርት የተመረቁ/ሁሉም በደ.ፕሎማና መጀመሪያ ደ.ግሪ/ ብዛት 1991  
 EXTENSION GRADUATES (ALL DIPLOMA AND FIRST DEGREE) OF INSTITUTES OF HIGHER LEARNING BY  
 FIELD OF STUDY 1998/99

ሠንጠረዥ አ.14/ለ/

TABLE P.14(b)

የተመረቁበት የትምህርት ዓይነት	በደ.ግሪ	በደ.ፕሎም	ድምር	
<b>አለማዎ ግብርና ዩኒቨርሲቲ</b>	-	164	164	<b>ALEMAYA UNIVERSITY OF AGRICULTURE</b>
እርሻ ፋኩልቲ	-	164	164	<b>FACULTY OF AGRICULTURE</b>
አካውንቲንግ	-	115	115	ACCOUNTING
ማኔጅመንት	-	49	49	MANAGEMENT
<b>አዳሰ አበባ ዩኒቨርሲቲ</b>	358	460	818	<b>ADDIS ABABA UNIVERSITY</b>
አዋግ እርሻ ኮሌጅ	-	117	117	<b>AWASSA COLLEGE OF AGRICULTURE</b>
የእርሻ ምሕንድስናና ማካናይዜሽን	-	23	23	AGRICULTURE ENGINEERING AND MECHAN.
የባልትና ሳይንስና ቴክኖሎጂ	-	-	-	HOME ECONOMICS AND TECHNOLOGY
የስዕዎች ገሮዳክሽንና ድራይቫንጅ ማኔጅ.	-	34	34	PLANT PRODUCTION AND MGT.
የእዳዎች ሳይንስ	-	-	-	PLANT SCIENCE
አጠቃላይ እርሻ	-	60	60	GENERAL AGRICULTURE
<b>መምህራን ኮሌጅ/ባዛር ዳር/</b>	-	-	-	<b>BAHIR DAR TEACHERS COLLEGE</b>
ባዮሎጂ	-	-	-	BIOLOGY
ጂኦግራፊ	-	-	-	GEOGRAPHY
እንግሊዝኛ	-	-	-	ENGLISH
አማርኛ	-	-	-	AMHARIC
<b>አዲስኬቭን ፋኩልቲ</b>	58	97	155	<b>FACULTY OF EDUCATION</b>
አዲስኬቭና አድሚኒስትሬሽን	29	28	57	EDUCATIONAL ADMINISTRATION
ቢዝነስ አዲስኬቭን	29	14	43	BUSINESS EDUCATION
አሌክትሪክ ሲቲና ኤሌክትሮኒክስ	-	29	29	ELECTRICITY AND ELECTRONICS
አውቶሞቲቭ ቴክኖሎጂ	-	13	13	AUTOMOTIVE TECHNOLOGY
ቪዥን ሳይኮሎጂ	-	2	2	BUSINESS PSYCHOLOGY
ድራፍቲንግ	-	8	8	DRAFTING
የብረት ሥራ	-	3	3	METAL WORKS
<b>ሶሻል ሳይንስ ኮሌጅ</b>	65	-	65	<b>COLLEGE OF SOCIAL SCIENCES</b>
አካውንቲንግ	-	-	-	ACCOUNTING
ኢኮኖሚክስ	-	-	-	ECONOMICS
ሶሻዎሎጂና የህዝብ አስተዳደር	26	-	26	SOCIOLOGY AND SOCIAL ADMINISTRATION
ጂኦግራፊ	16	-	16	GEOGRAPHY
ማኔጅመንት	-	-	-	MANAGEMENT
ፖለቲካ ሳይንስና የህዝብ ግንኙነት	23	-	23	PSIR
<b>ቢዝነስና ኢኮኖሚክስ ፋኩልቲ</b>	137	31	168	<b>FACULTY OF BUSINESS &amp; ECONOMICS</b>
አካውንቲንግ	62	16	78	ACCOUNTING
ኢኮኖሚክስ	41	-	41	ECONOMICS
ማኔጅመንት	34	-	34	MANAGEMENT
የህዝብ አስተዳደር	-	-	-	PUBLIC ADMINISTRATION
ሱፐርቪዥን ማኔጅመንት	-	15	15	SUPERVISORY MANAGEMENT
<b>የሕግ ፋኩልቲ</b>	-	57	57	<b>FACULTY OF LAW</b>
ሕግ	-	57	57	LAW
<b>የቋንቋዎች ጥናት ተቋም</b>	17	31	48	<b>INSTITUTE OF LANGUAGE STUDIES</b>
የኢትዮጵያ ቋንቋዎችና ሥነ ጽሑፍ	5	14	19	ETHIOPIAN LANGUAGES AND LITERATURE
የውጭ ቋንቋዎችና ሥነ ጽሑፍ	12	17	29	FOREIGN LANGUAGES AND LITERATURE
<b>የሳይንስ ፋኩልቲ</b>	-	97	97	<b>FACULTY OF SCIENCE</b>
ባዮሎጂ/ሥነ ሕይወት/	-	16	16	BIOLOGY
ቅመማ/ኬሚስትሪ/	-	19	19	CHEMISTRY
ስታቲስቲክስ	-	19	19	STATISTICS
ማቲማቲክስ	-	18	18	MATHEMATICS

የተመረቁበት የትምህርት ዓይነት	በደ.ግሪ	በደ.ፕላ-ፖ	ድምር	
ኮምፕዩተር ሳይንስ	-	25	25	COMPUTER SCIENCE
የኢንፎርሜሽን ጥናት	16	13	29	<b>INFORMATION STUDIES</b>
የላይ-በረሪና ኢንፎርሜሽን ሳይንስ	16	13	29	LIBRARY AND INFORMATION SCIENCE
<b>ቴክኖሎጂ ፋኩልቲ</b>	65	134	199	<b>FACULTY OF TECHNOLOGY</b>
ሲቪል ኢንጅነሪንግ	46	59	105	CIVIL ENGINEERING
ሜካኒካል ኢንጅነሪንግ	-	19	19	MECHANICAL ENGINEERING
ቢዎልጃንግ ኢንጅነሪንግ	-	28	28	BUILDING ENGINEERING
ኢሌክትሪካል ኢንጅነሪንግ	19	28	47	ELECTRICAL ENGINEERING
<b>መቀሌ ቢዝነስ ኮሌጅ</b>	-	87	87	<b>MEKELE BUSINESS COLLEGE</b>
አካውንቲንግ	-	43	43	ACCOUNTING
ባንክና ፋይናንስ	-	1	1	BANKING AND FINANCE
ማኔጅመንት	-	12	12	MANAGEMENT
ሰነድ-ሥራ ሳይንስና የቢሮ ማኔጅ.	-	31	31	SECRETARIAL SCIENCE & OFFICE MGT.
<b>መቀሌ ዩኒቨርሲቲ ኮሌጅ</b>	-	62	62	<b>MEKELLE UNIVER.COLLEGE</b>
ሕግ	-	49	49	LAW
አፈርና ውሃ	-	13	13	SOIL AND WATER.
<b>አምቦ እርሻ ኮሌጅ</b>	-	119	119	<b>AMBO COLLEGE OF AGRIL</b>
አጠቃላይ እርሻ	-	119	119	GENERAL AGRICULTURE
የእርሻ መምህራን	-	-	-	AGRICULTURAL TEACHERS
<b>ጅማ እርሻ ኮሌጅ</b>	-	45	45	<b>JIMMA COLLEGE OF AGRICULTURE</b>
አጠቃላይ እርሻ	-	45	45	GENERAL AGRICULTURE
የዕቃ ሳይንስ	-	-	-	PLANT SCIENCE
<b>ኮተቤ መምህራን ኮሌጅ</b>	38	658	696	<b>KOTEBE COLLEGE OF TEACHERS' EDUCATION</b>
ባዮሎጂ	-	50	50	BIOLOGY
የንግድ ሥራ ትምህርት	-	190	190	BUSINESS EDUCATION
ቅመማ/ኬሚስትሪ/	-	40	40	CHEMISTRY
ኢሌክትሪኪቲ	-	-	-	ELECTRICITY
እንግሊዝኛ	19	101	120	ENGLISH LANGUAGE
የኢትዮጵያ ቋንቋዎች	7	63	70	ETHIOPIAN LANGUAGES
ጀኦግራፊ	-	74	74	GEOGRAPHY
የባልትና ሳይንስ	-	72	72	HOME ECONOMICS
ፊዚክስ	-	-	-	PHYSICS
የጤናና ሰውነት ማጠናከሪያ ትምህርት	-	19	19	HEALTH AND PHYSICAL EDU.
ማቴማቲክስ	12	49	61	MATHEMATICS
<b>አዲስ አበባ የንግድ ሥራ ኮሌጅ</b>	-	583	583	<b>ADDIS ABABA COLLEGE OF COMMERCE</b>
አካውንቲንግ	-	216	216	ACCOUNTING
ባንክና ፋይናንስ	-	114	114	BANKING AND FINANCE
ሰነድ-ሥራ ሳይንስና የቢሮ ማኔጅ.	-	131	131	SECRETARIAL SCIENCE & OFFICE MGT.
ዕቃ ግዥና ሰጥላይ ማኔጅመንት	-	72	72	PURCHASING AND SUPPLY MANAGEMENT
ማርኬቲንግ ማኔጅመንት	-	27	27	MARKETING MANAGEMENT
ፕሮሶኔል ማኔጅመንት	-	23	23	PERSONNEL MANAGEMENT
<b>ፖሊቴክኒክ ኢንስቲትዩት/ባህር ዳር/</b>	-	16	16	<b>BAHIR DAR POLYTECHNIC INST.</b>
የእርሻ መካኒክስ	-	-	-	AGROMECHANICS
የኢሌክትሪክ ቴክኖሎጂ	-	16	16	ELECTRICAL TECHNOLOGY
የኢንዱስትሪ ቅመማ	-	-	-	INDUSTRIAL CHEMISTRY
የብረታ-ብረት ቴክኖሎጂ	-	-	-	METAL TECHNOLOGY
<b>ናዝሬት ቴክኒካል ኮሌጅ</b>	-	52	52	<b>NAZARETH TECHNICAL COLLEGE</b>
አውቶሞቲቭ ቴክኖሎጂ	-	11	11	AUTOMOTIVE TECHONOLOGY
ኮንስትራክሽን ቴክኖሎጂ	-	9	9	CONSTRUCTION TECHNOLOGY
ድራፍቲንግ ቴክኖሎጂ	-	11	11	DRAFTING TECHNOLOGY
ኢሌክትሮኒክስ ቴክኖሎጂ	-	11	11	ELECTRICITY/ ELECTRONICS TECHNOLOGY
ማንፋክቸሪንግ ቴክኖሎጂ	-	-	-	MANUFACTURING TECHNOLOGY
ሰርቪዩንግ ቴክኖሎጂ	-	10	10	SURVEYING TECHNOLOGY
<b>አጠቃላይ ድምር</b>	<b>396</b>	<b>2363</b>	<b>2759</b>	<b>GRAND TOTAL</b>
	DEGREE	DIPLOMA	TOTAL	FIELD OF GRADUATION

ለከፍተኛ ትምህርት ወደ ውጭ አገር በመንግስት የተላኩ ኢትዮጵያውያን ተማሪዎች ብዛት በትምህርት መስክ  
 NUMBER OF ETHIOPIAN STUDENTS SENT FOR HIGHER EDUCATION THROUGH GOVERNMENT  
 SCHOLARSHIP BY FIELD OF STUDY

ሠንጠረዥ አ.15 TABLE P.15

ዓመት ምህረት	ሶሻል ሳይንስ	የተፈጥሮ ሳይንስ	የጤና ሳይንስ	የእርሻ ሳይንስ	መሀንዲሮችና ቴክኖሎጂ	ሥነ ጥበብ	ስፖርት	ያልተገለፁ	ድምር	
1971	63	84	72	123	83	7	-	48	480	1978/79
1972	163	117	248	266	341	20	-	80	1235	1979/80
1973	386	195	262	174	569	19	-	-	1605	1980/81
1974	477	125	270	164	359	19	-	-	1414	1981/82
1975	309	241	187	203	344	32	-	47	1363	1982/83
1976	-	-	-	-	-	-	-	-	-	1983/84
1977	117	79	123	202	243	-	-	64	828	1984/85
1978	129	71	60	241	305	26	-	43	875	1985/86
1979	88	73	30	200	300	17	-	136	844	1986/87
1980	117	76	6	226	203	2	-	84	714	1987/88
1981	149	106	42	276	214	15	13	-	815	1988/89
1982	110	85	23	177	153	14	3	-	565	1989/90
1983	49	8	19	26	31	-	3	-	136	1990/91
1984	18	14	1	33	44	1	-	-	111	1991/92
1985	25	-	2	23	46	1	-	-	97	1992/93
1986*	-	-	-	-	-	-	-	-	-	1993/94*
1987	18	6	-	33	41	-	-	-	98	1994/95
1988	40	13	2	58	21	-	-	-	134	1995/96
1989	28	-	4	25	26	-	-	-	83	1996/97
1990	45	11	6	28	26	-	-	-	116	1997/98
1991	76	59	3	68	50	-	-	-	256	1998/99
	SOCIAL SCIENCES	NATURAL SCIENCES	MEDICAL SCIENCES	AGRICUL- TURAL SCIENCES	ENGINEER- ING AND TECHNOLOGY	ARTS	SPORT	UN SPECIFIED	TOTAL	YEAR

መረጃ ሊገኝ አልቻለም።

\* Data not available

ለከፍተኛ ትምህርት ወደ ውጭ በመንግስት የተላኩ ኢትዮጵያውያን ተማሪዎች ብዛት በትምህርት መስኮችና ባሉበት አገር 1990  
 NUMBER OF ETHIOPIAN STUDENTS SENT FOR HIGER EDUCATION THROUGH GOVERNMENT SCOLARSHIP BY FIELD OF STUDY  
 AND COUNTRY, 1997/98

ሠንጠረዥ 16 (ሀ)

TABLE 16 (a)

አገር	የቅድመ ምረቃ ፕሮግራም							የድህረ ምረቃ ፕሮግራም	ድምር	
	ሶሻል ሳይንስ	የተፈጥሮ ሳይንስ	የጤና ሳይንስ	የእርሻ ሳይንስ	መሀንዲነነ ቴክኖሎጂ	ሥነ ጥበብ	ስፖርት			
<b>አውሮፓ</b>										<b>EUROPE</b>
ቼክ	3	-	-	-	2	-	-	3	8	CZECH
ጣሊያን	-	-	-	-	-	-	-	5	5	ITALY
ኔዘርላንድ	-	-	-	-	-	-	-	42	42	NETHERLANDS
ኖርዌይ	-	-	-	-	-	-	-	2	2	NORWEGIAN
<b>ድምር</b>	3	-	-	-	2	-	-	52	77	<b>TOTAL</b>
<b>እስያ</b>										<b>ASIA</b>
ቻይና	1	-	-	1	2	-	-	6	10	CHINA
ሕንድ	8	-	-	-	9	-	-	-	17	INDIA
ጃፓን	-	-	-	-	-	-	-	2	2	JAPAN
<b>ድምር</b>	9	-	-	1	11	-	-	8	29	<b>TOTAL</b>
<b>አፍሪቃ</b>										<b>AFRICA</b>
ኤርትራ	21	-	-	8	-	-	-	-	29	ERITIREA
<b>አውስትራሊያ</b>	-	-	-	-	-	-	-	1	1	<b>AUSTRALIA</b>
<b>አጠቃላይ ድምር</b>	33	-	-	9	13	-	-	61	116	<b>GRAND TOTAL</b>
	SOCIAL SCIENCE	NATURA SCIENCE	MEDICA SCIENCE	AGRICU TURAL SCIENCE	ENGINEE ING AND TECHNOLOGY	ARTS	SPORTS	POST GRAGUATE PROGRAME	TOTAL	COUNTRY
	UNDER-GRADUATE PROGRAME									

ለከፍተኛ ትምህርት ወደ ውጭ በመንግስት የተላኩ ኢትዮጵያውያን ተማሪዎች ብዛት በትምህርት መስኮችና ባሉበት አገር 1991  
 NUMBER OF ETHIOPIAN STUDENTS SENT FOR HIGHER EDUCATION THROUGH GOVERNMENT SCHOLARSHIP BY FIELD OF STUDY  
 AND COUNTRY, 1998/99

ሠንጠረዥ 16 (ለ)

TABLE 16 (b)

አገር	የቅድመ ምረቃ ፕሮግራም							የድህረ ምረቃ ፕሮግራም	ዶክተሬት ፕሮግራም	ድምር		
	ሶሻል ሳይንስ	የተፈጥሮ ሳይንስ	የጤና ሳይንስ	የእርሻ ሳይንስ	መሀንዲስ ቴክኖሎ	ሥነ ጥበብ	ስፖርት					
<u>አውሮፓ</u>												<u>EUROPE</u>
ቺክ	-	-	-	-	-	-	-	1		1		CZECH
ጣሊያን	-	-	-	-	-	-	-	-		-		ITALY
ኔዘርላንድ	-	-	-	-	-	-	-	41		41		NETHERLANDS
ኖርዌ	-	-	-	-	-	-	-	7		7		NORWAY
ቱርክ					1			-		1		TURKEY
ቤልጅየም								-		-		BELGIUM
ድምር					1			49		50		<b>TOTAL</b>
<u>አስያ</u>												<u>ASIA</u>
ቻይና	-	-	-	-	-	-	-	10		10		CHINA
ሕንድ	20	5	-	-	5	-	-	148	8	186		INDIA
ጃፓን	-	-	-	-	-	-	-	2		2		JAPAN
ድምር					5			160		198		<b>TOTAL</b>
<u>አፍሪቃ</u>												<u>AFRICA</u>
አልጄሪያ		1			5			-		6		ALGERIA
ሜክሲኮ								2		2		<b>MEXICO</b>
<u>አውስትራሊያ</u>												<u>AUSTRALIA</u>
አጠቃላይ ድምር	20	6	-	-	11	-	-	211	8	256		<b>GRAND TOTAL</b>
	SOCIAL SCIENC	NATUR SCIENC	MEDIC SCIENC	AGRIC TURAL SCIENC	ENGINE ING AND TECHNOLOGY	ARTS	SPORT	POST GRADU. PROGRAME	DOCTOR PROGRAMME	TOTAL		COUNTRY
	UNDER-GRADUATE PROGRAME											

ክፍል ከ - ሕግና ደንብ

**SECTION Q - LAW AND ORDER**

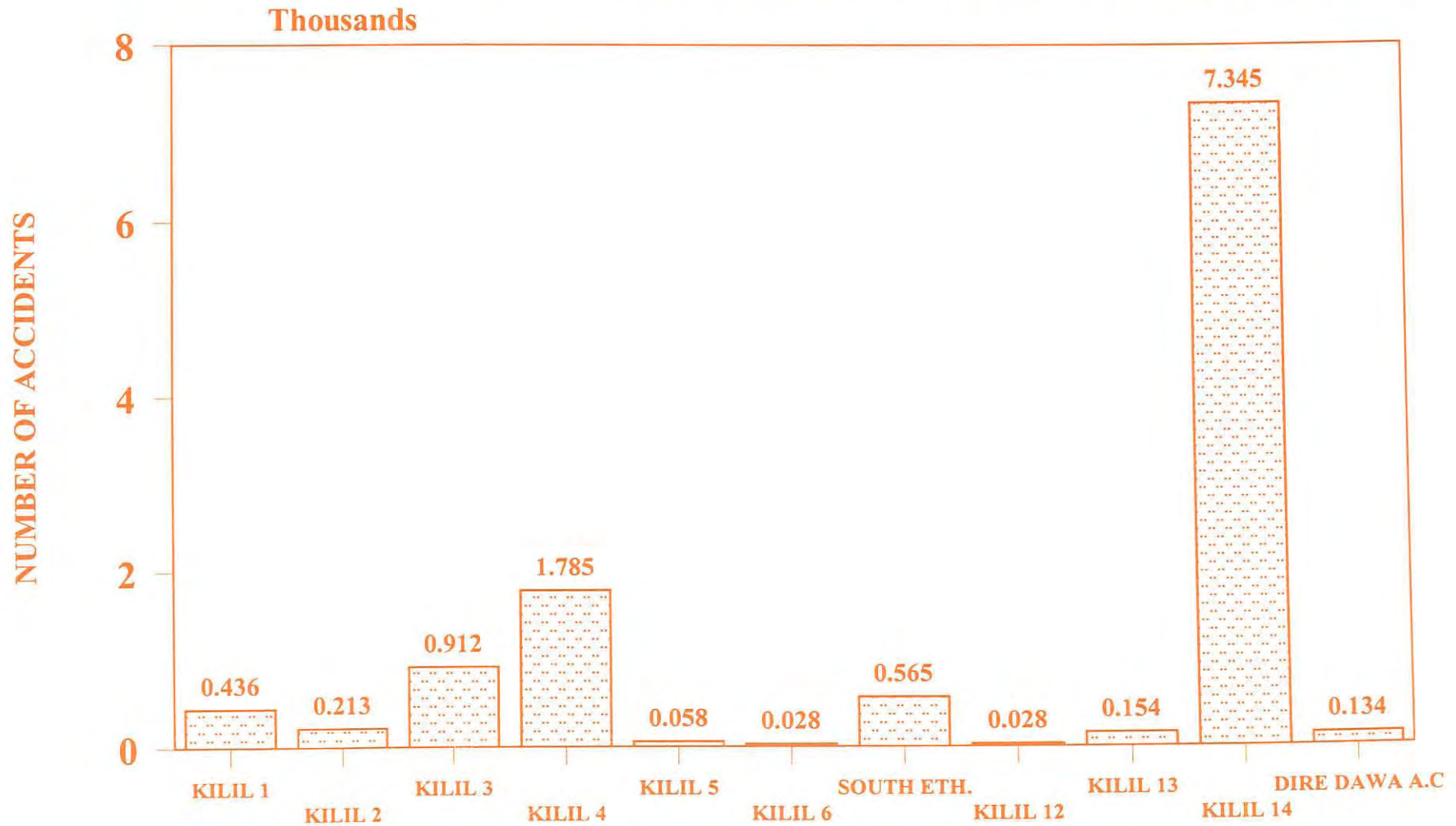
ክፍል ከ - ሕግና ደንብ

በዚህ ክፍል የተሰጡት መረጃዎች የተገኙት ከፌዴራል ፖሊስና ማረጋገጫ ቤቶች ቢሮ ነው። በሠንጠረዦች የቀረቡት መረጃዎች በየክልል መስተዳድሩ የደረሰው የትራፊክ አደጋ ብዛት በአደጋው ዓይነት ፣ በትራፊክ አደጋው ተጎጂ የሆኑ ግለሰቦች ብዛት በጉዳት ዓይነት ፣ በየክልል መስተዳድሩ የተፈፀሙ ወንጀሎች ብዛትና ፣ የተፈፀሙ ወንጀሎች በወንጀል ዓይነት ፣ በወንጀል ሥራ ተካፋይ የሆኑ ግለሰቦች ብዛት በጾታና በዕድሜ ፣ እንደዚሁም የእስረኞች ብዛት በጾታና በእስራት ዘመንን ያጠቃልላል። በዚህ ክፍል ውስጥ ሠረዝ /-/ ማለት ምንም መረጃ የለም ማለት ነው።

Section Q - Law and Order

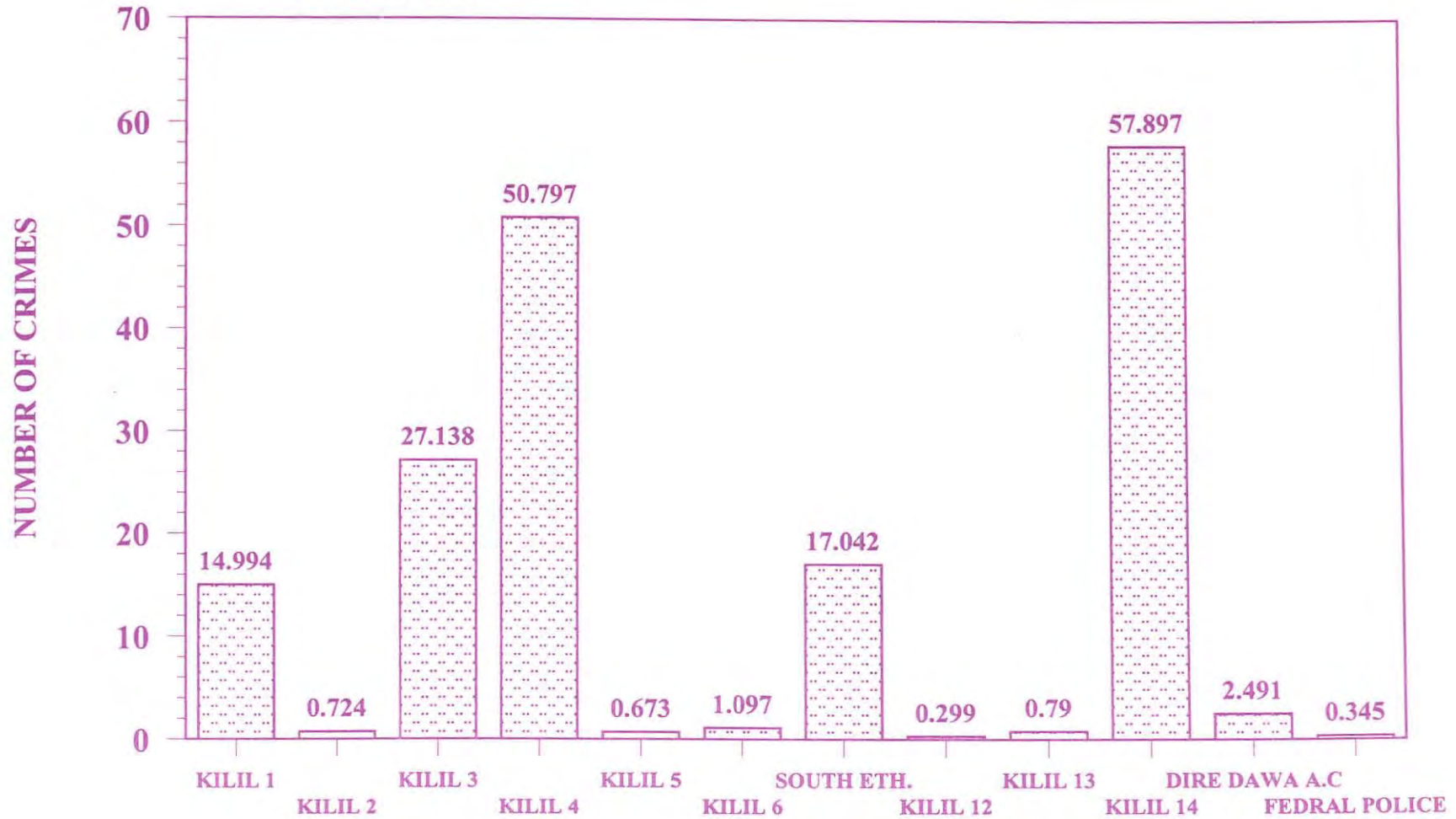
The sources of data in this section are the Federal Police and Prisons Bureau. The data presented in the tables pertain mainly to the number of traffic accidents by type of accident, number of victims of accident by type of injuries, number of crimes recorded, number of crimes by type of crime, number of persons recorded as offenders by sex, age, and number of prisoners by sex and length of sentences. In this section the symbol dashes (-) means that data are nil.

## Q1 NUMBER OF TRAFFIC ACCIDENTS BY KILLIL, 1998/99



## Q2 NUMBER OF CRIMES RECORDED BY KILIL, 1998/99

Thousands



በክልሎች የደረሰው የትራፊክ አደጋ መጠን በአደጋው አይነትና በትራፊክ አደጋው ተኃፎ የሆኑ ሰዎች ብዛት በጾታዎች ዓይነትና በጾታ - 1991

NUMBER OF TRAFFIC ACCIDENTS BY TYPE OF ACCIDENT AND VICTIMS BY TYPE OF INJURIES AND SEX, 1998/99.

ወንጠረዥ ከ 1 TABLE Q.1

ክልል	የደረሰው የትራፊክ አደጋ ብዛት					በትራፊክ አደጋ ተኃፎ የሆኑ ግለሰቦች ብዛት									
	ሞት	ከባድ የአካል ጉዳት	ቀላል የአካል ጉዳት	የንብረት ጉዳት	ድምር	ሞት		ከባድ የአካል ጉዳት		ቀላል የአካል ጉዳት		ድምር		ጠቅላላ ድምር	
						ወንድ	ሴት	ወንድ	ሴት	ወንድ	ሴት	ወንድ	ሴት		
ትግራይ	105	127	56	148	436	99	25	278	77	174	35	551	137	688	TIGRAY
አፋር	35	30	11	137	213	45	5	61	10	45	5	151	20	171	AFAR
አማራ	211	248	165	288	912	212	53	324	99	425	138	961	290	1251	AMARA
አሮሚያ	454	434	333	564	1785	406	88	674	183	701	198	1781	469	2250	OROMIA
ሶማሌ	28	22	-	8	58	26	7	57	9	33	3	116	19	135	SOMALI
ቤኒሻንጉል ጉምዝ	6	7	7	8	28	8	0	18	1	22	0	48	1	49	BEN.GUMUZ
ደ/ብ/ብ/ሕ/ክ	131	192	123	119	565	117	82	219	204	152	81	488	367	855	S.N.N.P.R.S.
ጋምቤላ	4	8	6	10	28	2	1	13	1	6	6	21	8	29	GAMBELLA
ሀረሪ	14	42	50	48	154	17	4	45	17	37	9	99	30	129	HARARI
ክልል 14	280	470	1409	5186	7345	230	58	418	141	1232	449	1880	648	2528	REGION 14
ድራ ዳዋ	15	62	13	44	134	11	4	59	23	23	8	93	35	128	DIRE DAWA
ድምር	1283	1642	2173	6560	11658	1173	327	2166	765	2850	932	6189	2024	8213	TOTAL
	DEATH	SERIOUS INJURY	SLIGHT INJURY	PROPERTY DAMAGE	TOTAL	MALE	FEMALE	MALE	FEMALE	MALE	FEMALE	MALE	FEMALE	GRAND TOTAL	KILLIL
	NUMBER OF TRAFFIC ACCIDENTS					VICTIMS OF MOTOR VEHICLE TRAFFIC ACCIDENTS									

ምንጭ: የፌዴራል ፖሊስና ማረጋገጫ ቤቶች ቢሮ  
SOURCE: FEDERAL POLICE AND PRISONS BUREAU

በክልሎች በተከሰተው የትራፊክ አደጋ ጉዳት የደረሰባቸው ግለሰቦች ብዛት በጾታና በደብዳቤ : በአድሚኒስትሬሽን - 1991  
 NUMBER OF TRAFFIC ACCIDENT VICTIM INDIVIDUALS BY TYPE OF INJURY, AGE AND SEX : 1998/99

ሠንጠረዥ ከ 2 TABLE Q.2

ክልል	በትራፊክ አደጋ ተካላት የሆኑ ግለሰቦች ብዛት																ድምር			
	ሞት								ቀላልና ከባድ የአካል ጉዳት የደረሰባቸው ግለሰቦች ብዛት											
	ከ18 ዓመት በታች		ከ18 እስከ 30		ከ31 እስከ 50		ከ51 ዓመት በላይ		ከ18 ዓመት በታች		ከ18 እስከ 30		ከ31 እስከ 50		ከ51 ዓመት በላይ					
	ወንድ	ሴት	ወንድ	ሴት	ወንድ	ሴት	ወንድ	ሴት	ወንድ	ሴት	ወንድ	ሴት	ወንድ	ሴት	ወንድ	ሴት				
ትግራይ	18	5	35	8	36	7	10	5	62	55	217	30	136	11	37	16	688	TIGRAY		
አፋር	2	2	32	2	10	1	1	0	7	2	76	11	20	2	3	0	171	AFAR		
አማራ	35	19	92	13	62	17	23	4	96	40	368	122	234	60	51	15	1,251	AMARA		
አሮሚያ	64	28	190	23	112	28	40	9	178	62	716	174	395	124	86	21	2,250	OROMIYA		
ሶማሊ	4	0	9	5	13	2	0	0	0	0	58	10	32	2	0	0	135	SOMALIE		
ቤኒሻንጉል ጉምህ	2	0	4	0	2	0	0	0	5	0	29	0	6	1	0	0	49	BEN-GUMUZ		
ደ/ብ/ብ/ሕ/ነ	46	34	34	26	29	19	8	3	126	83	124	132	95	45	26	25	855	S.N.N.P.R.S.		
ጋምቤላ	0	0	2	1	0	0	0	0	1	0	10	6	8	1	0	0	29	GAMBELLA		
ሐረሪ	5	2	7	1	3	0	2	1	27	3	32	15	17	7	6	1	129	HARARI		
ክልል 14	38	15	77	17	67	14	48	12	338	159	668	237	442	120	202	74	2,528	REGION 14		
ድሬይዳላ	2	0	2	2	5	1	2	1	17	6	36	14	24	10	4	1	127	DIRE DAWA		
ድምር	216	105	484	98	339	89	134	35	857	410	2,334	751	1,409	383	415	153	8,212	TOTAL		
	MALE	FEMALE	MALE	FEMALE	MALE	FEMALE	MALE	FEMALE	MALE	FEMALE	MALE	FEMALE	MALE	FEMALE	MALE	FEMALE	TOTAL			
	BELOW 18 YEARS		18-30 YEARS		31-50 YEARS		ABOVE 51 YEARS		BELOW 18 YEA		18-30 YEARS		31-50 YEARS		ABOVE 51 YEARS					
	DEATH								SERIOUS INJURY											
	VICTIMS OF MOTOR VEHICLE TRAFFIC ACCIDENTS																			

ምንጭ: የፌዴራል ፖሊስና ማረሚያ ቤቶች ቢሮ  
 SOURCE: FEDERAL POLICE AND PRISONS BUREAU

በየክልል መስተዳድሩ የተፈፀሙ ወንጀሎችና በወንጀል ሥራ ተከፋይ የሆኑ ግለሰቦች ብዛት በጾታ - 1991  
 NUMBER OF CRIMES RECORDED AND NUMBER OF PERSONS RECORDED AS OFFENDERS  
 BY SEX AND KILLIL 1998/99

ሠንጠረዥ ከ 3

TABLE Q.3

ክልል	1991				
	የተፈፀመ ወንጀል ብዛት	በወንጀል ሥራ ተከፋይ የሆኑ ግለሰቦች ብዛት			
		ወንድ	ሴት	ድምር	
ትግራይ ብ/ክ/መንግስት	14,994	18,013	3,626	21,639	TIGRAY N.R.S.
አፋር ብ/ክ/መንግስት	724	1,039	142	1,181	AFAR N.R.S.
አማራ ብ/ክ/መንግስት	27,138	40,787	4,479	45,266	AMARA N.R.S.
አሮሚያ ብ/ክ/መንግስት	50,797	82,576	9,817	92,393	OROMIYA N.R.S.
ሶማሌ ብ/ክ/መንግስት	673	908	92	1,000	SOMALIE N.R.S.
ቤኒሻንጉል ጉምዝ ብ/ክ/መ	1,097	1,643	171	1,814	BEN.GUMUZ N.R.S.
ደ/ብ/ብ/ሕ/ክ/መንግስት	17,042	26,659	3,044	29,703	S.N.N.P.R.S
ጋምቤላ ብ/ክ/መንግስት	299	429	40	469	GAMBELLA N.R.S.
ሀረሪ ሕ/ብ/ክ/መንግስት	790	863	173	1,036	HARARI N.R.S.
ክልል 14 መስተዳድር	57,897	64,144	8,378	72,522	REGION 14 ADM.
ድራ ዳዋ አ/ ከውንስል	2,491	2,827	753	3,580	DIRE DAWA ADM.C.
ፌዴራል ፖሊስ	345	900	209	1,109	FEDRAL POLICE
ድምር	174,287	240,788	30,924	271,712	TOTAL
	NUMBER OF	MALE	FEMALE	TOTAL	KILIL
	CRIMES RECORDE	NUMBER OF OFFENDERS			
	1998/99				

ምንጭ: የፌዴራል ፖሊስና ማረሚያ ቤቶች ቢሮ  
 SOURCE: FEDERAL POLICE AND PRISONS BUREAU

በክልሎችና በማዕከል ማረሚያ ቤቶች የሚገኙ የህግ ታራሚዎች ብዛት በፍርድ ዓይነትና በጾታ - 1990  
 NUMBER OF PRISONERS FOUND IN REGIONAL AND CENTRAL PRISONS BY SEX AND TYPE OF SENTENCE, 1997/98

ሠንጠረዥ ከ 4

TABLE Q.4

ክልል	ቀላል ፍርድ 4 ዓመትና ከ4 ዓመት በታች		ከባድ ፍርድ ከ4 ዓመት በላይ		ዕድሜ ልክ ፍርድ		የሞት ፍርድ		የተቀጠሩ ክስቶች		ድምር		ጠቅላላ ድምር	ጠቅላላ
	ወንድ	ሴት	ወንድ	ሴት	ወንድ	ሴት	ወንድ	ሴት	ወንድ	ሴት	ወንድ	ሴት		
ትግራይ ብ/ክ/መንግስት	2214	115	655	8	64	0	7	0	1753	58	4693	181	4874	TIGRAY N.R.S.
አፋር ብ/ክ/መንግስት	115	0	20	1	2	1	0	0	83	2	220	4	224	AFAR N.R.S.
አማራ ብ/ክ/መንግስት	3298	101	1447	17	73	3	10	0	8742	254	13570	375	13945	AMARA N.R.S.
አሮሚያ ብ/ክ/መንግስት	4852	155	2396	50	128	10	3	0	9848	326	17227	541	17768	OROMIYA N.R.S.
ሶማሌ ብ/ክ/መንግስት	50	2	37	1	2	0	1	0	84	1	174	4	178	SOMALIE N.R.S.
ቤኒሻንጉል-ጉምዝ ብ/ክ/መንግስት	127	10	96	2	4	0	0	0	487	5	714	17	731	BEN-GUMUZ N.R.S.
ደ/ብ/ብ/ሕ/ክ/መንግስት	2179	64	1472	4	115	4	4	0	4280	182	8050	254	8304	S.N.N.P.R.S
ጋምቤላ ብ/ክ/መንግስት	15	0	25	0	1	0	0	0	182	1	223	1	224	GAMBELLA N.R.S.
ሐረሪ ብ/ክ/መንግስት	57	3	29	1	0	0	3	0	229	10	318	14	332	HARARI N.R.S.
ክልል 14 አስተዳደር	552	18	563	11	16	1	6	0	2894	116	4031	146	4177	REGION 14 ADM.
ድረ ጫዋ አ/ ከውንስል	167	0	18	3	2	0	2	0	551	12	740	15	755	DIRE DAWA ADM.C.
ማዕከል ማረሚያ ቤቶች	309	0	150	0	0	0	0	0	941	49	1400	49	1449	CENTRAL PR.ADM.
ድምር	13935	468	6908	98	407	19	36	0	30074	1016	51360	1601	52961	TOTAL
	MALE	FEMALE	MALE	FEMALE	MALE	FEMALE	MALE	FEMALE	MALE	FEMALE	MALE	FEMALE	GARND	
	SENTENCE OF 4 AND LESS YEARS		SENTENCE OF MORE THAN 4 YEARS		LIFE TIME PRISONERS		DEATH SENTENCE		PENDING CASES		TOTAL		TOTAL	KILIL

ምንጭ: የፌዴራል ፖሊስና ማረሚያ ቤቶች ቢሮ  
 SOURCE: FEDERAL POLICE AND PRISONS BUREAU

በክልሎችና በማዕከላዊ ማረሚያ ቤቶች ውስጥ የሚገኙ የህግ ታራሚዎች ብዛት - በፈፀሙት የወንጀል ዓይነትና በፆታ - 1990  
 NUMBER OF PRISONERS FOUND IN REGIONAL AND CENTRAL PRISONS BY CRIME COMMITTED AND SEX : 1997/98

ሠንጠረዥ ከ 5 TABLE Q.5

ክልል	የተፈፀመ የወንጀል ዓይነት																								ድምር		
	አስቦ/በቸልተኝነት ሰው መግደል		ሰው የመግደል ሙከራ		ቅሚያና ዘረፋ		ሴብነት		ድብደባ		አካል ማጉደል		አምነት ማጉደል		ማታለልና ማዳብርበር		ክብረንፅገናን መደፈር		ህግ መተላለፍ		ሌሎች ወንጀሎች		ድምር				
	ወንድ	ሴት	ወንድ	ሴት	ወንድ	ሴት	ወንድ	ሴት	ወንድ	ሴት	ወንድ	ሴት	ወንድ	ሴት	ወንድ	ሴት	ወንድ	ሴት	ወንድ	ሴት	ወንድ	ሴት	ወንድ	ሴት		ወንድ	ሴት
	MALE	FEMALE	MALE	FEMALE	MALE	FEMALE	MALE	FEMALE	MALE	FEMALE	MALE	FEMALE	MALE	FEMALE	MALE	FEMALE	MALE	FEMALE	MALE	FEMALE	MALE	FEMALE	MALE	FEMALE		MALE	FEMALE
ትግራይ	698	34	98	4	116	2	153	53	462	26	45	3	184	9	81	1	84	0	100	13	1293	46	3314	191	TIGRAY .		
አፋር	60	1	3	0	6	0	85	1	1	0	3	0	7	2	0	0	3	0	0	0	42	0	210	4	AFAR .		
አማራ	6773	137	298	5	401	6	3163	124	272	6	249	8	217	4	162	3	49	0	202	4	665	40	12451	337	AMARA		
አሮሚያ	6935	231	444	13	1417	3	2828	64	566	16	416	20	407	22	94	3	140	0	126	3	3132	134	16505	509	OROMIA		
ሶማሊ	39	1	10	0	8	0	18	1	4	0	4	0	8	1	10	0	0	0	0	0	13	0	114	3	SOMALIE		
ቤኒሻንጉል ጉምዝ	369	6	32	1	37	0	46	2	13	1	11	2	11	0	2	0	33	0	0	0	94	4	648	16	BEN-GUMUZ		
ደ/ብ/ብ/ሕ/ክ/ጋምቤላ	3096	169	581	14	668	2	1437	19	0	0	245	2	179	10	46	1	101	0	7	0	703	55	7063	272	S.N.N.P.R.S.		
ሐረሪ	65	1	12	0	30	0	32	0	4	0	5	0	14	0	4	0	0	0	0	0	33	0	199	1	GAMBELLA		
ሐረሪ	125	2	13	1	1	0	55	5	7	0	10	3	19	1	8	0	3	0	0	0	56	2	297	14	HARARI		
ክልል 14	1102	36	86	0	186	0	1120	35	66	9	96	9	169	3	363	10	54	0	2	0	255	26	3499	128	RIGION 14		
ድረ ዳዋ	56	1	40	0	6	0	50	0	26	0	20	0	38	5	0	0	2	0	0	0	146	0	384	6	DIRE DAWA		
ማዕከል	128	0	9	0	28	0	273	0	26	0	31	0	10	0	8	0	13	0	0	0	76	0	602	0	CENTRAL-PR.		
ድምር	19446	619	1626	38	2904	13	9260	304	1447	58	1135	47	1263	57	778	18	482	0	437	20	6508	307	45286	1481	TOTAL		
	MALE	FEMALE	MALE	FEMALE	MALE	FEMALE	MALE	FEMALE	MALE	FEMALE	MALE	FEMALE	MALE	FEMALE	MALE	FEMALE	MALE	FEMALE	MALE	FEMALE	MALE	FEMALE	MALE	FEMALE	MALE	FEMALE	
	INTENTIONAL/ NONINTENTIO- NAL HOMICIDE		HOMICIDE- ATTEMPTED		ROBBERY		THEFT		ASSAULT		DISABLING		EMBEZZLEMEN		FRAUD		RAPE		RULE BREAKING		OTHER CRIMES		TOTAL			KILLIL	
	TYPE OF CRIME COMMITTED																										

ምንጭ: የፌዴራል ፖሊስና ማረሚያ ቤቶች ቢሮ  
 SOURCE: FEDERAL POLICE AND PRISONS BUREAU

**ክፍል ኸ - ስፖርት**

**SECTION R - SPORTS**

### ክፍል ኸ-ስፖርት

በሠንጠረዦቹ የቀረቡት ስፖርትን የተመለከቱ መረጃዎች የ1989 ዓ.ም. ሲሆኑ በሀገሪቱ ውስጥ በተቋቋሙት ብሄራዊ ፌዴሬሽኖችና ስፖርት መ/ቤት በየክልሉ ተመዝግበው የሚወዳደሩትን ክለቦች /ቡድኖች/ እና ስፖርተኞች ብዛት፣ በየክልሉ ያሉትን የዳኞችና የአሰልጣኞችን ብዛት ያጠቃልላሉ። የ1990 እና የ1991 ዓ.ም. የስፖርት መረጃዎችን ማግኘት አልተቻለም።

- የስፖርተኞች ብዛት በስፖርት ዓይነት የሚያሳይ መረጃ አልተገኘም።
- መረጃው የተገኘው ከፌዴራል ስፖርት ኮሚሽን ነው።

### SECTION R- SPORTS

Sport data of 1996/97 presented on the tables pertain mainly to the number of clubs or teams that are under the National Sports Federation and National Sports Council by Killil, number of referees and coaches by Region. The data for 1997/98 and 1998/99 are not available.

- Data on number of sportsmen by type of sport is not available.
- Source of data is the Federal Sport Commission.

የስፖርት ክለቦች ወይም ቡድኖች ብዛት በክልል  
 NUMBER OF SPORTS CLUBS OR TEAMS BY REGION

ሠንጠረዥ ኸ.1 TABLE R.1

ክልል	ዓመተ ምህረት	
	1989	
ትግራይ	547	TIGRAY
አፋር	46	AFAR
አማራ	124	AMHARA
አሮሚያ	1234	OROMIYA
ሶማሌ	72	SOMALI
ቤንሻንጉል ጉሙዝ	32	BENSHANGUL GUMUZ
ደ.ብ.ብ.ሕ. *	609	S.N.N.P
ጋምቤላ	8	GAMBELA
ሐረሪ	63	HARARI
ድሬዳዋ	155	DIRE DAWA
አዲስ አበባ	416	ADDIS ABABA
ድምር	3306	TOTAL
	1996/97	KILLIL
	YEAR	

\* ደቡብ ብሔር ብሔረሰቦች ሕዝቦች ክልል

የስፖርተኞች ብዛት በክልል  
 NUMBER OF SPORTS MEN BY REGION

ሠንጠረዥ ኸ.2 TABLE R.2

ክልል	ዓመተ ምህረት	
	1989	
ትግራይ	7327	TIGRAY
አፋር	809	AFAR
አማራ	2439	AMHARA
አሮሚያ	12225	OROMIYA
ሶማሌ	819	SOMALI
ቤንሻንጉል ጉሙዝ	356	BENSHANGUL GUMUZ
ደ.ብ.ብ.ሕ. *	14789	S.N.N.P
ጋምቤላ	461	GAMBELA
ሐረሪ	1535	HARARI
ድሬዳዋ	2152	DIRE DAWA
አዲስ አበባ	11214	ADDIS ABABA
ድምር	54126	TOTAL
	1996/97	KILLIL
	YEAR	

\* ደቡብ ብሔር ብሔረሰቦች ሕዝቦች ክልል

የተለያዩ የስፖርት ዓይነቶች ዳኞች ብዛት በክልል  
 NUMBER OF SPORTS REFEREES BY REGION

ሠንጠረዥ ኸ.3 TABLE R.3

ክልል	ዓመተ ምህረት	
	1989	
ትግራይ	304	TIGRAY
አፋር	83	AFAR
አማራ	1070	AMHARA
አሮሚያ	862	OROMIYA
ሶማሌ	41	SOMALI
ቤንሻንጉል ጉሙዝ	29	BENSHANGUL GUMUZ
ደ.ብ.ብ.ሕ. *	343	S.N.N.P
ጋምቤላ	48	GAMBELA
ሐረሪ	104	HARARI
ድሬዳዋ	97	DIRE DAWA
አዲስ አበባ	613	ADDIS ABABA
ድምር	3594	TOTAL
	1996/97	KILLIL
	YEAR	

\* ደቡብ ብሔር ብሔረሰቦች ሕዝቦች ክልል

የተለያዩ የስፖርት ዓይነቶች አሠልጣኞች ብዛት በክልል  
 NUMBER OF SPORTS COACHES BY REGION

ሠንጠረዥ ኸ.4 TABLE R.4

ክልል	ዓመተ ምህረት	
	1989	
ትግራይ	367	TIGRAY
አፋር	80	AFAR
አማራ	1242	AMHARA
አሮሚያ	799	OROMIYA
ሶማሌ	59	SOMALI
ቤንሻንጉል ጉሙዝ	65	BENSHANGUL GUMUZ
ደ.ብ.ብ.ሕ. *	552	S.N.N.P
ጋምቤላ	25	GAMBELA
ሐረሪ	96	HARARI
ድሬዳዋ	90	DIRE DAWA
አዲስ አበባ	925	ADDIS ABABA
ድምር	4300	TOTAL
	1996/97	KILLIL
	YEAR	

\* ደቡብ ብሔር ብሔረሰቦች ሕዝቦች ክልል