

Summary and Statistical Report of the 2007 Population and Housing Census

Population Size by Age and Sex

FEDERAL DEMOCRATIC REPUBLIC OF ETHIOPIA
POPULATION CENSUS COMMISSION

13/14 ACC0000231

C 1/10

12-10-2001

Summary and Statistical Report of the 2007 Population and Housing Census

Population Size by Age and Sex

የማዕከላዊ ስታቲስቲካል ደ.ገ.ገ.ገ.
ቤተ መጻሕፍት
Central Statistical Agency
Library

FEDERAL DEMOCRATIC REPUBLIC OF ETHIOPIA
POPULATION CENSUS COMMISSION



This document was printed by United Nations Population Fund (UNFPA)

December 2008
Addis Ababa

Acknowledgements

The third Population and Housing Census of Ethiopia was conducted in May and November 2007. In accordance with the Census Commission Re-establishment Proclamation, the House of Peoples Representatives endorsed, on 4 December 2008, the census findings as organized by age, sex, religion, ethnicity, region and urban and rural residence. This summary report contains an extract of the census data from this first release and the remaining census results will be disseminated subsequently.

The Population and Housing Census which is a huge, complex and costly statistical operation has been successfully completed through the concerted efforts of different government and non-government organizations, development partners, and individuals. The Office of the Census Commission and the Central Statistical Agency would, therefore, like to thank all who have contributed to the successful completion of the census.

The Office of the Census Commission is very grateful to the Government of Ethiopia for its huge financial and administrative support. The Office is grateful to development partners particularly the United Nations Population Fund (UNFPA) and the Department for International Development (DfID) for their generous financial, logistics and technical support. Thanks are also due to the United Nations Development Program (UNDP), the Embassy of Japan, Italian Cooperation, United Nations Children's Fund (UNICEF), and the Dutch and Irish Governments for their substantial financial support.

Finally, the Office highly appreciates the elementary and secondary school teachers who did the data collection and supervision activities; staff members of the Central Statistical Agency for their invaluable contributions throughout the census operation and more importantly, the general public, who were critical to the successful completion of the Census.

The Office hopes that the data presented in this summary report and annexed statistical data will be utilized by all data users for various development planning.

Samia Zekaria
Director General
Central Statistical Agency

Contents

Introduction		8
1	Population size and spatial distribution	10
1.1	Population size	10
1.2	Spatial distribution of population	11
1.3	Population growth	13
2	Population composition	15
2.1	Sex composition	15
2.2	Age composition	16
2.3	Ethnic composition	18
2.4	Religious composition	19
2.5	Population distribution by place of residence	21
Tables		
Table 1.1	Percentage distribution of population by sex and year of census	10
Table 1.2	Percentage distribution of population of regions for 1994 and 2007	12
Table 1.3	Annual population growth rate by region between 1994-2007	13
Table 2.1	Population size of regions by sex: 2007	15
Table 2.2	Percentage distribution of major ethnic groups: 2007	18
Tabel 2.3	Population size of regions by religion and place of residence: 2007	19
Table 2.4	Population size of regions by place of residence: 2007	21
Figures		
Figure 1.1	Counted population size of Ethiopia 1984-2007	11
Figure 1.2	Percentage distribution of population by regions: 1994 and 2007	12
Figure 1.3	Intercensal growth rates by region: 1994 and 2007	14
Figure 2.1	Population pyramid of Ethiopia: 2007	16
Figure 2.2	Population pyramid of Ethiopia: 1994	17
Figure 2.3	Percentage distribution of population of Ethiopia by broad age groups: 1984, 1994 and 2007	18
Figure 2.4	Percentage distribution of major ethnic groups	19
Figure 2.5.a.	Percentage distribution of urban population of Ethiopia by religion: 2007	20
Figure 2.5.b.	Percentage distribution of rural population of Ethiopia by religion: 2007	20
Figure 2.6	Percentage distribution of population by place of residence: 2007	21

ANNEX TABLES

Table 1:	Population size of regions by place of residence and sex: 2007	24
Table 2a:	Population of Regions by age group, sex, and place of residence: 2007	26
Table 2b:	Population of Regions by single year age and sex: 2007	33
Table 3:	Population size of regions, zones and weredas by place of residence and sex: 2007	59
Table 4:	Number of households in conventional households, average household size by place of residence and regions: 2007	85
Table 5:	Population size of regions by ethnic group and place of residence: 2007	86
Table 6:	Population size of regions by religion and place of residence: 2007	113

Introduction

Since 1984, three approximately decennial Population and Housing Censuses have been conducted to generate relevant statistical data that reflect the socio-economic conditions of the inhabitants of Ethiopia. Such statistical data are useful both for the design and preparation of various development plans and for monitoring and evaluating their impact.

The statistical data that have been collected by the censuses include the following: population, age, sex, ethnic group, religion, fertility, mortality, migration, literacy and education, marital status, economic activity, migration, and housing.

The third Population and Housing Census was conducted in two phases. The first, begun in May 2007, comprised census enumeration in mainly non-pastoral areas; the second phase, carried out in November, 2007, expanded the enumeration to pastoral areas of Afar and Somali regions. Accordingly, the results presented in this volume are aggregate data enumerated at two different times.

This report presents the summary results of the first release of the 2007 Population and Housing Census. The statistical data are compiled and annexed to this report. For detailed information, users are advised to refer to the tables in the Annex.

Table 1 presents regional population by sex and place of residence (urban/rural). Table 2a and Table 2b contain regional population by single age and by age group. Table 3 shows the population of regions, zones and Weredas by urban and rural areas. The total number of households in the conventional households and average household size by region are given in Table 4. Distribution of ethnic groups (nations and nationalities) and religious composition by region are provided in Table 5 and Table 6 respectively.

It is important to note that the census results for Afar and Somali Regions in all the tables refer to the counted population as of November 2007. For the rest of the regions, the results refer to counted population as of May 2007.

POPULATION SIZE AND SPATIAL DISTRIBUTION

1.1 Population Size

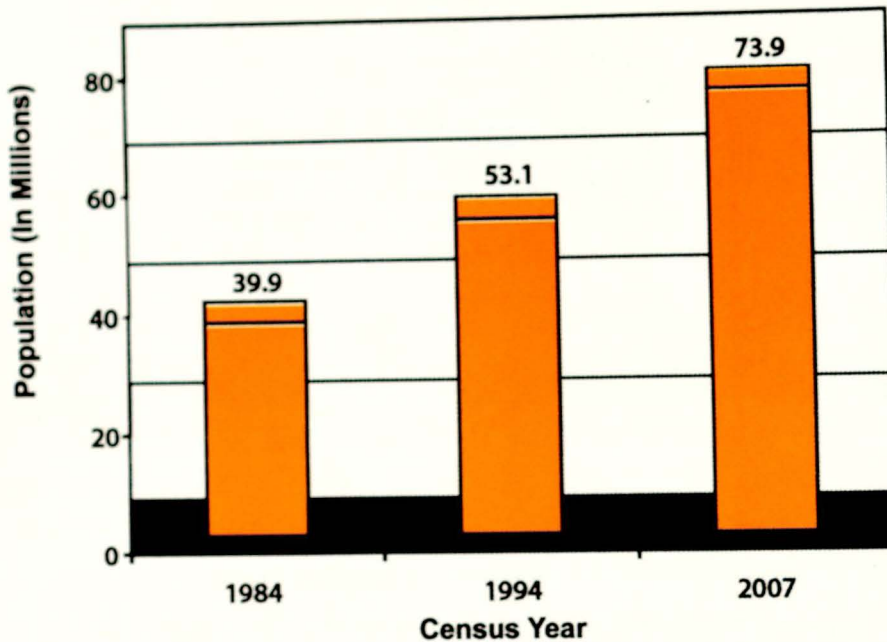
Among the most important data collected by the Population and Housing Census was that on population size at national, regional and wereda levels. It is useful for formulating various development plans and for monitoring and evaluating their implementation. In Ethiopia, Population and Housing Censuses are the main source of data that reflect the demographic, social, economic and housing characteristics of the country.

The total number of persons enumerated in the third Population and Housing Census – aggregating the May and November data sets – was 73,918,505. Of these, 37,296,657 (50.5%) were males and 36,621,848 (49.5%) were females. The population of the country in the previous censuses of 1984 and 1994 were 39,868,572 and 53,477,265, respectively.

Table 1.1: Percentage Distribution of Population by Sex and Census Year

Census Year	Sex	Population Size	
		Number	%
1984	Both Sexes	39,868,572	100.0
	Male	20,062,490	50.3
	Female	19,806,082	49.7
1994	Both Sexes	53,477,265	100.0
	Male	26,910,698	50.3
	Female	26,566,567	49.7
2007	Both Sexes	73,918,505	100.0
	Male	37,296,657	50.5
	Female	36,621,848	49.5

Figure 1.1 Counted Population Size of Ethiopia(in millions) 1984-2007



Each successive Population and Housing Census demonstrates that national population size increased in steady increments of significant proportions. For instance, a comparison of the 2007 census results with those from 1994 shows that the population of the country increased by more than 20 million persons over the last 12 years. Similarly, in the previous decade (1984 to 1994), the population of the country increased by 13.2 million people.

1.2 Spatial Distribution of Population

Ethiopia is administratively sub-divided into nine regional states and two city administrations. The 2007 Population and Housing Census results are presented by regions. The data show that there are significant variations in the distribution of population by regions. As shown in Table 2, the largest proportion of the country's population was found in Oromia Region, followed by Amhara and SNNP Regions. The lowest proportion was in Harari Regional State.

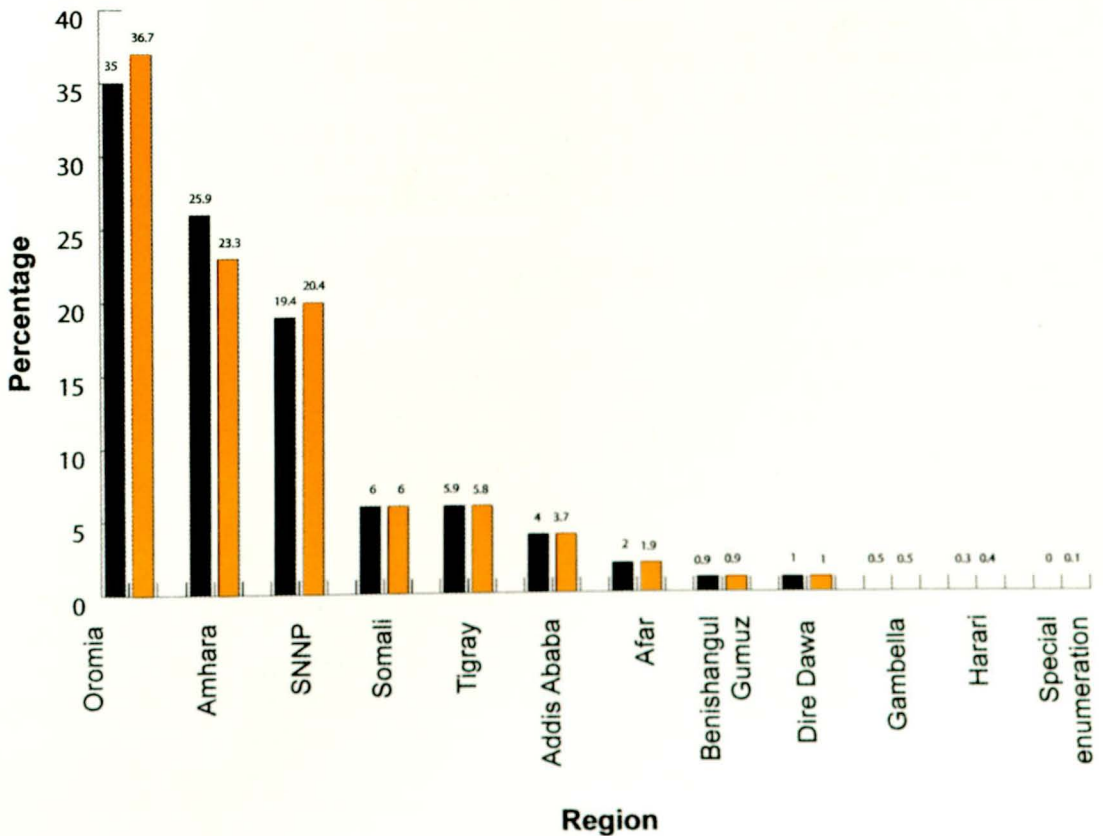
The same patterns of overall population distribution by regions were observed in the 1994 census. However, there were slight changes in the percentage of population distribution over the last 12 years: the percentage shares for Oromia and SNNP Regions have slightly increased since 1994, whereas the percentage share of the national population in Amhara Region has declined from 25.9 to 23.3 percent. For the rest of the regions, distributions of the national population expressed in terms of percentages remained nearly the same.

Table 1.2: Percentage Distribution of Population by Regions: 1994 and 2007

Region	1994		2007	
	Number	%	Number	%
Tigray	3,136,267	5.9	4,314,456	5.8
Afar	1,060,573	2.0	1,411,092	1.9
Amhara	13,834,297	25.9	17,214,056	23.3
Oromia	18,732,525	35.0	27,158,471	36.7
Somali	3,198,514	6.0	4,439,147	6.0
Benishangul Gumuz	460,459	0.9	670,847	0.9
SNNP	10,377,028	19.4	15,042,531	20.4
Gambella	181,862	0.3	306,916	0.4
Harari	131,139	0.2	183,344	0.2
Addis Ababa	2,112,737	4.0	2,738,248	3.7
Dire Dawa	251,864	0.5	342,827	0.5
Special Enumeration		0.0	96,570	0.1
Country Total	53,477,265	100.0	73,918,505	100.0

As it can be seen from figure 1.2, eighty percent of the population of the country was found in the three biggest regional states namely: Oromia, Amhara and Southern Nations and Nationalities and Peoples (SNNP) both in 1994 and 2007.

Figure 1.2 Percentage Distribution of Population by Regions : 1994 and 2007



1.3 Population Growth

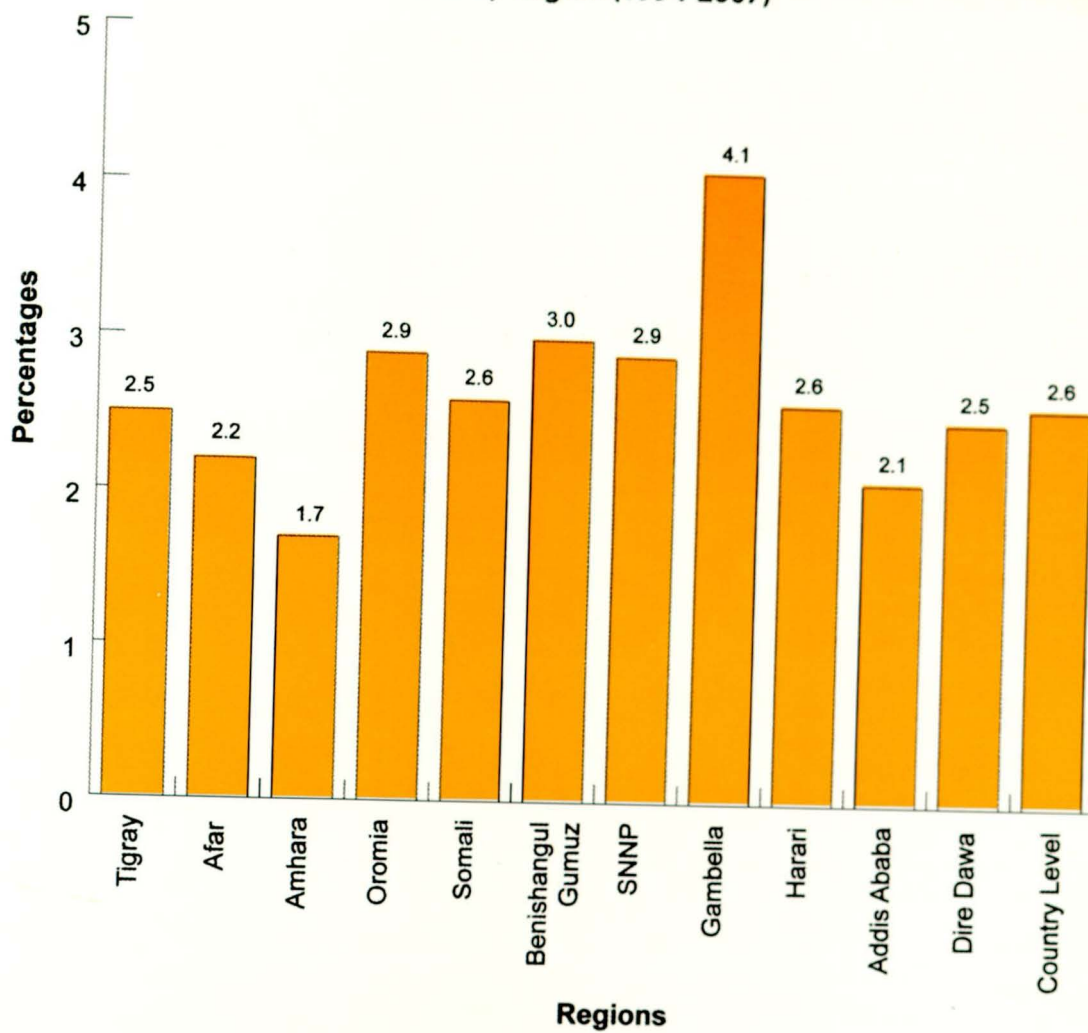
The 2007 Population and Housing Census results show that the population of Ethiopia grew at an average annual rate of 2.6 percent between 1994 and 2007—a decrease of 0.2% from the annual growth rate during the previous period (1984-1994). The highest annual growth rate for the period 1994-2007 (Figure 1.3) is observed for Gambella Region (4.1), followed by Benishangul-Gumuz(3.0%), SNNP and Oromia (2.9 %).

The annual rates of population growth for Somali, Harari and Tigray Regions and Dire Dawa City Administration are also almost the same as the national rate. The annual growth rate for Amhara Region (1.7) is the lowest in the country, while overall, annual growth rates in four other regions are higher than the national average.

Table 1.3 Annual Population Growth Rate by Region between 1994-2007

Serial No.	Region	Annual Growth Rate (1994-2007)
1	Tigray	2.5
2	Afar	2.2
3	Amhara	1.7
4	Oromia	2.9
5	Somali	2.6
6	Benishangul-Gumuz	3.0
7	SNNP	2.9
8	Gambella	4.1
9	Harari	2.6
10	Addis Ababa	2.1
11	Dire Dawa	2.5
	Country Level	2.6

Figure 1.3 Intercensal Growth Rates by Region (1994-2007)



POPULATION COMPOSITION

2.1 Sex Composition

Sex is one of the basic characteristics of a population. Sex composition is very important for any analysis, as data on sex provides useful information about reproductive potential, human resources, level of school attendance by each sex, and so on. Though detailed information on the sex composition of the country's population will be provided in the analytical reports, a summary result of population distribution by sex is presented below.

As shown in Table 2.1, male population is slightly higher (50.5%) than female population (49.5%) at the country level. Sex composition of the population by region shows variation: in Afar, Somali and Gambella, the number of males exceeds that of females (no change from 1994 census results), while in Addis Ababa the number of females is considerably higher than the number of males.

Table 2.1 : Population Size of Regions by Sex: 2007

Region	Sex					
	Both Sexes		Male		Female	
	Number	%	Number	%	Number	%
Country - Total	73,918,505	100.0	37,296,657	50.5	36,621,848	49.5
Tigray	4,314,456	100.0	2,124,853	49.2	2,189,603	50.8
Afar	1,411,092	100.0	786,338	55.7	624,754	44.3
Amhara	17,214,056	100.0	8,636,875	50.2	8,577,181	49.8
Oromiya	27,158,471	100.0	13,676,159	50.4	13,482,312	49.6
Somali	4,439,147	100.0	2,468,784	55.6	1,970,363	44.4
Benshangul- Gumuz	670,847	100.0	340,378	50.7	330,469	49.3
SNNP	15,042,531	100.0	7,482,051	49.7	7,560,480	50.3
Gambella	306,916	100.0	159,679	52.0	147,237	48.0
Harari	183,344	100.0	92,258	50.3	91,086	49.7
Addis Ababa	2,738,248	100.0	1,304,518	47.6	1,433,730	52.4
Dire Dawa	342,827	100.0	171,930	50.2	170,897	49.8
Special Enumeration	96,570	100.0	52,834	54.7	43,736	45.3

2.2 Age Composition

Age is one of the basic demographic characteristics of a population. Age data are useful for demographic analysis and for various types of socio-economic development planning. The age-sex structure of a population is usually depicted graphically by a population pyramid. It is determined by the effects of past fertility, mortality and migration.

Though age data have many uses, it is usually very difficult to obtain reliable data on age in developing countries. This is mainly due to high illiteracy, which limits individuals' awareness and capacity to record their children's and their own age. Moreover, the lack of a complete and sound vital registration system has a negative impact on the quality of age data. As Ethiopia is not an exception, the difficulty of obtaining reliable age information in surveys and censuses is a common challenge. To mitigate this problem, alternative methods, such as using lists of historical events, have been used to assist respondents and enumerators in estimating a person's age.

Despite these obstacles, the accuracy of age reporting in the 2007 Census seems to have improved from that of 1994. A detailed evaluation of age data will be provided in the analytical reports; for now the distributions of the population by age are presented.

The broad base of the population pyramid depicted below shows that a significant proportion of the national population is below age 15 (Figure 2.1), a pattern also observed in 1994 census (Figure 2.2).

Figure 2.1: Population Pyramid of Ethiopia: 2007

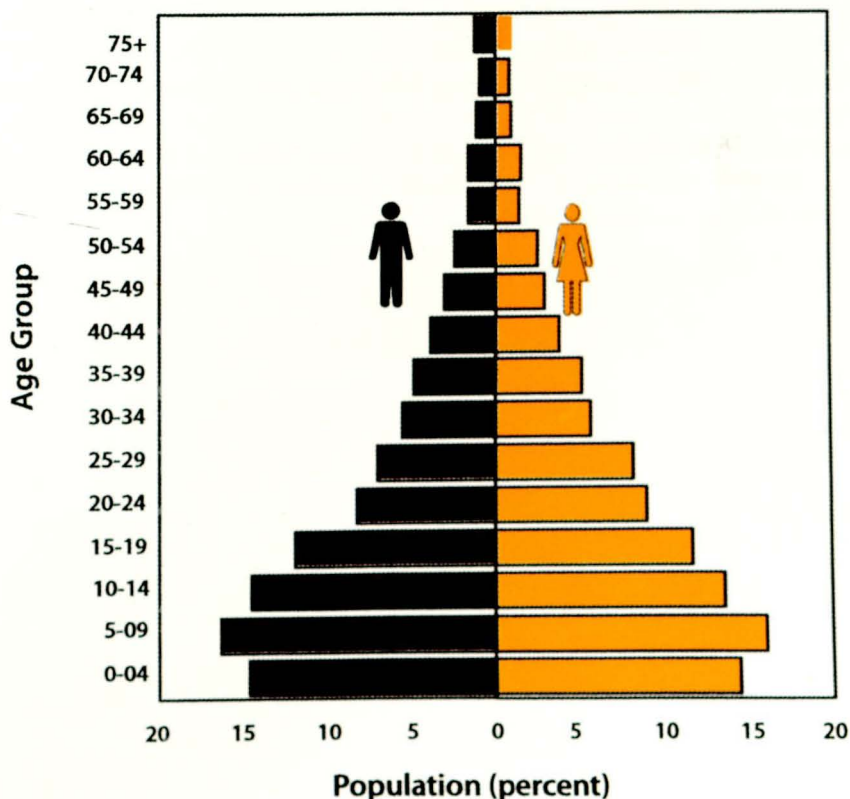
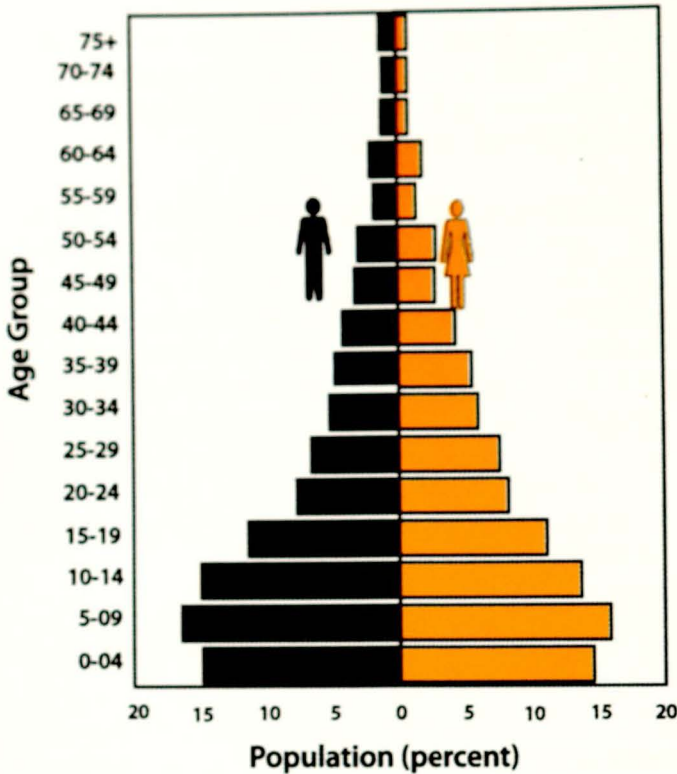
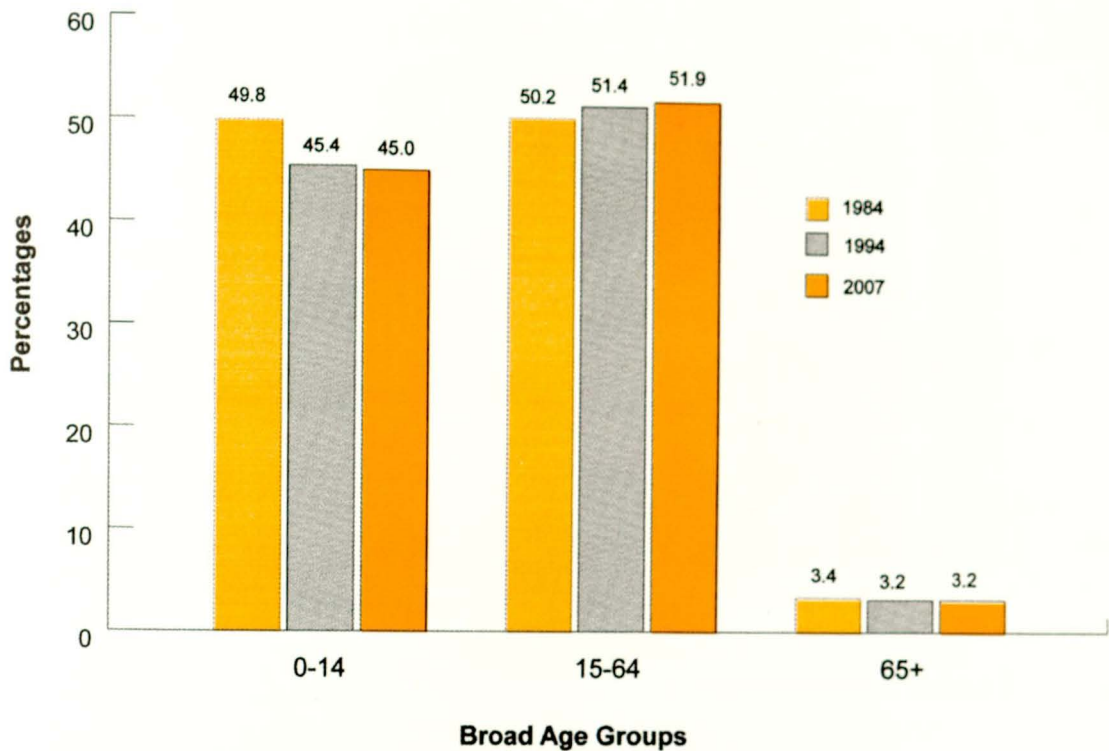


Figure 2. 2: Population Pyramid of Ethiopia: 1994



The distribution of the national population by broad age groups depicted in Figure 2.3 shows that the proportion of young population under age 15 has declined from 49.8 percent in 1984 to 45.0 percent in 2007. Conversely, the proportion of population in the working age group 15-64 has increased from 50.2 percent in 1984 to 51.9 percent in 1994. The proportion of population aged 65 years and over was 3.4 percent in 1984 and remained constant at 3.2 percent both in 1994 and 2007 Censuses. In general, there was no significant change percentage-wise in the population of elder persons between 1984, 1994 and 2007 .

Figure 2.3 Percentage distribution of the population of Ethiopia by broad age groups: 1984, 1994 and 2007



2.3 Ethnic Composition

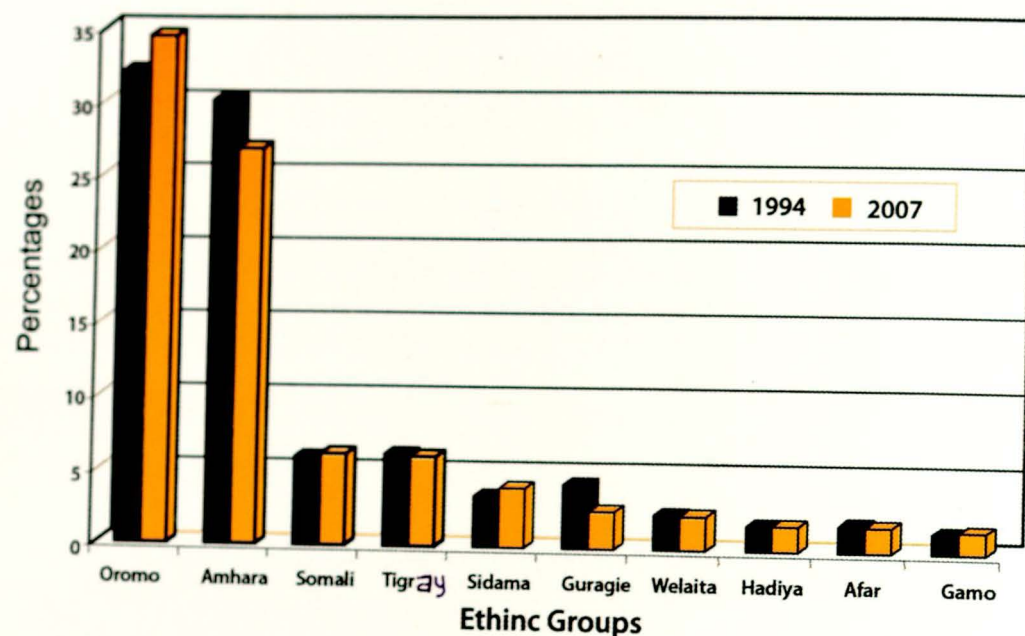
More than eighty ethnic groups were listed in the 2007 census. Out of these, 10 ethnic groups have a population of one million and above (Table 2.2). As shown in the Table, in 1994 only seven ethnic groups had population of one million and above.

Table 2.2 Percentage Distribution of Major Ethnic Groups: 2007

Ethnic Group	2007		1994	
	Population		Population	
	Number	%	Number	%
Oromo	25,488,344	34.5	17,080,318	32.1
Amhara	19,867,817	26.9	16,007,933	30.1
Somali	4,581,793	6.2	3,160,540	5.9
Tigray	4,483,776	6.1	3,284,568	6.2
Sidama	2,966,377	4.0	1,842,314	3.5
Guragie	1,867,350	2.5	2,290,274	4.3
Welaita	1,707,074	2.3	1,269,216	2.4
Hadiya	1,284,366	1.7	927,933	1.7
Afar	1,276,372	1.7	979,367	1.8
Gamo	1,107,163	1.5	719,847	1.4

Note: Ethnic groups included here are those with total population of one million and above. Percentages are calculated from the total population of each Census.

Figure 2.4 Percentage Distribution of Major Ethnic Groups [Population more than one Million] 1994 & 2007



2.4 Religious Composition

Data obtained from the 2007 census are classified under six categories of religious affiliation. According to the data given in Table 2.3, 43.5 percent of the total population was Orthodox Christian and 33.9 percent was Muslim. Protestant and traditional religious group followers accounted for 18.6 percent and 2.6 percent respectively. As shown below by the pie charts, the same patterns, but with significant percentage variation (except in the data for Catholic, Traditional and Other religions), were observed between urban and rural population of the country.

Table 2.3: Population Size of Regions by Religion and Place of Residence: 2007

Religion	Urban + Rural		Urban		Rural	
	NO.	%	NO.	%	NO.	%
All Persons	73,918,505	100	11,956,170	100	61,962,335	100
Orthodox	32,138,126	43.5	7,070,932	59.1	25,067,194	40.5
Protestant	13,746,787	18.6	1,614,145	13.5	12,132,642	19.6
Catholic	536,827	0.7	66,468	0.6	470,359	0.8
Muslim/Islam	25,045,550	33.9	3,098,275	25.9	21,947,275	35.4
Traditional	1,957,944	2.6	39,252	0.3	1,918,692	3.1
Others	471,861	0.6	67,098	0.6	404,763	0.7

Figure 2.5a Percentage Distribution of Urban Population of Ethiopia by Religion: 2007

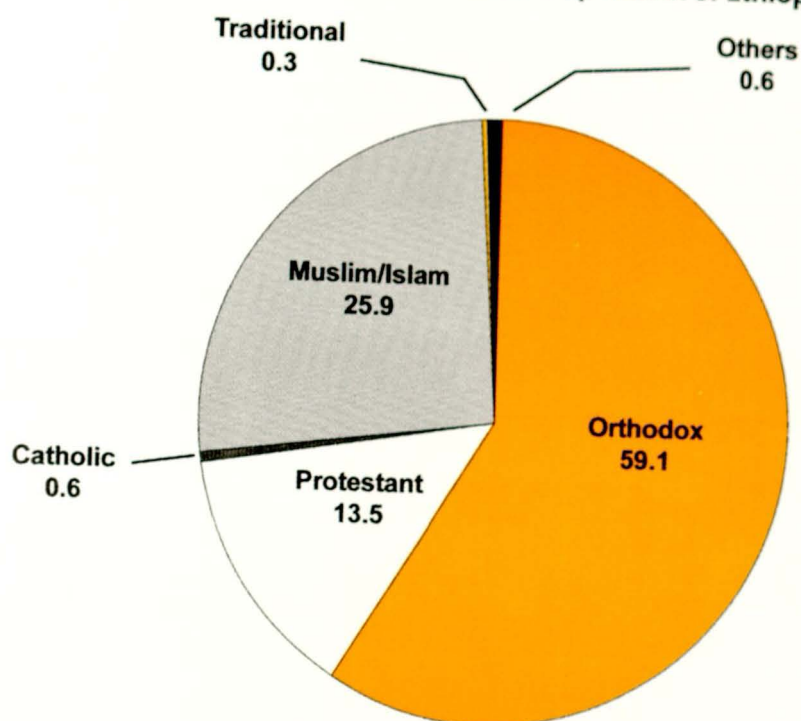
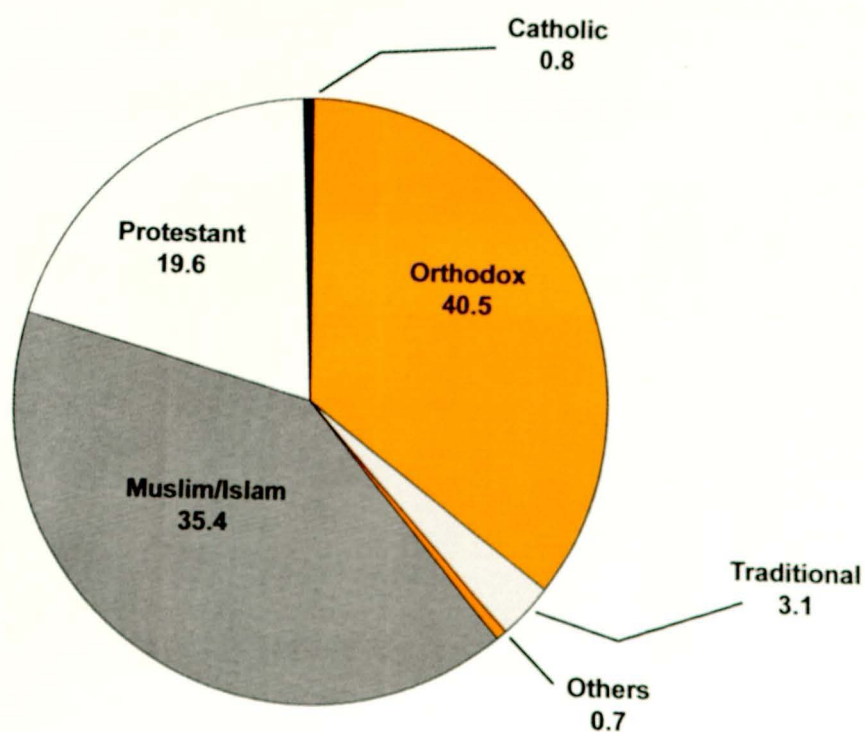


Figure 2.5b Percentage Distribution of Rural Population of Ethiopia by Religion: 2007



2.5 Population Distribution by Place of Residence

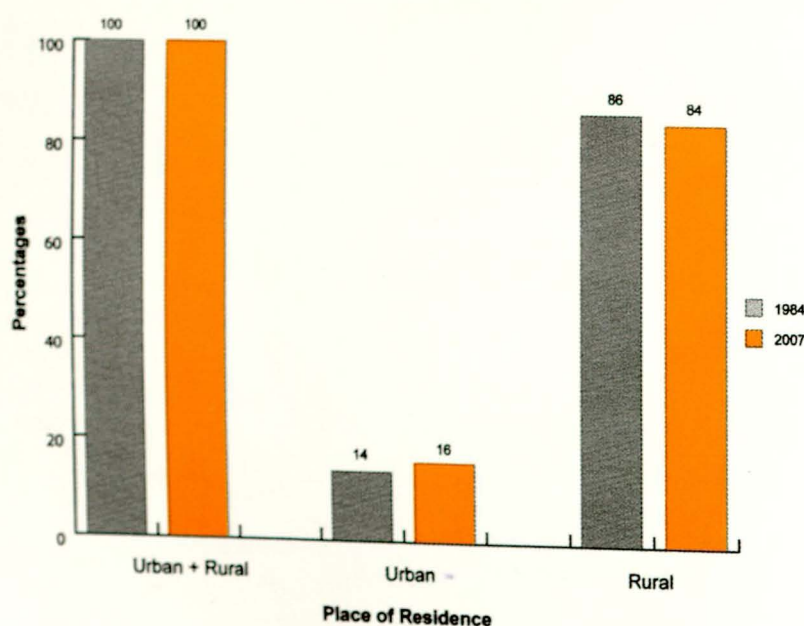
The distribution of the total population varies by place of residence. About 84 percent of the total population in the country was found in rural areas, while the remaining 16 percent lived in urban areas. Yet regional data shown in Table 2.4 indicate that more than half of the population in Dire Dawa and Harari were urban residents. In addition, the proportions of urban residents in Tigray and Gambella Regions are relatively larger than the proportion within the total national population.

Table 2.4 : Population Size of Regions by Place of Residence: 2007

Region	Urban + Rural		Urban		Rural	
	Number	%	Number	%	Number	%
Country total	73,918,505	100.0	11,956,170	16.1	61,953,185	83.9
Tigray	4,314,456	100.0	842,723	19.5	3,471,733	80.5
Afar	1,411,092	100.0	188,973	13.4	1,222,119	86.6
Amhara	17,214,056	100.0	2,112,220	12.6	15,101,836	87.4
Oromiya	27,158,471	100.0	3,370,040	12.2	23,788,431	87.8
Somali	4,439,147	100.0	621,210	13.9	3,817,937	86.1
Benshangul-Gumuz	670,847	100.0	97,965	13.5	572,882	86.5
SNNP	15,042,531	100.0	1,545,710	10.0	13,496,821	90.0
Gambella	306,916	100.0	77,878	25.2	229,038	74.8
Harari	183,344	100.0	99,321	50.5	84,023	49.5
Addis Ababa	2,738,248	100.0	2,738,248	100.0	0	0.0
Dire Dawa	342,827	100.0	232,854	67.5	109,973	32.5
Special Region	96,570	100.0	29,028	56.3	67,542	43.7

Overall, the proportion of the total national population living in urban areas slightly increased over the last 12 years (Figure 2.6).

Figure 2.6 Percentage Distribution of Population by Place of Residence: 2007



ANNEX TABLES

Table 1 : POPULATION SIZE OF REGIONS BY SEX AND PLACE OF RESIDENCE, 2007

Sex	Urban + Rural		Urban		Rural	
	No.	%	No.	%	No.	%
COUNTRY TOTAL *						
Both Sexes	73,918,505	100.00	11,956,170	100.00	61,962,335	100.00
Male	37,296,657	50.46	5,942,170	49.70	31,354,487	50.60
Female	36,621,848	49.54	6,014,000	50.30	30,607,848	49.40
TIGRAY Region						
Both Sexes	4,314,456	100.00	842,723	100.00	3,471,733	100.00
Male	2,124,853	49.25	398,072	47.24	1,726,781	49.74
Female	2,189,603	50.75	444,651	52.76	1,744,952	50.26
AFFAR Region *						
Both Sexes	1,411,092	100.00	188,973	100.00	1,222,119	100.00
Male	786,338	55.73	100,915	53.40	685,423	56.08
Female	624,754	44.27	88,058	46.60	536,696	43.92
AMHARA Region						
Both Sexes	17,214,056	100.00	2,112,220	100.00	15,101,836	100.00
Male	8,636,875	50.17	1,024,136	48.49	7,612,739	50.41
Female	8,577,181	49.83	1,088,084	51.51	7,489,097	49.59
ORORMIYA Region						
Both Sexes	27,158,471	100.00	3,370,040	100.00	23,788,431	100.00
Male	13,676,159	50.36	1,705,316	50.60	11,970,843	50.32
Female	13,482,312	49.64	1,664,724	49.40	11,817,588	49.68
SOMALI Region *						
Both Sexes	4,439,147	100.00	621,210	100.00	3,817,937	100.00
Male	2,468,784	55.61	339,343	54.63	2,129,441	55.77
Female	1,970,363	44.39	281,867	45.37	1,688,496	44.23
BENISHANGUL-GUMUZ Region						
Both Sexes	670,847	100.00	97,965	100.00	572,882	100.00
Male	340,378	50.74	49,784	50.82	290,594	50.72
Female	330,469	49.26	48,181	49.18	282,288	49.28
SNNP Region						
Both Sexes	15,042,531	100.00	1,545,710	100.00	13,496,821	100.00
Male	7,482,051	49.74	797,796	51.61	6,684,255	49.52
Female	7,560,480	50.26	747,914	48.39	6,812,566	50.48
GAMBELA Region						
Both Sexes	306,916	100.00	77,878	100.00	229,038	100.00

Sex	Urban + Rural		Urban		Rural	
	No.	%	No.	%	No.	%
Male	159,679	52.03	40,898	52.52	118,781	51.86
Female	147,237	47.97	36,980	47.48	110,257	48.14
HARARI Region						
Both Sexes	183,344	100.00	99,321	100.00	84,023	100.00
Male	92,258	50.32	49,684	50.02	42,574	50.67
Female	91,086	49.68	49,637	49.98	41,449	49.33
ADDIS ABABA						
Both Sexes	2,738,248	100.00	2,738,248	100.00	-	-
Male	1,304,518	47.64	1,304,518	47.64	-	-
Female	1,433,730	52.36	1,433,730	52.36	-	-
DIRE DAWA						
Both Sexes	342,827	100.00	232,854	100.00	109,973	100.00
Male	171,930	50.15	116,000	49.82	55,930	50.86
Female	170,897	49.85	116,854	50.18	54,043	49.14
SPECIAL ENUMERATION AREAS						
Both Sexes	96,570	100.00	29,028	100.00	67,542	100.00
Male	52,834	54.71	15,708	54.11	37,126	54.97
Female	43,736	45.29	13,320	45.89	30,416	45.03

Note that :-

* - The Total population size of Affar and that of Country total includes the estimated population of eight rural kebeles (21,410) in Elidar wereda (Affar Region).

- The total population figures for the Affar and Somali Regions refer to the counted population of the regions as of November 29, 2007. Backward projected population of Affar and Somali Regions from November 29, 2007 to May 29, 2007 were 1,394,957 and 4,381,812 respectively. Taking into account these projected population of Affar and Somali, the total population of the country as of May 2007 was estimated to be 73,845,035.

TABLE 2a: POPULATION OF REGIONS BY AGE GROUP, PLACE OF RESIDENCE AND SEX: 2007

Region and Age Group	Urban + Rural			Urban			Rural		
	Both Sexes	Male	Female	Both Sexes	Male	Female	Both Sexes	Male	Female
COUNTRY Total*									
Total	73,918,505	37,296,657	36,621,848	11,956,170	5,942,170	6,014,000	61,962,335	31,354,487	30,607,848
under 1	1,741,483	881,065	860,418	197,587	100,378	97,209	1,543,896	780,687	763,209
1 - 4	9,043,620	4,596,226	4,447,394	975,734	497,058	478,676	8,067,886	4,099,168	3,968,718
5 - 9	12,004,737	6,117,281	5,887,456	1,299,097	645,961	653,136	10,705,640	5,471,320	5,234,320
10 - 14	10,458,181	5,437,318	5,020,863	1,389,876	668,524	721,352	9,068,305	4,768,794	4,299,511
15 - 19	8,787,740	4,474,378	4,313,362	1,967,309	944,887	1,022,422	6,820,431	3,529,491	3,290,940
20 - 24	6,425,164	3,110,675	3,314,489	1,521,285	756,529	764,756	4,903,879	2,354,146	2,549,733
25 - 29	5,680,569	2,631,202	3,049,367	1,241,440	601,559	639,881	4,439,129	2,029,643	2,409,486
30 - 34	4,229,468	2,091,932	2,137,536	821,141	435,846	385,295	3,408,327	1,656,086	1,752,241
35 - 39	3,774,499	1,825,390	1,949,109	698,954	358,508	340,446	3,075,545	1,466,882	1,608,663
40 - 44	2,876,111	1,465,605	1,410,506	476,737	261,562	215,175	2,399,374	1,204,043	1,195,331
45 - 49	2,247,330	1,149,510	1,097,820	365,716	190,024	175,692	1,881,614	959,486	922,128
50 - 54	1,892,344	928,329	964,015	290,068	138,817	151,251	1,602,276	789,512	812,764
55 - 59	1,170,688	633,409	537,279	179,133	89,608	89,525	991,555	543,801	447,754
60 - 64	1,236,192	646,290	589,902	179,417	84,909	94,508	1,056,775	561,381	495,394
65 - 69	806,195	446,338	359,857	121,482	59,677	61,805	684,713	386,661	298,052
70 - 74	676,415	359,371	317,044	104,132	47,738	56,394	572,283	311,633	260,650
75 +	846,359	490,721	355,638	127,062	60,585	66,477	719,297	430,136	289,161
TIGRAY Region									
Total	4,314,456	2,124,853	2,189,603	842,723	398,072	444,651	3,471,733	1,726,781	1,744,952
under 1	118,307	59,775	58,532	19,075	9,654	9,421	99,232	50,121	49,111
1 - 4	511,210	259,796	251,414	84,470	42,952	41,518	426,740	216,844	209,896
5 - 9	641,301	324,407	316,894	97,732	48,802	48,930	543,569	275,605	267,964
10 - 14	614,572	315,241	299,331	106,226	52,318	53,908	508,346	262,923	245,423
15 - 19	496,501	244,674	251,827	119,790	53,945	65,845	376,711	190,729	185,982
20 - 24	362,504	175,573	186,931	101,153	45,309	55,844	261,351	130,264	131,087
25 - 29	285,734	127,960	157,774	77,000	34,636	42,364	208,734	93,324	115,410
30 - 34	249,216	111,290	137,926	54,373	25,770	28,603	194,843	85,520	109,323
35 - 39	224,492	103,426	121,066	47,293	22,011	25,282	177,199	81,415	95,784
40 - 44	170,428	83,621	86,807	31,464	16,583	14,881	138,964	67,038	71,926
45 - 49	137,612	67,077	70,535	24,247	12,249	11,998	113,365	54,828	58,537
50 - 54	125,522	57,616	67,906	20,401	8,861	11,540	105,121	48,755	56,366
55 - 59	94,815	49,223	45,592	14,371	6,242	8,129	80,444	42,981	37,463
60 - 64	91,319	43,703	47,616	14,278	5,611	8,667	77,041	38,092	38,949
65 - 69	67,402	35,299	32,103	10,609	4,335	6,274	56,793	30,964	25,829

Region and Age Group	Urban + Rural			Urban			Rural		
	Both Sexes	Male	Female	Both Sexes	Male	Female	Both Sexes	Male	Female
70 - 74	60,345	30,072	30,273	9,797	3,951	5,846	50,548	26,121	24,427
75 +	63,176	36,100	27,076	10,444	4,843	5,601	52,732	31,257	21,475
AFFAR Region*									
Total	1,411,092	786,338	624,754	188,973	100,915	88,058	1,222,119	685,423	536,696
under 1	13,928	7,368	6,560	3,356	1,709	1,647	10,572	5,659	4,913
1 - 4	128,094	69,054	59,040	17,896	9,328	8,568	110,198	59,726	50,472
5 - 9	223,344	124,784	98,560	22,429	11,722	10,707	200,915	113,062	87,853
10 - 14	244,388	144,286	100,102	23,066	12,446	10,620	221,322	131,840	89,482
15 - 19	198,304	119,251	79,053	24,761	12,560	12,201	173,543	106,691	66,852
20 - 24	125,572	70,453	55,119	23,161	11,223	11,938	102,411	59,230	43,181
25 - 29	96,732	47,284	49,448	20,907	11,070	9,837	75,825	36,214	39,611
30 - 34	81,217	36,480	44,737	14,022	7,859	6,163	67,195	28,621	38,574
35 - 39	80,621	36,899	43,722	12,330	6,739	5,591	68,291	30,160	38,131
40 - 44	69,398	37,522	31,876	9,083	5,386	3,697	60,315	32,136	28,179
45 - 49	44,893	26,687	18,206	6,132	3,682	2,450	38,761	23,005	15,756
50 - 54	32,944	20,516	12,428	4,636	2,756	1,880	28,308	17,760	10,548
55 - 59	15,894	10,555	5,339	2,153	1,371	782	13,741	9,184	4,557
60 - 64	16,342	11,380	4,962	2,270	1,384	886	14,072	9,996	4,076
65 - 69	6,805	4,687	2,118	1,007	648	359	5,798	4,039	1,759
70 - 74	5,479	3,719	1,760	879	524	355	4,600	3,195	1,405
75 +	5,727	3,796	1,931	885	508	377	4,842	3,288	1,554
AMHARA Region									
Total	17,214,056	8,636,875	8,577,181	2,112,220	1,024,136	1,088,084	15,101,836	7,612,739	7,489,097
under 1	422,007	212,258	209,749	33,382	16,851	16,531	388,625	195,407	193,218
1 - 4	1,909,473	963,686	945,787	159,563	80,225	79,338	1,749,910	883,461	866,449
5 - 9	2,606,255	1,311,436	1,294,819	212,734	104,616	108,118	2,393,521	1,206,820	1,186,701
10 - 14	2,401,338	1,235,295	1,166,043	244,764	116,901	127,863	2,156,574	1,118,394	1,038,180
15 - 19	2,088,956	1,063,488	1,025,468	414,086	200,234	213,852	1,674,870	863,254	811,616
20 - 24	1,473,332	719,851	753,481	264,090	133,337	130,753	1,209,242	586,514	622,728
25 - 29	1,292,604	597,692	694,912	193,640	88,640	105,000	1,098,964	509,052	589,912
30 - 34	966,300	474,079	492,221	128,154	64,151	64,003	838,146	409,928	428,218
35 - 39	884,637	427,712	456,925	115,861	56,188	59,673	768,776	371,524	397,252
40 - 44	694,081	345,193	348,888	84,546	43,624	40,922	609,535	301,569	307,966
45 - 49	587,820	300,795	287,025	66,405	32,636	33,769	521,415	268,159	253,256
50 - 54	518,324	247,908	270,416	55,324	23,566	31,758	463,000	224,342	238,658
55 - 59	350,005	192,423	157,582	33,766	15,562	18,204	316,239	176,861	139,378
60 - 64	336,670	172,469	164,201	34,566	14,714	19,852	302,104	157,755	144,349
65 - 69	240,443	132,390	108,053	24,215	11,105	12,944	216,394	121,285	95,109

Region and Age Group	Urban + Rural			Urban			Rural		
	Both Sexes	Male	Female	Both Sexes	Male	Female	Both Sexes	Male	Female
70 - 74	203,966	104,795	99,171	21,450	9,369	12,081	182,516	95,426	87,090
75 +	237,845	135,405	102,440	25,840	12,417	13,423	212,005	122,988	89,017
OROMIA Region									
Total	27,158,471	13,676,159	13,482,312	3,370,040	1,705,316	1,664,724	23,788,431	11,970,843	11,817,588
under 1	720,777	365,159	355,618	62,685	31,908	30,777	658,092	333,251	324,841
1 - 4	3,741,638	1,896,967	1,844,671	304,236	154,131	150,105	3,437,402	1,742,836	1,694,566
5 - 9	4,697,504	2,381,701	2,315,803	403,527	198,940	204,587	4,293,977	2,182,761	2,111,216
10 - 14	3,769,671	1,939,361	1,830,310	393,455	188,365	205,090	3,376,216	1,750,996	1,625,220
15 - 19	3,100,763	1,575,908	1,524,855	592,198	301,885	290,313	2,508,565	1,274,023	1,234,542
20 - 24	2,265,605	1,092,139	1,173,466	409,659	213,710	195,949	1,855,946	878,429	977,517
25 - 29	2,020,888	931,695	1,089,193	320,647	157,076	163,571	1,700,241	774,619	925,622
30 - 34	1,478,846	757,674	721,172	214,970	117,311	97,659	1,263,876	640,363	623,513
35 - 39	1,294,633	639,574	655,059	185,099	96,997	88,102	1,109,534	542,577	566,957
40 - 44	972,557	496,489	476,068	123,764	68,929	54,835	848,793	427,560	421,233
45 - 49	750,338	380,233	370,105	94,377	49,793	44,584	655,961	330,440	325,521
50 - 54	650,798	310,504	340,294	73,164	34,926	38,238	577,634	275,578	302,056
55 - 59	386,646	204,974	181,672	45,031	22,663	22,368	341,615	182,311	159,304
60 - 64	449,128	228,733	220,395	47,706	22,029	25,677	401,422	206,704	194,718
65 - 69	296,196	163,594	132,602	33,963	16,733	17,230	262,233	146,861	115,372
70 - 74	240,736	125,502	115,234	28,353	12,518	15,835	212,383	112,984	99,399
75 +	321,747	185,952	135,795	37,206	17,402	19,804	284,541	168,550	115,991
SOMALI REGION*									
Total	4,439,147	2,468,784	1,970,363	621,210	339,343	281,867	3,817,937	2,129,441	1,688,496
under 1	30,521	16,280	14,241	6,198	3,282	2,916	24,323	12,998	11,325
1 - 4	417,765	227,899	189,866	60,093	32,607	27,486	357,672	195,292	162,380
5 - 9	699,149	392,932	306,217	91,042	49,759	41,283	608,107	343,173	264,934
10 - 14	811,868	474,876	336,992	103,439	58,730	44,709	708,429	416,146	292,283
15 - 19	631,280	376,523	254,757	89,331	51,242	38,089	541,949	325,281	216,668
20 - 24	423,771	237,876	185,895	64,519	35,710	28,809	359,252	202,166	157,086
25 - 29	292,592	143,323	149,269	45,882	22,784	23,098	246,710	120,539	126,171
30 - 34	250,963	110,944	140,019	37,083	17,584	19,499	213,880	93,360	120,520
35 - 39	222,518	97,183	125,335	31,142	14,621	16,521	191,376	82,562	108,814
40 - 44	214,527	112,760	101,767	30,161	16,455	13,706	184,366	96,305	88,061
45 - 49	132,552	75,066	57,486	16,780	9,357	7,423	115,772	65,709	50,063
50 - 54	113,416	68,095	45,321	16,048	9,369	6,679	97,368	58,726	38,642
55 - 59	50,753	32,237	18,516	6,206	3,662	2,544	44,547	28,575	15,972
60 - 64	67,074	46,089	20,985	10,187	6,236	3,951	56,887	39,853	17,034
75 +	23,655	16,329	7,326	3,127	1,914	1,213	20,528	14,415	6,113

Region and Age Group	Urban + Rural			Urban			Rural		
	Both Sexes	Male	Female	Both Sexes	Male	Female	Both Sexes	Male	Female
70 - 74	27,596	20,034	7,562	4,775	2,929	1,846	22,821	17,105	5,716
75 +	29,147	20,338	8,809	5,197	3,102	2,095	23,950	17,236	6,714
BENISHANGUL-GUMUZ Region									
Total	670,847	340,378	330,469	97,965	49,784	48,181	572,882	290,594	282,288
under 1	18,148	9,089	9,059	2,315	1,121	1,194	15,833	7,968	7,865
1 - 4	90,377	46,079	44,298	10,013	5,118	4,895	80,364	40,961	39,403
5 - 9	106,874	54,738	52,136	12,496	6,110	6,386	94,378	48,628	45,750
10 - 14	89,755	47,181	42,574	12,148	5,749	6,399	77,607	41,432	36,175
15 - 19	79,086	38,635	40,451	15,173	7,047	8,126	63,913	31,588	32,325
20 - 24	62,267	29,109	33,158	11,788	5,752	6,036	50,479	23,357	27,122
25 - 29	59,513	28,058	31,455	11,005	5,582	5,423	48,508	22,476	26,032
30 - 34	38,462	19,629	18,833	6,876	3,973	2,903	31,586	15,656	15,930
35 - 39	34,506	17,421	17,085	5,559	3,197	2,362	28,947	14,224	14,723
40 - 44	23,954	12,659	11,295	3,217	1,968	1,249	20,737	10,691	10,046
45 - 49	19,484	10,386	9,098	2,449	1,452	997	17,035	8,934	8,101
50 - 54	14,964	7,882	7,082	1,664	933	731	13,300	6,949	6,351
55 - 59	8,509	4,894	3,615	866	496	370	7,643	4,398	3,245
60 - 64	8,758	4,936	3,822	809	413	396	7,949	4,523	3,426
65 - 69	5,506	3,232	2,274	552	309	243	4,954	2,923	2,031
70 - 74	4,463	2,609	1,854	440	236	204	4,023	2,373	1,650
75 +	6,221	3,841	2,380	595	328	267	5,626	3,513	2,113
SNNP Region									
Total	15,042,531	7,482,051	7,560,480	1,545,710	797,796	747,914	13,496,821	6,684,255	6,812,566
under 1	363,775	183,720	180,055	27,010	13,730	13,280	336,765	169,990	166,775
1 - 4	1,984,812	999,179	985,633	143,011	72,486	70,525	1,841,801	926,693	915,108
5 - 9	2,690,632	1,357,816	1,332,816	201,356	99,930	101,426	2,489,276	1,257,886	1,231,390
10 - 14	2,160,903	1,110,710	1,050,193	208,390	100,774	107,616	1,952,513	1,009,936	942,577
15 - 19	1,689,261	842,305	846,956	264,901	134,628	130,273	1,424,360	707,677	716,683
20 - 24	1,209,388	553,798	655,590	187,247	100,017	87,230	1,022,141	453,781	568,360
25 - 29	1,171,267	532,608	638,659	150,920	77,127	73,793	1,020,347	455,481	564,866
30 - 34	866,550	422,388	444,162	98,548	54,654	43,894	768,002	367,734	400,268
35 - 39	789,631	377,804	411,827	84,254	45,899	38,355	705,377	331,905	373,472
40 - 44	570,141	289,302	280,839	54,581	31,835	22,746	515,560	257,467	258,093
45 - 49	443,921	222,718	221,203	39,075	22,171	16,904	404,846	200,547	204,299
50 - 54	332,506	164,878	167,628	26,848	13,941	12,907	305,658	150,937	154,721
55 - 59	197,499	104,875	92,624	15,669	8,483	7,186	181,830	96,392	85,438
60 - 64	204,756	107,372	97,384	15,139	7,375	7,764	189,617	99,997	89,620
65 - 69	123,755	68,863	54,892	7,790	4,568	3,222	114,240	63,914	50,326

Region and Age Group	Urban + Rural			Urban			Rural		
	Both Sexes	Male	Female	Both Sexes	Male	Female	Both Sexes	Male	Female
70 - 74	100,282	56,362	43,920	7,999	3,821	4,178	92,283	52,541	39,742
75 +	143,452	87,353	56,099	11,247	5,976	5,271	132,205	81,377	50,828
GAMBELLA Region									
Total	306,916	159,679	147,237	77,878	40,898	36,980	229,038	118,781	110,257
under 1	5,523	2,760	2,763	1,528	772	756	3,995	1,988	2,007
1 - 4	35,967	19,074	16,893	8,351	4,260	4,091	27,616	14,814	12,802
5 - 9	47,247	25,128	22,119	9,672	4,887	4,785	37,575	20,241	17,334
10 - 14	39,710	21,789	17,921	8,874	4,598	4,276	30,836	17,191	13,645
15 - 19	38,637	20,475	18,162	11,128	5,927	5,201	27,509	14,548	12,961
20 - 24	31,199	14,827	16,372	10,241	5,194	5,047	20,958	9,633	11,325
25 - 29	30,294	14,147	16,147	9,664	4,974	4,690	20,630	9,173	11,457
30 - 34	21,079	10,280	10,799	6,041	3,458	2,583	15,038	6,822	8,216
35 - 39	17,549	8,812	8,737	4,560	2,641	1,919	12,989	6,171	6,818
40 - 44	12,725	6,833	5,892	2,888	1,706	1,182	9,837	5,127	4,710
45 - 49	9,092	5,068	4,024	1,821	1,049	772	7,271	4,019	3,252
50 - 54	6,524	3,585	2,939	1,257	590	667	5,267	2,995	2,272
55 - 59	3,162	1,776	1,386	558	269	289	2,604	1,507	1,097
60 - 64	3,600	2,126	1,474	556	227	329	3,044	1,899	1,145
65 - 69	2,113	1,392	721	314	161	153	1,799	1,231	568
70 - 74	1,228	791	437	187	86	101	1,041	705	336
75 +	1,267	816	451	238	99	139	1,029	717	312
HARARI Region									
Total	183,344	92,258	91,086	99,321	49,684	49,637	84,023	42,574	41,449
under 1	4,031	2,046	1,985	1,465	716	749	2,566	1,330	1,236
1 - 4	19,587	9,963	9,624	7,213	3,725	3,488	12,374	6,238	6,136
5 - 9	24,745	12,667	12,078	9,869	4,960	4,909	14,876	7,707	7,169
10 - 14	20,948	10,706	10,242	9,929	4,863	5,066	11,019	5,843	5,176
15 - 19	21,671	10,621	11,050	13,097	6,318	6,779	8,574	4,303	4,271
20 - 24	18,757	9,039	9,718	11,883	5,829	6,054	6,874	3,210	3,664
25 - 29	17,728	8,604	9,124	11,379	5,695	5,684	6,349	2,909	3,440
30 - 34	13,420	7,224	6,196	8,178	4,512	3,666	5,242	2,712	2,530
35 - 39	11,038	5,756	5,282	6,751	3,574	3,177	4,287	2,182	2,105
40 - 44	8,478	4,650	3,828	5,068	2,764	2,304	3,410	1,886	1,524
45 - 49	5,808	3,105	2,703	3,538	1,898	1,640	2,270	1,207	1,063
50 - 54	5,023	2,477	2,546	3,035	1,472	1,563	1,988	1,005	983
55 - 59	2,485	1,183	1,302	1,613	747	866	872	436	436
60 - 64	3,445	1,594	1,851	2,029	882	1,147	1,416	712	704
65 - 69	1,925	861	1,064	1,234	532	702	691	329	362

Region and Age Group	Urban + Rural			Urban			Rural		
	Both Sexes	Male	Female	Both Sexes	Male	Female	Both Sexes	Male	Female
70 - 74	1,844	842	1,002	1,291	555	736	553	287	266
75 +	2,411	920	1,491	1,749	642	1,107	662	278	384
ADDIS ABABA									
Total	2,738,248	1,304,518	1,433,730	2,738,248	1,304,518	1,433,730	-	-	-
under 1	36,443	18,506	17,937	36,443	18,506	17,937	-	-	-
1 - 4	159,489	81,155	78,334	159,489	81,155	78,334	-	-	-
5 - 9	209,532	101,651	107,881	209,532	101,651	107,881	-	-	-
10 - 14	250,769	109,266	141,503	250,769	109,266	141,503	-	-	-
15 - 19	386,363	153,352	233,011	386,363	153,352	233,011	-	-	-
20 - 24	405,134	184,341	220,793	405,134	184,341	220,793	-	-	-
25 - 29	371,904	179,963	191,941	371,904	179,963	191,941	-	-	-
30 - 34	232,962	126,147	106,815	232,962	126,147	106,815	-	-	-
35 - 39	189,136	98,140	90,996	189,136	98,140	90,996	-	-	-
40 - 44	119,897	65,746	54,151	119,897	65,746	54,151	-	-	-
45 - 49	102,051	50,974	51,077	102,051	50,974	51,077	-	-	-
50 - 54	80,556	38,892	41,664	80,556	38,892	41,664	-	-	-
55 - 59	55,134	28,187	26,947	55,134	28,187	26,947	-	-	-
60 - 64	47,418	23,863	23,555	47,418	23,863	23,555	-	-	-
65 - 69	34,684	17,807	16,877	34,684	17,807	16,877	-	-	-
70 - 74	26,399	12,639	13,760	26,399	12,639	13,760	-	-	-
75 +	30,377	13,889	16,488	30,377	13,889	16,488	-	-	-
DIRE DAWA									
Total	342,827	171,930	170,897	232,854	116,000	116,854	109,973	55,930	54,043
under 1	6,670	3,413	3,257	3,523	1,816	1,707	3,147	1,597	1,550
1 - 4	34,958	17,893	17,065	17,923	9,271	8,652	17,035	8,622	8,413
5 - 9	43,551	22,081	21,470	24,396	12,343	12,053	19,155	9,738	9,417
10 - 14	38,508	19,700	18,808	24,696	12,341	12,355	13,812	7,359	6,453
15 - 19	43,198	21,180	22,018	32,282	15,445	16,837	10,916	5,735	5,181
20 - 24	37,804	18,130	19,674	29,178	14,273	14,905	8,626	3,857	4,769
25 - 29	34,181	16,304	17,877	25,861	12,625	13,236	8,320	3,679	4,641
30 - 34	25,099	13,092	12,007	18,213	9,398	8,815	6,886	3,694	3,192
35 - 39	21,003	10,486	10,517	15,625	7,761	7,864	5,378	2,725	2,653
40 - 44	15,899	8,633	7,266	11,169	6,022	5,147	4,730	2,611	2,119
45 - 49	10,990	5,834	5,156	8,232	4,412	3,820	2,758	1,422	1,336
50 - 54	9,562	4,682	4,880	6,678	3,263	3,415	2,884	1,419	1,465
55 - 59	4,685	2,409	2,276	3,458	1,753	1,705	1,227	656	571
60 - 64	6,297	3,193	3,104	4,085	1,972	2,113	2,212	1,221	991
65 - 69	3,153	1,564	1,579	2,071	1,028	1,178	879	458	411

Region and Age Group	Urban + Rural								
	Both Sexes	Male	Female	Both Sexes	Male	Female	Both Sexes	Male	Female
70 - 74	3,267	1,546	1,721	2,305	985	1,320	962	561	480
75 +	4,002	1,790	2,212	2,956	1,224	1,732	1,046	566	480
SPECIAL ENUMERATION AREAS									
Total	96,570	52,834	43,736	29,028	15,708	13,320	67,542	37,126	30,416
under 1	1,353	691	662	607	313	294	746	378	368
1 - 4	10,250	5,481	4,769	3,476	1,800	1,676	6,774	3,681	3,093
5 - 9	14,603	7,940	6,663	4,312	2,241	2,071	10,291	5,699	4,592
10 - 14	15,751	8,907	6,844	4,120	2,173	1,947	11,631	6,734	4,897
15 - 19	13,720	7,966	5,754	4,199	2,304	1,895	9,521	5,662	3,859
20 - 24	9,831	5,539	4,292	3,232	1,834	1,398	6,599	3,705	2,894
25 - 29	7,132	3,564	3,568	2,631	1,387	1,244	4,501	2,177	2,324
30 - 34	5,354	2,705	2,649	1,721	1,029	692	3,633	1,676	1,957
35 - 39	4,735	2,177	2,558	1,344	740	604	3,391	1,437	1,954
40 - 44	4,026	2,197	1,829	899	544	355	3,127	1,653	1,474
45 - 49	2,769	1,567	1,202	609	351	258	2,160	1,216	944
50 - 54	2,205	1,294	911	457	248	209	1,748	1,046	702
55 - 59	1,101	673	428	308	173	135	793	500	293
60 - 64	1,385	832	553	374	203	171	1,011	629	382
65 - 69	558	320	238	154	88	66	404	232	172
70 - 74	810	460	350	257	125	132	553	335	218
75 +	987	521	466	328	155	173	659	366	293

Note that :-

- * - The Total population size of Affar and that of Country total includes the estimated population of eight rural kebeles (21,410) in Elidar wereda (Affar Region).
- The total population figures for the Affar and Somali Regions refer to the counted population of the regions as of November 29, 2007.

TABLE 2b : POPULATION OF REGIONS BY SINGLE YEAR AGE AND SEX: 2007

Single Year Age	Sex		
	Total	Male	Female
COUNTRY Total*	73,918,505	37,296,657	36,621,848
0 - 4	10,785,103	5,477,291	5,307,812
0	1,741,483	881,065	860,418
1	1,970,131	1,002,623	967,508
2	2,298,803	1,172,890	1,125,913
3	2,267,564	1,135,488	1,132,076
4	2,507,122	1,285,225	1,221,897
5 - 9	12,004,737	6,117,281	5,887,456
5	2,372,853	1,197,325	1,175,528
6	2,568,918	1,324,697	1,244,221
7	2,351,239	1,192,285	1,158,954
8	2,757,052	1,409,700	1,347,352
9	1,954,675	993,274	961,401
10 - 14	10,458,181	5,437,318	5,020,863
10	3,006,254	1,562,438	1,443,816
11	1,281,324	658,086	623,238
12	2,622,443	1,378,100	1,244,343
13	1,686,644	866,855	819,789
14	1,861,516	971,839	889,677
15 - 19	8,787,740	4,474,378	4,313,362
15	2,089,264	1,063,341	1,025,923
16	1,905,286	992,132	913,154
17	1,225,512	638,805	586,707
18	2,590,409	1,288,480	1,301,929
19	977,269	491,620	485,649
20 - 24	6,425,164	3,110,675	3,314,489
20	2,703,332	1,265,601	1,437,731
21	648,333	329,629	318,704
22	1,436,703	706,295	730,408
23	830,428	410,529	419,899
24	806,368	398,621	407,747
25 - 29	5,680,569	2,631,202	3,049,367
25	2,289,293	1,004,880	1,284,413
26	840,258	403,736	436,522
27	767,640	372,967	394,673
28	1,356,124	634,066	722,058
29	427,254	215,553	211,701
30 - 34	4,229,468	2,091,932	2,137,536
30	2,410,234	1,136,134	1,274,100
31	276,169	141,862	134,307
32	801,600	415,388	386,212
33	409,041	221,182	187,859
34	332,424	177,366	155,058
35 - 39	3,774,499	1,825,390	1,949,109
35	1,811,895	836,088	975,807
36	491,764	246,173	245,591
37	415,662	214,641	201,021
38	780,722	383,003	397,719
39	274,456	145,485	128,971
40 - 44	2,876,111	1,465,605	1,410,506
40	1,856,691	895,829	960,862
41	180,891	98,663	82,228

Single Age	Sex		
	Total	Male	Female
42	454,838	255,781	199,057
43	239,009	131,759	107,250
44	144,682	83,573	61,109
45 - 49	2,247,330	1,149,510	1,097,820
45	1,261,347	611,868	649,479
46	241,007	133,143	107,864
47	210,326	117,341	92,985
48	383,924	204,954	178,970
49	150,726	82,204	68,522
50 - 54	1,892,344	928,329	964,015
50	1,270,601	586,274	684,327
51	112,361	58,938	53,423
52	246,632	136,315	110,317
53	136,071	76,369	59,702
54	126,679	70,433	56,246
55 - 59	1,170,688	633,409	537,279
55	615,318	308,946	306,372
56	190,211	111,049	79,162
57	122,299	73,809	48,490
58	181,291	102,671	78,620
59	61,569	36,934	24,635
60 - 64	1,236,192	646,290	589,902
60	904,197	452,411	451,786
61	61,920	34,374	27,546
62	122,337	71,017	51,320
63	82,088	49,032	33,056
64	65,650	39,456	26,194
65 - 69	806,195	446,338	359,857
65	418,686	220,537	198,149
66	114,774	68,368	46,406
67	127,825	76,236	51,589
68	105,754	59,377	46,377
69	39,156	21,820	17,336
70 - 74	676,415	359,371	317,044
70	478,096	242,861	235,235
71	49,980	27,716	22,264
72	73,999	43,400	30,599
73	42,444	25,713	16,731
74	31,896	19,681	12,215
75 - 79	349,227	203,160	146,067
75	188,986	103,069	85,917
76	50,676	31,091	19,585
77	36,826	24,411	12,415
78	54,734	33,620	21,114
79	18,005	10,969	7,036
80 - 84	286,274	158,884	127,390
80	217,700	116,412	101,288
81	17,815	10,433	7,382
82	23,919	14,675	9,244
83	14,054	8,966	5,088
84	12,786	8,398	4,388
85 - 89	98,830	61,158	37,672
85	52,047	30,422	21,625
86	14,972	9,848	5,124
87	11,508	7,514	3,994

Single Age	Sex		
	Total	Male	Female
88	12,377	8,349	4,028
89	7,926	5,025	2,901
90+	112,028	67,519	44,509
TIGRAY Region			
Total	4,314,456	2,124,853	2,189,603
0 - 4	629,517	319,571	309,946
0	118,307	59,775	58,532
1	113,847	57,849	55,998
2	128,429	65,400	63,029
3	136,465	68,724	67,741
4	132,469	67,823	64,646
5 - 9	641,301	324,407	316,894
5	135,573	68,150	67,423
6	128,914	66,171	62,743
7	129,026	64,776	64,250
8	122,363	62,580	59,783
9	125,425	62,730	62,695
10 - 14	614,572	315,241	299,331
10	150,576	77,028	73,548
11	101,333	51,135	50,198
12	134,558	69,626	64,932
13	119,336	60,856	58,480
14	108,769	56,596	52,173
15 - 19	496,501	244,674	251,827
15	108,209	54,620	53,589
16	101,801	51,992	49,809
17	79,951	40,902	39,049
18	132,773	61,420	71,353
19	73,767	35,740	38,027
20 - 24	362,504	175,573	186,931
20	130,068	58,977	71,091
21	45,822	22,685	23,137
22	84,445	41,357	43,088
23	51,775	26,462	25,313
24	50,394	26,092	24,302
25 - 29	285,734	127,960	157,774
25	91,281	39,648	51,633
26	46,988	22,816	24,172
27	46,666	21,522	25,144
28	72,352	30,686	41,666
29	28,447	13,288	15,159
30 - 34	249,216	111,290	137,926
30	126,270	50,751	75,519
31	22,658	10,925	11,733
32	44,841	21,465	23,376
33	31,046	15,567	15,479
34	24,401	12,582	11,819
35 - 39	224,492	103,426	121,066
35	87,988	36,466	51,522
36	35,896	17,551	18,345
37	33,509	16,486	17,023
38	48,788	22,977	25,811
39	18,311	9,946	8,365
40 - 44	170,428	83,621	86,807
40	100,164	44,108	56,056
41	13,045	7,378	5,667

Single Age	Sex		
	Total	Male	Female
42	27,467	15,068	12,399
43	17,499	9,804	7,695
44	12,253	7,263	4,990
45 - 49	137,612	67,077	70,535
45	62,632	28,076	34,556
46	18,687	10,142	8,545
47	16,305	8,404	7,901
48	29,673	14,684	14,989
49	10,315	5,771	4,544
50 - 54	125,522	57,616	67,906
50	76,745	31,170	45,575
51	9,411	5,060	4,351
52	16,954	9,030	7,924
53	11,727	6,531	5,196
54	10,685	5,825	4,860
55 - 59	94,815	49,223	45,592
55	40,959	18,930	22,029
56	17,559	9,917	7,642
57	14,177	7,878	6,299
58	16,418	8,970	7,448
59	5,702	3,528	2,174
60 - 64	91,319	43,703	47,616
60	60,741	26,033	34,708
61	5,103	2,795	2,308
62	9,627	5,528	4,099
63	8,570	5,121	3,449
64	7,278	4,226	3,052
65 - 69	67,402	35,299	32,103
65	30,302	14,402	15,900
66	13,265	7,486	5,779
67	9,422	5,495	3,927
68	10,487	5,665	4,822
69	3,926	2,251	1,675
70 - 74	60,345	30,072	30,273
70	37,887	16,857	21,030
71	5,868	3,039	2,829
72	7,225	4,256	2,969
73	5,333	3,340	1,993
74	4,032	2,580	1,452
75 - 79	30,553	17,526	13,027
75	13,769	7,088	6,681
76	4,833	2,962	1,871
77	4,376	2,703	1,673
78	5,839	3,612	2,227
79	1,736	1,161	575
80 - 84	21,960	11,966	9,994
80	16,022	8,002	8,020
81	1,385	868	517
82	1,954	1,271	683
83	1,486	1,034	452
84	1,113	791	322
85 - 89	6,623	4,319	2,304
85	3,170	1,881	1,289
86	1,212	865	347
87	881	612	269
88	863	613	250

Single Age	Sex		
	Total	Male	Female
89	497	348	149
90+	4,040	2,289	1,751
AFFAR Region*			
Total	1,411,092	786,338	624,754
0 - 4	142,022	76,422	65,600
0	13,928	7,368	6,560
1	21,602	11,524	10,078
2	32,309	17,380	14,929
3	31,856	17,077	14,779
4	42,327	23,073	19,254
5 - 9	223,344	124,784	98,560
5	37,567	20,474	17,093
6	49,995	27,668	22,327
7	39,239	21,908	17,331
8	58,599	33,172	25,427
9	37,944	21,562	16,382
10 - 14	244,388	144,286	100,102
10	76,409	44,694	31,715
11	29,200	16,885	12,315
12	54,869	32,638	22,231
13	39,013	23,110	15,903
14	44,897	26,959	17,938
15 - 19	198,304	119,251	79,053
15	46,849	28,367	18,482
16	43,715	26,474	17,241
17	31,373	19,130	12,243
18	51,683	30,857	20,826
19	24,684	14,423	10,261
20 - 24	125,572	70,453	55,119
20	55,846	31,716	24,130
21	15,322	8,546	6,776
22	21,748	12,204	9,544
23	16,672	9,193	7,479
24	15,984	8,794	7,190
25 - 29	96,732	47,284	49,448
25	32,682	16,143	16,539
26	15,748	8,191	7,557
27	14,109	6,908	7,201
28	21,670	10,381	11,289
29	12,523	5,661	6,862
30 - 34	81,217	36,480	44,737
30	43,498	20,244	23,254
31	7,481	3,108	4,373
32	14,276	6,111	8,165
33	8,244	3,646	4,598
34	7,718	3,371	4,347
35 - 39	80,621	36,899	43,722
35	27,431	12,228	15,203
36	12,065	5,242	6,823
37	10,788	4,954	5,834
38	17,803	8,318	9,485
39	12,534	6,157	6,377
40 - 44	69,398	37,522	31,876
40	40,021	21,474	18,547
41	6,851	3,701	3,150
42	10,958	6,026	4,932

Single Age	Sex		
	Total	Male	Female
43	7,516	4,079	3,437
44	4,052	2,242	1,810
45 - 49	44,893	26,687	18,206
45	19,511	11,231	8,280
46	6,280	3,686	2,594
47	5,339	3,229	2,110
48	8,273	5,053	3,220
49	5,490	3,488	2,002
50 - 54	32,944	20,516	12,428
50	20,424	12,504	7,920
51	2,742	1,718	1,024
52	4,147	2,658	1,489
53	2,946	1,926	1,020
54	2,685	1,710	975
55 - 59	15,894	10,555	5,339
55	6,571	4,186	2,385
56	3,226	2,249	977
57	2,041	1,419	622
58	2,605	1,700	905
59	1,451	1,001	450
60 - 64	16,342	11,380	4,962
60	11,371	7,799	3,572
61	1,159	864	295
62	1,649	1,194	455
63	1,237	871	366
64	926	652	274
65 - 69	6,805	4,687	2,118
65	3,315	2,235	1,080
66	809	613	196
67	1,207	858	349
68	974	656	318
69	500	325	175
70 - 74	5,479	3,719	1,760
70	3,772	2,482	1,290
71	432	306	126
72	636	463	173
73	364	267	97
74	275	201	74
75 - 79	2,159	1,478	681
75	1,081	718	363
76	287	211	76
77	250	191	59
78	358	230	128
79	183	128	55
80 - 84	2,239	1,440	799
80	1,789	1,145	644
81	125	89	36
82	175	106	69
83	80	53	27
84	70	47	23
85 - 89	561	374	187
85	250	162	88
86	75	49	26
87	81	52	29
88	96	71	25
89	59	40	19

Single Age	Sex		
	Total	Male	Female
90+	768	504	264
AMHARA Region			
Total	17,214,056	8,636,875	8,577,181
0 - 4	2,331,480	1,175,944	1,155,536
0	422,007	212,258	209,749
1	446,727	225,574	221,153
2	476,567	242,465	234,102
3	484,161	239,016	245,145
4	502,018	256,631	245,387
5 - 9	2,606,255	1,311,436	1,294,819
5	542,525	270,560	271,965
6	541,705	277,511	264,194
7	529,727	265,618	264,109
8	544,115	273,888	270,227
9	448,183	223,859	224,324
10 - 14	2,401,338	1,235,295	1,166,043
10	651,518	329,615	321,903
11	318,447	159,122	159,325
12	596,083	312,079	284,004
13	437,234	224,996	212,238
14	398,056	209,483	188,573
15 - 19	2,088,956	1,063,488	1,025,468
15	511,580	260,725	250,855
16	423,179	221,554	201,625
17	297,356	156,096	141,260
18	619,381	302,645	316,736
19	237,460	122,468	114,992
20 - 24	1,473,332	719,851	753,481
20	607,438	281,418	326,020
21	156,815	80,802	76,013
22	325,213	161,807	163,406
23	210,650	106,484	104,166
24	173,216	89,340	83,876
25 - 29	1,292,604	597,692	694,912
25	515,976	216,311	299,665
26	181,908	90,055	91,853
27	181,309	88,907	92,402
28	324,109	154,519	169,590
29	89,302	47,900	41,402
30 - 34	966,300	474,079	492,221
30	525,597	237,437	288,160
31	68,655	36,075	32,580
32	181,563	94,842	86,721
33	116,026	64,422	51,604
34	74,459	41,303	33,156
35 - 39	884,637	427,712	456,925
35	408,500	180,814	227,686
36	111,838	57,714	54,124
37	102,013	53,683	48,330
38	202,792	102,277	100,515
39	59,494	33,224	26,270
40 - 44	694,081	345,193	348,888
40	410,750	183,376	227,374
41	48,738	26,645	22,093
42	122,266	69,538	52,728
43	70,779	40,311	30,468

Single Age	Sex		
	Total	Male	Female
44	41,548	25,323	16,225
45 - 49	587,820	300,795	287,025
45	310,970	144,313	166,657
46	66,329	38,403	27,926
47	58,685	33,891	24,794
48	115,266	63,720	51,546
49	36,570	20,468	16,102
50	518,324	247,908	270,416
50	329,095	142,311	186,784
51	34,276	17,826	16,450
52	73,775	41,274	32,501
53	45,796	26,291	19,505
54	35,382	20,206	15,176
55	350,005	192,423	157,582
55	178,983	89,689	89,294
56	55,559	33,171	22,388
57	37,601	23,455	14,146
58	60,951	35,853	25,098
59	16,911	10,255	6,656
60 - 64	336,670	172,469	164,201
60	232,168	111,099	121,069
61	19,422	10,592	8,830
62	36,933	21,546	15,387
63	28,082	16,857	11,225
64	20,065	12,375	7,690
65 - 69	240,443	132,390	108,053
65	125,553	64,270	61,283
66	36,606	22,319	14,287
67	29,612	18,345	11,267
68	37,039	21,095	15,944
69	11,633	6,361	5,272
70 - 74	203,966	104,795	99,171
70	135,087	64,397	70,690
71	16,886	9,396	7,490
72	24,756	14,277	10,479
73	15,834	9,560	6,274
74	11,403	7,165	4,238
75 - 79	112,242	64,324	47,918
75	59,280	30,746	28,534
76	16,859	10,409	6,450
77	11,284	7,776	3,508
78	18,869	11,737	7,132
79	5,950	3,656	2,294
80 - 84	76,442	41,302	35,140
80	53,928	27,221	26,707
81	6,032	3,500	2,532
82	7,605	4,694	2,911
83	5,018	3,215	1,803
84	3,859	2,672	1,187
85 - 89	27,283	17,002	10,281
85	14,045	8,005	6,040
86	4,236	2,892	1,344
87	3,300	2,208	1,092
88	3,711	2,594	1,117
89	1,991	1,303	688
90+	21,878	12,777	9,101

Single Age	Sex		
	Total	Male	Female
OROMIA Region			
Total	27,158,471	13,676,159	13,482,312
0 - 4	4,462,415	2,262,126	2,200,289
0	720,777	365,159	355,618
1	830,473	422,279	408,194
2	984,577	502,006	482,571
3	915,833	457,741	458,092
4	1,010,755	514,941	495,814
5 - 9	4,697,504	2,381,701	2,315,803
5	945,085	475,082	470,003
6	1,000,642	514,207	486,435
7	926,680	469,379	457,301
8	1,083,988	550,171	533,817
9	741,109	372,862	368,247
10 - 14	3,769,671	1,939,361	1,830,310
10	1,108,901	572,768	536,133
11	441,072	224,584	216,488
12	979,469	510,334	469,135
13	571,702	289,537	282,165
14	668,527	342,138	326,389
15 - 19	3,100,763	1,575,908	1,524,855
15	751,562	375,718	375,844
16	678,140	350,468	327,672
17	425,705	222,543	203,162
18	925,590	467,122	458,468
19	319,766	160,057	159,709
20 - 24	2,265,605	1,092,139	1,173,466
20	997,577	464,872	532,705
21	206,405	105,391	101,014
22	528,906	261,537	267,369
23	270,636	132,771	137,865
24	262,081	127,568	134,513
25 - 29	2,020,888	931,695	1,089,193
25	880,870	383,308	497,562
26	291,729	138,361	153,368
27	262,648	127,877	134,771
28	452,363	213,582	238,781
29	133,278	68,567	64,711
30 - 34	1,478,846	757,674	721,172
30	888,436	432,608	455,828
31	83,784	45,095	38,689
32	277,176	150,990	126,186
33	125,024	70,913	54,111
34	104,426	58,068	46,358
35 - 39	1,294,633	639,574	655,059
35	677,620	319,697	357,923
36	163,887	85,073	78,814
37	135,737	72,581	63,156
38	238,166	119,472	118,694
39	79,223	42,751	36,472
40 - 44	972,557	496,489	476,068
40	670,028	325,054	344,974
41	52,498	28,975	23,523
42	143,039	82,275	60,764
43	66,144	36,751	29,393
44	40,848	23,434	17,414

Single Age	Sex		
	Total	Male	Female
45 - 49	750,338	380,233	370,105
45	458,579	221,548	237,031
46	73,824	40,846	32,978
47	63,297	35,812	27,485
48	110,439	58,432	52,007
49	44,199	23,595	20,604
50 - 54	650,798	310,504	340,294
50	459,244	206,149	253,095
51	33,812	17,286	16,526
52	80,470	44,216	36,254
53	38,789	21,543	17,246
54	38,483	21,310	17,173
55 - 59	386,646	204,974	181,672
55	218,216	106,849	111,367
56	61,159	35,712	25,447
57	36,796	22,441	14,355
58	52,319	29,204	23,115
59	18,156	10,768	7,388
60 - 64	449,128	228,733	220,395
60	342,588	167,275	175,313
61	20,150	10,767	9,383
62	41,395	23,731	17,664
63	24,761	14,797	9,964
64	20,234	12,163	8,071
65 - 69	296,196	163,594	132,602
65	149,728	79,148	70,580
66	37,921	22,433	15,488
67	64,914	37,736	27,178
68	31,464	17,671	13,793
69	12,169	6,606	5,563
70 - 74	240,736	125,502	115,234
70	179,146	89,903	89,243
71	16,034	8,504	7,530
72	24,325	14,285	10,040
73	12,314	7,461	4,853
74	8,917	5,349	3,568
75 - 79	117,176	68,443	48,733
75	67,661	37,522	30,139
76	16,574	10,300	6,274
77	9,279	6,226	3,053
78	17,977	11,029	6,948
79	5,685	3,366	2,319
80 - 84	113,252	62,058	51,194
80	89,928	47,740	42,188
81	6,297	3,584	2,713
82	8,654	5,266	3,388
83	4,477	2,837	1,640
84	3,896	2,631	1,265
85 - 89	39,112	24,040	15,072
85	21,666	12,821	8,845
86	5,731	3,728	2,003
87	4,524	2,947	1,577
88	4,168	2,682	1,486
89	3,023	1,862	1,161
90+	52,207	31,411	20,796

Single Age	Sex		
	Total	Male	Female
SOMALI REGION *			
Total	4,439,147	2,468,784	1,970,363
0 - 4	448,286	244,179	204,107
0	30,521	16,280	14,241
1	62,832	34,255	28,577
2	116,615	62,626	53,989
3	85,277	46,560	38,717
4	153,041	84,458	68,583
5 - 9	699,149	392,932	306,217
5	99,439	54,593	44,846
6	177,752	99,648	78,104
7	108,287	60,242	48,045
8	204,214	116,256	87,958
9	109,457	62,193	47,264
10 - 14	811,868	474,876	336,992
10	240,090	139,219	100,871
11	92,140	53,398	38,742
12	197,329	115,605	81,724
13	110,610	65,039	45,571
14	171,699	101,615	70,084
15 - 19	631,280	376,523	254,757
15	125,573	75,615	49,958
16	166,505	100,690	65,815
17	86,911	51,883	35,028
18	182,565	107,796	74,769
19	69,726	40,539	29,187
20 - 24	423,771	237,876	185,895
20	181,773	102,338	79,435
21	48,965	28,004	20,961
22	81,163	45,409	35,754
23	49,615	27,894	21,721
24	62,255	34,231	28,024
25 - 29	292,592	143,323	149,269
25	98,287	47,810	50,477
26	56,176	29,696	26,480
27	34,990	16,703	18,287
28	74,938	36,213	38,725
29	28,201	12,901	15,300
30 - 34	250,963	110,944	140,019
30	142,848	65,084	77,764
31	19,449	8,267	11,182
32	43,517	18,084	25,433
33	22,538	9,486	13,052
34	22,611	10,023	12,588
35 - 39	222,518	97,183	125,335
35	87,482	36,502	50,980
36	34,562	14,844	19,718
37	24,942	11,110	13,832
38	50,648	22,656	27,992
39	24,884	12,071	12,813
40 - 44	214,527	112,760	101,767
40	137,503	72,723	64,780
41	16,517	8,346	8,171
42	31,923	16,572	15,351
43	17,004	8,855	8,149
44	11,580	6,264	5,316

Single Age	Sex		
	Total	Male	Female
45 - 49	132,552	75,066	57,486
45	66,418	36,097	30,321
46	16,454	9,298	7,156
47	13,444	7,784	5,660
48	24,001	14,338	9,663
49	12,235	7,549	4,686
50 - 54	113,416	68,095	45,321
50	79,016	47,128	31,888
51	7,427	4,390	3,037
52	12,671	7,835	4,836
53	6,692	4,171	2,521
54	7,610	4,571	3,039
55 - 59	50,753	32,237	18,516
55	25,256	15,239	10,017
56	9,025	6,052	2,973
57	5,132	3,385	1,747
58	7,835	5,137	2,698
59	3,505	2,424	1,081
60 - 64	67,074	46,089	20,985
60	52,164	35,583	16,581
61	3,527	2,504	1,023
62	5,342	3,761	1,581
63	3,201	2,285	916
64	2,840	1,956	884
65 - 69	23,655	16,329	7,326
65	13,404	8,959	4,445
66	2,873	2,065	808
67	2,872	2,099	773
68	3,099	2,229	870
69	1,407	977	430
70 - 74	27,596	20,034	7,562
70	22,098	15,866	6,232
71	1,286	992	294
72	2,254	1,697	557
73	1,077	812	265
74	881	667	214
75 - 79	12,731	8,613	4,118
75	4,577	3,298	1,279
76	961	704	257
77	5,749	3,590	2,159
78	1,024	728	296
79	420	293	127
80 - 84	10,864	7,813	3,051
80	9,213	6,561	2,652
81	502	383	119
82	597	468	129
83	294	220	74
84	258	181	77
85 - 89	2,250	1,601	649
85	1,245	874	371
86	294	218	76
87	213	151	62
88	321	231	90
89	177	127	50
90+	3,302	2,311	991

Single Age	Sex		
	Total	Male	Female
BENISHANGUL-GUMUZ Region			
Total	670,847	340,378	330,469
0 - 4	108,525	55,168	53,357
0	18,148	9,089	9,059
1	20,567	10,580	9,987
2	24,479	12,460	12,019
3	21,732	10,889	10,843
4	23,599	12,150	11,449
5 - 9	106,874	54,738	52,136
5	21,056	10,711	10,345
6	22,826	11,904	10,922
7	21,444	10,890	10,554
8	24,715	12,639	12,076
9	16,833	8,594	8,239
10 - 14	89,755	47,181	42,574
10	25,872	13,532	12,340
11	11,033	5,749	5,284
12	22,791	12,198	10,593
13	14,330	7,495	6,835
14	15,729	8,207	7,522
15 - 19	79,086	38,635	40,451
15	17,751	8,987	8,764
16	16,356	8,206	8,150
17	10,909	5,383	5,526
18	24,572	11,491	13,081
19	9,498	4,568	4,930
20 - 24	62,267	29,109	33,158
20	26,279	11,894	14,385
21	6,349	3,110	3,239
22	13,526	6,353	7,173
23	8,316	3,961	4,355
24	7,797	3,791	4,006
25 - 29	59,513	28,058	31,455
25	24,326	11,051	13,275
26	8,651	4,136	4,515
27	8,529	4,203	4,326
28	13,645	6,446	7,199
29	4,362	2,222	2,140
30 - 34	38,462	19,629	18,833
30	22,255	10,876	11,379
31	2,654	1,355	1,299
32	7,394	3,991	3,403
33	3,365	1,885	1,480
34	2,794	1,522	1,272
35 - 39	34,506	17,421	17,085
35	17,516	8,498	9,018
36	3,978	2,066	1,912
37	3,844	2,115	1,729
38	6,843	3,444	3,399
39	2,325	1,298	1,027
40 - 44	23,954	12,659	11,295
40	16,002	8,114	7,888
41	1,447	794	653
42	3,611	2,117	1,494
43	1,886	1,068	818
44	1,008	566	442

Single Age	Sex		
	Total	Male	Female
45 - 49	19,484	10,386	9,098
45	11,927	6,093	5,834
46	1,679	967	712
47	1,673	955	718
48	3,001	1,722	1,279
49	1,204	649	555
50 - 54	14,964	7,882	7,082
50	10,520	5,314	5,206
51	813	444	369
52	1,788	1,063	725
53	944	566	378
54	899	495	404
55 - 59	8,509	4,894	3,615
55	4,872	2,680	2,192
56	1,221	764	457
57	831	513	318
58	1,144	686	458
59	441	251	190
60 - 64	8,758	4,936	3,822
60	6,636	3,696	2,940
61	400	229	171
62	813	472	341
63	486	278	208
64	423	261	162
65 - 69	5,506	3,232	2,274
65	3,214	1,842	1,372
66	655	395	260
67	693	438	255
68	660	385	275
69	284	172	112
70 - 74	4,463	2,609	1,854
70	3,320	1,901	1,419
71	273	168	105
72	453	265	188
73	233	154	79
74	184	121	63
75 - 79	2,340	1,459	881
75	1,440	877	563
76	285	182	103
77	177	122	55
78	317	208	109
79	121	70	51
80 - 84	2,062	1,219	843
80	1,660	972	688
81	107	67	40
82	148	93	55
83	66	42	24
84	81	45	36
85 - 89	796	521	275
85	466	292	174
86	93	68	25
87	77	53	24
88	90	61	29
89	70	47	23
90+	1,023	642	381

Single Age	Sex		
	Total	Male	Female
SNNP Region			
Total	15,042,531	7,482,051	7,560,480
0 - 4	2,348,587	1,182,899	1,165,688
0	363,775	183,720	180,055
1	416,133	210,861	205,272
2	470,615	236,993	233,622
3	525,942	261,704	264,238
4	572,122	289,621	282,501
5 - 9	2,690,632	1,357,816	1,332,816
5	525,836	264,574	261,262
6	579,007	292,969	286,038
7	529,294	265,791	263,503
8	645,650	324,844	320,806
9	410,845	209,638	201,207
10 - 14	2,160,903	1,110,710	1,050,193
10	668,760	344,420	324,340
11	235,605	122,303	113,302
12	555,549	286,840	268,709
13	322,719	163,865	158,854
14	378,270	193,282	184,988
15 - 19	1,689,261	842,305	846,956
15	438,176	221,523	216,653
16	373,420	189,956	183,464
17	208,346	106,884	101,462
18	512,925	247,703	265,222
19	156,394	76,239	80,155
20 - 24	1,209,388	553,798	655,590
20	547,330	246,695	300,635
21	100,975	49,139	51,836
22	272,033	126,080	145,953
23	135,253	62,661	72,592
24	153,797	69,223	84,574
25 - 29	1,171,267	532,608	638,659
25	494,900	222,058	272,842
26	163,293	73,093	90,200
27	138,886	66,551	72,335
28	291,932	131,363	160,569
29	82,256	39,543	42,713
30 - 34	866,550	422,388	444,162
30	512,010	242,474	269,536
31	45,943	22,678	23,265
32	171,778	86,501	85,277
33	69,002	36,463	32,539
34	67,817	34,272	33,545
35 - 39	789,631	377,804	411,827
35	397,156	186,379	210,777
36	98,008	46,838	51,170
37	73,477	37,396	36,081
38	165,963	79,115	86,848
39	55,027	28,076	26,951
40 - 44	570,141	289,302	280,839
40	387,082	190,793	196,289
41	30,086	15,941	14,145
42	87,258	47,632	39,626
43	41,387	21,597	19,790
44	24,328	13,339	10,989

Single Age	Sex		
	Total	Male	Female
45 - 49	443,921	222,718	221,203
45	262,137	130,135	132,002
46	43,492	22,185	21,307
47	37,380	19,801	17,579
48	70,982	35,729	35,253
49	29,930	14,868	15,062
50 - 54	332,506	164,878	167,628
50	232,990	113,527	119,463
51	16,852	8,377	8,475
52	41,638	21,909	19,729
53	19,304	9,961	9,343
54	21,722	11,104	10,618
55 - 59	197,499	104,875	92,624
55	107,820	55,989	51,831
56	31,967	17,475	14,492
57	17,253	9,858	7,395
58	29,706	15,678	14,028
59	10,753	5,875	4,878
60 - 64	204,756	107,372	97,384
60	155,669	80,603	75,066
61	8,701	4,570	4,131
62	20,153	11,026	9,127
63	10,581	5,765	4,816
64	9,652	5,408	4,244
65 - 69	123,755	68,863	54,892
65	70,825	38,652	32,173
66	16,472	9,863	6,609
67	12,935	7,757	5,178
68	16,762	8,912	7,850
69	6,761	3,679	3,082
70 - 74	100,282	56,362	43,920
70	74,465	41,438	33,027
71	6,330	3,786	2,544
72	10,543	6,021	4,522
73	4,732	2,682	2,050
74	4,212	2,435	1,777
75 - 79	55,463	33,033	22,430
75	32,703	18,893	13,810
76	8,274	4,953	3,321
77	3,922	2,792	1,130
78	7,706	4,714	2,992
79	2,858	1,681	1,177
80 - 84	46,715	27,685	19,030
80	35,793	21,138	14,655
81	2,595	1,558	1,037
82	3,704	2,219	1,485
83	1,836	1,136	700
84	2,787	1,634	1,153
85 - 89	17,336	11,034	6,302
85	8,818	5,404	3,414
86	2,526	1,610	916
87	1,841	1,198	643
88	2,494	1,759	735
89	1,657	1,063	594
90+	23,938	15,601	8,337

Single Age	Sex		
	Total	Male	Female
GAMBELLA Region			
Total	306,916	159,679	147,237
0 - 4	41,490	21,834	19,656
0	5,523	2,760	2,763
1	7,361	3,886	3,475
2	8,936	4,651	4,285
3	9,764	5,220	4,544
4	9,906	5,317	4,589
5 - 9	47,247	25,128	22,119
5	8,540	4,397	4,143
6	11,212	6,068	5,144
7	8,717	4,665	4,052
8	10,122	5,352	4,770
9	8,656	4,646	4,010
10 - 14	39,710	21,789	17,921
10	11,970	6,521	5,449
11	4,603	2,416	2,187
12	10,209	5,631	4,578
13	6,155	3,408	2,747
14	6,773	3,813	2,960
15 - 19	38,637	20,475	18,162
15	9,219	5,114	4,105
16	6,948	3,810	3,138
17	5,608	3,083	2,525
18	11,876	5,934	5,942
19	4,986	2,534	2,452
20 - 24	31,199	14,827	16,372
20	13,668	6,299	7,369
21	3,391	1,751	1,640
22	6,162	2,878	3,284
23	3,924	1,938	1,986
24	4,054	1,961	2,093
25 - 29	30,294	14,147	16,147
25	11,606	5,268	6,338
26	4,246	2,031	2,215
27	3,724	1,882	1,842
28	7,883	3,587	4,296
29	2,835	1,379	1,456
30 - 34	21,079	10,280	10,799
30	11,936	5,680	6,256
31	1,666	820	846
32	4,052	2,016	2,036
33	1,661	873	788
34	1,764	891	873
35 - 39	17,549	8,812	8,737
35	7,239	3,678	3,561
36	2,383	1,179	1,204
37	2,028	1,026	1,002
38	4,065	1,955	2,110
39	1,834	974	860
40 - 44	12,725	6,833	5,892
40	8,006	4,229	3,777
41	991	522	469
42	2,064	1,191	873
43	1,050	543	507
44	614	348	266

Single Age	Sex		
	Total	Male	Female
45 - 49	9,092	5,068	4,024
45	4,607	2,554	2,053
46	1,029	554	475
47	920	512	408
48	1,763	993	770
49	773	455	318
50 - 54	6,524	3,585	2,939
50	4,133	2,168	1,965
51	467	268	199
52	938	579	359
53	476	259	217
54	510	311	199
55 - 59	3,162	1,776	1,386
55	1,192	657	535
56	728	435	293
57	392	226	166
58	569	302	267
59	281	156	125
60 - 64	3,600	2,126	1,474
60	2,424	1,352	1,072
61	250	155	95
62	417	285	132
63	269	180	89
64	240	154	86
65 - 69	2,113	1,392	721
65	1,179	755	424
66	198	131	67
67	289	211	78
68	303	201	102
69	144	94	50
70 - 74	1,228	791	437
70	800	489	311
71	88	58	30
72	181	126	55
73	67	50	17
74	92	68	24
75 - 79	553	374	179
75	282	181	101
76	70	45	25
77	40	31	9
78	116	83	33
79	45	34	11
80 - 84	404	250	154
80	313	185	128
81	19	12	7
82	35	23	12
83	19	16	3
84	18	14	4
85 - 89	166	115	51
85	68	45	23
86	24	16	8
87	29	20	9
88	25	23	2
89	20	11	9
90+	144	77	67

Single Age	Sex		
	Total	Male	Female
HARARI Region			
Total	183,344	92,258	91,086
0 - 4	23,618	12,009	11,609
0	4,031	2,046	1,985
1	3,861	1,975	1,886
2	5,347	2,712	2,635
3	5,043	2,554	2,489
4	5,336	2,722	2,614
5 - 9	24,745	12,667	12,078
5	4,769	2,425	2,344
6	5,032	2,597	2,435
7	4,669	2,405	2,264
8	5,798	2,955	2,843
9	4,477	2,285	2,192
10 - 14	20,948	10,706	10,242
10	6,015	3,106	2,909
11	2,841	1,436	1,405
12	4,801	2,474	2,327
13	3,665	1,860	1,805
14	3,626	1,830	1,796
15 - 19	21,671	10,621	11,050
15	4,493	2,221	2,272
16	4,628	2,234	2,394
17	3,363	1,668	1,695
18	5,860	2,854	3,006
19	3,327	1,644	1,683
20 - 24	18,757	9,039	9,718
20	7,363	3,517	3,846
21	2,226	1,091	1,135
22	3,893	1,914	1,979
23	2,778	1,311	1,467
24	2,497	1,206	1,291
25 - 29	17,728	8,604	9,124
25	6,725	3,085	3,640
26	2,500	1,225	1,275
27	2,727	1,362	1,365
28	3,850	1,889	1,961
29	1,926	1,043	883
30 - 34	13,420	7,224	6,196
30	7,722	4,059	3,663
31	916	511	405
32	2,460	1,393	1,067
33	1,236	659	577
34	1,086	602	484
35 - 39	11,038	5,756	5,282
35	5,294	2,758	2,536
36	1,364	739	625
37	1,372	741	631
38	1,997	999	998
39	1,011	519	492
40 - 44	8,478	4,650	3,828
40	5,631	3,003	2,628
41	548	302	246
42	1,250	733	517
43	710	407	303
44	339	205	134

Single Age	Sex		
	Total	Male	Female
45 - 49	5,808	3,105	2,703
45	3,333	1,778	1,555
46	575	322	253
47	620	322	298
48	847	449	398
49	433	234	199
50 - 54	5,023	2,477	2,546
50	3,519	1,665	1,854
51	305	159	146
52	550	305	245
53	342	188	154
54	307	160	147
55 - 59	2,485	1,183	1,302
55	1,262	520	742
56	410	237	173
57	314	167	147
58	359	178	181
59	140	81	59
60 - 64	3,445	1,594	1,851
60	2,666	1,207	1,459
61	170	98	72
62	250	119	131
63	215	106	109
64	144	64	80
65 - 69	1,925	861	1,064
65	973	429	544
66	253	107	146
67	363	176	187
68	238	97	141
69	98	52	46
70 - 74	1,844	842	1,002
70	1,343	606	737
71	126	59	67
72	186	88	98
73	101	50	51
74	88	39	49
75 - 79	853	357	496
75	458	185	273
76	132	59	73
77	81	37	44
78	130	52	78
79	52	24	28
80 - 84	837	287	550
80	639	209	430
81	62	24	38
82	47	20	27
83	47	14	33
84	42	20	22
85 - 89	303	127	176
85	140	51	89
86	63	27	36
87	31	12	19
88	39	23	16
89	30	14	16
90+	418	149	269

Single Age	Sex		
	Total	Male	Female
ADDIS ABABA			
Total	2,738,248	1,304,518	1,433,730
0 - 4	195,932	99,661	96,271
0	36,443	18,506	17,937
1	37,848	19,280	18,568
2	38,585	19,769	18,816
3	40,409	20,353	20,056
4	42,647	21,753	20,894
5 - 9	209,532	101,651	107,881
5	41,636	20,747	20,889
6	39,491	19,547	19,944
7	43,235	21,001	22,234
8	43,129	20,471	22,658
9	42,041	19,885	22,156
10 - 14	250,769	109,266	141,503
10	50,979	23,409	27,570
11	38,186	17,441	20,745
12	54,047	23,870	30,177
13	52,924	22,068	30,856
14	54,633	22,478	32,155
15 - 19	386,363	153,352	233,011
15	63,722	24,243	39,479
16	78,774	30,531	48,243
17	67,081	26,656	40,425
18	106,987	42,461	64,526
19	69,799	29,461	40,338
20 - 24	405,134	184,341	220,793
20	116,814	48,625	68,189
21	56,628	26,295	30,333
22	89,719	41,728	47,991
23	73,824	34,432	39,392
24	68,149	33,261	34,888
25 - 29	371,904	179,963	191,941
25	115,721	52,491	63,230
26	63,162	31,144	32,018
27	67,784	34,045	33,739
28	84,645	41,088	43,557
29	40,592	21,195	19,397
30 - 34	232,962	126,147	106,815
30	111,093	57,645	53,448
31	21,041	11,971	9,070
32	49,309	27,156	22,153
33	28,310	15,849	12,461
34	23,209	13,526	9,683
35 - 39	189,136	98,140	90,996
35	81,974	42,448	39,526
36	24,984	13,496	11,488
37	25,071	13,121	11,950
38	39,216	19,585	19,631
39	17,891	9,490	8,401
40 - 44	119,897	65,746	54,151
40	67,459	35,471	31,988
41	9,078	5,449	3,629
42	22,519	13,185	9,334
43	13,572	7,536	6,036
44	7,269	4,105	3,164

Single Age	Sex		
	Total	Male	Female
45 - 49	102,051	50,974	51,077
45	52,720	25,566	27,154
46	11,466	6,083	5,383
47	11,341	5,904	5,437
48	17,864	8,830	9,034
49	8,660	4,591	4,069
50	80,556	38,892	41,664
50	46,332	20,094	26,238
51	5,641	3,079	2,562
52	12,544	6,842	5,702
53	8,337	4,537	3,800
54	7,702	4,340	3,362
55	55,134	28,187	26,947
55	26,845	12,528	14,317
56	8,553	4,579	3,974
57	7,166	4,098	3,068
58	8,671	4,575	4,096
59	3,899	2,407	1,492
60	47,418	23,863	23,555
60	31,532	14,564	16,968
61	2,717	1,616	1,101
62	5,268	3,065	2,203
63	4,344	2,575	1,769
64	3,557	2,043	1,514
65	34,684	17,807	16,877
65	18,188	8,869	9,319
66	5,290	2,733	2,557
67	4,871	2,764	2,107
68	4,299	2,241	2,058
69	2,036	1,200	836
70 - 74	26,399	12,639	13,760
70	16,989	7,407	9,582
71	2,424	1,285	1,139
72	3,146	1,761	1,385
73	2,171	1,219	952
74	1,669	967	702
75 - 79	13,481	6,735	6,746
75	6,816	3,127	3,689
76	2,186	1,155	1,031
77	1,447	828	619
78	2,172	1,116	1,056
79	860	509	351
80 - 84	9,545	3,979	5,566
80	6,783	2,517	4,266
81	602	308	294
82	895	453	442
83	662	367	295
84	603	334	269
85 - 89	3,885	1,780	2,105
85	1,901	760	1,141
86	644	341	303
87	477	233	244
88	502	262	240
89	361	184	177
90+	3,466	1,395	2,071

Single Age	Sex		
	Total	Male	Female
DIRE DAWA			
Total	342,827	171,930	170,897
0 - 4	41,628	21,306	20,322
0	6,670	3,413	3,257
1	7,351	3,761	3,590
2	9,412	4,881	4,531
3	8,885	4,458	4,427
4	9,310	4,793	4,517
5 - 9	43,551	22,081	21,470
5	8,662	4,456	4,206
6	8,568	4,342	4,226
7	8,713	4,440	4,273
8	10,097	5,052	5,045
9	7,511	3,791	3,720
10 - 14	38,508	19,700	18,808
10	10,633	5,556	5,077
11	5,063	2,612	2,451
12	8,803	4,590	4,213
13	6,721	3,348	3,373
14	7,288	3,594	3,694
15 - 19	43,198	21,180	22,018
15	9,254	4,521	4,733
16	8,543	4,327	4,216
17	6,997	3,475	3,522
18	12,205	5,874	6,331
19	6,199	2,983	3,216
20 - 24	37,804	18,130	19,674
20	15,214	7,001	8,213
21	4,229	2,144	2,085
22	7,887	3,901	3,986
23	5,706	2,693	3,013
24	4,768	2,391	2,377
25 - 29	34,181	16,304	17,877
25	14,285	6,424	7,861
26	4,636	2,357	2,279
27	5,294	2,524	2,770
28	7,132	3,511	3,621
29	2,834	1,488	1,346
30 - 34	25,099	13,092	12,007
30	15,596	7,791	7,805
31	1,472	813	659
32	4,273	2,355	1,918
33	2,112	1,175	937
34	1,646	958	688
35 - 39	21,003	10,486	10,517
35	11,579	5,683	5,896
36	2,116	1,107	1,009
37	2,309	1,150	1,159
38	3,526	1,782	1,744
39	1,473	764	709
40 - 44	15,899	8,633	7,266
40	11,527	6,117	5,410
41	751	429	322
42	1,903	1,122	781
43	1,124	632	492
44	594	333	261

Single Age	Sex		
	Total	Male	Female
45 - 49	10,990	5,834	5,156
45	7,050	3,653	3,397
46	867	479	388
47	1,021	570	451
48	1,390	748	642
49	662	384	278
50 - 54	9,562	4,682	4,880
50	7,132	3,380	3,752
51	434	228	206
52	876	454	422
53	576	303	273
54	544	317	227
55 - 59	4,685	2,409	2,276
55	2,832	1,387	1,445
56	590	322	268
57	466	280	186
58	569	300	269
59	228	120	108
60 - 64	6,297	3,193	3,104
60	5,227	2,590	2,637
61	207	111	96
62	369	216	153
63	271	161	110
64	223	115	108
65 - 69	3,153	1,564	1,589
65	1,726	805	921
66	354	184	170
67	560	308	252
68	360	188	172
69	153	79	74
70 - 74	3,267	1,546	1,721
70	2,626	1,190	1,436
71	171	90	81
72	202	117	85
73	171	92	79
74	97	57	40
75 - 79	1,322	622	700
75	780	360	420
76	167	81	86
77	147	73	74
78	161	76	85
79	67	32	35
80 - 84	1,596	696	900
80	1,375	585	790
81	55	21	34
82	73	44	29
83	47	24	23
84	46	22	24
85 - 89	416	188	228
85	244	105	139
86	52	20	32
87	39	21	18
88	52	24	28
89	29	18	11
90+	668	284	384

Single Age	Sex		
	Total	Male	Female
SPECIAL ENUMERATION AREAS			
Total	96,570	52,834	43,736
0 - 4	11,603	6,172	5,431
0	1,353	691	662
1	1,529	799	730
2	2,932	1,547	1,385
3	2,197	1,192	1,005
4	3,592	1,943	1,649
5 - 9	14,603	7,940	6,663
5	2,165	1,156	1,009
6	3,774	2,065	1,709
7	2,208	1,170	1,038
8	4,262	2,320	1,942
9	2,194	1,229	965
10 - 14	15,751	8,907	6,844
10	4,531	2,570	1,961
11	1,801	1,005	796
12	3,935	2,215	1,720
13	2,235	1,273	962
14	3,249	1,844	1,405
15 - 19	13,720	7,966	5,754
15	2,876	1,687	1,189
16	3,277	1,890	1,387
17	1,912	1,102	810
18	3,992	2,323	1,669
19	1,663	964	699
20 - 24	9,831	5,539	4,292
20	3,962	2,249	1,713
21	1,206	671	535
22	2,008	1,127	881
23	1,279	729	550
24	1,376	763	613
25 - 29	7,132	3,564	3,568
25	2,634	1,283	1,351
26	1,221	631	590
27	974	483	491
28	1,605	801	804
29	698	366	332
30 - 34	5,354	2,705	2,649
30	2,973	1,485	1,488
31	450	244	206
32	961	484	477
33	477	244	233
34	493	248	245
35 - 39	4,735	2,177	2,558
35	2,116	937	1,179
36	683	324	359
37	572	278	294
38	915	423	492
39	449	215	234
40 - 44	4,026	2,197	1,829
40	2,518	1,367	1,151
41	341	181	160
42	580	322	258
43	338	176	162
44	249	151	98

Single Age	Sex		
	Total	Male	Female
45 - 49	2,769	1,567	1,202
45	1,463	824	639
46	325	178	147
47	301	157	144
48	425	256	169
49	255	152	103
50	2,205	1,294	911
50	1,451	864	587
51	181	103	78
52	281	150	131
53	142	93	49
54	150	84	66
55	1,101	673	428
56	510	292	218
57	214	136	78
58	130	89	41
59	145	88	57
60	102	68	34
61	1,385	832	553
62	1,011	610	401
63	114	73	41
64	121	74	47
65	71	36	35
66	68	39	29
67	558	320	238
68	279	171	108
69	78	39	39
70	87	49	38
71	69	37	32
72	45	24	21
73	810	460	350
74	563	325	238
75	62	33	29
76	92	44	48
77	47	26	21
78	46	32	14
79	354	196	158
80	139	74	65
81	48	30	18
82	74	42	32
83	65	35	30
84	28	15	13
85 - 89	358	189	169
85	257	137	120
86	34	19	15
87	32	18	14
88	22	8	14
89	13	7	6
90 - 94	99	57	42
90	34	22	12
91	22	14	8
92	15	7	8
93	16	6	10
94	12	8	4
95+	176	79	97

Note that :-
 ** -The Total population size of Affar and that of Country Total includes the estimated population of eight rural kebeles (21,410) in Elidar woreda (Affar Region).
 - The total population figures for the Affar and Somali Regions refer to the counted population of the regions as of December 1, 2007.

TABLE 3: POPULATION SIZE OF REGIONS, ZONES AND WEREDAS BY PLACE OF RESIDENCE AND SEX: 2007

Region /Zone /Wereda	Urban + Rural			Urban			Rural		
	Both Sexes	Male	Female	Both Sexes	Male	Female	Both Sexes	Male	Female
COUNTRY Total*									
Country Total	73,918,505	37,296,657	36,621,848	11,956,170	5,942,170	6,014,000	61,962,335	31,354,487	30,607,848
TIGRAY Region									
Region Total	4,314,456	2,124,853	2,189,603	842,723	398,072	444,651	3,471,733	1,726,781	1,744,952
North Western Tigray-Zone									
Zone Total	735,951	367,632	368,319	108,074	49,530	58,544	627,877	318,102	309,775
Tahtay Adiyabo-Wereda	91,379	46,371	45,008	7,627	3,340	4,287	83,752	43,031	40,721
Laelay Adiyabo-Wereda	112,213	55,882	56,331	7,776	3,396	4,380	104,437	52,486	51,951
Medebay Zana-Wereda	126,002	62,431	63,571	10,525	4,667	5,858	115,477	57,764	57,713
Tahtay Koraro-Wereda	68,549	34,261	34,288	-	-	-	68,549	34,261	34,288
Asegede Tsimbila-Wereda	135,561	69,110	66,451	10,107	4,638	5,469	125,454	64,472	60,982
Tselemti-Wereda	138,829	70,090	68,739	8,621	4,002	4,619	130,208	66,088	64,120
Shere Endasilasie /Town/-Wereda	46,382	21,329	25,053	46,382	21,329	25,053	-	-	-
Shiraro /Town/-Wereda	17,036	8,158	8,878	17,036	8,158	8,878	-	-	-
Central Tigray-Zone									
Zone Total	1,245,223	613,251	631,972	176,445	81,822	94,623	1,068,778	531,429	537,349
Mereb Lehe-Wereda	107,199	53,413	53,786	7,909	3,615	4,294	99,290	49,798	49,492
Ahiferom-Wereda	173,651	83,992	89,659	23,411	10,889	12,522	150,240	73,103	77,137
Were Lehe-Wereda	146,446	71,847	74,599	16,518	7,580	8,938	129,928	64,267	65,661
Adwa-Wereda	99,693	49,536	50,157	-	-	-	99,693	49,536	50,157
Laelay Maychew-Wereda	72,611	36,191	36,420	-	-	-	72,611	36,191	36,420
Tahtay Maychew-Wereda	99,184	48,655	50,529	11,254	5,279	5,975	87,930	43,376	44,554
Nader Adet-Wereda	104,542	51,828	52,714	1,842	914	928	102,700	50,914	51,786
Kola Temben-Wereda	134,312	66,908	67,404	-	-	-	134,312	66,908	67,404
Dega Temben-Wereda	113,526	56,921	56,605	7,268	3,334	3,934	106,258	53,587	52,671
Tanqua Abergele-Wereda	92,844	47,126	45,718	7,028	3,377	3,651	85,816	43,749	42,067
Abi Adi /Town/-Wereda	16,084	7,797	8,287	16,084	7,797	8,287	-	-	-
Adwa /Town/-Wereda	40,502	18,308	22,194	40,502	18,308	22,194	-	-	-
Axum /Town/-Wereda	44,629	20,729	23,900	44,629	20,729	23,900	-	-	-
Eastern Tigray-Zone									
Zone Total	755,633	359,727	395,906	146,301	66,424	79,877	609,332	293,303	316,029

Region /Zone /Wereda	Urban			Urban			Rural		
	Both Sex	Male	Female	Both Sex	Male	Female	Both Sex	Male	Female
Gulo Meheda-Wereda	84,762	40,787	43,975	9,986	4,464	5,522	23,772	11,569	12,203
Erob-Wereda	25,862	12,576	13,286	2,090	1,007	1,083	23,772	11,569	12,203
Saesi Tsadamba-Wereda	138,043	65,268	72,775	18,839	8,344	10,495	119,204	56,924	62,280
Ganta Afeshum-Wereda	88,616	42,072	46,544	3,635	1,657	1,978	84,981	40,415	44,566
Hawuzen-Wereda	118,648	56,723	61,925	8,025	3,746	4,279	110,623	52,977	57,646
Kilte Awlalo-Wereda	99,688	48,631	51,057	4,805	2,166	2,639	94,883	46,465	48,418
Atsbi Wonberta-Wereda	112,234	53,615	58,619	11,141	4,985	6,156	101,093	48,630	52,463
Adigrat /Town/-Wereda	57,572	25,999	31,573	57,572	25,999	31,573	-	-	-
Wukro /Town/-Wereda	30,208	14,056	16,152	30,208	14,056	16,152	-	-	-
Southern Tigray-Zone									
Zone Total	1,004,558	496,444	508,114	124,813	58,945	65,868	879,745	437,499	442,246
Seharti Samre-Wereda	124,499	61,954	62,545	9,185	4,290	4,895	115,314	57,664	57,650
Enderta-Wereda	114,277	57,472	56,805	-	-	-	114,277	57,472	56,805
Hintalo Wajirat-Wereda	152,219	75,262	76,957	11,928	5,627	6,301	140,291	69,635	70,656
Alaje-Wereda	107,954	52,840	55,114	7,565	3,668	3,897	100,389	49,172	51,217
Endamehoni-Wereda	84,726	42,048	42,678	2,985	1,278	1,707	81,741	40,770	40,971
Raya Azebo-Wereda	136,039	67,774	68,265	16,055	7,626	8,429	119,984	60,148	59,836
Alamata-Wereda	85,359	42,460	42,899	4,563	2,133	2,430	80,796	40,327	40,469
Ofa-Wereda	126,953	62,311	64,642	-	-	-	126,953	62,311	64,642
Maychew /Town/-Wereda	23,484	11,057	12,427	23,484	11,057	12,427	-	-	-
Korem /Town/-Wereda	15,850	7,135	8,715	15,850	7,135	8,715	-	-	-
Alamata /Town/-Wereda	33,198	16,131	17,067	33,198	16,131	17,067	-	-	-
Western Tigray-Zone									
Zone Total	357,545	183,041	174,504	71,544	36,593	34,951	286,001	146,448	139,553
Kafta Humera-Wereda	92,144	47,899	44,245	30,232	15,548	14,684	61,912	32,351	29,561
Welkayit-Wereda	139,999	71,035	68,964	10,548	5,117	5,431	129,451	65,918	63,533
Tsegede-Wereda	104,015	52,844	51,171	9,377	4,665	4,712	94,638	48,179	46,459
Humera /Town/-Wereda	21,387	11,263	10,124	21,387	11,263	10,124	-	-	-
Mekele Special-Zone									
Zone Total	215,546	104,758	110,788	215,546	104,758	110,788	-	-	-
Dehub-Wereda	92,696	44,417	48,279	92,696	44,417	48,279	-	-	-
Semen-Wereda	122,850	60,341	62,509	122,850	60,341	62,509	-	-	-
AFFAR Region*									
Region Total	1,411,092	786,338	624,754	188,973	100,915	88,058	1,222,119	685,423	536,696
ZONE 1									
Zone Total	421,790	230,573	191,217	82,827	43,364	39,463	338,963	187,209	151,754
Dubti-Wereda	65,314	34,870	30,444	32,914	17,127	15,787	32,400	17,743	14,657

Region /Zone /Wereda	Urban + Rural			Urban			Rural		
	Both Sexes	Male	Female	Both Sexes	Male	Female	Both Sexes	Male	Female
* Elidar-Wereda	79,491	43,393	36,098	9,727	5,344	4,383	69,764	38,049	31,715
Asayita-Wereda	47,210	25,152	22,058	16,048	8,181	7,867	31,162	16,971	14,191
Afambo-Wereda	24,129	13,297	10,832	800	460	340	23,329	12,837	10,492
Mile-Wereda	92,778	50,996	41,782	14,206	7,326	6,880	78,572	43,670	34,902
Chifra-Wereda	91,078	50,859	40,219	9,132	4,926	4,206	81,946	45,933	36,013
Kori-Wereda	21,790	12,006	9,784	-	-	-	21,790	12,006	9,784
Zone 2									
Zone Total	351,431	196,137	155,294	26,190	14,517	11,673	325,241	181,620	143,621
Erebtı-Wereda	36,233	20,365	15,868	749	441	308	35,484	19,924	15,560
Kunoba-Wereda	54,167	29,338	24,829	3,029	1,727	1,302	51,138	27,611	23,527
Abala-Wereda	37,943	20,469	17,474	10,288	5,180	5,108	27,655	15,289	12,366
Megale-Wereda	28,106	15,335	12,771	703	373	330	27,403	14,962	12,441
Berahile-Wereda	78,850	45,482	33,368	6,098	3,563	2,535	72,752	41,919	30,833
Dalol-Wereda	83,919	46,965	36,954	1,757	1,050	707	82,162	45,915	36,247
Afdera-Wereda	32,213	18,183	14,030	3,566	2,183	1,383	28,647	16,000	12,647
Zone 3									
Zone Total	198,628	108,903	89,725	58,267	30,910	27,357	140,361	77,993	62,368
Amibara-Wereda	63,280	35,301	27,979	32,086	17,623	14,463	31,194	17,678	13,516
Awash Fentale-Wereda	29,775	15,471	14,304	16,844	8,449	8,395	12,931	7,022	5,909
Gewane-Wereda	31,313	17,167	14,146	5,982	3,121	2,861	25,331	14,046	11,285
Dulacha-Wereda	20,683	11,200	9,483	1,189	618	571	19,494	10,582	8,912
Bure Mudayitu-Wereda	31,786	18,121	13,665	-	-	-	31,786	18,121	13,665
Argoba Liyu-Wereda	21,791	11,643	10,148	2,166	1,099	1,067	19,625	10,544	9,081
Zone 4									
Zone Total	255,542	145,471	110,071	9,430	5,191	4,239	246,112	140,280	105,832
Awra-Wereda	35,755	19,644	16,111	1,649	914	735	34,106	18,730	15,376
Ewa-Wereda	47,195	26,432	20,763	1,230	648	582	45,965	25,784	20,181
Teru-Wereda	75,342	43,826	31,516	1,838	1,058	780	73,504	42,768	30,736
Yalo-Wereda	47,459	27,313	20,146	789	436	353	46,670	26,877	19,793
Golina-Wereda	49,791	28,256	21,535	3,924	2,135	1,789	45,867	26,121	19,746
Zone 5									
Zone Total	183,701	105,254	78,447	12,259	6,933	5,326	171,442	98,321	73,121
Telalak-Wereda	37,960	22,385	15,575	1,949	1,035	914	36,011	21,350	14,661
Sumu Robi-Wereda	32,014	17,218	14,796	935	471	464	31,079	16,747	14,332
Dawe-Wereda	42,323	24,817	17,506	2,280	1,247	1,033	40,043	23,570	16,473
Dalifage-Wereda	36,151	21,369	14,782	4,977	3,002	1,975	31,174	18,367	12,807
Hadele Ele-Wereda	35,253	19,465	15,788	2,118	1,178	940	33,135	18,287	14,848

Region /Zone /Wereda	Urban + Rural			Urban			Rural		
	Total	Male	Female	Total	Male	Female	Total	Male	Female
AMHARA Region									
Region Total	17,214,056	8,636,875	8,577,181	2,112,220	1,024,136	1,088,084	15,101,836	7,612,739	7,489,097
North Gondar-Zone									
Zone Total	2,921,470	1,481,726	1,439,744	463,825	218,444	245,381	2,457,645	1,263,282	1,194,363
Adi Arkay-Wereda	89,049	45,502	43,547	10,337	4,731	5,606	78,712	40,771	37,941
Beyeda-Wereda	96,953	47,645	49,308	2,788	1,161	1,627	94,165	46,484	47,681
Janamora-Wereda	167,710	84,419	83,291	5,054	2,219	2,835	162,656	82,200	80,456
Debank-Wereda	160,130	80,746	79,384	20,830	9,412	11,418	139,300	71,334	67,966
Dabat-Wereda	145,458	73,825	71,633	15,818	7,087	8,731	129,640	66,738	62,902
Merab Armachoho-Wereda	32,618	17,912	14,706	15,071	8,077	6,994	17,547	9,835	7,712
Tegede-Wereda	69,028	35,226	33,802	5,357	2,537	2,820	63,671	32,689	30,982
Lay Armachoho-Wereda	157,797	79,513	78,284	12,546	5,458	7,088	145,251	74,055	71,196
Wegera-Wereda	222,557	113,427	109,130	19,299	8,707	10,592	203,258	104,720	98,538
Gondar Zuria-Wereda	191,351	97,363	93,988	18,370	8,642	9,728	172,981	88,721	84,260
Dembia-Wereda	270,994	138,085	132,909	23,351	10,724	12,627	247,643	127,361	120,282
Chilga-Wereda	221,361	111,997	109,364	20,739	9,373	11,366	200,622	102,624	97,998
Metema-Wereda	110,231	58,734	51,497	29,685	15,119	14,566	80,546	43,615	36,931
Quara-Wereda	93,629	49,750	43,879	5,275	2,625	2,650	88,354	47,125	41,229
Alefa-Wereda	170,421	86,309	84,112	12,268	5,540	6,728	158,153	80,769	77,384
Merab Belsa-Wereda	142,056	72,341	69,715	7,661	3,685	3,976	134,395	68,656	65,739
Misrak Belesa-Wereda	97,816	50,567	47,249	13,055	6,293	6,762	84,761	44,274	40,487
Gonder/Town/-Wereda	206,987	98,085	108,902	206,987	98,085	108,902	-	-	-
Tselemet-Wereda	57,189	28,674	28,515	-	-	-	57,189	28,674	28,515
Tach Armachoho-Wereda	89,079	45,848	43,231	12,253	5,701	6,552	76,826	40,147	36,679
Takusa-Wereda	129,056	65,758	63,298	7,081	3,268	3,813	121,975	62,490	59,485
South Gondar-Zone									
Zone Total	2,047,206	1,038,913	1,008,293	194,474	95,292	99,182	1,852,732	943,621	909,111
Ebinat-Wereda	220,955	112,552	108,403	11,996	5,562	6,434	208,959	106,990	101,969
Libokemkem-Wereda	198,374	100,951	97,423	22,050	10,948	11,102	176,324	90,003	86,321
Fogera-Wereda	226,595	115,693	110,902	25,184	12,339	12,845	201,411	103,354	98,057
Farta-Wereda	232,337	118,599	113,738	6,780	3,443	3,337	225,557	115,156	110,401
Lay Gayint-Wereda	206,458	104,372	102,086	22,818	10,995	11,823	183,640	93,377	90,263
Tach Gayint-Wereda	101,930	51,024	50,906	7,994	3,788	4,206	93,936	47,236	46,700
Simada-Wereda	228,207	113,274	114,933	10,278	5,030	5,248	217,929	108,244	109,685
Misrak Este-Wereda	210,767	107,517	103,250	13,902	7,013	6,889	196,865	100,504	96,361
Dera-Wereda	246,351	125,898	120,453	16,123	7,644	8,479	230,228	118,254	111,974
Debre Tabor/Town/-Wereda	55,157	27,430	27,727	55,157	27,430	27,727	-	-	-

Region /Zone /Wereda	Urban + Rural			Urban			Rural		
	Both Sexes	Male	Female	Both Sexes	Male	Female	Both Sexes	Male	Female
Merab Este-Wereda	120,075	61,603	58,472	2,192	1,100	1,092	117,883	60,503	57,380
North Wello-Zone									
Zone Total	1,503,283	754,354	748,929	155,659	76,060	79,599	1,347,624	678,294	669,330
Bugna-Wereda	75,468	37,869	37,599	-	-	-	75,468	37,869	37,599
Kobo-Wereda	221,894	111,571	110,323	33,135	16,311	16,824	188,759	95,260	93,499
Gidan-Wereda	160,115	79,148	80,967	7,713	3,690	4,023	152,402	75,458	76,944
Meket-Wereda	227,338	114,731	112,607	11,748	5,697	6,051	215,590	109,034	106,556
Wadia-Wereda	128,145	64,553	63,592	4,289	1,943	2,346	123,856	62,610	61,246
Delanta-Wereda	128,411	64,068	64,343	7,847	3,907	3,940	120,564	60,161	60,403
Gubalafto-Wereda	139,800	70,732	69,068	4,885	2,377	2,508	134,915	68,355	66,560
Habru-Wereda	192,701	96,856	95,845	21,598	10,591	11,007	171,103	86,265	84,838
Woldiya /Town/-Wereda	46,126	22,990	23,136	46,126	22,990	23,136	-	-	-
Lasta-Wereda	118,185	58,648	59,537	17,790	8,317	9,473	100,395	50,331	50,064
Dawunt-Wereda	65,100	33,188	31,912	528	237	291	64,572	32,951	31,621
South Wello-Zone									
Zone Total	2,519,450	1,248,963	1,270,487	302,661	147,164	155,497	2,216,789	1,101,799	1,114,990
Mekdela-Wereda	142,623	69,610	73,013	5,107	2,371	2,736	137,516	67,239	70,277
Tenta-Wereda	166,208	81,917	84,291	8,976	4,425	4,551	157,232	77,492	79,740
Kutaber-Wereda	95,385	47,328	48,057	4,939	2,471	2,468	90,446	44,857	45,589
Ambasel-Wereda	121,100	60,868	60,232	5,114	2,441	2,673	115,986	58,427	57,559
Tehuledere-Wereda	117,856	59,287	58,569	14,738	7,425	7,313	103,118	51,862	51,256
Werebabu-Wereda	99,824	50,106	49,718	6,725	3,286	3,439	93,099	46,820	46,279
Kalu-Wereda	186,650	94,432	92,218	20,322	10,105	10,217	166,328	84,327	82,001
Albuko-Wereda	77,120	38,439	38,681	3,465	1,601	1,864	73,655	36,838	36,817
Dessie Zuria-Wereda	157,629	77,595	80,034	-	-	-	157,629	77,595	80,034
Legambo-Wereda	164,964	81,229	83,735	7,318	3,634	3,684	157,646	77,595	80,051
Sayint-Wereda	144,937	71,960	72,977	5,470	2,799	2,671	139,467	69,161	70,306
Debresina-Wereda	158,920	78,988	79,932	9,480	4,887	4,593	149,440	74,101	75,339
Kelela-Wereda	137,446	68,430	69,016	7,636	3,749	3,887	129,810	64,681	65,129
Jama - Wereda	127,467	63,443	64,024	6,690	3,133	3,557	120,777	60,310	60,467
Were Ilu - Wereda	109,200	54,230	54,970	11,432	5,872	5,560	97,768	48,358	49,410
Wegidi - Wereda	135,169	66,715	68,454	4,516	2,223	2,293	130,653	64,492	66,161
Kombolcha/Town/ - Wereda	85,337	41,947	43,390	58,642	28,387	30,255	26,695	13,560	13,135
Dessie/Town/-Wereda	151,094	72,891	78,203	120,029	57,432	62,597	31,065	15,459	15,606
Mehal Saynt Wereda	73,409	36,347	37,062	-	-	-	73,409	36,347	37,062
Legahida - Wereda	67,112	33,201	33,911	2,062	923	1,139	65,050	32,278	32,772
North Shewa - Zone									

Region /Zone /Wereda	Urban + Rural			Urban			Rural		
	Both Sexes	Male	Female	Both Sexes	Male	Female	Both Sexes	Male	Female
Zone Total	1,833,422	900,000	933,422	212,601	103,472	109,129	1,940,070	962,622	977,448
Mida Woremo - Wereda	93,050	46,729	46,321	6,424	3,060	3,364	86,626	43,643	42,983
Merhabete - Wereda	126,470	63,978	62,492	13,109	6,444	6,665	113,361	57,534	55,827
Ensaro - Wereda	59,146	30,392	28,754	3,162	1,484	1,678	55,984	28,908	27,076
Moretna Jiru - Wereda	92,900	47,591	45,309	9,011	4,476	4,535	83,889	43,115	40,774
Menz Gera Midir - Wereda	102,420	49,956	52,464	11,049	5,333	5,716	91,371	44,623	46,748
Gishe - Wereda	61,551	30,471	31,080	3,655	1,864	1,791	57,896	28,607	29,289
Antsokiya Gemza - Wereda	79,078	39,324	39,754	12,545	6,135	6,410	66,533	33,189	33,344
Efrata Gidim - Wereda	110,462	55,655	54,807	15,314	7,707	7,607	95,148	47,948	47,200
Menz Mama Midir - Wereda	85,116	42,088	43,028	6,513	3,161	3,352	78,603	38,927	39,676
Tarma Ber - Wereda	86,011	43,596	42,415	10,300	4,859	5,441	75,711	38,737	36,974
Mojana Waderea - Wereda	70,256	35,482	34,774	3,094	1,528	1,566	67,162	33,954	33,208
Kewet - Wereda	118,333	60,911	57,422	17,573	8,873	8,700	100,760	52,038	48,722
Angolala Tera - Wereda	81,145	41,213	39,932	5,642	2,623	3,019	75,503	38,590	36,913
Asagirt - Wereda	49,493	25,257	24,236	1,277	644	633	48,216	24,613	23,603
Ankober - Wereda	76,463	38,761	37,702	4,397	2,038	2,359	72,066	36,723	35,343
Hagere Mariam Kesem - Wereda	55,201	28,375	26,826	2,186	1,101	1,085	53,015	27,274	25,741
Berehet - Wereda	34,800	17,665	17,135	3,977	1,934	2,043	30,823	15,731	15,092
Minjar Shenkora - Wereda	128,741	66,843	61,898	12,233	6,019	6,214	116,508	60,824	55,684
Basona Werana - Wereda	120,879	61,895	58,984	1,219	566	653	119,660	61,329	58,331
Debre Berhan/Town/-Wereda	65,214	31,658	33,556	65,214	31,658	33,556	-	-	-
Menz Keya Gebreal - Wereda	46,206	22,957	23,249	2,623	1,308	1,315	43,583	21,649	21,934
Menz Lalo Midir - Wereda	36,110	17,865	18,245	-	-	-	36,110	17,865	18,245
Saya Debirna Wayu - Wereda	60,044	30,783	29,261	4,522	2,222	2,300	55,522	28,561	26,961
East Gojjam - Zone									
Zone Total	2,152,671	1,066,094	1,086,577	212,601	103,472	109,129	1,940,070	962,622	977,448
Bibugn - Wereda	81,251	39,810	41,441	5,515	2,739	2,776	75,736	37,071	38,665
Hulet Ej Enese	277,279	138,195	139,084	30,588	15,433	15,155	246,691	122,762	123,929
Goncha Siso Enese - Wereda	148,498	73,762	74,736	7,690	3,829	3,861	140,808	69,933	70,875
Enebse Sar Midir - Wereda	134,841	66,632	68,209	12,254	5,991	6,263	122,587	60,641	61,946
Enarj Enawga - Wereda	165,785	82,154	83,631	12,725	5,993	6,732	153,060	76,161	76,899
Enemay - Wereda	165,228	82,139	83,089	18,867	9,240	9,627	146,361	72,899	73,462
Debay Tiltatgen - Wereda	127,116	63,658	63,458	5,007	2,386	2,621	122,109	61,272	60,837
Debre Elias - Wereda	82,133	41,098	41,035	7,925	3,846	4,079	74,208	37,252	36,956
Machakel - Wereda	118,067	58,517	59,550	8,727	4,365	4,362	109,340	54,152	55,188
Gozamin - Wereda	133,856	66,875	66,981	2,583	1,177	1,406	131,273	65,698	65,575
Baso Liben - Wereda	137,470	67,594	69,876	6,439	3,094	3,345	131,031	64,500	66,531

Region /Zone /Wereda	Urban + Rural			Urban			Rural		
	Both Sexes	Male	Female	Both Sexes	Male	Female	Both Sexes	Male	Female
Awabel Wereda	121,554	60,211	61,343	11,829	5,866	5,963	109,725	54,345	55,380
Dejen - Wereda	103,052	49,830	53,222	9,418	4,522	4,896	93,634	45,308	48,326
Shebel Berenta - Wereda	103,963	50,924	53,039	4,228	2,030	2,198	99,735	48,894	50,841
Debre Markos/Town/-Wereda	62,469	29,901	32,568	62,469	29,901	32,568	-	-	-
Sinan - Wereda	98,914	49,407	49,507	4,560	2,272	2,288	94,354	47,135	47,219
Aneded - Wereda	91,195	45,387	45,808	1,777	788	989	89,418	44,599	44,819
West Gojjam - Zone									
Zone Total	2,107,723	1,058,775	1,048,948	183,499	91,419	92,080	1,924,224	967,356	956,868
Semen Achefer - Wereda	173,211	88,655	84,556	11,732	5,789	5,943	161,479	82,866	78,613
Bahri Dar Zuria - Wereda	182,676	93,610	89,066	-	-	-	182,676	93,610	89,066
Yilma Na Densa - Wereda	214,850	106,967	107,883	19,165	9,613	9,552	195,685	97,354	98,331
Mecha - Wereda	292,250	147,700	144,550	22,676	11,432	11,244	269,574	136,268	133,306
Sekela - Wereda	138,652	68,989	69,663	6,772	3,389	3,383	131,880	65,600	66,280
Quarit - Wereda	114,741	56,746	57,995	4,748	2,469	2,279	109,993	54,277	55,716
Dega Damot - Wereda	151,121	74,383	76,738	6,693	3,491	3,202	144,428	70,892	73,536
Dembecha - Wereda	129,228	64,666	64,562	17,911	8,898	9,013	111,317	55,768	55,549
Jabi Tehnan - Wereda	178,649	89,184	89,465	11,963	5,808	6,155	166,686	83,376	83,310
Bure- Wereda	143,099	71,189	71,910	25,971	12,924	13,047	117,128	58,265	58,863
Wonberma - Wereda	101,339	51,387	49,952	10,607	5,143	5,464	90,732	46,244	44,488
Goncha- Wereda	106,656	53,669	52,987	4,252	2,192	2,060	102,404	51,477	50,927
Debub Achefer - Wereda	155,863	78,867	76,996	15,621	7,508	8,113	140,242	71,359	68,883
Finote Selam/Town/-Wereda	25,388	12,763	12,625	25,388	12,763	12,625	-	-	-
Waghemira - Zone									
Zone Total	426,038	213,734	212,304	29,942	14,236	15,706	396,096	199,498	196,598
Ziquala- Wereda	43,964	22,464	21,500	3,395	1,644	1,751	40,569	20,820	19,749
Sekota - Wereda	134,702	66,984	67,718	22,342	10,757	11,585	112,360	56,227	56,133
Dehena - Wereda	109,687	54,635	55,052	4,205	1,835	2,370	105,482	52,800	52,682
Gazgibla- Wereda	70,833	35,564	35,269	-	-	-	70,833	35,564	35,269
Abergele- Wereda	43,171	21,964	21,207	-	-	-	43,171	21,964	21,207
Sehala- Wereda	23,681	12,123	11,558	-	-	-	23,681	12,123	11,558
Awi - Zone									
Zone Total	981,491	490,949	490,542	122,717	60,809	61,908	858,774	430,140	428,634
Dangila- Wereda	157,390	79,416	77,974	26,738	13,128	13,610	130,652	66,288	64,364
Banja Shekudad - Wereda	111,954	55,595	56,359	22,466	11,226	11,240	89,488	44,369	45,119
Ankasha Guagusa - Wereda	199,784	99,261	100,523	16,372	8,438	7,934	183,412	90,823	92,589
Guangua - Wereda	223,024	111,149	111,875	31,478	15,368	16,110	191,546	95,781	95,765
Fagita Lekoma - Wereda	126,357	62,720	63,637	8,905	4,362	4,543	117,452	58,358	59,094

Region /Zone /Wereda	Urban + Rural			Urban			Rural		
	Both Sexes	Male	Female	Both Sexes	Male	Female	Both Sexes	Male	Female
Jawi - Wereda	79,076	41,411	37,665	2,665	2,001	664	76,411	37,536	33,821
Guagusa Shikudad - Wereda	83,906	41,411	42,495	8,039	7,221	818	75,867	37,755	37,882
Oromia - Zone									
Zone Total	459,847	228,450	231,397	51,709	25,088	26,621	408,138	203,362	204,776
Chafe Gola - Wereda	133,359	66,730	66,629	2,876	1,327	1,549	130,483	65,403	65,080
Bati - Wereda	107,343	53,705	53,638	16,701	7,737	8,964	90,642	45,968	44,674
Jile Timuga- Wereda	72,864	35,690	37,174	5,074	2,477	2,597	67,790	33,213	34,577
Artuma Fursi- Wereda	85,512	42,119	43,393	5,940	2,944	2,996	79,572	39,175	40,397
Dawe Harewa- Wereda	41,354	20,428	20,926	1,703	825	878	39,651	19,603	20,048
Kemisie/Town/- Wereda	19,415	9,778	9,637	19,415	9,778	9,637	-	-	-
Bahir Dar Special - Zone									
Bahir Dar Special-Zone Total	220,344	107,578	112,766	180,094	87,089	93,005	40,250	20,489	19,761
Argoba Special Wereda									
Argoba Special-Wereda Total	35,444	17,894	17,550	-	-	-	35,444	17,894	17,550
OROMIA Region									
Region Total	27,158,471	13,676,159	13,482,312	3,370,040	1,705,316	1,664,724	23,788,431	11,970,843	11,817,588
West Wellega-Zone									
Zone Total	1,351,979	672,051	679,928	147,145	74,209	72,936	1,204,834	597,842	606,992
Menesibu-Wereda	123,318	62,895	60,423	13,631	6,876	6,755	109,687	56,019	53,668
Nejo-Wereda	130,882	64,636	66,246	24,497	12,474	12,023	106,385	52,162	54,223
Gimbi-Wereda	74,844	36,780	38,064	-	-	-	74,844	36,780	38,064
Lalo Asabi-Wereda	75,564	37,071	38,493	10,369	5,095	5,274	65,195	31,976	33,219
Kiltu Kara-Wereda	51,286	25,607	25,679	5,253	2,711	2,542	46,033	22,896	23,137
Boji Dirmeji-Wereda	42,789	20,926	21,863	7,288	3,463	3,825	35,501	17,463	18,038
Guliso-Wereda	69,849	34,790	35,059	7,866	3,978	3,888	61,983	30,812	31,171
Jarso-Wereda	48,145	23,797	24,348	3,621	1,719	1,902	44,524	22,078	22,446
Kondala-Wereda	97,184	49,100	48,084	3,201	1,669	1,532	93,983	47,431	46,552
Boji Chekorsa-Wereda	48,863	24,113	24,750	1,478	730	748	47,385	23,383	24,002
Babo Gambel-Wereda	60,043	30,442	29,601	3,267	1,704	1,563	56,776	28,738	28,038
Yubdo-Wereda	38,860	19,267	19,593	2,330	1,166	1,164	36,530	18,101	18,429
Genji-Wereda	60,626	30,153	30,473	3,370	1,758	1,612	57,256	28,395	28,861
Haru-Wereda	70,299	34,680	35,619	6,010	3,011	2,999	64,289	31,669	32,620
Nole Kaba-Wereda	60,793	29,667	31,126	5,095	2,586	2,509	55,698	27,081	28,617
Begi-Wereda	119,238	59,128	60,110	7,671	3,862	3,809	111,567	55,266	56,301
Gimbi /Town/-Wereda	31,311	15,854	15,457	31,311	15,854	15,457	-	-	-
Seyo Nole-Wereda	75,996	37,550	38,446	2,328	1,212	1,116	73,668	36,338	37,330
Homa-Wereda	24,552	12,130	12,422	2,483	1,276	1,207	22,069	10,854	11,215

Region /Zone /Wereda	Urban + Rural			Urban			Rural		
	Both Sexes	Male	Female	Both Sexes	Male	Female	Both Sexes	Male	Female
Ayira-Wereda	47,537	23,465	24,072	6,076	3,065	3,011	41,461	20,400	21,061
East Wellega-Zone									
Zone Total	1,230,402	614,761	615,641	169,282	85,260	84,022	1,061,120	529,501	531,619
Limu-Wereda	73,182	36,548	36,634	4,163	2,025	2,138	69,019	34,523	34,496
Ibantu-Wereda	35,779	17,909	17,870	2,788	1,534	1,254	32,991	16,375	16,616
Gida Kiremu-Wereda	159,861	80,463	79,398	27,917	14,104	13,813	131,944	66,359	65,585
Haro Limu-Wereda	52,154	26,047	26,107	-	-	-	52,154	26,047	26,107
Boneya Bushe-Wereda	47,872	23,501	24,371	2,709	1,362	1,347	45,163	22,139	23,024
Wayu Tuka-Wereda	66,194	32,391	33,803	3,019	1,514	1,505	63,175	30,877	32,298
Gudeya Bila-Wereda	54,724	27,080	27,644	5,830	2,809	3,021	48,894	24,271	24,623
Gobu Seyo-Wereda	42,428	20,976	21,452	4,751	2,316	2,435	37,677	18,660	19,017
Sibu Sire-Wereda	102,214	50,712	51,502	10,243	5,043	5,200	91,971	45,669	46,302
Diga-Wereda	68,369	34,749	33,620	8,371	4,237	4,134	59,998	30,512	29,486
Sasiga-Wereda	81,809	41,816	39,993	2,573	1,258	1,315	79,236	40,558	38,678
<i>Leka Dulecha-Wereda</i>	73,367	36,120	37,247	4,056	1,933	2,123	69,311	34,187	35,124
Guto Gida-Wereda	92,547	47,109	45,438	-	-	-	92,547	47,109	45,438
Jima Arjo-Wereda	88,279	43,053	45,226	10,363	5,118	5,245	77,916	37,935	39,981
Nunu Kumba-Wereda	65,713	32,308	33,405	5,682	2,840	2,842	60,031	29,468	30,563
Wama Hagelo-Wereda	49,093	24,812	24,281	-	-	-	49,093	24,812	24,281
Nekemte /Town/-Wereda	76,817	39,167	37,650	76,817	39,167	37,650	-	-	-
Illu Aba Bora-Zone									
Zone Total	1,278,183	640,159	638,024	126,280	63,221	63,059	1,151,903	576,938	574,965
Darimu-Wereda	146,447	73,038	73,409	4,245	2,098	2,147	142,202	70,940	71,262
Alge Sachi-Wereda	77,319	38,279	39,040	7,617	3,855	3,762	69,702	34,424	35,278
Chora-Wereda	100,450	49,748	50,702	7,704	3,874	3,830	92,746	45,874	46,872
Dega-Wereda	39,454	19,497	19,957	3,021	1,516	1,505	36,433	17,981	18,452
Dabo Hana-Wereda	42,322	20,989	21,333	3,435	1,677	1,758	38,887	19,312	19,575
Gechi-Wereda	71,253	35,682	35,571	6,226	3,114	3,112	65,027	32,568	32,459
Borecha-Wereda	73,695	37,349	36,346	2,725	1,410	1,315	70,970	35,939	35,031
Dedesa-Wereda	85,653	43,161	42,492	6,383	3,189	3,194	79,270	39,972	39,298
Yayu-Wereda	52,829	26,720	26,109	7,553	3,758	3,795	45,276	22,962	22,314
Metu Zuria-Wereda	60,646	30,309	30,337	-	-	-	60,646	30,309	30,337
Ale-Wereda	64,251	32,025	32,226	9,044	4,516	4,528	55,207	27,509	27,698
Bure-Wereda	50,876	25,438	25,438	5,217	2,609	2,608	45,659	22,829	22,829
Nono Sele-Wereda	11,413	5,707	5,706	1,744	872	872	9,669	4,835	4,835
Bicho-Wereda	24,941	12,507	12,434	1,554	776	778	23,387	11,731	11,656
Bilo Nopha-Wereda	29,029	14,712	14,317	2,011	1,024	987	27,018	13,688	13,330

Region /Zone /Wereda	Urban + Rural			Urban			Rural		
	Both Sexes	Male	Female	Both Sexes	Male	Female	Both Sexes	Male	Female
Hurumu-Wereda	4,157	19,522	19,522	4,519	2,299	2,220	38,132	19,002	19,130
Didu-Wereda	32,629	16,522	16,522	-	-	-	15,741	15,741	15,725
Mako-Wereda	22,298	10,951	11,347	-	-	-	-	11,347	11,347
Huka /Halu/-Wereda	17,370	8,730	8,640	1,684	806	878	15,686	7,924	7,762
Metu /Town/-Wereda	29,627	14,795	14,832	29,627	14,795	14,832	-	-	-
Bedele/Town/-Wereda	19,504	9,824	9,680	19,504	9,824	9,680	-	-	-
Bedele Zuria/Town/-Wereda	78,977	39,272	39,705	-	-	-	78,977	39,272	39,705
Chewaka-Wereda	56,411	29,837	26,574	1,046	555	491	55,365	29,282	26,083
Doreni-Wereda	36,697	18,333	18,364	-	-	-	36,697	18,333	18,364
Jimma-Zone									
Zone Total	2,495,795	1,255,130	1,240,665	141,013	71,147	69,866	2,354,782	1,183,983	1,170,799
Limu Seka-Wereda	187,222	94,754	92,468	4,617	2,394	2,223	182,605	92,360	90,245
Limu Kosa-Wereda	162,877	82,215	80,662	15,508	7,897	7,611	147,369	74,318	73,051
Sokoru-Wereda	136,297	68,450	67,847	12,719	6,423	6,296	123,578	62,027	61,551
Tiro Afeta-Wereda	133,011	66,086	66,925	5,307	2,675	2,632	127,704	63,411	64,293
Kersa-Wereda	164,053	82,834	81,219	5,424	2,677	2,747	158,629	80,157	78,472
Mana-Wereda	149,661	76,218	73,443	4,390	2,203	2,187	145,271	74,015	71,256
Gomma-Wereda	216,662	110,488	106,174	14,262	7,275	6,987	202,400	103,213	99,187
Gera-Wereda	115,307	57,925	57,382	4,746	2,408	2,338	110,561	55,517	55,044
Seka Chekorsa-Wereda	206,427	103,895	102,532	7,022	3,449	3,573	199,405	100,446	98,959
Dedo-Wereda	290,457	144,866	145,591	6,318	3,125	3,193	284,139	141,741	142,398
Omonada-Wereda	246,008	123,168	122,840	12,717	6,384	6,333	233,291	116,784	116,507
Sigamo-Wereda	92,722	46,037	46,685	5,529	2,745	2,784	87,193	43,292	43,901
Setema-Wereda	103,748	50,999	52,749	4,729	2,388	2,341	99,019	48,611	50,408
Shebe Senbo-Wereda	112,267	56,810	55,457	5,264	2,659	2,605	107,003	54,151	52,852
Chora Botor-Wereda	92,024	46,582	45,442	1,043	538	505	90,981	46,044	44,937
Guma-Wereda	61,333	30,707	30,626	5,699	2,811	2,888	55,634	27,896	27,738
Agaro/Town/-Wereda	25,719	13,096	12,623	25,719	13,096	12,623	-	-	-
West Shewa-Zone									
Zone Total	2,072,485	1,035,326	1,037,159	249,014	126,608	122,406	1,823,471	908,718	914,753
Ginde Beret-Wereda	101,220	51,095	50,125	12,326	7,295	5,031	88,894	43,800	45,094
Jeldu-Wereda	202,655	99,859	102,796	14,377	7,267	7,110	188,278	92,592	95,686
Ambo Zuria-Wereda	110,796	55,305	55,491	1,328	564	764	109,468	54,741	54,727
Midakegn-Wereda	78,990	38,918	40,072	2,078	1,061	1,017	76,912	37,857	39,055
Cheliya-Wereda	156,994	78,577	78,417	22,745	11,726	11,019	134,249	66,851	67,398
Bako Tibe-Wereda	123,558	61,266	62,292	22,849	11,760	11,089	100,709	49,506	51,203
Dano-Wereda	99,361	49,623	49,738	6,069	3,104	2,965	93,292	46,519	46,773

Region /Zone /Wereda	Urban + Rural			Urban			Rural		
	Both Sexes	Male	Female	Both Sexes	Male	Female	Both Sexes	Male	Female
Nono-Wereda	84,193	43,523	40,670	3,554	1,881	1,673	80,639	41,642	38,997
Tikur Enchini-Wereda	71,621	35,559	36,062	4,357	2,197	2,160	67,264	33,362	33,902
Dendi-Wereda	170,233	86,161	84,072	26,798	13,491	13,307	143,435	72,670	70,765
Ejere-Wereda	89,168	45,352	43,816	10,373	5,173	5,200	78,795	40,179	38,616
Wolmera-Wereda	83,784	42,086	41,698	3,350	1,500	1,850	80,434	40,586	39,848
Ada Berga-Wereda	120,177	60,148	60,029	16,335	7,899	8,436	103,842	52,249	51,593
Meta Robi-Wereda	140,585	69,639	70,946	4,024	2,140	1,884	136,561	67,499	69,062
Ambo/Town/-Wereda	50,267	25,677	24,590	50,267	25,677	24,590	-	-	-
Abuna Gindeberet-Wereda	109,545	53,550	55,995	2,701	1,300	1,401	106,844	52,250	54,594
Toke Kutayu-Wereda	119,932	59,758	60,174	15,929	7,772	8,157	104,003	51,986	52,017
Jibat-Wereda	71,218	35,375	35,843	3,627	1,897	1,730	67,591	33,478	34,113
Elfata-Wereda	57,365	28,618	28,747	1,897	983	914	55,468	27,635	27,833
Holeta Town-Wereda	30,823	15,237	15,586	24,030	11,921	12,109	6,793	3,316	3,477
North Shewa-Zone									
Zone Total	1,445,993	724,894	721,099	151,824	74,323	77,501	1,294,169	650,571	643,598
Were Jarso-Wereda	148,771	74,490	74,281	13,003	6,490	6,513	135,768	68,000	67,768
Dera-Wereda	181,661	90,263	91,398	8,492	4,171	4,321	173,169	86,092	87,077
Hidabu Abote-Wereda	85,691	42,532	43,159	8,462	4,135	4,327	77,229	38,397	38,832
Kuyu-Wereda	126,546	63,007	63,539	23,481	11,735	11,746	103,065	51,272	51,793
Degem-Wereda	98,208	48,754	49,454	6,064	2,851	3,213	92,144	45,903	46,241
Girar Jarso-Wereda	67,298	34,462	32,836	-	-	-	67,298	34,462	32,836
Debere Libanos-Wereda	46,850	24,156	22,694	10,634	5,365	5,269	36,216	18,791	17,425
Wuchale-Wereda	97,470	49,209	48,261	6,420	3,142	3,278	91,050	46,067	44,983
Abichuna Gnaa-Wereda	73,269	36,742	36,527	4,377	2,231	2,146	68,892	34,511	34,381
Kimbibit-Wereda	74,247	36,976	37,271	11,796	5,703	6,093	62,451	31,273	31,178
Bereh-Wereda	81,205	41,218	39,987	-	-	-	81,205	41,218	39,987
Sululta-Wereda	129,322	64,597	64,725	12,452	6,014	6,438	116,870	58,583	58,287
Fiche/Town/-Wereda	27,487	12,925	14,562	27,487	12,925	14,562	-	-	-
Yaya Gulele-Wereda	54,958	28,152	26,806	2,603	1,255	1,348	52,355	26,897	25,458
Jida-Wereda	53,769	26,952	26,817	-	-	-	53,769	26,952	26,817
Mulo-Wereda	35,130	17,702	17,428	2,295	1,057	1,238	32,835	16,645	16,190
Aleltu-Wereda	53,361	27,138	26,223	3,508	1,630	1,878	49,853	25,508	24,345
Sendafa/Town/-Wereda	10,750	5,619	5,131	10,750	5,619	5,131	-	-	-
East Shewa-Zone									
Zone Total	1,357,522	696,891	660,631	340,267	169,479	170,788	1,017,255	527,412	489,843
Fentale-Wereda	82,225	43,510	38,715	20,517	10,441	10,076	61,708	33,069	28,639
Boset-Wereda	141,196	73,443	67,753	26,509	13,336	13,173	114,687	60,107	54,580

Region /Zone /Wereda	Urban + Rural			Urban			Rural		
	Both Sexes	Male	Female	Both Sexes	Male	Female	Both Sexes	Male	Female
Adama-Wereda	155,321	78,997	76,324	26,318	12,742	13,576	129,003	66,255	62,748
Lome-Wereda	118,521	59,260	59,261	28,724	14,362	14,362	90,797	40,899	36,860
Gimbichu-Wereda	86,238	44,792	41,446	8,327	4,163	4,164	77,911	40,629	38,140
Ada A-Wereda	131,273	68,381	62,892	-	-	-	131,273	68,381	62,892
Dugda-Wereda	144,849	74,515	70,334	36,214	18,844	17,370	108,635	55,671	52,964
Adami Tulu Jido Kombolcha-Wereda	142,861	71,883	70,978	20,918	10,809	10,109	121,943	61,074	60,869
Bishoftu/Town/-Wereda	100,114	47,938	52,176	100,114	47,938	52,176	-	-	-
Bora-Wereda	58,739	30,478	28,261	11,400	5,806	5,594	47,339	24,672	22,667
Liben-Wereda	76,766	39,974	36,792	2,929	1,453	1,476	73,837	38,521	35,316
Akaki-Wereda	77,829	40,233	37,596	6,669	3,241	3,428	71,160	36,992	34,168
Ziway/Town/-Wereda	43,610	22,911	20,699	43,610	22,911	20,699	-	-	-
Arsi-Zone									
Zone Total	2,635,515	1,322,158	1,313,357	306,369	154,724	151,645	2,329,146	1,167,434	1,161,712
Merti-Wereda	90,382	46,741	43,641	14,651	7,882	6,769	75,731	38,859	36,872
Aseko-Wereda	83,576	42,131	41,445	3,987	2,099	1,888	79,589	40,032	39,557
Gololcha-Wewreda	173,002	88,153	84,849	3,471	1,858	1,613	169,531	86,295	83,236
Jeju-Wereda	124,046	63,108	60,938	6,678	3,468	3,210	117,368	59,640	57,728
Dodota-Wereda	63,302	31,850	31,452	19,099	9,390	9,709	44,203	22,460	21,743
Ziway Dugda-Wereda	120,987	60,431	60,556	4,691	2,406	2,285	116,296	58,025	58,271
Hitosa-Wereda	124,179	62,445	61,734	18,478	9,046	9,432	105,701	53,399	52,302
Sude-Wereda	145,673	72,953	72,720	2,830	1,503	1,327	142,843	71,450	71,393
Chole-Wereda	88,190	44,466	43,724	6,747	3,421	3,326	81,443	41,045	40,398
Amigna-Wereda	73,224	36,603	36,621	6,422	3,322	3,100	66,802	33,281	33,521
Seru-Wereda	47,918	24,115	23,803	3,172	1,608	1,564	44,746	22,507	22,239
Robe-Wereda	164,240	82,670	81,570	20,662	10,860	9,802	143,578	71,810	71,768
Tena-Wereda	67,231	33,724	33,507	6,247	3,073	3,174	60,984	30,651	30,333
Shirka-Wereda	163,117	81,461	81,656	12,487	6,423	6,064	150,630	75,038	75,592
Digluna Tijo-Wereda	140,413	69,471	70,942	14,062	6,893	7,169	126,351	62,578	63,773
Tiyo-Wereda	86,727	43,443	43,284	6,523	3,089	3,434	80,204	40,354	39,850
Munesa-Wereda	166,414	82,497	83,917	15,158	7,714	7,444	151,256	74,783	76,473
Limuna Bilbilo-Wereda	181,789	89,853	91,936	23,330	11,555	11,775	158,459	78,298	80,161
Guna-Wereda	76,354	38,469	37,885	5,556	2,885	2,671	70,798	35,584	35,214
Sire-Wereda	73,954	37,800	36,154	8,375	4,421	3,954	65,579	33,379	32,200
Lude Hitosa-Wereda	107,688	53,807	53,881	15,296	7,461	7,835	92,392	46,346	46,046
Deksis-Wereda	71,878	35,748	36,130	7,851	3,855	3,996	64,027	31,893	32,134
Bale Gasegar-Wereda	74,814	36,823	37,991	5,913	3,012	2,901	68,901	33,811	35,090
Enkelo Wabe - Wereda	59,167	29,587	29,580	7,433	3,671	3,762	51,734	25,916	25,818

Region /Zone /Wereda	Urban + Rural			Urban			Rural		
	Both Sexes	Male	Female	Both Sexes	Male	Female	Both Sexes	Male	Female
Asela /Town/ Wereda	67,250	33,809	33,441	67,250	33,809	33,441	-	-	-
West Hararge - Zone									
Zone Total	1,879,391	962,811	916,580	161,988	85,435	76,553	1,717,403	877,376	840,027
Mieso-Wereda	130,458	66,762	63,696	25,370	12,866	12,504	105,088	53,896	51,192
Doba-Wereda	133,921	68,497	65,424	3,271	1,783	1,488	130,650	66,714	63,936
Tulo-Wereda	146,480	74,789	71,691	13,759	7,124	6,635	132,721	67,665	65,056
Mesela-Wereda	149,339	75,627	73,712	4,588	2,450	2,138	144,751	73,177	71,574
Chiro /Town/-Wereda	33,643	18,092	15,551	33,643	18,092	15,551	-	-	-
Anchar-Wereda	84,443	43,424	41,019	6,489	3,403	3,086	77,954	40,021	37,933
Guba Koricha-Wereda	123,242	63,098	60,144	2,874	1,477	1,397	120,368	61,621	58,747
Habro-Wereda	191,546	99,179	92,367	26,403	14,184	12,219	165,143	84,995	80,148
Daro Lebu-Wereda	198,918	102,014	96,904	16,861	9,007	7,854	182,057	93,007	89,050
Boke-Wereda	155,811	79,463	76,348	6,685	3,536	3,149	149,126	75,927	73,199
Kuni-Wereda	159,067	81,414	77,653	-	-	-	159,067	81,414	77,653
Gemches-Wereda	184,032	93,659	90,373	3,862	1,923	1,939	180,170	91,736	88,434
Chiro Zuria-Wereda	170,308	87,203	83,105	-	-	-	170,308	87,203	83,105
Bedesa/Town/-Wereda	18,183	9,590	8,593	18,183	9,590	8,593	-	-	-
East Hararge-Zone									
Zone Total	2,739,390	1,391,017	1,348,373	221,027	115,386	105,641	2,518,363	1,275,631	1,242,732
Kombolcha-Wereda	140,769	71,288	69,481	12,607	6,696	5,911	128,162	64,592	63,570
Jarso-Wereda	119,368	60,514	58,854	4,795	2,499	2,296	114,573	58,015	56,558
Gursum-Wereda	154,853	78,636	76,217	12,027	6,220	5,807	142,826	72,416	70,410
Babile-Wereda	93,674	47,153	46,521	17,704	8,782	8,922	75,970	38,371	37,599
Fedis-Wereda	114,421	57,934	56,487	4,573	2,345	2,228	109,848	55,589	54,259
Haro Maya-Wereda	271,394	138,376	133,018	50,986	26,065	24,921	220,408	112,311	108,097
Kurfa Chele-Wereda	58,712	29,675	29,037	5,763	3,034	2,729	52,949	26,641	26,308
Kersa-Wereda	172,626	87,029	85,597	11,854	6,109	5,745	160,772	80,920	79,852
Meta-Wereda	252,185	127,311	124,874	15,187	8,088	7,099	236,998	119,223	117,775
Goro Gutu-Wereda	143,896	73,512	70,384	10,062	5,407	4,655	133,834	68,105	65,729
Deder-Wereda	242,108	122,981	119,127	22,199	11,641	10,558	219,909	111,340	108,569
Melka Belo-Wereda	176,813	90,309	86,504	9,337	5,130	4,207	167,476	85,179	82,297
Bedeno-Wereda	175,529	88,512	85,520	17,017	8,500	7,517	158,512	77,012	74,003
Midga Tola-Wereda	78,549	40,512	38,792	6,055	3,102	2,920	68,745	35,880	33,869
Chinaksan-Wereda	88,878	45,855	43,023	12,912	6,733	6,179	75,966	39,122	36,844
Girawa-Wereda	241,036	122,178	118,858	5,891	3,384	2,507	235,145	118,794	116,351
Gola Oda-Wereda	106,826	54,947	51,879	5,657	2,995	2,662	101,169	51,952	49,217
Meyu-Wereda	46,765	23,672	23,093	3,186	1,688	1,498	43,579	21,984	21,595

Region /Zone /Wereda	Urban + Rural			Urban			Rural		
	Both Sexes	Male	Female	Both Sexes	Male	Female	Both Sexes	Male	Female
Bale-Zone									
Zone Total	1,418,864	709,432	709,432	13,760	6,975	6,785	633,045	312,457	610,027
Agarfa-Wereda	104,412	53,276	51,136	13,760	6,975	6,785	90,646	46,301	44,351
Gololcha-Wereda	101,223	51,139	50,084	5,800	2,916	2,884	95,423	48,223	47,200
Gasera-Wereda	78,639	40,298	38,341	4,793	2,394	2,399	73,846	37,904	35,942
Legehida-Wereda	62,509	31,278	31,231	2,011	1,072	939	60,498	30,206	30,292
Ginir-Wereda	141,967	72,521	69,446	20,980	10,653	10,327	120,987	61,868	59,119
Sinana Wereda	119,208	62,280	56,928	-	-	-	119,208	62,280	56,928
Goba Wereda	40,737	20,603	20,134	-	-	-	40,737	20,603	20,134
Harena Buluk-Wereda	81,482	41,368	40,114	4,892	2,592	2,300	76,590	38,776	37,814
Dolo Mena-Wereda	93,655	47,577	46,078	13,062	6,778	6,284	80,593	40,799	39,794
Meda Welabu-Wereda	97,813	49,188	48,625	2,987	1,519	1,468	94,826	47,669	47,157
Berbera-Wereda	90,196	46,192	44,004	5,693	2,970	2,723	84,503	43,222	41,281
Guradamole-Wereda	29,919	14,849	15,070	1,268	696	572	28,651	14,153	14,498
Goro-Wereda	84,836	43,387	41,449	9,689	4,880	4,809	75,147	38,507	36,640
Rayitu-Wereda	33,163	16,872	16,291	3,203	1,665	1,538	29,960	15,207	14,753
Seweyna-Wereda	65,832	32,989	32,843	3,775	1,965	1,810	62,057	31,024	31,033
Robe/Town/-Wereda	47,296	24,047	23,249	47,296	24,047	23,249	-	-	-
Goba/Town/-Wereda	32,916	15,623	17,293	32,916	15,623	17,293	-	-	-
Dawe Kachen - Wereda	30,856	16,186	14,670	704	393	311	30,152	15,793	14,359
Dinsho-Wereda	39,114	19,244	19,870	2,963	1,496	1,467	36,151	17,748	18,403
Dawe Serer-Wereda	43,091	22,762	20,329	-	-	-	43,091	22,762	20,329
Borena-Zone									
Zone Total	966,467	489,001	477,466	85,346	44,326	41,020	881,121	444,675	436,446
Bule Hora-Wereda	266,150	134,603	131,547	37,076	19,174	17,902	229,074	115,429	113,645
Yabelo-Wereda	102,385	51,537	50,848	17,748	9,544	8,204	84,637	41,993	42,644
Arero-Wereda	48,108	24,272	23,836	3,003	1,544	1,459	45,105	22,728	22,377
Moyale-Wereda	31,158	16,127	15,031	-	-	-	31,158	16,127	15,031
Dire-Wereda	75,342	37,880	37,462	6,134	3,175	2,959	69,208	34,705	34,503
Teletele-Wereda	69,699	35,854	33,845	4,870	2,527	2,343	64,829	33,327	31,502
Abaya-Wereda	104,374	52,547	51,827	4,566	2,295	2,271	99,808	50,252	49,556
Dugida Dawa-Wereda	146,804	74,838	71,966	5,547	2,849	2,698	141,257	71,989	69,268
Miyu-Wereda	52,156	25,835	26,321	3,939	1,924	2,015	48,217	23,911	24,306
Gelana-Wereda	70,291	35,508	34,783	2,463	1,294	1,169	67,828	34,214	33,614
South West Shewa-Zone									
Zone Total	1,111,442	561,420	550,022	154,252	76,890	77,362	957,190	484,530	472,660
Ameya-Wereda	121,881	61,469	60,412	6,634	3,357	3,277	115,247	58,112	57,135

Region /Zone /Wereda	Urban + Rural			Urban			Rural		
	Both Sexes	Male	Female	Both Sexes	Male	Female	Both Sexes	Male	Female
Wonchi-Wereda	93,153	46,670	46,483	1,904	976	928	91,249	45,694	45,555
Woliso-Wereda	144,419	72,086	72,333	2,583	1,228	1,355	141,836	70,858	70,978
Dawo-Wereda	86,703	44,018	42,685	3,778	1,935	1,843	82,925	42,083	40,842
Ilu-Wereda	61,238	31,085	30,153	7,482	3,692	3,790	53,756	27,393	26,363
Sebeta Hawas-Wereda	133,746	68,908	64,838	6,573	3,124	3,449	127,173	65,784	61,389
Kersa Ena Malima-Wereda	80,964	41,347	39,617	6,533	3,462	3,071	74,431	37,885	36,546
Tole-Wereda	64,432	32,558	31,874	2,895	1,488	1,407	61,537	31,070	30,467
Becho-Wereda	73,988	37,466	36,522	14,464	7,207	7,257	59,524	30,259	29,265
Seden Sodo Wereda-Rural	68,355	34,256	34,099	2,945	1,540	1,405	65,410	32,716	32,694
Woliso/Town/-Wereda	37,867	18,868	18,999	37,867	18,868	18,999	-	-	-
Goro-Wereda	46,164	23,258	22,906	3,706	1,792	1,914	42,458	21,466	20,992
Sodo Dacha Wereda	42,401	21,569	20,832	757	359	398	41,644	21,210	20,434
Sebeta/Town/-Wereda	56,131	27,862	28,269	56,131	27,862	28,269	-	-	-
Guji-Zone									
Zone Total	1,412,972	714,055	698,917	132,130	68,786	63,344	1,280,842	645,269	635,573
Uraga-Wereda	177,170	88,835	88,335	8,158	4,214	3,944	169,012	84,621	84,391
Bore-Wereda	210,078	105,671	104,407	10,256	5,325	4,931	199,822	100,346	99,476
Adola-Wereda	113,735	57,821	55,914	-	-	-	113,735	57,821	55,914
Wadera-Wereda	50,075	25,413	24,662	4,727	2,436	2,291	45,348	22,977	22,371
Odo Shakiso-Wereda	209,741	108,919	100,822	34,626	18,572	16,054	175,115	90,347	84,768
Kercha-Wereda	229,543	114,946	114,597	9,237	4,690	4,547	220,306	110,256	110,050
Liben-Wereda	137,696	69,547	68,149	1,385	653	732	136,311	68,894	67,417
Dima-Wereda	64,214	31,744	32,470	1,439	704	735	62,775	31,040	31,735
Hambela Wamena-Wereda	110,931	55,193	55,738	1,689	892	797	109,242	54,301	54,941
Girja-Wereda	50,153	25,180	24,973	977	514	463	49,176	24,666	24,510
Negele/Town/- Wereda	36,699	19,081	17,618	36,699	19,081	17,618	-	-	-
Adola/Town/- Wereda	22,937	11,705	11,232	22,937	11,705	11,232	-	-	-
Adama Special- Zone									
Adama Special Zone Total	222,035	109,659	112,376	222,035	109,659	112,376	-	-	-
Jima Special - Zone									
Jima Special Zone Total	120,600	60,590	60,010	120,600	60,590	60,010	-	-	-
West Arsi-Zone									
Zone Total	1,499,642	750,324	749,318	176,661	88,331	88,330	1,322,981	661,993	660,988
Siraro-Wereda	143,436	71,718	71,699	5,163	2,581	2,582	138,273	69,137	69,117
Shala-Wereda	151,668	75,905	75,763	7,676	4,070	3,606	143,992	71,835	72,157
Arsi Negele-Wereda	264,314	130,998	133,316	52,329	25,997	26,332	211,985	105,001	106,984
Kofele-Wereda	179,508	90,000	89,508	16,097	8,598	7,499	163,411	81,402	82,009

Region /Zone /Wereda	Urban + Rural			Urban			Rural		
	Both Sexes	Male	Female	Both Sexes	Male	Female	Both Sexes	Male	Female
Kore Wereda	104,327	52,113	52,214	10,000	5,000	5,000	94,327	47,113	47,214
Gedeb Asasa-Wereda	187,799	92,912	94,887	20,047	10,023	10,024	167,752	82,889	84,863
Dodola-Wereda	194,817	95,544	99,273	35,043	18,017	17,026	159,774	77,527	82,247
Kokosa-Wereda	144,505	69,989	74,516	3,222	1,781	1,441	141,283	68,208	73,075
Nensebo-Wereda	114,524	56,954	57,570	6,062	3,103	2,959	108,462	53,851	54,611
Adaba-Wereda	138,649	68,726	69,923	12,090	6,070	6,020	126,559	62,656	63,903
Shashemene /Town/-Wereda	102,062	51,477	50,585	102,062	51,477	50,585	-	-	-
Shashemene Zuria-Wereda	248,022	123,667	124,355	10,586	5,414	5,172	237,436	118,253	119,183
Kelem Welega-Zone									
Zone Total	803,701	404,905	398,796	76,066	39,332	36,734	727,635	365,573	362,062
Hawa Gelan-Wereda	99,046	50,884	48,162	5,562	2,947	2,615	93,484	47,937	45,547
Yemalogi Welel-Wereda	51,382	25,772	25,610	1,604	792	812	49,778	24,980	24,798
Dale Wabera-Wereda	105,708	53,008	52,700	14,103	7,215	6,888	91,605	45,793	45,812
Gawo Kebe-Wereda	65,380	32,951	32,429	1,730	936	794	63,650	32,015	31,635
Seyo Wereda	117,511	58,688	58,823	-	-	-	117,511	58,688	58,823
Denbi Dollo /Town/-Wereda	29,249	15,041	14,208	29,249	15,041	14,208	-	-	-
Anfilo-Wereda	78,253	39,991	38,262	7,850	4,112	3,738	70,403	35,879	34,524
Dale Sadi-Wereda	74,794	37,118	37,676	4,719	2,456	2,263	70,075	34,662	35,413
Gidami-Wereda	85,057	42,925	42,132	5,600	2,899	2,701	79,457	40,026	39,431
Jimma Horo-Wereda	45,883	23,126	22,757	2,845	1,482	1,363	43,038	21,644	21,394
Lalo Kile-Wereda	51,438	25,401	26,037	2,804	1,452	1,352	48,634	23,949	24,685
Horo Gudru Welega-Zone									
Zone Total	576,567	288,734	287,833	65,063	33,165	31,898	511,504	255,569	255,935
Horo-Wereda	76,162	37,906	38,256	2,179	1,095	1,084	73,983	36,811	37,172
Shambu/Town/-Wereda	15,798	8,137	7,661	15,798	8,137	7,661	-	-	-
Guduru-Wereda	98,997	49,303	49,694	6,502	3,426	3,076	92,495	45,877	46,618
Hababo Guduru-Wereda	45,255	22,714	22,541	2,364	1,277	1,087	42,891	21,437	21,454
Abey Chomen-Wereda	48,976	25,313	23,663	10,106	5,206	4,900	38,870	20,107	18,763
Jima Genete-Wereda	66,478	32,889	33,589	6,553	3,264	3,289	59,925	29,625	30,300
Jima Rare-Wereda	56,334	27,747	28,587	9,395	4,635	4,760	46,939	23,112	23,827
Jardega Jarte Wereda	48,937	24,472	24,465	4,756	2,401	2,355	44,181	22,071	22,110
Amuru-Wereda	52,624	26,134	26,490	4,891	2,455	2,436	47,733	23,679	24,054
Abe Dongoro-Wereda	67,006	34,119	32,887	2,519	1,269	1,250	64,487	32,850	31,637
Burayu Special - Zone									
Burayu Special-Zone Total	63,873	31,504	32,369	48,864	23,992	24,872	15,009	7,512	7,497
Somali Region**									
Region Total	4,439,147	2,468,784	1,970,363	621,210	339,343	281,867	3,817,937	2,129,441	1,688,496

Region /Zone /Wereda	Urban + Rural			Urban			Rural		
	Both Sexes	Male	Female	Both Sexes	Male	Female	Both Sexes	Male	Female
Shinile-Zone									
Zone Total	456,434	245,928	210,506	64,122	33,839	30,283	392,312	212,089	180,223
Ayisha-Wereda	58,064	31,230	26,834	7,968	4,242	3,726	50,096	26,988	23,108
Denbel-Wereda	82,040	44,954	37,086	13,596	7,374	6,222	68,444	37,580	30,864
Shinile-Wereda	102,516	56,196	46,320	19,794	10,384	9,410	82,722	45,812	36,910
Erer-Wereda	77,544	42,405	35,139	12,609	6,566	6,043	64,935	35,839	29,096
Mulo-Wereda	71,497	38,029	33,468	903	537	366	70,594	37,492	33,102
Afdem-Wereda	64,773	33,114	31,659	9,252	4,736	4,516	55,521	28,378	27,143
Jijiga-Zone									
Zone Total	966,213	525,541	440,672	203,263	108,929	94,334	762,950	416,612	346,338
Babile-Wereda	77,304	41,618	35,686	1,272	752	520	76,032	40,866	35,166
Gursum-Wereda	27,400	14,753	12,647	2,970	1,651	1,319	24,430	13,102	11,328
Jijiga-Wereda	276,816	148,862	127,954	125,584	66,940	58,644	151,232	81,922	69,310
Awubere-Wereda	339,056	186,810	152,246	39,720	21,662	18,058	299,336	165,148	134,188
Kebri Beyah-Wereda	165,422	89,644	75,778	25,491	13,495	11,996	139,931	76,149	63,782
Harshin-Wereda	80,215	43,854	36,361	8,226	4,429	3,797	71,989	39,425	32,564
Degehabur-Zone									
Zone Total	477,767	267,720	210,047	62,453	34,128	28,325	415,314	233,592	181,722
Degehamedo-Wereda	58,409	34,129	24,280	1,262	690	572	57,147	33,439	23,708
Degehabur-Wereda	115,353	64,948	50,405	29,956	16,423	13,533	85,397	48,525	36,872
Aware-Wereda	95,994	52,636	43,358	16,515	8,917	7,598	79,479	43,719	35,760
Gashamo-Wereda	95,150	52,619	42,531	6,657	3,545	3,112	88,493	49,074	39,419
Gunagudo-Wereda	112,861	63,388	49,473	8,063	4,553	3,510	104,798	58,835	45,963
Warder-Zone									
Zone Total	305,585	175,115	130,470	28,652	16,308	12,344	276,933	158,807	118,126
Danot-Wereda	47,060	26,638	20,422	1,144	628	516	45,916	26,010	19,906
Boh-Wereda	103,074	58,620	44,454	9,188	5,235	3,953	93,886	53,385	40,501
Geladin-Wereda	98,012	57,448	40,564	9,207	5,388	3,819	88,805	52,060	36,745
Warder-Wereda	57,439	32,409	25,030	9,113	5,057	4,056	48,326	27,352	20,974
Korahe-Zone									
Zone Total	312,199	177,631	134,568	47,207	26,380	20,827	264,992	151,251	113,741
Shekosh-Wereda	48,624	26,020	22,604	3,833	1,883	1,950	44,791	24,137	20,654
Kebridehar-Wereda	136,025	77,614	58,411	29,151	16,310	12,841	106,874	61,304	45,570
Shilabo-Wereda	57,557	31,517	24,500	1,802	1,000	702	55,755	30,452	22,173
Debewoin-Wereda	70,033	40,664	29,389	9,331	5,305	4,029	60,702	35,358	25,344
Fik-Zone									
Zone Total	347,769	196,215	151,554	33,898	18,922	14,976	313,871	177,293	136,578

Region /Zone /Wereda	Urban + Rural			Urban			Rural		
	Both Sexes	Male	Female	Both Sexes	Male	Female	Both Sexes	Male	Female
Zone Total	235,638	118,705	116,933	32,217	16,058	16,159	203,421	102,647	100,774
Dangur-Wereda	40,781	20,549	20,232	7,025	3,380	3,645	33,756	17,169	16,587
Guba-Wereda	14,901	7,485	7,416	2,344	1,258	1,086	12,557	6,227	6,330
Wenbera-Wereda	50,225	24,470	25,755	4,541	2,174	2,367	45,684	22,296	23,388
Mandura-Wereda	36,568	19,063	17,505	7,964	4,187	3,777	28,604	14,876	13,728
Dibate-Wereda	54,180	27,112	27,068	4,592	2,196	2,396	49,588	24,916	24,672
Bulen-Wereda	38,983	20,026	18,957	5,751	2,863	2,888	33,232	17,163	16,069
Asossa-Zone									
Zone Total	267,421	136,314	131,107	36,672	18,868	17,804	230,749	117,446	113,303
Menge-Wereda	40,129	20,189	19,940	1,111	638	473	39,018	19,551	19,467
Kurmuk-Wereda	13,579	6,958	6,621	553	321	232	13,026	6,637	6,389
Asossa-Wereda	87,366	44,176	43,190	22,725	11,547	11,178	64,641	32,629	32,012
Sherkole-Wereda	19,992	9,931	10,061	907	489	418	19,085	9,442	9,643
Bambasi-Wereda	40,985	20,758	20,227	7,861	4,010	3,851	33,124	16,748	16,376
Odabuldi-Guli-Wereda	43,868	23,243	20,625	2,633	1,415	1,218	41,235	21,828	19,407
Homesha-Wereda	21,502	11,059	10,443	882	448	434	20,620	10,611	10,009
Kemashi Zone									
Zone Total	88,027	45,169	42,858	15,087	7,923	7,164	72,940	37,246	35,694
Yaso-Wereda	12,619	6,402	6,217	2,162	1,112	1,050	10,457	5,290	5,167
Sirba Abay-Wereda	15,100	7,703	7,397	2,716	1,451	1,265	12,384	6,252	6,132
Kemashi-Wereda	16,380	8,372	8,008	5,740	3,000	2,740	10,640	5,372	5,268
Agelo Meti-Wereda	18,935	9,527	9,408	2,083	1,090	993	16,852	8,437	8,415
Belojegonfoy-Wereda	24,993	13,165	11,828	2,386	1,270	1,116	22,607	11,895	10,712
Pawe Special Zone									
Pawe Special Wereda Total	37,711	19,183	18,528	10,915	5,367	5,548	26,796	13,816	12,980
Mao Komo Special Zone									
Mao Komo Special Wereda Total	42,050	21,007	21,043	3,074	1,568	1,506	38,976	19,439	19,537
SNNP Region									
Region Total	15,042,531	7,482,051	7,560,480	1,545,710	797,796	747,914	13,496,821	6,684,255	6,812,566
Gurage-Zone									
Zone Total	1,280,483	622,254	656,229	121,603	62,592	59,011	1,158,880	559,662	599,218
Kebena-Wereda	51,415	25,597	25,818	-	-	-	51,415	25,597	25,818
Abeshge-Wereda	60,422	31,958	28,464	-	-	-	60,422	31,958	28,464
Ezha-Wereda	84,882	40,247	44,635	3,710	1,820	1,890	81,172	38,427	42,745
Kokir Gedabano-Wereda	94,366	44,848	49,518	1,857	990	867	92,509	43,858	48,651
Sodo-Wereda	134,634	67,110	67,524	13,715	6,893	6,822	120,919	60,217	60,702
Mesekan-Wereda	159,884	78,393	81,491	13,232	7,090	6,142	146,652	71,303	75,349

Region /Zone /Wereda				Urban			Rural		
	Both Sex	Male	Female	Both Sex	Male	Female	Both Sex	Male	Female
Mareko-Wereda	63,436	32,195	31,241	6,858	3,551	3,307	56,578	28,644	28,044
Endegagn-Wereda	49,152	22,845	26,307	764	394	370	48,388	22,451	25,937
Gumer-Wereda	80,163	37,484	42,679	2,923	1,412	1,511	77,240	36,072	41,168
Cheha-Wereda	115,918	56,830	59,088	8,985	4,572	4,413	106,933	52,258	54,675
Enemorna Ener-Wereda	167,745	79,230	88,515	6,588	3,380	3,208	161,157	75,850	85,307
Muhor Na Aklil-Wereda	86,783	40,535	46,248	722	400	322	86,061	40,135	45,926
Geta-Wereda	69,434	33,002	36,432	-	-	-	69,434	33,002	36,432
Welkite /Town/-Wereda	28,856	15,068	13,788	28,856	15,068	13,788	-	-	-
Butajira /Town/-Wereda	33,393	16,912	16,481	33,393	16,912	16,481	-	-	-
Hadiya-Zone									
Zone Total	1,243,776	618,245	625,531	133,734	68,990	64,744	1,110,042	549,255	560,787
Misha-Wereda	126,818	61,682	65,136	5,937	3,072	2,865	120,881	58,610	62,271
Gibe-Wereda	109,212	54,201	55,011	5,065	2,718	2,347	104,147	51,483	52,664
Lemo-Wereda	118,578	58,663	59,915	2,507	1,314	1,193	116,071	57,349	58,722
Shashago-Wereda	102,464	51,777	50,687	7,522	4,159	3,363	94,942	47,618	47,324
Misrak Badawacho-Wereda	145,187	72,354	72,833	15,611	8,118	7,493	129,576	64,236	65,340
Soro-Wereda	196,693	98,229	98,464	16,871	8,956	7,915	179,822	89,273	90,549
Duna-Wereda	125,900	62,781	63,119	5,771	2,945	2,826	120,129	59,836	60,293
Analimo-Wereda	73,208	35,959	37,249	2,380	1,185	1,195	70,828	34,774	36,054
Merab Badwacho-Wereda	83,427	40,871	42,556	2,113	1,020	1,093	81,314	39,851	41,463
Gomibora-Wereda	92,332	46,225	46,107	-	-	-	92,332	46,225	46,107
Hosaena /Town/-Wereda	69,957	35,503	34,454	69,957	35,503	34,454	-	-	-
Kembata Tembaro-Zone									
Zone Total	683,167	337,852	345,315	97,696	49,299	48,397	585,471	288,553	296,918
Tembaro-Wereda	106,359	51,721	54,638	7,614	3,957	3,657	98,745	47,764	50,981
Angacha-Wereda	88,060	44,042	44,018	6,811	3,486	3,325	81,249	40,556	40,693
Kedida Gamela-Wereda	90,197	45,004	45,193	4,659	2,340	2,319	85,538	42,664	42,874
Kacha Bira-Wereda	115,549	56,771	58,778	15,845	7,969	7,876	99,704	48,802	50,902
Hadero Tunito-Wereda	98,212	48,462	49,750	23,484	11,780	11,704	74,728	36,682	38,046
Doyo Gena-Wereda	78,565	38,571	39,994	6,718	3,377	3,341	71,847	35,194	36,653
Deniboya-Wereda	81,771	41,119	40,652	8,111	4,228	3,883	73,660	36,891	36,769
Durame /Town/-Wereda	24,454	12,162	12,292	24,454	12,162	12,292	-	-	-
Sidama-Zone									
Zone Total	2,966,652	1,497,461	1,469,191	168,246	88,834	79,412	2,798,406	1,408,627	1,389,779
Shebedino-Wereda	189,835	95,888	93,947	11,810	6,290	5,520	178,025	89,598	88,427
Hawassa Zuria-Wereda	139,891	70,503	69,388	-	-	-	139,891	70,503	69,388
Arbegona-Wereda	144,300	71,837	72,463	6,745	3,734	3,011	137,555	68,103	69,452

Region /Zone /Wereda	Urban + Rural			Urban			Rural		
	Both Sexes	Male	Female	Both Sexes	Male	Female	Both Sexes	Male	Female
Dale-Wereda	215,693	109,297	106,396	31,468	16,132	15,336	184,225	93,165	91,060
Aleta Wendo-Wereda	188,932	96,624	92,308	22,090	11,645	10,445	166,842	84,979	81,863
Dara-Wereda	157,866	77,811	80,055	12,543	6,392	6,151	145,323	71,419	73,904
Hula-Wereda	130,433	65,190	65,243	8,256	4,424	3,832	122,177	60,766	61,411
Bensa-Wereda	251,070	127,095	123,975	11,579	6,371	5,208	239,491	120,724	118,767
Aroresa-Wereda	170,143	85,393	84,750	2,979	1,516	1,463	167,164	83,877	83,287
Boricha-Wereda	236,341	118,566	117,775	10,397	5,467	4,930	225,944	113,099	112,845
Gorche-Wereda	139,780	70,816	68,964	2,986	1,614	1,372	136,794	69,202	67,592
Malga-Wereda	114,030	57,757	56,273	4,017	2,115	1,902	110,013	55,642	54,371
Wensho-Wereda	120,655	61,199	59,456	2,039	1,044	995	118,616	60,155	58,461
Loko Abeya-Wereda	99,216	50,591	48,625	1,058	594	464	98,158	49,997	48,161
Chere-Wereda	114,413	57,452	56,961	2,357	1,230	1,127	112,056	56,222	55,834
Bursa-Wereda	100,642	50,258	50,384	2,302	1,257	1,045	98,340	49,001	49,339
Cheko-Wereda	171,667	88,243	83,424	8,884	4,756	4,128	162,783	83,487	79,296
Bona Zuria-Wereda	128,462	64,576	63,886	6,851	3,514	3,337	121,611	61,062	60,549
Wendo Genet-Wereda	153,283	78,365	74,918	19,885	10,739	9,146	133,398	67,626	65,772
Gedeo-Zone									
Zone Total	879,749	441,381	438,368	134,553	69,859	64,694	745,196	371,522	373,674
Wenago-Wereda	117,630	58,522	59,108	9,196	4,771	4,425	108,434	53,751	54,683
Yirgachefe-Wereda	199,077	99,421	99,656	15,919	8,216	7,703	183,158	91,205	91,953
Kochire-Wereda	131,418	65,235	66,183	11,531	5,929	5,602	119,887	59,306	60,581
Bule-Wereda	105,921	53,289	52,632	6,242	3,184	3,058	99,679	50,105	49,574
Dila Zuria-Wereda	97,327	48,835	48,492	-	-	-	97,327	48,835	48,492
Gedeb-Wereda	146,732	73,480	73,252	10,021	5,160	4,861	136,711	68,320	68,391
Dila /Town/-Wereda	81,644	42,599	39,045	81,644	42,599	39,045	-	-	-
Wolayita-Zone									
Zone Total	1,527,908	752,668	775,240	179,047	92,508	86,539	1,348,861	660,160	688,701
Boloso Sore-Wereda	196,607	95,642	100,965	28,293	14,216	14,077	168,314	81,426	86,888
Damot Gale-Wereda	154,610	75,981	78,629	27,684	13,993	13,691	126,926	61,988	64,938
Damot Woyide-Wereda	96,299	47,143	49,156	5,301	2,709	2,592	90,998	44,434	46,564
Humbo-Wereda	125,286	62,967	62,319	6,246	3,283	2,963	119,040	59,684	59,356
Sodo Zuria-Wereda	163,771	80,525	83,246	-	-	-	163,771	80,525	83,246
Kindo Koyisha-Wereda	109,176	53,361	55,815	6,588	3,337	3,251	102,588	50,024	52,564
Ofa-Wereda	104,276	51,143	53,133	5,851	3,012	2,839	98,425	48,131	50,294
Boloso Bonibe-Wereda	91,189	44,424	46,765	2,104	1,048	1,056	89,085	43,376	45,709
Damot Sore-Wereda	106,180	51,899	54,281	10,024	5,273	4,751	96,156	46,626	49,530
Kindo Didaye-Wereda	97,177	47,578	49,599	1,427	717	690	97,752	47,903	49,849

Region /Zone /Wereda	Urban + Rural			Urban			Rural		
	Urban	Rural	Total	Male	Female	Total	Male	Female	
Damot Pulasa-Wereda	108,083	52,962	55,121	5,345	2,754	2,591	50,203	52,535	
Deguna Fanigo-Wereda	96,472	47,486	48,986	3,404	1,646	1,758	45,840	47,228	
Sodo /Town/-Wereda	76,780	40,495	36,285	76,780	40,495	36,285	-	-	
South Omo-Zone									
Zone Total	577,673	288,638	289,035	43,302	22,561	20,741	534,371	266,077	268,294
Selamago-Wereda	28,888	14,591	14,297	1,233	647	586	27,655	13,944	13,711
Debub Ari-Wereda	212,389	104,695	107,694	31,226	16,244	14,982	181,163	88,451	92,712
Semen Ari-Wereda	67,798	33,549	34,249	2,354	1,166	1,188	65,444	32,383	33,061
Hamer-Wereda	59,160	29,694	29,466	3,210	1,736	1,474	55,950	27,958	27,992
Bena Tsemay-Wereda	55,590	28,087	27,503	2,008	1,138	870	53,582	26,949	26,633
Dasenech-Wereda	51,559	26,283	25,276	2,360	1,173	1,187	49,199	25,110	24,089
Male-Wereda	84,657	42,854	41,803	911	457	454	83,746	42,397	41,349
Nyangatom-Wereda	17,632	8,885	8,747	-	-	-	17,632	8,885	8,747
Sheka-Zone									
Zone Total	199,671	101,232	98,439	34,638	17,948	16,690	165,033	83,284	81,749
Masha-Wereda	41,217	20,318	20,899	7,206	3,609	3,597	34,011	16,709	17,302
Anderacha-Wereda	24,304	12,219	12,085	2,943	1,458	1,485	21,361	10,761	10,600
Yeki-Wereda	134,150	68,695	65,455	24,489	12,881	11,608	109,661	55,814	53,847
Keffa-Zone									
Zone Total	880,251	434,508	445,743	67,864	33,657	34,207	812,387	400,851	411,536
Sayilem-Wereda	40,840	19,876	20,964	2,025	978	1,047	38,815	18,898	19,917
Gesha Deka-Wereda	85,063	41,422	43,641	3,433	1,816	1,617	81,630	39,606	42,024
Gewata-Wereda	73,379	36,227	37,152	1,435	731	704	71,944	35,496	36,448
Gimbo-Wereda	90,816	45,239	45,577	9,605	4,616	4,989	81,211	40,623	40,588
Menjiwo-Wereda	107,687	52,372	55,315	2,858	1,341	1,517	104,829	51,031	53,798
Telo-Weredaada	64,311	31,945	32,366	3,507	1,732	1,775	60,804	30,213	30,591
Cheta-Wereda	32,610	15,865	16,745	1,465	693	772	31,145	15,172	15,973
Decha-Wereda	128,853	64,415	64,438	5,460	2,655	2,805	123,393	61,760	61,633
Chena-Wereda	161,292	79,514	81,778	14,476	7,010	7,466	146,816	72,504	74,312
Bitu-Wereda	74,545	36,899	37,646	2,745	1,351	1,394	71,800	35,548	36,252
Bonga /Town/-Wereda	20,855	10,734	10,121	20,855	10,734	10,121	-	-	-
Gamo Gofa-Zone									
Zone Total	1,595,570	794,485	801,085	158,969	81,614	77,355	1,436,601	712,871	723,730
Melekoza-Wereda	121,128	60,268	60,860	3,276	1,653	1,623	117,852	58,615	59,237
Denibu Gofa-Wereda	81,158	40,335	40,823	-	-	-	81,158	40,335	40,823
Kucha-Wereda	149,835	74,482	75,353	5,727	2,939	2,788	144,108	71,543	72,565
Boreda-Wereda	67,947	34,453	33,494	2,761	1,459	1,302	65,186	32,994	32,192

Region /Zone /Wereda	Urban + Rural			Urban			Rural		
	Both Sexes	Male	Female	Both Sexes	Male	Female	Both Sexes	Male	Female
Merab Abaya-Wereda	74,901	37,395	37,506	5,831	2,928	2,903	69,070	34,467	34,603
Arba Minch Zuriya-Wereda	165,680	82,751	82,929	-	-	-	165,680	82,751	82,929
Chencha-Wereda	111,680	51,307	60,373	13,301	6,556	6,745	98,379	44,751	53,628
Dita-Wereda	83,953	39,449	44,504	2,971	1,380	1,591	80,982	38,069	42,913
Deramalo-Wereda	80,999	41,607	39,392	3,220	1,741	1,479	77,779	39,866	37,913
Zala-Wereda	73,745	37,256	36,489	1,531	846	685	72,214	36,410	35,804
Uba Debre Tsehay-Wereda	69,113	34,930	34,183	4,442	2,297	2,145	64,671	32,633	32,038
Kemba-Wereda	155,748	79,125	76,623	5,612	2,776	2,836	150,136	76,349	73,787
Bonke-Wereda	158,795	78,961	79,834	6,344	3,119	3,225	152,451	75,842	76,609
Gezegofa-Wereda	69,366	34,431	34,935	5,740	2,858	2,882	63,626	31,573	32,053
Ayida-Wereda	33,309	16,673	16,636	-	-	-	33,309	16,673	16,636
Arba Minch /Town/-Wereda	74,843	39,192	35,651	74,843	39,192	35,651	-	-	-
Sawla /Town/-Wereda	23,370	11,870	11,500	23,370	11,870	11,500	-	-	-
Bench Maji-Zone									
Zone Total	659,046	326,622	332,424	76,848	39,280	37,568	582,198	287,342	294,856
Sheko-Wereda	51,195	25,854	25,341	6,040	3,040	3,000	45,155	22,814	22,341
Guraferda-Wereda	35,264	19,405	15,859	4,990	2,603	2,387	30,274	16,802	13,472
Debub Bench-Wereda	109,282	53,601	55,681	8,661	4,187	4,474	100,621	49,414	51,207
Shay Bench-Wereda	116,682	55,760	60,922	4,411	2,052	2,359	112,271	53,708	58,563
Meinit Goldeya-Wereda	89,481	43,894	45,587	2,543	1,218	1,325	86,938	42,676	44,262
Meinit Shasha-Wereda	44,766	22,549	22,217	2,778	1,366	1,412	41,988	21,183	20,805
Maji-Wereda	33,838	16,379	17,459	4,836	2,396	2,440	29,002	13,983	15,019
Bero-Wereda	12,239	6,670	5,569	1,858	935	923	10,381	5,735	4,646
Surma-Wereda	24,595	11,794	12,801	913	467	446	23,682	11,327	12,355
Semen Bench-Wereda	107,213	52,356	54,857	5,327	2,656	2,671	101,886	49,700	52,186
Mizan Aman /Town/-Wereda	34,491	18,360	16,131	34,491	18,360	16,131	-	-	-
Yem Special Wereda									
Yem Special Wereda Total	80,647	40,531	40,116	7,951	3,812	4,139	72,696	36,719	35,977
Amaro Special Wereda									
Amaro Special -Wereda Total	149,384	75,289	74,095	8,632	4,733	3,899	140,752	70,556	70,196
Burji Special Wereda									
Burji Special -Wereda Total	56,523	27,643	28,880	6,268	3,051	3,217	50,255	24,592	25,663
Konso Special Wereda									
Konso Special -Wereda Total	224,327	112,229	121,634	8,410	4,257	4,153	215,917	108,359	117,218
Derashe Special Wereda									
Derashe Special -Wereda Total	142,678	70,076	72,602	13,176	6,497	6,679	129,502	63,579	65,923
Dawro-Zone									

Region /Zone /Wereda	Urban + Rural			Urban			Rural		
	Both Sexes	Male	Female	Both Sexes	Male	Female	Both Sexes	Male	Female
Zone Total	492,742	250,742	242,000	35,031	19,104	15,927	457,711	231,638	226,073
Tocha-Wereda	103,419	52,755	50,664	5,942	3,053	2,889	97,477	49,702	47,775
Mareka-Wereda	126,661	65,635	61,026	18,962	10,821	8,141	107,699	54,814	52,885
Loma-Wereda	109,158	55,185	53,973	3,999	2,166	1,833	105,159	53,019	52,140
Genabosa-Wereda	87,753	43,946	43,807	1,412	748	664	86,341	43,198	43,143
Isara-Wereda	65,751	33,221	32,530	4,716	2,316	2,400	61,035	30,905	30,130
Basketo Special Wereda									
Basketo Special -Wereda Total	56,678	28,527	28,151	5,215	2,632	2,583	51,463	25,895	25,568
Konta Special Wereda									
Konta Special -Wereda Total	91,743	45,274	46,469	8,250	4,041	4,209	83,493	41,233	42,260
Silti-Zone									
Zone Total	751,159	364,397	386,762	49,414	25,858	23,556	701,745	338,539	363,206
Alicho Werero-Wereda	92,469	42,024	50,445	783	447	336	91,686	41,577	50,109
Silti-Wereda	177,323	87,583	89,740	16,183	8,658	7,525	161,140	78,925	82,215
Lanfuro-Wereda	116,091	58,834	57,257	12,440	6,610	5,830	103,651	52,224	51,427
Merab Azernet-Wereda	59,844	27,272	32,572	7,131	3,344	3,787	52,713	23,928	28,785
Dalocha-Wereda	90,032	45,069	44,963	7,024	3,635	3,389	83,008	41,434	41,574
Sankura-Wereda	84,707	42,459	42,248	3,656	2,018	1,638	81,051	40,441	40,610
Misrak Azernet-Wereda	50,722	22,874	27,848	-	-	-	50,722	22,874	27,848
Wulbareg-Wereda	79,971	38,282	41,689	2,197	1,146	1,051	77,774	37,136	40,638
Alaba Special Wereda									
Alaba Special -Wereda Total	232,241	117,236	115,005	26,850	13,948	12,902	205,391	103,288	102,103
Hawassa City Transitional Administration									
Hawassa City Total	259,803	133,637	126,166	159,013	81,984	77,029	100,790	51,653	49,137
GAMBELLA Region									
Region Total	306,916	159,679	147,237	77,878	40,898	36,980	229,038	118,781	110,257
Agnewak-Zone									
Zone Total	99,830	50,831	48,999	52,525	27,496	25,029	47,305	23,335	23,970
Gambella Zuria Wereda	10,586	5,067	5,519	1,095	576	519	9,491	4,491	5,000
Abobo Wereda	16,569	8,564	8,005	4,090	1,942	2,148	12,479	6,622	5,857
Gog Wereda	16,823	7,742	9,081	5,610	2,776	2,834	11,213	4,966	6,247
Jor Wereda	8,862	4,125	4,737	633	294	339	8,229	3,831	4,398
Dima Wereda	7,996	4,567	3,429	2,103	1,142	961	5,893	3,425	2,468
Gambella /Town/ Wereda	38,994	20,766	18,228	38,994	20,766	18,228	-	-	-
Nuwer-Zone									
Zone Total	112,552	60,515	52,037	12,261	6,607	5,654	100,291	53,908	46,383
Lare Wereda	32,241	16,611	15,630	7,429	4,006	3,423	24,812	12,605	12,207

Region /Zone /Wereda	Urban + Rural			Urban			Rural		
	Both Sexes	Male	Female	Both Sexes	Male	Female	Both Sexes	Male	Female
Jikawo Wereda	34,671	18,643	16,028	1,378	697	681	33,293	17,946	15,347
Wantawa Wereda	20,969	10,991	9,978	2,851	1,583	1,268	18,118	9,408	8,710
Akobo Wereda	24,671	14,270	10,401	603	321	282	24,068	13,949	10,119
Mezhenger-Zone									
Zone Total	59,227	30,553	28,674	7,137	3,746	3,391	52,090	26,807	25,283
Godare Wereda	38,763	19,917	18,846	7,137	3,746	3,391	31,626	16,171	15,455
Mengesh Wereda	20,464	10,636	9,828	-	-	-	20,464	10,636	9,828
Etang Special Zone									
Zone Total	35,307	17,780	17,527	5,955	3,049	2,906	29,352	14,731	14,621
Etang Wereda	35,307	17,780	17,527	5,955	3,049	2,906	29,352	14,731	14,621
Harari Region									
Region Total	183,344	92,258	91,086	99,321	49,684	49,637	84,023	42,574	41,449
Harari All Wereda	183,344	92,258	91,086	99,321	49,684	49,637	84,023	42,574	41,449
ADDIS ABABA									
Addis Ababa Total	2,738,248	1,304,518	1,433,730	2,738,248	1,304,518	1,433,730	-	-	-
Akaki Kaliti-Sub City	181,202	88,676	92,526	181,202	88,676	92,526	-	-	-
Nefas Silk-Lafto-Sub City	316,108	148,892	167,216	316,108	148,892	167,216	-	-	-
Kolfe Keraniyo-Sub City	428,654	207,506	221,148	428,654	207,506	221,148	-	-	-
Gulele-Sub City	267,381	129,239	138,142	267,381	129,239	138,142	-	-	-
Lideta-Sub City	201,613	96,221	105,392	201,613	96,221	105,392	-	-	-
Kirkos-Sub City	220,991	103,314	117,677	220,991	103,314	117,677	-	-	-
Arada-Sub City	212,009	99,392	112,617	212,009	99,392	112,617	-	-	-
Addis Ketema-Sub City	255,092	124,741	130,351	255,092	124,741	130,351	-	-	-
Yeka-Sub City	346,484	161,480	185,004	346,484	161,480	185,004	-	-	-
Bole-Sub City	308,714	145,057	163,657	308,714	145,057	163,657	-	-	-
DIRE DAWA									
Dire Dawa Total	342,827	171,930	170,897	232,854	116,000	116,854	109,973	55,930	54,043
SPECIAL ENUMERATION AREAS									
Special Enumeration Area Total	96,570	52,834	43,736	29,028	15,708	13,320	67,542	37,126	30,416
Afdem & Mulo Special Enumeration									
Afdem & Mulo Special Enumeration Total	91,261	50,164	41,097	29,028	15,708	13,320	62,233	34,456	27,777
Moyale Special Enumeration	43,241	22,055	20,336	28,056	15,114	12,942	15,185	7,791	7,394
Afdem Special Enumeration	48,020	28,109	20,761	1,972	694	427	46,985	26,665	20,383
Meda Welabu Special Enumeration									
Meda Welabu Special Enumeration Total	4,560	2,326	2,234	-	-	-	4,560	2,326	2,234

Region /Zone /Wereda	Urban + Rural			Urban					
	Both Sexes	Male	Female	Both Sexes	Male	Female	Both Sexes	Male	Female
Mulo Special Enumeration									
Mulo Special Enumeration Total	749	344	405	-	-	-	749	344	405

Note that :-

- * - The Total population size of **Affar** and that of **Country Total** includes the estimated population of eight rural kebeles (21,410) in Elidar wereda (Affar Region).
- The total population figures for the **Affar and Somali Regions** refer to the counted population of the regions as of November 29, 2007.

TABLE 4: NUMBER OF HOUSEHOLDS IN CONVENTIONAL HOUSEHOLDS, AVERAGE HOUSEHOLD SIZE BY PLACE OF RESIDENCE AND REGIONS:2007

Regions	Number of Households			Average Household Size			Total Population		
	Urban + Rural	Urban	Rural	Urban + Rural	Urban	Rural	Urban + Rural	Urban	Rural
Country Total*	15,534,301	3,009,285	12,525,016	4.7	3.9	4.9	73,500,938	11,657,804	61,843,134
Tigray	985,654	239,260	746,394	4.4	3.4	4.6	4,288,187	824,461	3,463,726
Affar *	247,284	46,363	200,921	5.7	3.9	6.1	1,402,191	183,023	1,219,168
Amhara	3,953,115	614,072	3,339,043	4.3	3.3	4.5	17,113,555	2,049,942	15,063,613
Oromiya	5,590,530	866,294	4,724,236	4.8	3.8	5.0	27,029,760	3,276,636	23,753,124
Somali*	665,397	98,629	566,768	6.6	6.3	6.7	4,419,830	617,078	3,802,752
Benshangul-Gumuz	147,937	26,335	121,602	4.5	3.6	4.7	667,049	95,422	571,627
SNNP	3,087,567	358,818	2,728,749	4.9	4.2	4.9	14,974,958	1,493,563	13,481,395
Gambella	65,445	19,590	45,855	4.6	3.9	5.0	303,093	75,640	227,453
Harari	46,169	28,124	18,045	3.9	3.4	4.6	179,964	96,735	83,229
Addis Ababa	651,970	651,970	-	4.1	4.1	-	2,687,935	2,687,935	-
Dire Dawa	75,693	53,602	22,091	4.5	4.3	5.0	338,467	228,856	109,611
Special Enumeration	17,540	6,228	11,312	5.5	4.6	6.0	95,949	28,513	67,436

Note:

* - The Total population size of Affar and that of Country total includes the estimated population of eight rural kebeles (21,410) in Elidar wereda (Affar Region).

- The total population figures for the Affar and Somali Regions refer to the counted population of the regions as of November 29, 2007.

- Conventional population excludes population residing in the collective quarters such as universities/colleges, Hotel/hostel, monasteries and homeless population ... etc (i.e. a total of 416,489 persons).

TABEL 5: POPULATION SIZE OF REGIONS BY NATIONS/NATIONALITIES (ETHNIC GROUP) AND PLACE OF RESIDENCE: 2007

Nations/ Nationalities (Ethnic Group)	Urban-Rural					
	Urban + Rural		Urban		Rural	
	No	%	No	%	No	%
COUNTRY TOTAL*						
All Persons	73,918,505	100	11,956,170	100	61,962,335	100
Afar	1,276,374	1.73	108,488	0.91	1,167,886	1.89
Anew-Awi	631,565	0.85	63,415	0.53	568,150	0.92
Anew-Hamyra	267,851	0.36	32,665	0.27	235,186	0.38
Amara	233,299	0.32	19,258	0.16	214,041	0.35
Amhara	19,870,651	26.89	4,387,853	36.70	15,482,798	25.00
Awak	85,909	0.12	27,815	0.23	58,094	0.09
Baba	140,134	0.19	27,560	0.23	112,574	0.18
Balcha	290,453	0.39	15,464	0.13	274,989	0.44
Banorie	6,840	0.01	684	0.01	6,156	0.01
Basha	2,632	0.00	152	0.00	2,480	0.00
Basketo	78,284	0.11	6,710	0.06	71,574	0.12
Bench	353,526	0.48	25,937	0.22	327,589	0.53
Berta	183,259	0.25	10,611	0.09	172,648	0.28
Bodi	6,994	0.01	1,427	0.01	5,567	0.01
Brayle	5,002	0.01	2,120	0.02	2,882	0.00
Burji	71,871	0.10	18,477	0.15	53,394	0.09
Bena	27,022	0.04	1,385	0.01	25,637	0.04
Chara	13,210	0.02	366	0.00	12,844	0.02
Dasenech	48,067	0.07	1,481	0.01	46,586	0.08
Dawro	543,148	0.74	57,811	0.48	485,337	0.78
Debase/Gewada	68,600	0.09	1,688	0.01	66,912	0.11
Derashe	30,081	0.04	3,908	0.03	26,173	0.04
Dime	891	0.00	482	0.00	409	0.00
Dizi	36,380	0.05	4,968	0.04	31,412	0.05
Donga	35,166	0.05	7,489	0.06	27,677	0.04
Fedashe	3,448	0.00	594	0.00	2,854	0.00
Gamo	1,107,163	1.50	141,233	1.18	965,930	1.56
Gebato	1,502	0.00	830	0.01	672	0.00
Gedeo	986,977	1.34	61,575	0.52	925,402	1.49
Gedicho	5,483	0.01	841	0.01	4,642	0.01
Gidole	41,100	0.06	5,497	0.05	35,603	0.06
Goffa	363,009	0.49	35,447	0.30	327,562	0.53
Gumuz	159,418	0.22	12,499	0.10	146,919	0.24
Guragie	1,867,377	2.53	792,659	6.63	1,074,718	1.74
Guagu	4,407	0.01	3,091	0.03	1,316	0.00
Hadiya	1,284,373	1.74	150,949	1.26	1,133,424	1.83
Hareri	31,869	0.04	24,347	0.20	7,522	0.01
Hamer	46,532	0.06	957	0.01	45,575	0.07
Irob	33,372	0.05	4,119	0.03	29,253	0.05
Kefficho	870,213	1.18	87,428	0.73	782,785	1.26
Kembata	630,236	0.85	116,620	0.98	513,616	0.83

Nations/ Nationalities (Ethnic Group)	Urban-Rural					
	Urban + Rural		Urban		Rural	
	No	%	No	%	No	%
Konta	83,607	0.11	8,423	0.07	75,184	0.12
Komo	7,795	0.01	763	0.01	7,032	0.01
Konso	250,430	0.34	10,470	0.09	239,960	0.39
Kore	156,983	0.21	13,036	0.11	143,947	0.23
Koyego	1,974	0.00	539	0.00	1,435	0.00
Kunama	4,860	0.01	1,102	0.01	3,758	0.01
Karo	1,464	0.00	126	0.00	1,338	0.00
Kusumie	7,470	0.01	125	0.00	7,345	0.01
Malie	98,114	0.13	11,385	0.10	86,729	0.14
Mao	43,535	0.06	9,940	0.08	33,595	0.05
Mareko	64,381	0.09	8,828	0.07	55,553	0.09
Mashola	10,458	0.01	2,566	0.02	7,892	0.01
Mere	14,298	0.02	4,852	0.04	9,446	0.02
Me'enite	151,489	0.20	8,340	0.07	143,149	0.23
Messengo	10,964	0.01	7,794	0.07	3,170	0.01
Mejenger	21,959	0.03	2,134	0.02	19,825	0.03
Mossiye	19,698	0.03	6,493	0.05	13,205	0.02
Mursi	7,500	0.01	448	0.00	7,052	0.01
Murle	1,469	0.00	1,014	0.01	455	0.00
Nao	9,829	0.01	1,955	0.02	7,874	0.01
Nuwer	147,672	0.20	28,236	0.24	119,436	0.19
Nyanegatome	25,252	0.03	1,764	0.01	23,488	0.04
Oromo	25,489,024	34.49	3,045,027	25.47	22,443,997	36.2
Oida	45,149	0.06	2,155	0.02	42,994	0.07
Qebena	52,712	0.07	4,317	0.04	48,395	0.08
Qechem	2,585	0.00	410	0.00	2,175	0.00
Qewama	298	0.00	127	0.00	171	0.00
Shekecho	77,678	0.11	9,034	0.08	68,644	0.11
Sheko	37,573	0.05	3,137	0.03	34,436	0.05
Shinasha	52,637	0.07	8,449	0.07	44,188	0.07
Sidama	2,966,474	4.01	149,480	1.25	2,816,994	4.55
Silte	940,766	1.27	191,452	1.60	749,314	1.21
Somalie	4,581,794	6.20	675,466	5.65	3,906,328	6.31
Surma	27,886	0.04	2,316	0.02	25,570	0.04
She	320	0.00	237	0.00	83	0.00
Tigray	4,483,892	6.07	1,058,819	8.86	3,425,073	5.53
Tembaro	98,621	0.13	8,797	0.07	89,824	0.15
Tsemay	20,046	0.03	450	0.00	19,596	0.03
Upo	1,602	0.00	302	0.00	1,300	0.00
Welaita	1,707,079	2.31	289,707	2.42	1,417,372	2.29
Werji	13,232	0.02	9,809	0.08	3,423	0.01
Yem	160,447	0.22	20,221	0.17	140,226	0.23
Zeyese	17,884	0.02	1,821	0.02	16,063	0.03
Zelmam	2,704	0.00	338	0.00	2,366	0.00
Other Ethiopian National Groups	142,460	0.19	22,216	0.19	120,244	0.19
From different parents	36,570	0.05	29,584	0.25	6,986	0.01

Nations/ Nationalities (Ethnic Group)	Urban-Rural					
	Urban + Rural		Urban		Rural	
	No	%	No	%	No	%
Eritrean	9,734	0.01	4,208	0.04	5,526	0.01
Djiboutian	737	0.00	413	0.00	324	0.00
Somali an	20,210	0.03	12,760	0.11	7,450	0.01
Kenyan	728	0.00	302	0.00	426	0.00
Sudanese	10,189	0.01	1,910	0.02	8,279	0.01
Other foreigners	11,175	0.02	5,673	0.05	5,502	0.01
TIGRAY REGION						
All Persons	4,314,456	100	842,723	100	3,471,733	100
Affar	12,309	0.29	1,200	0.14	11,109	0.32
Agew-Awi	918	0.02	415	0.05	503	0.01
Agew Hamyra	8,269	0.19	924	0.11	7,345	0.21
Alaba	233	0.01	179	0.02	54	0.00
Amhara	70,334	1.63	31,840	3.78	38,494	1.11
Anyiwak	95	0.00	67	0.01	28	0.00
Argoba	88	0.00	75	0.01	13	0.00
Ari	2,847	0.07	625	0.07	2,222	0.06
Arborie	26	0.00	13	0.00	13	0.00
Bacha	70	0.00	25	0.00	45	0.00
Basketo	5	0.00	3	0.00	2	0.00
Bench	199	0.00	126	0.01	73	0.00
Berta	98	0.00	85	0.01	13	0.00
Bodi	83	0.00	72	0.01	11	0.00
Brayle	132	0.00	76	0.01	56	0.00
Burji	29	0.00	26	0.00	3	0.00
Bena	19	0.00	11	0.00	8	0.00
Chara	31	0.00	15	0.00	16	0.00
Dasenech	65	0.00	43	0.01	22	0.00
Dawro	94	0.00	29	0.00	65	0.00
Debase/Gewada	8	0.00	7	0.00	1	0.00
Derashe	34	0.00	24	0.00	10	0.00
Dime	7	0.00	6	0.00	1	0.00
Dizi	7	0.00	1	0.00	6	0.00
Donga	17	0.00	13	0.00	4	0.00
Fedashe	22	0.00	15	0.00	7	0.00
Gamo	44	0.00	35	0.00	9	0.00
Gebato	76	0.00	23	0.00	53	0.00
Gedeo	17	0.00	16	0.00	1	0.00
Gedicho	5	0.00	3	0.00	2	0.00
Gidole	6	0.00	6	0.00	-	
Goffa	5	0.00	5	0.00	-	
Gumuz	13	0.00	10	0.00	3	0.00
Guragie	391	0.01	350	0.04	41	0.00
Guagu	11	0.00	10	0.00	1	0.00
Hadiya	112	0.00	77	0.01	35	0.00
Hareri	121	0.00	110	0.01	11	0.00
Hamer	79	0.00	38	0.00	41	0.00

Nations/ Nationalities (Ethnic Group)	Urban-Rural					
	Urban + Rural		Urban		Rural	
	No	%	No	%	No	%
Irob	30,517	0.71	3,697	0.44	26,820	0.77
Kefficho	39	0.00	27	0.00	12	0.00
Kembata	56	0.00	46	0.01	10	0.00
Konta	4	0.00	1	0.00	3	0.00
Komo	5	0.00	1	0.00	4	0.00
Konso	8	0.00	5	0.00	3	0.00
Kore	67	0.00	35	0.00	32	0.00
Koyego	1	0.00	1	0.00	-	
Kunama	2,976	0.07	346	0.04	2,630	0.08
Karo	7	0.00	3	0.00	4	0.00
Kusumie	-		-		-	
Malie	37	0.00	28	0.00	9	0.00
Mao	10	0.00	10	0.00	-	
Mareko	26	0.00	18	0.00	8	0.00
Mashola	8	0.00	6	0.00	2	0.00
Mere	16	0.00	12	0.00	4	0.00
Me'enite	5	0.00	2	0.00	3	0.00
Messengo	43	0.00	36	0.00	7	0.00
Mejenger	179	0.00	41	0.00	138	0.00
Mossiye	5	0.00	4	0.00	1	0.00
Mursi	3	0.00	3	0.00	-	
Murle	4	0.00	2	0.00	2	0.00
Nao	7	0.00	7	0.00	-	
Nuwer	19	0.00	12	0.00	7	0.00
Nyanegatome	3	0.00	-		3	0.00
Oromo	7,498	0.17	2,534	0.30	4,964	0.14
Oida	7	0.00	5	0.00	2	0.00
Qebena	2	0.00	1	0.00	1	0.00
Qechem	162	0.00	36	0.00	126	0.00
Qewama	-		-		-	
Shekecho	10	0.00	7	0.00	3	0.00
Sheko	2	0.00	2	0.00	-	
Shinasha	10	0.00	8	0.00	2	0.00
Sidama	36	0.00	29	0.00	7	0.00
Silte	59	0.00	54	0.01	5	0.00
Somalie	2,112	0.05	141	0.02	1,971	0.06
Surma	63	0.00	46	0.01	17	0.00
She	7	0.00	5	0.00	2	0.00
Tigray	4,165,749	96.55	797,650	94.65	3,368,099	97.01
Tembaro	305	0.01	83	0.01	222	0.01
Tsemay	80	0.00	22	0.00	58	0.00
Upo	40	0.00	3	0.00	37	0.00
Welaita	186	0.00	150	0.02	36	0.00
Werji	139	0.00	28	0.00	111	0.00
Yem	43	0.00	10	0.00	33	0.00
Zeyese	20	0.00	6	0.00	14	0.00

Nations/ Nationalities (Ethnic Group)	Urban-Rural					
	Urban + Rural		Urban		Rural	
	No	%	No	%	No	%
Zelmam	195	0.00	50	0.01	145	0.00
Other Ethiopian National Groups	169	0.00	47	0.01	122	0.00
From different parents	172	0.00	83	0.01	89	0.00
Eritrean	5,426	0.13	342	0.04	5,084	0.15
Djiboutian	3	0.00	1	0.00	2	0.00
Somali an	8	0.00	7	0.00	1	0.00
Kenyan	14	0.00	6	0.00	8	0.00
Sudanese	665	0.02	284	0.03	381	0.01
Other foreigners	310	0.01	142	0.02	168	0.00
AFFAR REGION *						
All Persons	1,411,092	100	188,973	100	1,222,119	100
Affar	1,251,103	90.03	99,156	52.47	1,151,947	95.94
Agew-Awi	1,708	0.12	289	0.15	1,419	0.12
Agew Hamyra	138	0.01	68	0.04	70	0.01
Alaba	87	0.01	48	0.03	39	0.00
Amhara	72,507	5.22	56,308	29.80	16,199	1.35
Anyiwak	69	0.00	45	0.02	24	0.00
Argoba	21,607	1.55	5,684	3.01	15,923	1.33
Ari	168	0.01	130	0.07	38	0.00
Arborie	30	0.00	21	0.01	9	0.00
Bacha	412	0.03	16	0.01	396	0.03
Basketo	133	0.01	10	0.01	123	0.01
Bench	8	0.00	4	0.00	4	0.00
Berta	26	0.00	25	0.01	1	0.00
Bodi	10	0.00	9	0.00	1	0.00
Brayle	38	0.00	27	0.01	11	0.00
Burji	7	0.00	6	0.00	1	0.00
Bena	4	0.00	1	0.00	3	0.00
Chara	2	0.00	1	0.00	1	0.00
Dasenech	5	0.00	3	0.00	2	0.00
Dawro	22	0.00	8	0.00	14	0.00
Debase/Gewada	53	0.00	29	0.02	24	0.00
Derashe	1	0.00	-		1	0.00
Dime	2	0.00	2	0.00	-	
Dizi	3	0.00	2	0.00	1	0.00
Donga	3	0.00	3	0.00	-	
Fedashe	1	0.00	-		1	0.00
Gamo	24	0.00	20	0.01	4	0.00
Gebato	6	0.00	3	0.00	3	0.00
Gedeo	7	0.00	2	0.00	5	0.00
Gedicho	3	0.00	1	0.00	2	0.00
Gidole	13	0.00	9	0.00	4	0.00
Goffa	25	0.00	14	0.01	11	0.00
Gumuz	15	0.00	12	0.01	3	0.00
Guragie	1,694	0.12	1,471	0.78	223	0.02
Guagu	14	0.00	14	0.01	-	

Nations/ Nationalities (Ethnic Group)	Urban-Rural					
	Urban + Rural		Urban		Rural	
	No	%	No	%	No	%
Hadiya	2,490	0.18	1,177	0.62	1,313	0.11
Hareri	39	0.00	38	0.02	1	0.00
Hamer	7	0.00	5	0.00	2	0.00
Irob	47	0.00	45	0.02	2	0.00
Kefficho	23	0.00	23	0.01	-	
Kembata	2,407	0.17	930	0.49	1,477	0.12
Konta	7	0.00	3	0.00	4	0.00
Komo	14	0.00	1		13	0.00
Konso	1	0.00	-		1	0.00
Kore	2	0.00	1	0.00	1	0.00
Koyego	10	0.00	-		10	0.00
Kunama	11	0.00	10	0.01	1	0.00
Karo	1	0.00	1	0.00	-	
Kusumie	-		-		-	
Malie	55	0.00	52	0.03	3	0.00
Mao	10	0.00	10	0.01	-	
Mareko	39	0.00	24	0.01	15	0.00
Mashola	13	0.00	9	0.00	4	0.00
Mere	16	0.00	11	0.01	5	0.00
Me'enite	4	0.00	4	0.00	-	
Messengo	80	0.01	61	0.03	19	0.00
Mejenger	5	0.00	3	0.00	2	0.00
Mossiye	14	0.00	10	0.01	4	0.00
Mursi	2	0.00	2	0.00	-	
Murle	3	0.00	2	0.00	1	0.00
Nao	52	0.00	36	0.02	16	0.00
Nuwer	6	0.00	5	0.00	1	0.00
Nyanegatome	7	0.00	4	0.00	3	0.00
Oromo	8,469	0.61	6,620	3.50	1,849	0.15
Oida	-		-		-	
Qebena	2	0.00	2	0.00	-	
Qechem	2	0.00	1	0.00	1	0.00
Qewama	-		-		-	
Shekecho	1	0.00	1	0.00	-	
Sheko	4	0.00	4	0.00	-	
Shinasha	6	0.00	6	0.00	-	
Sidama	59	0.00	44	0.02	15	0.00
Silte	250	0.02	223	0.12	27	0.00
Somalie	916	0.07	899	0.48	17	0.00
Surma	7	0.00	6	0.00	1	0.00
She	2	0.00	1	0.00	1	0.00
Tigray	15,932	1.15	10,861	5.75	5,071	0.42
Tembaro	7	0.00	6	0.00	1	0.00
Tsemay	4	0.00	1	0.00	3	0.00
Upo	2	0.00	2	0.00	-	
Welaita	8,221	0.59	4,102	2.17	4,119	0.34

Nations/ Nationalities (Ethnic Group)	Urban-Rural					
	Urban + Rural		Urban		Rural	
	No	%	No	%	No	%
Werji	26	0.00	12	0.01	14	0.00
Yem	29	0.00	12	0.01	17	0.00
Zeyese	16	0.00	12	0.01	4	0.00
Zelmam	6	0.00	1	0.00	5	0.00
Other Ethiopian National Groups	15	0.00	10	0.01	5	0.00
From different parents	143	0.01	128	0.07	15	0.00
Eritrean	30	0.00	28	0.01	2	0.00
Djiboutian	2	0.00	1	0.00	1	0.00
Somali an	6	0.00	6	0.00	-	
Kenyan	1	0.00	1	0.00	-	
Sudanese	30	0.00	24	0.01	6	0.00
Other foreigners	181	0.01	51	0.03	130	0.01
AMHARA REGION						
All Persons	17,214,056	100	2,112,220	100	15,101,836	100
Affar	3,317	0.02	2,085	0.10	1,232	0.01
Agew-Awi	595,721	3.46	53,859	2.55	541,862	3.59
Agew Hamyra	238,540	1.39	18,167	0.86	220,373	1.46
Alaba	3,622	0.02	1,062	0.05	2,560	0.02
Amhara	15,747,800	91.48	1,952,972	92.46	13,794,828	91.35
Anyiwak	6,261	0.04	1,895	0.09	4,366	0.03
Argoba	69,978	0.41	6,418	0.30	63,560	0.42
Ari	1,479	0.01	533	0.03	946	0.01
Arborie	317	0.00	58	0.00	259	0.00
Bacha	47	0.00	12	0.00	35	0.00
Basketo	29	0.00	8	0.00	21	0.00
Bench	289	0.00	135	0.01	154	0.00
Berta	5,214	0.03	267	0.01	4,947	0.03
Bodi	260	0.00	199	0.01	61	0.00
Brayle	1,895	0.01	654	0.03	1,241	0.01
Burji	135	0.00	70	0.00	65	0.00
Bena	215	0.00	147	0.01	68	0.00
Chara	287	0.00	76	0.00	211	0.00
Dasenech	182	0.00	84	0.00	98	0.00
Dawro	1,738	0.01	690	0.03	1,048	0.01
Debase/Gewada	117	0.00	71	0.00	46	0.00
Derashe	152	0.00	73	0.00	79	0.00
Dime	109	0.00	83	0.00	26	0.00
Dizi	18	0.00	10	0.00	8	0.00
Donga	400	0.00	153	0.01	247	0.00
Fedashe	48	0.00	34	0.00	14	0.00
Gamo	157	0.00	133	0.01	24	0.00
Gebato	67	0.00	40	0.00	27	0.00
Gedeo	123	0.00	82	0.00	41	0.00
Gedicho	28	0.00	24	0.00	4	0.00
Gidole	66	0.00	31	0.00	35	0.00
Goffa	939	0.01	44	0.00	895	0.01

Nations/ Nationalities (Ethnic Group)	Urban-Rural					
	Urban + Rural		Urban		Rural	
	No	%	No	%	No	%
Gumuz	13,074	0.08	296	0.01	12,778	0.08
Guragie	3,064	0.02	2,850	0.13	214	0.00
Guagu	32	0.00	24	0.00	8	0.00
Hadiya	277	0.00	212	0.01	65	0.00
Hareri	74	0.00	60	0.00	14	0.00
Hamer	23	0.00	10	0.00	13	0.00
Irob	2,117	0.01	40	0.00	2,077	0.01
Kefficho	86	0.00	68	0.00	18	0.00
Kembata	210	0.00	183	0.01	27	0.00
Konta	7	0.00	2	0.00	5	0.00
Komo	53	0.00	9	0.00	44	0.00
Konso	19	0.00	12	0.00	7	0.00
Kore	83	0.00	60	0.00	23	0.00
Koyego	7	0.00	5	0.00	2	0.00
Kunama	983	0.01	250	0.01	733	0.00
Karo	11	0.00	5	0.00	6	0.00
Kusumie	7	0.00	3	0.00	4	0.00
Malie	300	0.00	259	0.01	41	0.00
Mao	49	0.00	45	0.00	4	0.00
Mareko	648	0.00	179	0.01	469	0.00
Mashola	60	0.00	53	0.00	7	0.00
Mere	82	0.00	45	0.00	37	0.00
Me'enite	14	0.00	5	0.00	9	0.00
Messengo	122	0.00	105	0.00	17	0.00
Mejenger	53	0.00	32	0.00	21	0.00
Mossiye	34	0.00	31	0.00	3	0.00
Mursi	19	0.00	8	0.00	11	0.00
Murle	12	0.00	7	0.00	5	0.00
Nao	26	0.00	22	0.00	4	0.00
Nuwer	239	0.00	75	0.00	164	0.00
Nyanegatome	173	0.00	15	0.00	158	0.00
Oromo	451,221	2.62	37,454	1.77	413,767	2.74
Oida	88	0.00	21	0.00	67	0.00
Qebena	30	0.00	11	0.00	19	0.00
Qechem	11	0.00	5	0.00	6	0.00
Qewama	5	0.00	4	0.00	1	0.00
Shekecho	32	0.00	32	0.00	-	
Sheko	3	0.00	3	0.00	-	
Shinasha	414	0.00	240	0.01	174	0.00
Sidama	1,166	0.01	1,139	0.05	27	0.00
Silte	1,078	0.01	311	0.01	767	0.01
Somalie	5,708	0.03	188	0.01	5,520	0.04
Surma	70	0.00	52	0.00	18	0.00
She	19	0.00	16	0.00	3	0.00
Tigray	37,083	0.22	24,894	1.18	12,189	0.08
Tembaro	69	0.00	52	0.00	17	0.00

Nations/ Nationalities (Ethnic Group)	Urban-Rural					
	Urban + Rural		Urban		Rural	
	No	%	No	%	No	%
Tsemay	3	0.00	1	0.00	2	0.00
Upo	8	0.00	6	0.00	2	0.00
Welaita	379	0.00	324	0.02	55	0.00
Werji	415	0.00	166	0.01	249	0.00
Yem	11	0.00	10	0.00	1	0.00
Zeyese	18	0.00	4	0.00	14	0.00
Zelmam	10	0.00	5	0.00	5	0.00
Other Ethiopian National Groups	12,898	0.07	1,178	0.06	11,720	0.08
From different parents	726	0.00	471	0.02	255	0.00
Eritrean	114	0.00	96	0.00	18	0.00
Djiboutian	4	0.00	3	0.00	1	
Somali an	36	0.00	7	0.00	29	0.00
Kenyan	18	0.00	15	0.00	3	0.00
Sudanese	278	0.00	160	0.01	118	0.00
Other foreigners	633	0.00	213	0.01	420	0.00
OROMIA REGION						
All Persons	27,158,471	100	3,370,040	100	23,788,431	100
Affar	2,378	0.01	1,265	0.04	1,113	0.00
Agew-Awi	1,278	0.00	528	0.02	750	0.00
Agew Hamyra	4,026	0.01	1,869	0.06	2,157	0.01
Alaba	18,904	0.07	1,235	0.04	17,669	0.07
Amhara	1,961,277	7.22	662,207	19.65	1,299,070	5.46
Anyiwak	9,553	0.04	1,834	0.05	7,719	0.03
Argoba	30,832	0.11	7,859	0.23	22,973	0.10
Ari	811	0.00	334	0.01	477	0.00
Arborie	269	0.00	82	0.00	187	0.00
Bacha	51	0.00	23	0.00	28	0.00
Basketo	215	0.00	21	0.00	194	0.00
Bench	610	0.00	174	0.01	436	0.00
Berta	2,696	0.01	305	0.01	2,391	0.01
Bodi	446	0.00	95	0.00	351	0.00
Brayle	1,151	0.00	362	0.01	789	0.00
Burji	11,918	0.04	8,139	0.24	3,779	0.02
Bena	619	0.00	204	0.01	415	0.00
Chara	187	0.00	59	0.00	128	0.00
Dasenech	140	0.00	53	0.00	87	0.00
Dawro	45,351	0.17	18,323	0.54	27,028	0.11
Debase/Gewada	2,541	0.01	377	0.01	2,164	0.01
Derashe	350	0.00	225	0.01	125	0.00
Dime	111	0.00	51	0.00	60	0.00
Dizi	185	0.00	91	0.00	94	0.00
Donga	238	0.00	108	0.00	130	0.00
Fedashe	248	0.00	75	0.00	173	0.00
Gamo	14,254	0.05	10,529	0.31	3,725	0.02
Gebato	408	0.00	238	0.01	170	0.00
Gedeo	245,160	0.90	10,969	0.33	234,191	0.98

Nations/ Nationalities (Ethnic Group)	Urban-Rural					
	Urban + Rural		Urban		Rural	
	No	%	No	%	No	%
Gedicho	1,238	0.00	284	0.01	954	0.00
Gidole	589	0.00	332	0.01	257	0.00
Goffa	980	0.00	615	0.02	365	0.00
Gumuz	2,083	0.01	494	0.01	1,589	0.01
Guragie	251,453	0.93	167,363	4.97	84,090	0.35
Guagu	1,426	0.01	685	0.02	741	0.00
Hadiya	52,813	0.19	11,125	0.33	41,688	0.18
Hareri	4,175	0.02	1,620	0.05	2,555	0.01
Hamer	158	0.00	112	0.00	46	0.00
Irob	180	0.00	71	0.00	109	0.00
Kefficho	36,027	0.13	10,663	0.32	25,364	0.11
Kembata	41,838	0.15	14,942	0.44	26,896	0.11
Konta	2,061	0.01	720	0.02	1,341	0.01
Komo	356	0.00	133	0.00	223	0.00
Konso	31,085	0.11	2,558	0.08	28,527	0.12
Kore	3,772	0.01	1,954	0.06	1,818	0.01
Koyego	239	0.00	138	0.00	101	0.00
Kunama	235	0.00	88	0.00	147	0.00
Karo	42	0.00	7	0.00	35	0.00
Kusumie	39	0.00	22	0.00	17	0.00
Malie	4,972	0.02	2,742	0.08	2,230	0.01
Mao	24,272	0.09	2,527	0.07	21,745	0.09
Mareko	4,777	0.02	1,089	0.03	3,688	0.02
Mashola	1,598	0.01	726	0.02	872	0.00
Mere	2,767	0.01	650	0.02	2,117	0.01
Me'enite	1,171	0.00	255	0.01	916	0.00
Messengo	2,515	0.01	1,289	0.04	1,226	0.01
Mejenger	2,519	0.01	518	0.02	2,001	0.01
Mossiye	1,188	0.00	802	0.02	386	0.00
Mursi	403	0.00	72	0.00	331	0.00
Murte	313	0.00	183	0.01	130	0.00
Nao	1,809	0.01	570	0.02	1,239	0.01
Nuwer	1,956	0.01	630	0.02	1,326	0.01
Nyanegatome	6,961	0.03	1,041	0.03	5,920	0.02
Oromo	23,846,380	87.80	2,244,443	66.60	21,601,937	90.81
Oida	6,236	0.02	686	0.02	5,550	0.02
Qebena	7,685	0.03	388	0.01	7,297	0.03
Qechem	103	0.00	62	0.00	41	0.00
Qewama	72	0.00	14	0.00	58	0.00
Shekecho	4,753	0.02	592	0.02	4,161	0.02
Sheko	439	0.00	62	0.00	377	0.00
Shinasha	148	0.00	91	0.00	57	0.00
Sidama	52,604	0.19	4,770	0.14	47,834	0.20
Silte	50,216	0.18	39,881	1.18	10,335	0.04
Somalie	89,793	0.33	24,408	0.72	65,385	0.27
Surma	592	0.00	209	0.01	383	0.00

Nations/ Nationalities (Ethnic Group)	Urban-Rural					
	Urban + Rural		Urban		Rural	
	No	%	No	%	No	%
She	54	0.00	36	0.00	18	0.00
Tigray	61,805	0.23	33,894	1.01	27,911	0.12
Tembaro	1,117	0.00	193	0.01	924	0.00
Tsemay	237	0.00	161	0.00	76	0.00
Upo	87	0.00	59	0.00	28	0.00
Welaita	64,552	0.24	39,597	1.17	24,955	0.10
Werji	5,141	0.02	2,944	0.09	2,197	0.01
Wolane	84,607	0.31	12,083	0.36	72,524	0.30
Yese	1,755	0.01	295	0.01	1,460	0.01
Yimnam	136	0.00	63	0.00	73	0.00
Other Ethiopian National Groups	17,977	0.07	1,482	0.04	16,495	0.07
From different parents	11,205	0.04	6,021	0.18	5,184	0.02
African	762	0.00	478	0.01	284	0.00
Arabian	42	0.00	34	0.00	8	0.00
Somali an	1,240	0.00	872	0.03	368	0.00
Sonyan	336	0.00	39	0.00	297	0.00
Sudanese	1,362	0.01	294	0.01	1,068	0.00
Other foreigners	2,818	0.01	1,235	0.04	1,583	0.01
SOMALI REGION *						
All Persons	4,439,147	100	621,210	100	3,817,937	100
Affar	666	0.02	48	0.01	618	0.02
Agew-Awi	28	0.00	22	0.00	6	0.00
Agew Hamyra	221	0.00	60	0.01	161	0.00
Alaba	260	0.01	223	0.04	37	0.00
Amhara	29,486	0.66	23,045	3.71	6,441	0.17
Anyiwak	40	0.00	30	0.00	10	0.00
Argoba	3,241	0.07	545	0.09	2,696	0.07
Ari	48	0.00	44	0.01	4	0.00
Arborie	29	0.00	9	0.00	20	0.00
Bacha	2	0.00	1	0.00	1	0.00
Basketo	28	0.00	6	0.00	22	0.00
Bench	8	0.00	7	0.00	1	0.00
Berta	10	0.00	9	0.00	1	0.00
Bodi	6	0.00	4	0.00	2	0.00
Brayle	10	0.00	8	0.00	2	0.00
Burji	3	0.00	3	0.00	-	
Bena	77	0.00	14	0.00	63	0.00
Chara	3	0.00	2	0.00	1	0.00
Dasenech	58	0.00	5	0.00	53	0.00
Dawro	8	0.00	7	0.00	1	0.00
Debase/Gewada	-		-		-	
Derashe	22	0.00	4	0.00	18	0.00
Dime	3	0.00	3	0.00	-	
Dizi	3	0.00	3	0.00	-	
Donga	7	0.00	7	0.00	-	
Fedashe	3	0.00	2	0.00	1	0.00

Nations/ Nationalities (Ethnic Group)	Urban-Rural					
	Urban + Rural		Urban		Rural	
	No	%	No	%	No	%
Gamo	31	0.00	21	0.00	10	0.00
Gebato	5	0.00	4	0.00	1	0.00
Gedeco	18	0.00	1	0.00	17	0.00
Gedicho	3	0.00	3	0.00	-	
Gidole	13	0.00	11	0.00	2	0.00
Goffa	3	0.00	-		3	0.00
Gumuz	11	0.00	10	0.00	1	0.00
Guragie	5,224	0.12	5,095	0.82	129	0.00
Guagu	78	0.00	44	0.01	34	0.00
Hadiya	87	0.00	87	0.01	-	
Hareri	208	0.00	206	0.03	2	0.00
Hamer	7	0.00	4	0.00	3	0.00
Irob	7	0.00	3	0.00	4	0.00
Kefficho	21	0.00	14	0.00	7	0.00
Kembata	994	0.02	50	0.01	944	0.02
Konta	644	0.01	70	0.01	574	0.02
Komo	10	0.00	5	0.00	5	0.00
Konso	2	0.00	2	0.00	-	
Kore	56	0.00	27	0.00	29	0.00
Koyego	32	0.00	-		32	0.00
Kunama	20	0.00	17	0.00	3	0.00
Karo	-		-		-	
Kusumie	5	0.00	5	0.00	-	
Malie	156	0.00	141	0.02	15	0.00
Mao	25	0.00	23	0.00	2	0.00
Mareko	116	0.00	47	0.01	69	0.00
Mashola	22	0.00	14	0.00	8	0.00
Mere	12	0.00	11	0.00	1	0.00
Me'enite	5	0.00	5	0.00	-	
Messengo	63	0.00	61	0.01	2	0.00
Mejenger	2	0.00	2	0.00	-	
Mossiye	2	0.00	2	0.00	-	
Mursi	4	0.00	4	0.00	-	
Murle	8	0.00	8	0.00	-	
Nao	5	0.00	5	0.00	-	
Nuwer	14	0.00	11	0.00	3	0.00
Nyanegatome	101	0.00	42	0.01	59	0.00
Oromo	20,243	0.46	12,466	2.01	7,777	0.20
Oida	38	0.00	34	0.01	4	0.00
Qebena	47	0.00	47	0.01	-	
Qechem	16	0.00	2	0.00	14	0.00
Qewama	8	0.00	1	0.00	7	0.00
Shekecho	26	0.00	13	0.00	13	0.00
Sheko	10	0.00	8	0.00	2	0.00
Shinasha	12	0.00	2	0.00	10	0.00
Sidama	145	0.00	95	0.02	50	0.00

Nations/ Nationalities (Ethnic Group)	Urban-Rural					
	Urban + Rural		Urban		Rural	
	No	%	No	%	No	%
Silte	278	0.01	260	0.04	18	0.00
Somalie	4,314,657	97.20	565,680	91.06	3,748,977	98.19
Surma	25	0.00	4	0.00	21	0.00
She	18	0.00	6	0.00	12	0.00
Haray	1,240	0.03	1,217	0.20	23	0.00
Baro	5	0.00	4	0.00	1	0.00
Haray	1	0.00	-		1	0.00
	-		-		-	
Wita	122	0.00	109	0.02	13	0.00
	7	0.00	7	0.00	-	
	1	0.00	-		1	0.00
ese	22	0.00	4	0.00	18	0.00
am	177	0.00	33	0.01	144	0.00
Other Ethiopian National Groups	49,896	1.12	8,691	1.40	41,205	1.08
From different parents	46	0.00	43	0.01	3	0.00
stean	24	0.00	20	0.00	4	0.00
iboutian	9	0.00	5	0.00	4	0.00
Somali an	9,035	0.20	2,095	0.34	6,940	0.18
Kenyan	28	0.00	12	0.00	16	0.00
Sudanese	240	0.01	67	0.01	173	0.00
Other foreigners	487	0.01	119	0.02	368	0.01
BENISHANGUL-GUMUZ REGION						
All Persons	670,847	100	97,965	100	572,882	100
Affar	93	0.01	38	0.04	55	0.01
Agew-Awi	28,467	4.24	5,798	5.92	22,669	3.96
Agew Hamyra	1,670	0.25	609	0.62	1,061	0.19
Alaba	253	0.04	22	0.02	231	0.04
Amhara	142,557	21.25	36,660	37.42	105,897	18.48
Anyiwak	109	0.02	42	0.04	67	0.01
Argoba	232	0.03	29	0.03	203	0.04
Ari	27	0.00	17	0.02	10	0.00
Arborie	6	0.00	2	0.00	4	0.00
Bacha	5	0.00	-		5	0.00
Basketo	15	0.00	-		15	0.00
Bench	62	0.01	4	0.00	58	0.01
Berta	173,743	25.90	8,794	8.98	164,949	28.79
Bodi	33	0.00	1	0.00	32	0.01
Brayle	38	0.01	6	0.01	32	0.01
Burji	9	0.00	2	0.00	7	0.00
Bena	9	0.00	3	0.00	6	0.00
Chara	22	0.00	2	0.00	20	0.00
Dasenech	16	0.00	1	0.00	15	0.00
Dawro	57	0.01	26	0.03	31	0.01
Debase/Gewada	4	0.00	-		4	0.00
Derashe	8	0.00	-		8	0.00
Dime	34	0.01	8	0.01	26	0.00

Nations/ Nationalities (Ethnic Group)	Urban-Rural					
	Urban + Rural		Urban		Rural	
	No	%	No	%	No	%
Dizi	2	0.00	-		2	0.00
Donga	33	0.00	15	0.02	18	0.00
Fedashe	2,051	0.31	5	0.01	2,046	0.36
Gamo	25	0.00	23	0.02	2	0.00
Gebato	3	0.00	3	0.00	-	
Gedeo	8	0.00	1	0.00	7	0.00
Gedicho	4	0.00	2	0.00	2	0.00
Gidole	34	0.01	5	0.01	29	0.00
Goffa	28	0.00	3	0.00	25	0.00
Gumuz	141,645	21.11	9,999	10.21	131,646	20.90
Guragie	1,268	0.19	1,058	1.08	210	0.00
Guagu	29	0.00	12	0.01	17	0.00
Hadiya	1,691	0.25	167	0.17	1,524	0.00
Hareri	5	0.00	1	0.00	4	0.00
Hamer	-		-		-	
Irob	-		-		-	
Kefficho	19	0.00	19	0.02	-	
Kembata	1,787	0.27	413	0.42	1,374	0.00
Konta	14	0.00	4	0.00	10	0.00
Komo	6,464	0.96	168	0.17	6,296	1.00
Konso	-		-		-	
Kore	20	0.00	11	0.01	9	0.00
Koyego	-		-		-	
Kunama	24	0.00	9	0.01	15	0.00
Karo	13	0.00	12	0.01	1	0.00
Kusumie	1	0.00	-		1	0.00
Malie	26	0.00	20	0.02	6	0.00
Mao	12,744	1.90	1,628	1.66	11,116	0.00
Mareko	44	0.01	18	0.02	26	0.00
Mashola	14	0.00	4	0.00	10	0.00
Mere	19	0.00	7	0.01	12	0.00
Me'enite	5	0.00	5	0.01	-	
Messengo	5	0.00	1	0.00	4	0.00
Mejenger	6	0.00	2	0.00	4	0.00
Mossiye	6	0.00	-		6	0.00
Mursi	5	0.00	-		5	0.00
Murle	10	0.00	2	0.00	8	0.00
Nao	79	0.01	14	0.01	65	0.01
Nuwer	56	0.01	45	0.05	11	0.00
Nyanegatome	22	0.00	11	0.01	11	0.00
Oromo	89,346	13.32	21,693	22.14	67,653	11.81
Oida	14	0.00	5	0.01	9	0.00
Qebena	2	0.00	2	0.00	-	
Qechem	1	0.00	1	0.00	-	
Qewama	1	0.00	1	0.00	-	
Shekecho	2	0.00	1	0.00	1	0.00

Nations/ Nationalities (Ethnic Group)	Urban-Rural					
	Urban + Rural		Urban		Rural	
	No	%	No	%	No	%
Sheko	7	0.00	2	0.00	5	0.00
Shinasha	50,916	7.59	7,638	7.80	43,278	7.55
Sidama	55	0.01	36	0.04	19	0.00
Site	110	0.02	66	0.07	44	0.01
Somalie	1,515	0.23	653	0.67	862	0.15
Surba	1	0.00	-		1	0.00
Tigre	3	0.00	-		3	0.00
Tigray	4,559	0.68	1,853	1.89	2,706	0.47
Trekkaro	11	0.00	4	0.00	7	0.00
Wolayta	3	0.00	2	0.00	1	0.00
Yamalo	8	0.00	8	0.01	-	
Zenata	331	0.05	111	0.11	220	0.04
Other	12	0.00	10	0.01	2	0.00
Arabic	5	0.00	5	0.01	-	
Chinese	5	0.00	2	0.00	3	0.00
German	1	0.00	1	0.00	-	
Other Ethiopian National Groups	1,652	0.25	21	0.02	1,631	0.28
From different parents	47	0.01	21	0.02	26	0.00
Eritrean	48	0.01	10	0.01	38	0.01
Djiboutian	6	0.00	1	0.00	5	0.00
Somali an	2	0.00	-		2	0.00
Kenyan	-		-		-	
Sudanese	4,551	0.68	52	0.05	4,499	0.79
Other foreigners	1,955	0.29	15	0.02	1,940	0.34
SNNP REGION						
All Persons	15,042,531	100	1,545,710	100	13,496,821	100
Affar	2,432	0.02	743	0.05	1,689	0.01
Agew-Awi	1,187	0.01	268	0.02	919	0.01
Agew Hamyra	6,346	0.04	2,449	0.16	3,897	0.03
Alaba	202,847	1.35	9,561	0.62	193,286	1.43
Amhara	420,243	2.79	215,010	13.91	205,233	1.52
Anyiwak	1,810	0.01	817	0.05	993	0.01
Argoba	6,480	0.04	1,510	0.10	4,970	0.04
Ari	283,864	1.89	12,596	0.81	271,268	2.01
Arborie	5,926	0.04	270	0.02	5,656	0.04
Bacha	2,020	0.01	50	0.00	1,970	0.01
Basketo	77,742	0.52	6,596	0.43	71,146	0.53
Bench	350,929	2.33	24,889	1.61	326,040	2.42
Berta	465	0.00	124	0.01	341	0.00
Bodi	5,393	0.04	303	0.02	5,090	0.04
Brayle	901	0.01	157	0.01	744	0.01
Burji	56,149	0.37	6,615	0.43	49,534	0.37
Bena	25,648	0.17	584	0.04	25,064	0.19
Chara	12,533	0.08	93	0.01	12,440	0.09
Dasenech	47,438	0.32	1,130	0.07	46,308	0.34
Dawro	494,312	3.29	37,310	2.41	457,002	3.39

Nations/ Nationalities (Ethnic Group)	Urban-Rural					
	Urban + Rural		Urban		Rural	
	No	%	No	%	No	%
Debase/Gewada	64,917	0.43	1,025	0.07	63,892	0.47
Derashe	29,283	0.19	3,353	0.22	25,930	0.19
Dime	476	0.00	184	0.01	292	0.00
Dizi	35,988	0.24	4,736	0.31	31,252	0.23
Donga	34,235	0.23	6,960	0.45	27,275	0.20
Fedashe	829	0.01	218	0.01	611	0.00
Gamo	1,046,519	6.96	84,377	5.46	962,142	7.13
Gebato	576	0.00	158	0.01	418	0.00
Gedeco	740,720	4.92	49,584	3.21	691,136	5.12
Gedicho	3,983	0.03	308	0.02	3,675	0.03
Gidole	40,039	0.27	4,764	0.31	35,275	0.26
Goffa	359,805	2.39	33,542	2.17	326,263	2.42
Gumuz	1,529	0.01	642	0.04	887	0.01
Guragie	1,130,631	7.52	141,090	9.13	989,541	7.33
Guagu	716	0.00	208	0.01	508	0.00
Hadiya	1,206,891	8.02	118,807	7.69	1,088,084	8.06
Hareri	1,194	0.01	365	0.02	829	0.01
Hamer	46,127	0.31	662	0.04	45,465	0.34
Irob	319	0.00	80	0.01	239	0.00
Kefficho	816,195	5.43	73,100	4.73	743,095	5.51
Kembata	572,828	3.81	92,592	5.99	480,236	3.56
Konta	80,761	0.54	7,524	0.49	73,237	0.54
Komo	455	0.00	136	0.01	319	0.00
Konso	218,925	1.46	7,518	0.49	211,407	1.57
Kore	152,608	1.01	10,586	0.68	142,022	1.05
Koyego	1,595	0.01	305	0.02	1,290	0.01
Kunama	302	0.00	74	0.00	228	0.00
Karo	1,371	0.01	79	0.01	1,292	0.01
Kusumie	7,373	0.05	82	0.01	7,291	0.05
Malie	88,591	0.59	4,203	0.27	84,388	0.63
Mao	2,489	0.02	1,774	0.11	715	0.01
Mareko	56,908	0.38	5,655	0.37	51,253	0.38
Mashola	7,991	0.05	1,052	0.07	6,939	0.05
Mere	10,889	0.07	3,636	0.24	7,253	0.05
Me'enite	149,851	1.00	7,950	0.51	141,901	1.05
Messengo	5,857	0.04	3,978	0.26	1,879	0.01
Mejenger	6,700	0.04	485	0.03	6,215	0.05
Mossiye	16,197	0.11	3,393	0.22	12,804	0.09
Mursi	6,935	0.05	247	0.02	6,688	0.05
Murle	534	0.00	263	0.02	271	0.00
Nao	7,290	0.05	814	0.05	6,476	0.05
Nuwer	1,017	0.01	369	0.02	648	0.00
Nyanegatome	17,583	0.12	343	0.02	17,240	0.13
Oromo	236,182	1.57	64,826	4.19	171,356	1.27
Oida	38,056	0.25	718	0.05	37,338	0.28
Qebena	43,393	0.29	2,333	0.15	41,060	0.30

Nations/ Nationalities (Ethnic Group)	Urban-Rural					
	Urban + Rural		Urban		Rural	
	No	%	No	%	No	%
Qechem	2,158	0.01	178	0.01	1,980	0.01
Qewama	197	0.00	92	0.01	105	0.00
Shekecho	65,679	0.44	7,947	0.51	57,732	0.43
Shako	36,527	0.24	2,945	0.19	33,582	0.25
Shawsha	843	0.01	184	0.01	659	0.00
Shinnya	2,908,491	19.34	140,814	9.11	2,767,677	20.51
Sidama	806,001	5.36	67,964	4.40	738,037	5.47
Siyyame	2,587	0.02	1,402	0.09	1,185	0.01
Sonke	25,654	0.17	868	0.06	24,786	0.18
Sor	82	0.00	48	0.00	34	0.00
Sorani	17,090	0.11	9,949	0.64	7,141	0.05
Soraro	96,405	0.64	8,143	0.53	88,262	0.65
Soray	19,621	0.13	167	0.01	19,454	0.14
Soroti	413	0.00	127	0.01	286	0.00
Soraita	1,611,190	10.71	224,011	14.49	1,387,179	10.28
Sorji	2,831	0.02	1,984	0.13	847	0.01
Sorom	74,906	0.50	7,312	0.47	67,594	0.50
Soyese	15,631	0.10	1,083	0.07	14,548	0.11
Salmam	2,093	0.01	99	0.01	1,994	0.01
Other Ethiopian National Groups	50,853	0.34	2,428	0.16	48,425	0.36
From different parents	2,285	0.02	898	0.06	1,387	0.01
Eritrean	287	0.00	203	0.01	84	0.00
Djiboutian	386	0.00	84	0.01	302	0.00
Somali an	166	0.00	57	0.00	109	0.00
Kenyan	125	0.00	27	0.00	98	0.00
Sudanese	554	0.00	194	0.01	360	0.00
Other foreigners	1,158	0.01	329	0.02	829	0.01
GAMBELLA REGION						
All Persons	306,916	100	77,878	100	229,038	100
Affar	167	0.05	47	0.06	120	0.05
Agew-Awi	33	0.01	12	0.02	21	0.01
Agew Hamyra	167	0.05	49	0.06	118	0.05
Alaba	131	0.04	67	0.09	64	0.03
Amhara	25,856	8.42	10,969	14.08	14,887	6.50
Anyiwak	64,959	21.17	20,119	25.83	44,840	19.58
Argoba	47	0.02	29	0.04	18	0.01
Ari	35	0.01	11	0.01	24	0.01
Arborie	7	0.00	5	0.01	2	0.00
Bacha	-		-		-	
Basketo	55	0.02	4	0.01	51	0.02
Bench	862	0.28	39	0.05	823	0.36
Berta	8	0.00	4	0.01	4	0.00
Bodi	20	0.01	1	0.00	19	0.01
Brayle	12	0.00	5	0.01	7	0.00
Burji	7	0.00	2	0.00	5	0.00
Bena	6	0.00	-		6	0.00

Nations/ Nationalities (Ethnic Group)	Urban-Rural					
	Urban + Rural		Urban		Rural	
	No	%	No	%	No	%
Chara	28	0.01	1	0.00	27	0.01
Dasenech	1	0.00	-		1	0.00
Dawro	304	0.10	156	0.20	148	0.06
Debase/Gewada	76	0.02	27	0.03	49	0.02
Derashe	3	0.00	1	0.00	2	0.00
Dime	8	0.00	4	0.01	4	0.00
Dizi	66	0.02	17	0.02	49	0.02
Donga	4	0.00	1	0.00	3	0.00
Fedashe	11	0.00	10	0.01	1	0.00
Gamo	5	0.00	5	0.01	-	
Gebato	2	0.00	2	0.00	-	
Gedeo	5	0.00	2	0.00	3	0.00
Gedicho	3	0.00	-		3	0.00
Gidole	1	0.00	1	0.00	-	
Goffa	31	0.01	31	0.04	-	
Gumuz	15	0.00	3	0.00	12	0.01
Guragie	1,895	0.62	1,731	2.22	164	0.07
Guagu	4	0.00	4	0.01	-	
Hadiya	1,230	0.40	522	0.67	708	0.31
Hareri	2	0.00	2	0.00	-	
Hamer	5	0.00	1	0.00	4	0.00
Irob	6	0.00	4	0.01	2	0.00
Kefficho	15,487	5.05	1,200	1.54	14,287	6.24
Kembata	4,410	1.44	1,762	2.26	2,648	1.16
Konta	14	0.00	4	0.01	10	0.00
Komo	224	0.07	96	0.12	128	0.06
Konso	13	0.00	2	0.00	11	0.00
Kore	20	0.01	10	0.01	10	0.00
Koyego	2	0.00	2	0.00	-	
Kunama	2	0.00	1	0.00	1	0.00
Karo	-		-		-	
Kusumie	33	0.01	1	0.00	32	0.01
Malie	100	0.03	72	0.09	28	0.01
Mao	64	0.02	52	0.07	12	0.01
Mareko	55	0.02	31	0.04	24	0.01
Mashola	60	0.02	15	0.02	45	0.02
Mere	13	0.00	5	0.01	8	0.00
Me'enite	336	0.11	16	0.02	320	0.14
Messengo	67	0.02	51	0.07	16	0.01
Mejenger	12,277	4.00	834	1.07	11,443	5.00
Mossiye	3	0.00	3	0.00	-	
Mursi	10	0.00	3	0.00	7	0.00
Murle	65	0.02	27	0.03	38	0.02
Nao	95	0.03	23	0.03	72	0.03
Nuwer	143,189	46.65	25,917	33.28	117,272	51.20
Nyaneqatome	70	0.02	16	0.02	54	0.02

Nations/ Nationalities (Ethnic Group)	Urban-Rural					
	Urban + Rural		Urban		Rural	
	No	%	No	%	No	%
Oromo	14,828	4.83	9,603	12.33	5,225	2.28
Oida	6	0.00	5	0.01	1	0.00
Qebena	31	0.01	31	0.04	-	
Qechem	8	0.00	2	0.00	6	0.00
Qeqona	-		-		-	
Shanqho	6,973	2.27	241	0.31	6,732	2.94
Shanqha	509	0.17	39	0.05	470	0.21
Shanqha	91	0.03	83	0.11	8	0.00
Shanqha	1,502	0.49	137	0.18	1,365	0.60
Shanqha	214	0.07	170	0.22	44	0.02
Shanqha	24	0.01	13	0.02	11	0.00
Shanqha	346	0.11	11	0.01	335	0.15
	-		-		-	
Tamari	4,050	1.32	2,193	2.82	1,857	0.81
Tambaro	487	0.16	97	0.12	390	0.17
Tamari	1	0.00	-		1	0.00
Tamari	990	0.32	43	0.06	947	0.41
Tamari	1,703	0.55	918	1.18	785	0.34
Tamari	11	0.00	11	0.01	-	
Tamari	78	0.03	22	0.03	56	0.02
Tamari	1	0.00	1	0.00	-	
Tamari	1	0.00	1	0.00	-	
Other Ethiopian National Groups	446	0.15	18	0.02	428	0.19
From different parents	142	0.05	137	0.18	5	0.00
Eritrean	11	0.00	8	0.01	3	0.00
Djiboutian	1	0.00	-		1	0.00
Somali an	2	0.00	1	0.00	1	0.00
Kenyan	5	0.00	2	0.00	3	0.00
Sudanese	1,708	0.56	38	0.05	1,670	0.73
Other foreigners	61	0.02	22	0.03	39	0.02
HARARI REGION						
All Persons	183,344	100	99,321	100	84,023	100
Affar	30	0.02	28	0.03	2	0.00
Agew-Awi	9	0.00	8	0.01	1	0.00
Agew Hamyra	161	0.09	157	0.16	4	0.00
Alaba	168	0.09	72	0.07	96	0.11
Amhara	41,755	22.77	40,279	40.55	1,476	1.76
Anyiwak	104	0.06	76	0.08	28	0.03
Argoba	2,287	1.25	115	0.12	2,172	2.59
Ari	37	0.02	37	0.04	-	
Arborie	15	0.01	9	0.01	6	0.01
Bacha	1	0.00	1	0.00	-	
Basketo	-		-		-	
Bench	1	0.00	1	0.00	-	
Berta	40	0.02	39	0.04	1	0.00
Bodi	-		-		-	

Nations/ Nationalities (Ethnic Group)	Urban-Rural					
	Urban + Rural		Urban		Rural	
	No	%	No	%	No	%
Brayle	14	0.01	14	0.01	-	
Burji	3	0.00	3	0.00	-	
Bena	1	0.00	-		1	0.00
Chara	1	0.00	1	0.00	-	
Dasenech	2	0.00	2	0.00	-	
Dawro	12	0.01	12	0.01	-	
Debase/Gewada	1	0.00	1	0.00	-	
Derashe	3	0.00	3	0.00	-	
Dime	-		-		-	
Dizi	-		-		-	
Donga	3	0.00	3	0.00	-	
Fedashe	5	0.00	5	0.01	-	
Gamo	69	0.04	68	0.07	1	0.00
Gebato	-		-		-	
Gedeo	6	0.00	5	0.01	1	0.00
Gedicho	-		-		-	
Gidole	4	0.00	3	0.00	1	0.00
Goffa	21	0.01	21	0.02	-	
Gumuz	13	0.01	13	0.01	-	
Guragie	7,949	4.34	7,883	7.94	66	0.00
Guagu	21	0.01	18	0.02	3	0.00
Hadiya	113	0.06	109	0.11	4	0.00
Hareri	15,858	8.65	11,753	11.83	4,105	4.00
Hamer	-		-		-	
Irob	1	0.00	1	0.00	-	
Kefficho	30	0.02	28	0.03	2	0.00
Kembata	60	0.03	56	0.06	4	0.00
Konta	1	0.00	1	0.00	-	
Komo	-		-		-	
Konso	2	0.00	2	0.00	-	
Kore	7	0.00	5	0.01	2	0.00
Koyego	-		-		-	
Kunama	7	0.00	7	0.01	-	
Karo	-		-		-	
Kusumie	-		-		-	
Malie	46	0.03	46	0.05	-	
Mao	25	0.01	24	0.02	1	0.00
Mareko	19	0.01	18	0.02	1	0.00
Mashola	12	0.01	10	0.01	2	0.00
Mere	19	0.01	16	0.02	3	0.00
Me'enite	5	0.00	5	0.01	-	
Messengo	51	0.03	51	0.05	-	
Mejenger	3	0.00	2	0.00	1	0.00
Mossiye	4	0.00	4	0.00	-	
Mursi	11	0.01	6	0.01	5	0.01
Murle	3	0.00	3	0.00	-	

Nations/Nationalities (Ethnic Group)	Urban-Rural					
	Urban + Rural		Urban		Rural	
	No	%	No	%	No	%
Nao	5	0.00	5	0.01	-	
Nuwer	16	0.01	15	0.02	1	0.00
Nyanegatome	32	0.02	14	0.01	18	0.02
Oromo	103,421	56.41	27,938	28.13	75,483	89.84
Oida	104	0.06	92	0.09	12	0.01
Qeb	33	0.02	17	0.02	16	0.02
Qe	1	0.00	-		1	0.00
Qe	1	0.00	1	0.00	-	
Sh	2	0.00	2	0.00	-	
Sh	1	0.00	1	0.00	-	
Sh	2	0.00	2	0.00	-	
Sh	39	0.02	39	0.04	-	
Sh	146	0.08	142	0.14	4	0.00
Sh	7,102	3.87	6,773	6.82	329	0.39
Sh	25	0.01	18	0.02	7	0.01
Sh	1	0.00	-		1	0.00
T	2,806	1.53	2,745	2.76	61	0.07
T	2	0.00	2	0.00	-	
T	2	0.00	2	0.00	-	
T	-		-		-	
T	254	0.14	250	0.25	4	0.00
T	4	0.00	3	0.00	1	0.00
T	3	0.00	3	0.00	-	
T	5	0.00	4	0.00	1	0.00
T	30	0.02	30	0.03	-	
Other Ethiopian National Groups	93	0.05	12	0.01	81	0.10
From different parents	81	0.04	81	0.08	-	
Eritrean	13	0.01	12	0.01	1	0.00
Djiboutian	-		-		-	
Somali an	23	0.01	23	0.02	-	
Kenyan	1	0.00	-		1	0.00
Sudanese	21	0.01	18	0.02	3	0.00
Other foreigners	62	0.03	53	0.05	9	0.01
ADDIS ABABA						
All Persons	2,738,248	100	2,738,248	100	-	
Affar	3,721	0.14	3,721	0.14	-	
Agew-Awi	2,180	0.08	2,180	0.08	-	
Agew Hamyra	8,162	0.30	8,162	0.30	-	
Alaba	6,671	0.24	6,671	0.24	-	
Amhara	1,288,306	47.05	1,288,306	47.05	-	
Anyiwak	2,719	0.10	2,719	0.10	-	
Argoba	5,047	0.18	5,047	0.18	-	
Ari	1,091	0.04	1,091	0.04	-	
Arborie	208	0.01	208	0.01	-	
Bacha	21	0.00	21	0.00	-	
Basketo	61	0.00	61	0.00	-	

Nations/ Nationalities (Ethnic Group)	Urban-Rural					
	Urban + Rural		Urban		Rural	
	No	%	No	%	No	%
Bench	497	0.02	497	0.02	-	
Berta	749	0.03	749	0.03	-	
Bodi	728	0.03	728	0.03	-	
Brayle	717	0.03	717	0.03	-	
Burji	1,142	0.04	1,142	0.04	-	
Bena	397	0.01	397	0.01	-	
Chara	112	0.00	112	0.00	-	
Dasenech	153	0.01	153	0.01	-	
Dawro	1,210	0.04	1,210	0.04	-	
Debase/Gewada	141	0.01	141	0.01	-	
Derashe	213	0.01	213	0.01	-	
Dime	140	0.01	140	0.01	-	
Dizi	99	0.00	99	0.00	-	
Donga	178	0.01	178	0.01	-	
Fedashe	222	0.01	222	0.01	-	
Gamo	45,946	1.68	45,946	1.68	-	
Gebato	337	0.01	337	0.01	-	
Gedeo	774	0.03	774	0.03	-	
Gedicho	208	0.01	208	0.01	-	
Gidole	277	0.01	277	0.01	-	
Goffa	1,125	0.04	1,125	0.04	-	
Gumuz	893	0.03	893	0.03	-	
Guragie	447,521	16.34	447,521	16.34	-	
Guagu	1,991	0.07	1,991	0.07	-	
Hadiya	16,838	0.61	16,838	0.61	-	
Hareri	6,476	0.24	6,476	0.24	-	
Hamer	122	0.00	122	0.00	-	
Irob	133	0.00	133	0.00	-	
Kefficho	2,211	0.08	2,211	0.08	-	
Kembata	5,332	0.19	5,332	0.19	-	
Konta	83	0.00	83	0.00	-	
Komo	206	0.01	206	0.01	-	
Konso	155	0.01	155	0.01	-	
Kore	188	0.01	188	0.01	-	
Koyego	55	0.00	55	0.00	-	
Kunama	291	0.01	291	0.01	-	
Karo	16	0.00	16	0.00	-	
Kusumie	12	0.00	12	0.00	-	
Malie	3,438	0.13	3,438	0.13	-	
Mao	3,721	0.14	3,721	0.14	-	
Mareko	1,600	0.06	1,600	0.06	-	
Mashola	642	0.02	642	0.02	-	
Mere	427	0.02	427	0.02	-	
Me'enite	82	0.00	82	0.00	-	
Messengo	2,044	0.07	2,044	0.07	-	
Mejenger	201	0.01	201	0.01	-	

Nations/ Nationalities (Ethnic Group)	Urban-Rural					
	Urban + Rural		Urban		Rural	
	No	%	No	%	No	%
Mossiye	2,227	0.08	2,227	0.08	-	
Mursi	85	0.00	85	0.00	-	
Murle	479	0.02	479	0.02	-	
Nao	431	0.02	431	0.02	-	
Nuwari	1,123	0.04	1,123	0.04	-	
Nyirgatome	217	0.01	217	0.01	-	
Oromo	534,255	19.51	534,255	19.51	-	
Oromo	556	0.02	556	0.02	-	
Oromiya	873	0.03	873	0.03	-	
Orsamen	121	0.00	121	0.00	-	
Orsoma	12	0.00	12	0.00	-	
Orsocho	184	0.01	184	0.01	-	
Orso	67	0.00	67	0.00	-	
Orsoasha	193	0.01	193	0.01	-	
Orsoma	2,180	0.08	2,180	0.08	-	
Orso	80,709	2.95	80,709	2.95	-	
Ormalie	5,685	0.21	5,685	0.21	-	
Orma	1,062	0.04	1,062	0.04	-	
Orshe	92	0.00	92	0.00	-	
Orgray	169,152	6.18	169,152	6.18	-	
Orambaro	208	0.01	208	0.01	-	
Ormay	89	0.00	89	0.00	-	
Orpo	50	0.00	50	0.00	-	
Orwelaite	18,815	0.69	18,815	0.69	-	
Orwerji	4,525	0.17	4,525	0.17	-	
Oryem	757	0.03	757	0.03	-	
Orzeyese	404	0.01	404	0.01	-	
Orzelmam	53	0.00	53	0.00	-	
Other Ethiopian National Groups	8,136	0.30	8,136	0.30	-	
From different parents	20,719	0.76	20,719	0.76	-	
Eritrean	2,822	0.10	2,822	0.10	-	
Djiboutian	117	0.00	117	0.00	-	
Somali an	9,584	0.35	9,584	0.35	-	
Kenyan	197	0.01	197	0.01	-	
Sudanese	687	0.03	687	0.03	-	
Other foreigners	3,152	0.12	3,152	0.12	-	
DIRE DAWA						
All Persons	342,827	100	232,854	100	109,973	100
Affar	148	0.04	148	0.06	-	
Agew-Awi	35	0.01	35	0.02	-	
Agew Hamyra	150	0.04	150	0.06	-	
Alaba	121	0.04	116	0.05	5	0.00
Amhara	68,887	20.09	68,654	29.48	233	0.21
Anyiwak	172	0.05	157	0.07	15	0.01
Argoba	263	0.08	238	0.10	25	0.02
Ari	46	0.01	46	0.02	-	

Nations/ Nationalities (Ethnic Group)	Urban-Rural					
	Urban + Rural		Urban		Rural	
	No	%	No	%	No	%
Arborie	7	0.00	7	0.00	-	
Bacha	-		-		-	
Basketo	-		-		-	
Bench	61	0.02	61	0.03	-	
Berta	209	0.06	209	0.09	-	
Bodi	14	0.00	14	0.01	-	
Brayle	93	0.03	93	0.04	-	
Burji	235	0.07	235	0.10	-	
Bena	21	0.01	21	0.01	-	
Chara	4	0.00	4	0.00	-	
Dasenech	7	0.00	7	0.00	-	
Dawro	29	0.01	29	0.01	-	
Debase/Gewada	10	0.00	10	0.00	-	
Derashe	10	0.00	10	0.00	-	
Dime	1	0.00	1	0.00	-	
Dizi	9	0.00	9	0.00	-	
Donga	47	0.01	47	0.02	-	
Fedashe	8	0.00	8	0.00	-	
Gamo	60	0.02	59	0.03	1	0.00
Gebato	22	0.01	22	0.01	-	
Gedeo	27	0.01	27	0.01	-	
Gedicho	8	0.00	8	0.00	-	
Gidole	42	0.01	42	0.02	-	
Goffa	23	0.01	23	0.01	-	
Gumuz	119	0.03	119	0.05	-	
Guragie	15,554	4.54	15,520	6.67	34	0.03
Guagu	81	0.02	80	0.03	1	0.00
Hadiya	1,791	0.52	1,791	0.77	-	
Hareri	3,709	1.08	3,708	1.59	1	0.00
Hamer	4	0.00	3	0.00	1	0.00
Irob	45	0.01	45	0.02	-	
Kefficho	71	0.02	71	0.03	-	
Kembata	273	0.08	273	0.12	-	
Konta	11	0.00	11	0.00	-	
Komo	8	0.00	8	0.00	-	
Konso	4	0.00	4	0.00	-	
Kore	26	0.01	25	0.01	1	0.00
Koyego	33	0.01	33	0.01	-	
Kunama	7	0.00	7	0.00	-	
Karo	3	0.00	3	0.00	-	
Kusumie	-		-		-	
Malie	393	0.11	384	0.16	9	0.01
Mao	125	0.04	125	0.05	-	
Mareko	148	0.04	148	0.06	-	
Mashola	36	0.01	35	0.02	1	0.00
Mere	36	0.01	32	0.01	4	0.00

Nations/ Nationalities (Ethnic Group)	Urban-Rural					
	Urban + Rural		Urban		Rural	
	No	%	No	%	No	%
Me'enite	10	0.00	10	0.00	-	
Messengo	112	0.03	112	0.05	-	
Mejenger	14	0.00	14	0.01	-	
Mossiye	17	0.00	16	0.01	1	0.00
Mursi	22	0.01	17	0.01	5	0.00
Nayie	38	0.01	38	0.02	-	
Op	29	0.01	27	0.01	2	0.00
Ower	34	0.01	32	0.01	2	0.00
Wanegatome	80	0.02	58	0.02	22	0.02
Wamo	157,991	46.08	77,042	33.09	80,949	73.61
Wala	43	0.01	32	0.01	11	0.01
Wabena	614	0.18	612	0.26	2	0.00
Wachem	2	0.00	2	0.00	-	
Wawama	2	0.00	2	0.00	-	
Whekecho	4	0.00	3	0.00	1	0.00
Wheko	4	0.00	4	0.00	-	
Shinasha	-		-		-	
Sidama	77	0.02	77	0.03	-	
Silte	613	0.18	590	0.25	23	0.02
Somalie	83,114	24.24	54,583	23.44	28,531	25.94
Surma	41	0.01	40	0.02	1	0.00
She	42	0.01	33	0.01	9	0.01
Tigray	4,213	1.23	4,203	1.80	10	0.01
Tembaro	5	0.00	5	0.00	-	
Tsemay	1	0.00	1	0.00	-	
Upo	4	0.00	4	0.00	-	
Welaita	402	0.12	401	0.17	1	0.00
Werji	63	0.02	63	0.03	-	
Yem	7	0.00	7	0.00	-	
Zeyese	4	0.00	3	0.00	1	0.00
Zelmam	2	0.00	2	0.00	-	
Other Ethiopian National Groups	136	0.04	102	0.04	34	0.03
From different parents	1,004	0.29	982	0.42	22	0.02
Eritrean	187	0.05	179	0.08	8	0.01
Djiboutian	167	0.05	167	0.07	-	
Somali an	108	0.03	108	0.05	-	
Kenyan	-		-		-	
Sudanese	91	0.03	91	0.04	-	
Other foreigners	284	0.08	277	0.12	7	0.01
SPECIAL ENUMERATION AREAS						
All Persons	96,570	100	29,028	100	67,542	100
Affar	10	0.01	9	0.03	1	
Agew-Awi	1	0.00	1	0.00	-	
Agew Hamyra	1	0.00	1	0.00	-	
Alaba	2	0.00	2	0.01	-	
Amhara	1,643	1.70	1,603	5.52	40	0.06

Nations/ Nationalities (Ethnic Group)	Urban-Rural					
	Urban + Rural		Urban		Rural	
	No	%	No	%	No	%
Anyiwak	18	0.02	14	0.05	4	0.01
Argoba	32	0.03	11	0.04	21	0.03
Ari	-		-		-	
Arborie	-		-		-	
Bacha	3	0.00	3	0.01	-	
Basketo	1	0.00	1	0.00	-	
Bench	-		-		-	
Berta	1	0.00	1	0.00	-	
Bodi	1	0.00	1	0.00	-	
Brayle	1	0.00	1	0.00	-	
Burji	2,234	2.31	2,234	7.70	-	
Bena	6	0.01	3	0.01	3	0.00
Chara	-		-		-	
Dasenech	-		-		-	
Dawro	11	0.01	11	0.04	-	
Debase/Gewada	732	0.76	-		732	1.08
Derashe	2	0.00	2	0.01	-	
Dime	-		-		-	
Dizi	-		-		-	
Donga	1	0.00	1	0.00	-	
Fedashe	-		-		-	
Gamo	29	0.03	17	0.06	12	0.02
Gebato	-		-		-	
Gedeo	112	0.12	112	0.39	-	
Gedicho	-		-		-	
Gidole	16	0.02	16	0.06	-	
Goffa	24	0.02	24	0.08	-	
Gumuz	8	0.01	8	0.03	-	
Guragie	733	0.76	727	2.50	6	0.01
Guagu	4	0.00	1	0.00	3	0.00
Hadiya	40	0.04	37	0.13	3	0.00
Hareri	8	0.01	8	0.03	-	
Hamer	-		-		-	
Irob	-		-		-	
Kefficho	4	0.00	4	0.01	-	
Kembata	41	0.04	41	0.14	-	
Konta	-		-		-	
Komo	-		-		-	
Konso	216	0.22	212	0.73	4	0.01
Kore	134	0.14	134	0.46	-	
Koyego	-		-		-	
Kunama	2	0.00	2	0.01	-	
Karo	-		-		-	
Kusumie	-		-		-	
Malie	-		-		-	
Mao	1	0.00	1	0.00	-	

Nations/ Nationalities (Ethnic Group)	Urban-Rural					
	Urban + Rural		Urban		Rural	
	No	%	No	%	No	%
Mareko	1	0.00	1	0.00	-	
Mashola	2	0.00	-		2	0.00
Mere	2	0.00	-		2	0.00
Me'enite	1	0.00	1	0.00	-	
Mursengo	5	0.01	5	0.02	-	
Muriger	-		-		-	
Muraye	1	0.00	1	0.00	-	
Murid	1	0.00	1	0.00	-	
Murud	-		-		-	
Murud	1	0.00	1	0.00	-	
Murud	3	0.00	2	0.01	1	0.00
Murud	3	0.00	3	0.01	-	
Murud	19,190	19.87	6,153	21.20	13,037	19.30
Murud	1	0.00	1	0.00	-	
Murud	-		-		-	
Murud	-		-		-	
Murud	-		-		-	
Murud	12	0.01	11	0.04	1	0.00
Murud	-		-		-	
Murud	2	0.00	2	0.01	-	
Murud	120	0.12	120	0.41	-	
Murud	1,092	1.13	1,082	3.73	10	0.01
Murud	68,581	71.02	15,041	51.82	53,540	79.27
Murud	-		-		-	
Murud	-		-		-	
Murud	213	0.22	208	0.72	5	0.01
Murud	-		-		-	
Murud	4	0.00	4	0.01	-	
Murud	-		-		-	
Murud	924	0.96	919	3.17	5	0.01
Murud	58	0.06	56	0.19	2	0.00
Murud	-		-		-	
Murud	3	0.00	3	0.01	-	
Murud	-		-		-	
Other Ethiopian National Groups	189	0.20	91	0.31	98	0.15
From different parents	-		-		-	
Eritrean	10	0.01	10	0.03	-	
Djiboutian	-		-		-	
Somali an	-		-		-	
Kenyan	3	0.00	3	0.01	-	
Sudanese	2	0.00	1	0.00	1	0.00
Other foreigners	74	0.08	65	0.22	9	0.01

Note

* - The Total population size of Affar and that of Country total includes the estimated population of 8 rural kebeles (21,410) in Elidr wereda (Affar Region). But percentages are computed excluding this estimated population.

- The total population figures for the Affar and Somali Regions refer to the counted population of the regions as of November 29, 2007

TABLE 6: POPULATION SIZE OF REGIONS BY RELIGION AND PLACE OF RESIDENCE: 2007

Religion	Urban + Rural		Urban		Rural	
	NO.	%	NO.	%	NO.	%
COUNTRY – Total*						
All Persons	73,918,505	100	11,956,170	100	61,962,335	100
Orthodox	32,138,126	43.5	7,070,932	59.1	25,067,194	40.5
Protestant	13,746,787	18.6	1,614,145	13.5	12,132,642	19.6
Catholic	536,827	0.7	66,468	0.6	470,359	0.8
Muslim/Islam	25,045,550	33.9	3,098,275	25.9	21,947,275	35.4
Traditional	1,957,944	2.6	39,252	0.3	1,918,692	3.1
Others	471,861	0.6	67,098	0.6	404,763	0.7
TIGRAY Region						
All Persons	4,314,456	100	842,723	100	3,471,733	100
Orthodox	4,123,087	95.6	764,996	90.8	3,358,091	96.7
Protestant	3,635	0.1	2,775	0.3	860	0
Catholic	15,616	0.4	4,288	0.5	11,328	0.3
Muslim/Islam	171,219	4	70,221	8.3	100,998	2.9
Traditional	164	0	111	0	53	0
Others	735	0	332	0	403	0
AFAR Region *						
All Persons	1,411,092	100	188,973	100	1,222,119	100
Orthodox	54,675	3.9	37,349	19.8	17,326	1.4
Protestant	9,344	0.7	4,903	2.6	4,441	0.4
Catholic	989	0.1	397	0.2	592	0
Muslim/Islam	1,324,050	95.3	145,995	77.3	1,178,055	98.1
Traditional	439	0	257	0.1	182	0
Others	185	0	72	0	113	0
AMHARA Region						
All Persons	17,214,056	100	2,112,220	100	15,101,836	100
Orthodox	14,208,067	82.5	1,667,487	78.9	12,540,580	83
Protestant	30,240	0.2	21,416	1	8,824	0.1
Catholic	4,270	0	1,107	0.1	3,163	0
Muslim/Islam	2,952,775	17.2	414,476	19.6	2,538,299	16.8
Traditional	5,667	0	679	0	4,988	0
Others	13,037	0.1	7,055	0.3	5,982	0
OROMIA Region						
All Persons	27,158,471	100	3,370,040	100	23,788,431	100
Orthodox	8,269,813	30.5	1,725,432	51.2	6,544,381	27.5
Protestant	4,818,842	17.7	588,427	17.5	4,230,415	17.8
Catholic	122,700	0.5	13,683	0.4	109,017	0.5
Muslim/Islam	12,886,961	47.5	1,006,436	29.9	11,880,525	49.9
Traditional	895,251	3.3	23,614	0.7	871,637	3.7
Others	164,904	0.6	12,448	0.4	152,456	0.6
SOMALI Region *						
All Persons	4,439,147	100	621,210	100	3,817,937	100
Orthodox	27,893	0.6	25,612	4.1	2,281	0.1
Protestant	2,635	0.1	2,289	0.4	346	0
Catholic	1,297	0	421	0.1	876	0
Muslim/Islam	4,369,426	98.4	584,302	94.1	3,785,124	99.1
Traditional	2,659	0.1	538	0.1	2,121	0.1
Others	35,237	0.8	8,048	1.3	27,189	0.7

Religion	Urban + Rural		Urban		Rural	
	NO.	%	NO.	%	NO.	%
BENISHANGUL - GUMUZ Region						
All Persons	670,847	100	97,965	100	572,882	100
Orthodox	221,168	33	50,175	51.2	170,993	29.8
Protestant	90,272	13.5	17,914	18.3	72,358	12.6
Catholic	4,191	0.6	578	0.6	3,613	0.6
Muslim/Islam	304,432	45.4	28,514	29.1	275,918	48.2
Traditional	47,478	7.1	594	0.6	46,884	8.2
Others	3,306	0.5	190	0.2	3,116	0.5
SNNP Region						
All Persons	15,042,531	100	1,545,710	100	13,496,821	100
Orthodox	2,995,555	19.9	596,600	38.6	2,398,955	17.8
Protestant	8,346,046	55.5	698,997	45.2	7,647,049	56.7
Catholic	362,229	2.4	27,674	1.8	334,555	2.5
Muslim/Islam	2,118,977	14.1	197,044	12.7	1,921,933	14.2
Traditional	992,699	6.6	10,832	0.7	981,867	7.3
Others	227,025	1.5	14,563	0.9	212,462	1.6
GAMBELA Region						
All Persons	306,916	100	77,878	100	229,038	100
Orthodox	51,454	16.8	19,499	25	31,955	14
Protestant	215,092	70.1	47,089	60.5	168,003	73.4
Catholic	10,356	3.4	3,202	4.1	7,154	3.1
Muslim/Islam	14,919	4.9	6,434	8.3	8,485	3.7
Traditional	11,682	3.8	826	1.1	10,856	4.7
Others	3,413	1.1	828	1.1	2,585	1.1
HARARI Region						
All Persons	183,344	100	99,321	100	84,023	100
Orthodox	49,704	27.1	48,224	48.6	1,480	1.8
Protestant	6,311	3.4	6,091	6.1	220	0.3
Catholic	524	0.3	484	0.5	40	0
Muslim/Islam	126,488	69	44,253	44.6	82,235	97.9
Traditional	152	0.1	106	0.1	46	0.1
Others	165	0.1	163	0.2	2	0
ADDIS ABABA						
All Persons	2,738,248	100	2,738,248	100	-	-
Orthodox	2,044,481	74.7	2,044,481	74.7	-	-
Protestant	212,806	7.8	212,806	7.8	-	-
Catholic	13,185	0.5	13,185	0.5	-	-
Muslim/Islam	443,821	16.2	443,821	16.2	-	-
Traditional	1,375	0.1	1,375	0.1	-	-
Others	22,580	0.8	22,580	0.8	-	-
DIRE DAWA						
All Persons	342,827	100	232,854	100	109,973	100
Orthodox	87,629	25.6	87,246	37.5	383	0.3
Protestant	9,583	2.8	9,523	4.1	60	0.1
Catholic	1,461	0.4	1,446	0.6	15	0
Muslim/Islam	243,188	70.9	133,720	57.4	109,468	99.5
Traditional	242	0.1	204	0.1	38	0
Others	724	0.2	715	0.3	9	0
SPECIAL ENUMERATION AREAS						
All Persons	96,570	100	29,028	100	67,542	100

Religion	Urban + Rural		Urban		Rural	
	NO.	%	NO.	%	NO.	%
Orthodox	4,600	4.8	3,831	13.2	769	1.1
Protestant	1,981	2.1	1,915	6.6	66	0.1
Catholic	9	0	3	0	6	0
Muslim/Islam	89,294	92.5	23,059	79.4	66,235	98.1
Traditional	136	0.1	116	0.4	20	0
Others	550	0.6	104	0.4	446	0.7

Note that :-

* - The Total population size of Affar and that of Country Total includes the estimated population of eight kebeles (21,410) in Elidar wereda (Affar Region). But the percentages are computed excluding this estimated population.

- The total population figures for the Affar and Somali Regions refer to the counted population of the regions as of November 29, 2007.