


306

FEDERAL DEMOCRATIC REPUBLIC OF ETHIOPIA

CENTRAL STATISTICAL AUTHORITY



PRODUCERS' PRICES OF AGRICULTURAL  
PRODUCTS AT ZONE LEVEL

Monthly Statistical Report

March 2004 (Megabit 1996)

ADDIS ABABA

July 2004

---

306

STATISTICAL BULLETIN

306

---


FEDERAL DEMOCRATIC REPUBLIC OF ETHIOPIA

CENTRAL STATISTICAL AUTHORITY

PRODUCERS' PRICES OF AGRICULTURAL  
PRODUCTS AT ZONE LEVEL

Monthly Statistical Report

March 2004 (Megabit 1996)



ADDIS ABABA

July 2004

---

306

STATISTICAL BULLETIN

306

---

PREPARED AND PRINTED BY  
CENTRAL STATISTICAL AUTHORITY  
BOJOLE (1st FLOOR) - ADDIS ABABA  
ETIOPIA

FEDERAL DEMOCRATIC REPUBLIC OF ETHIOPIA

CENTRAL STATISTICAL AUTHORITY

PRODUCERS' PRICES OF AGRICULTURAL  
PRODUCTS AT ZONE LEVEL

Monthly Statistical Report  
March 2004 (Meysest 1999)

የኢትዮጵያ ፌዴራላዊ  
ሪፐብሊክ ሲቪል ማህተም  
ደ.አ. 1143

ADDIS ABABA  
July 2004

308

STATISTICAL BULLETIN

308

PREPARED AND PRINTED BY  
CENTRAL STATISTICAL AUTHORITY  
P.O.BOX 1143 ADDIS ABABA  
Tel. 55-30-11

# CONTENTS

	<b>PAGE</b>
I. Introduction .....	(II)
II. Objectives .....	(III)
III. Scope and Coverage .....	(IV)
IV. Method of Data Collection .....	(IV)
V. Definitions .....	(IX)
VI. Note .....	(IX)

## Statistical Tables

Table 1 - Average Producers' Prices of Agricultural Products in Rural Areas by Zone,Tigray and Afar Regions,March 2004(Megabit 1996).....	3
Table 2 - Average Producers' Prices of Agricultural Products in Rural Areas by Zone,Amhara Region, March 2004(Megabit 1996).....	11
Table 3- Average Producers' Prices of Agricultural Products in Rural Areas by Zone,Oromiya Region,March 2004(Megabit 1996).....	19
Table 4- Average Producers' Prices of Agricultural Products in Rural Areas by Zone,Somali and BenishangulGumuz Regions, March 2004 (Megabit 1996).....	27
Table 5a - Average Producers' Prices of Agricultural Products in Rural Areas of ten Zones of SNNP Region, March 2004(Megabit 1996).....	35
Table 5b - Average Producers' Prices of Agricultural Products in Rural Areas of Special Weredas/Zone of SNNP Region, March 2004(Megabit 1996).....	43
Table 6 - Average Producers' Prices of Agricultural Products in Rural Areas by Zone,Gambela, Harari , Addis Ababa and Dire Dawa Regions, March 2004(Megabit 1996).....	51

## I. Introduction

The Central Statistical Authority (CSA) has been conducting the Rural Integrated Household Survey Program (RIHSP) since 1980/81 (1973 Ethiopian Calendar). As part of the RIHSP the rural producers' prices of agricultural products survey is being conducted on a monthly basis since May 1981 in selected Farmers' Associations, (currently Enumeration Areas, EAs).

In an effort to fulfill data users demand, the CSA has been providing price data at zone level since September 1997. This report provides information on monthly average producers' prices of agricultural products for the month of March 2004 on the basis of the current administrative hierarchy, i.e., Regions and zones. Due to lack of adequate space to accommodate the data for all zones and Regions over one page, the price data of the zones and Regions are presented in six tables as follows:

**Table 1** refers to monthly average producers' prices of agricultural products in Tigray Region at zone level( i.e., North West Tigray, Western Tigray, Central Tigray, Eastern Tigray and Southern Tigray zones) and Afar Region and two of its zones ( zone 1 and zone 3).

**Table 2** presents monthly average producers' prices of agricultural products in Amhara Region by zone (i.e., North Gondar, South Gondar, North Wello, South Wello, North Shewa, East Gojam, West Gojam, Wag Hemra, Awi and Oromiya Zones)

**Table 3** presents monthly average producers' prices of agricultural products in Oromiya Region and its zones (i.e., West Wellega, East Wellega, Illubabor, Jimma, West Shewa, North Shewa, East Shewa, Arssi, West Harerge, East Harerge, Bale, Borena and South West Shewa Zones).

**Table 4** displays monthly average producers' prices of agricultural products in Somali Region and three of its zones (i.e., Shinile, Jigjiga and Liben) and Benishangul-Gumuz Region and its zones (i.e., Metekel, Asosa and Kamashi zones).

**Table (5a)** presents monthly average producers' prices of agricultural products in Southern Nations, Nationalities and Peoples, SNNP, Region and its zones (i.e., Gurage, Hadiya, Kembat- Tembaro, Sidama, Gedeo, Wolayita and South Omo Zones and Shaka, Kaffa and Gamogofa special weredas).

**Table (5b)** refers to monthly average producers' prices of agricultural products in Southern Nations, Nationalities and Peoples, SNNP, Region and its zones (i.e., Bench-Maji, Yem special wereda, Amaro special wereda, Burji special wereda, Konso special wereda, Dirashe special wereda, Dawro special wereda, Basketo special wereda, Konta special wereda, Siltie special wereda, and Alaba special wereda).

**Table 6** provides monthly average producers' prices of agricultural products in Gambella Region and its zones (i.e., zone 1 and zone 2), Harari Region, Addis Ababa Administrative Council and its zones (i.e., zone 3 and zone 6), Dire Dawa Administrative Council and national average.

Earlier issues on the same subject are Statistical Bulletins 44, 59, 65, 85, 95, 105, 116, 122, 137, 142, 148, 149, 155, 162, 166, 173, 176, 181, 188, 190, 199, 211, 212, 219, 239, 240, 241, 250, 251, 260, 268, 273, 277, 291, 292, 293, 294, 298, 300 and 303.

## II. Objectives

The objectives of the survey are to:

- help policy makers take decisions on production and distribution of agricultural products;
- study the level of producers' price of agricultural products charged by farmers;
- study the disparities between prices at various distribution levels;
- study changes in the economy;

- help in the valuation of output for national accounts;
- construct producers' price indices and volume of production with respect to agricultural products.

### **III. Scope and Coverage**

The scope and coverage of the agricultural producers' price survey are constantly under review and necessary improvements are effected from time to time in an effort to incorporate commodities mostly produced by private peasants. Consequently, starting from September 1998, the number of rural enumeration areas covered in price survey has reduced from 1420 to 446. The survey currently covers about 99 selected agricultural products in about 446 Enumeration Areas at country level as compared to 65 products in 361 Farmers' Association Areas in May 1981.

The major groups of agricultural products covered by the survey include cereals, pulses, oil seeds, vegetables and fruits, potatoes and other tubers, dairy products and eggs, spices, other food items and stimulants, livestock, and hides and skins.

### **IV. Method of Data Collection**

Agricultural producers' price is collected from private peasant households or producers' cooperatives in the selected EAs in each month of the Ethiopian Calendar year, (September to August). Information on producers' price could only be collected from peasants or producers' cooperatives if and only if their own produce is sold during the survey month. For each agricultural product a maximum of three quantity and price quotations are collected from three different private peasants or producers' cooperatives. A Kitchen balance is used to measure the quantities sold by the producer. The data collection on producers' price is done over the 30 days of the month depending upon the work load of the enumerator and the selling habits of the producers.

**Table A: Distribution of Planned and Covered EAs by Reporting level****February 2004**

Reporting Level	Number of Sample EAs	
	Planned	Covered
<b>Tigray</b>	<b>34</b>	
North West Tigray	6	
Central Tigray	10	
East Tigray	7	
South Tigray	8	
Western Tigray	3	
<b>Affar</b>	<b>6</b>	
Zone 1	3	
Zone 3	3	
<b>Amhara</b>	<b>105</b>	
North Gondar	15	
South Gondar	11	
North Wello	8	
South Wello	14	
North Shewa	17	
East Gojam	13	
West Gojam	11	
Wag Hemra	3	
Awi	6	
Oromiya zone	7	

TableA (Continued):

Reporting Level	Number of Sample EAs	
	Planned	Covered
<b>Oromiya</b>	<b>159</b>	
West Wellega	17	
East Wellega	17	
Illubabor	11	
Jimma	11	
West Shewa	10	
North Shewa	10	
East Shewa	10	
Arssi	16	
West Harerge	9	
East Harerge	14	
Bale	15	
Borena	11	
South West Shewa	8	
<b>Somali</b>	<b>8</b>	
Shinile	2	
Jigjiga	3	
Liben	3	
<b>Benishangul-Gumuz</b>	<b>19</b>	
Metekel	7	
Asosa	7	
Kamashi	5	

Table A (Continued):

Reporting Level	Number of Sample EAs	
	Planned	Covered
<b>SNNP</b>	<b>99</b>	
Gurage	8	
Hadiya	4	
Kembata-Tembaro	5	
Sidama	9	
Gedeo	4	
Wolayta	7	
South Omo	5	
Shaka	3	
Kaffa	8	
Gamogofa	11	
Bench-Maji	8	
Yem special wereda	2	
Amaro special wereda	2	
Burji special wereda	2	
Konso special wereda	2	
Dirashe special wereda	2	
Dawro special wereda	5	
Basketo special wereda	2	
Konta special wereda	2	
Silte special wereda	6	
Alaba Special wereda	2	

Table A (Continued):

Reporting Level	Number of Sample EAs	
	Planned	Covered
<b>Gambella</b>		<b>9</b>
zone 1		4
zone 2		5
<b>Harari</b>		<b>2</b>
<b>Addis Ababa</b>		<b>3</b>
zone 3		2
zone 6		1
<b>Dire Dawa</b>		<b>2</b>
<b>TOTAL</b>		<b>446</b>

## V. Definitions

- **Producers' price:** Agricultural producers' price is defined as the price of the transaction carried out by the peasant/ producer at the first point of sale for a clearly specified agricultural product. In most cases this price may not correspond to the farm-gate price as the farmer sells his product at a place outside his farm.
- **Enumeration Area:** Enumeration Area in rural is a locality that is less than or equal to farmers' association areas and mostly consists of about 150-200 households.
- **Farmers' Association:-** It is the lowest administrative unit in a settled rural area with its own jurisdiction. It is an association of rural dwellers formed by the inhabitants of a given area whose members are engaged either in agricultural or non-agricultural activities.

Table 1 Average Producers' Price of Agricultural

Products in 2010 (Rs/100 kg)

## VI. Note

- ◆ The average column provides a simple arithmetic average price for each product.
- ◆ The symbol "-" is used for data not available or doubtful.

price. Agricultural producers' price is defined as the price of the product by the producer at the first point of sale for a marketed agricultural product. In most cases this price may not correspond to the price as the farmer sells his product at a place outside his farm.

Source: FAO

Association Area. An association area is a locality that is less than 100 km from the association and mostly consists of about 100-200

Source: FAO

Association: It is the lowest administrative unit in a country and is formed by an association of rural dwellers. It is an association of rural dwellers formed by an association of rural dwellers whose members are engaged either in agricultural or

Source: FAO

Source: FAO

TOTAL

Source: FAO

Source: FAO

Amounts (Million Birr)

Types	Tigray					Afar	
	Zone 1	Zone 2	Zone 3	Zone 4	Zone 5	Zone 1	Zone 2
Wheat	1.20	1.15	1.10	1.05	1.00	0.95	0.90
Barley	1.10	1.05	1.00	0.95	0.90	0.85	0.80
Maize	1.00	0.95	0.90	0.85	0.80	0.75	0.70
Teff	0.90	0.85	0.80	0.75	0.70	0.65	0.60
... (other products)	...	...	...	...	...	...	...
<b>Total</b>	<b>4.20</b>	<b>4.05</b>	<b>3.90</b>	<b>3.75</b>	<b>3.60</b>	<b>3.45</b>	<b>3.30</b>

**Table 1: Average Producers' Prices of Agricultural Products in Rural Areas by Zone, Tigray and Afar Regions**

Source: Author's calculation

continued on next page




Table 1: Average Producers' Prices of Agriculture  
Products in Rural Areas by Zone,  
Tigray and Afar Regions

Table 1: Average Producers' Prices of Agricultural Products in Rural Areas by Zone, Tigray and Afar Regions (Cont'd)

March  
Megabit 2004  
1996

		P R I C E   I N   B I R R								
		K I L L I L   A N D   Z O N E S								
I T E M	U N I T	T I G R A Y					Tigray Average	A F F A R		Afar Average
		North West Tigray	Central Tigray	Eastern Tigray	Southern Tigray	Western Tigray		Zone 1	Zone 3	

## CEREALS UNMILLED

'TEFF' WHITE.....	Kg	2.35	2.34	-	2.33	2.26	2.33	-	2.10	2.10
'TEFF' MIXED.....	Kg	2.05	2.18	-	2.10	2.06	2.13	-	-	-
'TEFF' BLACK.....	Kg	1.94	2.00	2.53	1.96	2.14	2.04	-	-	-
WHEAT WHITE.....	Kg	-	1.93	2.19	1.98	2.13	2.06	-	-	-
WHEAT MIXED.....	Kg	-	1.94	-	1.82	-	1.90	-	-	-
WHEAT BLACK.....	Kg	-	-	2.05	-	-	2.05	-	-	-
BARLEY WHITE.....	Kg	-	1.39	1.85	1.88	1.84	1.74	-	-	-
BARLEY MIXED.....	Kg	-	1.64	-	-	-	1.64	-	-	-
BARLEY BLACK.....	Kg	-	-	1.77	1.92	1.84	1.83	-	-	-
BARLEY /FOR BEER/.....	Kg	-	-	-	-	-	-	-	-	-
'SENEF KOLO GEBIS'.....	Kg	-	-	-	-	-	-	-	-	-
MAIZE.....	Kg	1.56	1.43	-	1.49	.94	1.42	.88	.96	.91
DURRAH.....	Kg	-	1.50	-	-	-	1.50	-	-	-
AFRICAN MILLET.....	Kg	1.90	1.76	1.90	-	1.67	1.80	-	-	-
SORGHUM YELLOW.....	Kg	1.66	-	-	1.53	-	1.61	-	1.41	1.41
SORGHUM WHITE.....	Kg	1.61	1.52	-	1.52	1.50	1.54	-	-	-
SORGHUM RED.....	Kg	1.65	1.44	-	1.64	1.74	1.63	-	-	-
SORGHUM MIXED.....	Kg	-	1.35	-	1.58	-	1.44	-	-	-
OATS WITH COVER.....	Kg	-	-	3.03	2.54	-	2.78	-	-	-
RICE /LOCAL/.....	Kg	-	-	-	-	-	-	-	-	-
HULLED BERLEY /'TEMEZH'/.....	Kg	-	-	-	-	-	-	-	-	-

## PULSES UNMILLED

HORSE BEANS.....	Kg	2.40	2.36	-	1.82	2.64	2.37	-	-	-
CHICK PEAS.....	Kg	2.63	3.24	-	1.64	-	2.42	-	-	-
PEAS WHITE.....	Kg	-	-	-	1.99	-	1.99	-	-	-
PEAS MIXED.....	Kg	-	-	-	-	-	-	-	-	-
SOYA BEANS.....	Kg	-	2.77	-	-	-	2.77	-	-	-
LENTILS.....	Kg	-	2.72	2.88	2.83	-	2.76	-	-	-

C. S. A. Tigray  
 Addis Ababa  
 1996

Table 1: Average Producers' Prices of Agricultural Products in Rural Areas by Zone, Tigray and Afar Regions (Cont'd)

March  
Megabit 2004  
1996

		P R I C E   I N   B I R R								
		K I L L I L   A N D   Z O N E S								
I T E M	U N I T	T I G R A Y					Tigray Average	A F F A R		Afar Average
		North West Tigray	Central Tigray	Eastern Tigray	Southern Tigray	Western Tigray		Zone 1	Zone 3	
HARICOT BEANS.....	Kg	-	-	-	-	-	-	-	-	
LIMA BEANS.....	Kg	1.65	-	-	1.22	-	1.36	-	-	
VETCH.....	Kg	-	-	2.29	1.88	-	2.11	-	-	
FENUGREEK.....	Kg	-	2.79	-	-	-	2.79	-	-	
<b>O I L   S E E D S</b>										
NIGER SEED.....	Kg	-	2.84	-	-	3.66	3.45	-	-	
LINSEED WHITE.....	Kg	-	-	-	-	-	-	-	-	
LINSEED BLACK.....	Kg	-	2.98	2.59	2.73	3.30	2.94	-	-	
SESAME SEED.....	Kg	-	4.82	-	4.66	5.80	5.27	-	-	
SUNFLOWER.....	Kg	-	-	-	-	-	-	-	1.79	
RAPE SEED.....	Kg	-	1.43	-	-	-	1.43	-	1.79	
CASTOR BEANS.....	Kg	-	-	-	-	-	-	-	-	
GROUND NUTS.....	Kg	-	-	-	-	-	-	-	-	
<b>V E G E T A B L E S</b>										
ETHIOPIAN KALE.....	Kg	-	-	-	-	-	-	-	-	
CABBAGE.....	Kg	-	-	1.25	.88	-	.97	-	-	
LETTUCE.....	Kg	-	-	-	-	-	-	-	-	
SPINACH.....	Kg	-	-	-	.76	-	.76	-	-	
CARROT.....	Kg	-	-	-	.80	-	.80	-	-	
TOMATO.....	Kg	.75	1.13	-	1.59	-	1.04	1.00	1.00	
ONION.....	Kg	-	2.80	2.50	3.74	-	2.89	-	-	
GARLIC.....	Kg	-	5.06	-	-	-	5.06	-	-	
PEPPER GREEN.....	Kg	-	-	7.69	2.00	-	3.42	4.25	4.25	
GREEN PEAS.....	Kg	-	-	-	-	-	-	3.50	3.50	
BEE T R O O T.....	Kg	-	-	-	-	-	-	-	-	
CAULIFLOWER.....	Kg	-	-	-	-	-	-	-	-	
PUMPKIN.....	Kg	-	-	-	-	-	-	-	-	
SUGAR CANE.....	Kg	-	-	-	-	-	-	-	-	

Table 1: Average Producers' Prices of Agricultural Products in Rural Areas by Zone, Tigray and Afar Regions (Cont'd)

March  
Megabit 2004  
1996

PRICE IN BIRR

		K I L L I L A N D Z O N E S								
ITEM	UNIT	T I G R A Y					Tigray Average	A F F A R		Afar Average
		North West Tigray	Central Tigray	Eastern Tigray	Southern Tigray	Western Tigray		Zone 1	Zone 3	
<b>FRUITS</b>										
BANANA.....	Kg	-	1.51	-	-	-	1.51	-	2.56	2.56
ORANGE.....	Kg	-	-	-	-	-	-	-	-	-
LEMON.....	Kg	-	1.50	-	-	-	1.50	-	-	-
MANDARINE.....	Kg	-	-	-	-	-	-	-	-	-
PAPAYA.....	Kg	-	1.80	-	-	-	1.80	-	-	-
GRAPES.....	Kg	-	-	-	-	-	-	-	-	-
MANGO.....	Kg	-	-	-	-	-	-	-	-	-
GUAVA.....	Kg	-	-	-	-	-	-	-	-	-
AVOCADO.....	Kg	-	-	-	-	-	-	-	-	-
CITRON.....	Kg	-	-	-	-	-	-	-	-	-
PINE APPLE.....	Kg	-	-	-	-	-	-	-	-	-
CACTUS /BELES/.....	Kg	-	-	-	-	-	-	-	-	-
<b>POTATOES AND OTHER TUBERS</b>										
POTATO.....	Kg	-	1.89	1.25	-	-	1.43	-	-	-
SWEET POTATO.....	Kg	-	-	-	-	-	-	-	-	-
'KOCHO'/UNPROCESSED/.....	Kg	-	-	-	-	-	-	-	-	-
'BULA'.....	Kg	-	-	-	-	-	-	-	-	-
'GODERE'.....	Kg	-	-	-	-	-	-	-	-	-
<b>SPICES</b>										
PEPPER WHOLE.....	Kg	12.00	-	-	-	-	12.00	-	-	-
GINGER /NOT DRY/.....	Kg	-	-	-	-	-	-	-	-	-
WHITE CUMIN.....	Kg	-	-	-	-	-	-	-	-	-
BLACK CUMIN.....	Kg	-	-	-	-	-	-	-	-	-
TUMERIC /UNMILLED/.....	Kg	-	-	-	-	-	-	-	-	-
CARDAMON.....	Kg	-	-	-	-	-	-	-	-	-
FENUGREEK.....	Kg	-	-	-	-	-	-	-	-	-

5

Table 1: Average Producers' Prices of Agricultural Products in Rural Areas by Zone, Tigray and Afar Regions (Cont'd)

March 2004  
Megabit 1996

		P R I C E   I N   B I R R								
		K I L L I L   A N D   Z O N E S								
ITEM	UNIT	T I G R A Y					Tigray Average	A F F A R		Afar Average
		North West Tigray	Central Tigray	Eastern Tigray	Southern Tigray	Western Tigray		Zone 1	Zone 3	
CHILLIES.....	Kg	-	-	-	-	-	-	-	-	-
CORIANDER.....	Kg	-	-	-	-	-	-	-	-	-
'SENAFICH'.....	Kg	-	2.63	-	-	-	2.63	-	-	-
BASIL /DRY/.....	Kg	-	7.50	-	-	-	7.50	-	-	-
SAVORY /DRY/.....	Kg	-	-	-	-	-	-	-	-	-
RUE /NOT DRY/.....	Kg	-	-	-	-	-	-	-	-	-
<b>LIVESTOCK</b>										
SHEEP/CASTRATED/.....	No	-	-	170.00	253.33	-	220.00	-	-	-
LAMB.....	No	150.00	-	81.16	103.33	136.67	104.30	64.79	52.67	58.73
OTHER SHEEP/10-15Kg/.....	No	-	137.50	97.14	93.00	350.00	143.81	90.42	70.00	81.67
GOAT/CASTRATED/.....	No	239.75	171.54	-	263.33	196.67	204.74	-	-	-
KID.....	No	83.50	84.33	95.50	74.67	113.33	91.55	62.94	44.83	55.18
OTHER GOAT/10-15Kg/.....	No	145.50	102.50	-	80.83	169.17	122.97	99.48	68.36	84.96
CALF/1-2Years/.....	No	-	-	-	210.00	-	210.00	-	-	-
HEIFER/2-4Years/.....	No	440.00	-	-	307.50	-	395.83	300.00	-	300.00
COW/4 Years & Above/.....	No	734.29	300.00	-	370.00	608.33	636.25	450.00	550.00	500.00
BULL/2-4Years/.....	No	625.00	500.00	450.00	406.25	-	521.15	400.00	405.00	403.33
OX/4 Years & Above/.....	No	745.42	781.33	714.00	595.00	816.67	741.12	560.00	586.67	582.86
PULLET/LOCAL/.....	No	10.08	7.90	9.58	8.31	9.25	8.86	-	6.00	6.00
HEN/LOCAL/.....	No	12.33	10.68	9.08	10.63	13.28	11.26	-	-	-
COCKEREL/LOCAL/.....	No	9.79	8.00	9.90	7.00	8.61	8.76	-	4.00	4.00
COCK/LOCAL/.....	No	14.50	11.70	12.17	11.88	12.72	12.47	-	10.00	10.00
<b>DRAUGHT ANIMALS</b>										
DONKEY /MALE/.....	No	370.00	286.67	-	270.00	438.33	357.92	-	-	-
HORSE /MALE/.....	No	-	-	-	-	-	-	-	-	-
MULE /MALE/.....	No	-	-	-	-	-	-	-	-	-
CAMEL /MALE/.....	No	-	-	1300.00	-	-	1300.00	-	-	-

Table 1: Average Producers' Prices of Agricultural Products in Rural Areas by Zone, Tigray and Afar Regions (Cont'd)

P R I C E   I N   B I R R										March Megabit	2004 1996
K I L L I L   A N D   Z O N E S											
I T E M	U N I T	T I G R A Y					Tigray Average	A F F A R		Affar Average	
		North West Tigray	Central Tigray	Eastern Tigray	Southern Tigray	Western Tigray		Zone 1	Zone 3		
<b>DAIRY PRODUCTS &amp; EGGS</b>											
MILK/UNPASTEURIZED/.....	Lt	-	-	-	-	-	-	3.07	1.85	2.46	
BUTTER/UNREFINED/.....	Kg	-	24.00	30.58	24.62	-	28.73	-	20.37	20.37	
CHEESE/COTTAGE/.....	Kg	-	-	-	-	-	-	-	-	-	
EGGS/LOCAL/.....	DOZEN	3.69	2.84	2.71	2.71	4.42	3.09	-	3.00	3.00	
<b>HIDES AND SKINS</b>											
BOVINE HIDES.....	No	15.00	-	-	9.00	-	12.60	-	-	-	
SHEEP SKINS/DRY/.....	No	-	-	-	11.25	-	11.25	-	-	-	
GOAT SKINS/DRY/.....	No	7.15	6.00	8.00	7.50	-	7.18	-	-	-	
<b>OTHERS</b>											
BUCKTHORN LEAVES/DRIED/.....	Kg	2.67	3.67	7.03	1.49	-	3.92	-	-	-	
'CHAT'.....	Kg	-	-	-	-	-	-	-	-	-	
COFFEE BEANS.....	Kg	-	-	-	-	-	-	-	-	-	
COFFEE WHOLE.....	Kg	-	-	-	-	-	-	-	-	-	
HONEY /NOT REFINED/.....	Kg	-	17.00	-	28.00	10.89	15.78	-	-	-	

Annual Report of the Agricultural Experiment Station for the Year 1910

Item	1910												Total
	Jan	Feb	Mar	Apr	May	June	July	Aug	Sept	Oct	Nov	Dec	
Salaries	100.00	100.00	100.00	100.00	100.00	100.00	100.00	100.00	100.00	100.00	100.00	100.00	1200.00
Travel	50.00	50.00	50.00	50.00	50.00	50.00	50.00	50.00	50.00	50.00	50.00	50.00	600.00
Printing	20.00	20.00	20.00	20.00	20.00	20.00	20.00	20.00	20.00	20.00	20.00	20.00	240.00
Stationery	10.00	10.00	10.00	10.00	10.00	10.00	10.00	10.00	10.00	10.00	10.00	10.00	120.00
Telephone	15.00	15.00	15.00	15.00	15.00	15.00	15.00	15.00	15.00	15.00	15.00	15.00	180.00
Light	30.00	30.00	30.00	30.00	30.00	30.00	30.00	30.00	30.00	30.00	30.00	30.00	360.00
Water	10.00	10.00	10.00	10.00	10.00	10.00	10.00	10.00	10.00	10.00	10.00	10.00	120.00
Gas	15.00	15.00	15.00	15.00	15.00	15.00	15.00	15.00	15.00	15.00	15.00	15.00	180.00
Repairs	20.00	20.00	20.00	20.00	20.00	20.00	20.00	20.00	20.00	20.00	20.00	20.00	240.00
Interest	10.00	10.00	10.00	10.00	10.00	10.00	10.00	10.00	10.00	10.00	10.00	10.00	120.00
Depreciation	50.00	50.00	50.00	50.00	50.00	50.00	50.00	50.00	50.00	50.00	50.00	50.00	600.00
Contingent	10.00	10.00	10.00	10.00	10.00	10.00	10.00	10.00	10.00	10.00	10.00	10.00	120.00
Balance	100.00	100.00	100.00	100.00	100.00	100.00	100.00	100.00	100.00	100.00	100.00	100.00	1200.00
<b>Total</b>	<b>350.00</b>	<b>350.00</b>	<b>350.00</b>	<b>350.00</b>	<b>350.00</b>	<b>350.00</b>	<b>350.00</b>	<b>350.00</b>	<b>350.00</b>	<b>350.00</b>	<b>350.00</b>	<b>350.00</b>	<b>4200.00</b>

Approved: \_\_\_\_\_  
 Director

**Table 2: Average Producers' Prices of Agricultural Products in Rural Areas by Zone, Amhara Region**

Crop	Zone										Average (kg/ha)
	North	South	North West	South West	North East	South East	West	East	High	Low	
<b>CEREALS SUBTOTAL</b>											
Wheat	1.20	1.35	1.45	1.50	1.60	1.70	1.80	1.90	2.00	2.10	1.75
Barley	1.10	1.25	1.35	1.40	1.50	1.60	1.70	1.80	1.90	2.00	1.65
Teff	1.00	1.15	1.25	1.30	1.40	1.50	1.60	1.70	1.80	1.90	1.55
Oats	1.30	1.45	1.55	1.60	1.70	1.80	1.90	2.00	2.10	2.20	1.85
Rye	1.40	1.55	1.65	1.70	1.80	1.90	2.00	2.10	2.20	2.30	1.95
<b>LEGUMES SUBTOTAL</b>											
Beans	1.50	1.65	1.75	1.80	1.90	2.00	2.10	2.20	2.30	2.40	2.05
Pulses	1.60	1.75	1.85	1.90	2.00	2.10	2.20	2.30	2.40	2.50	2.15
<b>FRUITS SUBTOTAL</b>											
Apples	2.00	2.15	2.25	2.30	2.40	2.50	2.60	2.70	2.80	2.90	2.45
Oranges	2.10	2.25	2.35	2.40	2.50	2.60	2.70	2.80	2.90	3.00	2.55
<b>VEGETABLES SUBTOTAL</b>											
Tomatoes	1.80	1.95	2.05	2.10	2.20	2.30	2.40	2.50	2.60	2.70	2.25
Onions	1.90	2.05	2.15	2.20	2.30	2.40	2.50	2.60	2.70	2.80	2.35
<b>OTHER SUBTOTAL</b>											
Medicinal plants	1.70	1.85	1.95	2.00	2.10	2.20	2.30	2.40	2.50	2.60	2.15
Other crops	1.80	1.95	2.05	2.10	2.20	2.30	2.40	2.50	2.60	2.70	2.25
<b>Total</b>	<b>1.65</b>	<b>1.80</b>	<b>1.90</b>	<b>1.95</b>	<b>2.05</b>	<b>2.15</b>	<b>2.25</b>	<b>2.35</b>	<b>2.45</b>	<b>2.55</b>	<b>2.10</b>

Table 2: Average Producers' Prices of Agricultural  
Products in Rural Areas by Zone,  
Amhara Region

Table 2: Average Producers' Prices of Agricultural Products in Rural Areas by Zone, Amhara Region (Cont'd)

March  
Megabit 20044  
19966

## P R I C E I N B I R R

## K I L L I L A N D Z O N E S

ITEM	UNIT	A M H A R A										Amhara Average
		North Gondar	South Gondar	North Wello	South Wello	North Shewa	East Gojam	West Gojam	Wag Hemra	Awi	Oromiya	
<b>CEREALS UNMILLED</b>												
'TEFF' WHITE.....	Kg	2.29	2.28	2.50	2.40	2.46	1.90	1.99	-	1.90	2.53	2.22
'TEFF' MIXED.....	Kg	1.94	2.07	2.38	2.18	2.22	1.75	1.85	-	1.80	2.42	2.06
'TEFF' BLACK.....	Kg	1.99	2.06	2.41	2.09	1.98	1.71	1.77	2.37	1.61	-	1.93
WHEAT WHITE.....	Kg	2.00	1.87	2.13	1.69	1.68	1.51	1.60	2.08	1.53	-	1.69
WHEAT MIXED.....	Kg	1.92	-	-	1.71	-	1.43	1.70	-	-	-	1.69
WHEAT BLACK.....	Kg	-	-	-	1.60	1.84	1.50	-	1.98	1.30	-	1.61
BARLEY WHITE.....	Kg	1.32	2.03	1.57	2.01	1.71	1.29	1.82	2.48	1.53	2.18	1.73
BARLEY MIXED.....	Kg	2.13	2.00	1.88	1.68	1.11	1.49	1.87	2.28	1.73	-	1.79
BARLEY BLACK.....	Kg	-	-	-	1.68	1.69	1.03	2.01	-	1.46	-	1.65
BARLEY /FOR BEER/.....	Kg	-	1.66	-	-	-	-	-	-	-	-	1.66
'SENEF KOLO GEBIS'.....	Kg	-	-	-	-	-	-	-	-	-	-	-
MAIZE.....	Kg	1.24	1.42	-	1.80	1.15	1.38	1.68	-	1.11	1.31	1.44
DURRAH.....	Kg	1.18	1.71	1.57	1.63	1.19	1.11	-	-	1.00	-	1.36
AFRICAN MILLET.....	Kg	1.49	1.80	-	2.00	-	-	1.53	1.57	1.30	-	1.51
SORGHUM YELLOW.....	Kg	1.47	1.04	2.16	1.70	1.28	1.23	-	-	-	1.52	1.50
SORGHUM WHITE.....	Kg	1.34	-	1.59	1.31	1.09	1.12	1.47	2.46	-	1.05	1.30
SORGHUM RED.....	Kg	1.39	1.54	-	1.30	1.21	1.16	-	2.30	-	-	1.38
SORGHUM MIXED.....	Kg	1.36	-	1.61	1.28	1.24	-	-	1.89	-	1.11	1.32
OATS WITH COVER.....	Kg	-	-	-	2.16	-	-	-	-	1.45	-	1.92
RICE /LOCAL/.....	Kg	-	-	-	-	-	-	-	-	-	-	-
HULLED BERLEY /'TEMEZH'/.....	Kg	-	-	-	-	-	-	-	-	-	-	-
<b>PULSES UNMILLED</b>												
HORSE BEANS.....	Kg	1.76	1.57	1.73	1.58	1.45	1.95	1.87	1.81	-	-	1.72
CHICK PEAS.....	Kg	1.90	1.86	1.98	1.61	1.96	1.51	1.96	-	-	1.88	1.79
PEAS WHITE.....	Kg	-	1.61	1.79	2.02	-	2.11	1.76	-	-	-	1.88
PEAS MIXED.....	Kg	1.66	1.71	2.15	1.87	1.84	2.17	2.23	1.96	-	2.27	1.94
SOYA BEANS.....	Kg	-	-	-	-	-	-	-	-	-	-	-
LENTILS.....	Kg	-	-	3.14	2.82	2.91	3.00	2.80	2.92	-	3.64	2.96
HARICOT BEANS.....	Kg	-	.88	-	.81	.98	1.03	-	-	-	-	.88

Table 2: Average Producers' Prices of Agricultural Products in Rural Areas by Zone, Amhara Region (Cont'd)

March 20044  
Megabit 19966

PRICE IN BIRR														
K I L L I L A N D Z O N E S														
ITEM	UNIT	A M H A R A									Amhara Average			
		North Gondar	South Gondar	North Wello	South Wello	North Shewa	East Gojam	West Gojam	Wag Hemra	Awi		Oromiya		
LIMA BEANS.....	Kg	-	-	-	1.50	-	-	-	-	-	-	-	-	-
VETCH.....	Kg	1.33	1.29	-	1.43	1.17	1.28	1.61	-	-	-	1.11	1.34	
FENUGREEK.....	Kg	3.75	-	2.10	2.57	-	-	2.50	-	-	1.73	-	1.37	
<b>OIL SEEDS</b>														
NIGER SEED.....	Kg	2.90	3.10	2.89	-	-	3.40	3.00	-	-	3.20	-	3.10	
LINSEED WHITE.....	Kg	-	-	-	-	-	-	-	-	-	-	-	-	
LINSEED BLACK.....	Kg	2.65	2.22	-	2.64	2.90	-	-	-	-	-	-	-	
SESAME SEED.....	Kg	-	-	-	-	4.90	7.12	-	3.08	2.50	-	-	2.76	
SUNFLOWER.....	Kg	1.86	1.42	1.88	1.67	1.75	-	-	-	-	-	-	6.23	
RAPE SEED.....	Kg	-	1.87	1.58	1.53	1.14	1.92	2.07	1.55	-	-	-	1.67	
CASTOR BEANS.....	Kg	-	-	-	-	-	-	-	-	1.83	2.12	-	1.86	
GROUND NUTS.....	Kg	-	-	-	-	-	-	-	-	2.01	-	-	2.01	
<b>VEGETABLES</b>														
ETHIOPIAN KALE.....	Kg	-	-	1.16	2.49	-	-	-	-	-	1.40	-	1.80	
CABBAGE.....	Kg	-	-	-	-	-	-	-	-	-	-	-	-	
LETTUCE.....	Kg	-	-	-	-	-	-	-	-	-	-	-	-	
SPINACH.....	Kg	-	-	-	-	-	-	-	-	-	-	-	-	
CARROT.....	Kg	-	-	1.11	-	-	-	-	-	-	-	-	-	
TOMATO.....	Kg	-	-	1.18	-	-	-	-	-	-	-	-	1.11	
ONION.....	Kg	1.58	2.00	2.01	-	1.76	1.84	-	-	-	-	-	1.18	
GARLIC.....	Kg	2.67	5.10	3.92	-	3.61	-	2.66	-	-	-	-	1.82	
PEPPER GREEN.....	Kg	-	-	-	2.58	3.41	-	-	-	-	-	-	3.69	
GREEN PEAS.....	Kg	-	-	-	-	-	-	-	-	-	-	-	3.05	
BEET ROOT.....	Kg	-	-	-	-	-	-	-	-	-	-	-	-	
CAULIFLOWER.....	Kg	-	-	-	-	-	-	-	-	-	-	-	-	
PUMPKIN.....	Kg	-	-	-	-	-	-	-	-	-	-	-	-	
SUGAR CANE.....	Kg	-	1.43	-	.50	.72	.54	.51	-	.68	-	.35	.68	
													.66	

Table 2: Average Producers' Prices of Agricultural Products in Rural Areas by Zone, Amhara Region (Cont'd)

March  
Megabit 20044  
19966

## P R I C E I N B I R R

## K I L L I L A N D Z O N E S

ITEM	UNIT	A M H A R A									Amhara Average	
		North Gondar	South Gondar	North Wello	South Wello	North Shewa	East Gojam	West Gojam	Wag Hemra	Awi		Oromiya
<b>FRUITS</b>												
BANANA.....	Kg	-	2.03	2.39	1.42	1.66	.83	-	-	-	-	1.66
ORANGE.....	Kg	-	2.28	-	1.20	-	.66	-	-	-	-	1.43
LEMON.....	Kg	-	1.65	-	-	1.16	-	-	-	-	.69	1.17
MANDARINE.....	Kg	-	-	-	-	-	-	-	-	-	-	-
PAPAYA.....	Kg	.51	-	1.00	1.40	-	-	.46	-	-	.56	.81
GRAPES.....	Kg	-	-	-	-	-	-	-	-	-	-	-
MANGO.....	Kg	-	-	-	-	-	-	-	-	-	-	-
GUAVA.....	Kg	-	-	-	-	-	-	-	-	-	-	-
AVOCADO.....	Kg	-	-	-	-	-	-	-	-	-	-	-
CITRON.....	Kg	-	-	-	-	1.09	-	-	-	-	-	1.09
PINE APPLE.....	Kg	-	-	-	-	-	-	-	-	-	-	-
CACTUS /BELES/.....	Kg	-	-	-	-	-	-	-	-	-	-	-
<b>POTATOES AND OTHER TUBERS</b>												
POTATO.....	Kg	1.00	.91	-	-	-	.84	.91	-	.63	-	.83
SWEET POTATO.....	Kg	-	-	-	.89	-	-	-	-	-	-	.89
'KOCHO'/UNPROCESSED/.....	Kg	-	-	-	-	-	-	-	-	-	-	-
'BULA'.....	Kg	2.00	-	-	-	-	-	-	-	-	-	2.00
'GODERE'.....	Kg	-	-	-	-	-	-	-	-	-	-	-
<b>SPICES</b>												
PEPPER WHOLE.....	Kg	5.93	7.25	12.67	10.00	-	8.22	5.93	-	-	8.71	7.27
GINGER /NOT DRY/.....	Kg	.83	-	-	-	-	-	-	-	-	-	.83
WHITE CUMIN.....	Kg	2.00	-	-	1.18	-	-	-	-	-	-	1.67
BLACK CUMIN.....	Kg	4.10	-	-	-	-	-	-	-	-	-	4.10
TUMERIC /UNMILLED/.....	Kg	-	-	-	-	-	-	-	-	-	-	-
CARDAMON.....	Kg	-	-	-	-	-	-	-	-	-	-	-
FENUGREEK.....	Kg	-	-	-	-	-	-	-	-	-	-	-
CHILLIES.....	Kg	7.94	-	-	-	-	-	-	-	-	12.62	11.68

Table 2: Average Producers' Prices of Agricultural Products in Rural Areas by Zone, Amhara Region (Cont'd)

March  
Megabit 20044  
19966

		P R I C E I N B I R R										
		K I L L I L A N D Z O N E S										
		A M H A R A										
ITEM	UNIT	North Gondar	South Gondar	North Wello	South Wello	North Shewa	East Gojam	West Gojam	Wag Hemra	Awi	Oromiya	Amhara Average
CORIANDER.....	Kg	-	-	-	-	-	-	-	-	-	-	-
'SENAFICH'.....	Kg	-	-	-	-	-	-	-	-	-	-	-
BASIL /DRY/.....	Kg	2.00	-	6.52	-	-	-	-	-	-	10.00	6.31
SAVORY /DRY/.....	Kg	-	-	-	-	-	-	-	-	-	-	-
RUE /NOT DRY/.....	Kg	-	-	-	1.20	2.86	-	-	-	-	3.67	2.02
<b>LIVESTOCK</b>												
SHEEP/CASTRATED/.....	No	192.50	-	220.00	275.00	173.75	302.50	213.95	-	259.00	-	214.79
LAMB.....	No	106.87	97.59	89.50	84.00	73.93	131.94	132.52	100.50	118.88	66.67	106.21
OTHER SHEEP/10-15Kg/.....	No	149.29	120.50	92.00	87.83	63.00	119.27	137.69	76.50	107.00	-	109.91
GOAT/CASTRATED/.....	No	210.42	308.57	245.00	182.20	217.69	240.00	203.57	250.00	290.00	330.00	232.70
KID.....	No	102.00	77.08	75.29	66.64	86.05	80.85	80.31	78.33	90.00	65.10	82.36
OTHER GOAT/10-15Kg/.....	No	158.21	127.00	104.36	77.25	86.25	88.50	65.50	59.00	122.00	98.00	112.90
CALF/1-2Years/.....	No	344.17	230.00	-	200.00	120.00	-	-	-	268.75	200.00	268.13
HEIFER/2-4Years/.....	No	515.18	388.00	-	423.00	270.00	472.50	366.67	-	345.00	-	421.44
COW/4 Years & Above/.....	No	686.76	745.00	345.00	456.67	502.00	433.33	325.00	335.00	557.50	-	554.29
BULL/2-4Years/.....	No	648.06	442.00	412.50	502.00	518.64	637.50	460.00	260.00	370.18	700.00	544.30
OX/4 Years & Above/.....	No	867.22	719.21	747.27	805.45	864.50	732.50	676.30	390.83	772.22	825.00	762.13
PULLET/LOCAL/.....	No	6.84	4.86	4.80	5.80	6.54	7.00	8.29	3.33	10.17	5.81	6.27
HEN/LOCAL/.....	No	7.88	8.05	7.75	7.80	8.19	10.59	12.39	5.14	11.04	7.75	8.72
COCKEREL/LOCAL/.....	No	7.29	6.98	9.25	4.99	9.75	7.31	9.11	4.50	10.92	6.17	7.45
COCK/LOCAL/.....	No	11.98	10.32	8.08	8.60	12.49	13.72	13.71	7.08	14.56	8.83	11.37
<b>DRAUGHT ANIMALS</b>												
DONKEY /MALE/.....	No	320.62	198.33	150.00	240.00	-	193.33	220.00	-	270.00	-	258.32
HORSE /MALE/.....	No	350.00	-	-	-	400.00	-	-	-	-	-	375.00
MULE /MALE/.....	No	-	-	-	-	500.00	-	-	-	-	-	500.00
CAMEL /MALE/.....	No	-	-	-	-	-	-	-	-	-	-	-

Table 2: Average Producers' Prices of Agricultural Products in Rural Areas by Zone, Amhara Region (Cont'd)

March  
Megabit 20044  
19966

## P R I C E I N B I R R

ITEM	UNIT	K I L L I L A N D Z O N E S										Amhara Average
		A M H A R A										
		North Gondar	South Gondar	North Wello	South Wello	North Shewa	East Gojam	West Gojam	Wag Hemra	Awí	Oromiya	
<b>DAIRY PRODUCTS &amp; EGGS</b>												
MILK/UNPASTEURIZED/.....	Lt	-	-	-	-	-	1.75	-	-	-	-	1.75
BUTTER/UNREFINED/.....	Kg	21.44	20.07	24.19	19.75	29.60	25.62	19.46	-	23.82	22.34	23.22
CHEESE/COTTAGE/.....	Kg	-	-	-	-	-	-	-	-	-	-	-
EGGS/LOCAL/.....	DOZEN	3.34	2.83	3.19	2.65	3.05	3.01	2.92	2.40	3.33	3.20	2.99
<b>HIDES AND SKINS</b>												
BOVINE HIDES.....	No	-	26.67	-	-	-	-	-	-	-	-	26.67
SHEEP SKINS/DRY/.....	No	-	20.00	-	-	-	-	15.00	-	-	-	17.50
GOAT SKINS/DRY/.....	No	-	8.50	14.00	9.50	6.00	-	-	-	-	-	9.25
<b>OTHERS</b>												
BUCKTHORN LEAVES/DRIED/.....	Kg	3.25	2.81	2.19	8.33	2.02	4.21	3.53	-	.81	-	2.97
'CHAT'.....	Kg	-	-	-	7.81	-	-	-	-	-	5.64	7.00
COFFEE BEANS.....	Kg	-	9.51	-	-	-	-	9.33	-	-	-	9.42
COFFEE WHOLE.....	Kg	-	-	-	2.83	5.56	-	-	-	-	3.02	3.13
HONEY /NOT REFINED/.....	Kg	9.82	8.33	15.50	14.69	11.67	9.00	7.50	-	8.00	-	10.20



Source: Ministry of Agriculture

Crop	WEST					SOUTH					CENTRAL					NORTH					Average (all zones)									
	Price (Birr/100kg)	Weight (kg)	Area (ha)	Production (kg)	Value (Birr)	Price (Birr/100kg)	Weight (kg)	Area (ha)	Production (kg)	Value (Birr)	Price (Birr/100kg)	Weight (kg)	Area (ha)	Production (kg)	Value (Birr)	Price (Birr/100kg)	Weight (kg)	Area (ha)	Production (kg)	Value (Birr)										
TEFF	1.50	10000	10000	10000000	15000000	1.55	10000	10000	10000000	15500000	1.60	10000	10000	10000000	16000000	1.65	10000	10000	10000000	16500000	1.70	10000	10000	10000000	17000000	1.75	10000	10000	10000000	17500000
WHEAT	1.20	5000	5000	5000000	6000000	1.30	5000	5000	5000000	6500000	1.40	5000	5000	5000000	7000000	1.50	5000	5000	5000000	7500000	1.60	5000	5000	5000000	8000000	1.70	5000	5000	5000000	8500000
BARLEY	1.80	3000	3000	3000000	5400000	1.90	3000	3000	3000000	5700000	2.00	3000	3000	3000000	6000000	2.10	3000	3000	3000000	6300000	2.20	3000	3000	3000000	6600000	2.30	3000	3000	3000000	6900000
ORZON	1.10	2000	2000	2000000	2200000	1.20	2000	2000	2000000	2400000	1.30	2000	2000	2000000	2600000	1.40	2000	2000	2000000	2800000	1.50	2000	2000	2000000	3000000	1.60	2000	2000	2000000	3200000
MAIZE	1.00	1500	1500	1500000	1500000	1.10	1500	1500	1500000	1650000	1.20	1500	1500	1500000	1800000	1.30	1500	1500	1500000	1950000	1.40	1500	1500	1500000	2100000	1.50	1500	1500	1500000	2250000
PEAS	2.50	1000	1000	1000000	2500000	2.60	1000	1000	1000000	2600000	2.70	1000	1000	1000000	2700000	2.80	1000	1000	1000000	2800000	2.90	1000	1000	1000000	2900000	3.00	1000	1000	1000000	3000000
BEANS	3.00	500	500	500000	1500000	3.10	500	500	500000	1550000	3.20	500	500	500000	1600000	3.30	500	500	500000	1650000	3.40	500	500	500000	1700000	3.50	500	500	500000	1750000
ONIONS	4.00	200	200	200000	800000	4.10	200	200	200000	820000	4.20	200	200	200000	840000	4.30	200	200	200000	860000	4.40	200	200	200000	880000	4.50	200	200	200000	900000
Garbage (all crops)	1.50	10000	10000	10000000	15000000	1.55	10000	10000	10000000	15500000	1.60	10000	10000	10000000	16000000	1.65	10000	10000	10000000	16500000	1.70	10000	10000	10000000	17000000	1.75	10000	10000	10000000	17500000



Table 3: Average Producers' Prices of Agricultural Products in Rural Areas by Zone, Oromiya Region (Cont'd)

March  
Megabit 20044  
19966

## P R I C E I N B I R R

ITEM	UNIT	K I L L I L A N D Z O N E S													Oromiya Average
		O R O M I Y A													
		West Wellega	East Wellega	Illu- babor	Jimma	West Shewa	North Shewa	East Shewa	Arssi	West Harerge	East Harerge	Bale	Borena	North West Shewa	
<b>CEREALS UNMILLED</b>															
'TEFF' WHITE.....	Kg	6.83	1.50	1.85	1.75	1.96	2.05	2.41	1.86	-	1.78	1.49	1.59	2.29	2.24
'TEFF' MIXED.....	Kg	2.07	1.50	1.48	1.57	1.55	2.20	2.26	1.89	1.43	1.78	1.70	1.50	1.97	1.77
'TEFF' BLACK.....	Kg	1.87	1.44	1.63	-	1.21	1.85	2.02	1.56	1.39	1.93	1.77	1.05	1.72	1.64
WHEAT WHITE.....	Kg	1.59	-	1.59	1.11	1.14	1.58	1.43	1.33	.92	1.60	1.31	1.34	1.32	1.34
WHEAT MIXED.....	Kg	1.93	1.38	1.54	-	1.50	1.70	-	-	1.43	-	1.23	1.15	-	1.56
WHEAT BLACK.....	Kg	1.36	-	-	-	1.60	1.44	-	1.30	-	-	-	-	-	1.39
BARLEY WHITE.....	Kg	1.71	-	-	.97	1.11	-	1.08	1.02	-	1.33	1.08	1.27	1.21	1.21
BARLEY MIXED.....	Kg	1.76	1.38	1.55	-	1.00	-	-	.92	-	-	.91	1.14	-	1.40
BARLEY BLACK.....	Kg	1.73	-	1.00	-	1.00	-	-	-	-	-	-	1.27	-	1.23
BARLEY /FOR BEER/.....	Kg	-	-	-	-	-	-	-	1.14	-	-	1.03	-	-	1.08
'SENEF KOLO GEBIS'.....	Kg	-	-	-	-	-	-	-	-	-	-	1.35	-	-	1.35
MAIZE.....	Kg	1.27	1.43	.85	.95	.90	-	.96	.97	.75	1.10	1.02	.79	1.06	1.05
DURRAH.....	Kg	1.16	-	-	-	-	1.14	.84	.91	.89	-	-	-	-	.99
AFRICAN MILLET.....	Kg	1.35	1.02	1.36	.80	-	2.43	-	-	1.67	-	-	-	-	1.35
SORGHUM YELLOW.....	Kg	-	-	-	-	-	1.08	-	-	.79	-	-	-	-	.91
SORGHUM WHITE.....	Kg	1.11	.90	.76	1.00	.94	2.47	-	-	1.03	-	.95	-	-	1.11
SORGHUM RED.....	Kg	1.02	1.12	.87	.82	.84	1.26	-	-	.77	1.17	1.26	-	-	.96
SORGHUM MIXED.....	Kg	1.07	.85	.76	1.02	.86	1.15	-	-	.91	1.14	-	-	-	.99
OATS WITH COVER.....	Kg	-	-	-	-	1.33	-	-	-	-	-	1.11	-	-	1.22
RICE /LOCAL/.....	Kg	-	-	-	-	-	-	-	-	-	-	-	-	-	-
HULLED BERLEY /'TEMEZH'/.....	Kg	-	-	-	-	1.73	-	-	-	-	-	-	-	-	1.73
<b>PULSES UNMILLED</b>															
HORSE BEANS.....	Kg	2.16	1.94	1.98	1.43	1.74	1.75	1.60	1.93	-	1.52	1.76	1.43	1.72	1.84
CHICK PEAS.....	Kg	2.12	-	-	-	1.67	1.54	1.61	-	-	1.48	1.64	-	1.42	1.66
PEAS WHITE.....	Kg	2.52	-	2.18	1.81	-	-	2.52	-	-	-	-	-	-	2.27
PEAS MIXED.....	Kg	2.55	2.25	2.18	-	1.92	-	-	2.22	-	1.67	2.20	1.50	-	2.22
SOYA BEANS.....	Kg	1.19	-	-	-	-	-	-	-	-	-	-	-	-	1.19
LENTILS.....	Kg	-	-	-	-	4.00	-	-	-	2.00	-	2.77	-	-	2.92

Table 3: Average Producers' Prices of Agricultural Products in Rural Areas by Zone, Oromiya Region (Cont'd)

March  
Megabit 20044  
19966

PRICE IN BIRR

ITEM	UNIT	KILLIL AND ZONES													Oromiya Average
		O R O M I Y A													
		West Wellega	East Wellega	Illu- babor	Jimma	West Shewa	North Shewa	East Shewa	Arssi	West Harerge	East Harerge	Bale	Borena	North West Shewa	
HARICOT BEANS.....	Kg	1.69	.71	1.32	-	1.29	-	1.23	-	1.01	-	1.98	1.58	-	1.52
LIMA BEANS.....	Kg	2.30	-	-	1.21	-	-	-	-	1.05	1.29	-	-	-	1.22
VETCH.....	Kg	2.21	-	1.79	-	-	1.30	1.39	1.75	-	-	1.30	-	1.21	1.34
FENUGREEK.....	Kg	-	-	3.44	-	-	1.91	-	1.83	-	2.17	1.51	-	1.93	1.97
<b>OIL SEEDS</b>															
NIGER SEED.....	Kg	3.95	3.01	2.19	-	2.63	3.34	-	2.17	-	-	-	-	3.21	3.22
LINSEED WHITE.....	Kg	-	-	-	-	-	-	-	-	-	-	-	-	-	-
LINSEED BLACK.....	Kg	1.89	2.40	1.85	-	2.25	-	-	2.87	-	3.05	2.85	-	-	2.63
SESAME SEED.....	Kg	-	4.64	-	-	-	3.85	-	-	1.47	-	3.50	-	-	3.88
SUNFLOWER.....	Kg	-	-	-	-	-	1.94	-	-	-	-	-	-	-	1.94
RAPE SEED.....	Kg	2.31	1.96	1.87	-	1.50	-	-	1.66	-	-	2.71	-	-	2.17
CASTOR BEANS.....	Kg	-	4.50	-	-	-	-	-	-	1.47	1.33	2.70	-	-	2.32
GROUND NUTS.....	Kg	-	4.13	-	-	-	-	-	-	-	-	-	-	-	4.13
<b>VEGETABLES</b>															
ETHIOPIAN KALE.....	Kg	.59	-	.70	.37	-	-	.46	1.25	-	-	.25	.95	-	.62
CABBAGE.....	Kg	-	-	-	-	-	-	-	1.03	-	-	-	-	-	1.03
LETTUCE.....	Kg	-	-	-	-	-	-	-	-	-	-	-	-	-	-
SPINACH.....	Kg	-	-	-	-	-	-	-	-	-	-	-	-	-	-
CARROT.....	Kg	1.35	-	-	-	-	-	-	-	-	-	-	-	-	1.35
TOMATO.....	Kg	.87	-	1.33	.65	1.02	-	.96	.82	1.26	1.96	-	-	-	.97
ONION.....	Kg	3.06	-	-	-	2.13	2.33	-	1.71	1.15	1.11	1.89	-	-	1.93
GARLIC.....	Kg	4.53	4.71	-	-	5.04	-	-	2.83	-	1.98	-	-	-	3.92
PEPPER GREEN.....	Kg	3.06	2.65	-	-	3.33	-	1.71	2.69	-	-	2.12	-	1.56	2.43
GREEN PEAS.....	Kg	-	-	-	-	-	-	-	-	-	-	-	-	-	-
BEEF ROOT.....	Kg	1.28	-	-	-	1.04	-	-	-	-	-	-	-	-	-
CAULIFLOWER.....	Kg	-	-	-	-	-	-	-	.65	-	-	-	-	-	1.03
PUMPKIN.....	Kg	.30	-	-	.12	.25	-	.27	.31	.51	.67	.75	-	-	.42
SUGAR CANE.....	Kg	.40	-	.35	.17	1.04	-	-	.44	.39	.49	.35	.18	-	.40

Table 3: Average Producers' Prices of Agricultural Products in Rural Areas by Zone, Oromiya Region (Cont'd)

March  
Megabit 20044  
19966

## P R I C E I N B I R R

ITEM	UNIT	K I L L I L A N D Z O N E S												Oromiya Average	
		O R O M I Y A													
		West Wellega	East Wellega	Illu- babor	Jimma	West Shewa	North Shewa	East Shewa	Arssi	West Harerge	East Harerge	Bale	Borena		North West Shewa
<b>FRUITS</b>															
BANANA.....	Kg	.50	-	.95	.83	1.28	1.97	-	1.79	.91	1.50	.93	.48	-	.79
ORANGE.....	Kg	.56	-	-	.27	-	-	-	.42	-	-	-	-	-	.41
LEMON.....	Kg	-	-	-	.83	-	-	-	-	-	-	-	-	-	.83
MANDARINE.....	Kg	-	-	-	-	-	-	-	-	-	-	-	-	-	-
PAPAYA.....	Kg	.68	-	-	.35	-	-	.93	.46	.91	-	1.03	-	.80	.70
GRAPES.....	Kg	-	-	-	-	-	-	-	-	-	-	-	-	-	-
MANGO.....	Kg	1.00	-	-	1.03	2.17	-	1.83	-	-	-	2.16	-	-	1.53
GUAVA.....	Kg	-	-	-	-	-	-	-	-	-	-	.61	-	-	.61
AVOCADO.....	Kg	.98	-	-	-	-	-	-	-	-	-	2.22	-	-	1.60
CITRON.....	Kg	-	-	-	-	-	-	-	-	-	-	-	-	-	-
PINE APPLE.....	Kg	-	-	-	3.53	-	-	-	-	-	-	-	-	-	3.53
CACTUS /BELES/.....	Kg	-	-	-	-	-	-	-	-	-	-	.53	-	-	.53
<b>POTATOES AND OTHER TUBERS</b>															
POTATO.....	Kg	1.01	-	.85	.49	.83	-	-	.88	-	.91	.84	-	-	.91
SWEET POTATO.....	Kg	.76	-	-	-	1.08	-	-	-	.77	-	.63	.55	-	.73
'KOCHO'/UNPROCESSED/.....	Kg	-	-	-	.28	.98	-	-	-	-	-	.38	.44	.29	.44
'BULA'.....	Kg	-	-	-	-	1.24	-	-	-	-	-	-	1.37	-	1.30
'GODERE'.....	Kg	.77	-	-	.32	.33	-	-	-	-	-	-	-	-	.49
<b>SPICES</b>															
PEPPER WHOLE.....	Kg	6.77	5.00	6.25	5.74	7.16	-	-	8.34	5.00	-	-	-	-	6.68
GINGER /NOT DRY/.....	Kg	.77	-	4.00	-	1.68	-	-	-	-	-	-	-	-	1.28
WHITE CUMIN.....	Kg	-	-	-	-	-	-	-	-	-	-	-	-	-	-
BLACK CUMIN.....	Kg	-	-	-	-	-	-	-	4.17	-	-	3.56	-	-	3.87
TUMERIC /UNMILLED/.....	Kg	4.67	-	-	-	-	-	-	-	-	-	-	-	-	4.67
CARDAMON.....	Kg	-	-	-	-	-	-	-	-	-	-	-	-	-	-
FENUGREEK.....	Kg	-	-	-	-	-	-	-	-	-	3.57	-	-	-	3.57

Table 3: Average Producers' Prices of Agricultural Products in Rural Areas by Zone, Oromiya Region (Cont'd)

March 20044  
Megabit 19966

P R I C E I N B I R R

ITEM	UNIT	K I L L I L A N D Z O N E S												Oromiya Average		
		O R O M I Y A														
		West Wellega	East Wellega	Illu-babor	Jimma	West Shewa	North Shewa	East Shewa	Arssi	West Harerge	East Harerge	Bale	Borena		North West Shewa	
CHILLIES.....	Kg	3.65	6.89	11.14	-	-	-	-	-	-	-	-	-	-	-	8.62
CORIANDER.....	Kg	-	-	-	-	-	-	-	-	-	-	3.48	-	-	-	3.48
'SENAFICH'.....	Kg	-	-	-	-	-	-	-	-	-	-	-	-	-	-	-
BASIL /DRY/.....	Kg	-	-	.50	-	-	-	-	-	-	-	3.01	-	-	-	2.38
SAVORY /DRY/.....	Kg	-	-	-	-	-	-	-	-	-	-	10.07	-	-	-	10.07
RUE /NOT DRY/.....	Kg	-	-	-	-	-	-	-	-	-	-	1.57	-	-	-	1.57
<b>LIVESTOCK</b>																
SHEEP/CASTRATED/.....	No	164.33	-	215.00	223.75	230.00	267.00	-	-	-	186.67	197.50	127.60	267.50	203.00	
LAMB.....	No	114.58	95.78	121.07	70.13	87.63	112.88	87.50	120.00	95.00	71.00	106.90	101.17	124.38	104.53	
OTHER SHEEP/10-15Kg/.....	No	95.83	87.50	90.00	73.40	92.36	98.33	87.80	59.34	130.00	275.00	70.87	52.50	90.83	91.25	
GOAT/CASTRATED/.....	No	158.75	121.67	200.00	-	190.00	162.50	210.00	241.40	382.50	188.57	177.09	156.06	252.50	208.49	
KID.....	No	73.75	68.83	93.17	70.40	60.00	62.67	65.18	88.60	67.14	76.67	82.90	78.35	80.43	77.07	
OTHER GOAT/10-15Kg/.....	No	64.08	83.00	55.00	60.00	88.40	100.00	85.00	96.67	97.32	105.71	63.35	59.17	88.27	82.03	
CALF/1-2Years/.....	No	275.00	-	166.67	191.43	125.00	183.33	313.33	116.67	291.43	175.00	202.73	240.00	190.00	216.84	
HEIFER/2-4Years/.....	No	462.14	345.25	398.13	297.00	282.50	311.67	368.75	298.50	360.56	-	326.58	391.25	283.33	345.76	
COW/4 Years & Above/.....	No	437.94	525.00	525.00	395.00	475.00	578.00	608.50	468.67	493.75	448.75	475.25	631.25	414.50	488.93	
BULL/2-4Years/.....	No	411.92	351.00	493.57	340.00	433.60	453.33	504.17	371.38	578.89	525.00	377.69	511.67	338.00	430.24	
OX/4 Years & Above/.....	No	820.29	711.43	820.56	725.26	791.07	1062.50	826.67	794.76	1032.22	1031.88	740.39	913.13	803.50	839.62	
PULLET/LOCAL/.....	No	7.23	7.85	8.19	4.33	7.92	6.86	5.67	5.63	3.75	4.57	4.53	5.17	7.64	6.13	
HEN/LOCAL/.....	No	12.52	10.44	11.09	7.13	11.45	9.95	9.17	7.55	5.35	5.41	6.31	6.42	12.68	9.09	
COCKEREL/LOCAL/.....	No	11.59	10.50	11.25	5.50	10.00	9.67	8.00	7.53	5.75	6.56	7.36	7.58	12.85	9.12	
COCK/LOCAL/.....	No	19.59	17.13	17.05	11.15	17.28	15.83	14.67	12.98	9.03	9.76	9.84	14.52	17.93	14.42	
<b>DRAUGHT ANIMALS</b>																
DONKEY /MALE/.....	No	364.38	-	500.00	223.33	200.00	246.25	-	290.00	440.00	-	365.00	-	242.50	321.09	
HORSE /MALE/.....	No	627.50	-	427.50	350.00	-	-	-	350.00	-	-	536.67	-	-	473.75	
MULE /MALE/.....	No	1146.00	-	860.00	787.50	-	-	-	-	-	-	1500.00	-	-	1008.33	
CAMEL /MALE/.....	No	-	-	-	-	-	-	-	-	950.00	-	1033.33	-	-	1012.50	

Table 3: Average Producers' Prices of Agricultural Products in Rural Areas by Zone, Oromiya Region (Cont'd)

March 20044  
Megabit 19966

		P R I C E I N B I R R														
		K I L L I L A N D Z O N E S														
		O R O M I Y A														
ITEM	UNIT	West	East	Illu-		West	North	East		West	East			North	Oromiya Average	
		Wellega	Wellega	babor	Jimma	Shewa	Shewa	Shewa	Arssi	Harerge	Harerge	Bale	Borena	West Shewa		
<b>DAIRY PRODUCTS &amp; EGGS</b>																
MILK/UNPASTEURIZED/.....	Lt	-	-	-	2.83	1.50	1.25	-	1.25	2.11	2.53	2.47	2.05	-	2.28	
BUTTER/UNREFINED/.....	Kg	22.60	26.67	19.01	19.53	29.63	26.96	28.83	32.69	23.21	25.00	30.29	24.79	18.66	25.94	
CHEESE/COTTAGE/.....	Kg	-	-	2.11	2.88	-	3.80	3.48	-	-	-	-	-	-	3.15	
EGGS/LOCAL/.....	DOZEN	4.46	3.95	3.65	4.11	3.72	3.58	3.40	3.02	2.98	3.28	2.44	3.36	3.56	3.51	
<b>HIDES AND SKINS</b>																
BOVINE HIDES.....	No	9.17	-	-	5.00	-	-	-	30.00	-	-	-	10.00	-	10.00	
SHEEP SKINS/DRY/.....	No	15.17	12.00	-	21.33	21.00	-	-	20.00	-	-	-	-	-	18.81	
GOAT SKINS/DRY/.....	No	6.17	6.00	-	-	-	-	6.50	-	-	-	-	2.17	-	4.89	
<b>OTHERS</b>																
BUCKTHORN LEAVES/DRIED/...	Kg	1.02	-	-	4.60	4.58	-	-	2.35	1.29	-	-	-	-	3.15	
'CHAT'.....	Kg	4.45	-	6.39	4.59	-	-	-	1.08	4.53	21.07	9.79	-	.61	8.65	
COFFEE BEANS.....	Kg	7.33	-	-	6.31	5.00	-	-	-	11.49	10.84	-	-	-	9.19	
COFFEE WHOLE.....	Kg	3.18	-	3.59	3.49	-	-	-	5.00	2.50	3.53	4.77	7.09	-	3.74	
HONEY /NOT REFINED/.....	Kg	7.53	-	6.63	-	7.00	12.00	18.00	8.31	3.64	-	9.21	8.00	-	8.34	

Statement of the financial position as at 31st December 2014

	2014	2013
<b>ASSETS</b>		
Fixed Assets	10,000	10,000
Current Assets	10,000	10,000
<b>LIABILITIES</b>		
Capital	10,000	10,000
Reserves	10,000	10,000
<b>Total</b>	<b>20,000</b>	<b>20,000</b>

Approved by the Board of Directors on 15th January 2015

Signature of the Director: \_\_\_\_\_  
 Signature of the Auditor: \_\_\_\_\_  
 Date: 15/01/2015

**Table 4: Average Producers' Prices of Agricultural Products in Rural Areas by Zone, Somali and Benishangul Gumuz Regions**

Crop	Somali		Benishangul Gumuz		Average	Standard Deviation	Sample Size	Average Price (USD/MT)
	Zone	Price	Zone	Price				
<b>CEREALS</b>								
WHEAT	Zone 1	1.20	Zone 2	1.10	1.15	0.05	100	1.15
BARLEY	Zone 1	1.30	Zone 2	1.25	1.27	0.02	100	1.27
MAIZE	Zone 1	1.40	Zone 2	1.35	1.37	0.02	100	1.37
RYE	Zone 1	1.50	Zone 2	1.45	1.47	0.02	100	1.47
TEFF	Zone 1	1.60	Zone 2	1.55	1.57	0.02	100	1.57
ORZO	Zone 1	1.70	Zone 2	1.65	1.67	0.02	100	1.67
BERBERIS	Zone 1	1.80	Zone 2	1.75	1.77	0.02	100	1.77
WHEAT	Zone 1	1.90	Zone 2	1.85	1.87	0.02	100	1.87
BARLEY	Zone 1	2.00	Zone 2	1.95	1.97	0.02	100	1.97
MAIZE	Zone 1	2.10	Zone 2	2.05	2.07	0.02	100	2.07
RYE	Zone 1	2.20	Zone 2	2.15	2.17	0.02	100	2.17
TEFF	Zone 1	2.30	Zone 2	2.25	2.27	0.02	100	2.27
ORZO	Zone 1	2.40	Zone 2	2.35	2.37	0.02	100	2.37
BERBERIS	Zone 1	2.50	Zone 2	2.45	2.47	0.02	100	2.47
WHEAT	Zone 1	2.60	Zone 2	2.55	2.57	0.02	100	2.57
BARLEY	Zone 1	2.70	Zone 2	2.65	2.67	0.02	100	2.67
MAIZE	Zone 1	2.80	Zone 2	2.75	2.77	0.02	100	2.77
RYE	Zone 1	2.90	Zone 2	2.85	2.87	0.02	100	2.87
TEFF	Zone 1	3.00	Zone 2	2.95	2.97	0.02	100	2.97
ORZO	Zone 1	3.10	Zone 2	3.05	3.07	0.02	100	3.07
BERBERIS	Zone 1	3.20	Zone 2	3.15	3.17	0.02	100	3.17
WHEAT	Zone 1	3.30	Zone 2	3.25	3.27	0.02	100	3.27
BARLEY	Zone 1	3.40	Zone 2	3.35	3.37	0.02	100	3.37
MAIZE	Zone 1	3.50	Zone 2	3.45	3.47	0.02	100	3.47
RYE	Zone 1	3.60	Zone 2	3.55	3.57	0.02	100	3.57
TEFF	Zone 1	3.70	Zone 2	3.65	3.67	0.02	100	3.67
ORZO	Zone 1	3.80	Zone 2	3.75	3.77	0.02	100	3.77
BERBERIS	Zone 1	3.90	Zone 2	3.85	3.87	0.02	100	3.87
WHEAT	Zone 1	4.00	Zone 2	3.95	3.97	0.02	100	3.97
BARLEY	Zone 1	4.10	Zone 2	4.05	4.07	0.02	100	4.07
MAIZE	Zone 1	4.20	Zone 2	4.15	4.17	0.02	100	4.17
RYE	Zone 1	4.30	Zone 2	4.25	4.27	0.02	100	4.27
TEFF	Zone 1	4.40	Zone 2	4.35	4.37	0.02	100	4.37
ORZO	Zone 1	4.50	Zone 2	4.45	4.47	0.02	100	4.47
BERBERIS	Zone 1	4.60	Zone 2	4.55	4.57	0.02	100	4.57
WHEAT	Zone 1	4.70	Zone 2	4.65	4.67	0.02	100	4.67
BARLEY	Zone 1	4.80	Zone 2	4.75	4.77	0.02	100	4.77
MAIZE	Zone 1	4.90	Zone 2	4.85	4.87	0.02	100	4.87
RYE	Zone 1	5.00	Zone 2	4.95	4.97	0.02	100	4.97
TEFF	Zone 1	5.10	Zone 2	5.05	5.07	0.02	100	5.07
ORZO	Zone 1	5.20	Zone 2	5.15	5.17	0.02	100	5.17
BERBERIS	Zone 1	5.30	Zone 2	5.25	5.27	0.02	100	5.27
WHEAT	Zone 1	5.40	Zone 2	5.35	5.37	0.02	100	5.37
BARLEY	Zone 1	5.50	Zone 2	5.45	5.47	0.02	100	5.47
MAIZE	Zone 1	5.60	Zone 2	5.55	5.57	0.02	100	5.57
RYE	Zone 1	5.70	Zone 2	5.65	5.67	0.02	100	5.67
TEFF	Zone 1	5.80	Zone 2	5.75	5.77	0.02	100	5.77
ORZO	Zone 1	5.90	Zone 2	5.85	5.87	0.02	100	5.87
BERBERIS	Zone 1	6.00	Zone 2	5.95	5.97	0.02	100	5.97
WHEAT	Zone 1	6.10	Zone 2	6.05	6.07	0.02	100	6.07
BARLEY	Zone 1	6.20	Zone 2	6.15	6.17	0.02	100	6.17
MAIZE	Zone 1	6.30	Zone 2	6.25	6.27	0.02	100	6.27
RYE	Zone 1	6.40	Zone 2	6.35	6.37	0.02	100	6.37
TEFF	Zone 1	6.50	Zone 2	6.45	6.47	0.02	100	6.47
ORZO	Zone 1	6.60	Zone 2	6.55	6.57	0.02	100	6.57
BERBERIS	Zone 1	6.70	Zone 2	6.65	6.67	0.02	100	6.67
WHEAT	Zone 1	6.80	Zone 2	6.75	6.77	0.02	100	6.77
BARLEY	Zone 1	6.90	Zone 2	6.85	6.87	0.02	100	6.87
MAIZE	Zone 1	7.00	Zone 2	6.95	6.97	0.02	100	6.97
RYE	Zone 1	7.10	Zone 2	7.05	7.07	0.02	100	7.07
TEFF	Zone 1	7.20	Zone 2	7.15	7.17	0.02	100	7.17
ORZO	Zone 1	7.30	Zone 2	7.25	7.27	0.02	100	7.27
BERBERIS	Zone 1	7.40	Zone 2	7.35	7.37	0.02	100	7.37
WHEAT	Zone 1	7.50	Zone 2	7.45	7.47	0.02	100	7.47
BARLEY	Zone 1	7.60	Zone 2	7.55	7.57	0.02	100	7.57
MAIZE	Zone 1	7.70	Zone 2	7.65	7.67	0.02	100	7.67
RYE	Zone 1	7.80	Zone 2	7.75	7.77	0.02	100	7.77
TEFF	Zone 1	7.90	Zone 2	7.85	7.87	0.02	100	7.87
ORZO	Zone 1	8.00	Zone 2	7.95	7.97	0.02	100	7.97
BERBERIS	Zone 1	8.10	Zone 2	8.05	8.07	0.02	100	8.07
WHEAT	Zone 1	8.20	Zone 2	8.15	8.17	0.02	100	8.17
BARLEY	Zone 1	8.30	Zone 2	8.25	8.27	0.02	100	8.27
MAIZE	Zone 1	8.40	Zone 2	8.35	8.37	0.02	100	8.37
RYE	Zone 1	8.50	Zone 2	8.45	8.47	0.02	100	8.47
TEFF	Zone 1	8.60	Zone 2	8.55	8.57	0.02	100	8.57
ORZO	Zone 1	8.70	Zone 2	8.65	8.67	0.02	100	8.67
BERBERIS	Zone 1	8.80	Zone 2	8.75	8.77	0.02	100	8.77
WHEAT	Zone 1	8.90	Zone 2	8.85	8.87	0.02	100	8.87
BARLEY	Zone 1	9.00	Zone 2	8.95	8.97	0.02	100	8.97
MAIZE	Zone 1	9.10	Zone 2	9.05	9.07	0.02	100	9.07
RYE	Zone 1	9.20	Zone 2	9.15	9.17	0.02	100	9.17
TEFF	Zone 1	9.30	Zone 2	9.25	9.27	0.02	100	9.27
ORZO	Zone 1	9.40	Zone 2	9.35	9.37	0.02	100	9.37
BERBERIS	Zone 1	9.50	Zone 2	9.45	9.47	0.02	100	9.47
WHEAT	Zone 1	9.60	Zone 2	9.55	9.57	0.02	100	9.57
BARLEY	Zone 1	9.70	Zone 2	9.65	9.67	0.02	100	9.67
MAIZE	Zone 1	9.80	Zone 2	9.75	9.77	0.02	100	9.77
RYE	Zone 1	9.90	Zone 2	9.85	9.87	0.02	100	9.87
TEFF	Zone 1	10.00	Zone 2	9.95	9.97	0.02	100	9.97
ORZO	Zone 1	10.10	Zone 2	10.05	10.07	0.02	100	10.07
BERBERIS	Zone 1	10.20	Zone 2	10.15	10.17	0.02	100	10.17
WHEAT	Zone 1	10.30	Zone 2	10.25	10.27	0.02	100	10.27
BARLEY	Zone 1	10.40	Zone 2	10.35	10.37	0.02	100	10.37
MAIZE	Zone 1	10.50	Zone 2	10.45	10.47	0.02	100	10.47
RYE	Zone 1	10.60	Zone 2	10.55	10.57	0.02	100	10.57
TEFF	Zone 1	10.70	Zone 2	10.65	10.67	0.02	100	10.67
ORZO	Zone 1	10.80	Zone 2	10.75	10.77	0.02	100	10.77
BERBERIS	Zone 1	10.90	Zone 2	10.85	10.87	0.02	100	10.87
WHEAT	Zone 1	11.00	Zone 2	10.95	10.97	0.02	100	10.97
BARLEY	Zone 1	11.10	Zone 2	11.05	11.07	0.02	100	11.07
MAIZE	Zone 1	11.20	Zone 2	11.15	11.17	0.02	100	11.17
RYE	Zone 1	11.30	Zone 2	11.25	11.27	0.02	100	11.27
TEFF	Zone 1	11.40	Zone 2	11.35	11.37	0.02	100	11.37
ORZO	Zone 1	11.50	Zone 2	11.45	11.47	0.02	100	11.47
BERBERIS	Zone 1	11.60	Zone 2	11.55	11.57	0.02	100	11.57
WHEAT	Zone 1	11.70	Zone 2	11.65	11.67	0.02	100	11.67
BARLEY	Zone 1	11.80	Zone 2	11.75	11.77	0.02	100	11.77
MAIZE	Zone 1	11.90	Zone 2	11.85	11.87	0.02	100	11.87
RYE	Zone 1	12.00	Zone 2	11.95	11.97	0.02	100	11.97
TEFF	Zone 1	12.10	Zone 2	12.05	12.07	0.02	100	12.07
ORZO	Zone 1	12.20	Zone 2	12.15	12.17	0.02	100	12.17
BERBERIS	Zone 1	12.30	Zone 2	12.25	12.27	0.02	100	12.27
WHEAT	Zone 1	12.40	Zone 2	12.35	12.37	0.02	100	12.37
BARLEY	Zone 1	12.50	Zone 2	12.45	12.47	0.02	100	12.47
MAIZE	Zone 1	12.60	Zone 2	12.55	12.57	0.02	100	12.57
RYE	Zone 1	12.70	Zone 2	12.65	12.67	0.02	100	12.67
TEFF	Zone 1	12.80	Zone 2	12.75	12.77	0.02	100	12.77
ORZO	Zone 1	12.90	Zone 2	12.85	12.87	0.02	100	12.87
BERBERIS	Zone 1	13.00	Zone 2	12.95	12.97	0.02	100	12.97
WHEAT	Zone 1	13.10	Zone 2	13.05	13.07	0.02	100	13.07
BARLEY	Zone 1	13.20	Zone 2	13.15	13.17	0.02	100	13.17
MAIZE	Zone 1	13.30	Zone 2	13.25	13.27	0.02	100	13.27
RYE	Zone 1	13.40	Zone 2	13.35	13.37	0.02	100	13.37
TEFF	Zone 1	13.50	Zone 2	13.45	13.47	0.02	100	13.47
ORZO	Zone 1	13.60	Zone 2	13.55	13.57	0.02	100	13.57
BERBERIS	Zone 1	13.70	Zone 2	13.65	13.67	0.02	100	13.67
WHEAT	Zone 1	13.80	Zone 2	13.75	13.77	0.02	100	13.77
BARLEY	Zone 1	13.90	Zone 2	13.85	13.87	0.02	100	13.87
MAIZE	Zone 1	14.00	Zone 2	13.95	13.97	0.02	100	13.97
RYE	Zone 1	14.10	Zone 2	14.05	14.			



Table 4: Average Producers' Prices of Agricultural Products in Rural Areas by Zone, Somale and Benishangul-Gumuz Regions (Cont'd)

March  
Megabit 20044  
19966

## P R I C E I N B I R R

ITEM	UNIT	K I L L I L A N D Z O N E S							Benishangul -Gumuz Average
		S O M A L I			Somali Average	B E N I S H A N G U L - G U M U Z			
		Shinile	Jig Jiga	Liben		Metekel	Asosa	Kamashi	
<b>CEREALS UNMILLED</b>									
'TEFF' WHITE.....	Kg	-	-	-	-	2.40	-	1.78	2.03
'TEFF' MIXED.....	Kg	-	-	-	-	1.45	2.59	1.92	1.89
'TEFF' BLACK.....	Kg	-	-	-	-	1.62	2.00	-	1.69
WHEAT WHITE.....	Kg	-	-	-	1.33	1.11	-	-	1.11
WHEAT MIXED.....	Kg	-	-	-	-	-	-	-	-
WHEAT BLACK.....	Kg	-	1.09	-	1.09	1.06	-	-	1.06
BARLEY WHITE.....	Kg	-	-	-	-	-	-	-	-
BARLEY MIXED.....	Kg	-	-	-	-	1.39	-	-	1.39
BARLEY BLACK.....	Kg	-	-	-	-	1.37	-	-	1.37
BARLEY /FOR BEER/.....	Kg	-	-	-	-	-	-	-	-
'SENEF KOLO GEBIS'.....	Kg	-	-	-	-	-	-	-	-
MAIZE.....	Kg	-	.92	-	.95	.97	1.12	.83	.98
DURRAH.....	Kg	-	-	-	-	1.11	-	-	1.11
AFRICAN MILLET.....	Kg	-	-	-	-	1.06	-	1.00	1.04
SORGHUM YELLOW.....	Kg	-	-	-	-	.78	.89	.82	.81
SORGHUM WHITE.....	Kg	-	-	-	-	.84	1.45	.75	.94
SORGHUM RED.....	Kg	-	-	-	-	1.03	1.35	.71	1.07
SORGHUM MIXED.....	Kg	-	-	-	-	1.05	1.35	.74	.94
OATS WITH COVER.....	Kg	-	-	-	-	-	-	-	-
RICE /LOCAL/.....	Kg	-	-	-	-	1.27	-	-	1.27
HULLED BERLEY /'TEMEZH'/.....	Kg	-	-	-	-	-	-	-	-
<b>PULSES UNMILLED</b>									
HORSE BEANS.....	Kg	-	-	-	-	2.00	-	-	2.00
CHICK PEAS.....	Kg	-	-	-	-	2.33	-	-	2.33
PEAS WHITE.....	Kg	-	-	-	-	-	-	-	-
PEAS MIXED.....	Kg	-	-	-	-	1.99	-	-	1.99
SOYA BEANS.....	Kg	-	-	-	-	-	-	1.43	1.43
LENTILS.....	Kg	-	-	-	-	-	-	-	-
HARICOT BEANS.....	Kg	-	-	-	-	-	1.70	1.58	1.62

Table 4: Average Producers' Prices of Agricultural Products in Rural Areas by Zone, Somale and Benishangul-Gumuz Regions (Cont'd)

March 20044  
Megabit 19966

PRICE IN BIRR

		K I L L I L A N D Z O N E S							
ITEM	UNIT	S O M A L I			Somali Average	B E N I S H A N G U L - G U M U Z			Benishangul -Gumuz Average
		Shinile	Jig Jiga	Liben		Metekel	Asosa	Kamashi	
LIMA BEANS.....	Kg	-	-	-	-	1.25	-	2.35	1.91
VETCH.....	Kg	-	-	-	-	-	-	-	-
FENUGREEK.....	Kg	-	-	-	-	-	-	-	-
<b>OIL SEEDS</b>									
NIGER SEED.....	Kg	-	-	-	-	2.76	2.98	-	2.83
LINSEED WHITE.....	Kg	-	-	-	3.33	2.46	-	-	2.46
LINSEED BLACK.....	Kg	-	-	-	-	-	-	-	-
SESAME SEED.....	Kg	-	-	-	-	-	2.89	5.38	4.88
SUNFLOWER.....	Kg	-	-	-	-	-	-	-	-
RAPE SEED.....	Kg	-	-	-	-	1.61	-	3.16	1.92
CASTOR BEANS.....	Kg	-	-	-	-	-	-	-	-
GROUND NUTS.....	Kg	-	-	-	-	3.05	-	-	3.05
<b>VEGETABLES</b>									
ETHIOPIAN KALE.....	Kg	-	-	-	-	.63	-	-	.63
CABBAGE.....	Kg	-	-	-	-	-	-	-	-
LETTUCE.....	Kg	-	-	-	-	-	-	-	-
SPINACH.....	Kg	-	-	-	-	-	-	-	-
CARROT.....	Kg	-	-	-	-	-	-	-	-
TOMATO.....	Kg	-	-	-	-	-	2.18	1.82	2.09
ONION.....	Kg	-	-	-	-	1.82	-	3.50	2.66
GARLIC.....	Kg	-	-	-	-	3.28	-	-	3.28
PEPPER GREEN.....	Kg	-	-	-	-	5.90	-	-	5.90
GREEN PEAS.....	Kg	-	-	-	-	-	-	-	-
BEEF ROOT.....	Kg	-	-	-	-	-	-	2.99	2.99
CAULIFLOWER.....	Kg	-	-	-	-	-	-	-	-
PUMPKIN.....	Kg	-	-	-	-	.27	.46	.37	.34
SUGAR CANE.....	Kg	-	-	-	-	.31	-	-	.31

Table 4: Average Producers' Prices of Agricultural Products in Rural Areas by Zone, Somale and Benishangul-Gumuz Regions (Cont'd)

March  
Megabit 20044  
19966

## P R I C E I N B I R R

ITEM	UNIT	K I L L I L A N D Z O N E S							
		S O M A L I			Somali Average	B E N I S H A N G U L - G U M U Z			Benishangul -Gumuz Average
		Shinile	Jig Jiga	Liben		Metekel	Asosa	Kamashi	
<b>FRUITS</b>									
BANANA.....	Kg	-	-	-	-	.98	.26	.95	.84
ORANGE.....	Kg	-	-	-	-	.78	-	-	.78
LEMON.....	Kg	.61	-	-	.61	2.00	-	.56	1.28
MANDARINE.....	Kg	-	-	-	-	-	-	-	-
PAPAYA.....	Kg	-	-	-	-	.47	.58	-	.54
GRAPES.....	Kg	-	-	-	-	-	-	-	-
MANGO.....	Kg	-	-	-	-	-	1.23	.72	.98
GUAVA.....	Kg	-	-	-	-	-	-	-	-
AVOCADO.....	Kg	-	-	-	-	-	-	-	-
CITRON.....	Kg	-	-	-	-	-	-	-	-
PINE APPLE.....	Kg	-	-	-	-	-	-	-	-
CACTUS /BELES/.....	Kg	-	-	-	-	-	-	-	-
<b>POTATOES AND OTHER TUBERS</b>									
POTATO.....	Kg	-	-	-	-	-	-	-	-
SWEET POTATO.....	Kg	-	-	-	-	-	-	-	-
'KOCHO' /UNPROCESSED/.....	Kg	-	-	-	-	-	-	-	-
'BULA'.....	Kg	-	-	-	-	-	-	-	-
'GODERE'.....	Kg	-	-	-	-	-	-	-	-
<b>SPICES</b>									
PEPPER WHOLE.....	Kg	-	-	-	-	7.50	7.00	12.50	9.40
GINGER /NOT DRY/.....	Kg	-	-	-	-	-	-	-	-
WHITE CUMIN.....	Kg	-	-	-	-	-	-	-	-
BLACK CUMIN.....	Kg	-	-	-	-	-	-	-	-
TUMERIC /UNMILLED/.....	Kg	-	-	-	-	-	-	-	-
CARDAMON.....	Kg	-	-	-	-	-	-	-	-
FENUGREEK.....	Kg	-	4.01	-	4.01	-	-	-	-
CHILLIES.....	Kg	-	-	-	-	-	-	-	-

March 20044  
Megabit 19966

Table 4: Average Producers' Prices of Agricultural Products in Rural Areas by Zone, Somale and Benishangul-Gumuz Regions (Cont'd)

PRICE IN BIRR

ITEM	UNIT	KILLIL AND ZONES							Benishangul -Gumuz Average
		SOMALI			Somali Average	BENISHANGUL-GUMUZ			
		Shinile	Jig Jiga	Liben		Metekel	Asosa	Kamashi	
CORIANDER.....	Kg	-	-	-	-	-	-	-	-
'SENAFICH'.....	Kg	-	-	-	-	-	-	-	-
BASIL /DRY/.....	Kg	-	-	-	-	-	-	-	-
SAVORY /DRY/.....	Kg	-	-	-	-	-	-	-	-
RUE /NOT DRY/.....	Kg	-	-	-	-	1.94	-	-	1.94
<b>LIVESTOCK</b>									
SHEEP/CASTRATED/.....	No	250.00	-	-	250.00	211.67	-	-	211.67
LAMB.....	No	120.00	-	-	76.67	147.67	-	90.00	133.25
OTHER SHEEP/10-15Kg/.....	No	75.00	125.00	60.00	105.56	-	102.50	55.00	86.67
GOAT/CASTRATED/.....	No	200.00	-	-	200.00	200.00	-	-	200.00
KID.....	No	80.00	-	-	80.00	85.88	60.00	79.14	81.31
OTHER GOAT/10-15Kg/.....	No	-	82.36	60.00	79.17	123.00	120.00	86.25	110.77
CALF/1-2Years/.....	No	-	-	-	-	240.00	240.00	-	240.00
HEIFER/2-4Years/.....	No	-	-	-	-	537.50	335.00	590.00	538.57
COW/4 Years & Above/.....	No	-	540.00	-	456.67	850.00	490.00	586.25	596.43
BULL/2-4Years/.....	No	-	-	-	220.00	637.50	395.00	586.67	566.67
OX/4 Years & Above/.....	No	-	1475.00	-	1475.00	1050.00	820.00	893.75	964.50
PULLET/LOCAL/.....	No	-	-	-	9.00	8.06	8.00	5.00	7.54
HEN/LOCAL/.....	No	-	6.00	4.05	6.31	12.00	13.57	11.69	12.47
COCKEREL/LOCAL/.....	No	6.00	-	-	6.00	9.29	11.10	10.50	10.13
COCK/LOCAL/.....	No	-	8.20	6.33	9.45	15.00	17.12	21.80	17.46
<b>DRAUGHT ANIMALS</b>									
DONKEY /MALE/.....	No	-	-	-	-	550.00	-	400.00	475.00
HORSE /MALE/.....	No	-	-	-	700.00	-	-	-	-
MULE /MALE/.....	No	-	-	-	-	-	-	-	-
CAMEL /MALE/.....	No	-	-	-	-	-	-	-	-

Table 4: Average Producers' Prices of Agricultural Products in Rural Areas by Zone, Somale and Benishangul-Gumuz Regions (Cont'd)

March 20044  
Megabit 19966

P R I C E   I N   B I R R									
K I L L I L   A N D   Z O N E S									
I T E M	U N I T	S O M A L I			S o m a l i A v e r a g e	B E N I S H A N G U L - G U M U Z			B e n i s h a n g u l - G u m u z A v e r a g e
		S h i n i l e	J i g   J i g a	L i b e n		M e t e k e l	A s o s a	K a m a s h i	
<b>DAIRY PRODUCTS &amp; EGGS</b>									
MILK/UNPASTEURIZED/.....	Lt	2.71	2.39	.48	2.15	1.05	-	-	1.05
BUTTER/UNREFINED/.....	Kg	-	20.12	-	20.12	19.57	25.17	19.30	21.01
CHEESE/COTTAGE/.....	Kg	-	-	-	-	-	-	-	-
EGGS/LOCAL/.....	DOZEN	3.00	3.15	4.00	3.26	3.20	4.53	4.64	4.12
<b>HIDES AND SKINS</b>									
BOVINE HIDES.....	No	-	-	-	-	-	-	-	-
SHEEP SKINS/DRY/.....	No	-	-	-	-	-	-	-	-
GOAT SKINS/DRY/.....	No	-	-	2.00	2.00	-	-	-	-
<b>OTHERS</b>									
BUCKTHORN LEAVES/DRIED/.....	Kg	-	-	-	-	1.92	-	-	1.92
'CHAT'.....	Kg	4.48	8.01	-	6.25	-	6.63	-	6.63
COFFEE BEANS.....	Kg	-	-	-	-	11.04	-	-	11.04
COFFEE WHOLE.....	Kg	-	-	-	-	-	-	-	-
HONEY /NOT REFINED/.....	Kg	-	-	-	-	-	6.00	-	6.00





**Table 5a: Average Producers' Prices of Agricultural Products in Rural Areas in ten Zones of SNP Region**

Product	Zone 1	Zone 2	Zone 3	Zone 4	Zone 5	Zone 6	Zone 7	Zone 8	Zone 9	Zone 10
Wheat	1.25	1.30	1.35	1.40	1.45	1.50	1.55	1.60	1.65	1.70
Barley	1.10	1.15	1.20	1.25	1.30	1.35	1.40	1.45	1.50	1.55
Oats	1.05	1.10	1.15	1.20	1.25	1.30	1.35	1.40	1.45	1.50
Maize	1.35	1.40	1.45	1.50	1.55	1.60	1.65	1.70	1.75	1.80
Soybean	1.40	1.45	1.50	1.55	1.60	1.65	1.70	1.75	1.80	1.85
Groundnut	1.50	1.55	1.60	1.65	1.70	1.75	1.80	1.85	1.90	1.95
Groundnut oil	1.60	1.65	1.70	1.75	1.80	1.85	1.90	1.95	2.00	2.05
Castor seed	1.70	1.75	1.80	1.85	1.90	1.95	2.00	2.05	2.10	2.15
Castor oil	1.80	1.85	1.90	1.95	2.00	2.05	2.10	2.15	2.20	2.25
Groundnut cake	1.90	1.95	2.00	2.05	2.10	2.15	2.20	2.25	2.30	2.35
Castor cake	2.00	2.05	2.10	2.15	2.20	2.25	2.30	2.35	2.40	2.45
Wheat straw	0.80	0.85	0.90	0.95	1.00	1.05	1.10	1.15	1.20	1.25
Barley straw	0.75	0.80	0.85	0.90	0.95	1.00	1.05	1.10	1.15	1.20
Oats straw	0.70	0.75	0.80	0.85	0.90	0.95	1.00	1.05	1.10	1.15
Maize straw	0.85	0.90	0.95	1.00	1.05	1.10	1.15	1.20	1.25	1.30
Soybean straw	0.90	0.95	1.00	1.05	1.10	1.15	1.20	1.25	1.30	1.35
Groundnut straw	0.95	1.00	1.05	1.10	1.15	1.20	1.25	1.30	1.35	1.40
Groundnut oil cake	1.00	1.05	1.10	1.15	1.20	1.25	1.30	1.35	1.40	1.45
Castor oil cake	1.05	1.10	1.15	1.20	1.25	1.30	1.35	1.40	1.45	1.50
Groundnut cake	1.10	1.15	1.20	1.25	1.30	1.35	1.40	1.45	1.50	1.55
Castor cake	1.15	1.20	1.25	1.30	1.35	1.40	1.45	1.50	1.55	1.60
Wheat bran	1.20	1.25	1.30	1.35	1.40	1.45	1.50	1.55	1.60	1.65
Barley bran	1.15	1.20	1.25	1.30	1.35	1.40	1.45	1.50	1.55	1.60
Oats bran	1.10	1.15	1.20	1.25	1.30	1.35	1.40	1.45	1.50	1.55
Maize bran	1.25	1.30	1.35	1.40	1.45	1.50	1.55	1.60	1.65	1.70
Soybean bran	1.30	1.35	1.40	1.45	1.50	1.55	1.60	1.65	1.70	1.75
Groundnut bran	1.35	1.40	1.45	1.50	1.55	1.60	1.65	1.70	1.75	1.80
Groundnut oil cake	1.40	1.45	1.50	1.55	1.60	1.65	1.70	1.75	1.80	1.85
Castor oil cake	1.45	1.50	1.55	1.60	1.65	1.70	1.75	1.80	1.85	1.90
Groundnut cake	1.50	1.55	1.60	1.65	1.70	1.75	1.80	1.85	1.90	1.95
Castor cake	1.55	1.60	1.65	1.70	1.75	1.80	1.85	1.90	1.95	2.00
Wheat bran	1.60	1.65	1.70	1.75	1.80	1.85	1.90	1.95	2.00	2.05
Barley bran	1.55	1.60	1.65	1.70	1.75	1.80	1.85	1.90	1.95	2.00
Oats bran	1.50	1.55	1.60	1.65	1.70	1.75	1.80	1.85	1.90	1.95
Maize bran	1.65	1.70	1.75	1.80	1.85	1.90	1.95	2.00	2.05	2.10
Soybean bran	1.70	1.75	1.80	1.85	1.90	1.95	2.00	2.05	2.10	2.15
Groundnut bran	1.75	1.80	1.85	1.90	1.95	2.00	2.05	2.10	2.15	2.20
Groundnut oil cake	1.80	1.85	1.90	1.95	2.00	2.05	2.10	2.15	2.20	2.25
Castor oil cake	1.85	1.90	1.95	2.00	2.05	2.10	2.15	2.20	2.25	2.30
Groundnut cake	1.90	1.95	2.00	2.05	2.10	2.15	2.20	2.25	2.30	2.35
Castor cake	1.95	2.00	2.05	2.10	2.15	2.20	2.25	2.30	2.35	2.40
Wheat bran	2.00	2.05	2.10	2.15	2.20	2.25	2.30	2.35	2.40	2.45
Barley bran	1.95	2.00	2.05	2.10	2.15	2.20	2.25	2.30	2.35	2.40
Oats bran	1.90	1.95	2.00	2.05	2.10	2.15	2.20	2.25	2.30	2.35
Maize bran	2.05	2.10	2.15	2.20	2.25	2.30	2.35	2.40	2.45	2.50
Soybean bran	2.10	2.15	2.20	2.25	2.30	2.35	2.40	2.45	2.50	2.55
Groundnut bran	2.15	2.20	2.25	2.30	2.35	2.40	2.45	2.50	2.55	2.60
Groundnut oil cake	2.20	2.25	2.30	2.35	2.40	2.45	2.50	2.55	2.60	2.65
Castor oil cake	2.25	2.30	2.35	2.40	2.45	2.50	2.55	2.60	2.65	2.70
Groundnut cake	2.30	2.35	2.40	2.45	2.50	2.55	2.60	2.65	2.70	2.75
Castor cake	2.35	2.40	2.45	2.50	2.55	2.60	2.65	2.70	2.75	2.80
Wheat bran	2.40	2.45	2.50	2.55	2.60	2.65	2.70	2.75	2.80	2.85
Barley bran	2.35	2.40	2.45	2.50	2.55	2.60	2.65	2.70	2.75	2.80
Oats bran	2.30	2.35	2.40	2.45	2.50	2.55	2.60	2.65	2.70	2.75
Maize bran	2.45	2.50	2.55	2.60	2.65	2.70	2.75	2.80	2.85	2.90
Soybean bran	2.50	2.55	2.60	2.65	2.70	2.75	2.80	2.85	2.90	2.95
Groundnut bran	2.55	2.60	2.65	2.70	2.75	2.80	2.85	2.90	2.95	3.00
Groundnut oil cake	2.60	2.65	2.70	2.75	2.80	2.85	2.90	2.95	3.00	3.05
Castor oil cake	2.65	2.70	2.75	2.80	2.85	2.90	2.95	3.00	3.05	3.10
Groundnut cake	2.70	2.75	2.80	2.85	2.90	2.95	3.00	3.05	3.10	3.15
Castor cake	2.75	2.80	2.85	2.90	2.95	3.00	3.05	3.10	3.15	3.20
Wheat bran	2.80	2.85	2.90	2.95	3.00	3.05	3.10	3.15	3.20	3.25
Barley bran	2.75	2.80	2.85	2.90	2.95	3.00	3.05	3.10	3.15	3.20
Oats bran	2.70	2.75	2.80	2.85	2.90	2.95	3.00	3.05	3.10	3.15
Maize bran	2.85	2.90	2.95	3.00	3.05	3.10	3.15	3.20	3.25	3.30
Soybean bran	2.90	2.95	3.00	3.05	3.10	3.15	3.20	3.25	3.30	3.35
Groundnut bran	2.95	3.00	3.05	3.10	3.15	3.20	3.25	3.30	3.35	3.40
Groundnut oil cake	3.00	3.05	3.10	3.15	3.20	3.25	3.30	3.35	3.40	3.45
Castor oil cake	3.05	3.10	3.15	3.20	3.25	3.30	3.35	3.40	3.45	3.50
Groundnut cake	3.10	3.15	3.20	3.25	3.30	3.35	3.40	3.45	3.50	3.55
Castor cake	3.15	3.20	3.25	3.30	3.35	3.40	3.45	3.50	3.55	3.60
Wheat bran	3.20	3.25	3.30	3.35	3.40	3.45	3.50	3.55	3.60	3.65
Barley bran	3.15	3.20	3.25	3.30	3.35	3.40	3.45	3.50	3.55	3.60
Oats bran	3.10	3.15	3.20	3.25	3.30	3.35	3.40	3.45	3.50	3.55
Maize bran	3.25	3.30	3.35	3.40	3.45	3.50	3.55	3.60	3.65	3.70
Soybean bran	3.30	3.35	3.40	3.45	3.50	3.55	3.60	3.65	3.70	3.75
Groundnut bran	3.35	3.40	3.45	3.50	3.55	3.60	3.65	3.70	3.75	3.80
Groundnut oil cake	3.40	3.45	3.50	3.55	3.60	3.65	3.70	3.75	3.80	3.85
Castor oil cake	3.45	3.50	3.55	3.60	3.65	3.70	3.75	3.80	3.85	3.90
Groundnut cake	3.50	3.55	3.60	3.65	3.70	3.75	3.80	3.85	3.90	3.95
Castor cake	3.55	3.60	3.65	3.70	3.75	3.80	3.85	3.90	3.95	4.00
Wheat bran	3.60	3.65	3.70	3.75	3.80	3.85	3.90	3.95	4.00	4.05
Barley bran	3.55	3.60	3.65	3.70	3.75	3.80	3.85	3.90	3.95	4.00
Oats bran	3.50	3.55	3.60	3.65	3.70	3.75	3.80	3.85	3.90	3.95
Maize bran	3.65	3.70	3.75	3.80	3.85	3.90	3.95	4.00	4.05	4.10
Soybean bran	3.70	3.75	3.80	3.85	3.90	3.95	4.00	4.05	4.10	4.15
Groundnut bran	3.75	3.80	3.85	3.90	3.95	4.00	4.05	4.10	4.15	4.20
Groundnut oil cake	3.80	3.85	3.90	3.95	4.00	4.05	4.10	4.15	4.20	4.25
Castor oil cake	3.85	3.90	3.95	4.00	4.05	4.10	4.15	4.20	4.25	4.30
Groundnut cake	3.90	3.95	4.00	4.05	4.10	4.15	4.20	4.25	4.30	4.35
Castor cake	3.95	4.00	4.05	4.10	4.15	4.20	4.25	4.30	4.35	4.40
Wheat bran	4.00	4.05	4.10	4.15	4.20	4.25	4.30	4.35	4.40	4.45
Barley bran	3.95	4.00	4.05	4.10	4.15	4.20	4.25	4.30	4.35	4.40
Oats bran	3.90	3.95	4.00	4.05	4.10	4.15	4.20	4.25	4.30	4.35
Maize bran	4.05	4.10	4.15	4.20	4.25	4.30	4.35	4.40	4.45	4.50
Soybean bran	4.10	4.15	4.20	4.25	4.30	4.35	4.40	4.45	4.50	4.55
Groundnut bran	4.15	4.20	4.25	4.30	4.35	4.40	4.45	4.50	4.55	4.60
Groundnut oil cake	4.20	4.25	4.30	4.35	4.40	4.45	4.50	4.55	4.60	4.65
Castor oil cake	4.25	4.30	4.35	4.40	4.45	4.50	4.55	4.60	4.65	4.70
Groundnut cake	4.30	4.35	4.40	4.45	4.50	4.55	4.60	4.65	4.70	4.75
Castor cake	4.35	4.40	4.45	4.50	4.55	4.60	4.65	4.70	4.75	4.80
Wheat bran	4.40	4.45	4.50	4.55	4.60	4.65	4.70	4.75	4.80	4.85
Barley bran	4.35	4.40	4.45	4.50	4.55	4.60	4.65	4.70	4.75	4.80
Oats bran	4.30	4.35	4.40	4.45	4.50	4.55	4.60	4.65	4.70	4.75
Maize bran	4.45	4.50	4.55	4.60	4.65	4.70	4.75	4.80	4.85	4



Table 5a: Average Producers' Prices of Agricultural Products in Rural Areas by Zone, S.N.N.P.R Region (Cont'd)

March  
Megabit20044  
19966

## P R I C E I N B I R R

ITEM	UNIT	K I L L I L A N D Z O N E S									
		S O U T H E R N N A T I O N S, N A T I O N A L I T I E S A N D P E O P L E S'									
		Gurage	Hadiya	Kembata Tembaro	Sidama	Gedeo	Wolayita	South Omo	Shaka	Kaffa	Gamogofa
<b>CEREALS UNMILLED</b>											
'TEFF' WHITE.....	Kg	2.25	1.94	1.93	-	-	1.12	1.85	-	-	2.10
'TEFF' MIXED.....	Kg	2.11	1.84	-	-	-	1.88	-	-	-	1.69
'TEFF' BLACK.....	Kg	-	-	-	-	-	2.16	2.25	1.27	1.40	1.57
WHEAT WHITE.....	Kg	1.33	1.43	1.49	-	-	1.62	.75	-	1.10	.75
WHEAT MIXED.....	Kg	-	-	-	-	-	-	-	1.32	1.27	-
WHEAT BLACK.....	Kg	-	-	-	-	1.11	-	-	-	-	2.57
BARLEY WHITE.....	Kg	1.00	1.74	1.51	-	-	1.40	.62	1.55	.87	.91
BARLEY MIXED.....	Kg	.78	1.06	-	-	-	1.83	.62	1.28	1.13	.62
BARLEY BLACK.....	Kg	.83	-	-	-	.95	-	-	1.55	1.09	-
BARLEY /FOR BEER/.....	Kg	-	-	-	-	-	-	-	-	-	-
'SENEF KOLO GEBIS'.....	Kg	-	-	-	-	-	-	-	-	-	-
MAIZE.....	Kg	1.15	1.25	-	.98	3.22	1.00	.84	.65	.75	.73
DURRAH.....	Kg	.67	-	-	-	-	-	.58	-	.81	-
AFRICAN MILLET.....	Kg	-	-	-	-	-	-	-	-	-	-
SORGHUM YELLOW.....	Kg	-	-	-	-	-	-	-	-	-	-
SORGHUM WHITE.....	Kg	-	-	-	-	-	-	.79	.62	-	-
SORGHUM RED.....	Kg	-	1.26	-	-	-	1.27	.71	-	.72	-
SORGHUM MIXED.....	Kg	-	-	-	-	-	1.33	-	-	.80	-
OATS WITH COVER.....	Kg	-	-	-	-	-	-	-	-	-	-
RICE /LOCAL/.....	Kg	-	-	-	-	-	-	-	-	-	-
HULLED BERLEY /'TEMEZH'/.....	Kg	-	-	-	-	-	-	-	-	-	-
<b>PULSES UNMILLED</b>											
HORSE BEANS.....	Kg	2.00	-	1.71	-	-	2.06	1.11	1.68	1.41	1.45
CHICK PEAS.....	Kg	-	-	-	-	-	-	1250.00	-	-	-
PEAS WHITE.....	Kg	-	-	-	-	-	2.23	1600.57	1.61	1.46	1.60
PEAS MIXED.....	Kg	2.67	-	-	-	-	2.22	1.75	1.73	1.54	-
SOYA BEANS.....	Kg	-	-	-	-	-	-	-	-	-	-
LENTILS.....	Kg	-	-	-	-	-	-	-	-	-	-
HARICOT BEANS.....	Kg	-	-	-	-	-	-	2.15	-	-	-
LIMA BEANS.....	Kg	-	1.57	-	1.06	-	1.20	-	-	1.23	.83

Table 5a: Average Producers' Prices of Agricultural Products in Rural Areas by Zone, S.N.N.P.R Region (Cont'd)

March 20044  
Megabit 19966

		PRICE IN BIRR									
		KILLIL AND ZONES									
ITEM	UNIT	SOUTHERN NATIONS, NATIONALITIES AND PEOPLES'									
		Gurage	Hadiya	Kembata Tembaro	Sidama	Gedeo	Wolayita	South Omo	Shaka	Kaffa	Gamogofa
VETCH.....	Kg	1.35	-	-	-	-	-	-	-	-	-
FENUGREEK.....	Kg	-	-	-	-	-	-	-	-	-	-
<b>OIL SEEDS</b>											
NIGER SEED.....	Kg	-	-	-	-	-	-	-	-	-	-
LINSEED WHITE.....	Kg	-	-	-	-	-	-	-	-	-	-
LINSEED BLACK.....	Kg	-	-	-	-	-	-	-	-	-	-
SESAME SEED.....	Kg	-	-	-	-	-	-	-	-	-	-
SUNFLOWER.....	Kg	-	-	-	-	-	-	-	-	-	-
RAPE SEED.....	Kg	-	2.78	-	-	-	-	-	-	-	-
CASTOR BEANS.....	Kg	-	-	-	-	-	-	-	1.67	-	-
GROUND NUTS.....	Kg	-	-	-	-	-	-	-	-	-	4.17
<b>VEGETABLES</b>											
ETHIOPIAN KALE.....	Kg	.89	1.70	.32	.43	.56	1.41	.27	.58	.36	.78
CABBAGE.....	Kg	.75	-	.38	-	-	-	-	-	-	-
LETTUCE.....	Kg	-	-	-	-	-	-	-	-	-	-
SPINACH.....	Kg	1.47	-	-	-	-	-	-	-	-	-
CARROT.....	Kg	-	-	.40	-	-	-	-	-	-	-
TOMATO.....	Kg	-	-	-	-	-	-	-	-	-	-
ONION.....	Kg	-	-	-	-	-	-	-	-	-	.74
GARLIC.....	Kg	-	-	-	-	-	1.50	2.57	-	2.88	2.18
PEPPER GREEN.....	Kg	-	-	-	-	-	-	-	1.56	3.45	-
GREEN PEAS.....	Kg	-	-	-	-	-	-	-	3.13	.80	-
BEET ROOT.....	Kg	-	-	.60	-	-	-	-	-	-	-
CAULIFLOWER.....	Kg	-	-	-	-	-	-	-	-	.67	-
PUMPKIN.....	Kg	.28	-	-	-	-	-	-	-	-	-
SUGAR CANE.....	Kg	.43	.39	-	.37	-	1.11	.30	.19	.15	.15

Table 5a: Average Producers' Prices of Agricultural Products in Rural Areas by Zone, S.N.N.P.R Region (Cont'd)

March  
Megabit20044  
19966

## P R I C E I N B I R R

		K I L L I L A N D Z O N E S									
		S O U T H E R N N A T I O N S , N A T I O N A L I T I E S A N D P E O P L E S'									
ITEM	UNIT	Gurage	Hadiya	Kembata Tembaro	Sidama	Gedeo	Wolayita	South Omo	Shaka	Kaffa	Gamogofa
<b>FRUITS</b>											
BANANA.....	Kg	-	.46	.29	1.09	.40	.99	.48	.43	.42	.49
ORANGE.....	Kg	-	-	-	-	-	.56	-	-	-	.13
LEMON.....	Kg	-	-	-	-	-	-	-	-	-	.56
MANDARINE.....	Kg	-	-	-	-	-	-	-	-	-	-
PAPAYA.....	Kg	-	-	-	-	-	.56	.14	-	.17	-
GRAPES.....	Kg	-	-	-	-	-	-	-	-	-	-
MANGO.....	Kg	-	-	-	-	-	-	-	-	-	1.06
GUAVA.....	Kg	-	-	-	-	-	-	-	-	-	-
AVOCADO.....	Kg	-	.33	.78	.59	.21	.91	-	-	-	1.23
CITRON.....	Kg	-	-	-	-	-	-	-	-	-	-
PINE APPLE.....	Kg	-	-	-	-	-	-	-	-	-	-
CACTUS /BELES/.....	Kg	-	-	-	-	-	-	-	-	-	-
<b>POTATOES AND OTHER TUBERS</b>											
POTATO.....	Kg	.38	-	.56	-	-	.87	.42	1.37	-	.37
SWEET POTATO.....	Kg	-	-	.49	.19	.21	.25	-	-	-	.53
'KOCHO' /UNPROCESSED/.....	Kg	1.08	.45	.48	.46	.41	.66	.13	.39	.39	.11
'BULA'.....	Kg	1.86	1.02	-	.72	-	-	-	1.60	-	.58
'GODERE'.....	Kg	-	.87	.69	-	-	.17	-	.21	.26	.35
<b>SPICES</b>											
PEPPER WHOLE.....	Kg	-	-	-	-	-	8.00	-	-	-	-
GINGER /NOT DRY/.....	Kg	-	.98	1.62	-	-	-	.65	2.11	-	-
WHITE CUMIN.....	Kg	-	-	-	-	-	-	-	-	-	-
BLACK CUMIN.....	Kg	-	-	-	-	-	-	-	-	-	-
TUMERIC /UNMILLED/.....	Kg	-	-	-	-	-	-	-	1.51	-	-
CARDAMON.....	Kg	-	-	-	-	-	-	1.00	-	.65	-
FENUGREEK.....	Kg	-	-	-	-	-	-	-	-	-	-
CHILLIES.....	Kg	-	5.00	-	-	-	5.00	6.72	-	5.45	-
CORIANDER.....	Kg	-	-	-	-	-	-	1.10	-	-	-

Table 5a: Average Producers' Prices of Agricultural Products in Rural Areas by Zone, S.N.N.P.R Region (Cont'd)

March 20044  
Megabit 19966

		P R I C E   I N   B I R R									
		K I L L I L   A N D   Z O N E S									
ITEM	UNIT	S O U T H E R N   N A T I O N S ,   N A T I O N A L I T I E S   A N D   P E O P L E S '									
		Gurage	Hadiya	Kembata Tembaro	Sidama	Gedeo	Wolayita	South Omo	Shaka	Kaffa	Gamogofa
'SENAFICH'.....	Kg	-	-	-	-	-	-	-	-	-	-
BASIL /DRY/.....	Kg	-	-	-	-	-	-	2.00	-	-	-
SAVORY /DRY/.....	Kg	-	-	-	-	-	-	-	-	-	-
RUE /NOT DRY/.....	Kg	-	-	1.25	-	-	-	1.08	-	-	-
<b>LIVESTOCK</b>											
SHEEP/CASTRATED/.....	No	-	365.00	231.17	171.67	-	270.00	180.00	150.00	175.83	110.67
LAMB.....	No	62.00	66.50	73.57	69.25	100.00	109.38	45.00	85.63	67.75	38.67
OTHER SHEEP/10-15Kg/.....	No	81.38	117.78	52.50	83.17	-	62.75	-	98.17	107.50	40.00
GOAT/CASTRATED/.....	No	-	250.00	132.50	143.33	-	110.50	77.00	-	-	123.33
KID.....	No	70.00	64.17	57.50	66.00	-	62.33	51.67	86.67	57.14	40.00
OTHER GOAT/10-15Kg/.....	No	-	90.25	30.00	95.00	-	62.50	-	-	-	75.00
CALF/1-2Years/.....	No	170.00	115.00	262.50	128.00	-	178.75	130.00	-	-	130.00
HEIFER/2-4Years/.....	No	395.00	260.00	278.50	233.75	-	345.00	-	-	120.00	326.67
COW/4 Years & Above/.....	No	740.00	400.00	453.33	358.33	836.67	333.33	550.00	700.00	497.14	490.00
BULL/2-4Years/.....	No	177.50	210.00	172.33	390.00	-	359.17	-	498.00	300.00	300.00
OX/4 Years & Above/.....	No	775.00	626.25	532.86	906.67	-	672.50	-	951.67	621.43	630.00
PULLET/LOCAL/.....	No	10.00	5.00	4.92	5.75	5.50	5.55	-	7.00	4.02	4.00
HEN/LOCAL/.....	No	10.70	6.25	8.33	6.82	12.00	7.99	5.09	14.00	6.35	7.60
COCKEREL/LOCAL/.....	No	7.80	5.42	5.50	8.25	-	6.75	5.00	11.00	7.72	7.00
COCK/LOCAL/.....	No	14.91	10.81	17.63	13.86	25.00	14.03	8.00	15.00	11.50	13.72
<b>DRAUGHT ANIMALS</b>											
DONKEY /MALE/.....	No	-	305.00	240.00	-	-	480.00	-	-	-	-
HORSE /MALE/.....	No	-	-	-	-	-	-	-	-	-	-
MULE /MALE/.....	No	-	-	-	-	-	-	-	700.00	-	-
CAMEL /MALE/.....	No	-	-	-	-	-	-	-	-	-	-

Table 5a: Average Producers' Prices of Agricultural Products in Rural Areas by Zone, S.N.N.P.R Region (Cont'd)

March  
Megabit 20044  
19966

## P R I C E I N B I R R

K I L L I L A N D Z O N E S											
ITEM	UNIT	S O U T H E R N N A T I O N S , N A T I O N A L I T I E S A N D P E O P L E S '									
		Gurage	Hadiya	Kembata Tembaro	Sidama	Gedeo	Wolayita	South Omo	Shaka	Kaffa	Gamogofa
<b>DAIRY PRODUCTS &amp; EGGS</b>											
MILK/UNPASTEURIZED/.....	Lt	1.82	-	-	-	-	-	-	1.76	-	1.75
BUTTER/UNREFINED/.....	Kg	18.06	23.04	20.06	18.90	-	23.51	18.82	26.17	18.15	20.83
CHEESE/COTTAGE/.....	Kg	4.16	6.24	3.25	-	-	3.67	-	4.58	3.77	2.14
EGGS/LOCAL/.....	DOZEN	3.61	3.23	3.29	3.31	-	3.04	2.30	4.00	2.82	2.73
<b>HIDES AND SKINS</b>											
BOVINE HIDES.....	No	-	-	-	-	-	14.00	9.00	-	-	-
SHEEP SKINS/DRY/.....	No	-	-	-	-	-	15.00	-	-	-	-
GOAT SKINS/DRY/.....	No	-	3.00	-	-	-	6.00	-	-	-	-
<b>OTHERS</b>											
BUCKTHORN LEAVES/DRIED/.....	Kg	2.98	-	-	-	-	-	-	-	-	-
'CHAT'.....	Kg	4.05	6.52	-	1.93	-	3.00	3.85	-	.90	1.58
COFFEE BEANS.....	Kg	-	-	-	-	-	10.56	4.21	6.72	-	3.68
COFFEE WHOLE.....	Kg	-	6.11	-	4.02	4.16	-	1.54	3.03	3.44	-
HONEY /NOT REFINED/.....	Kg	-	-	-	-	-	-	8.49	5.50	7.21	7.69



**Table 5b: Average Producers' Prices of Agricultural Products in Rural Areas of Special Weredas/Zones of SNNP Region**

Commodity	Unit	Price
WHEAT WHITE	kg	1.04
WHEAT RED	kg	1.11
TEFFA BLACK	kg	1.13
MAIZE WHITE	kg	1.23
MAIZE YELLOW	kg	1.23
BARLEY MOUNTAIN	kg	1.24
BARLEY WHITE	kg	1.24
BARLEY BLACK	kg	1.24
BARLEY YEM	kg	1.24
BARLEY MTD	kg	1.24
WHEAT	kg	1.24
TEFFA	kg	1.24
MAIZE	kg	1.24
BARLEY	kg	1.24
SPINACH	kg	1.24
KALE	kg	1.24
BEANS	kg	1.24
PEAS	kg	1.24
ONIONS	kg	1.24
POTATOES	kg	1.24
EGGS	kg	1.24
CHICKEN	kg	1.24
GOATS	kg	1.24
SWINE	kg	1.24
DAIRY	kg	1.24
MEAT	kg	1.24
WOLFSBERRY	kg	1.24
TEFFA	kg	1.24
WHEAT	kg	1.24
MAIZE	kg	1.24
BARLEY	kg	1.24
SPINACH	kg	1.24
KALE	kg	1.24
BEANS	kg	1.24
PEAS	kg	1.24
ONIONS	kg	1.24
POTATOES	kg	1.24
EGGS	kg	1.24
CHICKEN	kg	1.24
GOATS	kg	1.24
SWINE	kg	1.24
DAIRY	kg	1.24
MEAT	kg	1.24
WOLFSBERRY	kg	1.24



Table 5b: Average Producers' Prices of Agricultural Products in Rural Areas by Zone, S.N.N.P.R Region (Cont'd)

March  
Megabit 20044  
19966

## P R I C E I N B I R R

ITEM	UNIT	K I L L I L A N D Z O N E S										SNNPR Average
		S O U T H E R N N A T I O N S, N A T I O N A L I T I E S A N D P E O P L E S'										
		Bench Maji Wereda	Yem Spec. Wereda	Amaro Spec. Wereda	Burji Spec. Wereda	Konso Spec. Wereda	Dirashe Special Wereda	Dawro Special Wereda	Basketo Special Wereda	Konta Special Wereda	Silte Wereda	
<b>CEREALS UNMILLED</b>												
'TEFF' WHITE.....	Kg	1.94	1.64	-	2.10	2.19	2.40	1.73	1.98	1.77	-	1.89
'TEFF' MIXED.....	Kg	1.11	1.51	1.77	2.45	2.09	-	1.87	-	1.65	-	1.74
'TEFF' BLACK.....	Kg	1.54	1.47	-	-	-	-	1.67	1.18	1.62	-	1.59
WHEAT WHITE.....	Kg	-	1.33	.65	1.29	1.16	-	1.14	-	-	-	1.28
WHEAT MIXED.....	Kg	1.45	-	1.11	1.32	-	-	-	-	-	-	1.28
WHEAT BLACK.....	Kg	-	-	-	1.06	-	-	-	-	-	-	1.37
BARLEY WHITE.....	Kg	-	1.30	1.25	-	1.35	-	1.09	.86	.62	-	1.03
BARLEY MIXED.....	Kg	.76	1.17	1.04	1.71	.12	-	1.38	-	.67	-	1.08
BARLEY BLACK.....	Kg	.95	-	-	1.69	-	-	1.75	-	-	-	1.31
BARLEY /FOR BEER/.....	Kg	-	-	-	-	-	-	-	-	-	-	-
'SENEF KOLO GEBIS'.....	Kg	-	-	-	-	-	-	-	-	-	-	-
MAIZE.....	Kg	.66	.99	1.25	.97	1.41	1.15	.70	.69	-	-	.93
DURRAH.....	Kg	.85	-	-	-	-	-	-	-	-	-	.75
AFRICAN MILLET.....	Kg	-	-	-	-	-	-	-	-	-	-	-
SORGHUM YELLOW.....	Kg	-	-	-	-	-	-	-	-	-	-	-
SORGHUM WHITE.....	Kg	.69	.74	-	-	-	1.28	.71	-	-	-	.88
SORGHUM RED.....	Kg	.70	-	-	-	1.02	-	.72	-	.68	-	.90
SORGHUM MIXED.....	Kg	-	.89	-	.93	-	1.43	-	-	-	-	1.08
OATS WITH COVER.....	Kg	-	-	-	-	-	-	-	-	-	-	-
RICE /LOCAL/.....	Kg	-	-	-	-	-	-	-	-	-	-	-
HULLED BERLEY /'TEMEZH'/.....	Kg	-	-	-	-	-	-	-	-	-	-	-
<b>PULSES UNMILLED</b>												
HORSE BEANS.....	Kg	1.27	1.39	1.52	-	-	-	1.43	-	1.29	-	1.45
CHICK PEAS.....	Kg	-	-	-	1.40	2.19	-	-	-	-	-	1.60
PEAS WHITE.....	Kg	1.71	1.78	-	-	-	-	1.72	2.00	1.59	-	1.70
PEAS MIXED.....	Kg	1.20	1.60	1.90	-	-	-	1.57	-	1.61	-	1.62
SOYA BEANS.....	Kg	-	-	-	-	-	-	-	-	-	-	-
LENTILS.....	Kg	2.50	-	-	-	-	-	1.85	-	-	-	2.18
HARICOT BEANS.....	Kg	.83	-	-	-	-	-	-	-	-	-	1.27

Table 5b: Average Producers' Prices of Agricultural Products in Rural Areas by Zone, S.N.N.P.R Region (Cont'd)

March  
Megabit 20044  
19966

PRICE IN BIRR

KILLIL AND ZONES

SOUTHERN NATIONS, NATIONALITIES AND PEOPLES'

ITEM	UNIT	SOUTHERN NATIONS, NATIONALITIES AND PEOPLES'											SNNPR Average	
		Bench Maji Wereda	Yem Spec. Wereda	Amaro Spec. Wereda	Burji Spec. Wereda	Konso Spec. Wereda	Dirashe Special Wereda	Dawro Special Wereda	Basketo Special Wereda	Konta Special Wereda	Silte Wereda	Alaba Special Wereda		
LIMA BEANS.....	Kg	-	-	-	1.50	1.59	-	-	-	-	-	-	-	-
VETCH.....	Kg	-	-	-	-	-	-	-	-	-	-	-	-	1.23
FENUGREEK.....	Kg	-	-	-	3.75	-	-	-	-	-	-	-	-	1.35
<b>OIL SEEDS</b>														
NIGER SEED.....	Kg	-	-	-	-	-	-	-	-	-	-	-	-	-
LINSEED WHITE.....	Kg	-	-	-	-	-	-	-	-	-	-	-	-	-
LINSEED BLACK.....	Kg	-	2.72	-	-	-	-	-	-	-	-	-	-	-
SESAME SEED.....	Kg	-	-	-	-	-	-	4.02	-	-	-	-	-	3.37
SUNFLOWER.....	Kg	-	-	-	-	-	-	-	-	-	-	-	-	-
RAPE SEED.....	Kg	-	-	-	-	-	-	-	-	-	-	-	-	-
CASTOR BEANS.....	Kg	-	-	-	-	-	-	-	-	-	-	-	-	2.23
GROUND NUTS.....	Kg	-	-	-	-	-	-	-	-	-	-	-	-	4.17
<b>VEGETABLES</b>														
ETHIOPIAN KALE.....	Kg	.48	.35	.43	.43	-	-	.41	-	-	-	-	-	.62
CABBAGE.....	Kg	-	-	-	-	-	-	-	-	-	-	-	-	.50
LETTUCE.....	Kg	-	-	-	-	-	-	-	-	-	-	-	-	-
SPINACH.....	Kg	-	-	-	-	-	-	-	-	-	-	-	-	-
CARROT.....	Kg	-	-	-	-	-	-	-	-	-	-	-	-	1.47
TOMATO.....	Kg	-	.51	-	.75	-	-	-	-	-	-	-	-	.40
ONION.....	Kg	-	-	-	-	-	-	-	-	-	-	-	-	.62
GARLIC.....	Kg	-	-	3.57	.78	-	-	-	-	-	-	-	-	2.03
PEPPER GREEN.....	Kg	.61	.84	1.32	.59	-	-	-	-	-	-	-	-	2.23
GREEN PEAS.....	Kg	-	-	-	-	-	-	-	-	-	-	-	-	1.09
BEEF ROOT.....	Kg	-	-	-	-	-	-	-	-	-	-	-	-	-
CAULIFLOWER.....	Kg	-	-	-	-	-	-	-	-	-	-	-	-	.62
PUMPKIN.....	Kg	1.15	-	.14	.53	-	-	-	-	-	-	-	-	-
SUGAR CANE.....	Kg	.77	.30	.40	.37	.35	-	.07	.13	-	-	-	-	.73
														.38

Table 5b: Average Producers' Prices of Agricultural Products in Rural Areas by Zone, S.N.N.P.R Region (Cont'd)

March  
Megabit 20044  
19966

## P R I C E I N B I R R

		K I L L I L A N D Z O N E S											SNNPR Average
		S O U T H E R N N A T I O N S , N A T I O N A L I T I E S A N D P E O P L E S '											
ITEM	UNIT	Bench Maji Wereda	Yem Spec. Wereda	Amaro Spec. Wereda	Burji Spec. Wereda	Konso Spec. Wereda	Dirashe Special Wereda	Dawro Special Wereda	Basketo Special Wereda	Konta Special Wereda	Silte Wereda	Alaba Special Wereda	
<b>FRUITS</b>													
BANANA.....	Kg	.32	-	-	-	.74	.56	.28	.26	.64	-	-	.49
ORANGE.....	Kg	-	-	-	-	-	-	-	-	-	-	-	.35
LEMON.....	Kg	-	-	-	-	-	-	-	-	-	-	-	.56
MANDARINE.....	Kg	-	-	-	-	-	-	-	-	-	-	-	-
PAPAYA.....	Kg	.13	-	-	1.62	.26	-	.11	-	-	-	-	.44
GRAPES.....	Kg	-	-	-	-	-	-	-	-	-	-	-	-
MANGO.....	Kg	-	-	-	-	-	-	-	-	-	-	-	1.06
GUAVA.....	Kg	-	-	-	-	-	-	-	-	-	-	-	-
AVOCADO.....	Kg	-	-	-	-	-	-	-	-	-	-	-	.67
CITRON.....	Kg	-	-	-	-	-	-	-	-	-	-	-	-
PINE APPLE.....	Kg	-	-	-	-	-	-	-	-	-	-	-	-
CACTUS /BELES/.....	Kg	-	-	-	-	-	-	-	-	-	-	-	-
<b>POTATOES AND OTHER TUBERS</b>													
POTATO.....	Kg	-	-	-	-	-	-	-	-	-	-	-	.79
SWEET POTATO.....	Kg	.83	-	-	-	-	-	.17	-	-	-	-	.36
'KOCHO' /UNPROCESSED/.....	Kg	.22	-	.33	.45	-	.29	.04	-	-	-	-	.42
'BULA'.....	Kg	-	-	-	-	-	-	-	-	-	-	-	1.03
'GODERE'.....	Kg	.62	-	-	-	-	.19	-	-	-	-	-	.42
<b>SPICES</b>													
PEPPER WHOLE.....	Kg	-	-	-	-	-	-	-	-	-	-	-	8.00
GINGER /NOT DRY/.....	Kg	-	-	-	-	-	-	-	-	-	-	-	1.33
WHITE CUMIN.....	Kg	-	-	-	-	-	-	-	-	-	-	-	-
BLACK CUMIN.....	Kg	-	-	-	-	-	-	-	-	-	-	-	-
TUMERIC /UNMILLED/.....	Kg	-	-	-	-	-	-	-	-	-	-	-	1.51
CARDAMON.....	Kg	.63	-	-	-	-	-	-	.57	-	-	-	.73
FENUGREEK.....	Kg	-	-	-	-	-	-	-	-	-	-	-	-
CHILLIES.....	Kg	-	-	1.25	-	-	-	-	-	-	-	-	4.68

Table 5b: Average Producers' Prices of Agricultural Products in Rural Areas by Zone, S.N.N.P.R Region (Cont'd)

March 2004  
Megabit 19966

PRICE IN BIRR

ITEM	UNIT	KILLIL AND ZONES											SNNPR Average	
		SOUTHERN NATIONS, NATIONALITIES AND PEOPLES'												
		Bench Maji Wereda	Yem Spec. Wereda	Amaro Spec. Wereda	Burji Spec. Wereda	Konso Spec. Wereda	Dirashe Special Wereda	Dawro Special Wereda	Basketo Special Wereda	Konta Special Wereda	Silte Wereda	Alaba Special Wereda		
CORIANDER.....	Kg	-	-	-	-	-	-	-	-	-	-	-	-	1.10
'SENAFICH'.....	Kg	-	-	-	-	-	-	-	-	-	-	-	-	-
BASIL /DRY/.....	Kg	-	-	-	-	.56	-	-	-	-	-	-	-	.92
SAVORY /DRY/.....	Kg	-	-	-	-	-	-	-	-	-	-	-	-	-
RUE /NOT DRY/.....	Kg	-	-	-	-	.83	-	-	-	-	-	-	-	.98
<b>LIVESTOCK</b>														
SHEEP/CASTRATED/.....	No	166.25	185.00	97.50	-	-	-	198.29	185.00	240.00	-	-	-	198.95
LAMB.....	No	85.50	90.00	-	-	-	-	77.40	-	120.00	-	-	-	77.11
OTHER SHEEP/10-15Kg/.....	No	52.00	60.00	43.50	-	56.00	43.00	90.45	-	-	-	-	-	74.05
GOAT/CASTRATED/.....	No	-	130.00	-	-	-	-	124.00	-	-	-	-	-	140.73
KID.....	No	65.00	50.00	-	50.00	-	40.00	-	-	80.00	-	-	-	61.49
OTHER GOAT/10-15Kg/.....	No	52.50	-	-	60.00	51.50	-	77.67	-	-	-	-	-	70.52
CALF/1-2Years/.....	No	220.00	-	-	-	650.00	-	170.25	-	-	-	-	-	187.09
HEIFER/2-4Years/.....	No	307.50	-	-	-	-	-	305.00	-	185.00	-	-	-	300.71
COW/4 Years & Above/.....	No	700.00	-	-	-	-	-	401.67	460.00	-	-	-	-	530.27
BULL/2-4Years/.....	No	293.75	510.00	505.00	-	-	-	351.20	330.00	180.00	-	-	-	330.07
OX/4 Years & Above/.....	No	716.36	940.00	1250.00	-	1200.00	-	666.25	800.00	-	-	-	-	728.67
PULLET/LOCAL/.....	No	4.55	-	4.00	-	4.50	-	5.83	-	4.50	-	-	-	5.11
HEN/LOCAL/.....	No	7.75	8.75	5.67	4.63	-	-	4.71	4.50	7.17	-	-	-	7.49
COCKEREL/LOCAL/.....	No	6.27	9.75	3.63	-	-	-	6.50	7.00	-	-	-	-	7.09
COCK/LOCAL/.....	No	11.50	16.50	9.00	8.67	9.00	10.00	11.50	-	9.67	-	-	-	12.72
<b>DRAUGHT ANIMALS</b>														
DONKEY /MALE/.....	No	-	-	-	-	-	-	-	-	-	-	-	-	314.00
HORSE /MALE/.....	No	660.00	-	-	-	-	-	-	-	-	-	-	-	680.00
MULE /MALE/.....	No	-	-	-	-	-	-	677.50	-	-	-	-	-	677.50
CAMEL /MALE/.....	No	-	-	-	-	-	-	-	-	-	-	-	-	-

Table 5b: Average Producers' Prices of Agricultural Products in Rural Areas by Zone, S.N.N.P.R Region (Cont'd)

March  
Megabit 20044  
19966

## P R I C E I N B I R R

K I L L I L A N D Z O N E S													
ITEM	UNIT	S O U T H E R N N A T I O N S , N A T I O N A L I T I E S A N D P E O P L E S '											SNNPR Average
		Bench Maji Wereda	Yem Spec. Wereda	Amaro Spec. Wereda	Burji Spec. Wereda	Konso Spec. Wereda	Dirashe Special Wereda	Dawro Special Wereda	Basketo Special Wereda	Konta Special Wereda	Silte Wereda	Alaba Special Wereda	
<b>DAIRY PRODUCTS &amp; EGGS</b>													
MILK/UNPASTEURIZED/.....	Lt	1.33	-	-	-	-	-	-	-	-	-	-	1.69
BUTTER/UNREFINED/.....	Kg	21.51	24.52	-	24.48	-	-	23.71	-	17.23	-	-	21.33
CHEESE/COTTAGE/.....	Kg	4.07	2.56	-	-	-	-	2.93	-	3.07	-	-	3.92
EGGS/LOCAL/.....	DOZEN	2.46	2.49	2.40	2.32	2.80	3.00	2.48	3.03	2.61	-	-	2.97
<b>HIDES AND SKINS</b>													
BOVINE HIDES.....	No	-	-	-	-	-	-	9.00	-	-	-	-	9.83
SHEEP SKINS/DRY/.....	No	-	-	-	-	-	-	-	-	-	-	-	15.00
GOAT SKINS/DRY/.....	No	-	-	-	-	-	-	4.00	-	-	-	-	4.75
<b>OTHERS</b>													
BUCKTHORN LEAVES/DRIED/.....	Kg	-	.29	-	-	-	-	-	-	-	-	-	2.31
'CHAT'.....	Kg	2.44	2.07	-	-	.83	3.35	-	-	-	-	-	3.25
COFFEE BEANS.....	Kg	6.00	-	-	-	7.50	-	-	-	-	-	-	6.26
COFFEE WHOLE.....	Kg	3.21	-	5.00	4.17	2.81	-	-	3.50	-	-	-	3.72
HONEY /NOT REFINED/.....	Kg	7.75	-	2.33	9.00	-	-	-	10.00	6.96	-	-	7.18



**Table 6: Average Producers' Prices of Agricultural Products in Rural Areas by Zone, Gambela, Harari, Addis Ababa and Dire Dawa Regions**

Product	Zone	Price (Birr)
Cereals	Wheat	1200
	Barley	1100
	Millet	1000
	Sorghum	900
	Maize	800
	Teff	700
	Yam	600
	Cassava	500
	Plantain	400
	Roots and tubers	300
Vegetables	Tomato	1500
	Cabbage	1400
	Carrot	1300
	Onion	1200
	Garlic	1100
	Spinach	1000
	Peas	900
	Beans	800
	Lentils	700
	Chickpeas	600
Fruits	Apple	2000
	Orange	1800
	Lemon	1600
	Pineapple	1400
	Mango	1200
	Guava	1000
	Watermelon	800
	Cantaloupe	700
	Jackfruit	600
	Avocado	500
Livestock	Cattle	10000
	Sheep	5000
	Goats	4000
	Pigs	3000
	Poultry	2000
	Bees	1500
	Apiculture	1000
	Other	500
	Wildlife	400
	Forest products	300

Table 6: Average Producers' Prices of Agricultural  
Products in Rural Areas by Zone,  
Gambela, Harah, Abdis Ababa and  
Dire Dawa Regions

Table 6: Average Producers' Prices of Agricultural Products in Rural Areas by Zone, Gambella, Harari, Addis Ababa and Dire Dawa Regions (Cont'd)

March  
Megabit 20044  
19966

P R I C E I N B I R R

ITEM	UNIT	K I L L I L A N D Z O N E S								
		GAMBELLA			Harari	ADDIS ABABA		Addis Ababa Average	Dire Dawa	National Average
		Zone 1	Zone 2	Gambella Average		Zone 3	Zone 6			

CEREALS UNMILLED

'TEFF' WHITE.....	Kg	-	-	-	-	2.79	2.09	2.49	-	2.18
'TEFF' MIXED.....	Kg	-	-	-	-	2.38	2.53	2.43	-	1.93
'TEFF' BLACK.....	Kg	-	-	-	-	2.09	2.20	2.13	-	1.79
WHEAT WHITE.....	Kg	-	-	-	-	1.63	1.70	1.67	-	1.49
WHEAT MIXED.....	Kg	-	-	-	-	1.78	-	1.78	-	1.57
WHEAT BLACK.....	Kg	-	-	-	-	-	-	-	-	1.49
BARLEY WHITE.....	Kg	-	-	-	-	-	-	-	-	1.41
BARLEY MIXED.....	Kg	-	-	-	-	-	-	-	-	1.43
BARLEY BLACK.....	Kg	-	-	-	-	-	-	-	-	1.44
BARLEY /FOR BEER/.....	Kg	-	-	-	-	-	-	-	-	1.19
'SENEF KOLO GEBIS'.....	Kg	-	-	-	-	-	-	-	-	1.35
MAIZE.....	Kg	-	-	-	-	-	-	-	-	1.08
DURRAH.....	Kg	-	-	-	-	-	-	-	-	1.22
AFRICAN MILLET.....	Kg	-	-	-	-	-	-	-	-	1.45
SORGHUM YELLOW.....	Kg	-	-	-	-	-	-	-	-	1.38
SORGHUM WHITE.....	Kg	-	-	-	-	-	-	-	-	1.21
SORGHUM RED.....	Kg	-	-	-	-	-	-	-	-	1.13
SORGHUM MIXED.....	Kg	-	-	-	-	-	-	-	-	1.10
OATS WITH COVER.....	Kg	-	-	-	-	-	-	-	-	1.86
RICE /LOCAL/.....	Kg	-	-	-	-	-	-	-	-	1.27
HULLED BERLEY /'TEMEZH'/.....	Kg	-	-	-	-	-	-	-	-	1.73

PULSES UNMILLED

HORSE BEANS.....	Kg	-	-	-	-	-	-	-	-	1.75
CHICK PEAS.....	Kg	-	-	-	-	1.61	1.60	1.61	-	1.78
PEAS WHITE.....	Kg	-	-	-	-	-	-	-	-	1.87
PEAS MIXED.....	Kg	-	-	-	-	-	-	-	-	1.95
SOYA BEANS.....	Kg	-	-	-	-	-	-	-	-	1.87
LENTILS.....	Kg	-	-	-	-	4.28	3.46	3.95	-	2.99
HARICOT BEANS.....	Kg	-	-	-	-	-	-	-	-	1.38

Table 6: Average Producers' Prices of Agricultural Products in Rural Areas by Zone, Gambella, Harari, Addis Ababa and Dire Dawa Regions (Cont'd)

March  
Megabit 20044  
19966

		K I L L I L A N D Z O N E S								
ITEM	UNIT	GAMBELLA			Harari	ADDIS ABABA		Addis Ababa Average	Dire Dawa	National Average
		Zone 1	Zone 2	Gambella Average		Zone 3	Zone 6			
LIMA BEANS.....	Kg	-	-	-	-	-	-	-	-	1.35
VETCH.....	Kg	-	-	-	-	-	1.26	1.26	-	1.42
FENUGREEK.....	Kg	-	-	-	-	2.15	1.56	1.86	-	2.25
<b>OIL SEEDS</b>										
NIGER SEED.....	Kg	-	-	-	-	-	-	-	-	3.15
LINSEED WHITE.....	Kg	-	-	-	-	-	-	-	-	-
LINSEED BLACK.....	Kg	-	-	-	-	-	-	-	-	2.78
SESAME SEED.....	Kg	-	-	-	-	-	-	-	-	4.79
SUNFLOWER.....	Kg	-	-	-	-	-	-	-	-	1.71
RAPE SEED.....	Kg	-	-	-	-	-	-	-	-	1.99
CASTOR BEANS.....	Kg	-	-	-	-	-	-	-	-	2.26
GROUND NUTS.....	Kg	-	-	-	-	-	-	-	-	3.59
<b>VEGETABLES</b>										
ETHIOPIAN KALE.....	Kg	-	-	-	-	-	-	-	-	.67
CABBAGE.....	Kg	-	-	-	-	-	-	-	-	.80
LETTUCE.....	Kg	-	-	-	-	-	-	-	-	-
SPINACH.....	Kg	-	-	-	-	-	-	-	-	.94
CARROT.....	Kg	-	-	-	-	-	-	-	-	.81
TOMATO.....	Kg	-	-	-	-	-	-	-	-	1.02
ONION.....	Kg	-	-	-	-	-	-	-	2.60	2.08
GARLIC.....	Kg	-	-	-	-	-	-	-	-	3.62
PEPPER GREEN.....	Kg	-	-	-	-	-	-	-	-	2.51
GREEN PEAS.....	Kg	-	-	-	-	-	-	-	-	3.50
BET ROOT.....	Kg	-	-	-	-	-	-	-	-	1.09
CAULIFLOWER.....	Kg	-	-	-	-	-	-	-	-	-
PUMPKIN.....	Kg	-	-	-	-	-	-	-	-	.48
SUGAR CANE.....	Kg	-	-	-	-	-	-	-	-	.41

Table 6: Average Producers' Prices of Agricultural Products in Rural Areas by Zone, Gambella, Harari, Addis Ababa and Dire Dawa Regions (Cont'd)

March  
Megabit 20044  
19966

P R I C E I N B I R R

		K I L L I L A N D Z O N E S								
ITEM	UNIT	GAMBELLA		Gambella Average	Harari	ADDIS ABABA		Addis Ababa Average	Dire Dawa	National Average
		Zone 1	Zone 2			Zone 3	Zone 6			
<b>FRUITS</b>										
BANANA.....	Kg	-	-	-	-	-	-	-	-	.78
ORANGE.....	Kg	-	-	-	-	-	-	-	-	.79
LEMON.....	Kg	-	-	-	-	-	-	-	-	.98
MANDARINE.....	Kg	-	-	-	-	-	-	-	-	-
PAPAYA.....	Kg	-	-	-	-	-	-	-	-	.66
GRAPES.....	Kg	-	-	-	-	-	-	-	-	-
MANGO.....	Kg	-	-	-	-	-	-	-	-	1.31
GUAVA.....	Kg	-	-	-	-	-	-	-	-	.61
AVOCADO.....	Kg	-	-	-	-	-	-	-	-	.91
CITRON.....	Kg	-	-	-	-	-	-	-	-	1.09
PINE APPLE.....	Kg	-	-	-	-	-	-	-	-	3.53
CACTUS /BELES/.....	Kg	-	-	-	-	-	-	-	-	.53
<b>POTATOES AND OTHER TUBERS</b>										
POTATO.....	Kg	-	-	-	-	-	-	-	1.25	.93
SWEET POTATO.....	Kg	-	-	-	-	-	-	-	-	.53
'KOCHO'/UNPROCESSED/.....	Kg	-	-	-	-	-	-	-	-	.43
'BULA'.....	Kg	-	-	-	-	-	-	-	-	1.19
'GODERE'.....	Kg	-	-	-	-	-	-	-	-	.44
<b>SPICES</b>										
PEPPER WHOLE.....	Kg	-	-	-	-	-	-	-	-	7.40
GINGER /NOT DRY/.....	Kg	-	-	-	-	-	-	-	-	1.24
WHITE CUMIN.....	Kg	-	-	-	-	-	-	-	-	1.67
BLACK CUMIN.....	Kg	-	-	-	-	-	-	-	-	3.94
TUMERIC /UNMILLED/.....	Kg	-	-	-	-	-	-	-	-	3.09
CARDAMON.....	Kg	-	-	-	-	-	-	-	-	.73
FENUGREEK.....	Kg	-	-	-	-	-	-	-	-	3.75
CHILLIES.....	Kg	-	-	-	-	-	-	-	-	9.04

53

Table 6: Average Producers' Prices of Agricultural Products in Rural Areas by Zone, Gambella, Harari, Addis Ababa and Dire Dawa Regions (Cont'd)

March  
Megabit 20044  
19966

PRICE IN BIRR										
K I L L I L A N D Z O N E S										
ITEM	UNIT	GAMBELLA			Harari	ADDIS ABABA		Addis Ababa Average	Dire Dawa	National Average
		Zone 1	Zone 2	Gambella Average		Zone 3	Zone 6			
CORIANDER.....	Kg	-	-	-	-	-	-	-	-	-
'SENAFICH'.....	Kg	-	-	-	-	-	-	-	-	2.29
BASIL /DRY/.....	Kg	-	-	-	-	-	-	-	-	2.63
SAVORY /DRY/.....	Kg	-	-	-	-	-	-	-	-	3.99
RUE /NOT DRY/.....	Kg	-	-	-	-	-	-	-	-	10.07
										1.54
<b>LIVESTOCK</b>										
SHEEP/CASTRATED/.....	No	-	-	-	-	-	-	-	-	206.59
LAMB.....	No	-	-	-	-	-	-	-	-	98.25
OTHER SHEEP/10-15Kg/.....	No	-	-	-	-	-	-	70.00	-	97.85
GOAT/CASTRATED/.....	No	-	-	-	-	-	-	160.00	-	172.50
KID.....	No	-	-	-	-	-	-	172.50	-	206.32
OTHER GOAT/10-15Kg/.....	No	-	-	-	-	-	-	95.00	-	77.87
CALF/1-2Years/.....	No	-	-	-	193.00	-	-	98.33	-	96.25
HEIFER/2-4Years/.....	No	-	-	-	-	-	-	-	-	218.77
COW/4 Years & Above/.....	No	-	-	-	533.33	-	-	450.00	-	363.01
BULL/2-4Years/.....	No	-	-	-	-	-	-	-	-	520.17
OX/4 Years & Above/.....	No	-	-	-	-	-	-	-	-	446.76
PULLET/LOCAL/.....	No	-	-	-	-	-	-	1175.00	-	797.15
HEN/LOCAL/.....	No	-	-	-	5.78	8.50	-	8.50	-	6.40
COCKEREL/LOCAL/.....	No	-	-	-	7.00	12.00	-	12.00	6.17	9.07
COCK/LOCAL/.....	No	-	-	-	10.33	20.60	-	20.60	8.00	8.34
									11.33	13.21
<b>DRAUGHT ANIMALS</b>										
DONKEY /MALE/.....	No	-	-	-	-	-	-	-	-	306.07
HORSE /MALE/.....	No	-	-	-	-	-	-	-	-	494.76
MULE /MALE/.....	No	-	-	-	-	-	-	-	-	900.59
CAMEL /MALE/.....	No	-	-	-	-	-	-	-	-	1070.00

