

FEDERAL DEMOCRATIC REPUBLIC OF ETHIOPIA

CENTRAL STATISTICAL AGENCY

Crop Production Forecast Sample Survey,

2005/06(1998 E.C.)

(Conducted from September 11 to October 25, 2005)



**Report on Area and Crop Production forecast for Major Grain Crops
(For Private Peasant Holding, Meher Season)**

January 2006
Addis Ababa

351

Statistical Bulletin

351

12


5/5 REG 0001394 (1394)

FEDERAL DEMOCRATIC REPUBLIC OF ETHIOPIA
 CENTRAL STATISTICAL AGENCY
 Crop Production Forecast Sample Survey,
 2005/06(1998 E.C.)

(Conducted from September 11 to October 25, 2005)



Report on Area and Crop Production forecast for Major Grain Crops
 (For Private Peasant Holding, Meher Season)



January 2006
 Addis Ababa

Contents

| | |
|---|----------|
| List of Tables | III |
| List of Figures | VII |
| CHAPTER I: BACKGROUND | 1 |
| 1.1 Introduction | 1 |
| 1.2 Objectives of the Crop Production Forecast Sample Survey..... | 6 |
| CHAPTER II: SURVEY METHODOLOGY, DATA COLLECTION AND PROCESSING | 7 |
| 2.1 Scope and Coverage..... | 7 |
| 2.2 Sampling Frame..... | 7 |
| 2.3 Sample Design | 8 |
| 2.4 Selection Scheme..... | 9 |
| 3. Field Organization | 9 |
| 3.1 Training of Field Staff | 10 |
| 4. Method of Data Collection and Crop Production Forecasting | 10 |
| 4.1 Method of data Collection | 10 |
| 4.2 Method of Crop Production Forecasting | 11 |
| 4.3 Factors that influence the expected Crop Production | 11 |
| 4.3.1 Factors that have Negative Influence | 12 |
| 4.3.2 Factors that have Positive Influence | 12 |
| 5. Data Processing | 12 |
| 5.1 Data Editing Coding and Verification | 12 |
| 5.2 Data Entry, Cleaning and Processing | 13 |
| 6. Basic Concepts and Definitions. | 13 |

**CHAPTER III: SUMMARY OF RESULTS OF THE 2005/06
(1998 E.C) CROP PRODUCTION FORECAST**

| | |
|--|------------|
| SAMPLE SURVEY | 15 |
| 3.1 Introduction | 15 |
| 3.2 The Prospect of Grain Crops (Cereals, Pulses and Oilseeds) of the Coming 2005/06 (1998 E.C) Meher Season harvest | 15 |
| 3.3 Comparison of the Major findings of the 2005/06 (1998 E.C) Crop Production Forecast Survey with 2004/05 (19987 E.C) Post Harvest Result | 22 |
| APPENDIX -I | 113 |
| APPENDIX -II..... | 119 |
| APPENDIX -III | 127 |
| APPENDIX -IV..... | 133 |

LIST OF TABLES

| | PAGE |
|--|-------------|
| Summary Table II.1 Area Coverage of the 2005/06 (1998 E.C) Crop Production forecast Sample Survey | 8 |
| Summary Table III.1 Area and Expected Volume of Production of Grains for Private Holdings,2005/06 (1998 E.C) Meher Season..... | 16 |
| Summary Table III.2 Forecast of 2005/06 (1998 E.C) Area and production of Grains Crops for Private Holdings, by Region, Meher Season | 18 |
| Summary Table III.3 Forecast of 2005/06 (1998 E.C) Area and production of Cereals Crops for Private Holdings, by Region, Meher Season | 20 |
| Summary Table III.4 Forecast of 2005/06 (1998 E.C) Area and production of Pulses for Private Holdings, by Region, Meher Season..... | 23 |
| Summary Table III.5 Forecast of 2005/06 (1998 E.C) Area and Production Of Oilseeds for Private Holdings, by Region, Meher Season..... | 25 |
| Statistical Tables | 27 |
| Table 1. Forecast 2005/06 of Area, Expected Production and Yield of Major Crops for Private Holdings, in Ethiopia, Meher Season..... | 29 |
| Table 2. TIGRAY | 31 |
| Table 2.1 North-Western Tigray Zone | 33 |
| Table 2.2 Central Tigray Zone | 34 |
| Table 2.3 Eastern Tigray Zone | 35 |
| Table 2.4 Southern Tigray Zone | 36 |
| Table 2.5 Western Tigray Zone | 37 |
| Table 3. AFAR | 38 |
| Table 3.1 Zone 1 | 40 |
| Table 3.2 Zone 3 | 41 |

LIST OF TABLES

| | PAGE |
|---|------|
| Table 4 AMHARA | 42 |
| Table 4.1 North Gonder Zone | 44 |
| Table 4.2 South Gonder Zone | 45 |
| Table 4.3 North Wolo Zone | 46 |
| Table 4.4 South Wollo Zone | 47 |
| Table 4.5 North Shewa(Amhara) Zone | 48 |
| Table 4.6 East Gojam Zone | 49 |
| Table 4.7 West Gojam Zone | 50 |
| Table 4.8 Waghamera Zone | 51 |
| Table 4.9 Agewawi Zone | 52 |
| Table 4.10 Oromia Zone | 53 |
| Table 5 OROMIA | 54 |
| Table 5.1 West Wellega Zone | 56 |
| Table 5.2 East Wellega Zone | 57 |
| Table 5.3 Illubabor Zone | 58 |
| Table 5.4 Jimma Zone | 59 |
| Table 5.5 West Shewa Zone | 60 |
| Table 5.6 South West Shewa Zone | 61 |
| Table 5.7 North Shewa Zone | 62 |
| Table 5.8 East Shewa Zone | 63 |
| Table 5.9 Arsi Zone | 64 |
| Table 5.10 West Harerge Zone | 65 |
| Table 5.11 East Harerge Zone | 66 |
| Table 5.12 Bale Zone | 67 |
| Table 5.13 Borena Zone | 68 |
| Table 5.14 Gugi Zone | 69 |

| LIST OF TABLES | PAGE |
|--|-------------|
| Table 6 SOMALI | 70 |
| Table 6.1 Shinele Zone | 72 |
| Table 6.2 Jijiga Zone | 73 |
| Table 6.3 Liben Zone | 74 |
| Table 7 BENSANGUL-GUMUZ | 75 |
| Table 7.1 Metekel Zone | 77 |
| Table 7.2 Asosa Zone | 78 |
| Table 7.3 Kemashi Zone | 79 |
| Table 8 S.N.N.P.R | 80 |
| Table 8.1 Guraga zone | 82 |
| Table 8.2 Hadiya zone | 83 |
| Table 8.3 Kembata Tembaro zone | 84 |
| Table 8.4 Sidama zone | 85 |
| Table 8.5 Gedio zone | 86 |
| Table 8.6 Wolayita Zone | 87 |
| Table 8.7 South Omo zone | 88 |
| Table 8.8 Shaka zone | 89 |
| Table 8.9 Kaffa zone | 90 |
| Table 8.10 Gama Gofa Zone | 91 |
| Table 8.11 Bench-Maji zone | 92 |
| Table 8.12 Yimg Special Wereda | 93 |
| Table 8.13 Amaro Special Wereda | 94 |
| Table 8.14 Burji Special Wereda | 95 |
| Table 8.15 Konso Special Wereda | 96 |
| Table 8.16 Derashe Special Wereda | 97 |
| Table 8.17 Dawro Special Wereda | 98 |
| Table 8.18 Baseketo Special Wereda | 99 |
| Table 8.19 Konta Special Wereda | 100 |
| Table 8.20 Seltie Zone | 101 |
| Table 8.21 Alaba Special Wereda | 102 |

LIST OF TABLES

PAGE

| | |
|-----------------------------------|------------|
| Table 9 GAMBELLA | 103 |
| Table 9.1 Zone 1 | 105 |
| Table 9.2 Zone 2 | 106 |
| Table 10 HARARI | 107 |
| Table 11 ADDIS ABABA | 109 |
| Table 12 DIRE DAWA | 111 |

LIST OF FIGURES

PAGE

| | | |
|---------------|---|-----------|
| Fig. 1 | Estimates of Area Under Major Crops for Private Holdings for the Current Meher Season Harvest, 2005/06 (1998 E.C) | 16 |
| Fig. 2 | Forecast of Expected Production of Major Crops for Private Holdings for the coming Meher Season Harvest, 20905/06 (1998E.C) | 17 |
| Fig.3a | Area, Expected Production and Yield of Major Cereal Crops for Private Holdings 2005/06 (1998 E.C) Meher Season | 17 |
| Fig.3b | Regional Expected Yield of Major Crops for Private peasant Holdings, 2005/06 (1998 E.C) Main Season | 21 |
| Fig.4a | Percentage Change of the year 2005/06 (1998E.C) cultivated area over the 2003/04and 2004/05 Private holdings in Ethiopia | 24 |
| Fig.4b | Percentage Change of the year 2005/06 (1998E.C) expected volume of total Production over the 2004/05 and 2005/06 private holdings in Ethiopia | 24 |
| Fig .5 | Forecast of 2005/06 (1998 E.C) area and expected production of major food crops by crop category for private peasant holdings in Ethiopia | 26 |

CHAPTER I

BACKGROUND

1.1 Introduction

Among the adverse conditions liable to early warning system such as plague, flood, earthquake... etc. drought is a long aged and the most frequent adversity in Ethiopia. Even though the history of drought and the resulting famine is not systematically documented, even as a discipline of history in Ethiopia, it is believed that it goes back to the era before the birth of Christ. According to C.A. Wood, however, the chronologically documented history of drought and related famine goes back to 11th century. Since then quite a number of drought years that do not reveal any cyclicity or periodicity have passed.

Assessing total food supplies and providing timely early warning signals to the emerging difficulties due to drought and other natural calamities are and remain to be the primary objectives of the efforts to be made by the government and the concerned non-government organizations. Towards this end, many factors need to be taken into consideration. Among these factors, obtaining reliable and timely pre-harvest forecast estimates of food crop production is paramount importance. Hence, compiling reliable, accurate and timely crop production forecast data for users should get prior consideration. In order to take all the necessary and appropriate measures in administering exports or imports, management of stocks and distribution of food to deficit regions, regulation of price control during periods of surplus or deficit...etc. have to be given due attention

In agricultural statistics the term “forecast” is used to indicate qualitative or quantitative information compiled and released before harvest. It differs from an “estimate” which is always quantitative and compiled during harvest time or afterwards.

A forecast of crop production can, therefore, be defined as a statement of the most probable production of crop, which is to be obtained (expected) from the coming harvest, based on reasonable expectations of the crop growing conditions through the harvest period.

The 2005/06 (1998 E.C.), Crop Production Forecast estimates are based on data collected from peasant holders using scientifically accepted probability sampling methodology subject to the conditions and expectations for harvest at the time of data collection, that is, from 11 September through 25 October 2005 (i.e. from Meskerem 1 to Tikimt 15, 1998 E.C.).

1.1.1 Efforts Made to Improve the Crop Production Forecast Results.

As it is customary for all other surveys, the Central Statistical Agency had consulted the major data users i.e. government and non-government agencies and gathered opinions that would help to improve the data quality in terms of reliability and accuracy prior to the launch of the 2005/06 (1998 E.C.) Annual Crop Production Forecast Sample Survey.

- i. Accordingly, an attempt was made to incorporate some of these suggestions using the scarce resources available i.e. manpower and finance. Based on the data users suggestions, in addition to the holders in the sampled households, two stakeholders who are directly and/or indirectly engaged in the crop production activity were identified and included in the current year sample survey as respondents. The major objective of incorporating these two additional stakeholders as respondents was to collect data on condition factors to improve "condition factor estimates". It should be noted that for the last three decades the CSA had been collecting to collect data on "condition factors" i.e. the expected percentage changes on crop yields (i.e. increase or decrease) as compared to last year's yield only from those holders within the sampled households in the selected Enumeration Area. For the first time, however, in the year 2005/06 Crop Production Forecast Sample Survey, data on "condition factors" were collected from the following respondents: -*

- a) Each holder who are grown grain crops, in the sampled households of the selected enumeration area was interviewed to state the expected percentage change on crop yield compared to that of last year's. These holders who are*

knowledgeable with accumulated and rich practical experience are believed to be the major source for accurate and reliable data on condition factors.

- b) Development Agents of Regional Agriculture and Rural Development Bureaus are sub professionals assigned to each peasant associations. Nowadays, most of the development agents that are assigned to one or group of peasant associations are trained to advice and provide technical assistance for farmers on the use of modern or improved farm management practices in order to attain enhanced productivity. While performing their duties these development agents could easily identify the major crops grown, the timely onset or the delay, in the distribution and amount rainfall which is important for crop production activity in their respective area. Therefore, the development agents who are informative by the very nature of their job are believed to be the source of agricultural information including “condition factors”..*
- c) Chairpersons of the peasant association in each selected enumeration area were interviewed to state the expected percentage change of each grain crop yield compared to that of last year's. These individuals are assumed to be more knowledgeable than others about their respective areas due to their duties and responsibilities that would inform them about the supply and magnitude of farm input distribution and weather conditions. Therefore, the peasant association chairpersons are believed to be one of the sources of data on “condition factors”*

Thus, the above mentioned three stakeholders are used as ultimate independent statistical units for the data on condition factors collected. The condition factor data that were collected from the stakeholders were summarized and then the simplified average are used to modify last year's post harvest yields. These yields are considered as “the current year expected yield of the crop under investigation”. Finally, the estimated expected yields are used to calculate the expected volume of production of each crop that are presented in this report at country, regional and zonal reporting levels.

ii. Extending Data Collection Period

The period of data collection on condition factor was extended till mid Tikmit as opposed to end of Meskerm. This is due to the fact that delaying the period of data collection by few weeks might give a better picture in assessing the crop conditions in some area.

iii. Timeliness and Collaboration with Others.

Besides the efforts so far mentioned, the CSA as its first experience collaborated with FAO Food Supply and Crop Assessment Mission to improve its crop forecast survey results as follows:-

a. Providing timely data on Area Under Crop

The CSA provided its estimated data on area under crop that were obtained from objective measurement by crop type at national, regional and zonal levels. These data were made available to all regional bureaus and to the FAO Crop Assessment Mission prior to their field trip. This was the first practical move of the CSA in an effort to minimize the gap between cropland area estimated by different data producers. Thus, the FAO mission used these data as a check list to verify and further scrutiny purposes. On the other hand, some regions also utilized these data as an input to predict their expected production of the current year.

b. Participating in the Crop Assessment Mission

Six senior professionals were assigned to collect data and technically assist in the field data collection activities of the FAO Crop Assessment Mission teams that have visited all regions of the country for three weeks time. Besides their technical advice to the mission, the assigned statisticians served the CSA in providing data on condition factor that were utilized to eliminate out layers. In other words these data were used as input in the processes of data cleaning and summarizing the current year crop production forecast estimates presented in this report.

iv. Incorporating Interval Estimates in the Statistical Tables

It is important for data users to note that the objective of a probability sample survey is to make inferences about the true population value based on a sample drawn from that population. Statistical estimation can be separated into two forms: point estimates and interval estimates

For point estimates, where one value is computed on the real number scale derived from a sample of data elements, e.g. x_1, x_2, \dots, x_n , such that it is used to estimate the true population value of x . Thus point estimator is directly dependent on the individual values of the data which will vary with multiple samples. Thus the estimates in this report are point estimates of their respective true population values which would differ on the real number scale depending on the composition of the data elements for each subsequent survey sample.

To alleviate the problem of not knowing the true population value, statisticians use the second form of estimation, called interval estimation, where two points are used to define an interval on the real number scale, which should contain the true population value. Based on sample survey data this interval is constructed such that given a certain specified level of probability, the resulting confidence interval has a specific chance to contain the true population value. Again it is important to note that every sample will have its own unique confidence interval which also has a specific probability of containing the true population value.

The interval estimates for cereals, pulses and oilseeds on the results obtained from the sampled households in the selected EAs in the 2005/06 (1998 E.C) Crop production forecast sample survey are incorporated in the statistical tables right after presenting the country and regional level estimates. The confidence intervals are based on a probability such that, unless due to chance alone, the true population values would be expected to be contained within a 95% confidence interval

This report, therefore, the first of its kind in that it presents basic information on the area under major grain crops and expected volume of production (where the production is calculated using the simplified average condition factor collected from the different stakeholders mentioned

above) that will be obtained prior to the harvest of 2005/06 (1998 E.C.), Meher season, a country, regional as well as zonal/special wereda levels.

1.2 Objectives of the Crop Production Forecast Sample Survey

The objective of the 2005/06 (1998 E.C.), Crop Production Forecast Sample Survey is to produce basic quantitative information on area and expected production of major food crops. This information can serve as an earlier indicator to warn policy makers and planners about the emerging difficulties that result from surplus or deficit crop production in the coming main season harvest. Therefore, timely crop production forecast estimates made on the quantity of the expected production of the 2005/06 (1998 E.C.) Meher (Main) season crops prior to their harvest are used as a primary input for policy preparation and implementation of timely measures such as administering exports or imports, management of stocks and distribution of food to deficit regions, regulation of prices at the time of surplus or deficits, ...etc. Moreover, quantitative data on crop production forecast will be used as input for estimating Gross Domestic Product (GDP).

CHAPTER II

SURVEY METHODOLOGY, DATA COLLECTION AND PROCESSING

2.1 SCOPE AND COVERAGE

The 2005/6 (1998 E.C) Annual Crop Production Forecast Sample Survey covered the rural agricultural population in all the regions of the country except all zones of Gambella Region, and the non-sedentary population of three zones of Afar & six zones of Somali Regions.

A total of 2,024 enumeration areas (EAs) and 250 resettlement localities were selected to be covered by the survey. However, due to various reasons that are beyond control, in 39 EAs and 17 resettlement localities the survey could not be successful and hence interrupted. Thus, all in all the survey succeeded to cover 1,985 EAs and 233 resettlement localities (97.54%) throughout the regions. The Crop Production Forecast Sample Survey was conducted on the basis of 10 agricultural households selected from each EA / resettlement locality. Regarding the ultimate sampling units, it was intended to cover a total of 22,740 agricultural households, however, 22,164 (97.47%) were actually covered by the survey. It is also important to note that only 18 EAs are covered out of 40 from Bale Zone due to the fact that the remaining 22 EAs are from highland areas that seasonal timing does not allow to make crop production forecast.

2.2 SAMPLING FRAME

The list containing EAs of all regions and their respective agricultural households obtained from the 2001/2 Ethiopian Agricultural Sample Enumeration (EASE) was used as the sampling frame in order to select the primary sampling units (EAs). Consequently, all sample EAs were selected from this frame based on the design proposed for the survey. On the other hand second stage sampling units, households, were selected from a fresh list of households that were prepared for each EA at the beginning of the survey.

2.3 SAMPLE DESIGN

A two stage stratified sample design was used to select the sample in which the primary sampling units (PSUs) were enumeration areas and second stage sampling units were households. Except Harari, Addis Ababa and Dire Dawa, where the region as a whole is considered to be the domain of estimation, each zone of a region / special wereda that is considered to be a zone by itself was adopted as a stratum for which major findings of the survey are reported. For the details of the number of strata in each region see Summary Table II.1 below.

Summary Table II.1 Total and Covered Zones / Strata By Region

| Region | Number of Zones / Strata | |
|-------------------|--------------------------|-----------|
| | Total | Covered |
| Tigray | 5 | 5 |
| Afar | 5 | 2 |
| Amhara | 10 | 10 |
| Oromia | 14 | 14 |
| Somali | 9 | 3 |
| Benishangul-Gumuz | 3 | 3 |
| S.N.N.P.R. | 21 | 21 |
| Harari* | 1 | 1 |
| Addis Ababa* | 1 | 1 |
| Dire Dawa* | 1 | 1 |
| Total | 70 | 61 |

* = Values for these regions refer to the number of strata

In the past years the CSA computed the current year crop production forecast results based on the previous year yield and the current year's crop condition factors collected solely from holders within agricultural households from the field. However, in this year crop condition was collected from development agents and heads of farmer's associations in addition to agricultural holders. The crop production forecast is, therefore, calculated by assigning different weights to crop conditions collected from the above two distinct sources. Moreover, data on cultivated areas under grain crops and the expected production for Gambella Region is also provided in the

report for 2005/06. It is to be noted that these values are not obtained from the survey but they are projections from the results of the 2003/4 annual Crop Production Forecast Sample Survey.

2.4 SELECTION SCHEME

Enumeration areas from each stratum were selected systematically using probability proportional to size sampling technique; size being number of agricultural households obtained from the 1994 Population & Housing Census and adjusted for the sub-sampling effect. Within each sample EA 10 agricultural households were selected systematically from the fresh list of households prepared at the beginning of the survey.

Estimation procedure of totals, ratios, sampling error and the measurement of precision of estimates are (CV) given in Appendix-I and II respectively. Distribution of sampling units (sampled and covered EAs and resettlement localities) by stratum is also presented in Appendix-III.

3. Field Organization

In order to systematically and efficiently accomplish the data collection activities of the 2005/06 (1998 E.C.), Crop Production Forecast Sample Survey in the field, a comprehensive field organization was put in place. Accordingly, all the technical personnel of CSA, heads of the 24 Branch Statistical Offices as well as field supervisors and enumerators were fully involved in the administration of the survey operations. For conducting the survey, a total of **2501** (including reserves) field enumerators, were recruited, trained and were assigned in the selected sample EAs. One supervisor was assigned to closely supervise and follow up the work of five enumerators. Moreover, experts from the CSA's headquarters, and other supporting staff were involved in the survey operations.

All enumerators were equipped with the necessary survey material and equipment such as questionnaires, instruction manuals, compasses, measuring tapes, programmable calculators, iron pegs, ... etc. just before the deployment to their respective enumeration areas (The survey questionnaires are given in Appendix IV).

3.1 Training of Field Staff

Before conducting the Crop Production Forecast Sample Survey, it required considerable planning and acquisition of all relevant survey materials. These included the training of personnel, procurement of equipment, designing and printing of questionnaires, as well as enumerators' and supervisors' instruction manuals.

The training program for this survey was carried out in two stages. In the first stage, 123 trainees from the CSA professional staff members were trained for 8 days at CSA headquarters. Those trained in the first stage carried out similar training for about 455 field supervisors and 2501 field enumerators for two weeks at the 24 Branch Statistical Offices located all over the country.

The content of the training document focused on specific and details pertaining to the survey, including detailed classroom instruction on the purpose, terminology, concepts and definitions used in the process of undertaking the survey. Furthermore, the training program comprised field practices i.e. how to correctly complete each questionnaire and undertaking the operations of field area measurement techniques.

4. Method of Data Collection and Crop Production Forecasting

4.1 Method of Data Collection

The data collected from the sampled agricultural holders for the crop production forecast estimates consisted of both subjective questions through direct interviews and objective method associated with field measurements. Data were collected objectively by measuring all fields under temporary and permanent crops using compasses and measuring tapes (see Appendix III for the total number of fields measured). On the other hand, the expected crop production forecast estimates are calculated from the condition factor data that are collected directly from the sampled holders within household, peasant association chairpersons and development agents. The enumerators were trained to systematically present the questions to the respondents on percentage changes using the local translation and meaning. The enumerators were also trained

on how to use comparative associations to represent the concept of percentage changes and fill in the questionnaire.

The estimation procedure of forecast survey has proven to be successful in the past years and also avoided the serious problems in Ethiopia of using many different types of local units of measurements that the farmers could otherwise report on their absolute crop yields. These subjective data on percentage yield change are recorded on the questionnaire for each grain crops under investigation.

4.2 Method of Crop Production Forecasting

The Crop Production Forecast Sample Survey is based on what could be considered a three-component production “Model”. The first component production “model” is the survey’s direct expansion estimate of the actual cultivated area (obtained from the objectively measured fields during the September-October field data collection period). The second component production “model” uses last year’s 2004/05 (1997 E.C.) Meher (Main season) crop yield estimate obtained from objectively collected crop cuttings. The third component production “model” is the average “condition” factor, which adjusts the previous years’ yield data in order to estimate the current year production.

All specific condition factors (such as weather, pest damage, ... etc.) affecting the crop growth for the rest of the current season are assumed to be taken into account by the holder’s own subjective assessment through these “condition” factors.

4.3 Factors that Influence the Expected Crop Production

For the holder, to intuitively formulate the future production of his/her crops in the field, there are numerous factors that he/she has to take into account and make assessment subjectively. Besides the meteorological factors, there are a number of other factors that influence production and yield of crops. The major external factors that have negative and positive influence on yield and production are given below:

4.3.1 Factors that have Negative Influence

- Too much rainfall and lodging of the crop,
- Shortage of rainfall,
- Insect (locust), disease and other pest (birds) damage,
- Hail and frost damage,
- Wild and domestic animal damage,
- Shortage of seed,
- Depletion of the soil fertility, and
- Others.

4.3.2 Factors that have Positive Influence

- Favorable weather conditions,
- Improved seed and cultural practices,
- Application of fertilizers,
- Application of pesticides (absence of pests), and
- Other.

5. Data Processing

5.1 Data Editing, Coding and Verification

To facilitate the data processing activities, editing and coding instruction manuals were prepared and printed prior to the training of the staff to be involved. Before the retrieval of the filled-in questionnaires from the respective Branch Statistical Offices, the CSA regular editor/coder staff members were given a half day of intensive training on proper questionnaire review techniques. Instructions on how to correctly undertake coding the questionnaire and correcting inconsistencies were thoroughly explained to the editors. A total of 67 editors/coders were involved in this operation.

During the editing and coding processes, two professional staff members from Natural Resources and Agricultural Statistics Department were assigned to guide and supervise the editors/coders in correction of the difficult problems in the filled-in questionnaires. These technical experts were also involved in answering questions, clearing doubts...etc. and facilitate the editing and coding

activities. Each editor/coder was assigned to work on a single EA at a time to ensure that all questionnaires were accounted for and completed. Then, the edited and coded questionnaires were also checked by a total of five supervisors/verifiers.

5.2 Data Entry, Cleaning and Processing

The data entry operation deployed about 123 data encoders, 14 data encoder supervisors, 9 data cleaning operators and 69 personal computers. The data entered into the computers using the entry module of the IMPS (Integrated Microcomputer Processing System) software, which is a software package developed by the United States Bureau of the Census. Verification was also carried out to ensure the quality of the entry work. Following the data entry operations, the data was further reviewed for data inconsistencies, missing data, ...etc. by the regular professional staff from Natural Resources and Agricultural Statistics Department. On the other hand, data cleaning computer operators from Data Processing Department fully participated in the data cleaning activities using computer edit program. The final stage of the data processing was to summarize the cleaned data and produce statistical tables that present the results of the survey using the tabulation component of the PC based CSPRO software.

6. Basic Concepts and Definitions Used in the Process of Under Taking the Survey

The concepts and definitions used in the survey are described as follows:

Enumeration Area (EA): - Is the survey primary sampling unit classified as located in the rural area of the country which is less than or equal to a Peasant Association's area and usually consists of 150-200 households.

Households: - A household may be either;

- a) A one person household, that is a person who makes provision for his own food or other essentials for living without combining with any other person to form part of a multi-person household, or

- b) A multi-person household, that is, a group of two or more persons who live together and make common provision for food or other essentials for living. The persons in the group may pool their incomes and have a common budget more or less. They may be related or unrelated persons, or a combination of both.

Agricultural Households: A household is considered an agricultural household when at least one member of the household is engaged in growing crops and/or breeding and raising livestock in private or in partnership with others.

Holder: A holder is a person who exercises management control over the operations of the agricultural holdings and makes the major decisions regarding the utilization of the available resources. He has technical and economic responsibility for the holding. He may operate the holding directly as an owner or as a manager.

Using the terminology of a traditional agricultural holding the holder may be regarded as the person, who with or without help of others, operates land or raises livestock for his i.e. the person who decides on what, when, where and how to grow crops and/or raise livestock and has the right to determine the utilization of the products.

Holding: A holding is all the land and livestock kept which is used wholly or partially for agricultural production and is operated as one administratively manage unit by one person alone, or with others, without regard to title, legal form, size or location. A holding may consist of one or more parcels.

Parcel: A parcel is a portion of land belonging to the holding, which is any piece of land entirely, surrounded by land, water road, forest, e.t.c., which are not parts of the holding. It may consists one or more cadastral units, plots or field adjacent to each other.

Field: A field is defined as any plot of land within a parcel, which can be hole or part of a parcel under the same agricultural practice.

Forecast of Crop Production: It is an estimation of the future realization of final crop production growing under conditions, which introduce a random variable, which can cause an uncertainty as to what the final production at harvest will be.

CHAPTER III

-----HIGH LIGHTS-----

ON THE MAJOR FINDINGS OF THE YEAR 2005/06 (1998 E.C.), CROP PRODUCTION FORECAST SURVEY

3.1 Introduction

In a country with dominating agrarian economy like Ethiopia, food security is one of the most important objectives to be attained by the agriculture system. In Ethiopia, however, the existing backward and traditional farm tools and very limited use of modern farm inputs together with dominating rain fed agriculture (where the performance of the country's agriculture is highly dependant on the timely on set, duration, amount and distribution of rain fall) have contributed a lot for the existing subsistence farming system

In this part of the report, therefore, an attempt is made to present crop area statistics and the volume of the expected production of major crops at the country, regional, zonal and special wereda reporting levels. Following are given the discussions on the major findings of the survey results.

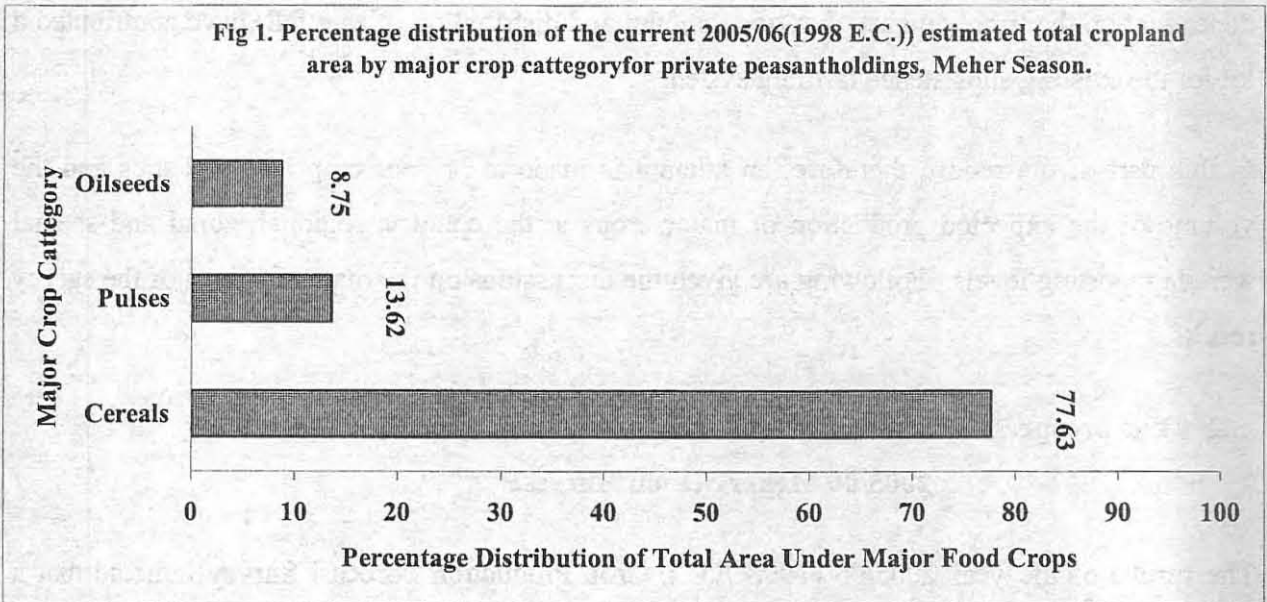
3.2 The prospect of Grain Crops (Cereal, Pulses and Oilseeds) of the coming 2005/06 Meher Season Harvest

The results of the year 2005/06 (1998 E.C.), Crop Production Forecast Survey indicate that a total land area of about 10.25 million hectares are covered by grain crops constituting cereals, pulses and oilseeds, from which a total volume of about 137.26 million quintals of grains are expected to be produced in the 2005/2006 harvest year, from private peasant holdings including resettlement localities (See Summary Table III.1).

Table III.1.1 Area under Crop and Expected Production of Grains for Private Holdings, 2005/06 (1998 E.C.), Meher Season

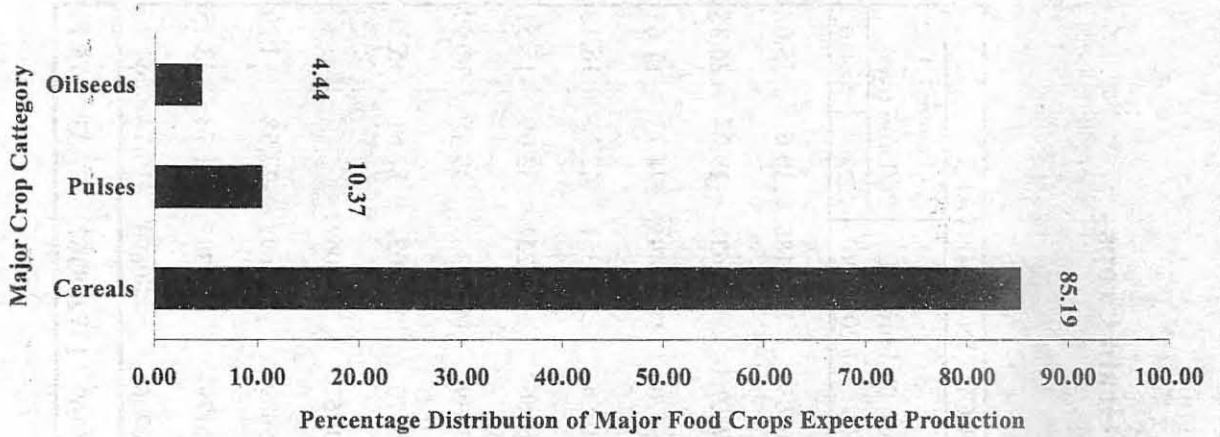
| Crop Type | Total Area | | Expected Production | |
|---------------------|-------------------|------------|---------------------|------------|
| | In Hectare | % | In Quintals. | % |
| Cereals | 7,954,836 | 77.63 | 116,926,444 | 85.19 |
| Pulses | 1,395,527 | 13.62 | 14,239,130 | 10.37 |
| Oilseeds | 896,441 | 8.75 | 6,092,793 | 4.44 |
| Total Grains | 10,246,804 | 100 | 137,258,367 | 100 |

Out of these totals cultivated cropland area and expected volume of grain production, 7.95 million hectares are accounted for cereals (77.63%) from which about 116.93 million quintals (85.19%) are expected to be produced during this year's Meher harvest season (See Fig.1 & 2).



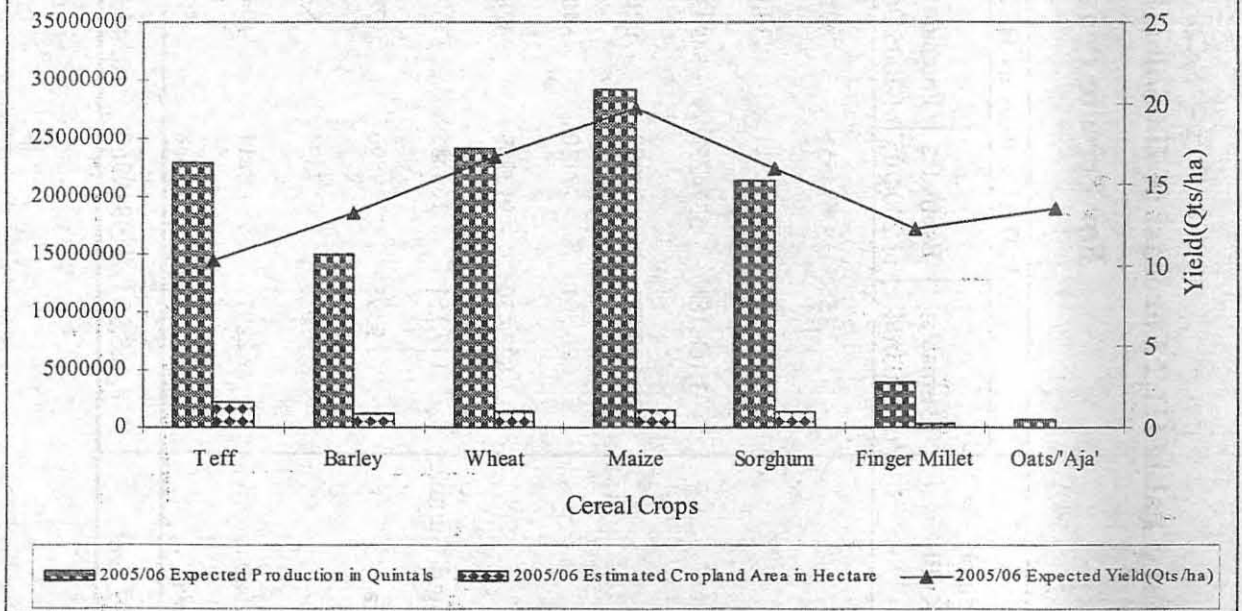
Crops such as Teff, maize, sorghum, wheat and barley within the category of cereals have covered an estimated total cultivated land area of about 2,212,501; 1,472,758; 1,326,717; 1,439,187; and 1,129,108 hectares, respectively. Similarly, the total volume of about 22,887,828; 29,056,641; 21,310,260; 24,082,340; and 14,970,686 quintals are expected to be produced in the year 2005/06 (1998 E.C.) Meher season harvest, with an average expected yield of 10.34; 19.73; 16.06; 16.73 and 13.26 qts/ha, in that order. (For details see Fig 3 and Table 1).

Fig 2 Percentage distribution of the current 2005/05 (1998 E.C.) expected total volume of production by Major Crop category for private peasant holdings, Meher Season.



Pulses which refers to legume food crops currently planted on about 1.39 million hectares of land (13.62%) from which about 14.24 million quintals (10.37%) are expected to be produced in the 2005/2006 harvest year. Pulses such as faba beans, field peas, haricot beans and chick peas are planted in about 475,156; 261,308; 258,808 and 176,005 hectares of land from which about 5,709,848; 2,237,490; 2,426,109 and 1,789,255 quintals of these grains are expected to be produced in the coming harvest, with an average expected yield of 11.92, 8.56, 9.37 and 10.17 quintals per hectare, in that order.

Fig 3a Cropland Area, Expected Production and yield of Major Cereal Crops For private Pewanasant holdings, 2005/06(1998 E.C.). Main Season.



2004/2005

**Summary Table III.2 Forecast of 2005/06(1998 E.C.) Area and Production of Grain Crops
For Private Peasant Holdings, Meher Season**

| Region/ Killil | TOTAL AREA IN HECTARES | | | | | TOTAL PROD. IN QUINTALS | | | | |
|-------------------|-------------------------|-------------------------|------------------------|-----------------------------|---------|--------------------------|-------------------------|------------------------|-----------------------------|---------|
| | Estimates of 2003/04 | Estimates of 2004/05 | Forecast of 2005/06 | % Change Of 2005/06 over | | Estimate's of 2003/04 | Estimates of 2004/05 | Forecast of 2005/06 | % Change Of 2005/06 over | |
| | | | | 2003/04 | 2004/05 | | | | 2003/04 | 2004/05 |
| Tigray | 592,156 | 674551 | 709188 | 19.76 | 5.13 | 6530625 | 6316303 | 8532188 | 30.65 | 35.08 |
| Afar | 13,247 | 12311 | 13393 | 1.10 | 8.79 | 262048 | 167503 | 211637 | -19.24 | 26.35 |
| Amhara | 3,168,181 | 3374253 | 3494398 | 10.30 | 3.56 | 33801387 | 37623470 | 41990495 | 24.23 | 11.61 |
| Oromia | 3,808,081 | 4574889 | 4792684 | 25.86 | 4.76 | 50865974 | 62321656 | 72408351 | 42.35 | 16.18 |
| Somali | 70,501 | 72130 | 84053 | 19.22 | 16.53 | 563854 | 446486 | 377252 | -33.09 | -15.51 |
| S.N.N.P | 822,470 | 913209 | 942806 | 14.63 | 3.24 | 8,249,115 | 10271639 | 11503369 | 39.45 | 11.99 |
| Benshangul-Gumuz | 147,151 | 166285 | 173719 | 18.05 | 4.47 | 1522008 | 1698970 | 1790027 | 17.61 | 5.36 |
| Gambella | 9395 | 9890 | 9890 | | | 162490 | 171067 | 171067 | | |
| Harari | 7638 | 7594 | 8161 | 6.84 | 7.46 | 65862 | 45689 | 47695 | -27.58 | 4.39 |
| Addis Ababa | 22979 | 8211 | 10436 | -54.59 | 27.09 | 266705 | 126179 | 155395 | -41.74 | 23.15 |
| Dire Dawa | 7184 | 7638 | 8076 | 12.41 | 5.73 | 79419 | 50206 | 70890 | -10.74 | 41.20 |
| Country Level | 8,668,983 | 9820960 | 10246804 | 18.20 | 4.34 | 103,726,621 | 119239169 | 137258367 | 32.33 | 15.11 |

According to the survey results, oilseeds which are rich in carbohydrates are grown on land area estimated at 896 thousand hectares (8.75%) from which about 6.09 million quintals are expected to be produced in this year's Meher harvest season. Crops such as Neug, linseed, groundnut, and, sesame within the category of oilseeds have covered 370,396; 261,368; 29,667 and 181,910 hectares of land, from which about 2,056,304; 1,672,036; 337,410 and 1,619,755 quintals of these crops with an average expected yield ranging from 11.37 qt/ha for ground nut to 5.55 qt/ha for, Neug , respectively, (See Table 1).

As observed from the results of the survey, grain crops are grown in almost all regions of the country, with slight to significant variations across the regions both in the size of cropland area and expected volume of production. Soil type, topography, climate and weather conditions of each regions and farmers preference, which is usually the reflection of speculated market demand for a specific crop by the farmers themselves, and/or advice from the concerned governmental and/or non-governmental institutions among others, are considered as the major contributing factors for the observed regional variations.

However, the results of the 2005/06 Crop Production Forecast Sample Survey, indicated that both the largest grain crops covered land area and the highest expected volume of production to be obtained in the coming Meher season harvest were reported in Oromia, Amhara and SNNP Regions. The total grain crops covered area reported in each of the above mentioned regions was 4,792,684; 3,494,398 and 942,806 hectares of land, contributing for about 46.77%, 34.12% and 9.20% to the total country level grain crops covered area, respectively. Similarly, the total expected volume of production to be obtained from the cropland area reported in each of the above mentioned regions was estimated to be 72,408,351; 39,213,859 and 10,887,465 quintals, which accounted for 52.75%, 30.59% and 8.38% of the total expected grain crops production reported at country level, respectively. Except Tigray, which contributed 6.92% in terms cropland area and 6.22% in expected volume of grain crops production to the total country level estimates, the contribution of the remaining regions altogether is less than 3% both in cropland area and expected volume of production (For details see Summary TableIII.2).

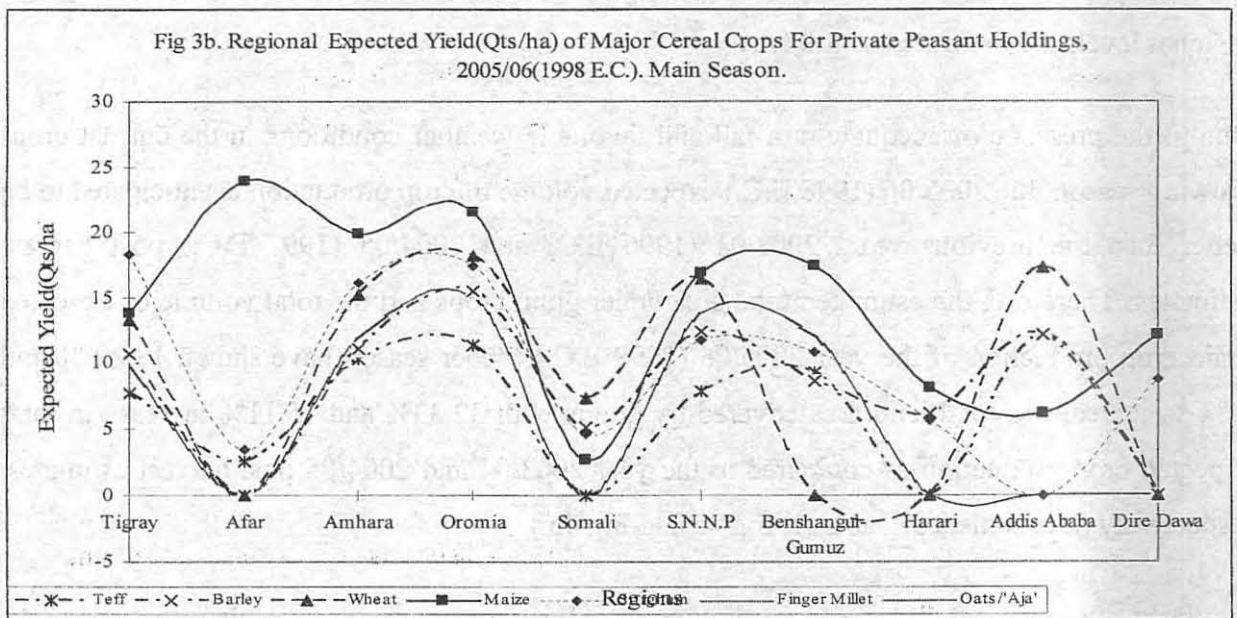
Since almost all crops within the cereals crops category served as staple food crops in Ethiopia, the trend of cereal crops covered land area and production data of the last ten-production years showed that cereal crops are found to be the dominant crops grown in the country compared to

**Summary Table III.3 Forecast of 2005/06(1998 E.C.) Area and Production of Cereals crops
for Private Peasant Holdings, Meher Season**

| Region/ Killil | TOTAL AREA IN HECTARES | | | | | TOTAL PROD. IN QUINTALS | | | | |
|-------------------|-------------------------|-------------------------|------------------------|-----------------------------|---------|--------------------------|-------------------------|------------------------|-----------------------------|---------|
| | Estimates of 2003/04 | Estimates of 2004/05 | Forecast of 2005/06 | % Change Of 2005/06 over | | Estimate's of 2003/04 | Estimates of 2004/05 | Forecast of 2005/06 | % Change Of 2005/06 over | |
| | | | | 2003/04 | 2004/05 | | | | 2003/04 | 2004/05 |
| Tigray | 512432 | 566228 | 586355 | 14.43 | 3.55 | 5857344 | 5348822 | 7337181 | 25.26 | 37.17 |
| Afar | 12484 | 10420 | 11434 | -8.41 | 9.74 | 252297 | 150536 | 196990 | -21.92 | 30.86 |
| Amhara | 2401872 | 2477598 | 2560039 | 6.59 | 3.33 | 27491561 | 30055062 | 34247550 | 24.57 | 13.95 |
| Oromia | 3168456 | 3649549 | 3811700 | 20.30 | 4.44 | 45713702 | 53974051 | 63094041 | 38.02 | 16.90 |
| Somali | 67731 | 69900 | 81629 | 20.52 | 16.78 | 553334 | 437931 | 370625 | -33.02 | -15.37 |
| S.N.N.P | 687616 | 731172 | 754669 | 9.75 | 3.21 | 7273191 | 8775198 | 9821100 | 35.03 | 11.92 |
| Benshangul-Gumuz | 106687 | 113461 | 118389 | 10.97 | 4.34 | 1,390,290 | 1390374 | 1469883 | 5.72 | 5.72 |
| Gambella | 8397 | 8840 | 8840 | | | 159594 | 168018 | 168018 | | |
| Harari | 6064 | 5891 | 6291 | 3.75 | 6.80 | 53062 | 36874 | 38635 | -27.19 | 4.77 |
| Addis Ababa | 19816 | 6093 | 7858 | -60.35 | 28.97 | 223949 | 91776 | 114720 | -48.77 | 25.00 |
| Dire Dawa | 6850 | 7211 | 7632 | 11.41 | 5.83 | 75474 | 47729 | 67700 | -10.30 | 41.84 |
| Country Level | 6,998,403 | 7646364 | 7954836 | 13.67 | 4.03 | 90,221,968 | 100476373 | 116926444 | 29.60 | 16.37 |

pulses and oilseeds. Accordingly, both the regional cereal crops covered area and expected production estimates obtained from the results of the 2005/06 Crop Production Sample Survey, are higher than those reported for pulses and oilseeds in each of the respective regions. (For details see Summary Table III.2).

Among cereal crops Teff, barley, wheat, maize and sorghum are found to be the most commonly grown crops across the regions. However, of the regional cropland area and expected volume of production of these crops, Oromia Region reported the highest cropland area i.e. 958,743; 548,485; 788,735; 839,699 and 553,123 hectare of land with quintals of expected production of to be obtained in the coming Meher Season harvest, respectively. The expected yield reported for each of the crops mentioned above ranges from 11.32 for teff to 21.46 for maize. Amhara and SNNP Regions ranked second and third followed by Tigray Region (for details See Fig 3b).



Similarly, Oromia, Amhara, Tigray are the leading Regions in producing both pulses and oilseeds in the country. The total reported cropland area under pulses and oilseeds in these regions was 1,205,679 and 832,500 hectares of land, which accounted for about 86.40% and 92.86% to the country total, with 12,505,145 and 5,747,117 quintals of expected production constituting 87.82 % and 94.33 % of the country total.

3.3 Comparison of the Major Findings of the 2005/06 (1998 E.C.) Crop Production Forecast Survey with 2003/04(1996 E.C.) and 2004/05 (1997 E.C.), Post Harvest Crop Production Estimates.

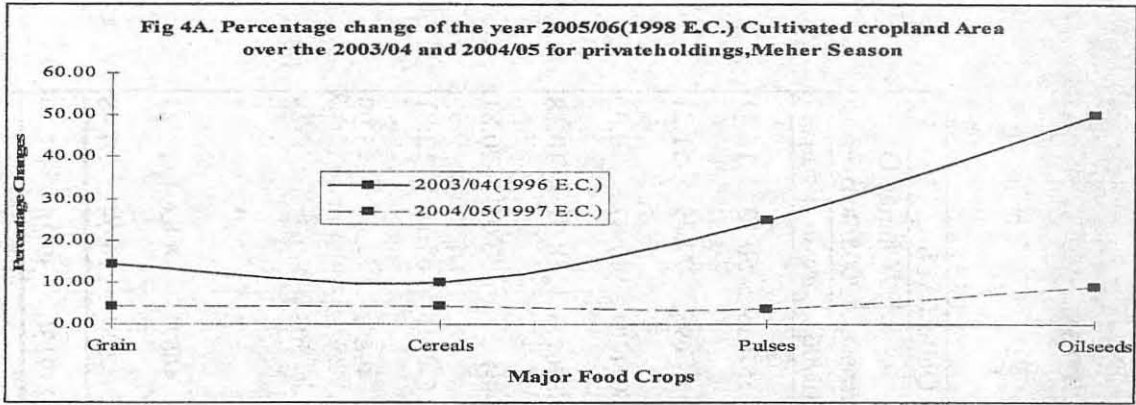
In this section of the report an attempt has been made to compare the results of the 2005/06 (1998 E.C.) crop production forecast Sample Survey with that of the 2003/04 and 2004/05 post harvest crop production estimates. Such comparisons are believed to give a bird's eye view on the prospect of the current 2005/06 (1998 E.C) Meher season harvest in terms of total crop area coverage and volume of expected production and thereby to evaluate its performance. Consequently, the results of such comparison will pave the way for concerned stakeholders to easily identify surplus and/or deficit producing regions and zones in order to take appropriate measures in advance. Therefore, brief discussions on the comparisons made at country and regional levels are presented as follows:

Due to the presence of adequate rain fall and favorable weather conditions in the current crop-growing season, the 2005/06 (1998 E.C.) expected volume of crop production is anticipated to be better than the previous years 2003/04 (1996 E.C) and 2004/05 (1997 E.C.) post harvest estimates. Therefore, the estimated total area under grain crops and the total volume of expected grain crop production of the year 2005/06 (1998 E.C.) Meher season have shown 18.20 % and 4.34 % increase in total land area covered by grains with 32.33% and 15.11% increase in total expected crop production as compared to the year 2003/04 and 2004/05 post harvest estimates, respectively (See statistical Table .1, Fig 4a and Fig 4b.).

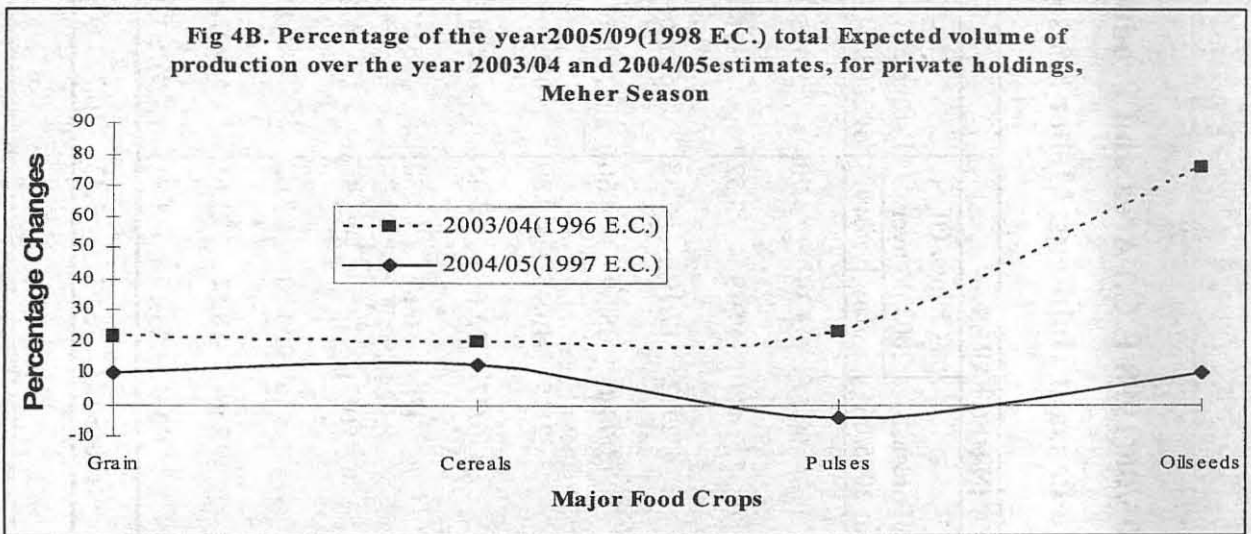
Similarly, the prospect of cereals in the current Meher season harvest is also promising. As indicated in statistical Table 1, in 2005/06 both area and expected volume of production cereal crops have shown an increase of 13.67% and 4.03% in area coverage and an increase of 29.60% and 16.37% in total expected volume of cereal crop production as compared to the year 2003/04 and 2004/05 estimates, respectively.

**Summary Table III.4 Forecast of 2005/06(1998 E.C.) Area and Production of Pulses Crops
for Private Peasant Holdings, Meher Season**

| Region/ Killil | TOTAL AREA IN HECTARES | | | | | TOTAL PROD. IN QUINTALS | | | | |
|-------------------|-------------------------|-------------------------|------------------------|-----------------------------|---------|--------------------------|-------------------------|------------------------|-----------------------------|---------|
| | Estimates of 2003/04 | Estimates of 2004/05 | Forecast of 2005/06 | % Change Of 2005/06 over | | Estimate's of 2003/04 | Estimates of 2004/05 | Forecast of 2005/06 | % Change Of 2005/06 over | |
| | | | | 2003/04 | 2004/05 | | | | 2003/04 | 2004/05 |
| Tigray | 41139 | 52411 | 54877 | 33.39 | 4.70 | 371565 | 483354 | 557826 | 50.13 | 15.41 |
| Afar | 320 | 434 | 449 | 40.39 | 3.52 | 3144 | 1431 | 698 | -77.79 | -51.21 |
| Amhara | 540483 | 618201 | 632922 | 17.10 | 2.38 | 5150674 | 6132113 | 6071204 | 17.87 | -0.99 |
| Oromia | 374231 | 495572 | 517880 | 38.39 | 4.50 | 3697507 | 5333287 | 5876115 | 58.92 | 10.18 |
| Somali | 2531 | 1926 | 2115 | -16.45 | 9.80 | 10112 | 8163 | 6464 | -36.08 | -20.81 |
| S.N.N.P | 130268 | 170831 | 176727 | 35.66 | 3.45 | 964611 | 1447619 | 1633015 | 69.29 | 12.81 |
| Benshangul-Gumuz | 7005 | 7233 | 7472 | 6.67 | 3.30 | 51372 | 53031 | 49852 | -2.96 | -5.99 |
| Gambella | 101 | 107 | 107 | | | 478 | 503 | 503 | | |
| Harari | 13 | 43 | 46 | 254.00 | 7.02 | 88 | * | * | * | * |
| Addis Ababa | 3143 | 2106 | 2561 | -18.51 | 21.61 | 42729 | 34398 | 40670 | -4.82 | 18.23 |
| Dire Dawa | 280 | 359 | 373 | 33.10 | 3.81 | 3336 | 2190 | 2781 | -16.64 | 26.98 |
| Country Level | 1,099,513 | 1349222 | 1395527 | 26.92 | 3.43 | 10,373,609 | 13496295 | 14239130 | 37.26 | 23.79 |



Consequently, all crops in the cereals category have shown a significant increase in terms of total land area coverage and volume of expected crop production with significant increase in the expected crop yield compared to the last two production years' estimates. For details see statistical Table 1.



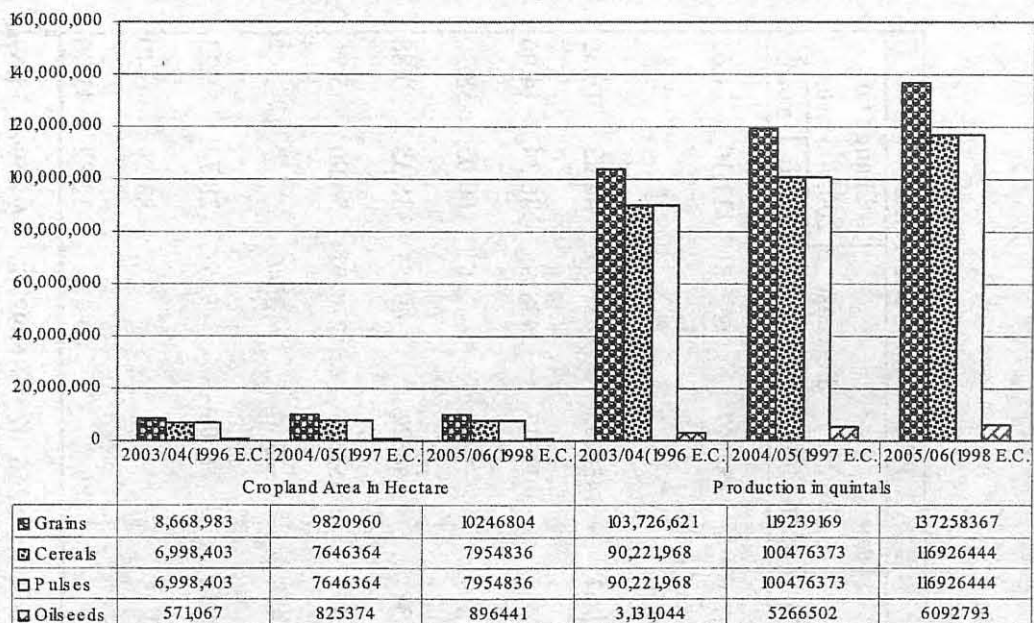
The current year total cultivated land area under pulses have shown the highest increase which is about 26.92% and 3.43% in total land area under pulses with a very high increase of 37.26% and 23.79% in expected total volume of pulses crops production when compared with 2003/04 and 2004/05 estimates, in that order.

Following the same pattern like that of cereals and pulses the total estimated area under oilseeds and expected volume of production of these crops in the year 2005/06(1998 E.C.) Meher season harvest are 56.98% and 8.61% higher in terms of land area under oilseeds, as well as 94.59% and 15.69% higher in terms of total expected production of these crops than that of the years' 2003/04 and 2004/05 estimates, respectively. For details see statistical Table 1 and Fig 5.

**Summary Table III.5 Forecast of 2005/06(1998 E.C.) Area and Production of Oilseeds Crops
for Private Peasant Holdings, Meher Season**

| Region/ Killil | TOTAL AREA IN HECTARES | | | | | TOTAL PROD. IN QUINTALS | | | | |
|-------------------|-------------------------|-------------------------|------------------------|-----------------------------|---------|--------------------------|-------------------------|------------------------|-----------------------------|---------|
| | Estimates of 2003/04 | Estimates of 2004/05 | Forecast of 2005/06 | % Change Of 2005/06 over | | Estimate's of 2003/04 | Estimates of 2004/05 | Forecast of 2005/06 | % Change Of 2005/06 over | |
| | | | | 2003/04 | 2004/05 | | | | 2003/04 | 2004/05 |
| Tigray | 38,585 | 55913 | 67957 | 76.12 | 21.54 | 301,716 | 484127 | 637181 | 111.19 | 31.61 |
| Afar | 443 | 1457 | 1510 | 240.77 | 3.61 | 6,607 | * | * | * | * |
| Amhara | 225,827 | 278454 | 301438 | 33.48 | 8.25 | 1,159,152 | 1436295 | 1671741 | 44.22 | 16.39 |
| Oromia | 265,394 | 429768 | 463105 | 74.50 | 7.76 | 1,454,765 | 3014317 | 3438195 | 136.34 | 14.06 |
| Somali | 240 | 304 | 310 | 29.08 | 1.91 | 409 | 392 | 163 | -60.03 | -58.30 |
| S.N.N.P | 4,587 | 11206 | 11410 | 148.75 | 1.82 | 11,314 | 48822 | 49253 | 335.35 | 0.88 |
| Benshangul-Gumuz | 33,459 | 45590 | 47857 | 43.03 | 4.97 | 174,491 | 255565 | 270292 | 54.90 | 5.76 |
| Gambella | 897 | 944 | 944 | | | 2418 | 2546 | 2546 | | |
| Harari | 1561 | 1660 | 1823 | 16.79 | 9.83 | 12712 | 8608 | 9058 | -28.74 | 5.23 |
| Addis Ababa | 21 | 12 | 17 | -21.43 | 37.50 | 28 | 5 | 5 | -83.29 | -6.40 |
| Dire Dawa | 54 | 68 | 71 | 32.17 | 4.96 | 609 | 286 | 409 | -32.82 | 43.06 |
| Country Level | 571,067 | 825374 | 896441 | 56.98 | 8.61 | 3,131,044 | 5266502 | 6092793 | 94.59 | 15.69 |

Fig. 5 Forecast of 2005/06(1998 E.C.) Cropland Area and Expected Production of Major Food Crops by Crop Category for Private peasant holdings, Main season



Finally, users of this report should be aware that the information on what is called condition factors were collected in the month's of October 2005 (Tikimet 1998 E.C.). Therefore, the results should be used with great caution in light of the favorable or adverse conditions of weather and other factors, which may affect the crop after the crop production forecast survey data was collected. The effects of these subsequent changes in crop conditions are not reflected in this report.

Note: -

1. If in some tables figures do not add up to total it is due to rounding.
2. Those forecasts designated by "***" in all tables could not be reported because of high coefficient of variation (i.e. they are less reliable). However, they are consolidated in the total estimates.
3. In all tables "--" indicates not reported and "0.00" indicates the value is insignificant.

National and Regional Statistical Tables

**Table .1. Forecast of 2005/06(1998E.C.) Area, Production and Yield of Major Crops
for Private Peasant Holdings in Ethiopia, Meher Season**

Ethiopia

| Major Crops | TOTAL AREA IN HECTARES | | | | | TOTAL PROD. IN QUINTALS | | | | | Yield(Qts/Ha) | | | | |
|---------------------|------------------------|----------------------|-----------------------|--------------------------|-------------|-------------------------|----------------------|-----------------------|--------------------------|--------------|----------------------|----------------------|-----------------------|--------------------------|---------|
| | Estimates of 2003/04 | Estimates of 2004/05 | **Forecast of 2005/06 | % Change Of 2005/06 over | | Estimate's of 2003/04 | Estimates of 2004/05 | **Forecast of 2005/06 | % Change Of 2005/06 over | | Estimates of 2003/04 | Estimates of 2004/05 | **Forecast of 2005/06 | % Change Of 2005/06 over | |
| | | | | 2003/04 | 2004/05 | | | | 2003/04 | 2004/05 | | | | 2003/04 | 2004/05 |
| Total Grains | 8,668,983 | 9820960 | 10246804 | 18.20 | 4.34 | 103,726,621 | 119239169 | 137258367 | 32.33 | 15.11 | | | | | |
| Cereals | 6,998,403 | 7646364 | 7954836 | 13.67 | 4.03 | 90,221,968 | 100476373 | 116926444 | 29.60 | 16.37 | | | | | |
| Teff | 1,989,068 | 2135553 | 2212501 | 11.23 | 3.60 | 16,773,480 | 20255214 | 22887828 | 36.45 | 13.00 | 8.43 | 9.48 | 10.34 | 22.66 | 9.07 |
| Barley | 920,129 | 1095440 | 1129108 | 22.71 | 3.07 | 10,796,875 | 13280535 | 14970686 | 38.66 | 12.73 | 11.73 | 12.12 | 13.26 | 13.04 | 9.41 |
| Wheat | 1,098,907 | 1398215 | 1439187 | 30.97 | 2.93 | 16,144,412 | 21766030 | 24082340 | 49.17 | 10.64 | 14.69 | 15.57 | 16.73 | 13.89 | 7.45 |
| Maize | 1,366,698 | 1398758 | 1472758 | 7.76 | 5.29 | 25,548,940 | 24067206 | 29056641 | 13.73 | 20.73 | 18.60 | 17.21 | 19.73 | 6.08 | 14.64 |
| Sorghum | 1,283,453 | 1256509 | 1326717 | 3.37 | 5.59 | 17,463,753 | 17200831 | 21310260 | 22.03 | 23.89 | 13.57 | 13.69 | 16.06 | 18.35 | 17.31 |
| Finger Millet | 304,772 | 312988 | 324505 | 6.47 | 3.68 | 3,051,608 | 3328663 | 3985589 | 30.61 | 19.74 | 10.01 | 10.64 | 12.28 | 22.68 | 15.41 |
| Oats/'Aja' | 30,048 | 45131 | 46235 | 53.87 | 2.45 | 387,337 | 566754 | 623742 | 61.03 | 10.06 | 12.89 | 12.56 | 13.49 | 4.65 | 7.40 |
| Rice | * | * | * | * | * | * | * | * | * | * | * | * | * | * | * |
| Pulses | 1,099,513 | 1349222 | 1395527 | 26.92 | 3.43 | 10,373,609 | 13496295 | 14239130 | 37.26 | 5.50 | | | | | |
| Faba Beans | 381,987 | 463174 | 475156 | 24.39 | 2.59 | 4,268,917 | 5519838 | 5709848 | 33.75 | 3.44 | 11.18 | 11.92 | 12.02 | 7.51 | 0.84 |
| Field Peas | 211,564 | 254365 | 261308 | 23.51 | 2.73 | 1,703,653 | 2283354 | 2237490 | 31.33 | -2.01 | 8.05 | 8.98 | 8.56 | 6.34 | -4.68 |
| Haricot beans | 183,731 | 245703 | 258808 | 40.86 | 5.33 | 1,722,006 | 2113974 | 2426109 | 40.89 | 14.77 | 9.37 | 8.6 | 9.37 | 0.00 | 8.95 |
| Chick-Peas | 154,281 | 167569 | 176005 | 14.08 | 5.03 | 1,359,299 | 1615951 | 1789255 | 31.63 | 10.72 | 8.81 | 9.64 | 10.17 | 15.44 | 5.50 |
| Lentils | 52,062 | 76642 | 78421 | 50.63 | 2.32 | 352,748 | 545550 | 509382 | 44.40 | -6.63 | 6.78 | 7.12 | 6.5 | -4.13 | -8.71 |
| Grass Peas | 82,713 | 112425 | 115475 | 39.61 | 2.71 | 789,545 | 1250284 | 1400559 | 77.39 | 12.02 | 9.55 | 11.12 | 12.13 | 27.02 | 9.08 |
| Soya Beans | 1,027 | 2606 | 2877 | 180.27 | 10.43 | 4,574 | 8335 | 7530 | * | * | 4.46 | 3.2 | 2.62 | -41.26 | -18.13 |
| Fenugreek | 17,133 | 16325 | 16937 | -1.14 | 3.75 | 124,540 | 115803 | 109103 | -12.39 | -5.79 | 7.27 | 7.09 | 6.44 | -11.42 | -9.17 |
| Gibto | 15,016 | 10413 | 10540 | -29.81 | 1.22 | 48,326 | 43205 | 49853 | 3.16 | 15.39 | 3.22 | 4.15 | 4.73 | 46.89 | 13.98 |
| Oilseeds | 571,067 | 825374 | 896441 | 56.98 | 8.61 | 3,131,044 | 5266502 | 6092793 | 94.59 | 15.69 | | | | | |
| Neug | 281,718 | 358830 | 370396 | 31.48 | 3.22 | 1,189,950 | 1872135 | 2056304 | 72.81 | 9.84 | 4.22 | 5.22 | 5.55 | 31.52 | 6.32 |
| Linseed | 142,899 | 250702 | 261368 | 82.90 | 4.25 | 773,634 | 1518640 | 1672036 | 116.13 | 10.10 | 5.41 | 6.06 | 6.4 | 18.30 | 5.61 |
| Groundnut | 20,228 | 27160 | 29667 | 46.67 | 9.23 | 207,863 | 291283 | 337410 | 62.32 | 15.84 | 10.25 | 10.72 | 11.37 | 10.93 | 6.06 |
| Sufflower | 8,401 | 9717 | 10127 | 20.54 | 4.22 | 50,427 | 70392 | 66777 | 32.42 | -5.14 | 6.00 | 7.24 | 6.59 | 9.83 | -8.98 |
| Sesame | 91,800 | 137084 | 181910 | 98.16 | 32.70 | 616,323 | 1155675 | 1619755 | 162.81 | 40.16 | 6.72 | 8.43 | 8.9 | 32.44 | 5.58 |
| Rapeseed | 26,021 | 41881 | 42972 | 65.15 | 2.61 | 292,847 | 358378 | 340512 | 16.28 | -4.99 | 11.25 | 8.56 | 7.92 | -29.60 | -7.48 |

** The 2005/06 Estimates include Resettlement Areas(" Sefera")

**Table .1. Interval Estimates for 2005/06(1998E.C.) Area and Production of Major Crops Forecast
for private Peasant Holdings in Ethiopia, Meher Season**

| Ethiopia | | | | Contd | | | |
|---------------------|-------------|----------------------------------|-------------------|--------------|--|--------------------|--|
| Major Crops | CV | Interval Cropland Area Estimates | | CV | Interval Expected Production Estimates | | |
| | | 95% Confidence Interval | | | 95% Confidence Interval | | |
| | | Lower Estimates | Upper Estimates | | Lower Estimates | Upper Estimates | |
| Total Grains | 1.81 | 9,883,045 | 10,610,563 | 2.33 | 130,995,647 | 143,521,088 | |
| Cereals | 1.89 | 7,660,614 | 8,249,058 | 2.50 | 111,195,870 | 122,657,018 | |
| Teff | 3.16 | 2,075,317 | 2,349,685 | 3.79 | 21,188,414 | 24,587,243 | |
| Barley | 6.02 | 995,776 | 1,262,440 | 8.26 | 12,546,123 | 17,395,249 | |
| Wheat | 5.28 | 1,290,125 | 1,588,249 | 6.20 | 21,156,592 | 27,008,089 | |
| Maize | 2.84 | 1,390,873 | 1,554,643 | 3.91 | 26,830,298 | 31,282,984 | |
| Sorghum | 3.93 | 1,224,461 | 1,428,973 | 5.42 | 19,046,668 | 23,573,852 | |
| Finger Millet | 6.27 | 284,653 | 364,357 | 7.68 | 3,385,271 | 4,585,907 | |
| Oats/'Aja' | 21.02 | 27,190 | 65,280 | 26.81 | 295,941 | 951,543 | |
| Rice | 53.99 | * | * | 62.88 | * | * | |
| Pulses | 2.81 | 1,318,553 | 1,472,502 | 3.45 | 13,275,672 | 15,202,588 | |
| Faba Beans | 3.85 | 439,286 | 511,026 | 4.58 | 5,197,827 | 6,221,869 | |
| Field Peas | 4.96 | 235,922 | 286,694 | 5.94 | 1,976,843 | 2,498,137 | |
| Haricot beans | 6.36 | 226,561 | 291,055 | 8.37 | 2,027,871 | 2,824,348 | |
| Chick-Peas | 8.16 | 147,859 | 204,151 | 9.24 | 1,465,374 | 2,113,135 | |
| Lentils | 8.20 | 65,815 | 91,026 | 12.39 | 385,643 | 633,121 | |
| Grass Peas | 10.03 | 92,770 | 138,181 | 12.27 | 1,063,724 | 1,737,394 | |
| Soya Beans | 25.43 | 1,443 | 4,311 | 41.44 | 1,413 | 13,647 | |
| Fenugreek | 10.57 | 13,428 | 20,446 | 13.62 | 79,986 | 138,221 | |
| Gibto | 22.87 | 5,815 | 15,266 | 25.36 | 25,077 | 74,630 | |
| Oilseeds | 4.52 | 816,978 | 975,903 | 5.52 | 5,434,059 | 6,751,528 | |
| Neug | 6.81 | 320,962 | 419,830 | 8.50 | 1,713,634 | 2,398,974 | |
| Linseed | 9.42 | 213,123 | 309,613 | 11.15 | 1,306,651 | 2,037,422 | |
| Groundnut | 23.27 | 16,134 | 43,200 | 26.38 | 162,954 | 511,867 | |
| Sufflower | 14.36 | 7,276 | 12,978 | 15.87 | 45,999 | 87,554 | |
| Sesame | 9.54 | 147,887 | 215,933 | 11.27 | 1,261,855 | 1,977,654 | |
| Rapeseed | 14.29 | 30,934 | 55,011 | 14.91 | 240,998 | 440,026 | |

Table 2. Forecast of 2005/06 (1998 E.C.) Area, Production and Yield of Major Crops for Private Peasant Holdings in Ethiopia, Meher Season

| Major Crops | | TOTAL AREA IN HECTARES | | | | | TOTAL PROD. IN QUINTALS | | | | | Yield(Qts/Ha) | | | | |
|---------------------|--|------------------------|----------------------|-----------------------|--------------------------|--------------|-------------------------|----------------------|-----------------------|--------------------------|--------------|----------------------|----------------------|-----------------------|--------------------------|---------|
| | | Estimates of 2003/04 | Estimates of 2004/05 | **Forecast of 2005/06 | % Change Of 2005/06 over | | Estimate's of 2003/04 | Estimates of 2004/05 | **Forecast of 2005/06 | % Change Of 2005/06 over | | Estimates of 2003/04 | Estimates of 2004/05 | **Forecast of 2005/06 | % Change Of 2005/06 over | |
| | | | | | 2003/04 | 2004/05 | | | | 2003/04 | 2004/05 | | | | 2003/04 | 2004/05 |
| Total Grains | | 592,156 | 674551 | 709188 | 19.76 | 5.13 | 6,530,625 | 6316303 | 8532188 | 30.65 | 35.08 | | | | | |
| Cereals | | 512,432 | 566228 | 586355 | 14.43 | 3.55 | 5,857,344 | 5348822 | 7337181 | 25.26 | 37.17 | | | | | |
| Teff | | 136,740 | 137360 | 140063 | 2.43 | 1.97 | 1,047,565 | 881765 | 1093148 | 4.35 | 23.97 | 7.66 | 6.42 | 7.8 | 1.83 | 21.50 |
| Barley | | 76,521 | 95453 | 98442 | 28.65 | 3.13 | 820,770 | 777795 | 1058823 | 29.00 | 36.13 | 10.73 | 8.15 | 10.76 | 0.28 | 32.02 |
| Wheat | | 74,466 | 87785 | 91354 | 22.68 | 4.07 | 866,686 | 859005 | 1216926 | 40.41 | 41.67 | 11.64 | 9.79 | 13.32 | 14.43 | 36.06 |
| Maize | | 43,622 | 47200 | 48153 | 10.39 | 2.02 | 637,843 | 539183 | 661317 | 3.68 | 22.65 | 14.62 | 11.42 | 13.73 | -6.09 | 20.23 |
| Sorghum | | 128,927 | 142038 | 151002 | 17.12 | 6.31 | 1,942,050 | 1838667 | 2763238 | 42.28 | 50.28 | 15.06 | 12.94 | 18.3 | 21.51 | 41.42 |
| Finger Millet | | 51,709 | 55595 | 56540 | 9.34 | 1.70 | 540,810 | 451476 | 542559 | 0.32 | 20.17 | 10.46 | 8.12 | 9.6 | -8.22 | 18.23 |
| Oats/'Aja' | | * | * | * | * | * | * | * | * | * | * | * | * | * | * | * |
| Rice | | * | * | * | * | * | - | - | - | - | - | - | - | - | - | - |
| Pulses | | 41,139 | 52411 | 54877 | 33.39 | 4.70 | 371,565 | 483354 | 557826 | 50.13 | 15.41 | | | | | |
| Faba Beans | | 14,880 | 18727 | 19533 | 31.27 | 4.30 | 179,752 | 235751 | 258289 | 43.69 | 9.56 | 12.08 | 12.59 | 13.22 | 9.44 | 5.00 |
| Field Pease | | 4,944 | 7782 | 7981 | 61.43 | 2.56 | 45,785 | 77245 | 74833 | 63.45 | -3.12 | 9.26 | 9.93 | 9.38 | 1.30 | -5.54 |
| Haricot beans | | 1,082 | 2643 | 2670 | 146.79 | 1.04 | 6,635 | 11750 | 12459 | * | * | 6.13 | 4.45 | 4.67 | * | * |
| Chick-Peas | | 8,521 | 10498 | 11247 | 31.99 | 7.14 | 65,623 | 77701 | 108832 | 65.84 | 40.06 | 7.70 | 7.4 | 9.68 | 25.71 | 30.81 |
| Lentils | | 5,348 | 5979 | 6230 | 16.49 | 4.19 | 33,491 | 40122 | 46228 | 38.03 | 15.22 | 6.26 | 6.71 | 7.42 | 18.53 | 10.58 |
| Grass Peas | | 5,817 | 6062 | 6453 | 10.94 | 6.46 | 38,272 | 38109 | 54071 | 41.28 | 41.88 | 6.58 | 6.29 | 8.38 | 27.36 | 33.23 |
| Soya Beans | | * | 75 | 77 | * | 2.90 | * | - | - | - | - | * | - | - | * | * |
| Fenugreek | | 513 | 626 | 666 | 29.83 | 6.39 | 1,919 | 2676 | 3114 | 62.30 | 16.38 | 3.74 | 4.27 | 4.68 | 25.13 | 9.60 |
| Gibto | | - | * | * | - | - | - | - | - | - | - | - | - | - | - | - |
| Oilseeds | | 38,585 | 55913 | 67957 | 76.12 | 21.54 | 301,716 | 484127 | 637181 | 111.19 | 31.61 | | | | | |
| Neug | | 6,055 | 9266 | 9359 | 54.56 | 1.00 | 42,862 | 65558 | 67567 | 57.64 | 3.06 | 7.08 | 7.08 | 7.22 | 1.98 | 1.98 |
| Linseed | | 6,162 | 9759 | 10080 | 63.58 | 3.28 | 28,806 | 43017 | 51940 | 80.31 | 20.74 | 4.67 | 4.41 | 5.15 | 10.28 | 16.78 |
| Groundnut | | * | 38 | 38 | * | 1.24 | - | - | - | - | - | - | - | - | - | - |
| Sufflower | | * | * | * | * | * | - | * | * | - | - | - | * | * | * | * |
| Sesame | | 26,280 | 36773 | 48374 | 84.07 | 31.55 | 230,048 | 375457 | 517604 | 125.00 | 37.86 | 8.75 | 10.21 | 10.7 | 22.29 | 4.80 |
| Rapeseed | | * | 29 | 29 | * | -0.64 | - | - | - | - | - | - | - | - | - | - |

** The 2005/06 Estimates include Resettlement Areas(" Sefera")

Table .2. Interval Estimates for 2005/06(1998E.C.) Area and Production of Major Crops Forecast for private Peasant Holdings in Ethiopia, Meher Season

| Tigray Region | | | | | | | Contd |
|---------------------|--------------|----------------------------------|-----------------|--------------|--|------------------|-------|
| Major Crops | CV | Interval Cropland Area Estimates | | CV | Interval Expected Production Estimates | | |
| | | 95% Confidence Interval | | | 95% Confidence Interval | | |
| | | Lower Estimates | Upper Estimates | | Lower Estimates | Upper Estimates | |
| Total Grains | 4.63 | 644,816 | 773,560 | 6.52 | 7,442,503 | 9,621,874 | |
| Cereals | 4.84 | 530,674 | 642,036 | 6.90 | 6,344,804 | 8,329,559 | |
| Teff | 9.95 | 112,760 | 167,367 | 10.19 | 874,895 | 1,311,401 | |
| Barley | 8.49 | 82,062 | 114,822 | 8.58 | 880,714 | 1,236,932 | |
| Wheat | 10.76 | 72,087 | 110,620 | 13.39 | 897,484 | 1,536,368 | |
| Maize | 7.80 | 40,792 | 55,514 | 9.54 | 537,713 | 784,921 | |
| Sorghum | 12.64 | 113,591 | 188,414 | 16.88 | 1,849,261 | 3,677,215 | |
| Finger Millet | 10.29 | 45,136 | 67,944 | 10.45 | 431,464 | 653,654 | |
| Oats/Aja' | 59.65 | * | * | 73.02 | * | * | |
| Rice | 99.79 | * | * | 0.00 | - | - | |
| Pulses | 8.43 | 45,810 | 63,943 | 11.10 | 436,463 | 679,190 | |
| Faba Beans | 12.76 | 14,648 | 24,418 | 16.56 | 174,438 | 342,140 | |
| Field Peas | 18.50 | 5,088 | 10,875 | 22.66 | 41,604 | 108,063 | |
| Haricot beans | 40.96 | 526 | 4,814 | 40.84 | 2,486 | 22,433 | |
| Chick-Peas | 23.95 | 5,968 | 16,526 | 32.69 | 39,095 | 178,569 | |
| Lentils | 18.68 | 3,949 | 8,510 | 20.58 | 27,583 | 64,872 | |
| Grass Peas | 22.48 | 3,610 | 9,296 | 24.75 | 27,845 | 80,296 | |
| Soya Beans | 46.20 | 7 | 147 | 0.00 | - | - | |
| Fenugreek | 33.71 | 226 | 1,106 | 27.36 | 1,444 | 4,785 | |
| Gibto | 99.66 | * | * | 0.00 | - | - | |
| Oilseeds | 11.65 | 52,444 | 83,470 | 16.16 | 435,385 | 838,976 | |
| Neug | 20.94 | 5,518 | 13,200 | 29.13 | 28,986 | 106,147 | |
| Linseed | 12.71 | 7,569 | 12,590 | 14.42 | 37,260 | 66,620 | |
| Groundnut | 44.90 | 5 | 72 | 0.00 | - | - | |
| Sufflower | 65.35 | * | * | 70.17 | * | * | |
| Sesame | 16.18 | 33,037 | 63,711 | 19.75 | 317,191 | 718,017 | |
| Rapeseed | 42.05 | 5 | 53 | 0.00 | - | - | |

Table 2.1 Forecast of 2005/06 (1998 E.C.) Area, Production and Yield of Major Crops
for Private Peasant Holdings in Ethiopia, Meher Season

| North-Western Tigray Zone | | TOTAL AREA IN HECTARES | | | | | TOTAL PROD. IN QUINTALS | | | | | Yield(Qts/Ha) | | | | |
|---------------------------|----------------------|------------------------|-----------------------|--------------------------|-------------|-----------------------|-------------------------|-----------------------|--------------------------|--------------|----------------------|----------------------|-----------------------|--------------------------|---------|---------|
| Major Crops | Estimates of 2003/04 | Estimates of 2004/05 | **Forecast of 2005/06 | % Change Of 2005/06 over | | Estimate's of 2003/04 | Estimates of 2004/05 | **Forecast of 2005/06 | % Change Of 2005/06 over | | Estimates of 2003/04 | Estimates of 2004/05 | **Forecast of 2005/06 | % Change Of 2005/06 over | | |
| | | | | 2003/04 | 2004/05 | | | | 2003/04 | 2004/05 | | | | 2003/04 | 2004/05 | 2003/04 |
| Total Grains | 135,480 | 151487 | 155134 | 14.51 | 2.41 | 1,708,378 | 1512456 | 1857919 | 8.75 | 22.84 | | | | | | |
| Cereals | 122,181 | 131047 | 134100 | 9.75 | 2.33 | 1,600,065 | 1379842 | 1717979 | 7.37 | 24.51 | | | | | | |
| Teff | 26,826 | 27309 | 27646 | 3.06 | 1.23 | 196,507 | 200440 | 217400 | 10.63 | 8.46 | 7.33 | 7.34 | 7.86 | 7.23 | 7.08 | |
| Barley | 383 | 500 | 504 | 31.72 | 0.91 | 1,754 | 1863 | 2300 | 31.14 | 23.47 | 4.58 | 3.73 | 4.56 | -0.44 | 22.25 | |
| Wheat | * | * | * | * | * | * | * | * | * | * | - | * | * | * | * | |
| Maize | 19,841 | 21084 | 21372 | 7.72 | 1.37 | 347,024 | 296878 | 347772 | 0.22 | 17.14 | 17.49 | 14.08 | 16.27 | -6.98 | 15.55 | |
| Sorghum | 43,028 | 48510 | 50151 | 16.55 | 3.38 | 695,800 | 621019 | 835692 | 20.11 | 34.57 | 16.17 | 12.8 | 16.66 | 3.03 | 30.16 | |
| Finger Millet | 31,984 | 33574 | 34354 | 7.41 | 2.32 | 358,980 | 259319 | 314564 | -12.37 | 21.30 | 11.22 | 7.72 | 9.16 | -18.36 | 18.65 | |
| Oats/'Aja' | - | - | - | - | - | - | - | - | - | - | - | - | - | - | - | |
| Rice | - | - | - | - | - | - | - | - | - | - | - | - | - | - | - | |
| Pulses | 4,090 | 7034 | 7142 | 74.63 | 1.54 | 37,261 | 39581 | 43724 | 17.34 | 10.47 | | | | | | |
| Faba Beans | 1,209 | 1943 | 1955 | 61.72 | 0.64 | * | 13842 | 11997 | * | -13.33 | * | 7.13 | 6.14 | * | -13.88 | |
| Field Pease | 255 | * | * | * | * | * | * | 2630 | * | * | * | * | * | * | * | |
| Haricot beans | * | * | * | * | * | * | * | * | * | * | * | * | * | * | * | |
| Chick-Peas | 2,280 | 3240 | 3298 | 44.63 | 1.78 | 22,084 | 18048 | 24586 | 11.33 | * | 9.68 | 5.57 | 7.46 | -22.93 | 33.93 | |
| Lentils | * | * | * | * | * | * | - | - | - | - | * | - | - | - | - | |
| Grass Peas | * | * | * | * | * | - | - | - | - | - | - | - | - | - | - | |
| Soya Beans | - | - | - | - | - | - | - | - | - | - | - | - | - | - | - | |
| Fenugreek | * | * | * | * | * | - | - | - | - | - | - | - | - | - | - | |
| Gibto | - | * | * | * | * | - | - | - | - | - | - | - | - | - | - | |
| Oilseeds | 9,210 | 13406 | 13892 | 50.83 | 3.62 | 71,051 | 93032 | 96216 | 35.42 | 3.42 | | | | | | |
| Neug | 2,812 | 4201 | 4377 | 55.65 | 4.20 | 19,361 | 32081 | 37578 | 94.09 | 17.14 | 6.89 | 7.64 | 8.59 | 24.67 | 12.43 | |
| Linseed | 664 | 1296 | 1311 | 97.42 | 1.14 | * | 6298 | 5667 | * | -10.02 | * | 4.86 | 4.32 | * | -11.11 | |
| Groundnut | - | * | * | * | * | - | - | - | - | * | - | - | - | - | - | |
| Sufflower | - | - | - | - | - | - | - | - | - | - | - | - | - | - | - | |
| Sesame | 5,732 | 7889 | 8183 | 42.76 | 3.72 | 47,636 | 54653 | 52971 | 11.20 | -3.08 | 8.31 | 6.93 | 6.47 | -22.14 | -6.64 | |
| Rapeseed | * | * | * | * | - | - | - | - | - | - | - | - | - | - | - | |

** The 2005/06 Estimates include Resettlement Areas(" Sefera")

Table 2.2 Forecast of 2005/06 (1998 E.C.) Area, Production and Yield of Major Crops for Private Peasant Holdings in Ethiopia, Meher Season

Central Tigray Zone

| Major Crops | TOTAL AREA IN HECTARES | | | | | TOTAL PROD. IN QUINTALS | | | | | Yield(Qts/Ha) | | | | | |
|---------------------|------------------------|----------------------|---------------------|--------------------------|--------------|-------------------------|----------------------|---------------------|--------------------------|--------------|----------------------|----------------------|---------------------|--------------------------|---------|---|
| | Estimates of 2003/04 | Estimates of 2004/05 | Forecast of 2005/06 | % Change Of 2005/06 over | | Estimate's of 2003/04 | Estimates of 2004/05 | Forecast of 2005/06 | % Change Of 2005/06 over | | Estimates of 2003/04 | Estimates of 2004/05 | Forecast of 2005/06 | % Change Of 2005/06 over | | |
| | | | | 2003/04 | 2004/05 | | | | 2003/04 | 2004/05 | | | | 2003/04 | 2004/05 | |
| | | | | | | | | | | | | | | | | |
| Total Grains | 164,968 | 162,263 | 164,796 | -0.10 | -1.64 | 1,480,548 | 1,365,349 | 1,945,739 | 31.42 | 42.51 | | | | | | |
| Cereals | 150,458 | 143,955 | 146,222 | -2.82 | 1.58 | 1,372,842 | 1,183,822 | 1,749,142 | 27.41 | 47.75 | | | | | | |
| Teff | 51,123 | 44,763 | 45,233 | -11.52 | 1.05 | 364,425 | 303,461 | 387,002 | 6.20 | 27.53 | 7.13 | 6.78 | 8.56 | 20.06 | 26.25 | |
| Barley | 18,729 | 20,893 | 21,401 | 14.27 | 2.43 | 173,601 | 207,514 | 235,694 | 35.77 | 13.58 | 9.27 | 9.93 | 11.01 | 18.77 | 10.88 | |
| Wheat | 15,450 | 18,023 | 18,541 | 20.01 | 2.88 | 173,502 | 213,105 | 270,175 | 55.72 | 26.78 | 11.23 | 11.82 | 14.57 | 29.74 | 23.27 | |
| Maize | 12,763 | 14,647 | 14,830 | 16.19 | 1.25 | 156,835 | 134,202 | 179,175 | 14.24 | 33.51 | 12.29 | 9.16 | 12.08 | -1.71 | 31.88 | |
| Sorghum | 40,327 | 32,977 | 33,357 | -17.28 | 1.15 | 419,175 | 255,827 | 580,105 | 38.39 | 126.76 | 10.39 | 7.76 | 17.39 | 67.37 | 124.10 | |
| Finger Millet | 12,019 | 12,648 | 12,856 | 6.96 | 1.64 | 85,304 | 69,713 | 96,991 | 13.70 | 39.13 | 7.10 | 5.51 | 7.54 | 6.20 | 36.84 | |
| Oats/'Aja' | * | - | - | - | - | - | - | - | - | - | - | - | - | - | - | - |
| Rice | * | * | * | * | * | - | - | - | - | - | - | - | - | - | - | - |
| Pulses | 11,765 | 13,364 | 13,554 | 15.21 | 1.42 | 98,424 | 147,921 | 158,960 | 61.51 | 7.46 | | | | | | |
| Faba Beans | 6,826 | 7,991 | 8,112 | 18.84 | 1.52 | 69,838 | 105,737 | 114,102 | 63.38 | 7.91 | 10.23 | 13.23 | 14.07 | 37.54 | 6.35 | |
| Field Peas | 785 | 1,209 | 1,230 | 56.70 | 1.74 | * | 14,245 | 14,726 | * | 3.38 | * | 11.78 | 11.97 | * | 1.61 | |
| Haricot beans | * | 567 | 567 | * | -0.01 | * | 3,117 | * | * | * | * | 5.5 | * | * | * | |
| Chick-Peas | 1,314 | 1,060 | 1,078 | -17.94 | 1.72 | 6,685 | 7,241 | 6,439 | -3.68 | -11.07 | 5.09 | 6.83 | 5.97 | 17.29 | -12.59 | |
| Lentils | 1,524 | 1,592 | 1,605 | 5.29 | 0.79 | 6,668 | 10,557 | 11,248 | * | * | 4.37 | 6.63 | 7.01 | 60.41 | 5.73 | |
| Grass Peas | * | * | * | * | * | * | * | * | * | * | * | * | * | * | * | |
| Soya Beans | * | * | * | * | * | * | - | - | - | - | * | - | - | - | - | |
| Fenugreek | 259 | 175 | 177 | -31.53 | 1.33 | * | 1,470 | 1,565 | * | 6.47 | * | 8.42 | 8.83 | * | 4.87 | |
| Gibto | - | - | - | - | - | - | - | - | - | - | - | - | - | - | - | |
| Oilseeds | 2,744 | 4,944 | 5,019 | 82.91 | 1.52 | 9,282 | 33,607 | 37,637 | 305.48 | 11.99 | | | | | | |
| Neug | 514 | 1,316 | 1,327 | 158.12 | 0.82 | 1,551 | * | 3,006 | 93.84 | * | 3.02 | * | 2.27 | -24.83 | * | |
| Linseed | 1,409 | 2,715 | 2,779 | 97.24 | 2.36 | 5,507 | 19,705 | 24,147 | 338.48 | 22.54 | 3.91 | 7.26 | 8.69 | 85.68 | 19.70 | |
| Groundnut | * | * | * | * | * | - | - | - | - | - | - | - | - | - | - | |
| Sufflower | * | * | * | * | * | - | - | - | * | * | - | - | - | * | * | |
| Sesame | * | 898 | 898 | * | -0.02 | * | 8,889 | 10,483 | * | 17.93 | * | 9.9 | 11.68 | * | * | |
| Rapeseed | * | * | * | * | * | - | - | - | * | * | - | - | - | * | * | |

Table 2.3 Forecast of 2005/06 (1998 E.C.) Area, Production and Yield of Major Crops for Private Peasant Holdings in Ethiopia, Meher Season

| Major Crops | TOTAL AREA IN HECTARES | | | | | TOTAL PROD. IN QUINTALS | | | | | Yield(Qts/Ha) | | | | |
|---------------------|------------------------|----------------------|---------------------|--------------------------|-------------|-------------------------|----------------------|---------------------|--------------------------|--------------|----------------------|----------------------|---------------------|--------------------------|---------|
| | Estimates of 2003/04 | Estimates of 2004/05 | Forecast of 2005/06 | % Change Of 2005/06 over | | Estimate's of 2003/04 | Estimates of 2004/05 | Forecast of 2005/06 | % Change Of 2005/06 over | | Estimates of 2003/04 | Estimates of 2004/05 | Forecast of 2005/06 | % Change Of 2005/06 over | |
| | | | | 2003/04 | 2004/05 | | | | 2003/04 | 2004/05 | | | | 2003/04 | 2004/05 |
| | Eastern Tigray Zone | | | | | | | | | | | | | | |
| Total Grains | 54,455 | 65732 | 67716 | 24.35 | 3.02 | 635,859 | 558399 | 791420 | 24.46 | 41.73 | | | | | |
| Cereals | 47,011 | 58146 | 59992 | 27.61 | 3.17 | 574,258 | 496362 | 715534 | 24.60 | 44.16 | | | | | |
| Teff | 7,364 | 7794 | 8089 | 9.85 | 3.79 | 55,733 | 58982 | 63921 | 14.69 | 8.37 | 7.57 | 7.57 | 7.9 | 4.36 | 4.36 |
| Barley | 19,847 | 25691 | 26470 | 33.37 | 3.03 | 251,979 | 223088 | 329531 | 30.78 | 47.71 | 12.70 | 8.68 | 12.45 | -1.97 | 43.43 |
| Wheat | 13,435 | 18329 | 18737 | 39.46 | 2.23 | 177,966 | 172892 | 264235 | 48.47 | 52.83 | 13.25 | 9.43 | 14.1 | 6.42 | 49.52 |
| Maize | 2,575 | 3069 | 3320 | 28.92 | 8.16 | 36,834 | 25440 | 37907 | 2.91 | 49.01 | 14.30 | 8.29 | 11.42 | -20.14 | 37.76 |
| Sorghum | * | 1218 | 1307 | * | 7.28 | * | 7668 | 9787 | * | 27.64 | * | 6.3 | 7.49 | * | 18.89 |
| Finger Millet | 2,048 | 1699 | 1724 | -15.83 | 1.45 | 15,316 | 8292 | 10153 | -33.71 | 22.45 | 7.48 | 4.88 | 5.89 | -21.26 | 20.70 |
| Oats/Aja' | * | * | * | * | * | * | - | - | * | * | * | - | - | * | * |
| Rice | * | - | - | - | - | - | - | - | - | - | - | - | - | - | - |
| Pulses | 6,783 | 6272 | 6375 | -6.02 | 1.64 | 59,104 | 58071 | 70860 | 19.89 | 22.02 | | | | | |
| Faba Beans | 1,575 | 1504 | 1520 | -3.52 | 1.04 | 23,545 | 24698 | 32212 | 36.81 | 30.42 | 14.95 | 16.42 | 21.2 | 41.81 | 29.11 |
| Field Peas | 1,011 | 1274 | 1304 | 28.95 | 2.33 | 6,532 | 13392 | 15987 | 144.75 | 19.38 | 6.46 | 10.51 | 12.26 | 89.78 | 16.65 |
| Haricot beans | * | * | * | * | * | * | - | - | * | * | - | - | - | * | * |
| Chick-Peas | * | 922 | 936 | * | 1.51 | * | * | * | * | * | * | * | * | * | * |
| Lentils | 492 | 480 | 487 | -0.99 | 1.49 | 4,004 | 6471 | 8664 | 116.39 | 33.89 | 8.13 | 13.48 | 17.79 | 118.82 | 31.97 |
| Grass Peas | 1,878 | 1934 | 1960 | 4.35 | 1.33 | 13,715 | 9466 | 10223 | -25.46 | 7.99 | 7.30 | 4.89 | 5.22 | -28.49 | 6.75 |
| Soya Beans | * | * | * | * | * | - | - | - | - | - | - | - | - | - | - |
| Fenugreek | * | 41 | 43 | * | * | * | 66 | 80 | * | 20.53 | * | 1.6 | 1.86 | * | 16.25 |
| Gibto | - | - | - | - | - | - | - | - | - | - | - | - | - | - | - |
| Oilseeds | 661 | 1314 | 1349 | 104.14 | 2.69 | 2,496 | 3966 | 5026 | 101.36 | 26.73 | | | | | |
| Neug | * | * | * | * | * | * | - | - | * | * | * | - | - | - | - |
| Linseed | 637 | 1272 | 1307 | 105.21 | 2.76 | 2,342 | 3966 | 5026 | 114.60 | 26.73 | 3.68 | 3.12 | 3.84 | 4.35 | 23.08 |
| Groundnut | - | * | * | * | * | - | - | - | - | - | - | - | - | - | - |
| Sufflower | - | * | * | * | * | - | - | - | - | - | - | - | - | - | - |
| Sesame | - | - | - | - | - | - | - | - | - | - | - | - | - | - | - |
| Rapeseed | - | - | - | - | - | - | - | - | * | * | - | - | - | * | * |

Table 2.4 Forecast of 2005/06 (1998 E.C.) Area, Production and Yield of Major Crops for Private Peasant Holdings in Ethiopia, Meher Season

Southern Tigray Zone

| Major Crops | TOTAL AREA IN HECTARES | | | | | TOTAL PROD. IN QUINTALS | | | | | Yield(Qts/Ha) | | | | |
|---------------------|------------------------|----------------------|---------------------|--------------------------|-------------|-------------------------|----------------------|---------------------|--------------------------|--------------|----------------------|----------------------|---------------------|--------------------------|---------|
| | Estimates of 2003/04 | Estimates of 2004/05 | Forecast of 2005/06 | % Change Of 2005/06 over | | Estimate's of 2003/04 | Estimates of 2004/05 | Forecast of 2005/06 | % Change Of 2005/06 over | | Estimates of 2003/04 | Estimates of 2004/05 | Forecast of 2005/06 | % Change Of 2005/06 over | |
| | | | | 2003/04 | 2004/05 | | | | 2003/04 | 2004/05 | | | | 2003/04 | 2004/05 |
| | | | | | | | | | | | | | | | |
| Grains Total | 180,478 | 219289 | 227061 | 25.81 | 3.54 | 1,994,452 | 1944877 | 2685801 | 34.66 | 38.10 | | | | | |
| Cereals | 159,749 | 191092 | 196752 | 23.16 | 2.96 | 1,818,053 | 1719911 | 2413419 | 32.75 | 40.32 | | | | | |
| Teff | 47,595 | 52679 | 53777 | 12.99 | 2.08 | 392,553 | 249251 | 342299 | -12.80 | 37.33 | 8.25 | 4.73 | 6.37 | -22.79 | 34.67 |
| Barley | 36,974 | 47840 | 49574 | 34.08 | 3.62 | 384,604 | 338936 | 485078 | 26.12 | 43.12 | 10.40 | 7.08 | 9.79 | -5.87 | 38.28 |
| Wheat | 45,004 | 51020 | 53616 | 19.14 | 5.09 | 508,232 | 472685 | 682265 | 34.24 | 44.34 | 11.29 | 9.26 | 12.72 | 12.67 | 37.37 |
| Maize | 5,936 | 5271 | 5579 | -6.01 | 5.85 | 61,144 | 37442 | 51022 | -16.55 | 36.27 | 10.30 | 7.1 | 9.14 | -11.26 | 28.73 |
| Sorghum | 23,614 | 33602 | 33516 | 41.93 | -0.26 | 467,685 | 620665 | 851584 | 82.08 | 37.21 | 19.81 | 18.47 | 25.41 | 28.27 | 37.57 |
| Finger Millet | 322 | 236 | 245 | -23.97 | 3.74 | 2,848 | - | - | * | * | 8.84 | - | - | * | * |
| Oats/Aja' | * | * | * | * | * | * | * | * | * | * | * | * | * | * | * |
| Rice | * | - | - | - | - | - | - | - | - | - | - | - | - | - | - |
| Pulses | 17,234 | 23837 | 25723 | 49.26 | 7.91 | 160,538 | 215845 | 259371 | 61.56 | 20.17 | | | | | |
| Faba Beans | 4,442 | 6054 | 6662 | 49.98 | 10.04 | 60,903 | 76096 | 84170 | 38.20 | 10.61 | 13.71 | 12.57 | 12.63 | -7.88 | 0.48 |
| Field Peas | 2,687 | 4255 | 4364 | 62.39 | 2.55 | 28,025 | 44883 | 41490 | 48.05 | -7.56 | 10.43 | 10.55 | 9.51 | -8.82 | -9.86 |
| Haricot beans | * | * | * | * | * | * | * | * | * | * | * | * | * | * | * |
| Chick-Peas | 2,908 | 4781 | 5322 | 83.03 | 11.33 | 23,997 | 42179 | * | * | * | 8.25 | 8.82 | * | * | * |
| Lentils | 3,320 | 3813 | 4045 | 21.85 | 6.09 | 22,792 | 23095 | 26315 | 15.46 | 13.94 | 6.86 | 6.06 | 6.51 | -5.10 | 7.43 |
| Grass Peas | 3,146 | 3138 | 3491 | 10.97 | 11.26 | 20,691 | 23090 | 36410 | 75.97 | 57.69 | 6.58 | 7.36 | 10.43 | 58.51 | 41.71 |
| Soya Beans | - | * | * | * | * | - | - | - | - | - | - | - | - | - | - |
| Fenugreek | 237 | * | 432 | * | * | 622 | 1139 | 1470 | 136.30 | 29.04 | 2.63 | * | 3.4 | 29.28 | * |
| Gibto | - | - | - | - | - | - | - | - | - | - | - | - | - | - | - |
| Oilseeds | 3,495 | 4360 | 4585 | 31.18 | 5.16 | 15,861 | 9121 | 13012 | -17.96 | 42.66 | | | | | |
| Neug | * | * | * | * | * | * | - | - | * | * | * | - | - | * | * |
| Linseed | 3,041 | 4024 | 4214 | 38.59 | 4.73 | 14,093 | 9040 | 12942 | -8.17 | 43.16 | 4.63 | 2.25 | 3.07 | -33.69 | 36.44 |
| Groundnut | - | * | * | * | * | - | - | - | - | - | - | - | - | - | - |
| Sufflower | * | * | * | * | * | - | * | * | - | - | - | * | * | * | * |
| Sesame | * | * | * | * | * | * | - | - | * | * | * | - | - | * | * |
| Rapeseed | * | * | * | * | * | - | - | - | - | - | - | - | - | - | - |

Table 2.5 Forecast of 2005/06 (1998 E.C.) Area, Production and Yield of Major Crops for Private Peasant Holdings in Ethiopia, Meher Season

| Western Tigray Zone | | | | | | | | | | | | | | | |
|---------------------|------------------------|----------------------|-----------------------|--------------------------|---------|-------------------------|----------------------|-----------------------|--------------------------|---------|----------------------|----------------------|-----------------------|--------------------------|---------|
| Major Crops | TOTAL AREA IN HECTARES | | | | | TOTAL PROD. IN QUINTALS | | | | | Yield(Qts/Ha) | | | | |
| | Estimates of 2003/04 | Estimates of 2004/05 | **Forecast of 2005/06 | % Change Of 2005/06 over | | Estimate's of 2003/04 | Estimates of 2004/05 | **Forecast of 2005/06 | % Change Of 2005/06 over | | Estimates of 2003/04 | Estimates of 2004/05 | **Forecast of 2005/06 | % Change Of 2005/06 over | |
| | | | | 2003/04 | 2004/05 | | | | 2003/04 | 2004/05 | | | | 2003/04 | 2004/05 |
| Total Grains | 56,775 | 75781 | 94482 | 66.42 | 24.68 | 711,389 | 935222 | 1251310 | 75.90 | 33.80 | | | | | |
| Cereals | 33,033 | 41989 | 49289 | 49.21 | 17.39 | 492,126 | 568885 | 741108 | 50.59 | 30.27 | | | | | |
| Teff | 3,832 | 4814 | 5318 | 38.77 | 10.47 | 38,347 | 69630 | 82527 | 115.21 | 18.52 | 10.01 | 14.46 | 15.52 | 55.04 | 7.33 |
| Barley | 588 | * | 493 | -16.08 | * | * | * | 6220 | * | * | * | * | 12.61 | * | * |
| Wheat | * | 347 | 393 | * | 13.25 | * | - | - | * | * | * | - | * | * | * |
| Maize | 2,507 | 3128 | 3052 | 21.72 | -2.44 | 36,005 | 45220 | 45441 | 26.21 | 0.49 | 14.36 | 14.45 | 14.89 | 3.69 | 3.04 |
| Sorghum | 20,313 | 25731 | 32672 | 60.84 | 26.97 | 323,594 | 333488 | 486069 | 50.21 | 45.75 | 15.93 | 12.96 | 14.88 | -6.59 | 14.81 |
| Finger Millet | 5,335 | 7439 | 7362 | 37.99 | -1.04 | 78,362 | 114152 | 120851 | 54.22 | 5.87 | 14.69 | 15.34 | 16.42 | 11.78 | 7.04 |
| Oats/Aja' | - | - | - | - | - | - | - | - | - | - | - | - | - | - | - |
| Rice | - | - | - | - | - | - | - | - | - | - | - | - | - | - | - |
| Pulses | 1,268 | 1903 | 2082 | 64.21 | 9.42 | 16,237 | 21936 | 24912 | 53.43 | 13.57 | | | | | |
| Faba Beans | 827 | 1235 | 1284 | 55.30 | 4.00 | 12,792 | 15377 | 15809 | 23.59 | 2.81 | 15.46 | 12.45 | 12.31 | -20.38 | -1.12 |
| Field Pease | * | 118 | 132 | * | 11.97 | 1,868 | - | - | * | * | * | - | - | * | * |
| Haricot beans | * | 45 | 46 | * | 2.78 | * | 303 | 256 | * | -15.54 | * | 6.8 | 5.53 | * | -18.68 |
| Chick-Peas | * | * | * | * | * | * | * | 8847 | * | * | * | * | 14.44 | * | * |
| Lentils | * | * | * | * | * | - | - | - | - | - | - | - | - | - | - |
| Grass Peas | - | - | - | - | - | - | - | - | - | - | - | - | - | - | - |
| Soya Beans | - | - | - | - | - | - | - | - | - | - | - | - | - | - | - |
| Fenugreek | - | - | - | - | - | - | - | - | - | - | - | - | - | - | - |
| Gibto | - | - | - | - | - | - | - | - | - | - | - | - | - | - | - |
| Oilseeds | 22,475 | 31889 | 43111 | 91.82 | 35.19 | 203,026 | 344401 | 485290 | 139.03 | 40.91 | | | | | |
| Neug | 2,692 | 3616 | 3517 | 30.64 | -2.74 | 21,773 | 28464 | 26982 | 23.92 | -5.21 | 8.09 | 7.87 | 7.67 | -5.19 | -2.54 |
| Linseed | 411 | 452 | 468 | 13.88 | 3.55 | 2,810 | 4008 | 4158 | 47.98 | 3.75 | 6.84 | 8.87 | 8.88 | 29.82 | 0.11 |
| Groundnut | - | - | - | - | - | - | - | - | - | - | - | - | - | - | - |
| Sufflower | - | * | * | * | * | - | * | - | - | - | - | * | - | - | - |
| Sesame | 19,368 | 27813 | 39120 | 101.98 | 40.65 | 178,444 | 311916 | 454150 | 154.51 | 74.80 | 9.21 | 11.21 | 11.61 | 26.06 | 3.57 |
| Rapeseed | * | * | * | - | - | - | - | - | - | - | - | - | - | - | - |

** The 2005/06 Estimates include Resettlement Areas ("Sefera")

Table 3. Forecast of 2005/06 (1998 E.C.) Area, Production and Yield of Major Crops for Private Peasant Holdings in Ethiopia, Meher Season

| Major Crops | | TOTAL AREA IN HECTARES | | | | TOTAL PROD. IN QUINTALS | | | | | Yield(Qts/Ha) | | | | | |
|---------------------|---------------|------------------------|----------------------|---------------------|--------------------------|-------------------------|-----------------------|----------------------|---------------------|--------------------------|---------------|----------------------|----------------------|---------------------|--------------------------|---------|
| | | Estimates of 2003/04 | Estimates of 2004/05 | Forecast of 2005/06 | % Change Of 2005/06 over | | Estimate's of 2003/04 | Estimates of 2004/05 | Forecast of 2005/06 | % Change Of 2005/06 over | | Estimates of 2003/04 | Estimates of 2004/05 | Forecast of 2005/06 | % Change Of 2005/06 over | |
| 2003/04 | 2004/05 | | | | 2003/04 | 2004/05 | | | | 2003/04 | 2004/05 | | | | 2003/04 | 2004/05 |
| Total Grains | 13,247 | 12311 | 13393 | 1.10 | 8.79 | 262,048 | 167503 | 211637 | -19.24 | 26.35 | | | | | | |
| Cereals | 12,484 | 10420 | 11434 | -8.41 | 9.74 | 252,297 | 150536 | 196990 | -21.92 | 30.86 | | | | | | |
| Teff | 1,516 | 1729 | 1784 | 17.70 | 3.20 | 10,177 | 8194 | 4571 | -55.09 | -44.22 | 6.71 | 4.74 | 2.56 | -61.85 | -45.99 | |
| Barley | * | 59 | 63 | * | 6.85 | * | 203 | * | * | * | * | 3.43 | * | * | * | |
| Wheat | * | * | * | * | * | * | * | * | * | * | * | * | * | * | * | |
| Maize | 7,826 | 6863 | 7762 | -0.82 | 13.10 | 212,822 | 131311 | 185938 | -12.63 | 41.60 | 27.19 | 19.13 | 23.95 | -11.92 | 25.20 | |
| Sorghum | 3,045 | 1725 | 1777 | -41.63 | 3.03 | 28,635 | 10779 | 6281 | -78.07 | -41.73 | 9.40 | 6.25 | 3.53 | -62.45 | -43.52 | |
| Finger Millet | - | * | * | * | * | - | - | - | - | - | - | - | - | - | - | |
| Oats/'Aja' | - | - | - | - | - | - | - | - | - | - | - | - | - | - | - | |
| Rice | - | - | - | - | - | - | - | - | - | - | - | - | - | - | - | |
| Pulses | 320 | 434 | 449 | 40.39 | 3.52 | 3,144 | 1431 | 698 | -77.79 | -51.21 | | | | | | |
| Faba Beans | - | - | - | - | - | - | - | - | - | - | - | - | - | - | - | |
| Field Pease | - | - | - | - | - | - | - | - | - | - | - | - | - | - | - | |
| Haricot beans | 283 | 339 | 351 | 24.05 | 3.55 | 2,997 | 980 | 402 | -86.58 | -58.95 | 10.59 | 2.9 | 1.15 | -89.14 | -60.34 | |
| Chick-Peas | 29 | 92 | 94 | 225.28 | 2.53 | 104 | 450 | * | * | * | 3.60 | 4.91 | * | * | * | |
| Lentils | * | * | * | * | * | * | - | - | * | * | * | - | - | * | * | |
| Grass Peas | - | - | - | - | - | - | - | - | - | - | - | - | - | - | - | |
| Soya Beans | - | - | - | - | - | - | - | - | - | - | - | - | - | - | - | |
| Fenugreek | * | * | * | * | * | - | - | - | - | - | - | - | - | - | - | |
| Gibto | - | - | - | - | - | - | - | - | - | - | - | - | - | - | - | |
| Oilseeds | 443 | 1457 | 1510 | 240.77 | 3.61 | 6,607 | * | * | * | * | | | | | | |
| Neug | * | 5 | 5 | * | * | * | * | * | - | - | * | * | * | * | * | |
| Linseed | * | * | * | * | * | - | - | - | * | * | - | - | - | * | * | |
| Groundnut | - | - | - | - | - | - | - | - | - | - | - | - | - | - | - | |
| Sufflower | 54 | 127 | 133 | 146.04 | 4.61 | - | * | * | - | - | - | * | * | * | * | |
| Sesame | 387 | 1324 | 1371 | 254.38 | 3.58 | 6,606 | * | * | * | * | 17.06 | * | * | * | * | |
| Rapeseed | - | - | - | - | - | - | - | - | - | - | - | - | - | - | - | |

Table 3. Interval Estimates for 2005/06(1998E.C.) Area and Production of Major Crops Forecast for private Peasant Holdings in Ethiopia, Meher Season

| Afar Region | | Contd | | | | | |
|---------------------|--------------|----------------------------------|-----------------|--------------|--|-----------------|--|
| Major Crops | CV | Interval Cropland Area Estimates | | CV | Interval Expected Production Estimates | | |
| | | 95% Confidence Interval | | | 95% Confidence Interval | | |
| | | Lower Estimates | Upper Estimates | | Lower Estimates | Upper Estimates | |
| Total Grains | 11.56 | 10,358 | 16,429 | 12.75 | 158,743 | 264,530 | |
| Cereals | 11.20 | 8,925 | 13,944 | 13.56 | 144,647 | 249,332 | |
| Teff | 24.09 | 942 | 2,627 | 23.47 | 2,468 | 6,673 | |
| Barley | 45.46 | 7 | 119 | 53.18 | * | * | |
| Wheat | 74.79 | * | * | 75.56 | * | * | |
| Maize | 12.09 | 5,923 | 9,602 | 14.31 | 133,796 | 238,081 | |
| Sorghum | 23.59 | 955 | 2,599 | 23.43 | 3,396 | 9,165 | |
| Finger Millet | 68.75 | * | * | 0.00 | - | - | |
| Oats/'Aja' | - | - | - | 0.00 | - | - | |
| Rice | - | - | - | 0.00 | - | - | |
| Pulses | 32.04 | 167 | 731 | 42.22 | 120 | 1,276 | |
| Faba Beans | - | - | - | 0.00 | - | - | |
| Field Peas | - | - | - | 0.00 | - | - | |
| Haricot beans | 33.94 | 117 | 585 | 38.91 | 95 | 709 | |
| Chick-Peas | 45.10 | 11 | 178 | 54.52 | * | * | |
| Lentils | 93.16 | * | * | 0.00 | - | - | |
| Grass Peas | - | - | - | 0.00 | - | - | |
| Soya Beans | - | - | - | 0.00 | - | - | |
| Fenugreek | 57.97 | * | * | 0.00 | - | - | |
| Gibto | - | - | - | 0.00 | - | - | |
| Oilseeds | 45.01 | 178 | 2,841 | 63.49 | * | * | |
| Neug | 48.28 | 0 | 10 | 55.27 | * | * | |
| Linseed | 65.54 | * | * | 0.00 | - | - | |
| Groundnut | - | - | - | 0.00 | - | - | |
| Sufflower | 43.14 | 21 | 245 | 52.39 | * | * | |
| Sesame | 49.03 | 53 | 2,689 | 66.06 | * | * | |
| Rapeseed | - | - | - | 0.00 | - | - | |

Table 3.1 Forecast of 2005/06 (1998 E.C.) Area, Production and Yield of Major Crops for Private Peasant Holdings in Ethiopia, Meher Season

Zone 1

| Major Crops | TOTAL AREA IN HECTARES | | | | | TOTAL PROD. IN QUINTALS | | | | | Yield(Qts/Ha) | | | | |
|-----------------|------------------------|----------------------|---------------------|--------------------------|---------|-------------------------|----------------------|---------------------|--------------------------|---------|----------------------|----------------------|---------------------|--------------------------|---------|
| | Estimates of 2003/04 | Estimates of 2004/05 | Forecast of 2005/06 | % Change Of 2005/06 over | | Estimate's of 2003/04 | Estimates of 2004/05 | Forecast of 2005/06 | % Change Of 2005/06 over | | Estimates of 2003/04 | Estimates of 2004/05 | Forecast of 2005/06 | % Change Of 2005/06 over | |
| | | | | 2003/04 | 2004/05 | | | | 2003/04 | 2004/05 | | | | 2003/04 | 2004/05 |
| | Total Grains | 7,326 | 7116 | 8042 | 9.77 | 13.01 | 210,688 | 140324 | 194486 | -7.69 | 38.60 | | | | |
| Cereals | 7,147 | 6160 | 7047 | -1.40 | 14.40 | 206,259 | 127379 | 182679 | -11.43 | 43.41 | | | | | |
| Teff | - | - | - | - | - | - | - | - | - | - | - | - | - | - | - |
| Barley | - | * | * | - | * | - | - | - | - | - | - | - | - | - | - |
| Wheat | * | - | - | - | - | - | - | - | - | - | - | - | - | - | - |
| Maize | 7,029 | 6144 | 7030 | 0.01 | 14.41 | 204,741 | 127379 | 182679 | -10.78 | 43.41 | 29.31 | 20.73 | 25.99 | -11.33 | 20.24 |
| Sorghum | * | * | * | * | * | * | - | - | * | * | * | - | - | * | * |
| Finger Millet | - | - | - | - | - | - | - | - | - | - | - | - | - | - | - |
| Oats/'Aja' | - | - | - | - | - | - | - | - | - | - | - | - | - | - | - |
| Rice | - | - | - | - | - | - | - | - | - | - | - | - | - | - | - |
| Pulses | - | * | * | * | * | - | - | - | - | - | - | - | - | - | - |
| Faba Beans | - | - | - | - | - | - | - | - | - | - | - | - | - | - | - |
| Field Peas | - | - | - | - | - | - | - | - | - | - | - | - | - | - | - |
| Haricot beans | - | * | * | * | * | - | - | - | - | - | - | - | - | - | - |
| Chick-Peas | - | - | - | - | - | - | - | - | - | - | - | - | - | - | - |
| Lentils | - | - | - | - | - | - | - | - | - | - | - | - | - | - | - |
| Grass Peas | - | - | - | - | - | - | - | - | - | - | - | - | - | - | - |
| Soya Beans | - | - | - | - | - | - | - | - | - | - | - | - | - | - | - |
| Fenugreek | - | - | - | - | - | - | - | - | - | - | - | - | - | - | - |
| Gibto | - | - | - | - | - | - | - | - | - | - | - | - | - | - | - |
| Oilseeds | * | * | * | * | * | * | * | * | * | * | * | * | * | * | * |
| Neug | - | - | - | - | - | - | - | - | - | - | - | - | - | - | - |
| Linseed | - | - | - | - | - | - | - | - | - | - | - | - | - | - | - |
| Groundnut | - | - | - | - | - | - | - | - | - | - | - | - | - | - | - |
| Sufflower | - | - | - | - | - | - | - | - | - | - | - | - | - | - | - |
| Sesame | * | * | * | * | * | * | * | * | * | * | * | * | * | * | * |
| Rapeseed | - | - | - | - | - | - | - | - | - | - | - | - | - | - | - |

Table 3.2 Forecast of 2005/06 (1998 E.C.) Area, Production and Yield of Major Crops for Private Peasant Holdings in Ethiopia, Meher Season

Zone 3

| Major Crops | TOTAL AREA IN HECTARES | | | | | TOTAL PROD. IN QUINTALS | | | | | Yield(Qts/Ha) | | | | | | |
|---------------------|------------------------|----------------------|---------------------|--------------------------|---------|-------------------------|----------------------|---------------------|--------------------------|---------|----------------------|----------------------|---------------------|--------------------------|---------|---------|---------|
| | Estimates of 2003/04 | Estimates of 2004/05 | Forecast of 2005/06 | % Change Of 2005/06 over | | Estimate's of 2003/04 | Estimates of 2004/05 | Forecast of 2005/06 | % Change Of 2005/06 over | | Estimates of 2003/04 | Estimates of 2004/05 | Forecast of 2005/06 | % Change Of 2005/06 over | | | |
| | | | | 2003/04 | 2004/05 | | | | 2003/04 | 2004/05 | | | | 2003/04 | 2004/05 | 2003/04 | 2004/05 |
| | | | | | | | | | | | | | | | | | |
| Total Grains | 5,921 | 5195 | 5351 | -9.62 | 3.01 | 51,360 | 27179 | 17151 | -66.61 | -36.90 | | | | | | | |
| Cereals | 5,337 | 4260 | 4387 | -17.80 | 2.99 | 46,038 | 23157 | 14311 | -68.92 | -38.20 | | | | | | | |
| Teff | 1,516 | 1729 | 1784 | 17.70 | 3.20 | 10,177 | 8194 | 4571 | -55.09 | -44.22 | 6.71 | 4.74 | 2.56 | -61.85 | -85.16 | | |
| Barley | * | 48 | * | * | * | * | 203 | * | * | * | * | 4.22 | * | * | * | | |
| Wheat | * | * | * | * | * | * | * | * | * | * | * | * | * | * | * | | |
| Maize | 798 | 719 | 733 | -8.19 | 1.90 | 8,081 | 3932 | 3260 | -59.66 | -17.10 | 10.13 | 5.47 | 4.45 | -56.07 | -22.92 | | |
| Sorghum | 2,953 | 1719 | 1771 | -40.02 | 3.04 | 27,118 | 10779 | 6281 | -76.84 | -41.73 | 9.18 | 6.27 | 3.55 | -61.33 | -76.62 | | |
| Finger Millet | - | * | * | * | * | - | - | - | - | - | - | - | - | - | - | | |
| Oats/'Aja' | - | - | - | - | - | - | - | - | - | - | - | - | - | - | - | | |
| Rice | - | - | - | - | - | - | - | - | - | - | - | - | - | - | - | | |
| Pulses | 320 | 434 | 449 | 40.38 | 3.51 | 3,144 | 1431 | 698 | -77.79 | -51.21 | | | | | | | |
| Faba Beans | - | - | - | * | * | - | - | - | - | - | - | - | - | - | - | | |
| Field Pease | - | - | - | * | * | - | - | - | - | - | - | - | - | - | - | | |
| Haricot beans | 283 | 339 | 351 | 24.03 | 3.54 | 2,997 | 980 | 402 | -86.58 | -58.95 | 10.59 | 2.9 | 1.15 | -89.14 | -152.17 | | |
| Chick-Peas | 29 | 92 | 94 | 225.28 | 2.53 | 104 | 450 | * | * | * | 3.60 | 4.91 | * | * | * | | |
| Lentils | * | * | * | * | * | * | - | - | * | * | * | - | - | * | * | | |
| Grass Peas | - | - | - | - | - | - | - | - | - | - | - | - | - | - | - | | |
| Soya Beans | - | - | - | - | - | - | - | - | - | - | - | - | - | - | - | | |
| Fenugreek | * | * | * | * | * | - | - | - | - | - | - | - | - | - | - | | |
| Gibto | - | - | - | - | - | - | - | - | - | - | - | - | - | - | - | | |
| Oilseeds | 265 | 501 | 515 | 94.31 | 2.78 | * | 2591 | 2142 | * | -17.34 | | | | | | | |
| Neug | * | 5 | 5 | * | 0.20 | * | * | * | - | - | * | * | * | * | * | | |
| Linseed | * | * | * | * | * | - | - | - | * | * | - | - | - | * | * | | |
| Groundnut | - | - | - | * | * | - | - | - | - | - | - | - | - | - | - | | |
| Sufflower | 54 | 127 | 133 | 146.04 | 4.61 | - | * | * | - | - | - | * | * | - | - | | |
| Sesame | 209 | 368 | 377 | 80.26 | 2.38 | * | 1825 | 1583 | * | -13.28 | * | 4.96 | 4.2 | * | -18.10 | | |
| Rapeseed | - | - | - | - | - | - | - | - | - | - | - | - | - | - | - | | |

Table 4. Forecast of 2005/06 (1998 E.C.) Area, Production and Yield of Major Crops for Private Peasant Holdings in Ethiopia, Meher Season

| Amhara Region | | | | | | | | | | | | | | | |
|---------------------|------------------------|----------------------|-----------------------|--------------------------|-------------|-------------------------|----------------------|-----------------------|--------------------------|--------------|----------------------|----------------------|-----------------------|--------------------------|---------|
| Major Crops | TOTAL AREA IN HECTARES | | | | | TOTAL PROD. IN QUINTALS | | | | | Yield(Qts/Ha) | | | | |
| | Estimates of 2003/04 | Estimates of 2004/05 | **Forecast of 2005/06 | % Change Of 2005/06 over | | Estimate's of 2003/04 | Estimates of 2004/05 | **Forecast of 2005/06 | % Change Of 2005/06 over | | Estimates of 2003/04 | Estimates of 2004/05 | **Forecast of 2005/06 | % Change Of 2005/06 over | |
| | | | | 2003/04 | 2004/05 | | | | 2003/04 | 2004/05 | | | | 2003/04 | 2004/05 |
| Total Grains | 3,168,181 | 3374253 | 3494398 | 10.30 | 3.56 | 33,801,387 | 37623470 | 41990495 | 24.23 | 11.61 | | | | | |
| Cereals | 2,401,872 | 2477598 | 2560039 | 6.59 | 3.33 | 27,491,561 | 30055062 | 34247550 | 24.57 | 13.95 | | | | | |
| Teff | 826,443 | 852307 | 876709 | 6.08 | 2.86 | 7,304,077 | 8136514 | 9045841 | 23.85 | 11.18 | 8.84 | 9.55 | 10.32 | 16.74 | 8.06 |
| Barley | 357,174 | 375912 | 386478 | 8.20 | 2.81 | 3,671,086 | 3989652 | 4298690 | 17.10 | 7.75 | 10.28 | 10.61 | 11.12 | 8.17 | 4.81 |
| Wheat | 332,645 | 392722 | 402168 | 20.90 | 2.41 | 4,145,700 | 5693971 | 6130191 | 47.87 | 7.66 | 12.46 | 14.5 | 15.24 | 22.31 | 5.10 |
| Maize | 258,195 | 285242 | 294185 | 13.94 | 3.14 | 4,644,115 | 4971816 | 5832429 | 25.59 | 17.31 | 17.99 | 17.43 | 19.83 | 10.23 | 13.77 |
| Sorghum | 457,450 | 411949 | 434050 | -5.12 | 5.37 | 6,039,494 | 5665532 | 7009762 | 16.07 | 23.73 | 13.20 | 13.75 | 16.15 | 22.35 | 17.45 |
| Finger Millet | 156,868 | 148002 | 154621 | -1.43 | 4.47 | 1,555,811 | 1494440 | 1822529 | 17.14 | 21.95 | 9.92 | 10.1 | 11.79 | 18.85 | 16.73 |
| Oats/'Aja' | 8,776 | 8496 | 8837 | 0.70 | 4.02 | 83,862 | 103136 | 108108 | 28.91 | 4.82 | 9.56 | 12.14 | 12.23 | 27.93 | 0.74 |
| Rice | * | * | * | * | * | * | - | - | * | * | * | - | - | * | * |
| Pulses | 540,483 | 618201 | 632922 | 17.10 | 2.38 | 5,150,674 | 6132113 | 6071204 | 17.87 | -0.99 | | | | | |
| Faba Beans | 184,586 | 223218 | 228132 | 23.59 | 2.20 | 2,154,367 | 2709289 | 2674594 | 24.15 | -1.28 | 11.67 | 12.14 | 11.72 | 0.43 | -3.46 |
| Field Pease | 99,633 | 114509 | 116428 | 16.86 | 1.68 | 845,699 | 969259 | 831731 | -1.65 | -14.19 | 8.49 | 8.46 | 7.14 | -15.90 | -15.60 |
| Haricot beans | 43,144 | 47389 | 48849 | 13.22 | 3.08 | 385,525 | 307568 | 276293 | -28.33 | -10.17 | 8.94 | 6.49 | 5.66 | -36.69 | -12.79 |
| Chick-Peas | 98,393 | 101699 | 105574 | 7.30 | 3.81 | 877,655 | 987954 | 1076660 | 22.67 | 8.98 | 8.92 | 9.71 | 10.2 | 14.35 | 5.05 |
| Lentils | 35,488 | 51632 | 52542 | 48.06 | 1.76 | 258,490 | 369483 | 334248 | 29.31 | -9.54 | 7.28 | 7.16 | 6.36 | -12.64 | -11.17 |
| Grass Peas | 55,388 | 62400 | 63714 | 15.03 | 2.11 | 509,899 | 693207 | 776044 | 52.20 | 11.95 | 9.21 | 11.11 | 12.18 | 32.25 | 9.63 |
| Soya Beans | * | * | * | * | * | * | * | * | * | * | * | * | * | * | * |
| Fenugreek | 9,057 | 6943 | 7186 | -20.65 | 3.51 | 70,904 | 51826 | 51811 | -26.93 | -0.03 | 7.83 | 7.46 | 7.21 | -7.92 | -3.35 |
| Gibto | 14,705 | 10253 | 10337 | -29.70 | 0.82 | 48,134 | 43018 | 49670 | 3.19 | 15.46 | 3.27 | 4.2 | 4.8 | 46.79 | 14.29 |
| Oilseeds | 225,827 | 278454 | 301438 | 33.48 | 8.25 | 1,159,152 | 1436295 | 1671741 | 44.22 | 16.39 | | | | | |
| Neug | 143,732 | 165125 | 171090 | 19.03 | 3.61 | 579,056 | 727690 | 794722 | 37.24 | 9.21 | 4.03 | 4.41 | 4.65 | 15.38 | 5.44 |
| Linseed | 31,884 | 43749 | 44752 | 40.36 | 2.29 | 112,456 | 139222 | 149844 | 33.25 | 7.63 | 3.53 | 3.18 | 3.35 | -5.10 | 5.35 |
| Groundnut | * | * | * | * | * | * | * | * | * | * | * | * | * | * | * |
| Sufflower | 7,005 | 7515 | 7819 | 11.62 | 4.05 | 44,107 | 62963 | 59184 | 34.18 | -6.00 | 6.30 | 8.38 | 7.57 | 20.16 | -9.67 |
| Sesame | 22,112 | 36728 | 51792 | 134.23 | 41.02 | 142,237 | 285346 | 429691 | 202.10 | 50.59 | 6.43 | 7.77 | 8.3 | 29.08 | 6.82 |
| Rapeseed | 19,305 | 24101 | 24743 | 28.17 | 2.66 | 244,186 | 209178 | 224657 | -8.00 | 7.40 | 12.65 | 8.68 | 9.08 | -28.22 | 4.61 |

** The 2005/06 Estimates include Resettlement Areas(" Sefera")

Table .4. Interval Estimates for 2005/06(1998E.C.) Area and Production of Major Crops Forecast for private Peasant Holdings in Ethiopia, Meher Season

| Amhara Region | | | | | | | Contd |
|---------------------|-------------|----------------------------------|------------------|-------------|--|-------------------|-------|
| Major Crops | CV | Interval Cropland Area Estimates | | CV | Interval Expected Production Estimates | | |
| | | 95% Confidence Interval | | | 95% Confidence Interval | | |
| | | Lower Estimates | Upper Estimates | | Lower Estimates | Upper Estimates | |
| Total Grains | 2.60 | 3,316,219 | 3,672,577 | 3.88 | 38,794,245 | 45,186,745 | |
| Cereals | 2.71 | 2,424,055 | 2,696,023 | 4.36 | 31,320,406 | 37,174,695 | |
| Teff | 4.68 | 796,240 | 957,179 | 5.43 | 8,083,338 | 10,008,345 | |
| Barley | 7.11 | 332,600 | 440,355 | 9.39 | 3,507,909 | 5,089,470 | |
| Wheat | 7.12 | 346,023 | 458,312 | 10.07 | 4,920,763 | 7,339,619 | |
| Maize | 5.47 | 262,618 | 325,752 | 8.91 | 4,814,430 | 6,850,428 | |
| Sorghum | 7.99 | 366,107 | 501,994 | 12.17 | 5,337,777 | 8,681,747 | |
| Finger Millet | 10.57 | 122,595 | 186,648 | 13.41 | 1,343,592 | 2,301,466 | |
| Oats/'Aja' | 22.87 | 4,876 | 12,799 | 23.69 | 57,918 | 158,299 | |
| Rice | 67.66 | * | * | 0.00 | - | - | |
| Pulses | 4.45 | 577,683 | 688,160 | 5.37 | 5,432,579 | 6,709,829 | |
| Faba Beans | 5.94 | 201,551 | 254,713 | 7.27 | 2,293,262 | 3,055,926 | |
| Field Peas | 7.28 | 99,823 | 133,034 | 8.21 | 697,817 | 965,646 | |
| Haricot beans | 17.90 | 31,707 | 65,991 | 20.24 | 166,707 | 385,879 | |
| Chick-Peas | 10.54 | 83,759 | 127,389 | 12.27 | 817,814 | 1,335,507 | |
| Lentils | 11.12 | 41,089 | 63,996 | 17.12 | 222,061 | 446,434 | |
| Grass Peas | 13.19 | 47,248 | 80,180 | 15.28 | 543,566 | 1,008,521 | |
| Soya Beans | 55.73 | * | * | 99.72 | * | * | |
| Fenugreek | 18.91 | 4,523 | 9,850 | 22.31 | 29,159 | 74,462 | |
| Gibto | 23.30 | 5,617 | 15,057 | 25.45 | 24,895 | 74,445 | |
| Oilseeds | 7.33 | 258,154 | 344,721 | 9.71 | 1,353,479 | 1,990,003 | |
| Neug | 9.61 | 138,865 | 203,316 | 12.26 | 603,742 | 985,701 | |
| Linseed | 10.16 | 35,839 | 53,665 | 11.54 | 115,942 | 183,746 | |
| Groundnut | 72.23 | * | * | 73.81 | * | * | |
| Sufflower | 16.28 | 5,324 | 10,314 | 17.52 | 38,861 | 79,506 | |
| Sesame | 24.62 | 26,801 | 76,783 | 27.52 | 197,954 | 661,428 | |
| Rapeseed | 12.01 | 18,918 | 30,568 | 15.76 | 155,258 | 294,055 | |

Table 4.1 Forecast of 2005/06 (1998 E.C.) Area, Production and Yield of Major Crops for Private Peasant Holdings in Ethiopia, Meher Season

North Gonder Zone

| Major Crops | TOTAL AREA IN HECTARES | | | | | TOTAL PROD. IN QUINTALS | | | | | Yield(Qts/Ha) | | | | |
|---------------------|------------------------|----------------------|-----------------------|--------------------------|--------------|-------------------------|----------------------|-----------------------|--------------------------|--------------|----------------------|----------------------|---------------------|--------------------------|---------|
| | Estimates of 2003/04 | Estimates of 2004/05 | **Forecast of 2005/06 | % Change Of 2005/06 over | | Estimate's of 2003/04 | Estimates of 2004/05 | **Forecast of 2005/06 | % Change Of 2005/06 over | | Estimates of 2003/04 | Estimates of 2004/05 | Forecast of 2005/06 | % Change Of 2005/06 over | |
| | | | | 2003/04 | 2004/05 | | | | 2003/04 | 2004/05 | | | | 2003/04 | 2004/05 |
| | | | | | | | | | | | | | | | |
| Total Grains | 523,527 | 560435 | 613054 | 17.10 | 9.39 | 4,859,031 | 6888517 | 8807423 | 81.26 | 27.86 | | | | | |
| Cereals | 395,359 | 407819 | 439208 | 11.09 | 7.70 | 3,896,091 | 5517545 | 7224168 | 85.42 | 30.93 | | | | | |
| Teff | 105,617 | 103592 | 110337 | 4.47 | 6.51 | 750,288 | 1031794 | 1286508 | 71.47 | 24.69 | 7.10 | 9.96 | 11.66 | 64.23 | 17.07 |
| Barley | 48,477 | 50124 | 53237 | 9.82 | 6.21 | 501,998 | 529226 | 651072 | 29.70 | 23.02 | 10.36 | 10.56 | 12.23 | 18.05 | 15.81 |
| Wheat | 23,702 | 27127 | 28704 | 21.10 | 5.81 | 263,194 | 350515 | 401069 | 52.39 | 14.42 | 11.10 | 12.92 | 13.97 | 25.86 | 8.13 |
| Maize | 35,328 | 40593 | 43491 | 23.11 | 7.14 | 465,337 | 783723 | 1017148 | 118.58 | 29.78 | 13.17 | 19.31 | 23.39 | 77.60 | 21.13 |
| Sorghum | 152,322 | 157598 | 172412 | 13.19 | 9.40 | 1,600,756 | 2453726 | 3386404 | 111.55 | 38.01 | 10.51 | 15.57 | 19.64 | 86.87 | 26.14 |
| Finger Millet | 27,303 | 25680 | 27734 | 1.58 | 8.00 | 289,773 | 337870 | 444909 | 53.54 | 31.68 | 10.61 | 13.16 | 16.04 | 51.18 | 21.88 |
| Oats/'Aja' | * | * | * | * | * | * | * | * | * | * | * | * | * | * | * |
| Rice | * | * | * | * | * | * | - | - | * | * | * | - | - | * | * |
| Pulses | 82,613 | 86890 | 91873 | 11.21 | 5.18 | 742,551 | 949389 | 1007489 | 27.86 | 6.12 | | | | | |
| Faba Beans | 29,415 | 31411 | 32549 | 10.65 | 3.62 | 299,280 | 384261 | 385621 | 28.85 | 0.35 | 10.17 | 12.23 | 11.85 | 16.52 | -3.11 |
| Field Pease | 11,503 | 12358 | 12605 | 9.58 | 2.00 | 70,814 | 110699 | 106996 | 51.10 | -3.34 | 6.16 | 8.96 | 8.49 | 37.82 | -5.25 |
| Haricot beans | 2,714 | * | * | * | * | 11,302 | * | * | * | * | 4.16 | * | * | * | * |
| Chick-Peas | 31,099 | 28472 | 30372 | -2.34 | 6.67 | 283,645 | 342403 | 375851 | 32.51 | 9.77 | 9.12 | 12.03 | 12.37 | 35.64 | 2.83 |
| Lentils | 1,325 | 1936 | 2050 | 54.69 | 5.87 | 6,970 | 13287 | 15565 | * | * | 5.26 | 6.86 | 7.59 | 44.30 | 10.64 |
| Grass Peas | * | 6621 | 7106 | * | 7.33 | * | 76627 | 101756 | * | 32.79 | * | 11.57 | 14.32 | * | 23.77 |
| Soya Beans | - | - | - | - | - | - | - | - | - | - | - | - | - | - | - |
| Fenugreek | 2,049 | 1672 | 1831 | -10.66 | 9.48 | 15,884 | 12390 | * | * | * | 7.75 | 7.41 | * | * | * |
| Gibto | - | - | - | - | - | - | - | - | - | - | - | - | - | - | - |
| Oilseeds | 45,555 | 65726 | 81973 | 79.94 | 44.28 | 220,389 | 421583 | 575765 | 161.25 | 36.57 | | | | | |
| Neug | 23,439 | 32078 | 33638 | 43.51 | 4.86 | 108,122 | 165734 | 182916 | 69.18 | 10.37 | 4.61 | 5.17 | 5.44 | 18.00 | 5.22 |
| Linseed | 4,749 | 5597 | 5895 | 24.14 | 5.33 | 15,658 | 23304 | 24190 | 54.49 | 3.80 | 3.30 | 4.16 | 4.1 | 24.24 | -1.44 |
| Groundnut | - | * | * | * | * | - | - | - | - | - | - | - | - | - | - |
| Sufflower | 1,638 | 2291 | 2453 | 49.73 | 7.05 | 11,617 | 21534 | 20769 | 78.78 | -3.55 | 7.09 | 9.4 | 8.47 | 19.46 | -9.89 |
| Sesame | 14,825 | 25177 | 39334 | 165.32 | 56.23 | 80,377 | 211012 | 347890 | 332.82 | 64.87 | 5.42 | 8.38 | 8.84 | 63.10 | 5.49 |
| Rapeseed | 905 | 580 | 651 | -28.04 | 12.28 | 4,614 | - | - | - | - | 5.10 | - | - | - | - |

** The 2005/06 Estimates include Resettlement Areas(" Sefera")

Table 4.2 Forecast of 2005/06 (1998 E.C.) Area, Production and Yield of Major Crops for Private Peasant Holdings in Ethiopia, Meher Season

South Gonder Zone

| Major Crops | TOTAL AREA IN HECTARES | | | | | | TOTAL PROD. IN QUINTALS | | | | | | Yield(Qts/Ha) | | | | |
|---------------------|------------------------|----------------------|---------------------|--------------------------|-------------|-----------------------|-------------------------|---------------------|--------------------------|--------------|----------------------|----------------------|---------------------|--------------------------|---------|--|--|
| | Estimates of 2003/04 | Estimates of 2004/05 | Forecast of 2005/06 | % Change Of 2005/06 over | | Estimate's of 2003/04 | Estimates of 2004/05 | Forecast of 2005/06 | % Change Of 2005/06 over | | Estimates of 2003/04 | Estimates of 2004/05 | Forecast of 2005/06 | % Change Of 2005/06 over | | | |
| | | | | 2003/04 | 2004/05 | | | | 2003/04 | 2004/05 | | | | 2003/04 | 2004/05 | | |
| | | | | | | | | | | | | | | | | | |
| Total Grains | 412,006 | 465,598 | 473,142 | 14.84 | 1.62 | 3,208,232 | 3,253,113 | 3,674,130 | 14.52 | 12.94 | | | | | | | |
| Cereals | 294,367 | 333,483 | 338,963 | 15.15 | 1.64 | 2,478,880 | 2,494,712 | 2,849,385 | 14.95 | 14.22 | | | | | | | |
| Teff | 116,278 | 127,316 | 129,201 | 11.11 | 1.48 | 852,835 | 866,588 | 984,253 | 15.41 | 13.58 | 7.33 | 6.81 | 7.62 | 3.96 | 11.89 | | |
| Barley | 66,978 | 73,853 | 75,231 | 12.32 | 1.87 | 576,692 | 505,315 | 521,295 | -9.61 | 3.16 | 8.61 | 6.84 | 6.93 | -19.51 | 1.32 | | |
| Wheat | 46,199 | 54,736 | 55,879 | 20.95 | 2.09 | 396,617 | 412,680 | 474,106 | 19.54 | 14.88 | 8.59 | 7.54 | 8.48 | -1.28 | 12.47 | | |
| Maize | 25,262 | 30,963 | 31,400 | 24.30 | 1.41 | 298,072 | 330,212 | 397,397 | 33.32 | 20.35 | 11.80 | 10.66 | 12.66 | 7.29 | 18.76 | | |
| Sorghum | 11,121 | 20,518 | 20,870 | 87.66 | 1.72 | 65,586 | 194,522 | 243,948 | 271.95 | 25.41 | 5.90 | 9.48 | 11.69 | 98.14 | 23.31 | | |
| Finger Millet | 25,290 | 23,504 | 23,789 | -5.93 | 1.21 | 242,796 | 184,595 | 227,665 | -6.23 | 23.33 | 9.60 | 7.85 | 9.57 | -0.31 | 21.91 | | |
| Oats/Aja' | * | * | * | * | * | * | * | * | * | * | * | * | * | * | * | | |
| Rice | * | * | * | * | * | * | * | * | * | * | * | * | * | * | * | | |
| Pulses | 83,130 | 87,831 | 89,286 | 7.41 | 1.66 | 576,502 | 619,063 | 674,490 | 17.00 | 8.95 | | | | | | | |
| Faba Beans | 24,639 | 26,249 | 26,702 | 8.37 | 1.73 | 236,740 | 190,068 | 211,812 | -10.53 | 11.44 | 9.61 | 7.24 | 7.93 | -17.48 | 9.53 | | |
| Field Pease | 13,853 | 18,989 | 19,204 | 38.63 | 1.13 | 109,764 | 94,193 | 88,229 | -19.62 | -6.33 | 7.92 | 4.96 | 4.59 | -42.05 | -7.46 | | |
| Haricot beans | 12,489 | 12,653 | 12,901 | 3.30 | 1.96 | 78,878 | * | * | * | * | 6.32 | * | * | * | * | | |
| Chick-Peas | 15,036 | 14,776 | 15,084 | 0.32 | 2.08 | 77,230 | 112,499 | 132,477 | 71.54 | 17.76 | 5.14 | 7.61 | 8.78 | 70.82 | 15.37 | | |
| Lentils | 2,101 | 4,445 | 4,524 | 115.32 | 1.77 | 8,651 | 15,270 | 13,254 | 53.21 | -13.20 | 4.12 | 3.44 | 2.93 | -28.88 | -14.83 | | |
| Grass Peas | 9,935 | 7,996 | 8,138 | -18.09 | 1.77 | 57,275 | 104,193 | 142,099 | * | * | 5.77 | 13.03 | 17.46 | 202.60 | 34.00 | | |
| Soya Beans | - | - | - | - | - | - | - | - | - | - | - | - | - | - | - | | |
| Fenugreek | * | * | * | * | * | * | * | * | * | * | * | * | * | * | * | | |
| Gibto | * | 2,650 | 2,662 | * | 0.47 | 7,799 | 13,252 | 15,644 | * | * | * | 5 | 5.88 | * | * | | |
| Oilseeds | 34,510 | 44,284 | 44,892 | 30.09 | 1.37 | 152,850 | 139,338 | 150,254 | -1.70 | 7.83 | | | | | | | |
| Neug | 21,649 | 29,491 | 29,863 | 37.94 | 1.26 | 101,785 | 98,620 | 111,670 | 9.71 | 13.23 | 4.70 | 3.34 | 3.74 | -20.43 | 11.98 | | |
| Linseed | 7,397 | 9,722 | 9,868 | 33.40 | 1.50 | 19,438 | 23,087 | 24,252 | 24.77 | 5.05 | 2.63 | 2.37 | 2.46 | -6.46 | 3.80 | | |
| Groundnut | - | * | * | - | - | - | - | - | - | - | - | - | - | - | - | | |
| Sufflower | 2,570 | 1,701 | 1,739 | -32.33 | 2.24 | 9,748 | 13,159 | 9,684 | -0.66 | * | 3.79 | 7.74 | 5.57 | 46.97 | -28.04 | | |
| Sesame | - | * | * | * | * | - | - | - | - | - | - | - | - | - | - | | |
| Rapeseed | 2,895 | 3,355 | 3,407 | 17.69 | 1.55 | 21,879 | 4,472 | 4,649 | -78.75 | 3.95 | 7.56 | 1.33 | 1.36 | -82.01 | 2.26 | | |

Table 4.3 Forecast of 2005/06 (1998 E.C.) Area, Production and Yield of Major Crops for Private Peasant Holdings in Ethiopia, Meher Season

North Wolo Zone

| Major Crops | TOTAL AREA IN HECTARES | | | | | TOTAL PROD. IN QUINTALS | | | | | Yield(Qts/Ha) | | | | |
|---------------------|------------------------|----------------------|---------------------|--------------------------|-------------|-------------------------|----------------------|---------------------|--------------------------|--------------|----------------------|----------------------|---------------------|--------------------------|---------|
| | Estimates of 2003/04 | Estimates of 2004/05 | Forecast of 2005/06 | % Change Of 2005/06 over | | Estimate's of 2003/04 | Estimates of 2004/05 | Forecast of 2005/06 | % Change Of 2005/06 over | | Estimates of 2003/04 | Estimates of 2004/05 | Forecast of 2005/06 | % Change Of 2005/06 over | |
| | | | | 2003/04 | 2004/05 | | | | 2003/04 | 2004/05 | | | | 2003/04 | 2004/05 |
| | | | | | | | | | | | | | | | |
| Total Grains | 217,283 | 232528 | 237354 | 9.24 | 2.08 | 2,735,108 | 2452466 | 2610484 | -4.56 | 6.44 | | | | | |
| Cereals | 173,640 | 172747 | 176397 | 1.59 | 2.11 | 2,248,492 | 1873623 | 2029521 | -9.74 | 8.32 | | | | | |
| Teff | 65,067 | 62111 | 63605 | -2.25 | 2.40 | 667,764 | 573294 | 630458 | -5.59 | 9.97 | 10.26 | 9.23 | 9.91 | -3.41 | 7.37 |
| Barley | 32,161 | 38424 | 38899 | 20.95 | 1.23 | 425,212 | 395813 | 463811 | 9.08 | 17.18 | 13.22 | 10.3 | 11.92 | -9.83 | 15.73 |
| Wheat | 22,409 | 26138 | 26589 | 18.65 | 1.72 | 342,467 | 310907 | 316629 | -7.54 | 1.84 | 15.28 | 11.89 | 11.91 | -22.05 | 0.17 |
| Maize | 5,635 | 5404 | 5528 | -1.89 | 2.30 | 59,717 | 35963 | 37469 | -37.26 | 4.19 | 10.60 | 6.65 | 6.78 | -36.04 | 1.95 |
| Sorghum | 45,168 | 38475 | 39519 | -12.51 | 2.71 | 721,144 | 541985 | 564940 | -21.66 | 4.24 | 15.97 | 14.09 | 14.3 | -10.46 | 1.49 |
| Finger Millet | 738 | 607 | 617 | -16.40 | 1.65 | 7,300 | 4070 | 4452 | -39.02 | 9.38 | 9.90 | 6.71 | 7.22 | -27.07 | 7.60 |
| Oats/'Aja' | 2,448 | 1575 | 1627 | -33.54 | 3.29 | 24,888 | 11592 | 11761 | -52.74 | 1.46 | 10.17 | 7.36 | 7.23 | -28.91 | -1.77 |
| Rice | * | * | * | * | * | - | - | - | - | - | - | - | - | - | - |
| Pulses | 39,293 | 52794 | 53827 | 36.99 | 1.96 | 465,508 | 558731 | 561142 | 20.54 | 0.43 | | | | | |
| Faba Beans | 12,350 | 16585 | 16938 | 37.15 | 2.13 | 151,778 | 175527 | 165365 | 8.95 | -5.79 | 12.29 | 10.58 | 9.76 | -20.59 | -7.75 |
| Field Pease | 7,906 | 11208 | 11495 | 45.39 | 2.56 | 83,594 | 123231 | 100598 | 20.34 | -18.37 | 10.57 | 10.99 | 8.75 | -17.22 | -20.38 |
| Haricot beans | * | * | * | * | * | * | * | * | * | * | * | * | * | * | * |
| Chick-Peas | 8,594 | 10421 | 10629 | 23.68 | 2.00 | 92,158 | 123522 | 149441 | 62.16 | 20.98 | 10.72 | 11.85 | 14.06 | 31.16 | 18.65 |
| Lentils | 5,901 | 9059 | 9170 | 55.40 | 1.23 | 68,818 | 75572 | 79681 | 15.79 | 5.44 | 11.66 | 8.34 | 8.69 | -25.47 | 4.20 |
| Grass Peas | 1,633 | 2049 | 2079 | 27.33 | 1.48 | 34,034 | 35453 | 42190 | 23.96 | 19.00 | 20.85 | 17.3 | 20.29 | -2.69 | 17.28 |
| Soya Beans | * | - | - | - | - | - | - | - | - | - | - | - | - | - | - |
| Fenugreek | * | 618 | 628 | * | 1.57 | * | 8039 | 8453 | * | 5.16 | * | 13 | 13.47 | * | 3.62 |
| Gibto | - | - | - | - | - | - | - | - | - | - | - | - | - | - | - |
| Oilseeds | 4,351 | 6988 | 7130 | 63.88 | 2.04 | 21,107 | 20113 | 19821 | -6.09 | -1.45 | | | | | |
| Neug | 600 | * | * | * | * | 2,325 | * | * | * | * | 3.88 | * | * | * | * |
| Linseed | 2,928 | 4653 | 4741 | 61.93 | 1.90 | 12,413 | 12383 | 14353 | 15.63 | 15.91 | 4.24 | 2.66 | 3.03 | -28.54 | 13.91 |
| Groundnut | - | - | - | - | - | - | - | - | - | - | - | - | - | - | - |
| Sufflower | * | * | * | * | * | * | * | * | * | * | * | * | * | * | * |
| Sesame | * | * | * | * | * | * | * | * | * | * | * | * | * | * | * |
| Rapeseed | * | * | * | * | * | * | * | * | * | * | * | * | * | * | * |

Table 4.4 Forecast of 2005/06 (1998 E.C.) Area, Production and Yield of Major Crops for Private Peasant Holdings in Ethiopia, Meher Season

South Wolo Zone

| Major Crops | TOTAL AREA IN HECTARES | | | | | TOTAL PROD. IN QUINTALS | | | | | Yield(Qts/Ha) | | | | |
|---------------------|------------------------|----------------------|---------------------|--------------------------|---------|-------------------------|----------------------|---------------------|--------------------------|---------|----------------------|----------------------|---------------------|--------------------------|---------|
| | Estimates of 2003/04 | Estimates of 2004/05 | Forecast of 2005/06 | % Change Of 2005/06 over | | Estimate's of 2003/04 | Estimates of 2004/05 | Forecast of 2005/06 | % Change Of 2005/06 over | | Estimates of 2003/04 | Estimates of 2004/05 | Forecast of 2005/06 | % Change Of 2005/06 over | |
| | | | | 2003/04 | 2004/05 | | | | 2003/04 | 2004/05 | | | | 2003/04 | 2004/05 |
| | | | | | | | | | | | | | | | |
| Total Grains | 382,490 | 428473 | 441443 | 15.41 | 3.03 | 4,733,846 | 5396082 | 5714136 | 20.71 | 5.89 | | | | | |
| Cereals | 278,828 | 301385 | 310559 | 11.38 | 3.04 | 3,607,044 | 4169305 | 4488120 | 24.43 | 7.65 | | | | | |
| Teff | 89,638 | 98552 | 101912 | 13.69 | 3.41 | 882,154 | 1142063 | 1218641 | 38.14 | 6.71 | 9.84 | 11.59 | 11.96 | 21.54 | 3.19 |
| Barley | 34,345 | 48341 | 49730 | 44.80 | 2.87 | 464,587 | 741672 | 757312 | 63.01 | 2.11 | 13.53 | 15.34 | 15.23 | 12.56 | -0.72 |
| Wheat | 65,364 | 86170 | 89049 | 36.24 | 3.34 | 795,494 | 1323984 | 1437299 | 80.68 | 8.56 | 12.17 | 15.36 | 16.14 | 32.62 | 5.08 |
| Maize | 10,164 | 8723 | 9038 | -11.07 | 3.62 | 141,630 | 85386 | 94620 | -33.19 | 10.81 | 13.93 | 9.79 | 10.47 | -24.84 | 6.95 |
| Sorghum | 75,225 | 54720 | 55835 | -25.78 | 2.04 | 1,281,464 | 807080 | 910983 | -28.91 | 12.87 | 17.04 | 14.75 | 16.32 | -4.23 | 10.64 |
| Finger Millet | 676 | 1265 | 1268 | 87.59 | 0.25 | * | 9721 | 10698 | * | 10.05 | * | 7.69 | 8.44 | * | 9.75 |
| Oats/'Aja' | 3,390 | 3611 | 3722 | 9.78 | 3.06 | 33,395 | 59398 | 58567 | 75.38 | -1.40 | 9.85 | 16.45 | 15.74 | 59.80 | -4.32 |
| Rice | * | * | * | * | * | - | - | - | - | * | - | - | - | * | * |
| Pulses | 95,797 | 117079 | 120504 | 25.79 | 2.93 | 1,064,879 | 1186207 | 1178792 | 10.70 | -0.63 | | | | | |
| Faba Beans | 25,572 | 35891 | 37057 | 44.91 | 3.25 | 345,409 | 484738 | 482326 | 39.64 | -0.50 | 13.51 | 13.51 | 13.02 | -3.63 | -3.63 |
| Field Pease | 22,266 | 24143 | 24945 | 12.03 | 3.32 | 213,441 | 146283 | 141962 | -33.49 | -2.95 | 9.59 | 6.06 | 5.69 | -40.67 | -6.11 |
| Haricot beans | 7,112 | 8639 | 8891 | 25.02 | 2.92 | 90,240 | 60258 | 58201 | -35.50 | -3.41 | 12.69 | 6.98 | 6.55 | -48.38 | -6.16 |
| Chick-Peas | 14,810 | 15443 | 15916 | 7.47 | 3.06 | 186,769 | 175235 | 195221 | 4.53 | 11.41 | 12.61 | 11.35 | 12.27 | -2.70 | 8.11 |
| Lentils | 16,234 | 21007 | 21488 | 32.36 | 2.29 | 129,088 | 185059 | 154408 | 19.61 | -16.56 | 7.95 | 8.81 | 7.19 | -9.56 | -18.39 |
| Grass Peas | 6,300 | 8964 | 9152 | 45.27 | 2.09 | 75,589 | 109771 | 120529 | 59.45 | 9.80 | 12.00 | 12.25 | 13.17 | 9.75 | 7.51 |
| Soya Beans | - | * | * | * | * | - | * | - | - | - | - | * | - | - | - |
| Fenugreek | 3,502 | 2978 | 3040 | -13.19 | 2.08 | 24,344 | 24775 | 26144 | 7.39 | 5.52 | 6.95 | 8.32 | 8.6 | 23.74 | 3.37 |
| Gibto | - | - | - | - | - | - | - | - | - | - | - | - | - | - | - |
| Oilseeds | 7,865 | 10009 | 10379 | 31.97 | 3.70 | 61,922 | 40570 | 47225 | -23.73 | 16.40 | | | | | |
| Neug | 4,088 | 5611 | 5871 | 43.60 | 4.62 | 28,993 | 28158 | 34443 | 18.80 | 22.32 | 7.09 | 5.02 | 5.87 | -17.21 | 16.93 |
| Linseed | 2,301 | 3471 | 3573 | 55.26 | 2.92 | 12,960 | 9019 | 10242 | -20.97 | 13.56 | 5.63 | 2.6 | 2.87 | -49.02 | 10.38 |
| Groundnut | - | - | - | - | - | - | - | - | - | - | - | - | - | - | - |
| Sufflower | * | * | * | * | * | - | - | - | * | * | - | - | - | * | * |
| Sesame | * | * | * | * | * | * | * | * | * | * | * | * | * | * | * |
| Rapeseed | 395 | 279 | 283 | -28.35 | 1.44 | * | 1119 | * | * | * | * | 4 | * | * | * |

Table 4.5 Forecast of 2005/06 (1998 E.C.) Area, Production and Yield of Major Crops for Private Peasant Holdings in Ethiopia, Meher Season

North Shewa(Amhara) Zone

| Major Crops | TOTAL AREA IN HECTARES | | | | | TOTAL PROD. IN QUINTALS | | | | | Yield(Qts/Ha) | | | | | |
|---------------------|------------------------|----------------------|---------------------|--------------------------|-------------|-------------------------|----------------------|---------------------|--------------------------|---------------|----------------------|----------------------|---------------------|--------------------------|---------|--|
| | Estimates of 2003/04 | Estimates of 2004/05 | Forecast of 2005/06 | % Change Of 2005/06 over | | Estimate's of 2003/04 | Estimates of 2004/05 | Forecast of 2005/06 | % Change Of 2005/06 over | | Estimates of 2003/04 | Estimates of 2004/05 | Forecast of 2005/06 | % Change Of 2005/06 over | | |
| | | | | 2003/04 | 2004/05 | | | | 2003/04 | 2004/05 | | | | 2003/04 | 2004/05 | |
| | | | | | | | | | | | | | | | | |
| Total Grains | 374,207 | 390871 | 401759 | 7.36 | 2.79 | 4,655,269 | 5018611 | 5202652 | 11.76 | 3.67 | | | | | | |
| Cereals | 292,330 | 285069 | 294164 | 0.63 | 3.19 | 3,790,620 | 3758113 | 4067234 | 7.30 | 8.23 | | | | | | |
| Teff | 84,772 | 91293 | 95177 | 12.27 | 4.25 | 834,237 | 955269 | 1046075 | 25.39 | 9.51 | 9.84 | 10.46 | 10.99 | 11.69 | 5.07 | |
| Barley | 45,080 | 45406 | 46041 | 2.13 | 1.40 | 531,919 | 576002 | 571218 | 7.39 | -0.83 | 11.80 | 12.69 | 12.41 | 5.17 | -2.21 | |
| Wheat | 63,322 | 70060 | 70914 | 11.99 | 1.22 | 896,952 | 1169893 | 1197103 | 33.46 | 2.33 | 14.16 | 16.7 | 16.88 | 19.21 | 1.08 | |
| Maize | 5,643 | 5650 | 5858 | 3.81 | 3.68 | 68,118 | 69464 | 69009 | 1.31 | -0.66 | 12.07 | 12.29 | 11.78 | -2.40 | -4.15 | |
| Sorghum | 93,451 | 72532 | 76042 | -18.63 | 4.84 | 1,458,422 | 987486 | 1183829 | -18.83 | 19.88 | 15.61 | 13.61 | 15.57 | -0.26 | 14.40 | |
| Finger Millet | - | * | * | * | * | - | - | - | - | - | - | - | - | * | * | |
| Oats/'Aja' | 62 | * | * | * | * | 972 | - | - | * | * | 15.58 | - | - | * | * | |
| Rice | - | * | * | * | * | - | - | - | - | - | - | - | - | - | - | |
| Pulses | 72,373 | 93327 | 94804 | 30.99 | 1.58 | 809,690 | 1193684 | 1063043 | 31.29 | -10.94 | | | | | | |
| Faba Beans | 33,144 | 41361 | 41696 | 25.80 | 0.81 | 486,569 | 676639 | 625989 | 28.65 | -7.49 | 14.68 | 16.36 | 15.01 | 2.25 | -8.25 | |
| Field Pease | 13,665 | 16561 | 16756 | 22.62 | 1.18 | 120,122 | 225112 | 154584 | 28.69 | -31.33 | 8.79 | 13.59 | 9.23 | 5.01 | -32.08 | |
| Haricot beans | 2,388 | 4584 | 4679 | 95.95 | 2.08 | * | 56344 | 52320 | * | -7.14 | * | 12.29 | 11.18 | * | -9.03 | |
| Chick-Peas | 10,611 | 15689 | 16354 | 54.13 | 4.24 | 85,184 | 137295 | 136436 | 60.17 | -0.63 | 8.03 | 8.75 | 8.34 | 3.86 | -4.69 | |
| Lentils | 6,687 | 9151 | 9250 | 38.32 | 1.08 | 30,640 | 54054 | 48084 | 56.93 | -11.05 | 4.58 | 5.91 | 5.2 | 13.54 | -12.01 | |
| Grass Peas | 4,402 | 4950 | 5028 | 14.23 | 1.58 | 49,475 | 40945 | 42413 | -14.27 | 3.59 | 11.24 | 8.27 | 8.43 | -25.00 | 1.93 | |
| Soya Beans | - | * | * | * | * | - | - | - | - | - | - | - | - | - | - | |
| Fenugreek | 1,464 | 945 | 954 | -34.87 | 0.90 | 10,770 | 3296 | 3217 | -70.13 | -69.40 | 7.36 | 3.49 | 3.37 | -54.21 | -3.44 | |
| Gibto | * | * | * | * | * | - | - | - | - | - | - | - | - | - | - | |
| Oilseeds | 9,504 | 12475 | 12791 | 34.59 | 2.53 | 54,959 | 66813 | 72376 | 31.69 | 8.33 | | | | | | |
| Neug | 1,141 | 1539 | 1575 | 38.03 | 2.34 | 3,939 | 4731 | 5015 | 27.32 | 6.01 | 3.45 | 3.07 | 3.18 | -7.83 | 3.58 | |
| Linseed | 4,671 | 5623 | 5684 | 21.68 | 1.08 | 14,399 | 13316 | 15269 | 6.04 | 14.66 | 3.08 | 2.37 | 2.69 | -12.66 | 13.50 | |
| Groundnut | - | - | - | - | - | - | - | - | - | - | - | - | - | - | - | |
| Sufflower | * | 830 | 860 | * | 3.63 | * | 12860 | 12807 | * | -0.41 | * | 15.49 | 14.89 | * | -3.87 | |
| Sesame | 2,052 | 4224 | 4412 | 115.01 | 4.45 | 19,696 | 35751 | 39121 | 98.62 | 9.43 | 9.60 | 8.46 | 8.87 | -7.60 | 4.85 | |
| Rapesced | * | * | * | * | * | * | * | * | * | * | * | * | * | * | * | |

Table 4.6 Forecast of 2005/06 (1998 E.C.) Area, Production and Yield of Major Crops for Private Peasant Holdings in Ethiopia, Meher Season

| Major Crops | TOTAL AREA IN HECTARES | | | | | TOTAL PROD. IN QUINTALS | | | | | Yield(Qts/Ha) | | | | |
|---------------------|------------------------|----------------------|---------------------|--------------------------|-------------|-------------------------|----------------------|---------------------|--------------------------|--------------|----------------------|----------------------|---------------------|--------------------------|---------|
| | Estimates of 2003/04 | Estimates of 2004/05 | Forecast of 2005/06 | % Change Of 2005/06 over | | Estimate's of 2003/04 | Estimates of 2004/05 | Forecast of 2005/06 | % Change Of 2005/06 over | | Estimates of 2003/04 | Estimates of 2004/05 | Forecast of 2005/06 | % Change Of 2005/06 over | |
| | | | | 2003/04 | 2004/05 | | | | 2003/04 | 2004/05 | | | | 2003/04 | 2004/05 |
| | | | | | | | | | | | | | | | |
| Total Grains | 463,562 | 457515 | 465764 | 0.48 | 1.80 | 5,065,554 | 5751625 | 6019516 | 18.83 | 4.66 | | | | | |
| Cereals | 358,349 | 343714 | 350535 | -2.18 | 1.98 | 4,103,880 | 4607455 | 4887770 | 19.10 | 6.08 | | | | | |
| Teff | 173,522 | 171547 | 173634 | 0.06 | 1.22 | 1,871,055 | 2000876 | 2168226 | 15.88 | 8.36 | 10.78 | 11.66 | 12.49 | 15.86 | 7.12 |
| Barley | 54,950 | 48555 | 50987 | -7.21 | 5.01 | 523,584 | 572004 | 580541 | 10.88 | 1.49 | 9.53 | 11.78 | 11.39 | 19.52 | -3.31 |
| Wheat | 78,021 | 80011 | 81939 | 5.02 | 2.41 | 1,017,444 | 1315459 | 1377964 | 35.43 | 4.75 | 13.04 | 16.44 | 16.82 | 28.99 | 2.31 |
| Maize | 27,081 | 27242 | 27650 | 2.10 | 1.50 | 396,196 | 491767 | 522812 | 31.96 | 6.31 | 14.63 | 18.05 | 18.91 | 29.25 | 4.76 |
| Sorghum | 23,769 | 16056 | * | * | * | 291,531 | 225686 | 237725 | * | * | 12.27 | 14.06 | * | * | * |
| Finger Millet | 395 | 212 | 213 | -45.98 | 0.65 | 4,070 | * | * | * | * | 10.32 | * | * | * | * |
| Oats/'Aja' | * | * | * | * | * | - | * | - | * | * | - | * | - | * | * |
| Rice | 591 | * | * | * | * | - | - | - | - | - | - | - | - | - | - |
| Pulses | 79,506 | 83749 | 84573 | 6.37 | 0.98 | 836,709 | 990125 | 979203 | 17.03 | -1.10 | | | | | |
| Faba Beans | 25,793 | 33542 | 34275 | 32.88 | 2.18 | 295,143 | 454997 | 447835 | 51.73 | -1.57 | 11.44 | 13.57 | 13.07 | 14.25 | -3.68 |
| Field Pease | 17,128 | 16147 | 16138 | -5.78 | -0.05 | 144,861 | 158481 | 131777 | -9.03 | -16.85 | 8.46 | 9.81 | 8.17 | -3.43 | -16.72 |
| Haricot beans | 8,576 | * | * | * | * | * | * | * | * | * | * | * | * | * | * |
| Chick-Peas | 8,574 | 6639 | 6751 | -21.26 | 1.69 | 91,643 | 56317 | 61099 | -33.33 | 8.49 | 10.69 | 8.48 | 9.05 | -15.34 | 6.72 |
| Lentils | * | 1242 | 1203 | * | -3.13 | * | 3373 | * | * | * | * | 2.72 | * | * | * |
| Grass Peas | 16,933 | 20925 | 21241 | 25.44 | 1.51 | 194,977 | 285112 | 301487 | 54.63 | 5.74 | 11.51 | 13.63 | 14.19 | 23.28 | 4.11 |
| Soya Beans | - | * | * | * | * | - | - | - | - | - | - | - | - | - | - |
| Fenugreek | 530 | 320 | 322 | -39.26 | 0.59 | 3,800 | 1150 | 1187 | -68.77 | 3.21 | 7.17 | 3.6 | 3.69 | -48.54 | 2.50 |
| Gibto | 1,069 | 497 | 505 | -52.78 | 1.56 | 3,933 | - | - | * | * | 3.68 | - | - | * | * |
| Oilseeds | 25,707 | 30053 | 30656 | 19.25 | 2.01 | 124,965 | 154045 | 152543 | 22.07 | -0.97 | | | | | |
| Neug | 16,187 | 18535 | 18905 | 16.79 | 1.99 | 64,666 | 87531 | 84988 | 31.43 | -2.90 | 3.99 | 4.72 | 4.5 | 12.78 | -4.66 |
| Linseed | 4,592 | 5193 | 5324 | 15.94 | 2.52 | 20,549 | 26780 | 27644 | 34.53 | 3.23 | 4.47 | 5.16 | 5.19 | 16.11 | 0.58 |
| Groundnut | - | - | - | - | - | - | - | - | - | - | - | - | - | - | - |
| Sufflower | * | * | * | * | * | * | - | - | * | * | * | - | - | * | * |
| Sesame | * | * | * | * | * | * | * | * | * | * | * | * | * | * | * |
| Rapeseed | 3,852 | 4315 | 4418 | 14.69 | 2.39 | 34,872 | 31739 | 32775 | -6.01 | 3.26 | 9.05 | 7.36 | 7.42 | -18.01 | 0.82 |

Table 4.7 Forecast of 2005/06 (1998 E.C.) Area, Production and Yield of Major Crops for Private Peasant Holdings in Ethiopia, Meher Season

| Major Crops | TOTAL AREA IN HECTARES | | | | | TOTAL PROD. IN QUINTALS | | | | | Yield(Qts/Ha) | | | | |
|---------------------|------------------------|----------------------|---------------------|--------------------------|-------------|-------------------------|----------------------|---------------------|--------------------------|--------------|----------------------|----------------------|---------------------|--------------------------|---------|
| | Estimates of 2003/04 | Estimates of 2004/05 | Forecast of 2005/06 | % Change Of 2005/06 over | | Estimate's of 2003/04 | Estimates of 2004/05 | Forecast of 2005/06 | % Change Of 2005/06 over | | Estimates of 2003/04 | Estimates of 2004/05 | Forecast of 2005/06 | % Change Of 2005/06 over | |
| | | | | 2003/04 | 2004/05 | | | | 2003/04 | 2004/05 | | | | 2003/04 | 2004/05 |
| | | | | | | | | | | | | | | | |
| Total Grains | 469,349 | 491842 | 501290 | 6.81 | 1.92 | 5,361,454 | 5667375 | 6332639 | 18.11 | 11.74 | | | | | |
| Cereals | 346,612 | 356587 | 362827 | 4.68 | 1.75 | 4,550,608 | 4772234 | 5426971 | 19.26 | 13.72 | | | | | |
| Teff | 109,858 | 111823 | 113678 | 3.48 | 1.66 | 890,863 | 919370 | 971729 | 9.08 | 5.70 | 8.11 | 8.22 | 8.55 | 5.43 | 4.01 |
| Barley | 44,125 | 39160 | 39495 | -10.49 | 0.86 | 331,468 | 379871 | 408151 | 23.13 | 7.44 | 7.51 | 9.7 | 10.33 | 37.55 | 6.49 |
| Wheat | 17,863 | 30489 | 30628 | 71.46 | 0.46 | 282,796 | 651952 | 740454 | 161.83 | 13.57 | 15.83 | 21.38 | 24.18 | 52.75 | 13.10 |
| Maize | 107,384 | 116698 | 119317 | 11.11 | 2.24 | 2,374,168 | 2258350 | 2644936 | 11.40 | 17.12 | 22.11 | 19.35 | 22.17 | 0.27 | 14.57 |
| Sorghum | * | * | * | * | * | * | * | * | * | * | * | * | * | * | * |
| Finger Millet | 62,865 | 55393 | 56647 | -9.89 | 2.26 | 621,165 | 530847 | 626994 | 0.94 | 18.11 | 9.88 | 9.58 | 11.07 | 12.04 | 15.55 |
| Oats/Aja' | * | * | * | * | * | - | - | - | - | - | - | - | - | - | - |
| Rice | * | * | * | * | * | - | - | - | - | - | - | - | - | - | - |
| Pulses | 60,326 | 62977 | 63604 | 5.43 | 0.99 | 452,966 | 433090 | 404273 | -10.75 | -6.65 | | | | | |
| Faba Beans | 23,165 | 26322 | 26600 | 14.83 | 1.06 | 233,678 | 239401 | 253385 | 8.43 | 5.84 | 10.09 | 9.1 | 9.53 | -5.55 | 4.73 |
| Field Pease | 7,978 | 9404 | 9451 | 18.47 | 0.50 | 65,698 | 79883 | 77466 | 17.91 | -3.03 | 8.23 | 8.49 | 8.2 | -0.36 | -3.42 |
| Haricot beans | * | * | * | * | * | * | * | * | * | * | * | * | * | * | * |
| Chick-Peas | 7,467 | 8360 | 8508 | * | * | 52,088 | 22572 | * | * | * | 6.98 | 2.7 | * | * | * |
| Lentils | * | * | * | * | * | * | * | * | * | * | * | * | * | * | * |
| Grass Peas | 11,632 | 10637 | 10710 | -7.93 | 0.69 | 43,894 | 40419 | 25569 | -41.75 | -36.74 | 3.77 | 3.8 | 2.39 | -36.60 | -37.11 |
| Soya Beans | - | - | - | - | - | - | - | - | - | - | - | - | - | - | - |
| Fenugreek | * | 215 | 216 | * | 0.54 | * | 1569 | * | * | * | * | 7.3 | * | * | * |
| Gibto | 5,307 | 3512 | 3541 | -33.27 | 0.83 | 22,388 | 13406 | 14833 | -33.75 | 10.64 | 4.22 | 3.82 | 4.19 | -0.71 | 9.69 |
| Oilseeds | 62,411 | 72278 | 74860 | 19.95 | 3.57 | 357,879 | 462051 | 501396 | 40.10 | 8.52 | | | | | |
| Neug | 49,981 | 52205 | 54431 | 8.90 | 4.26 | 203,117 | 279866 | 303271 | 49.31 | 8.36 | 4.06 | 5.36 | 5.57 | 37.19 | 3.92 |
| Linseed | 3,246 | 6532 | 6612 | 103.69 | 1.22 | 11,333 | 22543 | 23637 | 108.57 | 4.85 | 3.49 | 3.45 | 3.58 | 2.58 | 3.77 |
| Groundnut | * | * | * | * | * | - | - | - | - | - | - | - | - | - | - |
| Sufflower | * | * | * | * | * | * | * | * | - | - | * | * | * | * | * |
| Sesame | * | * | * | * | * | * | - | - | - | - | * | - | - | * | * |
| Rapeseed | 9,061 | 13154 | 13429 | 48.20 | 2.09 | 141,779 | 156441 | 170964 | 20.58 | 9.28 | 15.65 | 11.89 | 12.73 | -18.66 | 7.06 |

Table 4.8 Forecast of 2005/06 (1998 E.C.) Area, Production and Yield of Major Crops for Private Peasant Holdings in Ethiopia, Meher Season

Waghamera Zone

| Major Crops | TOTAL AREA IN HECTARES | | | | | TOTAL PROD. IN QUINTALS | | | | | Yield(Qts/Ha) | | | | |
|---------------------|------------------------|----------------------|---------------------|--------------------------|-------------|-------------------------|----------------------|---------------------|--------------------------|--------------|----------------------|----------------------|---------------------|--------------------------|---------|
| | Estimates of 2003/04 | Estimates of 2004/05 | Forecast of 2005/06 | % Change Of 2005/06 over | | Estimate's of 2003/04 | Estimates of 2004/05 | Forecast of 2005/06 | % Change Of 2005/06 over | | Estimates of 2003/04 | Estimates of 2004/05 | Forecast of 2005/06 | % Change Of 2005/06 over | |
| | | | | 2003/04 | 2004/05 | | | | 2003/04 | 2004/05 | | | | 2003/04 | 2004/05 |
| | | | | | | | | | | | | | | | |
| Total Grains | 78,999 | 95241 | 97946 | 23.98 | 2.84 | 572,776 | 515650 | 614433 | 7.27 | 19.16 | | | | | |
| Cereals | 63,785 | 71558 | 73580 | 15.36 | 2.83 | 447,405 | 382993 | 479640 | 7.20 | 25.23 | | | | | |
| Teff | 23,381 | 22326 | 22879 | -2.15 | 2.48 | 125,860 | 84708 | 105620 | -16.08 | 24.69 | 5.38 | 3.79 | 4.62 | -14.13 | 21.90 |
| Barley | 13,394 | 19598 | 20283 | 51.44 | 3.50 | 121,372 | 160869 | 205233 | 69.09 | 27.58 | 9.06 | 8.21 | 10.12 | 11.70 | 23.26 |
| Wheat | 8,954 | 10246 | 10610 | 18.49 | 3.55 | 72,848 | 87626 | 103415 | 41.96 | 18.02 | 8.14 | 8.55 | 9.75 | 19.78 | 14.04 |
| Maize | 1,810 | 2658 | 2721 | 50.32 | 2.36 | 15,916 | 11533 | 12824 | -19.43 | 11.19 | 8.80 | 4.34 | 4.71 | -46.48 | 8.53 |
| Sorghum | 15,697 | 16592 | 16946 | 7.96 | 2.14 | 107,037 | 37855 | 52067 | -51.36 | 37.54 | 6.82 | 2.28 | 3.07 | -54.99 | 34.65 |
| Finger Millet | 496 | 138 | 141 | -71.51 | 2.39 | 4,372 | 401 | 482 | -88.98 | 20.11 | 8.81 | 2.9 | 3.41 | -61.29 | 17.59 |
| Oats/'Aja' | * | - | - | - | - | - | - | - | - | - | - | - | - | - | - |
| Rice | * | - | - | - | - | - | - | - | - | - | - | - | - | - | - |
| Pulses | 13,127 | 19195 | 19735 | 50.34 | 2.81 | 116,572 | 118555 | 118380 | 1.55 | -0.15 | | | | | |
| Faba Beans | 7,248 | 8510 | 8817 | 21.65 | 3.61 | 76,955 | 74199 | 73874 | -4.00 | -0.44 | 10.62 | 8.72 | 8.38 | -21.09 | -3.90 |
| Field Pease | 2,728 | 3801 | 3912 | 43.41 | 2.93 | 22,924 | 21675 | 21025 | -8.28 | -3.00 | 8.40 | 5.7 | 5.37 | -36.07 | -5.79 |
| Haricot beans | 392 | 2233 | 2272 | 479.53 | 1.73 | 1,538 | 505 | 611 | -60.25 | 21.06 | 3.92 | 0.23 | 0.27 | -93.11 | 17.39 |
| Chick-Peas | 751 | 1051 | 1083 | 44.26 | 3.08 | 5,374 | 11718 | 12257 | 128.08 | 4.60 | 7.15 | 11.14 | 11.31 | 58.18 | 1.53 |
| Lentils | 1,978 | 3516 | 3565 | 80.21 | 1.38 | 9,642 | 10372 | 10520 | 9.10 | 1.42 | 4.88 | 2.95 | 2.95 | -39.55 | 0.00 |
| Grase Peas | - | * | * | * | * | - | - | - | - | - | - | - | - | - | - |
| Soya Beans | - | - | - | - | - | - | - | - | - | - | - | - | - | - | - |
| Fenugreek | 29 | 48 | 49 | 69.21 | 2.23 | 139 | 87 | 93 | * | * | 4.80 | 1.8 | 1.9 | -60.42 | 5.56 |
| Gibto | - | - | - | - | - | - | - | - | - | - | - | - | - | - | - |
| Oilseeds | 2,088 | 4488 | 4631 | 121.79 | 3.19 | 8,799 | 14102 | 16413 | 86.53 | 16.39 | | | | | |
| Neug | 379 | 596 | 607 | 60.23 | 1.89 | 1,182 | 688 | 906 | -23.31 | 31.75 | 3.12 | 1.16 | 1.49 | -52.24 | 28.45 |
| Linseed | 1,047 | 2144 | 2217 | 111.73 | 3.39 | 4,300 | 6996 | 8317 | 93.42 | 18.88 | 4.11 | 3.26 | 3.75 | -8.76 | 15.03 |
| Groundnut | * | - | - | - | - | - | - | - | - | - | - | - | - | - | - |
| Sufflower | 470 | 1108 | 1166 | 148.16 | 5.26 | 3,036 | 5398 | 6193 | 103.97 | 14.72 | 6.45 | 4.87 | 5.31 | -17.67 | 9.03 |
| Sesame | * | * | * | * | * | * | * | * | * | * | * | * | * | * | * |
| Rapeseed | * | * | * | * | * | * | - | - | * | * | * | - | - | * | * |

Table 4.9 Forecast of 2005/06 (1998 E.C.) Area, Production and Yield of Major Crops for Private Peasant Holdings in Ethiopia, Meher Season

| Major Crops | TOTAL AREA IN HECTARES | | | | | TOTAL PROD. IN QUINTALS | | | | | Yield(Qts/Ha) | | | | |
|---------------------|------------------------|----------------------|-----------------------|--------------------------|-------------|-------------------------|----------------------|-----------------------|--------------------------|--------------|----------------------|----------------------|-----------------------|--------------------------|---------|
| | Estimates of 2003/04 | Estimates of 2004/05 | **Forecast of 2005/06 | % Change Of 2005/06 over | | Estimate's of 2003/04 | Estimates of 2004/05 | **Forecast of 2005/06 | % Change Of 2005/06 over | | Estimates of 2003/04 | Estimates of 2004/05 | **Forecast of 2005/06 | % Change Of 2005/06 over | |
| | | | | 2003/04 | 2004/05 | | | | 2003/04 | 2004/05 | | | | 2003/04 | 2004/05 |
| | | | | | | | | | | | | | | | |
| Total Grains | 190,987 | 195225 | 204814 | 7.24 | 4.91 | 1,972,649 | 2060810 | 2387863 | 21.05 | 15.87 | | | | | |
| Cereals | 148,366 | 156301 | 163737 | 10.36 | 4.76 | 1,769,677 | 1925107 | 2230230 | 26.02 | 15.85 | | | | | |
| Teff | 48,330 | 54078 | 56467 | 16.84 | 4.42 | 342,958 | 469660 | 544445 | 58.75 | 15.92 | 7.10 | 8.68 | 9.64 | 35.77 | 11.06 |
| Barley | 16,968 | 11799 | 11904 | -29.85 | 0.89 | 187,333 | 124228 | 135364 | -27.74 | 8.96 | 11.04 | 10.53 | 11.37 | 2.99 | 7.98 |
| Wheat | 6,712 | 7661 | 7769 | 15.75 | 1.41 | 77,024 | 70694 | 81918 | 6.35 | 15.88 | 11.48 | 9.23 | 10.54 | -8.19 | 14.19 |
| Maize | 33,646 | 40035 | 41729 | 24.02 | 4.23 | 720,947 | 820919 | 944314 | 30.98 | 15.03 | 21.43 | 20.51 | 22.63 | 5.60 | 10.34 |
| Sorghum | * | * | * | * | * | * | * | 18036 | * | * | * | * | 11.05 | * | * |
| Finger Millet | 39,051 | 41104 | 44110 | 12.95 | 7.31 | 377,651 | 425220 | 506153 | 34.03 | 19.03 | 9.67 | 10.35 | 11.47 | 18.61 | 10.82 |
| Oats/'Aja' | * | * | * | * | * | * | - | - | * | * | * | - | - | * | * |
| Rice | * | * | * | * | * | - | - | - | * | * | - | - | - | * | * |
| Pulses | 11,238 | 10303 | 10545 | -6.16 | 2.35 | 60,133 | 46107 | 52132 | -13.31 | 13.07 | | | | | |
| Faba Beans | 2,837 | 2978 | 3119 | 9.94 | 4.74 | 22,112 | 23489 | 26353 | 19.18 | 12.19 | 7.79 | 7.89 | 8.45 | 8.47 | 7.10 |
| Field Pease | 2,302 | 1412 | 1418 | -38.42 | 0.39 | 11,685 | 5768 | 6360 | -45.57 | 10.27 | 5.08 | 4.08 | 4.49 | -11.61 | 10.05 |
| Haricot beans | * | * | * | * | * | * | - | - | * | * | * | - | - | * | * |
| Chick-Peas | * | * | * | * | * | - | - | - | - | - | - | - | - | - | - |
| Lentils | - | - | - | - | - | - | - | - | - | - | - | - | - | - | - |
| Grass Peas | * | * | * | * | * | - | - | - | - | - | - | - | - | - | - |
| Soya Beans | * | * | * | * | * | - | * | * | - | - | - | * | * | - | - |
| Fenugreek | 192 | 72 | 72 | -62.29 | 0.57 | 437 | 67 | 72 | -83.50 | 7.63 | 2.28 | 0.93 | 1 | -56.14 | 7.53 |
| Gibto | 3,292 | 3584 | 3618 | 9.90 | 0.95 | 14,014 | 16360 | 19193 | 36.96 | 17.32 | 4.26 | 4.57 | 5.31 | 24.65 | 16.19 |
| Oilseeds | 31,382 | 28620 | 30531 | -2.71 | 6.68 | 142,839 | 89596 | 105502 | -26.14 | 17.75 | | | | | |
| Neug | 26,077 | 23710 | 24802 | -4.89 | 4.61 | 63,644 | 59730 | 68977 | 8.38 | 15.48 | 2.44 | 2.52 | 2.78 | 13.93 | 10.32 |
| Linseed | 856 | 688 | 710 | -17.02 | 3.25 | 1,107 | 1150 | 1309 | 18.27 | 13.85 | 1.29 | 1.67 | 1.84 | 42.64 | 10.18 |
| Groundnut | * | * | * | * | * | * | * | * | * | * | * | * | * | * | * |
| Sufflower | * | * | * | * | * | - | - | - | - | - | - | - | - | - | - |
| Sesame | * | * | * | * | * | * | * | * | * | * | * | * | * | * | * |
| Rapeseed | 1,607 | 1891 | 2027 | 26.15 | 7.20 | 29,051 | 13152 | 14965 | -48.49 | 13.78 | 18.08 | 6.95 | 7.38 | -59.18 | 6.19 |

** The 2005/06 Estimates include Resettlement Areas(" Sefera")

Table 4.10 Forecast of 2005/06 (1998 E.C.) Area, Production and Yield of Major Crops for Private Peasant Holdings in Ethiopia, Meher Season

| Major Crops | TOTAL AREA IN HECTARES | | | | | TOTAL PROD. IN QUINTALS | | | | | Yield(Qts/Ha) | | | | |
|---------------------|------------------------|----------------------|---------------------|--------------------------|---------|-------------------------|----------------------|---------------------|--------------------------|---------|----------------------|----------------------|---------------------|--------------------------|---------|
| | Estimates of 2003/04 | Estimates of 2004/05 | Forecast of 2005/06 | % Change Of 2005/06 over | | Estimate's of 2003/04 | Estimates of 2004/05 | Forecast of 2005/06 | % Change Of 2005/06 over | | Estimates of 2003/04 | Estimates of 2004/05 | Forecast of 2005/06 | % Change Of 2005/06 over | |
| | | | | 2003/04 | 2004/05 | | | | 2003/04 | 2004/05 | | | | 2003/04 | 2004/05 |
| | | | | | | | | | | | | | | | |
| Total Grains | 55,771 | 56525 | 57832 | 3.70 | 2.31 | 637,469 | 619221 | 627218 | -1.61 | 1.29 | | | | | |
| Cereals | 50,236 | 48935 | 50069 | -0.33 | 2.32 | 598,864 | 553975 | 564513 | -5.74 | 1.90 | | | | | |
| Teff | 9,981 | 9669 | 9820 | -1.62 | 1.56 | 86,064 | 92892 | 89887 | 4.44 | -3.23 | 8.62 | 9.61 | 9.15 | 6.15 | -4.79 |
| Barley | 696 | 653 | 671 | -3.57 | 2.78 | 6,921 | 4652 | 4693 | -32.19 | 0.89 | 9.95 | 7.12 | 6.99 | -29.75 | -1.83 |
| Wheat | * | * | * | * | * | * | * | * | * | * | * | * | * | * | * |
| Maize | 6,243 | 7276 | 7453 | 19.38 | 2.43 | 104,013 | 84499 | 91900 | -11.65 | 8.76 | 16.66 | 11.61 | 12.33 | -25.99 | 6.20 |
| Sorghum | 33,030 | 31064 | 31848 | -3.58 | 2.52 | 399,866 | 370963 | 377123 | -5.69 | 1.66 | 12.11 | 11.94 | 11.84 | -2.23 | -0.84 |
| Finger Millet | * | 86 | 87 | * | 1.12 | * | 708 | 675 | * | -4.71 | * | 8.28 | 7.76 | * | -6.28 |
| Oats/'Aja' | * | * | * | * | * | * | - | - | * | * | * | - | - | * | * |
| Rice | * | * | * | * | * | * | - | - | * | * | * | - | - | * | * |
| Pulses | 3,081 | 4056 | 4170 | 35.34 | 2.81 | 25,162 | 37162 | 32259 | 28.21 | -13.19 | | | | | |
| Faba Beans | * | * | * | * | * | * | * | * | * | * | * | * | * | * | * |
| Field Pease | * | * | * | * | * | * | * | * | * | * | * | * | * | * | * |
| Haricot beans | 1,391 | 2166 | 2215 | 59.25 | 2.27 | 10,626 | 17684 | 17178 | 61.66 | -2.86 | 7.64 | 8.16 | 7.75 | 1.44 | -5.02 |
| Chick-Peas | 660 | 519 | 539 | -18.39 | 3.79 | 3,564 | 6392 | 7698 | 116.00 | 20.44 | 5.40 | 12.31 | 14.29 | 164.63 | 16.08 |
| Lentils | * | * | * | * | * | * | * | * | * | * | * | * | * | * | * |
| Grass Peas | * | 27 | 27 | * | 1.19 | - | 686 | - | * | * | - | 25.3 | - | - | - |
| Soya Beans | - | * | * | * | * | - | - | - | - | - | - | - | - | - | - |
| Fenugreek | * | * | * | * | * | * | - | - | - | - | * | - | - | - | - |
| Gibto | * | * | * | * | * | - | - | - | - | - | - | - | - | - | - |
| Oilseeds | 2,454 | 3533 | 3594 | 46.44 | 1.71 | 13,444 | 28084 | 30446 | 126.46 | 8.41 | | | | | |
| Neug | 192 | 250 | 253 | 31.99 | 1.37 | * | 402 | 445 | * | 10.80 | * | 1.61 | 1.76 | * | 9.32 |
| Linseed | 97 | 126 | 129 | 32.77 | 2.21 | * | 645 | 630 | * | -2.27 | * | 5.11 | 4.89 | * | -4.31 |
| Groundnut | * | * | * | * | * | * | - | - | * | * | * | - | - | * | * |
| Sufflower | * | 302 | 312 | * | 3.43 | 1,128 | 2585 | 2854 | 153.02 | 10.41 | * | 8.57 | 9.14 | * | 6.65 |
| Sesame | 1,858 | 2771 | 2813 | 51.42 | 1.53 | 9,681 | 23627 | 25713 | 165.61 | 8.83 | 5.21 | 8.53 | 9.14 | 75.43 | 7.15 |
| Rapeseed | 85 | 74 | 75 | -11.82 | 1.28 | 997 | 826 | 803 | -19.51 | -2.84 | 11.74 | 11.14 | 10.71 | -8.77 | -3.86 |

Table 5. Forecast of 2005/06 (1998 E.C.) Area, Production and Yield of Major Crops for Private Peasant Holdings in Ethiopia, Meher Season

| Major Crops | TOTAL AREA IN HECTARES | | | | | TOTAL PROD. IN QUINTALS | | | | | Yield(Qts/Ha) | | | | |
|---------------------|------------------------|----------------------|-----------------------|--------------------------|-------------|-------------------------|----------------------|-----------------------|--------------------------|--------------|----------------------|----------------------|-----------------------|--------------------------|---------|
| | Estimates of 2003/04 | Estimates of 2004/05 | **Forecast of 2005/06 | % Change Of 2005/06 over | | Estimate's of 2003/04 | Estimates of 2004/05 | **Forecast of 2005/06 | % Change Of 2005/06 over | | Estimates of 2003/04 | Estimates of 2004/05 | **Forecast of 2005/06 | % Change Of 2005/06 over | |
| | | | | 2003/04 | 2004/05 | | | | 2003/04 | 2004/05 | | | | 2003/04 | 2004/05 |
| | | | | | | | | | | | | | | | |
| Total Grains | 3,808,081 | 4574889 | 4792684 | 25.86 | 4.76 | 50,865,974 | 62321656 | 72408351 | 42.35 | 16.18 | | | | | |
| Cereals | 3,168,456 | 3649549 | 3811700 | 20.30 | 4.44 | 45,713,702 | 53974051 | 63094041 | 38.02 | 16.90 | | | | | |
| Teff | 820,135 | 918461 | 958743 | 16.90 | 4.39 | 7,044,555 | 9450873 | 10848381 | 54.00 | 14.79 | 8.59 | 10.29 | 11.32 | 31.78 | 10.01 |
| Barley | 412,329 | 532141 | 548485 | 33.02 | 3.07 | 5,490,747 | 7473482 | 8479496 | 54.43 | 13.46 | 13.32 | 14.04 | 15.46 | 16.07 | 10.11 |
| Wheat | 556,354 | 765528 | 788735 | 41.77 | 3.03 | 9,128,645 | 13028288 | 14330665 | 56.99 | 10.00 | 16.41 | 17.02 | 18.17 | 10.73 | 6.76 |
| Maize | 786,365 | 791686 | 839699 | 6.78 | 6.06 | 15,515,581 | 14526478 | 18019997 | 16.14 | 24.05 | 19.73 | 18.35 | 21.46 | 8.77 | 16.95 |
| Sorghum | 500,943 | 522499 | 553127 | 10.42 | 5.86 | 7,566,266 | 7948266 | 9605289 | 26.95 | 20.85 | 15.10 | 15.21 | 17.37 | 15.03 | 14.20 |
| Finger Millet | 71,966 | 84329 | 87406 | 21.45 | 3.65 | 673,669 | 1093027 | 1304734 | 93.68 | 19.37 | 9.36 | 12.96 | 14.93 | 59.51 | 15.20 |
| Oats/Aja' | 19,998 | 34807 | 35386 | 76.95 | 1.66 | 292,061 | 453549 | 505392 | 73.04 | 11.43 | 14.60 | 13.03 | 14.28 | -2.19 | 9.59 |
| Rice | 367 | * | * | * | * | * | * | 87 | * | * | * | * | * | * | * |
| Pulses | 374,231 | 495572 | 517880 | 38.39 | 4.50 | 3,697,507 | 5333287 | 5876115 | 58.92 | 10.18 | | | | | |
| Faba Beans | 132,865 | 160342 | 164679 | 23.94 | 2.71 | 1,455,882 | 1992877 | 2130791 | 46.36 | 6.92 | 10.96 | 12.43 | 12.94 | 18.07 | 4.10 |
| Field Pease | 70,063 | 86828 | 89547 | 27.81 | 3.13 | 551,277 | 870634 | 923375 | 67.50 | 6.06 | 7.87 | 10.03 | 10.31 | 31.00 | 2.79 |
| Haricot beans | 91,766 | 129591 | 139058 | 51.54 | 7.31 | 984,136 | 1278394 | 1548434 | 57.34 | 21.12 | 10.72 | 9.86 | 11.14 | 3.92 | 12.98 |
| Chick-Peas | 42,444 | 49571 | 53007 | 24.89 | 6.93 | 380,113 | 502586 | 550766 | 44.90 | 9.59 | 8.96 | 10.14 | 10.39 | 15.96 | 2.47 |
| Lentils | 9,897 | 17201 | 17746 | 79.31 | 3.17 | 54,654 | 127644 | 120551 | 120.57 | -5.56 | 5.52 | 7.42 | 6.79 | 23.01 | -8.49 |
| Grass Peas | 20,064 | 42496 | 43700 | 117.80 | 2.83 | 222,136 | 499865 | 548021 | 146.71 | 9.63 | 11.07 | 11.76 | 12.54 | 13.28 | 6.63 |
| Soya Beans | * | 1520 | 1775 | * | 16.76 | * | * | 3014 | * | * | * | * | 1.7 | * | * |
| Fenugreek | 6,507 | 7925 | 8226 | 26.42 | 3.79 | 47,322 | 58276 | 51163 | 8.12 | -12.21 | 7.27 | 7.35 | 6.22 | -14.44 | -15.37 |
| Gibto | * | * | * | * | * | - | - | - | * | * | - | - | - | * | * |
| Oilseeds | 265,394 | 429768 | 463105 | 74.50 | 7.76 | 1,454,765 | 3014317 | 3438195 | 136.34 | 14.06 | | | | | |
| Neug | 117,736 | 163507 | 167961 | 42.66 | 2.72 | 518,101 | 990473 | 1102414 | 112.78 | 11.30 | 4.40 | 6.06 | 6.56 | 49.09 | 8.25 |
| Linseed | 102,326 | 192424 | 201709 | 97.12 | 4.83 | 623,046 | 1317340 | 1449515 | 132.65 | 10.03 | 6.09 | 6.85 | 7.19 | 18.06 | 4.96 |
| Groundnut | 12,653 | 17998 | 20205 | 59.68 | 12.26 | 118,554 | 212776 | 254528 | 114.69 | 19.62 | 9.37 | 11.82 | 12.6 | 34.47 | 6.60 |
| Sufflower | 988 | 1407 | 1469 | 48.69 | 4.38 | * | 578 | * | * | * | * | 0.41 | * | * | * |
| Sesame | 25,520 | 37882 | 54791 | 114.70 | 44.64 | 143,759 | 347828 | 517335 | 259.86 | 48.73 | 5.63 | 9.18 | 9.44 | 67.67 | 2.83 |
| Rapeseed | 6,171 | 16550 | 16969 | 174.99 | 2.53 | 45,777 | 145323 | 114321 | 149.73 | -21.33 | 7.42 | 8.78 | 6.74 | -9.16 | -23.23 |

** The 2005/06 Estimates include Resettlement Areas(" Sefera")

Table .5. Interval Estimates for 2005/06(1998E.C.) Area and Production of Major Crops Forecast for private Peasant Holdings in Ethiopia, Meher Season

| Oromia Region | | | | | | | Contd |
|---------------------|-------------|----------------------------------|------------------|-------------|--|-------------------|-------|
| Major Crops | CV | Interval Cropland Area Estimates | | CV | Interval Expected Production Estimates | | |
| | | 95% Confidence Interval | | | 95% Confidence Interval | | |
| | | Lower Estimates | Upper Estimates | | Lower Estimates | Upper Estimates | |
| Total Grains | 3.21 | 4,490,707 | 5,094,662 | 3.65 | 67,228,727 | 77,587,975 | |
| Cereals | 3.32 | 3,563,955 | 4,059,445 | 3.83 | 58,352,064 | 67,836,017 | |
| Teff | 5.48 | 855,757 | 1,061,729 | 6.37 | 9,493,717 | 12,203,046 | |
| Barley | 11.14 | 428,768 | 668,203 | 13.68 | 6,205,499 | 10,753,493 | |
| Wheat | 8.74 | 653,674 | 923,795 | 9.32 | 11,712,503 | 16,948,828 | |
| Maize | 4.20 | 770,526 | 908,871 | 5.36 | 16,125,920 | 19,914,073 | |
| Sorghum | 5.96 | 488,519 | 617,735 | 6.40 | 8,400,293 | 10,810,284 | |
| Finger Millet | 11.04 | 68,489 | 106,323 | 12.83 | 976,687 | 1,632,781 | |
| Oats/'Aja' | 26.81 | 16,790 | 53,982 | 32.70 | 181,507 | 829,277 | |
| Rice | 52.56 | * | * | 99.32 | * | * | |
| Pulses | 4.79 | 469,267 | 566,493 | 5.88 | 5,199,473 | 6,552,757 | |
| Faba Beans | 6.61 | 143,338 | 186,020 | 7.43 | 1,820,412 | 2,441,170 | |
| Field Peas | 9.70 | 72,523 | 106,572 | 11.32 | 718,485 | 1,128,265 | |
| Haricot beans | 8.73 | 115,272 | 162,845 | 11.79 | 1,190,643 | 1,906,225 | |
| Chick-Peas | 16.27 | 36,101 | 69,912 | 16.78 | 369,642 | 731,889 | |
| Lentils | 13.56 | 13,031 | 22,462 | 20.62 | 71,826 | 169,276 | |
| Grass Peas | 17.90 | 28,366 | 59,034 | 22.54 | 305,864 | 790,178 | |
| Soya Beans | 37.82 | 459 | 3,091 | 86.51 | * | * | |
| Fenugreek | 13.81 | 6,000 | 10,452 | 18.15 | 32,964 | 69,362 | |
| Gibto | 82.41 | * | * | 0.00 | - | - | |
| Oilseeds | 7.02 | 399,351 | 526,858 | 7.94 | 2,903,282 | 3,973,109 | |
| Neug | 10.98 | 131,815 | 204,108 | 12.90 | 823,628 | 1,381,199 | |
| Linseed | 11.96 | 154,421 | 248,997 | 12.79 | 1,086,187 | 1,812,844 | |
| Groundnut | 33.21 | 7,053 | 33,357 | 34.23 | 83,778 | 425,278 | |
| Sufflower | 46.79 | 122 | 2,816 | 99.28 | * | * | |
| Sesame | 15.10 | 38,580 | 71,002 | 17.71 | 337,731 | 696,939 | |
| Rapeseed | 31.64 | 6,446 | 27,493 | 31.83 | 43,003 | 185,638 | |

Table 5.1 Forecast of 2005/06 (1998 E.C.) Area, Production and Yield of Major Crops for Private Peasant Holdings in Ethiopia, Meher Season

West Welega Zone

| Major Crops | TOTAL AREA IN HECTARES | | | | | TOTAL PROD. IN QUINTALS | | | | | Yield(Qts/Ha) | | | | | | |
|---------------------|------------------------|----------------------|-----------------------|--------------------------|--------------|-------------------------|----------------------|-----------------------|--------------------------|--------------|----------------------|----------------------|-----------------------|--------------------------|---------|---------|---------|
| | Estimates of 2003/04 | Estimates of 2004/05 | **Forecast of 2005/06 | % Change Of 2005/06 over | | Estimate's of 2003/04 | Estimates of 2004/05 | **Forecast of 2005/06 | % Change Of 2005/06 over | | Estimates of 2003/04 | Estimates of 2004/05 | **Forecast of 2005/06 | % Change Of 2005/06 over | | | |
| | | | | 2003/04 | 2004/05 | | | | 2003/04 | 2004/05 | | | | 2003/04 | 2004/05 | 2003/04 | 2004/05 |
| | | | | | | | | | | | | | | | | | |
| Total Grains | 274,715 | 347756 | 367646 | 33.83 | 5.72 | 3,584,600 | 5525585 | 6414853 | 78.96 | 16.09 | | | | | | | |
| Cereals | 226,910 | 282764 | 296356 | 30.61 | 4.81 | 3,321,700 | 4981852 | 5790215 | 74.31 | 16.23 | | | | | | | |
| Teff | 23,365 | 31174 | 31469 | 34.69 | 0.95 | 179,113 | 229247 | 222427 | 24.18 | -2.98 | 7.67 | 7.35 | 7.07 | -7.82 | -3.81 | | |
| Barley | 2,961 | 5131 | 5351 | 80.72 | 4.28 | 24,165 | 52782 | 57882 | 139.53 | 9.66 | 8.16 | 10.29 | 10.82 | 32.60 | 5.15 | | |
| Wheat | 14,392 | 13337 | 13782 | -4.24 | 3.34 | 178,848 | 184504 | 193656 | 8.28 | 4.96 | 12.43 | 13.83 | 14.05 | 13.03 | 1.59 | | |
| Maize | 92,029 | 108973 | 115845 | 25.88 | 6.31 | 1,795,239 | 2274694 | 2664715 | 48.43 | 17.15 | 19.51 | 20.87 | 23 | 17.89 | 10.21 | | |
| Sorghum | 58,011 | 79528 | 83620 | 44.15 | 5.15 | 796,182 | 1548759 | 1823643 | 129.05 | 17.75 | 13.72 | 19.47 | 21.81 | 58.97 | 12.02 | | |
| Finger Millet | 36,142 | 44385 | 46050 | 27.41 | 3.75 | 348,063 | 690890 | 827893 | 137.86 | 19.83 | 9.63 | 15.57 | 17.98 | 86.71 | 15.48 | | |
| Oats/Aja' | * | 235 | 238 | * | 1.43 | * | * | - | * | * | * | * | - | * | * | | |
| Rice | - | - | - | - | - | - | - | - | - | - | - | - | - | - | - | | |
| Pulses | 22,872 | 25761 | 26662 | 16.57 | 3.50 | 174,436 | 216579 | 241006 | 38.16 | 11.28 | | | | | | | |
| Faba Beans | 6,867 | 9525 | 9861 | 43.61 | 3.53 | 69,817 | 92099 | 103262 | 47.90 | 12.12 | 10.17 | 9.67 | 10.47 | 2.95 | 8.27 | | |
| Field Pease | 2,668 | 2113 | 2191 | -17.87 | 3.72 | 18,229 | 12426 | 13026 | -28.55 | 4.83 | 6.83 | 5.88 | 5.94 | -13.03 | 1.02 | | |
| Haricot beans | 11,070 | 12479 | 12908 | 16.60 | 3.44 | 76,093 | 102402 | 116337 | 52.89 | 13.61 | 6.87 | 8.21 | 9.01 | 31.15 | 9.74 | | |
| Chick-Peas | 1,567 | * | 943 | * | * | 7,396 | * | 3592 | -51.43 | * | 4.72 | * | 3.81 | -19.28 | * | | |
| Lentils | * | - | * | * | * | - | - | - | * | * | - | - | - | * | * | | |
| Grass Peas | * | 48 | 48 | * | 0.58 | * | * | 655 | - | - | * | * | 13.55 | * | * | | |
| Soya Beans | * | * | 460 | * | * | * | * | 3014 | - | - | * | * | 6.55 | * | * | | |
| Fenugreek | 170 | 237 | 250 | 46.86 | 5.16 | 793 | 1035 | 1119 | 41.13 | 8.14 | 4.65 | 4.36 | 4.48 | -3.66 | 2.75 | | |
| Gibto | * | - | - | - | - | - | - | - | - | - | - | - | - | - | - | | |
| Oilseeds | 24,934 | 39232 | 44628 | 78.98 | 13.75 | 88,464 | 327155 | 383632 | 333.66 | 17.26 | | | | | | | |
| Neug | 22,111 | 28816 | 29554 | 33.66 | 2.56 | 73,750 | 241944 | 264167 | 258.19 | 9.18 | 3.34 | 8.4 | 8.94 | 167.66 | 6.43 | | |
| Linseed | 437 | 447 | 483 | 10.48 | 7.99 | 1,655 | 2866 | 3098 | 87.22 | 8.10 | 3.79 | 6.41 | 6.42 | 69.39 | 0.16 | | |
| Groundnut | * | * | 354 | * | * | * | * | 2508 | * | * | * | * | 7.09 | * | * | | |
| Sufflower | * | * | 1 | * | * | - | - | - | - | - | - | - | - | - | - | | |
| Sesame | 1,590 | 7685 | 12204 | 667.56 | 58.80 | 7,135 | 56283 | 105752 | 1382.16 | 87.89 | 4.49 | 7.32 | 8.67 | 93.10 | 18.44 | | |
| Rapeseed | 644 | 1986 | 2032 | 215.49 | 2.31 | 5,292 | 24080 | 8107 | 53.20 | -66.33 | 8.22 | 12.13 | 3.99 | -51.46 | -67.11 | | |

** The 2005/06 Estimates include Resettlement Areas(" Sefera")

Table 5.2 Forecast of 2005/06 (1998 E.C.) Area, Production and Yield of Major Crops
for Private Peasant Holdings in Ethiopia, Meher Season

East Welega Zone

| Major Crops | TOTAL AREA IN HECTARES | | | | | TOTAL PROD. IN QUINTALS | | | | | Yield(Qts/Ha) | | | | |
|---------------------|------------------------|----------------------|-----------------------|--------------------------|-------------|-------------------------|----------------------|-----------------------|--------------------------|--------------|----------------------|----------------------|-----------------------|--------------------------|---------|
| | Estimates of 2003/04 | Estimates of 2004/05 | **Forecast of 2005/06 | % Change Of 2005/06 over | | Estimate's of 2003/04 | Estimates of 2004/05 | **Forecast of 2005/06 | % Change Of 2005/06 over | | Estimates of 2003/04 | Estimates of 2004/05 | **Forecast of 2005/06 | % Change Of 2005/06 over | |
| | | | | 2003/04 | 2004/05 | | | | 2003/04 | 2004/05 | | | | 2003/04 | 2004/05 |
| | | | | | | | | | | | | | | | |
| Total Grains | 387,122 | 447763 | 467685 | 20.81 | 4.45 | 4,518,164 | 5868816 | 6566250 | 45.33 | 11.88 | | | | | |
| Cereals | 281,347 | 319370 | 331919 | 17.98 | 3.93 | 3,925,830 | 4886855 | 5502337 | 40.16 | 12.59 | | | | | |
| Teff | 87,291 | 90960 | 92764 | 6.27 | 1.98 | 645,661 | 941382 | 1061184 | 64.36 | 12.73 | 7.40 | 10.35 | 11.44 | 54.59 | 10.53 |
| Barley | 18,933 | 31083 | 31355 | 65.61 | 0.88 | 209,343 | * | 414193 | 97.85 | * | 11.06 | * | 13.21 | 19.44 | * |
| Wheat | 29,540 | 55050 | 56018 | 89.63 | 1.76 | 498,104 | * | 936854 | 88.08 | * | 16.86 | * | 16.72 | -0.83 | * |
| Maize | 87,690 | 80667 | 85275 | -2.75 | 5.71 | 1,790,953 | 1842287 | 2162081 | 20.72 | 17.36 | 20.42 | 22.84 | 25.35 | 24.14 | 10.99 |
| Sorghum | 36,561 | 40792 | 45289 | 23.87 | 11.03 | 599,086 | 597219 | 673943 | 12.50 | 12.85 | 16.39 | 14.64 | 14.88 | -9.21 | 1.64 |
| Finger Millet | 21,001 | 20420 | 20807 | -0.93 | 1.89 | 179,809 | 210564 | 251070 | 39.63 | 19.24 | 8.56 | 10.31 | 12.07 | 41.00 | 17.07 |
| Oats/Aja' | * | 382 | 393 | * | 2.88 | 2,873 | 2637 | 2925 | 1.81 | 10.94 | * | 6.9 | 7.45 | * | 7.97 |
| Rice | * | * | 18 | * | * | - | * | 87 | * | * | - | * | 4.88 | * | * |
| Pulses | 21,972 | 21914 | 22437 | 2.11 | 2.39 | 176,364 | 196747 | 204941 | 16.20 | 4.16 | | | | | |
| Faba Beans | 11,715 | 11727 | 11947 | 1.98 | 1.88 | 112,438 | 100163 | 102519 | -8.82 | 2.35 | 9.60 | 8.54 | 8.58 | -10.63 | 0.47 |
| Field Pease | 7,799 | 7573 | 7716 | -1.07 | 1.89 | 39,581 | 63320 | 68236 | 72.40 | 7.77 | 5.08 | 8.36 | 8.84 | 74.02 | 5.74 |
| Haricot beans | 2,138 | 1866 | 2014 | -5.78 | 7.98 | 22,884 | 31023 | 31874 | 39.28 | 2.74 | 10.70 | 16.63 | 15.82 | 47.85 | -4.87 |
| Chick-Peas | * | * | 233 | * | * | * | * | 600 | * | * | * | * | 2.58 | * | * |
| Lentils | * | * | 279 | * | * | - | * | 1064 | * | * | - | * | 3.81 | * | * |
| Grass Peas | - | - | * | - | - | - | - | - | - | - | - | - | - | - | - |
| Soya Beans | - | * | 48 | - | - | - | - | - | - | - | - | - | - | - | - |
| Fenugreek | 214 | 194 | 199 | -6.88 | 2.75 | * | 558 | 647 | * | * | * | 2.88 | 3.25 | * | 12.85 |
| Gibto | - | - | - | - | - | - | - | - | - | - | - | - | - | - | - |
| Oilseeds | 83,804 | 106480 | 113329 | 35.23 | 6.43 | 415,970 | 785214 | 858972 | 106.50 | 9.39 | | | | | |
| Neug | 58,666 | 74576 | 76552 | 30.49 | 2.65 | 258,161 | 419388 | 446167 | 72.83 | 6.39 | 4.40 | 5.62 | 5.83 | 32.50 | 3.74 |
| Linseed | 954 | * | 5882 | * | * | * | * | 37291 | * | * | * | * | 6.34 | * | * |
| Groundnut | * | * | 2234 | * | * | * | * | 43662 | * | * | * | * | 19.54 | * | * |
| Sufflower | * | * | 48 | * | * | * | - | - | * | * | * | - | - | * | * |
| Sesame | 20,859 | 21049 | 25665 | 23.04 | 21.93 | 126,332 | 251642 | 303702 | 140.40 | 20.69 | 6.06 | 11.95 | 11.83 | 95.21 | -1.00 |
| Rapeseed | 1,321 | 2914 | 2947 | 123.11 | 1.14 | 12,717 | 43543 | 28150 | 121.36 | -35.35 | 9.63 | 14.94 | 9.55 | -0.83 | -36.08 |

** The 2005/06 Estimates include Resettlement Areas(" Sefera")

Table 5.3 Forecast of 2005/06 (1998 E.C.) Area, Production and Yield of Major Crops for Private Peasant Holdings in Ethiopia, Meher Season

| Illibabor Zone | | TOTAL AREA IN HECTARES | | | | | TOTAL PROD. IN QUINTALS | | | | | Yield(Qts/Ha) | | | | | |
|---------------------|----------------------|------------------------|-----------------------|--------------------------|--------------|-----------------------|-------------------------|-----------------------|--------------------------|---------------|----------------------|----------------------|-----------------------|--------------------------|---------|---------|---------|
| Major Crops | Estimates of 2003/04 | Estimates of 2004/05 | **Forecast of 2005/06 | % Change Of 2005/06 over | | Estimate's of 2003/04 | Estimates of 2004/05 | **Forecast of 2005/06 | % Change Of 2005/06 over | | Estimates of 2003/04 | Estimates of 2004/05 | **Forecast of 2005/06 | % Change Of 2005/06 over | | | |
| | | | | 2003/04 | 2004/05 | | | | 2003/04 | 2004/05 | | | | 2003/04 | 2004/05 | 2003/04 | 2004/05 |
| | | | | | | | | | | | | | | | | | |
| Total Grains | 178,657 | 209414 | 227171 | 27.15 | 8.48 | 2,176,442 | 2568973 | 2982176 | 37.02 | 16.08 | | | | | | | |
| Cereals | 154,825 | 179406 | 189658 | 22.50 | 5.71 | 2,043,762 | 2384708 | 2712673 | 32.73 | 13.75 | | | | | | | |
| Teff | 47,545 | 53380 | 54644 | 14.93 | 2.37 | 410,370 | 571420 | 631548 | 53.90 | 10.52 | 8.63 | 10.7 | 11.56 | 33.95 | 8.04 | | |
| Barley | 2,460 | 3332 | 3390 | 37.80 | 1.74 | 16,656 | 23237 | 26268 | 57.71 | 13.05 | 6.77 | 6.97 | 7.75 | 14.48 | 11.19 | | |
| Wheat | 4,133 | 7205 | 7284 | 76.25 | 1.11 | 37,186 | 71135 | 50677 | 36.28 | -28.76 | 9.00 | 9.87 | 6.96 | -22.67 | -29.48 | | |
| Maize | 67,865 | 74708 | 78551 | 15.75 | 5.14 | 1,171,244 | 1158799 | 1287363 | 9.91 | 11.09 | 17.26 | 15.51 | 16.39 | -5.04 | 5.67 | | |
| Sorghum | 25,720 | 32725 | 37258 | 44.86 | 13.85 | 341,008 | 474677 | 610640 | 79.07 | 28.64 | 13.26 | 14.5 | 16.39 | 23.60 | 13.03 | | |
| Finger Millet | 7,038 | 7790 | 8245 | 17.15 | 5.83 | 66,791 | 83265 | 104610 | 56.62 | 25.63 | 9.49 | 10.69 | 12.69 | 33.72 | 18.71 | | |
| Oats/Aja' | * | * | 268 | * | * | * | * | 1568 | * | * | * | * | 5.85 | * | * | | |
| Rice | * | - | 17 | * | * | * | - | - | - | - | * | - | - | * | * | | |
| Pulses | 17,744 | 19018 | 19709 | 11.08 | 3.64 | 112,314 | 132318 | 154297 | 37.38 | 16.61 | | | | | | | |
| Faba Beans | 5,872 | 6782 | 6871 | 17.01 | 1.30 | 46,996 | 50630 | 60408 | 28.54 | 19.31 | 8.00 | 7.46 | 8.79 | 9.87 | 17.83 | | |
| Field Pease | 5,782 | 5769 | 5815 | 0.57 | 0.79 | 33,817 | 34186 | 40714 | 20.39 | 19.09 | 5.85 | 5.93 | 7 | 19.66 | 18.04 | | |
| Haricot beans | 4,299 | 5249 | 5514 | 28.27 | 5.05 | 25,181 | 44435 | 50965 | 102.39 | 14.70 | 5.86 | 8.47 | 9.24 | 57.68 | 9.09 | | |
| Chick-Peas | * | 746 | 791 | - | 6.05 | 5,034 | 2863 | 2115 | -57.99 | -26.15 | * | 3.84 | 2.67 | * | -30.47 | | |
| Lentils | - | * | 20 | - | - | - | * | - | - | - | - | * | - | - | - | | |
| Grass Peas | - | - | - | - | - | - | - | - | - | - | - | - | - | - | - | | |
| Soya Beans | * | * | 437 | * | * | * | - | - | * | * | * | - | - | - | - | | |
| Fenugreek | 291 | 258 | 262 | -9.99 | 1.45 | * | * | 96 | * | * | * | * | 0.37 | * | * | | |
| Gibto | - | - | - | - | - | - | - | - | - | - | - | - | - | - | - | | |
| Oilseeds | 6,088 | 10990 | 17804 | 192.44 | 62.00 | 20,366 | 51947 | 115206 | 465.68 | 121.78 | | | | | | | |
| Neug | 4,542 | 6733 | 6905 | 52.02 | 2.56 | 12,114 | 34079 | 39989 | 230.11 | 17.35 | 2.67 | 5.06 | 5.79 | 116.85 | 14.43 | | |
| Linseed | 561 | 800 | 843 | 50.23 | 5.35 | 2,282 | 2116 | 2412 | 5.69 | 13.96 | 4.06 | 2.65 | 2.86 | -29.56 | 7.92 | | |
| Groundnut | * | * | 211 | * | * | * | - | - | - | - | * | - | - | * | * | | |
| Sufflower | * | * | 31 | * | * | * | - | - | * | * | * | - | - | * | * | | |
| Sesame | * | * | 9634 | * | * | * | * | 72696 | * | * | * | * | 7.55 | * | * | | |
| Rapeseed | * | 178 | 180 | * | 0.94 | * | 335 | 109 | * | * | * | 1.88 | 0.6 | * | * | | |

** The 2005/06 Estimates include Resettlement Areas(" Sefera")

Table 5.4 Forecast of 2005/06 (1998 E.C.) Area, Production and Yield of Major Crops
for Private Peasant Holdings in Ethiopia, Meher Season

| Jimma Zone | | | | | | | | | | | | | | | |
|-----------------|------------------------|----------------------|-----------------------|--------------------------|-------------|-------------------------|----------------------|-----------------------|--------------------------|--------------|----------------------|----------------------|-----------------------|--------------------------|---------|
| Major Crops | TOTAL AREA IN HECTARES | | | | | TOTAL PROD. IN QUINTALS | | | | | Yield(Qts/Ha) | | | | |
| | Estimates of 2003/04 | Estimates of 2004/05 | **Forecast of 2005/06 | % Change Of 2005/06 over | | Estimate's of 2003/04 | Estimates of 2004/05 | **Forecast of 2005/06 | % Change Of 2005/06 over | | Estimates of 2003/04 | Estimates of 2004/05 | **Forecast of 2005/06 | % Change Of 2005/06 over | |
| | | | | 2003/04 | 2004/05 | | | | 2003/04 | 2004/05 | | | | 2003/04 | 2004/05 |
| | Total Grains | 397,311 | 417,853 | 432,602 | 8.88 | 3.53 | 4,778,098 | 5,939,081 | 6,734,173 | 40.94 | 13.39 | | | | |
| Cereals | 349,728 | 360,400 | 373,141 | 6.69 | 3.54 | 4,395,039 | 5,531,217 | 6,279,545 | 42.88 | 13.53 | | | | | |
| Teff | 127,747 | 129,217 | 134,280 | 5.11 | 3.92 | 1,063,506 | 1,223,452 | 1,410,760 | 32.65 | 15.31 | 8.33 | 9.47 | 10.51 | 26.17 | 10.98 |
| Barley | 15,303 | 18,194 | 18,644 | 21.83 | 2.48 | 139,274 | 173,279 | 186,430 | 33.86 | 7.59 | 9.10 | 9.52 | 10 | 9.89 | 5.04 |
| Wheat | 39,342 | 37,633 | 38,262 | -2.74 | 1.67 | 439,874 | 568,822 | 585,348 | 33.07 | 2.91 | 11.18 | 15.12 | 15.3 | 36.85 | 1.19 |
| Maize | 113,665 | 101,713 | 105,177 | -7.47 | 3.41 | 2,128,619 | 2,325,388 | 2,780,462 | 30.62 | 19.57 | 18.73 | 22.86 | 26.44 | 41.16 | 15.66 |
| Sorghum | 47,806 | 65,855 | 68,846 | 44.01 | 4.54 | 555,855 | 1,151,297 | 1,222,807 | 119.99 | 6.21 | 11.63 | 17.48 | 17.76 | 52.71 | 1.60 |
| Finger Millet | 4,621 | 6,261 | 6,363 | 37.70 | 1.64 | 52,665 | 69,485 | 75,215 | 42.82 | 8.25 | 11.40 | 11.1 | 11.82 | 3.68 | 6.49 |
| Oats/'Aja' | * | 1,467 | 1,507 | * | 2.70 | * | * | * | * | * | * | * | * | * | * |
| Rice | * | * | * | * | * | * | - | - | * | * | * | - | - | * | * |
| Pulses | 35,135 | 36,143 | 37,052 | 5.46 | 2.51 | 293,739 | 3,060,68 | 3,385,32 | 15.25 | 10.61 | | | | | |
| Faba Beans | 22,178 | 21,378 | 21,735 | -2.00 | 1.67 | 199,401 | 2,002,70 | 2,145,99 | 7.62 | 7.16 | 8.99 | 9.37 | 9.87 | 9.79 | 5.34 |
| Field Pease | 10,799 | 12,321 | 12,749 | 18.06 | 3.48 | 87,425 | 95,870 | 112,231 | 28.37 | 17.07 | 8.10 | 7.78 | 8.8 | 8.64 | 13.11 |
| Haricot beans | 1,269 | 1,432 | 1,501 | 18.25 | 4.83 | 4,116 | 6,753 | 8,222 | * | 21.77 | 3.24 | 4.72 | 5.48 | * | 16.10 |
| Chick-Peas | * | * | 458 | * | * | * | * | * | * | * | * | * | * | * | * |
| Lentils | 404 | 561 | 572 | 41.51 | 1.95 | * | 2,121 | 2,353 | * | * | * | 3.78 | 4.12 | * | 8.99 |
| Grass Peas | - | - | - | - | - | - | - | - | - | - | - | - | - | - | - |
| Soya Beans | * | * | * | * | * | - | - | - | - | - | - | - | - | - | - |
| Fenugreek | * | * | 31 | * | * | * | - | - | * | * | * | - | - | * | * |
| Gibto | - | - | - | - | - | - | - | - | - | - | - | - | - | - | - |
| Oilseeds | 12,448 | 21,310 | 22,409 | 80.02 | 5.16 | * | 101,795 | 116,096 | * | 14.05 | | | | | |
| Neug | 9,951 | 15,098 | 15,150 | 52.25 | 0.34 | * | 7,7428 | 8,9656 | * | 15.79 | * | 5.13 | 5.92 | * | 15.40 |
| Linseed | 2,335 | 5,300 | 5,443 | 133.11 | 2.69 | 8,141 | 23,077 | 25,651 | 215.09 | 11.15 | 3.49 | 4.35 | 4.71 | 34.96 | 8.28 |
| Groundnut | * | * | * | * | * | * | - | - | - | - | * | - | - | - | - |
| Sufflower | * | * | * | * | * | * | - | - | - | - | * | - | - | - | - |
| Sesame | * | * | 1,190 | * | * | * | - | - | * | * | * | - | - | * | * |
| Rapeseed | * | 460 | 472 | * | 2.77 | 372 | 1,290 | * | * | * | * | 2.81 | * | * | * |

** The 2005/06 Estimates include Resettlement Areas(" Sefera")

Table 5.5 Forecast of 2005/06 (1998 E.C.) Area, Production and Yield of Major Crops for Private Peasant Holdings in Ethiopia, Meher Season

| Major Crops | TOTAL AREA IN HECTARES | | | | | TOTAL PROD. IN QUINTALS | | | | | Yield(Qts/Ha) | | | | |
|---------------------|------------------------|----------------------|-----------------------|--------------------------|-------------|-------------------------|----------------------|-----------------------|--------------------------|--------------|----------------------|----------------------|-----------------------|--------------------------|---------|
| | Estimates of 2003/04 | Estimates of 2004/05 | **Forecast of 2005/06 | % Change Of 2005/06 over | | Estimate's of 2003/04 | Estimates of 2004/05 | **Forecast of 2005/06 | % Change Of 2005/06 over | | Estimates of 2003/04 | Estimates of 2004/05 | **Forecast of 2005/06 | % Change Of 2005/06 over | |
| | | | | 2003/04 | 2004/05 | | | | 2003/04 | 2004/05 | | | | 2003/04 | 2004/05 |
| | Zone (New) | | | | | | | | | | | | | | |
| Total Grains | 394,819 | 579473 | 594668 | 50.62 | 2.62 | 5,441,151 | 8518972 | 9951820 | 82.90 | 16.82 | | | | | |
| Cereals | 339,040 | 479151 | 491626 | 45.01 | 2.60 | 4,972,038 | 7449458 | 8705574 | 75.09 | 16.86 | | | | | |
| Teff | 95,438 | 116147 | 118491 | 24.16 | 2.02 | 967,064 | 1414290 | 1665178 | 72.19 | 17.74 | 10.13 | 12.18 | 14.05 | 38.70 | 15.35 |
| Barley | 63,163 | 83018 | 86559 | 37.04 | 4.27 | 804,511 | 1097459 | 1273679 | 58.32 | 16.06 | 12.74 | 13.22 | 14.71 | 15.46 | 11.27 |
| Wheat | 77,995 | 155754 | 158309 | 102.97 | 1.64 | 1,198,745 | 2746163 | 3082431 | 157.14 | 12.25 | 15.37 | 17.63 | 19.47 | 26.68 | 10.44 |
| Maize | 51,934 | 60235 | 62633 | 20.60 | 3.98 | 1,085,106 | 1120035 | 1376913 | 26.89 | 22.93 | 20.89 | 18.59 | 21.98 | 5.22 | 18.24 |
| Sorghum | 49,740 | 52949 | 54539 | 9.65 | 3.00 | 908,481 | 899495 | 1137063 | 25.16 | 26.41 | 18.26 | 16.99 | 20.85 | 14.18 | 22.72 |
| Finger Millet | - | * | * | * | * | - | - | - | * | * | - | - | - | * | * |
| Oats/'Aja' | 628 | * | * | * | * | 7,210 | * | * | * | * | 11.47 | * | * | * | * |
| Rice | * | - | - | * | * | * | - | - | - | - | * | - | - | - | - |
| Pulses | 31,402 | 47582 | 49097 | 56.35 | 3.18 | 363,297 | 710530 | 820510 | 125.85 | 15.48 | | | | | |
| Faba Beans | 18,871 | 28047 | 28929 | 53.30 | -39.20 | 228,601 | 431151 | 503251 | 120.14 | 16.72 | 12.11 | 15.37 | 17.4 | 43.68 | 13.21 |
| Field Peas | 5,733 | 11224 | 11642 | 103.07 | 3.73 | 60,234 | 139183 | 157401 | 161.32 | 13.09 | 10.51 | 12.4 | 13.52 | 28.64 | 9.03 |
| Haricot beans | * | 817 | 878 | * | * | * | 3243 | * | * | * | * | 3.97 | * | * | * |
| Chick-Peas | * | * | * | * | * | * | * | * | * | * | * | * | * | * | * |
| Lentils | 732 | 1366 | 1447 | * | * | * | 12093 | 14063 | * | * | * | 8.85 | 9.72 | * | * |
| Grass Peas | * | * | * | * | * | * | * | * | * | * | * | * | * | * | * |
| Soya Beans | - | * | * | - | - | - | - | - | - | - | - | - | - | - | - |
| Fenugreek | * | * | * | * | * | * | * | * | * | * | * | * | * | * | * |
| Gibto | - | - | - | - | - | - | - | - | - | - | - | - | - | - | - |
| Oilseeds | 24,377 | 52741 | 53946 | 121.30 | 2.28 | 105,816 | 358983 | 425736 | 302.34 | 18.59 | | | | | |
| Neug | 10,733 | 19499 | 19906 | 85.47 | 2.09 | 39,819 | 122518 | 152933 | 284.07 | 24.83 | 3.71 | 6.28 | 7.68 | 107.01 | 22.29 |
| Linseed | 12,051 | 28328 | 29022 | 140.83 | 2.45 | 57,226 | 213116 | 247278 | 332.11 | 16.03 | 4.75 | 7.52 | 8.52 | 79.37 | 13.30 |
| Groundnut | - | * | * | * | * | - | - | - | - | - | - | - | - | - | - |
| Sufflower | * | * | * | * | * | - | - | - | * | * | - | - | - | * | * |
| Sesame | * | * | * | * | * | * | - | - | * | * | * | - | - | * | * |
| Rapeseed | 1,250 | 2939 | 3035 | 142.79 | 3.26 | * | 23350 | 25525 | * | * | * | 7.94 | 8.41 | * | * |

** The 2005/06 Estimates include Resettlement Areas(" Sefera")

Table 5.6 Forecast of 2005/06 (1998 E.C.) Area, Production and Yield of Major Crops for Private Peasant Holdings in Ethiopia, Meher Season

| Major Crops | TOTAL AREA IN HECTARES | | | | | TOTAL PROD. IN QUINTALS | | | | | Yield(Qts/Ha) | | | | |
|---------------------|------------------------|----------------------|---------------------|--------------------------|---------|-------------------------|----------------------|---------------------|--------------------------|---------|----------------------|----------------------|---------------------|--------------------------|---------|
| | Estimates of 2003/04 | Estimates of 2004/05 | Forecast of 2005/06 | % Change Of 2005/06 over | | Estimate's of 2003/04 | Estimates of 2004/05 | Forecast of 2005/06 | % Change Of 2005/06 over | | Estimates of 2003/04 | Estimates of 2004/05 | Forecast of 2005/06 | % Change Of 2005/06 over | |
| | | | | 2003/04 | 2004/05 | | | | 2003/04 | 2004/05 | | | | 2003/04 | 2004/05 |
| | South West Shewa Zone | | | | | | | | | | | | | | |
| Total Grains | 213,682 | 266641 | 277799 | 30.01 | 4.18 | 2,357,851 | 3182504 | 3468689 | 47.11 | 8.99 | | | | | |
| Cereals | 170,211 | 202937 | 210799 | 23.85 | 3.87 | 1,994,226 | 2568115 | 2796883 | 40.25 | 8.91 | | | | | |
| Teff | 104,300 | 123002 | 128117 | 22.84 | 4.16 | 1,017,411 | 1402071 | 1604733 | 57.73 | 14.45 | 9.75 | 11.4 | 12.53 | 28.51 | 9.91 |
| Barley | 14,161 | 13497 | 13702 | -3.24 | 1.52 | 164,162 | 110582 | 123570 | -24.73 | 11.74 | 11.59 | 8.19 | 9.02 | -22.17 | 10.13 |
| Wheat | 29,792 | 43640 | 44624 | 49.79 | 2.26 | 496,752 | 728519 | 725057 | 45.96 | -0.48 | 16.67 | 16.69 | 16.25 | -2.52 | -2.64 |
| Maize | 16,364 | 16904 | 18163 | 10.99 | 7.45 | 258,516 | 247691 | 259253 | 0.28 | 4.67 | 15.80 | 14.65 | 14.27 | -9.68 | -2.59 |
| Sorghum | 5,299 | 5464 | 5762 | 8.73 | 5.44 | 54,295 | 75933 | 82754 | 52.42 | 8.98 | 10.25 | 13.9 | 14.36 | 40.10 | 3.31 |
| Finger Millet | * | * | * | * | * | * | - | - | - | - | * | - | - | - | * |
| Oats/Aja' | 213 | * | * | * | * | 2,063 | * | 1516 | -26.49 | * | 9.70 | * | * | * | * |
| Rice | * | - | - | - | - | - | - | - | - | - | - | - | - | - | - |
| Pulses | 36,322 | 51362 | 53695 | 47.83 | 4.54 | 336,726 | 554320 | 599558 | 78.06 | 8.16 | | | | | |
| Faba Beans | 7,304 | 7463 | 7547 | 3.33 | 1.13 | 70,968 | 93066 | 98346 | 38.58 | 5.67 | 9.72 | 12.47 | 13.03 | 34.05 | 4.49 |
| Field Peas | 4,064 | 4325 | 4341 | 6.82 | 0.39 | 29,605 | 41729 | 44114 | 49.01 | 5.71 | 7.28 | 9.65 | 10.16 | 39.56 | 5.28 |
| Haricot beans | * | * | * | * | * | * | * | * | * | * | * | * | * | * | * |
| Chick-Peas | 16,713 | 22385 | 23726 | 41.96 | 5.99 | 147,163 | 243449 | 269173 | 82.91 | 10.57 | 8.81 | 10.88 | 11.35 | 28.83 | 4.32 |
| Lentils | 520 | 1744 | 1789 | 244.08 | 2.60 | 2,620 | 10638 | 9938 | 279.30 | -6.58 | 5.04 | 6.1 | 5.55 | 10.12 | -9.02 |
| Grass Peas | 6,208 | 10925 | 11251 | 81.24 | 2.99 | 74,035 | 145652 | 162257 | 119.16 | 11.40 | 11.93 | 13.33 | 14.42 | 20.87 | 8.18 |
| Soya Beans | - | * | * | * | - | - | - | - | - | - | - | - | - | - | - |
| Fenugreek | 296 | 780 | 799 | 169.97 | 2.44 | 1,503 | * | 3541 | 135.56 | * | 5.08 | * | 4.43 | -12.80 | * |
| Gibto | - | - | - | - | - | - | - | - | - | - | - | - | - | - | - |
| Oilseeds | 7,150 | 12342 | 13305 | 86.08 | 7.80 | 26,899 | 60068 | 72248 | 168.59 | 20.28 | | | | | |
| Neug | 4,945 | 8290 | 9151 | 85.06 | 10.39 | 15,452 | 37263 | * | * | * | 3.12 | 4.49 | * | * | * |
| Linseed | 1,951 | 3682 | 3752 | 92.31 | 1.89 | 9,803 | 21510 | 24446 | 149.38 | 13.65 | 5.03 | 5.84 | 6.52 | 29.62 | 11.64 |
| Groundnut | * | - | - | - | - | - | - | - | - | - | - | - | - | - | - |
| Sufflower | * | * | * | * | * | - | - | - | - | - | - | - | - | - | - |
| Sesame | - | * | * | * | * | - | - | - | - | - | - | - | - | - | - |
| Rapeseed | 241 | 281 | 295 | 22.51 | 5.20 | 1,644 | 1296 | 1332 | -18.99 | 2.79 | 6.81 | 4.62 | 4.51 | -33.77 | -2.38 |

Table 5.7 Forecast of 2005/06 (1998 E.C.) Area, Production and Yield of Major Crops for Private Peasant Holdings in Ethiopia, Meher Season

| Major Crops | TOTAL AREA IN HECTARES | | | | | TOTAL PROD. IN QUINTALS | | | | | Yield(Qts/Ha) | | | | |
|---------------------|------------------------|----------------------|---------------------|--------------------------|-------------|-------------------------|----------------------|---------------------|--------------------------|--------------|----------------------|----------------------|---------------------|--------------------------|---------|
| | Estimates of 2003/04 | Estimates of 2004/05 | Forecast of 2005/06 | % Change Of 2005/06 over | | Estimate's of 2003/04 | Estimates of 2004/05 | Forecast of 2005/06 | % Change Of 2005/06 over | | Estimates of 2003/04 | Estimates of 2004/05 | Forecast of 2005/06 | % Change Of 2005/06 over | |
| | | | | 2003/04 | 2004/05 | | | | 2003/04 | 2004/05 | | | | 2003/04 | 2004/05 |
| | | | | | | | | | | | | | | | |
| Total Grains | 323,784 | 371071 | 380961 | 17.66 | 2.67 | 3,175,312 | 3827008 | 4217148 | 32.81 | 10.19 | | | | | |
| Cereals | 268,472 | 294143 | 302003 | 12.49 | 2.67 | 2,709,337 | 3121269 | 3502237 | 29.27 | 12.21 | | | | | |
| Teff | 94,041 | 108258 | 111120 | 18.16 | 2.64 | 806,106 | 1067248 | 1211574 | 50.30 | 13.52 | 8.57 | 9.86 | 10.9 | 27.19 | 10.55 |
| Barley | 81,728 | 73392 | 75553 | -7.56 | 2.94 | 780,976 | 603831 | 692104 | -11.38 | 14.62 | 9.56 | 8.23 | 9.16 | -4.18 | 11.30 |
| Wheat | 41,726 | 56832 | 58460 | 40.10 | 2.86 | 447,926 | 664775 | 693056 | 54.73 | 4.25 | 10.73 | 11.7 | 11.86 | 10.53 | 1.37 |
| Maize | 5,305 | 6649 | 6772 | 27.65 | 1.85 | 56,265 | 82522 | 81497 | 44.85 | -1.24 | 10.61 | 12.41 | 12.03 | 13.38 | -3.06 |
| Sorghum | 44,486 | 46924 | 47946 | 7.78 | 2.18 | 608,950 | 688223 | 811320 | 33.23 | 17.89 | 13.69 | 14.67 | 16.92 | 23.59 | 15.34 |
| Finger Millet | - | * | * | * | * | - | - | - | - | - | - | - | - | - | - |
| Oats/'Aja' | 1,125 | 1906 | 1970 | 75.15 | 3.36 | 9,113 | 14669 | 12686 | 39.21 | -13.52 | 8.10 | 7.69 | 6.44 | -20.49 | -16.25 |
| Rice | * | - | - | - | - | - | - | - | - | - | - | - | - | - | - |
| Pulses | 44,689 | 62181 | 63882 | 42.95 | 2.74 | 415,607 | 646656 | 653131 | 57.15 | 1.00 | | | | | |
| Faba Beans | 23,459 | 28944 | 29862 | 27.29 | 3.17 | 226,813 | 296582 | 298413 | 31.57 | 0.62 | 9.67 | 10.25 | 9.99 | 3.31 | -2.54 |
| Field Peas | 5,979 | 8923 | 9217 | 54.16 | 3.30 | 49,136 | 90284 | 91195 | 85.60 | 1.01 | 8.22 | 10.12 | 9.89 | 20.32 | -2.27 |
| Haricot beans | 260 | 322 | 327 | 25.78 | 1.46 | 2,192 | 1083 | * | * | * | 8.44 | 3.36 | * | * | * |
| Chick-Peas | 4,197 | 5888 | 6028 | 43.64 | 2.38 | 33,323 | 55892 | 53435 | 60.35 | -4.40 | 7.94 | 9.49 | 8.86 | 11.59 | -6.64 |
| Lentils | 3,928 | 6556 | 6673 | 69.89 | 1.79 | 20,971 | 52070 | 47374 | * | * | 5.34 | 7.94 | 7.1 | * | * |
| Grass Peas | 6,522 | 10696 | 10918 | 67.40 | 2.08 | 79,406 | 142398 | 160770 | 102.47 | 12.90 | 12.17 | 13.31 | 14.73 | 21.04 | 10.67 |
| Soya Beans | - | - | - | - | - | - | - | - | - | - | - | - | - | - | - |
| Fenugreek | * | * | * | * | * | * | * | * | * | * | * | * | * | * | * |
| Gibto | - | - | - | - | - | - | - | - | - | - | - | - | - | - | - |
| Oilseeds | 10,623 | 14747 | 15076 | 41.92 | 2.24 | 50,368 | 59084 | 61780 | 22.66 | 4.56 | | | | | |
| Neug | 4,005 | 6665 | 6815 | 70.16 | 2.26 | 22,003 | 35972 | 37261 | 69.34 | 3.58 | 5.49 | 5.4 | 5.47 | -0.36 | 1.30 |
| Linseed | 5,812 | 7757 | 7925 | 36.36 | 2.17 | 23,288 | 20947 | 23018 | -1.16 | 9.88 | 4.01 | 2.7 | 2.9 | -27.68 | 7.41 |
| Groundnut | - | - | - | - | - | - | - | - | - | - | - | - | - | - | - |
| Sufflower | * | * | * | * | * | * | - | - | * | * | * | - | - | * | * |
| Sesame | * | * | * | * | * | - | - | - | * | * | - | - | - | * | * |
| Rapeseed | 143 | 214 | 222 | 54.94 | 3.38 | 716 | 2165 | 1502 | 109.78 | -30.61 | 5.00 | 10.1 | 6.78 | 35.60 | -32.87 |

Table 5.8 Forecast of 2005/06 (1998 E.C.) Area, Production and Yield of Major Crops
for Private Peasant Holdings in Ethiopia, Meher Season

East Shewa Zone

| Major Crops | TOTAL AREA IN HECTARES | | | | | TOTAL PROD. IN QUINTALS | | | | | Yield(Qts/Ha) | | | | |
|---------------------|------------------------|----------------------|---------------------|--------------------------|---------|-------------------------|----------------------|---------------------|--------------------------|---------|----------------------|----------------------|---------------------|--------------------------|---------|
| | Estimates of 2003/04 | Estimates of 2004/05 | Forecast of 2005/06 | % Change Of 2005/06 over | | Estimate's of 2003/04 | Estimates of 2004/05 | Forecast of 2005/06 | % Change Of 2005/06 over | | Estimates of 2003/04 | Estimates of 2004/05 | Forecast of 2005/06 | % Change Of 2005/06 over | |
| | | | | 2003/04 | 2004/05 | | | | 2003/04 | 2004/05 | | | | 2003/04 | 2004/05 |
| | | | | | | | | | | | | | | | |
| Total Grains | 395,577 | 464632 | 495648 | 25.30 | 6.68 | 5,943,733 | 6008276 | 7717681 | 29.85 | 28.45 | | | | | |
| Cereals | 333,005 | 374039 | 398354 | 19.62 | 6.50 | 5,323,537 | 5029850 | 6565353 | 23.33 | 30.53 | | | | | |
| Teff | 125,419 | 138217 | 149359 | 19.09 | 8.06 | 1,002,224 | 1493742 | 1818079 | 81.40 | 21.71 | 7.99 | 10.81 | 12.17 | 52.32 | 12.58 |
| Barley | 13,006 | 20490 | 21313 | 63.87 | 4.02 | 193,169 | 253632 | 305425 | 58.11 | 20.42 | 14.85 | 12.38 | 14.33 | -3.50 | 15.75 |
| Wheat | 49,960 | 85511 | 89136 | 78.41 | 4.24 | 859,970 | 1315687 | 1548733 | 80.09 | 17.71 | 17.21 | 15.39 | 17.37 | 0.93 | 12.87 |
| Maize | 125,624 | 112917 | 120424 | -4.14 | 6.65 | 2,973,198 | 1793961 | 2658468 | -10.59 | 48.19 | 23.67 | 15.89 | 22.08 | -6.72 | 38.96 |
| Sorghum | 17,692 | 12891 | 13664 | -22.77 | 5.99 | 283,792 | 137744 | 191582 | -32.49 | 39.08 | 16.04 | 10.69 | 14.02 | -12.59 | 31.15 |
| Finger Millet | 1,239 | 2976 | 3408 | 175.04 | 14.50 | 10,802 | 24572 | 29332 | 171.54 | 19.37 | 8.72 | 8.26 | 8.61 | -1.26 | 4.24 |
| Oats/Aja' | * | * | * | * | * | * | * | * | * | * | * | * | * | * | * |
| Rice | - | - | - | - | - | - | - | - | - | - | - | - | - | - | - |
| Pulses | 60,796 | 87047 | 93281 | 53.43 | 7.16 | 614,566 | 961970 | 1125957 | 83.21 | 17.05 | | | | | |
| Faba Beans | 4,125 | 7224 | 7579 | 83.72 | 4.91 | 49,205 | 119316 | 114824 | 133.36 | -3.76 | 11.93 | 16.52 | 15.15 | 26.99 | -8.29 |
| Field Peas | 4,156 | 10717 | 10957 | 163.64 | 2.24 | 28,236 | 141171 | 129949 | 360.22 | -7.95 | 6.79 | 13.17 | 11.86 | 74.67 | -9.95 |
| Haricot beans | 34,339 | 44450 | 48399 | 40.95 | 8.88 | 338,691 | 463406 | 623481 | 84.09 | 34.54 | 9.86 | 10.43 | 12.88 | 30.63 | 23.49 |
| Chick-Peas | 12,551 | 15221 | 16366 | 30.40 | 7.52 | 143,876 | 153692 | 180163 | 25.22 | 17.22 | 11.46 | 10.1 | 11.01 | -3.93 | 9.01 |
| Lentils | 1,165 | 2259 | 2385 | 104.76 | 5.59 | 5,425 | 18779 | 15831 | 191.82 | -15.70 | 4.65 | 8.31 | 6.64 | 42.80 | -20.10 |
| Grass Peas | 3,537 | 6069 | 6423 | 81.60 | 5.84 | 44,129 | 56934 | 53260 | 20.69 | -6.45 | 12.48 | 9.38 | 8.29 | -33.57 | -11.62 |
| Soya Beans | - | * | * | * | * | - | - | - | - | - | - | - | - | - | - |
| Fenugreek | 732 | 1036 | 1101 | 50.42 | 6.26 | 5,004 | 8672 | * | * | * | 6.84 | 8.37 | * | * | * |
| Gibto | * | - | - | - | - | - | - | - | - | - | - | - | - | - | - |
| Oilseeds | 1,777 | 3547 | 4013 | 125.86 | 13.16 | 5,629 | 16456 | 26371 | 368.49 | 60.26 | | | | | |
| Neug | * | * | * | - | - | - | - | - | - | - | - | - | - | - | - |
| Linseed | 238 | 998 | 1028 | 332.03 | 3.08 | * | 3249 | 3507 | * | 7.96 | * | 3.26 | 3.41 | * | 4.60 |
| Groundnut | - | * | * | - | - | - | - | - | - | - | - | - | - | - | - |
| Sufflower | 72 | * | * | * | * | - | - | - | * | * | - | - | - | * | * |
| Sesame | 937 | 1479 | 1855 | 97.93 | 25.41 | 2,739 | 11683 | * | * | * | 2.92 | 7.9 | * | * | * |
| Rapeseed | 525 | 341 | 364 | -30.60 | 6.79 | 2,132 | 1524 | 1632 | -23.44 | 7.11 | 4.06 | 4.47 | 4.48 | 10.34 | 0.22 |

Table 5.9 Forecast of 2005/06 (1998 E.C.) Area, Production and Yield of Major Crops for Private Peasant Holdings in Ethiopia, Meher Season

| Major Crops | TOTAL AREA IN HECTARES | | | | | TOTAL PROD. IN QUINTALS | | | | | Yield(Qts/Ha) | | | | |
|---------------------|------------------------|----------------------|---------------------|--------------------------|-------------|-------------------------|----------------------|---------------------|--------------------------|--------------|----------------------|----------------------|---------------------|--------------------------|---------|
| | Estimates of 2003/04 | Estimates of 2004/05 | Forecast of 2005/06 | % Change Of 2005/06 over | | Estimate's of 2003/04 | Estimates of 2004/05 | Forecast of 2005/06 | % Change Of 2005/06 over | | Estimates of 2003/04 | Estimates of 2004/05 | Forecast of 2005/06 | % Change Of 2005/06 over | |
| | | | | 2003/04 | 2004/05 | | | | 2003/04 | 2004/05 | | | | 2003/04 | 2004/05 |
| | | | | | | | | | | | | | | | |
| Total Grains | 516,170 | 620276 | 656704 | 27.23 | 5.87 | 8,471,248 | 9913528 | 10971129 | 29.51 | 10.67 | | | | | |
| Cereals | 420,241 | 482041 | 510185 | 21.40 | 5.84 | 7,557,134 | 8592414 | 9595181 | 26.97 | 11.67 | | | | | |
| Teff | 73,178 | 73574 | 82144 | 12.25 | 11.65 | 639,689 | 659018 | 741300 | 15.88 | 12.49 | 8.74 | 8.96 | 9.02 | 3.20 | 0.67 |
| Barley | 104,059 | 117026 | 120650 | 15.94 | 3.10 | 1,707,602 | 2184383 | 2440301 | 42.91 | 11.72 | 16.41 | 18.67 | 20.23 | 23.28 | 8.36 |
| Wheat | 149,391 | 189062 | 197828 | 32.42 | 4.64 | 2,987,505 | 3839317 | 4236107 | 41.79 | 10.33 | 20.00 | 20.31 | 21.41 | 7.05 | 5.42 |
| Maize | 66,447 | 77555 | 83129 | 25.11 | 7.19 | 1,460,934 | 1534593 | 1794221 | 22.81 | 16.92 | 21.99 | 19.79 | 21.58 | -1.86 | 9.04 |
| Sorghum | 25,655 | 20705 | 22216 | -13.41 | 7.29 | 741,836 | 329975 | 334323 | -54.93 | 1.32 | 28.92 | 15.94 | 15.05 | -47.96 | -5.58 |
| Finger Millet | - | * | * | * | * | - | - | - | - | - | - | - | - | - | - |
| Oats/'Aja' | 1,511 | 3833 | 3928 | 159.94 | 2.49 | 19,567 | 45130 | 48929 | 150.06 | 8.42 | 12.95 | 11.78 | 12.46 | -3.78 | 5.77 |
| Rice | - | - | - | - | - | - | - | - | - | - | - | - | - | - | - |
| Pulses | 44,775 | 50522 | 52605 | 17.49 | 4.12 | 548,064 | 683739 | 672844 | 22.77 | -1.59 | | | | | |
| Faba Beans | 19,574 | 22460 | 23139 | 18.22 | 3.02 | 288,632 | 388060 | 400234 | 38.67 | 3.14 | 14.75 | 17.28 | 17.3 | 17.29 | 0.12 |
| Field Peas | 9,447 | 10462 | 11164 | 18.18 | 6.71 | 91,008 | 130727 | 125464 | 37.86 | -4.03 | 9.63 | 12.5 | 11.24 | 16.72 | -10.08 |
| Haricot beans | * | 12409 | 12964 | * | 4.47 | 147,674 | 117651 | 101002 | -31.60 | -14.15 | * | 9.48 | 7.79 | * | -17.83 |
| Chick-Peas | * | * | * | * | * | * | * | * | * | * | * | * | * | * | * |
| Lentils | 901 | 1595 | 1667 | 85.06 | 4.51 | 5,969 | 13491 | 12060 | 102.05 | -10.60 | 6.62 | 8.46 | 7.23 | * | * |
| Grass Peas | * | * | * | * | * | * | * | * | * | * | * | * | * | * | * |
| Soya Beans | - | - | - | - | - | - | - | - | - | - | - | - | - | - | - |
| Fenugreek | 1,329 | 1046 | 1057 | -20.50 | 1.01 | 9,642 | * | * | * | * | 7.26 | * | * | * | * |
| Gibto | - | - | - | - | - | - | - | - | - | - | - | - | - | - | - |
| Oilseeds | 51,154 | 87712 | 93914 | 83.59 | 7.07 | 366,051 | 637375 | 703104 | 92.08 | 10.31 | | | | | |
| Neug | * | * | * | * | * | * | * | * | * | * | * | * | * | * | * |
| Linseed | 46,938 | 77502 | 83429 | 77.74 | 7.65 | 339,058 | 572072 | 631979 | 86.39 | 10.47 | 7.22 | 7.38 | 7.58 | 4.99 | 2.71 |
| Groundnut | * | * | * | * | * | * | - | - | * | * | * | - | - | * | * |
| Sufflower | * | - | - | - | - | - | - | - | - | - | - | - | - | - | - |
| Sesame | * | * | * | - | - | - | - | - | - | - | - | - | - | - | - |
| Rapeseed | * | * | * | * | * | * | * | * | * | * | * | * | * | * | * |

Table 5.10 Forecast of 2005/06 (1998 E.C.) Area, Production and Yield of Major Crops for Private Peasant Holdings in Ethiopia, Meher Season

West Harerge Zone

| Major Crops | TOTAL AREA IN HECTARES | | | | | TOTAL PROD. IN QUINTALS | | | | | Yield(Qts/Ha) | | | | |
|---------------------|------------------------|----------------------|---------------------|--------------------------|-------------|-------------------------|----------------------|---------------------|--------------------------|--------------|----------------------|----------------------|---------------------|--------------------------|---------|
| | Estimates of 2003/04 | Estimates of 2004/05 | Forecast of 2005/06 | % Change Of 2005/06 over | | Estimate's of 2003/04 | Estimates of 2004/05 | Forecast of 2005/06 | % Change Of 2005/06 over | | Estimates of 2003/04 | Estimates of 2004/05 | Forecast of 2005/06 | % Change Of 2005/06 over | |
| | | | | 2003/04 | 2004/05 | | | | 2003/04 | 2004/05 | | | | 2003/04 | 2004/05 |
| Total Grains | 185,764 | 199102 | 210380 | 13.25 | 5.66 | 2,715,126 | 2419505 | 3167372 | 16.66 | 30.91 | | | | | |
| Cereals | 168,762 | 165863 | 175008 | 3.70 | 5.51 | 2,491,289 | 2048427 | 2720572 | 9.20 | 32.81 | | | | | |
| Teff | 9,047 | 12144 | 12753 | 40.97 | 5.02 | 132,563 | 109795 | 119351 | -9.97 | 8.70 | 14.65 | 9.04 | 9.36 | -36.11 | 3.54 |
| Barley | 3,324 | 5050 | 5234 | 57.47 | 3.65 | 37,171 | 53610 | 64911 | 74.63 | 21.08 | 11.18 | 10.62 | 12.4 | 10.91 | 16.76 |
| Wheat | 3,872 | 6601 | 6828 | 76.34 | 3.44 | 57,649 | 73044 | 80106 | 38.96 | 9.67 | 14.89 | 11.07 | 11.73 | -21.22 | 5.96 |
| Maize | 54,259 | 47415 | 50042 | -7.77 | 5.54 | 885,818 | 579500 | 886032 | 0.02 | 52.90 | 16.33 | 12.22 | 17.71 | 8.45 | 44.93 |
| Sorghum | 96,174 | 92534 | 98009 | 1.91 | 5.92 | 1,360,491 | 1214661 | 1549080 | 13.86 | 27.53 | 14.15 | 13.13 | 15.81 | 11.73 | 20.41 |
| Finger Millet | 1,594 | 1768 | 1788 | 12.19 | 1.16 | 13,763 | 14252 | 16615 | 20.72 | 16.59 | 8.63 | 8.06 | 9.29 | 7.65 | 15.26 |
| Oats/Aja' | 490 | 350 | 352 | -28.12 | 0.51 | 3,832 | 3564 | 4476 | 16.81 | 25.58 | 7.82 | 10.17 | 12.71 | 62.53 | 24.98 |
| Rice | * | * | * | * | * | - | - | - | * | * | - | - | - | * | * |
| Pulses | 13,572 | 24129 | 25438 | 87.43 | 5.42 | 192,062 | 308884 | 376343 | 95.95 | 21.84 | | | | | |
| Faba Beans | 1,802 | * | * | * | * | * | * | * | * | * | * | * | * | * | * |
| Field Peas | * | * | * | * | * | * | * | * | * | * | * | * | * | * | * |
| Haricot beans | 8,812 | 17149 | 18060 | 104.95 | 5.32 | 147,983 | 223972 | 288478 | 94.94 | 28.80 | 16.79 | 13.06 | 15.97 | -4.88 | 22.28 |
| Chick-Peas | 972 | * | * | * | * | 7,562 | 16103 | * | * | * | 7.78 | * | * | * | * |
| Lentils | 639 | 733 | 756 | 18.39 | 3.15 | 2,523 | 4905 | * | * | * | 3.95 | 6.69 | * | * | * |
| Grass Peas | * | * | * | * | * | * | - | - | - | - | * | - | - | - | - |
| Soya Beans | - | * | * | * | * | - | - | - | - | - | - | - | - | - | - |
| Fenugreek | 771 | 1465 | 1581 | 105.04 | 7.88 | 4,431 | 6493 | 7540 | 70.16 | 16.12 | 5.75 | 4.43 | 4.77 | -17.04 | 7.67 |
| Gibto | - | * | * | - | - | - | - | - | - | - | - | - | - | - | - |
| Oilseeds | 3,431 | 9110 | 9934 | 189.54 | 9.05 | * | 62194 | 70456 | * | 13.28 | | | | | |
| Neug | * | * | * | - | - | - | * | - | - | - | - | * | - | - | - |
| Linseed | 693 | 1354 | 1438 | 107.50 | 6.18 | 4,998 | 4581 | 5996 | 19.97 | 30.88 | 7.21 | 3.38 | 4.17 | -42.16 | 23.37 |
| Groundnut | * | * | * | * | * | * | * | * | * | * | * | * | * | * | * |
| Sufflower | * | 100 | 102 | * | 2.03 | * | 578 | * | * | * | * | 5.8 | * | * | * |
| Sesame | 342 | 2194 | 2340 | 584.18 | 6.67 | * | 12802 | 13953 | * | 8.99 | * | 5.84 | 5.96 | * | 2.05 |
| Rapeseed | * | 231 | 239 | * | 3.14 | * | 218 | * | * | * | * | 0.94 | * | * | * |

Table 5.11 Forecast of 2005/06 (1998 E.C.) Area, Production and Yield of Major Crops for Private Peasant Holdings in Ethiopia, Meher Season

East Harerge Zone

| Major Crops | TOTAL AREA IN HECTARES | | | | | TOTAL PROD. IN QUINTALS | | | | | Yield(Qts/Ha) | | | | |
|---------------------|------------------------|----------------------|---------------------|--------------------------|-------------|-------------------------|----------------------|---------------------|--------------------------|--------------|----------------------|----------------------|---------------------|--------------------------|---------|
| | Estimates of 2003/04 | Estimates of 2004/05 | Forecast of 2005/06 | % Change Of 2005/06 over | | Estimate's of 2003/04 | Estimates of 2004/05 | Forecast of 2005/06 | % Change Of 2005/06 over | | Estimates of 2003/04 | Estimates of 2004/05 | Forecast of 2005/06 | % Change Of 2005/06 over | |
| | | | | 2003/04 | 2004/05 | | | | 2003/04 | 2004/05 | | | | 2003/04 | 2004/05 |
| | | | | | | | | | | | | | | | |
| Total Grains | 170,175 | 192117 | 199262 | 17.09 | 3.72 | 2,608,150 | 2339493 | 3040369 | 16.57 | 29.96 | | | | | |
| Cereals | 146,825 | 149501 | 155110 | 5.64 | 3.75 | 2,310,896 | 1856836 | 2476760 | 7.18 | 33.39 | | | | | |
| Teff | 3,084 | 2828 | 2865 | -7.11 | 1.29 | 17,894 | 25739 | 27039 | 51.11 | 5.05 | 5.80 | 9.1 | 9.44 | 62.76 | 3.74 |
| Barley | 2,936 | * | * | * | * | 36,727 | 73476 | * | * | * | 12.51 | * | * | * | * |
| Wheat | 9,735 | 21393 | 21499 | 120.84 | 0.49 | 113,063 | 274644 | * | * | * | 11.61 | 12.84 | * | * | * |
| Maize | 42,505 | 46850 | 48471 | 14.04 | 3.46 | 840,146 | 638307 | 851352 | 1.33 | 33.38 | 19.77 | 13.62 | 17.56 | -11.18 | 28.93 |
| Sorghum | 87,462 | 70422 | 74222 | -15.14 | 5.40 | 1,292,986 | 826441 | 1162809 | -10.07 | 40.70 | 14.78 | 11.74 | 15.67 | 6.02 | 33.48 |
| Finger Millet | * | * | * | * | * | * | - | - | * | * | * | - | - | * | * |
| Oats/'Aja' | * | * | * | * | * | 8,638 | * | * | * | * | * | * | * | * | * |
| Rice | * | * | * | * | * | * | - | - | - | - | * | - | - | - | - |
| Pulses | 13,789 | 26189 | 26603 | 92.93 | 1.58 | 209,354 | 320737 | 377575 | 80.35 | 17.72 | | | | | |
| Faba Beans | 2,286 | 4112 | 4137 | 80.99 | 0.62 | 28,563 | 54013 | * | * | * | 12.50 | 13.14 | * | * | * |
| Field Peas | * | * | * | * | * | * | * | * | * | * | * | * | * | * | * |
| Haricot beans | 8,114 | 16201 | 16542 | 103.87 | 2.10 | 152,915 | 214955 | 256918 | 68.01 | 19.52 | 18.85 | 13.27 | 15.53 | -17.61 | 17.03 |
| Chick-Peas | 510 | 173 | 179 | -64.93 | 3.47 | * | 916 | 811 | * | -11.45 | * | 5.3 | 4.54 | * | -14.34 |
| Lentils | 739 | 1026 | 1035 | 40.05 | 0.86 | 3,759 | 8044 | 8345 | 122.01 | 3.75 | 5.09 | 7.84 | 8.06 | 58.35 | 2.81 |
| Grass Peas | - | * | * | - | - | - | * | * | - | - | - | * | * | * | * |
| Soya Beans | - | - | - | - | - | - | - | - | - | - | - | - | - | - | - |
| Fenugreek | 1,303 | 1388 | 1409 | 8.13 | 1.49 | 12,362 | 12224 | 13370 | 8.15 | 9.37 | 9.49 | 8.81 | 9.49 | 0.00 | 7.72 |
| Gibto | * | - | - | - | - | - | - | - | - | - | - | - | - | - | - |
| Oilseeds | 9,561 | 16427 | 17549 | 83.55 | 6.83 | 87,901 | 161920 | 186034 | 111.64 | 14.89 | | | | | |
| Neug | - | * | * | - | - | - | * | * | - | - | - | * | * | - | - |
| Linseed | 1,016 | * | * | * | * | 8,266 | * | * | * | * | 8.13 | * | * | * | * |
| Groundnut | 8,412 | 10261 | 11359 | 35.04 | 10.71 | * | 135076 | 157988 | * | 16.96 | * | 13.16 | 13.91 | * | 5.70 |
| Sufflower | * | * | * | * | * | - | - | - | - | - | - | - | - | - | - |
| Sesame | * | * | * | * | * | * | - | - | * | * | * | - | - | * | * |
| Rapeseed | * | 24 | 25 | * | * | * | - | - | * | * | * | - | - | * | * |

Table 5.12 Forecast of 2005/06 (1998 E.C.) Area, Production and Yield of Major Crops for Private Peasant Holdings in Ethiopia, Meher Season

| Major Crops | TOTAL AREA IN HECTARES | | TOTAL PROD. IN QUINTALS | | | | | Yield(Qts/Ha) | | | | | | | | | |
|---------------------|------------------------|----------------------|-------------------------|--------------------------|-------------|-----------------------|----------------------|-----------------------|--------------------------|--------------|----------------------|----------------------|-----------------------|--------------------------|---------|---------|---------|
| | Estimates of 2003/04 | Estimates of 2004/05 | **Forecast of 2005/06 | % Change Of 2005/06 over | | Estimate's of 2003/04 | Estimates of 2004/05 | **Forecast of 2005/06 | % Change Of 2005/06 over | | Estimates of 2003/04 | Estimates of 2004/05 | **Forecast of 2005/06 | % Change Of 2005/06 over | | | |
| | | | | 2003/04 | 2004/05 | | | | 2003/04 | 2004/05 | | | | 2003/04 | 2004/05 | 2003/04 | 2004/05 |
| | | | | | | | | | | | | | | | | | |
| Total Grains | 269,404 | 333782 | 347344 | 28.93 | 4.06 | 3,840,631 | 4836365 | 5485115 | 42.82 | 13.41 | | | | | | | |
| Cereals | 222,634 | 257227 | 268158 | 20.45 | 4.25 | 3,506,135 | 4271684 | 4888596 | 39.43 | 14.44 | | | | | | | |
| Teff | 20,608 | * | * | * | * | 108,086 | * | * | * | * | 5.24 | * | * | * | * | | |
| Barley | 64,678 | 126990 | 130165 | 101.25 | 2.50 | 1,093,937 | 2129713 | 2402245 | 119.60 | 12.80 | 16.91 | 16.77 | 18.46 | 9.17 | 10.08 | | |
| Wheat | 96,797 | 79906 | 81904 | -15.39 | 2.50 | 1,715,462 | 1495579 | 1690979 | -1.43 | 13.07 | 17.72 | 18.72 | 20.65 | 16.53 | 10.31 | | |
| Maize | 22,117 | 15231 | 20112 | -9.07 | 32.04 | 348,020 | 298376 | 401360 | 15.33 | 34.51 | 15.74 | 19.59 | 19.96 | 26.81 | 1.89 | | |
| Sorghum | 4,809 | * | * | * | * | 17,525 | * | * | - | - | 3.64 | * | - | - | - | | |
| Finger Millet | * | - | - | * | * | - | - | - | - | - | - | - | - | - | - | | |
| Oats/'Aja' | 13,502 | * | * | * | * | 223,105 | * | * | * | * | 16.52 | * | * | * | * | | |
| Rice | - | - | - | - | - | - | - | - | - | - | - | - | - | - | - | | |
| Pulses | 16,823 | 21620 | 22188 | 31.89 | 2.63 | 168,776 | 172669 | 178035 | 5.49 | 3.11 | | | | | | | |
| Faba Beans | 5,900 | 7402 | 7587 | 28.60 | 2.50 | 81,689 | 88422 | 90406 | 10.67 | 2.24 | 13.85 | 11.95 | 11.92 | -13.94 | -0.25 | | |
| Field Peas | 6,565 | 5350 | 5484 | -16.46 | 2.50 | 60,527 | 49631 | 54960 | -9.20 | 10.74 | 9.22 | 9.28 | 10.02 | 8.68 | 7.97 | | |
| Haricot beans | * | * | * | * | * | * | * | * | * | * | * | * | * | * | * | | |
| Chick-Peas | * | * | * | * | * | * | * | * | - | - | * | * | - | - | - | | |
| Lentils | 778 | 1036 | 1062 | 36.45 | 2.50 | 6,481 | 4287 | 4529 | -30.11 | 5.67 | 8.33 | 4.14 | 4.27 | -48.74 | 3.14 | | |
| Grass Peas | * | * | * | * | * | * | * | * | * | * | * | * | * | * | * | | |
| Soya Beans | * | - | - | - | - | * | - | - | - | - | * | - | - | - | - | | |
| Fenugreek | 540 | * | * | * | * | 3,233 | * | * | * | * | 5.99 | * | * | * | * | | |
| Gibto | - | - | - | - | - | - | - | - | - | - | - | - | - | - | - | | |
| Oilseeds | 29,947 | 54935 | 56998 | 90.33 | 3.76 | 165,721 | 392011 | 418484 | 152.52 | 6.75 | | | | | | | |
| Neug | * | * | * | * | * | 575 | * | * | * | * | * | * | * | * | * | | |
| Linseed | 29,336 | 54569 | 56623 | 93.01 | 3.76 | 165,055 | 388471 | 417380 | 152.87 | 7.44 | 5.63 | 7.12 | 7.37 | 30.91 | 3.51 | | |
| Groundnut | - | - | - | - | - | - | - | - | - | - | - | - | - | - | - | | |
| Sufflower | * | - | - | - | - | - | - | - | - | - | - | - | - | - | - | | |
| Sesame | * | - | - | * | * | - | - | - | - | - | - | - | - | - | - | | |
| Rapeseed | 28 | * | * | * | * | 91 | * | * | * | * | 3.19 | * | - | * | * | | |

** The 2005/06 Estimates include Resettlement Areas(" Sefera")

Table 5.13 Forecast of 2005/06 (1998 E.C.) Area, Production and Yield of Major Crops for Private Peasant Holdings in Ethiopia, Meher Season

| Borena Zone | | TOTAL AREA IN HECTARES | | | | | TOTAL PROD. IN QUINTALS | | | | | Yield(Qts/Ha) | | | | |
|---------------------|----------------------|------------------------|---------------------|--------------------------|--------------|-----------------------|-------------------------|---------------------|--------------------------|---------------|----------------------|----------------------|---------------------|--------------------------|---------|--|
| Major Crops | Estimates of 2003/04 | Estimates of 2004/05 | Forecast of 2005/06 | % Change Of 2005/06 over | | Estimate's of 2003/04 | Estimates of 2004/05 | Forecast of 2005/06 | % Change Of 2005/06 over | | Estimates of 2003/04 | Estimates of 2004/05 | Forecast of 2005/06 | % Change Of 2005/06 over | | |
| | | | | 2003/04 | 2004/05 | | | | 2003/04 | 2004/05 | | | | 2003/04 | 2004/05 | |
| | | | | | | | | | | | | | | | | |
| Total Grains | 16,624 | 31250 | 35232 | 111.93 | 12.74 | 205,544 | 239674 | 271132 | 31.91 | 13.13 | | | | | | |
| Cereals | 13,063 | 19771 | 21093 | 61.47 | 6.69 | 191,173 | 199221 | 235754 | 23.32 | 18.34 | | | | | | |
| Teff | 907 | 3560 | 3781 | 316.86 | 6.19 | 9,368 | 17536 | 17494 | 86.74 | -0.24 | 10.33 | 4.93 | 4.63 | -55.18 | -6.09 | |
| Barley | 808 | * | * | * | * | 3,340 | * | * | * | * | 4.14 | * | * | * | * | |
| Wheat | 178 | 1228 | 1360 | 663.89 | 10.74 | * | 7776 | * | * | * | * | 6.33 | * | * | * | |
| Maize | 9,752 | 10891 | 11774 | 20.73 | 8.10 | 172,249 | 142778 | 176154 | 2.27 | 23.38 | 17.66 | 13.11 | 14.96 | -15.29 | 14.11 | |
| Sorghum | * | * | * | * | * | * | * | * | * | * | * | * | * | * | * | |
| Finger Millet | - | * | * | * | * | - | - | - | - | - | - | - | - | - | - | |
| Oats/'Aja' | - | - | - | - | - | - | - | - | - | - | - | - | - | - | - | |
| Rice | - | - | - | - | - | - | - | - | - | - | - | - | - | - | - | |
| Pulses | 3,521 | 11380 | 14038 | 298.69 | 23.36 | 14,158 | 40454 | 35378 | 149.88 | -12.55 | | | | | | |
| Faba Beans | * | * | * | * | * | 1,927 | * | * | * | * | * | * | * | * | * | |
| Field Peas | * | 16 | 17 | * | * | - | * | * | * | * | - | * | * | * | * | |
| Haricot beans | 3,192 | 10269 | 12407 | 288.68 | 20.82 | 12,120 | 37248 | 32397 | 167.30 | -13.03 | 3.80 | 3.63 | 2.61 | -31.32 | -28.10 | |
| Chick-Peas | 25 | 389 | * | * | * | * | 694 | * | * | * | * | 1.78 | * | * | * | |
| Lentils | - | * | * | * | * | - | * | - | - | - | - | * | - | - | - | |
| Grass Peas | - | * | * | * | * | - | - | - | - | - | - | - | - | - | - | |
| Soya Beans | - | * | * | * | * | - | - | - | - | - | - | - | - | - | - | |
| Fenugreek | - | * | * | * | * | - | - | - | - | - | - | - | - | - | - | |
| Gibto | - | - | - | - | - | - | - | - | - | - | - | - | - | - | - | |
| Oilseeds | 40 | * | * | * | * | * | - | - | * | * | | | | | | |
| Neug | - | - | - | - | - | - | - | - | - | - | - | - | - | - | - | |
| Linseed | - | * | * | * | * | - | - | - | - | - | - | - | - | - | - | |
| Groundnut | * | * | * | * | * | - | - | - | - | - | - | - | - | - | - | |
| Sufflower | * | - | - | - | - | - | - | - | - | - | - | - | - | - | - | |
| Sesame | - | - | - | - | - | - | - | - | - | - | - | - | - | - | - | |
| Rapeseed | 37 | * | * | * | * | * | - | - | * | * | * | - | - | * | * | |

Table 5.14 Forecast of 2005/06 (1998 E.C.) Area, Production and Yield of Major Crops for Private Peasant Holdings in Ethiopia, Meher Season

| Guji Zone | | TOTAL AREA IN HECTARES | | | | | TOTAL PROD. IN QUINTALS | | | | | Yield(Qts/Ha) | | | | |
|---------------------|----------------------|------------------------|-----------------------|--------------------------|-------------|-----------------------|-------------------------|-----------------------|--------------------------|--------------|----------------------|----------------------|-----------------------|--------------------------|---------|---------|
| Major Crops | Estimates of 2003/04 | Estimates of 2004/05 | **Forecast of 2005/06 | % Change Of 2005/06 over | | Estimate's of 2003/04 | Estimates of 2004/05 | **Forecast of 2005/06 | % Change Of 2005/06 over | | Estimates of 2003/04 | Estimates of 2004/05 | **Forecast of 2005/06 | % Change Of 2005/06 over | | |
| | | | | 2003/04 | 2004/05 | | | | 2003/04 | 2004/05 | | | | 2003/04 | 2004/05 | 2003/04 |
| Total Grains | 84,279 | 93758 | 99582 | 18.16 | 6.21 | 1,049,924 | 1133877 | 1420444 | 35.29 | 25.27 | | | | | | |
| Cereals | 73,395 | 82937 | 88289 | 20.29 | 6.45 | 971,608 | 1052145 | 1322360 | 36.10 | 25.68 | | | | | | |
| Teff | 8,166 | 13233 | 13618 | 66.76 | 2.91 | 45,500 | 109163 | 132100 | 190.33 | 21.01 | 5.57 | 8.25 | 9.7 | 74.15 | 17.58 | |
| Barley | 24,810 | 26233 | 27780 | 11.97 | 5.90 | 279,709 | 323416 | 370193 | 32.35 | 14.46 | 11.27 | 12.33 | 13.33 | 18.28 | 8.11 | |
| Wheat | 9,501 | 12377 | 13440 | 41.46 | 8.59 | 97,008 | 132018 | 179941 | 85.49 | 36.30 | 10.21 | 10.67 | 13.39 | 31.15 | 25.49 | |
| Maize | 30,808 | 30979 | 33332 | 8.19 | 7.60 | 549,273 | 487548 | 640126 | 16.54 | 31.30 | 17.83 | 15.74 | 19.2 | 7.68 | 21.98 | |
| Sorghum | * | * | * | * | * | 119 | - | - | - | - | * | - | - | - | * | |
| Finger Millet | - | * | * | * | * | - | - | - | - | - | - | - | - | - | - | |
| Oats/Aja' | - | - | - | - | - | - | - | - | - | - | - | - | - | - | - | |
| Rice | - | * | * | * | - | - | - | - | - | - | - | - | - | - | - | |
| Pulses | 10,822 | 10725 | 11194 | 3.43 | 4.37 | 78,043 | 81617 | 98009 | 25.58 | 20.08 | | | | | | |
| Faba Beans | 2,620 | 2783 | 2955 | 12.80 | 6.17 | 24,818 | 25226 | 29942 | 20.64 | 18.69 | 9.47 | 9.06 | 10.13 | 6.97 | 11.81 | |
| Field Peas | 5,667 | 4865 | 5071 | -10.52 | 4.23 | 44,542 | 37941 | 45297 | 1.69 | 19.39 | 7.86 | 7.8 | 8.93 | 13.61 | 14.49 | |
| Haricot beans | * | 3015 | 3105 | * | 2.99 | 7,887 | 18348 | 22740 | 188.32 | 23.93 | * | 6.09 | 7.32 | * | 20.20 | |
| Chick-Peas | * | * | * | * | - | * | * | * | * | - | * | * | * | * | * | |
| Lentils | * | * | * | * | - | - | - | - | - | - | - | - | - | - | - | |
| Grass Peas | - | * | * | * | - | - | - | - | - | - | - | - | - | - | - | |
| Soya Beans | - | * | * | * | - | - | - | - | - | - | - | - | - | - | - | |
| Fenugreek | * | - | - | - | - | - | - | - | - | - | - | - | - | - | - | |
| Gibto | - | - | - | - | - | - | - | - | - | - | - | - | - | - | - | |
| Oilseeds | 62 | 96 | 99 | 60.10 | 3.12 | 273 | * | * | * | * | | | | | | |
| Neug | - | - | - | - | - | - | - | - | - | - | - | - | - | - | - | |
| Linseed | * | * | * | * | * | - | * | * | * | - | - | * | * | - | - | |
| Groundnut | - | * | * | * | * | - | - | - | - | - | - | - | - | - | - | |
| Sufflower | * | * | * | * | * | - | - | - | - | - | - | - | - | - | - | |
| Sesame | - | - | - | - | - | - | - | - | - | - | - | - | - | - | - | |
| Rapeseed | 55 | * | * | * | * | 273 | - | - | - | * | 4.95 | - | - | * | * | |

** The 2005/06 Estimates include Resettlement Areas(" Sefera")

Table 6. Forecast of 2005/06 (1998 E.C.) Area, Production and Yield of Major Crops for Private Peasant Holdings in Ethiopia, Meher Season

Somali Region

| Major Crops | TOTAL AREA IN HECTARES | | | | | TOTAL PROD. IN QUINTALS | | | | | Yield(Qts/Ha) | | | | | |
|---------------------|------------------------|----------------------|---------------------|--------------------------|--------------|-------------------------|----------------------|---------------------|--------------------------|---------------|----------------------|----------------------|---------------------|--------------------------|---------|---|
| | Estimates of 2003/04 | Estimates of 2004/05 | Forecast of 2005/06 | % Change Of 2005/06 over | | Estimate's of 2003/04 | Estimates of 2004/05 | Forecast of 2005/06 | % Change Of 2005/06 over | | Estimates of 2003/04 | Estimates of 2004/05 | Forecast of 2005/06 | % Change Of 2005/06 over | | |
| | | | | 2003/04 | 2004/05 | | | | 2003/04 | 2004/05 | | | | 2003/04 | 2004/05 | |
| | | | | | | | | | | | | | | | | |
| Total Grains | 70,501 | 72130 | 84053 | 19.22 | 16.53 | 563,854 | 446486 | 377252 | -33.09 | -15.51 | | | | | | |
| Cereals | 67,731 | 69900 | 81629 | 20.52 | 16.78 | 553,334 | 437931 | 370625 | -33.02 | -15.37 | | | | | | |
| Teff | * | * | * | * | * | * | - | - | - | - | * | - | - | - | - | - |
| Barley | 4,012 | 5706 | 7007 | 74.64 | 22.79 | 41,925 | 38992 | 36234 | -13.57 | -7.07 | 10.45 | 6.83 | 5.17 | -50.53 | -24.30 | |
| Wheat | 10,128 | 16030 | 17548 | 73.26 | 9.47 | 118,573 | 153023 | 128463 | 8.34 | -16.05 | 11.71 | 9.55 | 7.32 | -37.49 | -23.35 | |
| Maize | 22,046 | 25660 | 31838 | 44.42 | 24.08 | 116,145 | 103611 | 88317 | -23.96 | -14.76 | 5.27 | 4.04 | 2.77 | -47.44 | -31.44 | |
| Sorghum | 31,008 | 21994 | 24562 | -20.79 | 11.68 | 270,368 | 138389 | 113892 | -57.88 | -17.70 | 8.72 | 6.29 | 4.64 | -46.79 | -26.23 | |
| Finger Millet | * | - | - | - | - | - | - | - | - | - | - | - | - | - | - | - |
| Oats/Aja' | 470 | 490 | 653 | 38.98 | 4.26 | 6,321 | 3916 | * | * | * | 13.45 | 7.99 | * | * | * | |
| Rice | - | - | - | - | - | - | - | - | - | - | - | - | - | - | - | - |
| Pulses | 2,531 | 1926 | 2115 | -16.45 | 9.80 | 10,112 | 8163 | 6464 | -36.08 | -20.81 | | | | | | |
| Faba Beans | * | * | * | * | * | - | - | - | - | - | - | - | - | - | - | - |
| Field Peas | * | 100 | 135 | * | 34.96 | * | 1012 | * | * | * | * | 10.16 | * | * | * | |
| Haricot beans | 1,744 | 1154 | 1294 | -25.78 | 12.17 | * | 6058 | 4731 | * | -21.90 | * | 5.25 | 3.66 | * | -30.29 | |
| Chick-Peas | 161 | * | 369 | * | * | 197 | * | 255 | 29.55 | * | 1.22 | * | 0.69 | -43.44 | * | |
| Lentils | * | 170 | 171 | * | 0.55 | * | 538 | 255 | * | -52.63 | * | 3.16 | 1.49 | * | -52.85 | |
| Grass Peas | - | - | - | - | - | - | - | - | - | - | - | - | - | - | - | - |
| Soya Beans | - | * | * | * | * | - | - | - | - | - | - | - | - | - | - | - |
| Fenugreek | 272 | 130 | 130 | -52.16 | 0.10 | 514 | 226 | 117 | -77.15 | -48.04 | 1.89 | 1.74 | 0.9 | -52.38 | -48.28 | |
| Gibto | - | * | * | * | * | - | - | - | - | - | - | - | - | - | - | - |
| Oilseeds | 240 | 304 | 310 | 29.08 | 1.91 | 409 | 392 | 163 | -60.03 | -58.30 | | | | | | |
| Neug | * | - | - | - | - | - | - | - | - | - | - | - | - | - | - | - |
| Linseed | 210 | 265 | 270 | 28.65 | 1.95 | 410 | 392 | 163 | -60.34 | -58.52 | 1.91 | 1.48 | 0.6 | -68.59 | -59.46 | |
| Groundnut | - | * | * | * | * | - | - | - | - | - | - | - | - | - | - | - |
| Sufflower | - | - | - | - | - | - | - | - | - | - | - | - | - | - | - | - |
| Sesame | * | * | * | - | - | 7 | 1 | 1 | -87.71 | -14.00 | * | * | * | * | * | |
| Rapeseed | * | * | * | * | * | * | - | - | - | - | * | - | - | - | - | - |

Table .6. Interval Estimates for 2005/06(1998E.C.) Area and Production of Major Crops Forecast for private Peasant Holdings in Ethiopia, Meher Season

| Somali Region | | | | | Contd | | |
|---------------------|--------------|----------------------------------|-----------------|--------------|--|-----------------|--|
| Major Crops | CV | Interval Cropland Area Estimates | | CV | Interval Expected Production Estimates | | |
| | | 95% Confidence Interval | | | 95% Confidence Interval | | |
| | | Lower Estimates | Upper Estimates | | Lower Estimates | Upper Estimates | |
| Total Grains | 9.77 | 67,954 | 100,152 | 16.36 | 256,317 | 498,188 | |
| Cereals | 10.00 | 65,628 | 97,629 | 16.41 | 251,422 | 489,828 | |
| Teff | 80.86 | * | * | 0.00 | - | - | |
| Barley | 30.68 | 2,794 | 11,220 | 45.09 | 4,213 | 68,256 | |
| Wheat | 20.26 | 10,581 | 24,515 | 26.15 | 62,629 | 194,297 | |
| Maize | 16.02 | 21,839 | 41,837 | 13.84 | 64,358 | 112,276 | |
| Sorghum | 11.54 | 19,007 | 30,117 | 13.80 | 83,084 | 144,700 | |
| Finger Millet | - | - | - | 0.00 | - | - | |
| Oats/'Aja' | 40.38 | 136 | 1,170 | 51.30 | * | * | |
| Rice | - | - | - | 0.00 | - | - | |
| Pulses | 18.66 | 1,341 | 2,888 | 31.28 | 2,501 | 10,427 | |
| Faba Beans | 86.58 | * | * | 0.00 | - | - | |
| Field Peas | 49.37 | 4 | 266 | 52.71 | * | * | |
| Haricot beans | 19.82 | 792 | 1,797 | 36.21 | 1,374 | 8,089 | |
| Chick-Peas | 50.30 | 5 | 734 | 49.41 | 8 | 502 | |
| Lentils | 45.65 | 18 | 324 | 41.36 | 48 | 461 | |
| Grass Peas | - | - | - | 0.00 | - | - | |
| Soya Beans | 99.15 | * | * | 0.00 | - | - | |
| Fenugreek | 46.95 | 10 | 250 | 49.56 | 3 | 231 | |
| Gibto | 99.29 | * | * | 0.00 | - | - | |
| Oilseeds | 34.66 | 99 | 520 | 35.44 | 50 | 277 | |
| Neug | - | - | - | 0.00 | - | - | |
| Linseed | 39.47 | 61 | 479 | 35.63 | 49 | 276 | |
| Groundnut | 70.51 | * | * | 0.00 | - | - | |
| Sufflower | - | - | - | 0.00 | - | - | |
| Sesame | 55.38 | * | * | 47.76 | * | * | |
| Rapeseed | 99.53 | * | * | 0.00 | - | - | |

Table 6.1 Forecast of 2005/06 (1998 E.C.) Area, Production and Yield of Major Crops for Private Peasant Holdings in Ethiopia, Meher Season

Shinele Zone

| Major Crops | TOTAL AREA IN HECTARES | | | | | TOTAL PROD. IN QUINTALS | | | | | Yield(Qts/Ha) | | | | |
|---------------------|------------------------|----------------------|---------------------|--------------------------|---------|-------------------------|----------------------|---------------------|--------------------------|---------|----------------------|----------------------|---------------------|--------------------------|---------|
| | Estimates of 2003/04 | Estimates of 2004/05 | Forecast of 2005/06 | % Change Of 2005/06 over | | Estimate's of 2003/04 | Estimates of 2004/05 | Forecast of 2005/06 | % Change Of 2005/06 over | | Estimates of 2003/04 | Estimates of 2004/05 | Forecast of 2005/06 | % Change Of 2005/06 over | |
| | | | | 2003/04 | 2004/05 | | | | 2003/04 | 2004/05 | | | | 2003/04 | 2004/05 |
| | | | | | | | | | | | | | | | |
| Total Grains | 1,141 | 1100 | 1133 | -0.73 | 2.97 | 8,619 | 5314 | 5677 | -34.14 | 6.82 | | | | | |
| Cereals | 1,139 | 1094 | 1127 | -1.01 | 3.06 | 8,610 | 5313 | 5676 | -34.08 | 6.83 | | | | | |
| Teff | * | - | - | - | - | * | - | - | - | - | * | - | - | - | - |
| Barley | * | - | - | - | - | - | - | - | - | - | - | - | - | - | - |
| Wheat | * | - | - | - | - | - | - | - | - | - | - | - | - | - | - |
| Maize | 86 | 129 | 137 | 59.62 | 6.41 | 735 | 189 | 330 | -55.16 | 74.37 | 8.51 | 1.47 | 2.4 | -71.80 | 63.27 |
| Sorghum | 1,052 | 966 | 990 | -5.87 | 2.51 | 7,875 | 5124 | 5346 | -32.11 | 4.34 | 7.49 | 5.31 | 5.4 | -27.90 | 1.69 |
| Finger Millet | - | - | - | - | - | - | - | - | - | - | - | - | - | - | - |
| Oats/'Aja' | - | - | - | - | - | - | - | - | - | - | - | - | - | - | - |
| Rice | - | - | - | - | - | - | - | - | - | - | - | - | - | - | - |
| Pulses | * | 2 | 2 | * | 0.50 | * | - | - | - | - | | | | | |
| Faba Beans | - | - | - | - | - | - | - | - | - | - | - | - | - | - | - |
| Field Peas | * | - | - | - | - | - | - | - | - | - | - | - | - | - | - |
| Haricot beans | * | 0 | 0 | * | * | * | - | - | - | - | * | - | - | - | - |
| Chick-Peas | - | 0 | 0 | * | * | - | - | - | - | - | - | - | - | - | - |
| Lentils | * | 1 | 1 | - | - | - | - | - | - | - | - | - | - | - | - |
| Grass Peas | - | - | - | - | - | - | - | - | - | - | - | - | - | - | - |
| Soya Beans | - | - | - | - | - | - | - | - | - | - | - | - | - | - | - |
| Fenugreek | - | - | - | - | - | - | - | - | - | - | - | - | - | - | - |
| Gibto | - | - | - | - | - | - | - | - | - | - | - | - | - | - | - |
| Oilseeds | 2 | 3 | 3 | 62.00 | 8.00 | 7 | 1 | 1 | -87.71 | -14.00 | | | | | |
| Neug | - | - | - | - | - | - | - | - | - | - | - | - | - | - | - |
| Linseed | - | - | - | - | - | - | - | - | - | - | - | - | - | - | - |
| Groundnut | - | * | * | - | - | - | - | - | - | - | - | - | - | - | - |
| Sufflower | - | - | - | - | - | - | - | - | - | - | - | - | - | - | - |
| Sesame | 2 | 3 | 3 | - | - | 7 | 1 | 1 | - | -14.00 | 3.93 | 0.18 | 0.27 | -93.13 | 50.00 |
| Rapeseed | - | - | - | - | - | - | - | - | - | - | - | - | - | - | - |

Table 6.2 Forecast of 2005/06 (1998 E.C.) Area, Production and Yield of Major Crops for Private Peasant Holdings in Ethiopia, Meher Season

| Major Crops | TOTAL AREA IN HECTARES | | | | | TOTAL PROD. IN QUINTALS | | | | | Yield(Qts/Ha) | | | | |
|---------------------|------------------------|----------------------|---------------------|--------------------------|---------|-------------------------|----------------------|---------------------|--------------------------|---------|----------------------|----------------------|---------------------|--------------------------|---------|
| | Estimates of 2003/04 | Estimates of 2004/05 | Forecast of 2005/06 | % Change Of 2005/06 over | | Estimate's of 2003/04 | Estimates of 2004/05 | Forecast of 2005/06 | % Change Of 2005/06 over | | Estimates of 2003/04 | Estimates of 2004/05 | Forecast of 2005/06 | % Change Of 2005/06 over | |
| | | | | 2003/04 | 2004/05 | | | | 2003/04 | 2004/05 | | | | 2003/04 | 2004/05 |
| | Jijiga Zone | | | | | | | | | | | | | | |
| Total Grains | 63,157 | 64749 | 74117 | 17.35 | 14.47 | 549,552 | 420136 | 354559 | -35.48 | -15.61 | | | | | |
| Cereals | 61,837 | 63058 | 72318 | 16.95 | 14.69 | 539,364 | 413877 | 349482 | -35.20 | -15.56 | | | | | |
| Teff | * | * | * | * | * | - | - | - | - | - | - | - | - | - | - |
| Barley | 4,012 | 5706 | 7007 | 74.64 | 22.79 | 41,925 | 38992 | 36234 | -13.57 | -7.07 | 10.45 | 6.83 | 5.17 | -50.53 | -24.30 |
| Wheat | 10,128 | 16030 | 17548 | 73.26 | 9.47 | 118,573 | 153023 | 128463 | 8.34 | -16.05 | 11.71 | 9.55 | 7.32 | -37.49 | -23.35 |
| Maize | 17,350 | 19999 | 23873 | 37.60 | 19.37 | 110,050 | 85005 | 73049 | -33.62 | -14.07 | 6.34 | 4.25 | 3.06 | -51.74 | -28.00 |
| Sorghum | 29,815 | 20812 | 23217 | -22.13 | 11.55 | 262,494 | 132941 | 108017 | -58.85 | -18.75 | 8.80 | 6.39 | 4.65 | -47.16 | -27.23 |
| Finger Millet | * | - | - | - | - | - | - | - | - | - | - | - | - | - | - |
| Oats/Aja' | 470 | 490 | 653 | 38.98 | 33.31 | 6,321 | 3916 | * | * | * | 13.45 | 7.99 | * | * | * |
| Rice | - | - | - | - | - | - | - | - | - | - | - | - | - | - | - |
| Pulses | 1,105 | 1417 | 1521 | 37.66 | 7.35 | * | 5868 | 4915 | * | * | | | | | |
| Faba Beans | - | * | * | * | * | - | - | - | - | - | - | - | - | - | - |
| Field Peas | * | 100 | 135 | * | 34.96 | * | 1012 | * | * | * | * | 10.16 | * | * | * |
| Haricot beans | * | 647 | 703 | * | 8.59 | * | 3763 | 3182 | * | -15.43 | * | 5.82 | 4.53 | * | -22.16 |
| Chick-Peas | 161 | * | 369 | 129.29 | * | 197 | * | 255 | 29.55 | * | 1.22 | * | 0.69 | -43.44 | * |
| Lentils | * | 169 | 169 | * | 0.27 | * | 538 | 255 | * | -52.63 | * | 3.18 | 1.5 | * | -52.83 |
| Grass Peas | - | - | - | - | - | - | - | - | - | - | - | - | - | - | - |
| Soya Beans | - | * | * | * | * | - | - | - | - | - | - | - | - | - | - |
| Fenugreek | 272 | 130 | 130 | -52.16 | 0.10 | 514 | 226 | 117 | -77.15 | -48.04 | 1.89 | 1.74 | 0.9 | -52.38 | -48.28 |
| Gibto | - | * | * | - | - | - | - | - | - | - | - | - | - | - | - |
| Oilseeds | 215 | 273 | 278 | 29.31 | 1.84 | 402 | 392 | 163 | -59.55 | -58.52 | | | | | |
| Neug | * | - | - | - | - | - | - | - | - | - | - | - | - | - | - |
| Linseed | 210 | 265 | 270 | 28.65 | 1.95 | 401 | 392 | 163 | -59.45 | -58.52 | 1.91 | 1.48 | 0.6 | -68.59 | -59.46 |
| Groundnut | - | * | * | * | * | - | - | - | - | - | - | - | - | - | - |
| Sufflower | - | - | - | - | - | - | - | - | - | - | - | - | - | - | - |
| Sesame | - | - | - | - | - | - | - | - | - | - | - | - | - | - | - |
| Rapeseed | * | * | * | * | * | * | * | - | - | - | * | - | - | - | - |

Table 6.3 Forecast of 2005/06 (1998 E.C.) Area, Production and Yield of Major Crops for Private Peasant Holdings in Ethiopia, Meher Season

Liben Zone

| Major Crops | TOTAL AREA IN HECTARES | | | | | TOTAL PROD. IN QUINTALS | | | | | Yield(Qts/Ha) | | | | |
|---------------------|------------------------|----------------------|---------------------|--------------------------|--------------|-------------------------|----------------------|---------------------|--------------------------|---------------|----------------------|----------------------|---------------------|--------------------------|---------|
| | Estimates of 2003/04 | Estimates of 2004/05 | Forecast of 2005/06 | % Change Of 2005/06 over | | Estimate's of 2003/04 | Estimates of 2004/05 | Forecast of 2005/06 | % Change Of 2005/06 over | | Estimates of 2003/04 | Estimates of 2004/05 | Forecast of 2005/06 | % Change Of 2005/06 over | |
| | | | | 2003/04 | 2004/05 | | | | 2003/04 | 2004/05 | | | | 2003/04 | 2004/05 |
| Total Grains | 6,204 | 6282 | 8803 | 41.89 | 40.13 | 5,684 | 21036 | 17016 | 199.37 | -19.11 | | | | | |
| Cereals | 4,755 | 5748 | 8183 | 72.09 | 42.36 | 5,360 | 18741 | 15467 | 188.57 | -17.47 | | | | | |
| Teff | * | - | - | - | - | - | - | - | - | - | - | - | - | - | - |
| Barley | - | - | - | - | - | - | - | - | - | - | - | - | - | - | - |
| Wheat | - | - | - | - | - | - | - | - | - | - | - | - | - | - | - |
| Maize | 4,610 | 5532 | 7828 | 69.80 | 41.50 | 5,360 | 18417 | 14939 | 178.71 | -18.89 | 1.16 | 3.33 | 1.91 | 64.66 | -42.64 |
| Sorghum | 141 | * | * | * | * | - | * | * | - | - | - | * | * | - | - |
| Finger Millet | - | - | - | - | - | - | - | - | - | - | - | - | - | - | - |
| Oats/'Aja' | - | - | - | - | - | - | - | - | - | - | - | - | - | - | - |
| Rice | - | - | - | - | - | - | - | - | - | - | - | - | - | - | - |
| Pulses | 1,425 | 507 | 592 | -58.49 | 16.68 | 324 | 2295 | 1549 | 378.10 | -32.50 | | | | | |
| Faba Beans | * | - | - | - | - | - | - | - | - | - | - | - | - | - | - |
| Field Peas | - | - | - | - | - | - | - | - | - | - | - | - | - | - | - |
| Haricot beans | 1,421 | 507 | 592 | -58.37 | 16.68 | 324 | 2295 | 1549 | 378.10 | -32.50 | 0.23 | 4.53 | 2.62 | ##### | -42.16 |
| Chick-Peas | - | - | - | - | - | - | - | - | - | - | - | - | - | - | - |
| Lentils | - | - | - | - | - | - | - | - | - | - | - | - | - | - | - |
| Grass Peas | - | - | - | - | - | - | - | - | - | - | - | - | - | - | - |
| Soya Beans | - | - | - | - | - | - | - | - | - | - | - | - | - | - | - |
| Fenugreek | - | - | - | - | - | - | - | - | - | - | - | - | - | - | - |
| Gibto | - | - | - | - | - | - | - | - | - | - | - | - | - | - | - |
| Oilseeds | * | * | * | * | * | - | - | - | - | - | | | | | |
| Neug | - | - | - | - | - | - | - | - | - | - | - | - | - | - | - |
| Linseed | - | - | - | - | - | - | - | - | - | - | - | - | - | - | - |
| Groundnut | - | * | * | * | * | - | - | - | - | - | - | - | - | - | - |
| Sufflower | - | - | - | - | - | - | - | - | - | - | - | - | - | - | - |
| Sesame | * | * | * | * | * | - | - | - | - | - | - | - | - | - | - |
| Rapeseed | - | - | - | - | - | - | - | - | - | - | - | - | - | - | - |

74

Table 7. Forecast of 2005/06 (1998 E.C.) Area, Production and Yield of Major Crops for Private Peasant Holdings in Ethiopia, Meher Season

| Benshangul-Gumuz Region | | | | | | | | | | | | | | | |
|-------------------------|------------------------|----------------------|-----------------------|--------------------------|---------|-------------------------|----------------------|-----------------------|--------------------------|---------|----------------------|----------------------|-----------------------|--------------------------|---------|
| Major Crops | TOTAL AREA IN HECTARES | | | | | TOTAL PROD. IN QUINTALS | | | | | Yield(Qts/Ha) | | | | |
| | Estimates of 2003/04 | Estimates of 2004/05 | **Forecast of 2005/06 | % Change Of 2005/06 over | | Estimate's of 2003/04 | Estimates of 2004/05 | **Forecast of 2005/06 | % Change Of 2005/06 over | | Estimates of 2003/04 | Estimates of 2004/05 | **Forecast of 2005/06 | % Change Of 2005/06 over | |
| | | | | 2003/04 | 2004/05 | | | | 2003/04 | 2004/05 | | | | 2003/04 | 2004/05 |
| Total Grains | 147,151 | 166285 | 173719 | 18.05 | 4.47 | 1,522,008 | 1698970 | 1790027 | 17.61 | 5.36 | | | | | |
| Cereals | 106,687 | 113461 | 118389 | 10.97 | 4.34 | 1,296,146 | 1390374 | 1469883 | 13.40 | 5.72 | | | | | |
| Teff | 11,944 | 12797 | 13196 | 10.48 | 3.12 | 87,411 | 116926 | 122707 | 40.38 | 4.94 | 7.32 | 9.14 | 9.3 | 27.05 | 1.75 |
| Barley | * | 975 | 986 | * | 1.18 | * | 8060 | 8464 | * | 5.01 | * | 8.27 | 8.58 | * | 3.75 |
| Wheat | * | * | * | * | * | * | * | * | * | * | * | * | * | * | * |
| Maize | 25,677 | 27412 | 28985 | 12.88 | 5.74 | 440,114 | 500188 | 505150 | 14.78 | 0.99 | 17.14 | 18.25 | 17.43 | 1.69 | -4.49 |
| Sorghum | 48,006 | 49862 | 52011 | 8.34 | 4.31 | 540,128 | 511593 | 565100 | 4.62 | 10.46 | 11.25 | 10.26 | 10.86 | -3.47 | 5.85 |
| Finger Millet | 18,934 | 20230 | 21021 | 11.02 | 3.91 | 201,729 | 231653 | 249000 | 23.43 | 7.49 | 10.65 | 11.45 | 11.85 | 11.27 | 3.49 |
| Oats/Aja' | * | * | * | * | * | * | * | * | * | * | * | * | * | * | * |
| Rice | * | * | * | * | * | * | * | * | * | * | * | * | * | * | * |
| Pulses | 7,005 | 7233 | 7472 | 6.67 | 3.30 | 51,372 | 53031 | 49852 | -2.96 | -5.99 | | | | | |
| Faba Beans | 404 | 452 | 459 | 13.60 | 1.54 | 4,582 | 3131 | 3082 | -32.74 | -1.57 | 11.34 | 6.92 | 6.72 | -40.74 | -2.89 |
| Field Peas | 536 | 439 | 442 | -17.47 | 0.76 | * | 2796 | 2763 | * | -1.17 | * | 6.36 | 6.25 | * | * |
| Haricot beans | 4,944 | 4937 | 5140 | 3.97 | 4.11 | 37,998 | 39797 | 37478 | -1.37 | -5.83 | 7.69 | 8.06 | 7.29 | -5.20 | -9.55 |
| Chick-Peas | 559 | 463 | 473 | -15.34 | 2.21 | * | 2155 | 1828 | * | -15.18 | * | 4.65 | 3.86 | * | -16.99 |
| Lentils | * | 82 | 86 | * | 4.98 | * | 156 | 154 | * | * | * | 1.9 | 1.79 | * | * |
| Grass Peas | * | * | * | * | * | - | - | - | - | - | - | - | - | - | - |
| Soya Beans | 475 | 805 | 816 | 71.76 | 1.35 | 2,501 | 4814 | 4363 | 74.44 | -9.37 | 5.26 | 5.98 | 5.35 | 1.71 | -10.54 |
| Fenugreek | * | * | * | * | * | - | - | - | - | - | - | - | - | - | - |
| Gibto | * | * | * | * | * | * | * | * | * | * | * | * | * | * | * |
| Oilseeds | 33,459 | 45590 | 47857 | 43.03 | 4.97 | 174,491 | 255565 | 270292 | 54.90 | 5.76 | | | | | |
| Neug | 12,913 | 16647 | 17626 | 36.50 | 5.88 | 46,677 | 66895 | 70420 | 50.87 | 5.27 | 3.61 | 4.02 | 4 | 10.80 | -0.50 |
| Linseed | 202 | 312 | 329 | 62.96 | 5.50 | 204 | 697 | 735 | 260.42 | -98.68 | 1.01 | 2.23 | 2.23 | 120.79 | 0.00 |
| Groundnut | 3,838 | 5001 | 5111 | 33.18 | -69.29 | 36,427 | 55787 | 57610 | 58.15 | 3.27 | 9.49 | 11.16 | 11.27 | 18.76 | 0.99 |
| Sufflower | 66 | 151 | 151 | 128.97 | -51.56 | 618 | * | * | * | - * | 9.40 | * | * | * | * |
| Sesame | 16,313 | 23291 | 24436 | 49.80 | 388.63 | 89,599 | 130382 | 139835 | 56.07 | 7.25 | 5.49 | 5.6 | 5.72 | 4.19 | 2.14 |
| Rapeseed | 127 | 189 | 203 | 59.77 | 34.38 | 965 | 693 | 573 | -40.58 | -17.26 | 7.62 | 3.68 | 2.83 | -62.86 | -23.10 |

** The 2005/06 Estimates include Resettlement Areas(" Sefera")

Table .7. Interval Estimates for 2005/06(1998E.C.) Area and Production of Major Crops Forecast for private Peasant Holdings in Ethiopia, Meher Season

| Benshangul-Gumuz Region | | | | | | | Contd |
|-------------------------|--------------|----------------------------------|-----------------|--------------|--|------------------|-------|
| Major Crops | CV | Interval Cropland Area Estimates | | CV | Interval Expected Production Estimates | | |
| | | 95% Confidence Interval | | | 95% Confidence Interval | | |
| | | Lower Estimates | Upper Estimates | | Lower Estimates | Upper Estimates | |
| Total Grains | 6.75 | 150,736 | 196,701 | 8.40 | 1,495,388 | 2,084,667 | |
| Cereals | 6.41 | 103,524 | 133,255 | 8.55 | 1,223,532 | 1,716,234 | |
| Teff | 19.02 | 8,275 | 18,116 | 24.25 | 64,391 | 181,023 | |
| Barley | 39.76 | 218 | 1,755 | 40.91 | 1,677 | 15,251 | |
| Wheat | 64.94 | * | * | 63.58 | * | * | |
| Maize | 9.53 | 23,571 | 34,398 | 12.25 | 383,834 | 626,465 | |
| Sorghum | 8.18 | 43,668 | 60,354 | 10.24 | 451,718 | 678,482 | |
| Finger Millet | 19.84 | 12,845 | 29,198 | 19.48 | 153,936 | 344,064 | |
| Oats/'Aja' | 54.32 | * | * | 77.18 | * | * | |
| Rice | 64.21 | * | * | 67.06 | * | * | |
| Pulses | 11.40 | 5,802 | 9,142 | 15.14 | 35,055 | 64,649 | |
| Faba Beans | 36.74 | 128 | 789 | 36.82 | 858 | 5,306 | |
| Field Peas | 44.31 | 58 | 827 | 46.83 | 227 | 5,300 | |
| Haricot beans | 15.91 | 3,537 | 6,743 | 20.31 | 22,556 | 52,401 | |
| Chick-Peas | 45.14 | 55 | 892 | 52.51 | * | * | |
| Lentils | 48.92 | 4 | 169 | 49.10 | 6 | 303 | |
| Grass Peas | 87.74 | * | * | 0.00 | - | - | |
| Soya Beans | 33.62 | 278 | 1,354 | 39.15 | 1,015 | 7,711 | |
| Fenugreek | 71.27 | * | * | 0.00 | - | - | |
| Gibto | 61.28 | * | * | 71.90 | * | * | |
| Oilseeds | 10.85 | 37,679 | 58,036 | 13.07 | 201,058 | 339,527 | |
| Neug | 22.73 | 9,775 | 25,478 | 25.22 | 35,607 | 105,232 | |
| Linseed | 31.30 | 127 | 531 | 37.34 | 197 | 1,273 | |
| Groundnut | 23.61 | 2,746 | 7,477 | 26.26 | 27,962 | 87,258 | |
| Sufflower | 40.71 | 31 | 272 | 54.20 | * | * | |
| Sesame | 11.89 | 18,740 | 30,133 | 14.88 | 99,066 | 180,605 | |
| Rapeseed | 28.38 | 90 | 316 | 32.35 | 210 | 937 | |

Table 7.1 Forecast of 2005/06 (1998 E.C.) Area, Production and Yield of Major Crops for Private Peasant Holdings in Ethioiopia, Meher Season

| Major Crops | TOTAL AREA IN HECTARES | | | | | TOTAL PROD. IN QUINTALS | | | | | Yield(Qts/Ha) | | | | |
|---------------------|------------------------|----------------------|---------------------|--------------------------|---------|-------------------------|----------------------|---------------------|--------------------------|---------|----------------------|----------------------|---------------------|--------------------------|---------|
| | Estimates of 2003/04 | Estimates of 2004/05 | Forecast of 2005/06 | % Change Of 2005/06 over | | Estimate's of 2003/04 | Estimates of 2004/05 | Forecast of 2005/06 | % Change Of 2005/06 over | | Estimates of 2003/04 | Estimates of 2004/05 | Forecast of 2005/06 | % Change Of 2005/06 over | |
| | | | | 2003/04 | 2004/05 | | | | 2003/04 | 2004/05 | | | | 2003/04 | 2004/05 |
| | Metekel Zone | | | | | | | | | | | | | | |
| Total Grains | 60,922 | 63593 | 72765 | 19.44 | 14.42 | 750,235 | 774409 | 799200 | 6.53 | 3.20 | | | | | |
| Cereals | 45,142 | 44086 | 49890 | 10.52 | 13.16 | 652,573 | 610220 | 631395 | -3.25 | 3.47 | | | | | |
| Teff | 7,918 | 2963 | 8208 | 3.66 | 177.02 | 59,081 | 94082 | 97309 | 64.70 | 3.43 | 9.24 | 11.66 | 11.86 | 28.35 | 1.72 |
| Barley | * | * | 977 | * | * | 9,992 | 8060 | 8464 | -15.29 | 5.01 | * | 8.35 | 8.66 | * | 3.71 |
| Wheat | * | * | * | * | * | 8,381 | * | * | * | * | * | * | * | * | * |
| Maize | 6,768 | 12642 | 8396 | 24.05 | -33.59 | 130,540 | 176850 | 168148 | 28.81 | -4.92 | 24.30 | 21.94 | 20.03 | -17.57 | -8.71 |
| Sorghum | 12,200 | 26689 | 12500 | -2.46 | -53.16 | 251,140 | 116743 | 127062 | -49.41 | 8.84 | 14.31 | 9.48 | 10.16 | -29.00 | 7.17 |
| Finger Millet | 16,154 | 1764 | 17672 | 9.39 | 901.79 | 180,971 | 192652 | 211012 | 16.60 | 9.53 | 10.94 | 11.35 | 11.94 | 9.14 | 5.20 |
| Oats/'Aja' | * | - | * | * | * | 176 | - | - | * | * | * | - | - | * | * |
| Rice | * | - | * | * | * | 12,294 | * | * | * | * | * | * | * | * | * |
| Pulses | 3,560 | 3434 | 2819 | -20.81 | -17.90 | 43,690 | 24807 | 23233 | -46.82 | -6.34 | | | | | |
| Faba Beans | 400 | - | 459 | 14.74 | * | 5,292 | 3131 | 3082 | -41.76 | -1.57 | 11.47 | 6.92 | 6.72 | -41.41 | -2.89 |
| Field Peas | * | * | 439 | * | * | 5,022 | 2796 | 2763 | -44.97 | -1.17 | * | 6.41 | 6.29 | * | -1.87 |
| Haricot beans | * | 2491 | 1458 | * | -41.48 | 20,570 | 16941 | 15746 | -23.45 | -7.05 | * | 11.65 | 10.8 | * | -7.30 |
| Chick-Peas | * | * | * | * | * | 1,814 | * | * | * | * | * | * | * | * | * |
| Lentils | * | - | 86 | * | * | 195 | 156 | 154 | * | * | * | 1.9 | 1.79 | * | * |
| Grass Peas | * | * | * | * | * | - | - | - | - | - | - | - | - | - | - |
| Soya Beans | * | 742 | * | * | * | 10,410 | - | - | * | - | * | - | - | * | - |
| Fenugreek | * | * | * | * | * | * | - | - | - | - | - | - | - | - | - |
| Gibto | * | * | * | * | * | 365 | * | * | * | * | * | * | * | * | * |
| Oilseeds | 12,221 | 16073 | 20056 | 64.11 | 24.78 | 53,972 | 139381 | 144572 | 167.87 | 3.72 | | | | | |
| Neug | 6,209 | 7045 | 9620 | 54.94 | 36.55 | 16,338 | 40344 | 42017 | 157.17 | 4.15 | 4.77 | 4.41 | 4.37 | -8.39 | -0.91 |
| Linseed | * | 183 | * | * | * | 261 | * | * | * | * | * | * | * | * | * |
| Groundnut | 3,229 | 599 | 4456 | 37.99 | 643.84 | 20,152 | 52389 | 54109 | 168.51 | 3.28 | 10.50 | 11.99 | 12.14 | 15.62 | 1.25 |
| Sufflower | * | * | * | * | * | 452 | * | * | * | * | * | * | * | * | * |
| Sesame | 2,622 | 8179 | 5612 | 114.03 | -31.39 | 16,136 | 44774 | 46631 | 188.99 | 177.49 | 6.33 | 8.03 | 8.31 | 31.28 | 3.49 |
| Rapeseed | 80 | * | 135 | 68.74 | * | 632 | 480 | 392 | -38.00 | -24.10 | 4.41 | 3.91 | 2.9 | -34.24 | -25.83 |

Table 7.2 Forecast of 2005/06 (1998 E.C.) Area, Production and Yield of Major Crops for Private Peasant Holdings in Ethiopia, Meher Season

Asosa Zone

| Major Crops | TOTAL AREA IN HECTARES | | | | | TOTAL PROD. IN QUINTALS | | | | | Yield(Qts/Ha) | | | | |
|-----------------|------------------------|----------------------|-----------------------|--------------------------|--------------|-------------------------|----------------------|-----------------------|--------------------------|--------------|----------------------|----------------------|-----------------------|--------------------------|---------|
| | Estimates of 2003/04 | Estimates of 2004/05 | **Forecast of 2005/06 | % Change Of 2005/06 over | | Estimate's of 2003/04 | Estimates of 2004/05 | **Forecast of 2005/06 | % Change Of 2005/06 over | | Estimates of 2003/04 | Estimates of 2004/05 | **Forecast of 2005/06 | % Change Of 2005/06 over | |
| | | | | 2003/04 | 2004/05 | | | | 2003/04 | 2004/05 | | | | 2003/04 | 2004/05 |
| | Total Grains | 54,571 | 63593 | 66570 | 21.99 | 4.68 | 420,059 | 563599 | 594683 | 41.57 | 5.52 | | | | |
| Cereals | 39,458 | 44086 | 46173 | 17.02 | 4.73 | 361,988 | 471621 | 500052 | 38.14 | 6.03 | | | | | |
| Teff | 2,835 | 2963 | 3170 | 11.82 | 6.99 | 7,105 | 8481 | 7469 | 5.12 | -11.94 | 2.51 | 2.86 | 2.38 | -5.18 | -16.78 |
| Barley | * | * | * | * | * | - | - | - | - | - | - | - | - | - | - |
| Wheat | * | * | * | * | * | - | - | - | * | * | - | - | - | * | * |
| Maize | 11,010 | 12642 | 13422 | 21.91 | 6.17 | 138,224 | 201193 | 208085 | 50.54 | 3.43 | 12.55 | 15.91 | 15.52 | 23.67 | -2.45 |
| Sorghum | 24,213 | 26689 | 27808 | 14.85 | 4.19 | 207,119 | 244836 | 266725 | 28.78 | 8.94 | 8.55 | 9.17 | 9.6 | 12.28 | 4.69 |
| Finger Millet | 1,388 | 1764 | 1831 | 31.93 | 3.81 | 9,540 | 17110 | 17774 | 86.31 | 3.88 | 6.87 | 9.7 | 9.86 | 43.52 | 1.65 |
| Oats/'Aja' | - | - | - | - | - | - | - | - | - | - | - | - | - | - | - |
| Rice | - | - | - | - | - | - | - | - | - | - | - | - | - | - | - |
| Pulses | 2,415 | 3434 | 3561 | 47.44 | 3.69 | 12,612 | 23367 | 21224 | 68.29 | -9.17 | | | | | |
| Faba Beans | * | - | - | - | - | - | - | - | - | - | - | - | - | - | - |
| Field Peas | * | * | * | * | * | - | - | - | * | * | - | - | - | * | * |
| Haricot beans | 1,680 | 2491 | 2601 | 54.82 | 4.41 | 9,730 | 18040 | 16364 | 68.18 | -9.29 | 5.79 | 7.24 | 6.36 | 9.84 | -12.15 |
| Chick-Peas | 212 | * | * | * | * | 521 | * | 524 | 0.61 | * | 2.45 | * | 2.9 | 18.37 | * |
| Lentils | * | - | - | - | - | - | - | - | - | - | - | - | - | - | - |
| Grass Peas | - | * | * | * | * | - | - | - | - | - | - | - | - | - | - |
| Soya Beans | 433 | 742 | 781 | 80.41 | 5.28 | 2,360 | 4773 | 4336 | 83.74 | -9.15 | 5.45 | 6.43 | 5.77 | 5.87 | -10.26 |
| Fenugreek | - | * | * | * | * | - | - | - | - | - | - | - | - | - | - |
| Gibto | - | * | * | * | * | - | * | - | - | - | - | * | - | - | - |
| Oilseeds | 12,698 | 16073 | 16895 | 33.05 | 5.11 | 45,460 | 68612 | 73407 | 61.47 | 6.99 | | | | | |
| Neug | 6,375 | 7045 | 7560 | 18.58 | 7.30 | 16,238 | 24758 | 26416 | 62.68 | 6.70 | 2.55 | 3.51 | 3.51 | 37.65 | 0.00 |
| Linseed | 148 | 183 | 224 | 51.66 | 22.66 | 137 | 262 | 286 | 108.56 | 9.06 | 0.92 | 1.43 | 1.46 | 58.70 | 2.10 |
| Groundnut | 574 | 599 | 648 | 12.91 | 8.20 | 2,324 | 3235 | 3309 | 42.37 | 2.28 | 4.05 | 5.4 | 5.34 | 31.85 | -1.11 |
| Sufflower | * | * | * | * | * | * | * | 145 | * | * | * | * | 3.34 | * | * |
| Sesame | 5,538 | 8179 | 8482 | 53.15 | 3.70 | 26,070 | 40205 | 43251 | 65.90 | 7.58 | 4.71 | 4.92 | 5.12 | 8.70 | 4.07 |
| Rapeseed | * | * | * | * | * | * | - | - | * | * | * | - | - | * | * |

** The 2005/06 Estimates include Resettlement Areas(" Sefera")

Table 7.3 Forecast of 2005/06 (1998 E.C.) Area, Production and Yield of Major Crops for Private Peasant Holdings in Ethiopia, Meher Season

| Kemeshi Zone | | TOTAL AREA IN HECTARES | | | | | TOTAL PROD. IN QUINTALS | | | | | Yield(Qts/Ha) | | | | | |
|---------------------|----------------------|------------------------|---------------------|--------------------------|--------------|-----------------------|-------------------------|---------------------|--------------------------|--------------|----------------------|----------------------|---------------------|--------------------------|---------|---------|---------|
| Major Crops | Estimates of 2003/04 | Estimates of 2004/05 | Forecast of 2005/06 | % Change Of 2005/06 over | | Estimate's of 2003/04 | Estimates of 2004/05 | Forecast of 2005/06 | % Change Of 2005/06 over | | Estimates of 2003/04 | Estimates of 2004/05 | Forecast of 2005/06 | % Change Of 2005/06 over | | | |
| | | | | 2003/04 | 2004/05 | | | | 2003/04 | 2004/05 | | | | 2003/04 | 2004/05 | 2003/04 | 2004/05 |
| | | | | | | | | | | | | | | | | | |
| Total Grains | 31,658 | 31939 | 34384 | 8.61 | 7.66 | 373,923 | 360962 | 396144 | 5.94 | 9.75 | | | | | | | |
| Cereals | 22,087 | 20859 | 22332 | 1.11 | 7.06 | 318,489 | 308533 | 338436 | 6.26 | 9.69 | | | | | | | |
| Teff | 1,191 | 1766 | 1847 | 55.06 | 4.57 | 7,171 | 14364 | 17930 | 150.04 | 24.83 | 6.02 | 8.13 | 9.71 | 61.30 | 19.43 | | |
| Barley | - | * | * | * | * | - | - | - | - | - | - | - | - | - | - | | |
| Wheat | - | - | - | - | - | - | - | - | - | - | - | - | - | - | - | | |
| Maize | 7,900 | 6711 | 7181 | -9.10 | 7.01 | 137,431 | 122146 | 128916 | -6.20 | 5.54 | 17.40 | 18.2 | 17.95 | 3.16 | -1.37 | | |
| Sorghum | 11,594 | 10856 | 11723 | 1.11 | 7.99 | 158,444 | 150014 | 171312 | 8.12 | 14.20 | 13.67 | 13.82 | 14.61 | 6.88 | 5.72 | | |
| Finger Millet | 1,392 | 1494 | 1548 | 11.18 | 3.59 | 15,432 | 21890 | 20214 | 30.99 | -7.66 | 11.08 | 14.65 | 13.06 | 17.87 | -10.85 | | |
| Oats/'Aja' | * | * | * | * | * | * | * | * | * | * | * | * | * | * | * | | |
| Rice | * | * | * | * | * | - | - | - | - | - | - | - | - | - | - | | |
| Pulses | 1,030 | 1002 | 1121 | 8.80 | 11.84 | 7,248 | 4857 | 5394 | -25.57 | 11.07 | | | | | | | |
| Faba Beans | - | - | - | - | - | - | - | - | - | - | - | - | - | - | - | | |
| Field Peas | * | * | * | * | * | - | - | - | - | - | - | - | - | - | - | | |
| Haricot beans | 1,005 | 992 | 1110 | 10.45 | 11.90 | 7,213 | 4816 | 5368 | -25.58 | 11.46 | 7.18 | 4.86 | 4.84 | -32.59 | -0.41 | | |
| Chick-Peas | - | * | * | * | * | - | - | - | - | - | - | - | - | - | - | | |
| Lentils | * | - | - | - | - | - | - | - | - | - | - | - | - | - | - | | |
| Grass Peas | - | - | - | - | - | - | - | - | - | - | - | - | - | - | - | | |
| Soya Beans | * | * | * | * | * | * | * | * | - | - | * | * | * | * | * | | |
| Fenugreek | - | - | - | - | - | - | - | - | - | - | - | - | - | - | - | | |
| Gibto | - | - | - | - | - | - | - | - | - | - | - | - | - | - | - | | |
| Oilseeds | 8,541 | 10078 | 10931 | 27.99 | 8.47 | 48,186 | 47572 | 52313 | 8.57 | 9.97 | | | | | | | |
| Neug | 329 | 458 | 475 | 44.33 | 3.67 | 815 | 1792 | 1987 | 143.77 | 10.86 | 2.48 | 3.92 | 4.18 | 68.55 | 6.63 | | |
| Linseed | * | * | * | * | * | - | - | - | - | - | - | - | - | - | - | | |
| Groundnut | 35 | 31 | 36 | 3.77 | 17.16 | 190 | 164 | 192 | 0.93 | 16.93 | 5.37 | 5.21 | 5.28 | -1.68 | 1.34 | | |
| Sufflower | * | * | * | * | * | - | - | - | - | - | - | - | - | - | - | | |
| Sesame | 8,154 | 9539 | 10369 | 27.17 | 8.71 | 46,942 | 45403 | 49954 | 6.42 | 10.02 | 5.76 | 4.76 | 4.82 | -16.32 | 1.26 | | |
| Rapeseed | * | * | * | * | * | * | * | * | - | - | * | * | * | - | - | | |

Table 8. Forecast of 2005/06 (1998 E.C.) Area, Production and Yield of Major Crops
for Private Peasant Holdings in Ethiopia, Meher Season

| Major Crops | (S.N.N.P.R) Region | | | | | TOTAL AREA IN HECTARES | | | | | TOTAL PROD. IN QUINTALS | | | | | Yield(Qts/Ha) | | | | |
|---------------------|----------------------|----------------------|-----------------------|--------------------------|-------------|------------------------|----------------------|-----------------------|--------------------------|--------------|-------------------------|----------------------|-----------------------|--------------------------|---------|---------------|---------|--|--|--|
| | Estimates of 2003/04 | Estimates of 2004/05 | **Forecast of 2005/06 | % Change Of 2005/06 over | | Estimate's of 2003/04 | Estimates of 2004/05 | **Forecast of 2005/06 | % Change Of 2005/06 over | | Estimates of 2003/04 | Estimates of 2004/05 | **Forecast of 2005/06 | % Change Of 2005/06 over | | | | | | |
| | | | | 2003/04 | 2004/05 | | | | 2003/04 | 2004/05 | | | | 2003/04 | 2004/05 | 2003/04 | 2004/05 | | | |
| | | | | | | | | | | | | | | | | | | | | |
| Total Grains | 822,470 | 913209 | 942806 | 14.63 | 3.24 | 8,249,115 | 10271639 | 11503369 | 39.45 | 11.99 | | | | | | | | | | |
| Cereals | 687,616 | 731172 | 754669 | 9.75 | 3.21 | 7,273,191 | 8775198 | 9821100 | 35.03 | 11.92 | | | | | | | | | | |
| Teff | 182,723 | 210055 | 218261 | 19.45 | 3.91 | 989,566 | 1629058 | 1728184 | 74.64 | 6.08 | 6.54 | 7.76 | 7.92 | 21.10 | 2.06 | | | | | |
| Barley | 68,863 | 84936 | 87256 | 26.71 | 2.73 | 759,733 | 989347 | 1084335 | 42.73 | 9.60 | 11.06 | 11.65 | 12.43 | 12.39 | 6.70 | | | | | |
| Wheat | 114,578 | 131485 | 133983 | 16.94 | 1.90 | 1,353,706 | 1962844 | 2199409 | 62.47 | 12.05 | 15.13 | 14.93 | 16.42 | 8.53 | 9.98 | | | | | |
| Maize | 216,243 | 207410 | 214755 | -0.69 | 3.54 | 3,270,377 | 3155711 | 3624302 | 10.82 | 14.85 | 17.80 | 15.21 | 16.88 | -5.17 | 10.98 | | | | | |
| Sorghum | 99,624 | 92009 | 95027 | -4.61 | 3.28 | 842,009 | 975934 | 1113713 | 32.27 | 14.12 | 9.28 | 10.61 | 11.72 | 26.29 | 10.46 | | | | | |
| Finger Millet | 5,186 | 4767 | 4851 | -6.46 | 1.76 | 51,518 | 57442 | 66141 | 28.38 | 15.14 | 15.23 | 12.05 | 13.64 | -10.44 | 13.20 | | | | | |
| Oats/Aja' | 372 | 506 | 518 | 39.37 | 2.46 | 6,279 | 4862 | 5016 | -20.12 | 3.17 | 8.75 | 9.62 | 9.68 | 10.63 | 0.62 | | | | | |
| Rice | * | * | * | * | * | * | - | - | * | * | - | - | - | * | * | | | | | |
| Pulses | 130,268 | 170831 | 176727 | 35.66 | 3.45 | 964,611 | 1447619 | 1633015 | 69.29 | 12.81 | | | | | | | | | | |
| Faba Beans | 48,942 | 60260 | 62091 | 26.87 | 3.04 | 488,930 | 576751 | 640474 | 31.00 | 11.05 | 9.64 | 9.57 | 10.32 | 7.05 | 7.84 | | | | | |
| Field Peas | 36,025 | 44645 | 46672 | 29.55 | 4.54 | 221,266 | 361559 | 402674 | 81.99 | 11.37 | 7.06 | 8.1 | 8.63 | 22.24 | 6.54 | | | | | |
| Haricot beans | 40,375 | 59188 | 60966 | 51.00 | 3.00 | 209,075 | 466894 | 543195 | 159.81 | 16.34 | 7.31 | 7.89 | 8.91 | 21.89 | 12.93 | | | | | |
| Chick-Peas | 2,821 | 3925 | 4134 | 46.54 | 5.32 | 38,597 | 28006 | 31697 | -17.88 | 13.18 | 4.78 | 7.13 | 7.67 | 60.46 | 7.57 | | | | | |
| Lentils | 971 | 1341 | 1371 | 41.24 | 2.27 | 2,605 | 5138 | 5057 | 94.11 | -1.58 | 3.09 | 3.83 | 3.69 | 19.42 | -3.66 | | | | | |
| Grass Peas | * | * | * | * | * | 3,563 | * | * | * | * | * | * | * | * | * | | | | | |
| Soya Beans | 70 | 48 | 49 | -29.54 | 2.75 | 162 | - | - | * | * | - | - | - | * | * | | | | | |
| Fenugreek | 550 | 598 | 613 | 11.48 | 2.53 | 413 | 2042 | 2097 | 408.26 | 2.70 | 3.72 | 3.41 | 3.42 | | 0.29 | | | | | |
| Gibto | * | * | * | * | * | - | * | - | - | - | - | * | - | - | - | | | | | |
| Oilseeds | 4,587 | 11206 | 11410 | 148.75 | 1.82 | 11,314 | 48822 | 49253 | 335.35 | 0.88 | | | | | | | | | | |
| Neug | * | * | * | * | * | 2,063 | * | * | * | * | * | * | * | * | * | | | | | |
| Linseed | 2,099 | 4181 | 4212 | 100.69 | 0.75 | 3,088 | 17970 | 19837 | 542.45 | 10.39 | 4.15 | 4.3 | 4.71 | 13.49 | 9.53 | | | | | |
| Groundnut | 302 | 1192 | 1222 | 304.68 | 2.53 | 2,648 | 1263 | 1500 | -43.34 | 18.79 | 6.77 | 1.06 | 1.23 | -81.83 | 16.04 | | | | | |
| Sufflower | 257 | 467 | 475 | 84.96 | 1.79 | 1,326 | 4882 | 5766 | 334.78 | 18.10 | * | 10.46 | 12.13 | * | 15.97 | | | | | |
| Sesame | 292 | * | * | * | * | 535 | * | * | * | * | * | * | * | * | * | | | | | |
| Rapeseed | 356 | 1008 | 1024 | 187.53 | 1.55 | 1,654 | 3179 | 957 | -42.16 | -69.91 | 5.35 | 3.15 | 0.93 | -82.62 | -70.48 | | | | | |

** The 2005/06 Estimates include Resettlement Areas(" Sefera")

Table .8. Interval Estimates for 2005/06(1998E.C.) Area and Production of Major Crops Forecast for private Peasant Holdings in Ethiopia, Meher Season

| SNNP Region | | Contd | | | | | |
|---------------------|--------------|----------------------------------|------------------|--------------|--|-------------------|--|
| Major Crops | CV | Interval Cropland Area Estimates | | CV | Interval Expected Production Estimates | | |
| | | 95% Confidence Interval | | | 95% Confidence Interval | | |
| | | Lower Estimates | Upper Estimates | | Lower Estimates | Upper Estimates | |
| Total Grains | 3.60 | 876,228 | 1,009,384 | 4.17 | 10,564,088 | 12,442,649 | |
| Cereals | 3.77 | 698,935 | 810,404 | 4.41 | 8,972,982 | 10,669,218 | |
| Teff | 7.27 | 187,155 | 249,367 | 8.11 | 1,453,539 | 2,002,828 | |
| Barley | 9.35 | 71,265 | 103,247 | 10.45 | 862,262 | 1,306,409 | |
| Wheat | 7.64 | 113,926 | 154,040 | 8.55 | 1,830,714 | 2,568,103 | |
| Maize | 6.43 | 187,671 | 241,839 | 7.67 | 3,079,384 | 4,169,220 | |
| Sorghum | 6.82 | 82,319 | 107,734 | 7.50 | 950,087 | 1,277,339 | |
| Finger Millet | 29.30 | 2,065 | 7,637 | 34.56 | 21,344 | 110,939 | |
| Oats/'Aja' | 30.25 | 211 | 826 | 40.58 | 1,026 | 9,006 | |
| Rice | 42.22 | 3 | 33 | 0.00 | - | - | |
| Pulses | 5.95 | 156,116 | 197,337 | 6.82 | 1,414,862 | 1,851,168 | |
| Faba Beans | 8.25 | 52,055 | 72,127 | 9.21 | 524,802 | 756,146 | |
| Field Peas | 9.17 | 38,284 | 55,060 | 10.53 | 319,539 | 485,810 | |
| Haricot beans | 11.00 | 47,823 | 74,109 | 12.68 | 408,157 | 678,233 | |
| Chick-Peas | 18.76 | 2,614 | 5,654 | 23.81 | 16,903 | 46,491 | |
| Lentils | 18.80 | 866 | 1,877 | 18.71 | 3,203 | 6,911 | |
| Grass Peas | 67.84 | * | * | 58.99 | * | * | |
| Soya Beans | 35.90 | 15 | 84 | 0.00 | - | - | |
| Fenugreek | 19.04 | 384 | 842 | 20.81 | 1,242 | 2,952 | |
| Gibto | 67.86 | * | * | 0.00 | - | - | |
| Oilseeds | 24.08 | 6,024 | 16,796 | 26.95 | 23,232 | 75,274 | |
| Neug | 55.31 | * | * | 55.32 | * | * | |
| Linseed | 28.56 | 1,855 | 6,570 | 29.73 | 8,276 | 31,397 | |
| Groundnut | 44.88 | 147 | 2,297 | 37.13 | 408 | 2,592 | |
| Sufflower | 24.54 | 247 | 704 | 36.42 | 1,650 | 9,881 | |
| Sesame | 36.27 | 36 | 212 | 60.14 | * | * | |
| Rapeseed | 23.90 | 544 | 1,503 | 37.33 | 257 | 1,657 | |

Table 8.1 Forecast of 2005/06 (1998 E.C.) Area, Production and Yield of Major Crops for Private Peasant Holdings in Ethiopia, Meher Season

| Major Crops | TOTAL AREA IN HECTARES | | | | | TOTAL PROD. IN QUINTALS | | | | | Yield(Qts/Ha) | | | | |
|---------------------|------------------------|----------------------|-----------------------|--------------------------|-------------|-------------------------|----------------------|-----------------------|--------------------------|--------------|----------------------|----------------------|-----------------------|--------------------------|---------|
| | Estimates of 2003/04 | Estimates of 2004/05 | **Forecast of 2005/06 | % Change Of 2005/06 over | | Estimate's of 2003/04 | Estimates of 2004/05 | **Forecast of 2005/06 | % Change Of 2005/06 over | | Estimates of 2003/04 | Estimates of 2004/05 | **Forecast of 2005/06 | % Change Of 2005/06 over | |
| | | | | 2003/04 | 2004/05 | | | | 2003/04 | 2004/05 | | | | 2003/04 | 2004/05 |
| | | | | | | | | | | | | | | | |
| Total Grains | 79,236 | 85538 | 86697 | 9.42 | 1.35 | 1,128,128 | 1321609 | 1462183 | 29.61 | 10.64 | | | | | |
| Cereals | 68,653 | 69828 | 70813 | 3.15 | 1.41 | 1,004,332 | 1140137 | 1274678 | 26.92 | 11.80 | | | | | |
| Teff | 25,752 | 26636 | 27127 | 5.34 | 1.84 | 195,023 | 260084 | 274826 | 40.92 | * | 7.57 | 9.76 | 10.13 | 33.82 | 3.79 |
| Barley | 10,664 | 12855 | 12986 | 21.77 | 1.02 | 185,082 | 251744 | 274900 | 48.53 | 9.20 | 17.36 | 19.58 | 21.17 | 21.95 | 8.12 |
| Wheat | 11,682 | 17412 | 17615 | 50.79 | 1.17 | 219,285 | 362832 | 393429 | 79.41 | 8.43 | 18.77 | 20.84 | 22.33 | 18.97 | 7.15 |
| Maize | 15,161 | 10550 | 10664 | -29.66 | 1.08 | 336,002 | 228940 | 289254 | -13.91 | 26.34 | 22.16 | 21.7 | 27.12 | 22.38 | 24.98 |
| Sorghum | 5,335 | 2276 | 2322 | -56.48 | 2.02 | 68,343 | 34820 | 40702 | * | * | 12.81 | 15.3 | 17.53 | * | * |
| Finger Millet | - | - | - | - | - | - | - | - | - | - | - | - | - | - | - |
| Oats/'Aja' | * | * | * | * | * | * | * | * | * | * | * | * | * | * | * |
| Rice | - | - | - | - | - | - | - | - | - | - | - | - | - | - | - |
| Pulses | 9,166 | 11100 | 11201 | 22.21 | 0.91 | 119,636 | 158745 | 165164 | 38.06 | 4.04 | | | | | |
| Faba Beans | 2,992 | 3964 | 4001 | 33.73 | 0.94 | 46,415 | 67685 | 69855 | 50.50 | 3.21 | 15.51 | 17.07 | 17.46 | 12.57 | 2.28 |
| Field Peas | 3,580 | 3274 | 3303 | -7.72 | 0.90 | 45,428 | 58220 | 62075 | 36.65 | 6.62 | 12.69 | 17.78 | 18.79 | 48.07 | 5.68 |
| Haricot beans | 1,425 | 2165 | 2171 | 52.34 | 0.27 | * | 18998 | 19469 | * | 2.48 | * | 8.77 | 8.97 | * | 2.28 |
| Chick-Peas | * | * | * | * | * | * | * | * | * | * | * | * | * | * | * |
| Lentils | * | * | * | * | * | * | * | * | * | * | * | * | * | * | * |
| Grass Peas | * | * | * | * | * | - | * | * | * | * | - | * | * | * | * |
| Soya Beans | - | - | - | - | - | - | - | - | - | - | - | - | - | - | - |
| Fenugreek | * | * | * | * | * | * | * | * | - | - | * | * | * | * | * |
| Gibto | - | - | - | - | - | - | - | - | - | - | - | - | - | - | - |
| Oilseeds | * | * | * | * | * | 4,160 | * | * | * | * | | | | | |
| Neug | * | * | * | * | * | * | * | * | * | * | * | * | * | * | * |
| Linseed | * | * | * | * | * | * | * | * | * | * | * | * | * | * | * |
| Groundnut | - | * | * | * | * | - | - | - | - | - | - | - | - | - | - |
| Sufflower | * | * | * | * | * | * | * | * | * | * | * | * | * | * | * |
| Sesame | - | - | - | - | - | - | - | - | - | - | - | - | - | - | - |
| Rapeseed | 69 | * | * | * | * | * | * | * | * | * | * | * | * | * | * |

** The 2005/06 Estimates include Resettlement Areas(" Sefera")

Table 8.2 Forecast of 2005/06 (1998 E.C.) Area, Production and Yield of Major Crops for Private Peasant Holdings in Ethiopia, Meher Season

| Major Crops | TOTAL AREA IN HECTARES | | | | | TOTAL PROD. IN QUINTALS | | | | | Yield(Qts/Ha) | | | | |
|---------------------|------------------------|----------------------|---------------------|--------------------------|-------------|-------------------------|----------------------|---------------------|--------------------------|--------------|----------------------|----------------------|---------------------|--------------------------|---------|
| | Estimates of 2003/04 | Estimates of 2004/05 | Forecast of 2005/06 | % Change Of 2005/06 over | | Estimate's of 2003/04 | Estimates of 2004/05 | Forecast of 2005/06 | % Change Of 2005/06 over | | Estimates of 2003/04 | Estimates of 2004/05 | Forecast of 2005/06 | % Change Of 2005/06 over | |
| | | | | 2003/04 | 2004/05 | | | | 2003/04 | 2004/05 | | | | 2003/04 | 2004/05 |
| | | | | | | | | | | | | | | | |
| Total Grains | 119,106 | 108137 | 110230 | -7.45 | 1.94 | 1,547,618 | 1455126 | 1552134 | 0.29 | 6.67 | | | | | |
| Cereals | 105,784 | 96111 | 98023 | -7.34 | 1.99 | 1,419,941 | 1334242 | 1423031 | 0.22 | 6.65 | | | | | |
| Teff | 29,617 | 28247 | 28979 | -2.15 | 2.59 | 221,828 | 274094 | 280509 | 26.45 | 2.34 | 7.49 | 9.7 | 9.68 | 29.24 | -0.21 |
| Barley | 3,505 | 2782 | 2822 | -19.48 | 1.45 | 36,079 | 22807 | 25773 | -28.56 | 13.01 | 10.29 | 8.2 | 9.13 | -11.27 | 11.34 |
| Wheat | 36,274 | 31481 | 31821 | -12.28 | 1.08 | 657,247 | 511752 | 579391 | -11.85 | 13.22 | 18.12 | 16.26 | 18.21 | 0.50 | 11.99 |
| Maize | 26,943 | 23474 | 24041 | -10.77 | 2.42 | 417,683 | 408761 | 423761 | 1.46 | 3.67 | 15.50 | 17.41 | 17.63 | 13.74 | 1.26 |
| Sorghum | 9,175 | 9771 | 9994 | 8.93 | 2.29 | 85,070 | 112965 | 109423 | 28.63 | -3.14 | 9.27 | 11.56 | 10.95 | 18.12 | -5.28 |
| Finger Millet | * | * | * | * | * | * | * | * | * | * | * | * | * | * | * |
| Oats/Aja' | * | - | - | - | - | * | - | - | - | - | * | - | - | - | - |
| Rice | * | - | - | - | - | - | - | - | - | - | - | - | - | - | - |
| Pulses | 12,132 | 9479 | 9642 | -20.52 | 1.72 | 121,390 | 110510 | 117092 | -3.54 | 5.96 | | | | | |
| Faba Beans | 6,485 | 5355 | 5444 | -16.05 | 1.66 | 67,661 | 64040 | 65071 | -3.83 | 1.61 | 10.43 | 11.96 | 11.95 | 14.57 | -0.08 |
| Field Peas | 2,787 | 1959 | 1986 | -28.74 | 1.38 | 25,800 | 20544 | 21611 | -16.24 | 5.19 | 9.26 | 10.49 | 10.88 | 17.49 | 3.72 |
| Haricot beans | 2,568 | 1755 | 1792 | -30.22 | 2.11 | * | * | * | * | * | * | * | * | * | * |
| Chick-Peas | * | * | * | * | * | * | - | - | - | - | * | - | - | - | - |
| Lentils | * | * | * | * | * | 737 | * | * | * | * | * | * | * | * | * |
| Grass Peas | - | - | - | - | - | - | - | - | - | - | - | - | - | - | - |
| Soya Beans | - | - | - | - | - | - | - | - | - | - | - | - | - | - | - |
| Fenugreek | * | * | * | * | * | * | * | * | - | - | * | * | * | - | - |
| Gibto | - | - | - | - | - | - | - | - | - | - | - | - | - | - | - |
| Oilseeds | 1,190 | 2548 | 2565 | 115.54 | 0.67 | 6,287 | 10374 | 12011 | 91.05 | 15.78 | | | | | |
| Neug | * | - | - | - | - | - | - | - | - | - | - | - | - | - | - |
| Linseed | 1,073 | * | * | * | * | * | 10258 | 11892 | * | 15.93 | * | * | * | * | * |
| Groundnut | - | * | * | * | * | - | - | - | - | - | - | - | - | - | - |
| Sunflower | * | * | * | * | * | - | - | - | - | - | - | - | - | - | - |
| Sesame | - | - | - | - | - | - | - | - | - | - | - | - | - | - | - |
| Rapeseed | * | 385 | 394 | * | 2.23 | * | 116 | 120 | * | 3.06 | * | 0.3 | 0.3 | * | 0.00 |

Table 8.3 Forecast of 2005/06 (1998 E.C.) Area, Production and Yield of Major Crops for Private Peasant Holdings in Ethiopia, Meher Season

Kembata Tembaro Zone

| Major Crops | TOTAL AREA IN HECTARES | | | | | TOTAL PROD. IN QUINTALS | | | | | Yield(Qts/Ha) | | | | |
|---------------------|------------------------|----------------------|---------------------|--------------------------|-------------|-------------------------|----------------------|---------------------|--------------------------|--------------|----------------------|----------------------|---------------------|--------------------------|---------|
| | Estimates of 2003/04 | Estimates of 2004/05 | Forecast of 2005/06 | % Change Of 2005/06 over | | Estimate's of 2003/04 | Estimates of 2004/05 | Forecast of 2005/06 | % Change Of 2005/06 over | | Estimates of 2003/04 | Estimates of 2004/05 | Forecast of 2005/06 | % Change Of 2005/06 over | |
| | | | | 2003/04 | 2004/05 | | | | 2003/04 | 2004/05 | | | | 2003/04 | 2004/05 |
| | | | | | | | | | | | | | | | |
| Total Grains | 27,132 | 30804 | 31139 | 14.77 | 1.09 | 376,618 | 363112 | 390079 | 3.57 | 7.43 | | | | | |
| Cereals | 23,257 | 25347 | 25615 | 10.14 | 1.06 | 342,981 | 323973 | 352021 | 2.64 | 8.66 | | | | | |
| Teff | 6,086 | 7555 | 7649 | 25.67 | 1.24 | 38,437 | 59598 | 64509 | 67.83 | 8.24 | 6.32 | 7.89 | 8.43 | 33.39 | 6.84 |
| Barley | 907 | 1155 | 1160 | 27.93 | 0.46 | 9,715 | 15346 | 16570 | 70.56 | 7.97 | 10.71 | 13.29 | 14.28 | 33.33 | 7.45 |
| Wheat | 11,384 | 12234 | 12317 | 8.19 | 0.67 | 225,779 | 200553 | 222469 | -1.47 | 10.93 | 19.83 | 16.39 | 18.06 | -8.93 | 10.19 |
| Maize | 3,239 | * | * | * | * | * | * | * | * | * | * | * | * | * | * |
| Sorghum | 1,588 | 1811 | 1827 | 15.05 | 0.88 | 14,364 | 14722 | 16146 | 12.40 | 9.67 | 9.05 | 8.13 | 8.84 | -2.32 | 8.73 |
| Finger Millet | 46 | 111 | 111 | 140.41 | -0.37 | 300 | 924 | 926 | 208.56 | 0.18 | 6.46 | 8.36 | 8.37 | 29.57 | 0.12 |
| Oats/'Aja' | * | 13 | 13 | * | 0.69 | - | - | - | - | - | - | - | - | - | - |
| Rice | * | - | - | - | - | - | - | - | - | - | - | - | - | - | - |
| Pulses | 3,695 | 4805 | 4870 | 31.80 | 1.36 | 32,814 | 35847 | 35068 | 6.87 | -2.17 | | | | | |
| Faba Beans | 2,453 | 2941 | 2973 | 21.20 | 1.09 | 25,290 | 24276 | 22702 | -10.23 | -6.48 | 10.31 | 8.25 | 7.64 | -25.90 | -7.39 |
| Field Peas | 460 | 780 | 786 | 70.81 | 0.73 | 3,670 | 6883 | 7701 | 109.83 | 11.88 | 7.98 | 8.82 | 9.8 | 22.81 | 11.11 |
| Haricot beans | 739 | 1040 | 1066 | 44.22 | 2.48 | 3,724 | * | * | * | * | 5.04 | * | * | * | * |
| Chick-Peas | * | * | * | * | * | * | * | * | * | * | * | * | * | * | * |
| Lentils | * | * | * | * | * | - | - | - | * | * | - | - | - | - | - |
| Grass Peas | - | - | - | - | - | - | - | - | - | - | - | - | - | - | - |
| Soya Beans | * | * | * | * | * | - | - | - | - | - | - | - | - | - | - |
| Fenugreek | * | * | * | * | * | - | - | - | * | * | - | - | - | - | - |
| Gibto | - | * | * | - | - | - | - | - | - | - | - | - | - | - | - |
| Oilseeds | * | * | * | * | * | * | * | * | * | * | | | | | |
| Neug | * | * | * | * | * | * | * | * | * | * | * | * | * | * | * |
| Linseed | * | * | * | * | * | * | * | * | * | * | * | * | * | * | * |
| Groundnut | - | * | * | - | - | - | - | - | - | - | - | - | - | - | - |
| Sufflower | * | - | - | - | - | - | - | - | - | - | - | - | - | - | - |
| Sesame | - | - | - | - | - | - | - | - | - | - | - | - | - | - | - |
| Rapeseed | * | * | * | * | * | 29 | - | - | * | * | * | - | - | - | - |

Table 8.4 Forecast of 2005/06 (1998 E.C.) Area, Production and Yield of Major Crops for Private Peasant Holdings in Ethiopia, Meher Season

Sidama Zone

| Major Crops | TOTAL AREA IN HECTARES | | | | | TOTAL PROD. IN QUINTALS | | | | | Yield(Qts/Ha) | | | | | |
|---------------------|------------------------|----------------------|---------------------|--------------------------|-------------|-------------------------|----------------------|---------------------|--------------------------|--------------|----------------------|----------------------|---------------------|--------------------------|---------|---|
| | Estimates of 2003/04 | Estimates of 2004/05 | Forecast of 2005/06 | % Change Of 2005/06 over | | Estimate's of 2003/04 | Estimates of 2004/05 | Forecast of 2005/06 | % Change Of 2005/06 over | | Estimates of 2003/04 | Estimates of 2004/05 | Forecast of 2005/06 | % Change Of 2005/06 over | | |
| | | | | 2003/04 | 2004/05 | | | | 2003/04 | 2004/05 | | | | 2003/04 | 2004/05 | |
| | | | | | | | | | | | | | | | | |
| Total Grains | 71,319 | 70677 | 72579 | 1.77 | 2.69 | 1,079,488 | 1012488 | 1095151 | 1.45 | 8.16 | | | | | | |
| Cereals | 56,536 | 51133 | 52471 | -7.19 | 2.62 | 944,264 | 830857 | 881990 | -6.59 | 6.15 | | | | | | |
| Teff | 2,273 | 3032 | 3095 | 36.18 | 2.09 | 10,817 | 14712 | 15429 | 42.64 | 4.88 | 4.76 | 4.85 | 4.98 | 4.62 | 2.68 | |
| Barley | 9,681 | 10487 | 10718 | 10.71 | 2.20 | 110,884 | 119039 | 117297 | 5.78 | -1.46 | 11.45 | 11.35 | 10.94 | -4.45 | -3.61 | |
| Wheat | 6,469 | 6075 | 6170 | -4.62 | 1.56 | 72,450 | 87380 | 92948 | 28.29 | 6.37 | 11.20 | 14.38 | 15.06 | 34.46 | 4.73 | |
| Maize | 37,562 | 31316 | 32248 | -14.15 | 2.98 | 745,494 | 609725 | 656316 | -11.96 | 7.64 | 19.85 | 19.47 | 20.35 | 2.52 | 4.52 | |
| Sorghum | 552 | 169 | 183 | -66.85 | 8.27 | 4,619 | - | - | * | * | 8.37 | - | - | * | * | |
| Finger Millet | - | * | * | * | * | - | - | - | - | - | - | - | - | - | - | - |
| Oats/'Aja' | - | * | * | * | * | - | - | - | - | - | - | - | - | - | - | - |
| Rice | - | - | - | - | - | - | - | - | - | - | - | - | - | - | - | - |
| Pulses | 14,747 | 19349 | 19911 | 35.02 | 2.90 | 135,224 | 181631 | 213161 | 57.64 | 17.36 | | | | | | |
| Faba Beans | 2,062 | 2963 | 3035 | 47.21 | 2.44 | * | 34614 | 38894 | * | 12.36 | * | 11.68 | 12.81 | * | 9.67 | |
| Field Peas | * | * | * | * | * | 15,558 | * | * | * | * | * | * | * | * | * | * |
| Haricot beans | 10,491 | 14098 | 14542 | 38.61 | 3.15 | 95,903 | 126294 | 149044 | 55.41 | 18.01 | 9.14 | 8.96 | 10.25 | 12.14 | 14.40 | |
| Chick-Peas | - | - | - | - | - | - | - | - | - | - | - | - | - | - | - | - |
| Lentils | * | * | * | * | * | - | * | * | - | - | - | * | * | - | - | - |
| Grass Peas | - | - | - | - | - | - | - | - | - | - | - | - | - | - | - | - |
| Soya Beans | * | * | * | * | * | - | - | - | - | - | - | - | - | - | - | - |
| Fenugreek | * | * | * | * | * | - | - | - | - | - | - | - | - | - | - | - |
| Gibto | - | - | - | - | - | - | - | - | - | - | - | - | - | - | - | - |
| Oilseeds | 36 | * | * | * | * | - | - | - | * | * | | | | | | |
| Neug | - | - | - | - | - | - | - | - | - | - | - | - | - | - | - | - |
| Linseed | * | * | * | * | * | - | - | - | * | * | - | - | - | - | - | - |
| Groundnut | * | * | * | * | * | - | - | - | - | - | - | - | - | - | - | - |
| Sufflower | - | - | - | - | - | - | - | - | - | - | - | - | - | - | - | - |
| Sesame | - | - | - | - | - | - | - | - | - | - | - | - | - | - | - | - |
| Rapeseed | * | * | * | * | * | - | - | - | - | - | - | - | - | - | - | - |

Table 8.5 Forecast of 2005/06 (1998 E.C.) Area, Production and Yield of Major Crops for Private Peasant Holdings in Ethiopia, Meher Season

| Major Crops | TOTAL AREA IN HECTARES | | | | | TOTAL PROD. IN QUINTALS | | | | | Yield(Qts/Ha) | | | | |
|---------------------|------------------------|----------------------|---------------------|--------------------------|-------------|-------------------------|----------------------|---------------------|--------------------------|--------------|----------------------|----------------------|---------------------|--------------------------|---------|
| | Estimates of 2003/04 | Estimates of 2004/05 | Forecast of 2005/06 | % Change Of 2005/06 over | | Estimate's of 2003/04 | Estimates of 2004/05 | Forecast of 2005/06 | % Change Of 2005/06 over | | Estimates of 2003/04 | Estimates of 2004/05 | Forecast of 2005/06 | % Change Of 2005/06 over | |
| | | | | 2003/04 | 2004/05 | | | | 2003/04 | 2004/05 | | | | 2003/04 | 2004/05 |
| | | | | | | | | | | | | | | | |
| Total Grains | 11,211 | 15674 | 16230 | 44.77 | 3.55 | 150,208 | 244374 | 261775 | 74.27 | 7.12 | | | | | |
| Cereals | 8,991 | 13580 | 14042 | 56.18 | 3.40 | 135,621 | 226194 | 239831 | 76.84 | 6.03 | | | | | |
| Teff | 59 | * | * | * | * | * | - | - | - | - | * | - | - | - | - |
| Barley | 2,378 | 3456 | 3681 | 54.80 | 6.51 | 23,900 | 47909 | 53043 | 121.94 | 10.72 | 10.05 | 13.86 | 14.41 | 43.38 | 3.97 |
| Wheat | * | * | * | * | * | * | * | * | * | * | * | * | * | * | * |
| Maize | 6,235 | 9731 | 9962 | 59.77 | 2.37 | 107,922 | 173615 | 181460 | 68.14 | 4.52 | 17.31 | 17.84 | 18.22 | 5.26 | 2.13 |
| Sorghum | * | * | * | * | * | * | - | - | * | * | * | - | - | * | * |
| Finger Millet | - | * | * | * | * | - | - | - | - | - | - | - | - | - | - |
| Oats/'Aja' | - | - | - | - | - | - | - | - | - | - | - | - | - | - | - |
| Rice | - | - | - | - | - | - | - | - | - | - | - | - | - | - | - |
| Pulses | 2,212 | 2070 | 2164 | -2.17 | 4.54 | 14,587 | 18178 | 21941 | 50.41 | 20.70 | | | | | |
| Faba Beans | 1,221 | 1167 | 1210 | -0.92 | 3.66 | 10,725 | 11976 | 14091 | 31.39 | 17.66 | 8.78 | 10.26 | 11.65 | 32.69 | 13.55 |
| Field Peas | 811 | 657 | 701 | -13.56 | 6.70 | 3,178 | * | * | * | * | 3.92 | * | * | * | * |
| Haricot beans | 168 | 245 | 252 | 50.13 | 2.94 | * | 1217 | 1579 | * | 29.72 | * | 4.97 | 6.26 | * | 25.96 |
| Chick-Peas | * | * | * | - | - | * | - | - | - | - | * | - | - | - | - |
| Lentils | * | - | - | - | - | - | - | - | - | - | - | - | - | - | - |
| Grass Peas | - | - | - | - | - | - | - | - | - | - | - | - | - | - | - |
| Soya Beans | - | * | * | - | - | - | - | - | - | - | - | - | - | - | - |
| Fenugreek | - | * | * | - | - | - | - | - | - | - | - | - | - | - | - |
| Gibto | - | - | - | - | - | - | - | - | - | - | - | - | - | - | - |
| Oilseeds | * | 23 | 24 | * | 4.13 | - | * | * | * | * | | | | | |
| Neug | - | - | - | - | - | - | - | - | - | - | - | - | - | - | - |
| Linseed | * | * | * | * | * | - | * | * | * | * | - | * | * | * | * |
| Groundnut | - | * | * | * | * | - | - | - | - | - | - | - | - | - | - |
| Sufflower | * | * | * | * | * | - | - | - | - | - | - | - | - | - | - |
| Sesame | - | * | * | * | * | - | - | - | - | - | - | - | - | - | - |
| Rapeseed | - | * | * | * | * | - | - | - | - | - | - | - | - | - | - |

Table 8.6 Forecast of 2005/06 (1998 E.C.) Area, Production and Yield of Major Crops for Private Peasant Holdings in Ethiopia, Meher Season

| Wolayita Zone | | TOTAL AREA IN HECTARES | | | | | TOTAL PROD. IN QUINTALS | | | | | Yield(Qts/Ha) | | | | |
|---------------------|----------------------|------------------------|---------------------|--------------------------|-------------|-----------------------|-------------------------|---------------------|--------------------------|--------------|----------------------|----------------------|---------------------|--------------------------|---------|--|
| Major Crops | Estimates of 2003/04 | Estimates of 2004/05 | Forecast of 2005/06 | % Change Of 2005/06 over | | Estimate's of 2003/04 | Estimates of 2004/05 | Forecast of 2005/06 | % Change Of 2005/06 over | | Estimates of 2003/04 | Estimates of 2004/05 | Forecast of 2005/06 | % Change Of 2005/06 over | | |
| | | | | 2003/04 | 2004/05 | | | | 2003/04 | 2004/05 | | | | 2003/04 | 2004/05 | |
| | | | | | | | | | | | | | | | | |
| Total Grains | 57,545 | 72624 | 73954 | 28.51 | 1.83 | 57,545 | 653527 | 706463 | 1127.67 | 8.10 | | | | | | |
| Cereals | 47,624 | 56475 | 57541 | 20.82 | 1.89 | 47,624 | 545299 | 587053 | 1132.68 | 7.66 | | | | | | |
| Teff | 18,060 | 25049 | 25329 | 40.25 | 1.12 | 18,060 | 139913 | 147166 | 714.87 | 5.18 | 5.54 | 5.59 | 5.81 | 4.87 | 3.94 | |
| Barley | 926 | 1331 | 1371 | 48.00 | 2.97 | 926 | 11136 | 12426 | 1241.93 | 11.59 | 9.67 | 8.36 | 9.07 | -6.20 | 8.49 | |
| Wheat | 4,259 | 5418 | 5573 | 30.86 | 2.87 | 4,259 | 86782 | 98081 | 2202.91 | 13.02 | 13.38 | 16.02 | 17.6 | 31.54 | 9.86 | |
| Maize | 20,811 | 22070 | 22611 | 8.65 | 2.45 | 20,811 | 288686 | 306916 | 1374.78 | 6.31 | 21.91 | 13.08 | 13.57 | -38.06 | 3.75 | |
| Sorghum | 3,563 | 2606 | 2657 | -25.43 | 1.96 | 3,563 | 18783 | 22464 | 530.49 | 19.60 | 8.49 | 7.21 | 8.45 | -0.47 | 17.20 | |
| Finger Millet | - | - | - | - | - | - | - | - | - | - | - | - | - | - | - | |
| Oats/'Aja' | * | - | - | - | - | * | - | - | - | - | - | - | - | - | - | |
| Rice | - | - | - | - | - | - | - | - | - | - | - | - | - | - | - | |
| Pulses | 9,893 | 16138 | 16402 | 65.79 | 1.64 | 9,893 | 108228 | 119410 | 1107.01 | 10.33 | | | | | | |
| Faba Beans | 1,051 | 1750 | 1811 | 72.27 | 3.46 | 1,051 | 13857 | 14410 | 1271.10 | 3.99 | 7.81 | 7.92 | 7.96 | 1.92 | 0.51 | |
| Field Peas | 1,315 | 2540 | 2648 | 101.37 | 4.25 | 1,315 | 14314 | 15211 | 1056.71 | 6.27 | 7.47 | 5.64 | 5.74 | -23.16 | 1.77 | |
| Haricot beans | 6,976 | 11209 | 11294 | 61.90 | 0.76 | 6,976 | 76154 | 85574 | 1126.69 | 12.37 | 6.75 | 6.79 | 7.58 | 12.30 | 11.63 | |
| Chick-Peas | * | 635 | 644 | * | 1.49 | * | 3903 | 4215 | * | 8.00 | * | 6.14 | 6.54 | * | 6.51 | |
| Lentils | * | * | * | * | * | * | - | - | * | * | - | - | - | * | * | |
| Grass Peas | * | - | - | - | - | * | - | - | - | - | - | - | - | - | - | |
| Soya Beans | - | - | - | - | - | - | - | - | - | - | - | - | - | - | - | |
| Fenugreek | - | - | - | - | - | - | - | - | - | - | - | - | - | - | - | |
| Gibto | - | - | - | - | - | - | - | - | - | - | - | - | - | - | - | |
| Oilseeds | * | 11 | 11 | * | 1.00 | * | - | - | * | * | | | | | | |
| Neug | - | - | - | - | - | - | - | - | - | - | - | - | - | - | - | |
| Linseed | * | 10 | 10 | * | 2.80 | * | - | - | * | * | - | - | - | - | - | |
| Groundnut | * | * | * | * | * | * | - | - | - | - | - | - | - | - | - | |
| Sufflower | * | * | * | * | * | * | - | - | * | * | * | - | - | - | - | |
| Sesame | - | - | - | - | - | - | - | - | - | - | - | - | - | - | - | |
| Rapeseed | - | - | - | - | - | - | - | - | - | - | - | - | - | - | - | |

Table 8.7 Forecast of 2005/06 (1998 E.C.) Area, Production and Yield of Major Crops for Private Peasant Holdings in Ethiopia, Meher Season

South Omo Zone

| Major Crops | TOTAL AREA IN HECTARES | | | | | TOTAL PROD. IN QUINTALS | | | | | Yield(Qts/Ha) | | | | |
|---------------------|------------------------|----------------------|-----------------------|--------------------------|-------------|-------------------------|----------------------|-----------------------|--------------------------|--------------|----------------------|----------------------|-----------------------|--------------------------|---------|
| | Estimates of 2003/04 | Estimates of 2004/05 | **Forecast of 2005/06 | % Change Of 2005/06 over | | Estimate's of 2003/04 | Estimates of 2004/05 | **Forecast of 2005/06 | % Change Of 2005/06 over | | Estimates of 2003/04 | Estimates of 2004/05 | **Forecast of 2005/06 | % Change Of 2005/06 over | |
| | | | | 2003/04 | 2004/05 | | | | 2003/04 | 2004/05 | | | | 2003/04 | 2004/05 |
| | | | | | | | | | | | | | | | |
| Total Grains | 29,179 | 36443 | 38309 | 31.29 | 5.12 | 232,333 | 412360 | 490907 | 111.29 | 19.05 | | | | | |
| Cereals | 25,500 | 29886 | 31503 | 23.54 | 5.41 | 205,147 | 334145 | 396483 | 93.27 | 18.66 | | | | | |
| Teff | 2,848 | 5673 | 5960 | 109.25 | 5.05 | 15,411 | 28840 | 31145 | 102.10 | 7.99 | 5.41 | 5.08 | 5.23 | -3.33 | 2.95 |
| Barley | 2,111 | 4167 | 4333 | 105.27 | 3.99 | 20,283 | 39004 | 43685 | 115.38 | 12.00 | 9.61 | 9.36 | 10.08 | 4.89 | 7.69 |
| Wheat | * | * | * | * | * | * | * | * | * | * | * | * | * | * | * |
| Maize | 8,591 | 10262 | 10999 | 28.03 | 7.19 | 97,017 | 193437 | 240733 | 148.14 | 24.45 | 11.29 | 18.85 | 21.89 | 93.89 | 16.13 |
| Sorghum | 10,661 | 8160 | 8537 | -19.92 | 4.62 | 60,756 | 53633 | 60672 | -0.14 | 13.12 | 5.70 | 6.57 | 7.11 | 24.74 | 8.22 |
| Finger Millet | 182 | * | * | * | * | * | - | - | * | * | * | - | - | * | * |
| Oats/'Aja' | * | * | * | * | * | - | - | - | - | - | - | - | - | - | - |
| Rice | - | - | - | - | - | - | - | - | - | - | - | - | - | - | - |
| Pulses | 3,273 | 6084 | 6309 | 92.75 | 3.69 | 25,283 | 72202 | 87364 | 245.54 | 21.00 | | | | | |
| Faba Beans | 1,111 | 1965 | 2020 | 81.86 | 2.82 | 11,024 | 20540 | 24387 | 121.22 | 18.73 | 9.92 | 10.45 | 12.07 | 21.67 | 15.50 |
| Field Peas | * | 1434 | 1495 | * | 4.26 | 2,473 | 9629 | 11039 | 346.37 | 14.64 | * | 6.71 | 7.38 | * | 9.99 |
| Haricot beans | 1,558 | 2662 | 2770 | 77.80 | 4.06 | 11,786 | 41908 | 51819 | 339.66 | 23.65 | 7.57 | 15.74 | 18.71 | 147.16 | 18.87 |
| Chick-Peas | - | - | - | - | - | - | - | - | - | - | - | - | - | - | - |
| Lentils | * | * | * | * | * | - | * | * | * | * | - | * | * | * | * |
| Grass Peas | - | - | - | - | - | - | - | - | - | - | - | - | - | - | - |
| Soya Beans | * | * | * | * | * | - | - | - | - | - | - | - | - | - | - |
| Fenugreek | * | * | * | * | * | * | - | - | - | - | * | - | - | - | - |
| Gibto | - | - | - | - | - | - | - | - | - | - | - | - | - | - | - |
| Oilseeds | 406 | 474 | 498 | 22.54 | 4.96 | * | 6012 | 7059 | * | 17.42 | | | | | |
| Neug | - | - | - | - | - | - | - | - | - | - | - | - | - | - | - |
| Linseed | 21 | * | * | * | * | * | * | * | * | * | * | * | * | * | * |
| Groundnut | 35 | * | * | * | * | 406 | 534 | 702 | 72.99 | 31.52 | 11.72 | * | * | * | * |
| Sufflower | 189 | 277 | 280 | 48.15 | 1.09 | - | 4766 | 5376 | * | 12.79 | - | 17.17 | 19.2 | * | * |
| Sesame | * | * | * | * | * | * | - | - | * | * | * | - | - | * | * |
| Rapeseed | - | - | - | - | - | - | - | - | - | - | - | - | - | - | - |

** The 2005/06 Estimates include Resettlement Areas(" Sefera")

Table 8.8 Forecast of 2005/06 (1998 E.C.) Area, Production and Yield of Major Crops for Private Peasant Holdings in Ethiopia, Meher Season

| Major Crops | Shaka | | Zone | | TOTAL AREA IN HECTARES | | | | | TOTAL PROD. IN QUINTALS | | | | | Yield(Qts/Ha) | | | | |
|---------------------|----------------------|----------------------|---------------------|--------------------------|------------------------|-----------------------|----------------------|---------------------|--------------------------|-------------------------|----------------------|----------------------|---------------------|--------------------------|---------------|--|--|--|--|
| | Estimates of 2003/04 | Estimates of 2004/05 | Forecast of 2005/06 | % Change Of 2005/06 over | | Estimate's of 2003/04 | Estimates of 2004/05 | Forecast of 2005/06 | % Change Of 2005/06 over | | Estimates of 2003/04 | Estimates of 2004/05 | Forecast of 2005/06 | % Change Of 2005/06 over | | | | | |
| | | | | 2003/04 | 2004/05 | | | | 2003/04 | 2004/05 | | | | 2003/04 | 2004/05 | | | | |
| | | | | 2003/04 | 2004/05 | | | | | | | | | | | | | | |
| Total Grains | 10,272 | 10303 | 10841 | 5.54 | 5.22 | 112,505 | 171094 | 209361 | 86.09 | 22.37 | | | | | | | | | |
| Cereals | 7,609 | 7474 | 7881 | 3.58 | 5.45 | 100,906 | 155224 | 191263 | 89.55 | 23.22 | | | | | | | | | |
| Teff | 681 | 726 | 768 | 12.73 | 5.75 | 3,680 | 4953 | 5930 | 61.15 | 19.74 | 5.40 | 6.82 | 7.72 | 42.96 | 13.20 | | | | |
| Barley | 82 | 137 | 140 | 71.05 | 2.38 | * | 815 | 920 | * | 12.83 | * | 5.94 | 6.56 | * | 10.44 | | | | |
| Wheat | * | * | * | * | * | * | * | * | * | * | * | * | * | * | * | | | | |
| Maize | 1,590 | 1475 | 1558 | -2.04 | 5.60 | 18,394 | 30365 | 40311 | 119.15 | 32.76 | 11.57 | 20.59 | 25.88 | 123.68 | 25.69 | | | | |
| Sorghum | 4,920 | 4835 | 5110 | 3.87 | 5.69 | 75,171 | 115581 | 139804 | 85.98 | 20.96 | 15.28 | 23.9 | 27.36 | 79.06 | 14.48 | | | | |
| Finger Millet | * | 144 | 146 | * | 1.31 | * | 2375 | 3058 | * | 28.76 | * | 16.5 | 20.96 | * | 27.03 | | | | |
| Oats/'Aja' | - | * | * | * | * | - | - | - | - | - | - | - | - | - | - | | | | |
| Rice | - | * | * | * | * | - | - | - | - | - | - | - | - | - | - | | | | |
| Pulses | 2,630 | 2774 | 2901 | 10.32 | 4.59 | 11,506 | 15679 | 17889 | 55.48 | 14.10 | | | | | | | | | |
| Faba Beans | 745 | 864 | 884 | 18.61 | 2.28 | 4,240 | 4791 | 5397 | 27.30 | 12.66 | 5.69 | 5.54 | 6.11 | 7.38 | 10.29 | | | | |
| Field Peas | 1,648 | 1655 | 1749 | 6.16 | 5.71 | 5,941 | 7866 | 8828 | 48.60 | 12.23 | 3.61 | 4.75 | 5.05 | 39.89 | 6.32 | | | | |
| Haricot beans | 237 | 253 | 266 | 12.14 | 5.05 | 1,326 | 3022 | 3664 | 176.28 | 21.23 | 5.58 | 11.92 | 13.78 | 146.95 | 15.60 | | | | |
| Chick-Peas | - | - | - | - | - | - | - | - | - | - | - | - | - | - | - | | | | |
| Lentils | - | - | - | - | - | - | - | - | - | - | - | - | - | - | - | | | | |
| Grass Peas | - | - | - | - | - | - | - | - | - | - | - | - | - | - | - | | | | |
| Soya Beans | * | * | * | * | * | - | - | - | - | - | - | - | - | - | - | | | | |
| Fenugreek | - | * | * | * | * | - | - | - | - | - | - | - | - | - | - | | | | |
| Gibto | - | * | * | * | * | - | - | - | - | - | - | - | - | - | - | | | | |
| Oilseeds | * | 55 | 58 | * | 5.80 | * | * | * | * | * | | | | | | | | | |
| Neug | - | - | - | - | - | - | - | - | - | - | - | - | - | - | - | | | | |
| Linseed | * | * | * | * | * | - | - | - | * | * | - | - | - | * | * | | | | |
| Groundnut | * | * | * | * | * | * | - | - | - | - | * | - | - | - | - | | | | |
| Sufflower | * | * | * | * | * | - | - | - | - | - | - | - | - | - | - | | | | |
| Sesame | * | * | * | * | * | * | * | * | * | * | * | * | * | * | * | | | | |
| Rapeseed | * | 23 | 25 | * | 6.83 | * | * | * | * | * | * | * | * | * | * | | | | |

Table 8.9 Forecast of 2005/06 (1998 E.C.) Area, Production and Yield of Major Crops for Private Peasant Holdings in Ethiopia, Meher Season

| Kaffa Zone | | TOTAL AREA IN HECTARES | | | | | TOTAL PROD. IN QUINTALS | | | | | Yield(Qts/Ha) | | | | |
|-----------------------|----------------------|------------------------|-----------------------|--------------------------|--------------|-----------------------|-------------------------|-----------------------|--------------------------|--------------|----------------------|----------------------|-----------------------|--------------------------|---------|--|
| Major Crops | Estimates of 2003/04 | Estimates of 2004/05 | **Forecast of 2005/06 | % Change Of 2005/06 over | | Estimate's of 2003/04 | Estimates of 2004/05 | **Forecast of 2005/06 | % Change Of 2005/06 over | | Estimates of 2003/04 | Estimates of 2004/05 | **Forecast of 2005/06 | % Change Of 2005/06 over | | |
| | | | | 2003/04 | 2004/05 | | | | 2003/04 | 2004/05 | | | | 2003/04 | 2004/05 | |
| | | | | | | | | | | | | | | | | |
| Total Grains | 88,906 | 106580 | 111538 | 25.46 | 4.65 | 904,962 | 1097567 | 1255708 | 38.76 | 14.41 | | | | | | |
| Cereals | 59,969 | 70062 | 72746 | 21.31 | 3.83 | 686,860 | 841718 | 962145 | 40.08 | 14.31 | | | | | | |
| Teff | 20,551 | 22996 | 24187 | 17.69 | 5.18 | 156,554 | 187403 | 205653 | 31.36 | 9.74 | 7.62 | 8.15 | 8.5 | 11.55 | 4.29 | |
| Barley | 7,461 | 11533 | 11836 | 58.64 | 2.63 | 58,887 | 85161 | 99189 | 68.44 | 16.47 | 7.89 | 7.38 | 8.38 | 6.21 | 13.55 | |
| Wheat | 8,539 | 9224 | 9568 | 12.05 | 3.73 | 85,735 | 96170 | * | * | * | 10.04 | 10.43 | * | * | * | |
| Maize | 12,178 | 12244 | 12550 | 3.06 | 2.50 | 235,618 | 289111 | 321221 | 36.33 | 11.11 | 19.35 | 23.61 | 25.6 | 32.30 | 8.43 | |
| Sorghum | 9,650 | 12492 | 13018 | 34.90 | 4.21 | 123,341 | 161064 | 195176 | 58.24 | 21.18 | 12.78 | 12.89 | 14.99 | 17.29 | 16.29 | |
| Finger Millet | * | * | * | * | * | * | * | * | * | * | * | * | * | * | * | |
| Oats/Aja ¹ | 123 | * | * | * | * | * | * | * | * | * | * | * | * | * | * | |
| Rice | - | - | - | - | - | - | - | - | - | - | - | - | - | - | - | |
| Pulses | 28,816 | 36421 | 38673 | 34.21 | 6.18 | 217,757 | 255822 | 293483 | 34.78 | 14.72 | | | | | | |
| Faba Beans | 16,245 | 18344 | 19280 | 18.68 | 5.10 | 139,089 | 138734 | 158408 | 13.89 | 14.18 | 8.56 | 7.56 | 8.22 | -3.97 | 8.73 | |
| Field Peas | 8,755 | 12852 | 13972 | 59.59 | 8.71 | 57,771 | 91899 | 107123 | 85.43 | 16.57 | 6.60 | 7.15 | 7.67 | 16.21 | 7.27 | |
| Haricot beans | 3,768 | 5211 | 5406 | 43.47 | 3.74 | 20,783 | 25189 | 27952 | 34.50 | 10.97 | 5.52 | 4.83 | 5.17 | -6.34 | 7.04 | |
| Chick-Peas | * | - | - | - | - | - | - | - | - | - | - | - | - | - | - | |
| Lentils | * | * | * | - | - | - | - | - | - | - | - | - | - | - | - | |
| Grass Peas | - | - | - | - | - | - | - | - | - | - | - | - | - | - | - | |
| Soya Beans | - | * | * | - | - | - | - | - | - | - | - | - | - | - | - | |
| Fenugreek | * | * | * | - | - | * | - | - | - | - | * | - | - | - | - | |
| Gibto | - | - | - | - | - | - | - | - | - | - | - | - | - | - | - | |
| Oilseeds | 121 | 96 | 120 | -1.02 | 24.75 | 345 | * | * | * | * | | | | | | |
| Neug | * | * | * | - | - | * | * | - | - | - | * | * | - | - | - | |
| Linseed | 72 | 72 | 77 | 6.61 | 6.61 | 293 | - | - | * | * | 4.05 | - | - | * | * | |
| Groundnut | - | * | * | * | * | - | * | * | - | - | - | * | * | - | - | |
| Sunflower | * | * | * | * | * | * | - | - | - | - | * | - | - | - | - | |
| Sesame | * | - | - | - | - | * | - | - | - | - | * | - | - | - | - | |
| Rapeseed | * | * | * | * | * | * | - | - | * | * | * | - | - | * | * | |

** The 2005/06 Estimates include Resettlement Areas(" Sefera")

Table 8.10 Forecast of 2005/06 (1998 E.C.) Area, Production and Yield of Major Crops for Private Peasant Holdings in Ethiopia, Meher Season

| Major Crops | | TOTAL AREA IN HECTARES | | | | | TOTAL PROD. IN QUINTALS | | | | | Yield(Qts/Ha) | | | | |
|---------------------|---------------|------------------------|----------------------|-----------------------|--------------------------|---------|-------------------------|----------------------|-----------------------|--------------------------|---------|----------------------|----------------------|-----------------------|--------------------------|---------|
| | | Estimates of 2003/04 | Estimates of 2004/05 | **Forecast of 2005/06 | % Change Of 2005/06 over | | Estimate's of 2003/04 | Estimates of 2004/05 | **Forecast of 2005/06 | % Change Of 2005/06 over | | Estimates of 2003/04 | Estimates of 2004/05 | **Forecast of 2005/06 | % Change Of 2005/06 over | |
| | | | | | 2003/04 | 2004/05 | | | | 2003/04 | 2004/05 | | | | 2003/04 | 2004/05 |
| Total Grains | | 107,754 | 112426 | 118948 | 10.39 | 5.80 | 833,877 | 882753 | 986486 | 18.30 | 11.75 | | | | | |
| Cereals | | 93,677 | 92780 | 98531 | 5.18 | 6.20 | 747,050 | 747728 | 826066 | 10.58 | 10.48 | | | | | |
| | Teff | 30,317 | 31418 | 33845 | 11.64 | 7.72 | 159,950 | 210674 | 234277 | 46.47 | 11.20 | 5.28 | 6.71 | 6.92 | 31.06 | 3.13 |
| | Barley | 20,268 | 21935 | 22810 | 12.54 | 3.99 | 191,712 | 222962 | 237906 | 24.10 | 6.70 | 9.46 | 10.16 | 10.43 | 10.25 | 2.66 |
| | Wheat | 15,121 | 15965 | 16598 | 9.77 | 3.96 | 131,331 | 184447 | 192275 | 46.40 | 4.24 | 8.69 | 11.55 | 11.58 | 33.26 | 0.26 |
| | Maize | 17,477 | 13328 | 14982 | -14.28 | 12.41 | 203,918 | 48379 | 64655 | -68.29 | 33.64 | 11.67 | 3.63 | 4.32 | -62.98 | 19.01 |
| | Sorghum | 10,479 | 10044 | 10190 | -2.76 | 1.45 | 60,030 | 80702 | 96955 | 61.51 | 20.14 | 5.73 | 8.03 | 9.52 | 66.14 | 18.56 |
| | Finger Millet | - | * | * | * | * | - | * | - | - | - | - | * | - | - | - |
| | Oats/Aja' | * | * | * | * | * | * | - | - | * | * | * | - | - | * | * |
| | Rice | - | - | - | - | - | - | - | - | - | - | - | - | - | - | - |
| Pulses | | 13,749 | 18713 | 19477 | 41.66 | 4.08 | 85,526 | 134941 | 160356 | 87.49 | 18.83 | | | | | |
| | Faba Beans | 4,658 | 6656 | 6853 | 47.11 | 2.95 | 37,930 | 65517 | 79492 | 109.57 | 21.33 | 8.14 | 9.84 | 11.6 | 42.51 | 17.89 |
| | Field Peas | 4,127 | 5294 | 5556 | 34.62 | 4.94 | 21,781 | 36157 | 40405 | 85.50 | 11.75 | 5.28 | 6.83 | 7.27 | 37.69 | 6.44 |
| | Haricot beans | 4,603 | 6381 | 6664 | 44.77 | 4.43 | 24,555 | 31644 | 38767 | 57.88 | 22.51 | 5.33 | 4.96 | 5.82 | 9.19 | 17.34 |
| | Chick-Peas | * | * | * | * | * | * | * | 171 | * | * | * | * | 3.15 | * | * |
| | Lentils | 200 | * | * | * | * | 880 | * | 1183 | 34.42 | * | 4.39 | * | 4.26 | -2.96 | * |
| | Grass Peas | - | - | - | - | - | - | - | - | - | - | - | - | - | - | - |
| | Soya Beans | * | - | - | - | - | - | - | - | - | - | - | - | - | - | - |
| | Fenugreek | * | * | * | * | * | * | * | 339 | * | * | * | * | 4.65 | * | * |
| | Gibto | * | - | - | - | - | - | - | - | - | - | - | - | - | - | - |
| Oilseeds | | 328 | * | * | * | * | 1,301 | 85 | 63 | -95.17 | -26.05 | | | | | |
| | Neug | - | - | - | - | - | - | - | - | - | - | - | - | - | - | - |
| | Linseed | * | 76 | 78 | * | 3.09 | * | 46 | 42 | * | -7.70 | * | 0.6 | 0.54 | * | -10.00 |
| | Groundnut | 142 | * | * | * | * | 736 | - | - | * | * | 5.18 | - | - | * | * |
| | Sufflower | * | * | * | * | * | - | * | 20 | * | -* | - | * | 1.22 | - | - |
| | Sesame | - | * | * | * | * | - | - | - | - | - | - | - | - | - | - |
| | Rapeseed | - | - | - | - | - | - | - | - | - | - | - | - | - | - | - |

** The 2005/06 Estimates include Resettlement Areas ("Sefera")

Table 8.11 Forecast of 2005/06 (1998 E.C.) Area, Production and Yield of Major Crops for Private Peasant Holdings in Ethiopia, Meher Season

Bench-Maji Zone

| Major Crops | TOTAL AREA IN HECTARES | | | | | TOTAL PROD. IN QUINTALS | | | | | Yield(Qts/Ha) | | | | |
|---------------------|------------------------|----------------------|-----------------------|--------------------------|-------------|-------------------------|----------------------|-----------------------|--------------------------|---------------|----------------------|----------------------|-----------------------|--------------------------|---------|
| | Estimates of 2003/04 | Estimates of 2004/05 | **Forecast of 2005/06 | % Change Of 2005/06 over | | Estimate's of 2003/04 | Estimates of 2004/05 | **Forecast of 2005/06 | % Change Of 2005/06 over | | Estimates of 2003/04 | Estimates of 2004/05 | **Forecast of 2005/06 | % Change Of 2005/06 over | |
| | | | | 2003/04 | 2004/05 | | | | 2003/04 | 2004/05 | | | | 2003/04 | 2004/05 |
| | | | | | | | | | | | | | | | |
| Total Grains | 23,407 | 29538 | 30770 | 31.45 | 4.17 | 219,895 | 241967 | 282990 | 28.69 | 16.95 | | | | | |
| Cereals | 18,185 | 22434 | 23369 | 28.51 | 4.17 | 182,178 | 191460 | 225365 | 23.71 | 17.71 | | | | | |
| Teff | 3,082 | 6959 | 7160 | 132.32 | 2.89 | 19,720 | 46341 | 47895 | 142.87 | 3.35 | 6.40 | 6.66 | 6.69 | 4.53 | 0.45 |
| Barley | 943 | 1516 | 1600 | 69.68 | 5.55 | 6,186 | 10905 | 13075 | 111.36 | 19.90 | 6.56 | 7.19 | 8.17 | 24.54 | 13.63 |
| Wheat | * | * | * | * | * | * | * | 1686 | * | * | * | * | 14.85 | * | * |
| Maize | 8,746 | 8198 | 8610 | -1.56 | 5.02 | 90,045 | 69902 | 91645 | 1.78 | 31.11 | 10.30 | 8.53 | 10.64 | 3.30 | 24.74 |
| Sorghum | 5,174 | 5428 | 5649 | 9.17 | 4.07 | 63,867 | 62706 | 71065 | 11.27 | 13.33 | 12.34 | 11.55 | 12.58 | 1.94 | 8.92 |
| Finger Millet | * | * | * | * | * | * | * | - | * | * | * | - | - | * | * |
| Oats/'Aja' | - | * | * | * | * | - | - | - | - | - | - | - | - | * | * |
| Rice | - | - | - | - | - | - | - | - | - | - | - | - | - | - | - |
| Pulses | 5,052 | 7028 | 7310 | 44.70 | 4.02 | 37,144 | 50295 | 57449 | 54.67 | 14.22 | | | | | |
| Faba Beans | 1,562 | 2403 | 2489 | 59.33 | 3.57 | 15,680 | 20514 | 23242 | 48.23 | 13.30 | 10.04 | 8.54 | 9.34 | -6.97 | 9.37 |
| Field Peas | 2,636 | 2745 | 2830 | 7.38 | 3.11 | 14,913 | 18555 | 20306 | 36.16 | 9.43 | 5.66 | 6.76 | 7.17 | 26.68 | 6.07 |
| Haricot beans | 855 | 1879 | 1990 | 132.74 | 5.90 | 6,551 | 11227 | 13901 | 112.20 | 23.82 | 7.67 | 5.98 | 6.99 | -8.87 | 16.89 |
| Chick-Peas | - | - | - | - | - | - | - | - | - | - | - | - | - | - | - |
| Lentils | - | - | - | - | - | - | - | - | - | - | - | - | - | * | * |
| Grass Peas | - | - | - | - | - | - | - | - | - | - | - | - | - | - | - |
| Soya Beans | - | * | * | * | * | - | - | - | - | - | - | - | - | - | - |
| Fenugreek | - | - | - | - | - | - | - | - | - | - | - | - | - | * | * |
| Gibto | - | - | - | - | - | - | - | - | - | - | - | - | - | - | - |
| Oilseeds | * | 76 | 91 | * | * | * | 212 | 176 | * | -16.92 | | | | | |
| Neug | - | * | * | * | * | - | - | - | - | - | - | - | - | - | - |
| Linseed | * | * | * | * | * | * | * | 174 | - | - | - | * | 3.69 | - | - |
| Groundnut | * | * | * | * | * | - | - | - | - | - | - | - | - | - | - |
| Sufflower | - | - | - | - | - | - | - | - | - | - | - | - | - | - | - |
| Sesame | * | * | * | * | * | * | - | - | * | * | - | - | - | * | * |
| Rapeseed | * | * | * | * | * | - | * | 2 | * | * | - | * | 0.12 | * | * |

** The 2005/06 Estimates include Resettlement Areas(" Sefera")

Table 8.12 Forecast of 2005/06 (1998 E.C.) Area, Production and Yield of Major Crops for Private Peasant Holdings in Ethiopia, Meher Season

Yem Special Wereda Zone

| Major Crops | TOTAL AREA IN HECTARES | | | | | TOTAL PROD. IN QUINTALS | | | | | Yield(Qts/Ha) | | | | |
|---------------------|------------------------|----------------------|---------------------|--------------------------|-------------|-------------------------|----------------------|---------------------|--------------------------|--------------|----------------------|----------------------|---------------------|--------------------------|---------|
| | Estimates of 2003/04 | Estimates of 2004/05 | Forecast of 2005/06 | % Change Of 2005/06 over | | Estimate's of 2003/04 | Estimates of 2004/05 | Forecast of 2005/06 | % Change Of 2005/06 over | | Estimates of 2003/04 | Estimates of 2004/05 | Forecast of 2005/06 | % Change Of 2005/06 over | |
| | | | | 2003/04 | 2004/05 | | | | 2003/04 | 2004/05 | | | | 2003/04 | 2004/05 |
| Total Grains | 12,483 | 13611 | 13816 | 10.68 | 1.51 | 115,684 | 134946 | 148422 | 28.30 | 9.99 | | | | | |
| Cereals | 10,130 | 10909 | 11073 | 9.31 | 1.50 | 96,865 | 109377 | 121957 | 25.90 | 11.50 | | | | | |
| Teff | 3,632 | 3916 | 3968 | 9.26 | 1.33 | 26,874 | 27550 | 31324 | 16.56 | 13.70 | 7.40 | 7.04 | 7.89 | 6.62 | 12.07 |
| Barley | 989 | 986 | 1000 | 1.15 | 1.46 | 8,129 | 9485 | 10214 | 25.64 | 7.68 | 8.22 | 9.62 | 10.21 | 24.21 | 6.13 |
| Wheat | 2,883 | 3375 | 3430 | 18.99 | 1.64 | 32,139 | 38193 | 44109 | 37.24 | 15.49 | 11.15 | 11.32 | 12.86 | 15.34 | 13.60 |
| Maize | 1,969 | 1601 | 1627 | -17.35 | 1.64 | 24,061 | 22288 | 24365 | 1.26 | 9.32 | 12.22 | 13.92 | 14.97 | 22.50 | 7.54 |
| Sorghum | 649 | 1008 | 1022 | 57.53 | 1.42 | 5,594 | 11708 | 11784 | 110.65 | 0.65 | 8.62 | 11.62 | 11.53 | 33.76 | -0.77 |
| Finger Millet | * | 12 | 13 | * | 4.92 | * | 85 | 81 | * | -4.15 | * | 6.94 | 6.47 | * | -6.77 |
| Oats/'Aja' | * | 12 | 12 | * | -1.00 | * | 67 | 80 | * | 18.94 | * | 5.73 | 6.71 | * | 17.10 |
| Rice | - | - | - | - | - | - | - | - | - | - | - | - | - | - | - |
| Pulses | 2,263 | 2531 | 2570 | 13.56 | 1.53 | 18,467 | 25046 | 25916 | 40.34 | 3.47 | | | | | |
| Faba Beans | 1,352 | 1434 | 1456 | 7.72 | 1.56 | 12,397 | 15856 | 16371 | 32.05 | 3.25 | 9.17 | 11.05 | 11.24 | 22.57 | 1.72 |
| Field Peas | 811 | 979 | 994 | 22.53 | 1.50 | 5,569 | 8340 | 8619 | 54.77 | 3.35 | 6.87 | 8.52 | 8.67 | 26.20 | 1.76 |
| Haricot beans | 19 | 27 | 28 | 48.53 | 4.52 | 146 | 320 | 356 | 143.68 | 11.18 | 7.74 | 11.77 | 12.61 | 62.92 | 7.14 |
| Chick-Peas | * | * | * | * | * | - | - | - | * | * | - | - | - | * | * |
| Lentils | 70 | 81 | 82 | 17.60 | 1.63 | 309 | 498 | 535 | 73.22 | 7.48 | 4.39 | 6.14 | 6.5 | 48.06 | 5.86 |
| Grass Peas | - | - | - | - | - | - | - | - | - | - | - | - | - | - | - |
| Soya Beans | - | * | * | * | * | - | - | - | - | - | - | - | - | - | - |
| Fenugreek | 10 | 6 | 6 | -37.40 | 4.33 | 46 | 32 | 35 | -24.70 | 8.25 | 4.44 | 5.21 | 5.53 | 24.55 | 6.14 |
| Gibto | - | * | * | - | - | - | - | - | - | - | - | - | - | - | - |
| Oilseeds | 89 | 171 | 173 | 94.58 | 1.27 | 351 | 524 | 549 | 56.43 | 4.78 | | | | | |
| Neug | * | * | * | * | * | * | - | - | * | * | * | - | - | * | * |
| Linseed | 69 | 137 | 139 | 101.38 | 1.42 | 228 | 459 | 523 | 129.39 | 13.95 | 3.33 | 3.34 | 3.76 | 12.91 | 12.57 |
| Groundnut | - | * | * | - | - | - | * | - | - | - | - | * | - | - | - |
| Sufflower | - | - | - | - | - | - | - | - | - | - | - | - | - | - | - |
| Sesame | - | - | - | - | - | - | - | - | - | - | - | - | - | - | - |
| Rapeseed | 4 | 9 | 9 | 133.00 | 3.56 | 21 | 25 | 26 | 24.10 | 4.24 | 5.80 | 2.7 | 2.8 | -51.72 | 3.70 |

Table 8.13 Forecast of 2005/06 (1998 E.C.) Area, Production and Yield of Major Crops for Private Peasant Holdings in Ethiopia, Meher Season

Amaro Special Wereda Zone

| Major Crops | TOTAL AREA IN HECTARES | | | | | TOTAL PROD. IN QUINTALS | | | | | Yield(Qts/Ha) | | | | |
|---------------------|------------------------|----------------------|-----------------------|--------------------------|--------------|-------------------------|----------------------|-----------------------|--------------------------|--------------|----------------------|----------------------|-----------------------|--------------------------|---------|
| | Estimates of 2003/04 | Estimates of 2004/05 | **Forecast of 2005/06 | % Change Of 2005/06 over | | Estimate's of 2003/04 | Estimates of 2004/05 | **Forecast of 2005/06 | % Change Of 2005/06 over | | Estimates of 2003/04 | Estimates of 2004/05 | **Forecast of 2005/06 | % Change Of 2005/06 over | |
| | | | | 2003/04 | 2004/05 | | | | 2003/04 | 2004/05 | | | | 2003/04 | 2004/05 |
| Total Grains | 5,791 | 8112 | 9363 | 61.68 | 15.42 | 31,350 | 80407 | 100064 | 219.18 | 24.45 | | | | | |
| Cereals | 4,518 | 6482 | 7558 | 67.29 | 16.60 | 25,966 | 69757 | 85953 | 231.02 | 23.22 | | | | | |
| Teff | 1,467 | 2890 | 3449 | 135.11 | 19.34 | 4,145 | 35621 | 40226 | 870.46 | 12.93 | 2.83 | 12.33 | 11.66 | 312.01 | -5.43 |
| Barley | 799 | 1180 | 1228 | 53.72 | 4.09 | 7,416 | 9508 | 10449 | 40.90 | 9.90 | 9.28 | 8.06 | 8.51 | -8.30 | 5.58 |
| Wheat | 1,293 | 1490 | 1553 | 20.14 | 4.26 | 9,352 | 12186 | 13102 | 40.10 | 7.52 | 7.23 | 8.18 | 8.43 | 16.60 | 3.06 |
| Maize | * | * | * | * | * | 4,429 | * | 17127 | 286.69 | * | * | * | 19.69 | * | * |
| Sorghum | * | * | * | * | * | * | * | 5050 | * | * | * | * | 11.03 | * | * |
| Finger Millet | - | - | - | - | - | - | - | - | - | - | - | - | - | - | - |
| Oats/'Aja' | * | - | - | - | - | * | - | - | - | - | * | - | - | - | - |
| Rice | - | - | - | - | - | - | - | - | - | - | - | - | - | - | - |
| Pulses | 1,269 | 1625 | 1799 | 41.74 | 10.69 | 5,367 | 10644 | 14111 | 162.92 | 32.57 | | | | | |
| Faba Beans | 307 | 323 | 328 | 6.94 | 1.64 | 1,899 | 1631 | 1954 | 2.88 | 19.78 | 6.19 | 5.06 | 5.95 | -3.88 | 17.59 |
| Field Peas | 542 | 542 | 549 | 1.20 | 1.20 | 2,268 | 2593 | 3111 | 37.15 | 19.96 | 4.19 | 4.78 | 5.67 | 35.32 | 18.62 |
| Haricot beans | 117 | 253 | 294 | 151.07 | 16.11 | 453 | 2553 | 3498 | 672.09 | 37.00 | 3.87 | 10.11 | 11.91 | 207.75 | 17.80 |
| Chick-Peas | * | * | * | * | * | * | * | 5105 | - | - | * | * | 9.74 | * | * |
| Lentils | 67 | 100 | 103 | 53.31 | 2.72 | 219 | 372 | 444 | 102.66 | 19.31 | 3.26 | 3.72 | 4.32 | 32.52 | 16.13 |
| Grass Peas | - | - | - | - | - | - | - | - | - | - | - | - | - | - | - |
| Soya Beans | 33 | - | - | - | - | - | - | - | - | - | - | - | - | - | - |
| Fenugreek | - | * | * | - | - | - | - | - | - | - | - | - | - | - | - |
| Gibto | - | - | - | - | - | - | - | - | - | - | - | - | - | - | - |
| Oilseeds | 4 | 5 | * | * | * | 16 | * | - | - | - | | | | | |
| Neug | - | * | * | * | * | - | * | - | - | - | - | * | - | - | - |
| Linseed | 2 | * | * | * | * | * | - | - | - | - | * | - | - | - | - |
| Groundnut | * | * | 1307 | * | * | - | - | - | - | - | - | - | - | - | - |
| Sunflower | - | - | - | - | - | - | - | - | - | - | - | - | - | - | - |
| Sesame | - | * | * | * | * | - | - | - | - | - | - | - | - | - | - |
| Rapeseed | * | - | - | - | - | * | - | - | - | - | * | - | - | - | - |

** The 2005/06 Estimates include Resettlement Areas(' Sefera')

Table 8.14 Forecast of 2005/06 (1998 E.C.) Area, Production and Yield of Major Crops for Private Peasant Holdings in Ethiopia, Meher Season

Burji Special Wereda Zone

| Major Crops | TOTAL AREA IN HECTARES | | | | | TOTAL PROD. IN QUINTALS | | | | | Yield(Qts/Ha) | | | | | | |
|---------------------|------------------------|----------------------|---------------------|--------------------------|---------|-------------------------|----------------------|---------------------|--------------------------|---------|----------------------|----------------------|---------------------|--------------------------|---------|---------|---------|
| | Estimates of 2003/04 | Estimates of 2004/05 | Forecast of 2005/06 | % Change Of 2005/06 over | | Estimate's of 2003/04 | Estimates of 2004/05 | Forecast of 2005/06 | % Change Of 2005/06 over | | Estimates of 2003/04 | Estimates of 2004/05 | Forecast of 2005/06 | % Change Of 2005/06 over | | | |
| | | | | 2003/04 | 2004/05 | | | | 2003/04 | 2004/05 | | | | 2003/04 | 2004/05 | 2003/04 | 2004/05 |
| | | | | | | | | | | | | | | | | | |
| Total Grains | 3,484 | 5741 | 5813 | 66.84 | 1.25 | 16,667 | 78896 | 78768 | 372.60 | -0.16 | | | | | | | |
| Cereals | 2,454 | 4178 | 4221 | 72.00 | 1.03 | 13,432 | 58954 | 56922 | 323.78 | -3.45 | | | | | | | |
| Teff | 513 | 1555 | 1572 | 206.48 | 1.11 | 1,987 | 22762 | 20379 | 925.62 | -10.47 | 3.88 | 14.64 | 12.96 | 234.02 | -11.48 | | |
| Barley | 143 | 307 | 313 | 119.13 | 2.07 | 598 | 4698 | 4809 | 704.12 | 2.36 | 4.18 | 15.31 | 15.35 | 267.22 | 0.26 | | |
| Wheat | 384 | 549 | 559 | 45.48 | 1.76 | 2,389 | 5641 | 5761 | 141.16 | 2.13 | 6.22 | 10.27 | 10.31 | 65.76 | 0.39 | | |
| Maize | 659 | 885 | 888 | 34.72 | 0.32 | 5,926 | 15765 | 16709 | 181.96 | 5.99 | 8.99 | 17.81 | 18.82 | 109.34 | 5.67 | | |
| Sorghum | 755 | 880 | 887 | 17.49 | 0.80 | 2,533 | 10070 | 9264 | 265.73 | -8.00 | 3.36 | 11.45 | 10.44 | 210.71 | -8.82 | | |
| Finger Millet | - | * | * | * | * | - | * | - | - | - | - | * | - | - | - | | |
| Oats/'Aja' | - | - | - | - | - | - | - | - | - | - | - | - | - | - | - | | |
| Rice | - | - | - | - | - | - | - | - | - | - | - | - | - | - | - | | |
| Pulses | 1,020 | 1558 | 1587 | 55.56 | 1.84 | 3,229 | 19931 | 21835 | 576.21 | 9.55 | | | | | | | |
| Faba Beans | 4 | 9 | 9 | 129.75 | 2.11 | 14 | 116 | 129 | 824.00 | 11.52 | 3.73 | 12.68 | 14.08 | 277.48 | 11.04 | | |
| Field Peas | 57 | 38 | 39 | -32.39 | 1.42 | 134 | 529 | 536 | 299.76 | 1.26 | 2.35 | 13.9 | 13.9 | 491.49 | 0.00 | | |
| Haricot beans | 745 | 1013 | 1037 | 39.17 | 2.35 | 1,772 | 14938 | 16215 | 815.07 | 8.55 | 2.38 | 14.74 | 15.64 | 557.14 | 6.11 | | |
| Chick-Peas | 190 | 437 | 440 | 131.50 | 0.65 | 1,292 | 4026 | 4624 | 257.92 | 14.86 | 6.82 | 9.21 | 10.51 | 54.11 | 14.12 | | |
| Lentils | 11 | 28 | 29 | 160.64 | 2.39 | * | 105 | 109 | * | 3.91 | * | 3.73 | 3.81 | * | 2.14 | | |
| Grass Peas | - | - | - | - | - | - | - | - | - | - | - | - | - | - | - | | |
| Soya Beans | * | * | * | * | * | - | - | - | - | - | - | - | - | - | - | | |
| Fenugreek | 8 | 29 | 30 | * | 4.79 | 11 | 217 | 221 | 1912.45 | 2.01 | 1.35 | 7.4 | 7.28 | 439.26 | -1.62 | | |
| Gibto | - | - | - | - | - | - | - | - | - | - | - | - | - | - | - | | |
| Oilseeds | 11 | 5 | 5 | -54.00 | 1.20 | 6 | * | * | * | * | | | | | | | |
| Neug | - | - | - | - | - | - | - | - | - | - | - | - | - | - | - | | |
| Linseed | 3 | 5 | 5 | 55.00 | -7.00 | 6 | 3 | 3 | -55.33 | -10.67 | 1.76 | 0.56 | 0.58 | -67.05 | 3.57 | | |
| Groundnut | - | * | * | * | * | - | - | - | - | - | - | - | - | - | - | | |
| Sufflower | 7 | * | * | * | * | - | * | * | - | - | - | * | * | - | - | | |
| Sesame | * | - | - | - | - | - | - | - | - | - | - | - | - | - | - | | |
| Rapeseed | * | - | - | - | - | - | - | - | - | - | - | - | - | - | - | | |

Table 8.15 Forecast of 2005/06 (1998 E.C.) Area, Production and Yield of Major Crops for Private Peasant Holdings in Ethiopia, Meher Season

Konso Special Wereda Zone

| Major Crops | TOTAL AREA IN HECTARES | | | | | TOTAL PROD. IN QUINTALS | | | | | Yield(Qts/Ha) | | | | |
|---------------------|------------------------|----------------------|---------------------|--------------------------|-------------|-------------------------|----------------------|---------------------|--------------------------|--------------|----------------------|----------------------|---------------------|--------------------------|---------|
| | Estimates of 2003/04 | Estimates of 2004/05 | Forecast of 2005/06 | % Change Of 2005/06 over | | Estimate's of 2003/04 | Estimates of 2004/05 | Forecast of 2005/06 | % Change Of 2005/06 over | | Estimates of 2003/04 | Estimates of 2004/05 | Forecast of 2005/06 | % Change Of 2005/06 over | |
| | | | | 2003/04 | 2004/05 | | | | 2003/04 | 2004/05 | | | | 2003/04 | 2004/05 |
| | | | | | | | | | | | | | | | |
| Total Grains | 15,376 | 20631 | 21247 | 38.19 | 2.99 | 29,825 | 152856 | 177625 | 495.56 | 16.20 | | | | | |
| Cereals | 13,145 | 17294 | 17803 | 35.43 | 2.94 | 27,789 | 130586 | 151945 | 446.78 | 16.36 | | | | | |
| Teff | 1,674 | 3012 | 3097 | 85.03 | 2.83 | 997 | 24611 | 23595 | 2266.58 | -4.13 | 0.60 | 8.17 | 7.62 | ##### | -6.73 |
| Barley | * | 216 | 226 | * | 4.57 | * | 1740 | 2150 | * | * | * | 8.05 | 9.52 | * | * |
| Wheat | * | * | * | * | * | * | * | * | * | * | * | * | * | * | * |
| Maize | 3,252 | 5849 | 6002 | 84.56 | 2.61 | 12,686 | 57026 | 63758 | 402.59 | 11.81 | 3.90 | 9.75 | 10.62 | 172.31 | 8.92 |
| Sorghum | 8,038 | 8105 | 8363 | 4.05 | 3.19 | 13,916 | 46683 | 61971 | 345.32 | 32.75 | 1.73 | 5.76 | 7.41 | 328.32 | 28.65 |
| Finger Millet | * | * | * | * | * | - | * | - | - | - | - | * | - | - | - |
| Oats/'Aja' | - | - | - | - | - | - | - | - | - | - | - | - | - | - | - |
| Rice | * | - | - | - | - | - | - | - | - | - | - | - | - | - | - |
| Pulses | 2,213 | 3170 | 3273 | 47.90 | 3.25 | 2,024 | 22270 | 25680 | 1168.76 | 15.31 | | | | | |
| Faba Beans | * | - | - | - | - | - | - | - | - | - | - | - | - | - | - |
| Field Peas | 460 | * | * | * | * | - | - | - | - | - | - | - | - | - | - |
| Haricot beans | 1,657 | 2758 | 2852 | 72.14 | 3.42 | 1,988 | 20381 | 23497 | 1081.93 | 15.29 | 1.20 | 7.39 | 8.24 | 586.67 | 11.50 |
| Chick-Peas | * | 393 | 401 | * | 1.96 | * | 1866 | 2161 | * | 15.80 | * | 4.75 | 5.39 | * | 13.47 |
| Lentils | * | * | * | * | * | - | * | * | * | * | - | * | * | * | * |
| Grass Peas | - | * | * | * | * | - | - | - | - | - | - | - | - | - | - |
| Soya Beans | - | * | * | * | * | - | - | - | - | - | - | - | - | - | - |
| Fenugreek | - | - | - | - | - | - | - | - | - | - | - | - | - | - | - |
| Gibto | - | - | - | - | - | - | - | - | - | - | - | - | - | - | - |
| Oilseeds | 18 | 167 | 172 | 853.67 | 2.79 | 12 | - | - | * | * | | | | | |
| Neug | - | - | - | - | - | - | - | - | - | - | - | - | - | - | - |
| Linseed | * | * | * | * | * | - | - | - | - | - | - | - | - | - | - |
| Groundnut | - | * | * | * | * | - | - | - | - | - | - | - | - | - | - |
| Sufflower | 14 | 154 | 159 | 1032.29 | 2.94 | 11 | - | - | * | * | 0.83 | - | - | * | * |
| Sesame | - | - | - | - | - | - | - | - | - | - | - | - | - | - | - |
| Rapeseed | * | - | - | - | - | * | - | - | - | - | * | - | - | - | - |

Table 8.16 Forecast of 2005/06 (1998 E.C.) Area, Production and Yield of Major Crops for Private Peasant Holdings in Ethiopia, Meher Season

Derashe Special Wereda Zone

| Major Crops | TOTAL AREA IN HECTARES | | | | | TOTAL PROD. IN QUINTALS | | | | | Yield(Qts/Ha) | | | | |
|---------------------|------------------------|----------------------|---------------------|--------------------------|-------------|-------------------------|----------------------|---------------------|--------------------------|--------------|----------------------|----------------------|---------------------|--------------------------|---------|
| | Estimates of 2003/04 | Estimates of 2004/05 | Forecast of 2005/06 | % Change Of 2005/06 over | | Estimate's of 2003/04 | Estimates of 2004/05 | Forecast of 2005/06 | % Change Of 2005/06 over | | Estimates of 2003/04 | Estimates of 2004/05 | Forecast of 2005/06 | % Change Of 2005/06 over | |
| | | | | 2003/04 | 2004/05 | | | | 2003/04 | 2004/05 | | | | 2003/04 | 2004/05 |
| Total Grains | 14,138 | 16306 | 17129 | 21.16 | 5.05 | 61,438 | 165039 | 193545 | 215.03 | 17.27 | | | | | |
| Cereals | 12,732 | 14607 | 15299 | 20.16 | 4.74 | 55,398 | 149077 | 173946 | 213.99 | 16.68 | | | | | |
| Teff | 1,494 | 2077 | 2147 | 43.73 | 3.39 | 5,839 | 16912 | 18644 | 219.30 | 10.24 | 3.91 | 8.14 | 8.68 | 121.99 | 6.63 |
| Barley | 378 | 765 | 787 | 108.30 | 2.93 | 2,475 | 7634 | 8585 | 246.86 | 12.45 | 6.55 | 9.98 | 10.9 | 66.41 | 9.22 |
| Wheat | 174 | 363 | 372 | 114.01 | 2.58 | 1,220 | 2628 | 2990 | 145.04 | 13.76 | 7.00 | 7.25 | 8.03 | 14.71 | 10.76 |
| Maize | 3,173 | 3688 | 3915 | 23.37 | 6.15 | 14,755 | 40323 | 49791 | 237.45 | 23.48 | 4.65 | 10.93 | 12.72 | 173.55 | 16.38 |
| Sorghum | 7,513 | 7698 | 8061 | 7.29 | 4.71 | 31,109 | 81579 | 93937 | 201.96 | 15.15 | 4.14 | 10.6 | 11.65 | 181.40 | 9.91 |
| Finger Millet | - | * | * | * | * | - | - | - | - | - | - | - | - | - | - |
| Oats/Aja' | - | - | - | - | - | - | - | - | - | - | - | - | - | - | - |
| Rice | - | - | - | - | - | - | - | - | - | - | - | - | - | - | - |
| Pulses | 1,396 | 1691 | 1822 | 30.55 | 7.77 | 6,034 | 15962 | 19599 | 224.82 | 22.79 | | | | | |
| Faba Beans | 25 | 22 | 22 | -11.32 | 0.77 | 181 | - | - | * | * | 7.12 | - | - | * | * |
| Field Peas | 101 | * | * | * | * | * | - | - | * | * | * | - | - | * | * |
| Haricot beans | 1,004 | 1116 | 1233 | 22.82 | 10.49 | 4,029 | 11366 | 14066 | 249.13 | 23.76 | 4.01 | 10.19 | 11.41 | 184.54 | 11.97 |
| Chick-Peas | 235 | 484 | 496 | 110.99 | 2.44 | 1,025 | 4343 | 5255 | 412.68 | 21.00 | 4.36 | 8.97 | 10.6 | 143.12 | 18.17 |
| Lentils | * | 43 | 44 | * | 1.77 | * | 252 | 278 | * | 10.17 | * | 5.87 | 6.34 | * | 8.01 |
| Grass Peas | - | - | - | - | - | - | - | - | - | - | - | - | - | - | - |
| Soya Beans | - | * | * | * | * | - | - | - | - | - | - | - | - | - | - |
| Fenugreek | - | * | * | * | * | - | * | * | - | - | - | * | * | - | - |
| Gibto | - | - | - | - | - | - | - | - | - | - | - | - | - | - | - |
| Oilseeds | * | * | * | * | * | * | - | - | * | * | | | | | |
| Neug | - | - | - | - | - | - | - | - | - | - | - | - | - | - | - |
| Linseed | * | - | - | * | * | * | - | - | * | * | * | - | - | * | * |
| Groundnut | - | - | - | - | - | - | - | - | - | - | - | - | - | - | - |
| Sufflower | * | * | * | * | * | - | - | - | - | - | - | - | - | - | - |
| Sesame | - | * | * | * | * | - | - | - | - | - | - | - | - | - | - |
| Rapeseed | * | * | * | * | * | * | - | - | - | - | * | - | - | - | - |

Table 8.17 Forecast of 2005/06 (1998 E.C.) Area, Production and Yield of Major Crops
for Private Peasant Holdings in Ethiopia, Meher Season

Dawro Zone

| Major Crops | TOTAL AREA IN HECTARES | | | | | TOTAL PROD. IN QUINTALS | | | | | Yield(Qts/Ha) | | | | |
|---------------------|------------------------|----------------------|-----------------------|--------------------------|-------------|-------------------------|----------------------|-----------------------|--------------------------|--------------|----------------------|----------------------|-----------------------|--------------------------|---------|
| | Estimates of 2003/04 | Estimates of 2004/05 | **Forecast of 2005/06 | % Change Of 2005/06 over | | Estimate's of 2003/04 | Estimates of 2004/05 | **Forecast of 2005/06 | % Change Of 2005/06 over | | Estimates of 2003/04 | Estimates of 2004/05 | **Forecast of 2005/06 | % Change Of 2005/06 over | |
| | | | | 2003/04 | 2004/05 | | | | 2003/04 | 2004/05 | | | | 2003/04 | 2004/05 |
| | | | | | | | | | | | | | | | |
| Total Grains | 33,081 | 37387 | 38377 | 16.01 | 2.65 | 250,954 | 276103 | 301245 | 20.04 | 9.11 | | | | | |
| Cereals | 24,490 | 25157 | 25901 | 5.76 | 2.96 | 186,766 | 180722 | 196941 | 5.45 | 8.97 | | | | | |
| Teff | 13,788 | 13203 | 13795 | 0.05 | 4.48 | 70,715 | 68129 | 73204 | 3.52 | 7.45 | 5.13 | 5.16 | 5.31 | 3.51 | 2.91 |
| Barley | 669 | 1284 | 1300 | 94.37 | 1.27 | 3,859 | 9876 | 11126 | 188.31 | 12.66 | 5.76 | 7.69 | 8.56 | 48.61 | 11.31 |
| Wheat | 1,994 | 1796 | 1823 | -8.60 | 1.48 | 17,092 | 13499 | 15180 | -11.19 | 12.45 | 8.57 | 7.51 | 8.33 | -2.80 | 10.92 |
| Maize | 4,963 | 5687 | 5747 | 15.80 | 1.05 | 67,990 | 64285 | 71998 | 5.89 | 12.00 | 13.70 | 11.3 | 12.53 | -8.54 | 10.88 |
| Sorghum | 3,000 | 3069 | 3116 | 3.88 | 1.54 | 26,904 | 24293 | 24740 | -8.04 | 1.84 | 8.97 | 7.91 | 7.94 | -11.48 | 0.38 |
| Finger Millet | - | - | - | - | - | - | - | - | - | - | - | - | - | - | - |
| Oats/'Aja' | * | * | * | * | * | * | * | * | * | * | * | * | * | * | * |
| Rice | - | * | * | * | * | - | - | - | - | - | - | - | - | - | - |
| Pulses | 8,412 | 11909 | 12149 | 44.42 | 2.01 | 63,159 | 94039 | 102817 | 62.79 | 9.33 | | | | | |
| Faba Beans | 3,463 | 5335 | 5445 | 57.25 | 2.07 | 32,148 | 47337 | 54044 | 68.11 | 14.17 | 9.28 | 8.87 | 9.92 | 6.90 | 11.84 |
| Field Peas | 3,484 | 4787 | 4882 | 40.13 | 1.99 | 22,083 | 33992 | 34655 | 56.93 | 1.95 | 6.34 | 7.1 | 7.1 | 11.99 | 0.00 |
| Haricot beans | 1,342 | 1534 | 1564 | 16.56 | 1.97 | 8,523 | 12006 | 13329 | 56.38 | 11.02 | 6.35 | 7.83 | 8.52 | 34.17 | 8.81 |
| Chick-Peas | 32 | 30 | 30 | -5.88 | 0.40 | * | - | - | * | * | * | - | - | * | * |
| Lentils | 90 | 223 | 226 | 150.74 | 1.20 | * | 704 | 790 | * | 12.17 | * | 3.16 | 3.5 | * | 10.76 |
| Grass Peas | - | * | * | * | * | - | - | - | - | - | - | - | - | - | - |
| Soya Beans | - | * | * | * | * | - | - | - | - | - | - | - | - | - | - |
| Fenugreek | * | - | - | * | * | * | - | - | * | * | * | - | - | * | * |
| Gibto | - | - | - | - | - | - | - | - | - | - | - | - | - | - | - |
| Oilseeds | 178 | 321 | 328 | 84.12 | 2.10 | * | 1341 | 1486 | * | 10.85 | | | | | |
| Neug | * | - | - | - | - | - | - | - | - | - | - | - | - | - | - |
| Linseed | 64 | 149 | 151 | 136.27 | 1.48 | 144 | 662 | 768 | 433.39 | 16.02 | 2.25 | 4.44 | 5.08 | 125.78 | 14.41 |
| Groundnut | * | * | * | * | * | * | * | * | * | * | * | * | * | * | * |
| Sufflower | - | - | - | - | - | - | - | - | - | - | - | - | - | - | - |
| Sesame | * | - | - | - | - | * | - | - | - | - | * | - | - | - | - |
| Rapeseed | - | * | * | * | * | - | - | - | - | - | - | - | - | - | - |

** The 2005/06 Estimates include Resettlement Areas(" Sefera")

Table 8.18 Forecast of 2005/06 (1998 E.C.) Area, Production and Yield of Major Crops for Private Peasant Holdings in Ethiopia, Meher Season

Basketo Special Wereda Zone

| Major Crops | TOTAL AREA IN HECTARES | | | | | TOTAL PROD. IN QUINTALS | | | | | Yield(Qts/Ha) | | | | |
|---------------------|------------------------|----------------------|-----------------------|--------------------------|--------------|-------------------------|----------------------|-----------------------|--------------------------|--------------|----------------------|----------------------|-----------------------|--------------------------|---------|
| | Estimates of 2003/04 | Estimates of 2004/05 | **Forecast of 2005/06 | % Change Of 2005/06 over | | Estimate's of 2003/04 | Estimates of 2004/05 | **Forecast of 2005/06 | % Change Of 2005/06 over | | Estimates of 2003/04 | Estimates of 2004/05 | **Forecast of 2005/06 | % Change Of 2005/06 over | |
| | | | | 2003/04 | 2004/05 | | | | 2003/04 | 2004/05 | | | | 2003/04 | 2004/05 |
| Total Grains | 3,479 | 3862 | 4442 | 27.67 | 15.01 | 37,388 | 49920 | 60898 | 62.88 | 21.99 | | | | | |
| Cereals | 3,237 | 3435 | 3958 | 22.26 | 15.22 | 35,844 | 46548 | 56611 | 57.94 | 21.62 | | | | | |
| Teff | 1,608 | 1768 | 2099 | 30.53 | 18.71 | 10,984 | 13102 | 15236 | 38.71 | 16.29 | 6.83 | 7.41 | 7.26 | 6.30 | -2.02 |
| Barley | 300 | 413 | 423 | 41.01 | 2.43 | 2,567 | * | 18276 | * | * | 8.57 | * | 43.20 | * | * |
| Wheat | * | * | * | * | * | * | - | - | * | * | * | - | - | * | * |
| Maize | 817 | 867 | 992 | 21.37 | 14.37 | 15,834 | 12334 | 17041 | 7.62 | 38.16 | 19.37 | 14.23 | 17.19 | -11.25 | 20.80 |
| Sorghum | 508 | 370 | 425 | -16.31 | 14.90 | 6,429 | 4956 | 6057 | -5.78 | 22.22 | 12.66 | 13.38 | 14.25 | 12.56 | 6.50 |
| Finger Millet | * | - | - | - | - | - | - | - | - | - | - | - | - | - | - |
| Oats/'Aja' | - | * | * | * | * | - | - | - | - | - | - | - | - | - | - |
| Rice | - | - | - | - | - | - | - | - | - | - | - | - | - | - | - |
| Pulses | 235 | 409 | 460 | 95.90 | 12.56 | 1,513 | 3371 | 4288 | 183.39 | 27.19 | | | | | |
| Faba Beans | 8 | 10 | 10 | 24.50 | -0.40 | 85 | 40 | 39 | -54.06 | -2.38 | 10.18 | 4.08 | 3.92 | -61.49 | -3.92 |
| Field Peas | 67 | 115 | 117 | 75.10 | 2.02 | 326 | 777 | 846 | 159.59 | 8.92 | 4.89 | 6.75 | 7.21 | 47.44 | 6.81 |
| Haricot beans | 159 | 283 | 316 | 98.61 | 11.59 | 1,102 | 2554 | 3402 | 208.74 | 33.22 | 6.95 | 9.03 | 10.77 | 54.96 | 19.27 |
| Chick-Peas | * | * | * | * | * | - | - | - | - | - | - | - | - | - | - |
| Lentils | - | * | * | * | * | - | - | - | - | - | - | - | - | - | - |
| Grass Peas | - | - | - | - | - | - | - | - | - | - | - | - | - | - | - |
| Soya Beans | - | - | - | - | - | - | - | - | - | - | - | - | - | - | - |
| Fenugreek | * | * | * | - | - | - | - | - | - | - | - | - | - | - | - |
| Gibto | * | - | - | - | - | - | - | - | - | - | - | - | - | - | - |
| Oilseeds | 7 | 18 | 24 | 239.14 | 31.89 | * | - | - | - | * | | | | | |
| Neug | - | * | * | * | * | - | - | - | - | - | - | - | - | - | - |
| Linseed | * | 6 | 6 | * | * | * | - | - | * | * | * | - | - | * | * |
| Groundnut | * | * | * | * | * | * | - | - | * | * | * | - | - | * | * |
| Sunflower | 2 | 8 | 8 | * | 4.13 | 6 | - | - | * | * | 3.22 | - | - | * | * |
| Sesame | - | * | * | * | * | - | - | - | - | - | - | - | - | - | - |
| Rapeseed | - | * | * | * | * | - | - | - | - | - | - | - | - | - | - |

** The 2005/06 Estimates include Resettlement Areas(" Sefera")

Table 8.19 Forecast of 2005/06 (1998 E.C.) Area, Production and Yield of Major Crops for Private Peasant Holdings in Ethiopia, Meher Season

Konta Special Wereda Zone

| Major Crops | TOTAL AREA IN HECTARES | | | | | TOTAL PROD. IN QUINTALS | | | | | Yield(Qts/Ha) | | | | |
|---------------------|------------------------|----------------------|-----------------------|--------------------------|-------------|-------------------------|----------------------|-----------------------|--------------------------|--------------|----------------------|----------------------|-----------------------|--------------------------|---------|
| | Estimates of 2003/04 | Estimates of 2004/05 | **Forecast of 2005/06 | % Change Of 2005/06 over | | Estimate's of 2003/04 | Estimates of 2004/05 | **Forecast of 2005/06 | % Change Of 2005/06 over | | Estimates of 2003/04 | Estimates of 2004/05 | **Forecast of 2005/06 | % Change Of 2005/06 over | |
| | | | | 2003/04 | 2004/05 | | | | 2003/04 | 2004/05 | | | | 2003/04 | 2004/05 |
| | | | | | | | | | | | | | | | |
| Total Grains | 7,677 | 9123 | 9673 | 26.00 | 6.03 | 69,675 | 89009 | 106187 | 52.40 | 19.30 | | | | | |
| Cereals | 5,536 | 6009 | 6452 | 16.54 | 7.37 | 50,048 | 58335 | 68066 | 36.00 | 16.68 | | | | | |
| Teff | 3,042 | 3474 | 3814 | 25.37 | 9.78 | 22,588 | 31123 | 38378 | 69.91 | 23.31 | 7.42 | 8.96 | 10.06 | 35.58 | 12.28 |
| Barley | 473 | 397 | 405 | -14.48 | 1.89 | 5,222 | 3868 | 4616 | -11.61 | 19.33 | 11.03 | 9.73 | 11.41 | 3.45 | 17.27 |
| Wheat | 197 | 177 | 185 | -6.05 | 4.56 | 2,320 | 1901 | 2199 | -5.23 | 15.65 | 11.77 | 10.71 | 11.88 | 0.93 | 10.92 |
| Maize | 557 | 537 | 593 | 6.38 | 10.34 | * | - | - | * | * | * | - | - | * | * |
| Sorghum | 1,248 | 1415 | 1448 | 15.99 | 2.30 | 15,105 | 21440 | 22870 | 51.41 | 6.67 | 12.11 | 15.15 | 15.8 | 30.47 | 4.29 |
| Finger Millet | - | * | * | * | * | - | - | - | - | - | - | - | - | - | - |
| Oats/'Aja' | * | * | * | * | * | * | * | 3 | * | * | * | * | 0.87 | * | * |
| Rice | - | - | - | - | - | - | - | - | - | - | - | - | - | - | - |
| Pulses | 2,135 | 3107 | 3203 | 50.04 | 3.10 | 19,615 | 30660 | 38101 | 94.25 | 24.27 | | | | | |
| Faba Beans | 1,471 | 1911 | 1935 | 31.53 | 1.25 | 15,236 | 20380 | 24860 | 63.17 | 21.98 | 10.36 | 10.66 | 12.85 | 24.03 | 20.54 |
| Field Peas | 465 | 841 | 854 | 83.62 | 1.53 | 3,598 | 7704 | 9656 | 168.37 | 25.34 | 7.73 | 9.16 | 11.31 | 46.31 | 23.47 |
| Haricot beans | 196 | 343 | 402 | 105.26 | 17.29 | 769 | 2545 | 3555 | 362.30 | 39.69 | 3.93 | 7.43 | 8.84 | 124.94 | 18.98 |
| Chick-Peas | - | - | - | - | - | - | - | - | - | - | - | - | - | - | - |
| Lentils | 3 | * | * | * | * | 12 | - | - | - | - | 4.27 | - | - | - | - |
| Grass Peas | - | - | - | - | - | - | - | - | - | - | - | - | - | - | - |
| Soya Beans | - | - | - | - | - | - | - | - | - | - | - | - | - | - | - |
| Fenugreek | * | * | * | * | * | - | * | * | - | - | - | * | * | - | - |
| Gibto | - | - | - | - | - | - | - | - | - | - | - | - | - | - | - |
| Oilseeds | 5 | * | * | * | * | 12 | * | 20 | 64.75 | * | | | | | |
| Neug | * | * | * | * | * | * | - | - | * | * | * | - | - | * | * |
| Linseed | 4 | * | * | * | * | 10 | * | 20 | 97.70 | * | 2.26 | * | 2.78 | 23.01 | * |
| Groundnut | - | * | * | * | * | - | - | - | - | - | - | - | - | - | - |
| Sunflower | - | - | - | - | - | - | - | - | - | - | - | - | - | - | - |
| Sesame | * | - | - | - | - | * | - | - | - | - | * | - | - | - | - |
| Rapeseed | - | - | - | - | - | - | - | - | - | - | - | - | - | - | - |

** The 2005/06 Estimates includes Resettlement Areas(" Sefera")

Table 8.20 Forecast of 2005/06 (1998 E.C.) Area, Production and Yield of Major Crops for Private Peasant Holdings in Ethiopia, Meher Season

Sillite Zone

| Major Crops | TOTAL AREA IN HECTARES | | | | | TOTAL PROD. IN QUINTALS | | | | | Yield(Qts/Ha) | | | | |
|---------------------|------------------------|----------------------|---------------------|--------------------------|---------|-------------------------|----------------------|---------------------|--------------------------|---------|----------------------|----------------------|---------------------|--------------------------|---------|
| | Estimates of 2003/04 | Estimates of 2004/05 | Forecast of 2005/06 | % Change Of 2005/06 over | | Estimate's of 2003/04 | Estimates of 2004/05 | Forecast of 2005/06 | % Change Of 2005/06 over | | Estimates of 2003/04 | Estimates of 2004/05 | Forecast of 2005/06 | % Change Of 2005/06 over | |
| | | | | 2003/04 | 2004/05 | | | | 2003/04 | 2004/05 | | | | 2003/04 | 2004/05 |
| | | | | | | | | | | | | | | | |
| Total Grains | 79,347 | 92056 | 93418 | 17.73 | 1.48 | 1,334,839 | 984789 | 1168508 | -12.46 | 18.66 | | | | | |
| Cereals | 73,966 | 82471 | 83735 | 13.21 | 1.53 | 1,283,555 | 918207 | 1095922 | -14.62 | 19.35 | | | | | |
| Teff | 12,465 | 14461 | 14676 | 17.74 | 1.49 | 104,636 | 102541 | 101064 | -3.41 | -1.44 | 8.39 | 7.09 | 6.89 | -17.88 | -2.82 |
| Barley | 5,978 | 7787 | 7861 | 31.50 | 0.95 | 77,899 | 95670 | 114869 | 47.46 | 20.07 | 13.03 | 12.29 | 14.61 | 12.13 | 18.88 |
| Wheat | 10,683 | 20687 | 21027 | 96.82 | 1.64 | 185,119 | 273101 | 323374 | 74.68 | 18.41 | 17.33 | 13.2 | 15.38 | -11.25 | 16.52 |
| Maize | 29,166 | 29781 | 30259 | 3.75 | 1.61 | 686,493 | 355589 | 455147 | -33.70 | 28.00 | 23.54 | 11.94 | 15.04 | -36.11 | 25.96 |
| Sorghum | 13,834 | 8277 | 8412 | -39.19 | 1.63 | 196,621 | 70927 | 76805 | -60.94 | 8.29 | 14.21 | 8.57 | 9.13 | -35.75 | 6.53 |
| Finger Millet | 1,819 | 1408 | 1430 | -21.36 | 1.59 | 32,345 | 19369 | 23664 | -26.84 | 22.17 | 17.78 | 13.76 | 16.54 | -6.97 | 20.20 |
| Oats/'Aja' | * | * | * | * | * | * | * | * | * | * | * | * | * | * | * |
| Rice | * | - | - | - | - | - | - | - | - | - | - | - | - | - | - |
| Pulses | 5,079 | 8783 | 8876 | 74.75 | 1.05 | 50,277 | 62678 | 70443 | 40.11 | 12.39 | | | | | |
| Faba Beans | 1,693 | 2768 | 2807 | 65.78 | 1.39 | 19,331 | 24004 | 26260 | 35.84 | 9.40 | 11.42 | 8.67 | 9.36 | -18.04 | 7.96 |
| Field Peas | 1,161 | 1972 | 1986 | 71.09 | 0.73 | 13,205 | 18253 | 19887 | 50.60 | 8.95 | 11.38 | 9.26 | 10.01 | -12.04 | 8.10 |
| Haricot beans | 1,102 | 3139 | 3165 | 187.24 | 0.84 | 11,895 | 15193 | 18787 | 57.94 | 23.65 | 10.79 | 4.84 | 5.94 | -44.95 | 22.73 |
| Chick-Peas | 456 | 283 | 287 | -37.01 | 1.49 | * | 370 | 391 | * | 5.74 | * | 1.31 | 1.36 | * | 3.82 |
| Lentils | 23 | 105 | 107 | 363.30 | 1.49 | 69 | * | * | * | * | 2.96 | * | * | * | * |
| Grass Peas | * | * | * | * | * | * | * | * | * | * | * | * | * | * | * |
| Soya Beans | - | * | * | * | * | - | - | - | - | - | - | - | - | - | - |
| Fenugreek | * | 239 | 243 | * | 1.56 | * | * | 621 | * | * | * | * | 2.56 | * | * |
| Gibto | * | * | * | * | * | - | * | - | - | - | - | * | - | * | - |
| Oilseeds | 302 | 802 | 808 | 167.60 | 0.77 | 1,008 | 3903 | 2144 | 112.66 | -45.08 | | | | | |
| Neug | * | - | - | - | - | - | - | - | - | - | - | - | - | - | - |
| Linseed | 167 | 374 | 377 | 126.02 | 0.93 | 342 | 1450 | 1534 | 348.46 | 5.78 | 2.05 | 3.88 | 4.06 | 98.05 | 4.64 |
| Groundnut | * | * | * | * | * | - | - | - | - | - | - | - | - | - | - |
| Sufflower | * | * | * | * | * | - | * | - | - | - | - | * | - | * | - |
| Sesame | - | - | - | - | - | - | - | - | - | - | - | - | - | - | - |
| Rapeseed | 131 | 424 | 427 | 225.86 | 1 | 666 | 2430 | * | * | * | 5.07 | 5.73 | * | * | * |

Table 8.21 Forecast of 2005/06 (1998 E.C.) Area, Production and Yield of Major Crops
for Private Peasant Holdings in Ethiopia, Meher Season

Alaba Special Wereda Zone

| Major Crops | TOTAL AREA IN HECTARES | | | | | TOTAL PROD. IN QUINTALS | | | | | Yield(Qts/Ha) | | | | |
|---------------------|------------------------|----------------------|---------------------|--------------------------|-------------|-------------------------|----------------------|---------------------|--------------------------|--------------|----------------------|----------------------|---------------------|--------------------------|---------|
| | Estimates of 2003/04 | Estimates of 2004/05 | Forecast of 2005/06 | % Change Of 2005/06 over | | Estimate's of 2003/04 | Estimates of 2004/05 | Forecast of 2005/06 | % Change Of 2005/06 over | | Estimates of 2003/04 | Estimates of 2004/05 | Forecast of 2005/06 | % Change Of 2005/06 over | |
| | | | | 2003/04 | 2004/05 | | | | 2003/04 | 2004/05 | | | | 2003/04 | 2004/05 |
| Total Grains | 22,549 | 27635 | 28292 | 25.47 | 2.38 | 353,598 | 403698 | 474870 | 34.30 | 17.63 | | | | | |
| Cereals | 21,623 | 25521 | 26135 | 20.87 | 2.41 | 348,357 | 382657 | 452911 | 30.01 | 18.36 | | | | | |
| Teff | 3,716 | 5401 | 5538 | 49.04 | 2.54 | 24,854 | 60096 | 58795 | 136.56 | -2.16 | 6.69 | 11.13 | 10.62 | 58.74 | -4.58 |
| Barley | 121 | 247 | 253 | 109.21 | 2.49 | 1,367 | 3880 | 4459 | 226.20 | 14.93 | 11.27 | 15.7 | 17.62 | 56.34 | 12.23 |
| Wheat | 1,511 | 2927 | 2997 | 98.36 | 2.40 | 20,030 | 58687 | 69285 | 245.91 | 18.06 | 13.26 | 20.05 | 23.12 | 74.36 | 15.31 |
| Maize | 12,308 | 12804 | 13099 | 6.43 | 2.30 | 249,123 | 204934 | 260692 | 4.64 | 27.21 | 20.24 | 16.01 | 19.9 | -1.68 | 24.30 |
| Sorghum | 2,854 | 3235 | 3316 | 16.19 | 2.51 | 39,009 | 46278 | 48828 | 25.17 | 5.51 | 13.67 | 14.3 | 14.72 | 7.68 | 2.94 |
| Finger Millet | 1,099 | 907 | 931 | -15.27 | 2.67 | 13,975 | 8783 | 10852 | -22.35 | 23.55 | 12.72 | 9.69 | 11.65 | -8.41 | 20.23 |
| Oats/'Aja' | - | - | - | - | - | - | - | - | - | - | - | - | - | - | - |
| Rice | * | - | - | - | - | - | - | - | - | - | - | - | - | - | - |
| Pulses | 882 | 2086 | 2129 | 141.33 | 2.04 | 5,087 | 20939 | 21849 | 329.50 | 4.34 | | | | | |
| Faba Beans | * | 77 | 79 | * | * | * | 841 | 868 | * | * | * | 10.97 | 11.05 | * | * |
| Field Peas | * | * | * | * | * | - | - | - | - | * | - | - | - | - | * |
| Haricot beans | 646 | 1825 | 1862 | 188.23 | 2.03 | 4,179 | 19584 | 20441 | 389.13 | 4.37 | 6.47 | 10.73 | 10.98 | 69.71 | 2.33 |
| Chick-Peas | * | * | * | - | * | * | - | - | - | * | * | - | - | - | * |
| Lentils | 56 | 38 | 39 | -30.75 | 2.05 | 122 | - | - | - | * | 2.17 | - | - | * | * |
| Grass Peas | - | - | - | - | - | - | - | - | - | - | - | - | - | - | - |
| Soya Beans | - | * | * | * | - | - | - | - | - | - | - | - | - | - | - |
| Fenugreek | 128 | 140 | 143 | 11.48 | 1.92 | 393 | 513 | 540 | 37.45 | 5.29 | 3.06 | 3.67 | 3.79 | 23.86 | 3.27 |
| Gibto | - | - | - | - | - | - | - | - | - | - | - | - | - | - | - |
| Oilseeds | 44 | 28 | 29 | -35.11 | 1.96 | 154 | 103 | 111 | -28.24 | 7.29 | | | | | |
| Neug | - | - | - | - | - | - | - | - | - | - | - | - | - | - | - |
| Linseed | 27 | 22 | 23 | -16.07 | 3.00 | 52 | 103 | 111 | 112.52 | 7.29 | 1.90 | 4.65 | 4.88 | 156.84 | 4.95 |
| Groundnut | - | - | - | - | - | - | - | - | - | - | - | - | - | - | - |
| Sufflower | * | * | * | - | - | - | - | - | - | - | - | - | - | - | - |
| Sesame | * | * | * | * | * | - | - | - | - | * | - | - | - | - | * |
| Rapeseed | 16 | * | * | * | * | * | - | - | - | * | * | - | - | - | * |

Table 9. Forecast of 2005/06 (1998 E.C.) Area, Production and Yield of Major Crops for Private Peasant Holdings in Ethiopia, Meher Season

| Gambela Region | | | | | | | | | | | | | | | |
|-----------------|------------------------|----------------------|---------------------|--------------------------|---------|-------------------------|----------------------|---------------------|--------------------------|---------|----------------------|----------------------|---------------------|--------------------------|---------|
| Major Crops | TOTAL AREA IN HECTARES | | | | | TOTAL PROD. IN QUINTALS | | | | | Yield(Qts/Ha) | | | | |
| | Estimates of 2003/04 | Estimates of 2004/05 | Forecast of 2005/06 | % Change Of 2005/06 over | | Estimate's of 2003/04 | Estimates of 2004/05 | Forecast of 2005/06 | % Change Of 2005/06 over | | Estimates of 2003/04 | Estimates of 2004/05 | Forecast of 2005/06 | % Change Of 2005/06 over | |
| | | | | 2003/04 | 2004/05 | | | | 2003/04 | 2004/05 | | | | 2003/04 | 2004/05 |
| | Total Grains | 9,395 | 9890 | 9890 | | | 162,490 | 171067 | 171067 | | | | | | |
| Cereals | 8,397 | 8840 | 8840 | | | 159,594 | 168018 | 168018 | | | | | | | |
| Teff | - | - | - | | | - | - | - | | | - | - | - | | |
| Barley | * | * | * | | | * | * | * | | | * | * | * | | |
| Wheat | - | - | - | | | - | - | - | | | - | - | - | | |
| Maize | 5,549 | 5842 | 5842 | | | 119,287 | 125584 | 125584 | | | 21.50 | 21.5 | 21.5 | | |
| Sorghum | 2,744 | 2889 | 2889 | | | 39,217 | 41288 | 41288 | | | 14.29 | 14.29 | 14.29 | | |
| Finger Millet | * | * | * | | | * | * | * | | | * | * | * | | |
| Oats/'Aja' | - | - | - | | | - | - | - | | | - | - | - | | |
| Rice | * | * | * | | | * | * | * | | | * | * | * | | |
| Pulses | 101 | 107 | 107 | | | 478 | 503 | 503 | | | | | | | |
| Faba Beans | - | - | - | | | - | - | - | | | - | - | - | | |
| Field Peas | * | * | * | | | - | - | - | | | - | - | - | | |
| Haricot beans | 101 | 106 | 106 | | | 478 | 503 | 503 | | | 4.73 | 4.73 | 4.73 | | |
| Chick-Peas | - | - | - | | | - | - | - | | | - | - | - | | |
| Lentils | - | - | - | | | - | - | - | | | - | - | - | | |
| Grass Peas | - | - | - | | | - | - | - | | | - | - | - | | |
| Soya Beans | - | - | - | | | - | - | - | | | - | - | - | | |
| Fenugreek | - | - | - | | | - | - | - | | | - | - | - | | |
| Gibto | - | - | - | | | - | - | - | | | - | - | - | | |
| Oilseeds | 897 | 944 | 944 | | | 2,418 | 2546 | 2546 | | | | | | | |
| Neug | * | * | * | | | - | - | - | | | - | - | - | | |
| Linseed | - | - | - | | | - | - | - | | | - | - | - | | |
| Groundnut | 73 | 76 | 76 | | | * | * | * | | | * | * | * | | |
| Sufflower | * | * | * | | | - | - | - | | | - | - | - | | |
| Sesame | * | * | * | | | * | * | * | | | * | * | * | | |
| Rapeseed | * | * | * | | | * | * | * | | | * | * | * | | |

Table .9. Interval Estimates for 2005/06(1998E.C.) Area and Production of Major Crops Forecast for private Peasant Holdings in Ethiopia, Meher Season

| Gambela Region | | | | | | | Contd |
|---------------------|--------------|----------------------------------|-----------------|--------------|--|-----------------|-------|
| Major Crops | CV | Interval Cropland Area Estimates | | CV | Interval Expected Production Estimates | | |
| | | 95% Confidence Interval | | | 95% Confidence Interval | | |
| | | Lower Estimates | Upper Estimates | | Lower Estimates | Upper Estimates | |
| Total Grains | 12.48 | 7,471 | 12,310 | 16.39 | 116,099 | 226,036 | |
| Cereals | 12.23 | 6,721 | 10,958 | 16.65 | 113,201 | 222,835 | |
| Teff | - | - | - | 0.00 | - | - | |
| Barley | 69.15 | * | * | 88.57 | -11 | 41 | |
| Wheat | - | - | - | 0.00 | - | - | |
| Maize | 15.92 | 4,019 | 7,665 | 20.42 | 75,332 | 175,836 | |
| Sorghum | 16.77 | 1,939 | 3,838 | 17.61 | 27,038 | 55,537 | |
| Finger Millet | 57.62 | * | * | 60.85 | * | * | |
| Oats/'Aja' | - | - | - | 0.00 | - | - | |
| Rice | 54.26 | * | * | 51.44 | * | * | |
| Pulses | 36.46 | 30 | 183 | 33.46 | 173 | 833 | |
| Faba Beans | - | - | - | 0.00 | - | - | |
| Field Peas | 99.21 | * | * | 0.00 | - | - | |
| Haricot beans | 36.51 | 30 | 183 | 33.46 | 173 | 833 | |
| Chick-Peas | - | - | - | 0.00 | - | - | |
| Lentils | - | - | - | 0.00 | - | - | |
| Grass Peas | - | - | - | 0.00 | - | - | |
| Soya Beans | - | - | - | 0.00 | - | - | |
| Fenugreek | - | - | - | 0.00 | - | - | |
| Gibto | - | - | - | 0.00 | - | - | |
| Oilseeds | 48.17 | 53 | 1,835 | 44.22 | 339 | 4,753 | |
| Neug | 99.04 | * | * | 0.00 | - | - | |
| Linseed | - | - | - | 0.00 | - | - | |
| Groundnut | 37.16 | 21 | 132 | 49.61 | 21 | 1,481 | |
| Sufflower | 92.45 | * | * | 0.00 | - | - | |
| Sesame | 52.76 | * | * | 60.85 | * | * | |
| Rapeseed | 93.10 | * | * | 93.09 | * | * | |

Table 9.1 Forecast of 2005/06 (1998 E.C.) Area, Production and Yield of Major Crops
for Private Peasant Holdings in Ethiopia, Meher Season

| Zone 1 | | | | | | | | | | | | | | | |
|---------------------|------------------------|----------------------|---------------------|--------------------------|---------|-------------------------|----------------------|---------------------|--------------------------|---------|----------------------|----------------------|---------------------|--------------------------|---------|
| Major Crops | TOTAL AREA IN HECTARES | | | | | TOTAL PROD. IN QUINTALS | | | | | Yield(Qts/Ha) | | | | |
| | Estimates of 2003/04 | Estimates of 2004/05 | Forecast of 2005/06 | % Change Of 2005/06 over | | Estimate's of 2003/04 | Estimates of 2004/05 | Forecast of 2005/06 | % Change Of 2005/06 over | | Estimates of 2003/04 | Estimates of 2004/05 | Forecast of 2005/06 | % Change Of 2005/06 over | |
| | | | | 2003/04 | 2004/05 | | | | 2003/04 | 2004/05 | | | | 2003/04 | 2004/05 |
| Total Grains | 3,660 | 3853 | 3853 | | | 67,469 | 71031 | 71031 | | | | | | | |
| Cereals | 3,528 | 3714 | 3714 | | | 65,879 | 69357 | 69357 | | | | | | | |
| Teff | - | - | - | | | - | - | - | | | | | | | |
| Barley | - | - | - | | | - | - | - | | | | | | | |
| Wheat | - | - | - | | | - | - | - | | | | | | | |
| Maize | 2,903 | 3056 | 3056 | | | 54,778 | 57669 | 57669 | | | 18.87 | 18.87 | 18.87 | | |
| Sorghum | 626 | 659 | 659 | | | 11,102 | 11688 | 11688 | | | 17.75 | 17.75 | 17.75 | | |
| Finger Millet | - | - | - | | | - | - | - | | | | | | | |
| Oats/Aja' | - | - | - | | | - | - | - | | | | | | | |
| Rice | - | - | - | | | - | - | - | | | | | | | |
| Pulses | 14 | 14 | 14 | | | 68 | 72 | 72 | | | | | | | |
| Faba Beans | - | - | - | | | - | - | - | | | | | | | |
| Field Peas | - | - | - | | | - | - | - | | | | | | | |
| Haricot beans | 14 | 14 | 14 | | | 68 | 72 | 72 | | | 5.01 | 5.01 | 5.01 | | |
| Chick-Peas | - | - | - | | | - | - | - | | | | | | | |
| Lentils | - | - | - | | | - | - | - | | | | | | | |
| Grass Peas | - | - | - | | | - | - | - | | | | | | | |
| Soya Beans | - | - | - | | | - | - | - | | | | | | | |
| Fenugreek | - | - | - | | | - | - | - | | | | | | | |
| Gibto | - | - | - | | | - | - | - | | | | | | | |
| Oilseeds | * | * | * | | | * | * | * | | | | | | | |
| Neug | - | - | - | | | - | - | - | | | | | | | |
| Linseed | - | - | - | | | - | - | - | | | | | | | |
| Groundnut | * | * | * | | | * | * | * | | | | | | | |
| Sunflower | - | - | - | | | - | - | - | | | | | | | |
| Sesame | * | * | * | | | * | * | * | | | | | | | |
| Rapeseed | - | - | - | | | - | - | - | | | | | | | |

Table 9.2 Forecast of 2005/06 (1998 E.C.) Area, Production and Yield of Major Crops for Private Peasant Holdings in Ethiopia, Meher Season

Zone 2

| Major Crops | TOTAL AREA IN HECTARES | | | | TOTAL PROD. IN QUINTALS | | | | Yield(Qts/Ha) | | | | | | | |
|---------------------|------------------------|----------------------|---------------------|--------------------------|-------------------------|-----------------------|----------------------|---------------------|--------------------------|---------|----------------------|----------------------|---------------------|--------------------------|---------|--|
| | Estimates of 2003/04 | Estimates of 2004/05 | Forecast of 2005/06 | % Change Of 2005/06 over | | Estimate's of 2003/04 | Estimates of 2004/05 | Forecast of 2005/06 | % Change Of 2005/06 over | | Estimates of 2003/04 | Estimates of 2004/05 | Forecast of 2005/06 | % Change Of 2005/06 over | | |
| | | | | 2003/04 | 2004/05 | | | | 2003/04 | 2004/05 | | | | 2003/04 | 2004/05 | |
| | | | | | | | | | | | | | | | | |
| Total Grains | 5,735 | 6037 | 6037 | | | 95,020 | 100036 | 100036 | | | | | | | | |
| Cereals | 4,869 | 5126 | 5126 | | | 93,714 | 98661 | 98661 | | | | | | | | |
| Teff | - | - | - | | | - | - | - | | | - | - | - | | | |
| Barley | * | * | * | | | * | * | * | | | * | * | * | | | |
| Wheat | - | - | - | | | - | - | - | | | - | - | - | | | |
| Maize | 2,647 | 2786 | 2786 | | | 64,509 | 67915 | 67915 | | | 24.37 | 24.37 | 24.37 | | | |
| Sorghum | 2,118 | 2230 | 2230 | | | 28,116 | 29600 | 29600 | | | 13.27 | 13.27 | 13.27 | | | |
| Finger Millet | * | * | * | | | * | * | * | | | * | * | * | | | |
| Oats/'Aja' | - | - | - | | | - | - | - | | | - | - | - | | | |
| Rice | * | * | * | | | * | * | * | | | * | * | * | | | |
| Pulses | 88 | 92 | 92 | | | 409 | 431 | 431 | | | | | | | | |
| Faba Beans | - | - | - | | | - | - | - | | | - | - | - | | | |
| Field Peas | * | * | * | | | - | - | - | | | - | - | - | | | |
| Haricot beans | 87 | 92 | 92 | | | 409 | 431 | 431 | | | 4.68 | 4.68 | 4.68 | | | |
| Chick-Peas | - | - | - | | | - | - | - | | | - | - | - | | | |
| Lentils | - | - | - | | | - | - | - | | | - | - | - | | | |
| Grass Peas | - | - | - | | | - | - | - | | | - | - | - | | | |
| Soya Beans | - | - | - | | | - | - | - | | | - | - | - | | | |
| Fenugreek | - | - | - | | | - | - | - | | | - | - | - | | | |
| Gibto | - | - | - | | | - | - | - | | | - | - | - | | | |
| Oilseeds | * | * | * | | | * | * | * | | | | | | | | |
| Neug | * | * | * | | | - | - | - | | | - | - | - | | | |
| Linseed | - | - | - | | | - | - | - | | | - | - | - | | | |
| Groundnut | 37 | 39 | 39 | | | 190 | 200 | 200 | | | 5.15 | 5.15 | 5.15 | | | |
| Sunflower | * | * | * | | | - | - | - | | | - | - | - | | | |
| Sesame | * | * | * | | | * | * | * | | | * | * | * | | | |
| Rapeseed | * | * | * | | | * | * | * | | | * | * | * | | | |

Table 10. Forecast of 2005/06 (1998 E.C.) Area, Production and Yield of Major Crops for Private Peasant Holdings in Ethiopia, Meher Season

Harari Region

| Major Crops | TOTAL AREA IN HECTARES | | | | | TOTAL PROD. IN QUINTALS | | | | | Yield(Qts/Ha) | | | | | |
|---------------------|------------------------|----------------------|---------------------|--------------------------|---------|-------------------------|----------------------|---------------------|--------------------------|---------|----------------------|----------------------|---------------------|--------------------------|---------|---|
| | Estimates of 2003/04 | Estimates of 2004/05 | Forecast of 2005/06 | % Change Of 2005/06 over | | Estimate's of 2003/04 | Estimates of 2004/05 | Forecast of 2005/06 | % Change Of 2005/06 over | | Estimates of 2003/04 | Estimates of 2004/05 | Forecast of 2005/06 | % Change Of 2005/06 over | | |
| | | | | 2003/04 | 2004/05 | | | | 2003/04 | 2004/05 | | | | 2003/04 | 2004/05 | |
| | | | | | | | | | | | | | | | | |
| Total Grains | 7,638 | 7594 | 8161 | 6.84 | 7.46 | 65,862 | 45689 | 47695 | -27.58 | 4.39 | | | | | | |
| Cereals | 6,064 | 5891 | 6291 | 3.75 | 6.80 | 53,062 | 36874 | 38635 | -27.19 | 4.77 | | | | | | |
| Teff | - | * | * | - | - | - | - | - | - | - | - | - | - | - | - | - |
| Barley | * | * | * | * | * | * | * | * | * | * | * | 5.1 | 6.25 | * | * | |
| Wheat | * | * | * | * | * | * | * | * | * | * | * | * | * | * | * | |
| Maize | 925 | 1149 | 1216 | 31.41 | 5.79 | 12,053 | 10148 | 9819 | -18.53 | -3.24 | 13.02 | 8.83 | 8.08 | -37.94 | -8.49 | |
| Sorghum | 5,053 | 4645 | 4975 | -1.55 | 7.10 | 40,297 | 26055 | 27988 | -30.55 | 7.42 | 7.97 | 5.61 | 5.63 | -29.36 | 0.36 | |
| Finger Millet | - | - | - | - | - | - | - | - | - | - | - | - | - | - | - | |
| Oats/'Aja' | * | * | * | * | * | * | * | * | * | * | * | * | * | * | * | |
| Rice | - | * | * | - | * | - | - | - | - | - | - | - | - | - | - | |
| Pulses | 13 | 43 | 46 | 254.00 | 7.02 | 88 | * | * | * | * | | | | | | |
| Faba Beans | * | * | * | * | * | - | - | - | * | * | - | - | - | * | * | |
| Field Peas | * | * | * | - | * | - | * | - | - | - | - | * | - | - | - | |
| Haricot beans | 10 | 31 | 34 | 241.20 | 10.06 | 88 | - | - | * | * | 8.76 | - | - | * | * | |
| Chick-Peas | - | * | * | - | * | - | * | * | - | - | - | * | * | * | * | |
| Lentils | * | - | - | - | - | - | - | - | - | - | - | - | - | - | - | |
| Grass Peas | - | - | - | - | - | - | - | - | - | - | - | - | - | - | - | |
| Soya Beans | - | - | - | - | - | - | - | - | - | - | - | - | - | - | - | |
| Fenugreek | * | * | * | * | * | - | - | - | - | - | - | - | - | - | - | |
| Gibto | - | - | - | - | - | - | - | - | - | - | - | - | - | - | - | |
| Oilseeds | 1,561 | 1660 | 1823 | 16.79 | 9.83 | 12,712 | 8608 | 9058 | -28.74 | 5.23 | | | | | | |
| Neug | - | - | - | - | - | - | - | - | - | - | - | - | - | - | - | |
| Linseed | - | * | * | - | - | - | - | - | - | - | - | - | - | - | - | |
| Groundnut | 1,524 | 1550 | 1701 | 11.59 | 9.72 | 12,452 | 8522 | 8968 | -27.98 | 5.23 | 8.17 | 5.5 | 5.27 | -35.50 | -4.18 | |
| Sufflower | - | - | - | - | - | - | - | - | - | - | - | - | - | - | - | |
| Sesame | 37 | 107 | 119 | 11.59 | 9.72 | 260 | 86 | 91 | -65.05 | 5.65 | 7.12 | 0.8 | 0.76 | -89.33 | -5.00 | |
| Rapeseed | - | * | * | * | * | - | - | - | - | - | - | - | - | - | - | |

Table .10. Interval Estimates for 2005/06(1998E.C.) Area and Production of Major Crops Forecast for private Peasant Holdings in Ethiopia, Meher Season

| Harari Region | | | | | | | Contd |
|----------------------|--------------|----------------------------------|-----------------|--------------|--|-----------------|--------------|
| Major Crops | CV | Interval Cropland Area Estimates | | CV | Interval Expected Production Estimates | | |
| | | 95% Confidence Interval | | | 95% Confidence Interval | | |
| | | Lower Estimates | Upper Estimates | | Lower Estimates | Upper Estimates | |
| Total Grains | 8.97 | 6,726 | 9,595 | 9.51 | 38,803 | 56,587 | |
| Cereals | 9.34 | 5,140 | 7,443 | 10.76 | 30,489 | 46,780 | |
| Teff | 98.19 | * | * | 0.00 | - | - | |
| Barley | 54.15 | * | * | 56.75 | * | * | |
| Wheat | 54.36 | * | * | 58.05 | * | * | |
| Maize | 9.89 | 980 | 1,451 | 10.64 | 7,771 | 11,868 | |
| Sorghum | 11.20 | 3,883 | 6,067 | 12.96 | 20,878 | 35,097 | |
| Finger Millet | - | - | - | 0.00 | - | - | |
| Oats/'Aja' | 71.15 | * | * | 76.85 | * | * | |
| Rice | 98.29 | * | * | 0.00 | - | - | |
| Pulses | 28.43 | 20 | 72 | 55.39 | * | * | |
| Faba Beans | 72.63 | * | * | 0.00 | - | - | |
| Field Peas | 66.48 | * | * | 0.00 | - | - | |
| Haricot beans | 36.22 | 10 | 58 | 0.00 | - | - | |
| Chick-Peas | 55.39 | * | * | 55.39 | * | * | |
| Lentils | - | - | - | 0.00 | - | - | |
| Grass Peas | - | - | - | 0.00 | - | - | |
| Soya Beans | - | - | - | 0.00 | - | - | |
| Fenugreek | 79.59 | * | * | 0.00 | - | - | |
| Gibto | - | - | - | 0.00 | - | - | |
| Oilseeds | 17.67 | 1,192 | 2,455 | 17.19 | 6,007 | 12,110 | |
| Neug | - | - | - | 0.00 | - | - | |
| Linseed | 98.39 | * | * | 0.00 | - | - | |
| Groundnut | 17.27 | 1,125 | 2,276 | 17.15 | 5,953 | 11,982 | |
| Sufflower | - | - | - | 0.00 | - | - | |
| Sesame | 44.41 | 15 | 223 | 41.84 | 16 | 165 | |
| Rapeseed | 65.19 | * | * | 0.00 | - | - | |

Table 11. Forecast of 2005/06 (1998 E.C.) Area, Production and Yield of Major Crops for Private Peasant Holdings in Ethiopia, Meher Season

Addis Ababa City Administration

| Major Crops | TOTAL AREA IN HECTARES | | | | | TOTAL PROD. IN QUINTALS | | | | | Yield(Qts/Ha) | | | | |
|---------------------|------------------------|----------------------|---------------------|--------------------------|--------------|-------------------------|----------------------|---------------------|--------------------------|--------------|----------------------|----------------------|---------------------|--------------------------|---------|
| | Estimates of 2003/04 | Estimates of 2004/05 | Forecast of 2005/06 | % Change Of 2005/06 over | | Estimate's of 2003/04 | Estimates of 2004/05 | Forecast of 2005/06 | % Change Of 2005/06 over | | Estimates of 2003/04 | Estimates of 2004/05 | Forecast of 2005/06 | % Change Of 2005/06 over | |
| | | | | 2003/04 | 2004/05 | | | | 2003/04 | 2004/05 | | | | 2003/04 | 2004/05 |
| | | | | | | | | | | | | | | | |
| Total Grains | 22,979 | 8211 | 10436 | -54.59 | 27.09 | 266,705 | 126179 | 155395 | -41.74 | 23.15 | | | | | |
| Cereals | 19,816 | 6093 | 7858 | -60.35 | 28.97 | 223,949 | 91776 | 114720 | -48.77 | 25.00 | | | | | |
| Teff | 9,551 | 2821 | 3720 | -61.05 | 31.88 | 84,426 | 31884 | 44996 | -46.70 | 41.12 | 8.84 | 11.3 | 12.09 | 36.76 | 6.99 |
| Barley | * | 190 | 320 | * | 68.29 | * | 2428 | 3855 | * | 58.76 | * | 12.8 | 12.06 | * | -5.78 |
| Wheat | 9,589 | 3052 | 3778 | -60.60 | 23.79 | 135,126 | 57104 | 65455 | -51.56 | 14.62 | 14.09 | 18.71 | 17.32 | 22.92 | -7.43 |
| Maize | 66 | 13 | 20 | -69.88 | 52.92 | 203 | 104 | 124 | -39.00 | 19.06 | 3.10 | 8.08 | 6.23 | 100.97 | -22.90 |
| Sorghum | * | * | * | - | - | * | * | * | * | * | * | * | * | * | * |
| Finger Millet | * | - | - | - | - | - | - | - | - | - | - | - | - | - | - |
| Oats/'Aja' | 17 | 9 | 12 | -28.53 | 35.00 | 152 | 189 | 217 | 42.87 | 14.90 | 8.78 | 20.72 | 17.87 | 103.53 | -13.75 |
| Rice | * | - | - | - | - | - | - | - | - | - | - | - | - | - | - |
| Pulses | 3,143 | 2106 | 2561 | -18.51 | 21.61 | 42,729 | 34398 | 40670 | -4.82 | 18.23 | | | | | |
| Faba Beans | 305 | 161 | 248 | -18.73 | 53.96 | 2,779 | 2040 | 2618 | -5.79 | 28.34 | 9.11 | 12.67 | 10.56 | 15.92 | -16.65 |
| Field Peas | 120 | 55 | 94 | -21.48 | 71.31 | 565 | 644 | 1007 | 78.27 | 56.40 | 4.69 | 11.81 | 10.69 | 127.93 | -9.48 |
| Haricot beans | 3 | 1 | 1 | * | * | * | - | - | * | * | * | - | - | * | * |
| Chick-Peas | 1,353 | 963 | 1105 | -18.30 | 14.79 | 19,684 | 16768 | 18919 | -3.89 | 12.83 | 14.55 | 17.41 | 17.11 | 17.59 | -1.72 |
| Lentils | 196 | 207 | 244 | * | 18.04 | 1,788 | 2342 | 2758 | 54.27 | 17.78 | 9.13 | 11.3 | 11.29 | 23.66 | -0.09 |
| Grass Peas | 937 | 629 | 765 | -18.33 | 21.66 | 16,073 | 11879 | 14604 | -9.14 | 22.94 | 17.16 | 18.88 | 19.08 | 11.19 | 1.06 |
| Soya Beans | - | * | 0 | - | - | - | - | - | - | - | - | - | - | - | - |
| Fenugreek | 229 | 90 | 103 | -55.15 | 14.12 | 1,834 | 724 | 764 | -58.32 | 5.58 | 8.02 | 8.07 | 7.44 | -7.23 | -7.81 |
| Gibto | - | - | - | - | - | - | - | - | - | - | - | - | - | - | - |
| Oilseeds | 21 | 12 | 17 | -21.43 | 37.50 | 28 | 5 | 5 | -83.29 | -6.40 | | | | | |
| Neug | * | - | - | - | - | * | - | - | - | - | * | - | - | - | - |
| Linseed | 14 | 9 | 14 | -0.14 | 55.33 | 17 | 2 | 3 | -84.12 | 35.00 | 1.21 | 0.26 | 0.19 | -84.30 | -26.92 |
| Groundnut | - | - | - | - | - | - | - | - | - | - | - | - | - | - | - |
| Sufflower | 3 | 0 | 1 | - | - | - | - | - | - | - | - | - | - | - | - |
| Sesame | - | - | - | - | - | - | - | - | - | - | - | - | - | - | - |
| Rapeseed | 2 | 2 | 2 | * | * | * | 2 | * | * | * | * | 1.38 | * | * | * |

Table .11. Interval Estimates for 2005/06(1998E.C.) Area and Production of Major Crops Forecast for private Peasant Holdings in Ethiopia, Meher Season

| Addis Ababa City Administration | | | | | | | Contd |
|---------------------------------|--------------|----------------------------------|-----------------|--------------|--|-----------------|-------|
| Major Crops | CV | Interval Cropland Area Estimates | | CV | Interval Expected Production Estimates | | |
| | | 95% Confidence Interval | | | 95% Confidence Interval | | |
| | | Lower Estimates | Upper Estimates | | Lower Estimates | Upper Estimates | |
| Total Grains | 1.74 | 10,080 | 10,791 | 1.84 | 149,801 | 160,990 | |
| Cereals | 2.22 | 7,515 | 8,200 | 2.34 | 109,461 | 119,980 | |
| Teff | 3.59 | 3,459 | 3,982 | 3.63 | 41,793 | 48,200 | |
| Barley | 10.93 | 251 | 388 | 10.90 | 3,031 | 4,679 | |
| Wheat | 3.67 | 3,507 | 4,050 | 3.74 | 60,651 | 70,259 | |
| Maize | 18.77 | 13 | 27 | 24.33 | 65 | 183 | |
| Sorghum | 64.48 | * | * | 62.97 | * | * | |
| Finger Millet | - | - | - | 0.00 | - | - | |
| Oats/'Aja' | 37.79 | 3 | 21 | 35.06 | 68 | 366 | |
| Rice | - | - | - | 0.00 | - | - | |
| Pulses | 3.51 | 2,385 | 2,738 | 3.66 | 37,753 | 43,588 | |
| Faba Beans | 9.79 | 200 | 295 | 10.77 | 2,066 | 3,171 | |
| Field Peas | 15.08 | 66 | 122 | 15.82 | 695 | 1,320 | |
| Haricot beans | 34.70 | 0 | 2 | 0.00 | - | - | |
| Chick-Peas | 6.34 | 968 | 1,243 | 6.21 | 16,617 | 21,220 | |
| Lentils | 10.07 | 196 | 293 | 10.44 | 2,194 | 3,323 | |
| Grass Peas | 6.01 | 675 | 855 | 6.01 | 12,883 | 16,324 | |
| Soya Beans | 94.96 | * | * | 0.00 | - | - | |
| Fenugreek | 11.47 | 80 | 126 | 11.08 | 598 | 930 | |
| Gibto | - | - | - | 0.00 | - | - | |
| Oilseeds | 32.27 | 6 | 27 | 34.51 | 2 | 8 | |
| Neug | - | - | - | 0.00 | - | - | |
| Linseed | 37.87 | 4 | 24 | 48.18 | 0 | 5 | |
| Groundnut | - | - | - | 0.00 | - | - | |
| Sufflower | 38.02 | 0 | 1 | 0.00 | - | - | |
| Sesame | - | - | - | 0.00 | - | - | |
| Rapeseed | 27.80 | 1 | 3 | 48.28 | 0 | 4 | |

Table 12. Forecast of 2005/06 (1998 E.C.) Area, Production and Yield of Major Crops for Private Peasant Holdings in Ethiopia, Meher Season

Dire Dawa Administration

| Major Crops | TOTAL AREA IN HECTARES | | | | | TOTAL PROD. IN QUINTALS | | | | | Yield(Qts/Ha) | | | | |
|---------------------|------------------------|----------------------|---------------------|--------------------------|---------|-------------------------|----------------------|---------------------|--------------------------|---------|----------------------|----------------------|---------------------|--------------------------|---------|
| | Estimates of 2003/04 | Estimates of 2004/05 | Forecast of 2005/06 | % Change Of 2005/06 over | | Estimate's of 2003/04 | Estimates of 2004/05 | Forecast of 2005/06 | % Change Of 2005/06 over | | Estimates of 2003/04 | Estimates of 2004/05 | Forecast of 2005/06 | % Change Of 2005/06 over | |
| | | | | 2003/04 | 2004/05 | | | | 2003/04 | 2004/05 | | | | 2003/04 | 2004/05 |
| Total Grains | 7,184 | 7638 | 8076 | 12.41 | 5.73 | 79,419 | 50206 | 70890 | -10.74 | 41.20 | | | | | |
| Cereals | 6,850 | 7211 | 7632 | 11.41 | 5.83 | 75,474 | 47729 | 67700 | -10.30 | 41.84 | | | | | |
| Teff | - | * | * | * | * | - | - | - | - | - | - | - | - | - | - |
| Barley | * | * | * | * | * | * | * | * | * | * | * | * | * | * | * |
| Wheat | * | * | * | * | * | * | * | * | * | * | * | * | * | * | * |
| Maize | 184 | 281 | 304 | 65.02 | 8.06 | 2,349 | 3071 | 3664 | 55.96 | 19.30 | 12.77 | 10.92 | 12.07 | -5.48 | 10.53 |
| Sorghum | 6,647 | 6892 | 7289 | 9.66 | 5.76 | 73,026 | 44261 | 63638 | -12.86 | 43.78 | 10.99 | 6.42 | 8.73 | -20.56 | 35.98 |
| Finger Millet | - | - | - | - | - | - | - | - | - | - | - | - | - | - | - |
| Oats/Aja' | * | * | * | * | * | - | - | - | * | * | - | - | - | * | * |
| Rice | - | - | - | - | - | - | - | - | - | - | - | - | - | - | - |
| Pulses | 280 | 359 | 373 | 33.10 | 3.81 | 3,336 | 2190 | 2781 | -16.64 | 26.98 | | | | | |
| Faba Beans | - | * | * | * | * | - | - | - | - | - | - | - | - | - | - |
| Field Peas | - | * | * | * | * | - | - | - | - | - | - | - | - | - | - |
| Haricot beans | 279 | 325 | 337 | 20.90 | 3.79 | 3,333 | 2030 | 2613 | -21.60 | 28.73 | 11.96 | 6.25 | 7.75 | -35.20 | 24.00 |
| Chick-Peas | - | - | - | - | - | - | - | - | - | - | - | - | - | - | - |
| Lentils | - | * | * | * | * | - | * | * | * | * | - | * | * | * | * |
| Grass Peas | - | - | - | - | - | - | - | - | - | - | - | - | - | - | - |
| Soya Beans | - | - | - | - | - | - | - | - | - | - | - | - | - | - | - |
| Fenugreek | * | * | * | * | * | * | * | * | * | * | * | * | * | * | * |
| Gibto | - | - | - | - | - | - | - | - | - | - | - | - | - | - | - |
| Oilseeds | 54 | 68 | 71 | * | * | 609 | 286 | 409 | -32.82 | 43.06 | | | | | |
| Neug | - | - | - | - | - | - | - | - | - | - | - | - | - | - | - |
| Linseed | - | - | - | - | - | - | - | - | - | - | - | - | - | - | - |
| Groundnut | 41 | 56 | 59 | * | * | 561 | 286 | 409 | -27.07 | 43.06 | 13.53 | 5.09 | 6.99 | -48.34 | 37.33 |
| Sufflower | - | - | - | - | - | - | - | - | - | - | - | - | - | - | - |
| Sesame | * | * | * | * | * | * | - | - | * | * | * | - | - | * | * |
| Rapeseed | - | * | * | - | - | - | - | - | - | - | - | - | - | - | - |

Table .12. Interval Estimates for 2005/06(1998E.C.) Area and Production of Major Crops Forecast for private Peasant Holdings in Ethiopia, Meher Season

Dire Dawa Administration

Contd

| Major Crops | CV | Interval Cropland Area Estimates | | CV | Interval Expected Production Estimates | |
|---------------------|--------------|----------------------------------|-----------------|--------------|--|-----------------|
| | | 95% Confidence Interval | | | 95% Confidence Interval | |
| | | Lower Estimates | Upper Estimates | | Lower Estimates | Upper Estimates |
| Total Grains | 7.54 | 6,882 | 9,270 | 7.87 | 59,956 | 81,825 |
| Cereals | 7.63 | 6,490 | 8,773 | 7.77 | 57,390 | 78,011 |
| Teff | 98.30 | * | * | 0.00 | - | - |
| Barley | 69.90 | * | * | 69.78 | * | * |
| Wheat | 73.64 | * | * | 73.64 | * | * |
| Maize | 19.71 | 186 | 421 | 23.08 | 2,007 | 5,321 |
| Sorghum | 8.07 | 6,135 | 8,442 | 8.28 | 53,307 | 73,969 |
| Finger Millet | - | - | - | 0.00 | - | - |
| Oats/'Aja' | 90.41 | * | * | 0.00 | - | - |
| Rice | - | - | - | 0.00 | - | - |
| Pulses | 18.84 | 235 | 510 | 21.84 | 1,591 | 3,971 |
| Faba Beans | 98.33 | * | * | 0.00 | - | - |
| Field Peas | 98.52 | * | * | 0.00 | - | - |
| Haricot beans | 21.17 | 197 | 477 | 23.57 | 1,406 | 3,821 |
| Chick-Peas | - | - | - | 0.00 | - | - |
| Lentils | 84.60 | * | * | 84.60 | * | * |
| Grass Peas | - | - | - | 0.00 | - | - |
| Soya Beans | - | - | - | 0.00 | - | - |
| Fenugreek | 81.91 | * | * | 81.91 | * | * |
| Gibto | - | - | - | 0.00 | - | - |
| Oilseeds | 33.64 | 24 | 118 | 44.40 | 53 | 765 |
| Neug | - | - | - | 0.00 | - | - |
| Linseed | - | - | - | 0.00 | - | - |
| Groundnut | 40.54 | 12 | 105 | 44.40 | 53 | 765 |
| Sufflower | - | - | - | 0.00 | - | - |
| Sesame | 48.77 | 1 | 25 | 0.00 | - | - |
| Rapeseed | 98.24 | * | * | 0.00 | - | - |

Table 12. Forecast of 2005/06 (1998 E.C.) Area, Production and Yield of Major Crops for Private Peasant Holdings in Ethiopia, Meher Season

Dire Dawa Administration

| Major Crops | TOTAL AREA IN HECTARES | | | | | TOTAL PROD. IN QUINTALS | | | | | Yield(Qts/Ha) | | | | |
|---------------------|------------------------|----------------------|---------------------|--------------------------|---------|-------------------------|----------------------|---------------------|--------------------------|---------|----------------------|----------------------|---------------------|--------------------------|---------|
| | Estimates of 2003/04 | Estimates of 2004/05 | Forecast of 2005/06 | % Change Of 2005/06 over | | Estimate's of 2003/04 | Estimates of 2004/05 | Forecast of 2005/06 | % Change Of 2005/06 over | | Estimates of 2003/04 | Estimates of 2004/05 | Forecast of 2005/06 | % Change Of 2005/06 over | |
| | | | | 2003/04 | 2004/05 | | | | 2003/04 | 2004/05 | | | | 2003/04 | 2004/05 |
| Total Grains | 7,184 | 7638 | 8076 | 12.41 | 5.73 | 79,419 | 50206 | 70890 | -10.74 | 41.20 | | | | | |
| Cereals | 6,850 | 7211 | 7632 | 11.41 | 5.83 | 75,474 | 47729 | 67700 | -10.30 | 41.84 | | | | | |
| Teff | - | * | * | * | * | - | - | - | - | - | - | - | - | - | - |
| Barley | * | * | * | * | * | * | * | * | * | * | * | * | * | * | * |
| Wheat | * | * | * | * | * | * | * | * | * | * | * | * | * | * | * |
| Maize | 184 | 281 | 304 | 65.02 | 8.06 | 2,349 | 3071 | 3664 | 55.96 | 19.30 | 12.77 | 10.92 | 12.07 | -5.48 | 10.53 |
| Sorghum | 6,647 | 6892 | 7289 | 9.66 | 5.76 | 73,026 | 44261 | 63638 | -12.86 | 43.78 | 10.99 | 6.42 | 8.73 | -20.56 | 35.98 |
| Finger Millet | - | - | - | - | - | - | - | - | - | - | - | - | - | - | - |
| Oats/Aja' | * | * | * | * | * | - | - | - | * | * | - | - | - | * | * |
| Rice | - | - | - | - | - | - | - | - | - | - | - | - | - | - | - |
| Pulses | 280 | 359 | 373 | 33.10 | 3.81 | 3,336 | 2190 | 2781 | -16.64 | 26.98 | | | | | |
| Faba Beans | - | * | * | * | * | - | - | - | - | - | - | - | - | - | - |
| Field Peas | - | * | * | * | * | - | - | - | - | - | - | - | - | - | - |
| Haricot beans | 279 | 325 | 337 | 20.90 | 3.79 | 3,333 | 2030 | 2613 | -21.60 | 28.73 | 11.96 | 6.25 | 7.75 | -35.20 | 24.00 |
| Chick-Peas | - | - | - | - | - | - | - | - | - | - | - | - | - | - | - |
| Lentils | - | * | * | * | * | - | * | * | * | * | - | * | * | * | * |
| Grass Peas | - | - | - | - | - | - | - | - | - | - | - | - | - | - | - |
| Soya Beans | - | - | - | - | - | - | - | - | - | - | - | - | - | - | - |
| Fenugreek | * | * | * | * | * | * | * | * | * | * | * | * | * | * | * |
| Gibto | - | - | - | - | - | - | - | - | - | - | - | - | - | - | - |
| Oilseeds | 54 | 68 | 71 | * | * | 609 | 286 | 409 | -32.82 | 43.06 | | | | | |
| Neug | - | - | - | - | - | - | - | - | - | - | - | - | - | - | - |
| Linseed | - | - | - | - | - | - | - | - | - | - | - | - | - | - | - |
| Groundnut | 41 | 56 | 59 | * | * | 561 | 286 | 409 | -27.07 | 43.06 | 13.53 | 5.09 | 6.99 | -48.34 | 37.33 |
| Sufflower | - | - | - | - | - | - | - | - | - | - | - | - | - | - | - |
| Sesame | * | * | * | * | * | * | - | - | * | * | * | - | - | * | * |
| Rapeseed | - | * | * | - | - | - | - | - | - | - | - | - | - | - | - |

Appendix I

Estimation Procedures of Totals, Ratios and Sampling Error

APPENDIX-I Estimation Procedures of Totals, Ratios and Sampling Errors

The following formulas were used to estimate total area of land under specific crop, level of production and yield of specific crop in a stratum.

1. For estimating Total Area of Land under Specific Crop:

$$\hat{Y}_h = \sum_{i=1}^{n_h} W_{hi} \sum_{j=1}^{h_{hi}} y_{hij} \quad (1)$$

in which, $W_{hi} = \frac{M_h H_{hi}}{n_h m_{hi} h_{hi}}$ is the basic weight.

Where:

- h represents the stratum
- n_h is the total number of sample EAs successfully covered in the h^{th} stratum.
- M_h is the measure of size of the h^{th} stratum as obtained from the sampling frame.
- m_{hi} is the measure of size of the i^{th} sample EA in the h^{th} stratum obtained from the sampling frame.
- H_{hi} is the total number of agricultural households of the i^{th} sample EA in the h^{th} stratum.
- h_{hi} is the number of sample agricultural households successfully covered in the i^{th} sample EA in the h^{th} stratum.
- y_{hij} is the observed value of the variable y for agricultural households j , in the i^{th} EA in the h^{th} stratum.
- \hat{Y}_{hi} estimated total for EA i in stratum h
- \hat{Y}_h estimated total for stratum h

2. Sampling Variance of Estimates:

Sampling variance for the estimate of stratum total of area and production are estimated by the following formula.

$$Var(\hat{Y}_h) = (1 - f_h) \frac{n_h}{n_h - 1} \sum_{i=1}^{n_h} \left(\hat{Y}_{hi} - \frac{\hat{Y}_h}{n_h} \right)^2 + f_h \sum_{i=1}^{n_h} (1 - f_{hi}) \left(\frac{h_{hi}}{h_{hi} - 1} \right) \sum_{j=1}^{h_{hi}} \left(\hat{y}_{hij} - \frac{\hat{Y}_{hi}}{h_{hi}} \right)^2 \quad (2)$$

Where,

f_h = average first stage probability of selection of EAs within stratum h .

$f_{hi} = \frac{h_{hi}}{H_{hi}}$ = average second stage probability of selection within the i^{th} sample EA in stratum h .

Since all strata are independent, the total variance at regional and country level is computed by aggregating the result obtained at Zone/Special Wereda level, i.e.

$$Var(\hat{Y}) = \sum_h^L Var(\hat{Y}_h)$$

Where, L is the number of strata (Zone/Special Wereda).

In estimating the sampling variance by the above formula, selection of EAs within a stratum is assumed to be with replacement. By so doing the variance estimate may be slightly over estimated but it greatly simplifies the estimation procedure.

3. Coefficient of Variation (CV) of Estimates:

Coefficient of Variation (CV) in percentage of estimate of stratum total of area and production for a specific crop are given by:

$$CV(\hat{Y}_h) = \frac{\sqrt{Var(\hat{Y}_h)}}{\hat{Y}_h} * 100 \quad (3)$$

4. Estimator of Ratio:

The estimator of a given ratio \hat{R}_h in stratum is the following

$$\hat{R}_h = \frac{\hat{Y}_h}{\hat{X}_h} ,$$

Where the numerator and the denominator are estimates of stratum totals of characteristics of y and x, respectively.

5. Variance of the ratio estimate of the stratum:

$$Var(\hat{R}_h) = \frac{1}{\hat{X}_h} \left[V(\hat{Y}_h) + \hat{R}_h^2 V(\hat{X}_h) - 2\hat{R}_h Cov(\hat{Y}_h, \hat{X}_h) \right] \quad (4)$$

$$\begin{aligned} \text{Where, } Cov(\hat{Y}_h, \hat{X}_h) &= (1 - f_h) \frac{n_h}{n_h - 1} \sum_{i=1}^{n_h} \left(\hat{X}_{hi} - \frac{\hat{X}_h}{n_h} \right) \left(\hat{Y}_{hi} - \frac{\hat{Y}_h}{n_h} \right) \\ &+ f_h \sum_{i=1}^{n_h} (1 - f_{hi}) \left(\frac{h_{hi}}{h_{hi} - 1} \right) \sum_{j=1}^{h_{hi}} \left(\hat{X}_{hij} - \frac{\hat{X}_{hi}}{h_{hi}} \right) \left(\hat{Y}_{hij} - \frac{\hat{Y}_{hi}}{h_{hi}} \right). \end{aligned}$$

6. Ninety-five percent confidence interval (CI) of stratum total:

$$\hat{Y}_h + 1.96 * SE(\hat{Y}_h) \quad , \quad (5)$$

$$\text{Where } SE(\hat{Y}_h) = \sqrt{Var(\hat{Y}_h)}$$

Estimates of standard error, coefficient of variation and confidence interval for the ratio estimate can be calculated by adopting the above formulas.

Appendix II
Standard Error And Coefficient Of
Variation For Area And Expected
Production

APPENDIX II Standard Errors and Coefficient of Variations for the Estimates of Area and Production of Major Crops, 2005/06 (1998 E.C) Crop Production Forecast Sample Survey

Table 1 Estimates for National

| Crop | Area | | | Production | | | |
|--------------------|----------|-----------|----------|------------|------------|----------|-------|
| | Hectares | S.E. | C.V In % | Quintals | S.E. | C.V In % | |
| TOTAL | 10246804 | 169582.47 | 1.65 | 137258367 | 2912171.19 | | 2.12 |
| Cereals..... | 7954836 | 137648.58 | 1.73 | 116926444 | 2673521.94 | | 2.29 |
| Teff..... | 2212501 | 66266.98 | 3 | 22887828 | 825017.04 | | 3.6 |
| Barley..... | 1129108 | 66772.15 | 5.91 | 14970686 | 1219227.77 | | 8.14 |
| Wheat..... | 1439187 | 72344.84 | 5.03 | 24082340 | 1401232.41 | | 5.82 |
| Maize..... | 1472758 | 35772.13 | 2.43 | 29056641 | 1013966.1 | | 3.49 |
| Sorghum..... | 1326717 | 49347.83 | 3.72 | 21310260 | 1102555.82 | | 5.17 |
| Finger millet..... | 324505 | 18294.32 | 5.64 | 3985589 | 263641.73 | | 6.61 |
| Oats/Aja'..... | 46235 | 9739.21 | 21.06 | 623742 | 167652.14 | | 26.88 |
| Rice..... | 3825 | 2056.64 | 53.76 | 9357 | 5823.8 | | 62.24 |
| Pulses..... | 1395527 | 38274.26 | 2.74 | 14239130 | 484289.32 | | 3.4 |
| Faba beans | 475156 | 17822.25 | 3.75 | 5709848 | 257323.75 | | 4.51 |
| Field peas..... | 261308 | 12461.78 | 4.77 | 2237490 | 129579.3 | | 5.79 |
| Haricot beans..... | 258808 | 15811.42 | 6.11 | 2426109 | 198052.99 | | 8.16 |
| Chick-peas..... | 176005 | 14326.67 | 8.14 | 1789255 | 165125.85 | | 9.23 |
| Lentils..... | 78421 | 6434.36 | 8.2 | 509382 | 63269.81 | | 12.42 |
| Grass Pea..... | 115475 | 11600.44 | 10.05 | 1400559 | 172263.12 | | 12.3 |
| Soya beans..... | 2877 | 549.87 | 19.11 | 7530 | 917.17 | | 12.18 |
| Fenugreek..... | 16937 | 1785.78 | 10.54 | 109103 | 14869.06 | | 13.63 |
| Gibto..... | 10540 | 2401.34 | 22.78 | 49853 | 12585.63 | | 25.25 |
| Oilseeds..... | 896441 | 36311.27 | 4.05 | 6092793 | 280510.37 | | 4.6 |
| Neug..... | 370396 | 20565.53 | 5.55 | 2056304 | 129996.35 | | 6.32 |
| Linseed..... | 261368 | 24337.52 | 9.31 | 1672036 | 185129.74 | | 11.07 |
| Groundnuts..... | 29667 | 6565.19 | 22.13 | 337410 | 80554.46 | | 23.87 |
| Sunflower..... | 10127 | 1454.18 | 14.36 | 66777 | 10608.9 | | 15.89 |
| Sesame..... | 181910 | 13894.11 | 7.64 | 1619755 | 129143.84 | | 7.97 |
| Rapeseed..... | 42972 | 6071.22 | 14.13 | 340512 | 49049.16 | | 14.4 |

Table 2 Estimates for Tigray Region

| Crop | Area | | | Production | | | |
|--------------------|----------|----------|----------|------------|-----------|----------|-------|
| | Hectares | S.E. | C.V In % | Quintals | S.E. | C.V In % | |
| TOTAL | 709188 | 29898.59 | 4.22 | 8532188 | 516504.13 | | 6.05 |
| Cereals..... | 586355 | 27491.82 | 4.69 | 7337181 | 490311.27 | | 6.68 |
| Teff..... | 140063 | 13796.79 | 9.85 | 1093148 | 106834.74 | | 9.77 |
| Barley..... | 98442 | 8344.87 | 8.48 | 1058823 | 90720.67 | | 8.57 |
| Wheat..... | 91354 | 9812.79 | 10.74 | 1216926 | 162642.63 | | 13.37 |
| Maize..... | 48153 | 3705.95 | 7.7 | 661317 | 62194.71 | | 9.4 |
| Sorghum..... | 151002 | 18375.73 | 12.17 | 2763238 | 457534.12 | | 16.56 |
| Finger millet..... | 56540 | 5626.3 | 9.95 | 542559 | 51439.16 | | 9.48 |
| Oats/Aja'..... | 797 | 475.12 | 59.65 | 1171 | 854.42 | | 72.97 |
| Rice..... | 4 | 4.09 | 100.6 | - | - | | - |
| Pulses..... | 54877 | 4586.53 | 8.36 | 557826 | 61397.26 | | 11.01 |
| Faba beans | 19533 | 2450.57 | 12.55 | 258289 | 42357.1 | | 16.4 |
| Field peas..... | 7981 | 1472.77 | 18.45 | 74833 | 16931.5 | | 22.63 |
| Haricot beans..... | 2670 | 1090.7 | 40.85 | 12459 | 5059.87 | | 40.61 |
| Chick-peas..... | 11247 | 2668.17 | 23.72 | 108832 | 35135.77 | | 32.28 |
| Lentils..... | 6230 | 1162.83 | 18.67 | 46228 | 9506.68 | | 20.56 |
| Grass Pea..... | 6453 | 1449.66 | 22.46 | 54071 | 13381.02 | | 24.75 |
| Soya beans..... | 77 | 35.78 | 46.5 | - | - | | - |
| Fenugreek..... | 666 | 224.84 | 33.76 | 3114 | 853.23 | | 27.4 |
| Gibto..... | 19 | 18.98 | 99.54 | - | - | | - |
| Oilseeds..... | 67957 | 3811.65 | 5.61 | 637181 | 38611.26 | | 6.06 |
| Neug..... | 9359 | 1785.9 | 19.08 | 67567 | 18653.93 | | 27.61 |
| Linseed..... | 10080 | 1272.59 | 12.63 | 51940 | 7366.94 | | 14.18 |
| Groundnuts..... | 38 | 17.19 | 44.95 | - | - | | - |
| Sunflower..... | 77 | 50.25 | 65.38 | 70 | 49.28 | | 70.26 |
| Sesame..... | 48374 | 3490.27 | 7.22 | 517604 | 34882.48 | | 6.74 |
| Rapeseed..... | 29 | 11.98 | 40.91 | - | - | | - |

Table 3 Estimates for Afar Region

| Crop | Area | | | Production | | |
|--------------------|----------|---------|----------|------------|----------|----------|
| | Hectares | S.E. | C.V In % | Quintals | S.E. | C.V In % |
| TOTAL | 13393 | 1650.47 | 12.32 | 211637 | 24036.98 | 11.36 |
| Cereals..... | 11434 | 1361.62 | 11.91 | 196990 | 23732.66 | 12.05 |
| Teff..... | 1784 | 492.17 | 27.58 | 4571 | 1239.72 | 27.12 |
| Barley..... | 63 | 27.85 | 44.18 | 164 | 85.53 | 52.03 |
| Wheat..... | 39 | 27.91 | 71.31 | 35 | 25.42 | 72.01 |
| Maize..... | 7762 | 843.78 | 10.87 | 185938 | 23525.39 | 12.65 |
| Sorghum..... | 1777 | 482.94 | 27.17 | 6281 | 1702.13 | 27.1 |
| Finger millet..... | 9 | 6.01 | 69.9 | - | - | - |
| Oats/Aja'..... | - | - | - | - | - | - |
| Rice..... | - | - | - | - | - | - |
| Pulses..... | 449 | 152.87 | 34.03 | 698 | 297.03 | 42.54 |
| Faba beans | - | - | - | - | - | - |
| Field peas..... | - | - | - | - | - | - |
| Haricot beans..... | 351 | 124.8 | 35.55 | 402 | 159.31 | 39.6 |
| Chick-peas..... | 94 | 42.78 | 45.35 | 296 | 157.81 | 53.33 |
| Lentils..... | 3 | 3.42 | 103.05 | - | - | - |
| Grass Pea..... | - | - | - | - | - | - |
| Soya beans..... | - | - | - | - | - | - |
| Fenugreek..... | 1 | 0.33 | 58.43 | - | - | - |
| Gibto..... | - | - | - | - | - | - |
| Oilseeds..... | 1510 | 592.59 | 39.25 | 13949 | 7627.24 | 54.68 |
| Neug..... | 5 | 2.44 | 48.63 | 3 | 1.73 | 54.64 |
| Linseed..... | 0 | 0.19 | 64.81 | - | - | - |
| Groundnuts..... | - | - | - | - | - | - |
| Sufflower..... | 133 | 57.46 | 43.25 | 556 | 284.83 | 51.24 |
| Sesame..... | 1371 | 582.92 | 42.5 | 13390 | 7613.96 | 56.86 |
| Rapeseed..... | - | - | - | - | - | - |

Table 4 Estimates for Amhara Region

| Crop | Area | | | Production | | |
|--------------------|----------|----------|----------|------------|------------|----------|
| | Hectares | S.E. | C.V In % | Quintals | S.E. | C.V In % |
| TOTAL | 3494398 | 91209.3 | 2.61 | 41990495 | 1635508.04 | 3.89 |
| Cereals..... | 2560039 | 69581.58 | 2.72 | 34247550 | 1497311.13 | 4.37 |
| Teff..... | 876709 | 41088.45 | 4.69 | 9045841 | 491727.02 | 5.44 |
| Barley..... | 386478 | 27520.43 | 7.12 | 4298690 | 404230.59 | 9.4 |
| Wheat..... | 402168 | 28641.9 | 7.12 | 6130191 | 616784.47 | 10.06 |
| Maize..... | 294185 | 16113.63 | 5.48 | 5832429 | 519827.22 | 8.91 |
| Sorghum..... | 434050 | 34760.35 | 8.01 | 7009762 | 856563.08 | 12.22 |
| Finger millet..... | 154621 | 16312.87 | 10.55 | 1822529 | 244365.36 | 13.41 |
| Oats/Aja'..... | 8837 | 2030.65 | 22.98 | 108108 | 25723.84 | 23.79 |
| Rice..... | 2990 | 2014.77 | 67.39 | - | - | - |
| Pulses..... | 632921 | 28215.95 | 4.46 | 6071204 | 326335.65 | 5.38 |
| Faba beans | 228132 | 13568.48 | 5.95 | 2674594 | 194582.06 | 7.28 |
| Field peas..... | 116428 | 8467.94 | 7.27 | 831731 | 68343.8 | 8.22 |
| Haricot beans..... | 48849 | 8738.03 | 17.89 | 276293 | 55813.49 | 20.2 |
| Chick-peas..... | 105574 | 11152.06 | 10.56 | 1076660 | 132442.39 | 12.3 |
| Lentils..... | 52542 | 5844.79 | 11.12 | 334248 | 57274.65 | 17.14 |
| Grass Pea..... | 63714 | 8409.07 | 13.2 | 776044 | 118662.63 | 15.29 |
| Soya beans..... | 159 | 88 | 55.51 | 153 | 152.02 | 99.06 |
| Fenugreek..... | 7186 | 1362.23 | 18.96 | 51811 | 11581.17 | 22.35 |
| Gibto..... | 10337 | 2398.43 | 23.2 | 49670 | 12584.95 | 25.34 |
| Oilseeds..... | 301438 | 22134.68 | 7.34 | 1671741 | 162976.13 | 9.75 |
| Neug..... | 171090 | 16453.88 | 9.62 | 794722 | 97558.88 | 12.28 |
| Linseed..... | 44752 | 4545.68 | 10.16 | 149844 | 17318.97 | 11.56 |
| Groundnuts..... | 1241 | 890.83 | 71.77 | 13645 | 10006.24 | 73.34 |
| Sufflower..... | 7819 | 1275.19 | 16.31 | 59184 | 10386.49 | 17.55 |
| Sesame..... | 51792 | 12833.43 | 24.78 | 429691 | 118988.7 | 27.69 |
| Rapeseed..... | 24743 | 2972.27 | 12.01 | 224657 | 35408.59 | 15.76 |

Table 5 Estimates for Oromia Region

| Crop | Area | | | Production | | | |
|--------------------|----------|-----------|----------|------------|------------|----------|--|
| | Hectares | S.E. | C.V In % | Quintals | S.E. | C.V In % | |
| TOTAL | 4792684 | 136218.91 | 2.84 | 72408351 | 2306831.21 | 3.19 | |
| Cereals..... | 3811700 | 112594 | 2.95 | 63094041 | 2118483.23 | 3.36 | |
| Teff..... | 958743 | 48734.04 | 5.08 | 10848381 | 642551.03 | 5.92 | |
| Barley..... | 548485 | 59921.26 | 10.92 | 8479496 | 1142785.02 | 13.48 | |
| Wheat..... | 788735 | 64979.68 | 8.24 | 14330665 | 1235108.83 | 8.62 | |
| Maize..... | 839699 | 29156.69 | 3.47 | 18019997 | 826056.84 | 4.58 | |
| Sorghum..... | 553127 | 29030.08 | 5.25 | 9605289 | 515193.62 | 5.36 | |
| Finger millet..... | 87406 | 4260.46 | 4.87 | 1304734 | 65895.56 | 5.05 | |
| Oats/Aja'..... | 35386 | 9508.43 | 26.87 | 505392 | 165641.28 | 32.77 | |
| Rice..... | 119 | 60.09 | 50.6 | 87 | 30.95 | 35.52 | |
| Pulses..... | 517880 | 23865.2 | 4.61 | 5876115 | 338872.76 | 5.77 | |
| Faba beans | 164679 | 10422.13 | 6.33 | 2130791 | 154931.85 | 7.27 | |
| Field peas..... | 89547 | 8207.84 | 9.17 | 923375 | 101396.78 | 10.98 | |
| Haricot beans..... | 139058 | 11762.12 | 8.46 | 1548434 | 179117.2 | 11.57 | |
| Chick-peas..... | 53007 | 8559.13 | 16.15 | 550766 | 91875.89 | 16.68 | |
| Lentils..... | 17746 | 2416.07 | 13.61 | 120551 | 25135.46 | 20.85 | |
| Grass Pea..... | 43700 | 7838.41 | 17.94 | 548021 | 124070 | 22.64 | |
| Soya beans..... | 1775 | 539.65 | 30.4 | 3014 | 895.43 | 29.71 | |
| Fenugreek..... | 8226 | 1125.5 | 13.68 | 51163 | 9277.44 | 18.13 | |
| Gibto..... | 140 | 114.91 | 81.79 | - | - | - | |
| Oilseeds..... | 463105 | 28005.6 | 6.05 | 3438195 | 221981.33 | 6.46 | |
| Neug..... | 167961 | 11406.14 | 6.79 | 1102414 | 81350.34 | 7.38 | |
| Linseed..... | 201709 | 23844.74 | 11.82 | 1449515 | 184076.13 | 12.7 | |
| Groundnuts..... | 20205 | 6386.49 | 31.61 | 254528 | 78495.12 | 30.84 | |
| Sufflower..... | 1469 | 683.1 | 46.5 | 83 | 82.02 | 99.29 | |
| Sesame..... | 54791 | 3256.7 | 5.94 | 517335 | 30522.64 | 5.9 | |
| Rapeseed..... | 16969 | 5287.94 | 31.16 | 114321 | 33939.51 | 29.69 | |

Table 6 Estimates for Somali Region

| Crop | Area | | | Production | | | |
|--------------------|----------|---------|----------|------------|----------|----------|--|
| | Hectares | S.E. | C.V In % | Quintals | S.E. | C.V In % | |
| TOTAL | 84053 | 8141.57 | 9.69 | 377252 | 60997.87 | 16.17 | |
| Cereals..... | 81629 | 8090.24 | 9.91 | 370625 | 60121.08 | 16.22 | |
| Teff..... | 21 | 16.76 | 81.07 | - | - | - | |
| Barley..... | 7007 | 2124.42 | 30.32 | 36234 | 16145.82 | 44.56 | |
| Wheat..... | 17548 | 3515.01 | 20.03 | 128463 | 33202.67 | 25.85 | |
| Maize..... | 31838 | 5070.43 | 15.93 | 88317 | 12155.16 | 13.76 | |
| Sorghum..... | 24562 | 2795.96 | 11.38 | 113892 | 15436.21 | 13.55 | |
| Finger millet..... | - | - | - | - | - | - | |
| Oats/Aja'..... | 653 | 260.81 | 39.93 | 3718 | 1885.95 | 50.72 | |
| Rice..... | - | - | - | - | - | - | |
| Pulses..... | 2115 | 394.45 | 18.65 | 6464 | 2006.74 | 31.04 | |
| Faba beans | 11 | 9.34 | 86.18 | - | - | - | |
| Field peas..... | 135 | 66.24 | 49.09 | 1105 | 579.1 | 52.4 | |
| Haricot beans..... | 1294 | 258.92 | 20 | 4731 | 1700.45 | 35.94 | |
| Chick-peas..... | 369 | 184.34 | 49.9 | 255 | 125.21 | 49.06 | |
| Lentils..... | 171 | 77.64 | 45.42 | 255 | 104.93 | 41.17 | |
| Grass Pea..... | - | - | - | - | - | - | |
| Soya beans..... | 1 | 1.11 | 102.4 | - | - | - | |
| Fenugreek..... | 130 | 60.86 | 46.77 | 117 | 57.96 | 49.36 | |
| Gibto..... | 3 | 2.99 | 100.59 | - | - | - | |
| Oilseeds..... | 310 | 106.49 | 34.37 | 163 | 57.42 | 35.13 | |
| Neug..... | - | - | - | - | - | - | |
| Linseed..... | 270 | 105.52 | 39.06 | 163 | 57.42 | 35.32 | |
| Groundnuts..... | 14 | 10.03 | 73.59 | - | - | - | |
| Sufflower..... | - | - | - | - | - | - | |
| Sesame..... | 26 | 15.34 | 59.78 | 1 | - | - | |
| Rapeseed..... | 0 | 0.33 | 99.8 | - | - | - | |

Table 7 Estimates for Benishangul-Gumuz Region

| Crop | Area | | | Production | | |
|--------------------|----------|---------|----------|------------|-----------|----------|
| | Hectares | S.E. | C.V In % | Quintals | S.E. | C.V In % |
| TOTAL | 173719 | 9689 | 5.58 | 1790027 | 120339.18 | 6.72 |
| Cereals:..... | 118389 | 5950.69 | 5.03 | 1469883 | 96221.18 | 6.55 |
| Teff..... | 13196 | 2318.45 | 17.57 | 122707 | 29246.5 | 23.83 |
| Barley..... | 986 | 390.92 | 39.63 | 8464 | 3453.74 | 40.81 |
| Wheat..... | 1522 | 981.19 | 64.49 | 10635 | 6716.68 | 63.15 |
| Maize..... | 28985 | 1713.89 | 5.91 | 505150 | 45890.63 | 9.08 |
| Sorghum..... | 52011 | 2885.67 | 5.55 | 565100 | 34104.58 | 6.04 |
| Finger millet..... | 21021 | 4091.84 | 19.47 | 249000 | 47693.03 | 19.15 |
| Oats/'Aja'..... | 27 | 14.41 | 53.08 | 63 | 43.06 | 68.18 |
| Rice..... | 641 | 407.56 | 63.56 | 8764 | 5818.14 | 66.39 |
| Pulses..... | 7472 | 592.6 | 7.93 | 49852 | 5714.44 | 11.46 |
| Faba beans | 459 | 167.36 | 36.47 | 3082 | 1126.69 | 36.56 |
| Field.peas..... | 442 | 194.15 | 43.89 | 2763 | 1281.88 | 46.39 |
| Haricot beans..... | 5140 | 532.17 | 10.35 | 37478 | 5690.46 | 15.18 |
| Chick-peas..... | 473 | 183.12 | 38.69 | 1828 | 885.92 | 48.46 |
| Lentils..... | 86 | 42.58 | 49.46 | 154 | 76.84 | 49.83 |
| Grass Pea..... | 18 | 4.88 | 27.03 | - | - | - |
| Soya beans..... | 816 | 42.4 | 5.2 | 4363 | 127.66 | 2.93 |
| Fenugreek..... | 2 | 0.83 | 37.94 | - | - | - |
| Gibto..... | 35 | 20.43 | 58.12 | 183 | 130.26 | 71.01 |
| Oilseeds..... | 47857 | 4662.64 | 9.74 | 270292 | 33448.18 | 12.37 |
| Neug..... | 17626 | 3615.49 | 20.51 | 70420 | 16641.98 | 23.63 |
| Linseed..... | 329 | 73.92 | 22.46 | 735 | 239.54 | 32.58 |
| Groundnuts..... | 5111 | 1186.77 | 23.22 | 57610 | 14977.15 | 26 |
| Sunflower..... | 151 | 53.76 | 35.57 | 1119 | 594.11 | 53.09 |
| Sesame..... | 24436 | 2239.22 | 9.16 | 139835 | 17667.42 | 12.63 |
| Rapeseed..... | 203 | 53.44 | 26.34 | 573 | 174.11 | 30.37 |

Table 8 Estimates for SNNP Region

| Crop | Area | | | Production | | |
|--------------------|----------|----------|----------|------------|-----------|----------|
| | Hectares | S.E. | C.V In % | Quintals | S.E. | C.V In % |
| TOTAL | 942806 | 28703.5 | 3.04 | 11503369 | 444884.64 | 3.87 |
| Cereals:..... | 754669 | 23823.09 | 3.16 | 9821100 | 403852.19 | 4.11 |
| Teff..... | 218261 | 11492.4 | 5.27 | 1728184 | 117106.13 | 6.78 |
| Barley..... | 87256 | 6024.07 | 6.9 | 1084335 | 93029.1 | 8.58 |
| Wheat..... | 133983 | 9022.36 | 6.73 | 2199409 | 172980.53 | 7.86 |
| Maize..... | 214755 | 11219.74 | 5.22 | 3624302 | 261144.36 | 7.21 |
| Sorghum..... | 95027 | 5399.34 | 5.68 | 1113713 | 75246.06 | 6.76 |
| Finger millet..... | 4851 | 1421.87 | 29.31 | 66141 | 23012.06 | 34.79 |
| Oats/'Aja'..... | 518 | 156.59 | 30.2 | 5016 | 2046.26 | 40.79 |
| Rice..... | 18 | 6.36 | 34.73 | - | - | - |
| Pulses..... | 176727 | 8810.95 | 4.99 | 1633015 | 96920.07 | 5.94 |
| Faba beans | 62091 | 4344.65 | 7 | 640474 | 50539.45 | 7.89 |
| Field.peas..... | 46672 | 3743.04 | 8.02 | 402674 | 39369.77 | 9.78 |
| Haricot beans..... | 60966 | 5808.41 | 9.53 | 543195 | 62972.23 | 11.59 |
| Chick-peas..... | 4134 | 652.51 | 15.78 | 31697 | 6726.16 | 21.22 |
| Lentils..... | 1371 | 202.34 | 14.75 | 5057 | 660.33 | 13.06 |
| Grass Pea..... | 825 | 561.27 | 68.07 | 7820 | 4628.25 | 59.18 |
| Soya beans..... | 49 | 17.71 | 35.91 | - | - | - |
| Fenugreek..... | 613 | 109.77 | 17.9 | 2097 | 390.74 | 18.63 |
| Gibto..... | 6 | 3.86 | 68.87 | - | - | - |
| Oilseeds..... | 11410 | 2701.86 | 23.68 | 49253 | 13313.9 | 27.03 |
| Neug..... | 4353 | 2418.61 | 55.56 | 21179 | 11769.21 | 55.57 |
| Linseed..... | 4212 | 1201.62 | 28.53 | 19837 | 5892.26 | 29.7 |
| Groundnuts..... | 1222 | 122.91 | 10.06 | 1500 | 546.96 | 36.46 |
| Sunflower..... | 475 | 114.74 | 24.14 | 5766 | 2055.79 | 35.66 |
| Sesame..... | 124 | 17.67 | 14.27 | 15 | 9.49 | 63.85 |
| Rapeseed..... | 1024 | 244.87 | 23.92 | 957 | 361.77 | 37.82 |

Table 9 Estimates for Harari Region

| Crop | Area | | | Production | | |
|--------------------|----------|--------|----------|------------|---------|----------|
| | Hectares | S.E. | C.V In % | Quintals | S.E. | C.V In % |
| TOTAL | 8161 | 781.88 | 9.58 | 47695 | 4847.11 | 10.16 |
| Cereals..... | 6291 | 624.96 | 9.93 | 38635 | 4426.93 | 11.46 |
| Teff..... | 0 | 0.44 | 97.82 | - | - | - |
| Barley..... | 37 | 17.43 | 46.64 | 234 | 115.24 | 49.31 |
| Wheat..... | 55 | 30.95 | 56.76 | 537 | 325.55 | 60.57 |
| Maize..... | 1216 | 128.68 | 10.59 | 9819 | 1115.73 | 11.36 |
| Sorghum..... | 4975 | 588.22 | 11.82 | 27988 | 3834.55 | 13.7 |
| Finger millet..... | - | - | - | - | - | - |
| Oats/Aja'..... | 3 | 2.95 | 86.03 | 56 | 52.86 | 93.9 |
| Rice..... | 5 | 5.17 | 100.28 | - | - | - |
| Pulses..... | 46 | 13.95 | 30.32 | 2 | 1.04 | 56.91 |
| Faba beans | 3 | 1.99 | 76.04 | - | - | - |
| Field peas..... | 6 | 4.7 | 74.7 | - | - | - |
| Haricot beans..... | 34 | 13.05 | 38.24 | - | - | - |
| Chick-peas..... | 1 | 0.8 | 56.91 | 2 | 1.04 | 56.91 |
| Lentils..... | - | - | - | - | - | - |
| Grass Pea..... | - | - | - | - | - | - |
| Soya beans..... | - | - | - | - | - | - |
| Fenugreek..... | 2 | 1.35 | 84.36 | - | - | - |
| Gibto..... | - | - | - | - | - | - |
| Oilseeds..... | 1823 | 339.86 | 18.64 | 9058 | 1639.23 | 18.1 |
| Neug..... | - | - | - | - | - | - |
| Linseed..... | 2 | 1.75 | 104.86 | - | - | - |
| Groundnuts..... | 1701 | 309.04 | 18.17 | 8968 | 1618.66 | 18.05 |
| Sufflower..... | - | - | - | - | - | - |
| Sesame..... | 119 | 56.16 | 47.07 | 91 | 40.27 | 44.32 |
| Rapeseed..... | 2 | 1.01 | 66.56 | - | - | - |

Table 10 Estimates for Addis Ababa City Administration

| Crop | Area | | | Production | | |
|--------------------|----------|--------|----------|------------|---------|----------|
| | Hectares | S.E. | C.V In % | Quintals | S.E. | C.V In % |
| TOTAL | 10436 | 408.2 | 3.91 | 155395 | 6246.07 | 4.02 |
| Cereals..... | 7858 | 261.1 | 3.32 | 114720 | 4000.04 | 3.49 |
| Teff..... | 3720 | 23.53 | 0.63 | 44996 | 1195.52 | 2.66 |
| Barley..... | 320 | - | - | 3855 | - | - |
| Wheat..... | 3778 | 214.11 | 5.67 | 65455 | 3581.48 | 5.47 |
| Maize..... | 20 | 3.02 | 15.19 | 124 | 21.26 | 17.17 |
| Sorghum..... | 8 | 6.28 | 82.92 | 73 | 58.26 | 79.65 |
| Finger millet..... | - | - | - | - | - | - |
| Oats/Aja'..... | 12 | 3.86 | 31.74 | 217 | 91.73 | 42.24 |
| Rice..... | - | - | - | - | - | - |
| Pulses..... | 2561 | 157.15 | 6.14 | 40670 | 2467.76 | 6.07 |
| Faba beans | 248 | - | - | 2618 | - | - |
| Field peas..... | 94 | - | - | 1007 | - | - |
| Haricot beans..... | 1 | 0.3 | 25.88 | - | - | - |
| Chick-peas..... | 1105 | 109.61 | 9.92 | 18919 | 1946.95 | 10.29 |
| Lentils..... | 244 | 22.99 | 9.41 | 2758 | 218.45 | 7.92 |
| Grass Pea..... | 765 | 20.64 | 2.7 | 14604 | - | - |
| Soya beans..... | 0 | 0.09 | 35.23 | - | - | - |
| Fenugreek..... | 103 | 15.31 | 14.9 | 764 | 97.84 | 12.8 |
| Gibto..... | - | - | - | - | - | - |
| Oilseeds..... | 17 | 3.89 | 23.56 | 5 | 1.59 | 33.97 |
| Neug..... | - | - | - | - | - | - |
| Linseed..... | 14 | 3.79 | 27.1 | 3 | 0.81 | 30.12 |
| Groundnuts..... | - | - | - | - | - | - |
| Sufflower..... | 1 | 0.24 | 41.57 | - | - | - |
| Sesame..... | - | - | - | - | - | - |
| Rapeseed..... | 2 | 0.67 | 34.39 | 2 | 1.36 | 69.13 |

Table 11 Estimates for Dire Dawa Administrative Council

| Crop | Area | | | Production | | |
|--------------------|----------|--------|----------|------------|---------|----------|
| | Hectares | S.E. | C.V In % | Quintals | S.E. | C.V In % |
| TOTAL | 8076 | 655.11 | 8.11 | 70890 | 5992.28 | 8.45 |
| Cereals..... | 7632 | 624.58 | 8.18 | 67700 | 5639.03 | 8.33 |
| Teff..... | 2 | 2.53 | 106.42 | - | - | - |
| Barley..... | 29 | 22 | 74.92 | 376 | 281.21 | 74.79 |
| Wheat..... | 7 | 5.37 | 79.58 | 23 | 17.95 | 79.58 |
| Maize..... | 304 | 64.56 | 21.26 | 3664 | 914.09 | 24.95 |
| Sorghum..... | 7289 | 630.1 | 8.64 | 63638 | 5636.63 | 8.86 |
| Finger millet..... | - | - | - | - | - | - |
| Oats/Aja..... | 1 | 0.56 | 96.23 | - | - | - |
| Rice..... | - | - | - | - | - | - |
| Pulses..... | 373 | 75.5 | 20.26 | 2781 | 651.9 | 23.44 |
| Faba beans | 0 | 0.09 | 98.33 | - | - | - |
| Field peas..... | 1 | 1.34 | 100.82 | - | - | - |
| Haricot beans..... | 337 | 76.54 | 22.69 | 2613 | 660.59 | 25.28 |
| Chick-peas..... | - | - | - | - | - | - |
| Lentils..... | 26 | 24.14 | 93.68 | 131 | 123.09 | 93.68 |
| Grass Pea..... | - | - | - | - | - | - |
| Soya beans..... | - | - | - | - | - | - |
| Fenugreek..... | 8 | 7.13 | 86.97 | 36 | 31.47 | 86.97 |
| Gibto..... | - | - | - | - | - | - |
| Oilseeds..... | 71 | 25.47 | 35.69 | 409 | 192.54 | 47.06 |
| Neug..... | - | - | - | - | - | - |
| Linseed..... | - | - | - | - | - | - |
| Groundnuts..... | 59 | 25.23 | 43.09 | 409 | 192.54 | 47.06 |
| Safflower..... | - | - | - | - | - | - |
| Sesame..... | 13 | 6.4 | 51 | - | - | - |
| Rapeseed..... | 0 | 0.26 | 101.88 | - | - | - |

Appendix III

**The 2005/06(1998 E.C)Crop Production Sample Survey
Number of Planned and Actually Covered Sampling units**

**APPENDIX-III (a). Number of Planned and Actually Covered Sampling Units (EAs & Households)
of the 2005/6 (1998 E.C.) Crop Production Forecast Sample Survey**

| Region | Stratum | Enumeration Areas | | Households | |
|---------------------|----------------------|-------------------|-------------|-------------|-------------|
| | Zone/Sp.wereda | Sampled | Covered | Sampled | Covered |
| Tigray | North Western Tigray | 31 | 31 | 310 | 310 |
| | Central Tigray | 40 | 40 | 400 | 400 |
| | Eastern Tigray | 29 | 29 | 290 | 290 |
| | Southern Tigray | 40 | 40 | 400 | 400 |
| | Western Tigray | 25 | 25 | 250 | 250 |
| | Region Total | | 165 | 165 | 1650 |
| Afar | Zone One | 24 | 18 | 240 | 180 |
| | Zone Three | 24 | 24 | 240 | 239 |
| | Region Total | 48 | 42 | 480 | 419 |
| Amhara | North Gonder | 44 | 43 | 440 | 430 |
| | South Gonder | 44 | 43 | 440 | 430 |
| | North Wello | 46 | 44 | 460 | 440 |
| | South Wello | 48 | 48 | 480 | 480 |
| | North Shewa | 40 | 39 | 400 | 389 |
| | East Gojam | 48 | 47 | 480 | 470 |
| | West Gojam | 48 | 48 | 480 | 480 |
| | Wag Hemira | 28 | 28 | 280 | 280 |
| | Awi | 32 | 32 | 320 | 320 |
| | Oromia | 28 | 28 | 280 | 280 |
| | Region Total | 406 | 400 | 4060 | 3999 |
| Oromia | West Wellega | 42 | 42 | 420 | 420 |
| | East Wellega | 45 | 45 | 450 | 450 |
| | Illubabor | 36 | 36 | 360 | 360 |
| | Jimma | 48 | 48 | 480 | 480 |
| | West Shewa | 42 | 42 | 420 | 420 |
| | North Shewa | 34 | 34 | 340 | 340 |
| | East Shewa | 44 | 44 | 440 | 440 |
| | Arsi | 46 | 46 | 460 | 460 |
| | West Harerghe | 40 | 40 | 400 | 400 |
| | East Harerghe | 44 | 44 | 440 | 440 |
| | Bale | 40 | 18 | 400 | 180 |
| | Borena | 36 | 36 | 360 | 359 |
| | South West Shewa | 40 | 40 | 400 | 400 |
| | Guji | 36 | 36 | 360 | 360 |
| Region Total | 573 | 551 | 5730 | 5509 | |

APPENDIX-III (a) (Continued...)

| Region | Stratum | Enumeration Areas | | Households | |
|--------------------------|------------------------|-------------------|-------------|--------------|--------------|
| | Zone/Sp.wereda | Sampled | Covered | Sampled | Covered |
| Somali | Shinile | 20 | 20 | 200 | 200 |
| | Jijiga | 28 | 28 | 280 | 278 |
| | Liben | 24 | 24 | 240 | 239 |
| | Region Total | 72 | 72 | 720 | 717 |
| Benishangul-Gumuz | Metekel | 28 | 26 | 280 | 260 |
| | Asosa | 28 | 28 | 280 | 280 |
| | Kemashi | 24 | 22 | 240 | 220 |
| | Region Total | 80 | 76 | 800 | 760 |
| SNNP | Guraghe | 38 | 38 | 380 | 380 |
| | Hadiya | 34 | 34 | 340 | 340 |
| | Kembata Tambaro | 33 | 33 | 330 | 330 |
| | Sidama | 44 | 44 | 440 | 440 |
| | Gedeo | 34 | 34 | 340 | 340 |
| | Wolayita | 40 | 40 | 400 | 400 |
| | South Omo | 33 | 33 | 330 | 330 |
| | Shaka | 24 | 24 | 240 | 240 |
| | Keffa | 36 | 36 | 360 | 360 |
| | Gamo Gofa | 40 | 40 | 400 | 400 |
| | Benchi Maji | 32 | 31 | 320 | 310 |
| | Yem Special Wereda | 20 | 20 | 200 | 200 |
| | Amaro Special Wereda | 20 | 20 | 200 | 200 |
| | Burji Special Wereda | 20 | 20 | 200 | 200 |
| | Konso Special Wereda | 20 | 20 | 200 | 200 |
| | Derashe Special Wereda | 20 | 20 | 200 | 200 |
| | Dawro | 32 | 32 | 320 | 320 |
| | Basketo Special Wereda | 20 | 20 | 200 | 200 |
| | Konta Special Wereda | 20 | 20 | 200 | 200 |
| | Siltie | 32 | 32 | 320 | 320 |
| | Alaba Special Wereda | 20 | 20 | 200 | 200 |
| Region Total | 612 | 611 | 6120 | 6110 | |
| Harari | Harari | 24 | 24 | 240 | 240 |
| Addis Ababa | Addis Ababa | 20 | 20 | 200 | 200 |
| Dire Dawa | Dire Dawa | 24 | 24 | 240 | 240 |
| Country Total | | 2024 | 1985 | 20240 | 19844 |

APPENDIX-III (b) Number of Planned and Actually Covered Sampling Units (Resettlement localities & Households) of the 2005/6 (1998 E.C.) Crop Production Forecast Sample Survey

| Region | Stratum | Resettlement localities | | Households | |
|--------------|------------------------|-------------------------|------------|-------------|-------------|
| | Zone/Sp.wereda | Sampled | Covered | Sampled | Covered |
| Tigray | North Western Tigray | 2 | 2 | 20 | 20 |
| | Western Tigray | 32 | 32 | 320 | 318 |
| | Region Total | 34 | 34 | 340 | 338 |
| Amhara | North Gonder | 32 | 23 | 320 | 230 |
| | Awi | 2 | 2 | 20 | 20 |
| | Region Total | 34 | 25 | 340 | 250 |
| Oromia | West Wellega | 39 | 39 | 390 | 390 |
| | East Wellega | 21 | 21 | 210 | 210 |
| | Illubabor | 40 | 40 | 400 | 400 |
| | Jimma | 6 | 6 | 60 | 60 |
| | West Shewa | 4 | 4 | 40 | 40 |
| | Bale | 10 | 2 | 100 | 20 |
| | Guji | 6 | 6 | 60 | 60 |
| | Region Total | 126 | 118 | 1260 | 1180 |
| Benishangul- | Asosa | 2 | 2 | 20 | 20 |
| Gumuz | Region Total | 2 | 2 | 20 | 20 |
| SNNP | Guraghe | 4 | 4 | 40 | 32 |
| | Wolayita | 3 | 3 | 30 | 30 |
| | South Omo | 7 | 7 | 70 | 70 |
| | Keffa | 8 | 8 | 80 | 80 |
| | Gamo_Gofa | 10 | 10 | 100 | 100 |
| | Benchi Maji | 5 | 5 | 50 | 50 |
| | Amaro Special Wereda | 3 | 3 | 30 | 30 |
| | Dawro | 4 | 4 | 40 | 40 |
| | Basketo Special Wereda | 5 | 5 | 50 | 50 |
| | Konta Special Wereda | 5 | 5 | 50 | 50 |
| | Region Total | 54 | 54 | 540 | 532 |
| | Country Total | | 250 | 233 | 2500 |

Appendix IV - Questionnaires

APPENDIX IV: Questionnaires used for the 2005/06 (1998E.C) Crop Production Sample Survey

Crop Production Sample Survey

NOTE:- This Form Should be Filled Out For Mixed Crops According to their Type in pure Stands

Assessment of Crop Conditions- 2005/06 (1998 E.C)

Part I – Identification Particulars

| 1 | 2 | 3 | 4 | 5 | 6 |
|--------|------|--------|-----------------------------------|---------------------------|-----------|
| Region | Zone | wereda | Farmers' Association / Settlement | Enumeration Area /village | Crop Name |
| | | | | | |

Part II - Assessment of Crop Conditions (For Meher Season)

| 1 | 2 | 3 | 4 | 5 | 6 | 7 | 8 | 9 | 10 | 11 |
|---------|----------------|-------------------|------------------|------------------|---|---------------------|-------------------------------|---------------------|-------------------------------|-------------------|
| Sr. No. | Name of Holder | Household ID Numb | Holder ID Number | Number Of Fields | Crop Productivity Compared to Last Year | | | | | Change In Percent |
| | | | | | Increase = 1 Equal/ No change = 2 Decrease = 3 | If Increase | | If Decrease | | |
| | | | | | | Quantity in Percent | One Major Reason for Increase | Quantity in Percent | One Major Reason for Decrease | |
| | | | | | Code | | Code | | | Code |
| 0 | 1 | | | | | | | | | |
| 0 | 2 | | | | | | | | | |
| 0 | 3 | | | | | | | | | |
| 0 | 4 | | | | | | | | | |
| 0 | 5 | | | | | | | | | |
| 0 | 6 | | | | | | | | | |
| 0 | 7 | | | | | | | | | |
| 0 | 8 | | | | | | | | | |
| 0 | 9 | | | | | | | | | |
| 1 | 0 | | | | | | | | | |
| 1 | 1 | | | | | | | | | |
| 1 | 2 | | | | | | | | | |
| 1 | 3 | | | | | | | | | |
| 1 | 4 | | | | | | | | | |
| 1 | 5 | | | | | | | | | |

**Questionnaires used for the 2005/06(1998E.C)
Forecast of Crop Production Sample Survey
Assessment of crop condition**

Part I –Identification Particulars

| 1 | 2 | 3 | 4 | 5 |
|---------------|-------------|---------------|--|--------------------------------------|
| Region | Zone | Wereda | Farmers' Association / Settlement | Enumeration Area/ village |
| | | | | |

Part II - Assessment of Crop Conditions (For Meher Season)

| 1 | 2 | 3 | 4 | 5 |
|------------------|------|--|--|---|
| Crop Name | Code | Expected Crop Productivity Compared to Last Year | | |
| | | Increase = 1 Equal/No Change = 2 Decrease = 3 | If increase/Decrease Quantity of increase/Decrease In percent | Expected Quantity of Productivity Change In Percent |
| | | Code | | |
| Teff | 07 | | | |
| Barley | 01 | | | |
| Wheat | 08 | | | |
| Maize | 02 | | | |
| Sorghum | 06 | | | |
| Finger millet | 03 | | | |
| Oats/'aja' | 04 | | | |
| Rice | 05 | | | |
| Horse beans | 13 | | | |
| Field peas | 15 | | | |
| Haricot beans | 12 | | | |
| Chick peas | 11 | | | |
| Lentils | 14 | | | |
| Grass peas/vetch | 16 | | | |
| Fenugreek | 36 | | | |
| Gibto | 17 | | | |
| Niger seed | 25 | | | |
| Lin seed/flax | 23 | | | |
| Ground nuts | 24 | | | |
| Sufflower | 28 | | | |
| Sesame | 27 | | | |
| Rape seed | 26 | | | |
| Soya beans | 18 | | | |

| | Name | Date | Signature |
|---------------------------------------|-------|-------|-----------|
| Development Agent (Respondent) | _____ | _____ | _____ |
| Data Collector | _____ | _____ | _____ |
| Supervisor | _____ | _____ | _____ |

* Data in this questionnaire should be collected from the Development Agent only by interview method.

Questionnaires used for the 2005/06(1998E.C)
Forecast of Crop Production Sample Survey
Assessment of crop condition

Part I –Identification Particulars

| 1 | 2 | 3 | 4 | 5 |
|--------|------|--------|-----------------------------------|---------------------------|
| Region | Zone | Wereda | Farmers' Association / Settlement | Enumeration Area /village |
| | | | | |

Part II - Assessment of Crop Conditions (For Meher Season)

| 1 | 2 | 3 | 4 | 5 | |
|------------------|------|--|------|---|---|
| Crop Name | Code | Expected Crop Productivity Compared to Last Year | | | Expected Quantity of Productivity Change In Percent |
| | | Increase = 1 | = | If increase/Decrease Quantity of increase/Decrease In percent | |
| | | Equal/No change = 2 | | | |
| | | Decrease = 3 | | | |
| | | | Code | | |
| Teff | 07 | | | | |
| Barley | 01 | | | | |
| Wheat | 08 | | | | |
| Maize | 02 | | | | |
| Sorghum | 06 | | | | |
| Finger millet | 03 | | | | |
| Oats/'aja' | 04 | | | | |
| Rice | 05 | | | | |
| Horse beans | 13 | | | | |
| Field peas | 15 | | | | |
| Haricot beans | 12 | | | | |
| Chick peas | 11 | | | | |
| Lentils | 14 | | | | |
| Grass peas/vetch | 16 | | | | |
| Fenugreek | 36 | | | | |
| Gibto | 17 | | | | |
| Niger seed | 25 | | | | |
| Lin seed/flax | 23 | | | | |
| Ground nuts | 24 | | | | |
| Sufflower | 28 | | | | |
| Sesame | 27 | | | | |
| Rape seed | 26 | | | | |
| Soya beans | 18 | | | | |

| | Name | Date | Signature |
|--|-------|-------|-----------|
| Chairman of Farmers' Association / Settlement (Respondent) | _____ | _____ | _____ |
| Data Collector | _____ | _____ | _____ |
| Supervisor | _____ | _____ | _____ |

* Data in this questionnaire should be collected from the Farmers' Association/settlement chair person by interview method.

List of Fields Under Crops/Other Land Use and Agricultural Practices**(Meher Season) -2005/06(1998 E.C.)****Part I. Identification Particulars**

| 1 | 2 | 3 | 4 | 5 | 6 | 7 | 8 | 9 | 10 | 11 | 12 | 13 | 14 |
|--------|------|--------|--|-----------------------------|---------------------------|--|------------------------|--------|-----|-------------------|-----------------------------------|----------------|---|
| Region | Zone | Wereda | Farmerss Associa - tion/ Settlement | Enumeration Area/Village | Household ID Number | Sex of head Of house hold M=1 F=2 | Holder ID number | Holder | | | Educational Status Code | Family Size | Type of Holding Crop = 1 Livestock = 2 Both = 3 |
| | | | | | | | | Name | Age | Sex M=1 F=2 | | | |
| | | | | | | | | | | | | | |

Part II. List of Fields under Crops/Other Land Use and Agricultural Practices

| 15 | 16 | 17 | | | | | |
|------------|--|-----------------|----------|--------------------|----------|--------------|-------|
| Sr. No. | Questions | Parcel No. | | Field No. | | | |
| | | The Field is | | Pure stand = 1 | | | |
| | | Mixed = 2 | | Other Land Use = 3 | | | |
| | | Crop/Other Name | | Crop Name | | Crop/ Name | |
| | | Code | | Code | | Code | |
| 0 1 | Type of Holding Private= 1 Rented = 2 Others= 3 | | | | | | |
| 0 2 | Have The Field included in the Extension Programme? Yes = 1 No = 2 | | | | | | |
| 0 3 | Was the Field been Irrigated Yes = 1 No = 2 | | | | | | |
| 0 4 | If the field Was Irrigated then the source of the water is River=1 Lake =2 Pond= 3 Water Harvesting = 4 Other= 5 | | | | | | |
| 0 5 | Was there prevention for Soil erosion ? Yes = 1 No = 2 | | | | | | |
| 0 6 | If yes what type of measure Terracing= 1 Water catchments= 2 Afforestation = 3 Counter ploughing = 4 Other = 5 | | | | | | |
| 0 7 | Area in percentage of each crop(for mixed Crops) | | | | | | |
| 0 8 | For permanent crops number of trees(excluding coffee, Chat, pineapple, sugar cane) | | | | | | |
| 0 9 | Number of trees fruit bearing(excluding coffee, Chat, pineapple, sugar cane) | | | | | | |
| 1 0 | Variety of seeds used Improved=1 Indigenous=2 | | | | | | |
| 1 1 | (For cereals, pulses and oil seeds only) If Improved seed was used what was the total quantity | Kg | gram | Kg | gram | Kg | gram |
| 1 2 | (for cereals, pulses, and oil seeds only) if improved seed was used what was The cost/Price | Birr | Cents | Birr | Cents | Birr | Cents |
| 1 3 | (for cereals, pulses and oil seeds only) if indigenous seed was used what was the total quantity | Kg | gram | Kg | gram | Kg | gram |
| 1 4 | Was there crop damage? Yes=1 No=2 | | | | | | |
| 1 5 | If there was crop damage then the major causes of damage → Code | | | | | | |
| 1 6 | Percentage of damage | | | | | | |
| 1 7 | Any control /preventive measure taken for damage? Yes=1 No=2 | | | | | | |
| 1 8 | If yes what type of measure chemical=1 Non chemical=2 Both=3 | | | | | | |
| 1 9 | if chemical Insecticide=1 Herbicides=2 Fungicides=3 1&2=4 1&3=5 2&3=6 All=7 | | | | | | |
| 2 0 | Was the field Fertilized? Yes=1 No=2 | | | | | | |
| 2 1 | if yes what type? Natural =1 Chemical=2 Both=3 | | | | | | |
| 2 2 | 22.1 If chemical fertilizer used (in Qu.21 if it is code 2 or code 3) what type? UREA = 1 DAP = 2 Both = 3 | | | | | | |
| | 22.2 Quantity in Kg | Kg | | gram | | | |
| 2 3 | If natural fertilizer used (in Qu. 21 it is code 1 or 3) mainly Manure=1 Compost=2 Organic=3 1&2=4 1&3=5 2&3=6 All=7 Others=8 | | | | | | |
| 2 4 | Is there double cropping ?(for Meher season only) Yes=1 No=2 | | | | | | |
| 2 5 | If there is double cropping then type of crops(names of crops) | Crop Name | Co de | Crop Name | Co de | Crop Name | Code |
| 2 6 | The field was(in previous season) Fallow= 1 Cropped Privately owned= 2 Marshy/Forest/grazing= 3 Cropped but not privately owned= 4 Others= 5 | | | | | | |

Part III. Area Measurement Result

| 18 | 19 | 20 | 21 | 22 | 23 | 24 | 25 | 26 | |
|---------------------------------|---------------------------|--------|----------------------------|-----|--------|---------------|-----|--------|--|
| Was Area Measurement Conducted? | | Yes= 1 | | | No = 2 | | | Code → | |
| Side ID | 1-2 | 2-3 | 3 - | 4- | 5- | 6- | 7- | 8- | |
| Bearing(o) | | | | | | | | | |
| Distance of | | | | | | | | | |
| Side ID | 9- | 10- | 11- | 12- | 13- | 14- | 15- | 16- | |
| Bearing(o) | | | | | | | | | |
| Distance of | | | | | | | | | |
| Side ID | 17- | 18- | 19- | 20- | 21- | 22- | 23- | 24- | |
| Bearing(o) | | | | | | | | | |
| Distance of | | | | | | | | | |
| Side ID | 25- | 26- | 27- | 28- | 29- | 30- | 31- | 32- | |
| Bearing(o) | | | | | | | | | |
| Distance of | | | | | | | | | |
| Date of Measure: | Date | Month | Closure error | | | Area in Sq.m. | | | |
| | | | | | | | | | |
| For Selected Field | No of the selected corner | | Length of the shorter Side | | | Random length | | | |
| For crop cutting | Bearing | | Length of the longer side | | | Random length | | | |