

Abs-14 3

ኢ ት ዮ ጵ ያ

ዓመታዊ የስታቲስቲክስ መጽሔት

፲፱፻፸፪

ETHIOPIA

STATISTICAL ABSTRACT

1980

የስታቲስቲክስ ጠቅላይ ጽሕፈት ቤት
Central Statistical Office

ኢ ት ዮ ጵ ያ

ዓመታዊ የስታቲስቲክስ መጽሔት

፲፱፻፳፪

ETHIOPIA

STATISTICAL ABSTRACT

1980

የስታቲስቲክስ ጠቅላይ ጽሕፈት ቤት

Central Statistical Office

በኅብረተሰብአዊት አትሞክራሲያዊ ጊዜያዊ ወታደራዊ መንግሥት
በአስተዳደራዊ ጠቅላይ ጽሕፈት ቤት
የተዘጋጀና የታተመ
ፖ. ሣ. ቁ. 1143 አዲስ አበባ

PREPARED AND PRINTED BY
PROVISIONAL MILITARY GOVERNMENT
OF SOCIALIST ETHIOPIA
CENTRAL STATISTICAL OFFICE
P.O. BOX 1143 ADDIS ABABA



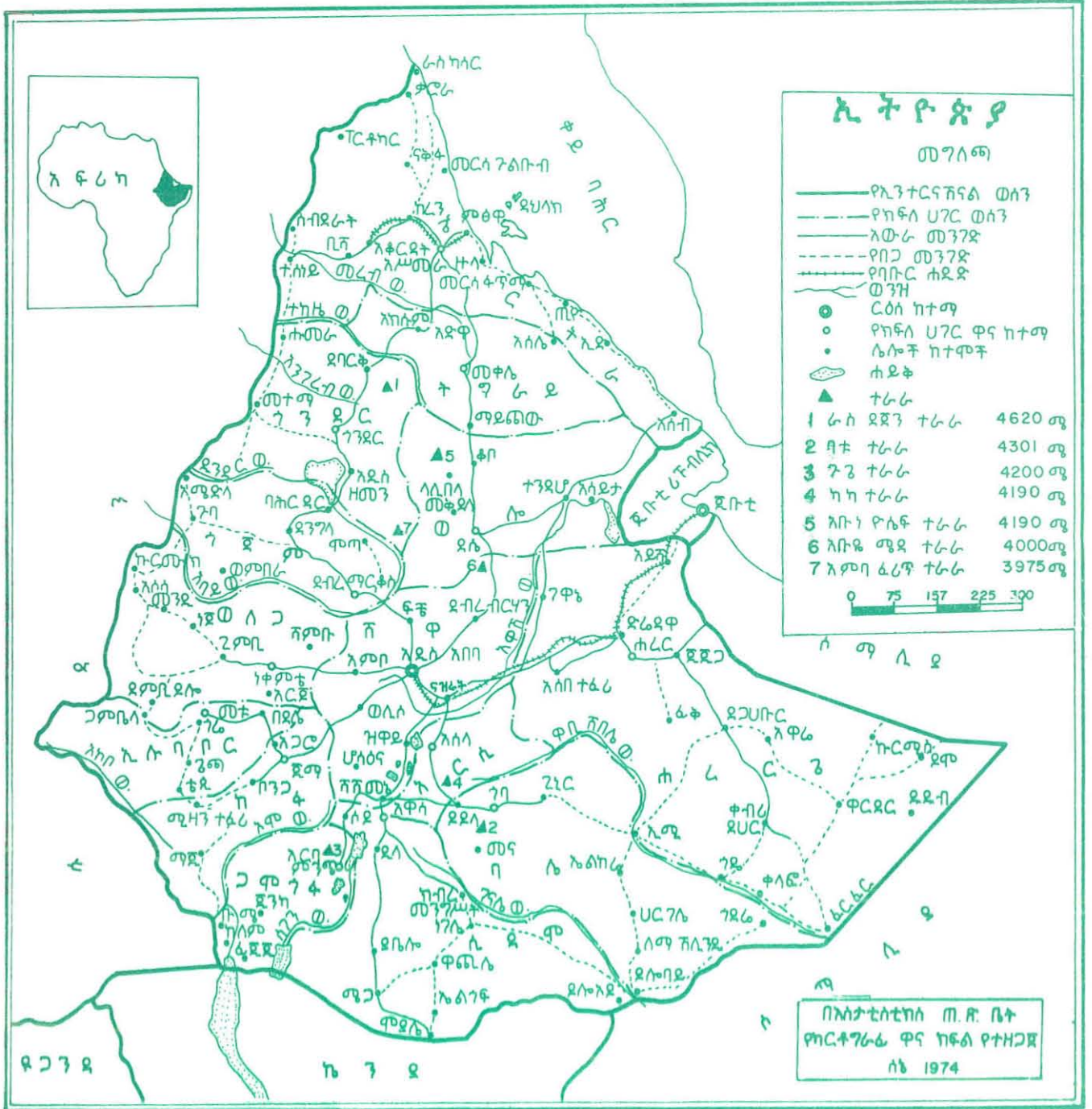
ኢትዮጵያ

መገለጫ

- የኢንተርናሽናል ወሰን
 - - - የክፍለ ሀገር ወሰን
 - ለውራ መንገድ
 - - - የባን መንገድ
 - የባህር ሐይቅ
 - ወንዝ
 - ርዕሰ ከተማ
 - የክፍለ ሀገር ዋና ከተማ
 - ሌሎች ከተሞች
 - ☉ ሐይቅ
 - ▲ ተራራ
- | | | |
|---|-------------|--------|
| 1 | ራስ ደደን ተራራ | 4620 ሜ |
| 2 | ባቱ ተራራ | 4301 ሜ |
| 3 | ጉጌ ተራራ | 4200 ሜ |
| 4 | ካካ ተራራ | 4190 ሜ |
| 5 | አቡነ ዮሴፍ ተራራ | 4190 ሜ |
| 6 | አቡዬ ሜዳ ተራራ | 4000 ሜ |
| 7 | አምባ ልራግ ተራራ | 3975 ሜ |



ሰ ማ ሊ ደ



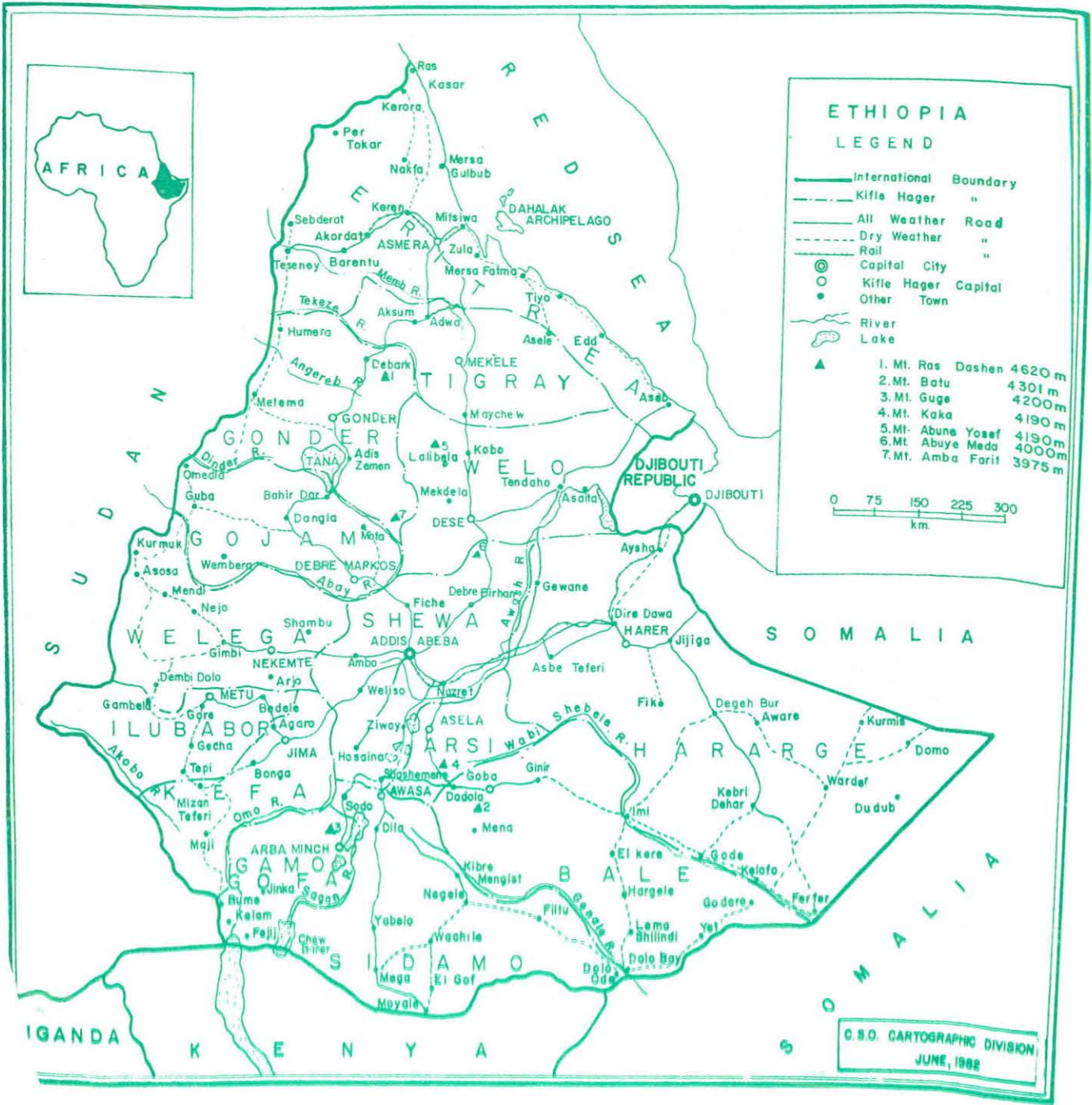
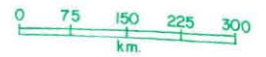
በአለታተክተክላ ጠ.ዩ. ቤተ
 የክር.ተግራሬ ዋና ክፍል የተዘጋጀ
 ሰኔ 1974



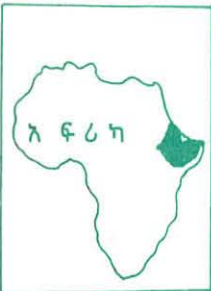
ETHIOPIA LEGEND

- International Boundary
- - - Kifle Hager " "
- All Weather Road
- - - Dry Weather " "
- - - Rail " "
- ⊙ Capital City " "
- Kifle Hager Capital
- Other Town
- ~ River
- ◡ Lake

- ▲ 1. Mt. Ras Dashen 4620 m
- ▲ 2. Mt. Batu 4301 m
- ▲ 3. Mt. Guga 4200 m
- ▲ 4. Mt. Kaka 4190 m
- ▲ 5. Mt. Abuna Yosef 4190 m
- ▲ 6. Mt. Abuye Meda 4000 m
- ▲ 7. Mt. Amba Farit 3975 m



C.B.O. CARTOGRAPHIC DIVISION
JUNE, 1962



ኢትዮጵያ

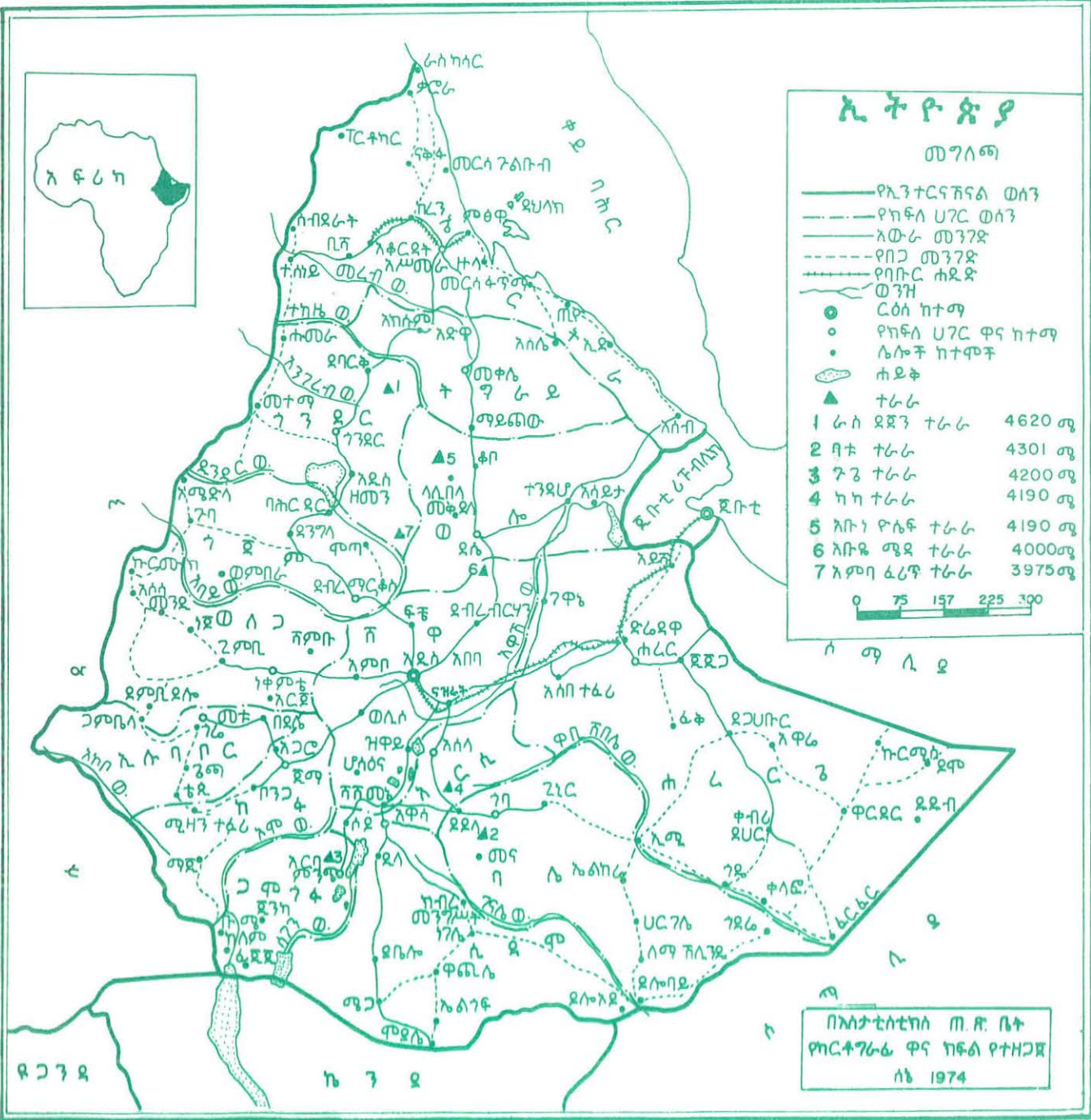
መግለጫ

- የኢንተርናሽናል ወሰን
- - - የካቶሊክ ሀገር ወሰን
- ለውራ መንገድ
- - - የቦጋ መንገድ
- የባቡር ሐይቅ
- ወንዝ

- ርዕሰ ካተማ
 - የካቶሊክ ሀገር ዋና ካተማ
 - ሌሎች ካተማዎች
 - ☞ ሐይቅ
 - ▲ ተራራ
- | | |
|--------------|--------|
| 1 ራስ ደጃን ተራራ | 4620 ሜ |
| 2 ባቱ ተራራ | 4301 ሜ |
| 3 ገን ተራራ | 4200 ሜ |
| 4 ካካ ተራራ | 4190 ሜ |
| 5 ለቡና ዋሌ ተራራ | 4190 ሜ |
| 6 ለቡዬ ሜዳ ተራራ | 4000 ሜ |
| 7 ለመባ ልሴ ተራራ | 3975 ሜ |

0 75 157 225 300

ሰ ማ ሊ ደ

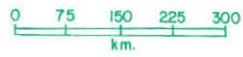


በአስተሳሰብ ሰ. ለ. ለ. ቤተ
 የክርስቲያን ዋና ካቶሊክ የተዘጋጀ
 ሰኔ 1974

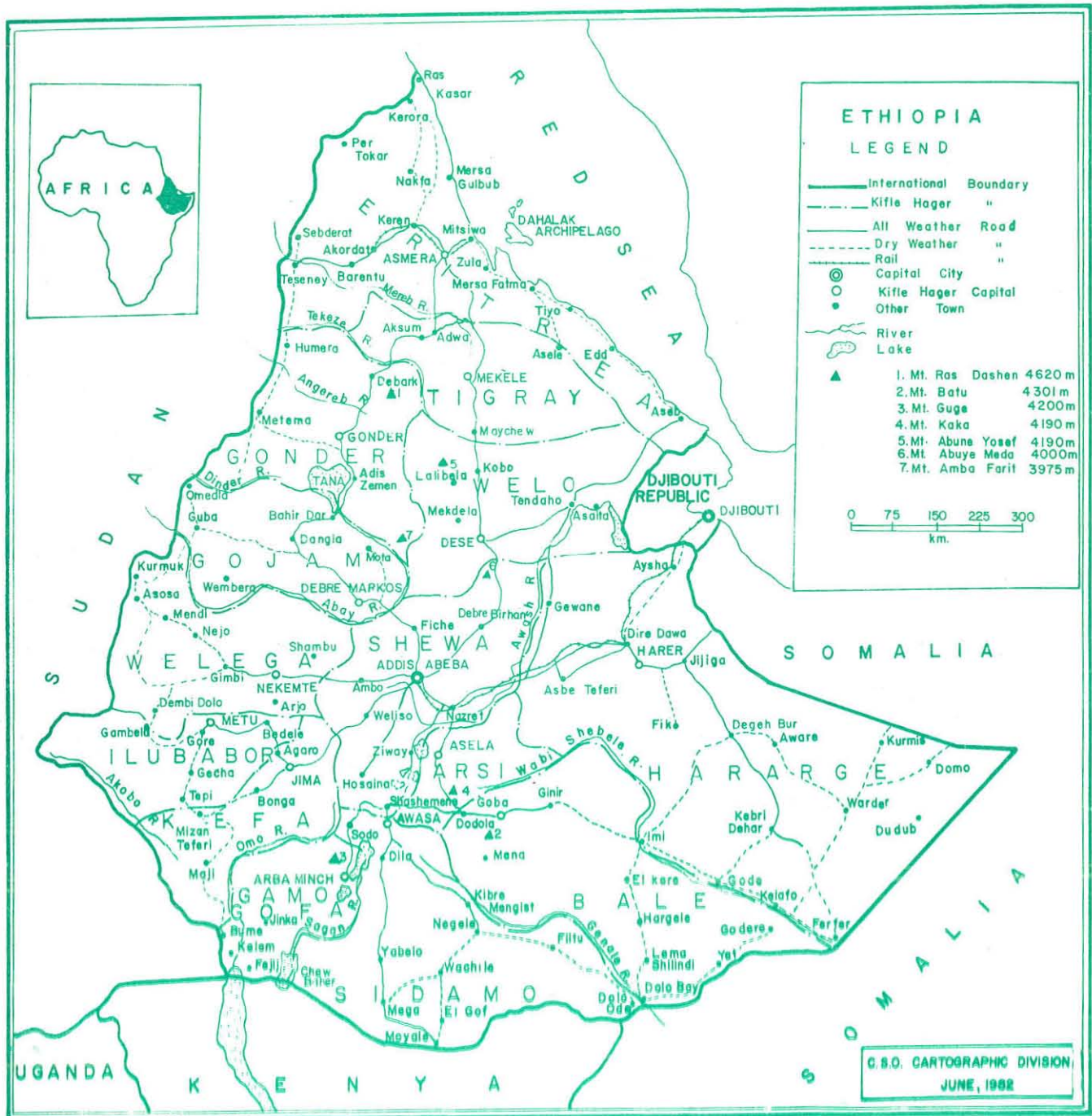


ETHIOPIA LEGEND

- International Boundary
- - - Kifle Hager " "
- All Weather Road
- - - Dry Weather " "
- Rail " "
- ⊙ Capital City
- Kifle Hager Capital
- Other Town
- River
- ◡ Lake



- ▲ 1. Mt. Ras Dashen 4620 m
- ▲ 2. Mt. Batu 4301 m
- ▲ 3. Mt. Guge 4200 m
- ▲ 4. Mt. Kaka 4190 m
- ▲ 5. Mt. Abuna Yosef 4190 m
- ▲ 6. Mt. Abuye Meda 4000 m
- ▲ 7. Mt. Amba Farit 3975 m



G.S.O. CARTOGRAPHIC DIVISION
JUNE, 1982

መ ቅ ድ ም

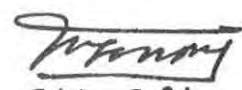
ይህ አሥራ አራተኛው የእስታህቲ ተከላ ወጽጤት እንደአለፉት እት ሞቶ ሁሉ በአጣርኛና በእንግሊዝኛ ተዘጋጅቶ ተርጋል ።

ወጽጤት ስለ አገሪት የሰሻልና የኢኮኖሚ ሁኔታ የሚገልጽ የተለያዩ እስታህቲ ተከላ ወጽጤቶች የያዘ መሆኑ ለፖሊሲ ውሳኔ፣ ለልማት ፕሮግራሞች ዘገጅተና ገምገማ እንዲሁም ለምርመር ተገባሮች መሠረታዊ እስተ ዋጽኦ እንደሚያደርገው ይታወቃል ።

የአገሪትን የልማት አቅጣጫ በሚመለከት፣ የግዕዝ ጥያቄ ፕላን አመራር በብሔራዊ የምርትና የባሕል ዕድገት ዘመቻ ፕሮግራሞች በግባ ሂደት የተጀመረ ሲሆን ወደፊትም በገዕ ዓመት መሪ ዕቅድ አግባብነትና በተከታታይ በሚዘጋጁ የግዕዝ ጥያቄ ዘመንና የአጭር ጊዜ ፕላኖች አግባብነት ተገባራዊ ይሆናል ። በተከታታይ ዘመናት የሚታዩትን የልማት ፕላኖችና ፕሮግራሞችን ለግዘጋጅ ተከክለኛና አስተማማኝ እስታህቲ ተከላ ወጽጤቶችን መሰብሰብ አስፈላጊ ነው ። ከዚህም በመነሳት የእስታህቲ ተከላ ጠቀላይ ጽ/ቤት በግያጽጥ መንገድ ወቅታዊነትን፣ ጥራትንና ስፋትን በግባሽ ሻል ተፈላጊ የሆኑትን እስታህቲ ተከላ ወጽጤቶች ለግብረቱ በርካታ የእስታህቲ ተከላ ሥራዎችን ግከናውን እንዳለበት ገልጾ ሲሆን በሌላ በኩል ደገፍ ጽ/ቤት የተጠለበቱን ኃላፊነት ለመወጣት እንዲችሉ ከመንገሥተ-መ/ቤቶች፣ ከሕዝባዊ ድርጅቶችና ከገለሰቦች ከፍተኛ ተብብር ግንኙነት ለስፈላጊ ይሆናል ።

በመጨረሻም ወጽጤትን ለግዘጋጅ የሚያስፈልጉትን እስታህቲ ተከላ ወጽጤቶች ለእስታህቲ ተከላ ጠቀላይ ጽ/ቤት በግብረቱ ረገድ የተገባረቱን የመንገሥተ-መሥሪያ ቤቶች፣ የሕዝባዊ ድርጅቶችና ገለሰቦች እንዲሁም ወጽጤትን ያዘጋጁትን የእስታህቲ ተከላ ጠቀላይ ጽ/ቤት ሠራተኞች አመሰግናለሁ ።

ኢትዮጵያ ተቀደሞ



ዎተከ በየነ

ዋና ሥራ አስኪያጅ
የእስታህቲ ተከላ ጠቀላይ ጽ/ቤት

F O R W A R D

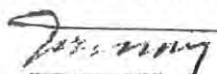
This fourteenth issue of the Statistical Abstract, as in the past, has been prepared both in English and Amharic.

The publication presents a wide range of data illustrating the various socio-economic conditions of the country. Such statistical data is expected to provide background information for policy making, preparation and evaluation of development programmes and conduct of research work.

As regards the direction of development, the centrally planned management of the national economy has been set in motion by the launching of Development Campaign Programmes and the future direction of development will be guided by the forthcoming Ten Years Perspective Plan and subsequent medium and short term plans. In order to elaborate subsequent plans and programmes, however, accurate and reliable statistical data is indispensable. The Central Statistical Office will, no doubt, play a major role in furnishing the required data with a continuous improvement of frequency, quality and coverage. It should, nevertheless, be emphasized that, in order for the office to discharge its responsibilities effectively, active cooperation of ministries, government agencies and mass organizations and individuals is needed.

Finally, compliments are due to the various government ministries, agencies, mass organizations and individuals for their cooperation in providing the required data for the preparation of the Statistical Abstract, as well as to the Central Statistical Office staff for their efforts involved in producing this edition.

ETHIOPIA TIKDEM



Mitik Beyene
General Manager
Central Statistical Office

የኢትዮጵያ ባር ታ

መቅደም	I
መገቢያ	III
ማጠቃለያ	IV
ስለ ቀን መቆጣጠር ማብታዎቹ	XVI

ክፍል ሀ. ምድርና ስድስት

መገለጫ	1
ሠንጠረዦች:	
ሀ. 1 - የኢትዮጵያ ዋና ዋና ወንዞች ርዝመት	4
ሀ. 2 - የኢትዮጵያ ዋና ዋና የሰው ቁጥ መጠን ገምት	4
ሀ. 3 - የኢትዮጵያ ዋና ዋና ተራራዎች ክፍታ	5
ሀ. 4 - ብሔራዊ ፓርቲያን ክልሎችና መጠላለያዎች	6
ሀ. 5 - የዋና ዋና የስድስት ምድር ጠባቢዎች ላይ ተከላክሎት ክፍታና የዘናም መጠን	7
ሀ. 6 - የዋና ዋና ስድስት ጠባቢዎች መዕከላዊ ክፍ ተኛና ዘቅተኛ የስድስት ጠባቢ ሁኔታ፣ የዘናም ጠቅላላ መጠን በወር	8
ሀ.6 - 1 አዲስ አበባ	8
ሀ.6 - 2 አሥመራ	8
ሀ.6 - 3 ባሕር ዳር	9
ሀ.6 - 4 ኮምቦልቻ	9
ሀ.6 - 5 ደብረ ማር ቅስ	10
ሀ.6 - 6 ደብረ ዘይት	10
ሀ.6 - 7 ድራ ዳዋ	11
ሀ.6 - 8 ገባ	11
ሀ.6 - 9 ገራ	12
ሀ.6 -10 ጁማ	12
ሀ.6 -11 ወንጌ	13

ክፍል ለ. ስለ ሕዝብ

መገለጫ /1971 ዓ.ም/	14
ሠንጠረዦች:	
ለ. 1 - የክፍለ ሀገርና የአውራጃ ስፋት፣ የሕዝብ ብዛት ገምት በጾታና አስፈፈር 1971 ዓ.ም	20
ለ. 2.1 - ጠቅላላ የኢትዮጵያ ሕዝብ ብዛት በዕድሜ መደብና በጾታ፣ 1971 ዓ.ም	23
ለ. 2.2 - የገጠር ነዋሪ የኢትዮጵያ ሕዝብ ብዛት በዕድሜ ማደብና በጾታ፣ 1971 ዓ.ም ...	23
ለ. 2.3 - የከተማ ነዋሪ የኢትዮጵያ ሕዝብ ብዛት በዕድሜ መደብና በጾታ፣ 1971 ዓ.ም ...	24
ለ. 3 - የገጠርና የከተማ ነዋሪ የሕዝብ ብዛትና ማዕከላዊ የቤተሰብ መጠን በክፍለ ሀገር፣ 1971 ዓ.ም	25
ለ. 4 - ሁለት ሺህ እና ከዚያ በላይ ነዋሪዎች ያላቸው ቤቶች የሕዝብ ብዛት በጾታና በክፍለ ሀገር 1971 ዓ.ም	26
መገለጫ /1972 ዓ.ም/	33
ሠንጠረዦች:	
ለ. 1 - የክፍለ ሀገርና የአውራጃ ስፋት የሕዝብ ብዛት ገምት በጾታና አስፈፈር 1972 ዓ.ም	35
ለ. 2.1 - ጠቅላላ የኢትዮጵያ ሕዝብ ብዛት በዕድሜና በጾታ 1972 ዓ.ም	38
ለ. 2.2 - የገጠር ነዋሪ የኢትዮጵያ ሕዝብ ብዛት በዕድሜ መደብና በጾታ 1972 ዓ.ም ...	38
ለ. 2.3 - የከተማ ነዋሪ የሕዝብ ብዛት በዕድሜ መደብና በጾታ 1972 ዓ.ም	39
ለ. 3 - የገጠርና የከተማ ነዋሪ የሕዝብ ብዛትና ማዕከላዊ የቤተሰብ መጠን በክፍለ ሀገር 1972 ዓ.ም	40
ለ. 4 - ሁለት ሺህ እና ከዚያ በላይ ነዋሪዎች ያላቸው ቤቶች የሕዝብ ብዛት በጾታና በክፍለ ሀገር 1972 ዓ.ም	41
ለ. 5 - የየዓመት የወደፊት የኢትዮጵያ ሕዝብ ብዛት ትንበያ በጾታ በገጠርና በከተማ ከ1972 - 1982 ዓ.ም	48
ለ. 6 - የወደፊት የኢትዮጵያ ሕዝብ ብዛት 1967 - 1992	49

ክፍል ሐ. ወደ ኢትዮጵያ የሚገቡ፣ በኢትዮጵያ የሚወጡ ሰዎችና በኢትዮጵያ የሚኖሩ የወጭ አገር ዜጎች ብዛት፣

መገለጫ	50
ሠገጠረዦች:	
ሐ. 1 - ወደ ኢትዮጵያ የገቡትን ሰዎች በጾታ፣ በእጅግና የገጠብተን ምክንያት ለይት የሚያሳይ /ከጥር 1971 - 1972 ዓ.ም/	54
ሐ. 2 - በየወሩ ወደ ኢትዮጵያ የሚገቡትን ሰዎች በጾታና የገጠብተን ምክንያት የሚያሳይ /ከጥር 1971 - ታህሣሥ 1972 ዓ.ም/	55
ሐ. 3 - ከኢትዮጵያ የወጡትን ሰዎች በጾታ፣ በእጅግና የወጡትን ምክንያት ለይት የሚያሳይ /ከጥር 1971 - ታህሣሥ 1972 ዓ.ም /	56
ሐ. 4 - በየወሩ ከኢትዮጵያ የሚወጡትን በጾታ በፎብብተ ምክንያት ለይት የሚያሳይ /ከጥር 1971- ታህሣሥ 1972 ዓ.ም/	57

ክፍል መ. ሰለ ገብርና

መገለጫ	58
ሠገጠረዦች:	
መ. 1 - የታሪኩ ወረት በፋትና የዋና ዋና ሰብሶች ምርት ገምት	66
መ. 2 - በቦናና ሻይ ልማትና ገብያ ባለሥልጣን የሰረዘውን ቦና መጠንና የመጠቀሱን ክፍለ ሀገር የሚያሳይ	66
መ. 3 - በቦናና የሻይ ልማትና ገብያ ባለሥልጣን የሰረዘውን ቦና በሰረዘው ጠባይ	67
መ. 4 - ለከብት ሕክምና የተቆመ መድኃኒት መጠን፣ የከተሎ ከብቶች ብዛትና፣ በከተባት ሥራ ላይ የሚገኙ ሠራተኞች	68
መ. 5 - የእርሻ ሥራ ማስፋፊያ ተቆጣጣሪዎችና ወኪሎች ብዛት በክፍለ ሀገር	69

ክፍል ሠ. ሰለ ማዕድን

መገለጫ	70
ሠገጠረዦች:	
ሠ. 1 - የማዕድን ምርት፣ 1963 - 1972 ዓ.ም	72
ሠ. 2 - የማዕድን ምርት ገቢ፣ 1963 - 1972 ዓ.ም	72
ሠ. 3 - ለማዕድን ፍለጋና ማስፋፊያ የተደረገ ማዋላ ገዢ 1968 - 1972 ዓ.ም	73
ሠ. 4 - የሙዋላ ነዋይ ምገጫና የሰው ልማት ሁኔታ፣ 1968 - 1972 ዓ.ም	73

ክፍል ረ. ሰለ ለንግስት

መገለጫ	74
ሠገጠረዦች:	
ረ. 1 - የፋብሪካዎች ውጤት ማጠቃለያ፣ 1970 - 1972 ዓ.ም	79
ረ. 2 - የፋብሪካዎች ቁጥርና የተቆረረ ሠራተኞች ብዛት በሌሎች ላይ ነት፣ 1970-1972	79
ረ. 3 - የሌሎች ላይ ነት ሠራተኞች ስም ስራ ላይ ነት፣ 1970 - 1972 ዓ.ም	80
ረ. 4 /ሀ/ - በ1972 ዓ.ም የፋብሪካዎች ብዛትና በየፋብሪካው የሚገኙ ሠራተኞች ብዛት በሠራተኞች ብዛት መደብ	81
ረ. 4 /ለ/ - በ1971 ዓ.ም የፋብሪካዎች ብዛትና በየፋብሪካው የሚገኙ ሠራተኞች ብዛት በሠራተኞች ብዛት መደብ	82
ረ. 5 - በፋብሪካ የተሠሩ የዋና ዋና ዕቃዎች ምርት፣ 1970 - 1972 ዓ.ም	83
ረ. 6 - የባንክ ለንግስት ምርትና በጥቅም ላይ የዋለ፣ 1957 - 1972 ዓ.ም	84
ረ. 7 /ሀ/ - በ1971 ዓ.ም ፋብሪካዎች ያወጡት የዕቃዎች ቁጥር በሠራተኞች ብዛት መደብ	85
ረ. 7 /ለ/ - በ1972 ዓ.ም ፋብሪካዎች ያወጡት ዕቃዎች ቁጥር በሠራተኞች ብዛት መደብ	86
ረ. 8 /ሀ/ - የሌሎች ላይ ነት ምርት ስም ስራ ላይ ነት፣ 1971 ዓ.ም	87
ረ. 8 /ለ/ - የሌሎች ላይ ነት ምርት ስም ስራ ላይ ነት፣ 1972 ዓ.ም	89
ረ. 9 - የሌሎች ላይ ነት ምርት ስም ስራ ላይ ነት፣ 1963 - 1971	91
ረ.10 - የሌሎች ላይ ነት ምርት ስም ስራ ላይ ነት፣ 1970 - 1971 ዓ.ም	91
ረ.11 /ሀ/ - የሌሎች ላይ ነት ምርት ስም ስራ ላይ ነት፣ 1970 ዓ.ም	92
ረ.11 /ለ/ - የሌሎች ላይ ነት ምርት ስም ስራ ላይ ነት፣ 1971 ዓ.ም	92

ረ.12 - በ1970 እና 1971 ዓ.ም ለመቀጠል ነጻዊ የተደረገው ወጪና የገንዘብ ምንጭ	93
ረ.13 /ሀ/ - የሌሊት ስራ ጠቢቅ ዓመታት የግዴታ ችሎታና በ የጠቢቅ ዓመታት የሥራ ስራ ስራ ስራ ስራ	94
ረ.13 /ለ/ - የሌሊት ስራ ጠቢቅ ዓመታት የግዴታ ችሎታና በ የጠቢቅ ዓመታት የሥራ ስራ ስራ ስራ	95

ከፍል ሰ. በሰ ስራዎች

መገለጫ	96
ሠገጠረዎች:	
ሰ. 1 - በአዲስ አበባ ከተማ የቤት ሥራ ፈቃድ የተሰጠው ስራዎች	98
ሰ. 2 - በአዲስ አበባ ከተማ የቤት ሥራ ፈቃድ የተሰጠው ስራዎች የገንዘብ የግዴታ	98

ከፍል ሸ. ተራገብገርትና መገናኛ

መገለጫ	100
ሠገጠረዎች:	
ሸ. 1 - የሌት የጸያ ለ የር መገንዘብ ስራዎች ቤት የሥራ ከገዢ	105
ሸ. 2 - በአዲስ አበባና በሌሎችም ዓለም አቀፍ አይርግላን ግራፊያዎች የተደረገው የለ የር ተራገብገርት	106
ሸ. 3 /ሀ/ - በአዲስ አበባ ዓለም አቀፍ አይርግላን ግራፊያ የተደረገው የለ የር ተራገብገርት 1970/71-1972/73 / የአይርግላን እንቅስቃሴ የመገንዘብ ስራዎች	107
ሸ. 3 /ለ/ - በአዲስ አበባ ዓለም አቀፍ የአይርግላን ግራፊያ የተደረገው የለ የር ተራገብገርት 1970/71 - 1972/73 / በአይርግላን የተገኘው ዕቃ ፖስት/	108
ሸ. 4 /ሀ/ - በሌሎችም ዓለም አቀፍ አይርግላን ግራፊያ የተደረገው የለ የር ተራገብገርት በ1970/71 - 1972/73 ዓ.ም / የለ የር እንቅስቃሴ የመገንዘብ ስራዎች/	109
ሸ. 4 /ለ/ - በሌሎችም ዓለም አቀፍ አይርግላን ግራፊያ የተደረገው የለ የር ተራገብገርት 1970/71 - 1972/73 / በአይርግላን የተገኘው ዕቃ ፖስት/	110
ሸ. 5 - የከረምትና የበጎ መገንዘብ በገንዘብ ጠቢቅ	111
ሸ. 6 /ሀ/ - ለአዲስ አበባ ስራዎች የተገኘ ገንዘብ፣ 1970 - 1972 ዓ.ም	112
ሸ. 6 /ለ/ - የመገንዘብ ስራ ጠቢቅ የገንዘብ አጠቃቀም፣ 1970 - 1972 ዓ.ም	113
ሸ. 7 - የአዲስ አበባ ተገንዘብ ስራ ጠቢቅ የሥራ ስራዎች	113
ሸ. 8 - የተሰጠው የግዴታ ፈቃድ 1969 - 1972 ዓ.ም	114
ሸ. 9 /ሀ/ - በሌት የጸያ የሥራ ስራዎች ያደረጉት ስራ፣ 1970 - 1972 ዓ.ም	115
ሸ. 9 /ለ/ - በአዲስ አበባ ከተማ የሥራ ስራዎች ያደረጉት ስራ 1970 - 1972 ዓ.ም	115
ሸ.10 - የሌት የጸያ የሥራ ስራዎች የሥራ ስራዎች፣ 1970 - 1972 ዓ.ም	116
ሸ.11 - በሌት የጸያ የሥራ ስራዎች የሥራ ስራዎች የተገኘው ዕቃ ፖስትና ዓይነት 1970 - 1972 ዓ.ም	117
ሸ.12 - የሌት የጸያ የሥራ ስራዎች የሥራ ስራዎች የሥራ ስራዎች የተራገብገርት ታሪክ፣ 1970 - 1972 ዓ.ም	118
ሸ.13 - የሌት የጸያ የሥራ ስራዎች የሥራ ስራዎች የሥራ ስራዎች የተራገብገርት ታሪክ 1970 - 1972 ዓ.ም	119
ሸ.14 - የለ የር ዓት ስራ የሥራ ስራዎች ተራገብገርት	120
ሸ.15 - የወይን ስራ ስራዎች የሥራ ስራዎች በ1969 - 1972 ዓ.ም	120
ሸ.16 - የተሰጠው የሥራ ስራዎች ስራ ስራዎች፣ 1970 - 1972 ዓ.ም	121
ሸ.17 - የፖስት ስራ ስራዎች ስራ ስራዎች፣ በ1969 - 1972 ዓ.ም	121

ከፍል ቀ. የወጥ አገር ገንዘብ

መገለጫ	122
ሠገጠረዎች:	
ቀ. 1 - የገቢ፣ የወጥ አገር ገንዘብ ስራዎች የሥራ ስራዎች ስራዎች	128
ቀ. 2 - የገቢና የወጥ አገር ስራዎች የገንዘብ ስራዎች ስራዎች	129
ቀ. 3 - ወደ አገር የገቡ ስራዎች በዘርፍ የገንዘብ ስራዎች ስራዎች	130
ቀ. 4 - የወጥ አገር ስራዎች በዘርፍ የገንዘብ ስራዎች ስራዎች	141

ቁ. 5 - ገዢው እንደገና የሠራው ዕቃዎች ቀገ በሐሰታዊ ዕቃዎች ለመጻደብ	149
ቁ. 6 - የገቢ ገንድ ዕቃዎች በሀገራዊ ገቢ ዓይነት	152
ቁ. 7 - የገቢ ገንድ ዕቃ ቀገና የመጠበቅ ለገር	153
ቁ. 8 - የሠራው ገዢ ተሰጥቶ የሠራው የገንድ ዕቃ ቀገና የተሰጠበት ለገር	154
ቁ. 9 - ለገንድ የገቢ ዕቃዎች ቀገና የመጠበቅ ለገር	155
ቁ.10 - ለገንድ የገቢ ዕቃዎች ቀገና የመጠበቅ ለገር	156
ቁ.11 - ለገቢ ገንድ መሥሪያ የተሰጠ የሠራ ለገር ምንጭ ፈቃድ በዕቃው ዓይነት	158
ቁ.12 - ለሠራ ገንድ ተፈቅዶ የተሰጠው የሠራ ለገር ምንጭ በየዕቃው ዓይነት	159

ክፍል በ. ዓመታዊ የሀገር ሀብት ልማት

ጠቅላላ	160
ሠጠረዦች:	
በ. 1 - የሀገር ሀብት ልማት ግጥም	167
በ. 2 - ጠቅላላ የሀገር ልማት ስርዓት በመሠረት የሊከፈሉ ዘርፍና በህዝብ በተሠራበት ቀገ	168
በ. 3 - ጠቅላላ የሥራ ስርዓት ላይ የተደረገ ወደ በህዝብ የገባ ቀገ	169
በ. 4 /ሀ/ - የመገንጠያ ገቢና ወደ ዓለቁ ሂደት	170
በ. 4 /ለ/ - የመገንጠያ የከፊታ ሂደት	171
በ. 5 - ጠቅላላ የግብርና ስርዓት የሀገር ልማት ከፊታ ከሆኑት በኋላ የሊከፈሉ ዘርፍና በገብረት ዓይነት	172
በ. 6 - የሥራ ስርዓት ገር የተደረገው የክፍያ ሂደት	173
በ. 7 - ጠቅላላ የሀገር ልማት ስርዓት በመሠረት የሊከፈሉ ዘርፍና በ1953 ዓ.ም በተሠራበት መደበኛ ቀገ	174

ክፍል ተ. የመገንጠያ ገንዘብ /ጠቅላላ ፋይናንስ/

ጠቅላላ	175
ሠጠረዦች:	
ተ. 1 - የመገንጠያ ገቢና ወደ	181
ተ. 2 - የመገንጠያ ገቢ በገቢው ዓይነት	182
ተ. 3 - የመገንጠያ ወደ የገቢ ለክፍል	183
ተ. 4 - የመገንጠያ መደበኛ ወደ	184
ተ. 5 - የመገንጠያ መደበኛ ወደ ለመጻደብ በምክንያትና በዓይነት	185
ተ. 6 - የከፊታ ወደ በገንዘብ ምንጭ በሥራው ዓይነት 1971 - 1973 ዓ.ም	187
ተ. 7 - የሊትዩኒያ የሠራ ለገር ዕዳ በብድር ምንጭ በድርጅት መደብ ለበክ በ 23 ቀን 1972 ዓ.ም	190
ተ. 8 - የሊትዩኒያ የሠራ ለገር ብድር በኋላ ለገንጠያ ለበክ በ 23 ቀን 1972 ዓ.ም እና 1972 ዓ.ም የበጀት ዓመት	191
ተ. 9 - የግብርና ስርዓት የከፊት በገቢ መጠንና በክፍል ሀገር 1972 ዓ.ም የበጀት ዓመት	192
ተ.10 - የግብርና ስርዓት የከፊት በገቢ መጠንና በክፍል ሀገር 1972 ዓ.ም የበጀት ዓመት	193
ተ.11 - የግብርና ስርዓት የገቢና ወደ ግጥም በክፍል ሀገር	194
ተ.12 - በከተማ ልማትና ስት ሚኒስትር ሥር የሚገኙ ግብርና ስርዓት ገቢና ወደ	195
ተ.13 - የሥራ ግብርና ስርዓት ገቢና ወደ	196
ተ.14 - የሥራ ለበግ ግብርና ስርዓት ገቢና ወደ	197
ተ.15 - የሥራ ግብርና ስርዓት ገቢና ወደ	198

ክፍል ገ. የባንክ ሥራዎችና የሥራ ልማት

ጠቅላላ	199
ሠጠረዦች:	
ገ. 1 - ለጠቅላላ የሥራ ልማት ባንክ የሥራ ጠቅላላ	208
ገ. 2 - ለጠቅላላ የገንዘብ ባንክ የሥራ ሁኔታ ጠቅላላ	209
ገ. 3 - የሥራ የገንዘብ ክፍል ድርጅት የሥራ ሁኔታ ጠቅላላ	210
ገ. 4 - የገንዘብ መጠን ዘርዘር	211
ገ. 5 - ለገንዘብ የጠቅላላ ህዝብ ተግባር ሥራ	211

፳. 6 - በሥራ ላይ ያሉ የወረዳትና የቀገሮች ገንዘቦች ዝርዝር፡፡፡	212
፳. 7 - በሥራ ላይ ያሉ ገንዘብ መጠን፡፡፡	213
፳. 8 - በብሔራዊ ባንክና በገንዘብ ባንኮች የተደረገ የሀገር ውስጥ ከረዳት፡፡፡	215
፳. 9 - የተከራ የወርቅና የውጭ ሀገር ጥገና ተግባር፡፡፡	215
፳.10 - የገንዘብ ባንኮች ያደረጉት ብድሮች፡፡፡ የቀዳሚያ ክፍያዎች፡፡፡ በቀናሽ የገዘብ ጥቅም ላይ የወጡ ወጪዎች፡፡፡	216
፳.11 - የገንዘብ የሀገር ውስጥ ዕዳ በአባላቶች፡፡፡	217
፳.12 - በአርባና ሊገጠሙ ለግዛት ባንክ የተረፉ የተጠቃሚ ብድሮች ብዛትና መጠን	218
፳.13 - የተረፉ ብድሮች በሥራ ዓይነታቸው	218
፳.14 - በተጠቃሚ ላይ ያሉ ብድሮች በሥራ ዓይነታቸው	219
፳.15 - ለተጠቃሚ ከሌሎች ሀገሮች ጋር ያላት የገንዘብ ክፍያ ጭንቀት ማጠቃለያ	220
፳.16 - ለተጠቃሚ ከሌሎች ሀገሮች ጋር ያላት የገንዘብ ክፍያ ጭንቀት	221

ክፍል ፩. በለ መደን /ሊገጠሙ/

መገለጫ	222
ሠጠረዦች:	
፩. 1 - የሕይወት መደን አርባና ለመደን የተከፈለ ማጠቃለያ	226
፩. 2 - የሕይወት ያልሆነ መደን አርባና ለመደን የተከፈለ ማጠቃለያ	226
፩. 3 - የሕይወት ያልሆነ መደን ዓመታዊ ገቢና ወጪ በሥራ መደብ፡፡፡	227
፩. 4 /ሀ/ - የሕይወት መደን የሂብ ጭንቀት /ሀብት/	229
፩. 4 /ለ/ - የሕይወት መደን የሂብ ጭንቀት /ገንዘብ/	229
፩. 5 /ሀ/ - የሕይወት ያልሆነ መደን የሂብ ጭንቀት /ሀብት/	230
፩. 5 /ለ/ - የሕይወት ያልሆነ መደን የሂብ ጭንቀት /ገንዘብ/	230
፩. 6 - የሕይወት ጥገና ሁኔታ የሚያመለክት መገለጫ	231

ክፍል ፪. በለ ዕቃዎች ዋጋ

መገለጫ	232
ሠጠረዦች:	
፩. 1 - በአዲስ አበባ የሀገራዊ የገቢ ገንዘብ ዕቃዎች የጥሬ ጥቅም	236
፩. 2 - በአዲስ አበባ ያልተጠበቀ የጥሬ ጥቅም	238
፩. 3 - የጥሬ ጥቅም የጥሬ ጥቅም ዋጋ፡፡፡	238
፩. 4 /ሀ/ - የአዲስ አበባ የፎር ገቢ ዕቃ ሁኔታ የሚገልጽ መዘድ /አገልግሎት/ በ1971/72 እና 1972/73 ዓ.ም	239
፩. 4 /ለ/ - የአዲስ አበባ የፎር ገቢ ዕቃ ሁኔታ የሚገልጽ መዘድ /አገልግሎት/ በ1973/74	204
፩. 5 /ሀ/ - በአዲስ አበባ የፎር ገቢ የጥሬ ጥቅም ስጦታ መዘድ የፎር ገቢ ዕቃ፡፡፡ 1973/74	241
፩. 5 /ለ/ - በአዲስ አበባ የፎር ገቢ የጥሬ ጥቅም ስጦታ መዘድ የፎር ገቢ ዕቃ፡፡፡ 1972/73	242
፩. 5 /ጠ/ - በአዲስ አበባ የፎር ገቢ የጥሬ ጥቅም ስጦታ መዘድ የፎር ገቢ ዕቃ፡፡፡ 1973/74	243

ክፍል ፫. በለ ጤና ጥበቃ

መገለጫ	244
ሠጠረዦች:	
፳. 1 - በ የክፍለ ሀገሩ የሚገኙ የሕክምና ጤና ጥበቃ ለገልግሎት ድርጅቶች /ፖሊሲና የጦር ሠራዊቱን ለይዘውሮ/ 1972 ዓ.ም	248
፳. 2 - በ የክፍለ ሀገሩ የሚገኙ ሕክምና የሕክምና ሠራተኞች ብዛት፡፡፡ /ፖሊሲና የጦር ሠራዊቱን ለይዘውሮ/ 1972 ዓ.ም	248
፳. 3 - ለሕክምና ለገልግሎት በሊት ጥገና የሰለጠኑ ባለሙያዎች ብዛትና የተሰጠው ዓመት	249
፳. 4 - ሀብ ገቢ ተገቢ ከተሰጠ በኋላ በተለያዩ የገቢ ዕቃዎች ዓይነቶች ስጦታ ብዛት	250
፳. 5 - በተለያዩ የገቢ ዕቃዎች ዓይነቶች ስጦታ ብዛት	251
፳. 6 - የተለያዩ የገቢ ዕቃዎች የተከተሉ በኋላ በከተሉት ዓይነት፡፡፡	252
፳. 7 - በ1972 ዓ.ም የተለያዩ የገቢ ዕቃዎች የተከተሉ በኋላ ሀገርና በከተሉት ዓይነት	252
፳. 8 - ለጤና የተደረገ የጥገና ወጪ	253

ክፍል አ. በሰ ተምህርት

መገለጫ 254

ሠገጠረዦች:

- አ. 1 - የተምህርት ቤቶች፣ መምህራን፣ ተማሪዎችና የመግቢያ ክፍሎች ብዛት በተምህርት ቤቶች 9ይኛ ዓይነት 258
- አ. 2 - የተመዘገቡት ተማሪዎች ብዛት በክፍል ደረጃና በተምህርት ቤት 9ይኛ ዓይነት 259
- አ. 3 - የተመዘገቡ ተማሪዎች ብዛት በክፍል በደረጃና በጾታ 260
- አ. 4 - ለየተምህርት ቤቶች፣ መምህርና መግቢያ ክፍል የሚደርሰው የተማሪዎች መከከለኛ ብዛት ... 261
- አ. 5 - የተማሪዎች ብዛት በጾታና በተምህርት ቤት 9ይኛ ዓይነት 262
- አ. 6 - የወገደና የሴት ተማሪዎች ብዛት በፒሲባት 263
- አ. 7 - በመገገሥት ት/ቤቶች የተመዘገቡት ተማሪዎች ብዛት በክፍል ደረጃ 264
- አ. 8 - ለመገገሥት ትምህርት ቤቶች የተደረገ ወጪ፣ /ጭንቅርብ ተሰጥ ለይዘው/ 265
- አ. 9 - በአገደኛና በቁለም ሁለኛ ደረጃ ትምህርት ቤቶች የተመዘገቡት ተማሪዎች በክፍል ሀገርና በተምህርት ቤት 9ይኛ ዓይነት 266
- 1.10 /ሀ/ - በአዳክ ለበባ ቱኒሲያ ተምህርት ቤቶች በሰ ተምህርት ቤት 9ይኛ ዓይነት የተመረቁ 268
- 1.10 /ለ/ - በ1973 ዓ.ም በአዳክ ለበባ ቱኒሲያ ተምህርት ቤቶች በሰ ተምህርት ቤት 9ይኛ ዓይነት የተመረቁ 273
- አ.11 /ሀ/ - በወጭ አገር በተምህርት ላይ ያሉ ኢትዮጵያውያን በሚገኙበት ሀገርና በተምህርት ቤት 9ይኛ ዓይነት፣ 1970 ዓ.ም 277
- አ.11 /ለ/ - በወጭ አገር በተምህርት ላይ ያሉ ኢትዮጵያውያን በሚገኙበት አገርና በተምህርት ቤት 9ይኛ ዓይነት፣ 1971 ዓ.ም 280
- አ.11 /ጠ/ - በወጭ አገር በተምህርት ላይ ያሉ ኢትዮጵያውያን በሚገኙበት አገርና በተምህርት ቤት 9ይኛ ዓይነት፣ 1972 ዓ.ም 283
- አ.11 /ጫ/ - በወጭ አገር በተምህርት ላይ ያሉ ኢትዮጵያውያን በሚገኙበት አገርና በተምህርት ቤት 9ይኛ ዓይነት 1973 ዓ.ም 286

ክፍል ከ. ሕገና ደንብ

መገለጫ 289

ሠገጠረዦች:

- ከ. 1 - የጠበቆች ብዛት በክፍል ሀገር፣ 293
- ከ. 2 - የጠበቆች ብዛት በፍርድ ቤት 9ይኛ ዓይነትና በክፍል ሀገር፣ 1972 ዓ.ም 293
- ከ. 3 /ሀ/ - በፍትሕ ብጩ ከሰ የቀረቡት ጉዳዮች ብዛት በወጣኝ በ9ይኛ ዓይነት 294
- ከ. 3 /ለ/ - በ1971 ዓ.ም በፍትሕ ብጩ ከሰ የቀረቡት ጉዳዮች ብዛት በወጣኝ 9ይኛ ዓይነትና በክፍል ሀገር 294
- ከ. 3 /ጠ/ - በ1972 ዓ.ም በፍትሕ ብጩ ከሰ የቀረቡት ጉዳዮች ብዛት በወጣኝ 9ይኛ ዓይነትና በክፍል ሀገር 295
- ከ. 3 /ጫ/ - በ1971 ዓ.ም በፍትሕ ብጩ ከሰ በይገባኝ የቀረቡት ጉዳዮች ብዛት በወጣኝ 9ይኛ ዓይነትና በክፍል ሀገር 296
- ከ. 3 /ሠ/ - በ1972 ዓ.ም በፍትሕ ብጩ ከሰ በይገባኝ የቀረቡት ጉዳዮች ብዛት በወጣኝ 9ይኛ ዓይነትና በክፍል ሀገር 297
- ከ. 4 /ሀ/ - በወገደል ከሰ የቀረቡት ጉዳዮች በወጣኝ 9ይኛ ዓይነት 298
- ከ. 4 /ለ/ - በ1971 ዓ.ም በወገደል ከሰ የቀረቡት ጉዳዮች ብዛት በወጣኝ 9ይኛ ዓይነትና በክፍል ሀገር 298
- ከ. 4 /ጠ/ - በ1972 ዓ.ም በወገደል ከሰ የቀረቡት ጉዳዮች ብዛት በወጣኝ 9ይኛ ዓይነትና በክፍል ሀገር 299
- ከ. 4 /ጫ/ - በ1971 ዓ.ም በወገደል ከሰ በይገባኝ የቀረቡት ጉዳዮች ብዛት በወጣኝ 9ይኛ ዓይነትና በክፍል ሀገር 300
- ከ. 4 /ሠ/ - በ1972 ዓ.ም በወገደል ከሰ በይገባኝ የቀረቡት ጉዳዮች ብዛት በወጣኝ 9ይኛ ዓይነትና በክፍል ሀገር 301
- ከ. 5 - የአሥረኛች ብዛትና የአሥራት ዘመን 302
- ከ. 6 - የአሥረኛች ብዛት በጾታና በአሥራት ዘመን፣ 1971 ዓ.ም 303
- ከ. 6 - የአሥረኛች ብዛት በጾታና በአሥራት ዘመን 1972 ዓ.ም 304

CONTENTS

	<u>Page</u>
Map of Ethiopia	
Foreword	II
Preface	III
Contents	X
Notes on the Calendar	XVII
<u>SECTION A. LAND AND CLIMATE</u>	
Notes and definitions	1
Tables:	
A. 1 - Length of major rivers in Ethiopia	4
A. 2 - Approximate size of major lakes in Ethiopia	4
A. 3 - Height of major mountains in Ethiopia	5
A. 4 - National parks, game reserves and sanctuaries	6
A. 5 - Average annual rainfall, latitude, longitude and altitude of major weather stations by month	7
A. 6 - Average maximum and minimum temperatures, total rainfall of major weather stations by month	8
A. 6 - 1 Addis Ababa	8
A. 6 - 2 Asmara	8
A. 6 - 3 Bahir Dar	9
A. 6 - 4 Combolcha	9
A. 6 - 5 Debre Markos	10
A. 6 - 6 Debre Zeit	10
A. 6 - 7 Dire Dawa	11
A. 6 - 8 Goba	11
A. 6 - 9 Gore	12
A. 6 -10 Jima	12
A. 6 -11 Wonji	13
<u>SECTION B. POPULATION</u>	
Notes and definitions (1979)	14
Tables:	
B. 1 - Area, population estimate and population density by region and Awraja..	20
B. 2.1 - Total population of Ethiopia by age group and sex, 1979	23
B. 2.2 - Rural population of Ethiopia by age group and sex, 1979	23
B. 2.3 - Urban population of Ethiopia by age group and sex, 1979	24
B. 3 - Estimate of rural and urban population and average size of household by region, 1979	25
B. 4 - Towns with estimated population of 2000 and above by sex and region, 1979	26
Notes and definitions (1980)	33
Tables:	
B. 1 - Area population estimate by sex and population density by region and Awraja	35
B. 2.1 - Total population of Ethiopia by age and sex, 1980	38
B. 2.2 - Rural population of by age group and sex, 1980	38
B. 2.3 - Urban population of Ethiopia by age group and sex, 1980	39
B. 3 - Estimate of rural and urban population and average size of household by region, 1980	40
B. 4 - Towns with estimated population of 2000 and above by sex and region 1980	41

CONTENTS

	<u>Page</u>
B. 5 - Annual population projection of Ethiopia by sex, rural urban areas, 1980 - 19990	48
B. 6 - Population projection of Ethiopia, 1975 - 2000	49
 <u>SECTION C. ARRIVALS AND DEPARTURES AND NUMBER OF FOREIGN RESIDENTS</u>	
Notes and definitions	50
Tables:	
C. 1 - Arrivals by sex, continent and purpose of entry, (Jan-Dec. 1979)...	54
C. 2 - Monthly arrivals by sex and purpose of entry (all continents), Jan.-Dec. 1979	55
C. 3 - Departures by sex, continent and purpose of exit (Jan.-Dec. 1979)..	56
C. 4 - Monthly departures by sex and purpose of exit (all continents), Jan.-Dec. 1979	57
 <u>SECTION D. AGRICULTURE</u>	
Notes and definitions	58
Tables:	
D. 1 - Area under cultivation, yield and production of major crops	66
D. 2 - Coffee inspected by the Coffee and Tea Development and Marketing Authority by region	66
D. 3 - Coffee inspected by the Coffee and Tea Development and Marketing Authority by inspection station	67
D. 4 - Vaccine production, cattle vaccinated, and veterinary personnel	68
D. 5 - Number of Agricultural Extension personnel by administrative region	69
 <u>SECTION E. MINING</u>	
Notes and definitions	70
Tables:	
E. 1 - Mineral production, 1970/71 - 1978/79	72
E. 2 - Value of mineral production, 1970/71 - 1979/80	72
E. 3 - Investment in mining, 1975/76 - 1978/79	73
E. 4 - Source and allocation of investment fund 1975/76 - 1978/79	73
 <u>SECTION F. MANUFACTURING INDUSTRY</u>	
Notes and definitions	74
Tables:	
F. 1 - Summary of results of manufacturing industry, 1977/78 - 1979/80	79
F. 2 - Number of establishments and total employment by industrial branches 1977/78 - 1979/80	79
F. 3 - Summary of operations of manufacturing industry, 1977/78 - 1979/80	80
F. 4 (a) - Number of establishments and number of persons engaged by size of establishment, 1979/80	81
F. 4 (b) - Number of establishments and number of persons engaged by size of establishment, 1978/79	82
F. 5 - Production of major manufactured articles 1977/78 - 1979/80	83
F. 6 - Sugar production and consumption, 1964/65 - 1979/80	84
F. 7 (a) - Gross value of production by size of establishment, 1978/79	85
F. 7 (b) - Gross value of production by size of establishment, 1979/80	86
F. 8 (a) - General operations of manufacturing industries by industrial groups, 1978/79	87
F. 8 (b) - General operations of manufacturing industries by industrial groups, 1979/80	89

CONTENTS

	<u>Page</u>
F. 9 - Installed generating capacity and electric energy production 1970/71 - 1979/80	91
F.10 - Operating statistics of electricity industry (public utilities only), 1977/78 - 1978/79	91
F.11 (a) - Fixed capital assets in electricity industry, 1977/78	92
F.11 (b) - Fixed capital assets in electricity industry, 1978/79	92
F.12 - Investment and sources of investment in electricity industry 1977/78 - 1978/79	93
F.13 (a) - Installed generating capacity and Electric Energy Production by station, 1977/78	94
F.13 (b) - Installed generating capacity and Electric Energy Production by station, 1978/79	95
 <u>SECTION G. CONSTRUCTION</u>	
Notes and definitions	96
Tables:	
G. 1 - Building permits for new constructions in Addis Ababa	98
G. 2 - Building permits for new construction in Addis Ababa, by value of buildings	98
 <u>SECTION H. TRANSPORT AND COMMUNICATIONS</u>	
Notes and definitions	100
Tables:	
H. 1 - Ethiopian airlines operation	105
H. 2 - Air traffic at Addis and Asmara international airports, 1977 - 1980	106
H. 3 (a) - Airtraffic at Addis Ababa international airport 1978 - 1980 (Air craft movements and passengers carried)	107
H. 3 (b) - Airtraffic at Addis Ababa international airport, 1978 - 1980 (Freight and Mail carried)	109
H. 4 (a) - Airtraffic at Asmara international airport, 1978 - 1980 (Air craft movement and passengers carried)	109
H. 4 (b) - Air traffic at Asmara international airport, 1978 - 1980, (Freight and Mail carried)	110
H. 5 - All weather roads by maintenance district, 1977/78 - 1979/80	111
H. 6 (a) - Funds obtained for the construction of highways 1977/78 - 1979/80	112
H. 6 (b) - Use of fund by the Ethiopian Road Authority, 1977/78 - 1979/80 .	113
H. 7 - Highway transport tariff on principal roads per metric ton	113
H. 8 - Driving licences issued, 1976/77 - 1979/80	114
H. 9 (a) - Motor-vehicle accidents in Ethiopia, 1977/78 - 1979/80	115
H. 9 (b) - Motor-vehicle accidents in Addis Ababa, 1977/78 - 1979/80	115
H.10 - Operations of the Ethio-Djibouti Railway, 1977/78 - 1979/80	116
H.11 - Freight carried on the Ethio-Djibouti Railway, by type of commodity 1977/78 - 1979/80	117
H.12 - Freight rates on the Ethio-Djibouti Railway for selected import goods, 1977/78 - 1979/80	118
H.13 - Freight rates on the Ethio-Djibouti Railway for selected export goods, 1977/78 - 1979/80	119
H.14 - Traffic on the Agordat - Massawa Railway	120
H.15 - Summary of port operations statistics, 1976 - 1979/80	120
H.16 - Operations of the Telecommunication services, 1977/78 - 1979/80	121
H.17 - Postal Services Statistics	121

CONTENTS

Page

SECTION I. EXTERNAL TRADE

Notes and definitions	122
Tables:	
I. 1 - Total value of imports, exports and re-exports, and visible balance of trade	128
I. 2 - Value of imports and export by commodity section	129
I. 3 - Quantity and value of imports by commodity group	130
I. 4 - Quantity and value of exports by commodity group	141
I. 5 - Value of re-exports by commodity group	149
I. 6 - End-use classification of imports	152
I. 7 - Value of imports by country of origin	153
I. 8 - Value of exports and re-exports by country of destination	154
I. 9 - Value of major commodities of imports by country of origin	155
I.10 - Value of major commodities of exports by country of destination	156
I.11 - Foreign exchange permits utilised for import by type of commodity	158
I.12 - Foreign exchange permits authorized for export by type of commodity	159

SECTION J. NATIONAL ACCOUNTS

Notes and definitions	160
Tables:	
J. 1 - Summary of national accounts statistics, 1975/76 - 1979/80	167
J. 2 - Gross domestic product by industrial origin at current factor cost 1975/76 - 1979/80	168
J. 3 - Expenditure on gross national product at current market prices, 1975/76 - 1979/80	169
J. 4 (a) - Central Government revenue and expenditure - current account	170
J. 4 (b) - Central Government - capital account, 1972/73 - 1976/77	171
J. 5 - Gross domestic fixed capital formation, by industries and type of assets 1972/73 - 1976/77	172
J. 6 - Rest of the world account, 1969/70	173
J. 7 - Gross domestic product by industrial origin at constant factor cost of 1960/61	174

SECTION K. PUBLIC FINANCE

Notes and definitions	175
Tables:	
K. 1 - Central Government revenue and expenditure	181
K. 2 - Government revenue by source	182
K. 3 - Government expenditure and its financing	183
K. 4 - Current Government expenditure	184
K. 5 - Composition of current Government expenditure by purpose and type	185
K. 6 - Capital expenditure by source of finance and purpose, 1978/79	186
K. 7 - Ethiopia's external debt by source and sector up to June 30, 1980	190
K. 8 - Utilization of foreign loans by purpose up to June 30, 1980	191
K. 9 - Number of Municipalities by revenue group and administrative region, fiscal year 1979/80	192
K.10 - Number of Municipalities by expenditure group and administrative region, fiscal year 1979/80	193
K.11 - Summary of revenue and expenditure of municipalities by regions, 1977/78 - 1979/80	194
K.12 - Revenue and expenditure of Municipalities under the Ministry of Urban Development and Housing, 1977/78 - 1979/80	195

CONTENTS

	<u>Page</u>
K.13 - Revenue and expenditure of Municipality of Asmara, 1977/78 - 1979/80	196
K.14 - Revenue and expenditure of Municipality of Addis Ababa, 1977/78 - 1979/80	197
K.15 - Revenue and expenditure of Municipality of Assab, 1979/80	198
 <u>SECTION L. BANKING AND BALANCE OF PAYMENTS</u>	
Notes and definitions	199
Tables:	
L. 1 - Consolidated statement of condition of the National Bank	208
L. 2 - Consolidated statement of condition of commercial banks	209
L. 3 - Statement of condition of other Financial Institutions	210
L. 4 - Size and composition of money	211
L. 5 - Selected deposit items	211
L. 6 - Circulating notes and coins by denominations	212
L. 7 - Money Supply	213
L. 8 - Domestic credit by the National Bank and commercial banks	215
L. 9 - Net gold and foreign exchange holdings	215
L.10 - Loans, advance, bills discounted and investment by commercial banks.	216
L.11 - Internal debt of Government by holders	217
L.12 - Number and amount of loans approved and disbursed by Agricultural and Industrial Development Bank	218
L.13 - Loans approved by activities	218
L.14 - Outstanding loans distributed by activities	219
L.15 - Summary of the balance of payments of Ethiopia	220
L.16 - Balance of payment of Ethiopia, current account	221
 <u>SECTION M. INSURANCE</u>	
Notes and definitions	222
Tables:	
M. 1 - Summary of premium and claims of life insurance	226
M. 2 - Summary of premium and claims of non-life insurance	226
M. 3 - Income and Expenditure of non-life insurance by line of insurance ...	227
M. 4 (a) - Balance sheet of life insurance (Assets)	229
M. 4 (b) - Balance sheet of life insurance (Liabilities)	229
M. 5 (b) - Balance sheet of non-life insurance (Assets)	230
M. 5 (b) - Balance sheet of non-life insurance (Liabilities)	230
M. 6 - Statement of life portfolio	231
 <u>SECTION N. PRICES</u>	
Notes and definitions	232
Tables:	
N. 1 - Wholesale prices of selected import commodities in Addis Ababa	236
N. 2 - Wholesale prices of unwashed coffee in Addis Ababa	238
N. 3 - Spot coffee prices in New York market	238
N. 4 (a) - Retail price index for Addis Ababa in 1979 and 1980	239
N. 4 (b) - Retail price index for Addis Ababa in 1979 and 1981	240
N. 5 (a) - Average retail price of major food items in Addis Ababa, 1939 ...	241
N. 5 (b) - Average retail price of major food items in Addis Ababa, 1980 ...	242
N. 5 (c) - Average retail price of major food items in Addis Ababa, 1981 ...	243

CONTENTS

	<u>Page</u>
SECTION O. HEALTH	
Notes and definitions	244
Tables:	
O. 1 - Medical and health facilities by administrative region (excluding Police and Armed Forces), 1979/80	248
O. 2 - Medical personnel by administrative region (excluding Police and Armed Forces), 1979/80	248
O. 3 - Number of health personnel trained in Ethiopia by year of graduation ...	249
O. 4 - Number of in-patients dead due to various disease groups	250
O. 5 - Patients treated for various disease groups	251
O. 6 - Number of persons vaccinated by type of vaccination	252
O. 7 - Number of persons vaccinated in 1979/80 by administrative region and type of vaccination	252
O. 8 - Budgetary expenditure for Health	253
SECTION P. EDUCATION	
Notes and definitions	254
Tables:	
P. 1 - Number of schools, teachers, students and classrooms in different type of schools	258
P. 2 - Student enrolment by grades and type of school	259
P. 3 - Student enrolment by grades and sex	260
P. 4 - Average number of students per school, per teacher and per classroom in different type of schools	261
P. 5 - Number of students by sex and type of school	262
P. 6 - Percentage distribution of students by and type of school	263
P. 7 - Number of students in government schools by grade	264
P. 8 - Expenditure for government schools (excluding University)	265
P. 9 - Students enrolled in primary and academic secondary schools by type of schools and region	266
P.10 (a) - Graduates of institutes of higher learning by field of study 1979/80	268
P.10 (b) - Graduates of institutes of higher learning by field of study 1980/81	273
P.11 (a) - Ethiopian students abroad by country and field of study, 1977/78	277
P.11 (b) - Ethiopian students abroad by country and field of study, 1978/79	280
P.11 (c) - Ethiopian students abroad by country and field of study, 1979/80	283
P.11 (d) - Ethiopian students abroad by country and field of study, 1980/81	286
SECTION Q. LAW AND ORDER	
Notes and definitions	289
Tables:	
Q. 1 - Number of advocates by administrative region	293
Q. 2 - Number of advocates by type of court and region 1979/80	293
Q. 3 (a) - Number of civil cases by status of decision	294
Q. 3 (b) - Number of civil cases by status of decision and administrative region, 1976/77	294
Q. 3 (c) - Number of civil cases by status of decision and administrative region, 1978/79	295
Q. 3 (d) - Number of civil cases appealed during 1978/79 by administrative region and status of decision	296
Q. 3 (e) - Number of civil cases appealed during 1979/80 by administrative region and status of decision	297
Q. 4 (a) - Number of criminal cases by status of decision	298
Q. 4 (b) - Number of criminal cases by status of decision and administrative region 1978/79	298
Q. 4 (c) - Number of criminal cases by status of decision and administrative region 1979/80	299
Q. 4 (d) - Number of criminal cases appealed by status of decision and administrative region, 1978/79	300
Q. 4 (e) - Number of criminal cases appealed by status of decision and administrative region, 1979/80	301
Q. 5 - Number of prisoners by length of sentence	302
Q. 6 (a) - Number of prisoners by sex and length of sentence, 1978/79	303
Q. 6 (b) - Number of prisoners by sex and length of sentence, 1979/80	304

በሌላ ቀን አቅጣጫ ማስታወሻ

በሀገራችን ልዩ ልዩ የአስገታህ ተከሰ ክፍሎች የተለየ የቀን አቅጣጫ በመከተል አስገታህ ተከሰ ያዘጋጃሉ። የጥሎ የሚገኘው ሠገጠረዥ በኢትዮጵያና በአውሮፓውያን /በግሪግውያን/ የቀን አቅጣጫ ረገድ ያለውን ገንጥነት የሚመለከት ነው።

በመጽሔት ውስጥ በየትኛውም ሥፍራ ቀጥሮ በግሪግውያን የቀን አቅጣጫ መሠረት ተዘጋጅተው ሲገኙ የኢትዮጵያ አቅጣጫ ጊዜው ተዘጋጅቶ ሲታይ አገደዚሁም ቀጥሮ በኢትዮጵያ የቀን አቅጣጫ መሠረት ተዘጋጅተው አገደሀኑ የግሪግውያን የቀን አቅጣጫ ተዘጋጅቶ ይታያል። ለምሳሌ /አ.ኤ.አ/ 1979 ዓ.ም፣ በኢትዮጵያ አቅጣጫ ከታህሣሥ 23/1971 እስከ ታህሣሥ 22/1972 ዓ.ም ያለው ጊዜ በመሆኑ፣ በሠገጠረዥ ላይ የመለከተው 1971/72 ዓ.ም ተገሎ ነው። በዚህ ዓይነት በኢትዮጵያ 1972 ዓ.ም እ.ኤ.አ. ከመስከረም 11/1979 ዓ.ም እስከ መስከረም 10/1980 ዓ.ም ባለው ጊዜ ውስጥ ስለሆነ የተጻፈው 1979/80 ዓ.ም ተገሎ ነው።

በግሪግውያን አቅጣጫ	በ ኢ ት ዮ ጵ ያ የ ዓ መ ተ ና የ ቀ ጥ አ ቅ ጣ ጫ ሮ			
	ወራ ቶች	የየወረ ቀኖች	የገንደ ዓመት	የበጀት ዓመት
ጥላይ 8, 1978	-----			ጠቃላ 1, 1971
ሰገታህ ተከሰ				
ሰገታህ ተከሰ 11	መስከረም 1, 1971	30		
ሰገታህ ተከሰ	ጥቅምት	30		
ናቪምበር	ኅዳር	30		
ጳጳምበር	ታህሣሥ	30		
ጃኑላሪ 1, 1979	ታህሣሥ 23			
ጃኑላሪ 9	ጥር	30	ጥር 1, 1971	
ፊብረላሪ	የካቲት	30		
ግርግር	መጋቢት	30		
ኢግሪል	ሚያዝያ	30		
ግደ	ግንቦት	30		
ጥን	ሰኔ	30		
ጥላይ 7	ጠቃላ	30		ሰኔ 30, 1972
ሰገታህ ተከሰ	ነሐሴ	30		
ሰገታህ ተከሰ 10	ጳጉሜ 5 መስከረም 1, 1972 ጥቅምት	5 ወይም 6		
ሰገታህ ተከሰ	ጥቅምት			
ናቪምበር	ኅዳር			
ጳጳምበር 31	ታህሣሥ 22			
ጃኑላሪ 8, 1980	-----			ታህሣሥ 30, 1972

NOTES OF THE CALENDAR

In Ethiopia various authorities use different calendar years in Compilation of statistical series. The following table sets out the relation between the Ethiopian and Gregorian years. In the Ethiopian year, there are 12 month of 30 days each and one short month, Pagume, which is 5 days for three consecutive years and 6 days on the fourth year. The trade year and the fiscal year are also shown in the table.

Throughout the Abstract when figures were obtained for the Gregorian year a split year is shown in the Ethiopian calendar, and inversely, split Gregorian years are shown where the data are for Ethiopian years. For Example 1979 in the Gregorian calendar is the period between Tahsas 23,1971 to Tahsas 22, 1972 E.C. and is shown as 1971/72. Likewise, 1972 E.C. covers the Gregorian year between September 11,1979 to September 10, 1979 and is shown as 1979/80.

Gregorian Calendar	Ethiopian Calendar Year			
	Months	Number of days	Trade Year	Fiscal Year
July 8,1978				Hamle 1,1971
August				
September 11	Maskerem 1,1971	30		
October	Tikimt	30		
November	Hidar	30		
December	Tahsas			
January 1,1979	Tahsas 21			
January 9	Tir	30	Tir 1,1970	
February	Yekatit	30		
March	Megabit	30		
April	Miazia	30		
May	Guenbot	30		
June	Sene	30		
July 7	Hamle	30		Sene 30,1970
August	Nehassie	30		
September 10	Pagume 5	5 or 6		
October	Maskerem 1,1972			
November	Tikimt			
December 31	Hidar			
January 8, 1980	Tahsas 22			
			Tahsas 30,1972	

ከፍላ ሀ. ምድርና አየር

የመሬትን አካል የሚገልጹት መረጃዎች ስለ ወንዞች ርዝመት፣ ስለ ሰፊ ቀጥ መጠን፣ ስለ ተራራዎች ከፍ ታና፣ እንዲሁም ስለ ብሔራዊ ፓርኮችና፣ ከሌሎች ስፋትና አቀማመጥ ነው። እንዲያውም መረጃዎች በተከለሉ ተሰፍረው የተገኙ ባይሆንም የኢትዮጵያ ካርታ ሥራ ድርጅት ከታሪክ ምንጮች የሰበሰባቸው ናቸው።

ስለ አየር ጠባይ ሁኔታ ለብዙዎቹ ጣቢያዎች የረጅም ዘመን የዘናምና የአየር ጠባይ ሁኔታ መገለጫ ማግኘት አስቸጋሪ ነው።

ሠንጠረዥ ሀ.5 የተመለከተ ጣቢያዎች የአየር ጠባይ አገልግሎት መሥሪያ ቤት የተሟሉ መረጃዎች ሳይቋረጥ የሚሰበሰቡባቸው ናቸው።

ሠንጠረዥ ሀ.6 የአሥራ ሁለት የተመለከቱ ጣቢያዎችን የየወራትን አነስተኛና ከፍተኛ መቀት በዲግሪ ሂንቴግራድና የዘናም መጠን በሚሊ ሜትር ያሳያል። ጣቢያዎቹም የተመለከቱ ልዩ ልዩ የአየር ጠባይ ሁኔታ ካሉባቸው የኢትዮጵያ ክፍለ ተሀገር ነው።

SECTION A. LAND & CLIMATE

Land. The data under Land include length of rivers, size of lakes, height of mountains, location of National Parks and game reserves. Some of the information given are not based on actual measurement but have been collected from various reliable sources by the Ethiopian Mapeng Agency.

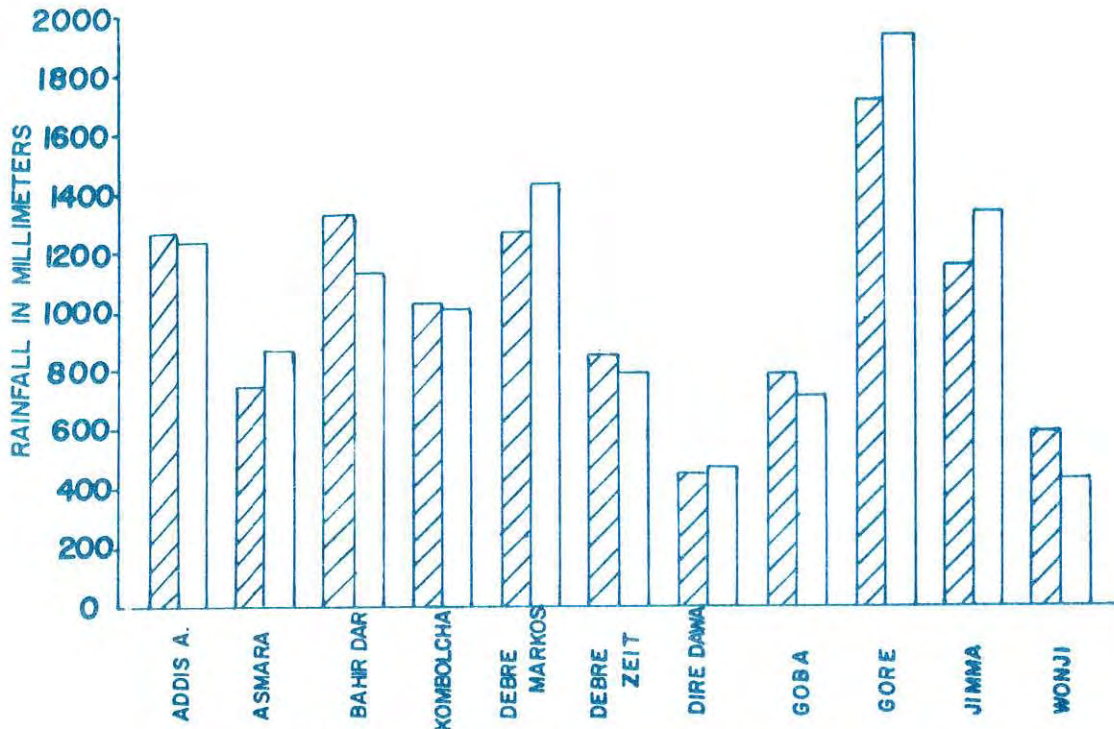
Climate: For many stations it is difficult to obtain long-term records of temperature and rainfall.

Table A.5 The stations selected are those for which the National Climatological Services supplied data contineously.

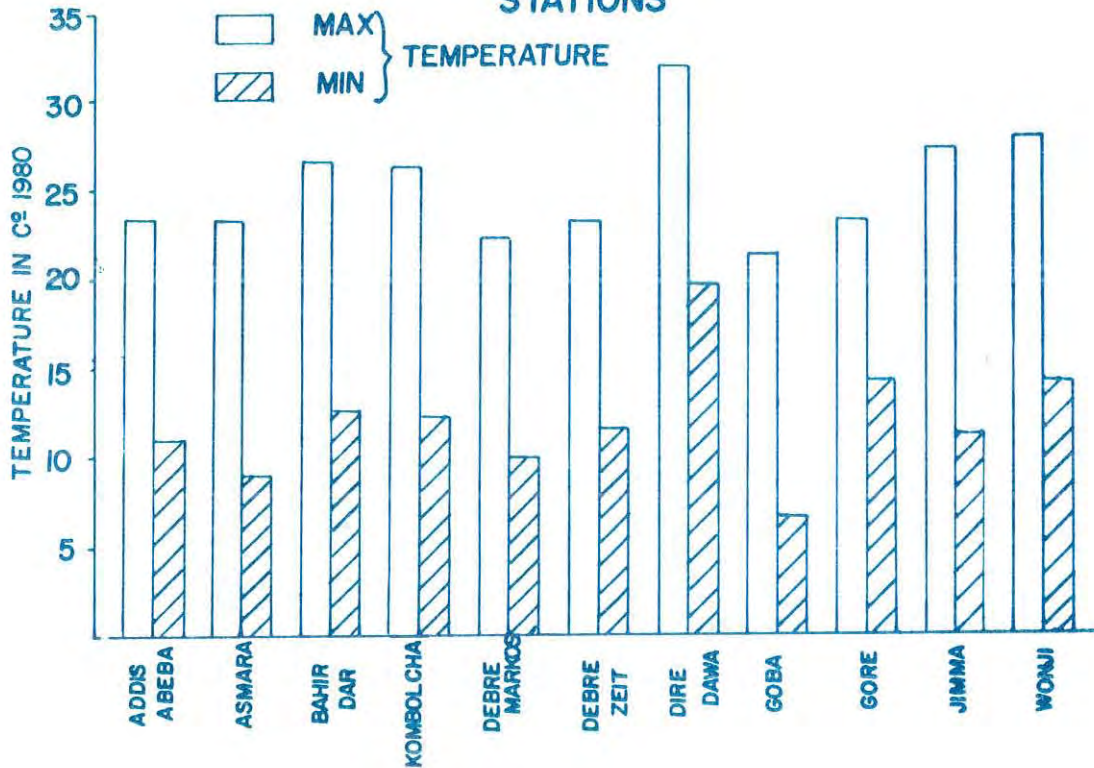
Table A.6 Gives, for twelve selected stations, monthly maximum and minimum temperatures in degrees centigrade and monthly rainfall in millimetres. The stations chosen represent the various climatological regions found in Ethiopia.

ANNUAL RAINFALL IN SELECTED STATIONS

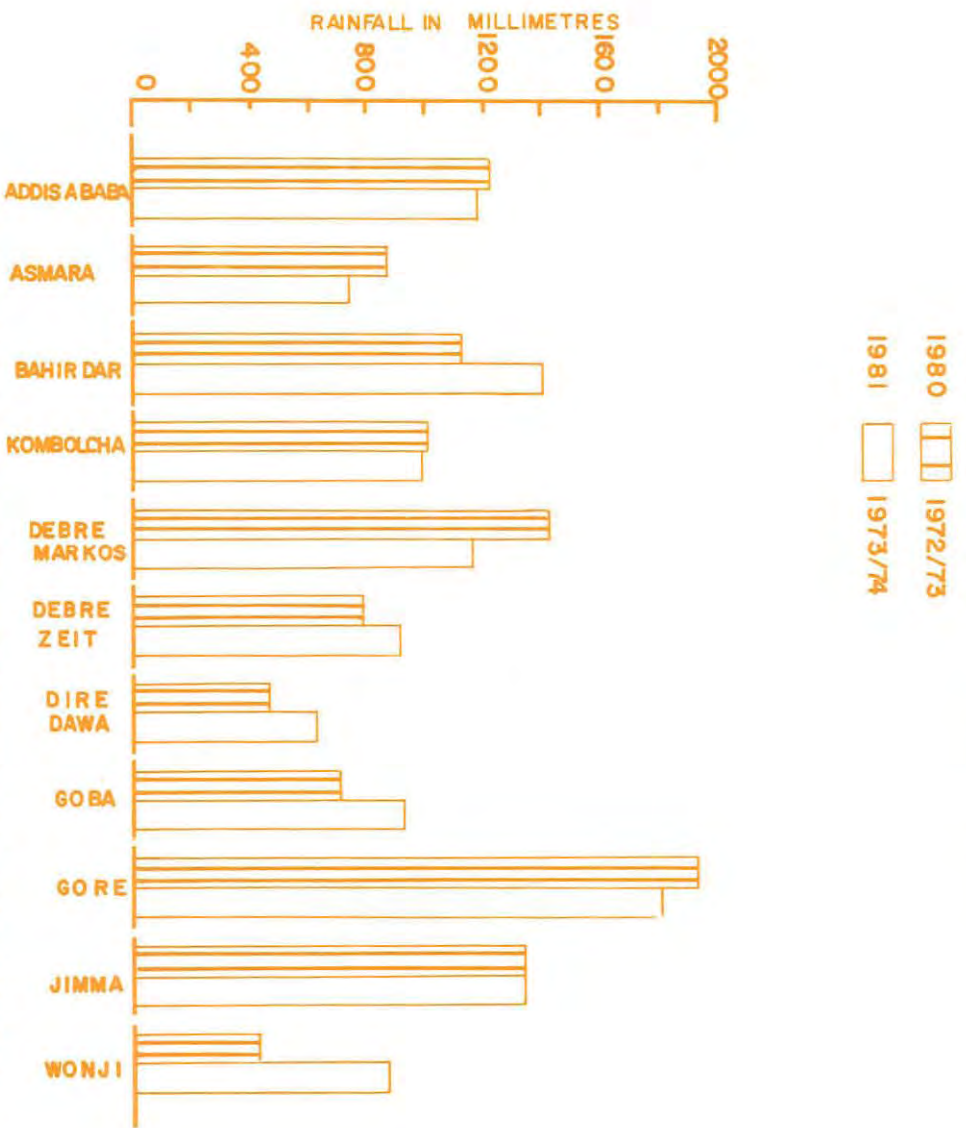
1979 1971/72
 1980 1972/73



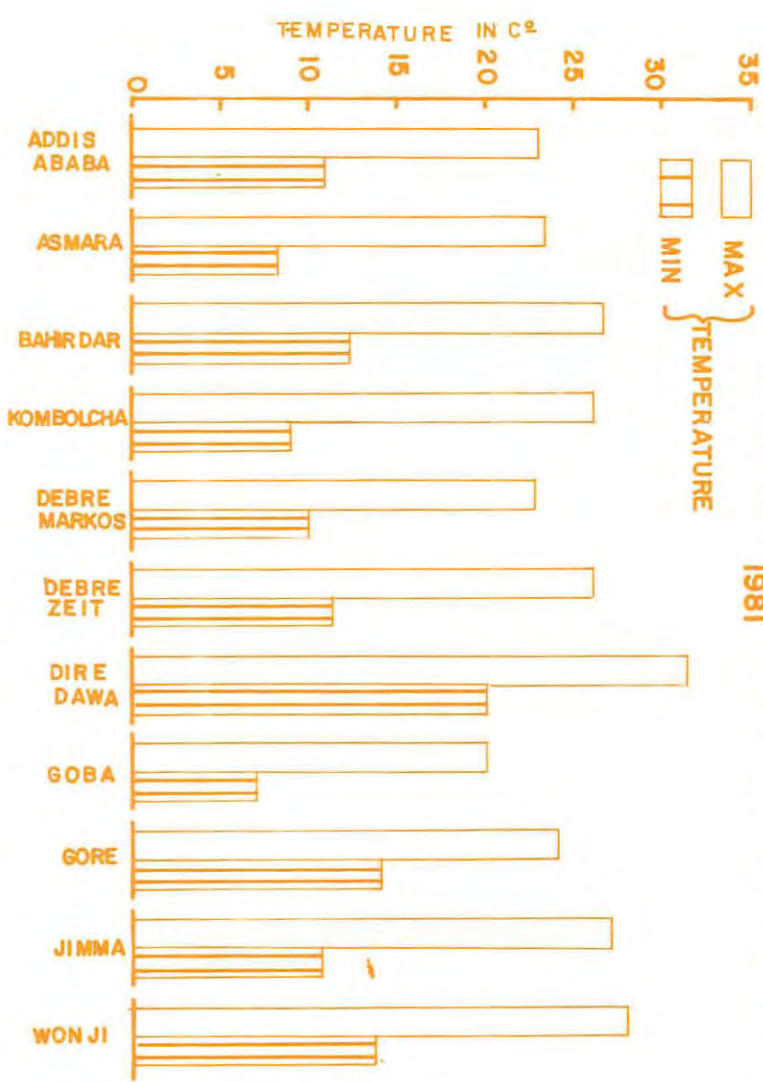
MAXIMUM AND MINIMUM TEMPERATURE IN SELECTED STATIONS



ANNUAL RAINFALL IN SELECTED STATIONS



MAXIMUM AND MINIMUM TEMPERATURE IN SELECTED STATIONS 1981



የሊት የጳጳ ያ ዋና ዋና ባሕር ዳር ርዕሰ ስፋት
 LENGTH OF MAJOR RIVERS IN ETHIOPIA

ሠንጠረዥ ሀ.1 TABLE A.1

የባሕር ዳር ስም	ርዕሰ ስፋት ስፋት			የባሕር ዳር ስም
	ጠቅላላ	ከፊት የጳጳ ያ (ቤተ)	በላይ የጳጳ ያ (ቤተ)	
አባይ	1,450	800	650	ABAY
ዋቢ ሸባሌ	1,130	1,000	130	WABI SHEBELE
ገናሌ	858	480	378	GENALE
አዋሽ	1,200	1,200	-	AWASH
ሎሞ	760	760	-	OMO
ተክሄ	608	608	-	TEKEZE
መረብ	440	440	-	MEREB
ባሮ	277	277	-	BARO
አንገረብ	220	220	-	ANGEREBA
	TOTAL	INSIDE ETHIOPIA	OUTSIDE ETHIOPIA	NAME OF RIVER
	LENGTH IN KM.			

የሊት የጳጳ ያ ዋና ዋና የሰይጣን መጠን ገምገማ
 APPROXIMATE SIZE OF MAJOR LAKES IN ETHIOPIA

ሠንጠረዥ ሀ.2 TABLE A.2

የሰይጣን ስም	ርዕሰ ስፋት ስፋት	ወርድ ስፋት ስፋት	ስፋት ስፋት ስፋት ስፋት	ስፋት ስፋት ስፋት ስፋት	ስፋት ስፋት ስፋት ስፋት	ስፋት ስፋት ስፋት ስፋት
	በክ.ሜ.	በክ.ሜ.	በክ.ሜ. ስፋት	በክ.ሜ. ስፋት	በክ.ሜ. ስፋት	ስም
አባያ	60	20	1,160	13	1,268	ABAYA
አባያታ	17	15	205	14	1,573	ABIYATA
አሸንገ	5	4	20	25	2,409	ASHENGE
አዋሽ	16	9	129	10	1,708	AWASA
ቢሸፍቱ	85	...	BISHOFTU
ሞሞ	26	22	551	10	1,235	CHAMO
ሐይቅ	7	5	35	23	2,030	HAYK
ቆቃ	20	15	250	9	...	KOKA
ላንጋኖ	18	16	230	46	1,585	LANGANO
ሻላ	28	12	409	250	1,567	SHALA
ታና	70	60	3,600	9	1,840	TANA
ዘዋይ	25	20	434	4	1,846	ZIWAY
	LENGTH (KM)	WIDTH (KM)	AREA (KM ²)	MAXIMUM DEPTH (M)	ALTITUDE (M)	NAME OF LAKES

የኢትዮጵያ ዋና ዋና ተራራዎች ከፍታ
 HEIGHT OF MAJOR MOUNTAINS IN ETHIOPIA

ሠንጠረዥ ሀ.3 TABLE A.3

የተራራው ስም	ከፍለ ሀገር	ከፍታው በሜትር		
ራስ ዳሽን	ጉንደር	4550	RAS DASHEN	GONDER
ሰገሳ	ጉንደር	4532	LAGEDA	GONDER
አናሎ	ጉንደር	4480	ANALU	GONDER
ወይኖበር	ጉንደር	4472	WEYNOBER	GONDER
አባ ያራይ	ጉንደር	4460	ABA YARED	GONDER
ጠፋው ለዘር	ጉንደር	4456	TEFAWLEZER	GONDER
ቧሂት	ጉንደር	4437	BWAHIT	GONDER
መሰረ ያ	ጉንደር	4360	MESERYA	GONDER
ካራ	አርሲ	4340	KARRA	ARSSI
ባት	ባሌ	4307	BATU	BALE
አገ ቀሎ	አርሲ	4300	ANKELO	ARSSI
ቦሎ	ወሎ	4300	KOLO	WELLO
ሰሊባላ	ወሎ	4276	LALIBELA	WELLO
ጉና	ጉንደር	4231	GUNA	GONDER
ጉጌ	ጋሞ ጉፍ	4200	GUGE	GAMO GOFFA
አቡነ ዳሳ	ወሎ	4190	ABUNE YOSEF	WELLO
ሄይ	ጉንደር	4173	HEY	GONDER
ብር ሃን	ጉጃም	4154	BIRHAN	GOJJAM
ቦዳ	አርሲ	4133*	BEDA	ARSSI
ጣሎ	ጉጃም	4100	TALO	GOJJAM
አምባራሰ	ጉንደር	4077	AMBA RAS	GONDER
ካር ኔ	ጉጃም	4070	KARNI	GOJJAM
ኩራታ	ጉጃም	4066	URATA	GOJJAM
ቅሳሎ	አርሲ	4036	CHILALO	ARSSI
አቡ ዩ ሜዳ	ሸዋ	4000	ABUYEMEDA	SHEWA
ሰዳ	ተገራይ	3988*	SEDI	TIGRAI
አምባ ፈሪት	ወሎ	3975	AMBA FERIT	WELLO
የወላ	ወሎ	3859*	YEWEL	WELLO
ካካ	አርሲ	3820*	KAKA	ARSSI
አዳ ገደላ	ወሎ	3819	ATSE GEDEL	WELLO
ጉራጌ	ሸዋ	3719	GURAGE	SHEWA
ዎጢ	ሸዋ	3677	WOTI	SHEWA
አዎ ኔዎስ	ጉጃም	3664	AMONEWAS	GOJJAM
ጉጉ	አርሲ	3623	GUGU	ARSSI
አወዳሚት	ጉጃም	3619*	AMEDAMIT	GOJJAM
የወራ	ወሎ	3611*	YEWERA	WELLO
ደሎ	ሲዳሞ	3600	DELO	SIDAMO
አሰታ ጉማያ	ሸዋ	3599*	ASTA GOMAYA	SHEWA
ወገዘዘ	ሸዋ	3596*	MEGEZEZ	SHEWA
አራት ወከራከር	ጉጃም	3577*	ARAT MEKERAKER	GOJJAM
አምባሰላ	ወሎ	3567*	AMBASEL	WELLO
ካንቺ	ጉንደር	3500	KANCHI	GONDER
አምባ	ሸዋ	3485	AMBA	SHEWA
ቦራዝ	ጉጃም	3476	BERAZ	GOJJAM
አባ ቀጣ	ጉጃም	3468	ABEKEMA	GOJJAM
ጋራውላ ታ	ሰረርጌ	3392	GARAMULETA	HARARGE
ሰገደ	ጉጃም	3355	SEGEDO	GOJJAM
ባዳ ርገ	ሸዋ	3350	BADA ROGE	SHEWA
አዳ ፋሪስ	ጉንደር	3341	ATSE FARIS	GONDER
ፋጋጃ	አርሲ	3310	FAGAJI	ARSSI
ሊጋ	ጉንደር	3246	LIGA	GONDER
ዳጉላ	ጉጃም	3228	DAGUE	GOJJAM
ጋራጠጣ	ሰረርጌ	3170	GARATITA	HARARGE
ሰባላ	ሰረርጌ	3130	SABEL	HARARGE
ወከታር	ሰረርጌ	3060	MUKTAR	HARARGE
ሲሪር ታ	ሰረርጌ	3060	SERIRTA	HARARGE
ቸፍ	ጉጃም	3058	CHEF	GOJJAM
ዘ ይላ	ሸዋ	2989	ZIKWALA	SHEWA

*ከፍታው ያልተረጋገጠ

*Height Not verified.

ከኢትዮጵያ ባርታ ሥራ ጳጳሮች የተገኘ ::

Source: Ethiopian Mapping Agency.

ብሔራዊ ፓርኮች፣ ክልሎችና መጠለያዎች
 NATIONAL PARKS, GAME RESERVES AND SANCTUARIES

ሠንጠረዥ ሀ.4 TABLE A.4

ብሔራዊ ፓርኮች ክልሎችና መጠለያዎች	ክፍለ ሀገር	በፋት በቢሎ ሜትር ስኩ		
ብሔራዊ ፓርኮች			NATIONAL PARKS	
አዋሽ	ሸዋ	720	AWASH	SHEWA
ሰሜን	ጉንደር	150	SIMEN	GONDER
በምጥ ሸለቆ ጠይቆች	ሸዋ	650	RIFT VALLEY LAKES	SHEWA
አዎ	ከፋ	3,450	OMO	KEFFA
የባሌ ተራራዎች	ባሌ	3,000	BALE MTS.	BALE
ደንከሰ	ሐረርጌ	3,000	DANAKIL	HARARGE
ማጉ	ጋዎ ጉፋ	2,200	MAGO	GAMO GOFFA
ነዊባር	ጋዎ ጉፋ	700	NACHISAR	GAMO GOFFA
ዳሀሳክ	አርተራ	1,500	DAHLAK	ERITREA
የጎረቤት ክልሎች			GAME RESERVES	
አዋሽ	ሸዋ	700	AWASH WEST	SHEWA
አሰደጌ	ሐረርጌ	800	ALDEGHE	HARARGE
ባሌ	ባሌ	2,100	BALE	BALE
ጋምቤላ	አሱባባር	10,800	GAMBELLA	ILLUBABOR
ማጉ	ጋዎ ጉፋ	3,400	MAGO	GAMO GOFFA
ገዋኔ	ሐረርጌ	800	GEWANE	HARARGE
ሚሉ-ተንዳሀ	ወሎ	2,000	MILLE-TENDAHO	WELLO
ቦርዶ	ወሎ	1,000	SERDO	WELLO
ሰጠፋኔ	ጋዎ ጉፋ	4,500	STEFANIE	GAMO GOFFA
ዋባ	አርተራ	1,800	YOB	ERITREA
ናቅፋ	አርተራ	1,400	NAKFA	ERITREA
ጥረ	ተገራይ	600	CHIRE	TIGRAI
ጋሽ-ሰቴት	አርተራ	11,600	GASH-SETIT	ERITREA
መጠለያዎች			SANCTUARIES	
ሐረርጌ	ሐረርጌ	6,000	HARAR	HARARGE
ያቤሎ	ቢዳሎ	1,200	YABELLO	SIDAMO
		AREA IN SQ. KM	NATIONAL PARKS, GAME RESERVES AND SANCTUARIES	REGION

ከአዋሽ፣ ከሰሜን፣ ከአዎ፣ ከበምጥ ሸለቆና ከባሌ በስተቀር የፋት ቦታዎች በፋታቸው በአቅራቢያ ገምት የተሰጠ ነው።
 Area figures are approximate, except for Awash, Simen, Omo, Rift Valley Lakes and Bale.

ከገብርና ሚኒስቴር ከደንና ፋር አራዊት ጥበቃና ልማት መኖሪያ የተገኘ።
 Source: Ministry of Agriculture, Forestry and Wild Life Protection and Development Department.

የኾ ዋና የአየር ሥርወሰ ጣቢያዎች ሊትቲዩድ፣ ሎንግቲዩድ፣ ከፍታና የዘናዎ መጠን
 AVERAGE ANNUAL RAINFALL, LATITUDE, LONGITUDE AND ALTITUDE OF MAJOR WEATHER STATIONS

ሠንጠረዥ 0.5 TABLE A.5

የሥርወሰ ጣቢያ	ሊት ቲዩድ**	ሎንግ ቲዩድ**	ከፍታው /በሜትር/	ማዕከላዊ የተናጠ መጠን /በሜሊ ሜትር/	የዓመት ብዛት	የዘናዎ መጠን /በሜሊ ሜትር/		STATIONS
						የከፍተኛው ዓመት	የዘቀተኛው ዓመት	
አዲስ አበባ	09°02'	38°44'	2408	1158.4	36	1481.7(1977)	902.2(1953)	ADDIS ABABA
አሥመራ	15°17'	38°55'	2325	531.3	50	860.8(1980)	208.7(1969)	ASMARA
ባሕር ዳር	11°36'	37°25'	1802	1455.7	20	2036.7(1973)	1065.9(1965)	BAHIRDAR
ኮምቦሊቻ	11°09'	39°45'	1903	1063.4	28	1301.0(1964)	667.5(1973)	COMBOLCHA
ደብረ ግር ቅስ	10°22'	37°43'	2509	1341.0	27	1935.4(1958)	1053.0(1978)	DEBRE MARKOS
ደብረ ዘይት	08°44'	38°58'	1850	856.0	29	1268.7(1966)	378.1(1952)	DEBRE ZEIT
ድረ ዳዋ	09°45'	41°52'	1160	616.9	29	902.5(1967)	387.2(1965)	DIRE DAWA
ጎራ	08°10'	35°25'	2002	2362.4	28	3448.6(1969)	1633.0(1968)	GORE
ጅማ	07°39'	36°50'	1740	1480.3	26	2077.6(1963)	1130.1(1979)	JIMMA
ወንጌ	08°31'	39°15'	1500	788.0	30	1176.0(1958)	421.0(1980)	WENJI
	LATI-TUDE	LONGI-TUDE**	ALTITUDE (meters)	AVERAGE RAINFALL (milli-metres)	NO.OF YEARS	THE HIGHEST YEAR	THE LOWEST YEAR	
						RAINFALL (in millimetres)		

ግብታዎች: በቀንና ወሰን የተሰጠው ዓመት ስህተት በአወር ገደብ የዘመን አባጣጠር ናቸው ::

NOTE: The years shown in brackets are in Gregorian Calendar.

*ከምድር ሰቀ በሰ ጠባባ
 *North of Equator

**በጎራን ደቡብ በሰ ጠባባ
 **East of Greenwich

ከጠቅላላ የዓየር ሥርወሰ ለገልግሎት ደርጅት የተገኘ ::
 Source: National Meteorological Service.

የዋና ዋና የአየር ምርመራ ጣቢያዎች ማዕከላዊ፣ ከፍተኛና ዝቅተኛ የአየር ጠባይ ሁኔታ፣ የዘርፍ ጠቅላላ መጠን በወር
 AVERAGE, MAXIMUM AND MINIMUM TEMPERATURES, TOTAL RAINFALL OF MAJOR WEATHER STATIONS BY MONTH

አዲስ አበባ
 ADDIS ABABA

ሠንጠረዥ ሀ.6.1 TABLE A.6.1

ወር	1971/72			1972/73			1973/74			MONTH
	የአየር ጠቅላላ		የዘርፍ መጠን	የአየር ጠቅላላ		የዘርፍ መጠን	የአየር ጠቅላላ		የዘርፍ መጠን	
	ከፍተኛ	ዝቅተኛ		ከፍተኛ	ዝቅተኛ		ከፍተኛ	ዝቅተኛ		
ጥር	20.9	10.6	127.9	23.6	9.9	23.2	24.4	9.9	0.0	JANUARY
የካቲት	23.2	10.7	19.1	24.9	11.3	36.6	24.7	10.4	75.5	FEBRUARY
መጋቢት	23.6	11.3	73.6	25.2	12.2	45.3	22.4	12.4	176.0	MARCH
ሚያዝያ	23.4	11.9	84.9	24.6	12.5	88.5	22.7	12.4	82.9	APRIL
ገንቦት	24.3	13.1	103.4	25.6	13.1	54.2	25.3	12.7	3.9	MAY
ሰኔ	23.6	11.5	143.7	22.7	11.9	126.2	25.3	11.9	50.1	JUNE
ጥምረት	21.0	11.7	316.8	20.6	11.0	385.1	20.4	11.7	266.5	JULY
ኅምረት	20.4	11.7	183.0	20.8	11.5	295.9	20.9	11.7	320.9	AUGUST
መስከረም	21.5	11.7	172.6	21.9	11.8	111.9	20.8	11.4	182.1	SEPTEMBER
ጥቅምት	22.7	10.8	14.6	22.2	10.8	51.5	22.3	10.3	13.3	OCTOBER
ሀዳር	22.9	8.8	0.0	22.7	9.4	0.0	22.9	9.0	0.0	NOVEMBER
ታህሣሥ	23.0	9.1	16.3	23.4	8.4	0.0	23.0	8.7	5.2	DECEMBER
የዓመት	22.5	11.1	1255.9	23.2	11.1	1218.4	22.9	11.0	1176.5	ANNUAL
	MAX.	MIN.	RAIN	MAX.	MIN.	RAIN	MAX.	MIN.	RAIN	MONTH
	TEMPERATURE			TEMPERATURE			TEMPERATURE			
	1979			1980			1981			

አሥመራ
 ASMARA

ሠንጠረዥ ሀ.6.2 TABLE A.6.2

ወር	1971/72			1972/73			1973/74			MONTH
	የአየር ጠቅላላ		የዘርፍ መጠን	የአየር ጠቅላላ		የዘርፍ መጠን	የአየር ጠቅላላ		የዘርፍ መጠን	
	ከፍተኛ	ዝቅተኛ		ከፍተኛ	ዝቅተኛ		ከፍተኛ	ዝቅተኛ		
ጥር	22.6	3.6	13.2	23.7	5.1	0.0	23.6	6.2	2.2	JANUARY
የካቲት	24.1	5.9	0.0	24.5	7.2	0.0	24.4	4.6	1.0	FEBRUARY
መጋቢት	25.9	6.9	0.0	25.8	7.2	11.9	24.4	7.6	65.4	MARCH
ሚያዝያ	24.8	10.5	26.1	24.8	11.0	119.2	24.2	8.6	83.3	APRIL
ገንቦት	24.8	11.5	41.9	25.3	11.4	38.4	24.4	10.9	74.6	MAY
ሰኔ	25.2	11.3	50.4	24.5	10.8	96.1	26.1	10.6	5.6	JUNE
ጥምረት	23.0	11.2	324.6	21.1	11.7	405.6	22.0	11.5	166.4	JULY
ኅምረት	21.6	11.3	142.3	21.8	11.5	154.3	22.9	11.3	266.4	AUGUST
መስከረም	22.9	8.9	41.1	23.4	8.9	1.2	23.2	8.2	7.0	SEPTEMBER
ጥቅምት	22.0	9.4	66.9	22.2	8.6	0.0	22.2	8.8	33.6	OCTOBER
ሀዳር	21.3	7.5	0.0	21.7	7.3	34.1	21.1	7.6	25.0	NOVEMBER
ታህሣሥ	23.0	6.1	3.5	22.1	6.2	0.0	22.1	3.5	0.0	DECEMBER
የዓመት	23.4	8.7	710.0	23.4	8.9	860.8	23.4	8.3	730.5	ANNUAL
	MAX.	MIN.	RAIN	MAX.	MIN.	RAIN	MAX.	MIN.	RAIN	MONTH
	TEMPERATURE			TEMPERATURE			TEMPERATURE			
	1979			1980			1981			

ጥቅምት - የዘርፍ መጠን የተሰጠው በሚሊሜትር ነው። የአየር ጠቅላላ የተሰጠው በግራድ ስኬል ነው።

NOTE: The amount of Rainfall is given in millimetres. Temperature is given in degrees centigrade.

የዋና ዋና የአየር ስርዓት ጠባይ ማዕከላዊ፣ ከፍተኛና ዝቅተኛ የአየር ጠባይ ሁኔታ፣ የዘርፍ ጠባይ ሁኔታ፣ የዘርፍ ጠባይ ሁኔታ፣ የዘርፍ ጠባይ ሁኔታ
 AVERAGE, MAXIMUM AND MINIMUM TEMPERATURES, TOTAL RAINFALL OF MAJOR WEATHER STATIONS BY MONTH

ባሕር ጎር
 BAHIR DAR

ሠንጠረዥ ሀ.6.3 TABLE A.6.3

ወር	1971/72			1972/73			1973/74			MONTH
	የአየር ጠባይ		የዘርፍ ጠባይ	የአየር ጠባይ		የዘርፍ ጠባይ	የአየር ጠባይ		የዘርፍ ጠባይ	
	ከፍተኛ	ዝቅተኛ		ከፍተኛ	ዝቅተኛ		ከፍተኛ	ዝቅተኛ		
ጥር	25.6	4.6	9.9	27.0	7.4	0.0	27.0	9.4	0.0	JANUARY
የካቲት	27.2	X	0.0	28.2	11.1	4.4	28.5	9.4	0.0	FEBRUARY
ጳጉሜ	29.3	X	0.1	29.5	12.9	16.1	28.3	12.8	0.0	MARCH
ግንቦት	29.8	12.8	1.3	29.4	15.8	51.8	29.2	13.7	68.5	APRIL
ጳጉሜ	27.8	X	97.1	28.9	16.4	27.9	28.1	14.9	45.3	MAY
ሰኔ	26.4	X	180.2	26.7	15.4	136.1	27.4	14.6	66.0	JUNE
ጳጉሜ	24.3	14.0	463.4	23.7	14.2	349.3	23.7	14.0	636.4	JULY
ከተማ	24.1	13.8	284.2	23.9	14.2	320.5	23.9	13.9	382.7	AUGUST
ጳጉሜ	24.9	13.1	163.2	25.3	13.3	150.2	24.3	13.4	132.4	SEPTEMBER
ጳጉሜ	26.3	12.9	110.3	26.2	12.0	55.5	26.3	12.2	57.7	OCTOBER
ሀገር	26.5	9.3	0.1	26.5	10.7	3.2	26.4	10.4	8.0	NOVEMBER
ጳጉሜ	26.2	7.8	0.2	26.4	8.2	0.0	26.5	7.6	0.0	DECEMBER
የዓመት	26.5	(11.0)	1310.0	26.8	12.6	1115.0	26.6	12.2	1397.0	ANNUAL
	MAX.	MIN.	RAIN	MAX.	MIN.	RAIN	MAX.	MIN.	RAIN	
	TEMPERATURE			TEMPERATURE			TEMPERATURE			
	1979			1980			1981			

ኮምቦላቻ
 COMBOLCHA

ሠንጠረዥ ሀ.6.4 TABLE A.6.4

ወር	1971/72			1972/73			1973/74			MONTH
	የአየር ጠባይ		የዘርፍ ጠባይ	የአየር ጠባይ		የዘርፍ ጠባይ	የአየር ጠባይ		የዘርፍ ጠባይ	
	ከፍተኛ	ዝቅተኛ		ከፍተኛ	ዝቅተኛ		ከፍተኛ	ዝቅተኛ		
ጥር	21.4	11.4	86.1	24.5	10.5	11.4	25.6	7.8	0.0	JANUARY
የካቲት	23.6	11.2	82.1	22.1	10.8	30.1	26.0	8.8	1.6	FEBRUARY
ጳጉሜ	25.3	12.4	81.2	26.6	13.2	37.0	24.2	11.8	166.2	MARCH
ግንቦት	27.2	11.9	29.0	28.3	13.5	63.2	25.3	11.2	76.5	APRIL
ጳጉሜ	27.3	13.0	77.1	28.4	13.9	41.6	28.4	11.1	18.5	MAY
ሰኔ	X	X	77.0	30.7	14.9	33.8	30.7	12.3	0.4	JUNE
ጳጉሜ	28.4	12.9	209.8	27.3	13.4	305.6	27.3	10.1	264.0	JULY
ከተማ	26.0	12.4	209.3	26.4	13.7	278.7	26.5	10.5	291.0	AUGUST
ጳጉሜ	25.2	11.2	109.2	25.7	12.9	104.2	25.2	9.8	118.5	SEPTEMBER
ጳጉሜ	24.9	8.5	50.3	26.7	9.3	75.7	25.1	5.0	36.4	OCTOBER
ሀገር	24.2	5.0	0.7	24.4	7.1	15.4	25.0	3.5	0.0	NOVEMBER
ጳጉሜ	24.6	9.2	8.0	24.4	15.7	0.0	24.1	6.7	9.8	DECEMBER
የዓመት	(25.3)	(10.8)	1019.8	26.3	12.4	996.7	26.1	9.1	982.9	ANNUAL
	MAX.	MIN.	RAIN	MAX.	MIN.	RAIN	MAX.	MIN.	RAIN	
	TEMPERATURE			TEMPERATURE			TEMPERATURE			
	1979			1980			1981			

ወረዳው የተገኘው የደረጃው የተገኘው የተገኘው የተገኘው የተገኘው የተገኘው የተገኘው የተገኘው የተገኘው የተገኘው የተገኘው
 (= Data are incomplete, but assumed to be representative)

ወረዳው የተገኘው የተገኘው የተገኘው የተገኘው የተገኘው የተገኘው የተገኘው የተገኘው የተገኘው የተገኘው
 X= Data not available.

የዓኖ ዓኖ የአየር ስርዓራ ለቢያቻ ማዕከላዊ፣ ከፍተኛ ዘቅተኛ የአየር ጠባይ፣ ሁኔታ የዘርፍ ጠቅላላ መጠን በወር
 AVERAGE, MAXIMUM AND MINIMUM TEMPERATURES, TOTAL RAINFALL OF MAJOR WEATHER STATIONS BY MONTH

ደብረ ግር ቀስ
 DEBRE MARKOS

ሠገጠረዥ ሀ.6.5 TABLE A.6.5

ወር	1971/72			1972/73			1973/74			MONTH
	የአየር ጠቅተ		የዘርፍ መጠን	የአየር ጠቅተ		የዘርፍ መጠን	የአየር ጠቅተ		የዘርፍ መጠን	
	ከፍተኛ	ዘቅተኛ		ከፍተኛ	ዘቅተኛ		ከፍተኛ	ዘቅተኛ		
ጥር	21.8	8.0	30.9	24.5	8.1	17.8	24.2	9.2	13.2	JANUARY
የባቲት	24.2	8.7	38.0	25.0	10.6	26.3	25.7	9.5	1.9	FEBRUARY
መጋቢት	25.1	10.4	29.2	25.6	11.0	30.8	24.3	11.0	41.4	MARCH
ጊዳር	25.9	11.3	14.5	24.5	11.7	98.0	24.6	11.3	90.8	APRIL
ገንቦት	24.0	10.8	104.3	22.9	11.4	172.3	23.8	11.5	77.6	MAY
ሰኔ	21.9	10.5	125.0	20.6	10.4	168.9	22.3	10.3	103.3	JUNE
ሰኪሌ	19.2	10.1	352.9	18.6	10.3	343.3	18.5	10.5	356.3	JULY
ክርካር	19.7	10.2	244.2	19.0	10.4	318.0	18.8	10.1	315.9	AUGUST
መስከረም	19.7	8.6	265.9	20.3	10.1	168.6	19.5	9.7	137.1	SEPTEMBER
ጥቅምት	22.3	6.8	46.3	20.9	9.4	74.4	21.6	9.2	14.0	OCTOBER
ሀዳር	23.0	7.9	0.1	22.6	8.8	9.1	22.9	8.3	0.6	NOVEMBER
ታህሣሥ	23.8	7.8	1.4	23.5	7.8	0.0	23.2	7.8	0.0	DECEMBER
የዓመት	22.6	9.3	1252.7	22.3	10.0	1427.5	22.5	9.9	1152.1	ANNUAL
	MAX.	MIN.	RAIN	MAX.	MIN.	RAIN	MAX.	MIN.	RAIN	MONTH
	TEMPERATURE			TEMPERATURE			TEMPERATURE			
	1979			1980			1981			

ደብረ ዘይት
 DEBRE ZEIT

ሠገጠረዥ ሀ.6.6 TABLE A.6.6

ወር	1971/72			1972/73			1973/74			MONTH
	የአየር ጠቅተ		የዘርፍ መጠን	የአየር ጠቅተ		የዘርፍ መጠን	የአየር ጠቅተ		የዘርፍ መጠን	
	ከፍተኛ	ዘቅተኛ		ከፍተኛ	ዘቅተኛ		ከፍተኛ	ዘቅተኛ		
ጥር	24.5	11.5	77.7	26.2	9.0	20.0	27.1	9.8	0.0	JANUARY
የባቲት	26.8	10.9	0.0	28.7	11.9	10.1	27.3	11.2	20.5	FEBRUARY
መጋቢት	27.2	12.2	54.7	29.1	12.9	32.3	25.9	13.6	164.2	MARCH
ጊዳር	29.3	12.9	12.2	28.6	12.9	24.3	25.7	13.3	62.1	APRIL
ገንቦት	27.9	13.0	76.0	29.2	12.2	69.4	28.8	12.5	7.1	MAY
ሰኔ	26.9	12.4	110.9	27.2	13.2	75.9	29.0	11.7	35.8	JUNE
ሰኪሌ	24.0	12.6	224.9	24.0	13.3	242.4	24.4	13.3	294.6	JULY
ክርካር	24.2	12.7	187.6	23.8	13.1	215.5	23.9	12.6	151.8	AUGUST
መስከረም	25.0	12.3	83.8	25.0	11.9	58.0	23.5	12.2	162.8	SEPTEMBER
ጥቅምት	26.2	10.5	12.6	25.7	10.8	40.7	25.4	9.5	4.2	OCTOBER
ሀዳር	26.2	8.1	0.0	25.0	9.8	0.0	25.5	8.4	0.0	NOVEMBER
ታህሣሥ	26.1	9.2	0.0	26.0	7.6	0.0	25.6	6.0	1.2	DECEMBER
የዓመት	26.1	11.5	840.4	26.5	11.6	788.6	26.0	11.2	904.3	ANNUAL
	MAX.	MIN.	RAIN	MAX.	MIN.	RAIN	MAX.	MIN.	RAIN	MONTH
	TEMPERATURE			TEMPERATURE			TEMPERATURE			
	1979			1980			1981			

የዋና ዋና የአየር ስርዓት ጠባይ ማዕከላዊ፣ ከፍተኛና ዝቅተኛ የአየር ጠባይ ሁኔታ፣ የዘርፍ ጠቅላላ መጠን በወር
 AVERAGE, MAXIMUM AND MINIMUM TEMPERATURES, TOTAL RAINFALL OF MAJOR WEATHER STATIONS BY MONTH

ድረ ገጽ
 DIRE DAWA

ሠገጠረዥ ሀ.6.7 TABLE A.6.7

ወር	1971/72			1972/73			1973/74			MONTH
	የአየር ጠባይ		የዘርፍ መጠን	የአየር ጠባይ		የዘርፍ መጠን	የአየር ጠባይ		የዘርፍ መጠን	
	ከፍተኛ	ዝቅተኛ		ከፍተኛ	ዝቅተኛ		ከፍተኛ	ዝቅተኛ		
ጥር	25.2	16.1	62.5	28.2	15.6	79.2	29.4	15.9	0.0	JANUARY
የካቲት	27.6	16.7	0.0	30.8	17.5	0.0	30.0	16.4	1.1	FEBRUARY
መጋቢት	30.4	18.4	60.1	33.0	20.8	16.1	28.5	19.4	222.0	MARCH
ግንቦት	33.2	20.7	2.9	35.2	21.3	61.6	29.3	19.7	135.5	APRIL
ሰኔ	32.0	21.0	41.4	34.8	22.6	21.1	33.6	22.2	26.6	MAY
ሰኔ	34.3	22.6	11.5	35.2	22.9	23.8	35.4	23.4	0.0	JUNE
ሰኔ	33.1	21.5	71.5	33.0	22.0	49.6	32.6	21.4	62.6	JULY
ሰኔ	31.9	20.9	58.3	32.8	21.0	92.5	31.6	21.1	121.2	AUGUST
መስከረም	32.5	21.0	39.4	32.9	21.8	51.0	31.3	20.6	46.2	SEPTEMBER
ጥቅምት	31.4	19.3	0.0	31.9	18.2	48.2	X	X	X	OCTOBER
ህዳር	29.9	15.3	0.0	29.1	16.0	15.5	X	X	X	NOVEMBER
ታህሣሥ	28.6	16.0	94.3	28.1	14.4	0.0	X	X	X	DECEMBER
የዓመት	30.8	19.1	441.9	32.1	19.5	458.6	31.3	20.0	(615.2)	ANNUAL
	MAX.	MIN.	RAIN	MAX.	MIN.	RAIN	MAX.	MIN.	RAIN	
	TEMPERATURE			TEMPERATURE			TEMPERATURE			
	1979			1980			1981			

ገባ
 GOBA

ሠገጠረዥ ሀ.6.8 TABLE A.6.8

ወር	1971/72			1972/73			1973/74			MONTH
	የአየር ጠባይ		የዘርፍ መጠን	የአየር ጠባይ		የዘርፍ መጠን	የአየር ጠባይ		የዘርፍ መጠን	
	ከፍተኛ	ዝቅተኛ		ከፍተኛ	ዝቅተኛ		ከፍተኛ	ዝቅተኛ		
ጥር	18.3	5.8	78.4	23.0	3.7	0.7	21.7	4.0	0.0	JANUARY
የካቲት	20.5	5.7	20.0	23.8	4.8	39.9	21.2	5.5	23.4	FEBRUARY
መጋቢት	21.5	5.9	78.7	23.2	6.8	47.1	19.9	8.1	99.0	MARCH
ግንቦት	20.1	7.3	83.7	21.6	7.7	114.0	18.8	9.4	242.9	APRIL
ሰኔ	21.1	7.7	108.0	22.5	8.4	52.2	20.0	8.8	91.2	MAY
ሰኔ	19.0	6.2	75.0	22.1	7.5	77.1	21.9	7.8	23.9	JUNE
ሰኔ	21.2	6.6	83.3	21.2	7.7	50.4	20.4	8.5	81.7	JULY
ሰኔ	20.3	6.3	77.5	20.7	7.4	69.9	19.8	7.7	142.3	AUGUST
መስከረም	20.3	6.9	77.0	19.3	7.9	135.7	19.0	7.9	133.2	SEPTEMBER
ጥቅምት	18.8	6.6	83.7	18.1	7.2	77.5	17.9	7.3	42.9	OCTOBER
ህዳር	20.2	4.2	8.5	19.4	6.0	42.2	18.5	4.7	29.7	NOVEMBER
ታህሣሥ	21.8	4.1	4.1	20.6	3.7	0.5	19.9	3.6	12.7	DECEMBER
የዓመት	20.3	6.1	777.9	21.3	6.6	707.2	19.9	6.9	922.9	ANNUAL
	MAX.	MIN.	RAIN	MAX.	MIN.	RAIN	MAX.	MIN.	RAIN	
	TEMPERATURE			TEMPERATURE			TEMPERATURE			
	1979			1980			1981			

ጠቅላላ አልተገኘም
 X = Data not available

ጠቅላላ የተገኘባቸው ባይሆኑም ተከክለው እንደሆኑ ታስቧል ::
 () = Data are incomplete, but assumed to be representative

የዋና ዋና የአየር ጾርጫ ጠቢያዎች ግዕዝ ላይ፣ ከፍ ተኛና ዘቅ ተኛ የአየር ጠባይ ሁኔታ፣ የዘናጫ ጠቅላላ መጠን በወር
 AVERAGE, MAXIMUM AND MINIMUM TEMPERATURES, TOTAL RAINFALL OF MAJOR WEATHER STATIONS BY MONTH

ጌ
 GORE

ሠገጠረዥ ሀ.6.9 TABLE A.6.9

ወር	1971/72			1972/73			1973/74			MONTH
	የአየር ጾቶ		የዘናጾ መጠን	የአየር ጾቶ		የዘናጾ መጠን	የአየር ጾቶ		የዘናጾ መጠን	
	ከፍ ተኛ	ዘቅ ተኛ		ከፍ ተኛ	ዘቅ ተኛ		ከፍ ተኛ	ዘቅ ተኛ		
ጥር	22.8	13.5	53.2	24.8	14.6	6.6	25.3	14.7	15.1	JANUARY
የካቲት	25.0	14.5	17.5	26.0	14.3	45.7	28.3	15.7	3.0	FEBRUARY
መጋቢት	26.2	15.2	74.4	26.4	19.5	107.9	25.4	14.0	72.9	MARCH
ጊዳር	26.1	14.9	49.2	24.8	14.2	151.2	27.0	14.0	40.9	APRIL
ገንቦት	23.0	13.9	179.8	22.7	13.5	144.1	23.1	13.5	227.3	MAY
ሰኔ	21.7	12.7	335.0	21.9	13.3	277.2	22.2	13.1	275.9	JUNE
ጥምረት	20.4	13.0	260.1	20.1	13.0	483.0	20.2	13.0	215.1	JULY
ክርክር	21.1	13.4	305.0	20.7	13.0	243.7	21.1	13.4	323.0	AUGUST
መስከረም	22.0	13.0	206.4	22.2	12.9	270.8	21.3	13.1	421.7	SEPTEMBER
ጥቅምት	23.3	13.4	131.5	23.3	13.5	105.8	23.9	13.5	158.4	OCTOBER
ህዳር	23.9	14.2	37.2	23.3	14.0	68.0	24.0	13.4	32.6	NOVEMBER
ታህሣሥ	X	X	54.5	24.4	14.4	13.3	25.2	14.5	6.4	DECEMBER
የዓመት	(23.2)	(13.8)	1703.8	23.4	14.2	1917.3	23.9	13.9	1792.3	ANNUAL
	MAX.	MIN.	RAIN	MAX.	MIN.	RAIN	MAX.	MIN.	RAIN	MONTH
	TEMPERATURE			TEMPERATURE			TEMPERATURE			
	1979			1980			1981			

ጊጫ
 JIMMA

ሠገጠረዥ ሀ.6.10 TABLE A.6.10

ወር	1971/72			1972/73			1973/74			MONTH
	የአየር ጾቶ		የዘናጾ መጠን	የአየር ጾቶ		የዘናጾ መጠን	የአየር ጾቶ		የዘናጾ መጠን	
	ከፍ ተኛ	ዘቅ ተኛ		ከፍ ተኛ	ዘቅ ተኛ		ከፍ ተኛ	ዘቅ ተኛ		
ጥር	26.5	10.2	32.4	28.8	8.2	23.4	28.8	7.5	0.9	JANUARY
የካቲት	26.9	11.0	119.1	30.0	9.9	42.1	30.8	6.6	7.2	FEBRUARY
መጋቢት	28.2	11.4	98.9	29.5	12.3	100.1	28.2	12.9	135.8	MARCH
ጊዳር	28.4	10.9	81.6	28.2	13.6	301.3	27.9	12.8	62.0	APRIL
ገንቦት	27.1	13.1	107.7	26.8	13.8	108.1	27.6	13.5	252.0	MAY
ሰኔ	25.9	13.3	157.7	25.6	13.5	188.7	26.1	13.0	113.6	JUNE
ጥምረት	24.2	13.3	171.3	23.9	12.5	96.1	23.3	13.0	192.5	JULY
ክርክር	24.7	13.9	144.3	24.2	12.9	164.2	24.4	13.2	240.0	AUGUST
መስከረም	25.7	13.3	123.2	26.9	13.0	140.8	24.7	13.5	164.4	SEPTEMBER
ጥቅምት	26.7	11.2	66.3	26.8	10.5	108.7	26.7	10.4	30.8	OCTOBER
ህዳር	27.9	7.2	5.3	27.6	8.4	26.5	27.6	7.5	126.9	NOVEMBER
ታህሣሥ	28.7	8.1	22.3	28.7	5.4	27.7	28.0	5.4	1.2	DECEMBER
የዓመት	26.7	11.4	1130.1	27.3	11.2	1327.7	27.0	10.8	1327.3	ANNUAL
	MAX.	MIN.	RAIN	MAX.	MIN.	RAIN	MAX.	MIN.	RAIN	MONTH
	TEMPERATURE			TEMPERATURE			TEMPERATURE			
	1979			1980			1981			

መረጃ ስለ ተገኝቶ
 X = Data not available

መረጃው የተግባር ባይሆንም ተከታታይነት ለገደቧ መሆኑን ተገምግሞ ስለተገኘ
 () = Data are incomplete, but assumed to be representative.

የዋና ዋና የአየር ስርዓት ጠባብ ማዕከላዊ፣ ስርዓት ዘቅተኛ የአየር ጠባብ ሁኔታ፣ የዘርፍ ጠቀላላ መጠን በወር
 AVERAGE, MAXIMUM AND MINIMUM TEMPERATURES, TOTAL RAINFALL OF MAJOR WEATHER STATION BY MONTH

ወገጃ
 WONJI

ሠንጠረዥ ሀ.6.11 TABLE A.6 11

ወር	1971/72			1972/73			1973/74			MONTH
	የአየር ጠቀት		የዘርፍ መጠን	የአየር ጠቀት		የዘርፍ መጠን	የአየር ጠቀት		የዘርፍ መጠን	
	ስርዓት	ዘቅተኛ		ስርዓት	ዘቅተኛ		ስርዓት	ዘቅተኛ		
ጥር	25.6	14.5	41.3	26.9	X	0.0	X	X	X	JANUARY
የካቲት	27.7	13.2	34.9	29.3	14.6	X	28.3	13.0	46.4	FEBRUARY
መጋቢት	28.7	13.7	32.4	30.5	15.6	4.7	27.5	15.9	67.2	MARCH
ሚያዝያ	30.2	14.1	10.7	29.9	15.4	X	27.4	14.9	30.7	APRIL
ገንቦት	29.6	15.2	117.1	31.3	15.8	X	31.7	15.0	9.7	MAY
ሰኔ	29.0	16.2	119.3	29.2	17.2	43.2	32.1	17.3	3.7	JUNE
ሰኞ	26.9	16.1	131.3	26.7	16.5	118.6	26.9	16.4	275.8	JULY
ኅዳር	27.0	15.7	80.5	26.3	15.8	231.8	25.9	15.7	255.7	AUGUST
መስከረም	27.5	15.2	0.0	27.9	15.3	X	26.0	14.7	158.1	SEPTEMBER
ጥቅምት	28.0	11.9	6.8	22.8	11.8	22.7	27.5	9.9	6.2	OCTOBER
ሀገር	27.4	9.3	0.0	27.7	10.4	0.0	27.0	8.5	0.0	NOVEMBER
ታህሣሥ	X	X	X	26.8	7.5	0.0	26.6	8.7	0.0	DECEMBER
የዓመት	28.0	14.1	574.3	27.9	14.2	421.0	27.9	13.6	853.5	ANNUAL
	MAX.	MIN.	RAIN	MAX.	MIN.	RAIN	MAX.	MIN.	RAIN	
	TEMPERATURE			TEMPERATURE			TEMPERATURE			
	1979			1980			1981			

ወረዳ አልተገኘም
 X= Data not available

ወረዳው የተግላ ስሜት ተከክሎ አገልግሎት ታስቦ
 (=) = Data are incomplete, but assumed to be representative.

ማሳሰቢያ - የዘርፍ መጠን የተሰጠው በሚሊሜትር ነው። የአየር ጠቀት ልክ የተሰጠው በግራድ ሲንቲግራድ ነው።
 NOTE: The amount of Rainfall is given in millimetres. Temperature is given in degree centigrade.

ሰነድ የዓየር ጠባብ አገልግሎት ደርጅት የተገኘ።
 Source: National Meteorological Service.

በዚህ ወጽኤት የተሰጠው የሕዝብ ብዛት ገምት ለብዛኛው የተገኘው ከሁለተኛው ዙር የብሔራዊ ስብታክ ተከታይ ጥናት ውጤትን /1961 - 1962 ዓ.ም/ መሠረት በጣድረገ ሲሆን፣ ይህ ጥናት ሕዝቡን ከወቅት 80 በላይ አጠቃላይ ፡፡ በሁለተኛው ዙር ጥናት መሥሪያ ቤቱ በመጀመሪያው ዙር ጥናት ያገኘውን ልዩ ጥቅም ላይ አወጣል ፡፡ ጥናቱም በተሻለ ተከኒክ ከመታወቅም በላይ መሥሪያ ቤቱ በዓይነትና በመጠንም የላቀ የሰው ጉልበት ለዚህ ጥናት አስጣርቷል ፡፡ ከዚህም የተነሣ የሁለተኛው ዙር ጥናት ውጤት ከመጀመሪያው ዙር ውጤት በበለጠ የሚያስተማን መሆኑ ታምኖታል ፡፡ ስለዚህ በዚህ ወጽኤት ከዚህ በፊት ሲሆን የነበረ የሕዝብ ብዛት ገምት ሁሉ በሁለተኛው ዙር በተገኘው የሕዝብ ብዛት ገምት ተተክቷል ፡፡ የኦርተራን ክፍለ ሀገር ሕዝብና እንደዚህም ዘላቂዎችን ጥናት ያላጠቃለለ ስለሆነ የኦርተራ ክፍለ ሀገርና የዘላቂ ክፍለ ሕዝብ ብዛት የተሰጠው በሀገር ለስተዳደር ሚኒስቴር ገምት መሠረት ነው ፡፡

በዚህ ወጽኤት የሕዝብ ብዛት ገምት ለሰነድ ወር 1971 ዓ.ም ተሰጥቷል ፡፡ የሰነድ ወር 1971 ዓ.ም የኢትዮጵያ ጠቀላላ የሕዝብ ብዛት 30,250,600 ሲሆን ከዚህም 3,993,000 ወይም 13.2 ከመቶ የሚሆኑት የከተማ ነዋሪዎች ናቸው ፡፡ እዚህ ከተማ ግለትም ሁለት ሺ እና ከዚያ በላይ ነዋሪዎች የሚገኙበት ሥፍራ ነው ፡፡ በአሁኑ ጊዜ የኢትዮጵያ ሕዝብ ብዛት የተገመተው 30.2 ሚሊዮን ሲሆን በ1982 ዓ.ም ብዛት 41.1 ሚሊዮን ሲደርስ በ1992 ዓ.ም 54.6 ሚሊዮን እንደሚደርስ ተገምቷል ፡፡

የከተማ ኗሪው ሕዝብ በጠቀላላው ሲታይ በወቅት 5.5 በዓመት ያድጋል፣ ከዚህም 3.0 በወቅት ያህል ከገጠር ወደ ከተማ በሚገርፈው ሕዝብ ምክንያት ነው ፡፡ ይህም የከተማ ሕዝብ እድገት ከቀጠለ ከአሥራ ስድስት ዓመት በኋላ የአሁኑ የከተማ ኗሪ ሕዝብ ቁጥር እጥፍ ይሆናል ፡፡ በ1977 ዓ.ም የ ከተማ ነዋሪ ሕዝብ ከጠቀላላው የሀገሪቱ ሕዝብ ብዛት ከወቅት 15.4 ይሆናል ፡፡

ሠንጠረዥ ለ.1 የሕዝብ ብዛት ገምት በጾታ፣ ስፋት በኮሎ ሜትር ካራ የሰፈረው የሕዝብ ብዛት በ ኮሎ ሜትር ካራ በክፍለ ሀገርና በአውራጃ፣

ሠንጠረዥ ለ. 2.1 ጠቀላላ የኢትዮጵያ ሕዝብ ብዛት በዕድሜ መደብና በጾታ፣

ሠንጠረዥ ለ. 2. 2 የገጠር ነዋሪ የኢትዮጵያ ሕዝብ ብዛት በዕድሜ መደብና በጾታ፣

ሠንጠረዥ ለ. 2. 3 የከተማ ነዋሪ የኢትዮጵያ የሕዝብ ብዛት በዕድሜ መደብና በጾታ፣

ሠንጠረዥ ለ. 3 የገጠርና፣ የከተማ ነዋሪ የሕዝብ ብዛትና የቤተሰብ መጠን ገምት በክፍለ ሀገር፣

ሠንጠረዥ ለ. 4 ከሁለት ሺ እና ከዚያ በላይ ነዋሪዎች ያሉባቸው ከከተማ ዙርዙር የሕዝብ ብዛት በጾታና በክፍለ ሀገር ፡፡

ለአብዛኛዎቹ ከከተማ የሕዝብ ብዛት የተገኘው ከሁለተኛው ዙር የከተማ የስብታክ ተከታይ ጥናት ውጤት ሲሆን ለጥቂቶቹ ከመጀመሪያው ዙር የከተማ ጥናት፣ እንደዚህም ለአንዳንዶች ከከተማ የሕዝብ ብዛት የተገኘው በ1948 እና በ1954 ዓ.ም የሀገር ስተዳደር ሚኒስቴር የሰጠውን የሕዝብ ብዛት መሠረት በጣድረገ ነው ፡፡ የከተማ ነዋሪዎች የነበረት ሥራ ግንባራ ተጠቃሚነታቸው ከተሞች የተሰበሰበ የሕዝብ ብዛት መረጃ የሀገር ስተዳደር ሚኒስቴር ለአንዳንድ ከከተማ የሰጠውን የሕዝብ ገምት በመተካት 2000 እና ከዚያ በላይ ነዋሪዎች ያሉባቸው የከተማን ብዛት ከፍ አድርጎታል ፡፡ ይሁን እንጂ ባይጠቅም የነዋሪው ሕዝብ ብዛት 2,000 ወይም ከዚያ በላይ የሆኑ አንዳንድ ከከተማ ይገኛሉ ፡፡

SECTION B. POPULATION, 1979

The population estimate in this issue is based mainly on the National Sample Survey Second Round (N.S.S. II 1969 - 1977), which covered over 80 percent of the population. In N.S.S. II, the Central Statistical Office has made use of the experience on N.S.S.I, prepared better sample design, deployed better quality and quantity of human resources...etc. Hence, it is believed that the resulting data are more reliable than the data from the N.S.S.I. Therefore all population estimates from N.S.S.I have been replaced with those of N.S.S.II. Eritrea and nomadic areas of the country have not been covered in N.S.S.II and the source of population estimate given for them is the Ministry of Interior.

In this issue, the population estimates are given for July 1979. The total population of the country as of July 1979 is estimated at 30,250,600 of which 3,993,000 (i.e. 13.2%) reside in urban centres. Urban centres is here defined as a locality with 2,000 and more inhabitants. The population of Ethiopia which is currently estimated at 30.2 million will reach 41.1 million by 1990 and is expected to reach 54.6 million by the year 2000.

The urban population is growing at an annual rate of about 5.5 percent of which 3.0 percent is due to net-in-migration of people from rural to urban areas. At this rate of growth, the urban population will double in 13 years and will constitute about 15.4 percent of the total population by 1985.

Table B. 1 Population estimate by sex, area, and population density by awraja and region.

Table B. 2. 1 Total population of Ethiopia by age group and sex.

Table B. 2. 2 Rural population of Ethiopia by age group and sex.

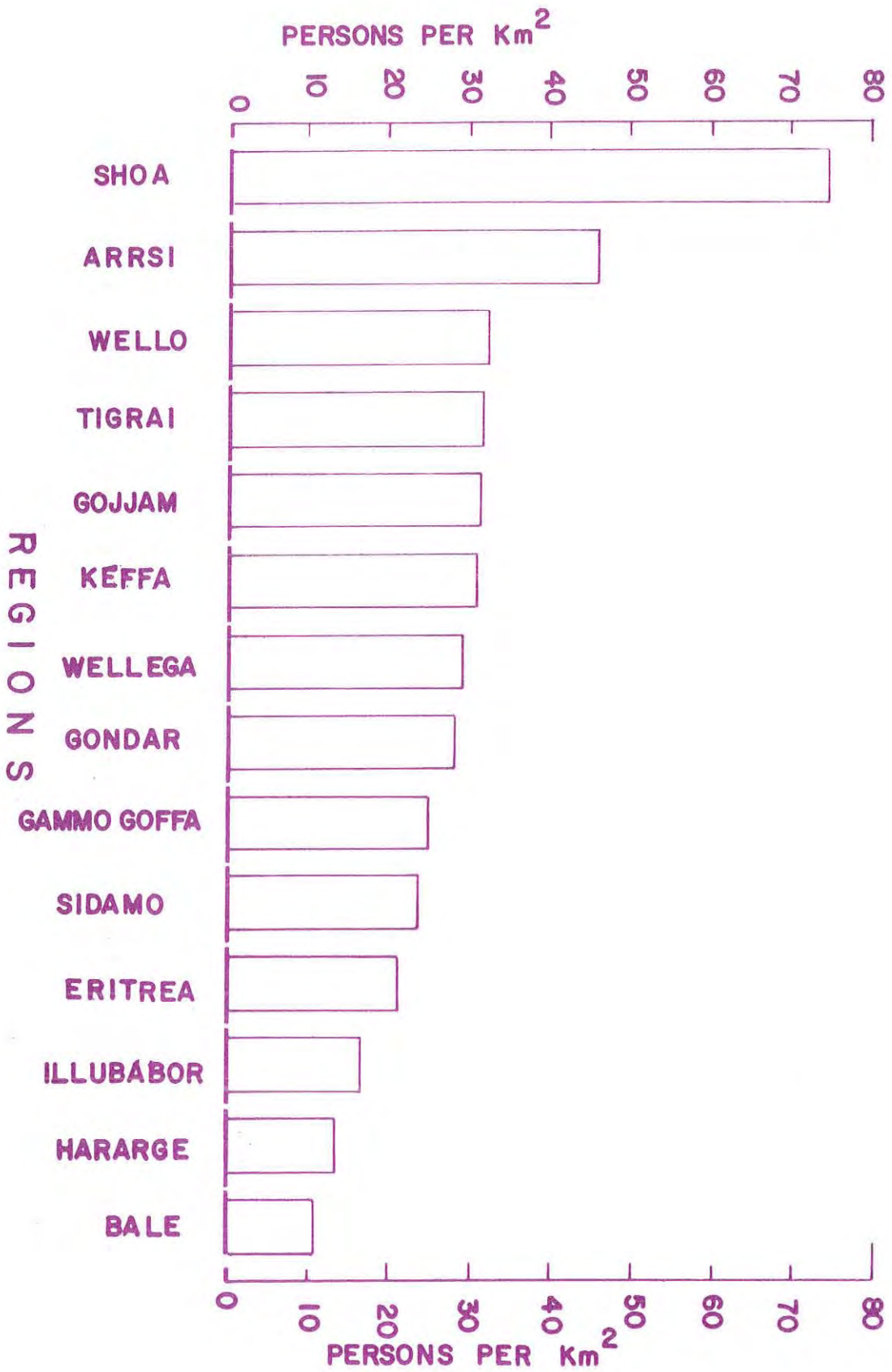
Table B. 2. 3 Urban population of Ethiopia by age group and sex.

Table B. 3 Estimates of Rural and Urban population and average size of household by region.

Table B. 4 Population estimate for towns with 2,000 and more inhabitants, by sex and region.

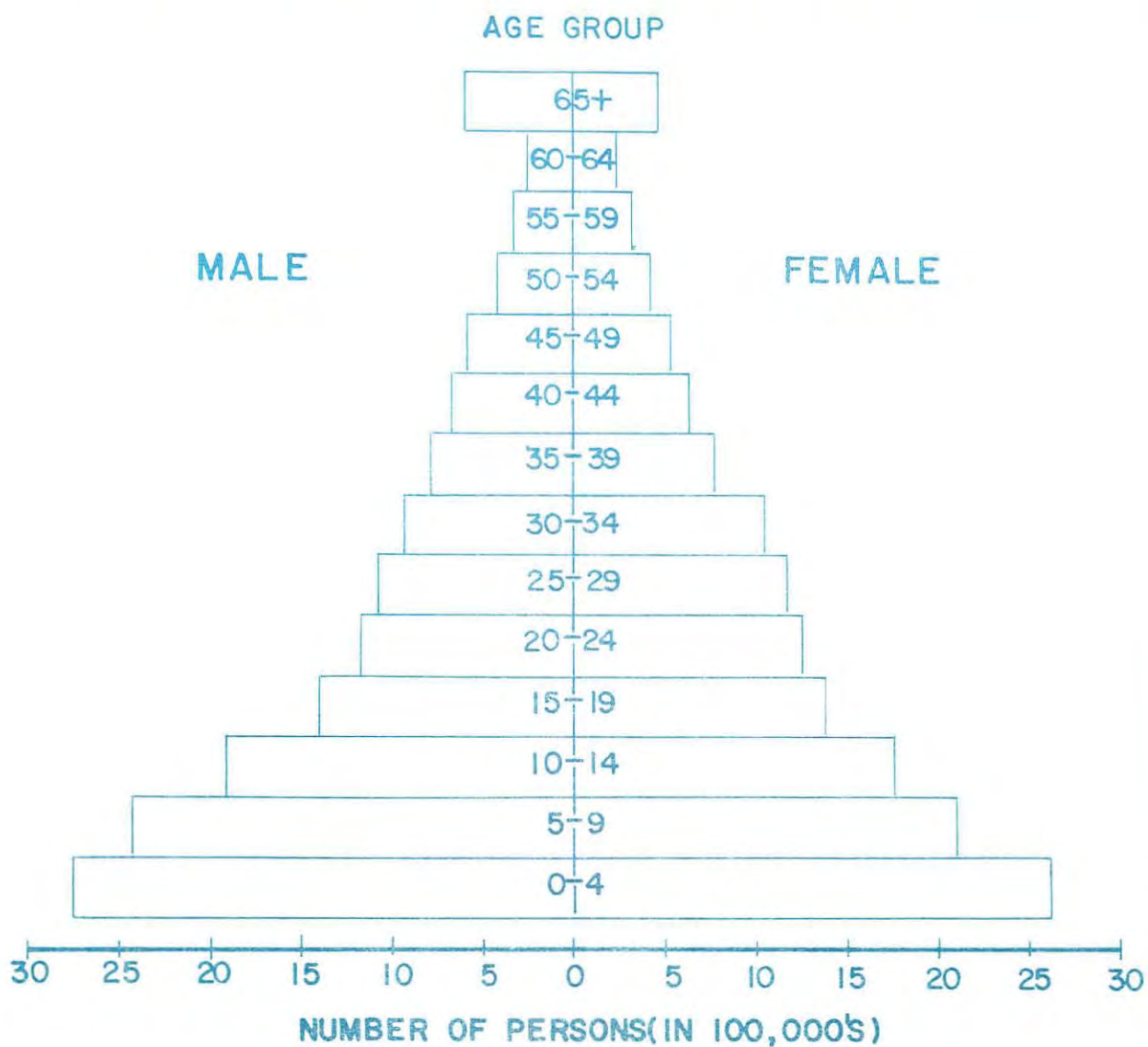
The population estimate for most of the towns are obtained through the results of urban surveys, however, the population for some towns is based on the 1956 and 1962 estimates of the Ministry of Interior. The population estimate obtained from urban dwellers association is also used to replace the Ministry of Interior's estimate and this has increased the number of urban centres. Since the list is not exhaustive there are some towns with a population of 2,000 and above for which population estimates are not available.

B₁ POPULATION DENSITY (Persons per square kilometer by regions):JULY 1980



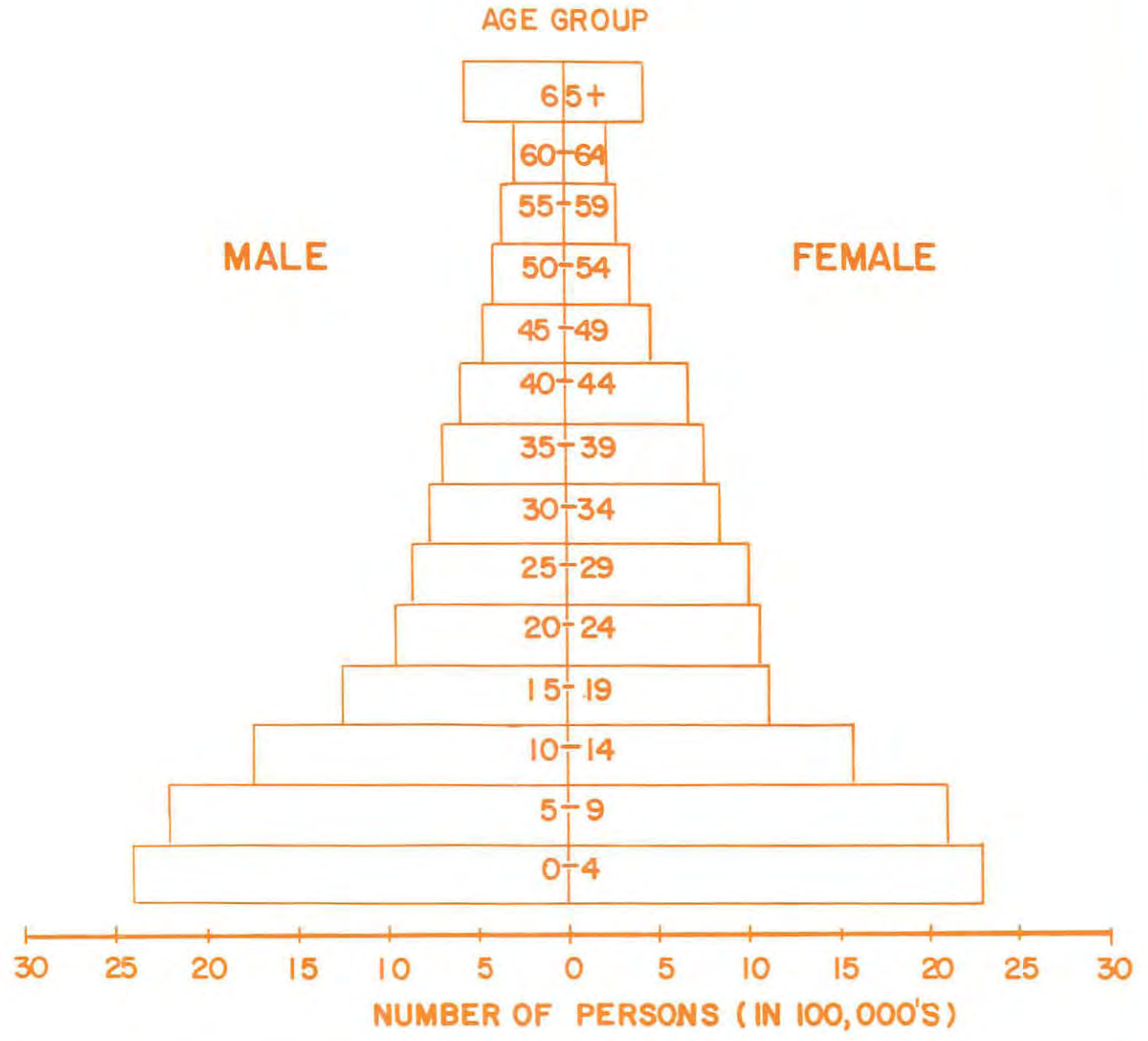
B₂

POPULATION PYRAMID OF ETHIOPIA : JULY 1980



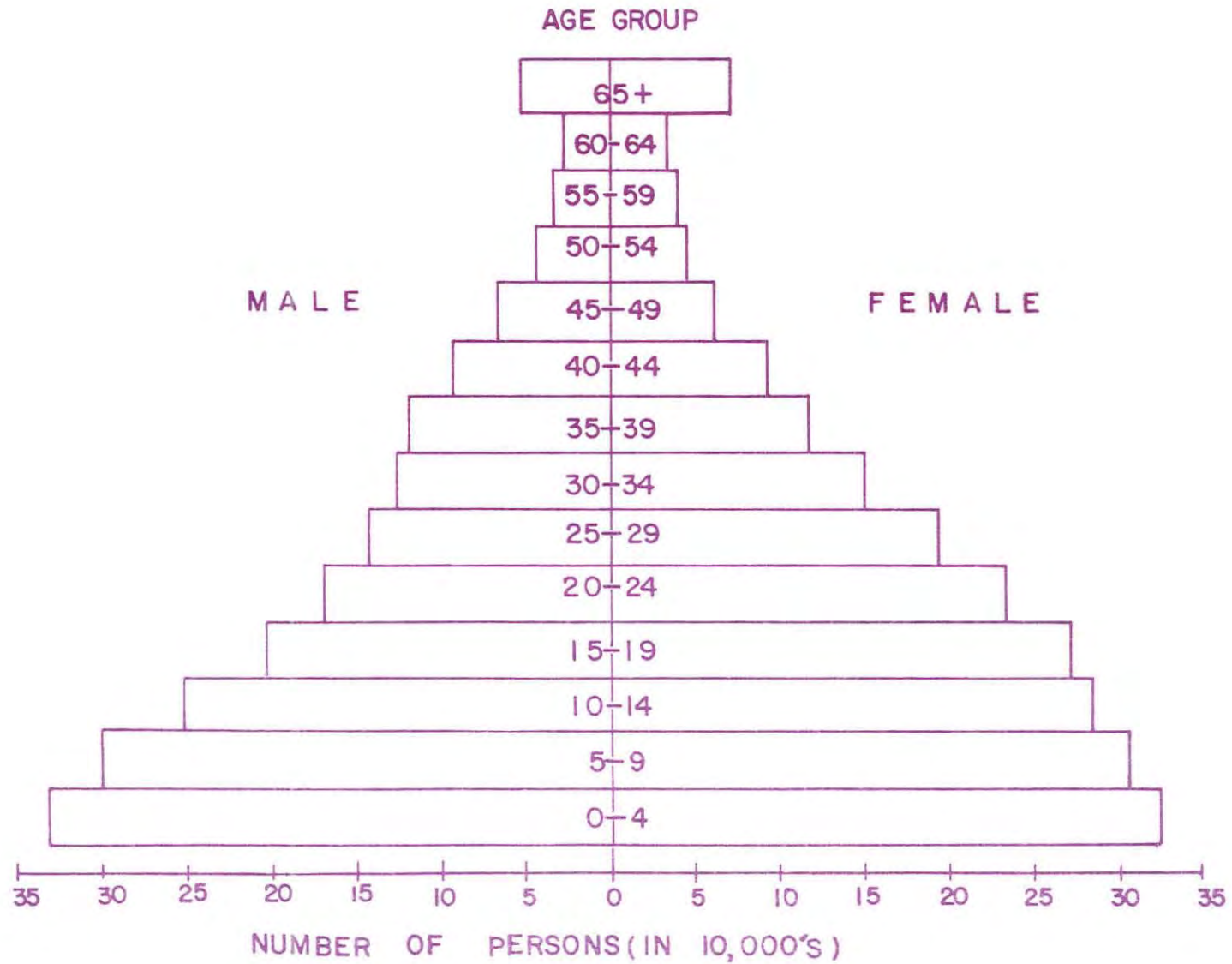
B₃

RURAL POPULATION PYRAMID: JULY 1980



B4

URBAN POPULATION PYRAMID: JULY 1980



የክፍለ ሀገርና የአወራጃ ስፋት፣ የሕዝብ ብዛት ገምት በጾታና አስፈላጊ
 AREA, POPULATION ESTIMATE BY SEX AND POPULATION DENSITY BY REGION AND AWRAJA

ሠንጠረዥ ለ.1 TABLE B.1

ክፍለ ሀገርና አወራጃ	የሕዝብ ብዛት /በሺ/ 1979			ስፋት በሺ ኪሜ ²	ከሁሉም ሰ/ሪ ከረ የሰ/ሪ ርዕ	
	ወንድ	ሴት	ጠቅላይ			
<u>አርሲ</u>	565.1	554.2	1,119.3	24.6	45.5	<u>ARSSI</u>
አርባ ጉዥ	117.5	115.3	232.8	6.5	35.8	ARBA GUGU
ጥላሎ	288.8	283.2	572.0	9.7	59.0	CHILALO
ጢቶ	158.8	155.7	314.5	8.4	37.4	TICHO
<u>ባሌ</u>	432.2	423.9	856.1	128.3	6.7	<u>BALE</u>
ዶሎ	48.8	47.9	96.7	22.3	4.3	DOLLO
ኤልክራ	87.2	85.6	172.8	56.3	3.1	ELKERE
ሙንደዮ	105.3	103.3	208.6	13.9	15.0	MENDEYO
ገናሌ	76.1	74.6	150.7	8.1	18.6	GENALE
ዋቤ	114.8	112.5	227.3	27.7	8.2	WABE
<u>ጎንደር</u>	1,009.6	990.0	1,999.6	73.4	27.2	<u>GONDAR</u>
ጥላጋ	78.0	76.6	154.6	16.9	9.1	CHILGA
ደብረ ታቦር	237.7	233.0	470.7	5.5	85.6	DEBRE TABOR
ጋይንት	105.1	103.1	208.2	5.8	35.9	GAYINT
ጎንደር	198.1	194.2	392.3	11.7	33.5	GONDAR
ሊቦ	129.9	127.4	257.3	6.2	41.5	LIBO
ሰሜን	125.9	123.5	249.4	8.5	29.3	SEMIEN
ወገራ	134.9	132.2	267.1	18.8	14.2	WEGERA
<u>ጋሞ ጎፍታ</u>	493.3	483.8	977.1	40.1	24.4	<u>GAMO GOFFA</u>
ጋርዲላ	111.0	108.9	219.9	9.5	23.1	GARDULA
ገላበና ሐሙር ባኮ	87.9	86.1	174.0	16.1	10.8	GELEB & HAMER BAKO
ጋሞ	143.3	140.6	283.9	4.4	64.5	GAMO
ጎፍታ	151.1	148.2	299.3	10.1	29.6	GOFFA
<u>ኢትዮጵያ</u>	1,192.8	1,169.8	2,362.6	117.4	20.1	<u>ERITREA</u>
አካሌ ገዛይ	146.9	144.2	291.1	8.1	35.9	AKALE GUZAY
አካሌ ገዛይ	103.9	101.9	205.8	26.7	7.7	AKORDAT
አሰብ	39.4	38.6	78.0	25.8	3.0	ASSEB
ገሸናፊ ሴት	103.1	101.0	204.1	17.4	11.7	GASH & SETIT
ሐሜን	306.3	300.4	606.7	4.4	137.9	HAMASIEN
ክረን	121.3	119.0	240.3	4.9	49.0	KEREN
ሙሳዋ	68.5	67.1	135.6	4.8	28.3	MASSAWA
ሳሀል	138.2	135.6	273.8	18.2	15.0	SAHEL
ሰራዊ	165.2	162.0	327.2	7.1	46.1	SERAYE
<u>ጎጃም</u>	1,001.9	982.5	1,984.4	64.4	30.8	<u>GOJJAM</u>
አገው ሥድር	100.7	98.7	199.4	4.7	42.4	AGEW MIDR
ባሕር ጎር	207.9	203.9	411.8	7.7	53.5	BAHR DAR
ቢጉና	116.7	114.5	231.2	2.6	88.9	BICHENA
ክላ ደጋ ዳሞት	203.2	199.2	402.4	7.9	50.9	KOLA DEGA DAMOT
ደብረ ማርክስ	199.7	195.8	395.5	5.4	73.2	DEBRE MARKOS
ሙተላ	59.6	58.5	118.1	32.2	3.7	METEKEL
ሞጣ	114.1	111.9	226.0	3.9	57.9	MOTA
	MALE	FEMALE	TOTAL	AREA IN	DENSITY	REGION AND AWRAJA
	1979			('000 Km ²)		
	POPULATION IN ('000)					

የክፍለ ሀገርና የአውራጃ ስፋት፣ የሕዝብ ብዛት ገምት በጾታና አስፋፈር
 AREA, POPULATION ESTIMATE BY SEX AND POPULATION DENSITY BY REGION AND AWRAJA

ሠገጠረዥ ለ.1 / የቀጠለ / TABLE B.1 (Contd.)

ክፍለ ሀገርና አውራጃ	የሕዝብ ብዛት / በሺ / 1971			ስፋት በሺ ኪ.ሜ. ሜ.ሜ	ከሕገ ግራ ስፋት	ክፍለ ሀገር
	ወገድ	ሴት	ጾታ			
ዘርገ	1,536.5	1,506.7	3,043.2	254.8	12.0	HARARGE
ዘርገ ከፊያ	176.7	173.3	350.0	5.1	68.6	HARER ZURIA
ዘርገ ለገሰና ጋራ ጉራ	224.3	220.0	444.3	25.3	17.6	CHERCHER ADAL AND GARA GURACHA
ወበራ	87.6	85.9	173.5	3.9	44.5	WEBERA
ጋራ ጉራ	119.9	117.5	237.4	9.6	24.7	GARA MULETA
ሀብር	149.0	146.2	295.2	26.4	11.2	HABRO
ገርሰም	75.3	73.7	149.0	7.6	19.6	GURSUM
ድራ ላዩ ለሃና ገር ገር	165.9	162.8	328.7	22.2	14.8	DIRE DAWA, ISA AND GURGURA
ገገገ	132.2	129.5	261.7	15.8	16.6	JIJIGA
ደጋሀብር	181.3	177.8	359.1	16.6	21.6	DEGAHABUR
የላዩ	38.4	37.7	76.1	15.4	4.9	KELAFO
ገላ	38.4	37.7	76.1	20.0	3.8	GODIE
የብሪ ደሀር	43.0	42.2	85.2	28.0	3.0	KEBRI DEHAR
ወለወለና ግርደር	104.5	102.4	206.9	58.9	3.5	WELWEL AND WARDER
ሊሊባቦር	398.6	390.9	789.5	50.8	15.5	ILLUBABOR
ቡና በደሊ	157.5	154.4	311.9	5.0	62.4	BUNO BEDELE
ገምባላ	50.6	49.7	100.3	25.6	3.9	GAMBELA
ገራ	59.3	58.2	117.5	7.3	16.1	GORE
ዋጅ	32.3	31.6	63.9	9.3	6.9	MOCHA
ሶርና ገባ	98.9	97.0	195.9	3.6	54.4	SOR AND GEBE
ክፍ	794.2	778.8	1,573.0	53.0	29.7	KEFFA
ገግራ	33.4	32.8	66.2	7.2	9.2	GIMIRA
ገገገ	250.6	245.7	496.3	9.4	52.8	JIMMA
ክፍ	139.9	137.3	277.2	7.1	39.0	KEFFA
ከሕ ከገገ	100.2	98.3	198.5	6.4	31.0	KULO KONTA
ሊሙ	187.4	183.7	371.1	7.0	53.0	LIMMU
ግድና ገላዳያ	82.7	81.0	163.7	15.9	10.3	MAJI AND GOLDIA
ሸዋ	3,128.0	3,067.3	6,195.3	85.5	72.5	SHOA
ዘብና ገራ	438.8	417.6	856.4	8.8	97.3	CHEBO AND GURAGE
ዘይ የቸና ቡጋጅራ	303.9	298.8	592.7	10.9	54.4	HAIKOCH AND BUTAJIRA
ደብተና ግዳ	349.5	332.8	682.3	11.1	61.5	JIBAT AND MECHA
ከምባታና ስደያ	379.9	361.7	741.6	4.4	168.5	KEMBATA AND HADIA
ወና ገባ	239.8	228.2	468.0	7.0	66.9	MENAGESHA
ወርሰቤት	99.8	94.7	194.5	4.6	42.3	MERHABETIE
ሶላላ	170.9	162.5	333.4	6.6	50.5	SELALE
ተገለተና ቡላጋ	216.6	206.4	423.0	10.6	39.9	TEGULET AND BULGA
የረርና ከረ የ	191.3	182.2	373.5	7.8	47.9	YERER AND KEREYU
ወገድና ገባ	74.0	70.4	144.4	3.4	42.5	MENZE AND GISHIE
ይፋተና የግግ	86.7	82.5	169.2	10.1	16.8	YIFAT AND TIMUGA
ጾታ	2,551.2	2,427.8	4,979.0	85.3	58.4	TOTAL
አላስ አበባ	576.8	639.5	1,216.3	0.2	6,081.5	ADDIS ABABA
	MALE	FEMALE	TOTAL	AREA IN ('000 Km ²)	DENSITY	REGION AND AWRAJA
	1979 POPULATION IN ('000)					

የክፍለ ሀገርና የአጭራ ስፋት የ.ዘበ ብዛት ገምት በይገና አስፈሪ
 AREA, POPULATION ESTIMATE BY SEX AND POPULATION DENSITY BY REGION AND AWRAJA

ሠገጠረዥ ለ.1 / የጠለ/ TABLE B.1 (Contd.)

ክፍለ ሀገርና አጭራ	የጠለ ብዛት / በሺ / 1971			ስፋት በሺ ኪ.ሜ.ሜ.ሬ	ጠለ ግ/ር ከረ የስፋት ረጭ	
	ወንድ	ሴት	ጠቅላይ			
<u>ሲዳሞ</u>	1,380.7	1,354.0	2,734.7	116.7	23.4	<u>SIDAMO</u>
አረር	37.0	36.3	73.3	24.3	3.0	ARERO
ቦረና	77.2	75.7	152.7	65.3	2.3	BORENA
ገዳሌ	236.1	231.5	467.6	5.8	80.6	GEDIEO
ጀምጀም	200.6	196.8	397.4	12.0	33.1	JEMJEM
ሲዳሞ	420.3	412.1	832.4	5.9	141.1	SIDAMA
ወላይታ	409.5	401.6	811.1	3.4	238.6	WELAYTA
<u>ተገራይ</u>	1,063.0	1,042.4	2,105.4	65.7	32.0	<u>TIGRAI</u>
ዳዊ	220.5	216.2	436.7	3.3	132.3	ADWA
ዳገግ	152.1	149.2	301.3	3.8	79.2	AGAMIE
አክሱም	135.1	132.5	267.6	4.2	63.7	AXUM
አገደርታ	155.8	152.9	308.7	18.6	16.6	ENDERTA
ሁለት አጭላሉ	95.3	93.3	188.6	13.4	14.1	HULT AWLAELO
ራያና አዘቦ	57.7	56.6	114.3	9.2	12.4	RAYA AND AZEBO
ሺረ	123.7	121.3	245.0	8.0	30.6	SHIRE
ተምባ	122.8	120.4	243.2	5.2	46.8	TEMBENE
<u>ወላገ</u>	993.8	973.5	1,966.3	69.8	28.2	<u>WELEGA</u>
አርጀ	81.6	80.0	161.6	3.6	44.9	ARJO
አቦሳ	91.6	90.0	181.6	15.2	11.9	ASSOSA
ጊምቤ	337.8	331.1	668.9	16.5	40.5	GHIMBI
ሆሮ ገደሩ	140.0	137.2	277.2	17.4	15.9	HORO GUDRU
ክሌም	189.1	185.5	374.6	10.6	35.3	KELEM
ነጭተ	152.7	149.7	302.4	6.5	46.5	NEKEMTE
<u>ወሎ</u>	1,284.5	1,259.6	2,544.1	79.0	32.2	<u>WELLO</u>
አምባሰላ	151.2	148.2	299.4	6.4	46.8	AMBASSEL
አሙሳ	56.5	55.4	111.9	27.8	4.0	AUSSA
ቦረና	179.6	176.2	355.8	5.8	61.3	BORENA
ደቡ ከራያ	117.7	115.3	233.0	1.5	155.3	DESSIE ZURIA
ያሉ	84.3	82.6	166.9	1.4	119.2	KALU
ራያና ክቦ	38.5	37.8	76.3	9.6	7.9	RAYA AND KOBO
ላስታ	151.1	148.1	299.2	6.0	49.9	LASTA
ዋደላ ደላገታ	101.3	99.4	200.7	3.0	66.9	WADLA DELANTA
ዋገ	98.9	97.0	195.9	7.2	27.2	WAG
ወረ ነጭተ	131.3	128.7	260.0	4.1	63.4	WEREHIMENU
ወረሊሉ	76.4	75.0	151.4	2.5	60.6	WEREILLU
የጅ	97.7	95.9	193.6	3.7	52.3	YEJU
ጠቀላላ ጠቅላይ	15,273.2	14,977.4	30,250.6	1,223.6	24.7	GRAND TOTAL
	MALE	FEMALE	TOTAL	AREA IN ₂ ('000 Km ²)	DENSITY	REGION AND AWRAJA
	1979 POPULATION In ('000)					

ጠቁላላ የሊት ዩኒቨርሲቲ በዕድሜ ወይንና በጾታ፣ 1971 ዓ.ም
TOTAL POPULATION OF ETHIOPIA BY AGE GROUP AND SEX, 1979

ሠገጠረዥ ለ.2.1 TABLE B.2.1

ዕድሜ	ጠቁላላ የሕዝብ ብዛት		ወንድ		ሴት		
	የጥር ብሺህ	ቦመ ቶ ሲታብብ	የጥር ብሺህ	ቦመ ቶ ሲታብብ	የጥር ብሺህ	ቦመ ቶ ሲታብብ	
0 - 4	5,260.2	17.4	2,691.4	17.6	2,568.8	17.1	0 - 4
5 - 9	4,803.3	15.9	2,421.6	15.8	2,381.7	15.9	5 - 9
10 - 14	3,695.1	12.2	1,916.0	12.5	1,779.1	11.9	10 - 14
15 - 19	2,780.6	9.2	1,423.5	9.3	1,357.1	9.1	15 - 19
20 - 24	2,392.8	7.9	1,130.9	7.4	1,261.9	8.4	20 - 24
25 - 29	2,199.4	7.3	1,021.8	6.7	1,177.6	7.9	25 - 29
30 - 34	1,936.1	6.4	929.0	6.2	1,007.1	6.7	30 - 34
35 - 39	1,649.3	5.5	816.4	5.3	832.9	5.6	35 - 39
40 - 44	1,349.4	4.5	679.1	4.4	670.4	4.5	40 - 44
45 - 49	1,072.1	3.5	543.9	3.6	528.2	3.5	45 - 49
50 - 54	843.3	2.8	434.7	2.8	408.6	2.7	50 - 54
55 - 59	658.7	2.1	363.9	2.4	294.8	2.0	55 - 59
60 - 64	544.4	1.8	316.8	2.1	227.6	1.5	60 - 64
65 እና በላይ	1,065.8	3.5	588.5	3.9	477.3	3.2	65 & OVER
ድምር	30,250.6	100.0	15,277.5	100.0	14,973.1	100.0	TOTAL
	NUMBER IN('000)	PERCENT	NUMBER IN('000)	PERCENT	NUMBER IN('000)	PERCENT	AGE
	BOTH SEXES		MALE		FEMALE		

የገጠር ነዋሪ የሊት ዩኒቨርሲቲ የሕዝብ ብዛት በዕድሜ ወይንና በጾታ፣ 1971 ዓ.ም
RURAL POPULATION OF ETHIOPIA BY AGE GROUP AND SEX, 1979

ሠገጠረዥ ለ.2.2 (a) TABLE B.2.2 (a)

ዕድሜ	ጠቁላላ የሕዝብ ብዛት		ወንድ		ሴት		
	የጥር ብሺህ	ቦመ ቶ ሲታብብ	የጥር ብሺህ	ቦመ ቶ ሲታብብ	የጥር ብሺህ	ቦመ ቶ ሲታብብ	
0 - 4	4,639.7	17.7	2,375.6	17.8	2,264.1	17.6	0 - 4
5 - 9	4,232.7	16.2	2,137.2	15.8	2,095.5	16.3	5 - 9
10 - 14	3,182.4	12.1	1,675.2	12.5	1,507.2	11.7	10 - 14
15 - 19	2,329.0	8.9	1,228.5	9.2	1,100.5	8.6	15 - 19
20 - 24	2,008.7	7.7	971.3	7.3	1,037.4	8.2	20 - 24
25 - 29	1,874.8	7.1	881.1	6.6	993.7	7.7	25 - 29
30 - 34	1,667.4	6.3	802.4	6.0	865.0	6.7	30 - 34
35 - 39	1,420.5	5.4	698.4	5.2	722.1	5.6	35 - 39
40 - 44	1,173.7	4.5	588.0	4.4	585.7	4.5	40 - 44
45 - 49	947.9	3.6	479.4	3.6	468.5	3.6	45 - 49
50 - 54	756.2	2.9	391.9	2.9	364.3	2.8	50 - 54
55 - 59	590.8	2.2	332.1	2.5	258.7	2.0	55 - 59
60 - 64	480.5	1.8	287.4	2.2	193.1	1.5	60 - 64
65 እና በላይ	953.2	3.6	537.5	4.0	415.7	3.2	65 & OVER
ድምር	26,257.6	100.0	13,386.1	100.0	12,871.5	100.0	TOTAL
	NUMBER IN('000)	PERCENT	NUMBER IN('000)	PERCENT	NUMBER IN('000)	PERCENT	AGE
	BOTH SEXES		MALE		FEMALE		

የብተላላ ሰዓሪ የሲቲ የደገ ወዘተ በዕድሜ ግደባና በጾታ 1971 ዓ.ም
 URBAN POPULATION OF ETHIOPIA BY AGE GROUP AND SEX, 1979

ሠገጠረዥ ለ.2.3

TABLE B.2.3

ዕድሜ	ጠቅላላ የሕዝብ ብዛት		ወንድ		ሴት		
	ቁጥር በሺህ	ቦመ ት ሲታሰብ	ቁጥር በሺህ	ቦመ ት ሲታሰብ	ቁጥር በሺህ	ቦመ ት ሲታሰብ	
0 - 4	620.5	15.6	315.8	16.7	304.7	14.5	0 - 4
5 - 9	570.6	14.3	284.4	15.0	286.2	13.6	5 - 9
10 - 14	512.7	12.8	240.8	12.7	271.9	12.9	10 - 14
15 - 19	451.6	11.3	195.0	10.3	256.6	12.2	15 - 19
20 - 24	384.1	9.6	159.6	8.4	224.5	10.7	20 - 24
25 - 29	324.6	8.2	140.7	7.4	183.9	8.8	25 - 29
30 - 34	268.7	6.7	126.6	6.7	142.1	6.8	30 - 34
35 - 39	228.8	5.7	118.0	6.3	110.8	5.3	35 - 39
40 - 44	175.7	4.4	91.0	4.8	84.7	4.0	40 - 44
45 - 49	124.2	3.1	64.5	3.4	59.7	2.8	45 - 49
50 - 54	87.1	2.2	42.8	2.3	44.3	2.2	50 - 54
55 - 59	67.9	1.7	31.8	1.7	36.1	1.7	55 - 59
60 - 64	63.9	1.6	29.4	1.6	34.5	1.6	60 - 64
65 እና በላይ	112.6	2.8	51.0	2.7	61.6	2.9	65 & OVER
ድምር	3,993.0	100.0	1,891.4	100.0	2,101.6	100.0	TOTAL
	NUMBER IN ('000)	PERCENT	NUMBER IN ('000)	PERCENT	NUMBER IN ('000)	PERCENT	AGE
	BOTH SEXES		MALE		FEMALE		

ግብ ታወቅ- በሁለተኛው ዘርፍ የሕዝብ ብዛት ጥናት የተገኘው የሕዝብ ብዛት ከመጀመሪያው ዘርፍ የሕዝብ ብዛት ጥናት በተገኘው ዘዴ ላይ ነው። ሆኖም ሁለተኛው ዘርፍ ከመጀመሪያው ዘርፍ በተሻለ ታቶ የተሠራ ስለሆነ በዚያ የተገኘው ወረዳ በባለፈው ጊዜ ላይ ተገኝቶ ታወቀ። በዚህ መጠን የሕዝብ ብዛት የሚያመለክት ወረዳ ሁሉ በሁለተኛው ዘርፍ ጥናት በተገኘው ወጠት ተተክሏል።

Note - The National Sample Survey second round (N.S.S. II 1969-71) resulted in population estimate for Ethiopia which is lower than the estimate from National Sample Survey first round (N.S.S.I 1964-67). The N.S.S. II was better designed and executed survey than the N.S.S.I, hence, it is believed that the resulting data are more reliable. In this issue of the Abstract population estimates from N.S.S. I - have been replaced with those of N.S.S. II.

የገጠናና የከተማ ነዳጅ የሕዝብ ብዛትና ግዕዝ ግብርና የከተማ ጠቅላይ ስፋት በክፍለ ሀገር 1971
ESTIMATE OF RURAL AND URBAN POPULATION AND AVERAGE SIZE OF HOUSEHOLD BY REGION, 1979

ሠገጠኒዥ ለ.3

TABLE B.3

ክፍለ ሀገር	የሕዝብ ብዛት /በሺህ/			ከተማው ከክፍለ ሀገሩ ሕዝብ ብዛት በመቶ	በአያገገት ሲተከብ የሚገኝ ግዕዝ ግብርና አባላት ብዛት		
	ጠቅላላ	የገጠና ሕዝብ	የከተማ ሕዝብ		ገጠና	ከተማ	
አርሲ	1,119.3	1,019.9	99.4	8.9	4.6	3.6	ARSSI
ባሌ	856.1	809.0	47.1	5.5	4.2	3.4	BALE
ጉንደር	1,999.6	1,846.3	153.3	7.7	4.7	3.7	GONDER
አርቲራ	2,362.6	1,893.8	668.8	28.3	-	-	ERITREA
ጋም ጉፋ	977.1	932.8	44.3	4.5	4.1	3.0	GAMO GOFFA
ጎጃም	1,984.4	1,804.7	179.7	9.1	4.8	3.3	GOJJAM
አረርጌ	3,043.2	2,785.6	257.6	8.5	4.7	3.6	HARARGE
ሊሊባቦር	789.5	738.4	51.1	6.5	3.7	3.4	ILLUBABOR
ክፋ	1,573.0	1,447.6	125.4	8.0	4.0	3.5	KEFFA
ሸዋ	6,195.3	4,497.9	1,697.4	27.4	4.5	3.6	SHEWA
ሲዳሞ	2,734.7	2,533.4	201.3	7.4	4.5	3.7	SIDAMO
ተገራይ	2,105.4	1,922.5	182.9	8.7	4.4	3.7	TIGRAI
ወለጋ	1,966.3	1,854.1	112.2	5.7	4.5	4.0	WELLEGA
ወሎ	2,544.1	2,371.6	172.5	6.8	4.2	3.5	WELLO
ጅምር	30,250.6	26,257.6	3,993.0	13.2	4.4	3.6	TOTAL
	TOTAL	RURAL	URBAN	% URBAN POPULATION IN THE REGION	RURAL	URBAN	REGION
	POPULATION IN ('000)				AVERAGE NUMBER OF PERSONS PER HOUSEHOLD		

የደብዳቤ የሕዝብ ብዛት ገምት ከሁሉ ተኛው ዘር ብሔራዊ የአባታቸው ጠቅላይ ስፋት ሲሆን የአርቲራ ክፍለ ሀገር ገን ከአገር አባታቸው ላይ ሲሰጥ በተገኘው ገምት ጠቅላይ ነው።

The Population Estimates are obtained from the NSS second round for all regions except for Eritrea which is based on the Ministry of Interior estimate.

ሠለተ ሺ እና ከዚያ በላይ የዕድሜ ያለ ተከታታይ የዘር ብዛት በጾታና በክፍለ ሀገር፣ 1971 ዓ.ም
TOWNS WITH ESTIMATED POPULATION OF 2000 AND ABOVE BY SEX AND REGION, 1979

ሠገጠረዥ ለ.4

TABLE B.4

ቦታ ቁጥር NUMBER

ክፍለ ሀገርና ከተማ	የዘር ብዛት			ቦታ ቁጥር NUMBER
	ወንድ	ሴት	ጠቅላይ	
<u>አርሲ</u>				<u>ARSSI</u>
አሳባ	1,812	1,956	3,768	ASASA
አሰላ	15,805	17,155	32,960	ASSELA
በቀጂ	1,773	2,045	3,818	BOKOJI
ዳራ	2,254	2,439	4,693	DERA
ጉህባ	1,825	2,291	4,116	GUBESSA
ሁታ	3,479	3,889	7,368	HURUTA
ቦፈላ	3,599	3,003	6,602	KOFELE
ርቢ	3,261	3,758	7,019	ROBI
ቢሬ /ፈለገ ብርሃን/	3,098	3,444	6,542	SIRE (FELEGE BERHAN)
ጢቸ	2,059	2,226	4,285	TICHO
ተገሣኤ ብርሃን	4,538	4,838	9,376	TINSAE BERHAN
ቁርሳ	1,196	1,260	2,456	KERSA
ሥለጠና	1,196	1,339	2,535	SILTANA
ሳገራ	1,768	2,120	3,888	SAGURE
ጭር /14 ከተሞች/	47,663	51,763	99,426	TOTAL (14 TOWNS)
<u>ባሌ</u>				<u>BALE</u>
አዳባ	2,186	2,667	4,853	ADABA
ዶዶላ	2,588	2,769	5,357	DODOLA
ጊነር	3,364	3,548	6,912	GINIR
ገባ	9,153	11,428	20,581	GOBA
ርቢ	1,655	1,846	3,501	ROBI
መና	1,657	1,702	3,359	MENA
ገር	1,148	1,406	2,554	GORRO
ጭር /7 ከተሞች/	21,751	25,366	47,117	TOTAL (7 TOWNS)
<u>ጉንደር</u>				<u>GONDER</u>
አዳባ ዘመን	3,711	4,845	8,556	ADDIS ZEMEN
አምባ ጊዮርጊስ*	2,277	2,768	5,045	AMBA GIORGIS*
ዳባተ	3,514	4,827	8,341	DABAT
ደባርቀ	3,547	5,009	8,556	DEBARK
ደብረ ታቦር	4,823	6,125	10,948	DEBRE TABOR
ጉንደር /አዛዥን ጭር/	29,881	42,829	72,710	GONDAR (INCLUDING AZEZO)
ስስቲ	1,649	2,798	4,447	ISTIE
ቆላ ዲባ	3,547	4,656	8,203	KOLA DIBA
ነፍሰ ጠቃሚ	1,963	2,116	4,079	NEFAS MEWCHA
ሀመራ*	4,679	4,275	8,954	HUMERA*
ወሮታ	2,814	3,702	6,516	WEROTA
አይቦላ	1,505	1,853	3,358	AYKEL
ገር ገራ	1,532	2,086	3,618	GORGORA
ጭር /13 ከተሞች/	65,442	87,889	153,331	TOTAL (13 TOWNS)
<u>ኢትዮጵያ</u>				<u>ERITREA</u>
ዳዲ ቀይሽ	3,811	4,483	8,294	ADI KEYEH
ዳዲ ባላ	5,632	5,939	11,571	ADI KWALA
ዳዲ ወገራ /መንገድ/	9,207	9,922	19,129	ADI UGRI (MENDEFERA)
አባር ዳተ**	13,299	13,457	27,756	AMODAT**
ዳባተ	13,759	9,917	23,676	ASIB
	MALE	FEMALE	TOTAL	REGION AND TOWN
	POPULATION			

ህወደብ ስድስት ሚሊዮን በላይ የሚኖሩ ከገበያዎች የሕዝብ ብዛት በጾታና በክፍለ ሀገሮች 1979 ዓ.ም
TOWNS WITH ESTIMATED POPULATION OF 2000 AND ABOVE BY SEX AND REGION, 1979

ሠገጠረዥ ለ.4 / የቀጠለ / TABLE B.4 Contd.)

ክፍለ ሀገሮች በተባ	የሕዝብ ብዛት			
	ህጻናት	ሴቶች	ጠቅላይ	
<u>ጎንደር / የቀጠለ /</u>				<u>ERITREA (Contd.)</u>
አሙራ	204,939	196,290	401,229	ASMARA
ድባር ዋ	2,023	2,257	4,280	DEBARWA
ደ ቁሳሳ	7,048	8,603	15,651	DEKEMHARE
ደ ቁሳሳ	2,462	2,487	4,949	DEKESHEHAY
ሃፋ ተጠለዘገ	1,383	1,627	3,010	ADI TEKELEZAN
አምባ ደርሀ	4,350	4,278	8,628	EMBA DERHO
ገንዳዕ	3,845	4,114	7,959	GINDAE
ከምብር ቲ	2,833	3,320	6,153	HIMBIRTI
ባርጊግ**	2,867	2,885	5,752	HIRGIGO**
ቦረገ**	18,548	17,301	35,849	KEREN**
ሥጸ ዋ	14,366	16,801	31,167	MASSAWA
ባዛገ	3,103	3,318	6,421	QUAZEN
ሰገጻፈ	2,192	3,292	5,484	SENAFE
ተገገይ**	7,352	7,429	14,781	TESENEY**
ጸዕፋ ክርስቲያን	4,418	2,605	7,023	TSAEDA CHRISTIAN
ጸሃዛገ	3,270	3,285	6,555	TSEAZEGA
ባረገተ	2,765	3,990	6,755	BARENTU
ነፋሲተ	2,765	3,990	6,755	NEFASIT
ጠቅላይ /23 ከገበያ/	337,237	331,590	668,827	TOTAL (23 TOWNS)
<u>ጎንደር</u>				<u>GAMO GOFFA</u>
አርባ ሥገዳ	7,404	6,753	14,157	ARBA MINCH
ቡሊኪ	1,665	1,903	3,568	BULKI
ቄንቻ	2,702	3,596	6,298	CHENCHA
ፈለገ ነዋይ	2,570	2,536	5,106	FELEGE NEWAY
ጊደሌ	4,241	5,000	9,241	GIDOLE
ገንባ	2,980	2,972	5,952	JINKA
ጠቅላይ /6 ከገበያ/	21,562	22,760	44,322	TOTAL (6 TOWNS)
<u>ጎንደር</u>				<u>GOJJAM</u>
አደተ*	1,022	1,404	2,426	ADET*
ባሕር ዳር	22,117	27,207	49,324	BAHR DAR
ቦረ	4,470	6,563	11,033	BURE
ደብረ ጫር ቁብ	17,536	20,917	38,453	DEBRE MARKOS
ዳንገላ	3,552	4,480	8,032	DANGLA
ደጀን	2,339	3,716	6,055	DEJEN
ደምበሳ	1,636	2,407	4,043	DEMBECHA
ቻገጅ*	2,139	2,407	4,546	CHAGNI*
ፍኖተ በላም	3,664	4,853	8,517	FENOTE SELAM
መርጠ ለጫር ያም	1,756	2,628	4,384	MERTOLE MARIAM
ሞጣ	3,512	3,783	7,295	MOTTA
ቢቸና	2,626	3,178	5,804	BICHENA
ደብረ ጫር	2,514	3,074	5,588	DEBRE WORK
ዳርባ ቲ /አባቲሌ/*	1,237	1,656	2,893	DURBETE (ABECHEKLI)*
	MALE	FEMALE	TOTAL	REGION AND TOWN
	POPULATION			

ሁለተኛ ሺ አና ከዚያ በላይ የሆኑ ያለ ትውከት የሕዝብ ብዛት በጾታና በክፍለ ሀገር 1971 ዓ.ም
TOWNS WITH ESTIMATED POPULATION OF 2000 AND ABOVE BY SEX AND REGION, 1979

ሠንጠረዥ ለ.4 / የቀጠለ/

TABLE B.4 (Contd.)

ቦታ ቁጥር NUMBER

ክፍለ ሀገርና ከተማ	የሕዝብ ብዛት			ቦታ ቁጥር
	ወገድ	ሴት	ጾታ	
<u>ገጭ / የቀጠለ/</u>				<u>GOJJAM (Contd.)</u>
ገጭ ቤተ	1,532	1,595	3,127	GIMJA BET
አገጃባሪ	1,596	1,800	3,396	INJIBARA
ጁጋ	1,413	1,947	3,360	JIGA
ሎሳዳ*	1,213	1,339	2,552	LUMAME*
መራዊ*	1,413	1,785	3,198	MERAWI*
አማ ካሌላ*	1,357	1,770	3,127	AMANUEL*
ሴሳ አባይ*	1,173	1,361	2,534	TIS ABAY*
ጾታ /21 ከ ትኩረት/	79,817	99,870	179,687	TOTAL (21 TOWNS)
<u>ሐረርጌ</u>				<u>HARARGE</u>
ዓለም ግያ	4,166	4,127	8,293	ALEM MAYA
አሰባ ተፈሪ	6,952	9,403	16,355	ASBE TEFERI
በደኖ	2,248	2,233	4,481	BEDENO
በጻሃ	3,262	3,228	6,490	BEDESA
ደደር	3,482	3,678	7,160	DEDER
ድራግ ዋ	37,010	40,512	77,522	DIRE DAWA
ፋኛገ ቤራ	4,632	5,000	9,632	FUGNAN BIRA
ገለምቦ	3,336	3,309	6,645	GELEMSO
ገራ ዋ	2,236	2,245	4,481	GIRAWA
ገታ /አረር/	3,152	3,390	6,542	GOTA (ERER)
ሐረር	27,198	32,270	59,468	HARAR
ሐርና	3,824	3,877	7,701	HIRNA
ጁጁጋ**	6,207	6,799	13,006	JIJIGA**
መለካ ራፋ	3,006	2,763	5,769	MELKA RAFU
አሰባተ	1,723	1,857	3,580	ASEBOT
አይቫ	1,075	1,320	2,395	AISHA
አወደይ*	1,210	1,366	2,576	AWEDAY*
ወለገ ቶ	1,747	1,730	3,477	CHELENKO
ፈላስ በኩ*	1,258	1,395	2,653	FEDIS BEKU*
ዋርባ	1,246	1,484	2,730	KERSA
መኪሳ	1,552	1,693	3,245	MEISSO
መዲታ*	1,662	1,686	3,348	MECHETA*
ጾታ /22 ከ ትኩረት/	122,184	135,365	257,549	TOTAL (22 TOWNS)
<u>አላባባ</u>				<u>ILLUBABOR</u>
ቡና በደላ	2,153	2,242	4,395	BUNO BEDELE
ደገቤ*	1,224	1,291	2,515	DEMBI*
ጋምባላ	1,754	1,905	3,659	GAMBELLA
ገራ	7,202	7,528	14,730	GORE
ጠታ	4,663	5,467	10,130	METTU
ቱባ	2,297	2,201	4,498	TOBBA
ሀረግ	1,405	1,477	2,882	HURUMU
ዋባባ*	1,125	1,385	2,510	KUMBABE*
ያዳ	1,234	1,301	2,535	YAYU
ተረፎ	1,720	1,536	3,256	TEPPI*
ጾታ /10 ከ ትኩረት/	24,777	26,333	51,110	TOTAL (10 TOWNS)
	MALE	FEMALE	TOTAL	REGION AND TOWN
	POPULATION			

ሠጠት ለ.4

/የግለሰብ/

TABLE B.4

(Contd.)

ቦታ

NUMBER

ቦታ ሀገርና ከተማ	የሕዝብ ብዛት			ቦታ
	ወንድ	ሴት	ጭምር	
<u>ክፍ</u>				<u>KEFFA</u>
አጋር	9,078	9,817	18,895	AGARO
ቦገጋ	4,203	4,172	8,375	BONGA
ጁማ	29,367	30,966	60,333	JIMMA
ሚዛን ተፈሪ	2,939	3,117	6,056	MIZAN TEFERI
ሰንተ /ሊሙ ገነት/	2,480	2,899	5,379	SINTU (LIMU GENET)
ዋባ	2,267	2,447	4,714	WAKA
ለሰንገቦ	1,221	1,287	2,508	ASENDABO
ጊምቢ*	2,059	1,740	3,799	GIMBIE*
ሐር*	1,656	1,529	3,185	HARO*
ክምቢ*	1,204	1,329	2,533	KUMBI*
ሰቃ*	1,869	1,967	3,836	SEKA*
ሸቢ	1,423	1,661	3,084	SHEBIE
ማጁ*	1,326	1,357	2,683	MAJJI*
ጭምር /13 ከተማ/	61,092	64,288	125,380	TOTAL (13 TOWNS)
<u>ሸዋ</u>				<u>SHEWA</u>
አዲስ አበባ	576,789	639,553	1,216,342	ADDIS ABABA
አዲስ ዓለም	2,993	3,348	6,341	ADDIS ALEM
አቃይ	15,046	17,494	32,540	AKAKI
አላባ ጭቶ	3,545	3,964	7,509	ALABA KULETO
ዓለም ገና*	1,733	2,105	3,838	ALEM GENA*
አገሰር**	1,812	1,859	3,671	ANKOBER**
ባቦ	3,152	3,689	6,841	BAKO
ቡታገራ	4,175	6,004	10,179	BUTAJIRA
ደብረ ብርሃን	10,005	13,022	23,027	DEBRE BERHAN
ደብረ ሴና	3,152	3,856	7,008	DEBRE SINA
ደብረ ዘይት	21,270	24,786	46,056	DEBRE ZEIT
አገዋፊ	1,970	2,368	4,338	ENWARE
ፊቼ	7,090	8,596	15,686	FICHE
ገብረ ጉራታ	2,363	3,310	5,673	GEBRE GURACHA
ገደ	2,915	3,259	6,174	GEDO
ገፈረሣ /ወገጃ ገፈርሳ/	2,442	2,898	5,340	GEFERSA(WONJI GEFERSA)
ገነት /ሀለታ/	4,096	4,915	9,011	GENET (HOLETA)
ገንቧ	2,520	3,654	6,174	GHINCHI
ገዳገ /ወሊሰ/	9,060	10,631	19,691	GHION (WOLISSO)
ጉደር	2,442	1,395	3,837	GUDER
ሐገረ ሕይወት /አዎቦ/	7,326	7,525	14,851	HAGERE HIWET (AMBO)
ሆሃላና	6,302	6,380	12,682	HOSANA
ከፈ ቀሪ	2,127	3,046	5,173	KARAKORE
ጫዳ	4,490	4,855	9,345	MEKI
ዋቻ	4,648	5,196	9,844	MOJO
ናዘረተ	31,118	33,794	64,912	NAZRET
ነገሌ	3,782	4,561	8,343	NEGELE
ሮቢ	3,939	4,571	8,510	ROBI
ሻሻጫ	11,108	10,585	21,693	SHASHEMANE
ሻቦባ	1,970	2,202	4,172	SHEBOKA
ሻና	1,497	2,008	3,505	SHENO
ሻኑ*	1,103	1,067	2,170	SHONIE*
ሻንሻን*	1,260	1,410	2,670	SHINSHICHO*
	MALE	FEMALE	TOTAL	REGION AND TOWN
	POPULATION			

ሠለተ ሺ እና ከዚያ በላይ ነዋሪዎች ያላቸው ከቆዩ የሕዝብ ብዛት በጾታና በክፍለ ሀገር 1971 ዓ.ም
TOWNS WITH ESTIMATED POPULATION OF 2000 AND ABOVE BY SEX AND REGION, 1979

ሠገጠረዥ ለ.4 / የቀጠለ/ TABLE B.4 (Contd.)

ክፍለ ሀገርና ከተማ	የሕዝብ ብዛት			
	ወንድ	ሴት	ጠቅላይ	
<u>ሸዋ / የቀጠለ/</u>				<u>SHEWA (Contd.)</u>
በባታ	2,836	3,171	6,007	SEBETA
ተሎ ቦሎ	2,050	2,288	4,338	TULU BOLO
ወለገጧት	3,545	3,798	7,343	WELENCITI
ወለገኮላ	2,127	2,546	4,673	WELENCOMI
ወለጭ	2,993	3,348	6,341	WELKITE
አሞ	1,576	2,095	3,671	AWASH
ዓለም ጤና	3,623	3,720	7,343	ALEM TENA
አዳጫ ተሎ	1,260	1,410	2,670	ADAMITULU
ጭንጮ	1,103	1,567	2,670	CHANCHO
ደብረ ጾገ	1,182	1,488	2,670	DEBRE TSEGHE
ዱክም*	1,733	2,272	4,005	DUKEM*
ኤፍሶን /አላይ ዩ/*	1,890	2,115	4,005	EFESON (ATAYE)*
ጎሐት ጭን	1,340	1,663	3,003	GOHATSION
አጃጂ	1,654	1,851	3,505	IJAJI
ክሻ*	1,418	1,419	2,837	KOSHE*
ጫ ተሰራ	1,733	1,772	3,505	METAHARA
ጫሰ ጫና	1,339	1,831	3,170	MEHAL MEDA
በገዳፋ*	3,623	4,220	7,843	SENDAFA*
ሰምበት*	1,576	1,761	3,337	SEMBETIE*
ወንጌ /ላለም ጤና/* /	2,285	2,387	4,672	WONJI (ALEM TENA)*
ዘዋይ	1,260	1,410	2,670	ZUWAY
ጠቅላይ /54 ከተማ/	801,386	896,038	1,697,424	TOTAL (54 TOWNS)
<u>ሲዳሞ</u>				<u>SIDAMO</u>
አገረ ጫር ያም	3,304	4,182	7,486	AGERE MARIAM
አገረ በላም	3,636	3,629	7,265	AGERE SELAM
አለታ ወንድ	7,090	6,454	13,544	ALETA WONDO
አሞ / ታቦር/	12,464	12,450	24,914	AWASSA (TABOR)
ቡሌ	1,788	1,935	3,723	BULE
ዲላ	11,550	10,346	21,896	DILLA
ሂዳላ	2,109	2,017	4,126	HIDILOLA
ክብረ ጫንገሥት	5,654	5,817	11,471	KIBRE MENGIST
ሌኪ	3,997	3,912	7,909	LEKU
ሞያሌ	3,314	3,730	7,044	MOYALLE
ነገሌ	6,649	6,915	13,564	NEGELE
ወንጌ ሻክሶ	2,139	2,409	4,548	ODO SHAKISO
ሰዶ	8,286	8,800	17,086	SODO
ወናገ	2,440	2,631	5,071	WENAGO
ተፈሪ ከላ	1,215	1,381	2,596	TEFERI KELLA
ያቡሎ	2,973	3,165	6,138	YABELLO
ይርገ ዓለም	11,329	10,084	21,413	YIRGA ALEM
ይርገ ጫፊ	4,098	4,213	8,311	YIRGA CHEFFE
አርቤ ገና	1,577	1,462	3,039	ARBEGONA
ቦዲቲ	1,597	1,744	3,341	BODITI
ቦሪ	1,476	1,724	3,200	BORE
ጫላላት	1,748	1,814	3,562	CHELELEKTI
ጠቅላይ /22 ከተማ/	100,433	100,814	201,247	TOTAL (22 TOWNS)
	MALE	FEMALE	TOTAL	REGION AND TOWN
	POPULATION			

ህለት ቪ እና ከዚያ በላይ ነዋሪዎች ያላቸው ቦታዎች የተዘገበ በዚያ በጾታና በክፍለ ሀገር 1971 ዓ.ም
TOWNS WITH ESTIMATED POPULATION OF 2000 AND ABOVE BY SEX AND REGION, 1979

ሠንጠረዥ ለ.4

የቀጠለ/ TABLE B.4 (Contd.)

ቦታዎች ቁጥር NUMBER

ክፍለ ሀገርና ከተማ	የተዘገበ በዚያ			ቦታዎች ቁጥር
	ወንድ	ሴት	ጭምር	
<u>ተገራይ</u>				<u>TIGRAI</u>
ዓብይ ዓዲ*	3,438	4,609	8,047	ABI ADDI*
አገላዕ	1,519	1,864	3,383	AGULAE
ዓዲ ገራተ	4,831	7,660	12,491	ADI GRAT
ዓዲ ሸሀ	1,597	2,408	4,005	ADI SHAHO
መርሳ	1,526	2,607	4,133	MERSA
ዓዲዋ	10,181	12,478	22,659	ADWA
አክሱም	8,710	11,699	20,409	AXUM
ጩጩ /ወይራ ወሀ/	1,519	2,395	3,914	CHERCHER (WEIRA WUHA)
ሐውዘን	2,101	2,215	4,316	HAUZEN
አገዳ ባገና**	2,046	2,160	4,206	INDA BAGUNA**
አገዳ ሥላሳ	3,855	6,313	10,168	INDA SELASSIE
አገላጭ	1,692	2,148	3,840	INTICHO
ቆርበት	1,542	2,207	3,749	KORBETE
ዓይጨው	5,295	6,190	11,485	MAYCHEW
መቀሌ	19,269	25,006	44,275	MEKELE
ኩሐ	1,920	2,615	4,535	QUIHA
በለከላገ	2,101	2,416	4,517	SELEKLAKA
ወቅር	4,508	5,660	10,168	WUKRO
ሰንገጣ	1,032	1,547	2,579	SENKATA
ጭምር /19 ከተሞች/	78,682	104,197	182,879	TOTAL (19 TOWNS)
<u>ወለጋ</u>				<u>WELLEGA</u>
አርቾ	2,269	2,780	5,049	ARJO
ደምቢ ደሎ	6,155	5,828	11,983	DEMBI DOLLO
እናገጉ	1,945	2,431	4,376	ENANGO
ጊምቢ	6,155	6,625	12,780	GHIMBI
ነጭተ	11,602	14,070	25,672	NEKEMT
መገዲ	2,582	2,804	5,386	MENDI
ነጆ	2,907	3,264	6,171	NEJO
ሸምቡ	3,556	3,838	7,394	SHAMBU
ቢራ	1,573	2,096	3,669	SIRE
አሰሳ	1,270	1,311	2,581	ASOSA
አያና*	1,185	1,250	2,435	AYANA*
ባጊ	1,074	1,305	2,379	BEGI
ጊዳጫ	1,334	1,505	2,839	GIDAME
ገይ*	1,536	1,348	2,884	GUY*
ፊንቃ*	1,137	1,410	2,547	FINCHA*
ሐራተ	1,090	1,378	2,468	HARATU
ሀጫ	1,175	1,237	2,412	HOMA
ኪልቲ ካራ*	1,717	1,604	3,321	KILTU KARA*
ሙጊ	1,749	1,684	3,433	MUGI
ቢላ	1,137	1,287	2,424	BILLA
ጭምር /20 ከተሞች/	53,148	59,055	112,203	TOTAL (20 TOWNS)
<u>ወሎ</u>				<u>WOLLO</u>
አላጫጫ	3,773	6,922	10,695	ALAMATA
ባት	5,153	6,542	11,695	BATI
	MALE	FEMALE	TOTAL	REGION AND TOWN
		POPULATION		

ሠነድ ስ. ፲ ስና ከዚያ በላይ ነዋሪዎች ያላቸው ከተሞች የሕዝብ ብዛት በጾታና በክፍለ ሀገር 1971 ዓ.ም

TOWNS WITH ESTIMATED POPULATION OF 2000 AND ABOVE BY SEX AND REGION, 1979

ሠንጠረዥ ለ.4 / የቀጠለ/ TABLE B.4 (Contd.) በ ቁጥር NUMBER

ክፍለ ሀገርና ከተማ	የሕዝብ ብዛት			በ ቁጥር NUMBER
	ወንድ	ሴት	ጅምር	
ወሎ / የቀጠለ/				WELLO
ደሴ	31,434	39,031	70,465	DESSIE
ከይቀ	2,249	3,254	5,503	HIKE
ኮቦ	4,566	5,629	10,195	KOBO
ኮምቦሊቻ	4,223	5,368	9,591	KOMBOLCHA
ኮረም	3,430	3,573	7,003	KOREM
ሰቆጫ*	4,870	4,721	9,591	SEKOTA*
ወህሊ	1,669	3,247	4,916	WUCHALE
ወለድያ	6,746	8,227	14,973	WOLDIYA
ወረይሱ	2,454	3,187	5,641	WEREILU
ተንታ	1,273	1,297	2,570	TENTA
ሐሳይታ	1,136	1,520	2,656	ASAITA
ኩታበር	1,197	1,218	2,415	KUTABER
መርሃ	2,050	2,539	4,589	MERSSA
ጅምር /15 ከተሞች/	76,223	96,275	172,498	TOTAL (15 TOWNS)
ጠቅላላ ጅምር /259 ከተሞች/	1,891,397	2,101,601	3,993,000	GRAND TOTAL (259 TOWNS)
	MALE	FEMALE	TOTAL	REGION AND TOWN
	POPULATION			

32

* የአ ነገህ ከተሞች ሕዝብ ብዛት የተገኘው ከከተማ ነዋሪዎች የነበረት ሥራ ግንባራት ነው።

*Towns whose population estimates are obtained from urban dwellers association.

** የአ ነገህ ከተሞች ሕዝብ ብዛት የተገኘው በ1949 ዓ.ም የአገር ስተተዳደር ጊኒኮቲር በሰጠው ገምት ነው። የተቀረጹ ገን

የአስታላክ ሕዝብ ጠቅላይ ጽ/ቤት ከደረጋቸው ጥናት የተገኙ ናቸው።

**Towns whose estimates are based on the 1956 Ministry of Interior Population reporting. Estimates for all other towns are based on C.S.O. Surveys.

በዚህ መጻፊት የተጠቀሱ የሕዝብ ብዛት ገምት ለብዛኛው የተገኘው ከሁለተኛው ዘር የብሔራዊ እስታሪክ ጥናት ወጤትን /1961 - 1962 ዓ.ም/ መሠረት በግድገና ሲሆን፣ ይህ ጥናት ሕዝቡን ከጠቅ 80 በላይ አጠቃላይ ፡፡ በሁለተኛው ዘር ጥናት መሠረት ሲተካ በመጀመሪያው ዘር ጥናት ያገኘውን ለምድር ጥቅም ላይ አወጣል ፡፡ ጥናቱ በተገኘው ጥናት ላይ ከጠቅ 80 በላይ አጠቃላይ ፡፡ ጥናቱ በተገኘው ጥናት ላይ ከጠቅ 80 በላይ አጠቃላይ ፡፡ ጥናቱ በተገኘው ጥናት ላይ ከጠቅ 80 በላይ አጠቃላይ ፡፡ ጥናቱ በተገኘው ጥናት ላይ ከጠቅ 80 በላይ አጠቃላይ ፡፡

በዚህ መጻፊት የሕዝብ ብዛት ገምት ለሐምሌ ወር 1972 ዓ.ም ተሰጥቷል ፡፡ የሐምሌ ወር 1972 ዓ.ም የሊት ዩኒቨርሲቲ የሕዝብ ብዛት 31,065,300 ሲሆን ከዚህም 4,224,900 ወይም 13.6 ከጠቅ የሚሆኑት የከተማ ነጥብ ነው ፡፡ እዚህ ከተማ የሆኑት ሁለት ቪ ኦ ኤ ከዚያ በላይ ነጥብ የሚገኙት ሥፍራ ነው ፡፡ በሁለት ህዝብ የሊት ዩኒቨርሲቲ የሕዝብ ብዛት የተገመተው 31.1 ሚሊዮን ሲሆን በ1982 ዓ.ም ብዛት 41.1 ሚሊዮን ሲደርስ በ1992 ዓ.ም 54.6 ሚሊዮን እንደሚደርስ ተገምቷል ፡፡

የከተማ ኗሪው ሕዝብ በጠቅላላው ሲታይ በጠቅ 5.5 በዓመት ያድጋል፣ ከዚህም 3.0 በጠቅ ያህል ከገጠር ወይ ከተማ በሚገኘው ሕዝብ ምክንያት ነው ፡፡ ይህም የከተማ ሕዝብ እድገት ከክፍለ ክልሉ ስለሆነ ዓመት በኋላ የሁለት ኗሪ ሕዝብ ጭር እጥፍ ይሆናል ፡፡ በ1977 ዓ.ም የከተማ ነጥብ ሕዝብ ከጠቅላላው የሀገሪቱ ሕዝብ ብዛት ከጠቅ 15.4 ይሆናል ፡፡

ሠንጠረዥ ለ. 1 የሕዝብ ብዛት ገምት በጾታ፣ ስፋት በከተማ ሚቅር ካሬ የሰፈረው የሕዝብ ብዛት በከተማ ሚቅር ካሬ በክፍለ ሀገርና በአውራጃ፣

ሠንጠረዥ ለ. 2. 1 ጠቅላላ የሊት ዩኒቨርሲቲ የሕዝብ ብዛት በዕድሜ መደብና በጾታ፣

ሠንጠረዥ ለ. 2. 2 የገጠር ነጥብ የሊት ዩኒቨርሲቲ የሕዝብ ብዛት በዕድሜ መደብና በጾታ

ሠንጠረዥ ለ. 2. 3 የከተማ ነጥብ የሊት ዩኒቨርሲቲ የሕዝብ ብዛት በዕድሜ መደብና በጾታ፣

ሠንጠረዥ ለ. 3 የገጠርና፣ የከተማ ነጥብ የሕዝብ ብዛትና የከተማ መጠን ገምት በክፍለ ሀገር፣

ሠንጠረዥ ለ. 4 ከሁለት ቪ ኦ ኤ ከዚያ በላይ ነጥብ የሚገኙት ያሉባቸው ከከተማ ዞኖች የሕዝብ ብዛት በጾታ በክፍለ ሀገር ፡፡

ለአብዛኛዎቹ ከከተማ የሕዝብ ብዛት የተገኘው ከሁለተኛው ዘር የከተማ የእስታሪክ ጥናት ወጤት ሲሆን ለጥቂት ከመጀመሪያው ዘር የከተማ ጥናት፣ እንደዚህም ለእንዳንደኛ ከከተማ የሕዝብ ብዛት የተገኘው በ1948 እና በ1954 ዓ.ም የአገር አስተዳደር ሚኒስቴር የሰጠውን የሕዝብ ብዛት መሠረት በግድገና ነው ፡፡ የከተማ ነጥብ የክፍለ ሀገር ሚኒስቴር ከተቋቋመው ከከተማ የተሰጠው የሕዝብ ብዛት መረጃ የአገር አስተዳደር ሚኒስቴር ለእንዳንደኛ ከከተማ የሰጠውን የሕዝብ ብዛት በጠቅ 2000 እና ከዚያ በላይ ነጥብ የሚገኙት የከተማ ብዛት ከፍ አድርጎታል ፡፡ ይሁን እንጂ ሰደጠኑ የክፍለ ሀገር፣ የነጥብ ሕዝብ ብዛት 2,000 ወይም ከዚያ በላይ የሆኑት እንዳንደኛ ከከተማ ይገኛሉ ፡፡

ሠንጠረዥ ለ. 5 የየዓመት የወደፊት የሊት ዩኒቨርሲቲ የሕዝብ ብዛት ትንበይ በጾታ፣ በገጠርና በከተማ፣ ከ1972 - 1982 ዓ.ም ፡፡

ሠንጠረዥ ለ. 6 የወደፊት የሊት ዩኒቨርሲቲ የሕዝብ ብዛት ትንበይ በጾታ፣ 1967 - 1992፣

ግብታው፡- በዚህና በሚከተሉት የዓመታዊ እስታሪክ ጥናት መጻፊቶች የሊት ዩኒቨርሲቲ የሕዝብ ብዛት ገምትና ትንበይ ዎች የሚያስጠብቁት በየዓመቱ የሐምሌ ወር የሕዝብ ብዛት ሲሆን ነገር ገን ከዚህ በፊት የወጡት ዓመታዊ እስታሪክ ጥናት መጻፊቶች የሕዝብ ብዛት ገምትና ትንበይ ዎች ሲያስጠብቁት የነበረው የዓመት የጥር ወር የሕዝብ ብዛት ነው ፡፡

SECTION B. POPULATION, 1980

The population estimate in this issue is based mainly on the National Sample Survey Second Round (N.S.S.II 1969 - 1977), which covered over 80 percent of the population. In N.S.S. II, the Central Statistical Office has made use of the experience of N.S.S.I, prepared better sample design, deployed better quality and quantity of human resources ...etc. Hence, it is believed that the resulting data are more reliable than the data from the N.S.S.I. Therefore all population estimates from N.S.S.I have been replaced with those of N.S.S.II. Eritrea and nomadic areas of the country have not been covered in N.S.S.II and the source of population estimate given for them is the Ministry of Interior.

In this issue, the population estimates are given for July 1980. The total population of the country as of July 1980 is estimated at 31,065,300 of which 4,224,900 (i.e. 13.6%) reside in urban centres. Urban centre is here defined as a locality with 2,000 and more inhabitants. The population of Ethiopia which is currently estimated at 31.1 million will reach 41.1 million in 1990 and is expected to reach 54.6 million by the year 2000.

The urban population is growing at an annual rate of about 5.5 percent of which 3.0 percent is due to net-in-migration of people from rural to urban areas. At this rate of growth, the urban population will double in 13 years and will constitute about 15.4 percent of the total population by 1985.

Table B. 1 Population estimate by sex, area, and population density by awraja and region.

Table B. 2. 1 Total population of Ethiopia by age group and sex.

Table B. 2. 2 Rural population of Ethiopia by age group and sex.

Table B. 2. 3 Urban population of Ethiopia by age group and sex.

Table B. 3 Estimates of Rural and Urban population and average size of household by region.

Table B. 4 Population estimate for towns with 2,000 and more inhabitants, by sex and region.

The population estimate for most of the towns are obtained through the results of urban surveys, however, the population for some towns is based on the 1956 and 1962 estimates of the Ministry of Interior. The population estimate obtained from urban dwellers association is also used to replace the Ministry of Interior's estimate and this has increased the number of urban centres. Since the list is not exhaustive there are some towns with a population of 2,000 and above for which population estimates are not available.

Table B. 5 Annual population projection of Ethiopia by sex, rural and urban areas, 1980 - 1990.

Table B. 6 Population projection of Ethiopia by sex for the period 1975 - 2,000

Note. The population estimates and projections for this and the subsequent issues of the Abstract refer to mid-year population unlike the estimates and projections in the previous issues of the Abstracts that referred to January Population.

የክፍለ ሀገርና የአጭራ ስፋት፣ የሕዝብ ብዛት ገምት በፀታና አስፈሪር
 AREA, POPULATION ESTIMATE BY SEX AND POPULATION DENSITY BY REGION AND AWRAJA

ሠገጠረዥ ለ.1

TABLE B.1

ክፍለ ሀገርና አጭራ	የሕዝብ ብዛት /በሺ/ 1972			ስፋት በሺ ካሬ ካሬ	በካሬ ካሬ ሕዝብ ብዛት	
	ወንድ	ሴት	ጠቅላይ			
<u>አርቢ</u>	580.3	569.1	1,149.4	24.6	46.7	<u>ARSSI</u>
አርባ ጉጉ	120.7	118.4	239.1	6.5	36.8	ARBAGUGU
ዋላሎ	296.5	290.8	587.3	9.7	60.6	CHILALO
ጢቶ	163.1	159.9	323.0	8.4	38.5	TICHO
<u>ባሌ</u>	443.9	435.3	879.2	128.3	6.9	<u>BALE</u>
ዶሎ	50.2	49.2	99.4	22.3	4.5	DOLLO
አልከራ	89.6	87.8	177.4	56.3	3.2	ELKERE
መንደሩ	108.2	106.1	214.3	13.9	15.4	MENDEYO
ገናሌ	78.1	76.6	154.7	8.1	19.1	GENALE
ዋቤ	117.8	115.6	233.4	27.7	8.4	WABE
<u>ጎንደር</u>	1,036.7	1,016.7	2,053.4	73.4	28.0	<u>GONDAR</u>
ቅላጋ	80.2	78.5	158.7	16.9	9.4	CHILGA
ደብረ ታቦር	244.0	239.3	483.3	5.5	87.9	DEBRE TABOR
ጋይንት	107.9	105.9	213.8	5.8	36.9	GAYINT
ጎንደር	203.4	199.5	402.9	11.7	34.4	GONDAR
ሊቦ	133.4	130.9	264.3	6.2	42.6	LIBO
ሰሜን	129.3	126.8	256.1	8.5	30.1	SEMIEN
ወገራ	138.5	135.8	274.3	18.8	14.6	WEGERA
<u>ጋሞ ጎፍታ</u>	506.6	496.8	1,003.4	40.1	25.0	<u>GAMO GOFFA</u>
ጋር ግላ	114.0	111.8	225.8	9.5	23.8	GARDULA
ገለበና ሐመር ባቦ	90.2	88.5	178.7	16.1	11.1	GELEB AND HAMER BAKO
ጋሞ	147.2	144.4	291.6	4.4	66.3	GAMO
ጎፍታ	155.2	152.1	307.3	10.1	30.4	GOFFA
<u>ክርትራ</u>	1,225.0	1,201.2	2,426.2	117.4	20.7	<u>ERITREA</u>
አካለ ገዛዜ	150.9	148.0	298.9	8.1	36.9	AKELEGUZAY
አ ቁ ጎት	106.7	104.6	211.3	26.7	7.9	AKORDAT
አሰብ	40.4	39.7	80.1	25.8	3.1	ASSEB
ጋሽና ሴቲት	105.8	103.8	209.6	17.4	12.1	GASH AND SETIT
ሐማሲን	314.6	308.5	623.1	4.4	141.6	HAMASSIEN
ክረን	124.6	122.1	246.7	4.9	50.4	KEREN
ሞጃዎ	70.3	69.0	139.3	4.8	29.0	MASSAWA
ሳህሌ	142.0	139.2	281.2	18.2	15.5	SAHEL
ሰራዩ	169.7	166.3	336.0	7.1	47.3	SERAYE
<u>ጎጃም</u>	1,028.9	1,009.0	2,037.9	64.4	31.6	<u>GOJJAM</u>
ጎጃም ሶጃ	103.4	101.4	204.8	4.7	43.6	AGEW MIDER
ባሕር ዳር	213.5	209.3	422.8	7.7	54.9	BAHIR DAR
ቢቸና	119.9	117.5	237.4	2.6	91.3	BICHENA
ቆላ ደጋ ዳሞት	208.7	204.6	413.3	7.9	52.3	KOLA DEGA DAMOT
ደብረ ግር ቁን	205.0	201.2	406.2	5.4	75.2	DEBRE MARKOS
መቱሰ	61.2	60.1	121.3	32.2	3.8	METEKEL
ሞጃ	117.2	114.9	232.1	3.9	59.5	MOTTA
	MALE	FEMALE	TOTAL	AREA IN ('000 Km ²)	DENSITY	REGION AND AWRAJA
	1980 POPULATION IN ('000)					

የክፍለ ሀገርና የአወራጃ ስፋት፣ የሕዝብ ብዛት ገምት በፀታና አባላት
 AREA, POPULATION ESTIMATE BY SEX AND POPULATION DENSITY BY REGION AND AWRAJA

ሠገጠረዥ ለ.1 / የቀጠለ / TABLE B.1 (Contd.)

ክፍለ ሀገርና አወራጃ	የሕዝብ ብዛት / በሺ / 1972			ስፋት በሺ ኪ/ሜ ²	የሕዝብ ብዛት / ኪ/ሜ ²	የክፍለ ሀገር ስም
	ወንድ	ሴት	ጠቅላይ			
ሐረርጌ	1,577.9	1,547.3	3,125.2	254.8	12.3	<u>HARARGE</u>
ሐረር ዙሪያ	181.5	177.9	359.4	5.1	70.5	HARAR ZURIA
ወርወር አካልና ጋራጌቻ	230.4	225.9	456.3	25.3	18.1	CHERCHEER ADAL AND GARAGURACHA
ወበራ	89.9	88.3	178.2	3.9	45.7	WEBERA
ጋራ ጫታ	123.1	120.7	243.8	9.6	25.4	GARA MULETA
ሀብር	153.1	150.0	303.1	26.4	11.5	HABRO
ገርሰም	77.3	75.8	153.1	7.6	20.2	GURSUM
ድረ-ዳዋ ለሃና ገርጌ	170.4	167.1	337.5	22.2	15.2	DIRE DAWA, ISA AND GURGURA
ጅጅጋ	135.7	133.1	268.8	15.8	17.1	JIJIGA
ደጋ ሀብር	186.2	182.6	368.8	16.6	22.3	DEGAHABUR
የላኖ	39.4	38.7	78.1	15.4	5.1	KELAFO
ጉጌ	39.4	38.7	78.1	20.0	3.9	GODIE
የብሪ ደሀር	44.2	43.3	87.5	28.0	3.2	KEBRIDEHAR
ወለወለና የርደር	107.3	105.2	212.5	58.9	3.6	WELWEL AND WARDER
<u>ሊሊባቦር</u>	409.4	401.4	810.8	50.8	16.0	<u>ILLUBABOR</u>
ቡና በይሌ	161.7	158.6	320.3	5.0	64.1	BUNO BEDELE
ጋምባላ	52.0	51.0	103.0	25.6	4.1	GAMBELLA
ጌራ	60.9	59.7	120.6	7.3	16.6	GORE
ሞቻ	33.2	32.5	65.7	9.3	7.1	MOTCHA
ሶርና ገባ	101.6	99.6	201.2	3.6	55.9	SOR AND GEBE
<u>ክፍ</u>	815.6	799.8	1,615.4	53.0	30.5	<u>KEFFA</u>
ጊጫ	34.4	33.6	68.0	7.2	9.5	GIMIRA
ጅግ	257.3	252.4	509.7	9.4	54.3	JIMMA
ክፋ	143.7	140.9	284.6	7.1	40.1	KEFFA
ኩሎ ክቦታ	102.9	101.0	203.9	6.4	31.9	KULO KONTA
ሊሙ	192.4	188.6	381.0	7.0	54.5	LIMU
ማጅና ገላይያ	84.9	83.3	168.2	15.9	10.6	MAJI AND GOLDIA
<u>ሸዎ</u>	3,212.2	3,150.0	6,362.2	85.5	74.5	<u>SHOA</u>
ሐብና ጌራ	448.3	426.3	874.6	8.8	99.4	CHEBO AND GURAGE
ሐይ የቸና ቡታጅራ	310.5	294.9	605.4	10.9	55.6	HAIKOCH AND BUTAJIRA
ጅባትና ጫ	357.1	339.7	696.8	11.1	62.8	JIBAT AND MECHA
ከምባታና ሐይያ	388.1	369.2	757.3	4.4	172.2	KENBATA AND HADIA
ወናገሽ	245.0	233.0	478.0	7.0	68.3	MENAGESHA
መርሐቢት	101.9	96.7	198.6	4.6	43.2	MERHABETE
ሰላሌ	174.7	165.8	340.5	6.6	51.6	SELALE
ተገላትና በላጋ	221.3	210.6	431.9	10.6	40.8	TEGULET AND BULGA
የረርና ከረቶ	195.5	186.0	381.5	7.8	49.0	YERER AND KEREYU
ወንዝና ገሽ	75.6	72.0	147.6	3.4	43.5	MENZ AND GISHE
ይፋትና የጫ	88.6	84.2	172.8	10.1	17.1	YIFAT AND TIMUGA
11 አወራጃዎች	2,606.6	2,478.4	5,085.0	85.3	59.7	11 AWRJAS
አዲስ አበባ	605.6	671.6	1,277.2	0.2	6,386.0	ADDIS ABABA
	MALE	FEMALE	TOTAL	AREA IN ('000 Km ²)	DENSITY	REGION AND AWRAJA
	1980 POPULATION IN ('000)					

የክፍለ ሀገርና የአውራጃ ስፋት፣ የዜግ ብዛት ገምት በጾታና አስፈሪ
 AREA, POPULATION ESTIMATE BY SEX AND POPULATION DENSITY BY REGION AND AWRAJA

ሠንጠረዥ ለ.1 / የጠለ/

TABLE B.1 (Contd.)

ክፍለ ሀገርና አውራጃ	የዜግ ብዛት / ሰጥ/ 1972			ስፋት በሺ ካሬ ኪ/ሜ	ብዛት ካ/ሮ ለአስፈሪ	
	ወንድ	ሴት	ጠቅላይ			
<u>ቢላይ</u>	1,417.9	1,390.4	2,808.3	116.7	24.1	<u>SIDAMO</u>
አረር	38.0	37.3	75.3	24.3	3.1	ARERO
ቦረና	79.3	77.7	157.0	65.3	2.4	BORENA
ገዳሌ	242.5	237.7	480.2	5.8	82.8	GEDIEO
ጆጆጆ	206.0	202.1	408.1	12.0	34.0	JEMJEM
ቢላይ	431.6	423.2	854.8	5.9	144.9	SIDAMA
ወላይታ	420.5	412.4	832.9	3.4	245.0	WOLAYTA
<u>ተገራይ</u>	1,091.6	1,070.5	2,162.1	65.7	32.9	<u>TIGRAY</u>
ዳዊ	226.4	222.0	448.4	3.3	135.9	ADWA
ዳጋዳ	156.2	153.2	309.4	3.8	81.5	AGAME
አክሱም	138.7	136.1	274.8	4.2	65.5	AXUM
አገረርታ	160.0	157.0	317.0	18.6	17.1	ENDERTA
ሀላት አውላሎ	97.8	95.9	193.7	13.4	14.5	HULET AWLAELO
ራያና አዛቦ	59.3	58.1	117.4	9.2	12.8	RAYA AND AZEBO
ሺራ	127.1	124.6	251.7	8.0	31.5	SHIRE
ጥምታ	126.1	123.6	249.7	5.2	48.1	TEMBIEN
<u>ወለጋ</u>	1,019.5	999.7	2,019.2	69.8	28.9	<u>WELLEGA</u>
አርቶ	83.8	82.2	166.0	3.6	46.2	ARJO
አቦባ	94.1	92.3	186.4	15.2	12.3	ASOSA
ጊምቢ	346.8	340.1	686.9	16.5	41.7	GHIMBI
ሀርገዳሩ	143.8	140.8	284.6	17.4	16.4	HORO GUDRU
ክሌም	194.2	190.5	384.7	10.6	36.3	KELEM
ነቁጠታ	156.8	153.8	310.6	6.5	47.8	NEKEMTIE
<u>ወሎ</u>	1,319.1	1,293.5	2,612.6	79.0	33.1	<u>WELLO</u>
አምባሰላ	155.3	152.2	307.5	6.4	48.1	AMBASSEL
አውሳ	58.0	57.0	115.0	27.8	4.2	AUSSA
ቦረና	184.4	180.8	365.2	5.8	63.0	BORENA
ደቡብ ዙሪያ	120.8	118.5	239.3	1.5	159.6	DESSIE ZURIA
ዳሎ	86.5	84.9	171.4	1.4	122.5	KALU
ራያና አዛቦ	39.6	38.8	78.4	9.6	8.2	RAYA AND KOBO
ላባታ	155.1	152.1	307.2	6.0	51.2	LASTA
ዋደላ ደላገታ	104.1	102.1	206.2	3.0	68.8	WADLA DELANTA
ዋገ	101.6	99.6	201.2	7.2	28.0	WAG
ወረዳት	134.8	132.2	267.0	4.1	65.2	WEREHIMENU
ወረዳት	78.5	76.9	155.4	2.5	62.2	WEREILLU
የጃ	100.4	98.4	198.8	3.7	53.8	YEJU
ጠቅላላ ጠቅላይ	15,684.6	15,380.7	31,065.3	1,223.5	25.4	GRAND TOTAL
	MALE	FEMALE	TOTAL	AREA IN ('000 Km ²)	DENSITY	REGION AND AWRAJA
	1980 POPULATION IN ('000)					

ጠቅላላ የኢትዮጵያ ሕዝብ ብዛት በዕድሜ ግድግዳና በጾታ 1972 ዓ.ም
 TOTAL POPULATION OF ETHIOPIA BY AGE GROUP AND SEX, 1980

ሠገጠረዥ ለ.2.1 TABLE B.2.1

ዕድሜ	ጠቅላላ የሕዝብ ብዛት		ወገድ		ሴት		
	የዋር ብዥህ	ቦመት ሲታሰብ	የዋር ብዥህ	ቦመት ሲታሰብ	የዋር ብዥህ	ቦመት ሲታሰብ	
0 - 4	5,400.1	17.4	2,763.4	17.6	2,636.7	17.1	0 - 4
5 - 9	4,927.0	15.9	2,482.1	15.8	2,444.9	15.9	5 - 9
10 - 14	3,794.8	12.2	1,966.4	12.5	1,828.4	11.9	10 - 14
15 - 19	2,858.6	9.2	1,462.2	9.3	1,396.4	9.1	15 - 19
20 - 24	2,461.5	7.9	1,163.5	7.4	1,298.0	8.4	20 - 24
25 - 29	2,260.5	7.3	1,050.2	6.7	1,210.3	7.9	25 - 29
30 - 34	1,988.2	6.4	953.7	6.2	1,034.5	6.7	30 - 34
35 - 39	1,693.1	5.5	837.8	5.3	855.3	5.6	35 - 39
40 - 44	1,385.2	4.5	697.0	4.4	688.2	4.5	40 - 44
45 - 49	1,101.5	3.5	559.4	3.6	542.1	3.5	45 - 49
50 - 54	865.3	2.8	446.1	2.8	419.2	2.7	50 - 54
55 - 59	674.3	2.1	371.6	2.4	302.7	2.0	55 - 59
60 - 64	558.9	1.8	325.0	2.1	233.9	1.5	60 - 64
65 እና በላይ	1,096.3	3.5	606.2	3.9	490.1	3.2	65 & OVER
ጠቅላላ	31,065.3	100.0	15,684.6	100.0	15,380.7	100.0	TOTAL
	NUMBER IN ('000)	PERCENT	NUMBER IN ('000)	PERCENT	NUMBER IN ('000)	PERCENT	
	BOTH SEXES		MALE		FEMALE		AGE

የገጠር ነጻ የኢትዮጵያ የሕዝብ ብዛት በዕድሜ ግድግዳና በጾታ 1972 ዓ.ም
 RURAL POPULATION OF ETHIOPIA BY AGE GROUP AND SEX, 1980

ሠገጠረዥ ለ.2.2 /ለ/ TABLE B.2.2 (b)

ዕድሜ	ጠቅላላ የሕዝብ ብዛት		ወገድ		ሴት		
	የዋር ብዥህ	ቦመት ሲታሰብ	የዋር ብዥህ	ቦመት ሲታሰብ	የዋር ብዥህ	ቦመት ሲታሰብ	
0 - 4	4,743.1	17.7	2,428.8	17.8	2,314.3	17.6	0 - 4
5 - 9	4,323.1	16.2	2,181.1	15.8	2,142.0	16.3	5 - 9
10 - 14	3,252.5	12.1	1,711.8	12.5	1,540.7	11.7	10 - 14
15 - 19	2,381.0	8.9	1,256.1	9.2	1,124.9	8.6	15 - 19
20 - 24	2,055.3	7.7	994.8	7.3	1,060.5	8.2	20 - 24
25 - 29	1,917.4	7.1	901.7	6.6	1,015.7	7.7	25 - 29
30 - 34	1,703.8	6.3	819.6	6.0	884.2	6.7	30 - 34
35 - 39	1,451.0	5.4	712.9	5.2	738.1	5.6	35 - 39
40 - 44	1,199.3	4.5	600.7	4.4	598.6	4.5	40 - 44
45 - 49	970.2	3.6	491.3	3.6	478.9	3.6	45 - 49
50 - 54	773.2	2.9	400.9	2.9	372.3	2.8	50 - 54
55 - 59	602.4	2.2	338.0	2.5	264.5	2.0	55 - 59
60 - 64	491.6	1.8	294.2	2.2	197.4	1.5	60 - 64
65 እና በላይ	976.4	3.6	551.4	4.0	425.0	3.2	65 & OVER
ጠቅላላ	26,840.4	100.0	13,683.3	100.0	13,157.1	100.0	TOTAL
	NUMBER IN ('000)	PERCENT	NUMBER IN ('000)	PERCENT	NUMBER IN ('000)	PERCENT	
	BOTH SEXES		MALE		FEMALE		AGE

የከተማው ነዋሪ የሊት ያል ያለው ሕዝብ ብዛት በዕድሜ ወደብና በጾታ 1972 ዓ.ም
URBAN POPULATION OF ETHIOPIA BY AGE GROUP AND SEX, 1980

ሠንጠረዥ ለ.2.3

TABLE B.2.3

ዕድሜ	ጠቀላላ የሕዝብ ብዛት		ወንድ		ሴት		AGE
	የሥር ብሺህ	ብድረ ብዛት	የሥር ብሺህ	ብድረ ብዛት	የሥር ብሺህ	ብድረ ብዛት	
0 - 4	657.0	15.6	334.6	16.7	322.4	14.5	0 - 4
5 - 9	603.9	14.3	301.0	15.0	302.9	13.6	5 - 9
10 - 14	542.3	12.8	254.6	12.7	287.7	12.9	10 - 14
15 - 19	477.6	11.3	206.1	10.3	271.5	12.2	15 - 19
20 - 24	406.2	9.6	168.7	8.4	237.5	10.7	20 - 24
25 - 29	343.1	8.2	148.5	7.4	194.6	8.8	25 - 29
30 - 34	284.4	6.7	134.1	6.7	150.3	6.8	30 - 34
35 - 39	242.1	5.7	124.9	6.3	117.2	5.3	35 - 39
40 - 44	185.9	4.4	96.3	4.8	89.6	4.0	40 - 44
45 - 49	131.3	3.1	68.1	3.4	63.2	2.8	45 - 49
50 - 54	92.1	2.2	45.2	2.3	46.9	2.2	50 - 54
55 - 59	71.8	1.7	33.6	1.7	38.2	1.7	55 - 59
60 - 64	67.3	1.6	30.8	1.6	36.5	1.6	60 - 64
65 እና በላይ	119.9	2.8	54.8	2.7	65.1	2.9	65 & OVER
ድምር	4,224.9	100.0	2,001.3	100.0	2,223.6	100.0	TOTAL
	NUMBER IN ('000)	PERCENT	NUMBER IN ('000)	PERCENT	NUMBER IN ('000)	PERCENT	
	BOTH SEXES		MALE		FEMALE		

ግስታዊ - ከሁለተኛው ዘመናዊ የሕብረት ትኩረት ጥናት የተገኘው የሕዝብ ብዛት ከመጀመሪያው ዘመናዊ የሕብረት ትኩረት ጥናት በተገኘው ዘመን ያለ ነው። ሆኖም ሁለተኛው ዘመናዊ የሕዝብ ብዛት ጥናት በተገኘው ዘመን የተሠራ ስለሆነ ከዚያ የተገኘው ጠባብ እንደሚያስተምሩት ግልጽ ነው። በዚህ ወጪ የሕዝብ ብዛት የሚያመለክት ጠባብ ግልጽ ሁሉ በሁለተኛው ዘመን ጥናት በተገኘው ወጪ ተተክሏል።

Note - The National Sample Survey second round (N.S.S. II 1969-71) resulted in population estimate for Ethiopia which is lower than the estimate from National Sample Survey first round (N.S.S.I 1964-67). The N.S.S. II was better designed and executed survey than the N.S.S.I, hence, it is believed that the resulting data are more reliable. In this issue of the Abstract population estimates from N.S.S.I have been replaced with those of N.S.S. II.

የገጠናና የከተማ ነዋሪ የሕዝብ ብዛትና ማዕከላዊ የቤተሰብ መጠን በክፍለ ሀገር 1972
ESTIMATE OF RURAL AND URBAN POPULATION AND AVERAGE SIZE OF HOUSEHOLD BY REGION, 1980

ሠገጠረዥ ለ.3

TABLE B.3

ክፍለ ሀገር	የሕዝብ ብዛት /በሺህ/			ከተማው ከክፍለ ሀገሩ ሕዝብ ብዛት ከመቶ	በአያንዳንዱ ቤተሰብ የሚገኝ ማዕከላዊ አባል ብዛት		
	ጠቅላላ	የገጠር ሕዝብ	የከተማ ሕዝብ		ገጠር	ከተማ	
አርሲ	1,149.4	1,044.2	105.2	9.2	4.6	3.6	ARSSI
ባሌ	879.2	829.3	49.9	5.7	4.2	3.4	BALE
ጉጋይር	2,053.4	1,891.2	162.2	7.9	4.7	3.7	GONDER
ኦርትራ	2,426.2	1,718.5	707.7	29.2	-	-	ERITREA
ጋሞ ገፋ	1,003.4	956.5	46.9	4.7	4.1	3.0	GAMO GOFFA
ጎጃም	2,037.9	1,847.8	190.1	9.3	4.8	3.3	GOJJAM
ዘረርጌ	3,125.2	2,852.7	272.5	8.7	4.7	3.6	HARARGE
ኢሊባቦር	810.8	756.7	54.1	6.7	3.7	3.4	ILLUBABOR
ክፋ	1,615.4	1,482.7	132.7	8.2	4.0	3.5	KEFFA
ሸዋ	6,362.2	4,567.3	1,794.9	30.0	4.5	3.6	SHEWA
ሲዳሞ	2,808.3	2,595.4	212.9	7.6	4.5	3.7	SIDAMO
ተገራይ	2,162.1	1,968.6	193.5	8.9	4.4	3.7	TIGRAI
ወለጋ	2,019.2	1,900.5	118.7	5.9	4.5	4.0	WELLEGA
ወሎ	2,612.6	2,429.0	183.6	10.0	4.2	3.5	WELLO
ድምር	31,065.3	26,840.4	4,224.9	13.6	4.4	3.6	TOTAL
	TOTAL	RURAL	URBAN	% URBAN POPULATION IN THE REGION	RURAL	URBAN	REGION
	POPULATION ('000)				AVERAGE NUMBER OF PERSONS PER HOUSEHOLD		

የደረሰው የሕዝብ ብዛት ገምት ከሁሉ ተኛው ዙር በሥራ ላይ የአባታቸው ተከታይ ጥናት ሲሆን የኦርትራ ክፍለ ሀገር ገን ከአገር አስተዳደር ጫካ ተር በተገኘው ገምት መሠረት ነው።

The Population Estimates are obtained from the NSS second round for all regions except for Eritrea which is based on the Ministry of Interior estimate.

ሁለተኛ ሺ እና ከዚያ በላይ ነዋሪዎች ያላቸው ከጠቅላይ የሕዝብ ብዛት በጾታና በክፍለ ሀገር፣ 1972 ዓ.ም
TOWNS WITH ESTIMATED POPULATION OF 2000 AND ABOVE BY SEX AND REGION, 1980

ሠንጠረዥ ለ.4 TABLE B.4

ቦታ ቁጥር NUMBER

ክፍለ ሀገርና ከተማ	የሕዝብ ብዛት			ARSSI
	ወንድ	ሴት	ጅምር	
<u>አርቢ</u>				
አባባ	1,916	2,071	3,987	ASASA
አበላ	16,724	18,150	34,874	ASSELA
በቀጂ	1,876	2,164	4,040	BOKOJI
ዲራ	2,384	2,582	4,966	DERA
ጉቤሳ	1,932	2,423	4,355	GUBESSA
ሁሩታ	3,682	4,113	7,795	HURUTA
ቦፈሌ	3,808	3,177	6,985	KOFELE
ሮቢ	3,450	3,977	7,427	ROBI
ቢራ /ፈለገ ብር ሃን/	3,278	3,644	6,922	SIRE (FELEGE BERHAN)
ቢቶ	2,179	2,355	4,534	TICHO
ተገሃኤ ብር ሃን	4,801	5,119	9,920	TINSAE BERHAN
ቁርባ	1,266	1,333	2,599	KERSA
ሥልጣና	1,266	1,417	2,683	SILTANA
ባገራ	1,871	2,242	4,113	SAGURE
ጅምር /14 ከጠቅላይ/	50,433	54,767	105,200	TOTAL (14 TOWNS)
<u>ባሌ</u>				
አዳባ	2,313	2,822	5,135	ADABA
ዶዶላ	2,739	2,929	5,668	DODOLA
ጊኒር	3,558	3,756	7,314	GINIR
ጎባ	9,685	12,091	21,776	GOBA
ሮቢ	1,751	1,953	3,704	ROBI
መና	1,754	1,801	3,555	MENA
ጎር	1,215	1,487	2,702	GORRO
ጅምር /7 ከጠቅላይ/	23,015	26,839	49,854	TOTAL (7 TOWNS)
<u>ጎንደር</u>				
አዲስ ዘመን	3,926	5,127	9,053	ADDIS ZEMEN
አምባ ጊዮርጊስ*	2,410	2,928	5,338	AMBA GIORGIS*
ዳባት	3,719	5,106	8,825	DABAT
ደቡርቅ	3,753	5,300	9,053	DEBARK
ደብረ ታቦር	5,103	6,481	11,584	DEBRE TABOR
ጎንደር /አዘዘን ቅምር/	31,617	45,315	76,932	GONDAR (INCLUDING AZEZO)
አስቲ	1,745	2,960	4,705	ISTIE
ቆላ ዲባ	3,753	4,927	8,680	KOLA DIBA
ነፍሰ ጠወጃ	2,077	2,238	4,315	NEFAS MEWCHA
ሁሙራ*	4,951	4,523	9,474	HUMERA*
ወሮታ	2,978	3,917	6,895	WEROTA
አይከላ	1,593	1,960	3,553	AYKEL
ጎርጎራ	1,620	2,209	3,829	GORGORA
ጅምር /13 ከጠቅላይ/	69,245	92,991	162,236	TOTAL (13 TOWNS)
<u>ጎንደር</u>				
ዳዲ ቁይክ	4,032	4,743	8,775	ADI KEYEH
ዳዲ ባላ	5,959	6,284	12,243	ADI KWALA
ዳዲ ወገሪ /ወገደራራ/	9,742	10,497	20,239	ADI UGRI (MENDEFERA)
አቅዳተ**	15,130	14,238	29,368	AKORDAT**
ዳሰብ	14,559	10,493	25,052	ASEB
	MALE	FEMALE	TOTAL	REGION AND TOWN
	POPULATION			

ሁለተኛው ስድስት ወርቅ ዓመት የሕዝብ ብዛት በጾታና በክፍለ ሀገር፣ 1972 ዓ.ም
 TOWNS WITH ESTIMATED POPULATION OF 2000 AND ABOVE BY SEX AND REGION, 1980

ሀገራዊ ስድስት ወርቅ ዓመት

TABLE B.4 (Contd.)

ክፍለ ሀገርና ከተማ	የሕዝብ ብዛት			
	ወንድ	ሴት	ጠቅላይ	
<u>አርቲራ / የጠለ/</u>				<u>ERITREA (Contd.)</u>
አሥመራ	216,847	207,685	424,532	ASMARA
ድባር ዋ	2,141	2,388	4,529	DEBARWA
ደ ቁሳሳ	7,458	9,102	16,560	DEKEMHARE
ደ ቁሳሳ	2,605	2,632	5,237	DEKSHEHAY
ዓፄ ተክለዘን	1,463	1,722	3,185	ADI TEKELEZAN
አምባ ደርሀ	4,603	4,526	9,129	EMBA DERHO
ጊንዳዕ	4,068	4,353	8,421	GINDAE
ሕምብር ቲ	2,997	3,514	6,511	HIMBIRTI
ሕርገግ**	3,033	3,053	6,086	HIRGIGO**
ከረገ**	19,626	18,305	37,931	KEREN**
ምጽዋ	15,201	17,776	32,977	MASSAWA
ባዘን	3,283	3,511	6,794	QUAZEN
ሰንገራ	2,319	3,484	5,803	SENAFE
ተሰነጃ**	7,779	7,861	15,640	TESENEY**
ዳዕዳ ክርስቲያን	4,674	2,756	7,430	TSAEDA CHRISTIAN
ዳዳዘጋ	3,461	3,474	6,935	TSEAZEGA
ባረንቱ	2,926	4,221	7,147	BARENTU
ነፋሲት	2,926	4,221	7,147	NEFASIT
ጠቅላይ /23 ከተማ/	356,832	350,839	707,671	TOTAL (23 TOWNS)
<u>ጋሞ ገፋ</u>				<u>GAMO GOFFA</u>
አርባ ምጽዋ	7,835	7,144	14,979	ARBA MINCH
ቡልቲ	1,761	2,014	3,775	BULKI
ሙንቻ	2,859	3,805	6,664	CHENCHA
ረሰገ ነጭ	2,719	2,683	5,402	FELEGE NEWAY
ጊደላ	4,488	5,290	9,778	GIDOLE
ጃንቫ	3,153	3,145	6,298	JINKA
ጠቅላይ /6 ከተማ/	22,815	24,081	46,896	TOTAL (6 TOWNS)
<u>ጎጃም</u>				<u>GOJJAM</u>
አደት*	1,081	1,486	2,567	ADET*
ባሕር ዳር	23,402	28,786	52,188	BAHR DAR
ቡራ	4,729	6,944	11,673	BURE
ደብረ ግር ቀስ	18,555	22,131	40,686	DEBRE MARKOS
ዳንገላ	3,758	4,740	8,498	DANGLA
ደጃን	2,475	3,932	6,407	DEJEN
ደምበጃ	1,731	2,547	4,278	DEMBECHA
ቻገጃ*	2,263	2,547	4,810	CHAGNI*
ፍኖተ ሰላም	3,876	5,136	9,012	FENOTE SELAM
መርዕ ለግር ያም	1,858	2,781	4,639	MERTOLE MARIAM
ሞታ	3,716	4,003	7,719	MOTTA
ቢቸና	2,779	3,362	6,141	BICHENA
ደብረ ወርቅ	2,660	3,253	5,913	DEBRE WORK
ዳርብ ቲ /አቡ ቸክሊ/*	1,309	1,752	3,061	DURBETE (ABECHEKLI)*
	MALE	FEMALE	TOTAL	REGION AND TOWN
	POPULATION			

ሠለተ ሺ እና ከዚያ በላይ የሚኖሩ ያላቸው ከጥቅ የሕዝብ ብዛት በጾታና በክፍለ ሀገር 1972 ዓ.ም
TOWNS WITH ESTIMATED POPULATION OF 2000 AND ABOVE BY SEX AND REGION, 1980

ሠገጠረዥ ለ.4 /የክፍለ/

TABLE B.4 (Contd.)

ቦታ ቁጥር NUMBER

ክፍለ ሀገርና ከተማ	የሕዝብ ብዛት			
	ወንድ	ሴት	ጅምር	
<u>ገጃም / የክፍለ/</u>				GOJJAM (Contd.)
ገምጃ ቤት	1,622	1,686	3,308	GIMJA BET
አገጃገራ	1,689	1,904	3,593	INJIBARA
ጁጋ	1,495	2,060	3,555	JIGA
ሉማላ*	1,284	1,416	2,700	LUMAME*
መራጅ*	1,495	1,889	3,384	MERAWI*
አማ ኮሌሌ*	1,436	1,672	3,108	AMANUEL*
ጢሶ አባይ*	1,242	1,438	2,680	TIS ABAY*
ጅምር /21 ከጥቅ/	84,455	105,665	190,120	TOTAL (21 TOWNS)
<u>ሐረርጌ</u>				HARARGE
ዓለም ግዳ	4,408	4,366	8,774	ALEM MAYA
አሰበ ተራሪ	7,356	9,948	17,304	ASBE TEFERI
በይኖ	2,379	2,363	4,742	BEDENO
በዳሃ	3,452	3,415	6,867	BEDESA
ደደር	3,684	3,892	7,576	DEDER
ድራግ ዋ	39,160	42,864	82,024	DIRE DAWA
ፊኛን ቤረ	4,900	5,292	10,192	FUGNAN BIRA
ገለምሶ	3,529	3,501	7,030	GELEMSO
ገራዋ	2,366	2,375	4,741	GIRAWA
ገታ /አረር/	3,335	3,587	6,922	GOTA (ERER)
ሐረር	28,779	34,142	62,921	HARAR
ሐርና	4,047	4,101	8,148	HIRNA
ጁጁጋ**	6,568	7,194	13,762	JIJIGA**
መለካ ራፋ	3,180	2,924	6,104	MELKA RAFU
አሰቦት	1,823	1,965	3,788	ASEBOT
አይሻ	1,138	1,396	2,534	AISHA
አወደይ*	1,280	1,445	2,725	AWEDAY*
ወለን ቀ	1,849	1,830	3,679	CHELENKO
ረዳሳ በኩ*	1,332	1,475	2,807	FEDIS BEKU*
ቀርሳ	1,319	1,570	2,889	KERSA
መለሶ	1,642	1,792	3,434	MEISSO
መወታ*	1,758	1,785	3,543	MECHETA*
ጅምር /22 ከጥቅ/	129,284	143,222	272,506	TOTAL (22 TOWNS)
<u>ሲላሳቦር</u>				ILLUBABOR
ቡኖ በደላ	2,278	2,373	4,651	BUNO BEDELE
ደንቢ*	1,295	1,366	2,661	DENBI*
ጋምቤላ	1,856	2,016	3,872	GAMBELLA
ጉራ	7,621	7,965	15,586	GORE
መተ	4,934	5,784	10,718	METTU
ተባ	2,430	2,329	4,759	TOBBA
ሁረመ	1,487	1,563	3,050	HURUMU
ቀምባሲ*	1,190	1,465	2,655	KUMBABE*
ያዩ	1,306	1,376	2,682	YAYU
ተፒ*	1,820	1,625	3,445	TEPPI*
ጅምር /10 ከጥቅ/	26,217	27,862	54,079	TOTAL (10 TOWNS)
	MALE	FEMALE	TOTAL	REGION AND TOWN
	POPULATION			

ሠነድ ስር ከዚያ በላይ ነዋሪያቸው ያላቸው ከቆዩ የሕዝብ ብዛት በጾታና በክፍለ ሀገር 1972 ዓ.ም
TOWNS WITH ESTIMATED POPULATION OF 2000 AND ABOVE BY SEX AND REGION, 1980

ሠንጠረዥ ለ.4 / የቀጠለ/

TABLE B.4 (Contd.)

ቦታ ቁጥር NUMBER

ክፍለ ሀገርና ከተማ	የሕዝብ ብዛት			ቦታ ቁጥር NUMBER
	ወንድ	ሴት	ጠቅላይ	
<u>በፊ</u>				<u>KEFFA</u>
አጋር	9,606	10,386	19,992	AGARO
ቦገጋ	4,447	4,415	8,862	BONGA
ጂማ	31,073	32,764	63,837	JIMMA
ዲሃን ተፈሪ	3,109	3,299	6,408	MIZAN TEFERI
ቦገት /ሌሎ ገነት/	2,625	3,066	5,691	SINTU (LIMU GENET)
ዋካ	2,398	2,590	4,988	WAKA
አሰገታቦ	1,293	1,360	2,653	ASENDABO
ጊምቤ	2,178	1,842	4,020	GIMBLE
ሐር	1,752	1,618	3,370	HARO*
ኩምቤ	1,274	1,406	2,680	KUMBI*
ቦታ	1,978	2,081	4,059	SEKA*
ሸቤ	1,506	1,757	3,263	SHEBIE
ማጂ	1,403	1,436	2,839	MAJJI*
ጠቅላይ /13 ከተማ/	64,642	68,020	132,662	TOTAL (13 TOWNS)
<u>ሸዋ</u>				<u>SHEWA</u>
አዳላ አበባ	605,629	671,530	1,277,159	ADDIS ABABA
አዳላ ዓለም	3,222	3,603	6,825	ADDIS ALEM
አታይ	16,196	18,826	35,022	AKAKI
አላባ ቁረቶ	3,816	4,266	8,082	ALABA KULETO
ዓለም ገና	1,865	2,266	4,131	ALEM GENA*
አንቦር	1,950	2,000	3,950	ANKOBER*
ባቦ	3,392	3,972	7,364	BAKO
ቡታገራ	4,494	6,462	10,956	BUTAJIRA
ደብረ ብርሃን	10,769	14,016	24,785	DEBRE BERHAN
ደብረ ሲና	3,392	4,151	7,543	DEBRE SINA
ደብረ ዘይት	22,895	26,675	49,570	DEBRE ZEIT
አንዋሪ	2,120	2,550	4,670	ENWARE
ፊቼ	7,632	9,250	16,882	FICHE
ገብረ ጌታ	2,544	3,562	6,106	GEBRE GURACHA
ገደ	3,137	3,508	6,645	GEDO
ገፈርሃ /ወንጌ ገፈርሃ/	2,629	3,118	5,747	GEFERSA (WONJI GEFERSA)
ገነት /ሀለታ/	4,409	5,289	9,698	GENET (HOLETA)
ገንጫ	2,713	3,932	6,645	GHINCHI
ገዳን /ወላባ/	9,751	11,442	21,193	GHION (WOLISSO)
ገደር	2,629	1,502	4,131	GUDER
ሐገረ ሕይወት /አምቦ/	7,886	8,098	15,984	HAGERE HIWET (AMBO)
ሀሳኦ	6,784	6,866	13,650	HOSANA
ካራ ባራ	2,289	3,279	5,568	KARAKORE
ሜቂ	4,833	5,225	10,058	MEKI
ሞቶ	5,003	5,593	10,596	MOJO
ናዘረት	33,494	36,371	69,865	NAZRET
ነገሌ	4,070	4,910	8,980	NEGELE
ሮቤ	4,240	4,920	9,160	ROBI
ሸሸጫ	11,956	11,392	23,348	SHASHEMANE
ሸቦካ	2,120	2,370	4,490	SHEBOKA
ሸና	1,611	2,161	3,772	SHENO
ሸነጅ	1,187	1,148	2,335	SHONIE*
ሺንሸን	1,357	1,517	2,874	SHINSHICHO*
	MALE	FEMALE	TOTAL	REGION AND TOWN
	POPULATION			

ሁለተኛው ስድስት ወር የሚያሳይ የግብርና ቤቅ ስድስት ወር የሚያሳይ የሕዝብ ብዛት በጾታና በክፍለ ሀገር 1972 ዓ.ም
TOWNS WITH ESTIMATED POPULATION OF 2000 AND ABOVE BY SEX AND REGION, 1980

ሠንጠረዥ ለ.4. /የክፍለ/

TABLE B.4 (Contd.)

ቦታ

NUMBER

ክፍለ ሀገርና ከተማ	የሕዝብ ብዛት			ቦታ
	ወንድ	ሴት	ጠቅላይ	
<u>ሸዋ / የክፍለ/</u>				<u>SHEWA (Contd.)</u>
ሰበታ	3,053	3,413	6,466	SEBETA
ተሱ ቦሎ	2,205	2,465	4,670	TULU BOLO
ወለገጃቲ	3,816	4,086	7,902	WELENCHITI
ወለገኮሚ	2,289	2,740	5,029	WELENCOMI
ወሰ ጭ	3,222	3,603	6,825	WELKITE
አዋሽ	1,696	2,254	3,950	AWASH
ዓለም ጤና	3,901	4,001	7,902	ALEM TENA
አዳሚ ተሱ	1,357	1,517	2,874	ADAMITULU
ጫንሮ	1,187	1,687	2,874	CHANCHO
ደብረ ጽጌ	1,272	1,602	2,874	DEBRE TSEGHE
ቱከም*	1,865	2,445	4,310	DUKEM*
ኦሬሶን / አጣ ዳ/*	2,035	2,275	4,310	EFESON (ATAYE)*
ገሰጽ ዳን	1,442	1,791	3,233	GHOHATSION
ኢጂጂ	1,781	1,991	3,772	IJAJI
ቀሺ*	1,526	1,527	3,053	KOSHE*
ጦ ተሰራ	1,865	1,907	3,772	METAHARA
ጦ ስለ ጫና	1,442	1,970	3,412	MEHAL MEDA
ሰንገሩ*	3,900	4,540	8,440	SENDAFA*
ሰምቦ ት*	1,696	1,896	3,592	SEMBETIE*
ወንጂ/ዓለም ጤና*/	2,459	2,570	5,029	WONJI(ALEM TENA*)
ዘዋይ	1,357	1,517	2,874	ZUWAY
ጠቅላይ /54 ከተማ/	847,380	947,567	1,794,947	TOTAL (54 TOWNS)
<u>ሲዳሞ</u>				<u>SIDAMO</u>
አገረ ጫና	3,496	4,425	7,921	AGERE MARIAM
አገረ ሰለም	3,847	3,840	7,687	AGERE SELAM
አለታ ወንደ	7,503	6,828	14,331	ALETA WONDO
አዋሽ / ታቦር/	13,188	13,173	26,361	AWASSA (TABOR)
ቦሌ	1,892	2,047	3,939	BULE
ዲላ	12,221	10,946	23,167	DILLA
ሂሳ/ሳ	2,232	2,133	4,365	HIDILOLA
ከብረ ጫንጦት	5,983	6,154	12,137	KIBRE MENGIST
ለቡ	4,229	4,139	8,368	LEKU
ዎያሌ	3,507	3,946	7,453	MOYALLE
ነገሌ	7,035	7,317	14,352	NEGELE
ኮይ ቫዳን	2,264	2,548	4,812	ODO SHAKISO
ሶዶ	8,767	9,311	18,078	SODO
ወናገ	2,582	2,784	5,366	WENAGO
ተረሪ ከላ	1,286	1,461	2,747	TEFERI KELLA
ያቡሎ	3,146	3,349	6,495	YABELLO
ይርጋ ዓለም	11,987	10,669	22,656	YIRGA ALEM
ይርጋ ጩራ	4,335	4,459	8,794	YIRGA CHEFFE
አርቤ ገና	1,668	1,548	3,216	ARBE GONA
ቦዲቲ	1,690	1,845	3,535	BODITI
ቦራ	1,562	1,824	3,386	BORE
ጫለላ ትቲ	1,849	1,920	3,769	CHELELEKTI
ጠቅላይ /22 ከተማ/	106,269	106,666	212,935	TOTAL (22 TOWNS)
	MALE	FEMALE	TOTAL	REGION AND TOWN
	POPULATION			

ህዝብ ብዛት በጾታና በክፍለ ሀገር 1972 ዓ.ም
TOWNS WITH ESTIMATED POPULATION OF 2000 AND ABOVE BY SEX AND REGION, 1980

ሠንጠረዥ ለ-4 / የግምገማ/ TABLE B.4

(Contd.)

ቦታ

NUMBER

ክፍለ ሀገርና ከተማ	የህዝብ ብዛት			TIGRAI
	ወንድ	ሴት	ጭምር	
<u>ተገራይ</u>				
ዓብይ ዓጲ*	3,638	4,876	8,514	ABI ADDI*
አገላዕ	1,607	1,973	3,580	AGULAE
ዓጲ ገራተ	5,112	8,104	13,216	ADI GRAT
ዓጲ ሸሀ	1,690	2,548	4,238	ADI SHAHO
መርባ	1,615	2,758	4,373	MERSA
ዓድዋ	10,773	13,202	23,975	ADWA
አክሱም	9,216	12,759	21,595	AXUM
ጩርጩር /ወይራ ውሃ/	1,607	2,534	4,141	CHERCHER (WEIRA WUHA)
ሸውዘን	2,223	2,343	4,566	HAUZEN
አንዳ ባገኛ**	2,165	2,285	4,450	INDA BAGUNA**
አንገራ ሥላሴ	4,079	6,680	10,759	INDA SELASSIE
አንቲራ	1,790	2,273	4,063	INTICHO
ቆርቦቲ	1,632	2,335	3,967	KORBETE
ማይጩው	5,603	6,549	12,152	MAYCHEW
መቶላ	20,389	26,457	46,846	MEKELE
ኩሳ	2,031	2,768	4,799	QUIHA
ሰለክላሽ	2,223	2,556	4,779	SELEKLAKA
ወቅር	4,770	5,989	10,759	WUKRO
ሰንጃጣ	1,091	1,637	2,728	SENKATA
ጭምር /19 ከተሞች/	83,254	110,246	193,500	TOTAL (19 TOWNS)
<u>ወለጋ</u>				
አርጾ	2,402	2,940	5,342	ARJO
ደምቢ ደሱ	6,512	6,167	12,679	DEMBI DOLLO
አናንጉ	2,058	2,572	4,630	ENANGO
ጊምቢ	6,512	7,010	13,522	GHINBI
ነቆተ	12,276	14,887	27,163	NEKEMT
መንጻ	2,733	2,966	5,699	MENDI
ነጾ	3,076	3,454	6,530	NEJO
ሸምቡ	3,762	4,062	7,824	SHAMBU
ሲራ	1,665	2,217	3,882	SIRE
አሰባ	1,344	1,387	2,731	ASOSA
አያኛ*	1,254	1,322	2,576	AYANA*
ቤገ	1,136	1,381	2,517	BEGI
ገንጻ	1,411	1,593	3,004	GIDAME
ገይ*	1,625	1,426	3,051	GUY*
ፊንቄ*	1,204	1,491	2,695	FINCHA*
ሰራቱ	1,153	1,459	2,612	HARATU
ሀጻ	1,243	1,309	2,552	HOMA
ኪልቲ ካራ*	1,816	1,698	3,514	KILTU KARA*
ሙገ	1,850	1,783	3,633	MUGI
ቢላ	1,204	1,360	2,564	BILLA
ጭምር /20 ከተሞች/	56,236	62,484	118,720	TOTAL (20 TOWNS)
<u>ወሎ</u>				
አላማጫ	3,992	7,324	11,316	ALAMATA
ባቲ	5,452	6,923	12,375	BATI
	MALE	FEMALE	TOTAL	REGION AND TOWN
	POPULATION			

ሠለተ ሺ እና ከዚያ በላይ ነዋሪዎች ያላቸው ከጥቅ የሕዝብ ብዛት በጾታና በክፍለ ሀገር 1972 ዓ.ም
TOWNS WITH ESTIMATED POPULATION OF 2000 AND ABOVE BY SEX AND REGION, 1980

ሠገጠረዥ ለ.4/ / የጥቅል/ TABLE B.4 (Contd.)

በጥር NUMBER

ክፍለ ሀገርና ከተማ	የሕዝብ ብዛት			WELLO DESSIE HIKE KOBO KOMBOLCHA KOREM SEKOTA* WUCHALE WOLDIYA WEREILU TENTA ASAITA KUTABER MERSA
	ወገድ	ሴት	ጊዮር	
<u>ወሎ / የጥቅል/</u>				
ደቦ	33,832	41,784	75,616	
ጠይቅ	2,379	3,443	5,822	
ቆቦ	4,831	5,956	10,787	
ኮምቦላቻ	4,468	5,680	10,148	
ኮረም	3,629	3,781	7,410	
ሰጥጫ	5,154	4,994	10,148	
ወህላ	1,766	3,436	5,202	
ወላይያ	7,138	8,704	15,842	
ወረይሎ	2,597	3,371	5,968	
ተገታ	1,347	1,372	2,719	
አባይታ	1,202	1,609	2,811	
ኩታበር	1,266	1,289	2,555	
መርሃ	2,170	2,685	4,855	
ጊዮር /15 ከጥቅ/	81,223	102,351	183,574	TOTAL (15 TOWNS)
ጠቅላላ ጊዮር /259 ከጥቅ/	2,001,300	2,223,600	4,224,900	GRAND TOTAL (259 TOWNS)
	MALE	FEMALE	TOTAL	REGION AND TOWN
	POPULATION			

47

* የአ ነገህ ከጥቅ ሕዝብ ብዛት የተገኘው ከከተማ ነዋሪዎች የነበረት ሥራ ዓኅዲት ነው።

*Towns whose population estimates are obtained from urban dwellers association.

** የአ ነገህ ከጥቅ ሕዝብ ብዛት የተገኘው በ1949 ዓ.ም የሀገር አስተዳደር ዲክቴር ቦሰጠው ገምት ነው። የተኖሩት ገን የአስታክቲክ ጠቅላይ ጸ/ቤት ባደረገው ጥናት የተገኘ ናቸው።

**Towns whose estimates are based on the 1956 Ministry of Interior Population reporting. Estimates for all other towns are based on C.S.O. Surveys.

የየዓመት የወጪት የህት የልጅ ስዝብ ብዛት ተገባታ በጾታ፣ በገጠርና በከተማ ከ1972 - 1982 ዓ.ም
 ANNUAL POPULATION PROJECTION OF ETHIOPIA BY SEX, RURAL AND URBAN AREAS, 1980 - 1990

ገጠር ለ.5 TABLE B. 5

ዓመት	ጾታ	የስዝብ ብዛት /በሺህ/				
		የገጠር	የከተማ	ድምር		
1972	ወገድ	13,683.3	2,001.3	15,684.6	MALE	1980
	ሴት	13,157.1	2,223.6	15,380.7	FEMALE	
	ድምር	26,840.4	4,224.9	31,065.3	TOTAL	
1973	ወገድ	13,987.7	2,115.8	16,103.5	MALE	1981
	ሴት	13,449.7	2,350.9	15,800.6	FEMALE	
	ድምር	27,437.4	4,466.7	31,904.1	TOTAL	
1974	ወገድ	14,302.8	2,235.6	16,538.4	MALE	1982
	ሴት	13,752.6	2,484.0	16,236.6	FEMALE	
	ድምር	28,055.4	4,719.6	32,775.0	TOTAL	
1975	ወገድ	14,628.8	2,361.1	16,989.9	MALE	1983
	ሴት	14,066.2	2,623.5	16,689.7	FEMALE	
	ድምር	28,695.0	4,984.6	33,679.6	TOTAL	
1976	ወገድ	14,967.8	2,492.8	17,460.6	MALE	1984
	ሴት	14,392.2	2,769.8	17,162.0	FEMALE	
	ድምር	29,360.0	5,262.6	34,622.6	TOTAL	
1977	ወገድ	15,324.6	2,631.8	17,956.4	MALE	1985
	ሴት	14,735.1	2,924.3	17,659.4	FEMALE	
	ድምር	30,059.7	5,556.1	35,615.8	TOTAL	
1978	ወገድ	15,691.2	2,777.0	18,468.2	MALE	1986
	ሴት	15,087.7	3,085.6	18,117.3	FEMALE	
	ድምር	30,778.9	5,862.6	36,641.5	TOTAL	
1979	ወገድ	16,069.3	2,929.0	18,998.3	MALE	1987
	ሴት	15,451.3	3,254.5	18,705.8	FEMALE	
	ድምር	31,520.6	6,183.5	37,704.1	TOTAL	
1980	ወገድ	16,459.4	3,088.1	19,547.5	MALE	1988
	ሴት	15,826.4	3,431.2	19,257.6	FEMALE	
	ድምር	32,285.8	6,519.3	38,805.1	TOTAL	
1981	ወገድ	16,861.7	3,254.5	20,116.2	MALE	1989
	ሴት	16,213.1	3,616.1	19,829.2	FEMALE	
	ድምር	33,074.8	6,870.6	39,945.4	TOTAL	
1982	ወገድ	17,275.1	3,428.4	20,703.5	MALE	1990
	ሴት	16,610.6	3,809.3	20,419.9	FEMALE	
	ድምር	33,885.7	7,237.7	41,123.4	TOTAL	
		RURAL	URBAN	TOTAL		
		POPULATION (000'S)			SEX	YEAR

የወደፊት የሊት የሉዓል ሕዝብ ብዛት 1967 - 1992 ዓ.ም
 POPULATION PROJECTION OF ETHIOPIA, 1975 - 2000

ሠንጠረዥ ለ.6

TABLE B.6

ዓመት ምስረትና የግምት መጠን	የሕዝብ ብዛት /በሺህ/			ዓመት 1975 1980 1985 1990 1995 2000
	ወገድ	ሴት	ድምር	
1967	14,014.6	13,377.3	27,391.9	
1972	15,684.6	15,380.7	31,065.3	
1977	17,956.4	17,659.4	35,615.8	
1982				
ከፍ ተኛ	20,703.5	20,419.9	41,123.4	HIGH
መካከለኛ	20,703.5	20,419.9	41,123.4	MEDIUM
ዝቅ ተኛ	20,625.3	20,152.3	40,777.6	LOW
1987				
ከፍ ተኛ	23,882.5	23,861.2	47,743.7	HIGH
መካከለኛ	23,769.8	23,753.7	47,523.5	MEDIUM
ዝቅ ተኛ	23,391.7	23,141.1	46,532.8	LOW
1992				
ከፍ ተኛ	28,096.1	27,708.2	55,804.3	HIGH
መካከለኛ	27,497.0	27,117.3	54,614.3	MEDIUM
ዝቅ ተኛ	26,374.1	26,242.0	52,616.1	LOW
	MALE	FEMALE	TOTAL	YEAR & PROJECTION VARIANT
	POPULATION (000'S)			

ከፍላ ስ - ወደ ኢትዮጵያ የሚገቡ፣ ከኢትዮጵያ የሚወጡ ሰዎችና በኢትዮጵያ የሚኖሩ የውጭ አገር ዜጎች ብዛት

ለሠጠረዥ ስ. 1-4 ወረጃው የተገኘው በ-የባህር፣ በባሕርና በአየር አድርገው ወደ ስገራ ተገብተው በሚገቡና ከስገራ ታክ ከሚወጡ ሰዎች ከሚወጡበት የሚገቡና የሚወጡ ቅጾች ነው።

ሠጠረዥ ስ. 1-2 እነዚህ ሠጠረዥ የሚያስከትት ወደ ኢትዮጵያ የሚገቡትን በአስገር፣ በጾታ፣ የገቡበትን ምክንያትና እንደዚህም በየወሩ ስንት ሰዎች እንደሚገቡ ጭምር ነው።

ሠጠረዥ ስ. 3-4 እነዚህ ሠጠረዥ የሚያስከትት ከኢትዮጵያ የወጡትን በአስገር፣ በጾታ የወጡበትን ምክንያትና እንደዚህም በየወሩ ስንት ሰዎች እንደሚወጡ ጭምር ነው።

ሠጠረዥ ስ. 5 የውጭ አገር ዜጎች እስታቲስቲክስ ሲሆን የሚዘጋጀው በአገር አስተዳደር ሚኒስቴር የሕዝብ ይህ ጉዳት ጥበቃ አስተዳደር ነው። በ1937 ዓ.ም የወጣው አዋጅ ቁጥር 57 ማናቸውም የውጭ አገር ዜጋ /ሴት ወይም ወንድ/ እንዲሁም 16 ዓመት የሞላው ኢትዮጵያ በገባ በ30 ቀን ውስጥ የይለፍና ቪዛ ክፍለ ቁጥር ተመዘገቦ የኗሪ ነት መታወቅ ወረቀት አገኝቶ እንዲይዝ ያዘል። ከዚያም በኋላ በየዓመቱ በመመዘኛ የኗሪ ነትን ፈቃድ ያሰጋል። ቢሆንም ለጊዜው ይህ እስታቲስቲክስ ሊገኝ አልተቻለም።

የቃላት ትርጉም

ወጪዎች: ከኢትዮጵያ ከወጡ በኋላ ወዲያውኑ የማይመለሱ፣ ከኢትዮጵያ ወደ ሌላ አገር የሄዱ ሰዎች ማለት ነው። ይህም ገቢዎችንና በተራገዘት መልክ የወጡትን አይጠቅሱም።

አዲስ ገቢዎች: ወደ ኢትዮጵያ የሚገቡ የውጭ አገር ዜጎች ሁሉ አዲስ የገቡ ተባለው የሚመዘገቡት በኢትዮጵያ ውስጥ ለመኖር የሚያስችላቸው የሚገቡ ፈቃድ ቢኖራቸውና ከዚህ በታች ቢመለከቱት መሠረት ተመልሶ ገቢ ያልሆኑ እንደሆኑ ነው።

ተመልሰው ገቢዎች: ከኢትዮጵያ በፈቃድ ወጥተው ተመልሰው የሚገቡ ዜጎች ሀ/ ተመልሶ ለመገባት የሚያስችል ቪዛ ካላቸው፣ ለ/ አስቀድመው በኢትዮጵያ መኖራቸው ከታወቀ /በገቢው ወይም በተራገዘት ሰይህን/ ከኢትዮጵያ ወጪ የቀደሙት ጊዜ ከአገዳዳዊ ዓመት ያልበለጠ ወይም ስ/ ትምህርት ለመከታተል ከሁለት ዓመት ሳልበለጠ ጊዜ ውጭ አገር የቀደሙ ከሆነ ወጥተው ተመልሰው የገቡ በመባል ይመደባሉ።

ነዋሪ: ማንኛውም ኢትዮጵያዊ ወይም የውጭ አገር ከሚገኙ የኢትዮጵያ ቀንሰሎች ወይም ከኢትዮጵያ በሮች የይለፍና ቪዛ ክፍለ የነዋሪዎች ሕጋዊ ቪዛ በመቀበል በኢትዮጵያ የሚኖር ነው።

ቱሪስት /አገር ገቢ/ - በቱሪስት ስም የተመደበ ከውጭ አገር ከሚገኝ የኢትዮጵያ ቀንሰሎች ወይም ከአዲስ አበባ፣ ከአሥመራ፣ ከድረ-ዳዋና ከአሰባ አውሮፕላን ማረፊያዎች ከይለፍና ከቪዛ የቱሪስት /የአገር ገቢ/ ቪዛ በመቀበል ኢትዮጵያ ውስጥ ለተወሰነ ጊዜ የሚቀይሩ ሰው ነው። ቪዛው ለቱሪስት ወራት ያህል ስለሚያገለግል መንገደኛው /ቱሪስት/ አንዳንድ ጉዳዮች ለማከናወን ወይም የአረፍት ጊዜውን አገር በመገባት ሊያሳልፍ ይችላል።

ተራገዘት: ለተሳሳሪ መንገደኞች የሚሰጥ ለሰባት ቀናት ያህል የሚያገለግል የተራገዘት ቪዛ ያለው ነው። ይህም ቪዛ የሚሰጠው በውጭ አገር በሚገኙ የኢትዮጵያ ቀንሰሎች ወይም በኢትዮጵያ በሮች ነው።

SECTION C. ARRIVALS AND DEPARTURES
AND NUMBER OF FOREIGN RESIDENTS

The data for Table C 1-4 are obtained from the information supplied by persons entering to or departing from Ethiopia via road, rail, sea or air.

Tables C. 1-2: These Tables indicate number of arrivals to Ethiopia by continent, sex and purpose of entry to Ethiopia and number of arrivals by month.

Tables C. 3-4: These Tables indicate number of departures by continent sex and purpose of exit and number of departures by month.

Table C. 5: The Public Security Department of the Ministry of Interior is the primary source of statistics of foreign residents in Ethiopia. By Proclamation No. 57 of 1955, every foreigner is required, within 30 days of his (or her) arrival in Ethiopia or of his (or her) attaining the age of 16 years and thereafter annually, to report in person to the registrar, and secure an identity card (Foreigner's Refistration Book). However, current data are not available.

DEFINITION OF CONCEPTS

Emigrants. An emigrant is a person proceeding out of Ethiopia for a destination elsewhere without the immediate intention of returning to the country, excluding visitors and persons in transit.

Immigrants. Persons entering the country are classified as new immigrants if they are not returning residents as defined below and have an entry permit, which allows them to become residents of the country.

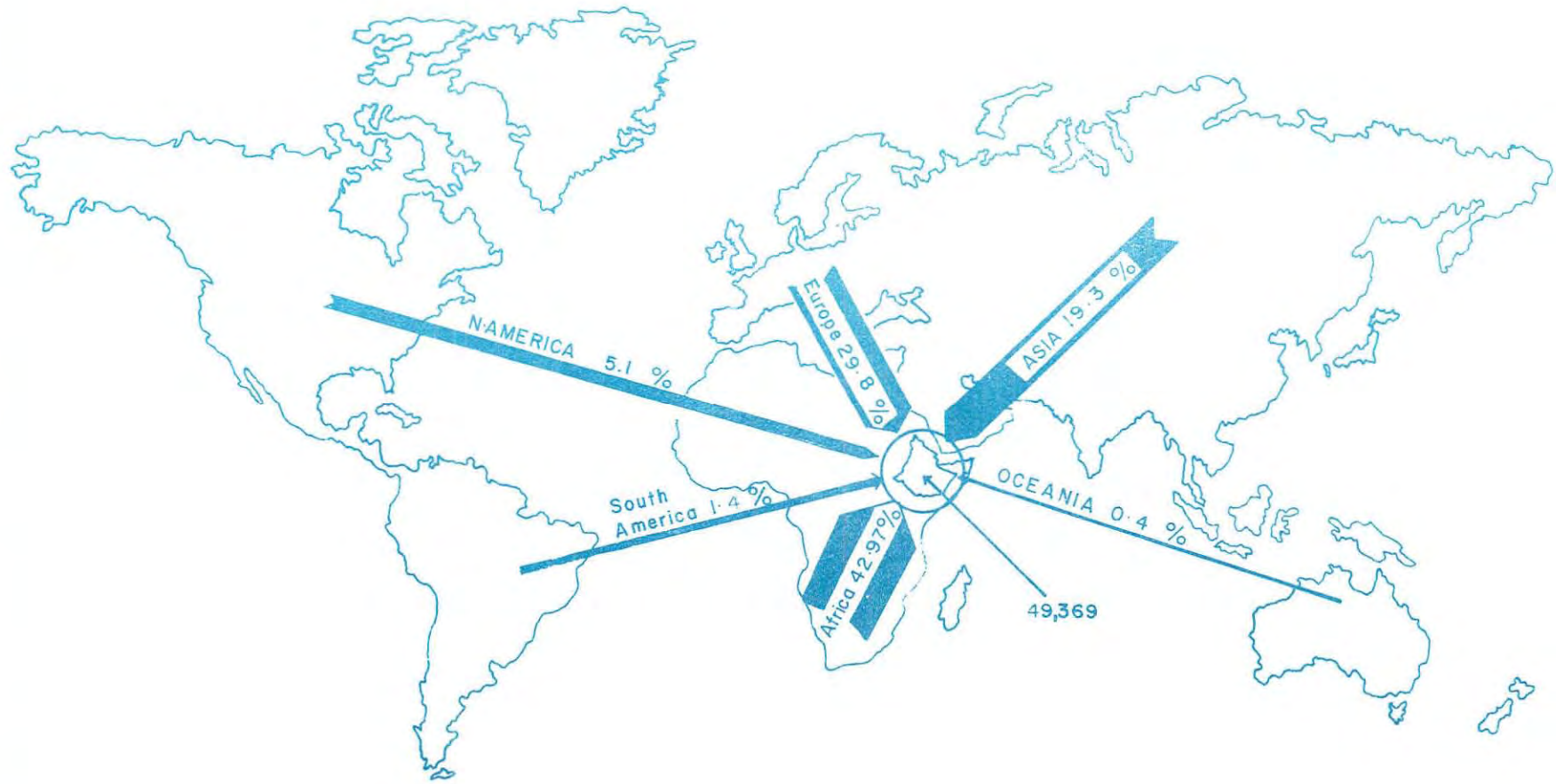
Re-Entrants. Persons returning to the country are classified as returning residents if (a) they possess a valid re-entry visa, of if (b) they have been absent for less than one year, of (c) if they have been abroad for educational purposes for a period of less than two years.

Resident. Any Ethiopian and/or foreigner (with valid resident permit) residing in Ethiopia regardless of his nationality is a resident.

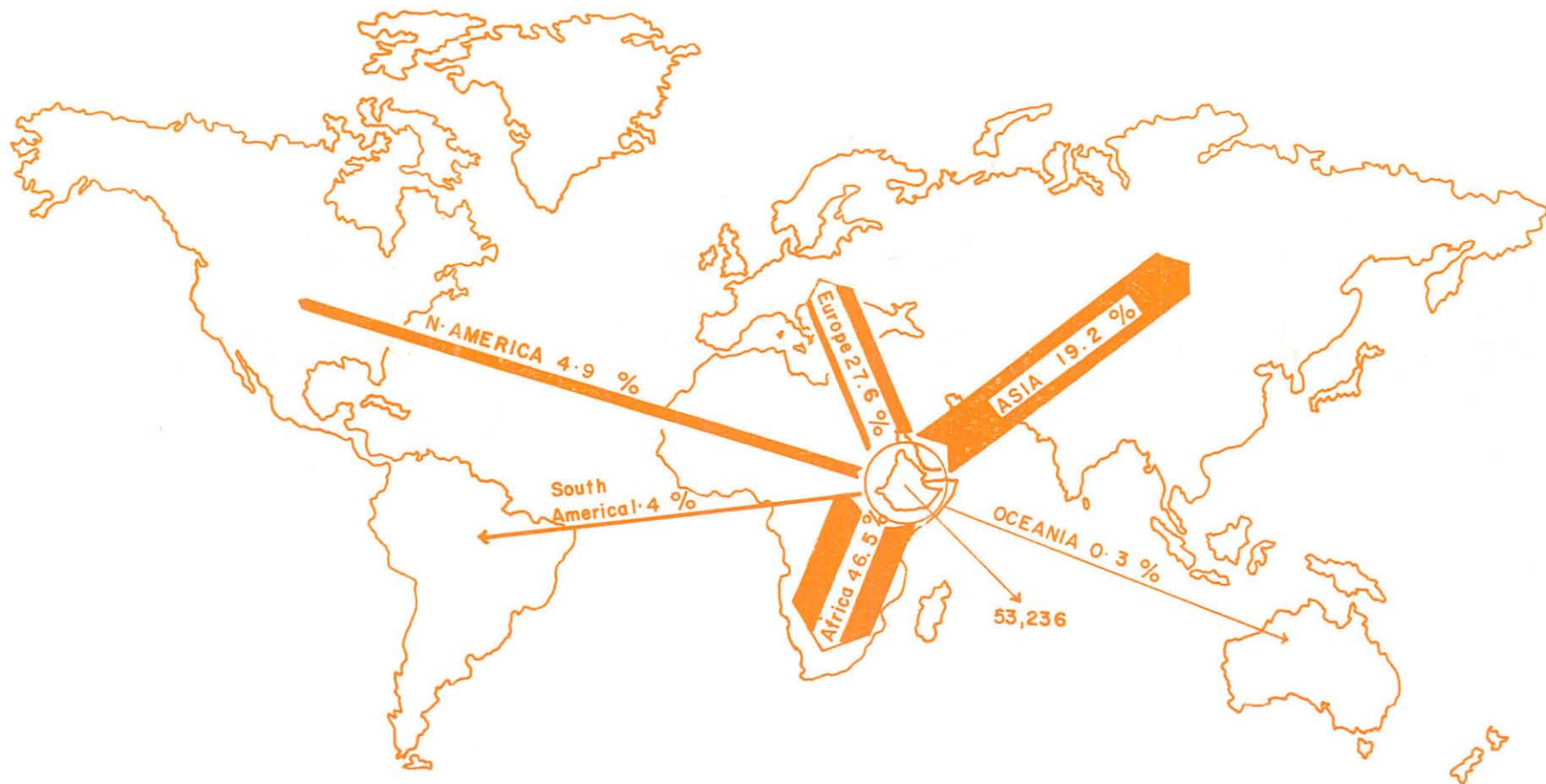
Tourists. Are persons who have a visitor's or tourist's visa, that can be obtained either at the Ethiopian consulates abroad or at the ports in Ethiopia. These visas are valid up to 3 months and allow the visitor to pursue temporarily his business or profession. Tourists also cover visitors on holiday.

Transit. Any person who has an in-transit visa that will enable him to pass through the country to a certain destination abroad is a transit. The visa is issued at the Ethiopian consulates abroad or at the ports in Ethiopia. The intransit visa may be valid for a period of up to seven days.

CI - ARRIVALS TO ETHIOPIA BY CONTINENT 1979



C2-DEPARTURES FROM ETHIOPIA BY CONTINENT 1979



ወደ ኢትዮጵያ የገቡትን ሰዎች በጾታ፣ በአገራት፣ የገቡበትን ዎከንያት ለይቶ የሚያሰይ /ከጥር 1971-1972 ዓ.ም/ ARRIVALS, BY SEX, CONTINENT AND PURPOSE OF ENTRY (JAN.-DEC.1972)

ሠገጠረዥ ለ.1 TABLE C.1

አገር	ጾታ	የ ገ ቡ በ ት ዎ ከ ን ያ ት									
		የግሪ	ሥራ	ለበበበባ	ለሰራተ	በተራን ዚተነት	ሌላ	ያልተ ገለጸ	ድምር		
አፍሪካ	ወንድ	7,268	840	1,407	835	2,613	397	3,345	16,705	M	AFRICA
	ሴት	1,998	97	188	752	496	103	1,369	5,003	F	
	ድምር	9,266	937	1,595	1,587	3,109	500	4,714	21,708	TOTAL	
አውሮፓ	ወንድ	1,595	3,369	365	797	1,296	657	2,693	10,772	M	EUROPE
	ሴት	915	352	94	621	569	293	1,077	3,921	F	
	ድምር	2,510	3,721	459	1,418	1,865	950	3,770	14,693	TOTAL	
አሜሪካ /ሰ/	ወንድ	187	484	70	304	289	81	171	1,706	M	AMERICA (N)
	ሴት	131	75	40	273	174	30	88	830	F	
	ድምር	318	559	110	577	463	111	259	2,536	TOTAL	
አሜሪካ /ደ/	ወንድ	35	45	11	11	31	152	262	547	M	AMERICA (S)
	ሴት	10	4	3	6	7	42	70	142	F	
	ድምር	45	49	14	17	38	194	332	689	TOTAL	
አሲያ	ወንድ	539	583	168	826	1,488	324	4,082	8,010	M	ASIA
	ሴት	261	18	29	238	316	66	575	1,503	F	
	ድምር	800	601	197	1,064	1,804	390	4,657	9,513	TOTAL	
አውስትራሊያና ኒዛላንድ	ወንድ	8	58	5	16	31	6	9	133	M	OCEANIA
	ሴት	6	5	2	17	12	2	6	50	F	
	ድምር	14	63	7	33	43	8	15	183	TOTAL	
ያልተገለጸ	ወንድ	16	3	3	-	3	1	6	33	M	NOT STATED
	ሴት	-	-	-	4	3	1	7	14	F	
	ድምር	16	3	3	4	6	2	13	47	TOTAL	
ጠቅላላ ድምር	ወንድ	9,648	5,502	2,029	2,789	5,751	1,618	10,569	37,905	M	GRAND TOTAL
	ሴት	3,321	570	356	1,911	1,577	537	3,191	11,463	F	
	ድምር	12,969	6,072	2,385	4,700	7,328	2,155	13,760	49,369	TOTAL	
		RESI- DENT	BUSI- NESS	CONFER- ENCE	VACA- TION	TRAN- SIT	OTHER	NOT STATED	TOTAL	SEX	CONTINENTS
PURPOSE OF ENTRY											

M = Male
F = Female

በ የወሩ ወደ ሊት የሌጅ የሚገቡትን ሰዎች በጾታና የገባቸውን ዓይነት የሚያሳይ /ከጥር 1971- ታህሣሥ 1972 ዓ.ም
 MONTHLY ARRIVALS BY SEX, AND PURPOSE OF ENTRY (ALL CONTINENTS) JAN.-DEC.1979

ሠገጠኒኛ ለ.2 TABLE C. 2

ወር	ጾታ	የ ገቡበት ዓይነት								ጾታ ገለጻ	ደምር	SEX	MONTH
		የሳይ	ሌሎች	አስተዳደር	አሰሪዎች	ገብተው ዘገቡ	ሌላ	የሌላ	ጠቅላላ				
ጥር	ወንድ	715	477	227	162	300	163	818	2,862	M	JANUARY		
	ሴት	329	52	21	114	84	46	288	934	F			
	ደምር	1,044	529	248	276	384	209	1,106	3,796	TOTAL			
የካቲት	ወንድ	563	440	115	128	335	136	613	2,330	M	FEBRUARY		
	ሴት	152	40	17	90	85	23	174	581	F			
	ደምር	715	480	132	218	420	159	787	2,911	TOTAL			
ጳጉሜ	ወንድ	702	469	156	188	498	140	688	2,841	M	MARCH		
	ሴት	238	43	26	118	124	37	266	852	F			
	ደምር	940	512	182	306	622	177	954	3,693	TOTAL			
ሚያዝያ	ወንድ	892	456	298	192	453	131	732	3,154	M	APRIL		
	ሴት	250	38	42	163	143	54	197	887	F			
	ደምር	1,142	494	340	355	596	185	929	4,041	TOTAL			
ገንቦት	ወንድ	640	441	201	152	400	80	681	2,595	M	MAY		
	ሴት	242	30	25	83	69	33	213	695	F			
	ደምር	883	471	226	235	469	113	894	3,290	TOTAL			
ሰኔ	ወንድ	842	491	100	207	481	105	1,029	3,255	M	JUNE		
	ሴት	234	44	31	139	107	44	233	832	F			
	ደምር	1,076	535	131	346	588	149	1,262	4,087	TOTAL			
ጴይሌ	ወንድ	982	387	111	345	762	132	1,212	3,931	M	JULY		
	ሴት	333	40	27	285	287	29	379	1,380	F			
	ደምር	1,315	427	138	630	1,049	161	1,591	5,311	TOTAL			
ነሐሴ	ወንድ	766	381	124	304	566	112	950	3,203	M	AUGUST		
	ሴት	293	48	28	188	164	45	258	1,024	F			
	ደምር	1,059	429	152	492	730	157	1,208	4,227	TOTAL			
ጥቅምት	ወንድ	1,518	649	193	275	812	261	1,489	5,197	M	SEPTEMBER		
	ሴት	594	89	29	158	190	107	452	1,619	F			
	ደምር	2,112	738	222	433	1,002	368	1,941	6,816	TOTAL			
ጥቅምት	ወንድ	639	598	145	234	486	140	1,069	3,311	M	OCTOBER		
	ሴት	209	65	31	144	145	41	267	902	F			
	ደምር	848	663	176	378	631	181	1,336	4,213	TOTAL			
ገብር	ወንድ	507	325	130	161	269	116	553	2,061	M	NOVEMBER		
	ሴት	218	36	24	115	90	31	201	715	F			
	ደምር	725	361	154	276	359	147	754	2,776	TOTAL			
ታህሣሥ	ወንድ	882	388	229	441	389	102	735	3,166	M	DECEMBER		
	ሴት	229	45	55	314	89	47	263	1,042	F			
	ደምር	1,111	433	284	755	478	149	998	4,208	TOTAL			
ጠቅላላ ደምር	ወንድ	9,648	5,502	2,029	2,789	5,751	1,618	10,569	37,906	M	GRAND TOTAL		
	ሴት	3,321	570	356	1,911	1,577	537	3,191	11,463	F			
	ደምር	12,969	6,072	2,385	4,700	7,328	2,155	13,760	49,369	TOTAL			
		RESI-DENT	BUSI-NESS	CONFER-ENCE	VACA-TION	TRAN-SIT	OTHER	NOT STATED	TOTAL				
		PURPOSE OF ENTRY											

ከሊት ዓለ ያ የወጡት ሰዎች በጾታ፣ በአካገርና የወጡበትን ምክንያት ለይተ የሚያሳይ /ከጥር 1971 - ታህሣሥ 1972 ዓ.ም /
 DEPARTURES, BY SEX, CONTINENT AND PURPOSE OF EXIT (JAN.-DEC. 1979)

ሠንጠረዥ ሐ.3 TABLE C.3

አካገር	ጾታ	የወጡበትን ምክንያት								የጾታ ያልሆኑ	ጠቅላላ ደምር		
		ለምንገሥተ ሥራ	ለገለ ሥራ	ለሰራተኛ	ለተም ሀርት	ለሀኪምና	ለሌላ	ያልተገለጸ	ደምር				
አፍሪካ	ወገድ	1,991	591	275	2,268	110	722	3,497	9,454	8,955	18,409	M	AFRICA
	ሴት	262	288	306	365	77	321	2,085	3,704	2,654	6,358	F	
	ደምር	2,253	879	581	2,633	187	1,043	5,582	13,158	11,609	24,767	TOTAL	
አውሮፓ	ወገድ	318	300	679	34	48	311	1,329	3,019	7,645	10,664	M	EUROPE
	ሴት	101	80	570	33	44	134	780	1,742	2,293	4,035	F	
	ደምር	419	380	1,249	67	92	445	2,109	4,761	9,938	14,699	TOTAL	
አሜሪካ/ሰ/	ወገድ	69	26	58	14	8	37	88	300	1,456	1,756	M	AMERICA (N)
	ሴት	17	15	77	9	12	35	63	228	647	875	F	
	ደምር	86	41	135	23	20	72	151	528	2,103	2,631	TOTAL	
አሜሪካ/ደ/	ወገድ	5	3	4	4	18	98	62	194	371	565	M	AMERICA (S)
	ሴት	2	1	5	-	14	27	40	89	68	157	F	
	ደምር	7	4	9	4	32	125	102	283	439	722	TOTAL	
አውስትራሊያና ኒዥላንድ	ወገድ	77	81	157	21	7	71	867	1,281	7,131	8,412	M	ASIA
	ሴት	26	21	122	8	9	47	439	672	1,124	1,796	F	
	ደምር	103	102	279	29	16	118	1,306	1,953	8,255	10,208	TOTAL	
ያልተገለጸ	ወገድ	-	3	4	-	-	-	1	8	115	123	M	OCEANIA
	ሴት	-	2	5	-	-	-	1	8	37	45	F	
	ደምር	-	5	9	-	-	-	2	16	152	168	TOTAL	
ጠቅላላ ደምር	ወገድ	-	3	2	-	-	6	7	18	15	33	M	NOT STATED
	ሴት	-	-	2	-	-	-	1	3	5	8	F	
	ደምር	-	3	4	-	-	6	8	21	20	41	TOTAL	
		2,460	1,007	1,179	2,341	191	1,245	5,851	14,274	25,888	39,962	M	GRAND TOTAL
		408	407	1,087	415	156	564	3,409	6,446	6,828	13,274	F	
		2,868	1,414	2,266	2,756	347	1,809	9,260	20,720	32,716	53,236	TOTAL	
		GOVERNMENT	PRIVATE BUSINESS	VACATION	TRAINING	MEDICAL	OTHERS	NOT STATED	TOTAL	NON RESIDENTS	GRAND TOTAL	SEX	CONTINENTS
RESIDENTS BY PURPOSE OF EXIT													

በየወሩ ከሌተ የሌላ ያ የሚመጡትን በጾታ የወጡትን ምክንያት የሚያሳይ / በቦር 1971-ጉሳሥ 1972 ዓ.ም /
 MONTHLY DEPARTURES BY SEX AND PURPOSE OF EXIT (ALL CONTINENTS) JAN.-DEC. 1979

ሠንጠረዥ ስ.4 TABLE C.4

ወር	ጾታ	የወጣት ምክንያት								የወጣት ቁጥር	ጠቅላላ ቁጥር		
		ለግንደ	ለገለ	ለአረፍት	ለትምህርት	ለሀኪምና	ለሌላ	ያልተገለጸ	ድምር				
ጥር	ወገድ	194	67	39	147	16	85	548	1,096	1,714	2,810	M	JANUARY
	ሴት	27	15	34	25	19	38	209	367	504	871	F	
	ድምር	221	82	73	172	35	123	757	1,463	2,218	3,681	TOTAL	
የባህር	ወገድ	186	66	39	121	12	103	410	937	1,448	2,385	M	FEBRUARY
	ሴት	23	25	53	4	8	47	227	387	367	754	F	
	ድምር	209	91	92	125	20	150	637	1,324	1,815	3,139	TOTAL	
ግንባር	ወገድ	152	79	34	51	17	115	363	811	2,025	2,836	M	MARCH
	ሴት	31	29	31	13	10	50	261	425	467	892	F	
	ድምር	183	108	65	64	27	165	624	1,236	2,492	3,728	TOTAL	
ግንባር	ወገድ	171	95	82	79	19	89	375	910	1,962	2,872	M	APRIL
	ሴት	40	37	66	23	15	54	246	481	549	1,030	F	
	ድምር	211	132	148	102	34	143	621	1,391	2,511	3,902	TOTAL	
ግንባር	ወገድ	185	111	79	57	8	124	325	889	2,200	3,089	M	MAY
	ሴት	22	26	88	17	12	30	250	445	438	883	F	
	ድምር	207	137	167	74	20	154	575	1,334	2,638	3,972	TOTAL	
ግንባር	ወገድ	264	95	203	52	15	110	397	1,142	2,027	3,169	M	JUNE
	ሴት	45	36	210	16	17	57	313	694	496	1,190	F	
	ድምር	309	131	413	68	32	173	710	1,836	2,523	4,359	TOTAL	
ግንባር	ወገድ	204	72	266	80	22	120	562	1,326	2,715	4,041	M	JULY
	ሴት	50	38	258	17	18	48	370	799	920	1,719	F	
	ድምር	254	110	524	97	40	168	932	2,125	3,635	5,760	TOTAL	
ግንባር	ወገድ	284	86	131	196	9	99	584	1,389	2,207	3,596	M	AUGUST
	ሴት	47	35	110	69	11	54	331	657	711	1,368	F	
	ድምር	331	121	241	265	20	153	915	2,046	2,918	4,964	TOTAL	
ግንባር	ወገድ	364	144	120	940	29	171	1,112	2,880	4,259	7,139	M	SEPTEMBER
	ሴት	43	57	84	141	22	76	604	1,027	1,134	2,161	F	
	ድምር	407	201	204	1,081	51	247	1,716	3,907	5,393	9,300	TOTAL	
ግንባር	ወገድ	207	98	44	203	22	81	552	1,207	2,510	3,717	M	OCTOBER
	ሴት	35	66	35	52	15	44	264	511	617	1,128	F	
	ድምር	242	164	79	255	37	125	816	1,718	3,127	4,845	TOTAL	
ግንባር	ወገድ	52	25	12	112	4	12	124	341	505	846	M	NOVEMBER
	ሴት	7	22	12	8	1	13	81	144	155	299	F	
	ድምር	59	47	24	120	5	25	205	485	660	1,145	TOTAL	
ግንባር	ወገድ	197	69	130	303	18	130	499	1,346	2,116	3,462	M	DECEMBER
	ሴት	38	21	106	30	8	53	253	509	470	979	F	
	ድምር	235	90	236	333	26	183	752	1,855	2,586	4,441	TOTAL	
ግንባር	ወገድ	2,460	1,007	1,179	2,341	191	1,245	5,851	14,274	25,688	39,962	M	GRAND TOTAL
	ሴት	408	407	1,087	415	156	564	3,409	6,446	6,828	13,274	F	
	ድምር	2,868	1,414	2,266	2,756	347	1,809	9,260	20,720	32,516	53,236	TOTAL	
		GOVERNMENT	PRIVATE BUSINESS	VACATION	TRAINING	MEDICAL	OTHERS	NOT STATED	TOTAL	NON RESIDENTS	GRAND TOTAL	SEX	
RESIDENTS BY PURPOSE OF EXIT													

ክፍል ፩ - ስለ ገብርና

ሠንጠረዥ ፩.1 የ1971 ዓ.ም መረጃ ለዋና ዋና ሰብሎች የታሰቡ መሬት ስፋት፣ ውጤትና ጠቀላላ ምርት መጠን ለግዛጋይት የተቻለው የ1970 ዓ.ም ጥናት ውጤትና፣ ከገብረ ግህበር ተጠራጭዎችና ከወረዳ አስተዳዳሪዎች በተገኘው መረጃ መሠረት ሲሆን፣ የ1972 ዓ.ም መረጃ ገን የአስታላክ ተክስ ጠቀላላ ላይ ጸ/ቤት ባካሄደው ጥናት የተገኘ ነው።

የምርት ውጤት መጠን የሚያሳየው ከመገንጠት እርባዎች፣ ከአምራቶች የሕብረት ሥራ ግህበራት፣ ከገብረዎች የተገኘውን ምርትና በበለገ ወራት የተረጋገጠውን ይጨምራል። በበለገ ጊዜ የታሰቡ መሬት በሁሉም ዓመት ውስጥ ከታሰቡ ጠቀላላ የመሬት ስፋት ጋር አልተዛመደም። የታሰቡ የመሬት ስፋትና የምርት መጠን የኦርተራንና የተገራይን ይጨምራል።

የቡና መረጃ የተገኘው ከቡናና ቫይ ልዩት ሚኒስቴር ሲሆን የሰባር መረጃ ደገፍ ከሰባር ድርጅት የተገኘ ነው።

ሠንጠረዥ ፩. 2-3 ስለቡና የሚደረገውን ቁጥጥር ያመለክታሉ። ወደ ወጭ አገር የሚላኩት ቡና ሁሉ በቡናና ቫይ ልዩት ሚኒስቴር መመርመር አለበት። ተፈላጊውን የጥራት ደረጃ የያዘ ቡና ወደ ወጭ አገር እንዲላክ የሚያስችለው በመ/ቤት ሠር ተፍኪት ሲሰጠው፣ ይህን አጭላት ያልተገኘው ገን ጥራት ተሻሻሎ እንዲቀርብ ወይም በአገር ውስጥ እንዲሸጥ ይደረጋል። በዚህ ምክንያት በሠንጠረዥ የተመለከተው የቡና መጠን ከተረጋገጠው መጠን ሊበልጥ ይችላል ማለት ነው።

ሠንጠረዥ ፩. 4 ለከብት ሕክምና የተቆመ መድኃኒት መጠን፣ የተከተሉ ከብቶች ብዛትና በከብት ሕክምና ሥራ የተሠጧትን ሠራተኞች ብዛት ያመለክታል።

ሠንጠረዥ ፩. 5 በየክፍለ ጠገኛ የሚገኙ የባልተና ባይገሰ ሌክሰፐር ቶችና ወኪሎች ብዛት የሚያሳይ ነው።

ግሳሰቢያ የከብቶችን ብዛትና ዓይነት፣ የከብት ሀብትንና የደን ሀብትን ውጤት የሚገልጽ መረጃ ባለ መኖሩ በመጽሔት ውስጥ አልተመለከተም። በነገሩም አርእስቶች ላይ ተክለኛና አስተማማኝ አስታላክ ተክሎች መረጃዎች እንደተገኙ ወደፊት ለተጠያሚው ሕዝብ በዚህ መጽሔት አጣጣኝነት እንዲቀርቡ ይደረጋል።

SECTION D. AGRICULTURE

Table D.1 Data on area, yield and production of major crops for 1978/79 were forecasted on the basis on the results of 1977/78 crop production survey and data obtained from wereda and farmers' Associations officials; and the data for 1979/80 are based on the results of the crop production survey conducted by Central Statistical Office.

The production figures include state and Co-operative farms, private peasant holdings and harvest of Belg season. Area under Belg crops is not included in the total figure for both years. Data on Area and Production includes Eritrea and Tigray.

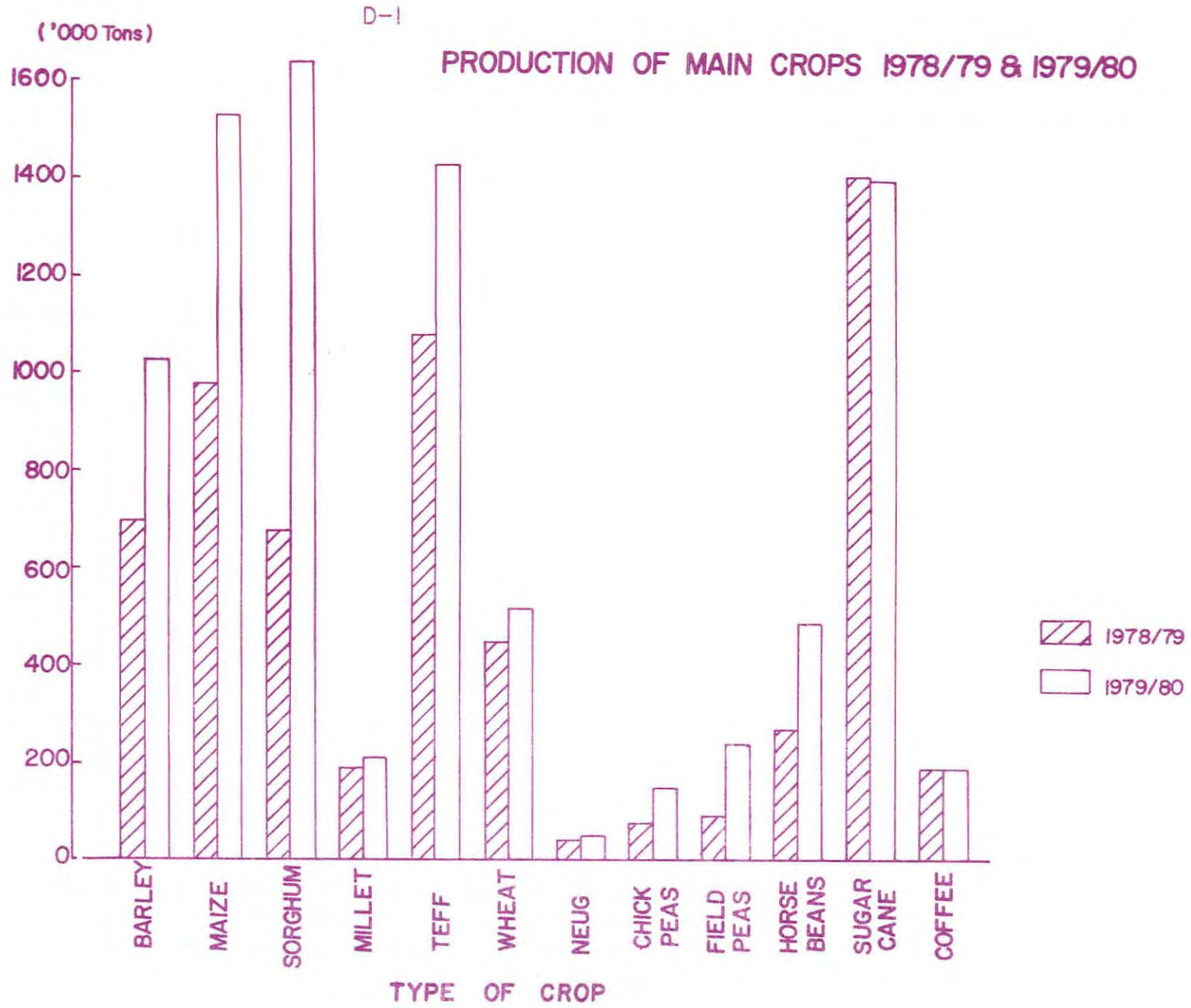
Data on coffee were obtained from the Ministry of Coffee and Tea Development and data on Sugar from Sugar Corporation.

Table D.2-3 refer to coffee inspection. All coffee intended for export has to be inspected by the Ministry of Coffee and Tea Development. The Coffee which is of the prescribed degree of purity is given the Ministry's Export certificate. The coffee that does not meet the standard is either sent back for recleaning or sold locally. Thus, because of double counting, the amount of coffee shown on these tables could be more than the actual amount of Coffee produced in the Country.

Table D.4 refers to vaccine production, number of cattle vaccinated and number of veterinary personnel.

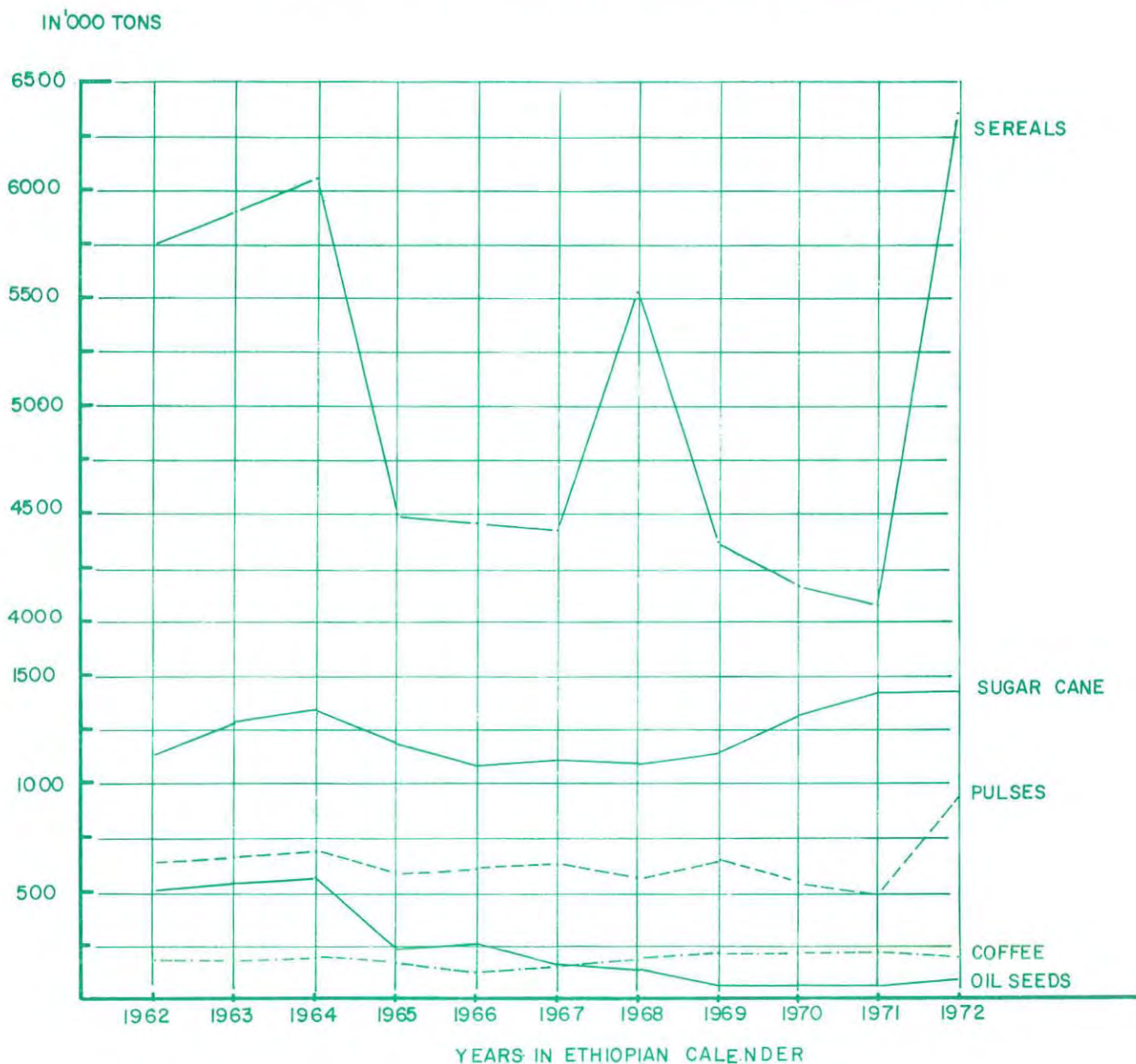
Table D.5 shows the number of Home economics personnel by administrative region .

N.B. The projected data on livestock by age and sex, animal and forestry products usually presented in this publication are discontinued, and will be resumed when reliable data become available.



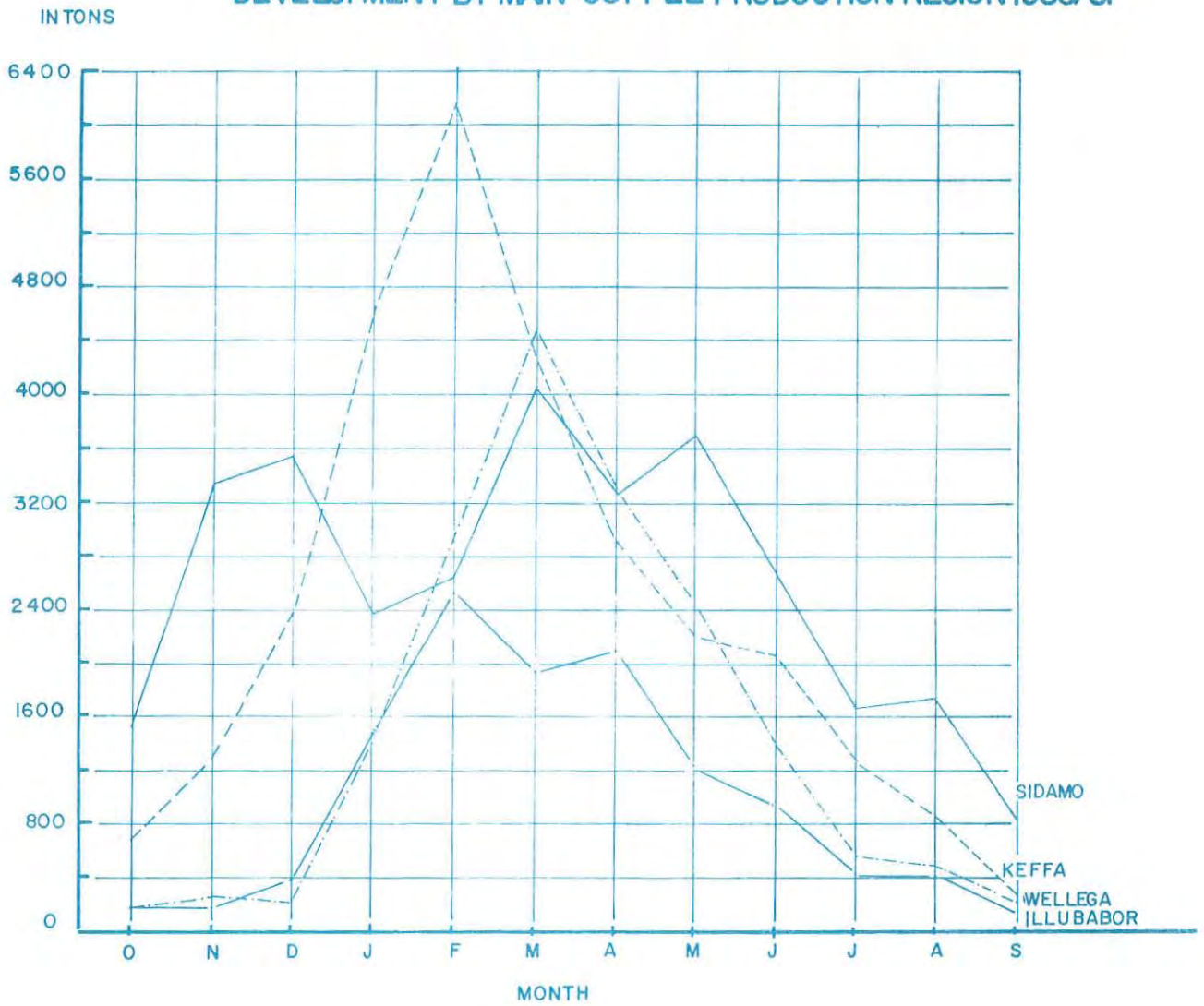
D-2

PRODUCTION OF IMPORTANT AGRICULTURAL CROPS

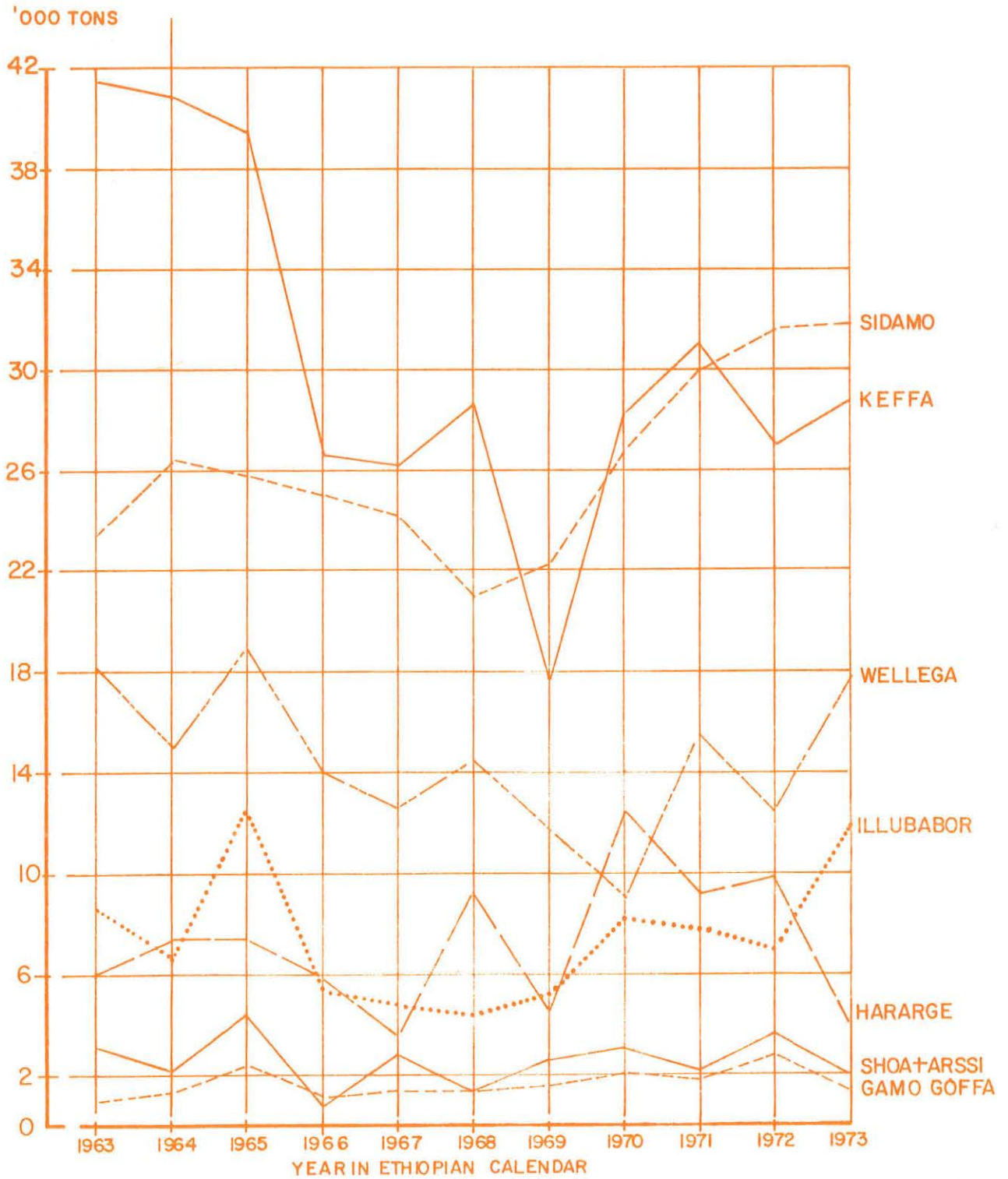


D-3

COFFEE INSPECTED BY THE MINISTRY OF COFFEE AND TEA DEVELOPMENT BY MAIN COFFEE PRODUCTION REGION 1980/81



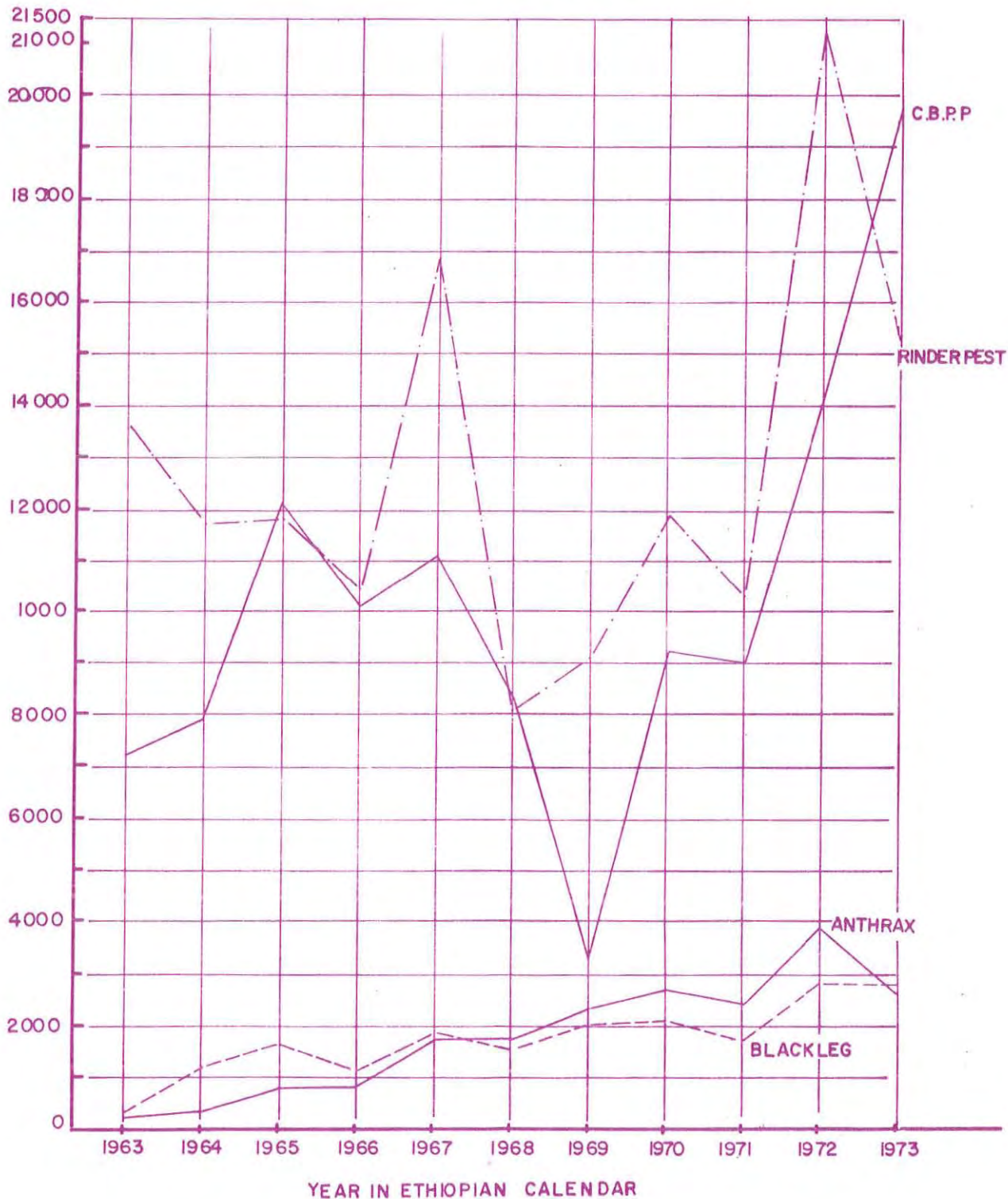
**D-4 COFFEE INSPECTED BY THE MINISTRY OF COFFEE & TEA
DEVELOPMENT BY MAIN COFFEE PRODUCING
REGION (1963-1973 E.C)**



D-5

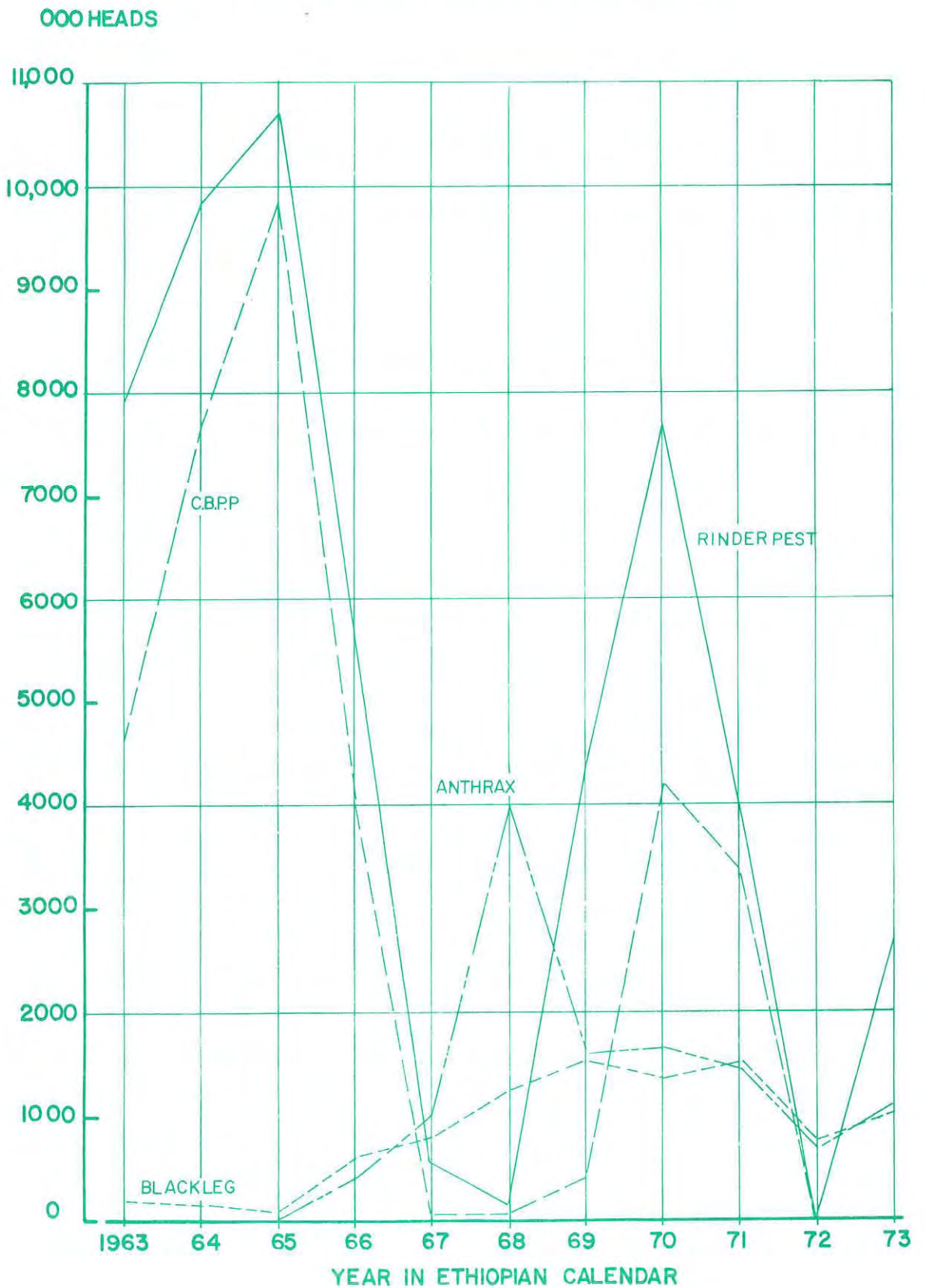
AMOUNT OF VACCINE PRODUCTION IN '000 DOSES 1963-1973

IN '000 DOSES



D-6

NUMBER OF CATTLE VACCINATED ('000 HEADS)



የተረበው መረት* በኋላ የላሽ ጥገና በተለያዩ ዳርታ ገጽተ
 AREA* UNDER CULTIVATION, YIELD AND PRODUCTION OF MAJOR CROPS

ሠንጠረዥ ወ.1 TABLE D.1

የበበሉ ዓይነት	የተረበው መረት /በሺህ ልክታ/	1971 የየገገን ልክታ ዳርታ /በኩንታል/	ጠቅላላ ዳርታ /በሺህ ተገ/	የተረበው መረት በኋላ ልክታ/	1972 የየገገን ልክታ ዳርታ /በኩንታል/	ጠቅላላ ዳርታ /በሺህ ተገ/	CROPS
	AREA ('000 ha)	YIELD (qt/ha)	PRODUCTION ('000 tons)	AREA ('000 ha)	YIELD (qt/ha)	PRODUCTION ('000 tons)	
አሁሎች							CEREALS
ገበባ	837	8.3	696.8	790	13.1	1033.7	BARLEY
በዳሉ	910	10.8	981.6	827	18.1	1527.2	MAIZE
ዓሽላ	726	9.4	679.9	1014	16.2	1641.9	SORGHUM
ጎገባ	238	8.0	189.6	218	9.5	206.6	MILLET
ጤፍ	1393	7.8	1083.8	1490	9.6	1429.7	TEFF
በገዳ	511	8.8	448.8	461	11.3	521.8	WHEAT
የቀበት አሁሎች							OIL SEEDS
የጉሎ ፍረ	X	X	X	X	X	X	CASTOR BEANS
ለወዛ	X	X	X	X	X	X	GROUND NUTS
የተሰባ ፍረ	38	3.6	13.6	44	4.8	21.1	LENSEED (FLAX)
ተገ	121	2.9	35.3	113	4.6	52.1	NEUG
በለጥ	0.5	3.2	0.2	X	X	X	SESAME
የረ ተረፆች							PULSES
ሽገብሩ	142	5.5	77.2	171	8.6	146.4	CHICK-PEAS
አተር	127	6.9	87.4	210	11.6	243.4	FIELD PEAS
አደገገረ	20	6.7	13.4	19	13.6	25.7	HARCOT BEANS
በዳላ	296	9.0	265.1	324	15.0	486.6	HORSE BEANS
ዳብር	56	4.6	26.9	42	7.3	30.6	LENTILS
ሌሎች አዘርዕት							OTHER CROPS
ጥጥ	X	X	X	X	X	X	COTTON
ሽገብሩ አገገ	8.5	1654	1406.0	8.8	1596	1404.4	SUGAR CANE
ባፍ	X	X	188.0	X	X	187.2	COFFEE
	AREA ('000 ha)	YIELD (qt/ha)	PRODUCTION ('000 tons)	AREA ('000 ha)	YIELD (qt/ha)	PRODUCTION ('000 tons)	
		1978/79			1979/80		

በቡናና ሻይ ለግት ሚኒስቴር በአገልግሎት ቡና ገበያ ደርጅት የተረጋገጠውን ቡና መጠንና የመጣበትን ክፍለ ሀገር የሚያሳይ
 COFFEE INSPECTED BY THE MINISTRY OF COFFEE AND TEA DEVELOPMENT, ETHIOPIAN MARKETING CORPORATION BY REGION

ሠንጠረዥ ወ.2 TABLE D.2 በ ተገ TONS

ደዋር	ጋዎ ጉፋ	ሰረርገ	ሲሞብር	ክፋ	ሸዋ	ሱዳዎ	ወለጋ		
1962	103,744.3	1,218.8	9,220.9	8,267.5	22,859.6	2,675.9	35,603.2	23,898.4	1969/70
1963	102,388.0	1,058.0	6,055.0	8,684.0	41,566.0	3,265.0	23,481.0	18,279.0	1970/1
1964	100,457.7	1,522.4	7,477.5	6,672.6	40,884.2	2,241.9	26,533.0	15,126.1	1971/2
1965	111,177.8	2,414.7	7,420.7	12,466.6	39,473.4	4,549.2	25,917.5	18,935.7	1972/3
1966	79,372.0	1,275.0	5,865.0	5,573.0	26,576.0	938.0	25,098.0	14,047.0	1973/4
1967	76,418.0	1,501.0	3,743.0	4,862.0	26,299.0	2,934.0	24,365.0	12,714.0	1974/5
1968	81,186.0	1,549.0	9,293.0	4,494.0	28,652.0	1,560.0	21,174.0	14,464.0	1975/6
1969	66,279.0	1,705.0	4,742.0	5,256.0	17,735.0	2,757.0	22,302.0	11,782.0	1976/7
1970	90,294.0	2,171.0	12,569.0	8,290.0	28,248.0	3,020.0	26,816.0	9,180.0	1977/8
1971	98,112.0	1,959.0	9,399.0	7,885.0	31,147.0	2,176.0	30,059.0	15,487.0	1978/9
1972	94,936.0	2,895.0	9,829.0	7,187.0	27,148.0	3,665.0	31,701.0	12,511.0	1979/80
1973	97,344.0	1,584.0	4,152.0	11,805.0	28,863.0	2,163.0	31,084.0	17,693.0	1980/1
1973									1980/81
ጥቅምት	2,711.6	15.9	176.8	165.5	685.9	3.6	1,518.0	145.9	OCTOBER
ህዳር	5,914.1	117.6	217.0	165.7	1,271.8	589.5	3,308.0	244.5	NOVEMBER
ታህሣሥ	7,657.5	251.8	115.9	375.3	2,362.6	850.5	3,507.6	193.8	DECEMBER
ጥር	11,291.9	337.6	573.6	1,492.3	4,653.7	510.3	2,352.0	1,372.4	JANUARY
የካቲት	15,627.0	278.6	1,073.9	2,502.3	6,176.7	73.2	2,622.3	2,900.0	FEBRUARY
ጳጉሜ	15,770.7	147.1	943.2	1,906.5	4,225.2	36.2	4,045.5	4,467.0	MARCH
ሚያዝያ	12,046.5	92.3	362.5	2,096.1	2,912.4	49.1	3,235.5	3,298.6	APRIL
ገንቦት	9,975.2	131.3	294.7	1,214.4	2,189.7	26.4	3,689.3	2,429.4	MAY
ሰኔ	7,255.9	90.4	145.5	936.4	2,043.9	7.5	2,642.4	1,389.8	JUNE
ጥቅምት	4,054.8	76.3	136.5	406.9	1,239.3	9.1	1,632.4	554.3	JULY
ሰኔ	3,612.0	32.8	88.4	419.1	846.7	7.8	1,722.3	494.9	AUGUST
መስከረም	1,428.2	12.7	24.4	124.8	254.6	0	808.9	202.8	SEPTEMBER
TOTAL		GAMO GOFFA	HARARGE	ILLUBA-BOR	KEFFA	SHEWA	SIDAMO	WELLEGA	

x = መረጃ አልተገኘም
 X = Data not available

*በሌላ ገዢ የተረጋገጠውን መረት አይጨምርም ::
 *Area under Belg crop is not included

ወ. 2. በቡናና ሻይ ለግት ሚኒስቴር በአገልግሎት ቡና ገበያ ደርጅት የተገኘ ::
 D.2. Source: Ministry of Coffee and Tea Development, Ethiopia Coffee Marketing Corporation.

በቡናና ቫይ ልዩት ዲቪዥን በኢትዮጵያ ቡና ገበያ ድርጅት የተከሰተውን ቡና በተከሰተበት ጣቢያ
 COFFEE INSPECTED BY THE COFFEE AND TEA DEVELOPMENT, MARKETING CORPORATION
 BY INSPECTION STATION

ሠገጠረዥ ወ.3

TABLE D.3

በ ቶን TONS

	1971	1972	1973	
<u>አርባ</u>	50.9	-	-	<u>ARSSI</u>
አርባገገጉ	-	-	-	ARBA GUGU
ሌሎች	50.9	-	-	OTHERS
<u>ጋሞ ገሩ</u>	1,958.2	2,895.3	1,584.4	<u>GAMO GOFFA</u>
ጅገባ	565.0	820.9	440.3	JINKA
ገሩ	-	29.3	-	GOFFA
ረለገ ገዳይ	138.8	21.0	-	FELEGE NEWAY
ሌሎች	1,254.4	2,024.1	1,144.1	OTHERS
<u>ሊሊባቦር</u>	7,883.9	7,187.0	11,805.3	<u>ILLUBABOR</u>
ወተ	980.0	686.9	2,081.7	METU
ያዩ	513.8	327.2	848.3	YAYO
ሱሊ	296.7	323.3	270.1	SUPE
ቡረዳ	627.2	475.5	1,092.5	HURUMU
በደሊ	154.7	131.4	459.0	BEDELE
ሌሎች	5,311.4	5,242.7	7,053.7	OTHERS
<u>ክፍ</u>	31,146.1	27,148.2	28,862.5	<u>KEFFA</u>
ጅግ	13,072.0	9,948.4	7,645.9	JIMMA
አገር	12,825.4	11,913.7	12,595.2	AGARO
ሌሎች	5,248.7	5,286.1	8,621.4	OTHERS
<u>ሽዋ</u>	2,175.1	3,664.7	2,163.2	<u>SHEWA</u>
ተራወ	107.6	834.1	527.8	DURAME
ሌሎች	2,067.5	2,830.6	1,635.4	OTHERS
<u>ሲዳሞ</u>	30,058.5	31,700.6	31,084.2	<u>SIDAMO</u>
ዳሊ	3,304.3	5,624.1	7,146.5	DILA
ይርገ ወሬ	5,611.7	5,241.3	6,137.7	YIRGA CHEFE
ይርገ ዓለም	3,007.1	2,600.6	841.1	YIRGA ALEM
ወላይ ታ	1,368.0	2,867.2	1,100.8	WELAITA
ወናጉ	3,074.2	2,681.0	4,062.1	WENAGO
ላኩ	1,759.2	1,859.6	1,241.8	LEKU
አለ ታ ወገዶ	4,990.1	4,190.0	2,926.9	ALETA WONDO
ሌሎች	6,893.9	6,636.8	7,627.3	OTHERS
<u>ወለገ</u>	15,485.4	12,511.3	17,693.4	<u>WELLEGA</u>
ገምቢ	5,743.1	4,119.4	7,451.0	GHIMBI
ደምቢዎሎ	1,573.8	849.4	543.5	DEMBI DOLO
አገሬሊ	1,506.0	987.3	1,330.1	ANFILO
ገሊባ	953.6	945.5	1,729.5	GULISO
ገዳሚ	867.0	1,300.4	1,041.0	GIDAMI
ነገ	931.9	561.0	450.5	NEJO
ሌሎች	3,910.0	3,748.3	5,147.8	OTHERS
	1978/79	1979/80	1980/81	

በቡናና ቫይ ልዩት ዲቪዥን በኢትዮጵያ ቡና ገበያ ድርጅት የተገኘ ::

Source: Ministry of Coffee and Tea Development, Ethiopian Coffee Marketing Corporation.

ለከበት ሕክምና የተቋመ ወደጋ ኔት መጠን፣ የተከተሉ ከበ ቶቶ በዚትና፣ በከተባት ሥራ ላይ የሚገኙ ሠራተኞች*
 VACCINE PRODUCTION, CATTLE VACCINATED, AND VETERINARY PERSONNEL*

ሠገጠረዥ መ.4 TABLE D.4

	1971	1972	1973	
የተቋመ ወደጋ ኔት በዚት / በሺህ ይዘ/				VACCINE PRODUCTION ('000 DOSES)
ለደበታ	10,258	21,168	15,339	RINDERPEST
ለሰገባ	8,982	14,083	19,820	C.B.P.P.
ለባገርባ	1,719	2,758	2,801	BLACKLEG
ጉርርሰ	782	1,267	925	HAEMORRHAGIC SEPRICEMIA
አባባገጋ	2,413	3,946	2,664	ANTHRAX
ድምር	24,154	43,222	41,549	TOTAL
የተከተሉ ከበ ቶቶ በዚት / በሺህ/				CATTLE VACCINATED ('000)
ለደበታ	3,956	-	2,709	RINDERPEST
በሣገባ	3,342	-	-	C.B.P.P.
ደበታና ሰገባ	7,488	15,150	8,494	RINDERPEST + C.B.P.P.
አባገርባ	1,502	692	1,031	BLACKLEG
ጉርርሰ	557	273	600	HAEMORRHAGIC SEPTICEMIA
ለአባባገጋ	1,453	626	1,105	ANTHRAX
ድምር	18,298	16,741	13,939	TOTAL
የከበት ሕክምና ባለሙያዎች በዚት				VETERINARY PERSONNEL (NUMBERS)
ሰጠኞች	113	85	95	DOCTORS
የውጭ ለገር	69	60	68	FOREIGN
ኢትዮጵያውያን	44	25	27	ETHIOPIAN
ረዳተ የከበት ሰጠኞች	165	214	175	ANIMAL HEALTH ASSISTANTS
ተክኒከኖች	44	38	31	TECHNICIANS
ረዳተ ተክኒከኖች	-	47	46	ASST. TECHNICIANS
ከታገሩዎች	614	618	632	VACCINATORS
ሥጋ መርጫዎች	48	51	57	MEAT INSPECTORS
ድምር	984	1,053	1,036	TOTAL
	1978/79	1979/80	1980/81	

* የዓመት መጨረሻ በኋላ 30
 *Year ending 7 July.

ከገበርና ሚኒስቴር የአገሰባት ህብት ልማት መምሪያ በአገሰባት ጤና ተባብሮ የተገኘ ።
 Source: Ministry of Agriculture, Animal Resources and Development Department, Veterinary Division.

የቤተሰብ ኑሮ ግብዓት ዘዳ ሠራተኞች ብዛት በክፍለ ሀገር
 NUMBER OF HOME ECONOMICS PERSONNEL BY REGION

ሠንጠረዥ ወ.5

TABLE D.5

ብዛት NUMBER

ክፍለ ሀገር	1972		1973		ብዛት NUMBER
	የባለተና ስራ ገቢ አክሰ ፕሮፌሰር	ወኪሎች	የባለተና ስራ ገቢ አክሰ ፕሮፌሰር	ወኪሎች	
አርሲ	2	-	1	-	ARSSI
ባሌ	6	12	6	16	BALE
ጉንደር	4	10	7	10	GONDER
አርቲራ	7	8	7	8	ERITREA
ጋሞ ገፋ	2	4	3	10	GAMO GOFFA
ጎጃም	7	15	6	14	GOJJAM
አረርጌ	3	9	5	13	HARARGE
ሲባባር	3	7	3	29	ILLUBABOR
ክፋ	4	11	5	15	KEFFA
ሸዋ	10	51	11	40	SHEWA
ሲዳሞ	2	21	5	13	SIDAMO
ተገራይ	4	10	5	14	TIGRAI
ወለጋ	6	11	7	16	WELLEGA
ወሎ	10	17	10	17	WELLO
ጅምር	70	186	81	215	TOTAL
	H.E. EXPERTS	AGENTS	H.E. EXPERTS	AGENTS	REGION
	1979/80		1980/81		

69

ከገባርና ዲክቲ የተገኘ ::

Source: Ministry of Agriculture

ክፍል ሠ - ማዕድን

የማዕድን ሥራ የሚመለከተው መረጃ የተዘጋጀው በማዕድን የጋራ ማመንጫና የቤሃ ልማት ሚኒስቴር ነው። የዘመኑ ለ ብሔራዊ ጠላት ዩኒቨርሲቲ የባህሪ ምርመራ ማዕድን ነው።

ሠንጠረዥ ሠ.1 እና ሠ.2: በነዚህ ሠንጠረዦች የመለከተው ከ1963-1972 ዓ.ም ያለውን የማዕድን ምርት በዘዴና ቀን ነው። ስለ ቀንጭም የቀረበው ሂሳብ የውጤትን ጠቅላላ ቀን ያመለክታል።

ሠንጠረዥ ሠ.3 እና ሠ.4: እነዚህ ሠንጠረዦች የሚያመለክቱት ከ1968-1972 ለማዕድን ፍለጋና ማስፈጸም የተደረገውን የገንዘብ ወጪ፣ ገንዘብ በየት ለገንዘብና የአወጣጥም ሁኔታ ነው።

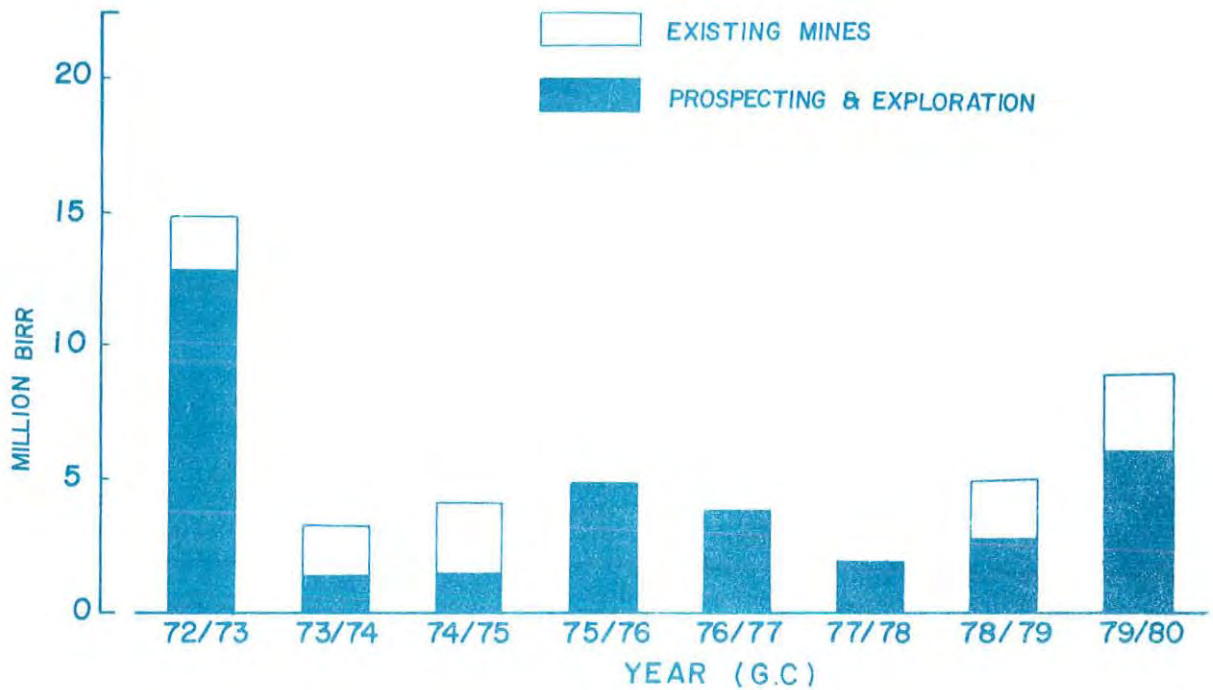
SECTION E. MINING

The Statistics relating to mining have been compiled by the Ministry of Mines, Power and water resources. The year refers to the Ethiopian fiscal year (i.e. from July 8th to July 7th).

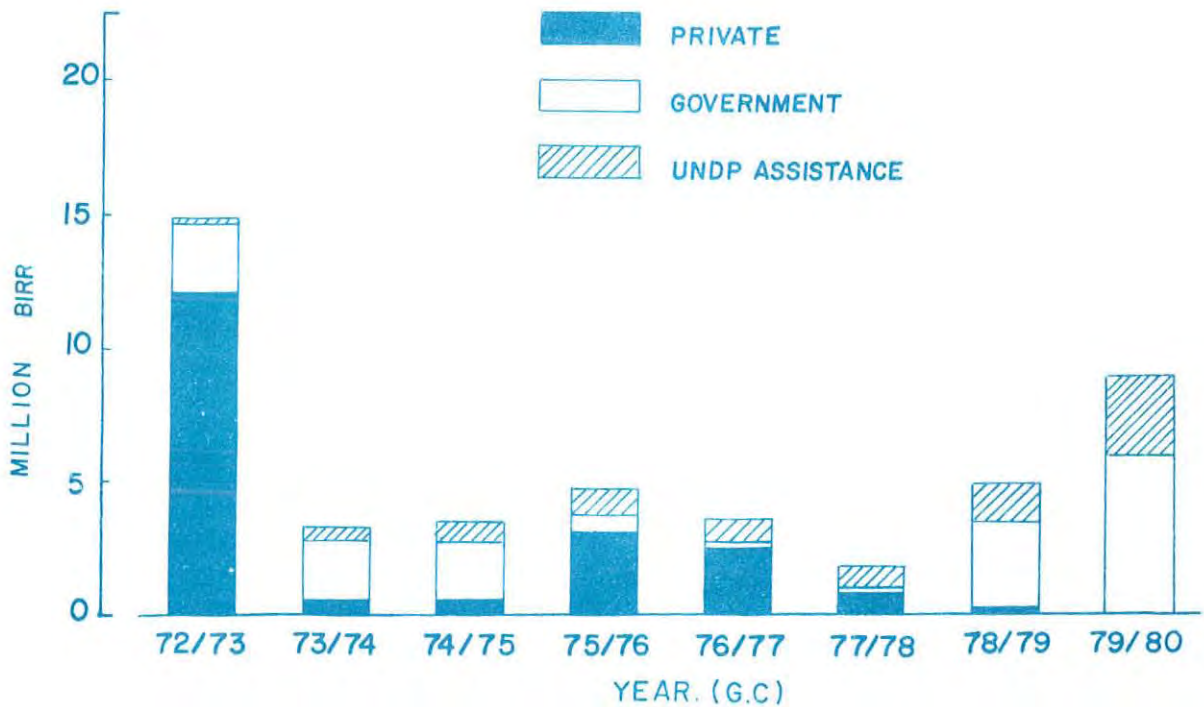
Table E.1 and E.2 give the volume and value of mineral production for the years 1970/71 - 1979/80. The value figures are gross value of production.

Tables E.3 and E.4 show the volume and source of investment fund in mining; for the years 1975/76 - 1979/80.

E1(a) ALLOCATION OF INVESTMENT IN MINING



E1(b) SOURCE OF INVESTMENT IN MINING



የግዕድን ጸርት፣ 1963-1972
MINERAL PRODUCTION, 1970/71-1978/79

ሠገጠረዥ ሠ.1 TABLE E.1

ዓመት ሥሪት	ወርቅ /በኪሎ/	ፕላቲኒየም /በኪሎ/	
1963	762.4	6.4	1970/71
1964	675.3	7.7	1971/72
1965	791.3	8.9	1972/73
1966	525.2*	7.1*	1973/74
1967	621.1	5.5	1974/75
1968	841.9	6.7	1975/76
1969	289.6	5.8	1976/77
1970	240.3	3.8	1977/78
1971	247.9	3.4	1978/79
1972	373.4	3.5	1979/80
	GOLD (KG)	PLATINIUM (KG)	YEAR

የግዕድን ጸርት ገቢ፣ 1963-1972
VALUE OF MINERAL PRODUCTION, 1970/71-1979/80

ሠገጠረዥ ሠ.2 TABLE E.2

በሺህ ብር IN'000 BIRR

ዓመት ሥሪት	ወርቅ	ፕላቲኒየም	
1963	2,793.8	49.5	1970/71
1964	2,862.9	66.3	1971/72
1965	2,856.2	68.6	1972/73
1966	5,121.4*	86.0	1973/74
1967	6,900.1	63.6	1974/75
1968	7,958.7	65.6	1975/76
1969	2,242.2	66.5	1976/77
1970	2,625.9	52.4	1977/78
1971	3,757.6	78.8	1978/79
1972	7,200.0	70.7	1979/80
	GOLD	PLATINIUM	YEAR

* የታረመ
*Revised

በግዕድን ኃይል ግጥምና የኃይል ስጦት ጤካ ተር የተገኘ ።

Source: Ministry of Mines, Power and water resources

ለግዕድ ፍለጋና ግብፋፊ የተደረገው የዕለት ተዕለት የገንዘብ ጥቅም፡ 1968 - 1972
 INVESTMENT IN MINING, 1975/76 - 1978/79

ሠንጠረዥ ሠ.3 TABLE E.3 በሺህ ብር IN'000 BIRR

ዓመት ታህረት	በሥራ ላይ ሌሎች ግዕድና የተደረገው የዕለት ተዕለት ጥቅም	ለግዕድ ፍለጋና ጥናታዊ የተደረገው የዕለት ተዕለት ጥቅም	ጠቅላይ	ዓመት
1968	-	4,880.2	4,880.2	1975/76
1969	-	3,838.8	3,838.8	1976/77
1970	-	1,942.3	1,942.3	1977/78
1971	2,111.0	2,858.2	4,969.2	1978/79
1972	3,250.7	5,932.3	9,183.0	1979/80
	INVESTMENT IN EXISTING MINES	PROSPECTING AND EXPLORATION INVESTMENT	TOTAL	YEAR

የዕለት ተዕለት የገንዘብ ጥቅም፡ 1968 - 1972
 SOURCE OF INVESTMENT FUND 1975/76 - 1978/79

ሠንጠረዥ ሠ.4 TABLE E.4 በሺህ ብር IN'000 BIRR

	1968	1969	1970	1971	1972	
ከመንግሥት በጀት የተገኘ	529.2	232.0	110.9	3,297.7	6,025.7	GOVERNMENT BUDGET
ከተባበሩት መንግሥታት የተገኘ ስርዓታዊ ስራ ለገንዘብ ማግኘት	1,057.1	1,043.9	890.0	1,279.5	3,157.3	U.N.D.P ASSISTANCE
ከገለ ህብት ሠጭ	3,293.9	2,562.9	941.4	392.0	-	PRIVATE CAPITAL
ጠቅላላ ጠቅላይ	4,880.2	3,838.8	1,942.3	4,969.2	9,183.0	GRAND TOTAL
	1975/76	1976/77	1977/78	1978/79	1979/80	

ከግዕድ ጋር ጋር ግዕድና የውሃ ለማግኘት ጥረት የተገኘ ::
 Source: Ministry of Mines, Power and water resources

ከፍላጊ ረ - ባለ አገልግሎት

ይህ የአገልግሎት ለባለቤቱ ለዘገይ የቻለው የአገልግሎት ጠቅላይ ጸ/ቤት ከሚያከናውኑት ዓመታዊ የአገልግሎት ጥናት ነው።

ባለ አገልግሎት የቀረቡት ሠንጠረዦች የ1971 እና የ1972 ዓ.ም ዓመታዊ ምርት ይገልጻሉ። በተጨማሪም ከላረው ጥናት የ1970 ዓ.ም መረጃዎች ይገኙባቸዋል።

ከ1963 ዓ.ም ጀምሮ የተደረገው የአገልግሎት ጥናት ሥራ መረጃው የተሰበሰበው እንደ ቀደም ለምሳሌ ከአዎንታዊ ሠራተኛ በላይ ከሚቀረጹት አገልግሎት ሰጪዎች ላይ ሆኖ፣ ለሥርና ከሥር በላይ ከሚቀረጹት አገልግሎት ገቢ ነው።

መረጃዎች ሁሉ የቀረቡት በኢትዮጵያ የበጀት ዓመት ለ ብጣጠር መሠረት ነው። በኢትዮጵያ ወይም በሌሎች የቀን ለ ብጣጠር መሠረት መረጃዎችን የሰጡ አገልግሎት ሰጪዎች ቢኖሩም ወራትን ለማስተካከል የተደረገውን የሥራ ጥራት።

የቃላት ትርጉም

የአገልግሎት ስያሜ:- ማለት የተወሰነ ገቢና የታወቀ አድራሻ ኖሮት በአገልግሎት ሰጪዎች ወይም ለባለ ሥር የሚሠራ /አገልግሎት ሰጪ/ ፋብሪካ፣ ወይም የአገልግሎት ሰጪዎች ያለ/ ድርጅት ነው።

የተቆረረ ሠራተኛ ብዛት:- በደመወዝ መክፈያ ላይ ተዘገገው በከፊሉም ሆነ ሙሉ ጊዜ የሚያገለገሉ ሰራተኛ የድርጅቱን ሠራተኛ ብዛት ያጠቃላሉ።

የሠራተኛ ጠቅላላ ብዛት:- የተሰጠው ከላይ እንደተመለከተው ሆኖ በተጨማሪ የድርጅቱን ባለቤቶችና ወይም ቸርቦችን እንዲሁም ያለደዋዘ የሚያገለገሉትን የቤተሰብ አባላት ያጠቃላሉ።

ደመወዝና ምንጭ:- የሚያጠቃላው ጥናት በሚመለከተው ዓመት ውስጥ በጥረ ገንዘብና በዓይነት ለሠራተኛ የተደረገው ክፍያ ሲሆን የተርፍ ሰዓት ክፍያ፣ በበዓል በአረፍትና በሀመም ጊዜ የተከፈለውን፣ ከሠራተኛው ደመወዝ ላይ የሚቀነሱትን ልዩ ልዩ ታክሶችና መጽኖች ስሜት ስነት፣ የበረሃ ለባለ ልዩ ልዩ ለባላቸው ይጨምራል።

ጠቅላላ የሥራ ውጤት ዋጋ:- ጠቅላላ ዋጋ የሚያመለክተው በዓመት ውስጥ በፋብሪካዎች ተዘጋጅተው ለገቢ ያደገውን ብቁነት ዋጋ፣ በመሠረት ያሉ ዕቃዎች በዓመት መጀመሪያና በዓመት መጨረሻ ያላቸው ልዩነት፣ ፋብሪካው ለሌሎች ከሰጠው አገልግሎቶችና ጥገናዎች የተገኘ ገቢ፣ በተገዛብት ሁኔታ ተሰጠው ከተሻሻሉት ዕቃዎች ገቢ እንዲሁም ከሌሎች ልዩ ልዩ ነገሮች የተገኙ ገቢዎችን ነው።

የአገልግሎት ወጪ:- የፋብሪካውን ውጤት ለማዘጋጀት ለጥረ ዕቃዎች፣ ለካፊት፣ ለአሰሪነት፣ ለዓይን ሽያጭ መጠገኛ፣ በተገዛብት ሁኔታ ተሰጠው ለሚሰጡ ዕቃዎች የተደረገ ወጪና ለሌሎች ድርጅቶች የተከፈለ ነው።

ተጨማሪ ዋጋ:- የሚለው የተገኘው ከጠቅላላ የሥራ ውጤት ዋጋ ላይ የአገልግሎት ወጪዎችን በመቀነስ ነው።

መዋዕለ ገቢ /ሊገቢነት/:- መዋዕለ ገቢ የሚባለው የአገልግሎት ሥራ ለማስፋፋት አገልግሎት ሆነ የሠራ ዕቃ በተገዛብት ዋጋ ታክስ የቀረበ ሂሳብ ነው። በተገዛብት ዋጋ ሌላ የጥቅም ቀረጥ፣ ሌሎች ታክሶች፣ የባለቤትነት መብት ማዘወሪያ፣ የግንባታና የግብይት ወጪዎች ሁሉ ይገኙባቸዋል። በተጨማሪም የአገልግሎት ሠራተኛ ቤቶችንና ልዩ ልዩ ሕንጻዎችን ለመሥራት፣ የፋብሪካ መኪናዎችን ለማዘጋጀትና ለመገጠም፣ ክፍተኛ ለውጦችን ለማድረግ፣ ለሻሻሉ ለመሥራትና ለዓይን ያዩት የድካምና የመሳሪያዎች ዋጋ በዚህ ውስጥ ይገባል።

የማይገባ ተገቢ ዋጋ:- የማይገባ ተገቢ ዋጋ ሲባል ይህ ድርጅት ከሌላ ድርጅት ያገኘው ሆነ እራሱ ባለገቢ ተገቢ የሠራው ሥራውን የሚያገባ ተገቢነት በሰጠው የተመለከተው የጠቅላላው ሀብት ገደብ ነው። ይህም አገልግሎት ያገለገሉትን የማይገባ ተገቢ ዋጋ የያዘ በመሆኑ በላይ በጋራ ገቢ ተገቢ ላይ ለተደረጉ ለውጦችና ማሻሻያዎች የወጣውን ወጪ ያጠቃላሉ። በየጊዜው የሚደረገውን የመጠገኛና የማይሻ ወጭ ገንዘብ ይጨምራል።

SECTION F. MANUFACTURING INDUSTRY

The statistics on Manufacturing Industry are obtained through the Annual Survey of Manufacturing Industries conducted by the Central Statistical Office.

All data in this section are shown according to Ethiopian Fiscal year. No attempt was made to adjust figures of firms which submitted information on the basis of Ethiopian or the Gregorian Calendar year.

The tables deal mainly with the results of the Annual Survey for the year 1971 and 1972 E.C. or 1978/79 and 1979/80 G.C. Figures for 1977/78 are taken from earlier Abstract.

From 1970/71 the survey covers establishments with 10 or more employees unlike the earlier surveys which covered establishments with 5 or more employees.

Main definitions used

Establishments: An "establishment" normally comprises the whole of the premises under the same ownership or management at a particular address (for example a factory or sawmill.)

Number of employees: The number of employees includes all persons on the payroll, whether employed full-time or part-time.

Number of persons engaged: This includes the number of employees as defined above plus working proprietors and active business partners and unpaid family workers.

Wages and Salaries: includes all payments, whether in cash or in kind made to employees during the reference year. Included are bonuses, cost-of-living allowances and wages paid during vacation and sick leave, taxes and social insurance contributions and the like payable by the employee but deducted by the employer and payments in kind.

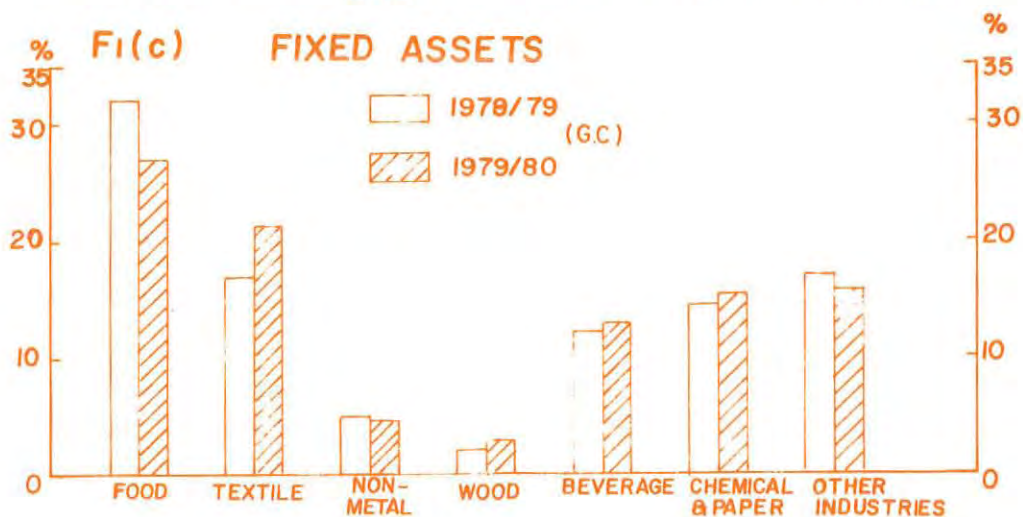
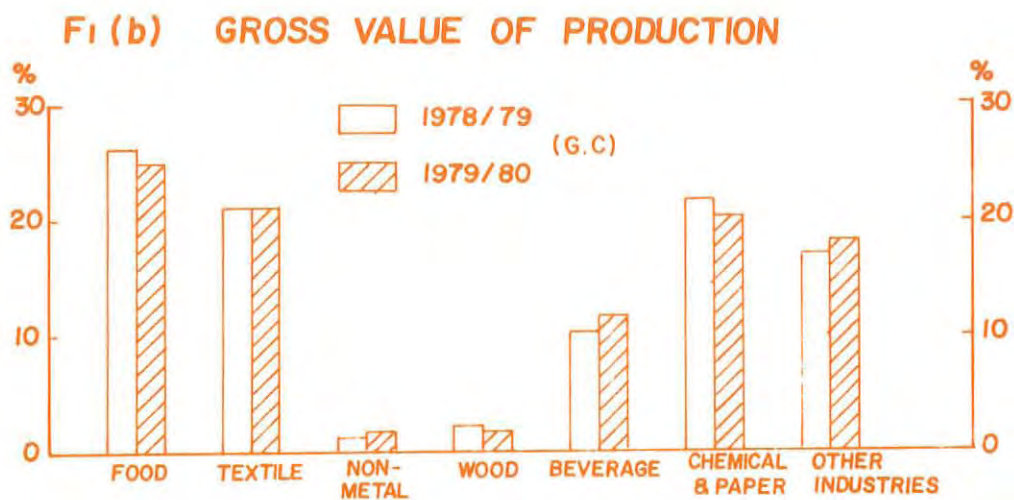
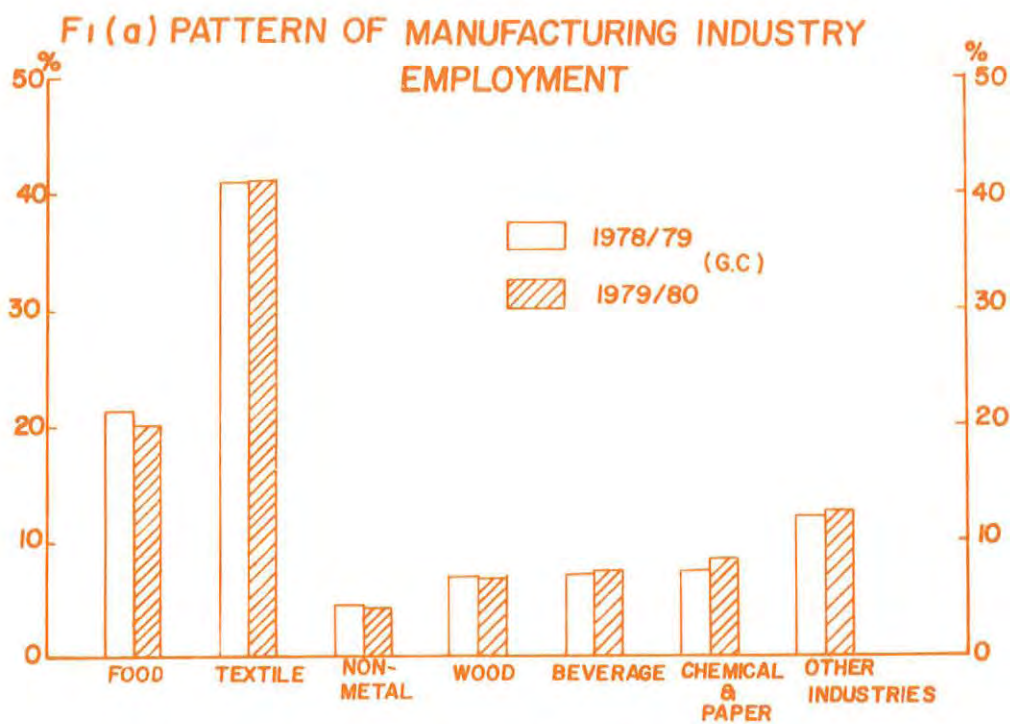
Gross value of production includes: Selling value of the goods produced within the year (including taxes), the net change between the beginning and the end of the reference period in the value of the work in progress; the value of industrial services rendered to others, the value of goods sold without further processing in the establishment and the value of fixed assets produced during the reference period by the unit for its own use.

Industrial Costs: Industrial costs are defined as the cost of materials, fuels, electricity, cost of repairs and maintenance work provided by others, cost of goods sold without further manufacturing, processing or assembling.

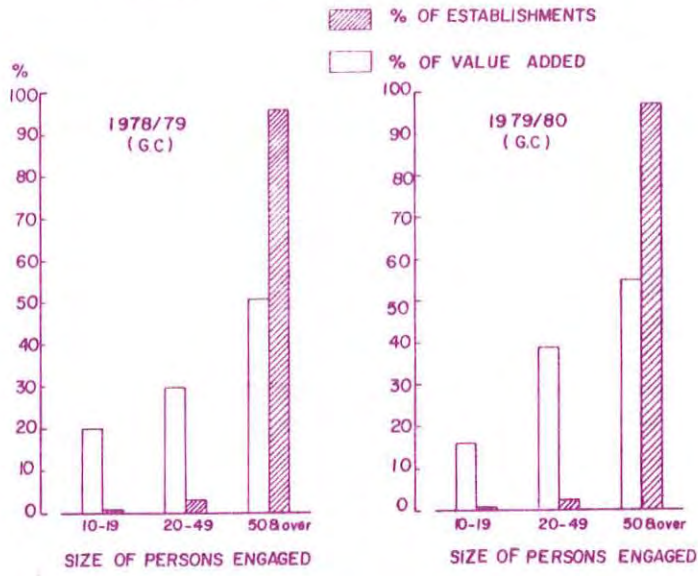
Value added: Value added is defined as the difference between the gross value of production and the industrial costs.

Investment: Investment includes additions whether new or second - hand assets, valued at purchase price. Besides purchase price, it includes customs duties, other taxes, transfer fees, delivery and installation costs. It includes also value of work done by workers of the establishment (inclusive of materials used) on buildings, other constructions, manufacture and installation of machinery and equipment and capitalised alterations, improvements or rebuilding.

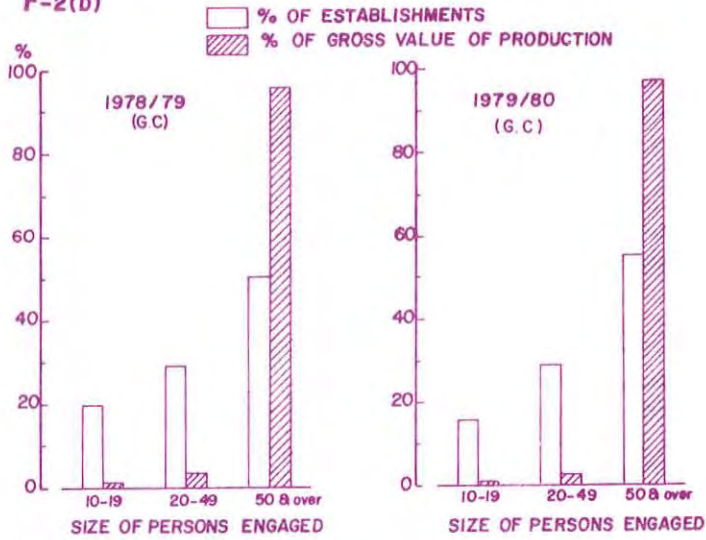
Fixed capital assets: The fixed capital assets include all **acquisitions** by the enterprise for its business, whether obtained from other establishments **or produced** by the enterprise. It includes both new and second-hand assets with the **cost of major** alterations and innovations. It excludes cost of repair and maintenance.



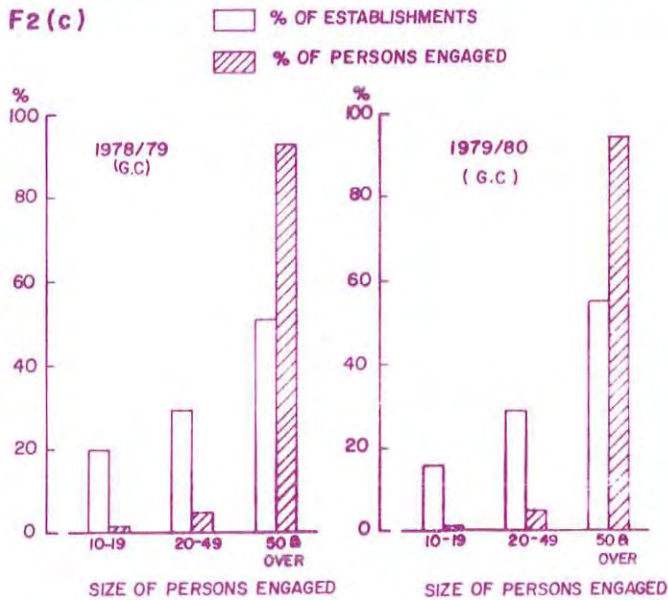
F-2(a) CLASSIFICATION OF MANUFACTURING ESTABLISHMENTS



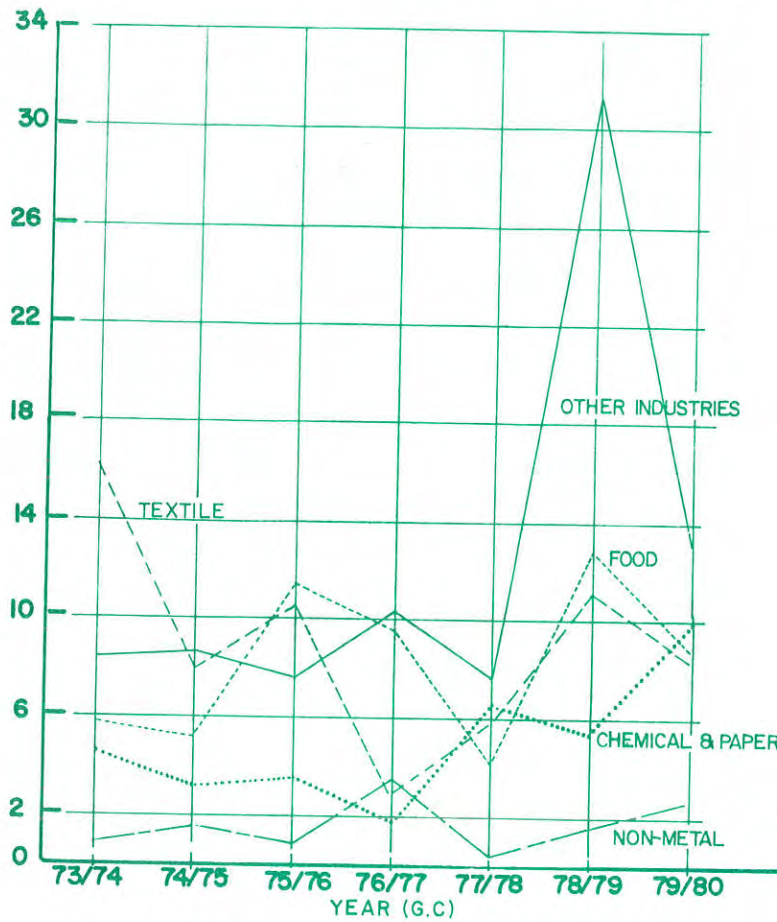
F-2(b)



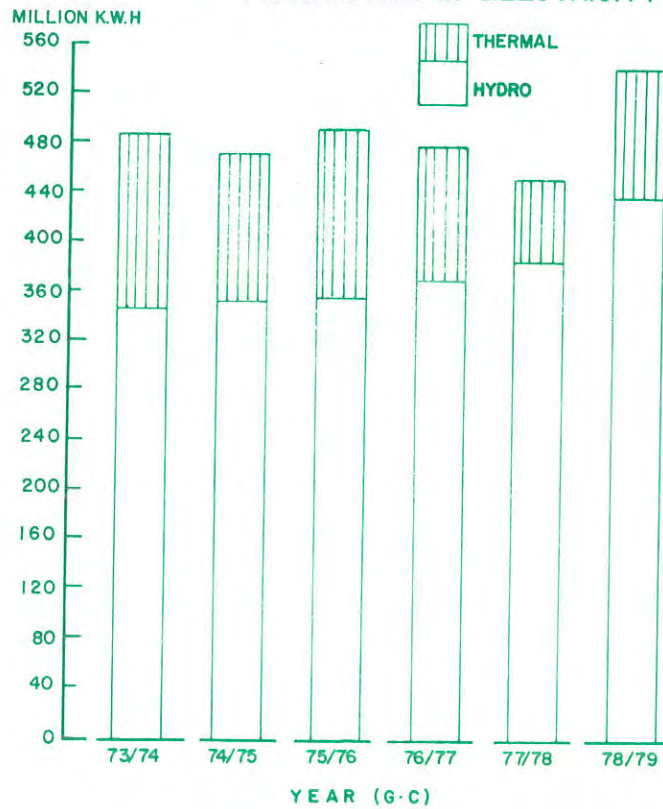
F2 (c)



F-3 INVESTMENT IN MANUFACTURING INDUSTRIES



F-4 PRODUCTION OF ELECTRICITY



የፋብሪካዎች ውጤት ሪፖርት 1977-1978
 SUMMARY OF RESULTS OF MANUFACTURING INDUSTRY 1977/78 - 1979/80

ሠገጠረዥ ረ.1 TABLE F.1

	1970	1971	1972	
	የፋብሪካዎች ብዛት	416	417	
የተሰጠረ ሠራተኞች ብዛት	65,858	74,694**	76,611	NUMBER OF EMPLOYEES
የግዴገን ጠቅላላ ገቢ / በሺህ ብር /	354,795	351,247	373,553	FIXED CAPITAL ASSETS ('000 BIRR)
ጠቅላላ የፋብሪካዎች ዕቃዎች / በሺህ ብር /	1,107,894	1,628,525	2,092,555	GROSS VALUE OF PRODUCTION ('000 BIRR)
ደመወዝና ጾገጻ / በሺህ ብር /	130,969	150,956	171,156	WAGES AND SALARIES ('000 BIRR)
ጠቅላላ ገንዘብ / ለግዴገን ጠቅላላ ገቢ / በሺህ ብር /	24,851	62,304	42,845	INVESTMENT (IN FIXED ASSETS) ('000 BIRR)
በአንድ ሰው ላይ የሚደረግ የገንዘብ መጠን				AVERAGE PER EMPLOYEE
ደመወዝና ጾገጻ / ብር /	1,989	2,088**	2,234	WAGES AND SALARIES (BIRR)
ጠቅላላ የፋብሪካዎች ዕቃዎች / ብር /	16,822	21,803**	27,314	GROSS VALUE OF PRODUCTION (BIRR)
የግዴገን ጠቅላላ ገቢ / ብር /	5,387	4,702**	4,876	FIXED CAPITAL ASSETS (BIRR)
	1977/78	1978/79	1979/80	

የፋብሪካዎች ቁጥርና የተሰጠረ ሠራተኞች ብዛት በኮንዶኒት ስብስብ 1970 - 1972
 NUMBER OF ESTABLISHMENTS AND TOTAL EMPLOYMENT BY INDUSTRIAL GROUP 1977/78-1978/80

ሠገጠረዥ ረ.2 TABLE F.2

የኮንዶኒት ስብስብ	የፋብሪካዎች ብዛት			የተሰጠረ ሠራተኞች						
				ብዛት			በጠቅላላው በመቶ			
	1970	1971	1972	1970	1971	1972	1970	1971**	1972	
የጾገጻ	130	130	124	10,557	15,850	15,224	16.0	21.2	19.9	FOOD
የጾገጻ	29	30	27	4,605	5,141	5,564	7.0	6.9	7.3	BEVERAGES
የተገባሪ	2	2	2	706	761	794	1.1	1.0	1.0	TOBACCO
የጨርቅ ጨርቅ	47	48	54	29,958	30,617	31,453	45.5	41.0	41.1	TEXTILES
የቀጥታ የሥራ	20	21	19	3,649	4,111**	4,344	5.5	5.5	5.7	LEATHER AND FOOTWEAR
የአገልግሎት የቤት ጽንጻ	77	77	68	4,439	5,265	5,240	6.7	7.0	6.8	WOOD AND FURNITURE
የወረቀት	5	6	6	852	894	1,417	1.3	1.2	1.8	PAPER
የጥቅም	20	22	22	1,861	2,047	2,302	2.8	2.7	3.0	PRINTING
የኪሚካል	30	29	30	4,272	4,750	5,052	6.5	6.4	6.6	CHEMICAL
ብረት ብረት ያልሆኑ ግዕዶች	29	27	28	3,209	3,263	3,176	4.9	4.4	4.1	NON METALIC M.P.*
የብረት ብረትና የአለት ልክ	27	25	24	1,750	1,995	2,045	2.7	2.7	2.7	STEEL, METAL AND ELECTRICAL
ጭር	416	417	404	65,858	74,694**	76,611	100.0	100.0	100.0	TOTAL
	1977/8	1978/9	1979/80	1977/8	1978/9	1979/80	1977/8	1978/9	1979/80	INDUSTRIAL GROUP
NUMBER OF ESTABLISHMENTS				NUMBER	AS PERCENT OF TOTAL					
				NUMBER OF EMPLOYEES						

*M.P. = Mineral Products

** የገረጠ

** Revised

የኢትዮጵያ ስነ ምግብ 1970 - 1972
SUMMARY OF OPERATIONS OF MANUFACTURING INDUSTRY 1977/78-1979/80

ሠገጠኛ 2.3 TABLE F.3

የኢትዮጵያ ግብር	በሺህ በር			ከጠቅላላው በመቶ			
	1970	1971	1972	1970	1971	1972	
ጠቅላላ የጠቅላላው ግብር							GROSS VALUE OF PRODUCTION
የምግብ	239,994	428,716	523,089	21.7	26.3	25.0	FOOD
የቤት	118,661	167,490	249,524	10.7	10.3	11.9	BEVERAGES
የተቃባሚ	66,189	81,236	105,722	6.0	5.0	5.1	TOBACCO
የጨርቅ ጨርቅ	375,303	342,321	440,909	24.8	21.0	21.1	TEXTILES
የቀላላ ገጽ	55,421	82,431	132,248	5.0	5.1	6.3	LEATHER AND FOOTWEAR
የአገልግሎት የሰጠ ግብር	26,924	36,206	36,936	2.4	2.2	1.8	WOOD AND FURNITURE
የወረቀት	26,902	31,199	40,930	2.5	1.9	2.0	PAPER
የግብር	21,727	30,702	34,825	2.0	1.9	1.7	PRINTING
የከፍተኛ	202,886	320,958	382,069	18.3	19.7	18.2	CHEMICAL
በረታ በረታ ያለሁት ግብር	19,226	23,641	38,380	1.7	1.5	1.8	NON-METALLIC MINERAL PRODUCTS
የሰጠ ግብር የአገልግሎት	54,709	83,595	107,923	4.9	5.1	5.1	METAL AND ELECTRICAL
ጠቅላላ	1,107,892	1,628,525	2,092,555	100.0	100.0	100.0	TOTAL
የሰጠ ግብር							WAGES AND SALARIES
የምግብ	22,958	30,696	33,807	17.5	19.7	19.8	FOOD
የቤት	9,783	13,552	14,059	7.5	8.7	8.2	BEVERAGES
የተቃባሚ	1,967	2,479	2,218	1.5	1.6	1.3	TOBACCO
የጨርቅ ጨርቅ	48,972	53,505	59,095	37.4	34.3	34.5	TEXTILES
የቀላላ ገጽ	6,866	7,609	8,157	5.3	4.9	4.8	LEATHER AND FOOTWEAR
የአገልግሎት የሰጠ ግብር	7,128	9,113	10,116	5.4	5.8	5.9	WOOD AND FURNITURE
የወረቀት	1,952	1,870	2,093	1.5	1.2	1.2	PAPER
የግብር	4,971	5,900	6,586	3.8	3.8	3.8	PRINTING
የከፍተኛ	15,857	17,945	20,185	12.1	11.5	11.8	CHEMICAL
በረታ በረታ ያለሁት ግብር	6,145	7,483	7,795	4.7	4.8	4.6	NON-METALLIC MINERAL PRODUCTS
የሰጠ ግብር የአገልግሎት	4,369	5,834	7,065	3.3	3.7	4.1	METAL AND ELECTRICAL
ጠቅላላ	130,968	155,986	171,156	100.0	100.0	100.0	TOTAL
የጠቅላላው ግብር							FIXED CAPITAL ASSETS
የምግብ	125,198	112,044	100,472	35.3	31.9	26.9	FOOD
የቤት	25,058	43,333	48,578	7.1	12.3	13.0	BEVERAGES
የተቃባሚ	9,899	10,178	11,235	2.8	2.9	3.0	TOBACCO
የጨርቅ ጨርቅ	63,570	59,779	79,370	17.9	17.0	21.2	TEXTILES
የቀላላ ገጽ	28,579	29,416	28,825	8.0	8.4	7.7	LEATHER AND FOOTWEAR
የአገልግሎት የሰጠ ግብር	7,141	7,947	10,875	2.0	2.3	2.9	WOOD AND FURNITURE
የወረቀት	24,380	24,414	20,683	6.9	7.0	5.5	PAPER
የግብር	4,551	7,436	7,139	1.3	2.1	1.9	PRINTING
የከፍተኛ	36,433	26,401	37,119	10.2	7.5	9.9	CHEMICAL
በረታ በረታ ያለሁት ግብር	17,611	17,291	17,570	5.0	4.9	4.7	NON-METALLIC MINERAL PRODUCTS
የሰጠ ግብር የአገልግሎት	12,376	13,007	11,687	3.5	3.7	3.3	METAL AND ELECTRICAL
ጠቅላላ	354,796	351,246	373,553	100.0	100.0	100.0	TOTAL
1977/78	1978/79	1979/80	1977/78	1978/79	1979/80		INDUSTRIAL GROUP
AMOUNT IN '000 BIRR			AS PERCENT OF TOTAL				

የኢትዮጵያ ስነ ምግብ 1970 - 1972
SUMMARY OF OPERATIONS OF MANUFACTURING INDUSTRY 1977/78 - 1979/80

የኢትዮጵያ ግብር	በሺህ በር			ከጠቅላላው በመቶ			
	1970	1971	1972	1970	1971	1972	
ጠቅላላ ለግብር ግብር							INVESTMENT IN FIXED ASSETS
የምግብ	4,256	12,869	8,835	17.1	20.7	20.6	FOOD
የቤት	4,911	22,129	7,201	19.8	35.5	16.7	BEVERAGE
የተቃባሚ	749	711	122	3.0	1.1	0.3	TOBACCO
የጨርቅ ጨርቅ	5,878	11,192	8,347	23.6	18.0	19.4	TEXTILES
የቀላላ ገጽ	692	3,708	2,675	2.8	6.0	6.2	LEATHER AND FOOTWEAR
የአገልግሎት የሰጠ ግብር	415	944	1,201	1.7	1.5	2.9	WOOD AND FURNITURE
የወረቀት	302	1,562	798	1.2	2.5	1.9	PAPER
የግብር	214	2,440	973	0.9	3.9	2.3	PRINTING
የከፍተኛ	6,213	3,871	9,115	25.0	6.2	21.2	CHEMICAL
በረታ በረታ ያለሁት ግብር	432	1,559	2,009	1.7	2.5	6.4	NON-METALLIC MINERAL PRODUCTS
የሰጠ ግብር የአገልግሎት	789	1,319	909	3.2	2.1	2.1	METAL AND ELECTRICAL
ጠቅላላ	24,851	62,304	42,545	100.0	100.0	100.0	TOTAL
1977/78	1978/79	1979/80	1977/78	1978/79	1979/80		INDUSTRIAL GROUP
AMOUNT IN '000 BIRR			AS PERCENT OF TOTAL				

በ1972 ዓ.ም የፋብሪካዎች ብዛትና በየፋብሪካው የሚገኙ ሠራተኞች ብዛት
በሠራተኞች ብዛት ጭንቀት

NUMBER OF ESTABLISHMENTS AND NUMBER OF PERSONS ENGAGED BY SIZE
OF ESTABLISHMENT, 1979/80

ሠንጠረዥ ረ.4 /ሀ/

TABLE F.4 (a)

የአገልግሎት ዓይነት	የፋብሪካዎች ብዛት በሠራተኞች ብዛት ጭንቀት			የሠራተኞች ጠቀላላ ብዛት በሠራተኞች ብዛት ጭንቀት			
	10-19	20-49	50 እና በላይ	10-19	20-49	50 እና በላይ	
የምግብ	17	54	53	254	1,714	13,352	FOOD
የቆይታ	3	5	19	48	164	5,365	BEVERAGE
የተቃባሚ	-	-	2	-	-	794	TOBACCO
የጨርቃ ጨርቅና የተሠራ ልብስ	12	8	34	159	246	31,098	TEXTILES & MADE-UP CLOTHES
የቀላና የቀላ ዕቃዎች	1	-	8	14	-	1,987	TANNERIES & LEATHER FINISHING
የቀላ ጫፍዎችና ቡቶች	-	4	6	-	124	2,228	LEATHER SHOES & BOOTS
የአገጠትና የጠጥ ዕቃዎች	9	10	32	172	332	3,729	WOOD & CORK PRODUCTS
የአገጠት የቤት ጣጣርና የቤት ጭራሽ	5	6	6	69	182	810	FURNITURE & FIXTURES
የወረቀትና ከወረቀት የሚሠሩ ዕቃዎች	1	1	4	15	32	1,373	PAPER & PAPER PRODUCTS
ግጥም ስራዎችና ጥራት ፈቃድ ፈብሪካዎች	5	6	11	73	181	2,068	PRINTING, PUBLISHING AND ALLIED INDUSTRIES
በአገልግሎት የሚሠሩ ኪሚካሎች	1	-	2	13	-	124	INDUSTRIAL CHEMICALS
የሌሎች ኪሚካሎች ጭንቀት	-	3	11	-	98	1,526	OTHER CHEMICAL PRODUCTS
የነገር ግጥም	-	-	1	-	-	914	PETROLEUM REFINERY
የላብስ ዕቃዎች	-	-	3	-	-	1,333	RUBBER PRODUCTS
የፕላስቲክ ዕቃዎች	1	3	5	15	83	964	PLASTIC PRODUCTS
ጫና ጫና የጠጥተው ዕቃዎች	-	-	2	-	-	421	GLASS & GLASS PRODUCTS
ብረት ብረት ያለሁኑ የግዕድ ግጥም	6	5	15	85	167	2,518	OTHER NON-METALIC MINERAL PRODUCTS
የብረት ብረት ፈብሪካዎች	-	-	3	-	-	642	IRON & STEEL BASIC INDUSTRIES
ከጠጥ ምርት ፈብሪካ ጭንቀት ለላ ከብረት የተሠሩ ዕቃዎች	2	9	7	24	318	990	FABRICATED METAL PRODUCTS EXCEPT MACHINERY AND EQUIPMENT
የኤሌክትሪክ ዕቃዎችና ግለ ግጥም	1	2	-	17	60	-	ELECTRICAL MACHINERY, APPARATUS, APPLIANCES AND SUPPLIES
ጠቅላይ	64	116	224	958	3,701	72,236	TOTAL
	10-19	20-49	50 & OVER	10-19	20-49	50 & OVER	INDUSTRIAL GROUP
	NO. OF ESTABLISHMENT BY SIZE - GROUP			DISTRIBUTION OF PERSONS ENGAGED BY SIZE-GROUP			

በ1971 ዓ.ም የፋብሪካዎች ብዛትና በየፋብሪካው የሚገኙት ሠራተኞች ብዛት
በሠራተኞች ብዛት መደብ
NUMBER OF ESTABLISHMENTS AND NUMBER OF PERSONS ENGAGED BY SIZE
OF ESTABLISHMENT, 1978/79

ሠገጠኛ ረ.4 /ሀ/ TABLE F.4 (b)

የፋብሪካው/ የአገልግሎት/ የግብርና	የፋብሪካዎች ብዛት በሠራተኞች ብዛት መደብ			የሠራተኞች ጠቅላላ ብዛት በሠራተኞች ብዛት መደብ			
	10-19	20-49	50 እና በላይ	10-19	20-49	50 እና በላይ	
የምግብ	25	53	52	349	1,734	13,870	FOOD
የግብርና	7	5	18	88	166	4,900	BEVERAGE
የትብብር	-	-	2	-	-	761	TOBACCO
የጨርቃ ጨርቅና የተጠፋ ለብቦች	9	5	34	119	165	30,367	TEXTILES AND MADE-UP CLOTHES
የቅጥና የቅጥ ዕቃዎች	1	2	7	13	52	1,000*	TANNERIES AND LEATHER FINISHING
የቅጥ ጨርቃዎችና ቦቶች	1	4	6	10	134	2,011*	LEATHER SHOES AND BOOTS
የአገጣጠንና የጥንቅቃ ዕቃዎች	15	17	25	218	567	3,642	WOOD AND CORK PRODUCTS
የአገጣጠን የቤት ጥገናና የቤት መሥሪያ	7	8	5	104	257	538	FURNITURE AND FIXTURES
የወረቀትና ከወረቀት የሚሠሩ ዕቃዎች	1	2	3	13	71	814	PAPER & PAPER PRODUCTS
የጥቅም ቤቶችና ጥቅም ፋብሪካዎች	7	4	11	105	130	1,834	PRINTING, PUBLISHING AND ALLIED INDUSTRIES
በአገልግሎት የሚሠሩ ከሚሰሩት	1	-	2	13	-	112	INDUSTRIAL CHEMICALS
የሌሎች ከሚሰሩት ውጤት	1	2	10	19	73	1,351	OTHER CHEMICAL PRODUCTS
የጥቅም ጥቅም	-	-	1	-	-	982	PETROLEUM REFINERY
የላቦ ጥንቅቃ ዕቃዎች	-	-	3	-	-	1,222	RUBBER PRODUCTS
የፕላስቲክ ዕቃዎች	1	4	4	19	99	880	PLASTIC PRODUCTS
መጠንቀቅና የጠጠር ዕቃዎች	-	-	2	-	-	399	GLASS & GLASS PRODUCTS
በረታ በረታ ያለሁት የግብርና ግብርና	3	6	16	44	196	2,639	OTHER NON-METALLIC MINERAL PRODUCTS
የበረታ በረታ ፋብሪካዎች	-	-	3	-	-	552	IRON & STEEL BASIC INDUSTRIES
ከጠጠር ዕቃዎች ፋብሪካ መሣሪያዎች ለላ ከበረታ የተሠሩ ዕቃዎች	3	9	7	39	307	1,034	FABRICATED METAL PRODUCTS EXCEPT MACHINERY AND EQUIPMENT
የኤሌክትሪክ ዕቃዎችና መለኪያዎች	1	2	-	17	58	-	ELECTRICAL MACHINERY, APPARATUS, APPLIANCES AND SUPPLIES
ጅምር	83	123	211	1,170	4,009	69,808*	TOTAL
	10-19	20-49	50 & OVER	10-19	20-49	50 & OVER	INDUSTRIAL GROUP
	NO. OF ESTABLISHMENT BY SIZE GROUP			DISTRIBUTION OF PERSONS ENGAGED BY SIZE - GROUP			

ጠ የተሰራ
*Revised

በፋብሪካ የተሠሩ የዋና ዋና ዕቃዎች ምርት፣ 1970 - 1972
 PRODUCTION OF MAJOR MANUFACTURED ARTICLES, 1977/78 - 1979/80

ሠገጠረዥ ፭.5 TABLE F.5

የዕቃው ስም	መለኪያ	1970	1971	1972		
ምግብ					FOOD INDUSTRY	
ሥጋ በበረዶ የዋዛዋዛ	/በትን/	362	219	1,175	MEAT FROZEN	(TONS)
ሥጋ በዋርዋር የታሸገ	/በትን/	108	64	25	MEAT CANNED	(TONS)
ባባር	/በትን/	159,759	155,336	153,504	SUGAR	(TONS)
ጨው የባሕር	/በትን/	40,119	107,433	121,977	SALT (SEA)	(TONS)
የምግብ ዘይት	/በትን/	8,092	9,408	8,444	EDIBLE OIL	(TONS)
ቱዳት	/በትን/	80,963	114,824	190,536	FLOUR	(TONS)
ግብርኒ	/በትን/	6,569	14,091	53,609	MACARONI	(TONS)
ብብኮት	/በትን/	277	71	182	BISCUITS	(TONS)
ከባባር የተሠሩ ጫፍ ምግቦች	/በትን/	2,407	4,115	3,360	SWEETS	(TONS)
ወተት/ፓስተራይዘድ/	/በህት ሊትር/	72,058	79,921	112,027	MILK PASTEURISED	(H.L)
ጭጭ					BEVERAGES	
ቢራ	/በህት ሊትር/	414,976	495,521	552,052	BEER	(H.L)
የወይን ጭጭ	/በህት ሊትር/	65,980	71,044	76,710	WINE	(H.L)
የሌሊት ጭጭ	/በህት ሊትር/	60,445	30,217	33,133	LIQUORS	(H.L)
ሌሊት	/በህት ሊትር/	10,599	5,995	7,409	ALCOHOL	(H.L)
ሊሞናድ	/በህት ሊትር/	327,872	264,333	710,813	LEMONADE	(H.L)
የሜኒራ ወሀ	/በህት ሊትር/	144,876	139,264	160,182	MINERAL WATER	(H.L)
ተምባህ					TOBACCO MANUFACTURES	
ሲጋራት	/በሺህ ዋር/	1,004,691	1,405,606	1,458,093	CIGARETTES	('000 PCS)
ጨቃ ጨቃ					TEXTILE INDUSTRY	
ከጥጥ የሚዘጋጁ ጨቃ	/በሺህ ማትር ካራ/	65,460	88,140	86,266	COTTON FABRICS	('000 SQ.M.)
ከናይሎን የሚዘጋጁ ጨቃ	/በሺህ ማትር ካራ/	5,148	5,611	5,906	NYLON FABRICS	('000 SQ.M.)
ከጥጥ የሚሠሩ ድርና ግጥ	/በትን/	7,882	7,851	9,259	COTTON YARN	(TONS)
ብርድልብስ / የሰፍ/	/በዋር/	457,110	300,700	549,337	BLANKETS WOOLEN	(PCS)
ብርድልብስ / ከጭና ጥጥ/	/በዋር/	413,883	386,319	608,751	BLANKETS WASTE	(PCS)
ምግብ	/በማትር ካራ/	5,904	15,600	20,504	CARPETS	(SQ.M.)
ጆንጅ	/በሺህ ዋር/	7,621	7,889	12,176	GUNNY BAGS	('000 PCS)
ከሽራብ የሚሰሩ ልብቦች	/በደርዘን/	196,647	400,494	528,032	HOSIERIES	(DOZEN)
ቆሳና ጨግ					LEATHER AND SHOES INDUSTRY	
የቆሳ ጨግ ስጦት	/በጥቶ/	1,038,899	1,491,416	1,498,721	LEATHER SHOES AND BOOTS	(PAIRS)
የላብ ጭና የሽራ ጨግ	/በጥቶ/	916,715	2,313,519	2,965,041	CANVAS AND RUBBER SHOES	(PAIRS)
የፕላስቲክ ጨግ	/በጥቶ/	561,401	1,709,078	2,161,209	PLASTIC FOOT-WEAR	(PAIRS)
የጨግ ቆሳ/ የላይና ገብር	/በሺህ ማትር ካራ/	569	754	797	LEATHER, UPPER & LINING	('000 SQ.M)
የጨግ ቆሳ/ ጭቶ/	/በትን/	201	289	880	LEATHER SOLE	(TONS)
በከፊል የተሠሩ ቆሳዎች	/በሺህ ዋር/	2,378	3,851	5,323	SEMI-PROCESSED SKINS	('000 PCS)
የቆሳ ልብቦች	/በሺህ ማትር ካራ/	-	11	11	GARMENT (LEATHER)	('000 Sq.M)
አገጣጠም					WOOD INDUSTRY	
ጠርብ	/በማትር ጠ/	66,015	41,105	39,183	TIMBER	(M ³)
ከምጥገባት	/በማትር ጠ/	2,142	2,418	2,418	PLY WOOD	(M ³)
ባንታ	/በማትር ጠ/	7,568	2,164	2,173	PARTICLE BOARD	(M ³)
		1977/78	1978/79	1979/80	COMMODITY	

በፋብሪካ የተሠሩ የዋና ዋና ዕቃዎች ምርት፣ 1970-1972
 PRODUCTION OF MAJOR MANUFACTURED ARTICLES, 1970/78-1979/80

ሠገጠረዥ ፭.5 / የጠለ/ TABLE F.5 (Contd.)

የዕቃው ግዴት	መለሪያ	1970	1971	1972		
ኪሚካል					CHEMICAL INDUSTRY	
ነጭ ናፍጣ	/በትን/	175,740	206,323	145,039	GASOIL	(TONS)
ባንዚን /ተፈ/	/በትን/	70,438	88,092	75,144	REGULAR BENZINE	(TONS)
ባንዚን /ሮፐር/	/በትን/	5,077	-	-	GASOLINE	(TONS)
ከባድ ተዋህዶ ናፍጣ	/በትን/	232,311	298,285	308,020	FUEL OIL	(TONS)
ሌዛላዊ ዘይት	/በትን/	8,742	1,154	4,788	DIESEL OIL	(TONS)
አል ፒ.ጂ.	/በትን/	2,982	4,131	-	LPG	(TONS)
ክብሪት	/በሺህ ባትን/	18,493	16,220	34,989	MATCHES	('000 BOXES)
ባሙና	/በትን/	8,951	8,777	10,296	SOAP	(TONS)
ካርቦን ደ ዋክሳይድ	/በትን/	199	298	287	CARBON DIOXIDE	(TONS)
ኦክስጅን	/በካቶር ክብ/	114,646	139,683	149,378	OXYGEN	(M ³)
በረታ ብረት ስለሆኑ የግዕድገ ጭነቶች					NON-METALIC MINERAL PRODUCTS	
ሲሚንት	/በትን/	103,480	95,409	123,365	CEMENT	(TONS)
የሲሚንት ጭቅና አሸገላጎች/በሺህ ዋር/		1,798	1,857	2,058	CEMENT BLOCKS TUBES	('000 PCS)
የሲሚንት የወለል ገጣፍቶች	/በካቶር ካረ/	183,745	160,498	161,474	CEMENT FLOOR TILES	(SQ.M.)
የሽከለ መጠ	/በሺህ ዋር/	13,666	19,884	22,825	BRICKS OF CLAY	('000 PCS)
የተቃጠለ ናፈ	/በትን/	3,491	6,796	8,848	LIME	(TONS)
መስታወቶች/በሺህ ዋር/	/በሺህ ዋር/	2,678	181	938	GLASSES	('000 PCS)
ጠርጫቶች / የመስታወት/	/በሺህ ዋር/	6,759	7,880	19,970	GLASS BOTTLES	('000 PCS)
የብረት ብረት ዕቃዎችና መሣሪያዎች					METAL PRODUCTS	
የብረት ዘንጎች	/በትን/	5,742	5,920	8,706	ROUND IRON BARS	(TONS)
ሸቦዎች	/በትን/	237	509	919	WIRES	(TONS)
ሥራጫቶች	/በትን/	2,784	3,693	4,913	NAILS	(TONS)
የቤት ክፍለ ዋር	/በትን/	14,144	19,427	20,641	CORRUGATED IRON SHEETS	(TONS)
		1977/78	1978/79	1979/80	COMMODITY	UNIT

የስኳር ለገብተሪ ምርትና በጥቅም ላይ የዋለ ፣ 1957 - 1972
 SUGAR PRODUCTION AND CONSUMPTION*, 1964/65-1979/80

ሠገጠረዥ ፭.6 TABLE F.6 በትን (TONS)

ዓመት ምዕራብ	የስኳር ምርት በካት	በጥቅም ላይ የዋለ	ዓመት ምዕራብ	የስኳር ምርት በካት	በጥቅም ላይ የዋለ	ዓመት ምዕራብ
1957	61,698	62,933	1964/65	131,824	100,492	1972/73
1958	68,861	73,198	1965/66	120,658	110,138	1973/74
1959	76,868	70,832	1966/67	128,640	104,197**	1974/75
1960	67,753	72,500	1967/68	123,287	108,521	1975/76
1961	66,199	72,500	1968/69	124,106	104,672	1976/77
1962	96,967	89,273	1969/70	159,759	103,401	1977/78
1963	108,672	93,537	1970/71	155,336	149,362	1978/79
1964	113,989	91,821	1971/72	153,504	155,582	1979/80
	PRODUCTION	CONSUMPTION	YEAR	PRODUCTION	CONSUMPTION	YEAR

*ዓመት የሚያል የው ለ.አ. ከ ታኅሣሥ 31 ነው። **የተሻሻለ
 *Year Ending 31 August **Revised

ከሌት ዋለ ያ ስኳር ኮርፖሬሽን የተገኘ።
 Source: Ethiopian Sugar Corporation.

በ1971 ዓ.ም ፋብሪካዎች ያወጧቸው ዕቃዎች ዋጋ በሠራተኞች ብዛት መደብ
GROSS VALUE OF PRODUCTION BY SIZE OF ESTABLISHMENT, 1978/79

ሠገጠረዥ ረ.7 /ሀ/

TABLE F.7 (a)

ባሺህ ባር

'000 BIRR

የፋብሪካው / የአገልግሎት/ ዓይነት	የሠራተኞች ብዛት መደብ			
	10-19	20-49	50 እና በላይ	
የምግብ	4,496	28,619	395,601	FOOD
የመጠጥ	522	6,091	160,877	BEVERAGE
የትቃባህ	-	-	81,266	TOBACCO
የጨርቃ ጨርቅና የተጠሩ ልብቦች	1,369	1,193	339,759	TEXTILES AND MADE-UP CLOTHES
የቅጻና የቅጻ ዕቃዎች	165	2,700	45,291	TANNERIES AND LEATHER FINISHING
የቅጻ ጨዳዎችና ቡቶች	84	1,621	32,570	LEATHER SHOES & BOOTS
አገጠት የአገጠትና የጠሻ ዕቃዎች	2,080	3,050	22,360	WOOD, WOOD AND CORK PRODUCTS
የአገጠት የቤት ጣጣና የቤት መሥሪያ	322	1,425	6,969	FURNITURE AND FIXTURE
የወረቀትና የወረቀት የሚሠሩ ዕቃዎች	46	545	30,608	PAPER AND PAPER PRODUCTS
ጣተሚያ ስፔሻል ስፔሻል ፋብሪካዎች	789	1,312	28,601	PRINTING, PUBLISHING AND ALLIED INDUSTRIES
በአገልግሎት የሚሠሩ ከሚሰጡት ከሚሰጡት ከሚሰጡት	91	-	2,715	BASIC INDUSTRIAL CHEMICALS EXCEPT FERTILIZERS
የሌሎች ከሚሰጡት ወጠት	161	4,407	45,206	OTHER CHEMICAL PRODUCTS
የሳይንስ ጣጣሪያ	-	-	211,361	PETROLEUM REFINERY
የላቦራቶሪ ዕቃዎች	-	-	42,656	RUBBER PRODUCTS
የፕላስቲክ ዕቃዎች	725	883	12,753	PLASTIC PRODUCTS
መጠጥና የጠጠጥ ዕቃዎች	-	-	2,444	GLASS AND GLASS PRODUCTS
ብረት ብረት ያለሁት የሚወጡ ዓይነቶች	129	706	20,362	OTHER NON-METALLIC MINERAL PRODUCTS
የብረት ብረት ፋብሪካዎች	-	-	45,663	IRON AND STEEL BASIC INDUSTRIES
ከመኪናዎችና ፋብሪካ መሣሪያዎች ለላብራቶሪ የተሠሩ ዕቃዎች	301	4,530	32,229	FABRICATED METAL PRODUCTS, EXCEPT MACHINERY AND EQUIPMENT
የኤሌክትሪክ ዕቃዎችና መለጠጫ	145	727	-	ELECTRICAL MACHINERY, APPARATUS, APPLIANCES AND SUPPLIES
ጠቅላላ	11,425	57,809	1,559,291	TOTAL
	10-19	20-49	50 & OVER	INDUSTRIAL GROUP
	NO. OF PERSONS ENGAGED PER ESTABLISHMENT			

በ1972 ዓ.ም ፋብሪካዎች የወጪ ተው ዕቃዎች የገንዘብ እሴት በዓይነት መደብ
GROSS VALUE OF PRODUCTION BY SIZE OF ESTABLISHMENT, 1979/80

ሠገጠረዥ ረ.7 /ለ/

TABLE F.7 (b)

በሺህ ብር '000 BIRR

የፋብሪካው / የአገልግሎት/ ዓይነት	የሠራተኞች ብዛት መደብ			
	10-19	20-49	50 እና በላይ	
የምግብ	4,238	24,647	494,204	FOOD
የቤት ጥቅም	448	4,690	244,386	BEVERAGE
የተሰባሰቡ	-	-	105,722	TOBACCO
የጨርቃ ጨርቅና የተሰፈ ልብብቶች	2,500	1,901	436,508	TEXTILES AND MADE-UP CLOTHES
የቀላና የቀላ ዕቃዎች	81	-	86,555	TANNERIES & LEATHER FINISHING
የቀላ ልብብቶችና ቦታዎች	-	1,564	44,048	LEATHER SHOES & BOOTS
አገጣጠም የአገጣጠምና የብሽ ዕቃዎች	1,661	820	25,281	WOOD, WOOD AND CORK PRODUCTS
የአገጣጠም የቤት ጥቅምና የቤት መሥሪያ	186	1,200	7,788	FURNITURE & FIXTURE
የወረቀትና ከወረቀት የሚሠሩ ዕቃዎች	173	547	40,210	PAPER & PAPER PRODUCTS
የተጣቢያ ስራዎችና ሌሎች ፋብሪካዎች	660	1,770	32,395	PRINTING, PUBLISHING & ALLIED INDUSTRIES
በአገልግሎት የሚሠሩ ከሚከተሉት ከሚከተሉት ስራዎች በስተቀር	148	-	5,219	BASIC INDUSTRIAL CHEMICALS EXCEPT FERTILIZERS
የሌሎች ከሚከተሉት ስራዎች	-	6,541	54,683	OTHER CHEMICAL PRODUCTS
የነጻ ማባሪያ	-	-	249,134	PETROLEUM REFINERY
የላቦን ስራዎች	-	-	44,195	RUBBER PRODUCTS
የፕላስቲክ ስራዎች	143	2,560	19,446	PLASTIC PRODUCTS
መስተጻፍና የመስተጻፍ ዕቃዎች	-	-	7,370	GLASS & GLASS PRODUCTS
በረታታ ብረት ያልሆኑ የሚወጡ ዓይነቶች	677	1,034	29,299	OTHER NON-METALLIC MINERAL PRODUCTS
የብረት ብረት ፋብሪካዎች	-	-	62,196	IRON & STEEL BASIC INDUSTRIES
ከሙሉ ስራዎችና ፋብሪካ መሣሪያዎች ለላ ከብረት የተሠሩ ዕቃዎች	219	5,829	38,254	FABRICATED METAL PRODUCTS, EXCEPT MACHINERY AND EQUIPMENT
የኤሌክትሪክ ዕቃዎችና መለ የወጧ	145	1,280	-	ELECTRICAL MACHINERY, APPARATUS, APPLIANCES & SUPPLIES
ጠቅላይ	11,279	54,383	2,026,893	TOTAL
	10-19	20-49	50 & OVER	INDUSTRIAL GROUP
	NO. OF PERSONS ENGAGED PER ESTABLISHMENT			

የሊንጎብትሪያት ጠቅላላ ስጋም በፋብሪካዎች ፡፡ 1971
 GENERAL OPERATIONS OF MANUFACTURING INDUSTRIES BY INDUSTRIAL GROUPS, 1978/79

ሠገጠረዥ ረ.8 /U/ TABLE F.8 (a)

የፋብሪካው ዓይነት	የፋብሪካዎች ብዛት /በዎቶር/	የሠራተኛዎች ብዛት /በዎቶር/	ደመወዘና ጸጋጎ /በሺህ ቦር/	ጠቅላላ የሥራ ወጪት ዋጋ /በሺህ ቦር/	ሊንጎብትሪያት የተደረገ ወጭ /በሺህ ቦር/	ተጨማሪ ዋጋ /በሺህ ቦር/	INDUSTRIAL GROUP
<u>የግብ ፋብሪካዎች</u>	130	15,953	30,696	428,716	192,393	236,323	<u>FOOD MANUFACTURING</u>
ሥጋ ግዘጋጅተና መጠቀ	10	5,376	4,815	82,154	45,394	36,760	SLAUGHTERING, PREPARING AND PRESERVING MEAT
ወተና የወተ ተጽላ	3	1,205	1,643	6,053	3,914	2,139	MANUFACTURE OF DAIRY PRODUCTS
በአገሳትና በአህል የሚገኙ ቅባቶች	17	1,478	2,788	35,759	22,733	13,026	MANUFACTURE OF VEGETABLES AND ANIMAL OILS AND FATS
የአህል ወፍሮና የገብ መገገፊያዎች	84	4,341	7,001	112,529	88,862	23,667	GRAIN MILLS AND BAKERY PRODUCTS
የሰጋሪ ፋብሪካዎችና ከሰጋሪ የሚገኙ ግብቶች	11	3,195	13,680	164,062	30,230	133,832	SUGAR FACTORIES, REFINERIES AND SUGAR CONFECTIONERY
ሌሎች ግብቶች	5	358	969	28,159	1,260	26,899	MANUFACTURE OF FOOD PRODUCTS N.E. CLASSIFIED
<u>የመጠጥ ፋብሪካዎች</u>	30	5,154	13,552	167,490	45,422	122,068	<u>BEVERAGE INDUSTRIES</u>
አሰባሰብ ግብረትና መጽዕ	8	531	1,482	20,873	3,145	17,728	DISTILLING RECTIFYING AND BLENDING OF SPIRITS
የወይን ጠጅ መጥመቅ ፣ አረቆዎች መጥመቅና ድፍድፍ ግዘጋጅተ ለሰላሳ መጠቀሻና ጠባሎች	4	558	1,663	15,070	3,495	11,575	WINE INDUSTRIES
	3	1,634	6,069	87,340	17,860	69,480	MALT LIQUORS AND MALT
	15	2,431	4,338	44,207	20,922	23,285	SOFT DRINKS AND CARBONATED WATER INDUSTRIES
<u>ከተምባህ የሚሠሩ ወጪቶች</u>	2	761	2,479	81,266	43,220	38,046	<u>TOBACCO MANUFACTURES</u>
<u>የጨቃ ጨቃ ፋብሪካዎች</u>	42	28,540	50,639	322,493	177,467	145,026	<u>MANUFACTURE OF TEXTILES</u>
መፍተሽ ለብስ መሥራትና ግወጣት	20	23,494	43,986	288,583	154,748	133,835	SPINNING, WEAVING AND FINISHING TEXTILES
ኾራብ መሥራት ገጠጆችና ሲገጉዎች መሥራት	17	1,297	1,490	8,705	5,373	3,332	KNITTING MILLS
	5	3,749	5,163	25,205	17,346	7,859	CORDAGE ROPE AND TWINE INDUSTRIES
<u>የተገሩ ለብሶች</u>	6	2,111	2,866	19,828	13,184	6,644	<u>MANUFACTURE OF WEARING APPAREL EXCEPT FOOTWEAR</u>
<u>ቅጥጥ ጠፋፍና ግለፋት</u>	10	1,965*	3,600	48,156	32,686	15,470	<u>TANNERIES AND LEATHER FINISHING</u>
<u>ከ ቅጥ የተሠሩ ጨቃዎች</u>	11	2,155*	4,009	34,275	19,348	14,927	<u>MANUFACTURE OF FOOTWEAR (LEATHER)</u>
<u>አገጢቶች የአገጢትና የሰጥ ዐዎች</u>	57	4,427	7,038	27,490	12,646	14,844	<u>MANUFACTURE OF WOOD AND CORK PRODUCTS</u>
<u>የአገጢት የሰጥ ቅጥጥና የሰጥ መሥሪያዎች</u>	20	899	2,075	8,716	3,606	5,110	<u>MANUFACTURE OF FURNITURE AND FIXTURES</u>
<u>የወረቀትና ከወረቀት የሚሠሩ ዐዎች</u>	6	898	1,870	31,199	12,372	18,827	<u>MANUFACTURE OF PAPER AND PAPER PRODUCTS</u>
<u>ጥተላይ ስጥናትና መሰባሰቢያ ፋብሪካዎች</u>	22	2,069	5,900	30,702	13,534	17,168	<u>PRINTING, PUBLISHING AND ALLIED INDUSTRIES</u>
<u>በአገጎብትሪያት የሚሠሩ ከሚገኙ ከግላብሪያዎች በስተቀር</u>	3	125	276	2,806	954	1,852	<u>MANUFACTURE OF BASIC INDUSTRIAL CHEMICALS EXCEPT FERTILIZERS</u>
	NO. OF ESTABLISHMENTS	NO. OF PERSONS ENGAGED	('000 BIRR) WAGES AND SALARIES	('000 BIRR) GROSS VALUE OF PRODUCTION	('000 BIRR) INDUSTRIAL COSTS	('000 BIRR) VALUE ADDED	

* የተረጋገጠ
 *Revised

የአገግጥሞች ጠቅላላ ዓይነት በፋብሪካው ዓይነት 1971
 GENERAL OPERATIONS OF MANUFACTURING INDUSTRIES BY INDUSTRIAL GROUP 1978/79

ሠገጠረዥ ረ.8/ሀ//የጠለ/ TABLE F.8 (a) (Contd.)

የፋብሪካው ዓይነት	የፋብሪካዎች ብዛት /በጥር/	የሠራተኞች ብዛት /በጥር/	ደመወዝና ጸገጻ /በሺህ ብር/	ጠቅላላ የሥራ ወጪት ዋጋ /በሺህ ብር/	አገግጥሞች የተደረገው ወጭ/በሺህ ብር/	ተጨማሪ ዋጋ /በሺህ ብር/	INDUSTRIAL GROUP
<u>የሌሎች ከሚካሉት ወጪት</u>	13	1,443	3,724	49,774	31,397	18,377	<u>MANUFACTURE OF OTHER CHEMICAL PRODUCTS</u>
የለቆችና ገጭላቦች	3	139	510	7,822	5,934	1,888	MANUFACTURE OF PAINTS, VARNISHES AND LACQUERS
ባሙናዎች ሌሎች ማዳጃዎችና የወበት መጠጫዎች	7	831	1,853	26,439	16,377	10,062	MANUFACTURE OF SOAP, COSMETICS, PERFUMES AND OTHER CLEANING PREP.
ሌሎች ከሚካሉት	3	473	1,361	15,513	9,086	6,427	MANUFACTURE OF CHEMICAL PRODUCTS N.E.C.
<u>የጎዳጅ ማሳፊያ</u>	1	982	8,451	211,361	201,546	9,815	<u>PETROLEUM REFINERY</u>
<u>የሰሰ ገቢ ዕቃዎች</u>	3	1,222	3,799	42,656	22,153	20,503	<u>MANUFACTURE OF RUBBER PRODUCTS</u>
<u>የፕላስቲክ ዕቃዎች</u>	9	998	1,695	14,361	9,657	4,704	<u>MANUFACTURE OF PLASTIC PRODUCTS</u>
<u>መስተጻፍና የመስተጻፍ ዕቃዎች</u>	2	399	1,425	2,444	1,273	1,171	<u>MANUFACTURE OF GLASS AND GLASS PRODUCTS</u>
<u>ብረት ብረት ያልሆኑ የማዕድን ዓይነቶች</u>	25	2,879	6,058	21,197	10,434	10,763	<u>MANUFACTURE OF OTHER NON-METALLIC MINERAL PRODUCTS</u>
ለአገዳ ሥራ የሚሆኑ ጠብቶች	16	1,067	1,180	3,875	1,563	2,312	MANUFACTURE OF STRUCTURAL CLAY PRODUCTS
ቢሚንት ናፊና ሌሎች መለስ ፍጆታ	5	1,177	3,394	13,360	6,840	6,520	MANUFACTURE OF CEMENT, LIME AND PLASTER
ሌሎች ብረት ብረት ያልሆኑ የማዕድን ወጪቶች	4	635	1,484	3,962	2,031	1,931	MANUFACTURE OF NON-METALLIC MINERAL PRODUCTS N.E.C.
<u>ብረት ብረት</u>	3	552	1,969	45,663	30,881	14,782	<u>IRON AND STEEL BASIC INDUSTRIES</u>
<u>ከመኪናዎችና ፋብሪካ መሣሪያዎች ለላከብረት የተሠሩ ዕቃዎች</u>	19	1,380	3,664	37,060	22,788	14,272	<u>MANUFACTURE OF FABRICATED METAL PRODUCTS EXCEPT MACHINERY AND EQUIPMENT</u>
ከብረት የተሠሩ የጣጣን ዕቃዎች	8	397	971	6,374	2,997	3,377	MANUFACTURE OF CUTLERY, HAND TOOLS AND GENERAL HARDWARE
የአገዳ መሥሪያ ብረት ብረት	3	156	476	3,620	2,353	1,267	MANUFACTURE OF STRUCTURAL METAL PRODUCTS
ሌሎች መኪናዎችና የፋብሪካ መሣሪያዎች ያልሆኑ የብረት ብረት ዕቃዎች	8	827	2,217	27,066	17,438	9,628	MANUFACTURE OF FABRICATED METAL PRODUCTS EXCEPT MACHINERY AND EQUIPMENT N.E.C.
<u>የአለተሰብ ዕቃዎችና መለጠጫዎች</u>	3	75	201	872	440	432	<u>MANUFACTURE OF ELECTRICAL MACHINERY, APPARATUS, APPLIANCES AND SUPPLIES</u>
ዶጦር	417	74,987*	155,986	1,628,525	897,401	731,124	TOTAL
	NO. OF ESTABLISHMENTS	NO. OF PERSONS ENGAGED	('000 BIRR) WAGES AND SALARIES	('000 BIRR) GROSS VALUE OF PRODUCTION	('000 BIRR) INDUS-TRIAL COSTS	('000 BIRR) VALUE ADDED	INDUSTRIAL GROUP

* የተረጋገጠ
 *Revised.

የኢንዱስትሪያት ጠቅላላ አገልግሎት በፋብሪካው ዓይነት 1972
GENERAL OPERATIONS OF MANUFACTURING INDUSTRIES BY INDUSTRIAL GROUPS, 1979/80

ሠንጠረዥ ፭.፩ /አ/ TABLE F.8 (b)

የፋብሪካው ዓይነት	የፋብሪካዎች ብዛት /በጥር/	የሠራተኞች ብዛት /በጥር/	ደመወዝና ሥራ /በባዮ/	ጠቅላላ የሥራ ወጪት የጋ /በሺህ ብር/	ለኢንዱስትሪ የተደረገ ወጭ /በሺህ ብር/	ተጨማሪ የጋ /በሺህ ብር/	
<u>የምግብ ፋብሪካዎች</u>	124	15,320	33,807	523,089	294,490	228,599	<u>FOOD MANUFACTURING</u>
ሥጋ ግዛጋይት መጠቀስ	10	4,535	6,641	84,539	56,433	28,106	SLAUGHTERING, PREPARING AND PRESERVING MEAT
ወተትና የወተት ተጽታኝ	2	275	546	9,142	4,749	4,393	MANUFACTURE OF DAIRY PRODUCTS
በአገባባትና በአሀል የሚገኙ ግብዓት	15	1,558	2,570	35,774	17,481	18,293	MANUFACTURE OF VEGETABLES AND ANIMAL OILS AND FATS
የአሀል ወፍጮና የጎብኝ ግብዓት	82	5,320	8,384	201,595	163,325	38,270	GRAIN MILLS AND BAKERY PRODUCTS
የስኳር ፋብሪካዎችና ስስኳር የሚገኙ ሥራዎች	9	3,199	13,757	164,100	45,175	118,925	SUGAR FACTORIES, REFINERIES AND SUGAR CONFECTIONERY
ሌሎች ሥራዎች	6	433	1,909	27,939	7,327	20,612	MANUFACTURE OF FOOD PRODUCTS N.E. CLASSIFIED
<u>የዕጢና ፋብሪካዎች</u>	27	5,577	14,059	249,524	77,131	172,393	<u>BEVERAGE INDUSTRIES</u>
አለባብ ግብርና ግብር	8	571	1,385	22,826	2,253	20,573	DISTILLING RECTIFYING AND BLENDING OF SPIRITS
የወይን ግብርና ግብር	4	633	1,410	18,688	3,666	15,022	WINE INDUSTRIES
አረጋጅ ግብርና ግብርና ግብር	3	1,804	5,765	132,742	27,585	105,157	MALT LIQUORS AND MALT
ለባላ ግብርና ግብር	12	2,569	5,499	75,268	43,627	31,641	SOFT DRINKS AND CARBONATED WATER INDUSTRIES
<u>ከተሞቻቸው የሚሠሩ ወጪዎች</u>	2	794	2,218	105,722	43,215	62,507	<u>TOBACCO MANUFACTURES</u>
<u>የወርቅ ሠራተኛ ፋብሪካዎች</u>	48	29,351	55,729	413,169	194,062	219,107	<u>MANUFACTURE OF TEXTILES</u>
ወፍተኛ ለብብ መሥራተኛ ግብር	20	24,108	48,293	369,847	168,684	201,163	SPINNING, WEAVING AND FINISHING TEXTILES
ቸራብ መሥራተኛ	23	1,402	1,810	11,870	6,178	5,692	KNITTING MILLS
ገደብ ግብርና ሲገኙት መሥራተኛ	5	3,841	5,626	31,452	19,200	12,252	CORDAGE ROPE AND TWINE INDUSTRIES
<u>የብረት ለብብ</u>	6	2,152	3,366	27,740	20,611	7,129	<u>MANUFACTURE OF WEARING APPAREL EXCEPT FOOTWEAR</u>
<u>የጎብኝ ግብርና ግብር</u>	9	2,001	3,864	86,636	56,648	29,988	<u>TANNERIES AND LEATHER FINISHING</u>
ከ ጎብኝ የሠራ ግብር	10	2,352	4,293	45,612	25,663	19,949	<u>MANUFACTURE OF FOOTWEAR (LEATHER)</u>
አገልግሎት የአገልግሎት የብብ ዕቃዎች	51	4,233	7,499	27,762	10,425	17,337	<u>MANUFACTURE OF WOOD AND CORK PRODUCTS</u>
የአገልግሎት የብብ ግብርና የብብ መሥሪያዎች	17	1,061	2,617	9,174	4,038	5,136	<u>MANUFACTURE OF FURNITURE AND FIXTURES</u>
የወረቀትና ከወረቀት የሚሠሩ ዕቃዎች	6	1,420	2,093	40,930	21,806	19,124	<u>MANUFACTURE OF PAPER AND PAPER PRODUCT</u>
ግብርና ግብርና ግብርና ፋብሪካዎች	22	2,322	6,566	34,825	12,870	21,955	<u>PRINTING, PUBLISHING AND ALLIED INDUSTRIES</u>
በኢንዱስትሪ የሚሠሩ ከግብርና ግብርና ግብርና ግብር	3	137	341	5,368	2,928	2,440	<u>MANUFACTURE OF BASIC INDUSTRIAL CHEMICALS EXCEPT FERTILIZERS</u>
	NO. OF ESTABLISHMENTS	NO. OF PERSONS ENGAGED	('000 BIRR) WAGES AND SALARIES	('000 BIRR) GROSS VALUE OF PRODUCTION	('000 BIRR) INDUS-TRIAL COSTS	('000 BIRR) VALUE ADDED	INDUSTRIAL GROUP

የአገልግሎት ማስገባት ስራ ስራ ባለቤቶች ስራ ባለቤቶች 1972
 GENERAL OPERATIONS OF MANUFACTURING INDUSTRIES BY INDUSTRIAL GROUP 1979/80

ሠንጠረዥ ረ. 8/ለ// የጠለ/ TABLE F.8 (b) (Contd.)

የሥራ ባለቤቶች ስራ ባለቤቶች	የሥራ ባለቤቶች ብዛት / በ ሺር /	የሥራ ተኮር ብዛት / በ ሺር /	ደመወዝ ስራ ባለቤቶች / በ ሺር /	ጠቀላላ የሥራ ወጪት / በ ሺር /	አገልግሎት የተደረገው ወጪ / በ ሺር /	ተጨማሪ የገቢ / በ ሺር /	
<u>የሌሎች ስራ ባለቤቶች ወጪት</u>	14	1,624	3,960	61,224	35,037	26,187	<u>MANUFACTURE OF OTHER CHEMICAL PRODUCTS</u>
የለዎትና ጉዳዮች	3	156	556	9,570	5,838	3,732	MANUFACTURE OF PAINTS, VARNISHES AND LACQUERS
ባዎትና ሌሎች ግልጽ ገቢዎች የወጡት ወጪዎች	8	931	1,964	31,611	17,097	14,514	MANUFACTURE OF SOAP, COSMETICS, PERFUMES AND OTHER CLEANING PREP.
ሌሎች ስራ ባለቤቶች	3	537	1,440	20,043	12,102	7,941	MANUFACTURE OF CHEMICAL PRODUCTS N.E.C.
<u>የኃይል ግብይት</u>	1	914	9,026	249,134	218,869	30,265	<u>PETROLEUM REFINERY</u>
<u>የሌሎች ስራ ባለቤቶች</u>	3	1,333	4,790	44,195	28,670	15,525	<u>MANUFACTURE OF RUBBER PRODUCTS</u>
<u>የፕላስቲክ ስራ ባለቤቶች</u>	9	1,062	2,068	22,148	15,556	6,592	<u>MANUFACTURE OF PLASTIC PRODUCTS</u>
<u>ወጪትና የወጪት ስራ ባለቤቶች</u>	2	421	1,463	7,370	3,617	3,753	<u>MANUFACTURE OF GLASS AND GLASS PRODUCTS</u>
<u>ብረት ብረት ያልሆኑ የግዕዝ ስራ ባለቤቶች</u>	26	2,770	6,332	31,010	14,137	16,873	<u>MANUFACTURE OF OTHER NON-METALLIC MINERAL PRODUCTS</u>
ለሕንፃ ሥራ የሚሆኑ ስራ ባለቤቶች	17	1,000	1,358	5,390	2,249	3,141	MANUFACTURE OF STRUCTURAL CLAY PRODUCTS
ቢሮን ብረት ስራ ባለቤቶች	5	1,191	3,667	21,075	9,434	11,641	MANUFACTURE OF CEMENT, LIME AND PLASTER
ሌሎች ብረት ብረት ያልሆኑ የግዕዝ ወጪዎች	4	579	1,307	4,545	2,454	2,091	MANUFACTURE OF NON-METALLIC MINERAL PRODUCTS N.E.C.
<u>ብረት ብረት</u>	3	642	2,868	62,196	43,432	18,764	<u>IRON AND STEEL BASIC INDUSTRIES</u>
<u>ከወጪትና የግዕዝ ወጪት ስራ ባለቤቶች ስራ ባለቤቶች</u>	18	1,332	3,990	44,302	29,361	14,941	<u>MANUFACTURE OF FABRICATED METAL PRODUCTS EXCEPT MACHINERY AND EQUIPMENT</u>
ከብረት የተሠሩ የግዕዝ ስራ ባለቤቶች	7	402	1,080	7,899	3,571	4,328	MANUFACTURE OF CUTLERY, HAND TOOLS AND GENERAL HARDWARE
የሕንፃ ስራ ባለቤቶች	3	163	558	2,248	1,399	849	MANUFACTURE OF STRUCTURAL METAL PRODUCTS
ሌሎች ወጪትና የግዕዝ ወጪት ስራ ባለቤቶች ያልሆኑ የብረት ብረት ስራ ባለቤቶች	8	767	2,352	34,155	24,391	9,764	MANUFACTURE OF FABRICATED METAL PRODUCTS EXCEPT MACHINERY AND EQUIPMENT N.E.C.
<u>የአላተሰብ ስራ ባለቤቶች ወጪት</u>	3	77	207	1,425	572	853	<u>MANUFACTURE OF ELECTRICAL MACHINERY, APPARATUS, APPLIANCES AND SUPPLIES</u>
ጠቅላላ	404	76,895	171,156	2,092,555	1,153,138	939,417	TOTAL
	NO. OF ESTABLISHMENT	NO. OF PERSONS ENGAGED	('000 BIRR) WAGES AND SALARIES	('000 BIRR) GROSS VALUE OF PRODUCTION	('000 BIRR) INDUS-TRIAL COSTS	('000 BIRR) VALUE ADDED	INDUSTRIAL GROUP

የሌላተሰጠ ጠባቢዎች የዓመገቢ ፍላጎት ጋራ ነፃነት ለሌላተሰጠ መገንጠ፡ 1963 - 1971
 INSTALLED GENERATING CAPACITY AND ELECTRIC ENERGY PRODUCTION, 1970/71 - 1978/79

ሠገጠረዥ ፭.9 TABLE F.9

ዓመት ድምር	የሌላተሰጠ ጠባቢዎች የዓመገቢ ፍላጎት በሰዓት			የጠባቢ ሌላተሰጠ ጠባቢ ስራዎች ጠባቢ			ዓመት
	ጠባቢ	ጠባቢ	ጠባቢ	ጠባቢ	ጠባቢ	ጠባቢ	
	ጠባቢ	ጠባቢ	ጠባቢ	ጠባቢ	ጠባቢ	ጠባቢ	
1963	123,384	60,551	183,935	299,575	116,620	416,195	1970/71
1964	123,384	61,196	184,580	307,480	123,413	430,893	1971/72
1965	207,084	67,529	274,613	326,817	137,422	464,239	1972/73
1966	206,784	68,435	275,219	345,983	137,883	487,871	1973/74
1967	206,364	71,393	277,757	351,558	120,213	471,771	1974/75
1968	206,196	72,638	278,834	355,895	137,378	493,273	1975/76
1969	206,196	74,273	280,469	369,139	108,903	478,041	1976/77
1970	206,616	75,002	281,618	385,892	66,572	452,464	1977/78
1971	206,616	86,519	293,135	437,985	105,797	543,782	1978/79
	HYDRO	THERMAL	TOTAL	HYDRO	THERMAL	TOTAL	YEAR
	INSTALLED GENERATING CAPACITY(KW)			PRODUCTION ('000 KWH)			

የሌላተሰጠ ስራዎች የጠባቢ ስራዎች ጠባቢ፡ 1970-1971
 OPERATING STATISTICS OF ELECTRICITY INDUSTRY (PUBLIC UTILITIES ONLY), 1977/78-1978/79

ሠገጠረዥ ፭.10 TABLE F.10

	1970	1971	
የሌላተሰጠ ጠባቢዎች ጠባቢ	49	52	NUMBER OF STATIONS
የሠራተኞች ጠባቢ	4,556	4,829	NUMBER OF EMPLOYEES
የሌላተሰጠ ጠባቢዎች የዓመገቢ ፍላጎት / በሰዓት /	281,618	293,135	INSTALLED GENERATING CAPACITY (KW)
የጠባቢ ሌላተሰጠ ጠባቢ ስራዎች ጠባቢ	452,464	543,782	PRODUCTION OF ELECTRICITY (IN '000 Kwh)
ጠባቢ ስራዎች ጠባቢ			TRANSMISSION FACILITIES (KM)
230 ጠባቢ ስራዎች ጠባቢ	228*	228	230 KV LINES
132 ጠባቢ ስራዎች ጠባቢ			132 KV LINES
U/ጠባቢ	552	464	a) SINGLE CIRCUIT
A/ጠባቢ	96	92	b) DOUBLE CIRCUIT
50 ጠባቢ ስራዎች ጠባቢ	128	128	50 KV LINES
45 ጠባቢ ስራዎች ጠባቢ	222	222	45 KV LINES
15 ጠባቢ ስራዎች ጠባቢ	1,688	1,749	15 KV LINES
5.5 ጠባቢ ስራዎች ጠባቢ	-	151	5.5 KV LINES
3.2 ጠባቢ ስራዎች ጠባቢ	-	42	3.2 KV LINES
የጠባቢ ሌላተሰጠ ጠባቢ ስራዎች ጠባቢ	400,142	478,304	ELECTRICITY SOLD (IN '000 Kwh)
ጠባቢ ስራዎች ጠባቢ	147,092	191,011	GENERAL TARIFF
ጠባቢ ስራዎች ጠባቢ	253,050	287,293	INDUSTRIAL TARIFF
የጠባቢ ስራዎች ጠባቢ	43,185	58,149	REVENUE FROM SALES OF ELECTRICITY('000 BIRR)
ጠባቢ ስራዎች ጠባቢ	21,424	28,833	GENERAL TARIFF
ጠባቢ ስራዎች ጠባቢ	21,761	29,316	INDUSTRIAL TARIFF
ደግሞ ጠባቢ ስራዎች ጠባቢ	15,064	16,207	WAGES AND SALARIES PAID ('000 BIRR)
ለዕቃ የተደረገ ወጭ ጠባቢ ስራዎች ጠባቢ	3,503	4,125	COST OF MATERIALS ('000 BIRR)
ለኃይል የተደረገ ወጭ ጠባቢ ስራዎች ጠባቢ	6,775	11,339	COST OF FUEL ('000 BIRR)
የጠባቢ ስራዎች ጠባቢ ስራዎች ጠባቢ	196,906	192,161	TOTAL FIXED ASSETS ('000 BIRR)
ጠባቢ ስራዎች ጠባቢ ስራዎች ጠባቢ	192,618	187,324	FIXED CAPITAL ASSETS
ጠባቢ ስራዎች ጠባቢ ስራዎች ጠባቢ	4,288	4,837	CAPITAL WORK IN PROGRESS
ጠባቢ ስራዎች ጠባቢ ስራዎች ጠባቢ	9,636	5,755	INVESTMENT (IN FIXED ASSETS) ('000 BIRR)
	1977/78	1978/79	

* የተሻሻለ
 *Revised

በ1970 እና በ1971 ዓ.ም ለውጥ ላይ የተደረገው ወጪና የገንዘብ ምንጭ
 INVESTMENT AND SOURCES OF INVESTMENT IN ELECTRICITY INDUSTRY 1977/78 - 1978/79

ሠንጠረዥ ረ. 12 TABLE F.12

	ድቦር	ከወጪ ገቢ	ከሀገር ወጣት የተገኘ		
			ከገላ	ከባንክ	
<u>1970</u>					<u>1977/78</u>
ወሩሪ ያና ወሩሪ ያና ያለሀኑ ሕንጻዎች፣	582	-	582	-	RESIDENTIAL AND NON RESIDENTIAL BUILDINGS
ሌሎች የከገተረከሽን ሥራዎች	245	-	245	-	OTHER CONSTRUCTION AND WORKS
የግምገማ ወሳሪ ያዎችና ዕቃዎች	422	-	420	2	MACHINERY AND EQUIPMENT
ተሽከርካሪዎች	1,178	-	1,178	-	VEHICLES
ሌሎች	1,538	-	1,516	22	OTHERS
ድቦር	3,965	-	3,941	24	TOTAL
<u>1971</u>					<u>1978/79</u>
ወሩሪ ያና ወሩሪ ያና ያለሀኑ ሕንጻዎች	452	452	-	-	RESIDENTIAL AND NON RESIDENTIAL BUILDINGS
ሌሎች የከገተረከሽን ሥራዎች	236	236	-	-	OTHER CONSTRUCTION AND WORKS
የግምገማ ወሳሪ ያዎችና ዕቃዎች	2,597	1,104	773	720	MACHINERY AND EQUIPMENT
ተሽከርካሪዎች	171	-	171	-	VEHICLES
ሌሎች	2,299	1,645	645	9	OTHERS
ድቦር	5,755	3,437	1,589	729	TOTAL
			OWN FUND	BANK LOAN	
TOTAL		FOREIGN LOANS	DOMESTIC SOURCES		

በኢትዮጵያ ኤሌክትሪክና ኃይል ሚኒስቴር ገደል ባለሥልጣን የተገኘ።
 Source: Ethiopian Electric Light and Power Authority.

የኢትዮጵያ ኢንፎርሜሽን ፎካል ኢንፎርሜሽን ማዕከል
 INSTALLED GENERATING CAPACITY AND ELECTRIC ENERGY PRODUCTION BY STATION 1977/78

ሠንጠረዥ ረ.13/ሀ/ TABLE F.13 (a)

ጠቢቃዎች	የጋራ ስፔር ብዛት	የማዕከላዊ ፍላጎት / በኪ.ዊ.ት /			የውጤት አጠቃላይ / በኪ.ዊ.ት ስፔር ብዛት /			
		ከውሃ ጠቢቃ	ከነጻ ጠቢቃ	ጠቅላይ	ከውሃ ጠቢቃ	ከነጻ ጠቢቃ	ጠቅላይ	
አባባውሌል	8,450	6,560	-	6,560	-	-	-	ABA SAMUEL
አዲስ አበባ	10,584 ⁽¹⁾	-	5,000	5,000	-	-	-	ADDIS ABEBA
አዲገራት	723	-	348	348	-	404	404	ADIGRAT
አጋሮ	1,927	-	570	570	-	1,137	1,137	AGARO
አለግያና ሐረር	5,605	-	2,328	2,328	-	477	477	ALEMAYA & HARAR
አርባ ሥንጭ	1,037	-	640	640	-	1,075	1,075	ARBA MINCH
አሰባ ተፈሪ	1,089	-	538	538	-	738	738	ASEBE TEFRI
አሰባ	1,908	-	3,100	3,100	-	7,962 ⁽²⁾	7,962	ASSAB
አሰላ	2,444	-	1,000	1,000	-	1,475	1,475	ASSELA
አሞን 1 / ቀያ/	736	43,200	120	43,320	83,107	-	83,107	AWASH I (KOKA)
አሞን 2 / ርዝራዛ/	26	32,000	100	32,100	56,926	-	56,926	AWASH II (NAZERETH)
አሞን 3	-	32,000	-	32,000	53,543	-	53,543	AWASH III
አክሱም	4,425	-	544	544	-	127	127	AXUM
ባሕር ጎር	2,752	7,680	80	7,760	23,664	-	23,664	BAHAR DAR
ባላ ገዛ	1,126	-	219	219	-	692	692	BALE GOBA
በለሳና ሥፊዋ	33,525 ⁽³⁾	-	31,700	31,700	-	11,262	11,262	BELESSA & MASSAWA
ቦገጋ	308	-	216	216	-	25	25	BONGA
ቦሩ በደሌ	397	-	219	219	-	97	97	BUNO BEDELE
ደብረ ብርሃን	2,802	100	1,281	1,381	567	1,793	2,360	DEBRE BIRHAN
ደብረ ግር ቁስ	2,887	184	750	934	645	927	1,572	DEBRE MARKOS
ደብረ ታቦር	521	-	238	238	-	111	111	DEBRE TABOR
ደብረ ገራ	-	-	-	-	-	-	-	DECAMARE
ደምቢ ደሌ	775	184	150	334	459	58	517	DEMBI DOLO
ደሰ	5,373	-	2,388	2,388	-	4,877	4,877	DESSIE
ድረ ጎረቤት	7,296	-	4,500	4,500	-	735	735	DIRE DAWA
ዲላ	1,863	-	720	720	-	1,681	1,681	DILLA
ፊንቃ	-	84,000	200	84,200	166,584	-	166,584	FINCHA
ፍቼ	1,039	-	390	390	-	234	234	FITCHE
ጊምቢ	871	-	267	267	-	281	281	GHIMBI
ጊሎ	-	420	-	420	-	-	-	GILBO
ጎረ	450	-	64	64	-	57	57	GORE
ጎንደር	4,588	-	1,950	1,950	-	3,807	3,807	GONDER
ሀገረ ሕይወት	1,974	-	692	692	-	1,842	1,842	HAGERE HIWOT
ጃጃጋ	2,343	-	500	500	-	37	37	JIJJIGA
ጃጃ	4,546	140	2,978	3,118	-	3,743	3,743	JIMMA
ከብረ መንግሥት	723	-	219	219	-	454	454	KEBRE MENGIST
ቃገጭ	-	-	3,000	3,000	-	4,954	4,954	KAGNEW
መግሌ	3,288	-	1,251	1,251	-	2,400	2,400	MEKELE
ነገሌ ቦረና	1,003	-	419	419	-	618	618	NEGELE BORENA
ነግሥት	1,812	-	821	821	-	1,161	1,161	NEKEMTE
ሸምቡ	443	-	219	219	-	91	91	SHAMBOU
ሸሸጫ	5,144	-	2,524	2,524	-	6,170	6,170	SHASHEMENE
ወላይታ ቦይ	1,590	-	837	837	-	1,727	1,727	WLAYTA SODO
ወላሳ	1,536	148	300	448	398	582	980	WOLISO
ይርጋ ዓለም	2,776	-	901	901	-	2,002	2,002	YIRGA ALEM
ዝግጁ	1,700	-	370	370	-	640	640	ZEWAI
ጦት	455	-	348	348	-	129	129	METTU
ጠቅላይ	230,952	20,616	74,999	281,615	585,893	66,582	452,475	TOTAL
	TOTAL NUMBER OF CONSUMERS	HYDRO	THERMAL	TOTAL	HYDRO	THERMAL	TOTAL	STATIONS
		CAPACITY (KW)			PRODUCTION ('000KWH)			

የአሞን 1፣ የአሞን 2፣ የአሞን 3፣ የአባ ስፔር ኃይልና የፊንቃ ደንበኞች ይጨምራል ።
 (1) Includes consumers in Awash I, Awash II, Awash III, Aba Samuel and Fincha.
 ከአሰባ ነጻ ግብር የተገዛውን 6410 ኪ.ዊ.ት ስፔር ኃይልና የፊንቃ ደንበኞች ይጨምራል ።
 (2) Includes the 6410 Kwh energy purchased from Assab oil Refinery and guaranteed Capacity of 2000 Kw.
 የአሞን 3ና የጎንደር ደንበኞች ይጨምራል ።
 (3) Includes consumers in Asmara and Ginda
 ከኢትዮጵያ ኢንፎርሜሽን ፎካል ኢንፎርሜሽን ማዕከል የተገኘ ።
 Source: Ethiopian Electric Light and Power Authority.

የአለብተሪክ ጣቢያዎች የዓመገዛ ችሎታና በየጣቢያው የፍጥነት አለብተሪክ መጠን 1977
 INSTALLED GENERATING CAPACITY AND ELECTRIC ENERGY PRODUCTION BY STATION 1978/79

ሠገጠኛ ራ.13 /ለ/ TABLE E.13 (b)

ጣቢያዎች	የደንበኛች ብዛት	የዓመገዛ ችሎታ / በሰዓት /			የፍጥነት አለብተሪክ / በሰዓት /			ስም
		በሰዓት ጣቢያ	በሰዓት ጣቢያ	ኒ.ኤ.ሲ	በሰዓት ጣቢያ	በሰዓት ጣቢያ	ኒ.ኤ.ሲ	
አባ ለሙሉ	-	6,560	-	6,560	8	-	8	ABA SAMUEL
አገላ አባባ	117,594 ⁽¹⁾	-	5,000	5,000	-	-	-	ADDIS ABEBA
አገገረተ	883	-	617	617	-	383	383	ADIGRAT
አገር	2,042	-	570	570	-	1,335	1,335	AGARO
ሐረር	5,878	-	-	-	-	-	-	HARRAR
አርባ ያገጭ	1,104	-	640	640	-	1,131	1,131	ARBA MINCH
አሰብ ተረረ	1,101	-	538	538	-	771	771	ASEBE TEFERI
አሰመራ	32,313	-	28,600	28,600	-	35,922 ⁽²⁾	35,922	ASMARA
አሰብ	2,422	-	3,100	3,100	-	9,741	9,741	ASSAB
አሰላ	2,581	-	-	-	-	-	-	ASSELA
አሞኑ 1 / ያገ/	-	43,200	120	43,320	88,566	-	88,566	AWASH I (KOKA)
አሞኑ 2	-	32,000 [†]	100	32,100	67,800	-	67,800	AWASH II
አሞኑ 3	-	32,000	-	32,000	68,124	-	68,124	AWASH III
አከሰም	2,365	-	544	544	-	679	679	AXUM
ባሕር ጎር	3,078	7,680	80	7,760	25,281	-	25,281	BAHAR DAR
ባሌ ገዛ	1,529	-	369	369	-	901	901	BALE GOBA
ቦገገ	395	-	270	270	-	87	87	BONGA
ቡና በይሌ	434	-	219	219	-	119	119	BUNO BEDELE
ደብረ ብር ሃገ	2,925	100	1,281	1,381	487	2,339	2,826	DEBRE BIRHAN
ደብረ ግር ቶባ	3,107	184	751	935	667	1,268	1,935	DEBRE MARKOS
ደብረ ታቦር	615	-	238	238	-	114	114	DEBRE TABOR
ደብረ ገረ	-	-	-	-	-	-	-	DECAMARE
ደብረ ደሎ	945	184	150	334	589	73	662	DEMBIDOLO
ደብረ	5,721	-	2,964	2,964	-	5,370	5,370	DESSIE
ደረ ጎዳ	7,776	-	4,500	4,500	-	316	316	DIRE DAWA
ደረ	1,864	-	720	720	-	1,670	1,670	DILLA
ቦሌ / የደቡብ	2,046	-	667	667	-	187	187	EX-CONIEL
ፊንቻ	-	84,000	280	84,280	185,814	-	185,814	FINCHA
ፍቼ	1,223	-	390	390	-	290	290	FICHE
ገምቢ	948	-	270	270	-	296	296	GHIMBI
ገረ	-	420	2,328	2,748	-	84	84	GILBO/ALEMAYA
ገረ	-	-	64	64	-	67	67	GORE
ገንደር	4,969	-	1,451	1,451	-	4,164	4,164	GONDAR
ሐገረ ሕይወት	2,114	-	692	692	-	1,995	1,995	HAGERE HIWOT
ጅጅጋ	1,524	-	687	687	-	718	718	JIJIGA
ጅግ	4,713	140	2,971	3,111	217	3,859	4,076	JIMMA
ያገገ / 3 እና 4 /	4	-	5,400	5,400	-	6,087	6,087	KAGNEW (3 & 4)
ከብረ መገገሥት	823	-	219	219	-	460	460	KEBRE MENGIST
ዎፅዋ	2,625	-	11,100	11,100	-	7,802	7,802	MASSAWA
መዳሪ	3,528	-	1,251	1,251	-	3,307	3,307	MEKELE
ነገሌ ብረና	1,100	-	419	419	-	687	687	NEGELE BORENA
ነገሌ	1,978	-	901	901	-	1,386	1,386	NEKEMTE
ሸምቦ	852	-	219	219	-	101	101	SHAMBOU
ሸምቤ	5,466	-	2,524	2,524	-	6,559	6,559	SHASHEMENE
ወላይታ ቦዩ	1,710	-	837	837	-	1,862	1,862	WOLAYTA SODO
ወላባ	1,547	148	301	449	432	576	1,008	WOLISO
ወርባ ግለም	2,893	-	901	901	-	1,998	1,998	YIRGA ALEM
ዝግጅ	1,986	-	301	301	-	779	779	ZEWAI
መተ	705	-	435	435	-	180	180	METTU
ወላይታ	523	-	270	270	-	88	88	WOLDIA
ባቲ	356	-	270	270	-	46	46	BATTI
ሀብዕና	295	-	-	-	-	-	-	HOSANA
ናዘረተ	9,868	-	-	-	-	-	-	NAZARETH
ጠቅላይ	250,468	206,616	86,519	293,135	437,985	105,797	543,782	TOTAL
TOTAL NUMBER OF CONSUMERS		HYDRO	THERMAL	TOTAL	HYDRO	THERMAL	TOTAL	STATIONS
		CAPACITY (KW)			PRODUCTION ('000 KWH)			

የአሞኑ 1፣ የአሞኑ 2፣ የአሞኑ 3፣ የአባሙሉና የፊንቻ ደንበኞች ይዘታል።
 (1) Includes Consumers in Awash I, Awash II, Awash III, Aba Samuel and Fincha
 በአሰብ ነጻ ግብይት የተገዛውን 6410 ኪ.ዊ.አ. ስራ ለሰጠው የዓመገዛ ችሎታው 2000 ኪ.ዊ.አ. ነው።
 (2) Includes the 6410 Kwh energy purchased from Asab oil Refinery and guaranteed Capacity of 2000 Kw.
 በኢትዮጵያ ኤሌክትሪክና ማዕከላዊ ኃይል ባለሥልጣን የተገኘ።
 Source: Ethiopian Electric Light and Power Authority.

ክፍል ሰ - ስለ ሕንጻዎች

የሕንጻዎችን ሥራ የሚመለከተው መረጃ የተዘጋጀው በአዲስ አበባ ማዘጋጀት ቤት ነው። የዘመኑ አቅጣጫ በኢትዮጵያ ዘመን አቅጣጫ መሠረት ነው።

ሠንጠረዥ ሰ.1 በዚህ ሠንጠረዥ የተመለከተው በአዲስ አበባ ከተማ የቤት ሥራ ፈቃድ የተሰጠው አዲስ ሕንጻዎች በዘጠኝ ዓመት የወለዱ ስፋት፣ በባህር ዳር/ ነው።

ሠንጠረዥ ሰ.2 የሚያመለክተው በአዲስ አበባ ከተማ የቤት ሥራ ፈቃድ የተሰጠው አዲስ ሕንጻዎች አገደ የጋራው አመጣጥ ነው።

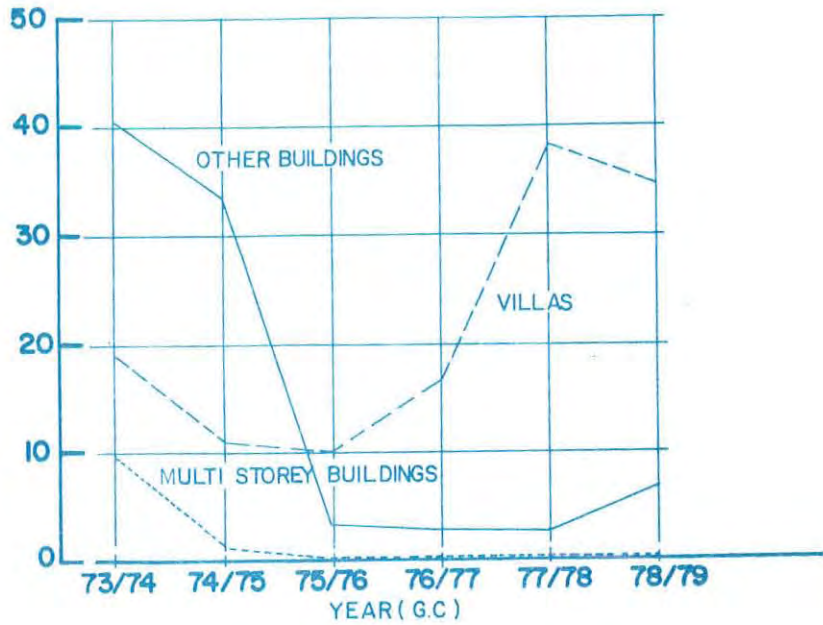
SECTION G - CONSTRUCTION

The statistics relating to construction have been compiled by the Municipality of Addis Ababa. The year refers to the Ethiopian Calendar Year.

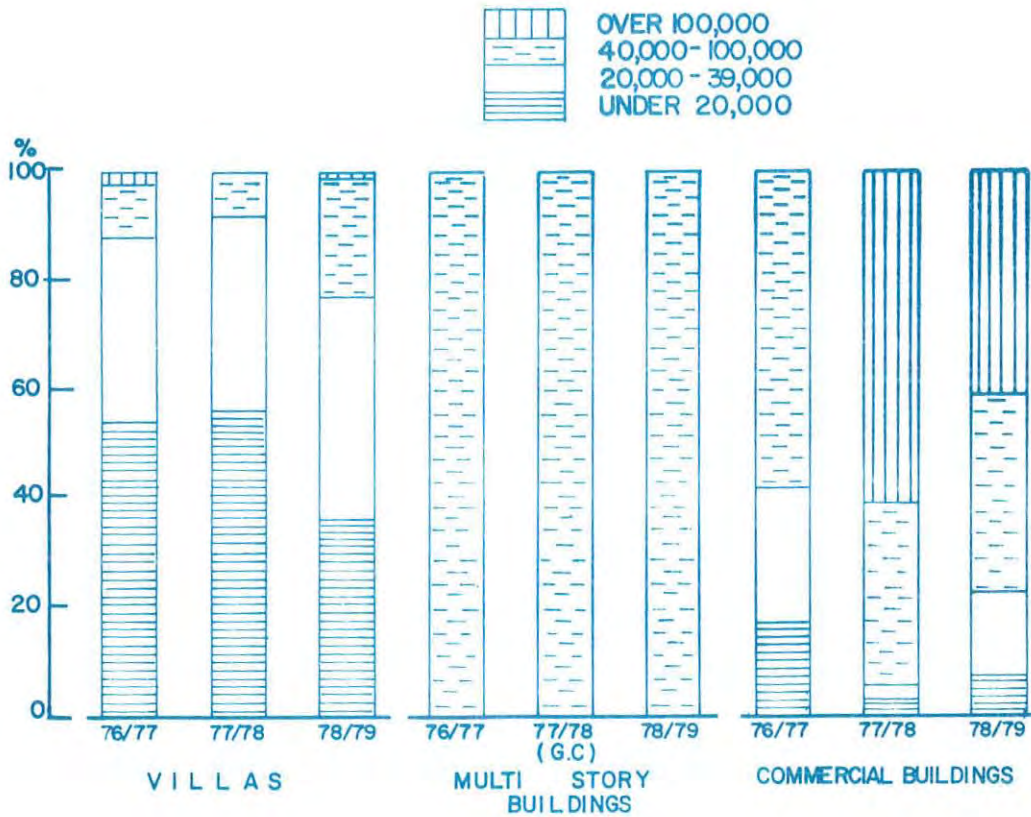
Table G.1 Gives the number of building permits for New Constructions in Addis Ababa, their costs and floor area.

Table G.2 Indicates the building permits for New Construction by type of construction and value range.

G-1 BUILDING PERMITS FOR NEW CONSTRUCTION IN ADDIS ABABA



G-2 COMPOSITION OF NEW CONSTRUCTION IN ADDIS ABABA BY VALUE OF BUILDINGS



በአዲስ አበባ ከተማ የቤት ሥራ ፈቃድ የተሰጠባቸው አዳዲስ ሕንጻዎች
BUILDING PERMITS FOR NEW CONSTRUCTIONS IN ADDIS ABABA

ሠንጠረዥ ሰ.1 TABLE G.1

የሕንጻው ዓይነት	1970			1971			
	ብዛት	ዋጋ /በሺህ ብር/	የወለል ስፋት በካራ ሜትር	ብዛት	ዋጋ /በሺህ ብር/	የወለል ስፋት በካራ ሜትር	
ቤላዎች	2,980	38,240	227,699	1,588	25,926	118,615	VILLAS
ፍቀ ቤቶች	2	125	357	3	185	1,022	MULTI-STORY BUILDINGS
ንግድ ቤቶች	12	824	3,132	17	602	5,684	COMMERCIAL BUILDINGS
የባንክ ግደያዎች	-	-	-	-	-	-	PETROL STATIONS
የኢንዱስትሪ ሕንጻዎች	-	-	-	-	-	-	INDUSTRIAL BUILDINGS
ተምህርት ቤቶች	2	60	890	6	372	1,880	SCHOOLS
አጥርኞች	23	147	4,464	21	138	2,083	FENCES
ለግደብ	-	-	-	-	-	-	MAINTENANCES
ጋራዶች	4	136	1,256	9	1,282	5,495	GARAGES
በተከርቦችና ግብረት ግብረት	1	80	197	5	2,635	1,516	CHURCHES AND MOSQUE
የግዳቤ ቤቶች	38	156	1,210	46	458	3,176	SERVICE QUARTERS
ሌሎች	26	1,223	6,821	30	1,176	6,255	OTHERS
ድምር	3,088	40,991	246,026	1,725	32,774	145,726	TOTAL
	NUMBER	COST ('000 BIRR)	FLOOR AREA (SQ. M.)	NUMBER	COST ('000 BIRR)	FLOOR AREA (SQ. M.)	TYPE OF CONSTRUCTION
	1977/78			1978/79			

በአዲስ አበባ ከተማ የቤት ሥራ ፈቃድ የተሰጠባቸው አዳዲስ ሕንጻዎች በዋጋ አመዳሰብ
BUILDING PERMITS FOR NEW CONSTRUCTION IN ADDIS ABABA BY VALUE OF BUILDINGS

ሠንጠረዥ ሰ.2 TABLE G.2

የዋጋው አመዳሰብ /በሺህ ብር/	1970			1971			
	ብዛት	ዋጋ /በሺህ ብር/	የወለል ስፋት በካራ ሜትር	ብዛት	ዋጋ /በሺህ ብር/	የወለል ስፋት በካራ ሜትር	
ቤላዎች							VILLAS
ከ5 በታች	652	2,101	20,549	229	800	10,746	LESS THAN 5
5 - 10	1,137	9,281	82,396	387	2,490	2,061	5 - 10
10 - 15	290	4,182	26,865	205	2,951	18,062	10 - 15
15 - 20	339	5,996	29,720	191	3,125	16,158	15 - 20
20 - 30	359	8,799	40,235	164	5,222	26,744	20 - 30
30 - 40	148	4,835	19,123	231	5,291	22,108	30 - 40
40 - 50	43	2,398	6,144	67	2,852	10,708	40 - 50
50 - 100	12	648	2,667	51	2,840	11,410	50 - 100
100 - 200	-	-	-	3	355	618	100 - 200
ድምር	2,980	38,240	227,699	1,588	25,926	118,615	TOTAL
	NUMBER	COST ('000 BIRR)	FLOOR AREA (SQ. M.)	NUMBER	COST ('000 BIRR)	FLOOR AREA (SQ. M.)	VALUE RANGE ('000 BIRR)
	1977/78			1978/79			

ግብረት:- በ1971 ዓ.ም የቤት ሥራ ፈቃድ በተሰጠባቸው ቤላዎች ውስጥ የ1148 ቤቶች የተጻፈው ስፋት በአይ በተሰጠው ድምር ውስጥ አለ ብዙረት ::

Note:- In 1978/79 building permits for 1148 Villas are not included as the information available is incomplete.

በአዲስ አበባ ግዛገዳ ቤት የተገኘ ::

Source: Municipality of Addis Ababa.

በአዲስ አበባ ከተማ የቤት ሥራ ፈጽሎ የተጠበቀው አዲስ ለገጻዎች በገንዘብ መጠን
 BUILDING PERMITS FOR NEW CONSTRUCTION IN ADDIS ABABA BY VALUE OF BUILDINGS

ሠንጠረዥ ስ.2 / የጠለ/ TABLE G.2 (Contd.)

የገንዘብ መጠን /በሺህ ብር/	1970			1979			
	ብዛት	ገን/በሺህ ብር	የወለል ስፋት በካራ ማትር	ብዛት	ገን/በሺህ ብር	የወለል ስፋት በካራ ማትር	
ፍት ቤቶች							MULTI-STORY BUILDINGS
30 - 40	-	-	-	-	-	-	30 - 40
40 - 50	-	-	-	1	45	388	40 - 50
50 - 100	2	125	357	2	140	634	50 - 100
100 - 200	-	-	-	-	-	-	100 - 200
200 እና በላይ	-	-	-	-	-	-	200 and over
ጭር	2	125	357	3	185	1,022	TOTAL
ንግድ ቤቶች							COMMERCIAL BUILDINGS
ከ5 በታች	-	-	-	3	8	154	LESS THAN 5
5 - 10	-	-	-	4	23	246	5 - 10
10 - 15	4	19	332	1	10	160	10 - 15
15 - 20	-	-	-	-	-	-	15 - 20
20 - 30	1	25	228	-	-	-	20 - 30
30 - 40	-	-	-	3	95	309	30 - 40
40 - 50	1	40	189	2	80	206	40 - 50
50 - 100	3	240	640	2	136	488	50 - 100
100 - 200	1	100	500	2	250	4,121	100 - 200
200 እና በላይ	2	400	1,243	-	-	-	200 and over
ጭር	12	824	3,132	17	602	5,684	TOTAL
	NUMBER	COST ('000 BIRR)	FLOOR AREA (SQ.M.)	NUMBER	COST ('000 BIRR)	FLOOR AREA (SQ. M.)	VALUE RANGE ('000 BIRR)
	1977/78			1978/79			

በአዲስ አበባ ግዛጃ ቤት የተገኘ ::
 Source: Municipality of Addis Ababa.

ከፍለ ሸ - ተራገቦፖርተና መገናኛ

ሠገጠረዥ ሸ.1: የኢትዮጵያ አዋር መገንደን የሥራ ክገውን ይገልጻል :: መረጃዎች የሀገር ውስጥና የኢንተርናሽናል በረራዎችን ያጠቃልላሉ ::

ሠገጠረዥ ሸ.2-ሸ.4: ስለ አዋር ተራገቦፖርተ መሠረታዊ መረጃዎችን የሚሰጡ ሲሆን፣ የቀረቡትም መረጃዎች የአካሉ አባባና የአሥመራን የዓለም አቀፍ አይርፕላን ማረፊያዎች ብቻ የሚመለከቱ ናቸው :: ስለ መገንደኛዎች ቀጥርና ስለ ጭነት መጠን የቀረበው መረጃ የገንደ አይርፕላኖችን ብቻ የሚመለከት ሲሆን የአይርፕላን እንቅስቃሴ ገን ማገኛውንም አይርፕላን ያጠቃልላል ::

ሠገጠረዥ ሸ.5: ከረዎት ከበጋ የሚያገለገሉትን መገንደኛ ርዘጠትና ዘርዘር ሁኔታ በኢትዮጵያ ተራገቦፖርተ ስገገብተራክሽን ባለሥልጣን መሥሪያ ቤት የጥገና ጣቢያዎች ለይቶ ያመለክታል :: ለገንደ ሥፍራ የመገንደኛ ርዘጠት ቀንሶ የሚታየው በመገንደ መሥመር ለውጥ ምክንያት ነው ::

ሠገጠረዥ ሸ.6: በጠቀሳሊው ለአውራ ጉዳና ሥራዎች የዋለውን ገንዘብና ለምን ሥራ እንደ ዋለ ለይቶ ያሳያል ::

ሠገጠረዥ ሸ.7: በዋና ዋና አውራ መገንደኛ ለአንድ ሜትሪክ ተገ ጭነት የሚጠፋለውን የሚገኝ ያዘገባ ዋጋ ይገልጻል ::

ሠገጠረዥ ሸ.8 እና ሸ.9: በኢትዮጵያ ውስጥ የመገጃ ፈቃድ የተጠባቸውን ሰዎች በዚህና ሌላ ላይም የተሸከርካሪ መኪናዎች የአደረሱትን አደጋ ያስረዳሉ ::

ሠገጠረዥ ሸ.10 እና ሸ.11: የፈረንሳይና የኢትዮጵያ የምድር ባቡርን የሥራ ክገውን ይገልጻል :: ከጥቅምት 1974 ጀምሮ የኢትዮጵያና የጅቡቲ የምድር ባቡር ድርጅት ተገሉ ተሰይመዋል ::

ሠገጠረዥ ሸ. 12 እና ሸ. 13: ለአንዳንድ የመረጡ የገንደ ዐቃዎች የሚጠፋለውን የባቡር ተራገቦፖርተ ዋጋ ያሳያሉ ::

ሠገጠረዥ ሸ.14: በአቅርባት-ምጽዋ የምድር ባቡር መስመር የተደረገውን የሥራ ክገውን ይገልጻል ::

ሠገጠረዥ ሸ.15: በኢትዮጵያ ወደቦች በላዊኪናወኮት ሥራዎች መሠረታዊ መረጃዎችን ያመለክታል ::

ሠገጠረዥ ሸ.16 እና 17: የተሌፍገ፣ የተሌገሬፍ መገናኛና የፖስታ እባታቲ ተከባን ያሳያል ::

SECTION H. TRANSPORT AND COMMUNICATIONS

Table H.1: refers to operations of Ethiopian Airlines both domestically and internationally.

Tables H.2 - 4: Pertains to basic statistics concerning international traffic at Addis Ababa and Asmara airports. However, figures on passengers and freight refer only to commercial planes while figures on aircraft movement refer to all airplanes.

Table H.5: shows length of all-weather roads by Highway maintenance district. Decrease of certain roads is due to change of alignment.

Table H.6: gives the cumulative investment in Highway operations up to the reference periods specified, by source and use of fund.

Table H.7: refers to transport tariffs per metric ton on principal roads.

Tables H.8 and H.9: relate to data on driving licences issued and motor vehicle accidents.

Tables H.10 and H.11: give data on the operation of the Franco - Ethiopian Railway. From October 1981, it is renamed Ethio - Djibouti Railway Company.

Tables H.12 and H.13: show railway freight rates for selected import and export items.

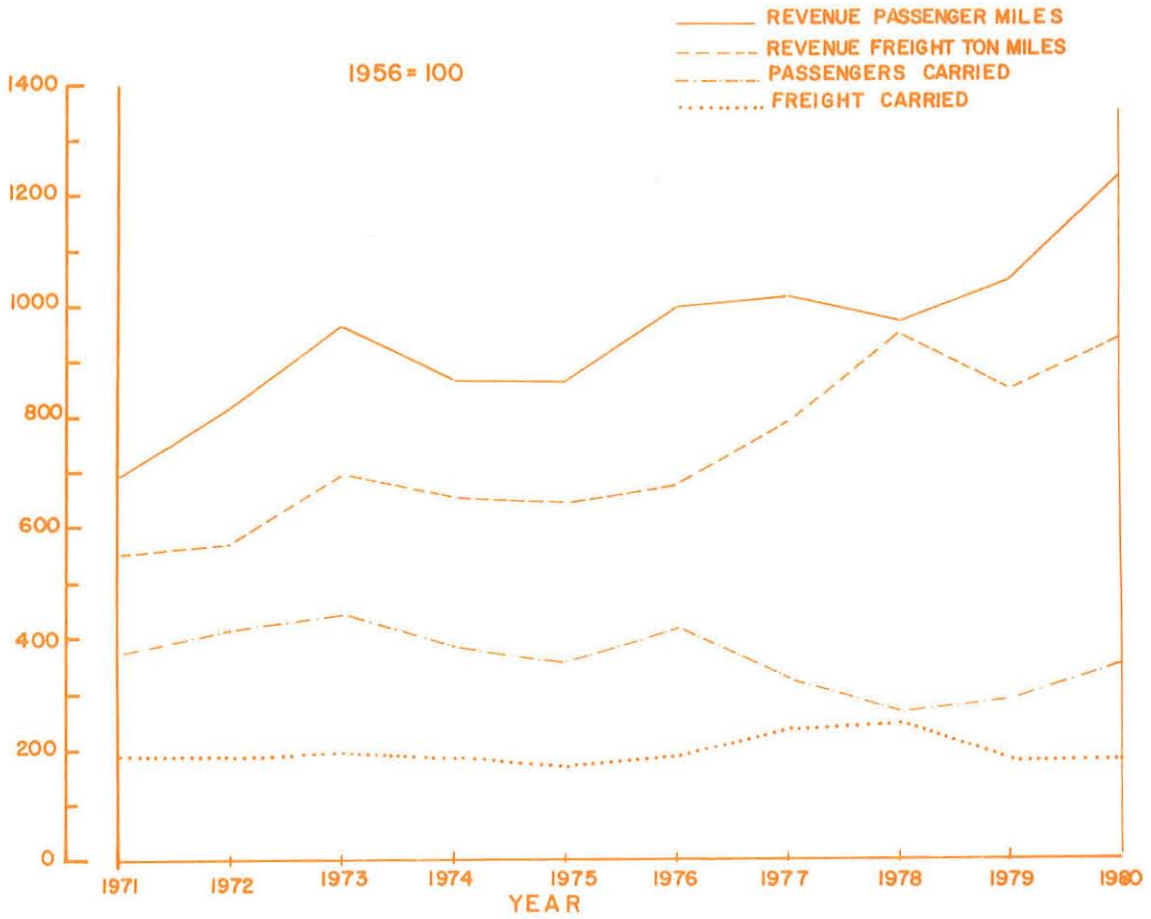
Table H. 14: refers to traffic on the Agordat - Massawa railway.

Table H.15: Pertains to basic statistics concerning the activities of sea ports.

Tables H.16 and H.17: deal with telecommunications and postal services statistics.

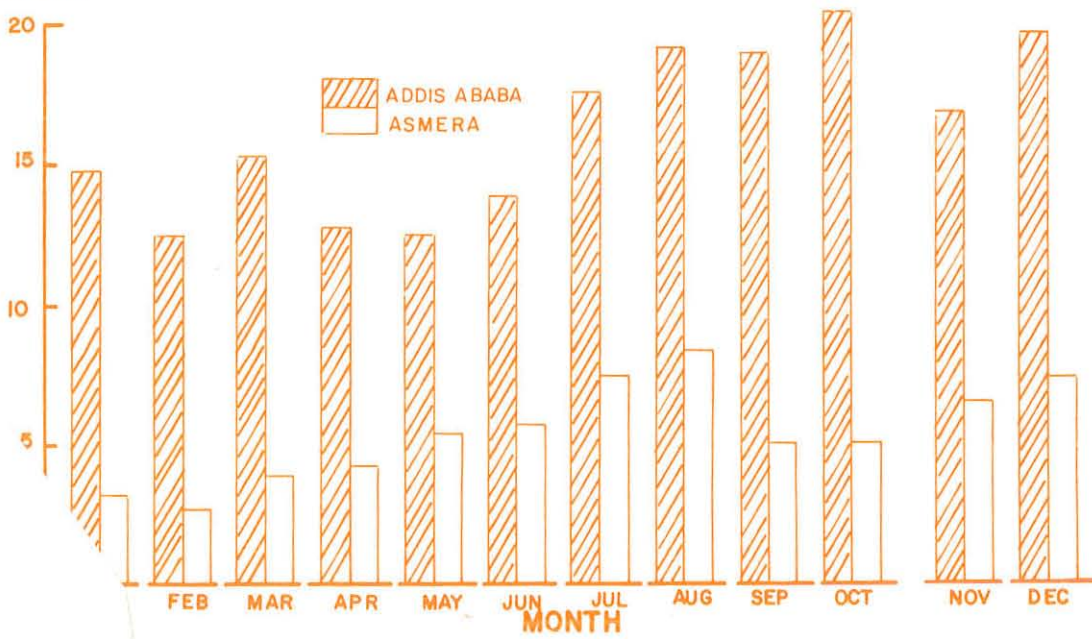
H-1

INDICES OF ETHIOPIAN AIRLINES OPERATIONS

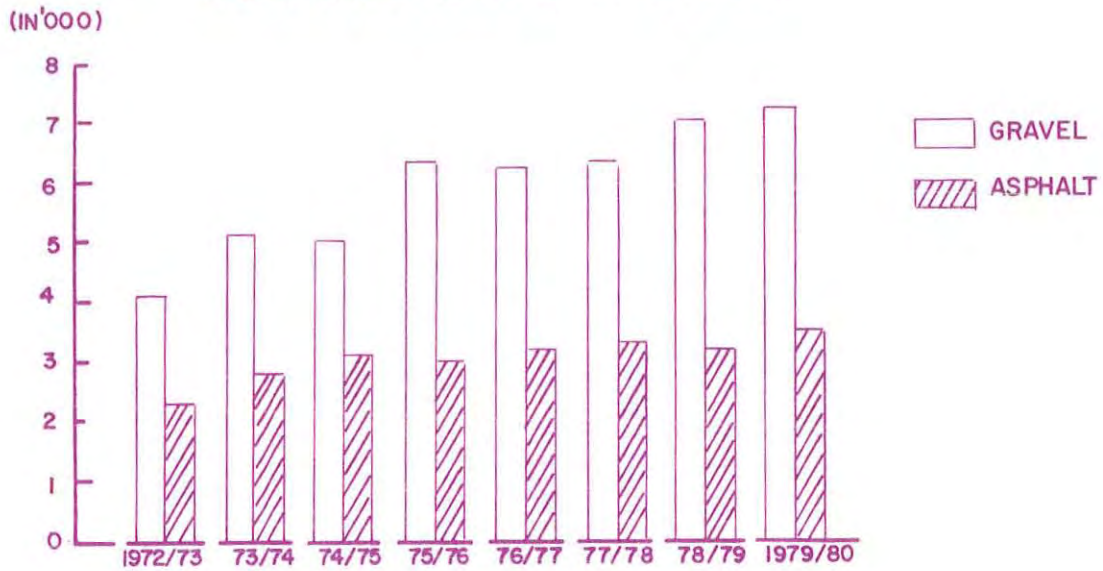


H-2
(IN '000)

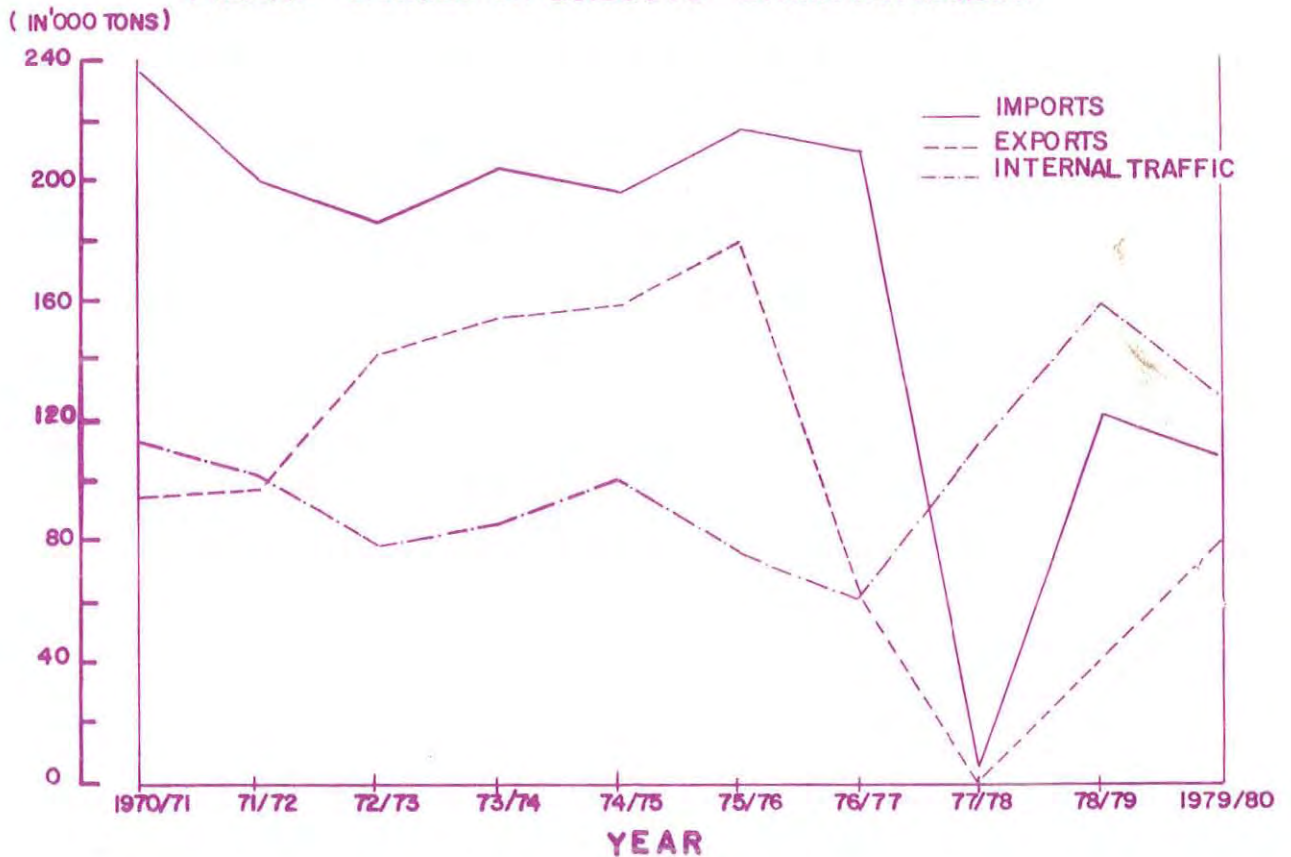
PASSENGERS CARRIED AT ADDIS ABABA AND ASMERA AIRPORT IN 1980



H-3 ALL WEATHER ROADS BY TYPE IN Kms



H-4 FREIGHT CARRIED ON DJIBOUTO - ETHIOPIAN RAILWAY

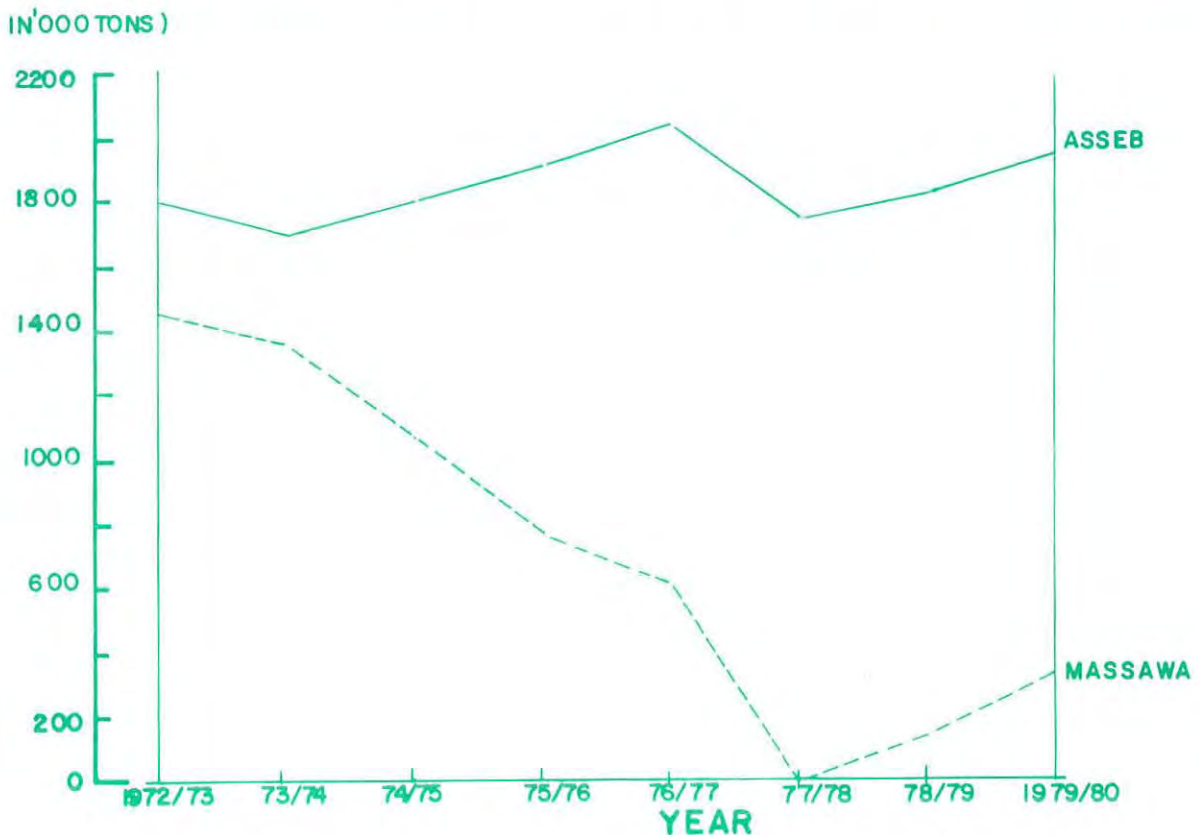


H-5

SEAPORT CARGOES LOADED AND UNLOADED



H-6 NET REGISTERED TONNAGE OF SHIPS CALLED AND DEPARTED



የኢትዮጵያ አየር መገገጃ ሙያዊ ቤት ሕጋዊ ክፍፍ 1969/70 - 1972/73
ETHIOPIAN AIRLINES OPERATIONS 1977 - 1980

ሠንጠረዥ ቩ.1

TABLE II.1

		1969/70	1970/71	1971/72	1972/73		
የሰፊ የገንዘብ ስጦት	/በ ሰዓት/					PASSENGERS CARRIED	(NUMBER)
የአገልግሎት		170,588	137,223	164,117	218,061	INTERNATIONAL	
የሀገር ወገን		55,523	48,539	36,316	24,863	DOMESTIC	
ጠቅላይ		226,111	185,762	200,433	242,924	TOTAL	
አገልግሎት ለሰጠው የሰፊ ስጦት						AVERAGE MILES PER PASSENGER	
የአገልግሎት		1,886	2,220	4,129	2,896	INTERNATIONAL	
የሀገር ወገን		200	281	993	894	DOMESTIC	
አጠቃላይ		1,472	1,714	3,561	2,691	AVERAGE	
አገልግሎት ሰጠው የሰፊ ስጦት	/በሺ/					REVENUE PASSENGER-MILES	('000)
የአገልግሎት		321,646	304,641	329,578	395,285	INTERNATIONAL	
የሀገር ወገን		11,088	13,663	11,769	6,565	DOMESTIC	
ጠቅላይ		332,734	318,304	341,347	401,850	TOTAL	
የሰፊ የገንዘብ ስጦት	/በሎን ቶን/					REVENUE FREIGHT CARRIED (LONG TONS)*	
የአገልግሎት		9,887	9,807	5,471	6,753	INTERNATIONAL	
የሀገር ወገን		1,548	2,133	3,222	1,998	DOMESTIC	
ጠቅላይ		11,435	11,940	8,693	8,751	TOTAL	
ገንዘብ ስጦት /በሺ/ ቶን ስጦት						REVENUE FREIGHT TON-MILES ('000)	
የአገልግሎት		12,389	14,880	12,595	14,410	INTERNATIONAL	
የሀገር ወገን		453	676	1,299	870	DOMESTIC	
ጠቅላይ		12,842	15,556	13,894	15,280	TOTAL	
አገልግሎት ሰጠው የሰፊ ስጦት	/በሺ/	8,871	9,917	7,146	8,344	REVENUE PLANE-MILES	('000)
የሰፊ የገንዘብ ስጦት	/በመተ ሲንታ/	59	63	44	56	PAYLOAD FACTOR	(%)
ሠራተኞች ስጦት	/በ ሰዓት/	3,121	3,253	3,377	2,979	EMPLOYEES	(NUMBER)
የሥራ ገቢ	/በሺ ብር/					OPERATING REVENUE	('000)BIRR
የሰፊ የገንዘብ ስጦት		82,632	81,905	98,653	125,149	PASSENGER	
የሰፊ የገንዘብ ስጦት		19,678	23,750	18,383	23,809	FREIGHT	
የሰፊ የገንዘብ ስጦት		35,454	52,231	33,882	51,856	OTHERS	
ጠቅላይ		137,764	157,886	150,918	200,814	TOTAL	
የሥራ ወጪ	/በሺ ብር/					OPERATING EXPENSES	('000)BIRR
የሰፊ ወጪ		51,112	61,610	76,087	99,991	FLYING	
ሌሎች		64,246	81,686	86,581	98,440	OTHERS	
ጠቅላይ		115,358	143,296	162,668	198,431	TOTAL	
የሰፊ የገንዘብ ስጦት	/በሺ ብር/	22,972	3,303	17,442**	4,646**	ADJUSTED NET PROFIT	('000)BIRR
የሰፊ የገንዘብ ስጦት	/በሺ ብር/	73,417	68,802	73,838	90,004	CURRENT ASSETS	('000)BIRR
የሰፊ የገንዘብ ስጦት	/በሺ ብር/	26,919	36,347	74,727	66,391	CURRENT LIABILITIES	('000)BIRR
የሰፊ የገንዘብ ስጦት	/በሺ ብር/	46,498	32,455	889**	23,613	NET WORKING CAPITAL	('000)BIRR
የሰፊ የገንዘብ ስጦት	/በሺ ብር/					CAPITAL EXPENDITURES	('000)BIRR
የሰፊ የገንዘብ ስጦት	/በሺ ብር/	2,650	4,890	72,316	6,560	TRANSPORT EQUIPMENT(AIRCRAFT, VEHICLES, ETC.)	('000)BIRR
ሌሎች	/በሺ ብር/	237	3,237	2,211	2,871	OTHERS	('000)BIRR
ጠቅላይ	/በሺ ብር/	2,887	8,127	74,527	9,431	TOTAL	('000)BIRR
የሰፊ የገንዘብ ስጦት	/በሺ ብር/	81	66	24	44	INVESTMENT AT COST	('000)BIRR
የሰፊ የገንዘብ ስጦት	/በሺ ብር/	16,654	23,934	81,401	87,109	FIXED ASSETS AFTER DEPRECIATION	('000)BIRR
		1977	1978	1979	1980		

*Long ton equals 1.016 metric tons

**Loss

Source: Ethiopian Airlines.

በአዲስ አበባና በአሥመራ ዓለም አቀፍ አድርገባን ግረፈያዎች የተጀመሩት የአየር ተራፊክ 1969/70-1972/73
 AIR TRAFFIC AT ADDIS ABABA AND ASMARA INTERNATIONAL AIRPORTS 1977 - 1980

ሠንጠረዥ ሸ.2 TABLE H.2

		1969/70	1970/71	1971/72	1972/73		
<u>አዲስ አበባ</u>						<u>ADDIS ABABA</u>	
የአድርገባን አገባብ	/በ ቁጥር/					AIRCRAFT MOVEMENT	(NUMBER)
ገቢ		14,996	13,316	15,869	12,816	IN	
ወጪ		14,989	13,431	15,670	12,811	OUT	
ጠቅላይ		29,985	26,747	31,539	25,627	TOTAL	
የወገን ባለቤቶች ብዛት	/በ ቁጥር/					PASSENGERS CARRIED	(NUMBER)
ገቢ		75,863	80,334	74,903	88,527	IN	
ወጪ		120,016	80,236	78,393	89,379	OUT	
ተራገዘተ		29,189	21,850	24,496	15,621	IN TRANSIT	
ጠቅላይ		225,068	182,420	177,792	193,527	TOTAL	
የዕቃ ቁጥር ብዛት	/በ ትን/					FREIGHT CARRIED	(TONS)
ገቢ		11,161	14,844	6,289	6,585	IN	
ወጪ		8,264	16,991	4,357	3,722	OUT	
ተራገዘተ		1,072	885	1,407	1,285	IN TRANSIT	
ጠቅላይ		20,497	32,720	12,053	11,592	TOTAL	
የገባቸው ብዛት	/በ ትን/					MAIL CARRIED	(TONS)
ገቢ		301	186	236	304	IN	
ወጪ		185	139	144	179	OUT	
ተራገዘተ		-	-	-	-	IN TRANSIT	
ጠቅላይ		486	325	380	483	TOTAL	
<u>አሥመራ</u>						<u>ASMARA</u>	
የአድርገባን አገባብ	/በ ቁጥር/					AIRCRAFT MOVEMENT	(NUMBER)
ገቢ		10,303	14,022	10,792	6,075	IN	
ወጪ		10,323	14,002	10,786	6,063	OUT	
ጠቅላይ		20,626	28,024	21,578	12,138	TOTAL	
የወገን ባለቤቶች ብዛት	/በ ቁጥር/					PASSENGERS CARRIED	(NUMBER)
ገቢ		61,985	31,695	15,446	22,171	IN	
ወጪ		40,396	25,423	15,842	23,668	OUT	
ተራገዘተ		-	-	-	18,723	IN TRANSIT	
ጠቅላይ		102,381	57,118	31,288	64,562	TOTAL	
የዕቃ ቁጥር ብዛት	/በ ትን/					FREIGHT CARRIED	(TONS)
ገቢ		6,150	19,949	1,877	1,675	IN	
ወጪ		5,805	3,565	984	1,587	OUT	
ጠቅላይ		11,955	23,514	2,861	3,262	TOTAL	
የገባቸው ብዛት	/በ ትን/					MAIL CARRIED	(TONS)
ገቢ		72	51	27	60	IN	
ወጪ		49	16	24	31	OUT	
ጠቅላይ		121	67	51	91	TOTAL	
		1977	1978	1979	1980		

ከአየር ግጭት ለስተዳደር የተገኘ ::
 Source: Air Transport Administration.

በአዲስ አበባ ዓለም አቀፍ አየርፖርት ላይ የሚከናወኑ የአየር ተሰጪ 1970/71 - 1972/73
 AIR TRAFFIC AT THE ADDIS ABABA INTERNATIONAL AIR PORT, 1978 - 1980

የአየርፕላን እንቅስቃሴና የገቢዎች ብዛት
 AIRCRAFT MOVEMENTS AND PASSENGERS CARRIED

ሠንጠረዥ ሸ.3 /ሀ/

TABLE H.3 (a)

ቦታ ቁጥር NUMBER

ወር	የአየርፕላን እንቅስቃሴ			የገቢዎች ብዛት				ቦታ
	ገቢ	ወጪ	ድምር	ገቢ	ወጪ	ተሰጪ	ድምር	
<u>1970/71</u>								<u>1978</u>
ጥር	942	940	1,882	5,589	5,928	1,524	13,041	JANUARY
የካቲት	889	855	1,744	8,835	6,761	1,636	17,232	FEBRUARY
ጳጉሜ	985	998	1,983	8,299	6,730	2,084	17,113	MARCH
ሚያዝያ	866	900	1,766	6,293	5,988	1,502	13,783	APRIL
ገንቦት	845	863	1,708	5,527	6,003	1,195	12,725	MAY
ሰኔ	729	766	1,495	4,933	5,287	1,651	11,871	JUNE
ሐምሌ	645	697	1,342	6,192	10,667	1,919	18,778	JULY
ነሐሴ	895	904	1,799	7,938	6,437	2,210	16,585	AUGUST
መስከረም	1,024	1,028	2,052	7,140	7,065	2,123	16,328	SEPTEMBER
ጥቅምት	1,419	1,418	2,837	7,153	6,446	1,667	15,266	OCTOBER
ኅዳር	1,486	1,480	2,966	5,512	5,902	2,066	13,480	NOVEMBER
ታህሣሥ	2,591	2,582	5,173	6,923	7,022	2,273	16,218	DECEMBER
ድምር	13,316	13,431	26,747	80,334	80,236	21,850	182,420	TOTAL
<u>1971/72</u>								<u>1979</u>
ጥር	1,952	1,952	3,904	5,715	5,843	2,195	13,753	JANUARY
የካቲት	1,549	1,539	3,088	4,795	4,666	1,809	11,270	FEBRUARY
ጳጉሜ	1,964	1,760	3,724	5,652	5,643	1,522	12,817	MARCH
ሚያዝያ	1,549	1,545	3,094	5,676	5,992	1,710	13,378	APRIL
ገንቦት	1,851	1,853	3,704	5,004	5,532	1,691	12,227	MAY
ሰኔ	1,129	1,125	2,254	6,106	6,641	1,887	14,634	JUNE
ሐምሌ	1,174	1,183	2,357	7,391	8,048	2,329	17,768	JULY
ነሐሴ	1,072	1,075	2,147	6,493	7,313	2,776	16,582	AUGUST
መስከረም	787	784	1,571	7,259	7,474	2,429	17,162	SEPTEMBER
ጥቅምት	1,239	1,245	2,484	7,986	8,032	2,091	18,109	OCTOBER
ኅዳር	934	947	1,881	5,645	5,933	2,005	13,583	NOVEMBER
ታህሣሥ	669	662	1,331	7,181	7,276	2,052	16,509	DECEMBER
ድምር	15,869	15,670	31,539	74,903	78,393	24,496	177,792	TOTAL
<u>1972/73</u>								<u>1980</u>
ጥር	620	620	1,240	6,246	6,228	2,324	14,798	JANUARY
የካቲት	374	375	749	5,499	5,128	1,861	12,488	FEBRUARY
ጳጉሜ	1,504	1,506	3,010	6,508	6,541	2,233	15,282	MARCH
ሚያዝያ	1,139	1,138	2,277	5,447	6,226	1,007	12,680	APRIL
ገንቦት	1,078	1,078	2,156	6,175	6,198	-	12,373	MAY
ሰኔ	569	575	1,144	6,576	6,733	471	13,780	JUNE
ሐምሌ	1,195	1,188	2,383	7,808	8,328	1,333	17,469	JULY
ነሐሴ	1,920	1,923	3,843	8,511	9,020	1,539	19,070	AUGUST
መስከረም	939	946	1,885	8,916	8,980	1,011	18,907	SEPTEMBER
ጥቅምት	1,324	1,321	2,645	9,730	9,617	1,049	20,396	OCTOBER
ኅዳር	1,237	1,229	2,466	7,706	7,747	1,201	16,654	NOVEMBER
ታህሣሥ	917	912	1,829	9,405	8,633	1,592	19,630	DECEMBER
ድምር	12,816	12,811	25,627	88,527	89,379	15,621	193,527	TOTAL
	IN	OUT	TOTAL	IN	OUT	TRANSIT	TOTAL	MONTH
	AIRCRAFT MOVEMENT			PASSENGERS CARRIED				

Source: Air Transport Administration.

በአዲስ አበባ ዓለም አቀፍ አየር ማረፊያ የተደረገው የአየር ተራፊክ 1970/71 - 1972/73
 AIR TRAFFIC AT ADDIS ABABA INTERNATIONAL AIR PORT, 1978 - 1980

በአየር ማረፊያ የተጓዘ ዕቃ ፖስት
 FREIGHT AND MAIL CARRIED

ሠንጠረዥ ሸ.3 /ለ/ TABLE H.3 (b)

ቦታ KGS

ወር	በአየር ማረፊያ የተጓዘ ዕቃ በዛት				በአየር ማረፊያ የተጓዘ የፖስት በዛት			1978 1979 1980
	ገቢ	ወጪ	ተራገዘተ	ድምር	ገቢ	ወጪ	ድምር	
<u>1970/71</u>								<u>1978</u>
ጥር	2,539,623	632,361	28,910	3,200,894	16,815	8,198	25,013	JANUARY
የካቲት	1,583,588	1,264,580	25,097	2,873,265	15,263	8,403	23,666	FEBRUARY
ጳጉሜ	1,641,590	2,436,259	45,739	4,123,588	17,022	8,205	25,227	MARCH
ሚያዝያ	1,150,684	2,161,823	179,424	3,491,931	16,259	10,488	26,747	APRIL
ገንቦት	1,259,027	2,059,671	53,217	3,371,915	15,022	12,435	27,457	MAY
ሰኔ	1,414,830	1,896,456	31,187	3,342,473	15,764	12,398	28,162	JUNE
ሐምሌ	944,192	1,328,442	45,570	2,318,204	16,105	9,588	25,693	JULY
ነሐሴ	1,094,925	1,161,495	44,629	2,301,049	12,827	9,846	22,673	AUGUST
መስከረም	952,124	955,251	89,425	1,996,800	15,479	13,530	29,009	SEPTEMBER
ጥቅምት	774,388	1,221,999	99,310	2,095,697	13,739	14,816	28,555	OCTOBER
ኅዳር	624,465	690,111	131,208	1,445,784	14,923	12,864	27,787	NOVEMBER
ታህሣሥ	864,891	1,182,196	110,998	2,158,085	16,956	18,054	35,010	DECEMBER
ድምር	14,844,327	16,990,644	884,714	32,719,685	186,174	138,825	324,999	TOTAL
<u>1971/72</u>								<u>1979</u>
ጥር	527,000	487,000	109,000	1,123,000	16,000	12,000	28,000	JANUARY
የካቲት	475,000	630,000	97,000	1,202,000	15,000	10,000	25,000	FEBRUARY
ጳጉሜ	510,000	441,000	87,000	1,038,000	19,000	8,000	27,000	MARCH
ሚያዝያ	538,000	320,000	69,000	927,000	21,000	10,000	31,000	APRIL
ገንቦት	598,000	352,000	126,000	1,076,000	12,000	4,000	16,000	MAY
ሰኔ	506,000	335,000	110,000	951,000	21,000	11,000	32,000	JUNE
ሐምሌ	467,000	361,000	123,000	951,000	16,000	11,000	27,000	JULY
ነሐሴ	408,000	247,000	146,000	801,000	19,000	11,000	30,000	AUGUST
መስከረም	499,000	178,000	146,000	823,000	17,000	11,000	28,000	SEPTEMBER
ጥቅምት	507,000	286,000	131,000	924,000	19,000	16,000	35,000	OCTOBER
ኅዳር	599,000	316,000	146,000	1,061,000	28,000	21,000	49,000	NOVEMBER
ታህሣሥ	655,000	404,000	117,000	1,176,000	33,000	19,000	52,000	DECEMBER
ድምር	6,289,000	4,357,000	1,407,000	12,053,000	236,000	144,000	380,000	TOTAL
<u>1972/73</u>								<u>1980</u>
ጥር	425,000	476,000	135,000	1,036,000	26,000	12,000	36,000	JANUARY
የካቲት	556,000	507,000	116,000	1,179,000	26,000	15,000	41,000	FEBRUARY
ጳጉሜ	635,000	358,000	172,000	1,165,000	26,000	23,000	49,000	MARCH
ሚያዝያ	509,000	306,000	86,000	901,000	24,000	13,000	39,000	APRIL
ገንቦት	453,000	235,000	114,000	802,000	26,000	17,000	43,000	MAY
ሰኔ	627,000	183,000	85,000	895,000	26,000	12,000	38,000	JUNE
ሐምሌ	567,000	238,000	80,000	885,000	23,000	13,000	36,000	JULY
ነሐሴ	594,000	249,000	60,000	903,000	22,000	14,000	36,000	AUGUST
መስከረም	489,000	352,000	78,000	919,000	24,000	11,000	35,000	SEPTEMBER
ጥቅምት	586,000	237,000	165,000	988,000	24,000	15,000	39,000	OCTOBER
ኅዳር	526,000	308,000	124,000	958,000	31,000	17,000	48,000	NOVEMBER
ታህሣሥ	618,000	273,000	70,000	961,000	26,000	17,000	43,000	DECEMBER
ድምር	6,585,000	3,722,000	1,285,000	11,592,000	304,000	179,000	483,000	TOTAL
	IN	OUT	TRANSIT	TOTAL	IN	OUT	TOTAL	MONTH
	FREIGHT CARRIED				MAIL CARRIED			

ከአየር ማረፊያ አስተዳደር የተገኘ ::
 Source: Air Transport Administration.

በአሥጢ 9ለዎ ለጥናት አድርጎ ግረሬያ የተደረገ የአየር ተራፊክ፣ 1970/71 - 1972/73

AIR TRAFFIC AT ASMARA INTERNATIONAL AIR PORT, 1978 - 1980

የአየር አገባብ ገቢና የጉራገቢዎች ብዛት
AIRCRAFT MOVEMENT AND PASSENGERS CARRIED

ሠገጠኛ ቮ.4 /U/

TABLE H.4 (a)

ብዛት NUMBER

ወር	የአድርጎን አገባብ			የጉራገቢዎች ብዛት				1978 1979 1980
	ገቢ	ወጪ	ድምር	ገቢ	ወጪ	ተራገዘተ	ድምር	
<u>1970/71</u>								<u>1978</u>
ጥር	1,027	1,035	2,062	1,940	1,512	-	3,452	JANUARY
የካቲት	960	965	1,925	3,099	3,016	-	6,115	FEBRUARY
ጳጉሜ	1,249	1,241	2,490	3,024	1,935	-	4,959	MARCH
ጊዳር	1,409	1,395	2,804	2,838	2,138	-	4,976	APRIL
ገንቦት	1,192	1,186	2,378	1,867	2,363	-	4,230	MAY
ሰኔ	1,046	1,040	2,086	1,014	1,653	-	2,667	JUNE
ሐምሌ	1,015	1,012	2,027	4,943	1,674	-	6,617	JULY
ነሐሴ	1,280	1,283	2,563	1,681	2,786	-	4,467	AUGUST
መስከረም	1,254	1,248	2,502	2,472	2,844	-	5,316	SEPTEMBER
ተኅሣብ	1,090	1,089	2,179	5,658	2,819	-	8,477	OCTOBER
ገብር	1,548	1,549	3,097	1,597	1,231	-	2,828	NOVEMBER
ታህሣሥ	952	959	1,911	1,562	1,452	-	3,014	DECEMBER
ድምር	14,022	14,002	28,024	31,695	25,423	-	57,118	TOTAL
<u>1971/72</u>								<u>1979</u>
ጥር	825	824	1,649	1,366	1,258	-	2,624	JANUARY
የካቲት	1,094	1,081	2,175	962	1,025	-	1,987	FEBRUARY
ጳጉሜ	923	926	1,849	925	929	-	1,854	MARCH
ጊዳር	1,188	1,194	2,382	1,269	1,229	-	2,498	APRIL
ገንቦት	909	909	1,818	1,151	1,127	-	2,278	MAY
ሰኔ	716	717	1,433	1,328	1,253	-	2,581	JUNE
ሐምሌ	1,213	1,209	2,422	1,603	1,584	-	3,187	JULY
ነሐሴ	604	615	1,219	1,676	1,549	-	3,225	AUGUST
መስከረም	547	543	1,090	1,415	1,686	-	3,101	SEPTEMBER
ተኅሣብ	732	724	1,456	1,477	1,802	-	3,279	OCTOBER
ገብር	761	764	1,525	1,011	1,118	-	2,129	NOVEMBER
ታህሣሥ	1,280	1,280	2,560	1,263	1,282	-	2,545	DECEMBER
ድምር	10,792	10,786	21,578	15,446	15,542	-	31,288	TOTAL
<u>1972/73</u>								<u>1980</u>
ጥር	786	781	1,567	1,467	1,272	447	3,186	JANUARY
የካቲት	463	464	927	1,051	1,364	331	2,746	FEBRUARY
ጳጉሜ	535	535	1,070	1,618	1,597	678	3,893	MARCH
ጊዳር	516	507	1,023	1,375	1,630	1,176	4,181	APRIL
ገንቦት	533	533	1,066	1,498	1,821	2,050	5,369	MAY
ሰኔ	461	461	922	1,754	1,773	2,205	5,732	JUNE
ሐምሌ	519	525	1,044	2,397	2,187	2,837	7,421	JULY
ነሐሴ	425	425	850	2,497	2,586	3,190	8,273	AUGUST
መስከረም	479	482	961	2,401	2,557	-	4,958	SEPTEMBER
ተኅሣብ	439	433	872	2,372	2,677	-	5,049	OCTOBER
ገብር	402	403	805	1,923	2,151	2,358	6,432	NOVEMBER
ታህሣሥ	517	514	1,031	1,818	2,053	3,451	7,322	DECEMBER
ድምር	6,075	6,063	12,138	22,171	23,668	18,723	64,562	TOTAL
	IN	OUT	TOTAL	IN	OUT	TRANSIT	TOTAL	MONTH
	AIRCRAFT MOVEMENT			PASSENGERS CARRIED				

ከአየር ግጥም ለስጥረት የተገኘ
Source: Air Transport Administration.

በአሥወራ ዓለፍ ለፍ ለደርገላን ማረፊያ የተደረገው የአየር ተራፊክ፣ 1970/71 - 1972/73
 AIR TRAFFIC AT ASMARA INTERNATIONAL AIR PORT, 1978 - 1980

በአደርገላን የተጓዘ ዕቃና ፖስት
 FREIGHT AND MAIL CARRIED

ሠገጠረዥ ሸ.4 /ለ/ TABLE H.4 (b)

በኪሎ ግራም KGS

ወር	በአደርገላን የተጓዘ ዕቃ ብዛት			በአደርገላን የተጓዘ ፖስት ብዛት			
	ገቢ	ወጪ	ድምር	ገቢ	ወጪ	ድምር	
<u>1970/71</u>							<u>1978</u>
ጥር	985,894	306,036	1,291,930	1,856	2,172	4,028	JANUARY
የካቲት	1,553,978	274,948	1,828,926	2,548	1,591	4,139	FEBRUARY
ጳጉሜ	2,596,858	135,888	2,732,746	1,523	761	2,284	MARCH
ሚያዝያ	2,534,653	199,139	2,733,792	2,789	834	3,623	APRIL
ገንቦት	2,540,759	190,519	2,731,278	3,918	920	4,838	MAY
ሰኔ	2,201,737	175,903	2,377,640	5,225	1,581	6,806	JUNE
ሰኞ	1,537,162	144,478	1,681,640	3,888	1,856	5,744	JULY
ነሐሴ	1,411,043	224,180	1,635,223	2,302	1,202	3,504	AUGUST
መስከረም	1,108,383	524,681	1,633,064	7,647	1,264	8,911	SEPTEMBER
ጥቅምት	1,444,204	513,104	1,957,308	8,663	787	9,450	OCTOBER
ኅዳር	1,102,360	638,187	1,740,547	895	1,851	2,746	NOVEMBER
ታህሣሥ	932,120	238,216	1,170,336	9,351	1,174	10,525	DECEMBER
ድምር	19,949,151	3,565,279	23,514,430	50,605	15,993	66,598	TOTAL
<u>1971/72</u>							<u>1979</u>
ጥር	251,000	67,000	318,000	2,000	2,000	4,000	JANUARY
የካቲት	384,000	47,000	431,000	3,000	3,000	6,000	FEBRUARY
ጳጉሜ	190,000	64,000	254,000	-	2,000	2,000	MARCH
ሚያዝያ	192,000	112,000	304,000	1,000	5,000	6,000	APRIL
ገንቦት	166,000	77,000	243,000	-	2,000	2,000	MAY
ሰኔ	149,000	165,000	314,000	1,000	1,000	2,000	JUNE
ሰኞ	157,000	93,000	250,000	1,000	1,000	2,000	JULY
ነሐሴ	79,000	59,000	138,000	3,000	2,000	5,000	AUGUST
መስከረም	37,000	58,000	95,000	3,000	2,000	5,000	SEPTEMBER
ጥቅምት	47,000	73,000	120,000	2,000	1,000	3,000	OCTOBER
ኅዳር	125,000	69,000	194,000	6,000	1,000	7,000	NOVEMBER
ታህሣሥ	100,000	100,000	200,000	5,000	2,000	7,000	DECEMBER
ድምር	1,877,000	984,000	2,861,000	27,000	24,000	51,000	TOTAL
<u>1972/73</u>							<u>1980</u>
ጥር	86,000	65,000	151,000	2,000	2,000	4,000	JANUARY
የካቲት	126,000	141,000	267,000	4,000	2,000	6,000	FEBRUARY
ጳጉሜ	121,000	119,000	240,000	7,000	4,000	11,000	MARCH
ሚያዝያ	111,000	113,000	224,000	4,000	2,000	6,000	APRIL
ገንቦት	73,000	133,000	206,000	5,000	2,000	7,000	MAY
ሰኔ	172,000	227,000	399,000	5,000	2,000	7,000	JUNE
ሰኞ	135,000	133,000	268,000	5,000	3,000	8,000	JULY
ነሐሴ	119,000	125,000	244,000	4,000	2,000	6,000	AUGUST
መስከረም	207,000	100,000	307,000	4,000	3,000	7,000	SEPTEMBER
ጥቅምት	141,000	123,000	264,000	6,000	3,000	9,000	OCTOBER
ኅዳር	204,000	138,000	342,000	7,000	3,000	10,000	NOVEMBER
ታህሣሥ	180,000	170,000	350,000	7,000	3,000	10,000	DECEMBER
ድምር	1,675,000	1,587,000	3,262,000	60,000	31,000	91,000	TOTAL
	IN	OUT	TOTAL	IN	OUT	TOTAL	MONTH
	FREIGHT CARRIED			MAIL CARRIED			

በአየር ማዕረግ ስር ተዳደር የተገኘ
 Source: Air Transport Administration.

በአወራ ጉዳይ ሥራዎች የተገኘ ገንዘብ፣ 1970 - 1972
FUNDS OBTAINED FOR THE CONSTRUCTION OF HIGHWAYS, 1977/78 - 1979/80

ሠንጠረዥ ሸ.6 /ሀ/

TABLE H.6 (a)

በሚሊዮን ብር

IN MILLION BIRR

	ባደተ	ብድር	ድምር	
<u>1970*</u>				<u>1977/78*</u>
አገደኛው የአወራ ጉዳይ ፕሮግራም	26.5	12.5	39.0	FIRST HIGHWAY PROGRAMME
ለጊዜያዊ ፕሮግራም	36.4	-	36.4	INTERIM PERIOD
ሁለተኛው የአወራ ጉዳይ ፕሮግራም	89.0	42.3	131.3	SECOND HIGHWAY PROGRAMME
ሶስተኛው የአወራ ጉዳይ ፕሮግራም	133.3	58.0	191.3	THIRD HIGHWAY PROGRAMME
አራተኛው የአወራ ጉዳይ ፕሮግራም	69.5	129.3	198.8	FOURTH HIGHWAY PROGRAMME
አምስተኛው የአወራ ጉዳይ ፕሮግራም	20.0	54.2	74.2	FIFTH HIGHWAY PROGRAMME
ስድስተኛው የአወራ ጉዳይ ፕሮግራም	28.4	65.7	94.1	SIXTH HIGHWAY PROGRAMME
ወደባዎችና ሌሎች ፕሮጀክቶች	544.4	86.6	631.0	RECURRENT & OTHER PROJECTS
ወዲያ ስለተደረገ ገንዘብ ቢቆይ	114.5	-	114.5	LESS UNCASHED APPROPRIATION
ድምር	633.0	448.6	1,281.6	TOTAL
<u>1971*</u>				<u>1978/79*</u>
አገደኛው የአወራ ጉዳይ ፕሮግራም	26.5	12.5	39.0	FIRST HIGHWAY PROGRAMME
ለጊዜያዊ ፕሮግራም	36.4	-	36.4	INTERIM PERIOD
ሁለተኛው የአወራ ጉዳይ ፕሮግራም	89.0	41.3	130.3	SECOND HIGHWAY PROGRAMME
ሶስተኛው የአወራ ጉዳይ ፕሮግራም	133.3	59.0	192.3	THIRD HIGHWAY PROGRAMME
አራተኛው የአወራ ጉዳይ ፕሮግራም	69.5	129.4	198.9	FOURTH HIGHWAY PROGRAMME
አምስተኛው የአወራ ጉዳይ ፕሮግራም	20.0	54.3	74.3	FIFTH HIGHWAY PROGRAMME
ስድስተኛው የአወራ ጉዳይ ፕሮግራም	37.7	65.7	103.4	SIXTH HIGHWAY PROGRAMME
ሰባተኛው የአወራ ጉዳይ ፕሮግራም	3.0	115.1	118.1	SEVENTH HIGHWAY PROGRAMME
ወደባዎችና ሌሎች ፕሮጀክቶች	645.5	18.4	663.9	RECURRENT & OTHER PROJECTS
ሌሎች ገቢዎች	80.1	-	80.1	OTHER REVENUES
ወዲያ ስለተደረገ ገንዘብ ቢቆይ	121.3	-	121.3	LESS UNCASHED APROPRIATION
ድምር	1,019.7	495.7	1,515.4	TOTAL
<u>1972*</u>				<u>1979/80*</u>
አገደኛው የአወራ ጉዳይ ፕሮግራም	26.5	12.5	39.0	FIRST HIGHWAY PROGRAMME
ለጊዜያዊ ፕሮግራም	36.4	-	36.4	INTERIM PERIOD
ሁለተኛው የአወራ ጉዳይ ፕሮግራም	89.0	42.3	131.3	SECOND HIGHWAY PROGRAMME
ሶስተኛው የአወራ ጉዳይ ፕሮግራም	133.3	59.0	192.3	THIRD HIGHWAY PROGRAMME
አራተኛው የአወራ ጉዳይ ፕሮግራም	69.5	129.4	198.9	FOURTH HIGHWAY PROGRAMME
አምስተኛው የአወራ ጉዳይ ፕሮግራም	20.5	60.0	80.5	FIFTH HIGHWAY PROGRAMME
ስድስተኛው የአወራ ጉዳይ ፕሮግራም	46.7	76.9	123.6	SIXTH HIGHWAY PROGRAMME
ሰባተኛው የአወራ ጉዳይ ፕሮግራም	15.3	125.8	141.1	SEVENTH HIGHWAY PROGRAMME
ወደባዎችና ሌሎች ፕሮጀክቶች	824.0	-	824.0	RECURRENT & OTHER PROJECT
ሌሎች ገቢዎች	105.8	-	105.8	OTHER REVENUES
ወዲያ ስለተደረገ ገንዘብ ቢቆይ	147.9	-	147.9	LESS UNCASHED APROPRIATION
ድምር	1,219.1	505.9	1,725.0	TOTAL
	BUDGET	LOAN	TOTAL	

* የግድት ወቅት ሰኔ 30 ነው።

*Year ending July 7th

በኢትዮጵያ ተራገባርት ቡድን ስራ ለማድረግ የተገኘ ገንዘብ
Source: Ethiopian Transport Construction Authority

ግንባታ ሥራ ባለሥልጣን የገንዘብ አጠቃቀም፣ 1970 - 1972
 USE OF FUND BY THE ETHIOPIAN ROAD AUTHORITY, 1977/78 - 1979/80

ሠንጠረዥ ሸ.6 /ለ/

TABLE H.6 (b)

በሚሊዮን ብር IN MILLION BIRR

የገንዘብ አጠቃቀም	1970*	1971*	1972*	USE OF FUND
	ለ ትዕዛዝ	37.7	39.8	
ለ ገጠር መገንባት	34.8	49.6	24.3	RURAL ROADS
ለ ግብርና	121.1	-	-	RECONSTRUCTION AND/OR BETTERMENT
ለ መገንባት ሥራ	413.5	625.1	83.7	CONSTRUCTION
ለ ጥገና	333.9	363.1	30.6	MAINTENANCE
ለ ክፍለ ሀገር መገንባትና ሌሎች ፕሮጀክቶች	108.9	112.8	6.4	REGIONAL ROADS & SPECIAL PROJECTS
ሌሎች	-	-	-	OTHERS
የፕሮግራም ወጪዎች ደምር	1,049.9	1,190.4	147.1	TOTAL PROGRAM EXPENDITURE
ገዛ ያሉ ገንዘብ ተቆይታና ግብይት	248.3	349.2	538.5	CURRENT AND FIXED ASSETS
ዕላ ሲታከስ	16.4	24.2	29.4	LESS LIABILITIES
ጠቅላላ ደምር	1,281.8	1,515.4	656.2	GRAND TOTAL
	1977/78*	1978/79*	1979/80*	

* የዓመት መጨረሻ በኮንታት ነው።

*Year Ending July 7th

ከኢትዮጵያ ትራንስፖርት ስርዓተ-ሥራ ባለሥልጣን

Source: Ethiopian Transport Construction Authority.

የአገዳዪ ግብይት ትኩረት ጋራ በጥናት ጥናት የሥራ መገንባት
 HIGHWAY TRANSPORT TARIFF ON PRINCIPAL ROADS PER METRIC TON

ሠንጠረዥ ሸ.7

TABLE H.7

ብር IN BIRR

ዓመት ምዕራብ	ከ ለ ላ ሲ ሲ ሲ ሲ ሲ ሲ ሲ ሲ ሲ								ዓመት
	አበበ	አሙራ	ደብ	ደብ	ዳላ	ለ ጥቅ	ደብረ ግር ቁን	ናዚራት	
1961/62	15-40	35-45	15-20	15-25	15-22	15-20	15-20	3	1969
1962/63	20-25	40-65	15-20	25-30	15-20	25-30	20-25	10	1970
1963/64	20-30	40-70	15-20	25-30	15-30	25-30	25-30	10	1971
1964/65	20-30	35-45	14-20	15-22	15-25	15-25	15-20	2-5	1972
1965/66	53-70	80-105	33-38	30-35	18-20	28-33	30-35	10	1973
1966/67	63-73	110-120	35-40	30-33	18-25	30-35	25-30	10	1974
1967/68	55-105	150-300	30-42	25-40	27-35	30-35	27-30	8-10	1975
1968/69	55-105	300-400	30-40	30-40	27-35	30-35	27-30	10	1976
1969/70	66-123	81-151	30-56	25-47	27-51	25-46	23-43	7-14	1977
1970/71	65-86	108	40	34	35	33	30	9	1978
1971*	64.50	127.80	39.80	33.30	36.50	33.10	30.00	9.90	1978/79*
1972*	75.00	127.80	39.80	35.50	36.50	33.10	30.00	9.90	1979/80*
	ASSAB	ASMARA	DESSIE	JIMMA	DILLA	LEKEMT	DEBRE MARKOS	NAZARETH	YEAR
	FROM ADDIS ABABA TO								

* የዓመት መጨረሻ በኮንታት ነው።

*Year Ending July 7th

ከመገንባት ትራንስፖርት ስርዓተ-ሥራ የተገኘ።

Source: Road Transport Administration.

የተሰጠ የመገጃ ፈቃድ 1969 - 1972
DRIVING LICENCES ISSUED, 1976/77 - 1979/80

ሠገጠረዥ ሸ.8 TABLE H.8

	1969*	1970*	1971*	1972*	
<u>የመገጃ ፈቃድ ዓይነት</u>					<u>TYPE OF LICENCE</u>
1ኛ ደረጃ ለዋቲር ቢስኪክሎች	385	239	385	480	FIRST CLASS (MOTORCYCLES)
አዲስ አበባ	75	34	99	229	ADDIS ABABA
አሙራ	18	2	17	13	ASMARA
ሌሎች ክፍለ ሀገራት	292	203	269	238	OTHERS
2ኛ ደረጃ የባተ መኪናዎች	7,915	12,897	11,918	13,855	SECOND CLASS (PRIVATE CARS)
አዲስ አበባ	1,723	6,925	5,974	4,033	ADDIS ABABA
አሙራ	3,601	2,605	951	3,082	ASMARA
ሌሎች ክፍለ ሀገራት	2,591	3,367	4,993	6,740	OTHERS
3ኛ ደረጃ በባንዲን ለቧላት ካሜዎች	2,147	3,876	2,223	4,549	THIRD CLASS (PETROL-ENGINE TRUCKS)
አዲስ አበባ	257	2,108	1,561	1,922	ADDIS ABABA
አሙራ	1,222	971	662	676	ASMARA
ሌሎች ክፍለ ሀገራት	668	797	1,147	1,951	OTHERS
4ኛ ደረጃ በድፍታ ለቧላት ካሜዎች	979	1,699	1,781	1,367	FOURTH CLASS (DIESEL ENGINE TRUCKS)
አዲስ አበባ	16	826	818	469	ADDIS ABABA
አሙራ	692	432	410	418	ASMARA
ሌሎች ክፍለ ሀገራት	271	441	553	480	OTHERS
5ኛ ደረጃ /ከባድ መኪና ከተከታታይ/	599	845	1,138	911	FIFTH CLASS (TRUCK WITH TRAILERS)
አዲስ አበባ	54	360	484	263	ADDIS ABABA
አሙራ	416	264	318	224	ASMARA
ሌሎች ክፍለ ሀገራት	129	221	336	424	OTHERS
6ኛ ደረጃ /ተራከቲ ጫዋታ ወዘተ/	-	-	-	224	SIXTH CLASS (TRACTORS, BULLDOZERS ETC.)
አዲስ አበባ	-	-	-	-	ADDIS ABABA
አሙራ	-	-	-	-	ASMARA
ሌሎች ክፍለ ሀገራት	-	-	-	224	OTHERS
	1976/77*	1977/78*	1978/79*	1979/80*	

* የዓመት መጨረሻ ሰኔ 30 ነው።
*Year Ending July 7th

ከመገገድ ጣጠላላ ለሰተዳደር የተገኘ።
Source: Road Transport Administration.

በኢትዮጵያ ተከላከያ ጭነት ምርመራ ስርዓት 1970 - 1972
 MOTOR-VEHICLE ACCIDENTS IN ETHIOPIA, 1977/78 - 1979/80

ሠገጠረዥ ቤ. 9 /ሀ/

TABLE H.9 (a)

	1970*	1971*	1972*	
ጠቅላላ ስደጋ	2,532	3,251	3,543	TOTAL ACCIDENT
ከባድ የሰው ግድ ስደጋ	873	1,051	1,124	SERIOUS
ላይኛ የሰው ግድ ስደጋ	335	375	479	SLIGHT
ሞት ስደጋ	729	965	924	FATAL
የንብረት ጉዳት	595	860	1,016	PROPERTY DAMAGE
የሞት ብዛት	847	1,070	1,042	NUMBER OF DEATH
ወጣቶች	166	199	585	YOUTH
ጭብጠኛ ዕድሜ**	618	780	362	ADULT**
ሸግገሎች	63	91	95	AGED
የተገደቡ ብዛት	2,576	3,397	3,180	NUMBER OF PEOPLE INJURED
ወጣቶች	370	394	2,011	YOUTH
ጭብጠኛ ዕድሜ**	2,045	2,870	1,010	ADULT**
ሸግገሎች	161	133	159	AGED
	1977/78*	1978/79*	1979/80*	

በአዲስ አበባ ከተማ ተከላከያ ጭነት ምርመራ ስርዓት 1970-1972
 MOTOR-VEHICLE ACCIDENTS IN ADDIS ABABA, 1977/78-1979/80

ሠገጠረዥ ቤ.9 /ለ/

TABLE H.9 (b)

	1970*	1971*	1972*	
ጠቅላላ ስደጋ	2,378	851	752	TOTAL ACCIDENT
ከባድ የሰው ግድ ስደጋ	277	346	284	SERIOUS
ላይኛ የሰው ግድ ስደጋ	860	57	46	SLIGHT
ሞት ስደጋ	125	166	145	FATAL
የንብረት ጉዳት	1,116	282	277	PROPERTY DAMAGE
የሞት ብዛት	127	178	160	NUMBER OF DEATH
ወጣቶች	36	41	75	YOUTH
ጭብጠኛ ዕድሜ**	74	105	67	ADULT**
ሸግገሎች	17	32	18	AGED
የተገደቡ ብዛት	1,214	491	401	NUMBER OF PEOPLE INJURED
ወጣቶች	346	120	248	YOUTH
ጭብጠኛ ዕድሜ**	692	330	124	ADULT**
ሸግገሎች	176	41	29	AGED
	1977/78*	1978/79*	1979/80*	

* የዓመት መጨረሻ በ ነገር 30 ነው
 *Year Ending July 7th

** ጭብጠኛ ዕድሜ ከ31-55

**Adult: 31-55 Years old

በአዲስ አበባ የፖሊስ ሠራዊት ጠቅላይ ጽሕፈት ቤት የተገኘ ።

Source: Addis Ababa Police Headquarter

የኢትዮጵያ የጉዞ ተጓዥ ጉልበት ገንዘብ ስራ ስርዓት፡ 1970* - 1972*
 OPERATIONS OF THE ETHIO-DJIBOUTI RAILWAY, 1977/78* - 1979/80*

ሠገጠኒዥ ስ. 10 Table B.10

	1970	1971	1972		
የሥራ ርዕሰ ኮሚቴ /በኩሉ ዓተር/	781	781	781	LENGTH OF TRACK	(KMS)
የባቡር ተክኮርባሪ ያቸ ባዘተ /በዋጭ/				ROLLING STOCK	(NUMBERS)
በአገራት ጋይሳ የሚሄዱ	10	10	5	STEAM LOCOMOTIVES AND LOCOTRACTORS	
በዓዛል አላከተሪክ ጋይሳ የሚሄዱ	26	26	21	DIESEL-ELECTRIC LOCOMOTIVES	
የውገዳዎች ፈርጉ ባዘተ	43	43	45	PASSENGER CARS	
የዕቃ ግንባታ ፈርጉ ባዘተ	618	595	630	FREIGHT CARS	
ሊቶሪ	4	5	5	AUTORAILS	
ሌሎች የባቡር ተክኮርባሪ ያቸ	-	-	8	OTHERS	
የሠራተኞች ባዘተ /በዋጭ/				EMPLOYEES	(NUMBERS)
ኢትዮጵያውያን	2,069	2,237	2,165	ETHIOPIAN	
የውጭ አገር ተወላጅ	266	329	328	FOREIGNER	
ድምር	2,335	2,566	2,493	TOTAL	
ባቡር ለጉዞ የተጓዙት ኪሎ ሜትር /በሺ/	REVENUE TRAIN-KILOMETERS	('000)
የውገዳዎች ባዘተ				PASSENGERS CARRIED	('000)
በ1ኛና በ2ኛ ዓዕረገ	7	23	60	1st and 2nd CLASS	
በ3ኛ ዓዕረገ	297	1,066	1,280	3rd CLASS	
ድምር	504	1,089	1,340	TOTAL	
ውገዳዎች የተጓዙ ኪሎሜትር /በሚሊዮን/	68	171	247	PASSENGER-KILOMETERS	(MILLION)
አያንዳንዱ ውገዳዎች የተጓዙው መስከለኛ ኪሎ ሜትር	135	157	184	AVERAGE KMS PER PASSENGER	
የኖነት ዕቃ ባዘተ /በሺ ጥን/	116	321	316	FREIGHT CARRIED	('000 TONS)
ገቢ	5	122	108	IMPORTS	
ወጪ	1	41	80	EXPORTS	
በሀገር ውስጥ የሚላለግ	110	158	128	INTERNAL TRAFFIC	
የገንዘብ ተራፊክ /በሚሊዮን ጥን ኪሎ ሜትር/	30	148	148	COMMERCIAL TRAFFIC MILLION TON-KILOMETERS	
አያንዳንዱ ጥን ለገንዘብ በሚላለግ የተደረገው ገዢ መስከለኛ ወጪ ተጠቅሞ /በኪሎ ሜትር/	258	461	468	AVERAGE KMS PER TON OF COMMERCIAL TRAFFIC	
ገቢ /በሺ ስር/				REVENUE	('000 BIRR)
ከውገዳዎች	1,672	3,838	5,800	PASSENGER	
ከዕቃ ኖነት	2,642	12,235	13,527	FREIGHT	
ከሌሎች	477	972	300	OTHERS	
ጠቅላላ ገቢ	4,991	17,045	19,627	TOTAL REVENUE	
ወጪ /በሺ ስር/				EXPENDITURE	
ሰራተኞች	9,987	13,041	13,162	PERSONNEL	
ለዕቃዎችና ሌሎች ነገሮች	4,439	6,763	7,517	MATERIAL AND OTHER	
ጠቅላላ የሥራ ግብዓት	14,426	19,804	20,679	TOTAL OPERATING EXPENSES	
ለሥራ ያቸ ግደሻና ለሥራ መጠበቅ	753	1,259	1,413	PROVISION FOR WORKS AND RENEWAL OR EQUIPMENT	
ጠቅላላ ወጪ	15,179	21,063	22,092	TOTAL EXPENDITURE	
	1977/78	1978/79	1979/80		

* የዓመት መጨረሻ በኋላ 30 ነው፡፡
 *Year ending 7th July.

ስራ ስርዓት ላይ ኢትዮጵያ የጉልበት ገንዘብ ስራ ስርዓት ስር፡፡
 Source: Franco-Ethiopian Railway.

የኢትዮጵያ የጌታ የዎድ ባቦር የተጋተ የገደ ዕጋዎች በዚህና ዓይነት 1970*-1972*
 FREIGHT CARRIED ON THE ETHIO-DJIBOUTI RAILWAY, BY TYPE OF COMMODITY 1977/78*-1979/80*

ሠገጠረዥ ስ.11

TABLE H.11

ባተ TONS

	1970	1971	1972	
ገቢ ገደ				IMPORTS
ምገባና የቆዳ ክብቶች	-	27,117.4	34,809.5	FOOD AND LIVE ANIMALS
ጫጫቶች ተምባህ	13.0	221.8	-	BEVERAGES AND TOBACCO
ያልተሰናጠ ዕጋዎች ከነጻይ በስተቀር	-	1,776.3	773.6	CRUDE MATERIALS, EXCEPT FUELS
ነጻይቶች፣ ግለሰብ ተባቶች ጠላላዊ ነገሮች**	1,290.7	42,064.3	37,853.6	FUELS, LUBRICANTS AND RELATED MATERIALS**
የአገላለጽና የአተክልተ ዘይትና ሰብ ከግብረት	-	-	-	ANIMAL AND VEGETABLE OILS AND FATS
ከግብረት	3,360.8	33,261.7	1,690.3	CHEMICALS
በፋብሪካ የተሠሩ ዕጋዎች	51.2	10,961.6	25,490.3	MANUFACTURED ARTICLES
የጠላላዊ ዎችና የተፈገገረተ ጠላላዊ ዎች	177.9	2,107.5	2,051.2	MACHINERY AND TRANSPORT EQUIPMENT
ልዩ ልዩ ዕጋዎች በሌላ ዕድገት ያልተለከተ	2.9	4,169.2	5,165.7	MISCELLANEOUS ARTICLES, N.E.S.
ጠቅላይ	4,896.5	121,679.8	107,834.2	TOTAL
ወጪ ገደ				EXPORTS
ምገባና የቆዳ ክብቶች	657.6	34,401.5	71,991.7	FOOD AND LIVE ANIMALS
ጫጫቶች ተምባህ	-	-	513.0	BEVERAGES AND TOBACCO
ያልተሰናጠ ዕጋዎች ከነጻይ በስተቀር	-	258.1	608.6	CRUDE MATERIALS, EXCEPT FUELS
ነጻይቶች ግለሰብ ተባቶች ጠላላዊ ነገሮች	-	-	-	FUELS, LUBRICANTS AND RELATED MATERIALS
የአገላለጽና የአተክልተ ዘይትና ሰብ ከግብረት	-	-	-	ANIMAL AND VEGETABLE OILS AND FATS
ከግብረት	0.2	-	-	CHEMICALS
በፋብሪካ የተሠሩ ዕጋዎች	-	1,422.5	3,941.4	MANUFACTURED ARTICLES
የጠላላዊ ዎችና የተፈገገረተ ጠላላዊ ዎች	-	30.7	-	MACHINERY AND TRANSPORT EQUIPMENT
ልዩ ልዩ ዕጋዎች በሌላ ዕድገት ያልተለከተ	-	4,845.9	3,421.4	MISCELLANEOUS ARTICLES, N.E.S.
ጠቅላይ	657.8	40,958.7	80,476.1	TOTAL
የአገር ውስጥ ገደ				INTERNAL TRADE
ምገባና የቆዳ ክብቶች	69,846.3	88,278.9	84,974.8	FOOD AND LIVE ANIMALS
ጫጫቶች ተምባህ	22.5	468.0	1,818.3	BEVERAGES AND TOBACCO
ያልተሰናጠ ዕጋዎች ከነጻይ በስተቀር	795.3	3,029.7	7,613.1	CRUDE MATERIALS, EXCEPT FUELS
ነጻይቶች፣ ግለሰብ ተባቶች ጠላላዊ ነገሮች	4,493.6	1,901.3	983.6	FUELS, LUBRICANTS AND RELATED MATERIALS
የአገላለጽና የአተክልተ ዘይትና ሰብ ከግብረት	99.2	2.2	0.5	ANIMALS AND VEGETABLE OILS AND FATS
ከግብረት	5,525.6	14,744.4	3,016.4	CHEMICALS
በፋብሪካ የተሠሩ ዕጋዎች	22,677.6	42,635.9	23,005.6	MANUFACTURED ARTICLES
የጠላላዊ ዎችና የተፈገገረተ ጠላላዊ ዎች	2,512.3	1,874.0	2,519.5	MACHINERY AND TRANSPORT EQUIPMENT
ልዩ ልዩ ዕጋዎች በሌላ ዕድገት ያልተለከተ	4,668.5	5,377.4	3,933.1	MISCELLANEOUS, ARTICLES, N.E.S.
ጠቅላይ	110,640.9	158,311.8	127,854.9	TOTAL
	1977/78	1978/79	1979/80	

* የዓመት መጨረሻ ሰኔ 30 ነው

*Year Ending July 7th.

**ከአለባቢ በጌታ በኩል የሚገባውን ነጻይ ያልሰለፈ

**Includes fuels reentering Ethiopia via Djibouti from Assab

ከፈረንሳይና ኢትዮጵያ የዎድ ባቦር ጠ/ባተ የተገኘ ::

Source: Franco-Ethiopian Railway.

የኢትዮጵያ የድብድር የጭነት ስጦታ ላይ የተገኙት የገቢ ገንዘብ ዕቃዎች ተጠቃሚነት ታሪፍ፡ 1970-1972
 FREIGHT RATES ON THE ETHIO-DJIBOUTI RAILWAY FOR SELECTED IMPORT GOODS, 1977/78 - 1979/80

ሠገጠኛ ስ. 12 TABLE H.12

ላገድ ትን ስጦታ PER TON IN BIRR

የዕቃው ስም	1970	1971	1972	
ከድብድር ለስጦታ ለሰጠ				DJIBOURI - ADDIS ABABA
ለስጦታ ለሰጠ የሚያገለግሉ ጭነቶች ዕቃዎች				BUILDING MATERIALS AND SUPPLIES
የቤት ጭነት ዕቃዎች	67.45	67.45	67.45	BUILDING MATERIALS
ሲሚንት	46.25	46.25	46.25	CEMENT
የቤት ከላገ ጽግጽ	52.25	52.25	52.25	CORRUGATED IRON SHEETS
ጭነት				FOOD
ፍሬና ሌሎች ለተከለ ተኝ	115.20	115.20	115.20	FRESH FRUITS AND VEGETABLES
ረዥም	67.45	67.45	67.45	RICE
ጨዋ	34.20	34.20	34.20	SALT
ስኬር	56.85	56.85	56.85	SUGAR
ተከባባሪ ጭነት፡ ላይኛ ጭነቶች				MOTOR-VEHICLES, FUEL AND EQUIPMENT
ተከባባሪ ጭነት	165.80	152.45+	152.45	MOTOR-VEHICLES
ባንዲን	61.45	81.45	81.45	BENZINE
ግለሰብ ዘይት	67.45	107.60+	107.60	LUBRICATING OILS
የወጣት ላብ ትኩረት የውጭ ገዳ	80.95	76.25+	76.25	TYRES AND TUBES
ጨዋ ጨዋ				TEXTILES
ጥጥ ጥሬ	58.55	58.55	58.55	COTTON, RAW
ድርና ግገ	78.05	70.95+	70.95	COTTON YARN
ከድብድር ለስጦታ ለሰጠ				DJIBOUTI - DIRE DAWA
ለስጦታ ለሰጠ የሚያገለግሉ ጭነቶች ዕቃዎች				BUILDING MATERIALS AND SUPPLIES
የቤት ጭነት ዕቃዎች	29.00	29.00	29.00	BUILDING MATERIALS
ሲሚንት	29.00	29.00	29.00	CEMENT
የቤት ከላገ ጽግጽ	29.00	29.00	29.00	CORRUGATED IRON SHEETS
ጭነት				FOOD
ፍሬና ሌሎች ለተከለ ተኝ	47.15	47.90+	47.90	FRESH FRUITS AND VEGETABLES
ረዥም	29.00	29.00	29.00	RICE
ጨዋ	28.50	29.00+	29.00	SALT
ስኬር	34.90	34.90	34.90	SUGAR
ተከባባሪ ጭነት፡ ላይኛ ጭነቶች				MOTOR-VEHICLES, FUEL AND EQUIPMENT
ተከባባሪ ጭነት	74.05	61.45+	61.45	MOTOR VEHICLES
ባንዲን	43.35	65.50+	65.50	BENZINE
ግለሰብ ዘይት	29.00	56.95+	56.95	LUBRICATING OILS
የወጣት ላብ ትኩረት የውጭ ገዳ	50.45	45.80+	45.80	TYRES AND TUBES
ጨዋ ጨዋ				TEXTILES
ጥጥ ጥሬ	27.30	26.45+	26.45	COTTON, RAW
ድርና ግገ	33.20	33.20	33.20	COTTON YARN
	1977/78	1978/79	1979/80	COMMODITY

ከፈረንሳይና ኢትዮጵያ የጭነት ስጦታ ስ/ቤት የተገኘ ።
 Source: Franco-Ethiopian Railway

+ የተረጎመ
 +Revised

የኢትዮጵያ የጌታት የምድር ባቡር የአገላገል ወጭ ዕቃዎች የተራገሰገርተ ታሪፍ፣ 1970-1972
 FREIGHT RATES ON THE ETHIO-DJIBOUTI RAILWAY FOR SELECTED EXPORT GODDS, 1977/78 - 1979/80

ሠገጠረዥ ሸ.13

TABLE H.13

ብር በተ

BIRR PER TON

የዕቃው ጻይ ነት	1970	1971	1972	
				<u>ADDIS ABABA - DJIBOUTI</u>
<u>ከአዳሳ አበባ ጁቦቲ</u>				
በጾ	42.45	44.45+	44.45	BEESWAX
የጭ ከበ ትኛ /በጫተር ባረ/	41.30	40.00+	40.00	CATTLE, LIVE (PER M ²)
አሀል	58.00	60.00	60.00	CEREALS
ጫት /ለጦ ት ኪህ/	218.95	115.20+	115.20	CHAT (100 Kgs)
ቦና	58.00	60.00	60.00	COFFEE
ጥጭት	49.75	49.75	49.75	FLOUR
ፍራፍረዎችና አተክላት	74.90	115.20+	115.20	FRESH FRUITS AND VEGETABLES
ቅጥና ለጾ	70.00	70.00	70.00	HIDES AND SKINS
የቀባት አሀሎቸ ጥጫቲ	45.00	45.00	45.00	OIL CAKE
የቀባት አሀሎቸ ጥራጥራ	58.00	60.00	60.00	OILSEEDS AND PULSES
				<u>DIRE DAWA - DJIBOUTI</u>
<u>ከደረጃ ዎ ጁቦቲ</u>				
በጾ	29.00	28.25+	28.25	BEESWAX
የጭ ከበ ትኛ /በጫተር ባረ/	17.65	16.90+	16.90	CATTLE, LIVE (PER M ²)
ቅጥ	36.95	36.95	36.95	HIDES
አሀል	29.00	33.80+	33.80	CEREALS
ጫት /ለጦ ት ኪህ/	320.80	47.90+	47.90	CHAT (100 Kgs)
ቦና	42.40	42.45+	42.45	COFFEE
ጥጭት	29.00	29.00	29.00	FLOUR
ፍራፍረዎችና አተክላት	31.90	47.90+	47.90	FRESH FRUITS AND VEGETABLES
የፍ የለና የበገ ለጾ	42.90	40.75+	40.75	GOAT AND SHEEP SKINS
የቀባት አሀሎቸ ጥጫቲ	29.00	29.00	29.00	OIL CAKE
የቀባት አሀሎቸ	29.00	29.00	29.00	OILSEEDS
ጥራጥራ	29.00	29.00	29.00	PULSES
	1977/78	1978/79	1979/80	COMMODITY

በረረገሃይና የኢትዮጵያ የምድር ባቡር ወ/ቤት የተገኘ ::
 Source: Franco-Ethiopian Railway.

+ የተረጸ
 +Revised

የቴሌኮሙኒኬሽን አገልግሎት ጠቅላይ ቤት የሥራ ክፍፍል፡ 1970 - 1972
 OPERATIONS OF TELECOMMUNICATION SERVICES, 1977/78 - 1979/80

ሠገጠረዥ ቨ.16 TABLE H.16

	1970*	1971*	1972*	
የቴሌፎኖች ብዛት	79,207	81,972	88,184	NUMBER OF TELEPHONES
አዲስ አበባ	49,976	50,848	52,052	ADDIS ABABA
አሥጦራ	9,852	10,063	10,706	ASMARA
ቦሌ/ሌሎች ሥፍራዎች	19,379	21,061	25,426	OTHER LOCALITIES
የቴሌፎን ጥራት ብዛት /ብድር/	192,987	190,960	203,267	NUMBER OF CALLS ('000)
የከተማ ውስጥ ጥራት	190,025	187,490	199,829	LOCAL
አዲስ አበባ	106,806	92,016	115,723	ADDIS ABABA
አሥጦራ	11,953	13,720	36,254	ASMARA
ቦሌ/ሌሎች ሥፍራዎች	71,266	81,754	47,852	OTHER LOCALITIES
የሀገር ውስጥ ጥራት	2,962	3,470	3,438	INTERURBAN
አዲስ አበባ	905	866	996	ADDIS ABABA
አሥጦራ	29	20	96	ASMARA
ቦሌ/ሌሎች ሥፍራዎች	2,028	2,584	2,346	OTHER LOCALITIES
አገረ ገቢ/ገቢ ጥራት	47	49	48	INTERNATIONAL (OUTGOING)
አገረ ገቢ/ገቢ ጥራት	42	46	64	INTERNATIONAL (INCOMING)
የቴሌግራም ጥራት ብዛት /ብድር/	401	374	270	NUMBER OF TELEGRAM ('000)
የሀገር ውስጥ	232	227	158	DOMESTIC
አገረ ገቢ/ገቢ	75	65	48	INTERNATIONAL (OUTGOING)
አገረ ገቢ/ገቢ	94	82	64	INTERNATIONAL (INCOMING)
የሠራተኞች ብዛት	4,238	4,406	4,605	NUMBER OF EMPLOYEES
አገረ ገቢ/ገቢ	4,238	4,406	4,605	ETHIOPIANS
የውጭ ሀገር ተወላጆች	-	-	-	FOREIGNERS
የአገልግሎት ገቢ /ብድር/	39,025+	41,700+	48,051	SERVICE REVENUE ('000 BIRR)
የክፍያ ገቢ /ብድር/	21,049+	28,034+	59,734	CAPITAL EXPENDITURE ('000 BIRR)
	1977/78*	1978/79*	1979/80*	

*የግድት ዓመት ሰኔ 30 ቀን ገቢ
 *Year Ending July 7th
 ስራው የተገኘበት የተገኘ ገቢ
 Source: Telecommunication

+ የተሻሻለ
 +Revised

የገቢ አገልግሎት አገልግሎት ስብስብ ስብስብ
 POSTAL SERVICES STATISTICS*

ሠገጠረዥ ቨ.17 TABLE H.17

	1969	1970**	1971	1972	
የገቢ ጥራት ብዛት /ብድር/					LETTERS (NUMBER)
የሀገር ውስጥ	8,288,541	-	10,100,876	14,138,600	DOMESTIC
የውጭ ሀገር					INTERNATIONAL
ገቢ	3,147,789	-	6,894,195	4,228,500	IN
ገቢ	1,620,018	-	1,165,124	1,366,100	OUT
ጠቅላይ	13,056,348	-	18,160,195	19,733,200	TOTAL
የጥቅም ጥራት ብዛት /ብድር/					PARCELS+ (NUMBER)
የሀገር ውስጥ	28,080	-	23,320	61,900	DOMESTIC
የውጭ ሀገር					INTERNATIONAL
ገቢ	36,253	-	18,023	36,800	IN
ገቢ	2,544	-	2,571	15,100	OUT
ጠቅላይ	66,877	-	43,914	114,600	TOTAL
	1976/77	1977/78**	1978/79	1979/80	

*የግድት ዓመት ሰኔ 30 ቀን ገቢ
 *Year Ending 7th July

** የተገኘው ጠቅላይ ስብስብ ስብስብ አለ ተገኝ
 **Complete Data is not available

ስራው የተገኘበት የገቢ አገልግሎት ስብስብ ስብስብ ገቢ
 Source: Ethiopian Postal Service.

+አገልግሎት የተሰጠው ስብስብ ስብስብ ስብስብ
 +Includes 2nd class Letters and Packets

ከፍል ቁ - የወጭ አገር ገንድ

የወጭ አገር ገንድ እስታክሲቲክስ በሀገሪቱ ውስጥ በሚገኙት የጥራት ስርዓት ጠባቂዎች፣ የአይርኛላን ግረፊያዎችና ፖስታ ቤቶች በኩል የሚገቡትንና የሚወጡትን የገንድ ዕቃዎች ሲያመለክት መረጃው የተገኘው ከጥምረት ጠቅላይ ጽሕፈት ቤት ነው።

ከጥር 1954 ዓ.ም ጀምሮ የኢትዮጵያ ገንድ ዕቃዎች አወጣጥ የኢንፎርሽናል የገንድ ዕቃዎችን አከፋፈል እንዲከተል ተደርጎልኋል። ከጥር 1971 ጀምሮም ተሻሻሎ በየረቡዎ የኢንፎርሽናል የዕቃዎች አወጣጥ መሰረት የኢትዮጵያ ገንድ ዕቃዎች አወጣጥም ተሻሻሎአል። የእስታክሲቲክስ ጠ/ጽ/ቤትም መሻሻያውን ተቀብሎ ከሁሉ ጀምሮ በሥራ ላይ ያውለዋል። ጠቅላላው ገንድ በ10 ዋና ዋና ክፍሎች ሲወጣ እነዚህም ክፍሎች እንደ ገና በ177 ገንዘብ ክፍሎች ተከፍለው ነበር። ከጥር 1971 ጀምሮ ገን 239 ገንዘብ ክፍሎች ይመደባሉ። የወጭ ገንድ እስታክሲቲክስ አያያዝም ከ1938 ዓ.ም እስከ 1954 ዓ.ም ድረስ እስከ 140 ገንዘብ ዓይነት ያለውን የግዴታ ጊዜ ሲከተል ከ1955 ዓ.ም ወዲህ እስከ ታህሣሥ 22 ዓን ያለውን የግዴታ መደብ ይከተላል።

ገቢ ገንድ: ገቢ ገንድ ግለሰብ ከወጭ አገር በየቀኑ ወጥቶ ለገንድ የዋለ ወይም አገር ውስጥ ከገባ ባይሆን በመገንዘብ ውስጥ የተካፈለ የገንድ ዕቃ ነው። ይህም አገደገና የሚወጡትን ሽብግብ ይጨምራል።

ገብተው ተመልሰው የሚወጡ ዕቃዎች ግለሰብ: ለውጥ ሳይደረግባቸው በገቡበት አኳኋን ተመልሰው የሚወጡትን የገንድ ዕቃዎች ናቸው።

ወጭ ዕቃዎች: ይህም ከኢትዮጵያ ወጭ ዕቃዎችን የሚያመለክት ሲሆን፣ ተሻሻለውና ታደሰው ተመልሰው የሚወጡትን ገቢ ዕቃዎች ይጨምራል።

በገንድ እስታክሲቲክስ ውስጥ የተመለከተት፣ የሚከተሉት ናቸው።

የመገንዘብ የሀገር ያለሀገር የገንድ ዕቃዎች፣ በባንክ ወይም በዕርገት ገንዘብ የተገዙት ዕቃዎች፣ በኩል ፖስታ የገቡት ሽብግብ፣ መርከቦች፣ ለገዢ የሚያስፈልጋቸው ነገሮች እንደ ነጻድ መለዋወጫ የመርከቦች ግንባታ የመሳሰሉት።

በገንድ እስታክሲቲክስ ውስጥ፣ ያልተመለከተት፣ የሚከተሉት ናቸው።

ወርቅ፣ ለአጭር ጊዜ የገቡ ዕቃዎች፣ የመገንደኛች የገል ጋዜ፣ ለጊዜያዊ ጥቅም ለቀንሰል መልክቶች ከወጧ የሚገቡ ዕቃዎችና የሲኒማ ፊልሞች ናቸው።

የረግ ስለሚከፈለበት ዕቃ ዋጋ፣ በገቢው ዕቃ ላይ የኢንፎርሽናል የመርከብን መጓጓዣ ዋጋ እስከ ኢትዮጵያ ወደብ እና ጥምረት ጠባቂዎች ድረስ ያለውን ሰጠው ለገንድ ገን ሊገኝ የሚችለው ጠቅላላው ላይ ሲገለጽ ብቻ ነው። ስለዚህ በባንክ ወይም ኢትዮጵያ ለሚገቡት ዕቃዎች በገንድ እስከ ኢትዮጵያ ጠረፍ ድረስ የተረገዙት፣ የኢንፎርሽናል የግንባታ ዋጋ የረግ የሚከፈለበት ዕቃ ዋጋ ውስጥ አይገቡም።

በወጭ ዕቃ: እስከ ኢትዮጵያ ወደብ የጥምረት ጠባቂዎች ድረስ ያለው የዕቃ ዋጋ ሲሆን በገንድ በኩል ለሚላኩት ዕቃዎች ገን እስከ ባንክ ጠባቂዎች ድረስ ያለው ዋጋ ስለሆነ የዕቃ መደብ ዋጋ አንገራትና አገላላጭ ከባንክ ጠባቂዎች እስከ ወደብ ድረስ ያለውን ግና ጥምረት ወጭ አይጨምርም።

ገቢ ዕቃዎች የመጠነ አገር: ዕቃው የተረከበት ወይም የተዘጋጀበት አገር ግለሰብ ነው። ለዚህም አገራዊ አስጠባቂ ከገቢው ጋር የባለፈባቸውን ፋክተር ግብደት ይገደዳል።

ዕቃው የተላከበት አገር: ከመዘገብ ለመረጃ በተገኘ መጠን ዕቃው በመደብ የሚደርሰበት አገር ነው። የጥምረት መሥሪያ ቤት ወይም ገንዘብ ስራን በሚላኩት የወጭ ገንድ ዕቃዎች ላይ ለቆ ጥገና ያደርጋል።

በግዴታ የእስታክሲቲክስ መጽሐፍት ውስጥ ስለ ገንድ የሚኖሩት መረጃዎች በግጥም ያልተገኙት ሲሆን፣ በዘርዘር የሚያሳዩ ለገንድ ሰጠው ስራዎች ሲኖሩ በኢንፎርሽናል የገንድ ዕቃዎች ለከፋፈል ዘርዘር መሠረት ለዋናዎቹ ክፍሎች ብቻ መረጃዎችን ሲያኖሩ ስለገቡ ክፍሎች መገለጫ አይሰጡም። ዘርዘር መረጃዎችን የሚሹ አንባቢዎች በጥምረት ግና መሥሪያ ቤት በየግዴታ የሚታወቁትን የእስታክሲቲክስ መጽሐፍት ሊጠቀሙ ይችላሉ።

ግብደታ: ለ.ቦ.ያ. - ለላይ በታ ያልተመለከተ ግለሰብ ነው።

SECTION I - EXTERNAL TRADE

The trade statistics refer to goods entering to all customs ports, stations, airports, and post offices in the country. The original information is obtained from the Customs Head Office.

The Ethiopian Commodity Trade Classification (ECTC), based on the Standard International Trade Classification (SITC) revised), was introduced as from January 1962. In 1977, the Customs revised its ECTC based on the SITC (revision 2). In accordance with the customs revision the Central Statistical Office has also revised its external trade (Commodity) classification. The Classification consists of ten sections. The sections which used to be sub-divided into 177 divisions, are now sub-divided into 239 divisions. Figures on foreign trade for the period 1945 - 1961 refer to year ending 10th of December and for the period thereafter to year ending 31 of December.

IMPORTS: Are goods entered at the time of importation for consumption or warehousing into Ethiopia, including goods which are subsequently re-exported or re-directed.

RE-EXPORTS: Are Imported goods subsequently re-exported without change of form, including ships' or aircraft's stores.

EXPORTS: Are Ethiopian products, including imports which are exported after being transformed, improved or repaired.

COVERAGE:

Included are:

All Government and non-Government transactions, goods financed by grants and loans, postal trade, bunkers' and ships' stores.

Excluded are:

Gold, temporary imports, personal effects of passengers, goods imported by Diplomatic, Consular Missions and Cinema films.

VALUATION

a) Imports - c. i. f. Ethiopian ports and customs stations, but c. i. f. - Djibouti values are accepted if so shown on the declaration. Thus, transit charges, insurance and freight charges for railway carriage between Djibouti and the border of Ethiopia are not included in values of imports using **this** route.

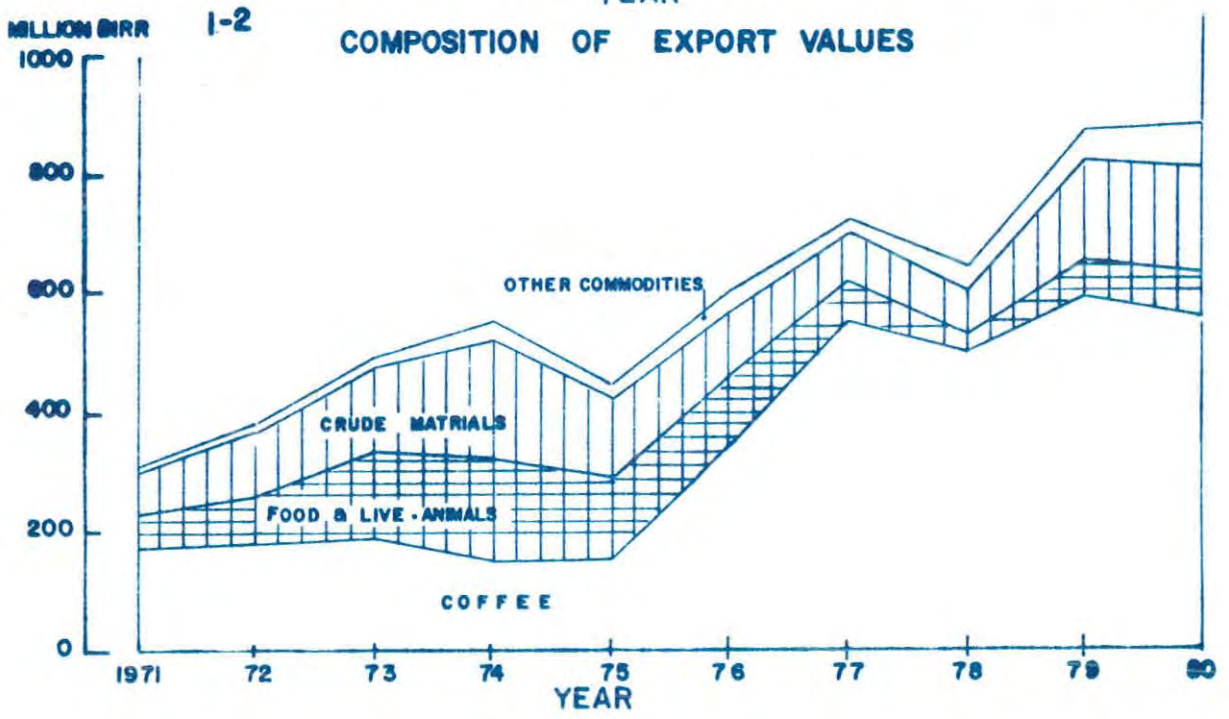
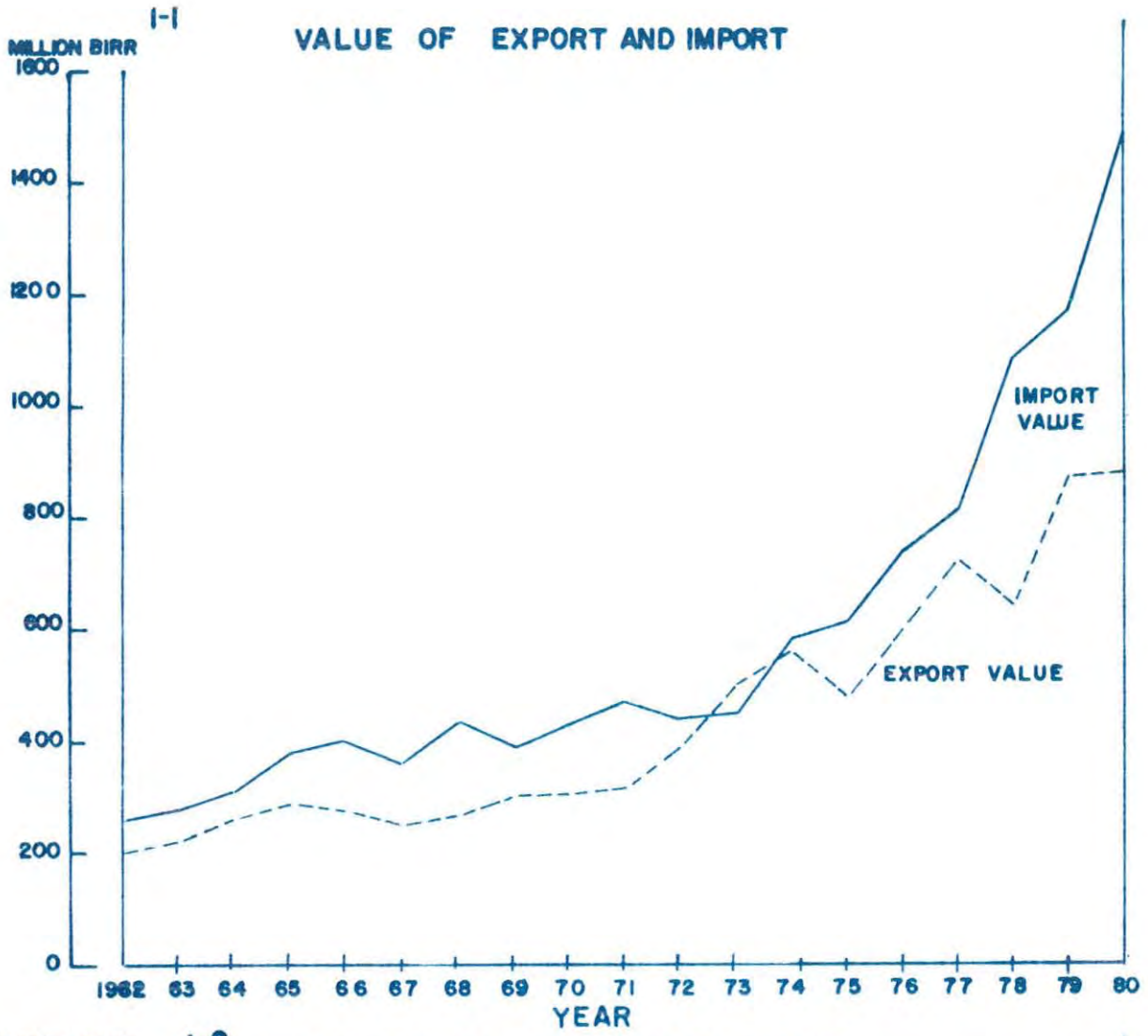
b) Exports - f.o.b. Ethiopian ports and customs stations, but goods **dispatched** through Djibouti are valued at f.o.b. the Ethiopian customs station **of** clearance on the Franco-Ethiopian Railway and hence exclude freight, **insurance**, and other charges from the loading station to the border.

COUNTRY OF ORIGIN - The importers are obliged to submit manufactures' **invoices** with import declarations. Generally the country of origin is then the **country** in which goods were grown or produced.

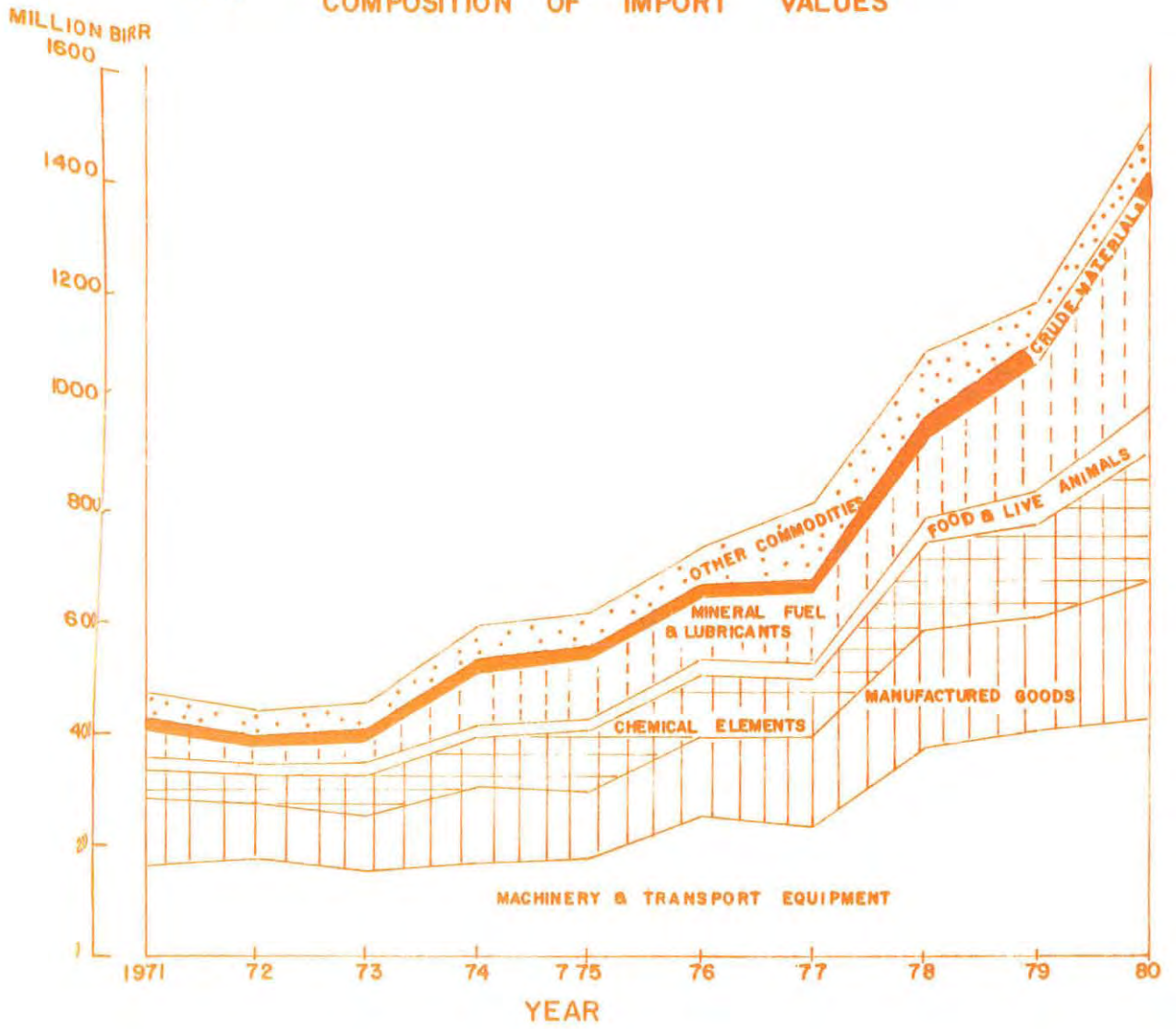
Destination - Is the country of final destination to the extent identifiable from records. Special care in this matter is given by the customs authorities to exports consigned to Djibouti and Aden.

The trade statistics published in the annual Abstracts are summary figures and even the detail tables give only up to the three digit level of the International Trade Classification. For more detailed information, readers are referred to Annual Trade Statistics bulletin published by the Customs Head Office.

N.B. - N.E.S. Means Not Elsewhere Classified.

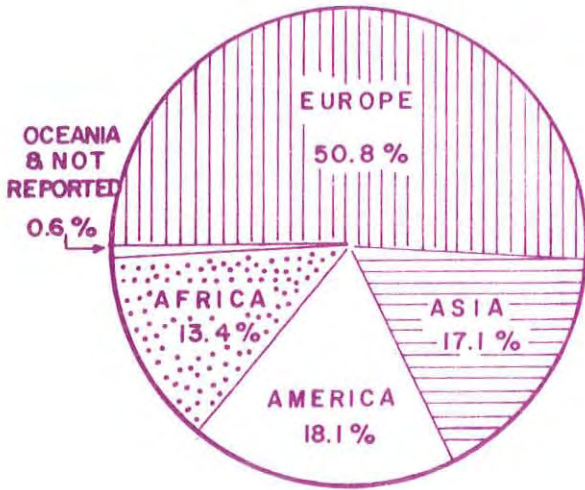


1-3 COMPOSITION OF IMPORT VALUES

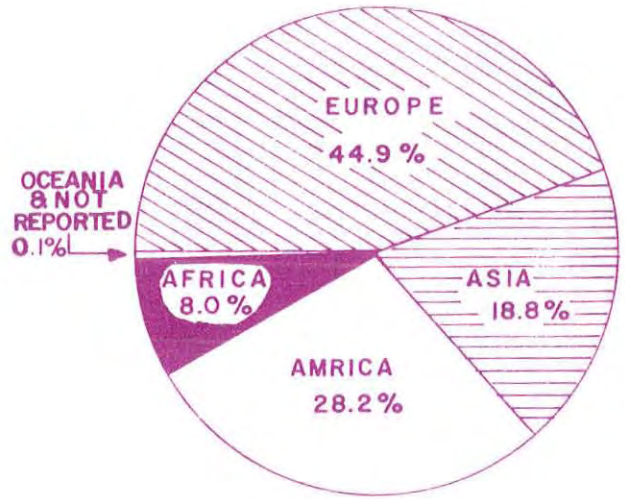


PERCENTAGE DISTRIBUTION OF TRADE BY GEOGRAPHIC AREA

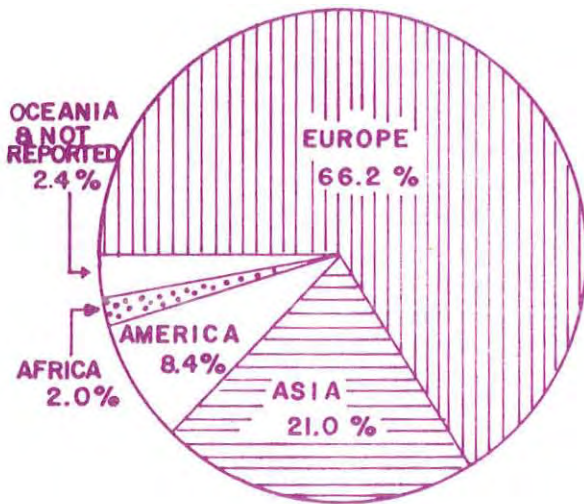
EXPORT
1980



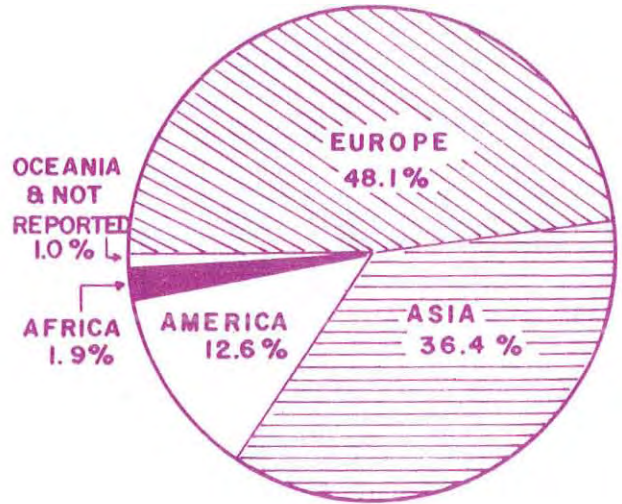
EXPORT
1979



IMPORT
1980



IMPORT
1979



የገቢ፣ የወጪና ገብተው አገደገና የወጡ የገንዶ ዕቃዎች ሚዛን
TOTAL VALUE OF IMPORTS, EXPORTS AND RE-EXPORTS AND VISIBLE BALANCE OF TRADE

ሠገጠረዥ ቁ.1

TABLE I.1

በሚሊዮን ብር

MILLION BIRR

ዓመት ቃሀረት	የገቢ ገንድ	የወጪና ገብተው የወጡ ገንድ	የገንድን ሚዛን የሚያሳይ	
1948/49	157.1	151.4	- 5.7	1956
1949/50	178.4	192.0	+ 13.6	1957
1950/51	193.6	156.8	- 36.8	1958
1951/52	208.9	179.2	- 29.7	1959
1952/53	219.3	192.6	- 26.7	1960
1953/54	235.6	188.7	- 46.9	1961
1954/55	257.3	199.5	- 57.8	1962
1955/56	276.1	223.4	- 52.7	1963
1956/57	307.6	262.5	- 45.1	1964
1957/58	375.7	289.8	- 85.9	1965
1958/59	404.3	277.0	-127.3	1966
1959/60	357.4	252.7	-104.7	1967
1960/61	432.5	266.0	-166.5	1968
1961/62	388.3	298.1	- 90.2	1969
1962/63	429.1	305.9	-123.2	1970
1963/64	469.5	314.4	-155.4	1971
1964/65	435.6	387.3	- 48.3	1972
1965/66	448.2	499.5	+ 51.3	1973
1966/67	586.0	556.2	- 29.8	1974
1967/68	613.1	478.3	-134.8	1975
1968/69	736.7	603.9	-132.8	1976
1969/70	810.9	722.0	- 88.9	1977
1970/71	1,080.8	640.9	-439.9	1978
1971/72	1,174.6	873.9	-300.6	1979
1972/73	1,493.3	879.1	-614.2	1980
	IMPORTS	EXPORTS AND RE-EXPORTS	VISIBLE BALANCE OF TRADE	YEAR

የገቢና የወጪ ገንዘብ ዕቃዎች የገበያ ስጦታዎች አጠቃላይ
 VALUE OF IMPORTS AND EXPORTS BY COMMODITY SECTION

ሠንጠረዥ ፩.2

TABLE I.2

በሺህ ብር

IN '000 BIRR

የዕቃው ስም	1969/70	1970/71	1971/72	1972/73	
የገቢ ገንዘብ					IMPORTS
ግብርና የሕይወት እንስሳት	28,975	42,273	60,715	90,898	FOOD AND LIVE ANIMALS
ግብርና የሕይወት እንስሳት	9,976	13,164	14,580	15,323	BEVERAGES AND TOBACCO
አጭር የግብርና ያልተጠናቀቀ ዕቃዎች ከግብርና በስተቀር	23,686	34,796	36,230	42,748	CRUDE MATERIALS, INEDIBLE, EXCEPT FUELS
ከግብርና የወጪ ግብርና ግለሰብ ዘይታትና ሌሎች ግብርና	128,335	145,344	228,170	369,601	MINERAL FUELS, LUBRICANTS AND RELATED MATERIALS
የእንግዲላና የእንግዲላ ዘይታትና ግብርና	3,510	3,672	10,389	11,033	ANIMAL AND VEGETABLE OILS AND FATS
ከግብርናና ከግብርና የሕይወት እንስሳት	102,519	156,470	177,015	224,409	CHEMICAL ELEMENTS AND COMPOUNDS
በግብርና የተዘጋጀ የሕይወት እንስሳት ግብርና	157,693	211,917	194,775	255,510	MANUFACTURED GOODS, CLASSIFIED CHIEFLY BY MATERIAL
ግብርና የተገባበረው ግብርና	231,140	369,822	403,262	416,641	MACHINERY AND TRANSPORT EQUIPMENT
ለግብርና የግብርና ግብርና	86,735	88,556	43,912	60,265	MISCELLANEOUS MANUFACTURED ARTICLES
በግብርና የተዘጋጀ ግብርና ያልተጠናቀቀ ዕቃዎች	38,357	14,810	5,521	6,871	COMMODITIES AND TRANSACTIONS NOT CLASSIFIED ELSEWHERE
ጠቅላይ	810,926	1,080,824	1,174,569	1,493,299	TOTAL
የወጪ ገንዘብ					EXPORTS
ግብርና የሕይወት እንስሳት	617,147	526,363	653,944	631,226	FOOD AND LIVE ANIMALS
ግብርና የሕይወት እንስሳት	-	25	3	16	BEVERAGES AND TOBACCO
አጭር የግብርና ያልተጠናቀቀ ዕቃዎች ከግብርና በስተቀር	83,886	77,915	168,723	175,578	CRUDE MATERIALS, INEDIBLE EXCEPT FUELS
ከግብርና የወጪ ግብርና ግለሰብ ዘይታትና ሌሎች ግብርና	12,706	25,136	42,112	65,193	MINERAL FUELS, LUBRICANTS AND RELATED MATERIALS
የእንግዲላና የእንግዲላ ዘይታትና ግብርና	3,104	5,142	4,061	4,192	ANIMAL AND VEGETABLE OILS AND FATS
ከግብርናና ከግብርና የሕይወት እንስሳት	2,220	2,527	1,030	424	CHEMICAL ELEMENTS AND COMPOUNDS
በግብርና የተዘጋጀ የሕይወት እንስሳት ግብርና	1,614	1,939	2,109	574	MANUFACTURED GOODS, CLASSIFIED CHIEFLY BY MATERIAL
ግብርና የተገባበረው ግብርና	3	4	60	79	MACHINERY AND TRANSPORT EQUIPMENT
ለግብርና የግብርና ግብርና	671	423	668	923	MISCELLANEOUS MANUFACTURED ARTICLES
በግብርና የተዘጋጀ ግብርና ያልተጠናቀቀ ዕቃዎች	318	125	513	329	COMMODITIES AND TRANSACTIONS NOT CLASSIFIED ELSEWHERE
ጠቅላይ	721,649	639,599	873,223	878,534	TOTAL
	1977	1978	1979	1980	COMMODITY

ወደ ለገረ የገቡ ዕቃዎች ባዛትና የገባ ተጠባባይ ዕቃዎች ለውጥ
 QUANTITY AND VALUE OF IMPORTS BY COMMODITY GROUP

ሠገጠኛው የ.ጌ TABLE I.3

የዕቃው ስም	1970/71		1971/72		1972/73		COMMODITY
	ባዛት በትን	የገ/ባሺህ ቦር	ባዛት በትን	የገ/ባሺህ ቦር	ባዛት በትን	የገ/ባሺህ ቦር	
ከፍል ዕ. ምገብና የሞ ከባቸ							SECTION 0. FOOD AND LIVE ANIMALS
የሞ ከባቸ	1.9	62.2	2.8	66.4	198.6	1,564.6	LIVE ANIMALS
ሥጋ ተኩስ ወይም በበረዶ የተዘዘ	3.4	6.5	8.7	29.7	30.6	41.6	MEAT, FRESH OR FROZEN
ሥጋ ገጠጠ ወይም በጠጠ የተዘጋጀ	3.0	17.7	3.1	4.1	3.6	15.7	MEAT, DRIED, SALTED OR SMOKED
ሊባላ የግፍል የተዘጋጀ ሥጋ ወይም ለገጠጠ የተጠበቀ የግፍል ወጫዎች /ሊ.ቦ.ያ/	2.5	10.3	7.4	15.2	0.7	1.5	MEAT AND EDIBLE OFFALS, PREPARED OR PRESERVED, N.E.S.; FISH EXTRACTS
ወተትና ከረዶ	3,163.9	7,056.7	6,969.3	12,977.3	3,177.8	7,932.8	MILK AND CREAM
ቱቦ	287.3	576.2	119.1	248.7	75.3	220.5	BUTTER
አይቦ	21.6	80.2	8.2	33.1	2.7	19.7	CHEESE
አገጣላ	-	0.7	-	-	-	0.3	EGGS
ግፍል ተኩስ ወይም የተዘዘ	0.9	6.8	0.2	0.1	-	-	FISH, FRESH, CHILLED OR FROZEN
ግፍል የደረተ ወይም በጠጠ የተዘጋጀ	1.7	2.3	1.4	1.2	-	0.2	FISH, DRIED OR SALTED; SMOKED FISH
ውሃ ውስጥ የጫና የግብሩ አገባቦች	-	-	-	0.3	-	-	CRUSTACEANS AND MOLLUSCS
የተዘጋጀ ወይም ለገጠጠ የተጠበቀ የግፍል ወጫዎች /ሊ.ቦ.ያ/	343.1	917.8	29.1	70.1	3.8	52.5	FISH, CRUSTACEANS AND MOLLUSCS, PREPARED OR PRESERVED, N.E.S.
ባንጌ ያልተፈጠ	-	-	64,302.6	17,238.3	126,526.3	55,603.1	WHEAT, UNMILLED
ረዥ	775.4	914.0	282.5	473.8	6.9	14.9	RICE
ገብባ ያልተፈጠ	7,700.9	2,082.3	1,303.4	1,330.1	-	-	BARLEY, UNMILLED
ባንጌ ያልተፈጠ	84.5	54.7	832.1	872.2	325.4	485.1	MAIZE, UNMILLED
ሊላ ለሀል ያልተፈጠ	209.3	42.1	1,372.1	363.3	958.1	641.3	CEREALS, UNMILLED, N.E.S.
የባንጌ ተግባር ገርዶፍ	310.3	275.1	5.1	7.3	2.4	8.3	MEAL AND FLOUR OF WHEAT AND FLOUR OF MESLIN
የሊላ ለሀል ግብፅ ተግባር	164.1	457.7	1,711.3	868.6	129.2	146.3	MEAL AND FLOUR OF CEREALS, N.E.S.
በአሀል፣ ከፍረፍረ ወይም ከአተከለት ተግባርና ለግብፅ የተዘጋጀ ምግቦች	9,855.4	10,211.6	9,079.6	8,373.8	6,872.3	7,645.3	CEREAL PREPARATIONS AND PREPARATIONS OF FLOUR OR STARCH OF FRUITS OF VEGETABLES
አተከለት ተኩስ፣ የተዘዘ ወይም ለገጠጠ የተጠበቀ የሊላ ዘጋ የተዘጋጀ /የረተረገ ግብፅ/	100.6	725.2	151.1	663.7	19.3	452.1	VEGETABLES, FRESH, FROZEN OR SIMPLY PRESERVED (INCL. LEGUMINOUS VEGETABLES)
አተከለትና ለረብርቅ በደገብ ወይም ለገጠጠ የተጠበቀ የሊላ ዘጋ የተዘጋጀ /ሊ.ቦ.ያ/	500.1	478.7	487.0	761.4	356.2	558.7	VEGETABLES, ROOTS AND TUBERS, PREPARED OR PRESERVED, N.E.S.
ፍረፍረ ግብፅና የተዘጋጀ የረተረገ የዘይት የተዘጋጀ ለግብፅ ወይም ለገጠጠ የተጠበቀ የሊላ ዘጋ የተዘጋጀ /ሊ.ቦ.ያ/	348.9	597.7	131.6	229.4	118.6	223.2	FRUITS AND NUTS (NOT INC. OIL NUTS) FRESH OR DRIED
ፍረፍረ በግብፅ የተዘጋጀ ከፍረፍረ የተዘጋጀ	548.5	979.6	885.6	1,108.9	87.5	134.0	FRUIT, PRESERVED AND FRUIT PREPARATIONS
ሰከርና ግብፅ	262.5	158.1	641.2	471.4	320.2	225.5	SUGAR AND HONEY
በሰከር የተዘጋጀ ግብፅና ለሌሎች በሰከር የተዘጋጀ /የተዘጋጀ ግብፅ/	844.0	3,858.5	0.1	0.8	9.9	40.4	SUGAR CONFECTIONERY AND OTHER SUGAR PREPARATIONS (EXCEPT CHOCOLATE CONFECTIONERY)
ቦና	8.1	22.7	0.8	2.3	2.6	16.4	COFFEE
ባባጃ	-	-	-	-	0.3	5.9	COCOA
የተዘጋጀ ለሌሎች በባባጃ ገር የተዘጋጀ የምግብ ግብፅና /ሊ.ቦ.ያ/	3.4	23.1	2.9	15.0	4.0	45.6	CHOCOLATE AND OTHER FOOD PREPARATIONS CONTAINING COCOA, N.E.S.
	(QTY TONS)	VALUE (IN '000 BIRR)	(QTY TONS)	VALUE (IN '000 BIRR)	(QTY TONS)	VALUE (IN '000 BIRR)	
	1978		1979		1980		

የገቢና የወጪ ገንዘብ ዕቃዎች የገበያ ስራዎች ስርዓት አጠቃላይ
 VALUE OF IMPORTS AND EXPORTS BY COMMODITY SECTION

ሠንጠረዥ ፩.2

TABLE I.2

በሺህ ብር

IN '000 BIRR

የዕቃው ስም	1969/70	1970/71	1971/72	1972/73	
የገቢ ገንዘብ					IMPORTS
ጸገብና የሕይወት ሰብዓት	28,975	42,273	60,715	90,898	FOOD AND LIVE ANIMALS
ጠቃሚና ተጠቃሚ	9,976	13,164	14,580	15,323	BEVERAGES AND TOBACCO
ለጸገብ የሚያገለግል ያልተጠናቀቀ ዕቃዎች ከገንዘብ በስተቀር	23,686	34,796	36,230	42,748	CRUDE MATERIALS, INEDIBLE, EXCEPT FUELS
ከግዕድ ለውጥ የሚያገለግል ዓለለላሽ ዘይቸና ስራዎች	128,335	145,344	228,170	369,601	MINERAL FUELS, LUBRICANTS AND RELATED MATERIALS
የአገልግሎትና የአገልግሎት ዘይቸና ስራ	3,510	3,672	10,389	11,033	ANIMAL AND VEGETABLE OILS AND FATS
ከግንባታና ከከግንባታ የተሠሩ	102,519	156,470	177,015	224,409	CHEMICAL ELEMENTS AND COMPOUNDS
በየዓይነቱ የተዘጋጁ በፋብሪካ የተሠሩ ዕቃዎች	157,693	211,917	194,775	255,510	MANUFACTURED GOODS, CLASSIFIED CHIEFLY BY MATERIAL
ጠቃሚና የተገለገሉት ጠቃሚ ዕቃዎች	231,140	369,822	403,262	416,641	MACHINERY AND TRANSPORT EQUIPMENT
ለ ሌሎች የፋብሪካ ስራዎች	86,735	88,556	43,912	60,265	MISCELLANEOUS MANUFACTURED ARTICLES
በየዓይነቱ የተዘጋጁ ጠቃሚ ዕቃዎች ያልተጠናቀቁ ዕቃዎች	38,357	14,810	5,521	6,871	COMMODITIES AND TRANSACTIONS NOT CLASSIFIED ELSEWHERE
ጠቅላይ	810,926	1,080,824	1,174,569	1,493,299	TOTAL
የወጪ ገንዘብ					EXPORTS
ጸገብና የሕይወት ሰብዓት	617,147	526,363	653,944	631,226	FOOD AND LIVE ANIMALS
ጠቃሚና ተጠቃሚ	-	25	3	16	BEVERAGES AND TOBACCO
ለጸገብ የሚያገለግል ያልተጠናቀቀ ዕቃዎች ከገንዘብ በስተቀር	83,886	77,915	168,723	175,578	CRUDE MATERIALS, INEDIBLE EXCEPT FUELS
ከግዕድ ለውጥ የሚያገለግል ዓለለላሽ ዘይቸና ስራዎች	12,706	25,136	42,112	65,193	MINERAL FUELS, LUBRICANTS AND RELATED MATERIALS
የአገልግሎትና የአገልግሎት ዘይቸና ስራ	3,104	5,142	4,061	4,192	ANIMAL AND VEGETABLE OILS AND FATS
ከግንባታና ከከግንባታ የተሠሩ	2,220	2,527	1,030	424	CHEMICAL ELEMENTS AND COMPOUNDS
በየዓይነቱ የተዘጋጁ በፋብሪካ የተሠሩ ዕቃዎች	1,614	1,939	2,109	574	MANUFACTURED GOODS, CLASSIFIED CHIEFLY BY MATERIAL
ጠቃሚና የተገለገሉት ጠቃሚ ዕቃዎች	3	4	60	79	MACHINERY AND TRANSPORT EQUIPMENT
ለ ሌሎች የፋብሪካ ስራዎች	671	423	668	923	MISCELLANEOUS MANUFACTURED ARTICLES
በየዓይነቱ የተዘጋጁ ጠቃሚ ዕቃዎች ያልተጠናቀቁ ዕቃዎች	318	125	513	329	COMMODITIES AND TRASACTIONS NOT CLASSIFIED ELSEWHERE
ጠቅላይ	721,649	639,599	873,223	878,534	TOTAL
	1977	1978	1979	1980	COMMODITY

ወደ ለገረ የገቡ ዕቃዎች ባዘትና የገንዘብ እሴት ዕቃዎች አጠቃላይ
 QUANTITY AND VALUE OF IMPORTS BY COMMODITY GROUP

ሠገጠኛ ገጽ 3 TABLE I.3

የዕቃው ስም	1970/71		1971/72		1972/73		COMMODITY
	ባዘት በትን	የገንዘብ እሴት	ባዘት በትን	የገንዘብ እሴት	ባዘት በትን	የገንዘብ እሴት	
ከፍለ ዕ. ያገባና የቆዳ ክብቶች							SECTION 0. FOOD AND LIVE ANIMALS
የቆዳ ክብቶች	1.9	62.2	2.8	66.4	198.6	1,564.6	LIVE ANIMALS
ሥጋ ትኩረት ወይም በበረዶ የተዘጋጀ	3.4	6.5	8.7	29.7	30.6	41.6	MEAT, FRESH OR FROZEN
ሥጋ ገረገረ ለመቆየት ወይም በጠጠር የተዘጋጀ	3.0	17.7	3.1	4.1	3.6	15.7	MEAT, DRIED, SALTED OR SMOCKED
ሌላ የሚቻል የተዘጋጀ ሥጋ ወይም ለገንዘብ ለመጠቀም የተዘጋጀ የግፍ ወጪዎች /ሌ.ቦ.ያ/	2.5	10.3	7.4	15.2	0.7	1.5	MEAT AND EDIBLE OFFALS, PREPARED OR PRESERVED, N.E.S.; FISH EXTRACTS
ወተትና ከረዶ	3,163.9	7,056.7	6,969.3	12,977.3	3,177.8	7,932.8	MILK AND CREAM
ቅጠ	287.3	576.2	119.1	248.7	75.3	220.5	BUTTER
አይብ	21.6	80.2	8.2	33.1	2.7	19.7	CHEESE
አገጣጠም	-	0.7	-	-	-	0.3	EGGS
ግፍ ትኩረት ወይም የተዘጋጀ	0.9	6.8	0.2	0.1	-	-	FISH, FRESH, CHILLED OR FROZEN
ግፍ የጀረ የ ወይም በጠጠር የተዘጋጀ	1.7	2.3	1.4	1.2	-	0.2	FISH, DRIED OR SALTED; SMOCKED FISH
ውሃ ውስጥ የሚኖሩ የሚጠሩ አገላለጾች	-	-	-	0.3	-	-	CRUSTACEANS AND MOLLUSCS
የተዘጋጀ ወይም ለገንዘብ ለመጠቀም የተዘጋጀ የግፍ ወጪዎች ለገንዘብ ለመጠቀም የተዘጋጀ /ሌ.ቦ.ያ/	343.1	917.8	29.1	70.1	3.8	52.5	FISH, CRUSTACEANS AND MOLLUSCS, PREPARED OR PRESERVED, N.E.S.
ባገጥ ያልተገኘ	-	-	64,302.6	17,238.3	126,526.3	55,603.1	WHEAT, UNMILLED
ረዥም	775.4	914.0	282.5	473.8	6.9	14.9	RICE
ገብብ ያልተገኘ	7,700.9	2,082.3	1,303.4	1,330.1	-	-	BARLEY, UNMILLED
ባገጥ ያልተገኘ	84.5	54.7	832.1	872.2	325.4	485.1	MAIZE, UNMILLED
ሌላ ለሀላ ያልተገኘ	209.3	42.1	1,372.1	363.3	958.1	641.3	CEREALS, UNMILLED, N.E.S.
የባገጥ ተጠቃሚ ገርዶና	310.3	275.1	5.1	7.3	2.4	8.3	MEAL AND FLOUR OF WHEAT AND FLOUR OF MESLIN
የሌላ ለሀላ ሳይኖሩ ተጠቃሚ	164.1	457.7	1,711.3	868.6	129.2	146.3	MEAL AND FLOUR OF CEREALS, N.E.S.
ከሌላ ሳይኖሩ ወይም ከሌላ ሳይኖሩ ተጠቃሚ ለግፍ ወጪዎች የተዘጋጀ ያገባች	9,855.4	10,211.6	9,079.6	8,373.8	6,872.3	7,645.3	CEREAL PREPARATIONS AND PREPARATIONS OF FLOUR OR STARCH OF FRUITS OF VEGETABLES
አተክል ተጠቃሚ የተዘጋጀ ወይም ለገንዘብ ለመጠቀም የተዘጋጀ /ጥሬ ስጦታ ጥጥር/	100.6	725.2	151.1	663.7	19.3	452.1	VEGETABLES, FRESH, FROZEN OR SIMPLY PRESERVED (INCL. LEGUMINOUS VEGETABLES)
አተክል ተጠቃሚ ለረብርብ በገንጠ ወይም ለገንዘብ ለመጠቀም የተዘጋጀ /ሌ.ቦ.ያ/	500.1	478.7	487.0	761.4	356.2	558.7	VEGETABLES, ROOTS AND TUBERS, PREPARED OR PRESERVED, N.E.S.
ፍሬፍሬዎችና ትኩረት ወይም የጀረ የ/ዘይት ትኩረት ለመጠቀም/	348.9	597.7	131.6	229.4	118.6	223.2	FRUITS AND NUTS (NOT INC. OIL NUTS) FRESH OR DRIED
ፍሬፍሬ በጥሩ የተያዘና ከፍሬፍሬ የተዘጋጀ	548.5	979.6	885.6	1,108.9	87.5	134.0	FRUIT, PRESERVED AND FRUIT PREPARATIONS
ባክርና ግር	262.5	158.1	641.2	471.4	320.2	225.5	SUGAR AND HONEY
ከባክር የተዘጋጀ ግፍ ወጪዎች ሌሎች ከባክር የተዘጋጀ /የጥጣት ግፍ ወጪዎች የሚያደግ/	844.0	3,858.5	0.1	0.8	9.9	40.4	SUGAR CONFECTIONERY AND OTHER SUGAR PREPARATIONS (EXCEPT CHOCOLATE CONFECTIONERY)
ቦና	8.1	22.7	0.8	2.3	2.6	16.4	COFFEE
ካካዎ	-	-	-	-	0.3	5.9	COCOA
ጥጣትና ሌሎች ከካካዎ ገር የተዘጋጀ የግፍ ወጪዎች /ሌ.ቦ.ያ/	3.4	23.1	2.9	15.0	4.0	45.6	CHOCOLATE AND OTHER FOOD PREPARATIONS CONTAINING COCOA, N.E.S.
	(QTY TONS)	VALUE (IN '000 BIRR)	(QTY TONS)	VALUE (IN '000 BIRR)	(QTY TONS)	VALUE (IN '000 BIRR)	
	1978		1979		1980		

ወደ ለገር የገቡ ዕቃዎች ብዛትና ዋጋ በቴሞራል ዕቃዎች አወገደበ
 QUANTITY AND VALUE OF IMPORTS BY COMMODITY GROUP

ሠገጠረዥ ቁ. 3 / የጠለ/

TABLE I.3 (Contd.)

የዕቃው ስም	1970/71		1971/72		1972/73		COMMODITY
	ብዛት በ ቶን	ዋጋ/ብሺህ ብር	ብዛት በ ቶን	ዋጋ/ብሺህ ብር	ብዛት በ ቶን	ዋጋ/ብሺህ ብር	
ክፍል 0. ምግብና የጭ ከባቶች							
ቫይ ተጠላና ግት	1,248.2	6,462.6	1,108.7	4,616.7	950.4	5,116.6	TEA AND MATE
የጫ የጫ	120.4	515.6	151.6	468.2	31.9	84.6	SPICES
ለአገላለጽ የሚሆን ጫ	13.6	14.3	41.8	64.4	3.5	23.3	FEEDING STUFF FOR ANIMALS
ጫ ገራገና የጫበብ ያ ቀባቶች	672.1	1,701.3	330.7	846.1	878.4	1,583.8	MARGARINE AND SHORTENINGS
የተሠናጥ ምግቦችና ሌሎች የሚሰሩ ነገሮች /ሌ.ቦ. ያ/	1,408.1	3,961.1	3,866.3	8,492.7	3,138.9	7,993.9	FOOD PREPARATIONS, EDIBLE PRODUCTS AND PREPARATIONS, N.E.S.
ጅምር	29,007.7	42,273.4	93,837.4	60,714.9	144,235.4	90,897.7	TOTAL
ክፍል 1. መጠቀሻና ተምባህ							
አለባል የሌላው መጠቀሻ /ሌ.ቦ. ያ/	115.1	167.0	94.3	60.6	76.9	57.6	NON-ALCOHOLIC BEVERAGES N.E.S.
አለባል ያላው መጠቀሻ	809.6	2,975.8	348.4	1,631.1	442.1	2,194.4	ALCOHOLIC BEVERAGES
ተምባህ ያለ ተዘጋጅ	343.7	1,834.7	1,149.4	6,036.8	499.7	2,184.0	TOBACCO, UNMANUFACTURED
ተምባህ የተዘጋጅ	341.9	8,186.5	312.0	6,851.0	458.5	10,886.5	TOBACCO, MANUFACTURED
ጅምር	1,610.3	13,164.0	1,904.1	14,579.5	1,477.2	15,322.5	TOTAL
ክፍል 2. ለመብል የሚገኙት ያላት ሠናጥ ዕቃዎች በነጻነት በስተቀር							
የጻፍ ለቅ ያላ ተሠናጥ / ፀገሬም ለቅ አይጨምር/	-	-	-	-	-	-	HIDES AND SKINS, RAW (EXCEPT FURSKINS)
ፀገሬም ለቅ ያላ ተሠናጥ	-	-	-	-	-	-	FURSKINS, UNRESSED
የቀባት አሁሎችና ቀባት ያላው ፍረጃ ለሰላሳ የአተክላት ዘይት ለግጭት የሚያገለገሉት / ጥቂትና ከከን ባይጨምር/	-	-	0.2	0.1	-	-	OIL SEEDS AND OLEAGINOUS FRUITS OF A KIND USED FOR THE EXTRACTION OF SOFT FIXED VEGETABLE OILS(EXCL. FLOURS AND MEALS)
የቀባት አሁሎችና ሌላ የአተክላት ዘይት ለግጭት የሚያገለገሉት ቀባት ያላው ፍረጃ	-	-	330.0	263.6	-	-	OIL SEEDS AND OLEAGINOUS FRUITS OF A KIND USED FOR THE EXTRACTION OF OTHER FIXED VEGETABLE OILS
በላባ ጭ ያላው የሚገኝ ፈሳሽ በው ሠራሽ ያላሁነ ላባ ጭ ጫ	1,185.2	2,274.5	1,528.5	4,409.8	1,118.7	3,468.3	NATURAL RUBBER LATEX NATURAL RUBBERS AND SIMILAR NATURAL GUMS
በው ሠራሽ ላባ ጭ	1,998.9	2,717.6	1,241.9	3,352.2	1,328.7	3,690.2	SYNTHETIC HUBBER
በው ሠራሽ ያላሁነ ያላ ተሠናጥ ወይም ጥርጥራ	19.4	267.1	38.4	260.0	12.4	150.1	CORK, NATURAL, RAW AND WASTE
የግግር አገጣጠንና የአገጣጠን ከባል /ተራራ አገጣጠን ባይጨምር/	-	-	2.2	1.8	0.3	0.7	FUEL WOOD, WOOD CHARCOAL (EXCLUDING WOOD WASTE)
ገገድ ወይም ግዕዝገብ ገገጃ / ፍቀፈ ጅ ጥርጥራ አገጣጠን ጥምር/	-	-	0.5	1.3	0.1	0.5	WOOD IN THE ROUGH OF ROUGHLY SQUARED: PULPWOOD (INCL. CHIPS AND WOOD WASTE)
ሌሎች ገገድ ወይም የግዕዝገብ አገጣጠን	-	-	47.5	45.7	444.9	133.5	OTHER WOOD IN THE ROUGH OR ROUGHLY SQUARED
የተጠቀሱ ወይም በ የላሱ የተዘጋጁ አገጣጠን	64.5	52.3	-	-	0.1	0.2	WOOD SHAPED OR SIMPLY WORKED
ገገጃና የወረተ ጥርጥራ	6,895.2	5,374.5	6,773.7	6,214.8	4,649.3	5,272.4	PULP AND WASTE PAPER
ጠር	-	-	0.5	18.3	-	-	SILK
ጥጥ	89.9	131.1	-	0.1	-	-	COTTON
(QTY TONS)	VALUE (IN'000 BIRR)	(QTY TONS)	VALUE (IN'000 BIRR)	(QTY TONS)	VALUE (IN'000 BIRR)		
1978		1979		1980			

ጋደ አገር የገቡ ዕቃዎች በዛታና ዋጋ በቁጥጥር ዕቃዎች አጠቃላይ
 QUANTITY AND VALUE OF IMPORTS BY COMMODITY GROUP

ሠገጠኒዝ ቁ. 3 / የጥጠላ/

TABLE I.3 (Contd.)

የዕቃው ስም	1970/71		1971/72		1972/73		
	ባዛተ በ ቶን	ዋጋ/ባሺህ ቦር	ባዛተ በ ቶን	ዋጋ/ባሺህ ቦር	ባዛተ በ ቶን	ዋጋ/ባሺህ ቦር	
ክፍል 2. ለውጥ የሚገኙት							SECTION 2. CRUDE MATERIALS
የልብና ተዕቃዎች በነጻ ስብስብ							INEDIBLE, EXCEPT FUELS
ባዛተ ገቢ	5,295.3	5,036.7	11,385.1	11,092.1	9,396.3	8,618.3	JUTE
የአተክል ተቸ ጥረት/የተቸ ገቢ ባይወጥር/	772.2	623.5	-	-	1,793.5	1,580.2	VEGETABLE FIBRES EXCEPT CTTON AND JUTE
ሰው ሠራት ጥረት ለግጠጣጣ የሚገኝ	2,351.4	9,126.1	1,123.1	4,392.8	1,852.3	8,070.3	SYNTHETIC FIBRES SUITABLE FOR SPINNING
ለሌላ ሰው ሠራት ጥረት ለግጠጣጣ የሚገኝ ተራራ	650.6	695.1	0.4	8.6	1,397.0	4,737.2	OTHER MAN-MADE FIBRE SUITABLE FOR SPINNING AND WASTE
ሰው ሰላ የአገባባት ጭንቀት	534.7	630.9	704.4	1,169.1	451.3	931.4	WOOL AND OTHER ANIMAL HAIR
አገር ስብሰባ ወርቅ ወርቅ የተጠቃሚ ስብስብ	1,011.0	1,361.6	434.8	1,366.8	286.0	317.1	OLD CLOTHING AND OTHER OLD TEXTILE ARTICLES: RAGS
የውረት ጥገና ያለ ተገናኝ	-	-	-	-	391.9	403.9	FERTILIZERS, CRUDE
ድንጋይ አሽ ጥና ጠጠር	7.3	20.4	13.6	12.6	9.2	23.4	STONE, SAND AND GRAVEL
ድንጋይ የድንጋይ ብረ ተቸ	-	-	-	-	5.0	4.8	SULPHUR AND UNROASTED IRON PYRITES
ያለ ተገናኝ የጠቃሚ ድንጋይ የሌላ ጠቃሚ አሰጣጥ ጭንቀት/	-	-	0.2	5.5	-	-	NATURAL ABRASIVES (INCL. INDUSTRIAL DIAMONDS)
ሌሎች ያለ ተገናኝ ጭንቀት	1,532.8	4,215.1	855.9	830.7	1,238.8	957.9	OTHER CRUDE MINERALS
የብረት አረርና ድንጋይ	-	-	-	-	15.0	-	IRON ORE AND CONCENTRATES
የብረት ብረት ተርፍ ራራ	429.0	66.7	352.7	82.6	673.3	183.6	WASTE AND SCRAP METAL OF IRON OR STEEL
የድንጋይ የጥና የጥና ድንጋይና አረር	-	-	-	-	-	-	ORES AND CONCENTRATES OF URANIUM AND THORIUM
ብረት የሌላ ጭንቀት ስብስብ ገቢ ገርቶ	-	-	0.3	0.2	48.7	75.5	ORES AND CONCENTRATES OF NON-FERROUS BASE METALS
ብረት የሌላ ጭንቀት ጥራት /አ.ቦ.ያ/ የጠቃሚ ገቢ ገርቶ	917.8	1,383.5	972.7	1,690.5	700.4	1,298.0	NON-FERROUS METAL SCRAP AND WASTE, N.E.S.
የብረት/ብረት ሌላ/ የጠቃሚ ገቢ ገርቶ: ተራራ	-	-	-	-	-	-	ORES AND CONCENTRATES OF PRECIOUS METAL, WASTE AND SCRAPS (EXCEPT GOLD)
ያለ ተገናኝ የአገባባት ጭንቀት /አ.ቦ.ያ/	11.0	10.6	16.1	27.5	11.2	11.1	CRUDE ANIMAL MATERIALS, N.E.S.
ያለ ተገናኝ የአተክል ጭንቀት /አ.ቦ.ያ/	243.1	808.7	237.6	983.3	73.8	2,819.5	CRUDE VEGETABLE MATERIALS, N.E.S.
ድምር	24,009.3	34,796.0	26,060.3	36,230.0	25,898.2	42,748.1	TOTAL
ክፍል 3. በግዕድ የውጥ ነገሮች							SECTION 3. MINERAL FUELS,
ግለሰብ ዘይታና ቁጥጥር ነገሮች							LUBRICANTS AND RELATED MATERIALS
የግዕድ ከሰላ	86.5	15.9	10.9	0.7	121.0	18.6	COAL, LIGNITE AND PEAT
የጥሬ የድንጋይ ከሰላና ዘይታ ፊት ስብስብ	-	-	56.0	29.2	15.6	2.1	BRIQUETTES: COKE AND SEMI- COKE OF COAL, LIGNITE OR PEAT: RETORT CARBON
የተገኘ የድንጋይ ከሰላ የጥሬ	611,433.6	127,281.3	698,581.7	194,472.8	636,414.0	262,452.3	PETROLEUM, CRUDE AND PARTLY REFINED
የተገኘ የድንጋይ ጭንቀት	34,657.3	16,306.0	57,544.9	31,130.8	117,189.2	105,786.5	PETROLEUM PRODUCTS
የተገኘ የድንጋይ ጭንቀት /አ.ቦ.ያ/	1,121.7	1,726.2	2,047.2	2,527.9	662.0	1,305.4	RESIDUAL PETROLEUM PRODUCTS, N.E.S.
የተገኘ የጥሬ ነገር የተራ ገዘ የአሰጣጥ ገደል	4.9	14.7	2.0	8.7	8.3	36.0	GAS, NATURAL AND MANUFACTURED
ድምር	647,304.0	145,344.1	758,242.7	228,170.1	754,410.1	369,600.9	TOTAL
	(QTY TONS)	VALUE (IN '000 BIRR)	(QTY TONS)	VALUE (IN '000 BIRR)	(QTY TONS)	VALUE (IN '000 BIRR)	COMMODITY
	1978		1979		1980		

ወይ አገር የገቡ ዕቃዎች በዛትና የጋ በቁጥጥር ዕቃዎች አወገደ
 QUANTITY AND VALUE OF IMPORTS BY COMMODITY GROUP

ሠገጠኛው የ.3 / የጠለ/

TABLE I.3 (Contd.)

የዕቃው ስም	1970/71		1971/72		1972/3		COMMODITY
	በዛት በ ቶን	የጋ/በሺህ ብር	በዛት በ ቶን	የጋ/በሺህ ብር	በዛት በ ቶን	የጋ/በሺህ ብር	
ክፍል 4. የእንስሳትና የእትክልቶች							SECTION 4. ANIMAL AND VEGETABLE
ዘይት ስብና ሰዎ							OILS, FATS AND WAXES
በእንግሊዝ የተገኙ ዘይትና ቀባት	205.9	302.1	1,489.4	2,650.3	80.9	137.8	ANIMAL OILS AND FATS
የእትክልት ዘይት ለሰላሳ	23.2	75.5	47.3	291.0	0.5	7.7	FIXED VEGETABLE OILS, SOFT
ሌሎች የእትክልት ዘይት	515.3	789.7	1,476.8	1,889.9	451.8	4,105.4	OTHER FIXED VEGETABLE OILS
የእንግሊዝና የእትክልት ዘይትና ቀባት በእንግሊዝና በእትክልት የተገኙ ሰዎ	685.8	2,504.6	3,111.8	5,557.4	3,538.7	6,782.1	ANIMAL AND VEGETABLE OILS AND FATS, PROCESSED, AND WAXES OF ANIMAL OR VEGETABLE ORIGIN
ጅምር	1,430.3	3,671.9	6,125.3	10,388.6	4,071.9	11,033.0	TOTAL
ክፍል 5. ከሜካኒካልና ሙሽጫ							SECTION 5. CHEMICALS AND RELATED
ሙሽጫ							PRODUCTS, N.E.S.
ዘይትና ካርቦኖችና ከነሱ የሚገኙ /ሌ.ቦ.ያ/	260.9	451.9	266.1	430.7	116.6	256.0	HYDROCARBONS, N.E.S. AND THEIR DERIVATIVES
አልኮሎች ፊኖሎችና ከነሱ የሚገኙ	51.1	128.0	18.3	67.2	972.5	1,915.0	ALCOHOLS, PHENOLS, PHENOLS - ALCOHOLS AND THEIR DERIVATIVES
ካርቦክሲክ አሲዶችና ከነሱ የሚገኙ	550.0	904.3	47.4	79.3	84.9	293.6	CARBOXYLIC ACIDS AND THEIR DERIVATIVES
ከናይትሮጅን ፋንክሽን የተሠሩ	-	-	0.2	1.4	-	-	NITROGEN-FUNCTION COMPOUNDS
ከኦርጋኒክ ኤሌሜንትስ ከኦርጋኒክ ባይዘሊት የተሠሩ	-	-	-	-	-	-	ORGANO-INORGANIC AND HETEROCYCLIC COMPOUNDS
ሌሎች ኦርጋኒክ ከሚኒሎች	1,144.5	1,694.6	846.5	1,859.4	1,348.5	3,309.1	OTHER ORGANIC CHEMICALS
ኢንሞርጊክ ከሚኒሎች ለአግራፊት ለኮሎራድ የሌሎች ወይ	9,446.5	10,494.6	9,086.9	10,419.5	4,715.3	7,233.9	INORGANIC CHEMICAL ELEMENTS, OXIDES AND HALOGEN SALTS
ሌሎች ኢንሞርጊክ ከሚኒሎች ከኦርጋኒክ ከኢንሞርጊክ ከሚኒሎች የተሠሩ የከብሩ ግብረት	7,334.0	10,027.9	9,769.2	16,110.0	13,958.8	21,845.3	OTHER INORGANIC CHEMICALS: ORGANIC AND INORGANIC COMPOUNDS OF PRECIOUS METALS
ረቂቅ አካላት ገንጠታ ስጦታ ዕቃዎች	0.1	4.7	0.1	137.7	2.0	51.0	RADIO ACTIVE AND ASSOCIATED MATERIALS
በውሃ ስርዓት ከተፈጥሮ የተገኙ ለ ለ ሌሎች	863.3	11,941.5	746.0	8,873.2	1,670.3	14,279.6	SYNTHETIC ORGANIC DYE STUFFS, NATURAL INDIGO AND COLOUR LAKES
ዳይንግና የቀለም ማለፊያ ለገጠሞች የሚገኙ የሙሽጫ	1,246.7	2,755.5	1,117.1	3,257.2	937.7	2,933.7	DYEING AND TANNING EXTRACTS AND SYNTHETIC TANNING MATERIALS
የሌሎች ማዘጋጀት የሌሎች ስጦታ የሙሽጫ	1,153.7	3,483.4	1,881.8	3,469.5	2,387.3	5,185.4	PIGMENTS, PAINTS, VARNISHES, AND RELATED MATERIALS
ወይን ኒትሮጅን የፋርሞሲ ዕቃዎች	3,049.5	41,781.9	2,277.9	36,620.2	2,096.5	40,499.1	MEDICINAL AND PHARMACEUTICAL PRODUCTS
ለቀጣይ የሚገለገሉ ቀባት ስጦታ ወይን ኒትሮጅን	220.0	3,858.9	440.7	4,482.1	142.4	2,883.2	ESSENTIAL OILS, PERFUME AND FLAVOUR MATERIALS
ሽግግር የፊት ቀባት ስጦታ የግርግር ግጽጽ ሌሎች የሙሽጫ ዘገጅ ስጦታ /ከባድ በስተቀር/	504.7	2,686.8	491.2	1,778.0	112.0	1,377.9	PERFUMERY, COSMETICS, DENTIFRICES AND OTHER TOILET PREPARATIONS (EXCEPT SOAPS)
ባድ ስጦታ ሙሽጫ ዕቃዎች ሌሎች ግጽጽ ስጦታ	5,180.2	6,598.0	10,325.8	13,071.1	11,046.4	17,738.5	SOAPS, CLEANING AND POLISHING PREPARATIONS
ዳይንግና የቀለም ማለፊያ የተሠሩ	22,411.0	13,056.8	129,041.5	47,343.2	72,961.2	67,967.6	FERTILIZERS, MANUFACTURED
ፊንጃዎችና ሌሎች የሌሎች ስጦታ ርጅ ስጦታ	179.9	754.4	201.5	513.1	374.9	1,384.4	EXPLOSIVES AND PYROTECHNIC PRODUCTS
የገንጠታ ስጦታ የፖሊሞሊንግ ስጦታ የፖሊሞሊንግ ሙሽጫ	271.6	1,343.6	628.7	1,565.5	205.4	692.3	CONDENSATION, POLYCONDENSATION AND POLYADDITION PRODUCTS
የፖሊሞሊንግ ስጦታ የፖሊሞሊንግ ስጦታ ሙሽጫ	138.3	232.6	120.6	323.4	1,192.2	3,561.6	POLYMERIZATION AND COPOLYMERIZA- TION PRODUCTS
የባህሪ ሙሽጫ	297.2	456.3	9.5	34.6	5.6	48.4	REGENERATED CELLULOSE, CELLULOSE NITRATE, CELLULOSE ACETATE, AND OTHER CELLULOSE ESTERS
	(QTY TONS)	VALUE (IN'000 BIRR)	(QTY TONS)	VALUE (IN'000 BIRR)	(QTY TONS)	VALUE (IN'000 BIRR)	
	1978		1979		1980		

ወደ ለገር የገቡ ዕቃዎች ብዛትና ዋጋ በመሰባሰቢያ ዕቃዎች አወጣጥ
 QUANTITY AND VALUE OF IMPORTS BY COMMODITY GROUP

ሠገጠኛ ቁ. 3 / የጠለ/

TABLE I.3 (Contd.)

የዕቃው ግድግዳ	1970/71		1971/72		1972/73		COMMODITY
	ብዛት በ ቶን	ዋጋ/በሺህ ብር	ብዛት በ ቶን	ዋጋ/በሺህ ብር	ብዛት በ ቶን	ዋጋ/በሺህ ብር	
ክፍል 5. ከግሊሎችና ስብሰባዎች							SECTION 5. CHEMICALS AND RELATED PRODUCTS, N.E.S.
ሌሎች ሰው ሠራሽ ጫና ከገላሰ ትክ የተሠሩ ዕቃዎች	403.8	1,766.6	1,876.7	4,873.9	2,729.2	6,275.1	OTHER ARTIFICIAL RESINS AND PLASTIC MATERIALS
የተገደቡ የተገኙ የረገገሰባቸው ለይጥና የሰብሰባሉት ግጥሞች	4,287.0	37,714.7	3,393.3	18,658.2	2,981.4	18,602.9	DISINFECTANTS, INSECTICIDES, FUNGICIDES, WEED-KILLERS, ANTI-SPROUTING PRODUCTS, RAT POISONS AND SIMILAR PRODUCTS
ለ ፍ ለ ፍ ለግደቶች ለገላሰገና ግጥሞች	1,360.2	1,907.8	707.2	1,450.4	2,309.9	4,402.2	STARCHES, INULIN AND WHEAT GLUTEN: ALBUMINOIDAL SUBSTANCES: GLUES
በሌላ በታ ለይ ተው ያለ ተገለጹ ለ ፍ ለ ፍ የከግላሰ ግጥሞች	1,200.7	2,424.7	634.4	1,596.3	614.4	1,673.7	MISCELLANEOUS CHEMICAL PRODUCTS, N.E.S.
ጭር	61,554.9	156,469.5	173,928.6	177,015.1	122,965.4	224,409.5	TOTAL
ክፍል 6. በግድግዳዎች የተዘጋጁ በፍብረት የተሠሩ ዕቃዎች							SECTION 6. MANUFACTURED GOODS CLASSIFIED CHIEFLY BY MATERIAL
ቀጥ የተዘጋጀ	65.6	202.8	125.3	447.3	112.1	485.6	LEATHER
ከ ቀጥ የተሠሩ ዕቃዎች	593.5	6,111.1	653.6	4,666.5	1,516.8	7,979.3	MANUFACTURES OF LEATHER OR OF ARTIFICIAL LEATHER
ፀገጫ የግጥሞች የተሠሩ / በ የለጥ የተዘጋጀ ጭር/	-	-	-	0.1	-	-	FURSKINS, TANNED OR DRESSED (INCL. DYED)
ከሌላ ትክ የተሠሩ ዕቃዎች	479.4	1,701.3	1,181.1	3,500.4	1,338.9	10,081.9	MATERIALS OF RUBBER
ከሌላ ትክ የተሠሩ ለግጥሞች ተክር ርከሪ የሚሆን የውገትና የውጭ ግጥሞች	2,056.7	10,210.4	1,754.4	9,743.1	3,390.5	24,079.5	RUBBER TYRES, TYRE CASES AND TREADS, INNER TUBES AND FLAPS FOR WHEELS OF ALL KINDS
ከሌላ ትክ የተሠሩ ዕቃዎች/ሌ.ቦ.ያ/	105.4	1,677.9	115.0	1,868.3	216.1	2,148.4	ARTICLES OF RUBBER, N.E.S.
ከሌላ የተሠሩ ዕቃዎች	14.8	135.3	4.6	40.8	7.4	69.9	CORK MANUFACTURES
ሰብ የአገጣጠም ከግጥሞች የአገጣጠም /ሌ.ቦ.ያ/	65.2	280.4	4.9	39.9	81.8	597.8	VENEERS, PLYWOOD BOARDS, "IMPROVED" OR RECONSTITUTED WOOD AND OTHER WOOD, WORKED, N.E.S.
ከአገጣጠም የተሠሩ ዕቃዎች/ሌ.ቦ.ያ/	53.3	778.6	138.2	561.5	275.5	469.6	WOOD MANUFACTURES, N.E.S.
ወረቀትና የወረቀት ሰሌዳ	3,524.0	4,569.0	5,059.3	6,692.6	7,413.7	13,985.5	PAPER AND PAPER BOARD IN BULK
ከወረቀት ገለገሎች ወይም ከወረቀት ሠሌዳ የተሠሩ ዕቃዎች	6,173.6	10,313.5	4,222.2	10,306.1	8,645.8	21,362.0	ARTICLES MADE OF PAPER PULP, OF PAPER OR OF PAPER BOARD
የጨርቃ ጨርቃ ፈተሰና ክር	2,275.4	17,013.1	2,159.9	16,055.6	1,597.7	16,198.8	TEXTILE YARN AND THREAD
የተፈተኑ የጥጥ ጥጥ	718.9	5,872.9	157.9	2,116.6	61.6	846.9	COTTON FABRICS, WOVEN
ከሰው ሠራሽ ጭር የተፈተኑ ጨርቃ ጨርቃ/የጥጥ ጨርቃ ጭር/ ለይጥሮች/	4,714.0	58,361.3	1,170.0	16,190.3	268.3	3,843.8	TEXTILE FABRICS, WOVEN, OF MAN-MADE FIBRES (OTHER THAN COTTON FABRICS)
ጨርቃ ጨርቃ ከሰው ሠራሽና ከጥጥ ጭር ትክ የተሠሩ ሌላ	87.3	803.5	40.6	558.9	706.7	2,296.9	TEXTILE FABRICS, WOVEN OTHER THAN OF MAN-MADE AND COTTON FIBRES
	(QTY TONS)	VALUE (IN '000 BIRR)	(QTY TONS)	VALUE (IN '000 BIRR)	(QTY TONS)	VALUE (IN '000 BIRR)	
		1978		1979		1980	

ጋዴ ለገር የገቡ ዕቃዎች ባዛትና ዋጋ በቴሌባይ ዕቃዎች አወገደብ
 QUANTITY AND VALUE OF IMPORTS BY COMMODITY GROUP

ግንባር 9.3/ የገለለ/ TABLE I. 3 (Contd.)

የዕቃው ስም	1970/71		1971/72		1972/73		SECTION 6. MANUFACTURED GOODS CLASSIFIED CHIEFLY BY MATERIAL
	ባዛት በተገ	ዋጋ/ባዥህ ብር	ባዛት በተገ	ዋጋ/ባዥህ ብር	ባዛት በተገ	ዋጋ/ባዥህ ብር	
ከኗል 6. በግዴታተኛ የገቡ በገባሪ የተሠሩ ዕቃዎች							
ጠፍቶ ወይም ገንዘብ	64.0	712.4	22.6	316.9	9.2	121.7	KNITTED OR CROCHETED FABRICS
ገጣጊ ያለው ተገንቦ የጨርቅ ዕቃዎች ከፈፍና ጥፍና የገባሪ	18.5	400.0	16.0	378.2	34.2	584.0	TULLE, LACE, EMBROIDERY, RIBBONS, TRIMMINGS AND SMALL WARES
ለ የልዩ የጨርቅ ጨርቅ ዕቃዎችና የገባሪ ሁሉ/ከገባሪ በተገ/	617.0	5,172.5	321.7	3,313.7	505.7	5,975.4	SPECIAL TEXTILE FABRICS AND RELATED PRODUCTS (EXCLUDING CLOTHING)
በገባሪ ወይም በከፊል ከጨርቅ ጨርቅ የተሠሩ ዕቃዎች /ሊ.ቦ.ያ/	1,239.8	11,439.5	2,230.4	11,226.2	1,927.4	11,753.4	MADE-UP ARTICLES, WHOLLY OR CHIEFLY OF TEXTILE MANUFACTURES, N.E.S.
የገጣጊ የገባሪ	69.5	324.1	4.5	28.0	4.5	48.4	FLOOR COVERINGS, ETC.
ናፊ፣ በግንባር በገባሪ የተዘጋጁ የባህ ሙሉ ዕቃዎች ከገባሪ ከገባሪ በተገ/	1,002.8	850.4	119.0	242.5	67,707.0	10,180.0	LIME, CEMENT, AND FABRICATED BUILDING MATERIALS EXCEPT GLASS AND CLAY MATERIALS
የገባሪ ለገባሪ ገንባታ የሆኑ የባህ ሙሉ ዕቃዎች	1,239.9	1,093.1	746.7	1,374.1	727.0	880.6	CLAY CONSTRUCTION MATERIALS AND REFRACTORY CONSTRUCTION MATERIALS
ከግዴታ የተሠሩ ዕቃዎች/ሊ.ቦ.ያ/	1,297.1	3,368.6	316.7	1,515.7	832.3	3,835.0	MINERAL MANUFACTURES, N.E.S.
ጠበቅ	1,504.6	1,575.9	1,391.6	1,373.0	1,450.3	2,167.2	GLASS
ከጠበቅ የተሠሩ ዕቃዎች	1,227.0	2,483.5	2,626.8	3,926.6	4,115.7	6,566.4	CLASSWARE
የገባሪ ሙሉ ዕቃዎች	904.8	1,332.2	559.6	1,182.1	632.0	1,123.6	POTTERY
አገዳ የገባሪ ደገገግ /የተሠሩ ወይም ያለተሠሩ/	4.0	20.4	-	-	-	6.4	PEARLS, PRECIOUS AND SEMI- PRECIOUS STONES, UNWORKED OR WORKED
ያለ ተፈላጊ ብረት፣ የብረት በገንዘብ የብረት ብረት ጥቅ፣ የብረት ጥቅ፣	13.6	35.7	126.5	143.0	454.3	381.8	PIG IRON, SPIEGELEISEN, SPONGE IRON OR STEEL POWDERS AND SHOT, AND FERRO-ALLOYS
የብረት ግዛገዳ በጠለብ ጥቅ ደረጃ የተፈላጊ ብረት ብረት	8,381.2	3,553.4	8,723.7	5,568.2	4,554.4	2,697.9	INGOTS AND OTHER PRIMARY FORMS, OF IRON OR STEEL
የብረት የገንዘብ ወፍሬ ዘገገግ ጠለብ ጥቅ ቅርጾችና ጠብረዎች	3,340.8	3,063.0	4,906.8	5,613.2	8,204.4	9,096.9	IRON AND STEEL BARS, RODS, ANGLES SHAPES AND SECTIONS
ዘርገ የብረት ዕቃዎችና የገንዘብ ጥቅ	41,491.2	19,021.4	26,076.5	27,832.3	25,317.9	26,203.4	UNIVERSAL PLATES AND SHEETS OF IRON OR STEEL
ከብረት የተሠሩ የጠበቅ ረዥም የገንዘብ ብረት	419.9	417.9	423.0	494.2	1,797.6	2,245.3	HOOP AND STRIP OF IRON AND STEEL
የብረት ጠገብ የጠገብ ሙሉ ዕቃዎች ብረት ብረት	1.5	1.9	18.5	63.6	0.5	0.5	NAILS AND RAILWAY TRACK CONSTRUCTIONAL MATERIALS OF IRON AND STEEL
የብረት ሽቦች	623.2	880.2	379.8	759.0	896.1	1,672.4	IRON AND STEEL WIRE (EXCLUDING WIRE ROD)
ወገጠ ከፍተኛ ብረት ብረት ብረት ተገጣጣሚ ብረት ብረት	2,875.3	4,133.8	2,171.1	3,663.7	4,155.5	5,980.8	TUBES, PIPES AND FITTINGS OF IRON AND STEEL
በግንባር ጠገብ የተሠሩ ሙሉ ዕቃዎች ያለ ጠገብ የተሠሩ ብረት /ሊ.ቦ.ያ/	0.3	0.9	1.0	8.7	33.0	99.5	IRON AND STEEL CASTINGS AND FORGINGS, UNWORKED, N.E.S.
ብርና ጥላቲያ አገላጭ ለገባሪ ከገላቲያ ገር የገባሪ	-	-	-	-	20.5	130.0	SILVER, PLATINUM AND OTHER METALS OF THE PLATINUM GROUP
ጠገብ	86.8	273.5	129.9	1,079.8	261.4	989.0	COPPER
ኒኬል	2.9	35.2	8.5	82.4	161.4	335.1	NICKEL
አላሚኒየም	256.3	1,277.2	390.3	2,145.4	318.8	1,981.4	ALUMINIUM
	(QTY TONS)	VALUE (IN '000 BIRR)	(QTY TONS)	VALUE (IN '000 BIRR)	(QTY TONS)	VALUE (IN '000 BIRR)	COMMODITY
	1978		1979		1980		

ወይ ኦገር የገቡ ዕቃዎች ብዛትና ዋጋ በሕብረት ዕቃዎች አወገደብ
 QUANTITY AND VALUE OF IMPORTS BY COMMODITY GROUP

ሠገጠረዥ ቁ. 3 / የጠለ/

TABLE I.3 (Contd.)

የዕቃዎች ግብይት	1970/71		1971/72		1972/73		
	ብዛት በ ቶን	ዋጋ/ባሺህ ብር	ብዛት በ ቶን	ዋጋ/ባሺህ ብር	ብዛት በ ቶን	ዋጋ/ባሺህ ብር	
ክፍል 6. በዓይነታቸው የሕይወት በፈጠራ የተሠሩ ዕቃዎች							SECTION 6. MANUFACTURED GOODS CLASSIFIED CHIEFLY BY MATERIAL
አርባስ	46.4	146.5	8.3	160.7	121.9	476.8	LEAD
ዚንክ	779.7	1,072.7	981.8	1,792.8	951.8	1,829.5	ZINC
ቲን	295.0	369.6	48.6	218.0	131.1	421.1	TIN
ዩራኒየም ተርቶና የተዘሀ ቁይቶች	-	-	-	-	-	-	URANIUM, THORIUM AND THEIR ALOYS
ለ ሌሎች በጠረጠራ የሌላ ጥቃት	-	-	-	-	-	-	MISCELLANEOUS NON-FERROUS METALS
ከብረት የተሠሩ የሕንጻ ዕቃዎች /ሌ.ቦ.ያ/	596.5	1,326.0	2,091.5	4,142.4	1,907.2	6,211.2	FINISHED STRUCTURAL PARTS AND STRUCTURES N.E.S.
ለግብርና ወይም ለግብርና የሚያገለግሉ ከብረት የተሠሩ ጋሮች	428.3	1,896.1	8,867.3	16,688.6	3,788.9	14,898.1	METAL CONTAINERS FOR STORAGE AND TRANSPORT
ከቫቦ የተሠሩ ዕቃዎች/በአለስተሪስ ለሌሎች ለአገር የሚሆኑ ሽቦች ወረባ የሕብረት	462.9	907.7	563.1	1,831.5	380.4	1,386.3	WIRE PRODUCTS (EXCLUDING ELECTRIC) AND FENCING GRILLS
ግብርና ቁርጥራጭ ጠረጠራ ጠረጠራ እንደገና የሕንጻ ከብረት ከሕይወት በሌሎች በጠረጠራ የተሠሩ	546.0	1,244.5	1,436.7	3,479.1	1,485.3	3,701.6	NAILS, SCREWS, NUTS, BOLTS, RIVETS AND SIMILAR ARTICLES OF IRON, STEEL OR COPPER
በአይስ ወይም በሕይወት ለሚሠሩ ሥራ የሚጠቀሙ ሌሎች ሌሎች ዕቃዎች	883.1	6,042.5	1,075.5	7,332.3	812.9	9,669.0	TOOLS FOR USE IN THE HAND OR IN MACHINES
ለውሃ ለውሃ ለውሃ የሚያገለግሉ ዕቃዎች	240.1	1,802.3	231.0	1,551.8	1,430.6	2,604.6	CUTLERY
ከብረት የተሠሩ የቤት ዕቃዎች	3,258.2	8,051.0	996.4	5,047.4	708.0	4,548.4	HOUSEHOLD EQUIPMENT OF BASE METAL
ከብረት የተሠሩ ዕቃዎች/ሌ.ቦ.ያ/	2,830.1	9,560.0	1,701.8	7,411.6	2,118.0	10,261.7	MANUFACTURES OF METAL, N.E.S.
ጠቅላይ	97,975.4	211,916.7	86,500.2	194,774.7	163,590.1	255,510.3	TOTAL
ክፍል 7. ማሽን ዎችና የተራገቡ ስራዎች ወይንም ዕቃዎች							SECTION 7. MACHINERY AND TRANSPORT EQUIPMENT
አገራት የሚያወጡ ማሽን ዎችና ወይንም ዕቃዎች	66.4	595.8	113.6	1,224.7	318.4	3,475.8	STEAM AND VAPOUR GENERATING BOILERS AND PARTS THEREOF
በአገራት የሚሠሩ አገራት	-	-	13.0	150.5	42.8	770.4	STEAM AND VAPOUR POWER UNIT
የውስጥ ተግባር ስራ ስራ አገራት ና ወይንም ዕቃዎች/አዘጋጅ አገራት /ሌ.ቦ.ያ/	464.5	4,365.3	157.9	4,479.6	197.3	5,073.7	INTERNAL COMBUSTION PISTON ENGINES AND PARTS, N.E.S. (DIESEL ENGINES)
አገራትና የተራገቡ የአለስተሪስ ያህህት ወይንም ዕቃዎች	23.8	658.1	1.0	52.5	1.3	144.4	ENGINES AND MOTORS, NON- ELECTRIC AND PARTS
ተራገቡ የአለስተሪስ ማሽን ወይንም ዕቃዎች	563.0	4,178.3	417.4	9,169.6	278.5	5,636.5	ROTATING ELECTRIC PLANT AND PARTS THEREOF
ሌሎች የግብርና ማሽን ወይንም ዕቃዎችና ወይንም ዕቃዎች	85.6	990.9	17.6	382.2	24.1	324.9	OTHER POWER GENERATING MACHINERY AND PARTS THEREOF
የአርባስ ወይንም ዕቃዎች ወይንም ዕቃዎች	1,016.5	6,419.2	1,561.8	10,044.6	3,077.1	30,722.6	AGRICULTURAL MACHINERY AND PARTS THEREOF
የአርባስ ተራገቡ	796.1	2,840.6	2,880.1	13,264.2	8,559.6	35,279.4	TRACTORS WHETHER OR NOT FITTED WITH POWER TAKE-OFFS, WINCHES OR PULLEYS
	(QTY TONS)	VALUE (IN'000 BIRR)	(QTY TONS)	VALUE (IN'000 BIRR)	(QTY TONS)	VALUE (IN'000 BIRR)	COMMODITY
		1978		1979		1980	

ጋደ ለገገ የገቡ ዕቃዎች ብዛትና ዋጋ በቁጥጥር ዕቃዎች አድጋጊ
 QUANTITY AND VALUE OF IMPORT BY COMMODITY GROUP

ሠገጠረዥ ጥ.3 / የጥለ/

TABLE I.3 (Contd.)

የዕቃው ጽሑፍ	1970/71		1971/72		1972/73		
	ብዛት በትን	ዋጋ/ብሺህ ብር	ብዛት በትን	ዋጋ/ብሺህ ብር	ብዛት በትን	ዋጋ/ብሺህ ብር	
ክፍል 7. መኪናዎችና የተራገቡጋርተ መሣሪያዎች							SECTION 7. MACHINERY AND TRANSPORT EQUIPMENT
ለገንጠትና ለግብርና የሚያገለግሉ መሣሪያዎችና መለኪያዎች /ሌ.ቦ.ያ/	3,216.7	27,689.4	4,234.4	42,972.1	2,992.9	29,168.2	CIVIL ENGINEERING AND CONTRACTORS' PLANT AND EQUIPMENT AND PARTS THEREOF N.E.S.
የጨርቃ ጨርቅና የቀጥ መሣሪያ መሣሪያዎች /ሌ.ቦ.ያ/	1,529.0	26,151.4	1,336.7	26,252.6	746.1	19,837.5	TEXTILE AND LEATHER MACHINERY AND PARTS THEREOF N.E.S.
ወረቀትና ገለጃ የሚሠሩ መሣሪያዎች	153.0	735.4	22.2	516.0	16.0	431.4	PAPER MILL AND PULP MILL MACHINERY AND PARTS THEREOF
የጥቅም ስራ ለማድረግ የሚያገለግሉ መሣሪያዎችና መለኪያዎች /ሌ.ቦ.ያ/	168.6	2,794.0	64.3	1,822.8	52.1	1,510.8	PRINTING AND BOOKBINDING MACHINERY AND PARTS THEREOF, N.E.S.
የምግብ ግዘገዳ መሣሪያዎች /ለገንጠብ የሚያገለግሉ ያልሆኑና መለኪያዎች ዎች /ሌ.ቦ.ያ/	714.5	9,621.1	834.7	11,813.4	496.0	8,336.6	FOOD PROCESSING MACHINES (EXCL. DOMESTIC) AND PARTS THEREOF, N.E.S.
ለሌሎች ስራዎች ለገንጠብ ስራዎች ሥራ የሚያገለግሉ መሣሪያዎችና መለኪያ ዎች /ሌ.ቦ.ያ/	871.9	9,946.9	1,021.6	12,842.4	1,247.2	18,674.1	OTHER MACHINERY AND EQUIPMENT SPECIALIZED FOR PARTICULAR INDUSTRIES AND PARTS THEREOF, N.E.S.
ለብረት ብረት ሥራ የሚያገለግሉ በአለገብ ስራ ስራ የሚሠሩ መሣሪያ ዎችና መለኪያዎች	54.7	844.2	138.6	1,948.6	238.3	4,514.4	MACHINE-TOOLS FOR WORKING METAL OR METAL CARBIDES AND PARTS THEREOF
ለሌሎች ስራዎች ብረት ሥራ የሚያገለግሉ መሣሪያዎችና መለኪያዎች	83.9	1,153.5	85.3	1,241.6	140.6	1,600.7	METAL WORKING MACHINERY (OTHER THAN MACHINE-TOOLS) AND PARTS THEREOF
ለጭቀት ለጭቀት የሚያገለግሉ መሣሪያዎችና መለኪያዎች /ሌ.ቦ.ያ/	86.4	2,096.2	233.0	3,113.4	334.6	1,779.4	HEATING AND COOLING EQUIPMENT AND PARTS THEREOF, N.E.S.
ረባሽ የሚያገለግሉ የሚያወጣ ጋራ /ባለጭቀትና ባለገብ ጋራ ጋራ ጭቀት/ ከገና መለኪያዎች	298.4	3,286.4	207.4	3,970.8	487.7	6,150.8	PUMPS FOR LIQUIDS (INCL. MOTOR AND TURBO-PUMPS), PARTS, N.E.S.
ጋራ ጋራ /በረባሽ ጋራ ጋራ/ ለሌሎች በጋራ ጋራ የሚያገለግሉ መሣሪያዎችና መለኪያዎች /ሌ.ቦ.ያ/	180.8	2,365.8	94.3	2,079.9	213.0	3,958.4	PUMPS (OTHER THAN PUMPS FOR LIQUIDS) AND COMPRESSORS; FANS AND BLOWERS; CENTRIFUGES FILTERING AND PURIFYING APPARATUS; AND PARTS THEREOF, N.E.S.
ባለገብ የሚሠሩ የዕቃ ግንባታ መሣሪያ ዎች ለገንጠብ ስራ ስራ የሚያገለግሉ መለኪያዎች /ሌ.ቦ.ያ/	603.0	5,476.8	376.6	3,309.3	742.8	7,199.8	MECHANICAL HANDLING EQUIPMENT AND PARTS THEREOF, N.E.S.
ለሌሎች በአለገብ ስራ ስራ የሚሠሩ መሣሪያ ዎች ለገንጠብ ስራ ስራ የሚያገለግሉ መለኪያዎች /ሌ.ቦ.ያ/	339.3	3,319.1	269.3	5,595.5	504.8	6,625.5	OTHER NON-ELECTRICAL MACHI- NERY, TOOLS AND MECHANICAL APPARATUS AND PARTS THEREOF, N.E.S.
በአለገብ ስራ ስራ የሚሠሩ መሣሪያዎች መለኪያዎች ስራዎች /ሌ.ቦ.ያ/	670.4	2,938.9	341.2	4,130.5	617.5	6,070.3	NON-ELECTRIC PARTS AND ACCESSORIES OF MACHINERY, N.E.S.
የብረት የአገልግሎት መኪናዎችና የገንጠብ መሣሪያዎች ስራዎች /ሌ.ቦ.ያ/	101.6	4,709.3	84.2	3,071.2	84.7	3,256.8	OFFICE MACHINERY
ወረቀት ማቆላቆል ስራዎች ስራዎች ግንባታ	9.1	678.8	10.1	905.8	7.1	468.1	AUTOMATIC DATA PROCESSING MACHINES AND UNITS THEREOF
ለብረት የአገልግሎት መኪናዎች የሚሠሩ መለኪያዎችና ዕቃዎች /ሌ.ቦ.ያ/	10.6	640.2	11.0	641.4	8.5	1,091.8	PARTS AND ACCESSORIES FOR OFFICE MACHINES, N.E.S.
ጠለያዎች	5.3	88.5	5.6	80.8	58.9	927.0	TELEVISION RECEIVERS
ረዳዎች	136.8	3,676.3	95.6	1,923.1	123.5	2,778.0	RADIO BROADCAST RECEIVERS (INCL. RECEIVERS INCORPORAT- ING SOUND RECORDERS OR REPRODUCERS)
	(QTY TONS)	VALUE (IN '000 BIRR)	(QTY TONS)	VALUE (IN '000 BIRR)	(QTY TONS)	VALUE (IN '000 BIRR)	COMMODITY
		1978		1979		1980	

ወደ ለገር የገቡ ዕቃዎች ብዛትና ዋጋ በቅደም ተከተል
 QUANTITY AND VALUE OF IMPORTS BY COMMODITY GROUP

ሠገጠረዥ ቁ. 3 / የጠለ/ TABLE I.3 (Contd.)

የዕቃው ግዴት	1970/71		1971/72		1972/73		
	ብዛት በትን	ዋጋ/በሺህ ብር	ብዛት በትን	ዋጋ/በሺህ ብር	ብዛት በትን	ዋጋ/በሺህ ብር	
ከፍለጋው ወጪዎችና የተራገሰ ፖርት መሣሪያዎች							<u>SECTION 7. MACHINERY AND TRANSPORT EQUIPMENT</u>
ገራጭና የድምጽ መቀረቢያ መሣሪያ ዎችና የመገባለት	21.3	603.4	6.8	219.1	8.6	581.5	GRAMOPHONES, DICTATING MACHINES AND OTHER SOUND RECORDERS AND REPRODUCERS AND RELATED
የተላኪው ህንጻ መሣሪያዎችና መለኪያዎች/ሌ.ቦ.ያ/	1,308.7	29,064.1	568.7	22,220.4	447.3	13,416.5	TELECOMMUNICATIONS EQUIPMENT, N.E.S. PARTS AND ACCESSORIES N.E.S.
የሌላው ገቢ ገደብ መሣሪያዎችና የሌላው ገቢ መግጠሪያ	295.6	2,422.3	339.1	3,153.1	485.7	3,719.0	ELECTRIC POWER MACHINERY AND SWITCH GEAR
ለሌላው ገቢ ገደብ ግጥም ገቢ የመገባለት የሌላው ገቢ ዕቃዎች	1,131.2	6,397.1	359.0	8,196.3	469.0	9,754.0	OTHER ELECTRICAL APPARATUS FOR MAKING AND BREAKING OR PROTECTING ELECTRICAL CIRCUITS, ETC.
የሌላው ገቢ ግጥም መሣሪያዎች	1,276.4	4,821.7	2,815.9	8,964.3	869.1	4,380.7	EQUIPMENT FOR DISTRIBUTING ELECTRICITY
ለሕክምና የሚያገለግሉ በሌላው ገቢ የሚሠሩ ዕቃዎችና የሌላው ሌላው ገቢ መሣሪያዎች	3.2	118.9	0.3	65.6	2.0	189.9	ELECTRIC APPARATUS FOR MEDICAL PURPOSES AND RADIOLOGICAL APPARATUS
ለቤት ውስጥ ለገቢ ገደብ የሚውሉ የሌላው ገቢ ዕቃዎች	237.6	4,693.7	251.4	2,300.4	238.9	2,744.1	DOMESTIC ELECTRICAL EQUIPMENT
የሌላው ገቢ ግጥም ሌላው ገቢ ዕቃዎች	0.1	2.6	1.0	56.3	1.5	52.6	RADIO VALVES, TUBES AND TRANSISTORS; CATHODE RAY TUBES, OTHER THERMIONIC, AND TUBE
ሌላው የሌላው ገቢ መሣሪያዎች	2,279.7	11,603.6	2,408.3	12,812.6	2,995.7	17,204.0	OTHER ELECTRICAL MACHINERY AND APPARATUS
ለውጭ ገቢ / በገቢ ግጥም ለሌላው ገቢ ተከታታይ ሌላው ገቢ ዕቃዎችና ሌላው ገቢ በሌላው ገቢ ለሌላው ገቢ የተሠሩ ተከታታይ ዕቃዎች	2,335.0	18,351.3	2,604.9	22,450.2	2,187.4	20,320.5	PASSENGER MOTOR CARS(OTHER THAN PUBLIC-SERVICE TYPE), INCLUDING VEHICLES DESIGNED FOR THE TRANSPORT OF BOTH PASSENGERS AND GOODS
የውጭ ገቢ ግጥም ተከታታይ ዕቃዎችና ለሌላው ገቢ ገደብ የተሠሩ ገቢ ግጥም ተከታታይ ዕቃዎች	9,497.5	84,286.5	6,236.4	63,371.4	6,179.7	64,213.0	MOTOR VEHICLES FOR THE TRANSPORT OF GOODS AND SPECIAL PURPOSE MOTOR VEHICLES
የውጭ ገቢ ተከታታይ ዕቃዎች /ሌ.ቦ.ያ/	520.6	10,057.7	140.1	1,266.0	315.6	4,261.9	ROAD MOTOR VEHICLES, N.E.S.
ለውጭ ገቢ ተከታታይ ዕቃዎችና ተራገሰው የሚያስፈልጉ ሌላው ገቢ ዕቃዎች /ሌ.ቦ.ያ/	2,516.8	41,151.0	2,599.2	43,573.2	4,113.1	48,656.5	PARTS AND ACCESSORIES, N.E.S. OF ROAD MOTOR VEHICLES AND TRACTORS
የውጭ ገቢ ግጥም ሌላው ገቢ የሌላው ገቢ ግጥም ሌላው ገቢ የሌላው ገቢ ግጥም ሌላው ገቢ ዕቃዎች	320.9	1,477.1	125.8	1,213.0	218.5	1,545.6	MOTORCYCLES, MOTOR SCOOTERS AND OTHER CYCLES MOTORIZED AND NON-MOTORIZED, INVALID CARRIAGES
ተከታታይ ዕቃዎች ሌላው ገቢ የሌላው ገቢ ተከታታይ ዕቃዎች በተለይ የተሠሩ የውጭ ገቢ ግጥም /ሌ.ቦ.ያ/	3,420.4	17,042.5	1,968.6	7,877.3	2,362.8	12,492.7	TRAILERS AND OTHER VEHICLES, NOT MOTORIZED, N.E.S. AND SPECIALLY DESIGNED AND EQUIPPED TRANSPORT CONTAINERS
የውጭ ገቢ ተከታታይ ዕቃዎች	198.3	4,971.5	61.0	359.2	32.3	207.4	RAILWAY VEHICLES
ለውጭ ገቢ ግጥም ሌላው ገቢ ዕቃዎች	490.9	4,301.0	265.7	36,248.0	286.9	4,776.9	AIRCRAFT AND PARTS
ዕቃዎችና ደለባዎች	29.5	195.5	58.9	1,917.0	44.3	2,316.8	SHIPS AND BOATS
ጠቅላይ	38,133.6	369,821.9	35,439.6	403,262.5	42,869.8	416,640.9	TOTAL
	(QTY TONS)	VALUE (IN '000 BIRR)	(QTY TONS)	VALUE (IN '000 BIRR)	(QTY TONS)	VALUE (IN '000 BIRR)	COMMODITY
	1978		1979		1980		

ሠደ አገር የገቡ ዕቃዎች ባዛትና የገባ ብዙሀን ዕቃዎች ለውጥ
 QUANTITY AND VALUE OF IMPORTS BY COMMODITY GROUP

ሠገጠረዥ ቁ.3 / የጸጠለ/

TABLE I.3 (Contd.)

የዕቃው ጻይነት	1970/71		1971/72		1972/73		
	ባዛት በትን	ዋጋ/ባሺህ ብር	ባዛት በትን	ዋጋ/ባሺህ ብር	ባዛት በትን	ዋጋ/ባሺህ ብር	
ክፍል 8. ሌሎች ልዩ ልዩ ባህሪ ያላቸው							SECTION 8. MISCELLANEOUS
የተሠሩ ዕቃዎች							MANUFACTURED ARTICLES
የጽዳት የውሃ መውረጃ የውኅተና የባር ሃን መስጫ ዕቃዎችና መገባጠሚያዎች	522.7	2,313.8	328.1	1,816.5	453.1	2,136.0	SANITARY, PLUMBING, HEATING AND LIGHTING FIXTURES AND FITTING
የቤት ዕቃዎችና መለ የወጣ ምጋታዎች	286.8	1,216.9	64.8	490.2	25.2	242.8	FURNITURE AND PARTS THEREOF
የጉዞ ዕቃዎችና የእጅ ሽገጣና የመሳሰሉት	198.3	1,082.8	7.6	61.2	42.2	295.3	TRAVEL GOODS, HANDBAGS AND SIMILAR ARTICLES
ከጨርቃ ጨርቅ የተሠሩ ከላይ የሚለበሱ ለውጎች የሚሆኑ ለባሽጥ/ከሽራብና ከጻገ ጸላ በስተቀር/	704.7	10,556.3	199.3	3,625.2	236.8	5,068.7	OUTER GARMENTS, MEN'S AND BOY'S OF TEXTILE FABRICS (OTHER THAN KNITTED OR CROCHETED GOODS)
ከጨርቃ ጨርቅ የተሠሩ ከላይ የሚለበሱ ለባሽጥና ለሌሎች የሚሆኑ ለባሽጥ	114.9	2,766.0	10.1	771.0	6.0	302.2	OUTER GARMENTS, WOMEN'S GIRLS' AND INFANTS' OF TEXTILE FABRICS
ከጨርቃ ጨርቅ የተሠሩ የውስጥ ለባሽጥ	155.9	2,551.7	22.8	373.6	64.8	1,289.0	UNDER GARMENTS OF TEXTILE FABRICS
ከላይ የሚለበሱ ከሽራብና ከጻገ ጸላ የተሠሩ ለባሽጥ/ከሽገጣ ጸላ የተሠሩ ለባሽጥ	104.6	1,699.0	19.1	196.7	33.3	548.5	OUTER GARMENTS AND OTHER ARTICLES, KNITTED OR CROCHETED NOT ELASTIC NOR RUBBERIZED
ከሽራብና ከጻገ ጸላ የተሠሩ የውስጥ ለባሽጥ	377.3	6,434.9	88.0	1,507.0	13.5	382.3	UNDER GARMENTS, KNITTED OR CROCHETED
ከጨርቃ ጨርቅ የተሠሩ ሌሎች ዕቃዎች	492.3	8,246.9	212.3	3,350.1	73.8	1,710.0	CLOTHING ACCESSORIES OF TEXTILE FABRICS
ከጨርቃ ጨርቅ ከተሠሩት በስተቀር ሌሎች ሌሎች ዕቃዎችና ከረብ ላይ የሚደረጉ ዕቃዎች	121.4	1,867.7	70.0	1,032.2	174.4	1,153.9	ARTICLES OF APPAREL AND CLOTHING ACCESSORIES OF OTHER THAN TEXTILE FABRICS; HEADGEAR OF ALL MATERIALS
ጣጣሚያዎች	187.0	1,360.4	14.5	441.7	51.4	949.2	FOOTWEAR
በረቀ የሚያባዩ አገልግሎት የሚያ ሰዩ መሣሪያዎች	5.0	294.6	3.4	235.9	1.3	307.1	OPTICAL INSTRUMENTS AND APPARATUS
የጸክሮና መሣሪያዎችና ዕቃዎች	308.5	6,113.8	125.9	2,486.1	317.0	3,613.1	MEDICAL INSTRUMENTS AND APPLIANCES
መለኪያዎች /ሌ.ቦ.ያ/	86.3	1,330.0	7.1	183.0	1.6	85.5	METERS AND COUNTERS, N.E.S.
ገፊት፣ መተና የመባላትን መለኪያዎችና መቆጣጠሪያ መሣሪያዎች ሌሎች ሌሎች የባይገባ መሣሪያዎችና መለ የወጣ ምጋታዎች	442.1	5,974.5	120.9	5,332.9	193.5	6,101.7	MEASURING, CHECKING ANALYSING AND CONTROLLING INSTRUMENTS AND APPARATUS, PARTS AND ACCESSORIES
የፍተገሬና መሣሪያዎች /ሌ.ቦ.ያ/	13.1	684.4	11.0	1,124.6	16.8	778.9	PHOTOGRAPHIC APPARATUS AND EQUIPMENT, N.E.S.
የፍተገሬና የቢኒዳ ጣገሽ ዕቃዎች	292.1	3,771.0	166.8	2,985.8	349.1	5,247.7	PHOTOGRAPHIC AND CINEMA-TOGRAPHIC SUPPLIES
የቢኒዳ ፊልጦች	-	-	-	-	-	-	DEVELOPED CINEMATOGRAFIC FILM WITH OR WITHOUT SOUND TRACK
የባይገባ መተና ሌሎች ሌሎች /ሌ.ቦ.ያ/	15.7	373.1	3.5	399.1	5.4	488.8	OPTICAL GOODS, N.E.S.
የእጅግ የጠረጴዛና የገደገገ ሰዓቶች	24.3	8,262.1	2.8	649.7	6.1	220.1	WATCHES AND CLOCKS
አገጥኖች /ጸሎፍቶች/	1,371.4	3,038.9	292.7	3,550.6	382.5	5,597.1	PRINTED MATTER
	(QTY TONS)	VALUE (IN '000 BIRR)	(QTY TONS)	VALUE (IN '000 BIRR)	(QTY TONS)	VALUE (IN '000 BIRR)	COMMODITY
	1978		1979		1980		

ወይ ለገር የገቡ ዕቃዎች ብዛትና ዋጋ በጠባባይ ዕቃዎች አወገደበ
 QUANTITY AND VALUE OF IMPORTS BY COMMODITY GROUP

ሠገጠረዥ ቁ.3 / የጠለ/

TABLE I.3 (Contd.)

የዕቃው ስም	1970/71		1971/72		1972/73		
	ብዛት በ ተገ	ዋጋ/በሺህ ብር	ብዛት በ ተገ	ዋጋ/በሺህ ብር	ብዛት በ ተገ	ዋጋ/በሺህ ብር	
ክፍል 8. ለጥ ለጥ በፈጠራ							SECTION 8. MISCELLANEOUS
የተሠሩ ዕቃዎች							MANUFACTURED ARTICLES
በአር ቴሌቪዥን ገለባ ገቢ የተሠሩ ዕቃዎች/ሊ.ቦ.ያ/	1,641.6	5,645.2	809.1	4,651.3	1,273.8	8,005.0	ARTICLES OF ARTIFICIAL PLASTIC MATERIALS, N.E.S.
የሰጠ ገራዎች፣ አሸንገሎች ጠባባይ ዕቃዎችና የሰጠ ገራዎች	139.4	808.3	72.0	1,037.5	73.8	1,321.1	PERAMBULATORS, TOYS, GAMES AND SPORTING GOODS
የጽሕፈት መሣሪያዎች /ሊ.ቦ.ያ/	600.8	7,735.7	356.2	3,237.7	1,282.9	8,651.2	OFFICE AND STATIONERY SUPPLIES, N.E.S.
የቤተሰብ ሥራዎች ጥገኛዎች ዕቃዎችና ጥገኛዎች	2.5	29.6	0.2	2.0	-	-	WORKS OF ART, COLLECTORS' PIECES, ANTIQUES AND STAMPS
ገቢዎች፣ የወርቅ ሥራዎች፣ የብር ሥራዎች	13.7	190.0	0.9	31.3	6.3	107.6	JEWELLERY AND GOLD SMITHS' AND SILVER SMITH, WARES
የጠባባይ መሣሪያዎችና ጠባባይ ዕቃዎች ጥገኛዎች / የፍራጎሪና ቀጥታዎችና የጠባባይ ጥገኛዎች	63.0	1,177.7	35.2	945.2	92.2	1,807.4	MUSICAL INSTRUMENTS, PARTS AND ACCESSORIES THEROF (INCL. PHONOGRAPH RECORDS AND THE LIKE)
በፈጠራ የተሠሩ ዕቃዎች /ሊ.ቦ.ያ/	463.5	3,030.9	387.5	3,394.5	479.5	3,855.1	MANUFACTURED ARTICLES, N.E.S.
ጭር	8,748.9	88,556.4	3,431.8	43,912.6	5,656.3	60,265.3	TOTAL
ክፍል 9. በግዴታ የተገኘው ጠባባይ							SECTION 9. COMMODITIES AND
የልጠባ ዕቃዎች							TRANSACTIONS NOT CLASSIFIED
ELSEWHERE IN THE SITC							
በግዴታ የተገኘው ያለ ጠባባይ የገባ ጥገኛዎች	0.1	1.0	-	-	-	-	POSTAL PACKAGES NOT CLASSI- FIED ACCORDING TO KIND
ግዴታ የተገኘው ያለ ጠባባይ የገባ ጥገኛዎች	0.6	2.7	0.1	0.6	-	-	SPECIAL TRANSACTIONS AND COMMODITIES NOT CLASSIFIED ACCORDING TO KIND
አገልግሎት / የተገኘው ጥገኛዎች / /ሊ.ቦ.ያ/	-	-	-	-	-	-	LIVE ANIMALS (INCL. ZOO ANIMALS), N.E.S.
የጠባባይ ጥገኛዎች፣ የጠባባይ መሣሪያዎችና ጥገኛዎች	-	0.5	0.1	2.8	674.1	3,839.5	ARMOURD FIGHTING VEHICLES, ARMS OF WAR AND AMMUNITION
ቀጥታ ገቢዎች / በወርቅ በተሠሩት ሌሎች ገቢዎችና የግዴታ ገቢዎች	96.7	1,176.7	486.7	5,517.4	245.2	3,031.2	COIN (OTHER THAN GOLD COIN), NOT BEING LEGAL TENDER
ወርቅ ገቢዎች ያልሆኑ / የወርቅ አፈር ገቢዎች ለይዘቶች/	2,485.9	13,629.3	-	-	-	-	GOLD, NON-MONETARY (EXCL. GOLD ORES AND CONCENTRATES)
ጭር	2,583.3	14,810.2	486.9	5,520.8	919.3	6,870.7	TOTAL
የገቢ ዕቃዎች ጭር	912,357.6	1,060,824.3	1,185,956.7	1,174,569.0	1,266,093.7	1,493,298.9	TOTAL IMPORT
	(QTY TONS)	VALUE (IN '000 BIRR)	(QTY TONS)	VALUE (IN '000 BIRR)	(QTY TONS)	VALUE (IN '000 BIRR)	COMMODITY
		1978		1979		1980	

የሕድ ገንዘብ ዕቃዎች ስድስት ዋጋ በሕብረት ዕቃዎች አድገብ
 QUANTITY AND VALUE OF EXPORTS BY COMMODITY GROUP

ሠንጠረዥ ቁ. 4

TABLE 1.4

የዕቃው ስም	1970/71		1971/72		1972/73		COMMODITY
	ባዘተ በ ቶን	ዋጋ/በሺህ ብር	ባዘተ በ ቶን	ዋጋ/በሺህ ብር	ባዘተ በ ቶን	ዋጋ/በሺህ ብር	
ከፍል ዕ. ምገብና የሞ ከባ ቸቸ							SECTION O. FOOD AND LIVE ANIMALS
የሞ ከባ ቸቸ	567.0	957.2	1,418.9	4,143.5	4,125.8	10,938.8	LIVE ANIMALS
ሥጋ ተኩስ ወይም በበረዶ የተዘዘ	80.4	330.2	512.2	1,962.0	1,459.9	4,575.5	MEAT, FRESH OR FROZEN
ሥጋ የደረቀ በጨው ወይም በጢስ የተዘጋጀ	33.5	48.2	-	-	110.8	194.2	MEAT, DRIED, SALTED OR SMOCKED
ለበላ የሚቻል የተዘጋጀ ሥጋ ወይም አገላጭላሽ የተጠበቀ የአባ ወጤ ቸቸ /ሊ.ቦ.ያ./	225.2	449.2	907.8	1,619.9	759.1	1,518.8	MEAT AND EDIBLE OFFALS, PREPARED OR PRESERVE, N.E.S.: FISH EXTRACTS
ወተትና ክረም	-	-	-	0.1	98.8	169.7	MILK AND CREAM
ቀቤ	0.5	3.9	2.4	25.1	5.3	61.5	BUTTER
አይብ	-	-	-	-	-	-	CHEESE
አገላለጽ	1.6	4.4	58.0	133.8	58.1	199.2	EGGS
ዓሣ ተኩስ ወይም የተዘዘ	-	-	-	-	-	-	FISH, FRESH, CHILLED OR FROZEN
ዓሣ የደረቀ ወይም በጢስ የተዘጋጀ	-	-	-	-	-	-	FISH, DRIED OR SALTED, SMOCKED FISH
ውሃ ወጣት የሚረፈ የሚሰሉ አገባባዎች	-	-	-	-	-	-	CRUSTACEANS AND MOLLUSCS
የተዘጋጁ ወይም አገላጭላሽ የተጠበቀ ዓሣዎች ወጣት አገባባዎች /ሊ.ቦ.ያ./	-	-	-	-	-	-	FISH CRUSTACEANS AND MOLLUSCS, PREPARED OR PRESERVED
ባጋቱ ያልተፈጸመ	-	-	-	-	-	-	WHEAT, UNMILLED
ረዥ	-	-	-	-	1.0	0.4	RICE
ገብብ ያልተፈጸመ	-	-	-	-	-	-	BARLEY, UNMILLED
በቁሉ ያልተፈጸመ	-	-	-	-	-	-	MAIZE, UNMILLED
ለላ አሀል ያልተፈጸመ	0.4	0.4	50.2	46.7	2,246.6	1,140.1	CEREALS, UNMILLED, N.E.S.
የባገጥ ተቋትና ገርዶና	-	-	-	-	-	-	MEAL AND FLOUR OF WHEAT AND FLOUR OF MESLIN
የለላ አሀል ሳይካተት ተቋት	0.1	0.1	1.4	3.3	3.4	3.6	MEAL AND FLOUR OF CEREALS, N.E.S.
በአሀል፣ ከፍራፍራ ወይም በአተክልተ ተቋትና አላይ የተዘጋጁ ምግቦች	-	0.2	-	-	0.5	0.5	CEREAL PREPARATIONS AND PREPARATIONS OF FLOUR OR STARCH OF FRUITS OR VEGETABLES
አተክል ቸቸ ተኩስ፣ የተዘዘ ወይም አገላጭላሽ በቁላል ዘጋ የተዘጋጁ /የራሻራዎች ሞርሮ/	24,377.4	18,782.0	37,041.2	25,297.2	55,185.6	28,626.6	VEGETABLES, FRESH, FROZEN OR SIMPLY PRESERVED (INCLUDING LEGUMINOUS VEGETABLES)
አተክል ቸቸ ሥራሥርቶ በደገብ ወይም አገላጭላሽ በቁላል ዘጋ የተዘጋጁ /ሊ.ቦ.ያ./	21.8	25.3	-	-	37.1	26.2	VEGETABLES, ROOTS AND TUBERS, PREPARED OR PRESERVED, N.E.S.
ፍራፍራዎችና ነጠ ተኩስ ወይም የደረቀ /የዘይት ነጠ አይጠቅም/	3,302.0	1,895.6	1,609.5	1,113.2	2,233.1	1,970.9	FRUITS AND NUTS (NOT INCLUDING OIL NUTS). FRESH OR DRIED
ፍራፍራ በጥረት የተያዙ ከፍራፍራ የተዘጋጁ	-	-	-	-	0.1	0.5	FRUIT PRESERVED AND FRUIT PREPARATIONS
ስኳርና ግር	1,544.4	519.3	27,695.1	10,820.6	35,271.2	9,407.9	SUGAR AND HONEY
ስላሳ የተዘጋጁ ግሩሞችና ሌሎች ስላሳ የተዘጋጁ /የተለዩ ግሩሞችን አይጠቅም/	-	-	-	-	-	-	SUGAR CONFECTIONERY AND OTHER SUGAR PREPARATIONS (EXCEPT CHOCOLATE CONFECTIONERY)
ቡና	67,231.7	496,863.8	87,075.6	592,648.3	76,201.7	563,908.4	COFFEE
ቅጣት	500.8	1,876.4	1,911.8	3,326.7	628.7	3,076.9	SPICES
	(QTY TONS)	VALUE (IN '000 BIRR)	(QTY TONS)	VALUE (IN '000 BIRR)	(QTY TONS)	VALUE (IN '000 BIRR)	
	1978		1979		1980		

የጋራ ገንዘብ ስታቲስቲክስ የግንባታ ስታቲስቲክስ ለጥቅም
 QUANTITY AND VALUE OF EXPORTS BY COMMODITY GROUP

ሠንጠረዥ ፩.፭ / የጠለፍ

TABLE 1.4 (Contd.)

የዕቃው ስም	1970/71		1971/72		1972/73		
	ባዘተ በትን	ዋጋ/በሺህ ብር	ባዘተ በትን	ዋጋ/በሺህ ብር	ባዘተ በትን	ዋጋ/በሺህ ብር	
ክፍል 0. ምግብና የጭንቀት							SECTION 0. FOOD AND LIVE ANIMALS
ከባቶች							ANIMALS
ለአገላለጽ የሚያገለግል ጭንቀት	19,294.4	4,565.5	43,083.0	12,741.8	14,553.1	4,928.3	FEEDING STUFF FOR ANIMALS
የተሠናጠጠ ምግብና ሌሎች የሚያገለግል ነገሮች /ሌ.ቦ.ያ/	14.0	41.7	15.3	61.9	78.3	478.3	FOOD PREPARATINS, N.E.S. EDIBLE PRODUCTS AND PREPARATIONS, N.E.S.
ጭንቀት	117,155.2	526,363.4	201,382.4	653,944.0	193,058.2	631,226.3	TOTAL
ክፍል 1. መጠጥጥና ተጭንቃ							SECTION 1. BEVERAGES AND TOBACCO
ለአገላለጽ የሌሎች መጠጥጥ /ሌ.ቦ.ያ/	-	-	0.5	0.1	-	-	NON-ALCOHOLIC BEVERAGES, N.E.S.
ለአገላለጽ ያለው መጠጥጥ	8.0	25.1	1.5	3.3	9.1	15.8	ALCOHOLIC BEVERAGES
ተጭንቃ ያለ ተጭንቃ	-	-	-	-	-	-	TOBACCO UNMANUFACTURED
ተጭንቃ የተጭንቃ	-	-	-	-	-	0.1	TOBACCO MANUFACTURED
ጭንቀት	8.0	25.1	2.0	3.4	9.1	15.9	TOTAL
ክፍል 2. ለውጥ የሚያገለግል ያልተጠጠሩ ስታቲስቲክስ ክፍሎች							SECTION 2. CRUDE MATERIALS, INEDIBLE EXCEPT FUELS
የላሳ ለጭንቀት ያለው ጭንቀት /ጭንቀት ለጭንቀት	8,256.7	53,791.6	33,628.7	141,336.9	8,588.4	107,923.0	HIDES AND SKINS, RAW (EXCEPT FURSKINS)
ጭንቀት ለጭንቀት ያለው ጭንቀት	0.2	9.7	0.5	12.2	1.4	39.2	FURSKINS, UNRESSED
የባቶች ለውጥ የሚያገለግል ፍራግጥ ለውጥ የሚያገለግል ለውጥ የሚያገለግል /ተጭንቃ ከሌላ ባይጭንቀት/	13,379.7	11,992.7	4,284.7	8,781.7	10,145.4	15,371.3	OIL SEEDS AND OLEAGINOUS FRUITS OF A KIND USED FOR THE EXTRACTION OF SOFT FIXED VEGETABLE OILS(EXCL. FLOUR AND MEALS)
የባቶች ለውጥ የሚያገለግል ለውጥ የሚያገለግል ለውጥ የሚያገለግል /ተጭንቃ ከሌላ ባይጭንቀት/	449.1	344.8	912.8	708.9	130.7	120.9	OIL SEEDS AND OLEAGINOUS FRUITS OF A KIND USED FOR THE EXTRACTION OF OTHER FIXED VEGETABLE OILS
ከላሳ ለጭንቀት ያለው ጭንቀት ለውጥ የሚያገለግል ለውጥ የሚያገለግል ለውጥ የሚያገለግል	-	-	-	-	-	-	NATURAL RUBBER LATEX; NATURAL RUBBERS AND SIMILAR NATURAL GUMS
የላሳ ለጭንቀት ያለው ጭንቀት ለውጥ የሚያገለግል ለውጥ የሚያገለግል ለውጥ የሚያገለግል	-	-	-	-	-	-	FUEL WOOD, WOOD CHARCOAL EXCLUDING WOOD WASTE)
ገንዘብ ለውጥ የሚያገለግል ለውጥ የሚያገለግል ለውጥ የሚያገለግል /ፍቅጥ ለውጥ የሚያገለግል ለውጥ የሚያገለግል/	-	-	398.4	165.0	350.0	225.1	WOOD IN THE ROUGH OR ROUGHLY SQUARED; PULP WOOD (INCL. CHIPS AND WOOD WASTE)
ለውጥ የሚያገለግል ለውጥ የሚያገለግል ለውጥ የሚያገለግል ለውጥ የሚያገለግል	375.0	155.2	-	-	-	-	OTHER WOOD IN THE ROUGH OR ROUGHLY SQUARED
የተጭንቃ ለውጥ የሚያገለግል ለውጥ የሚያገለግል ለውጥ የሚያገለግል	100.0	41.4	803.5	978.9	1,549.4	629.5	WOOD, SHAPED OR SIMPLY WORKED
ጭንቀት	-	-	-	-	-	-	SILK
ጭንቀት	386.9	1,380.1	1,676.0	2,074.5	5,780.6	2,3134.5	COTTON
ሌሎች ለውጥ የሚያገለግል ለውጥ የሚያገለግል ለውጥ የሚያገለግል	70.0	42.6	20.0	28.0	33.0	42.9	WOOL AND OTHER ANIMAL HAIR
ለውጥ የሚያገለግል ለውጥ የሚያገለግል ለውጥ የሚያገለግል	1.5	4.6	3.9	17.1	-	0.1	OLD CLOTHING AND OTHER OLD TEXTILE ARTICLES; RAGS
ጭንቀት ለውጥ የሚያገለግል ለውጥ የሚያገለግል ለውጥ የሚያገለግል	-	-	-	-	0.2	0.1	STONE, SAND AND GRAVEL
ጭንቀት ለውጥ የሚያገለግል ለውጥ የሚያገለግል ለውጥ የሚያገለግል	-	-	-	-	-	-	SULPHUR AND UNROASTED IRON PYRITES
ለውጥ የሚያገለግል ለውጥ የሚያገለግል ለውጥ የሚያገለግል	-	-	4,300.0	480.7	5,050.0	462.6	OTHER CRUDE MINERALS
	(QTY TONS)	VALUE (IN'000 BIRR)	(QTY TONS)	VALUE (IN'000 BIRR)	(QTY TONS)	VALUE (IN'000 BIRR)	COMMODITY
		1978		1979		1980	

የወጪ ገንዘብ ዕቃዎች በዛትና የጋ በተወሰኑ ዕቃዎች አጠቃላይ
 QUANTITY AND VALUE OF EXPORTS BY COMMODITY GROUP

ሠንጠረዥ የ.4 / የጠለ/

TABLE I.4 (Contd.)

የዕቃው ስም	1970/71		1971/72		1972/73		
	በዛት በትን	የጋ/በሺህ ብር	በዛት በትን	የጋ/በሺህ ብር	በዛት በትን	የጋ/በሺህ ብር	
ክፍል 2. ለውጭ የሚላኩት የልብ ወለድ ዕቃዎች ከሌሎች ጋር ተቃራኒ							
SECTION 2. CRUDE MATERIALS, INEDIBLE EXCEPT FUELS							
የብጩት ስራት ተርፍ ለራሱ የሚገኝ	-	-	68.9	79.9	-	-	WASTE AND SCRAP METAL OF IRON OR STEEL
የሌሎች የብር የምርጫ ስራት	-	-	-	-	-	-	ORES AND CONCENTRATES OF URANIUM AND THORIUM
በረት ነጥብ የሌለው ርብርብ የውጭ ገቢ	-	-	-	-	-	-	ORES AND CONCENTRATES OF NON-FERROUS BASE METALS
በረት ነጥብ የሌለው የተፈጻሚ ገቢ /ሊ.ቦ.ያ/	-	-	50.0	104.4	75.0	167.3	NON-FERROUS METAL SCRAP AND WASTE, n.e.s.
የልብ ወለድ የሌሎች ገቢ /ሊ.ቦ.ያ/	975.5	1,663.7	1,646.5	2,045.8	1,320.5	2,543.5	CRUDE ANIMAL MATERIALS, n.e.s.
የልብ ወለድ የሌሎች ገቢ /ሊ.ቦ.ያ/	1,301.0	8,488.2	1,706.3	11,909.4	2,218.6	24,917.8	CRUDE VEGETABLE MATERIALS, n.e.s.
ጠቅላይ	25,295.6	77,914.6	49,500.2	168,723.4	35,243.2	175,577.8	TOTAL
ክፍል 3. ከሚላኩት የውጭ የሚላኩት ማለገጫ ዘይታትና ተወላጅ ነገሮች							
SECTION 3. MINERAL FUELS, LUBRICANTS AND RELATED MATERIALS							
የሚላኩት ከሙሉ	-	-	-	-	-	-	COAL, LIGNITE AND PEAT
የተጠጋ የውጭ ከሙሉ ዘይታት ፊት ተከፋይ	-	-	-	-	-	-	BRIQUETTES; COKE AND SEMI-COKE OF COAL, LIGNITE OR PEAT; RETORT CARBON
የተጠጋ የውጭ ወይን	166,162.2	25,134.3	234,957.8	42,111.8	195,026.9	65,192.6	PETROLEUM PRODUCTS
የተጠጋ የውጭ ወይን /ሊ.ቦ.ያ/	-	-	-	-	-	-	RESIDUAL PETROLEUM PRODUCTS, n.e.s.
የተጠጋ የውጭ የተፈጻሚ ገቢ	4.7	2.2	-	-	-	-	GAS, NATURAL AND MANUFACTURED
የሌሎች ገቢ	-	-	-	-	-	-	ELECTRIC CURRENT
ጠቅላይ	166,166.9	25,136.5	234,957.8	42,111.8	195,026.9	65,192.6	TOTAL
ክፍል 4. የሌሎች የውጭ የሚላኩት ማለገጫ ዘይታትና ተወላጅ ነገሮች							
SECTION 4. ANIMAL AND VEGETABLE OILS, FATS AND WAXES							
የውጭ የሚላኩት ማለገጫ ዘይታት	-	-	-	-	-	-	FIXED VEGETABLE OILS, SOFT
ሌሎች የውጭ የሚላኩት ማለገጫ ዘይታት	-	-	-	-	-	-	OTHER FIXED VEGETABLE OILS
የውጭ የሚላኩት ማለገጫ ዘይታትና ተወላጅ ነገሮች ከሌሎች ጋር ተቃራኒ	557.3	5,141.8	405.8	4,061.3	422.9	4,192.1	ANIMAL AND VEGETABLE OILS AND FATS, PROCESSED, AND WAXES OF ANIMAL OR VEGETABLE ORIGIN
ጠቅላይ	557.3	5,141.8	405.8	4,061.3	422.9	4,192.1	TOTAL
ክፍል 5. ከሚላኩት የውጭ የሚላኩት ማለገጫ ዘይታትና ተወላጅ ነገሮች							
SECTION 5. CHEMICALS AND RELATED PRODUCTS							
ሌሎች ሌሎች ከሚላኩት ማለገጫ ዘይታትና ተወላጅ ነገሮች	3.1	5.4	-	-	100.0	70.2	INORGANIC CHEMICAL ELEMENTS, OXIDES AND HALOGEN SALTS
ሌሎች ሌሎች ከሚላኩት ማለገጫ ዘይታትና ተወላጅ ነገሮች	-	-	-	-	-	-	OTHER INORGANIC CHEMICALS; ORGANIC AND INORGANIC COMPOUNDS OF PRECIOUS METALS
የውጭ የሚላኩት ማለገጫ ዘይታትና ተወላጅ ነገሮች	-	-	-	-	-	-	DYEING AND TANNING EXTRACTS AND SYNTHETIC TANNING MATERIALS
	(QTY TONS)	VALUE (IN '000 BIRR)	(QTY TONS)	VALUE (IN '000 BIRR)	(QTY TONS)	VALUE (IN '000 BIRR)	COMMODITY
	1978		1979		1980		

የወጪ ገንዘብ ዕቃዎች በዛትና የገንዘብ እሴት ዕቃዎች አጠቃላይ
 QUANTITY AND VALUE OF EXPORTS BY COMMODITY GROUP

ሠገጠኛው የ.4 / የጠለ/

TABLE I.4 (Contd.)

የዕቃው ስም	1970/71		1971/72		1972/73		
	በዛት በትን	የገንዘብ በር	በዛት በትን	የገንዘብ በር	በዛት በትን	የገንዘብ በር	
ክፍል 5. ከሚከተሉት ተወላጅ							SECTION 5. CHEMICALS AND RELATED PRODUCTS
የለም ማዘጋጀት የለም ስር ነገር የሚገኝ	-	-	-	0.1	-	-	PIGMENTS, PAINTS, VARNISHES AND RELATED MATERIALS
ጠቅላላ የፍጥነትና የፍጥነት ዕቃዎች	-	0.5	0.8	32.1	-	-	MEDICINAL AND PHARMA- CEUTICAL PRODUCTS
ለጥቅም የሚያገለግሉ ቀባቶች፣ ሽግግር ዕቃዎች	42.2	2,518.5	19.5	929.4	6.2	353.8	ESSENTIAL OILS, PERPUME AND FLAVOUR, MATERIALS
ሽግግር የፈተ ቀባቶች፣ የጥርስ ማጠገን ለሌሎች የሚያገለግሉ ዘንጎች በሰጠው በስተቀር/	2.3	1.9	-	-	-	-	PERFUMERY, COSMETICS, DENTIFRICES AND OTHER TOILET PREPARATIONS (EXCEPT SOAPS)
ሣሙን ዎች፣ ጠቅላላ ዕቃዎች ለሌሎች ዕቃዎች	0.1	0.5	-	-	-	-	SOAPS, CLEANING AND POLISHING PREPARATIONS
በሌላ በታላቅ የተዘጋጀው የሌሎች ለሌላ ሌላ የሚከተሉት ዕቃዎች	-	-	100.0	68.2	-	-	MISCELLANEOUS CHEMICAL PRODUCTS, N.E.S.
ጠቅላላ	47.7	2,526.8	120.3	1,029.8	106.2	424.0	TOTAL
ክፍል 6. በዓይነት የተዘጋጀው የተዘጋጀ							SECTION 6. MANUFACTURED GOODS CLASSIFIED CHIEFLY BY MATERIALS
የላቲን የተዘጋጀ	-	-	-	0.2	-	0.5	LEATHER
በላቲን የተዘጋጀ ዕቃዎች	-	-	-	-	-	-	MANUFACTURES OF LEATHER OR OF ARTIFICIAL LEATHER
ፀጥታ የተዘጋጀ የተለፈ / በሌሎች የተዘጋጀው	-	-	-	-	-	-	FURSKINS, TANNED OR DRESSED (INCL. DYED)
ለማንኛውም ተከታታይ የሚሆኑ በላቲን ታላቅ የተዘጋጀው የሚከተሉት የዕቃዎች ገጣሚዎች	4.6	91.6	-	-	0.7	8.8	RUBBER TYRES, TYRE CASES AND TREADS, INNER TUBES AND FLAPS FOR WHEELS OF ALL KINDS
በላቲን የተዘጋጀ ዕቃዎች / ሌ. በ. ያ/	-	-	0.5	8.9	-	-	ARTICLES OF RUBBER, N.E.S.
በላቲን የተዘጋጀው የተዘጋጀው የተዘጋጀው የተዘጋጀው / ሌ. በ. ያ/	2,186.7	910.1	2,024.9	872.9	111.0	45.1	VENEERS, PLYWOOD BOARDS, "IMPROVED" OR RECONSTITUTED WOOD AND OTHER WOOD, WORKED N.E.S.
በላቲን የተዘጋጀው የተዘጋጀው / ሌ. በ. ያ/	101.0	47.1	19.7	64.9	8.3	33.7	WOOD MANUFACTURES, N.E.S.
ወረቀት የተዘጋጀው የተዘጋጀው በሌላ	-	-	-	-	-	-	PAPER AND PAPER BOARD IN BULK
በወረቀት ገለጻ ወይም በወረቀት በሌላ የተዘጋጀው ዕቃዎች	-	0.7	-	0.6	-	0.1	ARTICLES MADE OF PAPER PULP, OF PAPER OR OF PAPER BOARD
የጨርቅ ጨርቅ ፈተና ክር	0.3	1.4	16.0	146.9	-	0.2	TEXTILE YARN AND THRED
የተዘጋጀው የተዘጋጀው ሽግግር	1.0	12.0	-	-	-	-	COTTON FABRICS, WOVEN
በሰጠው ሠራሽ ላይ የተዘጋጀው ጨርቅ ጨርቅ / የተዘጋጀው ጨርቅ ጨርቅ አይደለም /	-	-	-	-	-	-	TEXTILE FABRICS, WOVEN OF MAN-MADE FIBRE (OTHER THAN COTTON FABRICS)
ጨርቅ ጨርቅ ክር የተዘጋጀው ሠራሽ ክር ጨርቅ ክር ላይ	-	-	10.0	14.6	-	-	TEXTILE FABRICS, WOVEN, OTHER THAN OF MAN-MADE COTTONE FIBRES
	(QTY TONS)	VALUE (IN '000 BIRR)	(QTY TONS)	VALUE (IN '000 BIRR)	(QTY TONS)	VALUE (IN '000 BIRR)	COMMODITY
		1978		1979		1980	

የህዲ ገንዘብ ዕቃዎች በዘተና የገንዘብ እቅድ ዕቃዎች አጠቃላይ
 QUANTITY AND VALUE OF EXPORTS BY COMMODITY GROUP

ሠንጠረዥ ፩.፭ / የጠለ/ TABLE I.4 (Contd.)

የዕቃው ስም	1970/71		1971/72		1972/73		SECTION 6. MANUFACTURED GOODS CLASSIFIED CHIEFLY BY MATERIAL
	በዘተ በትን	የገንዘብ በር	በዘተ በትን	የገንዘብ በር	በዘተ በትን	የገንዘብ በር	
<u>ክፍል 6. በግልጽ የተዘጋጀ የተዘጋጀ የተዘጋጀ</u>							
ጥሬ ጥቅም ዕቃዎች	-	-	-	-	-	-	KNITTED OR CROCHETED FABRICS
ለ ሌሎች የግልጽ የተዘጋጀ የተዘጋጀ የተዘጋጀ	-	-	0.5	1.4	0.2	0.6	SPECIAL TEXTILE FABRICS AND RELATED PRODUCTS (EXCLUDING CLOTHING)
በግልጽ የተዘጋጀ የተዘጋጀ የተዘጋጀ	-	0.3	5.3	70.7	0.1	2.2	MADE-UP ARTICLES WHOLLY OR CHIEFLY OF TEXTILE MANUFACTURES, N.E.S.
የግልጽ የተዘጋጀ የተዘጋጀ የተዘጋጀ	55.9	605.5	55.7	771.1	32.1	468.1	FLOOR COVERING, ETC.
የግልጽ የተዘጋጀ የተዘጋጀ የተዘጋጀ	1,721.6	152.2	-	-	-	-	LIME CEMENT AND FABRICATED BUILDING MATERIALS EXCEPT GLASS AND CLAY MATERIALS
የግልጽ የተዘጋጀ የተዘጋጀ የተዘጋጀ	171.5	38.3	-	-	-	-	CLAY CONSTRUCTION MATERIALS AND REFRACTORY CONSTRUCTION MATERIALS
በግልጽ የተዘጋጀ የተዘጋጀ የተዘጋጀ	-	-	0.4	0.3	-	-	GLASSWARE
የግልጽ የተዘጋጀ የተዘጋጀ የተዘጋጀ	0.1	0.4	-	-	0.1	0.3	POTTERY
ዚንክ	-	-	100.0	85.7	-	-	ZINC
በግልጽ የተዘጋጀ የተዘጋጀ የተዘጋጀ	-	-	0.1	1.1	-	-	FINISHED STRUCTURAL PARTS AND STRUCTURES, N.E.S.
ለግልጽ የተዘጋጀ የተዘጋጀ የተዘጋጀ	1.9	4.1	0.2	0.7	-	-	METAL CONTAINERS FOR STORAGE AND TRANSPORT
በግልጽ የተዘጋጀ የተዘጋጀ የተዘጋጀ	1.7	2.3	-	-	-	-	WIRE PRODUCTS (EXCLUDING ELECTRIC) AND FENCING GRILLS
ለግልጽ የተዘጋጀ የተዘጋጀ የተዘጋጀ	0.7	13.8	-	-	-	-	CUTLERY
በግልጽ የተዘጋጀ የተዘጋጀ የተዘጋጀ	-	0.4	8.0	67.9	0.4	5.9	HOUSEHOLD EQUIPMENT OF BASE METAL
በግልጽ የተዘጋጀ የተዘጋጀ የተዘጋጀ	1.0	58.7	0.2	0.7	0.3	8.2	MANUFACTURES OF METAL, N.E.S.
ጠቅላላ	4,248.0	1,938.9	2,241.5	2,108.6	153.8	573.7	TOTAL
<u>ክፍል 7. ግልጽ የተዘጋጀ የተዘጋጀ የተዘጋጀ</u>							SECTION 7. MACHINERY AND TRANSPORT EQUIPMENT
የግልጽ የተዘጋጀ የተዘጋጀ የተዘጋጀ	-	-	-	-	-	-	TEXTILE AND LEATHER MACHINERY AND PARTS THEREOF, N.E.S.
የግልጽ የተዘጋጀ የተዘጋጀ የተዘጋጀ	-	-	-	-	-	-	PAPER MILL AND PULP MILL MACHINERY AND PARTS THEREOF
የግልጽ የተዘጋጀ የተዘጋጀ የተዘጋጀ	-	-	-	-	-	-	PRINTING AND BOOKBINDING MACHINERY AND PARTS THEREOF, N.E.S.
ለግልጽ የተዘጋጀ የተዘጋጀ የተዘጋጀ	-	-	0.3	39.8	-	-	OTHER MACHINERY AND EQUIPMENT SPECIALIZED FOR PARTICULAR INDUSTRIES AND PARTS THEREOF, N.E.S.
	(QTY TONS)	VALUE (IN '000 BIRR)	(QTY TONS)	VALUE (IN '000 BIRR)	(QTY TONS)	VALUE (IN '000 BIRR)	COMMODITY
	1978		1979		1980		

የጋራ ንግድ ዕቃዎች ብዛትና ዋጋ በጠባባይ ዕቃዎች አገልግሎት
 QUANTITY AND VALUE OF EXPORTS BY COMMODITY GROUP

ሠገጠረዥ ቁ.4 / የጠለ/ TABLE I.4 (Contd.)

የዕቃው ስም	1970/71		1971/72		1972/73		
	ብዛት በትን	ዋጋ/በሺህ ብር	ብዛት በትን	ዋጋ/በሺህ ብር	ብዛት በትን	ዋጋ/በሺህ ብር	
ክፍል 7. ጠባባይ ዕቃዎች የተሰጠው							
ፖርት መሣሪያዎች							
ሌሎች የአሰጠው ያህሪት መሣሪያዎች፣ ለጽሑፍ ማሳሰቢያ መሣሪያዎችና ጠለ የወጣዎቻቸው	-	-	-	0.6	-	-	OTHER NON-ELECTRICAL MACHINERY, TOOLS AND MECHANICAL APPARATUS AND PARTS THEREOF, N.E.S.
ገራጭና የደምጽ መቀረጫ መሣሪያዎች የወጣባቸው	-	-	0.3	1.6	-	-	GRAMOPHONES, DICTATING MACHINES, AND OTHER SOUND RECORDERS, AND REPRODUCERS AND RELATED
ሌሎች ማባሪያ መተላለፊያ ቦታ የወጣባቸው የአሰጠው ዕቃዎች	-	-	-	-	-	0.1	OTHER ELECTRICAL APPARA- TUS FOR MAKING AND BREAKING OR PROTECTING ELECTRICAL CIRCUITS, ETC.
ለባት ወጣት አገልግሎት የሚውሉ የአሰጠው ዕቃዎች	0.3	3.2	2.0	17.8	8.7	78.3	DOMESTIC ELECTRICAL EQUIPMENT
ሌሎች የአሰጠው መሣሪያዎች	-	0.5	-	0.6	-	0.4	OTHER ELECTRICAL MACHIN- ERY AND APPARATUS
አውቶቦል /ከጸደቀው ግልጽ ለሌሎች ተክኮርካሪዎች ለሌሎች ዕቃ በአገልግሎት ላይ ለግንባታ የተሠሩ ተክኮርካሪዎች ጭምር	-	-	-	-	-	-	PASSENGER MOTOR CARS (OTHER THAN PUBLIC- SERVICE TYPE), INCLUDING VEHICLES DESIGNED FOR THE TRANSPORT OF BOTH PASSENGERS AND GOODS
የግንባታ ግንባታ ባለቤቱ ተክኮርካሪ ካሪዎችና ለሌሎች አገልግሎት የተሠሩ ባለቤቱ ተክኮርካሪዎች	-	-	-	-	-	-	MOTOR VEHICLES FOR THE TRANSPORT OF GOODS AND SPECIAL PURPOSE MOTOR VEHICLES
የግንባታ ተክኮርካሪ ጠባባይ ዕቃ /ሌ.ቦ.ያ/	-	-	-	-	-	-	ROAD MOTOR VEHICLES, N.E.S.
ለግንባታ ተክኮርካሪ ጠባባይ ዕቃዎችና ተሰጠው የሚያስፈልጉ ጠባባይ ወጣዎች /ሌ.ቦ.ያ/	-	-	-	-	-	-	PARTS AND ACCESSORIES, N.E.S. OF ROAD MOTOR VEHICLES AND TRACTORS
ጭምር የሌሎች ጠባባይ ዕቃዎች የሌሎች ጠባባይ ዕቃዎች	-	-	-	-	-	-	MOTORCYCLES, MOTOR SCOOTERS AND OTHER CYCLES MOTORIZED AND NON-MOTORIZED: INVALID CARRIAGES
ተክኮርካሪዎች ሌሎች ጭምር የሌሎች ተክኮርካሪዎች በተለይ የተሠሩ የግንባታ ግንባታ /ሌ.ቦ.ያ/	-	-	-	-	-	-	TRAILORS AND OTHER VEHICLES, NOT MOTORIZED, N.E.S. AND SPECIALLY DESIGNED AND EQUIPPED TRANSPORT CONTAINERS
ጠባባይ ዕቃዎች ደለባዎች	-	-	-	-	-	-	SHIPS AND BOATS
ጭምር	0.3	3.7	2.6	60.4	8.7	78.8	TOTAL
ክፍል 8. ሌሎች ጠባባይ ዕቃዎች							
የተሠሩ ዕቃዎች							
የጸደቀው የግንባታ ግንባታ ግንባታ የባር ሃን መጠጫ ዕቃዎችና ጠባባይ ጠባባይ ዕቃዎች	-	-	-	-	-	-	SANITARY, PLUMBING, HEATING AND LIGHTING FIXTURES AND FITTINGS
የባት ዕቃዎችና ጠለ የወጣዎቻቸው	7.1	40.7	33.2	255.2	12.1	95.0	FURNITURE AND PARTS THEREOF
የገዛ ዕቃዎች፣ የአገልግሎት የወጣባቸው	-	-	0.1	0.2	-	-	TRAVEL GOODS, HANDBAGS AND SIMILAR ARTICLES
ከወጣታ ወጣት የተሠሩ ከሌሎች የሚ ለባቸው ለወጣታ የሚሰጡ ለባቸው /ከጠባባይ ከግንባታ ጠባባይ/	0.6	3.1	0.1	2.2	0.8	17.3	OUTER GARMENTS, NEW'S AND BOYS' OF TEXTILE FABRICS (OTHER THAN KNITTED OR CROCHETED GOODS)
	(QTY TONS)	VALUE (IN '000 BIRR)	(QTY TONS)	VALUE (IN '000 BIRR)	(QTY TONS)	VALUE (IN '000 BIRR)	COMMODITY
	1978		1979		1980		

የገቢ ገንዘብ ዕቃዎች ብዛትና ዋጋ በጠባባይ ዕቃዎች አወጻጸን
 QUANTITY AND VALUE OF EXPORTS BY COMMODITY GROUP

ሠንጠረዥ ቁ. 4 / የጠለ/ TABLE I.4 (Contd.)

የዕቃው ግዴታ	1970/71		1971/72		1972/73		
	ብዛት በ ቶን	ዋጋ/ቦቪህ ብር	ብዛት በ ቶን	ዋጋ/ቦቪህ ብር	ብዛት በ ቶን	ዋጋ/ቦቪህ ብር	
ክፍል 8. ሌሎች ሌሎች በፍጠራ							SECTION 8. MISCELLANEOUS
የተሠሩ ዕቃዎች							MANUFACTURED ARTICLES
ከጨርቃ ጨርቃ የተሠሩ ክላይ የሚለበሱ ለሴቶችና ለጎረቤቶች የሚሆኑ ለብሶች	0.3	7.9	0.3	12.4	1.2	48.4	OUTER GARMENTS, WOMEN'S GIRLS' AND INFANTS OF TEXTILE FABRICS
ከጨርቃ ጨርቃ የተሠሩ የውስጥ ለብሶች	-	-	0.3	9.2	-	0.5	UNDER GARMENTS OF TEXTILE FABRICS
ክላይ የሚለበሱ ከጥሬ-ብር ከጎንጎል የተሠሩ ለብሶች /ከጎንጎል ጋር የተሠሩትን አይወጡም/	-	0.8	0.1	1.8	0.2	14.0	OUTER GARMENTS AND OTHER ARTICLES, KNITTED OR CROCHETED NOT ELASTIC NOR RUBBERIZED
ከጥሬ-ብር ከጎንጎል የተሠሩ የውስጥ ለብሶች	-	-	0.1	2.1	-	0.2	UNDER GARMENTS KNITTED OR CROCHETED
ከጨርቃ ጨርቃ የተሠሩ ሌሎች ሌሎች ዕቃዎች	-	-	-	-	-	-	CLOTHING ACCESSORIES OF TEXTILE FABRICS
ከጨርቃ ጨርቃ ከተሠሩት በባት ቀር ሌሎች ሌሎች ሌሎች ዕቃዎችና ከፈሰ የሚደረጉ ግና ጥዕዎ ዕቃዎች	-	-	-	-	-	-	ARTICLES OF APPAREL AND CLOTHING ACCESSORIES OF OTHER THAN TEXTILE FABRICS; HEADGEAR OF ALL MATERIALS
ጫሚያዎች	0.8	3.7	-	1.7	16.8	421.9	FOOTWEAR
ከረት የሚያገባ ግና አገልግሎት የሚያገባ ግ ጫሚያዎች	-	-	-	-	-	-	OPTICAL INSTRUMENTS AND APPARATUS
የሕክምና ጫሚያዎችና ዕቃዎች	-	-	-	-	-	-	MEDICAL INSTRUMENTS AND APPLIANCES
ጫሚያዎች /ሌ.ቦ.ያ/	-	-	-	-	-	-	METERS AND COUNTERS, N.E.S.
ገፈት፣ ጫሚያዎች የወጣሰሎትን ጫሚያዎችና ጫሚያዎች ጫሚያ ዎች፣ ሌሎች ሌሎች ሌሎች የላይኛ ጫሚያዎች	-	-	-	-	-	-	MEASURING, CHECKING, ANALYSING AND CONTROL- LING INSTRUMENTS AND APPARATUS, PARTS AND ACCESSORIES
አትጭቶ /ጫሚያዎች/	0.5	3.7	0.3	28.4	0.1	0.5	PRINTED MATTER
ከአር ጫሚያ ገላብ ጋር የተሠሩ ዕቃዎች /ሌ.ቦ.ያ/	0.9	5.3	0.4	2.0	0.2	1.2	ARTICLES OF ARTIFICIAL PLASTIC MATERIALS, N.E.S.
የለጆች ገፈቶች፣ ለገንጠሎች ጫሚያዎችና የሰጠርት ዕቃዎች	-	1.2	-	1.5	0.1	5.6	PERAMEULATORS, TOYS, GAMES AND SPORTING GOODS
የጫሚያዎች ጫሚያዎች /ሌ.ቦ.ያ/	-	-	0.5	14.0	0.1	1.2	OFFICE AND STATIONERY SUPPLIES, N.E.S.
የቢዳንብ ሥራዎች፣ ጥገታ-ያገ ዕቃዎችና ጥቅሮች	48.9	354.8	34.0	337.4	20.9	317.7	WORKS OF ART, COLLECTORS' PIECES, ANTIQUES AND STAMPS
ገጣጥሞች፣ የወርቅ ሥራዎች፣ ግር ሥራዎች ቀበቶ	0.1	2.3	-	-	-	-	JEWELLERY AND GOLD SMITHS' AND SMITHS' WARES
ከፍጠራ የተሠሩ ዕቃዎች /ሌ.ቦ.ያ/	-	0.2	-	-	-	-	MANUFACTURED ARTICLES, N.E.S.
ጭር	59.2	423.7	69.4	668.1	52.5	923.5	TOTAL
	(QTY TONS)	VALUE (IN'000 BIRR)	(QTY TONS)	VALUE (IN'000 BIRR)	(QTY TONS)	VALUE (IN'000 BIRR)	COMMODITY
	1978		1979		1980		

የወጪ ገንዶ ዕቃዎች ብዛትና ዋጋ በመሰባሰቢያ ዕቃዎች አወጣጥ
 QUANTITY AND VALUE OF EXPORTS BY COMMODITY GROUP

ሠገጠረዥ ቁ.4 / የቀጠለ/

TABLE I.4 (Contd.)

የዕቃው ስያሜ	1970/71		1971/72		1972/73		
	ብዛት በትን	ዋጋ/በሺህ ብር	ብዛት በትን	ዋጋ/በሺህ ብር	ብዛት በትን	ዋጋ/በሺህ ብር	
<u>ክፍለ 9. በዓይነታቸው አይደሉም ያልተመለከቱ ዕቃዎች</u>							<u>SECTOPN 9. COMMODITIES AND TRANSACTIONS NOT CLASSIFIED ELSEWHERE IN THE SITC</u>
በ የዓይነታቸው ያልተለየ የፖስታ ጥቅሎች	-	-	-	-	-	-	POSTAL PACKAGES NOT CLASSIFIED ACCORDING TO KIND
ዓይነታቸው ያልተለየ ለ የገንደ ሽቀጣ ሽቀጥ	0.1	1.0	4.4	8.5	-	0.2	SPECIAL TRANSACTIONS AND COMMODITIES NOT CLASSI- FIED ACCORDING TO KIND
አገሳሳቸው / የዙ አገሳሳቸው ጭምር/ /ሊ.ቦ.ያ/	21.8	124.1	31.1	360.2	17.3	328.4	LIVE ANIMALS (INCL. ZOO ANIMALS), N.E.S.
የጦር አክሲዮን ስጦታ፣ የጦር መሳሪያዎችና ጥይቶች	-	-	104.3	144.6	-	-	ARMOURED FIGHTING VEHICLES, ARMS OF WAR AND AMMUNITION
ቅንጣት ገንዘብ / ከወርቅ ከተሠ ረት ለላ/ ለመገበያየት የሚያገ ለገሉ	-	-	-	-	-	-	COIN (OTHER THAN GOLD COIN), NOT BEING LEGAL TENDER
ወርቅ ገንዘብ ያልሆነ / የወርቅ አፈርገ አይጠቀም/	-	-	-	-	-	0.2	GOLD, NON-MONETARY (EXCL. GOLD ORES AND CONCENT- RATES)
ድምር	21.9	125.1	139.8	513.3	17.3	328.8	TOTAL
የወጪ ዕቃዎች ድምር	313,599.9	639,599.3	488,821.5	873,223.7	424,098.8	878,533.5	TOTAL EXPORT
	(QTY TONS)	VALUE (IN '000 BIRR)	(QTY TONS)	VALUE (IN '000 BIRR)	(QTY TONS)	VALUE (IN '000 BIRR)	COMMODITY
	1978		1979		1980		

ገቢ ተቃ ለገደገና የሴቡ ዕቃዎች ዋጋ በተሰባሪ ዕቃዎች ለውጥ
 VALUE OF RE-EXPORTS BY COMMODITY GROUP

ሠገጠረዥ ቁ.5

TABLE I.5

ባቦር IN BIRR

የዕቃው ዓይነት	1970/71	1971/72	1972/73	
ክፍል 0. ያገባና የቆዳ ክብቶች				SECTION 0. FOOD AND LIVE ANIMALS
የቆዳ ክብቶች	-	-	-	LIVE ANIMALS
ረዥ	-	-	-	RICE
የሰገና ተቃት	-	-	-	WHEAT FLOUR
ፍሬ በጥሩ የተያዘና ክፍረ የተዘጋጁ	-	-	-	FRUIT PRESERVED AND PREPARATIONS
ቆመዳ ቆመዳ	-	-	-	SPICES
ቡና	-	-	-	COFFEE
ድምር	-	-	-	TOTAL
ክፍል 1. መጠጫና ተዋቢ				SECTION 1. BEVERAGES AND TOBACCO
አለብላ የሌላ ጥቅም መጠጫ	-	-	-	NON-ALCOHOLIC BEVERAGES
አለብላ ያላ ጥቅም መጠጫ	-	-	-	ALCOHOLIC BEVERAGES
የተዘጋጀ ተገቢ	-	-	-	TOBACCO MANUFACTURE
ድምር	-	-	-	TOTAL
ክፍል 2. ለውበላ የግዴሀቱ ያልተገናኘ ዕቃዎች በሌላው ባቦር				SECTION 2. CRUDE MATERIALS, INEDIBLE, EXCEPT FUELS
የገና ለቤ ያልተገኘ	-	-	-	HIDES & SKINS UNRESSED
በረተነት የሌላ ጥቅም የሮጥራሮች	-	-	-	NON-FERROUS METAL SCRAP
በረተነት የበረተ የሮጥራሮች	-	-	-	IRON & STEEL SCRAP
ሌሎች	-	-	-	OTHER CRUDE MINERALS
ያልተዘጋጁ የአገባቦች ወጪ ተቃ	-	-	-	CRUDE ANIMAL MATERIAL
ያልተዘጋጁ የአተክላት ወጪ ተቃ	-	-	-	CRUDE VEGETABLE MATERIAL
ሌሎች	-	-	-	OTHERS
ድምር	-	-	-	TOTAL
ክፍል 3. ከግዴሀት የወጡ ነገሮች ግለሰብ ዘይታችና ተሰባሪ ነገሮች				SECTION 3. MINERAL FUELS, LUBRICANTS AND RELATED MATERIALS
የግዴሀት ክብላ	-	-	-	COAL
ያልተገኘ ተገርሎ	-	-	-	PETROLEUM CRUDE AND PARTLY REFINED
የተገርሎ ወጪ ተቃ	4,385	15,156	-	PETROLEUM PRODUCTS
የጋዞች ጋዞች	-	-	-	GAS, NATURAL AND MANUFACTURED
ድምር	4,385	15,156	-	TOTAL
ክፍል 4. የአገባቦችና አተክላት ዘይት ባቦር				SECTION 4. ANIMAL AND VEGETABLE OILS, FATS WAX
ክፍል 5. ከግዴሀትና ከከግዴሀት የተሠሩ ኮምፖዎች				SECTION 5. CHEMICAL ELEMENTS AND COMPOUNDS
አርጋኒት ከግዴሀት	-	-	-	ORGANIC CHEMICALS
አገ አርጋኒት ከግዴሀት ሌላዎች ተቃ፣ አባባይና የሌሎች ወጪ	-	-	-	INORGANIC CHEMICALS, ELEMENTS, OXIDES AND HALOGEN SALTS
ሌላ አገአርጋኒት ከግዴሀት	-	5,000	-	OTHER INORGANIC CHEMICALS
የቀለም ተቃት ቀብና አገሀገ የወጪባቶች	-	-	-	PIGMENTS, PAINTS, VARNISHES AND RELATED MATERIALS
ወይን ኒቶችና የፈርግሲ ዕቃዎች	-	237,851	-	MEDICINAL AND PHARMACEUTICAL PRODUCTS
ለቆመዳ የሚያገለግሉ ቅባ ተቃና ቆመዳ	-	-	-	ESSENTIAL OILS, AND ESSENCES
ቫቶና የወጪ ቫቶ	-	-	-	PERFUMERY AND COSMETICS
የገንዘብ ገጠና ያቸና ፖሊሽ	-	-	-	SOAPS, CLEANSING AND POLISHING PREPARATIONS
ከግዴሀት የሆኑ ዕቃዎችና ከገጠማ የተገኙ /በሌላ ቦታ ያልተሰጡ/	-	-	-	CHEMICAL MATERIALS AND PRODUCTS n.e.s.
ድምር	-	242,851	-	TOTAL
	1978	1979	1980	COMMODITY

ገባተው አገደገና የውጭ ዕቃዎች የገበያ ባለቤቶች ዕቃዎች ለውጭ

VALUE OF RE-EXPORTS BY COMMODITY GROUP

ሠገጠረዥ ቁ.5 / የጠለ/ TABLE 1.5 (Contd.)

ባብር IN BIRR

የዕቃው ስም	1970/71	1971/72	1972/73	
ክፍል 6. በዓይነታቸው የተደረጉ በፋብሪካ የተሠሩ ዕቃዎች				SECTION 6. MANUFACTURED GOODS, CLASSIFIED CHIEFLY BY MATERIAL
በላባ ትክ የተዘጋጁ ዕቃዎች	-	-	-	MATERIALS OF RUBBER
የላባ ትክ ዕቃዎች / በላላ ቦታ ያልተሰጠው/	-	-	-	ARTICLES OF RUBBER, n.e.s.
በባ የአገጣጠም ስፔሻል የአገጣጠም ስራ	-	-	-	VENEER PLYWOOD BOARD
ከአገጣጠም የተሠሩ ዕቃዎች	-	-	-	WOOD MANUFACTURES
ወረቀትና የወረቀት ሰሌዳ	-	-	-	PAPER AND PAPERBOARD
ከወረቀት ጠገን ወይም ከወረቀት ሰሌዳ የተሠሩ ዕቃዎች	-	-	-	ARTICLES MADE OR PAPER OR OF PAPERBOARD
የተሰጡ የጥጥ ሽግግር	-	-	-	COTTON FABRICS, WOVEN
ከጥጥ ላላ የተሰጡ ጨርቃ ጨርቅ	-	-	-	TEXTILE FABRICS, WOVEN (NOT INCLUDING COTTON FABRICS)
በውስጥ ወይም በከፊል ከጨርቃ ጨርቅ የተሠሩ ዕቃዎች	-	-	-	MADE-UP ARTICLES, WHOLLY OR CHIEFLY OF TEXTILE MANUFACTURE, n.e.s.
ምግብና የውስጥ ጠቅላይ	-	-	1,750	FLOOR COVERINGS ETC.
የሽንት ማሰቃሪያ ዕቃዎችና የውስጥ ጠቅላይ ዕቃዎች	-	-	-	CLAY CONSTRUCTION MATERIALS AND REFRACTORY CONSTRUCTION MATERIALS
ወሰንተኛ	-	-	-	GLASS
ከወሰንተኛ የተሠሩ ዕቃዎች	-	-	-	GLASSWARE
የሽንት ማሰቃሪያ	-	-	-	POTTERY
የብረት ስራዎች የሰሌዳ ማሰቃሪያ ብረት ብረት	-	-	-	RAILS AND RAILWAY TRACK CONSTRUCTION MATERIAL OF IRON OR STEEL
ወገጣ ክፍት ብረት ስራዎችና ተገቢዎቹ ብረት ብረት	-	-	-	TUBES, PIPES AND FITTINGS OF IRON OR STEEL
የሀሳብ ወይም	-	-	-	COPPER AND BRASS
ብረት ገላ ተገቢዎች አገልግሎት ለሌሎች በገላ ተገቢ ክፍል ያሉ	-	-	-	SILVER PLATINUM AND OTHER METALS OF THE PLATINUM GROUP
በላላ ቦታ ያልተሰጠው የሌሎች ዕቃዎች	-	-	-	MISCELLANEOUS NON-FERROUS METALS
አላሚኒየም	-	-	-	ALUMINIUM
የቤት ቁሳቁሶች ወዘገባዎች፣ ወሰንተኛና ወገጣዎች አገልግሎት ለሌሎች የቤት ማሰቃሪያ ዕቃዎች	-	-	-	HOUSE FRAMES, DOORS, WINDOWS AND FITTINGS, AND OTHER BUILDING REQUISITES
ለግብዓት ለግንባታ የሚያገለግሉ ከብረት የተሠሩ ጋሩዎች	-	8,150	19,329	METAL CONTAINERS FOR STORAGE AND TRANSPORT
ከሽቦ የተገኙ / በአለስተሪክ ላላ/ ለአገር የሚሆኑ	-	900	-	WIRE PRODUCTS (EXCLUDING ELECTRIC) AND FENCING GRILLS
ለአገልግሎት ወይም ለውስጥ የሚጠቀሙ ለቆ ለቆ ማሰቃሪያ ዕቃዎች	-	-	-	TOOLS FOR USE IN THE HAND OR IN MACHINES
ለውጭ ለውጭ የሚያገለግሉ ማሰቃሪያ	-	-	-	CUTLERY
ከብረት የተሠሩ የቤት ዕቃዎች	-	-	-	HOUSEHOLD EQUIPMENT OF BASE METALS
ከብረት የተሠሩ ዕቃዎች / በላላ ማሰቃሪያ ያልተሰጠው/	758	1,701	-	MANUFACTURES OF METAL, n.e.s.
ጠቅላይ	758	10,751	21,079	TOTAL
ክፍል 7. ማሽንና የተሰጠው ማሽን ማሽን				SECTION 7. MACHINERY AND TRANSPORT EQUIPMENT
የጋራ ማሽን ማሽን	-	40,083	-	POWER GENERATING MACHINERY
የአርሻ ማሽን ማሽን ማሽን	-	10,000	-	AGRICULTURAL MACHINERY AND IMPLEMENTS
የአርሻ ተራክ ተራክ ማሽን ማሽን	-	-	-	SPAREPARTS OF AGRICULTURAL TRACTORS
የብር የአገልግሎት ማሽን	5,496	10,687	-	OFFICE MACHINES
የብረት ብረት ማሽን ማሽን	-	-	-	METALWORKING MACHINERY
	1978	1979	1980	COMMODITY

ገብተው አገዳጅና የውጭ ዕቃዎች የገበያ ስራዎች ስራዎች ስራዎች ስራዎች
 VALUE OF RE-EXPORTS BY COMMODITY GROUP

ሠገጠረዥ ቁ.5 / የጥቅም

TABLE I.5(Contd.)

በብር IN BIRR

የዕቃው ስም	1970/71	1971/72	1972/73	
ክፍል 7. መኪናዎችና የተራገቡ ሰጠሮች				SECTION 7. MACHINERY AND TRANSPORT EQUIPMENT
መሣሪያዎች				EQUIPMENT
የጨርቅና የቅጥር መሣሪያ መሣሪያ ለልዩ ለልዩ ስራዎች ማሳሪያ ስራዎች ስራዎች	1,872	27,233	-	TEXTILE AND LEATHER MACHINERY
ለልዩ ለልዩ ስራዎች ማሳሪያ ስራዎች ስራዎች	28,839	5,861	4,947	MACHINERY FOR SPECIAL INDUSTRY
መሣሪያዎችና የሰጠሮች ስራዎች ስራዎች ስራዎች	500	350	-	MACHINERY AND APPLIANCES (OTHER THAN ELECTRIC AND MACHINERY PARTS n.e.s.)
የኤሌክትሮኒክ ስራዎች ስራዎች	-	-	-	ELECTRICAL POWER MACHINERY
የቴሌኮሙኒኬሽን መሣሪያዎች	36,834	-	300	TELECOMMUNICATION APPARATUS
የሰጠሮች ስራዎች ስራዎች ስራዎች	1,550	-	-	DOMESTIC ELECTRICAL EQUIPMENT AND APPLIANCES
በኤሌክትሮኒክ የሚሠሩ የሕክምና የሕክሞች መሣሪያዎች	-	-	-	ELECTRO-MEDICAL AND X-RAY APPARATUS
ሌላ የኤሌክትሮኒክ መኪናዎችና መሣሪያዎች	-	688	625	OTHER ELECTRICAL MACHINERY AND APPARATUS
የሌላው ተከክርካሪዎች	36,125	2,150	-	RAILWAY VEHICLES
የጉዳይ ተከክርካሪ መኪናዎች	92,731	20,000	-	ROAD MOTOR VEHICLES
የጉዳይ ተከክርካሪዎች ከባለቤቱ ሌላ	750	-	-	ROAD VEHICLES OTHER THAN MOTOR VEHICLES
የአየርፕላንና መለዋወጫዎች	1,092,577	314,795	545,357	AIRCRAFT AND PARTS
መርከቦችና ደላባዎች	-	-	-	SHIPS AND BOATS
ጠቅላይ	1,297,274	431,847	551,229	TOTAL
ክፍል 8. ሌሎች ስራዎችና የተሠሩ ስራዎች				SECTION 8. MISCELLANEOUS MANUFACTURED ARTICLES
ስራዎች				
ለልዩ ለልዩ የሰጠሮች ስራዎች ስራዎች	-	-	-	SANITARY, PLUMBING, HEATING AND LIGHTING, FIXTURES AND FITTINGS
የሰጠሮች ስራዎች	-	-	-	FURNITURE
የሌሎች ስራዎች ስራዎች ስራዎች	-	-	-	TRAVEL GOODS, HANDBAGS AND SIMILAR ARTICLES
ከጥጥ ስራዎች ስራዎች ስራዎች	-	-	-	CLOTHING OF COTTON, SILK, WOOL AND ARTIFICIAL SILK (INCLUDING KNITTED OR CROCHETED CLOTHING)
መሣሪያዎች ከታዩ ስራዎች ስራዎች	-	-	-	FOOTWEAR (EXCLUDING HEELS AND SOLES)
የባህሪ ስራዎች ስራዎች ስራዎች	-	15,645	-	SCIENTIFIC AND PROFESSIONAL INSTRUMENTS
የፍተኛ ስራዎች ስራዎች ስራዎች	-	-	-	PHOTOGRAPHIC AND CINEMATOGRAPHIC SUPPLIES
የሌሎች የጠረጴዛና የገደገዳ ስራዎች	-	-	-	WATCHES AND CLOCKS
የድምጽ መቆጣጠሪያ ስራዎች ስራዎች	3,139	-	500	MUSICAL INSTRUMENTS, SOUND RECORDERS AND REPRODUCERS AND PARTS AND ACCESSORIES THEREOF
አጥባቢ ስራዎች	-	660	-	PRINTED MATTER
ከአርተፊሻል ፕላስቲክ የተሠሩ ስራዎች	-	-	-	ARTICLES OF ARTIFICIAL PLASTIC MATERIAL n.e.s.
አባገጣጠኞች መሳሪያዎችና የሰጠሮች ስራዎች	-	-	-	PERAMBULATORS, TOYS, GAMES AND SPORTING GOODS
	1978	1979	1980	COMMODITY

ገቢ ተቃላቲ ለገደገና የወጡ ዕቃዎች ዋጋ በተወሰነው ዕቃዎች ለውጥ
 VALUE OF RE-EXPORTS BY COMMODITY GROUP

ሠገጠረዥ ቁ.5 / የጥለ/

TABLE I.5 (Contd.)

በባር IN BIRR

የዕቃው ስም	1970/71	1971/72	1972/73	
ክፍል 8. ለጥለ የተሠሩ ስጦታዎች				SECTION 8. MISCELLANEOUS MANUFACTURED ARTICLES
የአሰሪ ቤት የአሰሪ ጽሑፍ ዕቃዎች	-	855	-	OFFICE AND STATIONERY SUPPLIES n.e.s.
የኪነ ጥበብ ሥራዎች ጥገታዎች ዕቃዎች የጥበብ ስብሰባዎች ይዘቶች	-	-	-	WORKS OF ART, COLLECTORS' PIECES AND ANTIQUES (INCLUDING STAMPS OF PHILATELIC INTEREST)
ገቢዎች የወርቅ የብር ሥራዎች	-	-	-	JUWELLERY AND, GOLDSMITHS' AND SILVERSMITHS WARES
ክፍለ-ስጦታ የተሠሩ ዕቃዎች፣ በዚህ ውስጥ በሌላ ሥራ ያልተሰሩት	318	-	-	MANUFACTURED ARTICLES, n.e.s.
ድምር	3,457	17,160	500	TOTAL
ክፍል 9. በዓይነት ተለይተው የልተሰሩት ዕቃዎች				SECTION 9. COMMODITIES NOT CLASSIFIED ACCORDING TO KIND
ዓይነታዊ ያልተለየ ለጥለ የገደገው ሽጭ	-	-	-	SPECIAL TRANSACTIONS
ዓይነታዊ ያልተለየ ለገደገው	-	-	-	ANIMALS n.e.s.
የብር ወሳሪዎችና ጥይቶች	750	-	-	FIREARMS AND AMMUNITION
ቅጥር ገንዘብ/ክፍያ ያልሆኑ በሌላ ያልተሰሩት	-	-	-	COIN (OTHER THAN GOLD COIN) NOT BEING LEGAL TENDER
ድምር	750	-	-	TOTAL
ገቢ ተቃላቲ ዕቃዎች ድምር	1,306,624	717,765	572,808	TOTAL RE-EXPORT
	1978	1979	1980	COMMODITY

የገቢ ገደገው ዕቃዎች በአገልግሎታቸው ስር
 END-USE CLASSIFICATION OF IMPORTS

ሠገጠረዥ ቁ.6

TABLE I.6

በሚሊዮን ባር

IN MILLION BIRR

	1970/71		1971/72		1972/73		
	የዕቃው ዋጋ	ከመቶ	የዕቃው ዋጋ	ከመቶ	የዕቃው ዋጋ	ከመቶ	
ያልተሰሩት ዕቃዎች	40.8	3.8	46.6	4.0	51.8	3.5	RAW MATERIAL
በከፊል የተዘገጁ ዕቃዎች	173.4	16.0	206.7	17.6	273.4	18.3	SEMI-FINISHED GOODS
ነጻው	145.3	13.4	228.2	19.4	369.6	24.8	FUEL
መኪናዎችና የተሰጠውን ስራ ያደርጋል ዕቃዎች	360.7	33.4	399.7	34.0	433.5	29.0	MACHINERY & TRANSPORT EQUIPMENT
ሌላ ያልሆኑ ዕቃዎች	109.8	10.2	108.8	9.3	119.5	8.0	DURABLE CONSUMER GOODS
ለሌላ ዕቃዎች	235.2	21.8	178.4	15.2	245.4	16.4	NON-DURABLE CONSUMER GOODS
ምግብ	50.4	4.7	68.5	5.8	101.5	6.8	FOOD
ሌሎች ዕቃዎች ከምግብ ሌላ	184.8	17.1	109.9	9.4	134.7	9.0	GOODS OTHER THAN FOOD
ለጥለ	15.6	1.4	6.2	0.5	9.2	0.6	MISCELLANEOUS ITEMS
ድምር	1,080.8	100.0	1,174.6	100.0	1,493.2	100.0	TOTAL
	VALUE	%	VALUE	%	VALUE	%	
	1978		1979		1980		

የገቢ ገንዘብ ዕቃ ዋጋ የመጣት አገር
 VALUE OF IMPORTS BY COUNTRY OF ORIGIN

ሠንጠረዥ ቁ. 7

TABLE I.7

በሺህ ብር '000 BIRR

የመጣት አገር	1970/71	1971/72	1972/73	
<u>አፍሪካ</u>	26,572	22,488	30,446	<u>AFRIC</u>
ጅቡቲ	3,470	4,215	11,290	DJIBOUTI
ገብፅ	266	122	93	EGYPT
ከንያ	16,256	15,779	15,596	KENYA
ሱዳን	194	15	45	SUDAN
ታንዛኒያ	759	772	540	TANZANIA
ሌሎች	5,627	1,585	2,882	OTHERS
<u>አሜሪካ</u>	59,552	148,187	124,900	<u>AMERICA</u>
ዩናይትድ ስቴትስ	55,972	137,492	114,885	UNITED STATES
ሌሎች	3,580	10,695	10,015	OTHERS
<u>አስያ</u>	427,028	427,266	313,210	<u>ASIA</u>
ሰይሎን/ስሪላንካ/	542	14	76	CEYLON (SRI LANKA)
ሕዝባዊ ቻይና	21,613	13,355	20,741	PEOPLE'S REPUBLIC OF CHINA
ቻይና / ታይዋን/	16,820	13,734	11,494	CHINA (TAIWAN)
ሆንግ ኮንግ	15,703	7,350	5,726	HONG KONG
ሕንድ	17,536	14,111	13,156	INDIA
ኢራን	108,516	4,324	13	IRAN
አስራኤል	13,156	15,925	21,317	ISRAEL
ጃፓን	162,022	124,399	129,714	JAPAN
ደቡብ ኮሪያ	22,250	22,347	14,557	SOUTH KOREA
ፓኪስታን	427	722	1,681	PAKISTAN
ሳውዲ አረቢያ	1,927	1,386	1,811	SAUDI ARABIA
ሲንጋፖር	7,069	10,324	11,339	SINGAPORE
ታይላንድ	5,573	6,607	6,965	THAILAND
ሌሎች	33,874	192,668	74,620	OTHERS
<u>አውሮፓ</u>	560,645	565,499	988,620	<u>EUROPE</u>
አውስትሪያ	7,142	6,902	9,271	AUSTRIA
ቤልጅግ-ላክሰምበርግ	8,824	19,393	9,214	BELGIUM-LUX
ቸኮስሎቫኪያ	8,368	9,388	15,317	CZECHOSLOVAKIA
ደንማርክ	11,685	5,901	12,152	DENMARK
ፈረንሳይ	28,369	19,486	31,176	FRANCE
ጆርመን ደሞክራሲ	10,311	36,752	34,666	GERMANY, DEMOC.R.
ጆርመን ፎደራል	130,383	118,585	142,387	GERMANY, FED.R.
ሀንጋሪ	15,001	7,147	9,989	HUNGARY
ኢጣሊያ	140,871	117,244	161,477	ITALY
ኔዘርላንድስ	21,002	23,870	33,986	NETHERLANDS
ኖርዌይ	699	1,409	3,157	NORWAY
ፖላንድ	4,053	4,278	6,462	POLAND
ሮማኒያ	2,722	10,122	8,904	ROMANIA
ስፔይን	4,614	5,063	3,599	SPAIN
ስዊድን	24,079	36,741	22,303	SWEDEN
ስዊስላንድ	28,942	22,068	52,736	SWITZERLAND
አንጎሊስ	86,612	77,871	97,931	UNITED KINGDOM
የተገባሩት የቦቪየት ስብረት	7,296	22,857	287,746	U.S.S.R.
ዩግዝላቪያ	12,643	12,696	35,681	YUGOSLAVIA
ሌሎች	7,029	8,726	10,466	OTHERS
<u>አሽራ</u>	2,040	1,102	20,887	<u>OCEANIA</u>
አውስትራሊያ	2,000	1,072	20,817	AUSTRALIA
ሌሎች	40	30	70	OTHERS
<u>አገሩ ያልተለየ</u>	4,988	10,027	15,236	<u>NOT REPORTED</u>
የገቢ ዕቃዎች ድምር	1,080,824	1,174,569	1,493,299	TOTAL IMPORT
	1978	1979	1980	COUNTRY OF ORIGIN

የወጪና ገቢ ተጨባ የወጪው የገንዘብ ዕቃ የገና የተሰጠ ለገር
 VALUE OF EXPORTS AND RE-EXPORTS BY COUNTRY OF DESTINATION

ሠገጠረዥ ቁ.8

TABLE I.8

በሺህ ብር '000 BIRR

ዕቃው የሚደርስበት ለገር	1970/71	1971/72	1972/73	
<u>አፍሪካ</u>	38,457	69,943	117,515	<u>AFRICA</u>
ጃቡቲ	33,410	58,463	100,351	DJIBOUTI
ገብፅ	1,792	3,454	3	EGYPT
ኪንያ	2,086	1,179	1,352	KENYA
ሱዳን	4	25	10,453	SUDAN
ሌሎች	1,165	6,822	5,356	OTHERS
<u>አሜሪካ</u>	178,832	246,044	159,602	<u>AMERICA</u>
የዩ.ኤስ.አ. ስጦታ	178,821	245,751	159,595	UNITED STATES
ሌሎች	11	293	7	OTHERS
<u>አሰያ</u>	124,498	164,540	150,535	<u>ASIA</u>
ባይሎን / ስሪላንካ/	-	-	93	CEYLON (SRI LANKA)
ሕዝባዊ ዊት ኃይና	3,253	-	114	PEOPLE'S REPUBLIC OF CHINA
እስራኤል	5,188	3,330	3,368	ISRAEL
ጃፓን	40,184	53,036	56,756	JAPAN
ሊባኖስ	217	2,162	620	LEBANON
ባሕራይን	65,904	75,744	66,420	SAUDI ARABIA
ዲሞክራቲክ የሙን ሪፓብሊክ	1,052	15,486	11,434	DEMOCRATIC REPUBLIC OF YEMEN
የሙን ሪፓብሊክ	5,943	4,520	4,929	REPUBLIC OF YEMEN
ሌሎች	2,757	10,262	6,801	OTHERS
<u>አውሮፓ</u>	298,313	392,663	446,516	<u>EUROPE</u>
ቤልጂየም-ሊክሰን	3,024	10,946	10,506	BELGIUM-LUX.
ቸኮስሎቫኪያ	1,579	3,807	9,707	CZECHOSLOVAKIA
ፈረንሳይ	12,006	30,342	58,399	FRANCE
ጆርመኒያ ዲሞክራቲክ	65,611	764	3,925	GERMANY, DEMOC.R.
ጆርመኒያ ፌደራል	55,992	61,969	74,593	GERMANY, FED.R.
ገሪክ	3,914	5,752	4,904	GREECE
ኢጣሊያ	29,197	96,285	88,994	ITALY
ኔዘርላንድስ	21,467	32,007	17,884	NETHERLANDS
ኖርዌይ	921	78	122	NORWAY
ፖሎንድ	5,171	8,188	3,956	POLAND
ስፔይን	4,081	12,548	7,658	SPAIN
ስዊድን	2,278	2,697	176	SWEDEN
ስዊትዘርላንድስ	4,510	3,325	1,108	SWITZERLAND
አገላለጽ	13,534	19,120	18,451	UNITED KINGDOM
የተገባረፉ የሶቪየት ገብረት	12,480	58,353	81,194	U.S.S.R.
ዩጎስላቪያ	55,149	34,469	34,169	YUGOSLAVIA
ሌሎች	7,399	12,013	30,770	OTHERS
<u>ሶሻሊያ</u>	255	114	308	<u>OCEANIA</u>
<u>ለገረ ያልተገኘ</u>	551	638	4,630	<u>NOT REPORTED</u>
የወጪና ገቢ ተጨባ ለገደገና የወጪው ዕቃዎች ድምር	640,906	873,942	879,106	TOTAL EXPORT AND RE-EXPORT
	1978	1979	1980	COUNTRY OF DESTINATION

አገላገሎት የገቢ ዕቃዎች ዋጋና የመጣት አገር
 VALUE OF MAJOR COMMODITIES OF IMPORTS BY COUNTRY OF ORIGIN

ሠንጠረዥ ቶ.፩

TABLE I.9

ሰኬሪ ብር

'000 BIRR

የመጣት አገር	1970/71	1971/72	1972/73	
<u>ተሽከርካሪ መኪናዎችና መለኪያዎች</u>	172,366	139,751	151,489	<u>ROAD VEHICLES AND PARTS</u>
አሜሪካ	80,115	34,240	48,824	ITALY
ዶላር ደርግ	23,073	14,493	15,217	W. GERMANY
አገላገሎት	10,630	9,417	7,950	UNITED KINGDOM
ፈረንሳይ	6,147	4,088	6,103	FRANCE
ዩናይትድ ስቴትስ	5,703	1,602	2,830	UNITED STATES
የተገባረጩ ሶቭየት ህብረት	2,992	5,238	15,198	U.S.S.R.
ጃፓን	25,653	38,160	29,031	JAPAN
ሌሎች	18,053	32,513	26,336	OTHERS
<u>ፕትሮሊየምና ውጤቶች</u>	145,313	228,131	369,543	<u>PETROLEUM AND PRODUCTS</u>
አረብ	108,491	664	-	IRAN
ዩናይትድ ስቴትስ	836	2,556	4,817	UNITED STATES
ባህራይ አረብያ	254	814	-	SAUDI ARABIA
አሜሪካ	253	3,489	4,322	ITALY
ደቡብ ሕንድ	229	2,246	1,615	SOUTHERN YEMEN
አገላገሎት	1,967	3,962	14,190	UNITED KINGDOM
ኩዌይት	20,555	181,028	68,710	KUWAIT
ሌሎች	12,728	33,372	275,889	OTHERS
<u>ለልዩ ልዩ አገልግሎት የሚያገለግሉ</u>	86,198	119,528	143,960	<u>MACHINERY SPECIALIZED FOR PARTICULAR INDUSTRIES AND PARTS</u>
ፈረንሳይ	439	1,804	2,311	FRANCE
አሜሪካ	13,094	12,649	12,712	ITALY
ዶላር ደርግ	9,460	14,780	13,701	W. GERMANY
ዩናይትድ ስቴትስ	20,743	26,000	14,493	UNITED STATES
አገላገሎት	8,454	11,824	11,356	UNITED KINGDOM
ኔዘርላንድስ	1,173	2,811	6,602	NETHERLANDS
ዳንማርክ	1,904	602	763	DENMARK
ስዊድን	2,113	4,710	1,307	SWEDEN
ጃፓን	9,829	7,589	12,531	JAPAN
ዩግዝላቪያ	12	117	26,472	YUGOSLAVIA
ህንድ	409	702	319	INDIA
ሌሎች	18,568	35,940	40,993	OTHERS
<u>የሌሎች ዕቃዎች</u>	11,889	11,611	26,229	<u>RUBBER ARTICLES</u>
ጃፓን	5,171	4,635	10,032	JAPAN
አገላገሎት	322	224	494	UNITED KINGDOM
አሜሪካ	799	545	765	ITALY
ዶላር ደርግ	807	811	1,590	W. GERMANY
አሜሪካ	118	175	316	ISRAEL
ዩናይትድ ስቴትስ	435	259	3,525	UNITED STATES
ፈረንሳይ	954	752	708	FRANCE
ሕዝባዊ ጃይና	26	39	268	PEOPLE'S REPUBLIC OF CHINA
ሌሎች	3,257	4,171	8,531	OTHERS
	1978	1979	1980	COUNTRY OF ORIGIN

አገላገል የገቢ ዕቃዎች ዋጋና የመጣት አገር
 VALUE OF MAJOR COMMODITIES OF IMPORTS BY COUNTRY OF ORIGIN

ሠገጠኛ ቁ.9 / የጠለ/

TABLE I.9 (Contd.)

ባሺ ባር

'000 BIRR

የመጣት አገር	1970/71	1971/72	1972/73	
ልብስ	34,122	10,856	10,453	ARTICLES OF APPAREL AND CLOTHING
				ACCESSORIES
ሕዝባዊ ጅይና	1,905	171	125	PEOPLE'S REPUBLIC OF CHINA
ጃፓን	1,587	1,383	15	JAPAN
ሀገራዊ ገንጠል	9,810	1,809	316	HONG KONG
የዕራብ ጀርመን	1,107	181	235	WEST GERMANY
ሕንድ	2,878	1,636	35	INDIA
ሊቤያ	1,095	406	2,393	ITALY
ፖላንድ	549	186	-	POLAND
ቸክዮስላቫኪያ	256	37	-	CZECHOSLAVAKIA
አገላለጽ	568	169	100	UNITED KINGDOM
አሜሪካ	337	20	217	ISRAEL
ሀንጋሪ	841	37	-	HUNGARY
ዩናይትድ ስቴትስ	950	114	309	UNITED STATES
ደቡብ ኮሪያ	4,614	3,207	5,498	KOREA SOUTH
ሌሎች	7,625	1,419	1,210	OTHERS
	1978	1979	1980	COUNTRY OF ORIGIN

አገላገል የመጠጥ ዕቃዎች ዋጋና የተገኘበት አገር
 VALUE OF MAJOR COMMODITIES OF EXPORTS BY COUNTRY OF DESTINATION

ሠገጠኛ ቁ.10

TABLE I.10

ባሺ ባር

'000 BIRR

	1970/71	1971/72	1972/73	
ቡና	496,864	592,648	563,908	COFFEE
ዩናይትድ ስቴትስ	173,334	238,153	153,005	UNITED STATES
የዕራብ ጀርመን	48,561	51,128	65,023	WEST GERMANY
ሊቤያ	13,077	37,532	43,812	ITALY
ሰውያን አረብያ	58,773	67,396	58,404	SAUDI ARABIA
ጃፓን	33,380	45,354	46,801	JAPAN
ፈረንሳይ	7,512	21,004	48,785	FRANCE
ኖርዌይ	258	70	120	NORWAY
ስዊድን	-	29	-	SWEDEN
የተገበረው የገቢ የተ ሀብረተ	12,400	58,277	80,990	U.S.S.R.
ሕዝባዊ ጅይና	3,253	-	40	PEOPLE'S REPUBLIC OF CHINA
ሌሎች	146,316	73,705	66,928	OTHERS
የላሳ ለብ ያለ ተጠፊ	53,792	141,337	107,923	HIDES & SKINS UNDRESSED
አገላለጽ	8,366	15,038	13,518	UNITED KINGDOM
ሊቤያ	14,741	55,708	34,082	ITALY
ስፓን	4,081	12,462	2,926	SPAIN
ፖላንድ	4,250	7,848	3,854	POLAND
	1978	1979	1980	COUNTRY OF DESTINATION

አገላገይ የወጪ ገዢ ዕቃ ዋጋ የተለከተ አገር
 VALUE OF MAJOR COMMODITIES OF EXPORTS BY COUNTRY OF DESTINATION

ሠጠረዥ የ.10 / የጠለ/

TABLE I.10 (Contd.)

በሺህ ብር '000 BIRR

ዕቃው የሚደርሰበት አገር	1970/71	1971/72	1972/73	
<u>የኅጻን ለጠ ያልተለፈ / የጠለ/</u>				<u>HIDES & SKINS UNDRESSED (CONTD.)</u>
የድይተድ በተከሰ	981	4,785	3,820	UNITED STATES
ፈረንሳይ	2,250	6,437	5,091	FRANCE
ዎሪጎን ደርዎን	3,324	7,677	7,622	WEST GERMANY
የተገበረው የሰብ የተ ሕብረተ	-	-	-	U.S.S.R.
ገሪክ	2,092	4,172	3,299	GREECE
ሊባኖስ	52	569	518	LEBANON
ሱዳን	-	418	-	IRAN
ጃፓን	1,587	3,247	7,160	JAPAN
ሌሎች	12,068	22,976	26,033	OTHERS
<u>የተባተ አሀሎች</u>	12,337	9,490	15,492	<u>OILSEEDS</u>
የድይተድ በተከሰ	256	600	167	UNITED STATES
ሊባኖስ	288	48	179	ITALY
ጃፓን	3,073	832	-	JAPAN
ገሪክ	-	891	-	GREECE
ደቡብ የሙን	43	93	3,823	SOUTHERN YEMEN
አገላገል	-	49	-	UNITED KINGDOM
ሊባኖስ	-	1,387	-	LEBANON
ሰውላ ሳሪቢያ	2,371	2,274	3,246	SAUDI ARABIA
ዎሪጎን ደርዎን	915	422	-	WEST GERMANY
አሜሪካ	3,072	298	-	ISRAEL
የተገበረው የሰብ የተ ሕብረተ	-	-	-	U.S.S.R.
ሌሎች	2,319	2,596	8,077	OTHER
<u>ተጠጥ ወይም የዝነቱ አተክል ቸች</u>	18,782	25,297	28,627	<u>VEGETABLES, FRESH, FROZEN</u>
ዎሪጎን ደርዎን	1,316	990	1,256	WEST GERMANY
ቤልጅግ-ሊክሰምበርግ	1,337	2,857	3,035	BELGIUM-LUX
የአፋርና ሊባ	1,034	3,660	6,129	DJIBOUTI
ሊባኖስ	-	-	138	ITALY
ሰውላ / ሰሪላንካ/	-	-	-	CEYLON (SRI LANKA)
ሰውላ ሳሪቢያ	3,072	4,630	3,697	SAUDI ARABIA
አገላገል	1,046	-	-	UNITED KINGDOM
ፈረንሳይ	150	877	1,147	FRANCE
ኔዘርላንድ	4,545	5,601	6,421	NETHERLANDS
ጃፓን	84	328	160	JAPAN
ደቡብ የሙን	641	288	142	SOUTHERN YEMEN
ሱዳን	-	2	73	SUDAN
አሜሪካ	-	32	199	ISRAEL
ሊባኖስ	161	54	-	LEBANON
ዎርዳን	201	405	357	JORDAN
ሌሎች	5,195	5,573	5,873	OTHERS
	1978	1979	1980	COUNTRY OF DESTINATION

ለገቢ ገንዶ መሥሪያ የተገጠ የወጭ ለገር ምዝገባ ፈቃድ በዕቃዎ ላይ ነት
FOREIGN EXCHANGE PERMITS UTILIZED FOR IMPORT BY TYPE OF COMMODITY

ሠገጠረዥ ቁ.11

TABLE I.11

በሚሊዮን ብር

IN MILLION BIRR

የዕቃዎ ላይ ነት	1970/71	1971/72	1972/73	
<u>ምግብ መጠጦችና ትምባህ</u>	74.6	94.3	104.1	<u>FOOD BEVERAGES & TOBACCO</u>
ወተትና ወጤ ቸቸ	9.1	11.5	10.3	DAIRY PRODUCTS
እሀልና የእሀል ወጤ ቸቸ	35.7	58.7	63.3	CEREAL & CEREAL PRODUCTS
ሽይ	5.5	2.9	4.4	TEA
ሌሎች	24.4	21.2	26.1	OTHERS
<u>ጨርቃ ጨርቅና የመገባሉት</u>	142.3	65.4	59.6	<u>TEXTILE & RELATED PRODUCTS</u>
ጥረ ጥጥ	-	0.4	-	RAW COTTON
ጥረ ቡና ቻጢና ጥረት	6.7	9.9	9.1	RAW WOOL, JUTE & FIBRES
ደርና ግጥ	21.5	19.4	22.6	TEXTILE YARN & THREAD
ጨርቃ ጨርቅ	56.1	10.7	6.6	TEXTILE FABRICS
ተገር ት የወጣ ጨርቃ ጨርቅ	56.5	24.3	19.4	FINISHED TEXTILE PRODUCTS
ሌሎች	1.3	0.7	1.9	OTHERS
<u>መኪናዎችና የተራገቡ ስርዓት መሣሪያዎች</u>	283.3	338.1	346.3	<u>MACHINERY & TRANSPORT EQUIPMENT</u>
የእርሻ መሣሪያዎች	12.2	24.8	30.7	AGRICULTURAL MACHINERY
የኢንዱስትሪ መሣሪያዎች	91.3	114.0	121.4	INDUSTRIAL MACHINERY
የኤሌክትሪክ መሣሪያዎች	16.4	31.5	29.1	ELECTRICAL MACHINERY
የተላኮሙኒኬሽን መሣሪያዎች	16.3	17.2	11.5	TELECOMMUNICATION APPARATUS
የጉሳና ተክሮች መኪናዎች	115.5	122.3	118.4	ROAD MOTOR VEHICLES
የጠላድ ተክሮች መኪናዎችና ጠተር ለሌላ ጥቅም ተክሮች	11.5	13.4	6.6	RAILWAY VEHICLES AND NON-MOTOR VEHICLES
ሌሎች	20.3	14.9	28.6	OTHERS
<u>ከግብጽ ወጤ ቸቸ</u>	127.9	154.5	207.9	<u>CHEMICAL PRODUCTS</u>
ከግብጽና የመረተ ግብጽ ግብጽ	72.1	92.5	134.7	CHEMICAL PRODUCTS & FERTILIZERS
መድሃኒቶችና የፋርማሲ ዕቃዎች	33.5	28.6	35.0	MEDICAL & PHARMACEUTICAL PRODUCTS
የጉልህና ህመም ዎችና መወለድ	9.1	13.3	15.4	SOAPS & TOILET PREPARATIONS
ሌሎች	13.2	20.1	22.8	OTHERS
<u>ሌሎች የገቢ ገንዶ ዕቃዎች</u>	384.3	540.3	570.2	<u>OTHER IMPORTS</u>
ገላብጦችና ከገላብጦች ለተሠሩ ዕቃዎች	5.3	7.6	8.9	PLASTIC & PLASTIC MANUFACTURES
የተዘጋጁ ቅጥጥና ጨርቃዎች	4.3	4.8	7.0	LEATHER, LEATHER MANUFACTURE & FOOT WEAR
ላብ ጠጥና የላብ ጠጥ ወጤ ቸቸ	17.0	27.3	44.2	RUBBER & RUBBER PRODUCTS
በረታታሪትና የበረታታሪት ወጤ ቸቸ	60.6	94.2	101.7	METAL & METAL PRODUCTS
ፕትሮሊየምና የፕትሮሊየም ወጤ ቸቸ	162.1	300.0	297.6	PETROLEUM & PETROLEUM PRODUCTS
የቤት መሥሪያ ዕቃዎች በሌላ ቦታ ያልተገለጹ	8.0	8.2	8.3	BUILDING MATERIALS n.e.s.
ሌሎች	127.0	98.2	102.5	OTHERS
ጠቅላላ ለገቢ ገንዶ የተገጠ የወጭ ምዝገባ ፈቃድ	1,012.4	1,193.0	1,288.1	TOTAL IMPORT PERMITS
	1978	1979	1980	COMMODITY

ከጠቅላላ የገቢ ገንዶ የወጭ ለገር ምዝገባ መቆጣጠሪያ ክፍል የተገኘ ::
Source: National Bank, Exchange Control Division.

ቀጥሮ ጥን ከመጠንጋት የተነሳ ዘርዘሩ ድምሩን ላይሰጥ ይቻላል ::
N.B. Details may not add up to total due to rounding

ለወጪ ገንዶ ተፈቅዶ የተሰጠው የውጭ ለገር ዶገዛሪ በ የዕቃው ዓይነት
 FOREIGN EXCHANGE PERMITS AUTHORIZED FOR EXPORT BY TYPE OF COMMODITY

ሠገጠረዥ ቁ.12

TABLE I.12

በሚሊዮን ብር IN MILLION BIRR

159

የዕቃው ዓይነት	1970/71	1971/72	1972/73	
ቡና	528.2	628.0	555.5	COFFEE
የበጎ ቅጻ	40.9	66.0	61.5	SHEEP SKINS
የፍ የሰ ቅጻ	25.1	57.7	36.2	GOAT SKINS
ቅጻ	8.6	33.3	15.6	HIDES
ጥራ ጥራ	17.1	25.3	35.0	PULSES
የቀባት ለሀሎቸ	14.7	16.2	15.1	OILSEEDS
የዘይት ላባባ	8.4	12.4	10.2	OILCAKES
የጭ ከብቶቸ	1.1	4.7	13.3	LIVESTOCK
አተጠባብሎ ፍራፍራዎቻቸ	2.0	3.0	5.0	FRUITS & VEGETABLES
የግንብ ዓይነቶቻቸ	6.8	11.0	11.5	FOODSTUFFS AND PRODUCTS
ባባር	1.6	12.3	11.7	SUGAR
ጫት	1.1	13.9	19.4	CHAT
ነጻይ	28.0	37.7	32.8	FUEL, OIL, ETC.
ገብተው ለገደገና የወጡ ዕቃዎቻቸ	-	-	-	RE-EXPORTS
ሌሎቻቸ	20.8	19.2	45.3	OTHERS
ድምር	704.4	940.7	868.1	TOTAL
	1978	1979	1980	COMMODITY

ከብሔራዊ ባንክ የውጭ ለገር ዶገዛሪ መ ቆጣጠራ ይ ክፍሉ የተገኘ ::
 Source: National Bank, Exchange Control Division.

ክፍል በ. ዓመታዊ የሀገር ሀብት ውጤት

የሀገር ሀብትን ገምት ለማዘጋጀት በሰባት ዓይነት የአሠራር ዘዴዎች መጠቀም ይቻላል ። እነዚህም፤

- 1ኛ/ የማምረቻ ማከፋፈል ያና የአገልግሎት ድርጅቶች የሚያመር ተትን የዕቃዎችና የገልጋሎቶች የገጠቃ ጠቅላላ ድምር በማውጣት፤
- 2ኛ/ በማምረቻ ማከፋፈል ያና የአገልግሎት ድርጅቶች የተመረቀ ተትን ዕቃዎችና ገልጋሎቶች በማውጣት ለተሳተፊው የሠራተኛ ጉልበትና ለላ የምርት ኃይል የተደረጉትን ክፍያዎች በመደመር፤
- 3ኛ/ ለመጨረሻ ጠቀሟታ የዋሉትን ዕቃዎችና ገልጋሎቶች የገጠቃ ደምር ከውጭ አገር የተገዙትን ዕቃዎችና ገልጋሎቶች የገጠቃ በመቀነስ ።

የኢትዮጵያ ዓመታዊ የሀገር ሀብት ለማዘጋጀት በብዛት ጥቅም ላይ የዋለው የአሠራር ዘዴ በተራ ቁጥር እንደ እንደተጠቀሰው ሲሆን በተራ ቁጥር ስህተት የተመለከተው ደገፍ ያገለገለው ለአስተዳደር፣ ለመከላከያ፣ ለትምህርት፣ ለቴክኖሎጂ ለጤናና ለመሳሰሉት የኢኮኖሚክስ ክፍለ ክፍሎች ነው ። በተራ ቁጥር ሁለት የታየው የአሠራር ዘዴ የገልጋሎቶች ብቻ ለማጠቃለል የረዳ ሲሆን በብዛት እጥቃም ላይ አልዋለም ። ጠቅላላ የዕቃዎችና ገልጋሎቶች የገጠቃ በመነጨት የኢኮኖሚክስ ክፍለ ክፍል ተለይቶ የታየ ሲሆንም፣ አቃዎችን ወይም ገልጋሎቶችን ሳስገኙት ሰዎች የተከፈለውን ደብዳቤና አበል የመሳሰሉትን ገቢዎች ከፋፍሎ አያሳይም ። በተራ ቁጥር ስህተት መሠረት በወጪ መልክ የተዘጋጀው የሀገሪቱ ሀብት በዕቃዎችና በገልጋሎቶች ዓይነት ተለይቶ ያልተሰጠ ከመሆኑም በላይ ለገልጋሎት የተደረገው ወጪዎችም ገምት ሊደረሰበት የተቻለው ከጠቅላላው ወጪ ሌሎች የታወቁ ወጪዎችን በማቀና ነስ ነው ።

ከበጀት ዓመትና ከጠቅላላ መንገዳቸው የሰዎች ችላኞች ጋር ገንገኝነት እንዲኖረውና የገንዘብ ሥራ ላይ መደገፍን ለመቀጣጠር እንዲያስችሉ በማለት የባህሪው ሀብት ውጤትን መረጃዎች ከአውሮፓ የቀን አቀጣጠር ወይ በጀት ዓመት ጊዜ ማዘወር አስፈላጊ ሆኖ ተገኝቷል። በዚህም መሠረት ከሌሎች አገሮች ጋር ባለው ሄሳብ በቀር የቀረት መረጃዎች ሁሉ የበጀት ዓመትን በመከተል ተዘጋጅተው ቀርበዋል ።

የሀገር ሀብት ገምት አወጣጡን ለመገለጽ የዋና ዋና አርእስት ትርጉምና ማብራሪያ ከዚህ በታች ተገልጿል ።

ጠቅላላ የሀገር ውስጥ ምርት በገበያ የገጠቃ፡ በሀገሪቱ ውስጥ የተሠሩትን ዕቃዎችና የተፈጸሙትን ገልጋሎቶች በገበያ የገጠቃ የሚያጠቃልል ሲሆን የካፒታል ገብረት መቀነስን አይመለከትም ። በሌላ ዓይነት የአሠራር ዘዴ ደገፍ የገልጋሎት የመንገድ የዓላቂ ዕቃዎችና ገልጋሎቶች ፍጆታ ወጪዎችን፣ ጠቅላላ የሀገር ውስጥ የካፒታል ክምችትንና በዕቃዎችና በገልጋሎቶች ገንዘብ ያለውን የሰዎች ሚዛን ሲደመሩ ተወሳካይ ውጤት ያስገኛሉ ።

ጠቅላላ የሀገር ውስጥ ምርት በተሠራበት የገጠቃ፡ የሀገር ውስጥ ምርትን በማውጣት ላይ ለተሰማራው የሠራተኛ ጉልበትና ለሌሎች የምርት ኃይሎች የተደረገውን ክፍያና የካፒታል ዓመታዊ የአርጅና ወጪን ያጠቃልላል ። ይህም በጊዜው የገበያ የገጠቃ ከሚቀርበው ጠቅላላ የሀገር ውስጥ ምርት የሂሳብ ተጠን የሚላ የው ቀጥተኛ ያለሆኑትን ታክሶች ስለማይወጡና መንገዳቸው ለማምረቻ ድርጅቶች የሚጠጣቸውን ድጋፎች ስለሚጠቃልሉ ነው ።

ጠቀላላ ብሔራዊ ምርት በገበያ ዋጋ፡ የኢትዮጵያ ነዋሪዎች በሀገር ውስጥም ሆነ በውጪ ሀገር የሠሩለቸውን ዕቃዎችና የፈጸሙለቸውን ገልጋሎቶች በገበያ ዋጋ የሚያጠቃልል ሲሆን የከፊታ ልንብረት መቀነስን አይመለከትም። ይህ ውጤት ከጠቀላላው የሀገር ውስጥ ምርት በገበያ ዋጋ ጋር የሚለያየው ከውጭ አገር የተገኘውን የተጠራ የሥራና የንብረት ገቢ ስለሚጨምር ነው።

ከውጭ አገር የተገኘ የተጠራ የሥራና የንብረት ገቢ ፡ እንደ ወለድና ትርፍ የመሰባሰቡትን የሥራና የንብረት ገቢዎች ለኢትዮጵያ የተከፈሉትን እንዲሁም ለሌሎች ሀገሮች ወጪ የተደረጉትን በጣቀና ነሶ የተገኘ ሂሳብ ነው።

ገላቂ የዓለቂ ዕቃዎችና ገልጋሎቶች ፍጆታ ወጪ፡ ለቡተሰብ ወይም አትራፊ ላልሆኑ ድርጅቶች ጥቅም የዋሉ ዕቃዎችና ገልጋሎቶች ጠቀላላ ዋጋ ሲሆን በሰጠኛ መልክ ከውጭ አገር የመጡትን ዕቃዎች የተጠራ ዋጋንም ይጨምራል።

መንግሥታዊ የዓለቂ ዕቃዎችና ገልጋሎቶች ፍጆታ ወጪ ፡ ለመንግሥት ጥቅም የዋሉትን ዕቃዎችና ገልጋሎቶችን ጠቀላላ ዋጋ ይገልጻል። ይህም የሠራተኞችን ደመወዝና ለበል፣ መንግሥት የገዛቸውን ዓለቂ ዕቃዎችና ገልጋሎቶች ዋጋ ሲያጠቃልል የመንግሥት ሽያጮችን ገንተኛና ሽያጭ ምርጫ ጋል። በድጋፍ መልክ የተደረጉትን ወጪዎች፣ ለወለድና ለአርዳታ የተከፈለ የመንግሥት ሂሳብ በዚህ ርእስ ውስጥ አይገቡም።

ጠቀላላ የማይንቀሳቀስ ከፊታል ክምችት፡ ቤተሰቦች፣ ድርጅቶችና እንዲሁም መንግሥት የገዙለቸውን ወይም የሠሩለቸውን ዓለቂ ዓለሆኑ የማይረጋገጥ ገብረቶችን ዋጋ ይገልጻል። እነዚህም ገብረቶች እንደ መሬት፣ ሕንጻ፣ የፋብሪካና የመጓጓዣ መሣሪያዎችን የመሰባሰቡ ናቸው።

SECTION J. NATIONAL ACCOUNTS

In principle, in the measurement of national accounts aggregates three basic approaches may be applied depending upon the available statistics, i.e. production, income and expenditure approaches. (i) The production approach takes production as the total value of goods and services less intermediate inputs originating in the various industries which make up the economy, (ii) the income approach considers production as the sum of the incomes received by those producing these goods and services, and (iii) the expenditure approach sums up the value of the final uses of goods and services reduced by the value of imports of goods and services.

In Ethiopia's National Accounts the production approach has been mainly used but the expenditure approach is applied in the case of Public Administration and Defence, Education, Medical and Health services. The Income approach is hardly used except in some service sectors such as domestic services. The total value of goods and services thus arrived at has been given according to the industry producing them. But no breakdown by type of factor income has been attempted. In the expenditure side of Ethiopia's National Accounts private consumption expenditure is arrived at as a residual.

Since the reference period for the government budget and governmental plans in general is the Ethiopian Fiscal year (E.F.Y.) in order to facilitate the monitoring and evaluation of plan implementation it has been decided to change the reference period of national accounts data from G.C.Y. to E.F.Y. Accordingly all national accounts tables except the Rest of The World Accounts have been compiled in the E.F.Y.

The concepts and definitions of major aggregates used in the National Accounts are given below:

Gross Domestic Product (GDP) at Market Prices is the market value of the goods and services, produced within the territory of Ethiopia, before any allowance is made for the consumption of fixed capital. It is equal to the sum of consumption expenditure by private consumers and government, gross domestic capital formation, and net export of goods and services.

Gross Domestic Product (GDP) at Factor cost is the sum of incomes accruing from the production of goods and services. It differs from the Gross Domestic Product at market price by the amount equal to Indirect taxes less of subsidies.

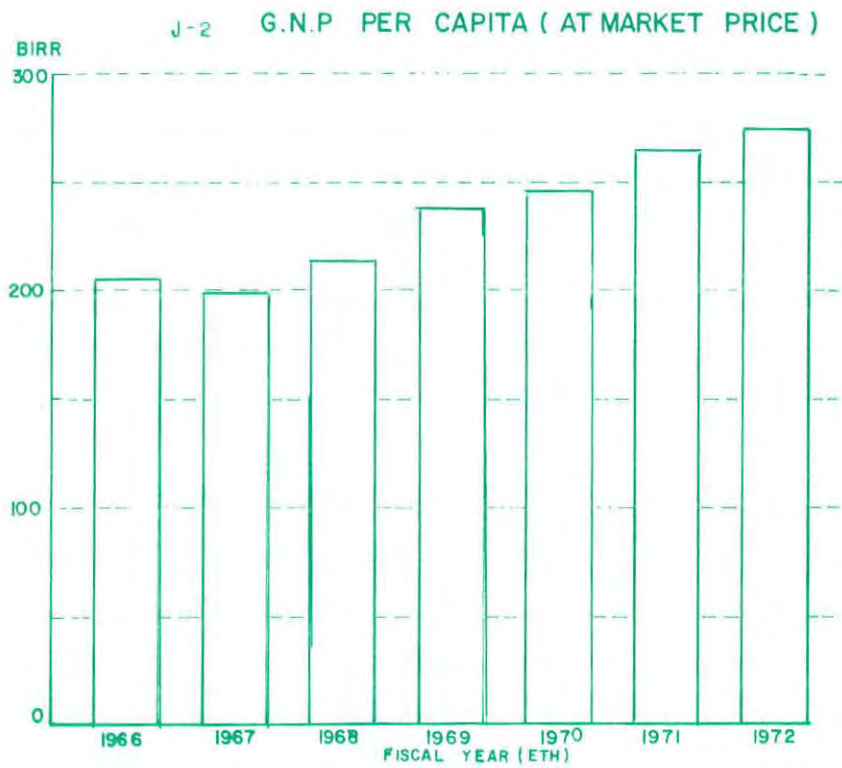
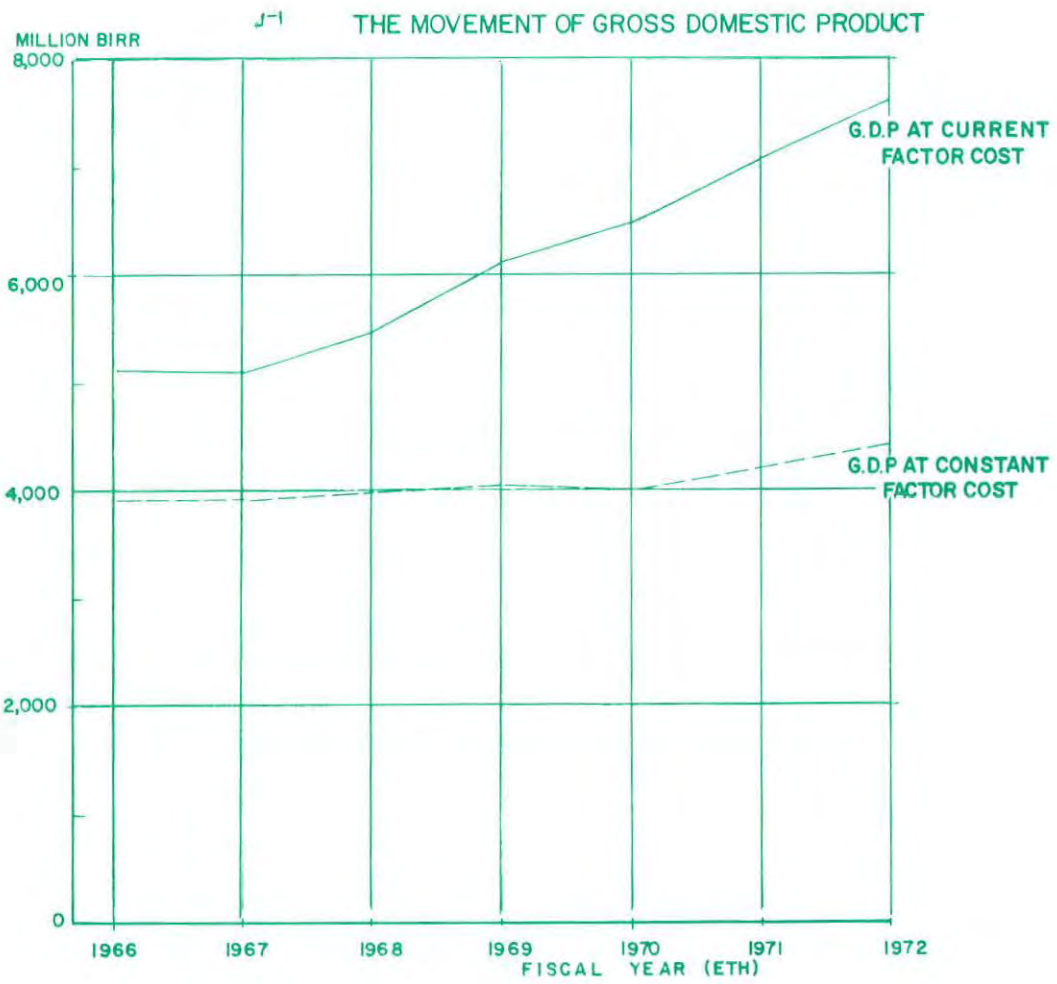
Gross National Product (GNP) at Market Prices is the market value of goods and services before deduction of provision for the consumption of fixed capital, attributable to the factors of production supplied by residents of Ethiopia. It is equal to the sum of consumption expenditure, gross domestic capital formation, and net export of goods and services plus net factor income received from abroad. It differs from the Gross Domestic Product at Market Prices by the amount of net factor income from abroad.

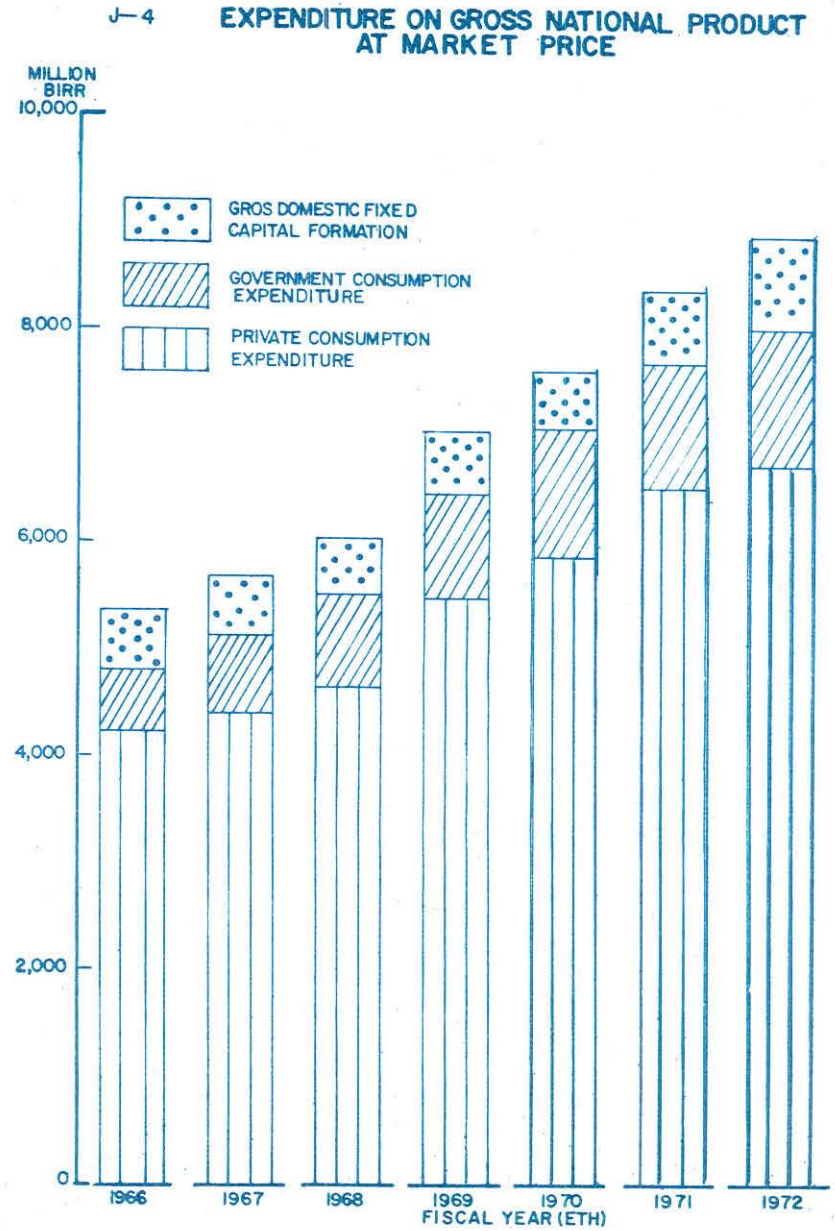
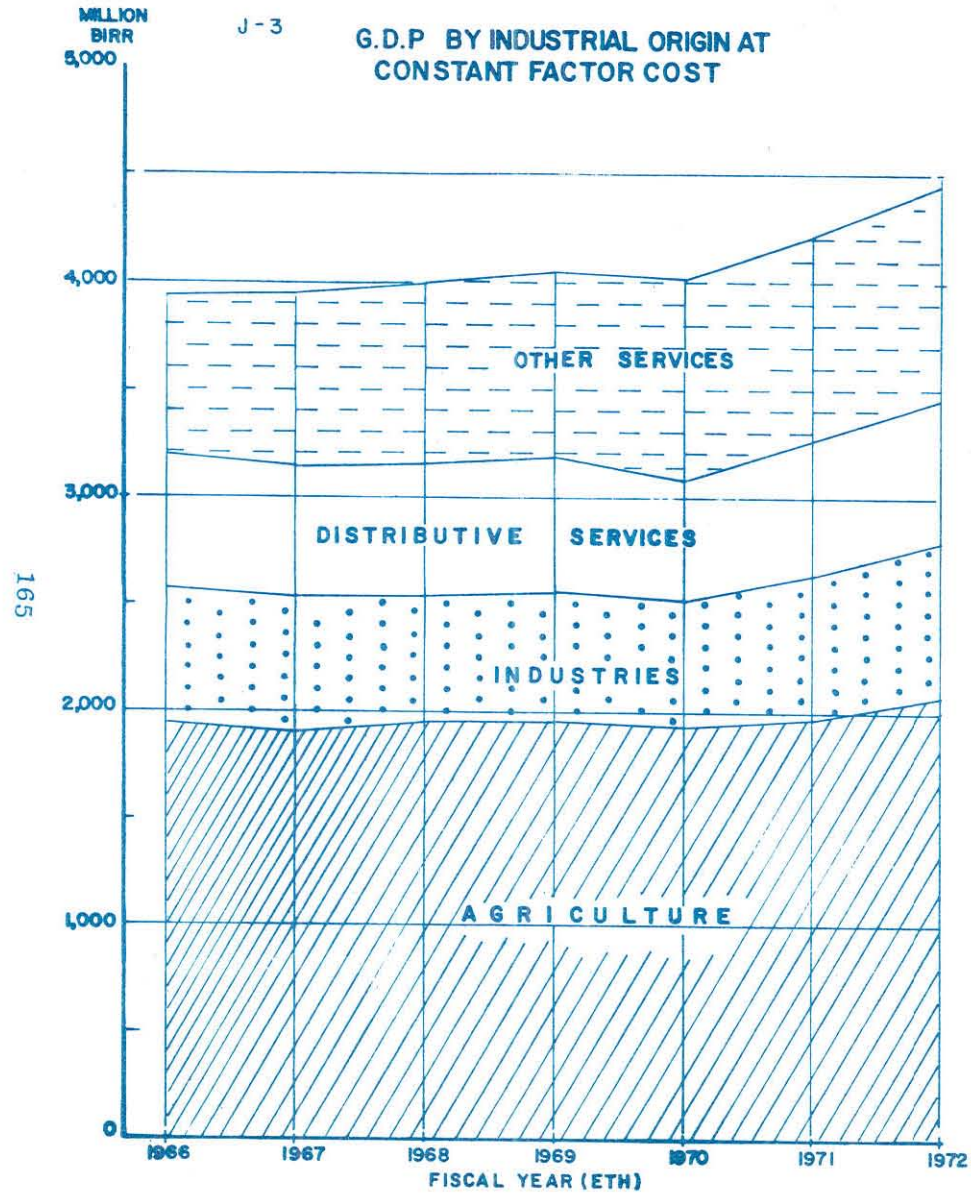
Net Factor Income from Abroad is excess of factor incomes (interest, dividends, profits, etc.) Paid abroad over factor incomes received from abroad.

Private Consumption Expenditure is the value of goods and services (purchased or self-produced) consumed by households and private non-profit institutions plus the net value of gifts in kind received from abroad.

Government Consumption Expenditure represents the current expenditure on goods and services by central and municipal governments. It comprises compensation of employees, purchases by government from local enterprises and from abroad, less sales by government of goods and services. Government consumption expenditure excludes transfer payments, interest paid by government and subsidies.


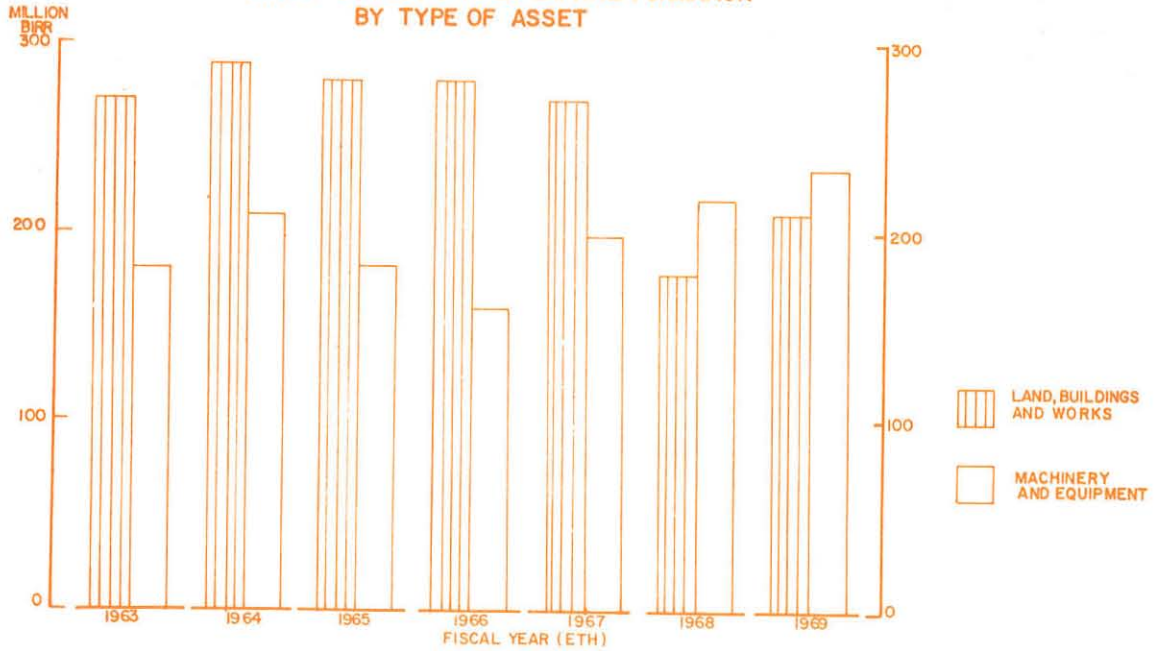
Gross fixed capital formation includes the value of the purchases and own account construction of fixed assets (land, civil construction and works, machinery and equipment) by enterprises, households, private non-profit institutions and government.





J-5

GROSS DOMESTIC FIXED CAPITAL FORMATION
BY TYPE OF ASSET



የሀገር ሀብት ውክት ማጠቃለያ
SUMMARY OF NATIONAL ACCOUNTS STATISTICS

ሠገጠረዥ ቦ.1

TABLE J.1

በሚሊዮን ብር

IN MILLION BIRR

	1968	1969	1970	1971	1972***	
1. ጠቅላላ የሀገር ውስጥ ምርት በጊዜው በ ተሠራበት ዋጋ	5,492.7	6,136.0	6,487.4	7,086.5	7,624.7	1. GROSS DOMESTIC PRODUCT AT CURRENT FACTOR COST
2. ከውጭ አገር የተገኘ የተጠራ የሥራና የገባረት ገቢ	-2.7	-3.8	-9.2	-5.3	7.8	2. NET FACTOR INCOME FROM ABROAD
3. ጠቅላላ የጠራ ምርት በ ተሠራበት ዋጋ /1+2/	5,490.0	6,132.2	6,478.2	7,081.2	7,632.5	3. GROSS NATIONAL PRODUCT AT FACTOR COST (1+2)
4. የተገኘ ያለሀኔ የረጸቅ**	474.0 ⁺	694.1	741.8	880.7	837.3	4. INDIRECT TAXES (NET OF SUBSIDIES)**
5. ጠቅላላ የጠራ ምርት በ ገበያ ዋጋ /3+4/	5,964.0 ⁺	6,826.3	7,220.0	7,961.9	8,469.8	5. GROSS NATIONAL PRODUCT AT MARKET PRICES (3+4)
6. ጠቅላላ የግድገዳ ገንጠል ከ ገንጠል ከምትተ ከዚህም የጠራት፣ የአገጻጻ የሥራ ምት ድርሻ	509.5	560.9	545.4	698.2	854.0	6. GROSS FIXED CAPITAL FORMATION
የፋብሪካና የተራገበፖርት ጠላሪ ምት	291.4	326.5	331.7	366.3	489.9	LAND, BUILDING AND WORKS
7. በገንዘብ ወይም እጥቃ ላይ በጠቅላላ ያለ ተጠሪ ዕቃዎች ከምትተ ጭጭ	218.1	234.4	213.7	331.9	364.1	MACHINERY AND TRANSPORT EQUIPMENT
8. ጠቅላላው የአገር ውስጥ ከ ገንጠል ከምትተ /6+7/	-	-	-	-	-	7. INCREASE IN STOCKS*
9. ጠቅላላ የገንጠል ከምትተ ከጠቅላላው የጠራ ምርት /በገበያ ዋጋ/ ጋር በመጠጠን	509.5	560.9	545.4	698.2	854.0	8. GROSS DOMESTIC CAPITAL FORMATION (6+7)
10. ጠቅላላ የገንጠል ከምትተ ከጠቅላላው የጠራ ምርት /በገበያ ዋጋ/ ጋር በመጠጠን	8.5	8.2	7.5	8.8	10.1	9. GROSS DOMESTIC CAPITAL FORMATION AS PERCENT OF GROSS NATIONAL PRODUCT AT MARKET PRICES
11. የ1953 ዓ.ም ላይ ለገደ ጠቅ በግብር ለጠቅላላ የምርት ዋጋ መጠጠን	213.7 ⁺	238.4	246.2	265.3	274.8	10. GROSS NATIONAL PRODUCT PER CAPITA (AT MARKET PRICES IN BIRR)
12. ጠቅላላ የአገር ውስጥ ምርት ለገደ ጠቅ በግብር /በ1953 ዓ.ም ዋጋ/	137.6	151.7	161.8	167.9	171.1	11. IMPLICIT PRICE INDEX (1960/61=100)
	1.3	1.3	-0.9	5.3	5.6	12. ANNUAL RATE OF GROWTH IN REAL GROSS DOMESTIC PRODUCT AT 1960/61 PRICES (WITH PREVIOUS YEAR AS 100)
	1975/76	1976/77	1977/78	1978/79	1979/80***	

**በገንዘብ ወይም እጥቃ ላይ በጠቅላላ ያለ ተጠሪ ዕቃዎች ከምትተ ጭጭ "የሚለው በ"-" በገንዘብ ወይም እጥቃ ላይ ለገደ ጠቅ በግብር ለጠቅላላ የምርት ዋጋ መጠጠን ለገገቢ ገምት ለግድገዳ ገለጻው ነው ::

*The series of "-" meaning not available for "increase in stocks" is due to lack of information.

**ለግድገዳ ገምት ለግድገዳ ድርጅቶች የተደረገ የግድገዳ የድጋፍ ወጪ በተቀነሰ በገለ ::

**After the reduction of government subsidies to Production and distribution organizations

***ጊዜያዊ

***Preliminary

+ የተረጋገጠ

+Revised

ጠቅላላ የሀገር ውስጥ ድርጅት በጠቅላላ የሥራ ዘርፍና በጊዜው በተሠራበት የገንዘብ ዋጋ
GROSS DOMESTIC PRODUCT BY INDUSTRIAL ORIGIN AT CURRENT FACTOR COST

ሠንጠረዥ በ.2

TABLE J.2

በሚሊዮን ብር

IN MILLION BIRR

	1968	1969	1970	1971	1972*	
<u>ክሊርቭ</u>	2,738.8	3,197.9	3,467.5	3,656.4	3,871.9	<u>AGRICULTURE</u>
ክሊርቭ	2,615.1	3,068.7	3,330.9	3,514.6	3,723.6	AGRICULTURE
ከደገ	118.8	124.3	131.7	136.9	143.4	FORESTRY
ከአደገ	1.3	1.3	1.3	1.3	1.3	HUNTING
ከአሣ ግሰገር	3.6	3.6	3.6	3.6	3.6	FISHING
<u>ከሌሎች ተጠቃሚዎች</u>	824.0	891.5	894.2	1,046.4	1,189.4	<u>INDUSTRIES</u>
ከግዕድገት ድጋግ ግዕድገት	11.6	8.7	7.8	7.8	8.1	MINING AND QUARRYING
ከፍጠራዎች	313.8	358.0	360.8	471.9	532.5	MANUFACTURING
ከአጭ ጥበብ ሥራና ተገባሪ አገልግሎት ተጠቃሚዎች	272.1	278.0	275.3	286.4	296.5	HANDICRAFT & SMALL SCALE INDUSTRY
ከሕንጻዎችና ግንባታ ሥራዎች	188.2	207.9	211.0	229.4	295.9	BUILDING & CONSTRUCTION
ከግብርና ከሌሎች ጋር ጋር ወሃ	38.3	38.9	39.3	50.9	55.4	ELECTRICITY & WATER
<u>ከግብርና ሥራ</u>	846.7	900.4	890.7	1,075.7	1,167.3	<u>DISTRIBUTIVE SERVICES</u>
ከግብርና ችግር ገንዘብ ሥራ	565.4	611.3	592.5	742.9	812.2	WHOLESALE AND RETAIL TRADE
ከግብርና ግንኙነት	281.3	289.1	298.2	332.8	355.1	TRANSPORT AND COMMUNICATION
<u>ከሌሎች አገልግሎቶች</u>	1,083.2	1,146.2	1,235.0	1,308.0	1,396.1	<u>OTHER SERVICES</u>
ከባንክ ስራዎችና የግብርና ግንኙነት	142.1	144.2	162.9	202.3	244.5	BANKING, INSURANCE & REAL ESTATE
ከሕዝብ አገልግሎት ግንኙነት	365.9	415.0	482.2	487.1	510.2	PUBLIC ADMINISTRATION & DEFENCE
ከግብርና ቤቶች ባለቤቶች	188.4	191.1	193.4	196.3	200.2	OWNERSHIP OF DWELLINGS
ከትምህርት አገልግሎት	136.1	143.7	143.7	157.0	164.0	EDUCATIONAL SERVICES
ከሕክምናና የጤና አገልግሎቶች	39.5	40.4	40.4	44.0	48.2	MEDICAL & HEALTH SERVICES
ከቤት ውስጥ አገልግሎቶች	64.7	65.3	65.9	66.6	67.3	DOMESTIC SERVICES
ከሌሎች	146.5	146.5	146.5	154.7	161.7	OTHERS
ድምር	5,492.7	6,136.0	6,487.4	7,086.5	7,624.7	TOTAL
	1975/76	1976/77	1977/78	1978/79	1979/80*	

*ጊዜያዊ
*Preliminary

ጠቅላላ የጠፍቶ ጸርተ ላይ የተደረገ ወጪ በገዛው የገበያ ዋጋ
EXPENDITURE ON GROSS NATIONAL PRODUCT AT CURRENT MARKET PRICES

ሠገጠረዥ በ.3

TABLE J.3

በሚሊዮን ብር

IN MILLION BIRR

	1968	1969	1970	1971	1972*	
ገላጭ የዓለቱ ዕቃዎችና ገልጋሎቶች ፍጆታ ወጪ	4,673.5	5,485.3	5,876.5	6,524.9	6,753.6	PRIVATE CONSUMPTION EXPENDITURE
ወገን ሥታዊ ደዓላቱ ዕቃዎችና ገልጋሎቶች ፍጆታ ወጪ	866.0	995.1	1,212.4	1,169.4	1,284.2	GOVERNMENT CONSUMPTION EXPENDITURE
ጠቅላላ የግዴታ ገቢ ስጦታ ስጦታ ላይ የተደረገ ወጪ	509.5	560.9	545.4	698.2	854.0	GROSS DOMESTIC FIXED CAPITAL FORMATION
በፍጆታና በስጦታ ስጦታ ላይ የተደረገ ወጪ	6,049.0	7,041.3	7,634.3	8,392.5	8,891.8	EXPENDITURE ON CONSUMPTION AND GROSS CAPITAL FORMATION
ወደ ወጭ ከተላኩ ዕቃዎችና ገልጋሎቶች የተገኘ	760.1	840.2	865.6	942.6	1,259.1	EXPORTS OF GOODS AND SERVICES
ከወጭ ለገር ለገሱ ዕቃዎችና ገልጋሎቶች የተደረገ ወጪ ቢቀነስ	842.4	1,055.2	1,270.7	1,367.9	1,688.9	LESS IMPORTS OF GOODS AND SERVICES
ጠቅላላ የሀገር ውስጥ ጸርተ ወጪ በገበያ ዋጋ	5,966.7	6,826.3	7,229.2	7,967.2	8,462.0	EXPENDITURE ON GROSS DOMESTIC PRODUCT AT MARKET PRICES
ከወጭ ለገር የተገኘ የተጠራ የሥራና የገቢ ስጦታ ገቢ	-2.7	-3.8	-9.2	-5.3	7.8	NET FACTOR INCOME PAYMENTS FROM ABROAD
ጠቅላላ የጠፍቶ ጸርተ ላይ የተደረገ ወጪ	5,964.0	6,822.5	7,220.0	7,961.9	8,469.8	EXPENDITURE ON GROSS NATIONAL PRODUCT
<u>በመቶ /% / ቢተነተን</u>						<u>PERCENTAGE DISTRIBUTION</u>
ጠቅላላ የጠፍቶ ጸርተ ላይ የተደረገ ወጪ	100.0	100.0	100.0	100.0	100.0	EXPENDITURE ON GROSS NATIONAL PRODUCT
ገላጭ የዓለቱ ዕቃዎችና ገልጋሎቶች ፍጆታ ወጪ	78.0	80.4	81.4	82.0	79.7	PRIVATE CONSUMPTION EXPENDITURE
ወገን ሥታዊ ደዓላቱ ዕቃዎችና ገልጋሎቶች ፍጆታ ወጪ	14.4	14.6	16.8	14.7	15.2	GOVERNMENT CONSUMPTION EXPENDITURE
ጠቅላላ ስጦታ ስጦታ ላይ የተደረገ ወጪ	8.5	8.2	7.6	8.8	10.1	GROSS CAPITAL FORMATION
ወደ ወጭ ከተላኩ ዕቃዎችና ገልጋሎቶች የተገኘ	12.7	12.3	12.0	11.8	14.9	EXPORT OF GOODS AND SERVICES
ከወጭ ለገር ለገሱ ዕቃዎችና ገልጋሎቶች የተደረገ ወጪ ቢቀነስ	14.1	15.5	17.6	17.2	19.9	LESS IMPORT OF GOODS AND SERVICES
ከወጭ ለገር የተገኘ የተጠራ የሥራና የገቢ ስጦታ ገቢ	-0.05	-0.1	-0.1	-0.1	0.1	NET FACTOR INCOME FROM ABROAD
	1975/76	1976/77	1977/78	1978/79	1979/80*	

*ገዛዎ

*Preliminary

የመንግሥት ገቢና ወጪ አሳቂ ሂሳብ

CENTRAL GOVERNMENT REVENUE AND EXPENDITURE - CURRENT ACCOUNT

ሠንጠረዥ ቦ.4 /ሀ/

TABLE J.4 (a)

በሚሊዮን ብር IN MILLION BIRR

	1965	1966	1967	1968	1969	
<u>ገቢ</u>						<u>RECEIPTS</u>
1. ከመንግሥት ገቢና ትኩረት ድርጅቶች ገቢ	27.5	29.5	61.0	43.0	76.9	1. INCOME FROM PROPERTY AND ENTERPRENEURSHIP
2. የመንግሥት ዕዳ ወለድ / ተቀናሽ/	17.5	17.7	20.1	32.8	42.4	2. LESS INTEREST ON PUBLIC DEBT
3. ቀጥተኛ ያልሆኑ ገቢዎች	353.1	396.1	426.0	450.5	663.1	3. INDIRECT TAXES
4. ቀጥተኛ ገቢዎች	142.1	151.6	176.8	174.4	209.0	4. DIRECT TAXES
5. የጤረ ታ ወ ቁጭ	7.4	8.1	11.4	13.7	14.7	5. CONTRIBUTIONS TO PENSIONS FUND
6. ከሌሎች አገሮች የተዘጋጀ	68.5	65.8	64.0	41.7	53.7	6. CURRENT TRANSFERS FROM THE REST OF THE WORLD
7. ሌሎች የተዘጋጀ ገቢ ሂሳቦች	12.7	14.4	16.3	18.0	14.1	7. OTHER CURRENT TRANSFERS
የገዛ ያዊ ሂሳብ ጠቅላላ ገቢ	593.8	647.8	735.4	708.5	989.1	TOTAL CURRENT REVENUE
<u>ወጪ</u>						<u>EXPENDITURE</u>
8. የዓለቂ ሂሳብ ወጭ	514.2	564.2	708.4	843.8	982.5	8. CONSUMPTION EXPENDITURE
ሀ/ሌላዎቹ ለገልገሎት	390.8	430.3	509.1	517.7	605.2	a) CIVIL
1. ለአስተዳደር	243.3	271.2	307.7	323.8	412.0	I. CENTRAL ADMINISTRATION
2. ለትምህርትና ጥናት	109.5	121.1	159.8	146.9	143.5	II. EDUCATION & RESEARCH
3. ለጤና ጥበቃ	38.0	38.0	41.6	47.0	49.7	III. HEALTH SERVICES
ለ/ለመከላከያ	123.4	133.9	199.3	326.1	377.3	b) DEFENCE
9. የመንግሥት ዐርዳታ	0.9	13.1	36.0	8.9*	3.8	9. SUBSIDIES
10. በአገር ውስጥ የተዘጋጀ ሂሳብ	31.3	34.2	72.2	68.6	74.4	10. CURRENT DOMESTIC TRANSFERS
ሀ/ለትምህርትና ጥናት	1.5	1.0	1.5	2.0	1.1	a) EDUCATION & RESEARCH
ለ/ለጤና ጥበቃ	0.1	1.1	1.3	0.4	3.4	b) HEALTH
ለ/ለጤረ ታ	28.4	30.5	44.5	48.6	52.9	c) PENSIONS EXPENDITURE
ወ/ለሌሎች	1.3	1.6	24.9	17.6	17.0	d) OTHER
11. ለሌሎች አገሮች የተዘጋጀ ወጪ	2.1	2.7	1.4	2.4	4.0	11. CURRENT TRANSFERS TO THE REST OF THE WORLD
12. ለሌሎች የተዘጋጀ ወጪዎች	-	-	-	-	-	12. CURRENT TRANSFERS TO NON CENTRAL GOVERNMENT AGENCIES
13. ለሌሎች ወጪዎች	-	-	-	-	-	13. OTHER EXPENDITURE
<u>ጠቅላላ ወጪ</u>	548.5	614.2	818.0	923.7	1,064.7	<u>TOTAL CURRENT EXPENDITURE</u>
ከወጪ ቀሪ	45.3	33.6	-82.6	-215.2	-75.1	SAVING (CURRENT SURPLUS)
	1972/73	1973/74	1974/75	1975/6	1976/77	

*ላዕንጠራ ድጋፍ ለፊንጆር ገቢ ወክላን ዘጋጅ የተሰጠ

*Fertilizer subsidy, rinder pest campaign

የመንግሥት የካፒታል ሂብት
CENTRAL GOVERNMENT: CAPITAL ACCOUNT

ሠንጠረዥ ቦ.4 /ለ/

TABLE J.4 (b)

በሚሊዮን ብር IN MILLION BIRR

	1965	1966	1967	1968	1969	
ገቢ						RECEIPTS
1. ተሬሬ ሂብት	45.3	33.6	-82.6	-215.2	-75.1	1. SAVING (CURRENT SUPPLUS)
2. ከሌላ ሀገር በገቢ የተዘጋጀ ካፒታል	23.2	32.1	32.1	35.5	28.9	2. CAPITAL TRANSFERS FROM ABROAD
3. የውጭ ሀገር ብድር	57.7	62.9	114.3	121.9	106.6	3. EXTERNAL BORROWING
4. የሀገር ውስጥ ብድር	10.1	-1.1	127.2	220.3	125.6	4. INTERNAL BORROWING
ሀ/ በቆይታ የተሰጠ ገንዘብ	-13.0	-21.0	30.0	44.0	50.0	a) ADVANCES
ለ/ የመንግሥት ገንዘብ	6.5	27.4	15.0	9.0	56.0	b) TREASURY BILLS
ለ/ ከገንዘብ ሽያጭ	5.8	8.4	101.1	150.8	25.2	c) SALE OF BONDS
ወ/ የጥረ ገንዘብ ሂሳብ ለገንዘብ/የግብር	10.8	-15.9	-18.9	16.5	-5.6	d) NET CHANGE IN CASH BALANCE (INCREASE" -")
5. ሌሎች	1.6	4.2	5.1	62.6*	9.5	5. OTHERS
6. ግጭት	-0.1	-0.7	-0.1	0.3	16.9	6. BALANCING ITEM
ጠቅላላ የካፒታል ገቢ	137.8	131.1	196.0	225.4	211.4	TOTAL CAPITAL RECEIPTS
ጠጪ						EXPENDITURE
7. ለመንግሥት ዕዳ የተሰጠ	17.9	15.9	16.0	17.6	18.4	7. REPAYMENT OF PRINCIPAL OF PUBLIC DEBT
8. ለመንግሥት ድርጅቶች የተዘጋጀ ሂብት	19.1	14.4	45.6	10.7	3.0	8. CAPITAL TRANSFERS TO OR INVESTMENT IN PUBLIC CORPORATIONS
ሀ/ ለመንግሥት ሌላ ግብር	0.8	0.5	-	3.4	-	a) ROAD AND OTHER TRANSPORT
ለ/ ለገንዘብ ለገንዘብና ተግባር	7.7	4.9	13.4	4.2	0.9	b) INDUSTRY, COMMERCE AND TOURISM
ለ/ ለገንዘብ ነፃ ድርጅቶች	7.4	8.2	16.5	0.7	0.8	c) BANKING AND FINANCE
ወ/ ሌሎች	3.2	0.8	15.7	2.4	1.3	d) OTHERS
9. ብድር	8.9	18.5	27.3	33.0	13.9	9. LOANS TO
ሀ/ ለመንግሥት የገንዘብ ድርጅቶች	7.0	14.1	6.8	10.0	11.4	a) PUBLIC CORPORATIONS
ለ/ ሌሎች	1.9	4.4	20.5	23.0	2.5	b) OTHERS
10. የትኩረት የካፒታል ጠጪ	91.9	82.3	107.1	164.1	176.1	10. DIRECT CAPITAL EXPENDITURE
ሀ/ ለእርሻ	7.0	9.0	9.7	20.5	29.4	a) AGRICULTURE
ለ/ ለግብር	1.0	1.3	0.9	1.4	0.4	b) MINING
ለ/ ለግብርና ግንኙነት	49.4	39.1	62.8	104.1	104.4	c) TRANSPORT AND COMMUNICATION
ወ/ ለትምህርት ለጤናና ለሕዝባዊ ነፃ ዕድገት	26.8	28.8	26.0	23.9**	22.9	d) EDUCATION, HEALTH AND COMMUNITY DEVELOPMENT
ለ/ ለመንግሥት ሕንፃ	1.3	0.6	0.4	0.1	-	e) PUBLIC BUILDINGS
ለ/ ሌሎች	6.4	3.5	7.3	14.1	19.0	f) OTHERS
ጠቅላላ የካፒታል ጠጪ	137.8	131.1	196.0	225.4	211.4	TOTAL CAPITAL EXPENDITURE
	1972/73	1973/74	1974/75	1975/6	1976/77	

* የወርቅ ሽያጭ፣ የብድር ከፍ ያንና የገቢ ሽያጭ ይጨምራል ።

*Includes sales of gold (from stock), loan repayments and sales of property.

** የሕዝባዊ ነፃ ዕድገት ለይዘታዎች ።

**Excluding Community Development

ጠቅላላ የዓይን ጥገና የሀገር ውስጥ ስጦታ ስጦታ በጠቅላላ የሥነ-ምግባር ዘርፍና በገንቢ ገንቢ
GROSS DOMESTIC FIXED CAPITAL FORMATION, BY INDUSTRIES AND TYPE OF ASSETS

ሠገጠኒቱ በ.5

TABLE J.5

በሚሊዮን ብር IN MILLION BIRR

	1965	1966	1967	1968*	1969	
<u>ጠቅላላ የዓይን ጥገና ስጦታ ስጦታ</u>						<u>TOTAL GROSS FIXED CAPITAL FORMATION</u>
ሊገባበት ገንቢ	461.9	439.9	468.0	395.6	444.6	<u>MONETARY INVESTMENT</u>
ከእርሻ	40.1	36.8	50.1	40.1	51.7	AGRICULTURE
ከግዕድና ድገይ ግዕዝ	1.3	1.3	2.4	1.6	4.3	MINING & QUARRYING
ከፋብሪካዎች	76.9	42.1	50.6	49.1	41.2	MANUFACTURING
የሕንጻዎችና የግንባታ ሥራዎች	7.0	5.4	11.6	5.1	22.3	BUILDING & CONSTRUCTION
መብራት፣ አለብተሪክ ኃይልና ውሃ	19.9	11.4	15.9	17.8	14.3	ELECTRICITY & WATER
ከመጓጓዣ፣ መገናኛና ግንባታ ሥራ	137.2	119.1	135.5	177.3	182.7	TRANSPORT, COMMUNICATION & DISTRIBUTION
የግንባታ ቤቶች ገቢዎች	120.0	137.0	133.3	58.2	85.6	OWNERSHIP OF DWELLINGS
አስተዳደርና መከላከያ	8.7	11.0	1.6	8.7	4.6	PUBLIC ADMINISTRATION & DEFENCE
የትምህርት አገልግሎት	22.9	26.5	22.6	21.5	18.5	EDUCATIONAL SERVICES
ሕክምናና የጤና አገልግሎቶች	3.4	3.9	5.9	6.2	7.2	MEDICAL & HEALTH SERVICES
ሌሎች	24.5	45.4	38.5	10.0	12.2	OTHER SERVICE INDUSTRIES
<u>ሊገባበት ገንቢ በዓይነት</u>	107.4	109.5	111.7	113.9	116.3	<u>INVESTMENT IN KIND</u>
ድምር	569.3	549.4	579.7	509.5	560.9	TOTAL
<u>አጠቃላይ ለሕንጻዎችና ለሥራዎች</u>						<u>LAND, BUILDING AND WORKS</u>
ሊገባበት ገንቢ	279.6	279.8	270.4	177.5	210.2	<u>MONETARY INVESTMENT</u>
ከእርሻ	4.4	4.5	9.7	7.6	14.4	AGRICULTURE
ከግዕድና ድገይ ግዕዝ	-	0.1	0.9	0.3	-	MINING & QUARRYING
ከፋብሪካዎች	26.8	6.2	4.6	9.5	13.8	MANUFACTURING
የሕንጻዎችና የግንባታ ሥራዎች	-	-	-	-	-	BUILDING & CONSTRUCTION
መብራት፣ አለብተሪክ ኃይልና ውሃ	14.0	3.9	4.8	6.1	8.6	ELECTRICITY & WATER
ከመጓጓዣ፣ መገናኛና ግንባታ ሥራ	68.2	-2.0	57.9	66.1	60.8	TRANSPORT, COMMUNICATION & DISTRIBUTION
የግንባታ ቤቶች ገቢዎች	120.0	137.0	133.3	58.2	85.6	OWNERSHIP OF DWELLINGS
አስተዳደርና መከላከያ	8.7	11.0	1.6	8.7	4.6	PUBLIC ADMINISTRATION & DEFENCE
የትምህርት አገልግሎት	19.6	24.4	19.8	18.2	16.1	EDUCATIONAL SERVICES
ሕክምናና የጤና አገልግሎት	1.3	0.6	3.8	2.2	3.9	MEDICAL & HEALTH SERVICES
ሌሎች	16.6	40.1	34.0	0.6	2.4	OTHER SERVICE INDUSTRIES
<u>ሊገባበት ገንቢ በዓይነት</u>	107.4	109.5	111.7	113.9	116.3	<u>INVESTMENT IN KIND</u>
ድምር	387.0	389.3	382.1	291.4	326.5	TOTAL
<u>ለግንባታና ግንባታ ሥራ የሚውሉ ጽንፍ መሣሪያዎች</u>						<u>MACHINERY AND EQUIPMENT</u>
ሊገባበት ገንቢ	182.3	160.1	197.6	218.1	234.4	<u>MONETARY INVESTMENT</u>
ከእርሻ	35.7	32.3	40.4	32.5	37.3	AGRICULTURE
ከግዕድና ድገይ ግዕዝ	1.3	1.2	1.5	1.3	4.3	MINING & QUARRYING
ከፋብሪካዎች	50.1	35.9	46.0	39.6	27.4	MANUFACTURING
የሕንጻዎችና የግንባታ ሥራዎች	7.0	5.4	11.6	5.1	22.3	BUILDING & CONSTRUCTION
መብራት፣ አለብተሪክ ኃይልና ውሃ	5.9	7.5	11.1	11.7	5.7	ELECTRICITY & WATER
ከመጓጓዣ፣ መገናኛና ግንባታ ሥራ	69.0	67.1	77.6	111.2	121.9	TRANSPORT, COMMUNICATION & DISTRIBUTION
የትምህርት አገልግሎት	3.3	2.1	2.8	3.3	2.4	EDUCATIONAL SERVICES
ሕክምናና የጤና አገልግሎት	2.1	3.3	2.1	4.0	3.3	MEDICAL AND HEALTH SERVICES
ሌሎች	7.9	5.3	4.5	9.4	9.8	OTHER SERVICES
	1972/73	1973/74	1974/75	1975/76*	1976/77	

* የተሻሻለ
*Revised

ከሌሎች አገሮች ጋር የተደረገው የክፍያ ሂሳብ
REST OF THE WORLD ACCOUNT

ሠንጠረዥ በ.6

TABLE J.6

በሚሊዮን ብር IN MILLION BIRR

	1965/6	1966/7	1967/8	1968/9	1969/70	
1. ከወጪ ገንዶች ዕቃዎች ገልገሎቶች የተገኙ	716.8	776.4	706.6	785.8	895.1	I. EXPORTS OF GOODS AND NON-FACTOR SERVICES
1. ከወጪ ገንዶች አስከሬና ወጪ	503.7	556.5	497.8	581.1	690.0	1. EXPORTS F.O.B.
2. ከግብርና ከሌሎች ገቢ ገቢ	3.5	5.4	4.7	6.1	6.4	2. FREIGHT & INSURANCE
3. ከሌሎች የግብር ገቢዎች	69.0	62.2	79.5	76.5	89.8	3. OTHER TRANSPORT
4. ከገዢ የተገኘ ገቢ	25.7	22.2	15.1	12.4	6.2	4. TRAVEL
5. ለመንግሥት ገቢ ሂሳብ	59.6	72.0	59.0	65.7	45.6	5. GOVERNMENT N.E.S.
6. ከሌሎች ገልገሎቶች	55.3	58.1	50.5	44.0	57.1	6. OTHER SERVICES
2. ወለድና ከሌሎች የተገኘ ገቢ ሂሳብ	18.3	42.6	26.7	34.9	30.7	II. INTEREST, DIVIDENDS AND PROFITS RECEIVED
3. ሌሎች ከወጪ አገር የተዘወረ ገቢዎች	78.4	143.1	106.2	140.4	109.4	III. OTHER TRANSFER FROM THE REST OF THE WORLD
1. ለቤተሰብ	48.4	72.8	53.5	54.7	38.0	1. TO HOUSEHOLDS
2. ለመንግሥት	30.0	70.3	52.7	85.7	71.4	2. GENERAL GOVERNMENT
4. በገዢ ወጪ ሂሳብ ላይ ያለው ጉዳት	-159.2	-132.1	96.1	68.1	189.4	IV. DEFICIT OF THE NATION ON CURRENT ACCOUNT
የገዢ ወጪ ሂሳብ ጠቅላላ ገቢ	654.3	830.0	935.6	1,029.2	1,224.6	CURRENT RECEIPTS FROM ABROAD
5. ለገቢ ገንዶች ዕቃዎች ገልገሎቶች የወጡ	569.7	729.2	861.3	981.7	1,178.1	V. IMPORTS OF GOODS AND NON-FACTOR SERVICES
1. ለገቢ ገንዶች አስከሬና ወጪ	376.3	506.9	586.5	713.5	863.1	1. IMPORTS F.O.B.
2. ለግብርና ለሌሎች ገቢ ወጪ	71.9	96.4	113.3	138.1	165.7	2. FREIGHT AND INSURANCE
3. ለሌሎች ግብር	25.1	34.4	42.3	51.0	62.2	3. OTHER TRANSPORTATION
4. ለገዢ ወጪ	19.9	16.0	15.1	12.6	9.8	4. TRAVEL
5. የመንግሥት ወጪ ሂሳብ	19.1	21.0	18.2	26.9	28.0	5. GOVERNMENT N.E.S.
6. ሌሎች ለገልገሎቶች	57.4	54.5	85.9	39.5	49.3	6. OTHER SERVICES
6. ለወለድና ለሌሎች የተከፈለ	60.0	65.7	50.8	38.1	37.7	VI. INTEREST, DIVIDENDS AND PROFITS PAID
7. ሌሎች ወጪ ወጪ የተዘወረ ወጪዎች	24.6	35.1	23.5	9.4	8.8	VII. OTHER TRANSFERS TO THE REST OF THE WORLD
1. ከቤተሰብና ከገንደ አጭቶ	24.6	35.1	23.5	9.4	8.8	1. FROM HOUSEHOLDS AND CORPORATIONS
2. ከመንግሥት	-	-	-	-	-	2. FROM GENERAL GOVERNMENT
የገዢ ወጪ ሂሳብ ጠቅላላ ወጪ	654.3	830.0	935.6	1,029.2	1,224.6	DISPOSAL OF CURRENT RECEIPTS
8. የገዢ ወጪ ሂሳብ ጉዳት ግብር						VIII. FINANCING OF THE DEFICIT OF THE NATION OR CURRENT ACCOUNT
1. በተጨማሪ ገንዘብና በወጪ አገር ሂሳብ ላይ የታየው የተከፈለ ቅናሽ / ጥግሪ	-218.3	-189.4	-1.0	-32.9	133.8	1. NET DECREASE IN RESERVES AND OTHER EXTERNAL BALANCES (INCREASE" ")
2. ከሌሎች አገሮች የተገኘ የተከፈለ ብድር	89.4	87.9	123.9	114.7	73.1	2. NET BORROWING FROM THE REST OF THE WORLD
U/በወጪ ሀገር በላይ ሀገት የተከፈለ ቅናሽ / ጥግሪ	-25.9	-24.4	-8.7	-19.7	-15.7	a) NET DECREASE IN ASSETS ABROAD (INCREASE" ")
ለ/ለወጪ ሀገር ከግብር ላይ የታየው የተከፈለ ጥግሪ	115.3	112.3	131.6	134.4	88.8	b) NET INCREASE ON LIABILITIES TO THE REST OF THE WORLD
3. በጠቅላላ ወጪ ጉዳት	-30.3	-30.6	-26.8	-13.7	-17.5	3. ERRORS AND OMISSIONS
ጠቅላላ ጉዳት	-159.2	-132.1	96.1	68.1	189.4	TOTAL DEFICIT
	1973	1974	1975	1976	1977	

ጠቅላላ የሀገር ውስጥ ምርት በጠቅላላ የአገልግሎት ዘርፍና በ1953 ዓ.ም በተሠራበት ወይን ግን
 GROSS DOMESTIC PRODUCT BY INDUSTRIAL ORIGIN AT CONSTANT FACTOR COST OF 1960/61

ሠገጠረዥ ቦ.7

TABLE J.7

በሚሊዮን ብር

IN MILLION BIRR

	1968	1969	1970	1971	1972*	
በአርቫ	1,953.6	1,953.3	1,922.2	1,968.4	2,062.2	AGRICULTURE
አርቫ	1,839.6	1,838.7	1,808.1	1,852.3	1,943.0	AGRICULTURE
አይገ	109.1	109.7	109.2	111.2	114.3	FORESTRY
አደገ	1.3	1.3	1.3	1.3	1.3	HUNTING
አግሳ ግብር	3.6	3.6	3.6	3.6	3.6	FISHING
በሌሎች ተኮር ምርቶች	584.8	602.0	583.1	657.2	721.0	INDUSTRIES
አዳዲስ ግብርና ደገይ ግብር	7.2	6.5	6.3	6.3	6.5	MINING AND QUARRYING
ፋብሪካ ምርቶች	172.0	176.0	169.1	215.2	237.8	MANUFACTURING
አገልግሎት ምርቶችና ተገንቢ አገልግሎት ምርቶች	190.4	192.6	188.9	196.5	201.4	HANDICRAFT AND SMALL SCALE INDUSTRY
አገልግሎት ምርቶችና መገንቢያ ምርቶች	172.3	183.3	175.0	188.5	220.0	BUILDING & CONSTRUCTION
ጠቅላላ ግብርና አገልግሎት ገቢ ገቢ ግብር	42.9	43.6	43.8	50.7	55.3	ELECTRICITY AND WATER
በግብርና ምርቶች	617.3	619.7	569.3	638.0	674.4	DISTRIBUTIVE SERVICES
ድምጽ ግብርና ግብር ገቢ ገቢ ምርቶች	353.3	345.6	302.3	348.4	365.4	WHOLESALE AND RETAIL TRADE
ግብርና ግብር ገቢ ገቢ ምርቶች	264.0	274.1	267.0	289.6	309.0	TRANSPORT AND COMMUNICATION
በሌሎች ምርቶች	836.5	870.6	934.7	959.1	998.8	OTHER SERVICES
ገንዘብ አገልግሎትና የግብርና ግብር ገቢ ገቢ ምርቶች	82.6	82.9	92.8	99.4	109.4	BANKING, INSURANCE AND REAL ESTATE
አገልግሎት ምርቶችና መገንቢያ ምርቶች	287.9	315.1	366.5	370.2	383.9	PUBLIC ADMINISTRATION AND DEFENCE
ወንጀል ምርቶች ምርቶች ገቢ ገቢ ምርቶች	178.4	181.0	183.2	186.0	189.7	OWNERSHIP OF DWELLINGS
ተምህርት አገልግሎት	88.8	91.6	91.6	97.0	105.0	EDUCATIONAL SERVICES
ሕክምና ግብርና አገልግሎት ምርቶች	31.6	32.2	32.2	33.8	35.8	MEDICAL AND HEALTH SERVICES
ገቢ ገቢ ምርቶች አገልግሎት ምርቶች	64.7	65.3	65.9	66.6	67.3	DOMESTIC SERVICES
ሌሎች	102.5	102.5	102.5	105.1	107.7	OTHERS
ድምር	3,992.2	4,045.6	4,009.3	4,221.7	4,456.4	TOTAL
በገንዘብ ግብርና ግብር ገቢ ገቢ ምርቶች						PERCENTAGE DISTRIBUTION
አርቫ	48.9	48.3	47.9	46.6	46.3	AGRICULTURE
አይገ	46.1	45.4	45.1	43.9	43.6	AGRICULTURE
ይገ	2.7	2.7	2.7	2.6	2.6	FORESTRY
አደገ	-	-	-	-	-	HUNTING
አግሳ ግብር	0.1	0.1	0.1	0.1	0.1	FISHING
በሌሎች ተኮር ምርቶች	14.6	14.9	14.5	15.6	16.2	INDUSTRIES
አዳዲስ ግብርና ደገይ ግብር	0.2	0.2	0.2	0.1	0.1	MINING AND QUARRYING
ፋብሪካ ምርቶች	4.3	4.4	4.2	5.1	5.3	MANUFACTURING
አገልግሎት ምርቶችና ተገንቢ አገልግሎት ምርቶች	4.8	4.8	4.7	4.7	4.5	HANDICRAFT AND SMALL SCALE INDUSTRY
አገልግሎት ምርቶችና መገንቢያ ምርቶች	4.3	4.5	4.4	4.5	4.9	BUILDING AND CONSTRUCTION
ጠቅላላ ግብርና አገልግሎት ገቢ ገቢ ግብር	1.1	1.1	1.1	1.2	1.2	ELECTRICITY AND WATER
በግብርና ምርቶች	15.5	15.3	14.2	15.1	15.1	DISTRIBUTIVE SERVICES
ድምጽ ግብርና ግብር ገቢ ገቢ ምርቶች	8.8	8.5	7.5	8.3	8.2	WHOLESALE AND RETAIL TRADE
ግብርና ግብር ገቢ ገቢ ምርቶች	6.6	6.8	6.7	6.9	6.9	TRANSPORT AND COMMUNICATION
በሌሎች ምርቶች	21.0	21.5	23.3	22.6	22.4	OTHER SERVICES
ገንዘብ አገልግሎትና የግብርና ግብር ገቢ ገቢ ምርቶች	2.1	2.0	2.3	2.4	2.5	BANKING, INSURANCE AND REAL ESTATE
አገልግሎት ምርቶችና መገንቢያ ምርቶች	7.2	7.8	9.1	8.8	8.6	PUBLIC ADMINISTRATION AND DEFENCE
ወንጀል ምርቶች ምርቶች ገቢ ገቢ ምርቶች	4.5	4.5	4.6	4.4	4.3	OWNERSHIP OF DWELLINGS
ተምህርት አገልግሎት	2.2	2.3	2.3	2.3	2.4	EDUCATIONAL SERVICES
ሕክምና ግብርና አገልግሎት ምርቶች	0.8	0.8	0.8	0.8	0.8	MEDICAL AND HEALTH SERVICES
ገቢ ገቢ ምርቶች አገልግሎት ምርቶች	1.6	1.6	1.6	1.6	1.5	DOMESTIC SERVICES
ሌሎች	2.6	2.5	2.6	2.5	2.4	OTHERS
ድምር	100.0	100.0	100.0	100.0	100.0	TOTAL
	1975/76	1976/77	1977/78	1978/79	1979/80*	

ጠቅላላ

*Preliminary.

ክፍል ተ. የመንግሥት ገንዘብ / ጠባብ ፋይናንስ /

በዚህ ክፍል የቀረበው መረጃ በበጀት ዓመት ነው። /ሰለ ቀን አቅጣጫ የተዘጋጀውን መገለጫ ይመለከታል/

ሠንጠረዥ ተ.1 - ተ.6: የመንግሥት ገቢ፣ መደበኛ ወጪና የካፒታል ወጪ ይገልጻል።

ሠንጠረዥ ተ.7 እና ተ.8: የኢትዮጵያን የውጭ አገር ዕዳ መጠን በአባዳ አገርጥፎ፣ በሥራ ላይ የዋለውን የጠደር መጠን እና በድረ የዋለበትን ሥራ ዘርፍ ያሳያል።

ሠንጠረዥ ተ.9 - ተ.15: በከተማ ልማትና ቤተ ግብርና ሥር የሚገኙት ግዛጋዊ ቤቶች የአዲስ አበባን የአሥመራና የአሰባን ግዛጋዊ ቤቶች ገቢ፣ መደበኛ ወጪና የካፒታል ወጪ ያመለክታል።

SECTION K. PUBLIC FINANCE

The Ethiopian fiscal year is used in this section (See note on calendar)

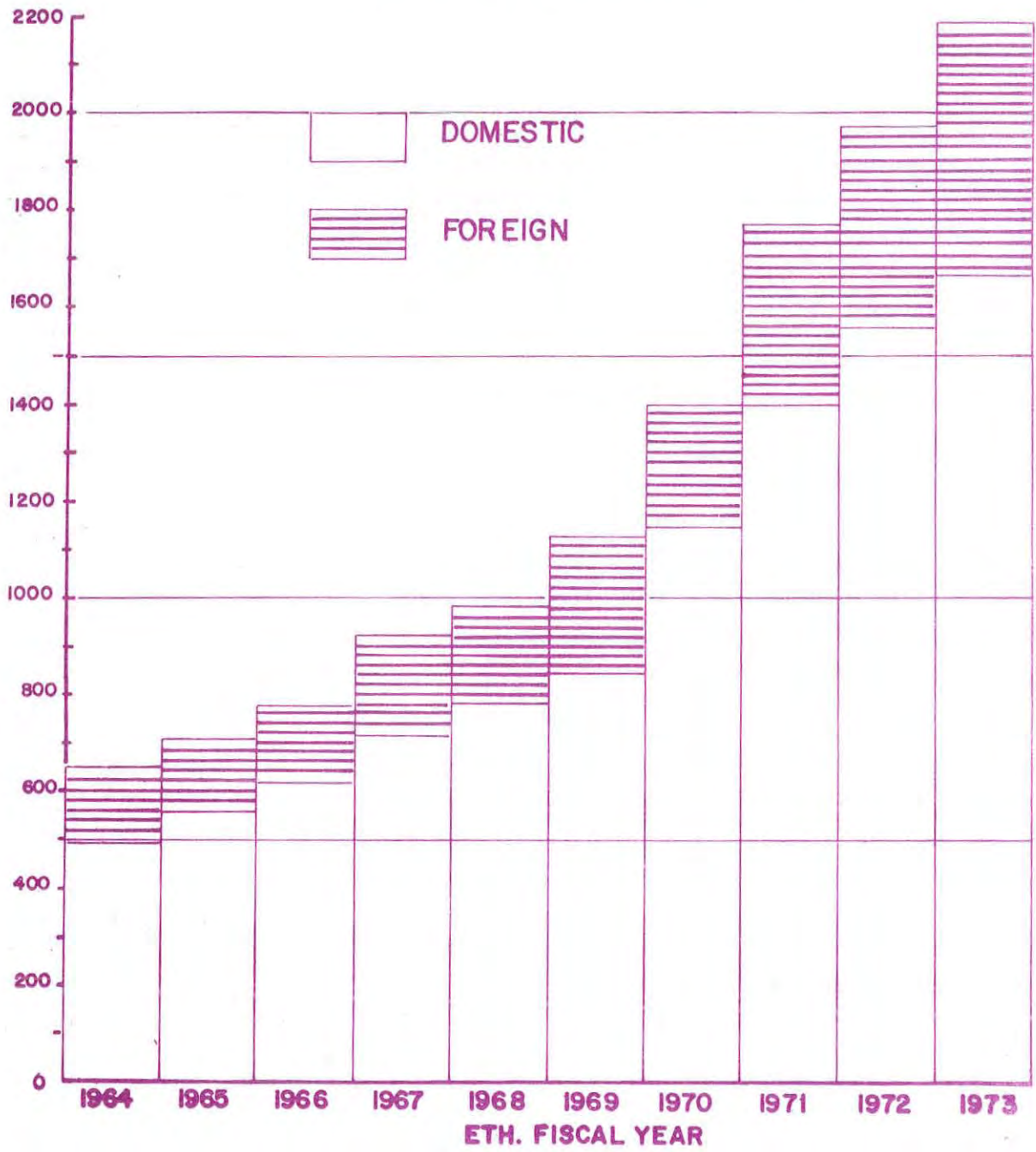
Table K.1 - K.6: refer to the central government revenue, current expenditure and capital expenditure.

Table K.7 - K.8: show Ethiopia's external debt by donor country and amount utilized by purpose and sector.

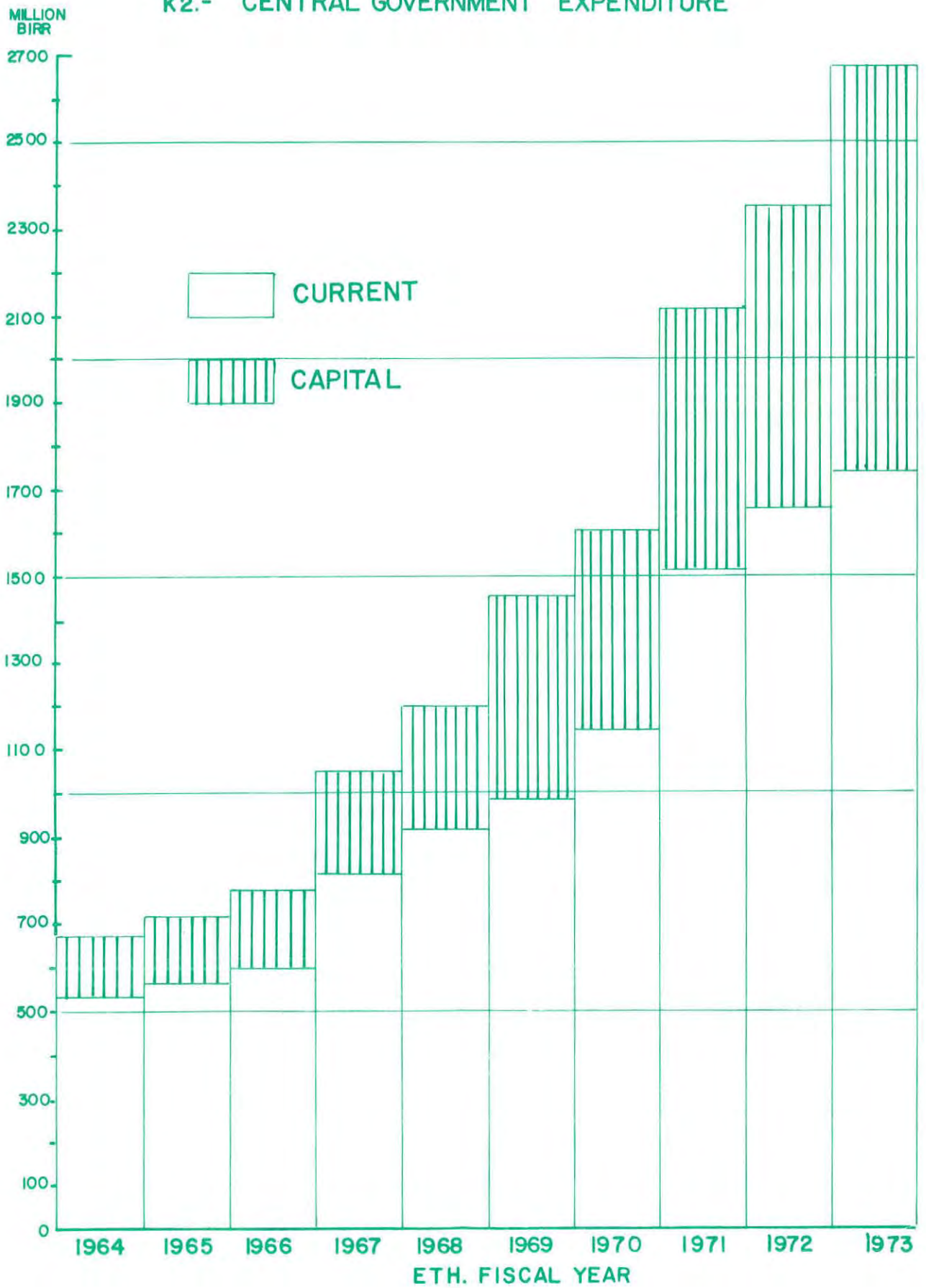
Table K.9 - K.15: refer to the revenue, current and capital expenditure of municipalities under the Ministry of Urban Development and Housing as well as municipalities of Addis Ababa, Asmara and Assab.

MILLION
BIRR

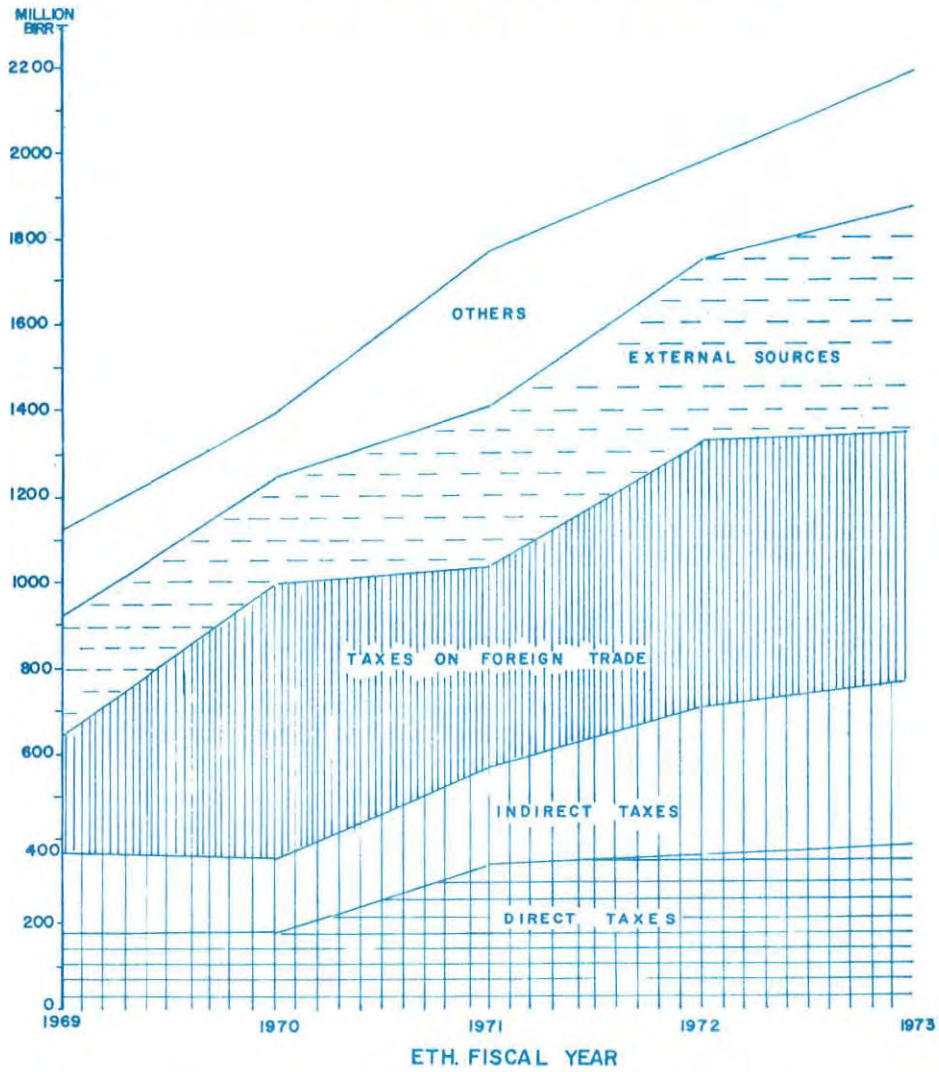
KI- CENTRAL GOVERNMENT REVENUE



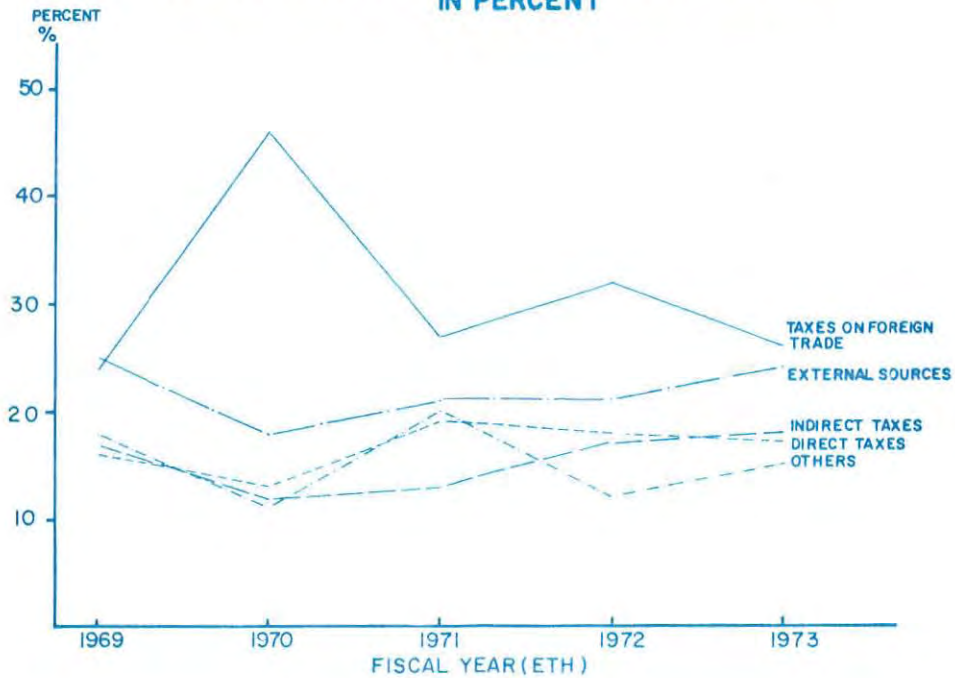
K2.- CENTRAL GOVERNMENT EXPENDITURE



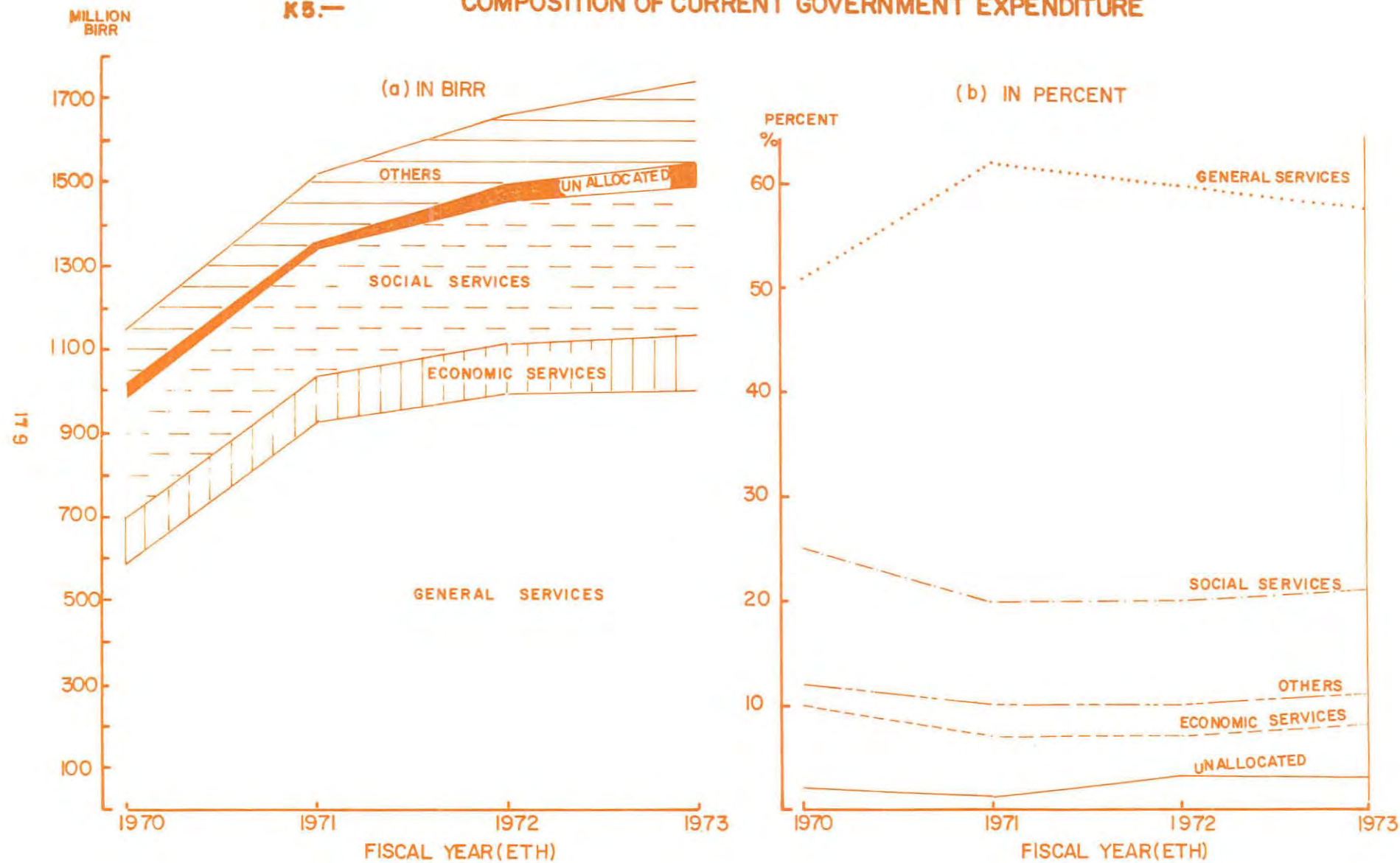
K3- GOVERNMENT REVENUE BY SOURCE

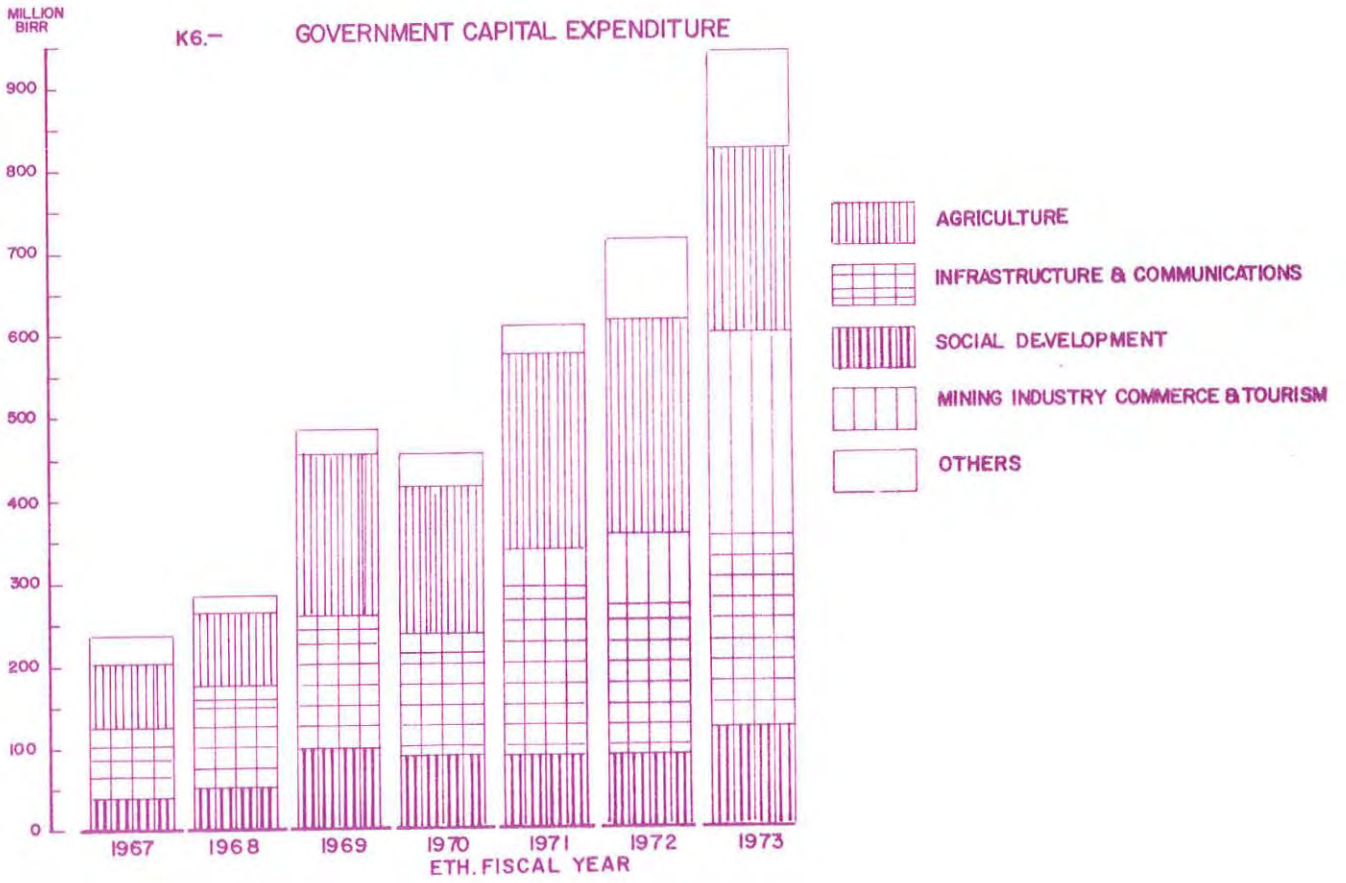


K4- COMPOSITION OF GOVERNMENT REVENUE BY SOURCE IN PERCENT

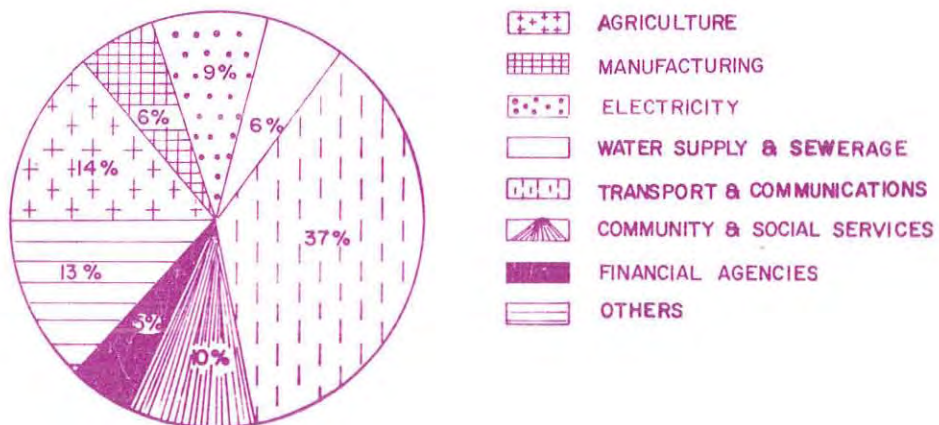


K5.— COMPOSITION OF CURRENT GOVERNMENT EXPENDITURE





K7.- UTILIZATION OF FOREIGN LOANS UP TO JUNE 30th 1980



የብሔራዊ ገቢና ወጪ
CENTRAL GOVERNMENT REVENUE AND EXPENDITURE*

ሠንጠረዥ ተ. 1

TABLE K.1

በሚሊዮን ብር

IN MILLION BIRR

ዓመት ምህረት	ድምር	ገቢ		ወጪ			ዓመት
		ጠባብ ወጪ	ጠባብ ለገር	ድምር	ደዋዘና ሥራ ግለሰብ	የገንዘብ ወጪ	
		REVENUE		EXPENDITURE			
1954	252.8	215.4	37.4	253.1	181.8	71.3	1961/2
1955	283.5	218.8	64.7	299.5	205.2	94.3	1962/3
1956	339.8	379.7	80.1	359.3	297.8	61.5	1963/4
1957	396.4	297.8	98.6	400.8	356.5	44.3	1964/5
1958	470.2	427.7	42.5	474.5	394.4	80.1	1965/6
1959	483.9	364.5	119.4	493.9	416.8	77.1	1966/7
1960	492.2	378.6	113.6	523.2	442.2	81.0	1967/8
1961	505.5	396.7	108.8	530.4	454.5	75.9	1968/9
1962	565.4	428.8	136.6	579.7	473.6	106.1	1969/70
1963	620.1	466.0	154.1	631.3	507.1	124.2	1970/1
1964	650.2	494.8	155.4	671.4	521.5	149.9	1971/2
1965	706.2	556.8	149.4	716.2	563.1	153.1	1972/3
1966	779.4	618.6	160.8	777.9	599.2	178.7	1973/4
1967	921.7	711.4	210.3	1,048.9	811.2	237.7	1974/5
1968	983.1	782.2	200.9	1,200.4	917.6	282.8	1975/6
1969	1,125.1	844.9	280.2	1,465.7	987.1	478.6	1976/7
1970**	1,399.1	1,146.9	252.2	1,600.9	1,149.0	451.9	1977/8**
1971**	1,769.3	1,399.4	369.9	2,118.8	1,513.2	605.6	1978/9**
1972**	1,971.8	1,555.2	416.6	2,365.0	1,654.6	710.4	1979/80**
1973**	2,184.2	1,665.4	518.8	2,678.4	1,741.1	937.3	1980/81**
	TOTAL	DOMESTIC	FOREIGN	TOTAL	SALARY AND OPERATING COST	CAPITAL EXPENDITURE	YEAR
		REVENUE		EXPENDITURE			

* የዓመት መጨረሻ በኋላ 3ኛ ነው

*Year ending 7 July

** የበጀት ገምት

**Budget Estimate.

1. በገንዘብ ወጪ ለገር ክፍል ለገር ለገር ለገር የተገኘ ::

Source: 1. Ministry of Finance, Central Accounting Department.

2. ከነገሪት ገዛዜ መስፈርት 27 ቀን 1969 ዓ.ም ቁ. 101፣ ነሐሴ 20 ቀን 1969 ዓ.ም ቁ. 125 መስፈርት 17 ቀን 1971 ዓ.ም ቁ.151፣ ነሐሴ 12 ቀን 1972 ዓ.ም ቁ.172 እና ነሐሴ 15 ቀን 1973 ዓ.ም ቁ.199 የተገኘ ::

2. Negarit Gazeta 7th Oct. 1976, 26th Agu.1977, 7th Oct.1977, 22nd Nov.1979 and 24th Nov. 1980 No.1979 and 24th Nov. 1980 No. 101, 125, 151, 172, 199 of 1976, 1977, 1978, 1979 and 1980 respectively.

የግንዛቤ ገቢ ጠቅላይ ልማት
GOVERNMENT REVENUE BY SOURCE*

ሠንጠረዥ ተ.2

TABLE K.2

በሚሊዮን ብር

IN MILLION BIRR

	1968	1969**	1970**	1971**	1972**	1973**	
<u>የቀጥታ ገቢዎች</u>	<u>174.4</u>	<u>180.0</u>	<u>180.5</u>	<u>341.0</u>	<u>361.4</u>	<u>381.2</u>	<u>DIRECT TAXES</u>
ሰራዊት ገቢ	146.6	147.0	152.0	299.2	318.6	336.2	INCOME TAX
ከሰራዊት ገቢ	55.4	60.0	61.0	88.4	118.8	121.0	PERSONAL INCOME TAX
ከሰራዊት	5.0	-	-	-	-	-	RENT TAX
ከገንዘብ	76.5	69.0	79.0	167.4	152.0	163.2	BUSINESS TAX
ከአርባ	9.7	18.0	12.0	43.4	48.0	52.0	AGRICULTURAL TAX
ከግብር	11.8	16.0	13.0	39.0	42.8	45.0	LAND USE TAX
ከሰራዊት	0.5	-	-	-	-	-	TITHE ON LAND
ከትምህርት ትምህርት	14.7	17.0	15.5	2.8	-	-	EDUCATION TAX
ከጤና ትምህርት	0.7	-	-	-	-	-	HEALTH TAX
ከሰብት ትምህርት	0.1	-	-	-	-	-	CATTLE TAX
<u>የተገባው ገቢዎች</u>	<u>183.6</u>	<u>195.8</u>	<u>177.9</u>	<u>227.3</u>	<u>342.7</u>	<u>384.8</u>	<u>INDIRECT TAXES</u>
ከተገባው ገቢዎች ትምህርት	28.0	27.5	27.0	38.1	51.5	70.0	TRANSACTION TAX
ከገንዘብ ለከባድ ጥሬ ጥቅም	24.7	31.0	21.0	27.0	33.0	34.0	EXCISE TAX ON PETROLEUM PRODUCT
ከአለብ ለከባድ ትምህርት	35.9	36.5	40.0	45.0	101.0	100.0	ALCOHOL EXCISE TAX
ሌሎች ለከባድ ትምህርት	35.0	41.8	36.3	51.2	61.6	68.7	OTHER EXCISE TAXES
ከተገባው ትምህርት ለ ጭንቅ	14.0	11.4	10.6	12.0	18.1	10.1	TOBACCO TAXES AND FEES
ከተገባው ዋና ጥሬ ጥቅም ገቢ	2.0	3.0	3.0	3.0	3.0	20.0	TOBACCO MONOPOLY NET SURPLUS
ከሽያጭ ትምህርት	28.0	27.0	26.0	36.0	52.0	61.0	TURNOVER TAX
ከሕንጻ ትምህርት	0.8	1.0	-	-	-	-	CONSTRUCTION TAX
ከትምህርት ጥሬ ጥቅም	6.3	7.8	5.0	6.0	9.5	9.0	STAMP DUTIES
ከጠቅላይ ጥሬ ጥቅም	8.9	8.8	9.0	9.0	13.0	12.0	SALT TAX
<u>ከውጭ ለገር ገንዘብ ጥሬ ጥቅም</u>	<u>257.6</u>	<u>272.2</u>	<u>637.1</u>	<u>468.7</u>	<u>623.3</u>	<u>578.5</u>	<u>TAXES ON FOREIGN TRADE</u>
ከገቢ ዕቃ ጥሬ ጥቅም	111.6	106.5	152.8	183.0	174.0	145.5	IMPORT DUTIES
ከውጭ ዕቃ ጥሬ ጥቅም	71.1	87.7	388.3	207.7	295.0	296.9	EXPORT DUTIES
ከተገባው ገንዘብ ትምህርት	56.8	65.0	72.0	79.4	129.2	121.2	TRANSACTION TAX
ከውጭ ከግንዛቤ የለከባድ ጥሬ ጥቅም	12.1	13.0	24.0	18.6	25.1	14.9	EXCISE TAX ON IMPORTED PRODUCT
<u>ሌሎች ደጋጊ ገቢዎች</u>	<u>143.5</u>	<u>173.0</u>	<u>125.0</u>	<u>322.5</u>	<u>201.9</u>	<u>290.5</u>	<u>OTHER CURRENT RECEIPTS</u>
ከጠቅላይ	18.9	17.9	18.2	10.3	11.8	22.4	CHARGES AND FEES
ከዕቃዎችና ለገንዘብ ጥሬ ጥቅም ሽያጭ	18.8	40.3	27.0	29.7	32.1	37.7	SALES OF GOODS AND SERVICES
ከትምህርት ከጠቅላይ ከሰራዊት	97.3	111.7	74.8	152.0	137.0	224.4	PROFITS, INTEREST, AND RENTS
ሌሎች ሌሎች ገቢዎች	8.5	3.1	5.0	130.5+	21.0	6.0	MISCELLANEOUS REVENUE
<u>ከጠቅላይ ገቢ</u>	<u>13.7</u>	<u>14.5</u>	<u>15.8</u>	<u>34.9</u>	<u>17.9</u>	<u>19.9</u>	<u>CONTRIBUTION TO PENSIONS FUND</u>
<u>ከውጭ ለገር ዕድገት</u>	<u>77.2</u>	<u>93.8</u>	<u>101.1</u>	<u>125.2</u>	<u>151.6</u>	<u>216.8</u>	<u>EXTERNAL ASSISTANCE</u>
<u>ከገንዘብ ገቢዎች</u>	<u>133.1</u>	<u>195.8</u>	<u>161.7</u>	<u>249.7</u>	<u>273.0</u>	<u>312.5</u>	<u>CAPITAL RECEIPTS</u>
ከውጭ ለገር ብድርና ክሬዲት	124.7	186.4	151.1	244.7	265.0	302.0	EXTERNAL LOANS AND CREDITS
ሌሎች የገንዘብ ገቢዎች	8.4	9.4	10.6	5.0	8.0	10.5	OTHER CAPITAL RECEIPTS
<u>ጠቅላላ የገቢ ደጋጊ</u>	<u>983.1</u>	<u>1,125.1</u>	<u>1,399.1</u>	<u>1,769.3</u>	<u>1,971.8</u>	<u>2,184.2</u>	<u>TOTAL REVENUE</u>
	1975/76	1976/77	1977/78**	1978/79**	1979/80**	1980/81**	

* የግንዛቤ ዓመት መጨረሻ ሰኔ 30 ቀን ::

*Year ending 7 July.

** የበጀት ገምት ::

**Budget estimate

*ይህ ልዩ ገቢ ለአገር ለገር ጥሬ ለጭንቅ የሌሎች ዕቃዎች ጥሬ ጥቅም ለገንዘብ ጥሬ ጥቅም የሚገኝ ለገንዘብ ጥሬ ጥቅም ይደግፋል ::

*This includes VARIOUS REVENUES Such as Voluntary contributions from the public & Special National Lottery Draw and transfer of accumulated pensions contributions.

/1/ ከገንዘብ ጥሬ ጥቅም ከህግ ጭንቅ ጥሬ ጥቅም የተገኘ ::

Source: (1) Ministry of Finance, Central Accounting Department.

/2/ ከገንዘብ ጥሬ ጥቅም መጨረሻ 27 ቀን 1969 ዓ.ም. ቁ.101፣ ነሐሴ 20 ቀን 1969 ዓ.ም. ቁ.125፣ መስከረም 27 ቀን 1971 ዓ.ም. ቁ. 151 እና ነሐሴ 12 ቀን 1972 ዓ.ም. ቁ.172 እና ነሐሴ 15 ቀን 1973 ዓ.ም. ቁ.199 የተገኘ ::

(2) Negarit Gazeta, 7th Oct. 1976, 26th Aug. 1977, 7th Oct. 1978 22nd Nov. 1979 & 24th Nov. 1980 No. 101,125,151, 172 and 199 of 1976,1977,1978,1979 and 1980 respectively.

የወገን ሥጦት ወጪና የገቢ ለክፋት ስጦት
GOVERNMENT EXPENDITURE AND ITS FINANCING*

ሠገጠረዥ ተ. 3

TABLE K.3

በሚሊዮን ብር

IN MILLION BIRR

	1970**	1971**	1972**	1973**	
<u>ወጪ</u>					<u>EXPENDITURE</u>
ሀ. ወደባዊ ወጪ	1,149.0	1,513.2	1,654.6	1,741.2	A. RECURRENT EXPENDITURE
1. ለጠቅላላ ስጦት	585.8	928.7	998.8	1,000.8	1. GENERAL SERVICES
2. ለግንባራ ስጦት	284.3	306.6	335.8	360.2	2. SOCIAL SERVICES
3. ለኢኮኖሚ ስጦት	113.6	107.9	118.8	131.5	3. ECONOMIC SERVICES
4. ለጠረጎ	60.0	68.8	66.0	82.6	4. PENSION
5. ለዕዳ ክፍያ	76.0	86.7	92.0	107.8	5. PUBLIC DEBT
6. ለልዩ ለዩ ወጪዎች	29.3	14.5	43.1	58.3	6. UNALLOCATED EXPENDITURE
ለ. የገንዘብ ወጪ	451.9	605.5	710.4	937.3	B. CAPITAL EXPENDITURE
1. ለኢኮኖሚ ልማት	364.8	511.8	594.7	795.5	1. ECONOMIC DEVELOPMENT
2. ለግንባራ ስጦት	85.8	85.1	89.0	120.6	2. SOCIAL DEVELOPMENT
3. ለጠቅላላ ስጦት	1.3	8.6	26.7	21.2	3. GENERAL SERVICES
ሐ. ጠቅላላ ወጪ	1,600.9	2,118.7	2,365.0	2,678.5	C. TOTAL EXPENDITURE
<u>ገቢ</u>					<u>REVENUE</u>
ሀ. ወደባዊ ገቢ	1,136.3	1,394.4	1,547.2	1,654.9	A. ORDINARY REVENUE
1. ከቀጥታ የረዎች	180.5	341.0	361.4	381.2	1. DIRECT TAXES
2. የቀጥታ ከላይ የረዎች	177.9	227.3	342.7	384.8	2. INDIRECT TAXES
3. ከውጭ ለገር ገንዶ የረዎች	637.1	468.7	623.3	578.5	3. FOREIGN TRADE TAXES
4. ለልዩ ለዩ ገቢ	140.8	357.4	219.8	310.4	4. NON-TAX REVENUE
ለ. የገንዘብ ገቢ	10.6	5.0	8.0	10.5	B. CAPITAL RECEIPTS
ሐ. የውጭ ለገር ዕርዳታ	101.1	125.2	151.6	216.8	C. EXTERNAL ASSISTANCE
መ. ከወጭ የሪ	-	-	-	-	D. CASH BALANCE
ሠ. ብድር	352.9	594.1	658.2	796.3	E. BORROWINGS
1. ከውጭ ለገር	151.1	244.7	265.0	302.0	1. EXTERNAL
2. ከላይ ውስጥ	201.8	349.4	393.2	494.3	2. INTERNAL
ረ. ጠቅላላ ገቢ	1,600.9	2,118.7	2,365.0	2,678.5	F. TOTAL REVENUE
	1977/78**	1978/79**	1979/80**	1980/81**	

* የዓመት መጨረሻ ሰኔ 30 ነው።
*Year ending 7th July

** የብድር ገምት።
**Budget estimates.

ከነጋሪት ጋዜጣ መስከረም 27 ቀን 1969 ዓ.ም የ.101፣ ነሐሴ 20 ቀን 1969 ዓ.ም የ.125፣ መስከረም 27 ቀን 1971 ዓ.ም የ.151 ነሐሴ 12 ቀን 1972 ዓ.ም የ.172 እና ነሐሴ 15 ቀን 1973 ዓ.ም የ. 199 የተገኘ።

Source:- Negarit Gazeta 7th Oct. 1976, 26th Aug. 1977, 7th Oct. 1978 22nd Nov. 1979 and 24th No. 1980

No. 101, 125, 151, 172, 199 of 1976, 1977, 1978, 1979 and 1980 respectively.

የወጪ ገቢዎች ወይን ገቢ
CURRENT GOVERNMENT EXPENDITURE*

ሠጠረዥ ተ.4

TABLE K.4

በሚሊዮን ብር

IN MILLION BIRR

	1969**	1970**	1971**	1972**	1973**	
<u>ጠቅላላ አገልግሎት</u>	441.7	585.8	928.7	998.8	1,000.8	<u>GENERAL SERVICES</u>
ለአስተዳደር በጠቅላላው	33.2	22.7	45.9	47.2	53.4	GENERAL GOVERNMENT
ለአገር መከላከያ	214.5	344.6	693.2	750.8	736.8	NATIONAL DEFENCE
ለፍርድና ለአገር ወጣት ጥበቃ	137.1	153.6	136.9	143.7	150.6	INTERNAL ORDER & JUSTICE
ለውጭ አገር ገንጽታ	24.3	28.5	14.4	13.8	15.8	FOREIGN RELATIONS
ለፈናገስና ለፕላን	32.6	36.4	38.3	43.3	44.2	FINANCE AND PLANNING
<u>አኢንዱስትሪ አገልግሎት</u>	109.1	113.6	107.8	118.9	131.5	<u>ECONOMIC SERVICES</u>
ገብርና	35.4	41.6	43.6	47.2	51.2	AGRICULTURE
ለኢንዱስትሪ ለገንዘብ ለግዕድ	14.2	18.8	21.8	28.6	35.5	INDUSTRY COMMERCE & MINING
ለሥራና መገናኛ	59.5	53.2	42.5	43.0	44.8	PUBLIC WORKS & COMMUNICATION
<u>ለሕዝባዊ አገልግሎት</u>	256.3	284.3	306.6	335.8	360.1	<u>SOCIAL SERVICES</u>
ለትምህርትና ለባህሉ	179.6	188.9	203.4	221.2	229.7	EDUCATION & CULTURE
ለጤና ጥበቃ	58.8	63.4	68.9	76.1	81.2	PUBLIC HEALTH
ለባሕሪ ጉዳዮች	18.0	32.0	34.3	38.5	49.2	SOCIAL AFFAIRS
<u>የጠረጴጅ ወጪ</u>	59.0	60.0	68.8	66.0	82.6	<u>PENSIONS EXPENDITURE</u>
<u>ዕዳ መክፈያ</u>	69.0	76.0	86.7	92.0	107.8	<u>PUBLIC DEBT</u>
ያገር ወጣት ዕዳ	-	39.7	50.1	51.1	63.1	INTERNAL DEBT
ለዋናው ገንዘብ መክፈያ	-	-	-	-	-	PRINCIPAL REPAYMENT
ለወለድና ለሌሎች ዕዳ	35.0	39.7	50.1	51.1	63.1	INTEREST & CHARGES
የውጭ አገር ብድር	34.0	36.3	36.6	40.9	44.7	EXTERNAL DEBT
ለዋናው ገንዘብ መክፈያ	20.0	19.6	19.4	23.4	23.7	PRINCIPAL REPAYMENT
ለወለድና ለሌሎች ዕዳ	14.0	16.7	17.2	17.5	21.0	INTEREST & CHARGES
ለሌሎች ዕዳ የባንክ ወጪ	1.0	1.0	1.5	1.5	2.0	VARIOUS BANK CHARGES
<u>ሌሎች ዕዳ ወጪዎች</u>	51.0	28.2	13.0	41.6	56.3	<u>UNALLOCATED</u>
ድምር	987.1	1,148.9	1,513.2	1,654.6	1,741.1	TOTAL
	1976/7**	1977/8**	1978/79**	1979/80**	1980/81**	

* የዓመት መጨረሻ በ 30 ነው ::

*Year ending 7th July.

** የበጀት ገምት

**Budget estimate

ከነጋሪት ጋዜጣ መሰረድ 27 ቀን 1969 ጉ.ጾ 101፣ ነሐሴ 20 ቀን 1969 ዓ.ጾ ዩ. 125፣ መሰረድ 27 ቀን 1971 ዓ.ጾ ዩ. 151 ነሐሴ 12 ቀን 1972 ዓ.ጾ ዩ. 172 እና ነሐሴ 15 ቀን 1973 ዓ.ጾ ዩ. 199 የተገኘ ::

Source:- Negarit Gazeta 7th Oct. 1976, 26th Aug. 1977, 7th Oct. 1978 22nd Nov. 1979 & 24th Nov. 1980 No. 101,125,151, 172,198 of 1976,1977,1978,1979 and 1980 respectively.

የገንዘብ ወጪ አይነት በጾታዎችና በዓይነት
COMPOSITION OF CURRENT GOVERNMENT EXPENDITURE BY PURPOSE AND TYPE*

ሠንጠረዥ ተ.5

TABLE K.5

ባሺ ስር '000 BIRR

	ደውዘና አባል	ለሰው ለሰው ሆኑ ለገለገሉት	ለቤተ ልሰብ ለገቢና ወሳሪ ያያያቸው	ለጥንከርካሪ ወጪና ያያያቸው ለወሳሪ ያያያቸው	ለሌሎች ያያያቸው	ፈሰስ	ድምር		
1971**								1978/79**	
ጠቅላላ ለገለገሉት	461,083	61,441	14,044	38,934	313,113	37,752	928,686	GENERAL SERVICES	
ለአስተዳደር በጠቅላላው	13,643	8,400	1,082	2,101	2,824	17,871	45,922	GENERAL GOVERNMENT	
ለአገር ውስጥ ደብዳቤ	305,247	39,457	8,833	33,898	286,047	19,741	693,224	NATIONAL DEFENCE	
ለፍርድና ለአገር ውስጥ ጥበቃ	104,821	6,664	3,001	1,212	21,189	54	136,941	INTERNAL ORDER & JUSTICE	
ለውጭ አገር ገንዘብ	7,871	3,154	478	598	519	-	14,355	FOREIGN RELATIONS	
ለፈናገስና ለገለገሉት	29,501	3,766	650	1,125	2,534	86	38,244	FINANCE & PLANNING	
ኢኮኖሚ ለገለገሉት	55,654	6,491	21,736	1,956	11,936	2,401	107,870	ECONOMIC SERVICES	
ለአርባና ለውጭ ደብዳቤ	24,090	4,242	1,200	896	5,614	705	43,641	AGRICULTURE & LAND REFORM	
ለኢንዱስትሪ ለገንዘብና ለግዕድ	13,371	2,164	881	1,032	1,798	1,696	21,744	INDUSTRY COMMERCE & MINING	
ለሥራና ወጪ	18,193	85	19,655	28	4,524	-	42,485	PUBLIC WORKS & COMMUNICATION	
ከህዝብ ለገለገሉት	201,426	9,416	3,249	1,561	39,281	21,789	306,678	SOCIAL SERVICES	
ለትምህርትና ለባህሪ	151,882	3,593	947	685	13,587	3,950	203,443	EDUCATION & CULTURE	
ለሥነ ጥበቃ	37,336	4,266	1,938	488	21,758	1,961	68,904	PUBLIC HEALTH	
ለሰብአዊ ጉዳዮች	12,208	1,557	364	388	3,936	15,878	34,331	SOCIAL AFFAIRS	
ጠቅላላ ወጪ	-	-	-	-	-	-	68,800	PENSIONS EXPENDITURE	
ዕዳ ውስጥ	-	-	-	-	-	-	86,700	PUBLIC DEBT	
የውጭ ዕርዳታ	-	-	-	-	-	-	10,000	EXTERNAL ASSISTANCE	
ለቅሬታ ወጪ	-	-	-	-	-	-	4,500	UNALLOCATED	
ድምር	718,163	77,348	39,029	42,451	364,330	61,942	1,513,234	TOTAL	
1972**								1979/80**	
ጠቅላላ ለገለገሉት	436,568	76,647	-	147,431	272,694	65,436	988,776	GENERAL SERVICES	
ለአስተዳደር በጠቅላላው	17,818	11,220	-	1,748	2,302	14,156	47,244	GENERAL GOVERNMENT	
ለአገር ውስጥ ደብዳቤ	277,227	41,868	-	141,422	242,339	47,922	750,778	NATIONAL DEFENCE	
ለፍርድና ለአገር ውስጥ ጥበቃ	104,697	12,063	-	2,604	24,281	54	143,699	INTERNAL ORDER & JUSTICE	
ለውጭ አገር ገንዘብ	7,746	3,641	-	453	410	1,540	13,790	FOREIGN RELATIONS	
ለፈናገስና ለገለገሉት	29,079	7,856	-	1,204	3,362	1,764	43,265	FINANCE & PLANNING	
ኢኮኖሚ ለገለገሉት	59,220	33,775	-	3,667	11,800	10,375	118,837	ECONOMIC SERVICES	
ለአርባና ለውጭ ደብዳቤ	25,209	6,094	-	2,074	6,015	7,801	47,193	AGRICULTURE & LAND REFORM	
ለኢንዱስትሪ ለገንዘብና ለግዕድ	15,457	6,673	-	1,565	2,325	2,573	28,593	INDUSTRY COMMERCE & MINING	
ለሥራና ወጪ	18,554	21,008	-	28	3,460	-	43,050	PUBLIC WORKS & COMMUNICATION	
ከህዝብ ለገለገሉት	228,283	31,028	-	1,363	44,364	30,784	335,822	SOCIAL SERVICES	
ለትምህርትና ለባህሪ	175,663	22,072	-	769	19,646	3,057	221,207	EDUCATION & CULTURE	
ለሥነ ጥበቃ	39,729	6,954	-	277	23,501	5,696	76,157	PUBLIC HEALTH	
ለሰብአዊ ጉዳዮች	12,891	2,002	-	318	1,217	22,031	38,459	SOCIAL AFFAIRS	
ጠቅላላ ወጪ	-	-	-	-	-	-	66,000	PENSIONS EXPENDITURE	
ዕዳ ውስጥ	-	-	-	-	-	-	92,000	PUBLIC DEBT	
የውጭ ዕርዳታ	-	-	-	-	-	-	-	EXTERNAL ASSISTANCE	
ለቅሬታ ወጪ	-	-	-	-	-	-	43,145	UNALLOCATED	
ድምር	724,071	141,450	-	152,461	328,858	106,595	1,654,580	TOTAL	
	PERSONAL SERVICES	NON-PERSONAL SERVICES	MAINTENANCE OF PREMISES & EQUIPMENT	MOTOR & VEHICLES EQUIPMENT	MATERIAL & SUPPLIES	CURRENT TRANSFER	TOTAL		

* የዓመት ወጪ ስኬት 30 ነው ::

*Year ending 7th July

** የባደገ ገምት ::

**Budget Estimate.

ከነገሩት ዝግግር ወሰን 27 ቀን 1971 ዓ.ም. 151 እና 140 12 ቀን 1972 ዓ.ም. 172 የተገኘ ::

Source: Negarit Gazeta 7th October, 1978 No. 151 & 22nd Nov.1979 No. 172 of 1978 & 1979 respectively.

ግንባታ:- ድምር በአዎንታዊ ስምት ወጪዎች ላይ ይዘረዘራል ::

N.B:- Total includes data other than those specified in columns.

የወጪ ስርዓት ወይንም ስርዓት ስርዓት ስርዓት ስርዓት
COMPOSITION OF CURRENT GOVERNMENT EXPENDITURE BY PURPOSE AND TYPE*

ሠገጠረዥ ተ.5 / የቀበለ/

TABLE K.5 (Contd.)

በሺህ ብር

1000 BIRR

186

1977**	ጸጠዛና ስብሰባ	ሰብዓተኛ ሰዓታት	ሰብዓተኛ ሰዓታት ለገንዘብ ስጦታ	ሰብዓተኛ ሰዓታት ለገንዘብ ስጦታ	ሰብዓተኛ ሰዓታት ለገንዘብ ስጦታ	ሰብዓተኛ ሰዓታት ለገንዘብ ስጦታ	ሰብዓተኛ ሰዓታት ለገንዘብ ስጦታ	ሰብዓተኛ ሰዓታት ለገንዘብ ስጦታ	1980/81**
<u>ጠቅላላ ስጦታ</u>	444,482	83,853	141,868	17,718	273,249	37,594	1,000,844		<u>GENERAL SERVICES</u>
ሰብዓተኛ ሰዓታት ለገንዘብ ስጦታ	19,161	12,686	-	1,434	3,108	17,062	53,451		GENERAL GOVERNMENT
ሰብዓተኛ ሰዓታት ለገንዘብ ስጦታ	279,890	42,214	141,752	12,903	240,661	19,409	736,829		NATIONAL DEFENCE
ሰብዓተኛ ሰዓታት ለገንዘብ ስጦታ	108,326	13,515	116	1,956	26,594	54	150,561		INTERNAL ORDER & JUSTICE
ሰብዓተኛ ሰዓታት ለገንዘብ ስጦታ	8,501	4,554	-	236	418	-	15,788		FOREIGN RELATIONS
ሰብዓተኛ ሰዓታት ለገንዘብ ስጦታ	28,604	10,884	-	1,189	2,468	1,069	44,214		FINANCE & PLANNING
<u>ሰብዓተኛ ሰዓታት ለገንዘብ ስጦታ</u>	65,971	34,928	-	2,452	13,176	14,939	131,465		<u>ECONOMIC SERVICES</u>
ገቢና	29,939	6,397	-	1,103	7,267	6,535	51,239		AGRICULTURE
ሰብዓተኛ ሰዓታት ለገንዘብ ስጦታ	16,736	7,019	-	1,289	2,451	7,977	35,472		INDUSTRY COMMERCE & MINING
ሰብዓተኛ ሰዓታት ለገንዘብ ስጦታ	19,296	21,512	-	60	3,458	427	44,754		PUBLIC WORKS & COMMUNICATION
<u>ሰብዓተኛ ሰዓታት ለገንዘብ ስጦታ</u>	236,436	22,137	-	1,836	68,864	30,969	360,157		<u>SOCIAL SERVICES</u>
ሰብዓተኛ ሰዓታት ለገንዘብ ስጦታ	177,050	12,760	-	1,092	35,236	3,669	229,720		EDUCATION & CULTURE
ሰብዓተኛ ሰዓታት ለገንዘብ ስጦታ	42,565	7,363	-	408	25,183	5,685	81,205		PUBLIC HEALTH
ሰብዓተኛ ሰዓታት ለገንዘብ ስጦታ	16,821	2,014	-	336	8,445	21,615	49,232		SOCIAL AFFAIRS
<u>የጠቅላላ ወጪ</u>	-	-	-	-	-	-	82,600		<u>PENSIONS EXPENDITURE</u>
<u>ዕዳ መክፈያ</u>	-	-	-	-	-	-	107,818		<u>PUBLIC DEBT</u>
<u>የጤን ዕርዳታ</u>	-	-	-	-	-	-	-		<u>EXTERNAL ASSISTANCE</u>
<u>ሰብዓተኛ ሰዓታት ለገንዘብ ስጦታ</u>	-	-	-	-	-	-	58,270		<u>UNALLOCATED</u>
ጠቅላላ	746,889	140,918	141,868	22,006	355,289	83,502	1,741,154		TOTAL
	PERSONAL SERVICES	NON-PERSONAL SERVICES+	MAINTENANCE OF PREMISES AND EQUIPMENT	MOTOR VEHICLES AND EQUIPMENT	MATERIAL AND SUPPLIES	CURRENT++ TRANSFER	TOTAL		

* የዓመት መጨረሻ በ 30 ነው ::

*Year ending 7th July.

+ ሰብዓተኛ ሰዓታት ለገንዘብ ስጦታ

+Non-Personal and contractual Services

++ ለደጋፊና ሌሎች

++Grants, Contributions & Other Current transfer

¹ ለወጪ ስጦታ ለገንዘብ ስጦታ ለገንዘብ ስጦታ

¹Military constructions and equipment.

ከ ነገሪት ጋዜጣ ነጥብ 15 ቀን 1973 ዓ.ም ቁ.199 የተገኘ ::

Source: Negarit Gazeta 24th Nov. 1980 No. 199.

** የብጀት ገምት

**Budget estimate

የከፍተኛ ደረጃ ስጦታ ለማድረግ የሚያስፈልጉ ገንዘብ ምንጮች በሰነድ ዓይነት 1971 ዓ.ም.
CAPITAL EXPENDITURE BY SOURCE OF FINANCE AND PURPOSE 1978/79

ሠንጠረዥ ተ.6

TABLE K.6

በሚሊዮን ብር

IN MILLION BIRR

	በአገር ውስጥ የገንዘብ ምንጮች	ከውጭ አገር ዕርገታ	ከውጭ አገር ብድር	ጠቅላይ	
አባላት ልማት	28.1	26.5	33.2	87.8	SOCIAL DEVELOPMENT
U/ አተምሀርት	12.6	15.9	31.9	60.4	a) EDUCATION
ለ/ ለጤና ጥበቃ	11.9	5.0	-	16.9	b) PUBLIC HEALTH
ለ/ ለሰብአዊ	3.6	5.6	1.3	10.5	c) SOCIAL AFFAIRS
ኢኮኖሚ ልማት	211.1	108.7	191.5	511.3	ECONOMIC DEVELOPMENT
U/ ለአገልግሎትና ለግንኙነት መገንጠያ	57.1	36.3	109.2	202.6	a) INFRASTRUCTURE AND COMMUNICATION
1. ለግንጠያ ሥራ	51.1	16.3	105.2	172.6	1. ROAD CONSTRUCTION
2. ለአየር ማረፊያ	-	-	-	-	2. AIRPORTS
3. ለባሕር ወደብ	6.0	-	4.0	10.0	3. SEAPORTS
4. ለግንኙነት	-	20.0	-	20.0	4. COMMUNICATION
5. ሌሎች	-	-	-	-	5. OTHERS
ለ/ ለሰነድ ለገንጠያ ገንዘብ ጥበቃ	16.6	2.4	25.2	44.2	b) MINING, INDUSTRY, COMMERCE AND TOURISM
1. ለሰነድ	4.0	1.6	22.7	28.3	1. MINING
2. ለገንጠያ ገንዘብ	11.3	0.8	2.5	14.6	2. INDUSTRY AND COMMERCE
3. ለጥቅም ለገንጠያ	1.3	-	-	1.3	3. TOURISM DEVELOPMENT
ለ/ ለእርሻ	124.5	59.5	52.9	236.9	c) AGRICULTURE
1. ለእርሻ አገልግሎት	8.9	6.4	1.5	16.8	1. AGRICULTURAL SERVICES
2. ለእርሻ ጥናት ጥናት	4.9	-	12.8	17.7	2. AGRICULTURAL RESEARCH
3. ለእርሻ ማሰራጨት ፕሮጀክት	45.9	34.4	38.6	118.9	3. AGRICULTURAL DEV. PROJECT
4. ለድርጅት አርጎታ	39.7	5.0	-	44.7	4. REHABILITATION
5. ለወረዳ ለገንጠያ ማሻሻያ	8.5	15.7	-	22.2	5. LAND REFORM
6. ለተገንቦ ገብረገቢ የተከፈለ	16.6	-	-	16.6	6. CREDIT TO SMALL FARMERS
7. ሌሎች	-	-	-	-	7. OTHERS
ወ/ ለውሃ ልማት ማሰራጨት	12.3	10.4	4.1	26.8	d) WATER RESOURCES DEVELOPMENT
ሠ/ ለገንዘብ ድርጅቶች	0.7	-	-	0.7	e) FINANCIAL AGENCIES
አጠቃላይ አገልግሎትና ለውጭ ገንዘብ ምንጮች ማሰራጨት	6.5	-	-	6.5	GENERAL SERVICES AND PUBLIC BUILDINGS
U/ አጠቃላይ አገልግሎት	5.5	-	-	5.5	a) GENERAL SERVICES
ለ/ ለውጭ ገንዘብ ምንጮች	1.0	-	-	1.0	b) PUBLIC BUILDINGS
የከፍተኛ ደረጃ ጠቅላይ	245.7	135.2	224.7	605.5	TOTAL CAPITAL EXPENDITURE
	LOCAL FUNDS	EXTERNAL ASSISTANCE	EXTERNAL LOANS	TOTAL	

ከገጽ 27 ጋር ይዛም ይደረግ 27 ቀን 1971 ዓ.ም. ቁ.151 የተገኘ ::

Source: Negarit Gazeta 7th Oct. 1978 No. 151.

የካቲት ወሩ በገንዘብ ምንጭና በሥራው ገቢ የተገኘው 1972 ዓ.ም
 CAPITAL EXPENDITURE BY SOURCE OF FINANCE AND PURPOSE 1979/80

ሠንጠረዥ ተ.6 / የጥቅም

TABLE K.6 (Contd.)

በሚሊዮን ብር

IN MILLION BIRR

	በአገር ውስጥ የገንዘብ ምንጮች	ከውጭ አገር ዕርገታ	ከውጭ አገር ብድር	ጭማር	
<u>አሰባሰብ ልማት</u>	<u>52.6</u>	<u>26.2</u>	<u>10.3</u>	<u>89.1</u>	<u>SOCIAL DEVELOPMENT</u>
U/ ለተምህርት	16.8	14.1	10.3	41.2	a) EDUCATION
ለ/ ለጤና ጥበቃ	10.6	6.2	-	16.8	b) PUBLIC HEALTH
ለ/ ለሰብአዊ	25.2	5.9	-	31.1	c) SOCIAL AFFAIRS
<u>ኢኮኖሚ ልማት</u>	<u>305.7</u>	<u>125.4</u>	<u>163.5</u>	<u>594.6</u>	<u>ECONOMIC DEVELOPMENT</u>
U/ ለኢንፍራስትራስትራክቸርና ጭንጅ	<u>111.6</u>	<u>0.8</u>	<u>67.7</u>	<u>180.1</u>	a) <u>INFRASTRUCTURE AND COMMUNICATION</u>
1. ለመገንጠያ ሥራ	106.8	-	50.2	157.0	1. ROAD CONSTRUCTION
2. ለአየር ግራሬያ	4.8	-	-	4.8	2. AIRPORTS
3. ለባሕር ወደብ	-	-	0.4	0.4	3. SEAPORTS
4. ለጭንጅ	-	0.8	16.9	17.7	4. COMMUNICATION
5. ሌሎች	-	-	0.2	0.2	5. OTHERS
ለ/ ለግዕድ ስራ ለገንዘብ ጥበቃ	<u>32.3</u>	<u>12.6</u>	<u>39.2</u>	<u>84.1</u>	b) <u>MINING INDUSTRY, COMMERCE AND TOURISM</u>
1. ለግዕድ	14.0	10.5	3.7	28.2	1. MINING
2. ለስራ ስራ ለገንዘብ ጥበቃ	18.3	2.1	35.5	55.9	2. INDUSTRY AND COMMERCE
3. ለጥቅም ጥበቃ	-	-	-	-	3. TOURISM DEVELOPMENT
ለ/ ለእርሻ	<u>139.1</u>	<u>96.3</u>	<u>26.3</u>	<u>261.7</u>	c) <u>AGRICULTURE</u>
1. ለእርሻ አገልግሎት	9.3	6.3	0.1	15.7	1. AGRICULTURAL SERVICES
2. ለስራ ስራ ለገንዘብ ጥበቃ	11.3	0.5	7.4	19.2	2. LIVESTOCK DEVENT.
3. ለእርሻ ጥበቃ ፕሮጀክት	40.3	52.8	18.8	111.9	3. AGRICULTURAL DEVELOPMENT PROJECT
4. ለድርቅ ዕርገታ	17.6	33.9	-	51.5	4. REHABILITATION
5. ለጥንቃቄ ስራ ለገንዘብ ጥበቃ	47.4	2.8	-	50.2	5. FORESTRY & WILDLIFE
6. ለተገንቦ ገቢ ጥበቃ የተከፈለ	13.2	-	-	13.2	6. CREDIT TO SMALL FARMERS
7. ሌሎች	-	-	-	-	7. OTHERS
ወ/ ለውሃ ልማት ጥበቃ	<u>22.7</u>	<u>15.7</u>	<u>30.4</u>	<u>68.8</u>	d) <u>WATER RESOURCES DEVELOPMENT</u>
ሠ/ ለገንዘብ ድርጅቶች	-	-	-	-	e) <u>FINANCIAL AGENCIES</u>
<u>አጠቃላይ አገልግሎትና ለመገንዘብ ቤቶች ጥበቃ</u>	<u>10.5</u>	<u>-</u>	<u>16.2</u>	<u>26.7</u>	<u>GENERAL SERVICES AND PUBLIC BUILDINGS</u>
U/ አጠቃላይ አገልግሎት	-	-	-	-	a) GENERAL SERVICES
ለ/ ለመገንዘብ ቤቶች	10.5	-	16.2	26.7	b) PUBLIC BUILDINGS
<u>የካቲት ወሩ ጭማር</u>	<u>368.8</u>	<u>151.6</u>	<u>190.0</u>	<u>710.4</u>	<u>TOTAL CAPITAL EXPENDITURE</u>
	LOCAL FUNDS	EXTERNAL ASSISTANCE	EXTERNAL LOANS	TOTAL	

ከገንዘብ ገዛብ ገቢ 12 ቀን 1972 ዓ.ም ቁ.172 የተገኘ:

Source: Negarit Gazeta 22nd Nov. 1979 No. 172.

የከፍተኛ ወጪ ስገገዛብ ድገዳና በሥራው ላይ የተገኘ 1973 ዓ.ም
 CAPITAL EXPENDITURE BY SOURCE OF FINANCE AND PURPOSE, 1980/81

ሠገገዛብ ተ.6 / የቀጠለ/

TABLE K.6 (Contd.)

በሚሊዮን ብር

IN MILLION BIRR

	ከአገር ውስጥ የገንዘብ ድገዳዎች	ከውጭ አገር ዕርዳታ	ከውጭ አገር ብድር	ጭር	
<u>ሶሻል ልማት</u>	<u>60.4</u>	<u>43.5</u>	<u>16.7</u>	<u>120.6</u>	<u>SOCIAL DEVELOPMENT</u>
U/ ልተምሀርት	26.5	18.4	12.0	56.9	a) EDUCATION
ለ/ ለጤና ጥበቃ	10.7	14.4	-	25.1	b) PUBLIC HEALTH
ጤ/ ሶሻል	23.2	10.7	4.7	38.6	c) SOCIAL AFFAIRS
<u>ኢኮኖሚ ልማት</u>	<u>351.8</u>	<u>173.2</u>	<u>270.5</u>	<u>795.5</u>	<u>ECONOMIC DEVELOPMENT</u>
U/ <u>ኢንፍራስትራስትራክቸርና ጭናኛ</u>	113.2	18.1	98.8	230.1	a) <u>INFRASTRUCTURE & COMMUNICATION</u>
1. ለመገንደ ሥራ	103.3	16.4	85.2	204.9	1. ROAD CONSTRUCTION
2. ለአየር ግረፊያ	9.9	1.7	0.2	11.8	2. AIRPORTS
3. ለባሕር ወይን	-	-	-	-	3. SEA PORTS
4. ለጭናኛ	-	-	13.4	13.4	4. COMMUNICATION
5. ሌሎች	-	-	-	-	5. OTHERS
ለ/ <u>ለዓይነት ሊንዳንት ገንደና ተራ</u>	<u>101.4</u>	<u>33.3</u>	<u>109.4</u>	<u>244.1</u>	b) <u>MINING INDUSTRY COMMERCE & TOURISM</u>
1. ለዓይነት	23.2	21.1	23.2	67.5	1. MINING
2. ለኢንዱስትሪ ለገንደ	64.3	3.9	77.6	145.8	2. INDUSTRY & COMMERCE
3. ለተራ ገንደና ግብረገብ	4.0	-	-	4.0	3. TOURISM DEVELOPMENT
4. የሽለቆች ልማት	9.9	8.3	8.6	26.8	4. VALLEYS DEVELOPMENT
ጤ/ <u>ለኦሮገና የሕዝብ ግብረገብ</u>	<u>105.6</u>	<u>87.3</u>	<u>33.5</u>	<u>226.4</u>	c) <u>AGRICULTURE & SETTLEMENT</u>
1. የገብርና ጥናት	2.9	2.8	0.5	6.2	1. AGRICULTURAL STUDIES
2. ለኦሮገ ጥናት ጣቢያ	10.4	5.5	-	15.9	2. AGRICULTURAL RESEARCH
3. ለኦሮገ ግብረገብ ፕሮጀክት	32.7	43.8	19.5	96.0	3. AGRICULTURAL DEVELOPMENT PROJECT
4. የሥራ ፕሮግራም	28.9	-	-	28.9	4. SETTLEMENT
5. የአገባት ግብርና ሀብት ልማት	13.5	3.5	13.5	30.5	5. ANIMAL & FISHERY RESOURCES DEV.
6. የውገዳት አርሻ ጥናት አርሻ መገንደ	3.4	-	-	3.4	6. STATE FARMS & AGRICULTURAL ROADS
7. ሌሎች	13.8	31.7	-	45.5	7. OTHERS
ጤ/ <u>ለውጊ ልማት ግብረገብ</u>	<u>31.6</u>	<u>34.5</u>	<u>28.8</u>	<u>94.9</u>	d) <u>WATER RESOURCES DEVELOPMENT</u>
ሠ/ <u>ለገንዘብ ድርጅት</u>	-	-	-	-	e) <u>FINANCIAL AGENCIES</u>
<u>አጠቃላይ አገልግሎትና ለውገዳት ቤቶች ግሥፊያ</u>	<u>6.3</u>	<u>-</u>	<u>14.9</u>	<u>21.2</u>	<u>GENERAL SERVICES & PUBLIC BUILDINGS</u>
U/ ለአጠቃላይ አገልግሎት	-	-	-	-	a) GENERAL SERVICES
ለ/ ለውገዳት ቤቶች	6.3	-	14.9	21.2	b) PUBLIC BUILDINGS
<u>የከፍተኛ ወጪ ጭር</u>	<u>418.5</u>	<u>216.7</u>	<u>302.1</u>	<u>937.3</u>	<u>TOTAL CAPITAL EXPENDITURE</u>
	LOCAL FUNDS	EXTERNAL ASSISTANCE	EXTERNAL LOANS	TOTAL	

ከነገሩት ጋዜጣ 140 15 ቀን 1973 ዓ.ም ቁ.199 የተገኘ ::

Source: Negarit Gazeta, 24th Nov.1980 No. 199.

የኢትዮጵያ የውጭ ለገር ዕዳ በባድር ምንጭና በድርጅት መደብ አስቦ በኅዳር 23 ቀን 1972 ዓ.ም
ETHIOPIA'S EXTERNAL DEBT BY SOURCE AND SECTOR UP TO JUNE 30, 1980

ሠንጠረዥ ተ.7

TABLE K.7

በሺህ ባር

IN'000 BIRR

የትሬዲንግ ባድር	ሙሉ ባይሆን የቆየ በኅዳር 23 1972	ውጪ ሆኖ የተሠራበት		የተረፈ		በ1972 የበጀት ለውጭ የተረፈ	ያለ ተጠፋ በኅዳር 23 1972		
		በበጀት ዓመት 1972	አስከ በኅዳር 23 1972	በበጀት ዓመት 1972	አስከ በኅዳር 23 1972				
<u>ለመንገድ ድርጅት</u>								<u>TO PUBLIC SECTOR</u>	
ከአረብ ግብይት ድርጅት	29,394	-	-	29,394	-	-	29,394	ARAB LOAN FUND	
ከዓለም አቀፍ የልማት ግብር	730,534	244,425	72,220	486,109	779	3,692	482,474	INTERNATIONAL DEVELOPMENT ASSOCIATION	
ከዓለም አቀፍ የገንዘብ ድርጅት	9,857	-	-	9,857	1,571	8,643	201	INTERNATIONAL FINANCE CORPORATION	
ከዓለም ባንክ	197,232	-	728	197,232	8,804	58,954	184,435	WORLD BANK	
ከቅዝባሊያ	126,034	100,167	747	25,867	1,134	10,613	344	CZECHOSLOVAKIA	
ከጀርመን ሪፑብሊክ	160,805	43,224	14,577	117,581	4,056	28,503	125,032	FEDERAL REPUBLIC OF GERMANY	
ከአፍሪካ ልማት ባንክ	16,899	13,970	2,929	2,929	-	-	109	AFRICAN DEVELOPMENT BANK	
ከሲሜሊያ	117,320	43,620	-	73,700	1,876	25,609	395	ITALY	
ከጃፓን	28,686	1,562	1,838	27,124	763	763	1,224	JAPAN	
ከኑዘርላንድ	4,135	-	-	4,135	844	4,098	83	NETHERLANDS	
ከሶቪየት ጅምር	203,114	163,413	2,603	39,701	-	-	-	PEOPLES' REPUBLIC OF CHINA	
ከፖላንድ	21,608	20,700	-	908	795	-	-	POLAND	
ከአሜሪካ የኢንፎርሜሽን ሲስተም ልዩ ደጋፊ	21,735	16,649	5,087	5,086	-	-	-	EEC SPECIAL ACTION ACCOUNT	
ከሶቪየት የኒዮን	494,427	436,450	12,830	57,977	3,244	38,334	252	SOVIET UNION	
ከታላቋ ብሪታንያ	23,178	4,095	1,016	19,083	514	3,610	13	UNITED KINGDOM	
ከተባብረው የአሜሪካ መንግሥት	409,083	7,863	54,771	401,220	11,464	84,318	8,362	UNITED STATES OF AMERICA	
ከይግባላዊያ	40,464	38,219	1,668	2,245	359	738	133	YUGOSLAVIA	
ከአፍሪካ የልማት ድርጅት	105,681	85,417	8,496	20,264	-	-	130	AFRICAN DEVELOPMENT FUND	
ከጀርመን ሪፑብሊክ	181,914	166,871	15,043	15,043	-	-	-	GERMAN DEMOCRATIC REPUBLIC	
ከዓለም አቀፍ የገንዘብ ድርጅት	66,226	-	37,159	66,226	-	-	267	IMF TRUST FUND	
ከኮንግሮ	9,936	-	-	9,936	-	-	50	OPEC SPECIAL FUND	
ከሶቪየት	48,213	46,164	2,049	2,049	-	-	-	BULGARIA	
ከሊቢያ	31,050	-	-	31,050	-	-	950	LIBYA	
ከሩሜኒያ	3,205	3,205	-	-	-	-	-	ROMANIA	
ከናይጄር	12,950	12,950	-	-	-	-	79	NIGERIA	
ጅምር	3,093,680	1,448,964	233,762	1,644,716	34,613	267,875	29,739	1,412,393	TOTAL
		BALANCE UNDISBURSED	DISBURSED		REPAYMENTS		INTEREST PAID IN	OUTSTANDING DEBT	
	AMOUNT PLEDGED	30.6.80	DURING F.Y. 1972	CUMULATIVE TO 30.6.80	DURING F.Y. 1972	CUMULATIVE TO 30.6.80	F.Y. 1972	30.6.80	

190

ከገንዘብ ግብር ከከረፈትና ከባድር መቆያ የተገኘ ::

Source: Ministry of Finance, Credit and Loans Department.

የግዛገዳ ቤቶች ብዛት* በገቢ መጠንና በክፍለ ሀገር፣ 1972 ዓ.ም የበጀት ዓመት
 NUMBER OF MUNICIPALITIES* BY REVENUE GROUP AND ADMINISTRATIVE REGION, FISCAL YEAR 1979/80

ሠገጠኒዥ ተ.9 TABLE K.9

ክፍለ ሀገር	የግዛገዳ ቤቶች ብዛት**	የገቢ መደብ / በሺህ ብር /					ADMINISTRATIVE REGION
		ከ100 በላይ	ከ50-99	ከ25-49	ከ5-24	ከ5 በታች	
አርቢ	10	2	1	5	2	-	ARSSI
ባሌ	10	2	-	3	5	-	BALE
ኢርትራ	9	3	5	-	1	-	ERITRE.
ጉንደር	11	2	1	5	3	-	GONDER
ጋም ጉፋ	1	-	-	-	1	-	GAMO GOFA
ጉጂም	17	2	4	5	6	-	GOJJAM
ሐረርጌ	8	4	-	1	3	-	HARARGE
ሊላባቦር	4	1	1	2	-	-	ILLUBABOR
ክፋ	-	-	-	-	-	-	KEFFA
ሸዋ	34	8	7	10	9	-	SHEWA
ሲዳሞ	14	6	3	2	3	-	SIDAMO
ተገራይ	11	5	2	-	4	-	TIGRAI
ወለጋ	8	2	2	1	3	-	WELLEGA
ወሎ	10	1	4	2	3	-	WELLO
ድምር	147	39	29	36	43	-	TOTAL
	NUMBER* OF MUNIC-PALITIES	100 & OVER	50-99	25-49	5-24	UNDER 5	
		AMOUNT OF REVENUE (IN'000 BIRR)					

* ሂሳብ ተወጥሎ ለመለከት ግዛገዳ ቤቶች ብቻ የቀረቡ ።

*Only for those municipalities which submitted their accounts.

** የአዲስ አበባ፣ አሥመራና አስብን አይጨምርም ።

**Excluding Addis Ababa, Asmara & Assab

ከከተማ ልማት ቤት ዲክላሬሽን የተገኘ ።

Source: Ministry of Urban Development and Housing.

የግዛታዊ ቤቶች ብዛት* በወጪ ቁጥጥርና በስፍራ ሀገር፣ 1972 ዓ.ም የበጀት ዓመት
 NUMBER OF MUNICIPALITIES* BY EXPENDITURE GROUP AND ADMINISTRATIVE REGION FISCAL YEAR 1979/80

ሠንጠረዥ ተ.10 TABLE K.10

ስፍራ ሀገር	የግዛታዊ ቤቶች ብዛት**	የወጪ ወይን / በሺህ ብር /					ADMINISTRATIVE REGION
		ከ100 በላይ	ከ50-99	ከ25-49	ከ5-24	ከ5 በታች	
አርሲ	10	2	2	3	3	-	ARSSI
ባሌ	10	1	2	1	3	3	BALE
አርቲራ	9	3	1	4	1	-	ERITREA
ጎንደር	11	2	1	3	5	-	GONDER
ጋሞ ጉጴ	1	-	-	-	1	-	GAMO GOFA
ጎጃም	17	3	2	4	3	5	GOJJAM
ዘረርጌ	8	3	-	1	2	2	HARARGE
ሲባባ	4	1	2	1	-	-	ILLUBABOR
ክፋ	-	-	-	-	-	-	KAFFA
ሸዋ	34	8	6	6	12	2	SHEWA
ሲዳሞ	14	6	2	2	4	-	SIDAMO
ትገራይ	11	5	2	-	4	-	TIGRAI
ወለጋ	8	2	1	2	3	-	WELLEGA
ወሌ	10	1	-	3	4	2	WELLO
ጅምር	147	37	21	30	45	14	TOTAL
	NUMBER** OF MUNICI-PALITIES	100 & OVER	50-99	25-49	5-24	UNDER 5	
		AMOUNT OF EXPENDITURE (IN'000 BIRR)					

* ህገባቸውን ላይሰጡት ግዛታዊ ቤቶች ብቻ የ*ረቡ ::

*Only for those municipalities which submitted their accounts.

** አዲስ አበባ፣ አሥመራና አሰባን አይጨምርም

**Excluding Addis Ababa, Asmara & Assab

ስርዓተ ልማትና ቤት ግዢ ተር የተገኘ ::

Source: Ministry of Urban Development and Housing.

የዓዛገዳ ቤቶች የገቢና ወጪ ማስታያ በክፍለ ሀገር*
 SUMMARY OF REVENUE AND EXPENDITURE OF MUNICIPALITIES BY REGIONS*

ሠንጠረዥ ተ.11 TABLE K. 11

በሺህ ብር IN'000 BIRR

ክፍለ ሀገር**	1970***		1971***		1972***		
	ገቢ	ወጪ	ገቢ	ወጪ	ገቢ	ወጪ	
አርቢ	307	265	636	573	732	788	ARSSI
ባሌ	238	160	336	224	451	464	BALE
ኦሮተራ	-	-	481	418	1,445	811	ERITREA
ጉንደር	532	465	865	774	1,286	1,209	GONDAR
ጋሞ ጉቶ	4	4	19	16	9	7	GAMO GOFFA
ጎጃም	424	423	1,123	920	1,317	1,082	GOJJAM
ዘረርጌ	1,229	1,119	2,348	1,625	1,733	1,415	HARARGE
ሲሞንቦር	191	197	325	243	231	300	ILLUBABOR
ክፍ	-	-	1,178	1,253	-	-	KEFFA
ሸዋ	2,566	2,797	3,931	2,887	5,140	3,769	SHEWA
ሲዳሞ	729	661	1,138	860	1,624	1,628	SIDAMO
ተገራይ	886	855	521	464	1,576	1,674	TIGRAI
ወለጋ	353	212	664	411	690	851	WELLEGA
ወሎ	280	168	958	729	559	293	WELLO
ድምር	7,939	7,326	14,042	10,979	16,798	14,291	TOTAL
	REVENUE	EXPENDITURE	REVENUE	EXPENDITURE	REVENUE	EXPENDITURE	ADMINISTRATIVE** REGIONS
	1977/78***		1978/79***		1979/80***		

*አዲስ አበባ አሥራ ገና አሰባገን አይደሉም ::

*Excluding Addis Ababa, Asmara and Assab.

**ሂሳብ ቸውን ላወለበ ተት ግዛገዳ ቤቶች ብቻ የቀረቡ ::

**Only for those municipalities which submitted their accounts.

*** የዓመት መጨረሻ ሰኔ 30 ነው ::

*** Year ending July 7th.

በስተጻ ልዩተና ቤት ሚኒስቴር የተገኘ ::

Source: Ministry of Urban Development and Housing.

በከተማ ልማትና ቤተ ዓህነት ሥር የሚገኙ ግዛታዊ ቤቶች ገቢና ወጪ።
REVENUE AND EXPENDITURE OF MUNICIPALITIES UNDER THE MINISTRY OF URBAN DEVELOPMENT AND HOUSING*

ሠገጠረዥ ተ.ገ.፩

TABLE K.12

በጊህ ብር

IN '000 BIRR

	1970**	1971**	1972**	
<u>ገቢ</u>				<u>REVENUE</u>
<u>ገቢ</u>	<u>11,929</u>	<u>18,939</u>	<u>8,394</u>	<u>TAXES</u>
በገዳጅ፣ በጉምሩክ የረፍና በሽግግ፣ የጥ	8,177***	10,775***	165+	FUEL AND CUSTOM DUTIES
በግዴገ ጥገ ገቢ	1,078	1,527	1,711	TAXES ON IMMOVABLE PROPERTY
በከበተ ገበያ የረፍ	686	1,064	1,192	CATTLE SALES TAX
በገንዘብ ፈጅታ ወጪና ግዴታ ገቢና በገንዘብ ሥራ ገቢ	1,988	4,834	3,996	ISSUANCE & RENEWAL OF BUSINESS LICENSE AND BUSINESS TAX
ሌሎች	-	739	1,330	OTHERS
<u>ከፈጅታና ሌሎች ክፍያዎች የተገኘ ገቢ</u>	<u>1,284</u>	<u>2,974</u>	<u>2,790</u>	<u>CHARGES AND FEES</u>
በተክኮርባራ ምዘገባና ምርመራ የሕገገገ ፈጅታ ግዴታ	624	1,167	1,127	VEHICLES AND DRIVING LICENSE FEE
በከበተ ወላ ቀ የሰጠ፣ በመዘገብ ገለበጥ፣ በአካሄድ፣ በወላ ምዘገባና በርታ ግዴታ በከበተ ሥራ ፈጅታ	76	845	167	LAND SURVEY, REGISTRATION AND BUILDING PERMIT
በጸረ	221	343	428	SLAUGHTERING
በጸገተ	190	442	421	SANITATION
ሌሎች	173	177	647	OTHERS
<u>በዕቃዎችና ገልገሎቶች ስጦታ</u>	<u>1,212</u>	<u>1,130</u>	<u>1,584</u>	<u>SALE OF GOODS AND SERVICES</u>
በውጋ	927	754	1,083	WATER
በመብራተ	165	363	399	ELECTRICITY
በአሰተ ለደጋ መከላከያ	8	13	102	FIRE PROTECTION
በጋራዝ	112	-	-	GARAGE
<u>በክራይ</u>	<u>531</u>	<u>1,014</u>	<u>2,724</u>	<u>RENTAL INCOME</u>
<u>በባንክ ሄሳብ የወለደ ገቢ</u>	<u>-</u>	<u>76</u>	<u>29</u>	<u>INTEREST</u>
<u>በልዩ ልዩ</u>	<u>558</u>	<u>794</u>	<u>1,278</u>	<u>MISCELLANEOUS</u>
በተገባ ያቸና በግዴገ ጥገ ገቢ ስጦታ	233	393	10	SALES & RENT OF FIXED ASSETS
በድርድርና በአከባቢ ግጭት	-	85	2	CONTRIBUTIONS
በመገምተ የተከገጠ የበጀት ድጋፍ	-	-	-	SUBSIDY FROM CENTRAL GOVERNMENT
ሌሎች	325	316	1,266	OTHERS
የገቢ ድምር	15,514	24,927	16,798	TOTAL REVENUE
<u>ወጪ</u>				<u>EXPENDITURE</u>
<u>ወደባዊ ወጪ</u>	<u>3,661</u>	<u>21,856</u>	<u>9,710</u>	<u>CURRENT EXPENDITURE</u>
ደውወዘና አለ ግንባ	2,747	18,669	4,286	SALARIES & ALLOWANCES
ለአላገገ ዕቃዎችና ገልገሎቶች ፈሰስ	445	2,896	5,211	MATERIALS AND SERVICES
ፈሰስ	469	291	213	TRANSFERS
<u>የከፈተኛ ወጪ</u>	<u>2,666</u>	<u>3,773</u>	<u>4,581</u>	<u>CAPITAL EXPENDITURE</u>
ለእገዳ ገምተና ግዝ	9	58	636	BUILDING EXTIMATION AND PURCHASING
ለአላገገ ስጦታዎች፣ ለመገንዘብ ለድልድይ ለውጋ ግንባታና ግንባራ	707	682	2,236	BUILDING ROAD & BRIDGE CONSTRUCTION
ለውጋ ግንባታና ግንባራ	387	13	1	WATER SUPPLY AND PIPE LINE EXTENSION
ለመብራተ	610	-	1	ELECTRICITY
ለመኪናዎችና ማሳሪያዎች	-	2,931	1,697	MACHINERY AND EQUIPMENT
ሌሎች	953	89	10	OTHERS
ወጪ ድምር	6,327	25,629	14,291	TOTAL EXPENDITURE
	1977/78**	1978/79**	1979/80**	

* ህገባቸውን በተዘረዘሩት የገቢና ወጪ አርዕስቶች መሠረት ለመለከት ግዛታዊ ቤቶች ብቻ የደረሰ ነው።
*Only for those municipalities which reported the details of their accounts.

** የግምቱ ወጪረባ በኅዳር 30 ነፃ።
**Year ending July 7th.

*** ለድርድርና ለሥራ ገቢና ለሥራ ለሚገኙት ግዛታዊ ቤቶች የተከገጠ የመገምተ ድጋፍ።
***Central Government subsidy to the Head Office and Municipalities in Eritrea.

+ ለድርድርና ለሥራ ገቢና ለሥራ ለሚገኙት ግዛታዊ ቤቶች የተከገጠ የመገምተ ድጋፍ።
+Excludes Central Government Subsidy to the Head Office.

የገቢና ወጪ ስርዓት የተገኘ።
Source: Ministry of Urban Development and Housing.

የአሥመራ ግዛጃ ቤተ ገቢና ወጪ
REVENUE AND EXPENDITURE OF MUNICIPALITY OF ASMARA

ሠገጠረዥ ተ.13

TABLE K.13

በሺህ ብር

'000 BIRR

	1970*	1971*	1972*	
<u>ገቢ</u>				<u>REVENUE</u>
<u>ገብር</u>	<u>1,832</u>	<u>1,126</u>	<u>2,026</u>	<u>TAXES</u>
ከሽቶ ቀረጥ	124	193	320	SALES TAX
ከኢንዱስትሪ፣ ከገንዘብ፣ ከቢዥና ከሥራ ገብር	565	727	990	INDUSTRY, COMMERCE, ARTS AND PROFESSION TAX
ከነፃድና ከጥራት 1% ቀረጥ	864	-	50	FUEL AND 1% CUSTOMS TAX
ከገብረተ ገብር	164	67	496	PROPERTY TAX
ከሕንጻና ከገንዘብ ሥራ ገብር	2	-	1	CONSTRUCTION AND MAINTENANCE WORK TAX
ከተገዳ ከብተ ሽያጭ ግብር	93	116	149	CATTLE REGISTRATION TAX
ከግብር ቁጥጥር ገብር	20	23	20	ADVERTISING TAX
<u>ከፈቃድና ከሌሎች ክፍያዎች የተገኘ ገቢ</u>	<u>680</u>	<u>395</u>	<u>444</u>	<u>CHARGES AND FEES</u>
ከተሽከርባ መኪናዎች ፈቃድ	-	-	-	VEHICLES AND DRIVING LICENSE FEE
ከጽዳት	167	192	194	SANITATION FEE
ከጭራና ከሥጋ ግልጽ ገቢ	106	131	168	SLAUGHTERING AND MEAT DELIVERY FEE
ከአባት ለደጋ መከላከያ	-	14	27	PROTECTION AGAINST FIRE AND FIRE EXTINGUISHING FEE
ሌሎች	407	58	55	OTHERS
<u>ከኪራይ የተገኘ ገቢ</u>	<u>-</u>	<u>137</u>	<u>256</u>	<u>RENTAL INCOME</u>
<u>ሌሎች ገቢዎች</u>	<u>-</u>	<u>515</u>	<u>329</u>	<u>MISCELLANEOUS</u>
የገቢ ድምር	2,512	2,173	3,055	TOTAL REVENUE
<u>ወጪ</u>				<u>EXPENDITURE</u>
<u>ወደገባ ወጪ</u>	<u>2,440</u>	<u>2,373</u>	<u>2,406</u>	<u>CURRENT EXPENDITURE</u>
ለደብዳቤ ለባለ	1,985	1,580	1,570	SALARIES, WAGES AND ALLOWANCES
ለቢሮ ዕቃዎች	143	19	27	OFFICE SUPPLIES
ለሌሎች ለላይ ወሳሪ ዕቃዎችና ዕቃዎች	148	224	210	OTHER EQUIPMENT AND SUPPLIES
ለረባረባ	22	25	10	CURRENT TRANSFER
ለሌሎች ሌሎች ወጪዎች	142	525	589	MISCELLANEOUS
<u>የከፍተኛ ወጪ</u>	<u>166</u>	<u>237</u>	<u>190</u>	<u>CAPITAL EXPENDITURE</u>
ለሕንጻዎችና ለሌሎች ሥራዎች	84	-	-	BUILDINGS AND CONSTRUCTION
ለመኪናዎችና ለወሳሪ ዕቃዎች	44	118	19	MACHINERY AND EQUIPMENT
ሌሎች የከፍተኛ ወጪዎች	38	119	171	OTHER CAPITAL EXPENDITURE
ጠቅላላ የወጪ ድምር	2,606	2,610	2,596	TOTAL EXPENDITURE
	1977/78*	1978/79*	1979/80*	

* የዓመት መጨረሻ በ ነ 30 ነው።

*Year ending 7th July.

ከአሥመራ ግዛጃ ቤተ የተገኘ።

Source: Municipality of Asmara.

የአዲስ አበባ ግዛታዊ ቤተ ገቢና ወጪ
REVENUE AND EXPENDITURE OF MUNICIPALITY OF ADDIS ABABA

ሠንጠረዥ ተ.14

TABLE K.14

ባሺያ ብር '000 BIRR

	1970*	1971*	1972*	
<u>ገቢ</u>				<u>REVENUE</u>
<u>ከገጠረክ የረጥ</u>	<u>4,361</u>	<u>3,340</u>	<u>3,812</u>	<u>IMPORT DUTIES</u>
<u>ገብር</u>	<u>3,075</u>	<u>3,084</u>	<u>3,624</u>	<u>TAXES</u>
ከቦታ /ከወረራ/ገብር	989	1,176	1,311	LAND TAX
ከሥገዳ ገብር	905	1,167	1,635	BUILDING TAX
ከከበት ሽያጭ የረጥ	585	736	678	TAX ON SALE OF ANIMALS
ከጤና ታክስ	-	-	-	HEALTH TAX
ከሌሎች	596	5	-	OTHERS
<u>ከፈቃድና ከሌሎች ክፍያዎች የተገኘ</u>	<u>4,921</u>	<u>6,662</u>	<u>7,414</u>	<u>CHARGES AND FEES</u>
ከገንዘብ ሥራ ፈቃድ	2,867	3,295	4,092	BUSINESS LICENSE FEES
ከተኮከርባሪ መኪናዎች ፈቃድ	371	511	621	VEHICLES AND DRIVING LICENSE FEES
ከወላ መመዘገቢያ፣ ከአሻራና ከባተ ሥራ ፈቃድ	691	939	1,014	LAND SURVEY AND REGISTRATION FEES
ከጸገት	669	748	924	SANITATION FEES
ከሌሎች	323	1,169	763	OTHERS
<u>ከክራይ ገቢ</u>	<u>1,829</u>	<u>4,169</u>	<u>1,688</u>	<u>RENTAL INCOME</u>
<u>ከገንጠረት ሽያጭ</u>	<u>75</u>	<u>243</u>	<u>209</u>	<u>SALE OF PROPERTIES</u>
<u>ከላከከባዎች ወለድና ተርፍ</u>	<u>75</u>	<u>98</u>	<u>283</u>	<u>INTEREST AND DIVIDENDS</u>
<u>ሌሎች ገቢዎች</u>	<u>2,126</u>	<u>199</u>	<u>2,388</u>	<u>MISCELLANEOUS</u>
የገቢ ደግሞ	<u>16,462</u>	<u>17,795</u>	<u>19,418</u>	<u>TOTAL REVENUE</u>
<u>ወጪ</u>				<u>EXPENDITURE</u>
<u>ወደጠፍ ወጪ</u>	<u>13,279</u>	<u>11,937</u>	<u>12,042</u>	<u>CURRENT EXPENDITURE</u>
ለደዌዘና ለበላ	<u>7,643</u>	<u>6,682</u>	<u>7,318</u>	<u>PERSONAL EMOLUMENTS</u>
ደዌዘ	6,996	6,116	6,726	WAGES AND SALARIES
ለበላ	647	566	592	ALLOWANCES
ለብር ዕቃዎች	<u>578</u>	<u>631</u>	<u>656</u>	<u>OFFICE SUPPLIES</u>
ለፈበበ	<u>492</u>	<u>1,126</u>	<u>524</u>	<u>CURRENT TRANSFER</u>
ሌሎች ወጪዎች	<u>4,566</u>	<u>3,498</u>	<u>3,544</u>	<u>OTHER EXPENDITURES</u>
<u>የከፍተኛ ወጪዎች</u>	<u>3,350</u>	<u>2,868</u>	<u>3,918</u>	<u>CAPITAL EXPENDITURE</u>
ለመገንዘብ ሥራና ጥገና	1,926	2,234	2,449	ROAD CONSTRUCTION AND MAINTENANCE
መኪናና መሳሪያ	1,362	462	1,175	MACHINERY AND EQUIPMENT
ሌሎች የከፍተኛ ወጪዎች	62	172	294	OTHER CAPITAL EXPENDITURE
የወጪ ደግሞ	<u>16,629</u>	<u>14,806</u>	<u>15,960</u>	<u>TOTAL EXPENDITURE</u>
	1977/78*	1978/79*	1979/80*	

* የግድም ዓመት መጨረሻ በኅዳር 30 ነው።

*Year Ending July 7th

ከአዲስ አበባ ግዛታዊ ቤተ ገቢና ወጪ

Source: Municipality of Addis Ababa.

ከፍል ፣. የባንክ ሥራዎችና የአከፋፈል ማዘገ

ባለ ገንዘብ: አገድ ብር ዋጋው በተጠረ ሠርቶ ሲታሰብ 0.355468 ገራዎ ሲሆን፣ በአጭባጥ ገንዘብ ምዝገባ ሲታሰብ 48 ሣንቴም ነው።

ባለ ባንኮች: የኢትዮጵያ ግብርና ገንዘብ ባንክ ለገደብ ባንክ 1956 ዓ.ም ድረስ በሥራ ላይ የባንክ ሲሆን ወኪል በመሆን የባንክ ናቸውና ቀጠናዥ ገንዘቦችን ለማሰብና በወጭ ለገር ምዝገባ ባለሙሉ ሥልጣን በመሆን ሲሠራ ቁጽ ታለፈ፣ እስከ ተለወጠው ዓመት ድረስ የገደብ ባንክ ሥራ ይሠራ ነበር።

በአዋጅ ቁጥር 106: 1955 ዓ.ም በወጣው ነገረት ጋዜጣ መሠረት የኢትዮጵያ ግብርና ገንዘብ ባንክ ብር ተኮር የኢትዮጵያ ብሔራዊ ባንክ ከብር 1956 ዓ.ም ጀምሮ ተጀምሮ ። የኢትዮጵያ ብሔራዊ ባንክ የኢትዮጵያ ጠቅላይ ባንክ ሲሆን የገንዘብ ሲሆን ወኪልም ሆኖ ገንዘቦችን ያተኮራል ። የገደብ ባንክም በሙሉ ለገደብ ደግሞ ሆኖ ለገደብ ሥራዎች ያከናውናል ። የኢትዮጵያ ገደብ ባንክ አክሲዮን ማህበርና አክሲዮን ባንክ በ1972 ዓ.ም አዋጅ ቁጥር 184/1972 ዓ.ም ተጻውሞ ።

ሠገጠረዥ ፣.3: ሌሎች ገንዘብ ነገሮች የአርባና የአገጣጠሙ ለማት ባንክ፣ የቤተኛና የገንዘብ ጠባቢ የሕዝብ ማህበርና የገንዘብ ማህበር የገንዘብ ጠባቢ አክሲዮን ማህበርን ያጠቃልላል ። ተቀምጦት 27 ቀን 1968 ዓ.ም የቤተኛና የገንዘብ ጠባቢ የሕዝብ ማህበርና የገንዘብ ማህበር የገንዘብ ጠባቢ አክሲዮን ማህበር በመሆኑ የቤተኛና የገንዘብ ጠባቢ ባንክ ለገደብ ተወስኗል ።

ሠገጠረዥ ፡. 12፣ 13 እና 14፣ የአርባና የአገጣጠሙ ለማት ባንክ፣

ነሱም 22 ቀን 1962 ዓ.ም በነገረት ጋዜጣ የወጣው ድንጋጌ ቁጥር 55 የተደገፈው የኢትዮጵያ ለማት ባንክ ገብረትና ዕዳ ለገደብ የተደገፈው የአገር ሥራ ማህበራዊ አክሲዮን ማህበር አክሲዮን ናቸው በጣም ታላላቅ የሆኑ የገንዘብ ለዛግኖች ድርጅቶች ሥራ ለገደብ ማህበር የአርባና የአገጣጠሙ ለማት ባንክ አክሲዮን ማህበርን አጋጥሟል ።

ሠገጠረዥ ፣.16: ከሌሎች ለገር ጋር ያለው የገንዘብ ክፍያ ማዘገ

ሀ. ዕቃዎችና ገባገሎቶች:

የዕቃዎች ገንዘብ: ወጪና ገቢ ዕቃ የገንዘብ ልዩነት ለገደብ ማህበር ነው።

በገንዘብ ያል ተጠመ ወርቅ: የገቢው አገደብ የሚያሳየው በብሔራዊ ባንክ የኢትዮጵያ ግብርና ገንዘብ ጠቅላይ ገምጃ ቤት የተገዛውን የወርቅ ዋጋ ነው።

ሌሎች የተረጋገጡ ወጪዎች: የተዘጋገሙ የኢትዮጵያን ለገር ግብር ገቢና /ከረዳት/ ወጪው /ገቢ/ ይጨምራል ። ለገደብም ገቢው /ከረዳት/ በምጽዋና በአሰብ ወደብ ከሚጠቀሙ የኢትዮጵያ ገንዘብ ጠባቢ ከረገጡ ሌሎች የወጭ ለገር ጠባቢዎች፣ በኢትዮጵያ ውስጥ ባሉት ለውጭ ለገር ማህበራዊ ጠባቢዎች ከረዳት ለውጭ ለገር የተገኘውን ያጠቃልላል ። ከ1954 ዓ.ም ጀምሮ ወጭ /ገቢ/ በኢትዮጵያ የግንባታና የመርከብ ወኪሎች ወደ ወጭ ለገር የሚላኩትን ይጨምራል ።

ገዢ: የገዢ ገቢ የሚያመለክተው የወጭ ለገር ግብር ገንዘብ ለገደብ ማህበር ሲያጠቃልል በአገጣጠሙ የገዢ ወጭ ደገፍ የሚያመለክተው ኢትዮጵያውያን ግብርና ገንዘብ ጠባቢዎች በወጪ ለገር ያወጡትን ለገደብ ማህበር ለገዢ ወጭ ምዝገባ የተጠቀሙ ነው።

የኢንቨስትመንት ገቢ ሂሳብ፡ በገቢ የሙዘገቦው የኢትዮጵያ ብሔራዊ ባንክ በውሃ ለገር ባለው ተጭኖ ገንዘብና በቀስተና በያዘው ንብረት የተገኘው ወለድ ያጠቃልላል፡፡ በወጪ በኩል የሙዘገቦው መንገድ ለተጠቃሪው የከፈለውን ወለድና የውሃ ለገር ከጣን ያገኘ ያተረፋትን ያጠቃልላል፡፡

የመንገድ ሂሳብ፡ በገቢ የሙዘገቦው በኢትዮጵያ የሚገኙ የኢንፎርሜሽን ቴክኖሎጂ የቀንሰ ሚኒስቴርና የዓለም አቀፍ ድርጅቶች ያደረጉትን ወጭ ያጠቃልላል፡፡ በወጪ የሙዘገቦው በውሃ ለገር የሚገኙትን የኢትዮጵያ የቀንሰ ያገኘና የኢንፎርሜሽን ቴክኖሎጂ ሚኒስቴር ለገንዘብ በሰጠታ መልክ የተገኙትን ሌሎች የአገልግሎት ሎቶ ወጪ ይጨምራል፡፡

ሌሎች፡ በውሃ ለገር የአገልግሎት ከጣን ያገኘ ለኢትዮጵያ ነዋሪዎች የተከፈለውን /ከረዲት/ ለገንዘብ ለአገልግሎት ወሎችና ገዳታዎች የኢትዮጵያ ነዋሪዎች የከፈሉትን /ዳቢት/ ይጨምራል በተጨማሪም በሌላ ቦታ ያልተመለከተውን ልዩ ልዩ አገልግሎቶች ያጠቃልላል፡፡

ለ. የተዘጋጀ ክፍያዎች፡

የገል ክፍያዎች፡ የሃይማኖት ሚኒስቴር የገል ድርጅቶች ለገንዘብ የአገልግሎት ሰጪ ሰጠታና ያስገቡት ገንዘብ /ከገገታ/ በሙሉ ያጠቃልላል፡፡

የመንገድ ክፍያዎች፡ በገቢ የሙዘገቦው፣ በግና ተውሎ ለገር ስር ከሌንተርና ስናል ድርጅቶች የተገኙትን ለርዳታዎች ያጠቃልላል፡፡

ጠ. የከገገታ ሂሳብ ዘውድ፡

የአጥር ዘመን የገል ከገገታ፡ የኢትዮጵያ ነጋዴዎች በውሃ ለገር ነጋዴዎች ጋር ያደረጉትን የገንዘብ ክፍያ ላይ ለውጥ ያመለከታል፡፡ ለገንዘብ በውሃ ለገር ባንኮች የኢትዮጵያ ለዩሮ መንገድና የኢትዮጵያ ገንዘብ መርከብ ያላቸውን ተጭኖ ሂሳብ ልዩነት ያመለከታል፡፡

የመንገድ ከገገታ፡ ከብድር የተወሰደውን /ከረዲት/ ለብድር የተከፈለውን /ዳቢት/ ያጠቃልላል፡፡

መ. ገንዘብ ነክ ድርጅቶች፡

ዋና ዋናዎች ገንዘብ ድርጅቶች፡ በገቢ የተመለከተው ባንኩ በውሃ ለገር ያለውን ሀብትና ያለበትን ዕዳ ልዩነት ያመለከታል፡፡

ሌሎች ገንዘብ ነክ ድርጅቶች፡ በኢትዮጵያ ውስጥ የሚሠሩ የገንዘብ ባንኮች ያላቸውን የሀብትና የዕዳ መጠን ያሳያል፡፡

SECTION L. BANKING AND BALANCE OF PAYMENTS

Currency: The Birr is equal in value to 0.355468 grams of fine gold and is worth 48 US cents at par.

Banks: Prior to January 1964, the State Bank was the Central Bank with the power, as agent of the Ministry of Finance, to issue Bank notes and coins and was the sole authorized dealer in foreign exchange. It was also up to that date that the State Bank was engaged in commercial banking activities. By the Monetary and Banking Proclamation No. 206 of 1963, the State Bank was dissolved, and the National Bank of Ethiopia and the Commercial Bank of Ethiopia were formed w.e.f. 1st January 1964. The National Bank is the Central Bank of Ethiopia and the currency issuing authority, as agent of the Minister of Finance. The commercial bank, as its name indicates, undertakes all general banking business. The commercial Bank of Ethiopia S.C. and Addis Bank merged in 1980 by Proclamation No. 184 of 1980.

Tables L. 3: Other financial Institutions include Agricultural and Industrial Development Bank, Saving and Home Ownership Public Association, and Savings and Mortgage Corporation. However, Savings and Home Ownership Public Association, and Savings and Mortgage Corporation have been replaced by the Housing and Savings Bank as of November 7, 1975.

Table L. 12, 13, & 14: AGRICULTURAL AND INDUSTRIAL DEVELOPMENT BANK

On the 28th August 1970 by decree No. 55, the Agricultural and Industrial Development Bank S. C. was formed to take over the liabilities and assets of the former Development Bank of Ethiopia and the shares of Ethiopian Investment Corporation.

Table L 16 BALANCE OF PAYMENTS

A. GOODS AND SERVICES

Merchandise Transactions: Exports Valued f.o.b. data on exports are compiled as reported by the Customs Head Office and Imports c.i.f. Customs trade valuations.

Non-Monetary Gold: The credit figure represents gold purchased by the national bank from the Ethiopian Treasury.

Other Transportation: The entries cover receipts (credit) and expenditures (debit) aboard the Ethiopian Air Lines; also receipts (credit) from Ethiopian Commercial Shipping Corporation & foreign ships calling at Massawa and Assab ports, and from foreign aircraft landing at Ethiopian Airports; beginning 1962. Debits include remittances abroad by travel and shipping agents in Ethiopia.

Travel: The credit entry covers expenditure in Ethiopia by travellers from abroad. The debit entry covers expenditures by Ethiopians travelling abroad and foreign exchange provided for travel expenses.

Investment Income: The credit entries cover interest earned on foreign deposits and securities held by the National Bank of Ethiopia. The debit entries cover interest payment by the Central Government on loans, and the profits and dividends of the major foreign companies operating in Ethiopia.

Government, not included elsewhere: The credit entries cover expenditure of foreign diplomatic and consular missions and international institutions in Ethiopia. The debit entries cover Ethiopian consular and diplomatic expenditure, and technical assistance contra entry of service received in a form of grants.

Other services: The item covers insurance claims (credit) by Ethiopian residents on foreign insurance companies, and non-merchandise premiums and claims (debit) paid by Ethiopian residents. It further covers transfer for services which cannot be identified separately for inclusion elsewhere.

B. TRANSFER PAYMENTS:

Private: All donations and imports of capital by religious and private organizations as well as individuals are covered under this item.

Central Government: The credit entries cover grants received from various Governments, and International Agencies.

C. CAPITAL MOVEMENTS:

Private short term: The entries cover changes in commercial credits by Ethiopian merchants from foreign merchants, and changes in deposits of Ethiopian Airlines, and Ethiopian shipping lines held in foreign banks.

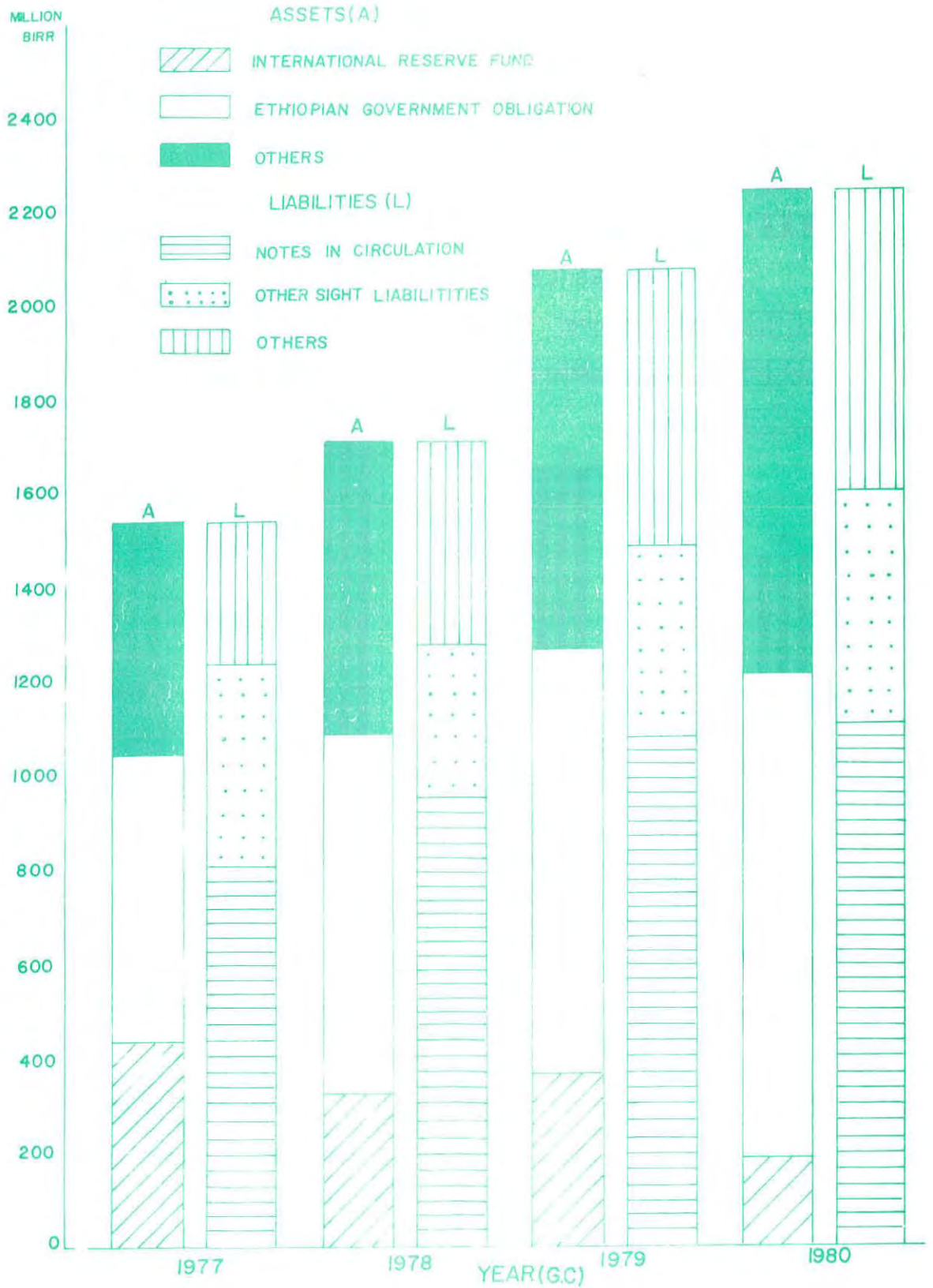
Central Government long term: The entries cover loan withdrawals (credit) and loan repayments (debits).

D. MONETARY INSTITUTIONS:

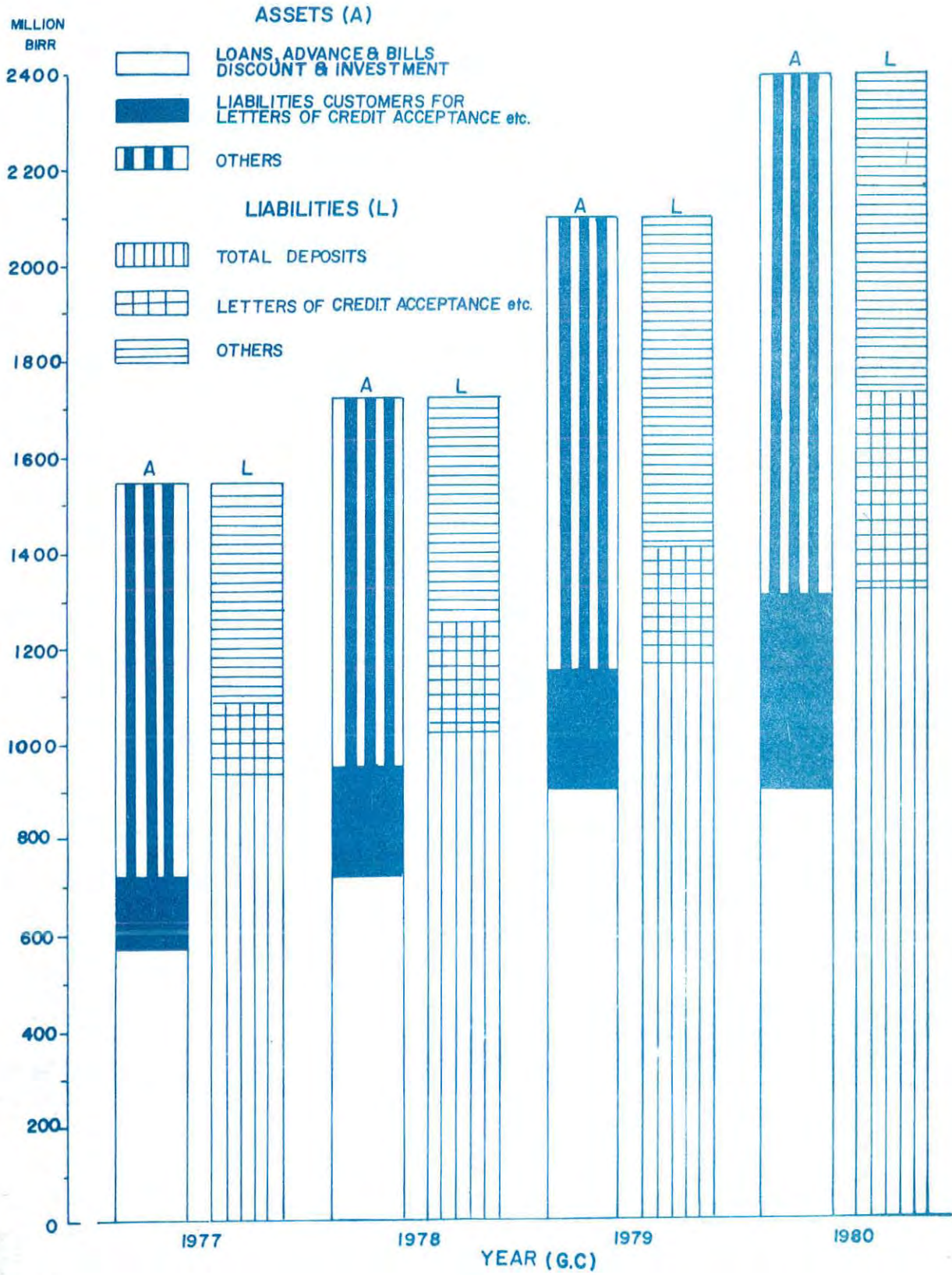
Central monetary institutions:- credit entries include decline in foreign assets and increases in foreign liabilities of the central bank.

Other Monetary Institutions: The entries represent net change in foreign assets and liabilities of Commercial banks operating in Ethiopia.

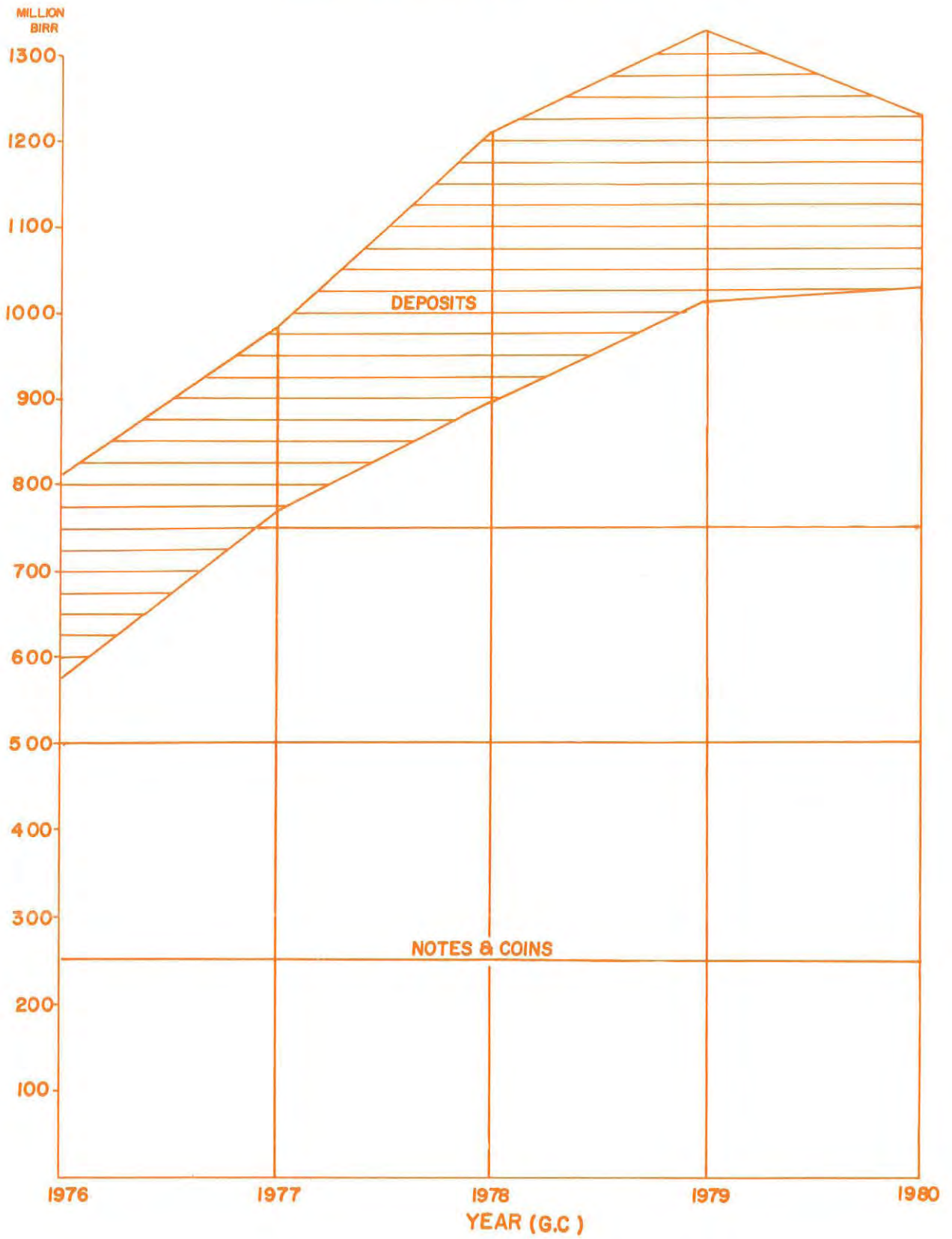
LI-CONDITION OF NATIONAL BANK



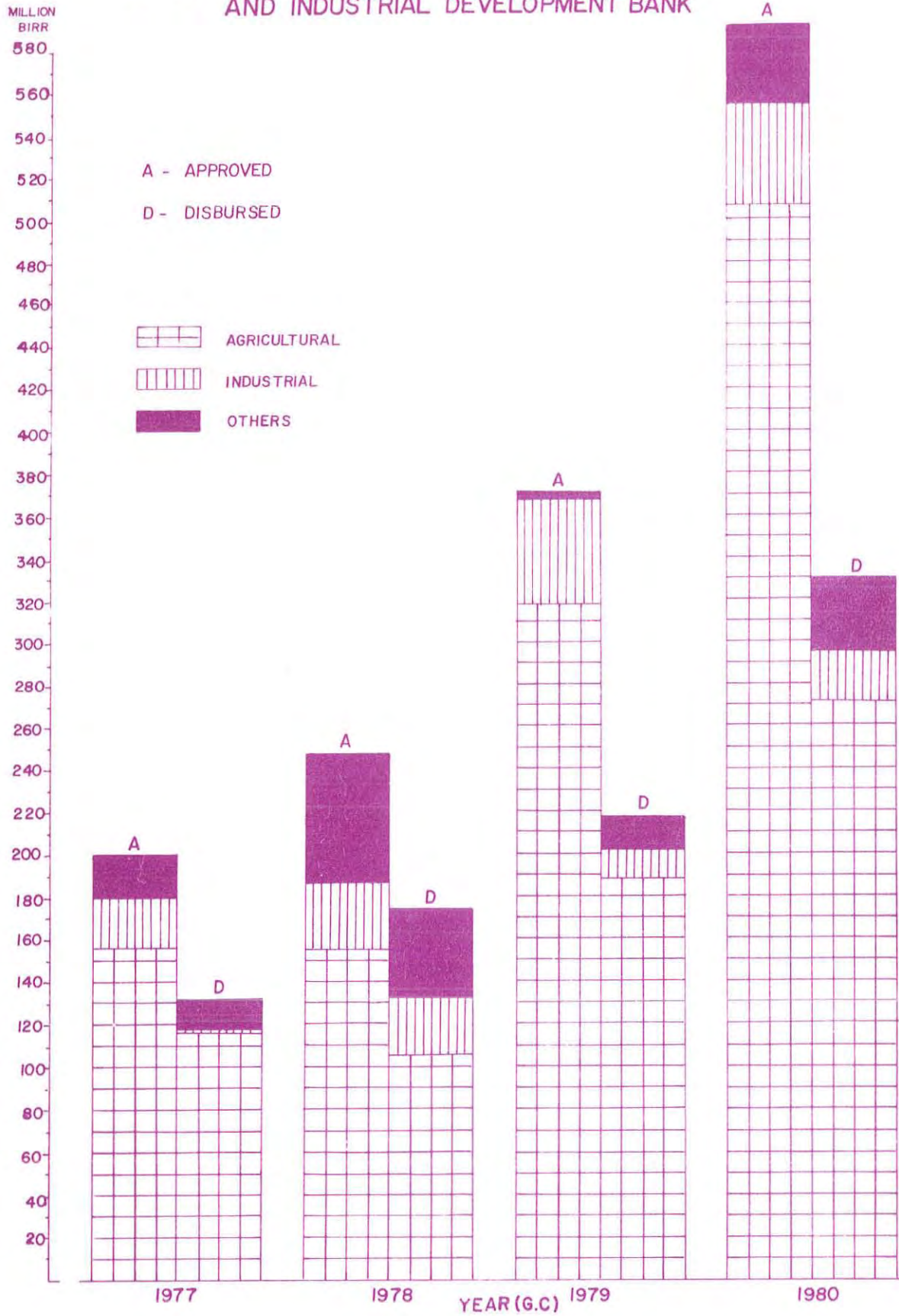
L2-CONDITION OF COMMERCIAL BANK



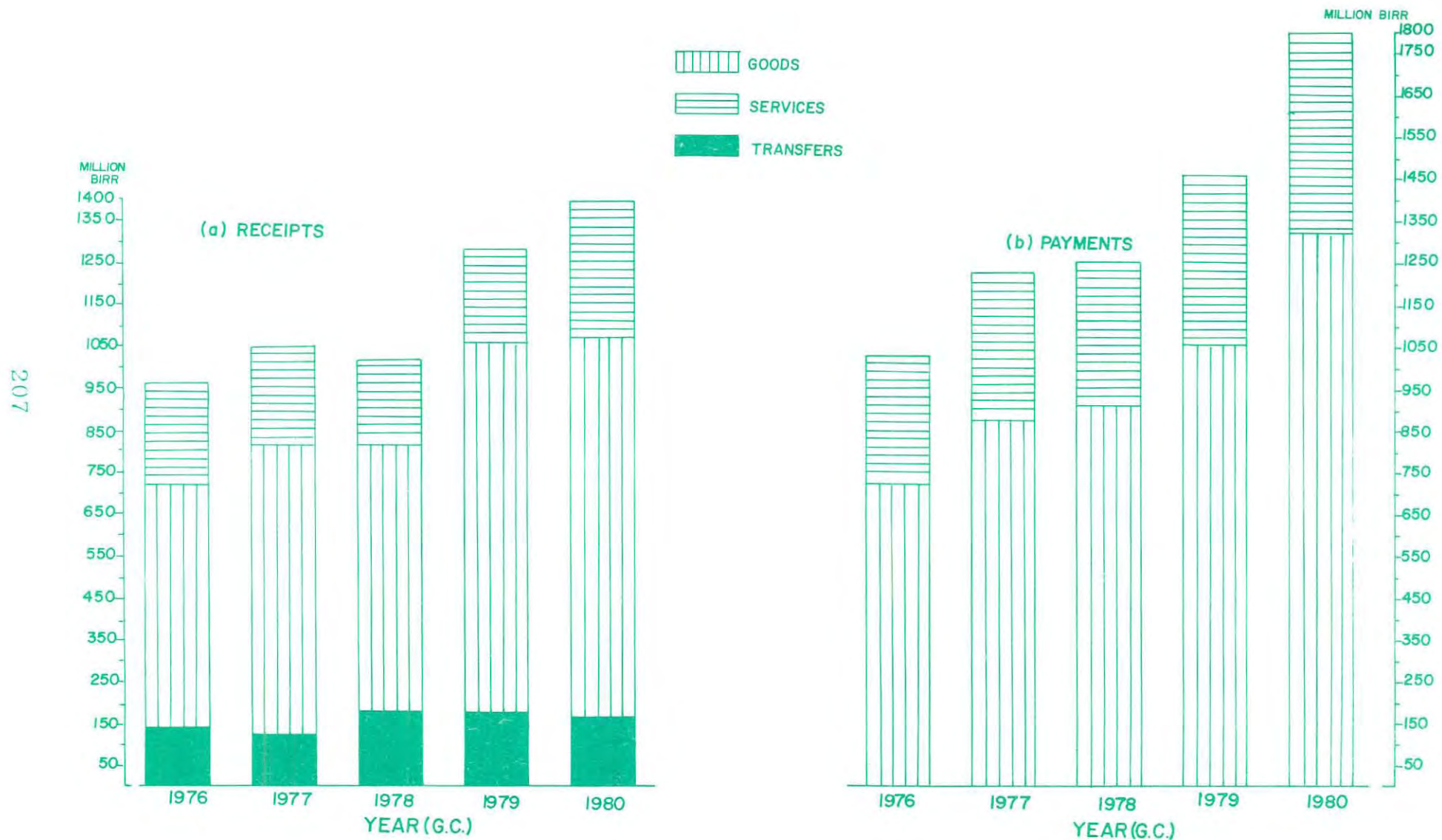
L3- COMPONENTS OF MONEY SUPPLY



L4- LOANS APPROVED & DISBURSED BY AGRICULTURAL AND INDUSTRIAL DEVELOPMENT BANK



L5 - BALANCE OF PAYMENTS CURRENT TRANSACTION



አጠቃላይ የብሔራዊ ባንክ የሥነ ስራ ሪፖርት
CONSOLIDATED STATEMENT OF CONDITION OF NATIONAL BANK

ሠንጠረዥ ፳.1

TABLE I.1

በሚሊዮን ብር

IN MILLION BIRR

ሀብቶች	1971	1972		1973	ASSETS
	በሺ	ታህሳስ	በሺ	ታህሳስ	
ኢንተርናሽናል መጠባበቂያ ሥነ	227.0	368.0	323.2	192.8	INTERNATIONAL RESERVE FUND
በቀዳሚያ የተጠረጠሩ ያልተጠፋ ሥነ	364.3	441.3	566.4	692.4	ADVANCES AND UNCLEARED EFFECTS
በኢንተርናሽናል ድርጅቶች የተደረገ ሊገባበት ሥነ	105.1	105.1	108.4	156.7	INVESTMENTS IN INTERNATIONAL INSTITUTIONS
ለገንዘብ ክፍያ ሰጪ የደንበኞች ዕዳ	57.9	50.5	58.9	45.1	CUSTOMERS LIABILITY ON DOCUMENTARY CREDITS
የኢትዮጵያ መንግሥት ገንዘብ	869.2	897.0	915.0	1,023.7	ETHIOPIAN GOVERNMENT OBLIGATION
የብር ቅጠና ገንዘቦች	3.6	2.6	2.5	2.4	SILVER COINS
የግዴታ ተጠቃሚ ሀብት	1.8	1.5	1.1	0.8	FIXED ASSETS
ሌሎች ሥነ	194.5	208.7	121.7	131.5	OTHER ACCOUNTS
የሀብት ድምር	1,823.4	2,074.7	2,097.2	2,245.4	TOTAL ASSETS
ዕዳዎች					LIABILITIES
በሥራ ላይ የሚገኝ ገንዘብ	1,012.4	1,077.6	1,137.0	1,107.8	CURRENCY IN CIRCULATION
ሌሎች በቀርብ ተጠያቂ ዕዳዎች	301.9	407.5	380.4	488.3	OTHER SIGHT LIABILITIES
የገንዘብ ክፍያ ሰጪ የደንበኞች	68.5	60.3	74.5	59.3	COMMERCIAL LETTERS OF CREDIT
የኢንተርናሽናል ድርጅቶች በብድር የገጠሙ ዘጠኝ የዕቅድ ሰጪ ሰነዶች	77.2	77.2	80.5	116.7	INTERNATIONAL INSTITUTIONS (NON-TRANSFERABLE PROMISSORY NOTES)
ተጠቃሚ	139.1	143.5	248.7	253.6	PROVISIONS
ሌሎች ሥነ	76.8	145.1	4.3	61.8	OTHER ACCOUNTS
የባንኩ ጠቅላላ መጠባበቂያ ሥነ	147.5	163.5	171.8	157.9	CAPITAL AND GENERAL RESERVE FUND
የዕዳዎች ድምር	1,823.4	2,074.7	2,097.2	2,245.4	TOTAL LIABILITIES
	JUNE	DECEMBER	JUNE	DECEMBER	
	1979		1980		

ከኢትዮጵያ ብሔራዊ ባንክ የሥነ ስራ ሪፖርት የተገኘ ።

Source: National Bank of Ethiopia, Accounts Department.

አጠቃላይ የገንዘብ ሁኔታ የሂሳብ ሁኔታ መገለጫ
 CONSOLIDATED STATEMENT OF CONDITION OF COMMERCIAL BANKS

ሠገጠረዥ ጥ.2

TABLE L.2

በሚሊዮን ብር

IN MILLION BIRR

	1971		1972		
	ሰኔ	ታህሣሥ	ሰኔ	ታህሣሥ	
<u>የገባረተና የገራ ገንዘብ ሀብቶች</u>					<u>ASSETS</u>
በአጭ ያለ ጥራ ገንዘብ	66.9	78.0	79.9	85.8	CASH ON HAND
ያለ ተጠራ የአገር ውስጥ ሂሳቦች	204.2	235.0	235.2	330.0	DOMESTIC UNCLEARED EFFECTS
ያለ ተጠራ የውጭ አገር ሂሳቦች	73.5	54.8	71.8	51.8	FOREIGN UNCLEARED EFFECTS
የኢትዮጵያ መንግሥት የገዳጃ ስጦት ሰነዶች	159.3	228.8	261.6	216.5	ETHIOPIAN GOVERNMENT TREASURY BILLS
በደርጅ በተደጫጫ የተከለሉ ሂሳቦችና ቀናሽ የተደረገባቸው ሰነዶች	823.7	887.0	1,008.4	898.5	LOANS, ADVANCES & BILLS DISCOUNTED
አገልግሎት	17.2	17.2	17.2	1.0	INVESTMENTS
የባንክ ስጦት የቢሮ ዕቃዎች ሌሎች ሂሳብ ገብረ ቶች	20.9	22.6	24.1	24.8	PREMISES, FURNITURE, AND OTHER FIXED ASSETS
ሌሎች በውጭ አገር የሚገኙ ሀብቶች	1.3	1.3	1.7	0.4	OTHER FOREIGN ASSETS
ለገንዘብ ክራሲቶች የደንበኞች ዕዳ	251.7	247.1	244.7	406.2	LIABILITIES OF CUSTOMERS FOR LETTERS OF CREDIT, ACCEPTANCES ETC.
ሌሎች ሂሳቦች	78.4	94.4	66.3	38.9	OTHER CONTINGENT ASSETS
በብሔራዊ ባንክ ተዳሚ ገንዘብ	147.0	129.2	70.4	246.0	DEPOSITS WITH NATIONAL BANK
በአገር ውስጥና ከውጭ አገር ባንኮች የሚገባበቡ ሂሳቦች	149.6	106.3	192.6	94.2	DUE FROM OTHER DOMESTIC AND FOREIGN BANKS
የሀብቶች ድምር	1,993.7	2,101.7	2,273.9	2,394.1	TOTAL ASSETS
<u>ዕዳዎች</u>					<u>LIABILITIES</u>
በጠቅላይ ገዢ የሚከፈል ተዳሚ	669.0	629.1	780.0	692.8	DEMAND DEPOSITS
ተዳሚና ለገቢ ገዢ በአደራ ያለ	506.7	536.0	610.1	628.2	SAVING AND TIME DEPOSITS
የተዳሚ ገንዘብ ድምር	1,175.7	1,165.1	1,390.1	1,321.0	TOTAL DEPOSITS
የባንክ ሂሳቦች	84.7	84.7	111.7	81.1	CAPITAL FUNDS
ሌሎች ሂሳቦች	462.1	586.4	510.1	569.6	OTHER ACCOUNTS
የተረጋገጡ የገንዘብ ክራሲቶች	251.7	247.1	244.7	406.2	LETTERS OF CREDIT, ACCEPTANCES ETC.
በደርጅ	19.5	18.4	17.3	16.2	BORROWINGS
የዕዳዎች ድምር	1,993.7	2,101.7	2,273.9	2,394.1	TOTAL LIABILITIES
	JUNE	DEC.	JUNE	DEC.	
	1979		1980		

በኢትዮጵያ በብሔራዊ ባንክ መቆጣጠሪያ ዓና ክፍል የተገኘ ::

Source: National Bank of Ethiopia, Control Division.

የሌሎች ገንዘብ ነገ ድርጅቶች የሂሳብ ሁኔታ መገለጫ
STATEMENT OF CONDITION OF OTHER FINANCIAL INSTITUTIONS

ሠንጠረዥ ቶ.3

TABLE L.3

በሚሊዮን ብር

IN MILLION BIRR

210

	1971	1972		1973	
	በ %	ታህሣሥ	በ %	ታህሣሥ	
<u>ሀብቶች</u>					<u>ASSETS</u>
በጥሬ ገንዘብና በአገር ውስጥ ባንኮች ያለ ሂሳብ	43.0	30.0	42.7	49.0	CASH AND BALANCE WITH DOMESTIC BANKS
በውጭ አገር ያለ ሀብቶች	5.3	2.4	4.4	3.6	FOREIGN ASSETS
በመንግሥት ላይ ያለ ተጠያቂ ገንዘብ	10.0	10.0	56.3	56.3	CLAIMS ON GOVERNMENT
በገለ ድርጅቶች ላይ ያለ ተጠያቂ ገንዘብ	718.3	837.6	991.9	1,161.0	CLAIMS ON PRIVATE SECTOR
የሀብቶች ድምር	776.6	880.0	1,095.3	1,269.9	TOTAL ASSETS
<u>ዐዳዎች</u>					<u>LIABILITIES</u>
ለተወሰኑ ጊዜ በአይሬ ያለና ተጠያቂ ገንዘብ	135.9	144.3	165.0	228.0	TIME AND SAVING DEPOSITS
በባንኮች ሂሳብ	115.0	115.2	118.7	114.8	CAPITAL ACCOUNTS
የባንኮች ብድር	395.5	481.6	646.8	744.9	CREDIT FROM BANKS
የመንግሥት ብድር	23.3	23.4	24.4	22.3	CREDIT FROM GOVERNMENT
የውጭ አገር ብድር	97.8	101.6	152.5	152.4	FOREIGN ADVANCES AND LOANS
ሌሎች ሂሳቦች	9.1	13.9	-12.1	7.5	OTHER ITEMS (NET)
የዐዳዎች ድምር	776.6	880.0	1,095.3	1,269.9	TOTAL LIABILITIES
	JUNE	DECEMBER	JUNE	DECEMBER	
	1979		1980		

ከሊት ጭምር የተዘጋጀው በባንክ የኢኮኖሚ ጥናትና የፕላን ዋና ክፍል የተገኘ ።

Source: National Bank of Ethiopia, Economic Research and Planning Division.

የገንዘብ መጠንና ዘርዘር
SIZE AND COMPOSITION OF MONEY

ሠገጠረዥ ቶ.4 TABLE L.4

	ጠቅላላ ገንዘብ / በሚሊዮን ብር /			በ ፕሮሰንት / ጠቅላላ ገንዘብ=100 /		
	ድምር	ጠቅላላ በሥራ ላይ ያሉ ናቸው ቅጥናት ገንዘቦች	የገለጠ ያልገኘ ተቃራኒ	ናቸው ቅጥናት ገንዘቦች	ተቃራኒ	
ታህሣሥ 22 1969	809.7	574.7	235.0	71	29	1976 DECEMBER
ታህሣሥ 22 1970	985.0	769.4	215.6	78	22	1977 DECEMBER
ታህሣሥ 22 1971	1,210.7	894.7	316.0	74	26	1978 DECEMBER
ታህሣሥ 22 1972	1,327.1	1,012.4	314.7	76	24	1979 DECEMBER
ፕሮ 1972	1,353.4	1,042.9	310.5	77	23	1980 JANUARY
የባለቤት	1,366.2	1,067.7	298.5	78	22	FEBRUARY
ጥቅምት	1,422.0	1,069.1	352.9	75	25	MARCH
ሚያዝያ	1,461.0	1,063.8	397.2	73	27	APRIL
ገንቦት	1,516.9	1,057.0	459.9	70	30	MAY
ሰኔ	1,443.0	1,062.8	380.2	74	26	JUNE
ሰኞ	1,319.0	1,028.6	290.4	76	22	JULY
ከተማ	1,267.7	1,026.2	241.7	81	19	AUGUST
ጥቅምት 1973	1,274.3	1,025.0	249.3	80	20	SEPTEMBER
ከተማ	1,140.5	1,011.7	128.8	89	11	OCTOBER
ህዳር	1,207.2	1,013.6	198.6	84	16	NOVEMBER
ታህሣሥ	1,229.7	1,029.2	200.5	84	16	DECEMBER
	TOTAL	CIRCULATING CURRENCY	PRIVATE DEMAND DEPOSIT	CURRENCY	DEPOSIT	
	MONEY (MILLION BIRR)			PERCENT TOTAL MONEY=100		

አንዳንድ የሕብድ ገንዘብ ተቃራኒ ድጋጎች
SELECTED DEPOSIT ITEMS

ሠገጠረዥ ቶ.5 TABLE L.5 በሚሊዮን ብር IN MILLION BIRR

	የሕብድ ተቃራኒ	ገንዘብ ተቃራኒ /30 ቀናት በላይ/	የጠቅላላ ተቃራኒ		
			ከጠቅላላ ደብዳቤ	ከገንቦት ቤት	
ታህሣሥ 22 1969	308.9	141.0	122.5	30.7	1976 DECEMBER
ታህሣሥ 22 1970	307.3	165.9	134.5	23.6	1977 DECEMBER
ታህሣሥ 22 1971	343.4	139.8	147.8	28.0	1978 DECEMBER
ታህሣሥ 22 1972	395.5	140.5	144.4	38.7	1979 DECEMBER
ፕሮ 1972	397.7	140.5	163.0	48.0	1980 JANUARY
የባለቤት	401.2	168.4	162.2	52.7	FEBRUARY
ጥቅምት	403.9	170.1	142.6	63.8	MARCH
ሚያዝያ	408.9	181.3	135.9	67.6	APRIL
ገንቦት	414.6	176.4	134.2	63.9	MAY
ሰኔ	427.9	182.3	148.5	60.0	JUNE
ሰኞ	429.8	179.0	147.1	75.2	JULY
ከተማ	433.1	184.7	157.4	67.1	AUGUST
ጥቅምት 1973	429.9	196.6	115.6	66.9	SEPTEMBER
ከተማ	431.9	203.2	107.2	71.9	OCTOBER
ህዳር	431.5	189.9	110.1	65.8	NOVEMBER
ታህሣሥ	442.2	186.0	95.3	68.5	DECEMBER
	SAVING DEPOSITS	TIME DEPOSITS (30 DAYS & OVER)	NATIONAL BANK	COMMERCIAL BANK	
			GOVERNMENT DEPOSITS WITH		

ጠቅላላ የጠቅላላ ደብዳቤ ገንዘብ የሕብድ ተቃራኒ የገንዘብ ተቃራኒ የገንዘብ ተቃራኒ ::
Source: National Bank of Ethiopia, Economic Research and Planning Division.

ጠሥራ ላይ ያሉ የወረቀትና ቅጥናቅጥ ገንዘቦች ዘርዘር
CIRCULATING NOTES AND COINS BY DENOMINATIONS

ሠጠረዥ ቶ.6

TABLE L.6

ጠባሊ የገብ ብር

IN MILLION BIRR

ዘርዘር ገንዘቦች	1971	1972		1973		
	ብድር	ታህሣሥ	ብድር	ታህሣሥ	ብድር	
ሀ/ የወረቀት ገንዘቦች	953.1	1,021.6	1,079.9	1,053.8	1,080.6	a) <u>NOTES</u>
1 ብር	191.6	185.4	186.4	174.0	170.9	1 BIRR
5 "	41.1	41.4	44.4	46.7	52.8	5 "
10 "	305.4	302.8	335.0	330.2	331.9	10 "
20 "	-	-	-	-	-	20 "
50 "	93.9	100.2	109.7	106.1	112.5	50 "
100 "	321.1	371.8	404.4	396.8	412.5	100 "
500 "	-	-	-	-	-	500 "
ለ/ ቅጥናቅጥ ገንዘቦች	61.5	59.9	59.4	57.6	26.4	b) <u>COINS</u>
1 ሃገጽ	0.3	0.4	0.4	0.4	0.2	1 CNET
5 "	11.2	11.5	11.4	11.6	5.2	5 "
10 "	24.7	22.6	22.0	20.2	9.2	10 "
25 "	10.3	10.3	10.3	9.8	6.9	25 "
50 "	15.0	15.1	15.3	15.6	4.9	50 "
ጠቅላላ ድምር	1,014.6	1,081.5	1,139.3	1,111.4	1,107.0	TOTAL NOTES & COINS
	JUNE	DEC.	JUNE	DEC.	JUNE	
	1979		1980		1981	DENOMINATIONS

212

ጠላት የሌላ ያለውን ብሔራዊ የጥናትና የፈጠራ ድምር የተገኘ ::

Source: National Bank of Ethiopia, Economic Research and Planning Division.

በሥራ ላይ ያለ ገንዘብ መጠን*
MONEY SUPPLY*

ሠገጠረዥ ቸ.7

TABLE L.7

በሚሊዮን ብር

IN MILLION BIRR

	1971		1972		
	መገቢት 23	ሰኔ 22	መስከረም 20	ኅዳር 22	
በሥራ ላይ ያለ ናቸና ትገበያ ገንዘቦች	939.4	952.0	959.0	1,012.4	NOTES AND COINS IN CIRCULATION
የሰባት ወር ለዳኝ	44.7	12.6	7.0	53.4	QUARTERLY CHANGE
ተጠያቂ ተቀማጭ	279.4	389.3	390.4	314.7	DEMAND DEPOSITS
የሰባት ወር ለዳኝ	-36.6	109.9	1.1	-75.7	QUARTERLY CHANGE
የገንዘብ መጠን	1,218.8	1,341.3	1,349.4	1,327.1	SUPPLY
የሰባት ወር የተጠቃሪ ለዳኝ	8.1	122.5	8.1	-22.3	NET QUARTERLY CHANGE
<u>ለዳኝ በዘርዘር</u>					<u>COMPOSITION OF CHANGE</u>
<u>የገላ ድርጅቶች:</u>					<u>PRIVATE SECTOR:</u>
የክረሳት ዕድገት	108.7	-2.7	13.5	49.4	INCREASE IN CREDIT
ባለገቢዎች ተጠያቂ ያለሆኑ ተቀማጭ ቢቶብ	11.4	12.1	12.9	16.4	LESS INCREASE IN NON- SIGHT DEPOSITS
የሰባት ወር ለዳኝ	97.3	-14.8	0.6	33.0	QUARTERLY CHANGE
<u>የመንግሥት ድርጅቶች</u>					<u>PUBLIC SECTOR:</u>
የክረሳት ዕድገት	12.6	32.0	21.2	76.1	INCREASE IN CREDIT
ከተቀማጭ ገንዘብ ላይ ጭጭሪ ቢቶብ	-8.3	-1.3	-13.0	29.9	LESS INCREASE IN DEPOSITS
የሰባት ወር ለዳኝ	20.9	33.3	34.2	46.2	QUARTERLY CHANGE
የመንግሥትና የገላ የተጠቃሪ ሂሳብ	118.2	18.5	34.8	79.2	NET PRIVATE AND PUBLIC SECTOR
በውጭ ለገር ተቀማጭ	-41.6	85.9	-32.0	18.2	EFFECT OF EXTERNAL RESERVES
ያልተዘረዘሩ	-77.4	28.0	4.9	-119.7	UNCLASSIFIED ITEMS
በገንዘብ መጠን የሰባት ወር የተጠቃሪ ለዳኝ	-0.8	132.4	7.7	-22.3	NET QUARTERLY CHANGE
	31. MAR.	30 JUN.	30 SEP.	31 DEC.	
	1979				

*ሰባት ወር የገንዘብ መጠን በገንዘብ መጠን መሰረት ::

*Based on Data obtained from National Bank of Ethiopia.

ብሥራ ላይ ያለ ገንዘብ መጠን*
MONEY SUPPLY*

ሠጠረዥ ቱ.7 / የቆለ/

TABLE L.7 (Contd.)

በሚሊዮን ብር

IN MILLION BIRR

	1972		1973		
	መጋቢት 23	ሰኔ 22	መስከረም 20	ታህሣሥ 23	
ብሥራ ላይ ያሉ ናቶና ቅጥናብ ገንዘቦች	1,069.1	1,062.8	1,025.0	1,029.2	NOTES AND COINS IN CIRCULATION
የሰባት ወር ለዳት	56.7	-6.3	-37.8	4.2	QUARTERLY CHANGE
ተጠያቂ ተቃጭ	352.9	380.2	249.3	200.5	DEMAND DEPOSITS
የሰባት ወር ለዳት	38.2	27.3	-130.9	-48.8	QUARTERLY CHANGE
በገንዘብ መጠን	1,422.0	1,443.0	1,274.3	1,229.7	SUPPLY
የሰባት ወር የተጠራ ለዳት	94.9	21.0	-168.7	-44.6	NET QUARTERLY CHANGE
<u>ለዳት በዘርዘር</u>					<u>COMPOSITION OF CHANGE</u>
<u>የገለ ድርጅቶች</u>					<u>PRIVATE SECTOR:</u>
የከረፈት ዕድገት	167.0	-45.6	-116.4	-9.7	INCREASE IN CREDIT
በሰባት ወር የተጠራ ለዳት ተቃጭ	38.0	36.2	16.3	1.7	LESS INCREASE IN NON-SIGHT DEPOSITS
የሰባት ወር ለዳት	129.0	-81.8	-132.7	-11.4	QUARTERLY CHANGE
<u>የጠገሥት ድርጅቶች</u>					<u>PUBLIC SECTOR:</u>
የከረፈት ዕድገት	17.8	33.0	80.8	-17.2	INCREASE IN CREDIT
በተቃጭ ገንዘብ ላይ ቁጭ ሲቀነስ	23.3	2.1	-26.0	-18.7	LESS INCREASE IN DEPOSITS
የሰባት ወር ለዳት	-5.5	30.9	106.8	1.5	QUARTERLY CHANGE
የጠገሥትና የገለ የተጠራ ድጋግ	123.5	-50.9	-25.9	-9.9	NET PRIVATE AND PUBLIC SECTOR
በውጭ ለገር ተቃጭ	-1.9	-12.1	-53.6	-172.9	EFFECT OF EXTERNAL RESERVES
ያልተዘረዘሩ	-26.7	79.4	-84.7	+138.3	UNCLASSIFIED ITEMS
በገንዘብ መጠን የሰባት ወር የተጠራ ለዳት	94.9	16.4	-164.2	-44.5	NET QUARTERLY CHANGE
	31 MAR.	30 JUN.	30 SEP.	31 DEC.	
	1980				

*በኢትዮጵያ ብሔራዊ ባንክ በተገኘው መረጃ መሰረት ::

*Based on data obtained from National Bank of Ethiopia.

በብሔራዊ ባንክና በገንዘብ ባንኮች የተደረገ የሥጦታ ልማት ክፍተት
DOMESTIC CREDIT BY THE NATIONAL BANK AND COMMERCIAL BANKS

ሠገጠኛ ቶ.8

TABLE L.8

በሚሊዮን ብር

IN MILLION BIRR

ዓመት	ጠቅላላ	የብሔራዊ ባንክ		የገንዘብ ባንኮች			ወር	ዓመት
		ጠቅላላ	ገንዘብ	ባንኮች	የተደረገው	የሥጦታ		
		ጠቅላላ	ገንዘብ	ባንኮች	የተደረገው	የሥጦታ		
ታህሣሥ 22 1969	1,095.3	512.3	86.0	449.5	3.3	44.2	1976	DECEMBER
ታህሣሥ 22 1970	1,335.8	605.3	158.5	552.8	0.8	18.4	1977	DECEMBER
ታህሣሥ 22 1971	1,719.2	785.6	198.3	716.6	1.4	17.2	1978	DECEMBER
ታህሣሥ 22 1972	2,030.0	897.0	228.8	886.8	0.2	17.2	1979	DECEMBER
ጥር 1972	2,093.9	893.0	248.7	954.7	0.3	17.2	1980	JANUARY
የባንኩ	2,093.8	828.0	221.6	1,026.8	0.2	17.2		FEBRUARY
ጥር	2,214.8	956.6	187.0	1,053.8	0.2	17.2		MARCH
ጥር	2,218.6	962.6	187.3	1,051.1	0.4	17.2		APRIL
ጥር	2,254.6	1,002.6	187.3	1,047.1	0.4	17.2		MAY
ጥር	2,202.2	915.0	261.6	1,008.3	0.1	17.2		JUNE
ጥር	2,215.6	1,006.8	266.6	941.2	-	1.0		JULY
ጥር	2,238.9	1,021.8	266.6	949.5	-	1.0		AUGUST
ጥር	2,166.6	990.8	266.6	908.3	-	0.9		SEPTEMBER
ጥር	2,120.4	986.7	216.8	915.9	-	1.0		OCTOBER
ጥር	2,187.1	1,041.7	216.6	927.8	-	1.0		NOVEMBER
ታህሣሥ	2,139.7	1,023.7	216.5	898.5	-	1.0		DECEMBER
TOTAL		NATIONAL BANK	COMMERCIAL BANK	LOANS & ADVANCES	BILLS DISCOUNTED	INVESTMENT		
		CLAIMS ON CENTRAL GOVERNMENT		CLAIMS ON OTHER THAN CENTRAL GOVERNMENT				

የተከፈለ የወር ቅና የወጭ ሥጦታ ሥጦታ ተኮላላ
NET GOLD AND FOREIGN EXCHANGE HOLDINGS

ሠገጠኛ ቶ.9

TABLE L.9

በሚሊዮን ብር

IN MILLION BIRR

ዓመት	ጠቅላላ	የተከፈለ የወር ቅና የወጭ ሥጦታ ሥጦታ ተኮላላ			ወር ቅና / ቅንብር / ገንዘብ ጠቅላላ	በዓለም አቀፍ የገንዘብ ድር ድት የወር ቅና ትኩረት ተኮላላ	ወር	ዓመት
		ጠቅላላ	ብሔራዊ ባንክ	ገንዘብ ባንክ				
		ጠቅላላ	ብሔራዊ ባንክ	ገንዘብ ባንክ				
ታህሣሥ 22 1969	649.3	607.5	573.5	34.0	22.3	19.5	1976	DECEMBER
ታህሣሥ 22 1970	515.6	472.1	404.0	68.1	23.3	20.2	1977	DECEMBER
ታህሣሥ 22 1971	332.7	309.7	261.8	47.9	23.3	-0.3	1978	DECEMBER
ታህሣሥ 22 1972	363.2	435.0	339.3	95.7	24.4	-96.2	1979	DECEMBER
ጥር 1972	371.4	443.2	330.7	112.5	24.4	-96.2	1980	JANUARY
የባንኩ	410.7	456.4	318.6	137.8	50.5	-96.2		FEBRUARY
ጥር	361.3	407.0	297.4	109.6	50.5	-96.2		MARCH
ጥር	356.3	402.0	290.8	111.2	50.5	-96.2		APRIL
ጥር	331.4	377.1	259.8	117.3	50.5	-96.2		MAY
ጥር	349.1	394.9	258.7	136.2	50.5	-96.2		JUNE
ጥር	362.7	408.4	253.8	154.6	50.5	-96.2		JULY
ጥር	358.2	403.9	237.7	166.2	50.5	-96.2		AUGUST
ጥር	295.6	341.3	237.0	104.3	50.5	-96.2		SEPTEMBER
ጥር	225.7	271.2	222.8	48.4	50.7	-96.2		OCTOBER
ጥር	167.8	213.3	186.1	27.2	50.7	-96.2		NOVEMBER
ታህሣሥ	122.7	156.2	135.4	20.8	50.7	-84.2		DECEMBER
GRAND TOTAL		TOTAL	NATIONAL BANK	COMMERCIAL BANK	GOLD (COIN & BULLION)	IMF GOLD TRANCHE (NET)		
		NET FOREIGN EXCHANGE HOLDINGS						

በኢትዮጵያ ብሔራዊ ባንክ የኢኮኖሚ ጥናትና የፕላን ዋና ክፍል የተገኘ::
Source: National Bank of Ethiopia, Economic Research and Planning Division.

የገንዘብ ባንኮች ያደረጉት ብድሮች፣ የቀዳሚያ ክፍያዎች፣ በቀናሽ የገዛታ ተቋማት ሰነዶችና የሌሎች ወጪዎች

LOANS, ADVANCES, BILLS DISCOUNTED AND INVESTMENT BY COMMERCIAL BANKS

ሠገጠረዥ ቱ.10

TABLE L.10

በጊዜ ባን ብር

IN MILLION BIRR

	1971	1972	1973	
	ታህሣሥ 22	ታህሣሥ 22	ታህሣሥ 22	
<u>ለትላለቅ ሊንቀሳቀሱ</u>	133.9	125.4	132.2	<u>LARGE SCALE INDUSTRY</u>
ለጨርቃ ጨርቅ	32.6	27.1	31.1	TEXTILES & CLOTHING
ሌሌሎች	101.3	98.3	101.1	OTHERS
<u>ለአነስ ተኛ ሊንቀሳቀሱ ለገጅ ሊንቀሳቀሱ</u>	-	1.6	1.6	<u>SMALL SCALE & COTTAGE INDUSTRY</u>
<u>ለእርሻ</u>	21.5	37.8	37.2	<u>AGRICULTURAL</u>
ለ ተክል*	12.0	12.6	19.1	PLANTATION*
ለከብት እርባታ	1.7	0.4	3.6	LIVESTOCK
ሌሌሎች	7.8	24.8	14.5	OTHERS
<u>ወደ ወጭ ለገር ለተሸጡ ዕቃዎች</u>	92.5	113.2	82.4	<u>EXPORT</u>
ለቡና	61.8	81.2	32.5	COFFEE
ለቀባት አሀሎችና ጥሬጥሬ**	1.8	0.3	4.7	OILSEEDS & PULSES**
ለቅጥና ለሌሎች	10.6	13.9	13.5	HIDES AND SKINS
ሌሌሎች	18.3	17.8	31.7	OTHERS
<u>ከወጭ ለተገዙ ዕቃዎች</u>	155.4	136.8	409.8	<u>IMPORT</u>
ለሕንፃ ጭሳራዎች	2.9	-	-	BUILDING MATERIALS
ለ ነጻጅ+	29.0	0.2	4.6	FUEL+
ለጨርቃ ጨርቅ	16.6	0.2	3.8	TEXTILES
ለውኪናዎችና ለውሳሪዎች	9.0	26.4	60.6	MACHINERY AND EQUIPMENT
ሌሌሎች	97.5	110.0	340.8	OTHERS
<u>ለከፍተኛ ስራዎች ለግዴታ የሰጡ ገብረ ቶች</u>	70.0	79.6	119.6	<u>CONSTRUCTION AND REAL ESTATE</u>
ለሕንፃዎች፣ ለውገዶች፣ ለድልድዎችና ለገደባቶች	70.0	-	-	BUILDINGS, ROADS, BRIDGES, DAMS
ለገደባቶች ለገደባቶች ለገደባቶች	-	79.6	119.6	REAL ESTATE (LOAN FOR ACQUISITION OF PROPERTY AND CONSTRUCTION OF NEW HOUSES AND REPAIRS)
<u>ለውገዳትና ለውገዳት</u>	38.3	62.6	69.4	<u>TRANSPORT & COMMUNICATION</u>
<u>ለለገር ውስጥ ገንዘብ</u>	144.3	240.4	149.0	<u>INTERNAL TRADE</u>
ለቡና	9.5	3.5	12.0	COFFEE
ለአሀላት++	24.8	149.1	33.9	CEREALS++
ለቅጥና ለሌሎች	1.3	1.7	0.6	HIDES AND SKINS
ለሌሎች	70.4	86.1	102.5	OTHERS
ለሀገራዊና ትሪዎች	-	4.4	6.9	HOTELS & TOURISM
<u>የገሰ ብድር / ለውኪና ለባት ዕቃ ወገን/</u>	7.9	9.2	11.1	<u>PERSONAL LOANS (CARS, FURNITURE)</u>
ድምር	625.5	811.0	1,014.2	TOTAL
	31 DEC.	31 DEC.	31 DEC.	
	1978	1979	1980	

*ለጥጥ ብቻ ለ1971 ዓ.ም

*Cotton only for 1978

**ለቀባት አሀሎች ብቻ ለ1971

**Oilseeds only for 1978

+ለ ተክሮችና ለውሳሪዎች ለ1971 ዓ.ም

+Vehicles & spare parts for 1978

++ለአሀላት ጥሬጥሬ ለ1971

++Cereals & pulses for 1978

ገንዘብ ባንኮች ገንዘብ የተገኘ ::

Source: Commercial Bank of Ethiopia.

የውጤት የሰጠ ጭነት ዐጻ በአባላጪዎች
INTERNAL DEBT OF GOVERNMENT BY HOLDERS

ሠንጠረዥ ቸ. 11

TABLE L.11

በሚሊዮን ብር

IN MILLION BIRR

አባላጪዎች	1971		1972		1973		
	ብድር	ታህሣሥ	ብድር	ታህሣሥ	ብድር	ታህሣሥ	
<u>በኢትዮጵያ ብሔራዊ ባንክ</u>	869.1	897.0	915.0	1,023.7	1,125.8		<u>NATIONAL BANK OF ETHIOPIA</u>
በቀጥታ በቀድሞ የተሰጠ	208.0	313.0	276.0	314.0	387.8		DIRECT ADVANCES
በቃለ ኪሳራ ብድር	62.0	60.0	60.0	102.7	58.0		PROMISORY NOTES
በዋስትና መያዘያ /በገደብ/	599.1	524.0	579.0	607.0	680.0		SECURITIES (BONDS)
<u>ከገንዘብ ባንኮች</u>	220.0	229.7	213.0	218.0	262.3		<u>COMMERCIAL BANKS</u>
በዋስትና መያዘያ /በገደብ/	-	-	-	-	-		SECURITIES (BONDS)
በገንዘብ ቤት ብድር	220.0	229.7	213.0	218.0	262.3		TREASURY BILLS
<u>ከውጤት ተቋማት ድርጅቶች /በገደብ/</u>	110.0	82.8	82.8	92.8	98.8		<u>INTER GOVERNMENT DEPARTMENT DEBT (BONDS)</u>
<u>ሌሎች</u>	14.9	-	48.2	68.2	68.3		<u>OTHERS</u>
በዋስትና መያዘያ /በገደብ/	4.5	-	48.2	68.2	68.3		SECURITIES (BONDS)
በገንዘብ ቤት ብድር	10.4	-	-	-	-		TREASURY BILLS
ጠቅላይ	1,214.0	1,209.5	1,259.0	1,402.7	1,555.2		
	JUNE	DEC.	JUNE	DEC.	JUNE		
	1979		1980		1981		HOLDERS

217

በኢትዮጵያ ብሔራዊ ባንክ የኢኮኖሚ ጥናትና የፕላን ዋና ክፍል የተገኘ ::

Source: National Bank of Ethiopia, Economic Research and Planning Division.

በተገኘው ላይ ያሉ በደረጃ በየሥራ ዓይነታቸው
 OUTSTANDING LOANS DISTRIBUTED BY ACTIVITIES

ሠገጠረዥ ፑ.14

TABLE L.14

በሺህ ብር

'000 BIRR

የሥራ ዓይነት	1970/71	1971/72	1972/73	
ሀ. <u>አእርባና አከባቢ አርባታ</u>	263,561	456,510	640,188	A. <u>AGRICULTURE AND LIVESTOCK</u>
ለ. <u>አፍብሪቅ አገጣጠሞች</u>	75,303	84,857	102,030	B. <u>MANUFACTURING INDUSTRIES</u>
1. አጭገጦች ሥራ	5,726	11,507	18,607	1. FOOD STUFFS
2. አመጣጥ	5,606	6,943	10,429	2. BEVERAGES
3. አጨርቃ ጨርቅና አወባባሎች ሥራዎች	15,728	22,145	27,123	3. TEXTILES AND ALLIED INDUSTRIES
4. አእገጫ ሥራ	344	540	1,253	4. WOOD
5. አወረቀትና አወባባሎች ሥራዎች	3,817	3,748	3,225	5. PAPER AND PAPER PRODUCTS
6. አጭጥጫ ሥራ	62	285	215	6. PRINTING
7. አላብ ጽሑፍ ሥራ	11,250	10,390	8,874	7. RUBBER
8. አጭጥጫ /አኪሚኒየም/ሥራ	-	262	262	8. CHEMICALS
9. አብርሃኖች አሸከላና አድገጋይ ሥራ	9,303	9,644	11,919	9. GLASS, CLAY AND STONE
10. አብረታ ብረት ሥራ	1,470	1,506	1,505	10. METAL WORKING
11. አጭጥ ሥራ	2,259	2,350	2,405	11. FIBRE
12. አጭጥና አጭጥ ግልፋት ሥራ	13,488	13,486	14,104	12. LEATHER AND TANNING
13. ሌሎች	6,250	2,051	2,109	13. OTHERS
ለ. <u>አስገዳጅ ሥራ</u>	12,642	12,074	10,511	C. <u>CONSTRUCTION</u>
መ. <u>አውገዳ /ተራገብረርት/</u>	35,541	44,096	68,004	D. <u>TRANSPORTATION</u>
ሠ. <u>አስተዳደር አገልግሎት አጭጥጫ ድርጅቶች</u>	13,295	9,916	19,012	E. <u>SERVICES</u>
ረ. <u>አሌሎች ልዩ ልዩ ሥራዎች</u>	-	937	1,086	F. <u>MISCELLANEOUS</u>
ሰ. <u>አጭጥ ገበረት</u>	-	6,346	6,346	G. <u>REAL ESTATE</u>
ጭር	400,342	614,736	847,177	TOTAL
	1978	1979	1980	ACTIVITIES

በአእርባና አገጣጠሞች ላይ ባሉት ገንዘብ ዓመታዊ ወገላሳ የተገኘ ::

Source: Agricultural and Industrial Development Bank Annual Report.

ኢትዮጵያ ከሌሎች አገሮች ጋር ያላት የገንዘብ ከፋይ ጫን ጫዎች
SUMMARY OF THE BALANCE OF PAYMENTS OF ETHIOPIA

ሠንጠረዥ ቱ.15

TABLE L. 15

የተስፋው ለ ዋነት በሚሉ ጥሬ ብር
-Net transactions in million Birr

220

ዓመት ስህረት	ገዛያዊ ሂሳብ				የባንክ ሂሳብ			በገንዘብ ነጠላ ድርጅቶች ተዳዳሪ ሂሳብና መዋላት			የተስፋ ገደብ ስህተት	ዓመት
	የዕቃዎች ገዢ	ግብርና ተቶ	የተዘወረ ከፋ ያዎች	የተስፋ ብልጫ	መዋላት	የገባ	የመንገዱት	መዋላት	በዋና ዋና ዎች	በሌሎች		
1960/1	-88.0	-19.2	29.4	-77.8	75.3	16.1	59.2	-7.8	-4.5	3.3	10.3	1968
1961/2	-25.3	-25.1	27.9	-22.5	31.7	-5.0	36.7	-11.1	-10.4	-0.7	1.9	1969
1962/3	-54.9	-45.5	20.0	-78.9	45.0	29.1	16.9	42.3	2.2	40.1	8.4	1970
1963/4	-79.6	-58.5	22.5	-111.6	100.0	36.6	63.4	16.7	16.9	-0.2	-5.1	1971
1964/5	19.3	-40.2	40.6	19.7	75.7	30.4	45.3	-86.0	-61.3	-24.7	-9.4	1972
1965/6	127.4	-22.0	53.8	159.2	89.4	41.1	48.3	-218.3	-150.7	-67.6	-30.3	1973
1966/7	49.6	-25.5	108.0	132.1	87.9	41.9	46.0	-189.4	-193.9	4.5	-30.6	1974
1967/8	-88.7	-90.1	82.7	-96.1	130.5	16.7	113.6	-7.6	-27.0	19.4	-26.8	1975
1968/9	-132.4	-66.7	131.1	-68.0	111.8	-19.6	131.4	-30.0	-32.4	2.4	-13.8	1976
1969/70	-173.2	-116.7	114.0	-175.9	72.4	5.9	66.5	133.8	167.9	-34.1	-30.3	1977
1970/71	-269.8	-136.8	173.4	-233.2	50.5	-39.2	89.7	179.5	157.2	22.3	3.2	1978
1971/72	-163.7	-179.3	168.7	-174.3	170.3	-47.0	217.3	7.8	74.9	-67.1	-3.8	1979
1972/73	-381.4	-188.3	162.5	-407.2	218.7	64.3	154.4	240.5	157.0	83.5	-52.0	1980
	TRADE BALANCE FOB	SERVICES	TRANS-FER PAYMENTS	NET SURPLUS	TOTAL	PRIVATE	CENTRAL GOVERNMENT	TOTAL	CENTRAL MONETARY	OTHER INSTITUTIONS	NET ERRORS AND OMISSION	YEAR
	CURRENT ACCOUNT				CAPITAL ACCOUNT			RESERVES IN MONETARY INSTITUTIONS				

ከኢትዮጵያ ባንክ ጋር የሚደረግ የገንዘብ ጥናትና ፕላን ዋና ክፍል የተገኘ ።

Source: Economic Research and Planning Division, National Bank of Ethiopia.

ለትዕዛዝ ከሌሎች አገሮች ጋር ያለት የገንዘብ ክፍያ ሚዛን
BALANCE OF PAYMENTS OF ETHIOPIA

ሠንጠረዥ ቱ.16

TABLE L.16

በሚሊዮን ብር

IN MILLION BIRR

	1978	1979	1980	
1. የዕቃዎች ገንዶ ሚዛን	-442.3	-367.8	-636.6	1. TRADE BALANCE
ወዲ ገንዶ ለፍ.ሰ.ቢ.	633.8	881.7	905.3	EXPORT, F.O.B.
ቡና	(503.2)	(592.6)	(563.6)	COFFEE
ቡና ሌላ	131.5	288.0	315.7	NON-COFFEE
በገንዘብ ያለ ተሰጦ ጠርቶ	(-)	(1.1)	(26.0)	NON-MONETARY GOLD
ገቢ ገንዶ ሲ.አይ.አፍ. ከዚህ	-1,076.1	-1,249.5	-1,541.9	IMPORT C.I.F. OF WHICH
ለዕቃዎች ግብዓትና ለገብራገብ የዋለ	(-172.5)	(-204.1)	(-255.2)	FREIGHT AND INSURANCE
2. ገልጋሎቶች				2. SERVICES
ገዢ				TRAVEL
ገቢ	7.4	11.9	14.8	CREDIT
ወዲ	6.5	6.6	7.8	DEBIT
ሌላ ተራገባሪ				OTHER TRANSPORT
ገቢ	73.8	93.2	132.4	CREDIT
ወዲ	56.7	79.7	96.8	DEBIT
የመንግሥት ሄሳብ ለ.ቦ.ያ.				GOVERNMENT N.I.E.
ገቢ	49.1	35.4	54.6	CREDIT
ወዲ	32.8	35.8	45.4	DEBIT
ሥራ ላይ የዋለ ገንዘብ				INVESTMENT INCOME
ገቢ	22.6	24.3	32.9	CREDIT
ወዲ	26.0	26.0	29.8	DEBIT
ሌሎች ገልጋሎቶች				OTHER SERVICES
ገቢ	51.0	54.9	79.9	CREDIT
ወዲ	46.2	46.8	67.9	DEBIT
ገልጋሎቶች / የተጠራ/	35.7	24.8	66.9	SERVICES (NET)
3. የተጠራ የዕቃዎችና ገልጋሎቶች ገቢ /1+2/	-406.6	-343.0	-569.7	3. NET GOODS AND SERVICES (1+2)
4. የተዛወሩ ክፍያዎች				4. TRANSFER
ብገል				PRIVATE
ገቢ	46.5	51.1	50.6	CREDIT
ወዲ	6.3	8.0	2.6	DEBIT
ከመንግሥት				PUBLIC
ገቢ	133.2	125.6	114.5	CREDIT
ወዲ	-	-	-	DEBIT
የተጠራ የተዛወሩ ክፍያዎች	173.4	168.7	162.5	TRANSFER (NET)
5. የገዢዎች ሄሳብ የተጠራ ብድር /3+4/	-233.2	-174.3	-407.2	5. BALANCE OF C/A (3+4)
6. ተራ ገንዘብ ያለሀኝ የረዥም ዘመን ባር	89.7	207.8	144.2	6. NON-MONETARY LONG-TERM CAPITAL
ብገል	-	-	-	PRIVATE
ከመንግሥት	89.7	207.8	144.2	GOVERNMENT
7. የመሠረታዊ ሄሳቦች ሚዛን	-143.5	33.5	-263.0	7. BASIC BALANCES
8. የአጭር ዘመን የገል ባር	-39.2	-47.0	64.3	8. SHORT-TERM PVT. CAPITAL (NET)
9. የተጠራ ስህተት ወይም ገደብ	3.2	-3.8	-52.0	9. NET ERRORS AND OMISSIONS
10. ስ.ዲ.አ.አር. ተዋጭ	-	9.5	10.2	10. S.D.R. ALLOCATION
11. የአጠቃላይ ሄሳቦች ሚዛን /7+8+9/	-179.5	-7.8	-240.5	11. OVERALL BALANCE (7+8+9)
12. የተጠራ የገንዘብ አንቀሳቃስ	179.5	7.8	240.5	12. NET MONETARY MOVEMENTS
	1970/71	1971/72	1972/73	

ከሌተዕዛዝ ባለፈው ዓመት የላከኛው ጥናትና ፕላን ዋና ክፍል የተገኘ፡

Source: Economic Research and Planning Division, National Bank of Ethiopia.

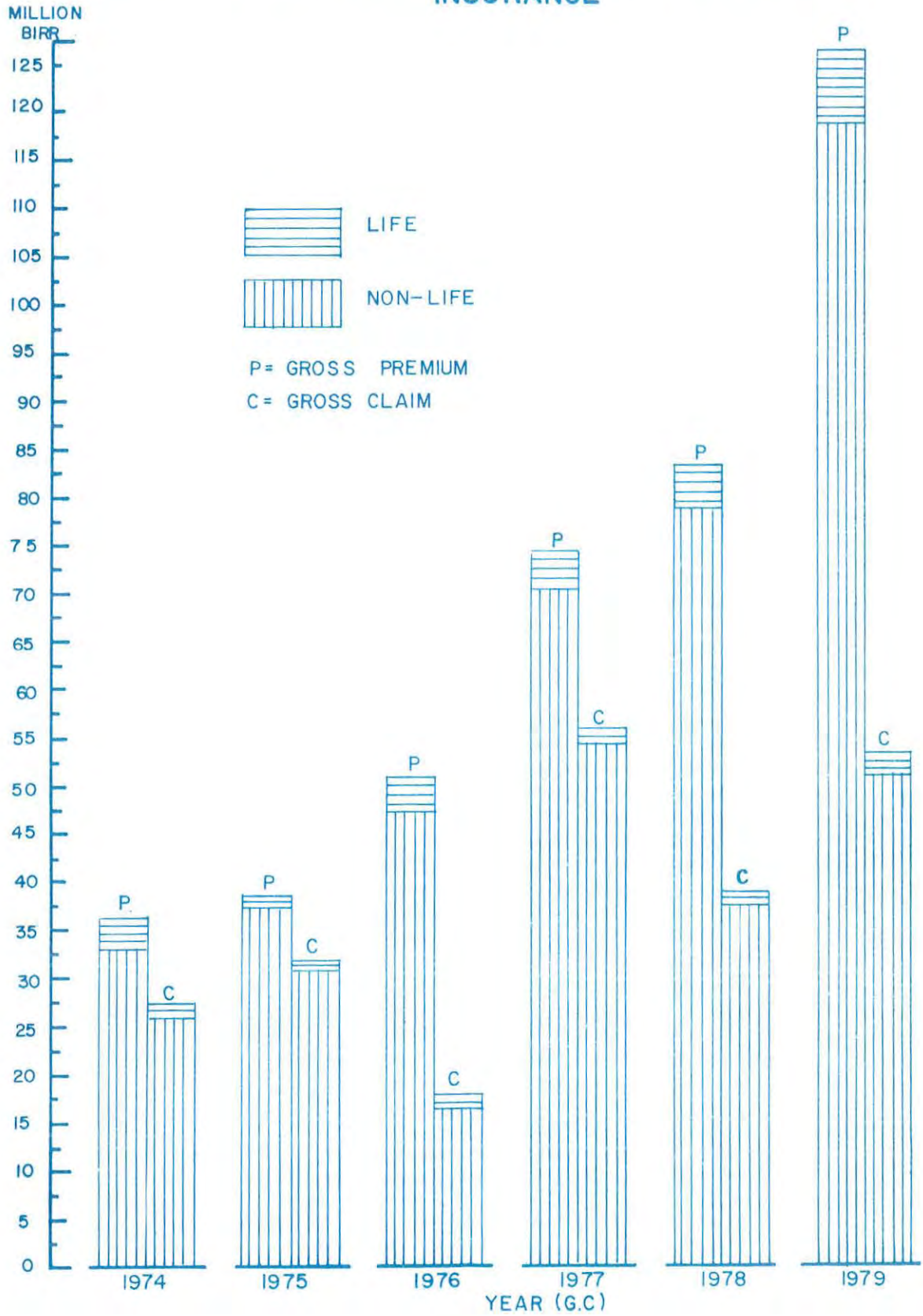
ክፍል ፲. ስለጤን /ኢንሹራንስ/

በዚህ ስልጠና በሀገሪቱ 13 የተለያዩ የጤን ኩባንያዎች በሥራ ላይ እንደነበሩ ይታወቃል ።
ነገር ግን በጥቅምት 1968 ዓ.ም የጤን ኩባንያዎች ከተወረሱ በኋላ "የኢትዮጵያ የጤን ድርጅት"
በመባል አሥረ ስራ ተገኝቶ በአገሪቱ ላይ ተጠቃለዋል ። በዚህ ክፍል የተገለጹት መረጃዎች በሙሉ የተመለከ
ተት እንደ ገሪጌሪ ያን ዘመን አቅጣጫ ነው ።

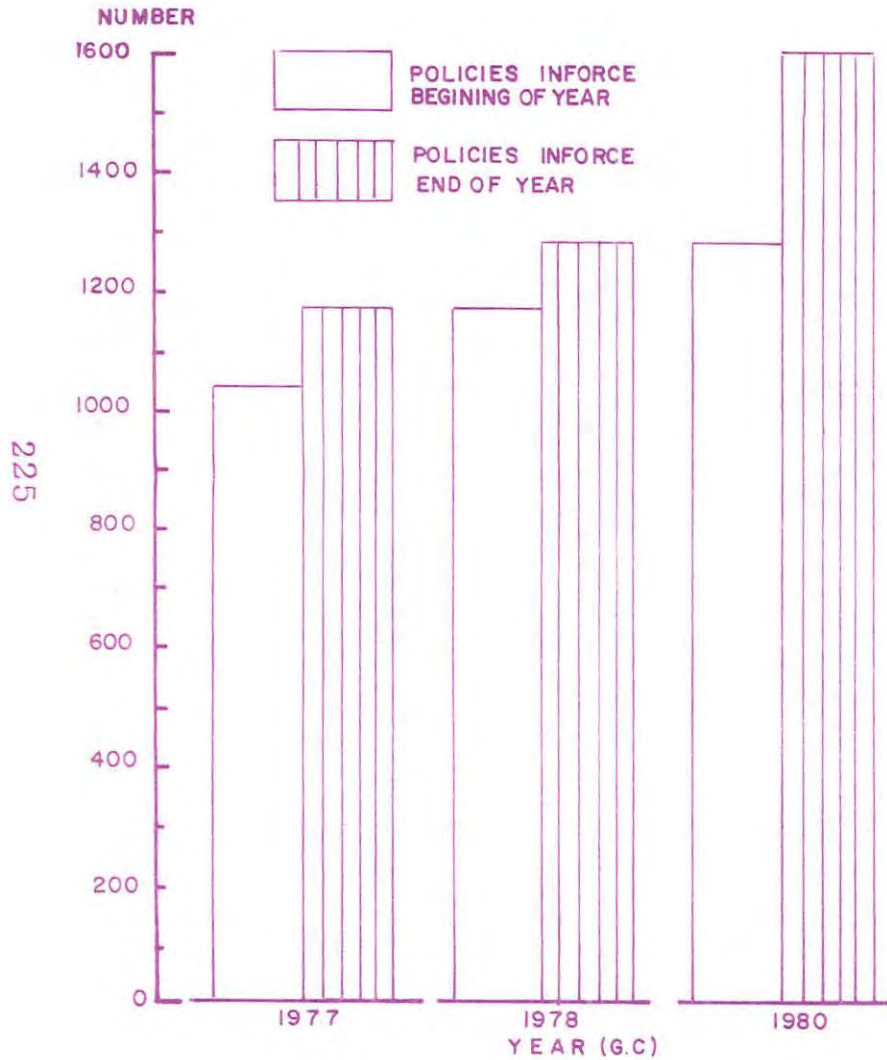
SECTION M. INSURANCE

Formerly there were 13 Insurance Companies Operating in the Nation.
However, since the nationalization of the insurance companies in November
1975 all the thirteen are consolidated into one corporation under the
name of "Ethiopian Insurance Corporation". All data in this section are
shown according to Gregorian Calendar.

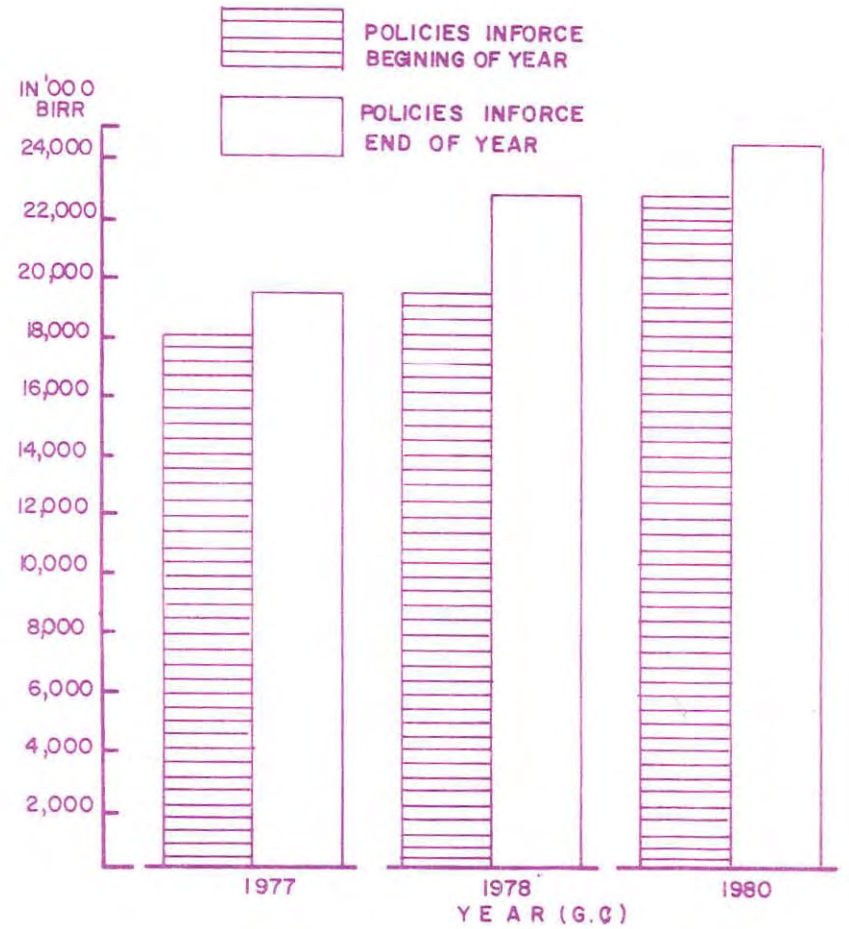
M-1 GROSS PREMIUM & CLAIMS OF LIFE & NON-LIFE INSURANCE



M-4 NUMBER OF LIFE INSURANCE POLICIES



M-5 AMOUNT OF LIFE INSURANCE POLICIES



የሕይወት መድን ስርቦገና ለመድን የተከፈለ ግጠኝያ
SUMMARY OF PREMIUM AND CLAIMS OF LIFE INSURANCE

ሠንጠረዥ 1.1 TABLE M.1 በሚሊዮን ብር IN MILLION BIRR

ዓመት ምዕራፍ	1965/66	1966/67	1967/68	1968/69	1969/70	1970/71	1971/72*	
ገቢ								INCOME
ጠቅላላ ስርቦገ	2.8	3.2	1.1	3.6	4.0	5.4	7.6	GROSS PREMIUM
ለጠለፋ መድን የተከፈለ ሲቀነስ	0.5	0.5	0.1	0.9	0.4	0.5	0.7	LESS REINSURANCE CEDED
የተከፈ ስርቦገ	2.3	2.7	1.0	2.7	3.6	4.9	6.9	NET PREMIUM
ወጪ								OUT GO
ጠቅላላ ለመድን የተከፈለ	1.0	1.4	0.9	1.7	1.5	1.4	2.2	GROSS CLAIMS
ከጠለፋ መድን ሰጪ የተከፈለውና የተመለሰው ሲቀነስ	0.4	0.4	0.1	0.5	0.1	0.3	0.3	LESS REINSURANCE RECOVERIES
የተከፈ ለመድን ውሳኔ ገዳታ የተከፈለ	0.6	1.0	0.8	1.2	1.4	1.1	1.9	NET CLAIMS
	1973	1974	1975	1976	1977	1978	1979*	YEAR

የሕይወት ያልሆነ መድን ስርቦገና ለመድን የተከፈለ ግጠኝያ
SUMMARY OF PREMIUM AND CLAIMS OF NON-LIFE INSURANCE

ሠንጠረዥ 1.2 TABLE M.2 በሚሊዮን ብር IN MILLION BIRR

ዓመት ምዕራፍ	1965/66	1966/67	1967/68	1968/69	1970/70	1970/71	1971/72*	
ገቢ								INCOME
ጠቅላላ ስርቦገ	28.8	33.0	37.4	47.2	70.3	77.6	118.7	GROSS PREMIUM
ለጠለፋ መድን የተከፈለ ሲቀነስ	16.2	18.9	23.4	19.9	33.3	34.4	52.0	LESS REINSURANCE CEDED
የተከፈ ስርቦገ	12.6	14.1	14.0	27.3	37.0	43.4	66.7	NET PREMIUMS
ወጪ								OUT GO
ጠቅላላ ለመድን የተከፈለ	19.2	25.9	30.9	16.2	54.3	37.4	51.0	GROSS CLAIMS
ከጠለፋ መድን ሰጪ የተከፈለውና የተመለሰው ሲቀነስ	10.0	14.2	18.7	8.8	32.9	10.6	11.6	LESS REINSURANCE RECOVERIES
የተከፈ ለመድን ውሳኔ ገዳታ የተከፈለ	9.2	11.7	12.2	7.4	21.4	26.8	39.4	NET CLAIMS
	1973	1974	1975	1976	1977	1978	1979*	YEAR

*መረጃው / ጊዜያዊ የሚያመለክተው ከታህሣሥ 23/70 አከባቢ በኋላ 23/72 ያለውን ጊዜ የሚያጠቃልል ነው።
*Data (Provisional) covers from January 1/1978 to June 30/1979 Period.

ጠቅላይ ግብርና መድን ድርጅት።
Source: Ethiopian Insurance Corporation.

የአይወት ያለሆነ ወይን ግዴታዎች ገቢና ወጪ በሥራ ወይን
 INCOME AND EXPENDITURE OF NON-LIFE INSURANCE BY LIFE OF INSURANCE

ሠንጠረዥ 1.3

TABLE M.3

በሺህ ቦር '000 BIRR

	የአባተ	የጥር ተሽከርካሪ	የጦርከብና የአጠቃላይ	የሥራ ተኛቸኝ ገዛ	የአደጋ	የልዩ ልዩ	
1969/70							1977
ገቢ							INCOME
ጠቅላላ አርቦን	6,337	20,443	32,189	5,889	5,458	-	GROSS PREMIUM
በአገር ውስጥ ለውሎ ወይን የተከፈለ	-	-	-	-	-	-	REINSURANCE INSIDE ETHIOPIA
በአገር ውስጥ ለውሎ ወይን የተከፈለ	4,683	4,349	20,364	238	3,693	-	REINSURANCE OUTSIDE ETHIOPIA
የተጠፋ አርቦን	1,652	16,094	11,825	5,652	1,765	-	NET PREMIUM
በገቢዎች የተገኘ	1,950	1,010	6,657	35	1,144	-	COMMISSIONS RECEIVED
ሌላ ገቢ	-	-	-	-	-	-	OTHER INCOME
በዓመት መጀመሪያ ለመጠባበቅ የነበረ	686	7,277	1,260	2,682	594	-	RESERVE BEGINNING OF YEAR
በተርፍና ኪሣራ ሂሳብ የተዘወረ	-	-	-	-	-	-	TRANSFERRED FROM PROFIT AND LOSS ACCOUNT
ጅምር	4,290	24,381	19,743	8,369	3,503	-	TOTAL
ወጪ							EXPENDITURE
ለውሎ ገዳታ የተከፈለ የሚከፈል	2,954	14,437	29,154	3,548	4,205	-	CLAIMS PAID & OUTSTANDING
ከውሎ ወይን ለውሎ የተከፈለው የተመለሰው ሲታይ	1,852	3,494	24,578	(264)	3,232	-	LESS REINSURANCE RECOVERIES
የተጠፋ ለውሎ ወይን ገዳታ የተከፈለ	1,102	10,943	4,576	3,812	973	-	NET CLAIMS
ለገቢዎች የተከፈለ	115	648	186	117	42	-	COMMISSIONS PAID
የሥራ ግብዓት	193	624	834	187	162	-	MANAGEMENT EXPENSES
በዓመት መጨረሻ ለመጠባበቅ የነበረ	753	7,323	5,380	2,572	803	-	RESERVE END OF YEAR
ሌሎች ወጪዎች	1	2	2	1	-	-	OTHER EXPENSES
ወደተርፍና ኪሣራ ሂሳብ የተዘወረ	2,126	4,841	8,765	1,680	1,524	-	TRANSFERRED TO PROFIT AND LOSS ACCOUNT
ጅምር	4,290	24,381	19,743	8,369	3,503	-	TOTAL
	FIRE	MOTOR	MARINE & A'VIATION	WORKERS COMPEN-SATION	ACCIDENT	MIS-CELLAN-EOUS	

በአገር ውስጥ ወይን ደርድት ::

Source: Ethiopian Insurance Corporation.

የሕይወት ሃላፊነት ድርጅት የግብርና ወጪ ስራ ወጪ
 INCOME AND EXPENDITURE OF NON-LIFE INSURANCE BY LINE OF INSURANCE

ሠገጠኛ ፲.፩ / የግብር /

TABLE M.3 (Contd.)

በሺህ ብር

'000 BIRR

	የአባት	የዎተር ተከርታ	የወር ስጦት የአጭር ጊዜ	የሠራተኞች ገቢ	የአደጋ	የሌሎች		
1970/71 *							1978*	
ገቢ							INCOME	
ጠቅላላ አርቦን	7,363	23,974	32,461	7,132	6,852	-	GROSS PREMIUM	
በኢትዮጵያ ውስጥ ለጠለፋ ድርጅት የተከፈለ	-	-	-	-	-	-	REINSURANCE INSIDE ETHIOPIA	
በኢትዮጵያ ወጪ ለጠለፋ ድርጅት የተከፈለ	4,735	4,788	21,126	222	3,490	-	REINSURANCE OUTSIDE ETHIOPIA	
የተጠራ አርቦን	2,628	19,186	11,335	6,909	3,362	-	NET PREMIUM	
በገቢዎች የተገኘ	2,401	1,142	7,020	55	1,076	-	COMMISSIONS RECEIVED	
ሌላ ገቢ	-	-	-	-	-	-	OTHER INCOME	
በዓመት መጀመሪያ ለመጠባበቅ የነበረ	756	7,452	5,409	2,578	812	-	RESERVE BEGINNING OF YEAR	
ከተርፍ ኪሳራ ሂሳብ የተዛወረ	-	-	-	-	-	-	TRANSFERRED FROM PROFIT AND LOSS ACCOUNT	
ድምር	5,785	27,780	23,764	9,542	5,250	-	TOTAL	
ወጪ							EXPENDITURE	
ለድርጅት ገዳታ የተከፈለ የሚከፈል	99	18,017	12,528	4,314	2,467	-	CLAIMS PAID AND OUTSTANDING	
ከጠለፋ ድርጅት ለወጪ የተከፈለው የተመለሰው ሲታይ	(297)	3,090	6,579	334	876	-	LESS REINSURANCE RECOVERIES	
የተጠራ ለድርጅት ወሰኖች ገዳታ የተከፈለ	396	14,927	5,948	3,979	1,591	-	NET CLAIMS	
ለገቢዎች የተከፈለ	76	657	116	104	41	-	COMMISSIONS PAID	
የሥራ ግብዓት	215	690	742	210	189	-	MANAGEMENT EXPENSES	
በዓመት መጨረሻ ለመጠባበቅ የነበረ	1,196	8,768	5,158	3,144	1,530	-	RESERVE END OF YEAR	
ሌሎች ወጪዎች	1	2	23	29	14	-	OTHER EXPENSES	
ወደተርፍ ኪሳራ ሂሳብ የተዛወረ	3,901	2,736	11,777	2,077	1,885	-	TRANSFERRED TO PROFIT AND LOSS ACCOUNT	
ድምር	5,785	27,780	23,764	9,542	5,250	-	TOTAL	
1971/72+							1979+	
ገቢ							INCOME	
ጠቅላላ አርቦን	10,975	36,129	50,475	9,111	11,980	-	GROSS PREMIUM	
በኢትዮጵያ ውስጥ ለጠለፋ ድርጅት የተከፈለ	-	-	-	-	-	-	REINSURANCE INSIDE ETHIOPIA	
በኢትዮጵያ ወጪ ለጠለፋ ድርጅት የተከፈለ	7,133	6,374	33,302	143	5,035	-	REINSURANCE OUTSIDE ETHIOPIA	
የተጠራ አርቦን	3,842	29,755	17,173	8,968	6,945	-	NET PREMIUM	
በገቢዎች የተገኘ	3,262	1,462	10,973	-	1,584	-	COMMISSIONS RECEIVED	
ሌላ ገቢ	-	-	-	-	-	-	OTHER INCOME	
በዓመት መጀመሪያ ለመጠባበቅ የነበረ	753	7,323	5,380	2,571	803	-	RESERVE BEGINNING OF YEAR	
ከተርፍ ኪሳራ ሂሳብ የተዛወረ	-	-	-	-	-	-	TRANSFERRED FROM PROFIT AND LOSS ACCOUNT	
ድምር	7,857	38,540	33,526	11,539	9,332	-	TOTAL	
ወጪ							EXPENDITURE	
ለድርጅት ገዳታ የተከፈለ የሚከፈል	(678)	27,990	15,433	3,855	4,413	-	CLAIMS PAID AND OUTSTANDING	
ከጠለፋ ድርጅት ለወጪ የተከፈለው የተመለሰው ሲታይ	(1,182)	4,755	6,996	(631)	1,691	-	LESS REINSURANCE RECOVERIES	
የተጠራ ለድርጅት ወሰኖች ገዳታ የተከፈለ	504	23,235	8,437	4,486	2,722	-	NET CLAIMS	
ለገቢዎች የተከፈለ	108	936	173	118	72	-	COMMISSIONS PAID	
የሥራ ግብዓት	307	1,049	1,186	279	303	-	MANAGEMENT EXPENSES	
በዓመት መጨረሻ ለመጠባበቅ የነበረ	1,145	9,174	5,272	2,642	2,270	-	RESERVE END OF YEAR	
ሌሎች ወጪዎች	2	7	7	2	1	-	OTHER EXPENSES	
ወደተርፍ ኪሳራ ሂሳብ የተዛወረ	5,791	4,130	18,451	4,012	3,964	-	TRANSFERRED TO PROFIT AND LOSS ACCOUNT	
ድምር	7,857	38,540	33,526	11,539	9,332	-	TOTAL	
	FIRE	MOTOR	MARINE & AVIATION	WORKERS COMPEN-SATION	ACCI-DENT	MISCEL-LANEOUS		

። ጊዜያዊ ሂሳብ ።

*Provisional.

ተክኛ

() Negative

ከኢትዮጵያ ድርጅት

ተጨማሪ / ጊዜያዊ / የሚያስከትል ከጋራ 23/70 እስከ ሰኔ 23/72 ያለውን ጊዜ የሚያስጠቅም ነው ።

+Data (Provisional) covers from January 1/78 to June 30, 1979 period.

የኢይሲቲ ግብርና የሥነ ምግባር
BALANCE SHEET OF LIFE INSURANCE
ሀብቶች*
A S S E T S*

ሠንጠረዥ 1.4 /ሀ/

TABLE M.4 (a)

ባሽህ ብር

'000 BIRR

በ.....መዘረብ	ታህሳስ 1970	ታህሳስ 1971	ሰኔ 23 1972	
እንግዳሮች	-	-	-	BUILDINGS
ተሽከርቤታዊ መኪናዎች ዕቃዎችና መሣሪያዎች	92	81	73	MOTOR VEHICLES, FURNITURES AND EQUIPMENT
በግንባታና የተያዘ	4,754	4,675	4,713	MORTGAGES
በሕይወት መድን ሙሉ ግንባታና ባለጠቅላላ የሚወጡት ብድር	2,140	2,164	2,124	POLICY-HOLDERS' LOAN ON LIFE POLICIES
ሌሎች ብድሮች	68	68	67	OTHER LOANS
የግብርና የገንዘብ ሰነዶች	357	100	-	GOVERNMENT SECURITIES
ድርሻዎች /አክሲዮኖች/	-	-	-	SHARES
ሌሎች የገንዘብ ሰነዶች	-	-	1	OTHER SECURITIES
በወኪሎች ያለ ሂሳብ	-	-	-	AGENTS' BALANCES
ገቢ የሚሆን አርባ	516	943	-	OUTSTANDING PREMIUM
ወለድ የተርፍ ድርሻና ኪራይ	-	-	680	INTEREST, DIVIDENDS AND RENTS
በተገባሪዎች ለወይን ሰጪው የሚገኝ ዕቃ	664	410	220	DEBTORS
በአይ ያለ ጥሬ ገንዘብ	311	805	306	CASH ON HAND
በባንክ የሌለ /ተገባሪዎች ሂሳብ/	-	-	-	CURRENT ACCOUNTS
ለተወሰኑ ጊዜ የተጠመ	6,264	9,871	12,359	FIXED DEPOSITS
ሌሎች ሀብቶች	1,991	2,118	2,015	OTHER ASSETS
ድምር	17,157	21,235	22,558	TOTAL
	DECEMBER 1977	DECEMBER 1978	JUNE 1979	AS AT END OF

ገንዘብዎች*
LIABILITIES*

ሠንጠረዥ 1.4 /ለ/

TABLE M.4 (b)

ባሽህ ብር

'000 BIRR

በ.....መዘረብ	ታህሳስ 1970	ታህሳስ 1971	ሰኔ 23 1972	
የተከፈለ የባለድርሻዎች ዋና ገንዘብ	124	-	-	PAID UP CAPITAL
ለወይን የተከፈለ ገንዘብ	13,395	15,653	18,454	INSURANCE FUNDS
ለሕይወት	11,145	12,928	18,454	LIFE
ለሌሎች	2,250	2,725	-	OTHERS
በተርፍና ኪራይ ሂሳብ የቀረ	-	662	-	BALANCE OF PROFIT AND LOSS ACCOUNT
ተከፈሉት ታዎች ገና ያልተከፈለ	391	443	548	CLAIMS ADMITTED BUT NOT PAID
ለጠለፋ ግንባታና ሰጪዎች የሚከፈል	916	631	737	DUE REINSURERS
ለሌሎች የባለዕዳዎች የሚከፈል	248	289	273	DUE SUNDRY CREDITORS
ለገቢ ገብር የሚከፈል	79	-	-	DUE INCOME TAX
ሌሎች	2,004	3,557	2,546	OTHERS
ድምር	17,157	21,235	22,558	TOTAL
	DECEMBER 1977	DECEMBER 1978	JUNE 1979	AS AT END OF

*ጊዜያዊ

*Provisional

በኢትዮጵያ ግብርና የሥነ ምግባር

Source: Ethiopian Insurance Corporation.

የኢትዮጵያ ገንዘብ ጥቅም ስምንት
BALANCE SHEET OF NON-LIFE INSURANCE

A S S E T S *

ሠገጠኛ 1.5 / U / TABLE M.5 (a) በሺህ ብር '000 BIRR

በ..... መደብ	ታህሳስ	ታህሳስ	ሰኔ 23	
	1970	1971	1972	
ገንዘብ	1,049	1,108	1,148	BUILDINGS
ፕሮፐርቲ መኪናዎች ዐቃዎችና መሳሪያዎች	777	755	901	MOTOR VEHICLES, FURN & EQUIPMENT
ሌሎች ብድሮች	-	-	-	OTHER LOANS
የመንግሥት የገንዘብ ሰነዶች	848	848	848	GOVERNMENT SECURITIES
ኦርቫን ስራ / ለከፈሉ ገንዘብ /	961	651	940	SHARES
ሌሎች የገንዘብ ሰነዶች	-	-	-	OTHER SECURITIES
ገቢዎች ላይ ያለ ህግ	-	725	685	AGENTS' BALANCES
ገቢ የሚሆን አርቦን	28,681	37,327	42,364	OUTSTANDING PREMIUM
ወለድ የተርፍ ድርሻና ኪራይ	-	-	1,322	INTEREST, DIVIDENDS & RENTS
ከተገባዎች ለመድን በሚሰጡ የሚከፈል ዐቃ	5,589	7,845	2,194	DEBTORS
በአጭ ያለ ገንዘብ	8,861	7,835	8,676	CASH ON HAND
በባንክ ያለ / ተገባዎች ህግ /	-	-	2,545	CURRENT ACCOUNTS
ለተወሰነ ጊዜ የተወጣ	45,227	57,817	67,703	FIXED DEPOSITS
ሌሎች ህብቶች	5,839	6,130	5,718	OTHER ASSETS
ጠቅላይ	97,832	121,041	135,044	TOTAL
	DECEMBER 1977	DECEMBER 1978	JUNE 1979	AS AT END OF

ገ ጻ ገ ጾ ጾ *
L I A B I L I T I E S *

ሠገጠኛ 1.5 / A / TABLE M.5 (b) በሺህ ብር '000 BIRR

በ..... መደብ	ታህሳስ	ታህሳስ	ሰኔ 23	
	1970	1971	1972	
የተከፈለ የባለድርሻዎች ዋና ገንዘብ	11,000	11,000	11,000	PAID UP CAPITAL
ለመድን የተከፈሉ ገንዘብ	14,797	17,402	20,502	INSURANCE FUNDS
ለአሰጣጥ	662	1,051	1,007	FIRE
ለጥፋት ፕሮፐርቲ	6,438	7,709	8,065	MOTOR VEHICLE
ለአደጋ	706	1,345	1,995	ACCIDENT
ለሠራዊቶች ለሠራተኞች ላለባቸው የገንዘብ መድን	2,261	2,764	2,323	EMPLOYERS' LIABILITIES
ለመርከብ እና ለአውሮፕላን	4,730	4,534	4,638	MARINE & AVIATION
ሌሎች	-	-	2,474	OTHERS
በተርፍና ኪራይ የተፈጸመ	-	8,458	2,521	BALANCE OF PROFIT & ACCOUNT
ተከፈሉ ገንዘብ ገና ያልተከፈለ	20,367	30,032	39,001	CLAIMS ADMITTED BUT NOT PAID
ለአሰጣጥ	1,302	1,503	1,550	FIRE
ለመኪና / ለጥፋት /	9,780	15,208	23,599	MOTOR
ለአደጋ	1,531	1,877	2,046	ACCIDENT
ለሠራዊቶች ለሠራተኞች ላለባቸው ገንዘብ	3,916	5,313	4,710	EMPLOYERS' LIABILITIES
ለመርከብና ለአውሮፕላን	3,325	6,131	6,583	MARINE & AVIATION
ሌሎች	513	-	513	OTHER
ለጠለፋ የበተኑ በሚሆኑ የሚከፈል	25,248	30,106	33,735	DUE REINSURERS
ለልዩ ልዩ ባለዓዳዎች የሚከፈል	3,153	3,707	4,993	DUE SUNDRY CREDITORS
ለገቢ ገብር የሚከፈል	9,738	9,583	9,257	DUE INCOME TAX
ሌሎች	13,529	10,752	14,035	OTHER
ጠቅላይ	97,832	121,040	135,044	TOTAL
	DECEMBER 1977	DECEMBER 1978	JUNE 1979	AS AT END OF

*ገዘያዊ ህግ ::
*Provisional.

ከአገልግሎት ጋር ይደርሳል ::

Source: Ethiopian Insurance Corporation.

የሕይወት ጥበቃ ህጋዊ የሚያመለክት መገለጫ
STATEMENT OF LIFE PORTFOLIO

ሠገጠረዥ 1.6

TABLE M.6

በሺህ ብር '000 BIRR

የሕይወት ጥበቃ	ባለሙያዎች ብዛት የሚጠቅም		ለባለሙያዎች የህላግ ህዳር ስምጥ ብዛት የሚጠቅም		ሌሎች		ድምር		
	ብዛት	የጥበቃው ልክ	ብዛት	የጥበቃው ልክ	ብዛት	የጥበቃው ልክ	ብዛት	የጥበቃው ልክ	
<u>1971/72*</u>									
1. በዓመት መጀመሪያ የነበሩት የሕይወት ጥበቃዎች	34	354	1,091	18,096	46	963	1,171	19,413	1. POLICIES IN FORCE BEGINNING OF YEAR
2. አዲስ የተሰጡ የሕይወት ጥበቃዎች	1	10	607	8,771	93	1,973	701	10,754	2. NEW POLICIES ISSUED
3. አገደ ነበር የሆኑ	-	-	3	35	2	35	5	70	3. REINSTATEMENTS
ድምር	35	364	1,701	26,902	141	2,961	1,877	30,227	TOTAL
4. ዕድሜያዎች የሞሉ የጥበቃዎች	-	-	8	105	9	100	17	205	4. MATURITIES
5. በሙሉ ተዘጋጅተው የተሰሩት ጥበቃዎች	-	-	193	2,280	-	-	193	2,280	5. SURRENDERS
6. በሞት አደጋ አገኝተው የተሞሉ የጥበቃዎች	-	-	3	55	-	-	3	55	6. DEATH CLAIMS
7. ባለሙያዎች ስልጠና ላይ የሚገኙ የጥበቃዎች	-	-	352	4,360	30	630	382	4,990	7. LAPSES
ድምር	-	-	556	6,800	39	730	595	7,530	TOTAL
8. በዓመት መጨረሻ የነበሩት የሕይወት ጥበቃዎች	35	364	1,145	20,102	102	2,231	1,282	22,697	8. POLICIES IN FORCE END OF YEAR
9. የጠለፋ ሙደን ያለቸው ጥበቃዎች	-	-	-	-	-	-	-	-	9. POLICIES REINSURED
10. በገብረት ሙሉ የተገዙ ሙደሮች	-	-	-	-	-	-	-	-	10. GROUP POLICIES IN FORCE
<u>1973**</u>									
1. በዓመት መጀመሪያ የነበሩት የሕይወት ጥበቃዎች	35	364	1,145	20,102	102	2,231	1,282	22,697	1. POLICIES IN FORCE BEGINNING OF YEAR
2. አዲስ የተሰጡ የሕይወት ጥበቃዎች	2	25	879	10,413	227	2,550	1,108	12,938	2. NEW POLICIES ISSUED
3. አገደ ነበር የሆኑ	-	-	-	-	-	-	-	-	3. REINSTATEMENTS
ድምር	37	389	2,029	30,575	332	4,776	2,398	35,740	TOTAL
4. ዕድሜያዎች የሞሉ የጥበቃዎች	7	125	12	105	19	180	38	410	4. MATURITIES
5. በሙሉ ተዘጋጅተው የተሰሩት ጥበቃዎች	-	-	330	4,550	-	-	330	4,550	5. SURRENDERS
6. በሞት አደጋ አገኝተው የተሞሉ የጥበቃዎች	-	-	5	55	2	25	7	80	6. DEATH CLAIMS
7. ባለሙያዎች ስልጠና ላይ የሚገኙ የጥበቃዎች	2	25	204	3,695	217	2,604	423	6,324	7. LAPSES
ድምር	9	150	551	8,405	238	2,809	798	11,364	TOTAL
8. በዓመት መጨረሻ የነበሩት የሕይወት ጥበቃዎች	28	239	1,478	22,170	94	1,967	1,600	24,376	8. POLICIES IN FORCE END OF YEAR
9. የጠለፋ ሙደን ያለቸው ጥበቃዎች	-	-	-	-	-	-	-	-	9. POLICES REINSURED
10. በገብረት ሙሉ የተገዙ ሙደሮች	-	-	-	-	-	-	-	-	10. GROUP POLICIES IN FORCE
	NO.	SUM ASSURED	NO.	SUM ASSURED	NO.	SUM ASSURED	NO.	SUM ASSURED	LIFE PORTFOLIO
	WHOLE LIFE		ENDOWMENT		OTHERS		TOTAL		

*ህዳሪያ

*Provisional

**መረጃው /ህዳሪያ/ የሚያመለክተው ከጋራሥ 23/71 እስከ በኋላ 30/73 ያለውን ጊዜ የሚያጠቃልል ነው ::

**Data (Provisional) covers from January 1/1979 to June 30/1980 Period.

በኢትዮጵያ ሙደን ጸርጅት ::

Source: Ethiopian Insurance corporation.

ክፍል ነ. ስለ ዕቃዎች ዋጋ

ሠገጠረዥ ነ. 1: የኢትዮጵያ ብሔራዊ ባንክ የኢኮኖሚክ ጥናት ክፍል ከወጭ ለገቡ ዋና ዋና ዕቃዎች በየወሩ የሰበሰበውን የጅምላ ዋጋ ያሳያል ። በዘርዘሩ የተመለከተው የአዲስ አበባ ገበያ የዓመት ጭዕከላዊ ዋጋ ነው ።

ሠገጠረዥ ነ. 2 እና ነ. 3: እነዚህ ሠገጠረዥ የሚያመለክቱት የተረጎሙ የቡና ዓይነቶች የኒውዮርክ ገበያ ዋጋና በአገር ውስጥ የተሸጠውን ያልታወቀ ቡና በአዲስ አበባ ገበያ መከከለኛ የጅምላ ዋጋ መሠረት ነው ። በኒውዮርክ ገበያ የጅምላ ቡና በመባል የታወቀው ከሰረር ቡና በስተቀር ጫና ጅምላ ዓይነት የኢትዮጵያ ቡና ሲሆን፣ በአዲስ አበባ ገበያ ገን የጅምላ ቡና ተብሎ የሚጠራው ከከፋ ክፍለ ሀገር የሚመጣው ብቻ ነው ።

ሠገጠረዥ ነ. 4: በ1955/6 ዓ.ም ከተደረገው የቤተሰብ የኑር ወጭ ጥናት የተገኘውን ወጭና ጭዕከላዊ የሚሰበሰበውን የቸር ቻር ዋጋ መሠረት በማድረግ፣ የአስታላክ ተክስ ጠቆላይ ጸ/ቤት ያዘጋጀውን የ1971/72፣ የ1972/73 እና የ1973/74 ዓ.ም የአዲስ አበባ ከተማ የቸር ቻር ገበያ ዋጋ መመዘኛ /አገልግሎት/ ያሳያል ። ይህም በተለይ የሚያገለግለው የወር ገቢያቸው እስከ አራት መቶ ብር ለሆኑ ቤተሰቦች ነው ።

ሠገጠረዥ ነ. 5: በአዲስ አበባ ከተማ ከገበያዎችና ከገርሰሪዎች የተሰበሰቡትን የምገብ ዓይነቶች ጭዕከላዊ የቸር ቻር ዋጋን ለ1971/72፣ ለ1972/73 እና ለ1973/74 ዓ.ም ያመለክታል ። ጭዕከላዊ ዋጋ የአስታላክ ተክስ ጠቆላይ ጸ/ቤት በየወሩ ለሚያዘጋጀው የምገብ ዋጋ ሁኔታ መመዘኛ መሠረት ሲሆን የተገኘው ከአዲስ ከተማና ከሌሎች የከተማ ተክሎች ለአገልግሎት ዕቃ ከስድስት ከሚያገቡ ለጭ መደቦች ዋጋዎችን በመሰበሰብ ነው ።

ጭዕከላዊ:- ከብሔራዊ ባንክ የኢኮኖሚክ ጥናት መቻሪያ ይሰበሰቡ የነበሩት የገቢና የወጭ ገንዘብ ዕቃዎች የጅምላ ዋጋ መመዘኛና /አገልግሎት/ በተረጎሙ ከቀዎች የእርሻ ውጤቶች የጅምላ ዋጋ የሚመለከት መረጃዎች ለማግኘት ባለመቻሉ ከነገራቸው በዚህ ዓመታዊ የአስታላክ ተክስ መጽጠት ውስጥ ለማውጣት አልተቻለም ።

SECTION N. PRICES

Table N.1: Shows the wholesale prices of selected import commodities collected by the Department of Economic Research of the National Bank of Ethiopia at monthly intervals. The series presented refer to average annual prices in Addis Ababa.

Table N. 2 and N. 3: Show the New York Market spot prices of selected types of coffee and the average Addis Ababa wholesale prices of unwashed coffee. Coffee known as "Jima", usually good quality, in New York Market, are blends of all types of Ethiopian Coffee except Coffee from Hararghe. On the other hand, the Addis Ababa prices quoted for "Jima" refer to coffee from Kefa Administrative Region only.

Table N. 4: Here the Central Statistical Office presents a retail price Index for Addis Ababa for the years 1979, 1980 and 1981. The information is based on the retail prices collected monthly by the Central Statistical Office. The Index applies to households belonging to income group upto 400.00 Birr/month.

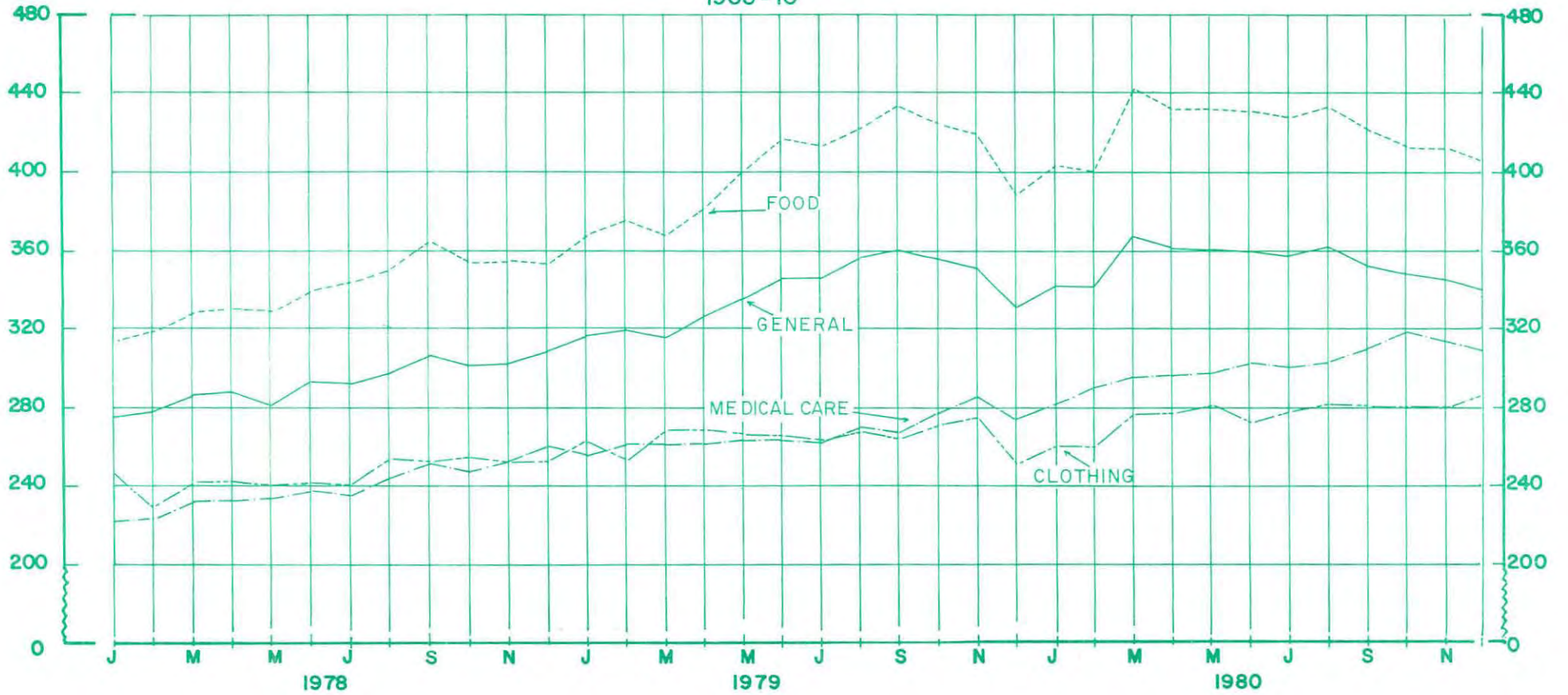
Table N. 5: Shows Addis Ababa retail prices of some major items for the years 1979, 1980 and 1981. They are averages of prices in "Addis Ketema" and other parts of the town; collected from at least six quotations for the monthly Retail Price Index prepared by the Central Statistical Office.

Note:- Due to lack of data in the Economic Research Department of the National Bank of Ethiopia, tables pertaining to wholesale price indices of import and export commodities and wholesale prices of agricultural commodities in selected towns, along with their graphic presentations are omitted in the current abstract.

N-1

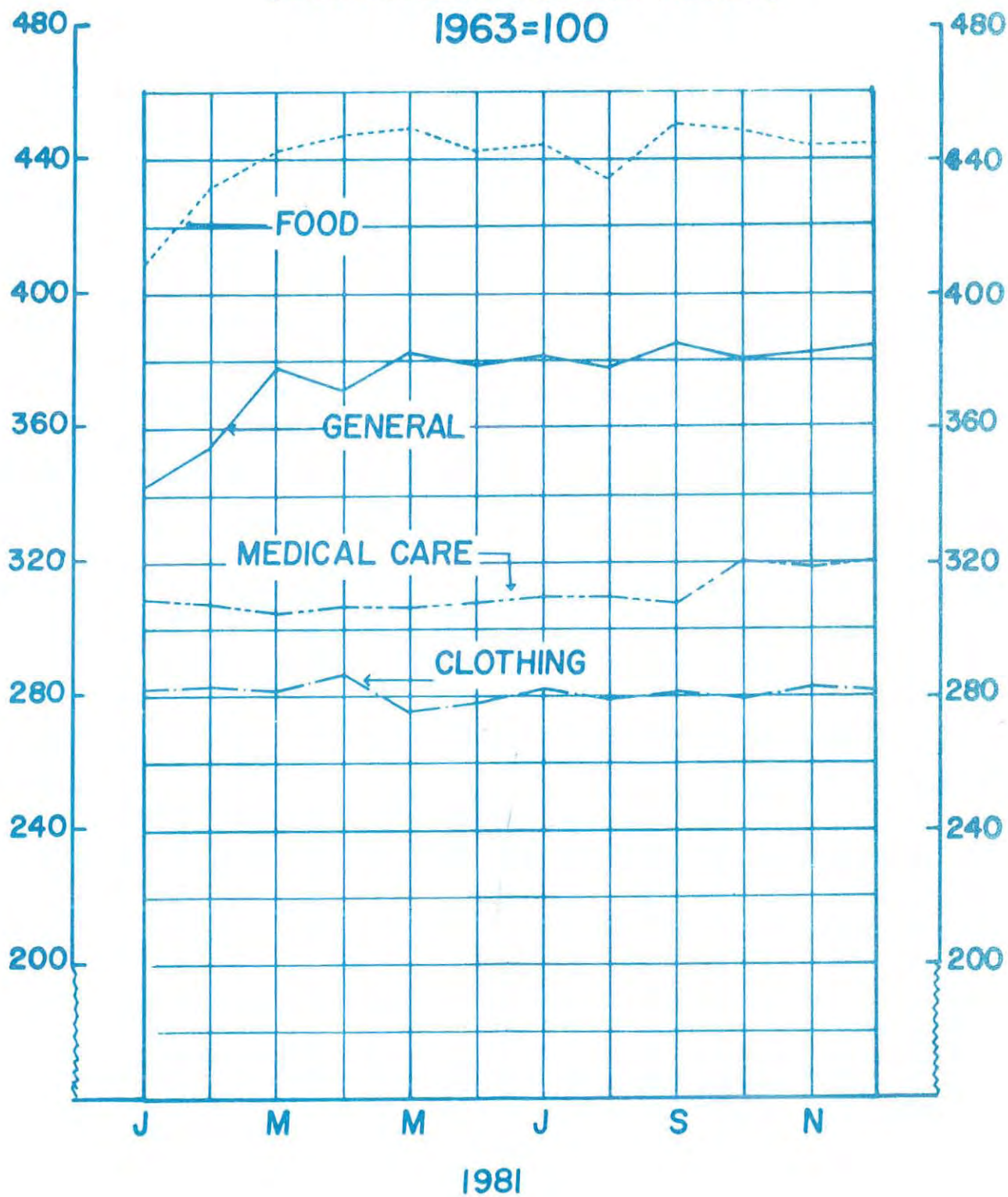
RETAIL PRICE INDEX OF ADDIS ABABA
(EXCLUDING RENT)
1963 = 10

234



N-2 RETAIL PRICE INDEX OF ADDIS ABABA (EXCLUDING HOUSE RENT)

1963=100



በአዲስ አበባ የአገላለጽ የገቢ ገዢ ዕቃዎች የድምሳ ዋጋ
WHOLESALE PRICES OF SELECTED IMPORT COMMODITIES IN ADDIS ABABA

ሠገጠኒዥ 1.1

TABLE N.1

ብር

IN BIRR

የዕቃው ስም	1971/72	1972		
<u>ሣጫ</u>				
ለከበ የገላ ሣጫ 144 x ባለ 3 ሎውን የሆነ	0497	76.60	76.60	LUX TOILET SOAP 144 x 3 oz per case
የለበበ ማጠቢያ ሣጫ 72% ዋሬ የሆነ 48 ኪሎ	0497	80.70	80.70	LAUNDRY SOAP 72% fat 48 kg. per case
<u>ጠርቆ ጠርቆ</u>				
100% ፖሊስተር ዘገገር ገርገር 58 ሊንች ባለ 25 ያርድ		225.00	295.83	100% POLYESTER PRINTED JACQUARED JERSEY 58 in x 25 yards
65% ፖሊስተር 35% ቪስኮስ ፖሊስተር 58 ሊንች በ25 ያርድ		237.00	312.50	65% POLYESTER, 35% VISCOSE DYED POPLIN 58 in x 25 yards
100% ፖሊስተር ባለገርገር ፈተላ ገርገር 58 ሊንች በ25 ያርድ		225.00	275.00	100% POLYESTER DOUBLE KNITTED JACQUARED JERSEY 58 in x 25 yards
100% ፖሊስተር ዘገገር ገርገር ፖሊስተር 58 ሊንች ባለ 25 ያርድ		113.54	160.00	100% POLYESTER PRINTED PONGES 58 in x 25 yards
65% ፖሊስተር 35% የተ የሆነ ጅገገግ 58 ሊንች ባለ 25 ያርድ		102.50	137.50	65% POLYESTER AND 34% COTTON YARN DYED JINGAM 58 in x 25 yard
<u>ወረቀት</u>				
የወጪያ ወረቀት	በኪሎ	3.00	3.00	WRITING PAPER WF per kgm.
የግብዥ ወረቀት ባለ 70 ገራዎ በቁ.500 ቆሎቶ	በገብ	13.00	13.00	DUPLICATING PAPER 70gm. x 500 SHEETS per pack
የገብ ተኮ ጽሕፈት ወኪና ለስ ተገላላ በቁ. 48 የሆነ	በገብ	12.75	12.75	STENCILS FOR GESTNER MACHINES 48 SHEETS per pack
<u>የተገላላ ጭ ወኪ ተቸ</u>				
ነጭ ጋዝ	በአይን ላትር	0.51	0.51	KEROSENE per litre
ቦንዲን	በአይን ላትር	0.74	0.74	BENZINE (GASOLINE) per litre
የዎ ተር ዘይት 30 ዎር	በአይን ላትር	2.30	2.30	MOTOR OIL No. 30 per litre
<u>የአርቫ ወኪና ዎቸ</u>				
የአርቫ ወኪና ለዎ. ለፍ. 135	አይን ላትር	13,950.00	13,950.00	TRACTOR MF 135 each
የአርቫ ወኪና ለዎ. ለፍ. 185	አይን ላትር	31,245.00	31,245.00	TRACTOR MF 185 each
ተባቢ የአርቫ ወኪና 2 Iተ.ለስ-4-793	አይን ላትር	5,900.00	5,900.00	TRAILER 2 PTS-4-793(METALLIC BODY) each
<u>ሌሎች ወኪና ዎቸ</u>				
ሲንገር የሰፊት ወኪና	አይን ላትር	440.00	400.00	SINGER SEWING MACHINE each
አግርኛ የጽሕፈት ወኪና ባለ 38 ሲ.ዓ.	አይን ላትር	2,352.90	2,352.90	TYPEWRITER 38 cm. (AMHARIC) each
አገላለጽ የጽሕፈት ወኪና ባለ46ሲ.ዓ.	አይን ላትር	2,548.00	2,548.00	TYPEWRITER 46 cm. (ENGLISH) each
		1979	1980	COMMODITY

። የ1972 ዓ.ም ወረቀ የሚያመለክተው ከተር ወር 1972 ዓ.ም ለስከ ሰኔ ወር 1972 ዓ.ም ነው ።
*Information for 1980 refers to the first six months

ከባለቤቱ ባንክ የአገናኝነት ተናት ወዳጅ የተገኘ ።
Source: National Bank of Ethiopia, Department of Economic Research.

በአዲስ አበባ የአገላለጽ የገቢ ገንዶ ዕቃዎች የጽዳላ ዋጋ
 WHOLESALe PRICES OF SELECTED IMPORT COMMODITIES IN ADDIS ABABA

ሠጠረዥ ነ.1/ የተጠለ/

TABLE N.1 (contd.)

በባር IN BIRR

የዕቃው ስም	1971/72	1972	
<u>የባንክ ዕቃዎች</u>			<u>BUILDING MATERIALS</u>
የግንባታ ሽጠላ	0.55	0.55	WALL TILES (WHITE) per piece
የፊት መታጠቢያ ስህን ከነአጃታው ባለ /60 x 50/ ሲ.ሜ.	100.00	100.00	WASH BASIN WITH PEDESTAL each (60 x 50) cm.
የመስጠት መስታወት ባለ 4.ሜ.ሜ. /180 ሲ.ሜ. x 240 ሲ.ሜ./	20.00	20.00	WINDOW GLASS (4mm.) WIDTH each (180 cm. x 240 cm.)
<u>የኤሌክትሪክ ዕቃዎች</u>			<u>ELECTRICAL MATERIALS</u>
ሉሳስ ባትሪ ባለ 12 ሾልት 96 አምፕየር	508.65	508.65	LUCAS 12 VOLTS 96 AMPS. BATTERY each
ዓቁ ዋና ባለ 225 ሊትር	980.00	980.00	REFRIGERATOR 225 LITERS each
የተሸፈነ ጥገዳ የኤሌክትሪክ ሽቦ ባለ 100 ሜትር	14.00	14.00	DOUBLE ELECTRIC WIRES each per 100 mts.
<u>ጥገና ዕቃዎች</u>			<u>FOOD, DRINKS AND TOBACCO</u>
ዓይ ቦይ ባለከረጭ ወተት 48 x 14 አውገስ	78.35	78.23	MY BOY (CONDENSED) MILK tins 14 oz. x 48
ባለ ዓሳ ፍ የላ የሲሎን ሽይ 200 x 1/4 ጋውድ	240.00	240.00	GAZZELLE CEYLON TEA pack 1/2 lbs. x 200
የኖር ዌይ ሰር ላን የታገገ ባለ 100 x 106 ገራዎ	81.44	81.44	NORWEGIAN SARDINE box 100 x 106 gm.
ዌስቲ / ሃይላገዳ/	328.60	328.60	WHISKY, (HIGHLAND) dozen
ደንበ ተን ሲጋራ 1000	112.50	112.50	WINSTON CIGARETTES 1000 pieces
<u>የጤክሮኒክ ዕቃዎች</u>			<u>PHARMACEUTICALS</u>
የፕሪሲሊን ተቋት 6 ገራዎ	1.77	1.77	PENICILLIN POWDER per 6 gms
ባራልጂን በዓ. 100 አገጠባ	37.50	37.50	BARALGIN 100 tab.
ቪታሚን ሲ. 500 ሜ.ገ.	14.94	14.94	VITAMIN C 500 gm.
<u>የሽግግር ዕቃዎች</u>			<u>VEHICLES</u>
ተዳታ ክርላ ባለ ሠለት በር	21,165.00	21,165.00	TOYOTA CORROLA 2 DOOR STANDARD each
ቫልቫን ባለ 1300 ብራዚሊያ	16,550.00	16,550.00	VOLKSWAGON 1300 BRAZILIAN ORIGIN each
ኮምቢ ቫልቫን ባለ 231 ብራዚሊያ	21,200.00	21,200.00	KOMBI VOLKSWAGON BRAZILIAN ORIGIN each VW 231
ላንድሮቭር ባለመስታወት ተገሾ	41,838.44	41,838.44	REGULAR LAND ROVER 4cy1. each
ፊያት ሊገ. ተረ 682	124,965.39	124,965.39	FIAT 682 N3 TIPPER (BUILT UP) each
<u>ሌሎች ዕቃዎች</u>			<u>MISCELLANEOUS</u>
ናቮናል ረድዋ ለር.325 ባለ 3ባንድ	NATIONAL RAI0 R-325 3 BAND each
ናቮናል 20 ሊገቶ ቲ.ቪ.	NATIONAL 20 in. TV SET each
	1979	1980	COMMODITY

** የ1972 መረጃ የሚያመለክተው በጥር ወር 1972 ዓ.ም አስከሳ ሲገኝ ወር 1972 ዓ.ም ነው ::

**Information for 1980 refers to the first six months.

...መረጃዎች አልተገኙም

...Data not available.

ከባለሙያው ባንክ የኢኮኖሚክ ጥናት መዎሪያ የተገኘ ::

Source: National Bank of Ethiopia, Department of Economic Research.

በአዲስ አበባ ያለ ታዘበ ስና የጅምላ ዋጋ
WHOLESALE PRICES OF UN-WASHED COFFEE IN ADDIS ABABA

ሠገጠረዥ 1.2

TABLE N.2

ፈረሰማዕቅ በሊት.ብር

BIRR PER 17 KGS

ክፍለ ሀገር	1966/7	1967/8	1968/9	1969/70	1970/1	1971/2	1972/3	1973/4	
ከፋ	31.07	27.91	68.15	60.04	55.52	51.61	43.80	43.31	KEFFA
ሲዳሞ	30.87	27.38	67.03	57.18	52.97	51.11	43.10	43.10	SIDAMO
ወለጋ	32.81	28.73	68.47	61.52	57.32	54.71	48.29	48.29	WELLEGA
ሊሊባቦር	32.24	27.15	65.41	59.46	54.31	50.70	44.04	44.05	ILLUBABOR
ሸዋ	...	26.99	...	57.63	52.56	50.06	42.61	42.62	SHEWA
ጋሞ ገዛ	...	27.94	...	58.67	51.31	50.71	42.90	42.90	GAMO GOFA
	1974	1975	1976	1977	1978	1979	1980	1981	REGION

... መረጃዎች አልተገኙም
... Data not available

ከሰርና ሽይ ልማት ዲቪዥን የተገኘ ::

Source: Ministry of coffee and tea development.

የአውሮፕ ነጠና ገበያ ዋጋ
SPOT COFFEE PRICES IN THE NEW YORK MARKET

ሠገጠረዥ 1.3

TABLE N.3

አያገገተ ጋዎዶ ስና በአዲስ አበባ

U.S. CENTS PER POUND

	1966/7	1967/8	1968/9	1969/70	1970/1	1971/2	1972/3	1973/4	
<u>ብራዚል</u>									<u>BRAZIL</u>
ባንቶን 4	68.11	74.95	146.65	198.36	169.11	167.00	202.03	137.19	SANTOS TYPE 4
ፖራና 4	66.60	73.64	147.83	198.67	181.25	...	202.03	137.17	PARANA TYPE 4
<u>ልሳ ስልባይር</u>									<u>EL SALVADOR</u>
ሰንተራል አባታገገርዶ	66.18	65.30	131.14	260.21	164.77	160.22	176.96	123.15	CENTRAL STANDARD
<u>ኮሎምቢያ</u>									<u>COLOMBIA</u>
ሜሞ	77.86	81.71	146.15	262.10	189.67	188.54	174.72	161.94	MAMS
<u>ኢትዮጵያ</u>									<u>ETHIOPIA</u>
ጃማ /ጥሩ ዓይነት/	67.18	63.61	103.45	257.87	169.33	...	151.05	116.97	JIMMA'S UGQ
<u>አንገል</u>									<u>ANGOLA</u>
አዎባሪያዝ አገ. ጌሊላ	59.20	56.12	95.92	18,375	...	AMBRIZ N. 2AA
<u>ዩጋንዳ</u>									<u>UGANDA</u>
ደብሊዩና ሲ/10	59.56	51.91	W & C/10
ኅይ/10	68.71	56.20	NATIVE/10
	1974	1975	1976	1977	1978	1979	1980	1981	

... መረጃዎች አልተገኙም
... Data not available

ከሰርና ሽይ ልማት ዲቪዥን የተገኘ ::

Source: Ministry of coffee and tea development.

የአዲስ አበባ የፕሮጋር ቀን ሁኔታ የሒገልጽ መዘድ /አገልግሎት/ በ1971/72 እና በ1972/73 ዓ.ም
 RETAIL PRICE INDEX FOR ADDIS ABABA* IN 1979 AND 1980

ሠገጠኛ 1.4 /U/ TABLE N.4 (a)

1955/6 ዓ.ም = 100 1963 = 100

	የባዕድ	ጥቅም	ሰኔ	ገምታ	ጥቅም	ታህሣሥ	የዓመት አገልግሎት	
<u>1971/72</u>								<u>1979</u>
<u>ጠቅላላ መዘድ</u>	319.4	326.0	345.8	356.3	355.5	331.2	338.4	<u>GENERAL INDEX</u>
ምገባ	374.9	380.9	416.3	422.2	424.2	388.9	400.7	FOOD
የቤት ዕቃዎች	312.8	323.9	319.1	346.0	328.3	312.9	322.2	HOUSEHOLD ITEMS
ልብስ	253.4	267.6	265.6	268.2	271.9	251.2	263.9	CLOTHING
መጓጓዣ	125.3	127.9	129.9	129.9	130.7	131.2	128.9	TRANSPORTATION
ሕክምና	261.7	260.9	262.8	270.2	276.7	273.6	266.5	MEDICAL CARE
ገጽሀና	264.0	265.2	277.7	340.4	342.1	348.0	300.2	PERSONAL CARE
ለምገባና ለመዘናኛ	180.0	180.4	180.4	180.7	185.9	184.6	181.5	READING & RECREATION
ሌሎች ዕቃዎችና ገልጋሎቶች	177.8	178.5	182.8	205.8	214.2	216.1	194.5	OTHER GOODS & SERVICES
<u>1972/73</u>								<u>1980</u>
<u>ጠቅላላ መዘድ</u>	341.6	361.4	359.3	362.2	348.3	342.9	353.5	<u>GENERAL INDEX</u>
ምገባ	399.9	431.7	431.3	435.6	415.1	406.6	421.4	FOOD
የቤት ዕቃዎች	330.3	329.3	320.1	317.8	305.1	301.4	317.4	HOUSEHOLD ITEMS
ልብስ	259.5	277.3	272.2	281.6	280.3	285.2	275.9	CLOTHING
መጓጓዣ	131.2	135.8	136.4	135.3	135.3	135.3	134.9	TRANSPORTATION
ሕክምና	289.5	296.1	302.4	303.1	318.5	309.9	301.2	MEDICAL CARE
ገጽሀና	369.6	373.3	365.8	365.8	367.3	365.8	366.8	PERSONAL CARE
ለምገባና ለመዘናኛ	185.0	183.9	183.9	184.9	184.4	184.4	184.3	READING AND RECREATION
ሌሎች ዕቃዎችና ገልጋሎቶች	214.8	214.9	215.5	216.4	212.8	212.7	215.0	OTHER GOODS AND SERVICES
<u>1971/72</u>								<u>1979</u>
<u>የምገባ ዓይነቶች</u>								<u>FOOD ITEMS</u>
አሀል	395.4	378.9	435.4	453.4	430.1	343.0	407.6	CEREALS
ሥጋ	338.4	364.2	367.7	349.7	347.9	341.8	350.0	MEAT
አሣ	281.8	287.3	287.3	287.3	287.3	287.3	287.3	FISH
ወተትና የወተት ተዋጾ	381.6	407.1	403.7	380.7	398.3	396.8	392.5	DAIRY PRODUCE
አትክለትና ፍራፍረ	423.3	356.2	339.5	333.6	330.6	329.7	344.9	FRUITS AND VEGETABLES
ጥራጥረ	330.5	328.3	376.8	355.9	367.9	326.3	349.1	PULSES
ቅመጣ ቅመጦ	949.2	1006.3	1181.2	1293.5	1103.9	891.4	1098.6	SPICES
ምገባች /ለ ዩ ለ ዩ/	329.3	347.4	312.1	439.1	509.2	507.4	416.9	OTHER FOOD ITEMS
መጠጦችና ተዋጊ	228.0	229.9	244.4	245.5	257.9	254.7	249.6	DRINKS AND TOBACCO
<u>1972/73</u>								<u>1980</u>
<u>የምገባ ዓይነቶች</u>								<u>FOOD ITEM</u>
አሀል	360.0	382.4	427.9	433.1	382.4	389.1	394.6	CEREALS
ሥጋ	361.0	410.6	360.6	382.1	368.3	348.4	365.1	MEAT
አሣ	287.3	287.2	287.2	287.2	287.3	287.3	287.3	FISH
ወተትና የወተት ተዋጾ	409.7	486.6	433.3	392.0	379.7	382.9	425.6	DAIRY PRODUCE
አትክለትና ፍራፍረ	387.1	439.7	488.3	671.9	500.2	429.7	476.6	FRUITS AND VEGETABLES
ጥራጥረ	326.3	329.9	425.8	370.3	367.3	329.0	356.8	PULSES
ቅመጣ ቅመጦ	902.8	954.1	910.1	902.2	978.5	886.2	930.0	SPICES
ምገባች /ለ ዩ ለ ዩ/	500.8	498.8	495.9	512.5	524.8	518.7	508.0	OTHER FOOD ITEMS
መጠጦችና ተዋጊ	251.2	253.4	258.4	258.2	258.3	263.2	255.6	DRINKS AND TOBACCO
	FEB.	APRIL	JUNE	AUG.	OCT.	DEC.	YEARLY AVERAGE	

*ከቤት ኪራይ በስተቀር

*Excluding house rent.

ከአስተዳደር ጠቅላይ ጽ/ቤት የተገኘ

Source: Central Statistical Office

በአዲስ አበባ የቸረ ታሪ ሁኔታ የሚገለጽ መዘድ /አገልግሎት/። በ1973/74
 RETAIL PRICE INDEX FOR ADDIS ABABA* IN 1981

ሠንጠረዥ 4.4 /ለ/ TABLE N. 4 (b)

1955/6 ዓ.ም = 100 1963=100

	የብርሃን	የጥቅም	ሰኔ	ሰኔ	የጥቅም	ታሪክ	የዓመት አማካኝ	
	FEB.	APRIL	JUNE	AUG.	OCT.	DEC.	YEARLY AVERAGE	
<u>ጠቅላላ መዘድ</u>	354.6	371.7	378.8	378.6	380.7	384.8	375.2	<u>GENERAL INDEX</u>
ምግብ	431.7	447.7	442.7	435.4	449.1	445.4	441.2	FOOD
የቤት ዕቃዎች	289.2	326.5	389.1	401.5	361.1	396.8	366.1	HOUSEHOLD ITEMS
ሰጠ	283.2	286.9	278.6	279.4	279.2	281.8	281.3	CLOTHING
መጓጓዣ	135.3	133.9	133.9	146.8	146.8	146.8	140.6	TRANSPORTATION
ሕክምና	307.8	307.1	308.4	309.9	321.0	321.1	311.1	MEDICAL CARE
ገለጻ	365.8	365.8	362.7	405.8	451.4	432.2	389.6	PERSONAL CARE
ምግብና መዘናኛ	184.4	185.4	189.1	190.0	190.0	190.0	187.9	READING AND RECREATION
ሌሎች ዕቃዎችና ገልገሎቶች	206.0	220.9	219.0	227.7	236.2	238.0	224.7	OTHER GOODS AND SERVICES
<u>የምግብ ዓይነቶች</u>								<u>FOOD ITEMS</u>
አሀል	374.7	379.8	395.2	405.5	430.2	418.5	399.9	CEREALS
ሥጋ	369.0	402.4	356.8	381.2	366.7	366.5	370.5	MEAT
ዓሣ	287.3	287.3	287.3	287.3	287.3	287.3	287.3	FISH
ወተትና የወተት ተዋጭ	488.4	502.8	484.2	454.8	412.9	450.8	461.6	DAIRY PRODUCE
አተክልተና ፍሬናሬ	536.5	479.0	405.1	415.5	517.5	350.0	458.5	FRUITS AND VEGETABLES
ጥሬጥሬ	366.9	359.5	386.7	372.5	389.0	432.9	379.0	PULSES
ቅመጣ ቅመጥ	900.7	1137.5	1185.1	1063.9	1337.3	1115.8	1150.8	SPICES
ምግቦች /ለ የ ል ዋ/	521.3	522.9	525.5	513.5	517.4	562.8	522.8	OTHER FOOD ITEMS
መጠቦችና ተምባህ	250.2	254.6	254.6	254.4	253.8	254.0	253.5	DRINKS AND TOBACCO

*ከቤት ኪራይ በስተቀር
 *Excluding house rent.

ከአስተባባሪ ጠቅላይ ጽ/ቤት የተገኘ
 Source: Central Statistical Office.

በአዲስ አበባ የዋና ዋና የምግብ ሽንብት ወቅቶች የቸር ታር ዋጋ፣ 1971/72
 AVERAGE RETAIL PRICE OF MAJOR FOOD ITEMS IN ADDIS ABABA, 1979

ሠገጠኛ 1.5 /ሀ/

TABLE N.5 (a)

ብር IN BIRR

ዓይነት	ወቅት	ፀደቅ	ጥቅም	ገንዘብ	ገንዘብ	ገንዘብ	ገንዘብ	የዓመት ወሀከላ		
ወጠቆች										
BEVERAGES										
ገሰገሳ ገሰገሳ	350 ሰሊ	0.61	0.63	0.93	0.91	0.90	0.92	0.81	BEER, PILSNER	350.c.c.
ያልተቀሰ ገሰገሳ	ሲሎ	6.29	6.81	8.83	7.56	COFFEE, GREEN	kg.
ጠላ	ሊተር	0.21	0.21	0.21	0.21	0.20	0.20	0.21	TELLA	lt.
አሀሎችና ከአሀላ የሚገኙ										
CEREALS AND CEREAL PRODUCTS										
ያልተፈጠረ ገንዘብ /ደብዳቤ/	ሲሎ	0.59	0.50	0.55	0.60	0.60	0.55	0.55	BARLEY UNMILLED (MIXED)	kg.
ገንዘብ የገንዘብ	350 ገሰገሳ	0.26	0.27	0.27	0.27	0.27	0.28	0.27	BREAD	350 gm.
ገንዘብ የገንዘብ ተቃራኒ	ሲሎ	0.98	0.87	1.08	1.07	0.96	0.79	0.98	TEFF, FLOUR, BLACK	kg.
ያልተፈጠረ ገንዘብ	ሲሎ	0.95	0.92	0.98	1.05	1.02	0.90	0.97	TEFF, WHITE UNMILLED	kg.
ያልተፈጠረ ገንዘብ	ሲሎ	0.85	1.00	1.20	1.25	1.25	0.85	1.08	WHEAT, WHITE UNMILLED	kg.
ፍሬና ሌሎች አትክልት										
FRUITS AND VEGETABLES										
ጠቆ	ሲሎ	0.75	0.75	0.75	0.75	0.75	0.75	0.75	BANANAS	kg.
ገንዘብ ገንዘብ	ሲሎ	2.37	2.31	2.47	1.90	1.51	1.57	2.00	GARLIC	kg.
ገንዘብ ገንዘብ	ሲሎ	1.16	0.91	0.85	0.95	1.03	0.96	0.95	ONIONS	kg.
ገሰገሳ	ሲሎ	1.65	1.27	1.15	0.89	0.92	1.45	1.20	PEPPER, GREEN (KARIA)	kg.
ደገፍ	ሲሎ	0.68	0.61	0.45	0.48	0.41	0.46	0.52	POTATOES	kg.
ሥጋና የወተት ወጠቆ										
MEAT AND DAIRY PRODUCTS										
የገንዘብ ሥጋ	ሲሎ	5.28	5.01	4.97	4.92	4.69	4.62	4.83	BEEF, LOIN	kg.
የወርቅ ሥጋ	ሲሎ	2.86	2.70	3.28	3.23	2.85	2.77	2.96	BEEF, SHANK	kg.
ያልተፈጠረ ቅቤ	ሲሎ	9.00	9.50	9.75	9.00	9.50	9.50	9.34	BUTTER, UNREFINED	kg.
የአገር ወጠቆ ደር	አያገገጥ	4.67	5.79	3.38	4.38	4.33	3.71	4.22	POULTRY, LOCAL	each
በገ/ከ10አስከ15 ሲሎ/	አያገገጥ	33.75	37.60	37.20	35.00	35.60	35.00	35.29	SHEEP, LIVE (10 - 15 kg.)	each
ገሰገሳ										
PULSES										
ሽንብት	ሲሎ	CHICK PEAS	kg.
ባሕር	ሲሎ	0.48	0.48	0.53	0.51	0.51	0.44	0.49	HORSE BEANS	kg.
ደብዳቤ አተር	ሲሎ	PEAS, MIXED	kg.
ቅመጣ ቅመጥ ወጠቆ ስክር										
SPICES AND CONDIMENTS										
የገንዘብ የገንዘብ ዘይት	ሊተር	3.50	3.50	3.25	4.75	5.50	5.19	4.12	NEUG OILS, REFINED	lt.
የገንዘብ በርበሬ	ሲሎ	50.00	50.00	59.44	63.34	81.25	49.54	65.08	PEPPER, BLACK	kg.
ያልተፈጠረ ገንዘብ በርበሬ	ሲሎ	3.55	4.63	5.25	6.26	2.59	2.55	4.36	PEPPER, RED WHOLE	kg.
ወጠቆ	ሲሎ	0.52	0.50	0.46	0.46	0.60	0.43	0.54	SALT	kg.
በክር	ሲሎ	...	1.05	1.05	1.05	1.05	1.05	1.05	SUGAR	kg.
		FEB.	APRIL	JUNE	AUG.	OCT.	DEC.	YEARLY AVERAGE	COMMODITY	UNIT

...ወረደቃ አልተገኘም

... Data not available

በአስተባባሪ ገንዘብ ጠቅላይ ጽ/ቤት የተገኘ

Source: Central Statistical Office.

በአዲስ አበባ የዋና ዋና የምርመራ ስጦታዎች የቸር ቻር ዋጋ፣ 1972/73
 AVERAGE RETAIL PRICE OF MAJOR FOOD ITEMS IN ADDIS ABABA, 1980

ሠገጠረዥ 1.5 /ለ/

TABLE N.5 (b)

ብር IN BIRR

ዓይነት	መሰረዳሪያው	የባለቤት	ጥቅም	ሰኔ	ነሐሴ	ጥቅም	ጋራ	የዓመት መሀከላዊ			
ጭጭቶች										BEVERAGES	
ፒላስኔር ቤሩ	350 ሲሊ	0.93	0.89	0.93	0.91	0.91	0.88	0.91	BEER, PILSNER	350 c.c	
ያልተቀለ ሰፍ	ኪሎ	13.00	COFFEE, GREEN	kg.	
ጠላ	ሊትር	0.25	0.25	0.25	0.25	0.24	TELLA	lt.	
እህሎችና ከእህል የሚገኙ										CEREALS AND CEREAL PRODUCTS	
ያልተፈጠረ ገብብ /ደብላቀ/	ኪሎ	0.51	0.55	0.65	0.60	0.50	0.55	0.57	BARLEY UNMILLED (MIXED)	kg.	
ገብ የሰጠ	350 ግራም	0.27	0.27	0.27	0.26	0.28	0.27	0.27	BREAD	350. gm	
ጥቅም የጠፍ ተቋት	ኪሎ	0.77	0.85	0.90	0.90	0.75	0.70	0.79	TEFF, FLOUR BLACK	kg.	
ያልተፈጠረ የጥ ጠፍ	ኪሎ	0.98	1.05	1.15	1.15	0.95	...	1.05	TEFF, WHITE UNMILLED	kg.	
ያልተፈጠረ የጥ ሰጠ	ኪሎ	0.85	1.05	1.20	1.18	1.05	0.93	1.05	WHEAT, WHITE UNMILLED	kg.	
ፍሬፍሬዎችና ለተከለሉት										FRUITS AND VEGETABLES	
ጫካ	ኪሎ	0.75	0.75	0.83	0.85	0.82	0.83	0.80	BANANAS	kg.	
የጥ ሽንብርተ	ኪሎ	1.80	1.67	2.37	2.67	2.65	1.50	2.12	GARLIC	kg.	
የጥ ሽንብርተ	ኪሎ	1.09	1.47	1.54	2.33	1.55	1.32	1.50	ONIONS	kg.	
ያሬያ	ኪሎ	2.42	1.56	1.44	1.13	0.89	1.32	1.46	PEPPER, GREEN (KARIA)	kg.	
ድገት	ኪሎ	0.58	0.59	0.42	0.49	0.54	0.55	0.53	POTATOES	kg.	
ሥጋና የወተት ጭጭቶች										MEAT AND DAIRY PRODUCTS	
የሽንጥ ሥጋ	ኪሎ	4.56	4.31	4.94	5.11	5.17	4.55	4.76	BEEF, LOIN	kg.	
የወርቅ ሥጋ	ኪሎ	2.73	2.85	3.10	3.55	3.19	2.84	3.00	BEEF, SHANK	kg.	
ያልተጠፈረ ቀቢ	ኪሎ	9.88	12.00	10.50	9.33	9.00	9.00	10.07	BUTTER, UNREFINED	kg.	
ያገር ወጣጥ ደር	አያገገጥ	4.54	4.04	4.08	4.30	4.20	4.38	4.29	POULTRY, LOCAL	each	
በገ/በገደ ለስከ 15 ኪሎ/	አያገገጥ	37.60	43.80	36.80	38.80	37.20	33.50	38.02	SHEEP, LIVE (10 - 15 kg)	each	
ጥሬጥሬ										PULSES	
ሽንብርተ	ኪሎ	0.60	0.60	0.76	0.60	0.65	0.60	0.63	CHICK PEAS	kg.	
ባ ጭ	ኪሎ	0.40	0.44	0.55	0.60	0.50	0.43	0.48	HORSE BEANS	kg.	
ደብላቀ አተር	ኪሎ	PEAS, MIXED	kg.	
የወጥ የወጥ ጭጭቶችና ሰብር										SPICES AND CONDIMENTS	
የተጠፈረ የጥገ ዘይት	ሊትር	4.82	4.71	4.50	5.18	6.13	5.75	5.11	NEUG OIL, REFINED	lt.	
የጥገ ሰብር	ኪሎ	61.67	51.67	49.17	50.00	54.17	50.00	52.78	PEPPER, BLACK	kg.	
ያልተፈጠረ ሰብር	ኪሎ	2.71	3.15	3.04	2.64	2.88	2.33	2.86	PEPPER, RED WHOLE	kg.	
ጫካ	ኪሎ	0.57	0.60	0.55	0.73	0.65	0.68	0.62	SALT	kg.	
ሰብር	ኪሎ	1.05	1.05	SUGAR	kg.	
		FEB.	APRIL	JUNE	AUG.	OCT.	DEC.	YEARLY AVERAGE	COMMODITY	UNIT	

...ጭጭቶች ስለተገኙ
 ...Data not available

በአዲስ አበባ የዋና ዋና የምርመራ ስጦታዎች የቸር ቻር ዋጋ፣ 1972/73
 Source: Central Statistical Office.

በአዲስ አበባ የዋና ዋና የምግብ ሽጭ ጠቅላላ የቸር ቻር ዋጋ፣ 1973/74
 AVERAGE RETAIL PRICE OF MAJOR FOOD ITEMS IN ADDIS ABABA, 1981

ሠገጠረዥ ነ.5 /ሰ/

TABLE N.5 (c)

ባቢር IN BIRR

ዓይነት	መጠን	የባቢር	ጥቅም	ሰኔ	ነሐሴ	ጥቅም	ታህሣሥ	የዓመት መካከለኛ			
መጠጥ										BEVERAGES	
ፒላሰር ቤሩ	350 ሲ	0.91	0.91	0.90	0.90	0.93	0.90	0.91	BEER, PILSNER	350cc	
ያልተቆሰ ጤና ጠላ	ኪሎ ሊትር	13.50	13.50	COFFEE, GREEN	kg.	
		0.25	0.25	0.25	0.25	0.25	0.25	0.25	TELLA	lt.	
አሀሳፍና ከአሀሳ የሚገኙ										CEREALS AND CEREAL PRODUCTS	
ያልተፈጠረ ገብ/ደብረ/የላሳ	ኪሎ	0.55	0.55	0.60	0.55	0.65	0.65	0.64	BARLEY UNMILLED (MIXED)	kg.	
ግብ የሰጠ	350 ግራም	0.28	0.27	0.27	0.27	0.26	0.28	0.27	BREAD	350gm	
ጥቅም የጤና ተቆይታ	ኪሎ	0.85	0.90	0.90	0.92	0.94	0.88	0.90	TEFF, FLOUR, BLACK	kg.	
ያልተፈጠረ የጥ ጤና	ኪሎ	1.00	1.05	1.11	1.20	1.20	1.13	1.11	TEFF, WHITE UNMILLED	kg.	
ያልተፈጠረ የጥ ሰጠ	ኪሎ	0.95	0.95	1.00	1.03	1.10	1.15	1.02	WHEAT, WHITE UNMILLED	kg.	
ፍሬና ሌሎች አትክልት										FRUITS AND VEGETABLES	
ጫካ	ኪሎ	0.83	0.84	0.85	0.85	0.84	0.84	0.84	BANANAS	kg.	
የቆይታ ገብ	ኪሎ	1.92	1.79	1.76	1.84	2.12	1.71	1.83	GARLIC	kg.	
የቆይታ ገብ	ኪሎ	1.72	1.21	1.22	1.28	1.72	0.97	1.40	ONIONS	kg.	
ግራም	ኪሎ	2.00	1.63	1.95	1.08	0.99	1.69	1.57	PEPPER GREEN (KARIA)	kg.	
ደግሞ	ኪሎ	0.77	0.65	0.55	0.53	0.57	0.67	0.62	POTATOES	kg.	
ሥጋና የወተት ወጠት										MEAT AND DAIRY PRODUCTS	
የሽግግ ሥጋ	ኪሎ	4.68	4.82	4.75	4.79	4.84	4.61	4.62	BEEF, LOIN	kg.	
የወርቅ ሥጋ	ኪሎ	2.80	3.29	2.95	3.10	2.89	3.07	2.95	BEEF, SHANK	kg.	
ያልተጠጠረ ጥቅም	ኪሎ	12.00	12.50	12.00	11.00	10.00	11.00	11.29	BUTTER, UNREFINED	kg.	
ያገር ወጣቱ ደር	አያገገጥ	4.13	4.28	4.17	4.46	4.17	3.80	4.24	POULTRY, LOCAL	each	
በገ/በ10አስከ15ሆሎ/ አያገገጥ	አያገገጥ	38.40	41.80	36.00	39.40	37.80	37.74	37.82	SHEEP, LIVE (10-15kg)	each	
ጥሬ ጥሬ										PULSES	
ሽግግ	ኪሎ	0.67	0.65	0.67	0.65	0.75	0.90	0.69	CHICK PEAS	kg.	
ባ ጭ	ኪሎ	0.50	...	0.55	0.50	0.55	0.55	0.52	HORSE BEANS	kg.	
ደብረ ለተር	ኪሎ	PEAS, MIXED	kg.	
ቆይታ ቆይታ ጨውና ስባር										SPICES AND CONDIMENTS	
የተጠጠረ የተገደበ ዘይት	ሊትር	5.80	5.63	5.25	5.00	5.25	5.36	5.35	NEUG OIL, REFINED	kg.	
ቆይታ ስባር	ኪሎ	55.56	66.67	61.67	60.42	75.00	63.00	65.00	PEPPER, BLACK	kg.	
ያልተጠጠረ የሰጠ ስባር	ኪሎ	2.61	2.25	2.06	2.68	3.65	2.92	2.67	PEPPER, RED WHOLE	kg.	
ጨው	ኪሎ	0.73	0.93	1.16	0.80	1.00	0.68	0.91	SALT	kg.	
ስባር	ኪሎ	SUGAR	kg.	
		FEB.	APRIL	JUNE	AUG.	OCT.	DEC.	YEARLY AVERAGE	COMMODITY	UNIT	

...ጠቅላላ ስራ ላለ ተገኝቶ

...Data not available

በአስተዳደር ቤቱ ጠቅላይ ጽ/ቤት የተገኘ
 Source: Central Statistical Office.

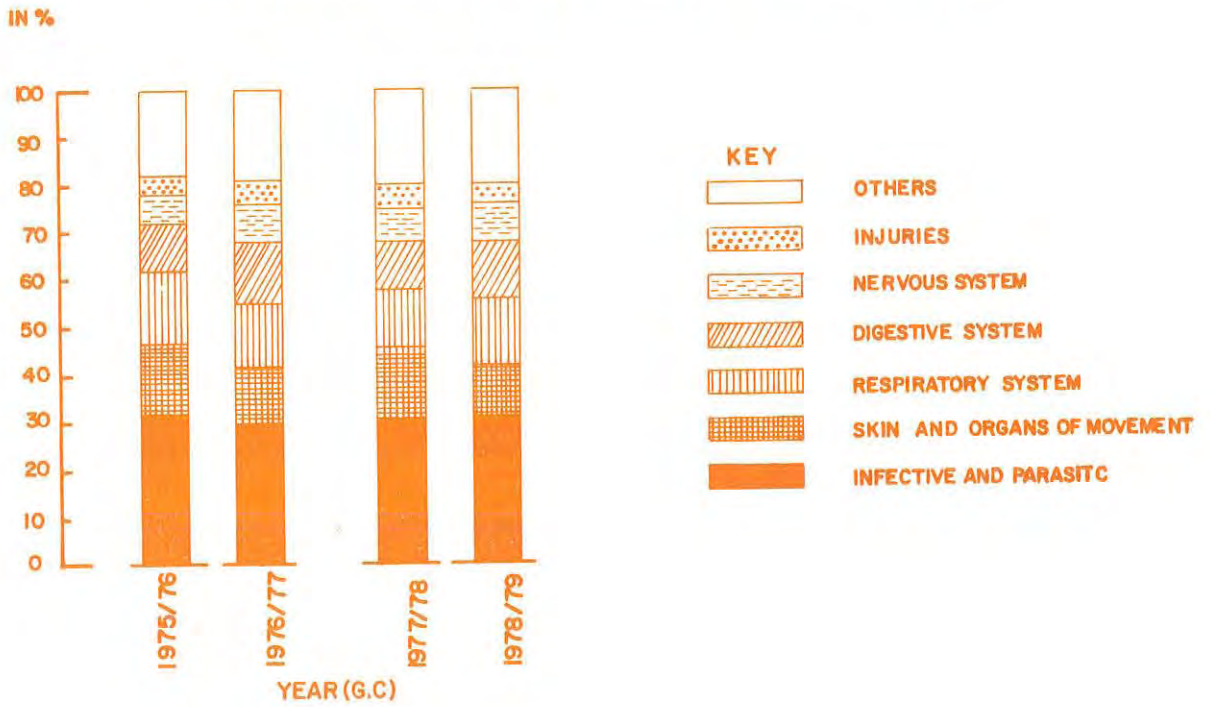
ክፍል ፮ - ሰለ ጤና ጥበቃ

በዚህ ክፍል ያለው መረጃ ከጤና ጥበቃ ሚኒስቴር የተገኘ ነው። በሠገጠረዥ የቀረቡት በየክፍለ ሀገሩ የሚገኙት የሕክምናና የጤና አገልግሎት ድርጅቶች፣ የሕክምና ሠራተኞች፣ ለሕክምና አገልግሎት በሊትዩ ጽያጭ የሰለጠኑ ሰዎች በዋናው ጊዜ ነቱ፣ ለተሳሳሪ በሽታዎች በየክፍለ ሀገሩ የተከተሉ ሰዎች በዚህ፣ የሙሉላሽ በሽታዎች በዚህ በበሽታ ጊዜ ነቱ፣ አገደዚህም በሀሰ፣ ተኝተው ከታከሙት በሽታዎች የዋቅት የበሽታ ጊዜ ነቱን ያጠቃልላል።

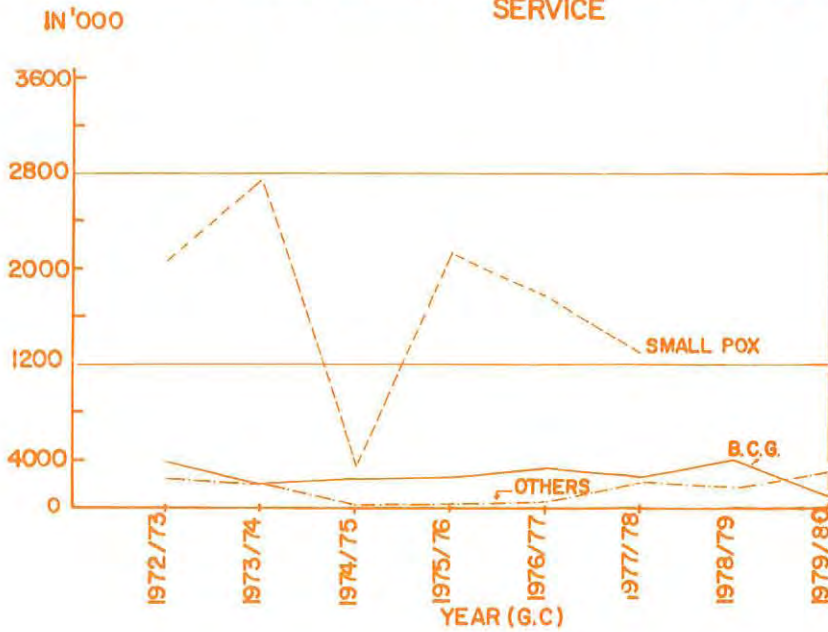
SECTION O. HEALTH

This section has been compiled from data obtained from the Ministry of Health. The data presented in the tables comprise mainly of medical and public health facilities available in the country, medical personnel and their distribution in the administrative regions, number of health personnel trained in Ethiopia by category, number of persons vaccinated by type and administrative region; out-patients treated for various disease groups, and deaths among inpatients from various disease groups.

0-1 NUMBER OF OUT-PATIENTS TREATED FOR VARIOUS DISEASE GROUPS

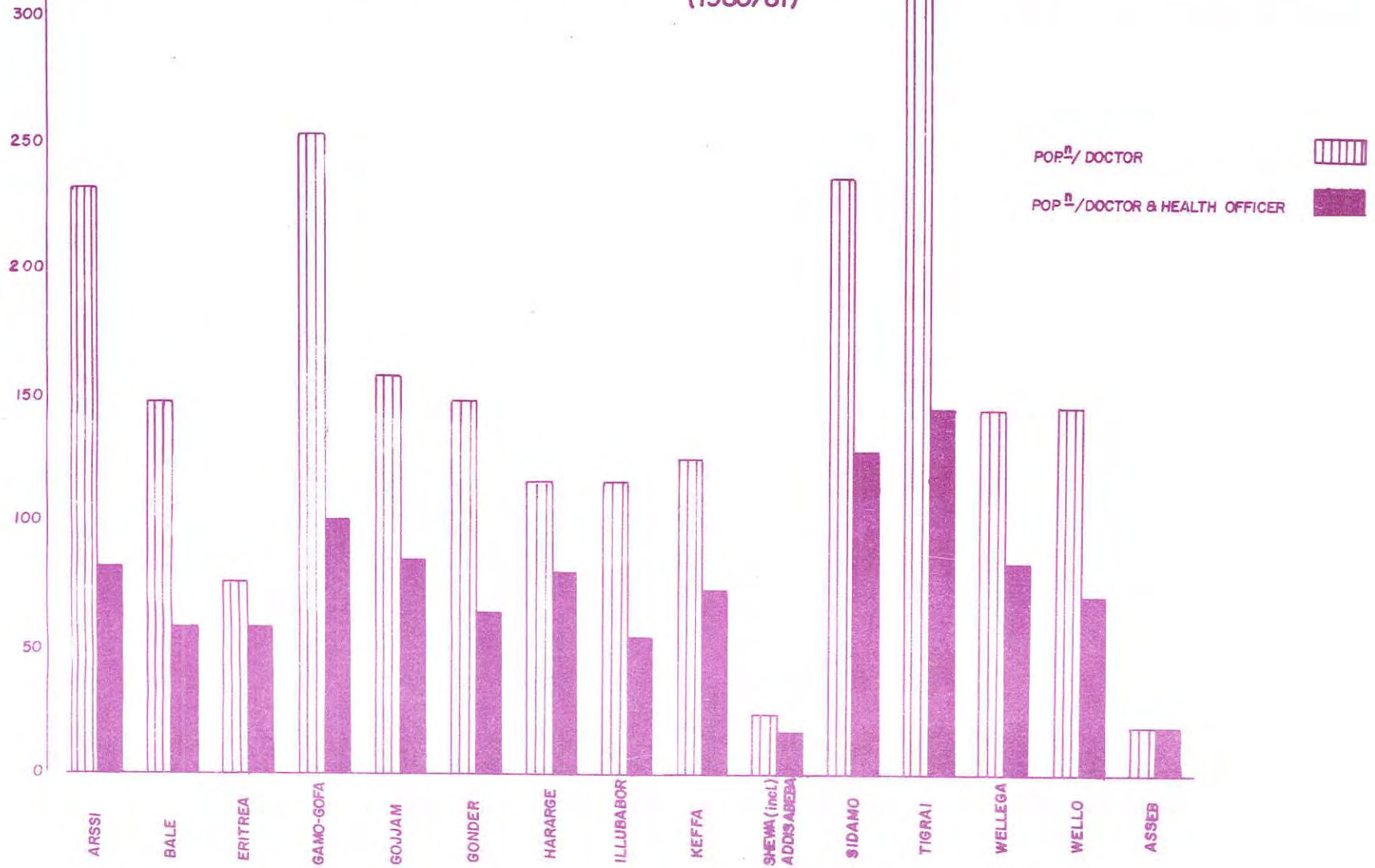


0-2 NUMBER OF PERSONS VACCINATED BY THE ANTI-EPIDEMIC SERVICE



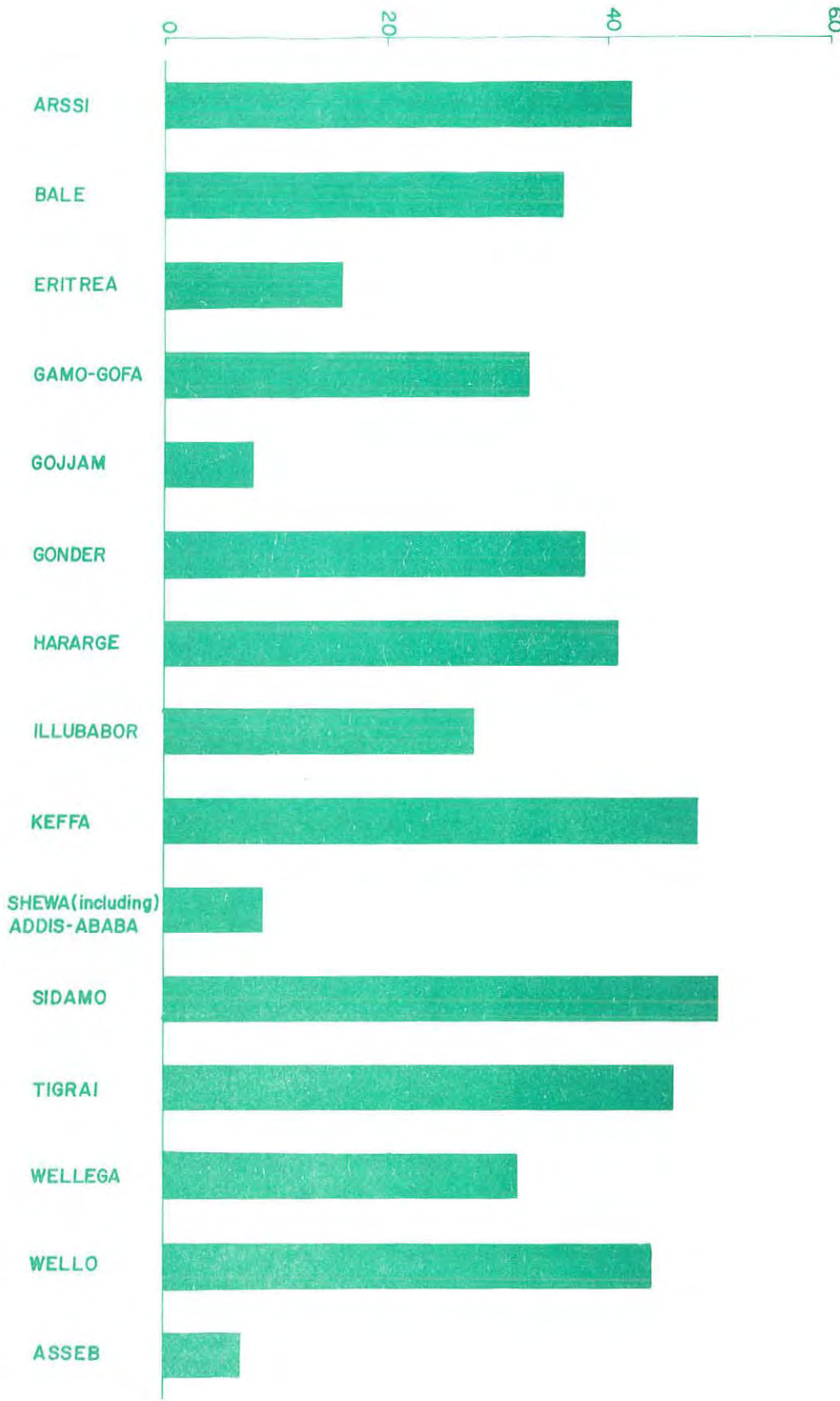
POPULATION
IN '000₃₂₀

0-3 POPULATION PER DOCTOR AND PER DOCTOR OR HEALTH OFFICER IN THE DIFFERENT REGIONS (1980/81)



POPULATION
IN '000
0
20
40
60

O-4 POPULATION PER NURSE IN THE DIFFERENT REGIONS (1980/81)



በ የክፍለ ሀገሩ የዲግሪ የጤና ጥበቃ አገልግሎት ድርጅቶች / የፖሊስና የቦር ጋይሉቸን አይዘጋጅ/1972 ዓ.ም*
 MEDICAL AND HEALTH FACILITIES BY ADMINISTRATIVE REGION (EXCLUDING POLICE AND ARMED FORCES) 1979/80*

ሠንጠረዥ ፮.1 TABLE O.1

ክፍለ ሀገር	ሀሰ ፒታሎች	አልጋዎች	ክሊኒኮች	የጤና ጣቢያዎች	
አርቢ	2	168	51	5	ARSSI
ባሌ	1	189	59	4	BALE
ኦርታራ	16	2,330	124	4	ERITREA
ጋም ጉጴ	3	131	85	8	GAMO GOFA
ጎጃም	3	248	74	8	GOJJAM
ጉንደር	3	336	82	13	GONDER
ሐረርጌ	10	930	118	13	HARARGE
ሲሳይ	2	155	85	7	ILLUBABOR
ክፋ	3	218	87	9	KEFFA
ሸዋ	11	838	157	17	SHEWA
አዲስ አበባ	13	2,923	15	-	ADDIS ABABA
ሲዳሞ	5	470	106	9	SIDAMO
ተገራይ	4	410	86	9	TIGRAI
ወለጋ	4	306	102	8	WELLEGA
ወሎ	5	449	120	13	WELLO
አሰባ አስተዳደር	1	102	-	-	ASSEB ADMINISTRATION
ድምር	86	10,203	1,351	127	TOTAL
	HOSPITALS	BEDS	CLINICS	HEALTH CENTERS	ADMINISTRATIVE REGION

*ለ1971 ዓ.ም ወረዳ አልተገኘም ::
 *Data is not available for 1978/79

በ የክፍለ ሀገሩ የዲግሪት ጠባቂዎች የጤና ሠራተኞች ብዛት /ፖሊስና ቦር ጋይሉቸን አይዘጋጅ/ 1972 *
 MEDICAL PERSONNEL BY ADMINISTRATIVE REGION (EXCLUDING POLICE AND ARMED FORCES) 1979/80*

ሠንጠረዥ ፮.2 TABLE O.2

ክፍለ ሀገር	ጠባቂዎች	የጤና ጠባቂዎች	ፋርማሲስቶች*	የጤና ተቆጣጣሪዎች	ነርሶች	የጤና ረዳተኞች /ጠባቂ ተረጎሞች ይዘታቸዋል/	ጠባቂዎች		
							በላቦራቶሪ	በራይ	
አርቢ	5	9	2	15	28	179	7	2	ARSSI
ባሌ	6	9	2	6	25	107	6	3	BALE
ኦርታራ	31	9	9	11	147	449	31	12	ERITREA
ጋም ጉጴ	4	6	2	10	31	174	8	2	GAMO GOFA
ጎጃም	13	11	5	16	52	225	14	5	GOJJAM
ጉንደር	14	18	3	16	55	246	21	4	GONDER
ሐረርጌ	27	12	1	18	78	344	20	11	HARARGHE
ሲሳይ	7	8	8	9	29	175	11	4	ILLUBABOR
ክፋ	13	9	2	13	34	169	8	3	KEFFA
ሸዋ	21	24	3	26	122	604	34	9	SHEWA
አዲስ አበባ	237	87	139	67	607	1,267	166	39	ADDIS ABABA
ሲዳሞ	12	10	2	14	57	242	7	5	SIDAMO
ተገራይ	7	8	4	15	48	246	12	2	TIGRAI
ወለጋ	14	10	-	10	64	290	8	3	WELLEGA
ወሎ	18	19	3	21	60	366	16	5	WELLO
አሰባ አስተዳደር	4	-	1	2	11	24	2	1	ASSEB ADMINISTRATION
ድምር	433	249	186	269	1,448	5,107	371	110	TOTAL
	DOCTORS	HEALTH OFFICERS	PHARMACY ATTENDANTS & PHARMACISTS**	SANITARIANS	NURSES	HEALTH ASSISTANTS (INCLUDING JUNIOR	LABORATORY	X-RAY	ADMINISTRATIVE REGION
							TECHNICIANS		

*ለ1971 ዓ.ም ወረዳ አልተገኘም ::
 *Data is not available for 1978/79.

**ይህ በገለ ፋርማሲ ጠባቂ የሚሠሩትን ፋርማሲስቶች አይዘጋጅም ::
 ** This does not include pharmacists, pharmacy attendants and druggists working in private pharmacies and drug shop.

ለሕክምና ለገለገሉት በሊት ዌልዎ የባለጠኑ ባለጭዎች ብዛትና የቆረጥተው ዓመት
 NUMBER OF HEALTH PERSONNEL TRAINED IN ETHIOPIA BY YEAR OF GRADUATION

ሠገጠረዥ ፺.3 TABLE 0.3

ዓመት ሥሀረት	ሰዎች	የጤና ጭሪዎች	ፈርማሲ ስጥኞች	ነርቦች		የጤና ተግባር ሰሪዎች	ባለጭዎች		የጤና ረዳተኞች	ጭሪዎች የጤና ረዳተኞች	
				ፈርማሲ ስጥኞች	የሃገረሰብ		በላቦራቶሪ	በራዲዮ			
1943	-	-	-	-	-	-	-	-	-	17	1950/51
1944	-	-	-	-	-	-	-	-	-	8	1951/52
1945	-	-	-	17	-	-	-	-	20	45	1952/53
1946	-	-	-	5	-	-	-	-	32	85	1953/54
1947	-	-	-	36	-	-	-	-	73	67	1954/55
1948	-	-	-	13*	-	-	-	-	52	89	1955/56
1949	-	-	-	25	-	-	3	-	48	95	1956/57
1950	-	20	-	33	15	12	3	-	6	104	1957/58
1951	-	29	-	49	13	19	13	-	55	267	1958/59
1952	-	17	-	29	12	21	2	-	83	70	1959/60
1953	-	18	-	46	17	23	-	-	45	116	1960/61
1954	-	7	-	30	13	23	6	-	44	106	1961/62
1955	-	13	-	44	17	30	12	14	53	92	1962/63
1956	-	13	-	53	22	-	-	10	53	82	1963/64
1957	-	10	3	40	28	25	4	19	39	162	1964/65
1958	-	13	1	60	20	15	34	12	44	174	1965/66
1959	-	21	2	57	28	18	41	34	69	223	1966/67
1960	-	29	3	83	30	29	23	14	69	222	1967/68
1961	6	25	5	67	33	25	44	11	66	281	1968/69
1962	4	43	2	87	40	30	20	-	106	243	1969/70
1963	20	40	10	74	29	25	23	15	119	240	1970/71
1964	18	39	11	69	27	21	1	1	125	263	1971/72
1965	15	4	15	57	13	14	10	-	110	229	1972/73
1966	9	36	23	107	32	16	21	8	98	249	1973/74
1967	-	-	6	-	-	-	-	-	-	-	1974/75
1968	22	42	10	58	29	30	27	12	258	414	1975/76
1969	-	14	-	240	28	-	50	-	117	861	1976/77
1970	-	-	-	143*	-	17	52	-	509	982	1977/78
1971	4	25	15	142*	-	22	13	-	296	85	1978/79
1972	23	3	-	179*	-	31	39	68	1,334	59	1979/80
	DOCTORS	HEALTH OFFICERS	PHARMACISTS	REGISTERED NURSES	COMMUNITY NURSES	SANITARIANS	LABORATORY TECHNICIANS	X-RAY	HEALTH ASSISTANTS	JUNIOR HEALTH ASSISTANTS	YEAR

*ፈርማሲ ሰጥኞችን ለገለገሉት ስም ያልሰጠ ።
 *Includes both registered and community nurses.

ሀገሪታል ተኝ ተቋ ስዲታቸው ስድቅ ስጠገያዎ የሰሸታ ሃይኑ ተቸ ስብገያት የዎ ተት ስዚት*

NUMBER OF IN-PATIENTS DEAD DUE TO VARIOUS DISEASE GROUPS*

ሠገጠረዥ ፮.4 TABLE O.4

የሰሸታ ሃይኑት	1963	1964	1970	
	ልቁ ልቁ ተሳላፊና የጥገኛ ነፍሳት ስሸታዎች	1,327	974	
አብጠተ ወይም ተቀጥላ	188	209	48	NEOPLASMA
የሰውነት የምገባ መገሰረሽር የደም ስጋዎች ስሸታና አላርጼ	482	470	326	ALLERGIES, ENDOCRINE, METABOLIC AND NUTRITIONAL DISEASES, AND DISEASES OF THE BLOOD FORMING ORGANS
የአገገላ ወናወላና የሰውነት ስብር መገደል	47	10	10	MENTAL, PSYCHONEUROTIC, AND PERSONALITY DISORDERS
የድግተና የአላግደ ስብገት ስሸታ	200	171	36	DISEASES OF THE NERVOUS SYSTEM AND SENSE ORGANS
የደም መዘግብያ ስላቸ ስሸታዎች	258	280	74	DISEASES OF THE CIRCULATORY SYSTEM
የወ ተገረሽ ስላቸ ስሸታዎች	387	377	216	DISEASES OF THE RESPIRATORY SYSTEM
የምገባ ግድቀቂያ ስላቸ ስሸታዎች	811	704	384	DISEASES OF THE DIGESTIVE SYSTEM
የመራቢያና የሽገት ስላቸ ስሸታዎች	146	143	40	DISEASES OF THE GENITO-URINARY SYSTEM
የነፍሰ ጤር ነት፣ የምጥ፣ የወሊድና የአራብ ነት ስሸታዎች	121	158	46	DISEASES OF PREGNANCY, CHILDBIRTH AND PUERPERIUM, AND NORMAL DELIVERIES
የቀጥ፣ የአጥገትና የውገባ ሽሽ ስላቸ ስሸታዎች	35	44	24	DISEASES OF THE SKIN, CELLULAR TISSUE, BONE AND ORGANS OF MOVEMENT
አብር የተወለደ ጉድለት	16	17	12	CONGENITAL MALFORMATIONS
የአራብ ነት ጊዜ ጠገቅ	133	136	180	DISEASES OF EARLY INFANCY
በአርድና በደገብ ያልታወቁ የሰሸታ ሁኔታዎች	115	124	52	SENILITY AND ILL-DEFINED CONDITIONS
ግገኛውም በሰውነት የሚደርስ አደጋ	406	419	210	INJURIES FROM EXTERNAL CAUSES
ያል ተገለጹ ስሸታዎች	207	106	-	DISEASES NOT STATED
ድምር	4,889	4,342	2,182**	TOTAL
	1970/71	1971/72	1977/78	DISEASE GROUP

*ከ1965 - 1969 ዓ.ም ላለው ጊዜ ወረዳ አል ተገኝቶ ።

*Data is not available for the period 1972/73 - 1976/77

**ለ1970 ዓ.ም የተገኘው አገዛ ከሌሎች አገሮች የሚታዩት በዚህ ዓመት ከአገላገይ የጤና አገልግሎት ሰጭ ድርጅቶች ወረዳዎች ስላል ተሳቡ ነው ።

**The figure for 1977/78 is less than the figures for previous years because reporting for that year was incomplete.

በተለያዩ የበሽታ ዓይነቶች ለተከታታይ በሙሉ ለሌሎች የታዘቡ ሰዎች ብዛት
 OUT - PATIENTS TREATED FOR VARIOUS DISEASE GROUPS

ሠንጠረዥ ፲.5 TABLE 0.5

የበሽታው ዓይነት	የበሽታው ብዛት				
	1968	1969	1970*	1971	
ልዩ ልዩ ተገላጭ የጥገና ነፍሰት በሽታዎች	306,944	669,362	577,031	718,995	INFECTIVE AND PARASITIC DISEASES
አብጠት ወይም ተቀላላ	1,038	6,679	3,703	7,300	NEOPLASMA
የሰውነት የምግብ መገኛ ስርዓት የደም ምግብ በሽታ ስለሆኑ	42,267	96,514	84,442	100,063	ALLERGIES, ENDOCRINE, AND NUTRITIONAL DISEASE, AND DISEASES OF THE BLOOD FORMING ORGANS
የአገልግሎት መኖሪያ የሰውነት ስርዓት መገኛ	1,375	2,480	9,037	10,606	MENTAL, PSYCHONEUROTIC AND PERSONALITY DISORDERS
የረዕይና የአካል ስርዓት በሽታዎች	61,965	178,460	136,090	193,974	DISEASES OF THE NERVOUS SYSTEM AND SENSE ORGANS
የደም መዘመን ስርዓት በሽታዎች	9,000	29,224	20,908	29,955	DISEASES OF THE CIRCULATORY SYSTEM
የውጥጥ ስርዓት በሽታዎች	143,441	284,128	233,284	319,647	DISEASES OF THE RESPIRATORY SYSTEM
የምግብ ማቆሚያ ስርዓት በሽታዎች	94,557	283,385	193,375	286,165	DISEASES OF THE DIGESTIVE SYSTEM
የወረቀትና የሽግግር ስርዓት በሽታዎች	23,792	72,099	67,082	82,359	DISEASES OF THE GENITO-URINARY SYSTEM
የእናጠር ነፍስ የምግብ የሥራ ስርዓት በሽታዎች	9,160	39,016	26,208	27,072	DISEASES OF PREGNANCY, CHILDBIRTH AND PURPERIUM AND NORMAL DELIVERIES
የቀዳሚ የአገልግሎት የውጥጥ ስርዓት በሽታዎች	143,868	262,455	283,005	268,922	DISEASES OF THE SKIN, CELLULAR TISSUE, BONES AND ORGANS OF MOVEMENT
አብሮ የተወለደ ጉዳት	79	642	515	534	CONGENITAL MALFORMATIONS
የአራብ ንዝ ጠገን	1,024	2,464	2,728	5,836	DISEASE OF EARLY INFANCY
በአርጅና በደገብ ያልተገለጹ የበሽታ ሁኔታዎች	62,513	122,538	102,714	126,057	SENILITY AND ILL-DEFINED CONDITIONS
ግንኙነት በሰውነት የሚደርስ ስደጋ	42,212	112,439	100,850	104,811	INJURIES FROM EXTERNAL CAUSE
ድምር	943,235	2,161,885	1,840,972	2,282,296	TOTAL
	1975/76	1976/77	1977/78*	1978/79	DISEASE GROUP
	PATIENTS				

*ለ1970 ዓ.ም የተገኘው በሙሉ ለሌሎች የታዘቡ በሽታዎች ብዛት ለ1969 ዓ.ም ከተገኘው ብዛት አገሩ የሚታዘቡ በ1970 ዓ.ም ከአገሩ የሙሉ አገልግሎት ሰጭ ድርጅቶች መረጃ በሌለ ተገቢ ነው።

*The number of out-patients treated for 1977/78 is indicated to be less than that for 1976/77 because reporting for 1977/78 was incomplete.

የተላላፊ በሽታ መከላከያ የተከተሉ ሰዎች ብዛት በከተባት ዓይነት
 NUMBER OF PERSONS VACCINATED BY TYPE OF VACCINATION

ሠገጠረዥ ፮.6

TABLE 0.6

በሺህ IN '000

	1965	1966	1967	1968	1969	1970	1971	1972	
የተከታታይ በሽታ	0.4	0.1	0.0	-	-	-	-	-	TYPHUS
የፈገገ በሽታ	2,054.8	2,735.2	352.5	2,196.2	1,783.9	1,302.8	-	-	SMALL POX
የተቃዋሚ በሽታ	2.6	1.5	-	-	-	-	-	-	D.P.T
ዲ.ፒ.ቲ	-	-	0.6	-	25.5	26.7	46.8	99.3	TYPHOID
የብጫ ወባ በሽታ	4.0	0.3	0.8	1.7	-	-	17.5	-	YELLOW FEVER
የዐበድ ወባ በሽታ	1.8	1.6	1.2	1.4	-	-	-	-	RABIES
የኮሎራ በሽታ	230.0	208.3	-	-	-	-	-	-	CHOLERA
ቢ.ሲ.፺*	388.5	208.0	248.0	265.0	343.7	256.7	406.0	161.7	B.C.G*
ኩፍኝ	-	-	-	-	11.6	15.7	30.6	116.7	MEASLES
ሎፖቫ	-	-	-	-	23.1	19.0	45.5	98.1	POLIO
ዓጎንጎን	-	-	-	-	-	163.0	30.0	-	MENINGITIS
ቲ.ቲ.	-	-	0.6	-	-	-	-	20.0	T.T.
	1972/73	1973/74	1974/75	1975/76	1976/77	1977/78	1978/79	1979/80	

*በዚህ በፊት ለ1969 ዓ.ም እና ለ1970 ዓ.ም የተከተሉ አገዛዥ በአዲስ አበባ የተከተሉ ሰዎች የደም ብሉ የተላከሉት መረጃ የተጻፈ ሰላሳ ነበረ ነው።

*The figures given previously for 1976/77 and 1977/78 have been replaced because the previous figures were incomplete.

በ1972 ዓ.ም የተላላፊ በሽታ መከላከያ የተከተሉ ሰዎች ብዛት በክፍለ ሀገርና በከተባት ዓይነት*
 NUMBER OF PERSONS VACCINATED IN 1979/80 BY ADMINISTRATIVE REGION AND TYPE OF VACCINATION*

ሠገጠረዥ ፮.7

TABLE 0.7

ክፍለ ሀገር	ቢ.ሲ.፺	ኩፍኝ	ዲ.ፒ.ቲ	ሎፖቫ	ቲ.ቲ	
አርቢ	1,118	643	774	776	491	ARSSI
ባሌ	2,781	2,027	2,089	2,088	390	BALE
ኤርትራ	8,895	5,116	5,377	5,634	912	ERITREA
ጋምባ	2,346	1,638	2,036	2,038	347	GAMO GOFA
ጎጃም	7,799	5,409	6,993	6,993	1,337	GOJJAM
ጎንደር	4,190	3,388	3,197	3,197	439	GONDAR
ዘርጌ	8,820	6,069	4,482	4,482	888	HARARGHE
ሲሳይ	3,426	2,643	2,956	2,956	725	ILLUBABOR
ቦሌ	7,079	5,145	6,561	6,554	1,425	KEFFA
ሸዋ	19,247	13,277	13,642	13,357	2,419	SHEWA
አዲስ አበባ	48,360	35,765	33,437	33,426	7,106	ADDIS ABABA
ሲዳሞ	8,604	4,055	4,852	4,852	723	SIDAMO
ተገራይ	3,322	3,553	4,484	4,484	582	TIGRAI
ወለጋ	4,156	2,768	2,722	2,723	466	WELLEGA
ወሎ	5,784	3,949	5,728	4,491	1,716	WELLO
ሌሎች	25,784	21,244	-	-	-	OTHERS
ጅምር	161,711	116,689	99,330	98,051	19,966	TOTAL
	B.C.G	MEASLES	D.P.T	PLIO	T.T	ADMINSTRATIVE REGION

*ለ1971 ዓ.ም መረጃዎች አልተገኙም።

*Data for 1978/79 is not available.

በፍልሎት ስለ ትምህርት

የትምህርት ቤቶች ዓይነት፡

የመንግሥት ትምህርት ቤቶች የሚሰሩት፡ በትምህርት ሚኒስቴር፣ በጤና ጥበቃ ሚኒስቴር፣ በአርቫ ሚኒስቴር፣ በተራገብረርተና መገናኛ ሚኒስቴር፣ እንዲሁም እነዚህን በመሰብሰቡ የመንግሥት መሥሪያ ቤቶች ቁጥጥር ሥር የሚተዳደሩ ትምህርት ቤቶችንና የአዲስ አበባ ዩኒቨርሲቲና ቀርገጫዎችን ያጠቃልላል ።

የሕዝብ ትምህርት ቤቶች የተሰሩት፡ የመንግሥት ዕርዳታ በማግኘትም ሆነ ወይም ባለግገኝነት በውስጣቸው የሚሰሩ ተግባራዊ በሚያደርጉት የገንዘብ ክፍያ ኃይል ሙሉ በሙሉ በየአካባቢያቸው በሚገኙት ተገልጋይ ሕዝቦች ቁጥጥር የሚሠሩ ት/ቤቶች ናቸው ። የሕዝብ ትምህርት ቤቶች ከ1968 ዓ.ም በፊት የገለ ነበሩ ።

የሚሲዮን ትምህርት ቤቶች የተሰሩት፡ የመንግሥት ዕርዳታ በማግኘትም ሆነ ወይም ባለግገኝነት በሃይማኖት ሚሲዮን ድርጅት የሚከፈሉ ትምህርት ቤቶች ናቸው ።

የቤተ ክህነት ትምህርት ቤቶች የተሰሩት፡ የኢትዮጵያ ጎር ቶዩክስ ቤተ ክርስቲያን የምታስተዳድራቸው ትምህርት ቤቶች ናቸው ። ምንም እንኳን ቤተ ክህነት አንዳንድ ጊዜ የሚጠቀሙ የትምህርት ሚኒስቴርን የትምህርት መሥሪያ ቤታቸውን እንዲያደርጉ ጊዜ ላላግጡ የገባቸው የጸሐፊትና የሃይማኖት ትምህርትን ማስተማር ነው ። በዚህ መጻፊት ውስጥ የተሰጠው እስታቴሪቲብ የሚያሳየው የትምህርት ሚኒስቴር ሥርዓት ትምህርት የሚከተሉትን ት/ቤቶች ብቻ ነው ።

ልዩ ትምህርት ቤቶች የሚሰሩት፡ በአንድ የልዩ ዎቻ ትምህርት ዓይነት ቢያንስ አንድ ዘርፍ የሚያስተምሩ አንድ የመምህራን ማሰልጠኛ፣ የአርቫ ትክክል፣ የሥነ ተገባር፣ የጤና የገንዘብ ትምህርት ቤቶችና የመሰብሰቡ ናቸው ።

የትምህርት ቤት ደረጃዎች አመዳደብ፡ የትምህርት ቤት ደረጃዎች አመዳደብ የትምህርት ሚኒስቴር በማሻሻል ባወጣው የትምህርት ደረጃ አከፋፈል መሠረት ነው ። ይኸውም፡- የመመሪያ ደረጃ ከ1ኛ-6ኛ ክፍል፣ መለስተኛ ሁለተኛ ደረጃ ከ7ኛ-8ኛ ክፍል፣ ከፋተኛ ሁለተኛ ደረጃ ከ9ኛ-12ኛ ክፍል ነው ።

መረጃው የተገኘው ከትምህርት ሚኒስቴር፣ ከአዲስ አበባ ዩኒቨርሲቲና ከከፍተኛ ትምህርት ዘመናዊ ነው ።

SECTION P. EDUCATION

Government schools are schools operated by the Ministries of Education, Public Health, Agriculture, Transportation and Communications, Addis-Abeba University and its branches etc.

Public schools are schools operated by the populations of the localities in which they are found and which are financed by student fees with or without assistance from the Government. All public school were private before 1975.

Mission schools are schools operated by religious missions with or without assistance from the government.

Church schools are schools maintained and operated by the Ethiopian Orthodox Church. Most of these schools teach reading, writing, and religion but some follow the Ministry of Education curriculum. The data on church schools in the tables include only the latter.

Specialized schools are schools having at least one course in a specialized subject, such as agriculture, commerce, health, teachers training, technical and vocational training etc.

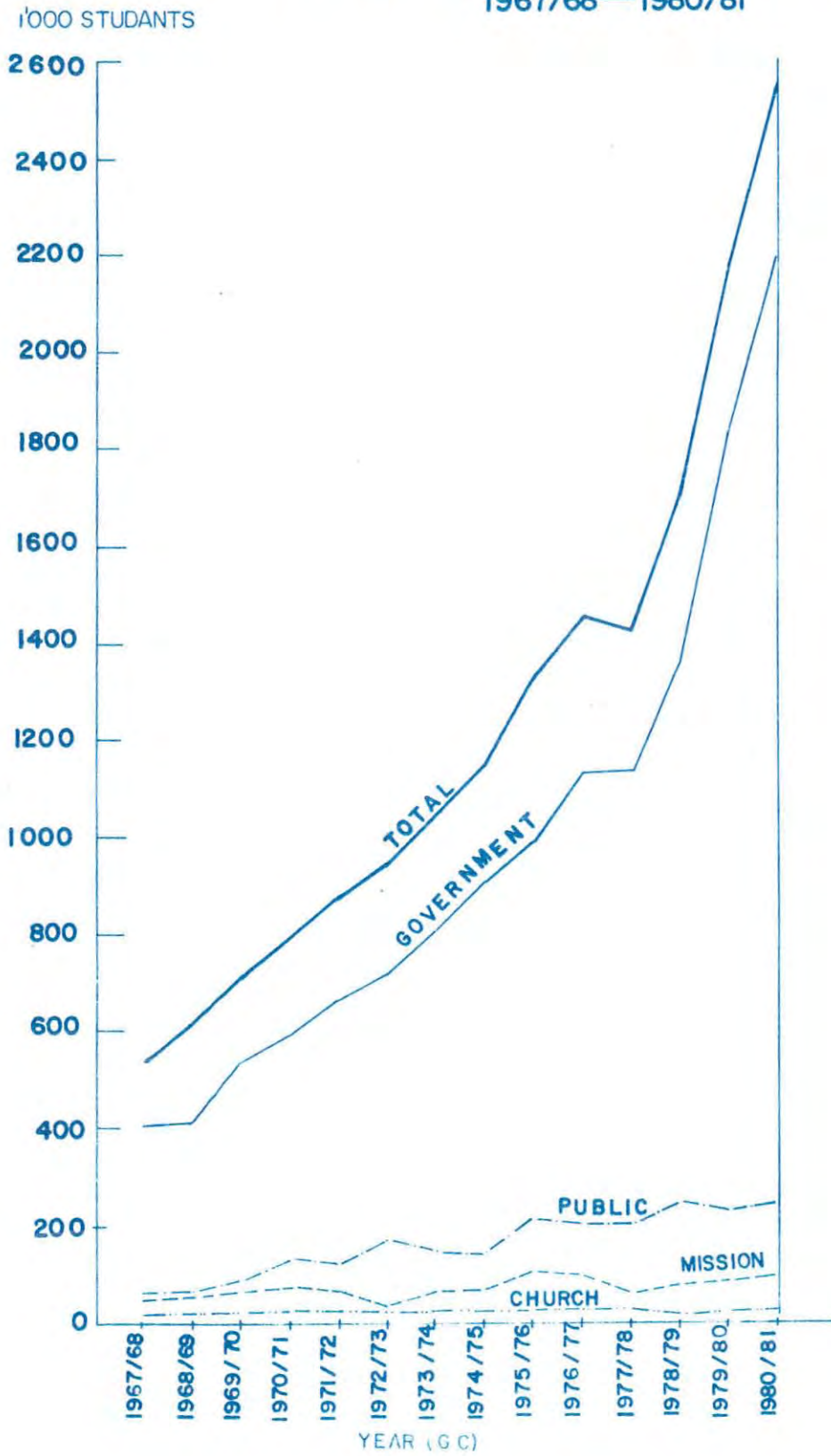
GRADES:

In the tables, grades have been grouped according to the system established by the Ministry of Education. Under the system, the primary grades are grades 1 to 6, the junior secondary includes grades 7 and 8, and the senior secondary covers grades 9 to 12.

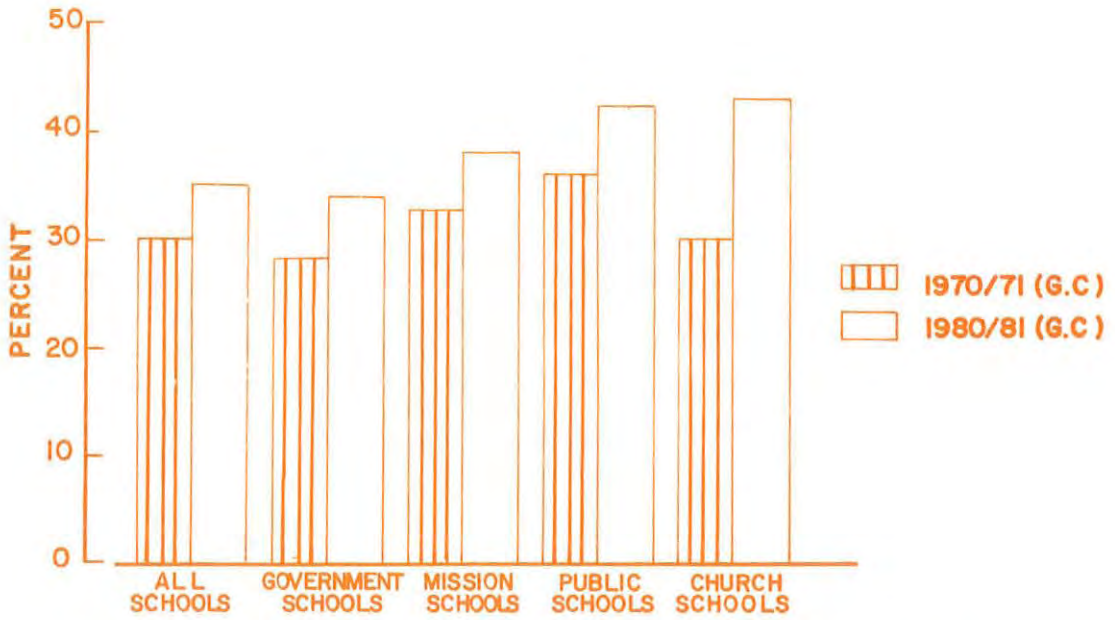
Sources of data are the Ministry of Education, Addis Ababa University, and Commission for Higher Education.

P-1 NUMBER OF STUDENTS BY TYPE OF SCHOOL

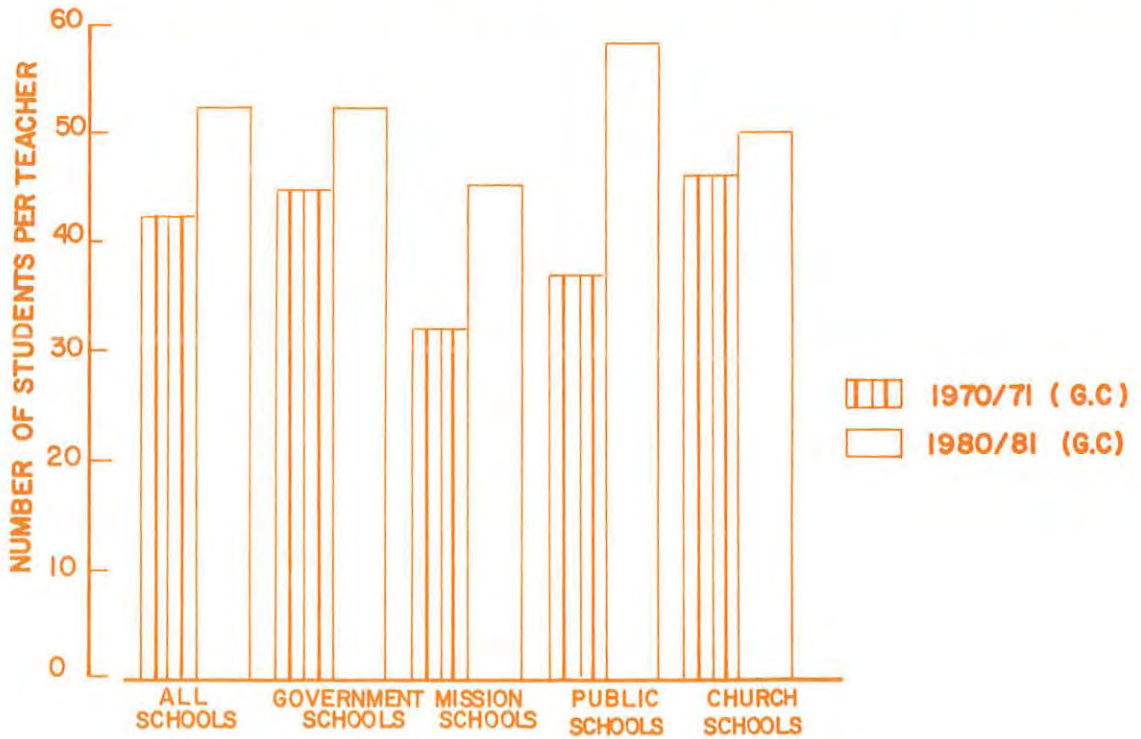
1967/68—1980/81



P-2 PROPORTION OF FEMALE STUDENTS BY TYPE OF SCHOOL



P-3 COMPARISON OF AVERAGE NUMBER OF STUDENTS PER TEACHER



የትምህርት ቤቶች፣ መምህራን፣ ተግባራዊ የሙያዎች ክፍሎች ብዛት በትምህርት ቤቶች ዓይነት*
 NUMBER OF SCHOOLS, TEACHERS, STUDENTS AND CLASSROOMS IN DIFFERENT TYPES OF SCHOOLS*

ሠገጠረዥ ለ.1 TABLE P.1

ትምህርት ቤቶች	1967**	1968**	1969	1970	1971	1972	1973	
								<u>GOVERNMENT</u>
<u>የሙንገሥት</u>								
ት/ቤቶች	2,347	2,723	3,397	3,953	4,558	4,984	5,594	SCHOOLS
መምህራን	20,539	23,480	25,626	28,273	30,108	33,250	42,173	TEACHERS
ተግባራዊ	908,317	987,978	1,130,592	1,131,697	1,359,014	1,839,982	2,197,206	STUDENTS
የሙያዎች ክፍሎች	15,446	18,115	20,820	23,979	-	-	33,849	CLASS ROOMS
								<u>MISSION</u>
<u>ዓቢይ</u>								
ት/ቤቶች	448	478	542	289	-	318	352	SCHOOLS
መምህራን	2,107	2,778	2,757	1,628	2,251	1,964	2,075	TEACHERS
ተግባራዊ	68,737	103,860	99,438	61,554	78,928	88,777	93,962	STUDENTS
የሙያዎች ክፍሎች	1,674	2,282	2,350	1,135	-	-	-	CLASS ROOMS
								<u>PUBLIC***</u>
<u>የሕዝብ***</u>								
ት/ቤቶች	854	1,035	795	694	-	686	743	SCHOOLS
መምህራን	4,044	4,639	4,292	3,988	3,842	3,837	4,201	TEACHERS
ተግባራዊ	146,623	213,991	202,221	203,651	248,931	230,381	245,301	STUDENTS
የሙያዎች ክፍሎች	3,873	4,695	4,223	3,816	-	-	-	CLASS ROOMS
								<u>CHURCH</u>
<u>የቤተ ክርስቲያን</u>								
ት/ቤቶች	149	134	119	112	-	91	101	SCHOOLS
መምህራን	533	622	577	748	386	538	436	TEACHERS
ተግባራዊ	22,421	27,210	25,835	25,889	16,862	23,412	21,844	STUDENTS
የሙያዎች ክፍሎች	448	489	473	502	-	-	-	CLASS ROOMS
								<u>ALL SCHOOLS</u>
<u>ሁሉም ት/ቤቶች</u>								
ት/ቤቶች	3,755	4,370	4,852	5,048	5,601	6,079	6,790	SCHOOLS
መምህራን	26,969	31,519	33,252	34,637	36,587	39,589	48,883	TEACHERS
ተግባራዊ	1,146,098	1,333,039	1,458,086	1,422,791	1,703,735	2,182,552	2,558,313	STUDENTS
የሙያዎች ክፍሎች	21,441	25,581	27,866	29,432	-	-	39,611	CLASS ROOM
	1974/5**	1975/6**	1976/7	1977/8	1978/9	1979/80	1980/81	SCHOOLS

*ሁሉም የትምህርት ቤቶችና ክፍሎች ት/ቤቶችን ለምያሰልጡ

*Does not include specialized Schools and Institutions of higher Learning.

**በ1967 እና 1968 ዓ.ም የአድገት ስራ ላይ የሚገኙ የሥራ ዘጋጅ የሃይማኖት ለይዘት ስራ ላይ

**Does not include students participated in Development Through Cooperation Campaign in 1974/5 and 1975/6

***የሕዝብ ት/ቤቶች በ1968 ዓ.ም በፊት የገሰ ነበሩ ።

***All public schools were private before 1975.

የገጠናው ተማሪዎች ብዛት በክፍል ደረጃና በትምህርት ቤቅ ዓይነት*
STUDENT ENROLMENT BY LEVEL AND TYPE OF SCHOOL*

ሠንጠረዥ ለ.2 TABLE P.2

የትምህርት ደረጃ	የግንባታ	የሚያን	የሕዝብ	የቤተ ክርስቲያን	ጠቅላይ	
<u>1973</u>						<u>1980/81</u>
ከ1 እስከ 6	1,798,721	81,188	230,578	20,229	2,130,716	1 - 6
7 እና 8	186,813	8,545	13,748	1,615	210,721	7 AND 8
ከ9 እስከ 12	211,672	4,229	975	-	216,876	9 -12
ልዩ ት/ቤተ	-	-	-	-	-	SPECIALIZED SCHOOLS
የህግርሲትዎች**	15,047	-	-	-	15,047	UNIVERSITIES**
ጠቅላይ	2,212,253	93,962	245,301	21,844	2,573,360	TOTAL
<u>1972</u>						<u>1979/80</u>
ከ1 እስከ 6	1,494,151	76,915	218,949	21,236	1,811,251	1 - 6
7 እና 8	165,003	7,753	11,432	1,896	186,084	7 AND 8
ከ9 እስከ 12	180,828	4,109	-	280	185,217	9 -12
ልዩ ት/ቤተ	-	-	-	-	-	SPECIALIZED SCHOOLS
የህግርሲትዎች**	14,949	-	-	-	14,949	UNIVERSITIES**
ጠቅላይ	1,854,931	88,777	230,381	23,412	2,197,501	TOTAL
<u>1971</u>						<u>1978/79</u>
ከ1 እስከ 6	1,059,038	68,991	233,235	15,663	1,376,927	1 - 6
7 እና 8	139,184	6,664	15,696	993	162,537	7 AND 8
ከ9 እስከ 12	160,792	3,273	-	206	164,271	9 -12
ልዩ ት/ቤተ	-	-	-	-	-	SPECIALIZED SCHOOLS
የህግርሲትዎች**	13,365	309	-	-	13,674	UNIVERSITIES**
ጠቅላይ	1,372,379	79,237	248,931	16,862	1,717,409	TOTAL
	GOVERNMENT	MISSION	PUBLIC	CHURCH	TOTAL	GRADES SCHOOL

*ልዩ ትምህርት ቤቅን አያጠቃልልም
*Does not include specialized schools.

** የ1972 እና 1973 ዓ.ም የህግርሲት ተማሪዎች ብዛት የላታ ተማሪዎችን የማይጨምር ሲሆን የ1971 ዓ.ም ገን ይጨምራል ::

**The numbers of University students in 1979/80 and 1980/81 do not include those enrolled in the extension department while the number for 1978/79 includes the students in the extension departments

የገጠማዊ ተማሪዎች በዘዎች በክፍል ደረጃና በጾታ*
STUDENT ENROLMENT BY LEVEL AND SEX*

ሠገጠረዥ ለ.3

TABLE P.3

ብ ቁጥር NUMBER

	1971	1972	1973	
<u>ከ1ኛ ለስከ 6ኛ ክፍል</u>				<u>GRADES 1 - 6</u>
ወገድ	934,713	1,191,797	1,386,648	MALE
ሴት	442,214	619,454	744,068	FEMALE
ጅምር	1,376,927	1,811,251	2,130,716	TOTAL
<u>7ኛና 8ኛ ክፍል</u>				<u>GRADES 7 AND 8</u>
ወገድ	104,282	119,721	135,708	MALE
ሴት	58,255	66,363	75,013	FEMALE
ጅምር	162,537	186,084	210,721	TOTAL
<u>ከ9ኛ ለስከ 12ኛ ክፍል</u>				<u>GRADES 9 - 12</u>
ወገድ	104,161	119,768	139,888	MALE
ሴት	60,110	65,449	76,988	FEMALE
ጅምር	164,271	185,217	216,876	TOTAL
<u>ለ ቆይተኞች ቤቶች</u>				<u>SPECIALIZED SCHOOLS</u>
ወገድ	-	-	-	MALE
ሴት	-	-	-	FEMALE
ጅምር	-	-	-	TOTAL
<u>የገብርብ ተማሪዎች**</u>				<u>UNIVERSITIES**</u>
ወገድ	8,981	-	-	MALE
ሴት	1,721	-	-	FEMALE
ጅምር	10,702	14,949	15,047	TOTAL
ጠቅላላ የተማሪዎች ጅምር	1,714,437	2,197,501	2,573,360	TOTAL STUDENTS
	1978/79	1979/80	1980/81	

*ለ ቆይተኞች ቤቶች ለምልክት አይደለም
*Does not include specialized schools.

**የገብርብ ተማሪዎች በዘዎች የሚታዩ ተማሪዎችን አይጨምሩም ::
**Figure does not include extension students.

ለ የትምህርት ቤቶች ግብይትና ግብይት ክፍል የሚከተሉት ተማሪዎች መካከለኛ ባዛት**
 AVERAGE NUMBER OF STUDENTS PER SCHOOL, PER TEACHER, AND PER CLASS ROOM
 IN DIFFERENT TYPES OF SCHOOLS*

ሠገጠረዥ አ.4 TABLE P.4

ት/ቤቶች	1967**	1968**	1969	1970	1971	1972	1973	
የሕንጻዎች ት/ቤቶች								GOVERNMENT SCHOOL
ት/ቤት	387.0	362.8	332.8	286.3	298.2	369.2	392.8	SCHOOL
ግብይት	44.2	42.1	44.1	40.0	45.1	55.3	52.1	TEACHER
ክፍል	48.8	54.5	54.3	47.2	-	-	64.9	CLASS ROOM
የግብይት ት/ቤቶች								MISSION
ት/ቤት	153.4	217.3	183.5	213.0	-	279.2	266.9	SCHOOL
ግብይት	32.6	37.4	36.1	37.8	35.1	45.2	45.3	TEACHER
ክፍል	41.1	45.5	42.3	54.2	-	-	-	CLASS ROOM
የሕዝብ ት/ቤቶች***								PUBLIC***
ት/ቤት	171.7	206.8	254.4	293.4	-	335.8	330.1	SCHOOL
ግብይት	36.3	46.1	47.1	51.1	64.8	60.0	58.4	TEACHER
ክፍል	37.9	45.6	48.0	53.4	-	-	-	CLASS ROOM
የቤተ ክርስቲያን ት/ቤቶች								CHURCH
ት/ቤት	150.5	203.1	219.0	231.2	-	257.3	216.3	SCHOOL
ግብይት	42.1	43.7	45.0	34.6	43.7	43.5	50.1	TEACHER
ክፍል	50.0	55.6	55.0	51.6	-	-	-	CLASS ROOM
ሁሉም ት/ቤቶች								ALL TYPES OF SCHOOL
ት/ቤት	305.2	305.0	300.5	281.9	304.2	359.0	376.8	SCHOOL
ግብይት	42.5	42.3	43.8	41.1	46.6	55.1	52.3	TEACHER
ክፍል	53.5	52.1	52.3	48.3	-	-	64.6	CLASS ROOM
	1974/5**	1975/6**	1976/7	1977/78	1978/79	1979/80	1980/81	SCHOOLS

*ልዩ ትምህርት ቤቶችንና ከፍተኛ ት/ቤቶችን አያካትትም

*Does not include specialized schools and institutions of higher learning

**በ1967 እና 1968 ዓ.ም የአድገት ባለቤቶች የአጭቀት የሥራ ዘመን የሂደትን አይጨምርም

**Does not include students participated in Development Through Cooperation Campaign in 1974/5 and 1975/76

*** የሕዝብ ት/ቤቶች ከ1968 ዓ.ም በፊት የገልገሉ ነበሩ ::

***All public Schools were private before 1975.

የተማሪዎች ብዛት በጾታና በተምህርት ቤት ዓይነት
 NUMBER OF STUDENTS BY SEX AND TYPES OF SCHOOLS*

ሠንጠረዥ አ.5 TABLE P.5

ት/ቤተ	1967**	1968**	1969	1970	1971	1972	1973	
								<u>GOVERNMENT</u>
<u>የወገን/ሥተ</u>								
ድምር	908,317	987,978	1,130,592	1,131,697	1,359,014	1,839,982	2,197,206	TOTAL
ቤት	275,617	306,552	350,423	362,693	444,262	614,761	747,721	FEMALE
ወገድ	632,700	681,426	780,169	769,004	914,652	1,225,221	1,449,485	MALE
								<u>MISSION</u>
<u>የዓለቋገ</u>								
ድምር	68,737	103,860	99,438	61,554	78,928	88,777	93,962	TOTAL
ቤት	22,553	37,012	33,553	22,733	26,252	32,871	35,665	FEMALE
ወገድ	46,184	66,848	65,885	38,821	52,676	55,906	58,297	MALE
								<u>PUBLIC***</u>
<u>የሕዝብ***</u>								
ድምር	146,623	213,991	202,221	203,651	248,931	230,381	245,301	TOTAL
ቤት	56,846	73,507	73,081	74,754	84,835	93,368	103,336	FEMALE
ወገድ	89,777	140,484	129,140	128,897	164,096	137,013	141,965	MALE
								<u>CHURCH</u>
<u>የቤተ ክህነት</u>								
ድምር	22,421	27,210	25,835	25,889	16,862	23,412	21,844	TOTAL
ቤት	6,464	8,662	8,795	11,067	5,230	10,266	9,347	FEMALE
ወገድ	15,957	18,548	17,040	14,822	11,632	13,146	12,497	MALE
								<u>ALL SCHOOLS</u>
<u>ሁሉም ት/ቤተ</u>								
ድምር	1,146,098	1,333,039	1,458,086	1,422,791	1,703,735	2,182,552	2,558,313	TOTAL
ቤት	361,480	425,733	465,852	471,247	560,579	751,266	896,069	FEMALE
ወገድ	784,618	907,306	992,234	951,544	1,143,156	1,431,286	1,662,244	MALE
	1974/5**	1975/6**	1976/7	1977/8	1978/9	1979/80	1980/81	SCHOOLS

*ላይ ተምህርት ቤቶችና ከፍተኛ ት/ቤተ ክህነት አያይዘውም ::
 *Does not include specialized schools and institutions of higher learning.

**በ1967 እና 1968 ዓ.ም ለአድገት በሕብረት የሕወዳኝ የሥራ ዘመን የሚገኙ አያይዘውም ::
 **Does not include students who participated in the Development Through Cooperation Campaign in 1974/5 and 1975/6.

*** የሕዝብ ት/ቤተ ክህነት ከ1968 ዓ.ም በፊት የገላ ነበሩ ::
 All public schools were private before 1975.

የወገዳና የሰነድ ተግባራዊነት በዘርፍ በጥርጣሬ
 PERCENTAGE DISTRIBUTION OF STUDENTS BY SEX AND TYPES OF SCHOOLS*

ሠንጠረዥ አ.6 TABLE P.6

ተ/ባ ተቸ	1967**	1968**	1969	1970	1971	1972	1973	
<u>የወገዳዎች</u>								<u>GOVERNMENT</u>
ድምር	79.3	74.1	77.5	79.6	79.8	84.3	85.9	TOTAL
ሴት	30.3	31.0	31.0	32.0	32.7	33.4	34.0	FEMALE
ወንድ	69.7	69.0	69.0	68.0	67.3	66.6	66.0	MALE
<u>የግብዓት</u>								<u>MISSION</u>
ድምር	6.0	7.8	6.8	4.3	4.6	4.1	3.7	TOTAL
ሴት	32.8	35.6	34.0	36.9	33.3	37.0	38.0	FEMALE
ወንድ	67.1	64.4	66.0	63.7	66.7	63.0	62.0	MALE
<u>የህዝብ***</u>								<u>PUBLIC***</u>
ድምር	12.8	16.1	13.9	14.3	14.6	10.6	9.6	TOTAL
ሴት	38.8	34.4	36.1	36.7	34.1	40.5	42.1	FEMALE
ወንድ	61.2	65.6	63.9	63.3	65.9	59.5	57.9	MALE
<u>የቤተ ክርስቲያን</u>								<u>CHURCH</u>
ድምር	2.0	2.0	1.8	1.8	1.0	1.1	0.9	TOTAL
ሴት	28.8	31.8	34.0	42.7	31.0	43.8	42.8	FEMALE
ወንድ	71.2	68.2	66.0	57.3	69.0	56.2	57.2	MALE
<u>ሁሉም ተ/ባ ተቸ</u>								<u>ALL SCHOOLS</u>
ድምር	100.0	100.0	100.0	100.0	100.0	100.0	100.0	TOTAL
ሴት	31.5	31.9	32.0	34.2	32.9	34.4	35.0	FEMALE
ወንድ	68.5	68.1	68.0	65.8	67.1	65.6	65.0	MALE
	1974/5**	1975/6**	1976/7	1977/8	1978/9	1979/80	1980/81	SCHOOLS

*ላይ ተ/ባ ተቸና በፍ ትኛ ተ/ባ ተቸን አያጠቃልሉም ::

*Does not include specialized schools and institutions of higher learning.

**በ1967 እና 1968 ዓ.ም ለአድገት በሕብረት የአውቶትና የሥራ ዘመን የሂዎትን አያጠቃልሉም ::

**Does not include students participated in Development Through Cooperation Campaign in 1974/75 and 1975/6.

*** የህዝብ ተ/ባ ተቸ ከ1968 ዓ.ም በፊት የገሰ ነበረ ::

***All public schools were private before 1975.

አወገገሥተ ትምህርት ቤቶች የተፈረገ ወጪ / የህግርሲቲውን አይወድቅም /
EXPENDITURE FOR GOVERNMENT SCHOOLS (EXCLUDING UNIVERSITY)

ሠገጠረዥ አ.፩

TABLE P.8

በሺህ ብር ('000 BIRR)

	ደመወዘና አበላ	ሌሎች ወጪዎች	የባህሪ ወጪዎች	ጠቅላላ ወጪ	
<u>1970</u>					<u>1977/78</u>
አዋና መሥሪያ ቤቶች	4,434	1,646	-	6,080	HEAD OFFICES
አላገደኛ ደረጃ	57,400	2,421	101	59,922	PRIMARY SCHOOLS
አወለስ ተኛና ከፍ ተኛ ህጻን ደረጃ	38,629	3,521	1,490	43,640	JUNIOR AND SENIOR SECONDARY SCHOOLS
አ ትክክል ለመርሰውያና ለመምህራን ግብአጠኛ	3,783	1,437	757	5,977	TECHNICAL-VOCATIONAL AND T.T.I.
ሌሎች	1,385	1,217	1,827	4,429	MISCELLANEOUS
ድምር	105,631	10,242	4,175	120,048	TOTAL
<u>1969</u>					<u>1976/77</u>
አዋና መሥሪያ ቤቶች	4,455	1,714		6,169	HEAD OFFICES
አላገደኛ ደረጃ	53,228	3,076	6,629	62,933	PRIMARY SCHOOLS
አወለስ ተኛና ከፍ ተኛ ህጻን ደረጃ	38,332	5,164	2,959	46,455	JUNIOR AND SENIOR SECONDARY SCHOOLS
አ ትክክል ለመርሰውያና ለመምህራን ግብአጠኛ	4,082	915	1,820	6,817	TECHNICAL-VOCATIONAL AND T.T.I.
ሌሎች	1,408	1,146	1,679	4,233	MISCELLANEOUS
ድምር	101,505	12,015	13,087	126,607	TOTAL
<u>1968</u>					<u>1975/76</u>
አዋና መሥሪያ ቤቶች	3,552	840		4,392	HEAD OFFICES
አላገደኛ ደረጃ	46,867	2,089	14,157	63,113	PRIMARY SCHOOLS
አወለስ ተኛና ከፍ ተኛ ህጻን ደረጃ	37,715	2,891	2,354	42,960	JUNIOR AND SENIOR SECONDARY SCHOOLS
አ ትክክል ለመርሰውያና ለመምህራን ግብአጠኛ	4,624	665	1,596	6,885	TECHNICAL-VOCATIONAL AND T.T.I.
ሌሎች	781	740	419	1,940	MISCELLANEOUS
ድምር	93,539	7,225	18,526	119,290	TOTAL
	SALARIES AND ALLOWANCES	OTHER EXPENDITURE	CAPITAL EXPENDITURE	TOTAL	

*በወይን ላይ ያለውን ገንዘብ አገር አቀፍ ለገንዘብ ስራ ላይ አይጠቀምም ::
*Does not include external assistance on current accounts.

ስገገዘበ ጊኒክ ትር የተገኘ ::
Source: Ministry of Finance.

በአገሪኛና በጽሑፍ ህጻን ደረጃ ተ/ቤተት የቋረጸው ተግባራዊ በክፍለ ሀገርና በተደራጀት ቤት ዓይነት
 STUDENTS ENROLLED IN PRIMARY AND ACCADAMIC SECONDARY SCHOOLS BY TYPES OF SCHOOLS AND REGION

ሠገጠኛ አ.9 TABLE P.9

ክፍለ ሀገር	የግንባታ	የግብዓት	የሕዝብ	የቤተ ክርስቲያን	ድምር	
<u>1970</u>						<u>1977/8</u>
አርቢ	55,757	1,447	465	618	58,287	ARSSI
ባሌ	27,778	-	917	489	29,184	BALE
ኦርቶዶክስ	24,575	1,638	12,439	6,401	45,053	ERITREA
ጋሞ ገፋ	39,624	88	-	-	39,712	GAMO GOFFA
ገጃም	68,197	-	-	966	69,163	GOJJAM
ጉንደር	46,923	1,795	1,295	-	50,013	GONDER
ሐረርጌ	38,283	2,272	2,988	694	44,237	HARARGE
ሲሳይ	44,805	561	1,377	592	47,335	ILLUBABOR
ክፋ	62,544	2,705	2,650	375	68,274	KEFFA
ሸዋ	219,874	20,505	77,067	3,940	321,386	SHEWA
አዲስ አበባ	139,004	10,032	79,590	2,762	231,388	ADDIS ABABA
ሲዳሞ	102,601	9,337	8,361	1,181	121,480	SIDAMO
ቲግራይ	78,289	2,084	379	5,730	86,482	TIGRAI
ወለጋ	104,621	7,194	10,838	1,467	124,120	WELLEGA
ወሎ	78,822	1,896	5,285	674	86,677	WELLO
ድምር	1,131,697	61,554	203,651	25,889	1,422,791	TOTAL
<u>1971</u>						<u>1978/9</u>
አርቢ	62,965	2,299	-	-	65,264	ARSSI
ባሌ	33,386	-	-	-	33,386	BALE
ኦርቶዶክስ	42,058	6,012	11,137	3,278	62,485	ERITREA
ጋሞ ገፋ	51,425	-	1,817	-	53,242	GAMO GOFFA
ገጃም	73,661	-	-	1,800	75,461	GOJJAM
ጉንደር	54,152	780	-	728	55,660	GONDER
ሐረርጌ	72,758	2,938	3,735	831	80,262	HARARGE
ሲሳይ	63,484	618	-	273	64,375	ILLUBABOR
ክፋ	80,232	-	195	252	80,679	KEFFA
ሸዋ	253,520	10,704	80,408	4,626	349,258	SHEWA
አዲስ አበባ	157,006	10,633	83,298	747	251,684	ADDIS ABABA
ሲዳሞ	120,899	12,222	17,551	1,297	151,969	SIDAMO
ቲግራይ	66,693	1,205	-	940	68,838	TIGRAI
ወለጋ	129,901	30,432	49,911	1,531	211,775	WELLEGA
ወሎ	96,874	1,085	879	559	99,397	WELLO
ድምር	1,359,014	78,928	248,931	16,862	1,703,735	TOTAL
	GOVERNMENT	MISSION	PUBLIC	CHURCH	TOTAL	ADMINISTRATIVE REGION

በሀገራችን በግልጽ ሁለተኛ ደረጃ ተ/ቤቶች የጠቀሰው ተግባራዊ በክፍለ ሀገርና በተደራጀት ቤት ጻፈ ነት
STUDENTS ENROLLED IN PRIMARY AND ACCADAMIC SECONDARY SCHOOLS BY TYPE OF SCHOOLS AND REGION

ሠንጠረዥ አ.9 / የጠለ/ TABLE P.9 (Contd.)

ክፍለ ሀገር	የግንባታ	የሚረዳ	የጠቀሰ	የቤተ ክርስቲያን	ድምር	
<u>1972</u>						<u>1978/79</u>
አርቢ	93,909	2,810	-	376	97,095	ARSSI
ባሌ	53,661	268	300	-	54,229	BALE
አርቲራ	50,646	10,786	14,844	6,244	82,520	ERITREA
ጋም ጉፋ	64,813	567	-	-	65,380	GAMO GOFFA
ገጃም	90,276	-	-	625	90,901	GOJJAM
ጎንደር	60,985	671	-	1,733	63,389	GONDER
ዘረርጌ	87,322	3,318	3,098	1,098	94,836	HARARGE
ሲሳይ	83,531	817	-	168	84,516	ILLUBABOR
ባሌ	115,630	352	1,057	271	117,310	KEFFA
ሸዋ	365,140	13,733	49,503	2,856	431,232	SHEWA
አዲስ አበባ	168,618	11,054	89,894	3,306	272,872	ADDIS ABABA
ሲዳሞ	206,948	18,019	22,523	1,785	249,275	SIDAMO
ተገራይ	62,769	1,715	-	3,445	67,929	TIGRAI
ወለጋ	201,676	23,205	48,293	766	273,940	WELLEGA
ወሎ	134,058	1,462	869	739	137,128	WELLO
ድምር	1,839,982	88,777	230,381	23,412	2,182,552	TOTAL
<u>1973</u>						<u>1979/80</u>
አርቢ	111,720	3,422	-	-	115,142	ARSSI
ባሌ	57,193	1,089	333	373	58,988	BALE
አርቲራ	59,554	9,345	18,188	7,623	94,710	ERITREA
ጋም ጉፋ	75,938	714	-	-	76,652	GAMO GOFFA
ገጃም	113,914	-	-	830	114,744	GOJJAM
ጎንደር	87,393	1,349	-	771	89,513	GONDER
ዘረርጌ	109,731	3,624	3,798	1,323	118,476	HARARGE
ሲሳይ	93,614	873	-	40	94,527	ILLUBABOR
ባሌ	149,056	-	1,377	441	150,874	KEFFA
ሸዋ	439,436	14,417	55,585	3,121	512,559	SHEWA
አዲስ አበባ	187,481	12,276	98,187	3,082	301,026	ADDIS ABABA
ሲዳሞ	253,245	17,897	26,567	1,291	299,000	SIDAMO
ተገራይ	62,332	2,433	-	1,401	66,166	TIGRAI
ወለጋ	254,561	23,971	40,338	391	319,261	WELLEGA
ወሎ	139,267	1,621	928	1,157	142,973	WELLO
አሰብ አሰተጻፈር	2,771	931	-	-	3,702	ASSAB ADMINISTRATION
ድምር	2,197,206	93,962	245,301	21,844	2,558,313	TOTAL
	GOVERNMENT	MISSION	PUBLIC	CHURCH	TOTAL	ADMINISTRATIVE REGION

በ1977/8 ዓ.ም በከፍተኛ ትምህርት ተቋማት በልዩ ልዩ የትምህርት ዓይነቶች የተመረቁ
GRADUATES OF INSTITUTES OF HIEGHER LEARNING BY FIELD OF STUDY 1979/80

ሠንጠረዥ አ.10 /ሀ/ TABLE P.10 (a)

የተመረቁት የትምህርት ዓይነት	ግራ	ፊት/ሰኞ	ብርቱ ልብ	ጠቅላይ	
<u>በደንበኞች ጥናት ተቋም</u>	8	-	-	8	<u>INSTITUTE OF LANGUAGE STUDIES</u>
የውጭ ደንበኞች ሥነ ጽሑፍ	8	-	-	8	FOREIGN LANGUAGES AND LITERATURE
<u>ፒዳጎጂያል ባይገባ /አዳላ ለባባ/</u>	107	81	1	189	<u>PEDAGOGIEAL SCIENCE (ADDIS ABABA)</u>
አውቶ ወገ	-	14	-	14	AUTOMOTIVE
ንግድ ሥራ ትምህርት	-	24	-	24	BUSINESS EDUCATION
ዕራፍ ተገገ	-	14	-	14	DRAFTING
ሥነ ልቦና /ባይኮሎጂ/	7	-	-	7	PSYCHOLOGY
አለብተሪቢቲ	-	7	-	7	ELECTRICITY
ጫታ	-	11	-	11	METALS
የአገጣጥ ሥራ	-	11	-	11	WOOD
የኢትዮጵያ ደንበኞች ሥነ ጽሑፍ	25	-	1	26	ETHIOPIAN LANGUAGES AND LITERATURE
እንግሊዝኛ	33	-	-	33	ENGLISH
ጂኦግራፊ	20	-	-	20	GEOGRAPHY
ታሪክ	15	-	-	15	HISTORY
ፕሮፊሻናል ለጥናት	7	-	-	7	PROFESSIONAL EDUCATION
<u>ዲካል /ሕክምና/</u>	22	-	-	22	<u>MEDICAL</u>
ዲካል	22	-	-	22	MEDICINE
<u>ሕግ</u>	44	-	-	44	<u>LAW</u>
<u>ፋርማሲ</u>	16	-	-	16	<u>PHARMACY</u>
<u>ሳይንሳዊ ባይገባ</u>	-	32	-	32	<u>LIBRARY SCIENCE</u>
<u>ባሻል ባይገባ</u>	524	-	-	524	<u>SOCIAL SCIENCE</u>
አባታዊ ተገገ	73	-	-	73	ACCOUNTING
የላብ ተገገ ባይገባ	34	-	-	34	ADMINISTRATION SCIENCE
አግባብ ስራ ጥናት	83	-	-	83	APPLIED SOCIOLOGY
ኢኮኖሚክስ	110	-	-	110	ECONOMICS
ጂኦግራፊ	69	-	-	69	GEOGRAPHY
ታሪክ	40	-	-	40	HISTORY
ግንባታ	18	-	-	18	MANAGEMENT
ፖለቲካ ባይገባና ሌን ተርናሻናል ገንቲት	46	-	-	46	POLITICAL SCIENCE AND INTERNATIONAL RELATION
ሥነ ልቦና /ባይኮሎጂ/	29	-	-	29	PSYCHOLOGY
ፍልስፍና	2	-	-	2	PHILOSOPHY
የሕዝብ ለብ ተገገ	20	-	-	20	PUBLIC ADMINISTRATION
	DEGREE	DIPLOMA	CERTIFICATE	TOTAL	FIELD OF GRADUATION

በ1972 ዓ.ም በከፍተኛ ትምህርት ተቋማት በሰነድ ስም የትምህርት ዓይነት የተከፈለ
GRADUATES OF INSTITUTES OF HIGHER LEARNING BY FIELD OF STUDY 1979/80

ሠንጠረዥ አ.10/ሀ//የጠለ/

TABLE P.10 (a) (Contd.)

የትምህርት ዓይነት	ዲግሪ	ዲፕሎማ	ሰነድ ፈንታ	ጠቅላይ	
<u>የተፈጥሮ ሳይንስ</u>	278	-	-	278	<u>NATURAL SCIENCE</u>
ባዮሎጂ /ሥነ ሕይወት/	38	-	-	38	BIOLOGY
ኮሚኒስት /ኮሚኒስት/	56	-	-	56	CHEMISTRY
ጂኦሎጂ	44	-	-	44	GEOLOGY
ጥንቃቄ	66	-	-	66	MATHEMATICS
ፊዚክስ	23	-	-	23	PHYSICS
አስታላቅ ጥንቃቄ	51	-	-	51	STATISTICS
<u>ቴክኖሎጂ</u>	116	34	-	150	<u>TECHNOLOGY</u>
የአርክቴክቸርና የስፔሻል ፕላን	10	-	-	10	ARCHITECTURE AND TOWN PLANNING
ሲቪል ግብይት /ሰነድ ስር/	50	-	-	50	CIVIL ENGINEERING (STRUCTURE)
ኢሌክትሮኒክ ግብይት	12	-	-	12	ELECTRICAL ENGINEERING
ሜካኒካል ግብይት	44	-	-	44	MECHANICAL ENGINEERING
ሀንጻ ሥራ	-	26	-	26	BUILDING
ውሀ ሀብት ልማት	-	8	-	8	WATER RESOURCE
<u>ጽሑፍ ትምህርት ስልጣን /አዲስ አበባ/</u>	-	355	-	355	<u>COLLEGE OF TEACHER EDUCATION (ADDIS ABABA)</u>
የኢትዮጵያ ቋንቋዎች	-	42	-	42	ETHIOPIAN LANGUAGES
እንግሊዝኛ	-	22	-	22	ENGLISH
ታሪክ	-	27	-	27	HISTORY
ጂኦግራፊ	-	35	-	35	GEOGRAPHY
ፊዚካል ሳይንስ	-	40	-	40	PHYSICAL SCIENCE
ጥንቃቄ	-	42	-	42	MATHEMATICS
ጤናና የሕይወት ግብይት ትምህርት	-	35	-	35	HEALTH AND PHYSICAL EDUCATION
የሕይወት ሳይንስ	-	41	-	41	LIFE SCIENCE
የቤት ስራ	-	25	-	25	HOME ECONOMICS
አርሻ	-	46	-	46	AGRICULTURE
<u>ንግድ ሥራ ትምህርት</u>	-	282	-	282	<u>COMMERCIAL SCHOOL</u>
ሰነድ ስር ሳይንስ	-	83	-	83	SECRETARIAL SCIENCE
አካውንቲንግ	-	112	-	112	ACCOUNTING
ባንክና ፊናንስ	-	87	-	87	BANKING AND FINANCE
	DEGREE	DIPLOMA	CERTIFICATE	TOTAL	FIELD OF GRADUATION

በ1972 ዓ.ም በከፍተኛ ትምህርት ተቋማት በሰዓሊዎች የትምህርት ዓይነቶች የተወረዘ
GRADUATES OF INSTITUTES OF HIGHER LEARNING BY FIELD OF STUDY 1979/80

ሠጠረዥ አ.10 /ሀ/ /የጠለ/ TABLE P.10 (a) (Contd.)

የተወረዘበት የትምህርት ዓይነት	ዲግሪ	ዲፕሎማ	ሰርቲፊኬት ፊኒት	ጠቅላይ	
<u>ከዳርታ ቤት ትክክል ስሌዳ</u>	-	88	-	88	<u>MUNICIPALITY TECHNIC COLLEGE</u>
<u>ከዳርታ ትምህርት ስፍሌ</u>	118	48	-	166	<u>EXTENSION</u>
እንግሊዘኛ ቋንቋ	4	-	-	4	ENGLISH
ጁካገራሬ / ታሪክ	2	-	-	2	GEOGRAPHY/HISTORY
አስታኝ ጽሑፍ	-	27	-	27	STATISTICS
ጁካገራሬ	11	-	-	11	GEOGRAPHY
ሲቪል መስገላት	-	7	-	7	CIVIL ENGINEERING
ኤሌክትሪክ መስገላት	-	2	-	2	ELECTRICAL ENGINEERING
ሜካኒካል መስገላት	-	7	-	7	MECHANICAL ENGINEERING
አካውንቲንግ	61	2	-	63	ACCOUNTING
የአስተዳደር ስራ ስርዓት / ማኔጅመንት/	7	-	-	7	ADMINISTRATIVE SCIENCE (MANAGEMENT)
የሕዝብ አስተዳደር	11	3	-	14	PUBLIC ADMINISTRATION
ኢኮኖሚክስና ፖለቲካ ስራ	22	-	-	22	ECONOMICS AND POLITICAL SCIENCE
<u>አለግ ዳርታ ስሌዳ</u>	93	-	-	93	<u>ALEMAYA AGRICULTURAL COLLEGE</u>
የዕፅዋት ስራ	39	-	-	39	PLANT SCIENCE
አርሻ መስገላት	6	-	-	6	AGRICULTURAL ENGINEERING
አርሻ ኢኮኖሚክስ	39	-	-	39	AGRICULTURAL ECONOMICS
እንሰሳት ስራ	9	-	-	9	ANIMAL SCIENCE
<u>አለግ ዳርታ የስራ ስራ ስሌዳ</u>	-	153	-	153	<u>ALEMAYA SCIENCE TEACHERS</u>
					<u>TRAINING PROGRAM</u>
ባዮሎጂ / ሥነ ጤንናት/	-	108	-	108	BIOLOGY
ኮሚካል / ኮሚካል/	-	45	-	45	CHEMISTRY
<u>አሙን የአርሻ ስሌዳ</u>	-	68	-	68	<u>AMBO COLLEGE OF AGRICULTURE</u>
አጠቃላይ አርሻ	-	68	-	68	GENERAL AGRICULTURE
<u>አዋጅ ሙሉ ስሌዳ የአርሻ ስሌዳ</u>	-	336	-	336	<u>AWASSA JUNIOR COLLEGE OF</u>
					<u>AGRICULTURE</u>
የአርሻ መስገላትና ትኩረት	-	34	-	34	AGRICULTURAL ENGINEERING AND TECHNOLOGY
የእንሰሳት ስራ ስርዓትና ትኩረት	-	87	-	87	ANIMAL SCIENCE AND TECHNOLOGY
የባሕርይ ስራ ስርዓትና ትኩረት	-	34	-	34	HOME SCIENCE AND TECHNOLOGY
የዕፅዋት ስራ ስርዓትና ትኩረት	-	181	-	181	PLANT SCIENCE AND TECHNOLOGY
<u>ባህር ዳር የስራ ስራ ስሌዳ</u>	-	251	-	251	<u>BAHIR DAR SCIENCE TEACHERS</u>
					<u>TRAINING PROGRAM</u>
ግንኙነት	-	172	-	172	MATHEMATICS
ፊዚክስ	-	79	-	79	PHYSICS
<u>ፕላገራ አካዳሚ / ባህር ዳር/</u>	135	-	-	135	<u>ACADEMY OF PEDAGOGY(BAHIR DAR)</u>
ፕላገራ	135	-	-	135	PEDAGOGICS
	DEGREE	DIPLOMA	CERTIFI- CATE	TOTAL	FIELD OF GRADUATION

በ1972 ዓ.ም ከከፍተኛ ትምህርት ተቋማት በሌላ ሌላ የትምህርት ዓይነቶች የሰጡት
GRADUATES OF INSTITUTES OF HIGHER LEARNING BY FIELD OF STUDY, 1979/80

ሠገጠረዥ ኢ.10 /ሀ// የገለጸ/

TABLE P.10 (a) (Contd.)

የሰጠው የትምህርት ዓይነት	ግሪ	ግራም	ሰርቲፊኬት	ድምር	
<u>በፖሊቴክኒክ ኢንስቲትዩት /በሀር ገር/</u>	-	135	-	135	<u>POLYTECHNIC INSTITUTE (BAHIR DAR)</u>
አርሻ ጭንቀት	-	33	-	33	AGRO - MECHANICS
የኢንግነትና ኮምፒውተር /ኢንግነትና ኮምፒውተር/	-	23	-	23	INDUSTRIAL CHEMISTRY
ኢሌክትሮኒክስ ቴክኖሎጂ	-	27	-	27	ELECTRICAL TECHNOLOGY
የአገጣጠም ሥራ ቴክኖሎጂ	-	11	-	11	WOOD TECHNOLOGY
ግብር ቴክኖሎጂ	-	26	-	26	METAL TECHNOLOGY
የጨርቃ ጨርቃ ቴክኖሎጂ	-	15	-	15	TEXTILES TECHNOLOGY
<u>ደብረ ዘይት ጭንቀት የአርሻ ኮሌጅ</u>	-	212	-	212	<u>DEBRE ZEIT JUNIOR COLLEGE OF AGRICULTURE</u>
አገጣጠም አርባታና የቦታ ቴክኖሎጂ	-	30	-	30	ANIMAL PRODUCTION AND PROTECTION TECHNOLOGY
ሰብል ግምረትና ጭንቀት ቴክኖሎጂ	-	81	-	81	CROP PRODUCTION AND PROTECTION TECHNOLOGY
በገጠር የኢኮኖሚና የሰብል ልማት	-	101	-	101	RURAL ECONOMICS AND SOCIAL DEVELOPMENT
<u>ደብረዘይት ረገት የአገጣጠም ጭንቀት ተቋም</u>	-	64	-	64	<u>DEBRE ZEIT INSTITUTE OF ANIMAL HEALTH</u>
የአገጣጠም ጭንቀት ለጭንቀት	-	64	-	64	ANIMAL HEALTH
<u>ገንደር ጭንቀት የቦታ ኮሌጅ</u>	-	2	-	2	<u>GONDAR MEDICAL COLLEGE</u>
አጠቃላይ ነርስቶች	-	2	-	2	COMPREHENSIVE NURSES
<u>ጅማ የአርሻ ኮሌጅ</u>	-	90	-	90	<u>JIMMA COLLEGE OF AGRICULTURE</u>
አጠቃላይ አርሻ	-	90	-	90	GENERAL AGRICULTURE
ድምር	1,461	2,231	1	3,693	TOTAL
<u>በድህረ ምረቃ ትምህርት ቤት</u>	23	-	-	23	<u>GRADUATE SCHOOL</u>
ባዮሎጂ /ሥነ ሕይወት/	7	-	-	7	BIOLOGY
ኮሚኒኬሽን /ኮሚኒኬሽን/	4	-	-	4	CHEMISTRY
የአገጣጠም አርባታ	1	-	-	1	ANIMAL PRODUCTION
ሥነ ጽሑፍ	2	-	-	2	LITERATURE
አገልግሎት ለገደ ሠነድ ጽንፈ ግብ ተቋም	1	-	-	1	TEACHING ENGLISH AS A FOREIGN LANGUAGE
ግሪ	5	-	-	5	GEOLOGY
ታሪክ	3	-	-	3	HISTORY
ድምር	23	-	-	23	TOTAL
<u>በደብረ ዘይት /አሥጫ/</u>	6	-	-	6	<u>SCIENCE FACULTY (ASMARA)</u>
ኮሚኒኬሽን /ኮሚኒኬሽን/	6	-	-	6	CHEMISTRY
ሰብል ግሪ /አሥጫ/	24	-	-	24	<u>SOCIAL SCIENCE (ASMARA)</u>
ድምር	30	-	-	30	TOTAL
አጠቃላይ ድምር	1,514	2,231	1	3,746	GRAND TOTAL
	DEGREE	DIPLOMA	CERTIFICATE	TOTAL	FIELD OF GRADUATION

በ1973 ዓ.ም በከፍተኛ ትምህርት ተቋማት በሰነድ ስራ የትምህርት ዓይነት የተከለበሰ
 GRADUATES OF INSTITUTES OF HIEGHER LEARNING BY FIELD OF STUDY 1980/81

ሠገጠረዥ አ.10/ለ// የቀጠለ/ TABLE P.10 (b) (Contd.)

272

የተከለበሰ የትምህርት ዓይነት	ዲግሪ	ዲፕሎማ	ሰርቲፊኬት	ድምር	
<u>ባይንስ ፋኩልቲ /አሥራ/</u>	6	-	-	6	<u>SCIENCE FACULTY (ASMARA)</u>
ባዮሎጂ /ሥነ ጤዕን/	1	-	-	1	BIOLOGY
ቀመጫ /ኪሚስትሪ/	5	-	-	5	CHEMISTRY
<u>በሽል ባይንስ /አሥራ/</u>	18	-	-	18	<u>SOCIAL SCIENCE (ASMARA)</u>
ኢኮኖሚክስ	6	-	-	6	ECONOMICS
ቢዛነስ አድሚኒስትሬሽን	9	-	-	9	BUSINESS ADMINISTRATION
እንግሊዘኛ	3	-	-	3	ENGLISH
ድምር	24	-	-	24	TOTAL
አጠቃላይ ድምር	878	2,060	14	2,952	GRAND TOTAL
	DEGREE	DIPLOMA	CERTIFICATE	TOTAL	FIELD OF GRADUATION

በ1973 ዓ.ም ከከፍተኛ ትምህርት ተቋማት በልዩ ልዩ የትምህርት ዓይነቶች የቀረቱ
GRADUATES OF INSTITUTES OF HIGHER LEARNING BY FIELD OF STUDY 1980/81

ሠንጠረዥ አ.10 /ለ/ TABLE P.10 (b)

የቀረበው የትምህርት ዓይነት	ግሪ	ፊልግ	ሰርቲፊኬት	ጠቅላይ	የትምህርት መስክ
<u>ከ ቋንቋዎች ጥናት ተቋም</u>	87	-	14	101	<u>INSTITUTE OF LANGUAGE STUDIES</u>
የሊትዩን ቋንቋዎች ሥነ ጽሑፍ	23	-	14	37	ETHIOPIAN LANGUGES AND LITERATURE
የወዳ ቋንቋዎች ሥነ ጽሑፍ	47	-	-	47	FOREIGN LANGUGES AND LITERATURE
ሥነ ቢዳን	12	-	-	12	THEATRE ARTS
ሥነ ልሳን	5	-	-	5	LINGUISTICS
<u>ፕላንኪንግ ሳይንስ /አዲስ አበባ/</u>	11	64	-	75	<u>PEDAGOGICAL SCIENCE (ADDIS ABABA)</u>
አውቶ ማ	-	9	-	9	AUTOMOTIVE
ንግድ ሥራ ትምህርት	-	32	-	32	BUSINESS EDUCATION
ድራፍ ተገገ	-	7	-	7	DRAFTING
ኤሌክትሪኪቲ	-	9	-	9	ELECTRICITY
ግብር	-	6	-	6	METALS
የአገልግሎት ሥራ	-	1	-	1	WOOD
የሊትዩን ቋንቋዎች ሥነ ጽሑፍ	1	-	-	1	ETHIOPIAN LANGUGES AND LITERATURE
እንግሊዝኛ	3	-	-	3	ENGLISH
ግራፊካ	3	-	-	3	GEOGRAPHY
ታሪክ	1	-	-	1	HISTORY
ፕሮፊሻናል ልምድ	3	-	-	3	PROFESSIONAL EDUCATION
<u>ዲግሪ /ሕክምና/</u>	27	-	-	27	<u>MEDICAL</u>
ዲግሪ	27	-	-	27	MEDICINE
<u>ፊል</u>	7	-	-	7	<u>LAW</u>
<u>ፍርዳሽ</u>	48	-	-	48	<u>PHARMACY</u>
<u>ላይብራሪ ሳይንስ</u>	-	35	-	35	<u>LIBRARY SCIENCE</u>
<u>ሶሻል ሳይንስ</u>	58	-	-	58	<u>SOCIAL SCIENCE</u>
አካውንቲንግ	6	-	-	6	ACCOUNTING
የአስተዳደር ሳይንስ	13	-	-	13	ADMINSTRATION SCIENCE
አፕሊደድ ሶሲዮሎጂ	9	-	-	9	APPLIED SOCIOLOGY
ኢኮኖሚክስ	7	-	-	7	ECONOMICS
ግራፊካ	8	-	-	8	GEOGRAPHY
ታሪክ	10	-	-	10	HISTORY
ማህንጃር	1	-	-	1	MANAGMENT
ፖለቲካ ሳይንስና ኢንተርናሽናል ገጥሞች	3	-	-	3	POLITICAL SCIENCE AND INTERNATIONA RELATION
ሥነ ልቦና /ሳይኮሎጂ/	1	-	-	1	PSYCHOLOGY
	DEGREE	DIPLOMA	CERTIFI- CATE	TOTAL	FIELD OF GRADUATION

በ1973 ዓ.ም በስድስት ትምህርት ተቋማት በሰነድ ስልጣን የተምህርት ዓይነት የቆረቆረ
GRADUATES OF INSTITUTES OF HIGHER LEARNING BY FIELD OF STUDY 1980/81

ሠንጠረዥ ለ.10/ለ/ / የጠለ/ TABLE P.10 (b) (Contd.)

የቆረቆረ የትምህርት ዓይነት	ዲግሪ	ዲፕሎማ	ሰርቲፊኬት	ድምር	
<u>የፈተሮ ሰይጣን</u>	91	-	-	91	<u>NATURAL SCIENCE</u>
ባዮሎጂ /ሥነ ሕይወት/	57	-	-	57	BIOLOGY
ቀመጥ /ከግብተሪ/	11	-	-	11	CHEMISTRY
ጂሎሎጂ	2	-	-	2	GEOLOGY
ጥንቃቄ	18	-	-	18	MATHEMATICS
ፊዚክስ	2	-	-	2	PHYSICS
አባታዊ ጥንቃቄ	1	-	-	1	STATISTICS
<u>ክፍሎች</u>	143	87	-	230	<u>TECHNOLOGY</u>
አርክቴክቸርና የከተማ ፕላን	17	-	-	17	ARCHITECTURE AND TOWN PLANNING
ሲቪል መስገጫ / ሃይድሮሊክስ/	23	-	-	23	CIVIL ENGINEERING (HYDRAULICS)
ሲቪል መስገጫ / ሰተረክ ፍር/	36	-	-	36	CIVIL ENGINEERING (STRUCTURE)
ኤሌክትሪክ መስገጫ	16	-	-	16	ELECTRICAL ENGINEERING
ግንባታ መስገጫ	51	-	-	51	MECHANICAL ENGINEERING
ሀገጭ	-	74	-	74	BUILDING
ውሀ ሀብት ልማት	-	13	-	13	WATER RESOURCE
<u>መምህራን ትምህርት ስልጣን /አዲስ አበባ/</u>	-	338	-	338	<u>COLLEGE OF TEACHER EDUCATION (ADDIS ABABA)</u>
የሊትዩን ጽንጻጽ	-	40	-	40	ETHIOPIAN LANGUAGES
እንግሊዝኛ	-	31	-	31	ENGLISH
ታሪክ	-	36	-	36	HISTORY
ጂሎግራፊ	-	28	-	28	GEOGRAPHY
ፊዚክስ ሰይጣን	-	35	-	35	PHYSICAL SCIENCE
ጥንቃቄ	-	38	-	38	MATHEMATICS
ኤሌክትሪክ ክፍሎች	-	13	-	13	ELECTRICAL TECHNOLOGY
ግብር ክፍሎች	-	7	-	7	METAL TECHNOLOGY
አባታዊ ጥንቃቄ	-	19	-	19	ACCOUNTING
ጤናና የሕይወት ግብርና ትምህርት	-	38	-	38	HEALTH AND PHYSICAL EDUCATION
የሕይወት ሰይጣን	-	39	-	39	LIFE SCIENCE
የቤተ ሰላትና	-	14	-	14	HOME ECONOMICS
<u>ንግድ ሥራ ተ/ቤት</u>	-	230	-	230	<u>COMMERCIAL SCHOOL</u>
ሰነድ ስልጣን ሰይጣን	-	44	-	44	SECRETARIAL SCIENCE
አባታዊ ጥንቃቄ	-	100	-	100	ACCOUNTING
ባንክና ፋይናንስ	-	86	-	86	BANKING AND FINANCE
<u>/በስራ ስልጣን/ ፕላንና ሰይጣን</u>	-	15	-	15	<u>SUMMER PEDAGOGICAL SCIENCES (ADDIS ABABA)</u>
<u>/አዲስ አበባ/</u>	-	6	-	6	GEOGRAPHY/HISTORY
ጂሎግራፊ / ታሪክ	-	3	-	3	AMHARIC/ENGLISH
አግርኛ /እንግሊዝኛ	-	5	-	5	MATHEMATICS/SCIENCE
ጥንቃቄ /ሰይጣን	-	1	-	1	SCHOOL ADMINISTRATION AND SUPERVISION
የት/ቤት አስተዳደርና ጥያቄ	-	1	-	1	SCHOOL ADMINISTRATION AND SUPERVISION
	DEGREE	DIPLOMA	CERTIFICATE	TOTAL	FIELD OF GRADUATION

በ1973 ዓ.ም በስፍ ትምህርት ተቋማት በላቀ ስራ የትምህርት ዓይነት የቆረቆረ
GRADUATES OF INSTITUTES OF HIGHER LEARNING BY FIELD OF STUDY 1980/81

ሠንጠረዥ አ.10/ለ// የጸሐፊ/ TABLE P.10 (b) (Contd.)

የቆረቆረ የትምህርት ዓይነት	ዲግሪ	ዲፕሎማ	ሰርቲፊኬት	ድምር	
<u>በዳዘንጅ ቤት ቴክኒክ ቦሌጅ</u>	-	23	-	23	<u>MUNICIPALITY TECHNIC COLLEGE</u>
<u>በዳታ ትምህርት ክፍል</u>	44	131	-	175	<u>EXTENSION</u>
እንግሊዘኛ ቋንቋ	1	-	-	1	ENGLISH
ግሪክ/ጥንታዊ	2	-	-	2	GEOGRAPHY/HISTORY
አባታዊ ጥንታዊ	-	34	-	34	STATISTICS
ሕግ	-	61	-	61	LAW
ሲቪል መስገላት	-	16	-	16	CIVIL ENGINEERING
ኢሌክትሮኒክ መስገላት	-	4	-	4	ELECTRICAL ENGINEERING
ሜካኒካል መስገላት	-	6	-	6	MECHANICAL ENGINEERING
አካውንቲንግ	35	2	-	37	ACCOUNTING
ማህንጃራት	1	-	-	1	MANAGEMENT
የሕዝብ አስተዳደር	1	-	-	1	PUBLIC ADMINISTRATION
ኢኮኖሚክስና ፓለቲካል ሳይንስ	4	-	-	4	ECONOMICS AND POLITICAL SCIENCE
የአስተዳደር ሳይንስ	-	8	-	8	ADMINISTRATION SCIENCE
<u>አለግያ አርቫ ቦሌጅ</u>	305	-	-	305	<u>ALEMAYA AGRICULTURAL COLLEGE</u>
ዕጽዋት ሳይንስ	107	-	-	107	PLANT SCIENCE
አርቫ መስገላት	55	-	-	55	AGRICULTURAL ENGINEERING
አርቫ ኢኮኖሚክስ	77	-	-	77	AGRICULTURAL ECONOMICS
አገላለጽ ሳይንስ	66	-	-	66	ANIMAL SCIENCE
<u>አለግያ የሳይንስ መምህራን ሥልጠና ፕሮግራም</u>	-	186	-	186	<u>ALEMAYA SCIENCE TEACHERS TRAINING PROGRAM</u>
ባዮሎጂ /ሥነ ሕይወት/	-	106	-	106	BIOLOGY
ቅድመ /ከግሊት/	-	80	-	80	CHEMISTRY
<u>አዎን የአርቫ ቦሌጅ</u>	-	84	-	84	<u>AMBO COLLEGE OF AGRICULTURE</u>
አጠቃላይ አርቫ	-	84	-	84	GENERAL AGRICULTURE
<u>አዋጅ ወላሰ ትምህርት የአርቫ ቦሌጅ</u>	-	237	-	237	<u>AWASSA JUNIOR COLLEGE OF AGRICULTURE</u>
የአርቫ መስገላትና ቴክኖሎጂ	-	39	-	39	AGRICULTURAL ENGINEERING AND TECHNOLOGY
የአገላለጽ ሳይንስና ቴክኖሎጂ	-	82	-	82	ANIMAL SCIENCE AND TECHNOLOGY
የቤተሰብ ሳይንስና ቴክኖሎጂ	-	23	-	23	HOME SCIENCE AND TECHNOLOGY
የዕጽዋት ሳይንስና ቴክኖሎጂ	-	93	-	93	PLANT SCIENCE AND TECHNOLOGY
<u>ባሕር ዳር የሳይንስ መምህራን ሥልጠና ፕሮግራም</u>	-	46	-	46	<u>BAHIR DAR SCIENCE TEACHERS TRAINING PROGRAM</u>
ማጥጋቢት	-	22	-	22	MATHEMATICS
ፊዚክስ	-	24	-	24	PHYSICS
	DEGREE	DIPLOMA	CERTIFICATE	TOTAL	FIELD OF GRADUATION

01973 ዓ.ም በከፍተኛ ትምህርት ተቋማት በልዩ ልዩ የትምህርት ዓይነቶች የተሰጠው
GRADUATES OF INSTITUTES OF HIEGHER LEARNING BY FIELD OF STUDY 1980/81

ሠገጠረዥ አ.10/ለ// የጠለ/ TABLE P.10 (b) (Contd.)

የተሰጠው የትምህርት ዓይነት	ዲግሪ	ዲፕሎማ	ሰርቲፊኬት	ጠቅላላ	የትምህርት ዓይነት
<u>ከፖሊ-ቴክኒክ ኢንስቲትዩት /ባህር ላር/</u>	-	144	-	144	<u>POLYTECHNIC INSTITUTE (BAHIR DAR)</u>
አርቫ - ጫካ ቴክኒክ	-	34	-	34	AGRO - MECHANICS
አገልግሎት ያል ስምጠት	-	18	-	18	INDUSTRIAL CHEMISTRY
ኤሌክትሪክ ቴክኖሎጂ	-	21	-	21	ELECTRICAL TECHNOLOGY
የአገልግሎት ሥራ ቴክኖሎጂ	-	12	-	12	WOOD TECHNOLOGY
ዓታ ቴክኖሎጂ	-	24	-	24	METAL TEAHNOLOGY
ጨርቃ ጨርቅ ቴክኖሎጂ	-	35	-	35	TEXTILES TECHNOLOGY
<u>ደብረዘይት ጫላት የአርቫ ቦሌጅ</u>	-	223	-	223	<u>DEBRE ZEIT JUNIOR COLLEGE OF AGRICULTURE</u>
አገልግሎት አርባታና የባታ ቴክኖሎጂ	-	51	-	51	ANIMAL PRODUCTION AND PROTECTION TECHNOLOGY
ባባል ግምረትና ጫላት ቴክኖሎጂ	-	100	-	100	CROP PRODUCTION & PROTECTION TECHNOLOGY
ባገጠር የህዝብ ጥቅም ስራ ልማት	-	72	-	72	RURAL ECONOMICS AND SOCIAL DEVELOPMENT
<u>ደብረዘይት ረገት የአገልግሎት ስጦታ ተቋም</u>	-	69	-	69	<u>DEBRE ZEIT INSTITUTE OF ANIMAL HEALTH</u>
የአገልግሎት ጤና አጠባበቅ	-	69	-	69	ANIMAL HEALTH
<u>ጉንደር ጤና የባታ ቦሌጅ</u>	-	2	-	2	<u>GONDAR MEDICAL COLLEGE</u>
አጠቃላይ ነርሶች	-	2	-	2	CONPREHENSIVE NURSES
<u>ጂማ የአርቫ ቦሌጅ</u>	-	146	-	146	<u>JIMMA COLLEGE OF AGRICULTURE</u>
አጠቃላይ አርቫ	-	146	-	146	GENERAL AGRICULTURE
ጠቅላላ	821	2,060	14	2,895	TOTAL
<u>ከድህረ ምረቃ ትምህርት ቤት</u>	33	-	-	33	<u>GRADUATE SCHOOL</u>
ባ ጻፉኝ /ሥነ ስራ/	1	-	-	1	BIOLOGY
ቀመጣ /ከምጠት/	5	-	-	5	CHEMISTRY
የባባል የባታ	3	-	-	3	CROP PROTECTION
አገርኛ	3	-	-	3	AGRONOMY
የአርቫ አካላዊ ጥቅም	2	-	-	2	AGRICULTURAL ECONOMICS
ሀር ጭራሽ	1	-	-	1	HORTICULTURE
የአገልግሎት አርባታ	5	-	-	5	ANIMAL PRODUCTION
ሥነ ጽሑፍ	4	-	-	4	LITERATURE
ሥነ ልቦና /ሊንግዥክ/	7	-	-	7	LINGUISTICS
አገልግሎት አገልግሎት ስራ ስራ ጥቅም	1	-	-	1	TEACHING ENGLISH AS A FORIEGN LANGUAGE
አናቶሚ	1	-	-	1	ANATOMY
ጠቅላላ	33	-	-	33	TOTAL
	DEGREE	DIPLOMA	CERTIFICATE	TOTAL	FIELD OF GRADUATION

በቋሪ ልገር በተምህርት ላይ ያሉ ለተጻፉ ያሁያን በፊት ስገርና በግንባታ የተምህርት ላይ ነት 1970 ዓ.ም
 ETHIOPIAN STUDENTS ABROAD, BY COUNTRY AND FIELD OF STUDY, 1977/78

ሠንጠረዥ ለ.11 /ሀ/ TABLE P.11 (a)

ለገር	የተምህርት ላይ ነት	ሶሻል ሳይንስ	የተፈጥሮ ሳይንስ	የጤና ሳይንስ	የሌሎች ሳይንስ	ግንባታ ስነ-ምግባር	ስነ-ጥበብ	ያለ ጥለ ዩ	ድምር	
<u>አፍሪካ</u>										
ካሜሩን	2	-	-	1	-	-	-	-	3	CAMEROUN
ገብፅ	7	2	7	2	4	-	7	29	EGYPT	
ጋና	4	2	-	1	4	-	2	13	GHANA	
ኩንያ	8	-	1	11	2	-	3	25	KENYA	
ሊቤሪያ	-	-	-	-	-	-	2	2	LIBERIA	
ሊቢያ	-	-	1	1	-	-	-	2	LIBYA	
ማላጋሲ	-	-	-	-	4	-	-	4	MALAGASY	
ማላዊ	1	-	-	-	-	-	-	1	MALAWI	
ናይጄሪያ	3	4	1	8	3	3	5	27	NIGERIA	
ሲራሊዮን	-	-	1	2	3	-	-	6	SIERRALEONE	
ሱዳን	1	-	2	1	-	-	1	5	SUDAN	
ታንዛኒያ	1	-	-	6	-	-	1	8	TANZANIA	
ቲኒስያ	-	-	-	-	-	-	1	1	TUNISIA	
ሁጋንዳ	7	1	2	8	-	-	-	18	UGANDA	
ዛምቢያ	-	-	-	-	-	-	1	1	ZAMBIA	
ድምር	34	9	15	41	20	3	23	145	TOTAL	
<u>አሜሪካ</u>										
ካናዳ	26	18	12	24	15	-	9	104	CANADA	
ኪቫ	-	-	2	2	-	1	3	8	CUBA	
ጃማይካ	-	-	-	1	-	-	-	1	JAMAICA	
ሜክሲኮ	-	-	-	1	-	-	-	1	MEXICO	
ዩ.ኤስ.ኤ.	728	240	172	193	297	29	469	2,128	U.S.A.	
ድምር	754	258	186	221	312	30	481	2,242	TOTAL	
		SOCIAL SCIENCE	NATURAL SCIENCE	MEDICAL SCIENCES	AGRICULTURAL SCIENCES	ENGINEERING AND TECHNOLOGY	ARTS	UN-SPECIFIED	TOTAL	COUNTRY
										SUBJECT

በጤዳ ለገር በተምህርት ላይ ያሉ ሊት ዩናይትድ ስቴትስ ስግግርና በህዝብ ተሳታፊ የተምህርት ዓይነት 1970 ዓ.ም
ETHIOPIAN STUDENTS ABROAD, BY COUNTRY AND FIELD OF STUDY, 1977/78

ሠንጠረዥ ለ.11/ሀ// የጠለ/ TABLE P.11 (a) (contd.)

አገር	የተምህርት ዓይነት	ሰሻለ ባይገባ	የተፈጥሮ ባይገባ	የጤና ባይገባ	የእርሻ ባይገባ	ጫላ ህገ ነገና ተከናዎኝ	በ ስግግር	ያልተሳተፈ	ድምር	
አሰያ										
ጃይና	-	-	1	6	2	-	-	2	11	CHINA
ሀንድ	10	2	9	25	9	-	-	3	58	INDIA
ኢራን	-	-	1	-	1	-	-	1	3	IRAN
ኢራቅ	-	-	-	-	-	-	-	1	1	IRAQ
ስብራሊስ	2	-	8	2	1	-	-	-	13	ISTREL
ጃፓን	1	1	-	-	5	-	-	1	8	JAPAN
ሊባኖስ	9	11	14	3	-	-	16	2	55	LEBANON
ፓክስታን	-	-	1	2	5	-	-	-	8	PAKISTAN
ፊሊፒንስ	4	1	3	-	1	-	-	-	9	PHILLIPINES
ባሕሪ አረቢያ	-	-	-	-	-	-	-	69	69	SAUDI ARABIA
ሲንጋፖር	-	-	-	-	-	-	-	1	1	SINGAPORE
ድምር	26	15	37	38	24	16	80	236	TOTAL	
ሰሻሊያ										
አውስትራሊያ	1	-	-	-	4	-	-	5	10	AUSTRALIA
ድምር	1	-	-	-	4	-	-	5	10	TOTAL
አውሮፓ										
ሳይን	1	-	1	-	1	-	-	3	6	AUSTRIA
ቤልጂየም	2	1	3	1	1	-	-	1	9	BELGIUM
ቦሊንጋሪያ	8	1	12	17	14	4	14	14	70	BULGARIA
ሳይፕሩስ	-	-	1	3	-	-	-	1	5	CYPRUS
ቅዝታሊያ	39	4	21	16	41	-	-	11	132	CZECHOSLOVAKIA
ደንማርክ	-	-	1	1	-	-	-	-	2	DENMARK
		SOCIAL SCIENCE	NATURAL SCIENCE	MEDICAL SCIENCES	AGRICULTURAL SCIENCES	ENGINEERING AND TECHNOLOGY	ARTS	UN-SPECIFIED	TOTAL	COUNTRY
										SUBJECT

በግዛት ለገር በተምህርት ላይ ያሉ ሊትዩኒያን በዲግሪዎች ስገርና በዲግሪዎች የተምህርት ዓይነት 1971 ዓ.ም
 ETHIOPIAN STUDENTS ABROAD BY COUNTRY AND FIELD OF STUDY, 1978/79

ሠገጠረዥ አ.11 /ለ/ TABLE P.11 (b)

አገር	የተምህርት ዓይነት	በሽል ስገር	የተፈጥሮ ስገር	የጤና ስገር	የአርሻ ስገር	ሙስና ስገር	በ ጥበብ	ያልተለየ	ጠቅላይ	አገር
<u>አፍሪካ</u>										
ካሜሩን		2	-	-	1	-	-	-	3	CAMEROUN
ገብፅ		7	2	7	2	4	-	7	29	EGYPT
ጋና		4	2	-	1	4	-	2	13	GHANA
ኩንያ		8	-	1	11	2	-	3	25	KENYA
ሊቤሪያ		-	-	-	-	-	-	2	2	LIBERIA
ሊቢያ		-	-	1	1	-	-	-	2	LIBYA
ማላጋሲ		-	-	-	-	4	-	-	4	MALAGASY
ማላዊ		1	-	-	-	-	-	-	1	MALAWI
ናይጄሪያ		3	4	1	8	3	3	5	27	NIGERIA
ሲራሊዮን		-	-	1	2	3	-	-	6	SIERRALEONE
ሱዳን		1	-	2	1	-	-	1	5	SUDAN
ታንዛኒያ		1	-	-	6	-	-	1	8	TANZANIA
ቲኒስ		-	-	-	-	-	-	1	1	TUNISIA
ሁጋንዳ		7	1	2	8	-	-	-	18	UGANDA
ዛምቢያ		-	-	-	-	-	-	1	1	ZAMBIA
ጠቅላይ		34	9	15	41	20	3	23	145	TOTAL
<u>አሜሪካ</u>										
ካናዳ		24	19	12	24	15	-	10	104	CANADA
ኩባ		-	-	2	2	-	1	3	8	CUBA
ጃማይካ		-	-	-	1	-	-	-	1	JAMAICA
ሜክሲኮ		-	-	-	1	-	-	-	1	MEXICO
ዩ.ኤስ.ኤ		719	244	173	192	297	29	470	2,124	U.S.A
ጠቅላይ		743	263	187	220	312	30	483	2,238	TOTAL
		SOCIAL SCIENCE	NATURAL SCIENCE	MEDICAL SCIENCES	AGRICULTURAL SCIENCES	ENGINEERING AND TECHNOLOGY	ARTS	UN-SPECIFIED	TOTAL	COUNTRY
										SUBJECT

በግዛት ለገር በተምህራን ላይ ያሉ ሊት ያሉ የሌሎችም በሚገኙበት ስገርና በሚገኙበት የተምህራን ላይ ነት 1971 ዓ.ም
ETHIOPIAN STUDENTS ABROAD, BY COUNTRY AND FIELD OF STUDY, 1978/79

ሠገጠረዥ ለ.11 /ለ// የግጠላ/ TABLE P.11 (b) (Contd.)

ለገር	የተምህራን ግዛት	የተፈጥሮ ግዛት	የጤና ግዛት	የአገራዊ ግዛት	ወሽንጫ በገናኝ ተከናዎኝ	በጎ ጥበብ	ያልተለየ	ድምር	
አስያ									ASIA
ቻይና	-	-	1	6	2	-	2	11	CHINA
ሀንድ	9	1	11	62	9	-	3	95	INDIA
ሊቢያ	-	-	1	-	1	-	1	3	IRAN
ሊቢያ	-	-	-	-	-	-	1	1	IRAQ
አስራኤል	2	-	8	2	1	-	-	13	ISRAEL
ጃፓን	1	1	-	-	5	-	1	8	JAPAN
ሊባኖስ	9	11	14	3	-	16	2	55	LEBANON
ፓኪስታን	-	-	1	2	5	-	-	8	PAKISTAN
ፊሊፒንስ	4	1	3	-	1	-	-	9	PHILLIPINES
ሰውያን አረቢያ	-	-	-	-	-	-	69	69	SAUDI ARABIA
ሲንጋፖር	-	-	-	-	-	-	1	1	SINGAPORE
ድምር	25	14	39	75	24	16	80	273	TOTAL
አሽጌያ									OCEANIA
አውስትራሊያ	1	-	-	-	4	-	5	10	AUSTRALIA
ድምር	1	-	-	-	4	-	5	10	TOTAL
አሜሪካ									EUROPE
ላይፖስ	1	-	1	-	1	-	3	6	AUSTRIA
ቤልጅጅም	2	-	3	1	1	-	1	9	BELGIUM
ቦልጋሪያ	7	1	12	16	14	4	14	68	BULGARIA
ሳይፕሩስ	-	-	1	3	-	-	1	5	CYPRUS
ሮሻኪያ	38	4	21	15	41	-	11	130	CZECHOSLOVAKIA
ደንማርክ	-	-	1	1	1	-	-	3	DENMARK
	SOCIAL SCIENCE	NATURAL SCIENCE	MEDICAL SCIENCES	AGRICUL- TURAL SCIENCES	ENGINE- RING AND TECHNI- OLOGY	ARTS	UN- SPECI- FIED	TOTAL	COUNTRY
									SUBJECT

በጭ አገር በተምህርት ላይ ያሉ ኢትዮጵያውያን በዲግሪዎች ስጦታና በጣቢያዎች የተምህርት ዓይነት 1978/79 ዓ.ም

ETHIOPIAN STUDENTS ABROAD BY COUNTRY AND FIELD OF STUDY, 1978/79

ሠጠረዥ ለ.11 /ለ// የጭ/ TABLE P.11 (b) Contd.)

አገር	የተምህርት ዓይነት	በሽላ ሳይንስ	የተፈጥሮ ሳይንስ	የጤና ሳይንስ	የእርሻ ሳይንስ	ወሰን ሳይንስ	በ ስጦታ	ያልተለየ	ድምር	
አጭጋ										
EUROPE										
ፊንላንድ	-	1	-	3	2	-	-	1	7	FINLAND
ፈረንሳይ	71	15	35	26	27	8	16	198	FRANCE	
ጀርመን /ምሥራቅ/	21	-	15	15	21	-	2	74	GERMAN (EAST)	
ጀርመን /ምዕራብ/	12	2	8	7	43	-	2	74	GERMANY (WEST)	
ገሪክ	-	1	22	12	4	1	19	59	GREECE	
ሁንጋሪያ	8	2	20	30	35	1	8	113	HUNGARY	
አይርላንድ	-	-	-	-	1	-	1	2	IRELAND	
ኢጣሊያ	21	4	28	8	18	11	22	112	ITALY	
ማልታ	-	-	-	-	-	-	3	3	MALTA	
ኔዘርላንድ	40	4	2	15	24	3	10	98	NETHERLANDS	
ኖርዌይ	1	-	-	-	1	-	-	2	NORWAY	
ፖላንድ	16	1	6	5	12	3	-	43	POLAND	
ሩሜንያ	21	-	6	15	10	-	3	55	RUMANIA	
ስፓን	-	-	-	-	4	-	1	5	SPAIN	
ስዊድን	7	10	4	3	-	-	2	26	SWEDEN	
ሲዊትሰርላንድ	1	-	2	1	-	1	3	8	SWITZERLAND	
ብሬታንያ	58	24	37	29	47	3	67	265	UNITED KINGDOM	
ቦቪየት ሕብረት	162	156	157	255	347	29	93	1,199	U.S.S.R	
ዩጎዝላቪያ	19	6	16	17	34	2	9	103	YUGOSLAVIA	
ድምር	506	232	397	486	688	66	292	2,667	TOTAL	
ጠቅላላ ድምር	1,309	518	638	822	1,048	115	883	5,333	GRAND TOTAL	
		SOCIAL SCIENCE	NATURAL SCIENCE	MEDICAL SCIENCES	AGRICULTURAL SCIENCES	ENGINEERING AND TECHNOLOGY	ARTS	UN-SPECIFIED	TOTAL	COUNTRY
										SUBJECT

በወይ ለገር በተምህርት ላይ ያሉ ሊት ወጪ ያውያን በዲግሪት ስገርና በዲግሪት ትምህርት የተምህርት ዓይነት 1972 ዓ.ም
ETHIOPIAN STUDENTS ABROAD BY COUNTRY AND FIELD OF STUDY, 1979/80

ሠንጠረዥ ለ. 11/ሰ//የተለ/ TABLE P.11 (c) (Contd.)

አገር	የተምህርት ዓይነት	ሰሻለ ሰይገስ	የተፈጥሮ ሰይገስ	የጤና ሰይገስ	የህርሻ ሰይገስ	መስገዲ ሰነድ ትክክሎች	ሰነድ ጥበብ	ያለ ጥለ ዋ	ድምር	
አወርገ										
EUROPE										
ፊንላንድ	-	1	-	3	2	-	1	7		FINLAND
ፈረንሳይ	70	15	35	29	27	8	16	200		FRANCE
ደርመን /ምሥራቅ/	31	4	40	32	90	-	5	202		GERMANY (EAST)
ደርመን /ምዕራብ/	10	2	8	7	43	-	2	72		GERMANY (WEST)
ገሪክ	-	1	22	13	4	1	18	59		GREECE
ሁንጋሪያ	6	2	22	68	61	1	18	178		HUNGARY
አይርላንድ	-	-	-	-	1	-	1	2		IRELAND
ሊባያ	21	4	28	8	18	11	22	112		ITALY
ማልታ	-	-	-	-	-	-	3	3		MALTA
ኔዘርላንድ	39	3	2	15	29	3	12	103		NETHERLANDS
ኖርዌይ	1	-	-	-	1	-	-	2		NORWAY
ፖላንድ	24	1	7	5	16	3	1	57		POLAND
ሩሜንያ	23	3	13	19	17	2	3	80		RUMANIA
ስፓን	-	-	-	-	4	-	1	5		SPAIN
ስዊድን	6	10	4	3	-	-	2	25		SWEDEN
ሲዌዘርላንድ	-	-	2	1	-	1	3	7		SWITZERLAND
ብሪታንያ	55	26	37	33	48	6	82	287		UNITED KINGDOM
ሶቪየት ሕብረት	236	216	220	348	420	45	106	1,591		U.S.S.R
ዩጎስላቪያ	22	6	33	22	41	2	10	136		YUGOSLAVIA
ድምር	608	311	547	671	913	87	341	3,478		TOTAL
ጠቅላላ ድምር	1,432	620	872	1,062	1,377	136	961	6,460		GRAND TOTAL
		SOCIAL SCIENCE	NATURAL SCIENCE	MEDICAL SCIENCES	AGRICULTURAL SCIENCES	ENGINEERING AND TECHNOLOGY	ARTS	UN-SPECIFIED	TOTAL	COUNTRY
										SUBJECT

በሙሉ ስር በተምህርት ላይ ያሉ ሊትዌንያን በሚገኙበት ስገርና በሚከተሉት የተምህርት ዓይነት 1972 ዓ.ም
ETHIOPIAN STUDENTS ABROAD BY COUNTRY AND FIELD OF STUDY, 1979/80

ሠገጠረዥ ለ.11 /ሰ// የጠለ/ TABLE P.11 (c) (Contd.)

ስገር	የተምህርት ዓይነት	በሽለ ባይገባ	የተፈጥሮ ባይገባ	የጤና ባይገባ	የኦርቫ ባይገባ	ወሰን ላይ ስነ-ምግባር	በ ስገር	ያልተለየ	ድምር	
<u>ASIA</u>										
ጅይና	-	-	1	6	2	-	2	11	11	CHINA
ሀንድ	9	1	8	61	10	-	3	92	92	INDIA
ኢራን	-	-	1	-	1	-	-	2	2	IRAN
ኢራቅ	-	-	-	-	-	-	1	1	1	IRAQ
አስራኤል	2	-	8	2	1	-	-	13	13	ISRAEL
ጃፓን	1	1	-	-	5	-	1	8	8	JAPAN
ሊባኖስ	9	11	14	3	-	16	2	55	55	LEBANON
ፓኪስታን	-	-	1	1	5	-	-	7	7	PAKISTAN
ፊሊፒንስ	4	1	3	-	39	-	-	47	47	PHILLIPINES
ባሙኒ አረቢያ	-	-	-	-	-	-	69	69	69	SAUDI ARABIA
ሲንጋፖር	-	-	-	-	-	-	1	1	1	SINGAPORE
ድምር	25	14	36	73	63	16	79	306	306	TOTAL
<u>OCEANIA</u>										
አውስትራሊያ	1	-	-	-	4	-	5	10	10	AUSTRALIA
ድምር	1	-	-	-	4	-	5	10	10	TOTAL
<u>EUROPE</u>										
ሃምቦርግ	1	-	1	-	1	-	3	6	6	AUSTRIA
ቤልጂየም	2	1	3	1	1	-	1	9	9	BELGIUM
ቦልጋሪያ	15	1	18	44	15	4	17	114	114	BULGARIA
ሳይፕሩስ	-	-	1	3	-	-	1	5	5	CYPRUS
ቅዝባላክስያ	46	15	50	16	73	-	13	213	213	CZECHOSLOVAKIA
ደንማርክ	-	-	1	1	1	-	-	3	3	DENMARK
		SOCIAL SCIENCE	NATURAL SCIENCE	MEDICAL SCIENCES	AGRICULTURAL SCIENCES	ENGINEERING AND TECHNOLOGY	ARTS	UN-SPECIFIED	TOTAL	COUNTRY
										SUBJECT

በወጭ አገር በትምህርት ላይ ያሉ ለትምህርት ስጦታ ሰጪ ስጦታዎች በሚገኙት ስጦታዎች የትምህርት ዓይነት 1972 ዓ.ም
 ETHIOPIAN STUDENTS ABROAD BY COUNTRY AND FIELD OF STUDY, 1979/80

ሠንጠረዥ አ.11 /ሐ/ TABLE P.11 (c)

አገር	የትምህርት ዓይነት	ሶሻል ስሜን	የተፈጥሮ ስሜን	የጤና ስሜን	የአርሻ ስሜን	መስገላት ስነ ምግባር	ስነ ምግባር	ያለ ስነ ምግባር	ድምር	
አፍሪካ										
										AFRICA
	ካሜሩን	2	-	-	1	-	-	-	3	CAMEROUN
	ገብፅ	6	2	7	2	4	-	7	28	EGYPT
	ጋና	4	2	-	1	4	-	2	13	GHANA
	ኪንያ	8	-	1	11	2	-	3	25	KENYA
	ሊቤሪያ	-	-	-	-	-	-	2	2	LIBERIA
	ሊቢያ	-	-	1	1	-	-	-	2	LIBYA
	ማላጋሲ	-	-	-	-	4	-	-	4	MALAGASY
	ማላዊ	1	-	-	-	-	-	-	1	MALAWI
	ናይጄሪያ	3	4	1	8	3	3	5	27	NIGERIA
	ሲየራሌዮን	-	-	1	2	3	-	-	6	SIERRALEONE
	ሱዳን	1	-	2	1	-	-	1	5	SUDAN
	ታንዛኒያ	1	-	-	6	-	-	2	9	TANZANIA
	ቲንሲያ	-	-	-	-	-	-	1	1	TUNISIA
	ሁጋንዳ	7	1	2	8	-	-	-	18	UGANDA
	ዛምቢያ	-	-	-	-	-	-	1	1	ZAMBIA
	ድምር	33	9	15	41	20	3	24	145	TOTAL
አሜሪካ										
										AMERICA
	ካናዳ	24	18	12	24	15	-	10	103	CANADA
	ኪቤ	34	27	89	60	62	1	30	303	CUBA
	ጆርጅቲያ	-	-	-	1	-	-	-	1	JAMAICA
	ሜክሲኮ	-	-	-	1	-	-	-	1	MEXICO
	ዩ.ኤስ.ኤ	707	241	173	191	300	29	472	2,113	U.S.A.
	ድምር	765	286	274	277	377	30	512	2,521	TOTAL
		SOCIAL SCIENCE	NATURAL SCIENCE	MEDICAL SCIENCES	AGRICULTURAL SCIENCES	ENGINEERING AND TECHNOLOGY	ARTS	UN-SPECIFIED	TOTAL	COUNTRY
										SUBJECT

በሠራተኛ አገር በተምህርት ላይ ያሉ ኢትዮጵያውያን በዲግሪት ስርዓት በጣታተኛ የተምህርት ዓይነት 1973 ዓ.ም
 ETHIOPIAN STUDENTS ABROAD, BY COUNTRY AND FIELD OF STUDY, 1980/81

ሠገጠኒዥ አ.11 /ወ/ TABLE P.11 (d)

አገር	የተምህርት ዓይነት	ሰሻለ ሳይገባ	የተረጎረ ሳይገባ	የጤና ሳይገባ	የአርሻ ሳይገባ	ወጠገላ ስነ ጥናት	ሰነድ	ያልተገኘ	ድምር	
አፍሪካ										
ካሜሩን		2	1	-	1	-	-	-	4	CAMEROUN
ገብፅ		11	-	-	-	-	-	-	11	EGYPT
ጋና		5	2	-	1	4	-	1	13	GHANA
ኪንያ		13	2	11	11	8	-	-	45	KENYA
ሊቤሪያ		2	-	1	-	-	-	-	3	LIBERIA
ሊቢያ		-	-	1	1	-	-	-	2	LIBYA
ማላጋሲ		-	-	-	-	4	-	-	4	MALAGASY
ማላዊ		1	-	-	-	-	-	-	1	MALAWI
ናይጄሪያ		6	4	1	11	3	3	3	31	NIGERIA
ሲራሊዮን		-	-	1	2	3	-	-	6	SIERRALEONE
ሱዳን		1	-	2	1	-	-	-	4	SUDAN
ታንዛኒያ		2	-	-	6	-	-	1	9	TANZANIA
ቲኒስያ		1	-	-	-	-	-	-	1	TUNISIA
ሁጋንዳ		7	1	2	8	-	-	-	18	UGANDA
ድምር		51	10	19	42	22	3	5	152	TOTAL
አሜሪካ										
ካናዳ		33	19	12	24	15	-	2	105	CANADA
ኪዩባ		69	37	154	99	122	1	29	511	CUBA
ጆርጅታይን		-	-	-	1	-	-	-	1	JAMAICA
ሜክሲኮ		-	-	-	-	-	-	-	1	MEXICO
ዩ.ኤስ.ኤ		1,158	358	217	151	489	23	114	2,510	U.S.A.
ድምር		1,260	414	383	276	626	24	145	3,128	TOTAL
										COUNTRY
										SUBJECT
		SOCIAL SCIENCE	NATURAL SCIENCE	MEDICAL SCIENCES	AGRICULTURAL SCIENCES	ENGINEERING AND TECHNOLOGY	ARTS	UN-SPECIFIED	TOTAL	

በወቅቱ ለገር በተምህርት ባደረገው ለትምህርት ዓይነት በሌሎች ስጦታዎች በሌሎች ተምህርት ባደረገው የተምህርት ባደረገው 1973 ዓ.ም
ETHIOPIAN STUDENTS ABROAD BY COUNTRY AND FIELD OF STUDY, 1980/81

ሠጥረዥ ለ.11 /ጠ/ /የጠለ/ TABLE P.11 (a) (Contd.)

አገር	የተምህርት ባደረገው	የተፈጥሮ ባደረገው	የጤና ባደረገው	የሌሎች ባደረገው	መስገላት ስነ-ምግባር	ሰነድ ምግባር	ያልተለየ	ጠቅላይ	
<u>ASIA</u>									
ቻይና	2	-	1	6	2	-	-	11	CHINA
ሀንድ	13	1	9	4	126	1	-	154	INDIA
ሊቤያ	1	-	1	-	1	-	-	3	IRAN
ሊብያ	1	-	-	-	-	-	-	1	IRAQ
አስራኤል	2	-	8	2	1	-	-	13	ISRAEL
ጃፓን	1	1	-	-	5	-	1	8	JAPAN
ሊባኖስ	11	11	14	2	1	16	-	55	LEBANON
ፓኪስታን	-	-	1	1	5	-	-	7	PAKISTAN
ፊሊፒንስ	5	1	3	-	39	-	-	48	PHILIPPINES
ባህላዊ አረቢያ	68	-	-	-	-	-	-	68	SAUDI ARABIA
ሲንጋፖር	1	-	-	-	-	-	-	1	SINGAPORE
ጠቅላይ	105	14	37	15	180	17	1	369	TOTAL
<u>OCEANIA</u>									
አውስትራሊያ	6	-	-	-	4	-	-	10	AUSTRALIA
ጠቅላይ	6	-	-	-	4	-	-	10	TOTAL
<u>EUROPE</u>									
ላይግ	5	-	1	-	1	-	-	7	AUSTRIA
ቤልጂየም	3	1	4	1	1	-	-	10	BELGIUM
ቡልጋሪያ	209	1	18	44	15	4	5	296	BULGARIA
ሳይፕሩስ	1	-	1	3	-	-	-	5	CYPRUS
ቲራክላቫኪያ	59	18	54	27	86	1	2	247	CZECHOSLOVAKIA
ደንማርክ	4	2	1	1	2	-	-	10	DENMARK
	SOCIAL SCIENCE	NATURAL SCIENCE	MEDICAL SCIENCES	AGRICULTURAL SCIENCES	ENGINEERING AND TECHNOLOGY	ARTS	UN-SPECIFIED	TOTAL	COUNTRY
									SUBJECT

በወቅቱ ለገር በተምህርት ላይ ያሉ የሌት ዓለ ያህያን በዲግሪው ስጦት በሚገኙት ስጦት በሚገኙት የተምህርት ዓይነት 1973 ዓ.ም
ETHIOPIAN STUDENTS ABROAD BY COUNTRY AND FIELD OF STUDY 1980/81

ሠንጠረዥ ለ.11 /ወ// የጠለ/ TABLE P.11 (d) (Contd.)

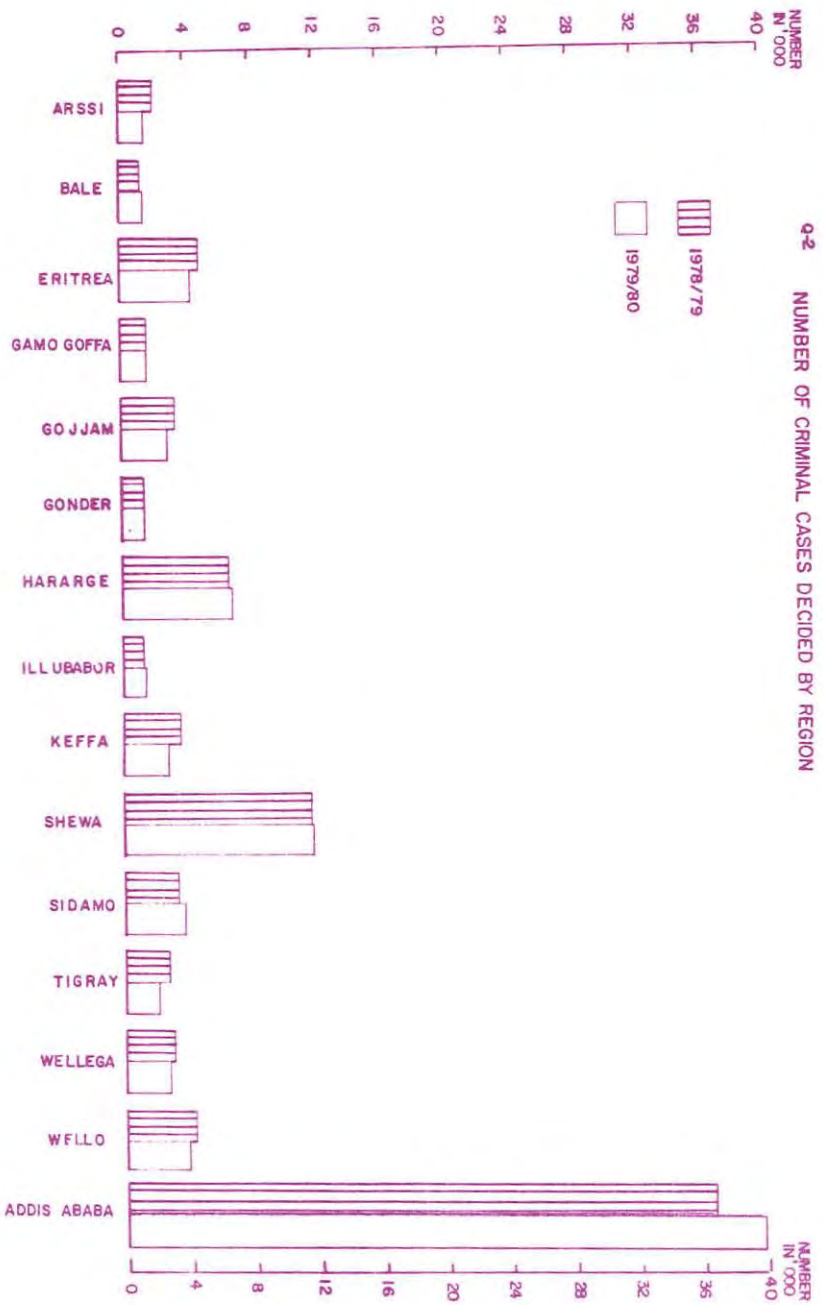
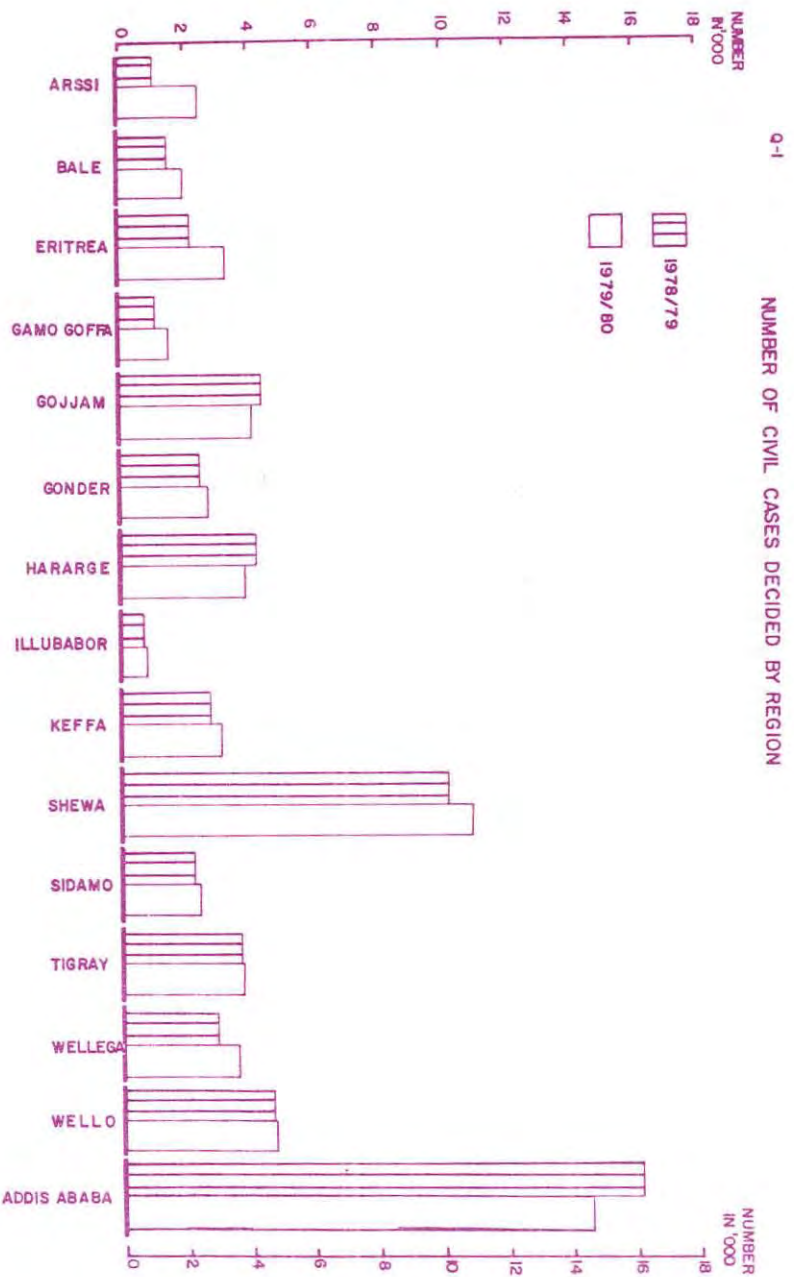
አገር	የተምህርት ዓይነት	ሰሻላ ባይገባ	የተፈጥሮ ባይገባ	የጤና ባይገባ	የአርቫ ባይገባ	ወሰን ስነ-ምግባር	በግ ግብ	ያልተገኘ	ድምር	
<u>አግባብ</u> <u>EUROPE</u>										
ፊንላንድ		-	1	-	3	2	1	-	7	FINLAND
ፈረንሳይ		82	17	36	33	27	9	8	212	FRANCE
ጀርመን /ምሥራቅ/		37	16	42	56	107	2	3	263	GERMANY (EAST)
ጀርመን /ምዕራብ/		15	4	9	9	54	-	-	91	GERMANY (WEST)
ግሪክ		10	2	24	13	7	11	-	67	GREECE
ሁንጋሪያ		13	2	23	70	62	1	12	183	HUNGARY
አይርላንድ		1	-	1	-	1	-	-	3	IRELAND
ኢጣሊያ		43	5	29	8	26	11	-	122	ITALY
ማልታ		3	-	-	-	-	-	-	3	MALTA
ኔዘርላንድ		41	3	2	12	31	3	7	99	NETHERLANDS
ኖርዌይ		3	-	2	-	3	-	-	8	NORWAY
ፖላንድ		29	1	9	7	21	3	1	71	POLAND
ሩሜንያ		22	5	15	20	20	-	-	82	RUMANIA
ስፓን		4	-	1	-	4	1	-	10	SPAIN
ስዊድን		10	10	6	3	4	-	2	35	SWEDEN
ስዊትዘርላንድ		3	-	2	1	-	2	-	8	SWITZERLAND
ብሬታኒያ		100	27	39	33	48	6	25	278	UNITED KINGDOM
ሶቪየት ሕብረት		460	244	319	551	572	64	77	2,287	U.S.S.R
ዩግዝላቪያ		37	9	24	22	45	3	7	147	YUGOSLAVIA
ድምር		1,104	368	662	917	1,130	122	140	4,551	TOTAL
ጠቅላላ ድምር		2,616	806	1,101	1,250	1,071	166	300	8,310	GRAND TOTAL
		SOCIAL SCIENCE	NATURAL SCIENCE	MEDICAL SCIENCES	AGRICULTURAL SCIENCES	ENGINEERING AND TECHNOLOGY	ARTS	UNSPECIFIED	TOTAL	COUNTRY SUBJECT

ክፍል በ - ሕግና ደንብ

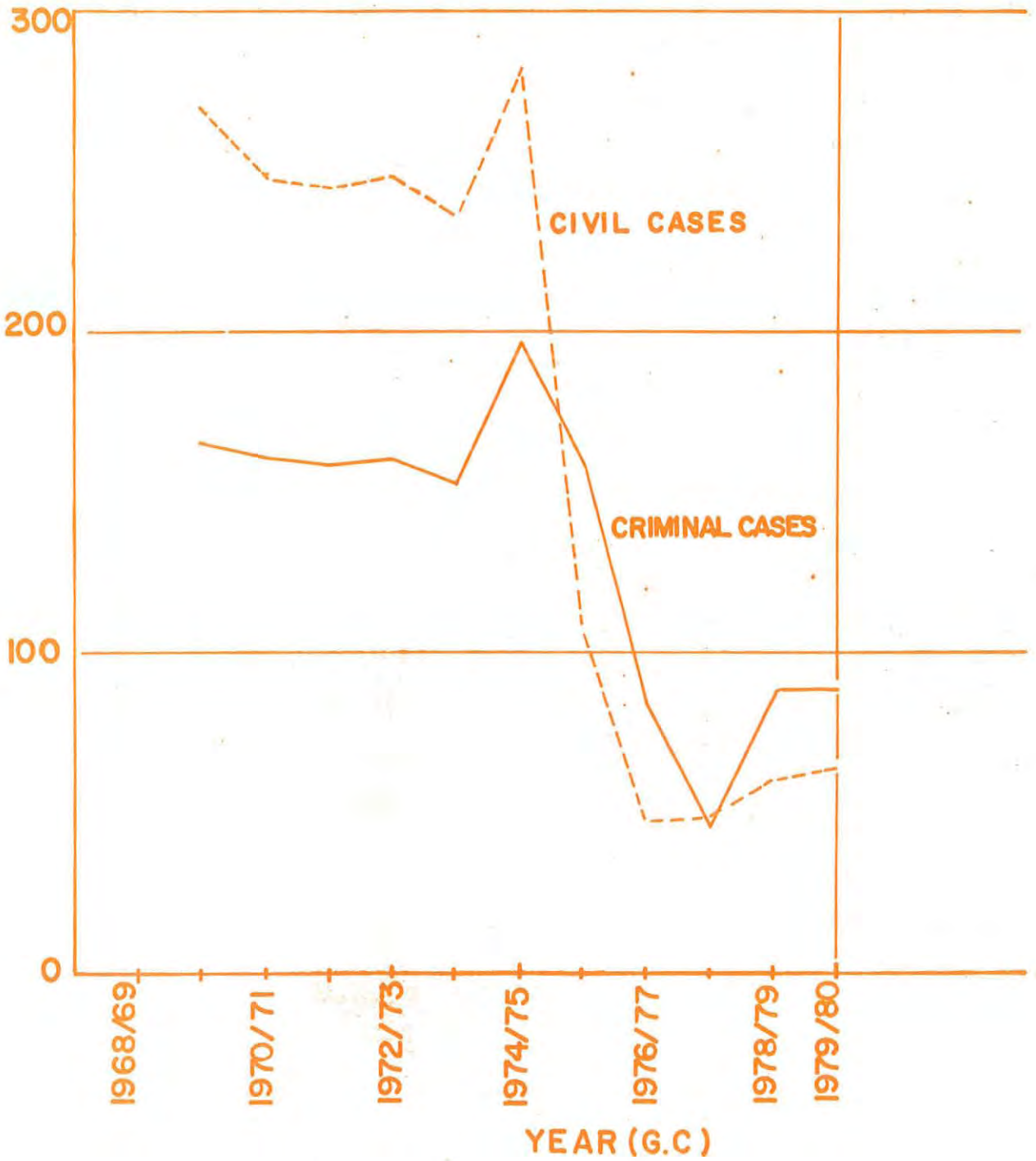
በዚህ ክፍል ውስጥ የተጠቀሱት መረጃዎች የተገኙት ከሕግና ፍትሕ ግህብተርና ወሀኒ ቤቶች ለስተዳደር ጸሕፈተ ቤት ነው። መረጃዎችም ባለፉት ጥቂት ዓመታት በተለያዩ ፍርድ ቤቶች በየክፍለ ሀገሩ ለሠሩ የነበሩትን ጠበቆች በዚያ፣ በፍትሕ ብሔር ከስ በየክፍለ ሀገሩ ወደ ፍርድ ቤቶች የቀረቡትን ጉዳዮች በዚያ በውሳኔ ዓይነት፣ በየክፍለ ሀገሩ ወደ ፍርድ ቤቶች የቀረቡትን የወገደል ከሰቶ በዚያ በውሳኔ ዓይነት፣ በፍትሕ ብሔር ከስ በየክፍለ ሀገሩ በይገባኝ የቀረቡትን ጉዳዮች በዚያ በውሳኔ ዓይነትና ለገደዘሁም በየክፍለ ሀገሩ የነበሩትን ለሥረኞች በዚያ በሥራተ ዘመን ያጠቃልላሉ።

SECTION Q - LAW AND ORDER

The sources for the data in this section are the Ministry of Law and Justice and the Prisons Administration. The data presented in the tables pertain mainly to the number of advocates, who worked in the different Courts, by region, number of civil cases that were handled by the Courts by status of decision, number of criminal cases handled by the Courts by status of decision, number of appeals that were handled by the Courts by status of decision, and number of prisoners in the different regions by length of sentences during each of the few years preceding 1981.

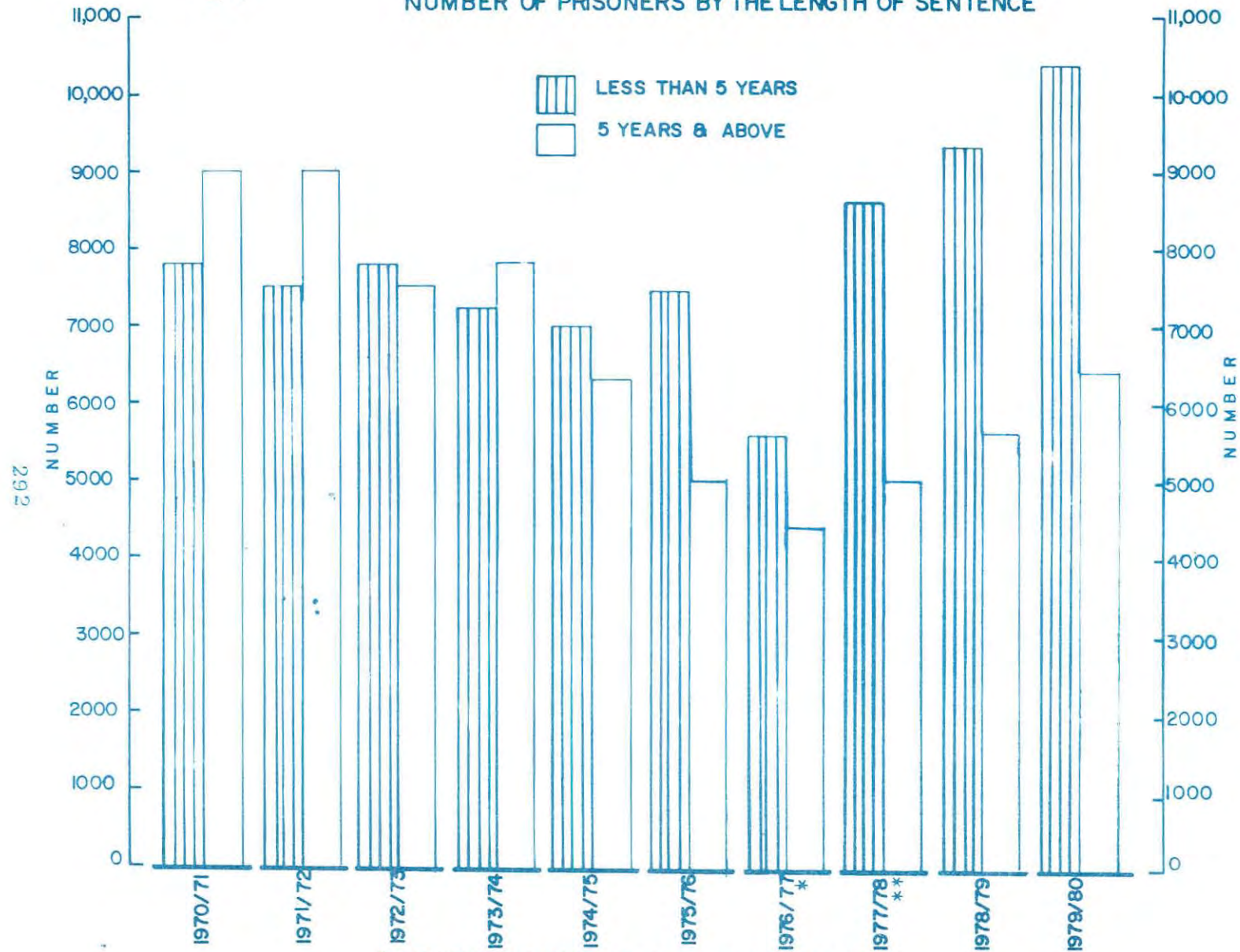


Q-3 NUMBER OF CIVIL AND CRIMINAL CASES DECIDED
IN 1000



Q-4

NUMBER OF PRISONERS BY THE LENGTH OF SENTENCE



* FOR 1976/77 IT IS LESS THAN 3 YEARS, AND 3 YEARS AND ABOVE

** FOR 1977/78 IT IS LESS THAN 4 YEARS, AND 4 YEARS AND ABOVE

የጠበቆች ብዛት በክፍለ ሀገር
NUMBER OF ADVOCATES BY ADMINISTRATIVE REGION

ሠገጠረዥ ከ.1

TABLE Q.1

ብ ቁጥር NUMBER

ክፍለ ሀገር	1969	1969	1970	1971	1972	
አርቢ	36	29	29	23	25	ARSSI
ባሌ	21	5	2	-	11	BALE
አርተራ	37	31	24	25	27	ERITREA
ጋዎ ጉጴ	17	7	1	1	1	GAMO GOFA
ጉጂዎ	8	8	7	7	10	GOJJAM
ጉንደር	10	5	9	8	9	GONDER
ዘረርጌ	31	16	14	16	17	HARARGE
ሊላባቦር	6	3	3	3	2	ILLUBABOR
ከፋ	18	9	8	9	12	KEFFA
ሸዋ	261	245	250	283	285	SHEWA
ሲዳሞ	22	16	10	6	15	SIDAMO
ተገራይ	15	14	12	13	13	TIGRAI
ወለጋ	24	15	24	23	29	WELLEGA
ወሎ	20	21	20	13	15	WELLO
ድምር	526	424	413	430	471	TOTAL
	1975/6	1976/7	1977/8	1978/9	1979/80	ADMINISTRATIVE REGION

የጠበቆች ብዛት በፍርድ ቤት ዓይነትና በክፍለ ሀገር፣ 1972 ዓ.ም
NUMBER OF ADVOCATES BY TYPE OF COURT AND REGION 1979/80

ሠገጠረዥ ከ.2

TABLE Q.2

ብ ቁጥር NUMBER

ክፍለ ሀገር	በከፍተኛ ፍርድ ቤት	በአካባቢ ፍርድ ቤት	በወረሳ ፍርድ ቤት	ድምር	
አርቢ	14	7	4	25	ARSSI
ባሌ	1	6	4	11	BALE
አርተራ	25	1	1	27	ERITREA
ጋዎ ጉጴ	1	-	-	1	GAMO GOFA
ጉጂዎ	2	8	-	10	GOJJAM
ጉንደር	6	3	-	9	GONDER
ዘረርጌ	10	5	2	17	HARARGE
ሊላባቦር	1	1	-	2	ILLUBABOR
ከፋ	6	5	1	12	KEFFA
ሸዋ	162	82	41	285	SHEWA
ሲዳሞ	8	6	1	15	SIDAMO
ተገራይ	5	6	2	13	TIGRAI
ወለጋ	4	16	9	29	WELLEGA
ወሎ	7	8	-	15	WELLO
ድምር	252	154	65	471	TOTAL
	HIGH COURT	WEREDA COURT	AWRAJA COURT	TOTAL	ADMINISTRATIVE REGION

በፍትሕ ብሔር ከሰ የቀረቡት ጉዳዮች ብዛት በወሳኝ ዓይነት**
 NUMBER OF CIVIL CASES BY STATUS OF DECISION**

ሠገጠረዥ ከ.3 /ሀ/ TABLE Q.3 (a)

ቦታ ቁጥር NUMBER

ዓመት ያህረት	ጉ ዳ ዮች				ቦታ ቁጥር NUMBER
	በዘመኑ የቀረቡ	ወሳኝ የተሰጠው*	በይገባኝ የቀረቡ	ፍርድ የተሰጠው	
1965	249,773	249,144	18,831	17,769	1972/3
1966	236,052	236,782	17,420	17,188	1973/4
1967	218,582	282,365	16,012	25,323	1974/5
1968	97,662	108,209	5,267	5,398	1975/6
1969	42,787	47,029	5,147	5,090	1976/7
1970	49,732	48,348	4,954	4,968	1977/8
1971	62,790	60,062	8,920	7,740	1978/9
1972***	66,411	63,606	8,403	7,526	1979/80***
	LODGED	DECIDED*	APPEALED	DECIDED	YEAR
C A S E S					

**ከዓመት ወይ ዓመት የሚተላለፉ ጉዳዮች በመኖራቸው በዓመት ለፍርድ ከሚቀርቡት ጉዳዮች ወሳኝ ያገኙ ብለዉ ለኖረቸው ይቻላሉ ::
 *In any given year, the number of cases decided may exceed the number lodged due to the transfer of pending cases from previous years.

**በ የከፍለ ሀገሩ ከፍ ተኛ ለውራጃና ወረዳ በሽራዓና በታላ ፍ/ቤቶች የቀረቡትን ጉዳዮች ይዘይራሉ ::
 **Includes the high court, Awraja, Wereda courts and the Kadi council of each administrative region.

***ከፊርማው 1 ቀን ለስከ በ 30 ቀን ድረስ የነበሩትን 10 ወርቶ ብቻ ይመለከታል ::
 ***Covers from 11 September 1979 to 7 July 1980.

በ1971 ዓ.ም በፍትሕ ብሔር ከሰ የቀረቡት ጉዳዮች ብዛት የወሳኝ ዓይነትና በከፍለ ሀገር**
 NUMBER OF CIVIL CASES BY STATUS OF DECISION AND ADMINISTRATIVE REGION 1978/79*

ሠገጠረዥ ከ.3 /ለ/ TABLE Q.3 (b)

ቦታ ቁጥር NUMBER

ከፍለ ሀገር	ጉ ዳ ዮች				ቦታ ቁጥር NUMBER
	በሀገራዊ ዓመት የተላለፈ	አዲስ የቀረቡ	በፍርድ የተወሰነ	በግጠር የተላለፈ	
አርሲ	288	1,181	1,138	331	ARSSI
ባሌ	252	1,612	1,530	334	BALE
አርቲራ	624	2,735	2,237	1,122	ERITREA
ጋሞ ጉፋ	73	1,163	1,123	113	GAMO GOFA
ጉጃም	471	4,750	4,378	844	GOJJAM
ጉንደር	372	2,553	2,439	486	GONDER
ሐረርጌ	612	4,124	4,210	526	HARARGE
ሊላባቦር	150	646	649	147	ILLUBABOR
ክፋ	393	2,963	2,709	647	KEFFA
ሸዋ	1,201	10,986	10,202	1,985	SHEWA
አዲስ አበባ	4,779	15,817	16,078	4,518	ADDIS ABABA
ሲዳሞ	233	2,412	2,330	415	SIDAMO
ተገራይ	596	4,086	3,688	994	TIGRAI
ወለጋ	495	3,054	2,852	697	WELLEGA
ወሎ	611	4,708	4,599	720	WELLO
ድምር	11,150	62,790	60,062	13,879	TOTAL
	CASES FROM LAST YEAR	CASES LODGED DURING THE YEAR	RECIDED	PENDING	ADMINISTRATIVE REGION
C A S E S					

**በ የከፍለ ሀገሩ ከፍ ተኛ ለውራጃና ወረዳ በሽራዓና በታላ ፍ/ቤቶች የቀረቡትን ጉዳዮች ያዘይራሉ ::
 *Includes the high court, Awraja, Wereda courts and the Kadi council of each administrative region.

በ1972 ዓ.ም በፍትህ ቤብ ዘጠኝ የቀረቡት ጉዳዮች በዘጠኝ በወጣ ላይ የተገኙ በክፍለ ሀገር*
 NUMBER OF CIVIL CASES BY STATUS OF DECISION AND ADMINISTRATIVE REGION 1979/80*

ሠገጠኛ ከ.3 /ሐ/

TABLE Q.3 (c)

ብዛት NUMBER

ክፍለ ሀገር	ጉ ጎ ዩ ፑ				
	ባለፈው ዓመት የተላለፈ	አዲስ የቀረበ	በፍርድ የተወሰነ	በቁጠራ የተላለፈ	
አርቢ	589	2,656	2,521	724	ARSSI
ባሌ	371	2,293	2,014	650	BALE
አርተራ	807	3,406	3,320	893	ERITREA
ጋሞ ጉዳ	111	1,626	1,475	262	GAMO GOFA
ጉጃም	976	4,335	4,077	1,234	GOJJAM
ጉንደር	451	3,054	2,681	824	GONDER
ሐረርጌ	671	3,875	3,769	777	HARARGE
ሊሎባቦር	139	781	705	215	ILUBABOR
ከፋ	645	3,079	3,099	625	KEFFA
ሸዋ	1,934	11,483	11,002	2,415	SHEWA
አዲስ አበባ	4,488	14,708	14,578	4,618	ADDIS ABABA
ሲዳሞ	396	2,587	2,406	577	SIDAMO
ተገራይ	755	3,783	3,737	801	TIGRAI
ወለጋ	711	3,675	3,520	866	WELLEGA
ወሎ	688	5,070	4,702	1,056	WELLO
ጭር	13,732	66,411	63,606	16,537	TOTAL
	CASES FROM LAST YEAR	CASES LOGGED DURING THE YEAR	DECIDED	PENDING	ADMINISTRATIVE REGION
C A S E S					

*1. በክፍለ ሀገሩ በከፍተኛ አውራጃና ወረዳ በሽሪዳና በታላቁ/በታች የቀረቡትን ጉዳዮች ይጨምራል ::

2. ከጥቅምት 11 ቀን አስከሬም 30 ቀን ድረስ የነበሩትን 10 ወርቅ ብቻ ይመለከታል ::

*1. Includes the high court, Awraja court, Wereda court and the Kadi council of each administrative region.

2. Covers from 11 September 1979 to 7 July 1980.

በ1971 ዓ.ም በፍትህ ጠቢር ክስ በይገባኝ የቀረቡ ጉዳዮች በዚህ በውስጥ ዓይነትና በክፍለ ሀገር
 NUMBER OF CIVIL CASES APPEALED DURING 1978/79 BY ADMINISTRATIVE
 REGION AND STATUS OF DECISION

ሠገጠረዥ ከ.3 /መ/ TABLE Q.3 (d)

በ ቁጥር NUMBER

ክፍለ ሀገር	ጉ ዳ ዩ ቸ				በ ቁጥር የተላለፈ
	ከላለው ዓመት በይገባኝ የተላለፈ	አዲስ ይገባኝ የቀረበ	የተወሰነ	በ ቁጥር የተላለፈ	
አርቢ	16	307	117	206	ARSSI
ባሌ	3	84	61	26	BALE
አር ተራ	129	276	229	176	ERITREA
ጋሞ ጉሩ	8	79	79	8	GAMO GOFA
ጉጋም	112	460	332	240	GOJJAM
ጉንደር	34	331	300	65	GONDER
ሐረርጌ	72	290	298	64	HARARGE
ሊሉባቦር	7	63	55	15	ILLUBABOR
ክፋ	49	245	234	60	KEFFA
ሸዋ	56	939	733	262	SHEWA
አዲስ አበባ	1,368	4,652	4,272	1,748	ADDIS ABABA
ሲዳሞ	25	233	203	55	SIDAMO
ተገራይ	84	317	315	86	TIGRAI
ወለጋ	26	204	192	38	WELLEGA
ወሌ	32	440	320	152	WELLO
ድምር	2,021	8,920	7,740	3,201	TOTAL
	APPEALS FROM CASES LODGED LAST YEAR	APPEALS FROM CASES LODGED DURING THE YEAR	DECIDED	PENDING	ADMINISTRATIVE REGION
C A S E S					

በ1972 ዓ.ም በፍትህ ቤብ ስር በይገባኝ የደቡ ጉዳዮች ብዛት በወጣኝ ዓይነትና ክፍለ ሀገር*
 NUMBER OF CIVIL CASES APPEALED DURING 1979/80 BY ADMINISTRATIVE
 REGION AND STATUS OF DECISION*

ሠንጠረዥ ከ.3 /ሠ/ TABLE Q.3 (e)

ቦታ ቁጥር NUMBER

ክፍለ ሀገር	ከላይኛው ዓመት በይገባኝ የተላለፈ	ጉ ገ ግ ጉ			ቦታ ቁጥር
		አዲስ ይገባኝ የደቡ	የተወሰነ	በ ቁጥር የተላለፈ	
አርቢ	49	161	133	77	ARSSI
ባሌ	21	98	93	26	BALE
አርቲራ	124	355	311	168	ERITREA
ጋሞ ጉፋ	8	37	37	8	GAMO GOFA
ጎጃም	232	433	391	274	GOJJAM
ጉንደር	62	368	378	52	GONDER
ሰረገጌ	62	313	290	85	HARARGE
ሲባቤ	15	54	58	11	ILLUBABOR
ቡሩ	57	214	200	71	KEFFA
ሸዋ	161	866	757	270	SHEWA
አዲስ አበባ	1,740	4,318	3,636	2,422	ADDIS ABABA
ሲዳሞ	45	246	246	45	SIDAMO
ቲግራይ	88	386	419	55	TIGRAI
ወለጋ	39	232	237	34	WELLEGA
ወሎ	116	322	340	98	WELLO
ድምር	2,819	8,403	7,526	3,696	TOTAL
	APPEALS FROM CASES LODGED LAST YEAR	APPEALS FROM CASES LODGED DURING THE YEAR	DECIDED	PENDING	ADMINISTRATIVE REGION
		C A S E S			

*ከመስከረም 11 ቀን እስከ ሰኔ 30 ቀን ድረስ የነበሩትን 10 ወርቅ ይመለከታል ::
 *Covers from 11 September 1979 to 7 July 1980.

በግድግዳ ጉዳዮች ላይ የሚደረግ የፍርድ ስርዓት
 NUMBER OF CRIMINAL CASES BY STATUS OF DECISION

ሠንጠረዥ ከ.4 /ሀ/ TABLE Q.4 (a)

ዓመት ለመጨረሻ	ጉ ጎ ጾ ች				1972/3 1973/4 1974/5 1975/6 1976/7 1977/8 1978/9 1979/80**
	በዘመኑ የቀረቡ	ወጣኝ የተገጠመ	በይገባኝ የቀረቡ	ፍርድ የተገጠመ	
1965	163,017	160,169	10,102	2,695	
1966	145,024	153,024	9,766	9,400	
1967	166,478	197,447	12,930	15,008	
1968	153,089	157,111	8,057	8,103	
1969	79,707	84,464	6,119	6,233	
1970	43,585	44,636	4,183	4,268	
1971	91,380	88,018	8,551	7,995	
1972**	90,788	88,590	7,029	6,407	
	LODGED	DECIDED*	APPEALED	DECIDED	YEAR
C A S E S					

*በዓመት ወይም ዓመት የሚተላለፉ ጉዳዮች በወጣኛው በዓመት ለፍርድ ስርዓት ጉዳዮች ወጣኝ ያገኙት ብለዉ ሊኖሩ ይችላሉ ።
 *In any given year the number of cases decided may exceed the number lodged due to the transfer of pending cases from previous year.

**ከከመስከረም 11 ቀን ለስከረም 30 ቀን ድረስ የነበሩትን 10 ወርቅ ይመለከታል ።
 **Covers from 11 September 1979 to 7 July 1980

በ1971 ዓ.ም በግድግዳ ጉዳዮች ላይ የሚደረግ የፍርድ ስርዓት በስልጣን አካል ላይ
 NUMBER OF CRIMINAL CASES BY STATUS OF DECISION AND ADMINISTRATIVE REGION, 1978/79

ሠንጠረዥ ከ.4 /ለ/ TABLE Q.4 (b)

ብ ቁጥር NUMBER

ስልጣን አካል	ጉ ጎ ጾ ች				ብ ቁጥር
	በሰላራ ዓመት የተላለፈ	አዲስ የቀረበ	በፍርድ የተወሰነ	በጥገና የተላለፈ	
አርቢ	498	2,542	2,128	912	ARSSI
ባሌ	86	1,338	1,270	154	BALE
ኦርታራ	204	5,034	4,923	405	ERITREA
ጋም ጋፍ	115	1,776	1,625	266	GAMO GOFA
ጎጃም	361	3,536	3,312	585	GOJJAM
ጎንደር	143	1,506	1,436	213	GONDER
ሐረርጌ	627	6,779	6,630	776	HARARGE
ሲባባ	119	1,352	1,295	176	ILLUBABOR
ክፍ	170	3,591	3,455	306	KEFFA
ሸዋ	819	12,434	11,749	1,504	SHEWA
አዲስ አበባ	882	37,642	36,829	1,695	ADDIS ABABA
ሲዳሞ	291	3,661	3,348	604	SIDAMO
ተገራይ	513	2,610	2,706	417	TIGRAI
ወለጋ	408	3,197	3,037	568	WELLEGA
ወሌ	445	4,382	4,275	552	WELLO
ጠቅላይ	5,771	91,380	88,018	9,133	TOTAL
	CASES FROM LAST YEAR	CASS LODGED DURING THE YEAR	DECIDED	PENDING	ADMINISTRATIVE REGION
C A S E S					

በ1972 ዓ.ም በወገኛል ክስ የቀረቡት ጉዳዮች በዚህ በወጣኝ ዓይነትና በክፍለ ሀገር*

NUMBER OF CRIMINAL CASES BY STATUS OF DECISION AND ADMINISTRATIVE

REGION, 1979/80*

ሠገጠረዥ ባ.4 /ሐ/ TABLE Q.4 (c)

በ ቁጥር NUMBER

ክፍለ ሀገር	ከላረው ዓመት የተላለፈ	ጉ ገ ገ ገ			ADMINISTRATIVE REGION
		አዲስ የቀረበ	በፍርድ የተወሰነ	በ የጠሮ የተላለፈ	
አርቢ	423	1,629	1,579	473	ARSSI
ባሌ	155	1,534	1,485	204	BALE
አርታራ	315	4,421	4,366	370	ERITREA
ጋሞ ጉፋ	263	1,712	1,566	409	GAMO GOFA
ጉጃም	581	2,960	2,884	657	GOJJAM
ጉንደር	168	1,476	1,427	217	GONDER
ሐረርጌ	750	6,902	6,772	880	HARARGE
አላጣቦር	170	1,387	1,399	158	ILLUBABOR
ክፋ	302	2,972	2,822	452	KEFFA
ሸዋ	1,532	12,272	11,824	1,980	SHEWA
አዲስ አበባ	1,715	40,736	39,926	2,525	ADDIS ABABA
ሲዳሞ	421	3,966	3,729	658	SIDAMO
ጉጉራይ	323	2,108	2,129	302	TIGRAI
ወለጋ	567	2,816	2,803	580	WELLEGA
ወሎ	532	3,897	3,879	550	WELLO
ድምር	8,217	90,788	88,590	10,415	TOTAL
	CASES FROM LAST YEAR	CASES LOGGED DURING THE YEAR	DECIDED	PENDING	
		C A S E S			

299

*ከጠቅላላው 1 ቀን እስከ ሰኔ 30 ቀን ድረስ የነበሩትን 10 ወርቅ ይመለከታል ::

*Covers from 11 September 1979 to 7 July 1980

በ1971 ዓ.ም በወንጀል ከቦ በይገባኝ የቀረቡት ጉዳዮች ብዛት በወጣኝ ዓይነትና በክፍለ ሀገር*
 NUMBER OF CRIMINAL CASES APPEALED BY STATUS OF DECISION AND ADMINISTRATIVE
 REGION, 1978/79

ሠንጠረዥ ከ.4 /መ/

TABLE Q.4 (d)

ቦታዊ ቁጥር NUMBER

ክፍለ ሀገር	ከሰራዊቱ ዓመት የተላለፈ	ጉ ዳ ዮ ች			ቦታዊ ቁጥር የተላለፈ
		አዲስ የቀረበ	በፍርድ የተወሰነ	በቁጠራ የተላለፈ	
አርቢ	75	561	565	71	ARSSI
ባሌ	3	108	94	17	BALE
አርቲራ	61	347	288	120	ERITREA
ጋዎ ጉዳ	8	160	160	8	GAMO GOFA
ጉጃም	47	615	535	127	GOJJAM
ጉንደር	8	129	112	25	GONDER
ዘረርጌ	17	262	228	51	HARARGE
ሲዛብቦር	7	155	144	18	ILLUBABOR
ክፋ	28	300	291	37	KEFFA
ሸዋ	75	1,276	1,199	152	SHEWA
አዲስ አበባ	555	3,247	3,046	756	ADDIS ABABA
ሲዳሞ	34	282	266	50	SIDAMO
ተገራይ	45	321	310	56	TIGRAI
ወለጋ	48	420	416	52	WELLEGA
ወሎ	36	368	341	63	WELLO
ጭር	1,047	8,551	8,995	1,603	TOTAL
	APPEALS FROM CASES LODGED LAST YEAR	APPEALS FROM CASES LODGED DURING THE YEAR	DECIDED	PENDING	ADMINISTRATIVE REGION
C A S E S					

300

በ1972 ዓ.ም በወገኛል ከሰ በይገባኝ የቀረቡ ጉዳዮች በዘተ በወሰነ ዓይነትና በክፍለ ሀገር*
 NUMBER OF CRIMINAL CASES APPEALED BY STATUS OF DECISION AND ADMINISTRATIVE
 REGION, 1979/80*

ሠገጠረዥ ከ.4 /ሠ/ TABLE Q.4 (e)

በ ቁጥር NUMBER

ክፍለ ሀገር	ባለፈው ዓመት የተገለጹ	ጉ ጎ ጾ ፑ			ADMINISTRATIVE REGION
		አዲስ የቀረበ	የተወሰነ	በ ቁጥር የተገለጹ	
አርቢ	40	318	299	59	ARSSI
ባሌ	31	164	139	56	BALE
ኦሮሚያ	94	354	361	87	ERITREA
ጋምባ	8	75	76	7	GAMO GOFA
ጎጃም	127	421	409	139	GOJJAM
ጉንደር	23	110	97	36	GONDER
ሐረርጌ	44	258	246	56	HARARGE
ኢሉዊር	17	146	148	15	ILLUBABOR
ክፍ	37	247	242	42	KEFFA
ሸዋ	141	1,448	1,364	225	SHEWA
አዲስ አበባ	755	2,368	1,904	1,219	ADDIS ABABA
ቢሳብ	26	268	276	18	SIDAMO
ተገራይ	48	241	251	38	TIGRAI
ወለጋ	50	324	310	64	WELLEGA
ወሎ	60	287	285	62	WELLO
ጅምር	1,501	7,029	6,407	2,123	TOTAL
	APPEALS FROM CASES LODGED FROM LAST YEAR	APPEALS FROM CASES LODGED DURING THE YEAR	DECIDED	PENDING	
C A S E S					

301

*ከመስከረም 1 ቀን ለስከረም 30 ቀን ድረስ የነበሩትን 10 ወርቻ ይመለከታል ::
 *Covers from 11 September 1979 to 7 July 1980.

የአሥረኛች ባዛትና የአስራት ዘመን
NUMBER OF PRISONERS BY LENGTH OF SENTENCE

ሠንጠረዥ ከ.5 TABLE Q.5

ክፍለ ሀገር	ዓመት ታሪክ የአሥራት ዘመን										
	1968		1969		1970		1971		1972		
	ከ5 ዓመት		ከ3 ዓመት		ከ4 ዓመት በታች	4 ዓመት ወይም በላይ	ከ5 ዓመት በታች	5 ዓመት ወይም በላይ	ከ5 ዓመት በታች	5 ዓመት ወይም በላይ	
	በታች	በላይ	በታች	በላይ							
አርሲ	429	107	136	110	361	110	335	103	352	110	ARSSI
ባላ ተ ጣቢያ	132	240	72	208	90	255	202	301	123	262	BILATTE
ባላ	95	178	94	100	132	105	240	121	233	114	BALE
አርተራ	448	58	196	55	285	93	424	128	678	112	ERITREA
ጋዋ ጉፋ	372	266	302	145	390	201	355	235	328	295	GAMO GOFA
ጉጃዎ	972	324	382	138	1,427	149	1,498	92	1,666	170	GOJJAM
ጉንደር	514	225	247	187	246	182	142	128	231	148	GONDER
ዘረርጌ	717	380	394	333	598	370	588	414	749	302	HARARGE
አጋገን አስተዳደር	-	-	-	-	-	-	-	-	-	-	OGADEN ADMINISTRATION
ሲሳላ	452	222	244	139	391	101	361	236	328	205	ILLUBABOR
ክፋ	486	240	486	240	318	163	538	301	KEFFA
ሸዋ	1,005	770	607	320	1,038	426	741	324	1,362	673	SHEWA
አዳላ አበባ	847	611	1,007	1,099	1,193	1,199	1,589	1,828	1,247	1,929	ADDIS ABABA
ርቢ አርቫ ጣቢያ	279	275	62	579	147	659	382	632	345	621	ROBI FARM STATION
ሲዳሞ	361	355	357	98	475	149	603	269	643	275	SIDAMO
ተገራይ	311	211	156	56	284	82	345	162	233	209	TIGRAI
ወለጋ	466	326	520	322	449	301	832	341	WELLEGA
ወሎ	521	269	437	212	526	321	720	166	422	259	WELLO
አሰባ አስተዳደር	-	-	-	-	-	-	55	20	46	42	ASSAB ADMINISTRATION
ጅምር	7,455	4,891	5,645	4,415	8,589	4,964	9,347	5,623	10,356	6,368	TOTAL
	LESS THAN 5 YEARS	MORE THAN 5 YEARS	LESS THAN 3 YEARS	MORE THAN 3 YEARS	LESS THAN 4 YEARS	4 YEARS AND	LESS THAN 5 YEARS	5 YEARS AND ABOVE	LESS THAN 5 YEARS	5 YEARS AND ABOVE	ADMINISTRATIVE REGION
	1975/6		1976/7		1977/8		1978/9		1979/80		
	YEAR AND LENGTH OF SENTENCE										

የአባሪዎች በዘድ በጾታና በአባሪድ ዘመን፣ 1971 ዓ.ም.
 NUMBER OF PRISONERS BY SEX AND LENGTH OF SENTENCE, 1978/79

ሠገጠረዥ ከ.6 /ሀ/ TABLE Q.6 (a)

ክፍለ ሀገር	የአላ ፍርድ /ከ5 ዓመት በታች/			ከባድ ፍርድ 5 ዓመትና ከ5 ዓመት በላይ			የተጠረ ከሰቶ			ድምር	
	አጠቃላይ		የውጭ* ዘገቶች	አጠቃላይ		የውጭ* ዘገቶች	አጠቃላይ		የውጭ* ዘገቶች		
	ወገድ	ባት		ወገድ	ባት		ወገድ	ባት			
አርቢ	324	11	-	102	1	-	415	13	-	866	ARSSI
በላቲ ጣቢያ	202	-	-	301	-	-	-	-	-	503	BILLATE
ባሌ	237	3	-	121	-	-	280	13	-	654	BALE
አርተራ	389	35	-	117	11	-	954	113	-	1,619	ERITREA
ጋዎ ጉፋ	353	2	-	234	1	-	361	26	-	977	GAMO GOFA
ጉጃም	1,404	94	-	89	3	-	887	59	-	2,536	GOJJAM
ጉንደር	138	4	-	120	8	-	103	4	-	377	GONDER
ዘረርጌ	570	18	-	412	2	-	1,183	44	-	2,229	HARARGE
ሊላባቦር	349	12	-	234	2	-	347	19	-	563	ILLUBABOR
ክፋ	308	10	-	160	3	-	308	14	-	803	KEFFA
ሸዋ	718	23	-	321	3	-	930	15	-	2,010	SHEWA
አዲስ አበባ	1,510	64	15	1,739	80	9	1,542	87	38	5,084	ADDIS ABABA
ርቢ አርቫ ጣቢያ	382	-	-	632	-	-	-	-	-	1,014	ROBI FARM STATION
ሲዳሞ	585	18	-	266	3	-	937	41	-	1,850	SIDAMO
ትጉራይ	333	12	-	162	-	-	339	6	-	852	TIGRAI
ወለጋ	435	13	1	295	6	-	888	14	-	1,652	WELLEGA
ወሎ	698	22	-	162	4	-	910	26	-	1,822	WELLO
አሰባ አባተዳር	54	1	-	20	-	-	55	-	-	130	ASSAB ADMINISTRATION
ድምር	8,989	342	16	5,487	127	9	10,439	494	38	25,941	TOTAL
	MEN	WOMEN	FOR-ETHIOPIAN EIGNERS*	MEN	WOMEN	FOR-ETHIOPIAN EIGNERS*	MEN	WOMEN	FOR-ETHIOPIAN EIGNERS*	TOTAL	ADMINISTRATIVE REGION
	SENTENCE OF LESS THAN 5 YEARS			SENTENCE OF 5 OR MORE YEARS			PENDING CASES				

* የታገሩት ወገኖች ብቻ ናቸው ::
 *The Prisoners consist of males only

የአስረኛች በዛት በጾታና በአስረት ዘመን፣ 1972 ዓ.ም
 NUMBER OF PRISONERS BY SEX AND LENGTH OF SENTENCE 1979/80

ሠንጠረዥ ቤ.6 /ለ/ TABLE Q.6 (b)

ክፍለ ሀገር	የአስረት ስድስት ወይንት /ከ5 ዓመት በታች/			ከአስረት ስድስት ወይንት ከ5 ዓመት በላይ			የተጠረ ክስቶች			ድምር	
	ሊት የሌላ ያውያን		የውጭ* ዘገታ	ሊት የሌላ ያውያን		የውጭ* ዘገታ	ሊት የሌላ ያውያን		የውጭ* ዘገታ		
	ወገድ	ሴት		ወገድ	ሴት		ወገድ	ሴት			
አርቢ	341	11	-	109	1	-	427	9	-	898	ARSSI
በላት ባቢያ	123	-	-	262	-	-	-	-	-	385	BILLATE
ባሌ	229	4	-	114	-	-	291	10	-	648	BALE
አርቲራ	623	54	1	102	9	1	602	11	1	1,404	ERITREA
ጋሞ ጉሩ	326	2	-	292	3	-	754	10	-	1,387	GAMO GOFA
ጉጃም	1,547	119	-	169	1	-	1,023	55	-	2,914	GOJJAM
ጉንደር	222	9	-	142	6	-	786	51	-	1,216	GONDER
ዘረርጌ	717	32	-	299	3	-	1,199	32	-	2,282	HARARGE
ሊሉባቦር	314	14	-	203	2	-	364	15	-	912	ILLUBABOR
ክፋ	525	13	-	294	7	-	359	10	-	1,208	KEFFA
ሸዋ	1,282	80	-	667	6	-	1,401	18	-	3,454	SHEWA
አዳስ አባ	1,188	56	3	1,821	104	4	2,303	198	16	5,693	ADDIS ABABA
ርቢ አርቫ ባቢያ	345	-	-	621	-	-	47	-	-	1,013	ROBI FARM VILLAGE
ሲዳሞ	621	22	-	271	4	-	1,142	38	-	2,098	SIDAMO
ትጉራይ	231	2	-	209	-	-	225	1	-	668	TIGRAI
ወላጋ	817	15	-	339	2	-	840	15	-	2,028	WELLEGA
ወሎ	387	34	1	254	5	-	672	18	-	1,371	WELLO
አባባ አስተዳደር	46	-	-	42	-	-	41	-	-	129	ASSAB
ድምር	9,884	467	5	6,210	153	5	12,476	491	17	29,708	TOTAL
	MEN	WOMEN	FOR-EIGNERS*	MEN	WOMEN	FOR-EIGNERS*	MEN	WOMEN	FOR-EIGNERS*	TOTAL	ADMINISTRATIVE REGION
	SENTENCE OF LESS THAN 5 YEARS			SENTENCE OF 5 OR MORE YEARS			PENDING CASES				

* የታሰሩት ወገዶች ብቻ ናቸው።

*The Prisoners consist of males only.