

508

FEDERAL DEMOCRATIC REPUBLIC OF ETHIOPIA

CENTRAL STATISTICAL AGENCY

የኢትዮጵያ ፌዴራላዊ ዲሞክራሲያዊ ጠቅላይ ሚኒስቴር
የብድርና የብድሃ ጉዳይ ሚኒስቴር
Central Statistical Agency
Library

REPORT ON

MONTHLY AVERAGE RETAIL PRICES OF
GOODS AND SERVICES

JANUARY 2011 (TIR 2003)

ADDIS ABABA
FEBRUARY 2011

041109103

c-40/5 ACC-003899

FEDERAL DEMOCRATIC REPUBLIC OF ETHIOPIA

CENTRAL STATISTICAL AGENCY

የኢትዮጵያ ፌዴራላዊ
ዲሞክራሲያዊ
የታታኒያ ማኅበር
Library

REPORT ON

MONTHLY AVERAGE RETAIL PRICES OF

GOODS AND SERVICES

JANUARY 2011 (TIR 2003)

CONTENTS

PAGE

I. Introduction.....	(III)
II. Objectives.....	(VII)
III. Scope and Coverage.....	(VII)
IV. Method of Data Collection.....	(VII)
V. Definitions.....	(IX)
VI. Note.....	(X)

AVERAGE RETAIL PRICES OF GOODS AND SERVICES

Table 1: - Average Retail Prices of Goods and Services by Region and Selected Market Places - Group 1 Market Places	3
Table 2:- Average Retail Prices of Goods and Services by Region and Selected Market Places- Group 2 Market Places.....	27
Table 3:- Average Retail Prices of Goods and Services by Region and Selected Market Places- Group 3 Market Places.....	51
Table 4:- Average Retail Prices of Goods and Services by Region and Selected Market Places - Group 4 Market Places.....	75
Table 5:- Average Retail Prices of Goods and Services by Region and Selected Market Places - Group 5 Market Places.....	99
Table 6:- Average Retail Prices of Goods and Services by Region and Selected Market Places - Group 6 Market Places.....	123

Table 7:- Average Retail Prices of Goods and Services by Region and Selected Market Places - Group 7 Market Places.....	147
Table 8:- Average Retail Prices of Goods and Services by Region and Selected Market Places - Group 8 Market Places.....	171
Table 9:- Average Retail Prices of Goods and Services by Region and Selected Market Places - Group 9 Market Places.....	195
Table 10:- Average Retail Prices of Goods and Services by Region and Selected Market Places - Group 10 Market Places.....	219
Table 11:- Average Retail Prices of Goods and Services by Region and Selected Market Places - Group 11 Market Places.....	243

I. INTRODUCTION

The monthly retail price data collection first started in Addis Ababa together with the Household Income, Consumption and Expenditure Survey of 1963 by dividing the city into four market zones (in fact, since September 1996 the city has been divided into 12 market zones). However, due to the ever increasing demand for the data, the scope and coverage of the survey was increased stage by stage. Hence, the geographical coverage of the survey was expanded to cover all the fourteen Regional capitals in 1975, twenty three urban Market Places (nine major urban Market Places were selected considering the prevalence of extensive market transaction) in 1978. Moreover, in 1996 further improvements have been made on the selection of the urban Market Places in such a way that all the regional capitals are to be included and this has increased the number to reach a total of 26 urban Market Places.

In rural areas, the retail price survey was launched together with the Rural Integrated Household Survey Program (RIHSP) in 1980/81. As part of the RIHSP, the price survey was carried out on quarterly basis starting from May 1981 to July 1987 and on monthly basis since September 1987. The survey was used to conduct in the markets of selected Farmers' Association (FAs), the then Enumeration Areas (EAs) or on nearby market places where residents of the FAs or EAs purchase most of goods and services for consumption and/or other purposes. Thus, from 1981 to 1985/6 the survey was conducted on 500 randomly selected FAs in the sedentary areas of the country except Tigray.

Between 1986/87 and 1996/97 the survey has been conducted in about 760 EAs and in the year 1997/98 the number of EAs to be covered by the survey were substantially increased to 1420. But, considering the substantial number of EA's to be covered and thereby huge amount of data to be collected, the processing and timely publishing of the data were not manageable. Hence, after conducting an intensive exercise on the quality of the data, the CSA realized that the sample EA's in which the price data are to be collected could be substantially reduced without affecting the quality of the resulting Consumer Price Index (CPI). Consequently, the CSA has arrived at a decision to reduce the sample EA's in which the price data to be collected from 1420 to 446 EA's starting from September 1998. Note that the Regional State of Tigray was covered by the rural retail price survey since 1994.

Moreover, further improvements have been made starting from July 2001 on the number of market outlets to be covered for this exercise. As a result, the price survey data collection had been restricted and basically focused on a market based survey approach by selecting 119 representative market outlets. The shift to more representative markets was implemented with the aim of achieving acceptable coverage of urban markets for each Region by dropping many remote rural markets. As a result, unnecessary time lag in the production of the average retail price report is expected to be minimized.

1. This report provides average retail price of goods and services by Selected Market Places together with regional average price on the basis of the current administrative hierarchy, i.e., Killil (regional states). Due to lack of space to accommodate all Towns/Market Places in one page, towns are categorized into eleven groups:

- **Group 1:-** consists of Selected Market Places for Tigray, and Afar Regional State, namely: Endasilase, Endabaguna, Adwa, Axum, Adigrat, Wukiro, Mai-Chew, Mekele, Ayisaeta, Dubti, Melka Werer and Awash Sebat Kilo.
- **Group 2:-** consists of Selected Market Places for Amhara Regional State, namely: Chuait, Gondar, Esete, Debre Tabor, Kobo, Weldiya, Kombolcha, Dessie, Shewa Robit, Debre Birhan
- **Group 3:-** consists of Selected Market Places for Amhara Regional State, namely: Mota, Debre Markos, Adete, Bahir Dar, Sekota, Amde Werk, Dangla, Chagni, Kemise, and Bati.
- **Group 4:-** consists of Selected Market Places for Oromia Regional State, namely: Ghimbi, Dembi Dolo, Shambu, Nekemte, Bedele, Metu, Jima, Agaro, Ambo, Weliso, Ejere and Fiche.
- **Group 5:-** consists of Selected Market Places for Oromia Regional State, namely: Nazareth, Shashemene, Diksise, Asela, Asebe Teferi, Bedessa, Alemaya, Boreda, Adaba, Robe, Hagere Mariam and Negele Borena.
- **Group 6:-** consists of Selected Market Places for Somalie and Benishangul Gumuz Regional States, namely: Shinele, Arere, Jig Jiga, Hartshek, Dollo, Moyale, Mambook, Mender Sebat, Assosa, Bambasi, Kemashi, and Agelo Meti.

- **Group 7:-** consists of Selected Market Places for SNNP Regional State, namely: Welkite, Butajira, Hosahna, Shone, Doyugena, Alaba, Awasa, Hagere Selam, Dilla, and Yirgacheffe.
- **Group 8:-** consists of Selected Market Places for SNNP Regional State, namely: Welayita Sodo, Bodite, Jinka, Dimeka, Masha, Tepi, Bonga, Chana, Arba Minch, and Sawla.
- **Group 9:-** consists of Selected Market Places for SNNP Regional State, namely: Shewa Bench, MizanTeferi, Deri, Amaro Kelle, Soyama, Karat, Gidole, Waka, Beste Chere, Lasoka, and Amaya.
- **Group 10:-** consists of Selected Market Places for City of Addis Ababa Administration, namely: Merkato, Kera, Zenebe Werk, Gergi, Saris, Kotebe, Ferensay Legasione, Shola/Yeka, Asko, Adisu Gebeya, Efoyita Gebeya, and Akakai.
- **Group 11:-** consists of Selected Market Places for Gambela Regional State, Harar People Regional State and Dire Dawa Administrative Council namely: Gambela, Shebo Kiro, Akashi, Kefira, Saban, Melkajebdu, Shewa ber and Arategna.

Earlier issues on the monthly retail prices include:

Average Retail Prices of Goods and Services in Selected Urban Centers (August 1975 – June 2001) Statistical Bulletin 18, 28, 32, 41, 54, 66, 71, 80, 81, 114, 127, 144, 145, 146, 147, 150, 156, 165, 168, 177, 185, 187, 197, 198, 220, 221, 242,,243, 249, 252, 253 and 263.

Average Retail Prices of Goods and Services in Selected Rural Areas (May 1981 – June 2001) Statistical Bulletin 37, 45, 57, 64, 83, 91, 93, 96, 106, 107, 115, 117, 124, 138, 143, 151, 153, 157, 164, 167, 175, 186, 195-1, 195-2, 201-1, 201-2, 202-2, 203-1, 203-2, 208-1, 208-2, 209-1, 209-2, 218-1, 222-1, 235-1, 235-2, 236-1, 236-2, 237-1, 237-2, 238-1, 238-2, 254-1, 254-2, 255-1, 256-1 and 256-2.

Average Retail Prices of Goods and Services in Selected Market Places Statistical Bulletin 266, 267, 269, 270, 272, 274, 275, 276 (Volume I, II, IV, V, VI, VII, VIII, IX and X), 287, 288, 289, 290, 295, 296, 297, 299, 304, 307, 308, 309, 313, 317, 320, 323, 325, 327, 330, 332, 350, 352, 355, 358, 360, 362, 366, 368, 370, 371, 375, 376, 379, 382, 385, 390, 391, 395, 396, 397, 398, 401, 404, 405, 406,407,410, 411, 415, 416, 418, 422, 423, 424, 428, 432, 433, 434, 437, 440, 442, 444, 448, 451, 452,454, 455, 458, 461 , 466, 470, 473, 476, 478, 482, 483, 484, 488, 489, 498, and in their respective order.

II. OBJECTIVES

The main objectives of the survey are to:

- study the level of retail prices;
- Assess the disparity of prices in each Region and Market Places.
- study changes in the economy;
- provide data for national accounts and researchers;
- Prepare Monthly Consumer Price Indices (CPI) at Regional and country Level.

III. SCOPE AND COVERAGE

The retail price survey, covers the collection of prices of major agricultural and industrial goods including food, drinks, drink constituents, tobacco, clothing and footwear, building materials, energy, household equipment, medical care, transportation, education, recreation, farm equipment, hotel services (food and accommodation) and other goods and services obtained from various outlets. Hence, about 400 items (above 140,000 price quotations) were covered by the survey monthly

In Addis Ababa, retail prices were collected from four major market areas, i.e., Merkato, Kirkos, Silasie and Piazza Markets until 1998. However, starting from September 1998 considering the population increase from 443,728 in 1961 to 2,354,000 in 1998 and subsequent expansion of Addis Ababa in terms of surface area, 12 markets are selected out of the potential 27 market places in the city. Retail prices are collected from these markets and the average represents Addis Ababa's price data. On the other hand, in Harar prices are collected in Shewa Ber and Arategna. Meanwhile, the market places for Dire Dawa Administrative council are Kefira, sabian and Melka jebdu

IV. METHOD OF DATA COLLECTION

The retail prices of goods and services are collected from major outlets in selected urban Market Places/market places by enumerators with the use of kitchen balance and measuring tape. The outlets include open markets, kiosks, groceries, butcheries, pharmacies, super markets and other service giving establishments where households purchase most of their goods and services for household consumption and other purposes.

Retail prices of goods and services are collected from traders. However, sometimes, prices are also obtained from consumers at the time of purchase. In addition, wages of domestic servants and Daily Laborer charges are obtained from households. For each item a maximum of three price quotations are collected from three retailers on the same day. The enumerators always collect the monthly retail prices of goods and services by interviewing the retailers and by actually measuring the weight of the items on the spot for about 15 days. Starting from September 2002, an attempt was made to reduce the time lag between the data collection and the CPI data dissemination at Country and regional level by adjusting slightly the period of data collection. That is, instead of collecting price data from 8th through 22nd days of the month in question, the newly adjusted time frame is the 1st day through 15th days of European Calendar month under consideration.

Since an interview method of data collection is utilized rather than actual purchase and recording of prices, it may result, in some instances, in exaggeration or under estimation of prices. However, since enumerators are well-trained and permanently assigned to every market place and reside there, they have a good chance to familiarize themselves with the market and be on friendly terms with traders, owners of establishments and households. Thus, it can be expected that respondents were cooperative and provide reliable information over time.

Finally, it has to be recalled that, since the start of the collection of price data in 1963, retail prices in this Bulletin as well as in previous Bulletins indicate the free market prices prevailing in the market places under study.

V. Definitions

Urban Market Places: It is generally defined as a locality with 2,000 or more inhabitants. However, for the purpose of the 1994 Population and Housing Census Map Work, urban Market Places include the following regardless of the number of inhabitants¹.

- a) All administrative capitals,
 - i) Regional capitals,
 - ii) Zone capitals not included in (i),
 - iii) Wereda capitals not included in (i) and (ii),
 - iv) Localities with urban development associations not included in (i), (ii), and (iii).

- b) Municipal towns not included in (a) above,

- c) All localities that are not included either in (a) or (b) above, having a population of 1,000 or more persons, and whose inhabitants are primarily engaged in non-agricultural activities.

Note that localities with population of less than 1,000 persons should be considered as rural. However, for the purpose of this survey the selected urban Market Places in general satisfy the following conditions:

- A capital of an administrative region,
- An industrial Market Places and/or,
- A Market Places for trade and commercial activities.

Retail Price: A retail price is the money cost to the final purchaser of a specified unit of sale. It is inclusive of all sales and excise taxes.

Hotel: Hotel is an establishment rendering combined services of rooming, food and drinks on a fee basis.

¹Transitional government of Ethiopia, Central Statistical Authority, 1992,

VI. NOTE

1. The minimum that the balance can weigh is 10 grams. Thus, items that are sold in small quantities like spices and whose weight fall below 10 grams can not be weighed as accurately as possible and as a result may affect the reliability of prices of these items in some respect.
2. The average column is a simple Arithmetic Mean prices for each item.
3. The symbol "-" is used for data not available or doubtful.
4. SNNP; Southern Nations, Nationalities and Peoples.

Group 1

Market Places

**(Endasilase, Endabaguna, Adwa, Axum, Adigrat, Wukiro, Mai-Chew,
Mekele, Ayisaeta, Dubti, Melka Werer and Awash Sebat Kilo.)**

Table 1 : Average Retail Price of Goods and Services by Region and Selected Market Places - Group 1 Market Places Cont'd)

January 2011
Tir 2003

R E G I O N A N D M A R K E T P L A C E S														
ITEM	UNIT	T I G R A Y									A F A R			AFAR AVERAGE
		Enda- silase	Enda- baguna	Adwa	Axum	Adigrat	Wukiro	Mai- chew	Mekelle	TIGRAY AVERAGE	Ayisaeta	Dubti	Melka Werers	

P R I C E I N B I R R

CEREALS UNMILLED

'Teff' White	Kg	7.90	8.28	9.17	8.10	-	9.03	7.87	9.13	8.48	9.00	8.25	8.49	9.00	8.66
'Teff' Mixed.....	Kg	7.12	6.98	8.33	7.31	7.57	6.83	6.36	8.00	7.29	7.33	6.60	6.65	6.55	6.79
'Teff' Black (Red).....	Kg	6.32	5.86	7.73	6.90	6.57	4.73	5.66	5.53	6.10	-	7.30	6.00	5.00	5.71
Wheat White.....	Kg	8.88	10.00	5.68	4.26	5.90	4.99	4.41	5.72	5.57	-	7.16	6.00	5.90	6.33
Wheat Mixed.....	Kg	-	-	-	-	-	-	-	-	-	-	-	-	-	-
Wheat Black (Red).....	Kg	9.30	7.35	-	-	-	5.74	5.53	6.00	6.36	-	-	-	5.00	5.00
Barley White.....	Kg	5.48	6.04	4.80	5.41	5.30	3.98	5.25	4.00	4.98	7.00	6.24	6.00	5.07	6.02
Barley Mixed.....	Kg	-	-	-	-	-	-	5.28	-	5.28	-	-	-	5.03	5.03
Barley Black.....	Kg	-	-	-	-	5.72	4.17	-	5.10	4.96	-	-	5.00	5.00	5.00
Barley for Beer.....	Kg	-	-	-	-	-	-	-	-	-	-	-	6.00	5.60	5.80
Maize (White).....	Kg	3.54	3.17	3.20	3.40	3.30	3.30	3.76	3.27	3.36	3.00	3.50	3.50	3.00	3.22
Durrah.....	Kg	-	-	-	-	-	3.24	-	-	3.24	-	7.00	-	-	7.00
Sorghum Yellow.....	Kg	5.14	-	4.77	4.10	-	-	3.39	4.50	4.34	7.16	5.24	-	4.60	5.61
Sorghum White.....	Kg	6.04	5.72	4.17	5.90	-	-	-	4.90	5.29	-	-	6.00	5.57	5.78
Sorghum Red.....	Kg	-	4.51	4.67	-	-	-	2.89	4.00	3.95	-	-	4.16	4.25	4.20
African Millet.....	Kg	4.45	4.87	5.23	4.95	5.33	5.82	-	5.00	5.08	-	-	-	-	-
Rice (Imported).....	Kg	16.00	15.66	15.00	16.00	13.66	16.00	16.00	15.66	15.48	13.00	14.00	14.33	14.00	13.82
Oats.....	Kg	-	-	-	-	-	-	-	-	-	-	-	-	-	-
Hulled Barley.....	Kg	-	-	9.80	10.13	-	-	-	-	9.96	-	-	-	-	-

CEREALS MILLED

'Teff' White.....	Kg	-	-	-	-	-	-	-	7.48	7.48	9.33	9.65	10.00	-	9.62
'Teff' Mixed.....	Kg	-	-	-	-	-	8.11	-	6.48	7.41	8.16	6.75	8.00	-	7.69
'Teff' Black (Red).....	Kg	-	-	-	-	6.00	-	-	5.48	5.79	7.00	-	7.00	-	7.00
Wheat White.....	Kg	-	-	-	-	-	7.02	8.86	-	7.89	-	6.50	-	-	6.50
Wheat Mixed.....	Kg	-	-	-	-	3.50	-	8.40	-	5.42	-	-	-	-	-
Barley White.....	Kg	-	-	-	-	-	-	-	-	-	-	-	-	-	-
Barley Mixed.....	Kg	-	-	-	-	-	-	6.28	-	6.28	-	-	-	-	-

Table 1 : Average Retail Price of Goods and Services by Region and Selected Market Places - Group 1 Market Places Cont'd)

January
Tir 2011
2003

R E G I O N A N D M A R K E T P L A C E S															
ITEM	UNIT	T I G R A Y								A F A R				AFAR AVERAGE	
		Enda- silase	Enda- baguna	Adwa	Axum	Adigrat	Wukiro	Mai- chew	Mekelle	TIGRAY AVERAGE	Ayisaeta	Dubti	Melka Werers		Awash Sebat killo
P R I C E I N B I R R															
Maize (White).....	Kg	-	-	-	-	3.00	4.92	6.28	4.66	4.56	4.00	-	4.00	-	4.00
Oats.....	Kg	15.33	17.66	-	15.33	14.33	-	13.00	26.65	16.56	-	-	-	-	-
Sorghum.....	Kg	-	-	-	-	3.00	-	-	5.31	3.99	8.00	5.00	-	-	6.84
Durrah.....	Kg	-	-	-	-	-	-	-	-	-	-	-	-	-	-
'Furno Duket' Locally Processed..	Kg	10.00	10.00	10.00	11.32	8.80	10.00	10.00	10.00	10.05	9.65	9.00	8.00	8.32	8.72
PULSES UNMILLED															
Horse Beans.....	Kg	7.50	7.98	7.96	8.14	7.56	6.79	6.90	8.16	7.61	8.00	7.48	8.00	6.97	7.61
Peas White.....	Kg	-	-	-	8.24	-	-	8.33	-	8.29	-	-	8.00	7.00	7.48
Peas Green(dry).....	Kg	-	-	9.60	-	8.56	7.13	-	9.16	8.56	-	-	-	6.83	6.83
Peas Mixed.....	Kg	-	-	-	-	-	-	8.33	-	8.33	-	8.00	-	-	8.00
Soya Beans.....	Kg	-	-	-	-	-	-	-	-	-	-	-	-	-	-
Chick Peas.....	Kg	8.33	9.55	10.45	9.85	8.83	7.72	8.55	8.93	8.99	8.65	9.00	9.65	8.00	8.77
Lentils.....	Kg	14.33	14.00	14.00	12.82	13.33	11.39	11.31	13.66	13.06	13.66	13.33	14.00	13.66	13.66
Haricot Beans.....	Kg	7.45	8.16	-	-	-	-	-	-	7.87	-	-	5.00	5.50	5.24
Lima Beans.....	Kg	-	-	-	-	-	-	-	-	-	-	-	-	5.42	5.42
Vetch.....	Kg	6.24	6.58	8.15	6.70	7.00	6.17	6.25	7.00	6.73	5.00	7.00	-	7.07	6.58
Fenugreek(Green).....	Kg	32.90	32.03	30.46	25.53	23.96	23.62	14.29	24.66	25.22	28.65	30.00	-	35.00	30.86
PULSES MILLED OR SPLIT															
Horse Beans Milled.....	Kg	-	-	13.00	12.32	11.32	10.51	12.00	10.37	11.55	-	-	-	10.00	10.00
Peas Milled.....	Kg	-	-	-	-	-	-	-	-	-	-	-	22.00	15.66	18.56
Chick Peas Milled.....	Kg	-	-	-	-	-	-	-	-	-	-	-	-	-	-
Mixed Pulses Milled.....	Kg	-	-	-	-	-	-	-	-	-	-	-	-	12.32	12.32
Vetch Milled.....	Kg	-	-	-	-	-	-	-	-	-	-	-	13.51	14.66	14.07
Peas Split.....	Kg	12.66	-	-	12.00	-	-	13.00	14.00	12.89	13.33	13.98	12.32	12.32	12.97
Peas Split(Roasted).....	Kg	-	-	-	-	-	11.71	-	14.35	12.96	-	-	-	12.00	12.00
Horse Beans Split(Roasted).....	Kg	10.00	12.00	-	-	-	-	-	-	10.95	-	-	-	11.32	11.32
Lentils Split.....	Kg	22.96	20.00	22.00	20.98	17.66	22.16	25.00	21.31	21.41	20.00	20.00	18.33	18.66	19.23

Table 1 : Average Retail Price of Goods and Services by Region and Selected Market Places - Group 1 Market Places Cont'd)

January 2011
Tir 2003

R E G I O N A N D M A R K E T P L A C E S															
ITEM	UNIT	T I G R A Y								A F A R			AFAR AVERAGE		
		Enda- silase	Enda- baguna	Adwa	Axum	Adigrat	Wukiro	Mai- chew	Mekelle	TIGRAY AVERAGE	Ayisaeta	Dubti		Melka Werers	Awash Sebat killo
P R I C E I N B I R R															
Vetch Split(Roasted).....	Kg	-	-	-	-	-	10.67	-	11.90	11.26	-	-	12.00	-	12.00
Chick Peas Split(Roasted).....	Kg	-	-	-	-	-	-	-	14.16	14.16	-	-	-	12.32	12.32
Fenugreek Milled.....	Kg	35.97	32.00	69.08	43.99	-	-	40.00	36.58	42.89	-	40.00	-	40.00	40.00
OIL SEEDS															
Niger Seed.....	Kg	9.56	10.90	7.79	11.54	-	-	-	15.92	10.83	13.66	13.00	13.33	-	13.42
Linseed White.....	Kg	-	-	-	-	-	-	-	-	-	-	-	-	24.49	24.49
Linseed Red.....	Kg	8.69	8.07	8.88	10.12	8.00	6.47	6.86	10.32	8.33	12.00	14.00	13.66	14.49	13.46
Sesame Seed Red.....	Kg	13.30	21.66	-	-	-	-	-	24.00	19.05	20.00	-	-	-	20.00
Sunflower.....	Kg	9.82	12.50	8.71	9.88	-	-	-	8.96	9.90	10.00	-	12.00	10.32	10.96
Castor Beans.....	Kg	6.38	9.84	5.10	10.07	7.65	-	4.69	-	6.98	-	-	-	7.03	7.03
Rape Seed.....	Kg	10.62	16.65	8.98	21.44	10.00	20.00	-	12.84	13.67	12.00	11.27	-	8.65	10.54
Ground Nut Shelled.....	Kg	21.31	14.00	18.00	16.66	16.66	-	14.00	17.66	16.74	20.00	19.66	18.00	16.66	18.53
PREPARED CEREAL PRODUCTS															
Spaghetti (Local) Without Egg....	Kg	17.66	20.00	20.00	20.00	12.12	22.65	22.00	22.00	19.24	18.00	16.00	17.31	16.00	16.80
Pastini.....	Kg	16.64	20.00	21.00	20.00	18.00	20.00	22.00	18.00	19.38	22.00	16.97	9.00	20.00	14.93
Macaroni (Local) Without Egg....	Kg	14.00	14.00	14.00	14.33	14.00	13.33	14.00	13.00	13.83	13.00	12.00	12.00	13.00	12.49
'Fafa' Flour.....	kg	-	-	-	-	-	-	-	28.00	28.00	-	-	-	-	-
'Dube' Flour.....	kg	-	-	-	-	-	-	-	-	-	-	-	-	-	-
BREAD AND OTHER PREPARED FOODS															
'Enjera' ('Teff' Mixed).....	325gm	3.20	2.54	3.15	1.66	1.61	1.81	2.46	1.91	2.18	2.48	2.64	2.03	-	2.37
'Dabo' (Traditional Ambasha)..	350gm	-	-	6.00	-	-	4.38	-	4.61	4.95	-	4.52	-	-	4.52
'Dabo' (Traditional Sheleto)..	350gm	-	-	-	-	-	-	-	-	-	-	-	-	2.41	2.41
Bread Wheat (Bakery).....	350gm	3.43	4.42	3.50	2.50	-	3.50	2.92	4.08	3.48	4.05	3.76	3.50	2.77	3.48
Biscuits	150gm	3.21	3.21	3.21	3.21	3.21	3.21	3.21	3.21	3.21	3.54	3.21	3.21	3.21	3.29

Table 1 : Average Retail Price of Goods and Services by Region and Selected Market Places - Group 1 Market Places Cont'd)

January 2011
Tir 2003

R E G I O N A N D M A R K E T P L A C E S															
ITEM	UNIT	T I G R A Y									A F A R			AFAR AVERAGE	
		Enda- silase	Enda- baguna	Adwa	Axum	Adigrat	Wukiro	Mai- chew	Mekelle	TIGRAY AVERAGE	Ayisaeta	Dubti	Awash Melka Sebat Werers killo		
P R I C E I N B I R R															
MEAT															
Beef	Kg	48.00	-	44.00	48.66	40.00	44.00	40.00	48.66	44.62	-	-	60.00	50.00	54.77
Camel Meat	Kg	-	-	-	-	-	-	-	-	-	-	-	-	-	-
FISH AND FISH PRODUCTS															
Fish Fresh.....	Kg	-	-	-	-	-	-	-	-	-	-	-	-	-	-
Sardines (Imported).....	125gm	15.66	-	15.00	10.97	-	-	17.00	17.00	14.94	-	-	-	-	-
DIARY PRODUCTS AND EGG															
Cow Milk (Unpasteurized).....	Lt	7.00	8.00	10.00	7.65	6.00	5.56	6.00	7.65	7.11	7.58	11.59	9.09	9.09	9.40
Cow Milk (pasteurized).....	Lt	-	-	-	-	-	-	-	11.00	11.00	-	-	-	22.00	22.00
Camel Milk.....	Lt	-	-	-	-	-	-	-	-	-	14.00	-	-	-	14.00
Goat Milk.....	Lt	-	-	-	-	-	-	-	-	-	-	-	-	-	-
Powdered Milk (Me&My).....	450gm	81.63	91.84	73.13	-	72.64	-	-	77.46	79.15	-	-	84.38	74.25	80.17
Yoghurt (Traditional).....	Lt	12.12	-	10.00	-	18.52	23.08	12.50	18.52	15.13	11.59	11.59	12.12	14.71	12.44
Cheese Cottage.....	Kg	-	-	-	-	-	-	-	-	-	-	-	18.18	40.00	24.92
Egg (Traditional).....	Dozen	17.59	24.00	18.00	16.94	13.59	14.59	12.00	15.20	16.16	21.00	18.00	18.00	18.00	18.71
OILS AND FATS															
Butter Unrefined.....	Kg	48.67	66.63	-	-	-	-	75.00	-	62.42	110.00	90.00	90.00	88.99	91.68
Cooking Oil (Imported).....	Lt	28.44	28.33	30.00	28.33	27.21	27.77	26.67	27.22	27.98	25.54	26.67	26.67	26.67	26.38
Cooking Oil (Local).....	Lt	48.48	46.67	-	48.48	-	-	-	-	47.87	-	-	-	-	-
Vegetable Butter(Sheno & Shady)..	Kg	65.17	-	77.78	53.32	49.00	72.21	-	66.67	65.25	50.74	55.56	66.67	59.99	58.17

Table 1 : Average Retail Price of Goods and Services by Region and Selected Market Places - Group 1 Market Places Cont'd)

January
Tir 2011
2003

R E G I O N A N D M A R K E T P L A C E S															
ITEM	UNIT	T I G R A Y								A F A R				AFAR AVERAGE	
		Enda- silase	Enda- baguna	Adwa	Axum	Adigrat	Wukiro	Mai- chew	Mekelle	TIGRAY AVERAGE	Ayisaeta	Dubti	Melka Werers		Awash Sebat killo
P R I C E I N B I R R															
SPICES															
Pepper Whole.....	Kg	21.31	36.98	22.33	23.00	24.33	25.33	30.00	24.00	25.51	-	26.99	25.00	24.66	25.53
Black Pepper(Local).....	Kg	82.46	124.93	160.00	119.33	113.24	129.61	84.00	160.00	118.31	-	150.00	138.31	120.99	132.13
Long Pepper(Local).....	Kg	39.32	-	40.00	23.99	21.33	36.31	-	33.02	31.43	-	-	-	13.30	13.30
White Cumin(Bishop's Weed)Local..	Kg	17.93	-	32.00	-	20.80	36.59	16.00	29.96	24.37	30.00	40.00	25.00	29.64	29.03
Black Cumin(Local).....	Kg	-	-	80.00	59.33	49.27	61.62	60.00	69.52	62.59	-	60.00	58.28	62.63	60.36
Ginger Dry(Local).....	Kg	79.90	45.00	80.00	58.99	63.16	58.64	43.27	72.68	61.23	-	-	-	60.00	60.00
Ginger Wet(Local).....	Kg	18.64	-	20.00	16.33	14.93	14.98	20.00	13.92	16.81	20.00	18.97	12.66	12.32	14.92
Cloves(Imported).....	Kg	106.27	100.00	160.00	120.66	120.00	131.65	120.00	140.00	125.37	-	150.00	120.00	122.65	125.91
Cinnamon(Imported).....	Kg	84.90	65.00	80.00	50.33	63.16	78.30	60.00	76.52	70.20	80.00	-	73.29	72.30	73.79
Cardamon(Local).....	Kg	71.63	75.00	80.00	60.66	63.29	76.63	80.00	73.19	72.22	80.00	80.00	78.30	63.98	73.73
Tumeric Flour(Local).....	Kg	58.28	40.00	60.00	41.65	40.00	50.00	-	40.00	46.44	-	-	12.97	-	12.97
Chillies Whole.....	Kg	25.02	-	-	40.00	-	-	-	-	31.64	39.22	-	25.00	24.33	27.70
Basil Dry.....	Kg	19.31	22.00	12.00	33.41	22.24	48.27	38.46	60.00	28.71	60.00	40.00	24.66	34.32	37.32
POTATOES, OTHER TUBERS AND STEMS															
Potato.....	Kg	4.83	5.16	5.00	6.00	4.50	4.00	6.00	5.00	5.02	5.00	7.00	5.00	6.00	5.69
Sweet Potato.....	Kg	-	-	-	-	-	-	7.00	-	7.00	5.00	-	4.37	2.35	3.58
'Kocho' (Unprocessed).....	Kg	-	-	-	-	-	-	-	-	-	-	-	10.42	-	10.42
'Bula'.....	Kg	-	-	-	-	-	-	-	-	-	-	-	10.00	-	10.00
COFFEE, TEA, CHAT AND BUCK-THORN LEAVES															
Tea Leaves(Local).....	100gm	2.50	2.50	3.00	3.00	2.82	3.00	3.00	2.91	2.83	2.50	2.50	3.00	3.00	2.74
Coffee Whole.....	Kg	-	18.61	-	-	-	-	-	-	18.61	-	-	-	-	-
Coffee Beans.....	Kg	61.62	60.00	60.00	70.00	66.49	65.98	70.00	70.00	65.38	58.64	65.33	66.63	45.98	58.53
Coffee Leaves.....	Kg	-	-	-	-	-	-	-	-	-	-	-	7.70	5.91	6.75
Buck Thorn Leaves.....	Kg	47.58	48.86	8.83	24.00	20.00	30.00	7.03	25.00	21.85	-	12.51	8.46	11.82	10.58
'Chat'.....	Kg	193.10	100.00	200.00	174.93	60.00	-	-	-	135.43	69.84	136.46	53.13	69.15	76.92

Table 1 : Average Retail Price of Goods and Services by Region and Selected Market Places - Group 1 Market Places Cont'd)

January 2011
Tir 2003

R E G I O N A N D M A R K E T P L A C E S															
ITEM	UNIT	T I G R A Y								A F A R				AFAR AVERAGE	
		Enda- silase	Enda- baguna	Adwa	Axum	Adigrat	Wukiro	Mai- chew	Mekelle	TIGRAY AVERAGE	Ayisaeta	Dubti	Melka Werers		Sebat killo
P R I C E I N B I R R															
Malt-Barley.....	Kg	11.34	12.24	16.37	8.70	12.77	18.95	8.33	18.23	12.88	-	21.76	12.02	10.00	13.01
Malt-Wheat.....	Kg	-	-	-	-	-	19.10	12.90	-	15.70	-	-	11.56	10.00	10.75
OTHER FOOD ITEMS															
Salt.....	Kg	3.00	3.03	3.00	3.00	2.82	4.00	4.50	4.00	3.37	3.00	3.00	3.00	4.00	3.22
Sugar.....	Kg	17.33	17.00	16.00	16.00	16.00	17.00	16.00	16.00	16.41	15.00	16.00	16.00	16.00	15.69
Honey.....	Kg	58.28	70.00	82.64	68.29	120.00	71.63	45.82	73.29	71.26	60.00	-	-	40.00	47.04
Canned Tomato (Local).....	410gm	15.33	11.71	12.50	15.27	16.00	14.47	12.00	13.51	13.76	-	-	18.33	-	18.33
Dry Yeast(Baking powder).....	350gm	70.00	70.00	70.00	70.00	70.00	70.00	70.00	70.00	70.00	70.00	70.00	70.00	70.00	70.00
FOOD TAKEN AWAY FROM HOME															
Cup of Tea.....	No	1.00	1.50	1.00	.91	1.00	1.00	1.00	1.50	1.09	1.00	1.00	.75	1.00	.93
Cup of Coffee.....	No	3.00	3.00	2.00	2.32	2.00	2.00	2.50	2.82	2.42	3.00	2.50	1.50	3.00	2.41
Cup of Milk.....	No	3.00	3.00	2.25	2.50	2.00	2.00	2.50	3.00	2.50	3.74	2.50	3.50	3.00	3.10
'Key Wot Yebere'.....	One Meal	-	-	15.00	-	-	-	12.00	12.63	13.15	-	-	14.00	-	14.00
'Key Wot Yebeg/Yefyel'.....	One Meal	15.64	14.00	15.00	13.98	15.33	12.97	12.00	13.61	14.02	18.00	20.23	14.00	14.66	16.53
'Yebeg Tibs'.....	One Meal	18.64	18.00	18.00	17.33	19.31	18.00	16.00	18.17	17.91	25.00	22.57	20.00	20.00	21.80
'Fasting Meal Without fish'.....	One Meal	12.32	10.00	12.00	10.97	10.63	10.00	9.00	12.51	10.86	10.00	10.63	8.00	11.91	10.03
'Yebeg Kikil'.....	One Meal	12.66	15.00	15.00	13.66	15.64	12.97	12.00	13.30	13.73	18.00	18.00	14.00	13.61	15.08
COST OF MILLING															
Cereals.....	100Kg	30.00	35.00	10.00	25.00	30.00	25.00	15.00	30.00	23.36	20.00	30.00	15.00	20.00	20.65
Pulses.....	100Kg	40.00	40.00	15.00	30.00	50.00	75.00	35.00	30.00	36.02	27.39	50.00	25.00	25.00	30.71
Pepper Whole.....	100Kg	200.00	200.00	70.00	200.00	150.00	200.00	200.00	200.00	169.21	120.00	100.00	150.00	150.00	131.81

Table 1 : Average Retail Price of Goods and Services by Region and Selected Market Places - Group 1 Market Places Cont'd)

January 2011
Tir 2003

R E G I O N A N D M A R K E T P L A C E S															
ITEM	UNIT	T I G R A Y									A F A R				
		Enda-silase	Enda-baguna	Adwa	Axum	Adigrat	Wukiro	Mai-chew	Mekelle	TIGRAY AVERAGE	Ayisaeta	Dubti	Melka Werers	Awash Sebat killo	AFAR AVERAGE
P R I C E I N B I R R															
BEVERAGES - NON ALCOHOLIC															
Ambo Mineral Water.....	500cc	7.00	7.00	6.00	6.00	7.00	6.00	5.00	6.00	6.21	5.00	6.00	6.00	6.00	5.73
Mineral Water.....	Lt	6.32	6.00	6.00	6.32	3.83	7.00	6.00	7.32	6.00	5.50	5.56	7.00	-	5.98
Coca Cola/Fanta.....	300cc	7.00	7.00	6.00	6.00	6.00	7.00	6.00	6.00	6.36	5.00	6.32	6.00	6.00	5.81
Pepsi Cola/Mirinda.....	300cc	7.00	7.00	6.00	6.00	6.00	7.00	6.00	6.00	6.36	5.00	6.32	6.00	5.81	5.76
BEVERAGES - ALCOHOLIC															
Araki (Local).....	900cc	35.33	35.00	32.00	30.99	34.66	34.00	34.00	31.15	33.35	-	70.00	40.00	55.00	53.95
Cognac (Local).....	900cc	-	-	32.33	30.33	-	-	-	31.15	31.26	-	-	-	-	-
Brandy (Local).....	900cc	-	-	-	-	-	-	-	31.15	31.15	-	-	-	-	-
Gin (Local).....	900cc	35.33	35.00	31.66	30.33	35.00	34.00	34.00	31.15	33.26	-	70.00	40.00	55.00	53.95
Saris Wine (Normal).....	750cc	25.66	-	27.00	27.66	35.00	28.66	25.00	27.97	27.99	40.00	-	30.00	30.00	33.66
'Katikalla'.....	Lt	15.66	-	-	13.98	-	16.67	16.00	13.89	15.31	33.71	26.94	25.00	19.65	24.90
Beer (Bedele).....	330cc	9.00	-	-	9.00	-	-	-	-	9.00	-	-	-	-	-
Beer (Harar).....	330cc	9.00	10.00	-	9.00	-	8.00	8.00	8.00	8.72	8.00	9.00	8.00	8.00	8.24
Beer (Meta Abo).....	330cc	9.00	10.00	8.00	9.00	9.00	-	8.00	7.65	8.63	-	-	8.00	8.00	8.00
'Tella'.....	Lt	1.36	1.34	-	1.67	1.72	2.50	1.76	2.60	1.79	2.35	2.94	2.35	1.76	2.31
'Tej' (Mead).....	Lt	10.00	-	10.00	5.00	6.55	5.26	7.58	10.51	7.53	3.03	6.06	4.81	3.85	4.16
CIGARETTES AND TOBACCO															
CIGARETTES															
Nyala.....	Packet	10.00	10.00	8.00	10.00	9.65	10.00	6.00	7.65	8.78	-	10.00	10.00	10.00	10.00
Gissila.....	Packet	-	-	-	-	-	-	-	-	-	-	-	-	-	-
Rothmans/England/.....	Packet	20.00	20.00	20.00	20.00	20.00	26.57	15.00	25.99	20.66	-	25.00	-	20.00	21.15
Marlboro.....	Packet	20.00	-	-	-	-	-	-	-	20.00	-	-	-	-	-

Table 1 : Average Retail Price of Goods and Services by Region and Selected Market Places - Group 1 Market Places Cont'd)

January 2011
Tir 2003

R E G I O N A N D M A R K E T P L A C E S															
ITEM	UNIT	T I G R A Y								A F A R				AFAR AVERAGE	
		Enda- silase	Enda- baguna	Adwa	Axum	Adigrat	Wukiro	Mai- chew	Mekelle	TIGRAY AVERAGE	Ayisaeta	Dubti	Melka Werers		Awash Sebat killo
P R I C E I N B I R R															
TOBACCO															
'Gaya'.....	Kg	-	-	-	-	-	-	-	-	-	-	36.30	21.45	15.04	22.71
CLOTHING AND FOOT WEAR															
CLOTHING															
Abujedid(Akaki/Bahir Dar)91cm.	Meter	13.66	14.33	14.66	14.33	16.00	14.00	-	15.00	14.56	20.00	-	17.66	-	18.22
Abujedid(Komb./Arba Min.)150cm	Meter	21.31	-	18.33	22.99	30.00	20.00	12.00	23.96	20.58	-	24.00	30.00	22.66	25.77
Khaki(S-10,000 Twil)150cm.....	Meter	-	-	-	-	-	-	-	-	-	-	-	-	-	-
Khaki(Akaki).....	Meter	-	-	-	32.99	-	-	-	-	32.99	-	-	-	-	-
Wool-England 100%.....	Meter	-	-	-	-	-	-	-	283.33	283.33	-	-	-	-	-
Tetron(A.Minch).....	Meter	45.98	40.00	-	30.00	54.85	-	-	-	42.98	-	-	-	-	-
Poplin(Dire Dawa)105cm.....	Meter	14.33	-	22.66	14.49	-	-	-	-	17.06	-	-	-	-	-
Poplin(Komb./Arba Minch)150cm.	Meter	28.00	-	26.66	18.29	-	30.00	14.00	41.25	24.60	35.00	34.00	-	35.00	34.80
Nylon(Mojo).....	Meter	21.66	16.00	24.66	20.33	-	19.31	13.00	-	18.76	-	-	-	-	-
Polyster(Arba Minch/Awasa)....	Meter	58.66	-	-	-	-	36.59	-	-	46.33	-	-	-	-	-
Jersi.....	Meter	-	34.66	20.33	30.99	40.66	-	-	-	30.70	-	-	-	-	-
Cotton.....	Kg	-	20.00	20.00	18.00	20.00	20.00	15.00	24.00	19.38	-	-	-	-	-
Hisufi.....	Meter	57.63	52.44	-	40.66	58.28	-	-	-	51.67	-	-	-	-	-
Kefai.....	Meter	-	-	-	-	-	-	-	-	-	-	-	-	-	-
Kashemire.....	Meter	-	-	34.33	33.99	41.32	42.94	33.00	53.28	39.22	-	-	-	-	-
Deriya.....	Meter	-	-	-	-	-	-	-	-	-	25.82	-	-	17.22	20.25
COST OF TAILORING															
Woolen Suit (Men).....	No	233.00	-	200.00	336.43	300.00	400.00	350.00	284.80	282.25	-	-	-	-	-
Khaki/Tetron Suit (Men).....	No	119.72	53.28	64.66	89.63	68.29	83.30	70.00	53.13	72.72	-	-	-	109.70	109.70
Khaki/Tetron Suit (Boys).....	No	71.63	32.27	45.00	46.61	31.58	47.62	50.00	33.25	43.20	-	-	-	43.27	43.27

Table 1 : Average Retail Price of Goods and Services by Region and Selected Market Places - Group 1 Market Places Cont'd)

January 2011
Tir 2003

ITEM	UNIT	R E G I O N A N D M A R K E T P L A C E S												
		T I G R A Y								A F A R				AFAR AVERAGE
		Enda- silase	Enda- baguna	Adwa	Axum	Adigrat	Wukiro	Mai- chew	Mekelle	TIGRAY AVERAGE	Ayisaeta	Dubti	Melka Werers	
P R I C E I N B I R R														
READY-MADE / FOR ADULTS														
'Netela'.....	No	106.27	-	-	96.55	66.49	91.64	60.00	-	82.19	-	-	-	-
'Gabi'.....	No	266.37	129.61	274.97	189.82	400.00	281.66	175.00	426.17	256.98	-	-	-	-
Shirts Long Sleeved (Local).....	No	59.33	139.76	87.46	-	-	-	100.00	-	92.73	-	-	-	-
Shirts Long Sleeved (Imported)...	No	164.65	104.92	133.89	149.78	159.79	143.26	120.00	149.11	139.31	106.27	106.56	124.93	136.58
Shirts Short Sleeved (Imported)...	No	56.62	89.91	119.58	124.93	153.26	119.72	114.89	155.77	111.67	69.52	89.91	76.52	143.26
Socks (Cotton) Imported.....	Pair	13.92	8.00	10.00	14.66	15.00	20.00	10.00	23.21	13.55	9.28	-	20.00	13.92
Sweater (Local) Men.....	No	134.44	-	-	-	113.24	-	-	224.94	143.37	-	-	-	-
Sweater (Local) Women.....	No	98.65	-	-	-	104.88	-	-	189.74	121.02	-	-	-	-
Shash (Imported).....	No	17.31	-	17.65	13.98	17.31	8.65	15.00	14.98	14.63	25.98	27.39	-	20.65
Singlets (Local) White.....	No	29.32	31.58	22.33	27.39	30.00	26.57	30.00	15.00	27.09	21.54	-	-	21.54
Jeans Trouser.....	No	-	239.86	234.96	230.96	296.63	266.62	250.00	300.00	258.54	264.58	-	-	286.51
Woolen Suit.....	No	774.60	-	-	-	-	-	-	-	774.60	-	-	-	-
'Kemisa Netela'.....	No	516.14	-	396.64	353.12	286.51	271.53	450.00	639.31	399.28	-	240.00	-	240.00
Sweater-Men (Imported).....	No	151.42	-	132.76	169.71	293.18	114.93	176.60	252.51	175.79	-	-	-	-
Sweater-Women (Imported).....	No	144.91	-	140.00	-	173.27	154.92	143.01	219.39	165.26	-	-	-	-
Nylon Dress.....	No	119.72	-	-	-	-	-	-	-	119.72	-	-	-	-
Tetron Trouser.....	No	-	-	180.00	-	-	-	-	174.93	176.60	-	-	-	-
Leather Jacket.....	No	-	-	-	-	432.67	582.85	650.00	432.67	492.78	-	-	-	-
Under Wear China.....	No	61.62	-	34.66	30.65	-	36.59	24.00	30.00	34.63	-	-	-	-
Polyester Suit.....	No	-	-	-	-	-	-	-	-	-	-	-	-	-
Khaki Short.....	No	21.54	-	-	-	-	-	-	-	21.54	-	-	-	-
T-Shirts.....	No	47.62	51.61	112.47	101.48	73.19	126.58	120.00	106.56	86.17	82.77	50.92	80.00	84.85
Jogging Suit(sport tuta).....	No	143.01	144.94	-	176.60	266.37	198.32	150.00	309.57	190.12	-	170.00	-	156.59
Khaki Jacket.....	No	174.85	259.87	246.35	249.47	269.51	223.28	186.43	326.01	237.76	-	-	-	229.42
Geldem.....	No	39.32	-	-	-	58.28	-	56.62	64.87	53.86	259.62	228.32	223.28	209.54
Mekrenia.....	No	-	-	-	-	60.00	-	-	-	60.00	74.68	72.46	-	76.52
Polyester skirt.....	No	-	-	-	-	-	-	-	-	-	-	-	-	-
Pants(for men).....	No	15.94	9.28	26.57	17.54	31.58	26.57	12.93	33.02	19.91	19.57	-	20.00	24.31

Table 1 : Average Retail Price of Goods and Services by Region and Selected Market Places - Group 1 Market Places Cont'd)

January
Tir 2011
2003

ITEM	UNIT	R E G I O N A N D M A R K E T P L A C E S												
		T I G R A Y								A F A R				
		Enda-silase	Enda-baguna	Adwa	Axum	Adigrat	Wukiro	Mai-chew	Mekelle	TIGRAY AVERAGE	Ayisaeta	Dubti	Melka Werers	Sebat killo
P R I C E I N B I R R														
READY-MADE / FOR CHILDREN														
Sweater (Local) for Boys.....	No	-	-	-	-	86.53	67.45	-	93.81	82.47	-	-	-	-
Socks (Imported) Cotton.....	Pair	5.00	4.00	5.65	4.64	10.00	7.65	8.00	11.29	6.61	6.48	-	7.00	7.32
Jeans Trouser.....	No	-	-	-	174.93	183.27	-	180.00	183.27	180.84	-	150.00	-	150.00
Shirt Long Sleeved(Imported)Boys.	No	50.66	-	66.63	-	83.20	68.29	58.28	66.94	64.91	-	-	66.63	66.63
Sweater (England) for Girls.....	No	-	-	-	-	-	152.48	90.00	200.00	122.56	-	-	-	-
Kemise(for children)	No	113.24	148.20	128.31	-	239.86	156.59	-	200.00	156.90	96.55	92.52	-	193.10
Baby Cloths(Complete).....	No	96.55	115.98	86.64	96.55	159.79	109.70	95.00	99.67	105.67	77.46	88.30	-	94.91
T-Shirt.....	No	18.97	22.24	-	35.00	56.46	35.00	50.00	62.14	38.34	-	-	-	43.09
Jeans trouser and Jacket.....	No	162.87	173.27	164.95	169.80	236.48	173.07	133.31	159.79	169.74	-	-	-	139.76
FOOTWEAR (MEN AND WOMEN)														
Anbessa Leather Shoes Men(Local)Pair		204.88	-	164.92	159.79	-	142.80	-	166.60	166.75	-	-	-	-
Leather Shoes Men (Croft).....	Pair	-	-	-	-	-	-	-	598.61	598.61	-	-	-	-
Walking Shoes(Imp.) Non-Leather	Pair	119.72	219.85	-	179.81	269.88	157.48	160.00	139.76	173.02	-	144.91	-	226.62
Canvas Shoes (Local) Men.....	Pair	52.44	115.98	-	87.46	-	-	-	-	85.29	-	-	-	-
Canvas Shoes (China) Men.....	Pair	-	-	83.30	94.87	176.60	91.64	60.00	109.70	97.31	-	-	-	64.87
Plastic Shoes (Local) Women....	Pair	11.66	12.66	15.00	13.98	13.00	10.66	12.00	11.00	12.42	10.66	-	14.00	15.00
Slippers Sponge Adult (China)..	Pair	20.65	-	20.00	16.98	-	16.66	20.00	-	18.78	15.66	16.98	-	25.00
Boots for Men Plastic (Local)..	Pair	56.62	-	-	39.66	-	-	28.00	54.85	43.09	-	-	-	-
Sendel Plastic Shoes (Imp.)....	Pair	-	-	16.00	25.33	8.09	15.33	20.00	16.33	15.94	23.98	26.64	22.99	18.98
Cost of Mending Shoes sole(Men).Pair		30.00	-	27.00	33.25	38.26	31.32	35.00	38.26	33.06	-	-	35.00	40.00
Shoe leather,Women(China).....	Pair	58.28	109.70	133.31	139.76	176.60	80.33	90.00	173.27	112.88	260.00	-	-	260.00
Shoe leather,Women(Local).....	Pair	83.30	121.51	78.30	94.91	93.22	86.64	120.00	99.76	96.10	70.00	65.00	-	68.29
Shoe leather,Children(Local)....	Pair	84.90	-	82.46	94.87	109.70	96.55	134.94	107.84	101.67	-	-	119.72	119.72
Plastic shoe(Childern).....	Pair	11.00	10.00	14.00	10.66	10.00	9.65	11.00	10.00	10.72	-	16.64	12.00	13.30
Shoe leather,Children(Imported).Pair		42.28	-	-	-	93.22	113.24	118.17	160.00	89.45	-	-	-	71.63
Shoe sendel(Plastic) Childern...Pair		-	-	14.00	10.66	17.00	9.65	15.00	14.00	13.14	15.00	16.64	18.00	15.98

Table 1 : Average Retail Price of Goods and Services by Region and Selected Market Places - Group 1 Market Places Cont'd)

January 2011
Tir 2003

ITEM	UNIT	R E G I O N A N D M A R K E T P L A C E S												
		T I G R A Y									A F A R			AFAR AVERAGE
		Enda- silase	Enda- baguna	Adwa	Axum	Adigrat	Wukiro	Maye- chew	Mekelle	TIGRAY AVERAGE	Ayisaeta	Dubti	Melka Werer	

P R I C E I N B I R R

CONSTRUCTION MATERIALS, WATER, AND
FUEL AND POWER

CONSTRUCTION MATERIALS

Cement/Bag/(Local).....	50Kg	208.32	220.00	170.00	-	179.16	-	122.50	185.00	179.63	-	-	210.00	195.00	200.87
Lime.....	Kg	4.00	4.00	3.00	4.00	3.30	2.32	3.00	2.83	3.22	-	-	-	-	-
Lime/Jeso(Local).....	Kg	7.00	6.00	8.00	6.65	7.27	10.00	6.00	5.65	6.96	1.50	-	.65	1.00	.99
Nail (7cm - 12cm).....	Kg	22.33	25.00	24.66	22.33	24.31	24.33	28.00	22.65	24.14	23.66	-	27.33	24.00	24.94
Nail With Cape.....	Kg	35.66	34.00	31.66	32.27	32.27	33.31	34.00	30.65	32.95	36.94	-	35.66	32.65	35.04
Corrugated Iron Sheet (.2mm).....	No	97.99	106.64	140.00	107.32	-	105.67	95.00	105.67	108.97	90.00	-	95.00	90.00	91.40
Wood for House Construction('Atana')..	No	51.61	47.62	44.32	49.83	40.00	40.66	20.00	34.32	39.61	35.00	-	30.00	30.00	30.94
Wall Paints-Super (Fluid) Normal.....	4Kg	98.30	-	94.67	28.46	96.64	124.93	110.00	120.00	91.01	100.00	-	-	120.00	109.54
Wall Paints-Super (Fluid) Plastic....	4Kg	96.64	95.00	280.00	253.15	214.89	226.65	-	220.00	183.38	220.00	-	-	120.00	152.92
Coarse Aggregate Gravel.....	Meter Cube	-	-	100.00	-	165.00	178.32	-	173.39	148.35	-	-	-	-	-
Hollow Concrete Block(15x20x40 cm Cube)No	7.50	-	-	6.00	5.74	7.50	7.17	-	8.55	7.09	-	-	-	7.50	7.50
Bricks (25cm x 12cm x 6cm).....	No	-	-	-	-	-	-	-	2.30	2.30	-	-	-	-	-
Floor Board 4m Length.....	No	-	109.70	-	-	-	-	-	-	109.70	120.00	-	-	-	120.00
Iron Pipe 6mt. (1/2 inch Wide) Local..	No	172.59	180.00	-	-	200.00	-	-	-	179.25	180.00	-	-	-	180.00
Chipwood (125cm x 250cm x 8mm).....	No	181.65	-	168.32	-	128.31	130.97	122.00	125.33	142.20	144.91	-	-	130.00	139.76
Sand.....	Meter Cube	-	-	-	237.73	171.00	149.65	-	185.39	183.26	-	-	-	165.00	165.00
Gutter № 33.....	Meter	-	-	-	124.50	-	-	-	110.00	119.47	-	-	-	-	-
Window Glass (50cm x 50cm x 3mm).....	No	32.27	-	53.00	42.75	42.50	41.23	50.00	40.00	40.63	-	-	-	-	-
Water Tanker,Roto (1 meter cube).....	No	-	-	-	-	2500.00	2650.00	-	2600.00	2589.53	-	-	-	-	-
Stone for House Construction..	Meter Cube	-	-	88.89	105.73	68.75	68.75	-	89.99	83.25	-	-	-	75.00	75.00
Mega Paints.....	4Kg	131.65	-	-	94.67	96.64	114.93	102.86	114.33	108.46	105.00	-	105.00	120.00	111.18
Nefas seleke Paints.....	4Kg	-	-	-	-	-	-	120.00	105.00	112.25	-	-	-	-	-
"Yewellel Nitaf"(Cement Made Tile).....	No	-	-	-	-	62.00	-	-	57.10	59.50	-	-	-	-	-
"Yewellel Nitaf"(Plastic Made Tile)....	No	-	-	-	-	-	-	-	-	-	-	-	-	-	-
Key (With hand).....	No	-	-	178.32	252.49	193.10	203.28	160.00	143.26	181.98	159.69	-	-	260.00	187.86
Door made of iron.....	No	-	-	-	-	616.22	716.56	550.00	881.09	680.13	1600.00	-	-	-	1600.00

Table 1 : Average Retail Price of Goods and Services by Region and Selected Market Places - Group 1 Market Places Cont'd)

January 2011
Tir 2003

R E G I O N A N D M A R K E T P L A C E S															
ITEM	UNIT	T I G R A Y								A F A R				AFAR AVERAGE	
		Enda- silase	Enda- baguna	Adwa	Axum	Adigrat	Wukiro	Maye- chew	Mekelle	TIGRAY AVERAGE	Ayisaeta	Dubti	Melka Werer		Awash Sebat killo
P R I C E I N B I R R															
WATER															
Water.....	Meter Cube	-	-	2.00	3.50	2.50	3.50	3.00	2.30	2.74	1.50	1.50	1.50	1.50	1.50
FUEL AND POWER															
Fire Wood.....	Meter Cube	-	327.96	-	248.53	-	-	239.04	-	271.77	192.79	72.53	-	-	118.25
Charcoal.....	Kg	3.01	1.79	1.60	2.42	1.80	-	2.63	3.51	2.31	3.00	4.89	5.97	3.79	4.14
Dung Cake.....	Kg	-	-	-	-	-	1.51	-	-	1.51	-	-	-	-	-
Kerosine.....	Lt	11.88	-	12.51	12.52	11.76	12.39	-	12.38	12.25	-	-	-	12.21	12.21
Diesel.....	Lt	13.37	-	14.09	14.10	13.25	13.97	-	13.94	13.80	-	-	-	13.79	13.79
Electric.....	K.Watt	.27	.27	.27	.27	.27	.27	.27	.27	.27	.27	-	.27	.27	.27
Matches.....	Box	-	-	-	-	-	-	-	-	-	-	-	-	-	-
Candles.....	No	-	-	-	-	-	-	-	-	-	-	-	-	-	-
Buthane Gas (Shell).....	12.5 Kg	-	-	-	-	-	-	-	375.00	375.00	-	-	-	-	-
Eveready Drycell.....	No	5.00	5.00	4.00	5.33	5.00	5.00	3.50	5.00	4.69	4.00	4.00	4.00	4.00	4.00
FURNITURE, FURNISHING, HOUSEHOLD EQUIPMENT AND OPERATION															
CHAIRS, TABLES, ETC.															
Table Wanza (Machine made) Varnished..	No	776.65	-	-	-	1025.99	1416.47	524.40	-	919.11	564.62	339.85	-	-	460.86
Table Wanza (Hand made) Not Varnished.	No	769.96	-	-	-	-	796.15	-	-	782.94	-	-	-	-	-
Chairs Wanza (Machine Made) Varnished.	No	129.74	-	526.65	216.30	216.30	393.22	-	648.72	305.66	350.00	184.93	-	-	271.17
Chairs Wanza (Hand Made) Varnished....	No	129.74	-	-	-	-	234.52	-	-	164.41	-	-	-	-	-
Cupboard Wanza (2 doors) Varnished....	No	1914.75	-	2566.56	1549.19	2732.93	2330.04	2332.86	2532.90	2285.89	2698.15	2000.00	1766.03	1715.54	1953.62
Double Bed Wanza (120cm) Varnished....	No	1764.59	-	-	1474.79	-	-	1465.90	-	1573.85	2500.00	1923.54	1432.57	1216.44	1682.55
Sofas (Complete).....	No	9391.49	-	-	-	-	-	-	-	9391.49	-	-	-	-	-
Book Shelves Wanza (3 Shelves) no Door	No	-	-	646.65	774.60	947.27	1129.24	800.00	1698.04	959.80	1132.37	800.00	-	663.81	849.74
Chest of Drawer	No	-	-	-	1000.00	1792.56	1249.33	1383.13	2532.90	1608.62	-	1249.00	-	798.96	955.30

Table 1 : Average Retail Price of Goods and Services by Region and Selected Market Places - Group 1 Market Places Cont'd)

January
Tir 2011
2003

ITEM	UNIT	R E G I O N A N D M A R K E T P L A C E S												
		T I G R A Y									A F A R			
		Enda-silase	Enda-baguna	Adwa	Axum	Adigrat	Wukiro	Maye-chew	Mekelle	TIGRAY AVERAGE	Ayisaeta	Dubti	Melka Werer	Awash Sebat killo
P R I C E I N B I R R														
FURNISHINGS & REPAIRS														
Bed Sheet (Non-Patterned Bahir Dar)														
1.90m x 2.50m.....	Pair	158.21	104.92	-	-	-	177.48	90.00	153.26	129.62	-	-	-	-
Bed Sheet(Patterned Kombolcha)														
1.90m x 2.50m.....	Pair	-	149.94	-	-	-	-	150.00	196.26	164.04	-	-	-	-
Bed Cover(Patterned Kombolcha).....	No	101.64	74.89	-	-	-	-	-	-	87.24	-	-	-	-
Blanket Woolen(Debre B.)160cm x 220cm.	No	196.61	168.22	234.96	179.33	195.00	203.28	150.00	181.65	187.15	-	-	-	-
Mattress-Sponge (A.A Foam) 120cm.....	No	693.27	-	546.65	589.94	532.80	743.32	782.97	619.78	637.87	-	700.00	-	700.00
Towel-Local (Kombolcha).....	No	22.96	41.60	35.00	20.65	-	-	-	48.00	29.14	-	-	-	-
Curtains.....	meter	68.29	-	74.67	61.62	70.00	80.00	50.00	66.63	65.17	76.63	50.00	45.00	85.00
EARTHEN WARE														
Plastic tile.....	meter	57.63	-	47.66	38.31	40.00	62.45	60.00	-	49.43	40.00	39.32	35.00	50.66
Water Pot.....	No	29.32	27.59	16.33	21.63	-	-	-	20.00	22.86	-	-	-	-
'Jebena' Medium Size.....	No	5.00	4.64	2.50	4.00	5.00	6.00	8.00	15.64	5.53	15.00	13.28	15.00	12.97
'Mitad' (Griddle of Clay).....	No	26.96	22.66	25.00	26.99	30.00	25.00	25.00	25.00	25.75	80.00	80.00	55.00	40.00
Local Stove '(Lakech).....	No	31.58	35.00	29.66	52.29	38.97	30.65	50.00	40.00	37.72	-	48.48	22.33	54.33
Cup for Coffee (China).....	No	4.64	5.00	3.50	3.00	3.16	3.50	4.00	3.16	3.69	4.00	4.47	3.16	3.00
Plate Clay (imported).....	No	10.00	-	-	15.98	18.64	-	-	-	14.39	12.00	13.49	-	-
STRAW, BAMBOO AND OTHERS														
'Sefed'.....	No	19.31	27.26	24.66	57.30	22.99	23.63	28.00	62.63	30.29	16.43	23.98	30.00	15.33
Sack 100Kg Capacity.....	No	6.00	8.00	6.00	5.83	6.00	6.00	7.00	6.00	6.32	6.00	-	-	6.00
METAL WARE														
Cooking Pan Medium (Local).....	No	78.94	62.30	54.66	41.99	42.28	45.33	45.00	48.27	51.17	62.45	35.00	-	29.32
Tray (Nickel) Medium N° 45 Local.....	No	10.00	16.66	43.66	33.99	36.32	34.50	35.00	38.31	28.09	38.99	33.50	-	40.00
Electric 'Mitad' Aluminium.....	No	-	-	850.00	764.85	965.49	800.00	550.00	782.97	766.81	-	-	-	-

Table 1 : Average Retail Price of Goods and Services by Region and Selected Market Places - Group 1 Market Places Cont'd)

January 2011
Tir 2003

ITEM	UNIT	R E G I O N A N D M A R K E T P L A C E S													
		T I G R A Y								A F A R					
		Enda-silase	Enda-baguna	Adwa	Axum	Adigrat	Wukiro	Maye-chew	Mekelle	TIGRAY AVERAGE	Ayisaeta	Dubti	Melka Werer	Awash Sebat killo	AFAR AVERAGE
P R I C E I N B I R R															
Gas Stove (Kerosine) China.....	No	-	-	64.66	87.64	90.00	101.64	100.00	97.98	89.32	-	110.00	-	95.99	100.45
Permuze(Japan).....	No	121.51	-	-	177.48	-	-	-	-	141.39	-	130.00	-	-	130.00
Refrigerator.....	No	5082.95	-	-	-	5100.00	-	-	5826.32	5391.74	-	-	-	-	-
PLASTIC WARE (LOCAL MADE)															
Jerrycan (20 Litres).....	No	17.95	23.33	-	-	-	-	40.00	-	25.58	-	-	-	-	-
Bucket (20 Litres).....	No	-	34.33	34.66	35.31	31.66	33.66	35.00	32.00	33.78	37.61	35.00	35.00	35.65	35.87
GLASS WARE															
Glass for Tea (Duralax).....	No	-	-	5.00	5.16	5.00	5.00	4.00	4.83	4.81	-	8.00	-	-	8.00
OTHER HOUSEHOLD EQUIPMENT															
Kerosine Lamp.....	No	39.32	29.32	24.66	35.99	35.00	29.32	30.00	40.00	31.95	-	-	-	-	-
'Kuraz' Small Local Kerosine Lamp.....	No	3.30	3.00	2.50	1.00	3.00	3.00	2.00	3.66	2.52	-	-	-	-	-
Flash Light.....	No	13.66	9.00	14.66	12.97	17.66	15.66	14.00	16.66	14.04	19.31	13.00	22.00	15.00	17.89
Electric Bulb Philips(40/60 Watt).....	No	3.63	3.50	5.00	5.31	5.00	5.00	4.00	4.00	4.38	5.31	4.00	5.65	4.83	5.00
HOUSEHOLD OPERATION															
Hard Soap (Local).....	200gm	6.00	4.16	3.25	-	3.00	-	2.73	5.45	3.92	3.50	-	5.60	4.76	4.68
Hard Soap (Imported).....	200gm	5.60	5.60	6.25	7.00	6.50	6.66	5.60	5.65	6.09	5.22	5.05	-	-	5.14
Detergent (Omo).....	50gm	3.33	5.00	4.17	4.30	2.50	3.59	4.17	8.04	4.16	-	.75	.75	-	.75
Incense.....	Kg	27.70	59.33	-	42.94	-	80.00	38.00	73.19	47.19	41.60	-	-	-	41.60
Sandal Wood.....	No	.31	.25	.25	.38	.30	.38	.30	-	.31	.46	.40	-	.46	.45
Toilet Paper (Mamko).....	Roll	6.00	6.00	5.00	7.00	6.00	4.31	4.00	7.83	5.64	6.50	8.00	6.00	6.00	6.28
Detergent(Zahira).....	50gm	1.75	1.50	1.38	1.83	1.50	-	1.50	-	1.57	1.75	-	-	1.38	1.52

Table 1 : Average Retail Price of Goods and Services by Region and Selected Market Places - Group 1 Market Places Cont'd)

January 2011
Tir 2003

ITEM	UNIT	R E G I O N A N D M A R K E T P L A C E S													AFAR AVERAGE
		T I G R A Y									A F A R				
		Enda- silase	Enda- baguna	Adwa	Axum	Adigrat	Wukiro	Maye- chew	Mekelle	TIGRAY AVERAGE	Ayisaeta	Dubti	Melka Werer	Awash Sebat killo	
P R I C E I N B I R R															
DRY CLEANING															
Dry Cleaning (Suit Men).....	No	25.00	-	24.00	20.98	24.99	20.00	25.00	26.57	23.78	-	-	-	-	-
DOMESTIC SERVICE															
Maid Servant.....	Month	139.76	87.94	139.76	175.44	166.19	169.39	100.00	199.33	142.40	200.00	265.66	133.25	215.44	197.63
Unskilled Service (Daily Laborer)...	Day	46.61	50.00	25.00	33.25	35.00	35.00	25.00	38.26	35.03	28.23	40.00	25.00	30.00	30.34
Salary for Guard	Month	-	-	-	-	-	-	-	-	-	-	-	-	-	-
MEDICAL CARE															
Ampicillin(250 mg) Local.....	56 Caps	36.33	33.60	-	56.00	18.15	-	16.80	22.40	27.39	33.13	-	-	-	33.13
Tetracycline (250 mg) Local.....	56 Caps	15.81	17.69	14.88	13.01	13.00	12.52	14.00	13.81	14.40	19.40	16.80	16.80	20.35	18.31
Penicillin injection(4 Mu. Local).....	Buttle	10.63	10.00	4.50	7.48	6.95	5.70	6.00	6.32	7.04	-	-	8.96	11.29	10.06
Chloramphenicol(250mg) Local.....	56 Caps	-	22.40	21.42	15.34	20.35	14.00	19.60	15.34	18.67	18.49	16.80	16.80	23.08	19.02
Paracetamol(500mg) Local.....	20 Pills	4.93	4.31	4.00	4.90	2.00	2.00	3.33	2.88	3.30	4.00	-	4.00	4.00	4.00
Cough Syrup (Efsadykse) Local.....	125cc	15.94	11.00	10.00	-	-	8.00	18.00	10.97	12.67	12.66	12.00	13.00	14.30	12.96
Bactrim(480mg) Local.....	30 Pills	11.94	9.47	12.00	6.71	9.32	4.65	12.00	6.24	8.93	9.32	9.00	6.00	9.47	8.31
Vermox(100mg) Local.....	12 Pills	-	4.80	2.40	2.08	3.39	1.20	2.00	2.52	2.60	5.24	4.00	2.00	4.00	3.52
Mezel(250mg) Local.....	30 Caps	8.47	6.00	9.91	7.35	6.71	5.87	6.00	7.50	7.12	10.39	9.00	9.00	9.47	9.37
Asprin (300 mg) Local.....	20 Pills	4.31	-	4.00	4.00	2.00	2.00	2.00	2.00	2.65	5.24	4.00	4.00	4.00	4.31
Insulin(Lente).....	Buttle	-	-	-	65.00	-	-	-	60.00	61.62	-	-	-	-	-
Amoxacillin(500mg).....	16 Caps	4.52	16.00	12.24	14.31	11.20	11.20	12.00	11.46	10.89	12.80	11.76	13.85	14.23	13.25
Magnesium Oxide.....	30 Pills	-	-	6.00	7.35	6.00	3.43	6.00	4.33	5.26	7.86	6.00	6.00	12.00	7.80
Fasider Tablet.....	1 Pills	-	-	-	-	-	-	1.50	1.00	1.36	-	-	-	-	-
OTHER MEDICAL EXPENSES															
Doctor's Fee (Government).....	per visit	7.00	3.00	5.00	5.00	5.92	5.12	5.00	5.59	5.20	2.00	3.00	1.00	2.00	1.86
Doctor's Fee (Private).....	per visit	15.00	-	15.00	13.10	15.00	10.00	15.00	15.00	14.34	10.00	15.00	-	10.00	11.23
Injection (Service Charge).....	Once	-	-	2.00	2.00	1.00	-	-	2.29	1.74	2.00	-	1.00	2.00	1.54

Table 1 : Average Retail Price of Goods and Services by Region and Selected Market Places - Group 1 Market Places Cont'd)

January 2011
Tir 2003

ITEM	UNIT	R E G I O N A N D M A R K E T P L A C E S													
		T I G R A Y									A F A R				AFAR AVERAGE
		Enda- silase	Enda- baguna	Adwa	Axum	Adigrat	Wukiro	Maye- chew	Mekelle	TIGRAY AVERAGE	Ayisaeta	Dubti	Melka Werer	Awash Sebat killo	
P R I C E I N B I R R															
Labratory Test Fee (Private).....	Once	15.00	-	20.00	6.26	7.48	6.00	10.00	10.00	10.23	10.00	7.00	5.00	5.00	6.14
Bed Charge (gov.).....	per day	25.00	-	8.00	20.00	20.00	15.00	10.00	10.00	14.26	-	.45	-	-	.45
X-Ray(For TB).....	Once	-	-	-	50.00	50.00	-	-	81.43	67.00	-	-	-	-	-
Bed Charge (Private).....	per day	-	-	-	30.00	-	-	-	94.35	70.85	30.00	-	-	-	30.00
TRANSPORT AND COMMUNICATION															
TRANSPORT															
Benzene.....	Lt	15.84	-	16.81	16.79	-	16.99	-	16.99	16.72	-	-	-	17.14	17.14
Motor Oil (Mobil).....	Lt	65.00	-	55.00	65.00	-	64.80	-	64.93	62.66	80.00	-	-	64.80	68.31
Car Washing and Greasing.....	Once	-	-	60.00	50.00	-	-	-	60.00	58.20	-	-	-	80.00	80.00
Bus Fare (per km).....	Tarif	-	-	.26	.24	.25	.25	.24	.23	.24	-	-	-	-	-
Bus Fare (within Town)	Trip	-	-	-	-	-	-	-	-	-	-	-	-	-	-
Taxi Fare	Trip	1.59	-	1.75	1.00	-	-	-	1.75	1.48	-	-	-	-	-
Air Plane (To Addis Ababa)	Trip	1035.00	-	-	972.00	-	-	-	880.00	960.20	-	-	-	-	-
Animal Transport fare.....	Trip	-	-	-	-	-	-	-	-	-	-	-	-	-	-
Cart Fare.....	Trip	-	-	-	3.48	2.00	-	-	2.00	2.40	1.00	1.00	-	2.00	1.26
COMMUNICATION															
Telephone Charge (with town).....	Period	-	-	.20	-	.20	.20	.20	.20	.20	-	.20	-	-	.20
Telephone Charge to Addis Ababa.....	Period	-	1.40	4.20	4.20	4.20	3.60	3.60	4.20	3.44	4.15	4.83	4.14	4.14	4.31
Telephone Line Installation Charge..	Once	283.10	283.30	283.30	283.30	283.30	283.30	355.75	283.30	291.45	283.30	283.30	283.30	283.30	283.30
Mobile Apparatus(Nokia6200).....	No	-	-	-	-	-	-	-	566.53	566.53	-	-	-	-	-
Mobile call from Tel.....	Period	1.50	-	2.55	2.16	-	2.16	2.55	2.55	2.21	2.49	-	2.48	2.40	2.46
Internet Service.....	10hrs/month	-	-	106.00	106.00	106.00	106.00	106.00	106.00	106.00	48.30	48.30	48.30	48.30	48.30

Table 1 : Average Retail Price of Goods and Services by Region and Selected Market Places - Group 1 Market Places Cont'd)

January 2011
Tir 2003

ITEM	UNIT	R E G I O N A N D M A R K E T P L A C E S												AFAR AVERAGE
		T I G R A Y								A F A R				
		Enda- silase	Enda- baguna	Adwa	Axum	Adigrat	Wukiro	Maye- chew	Mekelle	TIGRAY AVERAGE	Ayisaeta	Dubti	Melka Werer	
P R I C E I N B I R R														
ENTERTAINMENT AND EDUCATION														
EQUIPMENT AND ACCESSORIES														
T.V. Set Philips 21 inch(Colored)..... No	3761.00	-	3266.58	4049.69	4000.00	-	-	4448.68	3853.15	-	-	-	-	-
Cassette Recorded Original(Local Music)No	10.63	-	10.00	10.00	10.00	10.00	10.00	10.00	10.09	13.00	12.00	10.00	10.00	10.93
Radio Set Philips 3 Band..... No	171.55	173.27	-	-	-	-	-	-	172.41	-	-	-	-	-
Tape Recorder National (2 Speaker).... No	409.92	-	-	-	-	-	700.00	-	468.60	-	-	-	-	-
Expense for Photograph(Passport size)4Pho	7.00	6.00	6.00	4.00	8.00	6.00	8.00	8.00	6.48	6.00	6.00	6.00	6.00	6.00
Newspaper (Addis Zemen)..... No	-	-	-	3.58	-	-	-	2.00	3.10	-	-	-	-	-
Theater Enterance Fee Once	-	-	-	-	-	-	-	20.00	20.00	-	-	-	-	-
VCD-Player(Mayato Japan).....No	-	-	-	334.66	-	-	-	-	334.66	-	-	-	663.32	663.32
VCD Cassette rent.....Once	2.00	3.00	3.00	2.00	2.00	2.00	2.00	2.00	2.21	3.00	3.00	3.00	2.00	2.69
EDUCATION														
Exercise Book (50 Leaves) Local..... No	4.31	2.02	3.00	4.00	3.75	4.33	4.00	-	3.53	6.48	5.00	4.50	5.00	5.10
Pencil (China)..... No	.50	1.00	1.00	-	1.00	2.00	1.00	2.00	1.10	-	-	2.00	-	2.00
Ball Point-Bic England..... No	2.00	2.00	2.25	2.08	2.16	2.25	2.50	2.00	2.15	-	2.00	2.50	1.50	1.95
Day School Fee-Public(Grade 7 & 8)..Month	-	-	130.00	-	50.00	55.00	-	121.36	86.12	-	-	-	-	-
Day School Fee-Private(Grade 9-10)..Month	-	-	-	-	-	-	-	155.28	155.28	-	-	-	-	-
Night School Fee-Government(Gr.9-10)Month	25.00	-	30.00	-	35.00	40.00	25.00	36.59	32.63	75.00	60.00	70.00	90.00	72.97
School Uniform Fee No	56.62	-	100.00	144.94	153.26	-	90.00	194.96	116.00	-	-	-	-	-
Night School Fee-Private(Grade9-10).Month	-	-	-	-	-	-	-	-	-	-	-	-	-	-
Night College Fee-Private.....Credit/hr	-	-	-	-	45.00	-	45.00	50.00	47.94	-	-	-	-	-
PERSONAL CARE AND EFFECTS														
PERSONAL CARE														
GIV Toilet Soap..... 90gm	5.83	5.00	5.06	6.00	4.00	5.63	4.50	5.22	5.11	5.63	5.63	6.75	5.63	5.94
Blade-INDIA..... No	1.00	.50	1.00	.49	.60	.50	.50	.50	.61	1.00	1.00	1.00	-	1.00

Table 1 : Average Retail Price of Goods and Services by Region and Selected Market Places - Group 1 Market Places Cont'd)

January 2011
Tir 2003

R E G I O N A N D M A R K E T P L A C E S															
ITEM	UNIT	T I G R A Y								A F A R			AFAR AVERAGE		
		Enda- silase	Enda- baguna	Adwa	Axum	Adigrat	Wukiro	Maye- chew	Mekelle	TIGRAY AVERAGE	Ayisaeta	Dubti		Melka Werer	Awash Sebat killo
P R I C E I N B I R R															
Hair Dressing (Traditional).....	No	12.25	10.00	10.00	10.00	10.00	10.00	5.00	10.00	9.30	7.88	5.59	7.00	10.00	7.45
Hair Dressing (Modern).....	No	13.92	16.00	15.00	18.17	15.00	20.41	12.00	15.00	15.51	25.00	-	15.00	20.00	18.25
Barbery (Mens Hair Cut).....	No	6.32	6.00	5.00	5.00	4.64	5.00	4.00	6.00	5.19	10.00	10.00	6.00	7.00	8.05
Zenith Hair Oil(Liquids Form).....	330cc	16.00	16.33	15.00	15.50	-	14.66	15.00	15.00	15.34	16.33	15.66	14.33	15.00	15.31
Zenith Hair Oil(Non-Liquids Form)..	330cc	15.66	16.33	14.50	15.50	-	14.66	15.00	15.33	15.27	16.33	15.66	15.00	-	15.65
Shaving Machine (medium)	No	-	-	50.00	71.63	-	63.29	55.00	58.28	59.19	-	-	-	60.00	60.00
Perfume	100cc	36.97	39.79	35.65	36.65	-	31.64	30.00	37.96	35.37	-	-	-	-	-
Parafin Hair Oil.....	330cc	24.75	-	19.80	19.80	24.75	22.54	-	19.75	21.62	-	-	33.00	-	33.00
Shoe Polish(Black/Brown).....	Once	2.00	2.00	2.00	2.00	1.50	2.00	2.00	2.00	1.93	3.00	2.00	2.00	2.00	2.21
Modes(Disposable napkins).....	Packet	14.66	12.00	15.00	11.97	14.00	13.00	13.00	13.00	13.29	12.66	13.66	11.29	12.32	12.45
PERSONAL EFFECTS															
Umbrella-Men Medium (Local).....	No	33.97	11.98	35.33	26.99	40.00	34.66	65.00	47.62	33.71	-	-	43.27	-	43.27
Umbrella-Women Medium (Imported).....	No	39.32	64.87	32.33	30.99	40.00	29.32	70.00	37.96	40.99	62.45	65.00	40.00	35.65	44.86
Hand Bag (Imported Synthetic).....	No	126.33	-	186.61	104.88	206.46	168.32	-	239.86	170.09	150.00	-	-	159.79	157.29
Belt (Local) Machine Made.....	No	39.32	20.65	34.66	37.61	51.61	-	40.00	69.52	39.53	-	-	6.00	-	6.00
Belt (Local) Hand Made.....	No	-	-	-	-	-	38.66	-	-	38.66	-	-	-	-	-
JEWELLERY															
Seiko-21 Jewels Automatic (Men).....	No	-	-	-	-	-	-	-	-	-	-	-	-	-	-
Seiko-21 Jewels Automatic (Women).....	No	-	-	-	-	-	-	-	-	-	-	-	-	-	-
Earrings (4gm 18 carat Local).....	Pair	2713.32	-	-	-	-	-	-	-	-	2713.32	-	-	-	-
Neck Laces (6gm 18 carat Local).....	No	4314.15	-	-	-	-	-	-	-	-	4314.15	-	-	-	-
Rings (4gm 18 carat Local).....	No	2713.32	-	-	-	-	-	-	-	-	2713.32	-	-	-	-
Bracelet 20gm (18 carat Local).....	No	1360.00	-	-	-	-	-	-	-	-	1360.00	-	-	-	-

Table 1 : Average Retail Price of Goods and Services by Region and Selected Market Places - Group 1 Market Places Cont'd)

January 2011
Tir 2003

ITEM	UNIT	R E G I O N A N D M A R K E T P L A C E S												AFAR AVERAGE	
		T I G R A Y									A F A R				
		Enda- silase	Enda- baguna	Adwa	Axum	Adigrat	Wukiro	Maye- chew	Mekelle	TIGRAY AVERAGE	Ayisaeta	Dubti	Melka Werer		Awash Sebat killo
P R I C E I N B I R R															
LIVESTOCK AND DRAUGHT ANIMALS															
LIVESTOCK															
Sheep (10-15Kg).....	No	452.64	433.16	286.63	476.22	448.14	543.19	309.67	605.19	432.35	306.52	289.89	326.23	336.43	314.25
Goat (10-15Kg).....	No	496.51	413.15	213.28	402.81	532.80	422.84	236.48	388.86	371.79	376.10	322.35	339.61	386.46	355.16
Heifsf (2-4 Years).....	No	1081.51	1261.77	1333.12	1829.15	1898.24	2398.61	856.62	1614.39	1462.70	2097.62	-	1850.00	-	2011.60
Cow (4 Years and Above).....	No	2613.44	2114.94	1833.18	1728.92	2298.55	2781.42	1165.70	3198.96	2126.18	3500.00	-	2839.85	-	3087.48
Bull (2-4 Years).....	No	1113.34	1865.63	2349.65	1749.29	2398.61	2366.19	1065.60	2798.81	1867.09	-	-	1919.11	-	1919.11
Ox (4 Years and Above).....	No	3180.58	3398.26	2816.57	2223.98	4164.78	3098.92	1532.62	5694.73	3056.97	4749.74	-	3466.50	-	3931.90
Hen (Indigenous).....	No	52.29	62.30	40.66	47.62	41.60	49.83	28.00	49.83	45.46	52.44	67.64	38.26	34.61	46.05
Cock (Indigenous).....	No	67.64	71.63	52.66	54.85	61.62	73.29	38.00	80.25	61.04	63.29	72.64	48.27	48.27	57.21
DRAUGHT ANIMALS															
Donkey.....	No	904.99	1113.34	1283.11	655.30	896.28	849.02	-	1497.77	999.74	-	-	-	-	-
Horse.....	No	-	-	-	-	2598.72	3016.57	-	3631.21	3053.34	-	-	-	-	-
Mule.....	No	-	-	-	-	-	3131.89	-	4299.22	3669.43	-	-	-	-	-
FARM EQUIPMENT (INDUSTRIAL PRODUCT)															
Sickel.....	No	15.66	15.66	20.00	18.98	20.00	-	20.00	21.66	18.72	20.00	-	25.00	20.00	22.87
Pick Axe ('Doma').....	No	29.32	-	54.66	48.99	69.52	48.27	18.00	66.63	43.94	54.77	-	-	40.00	49.32
'Gejera'.....	No	-	-	52.66	59.50	-	-	-	-	55.30	47.43	-	45.00	45.00	45.80
FARM EQUIPMENT (HAND MADE)															
'Moter'.....	No	-	-	-	-	60.00	-	-	-	60.00	-	-	-	-	-
'Kerber'.....	No	-	-	-	-	90.00	-	-	-	90.00	-	-	-	-	-
'Digr'.....	No	-	-	-	6.24	20.00	-	-	-	11.18	-	-	-	-	-
Plough.....	No	78.30	115.98	91.64	85.73	93.22	62.96	30.00	84.90	75.59	-	-	-	-	-
Sickel.....	No	9.28	-	-	5.94	-	17.00	5.00	11.66	8.46	15.00	-	-	-	15.00

Table 1 : Average Retail Price of Goods and Services by Region and Selected Market Places - Group 1 Market Places Cont'd)

January 2011
Tir 2003

R E G I O N A N D M A R K E T P L A C E S															
ITEM	UNIT	T I G R A Y								A F A R			AFAR AVERAGE		
		Enda- silase	Enda- baguna	Adwa	Axum	Adigrat	Wukiro	Maye- chew	Mekelle	TIGRAY AVERAGE	Ayisaeta	Dubti		Melka Werer	Awash Sebat killo
P R I C E I N B I R R															
'Wegel'.....	No	-	8.00	-	10.97	7.00	7.65	8.00	6.32	7.99	-	-	-	-	
'Erfe '.....	No	-	-	-	-	-	-	-	-	-	-	-	-	-	
MISCELLANEOUS GOODS AND SERVICES															
Coffin (Medium Quality).....	No	-	-	-	-	-	1095.45	-	650.00	920.52	1000.00	874.64	-	-	914.58
Charge for Money Transfer.....	Once	13.00	-	13.00	13.00	13.00	13.00	13.00	13.00	13.00	13.00	13.00	-	13.00	13.00
Photocopy.....	per page	.50	.50	.50	.57	.50	.50	.50	.50	.51	1.00	.50	.50	.50	.63
Wedding Invitation Card.....	per page	-	-	-	-	-	-	-	.87	.87	-	-	-	-	-

Group 2

Market Places

**(Chuit, Gondar, Esete, Debre Tabor, Kobo, Weldiya,
Kombolcha, Dessie, Shewa Robit, Debre Birhan.)**

Table 2 : Average Retail Price of Goods and Services by Region and Selected Market Places - Group 2 Market Places Cont'd)

January 2011
Tir 2003

R E G I O N A N D M A R K E T P L A C E S											
ITEM	UNIT	A M H A R A									
		Chuahit	Gondar	Esete	Debre-Tabor	Kobo	Weldiya	Kombolcha	Dessie	Shewa-Robit	Debre-Birhan
P R I C E I N B I R R											
CEREALS UNMILLED											
'Teff' White	Kg	7.00	8.16	-	-	7.48	7.91	7.73	7.83	7.92	8.50
'Teff' Mixed.....	Kg	6.00	6.93	5.66	6.80	6.32	7.47	7.50	7.44	7.56	6.57
'Teff' Black (Red).....	Kg	5.00	5.50	5.00	5.80	5.62	5.91	6.73	6.52	6.50	5.73
Wheat White.....	Kg	-	5.66	6.53	6.13	6.50	6.82	6.38	5.50	7.80	6.24
Wheat Mixed.....	Kg	4.50	-	-	-	6.25	-	-	5.17	7.07	5.50
Wheat Black (Red).....	Kg	-	4.07	3.60	5.63	6.70	6.25	7.06	5.80	-	-
Barley White.....	Kg	-	5.83	4.62	6.60	5.89	6.02	6.84	4.74	6.28	5.50
Barley Mixed.....	Kg	4.00	5.00	4.62	3.68	5.35	5.00	6.52	4.46	6.16	4.50
Barley Black.....	Kg	-	-	4.42	6.42	-	-	-	-	6.01	4.00
Barley for Beer.....	Kg	-	-	4.18	-	-	-	-	-	-	-
Maize (White).....	Kg	2.66	3.00	2.67	3.05	2.83	3.23	3.77	3.00	2.95	3.00
Durrah.....	Kg	2.66	-	2.68	2.59	3.18	3.36	3.46	3.75	7.32	3.74
Sorghum Yellow.....	Kg	4.00	4.23	-	-	3.54	3.97	4.30	4.75	4.80	4.50
Sorghum White.....	Kg	4.00	3.80	2.67	-	3.76	3.94	4.46	4.93	3.93	4.50
Sorghum Red.....	Kg	4.00	3.00	-	3.44	3.29	3.81	3.90	3.12	-	2.57
African Millet.....	Kg	4.00	3.73	3.66	4.22	-	-	-	-	-	-
Rice (Imported).....	Kg	-	15.16	-	14.33	16.00	14.98	12.95	12.95	14.33	14.00
Oats.....	Kg	-	-	-	-	-	-	5.29	5.24	-	-
Hulled Barley.....	Kg	-	8.66	8.33	7.09	-	6.20	-	-	-	6.40
CEREALS MILLED											
'Teff' White.....	Kg	-	-	-	-	-	-	-	-	-	-
'Teff' Mixed.....	Kg	-	-	-	-	-	-	-	-	-	-
'Teff' Black (Red).....	Kg	-	-	-	-	-	-	-	-	-	-
Wheat White.....	Kg	-	-	-	-	-	-	-	9.00	-	-
Wheat Mixed.....	Kg	-	-	-	-	-	-	-	-	-	-
Barley White.....	Kg	-	-	-	-	-	-	-	14.00	-	-
Barley Mixed.....	Kg	-	-	-	-	-	-	-	-	-	-

Table 2 : Average Retail Price of Goods and Services by Region and Selected Market Places - Group 2 Market Places Cont'd)

January
Tir 2011
2003

R E G I O N A N D M A R K E T P L A C E S											
ITEM	UNIT	A M H A R A									
		Chuahit	Gondar	Esete	Debre-Tabor	Kobo	Weldiya	Kombolcha	Dessie	Shewa-Robit	Debre-Birhan
P R I C E I N B I R R											
Maize (White).....	Kg	-	-	-	-	-	-	-	-	-	-
Oats.....	Kg	-	13.66	19.31	18.00	-	13.33	-	14.33	-	15.00
Sorghum.....	Kg	-	-	-	-	-	-	-	-	-	-
Durrah.....	Kg	-	-	-	-	-	-	-	-	-	-
'Furno Duket' Locally Processed..	Kg	10.00	10.66	9.83	10.00	10.00	10.32	9.16	9.32	9.00	8.50
PULSES UNMILLED											
Horse Beans.....	Kg	6.50	7.50	5.63	6.08	7.85	6.62	7.13	6.24	6.69	5.00
Peas White.....	Kg	-	-	-	-	-	-	7.50	-	-	9.00
Peas Green(dry).....	Kg	-	7.83	6.67	-	8.40	7.88	-	-	7.95	6.42
Peas Mixed.....	Kg	-	-	-	-	8.28	9.54	7.71	7.02	-	-
Soya Beans.....	Kg	-	-	-	-	-	-	-	-	-	-
Chick Peas.....	Kg	7.00	7.66	5.83	7.42	7.44	8.19	8.29	7.87	7.63	6.92
Lentils.....	Kg	-	13.66	10.49	12.40	11.91	12.03	13.15	11.61	15.33	16.00
Haricot Beans.....	Kg	-	-	6.16	-	-	4.00	4.29	7.50	3.26	-
Lima Beans.....	Kg	-	-	-	-	-	5.59	5.92	12.77	4.05	-
Vetch.....	Kg	-	-	6.00	7.04	7.44	6.62	6.85	6.49	-	-
Fenugreek(Green).....	Kg	26.32	30.00	20.33	24.00	17.68	22.86	32.97	28.80	32.97	32.98
PULSES MILLED OR SPLIT											
Horse Beans Milled.....	Kg	-	-	-	-	12.34	-	-	-	-	-
Peas Milled.....	Kg	-	-	-	-	-	-	-	-	-	-
Chick Peas Milled.....	Kg	-	-	-	-	-	-	-	-	-	-
Mixed Pulses Milled.....	Kg	-	14.00	-	-	-	-	-	20.98	-	12.00
Vetch Milled.....	Kg	-	-	-	-	-	-	-	-	-	-
Peas Split.....	Kg	-	-	-	-	-	-	-	-	12.00	15.00
Peas Split(Roasted).....	Kg	12.49	12.00	14.33	11.29	-	17.33	-	15.33	13.00	11.69
Horse Beans Split(Roasted).....	Kg	-	10.00	12.63	10.66	-	15.33	-	12.33	9.90	8.93
Lentils Split.....	Kg	20.00	19.66	18.98	18.00	20.66	21.31	19.33	20.33	18.00	19.31

Table 2 : Average Retail Price of Goods and Services by Region and Selected Market Places - Group 2 Market Places Cont'd)

January
Tir 2011
2003

		R E G I O N A N D M A R K E T P L A C E S									
ITEM	UNIT	A M H A R A									
		Chuahit	Gondar	Esete	Debre-Tabor	Kobo	Weldiya	Kombolcha	Dessie	Shewa-Robit	Debre-Birhan
		P R I C E I N B I R R									
Vetch Split(Roasted).....	Kg	-	-	-	-	-	13.33	-	12.83	10.18	7.67
Chick Peas Split(Roasted).....	Kg	-	14.00	-	12.00	-	17.33	-	14.33	-	-
Fenugreek Milled.....	Kg	-	44.33	40.00	-	-	37.96	37.96	39.32	60.00	44.72
OIL SEEDS											
Niger Seed.....	Kg	-	12.00	8.66	10.00	17.03	8.66	18.23	12.01	17.65	16.00
Linseed White.....	Kg	-	-	-	-	-	15.39	-	-	-	-
Linseed Red.....	Kg	-	12.00	7.00	7.98	16.11	11.84	15.00	14.82	16.65	10.00
Sesame Seed Red.....	Kg	-	18.33	-	-	17.03	14.82	23.83	23.09	20.27	20.00
Sunflower.....	Kg	-	10.00	-	10.00	13.95	10.14	14.76	12.01	9.84	10.00
Castor Beans.....	Kg	-	-	-	6.29	-	8.45	8.34	8.23	13.34	10.00
Rapé Seed.....	Kg	4.50	10.00	6.33	6.89	10.36	7.41	12.16	11.70	10.01	10.00
Ground Nut Shelled.....	Kg	-	13.33	18.00	14.00	-	18.98	17.66	15.25	16.00	16.00
PREPARED CEREAL PRODUCTS											
Spaghetti (Local) Without Egg....	Kg	20.65	22.00	11.00	22.00	22.98	21.31	-	18.82	-	20.00
Pastini.....	Kg	-	20.00	24.65	20.58	22.00	21.31	-	18.33	16.64	18.64
Macaroni (Local) Without Egg....	Kg	14.66	14.00	14.33	12.00	-	13.00	12.00	13.00	12.66	12.32
'Fafa' Flour.....	kg	-	-	-	-	-	24.98	-	-	-	19.31
'Dube' Flour.....	kg	-	-	-	-	-	-	-	-	-	13.00
BREAD AND OTHER PREPARED FOODS											
'Enjera' ('Teff' Mixed).....	325gm	1.99	1.93	1.75	2.29	2.68	2.87	2.22	2.26	2.25	2.44
'Dabo' (Traditional Ambasha)..	350gm	-	-	-	-	-	2.59	3.62	3.36	-	2.72
'Dabo' (Traditional Sheleto)..	350gm	1.75	1.81	-	-	1.78	2.69	-	2.92	2.73	2.24
Bread Wheat (Bakery).....	350gm	3.50	2.84	2.92	3.37	2.84	3.02	3.50	3.44	4.05	4.20
Biscuits	150gm	3.54	3.47	6.00	3.21	3.75	8.08	3.21	3.02	3.21	3.21

Table 2 : Average Retail Price of Goods and Services by Region and Selected Market Places - Group 2 Market Places Cont'd)

January 2011
Tir 2003

ITEM	UNIT	R E G I O N A N D M A R K E T P L A C E S									
		A M H A R A									
		Chuahit	Gondar	Esete	Debre-Tabor	Kobo	Weldiya	Kombolcha	Dessie	Shewa-Robit	Debre-Birhan
P R I C E I N B I R R											
MEAT											
Beef	Kg	40.00	60.00	38.99	40.00	40.00	49.97	40.00	40.00	50.00	51.30
Camel Meat	Kg	-	-	-	-	-	-	-	-	26.32	-
FISH AND FISH PRODUCTS											
Fish Fresh.....	Kg	-	-	-	-	-	-	-	-	-	-
Sardines (Imported).....	125gm	-	20.65	-	-	-	20.06	10.32	14.49	-	-
DIARY PRODUCTS AND EGG											
Cow Milk (Unpasteurized).....	Lt	-	6.74	5.16	5.00	-	6.83	5.66	7.00	10.23	5.00
Cow Milk (pasteurized).....	Lt	-	9.00	-	-	-	-	24.00	15.82	-	-
Camel Milk.....	Lt	-	-	-	-	-	-	-	-	-	-
Goat Milk.....	Lt	-	-	-	-	-	-	-	-	-	-
Powdered Milk (Me&My).....	450gm	-	-	-	73.13	75.36	88.09	81.73	81.73	76.83	83.62
Yoghurt (Traditional).....	Lt	-	9.19	-	5.00	-	13.72	9.38	10.00	-	8.85
Cheese Cottage.....	Kg	-	-	-	-	-	-	-	-	-	15.00
Egg (Traditional).....	Dozen	12.00	16.94	12.00	13.20	13.92	12.00	14.60	15.00	15.00	15.00
OILS AND FATS											
Butter Unrefined.....	Kg	-	-	64.87	67.00	71.63	61.62	76.63	65.00	109.15	75.00
Cooking Oil (Imported).....	Lt	28.33	26.66	32.99	26.67	26.11	26.89	22.15	22.50	26.89	26.89
Cooking Oil (Local).....	Lt	36.00	34.00	30.00	33.00	-	-	-	34.33	-	30.00
Vegetable Butter(Sheno & Shady)..	Kg	-	67.40	-	65.92	62.91	62.20	65.92	65.55	70.32	64.03

Table 2 : Average Retail Price of Goods and Services by Region and Selected Market Places - Group 2 Market Places- Cont'd)

		January 2011									
		Tir 2003									
		R E G I O N A N D M A R K E T P L A C E S									
ITEM	UNIT	A M H A R A									
		Chuahit	Gondar	Esete	Debre-Tabor	Kobo	Weldiya	Kombolcha	Dessie	Shewa-Robit	Debre-Birhan
		P R I C E I N B I R R									
VEGETABLES AND FRUITS											
VEGETABLES (FRESH)											
Ethiopian Kale.....	Kg	-	2.77	.83	2.76	3.05	-	5.00	4.88	-	3.47
Cabbage.....	Kg	-	3.16	3.83	4.26	4.46	-	2.22	3.08	2.54	3.43
Lettuce.....	Kg	-	3.49	3.47	2.42	-	-	-	2.42	-	-
Spinach.....	Kg	-	2.24	1.80	3.07	-	-	2.23	3.45	3.71	4.08
Carrot.....	Kg	-	5.31	-	6.00	4.18	-	3.07	2.78	6.00	4.00
Tomatoes.....	Kg	3.00	4.48	6.00	3.00	9.28	4.64	4.86	7.65	6.32	8.00
Onions.....	Kg	12.00	8.83	11.32	9.65	13.92	10.00	8.00	8.00	10.00	9.00
Garlics.....	Kg	30.00	29.66	21.94	25.00	23.94	32.27	27.95	28.23	20.71	30.00
Leaks.....	Kg	-	-	-	-	-	-	-	-	-	-
Pepper Green.....	Kg	14.66	17.31	16.00	16.00	18.64	11.97	7.63	20.07	11.16	9.11
Pumpkin.....	Kg	-	2.60	.95	.91	-	1.67	1.04	-	-	1.12
Green Peas.....	Kg	-	-	-	-	-	-	-	-	-	-
Beet Root.....	Kg	-	4.00	5.00	8.00	5.32	-	3.60	3.21	5.00	5.00
Cauliflower.....	Kg	-	-	-	-	-	-	-	-	-	-
FRUITS FRESH											
Banana.....	Kg	-	8.32	6.00	10.00	8.00	8.00	5.55	5.55	6.26	7.00
Orange.....	Kg	-	12.00	11.13	12.00	8.15	9.65	8.05	8.05	-	9.65
Lemon.....	Kg	-	6.83	10.00	7.22	9.11	10.00	7.65	-	7.32	6.01
Tangerine.....	Kg	-	-	-	-	-	-	-	12.00	-	-
Papaya.....	Kg	-	-	10.63	-	7.97	7.00	7.65	7.32	2.79	7.00
Grapes.....	Kg	-	-	-	-	-	-	-	-	-	-
Avocado.....	Kg	-	8.00	10.00	-	-	-	8.00	8.00	-	7.00
Mango.....	Kg	-	9.00	-	-	9.65	9.65	8.00	7.49	-	7.00
Cactus.....	Kg	-	-	-	-	-	-	-	-	-	-

Table 2 : Average Retail Price of Goods and Services by Region and Selected Market Places - Group 2 Market Places Cont'd)

January 2011
Tir 2003

ITEM	UNIT	R E G I O N A N D M A R K E T P L A C E S									
		A M H A R A									
		Chuahit	Gondar	Esete	Debre-Tabor	Kobo	Weldiya	Kombolcha	Dessie	Shewa-Robit	Debre-Birhan
P R I C E I N B I R R											
SPICES											
Pepper Whole.....	Kg	-	23.99	24.66	23.00	26.57	41.60	25.33	30.00	24.00	23.00
Black Pepper(Local).....	Kg	-	80.00	-	100.00	160.00	149.78	123.24	119.72	-	134.44
Long Pepper(Local).....	Kg	40.00	30.00	24.31	28.00	23.66	27.50	-	21.31	22.36	23.31
White Cumin(Bishop's Weed)Local..	Kg	15.00	16.00	5.00	4.00	20.65	34.61	30.77	26.00	23.94	24.00
Black Cumin(Local).....	Kg	40.00	60.00	51.30	55.00	55.98	59.33	61.62	54.24	56.62	54.66
Ginger Dry(Local).....	Kg	-	65.00	-	-	-	72.30	74.89	60.66	60.00	57.45
Ginger Wet(Local).....	Kg	12.32	12.00	8.96	10.00	15.66	12.97	13.61	13.33	12.93	13.30
Cloves(Imported).....	Kg	120.00	110.00	119.93	120.00	140.00	149.78	116.57	111.49	116.57	113.92
Cinnamon(Imported).....	Kg	55.00	70.00	67.39	60.00	67.45	54.66	73.19	61.62	68.29	63.61
Cardamon(Local).....	Kg	61.98	65.00	63.16	66.49	63.29	71.33	64.87	62.58	62.56	60.00
Tumeric Flour(Local).....	Kg	36.00	35.00	41.97	36.00	-	39.32	52.41	-	38.97	37.00
Chillies Whole.....	Kg	-	35.00	-	-	-	25.43	30.04	20.73	28.89	28.00
Basil Dry.....	Kg	15.00	30.00	27.26	25.00	38.36	27.99	43.09	39.32	29.32	25.66
POTATOES, OTHER TUBERS AND STEMS											
Potato.....	Kg	3.00	4.83	2.82	3.00	7.83	6.32	4.58	7.00	6.00	6.00
Sweet Potato.....	Kg	-	-	-	4.00	3.22	-	3.50	2.17	2.75	5.00
'Kocho' (Unprocessed).....	Kg	-	-	-	-	-	-	-	-	-	-
'Bula'.....	Kg	-	-	-	-	-	-	-	-	-	-
COFFEE, TEA, CHAT AND BUCK-THORN LEAVES											
Tea Leaves(Local).....	100gm	2.82	3.00	3.00	3.00	3.00	2.50	2.55	3.00	3.00	3.00
Coffee Whole.....	Kg	-	-	-	-	-	-	34.86	-	-	-
Coffee Beans.....	Kg	60.66	66.49	49.97	62.56	60.99	72.30	60.00	57.65	59.33	68.00
Coffee Leaves.....	Kg	-	-	-	-	-	-	-	-	-	-
Buck Thorn Leaves.....	Kg	11.36	15.00	-	-	6.33	11.78	9.89	4.58	4.27	8.24
'Chat'.....	Kg	180.00	136.58	118.31	160.00	70.29	106.35	48.45	37.08	66.33	18.76

Table 2 : Average Retail Price of Goods and Services by Region and Selected Market Places - Group 2 Market Places Cont'd)

January
Tir 2011
2003

ITEM	UNIT	R E G I O N A N D M A R K E T P L A C E S									
		A M H A R A									
		Chuahit	Gondar	Esete	Debre-Tabor	Kobo	Weldiya	Kombolcha	Dessie	Shewa-Robit	Debre-Birhan
P R I C E I N B I R R											
Malt-Barley.....	Kg	6.06	-	6.98	6.41	11.86	12.51	13.65	7.47	5.80	12.02
Malt-Wheat.....	Kg	-	8.00	5.38	7.69	-	12.10	12.51	10.66	-	-
OTHER FOOD ITEMS											
Salt.....	Kg	3.00	4.00	3.00	3.00	2.63	2.01	3.00	3.00	3.00	3.00
Sugar.....	Kg	18.00	16.16	16.98	16.00	16.66	16.00	14.55	14.55	16.00	16.00
Honey.....	Kg	44.99	50.00	-	45.00	75.00	48.32	60.93	64.33	55.00	74.83
Canned Tomato (Local).....	410gm	19.47	17.00	-	14.66	14.49	18.33	13.00	16.83	15.66	16.66
Dry Yeast(Baking powder).....	350gm	-	70.00	-	87.50	70.00	70.00	70.00	70.00	70.00	70.00
FOOD TAKEN AWAY FROM HOME											
Cup of Tea.....	No	1.00	1.65	1.00	1.00	1.00	1.00	1.31	1.00	1.00	1.00
Cup of Coffee.....	No	-	3.00	2.15	2.00	2.00	2.15	2.66	2.00	2.66	3.00
Cup of Milk.....	No	-	3.16	2.15	2.00	2.50	3.00	3.00	2.50	2.82	3.00
'Key Wot Yebere'.....	One Meal	-	-	-	-	11.29	-	12.32	15.98	15.00	-
'Key Wot Yebeg/Yefyel'.....	One Meal	12.00	16.64	10.97	12.00	15.00	13.98	15.33	20.98	15.00	15.98
'Yebeg Tibs'.....	One Meal	15.00	19.31	14.00	14.00	18.00	15.98	20.65	22.99	20.00	17.33
'Fasting Meal Without fish'.....	One Meal	10.00	13.66	9.00	9.65	10.00	10.63	12.93	12.63	11.29	12.66
'Yebeg Kikil'.....	One Meal	-	16.00	-	13.66	12.49	15.33	15.94	15.92	15.00	16.66
COST OF MILLING											
Cereals.....	100Kg	15.00	31.75	23.21	20.00	25.00	20.00	15.00	16.87	9.28	13.92
Pulses.....	100Kg	27.14	50.00	35.00	20.00	50.00	50.00	28.23	43.09	20.00	30.00
Pepper Whole.....	100Kg	100.00	150.00	125.00	100.00	100.00	100.00	100.00	86.18	-	125.00

Table 2 : Average Retail Price of Goods and Services by Region and Selected Market Places - Group 2 Market Places Cont'd)

January 2011
Tir 2003

		R E G I O N A N D M A R K E T P L A C E S									
ITEM	UNIT	A M H A R A									
		Chuahit	Gondar	Esete	Debre-Tabor	Kobo	Weldiya	Kombolcha	Dessie	Shewa-Robit	Debre-Birhan

P R I C E I N B I R R

BEVERAGES - NON ALCOHOLIC

Ambo Mineral Water.....	500cc	3.97	4.66	6.00	6.00	5.65	5.00	5.00	5.83	6.00	4.64
Mineral Water.....	Lt	10.00	7.65	8.00	7.65	6.32	6.00	6.32	5.00	6.00	6.65
Coca Cola/Fanta.....	300cc	5.00	5.83	6.00	6.00	6.00	5.00	4.20	4.20	6.00	4.64
Pepsi Cola/Mirinda.....	300cc	5.00	5.00	6.00	6.00	6.00	5.00	4.20	4.20	6.00	4.64

BEVERAGES - ALCOHOLIC

Araki (Local).....	900cc	40.50	37.63	38.66	40.00	35.54	39.65	42.00	39.66	40.00	40.90
Cognac (Local).....	900cc	-	-	-	-	-	-	-	-	42.43	40.90
Brandy (Local).....	900cc	-	-	-	-	-	-	-	-	45.00	40.90
Gin (Local).....	900cc	40.50	40.00	38.66	40.00	31.94	39.65	42.00	39.66	42.43	40.90
Saris Wine (Normal).....	750cc	32.00	30.31	40.00	30.33	32.60	28.66	30.00	35.00	29.93	30.65
'Katikalla'.....	Lt	14.04	18.35	13.30	15.56	15.73	17.95	33.71	22.47	23.30	20.00
Beer (Bedele).....	330cc	6.00	7.00	8.00	8.00	-	-	-	7.10	-	-
Beer (Harar).....	330cc	-	7.00	-	-	8.00	7.00	7.10	7.10	7.66	7.32
Beer (Meta Abo).....	330cc	-	-	8.00	8.00	8.00	7.00	-	7.10	7.66	7.32
'Tella'.....	Lt	1.76	1.80	2.38	1.79	1.76	1.88	2.44	2.44	1.84	2.50
'Tej' (Mead).....	Lt	13.33	11.11	-	13.48	7.06	4.88	5.67	5.43	6.00	6.60

CIGARETTES AND TOBACCO

CIGARETTES

Nyala.....	Packet	10.00	10.00	10.00	10.00	10.00	10.63	8.62	10.00	10.00	10.00
Gissila.....	Packet	-	-	-	-	-	-	-	-	-	-
Rothmans/England/.....	Packet	-	26.57	25.00	30.00	-	20.00	20.00	25.00	25.00	20.00
Marlboro.....	Packet	-	26.57	-	-	-	-	-	-	-	-

Table 2 : Average Retail Price of Goods and Services by Region and Selected Market Places - Group 2 Market Places Cont'd)

January 2011
Tir 2003

		R E G I O N A N D M A R K E T P L A C E S									
ITEM	UNIT	A M H A R A									
		Chuahit	Gondar	Esete	Debre-Tabor	Kobo	Weldiya	Kombolcha	Dessie	Shewa-Robit	Debre-Birhan
		P R I C E I N B I R R									
TOBACCO											
'Gaya'.....	Kg	-	-	-	-	134.16	34.67	80.67	73.68	150.00	-
CLOTHING AND FOOT WEAR											
CLOTHING											
Abujedid(Akaki/Bahir Dar)91cm.	Meter	-	-	-	-	-	-	-	-	-	-
Abujedid(Komb./Arba Min.)150cm	Meter	18.00	24.33	27.00	26.00	20.00	21.66	22.57	24.99	28.98	26.66
Khaki(S-10,000 Twil)150cm.....	Meter	-	-	-	-	-	-	-	-	-	-
Khaki(Akaki).....	Meter	-	55.00	-	-	-	-	-	-	-	-
Wool-England 100%.....	Meter	-	374.17	-	-	-	-	-	416.44	-	-
Tetron(A.Minch).....	Meter	-	55.00	60.00	-	-	-	-	-	-	55.00
Poplin(Dire Dawa)105cm.....	Meter	-	-	-	-	-	-	17.00	20.00	20.00	-
Poplin(Komb./Arba Minch)150cm.	Meter	-	42.30	39.69	-	-	33.64	37.00	35.33	40.00	42.50
Nylon(Mojo).....	Meter	-	23.66	-	-	30.00	22.66	18.00	15.66	-	23.00
Polyster(Arba Minch/Awasa)....	Meter	-	-	-	-	-	-	-	39.66	-	45.00
Jersi.....	Meter	-	-	50.00	-	50.00	43.99	44.50	40.00	45.00	44.32
Cotton.....	Kg	9.00	15.00	18.00	23.66	16.77	14.66	18.64	24.00	11.56	-
Hisufi	Meter	-	-	-	-	-	-	-	-	-	-
Kefai.....	Meter	-	-	-	-	-	-	-	45.00	-	-
Kashemire.....	Meter	-	50.00	45.00	-	48.99	-	-	40.00	45.00	44.32
Deriya.....	Meter	-	34.41	-	-	-	-	-	-	-	-
COST OF TAILORING											
Woolen Suit (Men).....	No	-	416.02	-	450.00	-	382.59	324.04	382.59	400.00	300.00
Khaki/Teteron Suit (Men).....	No	-	132.76	-	-	109.54	162.87	156.39	143.26	156.39	300.00
Khaki/Teteron Suit (Boys).....	No	-	26.57	-	-	80.00	109.70	92.83	78.30	100.00	-

Table 2 : Average Retail Price of Goods and Services by Region and Selected Market Places - Group 2 Market Places Cont'd)

January
Tir 2011
2003

R E G I O N A N D M A R K E T P L A C E S											
ITEM	UNIT	A M H A R A									
		Chuahit	Gondar	Esete	Debre-Tabor	Kobo	Weldiya	Kombolcha	Dessie	Shewa-Robit	Debre-Birhan
P R I C E I N B I R R											
READY-MADE / FOR ADULTS											
'Netela'.....	No	72.30	81.63	89.63	86.64	85.73	84.90	-	84.33	-	130.00
'Gabi'.....	No	143.94	183.27	186.43	158.32	175.44	169.80	144.94	164.95	-	260.00
Shirts Long Sleeved (Local).....	No	-	-	142.48	150.00	69.28	-	-	-	-	-
Shirts Long Sleeved (Imported)...	No	-	153.26	154.92	152.83	133.89	149.78	166.41	128.31	136.93	120.00
Shirts Short Sleeved (Imported)...	No	-	119.72	123.24	129.27	130.84	119.93	159.79	108.15	146.59	104.88
Socks (Cotton) Imported.....	Pair	-	11.66	14.66	16.51	15.94	13.98	20.00	15.00	10.00	16.51
Sweater (Local) Men.....	No	-	-	-	-	-	-	-	109.45	-	-
Sweater (Local) Women.....	No	-	-	-	150.00	-	-	-	97.78	-	56.46
Shash (Imported).....	No	-	19.31	-	30.00	19.63	23.99	16.66	16.33	15.00	15.00
Singlets (Local) White.....	No	-	38.00	-	59.79	-	-	-	-	-	35.00
Jeans Trouser.....	No	-	269.51	272.57	296.19	279.52	306.20	287.87	274.97	273.29	263.04
Woolen Suit.....	No	-	-	-	-	-	-	-	2000.00	-	-
'Kemisna Netela'.....	No	259.81	282.31	-	397.91	215.44	286.51	249.87	254.97	250.00	200.00
Sweater-Men (Imported).....	No	-	234.52	-	280.00	-	168.22	-	194.96	-	200.00
Sweater-Women (Imported).....	No	-	233.29	-	149.30	-	-	-	181.65	-	139.76
Nylon Dress.....	No	-	-	-	-	-	-	-	-	-	-
Tetron Trouser.....	No	-	-	-	210.00	-	-	-	-	-	-
Leather Jacket.....	No	-	1549.19	-	948.68	-	776.39	-	648.72	-	925.91
Under Wear China.....	No	17.66	-	28.23	30.00	-	37.96	39.32	35.33	35.00	33.25
Polyester Suit.....	No	-	-	-	-	-	-	-	-	-	1188.00
Khaki Short	No	-	-	-	-	-	-	-	-	-	-
T-Shirts	No	-	69.88	78.30	122.72	105.91	114.93	116.57	84.90	90.00	96.55
Jogging Suit(sport tuta)	No	-	233.00	200.00	278.50	273.17	239.86	289.65	278.32	334.66	200.00
Khaki Jacket	No	-	239.86	-	283.06	273.86	239.86	306.52	251.66	265.66	269.62
Geldem	No	37.50	-	-	-	-	-	78.30	83.30	-	-
Mekremia.....	No	-	73.19	-	-	73.19	-	-	-	71.63	50.00
Polyester skirt.....	No	-	-	-	257.93	-	-	-	-	-	146.59
Pants(for men).....	No	13.92	19.93	27.05	33.25	21.54	22.24	31.58	31.58	26.57	25.00

Table 2 : Average Retail Price of Goods and Services by Region and Selected Market Places - Group 2 Market Places Cont'd)

January 2011
Tir 2003

ITEM	UNIT	R E G I O N A N D M A R K E T P L A C E S									
		A M H A R A									
		Chuahit	Gondar	Esete	Debre-Tabor	Kobo	Weldiya	Kombolcha	Dessie	Shewa-Robit	Debre-Birhan
P R I C E I N B I R R											
READY-MADE / FOR CHILDREN											
Sweater (Local) for Boys..... No	-	-	-	-	-	-	-	73.29	-	-	
Socks (Imported) Cotton..... Pair	9.28	11.29	5.48	5.00	6.65	5.65	-	7.00	6.00	6.00	
Jeans Trouser..... No	-	-	-	-	254.95	-	-	-	-	150.00	
Shirt Long Sleeved(Imported)Boys. No	-	74.89	60.00	62.45	-	59.86	40.00	71.63	66.63	54.85	
Sweater (England) for Girls..... No	-	-	-	-	-	-	-	-	-	-	
Kemise(for children) No	98.99	296.40	-	104.88	95.83	79.90	169.95	182.66	116.57	120.00	
Baby Cloths(Complete)..... No	67.45	96.55	90.00	90.00	112.92	99.67	106.56	96.64	96.55	83.20	
T-Shirt..... No	36.47	31.58	50.00	-	32.40	48.27	-	48.27	43.27	54.85	
Jeans trouser and Jacket..... No	150.00	179.81	224.94	200.00	173.07	249.87	151.65	184.95	209.84	148.31	
FOOTWEAR (MEN AND WOMEN)											
Anbessa Leather Shoes Men(Local)Pair	-	265.00	-	313.05	-	-	-	317.02	185.00	316.42	
Leather Shoes Men (Croft)..... Pair	189.74	674.54	-	-	-	-	700.00	582.85	-	635.13	
Walking Shoes(imp.) Non-Leather Pair	-	233.00	-	265.66	213.12	229.85	308.64	254.97	174.93	246.62	
Canvas Shoes (Local) Men..... Pair	-	-	60.00	70.00	-	81.63	-	-	-	-	
Canvas Shoes (China) Men..... Pair	-	81.63	120.00	120.00	-	70.94	68.29	-	-	75.00	
Plastic Shoes (Local) Women.... Pair	15.00	12.00	12.00	12.00	-	12.66	12.00	12.00	12.00	13.00	
Slippers Sponge Adult (China).. Pair	-	-	-	20.00	21.63	22.66	23.66	20.00	20.00	20.00	
Boots for Men Plastic (Local).. Pair	-	-	-	69.82	-	-	-	-	-	75.00	
Sendel Plastic Shoes (Imp.).... Pair	25.00	25.66	-	27.00	33.99	22.99	39.66	27.00	44.33	29.32	
Cost of Mending Shoes sole(Men).Pair	-	41.60	32.91	30.65	-	38.26	31.58	35.00	40.00	40.00	
Shoe leather,Women(China).....Pair	-	243.15	-	168.22	-	-	153.26	174.95	180.00	240.00	
Shoe leather,Women(Local).....Pair	-	91.46	79.37	81.63	94.87	114.93	84.90	81.63	85.00	83.20	
Shoe leather,Children(Local)....Pair	-	119.72	110.00	112.92	139.64	124.93	-	135.00	-	80.00	
Plastic shoe(Childern).....Pair	14.00	15.66	10.26	11.00	-	11.66	10.32	12.00	10.00	10.00	
Shoe leather,Children(Imported).Pair	-	105.91	110.00	-	-	-	-	-	100.00	-	
Shoe sendel(Plastic) Childern...Pair	-	12.66	-	-	30.00	13.33	30.65	15.00	38.33	-	

Table 2 : Average Retail Price of Goods and Services by Region and Selected Market Places - Group 2 Market Places Cont'd)

ITEM	UNIT	R E G I O N A N D M A R K E T P L A C E S									
		A M H A R A									
		Chuahit	Gondar	Esete	Debre-Tabor	Kobo	Weldiya	Kombolcha	Dessie	Shewa-Robit	Debre-Birhan
P R I C E I N B I R R											
CONSTRUCTION MATERIALS, WATER, AND FUEL AND POWER											
CONSTRUCTION MATERIALS											
Cement/Bag/(Local).....	50Kg	-	208.32	200.00	185.00	181.25	190.00	187.50	192.17	198.00	205.00
Lime.....	Kg	-	-	-	-	-	-	-	-	-	-
Lime/Jeso(Local).....	Kg	-	-	1.00	1.26	1.60	1.42	1.45	.96	1.17	1.05
Nail (7cm - 12cm).....	Kg	22.66	24.00	20.80	21.05	22.63	25.33	22.00	21.66	22.00	23.33
Nail With Cape.....	Kg	-	37.66	25.00	38.30	36.94	35.66	30.97	30.99	31.99	31.32
Corrugated Iron Sheet (.2mm).....	No	92.67	88.00	96.49	102.00	104.00	105.00	91.95	86.00	95.67	89.00
Wood for House Construction('Atana')..	No	23.30	26.30	-	19.93	-	23.99	29.32	22.99	38.00	22.66
Wall Paints-Super (Fluid) Normal.....	4Kg	-	95.00	-	209.84	95.99	105.00	108.53	113.14	-	-
Wall Paints-Super (Fluid) Plastic.....	4Kg	-	206.46	-	-	-	211.65	196.65	190.64	204.94	198.32
Coarse Aggregate Gravel.....	Meter Cube	-	293.18	-	-	-	-	146.59	252.49	-	220.00
Hollow Concrete Block(15x20x40 cm Cube)No		-	13.33	-	-	-	-	12.00	11.23	8.00	7.75
Bricks (25cm x 12cm x 6cm).....	No	-	-	-	-	-	-	-	-	-	-
Floor Board 4m Length.....	No	-	110.00	-	80.00	-	124.93	88.11	96.33	95.00	78.99
Iron Pipe 6mt. (1/2 inch Wide) Local..	No	-	240.00	140.00	152.97	-	-	196.61	146.66	-	250.00
Chipwood (125cm x 250cm x 8mm).....	No	-	-	-	124.93	122.47	144.94	125.90	119.27	135.00	240.00
Sand.....	Meter Cube	-	275.00	-	-	-	121.00	-	132.69	-	220.00
Gutter N# 33.....	Meter	-	-	-	-	-	61.62	85.00	84.33	-	55.30
Window Glass (50cm x 50cm x 3mm).....	No	-	-	-	-	-	32.99	35.66	31.32	-	-
Water Tanker,Roto (1 meter cube).....	No	-	3432.02	-	-	-	-	-	2500.00	-	-
Stone for House Construction..	Meter Cube	-	104.46	-	-	-	130.29	72.83	104.88	-	78.57
Mega Paints.....	4Kg	-	90.00	105.00	100.00	-	105.00	108.53	110.08	-	110.44
Nefas seleke Paints.....	4Kg	-	135.35	-	-	-	-	-	-	-	115.00
"Yewellel Nitaf"(Cement Made Tile).....	No	-	165.00	-	-	-	-	-	-	-	-
"Yewellel Nitaf"(Plastic Made Tile)....	No	-	-	-	-	-	-	-	-	-	-
Key (With hand).....	No	-	159.69	-	-	-	269.88	241.59	228.32	160.00	149.67
Door made of iron.....	No	-	732.95	570.00	464.95	-	839.48	690.39	641.56	-	529.55

Table 2 : Average Retail Price of Goods and Services by Region and Selected Market Places - Group 2 Market Places Cont'd)

January 2011
Tir 2003

R E G I O N A N D M A R K E T P L A C E S											
ITEM	UNIT	A M H A R A									
		Chuahit	Gondar	Esete	Debre-Tabor	Koba	Weldiya	Kombolcha	Dessie	Shewa-Robit	Debre-Birhan
P R I C E I N B I R R											
WATER											
Water.....	Meter Cube	5.50	4.00	3.50	3.50	2.50	2.00	2.10	1.90	2.50	2.00
FUEL AND POWER											
Fire Wood.....	Meter Cube	198.52	117.58	139.23	348.65	187.90	233.82	376.07	464.50	235.61	117.38
Charcoal.....	Kg	-	4.62	3.06	2.50	4.74	4.81	5.03	5.27	4.01	6.98
Dung Cake.....	Kg	.56	-	.46	.87	-	-	.50	-	-	.89
Kerosine.....	Lt	-	12.54	12.54	11.75	12.21	12.20	12.10	12.12	12.21	12.27
Diesel.....	Lt	-	14.12	14.12	13.24	13.79	13.82	13.68	13.70	13.79	13.85
Electric.....	K.Watt	.27	.27	.27	.27	.27	.27	.27	.27	.27	.27
Matches.....	Box	-	-	-	-	-	-	-	-	-	-
Candles.....	No	-	-	-	-	-	-	-	-	-	-
Buthane Gas (Shell).....	12.5 Kg	-	-	-	-	-	-	395.83	416.67	-	400.00
Eveready Drycell.....	No	5.00	5.00	5.00	5.00	5.65	7.00	3.58	3.73	4.00	4.33
FURNITURE, FURNISHING, HOUSEHOLD EQUIPMENT AND OPERATION											
CHAIRS, TABLES, ETC.											
Table Wanza (Machine made) Varnished..	No	-	716.28	524.40	816.33	674.54	426.17	865.35	711.38	-	660.39
Table Wanza (Hand made) Not Varnished..	No	-	-	-	-	-	-	-	-	-	-
Chairs Wanza (Machine Made) Varnished..	No	-	-	329.90	282.31	223.61	409.76	377.98	376.10	-	388.86
Chairs Wanza (Hand Made) Varnished....	No	-	-	-	-	-	-	-	-	-	-
Cupboard Wanza (2 doors) Varnished....	No	-	2656.65	1549.46	1758.73	2566.23	2966.29	2146.51	2732.93	1729.70	2131.20
Double Bed Wanza (120cm) Varnished....	No	-	1930.98	1549.46	965.49	1693.86	2332.86	2564.96	2131.20	1732.70	1972.97
Sofas (Complete).....	No	-	7162.85	6732.67	6804.09	-	8163.31	4250.63	7829.74	-	8320.34
Book Shelves Wanza (3 Shelves) no Door	No	-	-	689.36	682.92	974.68	776.39	716.28	1096.96	700.00	664.94
Chest of Drawer	No	-	-	1174.73	865.35	1341.64	1176.49	1310.37	2498.67	1000.00	1591.62

Table 2 : Average Retail Price of Goods and Services by Region and Selected Market Places - Group 2 Market Places Cont'd)

January 2011
Tir 2003

R E G I O N A N D M A R K E T P L A C E S											
ITEM	UNIT	A M H A R A									
		Chuahit	Gondar	Esete	Debre-Tabor	Kobo	Weldiya	Kombolcha	Dessie	Shewa-Robit	Debre-Birhan
P R I C E I N B I R R											
FURNISHINGS & REPAIRS											
Bed Sheet (Non-Patterned Bahir Dar)											
1.90m x 2.50m..... Pair	-	109.70	200.00	196.61	-	118.17	-	-	230.00	187.06	
Bed Sheet(Patterned Kombolcha)											
1.90m x 2.50m..... Pair	-	156.39	210.00	213.28	-	174.95	-	261.66	-	-	
Bed Cover(Patterned Kombolcha)..... No	-	-	-	-	-	-	-	-	-	-	
Blanket Woolen(Debre B.)160cm x 220cm. No	-	196.61	181.65	214.94	200.00	239.86	194.96	171.66	-	202.31	
Mattress-Sponge (A.A Foam) 120cm..... No	-	723.04	800.00	-	834.87	659.95	695.15	678.33	732.95	736.42	
Towel-Local (Kombolcha)..... No	-	30.97	64.87	66.04	-	39.79	49.32	51.59	-	-	
Curtains.....meter	-	53.60	-	-	85.00	79.90	65.00	65.00	78.30	80.00	
EARTHEN WARE											
Plastic tile.....meter	-	38.66	38.00	35.65	34.32	51.61	4.86	45.33	38.66	45.00	
Water Pot..... No	-	-	6.92	12.32	20.00	13.33	-	-	17.00	26.64	
'Jebena' Medium Size..... No	-	7.00	4.31	4.00	9.28	7.32	8.96	9.00	6.00	6.00	
'Mitad' (Griddle of Clay)..... No	20.65	39.32	20.98	23.33	34.76	28.99	49.83	33.25	45.00	43.32	
Local Stove '(Lakech)'. No	-	42.62	-	35.00	36.97	47.97	30.97	45.66	25.50	30.00	
Cup for Coffee (China)..... No	3.00	2.50	3.00	3.50	3.00	3.30	3.00	2.83	3.00	2.82	
Plate Clay (imported)..... No	-	10.49	-	22.96	-	13.00	8.65	-	-	18.00	
STRAW, BAMBOO AND OTHERS											
'Sefed'..... No	15.00	23.30	13.00	16.33	23.30	18.29	31.64	33.99	25.00	23.30	
Sack 100kg Capacity..... No	7.00	7.00	5.00	5.00	5.50	6.32	6.00	8.00	5.00	6.32	
METAL WARE											
Cooking Pan Medium (Local)..... No	38.31	42.62	37.66	30.00	55.98	51.65	40.00	45.66	35.00	35.00	
Tray (Nickel) Medium N ^o 45 Local..... No	-	34.32	34.33	39.32	32.97	43.32	33.97	36.99	34.66	30.33	
Electric 'Mitad' Aluminium..... No	-	1397.61	-	-	-	-	800.00	848.53	989.95	914.33	

Table 2 : Average Retail Price of Goods and Services by Region and Selected Market Places - Group 2 Market Places Cont'd)

January 2011
Tir 2003

R E G I O N A N D M A R K E T P L A C E S											
ITEM	UNIT	A M H A R A									
		Chuahit	Gondar	Esete	Debre-Tabor	Kobo	Weldiya	Kombolcha	Dessie	Shewa-Robit	Debre-Birhan
P R I C E I N B I R R											
Gas Stove (Kerosine) China.....	No	-	86.64	-	100.00	97.64	110.00	85.00	82.64	85.00	71.63
Permuze(Japan).....	No	-	-	-	144.22	-	-	-	-	130.00	-
Refregator.....	No	-	3865.53	-	5800.00	5500.00	5899.15	6000.00	4933.28	4500.00	5170.00
PLASTIC WARE (LOCAL MADE)											
Jerrycan (20 Litres).....	No	-	20.98	19.29	18.00	-	-	-	-	-	35.00
Bucket (20 Litres).....	No	32.00	37.66	31.32	33.66	33.97	34.66	32.33	30.99	32.97	30.00
GLASS WARE											
Glass for Tea (Duralex).....	No	3.00	5.00	5.00	6.32	4.66	5.31	4.50	4.40	5.00	4.16
OTHER HOUSEHOLD EQUIPMENT											
Kerosine Lamp.....	No	-	34.32	-	30.00	-	41.32	31.64	33.64	35.00	-
'Kuraz' Small Local Kerosine Lamp.....	No	2.00	3.00	2.00	2.00	-	3.83	-	3.32	1.50	-
Flash Light.....	No	-	16.31	11.66	-	16.31	13.33	15.66	14.33	11.63	14.66
Electric Bulb Philips(40/60 Watt).....	No	4.00	5.00	4.33	4.00	5.00	4.64	4.00	4.33	4.00	4.16
HOUSEHOLD OPERATION											
Hard Soap (Local).....	200gm	-	4.53	-	-	3.69	5.72	-	3.53	3.16	3.00
Hard Soap (Imported).....	200gm	6.09	5.65	5.22	5.87	6.24	5.65	5.50	6.47	6.23	6.40
Detergent (Omo).....	50gm	3.33	1.89	-	3.33	2.92	-	-	3.65	3.33	3.50
Incense.....	Kg	27.50	38.66	-	54.77	-	-	38.26	40.00	-	41.97
Sandal Wood.....	No	.30	.33	.30	.28	.46	.40	.30	.30	.46	.32
Toilet Paper (Mamko).....	Roll	6.50	8.00	7.00	7.50	7.50	7.49	7.49	7.50	8.00	7.50
Detergent(Zahira).....	50gm	1.63	1.63	1.75	1.63	1.75	1.79	1.63	1.64	1.63	1.67

Table 2 : Average Retail Price of Goods and Services by Region and Selected Market Places - Group 2 Market Places Cont'd)

January
Tir 2011
2003

ITEM	UNIT	R E G I O N A N D M A R K E T P L A C E S									
		A M H A R A									
		Chuahit	Gondar	Esete	Debre-Tabor	Kobo	Weldiya	Kombolcha	Dessie	Shewa-Robit	Debre-Birhan
P R I C E I N B I R R											
DRY CLEANING											
Dry Cleaning (Suit Men).....	No	-	25.00	-	-	-	40.00	18.97	25.00	-	19.31
DOMESTIC SERVICE											
Maid Servant.....	Month	-	100.00	-	-	86.60	193.10	246.62	139.76	100.00	115.00
Unskilled Service (Daily Laborer)...	Day	26.57	25.00	16.94	20.00	26.57	25.00	26.57	20.00	40.00	30.00
Salary for Guard	Month	-	-	-	-	-	-	246.62	194.96	-	-
MEDICAL CARE											
Ampicillin(250 mg) Local.....	56 Caps	26.56	27.62	20.35	44.80	22.45	20.49	22.14	21.34	23.08	25.10
Tetracycline (250 mg) Local.....	56 Caps	13.13	20.35	21.46	-	17.22	12.06	15.00	12.06	15.81	13.05
Penicillin injection(4 Mu. Local).Buttle	-	-	7.32	5.13	5.00	8.14	7.00	5.48	5.50	7.96	7.16
Chloramphenicol(250mg) Local.....	56 Caps	14.00	22.40	18.32	-	20.31	17.69	16.28	12.06	20.97	17.78
Paracetamol(500mg) Local.....	20 Pills	4.00	2.29	3.17	4.00	2.88	4.00	2.62	2.15	4.00	2.38
Cough Syrup (Efadykse) Local.....	125cc	1750.00	12.00	10.28	12.00	12.32	10.32	10.66	9.75	12.00	12.20
Bactrim(480mg) Local.....	30 Pills	8.22	7.40	6.24	6.00	9.11	6.12	5.81	4.23	8.47	6.38
Vermox(100mg) Local.....	12 Pills	3.00	2.29	1.86	3.00	4.58	2.00	1.82	2.00	3.00	2.00
Mezel(250mg) Local.....	30 Caps	9.49	9.91	6.24	6.00	11.48	11.48	7.64	7.40	9.00	7.99
Asprin (300 mg) Local.....	20 Pills	-	2.00	3.63	-	2.52	2.00	1.93	2.00	2.88	1.86
Insulin(Lente).....	Buttle	-	62.45	-	-	-	62.45	60.48	60.99	60.00	67.60
Amoxacillin(500mg).....	16 Caps	15.18	12.80	12.53	12.80	15.16	10.38	11.98	11.23	11.98	12.85
Magnesium Oxide.....	30 Pills	9.00	4.50	6.00	6.00	6.00	3.00	3.78	3.00	6.00	3.00
Fasider Tablet.....	1 Pills	-	-	-	-	-	-	-	1.41	3.00	1.61
OTHER MEDICAL EXPENSES											
Doctor's Fee (Government).....	per visit	4.00	4.47	3.00	4.00	3.00	5.00	4.00	4.00	3.00	3.00
Doctor's Fee (Private).....	per visit	5.00	16.51	-	5.00	7.07	20.00	10.00	28.23	10.00	10.00
Injection (Service Charge).....	Once	3.00	2.00	1.14	2.00	2.00	2.00	1.00	2.00	2.00	1.82

Table 2 : Average Retail Price of Goods and Services by Region and Selected Market Places - Group 2 Market Places Cont'd)

January 2011
Tir 2003

ITEM	UNIT	R E G I O N A N D M A R K E T P L A C E S									
		A M H A R A									
		Chuahit	Gondar	Esete	Debre-Tabor	Kobo	Weldiya	Kombolcha	Dessie	Shewa-Robit	Debre-Birhan
		P R I C E I N B I R R									
Labratory Test Fee (Private).....	Once	5.00	5.65	-	5.00	5.00	5.00	7.94	5.00	7.94	
Bed Charge (gov.).....	per day	-	10.00	5.00	5.00	-	-	5.00	-	5.00	
X-Ray(For TB).....	Once	-	80.00	-	-	-	-	50.00	-	60.00	
Bed Charge (Private).....	per day	-	42.17	-	-	-	-	65.42	-	30.00	
TRANSPORT AND COMMUNICATION											
TRANSPORT											
Benzene.....	Lt	-	16.49	-	15.69	-	16.82	16.92	16.90	-	
Motor Oil (Mobil).....	Lt	-	55.00	-	-	64.50	65.00	64.65	64.80	64.40	
Car Washing and Greasing.....	Once	-	35.00	-	-	-	117.47	57.50	66.63	45.00	
Bus Fare (per km).....	Tarif	-	.19	-	-	-	.23	.23	.23	-	
Bus Fare (within Town)	Trip	-	2.00	-	-	-	-	-	-	-	
Taxi Fare	Trip	-	1.00	-	-	1.00	1.00	1.35	1.35	1.00	
Air Plane (To Addis Ababa)	Trip	-	734.00	-	-	-	-	-	-	-	
Animal Transport fare.....	Trip	-	-	34.64	-	-	46.61	-	-	-	
Cart Fare.....	Trip	-	1.00	-	-	-	1.00	1.00	1.00	1.00	
COMMUNICATION											
Telephone Charge (with town).....	Period	.20	.20	.20	-	-	.20	.20	.20	.20	
Telephone Charge to Addia Ababa....	Period	5.40	-	4.15	4.15	4.20	4.20	4.20	4.20	1.50	
Telephone Line Installation Charge..	Once	283.30	283.30	283.30	283.30	283.30	283.30	283.30	283.30	283.30	
Mobile Apparatus(Nokia6200).....	No	-	-	-	-	500.00	-	-	476.22	650.00	
Mobile call from Tel.....	Period	2.55	2.16	2.55	2.25	2.55	2.55	2.16	2.16	2.85	
Internet Service.....	10hrs/month	-	106.00	-	100.00	-	-	-	-	-	

Table 2 : Average Retail Price of Goods and Services by Region and Selected Market Places - Group 2 Market Places Cont'd)

		January Tir										2011 2003
		R E G I O N A N D M A R K E T P L A C E S										
ITEM	UNIT	A M H A R A										
		Chuahit	Gondar	Esete	Debre- Tabor	Kobo	Weldiya	Kombolcha	Dessie	Shewa- Robit	Debre- Birhan	
		P R I C E I N B I R R										
ENTERTAINMENT AND EDUCATION												
EQUIPMENT AND ACCESSORIES												
T.V. Set Philips 21 inch(Colored)..... No	-	3699.10	-	3900.00	-	3593.32	3900.00	3768.32	3800.00	3866.38		
Cassette Recorded Original(Local Music)No	10.00	10.00	11.00	12.00	11.27	10.00	10.00	10.00	12.00	12.00		
Radio Set Philips 3 Band..... No	-	-	230.00	300.00	-	-	350.00	351.66	346.63	-		
Tape Recorder National (2 Speaker).... No	-	-	-	-	-	-	-	-	-	-		
Expense for Photograph(Passport size)4Pho	5.00	6.00	7.00	14.00	8.00	-	5.00	7.00	10.00	9.28		
Newspaper (Addis Zemen)..... No	-	-	-	-	-	-	-	-	2.00	-		
Theater Entrance Fee Once	-	-	-	-	-	-	-	-	-	-		
VCD-Player(Mayato Japan).....No	-	-	825.00	-	-	-	-	-	-	-		
VCD Cassette rent.....Once	2.50	2.00	-	2.00	2.00	2.00	3.00	3.00	2.00	3.00		
EDUCATION												
Exercise Book (50 Leaves) Local..... No	-	-	-	-	-	-	3.95	-	4.00	4.00		
Pencil (China)..... No	-	1.50	1.00	1.00	1.00	1.57	1.50	1.50	1.50	1.66		
Ball Point-Bic England..... No	-	2.50	2.15	2.50	2.37	2.41	2.25	2.25	3.00	2.25		
Day School Fee-Public(Grade 7 & 8)..Month	-	-	-	-	-	-	-	-	-	-		
Day School Fee-Private(Grade 9-10)..Month	-	181.10	-	-	45.00	-	-	149.67	-	-		
Night School Fee-Government(Gr.9-10)Month	-	35.00	-	48.00	-	41.00	39.00	39.00	45.00	27.50		
School Uniform Fee No	-	-	-	-	136.08	129.94	128.18	133.25	-	-		
Night School Fee-Private(Grade9-10).Month	-	-	-	-	-	-	-	-	-	-		
Night College Fee-Private.....Credit/hr	-	268.01	-	150.00	-	-	-	-	-	-		
PERSONAL CARE AND EFFECTS												
PERSONAL CARE												
GIV Toilet Soap..... 90gm	4.87	5.63	5.63	5.63	5.63	5.81	5.24	5.43	5.63	5.63		
Blade-INDIA..... No	.75	1.00	1.00	1.00	.83	1.00	.57	.75	1.00	.75		

Table 2 : Average Retail Price of Goods and Services by Region and Selected Market Places - Group 2 Market Places Cont'd)

January 2011
Tir 2003

R E G I O N A N D M A R K E T P L A C E S											
ITEM	UNIT	A M H A R A									
		Chuahit	Gondar	Esete	Debre-Tabor	Kobo	Weldiya	Kombolcha	Dessie	Shewa-Robit	Debre-Birhan
P R I C E I N B I R R											
Hair Dressing (Traditional).....	No	4.22	5.00	8.88	7.00	7.05	9.97	5.00	6.65	6.32	9.28
Hair Dressing (Modern).....	No	20.00	20.80	17.66	15.00	15.97	18.29	18.17	20.00	20.00	17.21
Barbery (Mens Hair Cut).....	No	4.00	9.28	4.00	5.65	4.64	5.65	9.28	10.00	5.00	5.04
Zenith Hair Oil(Liquids Form).....	330cc	15.33	15.66	16.66	15.33	15.00	14.66	14.16	15.15	15.33	15.00
Zenith Hair Oil(Non-Liquids Form)..	330cc	15.33	16.66	15.00	15.33	15.00	14.66	14.16	15.15	15.33	14.66
Shaving Machine (medium)	No	-	63.16	-	60.00	-	-	-	-	-	67.45
Perfume	100cc	-	41.21	-	37.42	-	-	49.32	44.32	-	40.00
Parafin Hair Oil.....	330cc	-	20.84	-	19.80	22.45	24.19	18.15	19.80	-	19.23
Shoe Polish(Black/Brown).....	Once	2.00	1.50	2.00	2.00	1.82	2.00	2.00	2.00	2.00	2.00
Modes(Disposable napkins).....	Packet	13.92	11.66	-	11.29	-	1.33	-	-	12.32	12.32
PERSONAL EFFECTS											
Umbrella-Men Medium (Local).....	No	15.43	46.61	44.32	39.32	40.00	41.65	38.31	35.33	35.00	55.00
Umbrella-Women Medium (Imported).....	No	33.97	87.94	-	76.63	-	69.33	61.62	56.62	45.00	61.62
Hand Bag (Imported Synthetic).....	No	-	222.40	-	35.00	200.00	193.10	184.69	154.95	-	153.26
Belt (Local) Machine Made.....	No	-	106.27	-	-	-	-	68.29	55.75	50.00	53.13
Belt (Local) Hand Made.....	No	-	-	-	-	-	-	-	-	-	-
JEWELLERY											
Seiko-21 Jewels Automatic (Men).....	No	-	-	-	-	-	-	-	-	-	-
Seiko-21 Jewels Automatic (Women).....	No	-	-	-	-	-	-	-	-	-	-
Earrings (4gm 18 carat Local).....	Pair	-	3000.00	-	-	-	-	-	2786.60	-	2600.00
Neck Laces (6gm 18 carat Local).....	No	-	4500.00	-	-	-	-	-	4179.90	-	3900.00
Rings (4gm 18 carat Local).....	No	-	3000.00	-	-	-	-	-	2786.60	-	2600.00
Bracelet 20gm (18 carat Local).....	No	-	-	-	-	-	-	-	1393.30	-	1300.00

Table 2 : Average Retail Price of Goods and Services by Region and Selected Market Places - Group 2 Market Places Cont'd)


January
Tir 2011
2003

ITEM	UNIT	R E G I O N A N D M A R K E T P L A C E S									
		A M H A R A									
		Chuahit	Gondar	Esete	Debre-Tabor	Kobo	Weldiya	Kombolcha	Dessie	Shewa-Robit	Debre-Birhan
P R I C E I N B I R R											
LIVESTOCK AND DRAUGHT ANIMALS											
LIVESTOCK											
Sheep (10-15Kg).....	No	289.89	382.95	248.25	239.86	352.74	286.39	309.57	333.10	234.96	373.30
Goat (10-15Kg).....	No	253.29	239.57	285.60	202.96	292.83	249.87	283.06	303.30	219.00	289.89
Heifer (2-4 Years).....	No	1816.51	1432.57	1628.65	1749.52	1491.06	1049.21	2449.66	2179.28	2249.63	1964.00
Cow (4 Years and Above).....	No	2095.38	2298.55	1776.86	3044.34	2257.18	1914.75	2749.70	3599.07	2766.26	3195.83
Bull (2-4 Years).....	No	3164.18	1265.77	1440.97	2029.56	1754.41	1405.81	2308.50	2715.95	3049.73	2081.62
Ox (4 Years and Above).....	No	2615.27	3350.73	2601.18	3195.83	3761.00	2398.61	3831.32	3949.79	3933.05	5065.80
Hen (Indigenous).....	No	36.65	36.31	26.40	32.60	30.26	28.98	42.62	35.63	35.33	33.31
Cock (Indigenous).....	No	38.66	54.85	30.86	48.66	34.61	25.99	39.32	43.99	40.66	52.29
DRAUGHT ANIMALS											
Donkey.....	No	1000.00	865.35	778.87	849.02	1327.61	676.35	-	976.45	989.90	766.31
Horse.....	No	-	-	2631.62	3065.24	-	-	-	3049.73	-	1315.21
Mule.....	No	-	-	4121.29	4915.93	-	4313.25	-	4849.83	-	-
FARM EQUIPMENT (INDUSTRIAL PRODUCT)											
Sickel.....	No	37.00	-	48.27	-	-	-	45.00	49.32	-	-
Pick Axe ('Doma').....	No	48.27	63.16	-	54.77	-	52.63	48.99	47.32	55.00	60.00
'Gejera'.....	No	-	53.28	-	-	-	-	55.00	37.61	40.00	-
FARM EQUIPMENT (HAND MADE)											
'Mofer'.....	No	-	-	-	-	101.48	69.88	59.86	-	153.26	-
'Kember'.....	No	20.65	-	41.21	-	-	-	-	-	50.00	-
'Digr'.....	No	5.31	-	2.50	-	6.48	5.48	5.83	-	5.99	6.00
Plough.....	No	58.28	64.87	82.68	-	73.29	74.89	68.29	109.70	88.30	75.00
Sickel.....	No	5.94	8.00	-	6.00	10.00	10.97	18.64	11.89	-	10.00

Table 2 : Average Retail Price of Goods and Services by Region and Selected Market Places - Group 2 Market Places Cont'd)

January 2011
Tir 2003

R E G I O N A N D M A R K E T P L A C E S											
ITEM	UNIT	A M H A R A									
		Chuahit	Gondar	Esete	Debre-Tabor	Kobo	Weldiya	Kombolcha	Dessie	Shewa-Robit	Debre-Birhan
		P R I C E I N B I R R									
'Wegel'.....	No	10.00	12.00	11.29	9.65	12.96	11.66	16.51	30.97	14.00	12.00
'Erfe '.....	No	-	-	-	-	4.83	6.95	9.32	-	7.32	-
MISCELLANEOUS GOODS AND SERVICES											
Coffin (Medium Quality).....	No	-	682.92	-	500.00	-	526.26	750.00	-	-	200.00
Charge for Money Transfer.....	Once	-	13.50	13.00	13.25	13.00	13.00	13.00	13.00	13.00	13.00
Photocopy.....	per page	-	.50	.75	.50	.50	.50	.46	.35	.50	.40
Wedding Invitation Card.....	per page	-	.75	-	-	-	-	-	.97	-	-



Group 3

Market Places

**(Mota, Debre Markos, Dembecha, Bahir Dar, Sekota, Amde Werk,
Dangla, Chagni, Kemise, and Bati.)**

Table 3 : Average Retail Price of Goods and Services by Region and Selected Market Places - Group 3 Market Places Cont'd)

January
Tir 2011
2003

R E G I O N A N D M A R K E T P L A C E S											
ITEM	UNIT	A M H A R A									AMHARA AVERAGE
		Mota	Debre- markos	Dembecha	Bahir- Dar	Sekota	Amde Work	Danigla	Chagni	Kemise	

P R I C E I N B I R R

CEREALS UNMILLED

'Teff' White	Kg	5.55	6.87	5.89	8.47	6.95	7.50	5.13	5.40	7.50	7.66	7.07
'Teff' Mixed.....	Kg	5.56	5.28	5.29	6.43	6.32	6.71	4.80	5.10	7.18	7.19	6.35
'Teff' Black (Red).....	Kg	5.26	4.40	4.82	4.93	5.75	5.75	4.18	5.00	6.67	6.26	5.50
Wheat White.....	Kg	4.99	5.20	5.15	6.32	5.94	5.42	5.96	5.50	6.45	6.89	6.02
Wheat Mixed.....	Kg	-	-	-	-	-	-	-	-	-	-	5.26
Wheat Black (Red).....	Kg	-	4.41	-	6.16	5.37	-	5.31	-	7.40	5.91	5.77
Barley White.....	Kg	4.40	5.30	-	6.00	5.21	5.45	6.15	5.50	7.45	5.94	5.71
Barley Mixed.....	Kg	-	-	-	5.33	4.80	-	-	-	6.87	5.88	5.03
Barley Black.....	Kg	-	5.42	-	-	4.80	-	4.90	4.50	6.48	-	5.15
Barley for Beer.....	Kg	-	-	-	-	-	-	-	-	-	-	4.18
Maize (White).....	Kg	2.85	2.96	2.48	2.87	3.60	3.65	2.59	2.50	3.27	3.09	2.96
Durrah.....	Kg	-	-	-	-	-	2.51	-	-	5.31	-	3.36
Sorghum Yellow.....	Kg	5.15	-	-	-	4.32	3.13	-	-	5.46	4.51	4.32
Sorghum White.....	Kg	-	-	-	6.00	3.49	3.00	3.30	2.50	3.11	4.55	3.80
Sorghum Red.....	Kg	3.20	-	-	-	2.72	-	-	-	3.76	2.90	3.27
African Millet.....	Kg	4.98	-	3.75	4.16	5.19	-	3.29	2.50	-	-	3.88
Rice (Imported).....	Kg	16.66	14.66	14.33	13.20	15.33	15.49	13.83	14.00	12.95	12.95	14.28
Oats.....	Kg	-	5.60	6.44	-	-	-	5.78	5.00	-	-	5.54
Hulled Barley.....	Kg	7.89	-	-	8.00	-	-	-	-	-	-	7.43

CEREALS MILLED

'Teff' White.....	Kg	-	-	-	-	-	-	-	-	-	-	-
'Teff' Mixed.....	Kg	-	-	-	-	-	-	-	-	-	-	-
'Teff' Black (Red).....	Kg	-	-	-	-	-	-	-	-	-	-	-
Wheat White.....	Kg	-	-	-	-	-	-	-	-	-	-	9.00
Wheat Mixed.....	Kg	-	-	-	-	-	-	-	-	-	-	-
Barley White.....	Kg	-	-	-	-	-	-	-	-	-	-	14.00
Barley Mixed.....	Kg	-	-	-	-	-	-	-	-	-	-	-

Table 3 : Average Retail Price of Goods and Services by Region and Selected Market Places - Group 3 Market Places Cont'd)

January 2011
Tir 2003

R E G I O N A N D M A R K E T P L A C E S												
ITEM	UNIT	A M H A R a									AMHARA AVERAGE	
		Mota	Debre- inarkos	Dembecha	Bahir- Dar	Sekota	Amde Work	Danigla	Chagni	Kemise		Bati
P R I C E I N B I R R												
Maize (White).....	Kg	-	-	-	-	-	-	-	-	-	-	-
Oats.....	Kg	15.66	14.98	12.63	20.00	-	-	17.66	12.00	-	-	15.35
Sorghum.....	Kg	-	-	-	-	-	-	-	-	-	-	-
Durrah.....	Kg	-	-	-	-	-	-	-	-	-	-	-
'Furno Duket' Locally Processed..	Kg	10.00	9.49	9.65	10.32	10.83	10.00	10.00	10.00	10.66	9.49	9.85
PULSES UNMILLED												
Horse Beans.....	Kg	6.19	6.56	6.83	7.83	7.03	4.51	9.18	7.66	6.55	7.63	6.68
Peas White.....	Kg	7.89	-	-	-	-	-	-	-	-	-	8.02
Peas Green(dry).....	Kg	7.66	8.55	8.03	9.32	7.14	-	9.18	8.00	-	-	7.91
Peas Mixed.....	Kg	-	-	-	-	-	5.93	-	-	7.29	8.48	7.67
Soya Beans.....	Kg	-	-	-	-	-	-	-	-	-	-	-
Chick Peas.....	Kg	9.48	8.91	8.33	8.32	6.76	6.32	-	8.00	6.79	8.27	7.61
Lentils.....	Kg	16.00	12.97	13.33	14.66	12.13	9.81	16.00	13.33	13.10	14.32	13.16
Haricot Beans.....	Kg	5.27	4.80	-	6.00	6.08	-	-	5.33	4.30	5.82	5.25
Lima Beans.....	Kg	3.96	-	-	7.00	-	-	-	-	-	7.32	6.14
Vetch.....	Kg	8.30	6.73	-	7.16	-	-	7.39	7.00	7.43	7.30	7.07
Fenugreek(Green).....	Kg	35.33	28.65	24.99	34.33	27.20	25.64	28.00	27.33	24.72	24.65	27.00
PULSES MILLED OR SPLIT												
Horse Beans Milled.....	Kg	-	-	-	-	-	-	-	-	-	-	12.34
Peas Milled.....	Kg	11.32	19.31	21.25	-	-	-	18.64	15.33	-	-	16.77
Chick Peas Milled.....	Kg	-	-	-	-	-	-	-	-	-	-	-
Mixed Pulses Milled.....	Kg	-	-	-	16.00	16.94	-	-	13.00	21.43	-	15.98
Vetch Milled.....	Kg	-	11.66	13.34	15.66	-	-	-	12.00	17.15	-	13.84
Peas Split.....	Kg	-	12.00	11.66	12.32	-	-	13.66	-	-	-	12.72
Peas Split(Roasted).....	Kg	9.32	13.00	-	15.00	12.97	-	13.33	12.32	-	-	12.98
Horse Beans Split(Roasted).....	Kg	-	-	-	12.00	-	-	12.83	-	-	-	11.48
Lentils Split.....	Kg	18.00	17.00	17.50	18.00	18.64	20.98	20.00	18.00	20.00	20.65	19.15

Table 3 : Average Retail Price of Goods and Services by Region and Selected Market Places - Group 3 Market Places Cont'd)

January
Tir 2011
2003

R E G I O N A N D M A R K E T P L A C E S												
ITEM	UNIT	A M H A R a									AMHARA AVERAGE	
		Mota	Debre- markos	Dembecha	Bahir- Dar	Sekota	Ame Work	Danigla	Chagni	Kemise		Bati
P R I C E I N B I R R												
Vetch Split(Roasted).....	Kg	-	-	-	11.49	-	-	-	-	-	-	10.85
Chick Peas Split(Roasted).....	Kg	-	-	-	15.00	-	-	-	-	-	-	14.62
Fenugreek Milled.....	Kg	40.00	32.00	32.00	49.32	24.99	-	40.00	35.00	40.33	47.43	38.59
OIL SEEDS												
Niger Seed.....	Kg	8.73	13.85	13.05	10.97	9.89	14.87	9.00	10.00	14.46	16.22	12.30
Linseed White.....	Kg	-	-	-	21.31	-	-	-	-	-	-	18.11
Linseed Red.....	Kg	10.35	12.86	11.23	12.66	10.31	10.35	9.37	10.95	14.46	15.19	11.77
Sesame Seed Red.....	Kg	-	37.64	-	20.65	10.35	-	-	-	15.84	16.01	18.92
Sunflower.....	Kg	9.68	12.95	-	8.96	5.61	5.25	-	-	11.39	11.74	10.06
Castor Beans.....	Kg	-	-	8.00	-	-	-	5.20	-	6.98	-	7.89
Rape Seed.....	Kg	5.79	11.20	8.28	8.62	6.75	4.00	6.00	7.49	10.47	5.61	7.81
Ground Nut Shelled.....	Kg	15.00	13.66	14.66	14.66	18.49	-	12.66	11.66	18.00	16.66	15.38
PREPARED CEREAL PRODUCTS												
Spaghetti (Local) Without Egg....	Kg	23.31	24.00	17.33	26.00	21.31	24.65	20.00	20.00	20.98	-	20.60
Pastini.....	Kg	22.00	17.93	21.94	16.00	20.00	-	17.00	19.31	22.00	20.00	19.64
Macaroni (Local) Without Egg....	Kg	13.00	12.66	12.32	13.00	14.16	14.00	12.00	12.66	12.66	12.66	12.98
'Fafa' Flour.....	kg	-	-	-	-	-	-	-	-	-	-	21.40
'Dube' Flour.....	kg	-	-	-	-	15.00	-	-	-	-	-	14.30
BREAD AND OTHER PREPARED FOODS												
'Enjera' ('Teff' Mixed).....	325gm	1.72	2.63	2.00	1.79	2.46	3.66	1.79	1.91	2.02	2.57	2.21
'Dabo' (Traditional Ambasha)..	350gm	1.78	1.55	1.64	2.92	2.39	3.35	1.42	1.67	-	-	2.30
'Dabo' (Traditional Sheleto)..	350gm	-	1.63	1.70	-	3.46	-	-	-	1.57	1.64	2.10
Bread Wheat (Bakery).....	350gm	3.41	2.77	3.63	4.38	2.92	3.65	3.50	3.66	3.50	3.50	3.39
Biscuits	150gm	4.29	3.21	3.21	3.75	3.21	3.21	3.75	3.75	3.21	3.21	3.66

Table 3 : Average Retail Price of Goods and Services by Region and Selected Market Places - Group 3 Market Places Cont'd)

January 2011
Tir 2003

R E G I O N A N D M A R K E T P L A C E S												
ITEM	UNIT	A M H A R A										AMHARA AVERAGE
		Mota	Debre- markos	Dembecha	Bahir- Dar	Sekota	Amde Work	Danigla	Chagni	Kemise	Bati	
P R I C E I N B I R R												
MEAT												
Beef	Kg	40.00	58.28	36.65	40.00	48.00	-	40.00	45.00	40.00	40.00	43.55
Camel Meat	Kg	-	-	-	-	-	-	-	-	38.17	39.68	34.16
FISH AND FISH PRODUCTS												
Fish Fresh.....	Kg	-	-	-	8.00	-	-	-	-	-	-	8.00
Sardines (Imported).....	125gm	-	-	-	-	-	-	-	24.00	-	23.87	17.51
DIARY PRODUCTS AND EGG												
Cow Milk (Unpasteurized).....	Lt	6.25	8.56	5.44	7.00	8.00	-	5.65	6.00	8.00	12.63	6.77
Cow Milk (pasteurized).....	Lt	-	-	-	-	-	-	-	-	-	24.00	15.06
Camel Milk.....	Lt	-	-	-	-	-	-	-	-	-	-	-
Goat Milk.....	Lt	-	-	-	-	-	-	-	-	-	-	-
Powdered Milk (Me&My).....	450gm	95.63	83.62	84.38	81.79	82.12	87.14	-	84.25	81.73	81.73	82.80
Yoghurt (Traditional).....	Lt	6.25	9.09	7.47	-	16.00	-	5.00	14.81	15.10	11.43	9.62
Cheese Cottage.....	Kg	6.00	11.19	-	15.33	-	-	8.00	7.85	-	-	11.03
Egg (Traditional).....	Dozen	12.00	13.20	13.40	15.40	10.19	6.00	15.00	12.00	15.00	13.92	13.03
OILS AND FATS												
Butter Unrefined.....	Kg	75.99	75.33	71.63	64.33	72.99	87.36	65.00	68.32	66.63	75.24	72.32
Cooking Oil (Imported).....	Lt	27.00	24.78	27.00	26.56	27.11	29.97	26.56	26.67	22.15	22.15	26.17
Cooking Oil (Local).....	Lt	36.00	34.00	32.33	35.00	-	-	35.33	40.00	-	-	34.19
Vegetable Butter(Shenc & Shady)..	Kg	61.11	66.67	-	71.09	62.21	50.00	58.15	65.92	62.20	69.59	64.31

Table 3 : Average Retail Price of Goods and Services by Region and Selected Market Places - Group 3 Market Places Cont'd)

January 2011
Tir 2003

ITEM	UNIT	R E G I O N A N D M A R K E T P L A C E S										AMHARA AVERAGE
		A M H A R a										
		Mota	Debre- markos	Dembecha	Bahir- Dar	Sekota	Amde Work	Danigla	Chagni	Kemise	Bati	

P R I C E I N B I R R

VEGETABLES AND FRUITS
VEGETABLES (FRESH)

Ethiopian Kale.....	Kg	3.46	3.38	1.48	3.09	-	-	2.52	2.04	-	-	2.72
Cabbage.....	Kg	4.83	2.65	3.08	3.66	4.18	3.18	3.83	4.00	2.54	3.82	3.41
Lettuce.....	Kg	-	2.17	3.33	3.35	-	-	2.17	-	-	-	2.78
Spinach.....	Kg	3.59	2.66	2.22	5.27	2.61	-	2.52	-	4.40	2.64	2.97
Carrot.....	Kg	5.44	3.83	2.51	6.00	8.94	3.30	5.83	4.00	3.30	2.80	4.22
Tomatoes.....	Kg	5.65	6.00	7.00	4.00	4.31	2.99	5.00	5.00	3.67	4.22	4.99
Onions.....	Kg	10.00	10.00	10.00	7.00	12.32	11.91	12.00	10.00	11.69	10.00	10.15
Garlics.....	Kg	23.33	21.66	17.71	28.31	25.33	22.60	30.00	28.33	24.03	18.55	25.14
Leaks.....	Kg	-	-	-	-	-	-	-	-	-	-	-
Pepper Green.....	Kg	12.32	15.66	6.99	15.00	7.84	15.26	10.00	12.00	9.69	15.14	12.57
Pumpkin.....	Kg	-	1.05	.69	.77	-	1.00	1.49	1.14	1.69	-	1.16
Green Peas.....	Kg	-	-	-	-	-	-	-	-	-	-	-
Beet Root.....	Kg	4.08	2.53	3.13	5.31	-	4.00	5.00	4.00	2.60	4.06	4.18
Cauliflower.....	Kg	-	-	-	-	-	-	-	-	-	-	-

FRUITS FRESH

Banana.....	Kg	4.36	7.32	8.49	5.60	8.16	6.03	9.28	9.68	5.55	5.55	6.90
Orange.....	Kg	8.05	12.00	8.00	8.10	8.00	4.61	10.00	5.00	8.05	8.05	8.56
Lemon.....	Kg	-	7.03	-	6.68	5.50	3.42	1.63	1.31	5.07	7.19	5.39
Tangerine.....	Kg	-	-	-	-	-	-	-	-	-	-	12.00
Papaya.....	Kg	5.77	4.40	5.71	8.00	2.54	3.53	-	-	2.90	3.76	5.28
Grapes.....	Kg	-	-	-	-	-	-	-	-	-	-	-
Avocado.....	Kg	-	10.00	8.00	8.00	-	-	8.00	-	-	-	8.11
Mango.....	Kg	-	10.00	-	10.00	9.00	-	8.00	-	10.00	10.00	8.84
Cactus.....	Kg	-	-	-	-	-	-	-	-	-	-	-

Table 3 : Average Retail Price of Goods and Services by Region and Selected Market Places - Group 3 Market Places Cont'd)

January
Tir 2011
2003

R E G I O N A N D M A R K E T P L A C E S												
ITEM	UNIT	A M H A R A										AMHARA AVERAGE
		Mota	Debre- markos	Dembecha	Bahir- Dar	Sekota	Ande Work	Danigla	Chagni	Kemise	Bati	
P R I C E I N B I R R												
SPICES												
Pepper Whole.....	Kg	24.33	23.00	22.00	27.66	30.33	31.58	25.33	22.00	26.00	25.66	26.00
Black Pepper(Local).....	Kg	86.64	123.31	126.58	66.49	-	-	110.00	134.94	133.25	121.64	113.76
Long Pepper(Local).....	Kg	20.00	21.31	24.00	22.33	31.99	26.57	24.33	21.25	-	-	25.04
White Cumin(Bishop's Weed)Local..	Kg	20.00	24.65	21.25	20.98	20.33	21.91	24.00	22.89	22.89	28.23	19.32
Black Cumin(Local).....	Kg	27.54	60.00	58.28	60.66	62.30	52.44	65.00	55.33	46.95	60.88	54.10
Ginger Dry(Local).....	Kg	-	82.46	60.00	120.00	64.33	-	-	-	70.00	58.28	70.39
Ginger Wet(Local).....	Kg	10.00	12.00	11.32	8.00	19.66	20.00	10.00	10.00	14.00	13.30	12.34
Cloves(Imported).....	Kg	120.00	110.00	123.24	121.64	121.64	-	124.90	120.00	126.33	121.36	120.40
Cinnamon(Imported).....	Kg	65.00	62.96	73.19	70.66	78.30	-	63.32	66.63	73.19	72.48	66.73
Cardamon(Local).....	Kg	60.00	60.00	73.19	70.00	60.33	68.29	65.33	63.29	63.16	64.54	64.37
Tumeric Flour(Local).....	Kg	34.33	40.00	40.00	36.59	39.32	50.00	35.00	39.32	43.09	38.26	39.45
Chillies Whole.....	Kg	-	30.65	-	30.65	-	-	-	-	20.00	25.64	27.13
Basil Dry.....	Kg	27.32	30.00	45.43	24.99	24.50	17.71	19.66	30.00	31.88	37.28	28.37
POTATOES, OTHER TUBERS AND STEMS												
Potato.....	Kg	3.00	2.82	2.50	2.50	5.48	6.98	2.50	3.00	6.57	4.96	4.24
Sweet Potato.....	Kg	-	-	2.74	2.50	-	-	3.63	1.74	1.73	5.73	3.02
'Kocho' (Unprocessed).....	Kg	-	-	-	-	-	-	-	-	-	-	-
'Bula'.....	Kg	-	-	-	28.31	-	-	-	-	-	-	28.31
COFFEE, TEA, CHAT AND BUCK-THORN LEAVES												
Tea Leaves(Local).....	100gm	3.00	2.50	2.50	2.60	3.00	3.00	3.00	2.82	2.55	2.55	2.81
Coffee Whole.....	Kg	-	-	-	-	-	-	-	-	22.45	20.87	25.37
Coffee Beans.....	Kg	61.62	60.00	57.33	88.30	46.99	40.55	80.00	78.64	60.00	62.30	61.77
Coffee Leaves.....	Kg	-	-	-	-	-	-	-	-	-	-	-
Buck Thorn Leaves.....	Kg	-	15.13	12.66	-	19.36	16.67	17.66	13.35	9.26	-	10.44
'Chat'.....	Kg	200.00	92.83	100.00	106.27	69.25	53.25	193.10	100.00	42.67	41.61	80.49

Table 3 : Average Retail Price of Goods and Services by Region and Selected Market Places - Group 3 Market Places Cont'd)

January 2011
Tir 2003

R E G I O N A N D M A R K E T P L A C E S												
ITEM	UNIT	A M H A R A										AMHARA AVERAGE
		Mota	Debre- markos	Dembecha	Bahir- Dar	Sekota	Amde Work	Danigla	Chagni	Kemise	Bati	
P R I C E I N B I R R												
Malt-Barley.....	Kg	10.66	-	-	7.65	9.21	-	6.32	5.47	17.96	8.12	8.70
Malt-Wheat.....	Kg	8.85	9.69	-	11.32	-	-	7.24	11.35	17.96	-	9.85
OTHER FOOD ITEMS												
Salt.....	Kg	3.00	3.00	3.16	3.32	4.00	4.31	3.00	3.00	2.47	2.91	3.05
Sugar.....	Kg	16.00	15.33	15.83	14.60	16.33	16.66	15.83	16.00	14.55	14.55	15.80
Honey.....	Kg	35.65	46.98	43.00	41.60	39.65	40.00	45.00	44.32	65.00	58.28	49.27
Canned Tomato (Local).....	410gm	18.00	16.00	16.97	17.66	14.66	-	15.83	16.66	16.66	18.29	16.60
Dry Yeast(Baking powder).....	350gm	105.00	70.00	70.00	70.00	70.00	80.13	70.00	70.00	70.00	70.00	72.00
FOOD TAKEN AWAY FROM HOME												
Cup of Tea.....	No	1.00	1.31	1.00	1.00	1.00	.50	1.00	1.00	1.00	1.00	1.02
Cup of Coffee.....	No	2.00	2.97	2.00	3.00	2.00	1.26	2.00	2.32	3.00	2.50	2.30
Cup of Milk.....	No	2.00	2.97	2.00	3.00	2.82	-	2.00	2.29	3.50	2.66	2.59
'Key Wot Yebere'.....	One Meal	-	12.00	-	13.98	-	-	14.00	12.32	-	14.00	13.36
'Key Wot Yebeg/Yefyel'.....	One Meal	10.32	13.84	12.00	13.98	12.32	11.29	14.00	12.32	18.00	21.45	13.98
'Yebeg Tibs'.....	One Meal	13.00	16.49	14.00	17.54	14.98	12.66	17.00	15.00	20.00	25.00	16.92
'Fasting Meal Without fish'.....	One Meal	8.00	9.86	8.00	11.60	7.83	6.60	12.00	9.28	10.63	12.00	10.23
'Yebeg Kikil'.....	One Meal	-	13.66	12.63	14.98	-	11.00	17.00	12.49	18.00	15.00	14.91
COST OF MILLING												
Cereals.....	100Kg	14.00	20.00	20.00	20.00	20.00	33.02	12.00	30.00	15.00	21.54	18.82
Pulses.....	100Kg	14.00	30.00	30.00	-	30.00	42.17	42.17	50.00	15.00	28.84	31.12
Pepper Whole.....	100Kg	161.58	100.00	100.00	-	-	-	100.00	100.00	100.00	100.00	107.33

Table 3 : Average Retail Price of Goods and Services by Region and Selected Market Places - Group 3 Market Places Cont'd)

January 2011
Tir 2003

R E G I O N A N D M A R K E T P L A C E S												
ITEM	UNIT	A M H A R a									AMHARA AVERAGE	
		Mota	Debre- markos	Dembecha	Bahir- Dar	Sekota	Amdo Work	Danigla	Chagni	Kemise		Bati
P R I C E I N B I R R												
BEVERAGES - NON ALCOHOLIC												
Ambo Mineral Water.....	500cc	-	5.65	6.00	5.00	6.00	-	5.00	-	5.00	5.00	5.25
Mineral Water.....	Lt	7.32	8.65	8.00	8.00	6.00	6.95	8.32	7.00	7.00	5.65	7.03
Coca Cola/Fanta.....	300cc	6.00	6.16	6.00	4.20	6.16	7.00	5.00	6.00	4.20	4.20	5.33
Pepsi Cola/Mifinda.....	300cc	5.00	6.16	5.00	4.20	6.16	7.00	5.00	6.00	4.20	4.20	5.18
BEVERAGES - ALCOHOLIC												
Araki (Local).....	900cc	39.32	40.66	35.66	37.66	45.00	45.00	37.29	44.32	48.00	45.00	40.22
Cognac (Local).....	900cc	-	-	-	37.66	45.00	-	-	-	-	-	40.54
Brandy (Local).....	900cc	-	-	-	37.66	45.00	-	-	-	-	-	41.08
Gin (Local).....	900cc	40.00	40.66	35.66	37.66	45.00	45.00	37.29	44.32	48.00	45.00	40.34
Saris Wine (Normal).....	750cc	29.32	34.76	29.32	28.00	35.00	35.00	29.32	35.00	38.26	31.58	31.99
'Katikalla'.....	Lt	16.85	15.73	12.89	13.48	23.33	30.00	15.10	15.73	18.35	24.69	18.24
Beer (Bedele).....	330cc	-	8.16	8.00	7.00	8.00	-	8.00	8.00	-	-	7.60
Beer (Harar).....	330cc	-	9.00	-	7.00	8.00	-	-	-	-	7.10	7.33
Beer (Meta Abo).....	330cc	7.83	8.16	8.00	7.00	-	-	8.00	8.00	-	-	7.69
'Tella'.....	Lt	1.52	2.09	1.52	1.76	1.18	1.33	1.52	1.47	1.88	1.97	1.80
'Tej' (Mead).....	Lt	9.26	13.46	-	12.87	5.26	4.88	-	11.54	5.00	7.14	7.47
CIGARETTES AND TOBACCO												
CIGARETTES												
Nyala.....	Packet	10.00	10.00	10.00	10.00	10.00	10.00	10.00	10.00	10.00	8.00	9.84
Gissila.....	Packet	-	-	-	-	-	-	-	-	-	-	-
Rothmans/England/.....	Packet	22.89	20.00	25.00	20.00	20.00	20.00	25.00	25.00	25.00	20.00	23.08
Marlboro.....	Packet	27.39	-	-	30.00	-	-	-	-	-	-	28.02

Table 3 : Average Retail Price of Goods and Services by Region and Selected Market Places - Group 3 Market Places Cont'd)

January 2011
Tir 2003

ITEM	UNIT	R E G I O N A N D M A R K E T P L A C E S										AMHARA AVERAGE
		A M H A R a										
		Mota	Debre- markos	Dembecha	Bahir- Dar	Sekota	Amde Work	Danigla	Chagni	Kemise	Bati	
P R I C E I N B I R R												
TOBACCO												
'Gaya'.....	Kg	42.86	-	80.00	-	-	-	-	-	131.75	101.22	84.46
CLOTHING AND FOOT WEAR												
CLOTHING												
Abujedid(Akaki/Bahir Dar)91cm.	Meter	-	-	-	-	-	-	-	-	-	-	-
Abujedid(Komb./Arba Min.)150cm	Meter	29.32	24.81	2.43	25.65	27.75	23.65	25.00	25.66	25.00	-	21.44
Khaki(S-10,000 Twil)150cm.....	Meter	-	35.33	-	21.04	35.50	-	-	30.00	60.00	-	33.30
Khaki(Akaki).....	Meter	-	-	-	-	-	-	-	-	-	-	55.00
Wool-England 100%.....	Meter	-	258.07	-	-	-	-	-	-	-	-	338.85
Tetron(A.Minch).....	Meter	-	49.34	-	50.00	44.50	-	-	-	-	-	51.40
Poplin(Dire Dawa)105cm.....	Meter	-	-	-	15.33	-	-	-	-	-	-	18.06
Poplin(Komb./Arba Minch)150cm.	Meter	-	34.32	35.00	31.32	40.33	35.00	35.00	39.69	-	-	37.03
Nylon(Mojo).....	Meter	20.00	-	-	21.63	21.33	-	20.98	-	25.00	-	21.91
Polyster(Arba Minch/Awasa)....	Meter	-	50.63	-	37.28	-	-	-	-	-	-	42.42
Jersi.....	Meter	35.00	41.93	44.32	41.33	41.66	48.66	42.00	42.50	-	-	43.49
Cotton.....	Kg	10.66	25.32	26.00	12.00	-	4.17	17.66	-	24.00	16.27	14.68
Hisufi	Meter	-	-	-	41.33	53.50	-	-	-	-	-	45.82
Kefai.....	Meter	-	-	-	74.89	40.50	-	-	-	-	45.00	52.09
Kashemire.....	Meter	42.00	39.97	-	41.33	34.50	46.98	44.50	43.00	-	-	43.03
Deriya.....	Meter	-	18.33	-	-	-	-	-	-	-	53.33	33.11
COST OF TAILORING												
Woolen Suit (Men).....	No	-	300.00	-	484.88	-	-	450.00	-	332.47	-	378.17
Khaki/Teteron Suit (Men).....	No	103.23	114.47	159.79	241.59	131.65	116.57	184.39	-	86.53	-	143.20
Khaki/Teteron Suit (Boys).....	No	50.00	69.88	103.23	114.47	81.63	51.30	72.46	-	40.00	-	69.62

Table 3 : Average Retail Price of Goods and Services by Region and Selected Market Places - Group 3 Market Places Cont'd)

January 2011
Tir 2003

ITEM	UNIT	R E G I O N A N D M A R K E T P L A C E S										AMHARA AVERAGE
		A M H A R a										
		Mota	Debre- markos	Dembecha	Bahir- Dar	Sekota	Amde Work	Danigla	Chagni	Kemise	Bati	
P R I C E I N B I R R												
READY-MADE / FOR ADULTS												
'Netela'.....	No	61.62	108.01	88.30	101.48	68.94	74.83	146.59	86.64	80.00	-	88.31
'Gabi'.....	No	153.26	216.02	176.60	199.33	153.21	160.00	293.18	176.65	161.65	169.71	178.36
Shirts Long Sleeved (Local).....	No	-	60.00	-	-	-	56.62	61.62	-	-	85.00	76.67
Shirts Long Sleeved (Imported)...	No	113.24	86.18	121.64	126.64	134.94	116.57	98.30	125.97	166.60	153.26	131.36
Shirts Short Sleeved (Imported)...	No	-	84.34	104.88	154.95	114.93	111.80	83.20	119.33	123.24	146.59	120.39
Socks (Cotton) Imported.....	Pair	8.00	7.96	11.60	13.64	14.98	11.66	13.33	13.61	15.00	13.64	13.23
Sweater (Local) Men.....	No	-	56.62	-	124.93	-	-	79.90	-	-	-	88.68
Sweater (Local) Women.....	No	-	52.63	-	84.90	-	40.00	58.28	-	-	-	68.91
Shash (Imported).....	No	13.64	16.92	14.66	15.98	-	-	17.66	13.98	15.00	15.64	16.87
Singlets (Local) White.....	No	51.61	23.81	26.46	-	48.99	-	56.62	-	-	17.49	37.76
Jeans Trouser.....	No	239.86	219.39	263.29	284.80	269.97	272.76	253.29	253.29	300.00	256.62	269.49
Woolen Suit.....	No	-	-	-	-	-	-	-	-	-	-	2000.00
'Kemisna Netela'.....	No	156.59	159.79	186.43	284.80	189.82	160.00	163.27	239.86	166.65	184.39	219.87
Sweater-Men (Imported).....	No	-	178.22	107.24	349.90	-	-	156.59	-	-	174.93	196.04
Sweater-Women (Imported).....	No	-	81.43	125.00	193.10	-	-	129.74	-	-	-	149.87
Nylon Dress.....	No	-	-	-	-	-	-	-	-	-	-	-
Tetron Trouser.....	No	-	-	-	-	-	-	-	-	-	-	210.00
Leather Jacket.....	No	-	948.68	750.00	779.83	-	-	-	-	-	-	869.47
Under Wear China.....	No	19.49	21.31	22.24	30.65	28.46	-	24.66	24.66	35.00	30.00	27.94
Polyester Suit.....	No	-	-	-	-	-	-	-	-	-	-	1188.00
Khaki Short	No	-	-	-	-	-	-	-	-	-	-	-
T-Shirts	No	46.42	59.08	76.52	109.70	108.31	70.00	66.63	74.89	113.24	89.91	87.07
Jogging Suit(sport tuta)	No	173.27	175.87	286.51	130.16	-	139.64	176.60	239.86	254.95	200.00	221.38
Khaki Jacket	No	-	213.12	220.00	349.90	259.97	170.00	200.00	243.29	284.60	253.15	254.13
Geldem	No	-	-	44.72	-	-	-	-	71.63	-	-	63.74
Mekremia.....	No	-	-	-	-	-	-	76.63	-	-	-	68.15
Polyester skirt.....	No	-	-	-	-	-	-	-	-	-	-	194.45
Pants(for men).....	No	17.54	19.31	17.93	24.31	15.98	13.98	23.30	29.32	24.31	20.00	22.23

Table 3 : Average Retail Price of Goods and Services by Region and Selected Market Places - Group 3 Market Places Cont'd)

January 2011
Tir 2003

R E G I O N A N D M A R K E T P L A C E S												
ITEM	UNIT	A M H A R a									AMHARA AVERAGE	
		Mota	Debre- markos	Dembecha	Bahir- Dar	Sekota	Amdo Work	Danigla	Chagni	Kemise		Bati
P R I C E I N B I R R												
READY-MADE / FOR CHILDREN												
Sweater (Local) for Boys.....	No	-	37.61	32.40	-	-	-	37.61	-	-	-	43.91
Socks (Imported) Cotton.....	Pair	5.00	4.00	6.00	6.49	6.83	6.32	7.00	6.32	6.32	7.65	6.40
Jeans Trousers.....	No	-	-	-	198.32	-	-	128.31	-	-	-	175.83
Shirt Long Sleeved(Imported)Boys.	No	51.61	51.44	61.36	48.32	-	-	42.28	-	61.62	55.00	57.46
Sweater (England) for Girls.....	No	-	76.63	-	134.94	-	-	48.98	-	-	-	79.71
Kemise(for children).....	No	80.00	81.53	103.31	132.76	-	80.00	94.91	108.15	176.60	154.51	120.86
Baby Cloths(Complete).....	No	81.63	79.90	69.88	92.64	82.31	56.46	121.64	80.00	91.64	106.56	89.10
T-Shirt.....	No	26.57	31.29	31.46	41.65	-	-	34.32	24.66	56.46	17.31	36.67
Jeans trouser and Jacket.....	No	143.01	159.79	193.10	184.95	177.48	184.95	146.59	171.55	166.65	193.10	177.73
FOOTWEAR (MEN AND WOMEN)												
Anbessa Leather Shoes Men(Local)Pair		-	333.20	170.00	296.80	-	144.91	-	253.29	250.00	-	265.56
Leather Shoes Men (Croft).....	Pair	-	-	-	596.65	-	-	-	-	-	-	535.95
Walking Shoes(imp.) Non-Leather	Pair	166.60	173.07	233.00	294.91	-	-	-	259.87	293.18	259.23	237.57
Canvas Shoes (Local) Men.....	Pair	-	-	-	-	-	-	-	-	-	-	74.43
Canvas Shoes (China) Men.....	Pair	-	-	-	103.23	67.45	61.62	-	70.00	76.63	80.00	78.31
Plastic Shoes (Local) Women....	Pair	14.66	11.00	12.66	12.00	17.66	15.66	12.66	12.32	12.00	12.00	12.82
Slippers Sponge Adult (China)..	Pair	23.66	21.31	20.00	24.33	20.98	-	-	18.00	26.00	-	21.61
Boots for Men Plastic (Local)..	Pair	-	71.63	68.29	52.63	28.99	40.00	47.62	60.00	-	-	54.99
Sendel Plastic Shoes (Imp.)....	Pair	20.65	23.00	19.31	24.99	25.66	27.66	24.33	27.33	44.32	35.33	27.93
Cost of Mending Shoes sole(Men).Pair		-	27.05	36.00	33.31	35.00	38.62	30.00	-	28.65	42.43	34.43
Shoe leather,Women(China).....	Pair	-	153.26	-	196.61	-	75.00	-	163.27	173.27	164.92	168.04
Shoe leather,Women(Local).....	Pair	79.90	79.90	83.20	84.90	-	49.83	86.64	81.63	100.00	84.85	83.20
Shoe leather,Children(Local)....	Pair	74.89	73.29	87.94	61.62	-	-	76.63	106.56	-	-	93.52
Plastic shoe(Childern).....	Pair	12.32	10.00	12.32	12.00	9.65	-	11.49	10.66	12.00	11.00	11.37
Shoe leather,Children(Imported)..	Pair	-	-	-	94.91	-	-	-	-	-	-	101.40
Shoe sendel(Plastic) Childern...Pair		15.64	13.64	14.66	14.66	15.49	23.65	14.66	-	37.00	20.00	18.89

Table 3 : Average Retail Price of Goods and Services by Region and Selected Market Places - Group 3 Market Places Cont'd)

ITEM	UNIT	R E G I O N A N D M A R K E T P L A C E S										January Tir	2011 2003
		A M H A R a										AMHARA AVERAGE	
		Mota	Debre- markos	Dembecha	Bahir- Dar	Sekota	Amde Work	Danigla	Chagni	Kemise	Bati		
P R I C E I N B I R R													
CONSTRUCTION MATERIALS, WATER, AND FUEL AND POWER													
CONSTRUCTION MATERIALS													
Cement/Bag/(Local).....	50Kg	200.00	190.00	198.32	207.75	209.16	-	202.48	202.50	190.00	200.00	197.31	
Lime.....	Kg	-	-	-	-	-	-	-	-	-	-	-	
Lime/Jeso(Local).....	Kg	1.50	.83	.74	-	1.63	-	1.50	1.43	1.71	1.88	1.29	
Nail (7cm - 12cm).....	Kg	24.00	22.99	22.00	23.66	22.66	27.59	21.66	22.33	25.00	20.98	22.86	
Nail With Cape.....	Kg	32.00	31.64	30.00	33.97	30.99	37.61	30.31	33.97	33.25	32.00	33.06	
Corrugated Iron Sheet (.2mm).....	No	92.67	91.39	96.67	92.10	93.00	95.00	101.67	98.00	91.95	91.95	94.11	
Wood for House Construction('Atana')..	No	24.66	17.31	26.57	28.31	28.31	17.33	17.98	27.33	26.57	17.66	23.84	
Wall Paints-Super (Fluid) Normal.....	4Kg	-	95.00	95.99	100.00	90.33	-	-	103.23	100.00	93.00	105.28	
Wall Paints-Super (Fluid) Plastic.....	4Kg	-	195.00	199.33	213.32	-	-	-	203.28	206.61	192.66	201.35	
Coarse Aggregate Gravel.....	Meter Cube	382.61	194.94	160.00	219.99	-	-	-	-	161.65	-	205.83	
Hollow Concrete Block(15x20x40 cm Cube)No		-	7.65	-	8.50	10.50	-	-	-	8.80	-	9.63	
Bricks (25cm x 12cm x 6cm).....	No	-	2.91	-	4.50	-	-	-	-	4.00	3.50	3.65	
Floor Board 4m Length.....	No	81.63	53.28	-	164.95	-	-	-	95.00	101.64	110.00	95.19	
Iron Pipe 6mt. (1/2 inch Wide) Local..	No	-	193.32	-	190.00	-	-	-	-	-	-	183.57	
Chipwood (125cm x 250cm x 8mm).....	No	113.31	101.64	-	141.65	137.48	-	-	-	-	124.93	127.78	
Sand.....	Meter Cube	-	350.00	-	-	-	-	-	-	70.00	114.78	158.03	
Gutter N ^o 33.....	Meter	-	55.66	-	-	60.50	-	-	-	90.00	58.00	66.92	
Window Glass (50cm x 50cm x 3mm).....	No	-	32.50	35.00	30.00	-	-	-	-	35.00	-	32.85	
Water Tanker,Roto (1 meter cube).....	No	-	-	-	3249.74	-	-	-	-	-	-	3204.31	
Stone for House Construction..	Meter Cube	-	78.95	68.42	30.00	98.30	-	-	-	61.62	160.00	88.18	
Mega Paints.....	4Kg	43.47	95.00	95.99	100.00	-	-	89.67	103.23	-	93.00	93.91	
Nefas seleke Paints.....	4Kg	-	112.00	-	100.00	-	-	-	-	-	-	109.71	
"Yewellel Nitaf"(Cement Made Tile).....	No	-	-	-	-	-	-	-	-	-	-	165.00	
"Yewellel Nitaf"(Plastic Made Tile).....	No	-	-	-	11.82	-	-	-	-	-	-	11.82	
Key (With hand).....	No	-	172.89	-	249.87	170.00	-	150.00	-	300.00	212.97	207.72	
Door made of iron.....	No	-	581.50	-	766.31	854.99	950.00	-	-	524.60	-	646.58	

Table 3 : Average Retail Price of Goods and Services by Region and Selected Market Places - Group 3 Market Places Cont'd)

January 2011
Tir 2003

ITEM	UNIT	R E G I O N A N D M A R K E T P L A C E S										AMHARA AVERAGE
		A M H A R a										
		Mota	Debre- markos	Dembecha	Bahir- Dar	Sekota	Amde Work	Danigla	Chagni	Kemise	Bati	
P R I C E I N B I R R												
WATER												
Water.....	Meter Cube	3.00	1.85	3.25	1.50	3.00	3.20	2.00	2.30	2.50	3.25	2.64
FUEL AND POWER												
Fire Wood.....	Meter Cube	247.09	243.82	140.41	327.93	150.78	118.88	327.92	118.69	297.61	302.06	213.81
Charcoal.....	Kg	5.18	3.99	2.32	3.96	3.53	1.89	2.28	4.12	4.45	6.99	3.97
Dung Cake.....	Kg	.41	.41	-	-	.98	.91	-	-	-	-	.63
Kerosine.....	Lt	12.62	12.57	12.60	12.50	11.74	-	12.55	12.62	12.14	11.97	12.30
Diesel.....	Lt	14.20	14.15	14.18	14.08	13.23	-	14.13	14.20	13.72	13.64	13.87
Electric.....	K.Watt	.27	.27	.27	.27	.27	.27	.27	.27	.27	.27	.27
Matches.....	Box	-	-	-	-	-	-	-	-	-	-	-
Candles.....	No	-	-	-	-	-	-	-	-	-	-	-
Buthane Gas (Shell).....	12.5 Kg	-	-	-	298.96	-	-	-	-	-	-	374.75
Eveready Drycell.....	No	-	3.91	3.66	7.00	5.00	5.31	5.00	-	3.50	3.83	4.65
FURNITURE, FURNISHING, HOUSEHOLD EQUIPMENT AND OPERATION												
CHAIRS, TABLES, ETC.												
Table Wanza (Machine made) Varnished..	No	538.68	681.76	412.13	1080.08	654.91	-	416.02	329.90	766.31	672.30	621.16
Table Wanza (Hand made) Not Varnished..	No	-	-	-	-	-	-	-	-	-	-	-
Chairs Wanza (Machine Made) Varnished..	No	330.19	315.82	332.47	881.09	243.25	-	275.89	195.57	228.94	235.13	318.93
Chairs Wanza (Hand Made) Varnished....	No	-	-	-	-	-	-	-	-	-	-	-
Cupboard Wanza (2 doors) Varnished....	No	2500.00	1959.52	2080.08	4413.64	1749.52	-	1522.33	2299.64	3158.18	2395.71	2266.12
Double Bed Wanza (120cm) Varnished....	No	1327.61	830.95	965.49	2473.53	1711.64	-	1300.00	1249.33	2500.00	1600.00	1625.10
Sofas (Complete).....	No	7318.61	8329.95	6487.15	4929.00	7024.96	-	8000.00	-	7829.74	2080.08	6415.60
Book Shelves Wanza (3 Shelves) no Door	No	916.37	798.96	621.45	934.47	649.95	-	424.26	548.48	766.31	685.23	731.69
Chest of Drawer	No	1549.19	1327.61	714.00	2114.19	1203.27	-	-	-	1132.37	1641.12	1326.15

Table 3 : Average Retail Price of Goods and Services by Region and Selected Market Places - Group 3 Market Places Cont'd)

January
Tir 2011
2003

R E G I O N A N D M A R K E T P L A C E S												
ITEM	UNIT	A M H A R A										AMHARA AVERAGE
		Mota	Debre- markos	Dembecia	Bahir- Dar	Sekota	Amde Work	Danigla	Chagni	Kemise	Bati	
P R I C E I N B I R R												
Gas Stove (Kerosine) China.....	No	73.29	68.18	86.64	93.30	80.99	90.00	77.64	90.00	90.00	84.85	85.58
Permuze(Japan).....	No	-	-	-	213.32	110.00	55.00	-	-	-	-	141.29
Refregrator.....	No	-	4500.00	-	4848.81	-	-	-	-	-	-	4905.34
PLASTIC WARE (LOCAL MADE)												
Jerrycan (20 Litres).....	No	-	-	-	46.65	-	-	-	-	-	-	26.01
Bucket (20 Litres).....	No	31.32	30.65	32.66	34.64	32.99	34.66	34.99	33.66	35.00	33.31	33.12
GLASS WARE												
Glass for Tea (Duralax).....	No	-	4.31	5.83	8.65	8.25	-	3.41	-	5.65	4.83	4.97
OTHER HOUSEHOLD EQUIPMENT												
Kerosine Lamp.....	No	25.00	24.31	30.00	60.00	32.50	38.00	-	-	-	-	33.51
'Kuraz' Small Local Kerosine Lamp.....	No	-	-	-	-	4.16	-	-	-	-	-	2.60
Flash Light.....	No	16.31	13.66	13.66	13.00	12.25	6.84	13.66	13.33	15.00	16.33	13.56
Electric Bulb Philips(40/60 Watt).....	No	5.00	4.00	4.00	4.00	3.83	3.83	4.00	5.00	3.66	4.31	4.23
HOUSEHOLD OPERATION												
Hard Soap (Local).....	200gm	-	4.00	4.00	-	5.16	4.42	-	3.79	3.75	-	4.00
Hard Soap (Imported).....	200gm	-	7.86	7.27	6.40	5.87	6.83	4.80	-	5.79	6.09	6.08
Detergent (Omo).....	50gm	3.33	3.33	2.08	2.01	3.33	3.33	4.50	3.33	-	-	3.04
Incense.....	Kg	40.66	36.59	36.59	28.65	77.46	-	36.32	45.00	39.32	40.17	39.67
Sandal Wood.....	No	.50	.30	.33	.53	.36	.30	.30	.30	.50	.39	.36
Toilet Paper (Mamko).....	Roll	8.00	8.00	7.66	7.50	7.83	7.00	8.50	7.49	7.50	8.00	7.63
Detergent(Zahira).....	50gm	1.75	1.63	1.63	1.75	1.50	1.71	1.75	1.63	1.54	1.83	1.67

Table 3 : Average Retail Price of Goods and Services by Region and Selected Market Places - Group 3 Market Places Cont'd)

January 2011
Tir 2003

ITEM	UNIT	R E G I O N A N D M A R K E T P L A C E S										AMHARA AVERAGE
		A M H A R a										
		Mota	Debre- markos	Dembecha	Bahir- Dar	Sekota	Amde Work	Danigla	Chagni	Kemise	Bati	
P R I C E I N B I R R												
DRY CLEANING												
Dry Cleaning (Suit Men).....	No	35.00	27.66	-	25.00	-	-	25.00	-	-	-	24.73
DOMESTIC SERVICE												
Maid Servant.....	Month	-	100.00	100.00	186.43	-	-	61.62	79.58	165.10	112.92	123.36
Unskilled Service (Daily Laborer)..	Day	28.23	23.21	26.57	33.25	17.54	21.54	25.00	27.26	25.00	23.96	24.92
Salary for Guard	Month	-	-	-	372.77	-	-	-	-	165.10	156.39	215.31
MEDICAL CARE												
Ampicillin(250 mg) Local.....	56 Caps	28.00	36.65	28.00	22.40	28.00	-	36.29	22.40	28.00	19.20	24.99
Tetracycline (250 mg) Local.....	56 Caps	11.92	17.69	18.44	16.80	28.00	-	19.23	16.80	16.53	14.78	16.12
Penicillin injection(4 Mu. Local).Buttle		6.32	8.57	8.00	7.32	10.00	-	7.81	7.00	6.65	6.00	6.92
Chloramphenicol(250mg) Local.....	56 Caps	14.97	25.49	25.20	20.35	33.60	-	20.97	16.80	15.81	14.68	18.78
Paracetamol(500mg) Local.....	20 Pills	4.00	3.91	4.00	3.30	4.00	4.00	4.00	4.00	3.00	3.00	3.29
Cough Syrup (Efadykse) Local.....	125cc	11.49	12.63	12.00	11.32	22.00	-	13.21	10.00	12.00	12.00	12.92
Bactrim(480mg) Local.....	30 Pills	7.86	9.00	9.00	6.00	9.00	-	9.47	9.07	6.00	6.71	7.19
Vermox(100mg) Local.....	12 Pills	4.00	3.56	4.00	2.00	-	-	4.00	4.00	2.62	2.45	2.69
Mezel(250mg) Local.....	30 Caps	9.00	10.80	11.62	9.91	12.00	-	9.47	9.00	8.65	8.65	9.13
Asprin (300 mg) Local.....	20 Pills	4.00	3.63	2.00	4.58	4.00	4.00	4.00	4.00	2.00	2.62	2.81
Insulin(Lente).....	Buttle	-	-	-	63.99	-	-	-	-	60.00	-	62.06
Amoxacillin(500mg).....	16 Caps	11.54	13.31	14.31	12.80	16.00	-	13.85	12.80	12.53	12.05	12.79
Magnesium Oxide.....	30 Pills	6.00	7.14	-	6.00	6.00	-	-	6.00	4.50	5.83	5.00
Fasider Tablet.....	1 Pills	-	3.33	-	-	-	-	-	-	-	-	1.85
OTHER MEDICAL EXPENSES												
Doctor's Fee (Government).....	per visit	3.00	4.31	3.00	3.00	5.00	3.00	3.00	3.00	3.00	3.00	3.55
Doctor's Fee (Private).....	per visit	7.94	13.10	7.75	21.54	5.00	-	10.00	10.00	10.00	10.00	11.18
Injection (Service Charge).....	Once	1.59	1.82	2.00	2.00	1.00	1.00	1.00	1.00	2.00	1.26	1.58

Table 3 : Average Retail Price of Goods and Services by Region and Selected Market Places - Group 3 Market Places Cont'd)

January
Tir 2011
2003

ITEM	UNIT	R E G I O N A N D M A R K E T P L A C E S										AMHARA AVERAGE
		A M H A R a										
		Mota	Debre- markos	Dembecha	Bahir- Dar	Sekota	Amde Work	Danigla	Chagni	Kemise	Bati	
		P R I C E I N B I R R										
Labratory Test Fee (Private).....	Once	7.75	9.09	5.00	9.44	-	-	6.00	5.00	5.00	5.00	6.09
Bed Charge (gov.).....	per day	5.00	-	5.00	-	5.00	5.00	5.00	5.00	5.00	6.00	5.32
X-Ray(For TB).....	Once	-	52.92	-	45.00	-	-	-	70.00	-	-	57.94
Bed Charge (Private).....	per day	10.00	35.57	20.00	58.48	-	-	45.00	-	-	-	40.43
TRANSPORT AND COMMUNICATION												
TRANSPORT												
Benzene.....	Lt	-	16.78	16.81	16.60	15.96	-	16.65	-	-	16.92	16.61
Motor Oil (Mobil).....	Lt	64.00	68.00	68.00	65.00	65.00	-	63.84	65.00	68.00	68.00	64.34
Car Washing and Greasing.....	Once	-	76.52	-	50.00	-	-	-	-	-	-	59.36
Bus Fare (per km).....	Tarif	-	.24	-	.24	-	-	-	.24	.24	-	.23
Bus Fare (within Town)	Trip	-	-	-	1.00	-	-	-	-	-	-	1.19
Taxi Fare	Trip	-	1.00	-	1.80	1.00	-	-	-	-	-	1.15
Air Plane (To Addis Ababa)	Trip	-	-	-	648.00	-	-	-	-	-	-	689.66
Animal Transport fare.....	Trip	-	-	-	-	94.91	53.13	-	-	-	-	55.56
Cart Fare.....	Trip	-	1.00	-	-	-	-	-	-	1.00	1.00	1.00
COMMUNICATION												
Telephone Charge (with town).....	Period	.20	.20	-	.20	.20	-	.20	.20	.20	.20	.20
Telephone Charge to Addia Ababa....	Period	-	4.20	4.20	3.25	4.20	1.40	4.20	4.14	4.20	4.20	3.72
Telephone Line Installation Charge..	Once	283.30	283.30	283.30	284.30	283.30	-	283.30	283.30	283.30	283.30	283.35
Mobile Apparatus(Nokia6200).....	No	524.40	564.62	474.34	-	-	-	-	-	-	-	519.26
Mobile call from Tel.....	Period	-	2.16	-	.72	2.55	.85	-	-	2.16	2.16	2.07
Internet Service.....	10hrs/month	-	106.00	-	180.00	-	-	106.00	-	-	-	131.90

Table 3 : Average Retail Price of Goods and Services by Region and Selected Market Places - Group 3 Market Places Cont'd)

January 2011
Tir 2003

ITEM	UNIT	R E G I O N A N D M A R K E T P L A C E S										AMHARA AVERAGE
		A M H A R A										
		Mota	Debre- markos	Dembecha	Bahir- Dar	Sekota	Amde Work	Danigla	Chagni	Kemise	Bati	
P R I C E I N B I R R												
ENTERTAINMENT AND EDUCATION												
EQUIPMENT AND ACCESSORIES												
T.V. Set Philips 21 inch(Colored)..... No	-	3900.00	-	5616.02	-	-	-	4000.00	3500.00	-	3946.04	
Cassette Recorded Original(Local Music)No	12.66	12.00	11.32	10.00	12.00	12.00	12.00	12.00	10.00	12.00	11.13	
Radio Set Philips 3 Band..... No	270.00	363.42	299.55	201.57	420.00	-	-	-	356.54	-	312.32	
Tape Recorder National (2 Speaker).... No	-	1349.07	-	-	-	-	-	-	-	-	1349.07	
Expense for Photograph(Passport size)4Pho	8.00	5.65	6.95	10.00	10.00	10.00	5.00	10.00	6.48	7.00	7.72	
Newspaper (Addis Zemen)..... No	-	-	-	2.00	2.00	-	-	-	-	-	2.00	
Theater Enterance Fee Once	-	-	-	22.36	-	-	-	-	-	-	22.36	
VCD-Player(Mayato Japan).....No	850.00	850.00	-	881.09	804.98	-	-	-	-	-	847.08	
VCD Cassette rent.....Once	2.29	3.00	2.00	3.00	2.00	2.29	2.00	3.00	2.00	3.00	2.38	
EDUCATION												
Exercise Book (50 Leaves) Local..... No	-	-	-	4.66	4.42	-	4.00	-	4.16	-	4.16	
Pencil (China)..... No	2.00	2.00	2.41	2.00	1.50	-	2.00	-	1.12	-	1.63	
Ball Point-Bic England..... No	-	2.50	2.50	2.00	1.82	1.50	2.75	2.50	2.41	-	2.30	
Day School Fee-Public(Grade 7 & 8)..Month	-	-	-	-	-	-	-	-	-	-	-	
Day School Fee-Private(Grade 9-10)..Month	-	-	-	150.00	-	-	-	-	-	-	136.83	
Night School Fee-Government(Gr.9-10)Month	50.00	60.00	30.00	25.00	30.00	-	-	40.00	70.00	47.50	38.80	
School Uniform Fee No	-	-	-	-	160.00	-	-	-	-	97.47	128.27	
Night School Fee-Private(Grade9-10).Month	-	-	-	-	-	-	-	-	-	-	-	
Night College Fee-Private.....Credit/hr	-	-	-	-	-	-	-	-	-	-	231.81	
PERSONAL CARE AND EFFECTS												
PERSONAL CARE												
GIV Toilet Soap..... 90gm	6.35	5.63	5.63	5.63	4.68	5.43	5.63	5.63	4.68	6.17	5.51	
Blade-INDIA..... No	1.00	.75	.75	.60	.50	.50	.70	.91	.75	.67	.77	

Table 3 : Average Retail Price of Goods and Services by Region and Selected Market Places - Group 3 Market Places Cont'd)

January
Tir2011
2003

ITEM	UNIT	R E G I O N A N D M A R K E T P L A C E S										AMHARA AVERAGE
		A M H A R a										
		Mota	Debre- markos	Dembecha	Bahir- Dar	Sekota	Amde Work	Danigla	Chagni	Kemise	Bati	
P R I C E I N B I R R												
Hair Dressing (Traditional).....	No	6.93	9.28	5.59	8.00	3.16	20.00	9.65	5.00	5.00	7.88	6.66
Hair Dressing (Modern).....	No	16.97	20.00	16.00	25.00	18.17	2.62	18.00	15.00	15.00	15.00	16.17
Barbery (Mens Hair Cut).....	No	3.00	4.31	3.00	9.28	5.00	5.00	4.00	4.64	6.00	7.27	5.35
Zenith Hair Oil(Liquids Form).....	330cc	16.00	15.00	14.66	16.50	14.83	15.30	15.16	15.33	15.00	16.00	15.29
Zenith Hair Oil(Non-Liquids Form)..	330cc	13.20	12.92	12.10	13.20	14.49	16.00	12.79	12.38	15.00	16.00	14.41
Shaving Machine (medium)	No	-	48.27	64.87	61.62	-	-	50.00	-	-	-	58.45
Perfume	100cc	-	-	33.99	43.99	-	-	38.31	-	41.60	35.97	40.78
Parafin Hair Oil.....	330cc	20.89	-	-	19.80	21.17	18.81	20.89	26.94	22.54	23.10	21.19
Shoe Polish(Black/Brown).....	Once	1.50	1.65	1.65	2.00	2.00	2.00	2.00	2.00	2.00	2.00	1.90
Modes(Disposable napkins).....	Packet	13.00	12.00	12.00	12.66	-	-	12.00	11.66	-	-	10.17
PERSONAL EFFECTS												
Umbrella-Men Medium (Local).....	No	32.27	34.33	31.64	28.65	31.99	28.98	33.99	33.99	30.00	36.97	34.66
Umbrella-Women Medium (Imported).....	No	50.00	43.98	43.65	78.30	36.50	40.00	77.64	69.88	63.29	48.27	56.67
Hand Bag (Imported Synthetic).....	No	-	169.85	-	196.61	142.48	-	-	168.22	150.00	139.64	163.48
Belt (Local) Machine Made.....	No	36.59	66.49	35.88	56.62	-	-	45.98	49.32	-	44.72	53.68
Belt (Local) Hand Made.....	No	-	29.59	-	33.31	23.99	-	28.31	30.65	-	-	29.00
JEWELLERY												
Seiko-21 Jewels Automatic (Men).....	No	-	-	-	-	-	-	-	-	-	-	-
Seiko-21 Jewels Automatic (Women).....	No	-	-	-	-	-	-	-	-	-	-	-
Earrings (4gm 18 carat Local).....	Pair	-	3200.00	-	3131.89	-	-	-	-	-	-	2922.53
Neck Laces (6gm 18 carat Local).....	No	-	4800.00	-	4697.84	-	-	-	-	-	-	4383.79
Rings (4gm 18 carat Local).....	No	-	3200.00	-	3131.89	-	-	-	-	-	-	2922.53
Bracelet 20gm (18 carat Local).....	No	-	1600.00	-	1565.95	-	-	-	-	-	-	1448.58

Table 3 : Average Retail Price of Goods and Services by Region and Selected Market Places - Group 3 Market Places Cont'd)

January 2011
Tir 2003

R E G I O N A N D M A R K E T P L A C E S												
ITEM	UNIT	A M H A R A									AMHARA AVERAGE	
		Mota	Debre- markos	Dembecha	Bahir- Dar	Sekota	Amde Work	Danigla	Chagni	Kemise		Bati
P R I C E I N B I R R												
LIVESTOCK AND DRAUGHT ANIMALS												
LIVESTOCK												
Sheep (10-15Kg).....	No	168.69	336.43	350.88	279.52	131.08	305.67	363.12	363.12	365.03	296.10	291.18
Goat (10-15Kg).....	No	137.95	276.15	234.76	188.14	259.97	186.24	326.01	309.89	312.27	349.83	254.12
Heifer (2-4 Years).....	No	1042.16	983.05	1323.17	2049.59	1416.45	-	1825.92	1149.27	1643.22	1183.10	1554.98
Cow (4 Years and Above).....	No	1782.23	1029.77	2463.47	3115.50	1791.39	1650.00	2281.77	1815.61	2117.91	1543.19	2194.61
Bull (2-4 Years).....	No	1128.74	1241.14	1695.58	2347.56	1438.15	1104.08	2022.58	1149.27	2390.59	2597.11	1828.13
Ox (4 Years and Above).....	No	2647.17	2513.32	3533.50	3727.72	2051.98	2074.45	3364.33	2098.41	2964.01	3579.57	3070.16
Hen (Indigenous).....	No	40.90	33.89	39.61	32.27	16.15	11.60	31.64	36.99	25.96	29.59	30.68
Cock (Indigenous).....	No	47.29	43.98	48.25	42.28	25.99	9.62	44.66	39.97	36.59	38.56	37.37
DRAUGHT ANIMALS												
Donkey.....	No	874.64	789.87	1027.79	1187.46	688.09	701.90	819.84	1049.21	829.13	848.07	878.95
Horse.....	No	-	2160.16	-	-	-	-	-	-	-	-	2338.22
Mule.....	No	-	-	-	1816.51	3264.81	3577.71	3195.83	-	-	-	3626.19
FARM EQUIPMENT (INDUSTRIAL PRODUCT)												
Sickel.....	No	27.00	-	18.97	51.61	24.49	-	-	50.00	25.00	44.67	37.94
Pick Axe ('Doma').....	No	54.00	59.03	55.00	61.62	-	-	55.00	54.33	62.45	47.00	54.62
'Gejera'.....	No	40.00	-	-	51.61	-	-	47.62	39.79	50.00	-	45.51
FARM EQUIPMENT (HAND MADE)												
'Mofer'.....	No	-	-	-	-	-	-	-	-	76.52	-	86.98
'Kember'.....	No	-	-	-	-	-	-	-	-	26.00	-	29.74
'Digr'.....	No	-	-	-	-	2.91	-	-	-	4.66	3.63	4.61
Plough.....	No	66.63	74.89	63.16	74.89	57.45	50.00	45.00	50.00	66.49	58.28	67.60
Sickel.....	No	-	6.65	5.31	10.63	10.49	7.00	5.31	4.00	11.45	12.32	8.48

Table 3 : Average Retail Price of Goods and Services by Region and Selected Market Places - Group 3 Market Places Cont'd)

January 2011
Tir 2003

R E G I O N A N D M A R K E T P L A C E S												
ITEM	UNIT	A M H A R a										AMHARA AVERAGE
		Mota	Debre- markos	Dembecha	Bahir- Dar	Sekota	Amde Work	Danigla	Chagni	Kemise	Bati	
		P R I C E I N B I R R										
'Wegel'.....	No	14.30	8.62	9.00	10.32	9.15	8.00	9.32	9.65	14.33	10.00	11.73
'Erfe '.....	No	-	-	-	-	5.16	-	-	-	4.64	-	6.16
MISCELLANEOUS GOODS AND SERVICES												
Coffin (Medium Quality).....	No	-	215.44	531.33	416.02	833.24	-	-	409.76	766.31	700.00	511.17
Charge for Money Transfer.....	Once	13.00	11.68	13.00	11.68	13.00	-	13.00	13.00	13.00	13.00	12.78
Photocopy.....	per page	.50	.40	.50	.25	.50	1.00	.33	.50	.37	.50	.46
Wedding Invitation Card.....	per page	-	2.12	-	-	-	-	-	-	-	-	1.20

Group 4

Market Places

**(Ghimbi, Dembi Dolo, Shambu, Nekemte, Bedele, Metu, Jima, Agaro,
Ambo, Weliso, Ejere and Fiche.)**

Table 4 : Average Retail Price of Goods and Services by Region and Selected Market Places - Group 4 Market Places Cont'd)

January
Tir 2011
2003

ITEM	UNIT	R E G I O N A N D M A R K E T P L A C E S											
		O R O M I Y A											
		Ghimbi	Dembi- dolo	Shambu	Nekemte	Bedele	Metu	Jimma	Agaro	Ambo	Weliso	Ejere	Fiche
P R I C E I N B I R R													
CEREALS UNMILLED													
'Teff' White	Kg	9.50	8.20	5.56	9.00	-	-	8.63	-	7.31	7.42	8.42	7.50
'Teff' Mixed.....	Kg	7.00	7.00	4.95	6.90	7.50	6.50	6.37	5.88	6.75	6.07	6.37	6.57
'Teff' Black (Red).....	Kg	5.37	6.20	4.22	5.13	6.00	5.00	5.68	5.27	5.65	5.17	5.41	5.07
Wheat White.....	Kg	6.16	7.50	5.63	6.03	7.00	7.16	6.86	7.06	5.78	5.57	4.88	5.83
Wheat Mixed.....	Kg	-	5.49	5.50	-	4.64	6.32	-	-	-	6.56	-	-
Wheat Black (Red).....	Kg	-	-	-	4.47	5.00	6.00	5.78	-	7.15	-	6.07	6.06
Barley White.....	Kg	6.49	7.00	3.13	6.03	7.00	6.99	6.37	5.88	4.62	4.39	5.56	5.22
Barley Mixed.....	Kg	-	4.69	3.00	8.26	4.79	6.16	-	5.13	4.69	4.50	-	4.29
Barley Black.....	Kg	4.75	-	2.91	5.00	4.79	5.48	5.92	5.29	4.62	4.44	4.79	4.46
Barley for Beer.....	Kg	-	-	-	-	-	-	-	-	-	-	-	-
Maize (White).....	Kg	2.50	1.50	2.25	2.43	2.07	2.00	2.74	2.35	3.04	2.66	2.93	2.16
Durrah.....	Kg	-	-	-	2.43	-	1.70	3.52	-	-	3.49	2.79	-
Sorghum Yellow.....	Kg	-	-	-	-	-	-	-	3.43	-	-	3.55	5.47
Sorghum White.....	Kg	1.98	1.40	-	2.43	2.70	2.50	5.92	2.09	4.99	4.88	3.49	5.11
Sorghum Red.....	Kg	-	1.30	-	2.43	1.93	2.50	3.52	2.08	3.04	3.14	-	4.51
African Millet.....	Kg	3.50	-	-	2.53	3.00	3.32	4.11	-	6.68	-	-	-
Rice (Imported).....	Kg	14.33	15.00	14.66	13.00	14.00	14.33	14.00	14.00	12.50	12.50	14.00	12.50
Oats.....	Kg	-	-	-	-	-	-	-	-	-	10.00	-	6.98
Hulled Barley.....	Kg	-	-	-	-	-	-	-	-	-	8.83	6.33	6.45
CEREALS MILLED													
'Teff' White.....	Kg	-	-	-	-	-	-	-	-	-	-	-	-
'Teff' Mixed.....	Kg	-	-	-	-	-	-	-	-	-	-	-	10.07
'Teff' Black (Red).....	Kg	-	-	-	-	-	-	-	-	-	-	-	7.99
Wheat White.....	Kg	-	-	-	-	-	-	-	-	-	-	-	-
Wheat Mixed.....	Kg	-	-	-	-	-	-	-	-	-	-	-	-
Barley White.....	Kg	-	-	-	15.00	-	-	-	-	-	-	-	-
Barley Mixed.....	Kg	-	-	-	10.00	-	-	-	-	-	-	-	-

Table 4 : Average Retail Price of Goods and Services by Region and Selected Market Places - Group 4 Market Places Cont'd)

January
Tir 2003

ITEM	UNIT	R E G I O N A N D M A R K E T P L A C E S											
		O R O M I Y A											
		Ghimbi	Dembi-dolo	Shambu	Nekemte	Bedele	Metu	Jimma	Agaro	Ambo	Weliso	Ejere	Fiche
P R I C E I N B I R R													
Maize (White).....	Kg	3.66	-	-	2.14	4.62	3.23	6.34	4.33	-	4.55	-	-
Oats.....	Kg	-	-	-	15.66	-	-	-	-	13.83	12.97	-	14.98
Sorghum.....	Kg	-	-	-	-	-	-	-	-	-	-	-	6.41
Durrah.....	Kg	-	-	-	-	-	-	-	-	-	-	-	-
'Furno Duket' Locally Processed..	Kg	10.00	10.66	10.00	9.00	9.65	10.00	10.00	10.00	8.83	9.00	9.32	8.65
PULSES UNMILLED													
Horse Beans.....	Kg	6.50	6.35	5.82	6.47	6.83	6.83	6.49	6.50	6.98	6.19	6.02	5.89
Peas White.....	Kg	-	9.00	-	7.53	7.00	7.00	7.50	-	8.00	7.24	-	8.00
Peas Green(dry).....	Kg	7.66	-	6.82	7.20	7.00	-	6.83	6.50	7.15	7.16	6.28	6.09
Peas Mixed.....	Kg	-	8.11	6.82	-	7.00	7.33	7.00	-	-	-	-	5.78
Soya Beans.....	Kg	-	-	-	-	-	10.00	9.00	-	-	-	-	-
Chick Peas.....	Kg	-	-	-	6.53	10.00	10.49	10.49	9.00	9.96	7.81	6.52	7.62
Lentils.....	Kg	16.00	22.33	-	12.00	14.33	15.66	14.00	15.33	13.19	13.78	12.60	10.35
Haricot Beans.....	Kg	-	4.36	-	-	-	5.18	5.42	5.00	-	8.97	-	4.19
Lima Beans.....	Kg	-	-	-	-	-	-	-	-	-	-	2.34	-
Vetch.....	Kg	-	-	-	6.33	-	7.49	7.05	-	7.55	7.09	5.46	4.73
Fenugreek(Green).....	Kg	28.00	28.65	33.33	-	28.00	28.00	24.98	26.66	34.89	28.00	21.27	13.33
PULSES MILLED OR SPLIT													
Horse Beans Milled.....	Kg	-	-	-	-	-	-	-	-	-	-	-	-
Peas Milled.....	Kg	13.66	20.00	-	18.00	19.31	13.30	22.00	16.33	16.00	11.83	-	16.66
Chick Peas Milled.....	Kg	-	-	-	-	-	-	-	-	-	-	-	-
Mixed Pulses Milled.....	Kg	11.29	15.00	12.11	11.32	15.00	11.29	18.00	13.49	-	-	-	14.33
Vetch Milled.....	Kg	-	-	-	11.32	-	10.63	-	-	11.83	9.97	-	-
Peas Split.....	Kg	11.66	17.33	10.97	11.00	12.00	10.97	10.66	11.00	12.00	11.00	12.32	12.00
Peas Split(Roasted).....	Kg	-	-	-	12.00	13.00	-	-	-	14.00	-	-	12.66
Horse Beans Split(Roasted).....	Kg	-	-	-	-	-	-	-	-	-	-	-	10.49
Lentils Split.....	Kg	18.00	20.00	18.33	18.00	18.00	18.00	18.00	17.33	17.66	18.00	19.31	18.00

Table 4 : Average Retail Price of Goods and Services by Region and Selected Market Places - Group 4 Market Places Cont'd)

January 2011
Tir 2003

ITEM	UNIT	R E G I O N A N D M A R K E T P L A C E S											
		O R O M I Y A											
		Ghimbi	Dembi-dolo	Shambu	Nekemte	Bedele	Metu	Jimma	Agaro	Ambo	Weliso	Ejere	Fiche
P R I C E I N B I R R													
Vetch Split(Roasted).....	Kg	-	-	-	-	-	-	-	-	12.00	-	-	-
Chick Peas Split(Roasted).....	Kg	-	-	-	-	-	-	-	-	15.00	-	-	-
Fenugreek Milled.....	Kg	45.98	60.00	45.17	48.00	39.32	45.00	35.00	40.00	28.00	44.50	-	28.00
OIL SEEDS													
Niger Seed.....	Kg	-	9.84	8.84	7.50	7.17	11.29	12.63	9.65	13.89	13.96	7.78	12.88
Linseed White.....	Kg	-	-	-	-	-	20.00	-	-	-	-	-	-
Linseed Red.....	Kg	-	11.82	5.28	-	10.00	12.00	14.00	10.32	12.68	13.34	6.78	8.86
Sesame Seed Red.....	Kg	-	13.91	-	-	-	-	-	15.00	-	-	15.05	12.50
Sunflower.....	Kg	-	-	-	-	10.32	12.00	12.00	12.32	-	20.05	7.18	8.78
Castor Beans.....	Kg	-	-	-	-	-	-	-	-	-	-	-	-
Rape Seed.....	Kg	12.00	7.32	5.80	7.50	8.88	8.62	9.65	8.65	8.57	12.00	5.81	6.23
Ground Nut Shelled.....	Kg	15.00	16.66	-	-	18.00	14.98	-	12.32	14.83	18.97	-	16.97
PREPARED CEREAL PRODUCTS													
Spaghetti (Local) Without Egg....	Kg	19.05	19.31	20.00	19.00	19.31	18.64	16.98	16.00	18.00	20.00	21.46	18.64
Pastini.....	Kg	20.00	20.00	16.64	20.00	20.00	18.00	16.00	-	20.65	18.64	-	19.31
Macaroni (Local) Without Egg....	Kg	13.00	13.00	12.00	13.00	12.00	12.97	12.00	13.00	12.00	12.00	12.00	12.00
'Fafa' Flour.....	kg	-	-	-	-	26.00	20.00	-	-	24.00	-	-	-
'Dube' Flour.....	kg	-	-	-	-	15.00	-	-	-	-	-	-	-
BREAD AND OTHER PREPARED FOODS													
'Enjera' ('Teff' Mixed).....	325gm	2.76	3.75	1.56	2.09	3.21	1.75	1.99	2.17	2.75	2.13	2.04	1.70
'Dabo' (Traditional Ambasha)..	350gm	-	-	-	-	-	1.60	-	-	3.49	1.72	2.20	1.69
'Dabo' (Traditional Sheleto)..	350gm	-	-	-	-	-	-	-	-	1.69	1.72	-	1.24
Bread Wheat (Bakery).....	350gm	4.05	3.39	2.80	3.50	2.39	4.05	3.04	2.92	3.05	3.63	3.51	1.53
Biscuits	150gm	3.21	3.21	3.21	3.21	3.21	3.21	3.21	3.21	3.21	4.50	3.21	3.28

Table 4 : Average Retail Price of Goods and Services by Region and Selected Market Places - Group 4 Market Places Cont'd)

January
Tir 2011
2003

ITEM	UNIT	R E G I O N A N D M A R K E T P L A C E S											
		O R O M I Y A											
		Ghimbi	Dembi- dolo	Shambu	Nekemte	Bedele	Metu	Jimma	Agaro	Ambo	Weliso	Ejere	Fiche
P R I C E I N B I R R													
MEAT													
Beef	Kg	47.32	50.00	40.00	35.00	41.32	40.00	50.00	34.00	37.00	32.00	37.00	37.00
Camel Meat	Kg	-	-	-	-	-	-	-	-	-	-	-	-
FISH AND FISH PRODUCTS													
Fish Fresh.....	Kg	-	-	-	-	-	-	-	-	-	-	-	-
Sardines (Imported).....	125gm	22.33	25.00	-	17.00	22.00	22.00	12.49	-	22.33	-	-	-
DIARY PRODUCTS AND EGG													
Cow Milk (Unpasteurized).....	Lt	5.71	7.60	-	7.60	5.80	7.58	6.91	8.00	6.32	7.16	-	6.00
Cow Milk (pasteurized).....	Lt	-	-	7.89	-	-	-	14.00	-	-	-	-	-
Camel Milk.....	Lt	-	-	-	-	-	-	-	-	-	-	-	-
Goat Milk.....	Lt	-	-	-	-	-	-	-	-	-	-	-	-
Powdered Milk (Me&My).....	450gm	82.46	78.75	82.46	73.13	35.81	78.75	-	82.49	73.29	63.29	70.00	72.70
Yoghurt (Traditional).....	Lt	-	15.02	-	-	9.09	12.00	10.95	-	9.32	11.25	12.50	-
Cheese Cottage.....	Kg	-	-	-	-	-	15.01	16.78	12.14	-	16.08	-	18.45
Egg (Traditional).....	Dozen	18.00	18.00	15.00	15.00	12.00	18.00	15.00	18.00	15.00	15.00	13.20	15.60
OILS AND FATS													
Butter Unrefined.....	Kg	70.00	70.00	70.00	68.29	75.00	73.29	72.00	70.00	81.63	89.88	52.70	96.05
Cooking Oil (Imported).....	Lt	27.44	26.67	26.67	22.20	26.67	28.33	26.67	27.67	27.22	24.00	27.21	26.44
Cooking Oil (Local).....	Lt	-	-	-	22.42	-	35.00	30.00	32.00	33.00	33.88	35.96	35.33
Vegetable Butter(Sheno & Shady)..	Kg	61.11	61.11	55.56	55.56	79.55	63.70	66.67	50.00	70.32	64.79	56.29	65.92

Table 4 : Average Retail Price of Goods and Services by Region and Selected Market Places - Group 4 Market Places (Cont'd)

January
Tir 2011
2003

R E G I O N A N D M A R K E T P L A C E S													
ITEM	UNIT	O R O M I Y A											
		Ghimbi	Dembi-dolo	Shambu	Nekemte	Bedele	Metu	Jimma	Agaro	Ambo	Weliso	Ejere	Fiche
P R I C E I N B I R R													
VEGETABLES AND FRUITS													
VEGETABLES (FRESH)													
Ethiopian Kale.....	Kg	1.29	2.39	3.46	7.32	4.17	2.73	2.96	1.78	3.65	1.66	3.39	2.72
Cabbage.....	Kg	5.47	3.51	1.52	3.99	4.92	2.24	3.34	2.87	6.25	3.30	5.88	6.48
Lettuce.....	Kg	-	12.13	-	-	-	-	5.89	-	-	6.53	-	-
Spinach.....	Kg	-	1.91	2.82	-	-	-	3.45	-	2.89	2.47	5.42	2.37
Carrot.....	Kg	6.00	3.37	3.51	6.00	3.92	-	4.11	5.00	4.65	4.62	6.00	4.00
Tomatoes.....	Kg	10.00	6.72	10.00	8.00	7.84	7.06	7.95	8.00	6.95	6.00	8.00	8.00
Onions.....	Kg	10.00	15.00	9.00	9.00	12.00	11.12	11.29	9.65	8.00	8.58	9.32	10.00
Garlics.....	Kg	35.00	35.00	37.64	40.00	-	36.74	17.54	27.62	32.45	20.32	20.28	26.32
Leaks.....	Kg	-	-	-	-	-	-	5.42	-	-	-	-	-
Pepper Green.....	Kg	16.00	-	16.83	10.03	11.16	12.84	8.00	10.97	14.06	9.19	24.16	16.33
Pumpkin.....	Kg	1.49	2.17	1.09	1.62	1.27	1.26	1.60	-	-	1.15	1.65	1.75
Green Peas.....	Kg	-	-	-	18.00	-	-	12.17	14.00	-	-	-	-
Beet Root.....	Kg	5.00	3.35	3.51	4.64	3.97	6.47	6.05	4.00	1.99	2.74	3.05	3.00
Cauliflower.....	Kg	-	-	-	-	-	-	-	-	-	-	-	-
FRUITS FRESH													
Banana.....	Kg	10.00	-	8.00	8.00	6.34	2.66	7.00	4.16	5.50	5.50	7.00	5.20
Orange.....	Kg	12.00	7.52	12.00	8.00	4.77	2.13	4.54	3.83	8.00	8.00	-	7.60
Lemon.....	Kg	-	11.60	15.14	-	6.68	15.84	21.54	15.71	13.33	6.75	4.51	4.21
Tangerine.....	Kg	-	-	-	-	-	-	-	-	-	-	-	-
Papaya.....	Kg	6.79	6.43	-	8.00	2.33	2.33	2.71	2.52	-	3.00	-	7.18
Grapes.....	Kg	-	-	-	-	-	-	-	-	-	-	-	-
Avocado.....	Kg	5.22	-	-	7.49	9.38	7.60	10.95	-	6.65	6.32	-	-
Mango.....	Kg	-	-	-	8.00	-	-	-	-	-	7.00	-	6.09
Cactus.....	Kg	-	-	-	-	-	-	-	-	-	-	-	-

Table 4 : Average Retail Price of Goods and Services by Region and Selected Market Places - Group 4 Market Places Cont'd)

January
Tir 2011
2003

R E G I O N A N D M A R K E T P L A C E S													
ITEM	UNIT	O R D O M I Y A											
		Ghimbi	Dembi-dolo	Shambu	Nekemte	Bedele	Metu	Jimma	Agaro	Ambo	Weliso	Ejere	Fiche
P R I C E I N B I R R													
SPICES													
Pepper Whole.....	Kg	-	20.00	23.33	23.31	25.00	24.31	28.31	16.79	28.00	22.00	26.00	29.32
Black Pepper(Local).....	Kg	-	120.00	114.93	-	125.00	45.00	130.00	92.64	117.47	128.31	-	89.33
Long Pepper(Local).....	Kg	-	-	22.30	-	25.00	50.00	18.97	-	29.96	20.00	-	24.66
White Cumin(Bishop's Weed)Local..	Kg	25.33	20.00	24.66	25.00	23.31	19.31	24.00	20.13	24.65	25.00	21.25	20.65
Black Cumin(Local).....	Kg	55.57	60.00	55.66	43.00	50.00	50.00	65.00	53.13	53.23	49.83	49.97	50.66
Ginger Dry(Local).....	Kg	-	-	-	-	-	-	-	-	50.00	60.00	-	47.43
Ginger Wet(Local).....	Kg	6.00	6.13	12.66	5.51	11.56	8.00	5.89	6.00	12.32	14.33	12.00	12.00
Cloves(Imported).....	Kg	110.00	120.00	113.24	-	120.00	119.72	127.28	110.66	114.93	120.00	82.00	104.92
Cinnamon(Imported).....	Kg	67.30	60.00	65.00	-	65.00	64.59	68.00	62.63	70.94	70.00	54.00	54.99
Cardamon(Local).....	Kg	63.33	66.63	59.33	-	60.00	53.13	66.63	61.30	64.87	65.00	78.20	58.66
Tumeric Flour(Local).....	Kg	-	50.00	35.00	-	38.00	34.00	33.33	36.33	40.00	40.00	-	29.32
Chillies Whole.....	Kg	30.57	-	-	17.01	18.00	17.66	20.00	19.93	24.65	25.65	-	30.86
Basil Dry.....	Kg	29.32	23.65	-	-	22.00	22.58	-	21.31	29.96	25.33	26.31	-
POTATOES, OTHER TUBERS AND STEMS													
Potato.....	Kg	5.31	6.00	3.45	6.00	7.27	8.12	5.73	5.00	5.99	2.81	6.00	4.00
Sweet Potato.....	Kg	1.16	1.77	5.42	1.28	2.41	2.10	1.54	5.00	2.01	3.09	-	-
'Kocho' (Unprocessed).....	Kg	-	-	-	-	-	-	5.09	-	3.80	4.58	-	-
'Bula'.....	Kg	-	-	-	-	-	5.00	6.06	-	8.83	11.90	-	-
COFFEE, TEA, CHAT AND BUCK-THORN LEAVES													
Tea Leaves(Local).....	100gm	3.00	3.00	3.00	2.50	2.50	2.82	2.91	2.50	2.55	2.55	3.00	2.55
Coffee Whole.....	Kg	-	19.33	-	31.59	16.00	20.00	-	20.66	-	20.55	-	-
Coffee Beans.....	Kg	54.99	53.00	59.33	55.00	49.32	50.00	52.98	49.66	61.62	62.30	59.33	71.63
Coffee Leaves.....	Kg	-	-	-	-	-	-	-	-	-	-	-	-
Buck Thorn Leaves.....	Kg	-	-	7.40	-	5.58	8.11	-	16.01	9.41	6.86	12.31	9.07
'Chat'.....	Kg	24.45	39.54	19.25	35.43	60.98	23.09	22.92	65.29	47.42	10.24	13.88	18.16

Table 4 : Average Retail Price of Goods and Services by Region and Selected Market Places - Group 4 Market Places Cont'd)

January
Tir 2011
2003

ITEM	UNIT	R E G I O N A N D M A R K E T P L A C E S											
		O R O M I Y A											
		Ghimbi	Dembi- dolo	Shambu	Nekemte	Bedele	Metu	Jimma	Agaro	Ambo	Weliso	Ejere	Fiche
P R I C E I N B I R R													
Malt-Barley.....	Kg	-	-	-	6.89	4.23	-	-	9.81	-	8.18	-	6.03
Malt-Wheat.....	Kg	-	-	-	-	-	-	8.34	10.98	8.47	-	7.20	
OTHER FOOD ITEMS													
Salt.....	Kg	3.00	3.83	3.00	3.50	3.32	3.50	3.30	3.00	2.50	3.00	3.00	3.00
Sugar.....	Kg	16.33	16.00	15.66	14.60	16.33	16.00	15.66	14.60	14.25	14.50	14.50	14.25
Honey.....	Kg	-	30.00	-	45.00	36.00	34.33	30.00	38.97	41.60	-	69.78	35.96
Canned Tomato (Local).....	410gm	6.00	17.00	14.49	14.33	11.25	16.33	16.33	17.00	17.66	16.00	-	12.00
Dry Yeast(Baking powder).....	350gm	70.00	70.00	70.00	87.50	70.00	70.00	70.00	70.00	78.26	75.41	70.00	70.00
FOOD TAKEN AWAY FROM HOME													
Cup of Tea.....	No	1.50	1.00	1.00	1.00	1.50	1.26	1.14	1.00	1.16	1.05	1.00	1.25
Cup of Coffee.....	No	2.50	2.00	2.00	2.66	2.32	2.00	2.50	2.32	2.41	2.66	2.00	2.50
Cup of Milk.....	No	3.16	3.00	2.00	3.00	2.50	2.66	3.00	2.32	2.73	3.00	3.00	3.00
'Key Wot Yebere'.....	One Meal	-	15.00	10.00	-	10.63	14.00	15.00	13.66	15.30	-	-	-
'Key Wot Yebeg/Yefyel'.....	One Meal	14.80	15.00	12.66	15.00	10.63	13.33	17.49	13.66	14.97	16.33	10.32	15.00
'Yebeg Tibs'.....	One Meal	17.24	20.00	15.66	17.00	14.30	17.00	17.95	15.00	18.64	19.31	13.64	18.00
'Fasting Meal Without fish'.....	One Meal	10.63	8.00	8.62	10.00	7.65	10.63	11.89	6.00	11.29	12.66	7.83	12.00
'Yebeg Kikil'.....	One Meal	16.29	18.00	12.66	15.00	11.32	13.98	20.00	13.30	17.66	18.29	10.97	18.00
COST OF MILLING													
Cereals.....	100Kg	15.00	26.57	30.00	25.00	11.60	20.00	23.00	18.00	20.00	25.00	11.45	20.00
Pulses.....	100Kg	15.00	26.57	50.00	25.00	25.00	43.80	23.00	25.00	25.00	25.00	10.00	25.00
Pepper Whole.....	100Kg	200.00	150.00	100.00	200.00	100.00	100.00	150.00	82.55	132.83	100.00	100.00	100.00

Table 4 : Average Retail Price of Goods and Services by Region and Selected Market Places - Group 4 Market Places Cont'd)

January
Tir 2011
2003

ITEM	UNIT	R E G I O N A N D M A R K E T P L A C E S											
		G R O M I Y A											
		Ghimbi	Dembi- dolo	Shambu	Nekemte	Bedele	Metu	Jimma	Agaro	Ambo	Weliso	Ejere	Fiche
P R I C E I N B I R R													
BEVERAGES - NON ALCOHOLIC													
Ambo Mineral Water.....	500cc	5.16	5.00	4.64	4.50	5.00	5.65	5.31	5.00	4.00	5.00	5.00	5.00
Mineral Water.....	Lt	7.00	8.65	7.00	5.00	7.32	8.00	8.00	5.00	7.65	7.00	7.00	8.00
Coca Cola/Fanta.....	300cc	5.83	6.00	4.68	4.50	6.00	6.00	5.48	4.50	4.25	4.25	5.00	4.25
Pepsi Cola/Mirinda.....	300cc	5.83	6.00	4.83	4.50	5.65	6.00	5.48	4.50	4.25	4.25	5.00	4.25
BEVERAGES - ALCOHOLIC													
Araki (Local).....	900cc	38.26	55.33	45.00	40.00	53.13	50.00	50.00	-	41.00	-	42.00	37.61
Cognac (Local).....	900cc	-	-	-	-	53.13	-	50.00	-	41.00	-	-	37.61
Brandy (Local).....	900cc	-	-	-	-	-	50.00	50.00	-	41.00	-	-	37.61
Gin (Local).....	900cc	38.26	55.33	45.00	40.00	53.13	50.00	50.00	-	42.00	-	-	37.61
Saris Wine (Normal).....	750cc	33.25	40.00	30.00	30.00	30.00	35.00	25.28	30.00	33.25	32.60	-	31.49
'Katikalla'.....	Lt	10.00	16.67	20.33	15.15	24.24	10.72	30.30	22.22	21.66	21.00	21.55	26.65
Beer (Bedele).....	330cc	8.00	7.00	7.66	7.40	6.50	7.00	7.81	6.00	7.20	7.20	-	-
Beer (Harar).....	330cc	8.00	-	7.66	-	-	-	7.81	-	7.20	7.20	-	7.20
Beer (Meta Abo).....	330cc	8.00	7.00	7.66	-	-	-	7.81	7.00	7.20	7.20	7.00	8.00
'Tella'.....	Lt	2.00	2.22	2.14	2.27	1.04	1.40	1.19	1.81	2.00	2.11	2.34	5.43
'Tej' (Mead).....	Lt	4.00	5.56	3.85	4.04	3.85	6.00	6.00	5.33	5.11	5.77	3.85	7.69
CIGARETTES AND TOBACCO													
CIGARETTES													
Nyala.....	Packet	10.00	10.00	8.00	8.62	7.27	10.00	10.00	10.00	10.00	10.00	10.00	10.00
Gissila.....	Packet	2.00	-	-	-	2.00	2.50	-	2.15	2.00	1.76	-	2.29
Rothmans/England/.....	Packet	-	30.00	20.00	25.00	20.00	25.00	20.00	20.00	-	-	24.49	-
Marlboro.....	Packet	-	-	-	-	-	-	-	-	-	-	-	-

Table 4 : Average Retail Price of Goods and Services by Region and Selected Market Places - Group 4 Market Places Cont'd)

January
Tir 2011
2003

ITEM	UNIT	R E G I O N A N D M A R K E T P L A C E S											
		O R O M I Y A											
		Ghimbi	Dembi-dolo	Shambu	Nekemte	Bedele	Metu	Jimma	Agaro	Ambo	Weliso	Ejere	Fiche
P R I C E I N B I R R													
TOBACCO													
'Gaya'.....	Kg	-	-	-	40.00	20.00	43.09	-	33.33	64.37	-	15.06	17.57
CLOTHING AND FOOT WEAR													
CLOTHING													
Abujedid(Akaki/Bahir Dar)91cm.	Meter	-	-	-	-	-	-	-	-	-	-	-	-
Abujedid(Komb./Arba Min.)150cm	Meter	23.96	25.00	30.00	25.00	25.00	28.96	12.00	22.33	25.66	27.66	30.00	22.24
Khaki(S-10,000 Twil)150cm.....	Meter	-	-	-	-	-	50.00	-	-	-	-	-	-
Khaki(Akaki).....	Meter	-	-	-	-	-	-	-	-	-	-	-	-
Wool-England 100%.....	Meter	-	-	-	-	189.74	190.00	-	-	-	-	-	-
Tetron(A.Minch).....	Meter	-	-	45.00	-	-	61.62	-	-	-	-	-	-
Poplin(Dire Dawa)105cm.....	Meter	-	-	-	-	-	28.23	-	-	-	-	-	-
Poplin(Komb./Arba Minch)150cm.	Meter	35.00	-	37.61	35.00	40.00	45.00	18.00	35.00	35.33	40.33	-	34.33
Nylon(Mojo).....	Meter	-	-	25.00	22.33	25.00	25.00	-	20.00	22.33	-	29.93	18.33
Polyster(Arba Minch/Awasa)....	Meter	-	-	-	-	-	50.00	-	-	-	-	-	-
Jersi.....	Meter	46.61	-	-	-	39.32	45.00	-	45.00	-	50.66	-	51.61
Cotton.....	Kg	-	-	-	7.53	-	-	-	-	22.00	-	-	23.31
Hisufi	Meter	-	-	-	-	-	-	-	-	-	-	-	-
Kefai.....	Meter	-	-	-	-	-	-	-	-	-	-	-	-
Kashemire.....	Meter	45.00	45.00	-	43.00	-	-	18.00	-	38.26	-	-	50.00
Deriya.....	Meter	-	20.00	14.42	-	-	-	-	-	27.77	-	-	36.33
COST OF TAILORING													
Woolen Suit (Men).....	No	299.55	300.00	-	400.00	482.74	437.95	400.00	448.14	315.82	324.04	-	250.00
Khaki/Teteron Suit (Men).....	No	103.23	-	-	-	-	-	-	90.00	96.55	134.16	60.00	149.78
Khaki/Teteron Suit (Boys).....	No	-	-	-	-	365.93	180.00	264.58	75.00	79.90	89.44	-	98.30

Table 4 : Average Retail Price of Goods and Services by Region and Selected Market Places - Group 4 Market Places Cont'd)

January
Tir 2011
2003

ITEM	UNIT	R E G I O N A N D M A R K E T P L A C E S											
		O R G M I Y A											
		Ghimbi	Dembidolo	Shambu	Mekemte	Bedele	Metu	Jimma	Agaro	Ambo	Weliso	Ejere	Fiche
P R I C E I N B I R R													
READY-MADE / FOR ADULTS													
'Netela'	No	-	-	-	83.09	-	110.00	78.99	-	140.00	-	-	161.55
'Gabi'	No	-	250.00	-	166.19	-	233.00	204.94	164.65	266.62	-	-	261.59
Shirts Long Sleeved (Local)	No	-	86.64	-	-	73.29	53.28	70.00	-	-	-	-	-
Shirts Long Sleeved (Imported)	No	146.59	150.00	136.65	164.95	139.94	156.59	142.48	116.64	141.41	99.06	130.00	158.32
Shirts Short Sleeved (Imported)	No	133.25	146.59	109.70	141.65	139.94	126.33	120.00	104.92	108.15	-	90.00	143.26
Socks (Cotton) Imported	Pair	15.94	12.00	15.00	19.31	12.32	13.28	15.00	16.62	16.66	12.49	10.00	14.33
Sweater (Local) Men	No	-	-	90.00	-	113.24	106.56	104.88	-	-	-	-	119.58
Sweater (Local) Women	No	-	66.49	48.27	-	113.24	78.08	74.83	-	-	-	-	161.55
Shash (Imported)	No	10.00	20.00	-	19.66	25.00	20.00	12.00	30.00	28.96	16.51	27.14	31.23
Singlets (Local) White	No	56.62	40.00	38.26	42.62	33.25	30.00	32.40	20.00	33.25	-	-	25.96
Jeans Trouser	No	286.51	259.62	293.18	306.52	346.63	309.68	267.49	256.62	274.78	262.77	-	249.97
Woolen Suit	No	-	-	-	-	-	-	-	-	-	-	-	-
'Kemisna Netela'	No	306.52	250.00	309.68	132.93	239.86	250.00	289.83	173.27	294.97	364.69	-	316.58
Sweater-Men (Imported)	No	-	189.74	-	219.85	266.62	276.63	214.94	-	-	-	250.00	259.87
Sweater-Women (Imported)	No	176.22	150.00	143.01	166.60	184.95	183.27	150.00	-	-	-	-	191.13
Nylon Dress	No	-	-	-	-	-	83.30	-	-	-	-	-	-
Tetron Trouser	No	-	-	-	-	-	-	-	-	-	-	-	-
Leather Jacket	No	-	782.97	950.00	933.03	-	900.00	-	-	-	-	-	-
Under Wear China	No	25.00	-	25.00	35.65	31.58	28.31	30.00	25.00	-	-	-	33.25
Polyester Suit	No	-	-	-	-	-	603.31	-	-	-	-	-	-
Khaki Short	No	-	-	-	-	-	-	-	-	-	-	-	-
T-Shirts	No	116.57	66.49	71.63	81.63	103.23	81.63	89.63	60.00	81.63	71.63	61.62	79.90
Jogging Suit(sport tuta)	No	209.84	250.00	225.72	318.06	269.88	213.12	204.94	196.61	244.97	188.14	-	189.96
Khaki Jacket	No	-	286.51	300.00	261.53	-	259.87	274.95	246.62	246.62	222.40	181.71	271.29
Geldem	No	48.27	70.00	50.00	-	66.63	40.00	-	45.00	-	-	-	41.60
Mekremia	No	43.27	-	66.49	111.64	-	88.30	80.00	84.72	71.63	43.09	-	-
Polyester skirt	No	-	200.00	-	166.65	129.74	196.61	-	-	-	-	-	-
Pants(for men)	No	33.25	10.00	23.21	35.65	20.00	33.25	23.21	15.94	31.58	16.87	14.30	23.21

Table 4 : Average Retail Price of Goods and Services by Region and Selected Market Places - Group 4 Market Places Cont'd)

January 2011
Tir 2003

ITEM	UNIT	R E G I O N A N D M A R K E T P L A C E S										
		O R O M I Y A										
		Ghimbi	Dembi-dolo	Shambu	Nekemte	Bedele	Metu	Jimma	Agaro	Ambo	Weliso	Ejere
P R I C E I N B I R R												
READY-MADE / FOR CHILDREN												
Sweater (Local) for Boys..... No	-	41.60	54.77	-	53.28	61.62	52.44	-	-	-	33.99	62.05
Socks (Imported) Cotton..... Pair	-	5.00	6.65	7.32	6.00	7.00	5.65	8.00	7.32	6.32	5.00	6.00
Jeans Trouser..... No	-	150.00	-	228.25	179.95	-	190.00	-	-	-	-	-
Shirt Long Sleeved(Imported)Boys. No	5.31	53.28	62.45	63.29	65.00	51.61	60.00	60.00	68.29	-	-	58.99
Sweater (England) for Girls..... No	-	86.53	-	-	68.29	66.63	80.00	-	-	-	-	65.00
Kemise(for children) No	109.70	193.10	88.30	243.29	-	74.89	90.00	116.64	164.85	86.53	80.00	101.48
Baby Cloths(Complete)..... No	84.90	100.00	109.70	108.31	93.12	96.55	100.00	90.00	86.64	86.45	81.63	89.91
T-Shirt..... No	33.25	25.65	31.58	43.27	36.59	28.23	37.42	30.00	49.83	-	29.32	38.26
Jeans trouser and Jacket..... No	162.87	200.00	193.10	171.65	181.65	183.27	156.59	178.32	174.95	179.81	143.01	181.46
FOOTWEAR (MEN AND WOMEN)												
Anbessa Leather Shoes Men(Local)Pair	236.62	-	280.00	162.00	-	-	300.00	281.66	289.83	266.62	-	238.18
Leather Shoes Men (Croft)..... Pair	616.22	693.27	-	623.32	-	466.08	-	-	-	-	-	-
Walking Shoes(imp.) Non-Leather Pair	216.61	293.18	243.15	283.06	134.94	243.15	117.47	203.28	-	261.53	175.44	179.95
Canvas Shoes (Local) Men..... Pair	-	92.83	-	-	89.91	108.31	74.83	-	-	-	-	-
Canvas Shoes (China) Men..... Pair	68.29	-	80.00	-	136.58	120.00	130.00	65.00	88.11	91.64	-	81.63
Plastic Shoes (Local) Women.... Pair	12.00	13.66	11.66	12.00	12.00	12.00	12.00	11.00	12.00	12.00	12.00	12.00
Slippers Sponge Adult (China).. Pair	23.33	20.00	20.00	25.00	-	25.00	20.00	-	-	22.24	-	-
Boots for Men Plastic (Local)... Pair	-	-	76.63	-	-	65.00	70.00	65.00	-	-	-	-
Sendel Plastic Shoes (Imp.).... Pair	14.00	-	-	16.64	19.31	18.64	20.00	18.33	-	-	-	-
Cost of Mending Shoes sole(Men).Pair	39.97	31.58	20.65	30.00	-	36.59	25.00	45.00	31.58	30.00	23.21	26.64
Shoe leather,Women(China).....Pair	109.70	136.58	-	169.95	181.65	166.19	130.00	131.65	163.27	-	-	158.32
Shoe leather,Women(Local).....Pair	86.64	96.55	81.63	113.00	81.43	81.63	84.85	118.31	96.55	84.90	81.63	88.11
Shoe leather,Children(Local)....Pair	103.23	136.58	110.00	86.00	123.24	96.55	84.85	96.64	109.70	78.30	79.58	129.74
Plastic shoe(Childern).....Pair	9.65	8.00	8.62	9.00	10.66	10.00	10.00	9.00	10.66	10.00	10.00	10.00
Shoe leather,Children(Imported).Pair	73.29	143.26	-	117.21	109.70	120.00	68.99	110.00	-	-	-	84.90
Shoe sendel(Plastic) Childern...Pair	12.00	-	-	10.00	14.33	15.98	8.49	13.00	17.66	10.32	-	7.32

Table 4 : Average Retail Price of Goods and Services by Region and Selected Market Places - Group 4 Market Places Cont'd)

January 2011
Tir 2003

ITEM	UNIT	R E G I O N A N D M A R K E T P L A C E S										
		O R O M I Y A										
		Ghimbi	Dembi-dolo	Shambu	Nekemte	Bedele	Metu	Jinma	Agaro	Ambo	Weliso	Ejere

P R I C E I N B I R R

CONSTRUCTION MATERIALS, WATER, AND FUEL AND POWER

CONSTRUCTION MATERIALS

Cement/Bag/(Local).....	50Kg	239.16	235.00	-	213.33	206.65	248.32	232.49	220.66	201.65	219.17	208.32	223.32
Lime.....	Kg	3.46	4.13	-	1.75	-	-	3.33	-	-	-	-	-
Lime/Jeso(Local).....	Kg	1.88	2.93	1.03	-	1.03	1.50	1.10	-	2.29	1.74	-	-
Nail (7cm - 12cm).....	Kg	24.00	24.33	24.00	22.33	25.00	21.80	22.00	23.66	23.00	23.00	24.66	23.33
Nail With Cape.....	Kg	35.32	34.66	31.32	32.00	36.00	35.00	34.32	35.00	35.00	34.67	32.65	33.32
Corrugated Iron Sheet (.2mm).....	No	-	91.33	83.98	90.40	85.00	88.30	90.00	90.60	88.32	89.00	-	88.50
Wood for House Construction('Atana')..	No	3.24	-	-	10.00	15.00	11.97	12.49	19.31	14.66	13.28	-	15.66
Wall Paints-Super (Fluid) Normal.....	4Kg	100.00	100.00	105.00	-	110.00	106.64	100.00	-	120.00	113.98	-	93.30
Wall Paints-Super (Fluid) Plastic....	4Kg	208.32	200.00	210.00	198.00	220.00	214.96	200.00	200.00	201.65	193.99	220.00	199.33
Coarse Aggregate Gravel.....	Meter Cube	-	-	-	-	-	-	-	266.62	260.00	-	-	-
Hollow Concrete Block(15x20x40 cm Cube)No	-	-	-	-	10.00	-	16.00	-	-	9.00	-	-	9.00
Bricks (25cm x 12cm x 6cm).....	No	-	-	-	3.75	-	-	-	-	-	-	-	-
Floor Board 4m Length.....	No	-	-	-	-	-	-	-	-	-	-	33.94	-
Iron Pipe 6mt. (1/2 inch Wide) Local..	No	200.00	-	-	-	-	-	-	-	177.48	-	-	-
Chipwood (125cm x 250cm x 8mm).....	No	148.31	138.31	-	-	-	150.00	-	-	140.00	-	-	-
Sand.....	Meter Cube	-	-	-	192.00	-	140.33	-	-	-	-	-	-
Gutter N° 33.....	Meter	43.27	-	-	48.00	-	72.46	-	-	-	-	-	-
Window Glass (50cm x 50cm x 3mm).....	No	-	-	-	-	-	39.32	17.00	35.00	-	-	-	-
Water Tanker,Roto (1 meter cube).....	No	-	-	-	-	-	-	-	-	-	-	-	-
Stone for House Construction..	Meter Cube	-	-	-	125.00	-	121.33	-	-	175.00	155.56	-	92.47
Mega Paints.....	4Kg	100.00	100.00	-	98.40	110.00	108.31	100.00	98.30	120.00	113.98	-	93.30
Nefas seleke Paints.....	4Kg	-	-	-	-	-	120.00	200.00	-	116.64	105.00	-	-
"Yewellel Nitaf"(Cement Made Tile)....	No	-	-	-	-	-	-	120.00	-	-	-	-	-
"Yewellel Nitaf"(Plastic Made Tile)....	No	-	-	-	-	-	-	-	-	-	-	-	-
Key (With hand).....	No	259.87	244.95	-	156.65	150.00	166.65	160.00	-	250.00	254.95	-	200.00
Door made of iron.....	No	598.61	539.81	-	548.48	900.00	1456.64	1000.00	1250.00	-	-	-	789.70

Table 4 : Average Retail Price of Goods and Services by Region and Selected Market Places - Group 4 Market Places Cont'd)

January 2011
Tir 2003

ITEM	UNIT	R E G I O N A N D M A R K E T P L A C E S											
		O R O M I Y A											
		Ghimbi	Dembi- dolo	Shambu	Nekemte	Bedele	Metu	Jimma	Agaro	Ambo	Weliso	Ejere	Fiche
P R I C E I N B I R R													
WATER													
Water.....	Meter Cube	4.00	5.25	2.75	2.80	3.75	3.30	1.05	3.00	3.00	3.00	1.75	2.70
FUEL AND POWER													
Fire Wood.....	Meter Cube	-	214.56	120.86	50.66	207.48	120.98	-	109.66	134.54	265.93	117.56	176.94
Charcoal.....	Kg	1.19	-	2.92	2.11	2.35	3.80	5.34	6.14	4.08	3.75	1.93	2.56
Dung Cake.....	Kg	-	-	-	-	-	-	-	-	1.72	1.22	-	-
Kerosine.....	Lt	12.66	12.19	11.96	12.58	12.70	12.78	12.60	12.63	12.45	12.44	-	12.40
Diesel.....	Lt	14.24	13.68	13.45	14.16	14.28	14.36	14.18	14.21	14.02	14.02	-	14.02
Electric.....	K.Watt	.27	-	.27	.27	-	.27	.27	.27	.27	.27	.27	.27
Matches.....	Box	-	-	-	-	-	-	-	-	-	-	-	-
Candles.....	No	-	-	-	-	-	-	-	-	-	-	-	-
Buthane Gas (Shell).....	12.5 Kg	-	-	-	-	-	-	-	-	-	-	-	-
Eveready Drycell.....	No	4.93	8.00	3.83	3.75	4.00	3.74	-	3.50	3.66	3.50	3.58	3.00
FURNITURE, FURNISHING, HOUSEHOLD EQUIPMENT AND OPERATION													
CHAIRS, TABLES, ETC.													
Table Wanza (Machine made) Varnished..	No	397.91	486.58	-	616.22	346.63	432.67	547.72	1200.00	532.80	648.07	-	648.72
Table Wanza (Hand made) Not Varnished.	No	-	-	-	50.00	346.63	-	-	-	-	-	-	-
Chairs Wanza (Machine Made) Varnished.	No	359.73	156.59	-	650.00	123.24	109.03	218.28	450.00	263.04	273.86	-	249.87
Chairs Wanza (Hand Made) Varnished....	No	-	-	-	60.00	186.43	-	-	-	-	-	-	-
Cupboard Wanza (2 doors) Varnished....	No	2500.00	3000.00	2500.00	3216.58	1966.10	2163.02	3949.68	3032.97	2163.02	2144.76	-	2727.92
Double Bed Wanza (120cm) Varnished....	No	1497.77	2500.00	2000.00	2647.17	1465.90	1565.95	1349.07	1800.00	1783.18	1349.07	1400.00	1898.24
Sofas (Complete).....	No	8653.50	8899.44	-	8746.43	7318.61	8163.31	6000.00	8000.00	7745.97	9246.62	-	7829.74
Book Shelves Wanza (3 Shelves) no Door	No	498.33	816.33	-	849.02	683.99	577.40	600.00	1200.00	896.28	724.57	-	1310.37
Chest of Drawer	No	1200.00	909.89	-	2400.00	1216.44	1144.71	1749.29	2154.43	1032.23	1095.45	-	1698.04

Table 4 : Average Retail Price of Goods and Services by Region and Selected Market Places - Group 4 Market Places Cont'd)

January
Tir 2011
2003

ITEM	UNIT	R E G I O N A N D M A R K E T P L A C E S											
		O R O M I Y A											
		Ghimbi	Dembi-dolo	Shambu	Nekemte	Bedele	Metu	Jimma	Agaro	Ambo	Weliso	Ejere	Fiche
P R I C E I N B I R R													
FURNISHINGS & REPAIRS													
Bed Sheet (Non-Patterned Bahir Dar)													
1.90m x 2.50m.....	Pair	153.26	126.58	-	181.65	141.53	170.00	-	146.65	-	-	-	114.89
Bed Sheet(Patterned Kombolcha)													
1.90m x 2.50m.....	Pair	200.00	200.00	220.00	-	181.65	175.00	-	200.00	-	-	-	154.95
Bed Cover(Patterned Kombolcha).....	No	-	-	-	-	253.29	-	-	-	-	-	-	-
Blanket Woolen(Debre B.)160cm x 220cm.	No	219.85	180.00	196.61	203.28	206.61	204.96	234.95	191.65	191.65	186.43	-	158.21
Mattress-Sponge (A.A Foam) 120cm.....	No	700.00	-	750.00	663.27	700.00	686.60	539.91	650.00	746.65	674.54	-	703.32
Towel-Local (Kombolcha).....	No	58.28	38.26	-	25.65	-	93.22	-	-	24.66	-	-	-
Curtains.....	meter	98.30	86.53	83.30	70.00	116.50	77.47	72.46	52.44	64.87	78.30	49.83	78.30
EARTHEN WARE													
Plastic tile.....	meter	40.00	35.00	33.97	34.32	38.00	40.00	50.00	45.00	43.27	39.49	36.00	39.32
Water Pot.....	No	-	26.96	25.33	15.98	35.00	20.65	11.66	33.25	14.33	13.61	13.30	16.29
'Jebena' Medium Size.....	No	5.00	7.00	10.00	6.00	15.00	12.00	19.33	15.64	16.66	7.32	-	8.00
'Mitad' (Griddle of Clay).....	No	37.61	48.27	59.33	49.97	59.44	56.62	40.00	38.26	53.28	47.62	23.31	29.66
Local Stove '(Lakech).....	No	30.00	33.25	23.30	24.31	35.00	50.00	33.99	37.61	15.66	40.66	17.49	25.33
Cup for Coffee (China).....	No	3.00	3.00	3.16	3.00	4.00	3.00	3.00	3.00	3.00	2.91	3.16	2.00
Plate Clay (imported).....	No	12.00	6.00	-	7.00	-	10.32	9.00	-	-	-	-	15.00
STRAW, BAMBOO AND OTHERS													
'Sefed'.....	No	21.31	25.00	19.31	13.61	19.66	17.33	-	23.21	25.33	36.59	23.94	27.95
Sack 100Kg Capacity.....	No	5.48	5.00	5.00	6.00	5.65	5.00	5.00	8.00	5.00	5.66	6.00	6.50
METAL WARE													
Cooking Pan Medium (Local).....	No	51.61	48.99	43.32	49.32	79.90	56.62	70.99	40.00	50.00	35.00	-	72.59
Tray (Nickel) Medium N ^o 45 local.....	No	35.00	50.00	-	39.32	38.62	35.00	31.64	35.00	45.00	33.97	-	-
Electric 'Mitad' Aluminium.....	No	-	-	-	826.41	-	1200.00	1150.00	-	774.60	714.84	-	774.60

Table 4 : Average Retail Price of Goods and Services by Region and Selected Market Places - Group 4 Market Places Cont'd)

		January 2011											
		Tir 2003											
		R E G I O N A N D M A R K E T P L A C E S											
ITEM	UNIT	O R O M I Y A											
		Ghimbi	Dembi-dolo	Shambu	Nekemte	Bedele	Metu	Jimma	Agaro	Ambo	Weliso	Ejere	Fiche
		P R I C E I N B I R R											
Gas Stove (Kerosine) China.....	No	86.64	90.00	82.46	93.30	89.91	80.00	73.29	80.00	75.00	76.63	83.49	88.30
Pernuze(Japan).....	No	-	-	-	190.00	-	-	127.48	-	-	-	-	-
Refrigerator.....	No	-	5600.00	-	4500.00	-	5200.00	-	-	-	-	-	-
PLASTIC WARE (LOCAL MADE)													
Jerrycan (20 Litres).....	No	-	-	-	-	-	-	-	-	-	-	-	30.65
Bucket (20 Litres).....	No	33.99	35.00	33.65	35.00	39.32	34.66	33.65	33.65	34.66	32.33	34.33	36.33
GLASS WARE													
Glass for Tea (Duralax).....	No	5.00	9.00	-	10.00	6.00	8.00	4.66	5.65	12.32	8.00	-	-
OTHER HOUSEHOLD EQUIPMENT													
Kerosine Lamp.....	No	-	40.00	-	44.32	43.27	43.27	33.76	23.33	25.33	35.00	-	40.00
'Kuraz' Small Local Kerosine Lamp.....	No	2.00	2.00	3.16	2.00	3.00	2.00	3.00	3.00	2.58	3.24	-	2.00
Flash Light.....	No	19.31	15.00	7.49	-	20.65	17.33	-	13.00	15.33	16.29	17.47	17.33
Electric Bulb Philips(40/60 Watt).....	No	4.16	4.00	4.00	4.00	5.00	4.00	4.50	4.00	4.66	4.33	4.00	4.50
HOUSEHOLD OPERATION													
Hard Soap (Local).....	200gm	3.20	4.00	4.66	3.20	4.80	4.80	4.55	4.33	4.20	-	-	5.00
Hard Soap (Imported).....	200gm	6.00	5.60	5.60	5.60	5.60	5.60	-	5.30	6.00	1200.00	9.00	4.80
Detergent (Omo).....	50gm	3.33	-	3.05	3.80	2.50	2.50	3.33	2.50	4.17	4.17	4.17	4.17
Incense.....	Kg	38.62	50.00	38.99	40.98	25.00	41.60	-	-	44.72	-	-	45.00
Sandal Wood.....	No	.50	.50	.50	.50	.30	.35	.50	.40	.35	.46	.25	.43
Toilet Paper (Mamko).....	Roll	7.00	8.00	6.46	7.00	8.00	8.00	8.00	-	6.83	7.16	6.32	6.50
Detergent(Zahira).....	50gm	1.59	1.75	1.67	1.00	1.75	1.75	1.75	1.63	1.63	1.63	1.66	1.63

Table 4 : Average Retail Price of Goods and Services by Region and Selected Market Places - Group 4 Market Places Cont'd)

January
Tir 2011
2003

ITEM	UNIT	R E G I O N A N D M A R K E T P L A C E S											
		O R O M I Y A											
		Ghimbi	Dembi- dolo	Shambu	Nekemte	Bedele	Metu	Jimma	Agaro	Ambo	Weliso	Ejere	Fiche
P R I C E I N B I R R													
DRY CLEANING													
Dry Cleaning (Suit Men).....	No	24.00	31.58	-	25.00	20.00	25.00	22.26	24.00	23.92	25.00	-	24.24
DOMESTIC SERVICE													
Maid Servant.....	Month	96.55	143.01	86.53	181.71	63.16	106.27	100.00	100.00	126.58	147.97	84.85	100.00
Unskilled Service (Daily Laborer)...	Day	20.00	28.23	16.51	20.00	23.21	26.57	20.00	29.72	15.66	16.51	20.00	15.00
Salary for Guard	Month	-	-	-	-	182.92	-	200.00	-	365.93	175.44	-	-
MEDICAL CARE													
Ampicillin(250 mg) Local.....	56 Caps	-	25.99	-	39.20	42.85	21.94	-	23.11	20.49	28.00	-	23.08
Tetracycline (250 mg) Local.....	56 Caps	16.80	16.80	16.80	16.80	18.49	14.46	14.39	14.33	17.69	16.80	-	16.98
Penicillin injection(4 Mu. Local).Buttle		8.00	9.32	7.48	6.32	7.32	6.32	7.00	7.00	6.00	7.00	-	8.32
Chloramphenicol(250mg) Local.....	56 Caps	20.35	16.80	22.40	16.80	20.35	18.50	16.97	15.22	19.40	16.80	-	18.62
Paracetamol(500mg) Local.....	20 Pills	4.00	4.00	3.46	3.63	4.00	4.00	3.00	3.00	3.30	2.62	-	4.00
Cough Syrup (Efadykse) Local.....	125cc	10.00	12.63	12.00	10.32	11.29	11.29	12.00	12.00	10.32	11.29	-	13.48
Bactrim(480mg) Local.....	30 Pills	6.87	9.00	7.35	6.00	9.00	6.00	8.30	6.28	9.00	6.00	-	9.00
Vermox(100mg) Local.....	12 Pills	2.62	4.00	2.45	2.00	4.00	2.29	2.00	2.00	1.71	2.29	-	3.30
Mezel(250mg) Local.....	30 Caps	9.00	9.00	10.39	9.00	5.14	9.32	7.68	8.71	9.47	8.47	-	9.97
Asprin (300 mg) Local.....	20 Pills	3.17	2.00	4.00	2.29	4.00	2.29	2.00	2.00	3.17	2.00	-	3.63
Insulin(Lente).....	Buttle	56.46	67.08	-	60.00	-	-	-	-	-	65.00	-	70.00
Amoxacillin(500mg).....	16 Caps	11.71	15.45	14.31	11.20	12.80	11.71	11.31	10.67	13.06	12.80	-	13.85
Magnesium Oxide.....	30 Pills	6.00	6.00	4.74	3.00	6.00	6.00	3.00	3.43	5.45	3.93	-	6.00
Fasider Tablet.....	1 Pills	1.55	1.88	-	-	-	1.67	1.67	1.77	-	-	-	1.55
OTHER MEDICAL EXPENSES													
Doctor's Fee (Government).....	per visit	5.00	4.47	3.00	4.00	-	5.00	10.00	3.00	2.00	2.00	1.00	5.00
Doctor's Fee (Private).....	per visit	7.23	9.09	5.00	10.00	-	11.45	10.00	5.00	10.00	7.94	-	10.00
Injection (Service Charge).....	Once	1.00	2.00	.63	1.00	1.00	1.26	2.00	1.00	2.00	1.00	1.00	1.26

Table 4 : Average Retail Price of Goods and Services by Region and Selected Market Places - Group 4 Market Places Cont'd)

January 2011
Tir 2003

R E G I O N A N D M A R K E T P L A C E S													
ITEM	UNIT	O R O M I Y A											
		Ghimbi	Dembi-dolo	Shambu	Nekemte	Bedele	Metu	Jimma	Agaro	Ambo	Weliso	Ejere	Fiche
P R I C E I N B I R R													
Labratory Test Fee (Private).....	Once	5.31	8.88	5.00	6.00	5.00	7.65	5.00	5.00	8.62	6.84	7.50	10.00
Bed Charge (gov.).....	per day	15.00	12.00	12.00	7.00	-	8.00	14.00	-	8.00	-	-	8.00
X-Ray(For TB).....	Once	58.00	-	50.00	100.00	40.00	60.00	44.72	-	60.00	-	-	80.00
Bed Charge (Private).....	per day	15.58	26.57	-	35.57	-	-	32.40	-	22.36	25.00	-	62.05
TRANSPORT AND COMMUNICATION													
TRANSPORT													
Benzene.....	Lt	17.29	-	-	17.12	16.98	17.41	17.23	17.26	17.07	17.07	-	17.07
Motor Oil (Mobil).....	Lt	69.67	66.00	-	65.00	65.00	64.93	77.60	61.50	64.90	64.80	-	64.90
Car Washing and Greasing.....	Once	-	-	-	-	35.00	40.00	-	25.00	60.00	50.00	-	32.40
Bus Fare (per km).....	Tarif	.23	.22	-	.22	-	-	.19	.18	.26	.27	-	.27
Bus Fare (within Town)	Trip	-	-	-	.50	-	-	1.00	-	-	-	-	-
Taxi Fare	Trip	1.40	3.00	-	1.40	-	-	1.00	-	1.30	1.00	-	1.25
Air Plane (To Addis Ababa)	Trip	-	-	-	-	-	-	592.00	-	-	-	-	-
Animal Transport fare.....	Trip	-	-	-	-	-	30.00	-	-	-	-	-	-
Cart Fare.....	Trip	-	-	-	-	3.00	3.00	1.00	1.00	-	1.00	-	1.00
COMMUNICATION													
Telephone Charge (with town).....	Period	-	-	-	-	.20	.20	-	.20	-	.20	-	.20
Telephone Charge to Addia Ababa....	Period	4.20	4.20	4.20	4.20	4.15	4.25	2.20	4.20	1.50	1.50	1.50	1.50
Telephone Line Installation Charge..	Once	355.75	355.75	355.75	355.75	355.75	283.30	357.00	355.80	283.10	355.75	283.30	283.30
Mobile Apparatus(Nokia6200).....	No	500.00	-	-	-	-	626.33	-	-	-	-	-	-
Mobile call from Tel.....	Period	2.16	2.55	2.55	2.16	2.55	5.25	-	2.16	2.70	2.70	2.70	2.70
Internet Service.....	10hrs/month	109.00	109.00	109.00	109.00	111.00	111.00	111.00	111.00	-	-	-	-

Table 4 : Average Retail Price of Goods and Services by Region and Selected Market Places - Group 4 Market Places Cont'd)

January 2011
Tir 2003

ITEM	UNIT	R E G I O N A N D M A R K E T P L A C E S										
		O R O M I Y A										
		Ghimbi	Dembi-dolo	Shambu	Nekemte	Bedele	Metu	Jimma	Agaro	Ambo	Weliso	Ejere

P R I C E I N B I R R

ENTERTAINMENT AND EDUCATION

EQUIPMENT AND ACCESSORIES

T.V. Set Philips 21 inch(Colored)..... No	-	3700.00	-	3916.60	-	4200.00	-	4233.07	-	-	-	-
Cassette Recorded Original(Local Music)No	12.66	12.00	12.00	10.00	10.63	12.00	9.00	12.00	12.00	12.00	10.32	10.00
Radio Set Philips 3 Band..... No	336.63	-	-	-	-	-	-	-	344.96	-	-	250.00
Tape Recorder National (2 Speaker).... No	-	-	-	-	-	-	-	-	-	-	-	-
Expense for Photograph(Passport size)4Pho	4.00	-	4.00	3.33	8.00	5.00	5.00	10.63	5.00	8.00	-	6.00
Newspaper (Addis Zemen)..... No	-	-	-	-	-	-	2.00	-	-	-	-	-
Theater Enterance Fee Once	-	-	-	-	-	20.00	-	-	-	-	-	-
VCD-Player(Mayato Japan).....No	-	-	-	-	-	-	859.94	-	-	-	-	-
VCD Cassette rent.....Once	2.29	3.00	-	2.00	-	3.00	2.00	1.00	1.59	2.00	2.00	2.82

EDUCATION

Exercise Book (50 Leaves) Local..... No	4.00	4.50	4.83	-	4.00	-	4.66	-	4.00	4.00	4.00	4.00
Pencil (China)..... No	1.50	1.50	1.91	2.00	1.41	2.32	1.00	-	1.33	1.82	-	1.50
Ball Point-Bic England..... No	2.41	3.00	2.82	3.00	2.25	2.50	2.00	2.40	2.91	2.50	2.83	2.25
Day School Fee-Public(Grade 7 & 8)..Month	-	-	-	-	-	-	-	-	-	-	-	-
Day School Fee-Private(Grade 9-10)..Month	-	-	-	125.57	-	-	-	-	-	-	-	-
Night School Fee-Government(Gr.9-10)Month	-	80.00	-	50.00	70.00	50.00	40.00	70.00	55.00	30.00	-	-
School Uniform Fee No	-	-	-	-	-	-	-	-	-	133.25	-	-
Night School Fee-Private(Grade9-10)..Month	-	-	-	-	-	-	-	-	-	-	-	-
Night College Fee-Private.....Credit/hr	-	-	-	52.44	-	-	-	-	-	-	-	-

PERSONAL CARE AND EFFECTS

PERSONAL CARE

GIV Toilet Soap..... 90gm	5.98	5.63	5.43	5.63	4.87	5.63	6.19	5.63	5.63	5.24	5.90	4.50
Blade-INDIA..... No	1.00	1.00	.83	1.00	.50	1.00	-	1.00	.56	.83	.50	.84

Table 4 : Average Retail Price of Goods and Services by Region and Selected Market Places - Group 4 Market Places Cont'd)

January
Tir 2011
2003

ITEM	UNIT	R E G I O N A N D M A R K E T P L A C E S											
		O R O M I Y A											
		Ghimbi	Dembi- dolo	Shambu	Nekemte	Bedele	Metu	Jimma	Agaro	Ambo	Weliso	Ejere	Fiche
		P R I C E I N B I R R											
Hair Dressing (Traditional)..... No	9.28	7.00	4.22	5.59	3.56	5.94	5.65	5.00	6.65	7.00	10.00	11.29	
Hair Dressing (Modern)..... No	18.00	15.00	15.00	21.54	20.00	20.00	20.00	15.00	20.00	16.31	20.00	20.00	
Barbery (Mens Hair Cut)..... No	5.00	5.31	4.00	5.00	4.64	5.00	6.00	5.00	5.00	5.00	4.31	5.00	
Zenith Hair Oil(Liquids Form)..... 330cc	16.00	19.43	16.50	15.33	16.00	15.33	14.66	15.00	14.66	15.00	15.16	14.16	
Zenith Hair Oil(Non-Liquids Form).. 330cc	16.00	-	18.28	15.33	16.00	15.66	15.00	15.00	15.00	15.33	15.50	15.00	
Shaving Machine (medium) No	-	-	-	-	76.63	60.82	57.45	-	71.51	75.00	-	72.46	
Perfume100cc	-	-	33.25	38.97	-	50.00	40.00	35.00	51.61	-	-	45.00	
Parafin Hair Oil.....330cc	18.10	-	21.91	19.80	23.64	20.89	21.45	-	22.66	18.15	-	21.41	
Shoe Polish(Black/Brown).....Once	2.00	2.00	2.00	2.00	2.00	2.00	2.00	2.00	2.00	2.00	1.50	2.00	
Modes(Disposable napkins).....Packet	12.63	-	-	-	12.66	12.00	11.66	14.00	-	-	-	-	
PERSONAL EFFECTS													
Umbrella-Men Medium (Local)..... No	46.61	40.00	40.00	39.32	40.00	40.00	68.99	46.61	39.32	43.27	43.32	31.58	
Umbrella-Women Medium (Imported)..... No	108.31	35.00	49.32	60.00	79.90	100.00	62.45	50.00	43.27	54.33	73.76	59.86	
Hand Bag (Imported Synthetic)..... No	182.92	176.60	173.07	183.32	183.32	173.27	78.99	150.00	164.95	171.55	-	154.95	
Belt (Local) Machine Made..... No	40.00	-	38.26	50.00	54.85	61.62	-	-	38.26	41.60	-	38.26	
Belt (Local) Hand Made..... No	-	-	-	-	-	-	40.00	-	-	-	-	-	
JEWELLERY													
Seiko-21 Jewels Automatic (Men)..... No	-	-	-	-	-	-	-	-	-	-	-	-	
Seiko-21 Jewels Automatic (Women)..... No	-	-	-	-	-	-	-	-	-	-	-	-	
Earrings (4gm 18 carat Local)..... Pair	-	2400.00	-	3131.89	-	-	-	-	2773.27	2600.00	-	-	
Neck Laces (6gm 18 carat Local)..... No	-	3600.00	-	4697.84	-	-	-	-	4159.90	3900.00	-	-	
Rings (4gm 18 carat Local)..... No	-	2400.00	-	3131.89	-	-	-	-	2773.27	2600.00	-	-	
Bracelet 20gm (18 carat Local)..... No	-	1200.00	-	1530.34	-	-	-	-	-	1300.00	-	-	

Table 4 : Average Retail Price of Goods and Services by Region and Selected Market Places - Group 4 Market Places Cont'd)


January
Tir 2011
2003

R E G I O N A N D M A R K E T P L A C E S													
ITEM	UNIT	O R O M I Y A											
		Ghimbi	Dembi-dolo	Shambu	Nekemte	Bedele	Metu	Jimma	Agaro	Ambo	Weliso	Ejere	Fiche
P R I C E I N B I R R													
LIVESTOCK AND DRAUGHT ANIMALS													
LIVESTOCK													
Sheep (10-15Kg).....	No	333.10	434.69	326.01	353.12	296.63	327.42	309.84	286.51	419.28	299.55	253.03	382.79
Goat (10-15Kg).....	No	289.89	330.74	218.98	262.54	269.88	249.47	66.33	243.29	315.99	283.06	182.92	301.99
Heifer (2-4 Years).....	No	1397.61	1097.37	-	938.46	1432.57	980.90	1048.81	1698.04	-	1480.94	1164.99	1397.61
Cow (4 Years and Above).....	No	1565.95	1621.86	-	1632.13	2289.43	1728.92	1489.97	1949.57	-	2160.16	1529.85	2561.16
Bull (2-4 Years).....	No	1432.57	1524.85	-	2029.56	1882.39	1632.13	1974.84	2149.61	-	1548.42	1630.53	1898.24
Ox (4 Years and Above).....	No	3164.18	2118.05	-	4114.60	2572.79	2582.33	4949.75	2715.32	-	2995.55	3748.00	3761.00
Hen (Indigenous).....	No	39.97	38.26	32.57	27.26	32.27	43.27	37.42	32.27	46.61	45.55	39.92	37.96
Cock (Indigenous).....	No	70.99	71.63	46.65	48.27	44.21	58.28	74.89	59.33	68.29	68.29	60.58	53.28
DRAUGHT ANIMALS													
Donkey.....	No	1349.38	1809.54	-	1200.00	-	1452.87	-	1265.77	-	1126.62	862.33	1216.44
Horse.....	No	-	-	-	1000.00	-	2257.18	-	-	-	2513.32	-	-
Mule.....	No	-	-	-	-	-	4481.40	-	-	-	4089.64	-	-
FARM EQUIPMENT (INDUSTRIAL PRODUCT)													
Sickel.....	No	24.33	20.00	-	15.00	22.33	20.00	58.99	22.66	-	50.99	50.00	36.47
Pick Axe ('Doma').....	No	60.00	50.00	-	55.00	75.00	50.00	-	-	56.62	58.00	-	-
'Gejera'.....	No	43.27	21.31	-	48.66	50.00	60.00	70.00	41.60	40.90	43.47	-	-
FARM EQUIPMENT (HAND MADE)													
'Mofer'.....	No	-	-	-	-	-	-	-	-	-	-	-	-
'Kember'.....	No	-	-	-	-	-	-	-	-	-	-	-	-
'Digr'.....	No	-	-	-	-	-	-	-	-	-	4.74	-	-
Plough.....	No	25.33	53.28	-	32.60	50.00	28.65	-	30.00	41.60	41.60	-	-
Sickel.....	No	10.00	-	16.33	-	-	-	-	6.00	8.32	7.65	18.11	12.27

Table 4 : Average Retail Price of Goods and Services by Region and Selected Market Places - Group 4 Market Places Cont'd)

January 2011
Tir 2003

R E G I O N A N D M A R K E T P L A C E S													
ITEM	UNIT	O R O M I Y A											
		Ghimbi	Dembi-dolo	Shambu	Nekemte	Bedele	Metu	Jimma	Agaro	Ambo	Weliso	Ejere	Fiche
				P R I C E I N B I R R									
'Wegel'.....	No	12.00	-	-	8.88	-	8.96	-	10.00	8.32	9.32	-	-
'Erfe'.....	No	-	-	-	-	-	-	-	-	-	-	-	-
MISCELLANEOUS GOODS AND SERVICES													
Coffin (Medium Quality).....	No	349.62	500.00	350.00	582.85	382.59	466.08	-	-	326.53	389.87	150.00	156.54
Charge for Money Transfer.....	Once	14.30	15.74	16.12	13.64	13.00	13.00	13.00	13.00	13.00	13.00	-	13.00
Photocopy.....	per page	.50	.50	.75	.46	.62	.50	.40	.50	.37	.50	1.00	.38
Wedding Invitation Card.....	per page	-	-	-	-	-	-	1.00	1.50	-	-	-	-



Group 5

Market Places

(Nazareth, Shashemene, Diksisse, Asela, Asebe Teferi, Bedessa, Alemaya, Boreda, Adaba, Robe, Hagere Mariam and Negele Borena.)

Table 5 : Average Retail Price of Goods and Services by Region and Selected Market Places - Group 5 Market Places Cont'd)

January
Tir 2011
2003

ITEM	UNIT	R E G I O N A N D M A R K E T P L A C E S											OROMIYA AVERAGE	
		O R O M I Y A												
		Nazareth	Shashe- mene	Diksis	Asella	Asebe- Teferi	Bedessa	Alemaya	Boreda	Adaba	Robe	Hagere- Mariam		Negele- Borena
P R I C E I N B I R R														
CEREALS UNMILLED														
'Teff' White	Kg	7.23	8.16	-	-	8.32	7.06	9.16	10.00	-	-	-	8.00	7.98
'Teff' Mixed.....	Kg	6.47	6.50	5.40	6.80	7.00	6.03	7.83	8.00	-	5.92	9.49	7.17	6.62
'Teff' Black (Red).....	Kg	5.47	6.00	4.45	5.63	6.33	-	6.66	7.50	6.02	-	-	-	5.54
Wheat White.....	Kg	5.00	6.00	4.94	5.86	6.25	5.55	7.00	-	4.29	5.67	-	6.30	6.00
Wheat Mixed.....	Kg	5.00	5.50	5.11	-	-	-	-	-	-	4.14	4.83	5.81	5.32
Wheat Black (Red).....	Kg	-	5.63	5.21	-	5.00	4.55	6.25	5.93	-	-	4.00	6.49	5.53
Barley White.....	Kg	5.00	4.43	4.75	5.50	6.00	5.77	6.42	6.00	4.24	5.03	4.19	5.46	5.38
Barley Mixed.....	Kg	4.83	4.00	4.21	4.50	-	-	-	-	3.80	4.12	4.20	5.46	4.63
Barley Black.....	Kg	4.83	5.00	4.17	4.50	5.66	-	5.50	-	-	-	-	5.42	4.79
Barley for Beer.....	Kg	5.50	5.00	5.07	5.00	-	-	-	-	4.25	-	-	-	4.95
Maize (White).....	Kg	3.00	3.23	3.28	3.40	3.30	3.05	4.08	3.10	3.70	3.09	2.50	3.06	2.75
Durrah.....	Kg	3.00	4.00	3.14	4.00	-	3.13	-	-	4.23	3.62	-	-	3.16
Sorghum Yellow.....	Kg	5.03	-	-	-	-	-	-	-	-	-	-	-	4.28
Sorghum White.....	Kg	5.03	-	-	-	5.83	5.60	6.50	-	-	-	-	-	3.65
Sorghum Red.....	Kg	3.00	4.00	-	4.00	4.63	3.16	4.92	5.00	-	-	-	3.28	3.13
African Millet.....	Kg	-	5.00	-	-	5.87	5.17	-	-	-	-	-	-	4.16
Rice (Imported).....	Kg	13.33	14.00	14.97	14.00	14.00	14.00	13.00	13.33	13.00	14.00	15.00	15.00	13.81
Oats.....	Kg	9.00	-	-	-	-	-	-	-	3.56	3.57	10.00	4.51	6.22
Hulled Barley.....	Kg	-	-	-	-	-	-	-	-	-	-	-	-	7.12
CEREALS MILLED														
'Teff' White.....	Kg	-	-	-	10.00	-	-	-	-	-	-	-	-	10.00
'Teff' Mixed.....	Kg	-	-	-	-	9.00	-	-	-	-	-	-	-	9.52
'Teff' Black (Red).....	Kg	-	-	-	8.00	-	-	-	-	-	-	-	-	8.00
Wheat White.....	Kg	-	-	-	7.00	-	-	-	-	-	-	-	-	7.00
Wheat Mixed.....	Kg	-	-	-	-	-	-	-	-	-	-	-	-	-
Barley White.....	Kg	-	-	-	-	-	-	-	-	-	-	-	14.66	14.83
Barley Mixed.....	Kg	-	-	-	-	-	-	-	-	-	-	10.00	10.00	10.00

Table 5 : Average Retail Price of Goods and Services by Region and Selected Market Places - Group 5 Market Places Cont'd)

January
Tir 2011
2003

ITEM	UNIT	R E G I O N A N D M A R K E T P L A C E S											DROMIYA AVERAGE	
		O R O M I Y A												
		Nazareth	Shashe- mene	Diksise	Asella	Asebe- Teferi	Bedessa	Alemaya	Boreda	Adaba	Robe	Hagere- Mariam		Negele- Borena
P R I C E I N B I R R														
Maize (White).....	Kg	-	-	-	6.00	4.00	4.50	5.00	-	-	-	4.16	6.48	4.30
Oats.....	Kg	15.66	14.00	14.00	16.00	15.49	-	-	-	-	-	-	13.00	14.50
Sorghum.....	Kg	-	-	-	-	-	-	-	-	-	-	-	-	6.41
Durrah.....	Kg	-	-	-	-	-	-	-	-	-	-	-	-	-
'Furno Duket' Locally Processed..	Kg	7.83	9.00	7.49	9.00	9.00	9.16	10.00	3.50	8.33	8.16	8.00	9.83	8.78
PULSES UNMILLED														
Horse Beans.....	Kg	6.50	7.50	5.17	6.50	6.99	6.03	7.50	6.00	5.21	5.56	8.32	9.65	6.51
Peas White.....	Kg	-	-	5.35	6.33	-	-	-	-	7.21	-	-	-	7.21
Peas Green(dry).....	Kg	6.50	8.00	5.08	6.50	7.16	6.09	7.83	6.00	6.00	7.32	-	9.32	6.83
Peas Mixed.....	Kg	6.47	8.00	5.04	-	-	-	-	-	-	-	9.32	9.32	7.23
Soya Beans.....	Kg	-	-	-	6.33	9.00	-	-	-	-	-	-	-	8.29
Chick Peas.....	Kg	8.23	8.50	-	10.00	9.25	7.17	-	8.00	8.57	9.64	10.00	13.00	8.66
Lentils.....	Kg	14.00	13.83	-	13.00	10.00	13.24	13.33	9.00	13.05	10.21	15.00	14.00	13.31
Haricot Beans.....	Kg	4.76	6.66	-	3.12	4.93	5.60	7.32	6.00	-	-	4.17	5.88	5.28
Lima Beans.....	Kg	3.93	-	-	-	-	5.68	-	-	-	-	5.18	7.43	4.58
Vetch.....	Kg	4.00	7.00	5.51	7.50	7.00	4.48	-	-	5.56	6.00	-	-	6.03
Fenugreek(Green).....	Kg	18.98	35.00	24.00	30.00	25.98	31.66	26.65	26.00	26.91	23.44	34.34	40.00	27.04
PULSES MILLED OR SPLIT														
Horse Beans Milled.....	Kg	10.00	12.00	-	14.00	-	-	-	-	-	-	-	-	11.89
Peas Milled.....	Kg	19.31	14.66	-	-	12.96	16.00	16.00	16.67	14.98	19.31	16.62	-	16.29
Chick Peas Milled.....	Kg	20.00	-	-	-	-	-	-	-	-	-	-	-	20.00
Mixed Pulses Milled.....	Kg	-	10.00	-	14.00	-	16.00	13.00	-	-	-	13.33	12.00	13.09
Vetch Milled.....	Kg	10.63	10.00	-	-	-	-	-	-	12.00	-	-	-	10.83
Peas Split.....	Kg	10.66	11.00	10.66	12.00	12.49	11.32	10.00	-	12.32	16.66	10.97	9.65	11.64
Peas Split(Roasted).....	Kg	11.66	11.50	-	13.00	12.49	12.32	12.50	-	-	-	-	13.66	12.51
Horse Beans Split(Roasted).....	Kg	11.66	10.50	-	10.66	11.49	12.32	-	-	-	-	-	-	11.19
Lentils Split.....	Kg	18.64	17.66	17.00	20.00	18.00	19.66	19.66	18.00	18.00	18.62	18.00	20.00	18.40

Table 5 : Average Retail Price of Goods and Services by Region and Selected Market Places - Group 5 Market Places Cont'd)

January 2011
Tir 2003

ITEM	UNIT	R E G I O N A N D M A R K E T P L A C E S											OROMIYA AVERAGE	
		O R O M I Y A												
		Nazareth	Shashe- mene	Diksise	Asella	Asebe- Teferi	Bedessa	Alemaya	Boreda	Adaba	Robe	Hagere- Mariam		Negele- Borena
P R I C E I N B I R R														
Vetch Split(Roasted).....	Kg	10.83	10.83	-	-	10.95	10.32	-	-	-	-	-	10.32	10.71
Chick Peas Split(Roasted).....	Kg	15.66	-	-	-	14.00	-	-	-	-	-	-	-	15.18
Fenugreek Milled.....	Kg	36.15	48.27	-	40.00	-	-	33.33	44.44	40.00	50.00	-	39.32	41.61
OIL SEEDS														
Niger Seed.....	Kg	15.98	15.00	13.24	11.29	12.49	10.00	16.00	-	17.67	19.19	-	14.66	11.90
Linseed White.....	Kg	18.66	-	-	30.00	-	-	-	-	-	-	-	18.64	21.37
Linseed Red.....	Kg	14.33	13.00	6.67	12.00	10.95	11.77	16.00	12.00	11.78	10.91	12.97	16.00	11.11
Sesame Seed Red.....	Kg	12.97	-	-	28.00	15.00	10.53	-	-	-	-	-	24.00	15.71
Sunflower.....	Kg	14.49	16.00	-	12.00	7.75	12.00	12.00	-	-	10.00	12.00	11.66	11.46
Castor Beans.....	Kg	8.72	-	-	5.18	7.81	6.39	-	5.56	12.51	10.47	8.00	-	7.74
Rape Seed.....	Kg	10.00	10.00	11.42	8.32	12.00	10.17	12.00	12.00	14.73	11.78	12.00	12.00	9.64
Ground Nut Shelled.....	Kg	15.33	15.66	17.49	22.00	18.98	17.00	-	17.66	18.66	19.63	16.94	-	16.87
PREPARED CEREAL PRODUCTS														
Spaghetti (Local) Without Egg....	Kg	15.33	-	15.66	22.66	-	-	-	12.00	20.00	20.00	20.00	18.00	18.47
Pastini.....	Kg	15.30	22.00	-	20.00	20.00	17.66	20.00	-	18.00	20.00	20.00	20.00	19.04
Macaroni (Local) Without Egg....	Kg	12.32	12.00	12.00	12.66	12.66	-	-	12.00	13.00	12.66	13.66	13.00	12.49
'Fafa' Flour.....	kg	-	-	-	-	-	-	-	-	-	-	-	-	23.31
'Dube' Flour.....	kg	-	-	-	-	-	-	-	-	-	-	-	-	15.00
BREAD AND OTHER PREPARED FOODS														
'Enjera' ('Teff' Mixed).....	325gm	2.71	1.79	1.67	1.61	1.91	-	-	-	2.01	2.71	2.44	2.03	2.16
'Dabo' (Traditional Ambasha)..	350gm	3.19	3.35	-	2.55	-	-	-	-	-	2.88	4.38	1.89	2.46
'Dabo' (Traditional Sheleto)..	350gm	3.39	-	1.87	1.60	1.84	-	-	1.69	-	-	-	-	1.84
Bread Wheat (Bakery).....	350gm	3.50	2.57	-	2.69	4.21	4.78	3.29	2.92	4.05	4.21	3.50	2.50	3.22
Biscuits	150gm	3.21	3.21	4.50	3.21	3.21	3.21	2.50	1.50	4.50	4.50	4.29	3.21	3.30

Table 5 : Average Retail Price of Goods and Services by Region and Selected Market Places - Group 5 Market Places Cont'd)

January 2011
Tir 2003

ITEM	UNIT	R E G I O N A N D M A R K E T P L A C E S												ORONIYA AVERAGE
		O R O M I Y A												
		Nazareth	Shashe- mene	Diksise	Asella	Asebe- Teferi	Bedessa	Alemaya	Boreda	Adaba	Robe	Hagere- Mariam	Negele- Borena	
P R I C E I N B I R R														
MEAT														
Beef	Kg	46.00	47.97	12.63	50.00	52.00	60.00	47.65	54.54	37.00	35.00	60.00	49.32	41.43
Camel Meat	Kg	-	-	-	-	-	-	-	-	-	-	26.65	-	26.65
FISH AND FISH PRODUCTS														
Fish Fresh.....	Kg	21.54	35.00	-	-	-	-	-	-	-	-	-	-	24.32
Sardines (Imported).....	125gm	12.97	-	-	20.00	-	-	-	-	14.49	-	-	15.00	18.49
DIARY PRODUCTS AND EGG														
Cow Milk (Unpasteurized).....	Lt	9.65	6.65	-	4.60	8.82	9.62	10.05	6.25	7.35	10.00	19.17	8.77	7.71
Cow Milk (pasteurized).....	Lt	14.33	15.00	-	-	-	-	-	-	-	-	-	-	12.28
Camel Milk.....	Lt	-	-	-	-	7.41	-	-	-	-	-	8.78	7.88	8.00
Goat Milk.....	Lt	-	-	-	-	-	-	-	-	-	-	-	-	-
Powdered Milk (Me&My).....	450gm	72.75	79.86	-	77.99	85.44	98.40	-	-	95.06	90.00	95.63	88.09	76.81
Yoghurt (Traditional).....	Lt	12.00	8.93	-	10.00	16.70	11.78	-	11.36	9.38	14.29	19.17	16.67	11.76
Cheese Cottage.....	Kg	-	-	8.07	11.84	-	-	-	-	7.20	10.57	-	19.63	12.80
Egg (Traditional).....	Dozen	18.00	16.20	15.00	18.00	18.00	15.00	18.00	15.00	13.54	15.00	18.00	13.92	15.79
OILS AND FATS														
Butter Unrefined.....	Kg	93.63	100.00	84.56	75.00	82.09	82.86	-	75.29	90.00	93.30	103.31	95.75	80.27
Cooking Oil (Imported).....	Lt	26.10	26.67	26.67	26.67	27.10	26.67	27.77	27.77	26.89	27.44	27.67	28.33	26.76
Cooking Oil (Local).....	Lt	23.59	36.00	34.00	36.00	-	32.99	-	-	35.99	35.00	-	-	32.42
Vegetable Butter(Sheno & Shady)..	Kg	65.92	72.22	44.44	66.67	50.73	61.11	47.78	45.00	71.10	60.36	70.00	57.00	60.80

Table 5 : Average Retail Price of Goods and Services by Region and Selected Market Places - Group 5 Market Places Cont'd)

January
Tir 2011
2003

ITEM	UNIT	R E G I O N A N D M A R K E T P L A C E S												OROMIYA AVERAGE
		O R O M I Y A												
		Nazareth	Shashe- mene	Diksise	Asella	Asebe- Teferi	Bedessa	Alemaya	Boreda	Adaba	Robe	Hagere- Mariam	Negele- Borena	
P R I C E I N B I R R														
VEGETABLES AND FRUITS														
VEGETABLES (FRESH)														
Ethiopian Kale.....	Kg	4.64	2.07	2.74	3.62	-	2.86	-	3.58	2.69	2.74	5.61	4.69	3.01
Cabbage.....	Kg	2.63	2.66	3.37	2.96	-	7.50	5.04	3.37	-	3.08	3.30	4.30	3.68
Lettuce.....	Kg	8.62	4.14	-	8.22	-	-	-	-	-	4.26	-	-	6.81
Spinach.....	Kg	4.64	-	-	6.26	-	-	-	-	-	4.30	-	4.17	3.35
Carrot.....	Kg	5.31	3.00	-	4.06	7.48	5.56	2.04	-	-	3.71	4.00	5.00	4.39
Tomatoes.....	Kg	7.49	8.00	3.95	3.30	7.34	6.00	7.65	10.00	10.00	8.58	10.00	9.65	7.54
Onions.....	Kg	6.65	7.00	7.81	9.81	7.81	9.69	10.00	10.00	10.00	10.00	10.00	-	9.50
Garlics.....	Kg	34.99	40.00	19.68	28.13	42.91	30.00	26.57	23.21	25.48	40.00	40.00	40.00	30.51
Leaks.....	Kg	-	8.00	-	9.00	-	-	11.56	-	-	-	-	8.00	8.40
Pepper Green.....	Kg	14.64	20.00	21.62	20.71	14.29	12.57	24.31	27.52	12.57	20.00	13.00	24.31	15.61
Pumpkin.....	Kg	1.08	.98	-	1.21	-	2.22	-	1.76	1.72	1.18	-	-	1.43
Green Peas.....	Kg	11.29	15.00	-	20.00	-	-	-	-	-	-	-	-	14.77
Beet Root.....	Kg	4.00	3.00	4.59	3.88	6.90	4.17	3.03	-	1.59	2.38	4.00	5.00	3.67
Cauliflower.....	Kg	-	-	-	-	-	-	-	-	-	-	-	-	-
FRUITS FRESH														
Banana.....	Kg	5.31	8.00	4.57	7.00	3.03	4.93	8.00	-	5.00	5.00	6.00	10.00	5.85
Orange.....	Kg	7.96	13.66	6.00	10.00	13.00	4.42	10.00	-	8.23	8.67	-	-	7.53
Lemon.....	Kg	13.90	10.00	-	16.16	10.14	10.03	15.04	16.67	7.70	8.11	6.25	13.07	10.40
Tangerine.....	Kg	-	-	-	-	-	-	-	-	-	-	-	-	-
Papaya.....	Kg	8.00	6.95	-	6.00	9.87	3.61	-	-	6.48	4.39	3.13	3.45	4.88
Grapes.....	Kg	-	-	-	-	-	-	-	-	-	-	-	-	-
Avocado.....	Kg	6.00	8.00	-	6.00	-	-	-	-	6.00	-	5.46	10.00	7.04
Mango.....	Kg	6.49	7.00	-	8.00	12.00	-	-	-	6.00	6.06	6.14	7.24	7.13
Cactus.....	Kg	-	-	-	-	-	-	-	-	1.59	-	-	-	1.59

Table 5 : Average Retail Price of Goods and Services by Region and Selected Market Places - Group 5 Market Places Cont'd)

January 2011
Tir 2003

		R E G I O N A N D M A R K E T P L A C E S												
ITEM	UNIT	O R O M I Y A												OROMIYA AVERAGE
		Nazareth	Shashe- mene	Diksise	Asella	Asebe- Teferi	Bedessa	Alemaya	Boreda	Adaba	Robe	Hagere- Mariam	Negele- Borena	
P R I C E I N B I R R														
SPICES														
Pepper Whole.....	Kg	24.66	22.00	29.32	30.00	25.00	23.00	27.00	25.00	26.65	27.66	27.50	-	24.93
Black Pepper(Local).....	Kg	88.30	145.99	-	136.58	109.54	120.00	-	-	120.00	103.23	120.00	140.00	112.27
Long Pepper(Local).....	Kg	-	20.65	26.30	-	40.00	22.89	28.00	35.00	30.00	22.00	24.98	-	25.00
White Cumin(Bishop's Weed)Local..	Kg	23.31	25.33	25.61	31.32	23.49	28.98	25.00	35.00	48.07	28.15	26.00	24.33	25.09
Black Cumin(Local).....	Kg	63.98	60.00	60.00	60.00	60.00	62.45	60.00	58.00	47.82	55.30	70.00	50.00	55.74
Ginger Dry(Local).....	Kg	60.00	76.52	-	60.00	-	69.28	63.16	54.00	70.00	75.00	13.00	50.92	58.46
Ginger Wet(Local).....	Kg	11.66	13.66	13.56	15.66	14.33	12.00	14.66	17.71	13.66	14.00	13.00	14.00	11.16
Cloves(Imported).....	Kg	103.23	121.64	117.47	119.72	114.02	124.90	122.47	-	120.00	118.31	120.00	140.00	116.11
Cinnamon(Imported).....	Kg	63.29	70.66	66.49	70.00	64.81	70.99	50.00	-	68.29	70.00	70.00	65.00	64.86
Cardamon(Local).....	Kg	68.29	65.33	64.87	61.62	64.87	66.97	68.29	80.00	70.00	68.29	70.00	68.29	65.32
Tumeric Flour(Local).....	Kg	29.96	60.00	-	40.00	-	40.00	-	50.00	-	39.32	-	-	38.70
Chillies Whole.....	Kg	24.66	30.00	26.96	30.00	25.00	32.40	23.33	29.04	27.66	29.32	21.94	-	24.64
Basil Dry.....	Kg	30.65	22.96	28.60	30.00	30.98	26.00	27.32	35.42	-	-	-	20.00	26.21
POTATOES, OTHER TUBERS AND STEMS														
Potato.....	Kg	3.00	4.00	3.75	2.76	4.96	6.75	7.00	5.83	3.51	5.73	5.00	5.00	4.91
Sweet Potato.....	Kg	-	1.70	3.04	2.96	-	1.78	2.26	1.69	3.84	3.24	2.24	4.17	2.41
'Kocho' (Unprocessed).....	Kg	-	6.88	-	4.38	-	-	-	-	-	-	1.73	5.85	4.29
'Bula'.....	Kg	-	6.77	-	9.69	-	-	-	-	6.09	7.15	10.77	-	7.80
COFFEE, TEA, CHAT AND BUCK-THORN LEAVES														
Tea Leaves(Local).....	100gm	2.41	2.91	3.00	3.00	3.95	3.95	3.00	3.00	3.53	3.75	3.75	3.00	2.97
Coffee Whole.....	Kg	-	-	-	24.00	-	22.08	-	-	-	30.47	20.83	25.33	22.17
Coffee Beans.....	Kg	51.61	60.98	54.05	64.66	60.00	46.89	61.62	50.00	54.66	55.00	50.00	52.00	55.57
Coffee Leaves.....	Kg	-	-	7.31	-	-	8.41	-	-	-	-	-	-	7.84
Buck Thorn Leaves.....	Kg	11.78	7.69	10.29	16.23	18.99	10.45	-	-	8.35	9.11	-	19.81	10.33
'Chat'.....	Kg	83.69	106.21	21.69	56.97	60.12	30.97	82.21	31.57	53.59	58.25	30.67	35.09	36.45

Table 5 : Average Retail Price of Goods and Services by Region and Selected Market Places - Group 5 Market Places Cont'd)

January
Tir 2011
2003

ITEM	UNIT	R E G I O N A N D M A R K E T P L A C E S											OROMIYA AVERAGE	
		O R O M I Y A												
		Nazareth	Shashe- mene	Diksise	Asella	Asebe- Teferi	Bedessa	Alemaya	Boreda	Adaba	Robe	Hagere- Mariam		Negele- Borena
P R I C E I N B I R R														
Malt-Barley.....	Kg	10.02	13.34	-	6.95	-	-	-	-	-	-	10.00	-	7.98
Malt-Wheat.....	Kg	10.00	11.55	-	7.02	-	-	-	-	-	-	9.84	-	9.04
OTHER FOOD ITEMS														
Salt.....	Kg	2.50	2.66	3.00	3.00	3.00	3.00	3.50	2.50	3.16	3.83	3.00	4.00	3.10
Sugar.....	Kg	14.66	15.66	15.33	16.00	15.00	16.00	16.00	16.00	15.00	15.00	16.00	16.00	15.37
Honey.....	Kg	54.85	27.85	36.62	65.00	60.00	60.00	-	75.68	38.31	45.00	30.00	50.00	42.64
Canned Tomato (Local).....	410gm	16.66	16.49	-	17.00	17.00	-	16.00	-	16.29	15.42	18.00	14.33	14.87
Dry Yeast(Baking powder).....	350gm	70.00	70.00	70.00	70.00	70.00	-	87.50	70.00	70.00	70.00	70.00	70.00	71.65
FOOD TAKEN AWAY FROM HOME														
Cup of Tea.....	No	2.00	1.65	1.00	1.00	1.00	1.00	1.00	1.00	1.00	1.00	1.00	1.00	1.13
Cup of Coffee.....	No	3.50	3.00	2.00	2.50	2.50	3.00	2.50	1.82	2.00	2.50	3.00	3.00	2.43
Cup of Milk.....	No	3.50	3.00	2.00	2.66	2.66	3.00	2.50	2.00	2.00	2.50	3.00	3.00	2.67
'Key Wot Yebere'.....	One Meal	14.66	16.98	12.00	12.32	-	-	12.00	-	-	-	14.98	12.00	13.39
'Key Wot Yebeg/Yefyel'.....	One Meal	15.00	17.62	12.00	14.64	14.30	14.00	12.97	13.42	14.28	16.33	14.98	15.00	14.20
'Yebeg Tibs'.....	One Meal	20.00	21.31	13.96	17.33	17.33	17.00	16.33	15.64	18.00	17.33	17.33	18.17	17.17
'Fasting Meal Without fish'.....	One Meal	15.00	14.98	4.93	9.86	12.51	10.00	11.29	7.00	8.24	8.65	8.62	9.86	9.60
'Yebeg Kikil'.....	One Meal	15.00	17.62	12.00	15.00	14.30	14.00	12.00	15.00	14.93	16.29	16.66	15.00	14.93
COST OF MILLING														
Cereals.....	100Kg	30.00	30.00	50.00	20.00	30.00	20.00	20.00	20.00	15.00	20.00	33.02	35.00	22.37
Pulses.....	100Kg	30.00	30.00	50.00	15.00	30.00	25.00	25.00	15.00	25.00	25.00	50.00	35.00	26.12
Pepper Whole.....	100Kg	150.00	150.00	125.00	100.00	165.00	100.00	100.00	122.47	100.00	100.00	150.00	100.00	121.08

Table 5 : Average Retail Price of Goods and Services by Region and Selected Market Places - Group E Market Places Cont'd)

January
Tir 2011
2003

R E G I O N A N D M A R K E T P L A C E S														
ITEM	UNIT	O R O M I Y A											OROMIYA AVERAGE	
		Nazareth	Sheshe- mene	Diksise	Asella	Asebe- Teferi	Bedessa	Alemaya	Boreda	Adaba	Robe	Hagere- Mariam		Negele- Borena
P R I C E I N B I R R														
BEVERAGES - NON ALCOHOLIC														
Ambo Mineral Water.....	500cc	4.00	4.16	5.00	5.00	5.00	-	-	-	6.00	6.00	4.00	6.00	4.94
Mineral Water.....	Lt	6.83	6.32	7.83	7.65	7.00	8.00	7.00	7.00	8.00	8.00	7.65	7.00	7.19
Coca Cola/Fanta.....	300cc	4.16	5.00	5.00	4.83	5.00	5.00	5.00	4.64	5.00	5.00	5.65	6.00	5.01
Pepsi Cola/Mirinda.....	300cc	4.16	5.00	5.00	5.00	5.00	5.00	5.00	4.64	5.00	5.00	5.65	6.00	5.01
BEVERAGES - ALCOHOLIC														
Araki (Local).....	900cc	39.33	36.59	53.09	43.27	42.00	42.00	43.66	45.41	50.66	50.00	45.50	40.00	44.57
Cognac (Local).....	900cc	39.33	36.59	50.79	42.43	-	-	-	-	-	50.00	-	-	43.72
Brandy (Local).....	900cc	39.33	36.59	50.79	43.27	42.00	-	-	-	-	50.00	-	-	43.34
Gin (Local).....	900cc	39.33	36.59	53.09	43.27	42.00	42.00	42.66	45.41	50.66	50.00	45.50	40.00	44.62
Saris Wine (Normal).....	750cc	28.00	25.00	-	30.00	28.00	35.00	29.32	30.00	31.66	35.00	24.99	30.00	30.74
'Katikalla'.....	Lt	20.00	22.58	16.98	16.00	21.33	16.09	17.98	19.62	20.82	18.60	20.07	16.00	18.79
Beer (Bedele).....	330cc	7.13	-	7.65	-	-	-	-	-	-	8.00	9.00	9.00	7.46
Beer (Harar).....	330cc	7.13	7.50	8.00	7.00	7.00	7.50	7.00	7.00	8.00	8.00	9.00	9.00	7.61
Beer (Meta Abo).....	330cc	7.07	7.50	-	7.00	7.50	-	8.00	-	-	8.00	9.00	-	7.54
'Tella'.....	Lt	2.35	2.40	2.03	2.35	2.69	2.30	2.22	3.17	2.33	3.41	2.35	2.30	2.21
'Teji' (Mead).....	Lt	8.00	5.77	4.35	4.30	4.00	6.00	-	6.06	4.76	9.52	6.00	4.00	5.18
CIGARETTES AND TOBACCO														
CIGARETTES														
Nyala.....	Packet	10.00	8.00	8.32	7.65	10.00	10.00	10.00	-	8.62	10.00	10.00	10.00	9.33
Gissila.....	Packet	-	-	2.00	-	-	-	-	-	-	-	-	-	2.08
Rothmans/England/.....	Packet	30.00	20.00	-	18.17	20.00	20.00	40.00	-	-	-	30.00	-	23.21
Marlboro.....	Packet	-	-	-	-	-	-	-	-	-	-	-	-	-

Table 5 : Average Retail Price of Goods and Services by Region and Selected Market Places - Group 5 Market Places Cont'd)

January
Tir 2011
2003

ITEM	UNIT	R E G I O N A N D M A R K E T P L A C E S											OROMIYA AVERAGE	
		O R O M I Y A												
		Nazareth	Shashe- mene	Diksise	Asella	Asebe- Teferi	Bedessa	Alemaya	Boreda	Adaba	Robe	Hagere- Mariam		Negele- Borena
P R I C E I N B I R R														
TOBACCO														
'Gaya'.....	Kg	-	21.54	28.77	-	-	-	-	-	-	22.52	-	-	26.63
CLOTHING AND FOOT WEAR														
CLOTHING														
Abujedid(Akaki/Bahir Dar)91cm.	Meter	20.16	-	-	-	18.05	16.48	15.01	13.19	-	16.49	-	-	16.32
Abujedid(Komb./Arba Min.)150cm	Meter	26.99	25.33	-	18.00	16.67	-	-	-	30.00	21.94	25.00	24.00	23.82
Khaki(S-10,000 Twil)150cm.....	Meter	-	45.66	-	-	-	-	-	-	-	-	-	-	47.78
Khaki(Akaki).....	Meter	-	-	-	37.28	-	-	-	-	-	-	-	-	37.28
Wool-England 100%.....	Meter	233.00	-	-	450.00	-	-	-	-	-	-	-	-	271.00
Tetron(A.Minch).....	Meter	43.65	50.00	5.00	54.85	-	-	-	-	-	-	-	-	43.71
Poplin(Dire Dawa)105cm.....	Meter	21.63	17.33	-	18.00	33.33	-	-	-	-	-	-	-	22.33
Poplin(Komb./Arba Minch)150cm.	Meter	31.64	40.00	-	35.00	30.00	-	-	-	-	-	-	40.00	34.86
Nylon(Mojo).....	Meter	-	-	2.00	18.00	-	-	-	-	-	-	-	-	20.12
Polyster(Arba Minch/Awasa)....	Meter	-	50.00	-	32.00	-	-	-	-	-	-	-	-	43.09
Jersi.....	Meter	37.61	40.00	-	42.00	40.00	-	50.00	-	45.00	39.32	-	-	43.73
Cotton.....	Kg	20.98	20.00	-	20.00	-	-	-	-	14.00	14.00	-	-	16.66
Hisufi	Meter	-	-	55.00	-	-	-	-	-	-	-	-	-	55.00
Kefai	Meter	-	40.00	-	-	-	-	-	-	65.00	-	-	45.98	45.51
Kashemire.....	Meter	36.65	42.00	47.43	-	38.50	43.00	45.00	-	45.00	40.00	45.00	-	41.07
Deriya.....	Meter	17.43	20.00	30.00	30.00	16.67	11.89	19.43	16.09	-	-	21.67	23.45	20.06
COST OF TAILORING														
Wooler Suit (Men).....	No	339.70	369.38	-	350.00	400.00	-	-	-	393.22	365.93	466.08	-	369.78
Khaki/Teteron Suit (Men).....	No	146.59	123.24	215.44	156.59	150.00	-	-	-	250.00	206.46	-	-	132.69
Khaki/Teteron Suit (Boys).....	No	81.63	162.87	-	-	-	-	-	-	-	183.27	215.44	-	141.52

Table 5 : Average Retail Price of Goods and Services by Region and Selected Market Places - Group 5 Market Places - Cont'd)

January 2011
Tir 2003

R E G I O N A N D M A R K E T P L A C E S														
ITEM	UNIT	O R O M I Y A											OROMIYA AVERAGE	
		Nazareth	Shashe- mene	Diksise	Asella	Asebe- Teferi	Bedessa	Alemaya	Boreda	Adaba	Robe	Hagere- Mariam		Negele- Borena
P R I C E I N B I R R														
READY-MADE / FOR ADULTS														
'Netela'.....	No	82.31	112.92	173.07	78.30	-	-	-	-	-	-	-	-	107.46
'Gabi'.....	No	201.16	279.52	308.64	196.61	-	-	-	219.85	349.90	-	-	-	233.83
Shirts Long Sleeved (Local).....	No	-	50.00	104.88	-	84.85	-	-	-	-	-	-	-	72.73
Shirts Long Sleeved (Imported)...	No	141.53	123.24	129.74	132.76	189.82	110.00	121.64	91.64	133.25	158.32	135.00	179.81	136.80
Shirts Short Sleeved (Imported)...	No	119.93	103.23	124.10	123.24	166.60	104.92	76.97	50.00	108.15	133.25	96.64	176.60	116.57
Socks (Cotton) Imported.....	Pair	13.92	13.98	11.29	18.64	14.66	12.00	12.00	15.00	11.66	13.33	15.00	19.31	14.12
Sweater (Local) Men.....	No	89.91	74.89	80.00	-	-	-	-	-	-	-	-	-	97.27
Sweater (Local) Women.....	No	81.63	81.63	45.83	-	62.45	-	-	-	-	-	-	-	78.20
Shash (Imported).....	No	16.98	16.66	17.54	16.94	17.59	-	14.33	10.00	31.64	32.27	19.49	23.30	19.95
Singlets (Local) White.....	No	29.32	31.58	-	-	-	-	-	-	30.65	40.00	-	-	33.49
Jeans Trouser.....	No	319.58	279.52	250.00	253.15	255.83	323.30	246.62	220.00	276.63	299.89	300.00	296.63	278.84
Woolen Suit.....	No	-	-	-	-	-	-	-	-	-	-	-	1100.00	1100.00
'Kemisna Netela'.....	No	236.33	206.46	275.89	263.04	214.48	300.00	-	-	-	283.06	196.61	270.00	249.46
Sweater-Men (Imported).....	No	279.52	279.52	80.00	206.46	-	-	-	-	-	254.97	-	274.95	231.34
Sweater-Women (Imported).....	No	226.32	263.04	77.14	129.27	-	-	-	-	-	-	-	184.93	168.43
Nylon Dress.....	No	54.85	-	-	53.28	-	-	-	-	-	-	-	-	62.44
Tetron Trouser.....	No	119.72	-	-	-	-	-	-	-	-	-	-	-	119.72
Leather Jacket.....	No	689.36	1149.27	-	-	1000.00	-	-	-	-	900.00	-	-	888.60
Under Wear China.....	No	19.31	27.66	28.98	26.96	-	40.00	-	-	-	-	18.33	-	27.09
Polyester Suit.....	No	-	-	-	-	-	-	-	-	-	-	-	-	603.31
Khaki Short.....	No	-	-	-	-	-	-	-	-	-	-	-	-	-
T-Shirts.....	No	74.89	116.57	36.59	66.63	94.91	85.00	68.29	59.33	86.64	84.90	61.62	116.57	77.45
Jogging Suit(sport tuta).....	No	268.01	341.71	250.00	263.04	180.00	180.00	229.85	-	218.24	183.27	169.80	266.62	227.37
Khaki Jacket.....	No	283.06	319.58	289.83	369.72	300.00	-	246.62	-	244.97	250.00	-	280.00	264.92
Geldem.....	No	78.30	88.30	-	95.00	46.65	-	58.28	43.27	42.43	40.00	80.00	-	56.14
Mekremia.....	No	71.63	-	-	109.70	51.61	65.00	71.63	-	108.15	123.24	-	116.57	77.63
Polyester skirt.....	No	-	-	-	153.26	-	-	-	-	-	-	-	-	167.11
Pants(for men).....	No	27.59	33.25	17.54	25.00	20.65	21.63	23.99	20.00	30.65	26.57	20.00	17.66	22.54

Table 5 : Average Retail Price of Goods and Services by Region and Selected Market Places - Group 5 Market Places Cont'd)

January
Tir 2011
2003

ITEM	UNIT	R E G I O N A N D M A R K E T P L A C E S											OROMIYA AVERAGE
		O R O M I Y A											
		Nazareth	Shashie- mene	Diksise	Asella	Asebe- Teferi	Bedessa	Alemaya	Boreda	Adaba	Robe	Hagere- Mariam	
P R I C E I N B I R R													
READY-MADE / FOR CHILDREN													
Sweater (Local) for Boys..... No	69.88	40.00	40.00	41.60	-	-	-	-	-	63.29	-	-	50.79
Socks (Imported) Cotton..... Pair	5.94	10.00	5.00	6.00	6.65	7.00	8.00	4.00	5.31	6.00	7.00	8.96	6.39
Jeans Trouser..... No	154.95	112.92	150.00	100.00	174.93	-	-	-	-	184.93	-	-	156.33
Shirt Long Sleeved(Imported)Boys. No	79.90	60.00	58.28	48.27	35.00	50.00	66.63	40.00	-	50.00	60.00	57.45	50.42
Sweater (England) for Girls..... No	69.52	-	50.00	71.51	-	-	-	-	-	37.96	-	-	65.32
Kemise(for children) No	61.62	136.08	98.65	121.64	101.48	142.48	-	-	-	144.94	136.58	174.93	115.69
Baby Cloths(Complete)..... No	87.64	96.55	91.46	85.00	86.45	86.64	-	-	88.30	83.30	86.64	113.24	91.88
T-Shirt..... No	44.81	61.62	-	21.54	-	-	54.85	-	-	38.26	-	56.62	37.34
Jeans trouser and Jacket..... No	199.33	216.30	169.80	180.00	151.65	146.65	146.59	135.00	144.94	189.82	146.65	156.59	169.13
FOOTWEAR (MEN AND WOMEN)													
Anbessa Leather Shoes Men(Local)Pair	306.52	262.34	-	280.00	-	334.98	-	-	139.94	136.65	-	173.27	238.84
Leather Shoes Men (Croft)..... Pair	572.97	576.30	-	376.10	-	-	-	-	-	484.97	-	-	544.89
Walking Shoes(Imp.) Non-Leather Pair	238.11	-	223.61	186.43	148.31	190.00	206.46	-	-	194.94	170.00	213.12	202.58
Canvas Shoes (Local) Men..... Pair	-	117.90	81.63	-	-	-	-	-	-	65.00	-	-	90.68
Canvas Shoes (China) Men..... Pair	94.91	91.46	80.00	55.00	-	-	81.63	70.00	87.46	-	60.00	156.59	87.86
Plastic Shoes (Local) Women.... Pair	16.98	12.00	13.00	7.65	13.00	13.00	14.33	12.00	12.00	14.00	13.00	15.66	12.43
Slippers Sponge Adult (China).. Pair	20.65	20.00	-	20.00	19.66	17.33	16.00	-	20.65	20.00	-	17.33	20.32
Boots for Men Plastic (Local).. Pair	61.62	63.29	62.45	47.62	-	70.00	58.28	60.00	56.62	63.29	56.62	-	62.04
Sandel Plastic Shoes (Imp.).... Pair	24.33	22.65	-	20.65	28.98	-	24.66	25.00	-	-	16.66	26.99	20.63
Cost of Mending Shoes sole(Men).Pair	33.25	30.00	22.57	28.00	41.60	30.00	48.27	-	40.00	38.26	-	32.40	31.28
Shoe leather,Women(China).....Pair	124.93	93.22	76.63	153.26	-	147.48	-	-	-	-	134.91	-	135.09
Shoe leather,Women(Local).....Pair	84.90	145.89	73.99	91.64	148.31	70.00	-	-	83.30	84.90	95.00	114.89	92.70
Shoe leather,Children(Local)....Pair	81.63	122.61	87.75	76.63	103.23	90.00	-	-	81.63	114.93	80.00	126.58	99.14
Plastic shoe(Childern).....Pair	13.61	9.00	7.56	10.00	9.65	11.00	12.32	10.00	9.65	14.00	10.00	7.83	9.90
Shoe leather,Children(Imported).Pair	-	126.33	-	76.63	92.47	-	94.91	138.31	79.90	-	120.00	78.30	100.44
Shoe sendel(Plastic) Childern...Pair	12.97	-	-	10.00	20.00	-	18.64	15.00	-	11.66	12.00	7.83	12.23

Table 5 : Average Retail Price of Goods and Services by Region and Selected Market Places - Group 5 Market Places Cont'd)

January
Tir 2011
2003

ITEM	UNIT	R E G I O N A N D M A R K E T P L A C E S											OROMIYA AVERAGE	
		O R O M I Y A												
		Nazareth	Shasher- mene	Diksisse	Asella	Asebe- Teferi	Bedessa	Alemaya	Boreda	Adaba	Robe	Hagere- Mariam		Negele- Borena
P R I C E I N B I R R														
CONSTRUCTION MATERIALS, WATER, AND FUEL AND POWER														
CONSTRUCTION MATERIALS														
Cement/Bag/(Local).....	50Kg	187.50	197.32	-	91.90	186.65	200.00	188.32	190.00	210.83	211.65	190.00	260.00	204.61
Lime.....	Kg	-	2.80	-	2.00	-	2.57	4.00	-	-	-	-	-	2.90
Lime/Jeso(Local).....	Kg	1.29	1.00	-	-	1.20	1.50	-	-	1.23	-	1.12	1.25	1.41
Nail (7cm - 12cm).....	Kg	23.31	23.31	23.31	22.00	24.00	26.33	27.33	27.32	24.33	23.33	22.65	24.66	23.83
Nail With Cape.....	Kg	30.00	31.32	30.00	30.00	34.66	35.00	-	35.00	31.58	32.00	32.65	35.00	33.27
Corrugated Iron Sheet (.2mm).....	No	92.31	100.27	-	97.67	95.00	-	-	-	91.00	91.00	90.00	-	91.00
Wood for House Construction('Atana')..	No	21.31	18.64	19.31	18.00	27.39	21.98	-	-	12.66	15.00	20.00	-	14.72
Wall Paints-Super (Fluid) Normal.....	4Kg	99.30	101.64	-	123.78	104.92	-	120.38	102.86	-	-	90.00	110.00	105.44
Wall Paints-Super (Fluid) Plastic.....	4Kg	99.30	179.95	-	210.00	210.00	210.00	218.32	-	251.85	-	183.27	210.00	198.46
Coarse Aggregate Gravel.....	Meter Cube	136.58	340.00	-	-	-	-	-	-	-	-	-	-	213.20
Hollow Concrete Block(15x20x40 cm Cube)No		5.83	6.83	-	5.50	6.00	-	7.00	-	-	7.62	-	-	7.83
Bricks (25cm x 12cm x 6cm).....	No	2.50	3.00	-	3.00	-	-	-	-	-	3.50	-	-	2.95
Floor Board 4m Length.....	No	58.93	80.00	-	66.63	100.00	100.00	108.31	-	74.89	99.92	100.00	150.00	82.30
Iron Pipe 6mt. (1/2 inch Wide) Local..	No	191.57	-	-	175.00	185.00	-	-	-	-	175.00	-	-	185.47
Chipwood (125cm x 250cm x 8mm).....	No	126.64	164.95	-	106.56	150.00	-	-	-	140.00	-	-	-	138.03
Sand.....	Meter Cube	140.00	-	-	-	76.50	-	-	-	-	-	-	-	135.16
Gutter № 33.....	Meter	104.92	65.00	-	100.00	-	-	-	-	-	90.00	-	61.62	68.11
Window Glass (50cm x 50cm x 3mm).....	No	30.00	27.07	-	30.00	25.00	-	-	-	-	-	36.00	35.00	29.78
Water Tanker,Roto (1 meter cube).....	No	-	-	-	-	-	-	-	-	-	-	-	-	-
Stone for House Construction..	Meter Cube	55.57	47.50	86.64	80.00	112.50	-	-	-	-	-	-	-	90.37
Mega Paints.....	4Kg	99.30	98.13	-	55.70	110.00	108.31	120.38	102.86	108.57	-	-	110.00	101.31
Nefas seleke Paints.....	4Kg	99.50	123.24	119.90	125.71	-	-	-	-	-	113.14	-	-	124.21
"Yewellel Nitaf"(Cement Made Tile)....	No	99.92	-	-	-	-	-	-	-	-	-	-	-	104.60
"Yewellel Nitaf"(Plastic Made Tile)....	No	89.99	-	-	-	-	-	-	-	-	-	-	-	89.99
Key (With hand).....	No	169.80	143.26	-	128.31	164.95	162.48	140.66	-	-	261.66	128.31	-	175.23
Door made of iron.....	No	706.60	-	597.91	650.00	-	-	-	-	-	560.00	-	866.35	777.90

Table 5 : Average Retail Price of Goods and Services by Region and Selected Market Places - Group 5 Market Places Cont'd)

January 2011
Tir 2003

ITEM	UNIT	R E G I O N A N D M A R K E T P L A C E S												OROMIYA AVERAGE
		O R O M I Y A												
		Nazareth	Shashe- mene	Diksise	Asella	Asebe- Teferi	Bedessa	Alemaya	Boreda	Adaba	Robe	Hagere- Mariam	Negele- Borena	
P R I C E I N B I R R														
WATER														
Water.....	Meter Cube	4.05	2.50	3.00	4.10	3.29	2.85	-	-	1.50	2.50	3.50	3.00	2.88
FUEL AND POWER														
Fire Wood.....	Meter Cube	250.13	258.20	-	151.68	-	149.40	-	-	132.42	161.90	-	155.01	152.53
Charcoal.....	Kg	6.68	5.59	4.06	1.81	8.72	5.09	7.32	7.90	4.11	3.68	2.25	2.94	3.67
Dung Cake.....	Kg	.89	-	-	-	-	-	-	-	-	-	-	-	1.23
Kerosine.....	Lt	12.29	12.43	-	12.34	12.10	12.13	12.00	-	-	12.56	11.98	-	12.41
Diesel.....	Lt	13.87	14.01	-	13.92	13.68	13.70	13.58	-	14.08	14.14	13.46	13.58	13.98
Electric.....	K.Watt	.27	.27	-	.27	.27	.27	.27	-	.27	.27	.27	-	.27
Matches.....	Box	-	-	-	-	-	-	-	-	-	-	-	-	-
Candles.....	No	-	-	-	-	-	-	-	-	-	-	-	-	-
Buthane Gas (Shell).....	12.5 Kg	395.83	-	-	-	-	-	-	-	-	-	-	-	395.83
Eveready Drycell.....	No	3.50	3.75	-	4.00	3.58	3.50	-	-	3.91	4.00	3.50	3.75	3.87
FURNITURE, FURNISHING, HOUSEHOLD EQUIPMENT AND OPERATION														
CHAIRS, TABLES, ETC.														
Table Wanza (Machine made) Varnished..	No	399.67	529.55	-	650.00	1169.61	-	800.00	500.00	425.06	448.14	436.57	489.90	546.06
Table Wanza (Hand made) Not Varnished.	No	316.42	315.82	-	-	-	-	-	-	-	-	-	-	270.25
Chairs Wanza (Machine Made) Varnished.	No	222.40	208.01	-	186.43	-	-	350.00	150.00	265.10	322.69	300.00	539.63	253.47
Chairs Wanza (Hand Made) Varnished....	No	151.54	73.19	-	-	228.31	-	-	-	-	-	-	-	137.55
Cupboard Wanza (2 doors) Varnished....	No	2088.37	1646.55	-	2098.41	1698.04	1900.00	2000.00	1800.00	1932.77	2000.00	2761.55	3346.64	2328.69
Double Bed Wanza (120cm) Varnished....	No	2011.60	971.88	-	1930.98	1730.70	1400.00	1800.00	2000.00	1062.66	1497.77	1474.79	1749.29	1650.54
Sofas (Complete).....	No	7140.04	8143.25	-	7663.09	7500.00	-	7500.00	7000.00	2147.23	1200.00	7745.97	8500.00	6435.69
Book Shelves Wanza (3 Shelves) no Door	No	476.22	512.99	-	566.19	726.85	750.00	650.00	500.00	743.27	900.00	789.96	989.95	734.70
Chest of Drawer	No	899.07	899.07	-	1000.00	928.32	-	1300.00	1400.00	1249.33	1327.61	2049.59	1349.07	1251.13

Table 5 : Average Retail Price of Goods and Services by Region and Selected Market Places - Group 5 Market Places Cont'd)

January 2011
Tir 2003

ITEM	UNIT	R E G I O N A N D M A R K E T P L A C E S												OROMIYA AVERAGE
		O R O M I Y A												
		Nazareth	Shashe- mene	Diksise	Asella	Asebe- Teferi	Bedessa	Alemaya	Boreda	Adaba	Robe	Hagere- Mariam	Negele- Borena	
P R I C E I N B I R R														
FURNISHINGS & REPAIRS														
Bed Sheet (Non-Patterned Bahir Dar)														
1.90m x 2.50m.....	Pair	106.56	161.65	166.41	140.00	-	170.00	176.65	-	-	-	174.28	160.00	150.84
Bed Sheet(Patterned Kombolcha)														
1.90m x 2.50m.....	Pair	138.31	223.28	144.91	246.62	139.64	-	213.12	-	-	-	222.40	191.57	187.63
Bed Cover(Patterned Kombolcha).....	No	-	-	229.13	-	-	-	-	-	-	-	-	-	243.33
Blanket Woolen(Debre B.)160cm x 220cm.	No	171.55	239.86	-	186.56	200.00	-	188.14	-	-	-	-	174.93	194.71
Mattress-Sponge (A.A Foam) 120cm.....	No	413.22	689.95	-	375.00	-	-	666.55	-	-	569.94	666.55	-	617.13
Towel-Local (Kombolcha).....	No	74.89	-	-	48.27	-	-	-	-	61.60	58.28	-	-	49.26
Curtains.....	meter	81.63	35.00	60.00	51.61	53.28	40.00	60.00	-	34.99	45.00	75.00	71.63	64.04
EARTHEN WARE														
Plastic tile.....	meter	33.00	43.09	-	45.66	35.00	35.00	55.33	-	34.66	39.32	-	43.27	39.54
Water Pot.....	No	14.98	12.00	6.00	15.94	-	25.00	-	-	13.98	24.63	24.73	-	17.40
'Jebena' Medium Size.....	No	12.16	13.00	-	7.00	13.33	17.33	15.33	-	5.31	6.49	20.00	24.49	10.86
'Mitad' (Griddle of Clay).....	No	29.96	61.62	34.76	35.00	15.66	33.99	45.66	25.00	29.96	48.32	25.00	25.50	37.71
Local Stove '(Lakech).....	No	41.60	31.58	-	46.61	27.59	45.00	47.62	50.00	35.33	33.99	32.33	63.29	33.52
Cup for Coffee (China).....	No	3.50	3.00	4.00	3.00	3.66	3.00	3.50	2.82	4.00	4.00	3.00	4.00	3.20
Plate Clay (imported).....	No	-	-	-	8.00	-	-	12.32	-	9.65	10.00	10.66	-	9.46
STRAW, BAMBOO AND OTHERS														
'Sefed'.....	No	20.65	26.55	20.80	20.00	31.23	28.99	23.99	20.00	37.96	27.95	20.00	25.00	23.55
sack 100Kg Capacity.....	No	6.32	6.00	6.00	6.00	6.00	6.00	5.65	7.00	5.00	5.00	6.00	9.00	5.86
METAL WARE														
Cooking Pan Medium (Local).....	No	47.62	43.27	-	53.28	64.87	60.00	41.60	41.60	39.97	45.00	86.64	88.30	53.17
Tray (Nickel) Medium № 45 Local.....	No	39.32	35.00	35.00	38.62	35.65	38.66	38.66	35.00	33.31	29.66	35.00	37.61	36.76
Electric 'Mitad' Aluminium.....	No	583.20	503.31	-	850.00	-	-	-	-	-	-	680.00	1100.00	784.96

Table 5 : Average Retail Price of Goods and Services by Region and Selected Market Places - Group 5 Market Places Cont'd)

January
Tir: 2011
2003

ITEM	UNIT	R E G I O N A N D M A R K E T P L A C E S											OROMIYA AVERAGE	
		O R O M I Y A												
		Nazareth	Shashe- mene	Diksise	Asella	Asebe- Teferi	Bedessa	Alemaya	Boreda	Adaba	Robe	Hagere- Mariam		Negele- Borena
P R I C E I N B I R R														
Gas Stove (Kerosine) China.....	No	88.30	76.63	95.00	85.00	91.64	86.64	86.64	94.91	78.99	83.99	75.50	85.00	84.34
Permuze(Japan).....	No	184.95	-	-	-	-	-	-	-	110.00	-	-	-	154.99
Refregrator.....	No	5229.32	-	-	4533.09	-	-	-	-	-	-	5500.00	-	4991.47
PLASTIC WARE (LOCAL MADE)														
Jerrycan (20 Litres).....	No	14.98	14.00	-	-	-	-	-	-	-	-	-	23.99	19.82
Bucket (20 Litres).....	No	33.65	35.00	34.32	33.00	35.97	37.66	41.32	36.59	36.99	-	35.00	35.00	35.21
GLASS WARE														
Glass for Tea (Duralax).....	No	4.83	5.00	5.00	4.83	5.00	6.00	6.66	-	8.32	-	6.00	5.31	6.39
OTHER HOUSEHOLD EQUIPMENT														
Kerosine Lamp.....	No	26.64	32.60	30.65	45.33	-	-	-	-	35.33	35.33	34.32	28.31	34.21
'Kuraz' Small Local Kerosine Lamp.....	No	2.00	3.00	2.88	3.00	2.00	3.00	3.00	1.50	2.00	2.00	3.00	2.00	2.43
Flash Light.....	No	-	15.66	22.24	14.00	-	-	16.33	-	-	15.00	-	16.00	15.76
Electric Bulb Philips(40/60 Watt).....	No	3.00	4.50	4.00	4.00	5.00	4.48	5.00	4.00	4.00	5.00	5.00	5.00	4.30
HOUSEHOLD OPERATION														
Hard Soap (Local).....	200gm	4.20	-	-	5.00	-	-	-	-	-	-	-	-	4.28
Hard Soap (Imported).....	200gm	5.67	5.94	6.36	5.22	-	-	-	-	5.20	-	7.00	6.40	6.58
Detergent (Omo).....	50gm	.63	-	1.66	-	-	5.00	-	-	-	-	2.00	4.44	2.82
Incense.....	Kg	39.79	-	-	38.62	-	30.00	39.32	-	50.66	42.00	46.66	37.96	40.42
Sandal Wood.....	No	.30	.46	.45	.40	.35	.25	.35	-	.50	.40	.50	.30	.39
Toilet Paper (Mamko).....	Roll	6.65	7.50	6.26	7.83	7.00	7.49	6.00	5.00	7.00	8.00	8.65	8.00	7.11
Detergent(Zahira).....	50gm	1.67	1.67	-	1.75	1.71	1.79	1.63	-	1.75	1.79	-	1.62	1.65

Table 5 : Average Retail Price of Goods and Services by Region and Selected Market Places - Group 5 Market Places Cont'd)

January 2011
Tir 2003

ITEM	UNIT	R E G I O N A N D M A R K E T P L A C E S												OROMIYA AVERAGE
		O R O M I Y A												
		Nazareth	Shashe- mene	Diksise	Asella	Asebe- Teferi	Bedessa	Alemaya	Boreda	Adaba	Robe	Hagere- Mariam	Negele- Borena	
P R I C E I N B I R R														
DRY CLEANING														
Dry Cleaning (Suit Men).....	No	20.33	30.65	-	25.33	28.00	-	-	-	25.00	21.66	25.00	35.00	24.80
DOMESTIC SERVICE														
Maid Servant.....	Month	300.00	129.27	-	112.92	173.80	114.47	200.00	-	109.70	115.98	150.00	200.00	127.01
Unskilled Service (Daily Laborer)...	Day	30.00	26.57	33.02	20.00	35.00	35.00	38.26	30.00	25.00	25.00	25.00	25.00	24.20
Salary for Guard	Month	332.47	-	-	169.39	-	-	-	-	-	-	-	194.94	222.44
MEDICAL CARE														
Ampicillin(250 mg) Local.....	56 Caps	24.23	17.69	-	24.13	-	-	22.40	-	25.99	24.13	22.40	-	25.18
Tetracycline (250 mg) Local.....	56 Caps	18.07	14.88	16.80	13.00	13.81	13.72	11.20	16.80	11.20	16.02	18.15	16.80	15.48
Penicillin injection(4 Mu. Local).Buttle		5.83	5.48	.67	5.65	7.94	6.93	6.66	7.32	6.49	6.18	5.92	7.48	6.33
Chloramphenicol(250mg) Local.....	56 Caps	16.80	14.88	-	16.80	21.42	19.40	14.00	16.80	12.82	16.64	25.04	-	17.52
Paracetamol(500mg) Local.....	20 Pills	2.82	3.30	4.00	2.00	3.63	4.00	2.00	3.30	4.00	4.00	4.00	4.00	3.39
Cough Syrup (Efadykse) Local.....	125cc	10.66	9.65	-	10.00	10.95	9.80	9.65	5.72	12.00	11.29	12.00	12.00	10.71
Bactrim(480mg) Local.....	30 Pills	6.00	6.00	7.35	6.00	10.90	7.35	6.87	6.00	9.91	9.00	9.00	7.86	7.47
Vermox(100mg) Local.....	12 Pills	1.82	2.00	3.00	2.00	4.00	4.00	2.00	4.00	2.29	2.62	3.46	2.62	2.54
Mezel(250mg) Local.....	30 Caps	7.50	8.47	9.00	7.97	8.47	7.35	5.45	9.00	6.00	10.43	9.00	9.00	8.26
Asprin (300 mg) Local.....	20 Pills	2.00	2.00	4.00	2.00	3.63	4.90	2.00	-	2.52	3.17	4.00	4.00	2.71
Insulin(Lente).....	Buttle	-	-	-	101.98	-	-	-	-	55.00	-	-	-	69.59
Amoxacillin(500mg).....	16 Caps	11.73	11.20	10.79	11.20	12.24	11.97	12.80	13.49	11.71	12.19	14.31	13.58	12.35
Magnesium Oxide.....	30 Pills	3.00	3.43	6.00	3.00	5.45	6.00	3.00	3.78	3.78	6.00	6.00	6.00	4.50
Fasider Tablet.....	1 Pills	1.25	1.21	-	-	-	-	-	-	1.67	-	-	-	1.55
OTHER MEDICAL EXPENSES														
Doctor's Fee (Government).....	per visit	5.00	5.00	-	5.00	5.00	3.00	2.00	2.00	2.00	5.00	5.00	5.00	3.61
Doctor's Fee (Private).....	per visit	20.00	18.17	-	20.00	20.00	-	20.00	-	10.00	10.00	10.00	12.60	10.79
Injection (Service Charge).....	Once	2.00	2.00	1.00	2.62	2.00	1.00	1.00	1.00	1.00	1.00	1.31	1.00	1.23

Table 5 : Average Retail Price of Goods and Services by Region and Selected Market Places - Group 5 Market Places Cont'd)

January 2011
Tir 2003

ITEM	UNIT	R E G I O N A N D M A R K E T P L A C E S											OROMIYA AVERAGE	
		O R O M I Y A												
		Nazareth	Shashe- mene	Diksise	Aselia	Asebe- Teferi	Bedessa	Alemaya	Boreda	Adaba	Robe	Hagere- Mariam		Negele- Borena
		P R I C E I N B I R R												
Labratory Test Fee (Private).....	Once	5.00	9.28	-	7.00	10.00	5.00	-	-	6.00	5.00	5.00	5.00	6.24
Bed Charge (gov.).....	per day	15.00	-	-	-	10.00	-	5.00	-	-	-	-	15.00	10.17
X-Ray(For TB).....	Once	73.19	68.29	-	49.32	100.00	-	-	-	-	67.45	60.00	61.94	
Bed Charge (Private).....	per day	60.00	49.32	-	31.58	30.00	20.00	-	-	-	-	-	32.71	
TRANSPORT AND COMMUNICATION														
TRANSPORT														
Benzene.....	Lt	17.06	17.16	-	17.11	17.22	-	17.35	-	-	17.30	16.40	-	17.18
Motor Oil (Mobil).....	Lt	64.80	64.80	-	64.80	65.00	-	70.00	-	65.00	65.00	66.00	66.00	65.53
Car Washing and Greasing.....	Once	50.00	28.23	-	60.00	60.00	-	40.00	-	-	-	90.00	54.77	41.43
Bus Fare (per km).....	Tarif	.20	.21	-	.30	.21	-	-	-	.24	22.00	.35	.30	
Bus Fare (within Town).....	Trip	1.00	-	-	-	-	-	-	-	-	-	-	.79	
Taxi Fare.....	Trip	1.80	-	-	1.50	-	-	1.00	-	-	1.00	1.00	-	1.22
Air Plane (To Addis Ababa).....	Trip	-	-	-	-	-	-	-	-	-	-	-	592.00	
Animal Transport fare.....	Trip	-	21.54	-	-	-	-	-	-	21.54	19.63	-	22.86	
Cart Fare.....	Trip	2.00	2.00	2.00	1.00	1.00	2.00	-	-	2.00	2.00	-	2.00	1.64
COMMUNICATION														
Telephone Charge (with town).....	Period	.20	.20	-	.20	.20	.20	.20	.20	.20	.20	-	-	.20
Telephone Charge to Addia Ababa.....	Period	1.20	1.39	1.40	1.40	4.20	4.20	4.15	4.20	4.20	3.60	-	-	2.73
Telephone Line Installation Charge..	Once	283.30	283.30	283.30	283.30	283.30	283.30	283.70	283.70	283.30	283.30	-	-	307.84
Mobile Apparatus(Nokia6200).....	No	599.78	593.26	-	-	-	-	-	-	-	-	-	-	577.77
Mobile call from Tel.....	Period	-	-	-	-	5.40	5.25	2.55	5.20	2.70	2.55	-	-	2.99
Internet Service.....	10hrs/month	69.00	69.00	-	117.30	111.00	-	-	-	-	82.00	-	-	100.66

Table 5 : Average Retail Price of Goods and Services by Region and Selected Market Places - Group 5 Market Places Cont'd)

January 2011
Tir 2003

R E G I O N A N D M A R K E T P L A C E S														
ITEM	UNIT	O R O M I Y A											OROMIYA AVERAGE	
		Nazareth	Shashe- mene	Diksise	Asella	Asebe- Teferi	Bedessa	Alemaya	Boreda	Adaba	Robe	Hagere- Mariam		Negele- Borena
P R I C E I N B I R R														
ENTERTAINMENT AND EDUCATION														
EQUIPMENT AND ACCESSORIES														
T.V. Set: Philips 21 inch(Colored).....	No	3464.40	4099.19	-	3700.00	-	-	-	-	-	4249.71	3250.00	-	3881.65
Cassette Recorded Original(Local Music)No	10.00	9.00	-	11.00	10.00	12.00	12.00	10.00	13.00	12.00	10.00	12.00	12.00	11.05
Radio Set Philips 3 Band.....	No	-	-	-	-	389.87	350.00	-	300.00	-	350.00	-	389.87	344.92
Tape Recorder National (2 Speaker)....	No	-	-	-	-	-	1300.00	920.00	900.00	-	-	-	-	1024.84
Expense for Photograph(Passport size)4Pho	10.00	4.00	-	8.00	10.00	10.00	6.67	10.00	12.00	-	4.00	8.00	8.00	6.43
Newspaper (Addis Zemen).....	No	2.00	-	-	2.00	-	-	-	-	2.00	-	-	-	2.00
Theater Entrance Fee	Once	20.00	-	-	-	-	-	-	-	-	-	-	-	20.00
VCD-Player(Mayato Japan).....	No	-	-	-	-	-	670.00	-	-	-	-	-	-	759.05
VCD Cassette rent.....	Once	2.00	2.00	2.00	2.00	2.00	2.00	2.00	3.00	2.00	1.00	2.00	-	2.01
EDUCATION														
Exercise Book (50 Leaves) Local.....	No	4.83	4.16	4.00	4.00	-	-	-	-	-	5.00	-	-	4.27
Pencil (China).....	No	1.55	1.66	1.31	2.00	2.00	2.00	2.00	-	1.82	2.00	2.00	2.00	1.71
Ball Point-Bic England.....	No	2.00	2.91	2.82	3.00	2.00	2.00	3.00	1.65	2.50	2.50	2.00	3.00	2.48
Day School Fee-Public(Grade 7 & 8)..Month	45.00	-	-	-	-	-	-	-	-	-	-	-	-	45.00
Day School Fee-Private(Grade 9-10)..Month	165.10	144.61	-	-	-	-	-	-	-	-	-	-	-	144.19
Night School Fee-Government(Gr.9-10)Month	-	45.00	-	45.00	50.00	-	-	-	-	40.00	-	-	32.00	49.57
School Uniform Fee	No	-	100.96	-	-	123.24	-	-	200.00	124.90	121.64	126.33	267.49	139.33
Night School Fee-Private(Grade9-10).Month	-	55.00	-	-	-	-	-	-	-	-	-	-	-	55.00
Night College Fee-Private.....Credit/hr	70.00	65.00	-	31.58	59.16	-	-	-	-	-	-	-	-	51.50
PERSONAL CARE AND EFFECTS														
PERSONAL CARE														
GIV Toilet Soap.....	90gm	5.24	5.63	4.00	-	5.98	5.81	6.75	6.37	6.17	5.63	6.75	4.50	5.56
Blade-INDIA.....	No	.50	.50	.91	.40	-	-	.50	-	.56	.75	.40	.50	.67

Table 5 : Average Retail Price of Goods and Services by Region and Selected Market Places - Group 5 Market Places Cont'd)

January 2011
Tir 2003

R E G I O N A N D M A R K E T P L A C E S														
ITEM	UNIT	O R O M I Y A												OROMIYA AVERAGE
		Nazareth	Shashe- mene	Diksise	Asella	Asebe- Teferi	Bedessa	Alemaya	Boreda	Adaba	Robe	Hagere- Mariam	Negele- Borena	
P R I C E I N B I R R														
Hair Dressing (Traditional).....	No	20.00	10.63	-	10.00	6.65	6.00	7.00	-	8.96	10.00	10.00	7.00	7.45
Hair Dressing (Modern).....	No	20.00	21.25	-	12.00	20.00	20.00	-	-	15.00	15.00	25.00	20.00	18.22
Barbery (Mens Hair Cut).....	No	8.00	7.00	3.00	5.65	4.31	4.00	6.00	5.00	4.00	6.00	5.31	5.00	5.01
Zenith Hair Oil(Liquide Form).....	330cc	14.49	14.83	-	15.00	15.33	15.33	15.00	14.33	18.33	18.33	16.00	15.66	15.59
Zenith Hair Oil(Non-Liquids Form)..	330cc	12.24	15.00	-	15.00	15.33	15.00	14.00	14.33	-	16.50	16.00	16.33	15.30
Shaving Machine (medium)	No	46.42	-	-	-	-	-	75.00	-	69.88	-	-	-	66.29
Perfume	100cc	25.65	-	-	39.32	26.96	-	25.66	20.00	28.98	35.00	39.66	28.46	33.39
Parafin Hair Oil.....	330cc	22.54	14.00	-	19.80	21.45	20.89	20.89	21.45	24.19	27.18	-	23.10	21.10
Shoe Polish(Black/Brown).....	Once	2.00	2.00	2.00	1.00	2.00	2.00	2.00	2.00	2.00	2.00	1.50	1.00	1.84
Modes(Disposable napkins).....	Packet	-	-	12.97	-	10.32	13.66	11.66	10.00	-	-	-	13.00	12.33
PERSONAL EFFECTS														
Umbrella-Men Medium (Local).....	No	69.88	45.00	36.59	35.97	50.00	37.66	-	35.00	35.66	32.99	40.00	43.98	41.54
Umbrella-Women Medium (Imported).....	No	54.85	35.00	-	26.96	45.00	70.00	57.63	-	63.29	65.00	45.00	61.62	56.10
Hand Bag (Imported Synthetic).....	No	79.90	216.30	41.21	193.10	128.31	-	42.33	-	146.65	146.59	121.64	224.94	137.12
Belt (Local) Machine Made.....	No	-	61.62	26.57	62.45	79.37	-	-	-	-	53.13	48.66	37.42	46.44
Belt (Local) Hand Made.....	No	-	44.81	-	-	-	-	-	-	-	-	-	-	42.82
JEWELLERY														
Seiko-21 Jewels Automatic (Men).....	No	-	-	-	-	-	-	-	-	-	-	-	-	-
Seiko-21 Jewels Automatic (Women).....	No	-	-	-	-	-	-	-	-	-	-	-	-	-
Earrings (4gm 18 carat Local).....	Pair	2800.00	2800.00	-	2613.27	-	-	-	-	-	-	-	-	2747.98
Neck Laces (6gm 18 carat Local).....	No	4200.00	4200.00	-	3919.90	-	-	-	-	-	-	-	-	4121.97
Rings (4gm 18 carat Local).....	No	2800.00	2800.00	-	2613.27	-	-	-	-	-	-	-	-	2747.98
Bracelet 20gm (18 carat Local).....	No	1400.00	1400.00	-	1306.63	-	-	-	-	-	-	-	-	1365.73

Table 5 : Average Retail Price of Goods and Services by Region and Selected Market Places - Group 5 Market Places Cont'd)

January 2011
Tir 2003

ITEM	UNIT	R E G I O N A N D M A R K E T P L A C E S												OROMIYA AVERAGE
		O R O M I Y A												
		Nazareth	Shashe- mene	Diksise	Asella	Asebe- Teferi	Bedessa	Alemaya	Boreda	Adaba	Robe	Hagere- Mariam	Negele- Borena	
P R I C E I N B I R R														
LIVESTOCK AND DRAUGHT ANIMALS														
LIVESTOCK														
Sheep (10-15Kg).....	No	552.60	169.80	429.45	363.21	396.57	322.35	446.19	429.01	213.24	249.87	-	309.89	333.29
Goat (10-15Kg).....	No	462.61	153.26	300.00	322.69	406.14	196.26	526.08	476.22	234.96	189.82	261.53	273.29	268.16
Heifer (2-4 Years).....	No	1025.99	1197.22	1327.61	1265.15	2271.80	1829.15	2098.41	2583.82	949.12	1480.94	1616.21	2398.61	1425.43
Cow (4 Years and Above).....	No	1993.31	1515.40	1327.61	1816.51	2509.17	1762.17	3098.92	3552.17	1309.67	1722.45	2659.65	2830.62	1959.06
Bull (2-4 Years).....	No	1597.91	1829.15	1227.16	1232.45	3577.13	2749.70	4430.03	4494.71	959.55	1425.35	2366.42	2698.76	1937.34
Ox (4 Years and Above).....	No	4614.82	3230.95	5828.43	2966.29	5896.10	3864.64	5649.85	7031.58	3399.02	3315.08	3251.45	3226.86	3666.76
Hen (Indigenous).....	No	48.27	25.46	22.24	56.62	27.59	21.63	19.31	18.29	22.57	22.19	38.31	26.57	31.82
Cock (Indigenous).....	No	64.87	44.81	30.86	48.27	44.81	37.28	29.32	38.26	35.27	42.28	59.33	36.59	49.71
DRAUGHT ANIMALS														
Donkey.....	No	1020.89	1080.08	630.17	-	1212.37	1096.96	976.45	1053.73	769.70	841.88	979.69	1232.45	1081.36
Horse.....	No	1754.41	1497.77	1392.48	-	-	-	-	-	1982.34	2098.41	-	-	1836.68
Mule.....	No	3551.62	-	4824.87	-	-	3995.00	-	-	-	3741.66	-	-	4121.09
FARM EQUIPMENT (INDUSTRIAL PRODUCT)														
Sickel.....	No	62.30	56.62	45.83	55.00	-	55.00	29.32	36.59	53.99	44.66	15.00	19.31	33.24
Pick Axe ('Doma').....	No	42.28	38.26	80.00	45.00	-	-	-	-	50.00	60.00	62.30	46.61	53.23
'Gejera'.....	No	39.32	35.00	50.00	43.27	-	-	59.33	-	43.65	45.00	40.00	42.66	43.58
FARM EQUIPMENT (HAND MADE)														
'Mofer'.....	No	-	54.85	-	-	-	-	-	-	-	72.30	-	-	62.97
'Kember'.....	No	-	-	-	-	-	-	-	-	-	96.64	-	-	96.64
'Digr'.....	No	-	10.00	5.48	-	-	-	-	-	3.83	6.49	-	-	5.89
Plough.....	No	63.29	26.57	44.72	45.00	48.27	60.00	74.89	83.20	47.29	66.63	53.28	40.00	45.12
Sickel.....	No	16.98	15.00	-	-	-	-	-	-	-	-	-	-	11.50

Group 6

Market Places

(Shinele, Arere, Jig Jiga, Hartshek, Dollo, Moyale, Mambook, Mender Sebat, Assosa, Bambasi, Kemashi, and Agelo Meti.)

Table 6 : Average Retail Price of Goods and Services by Region and Selected Market Places - Group 6 Market Places Cont'd)

January
Tir 2011
2003

ITEM	UNIT	R E G I O N A N D M A R K E T P L A C E S													
		S O M A L I E						SOMALI AVERAGE	B E N I S H A N G U L - G U M U Z						BENI- GUMUZ AVERAGE
		Shinile	Arere	Jigjiga	Hartshek	Dolo	Moyale		Mambook	Mender- Sebat	Asossa	Bambasi	Kemashi	Agelo- meti	
P R I C E I N B I R R															
CEREALS UNMILLED															
'Teff' White	Kg	11.00	-	10.00	-	-	-	10.24	7.50	5.57	9.33	-	-	-	7.30
'Teff' Mixed.....	Kg	10.00	8.00	7.50	-	-	-	8.49	6.50	5.53	7.33	7.07	6.24	5.27	6.28
'Teff' Black (Red).....	Kg	-	7.12	6.50	-	-	-	6.74	5.50	5.50	6.16	6.25	5.95	5.07	5.76
Wheat White.....	Kg	-	7.50	-	-	-	8.00	7.75	6.00	5.50	7.00	8.83	5.08	-	6.21
Wheat Mixed.....	Kg	-	-	-	-	-	-	-	-	-	-	-	-	-	-
Wheat Black (Red).....	Kg	6.00	6.10	5.60	6.18	-	5.00	5.88	-	-	-	-	-	-	-
Barley White.....	Kg	-	7.25	5.89	-	-	7.00	6.62	5.50	5.00	6.33	4.35	-	-	5.41
Barley Mixed.....	Kg	-	-	-	5.45	-	-	5.45	-	-	-	4.40	4.33	6.52	4.62
Barley Black.....	Kg	-	-	-	-	-	-	-	5.50	4.50	6.33	-	-	-	5.51
Barley for Beer.....	Kg	-	-	11.66	-	-	8.00	9.66	-	-	-	-	-	-	-
Maize (White).....	Kg	4.00	4.00	4.56	5.77	4.93	4.62	4.61	2.20	2.27	2.50	1.67	1.70	1.17	1.86
Durrah.....	Kg	-	-	-	-	-	-	-	-	-	-	-	-	-	-
Sorghum Yellow.....	Kg	-	-	-	-	4.31	-	4.31	-	-	-	-	-	-	-
Sorghum White.....	Kg	6.00	4.31	5.10	5.19	4.17	6.00	4.97	2.50	-	2.50	1.75	1.71	1.22	1.87
Sorghum Red.....	Kg	5.00	4.31	4.34	4.78	3.49	-	4.35	-	-	-	.86	1.40	1.22	1.17
African Millet.....	Kg	-	-	-	-	-	8.00	8.00	3.00	2.53	4.16	2.71	2.70	1.74	2.72
Rice (Imported).....	Kg	14.00	13.66	15.00	13.66	12.00	12.00	13.34	14.66	14.66	12.50	15.33	16.00	-	14.58
Oats.....	Kg	-	-	-	-	-	-	-	-	-	-	-	-	-	-
Hulled Barley.....	Kg	-	-	-	-	-	-	-	-	-	-	-	-	-	-
CEREALS MILLED															
'Teff' White.....	Kg	-	-	-	-	12.00	10.00	10.95	-	-	-	-	-	-	-
'Teff' Mixed.....	Kg	-	10.95	-	-	-	-	10.95	-	-	-	-	-	-	-
'Teff' Black (Red).....	Kg	-	-	-	-	-	-	-	-	-	-	-	-	-	-
Wheat White.....	Kg	-	-	-	-	-	-	-	-	-	-	-	-	-	-
Wheat Mixed.....	Kg	-	-	6.00	8.00	-	-	6.45	-	-	-	-	-	-	-
Barley White.....	Kg	-	-	-	-	-	-	-	-	-	-	-	-	-	-
Barley Mixed.....	Kg	-	-	-	-	-	-	-	-	-	-	-	-	-	-

Table 6 : Average Retail Price of Goods and Services by Region and Selected Market Places - Group 6 Market Places (Cont'd)

January
Tir 2011
2003

R E G I O N A N D M A R K E T P L A C E S															
ITEM	UNIT	S O M A L I E						B E N I S H A N G U L - G U M U Z						BENI- GUMUZ AVERAGE	
		Shinile	Arere	Jigjiga	Hartshek	Dolo	Moyale	SOMALI AVERAGE	Mambook	Mender- Sebat	Asossa	Bambasi	Kemashi		Agelo- meti
P R I C E I N B I R R															
Maize (White).....	Kg	-	5.00	5.00	-	6.38	6.00	5.56	-	-	-	-	-	-	-
Oats.....	Kg	-	-	-	-	-	-	-	15.66	-	16.00	-	-	-	15.83
Sorghum.....	Kg	-	5.83	-	-	-	-	5.83	-	-	-	-	-	-	-
Durrah.....	Kg	-	-	-	-	-	-	-	-	-	-	-	-	-	-
'Furno Duket' Locally Processed..	Kg	8.65	9.65	9.65	9.65	11.00	9.00	9.58	12.00	10.00	10.00	10.66	12.32	10.00	10.79
PULSES UNMILLED															
Horse Beans.....	Kg	-	8.00	9.00	12.00	-	10.00	9.81	7.50	7.50	7.33	6.28	8.94	10.00	7.60
Peas White.....	Kg	-	-	-	12.96	-	-	12.96	-	-	-	-	-	-	-
Peas Green(dry).....	Kg	-	7.00	-	10.97	-	10.00	9.89	9.00	8.16	-	-	-	-	8.57
Peas Mixed.....	Kg	-	-	9.16	-	-	-	9.16	-	-	8.00	-	-	7.41	7.85
Soya Beans.....	Kg	-	-	-	-	-	-	-	5.50	5.00	3.80	3.57	-	-	4.40
Chick Peas.....	Kg	10.00	10.00	10.32	12.00	-	10.00	10.51	-	7.00	8.32	6.50	8.49	-	7.49
Lentils.....	Kg	16.00	12.00	13.66	16.33	16.33	15.33	15.03	15.00	13.66	14.33	15.00	17.89	18.00	15.30
Haricot Beans.....	Kg	7.00	-	8.96	8.96	10.44	-	8.75	6.00	-	3.66	4.22	7.41	7.27	5.49
Lima Beans.....	Kg	-	-	-	-	9.55	-	9.55	-	-	12.86	11.11	11.94	-	11.95
Vetch.....	Kg	-	-	-	-	-	-	-	7.50	7.26	-	-	-	-	7.38
Fenugreek(Green).....	Kg	30.00	30.00	28.65	-	-	38.06	32.24	28.00	30.00	30.00	30.00	40.00	50.26	33.21
PULSES MILLED OR SPLIT															
Horse Beans Milled.....	Kg	-	30.00	-	-	-	-	30.00	-	-	-	-	-	-	-
Peas Milled.....	Kg	12.00	-	-	-	18.64	20.00	18.04	18.00	-	12.00	-	-	-	14.70
Chick Peas Milled.....	Kg	-	-	-	-	-	-	-	-	-	-	-	-	-	-
Mixed Pulses Milled.....	Kg	13.07	11.45	-	15.49	-	-	12.98	15.00	-	10.00	-	14.33	12.66	13.14
Vetch Milled.....	Kg	-	-	-	-	-	-	-	13.00	13.66	-	-	-	-	13.33
Peas Split.....	Kg	-	8.96	9.00	11.66	-	8.00	9.31	-	-	12.00	12.00	12.00	13.00	12.24
Peas Split(Roasted).....	Kg	10.66	-	13.00	-	-	-	11.77	-	13.66	13.00	13.00	-	-	13.24
Horse Beans Split(Roasted).....	Kg	-	-	12.00	-	-	-	12.00	-	11.29	-	-	-	-	11.29
Lentils Split.....	Kg	19.66	20.98	19.00	21.31	22.00	20.00	20.44	20.00	18.00	18.00	18.95	20.00	18.64	18.91

Table 6 : Average Retail Price of Goods and Services by Region and Selected Market Places - Group 6 Market Places Cont'd)

January 2011
Tir 2003

ITEM	UNIT	R E G I O N A N D M A R K E T P L A C E S													
		S O M A L I E						B E N I S H A N G U L - G U M U Z					BENI- GUMUZ AVERAGE		
		Shinile	Arere	Jigjiga	Hartsnek	Dolo	Moyale	SOMALI AVERAGE	Mambook	Mender- Sebat	Asossa	Bambasi		Kemashi	Agelo- meti
P R I C E I N B I R R															
Vetch Split(Roasted).....	Kg	-	-	11.66	-	-	-	11.66	-	-	10.00	-	-	-	10.00
Chick Peas Split(Roasted).....	Kg	-	-	15.00	-	-	-	15.00	-	-	-	-	-	-	-
Fenugreek Milled.....	Kg	30.28	-	-	-	40.00	60.00	36.71	40.00	-	60.00	-	48.00	-	52.91
OIL SEEDS															
Niger Seed.....	Kg	-	-	14.66	-	-	19.31	16.82	-	10.00	9.10	8.83	6.00	-	8.64
Linseed White.....	Kg	-	-	25.00	-	-	-	25.00	-	-	-	-	-	-	-
Linseed Red.....	Kg	-	14.97	15.33	15.49	-	16.64	15.67	-	12.00	13.66	12.68	-	-	12.86
Sesame Seed Red.....	Kg	-	-	-	-	-	-	-	20.00	20.00	16.94	13.05	14.66	16.00	16.58
Sunflower.....	Kg	-	10.00	13.28	12.00	-	10.00	11.59	6.00	-	6.39	-	-	-	6.23
Castor Beans.....	Kg	-	5.56	-	-	-	-	5.56	-	-	7.35	5.37	-	-	6.28
Rape Seed.....	Kg	-	10.49	12.00	12.66	12.00	13.30	12.19	8.00	9.65	8.83	11.84	10.26	11.09	9.86
Ground Nut Shelled.....	Kg	-	-	-	-	-	18.00	18.00	12.00	11.32	-	-	-	-	11.66
PREPARED CEREAL PRODUCTS															
Spaghetti (Local) Without Egg....	Kg	-	-	-	-	-	-	-	20.00	-	17.31	-	24.00	-	19.29
Pastini.....	Kg	-	-	-	-	-	-	-	20.00	20.00	19.31	20.00	-	-	19.74
Macaroni (Local) Without Egg....	Kg	13.00	13.00	13.33	14.00	14.00	12.00	13.20	13.00	12.66	13.00	13.33	14.00	14.00	13.32
'Fafa' Flour.....	kg	-	-	-	-	-	-	-	-	-	-	-	-	-	-
'Dube' Flour.....	kg	-	-	-	-	-	-	-	-	-	-	-	-	-	-
BREAD AND OTHER PREPARED FOODS															
'Enjera' ('Teff' Mixed).....	325gm	-	-	-	-	3.33	2.44	2.85	2.82	2.50	-	-	3.44	3.13	3.00
'Dabo' (Traditional Ambasha)..	350gm	-	-	-	-	-	-	-	-	-	-	-	-	-	-
'Dabo' (Traditional Sheleto)..	350gm	-	5.00	-	-	-	1.57	2.49	-	-	-	-	-	-	-
Bread Wheat (Bakery).....	350gm	5.83	4.38	3.63	7.29	3.76	3.50	4.29	3.69	3.50	5.83	3.11	3.55	3.66	3.71
Biscuits	150gm	2.50	3.75	3.21	3.54	4.29	3.21	3.37	3.21	3.75	3.21	3.21	4.29	-	3.40

Table 6 : Average Retail Price of Goods and Services by Region and Selected Market Places - Group 6 Market Places Cont'd)

January 2011
Tir 2003

R E G I O N A N D M A R K E T P L A C E S															
ITEM	UNIT	S O M A L I E						SOMALI AVERAGE	B E N I S H A N G U L - G U M U Z						BENI- GUMUZ AVERAGE
		Shinile	Arere	Jigjiga	Hartshek	Dolo	Moyale		Mambook	Mender- Sebat	Asossa	Bambasi	Kemashi	Agelo- meti	
P R I C E I N B I R R															
MEAT															
Beef	Kg	-	-	48.00	80.00	-	50.00	56.19	45.00	40.00	35.00	45.32	25.69	44.69	38.46
Camel Meat	Kg	-	-	50.00	60.00	60.00	-	55.49	-	-	-	-	-	-	-
FISH AND FISH PRODUCTS															
Fish Fresh.....	Kg	-	-	-	-	-	-	-	-	-	-	-	-	-	-
Sardines (Imported).....	125gm	-	-	-	-	-	25.00	25.00	-	-	-	-	-	-	-
DIARY PRODUCTS AND EGG															
Cow Milk (Unpasteurized).....	Lt	9.41	9.64	10.14	7.18	7.69	16.22	9.39	-	4.49	10.00	9.65	6.06	-	7.16
Cow Milk (pasteurized).....	Lt	27.32	-	-	-	-	-	27.32	-	-	-	-	-	-	-
Camel Milk.....	Lt	8.24	9.64	10.14	8.95	10.34	16.22	10.32	-	-	-	-	-	-	-
Goat Milk.....	Lt	9.41	9.64	-	-	-	-	9.52	-	-	-	-	-	-	-
Powdered Milk (Me&My).....	450gm	-	-	96.92	-	-	91.84	94.34	-	78.75	80.58	-	-	-	80.12
Yoghurt (Traditional).....	Lt	-	-	-	18.18	-	-	18.18	-	14.81	20.00	19.48	9.52	-	16.84
Cheese Cottage.....	Kg	-	-	-	-	-	-	-	-	5.58	-	-	-	-	5.58
Egg (Traditional).....	Dozen	21.00	18.00	18.00	28.96	18.00	18.95	20.16	18.00	17.16	18.00	15.78	18.00	-	17.37
OILS AND FATS															
Butter Unrefined.....	Kg	-	96.15	90.00	-	-	74.83	88.10	70.00	65.00	70.00	63.86	77.47	51.98	66.63
Cooking Oil (Imported).....	Lt	26.67	28.33	28.00	27.77	31.67	24.33	27.71	28.56	28.33	28.33	28.11	28.55	29.97	28.63
Cooking Oil (Local).....	Lt	-	-	-	-	-	-	-	-	-	51.30	-	-	-	51.30
Vegetable Butter(Sheno & Shady)..	Kg	50.00	55.56	45.17	-	-	61.11	50.01	-	72.22	60.94	-	61.11	-	63.08

Table 6 : Average Retail Price of Goods and Services by Region and Selected Market Places - Group 6 Market Places Cont'd)

January 2011
Tir 2003

R E G I O N A N D M A R K E T P L A C E S															
I T E M	U N I T	S O M A L I E						B E N I S H A N G U L - G U M U Z						B E N I - G U M U Z A V E R A G E	
		Shinile	Arere	Jigjiga	Hartshek	Dolo	Moyale	SOMALI AVERAGE	Mambook	Mender-Sebat	Asossa	Bambasi	Kemashi		Agelometi
P R I C E I N B I R R															
VEGETABLES AND FRUITS															
VEGETABLES (FRESH)															
Ethiopian Kale.....	Kg	-	-	5.13	-	-	9.92	7.13	2.91	3.67	4.66	1.72	-	2.89	3.02
Cabbage.....	Kg	6.45	8.07	5.00	6.65	-	6.02	6.36	5.00	5.65	-	-	8.03	-	6.10
Lettuce.....	Kg	8.00	10.00	10.72	-	-	-	9.61	-	-	3.82	-	-	-	3.82
Spinach.....	Kg	-	8.93	3.60	-	-	-	4.52	-	-	5.09	-	-	-	5.09
Carrot.....	Kg	4.18	5.78	6.00	7.65	-	8.00	6.16	6.00	5.65	5.46	-	5.00	-	5.51
Tomatoes.....	Kg	10.03	6.00	10.00	10.97	-	15.00	9.98	8.00	5.31	-	6.28	4.55	5.88	5.90
Onions.....	Kg	9.69	10.00	10.00	12.32	6.00	12.00	9.75	11.00	11.32	11.00	10.00	13.66	14.00	11.49
Garlics.....	Kg	38.15	40.00	30.00	38.26	50.00	44.81	39.18	27.66	28.31	33.64	24.04	35.00	-	29.09
Leaks.....	Kg	12.02	5.66	6.00	9.65	-	-	7.92	-	-	-	-	-	-	-
Pepper Green.....	Kg	-	20.00	-	14.66	13.67	17.71	16.32	8.83	14.64	7.15	4.56	16.83	13.07	9.87
Pumpkin.....	Kg	-	-	1.91	-	-	-	1.91	1.36	1.42	1.35	.73	1.15	.76	1.09
Green Peas.....	Kg	-	-	-	-	-	-	-	-	-	-	-	-	-	-
Beet Root.....	Kg	5.89	8.98	7.00	8.32	-	8.00	7.56	6.00	5.65	5.17	-	5.00	-	5.44
Cauliflower.....	Kg	-	-	-	-	-	-	-	-	-	-	-	-	-	-
FRUITS FRESH															
Banana.....	Kg	9.88	7.41	10.00	12.32	4.65	15.54	9.31	-	4.00	6.82	5.83	2.34	2.09	3.79
Orange.....	Kg	-	7.00	12.00	15.33	-	-	10.88	-	5.48	3.68	1.61	2.70	3.67	3.05
Lemon.....	Kg	19.08	23.21	23.21	-	11.78	10.36	16.99	3.34	3.34	2.48	2.17	6.28	2.08	3.33
Tangerine.....	Kg	-	-	-	-	-	-	-	-	-	-	-	-	-	-
Papaya.....	Kg	-	-	9.65	-	8.96	-	9.30	2.30	3.37	4.30	-	2.27	2.98	3.01
Grapes.....	Kg	-	-	-	-	-	-	-	-	-	-	-	-	-	-
Avocado.....	Kg	-	-	10.00	-	-	-	10.00	-	-	6.70	-	4.30	-	5.37
Mango.....	Kg	-	-	-	-	5.09	15.54	8.89	-	-	-	-	-	1.86	1.86
Cactus.....	Kg	-	-	-	-	-	-	-	-	-	-	-	-	-	-

Table 6 : Average Retail Price of Goods and Services by Region and Selected Market Places - Group 6 Market Places Cont'd)

January
Tir 2003

R E G I O N A N D M A R K E T P L A C E S															
ITEM	UNIT	S O M A L I E						B E N I S H A N G U L - G U M U Z							
		Shinile	Arere	Jigjiga	Hartshek	Dolo	Moyale	SOMALI AVERAGE	Mambook	Mender- Sebat	Asossa	Bambasi	Kemashi	Agelo- meti	BENI- GUMUZ AVERAGE
P R I C E I N B I R R															
SPICES:															
Pepper Whole.....	Kg	-	-	34.00	-	-	-	34.00	-	-	20.66	19.31	-	-	19.97
Black Pepper(Local).....	Kg	-	-	126.58	-	90.00	-	110.44	-	100.00	123.24	100.00	66.67	133.33	111.46
Long Pepper(Local).....	Kg	-	-	33.25	-	-	-	33.25	50.00	-	-	50.00	100.00	102.17	68.53
White Cumin(Bishop's Weed)Local..	Kg	-	30.00	31.58	-	40.00	33.02	32.86	-	-	-	-	100.00	102.17	101.63
Black Cumin(Local).....	Kg	-	-	55.98	-	40.00	76.63	61.04	56.46	58.00	60.00	50.00	-	-	55.99
Ginger Dry(Local).....	Kg	-	-	61.62	70.00	-	-	64.85	-	-	-	-	-	-	-
Ginger Wet(Local).....	Kg	-	-	13.33	18.97	-	14.66	15.09	13.98	10.32	4.29	7.93	8.37	13.07	9.05
Cloves(Imported).....	Kg	-	-	121.64	-	-	-	121.64	-	120.00	120.00	100.00	-	174.71	130.61
Cinnamon(Imported).....	Kg	-	-	78.30	-	50.00	-	69.99	-	70.00	73.19	50.00	-	-	63.98
Cardamon(Local).....	Kg	-	-	65.00	-	85.00	80.00	75.14	80.00	60.00	60.66	70.00	-	-	66.94
Tumeric Flour(Local).....	Kg	-	-	35.00	-	-	60.00	45.83	50.00	42.98	-	-	-	-	46.36
Chillies Whole.....	Kg	-	-	28.65	-	-	-	28.65	40.00	-	-	-	-	43.68	42.73
Basil Dry.....	Kg	-	-	30.00	-	-	25.00	28.66	22.00	21.54	32.62	30.28	-	-	27.08
POTATOES, OTHER TUBERS AND STEMS															
Potato.....	Kg	7.70	7.65	6.00	5.31	6.50	6.00	6.47	3.00	3.00	5.00	4.83	5.31	-	4.10
Sweet Potato.....	Kg	-	1.31	3.06	-	4.00	-	2.52	-	1.43	1.80	.81	1.58	1.72	1.39
'Kocho' (Unprocessed).....	Kg	-	-	-	-	-	-	-	-	-	-	-	-	-	-
'Bula'.....	Kg	-	-	-	-	-	-	-	-	-	-	-	-	-	-
COFFEE, TEA, CHAT AND BUCK-THORN LEAVES															
Tea Leaves(Local).....	100gm	6.25	-	3.50	4.00	3.00	2.82	3.75	3.00	3.00	2.25	3.00	-	-	2.79
Coffee Whole.....	Kg	-	-	-	-	20.00	12.00	16.30	-	-	-	16.97	23.12	22.05	20.53
Coffee Beans.....	Kg	-	58.28	60.66	64.87	60.00	54.23	59.51	80.00	81.63	55.00	46.76	50.92	60.00	59.99
Coffee Leaves.....	Kg	21.84	8.85	23.11	-	-	-	16.47	-	-	-	-	-	-	-
Buck Thorn Leaves.....	Kg	-	-	20.54	-	-	-	20.54	-	17.06	11.32	12.02	14.39	13.35	13.49
'Chat'.....	Kg	140.86	27.17	58.51	83.13	-	-	65.69	140.00	120.00	28.31	9.42	22.66	-	39.93

Table 6 : Average Retail Price of Goods and Services by Region and Selected Market Places - Group 6 Market Places Cont'd)

January 2011
Tir 2003

ITEM	UNIT	R E G I O N A N D M A R K E T P L A C E S													
		S O M A L I E							B E N I S H A N G U L - G U M U Z						BENI- GUMUZ AVERAGE
		Shinile	Areere	Jigjiga	Hartshek	Dolo	Moyale	SOMALI AVERAGE	Mambook	Mender- Sebat	Asossa	Bambasi	Kemashi	Agelo- meti	
P R I C E I N B I R R															
Malt-Barley.....	Kg	-	-	-	-	-	-	-	10.00	9.37	-	-	-	-	9.53
Malt-Wheat.....	Kg	-	-	-	-	-	-	-	-	-	-	-	-	-	
OTHER FOOD ITEMS															
Salt.....	Kg	4.00	4.00	-	-	3.75	5.00	4.01	3.50	3.00	3.50	4.00	3.83	4.00	3.62
Sugar.....	Kg	-	-	15.66	16.00	17.33	15.00	15.97	17.00	16.00	14.70	16.00	17.66	19.31	16.72
Honey.....	Kg	-	-	70.00	-	-	-	70.00	38.00	40.00	-	-	-	13.71	31.63
Canned Tomato (Local).....	410gm	-	-	13.51	-	-	-	13.51	-	-	17.00	-	17.66	-	17.33
Dry Yeast(Baking powder).....	350gm	-	70.00	-	-	-	-	70.00	70.00	70.00	70.00	-	70.00	127.20	79.56
FOOD TAKEN AWAY FROM HOME															
Cup of Tea.....	No	1.00	.50	2.00	1.00	1.00	1.00	1.00	1.00	1.00	1.14	1.00	1.00	1.00	1.02
Cup of Coffee.....	No	1.25	1.00	3.00	2.00	2.74	3.16	1.97	2.00	2.00	3.00	1.50	1.00	1.00	1.62
Cup of Milk.....	No	-	-	3.00	2.00	3.00	3.16	2.72	-	2.00	3.30	2.50	2.00	-	2.44
'Key Wot Yebere'.....	One Meal	12.00	-	16.51	-	-	12.00	14.08	13.00	-	-	12.00	12.00	12.49	12.43
'Key Wot Yebeg/Yefyel'.....	One Meal	-	10.63	17.33	14.49	16.64	13.74	14.35	13.00	12.32	14.23	12.00	13.30	12.66	12.90
'Yebeg Tibs'.....	One Meal	-	15.00	19.31	17.32	20.65	23.30	19.02	15.00	15.00	19.31	17.33	15.94	15.00	16.34
'Fasting Meal Without fish'.....	One Meal	6.00	5.31	12.81	8.00	9.28	12.93	8.59	10.00	8.00	11.89	10.00	7.00	6.65	8.58
'Yebeg Kikil'.....	One Meal	-	-	15.00	14.49	16.64	17.31	15.94	16.00	13.00	14.23	12.00	-	14.00	13.46
COST OF MILLING															
Cereals.....	100Kg	25.00	25.00	33.02	-	35.00	-	29.15	30.00	25.00	20.00	25.00	31.50	44.40	28.85
Pulses.....	100Kg	-	25.00	36.59	-	-	-	30.25	40.00	30.00	50.00	25.00	-	-	35.00
Pepper Whole.....	100Kg	-	100.00	100.00	-	-	-	100.00	100.00	150.00	100.00	53.28	-	-	86.21

Table 6 : Average Retail Price of Goods and Services by Region and Selected Market Places - Group 6 Market Places Cont'd)

January
Tir 2003

ITEM	UNIT	R E G I O N A N D M A R K E T P L A C E S													
		S O M A L I E						B E N I S H A N G U L - G U M U Z						BENI- GUMUZ AVERAGE	
		Shinile	Arere	Jigjiga	Hartshek	Dolo	Moyale	SOMALI AVERAGE	Mambook	Mender- Sebat	Asossa	Bambasi	Kemashi		Agelo- meti
P R I C E I N B I R R															
BEVERAGES - NON ALCOHOLIC															
Ambo Mineral Water.....	500cc	-	-	-	-	7.00	5.25	6.06	-	-	6.32	6.00	5.65	-	5.98
Mineral Water.....	Lt	-	6.00	7.00	6.00	10.00	7.32	7.13	10.00	8.00	8.00	8.62	10.00	-	8.80
Coca Cola/Fanta.....	300cc	5.00	5.00	5.31	7.65	7.00	5.25	5.81	6.00	6.00	4.30	6.00	6.00	7.00	5.81
Pepsi Cola/Mirinda.....	300cc	-	-	5.31	-	7.00	5.25	5.80	6.00	6.00	4.30	6.00	6.00	7.00	5.82
BEVERAGES - ALCOHOLIC															
Araki (Local).....	900cc	-	50.00	50.00	-	50.00	41.60	47.74	45.00	45.00	40.00	40.00	-	50.00	43.53
Cognac (Local).....	900cc	-	-	-	-	-	40.00	40.00	-	-	-	-	-	-	-
Brandy (Local).....	900cc	-	-	-	-	-	41.60	41.60	-	-	-	-	-	-	-
Gin (Local).....	900cc	-	-	50.00	-	60.00	41.60	48.84	45.00	45.00	40.00	40.00	-	-	42.93
Saris Wine (Normal).....	750cc	-	30.00	31.58	-	-	30.00	30.67	-	-	36.59	-	40.00	-	37.42
'Katikalla'.....	Lt	-	28.33	32.19	28.09	25.84	21.69	26.91	22.47	19.84	11.94	15.00	12.12	11.24	14.89
Beer (Bedele).....	330cc	-	-	-	-	10.00	8.50	9.47	-	-	7.20	8.00	8.00	8.00	7.79
Beer (Harar).....	330cc	8.00	7.24	8.00	8.65	10.00	6.11	7.79	-	-	7.20	-	-	-	7.20
Beer (Meta Abo).....	330cc	-	-	-	-	-	8.50	8.50	9.00	-	7.20	8.00	-	-	8.03
'Tella'.....	Lt	-	2.41	2.50	-	-	4.16	2.93	1.85	1.38	2.44	2.00	1.22	2.46	1.83
'Tej' (Mead).....	Lt	-	-	5.77	3.85	5.62	5.56	5.42	-	-	-	4.00	4.76	4.42	4.38
CIGARETTES AND TOBACCO															
CIGARETTES															
Nyala.....	Packet	-	-	-	-	10.00	9.00	9.39	10.00	10.00	10.00	10.00	10.00	10.00	10.00
Gissila.....	Packet	-	-	-	-	-	-	-	-	-	-	-	-	-	-
Rothmans/England/.....	Packet	-	-	-	-	-	-	-	-	30.00	-	-	-	-	30.00
Marlboro.....	Packet	-	-	-	-	-	-	-	-	-	-	-	-	-	-

Table 6 : Average Retail Price of Goods and Services by Region and Selected Market Places - Group 6 Market Places Cont'd)

January 2011
Tir 2003

R E G I O N A N D M A R K E T P L A C E S															
ITEM	UNIT	S O M A L I E					SOMALI AVERAGE	B E N I S H A N G U L - G U M U Z					BENI- GUMUZ AVERAGE		
		Shinile	Arere	Jigjiga	Hartshek	Dolo		Moyale	Mambook	Mender- Sebat	Asossa	Bambasi		Kemashi	Agelo- meti
P R I C E I N B I R R															
TOBACCO															
'Gaya'.....	Kg	-	-	-	-	144.22	-	144.22	-	-	-	-	46.42	40.00	43.73
CLOTHING AND FOOT WEAR															
CLOTHING															
Abujedid(Akaki/Bahir Dar)91cm.	Meter	-	16.00	14.66	-	16.67	18.00	15.87	-	-	15.49	19.36	16.87	25.00	18.63
Abujedid(Komb./Arba Min.)150cm	Meter	-	-	-	-	-	-	-	22.00	23.00	23.96	-	28.60	-	24.38
Khaki(S-10,000 Twil)150cm.....	Meter	-	-	-	-	-	-	-	-	-	-	-	-	-	-
Khaki(Akaki).....	Meter	-	-	-	-	-	-	-	-	-	-	-	-	-	-
Wool-England 100%.....	Meter	-	-	-	-	-	-	-	-	-	-	-	-	-	-
Tetron(A.Minch).....	Meter	-	-	-	-	-	-	-	-	-	-	-	-	-	-
Poplin(Dire Dawa)105cm.....	Meter	-	-	-	-	-	-	-	-	-	18.00	-	-	-	18.00
Poplin(Komb./Arba Minch)150cm.	Meter	-	-	-	-	-	-	-	-	-	40.00	-	-	-	40.00
Nylon(Mojo).....	Meter	-	-	-	-	-	-	-	-	-	-	-	-	-	-
Polyster(Arba Minch/Awasa).....	Meter	-	-	-	-	-	-	-	-	-	-	-	-	-	-
Jersi.....	Meter	-	-	-	-	-	-	-	-	-	-	-	-	-	-
Cotton.....	Kg	-	-	-	-	-	-	-	-	3.51	-	-	-	-	3.51
Hisufi	Meter	-	-	-	-	-	-	-	-	-	-	-	-	-	-
Kefai.....	Meter	-	-	-	-	-	-	-	-	-	-	-	-	-	-
Kashemire.....	Meter	-	-	44.66	-	-	-	44.66	-	-	45.00	-	-	-	45.00
Deriya.....	Meter	-	13.33	22.74	20.09	15.92	-	17.65	-	-	20.82	-	-	-	20.82
COST OF TAILORING															
Woolen Suit (Men).....	No	-	-	326.63	-	-	-	326.63	-	-	-	-	-	-	-
Khaki/Teteron Suit (Men).....	No	-	-	-	-	-	-	-	-	-	-	-	-	-	-
Khaki/Teteron Suit (Boys).....	No	-	-	-	-	-	-	-	-	-	-	-	-	-	-

Table 6 : Average Retail Price of Goods and Services by Region and Selected Market Places - Group 6 Market Places Cont'd)

January 2011
Tir 2003

R E G I O N A N D M A R K E T P L A C E S															
ITEM	UNIT	S O M A L I E						B E N I S H A N G U L - G U M U Z							
		Shinile	Arere	Jigjiga	Hartshek	Dolo	Moyale	SOMALI AVERAGE	Mambook	Mender- Sebat	Asossa	Bambasi	Kemashi	Agelo- meti	BENI- GUMUZ AVERAGE
P R I C E I N B I R R															
READY-MADE / FOR ADULTS															
'Netela'.....	No	-	-	-	-	-	-	-	-	-	-	-	75.00	-	75.00
'Gabi'.....	No	-	-	-	-	-	-	-	-	-	-	-	180.00	-	180.00
Shirts Long Sleeved (Local).....	No	-	-	-	-	-	-	-	-	-	-	-	-	-	-
Shirts Long Sleeved (Imported)....	No	-	66.63	164.95	-	88.99	91.54	97.27	184.93	81.63	166.60	94.91	-	-	119.89
Shirts Short Sleeved (Imported)...	No	-	58.28	169.95	-	77.46	82.46	91.17	144.94	86.64	156.16	73.19	123.24	-	112.08
Socks (Cotton) Imported.....	Pair	9.00	6.00	14.66	-	16.66	15.00	11.90	13.98	8.96	19.31	12.00	13.92	11.60	12.94
Sweater (Local) Men.....	No	-	-	-	-	-	-	-	-	-	-	-	-	-	-
Sweater (Local) Women.....	No	-	-	-	-	-	-	-	-	-	-	-	-	-	-
Shash (Imported).....	No	-	15.00	20.33	20.00	33.97	12.00	19.02	-	-	19.31	14.66	10.63	10.63	13.37
Singlets (Local) White.....	No	-	-	-	-	-	-	-	-	-	33.25	20.00	25.00	25.00	26.16
Jeans Trouser.....	No	-	-	298.32	-	161.65	-	219.60	281.00	260.00	299.55	234.95	280.00	-	274.82
Woolen Suit.....	No	-	-	-	-	-	-	-	-	-	-	-	-	-	-
'Kemisna Netela'.....	No	-	-	253.29	-	-	300.00	271.03	-	-	374.17	-	180.00	-	293.18
Sweater-Men (Imported).....	No	-	-	-	-	-	-	-	-	-	-	-	-	-	-
Sweater-Women (Imported).....	No	-	-	-	-	-	-	-	-	-	-	-	-	-	-
Nylon Dress.....	No	-	-	-	-	-	-	-	-	-	-	-	-	-	-
Tetron Trouser.....	No	-	-	-	-	-	-	-	-	-	-	-	-	-	-
Leather Jacket.....	No	-	-	1000.00	-	-	-	1000.00	-	-	1048.81	-	-	-	1048.81
Under Wear China.....	No	-	-	-	-	-	30.00	30.00	-	-	33.25	-	-	-	33.25
Polyester Suit.....	No	-	-	-	-	-	-	-	-	-	-	-	-	-	-
Khaki Short	No	-	-	-	-	-	-	-	-	-	-	-	-	-	-
T-Shirts	No	-	42.62	-	-	42.62	81.43	52.88	78.30	75.00	119.72	71.63	73.06	47.43	76.78
Jogging Suit(sport tuta)	No	-	-	226.62	-	-	190.00	207.50	-	-	253.29	-	173.07	-	209.37
Khaki Jacket	No	-	-	271.66	-	-	-	271.66	-	216.61	275.89	-	-	-	244.46
Geldem	No	70.00	68.29	61.62	62.30	80.99	-	68.04	-	-	64.81	-	-	-	64.81
Mekremia.....	No	-	68.29	73.29	-	-	-	70.75	81.63	-	-	-	-	-	81.63
Polyester skirt.....	No	-	-	-	-	-	-	-	-	-	176.60	-	-	-	176.60
Pants(for men).....	No	-	12.49	20.65	13.92	15.33	20.80	16.28	30.00	19.31	33.25	15.64	18.17	15.33	20.92

Table 6 : Average Retail Price of Goods and Services by Region and Selected Market Places - Group 6 Market Places Cont'd)

January 2011
Tir 2003

ITEM	UNIT	R E G I O N A N D M A R K E T P L A C E S												
		S O M A L I E						B E N I S H A N G U L - G U M U Z						
		Shinile	Arere	Jigjiga	Hartshek	Dolo	Moyale	SOMALI AVERAGE	Mambook	Mender- Sebat	Arossa	Bambasi	Kemashi	Agelo- meti
P R I C E I N B I R R														
READY-MADE / FOR CHILDREN														
Sweater (Local) for Boys..... No	-	-	-	-	-	-	-	-	-	-	-	-	-	-
Socks (Imported) Cotton..... Pair	-	4.00	11.66	-	9.65	6.00	7.21	7.65	-	6.65	3.00	5.94	4.64	5.31
Jeans Trouser..... No	-	-	-	-	-	-	-	224.94	-	260.00	-	-	-	236.07
Shirt Long Sleeved(Imported)Boys. No	-	-	-	-	63.29	-	63.29	90.00	-	83.20	-	-	-	84.85
Sweater (England) for Girls..... No	-	-	-	-	-	-	-	-	-	-	-	-	-	-
Kemise(for children) No	-	-	124.90	-	-	68.04	86.75	-	-	-	76.63	-	-	76.63
Baby Cloths(Complete)..... No	-	-	61.62	56.62	-	100.00	67.38	89.91	135.00	113.24	81.63	94.87	-	97.04
T-Shirt..... No	-	-	84.72	-	35.00	-	54.45	64.87	-	63.16	-	39.79	-	54.63
Jeans trouser and Jacket..... No	-	-	-	-	123.31	131.52	127.35	174.95	142.48	225.72	146.65	149.78	160.00	166.63
FOOTWEAR (MEN AND WOMEN)														
Anbessa Leather Shoes Men(Local)Pair	-	-	-	-	-	-	-	-	280.00	-	-	-	-	280.00
Leather Shoes Men (Croft)..... Pair	-	-	-	-	-	-	-	-	-	724.57	-	-	-	724.57
Walking Shoes(Imp.) Non-Leather Pair	-	-	181.65	-	166.60	-	173.96	170.00	-	-	-	-	-	170.00
Canvas Shoes (Local) Men..... Pair	-	-	-	-	-	150.00	150.00	-	-	-	-	-	-	-
Canvas Shoes (China) Men..... Pair	-	-	-	-	-	-	-	144.91	-	87.46	-	-	-	112.58
Plastic Shoes (Local) Women.... Pair	16.33	13.00	-	21.54	-	19.31	17.24	14.00	14.33	13.00	12.32	13.00	12.97	13.25
Slippers Sponge Adult (China).. Pair	16.00	16.33	-	-	13.66	-	15.28	-	-	18.00	-	20.00	-	18.48
Boots for Men Plastic (Local).. Pair	-	-	-	-	-	-	-	-	-	-	-	-	54.77	54.77
Sendel Plastic Shoes (Imp.).... Pair	35.00	35.00	41.65	61.62	-	-	42.11	-	27.33	-	-	21.54	22.33	23.60
Cost of Mending Shoes sole(Men).Pair	-	-	33.25	-	-	-	33.25	-	-	38.26	-	35.00	-	36.59
Shoe leather,Women(China).....Pair	-	-	-	-	-	176.60	176.60	-	-	166.60	-	-	-	166.60
Shoe leather,Women(Local).....Pair	-	-	-	-	-	-	-	73.29	73.29	109.70	91.64	99.67	-	88.35
Shoe leather,Children(Local)....Pair	-	-	118.31	124.93	-	86.53	108.55	-	95.00	133.25	99.76	107.49	-	109.20
Plastic shoe(Childern).....Pair	16.00	10.00	9.32	-	-	-	11.43	11.32	11.66	10.63	10.32	11.66	9.58	10.83
Shoe leather,Children(Imported).Pair	-	-	-	-	-	-	-	-	-	124.90	-	-	-	124.90
Shoe sendel(Plastic) Childern...Pair	20.00	20.00	-	-	-	-	20.00	-	-	-	-	14.66	-	14.66

Table 6 : Average Retail Price of Goods and Services by Region and Selected Market Places - Group 6 Market Places Cont'd)

January 2011
Tir 2003

R E G I O N A N D M A R K E T P L A C E S															
ITEM	UNIT	S O M A L I E						B E N I S H A N G U L - G U M U Z							
		Shinile	Arere	Jigjige	Hartshek	Dolo	Moyale	SOMALI AVERAGE	Mambook	Mender-Sebat	Asossa	Bambasi	Kemashi	Agelo-meti	BENI-GUMUZ AVERAGE
P R I C E I N B I R R															
CONSTRUCTION MATERIALS, WATER, AND FUEL AND POWER															
CONSTRUCTION MATERIALS															
Cement/3ag/(Local).....	50Kg	190.00	210.00	190.00	-	-	-	194.81	225.00	235.00	241.66	-	-	-	234.89
Lime.....	Kg	3.00	-	4.31	7.48	-	4.00	4.56	-	-	-	-	-	-	-
Lime/Jeso(Local).....	Kg	-	-	4.31	-	2.92	1.70	3.31	1.50	1.92	1.45	1.33	-	-	1.53
Nail (7cm - 12cm).....	Kg	35.00	30.00	28.43	-	30.00	24.33	28.45	26.00	23.66	23.66	24.65	28.65	31.58	26.22
Nail With Cape.....	Kg	40.00	35.00	35.00	25.98	40.00	37.25	35.31	35.00	34.99	37.61	34.47	40.00	50.00	37.74
Corrugated Iron Sheet (.2mm).....	No	-	-	-	-	-	-	-	100.00	105.00	93.00	105.00	95.00	-	99.26
Wood for House Construction('Atana')..	No	-	18.00	38.26	43.27	52.44	20.00	36.75	-	-	12.32	10.00	-	-	11.10
Wall Paints-Super (Fluid) Normal.....	4Kg	114.29	125.71	-	-	-	200.00	156.07	-	100.00	99.00	100.00	112.47	-	102.30
Wall Paints-Super (Fluid) Plastic....	4Kg	-	-	-	-	-	-	-	-	200.00	214.88	220.00	-	-	211.94
Coarse Aggregate Gravel.....	Meter Cube	-	-	326.63	-	-	-	326.63	-	-	-	-	-	-	-
Hollow Concrete Block(15x20x40 cm Cube)No	-	-	-	-	-	-	-	-	-	-	10.00	-	-	-	10.00
Bricks (25cm x 12cm x 6cm).....	No	-	-	4.50	-	-	-	4.50	-	-	-	-	-	-	-
Floor Board 4m Length.....	No	-	-	198.32	-	-	170.00	190.83	-	-	-	-	-	-	-
Iron Pipe 6mt. (1/2 inch Wide) Local..	No	-	-	-	-	-	-	-	-	170.00	200.00	-	-	-	189.45
Chipwood (125cm x 250cm x 8mm).....	No	-	-	-	-	-	-	-	-	-	144.91	-	-	-	144.91
Sand.....	Meter Cube	-	-	114.55	-	-	-	114.55	-	-	128.57	-	-	-	128.57
Gutter N° 33.....	Meter	-	-	-	-	-	-	-	-	-	-	-	-	-	-
Window Glass (50cm x 50cm x 3mm).....	No	-	-	-	-	-	-	-	-	-	40.00	-	-	-	40.00
Water Tanker,Roto (1 meter cube).....	No	-	-	2250.00	-	-	-	2250.00	-	-	-	-	-	-	-
Stone for House Construction..	Meter Cube	-	-	123.24	-	-	-	123.24	-	-	119.00	-	45.00	-	93.32
Mega Paints.....	4Kg	-	-	118.07	-	-	-	118.07	-	100.00	99.00	-	-	-	99.50
Nefas seleke Paints.....	4Kg	-	-	-	-	-	-	-	-	-	-	-	-	-	-
"Yewellel Nitaf"(Cement Made Tile).....	No	-	-	-	-	-	-	-	-	-	-	-	-	-	-
"Yewellel Nitaf"(Plastic Made Tile)....	No	-	-	-	-	-	-	-	-	-	-	-	-	-	-
Key (With hand).....	No	-	-	-	-	160.00	180.00	169.71	-	-	265.66	230.00	284.60	-	265.38
Door made of iron.....	No	-	-	1833.29	-	-	-	1833.29	-	-	393.22	400.00	-	-	394.90

Table 6 : Average Retail Price of Goods and Services by Region and Selected Market Places - Group 6 Market Places Cont'd)

January 2011
Tir 2003

ITEM	UNIT	R E G I O N A N D M A R K E T P L A C E S													
		S O M A L I E						SOMALI AVERAGE	B E N I S H A N G U L - G U M U Z						
		Shinile	Arere	Jigjiga	Hartshek	Dolo	Moyale		Mambok	Mender- Sebat	Asossa	Bambasi	Kemashi	Agelo ² meti	BENI- GUMUZ AVERAGE
P R I C E I N B I R R															
WATER															
Water.....	Meter Cube	-	-	2.00	-	-	-	2.00	6.00	-	4.57	5.15	-	-	5.21
FUEL AND POWER															
Fire Wood.....	Meter Cube	153.05	-	182.71	104.87	168.43	-	153.92	84.92	71.42	166.04	33.79	72.09	132.46	76.02
Charcoal.....	Kg	4.33	2.01	3.81	2.04	2.27	-	2.77	.77	2.89	2.90	3.95	3.61	1.88	2.39
Dung Cake.....	Kg	-	-	-	-	-	-	-	-	-	-	-	-	-	-
Kerosine.....	Lt	-	-	12.50	12.07	-	12.80	12.41	-	-	12.82	-	-	-	12.82
Diesel.....	Lt	-	-	13.66	14.12	-	14.38	14.04	-	-	14.40	-	-	-	14.40
Electric.....	K.Watt	-	-	.27	-	.27	-	.27	.27	.27	.27	.27	.27	.27	.27
Matches.....	Box	-	-	-	-	-	-	-	-	-	-	-	-	-	-
Candles.....	No	-	-	-	-	-	-	-	-	-	-	-	-	-	-
Buthane Gas (Shell).....	12.5 Kg	-	-	-	-	-	-	-	-	-	365.00	-	-	-	365.00
Eveready Drycell.....	No	4.00	3.50	-	-	3.50	-	3.66	-	4.24	3.66	4.00	4.83	4.00	4.12
FURNITURE, FURNISHING, HOUSEHOLD EQUIPMENT AND OPERATION															
CHAIRS, TABLES, ETC.															
Table Wanza (Machine made) Varnished..	No	-	-	-	-	-	600.00	600.00	-	-	405.34	300.00	-	-	375.97
Table Wanza (Hand made) Not Varnished.	No	-	-	1292.66	-	-	-	1292.66	-	-	-	-	-	-	-
Chairs Wanza (Machine Made) Varnished.	No	-	-	466.08	-	-	207.85	337.42	-	-	407.16	300.00	-	-	377.23
Chairs Wanza (Hand Made) Varnished....	No	-	-	-	-	-	-	-	-	-	-	-	-	-	-
Cupboard Wanza (2 doors) Varnished....	No	-	-	2630.41	-	-	2000.00	2293.65	-	-	2995.55	3500.00	-	-	3114.40
Double Bed Wanza (120cm) Varnished....	No	-	-	2513.00	-	-	1732.05	2165.41	-	-	1993.31	1800.00	-	-	1943.12
Sofas (Complete).....	No	-	-	7500.00	-	-	-	7500.00	-	-	8485.28	-	-	-	8485.28
Book Shelves Wanza (3 Shelves) no Door	No	-	-	1930.98	-	-	564.62	1044.16	-	-	741.69	-	-	-	741.69
Chest of Drawer	No	-	-	2432.88	-	-	1500.00	1910.32	-	-	1095.45	-	-	-	1095.45

Table 6 : Average Retail Price of Goods and Services by Region and Selected Market Places - Group 6 Market Places Cont'd)

January 2011
Tir 2003

ITEM	UNIT	R E G I O N A N D M A R K E T P L A C E S													
		S O M A L I E					SOMALI AVERAGE	B E N I S H A N G U L - G U M U Z					BENI- GUMUZ AVERAGE		
		Shinile	Arere	Jigjiga	Hartshek	Dolo		Moyale	Mambok	Mender- Sebat	Asossa	Bambasi		Kemashi	Agelo- meti
P R I C E I N B I R R															
FURNISHINGS & REPAIRS															
Bed Sheet (Non-Patterned Bahir Dar)															
1.90m x 2.50m.....	Pair	-	-	-	-	-	164.92	164.92	-	-	163.27	-	-	-	163.27
Bed Sheet(Patterned Kombolcha)															
1.90m x 2.50m.....	Pair	-	-	-	-	-	190.00	190.00	-	-	276.63	-	-	-	276.63
Bed Cover(Patterned Kombolcha).....	No	-	-	-	-	-	-	-	-	-	-	-	-	-	-
Blanket Woolen(Debre B.)160cm x 220cm. No		-	-	-	-	-	-	-	-	-	216.61	203.28	-	-	209.84
Mattress-Sponge (A.A Foam) 120cm.....	No	-	-	-	-	-	-	-	-	-	689.85	-	-	-	689.85
Towel-Local (Kombolcha).....	No	-	-	-	-	-	-	-	-	-	-	-	-	-	-
Curtains.....	meter	-	55.00	50.00	49.25	32.96	-	44.34	-	-	75.00	-	-	-	75.00
EARTHEN WARE															
Plastic tile.....	meter	-	30.00	35.00	27.78	-	-	31.01	40.99	34.66	55.00	-	-	-	42.75
Water Pot.....	No	-	-	-	-	-	-	-	30.00	17.33	-	-	35.66	44.72	28.92
'Jebena' Medium Size.....	No	17.00	-	17.66	-	-	15.98	16.83	-	12.00	8.65	10.66	20.65	-	12.29
'Mitad' (Griddle of Clay).....	No	-	-	63.29	-	60.00	30.00	45.61	50.00	31.32	36.31	25.00	35.32	20.00	31.64
Local Stove '(Lakech).....	No	-	-	-	-	49.32	-	49.32	28.00	-	38.26	-	45.00	40.00	34.92
Cup for Coffee (China).....	No	4.00	3.00	3.32	5.16	3.00	3.50	3.55	3.50	3.00	3.00	2.32	3.48	3.63	3.12
Plate Clay (imported).....	No	-	-	-	-	-	-	-	-	-	-	-	-	-	-
STRAW, BAMBOO AND OTHERS															
'Sefed'.....	No	-	-	28.66	-	-	18.64	23.12	-	14.33	15.66	-	-	-	14.98
Sack 100Kg Capacity.....	No	7.00	-	6.32	-	8.00	-	6.95	5.50	5.00	5.65	5.00	7.00	7.65	5.91
METAL WARE															
Cooking Pan Medium (Local).....	No	-	100.00	-	-	-	-	100.00	56.65	-	44.81	53.28	59.86	50.00	53.08
Tray (Nickel) Medium N ^o 45 Local.....	No	-	43.98	50.00	42.43	-	-	45.73	38.62	-	43.27	38.97	-	40.00	40.19
Electric 'Mitad' Aluminium.....	No	-	-	-	-	-	-	-	-	-	900.00	-	-	-	900.00

Table 6 : Average Retail Price of Goods and Services by Region and Selected Market Places - Group 6 Market Places Cont'd)

January 2011
Tir 2003

R E G I O N A N D M A R K E T P L A C E S															
ITEM	UNIT	S O M A L I E					SOMALI AVERAGE	B E N I S H A N G U L - G U M U Z					BENI- GUMUZ AVERAGE		
		Shinile	Arere	Jigjiga	Hartshek	Dolo		Moyale	Mambook	Mender- Sebat	Asossa	Bambasi		Kemashi	Agelo- meti
P R I C E I N B . R R															
Gas Stove (Kerosine) China.....	No	-	-	106.64	-	-	-	106.64	-	-	76.63	-	-	-	76.63
Permuze(Japan).....	No	-	-	-	-	-	-	-	-	-	-	-	-	-	-
Refregrator.....	No	-	-	-	-	-	-	-	-	-	-	-	-	-	-
PLASTIC WARE (LOCAL MADE)															
Jerrycan (20 Litres).....	No	-	-	-	-	-	-	-	-	-	-	-	-	-	-
Bucket (20 Litres).....	No	-	40.00	44.66	-	-	-	43.45	35.00	35.33	34.32	38.31	36.97	40.00	36.60
GLASS WARE															
Glass for Tea (Duralax).....	No	-	-	15.00	8.32	6.00	8.32	8.88	-	-	5.83	3.24	6.00	-	4.82
OTHER HOUSEHOLD EQUIPMENT															
Kerosine Lamp.....	No	50.00	35.00	50.00	52.96	-	41.60	47.25	-	-	28.23	28.50	31.30	45.00	30.78
'Kuraz' Small Local Kerosine Lamp.....	No	2.00	-	-	-	-	-	2.00	-	-	2.00	-	2.50	3.00	2.27
Flash Light.....	No	15.00	20.00	20.65	27.26	-	18.00	19.79	19.66	26.46	18.64	17.21	17.66	-	19.26
Electric Bulb Philips(40/60 Watt).....	No	5.00	5.00	5.65	5.31	6.00	4.48	5.22	5.00	4.83	5.00	5.00	5.00	4.31	4.85
HOUSEHOLD OPERATION															
Hard Soap (Local).....	200gm	-	-	-	-	-	-	-	3.50	-	-	-	-	-	3.50
Hard Soap (Imported).....	200gm	-	-	-	-	5.00	-	5.00	7.00	7.00	6.96	5.60	-	-	6.82
Detergent (Omo).....	50gm	-	-	-	-	1.25	2.03	1.59	2.50	-	4.17	2.89	-	-	3.14
Incense.....	Kg	-	-	44.32	-	30.00	-	36.46	45.66	40.00	35.97	37.50	60.00	-	41.20
Sandal Wood.....	No	.35	.35	.25	.25	.50	-	.33	.50	.50	.50	.50	.50	.50	.50
Toilet Paper (Mamko).....	Roll	6.50	6.00	7.66	-	6.00	8.00	6.84	-	7.32	7.65	8.49	7.00	-	7.57
Detergent(Zahira).....	50gm	1.72	-	-	-	-	-	1.72	1.75	1.71	1.75	1.75	1.79	2.15	1.82

Table 6 : Average Retail Price of Goods and Services by Region and Selected Market Places - Group 6 Market Places Cont'd)

		REGION AND MARKET PLACES													
ITEM	UNIT	S O M A L I E						B E N I S H A N G U L - G U M U Z							
		Shinile	Arere	Jiggiga	Hartshek	Dolo	Moyale	SOMALI AVERAGE	Mambook	Mender-Sebat	Asossa	Bambasi	Kemashi	Agelo-meti	BENI-GUMUZ AVERAGE
P R I C E I N B I R R															
DRY CLEANING															
Dry Cleaning (Suit Men).....	No	-	-	18.95	-	-	-	18.95	-	-	22.00	-	-	-	22.00
DOMESTIC SERVICE															
Maid Servant.....	Month	266.37	-	232.08	181.71	-	253.03	230.90	-	173.21	172.13	-	200.00	-	176.86
Unskilled Service (Daily Laborer)...	Day	30.00	22.89	33.25	33.25	50.00	30.00	32.32	25.00	28.23	26.57	22.36	25.00	24.66	25.42
Salary for Guard	Month	-	-	-	-	-	-	-	-	-	-	-	-	-	-
MEDICAL CARE															
Ampicillin(250 mg) Local.....	56 Caps	-	22.40	28.00	-	-	18.00	22.43	-	23.76	25.99	28.00	18.00	33.00	25.24
Tetracycline (250 mg) Local.....	56 Caps	14.00	13.72	21.69	18.67	-	15.00	16.84	15.34	16.80	17.58	16.55	11.00	-	16.03
Penicillin injection(4 Mu. Local).....	Buttle	5.00	6.00	7.65	7.48	-	6.00	6.79	-	6.00	8.51	8.00	8.00	8.00	7.59
Chloramphenicol(250mg) Local.....	56 Caps	16.80	16.80	19.40	16.17	-	15.00	17.04	21.50	16.80	23.43	16.55	17.39	17.23	18.54
Paracetamol(500mg) Local.....	20 Pills	3.00	3.46	4.00	4.47	-	4.00	3.85	4.00	4.00	2.88	4.00	3.63	4.00	3.71
Cough Syrup (Efadykse) Local.....	125cc	-	12.00	14.66	-	-	11.00	13.30	15.00	-	13.61	-	15.00	-	14.15
Bactrim(480mg) Local.....	30 Pills	9.00	7.35	9.91	8.66	-	5.00	8.25	10.90	9.00	10.14	9.00	12.00	9.00	9.76
Verrox(100mg) Local.....	12 Pills	2.00	2.45	4.00	4.00	-	3.00	3.22	-	4.00	2.62	4.00	3.46	4.00	3.55
Mezel(250mg) Local.....	30 Caps	-	7.35	11.74	10.00	-	8.00	9.56	10.99	7.66	9.27	9.65	8.90	8.57	9.16
Asprin (300 mg) Local.....	20 Pills	2.00	4.00	4.58	5.77	-	3.00	4.07	6.00	4.00	2.52	4.00	3.00	-	3.70
Insulin(Lente).....	Buttle	-	-	80.00	-	-	-	80.00	-	-	-	-	-	-	-
Amoxacillin(500mg).....	16 Caps	12.80	13.53	16.00	16.00	-	13.71	14.79	14.93	13.79	14.65	14.95	12.49	13.71	14.22
Magnesium Oxide.....	30 Pills	3.00	5.20	9.00	12.25	-	4.00	6.39	10.39	6.00	6.87	7.35	6.87	9.00	7.50
Fasider Tablet.....	1 Pills	-	-	-	-	-	1.00	1.00	-	-	-	-	-	-	-
OTHER MEDICAL EXPENSES															
Doctor's Fee (Government).....	per visit	-	1.00	3.00	-	2.00	-	1.82	5.00	4.00	4.00	-	4.00	-	4.23
Doctor's Fee (Private).....	per visit	-	-	19.57	10.00	-	10.00	13.99	-	5.00	25.00	-	-	-	11.18
Injection (Service Charge).....	Once	-	-	2.00	1.00	-	1.00	1.30	1.00	1.00	1.00	-	.35	.50	.73

Table 6 : Average Retail Price of Goods and Services by Region and Selected Market Places - Group 6 Market Places Cont'd)

January 2011
Tir 2003

R E G I O N A N D M A R K E T P L A C E S															
ITEM	UNIT	S O M A L I E						B E N I S H A N G U L - G U M U Z							
		Shinile	Arere	Jigjiga	Hartshek	Doio	Moyale	SOMALI AVERAGE	Mambook	Mender-Sebat	Asossa	Bambasi	Kemashi	Agelo-meti	BENI-GUMUZ AVERAGE
P R I C E I N B I R R															
Laboratory Test Fee (Private).....	Once	-	-	6.30	10.00	10.00	6.30	7.77	5.00	5.00	3.00	3.00	4.00	-	3.79
Bed Charge (gov.).....	per day	-	-	5.00	-	-	-	5.00	-	4.00	4.00	-	-	-	4.00
X-Ray(For TB).....	Once	-	-	40.00	-	-	-	40.00	-	75.00	-	-	-	-	75.00
Bed Charge (Private).....	per day	-	-	80.00	-	-	-	80.00	5.00	-	-	-	-	-	5.00
TRANSPORT AND COMMUNICATION															
TRANSPORT															
Benzene.....	Lt	-	-	17.43	16.74	-	-	17.08	-	-	17.45	-	-	-	17.45
Motor Oil (Mobil).....	Lt	-	-	60.66	72.46	-	-	65.13	-	-	70.00	-	-	-	70.00
Car Washing and Greasing.....	Once	-	-	80.00	-	-	-	80.00	-	-	-	-	-	-	-
Bus Fare (per km).....	Tarif	-	-	.28	.17	-	-	.22	-	-	.22	-	-	-	.22
Bus Fare (within Town)	Trip	-	-	-	-	-	-	-	-	-	-	-	-	-	-
Taxi Fare	Trip	-	-	1.00	-	-	2.00	1.41	-	-	-	-	-	-	-
Air Plane (To Addis Ababa)	Trip	-	-	806.00	-	-	-	806.00	-	-	1043.00	-	-	-	1043.00
Animal Transport fare.....	Trip	-	-	-	-	-	-	-	-	-	-	-	-	-	-
Cart Fare.....	Trip	-	-	1.00	-	-	-	1.00	-	-	-	-	-	-	-
COMMUNICATION															
Telephone Charge (with town).....	Period	-	-	-	-	.20	.20	.20	-	-	.20	.20	-	-	.20
Telephone Charge to Addis Ababa.....	Period	4.20	1.38	4.20	4.20	3.60	4.20	3.40	4.20	4.38	4.15	4.15	4.20	4.15	4.20
Telephone Line Installation Charge..	Once	283.00	-	283.30	283.30	283.30	283.30	283.24	-	283.30	283.30	355.75	355.75	-	317.46
Mobile Apparatus(Nokia6200).....	No	-	-	-	-	-	-	-	-	-	-	-	-	-	-
Mobile call from Tel.....	Period	-	-	.85	-	3.18	2.70	2.20	-	-	2.55	-	-	-	2.55
Internet Service.....	10hrs/month	-	-	94.30	-	-	-	94.30	-	-	111.00	-	111.00	-	111.00

Table 6 : Average Retail Price of Goods and Services by Region and Selected Market Places - Group 6 Market Places Cont'd)

January 2011
Tir 2003

R E G I O N A N D M A R K E T P L A C E S														
ITEM	UNIT	S O M A L I E					SOMALI AVERAGE	B E N I S H A N G U L - G U M U Z					BENI- GUMUZ AVERAGE	
		Shinile	Arere	Jiggiga	Hartshek	Dolo Moyale		Mambook	Mender- Sebat	Asossa	Bambasi	Kemashi		Agelo- meti
P R I C E I N B I R R														
ENTERTAINMENT AND EDUCATION														
EQUIPMENT AND ACCESSORIES														
T.V. Set Philips 21 inch(Colored)..... No	-	-	-	-	-	-	-	-	-	3849.68	-	-	-	3849.68
Cassette Recorded Original(Local Music)No	-	-	-	-	15.00	11.29	12.12	12.00	12.00	13.92	10.00	13.00	-	12.38
Radio Set Philips 3 Band..... No	-	-	396.64	-	-	-	396.64	-	-	333.30	-	-	-	333.30
Tape Recorder National (2 Speaker).... No	-	-	941.63	-	-	-	941.63	-	-	-	-	-	-	-
Expense for Photograph(Passport size)4Pho	-	-	6.00	-	25.00	-	10.62	8.00	-	8.62	5.00	7.83	-	7.75
Newspaper (Addis Zemen)..... No	-	-	2.00	-	-	-	2.00	-	-	-	-	-	-	-
Theater Enterance Fee Once	-	-	-	-	-	-	-	-	-	-	-	-	-	-
VCD-Player(Mayato Japan).....No	-	-	-	-	609.92	-	609.92	-	-	850.00	-	-	-	850.00
VCD Cassette rent.....Once	-	2.00	3.00	3.00	5.00	3.00	2.84	3.00	3.00	3.00	3.00	2.45	-	2.91
EDUCATION														
Exercise Book (50 Leaves) Local..... No	-	-	-	-	-	4.48	4.48	-	-	-	4.00	5.00	-	4.31
Pencil (China)..... No	-	-	1.00	-	-	1.00	1.00	-	1.50	1.82	-	-	1.00	1.54
Ball Point-Bic England..... No	2.00	2.00	3.00	2.15	2.00	1.50	2.07	3.00	3.00	2.25	3.00	2.66	2.29	2.68
Day School Fee-Public(Grade 7 & 8)..Month	-	-	-	-	-	-	-	-	-	-	-	-	-	-
Day School Fee-Private(Grade 9-10)..Month	-	-	-	-	-	-	-	-	-	170.00	-	-	-	170.00
Night School Fee-Government(Gr.9-10)Month	-	-	60.00	-	-	-	60.00	-	-	40.00	-	-	-	40.00
School Uniform Fee No	-	-	148.31	244.95	-	-	181.28	-	-	-	-	-	165.09	165.09
Night School Fee-Private(Grade9-10).Month	-	-	-	-	-	-	-	-	-	-	-	-	-	-
Night College Fee-Private.....Credit/hr	-	-	-	-	-	-	-	-	-	-	-	-	-	-
PERSONAL CARE AND EFFECTS														
PERSONAL CARE														
GIV Toilet Soap..... 90gm	6.16	5.00	-	-	4.50	-	5.07	6.75	5.63	5.63	5.98	5.43	5.63	5.83
Blade-INDIA..... No	.50	.50	1.00	.57	.50	-	.59	1.00	.50	1.00	1.00	1.00	1.00	.88

Table 6 : Average Retail Price of Goods and Services by Region and Selected Market Places - Group 6 Market Places Cont'd)

January 2011
Tir 2003

ITEM	UNIT	R E G I O N A N D M A R K E T P L A C E S													
		S O M A L I E						SOMALI AVERAGE	B E N I S H A N G U L - G U M U Z						BENI- GUMUZ AVERAGE
		Shinile	Arere	Jigjiga	Hartshek	Dolo	Moyale		Mambook	Mender- Sebat	Asossa	Bambasi	Kemashi	Agelo- meti	
P R I C E I N B I R R															
Hair Dressing (Traditional).....	No	-	10.00	10.00	15.00	10.00	7.00	9.41	7.48	10.00	5.00	3.63	5.19	-	5.28
Hair Dressing (Modern).....	No	-	-	20.00	-	-	21.54	20.76	20.00	15.97	18.00	-	-	-	17.60
Barbery (Mens Hair Cut).....	No	5.00	5.00	10.00	7.32	10.00	5.00	6.71	6.00	5.00	5.00	4.00	6.00	4.31	4.99
Zenith Hair Oil(Liquids Form).....	330cc	16.00	17.00	17.66	17.66	17.00	15.66	16.81	16.00	17.33	17.23	15.66	16.66	16.97	16.61
Zenith Hair Oil(Non-Liquids Form)..	330cc	16.00	17.00	-	-	17.00	15.66	16.40	14.57	13.47	14.77	15.09	15.37	16.97	14.78
Shaving Machine (medium)	No	75.00	-	62.50	50.00	-	-	63.29	-	-	56.46	-	60.00	-	57.33
Perfume	100cc	-	-	-	-	-	-	-	-	-	61.62	-	42.00	-	55.99
Parafin Hair Oil.....	330cc	-	-	-	-	-	-	-	-	-	24.75	-	19.80	-	23.41
Shoe Polish(Black/Brown).....	Once	2.00	-	1.00	2.00	2.00	2.00	1.74	2.00	2.00	2.00	2.00	2.00	3.00	2.14
Modes(Disposable napkins).....	Packet	-	15.00	12.66	12.00	14.49	-	13.72	-	11.00	12.32	-	12.97	-	12.07
PERSONAL EFFECTS															
Umbrella-Men Medium (Local).....	No	-	-	-	-	45.33	45.00	45.17	20.38	35.33	48.27	34.32	42.28	-	34.72
Umbrella-Women Medium (Imported).....	No	-	-	51.61	-	-	-	51.61	57.63	81.63	83.20	71.63	53.28	-	68.37
Hand Bag (Imported Synthetic).....	No	-	-	-	-	-	-	-	-	-	176.60	-	100.00	-	153.20
Belt (Local) Machine Made.....	No	-	-	40.66	-	-	-	40.66	-	40.00	63.16	-	41.60	35.00	47.38
Belt (Local) Hand Made.....	No	-	-	-	-	-	-	-	-	28.98	-	-	-	-	28.98
JEWELLERY															
Seiko-21 Jewels Automatic (Men).....	No	-	-	-	-	-	-	-	-	-	-	-	-	-	-
Seiko-21 Jewels Automatic (Women).....	No	-	-	-	-	-	-	-	-	-	-	-	-	-	-
Earrings (4gm 18 carat Local).....	Pair	-	-	-	-	-	-	-	-	-	2600.00	-	-	-	2600.00
Neck Laces (6gm 18 carat Local).....	No	-	-	-	-	-	-	-	-	-	3900.00	-	-	-	3900.00
Rings (4gm 18 carat Local).....	No	-	-	-	-	-	-	-	-	-	2600.00	-	-	-	2600.00
Bracelet 20gm (18 carat Local).....	No	-	-	-	-	-	-	-	-	-	-	-	-	-	-

Table 6 : Average Retail Price of Goods and Services by Region and Selected Market Places - Group 6 Market Places Cont'd)

January
Tir 2011
2003

R E G I O N A N D M A R K E T P L A C E S															
ITEM	UNIT	S O M A L I E					SOMALI AVERAGE	B E N I S H A N G U L - G U M U Z						BENI- GUMUZ AVERAGE	
		Shinile	Arere	Jigjiga	Hartshek	Dolo		Moyale	Mambook	Mender- Sebat	Asossa	Bambasi	Kemashi		Agelo- meti
P R I C E I N B I R R															
LIVESTOCK AND DRAUGHT ANIMALS															
LIVESTOCK															
Sheep (10-15Kg).....	No	337.33	243.29	479.72	369.64	119.93	-	280.79	369.64	270.13	305.97	333.10	349.86	-	322.03
Goat (10-15Kg).....	No	361.61	266.50	506.38	322.69	143.26	-	295.57	336.43	279.14	266.37	289.89	335.92	273.86	296.93
Heifer (2-4 Years).....	No	-	-	1233.11	1497.77	1449.43	-	1388.51	1732.20	1381.91	1730.70	1369.83	-	-	1543.45
Cow (4 Years and Above).....	No	-	-	2932.67	3888.59	1659.28	-	2664.76	2989.15	1412.97	1792.56	2041.95	-	1997.50	1984.98
Bull (2-4 Years).....	No	-	-	2415.87	2029.56	1786.47	-	2061.38	1877.95	1213.62	1930.98	1516.39	-	1200.00	1571.55
Ox (4 Years and Above).....	No	-	-	5837.41	4590.75	-	-	5176.69	3330.23	2830.62	2995.55	3079.27	2029.56	2686.07	2792.33
Hen (Indigenous).....	No	-	15.00	28.23	23.81	25.30	-	22.47	32.60	36.97	43.27	32.96	31.58	-	35.23
Cock (Indigenous).....	No	-	28.23	51.61	31.58	34.99	-	35.62	45.29	43.27	62.96	59.86	60.93	63.02	55.22
DRAUGHT ANIMALS															
Donkey.....	No	-	-	314.33	842.68	1149.27	-	923.91	879.73	1090.83	1255.96	1273.17	-	1200.00	1119.46
Horse.....	No	-	-	-	-	-	-	-	-	-	-	-	-	-	-
Mule.....	No	-	-	-	-	-	-	-	-	-	-	-	-	-	-
FARM EQUIPMENT (INDUSTRIAL PRODUCT)															
Sickel.....	No	-	25.00	26.57	-	-	-	25.77	-	50.00	29.72	24.66	24.99	25.96	29.87
Pick Axe ('Doma').....	No	-	-	41.60	-	-	-	41.60	-	70.00	56.46	60.00	-	-	61.27
'Gejera'.....	No	-	-	36.59	-	-	-	36.59	-	50.00	48.27	40.66	-	-	45.66
FARM EQUIPMENT (HAND MADE)															
'Mofer'.....	No	-	-	-	-	-	-	-	-	-	-	-	-	-	-
'Kember'.....	No	-	-	-	-	-	-	-	-	-	-	-	-	-	-
'Digr'.....	No	-	-	-	-	-	-	-	-	-	-	-	-	-	-
Plough.....	No	-	-	71.63	159.69	-	-	98.71	58.28	50.99	-	-	-	-	55.25
Sickel.....	No	-	-	41.60	74.83	-	-	52.61	-	7.48	-	15.00	-	-	10.59

Table 6 : Average Retail Price of Goods and Services by Region and Selected Market Places - Group 6 Market Places Cont'd)

January 2011
Tir 2003

R E G I O N A N D M A R K E T P L A C E S															
ITEM	UNIT	S O M A L I E					SOMALI AVERAGE	B E N I S H A N G U L - G U M U Z					BENI- GUMUZ AVERAGE		
		Shinile	Arere	Jigjiga	Hartshek	Dolo		Moyale	Mambook	Mender- Sebat	Asossa	Bambasi		Kemashi	Agelo- meti
P R I C E I N B I R R															
'Wegel'.....	No	-	-	-	-	-	-	10.00	8.49	-	-	-	-	9.36	
'Erfe'.....	No	-	-	-	-	-	-	-	-	-	-	-	-	-	
MISCELLANEOUS GOODS AND SERVICES															
Coffin (Medium Quality).....	No	-	-	389.91	-	-	-	389.91	-	-	731.86	-	547.72	-	651.75
Charge for Money Transfer.....	Once	-	-	13.00	-	-	-	13.00	-	-	13.00	-	13.00	-	13.00
Photocopy.....	per page	1.00	-	.50	-	-	-	.59	1.00	.50	.50	1.00	1.00	-	.73
Wedding Invitation Card.....	per page	-	-	1.56	-	-	-	1.56	-	-	-	-	-	-	-

Group 7

Market Places

**(Welkite, Butajira, Hosahna, Shone, Doyugena, Alaba, Awasa,
Hagere Selam, Dilla, and Yirgacheffe.)**

Table 7 : Average Retail Price of Goods and Services by Region and Selected Market Places - Group 7 Market Places Cont'd)

January 2011
Tir 2003

		R E G I O N A N D M A R K E T P L A C E S								
ITEM	UNIT	S N N P								
		Welikite	Butajira	Hosahna	Shone	Doyugena	Alaba	Awasa	Hagere-Selam	Dilla

P R I C E I N B I R R

CEREALS UNMILLED

'Teff' White	Kg	-	7.27	7.63	7.50	8.50	7.00	7.82	9.65	8.27	9.18
'Teff' Mixed.....	Kg	6.83	5.93	6.17	6.53	7.00	6.50	6.27	7.50	7.77	8.02
'Teff' Black (Red).....	Kg	6.38	5.25	-	5.13	-	-	5.55	6.37	5.80	-
Wheat White.....	Kg	5.57	4.90	5.00	-	4.80	5.00	6.83	5.28	6.16	7.00
Wheat Mixed.....	Kg	-	-	-	6.20	-	-	-	-	-	-
Wheat Black (Red).....	Kg	-	7.44	-	-	-	-	6.66	-	4.40	7.00
Barley White.....	Kg	5.44	3.82	4.60	5.49	3.98	6.00	6.00	3.41	5.66	6.00
Barley Mixed.....	Kg	-	5.67	-	4.41	3.70	-	-	-	4.33	-
Barley Black.....	Kg	5.07	6.10	4.46	4.75	3.61	5.50	6.00	-	-	-
Barley for Beer.....	Kg	-	-	-	-	-	6.50	6.58	-	5.50	5.00
Maize (White).....	Kg	2.48	2.68	3.30	3.27	2.80	2.70	3.20	3.02	3.50	3.42
Durrah.....	Kg	-	-	-	-	-	-	-	-	-	-
Sorghum Yellow.....	Kg	-	7.11	-	-	-	-	6.00	-	-	-
Sorghum White.....	Kg	4.50	-	-	2.75	-	-	5.80	-	-	-
Sorghum Red.....	Kg	2.50	2.23	3.00	-	4.02	1.80	4.97	-	-	-
African Millet.....	Kg	-	9.38	-	-	-	4.00	7.33	-	5.66	-
Rice (Imported).....	Kg	13.49	13.83	13.83	14.00	14.00	14.00	12.80	14.00	14.00	14.00
Oats.....	Kg	9.32	-	-	-	-	-	9.00	-	9.00	10.00
Hulled Barley.....	Kg	-	-	-	-	-	-	-	-	-	-

CEREALS MILLED

'Teff' White.....	Kg	-	-	-	-	-	-	-	-	-	-
'Teff' Mixed.....	Kg	-	-	-	-	-	-	9.00	-	-	10.00
'Teff' Black (Red).....	Kg	-	-	-	-	-	-	8.00	-	-	-
Wheat White.....	Kg	-	-	-	-	-	-	-	-	-	-
Wheat Mixed.....	Kg	-	-	-	-	-	-	-	-	-	-
Barley White.....	Kg	-	-	-	-	-	-	-	-	-	-
Barley Mixed.....	Kg	-	-	-	-	-	-	-	-	-	-

Table 7 : Average Retail Price of Goods and Services by Region and Selected Market Places - Group 7 Market Places Cont'd)

		January 2011									
		Tir 2003									
		R E G I O N A N D M A R K E T P L A C E S									
ITEM	UNIT	S N N P									
		Welikite	Butajira	Hosahna	Shone	Doyugena	Alaba	Awasa	Hagere-Selam	Dilla	Yirega-chefie
		P R I C E I N B I R R									
Maize (White).....	Kg	4.32	-	3.92	4.29	4.23	-	-	4.00	4.00	4.15
Oats.....	Kg	14.64	15.98	15.49	14.00	14.00	12.00	-	-	-	-
Sorghum.....	Kg	-	-	-	-	-	-	-	-	-	-
Durrah.....	Kg	-	-	-	-	-	-	-	-	-	-
'Fur'no Duket' Locally Processed..	Kg	9.16	-	9.00	8.43	8.00	8.00	8.50	8.83	9.00	8.83
PULSES UNMILLED											
Horse Beans.....	Kg	5.93	6.71	6.60	7.42	6.50	9.00	7.00	5.93	7.49	7.50
Peas White.....	Kg	-	9.22	-	-	6.75	-	-	-	-	-
Peas Green(dry).....	Kg	8.52	7.96	8.00	-	8.52	10.00	7.83	6.18	8.65	8.00
Peas Mixed.....	Kg	-	8.61	-	7.89	-	-	-	-	-	8.00
Soya Beans.....	Kg	-	-	-	-	-	-	-	-	-	-
Chick Peas.....	Kg	7.50	7.41	8.00	6.37	-	-	8.83	9.65	8.83	9.00
Lentils.....	Kg	13.66	13.30	13.00	12.00	16.00	16.00	13.66	-	14.00	14.00
Haricot Beans.....	Kg	5.43	3.63	7.00	5.17	-	4.50	7.83	-	5.83	-
Lima Beans.....	Kg	-	-	-	-	-	-	-	-	-	7.00
Vetch.....	Kg	6.10	6.58	-	-	-	-	7.00	-	4.50	7.00
Fenugreek(Green).....	Kg	27.32	29.91	13.00	21.66	44.66	25.00	28.33	27.66	30.00	26.66
PULSES MILLED OR SPLIT											
Horse Beans Milled.....	Kg	-	-	-	-	-	-	-	-	-	-
Peas Milled.....	Kg	-	-	15.00	15.33	-	-	16.98	-	20.00	15.33
Chick Peas Milled.....	Kg	-	-	-	-	-	-	-	-	-	-
Mixed Pulses Milled.....	Kg	-	-	13.75	-	11.00	15.83	11.15	-	-	-
Vetch Milled.....	Kg	-	17.83	-	-	-	-	10.00	10.00	-	12.00
Peas Split.....	Kg	10.49	14.16	10.50	10.00	-	11.00	10.83	11.00	9.32	10.00
Peas Split(Roasted).....	Kg	11.66	12.00	12.00	11.00	10.00	13.00	11.66	-	-	-
Horse Beans Split(Roasted).....	Kg	-	10.00	9.50	-	-	12.00	10.83	9.00	-	-
Lentils Split.....	Kg	18.00	17.83	18.08	18.00	18.00	18.00	18.17	17.00	16.66	18.00

Table 7 : Average Retail Price of Goods and Services by Region and Selected Market Places - Group 7 Market Places Cont'd)

January
Tir 2011
2003

ITEM	UNIT	R E G I O N A N D M A R K E T P L A C E S									
		S N N P									
		Welikite	Butajira	Hosahna	Shone	Doyugena	Alaba	Awasa	Hagere-Selam	Dilla	Yirega-chefie
P R I C E I N B I R R											
Vetch Split(Roasted).....	Kg	-	10.00	-	-	-	11.00	10.49	-	-	-
Chick Peas Split(Roasted).....	Kg	-	-	-	-	-	-	13.00	-	-	-
Fenugreek Milled.....	Kg	-	44.66	30.00	36.00	42.50	40.00	45.00	-	60.00	60.00
OIL SEEDS											
Niger Seed.....	Kg	7.60	15.96	-	-	-	20.00	12.16	-	13.66	12.00
Linseed White.....	Kg	-	-	-	-	-	-	-	-	-	-
Linseed Red.....	Kg	7.90	14.22	-	13.05	10.52	10.00	13.83	10.25	13.33	12.00
Sesame Seed Red.....	Kg	-	-	-	-	-	-	-	-	-	-
Sunflower.....	Kg	-	-	-	-	-	13.00	12.00	-	14.00	-
Castor Beans.....	Kg	-	10.98	-	3.94	-	6.26	-	5.18	-	-
Rape Seed.....	Kg	7.79	8.64	8.00	6.53	12.00	12.00	10.31	12.00	12.00	12.00
Ground Nut Shelled.....	Kg	15.64	16.50	17.50	19.00	-	15.00	14.83	18.00	18.66	15.00
PREPARED CEREAL PRODUCTS											
Spaghetti (Local) Without Egg....	Kg	22.00	22.00	16.83	18.00	17.00	18.00	18.90	23.31	24.00	19.93
Pastini.....	Kg	18.25	15.66	18.00	18.00	-	20.00	18.00	-	-	-
Macaroni (Local) Without Egg....	Kg	12.00	11.92	12.00	12.00	12.00	12.00	12.50	12.63	12.66	-
'Fafa' Flour.....	kg	-	-	-	-	-	-	-	-	-	25.92
'Dube' Flour.....	kg	-	-	-	-	-	-	-	-	-	-
BREAD AND OTHER PREPARED FOODS											
'Enjera' ('Teff' Mixed).....	325gm	1.76	1.78	2.37	2.30	-	2.12	2.03	2.64	1.97	3.21
'Dabo' (Traditional Ambasha)..	350gm	-	-	2.63	-	-	2.50	-	1.75	-	-
'Dabo' (Traditional Sheleto)..	350gm	-	1.45	-	-	-	-	-	1.43	-	-
Bread Wheat (Bakery).....	350gm	3.09	3.63	3.50	2.56	3.76	3.89	3.76	2.50	3.50	4.38
Biscuits	150gm	3.21	3.56	3.21	3.21	3.21	3.21	3.21	3.21	3.21	3.21

Table 7 : Average Retail Price of Goods and Services by Region and Selected Market Places - Group 7 Market Places Cont'd)

January
Tir 2011
2003

ITEM	UNIT	R E G I O N A N D M A R K E T P L A C E S									
		S N N P									
		Welikite	Butajira	Hosahna	Shone	Doyugena	Alaba	Awasa	Hagere-Selam	Dilla	Yirega-chefie
P R I C E I N B I R R											
MEAT											
Beef	Kg	46.00	43.27	54.00	47.32	60.00	50.00	40.66	52.00	36.00	49.97
Camel Meat	Kg	-	-	-	-	-	-	-	-	-	-
FISH AND FISH PRODUCTS											
Fish Fresh.....	Kg	-	-	-	-	-	-	-	-	-	-
Sardines (Imported).....	125gm	16.00	-	18.00	-	-	-	19.00	-	21.00	-
DIARY PRODUCTS AND EGG											
Cow Milk (Unpasteurized).....	Lt	8.93	8.91	6.00	6.06	-	7.58	7.00	5.15	12.50	12.00
Cow Milk (pasteurized).....	Lt	14.00	-	-	-	-	-	10.00	-	-	-
Camel Milk.....	Lt	-	-	-	-	-	-	-	-	-	-
Goat Milk.....	Lt	-	-	-	-	-	-	-	-	-	-
Powdered Milk (Me&My).....	450gm	67.47	85.50	70.00	-	87.80	84.38	81.68	-	82.87	-
Yoghurt (Traditional).....	Lt	10.71	11.94	9.00	12.00	-	9.38	11.25	-	12.50	12.00
Cheese Cottage.....	Kg	20.97	28.98	12.86	22.16	16.89	12.44	28.65	-	25.33	-
Egg (Traditional).....	Dozen	16.80	13.20	12.00	11.63	12.00	18.00	18.00	15.00	20.00	21.96
OILS AND FATS											
Butter Unrefined.....	Kg	80.00	75.00	80.00	77.58	71.92	120.00	92.31	80.00	90.00	90.00
Cooking Oil (Imported).....	Lt	26.44	25.89	22.78	25.89	26.00	19.22	26.67	27.33	27.56	26.44
Cooking Oil (Local).....	Lt	40.00	-	29.66	-	-	24.00	-	32.00	-	33.33
Vegetable Butter(Sheno & Shady)..	Kg	69.63	69.99	60.74	47.78	53.33	72.04	72.22	67.64	70.37	-

Table 7 : Average Retail Price of Goods and Services by Region and Selected Market Places - Group 7 Market Places Cont'd)

January 2011
Tir 2003

ITEM	UNIT	R E G I O N A N D M A R K E T P L A C E S									
		S N N P									
		Welikite	Butajira	Hosahna	Shone	Doyugena	Alaba	Awasa	Hagere-Selam	Dilla	Yirega-chefie

P R I C E I N B I R R

VEGETABLES AND FRUITS
VEGETABLES (FRESH)

Ethiopian Kale.....	Kg	5.27	2.13	3.00	3.18	-	1.28	2.90	1.19	3.54	-
Cabbage.....	Kg	2.74	3.71	2.80	3.04	2.19	4.51	2.75	2.15	1.20	3.24
Lettuce.....	Kg	-	-	-	-	-	-	9.59	-	-	-
Spinach.....	Kg	-	2.98	3.45	-	-	-	3.50	-	-	-
Carrot.....	Kg	3.00	2.81	3.85	4.08	4.00	3.00	3.33	2.91	4.00	4.67
Tomatoes.....	Kg	6.00	7.00	6.00	8.00	5.00	7.00	7.00	7.00	8.00	8.98
Onions.....	Kg	9.00	7.00	11.00	10.00	12.00	8.00	7.16	10.00	8.00	9.00
Garlics.....	Kg	25.00	45.58	29.32	24.66	35.00	30.00	32.33	-	38.62	37.96
Leaks.....	Kg	-	-	-	-	-	-	-	-	-	-
Pepper Green.....	Kg	11.89	-	-	-	12.00	-	10.00	16.67	12.32	-
Pumpkin.....	Kg	1.15	1.05	.99	-	-	1.17	-	-	3.06	-
Green Peas.....	Kg	10.91	16.00	-	-	-	-	7.00	-	-	-
Beet Root.....	Kg	4.00	4.18	4.35	1.93	4.00	3.00	4.19	3.50	4.00	3.89
Cauliflower.....	Kg	-	-	-	-	-	-	-	-	-	-

FRUITS FRESH

Banana.....	Kg	6.32	6.65	6.00	6.20	5.00	7.00	3.50	4.29	6.00	5.71
Orange.....	Kg	10.00	10.00	9.00	3.55	-	12.00	7.90	-	12.00	-
Lemon.....	Kg	16.67	10.03	-	7.84	-	14.39	9.83	-	15.00	14.45
Tangerine.....	Kg	-	-	-	-	-	-	7.90	-	-	-
Papaya.....	Kg	2.90	1.49	-	-	-	-	4.15	-	-	-
Grapes.....	Kg	-	-	-	-	-	-	-	-	-	-
Avocado.....	Kg	6.00	6.00	6.00	4.70	-	2.46	8.00	4.30	2.75	5.10
Mango.....	Kg	6.60	7.00	-	6.26	-	4.17	6.00	-	-	-
Cactus.....	Kg	-	-	-	-	-	-	-	-	-	-

Table 7 : Average Retail Price of Goods and Services by Region and Selected Market Places - Group 7 Market Places Cont'd)

January 2011
Tir 2003

ITEM	UNIT	R E G I O N A N D M A R K E T P L A C E S									
		S N N P									
		Welikite	Butajira	Hosahna	Shone	Doyugena	Alaba	Awasa	Hagere-Selam	Dilla	Yirega-chefie
P R I C E I N B I R R											
SPICES											
Pepper Whole.....	Kg	20.95	20.00	23.33	23.49	-	17.00	27.00	-	22.66	23.00
Black Pepper(Local).....	Kg	110.00	130.00	120.00	135.00	-	150.33	134.94	-	118.31	124.90
Long Pepper(Local).....	Kg	21.54	-	28.96	30.00	25.00	23.33	22.00	-	27.66	25.66
White Cumin(Bishop's Weed)Local..	Kg	24.66	27.32	14.66	22.33	25.00	22.66	23.63	20.00	25.00	24.33
Black Cumin(Local).....	Kg	48.27	60.00	-	52.00	55.00	50.00	60.98	58.99	71.63	64.33
Ginger Dry(Local).....	Kg	-	-	20.00	-	-	-	-	-	-	-
Ginger Wet(Local).....	Kg	12.00	16.67	4.85	3.86	15.00	15.00	12.33	-	12.00	12.00
Cloves(Imported).....	Kg	100.00	120.00	128.99	120.00	110.00	120.00	116.57	132.99	108.31	114.89
Cinnamon(Imported).....	Kg	80.00	65.00	58.28	74.50	60.00	70.00	69.33	60.00	80.00	77.64
Cardamon(Local).....	Kg	58.28	60.00	45.00	75.00	60.00	64.50	63.29	76.52	78.30	70.00
Tumeric Flour(Local).....	Kg	40.00	-	-	-	-	-	-	-	46.61	38.00
Chillies Whole.....	Kg	24.66	54.67	24.33	19.33	26.00	25.00	27.66	-	20.33	21.66
Basil Dry.....	Kg	28.60	30.26	18.00	18.00	25.00	20.00	22.33	-	22.66	28.00
POTATOES, OTHER TUBERS AND STEMS											
Potato.....	Kg	4.00	5.27	4.00	3.92	4.00	3.00	3.00	3.44	5.00	3.69
Sweet Potato.....	Kg	1.71	3.02	1.99	1.92	-	1.15	2.55	1.75	1.40	2.00
'Kocho' (Unprocessed).....	Kg	2.67	1.92	1.78	2.02	2.88	5.21	3.43	1.95	3.16	-
'Bula'.....	Kg	8.15	11.69	10.73	9.39	7.65	12.15	8.21	5.77	7.62	-
COFFEE, TEA, CHAT AND BUCK-THORN LEAVES											
Tea Leaves(Local).....	100gm	2.91	2.70	3.00	3.00	3.00	3.00	2.55	3.00	3.75	3.75
Coffee Whole.....	Kg	34.32	39.20	9.69	12.57	-	-	-	16.39	-	18.57
Coffee Beans.....	Kg	56.96	64.66	62.66	72.67	60.00	58.00	59.33	50.00	55.33	54.99
Coffee Leaves.....	Kg	-	-	-	-	-	-	-	-	-	-
Buck Thorn Leaves.....	Kg	12.77	11.63	18.82	11.02	11.11	-	11.56	-	-	-
'Chat'.....	Kg	12.42	55.18	61.23	31.09	-	29.87	17.35	13.73	20.27	28.47

Table 7 : Average Retail Price of Goods and Services by Region and Selected Market Places - Group 7 Market Places Cont'd)

January 2011
Tir 2003

R E G I O N A N D M A R K E T P L A C E S											
ITEM	UNIT	S N N P									
		Welikite	Butajira	Hosahna	Shone	Doyugena	Alaba	Awasa	Hagere-Selam	Dilla	Yirega-chefie
P R I C E I N B I R R											
Malt-Barley.....	Kg	13.68	14.73	14.82	-	11.85	4.69	-	5.23	-	-
Malt-Wheat.....	Kg	15.01	12.94	12.51	8.23	11.85	4.35	-	11.01	7.00	7.00
OTHER FOOD ITEMS											
Salt.....	Kg	3.00	3.00	3.00	3.00	3.16	3.00	3.41	3.01	3.00	3.66
Sugar.....	Kg	15.33	15.00	16.00	16.00	16.00	16.16	14.40	16.00	16.00	16.00
Honey.....	Kg	50.00	45.00	33.70	-	40.00	52.63	45.00	65.00	-	-
Canned Tomato (Local).....	410gm	-	14.16	14.66	-	-	-	15.50	-	15.33	-
Dry Yeast(Baking powder).....	350gm	70.00	70.00	70.00	70.00	87.50	70.00	70.00	70.00	70.00	70.00
FOOD TAKEN AWAY FROM HOME											
Cup of Tea.....	No	1.23	1.00	.70	1.00	1.00	1.00	1.00	1.00	1.00	1.14
Cup of Coffee.....	No	2.82	2.50	2.50	2.00	2.50	2.50	2.66	2.50	2.50	2.47
Cup of Milk.....	No	3.63	3.00	2.50	2.15	2.50	2.50	3.16	2.50	2.66	2.97
'Key Wot Yebere'.....	One Meal	14.57	13.00	13.00	12.00	12.00	12.00	16.87	13.00	-	14.64
'Key Wot Yebeg/Yefyel'.....	One Meal	14.00	16.33	-	12.00	-	12.00	16.87	14.33	16.00	-
'Yebeg Tibs'.....	One Meal	19.93	19.56	18.00	14.00	-	15.00	21.18	15.00	18.64	17.93
'Fasting Meal Without fish'.....	One Meal	11.60	11.00	10.00	6.00	5.00	7.00	12.16	5.00	9.65	8.43
'Yebeg Kikil'.....	One Meal	15.98	15.98	15.33	13.30	-	12.00	17.24	14.66	14.00	15.66
COST OF MILLING											
Cereals.....	100Kg	30.00	20.00	40.00	30.00	40.00	20.00	30.00	30.00	28.23	35.00
Pulses.....	100Kg	30.00	20.00	40.00	30.00	40.00	15.00	30.00	30.00	28.23	35.00
Pepper Whole.....	100Kg	100.00	100.00	200.00	-	-	150.00	100.00	-	100.00	100.00

Table 7 : Average Retail Price of Goods and Services by Region and Selected Market Places - Group 7 Market Places Cont'd)

January 2011
Tir 2003

		R E G I O N A N D M A R K E T P L A C E S								
ITEM	UNIT	S N N P								
		Welikite	Butajira	Hosahna	Shone	Dcyugena	Alaba	Awasa	Hagere-Selam	Dilla

P R I C E I N B I R R

BEVERAGES - NON ALCOHOLIC

Ambo Mineral Water.....	500cc	4.83	5.00	4.50	4.66	5.00	5.00	4.20	5.00	5.00	5.00
Mineral Water.....	Lt	6.65	7.00	7.00	7.00	6.00	7.00	7.16	6.67	8.00	5.54
Coca Cola/Fanta.....	300cc	4.83	5.00	4.50	5.00	5.00	5.00	4.20	5.00	5.00	5.16
Pepsi Cola/Mirinda.....	300cc	4.83	5.00	4.50	5.00	5.00	5.00	4.20	5.00	5.00	5.16

BEVERAGES - ALCOHOLIC

Araki (Local).....	900cc	40.00	56.00	39.00	53.00	-	40.00	40.66	43.66	60.00	40.00
Cognac (Local).....	900cc	40.00	56.00	-	-	-	-	40.50	-	-	40.00
Brandy (Local).....	900cc	40.00	56.00	-	-	-	40.00	40.66	-	-	-
Gin' (Local).....	900cc	40.00	56.00	40.00	53.00	-	18.50	40.66	43.66	60.00	40.00
Saris Wine (Normal).....	750cc	28.96	30.00	30.00	25.00	-	30.00	27.00	28.65	30.00	32.23
'Katikalla'.....	Lt	27.78	23.62	15.66	17.66	25.33	15.19	21.16	14.97	12.00	8.50
Beer (Bedele).....	330cc	8.00	8.00	9.00	-	-	-	7.20	-	7.50	8.00
Beer (Harar).....	330cc	8.00	8.00	9.00	9.00	-	8.00	7.20	8.00	7.50	8.00
Beer (Meta Abo).....	330cc	8.00	8.00	9.00	9.00	-	8.00	7.20	8.00	7.50	8.00
'Tella'.....	Lt	2.22	1.95	1.72	1.76	1.80	1.18	3.03	1.22	2.17	2.33
'Teji' (Mead).....	Lt	6.00	4.17	3.85	7.14	6.00	6.82	6.00	3.85	4.58	4.17

CIGARETTES AND TOBACCO

CIGARETTES

Nyala.....	Packet	8.00	10.00	8.00	10.00	8.00	9.00	8.00	10.00	-	10.00
Gissila.....	Packet	2.00	-	-	-	-	-	-	-	-	-
Rothmans/England/.....	Packet	20.00	25.00	14.00	-	-	20.00	24.83	-	-	-
Marlboro.....	Packet	-	-	-	-	-	-	-	-	-	-

Table 7 : Average Retail Price of Goods and Services by Region and Selected Market Places - Group 7 Market Places Cont'd)

January
Tir 2011
2003

R E G I O N A N D M A R K E T P L A C E S											
I T E M	U N I T	S N N P									
		Welikite	Butajira	Hosahna	Shone	Doyugena	Alaba	Awasa	Hagere-Selam	Dilla	Yirega-chefie
P R I C E I N B I R R											
TOBACCO											
'Gaya'.....	Kg	-	-	15.50	9.41	55.06	25.00	-	43.68	-	-
CLOTHING AND FOOT WEAR											
CLOTHING											
Abujedid(Akaki/Bahir Dar)91cm.	Meter	-	-	-	-	-	15.98	14.50	-	18.00	17.00
Abujedid(Komb./Arba Min.)150cm	Meter	24.66	27.33	21.66	20.00	-	25.99	22.00	-	23.33	25.00
Khaki(S-10,000 Twil)150cm.....	Meter	-	-	-	-	-	-	-	-	-	-
Khaki(Akaki).....	Meter	-	-	-	-	-	-	-	-	-	-
Wool-England 100%.....	Meter	-	-	-	-	-	-	-	-	-	-
Tetron(A.Minch).....	Meter	-	-	-	-	-	54.77	-	-	-	77.46
Poplin(Dire Dawa)105cm.....	Meter	-	-	16.00	-	-	25.33	18.00	-	-	-
Poplin(Komb./Arba Minch)150cm.	Meter	36.97	38.66	32.00	25.00	-	38.26	35.33	-	29.66	38.31
Nylon(Mojo).....	Meter	25.00	-	30.00	-	-	-	-	-	-	-
Polyster(Arba Minch/Awasa)....	Meter	-	-	-	-	-	-	45.50	-	-	-
Jersi.....	Meter	39.32	-	-	-	-	-	45.50	-	-	-
Cotton.....	Kg	-	-	18.17	-	-	-	-	-	-	10.82
Hisufi	Meter	-	-	-	-	-	-	-	-	-	-
Kefai.....	Meter	-	-	35.33	-	-	-	-	-	-	54.77
Kashemire.....	Meter	-	50.32	29.32	24.00	-	50.00	43.32	-	43.66	48.00
Deriya.....	Meter	22.55	-	31.63	-	-	-	-	-	-	-
COST OF TAILORING											
Woolen Suit (Men).....	No	374.17	366.45	-	185.00	-	250.00	374.44	-	356.64	-
Khaki/Teteron Suit (Men).....	No	139.64	176.60	88.99	71.63	-	120.00	116.57	-	126.58	250.00
Khaki/Teteron Suit (Boys).....	No	72.46	86.53	40.66	51.61	-	60.00	60.00	-	73.29	150.00

Table 7 : Average Retail Price of Goods and Services by Region and Selected Market Places - Group 7 Market Places Cont'd)

January 2011
Tir 2003

R E G I O N A N D M A R K E T P L A C E S											
ITEM	UNIT	S N N P									
		Welikite	Butajira	Hosahna	Shone	Doyugena	Alaba	Awasa	Hagere-Selam	Dilla	Yirega-chiefie
P R I C E I N B I R R											
READY-MADE / FOR ADULTS											
'Netela'.....	No	138.08	-	166.33	-	148.31	-	66.63	-	-	-
'Gabi'.....	No	289.89	283.06	314.97	-	254.97	303.30	213.28	250.00	186.65	359.91
Shirts Long Sleeved (Local).....	No	-	-	-	90.00	113.31	-	-	-	-	-
Shirts Long Sleeved (Imported)...	No	171.45	164.95	148.31	148.31	170.00	101.64	136.58	123.24	158.32	149.78
Shirts Short Sleeved (Imported)...	No	151.54	120.00	141.65	108.31	165.00	-	131.65	-	153.26	123.24
Socks (Cotton) Imported.....	Pair	20.00	16.98	8.00	12.00	10.00	12.00	12.32	14.30	-	-
Sweater (Local) Men.....	No	-	164.95	-	120.00	-	-	131.39	-	-	-
Sweater (Local) Women.....	No	-	-	-	-	-	-	119.93	-	-	-
Shash (Imported).....	No	12.30	33.25	-	18.64	20.00	10.00	20.65	15.94	14.33	20.00
Singlets (Local) White.....	No	-	-	-	30.00	30.00	-	-	-	41.60	44.81
Jeans Trouser.....	No	296.63	324.97	286.66	273.29	229.12	263.29	350.00	293.30	336.54	353.30
Woolen Suit.....	No	-	-	-	-	-	-	-	-	-	-
'Kemisna Netela'.....	No	349.90	456.57	379.98	-	-	253.29	241.59	-	188.32	366.45
Sweater Men (Imported).....	No	-	-	-	118.31	-	-	162.48	-	-	-
Sweater-Women (Imported).....	No	-	179.95	148.31	-	-	-	142.48	-	-	-
Nylon Dress.....	No	-	-	-	-	-	-	-	-	-	-
Tetron Trouser.....	No	-	-	-	-	-	-	-	-	-	-
Leather Jacket.....	No	-	-	988.33	-	-	-	-	-	-	-
Under Wear China.....	No	27.59	25.99	-	25.66	-	28.33	28.65	28.00	22.33	38.26
Polyester Suit.....	No	-	-	-	-	-	-	-	-	-	-
Khaki Short	No	-	-	-	-	-	-	-	-	-	-
T-Shirts	No	141.65	93.30	93.30	80.00	70.00	80.00	128.18	76.63	143.26	113.24
Jogging Suit(sport tuta)	No	266.37	253.29	256.66	170.00	180.00	161.65	389.91	294.96	396.64	-
Khaki Jacket	No	-	341.56	153.32	-	-	224.96	403.14	-	296.63	289.89
Geldem	No	53.50	64.87	-	48.99	-	-	70.00	-	-	-
Mekremia.....	No	72.64	114.93	123.31	41.65	39.32	62.63	60.00	-	58.28	-
Polyester skirt.....	No	-	254.97	-	-	-	-	-	-	-	-
Pants(for men).....	No	31.58	37.61	12.66	20.00	20.00	18.66	29.32	20.00	33.25	43.27

Table 7 : Average Retail Price of Goods and Services by Region and Selected Market Places - Group 7 Market Places Cont'd)

January 2011
Tir 2003

R E G I O N A N D M A R K E T P L A C E S											
ITEM	UNIT	S N N P									
		Welikite	Butajira	Hosahna	Shone	Doyugena	Alaba	Awasa	Hagere-Selam	Dilla	Yirega-chefie
P R I C E I N B I R R											
READY-MADE / FOR CHILDREN											
Sweater (Local) for Boys..... No		77.46	-	-	-	-	-	93.22	-	-	-
Socks (Imported) Cotton..... Pair		6.65	9.65	5.00	6.00	6.65	5.00	6.65	8.00	7.00	8.96
Jeans Trouser..... No		-	-	116.64	-	221.65	-	-	-	-	-
Shirt Long Sleeved(Imported)Boys. No		-	71.63	33.65	40.00	-	40.00	84.90	-	66.63	68.29
Sweater (England) for Girls..... No		80.00	121.64	54.33	-	-	-	85.00	-	-	-
Kemise(for children) No		91.64	133.25	128.31	131.65	-	114.93	253.03	109.54	178.32	139.76
Baby Cloths(Complete)..... No		101.48	140.00	-	80.00	-	95.66	88.30	103.23	98.30	116.57
T-Shirt..... No		-	94.91	124.33	-	38.26	30.00	53.28	-	58.28	-
Jeans trouser and Jacket..... No		154.95	219.96	31.32	144.33	166.65	166.60	169.95	200.00	271.66	216.30
FOOTWEAR (MEN AND WOMEN)											
Anbessa Leather Shoes Men(Local)Pair		289.89	-	164.95	171.65	-	-	169.95	150.00	183.27	276.63
Leather Shoes Men (Croft)..... Pair		-	814.63	-	-	-	-	638.28	-	750.00	720.00
Walking Shoes(Imp.) Non-Leather Pair		-	-	-	-	-	182.66	266.37	-	286.63	-
Canvas Shoes (Local) Men..... Pair		123.24	-	-	-	-	-	85.00	-	-	-
Canvas Shoes (China) Men..... Pair		144.94	-	44.32	46.33	-	-	69.33	-	116.57	75.00
Plastic Shoes (Local) Women.... Pair		12.00	15.00	11.32	13.66	30.00	12.00	13.16	16.00	13.66	13.98
Slippers Sponge Adult (China).. Pair		-	-	24.66	18.00	21.66	20.00	21.66	-	16.66	-
Boots for Men Plastic (Local).. Pair		60.93	-	-	-	-	-	-	75.00	-	60.00
Sendel Plastic Shoes (Imp.).... Pair		-	-	12.32	16.00	-	-	-	-	-	-
Cost of Mending Shoes sole(Men).Pair		40.00	29.32	30.00	25.00	32.00	-	36.59	-	35.00	50.00
Shoe leather,Women(China).....Pair		168.12	-	118.31	-	-	-	161.65	-	244.97	169.80
Shoe leather,Women(Local).....Pair		113.24	126.51	92.64	138.31	-	92.64	116.57	93.22	153.26	88.30
Shoe leather,Children(Local)....Pair		79.90	124.93	78.30	90.00	121.64	91.66	84.90	112.92	116.57	119.72
Plastic shoe(Childern).....Pair		26.30	9.65	7.65	9.32	20.00	10.66	10.00	14.66	9.65	11.66
Shoe leather,Children(Imported).Pair		120.00	-	66.33	-	-	-	106.56	-	103.23	-
Shoe sendel(Plastic) Childern...Pair		-	-	9.32	-	-	-	-	-	-	-

Table 7 : Average Retail Price of Goods and Services by Region and Selected Market Places - Group 7 Market Places Cont'd)

ITEM	UNIT	R E G I O N A N D M A R K E T P L A C E S									
		S N N P									
		Welikite	Butajira	Hosahna	Shone	Doyugena	Alaba	Awasa	Hagere-Selam	Dilla	Yirega-chefie
P R I C E I N B I R R											
CONSTRUCTION MATERIALS, WATER, AND FUEL AND POWER											
CONSTRUCTION MATERIALS											
Cement/Bag/(Local).....	50Kg	208.32	205.00	218.32	-	225.00	200.00	192.99	-	201.66	209.16
Lime.....	Kg	-	-	2.00	-	-	-	-	-	-	-
Lime/Jeso(Local).....	Kg	1.38	1.88	-	-	.75	.92	1.80	1.71	1.03	1.25
Nail (7cm - 12cm).....	Kg	22.33	22.00	23.66	22.66	22.00	22.33	24.00	24.00	21.94	24.00
Nail With Cape.....	Kg	30.97	30.00	33.33	38.00	32.00	32.66	32.00	36.59	33.25	35.66
Corrugated Iron Sheet (.2mm).....	No	98.00	-	97.33	109.00	-	98.00	91.10	-	88.00	98.33
Wood for House Construction('Atana')..	No	15.00	12.83	19.66	6.65	12.00	17.66	-	-	4.64	-
Wall Paints-Super (Fluid) Normal.....	4Kg	94.33	-	103.31	84.50	-	90.00	113.49	114.14	90.00	100.00
Wall Paints-Super (Fluid) Plastic.....	4Kg	195.31	197.00	-	170.00	-	200.00	185.67	-	190.00	200.00
Coarse Aggregate Gravel.....	Meter Cube	-	-	-	-	-	140.00	-	-	-	-
Hollow Concrete Block(15x20x40 cm Cube)No		10.00	6.00	8.00	-	-	-	7.00	-	-	-
Bricks (25cm x 12cm x 6cm).....	No	-	-	-	-	-	-	-	-	2.47	-
Floor Board 4m Length.....	No	-	-	-	34.65	35.00	51.61	44.32	-	40.82	46.42
Iron Pipe 6mt. (1/2 inch Wide) Local..	No	-	-	-	-	-	-	-	-	-	-
Chipwood (125cm x 250cm x 8mm).....	No	117.47	-	144.33	-	-	111.64	-	-	110.00	-
Sand.....	Meter Cube	-	93.75	86.64	-	-	68.75	-	-	-	-
Gutter N° 33.....	Meter	-	-	-	-	-	-	69.33	-	87.33	-
Window Glass (50cm x 50cm x 3mm).....	No	33.33	-	31.97	-	-	30.00	33.99	-	35.66	42.43
Water Tanker,Roto (1 meter cube).....	No	2692.58	-	-	-	-	-	-	-	-	-
Stone for House Construction..	Meter Cube	-	62.50	110.00	-	-	62.50	-	-	-	-
Mega Paints.....	4Kg	94.33	97.52	100.00	-	-	200.00	113.49	-	-	100.00
Nefas seleke Paints.....	4Kg	113.00	-	-	-	-	-	-	-	-	-
"Yewellel Nitaf"(Cement Made Tile).....No		-	-	-	-	-	-	87.50	-	-	-
"Yewellel Nitaf"(Plastic Made Tile).....No		-	-	-	-	-	-	-	-	-	-
Key (With hand).....	No	151.65	145.00	148.99	145.00	-	135.27	153.26	-	184.95	-
Door made of iron.....	No	500.00	-	616.66	533.19	786.61	754.32	406.47	-	732.95	-

Table 7 : Average Retail Price of Goods and Services by Region and Selected Market Places - Group 7 Market Places Cont'd)

January 2011
Tir 2003

ITEM	UNIT	R E G I O N A N D M A R K E T P L A C E S									
		S N N P									
		Welikite	Butajira	Hosahna	Shone	Doyugena	Alaba	Awasa	Hagere-Selam	Dilla	Yirega-chefie
P R I C E I N B I R R											
WATER											
Water.....	Meter Cube	-	2.25	2.50	3.00	-	-	2.00	3.00	-	5.75
FUEL AND POWER											
Fire Wood.....	Meter Cube	76.38	124.95	152.20	151.87	162.69	416.78	-	111.21	145.73	117.94
Charcoal.....	Kg	4.26	4.47	3.49	5.64	-	4.06	6.00	3.31	2.75	8.66
Dung Cake.....	Kg	-	-	-	-	2.06	-	-	-	-	-
Kerosine.....	Lt	11.86	12.41	12.00	13.00	-	12.48	12.45	-	11.41	12.53
Diesel.....	Lt	13.35	13.99	14.00	-	-	14.06	14.03	-	12.83	14.11
Electric.....	K.Watt	.27	.27	.27	.27	-	.27	.27	.27	.27	.27
Matches.....	Box	-	-	-	-	-	-	-	-	-	-
Candles.....	No	-	-	-	-	-	-	-	-	-	-
Buthane Gas (Shell).....	12.5 Kg	-	-	-	-	-	-	364.58	-	-	-
Eveready Drycell.....	No	3.58	3.71	3.50	3.50	3.75	3.25	3.91	4.00	4.00	4.00
FURNITURE, FURNISHING, HOUSEHOLD EQUIPMENT AND OPERATION											
CHAIRS, TABLES, ETC.											
Table Wanza (Machine made) Varnished..	No	512.99	532.80	600.00	376.29	593.26	719.95	600.00	300.00	1000.00	247.30
Table Wanza (Hand made) Not Varnished..	No	310.72	-	416.50	-	-	-	-	-	-	-
Chairs Wanza (Machine Made) Varnished..	No	282.31	299.89	275.00	226.62	126.64	366.64	233.00	150.00	366.64	516.14
Chairs Wanza (Hand Made) Varnished....	No	209.39	106.56	166.60	-	-	65.00	-	-	-	-
Cupboard Wanza (2 doors) Varnished....	No	2040.83	2000.00	3214.98	1482.01	3409.99	2789.99	1682.17	-	3166.31	2432.53
Double Bed Wanza (120cm) Varnished....	No	1356.48	1832.73	1800.00	916.37	1544.99	1316.61	1149.27	832.03	1200.00	2198.48
Sofas (Complete).....	No	-	-	-	-	-	-	7076.54	-	-	9427.52
Book Shelves Wanza (3 Shelves) no Door	No	644.83	539.18	1300.00	500.00	1400.00	903.32	582.85	-	1500.00	1181.67
Chest of Drawer	No	1181.67	1349.38	1223.33	816.33	1600.00	1513.30	1096.96	-	2232.84	2166.15

Table 7 : Average Retail Price of Goods and Services by Region and Selected Market Places - Group 7 Market Places Cont'd)

January
Tir 2011
2003

R E G I O N A N D M A R K E T P L A C E S											
ITEM	UNIT	S N N P									
		Welikite	Butajira	Hosahna	Shone	Doyugena	Alaba	Awasa	Hagere-Selam	Dilla	Yirega-chefie
P R I C E I N B I R R											
FURNISHINGS & REPAIRS											
Bed Sheet (Non-Patterned Bahir Dar)											
1.90m x 2.50m.....	Pair	141.30	203.28	100.00	103.31	121.64	146.59	152.48	-	213.32	178.32
Bed Sheet(Patterned Kombolcha)											
1.90m x 2.50m.....	Pair	174.95	356.64	163.32	140.00	133.31	264.97	237.49	-	243.32	-
Bed Cover(Patterned Kombolcha).....	No	89.08	-	120.00	-	-	-	-	-	-	-
Blanket Woolen(Debre B.)160cm x 220cm.	No	-	224.96	221.65	190.00	-	201.65	157.99	180.98	196.61	200.00
Mattress-Sponge (A.A Foam) 120cm.....	No	-	612.78	621.66	582.49	-	-	686.60	-	703.32	700.00
Towel-Local (Kombolcha).....	No	35.97	-	50.00	-	-	-	63.98	-	32.97	-
Curtains.....	meter	97.77	94.91	85.00	86.22	-	79.00	99.92	-	76.63	80.00
EARTHEN WARE											
Plastic tile.....	meter	48.32	40.00	40.00	36.66	-	-	50.00	-	47.66	-
Water Pot.....	No	9.97	10.53	15.33	7.32	7.65	8.16	31.58	-	14.33	28.28
'Jebena' Medium Size.....	No	13.64	4.83	18.64	3.16	6.65	10.00	10.00	6.33	15.00	25.00
'Mitad' (Griddle of Clay).....	No	50.66	25.00	25.99	18.88	20.00	18.33	27.59	24.00	21.66	35.00
Local Stove '(Lakech).....	No	36.31	65.00	30.00	25.32	-	30.33	18.98	-	-	33.31
Cup for Coffee (China).....	No	3.00	3.00	3.00	3.00	2.80	2.62	3.00	3.50	3.16	3.00
Plate Clay (imported).....	No	-	-	-	-	-	-	22.66	-	-	-
STRAW, BAMBOO AND OTHERS											
'Sefed'.....	No	16.64	74.89	24.33	17.31	45.66	17.33	12.66	-	16.33	19.93
Sack 100Kg Capacity.....	No	5.80	5.33	7.00	6.00	6.00	5.00	7.83	5.50	8.00	6.83
METAL WARE											
Cooking Pan Medium (Local).....	No	52.63	65.98	58.28	51.66	10.39	47.66	56.62	60.00	57.30	58.28
Tray (Nickel) Medium N ^o 45 Local.....	No	32.62	35.00	25.65	34.66	35.99	38.66	42.98	-	-	35.99
Electric 'Mitad' Aluminium.....	No	874.64	-	700.00	-	-	-	949.12	-	-	-

Table 7 : Average Retail Price of Goods and Services by Region and Selected Market Places - Group 7 Market Places Cont'd)

January
Tir 2011
2003

ITEM	UNIT	R E G I O N A N D M A R K E T P L A C E S									
		S N N P									
		Welikite	Butajira	Hosahna	Shone	Doyugena	Alaba	Awasa	Hagere-Selam	Dilla	Yirega-chefie
		P R I C E I N B I R R									
Gas Stove (Kerosine) China.....	No	81.21	80.00	81.53	71.33	-	85.33	85.66	93.22	85.00	85.00
Permuze(Japan).....	No	-	-	-	-	-	-	117.47	-	-	95.00
Refregrator.....	No	-	-	-	-	-	-	-	-	-	-
PLASTIC WARE (LOCAL MADE)											
Jerrycan (20 Litres).....	No	-	-	-	-	-	-	-	-	-	-
Bucket (20 Litres).....	No	31.32	35.00	33.65	38.33	35.33	40.00	35.00	40.00	36.59	35.00
GLASS WARE											
Glass for Tea (Duralax).....	No	7.66	4.70	5.00	5.00	5.00	4.90	8.00	-	6.00	-
OTHER HOUSEHOLD EQUIPMENT											
Kerosine Lamp.....	No	30.26	35.97	24.33	26.66	-	39.66	35.00	-	30.33	-
'Kuraz' Small Local Kerosine Lamp.....	No	4.07	6.16	2.00	2.00	3.00	2.91	-	-	3.00	3.00
Flash Light.....	No	13.66	13.83	16.00	-	-	13.66	-	-	15.33	-
Electric Bulb Philips(40/60 watt).....	No	3.83	3.16	4.00	4.00	4.00	3.50	4.50	4.31	4.00	4.33
HOUSEHOLD OPERATION											
Hard Soap (Local).....	200gm	-	4.72	2.93	2.50	5.42	3.20	5.22	3.33	3.00	3.20
Hard Soap (Imported).....	200gm	6.00	6.50	6.40	6.00	6.66	4.80	6.09	7.00	5.65	5.60
Detergent (Omo).....	50gm	3.50	-	3.75	4.17	-	3.50	4.17	-	1.58	4.17
Incense.....	Kg	-	-	60.00	-	-	42.00	26.33	-	50.00	-
Sandal Wood.....	No	.50	.50	.30	.50	.50	.50	.50	-	.50	.50
Toilet Paper (Mamko).....	Roll	6.96	7.42	6.00	6.00	6.00	6.00	8.00	8.00	8.00	7.00
Detergent(Zahira).....	50gm	1.63	1.63	1.75	1.71	1.67	1.63	1.75	1.67	2.00	1.63

Table 7 : Average Retail Price of Goods and Services by Region and Selected Market Places - Group 7 Market Places Cont'd)

January 2011
Tir 2003

ITEM	UNIT	R E G I O N A N D M A R K E T P L A C E S									
		S N N P									
		Welikite	Butajira	Mosahna	Shone	Doyugena	Alaba	Awasa	Hagere-Selam	Dilla	Yirega-chefie
P R I C E I N B I R R											
DRY CLEANING											
Dry Cleaning (Suit Men).....	No	25.00	30.00	23.49	-	-	25.00	24.33	25.00	20.98	20.00
DOMESTIC SERVICE											
Maid Servant.....	Month	57.24	165.10	132.76	80.00	106.27	150.00	200.00	-	209.84	143.01
Unskilled Service (Daily Laborer)..	Day	25.00	25.00	30.00	25.00	25.00	25.00	21.54	20.00	25.00	25.00
Salary for Guard	Month	-	-	-	-	-	200.00	-	-	-	-
MEDICAL CARE											
Ampicillin(250 mg) Local.....	56 Caps	25.99	-	24.00	19.00	44.40	28.00	23.08	24.00	28.00	19.60
Tetracycline (250 mg) Local.....	56 Caps	16.80	-	20.00	14.00	14.00	16.80	14.00	17.39	16.73	16.92
Penicillin injection(4 Mu. Local).Buttle		7.32	5.81	6.00	5.00	8.00	6.00	5.94	12.00	7.33	7.56
Chloramphenicol(250mg) Local.....	56 Caps	16.53	17.69	-	-	18.75	16.80	20.49	-	16.80	19.95
Paracetamol(500mg) Local.....	20 Pills	3.30	3.00	2.00	4.00	4.00	4.00	3.00	4.00	3.00	4.00
Cough Syrup (Efadykse) Local.....	125cc	10.26	9.65	10.00	10.00	12.00	12.00	11.49	16.00	12.00	13.30
Bactrim(480mg) Local.....	30 Pills	6.87	7.97	8.00	8.49	10.00	6.00	6.00	12.86	6.00	7.40
Vermox(100mg) Local.....	12 Pills	2.00	2.00	2.00	3.00	3.00	2.00	2.00	4.00	6.00	2.62
Mezel(250mg) Local.....	30 Caps	9.00	7.86	10.00	-	9.00	9.00	7.97	9.00	9.00	9.91
Asprin (300 mg) Local.....	20 Pills	2.62	2.00	2.00	-	4.00	2.00	2.00	4.00	2.00	2.62
Insulin(Lente).....	Buttle	-	60.47	-	-	-	-	89.00	-	75.00	-
Amoxacillin(500mg).....	16 Caps	12.05	11.46	14.00	12.95	12.56	12.80	12.24	14.20	12.80	12.66
Magnesium Oxide.....	30 Pills	4.50	4.50	-	-	6.00	3.00	3.00	9.00	-	6.00
Fasider Tablet.....	1 Pills	1.64	-	-	-	2.33	1.67	-	-	1.61	2.00
OTHER MEDICAL EXPENSES											
Doctor's Fee (Government).....	per visit	3.00	3.87	5.00	3.00	2.00	2.00	5.00	4.00	7.00	2.00
Doctor's Fee (Private).....	per visit	5.00	10.00	10.00	5.00	-	10.00	15.00	-	10.00	5.00
Injection (Service Charge).....	Once	2.00	1.00	1.00	1.00	-	3.00	1.00	-	2.00	2.00

Table 7 : Average Retail Price of Goods and Services by Region and Selected Market Places - Group 7 Market Places Cont'd)

January 2011
Tir 2003

ITEM	UNIT	R E G I O N A N D M A R K E T P L A C E S									
		S N N P									
		Welikite	Butajira	Hosahna	Shone	Doyugena	Alaba	Awasa	Hagere-Selam	Dilla	Yirega-chiefe
		P R I C E I N B I R R									
Labratory Test Fee (Private).....	Once	5.00	7.32	10.00	7.32	5.65	5.00	5.00	-	5.00	5.00
Bed Charge (gov.).....	per day	-	12.50	6.00	-	-	-	20.00	-	15.00	-
X-Ray(For TB).....	Once	-	-	40.00	-	20.00	-	64.81	-	65.00	-
Bed Charge (Private).....	per day	15.00	-	-	-	-	-	50.00	-	26.57	15.00
TRANSPORT AND COMMUNICATION											
TRANSPORT											
Benzene.....	Lt	16.19	17.08	15.80	-	-	17.21	17.18	-	15.61	-
Motor Oil (Mobil).....	Lt	65.66	65.00	66.33	54.00	-	56.33	64.80	-	66.00	65.00
Car Washing and Greasing.....	Once	40.00	-	-	-	-	56.62	35.00	-	41.60	50.00
Bus Fare (per km).....	Tarif	.26	-	.48	.33	.22	-	.32	-	-	-
Bus Fare (within Town)	Trip	-	-	-	-	-	-	-	-	-	-
Taxi Fare	Trip	-	-	1.00	-	-	-	1.25	-	1.50	-
Air Plane (To Addis Ababa)	Trip	-	-	-	-	-	-	-	-	-	-
Animal Transport fare.....	Trip	-	-	-	-	-	-	-	-	-	-
Cart Fare.....	Trip	2.50	2.00	-	1.00	-	1.00	2.00	-	2.00	-
COMMUNICATION											
Telephone Charge (with town).....	Period	.20	.20	.20	-	-	.20	.20	-	.20	.25
Telephone Charge to Addis Ababa.....	Period	.50	1.50	1.52	4.80	4.20	5.40	3.60	4.20	1.20	3.60
Telephone Line Installation Charge..	Once	355.00	355.75	355.75	283.30	283.00	283.30	283.00	283.30	283.30	283.30
Mobile Apparatus(Nokia6200).....	No	-	-	-	-	-	-	-	-	-	-
Mobile call from Tel.....	Period	.90	2.16	.72	2.16	5.10	-	2.16	-	2.61	2.16
Internet Service.....	10hrs/month	-	111.00	11.10	-	-	-	69.00	-	46.00	-

Table 7 : Average Retail Price of Goods and Services by Region and Selected Market Places - Group 7 Market Places Cont'd)

January 2011
Tir 2003

R E G I O N A N D M A R K E T P L A C E S										
ITEM	UNIT	S N N P								
		Welikite	Butajira	Hosahna	Shone	Doyugena	Alaba	Awasa	Hagere-Selam	Dilla
P R I C E I N B I R R										
ENTERTAINMENT AND EDUCATION										
EQUIPMENT AND ACCESSORIES										
T.V. Set Philips 21 inch(Colored)..... No	-	4000.00	4023.33	-	-	-	4516.61	-	-	-
Cassette Recorded Original(Local Music)No	12.00	12.00	12.00	10.00	12.00	13.00	12.00	13.00	10.00	11.32
Radio Set Philips 3 Band..... No	-	-	-	-	-	-	285.00	-	320.00	380.00
Tape Recorder National (2 Speaker).... No	-	-	561.66	650.00	-	-	-	-	-	-
Expense for Photograph(Passport size)4Pho	6.00	10.00	8.00	7.65	6.00	7.00	6.00	8.00	6.00	8.00
Newspaper (Addis Zemen)..... No	-	-	-	-	-	-	2.00	-	2.00	-
Theater Entrance Fee Once	-	-	-	-	-	-	-	-	-	-
VCD-Player(Mayato Japan).....No	-	-	723.33	-	-	-	-	-	900.00	-
VCD Cassette rent.....Once	2.00	2.00	2.00	2.00	2.00	-	2.00	2.00	2.00	2.00
EDUCATION										
Exercise Book (50 Leaves) Local..... No	5.00	-	4.25	4.50	4.83	4.00	3.95	-	-	-
Pencil (China)..... No	1.50	2.50	1.50	1.00	-	1.00	2.00	-	2.00	.50
Ball Point-Bic England..... No	2.75	2.75	2.50	1.50	2.50	-	2.25	3.00	3.00	2.00
Day School Fee-Public(Grade 7 & 8)..Month	-	-	-	-	-	-	-	-	-	-
Day School Fee-Private(Grade 9-10)..Month	-	-	-	100.00	-	-	150.00	-	-	-
Night School Fee-Government(Gr.9-10)Month	38.00	45.00	-	-	-	25.00	28.00	-	-	65.00
School Uniform Fee No	-	-	-	-	-	164.95	166.60	-	140.00	-
Night School Fee-Private(Grade9-10).Month	-	-	-	-	-	-	-	-	-	-
Night College Fee-Private.....Credit/hr	-	-	-	-	-	-	-	-	-	-
PERSONAL CARE AND EFFECTS										
PERSONAL CARE										
GIV Toilet Soap..... 90gm	5.43	5.53	5.06	5.63	5.43	5.63	5.63	5.63	5.63	5.63
Blade-INDIA..... No	.50	.75	.50	.50	.50	1.00	.75	-	1.00	.50

Table 7 : Average Retail Price of Goods and Services by Region and Selected Market Places - Group 7 Market Places Cont'd)

January 2011
Tir 2003

ITEM	UNIT	R E G I O N A N D M A R K E T P L A C E S									
		S N N P									
		Welikite	Butajira	Hosahna	Shone	Doyugena	Alaba	Awasa	Hagere-Selam	Dilla	Yirega-chefie
P R I C E I N B I R R											
Hair Dressing (Traditional).....	No	7.00	5.00	-	8.94	-	10.00	9.28	-	7.00	5.00
Hair Dressing (Modern).....	No	17.00	15.00	25.00	15.49	25.00	25.00	20.00	17.00	17.95	20.00
Barbery (Mens Hair Cut).....	No	3.63	5.00	7.65	5.19	4.00	-	6.00	4.31	7.65	5.00
Zenith Hair Oil(Liquids Form).....	330cc	14.49	16.50	17.69	14.66	16.00	15.00	15.66	16.00	15.00	15.00
Zenith Hair Oil(Non-Liquids Form).....	330cc	-	16.50	17.60	14.00	16.00	15.00	-	15.33	15.00	-
Shaving Machine (medium)	No	65.00	-	7.00	35.00	-	55.00	58.74	-	-	-
Perfume	100cc	-	-	-	28.66	-	-	-	-	-	-
Parafin Hair Oil.....	330cc	-	-	21.17	-	-	-	21.45	-	19.80	-
Shoe Polish(Black/Brown).....	Once	1.50	1.50	1.50	1.50	2.00	2.00	2.00	2.00	1.00	2.00
Modes(Disposable napkins).....	Packet	1.23	12.00	12.00	10.00	10.00	11.00	12.00	-	13.66	12.00
PERSONAL EFFECTS											
Umbrella-Men Medium (Local).....	No	39.32	47.62	58.98	40.66	50.00	35.00	60.00	35.00	33.66	50.00
Umbrella-Women Medium (Imported).....	No	75.94	81.63	53.28	33.33	39.32	41.60	86.64	35.97	78.30	96.55
Hand Bag (Imported Synthetic).....	No	199.83	123.24	-	-	-	-	168.12	-	218.32	186.43
Belt (Local) Machine Made.	No	55.98	-	34.32	-	40.00	-	43.27	-	-	54.85
Belt (Local) Hand Made.....	No	-	57.63	-	-	-	-	-	-	-	-
JEWELLERY											
Seiko-21 Jewels Automatic (Men).....	No	-	-	-	-	-	-	-	-	-	-
Seiko-21 Jewels Automatic (Women).....	No	-	-	-	-	-	-	-	-	-	-
Earrings (4gm 18 carat Local).....	Pair	2400.00	-	2680.00	-	-	-	2600.00	-	-	-
Neck Laces (6gm 18 carat Local).....	No	3600.00	-	4020.00	-	-	-	3900.00	-	-	-
Rings (4gm 18 carat Local).....	No	2400.00	-	2680.00	-	-	-	2600.00	-	-	-
Bracelet 20gm (18 carat Local).....	No	-	-	-	-	-	-	1300.00	-	-	-

Table 7 : Average Retail Price of Goods and Services by Region and Selected Market Places - Group 7 Market Places Cont'd)

		January 2011 Tir 2003									
		R E G I O N A N D M A R K E T P L A C E S									
ITEM	UNIT	S N N P									
		Welikite	Butajira	Hosahna	Shone	Doyugena	Alaba	Awasa	Hagere-Selam	Dilla	Yirega-chefie
		P R I C E I N B I R R									
LIVESTOCK AND DRAUGHT ANIMALS											
LIVESTOCK											
Sheep (10-15Kg).....	No	-	269.45	331.61	254.71	363.12	532.57	548.48	246.35	482.74	415.67
Goat (10-15Kg).....	No	-	325.86	368.28	258.38	273.29	403.31	516.14	-	433.16	-
Heifer (2-4 Years).....	No	-	1240.27	986.61	1680.71	899.07	1109.61	2515.90	1111.99	-	1525.78
Cow (4 Years and Above).....	No	-	2019.30	2043.07	2415.15	1532.05	1723.13	3599.77	1993.31	-	2798.81
Bull (2-4 Years).....	No	-	1372.12	1223.87	2530.30	1549.46	1582.09	4415.84	1227.16	-	1884.83
Ox (4 Years and Above).....	No	-	4137.79	3969.59	3414.60	2749.70	2883.24	5982.45	3295.95	-	3925.28
Hen (Indigenous).....	No	37.61	34.17	33.31	25.32	42.28	32.60	23.96	32.27	38.97	31.58
Cock (Indigenous).....	No	55.98	52.96	44.97	42.63	59.86	52.29	46.61	60.93	56.62	61.36
DRAUGHT ANIMALS											
Donkey.....	No	-	873.10	1039.12	-	1415.31	1039.49	-	-	-	-
Horse.....	No	-	1962.64	1946.65	-	2098.41	1556.02	-	1159.78	-	-
Mule.....	No	-	-	2201.67	-	3013.27	1846.21	-	-	-	-
FARM EQUIPMENT (INDUSTRIAL PRODUCT)											
Sickel.....	No	46.61	50.66	44.32	45.00	55.00	30.00	50.00	25.00	20.00	20.00
Pick Axe ('Doma').....	No	43.27	60.00	46.65	-	-	50.00	53.28	-	58.15	59.79
'Gejera'.....	No	39.32	-	-	68.99	-	42.62	40.00	-	43.27	-
FARM EQUIPMENT (HAND MADE)											
'Mofer'.....	No	-	15.00	-	21.98	-	-	-	-	-	-
'Kember'.....	No	-	10.00	-	-	-	20.00	-	-	-	-
'Digr'.....	No	-	5.00	-	3.32	-	4.58	-	-	-	-
Plough.....	No	-	30.00	33.97	32.33	-	22.94	-	-	-	-
Sickel.....	No	-	7.65	6.00	5.31	-	8.16	-	-	-	-

Table 7 : Average Retail Price of Goods and Services by Region and Selected Market Places - Group 7 Market Places Cont'd)

January 2011
Tir 2003

R E G I O N A N D M A R K E T P L A C E S										
ITEM	UNIT	S N N P								
		Welikite	Butajira	Hosahna	Shone	Doyugena	Alaba	Awasa	Hagere-Selam	Dilla
		P R I C E I N B I R R								
'Wegel'.....	No	-	10.00	-	12.00	-	8.00	-	-	-
'Erfe '.....	No	-	-	-	-	-	-	-	-	-
MISCELLANEOUS GOODS AND SERVICES										
Coffin (Medium Quality).....	No	-	-	469.98	204.94	-	419.92	632.89	-	500.00
Charge for Money Transfer.....	Once	13.00	13.00	13.60	13.00	13.00	13.00	13.00	-	13.00
Photocopy.....	per page	.50	.39	.40	.50	.50	.50	.40	1.00	.50
Wedding Invitation Card.....	per page	-	-	-	-	-	-	2.74	-	1.25

Group 8

Market Places

(Welayita Sodo, Bodite, Jinka, Dimeka, Masha, Tepi, Bonga,
Chana, Arba Minch, and Sawla.)

Table 8 : Average Retail Price of Goods and Services by Region and Selected Market Places - Group 8 Market Places Cont'd)

January 2011
Tir 2003

ITEM	UNIT	R E G I O N A N D M A R K E T P L A C E S									
		S N N P									
		Welayita sodo	Bodite	Jinka	Dimeka	Masha	Tepi	Boniga	Chana	Arbam- minch	Sawla
P R I C E I N B I R R											
CEREALS UNMILLED											
'Teff' White	Kg	8.00	6.66	9.45	10.00	9.75	8.93	7.16	7.00	8.00	-
'Teff' Mixed.....	Kg	7.00	5.90	6.47	9.07	7.75	7.16	6.16	6.00	7.50	6.10
'Teff' Black (Red).....	Kg	5.07	4.93	10.22	-	5.50	5.00	5.16	4.50	8.25	5.71
Wheat White.....	Kg	5.93	5.20	6.56	-	7.00	7.00	5.66	6.00	7.66	3.76
Wheat Mixed.....	Kg	-	-	-	-	-	6.16	-	-	-	-
Wheat Black (Red).....	Kg	6.00	-	4.93	-	6.50	6.83	4.87	5.50	7.00	3.74
Barley White.....	Kg	5.83	4.50	4.25	4.69	5.33	7.00	5.66	-	5.00	6.88
Barley Mixed.....	Kg	4.93	5.00	4.16	-	4.95	5.00	5.43	4.50	-	7.35
Barley Black.....	Kg	5.16	5.00	4.50	-	4.65	5.83	5.55	4.50	5.14	7.55
Barley for Beer.....	Kg	6.00	-	-	-	-	-	-	-	-	-
Maize (White).....	Kg	2.67	2.53	2.75	2.88	1.43	2.50	2.00	2.00	2.70	2.00
Durrah.....	Kg	-	-	-	-	-	-	-	1.50	2.66	-
Sorghum Yellow.....	Kg	-	-	-	-	4.50	-	-	-	6.00	2.96
Sorghum White.....	Kg	-	-	5.00	3.08	-	2.50	2.47	2.00	4.48	-
Sorghum Red.....	Kg	2.13	4.50	5.85	3.03	2.97	2.15	1.90	1.80	-	-
African Millet.....	Kg	-	-	5.59	2.22	-	3.83	3.24	3.30	8.00	-
Rice (Imported).....	Kg	12.32	13.50	15.66	16.00	14.00	14.00	14.33	16.00	14.00	14.00
Oats.....	Kg	-	-	-	-	-	-	-	-	-	-
Hulled Barley.....	Kg	-	-	8.29	-	-	-	-	-	5.92	5.28
CEREALS MILLED											
'Teff' White.....	Kg	-	-	-	11.00	-	9.30	-	-	-	-
'Teff' Mixed.....	Kg	-	-	-	-	10.00	-	-	-	-	-
'Teff' Black (Red).....	Kg	-	-	-	-	-	-	-	-	-	-
Wheat White.....	Kg	-	-	-	-	-	11.00	-	-	-	-
Wheat Mixed.....	Kg	-	-	-	-	-	-	-	-	-	-
Barley White.....	Kg	-	-	-	-	-	19.31	-	-	-	-
Barley Mixed.....	Kg	-	-	-	-	-	-	-	-	-	-

Table 8 : Average Retail Price of Goods and Services by Region and Selected Market Places - Group 8 Market Places Cont'd)

January 2011
Tir 2003

R E G I O N A N D M A R K E T P L A C E S											
ITEM	UNIT	S N N P									
		Welayita sodo	Bodite	Jinka	Dimeka	Masha	Tepi	Boniga	Chana	Arbam- minch	Sawla
P R I C E I N B I R R											
Maize (White).....	Kg	3.91	3.16	-	5.53	-	-	-	-	3.75	-
Oats.....	Kg	20.65	20.00	-	-	14.66	18.00	-	-	-	-
Sorghum.....	Kg	-	-	-	-	-	-	-	-	-	-
Durrah.....	Kg	-	-	-	-	-	-	-	-	-	-
'Furno Duket' Locally Processed..	Kg	8.83	8.66	9.32	10.63	11.32	10.00	10.00	10.00	9.65	8.49
PULSES UNMILLED											
Horse Beans.....	Kg	5.93	8.00	9.68	-	5.96	6.00	5.00	5.50	7.65	4.28
Peas White.....	Kg	7.00	-	8.69	-	5.90	7.00	5.93	6.00	-	-
Peas Green(dry).....	Kg	6.40	8.65	8.58	7.06	5.08	-	4.70	-	7.50	-
Peas Mixed.....	Kg	6.40	-	7.94	-	-	6.50	5.00	5.50	8.00	7.84
Soya Beans.....	Kg	7.00	-	-	-	-	-	-	-	-	-
Chick Peas.....	Kg	8.50	9.00	12.97	-	-	10.00	10.00	-	8.32	8.83
Lentils.....	Kg	13.83	15.00	14.66	16.00	18.64	13.90	15.66	20.00	13.00	13.48
Haricot Beans.....	Kg	4.48	-	6.85	-	4.98	3.00	3.49	3.00	5.00	3.93
Lima Beans.....	Kg	-	-	-	3.88	-	-	-	-	4.83	4.29
Vetch.....	Kg	6.00	-	-	-	-	8.00	-	-	-	-
Fenugreek(Green).....	Kg	31.32	24.00	30.00	-	30.00	29.32	30.65	30.00	29.32	27.97
PULSES MILLED OR SPLIT											
Horse Beans Milled.....	Kg	-	-	-	-	-	-	12.00	-	-	-
Peas Milled.....	Kg	19.31	12.00	23.63	22.24	16.33	-	13.66	14.00	13.66	15.00
Chick Peas Milled.....	Kg	-	-	-	-	-	-	-	-	-	-
Mixed Pulses Milled.....	Kg	10.00	-	10.63	-	-	-	-	10.00	-	-
Vetch Milled.....	Kg	-	-	-	-	-	13.43	-	-	12.00	-
Peas Split.....	Kg	11.00	11.00	12.32	14.00	12.00	12.00	11.66	12.00	10.66	10.97
Peas Split(Roasted).....	Kg	12.00	12.00	-	-	-	12.00	-	-	12.32	-
Horse Beans Split(Roasted).....	Kg	10.00	10.00	-	-	-	-	-	-	-	-
Lentils Split.....	Kg	18.15	17.00	18.98	20.00	19.33	18.98	19.33	20.00	18.00	17.83

Table 8 : Average Retail Price of Goods and Services by Region and Selected Market Places - Group 8 Market Places Cont'd)

January
Tir 2003

R E G I O N A N D M A R K E T P L A C E S											
ITEM	UNIT	S N N P									
		Welayita sodo	Bodite	Jinka	Dimeka	Masha	Tepi	Boniga	Chana	Arbam- minch	Sawla
P R I C E I N B I R R											
Vetch Split(Roasted).....	Kg	-	-	-	-	-	-	-	-	10.49	-
Chick Peas Split(Roasted).....	Kg	-	-	-	-	-	-	-	-	-	-
Fenugreek Milled.....	Kg	44.48	30.00	-	48.99	-	-	54.50	-	-	40.00
OIL SEEDS											
Niger Seed.....	Kg	12.00	15.00	-	-	-	15.30	16.00	12.00	14.66	14.58
Linseed White.....	Kg	-	-	8.83	-	-	-	-	6.35	-	-
Linseed Red.....	Kg	11.29	13.00	9.11	6.99	-	12.00	14.00	-	13.00	12.49
Sesame Seed Red.....	Kg	-	-	9.58	7.15	-	-	-	-	10.00	11.01
Sunflower.....	Kg	12.00	9.00	6.26	4.70	-	12.66	16.00	-	10.00	10.39
Castor Beans.....	Kg	4.00	-	6.53	-	-	-	-	9.53	-	-
Rape Seed.....	Kg	10.63	10.00	11.16	-	14.64	12.63	12.00	11.76	11.66	10.66
Ground Nut Shelled.....	Kg	17.66	14.00	-	-	-	20.00	-	-	15.33	8.62
PREPARED CEREAL PRODUCTS											
Spaghetti (Local) Without Egg....	Kg	22.58	15.00	17.31	20.00	20.00	16.00	17.33	20.00	22.65	15.66
Pastini.....	Kg	20.00	20.00	20.00	30.00	18.00	22.58	20.65	-	22.65	-
Macaroni (Local) Without Egg....	Kg	12.66	12.00	12.97	14.00	14.00	13.00	13.00	12.00	13.00	12.00
'Fafa' Flour.....	kg	-	-	26.00	-	-	-	-	-	-	-
'Dube' Flour.....	kg	-	-	-	-	-	-	-	-	-	-
BREAD AND OTHER PREPARED FOODS											
'Enjera' ('Teff' Mixed).....	325gm	1.40	-	2.32	-	1.76	2.03	2.75	-	2.28	-
'Dabo' (Traditional Ambasha)..	350gm	-	-	-	-	2.19	-	-	-	-	2.50
'Dabo' (Traditional Sheleto)..	350gm	1.37	-	-	-	-	-	2.12	-	-	-
Bread Wheat (Bakery).....	350gm	2.56	3.19	4.05	-	2.76	3.50	4.64	3.09	3.63	3.00
Biscuits	150gm	4.50	4.50	3.21	4.29	3.21	3.21	3.89	3.21	3.21	3.02

Table 8 : Average Retail Price of Goods and Services by Region and Selected Market Places - Group 8 Market Places Cont'd)

January 2011
Tir 2003

R E G I O N A N D M A R K E T P L A C E S											
ITEM	UNIT	S N N P									
		Welayita sodo	Bodite	Jinka	Dimeka	Masha	Tepi	Boniga	Chana	Arbam- minch	Sawla
P R I C E I N B I R R											
MEAT											
Beef	Kg	49.55	60.00	50.00	22.57	34.00	40.00	40.00	34.00	46.00	52.63
Camel Meat	Kg	-	-	-	-	-	-	-	-	-	-
FISH AND FISH PRODUCTS											
Fish Fresh.....	Kg	-	-	-	-	-	-	-	-	23.03	-
Sardines (Imported).....	125gm	20.00	-	-	-	-	23.00	20.00	-	17.00	12.00
DIARY PRODUCTS AND EGG											
Cow Milk (Unpasteurized).....	Lt	5.10	-	9.29	7.43	6.79	6.06	8.05	5.56	7.07	6.06
Cow Milk (pasteurized).....	Lt	14.00	-	-	-	-	-	-	-	14.00	-
Camel Milk.....	Lt	-	-	-	-	-	-	-	-	-	-
Goat Milk.....	Lt	-	-	-	-	-	-	-	-	-	-
Powdered Milk (Me&My).....	450gm	67.50	-	83.99	108.62	73.13	88.09	101.25	-	84.38	112.50
Yoghurt (Traditional).....	Lt	12.83	-	9.54	-	12.33	19.13	16.67	-	16.00	12.73
Cheese Cottage.....	Kg	23.31	-	11.84	-	11.27	15.04	15.65	15.28	17.70	13.17
Egg (Traditional).....	Dozen	15.00	12.00	13.92	12.00	15.94	18.00	15.00	12.00	15.00	12.93
OILS AND FATS											
Butter Unrefined.....	Kg	86.64	86.64	68.29	47.18	75.00	79.33	78.30	80.00	85.00	79.33
Cooking Oil (Imported).....	Lt	38.46	30.00	28.10	27.44	28.88	28.33	27.21	28.33	27.77	26.55
Cooking Oil (Local).....	Lt	-	26.00	-	-	29.32	25.00	35.32	-	-	-
Vegetable Butter(Sheno & Shady)..	Kg	101.47	40.00	66.51	-	50.00	66.30	68.47	-	68.47	65.55

Table 8 : Average Retail Price of Goods and Services by Region and Selected Market Places - Group 8 Market Places Cont'd)

January 2011
Tir 2003

R E G I O N A N D M A R K E T P L A C E S										
ITEM	UNIT	S N N P								
		Welayita sodo	Bodite	Jinka	Dimeka	Masha	Tepi	Boniga	Chana	Arbam-minch

P R I C E I N B I R R

VEGETABLES AND FRUITS
VEGETABLES (FRESH)

Ethiopian Kale.....	Kg	1.95	.93	1.89	4.04	1.48	2.50	2.53	.63	1.91	3.63
Cabbage.....	Kg	2.21	2.85	2.26	2.29	1.10	2.15	2.92	.67	2.82	2.88
Lettuce.....	Kg	-	-	-	-	-	-	-	-	-	-
Spinach.....	Kg	2.00	-	-	-	-	-	-	-	-	-
Carrot.....	Kg	2.50	1.87	2.57	-	4.45	6.82	6.10	4.43	5.00	2.56
Tomatoes.....	Kg	9.28	8.48	8.32	9.28	15.05	3.57	12.77	3.93	5.00	8.70
Onions.....	Kg	8.32	10.97	-	12.00	12.63	-	-	-	10.00	-
Garlics.....	Kg	35.00	35.00	49.83	30.43	32.71	91.16	48.43	34.49	35.97	-
Leaks.....	Kg	-	-	-	-	-	-	-	-	-	-
Pepper Green.....	Kg	14.33	8.62	7.93	8.87	5.49	8.11	6.39	8.00	18.64	7.90
Pumpkin.....	Kg	-	-	1.58	.97	1.37	1.82	1.44	2.68	2.02	1.47
Green Peas.....	Kg	-	-	-	-	-	-	-	-	-	-
Beet Root.....	Kg	2.82	2.85	3.16	-	3.27	3.64	5.25	6.12	4.00	1.44
Cauliflower.....	Kg	-	-	-	-	-	-	-	-	-	-

FRUITS FRESH

Banana.....	Kg	6.16	1.77	2.84	1.96	2.39	1.97	4.11	1.43	2.48	1.36
Orange.....	Kg	12.00	-	5.11	3.59	1.36	2.33	5.25	4.36	-	1.18
Lemon.....	Kg	6.83	-	5.05	6.28	18.23	8.35	-	8.87	6.39	-
Tangerine.....	Kg	-	-	-	-	-	8.33	-	-	-	-
Papaya.....	Kg	-	1.10	1.78	1.72	3.70	1.54	1.55	1.20	2.87	1.69
Grapes.....	Kg	-	-	-	-	-	-	-	-	-	-
Avocado.....	Kg	3.85	-	9.71	-	5.14	4.41	5.88	4.57	8.74	2.24
Mango.....	Kg	3.34	4.32	1.14	2.31	-	-	-	-	1.17	1.46
Cactus.....	Kg	-	-	-	-	-	-	-	-	-	-

Table 8 : Average Retail Price of Goods and Services by Region and Selected Market Places - Group 8 Market Places Cont'd)

January 2011
Tir 2003

ITEM	UNIT	R E G I O N A N D M A R K E T P L A C E S									
		S N N P									
		Welayita sodo	Bodite	Jinka	Dimeka	Masha	Tepi	Boniga	Chana	Arbam- minch	Sawla
P R I C E I N B I R R											
SPICES											
Pepper Whole.....	Kg	22.33	24.33	32.40	-	-	25.00	20.00	20.00	24.00	-
Black Pepper(Local).....	Kg	100.00	-	130.00	-	-	-	150.00	140.00	-	122.72
Long Pepper(Local).....	Kg	14.00	40.00	32.40	-	44.72	-	30.98	-	-	22.33
White Cumin(Bishop's Weed)Local..	Kg	21.66	26.00	23.63	28.00	20.00	25.32	28.00	20.00	23.99	22.00
Black Cumin(Local).....	Kg	48.66	55.00	52.41	-	65.00	58.66	78.30	50.00	53.83	52.29
Ginger Dry(Local).....	Kg	-	-	-	-	-	-	-	-	-	-
Ginger Wet(Local).....	Kg	11.32	14.31	12.03	7.70	13.67	16.30	9.53	14.39	12.32	4.29
Cloves(Imported).....	Kg	98.30	120.00	105.00	-	200.00	114.89	175.00	130.00	120.00	123.24
Cinnamon(Imported).....	Kg	59.33	65.00	75.00	-	200.00	64.33	100.00	80.00	74.83	66.25
Cardamon(Local).....	Kg	60.00	65.00	57.45	-	48.27	54.85	53.28	40.00	58.28	70.00
Tumeric Flour(Local).....	Kg	-	-	-	-	-	-	-	-	-	31.46
Chillies Whole.....	Kg	25.00	-	27.52	-	-	-	32.18	-	45.00	27.57
Basil Dry.....	Kg	19.31	28.00	12.77	-	27.39	25.66	30.33	25.00	23.20	6.00
POTATOES, OTHER TUBERS AND STEMS											
Potato.....	Kg	4.00	4.29	2.94	6.32	5.59	6.06	5.78	4.23	5.00	3.02
Sweet Potato.....	Kg	.50	1.38	1.43	1.05	1.47	1.17	.99	2.00	1.07	1.43
'Kocho' (Unprocessed).....	Kg	-	-	-	-	1.04	1.87	3.32	1.16	4.84	1.86
'Bula'.....	Kg	14.64	-	20.00	-	3.41	5.45	-	-	9.01	15.13
COFFEE, TEA, CHAT AND BUCK-THORN LEAVES											
Tea Leaves(Local).....	100gm	3.00	3.00	3.00	3.66	3.00	3.00	3.00	2.82	4.04	3.00
Coffee Whole.....	Kg	-	-	13.76	-	17.00	15.00	23.75	16.37	-	13.97
Coffee Beans.....	Kg	60.00	52.00	40.90	48.27	41.32	36.99	45.99	36.00	60.00	57.93
Coffee Leaves.....	Kg	-	-	5.02	-	-	-	-	3.87	-	-
Buck Thorn Leaves.....	Kg	10.73	10.73	-	-	-	6.58	-	4.06	8.11	2.53
'Chat'.....	Kg	102.42	40.17	9.71	66.98	17.64	21.75	51.83	34.20	60.10	25.43

Table 8 : Average Retail Price of Goods and Services by Region and Selected Market Places - Group B Market Places Cont'd)

January 2011
Tir 2003

R E G I O N A N D M A R K E T P L A C E S											
ITEM	UNIT	S N N P									
		Welayita sodo	Bodite	Jinka	Dimeka	Masha	Tepi	Boniga	Chana	Arbam- minch	Sawla
P R I C E I N B I R R											
Malt-Barley.....	Kg	12.77	9.19	10.78	-	17.48	10.91	9.79	6.82	-	-
Malt-Wheat.....	Kg	9.68	7.70	-	-	-	-	-	-	-	-
OTHER FOOD ITEMS											
Salt.....	Kg	3.00	2.50	3.83	4.00	4.00	4.16	3.50	3.41	3.30	3.00
Sugar.....	Kg	14.83	15.00	16.00	18.00	17.00	16.00	16.33	18.00	16.00	16.00
Honey.....	Kg	25.00	-	34.76	29.32	32.00	35.00	34.66	30.00	50.00	-
Canned Tomato (Local).....	410gm	-	-	15.33	17.49	-	16.00	16.16	12.00	19.31	16.00
Dry Yeast(Baking powder).....	350gm	70.00	70.00	70.00	105.00	70.00	70.00	75.41	-	70.00	70.00
FOOD TAKEN AWAY FROM HOME											
Cup of Tea.....	No	1.00	1.50	.63	1.00	1.00	1.00	1.26	.63	1.00	1.00
Cup of Coffee.....	No	2.50	2.50	1.14	1.65	1.00	2.00	1.65	.63	2.29	2.00
Cup of Milk.....	No	2.50	4.00	2.82	4.00	.01	3.16	2.32	2.00	3.00	2.50
'Key Wot Yebere'.....	One Meal	14.66	13.00	13.00	14.00	-	-	-	13.00	17.49	14.00
'Key Wot Yebeg/'efyel'.....	One Meal	14.66	-	13.00	14.00	11.66	13.00	14.22	12.32	17.00	14.00
'Yebeg Tibs'.....	One Meal	17.00	-	15.00	17.00	15.00	15.33	16.51	13.64	23.98	16.00
'Fasting Meal Without fish'.....	One Meal	9.86	7.00	8.00	10.00	7.65	9.28	11.45	6.65	11.89	6.65
'Yebeg Kikil'.....	One Meal	15.00	-	13.00	13.66	13.00	13.00	14.22	12.00	16.49	14.00
COST OF MILLING											
Cereals.....	100Kg	30.00	40.00	30.00	50.00	40.00	20.00	23.21	35.00	35.00	36.34
Pulses.....	100Kg	40.00	40.00	30.00	-	40.00	20.00	33.02	-	35.00	33.02
Pepper Whole.....	100Kg	130.00	80.00	100.00	-	200.00	100.00	100.00	200.00	120.00	200.00

Table 8 : Average Retail Price of Goods and Services by Region and Selected Market Places - Group 8 Market Places Cont'd)

January
Tir 2003

R E G I O N A N D M A R K E T P L A C E S											
ITEM	UNIT	S N N P									
		Welayita sodo	Bodite	Jinka	Dimeka	Masha	Tepi	Boniga	Chana	Arbam- minch	Sawla
P R I C E I N B I R R											
BEVERAGES - NON ALCOHOLIC											
Ambo Mineral Water.....	500cc	5.00	5.00	6.00	6.65	6.00	6.00	6.32	6.00	6.00	5.33
Mineral Water.....	Lt	4.83	7.00	7.32	9.28	8.00	7.65	8.32	10.00	7.00	7.65
Coca Cola/Fanta.....	300cc	5.00	6.00	6.00	6.65	6.00	6.00	6.32	5.45	5.65	5.33
Pepsi Cola/Mirinda.....	300cc	5.00	6.00	6.00	6.65	6.00	6.00	6.12	5.45	5.65	5.24
BEVERAGES - ALCOHOLIC											
Araki (Local).....	900cc	39.23	65.00	62.33	50.00	56.62	61.30	51.96	55.00	40.00	50.00
Cognac (Local).....	900cc	-	-	62.50	-	-	-	-	55.50	-	-
Brandy (Local).....	900cc	-	-	-	-	-	-	-	-	-	-
Gin (Local).....	900cc	39.23	65.00	62.33	50.00	56.62	61.30	51.96	55.00	40.00	50.00
Saris Wine (Normal).....	750cc	30.00	30.00	31.58	37.42	37.42	36.59	40.00	30.00	36.59	35.00
'Katikalla'.....	Lt	20.65	15.33	18.35	-	17.22	9.09	15.33	15.56	21.01	14.89
Beer (Bedele).....	330cc	8.00	12.00	9.00	8.65	7.50	8.32	8.32	8.00	8.32	8.00
Beer (Harar).....	330cc	8.00	7.00	9.00	8.65	-	9.00	8.32	8.00	8.32	8.00
Beer (Meta Abo).....	330cc	8.00	-	-	8.65	-	8.65	8.32	-	8.32	8.00
'Tella'.....	Lt	1.88	-	2.25	3.16	-	2.35	2.35	1.67	2.00	2.67
'Tej' (Mead).....	Lt	4.23	3.75	10.07	9.43	5.62	3.00	7.81	4.79	6.00	3.27
CIGARETTES AND TOBACCO											
CIGARETTES											
Nyala.....	Packet	10.00	10.00	10.00	10.00	10.00	10.00	10.00	10.00	10.00	10.00
Gissila.....	Packet	-	-	-	-	-	-	-	-	-	-
Rothmans/England/.....	Packet	-	-	24.66	-	20.00	20.00	-	-	25.00	20.00
Marlboro.....	Packet	-	-	-	-	-	-	-	-	20.00	-

Table 8 : Average Retail Price of Goods and Services by Region and Selected Market Places - Group 8 Market Places Cont'd)

January 2011
Tir 2003

R E G I O N A N D M A R K E T P L A C E S											
ITEM	UNIT	S N N P									
		Welayita sodo	Bodite	Jinka	Dimeka	Masha	Tepi	Boniga	Chana	Arbam- minch	Sawla
P R I C E I N B I R R											
TOBACCO											
'Gaya'.....	Kg	-	12.57	-	-	10.18	25.00	-	10.36	-	60.57
CLOTHING AND FOOT WEAR											
CLOTHING											
Abujedid(Akaki/Bahir Dar)91cm.	Meter	-	-	-	-	15.00	-	-	-	-	-
Abujedid(Komb./Arba Min.)150cm	Meter	20.65	-	30.00	-	20.00	30.00	40.00	30.00	24.66	28.98
Khaki(S-10,000 Twil)150cm.....	Meter	-	-	-	-	-	-	-	-	50.00	-
Khaki(Akaki).....	Meter	-	-	-	-	-	-	-	-	-	-
Wool-England 100%.....	Meter	103.23	-	-	-	-	-	-	-	-	-
Tetron(A.Minch).....	Meter	-	-	-	-	50.00	-	65.00	-	60.00	-
Poplin(Dire Dawa)105cm.....	Meter	-	-	-	-	-	-	-	-	-	-
Poplin(Komb./Arba Minch)150cm.	Meter	26.57	-	-	-	-	45.00	45.00	35.00	45.00	44.81
Nylon(Mojo).....	Meter	-	-	-	-	-	-	35.00	25.00	20.00	-
Polyster(Arba Minch/Awasa)....	Meter	-	-	-	-	-	-	-	-	45.00	-
Jersi.....	Meter	-	-	52.44	-	-	-	58.99	-	50.00	-
Cotton.....	Kg	15.66	-	-	-	-	-	-	-	17.45	-
Hisufi	Meter	-	-	60.00	-	-	-	-	-	-	-
Kefai.....	Meter	-	-	-	-	-	-	-	-	-	-
Kashemire.....	Meter	-	-	-	-	-	-	55.00	-	55.00	-
Deriya.....	Meter	-	-	-	-	-	-	-	-	20.00	23.33
COST OF TAILORING											
Woolen Suit (Men).....	No	275.89	-	330.19	-	-	347.60	350.00	-	-	350.00
Khaki/Teteron Suit (Men).....	No	-	-	98.65	-	-	149.78	-	-	128.06	-
Khaki/Teteron Suit (Boys).....	No	-	-	74.83	-	-	-	-	-	56.46	-

Table 8 : Average Retail Price of Goods and Services by Region and Selected Market Places - Group 8 Market Places Cont'd)

January 2011
Tir 2003

R E G I O N A N D M A R K E T P L A C E S											
ITEM	UNIT	S N N P									
		Welayita sodo	Bodite	Jinka	Dimeka	Masha	Tapi	Boniga	Chana	Arbam- minch	Sawla
P R I C E I N B I R R											
READY-MADE / FOR ADULTS											
'Netela'.....	No	144.91	-	94.91	-	-	-	-	-	64.87	51.30
'Gabi'.....	No	326.01	-	189.82	-	-	-	-	-	153.26	134.94
Shirts Long Sleeved (Local).....	No	-	-	91.46	-	72.46	-	127.48	-	-	110.00
Shirts Long Sleeved (Imported)...	No	164.95	120.00	94.91	154.92	143.26	123.24	153.26	130.00	126.58	143.01
Shirts Short Sleeved (Imported)...	No	148.31	120.00	84.90	124.90	-	100.00	134.91	-	-	122.72
Socks (Cotton) Imported.....	Pair	15.30	12.00	12.16	19.31	14.30	15.94	18.17	11.29	12.16	10.97
Sweater (Local) Men.....	No	-	-	-	-	-	-	220.00	-	124.90	-
Sweater (Local) Women.....	No	92.47	-	-	-	-	-	-	-	-	-
Shash (Imported).....	No	27.59	-	16.51	-	15.00	10.00	33.25	12.00	19.31	-
Singlets (Local) White.....	No	-	28.96	31.58	43.27	-	33.25	48.27	30.00	30.00	34.76
Jeans Trouser.....	No	293.18	243.15	286.39	300.00	286.51	272.79	306.52	-	286.51	275.89
Woolen Suit.....	No	-	-	-	-	-	-	-	-	-	-
'Kemisna Netela'.....	No	332.47	-	297.20	-	280.00	182.92	321.66	150.00	293.18	189.74
Sweater-Men (Imported).....	No	254.95	-	-	-	-	180.00	250.00	70.00	176.60	-
Sweater-Women (Imported).....	No	209.76	-	-	-	-	159.16	170.00	-	150.00	-
Nylon Dress.....	No	-	-	-	139.76	-	-	-	-	-	-
Tetron Trouser.....	No	-	-	-	-	-	-	204.94	-	-	-
Leather Jacket.....	No	648.07	900.00	-	-	1140.00	-	-	-	-	-
Under Wear China.....	No	23.96	-	23.21	-	32.40	31.58	43.27	35.00	25.00	-
Polyester Suit.....	No	-	-	-	-	-	-	489.90	-	-	-
Khaki Short	No	-	-	-	-	-	-	-	-	-	-
T-Shirts	No	138.19	65.00	74.89	103.23	84.85	73.19	83.30	70.00	106.27	69.67
Jogging Suit(sport tuta)	No	286.51	180.00	182.92	-	-	180.00	-	-	259.81	199.33
Khaki Jacket	No	-	220.00	234.52	-	-	-	328.27	-	193.10	-
Geldem	No	-	54.85	48.27	-	-	85.00	-	-	50.00	-
Mekremia.....	No	63.29	-	-	-	-	80.00	63.29	-	46.61	-
Polyester skirt.....	No	-	-	225.72	236.33	-	-	146.59	-	160.00	200.00
Pants(for men).....	No	25.33	20.00	25.00	28.23	19.31	24.88	31.58	22.36	28.23	21.54

Table 8 : Average Retail Price of Goods and Services by Region and Selected Market Places - Group 8 Market Places Cont'd)

		January 2011 Tir 2003									
		R E G I O N A N D M A R K E T P L A C E S									
ITEM	UNIT	S N N P									
		Welayita sodo	Bodite	Jirka	Dimeka	Masha	Tepi	Boniga	Chana	Arbam- minch	Sawla
		P R I C E I N B I R R									
READY-MADE / FOR CHILDREN											
Sweater (Local) for Boys..... No		144.91	-	-	-	-	-	-	-	-	-
Socks (Imported) Cotton..... Pair		8.62	5.00	6.32	6.00	4.93	6.95	10.00	5.00	6.48	5.31
Jeans Trouser..... No		189.74	-	164.32	-	-	-	-	-	180.00	-
Shirt Long Sleeved(Imported)Boys. No		72.46	49.83	61.62	64.87	35.00	53.13	57.45	-	75.00	-
Sweater (England) for Girls..... No		-	-	-	-	-	-	-	-	-	-
Kemise(for children) No		244.95	-	91.46	129.74	160.00	89.63	169.95	100.00	120.00	102.47
Baby Cloths(Complete)..... No		98.30	90.00	107.84	122.96	103.23	109.70	161.65	100.00	100.00	88.11
T-Shirt..... No		61.62	-	46.26	54.77	-	34.76	50.00	-	70.00	-
Jeans trouser and Jacket..... No		263.04	159.79	172.13	149.78	171.55	179.26	246.62	200.00	150.00	149.11
FOOTWEAR (MEN AND WOMEN)											
Anbessa Leather Shoes Men(Local)Pair		-	129.74	-	-	-	336.54	322.49	-	-	-
Leather Shoes Men (Croft)..... Pair		-	-	-	-	-	-	-	-	689.93	750.00
Walking Shoes(Imp.) Non-Leather Pair		274.78	216.30	226.04	-	-	196.61	-	-	243.15	-
Canvas Shoes (Local) Men..... Pair		-	-	63.29	80.00	-	-	90.00	-	-	-
Canvas Shoes (China) Men..... Pair		60.00	120.00	66.63	-	78.30	63.29	-	60.00	-	-
Plastic Shoes (Local) Women.... Pair		12.66	12.32	13.00	25.00	12.00	12.00	13.00	12.00	14.00	12.97
Slippers Sponge Adult (China).. Pair		20.00	-	-	24.31	25.00	-	-	-	20.00	19.31
Boots for Men Plastic (Local).. Pair		60.00	-	68.29	-	68.29	80.00	73.29	60.00	-	-
Sendel Plastic Shoes (Imp.).... Pair		23.96	-	19.31	23.21	-	20.00	-	-	22.00	19.31
Cost of Mending Shoes sole(Men).Pair		30.00	25.00	43.27	-	-	-	-	-	25.00	27.39
Shoe leather,Women(China).....Pair		153.26	120.00	136.58	189.74	88.30	81.43	146.59	-	180.00	156.59
Shoe leather,Women(Local).....Pair		68.29	71.63	73.19	106.27	88.30	84.90	121.64	-	103.23	86.18
Shoe leather,Children(Local)....Pair		142.48	128.18	98.30	-	10.00	109.70	126.58	-	90.00	109.54
Plastic shoe(Childern).....Pair		10.00	12.00	9.65	25.00	-	10.00	12.66	10.00	12.00	8.32
Shoe leather,Children(Imported).Pair		87.46	-	121.64	139.64	-	-	113.24	-	100.00	150.00
Shoe sendel(Plastic) Childern...Pair		16.94	9.65	11.97	20.80	-	12.00	-	-	-	13.33

Table 8 : Average Retail Price of Goods and Services by Region and Selected Market Places - Group B Market Places Cont'd)

January
Tir 2011
2003

R E G I O N A N D M A R K E T P L A C E S										
ITEM	UNIT	S N N P								
		Welayita sodo	Bodite	Jinka	Dimeka	Masha	Tepi	Boniga	Chana	Arbam- minch

P R I C E I N B I R R

CONSTRUCTION MATERIALS, WATER, AND
FUEL AND POWER

CONSTRUCTION MATERIALS

Cement/Bag/(Local).....	50Kg	198.75	202.50	230.47	-	272.49	245.00	261.42	256.62	231.65	230.00
Lime.....	Kg	-	-	-	-	-	-	-	-	6.00	-
Lime/Jeso(Local).....	Kg	-	2.00	1.30	2.16	1.80	1.50	1.59	1.80	1.13	1.20
Nail (7cm - 12cm).....	Kg	22.00	24.00	24.33	30.00	26.00	24.00	24.00	24.00	24.66	24.00
Nail With Cape.....	Kg	29.32	36.60	35.12	50.00	37.29	35.00	36.59	35.00	35.97	40.00
Corrugated Iron Sheet (.2mm).....	No	88.50	102.00	90.00	100.00	98.44	100.66	100.00	103.00	-	89.99
Wood for House Construction('Atana')..	No	8.31	-	13.33	-	-	20.00	-	15.33	19.49	8.14
Wall Paints-Super (Fluid) Normal.....	4Kg	96.64	100.00	102.86	-	110.00	-	103.23	110.00	-	119.91
Wall Paints-Super (Fluid) Plastic.....	4Kg	197.48	210.00	200.00	-	-	204.96	203.28	220.00	209.33	196.61
Coarse Aggregate Gravel.....	Meter Cube	177.48	-	172.89	-	-	289.26	-	-	281.25	-
Hollow Concrete Block(15x20x40 cm Cube)No		7.25	-	-	-	-	3.50	-	-	9.25	-
Bricks (25cm x 12cm x 6cm).....	No	1.50	-	-	-	-	1.50	-	-	-	-
Floor Board 4m Length.....	No	-	-	-	-	-	-	-	-	80.00	84.85
Iron Pipe 6mt. (1/2 inch Wide) Local..	No	-	180.00	-	-	-	-	-	-	200.00	160.00
Chipwood (125cm x 250cm x 8mm).....	No	-	-	-	-	-	-	-	-	130.00	137.48
Sand.....	Meter Cube	100.00	-	35.00	-	-	-	-	-	200.00	-
Gutter N° 33.....	Meter	48.27	-	-	-	-	59.33	-	-	70.00	-
Window Glass (50cm x 50cm x 3mm).....	No	33.73	-	-	-	-	35.65	-	-	-	-
Water Tanker,Roto (1 meter cube).....	No	-	-	-	-	-	-	-	-	-	-
Stone for House Construction..	Meter Cube	47.50	-	93.33	-	-	35.00	-	-	106.25	-
Mega Paints.....	4Kg	96.64	-	102.86	-	-	106.56	103.23	-	-	121.87
Nefas seleke Paints.....	4Kg	105.00	-	-	-	110.00	-	-	-	-	-
"Yewellel Nitaf"(Cement Made Tile).....	No	-	-	-	-	-	-	-	-	-	-
"Yewellel Nitaf"(Plastic Made Tile).....	No	29.66	-	-	-	-	-	-	-	-	-
Key (With hand).....	No	163.05	-	150.00	-	-	-	-	-	153.26	159.69
Door made of iron.....	No	950.00	-	-	-	1500.00	700.00	-	1396.42	720.00	-

Table 8 : Average Retail Price of Goods and Services by Region and Selected Market Places - Group 8 Market Places Cont'd)

January
Tir 2011
2003

R E G I O N A N D M A R K E T P L A C E S											
ITEM	UNIT	S N N P									
		Welayita sodo	Bodite	Jinka	Dimeka	Masha	Tepi	Boniga	Chana	Arbam- minch	Sawl
P R I C E I N B I R R											
WATER											
Water.....	Meter Cube	-	-	3.00	-	4.00	4.00	2.50	5.00	2.00	3.25
FUEL AND POWER											
Fire Wood.....	Meter Cube	306.87	-	64.40	45.15	111.54	136.02	166.58	166.85	148.54	177.43
Charcoal.....	Kg	2.48	2.44	4.41	1.91	4.06	4.96	4.35	3.34	4.70	2.64
Dung Cake.....	Kg	-	-	-	-	-	-	-	-	-	-
Kerosine.....	Lt	12.52	12.00	12.78	-	-	12.78	-	-	12.61	12.63
Diesel.....	Lt	14.10	13.50	14.36	-	-	14.36	13.56	-	14.19	14.21
Electric.....	K.Watt	.27	-	.27	-	.27	.27	.27	.27	.27	.27
Matches.....	Box	-	-	-	-	-	-	-	-	-	-
Candles.....	No	-	-	-	-	-	-	-	-	-	-
Buthane Gas (Shell).....	12.5 Kg	-	-	-	-	-	-	-	-	-	-
Eveready Drycell.....	No	3.84	8.00	3.91	4.00	4.00	4.00	4.00	3.66	3.83	3.83
FURNITURE, FURNISHING, HOUSEHOLD EQUIPMENT AND OPERATION											
CHAIRS, TABLES, ETC.											
Table Wanza (Machine made) Varnished..	No	849.02	472.89	600.00	-	450.00	500.00	-	-	382.59	396.86
Table Wanza (Hand made) Not Varnished..	No	-	275.89	199.62	-	424.26	347.60	716.28	350.00	-	280.00
Chairs Wanza (Machine Made) Varnished..	No	206.46	90.00	112.92	-	120.00	129.27	-	90.00	289.83	120.00
Chairs Wanza (Hand Made) Varnished....	No	-	48.27	58.28	-	120.00	84.90	150.00	-	-	64.81
Cupboard Wanza (2 doors) Varnished....	No	3065.24	-	2223.98	-	3000.00	2645.75	4000.00	2000.00	2000.00	1400.00
Double Bed Wanza (120cm) Varnished....	No	1216.44	1132.37	1213.62	-	1500.00	1497.77	2432.88	1700.00	1265.77	948.68
Sofas (Complete).....	No	8932.83	-	7000.00	-	-	-	-	-	9000.00	6928.20
Book Shelves Wanza (3 Shelves) no Door	No	609.30	598.61	664.94	-	1200.00	716.28	1949.36	800.00	724.57	674.54
Chest of Drawer	No	1930.98	-	1016.40	-	1800.00	1159.78	1900.00	2000.00	1500.00	1341.64

Table 8 : Average Retail Price of Goods and Services by Region and Selected Market Places - Group B Market Places Cont'd)

January 2011
Tir 2003

R E G I O N A N D M A R K E T P L A C E S											
ITEM	UNIT	S N N P									
		Welayita sodo	Bodite	Jinka	Dimeka	Masha	Tepi	Boniga	Chana	Arbam- minch	Sawl
P R I C E I N B I R R											
FURNISHINGS & REPAIRS											
Bed Sheet (Non-Patterned Bahir Dar) 1.90m x 2.50m.....	Pair	153.26	150.00	146.59	-	-	-	203.28	-	-	-
Bed Sheet(Patterned Kombolcha) 1.90m x 2.50m.....	Pair	141.65	166.60	203.28	240.00	220.00	246.62	253.29	-	-	-
Bed Cover(Patterned Kombolcha).....	No	-	-	-	-	-	-	160.00	-	-	-
Blanket Woolen(Debre B.)160cm x 220cm. No		183.32	-	174.93	-	200.00	213.12	253.29	200.00	210.00	-
Mattress-Sponge (A.A Foam) 120cm.....	No	739.86	650.00	1000.00	-	-	750.00	766.31	-	654.98	1000.00
Towel-Local (Kombolcha).....	No	35.00	-	73.19	-	61.62	-	-	-	52.44	55.00
Curtains.....	meter	182.92	-	89.63	103.23	112.50	76.42	78.30	-	83.30	-
EARTHEN WARE											
Plastic tile.....	meter	39.32	43.27	37.29	47.55	48.27	35.33	38.97	50.00	41.60	-
Water Pot.....	No	14.49	12.16	25.33	11.89	16.43	5.67	35.00	15.00	-	5.48
'Jebena' Medium Size.....	No	6.66	5.00	8.65	9.28	10.63	10.63	17.32	15.00	18.00	6.32
'Mitad' (Griddle of Clay).....	No	40.66	-	28.31	100.00	68.29	80.00	48.27	29.32	45.00	29.32
Local Stove '(Lakech).....	No	12.32	26.99	30.97	30.49	35.00	65.00	35.33	-	75.00	29.32
Cup for Coffee (China).....	No	3.58	3.00	2.82	4.00	3.00	3.50	3.16	3.00	3.00	2.82
Plate Clay (imported).....	No	6.42	12.00	16.29	-	-	-	-	-	-	-
STRAW, BAMBOO AND OTHERS											
'Sefed'.....	No	31.58	-	20.33	-	26.46	25.46	2.92	25.00	27.32	-
Sack 100Kg Capacity.....	No	5.65	6.00	6.32	5.00	5.00	5.00	6.49	6.00	6.32	6.33
METAL WARE											
Cooking Pan Medium (Local).....	No	83.30	96.55	47.91	58.23	35.00	39.97	50.92	45.00	41.60	38.97
Tray (Nickel) Medium N° 45 Local.....	No	29.32	35.00	31.58	43.27	36.59	38.26	38.66	36.59	37.32	34.32
Electric 'Mitad' Aluminium.....	No	924.66	-	-	-	-	-	-	-	950.00	-

Table 8 : Average Retail Price of Goods and Services by Region and Selected Market Places - Group B Market Places Cont'd)

January 2011
Tir 2003

R E G I O N A N D M A R K E T P L A C E S											
ITEM	UNIT	S N N P									
		Welayita sodo	Bodite	Jinka	Dimeka	Masha	Tepi	Boniga	Chana	Arbam- minch	Sawl
		P R I C E I N B I R R									
Gas Stove (Kerosine) China.....	No	95.61	75.00	93.22	104.88	-	84.90	77.46	90.00	90.00	86.64
Permuze(Japan).....	No	100.00	-	48.27	-	-	-	-	-	-	-
Refregator.....	No	6400.00	-	-	-	-	-	5800.00	-	-	-
PLASTIC WARE (LOCAL MADE)											
Jerrycan (20 Litres).....	No	15.64	17.00	-	-	-	-	-	-	-	-
Bucket (20 Litres).....	No	33.97	33.00	30.97	40.90	36.59	35.00	40.66	40.00	35.00	32.66
GLASS WARE											
Glass for Tea (Duralax).....	No	9.25	6.00	-	6.48	9.49	4.83	-	-	10.00	-
OTHER HOUSEHOLD EQUIPMENT											
Kerosine Lamp.....	No	30.98	-	30.86	38.99	35.00	39.32	-	30.00	30.00	30.00
'Kuraz' Small Local Kerosine Lamp.....	No	-	-	2.82	-	-	3.00	2.00	3.00	2.00	2.82
Flash Light.....	No	-	15.00	-	15.64	-	8.94	-	-	12.00	18.00
Electric Bulb Philips(40/60 Watt).....	No	4.00	4.00	5.00	5.65	5.00	4.00	5.00	4.00	5.00	4.31
HOUSEHOLD OPERATION											
Hard Soap (Local).....	200gm	5.00	4.00	-	5.22	6.66	-	-	-	-	-
Hard Soap (Imported).....	200gm	6.33	6.50	6.66	5.94	-	6.52	7.17	5.60	6.09	6.50
Detergent (Omo).....	50gm	-	-	-	-	4.17	-	-	-	3.50	-
Incense.....	Kg	44.00	30.00	35.00	-	25.00	40.00	45.33	-	40.00	45.00
Sandal Wood.....	No	.50	-	.50	.50	.50	.50	1.00	.50	.50	.50
Toilet Paper (Mamko).....	Roll	5.50	6.00	7.00	7.00	8.00	8.00	7.83	5.31	8.32	8.00
Detergent(Zahira).....	50gm	1.79	1.63	1.75	1.75	2.00	1.75	1.67	1.66	1.75	1.71

Table 8 : Average Retail Price of Goods and Services by Region and Selected Market Places - Group 8 Market Places Cont'd)

January 2011
Tir 2003

ITEM	UNIT	R E G I O N A N D M A R K E T P L A C E S									
		S N N P									
		welayita sodo	Bodite	Jinka	Dimeka	Masha	Tepi	Boniga	Chana	Arbam- minch	Sawl
P R I C E I N B I R R											
DRY CLEANING											
Dry Cleaning (Suit Men).....	No	26.57	-	15.00	-	-	29.58	-	-	26.57	30.00
DOMESTIC SERVICE											
Maid Servant.....	Month	77.46	39.15	106.27	150.00	56.46	96.55	102.60	100.00	76.52	106.27
Unskilled Service (Daily Laborer)..	Day	25.00	-	20.00	33.47	25.00	31.07	25.65	27.39	23.21	20.00
Salary for Guard	Month	209.76	-	-	-	-	150.00	-	-	-	-
MEDICAL CARE											
Ampicillin(250 mg) Local.....	.56 Caps	25.92	28.00	27.22	28.00	52.00	33.00	38.62	18.00	28.00	-
Tetracycline (250 mg) Local.....	.56 Caps	15.87	17.00	18.25	16.80	15.66	15.30	22.65	12.12	16.80	16.80
Penicillin injection(4 Mu. Local).Buttle		7.00	6.00	7.32	10.00	8.94	8.62	7.32	6.93	6.16	-
Chloramphenicol(250mg) Local.....	.56 Caps	23.19	-	19.89	28.00	24.00	20.65	23.31	16.00	16.80	22.40
Paracetamol(500mg) Local.....	20 Pills	4.00	3.00	4.00	4.00	4.00	3.30	4.00	4.00	4.00	4.00
Cough Syrup (Efadykse) Local.....	125cc	12.00	-	13.99	20.00	13.49	14.66	13.66	-	11.89	-
Bactrim(480mg) Local.....	30 Pills	6.96	6.00	9.44	15.00	13.85	6.00	9.00	9.00	8.65	9.00
Vermox(100mg) Local.....	12 Pills	2.00	-	4.00	2.00	4.00	3.30	3.00	3.00	2.00	3.00
Mezel(250mg) Local.....	30 Caps	8.57	7.50	10.87	9.00	13.26	12.00	5.45	4.00	9.00	9.00
Asprin (300 mg) Local.....	20 Pills	2.00	2.45	3.17	4.00	4.58	3.30	6.00	2.00	2.29	2.00
Insulin(Lente).....	Buttle	70.00	-	-	-	-	-	-	-	75.00	-
Amoxicillin(500mg).....	15 Caps	11.34	12.19	14.43	16.00	14.85	14.91	14.02	14.00	12.24	12.80
Magnesium Oxide.....	30 Pills	4.95	6.00	6.87	9.00	6.00	9.00	6.00	6.00	6.00	6.00
Fasider Tablet.....	1 Pills	-	1.29	-	2.33	-	2.55	1.67	-	1.63	-
OTHER MEDICAL EXPENSES											
Doctor's Fee (Government).....	per visit	4.24	3.00	8.00	3.00	5.00	5.00	5.00	2.50	5.00	4.00
Doctor's Fee (Private).....	per visit	21.54	-	2.71	-	-	10.00	10.00	5.00	6.30	10.00
Injection (Service Charge).....	Once	1.00	1.00	1.00	1.00	.57	1.00	1.00	1.00	2.00	1.00

Table 8 : Average Retail Price of Goods and Services by Region and Selected Market Places - Group 8 Market Places Cont'd)

January 2011
Tir 2003

ITEM	UNIT	R E G I O N A N D M A R K E T P L A C E S									
		S N N P									
		Welayita sodo	Bodite	Jinka	Dimeka	Masha	Tepi	Boniga	Chana	Arbam- minch	Sawl
		P R I C E I N B I R R									
Labratory Test Fee (Private).....	Once	10.00	-	5.00	5.00	5.00	5.31	15.00	-	5.59	5.31
Bed Charge (gov.).....	per day	40.00	10.00	21.00	-	-	-	10.00	-	20.00	12.00
X-Ray(For TB).....	Once	52.44	-	-	-	-	-	-	-	-	-
Bed Charge (Private).....	per day	74.83	-	-	5.00	-	-	-	-	35.00	20.00
TRANSPORT AND COMMUNICATION											
TRANSPORT											
Benzene.....	Lt	17.22	16.00	-	-	-	-	-	-	17.31	-
Motor Oil (Mobil).....	Lt	64.80	-	-	-	-	65.00	13.56	-	65.00	75.00
Car Washing and Greasing.....	Once	-	-	-	-	-	-	-	-	56.62	-
Bus Fare (per km).....	Tarif	-	-	.26	-	-	.25	.23	-	.21	-
Bus Fare (within Town)	Trip	-	-	-	-	-	-	-	-	-	-
Taxi Fare	Trip	1.91	-	-	-	-	-	1.70	-	1.40	-
Air Plane (To Addis Ababa)	Trip	-	-	-	-	-	-	-	-	676.00	-
Animal Transport fare.....	Trip	-	-	-	-	-	-	-	-	-	-
Cart Fare.....	Trip	-	-	-	-	-	2.00	-	-	-	-
COMMUNICATION											
Telephone Charge (with town).....	Period	.20	.45	.20	-	.20	.20	.20	.20	.20	-
Telephone Charge to Addia Ababa....	Period	3.60	1.95	4.15	4.20	1.40	1.40	1.40	1.40	4.15	4.20
Telephone Line Installation Charge..	Once	283.30	-	283.30	-	283.30	283.30	283.30	283.30	283.30	283.30
Mobile Apparatus(Nokia6200).....	No	-	-	-	-	-	-	-	-	-	-
Mobile call from Tel.....	Period	2.16	-	4.50	-	.85	.85	.85	.85	-	2.70
Internet Service.....	10hrs/month	46.00	-	78.00	-	-	111.00	111.00	-	106.00	-

Table B : Average Retail Price of Goods and Services by Region and Selected Market Places - Group B Market Places Cont'd)

January 2011
Tir 2003

R E G I O N A N D M A R K E T P L A C E S										
ITEM	UNIT	S N N P								
		Welayita sodo	Bodite	Jinka	Dimeka	Masha	Tepi	Boniga	Chana	Arbam- minch

P R I C E I N B I R R

ENTERTAINMENT AND EDUCATION

EQUIPMENT AND ACCESSORIES

T.V. Set Philips 21 inch(Colored)..... No	4200.00	-	-	-	-	-	4200.00	-	-	-
Cassette Recorded Original(Local Music)No	12.66	-	11.29	10.00	12.00	12.00	12.00	12.00	10.00	10.00
Radio Set Philips 3 Band..... No	-	-	350.00	-	340.00	-	-	-	300.00	350.00
Tape Recorder National (2 Speaker).... No	-	-	-	-	-	-	-	-	-	-
Expense for Photograph(Passport size)4Pho	4.00	6.00	8.62	10.00	8.00	6.00	10.00	6.67	5.00	5.31
Newspaper (Addis Zemen)..... No	-	-	-	-	-	-	-	-	-	-
Theater Enterance Fee Once	-	-	-	-	-	-	-	-	-	-
VCD-Player(Mayato Japan).....No	933.03	-	-	-	-	-	900.00	-	-	948.68
VCD Cassette rent.....Once	2.29	2.00	2.00	3.00	3.00	3.00	2.62	2.00	2.00	2.00

EDUCATION

Exercise Book (50 Leaves) Local..... No	4.42	3.75	-	4.31	5.00	-	4.62	5.00	-	-
Pencil (China)..... No	1.00	-	1.23	-	2.00	1.50	1.00	1.00	1.00	-
Ball Point-Bic England..... No	2.50	2.00	1.65	2.00	2.50	2.66	2.91	3.00	3.00	-
Day School Fee-Public(Grade 7 & 8)..Month	-	-	-	-	-	-	-	-	-	-
Day School Fee-Private(Grade 9-10)..Month	130.00	-	-	-	-	-	-	-	-	-
Night School Fee-Government(Gr.9-10)Month	40.00	-	40.00	-	70.00	49.00	50.00	-	35.00	68.00
School Uniform Fee No	-	-	169.80	-	-	-	-	-	-	-
Night School Fee-Private(Grade9-10)..Month	-	-	-	-	-	-	-	-	-	-
Night College Fee-Private.....Credit/hr	-	-	-	-	-	-	-	-	-	-

PERSONAL CARE AND EFFECTS

PERSONAL CARE

GIV Toilet Soap..... 90gm	-	-	5.63	5.63	5.43	5.63	6.75	5.63	5.63	5.63
Blade-INDIA..... No	1.31	-	1.00	1.00	1.00	1.00	1.00	1.00	1.00	1.00

Table 8 : Average Retail Price of Goods and Services by Region and Selected Market Places - Group 8 Market Places Cont'd)

January 2011
Tir 2003

ITEM	UNIT	R E G I O N A N D M A R K E T P L A C E S									
		S N N P									
		Welayita sodo	Bodite	Jinka	Dineka	Masha	Tepi	Boniga	Chana	Arbam- minch	Sawl
		P R I C E I N B I R R									
Hair Dressing (Traditional)..... No		6.32	6.65	9.28	-	5.00	5.00	10.00	5.00	7.00	7.32
Hair Dressing (Modern)..... No		20.00	18.00	25.00	-	15.00	20.00	25.00	20.00	25.00	20.00
Barbery (Mens Hair Cut)..... No		5.00	3.00	5.00	7.00	5.65	7.00	5.65	5.00	5.00	6.32
Zenith Hair Oil(Liquids Form)..... 330cc		16.00	16.00	15.00	18.00	17.00	15.33	15.66	15.33	15.66	15.33
Zenith Hair Oil(Non-Liquids Form).. 330cc		16.00	16.00	15.33	18.00	17.00	15.33	16.33	15.49	15.66	15.66
Shaving Machine (medium) No		60.00	-	66.38	90.00	67.08	60.00	-	-	73.29	-
Perfume100cc		33.97	-	-	-	-	44.81	-	30.00	-	30.00
Parafin Hair Oil.....330cc		19.80	-	-	-	-	25.29	-	18.00	23.29	-
Shoe Polish(Black/Brown).....Once		1.82	1.14	2.00	2.00	2.00	2.00	3.00	2.00	2.00	2.00
Modes(Disposable napkins).....Packer		1.23	12.00	12.32	14.33	13.33	15.66	13.33	13.00	12.00	11.97
PERSONAL EFFECTS											
Umbrella-Men Medium (Local)..... No		59.86	36.59	46.26	-	48.27	48.27	48.27	40.00	51.61	51.61
Umbrella-Women Medium (Imported)..... No		54.85	95.99	44.81	58.28	87.46	76.52	81.63	60.00	56.62	57.99
Hand Bag (Imported Synthetic)..... No		167.48	-	193.10	158.75	-	159.79	156.59	-	176.60	162.87
Belt (Local) Machine Made..... No		117.47	-	64.87	54.85	50.00	63.16	68.29	-	53.28	-
Belt (Local) Hand Made..... No		56.62	-	-	-	-	-	70.00	40.00	-	-
JEWELLERY											
Seiko-21 Jewels Automatic (Men)..... No		-	-	-	-	-	-	-	-	-	-
Seiko-21 Jewels Automatic (Women)..... No		-	-	-	-	-	-	-	-	-	-
Earrings (4gm 18 carat Local)..... Pair		3200.00	-	2000.00	-	-	-	-	-	-	3000.00
Neck Laces (6gm 18 carat Local)..... No		4800.00	-	3000.00	-	-	-	-	-	-	4500.00
Rings (4gm 18 carat Local)..... No		3200.00	-	2000.00	-	-	-	-	-	-	3000.00
Bracelet 20gm (18 carat Local)..... No		1440.00	-	1000.00	-	-	-	-	-	-	1500.00

Table 8 : Average Retail Price of Goods and Services by Region and Selected Market Places - Group B Market Places Cont'd)


January 2011
Tir 2003

R E G I O N A N D M A R K E T P L A C E S											
ITEM	UNIT	S N N P									
		Welayita sodo	Bodite	Jinka	Dimeka	Masha	Tepi	Boniga	Chana	Arbam- minch	Sawl
P R I C E I N B I R R											
LIVESTOCK AND DRAUGHT ANIMALS											
LIVESTOCK											
Sheep (10-15Kg).....	No	247.98	242.01	245.89	109.45	249.87	352.74	376.10	372.77	153.26	399.78
Goat (10-15Kg).....	No	206.46	137.65	258.04	141.53	286.51	309.89	309.84	299.55	176.60	224.88
Heifer (2-4 Years).....	No	-	979.56	1088.58	1209.64	1181.67	1197.22	1316.31	1096.96	-	736.32
Cow (4 Years and Above).....	No	-	2232.09	2490.32	864.46	1932.77	2758.92	1998.33	2098.41	-	2182.04
Bull (2-4 Years).....	No	2796.59	1020.45	2689.79	1313.86	1383.13	1360.82	1373.18	1032.28	-	827.93
Ox (4 Years and Above).....	No	3659.06	3851.93	3861.49	2080.08	3633.03	2898.85	3531.15	3565.44	-	4389.92
Hen (Indigenous).....	No	25.25	18.64	24.58	13.61	36.59	43.27	27.59	32.27	25.96	39.79
Cock (Indigenous).....	No	57.30	34.76	51.61	49.32	64.87	54.85	53.92	51.61	48.27	54.85
DRAUGHT ANIMALS											
Donkey.....	No	-	972.91	1654.01	-	-	1497.77	1449.14	1549.19	-	1096.96
Horse.....	No	-	-	-	-	2415.87	-	-	1897.37	-	-
Mule.....	No	-	2269.15	-	-	3449.64	-	3499.05	3032.97	-	-
FARM EQUIPMENT (INDUSTRIAL PRODUCT)											
Sickel.....	No	50.00	51.61	22.57	25.00	-	25.00	28.23	23.21	23.96	16.94
Pick Axe ('Doma').....	No	50.00	45.00	56.62	60.00	47.43	56.46	77.46	35.00	60.00	46.26
'Gejera'.....	No	38.26	50.00	46.61	46.61	68.29	80.00	83.30	17.78	55.33	35.00
FARM EQUIPMENT (HAND MADE)											
'Mofer'.....	No	-	-	-	-	16.29	-	-	15.00	-	-
'Kember'.....	No	-	-	-	-	20.00	-	-	-	-	-
'Digr'.....	No	-	15.00	-	-	14.61	-	-	12.00	-	-
Plough.....	No	35.00	40.00	57.99	-	33.25	63.16	30.00	30.00	-	-
Sickel.....	No	3.98	-	-	-	-	-	-	-	-	-

Table 8 : Average Retail Price of Goods and Services by Region and Selected Market Places - Group 8 Market Places Cont'd)

January 2011
Tir 2003

R E G I O N A N D M A R K E T P L A C E S											
I T E M	U N I T	S N N P									
		Welayita sodo	Bodite	Jinka	Dimeka	Masha	Tepi	Boniga	Chana	Arbam- minch	Sawl
		P R I C E I N B I R R									
'Wegel'.....	No	9.65	12.00	12.97	-	13.92	10.00	15.00	10.00	-	-
'Erfe '.....	No	-	-	-	-	3.00	-	-	-	-	-
MISCELLANEOUS GOODS AND SERVICES											
Coffin (Medium Quality).....	No	289.83	-	315.82	-	500.00	352.14	-	-	289.83	273.86
Charge for Money Transfer.....	Once	12.00	-	13.00	-	13.00	13.00	13.00	13.00	12.30	13.00
Photocopy.....	per page	.40	-	.50	-	.75	.50	.75	1.00	.46	.50
Wedding Invitation Card.....	per page	-	-	-	-	-	-	-	-	-	-



Group 9

Market Places

**(Shewa Bench, MizanTeferi, Deri, Amaro Kelle, Soyama, Karat,
Gidole, Tercha, Beste Chere, Lasoka, and Amaya.)**

Table 9 : Average Retail Price of Goods and Services by Region and Selected Market Places - Group 9 Market Places Cont'd)

January 2011
Tir 2003

ITEM	UNIT	R E G I O N A N D M A R K E T P L A C E S											SNNPR AVERAGE
		S N N P											
		Shewa- Bench	Mizan- Teferi	Deri	Amaro Kele	Soyama	Karate	Gidola	Tercha	Besite- chere	Lasoka	Amaya	
P R I C E I N B I R R													
CEREALS UNMILLED													
'Teff' White	Kg	6.83	8.16	-	-	-	6.09	6.50	-	5.55	5.53	5.05	7.50
'Teff' Mixed.....	Kg	5.66	7.08	5.17	6.56	8.26	5.71	5.83	6.16	5.16	5.33	4.82	6.47
'Teff' Black (Red).....	Kg	3.60	5.00	4.27	5.15	-	-	-	5.92	4.82	5.82	4.86	5.43
Wheat White.....	Kg	-	8.00	-	-	5.05	6.94	6.95	6.67	-	4.78	3.41	5.70
Wheat Mixed.....	Kg	-	6.50	4.24	-	5.56	6.33	-	6.45	4.70	4.24	-	5.50
Wheat Black (Red).....	Kg	4.24	7.00	4.26	5.93	5.50	6.24	6.87	6.18	-	4.25	3.45	5.51
Barley White.....	Kg	-	7.00	5.44	6.37	7.04	6.04	4.73	5.81	5.80	4.11	5.24	5.33
Barley Mixed.....	Kg	3.47	6.00	5.32	-	6.94	-	4.88	5.98	-	4.11	5.23	4.98
Barley Black.....	Kg	-	5.50	5.49	6.91	7.14	-	4.76	6.32	6.76	4.23	5.18	5.35
Barley for Beer.....	Kg	-	-	-	-	-	-	-	-	-	-	-	5.89
Maize (White).....	Kg	1.47	3.00	2.14	2.83	2.75	2.51	2.92	1.94	1.84	2.00	1.27	2.46
Durrah.....	Kg	2.46	-	-	-	2.75	1.83	-	-	-	-	-	2.18
Sorghum Yellow.....	Kg	-	-	-	-	-	-	4.58	-	-	-	-	4.94
Sorghum White.....	Kg	1.82	3.00	-	-	4.55	2.68	2.50	1.90	2.47	-	-	3.10
Sorghum Red.....	Kg	-	3.00	1.79	2.72	3.03	1.77	1.42	1.84	2.40	2.31	3.14	2.59
African Millet.....	Kg	4.29	3.50	-	-	-	6.33	-	-	-	-	-	4.67
Rice (Imported).....	Kg	16.97	15.00	14.00	14.16	16.00	15.66	14.49	13.28	-	16.33	14.00	14.33
Oats.....	Kg	-	-	6.46	-	-	-	-	10.00	10.00	-	-	9.18
Hulled Barley.....	Kg	-	-	-	-	-	10.00	7.15	-	-	5.92	3.93	6.54
CEREALS MILLED													
'Teff' White.....	Kg	-	8.50	-	-	-	-	-	-	-	-	-	9.77
'Teff' Mixed.....	Kg	-	7.50	-	-	-	-	-	-	-	-	-	9.35
'Teff' Black (Red).....	Kg	-	-	-	-	-	-	-	-	-	-	-	8.00
Wheat White.....	Kg	-	-	-	-	-	-	-	-	-	-	-	11.00
Wheat Mixed.....	Kg	-	-	-	-	-	-	-	-	-	-	-	-
Barley White.....	Kg	-	16.00	-	-	-	-	-	-	-	-	-	17.58
Barley Mixed.....	Kg	-	16.00	-	-	-	-	-	-	-	-	-	16.00

Table 9 : Average Retail Price of Goods and Services by Region and Selected Market Places - Group 9 Market Places Cont'd)

		R E G I O N A N D M A R K E T P L A C E S										January Tir	2011 2003
ITEM	UNIT	S N N P										SNNPR AVERAGE	
		Shewa- Bench	Mizan- Teferi	Deri	Amaro Kele	Soyama	Karate	Gidola	Tercha	Besite- chere	Lasoka		Amaya
		P R I C E I N B I R R											
Maize (White).....	Kg	-	-	2.77	3.50	-	-	-	-	-	-	-	3.95
Oats.....	Kg	-	-	-	-	-	-	-	11.66	-	-	-	15.28
Sorghum.....	Kg	-	-	-	-	-	-	-	-	-	-	-	-
Durrah.....	Kg	-	-	-	-	-	-	-	-	-	-	-	-
'Furno Duket' Locally Processed..	Kg	10.00	10.00	10.00	8.49	9.65	10.00	9.65	8.83	10.00	9.65	9.32	9.31
PULSES UNMILLED													
Horse Beans.....	Kg	4.83	6.00	6.32	6.91	6.06	5.62	6.67	6.34	4.46	8.33	5.07	6.39
Peas White.....	Kg	5.00	7.00	-	-	-	-	-	6.57	-	-	-	6.85
Peas Green(dry).....	Kg	-	6.33	7.14	6.93	8.08	8.20	8.05	5.80	-	8.52	-	7.46
Peas Mixed.....	Kg	4.60	6.33	-	-	-	-	-	6.33	4.41	-	5.18	6.42
Soya Beans.....	Kg	-	-	-	4.37	6.90	-	-	-	-	-	-	5.52
Chick Peas.....	Kg	-	10.00	8.00	8.65	6.06	6.39	7.80	10.97	-	10.00	11.00	8.64
Lentils.....	Kg	20.00	15.66	10.92	10.86	17.82	12.77	11.36	16.00	9.49	16.00	16.00	14.36
Haricot Beans.....	Kg	4.92	3.00	-	3.42	-	4.32	4.65	-	2.38	4.35	4.98	4.41
Lima Beans.....	Kg	-	-	-	-	5.05	5.00	4.45	5.60	-	4.45	-	4.95
Vetch.....	Kg	-	-	-	-	-	-	-	-	-	-	-	6.37
Fenugreek(Green).....	Kg	31.58	29.32	37.54	29.96	35.00	35.35	-	25.33	35.00	31.32	25.66	28.83
PULSES MILLED OR SPLIT													
Horse Beans Milled.....	Kg	-	-	-	-	-	-	-	-	-	-	-	12.00
Peas Milled.....	Kg	-	15.66	15.54	16.64	-	20.00	20.00	12.32	-	24.49	-	16.53
Chick Peas Milled.....	Kg	-	-	-	-	-	-	-	-	-	-	-	-
Mixed Pulses Milled.....	Kg	12.63	12.32	10.00	11.66	11.29	-	-	12.32	11.66	12.00	11.29	11.64
Vetch Milled.....	Kg	-	-	-	-	-	-	-	-	-	-	-	12.66
Peas Split.....	Kg	12.96	12.00	12.00	10.32	-	13.00	12.97	12.32	12.00	14.00	-	11.58
Peas Split(Roasted).....	Kg	-	-	-	-	-	-	-	-	-	-	-	11.80
Horse Beans Split(Roasted).....	Kg	-	-	-	-	-	-	-	-	-	-	-	10.17
Lentils Split.....	Kg	20.00	19.66	20.00	17.66	19.31	20.00	20.00	18.00	18.00	20.00	18.00	18.55

Table 9 : Average Retail Price of Goods and Services by Region and Selected Market Places - Group 9 Market Places Cont'd)

January
Tir 2011
2003

ITEM	UNIT	R E G I O N A N D M A R K E T P L A C E S										SNNPR AVERAGE	
		S N N P											
		Shewa- Bench	Mizan- Teferi	Deri	Amaro Kele	Scyama	Karate	Gidola	Tercha	Besite- chere	Lasoka		Amaya
P R I C E I N B I R R													
Vetch Split(Roasted).....	Kg	-	-	-	-	-	-	-	-	-	-	-	10.60
Chick Peas Split(Roasted).....	Kg	-	-	-	-	-	-	-	-	-	-	-	13.00
Fenugreek Milled.....	Kg	-	50.00	30.00	55.00	80.00	60.00	-	-	40.00	60.00	-	45.21
OIL SEEDS													
Niger Seed.....	Kg	-	12.00	-	-	-	-	-	-	-	-	16.00	13.62
Linseed White.....	Kg	-	-	-	-	-	-	12.00	11.02	-	-	-	9.28
Linseed Red.....	Kg	-	12.00	18.77	11.32	8.54	10.23	9.60	9.76	-	9.75	12.00	11.26
Sesame Seed Red.....	Kg	-	16.00	-	-	-	-	12.47	9.68	-	-	12.00	10.45
Sunflower.....	Kg	-	10.63	-	-	-	2.33	4.06	-	-	3.41	-	8.12
Castor Beans.....	Kg	-	-	-	5.78	9.11	-	-	-	-	2.82	-	6.05
Rape Seed.....	Kg	10.00	10.00	9.11	10.00	6.90	13.37	10.82	12.97	-	6.53	10.63	10.34
Ground Nut Shelled.....	Kg	10.00	13.00	-	-	-	21.31	17.00	-	-	11.55	-	15.28
PREPARED CEREAL PRODUCTS													
Spaghetti (Local) Without Egg....	Kg	18.00	18.00	18.00	17.31	-	18.00	18.64	16.00	8.00	16.64	16.00	18.02
Pastini.....	Kg	-	19.31	-	-	21.11	20.00	-	-	9.00	-	-	18.77
Macaroni (Local) Without Egg....	Kg	14.00	13.00	12.00	13.00	13.30	14.00	12.32	12.32	11.66	13.00	12.00	12.61
'Fafa' Flour.....	kg	-	-	-	-	-	-	26.00	-	-	-	-	25.97
'Dube' Flour.....	kg	-	-	-	-	-	-	-	-	-	-	-	-
BREAD AND OTHER PREPARED FOODS													
'Enjera' ('Teff' Mixed).....	325gm	-	2.09	1.08	2.16	2.03	2.01	1.81	-	-	2.03	-	2.04
'Dabo' (Traditional Ambasha)..	350gm	-	4.25	-	2.24	-	-	-	-	-	-	1.39	2.31
'Dabo' (Traditional Sheleto)..	350gm	-	-	.84	-	-	1.32	1.84	-	-	-	-	1.40
Bread Wheat (Bakery).....	350gm	2.84	3.63	3.18	4.53	3.63	3.28	3.39	3.00	3.00	3.39	2.85	3.35
Biscuits	150gm	4.29	3.21	1.88	3.21	3.54	3.21	4.10	4.50	-	3.21	4.50	3.43

Table 9 : Average Retail Price of Goods and Services by Region and Selected Market Places - Group 9 Market Places Cont'd)

January 2011
Tir 2003

ITEM	UNIT	R E G I O N A N D M A R K E T P L A C E S											SNMPR AVERAGE
		S N N P											
		Shewa- Bench	Mizan- Teferi	Deri	Amaro Kele	Soyama	Karate	Gidola	Tercha	Besite- chere	Lasoka	Amaya	
P R I C E I N B I R R													
MEAT													
Beef	Kg	40.00	44.00	25.32	52.00	60.00	27.37	40.00	50.00	52.00	40.00	42.51	43.72
Camel Meat	Kg	-	-	-	-	-	-	-	-	-	-	-	-
FISH AND FISH PRODUCTS													
Fish Fresh.....	Kg	-	-	-	-	-	-	-	-	-	-	-	23.03
Sardines (Imported).....	125gm	-	-	-	-	-	27.00	-	-	-	-	-	19.17
DIARY PRODUCTS AND EGG													
Cow Milk (Unpasteurized).....	Lt	4.81	6.00	-	7.71	-	10.09	7.58	-	-	6.06	-	7.19
Cow Milk (pasteurized).....	Lt	-	-	-	-	-	-	-	-	-	-	-	12.51
Camel Milk.....	Lt	-	-	-	-	-	-	-	-	-	-	-	-
Goat Milk.....	Lt	-	-	-	-	-	-	-	-	-	-	-	-
Powdered Milk (Me&My).....	450gm	-	84.38	-	84.38	84.38	90.00	92.77	-	-	-	-	84.29
Yoghurt (Traditional).....	Lt	-	15.00	-	-	-	-	12.00	-	-	-	-	12.41
Cheese Cottage.....	Kg	-	18.07	11.21	-	-	-	-	16.04	10.28	8.58	15.01	15.82
Egg (Traditional).....	Dozen	12.00	18.00	12.00	15.00	15.00	15.00	15.00	12.00	10.00	12.00	11.51	14.19
OILS AND FATS													
Butter Unrefined.....	Kg	66.28	75.00	97.53	46.27	100.00	90.00	90.00	80.00	80.00	64.08	77.60	78.91
Cooking Oil (Imported).....	Lt	13.66	28.33	26.67	28.33	27.77	28.66	30.82	27.77	28.33	27.89	29.32	26.84
Cooking Oil (Local).....	Lt	-	-	32.00	-	35.32	-	-	29.32	26.00	-	28.65	30.33
Vegetable Butter(Sheno & Shady)..	Kg	-	66.67	-	70.36	66.67	-	70.00	-	-	-	-	66.10

Table 9 : Average Retail Price of Goods and Services by Region and Selected Market Places - Group 9 Market Places Cont'd)

January 2011
Tir 2003

ITEM	UNIT	R E G I O N A N D M A R K E T P L A C E S											SNNPR AVERAGE
		S N N P											
		Shewa- Bench	Mizan- Teferi	Deri	Amaro Kele	Soyama	Karate	Gidola	Tercha	Besite- chere	Lasoka	Amaya	
P R I C E I N B I R R													
VEGETABLES AND FRUITS													
VEGETABLES (FRESH)													
Ethiopian Kale.....	Kg	.47	1.58	3.13	3.79	6.00	3.49	1.80	3.23	2.35	1.73	4.59	2.26
Cabbage.....	Kg	1.03	2.74	-	-	5.63	3.42	1.18	4.00	-	2.00	-	2.37
Lettuce.....	Kg	-	-	-	-	-	-	-	-	-	-	-	9.59
Spinach.....	Kg	-	-	-	-	-	-	-	-	-	-	-	3.14
Carrot.....	Kg	-	5.00	-	5.00	2.86	3.91	2.04	4.00	3.00	2.70	2.76	3.53
Tomatoes.....	Kg	-	12.00	3.85	2.79	11.12	6.18	4.65	9.65	10.00	7.15	-	7.13
Onions.....	Kg	14.00	12.00	-	12.00	13.42	10.00	7.66	10.32	9.65	-	13.08	10.10
Garlics.....	Kg	40.00	35.00	43.09	30.65	17.81	35.00	48.43	35.33	35.00	31.29	-	35.75
Leaks.....	Kg	-	-	-	-	-	-	-	-	-	9.11	-	9.11
Pepper Green.....	Kg	5.69	10.77	15.14	12.77	16.83	22.36	17.71	3.59	5.46	7.91	7.40	9.82
Pumpkin.....	Kg	1.05	1.27	1.85	.57	1.34	-	1.15	1.24	-	1.06	1.07	1.32
Green Peas.....	Kg	-	-	-	-	-	-	-	-	-	-	-	9.53
Beet Root.....	Kg	3.52	4.00	4.13	-	6.00	3.14	2.23	4.00	4.00	2.64	5.77	3.59
Cauliflower.....	Kg	-	-	-	-	-	-	-	-	-	-	-	-
FRUITS FRESH													
Banana.....	Kg	2.14	1.61	1.92	1.33	5.09	2.23	1.94	3.06	3.49	1.11	1.19	2.99
Orange.....	Kg	-	2.86	4.63	-	-	-	-	-	-	-	1.45	4.56
Lemon.....	Kg	4.78	-	-	8.87	9.22	6.54	5.27	-	-	-	-	8.29
Tangerine.....	Kg	-	-	-	-	-	-	-	-	-	-	-	8.01
Papaya.....	Kg	1.54	.79	2.11	.84	3.49	-	2.37	2.25	1.96	.95	1.08	1.74
Grapes.....	Kg	-	-	-	-	-	-	-	-	-	-	-	-
Avocado.....	Kg	-	-	7.80	4.50	4.23	6.68	13.64	5.72	-	4.27	5.81	5.17
Mango.....	Kg	-	-	-	3.55	4.77	2.79	1.64	-	-	1.70	-	3.11
Cactus.....	Kg	-	-	-	-	-	-	-	-	-	-	-	-

Table 9 : Average Retail Price of Goods and Services by Region and Selected Market Places - Group 9 Market Places Cont'd)

January 2011
Tir 2003

ITEM	UNIT	R E G I O N A N D M A R K E T P L A C E S										SNNPR AVERAGE	
		S N N P											
		Shewa- Bench	Mizan- Teferi	Deri	Amaro Kele	Soyama	Karate	Gidola	Tercha	Besite- chere	Lasoka		Amaya
P R I C E I N B I R R													
SPICES													
Pepper Whole.....	Kg	17.33	23.66	-	-	-	-	-	-	-	20.30	-	22.21
Black Pepper(Local).....	Kg	-	130.00	-	-	125.00	-	-	-	-	-	-	125.62
Long Pepper(Local).....	Kg	-	35.00	33.33	-	30.00	-	-	40.00	-	-	-	27.78
White Cumin(Bishop's Weed)Local..	Kg	-	24.33	36.46	25.64	30.00	-	20.00	31.64	25.00	22.65	24.00	24.22
Black Cumin(Local).....	Kg	52.00	60.00	58.89	60.00	80.00	-	55.00	52.63	-	50.00	50.99	57.19
Ginger Dry(Local).....	Kg	-	-	-	-	-	-	-	-	-	-	-	20.00
Ginger Wet(Local).....	Kg	13.14	6.00	8.13	12.32	15.00	11.00	12.28	4.00	5.89	4.18	5.39	9.50
Cloves(Imported).....	Kg	-	130.00	-	-	125.00	-	-	-	-	140.00	-	121.70
Cinnamon(Imported).....	Kg	-	73.29	50.00	-	90.00	-	-	-	30.00	120.00	-	72.93
Cardamon(Local).....	Kg	-	60.00	-	73.48	80.00	-	-	72.30	60.00	-	-	62.24
Tumeric Flour(Local).....	Kg	-	-	-	-	50.00	-	-	-	-	-	-	42.23
Chillies Whole.....	Kg	-	51.25	27.33	-	-	44.70	37.64	-	16.30	23.46	46.45	29.16
Basil Dry.....	Kg	-	24.33	-	-	25.54	26.73	-	-	-	5.77	-	21.03
POTATOES, OTHER TUBERS AND STEMS													
Potato.....	Kg	6.00	5.00	-	5.00	5.00	4.65	5.32	3.63	5.00	4.58	5.28	4.42
Sweet Potato.....	Kg	1.69	1.32	.79	1.20	3.04	.60	1.37	.89	.42	.78	.73	1.29
'Kocho' (Unprocessed).....	Kg	1.14	1.38	.24	3.30	1.92	-	2.50	3.85	2.11	1.03	1.03	1.96
'Bula'.....	Kg	-	9.85	-	11.50	3.26	-	9.69	-	-	9.65	-	9.00
COFFEE, TEA, CHAT AND BUCK-THORN LEAVES													
Tea Leaves(Local).....	100gm	4.00	3.00	3.75	3.00	3.00	3.32	3.75	3.00	3.00	3.00	2.66	3.12
Coffee Whole.....	Kg	14.66	13.00	21.63	16.67	16.01	-	17.45	-	-	7.38	-	16.48
Coffee Beans.....	Kg	23.43	35.00	60.00	48.07	50.00	48.48	43.09	45.33	49.32	42.33	40.00	49.12
Coffee Leaves.....	Kg	1.05	-	-	-	-	3.64	4.77	-	-	-	-	3.24
Buck Thorn Leaves.....	Kg	-	18.82	-	-	1.85	5.89	-	-	-	-	-	8.20
'Chat'.....	Kg	45.65	68.90	28.97	10.43	46.29	18.82	25.56	22.57	12.50	16.97	20.37	27.80

Table 9 : Average Retail Price of Goods and Services by Region and Selected Market Places - Group 9 Market Places Cont'd)

January 2011
Tir 2003

ITEM	UNIT	R E G I O N A N D M A R K E T P L A C E S											SNNPR AVERAGE
		S N N P											
		Shewa- Bench	Mizan- Teferi	Deri	Amaro Kele	Soyama	Karate	Gidola	Tercha	Besite- chere	Lasoka	Amaya	
P R I C E I N B I R R													
Malt-Barley.....	Kg	6.60	13.05	14.39	-	5.74	-	-	-	6.53	8.19	-	9.63
Malt-Wheat.....	Kg	-	11.82	-	-	-	-	-	-	-	-	-	9.48
OTHER FOOD ITEMS													
Salt.....	Kg	4.00	4.00	3.00	3.16	5.00	4.00	4.00	4.00	3.00	4.00	3.30	3.43
Sugar.....	Kg	17.00	16.00	16.00	15.66	16.66	18.00	16.98	16.00	16.00	16.00	16.00	16.10
Honey.....	Kg	-	30.00	-	-	37.63	-	-	-	-	-	-	38.22
Canned Tomato (Local).....	410gm	-	16.66	-	23.43	20.00	18.00	-	13.98	-	17.00	-	16.49
Dry Yeast(Baking powder).....	350gm	70.00	70.00	65.87	70.00	-	75.41	70.00	70.00	-	105.00	70.00	72.86
FOOD TAKEN AWAY FROM HOME													
Cup of Tea.....	No	1.00	1.31	.50	.50	.63	1.00	1.00	1.31	.50	.91	1.00	.92
Cup of Coffee.....	No	1.00	2.32	1.00	1.60	1.96	1.44	1.50	1.65	1.00	1.50	2.00	1.79
Cup of Milk.....	No	2.00	2.66	-	-	2.50	-	2.00	-	1.50	-	3.00	2.08
'Key Wot Yebere'.....	One Meal	-	-	-	12.00	11.00	12.00	10.91	15.00	13.64	12.00	-	13.36
'Key Wot Yebeg/Yefyel'.....	One Meal	12.00	15.66	-	14.66	11.63	-	13.00	15.00	13.64	12.00	12.00	13.68
'Yebeg Tibs'.....	One Meal	13.66	17.66	-	15.00	12.27	-	18.00	15.94	15.00	13.00	13.00	16.05
'Fasting Meal Without fish'.....	One Meal	7.32	12.43	4.00	6.32	3.78	8.24	7.00	6.54	5.59	5.00	5.00	7.52
'Yebeg Kikil'.....	One Meal	12.00	15.66	-	14.66	11.97	-	17.00	14.30	13.64	12.00	12.00	13.98
COST OF MILLING													
Cereals.....	100Kg	31.58	25.00	15.00	40.00	60.00	30.00	25.00	44.72	50.00	40.00	35.00	31.96
Pulses.....	100Kg	31.58	-	15.00	40.00	-	30.00	25.00	-	-	40.00	35.00	30.52
Pepper Whole.....	100Kg	131.04	125.00	-	-	-	-	-	-	-	300.00	-	129.50

Table 9 : Average Retail Price of Goods and Services by Region and Selected Market Places - Group 9 Market Places Cont'd)

January 2011
Tir 2003

R E G I O N A N D M A R K E T P L A C E S													
ITEM	UNIT	S N N P										SNNPR AVERAGE	
		Shewa- Bench	Mizan- Teferi	Deri	Amaro Kele	Soyama	Karate	Gidola	Tercha	Besite- chere	Lasoka		Amaya
P R I C E I N B I R R													
BEVERAGES - NON ALCOHOLIC													
Ambo Mineral Water.....	500cc	6.00	5.65	3.50	5.00	5.65	6.00	6.00	6.00	6.00	6.00	5.31	5.41
Mineral Water.....	Lt	8.00	8.00	-	6.32	7.00	7.00	7.00	6.83	-	8.00	-	7.18
Coca Cola/Fanta.....	300cc	6.00	6.16	5.00	6.00	6.00	6.00	6.00	6.00	6.00	6.00	6.00	5.52
Pepsi Cola/Mirinda.....	300cc	6.00	6.16	5.00	6.00	6.00	6.00	6.00	6.00	5.00	6.00	6.00	5.49
BEVERAGES - ALCOHOLIC													
Araki (Local).....	900cc	50.00	60.00	-	43.00	-	54.85	60.00	51.04	44.50	60.00	49.44	49.75
Cognac (Local).....	900cc	-	-	-	-	-	-	-	-	-	-	-	46.90
Brandy (Local).....	900cc	-	-	-	-	-	-	-	-	-	-	-	41.57
Gin (Local).....	900cc	50.57	60.00	-	43.00	-	54.85	60.00	51.04	44.50	60.00	49.44	48.05
Saris Wine (Normal).....	750cc	40.00	40.00	-	25.00	-	35.00	33.97	32.27	19.31	29.50	35.00	31.68
'Katikalla'.....	Lt	10.00	10.00	12.12	11.11	9.09	15.52	15.93	20.00	10.00	16.33	18.00	15.18
Beer (Bedele).....	330cc	8.00	9.32	8.00	-	8.50	9.00	9.00	7.32	8.00	8.83	7.00	8.29
Beer (Harar).....	330cc	-	9.32	-	-	9.00	9.00	9.00	7.32	8.00	8.83	-	8.23
Beer (Meta Abo).....	330cc	-	9.32	-	8.00	8.75	9.00	9.00	8.00	8.00	-	-	8.28
'Tella'.....	Lt	2.22	2.25	1.81	2.40	1.85	2.27	1.18	3.00	-	2.25	1.50	2.04
'Tej' (Mead).....	Lt	4.03	3.37	4.58	4.00	2.88	3.57	6.00	4.00	3.00	5.11	3.00	4.69
CIGARETTES AND TOBACCO													
CIGARETTES													
Nyala.....	Packet	10.00	10.00	10.00	10.00	10.00	10.00	9.28	10.00	10.00	10.00	10.00	9.65
Gissila.....	Packet	-	-	-	-	-	-	-	-	-	-	-	2.00
Rothmans/England/.....	Packet	20.00	-	-	20.00	-	21.54	-	-	-	20.00	-	20.83
Marlboro.....	Packet	-	-	-	-	-	-	-	-	-	-	-	20.00

Table 9 : Average Retail Price of Goods and Services by Region and Selected Market Places - Group 9 Market Places Cont'd)

January 2011
Tir 2003

ITEM	UNIT	R E G I O N A N D M A R K E T P L A C E S										SNNPR AVERAGE	
		S N N P											
		Shewa- Bench	Mizan- Teferi	Deri	Amaro Kele	Soyama	Karate	Gidola	Tercha	Besite- chere	Lasoka		Amaya
P R I C E I N B I R R													
TOBACCO													
'Gaya'.....	Kg	21.19	14.52	20.28	-	-	-	-	13.65	53.81	-	30.24	21.43
CLOTHING AND FOOT WEAR													
CLOTHING													
Abujedid(Akaki/Bahir Dar)91cm.	Meter	-	-	-	-	-	-	-	-	-	-	-	16.54
Abujedid(Komb./Arba Min.)150cm	Meter	25.00	30.00	-	-	30.00	-	30.98	-	-	25.00	20.00	25.59
Khaki(S-10,000 Twil)150cm.....	Meter	-	-	-	-	-	30.00	50.00	-	-	-	-	44.01
Khaki(Akaki).....	Meter	-	-	-	-	-	-	-	-	-	-	-	-
Wool-England 100%.....	Meter	-	-	-	-	-	-	-	-	-	-	-	103.23
Tetron(A.Minch).....	Meter	-	-	-	-	-	-	62.00	-	-	-	-	59.87
Poplin(Dire Dawa)105cm.....	Meter	-	-	-	-	-	-	-	-	-	-	-	19.81
Poplin(Komb./Arba Minch)150cm.	Meter	35.00	45.00	-	-	-	-	48.00	-	-	-	-	37.46
Nylon(Mojo).....	Meter	20.00	38.26	-	-	-	-	-	-	-	-	-	26.49
Polyster(Arba Minch/Awasa)....	Meter	-	-	-	-	-	-	-	-	-	-	50.00	47.14
Jersi.....	Meter	-	-	-	-	-	-	50.00	-	-	-	-	47.85
Cotton.....	Kg	-	-	-	12.28	-	-	10.91	-	-	8.58	-	13.09
Hisufi	Meter	-	-	-	-	-	-	67.45	-	-	-	-	64.87
Kefai.....	Meter	-	-	-	-	-	-	-	-	-	-	-	42.10
Kashemire.....	Meter	-	51.61	-	-	-	-	64.00	-	-	-	-	43.14
Deriya.....	Meter	-	-	-	-	-	20.00	-	-	-	-	-	23.75
COST OF TAILORING													
Woolen Suit (Men).....	No	-	382.59	-	-	-	-	-	-	-	-	-	336.20
Khaki/Teteron Suit (Men).....	No	-	153.26	90.00	-	-	90.00	109.54	-	-	144.91	164.32	127.32
Khaki/Teteron Suit (Boys).....	No	-	73.19	80.00	-	-	47.43	64.81	-	-	114.89	89.44	69.94

Table 9 : Average Retail Price of Goods and Services by Region and Selected Market Places - Group 9 Market Places Cont'd)

January 2011
Tir 2003

R E G I O N A N D M A R K E T P L A C E S													
ITEM	UNIT	S N N P										SNNPR AVERAGE	
		Shewa- Bench	Mizar- Teferi	Deri	Amaro Kele	Soyama	Karate	Gidola	Tercha	Besite- chere	Lasoka		Amaya
P R I C E I N B I R R													
READY-MADE / FOR ADULTS													
'Netela'.....	No	-	-	-	-	-	-	74.83	81.63	103.23	56.96	83.20	90.75
'Gabi'.....	No	-	-	-	-	-	-	149.78	216.61	206.46	178.32	159.16	222.19
Shirts Long Sleeved (Local).....	No	-	66.49	-	-	-	-	84.85	153.26	-	-	84.90	96.20
Shirts Long Sleeved (Imported)...	No	140.00	133.25	-	139.76	114.89	139.76	140.00	173.27	135.65	176.60	123.24	140.09
Shirts Short Sleeved (Imported)...	No	52.44	116.57	-	109.70	-	100.00	120.00	136.58	116.57	143.26	-	121.53
Socks (Cotton) Imported.....	Pair	12.93	15.00	-	16.87	12.93	20.00	14.30	-	15.00	-	15.20	13.69
Sweater (Local) Men.....	No	-	96.55	-	-	-	-	120.00	-	189.74	-	-	136.39
Sweater (Local) Women.....	No	-	56.46	-	-	-	-	-	-	114.02	-	-	89.91
Shash (Imported).....	No	19.31	21.54	15.33	9.65	25.00	15.00	12.00	36.94	-	-	14.30	17.71
Singlets (Local) White.....	No	-	36.59	-	37.42	-	-	35.00	48.27	78.08	42.43	-	39.13
Jeans Trouser.....	No	269.81	300.00	-	259.13	270.00	274.95	286.51	249.87	243.29	299.89	222.40	282.76
Woolen Suit.....	No	-	-	-	-	-	-	-	-	-	-	-	-
'Kemisna Netela'.....	No	-	194.94	-	233.00	209.84	-	200.00	249.87	200.00	-	250.00	260.92
Sweater-Men (Imported).....	No	-	-	-	-	-	-	-	-	122.72	-	-	155.16
Sweater-Women (Imported).....	No	-	123.24	-	-	-	-	140.00	-	87.46	-	-	147.61
Nylon Dress.....	No	-	-	-	-	-	-	-	-	-	-	-	139.76
Tetron Trouser.....	No	-	-	-	-	-	-	-	-	-	-	-	204.94
Leather Jacket.....	No	-	800.00	-	-	-	-	-	923.11	748.89	-	-	859.72
Under Wear China.....	No	25.00	24.31	25.00	20.00	-	-	-	54.85	40.00	-	-	28.70
Polyester Suit.....	No	-	-	-	-	-	-	-	-	-	-	-	489.90
Khaki Short.....	No	-	-	-	-	-	-	-	-	-	-	-	-
T-Shirts.....	No	73.19	86.53	87.46	89.63	84.90	93.22	80.00	74.89	108.01	134.94	74.89	90.38
Jogging Suit(sport tuta).....	No	-	293.30	-	309.84	188.82	-	-	342.90	350.00	-	180.00	246.45
Khaki Jacket.....	No	-	303.30	-	-	273.86	250.00	280.00	-	350.00	212.97	-	263.41
Geldem.....	No	-	53.13	-	-	55.00	-	-	-	-	-	-	55.16
Mekremia.....	No	-	133.25	-	-	84.90	-	37.42	-	-	-	-	67.11
Polyester skirt.....	No	-	-	-	-	154.95	-	-	-	-	-	-	193.96
Pants(for men).....	No	20.00	11.29	14.66	20.80	20.00	27.39	20.00	31.58	35.00	32.27	14.23	23.27

Table 9 : Average Retail Price of Goods and Services by Region and Selected Market Places - Group 9 Market Places Cont'd)

January 2011
Tir 2003

R E G I O N A N D M A R K E T P L A C E S												
ITEM	UNIT	S N N P										SNNPR AVERAGE
		Shewa- Bench	Mizan- Teferi	Deri	Amaro Kele	Soyama	Karate	Gidola	Tercha	Besite- chere	Lasoka	
P R I C E I N B I R R												
READY-MADE / FOR CHILDREN												
Sweater (Local) for Boys..... No	-	56.46	-	-	-	-	-	-	-	-	-	84.41
Socks (Imported) Cotton..... Pair	5.00	6.65	-	5.00	5.65	-	-	10.63	5.00	-	5.00	6.41
Jeans Trouser..... No	-	-	-	-	-	-	-	123.24	163.27	-	162.87	158.98
Shirt Long Sleeved(Imported)Boys. No	-	56.46	-	-	40.00	60.00	-	53.13	109.54	94.87	58.28	59.54
Sweater (England) for Girls..... No	-	41.60	-	-	60.00	-	-	-	-	-	-	66.61
Kemise(for children) No	93.22	156.59	-	100.00	97.98	103.92	75.00	91.46	-	-	-	123.23
Baby Cloths(Complete)..... No	100.00	96.55	94.91	106.56	104.75	120.00	96.55	79.33	123.24	104.88	94.91	102.86
T-Shirt..... No	-	53.13	-	-	-	60.00	-	48.27	58.28	-	54.85	54.50
Jeans trouser and Jacket..... No	150.00	173.27	139.76	120.00	210.00	-	160.00	169.80	154.92	194.94	118.88	165.16
FOOTWEAR (MEN AND WOMEN)												
Anbessa Leather Shoes Men(Local)Pair	-	336.63	-	153.26	-	-	-	-	169.80	-	-	204.94
Leather Shoes Men (Croft)..... Pair	-	-	-	-	-	-	-	-	-	-	-	724.83
Walking Shoes(imp.) Non-Leather Pair	210.00	206.46	-	253.03	-	-	-	-	89.44	261.47	-	222.27
Canvas Shoes (Local) Men..... Pair	-	-	-	-	-	-	62.45	116.57	-	-	68.29	84.50
Canvas Shoes (China) Men..... Pair	-	70.00	-	-	-	-	-	71.63	160.00	72.46	-	75.73
Plastic Shoes (Local) Women.... Pair	13.33	12.00	12.00	12.32	14.00	-	16.00	27.95	12.00	13.66	12.00	14.00
Slippers Sponge Adult (China).. Pair	-	-	-	-	-	-	18.29	20.00	20.98	-	-	20.64
Boots for Men Plastic (Local).. Pair	65.00	71.63	-	55.00	-	-	-	-	49.32	-	66.63	64.99
Sendel Plastic Shoes (Imp.).... Pair	18.00	20.00	-	-	-	-	-	-	24.33	-	25.00	20.19
Cost of Mending Shoes sole(Men).Pair	-	-	23.96	-	-	-	30.00	-	20.00	30.00	-	30.13
Shoe leather,Women(China).....Pair	70.00	153.26	-	-	-	-	160.00	79.90	96.55	-	140.00	134.57
Shoe leather,Women(Local).....Pair	80.00	96.55	78.30	96.55	102.88	-	89.63	119.72	116.57	94.87	74.89	96.91
Shoe leather,Children(Local)....Pair	86.53	96.55	-	124.90	-	-	120.00	109.70	109.70	104.88	121.51	95.92
Plastic shoe(Childern).....Pair	10.00	10.00	10.00	10.00	12.00	-	13.66	27.26	19.66	12.32	10.00	11.87
Shoe leather,Children(Imported).Pair	-	76.52	-	-	-	-	-	78.08	153.26	104.88	-	102.48
Shoe sendel(Plastic) Childern...Pair	10.00	13.66	-	-	-	-	-	-	17.66	-	18.64	13.51

Table 9 : Average Retail Price of Goods and Services by Region and Selected Market Places - Group 9 Market Places Cont'd)

January 2011
Tir 2003

R E G I O N A N D M A R K E T P L A C E S													
ITEM	UNIT	S N N P										SNNPR AVERAGE	
		Shewa- Bench	Mizan- Teferi	Deri	Amaro Kele	Soyama	Karate	Gidola	Tercha	Besite- chere	Lasoka		Amaya
P R I C E I N B I R R													
CONSTRUCTION MATERIALS, WATER, AND FUEL AND POWER													
CONSTRUCTION MATERIALS													
Cement/Bag/(Local).....	50Kg	-	109.54	-	-	229.95	220.79	-	220.00	210.00	222.49	-	213.31
Lime.....	Kg	1.80	-	-	-	1.25	-	-	1.75	-	-	-	1.92
Lime/Jeso(Local).....	Kg	-	1.80	1.10	-	-	1.50	1.30	-	2.00	1.55	-	1.43
Nail (7cm - 12cm).....	Kg	28.65	24.00	24.00	22.33	25.96	24.00	24.00	25.99	22.17	28.31	22.00	23.97
Nail With Cape.....	Kg	38.26	40.00	35.00	30.65	40.00	-	38.00	28.33	-	40.00	33.00	35.15
Corrugated Iron Sheet (.2mm).....	No	-	95.00	-	102.00	92.00	-	92.00	89.33	88.00	89.67	-	94.58
Wood for House Construction('Atana')..	No	-	15.00	-	-	-	-	-	-	-	-	14.30	12.32
Wall Paints-Super (Fluid) Normal.....	4Kg	-	110.00	-	-	-	-	-	99.92	-	-	-	101.90
Wall Paints-Super (Fluid) Plastic....	4Kg	-	220.00	-	-	-	211.49	-	226.62	-	-	-	203.11
Coarse Aggregate Gravel.....	Meter Cube	-	-	-	-	-	-	-	-	-	-	-	213.69
Hollow Concrete Block(15x20x40 cm Cube)No		-	14.00	-	-	-	-	15.00	-	-	-	-	7.51
Bricks (25cm x 12cm x 6cm).....	No	-	1.00	-	-	-	-	-	-	-	-	-	1.72
Floor Board 4m Length.....	No	-	-	-	68.64	-	-	-	55.00	-	-	-	49.57
Iron Pipe 6mt. (1/2 inch Wide) Local..	No	-	200.00	-	-	-	190.00	-	-	-	-	-	187.30
Chipwood (125cm x 250cm x 8mm).....	No	-	144.83	-	-	-	-	-	-	-	-	-	127.07
Sand.....	Meter Cube	-	150.00	-	-	-	-	-	-	-	-	106.25	90.40
Gutter N ^a 33.....	Meter	-	116.57	-	-	-	-	-	-	-	-	-	72.32
Window Glass (50cm x 50cm x 3mm).....	No	-	40.66	-	-	-	-	-	-	-	-	-	35.39
Water Tanker,Roto (1 meter cube).....	No	-	-	-	-	-	-	-	-	-	-	-	2692.58
Stone for House Construction..	Meter Cube	-	83.99	-	-	-	-	-	68.29	-	-	-	73.74
Mega Paints.....	4Kg	90.00	110.00	100.00	-	-	-	-	99.92	-	-	-	107.45
Nefas seleke Paints.....	4Kg	-	-	-	-	-	-	-	226.62	-	-	-	144.86
"Yewellel Nitaf"(Cement Made Tile)....	No	-	-	-	-	-	-	-	-	-	-	-	87.50
"Yewellel Nitaf"(Plastic Made Tile)....	No	-	-	-	-	-	-	-	19.98	-	-	-	24.35
Key (With hand).....	No	-	273.17	-	-	-	-	-	-	-	-	-	161.80
Door made of iron.....	No	-	1365.84	-	-	-	-	-	1193.07	-	-	-	773.47

Table 9 : Average Retail Price of Goods and Services by Region and Selected Market Places - Group 9 Market Places Cont'd)

January 2011
Tir 2003

ITEM	UNIT	R E G I O N A N D M A R K E T P L A C E S											SNNPR AVERAGE
		S N N P											
		Shewa- Bench	Mizan- Teferi	Deri	Amaro Kele	Soyama	Karate	Gidola	Tercha	Besite- chere	Lasoka	Amaya	
P R I C E I N B I R R													
WATER													
Water.....	Meter Cube	-	3.50	-	-	-	6.00	-	7.50	5.00	-	-	3.50
FUEL AND POWER													
Fire Wood.....	Meter Cube	195.96	326.12	-	94.72	-	225.15	106.75	98.42	391.53	229.86	129.42	147.14
Charcoal.....	Kg	.98	5.94	-	2.65	3.87	4.11	2.73	2.00	3.96	1.95	3.28	3.47
Dung Cake.....	Kg	-	-	-	-	-	-	-	-	-	-	-	2.06
Kerosine.....	Lt	-	12.77	-	-	-	12.67	-	-	-	-	-	12.35
Diesel.....	Lt	-	14.35	-	-	-	14.25	-	-	-	-	-	13.91
Electric.....	K.Watt	.27	.27	-	-	-	.27	.27	.27	.27	.27	.27	.27
Matches.....	Box	-	-	-	-	-	-	-	-	-	-	-	-
Candles.....	No	-	-	-	-	-	-	-	-	-	-	-	-
Buthane Gas (Shell).....	12.5 Kg	-	-	-	-	-	-	-	-	-	-	-	364.58
Eveready Drycell.....	No	4.00	4.00	3.50	-	3.83	3.88	3.83	-	-	4.50	3.83	3.93
FURNITURE, FURNISHING, HOUSEHOLD EQUIPMENT AND OPERATION													
CHAIRS, TABLES, ETC.													
Table Wanza (Machine made) Varnished..	No	400.00	397.91	300.00	-	779.74	500.00	624.50	723.04	365.93	438.99	-	506.42
Table Wanza (Hand made) Not Varnished.	No	-	-	-	-	-	-	-	676.35	-	-	-	378.46
Chairs Wanza (Machine Made) Varnished.	No	100.00	79.58	200.00	220.00	148.66	170.00	100.00	101.48	93.22	106.56	-	171.73
Chairs Wanza (Hand Made) Varnished....	No	-	-	-	-	-	-	-	94.91	67.45	-	-	94.88
Cupboard Wanza (2 doors) Varnished....	No	2000.00	2000.00	2100.00	-	-	1800.00	1749.29	1755.43	1654.07	1149.27	-	2127.66
Double Bed Wanza (120cm) Varnished....	No	1500.00	1392.48	1000.00	849.02	1700.00	1442.22	948.68	1049.21	1249.00	1000.00	-	1304.04
Sofas (Complete).....	No	-	8163.31	-	-	9000.00	-	-	-	-	-	-	8088.00
Book Shelves Wanza (3 Shelves) no Door	No	800.00	579.89	700.00	-	-	-	624.50	496.51	-	436.34	-	748.86
Chest of Drawer	No	1200.00	1497.77	900.00	-	-	-	-	-	-	-	-	1406.00

Table 9 : Average Retail Price of Goods and Services by Region and Selected Market Places - Group 9 Market Places Cont'd)

January 2011
Tir 2003

ITEM	UNIT	R E G I O N A N D M A R K E T P L A C E S											SNNPR AVERAGE
		S N N P											
		Shewa- Bench	Mizan- Teferi	Deri	Amaro Kele	Soyama	Karate	Gidola	Tercha	Besite- chere	Lasoka	Amaya	
P R I C E I N B I R R													
FURNISHINGS & REPAIRS													
Bed Sheet (Non-Patterned Bahir Dar) 1.90m x 2.50m.....	Pair	120.00	196.61	-	-	120.00	-	-	159.79	210.00	-	-	153.65
Bed Sheet(Patterned Kombolcha) 1.90m x 2.50m.....	Pair	-	246.62	-	-	-	-	-	174.95	220.00	-	182.48	201.78
Bed Cover(Patterned Kombolcha).....	No	-	-	-	-	-	-	-	162.87	-	-	-	123.78
Blanket Woolen(Debre B.)160cm x 220cm.	No	-	200.00	224.94	-	220.00	-	-	296.40	420.00	-	-	211.07
Mattress-Sponge (A.A Foam) 120cm.....	No	-	800.00	-	-	-	-	-	676.35	800.00	-	-	710.97
Towel-Local (Kombolcha).....	No	-	36.59	-	-	-	-	-	87.64	-	-	78.08	52.29
Curtains.....	meter	-	63.16	-	-	43.33	-	70.00	24.99	130.00	-	-	82.91
EARTHEN WARE													
Plastic tile.....	meter	41.60	35.00	-	-	-	-	50.00	-	43.00	-	-	42.13
Water Pot.....	No	15.33	19.31	10.97	9.65	15.33	18.62	10.32	29.96	6.95	19.93	9.44	13.05
'Jebena' Medium Size.....	No	5.65	14.66	2.66	15.00	9.00	10.95	8.00	19.63	7.00	5.00	11.89	9.28
'Mitad' (Griddle of Clay).....	No	15.64	48.27	21.98	25.00	25.00	60.00	27.26	64.87	-	29.32	38.26	32.59
Local Stove '(Lakech)'......	No	-	35.00	32.40	30.00	-	22.36	-	39.97	-	-	-	31.46
Cup for Coffee (China).....	No	3.00	3.00	3.00	3.00	3.00	5.00	-	3.16	4.16	3.00	3.00	3.11
Plate Clay (imported).....	No	-	14.66	-	7.65	-	-	-	6.32	-	-	-	11.05
STRAW, BAMBOO AND OTHERS													
'Sefed'.....	No	-	24.31	19.93	18.64	22.36	-	30.00	54.85	28.23	-	15.97	22.08
Sack 100Kg Capacity.....	No	5.00	8.00	6.00	6.65	11.29	7.00	6.00	6.00	5.00	6.00	5.66	6.16
METAL WARE													
Cooking Pan Medium (Local).....	No	56.62	48.27	98.30	71.63	113.31	70.00	45.00	109.70	81.63	114.89	91.26	57.67
Tray (Nickel) Medium N° 45 Local.....	No	40.00	39.32	-	30.00	38.89	45.00	-	40.90	40.00	40.00	29.96	36.00
Electric 'Mitad' Aluminium.....	No	-	1048.81	-	-	-	-	-	-	-	-	-	904.71

Table 9 : Average Retail Price of Goods and Services by Region and Selected Market Places - Group 9 Market Places Cont'd)

January
Tir 2011
2003

ITEM	UNIT	R E G I O N A N D M A R K E T P L A C E S											SNNPR AVERAGE	
		S N N P												
		Shewa- Bench	Mizan- Teferi	Deri	Amaro Kele	Soyama	Karate	Gidola	Tercha	Besite- chere	Lasoka	Amaya		
				P R I C E I N		B I R R								
Gas Stove (Kerosine) China.....	No	90.00	80.00	-	-	-	84.85	-	81.63	-	90.00	-	84.89	
Permuze(Japan).....	No	-	113.31	-	-	-	-	-	49.97	76.52	-	-	77.09	
Refregrator.....	No	-	5474.94	-	-	-	-	-	-	-	-	-	5775.53	
PLASTIC WARE (LOCAL MADE)														
Jerrycan (20 Litres).....	No	-	-	-	-	-	-	-	14.98	14.66	-	15.00	15.43	
Bucket (20 Litres).....	No	39.32	35.00	37.28	35.00	35.00	40.00	36.31	54.95	35.00	36.99	35.27	36.53	
GLASS WARE														
Glass for Tea (Duralax).....	No	-	5.00	-	-	8.00	-	-	6.32	-	-	-	6.24	
OTHER HOUSEHOLD EQUIPMENT														
Kerosine Lamp.....	No	35.00	30.00	-	28.65	-	-	-	52.29	34.76	-	-	32.85	
'Kuraz' Small Local Kerosine Lamp.....	No	2.00	2.50	2.00	2.32	3.00	-	-	3.48	-	3.00	3.00	2.75	
Flash Light.....	No	-	8.00	15.33	15.00	-	-	-	16.98	15.00	-	12.32	13.82	
Electric Bulb Philips(40/60 Watt).....	No	5.00	5.00	5.00	4.64	4.64	5.00	4.64	3.66	5.00	4.00	4.00	4.36	
HOUSEHOLD OPERATION														
Hard Soap (Local).....	200gm	-	7.11	3.64	-	-	7.00	-	7.49	6.00	-	-	4.53	
Hard Soap (Imported).....	200gm	8.00	7.32	7.00	6.83	7.00	-	6.66	7.32	7.16	7.00	6.75	6.49	
Detergent (Omo).....	50gm	-	3.33	3.33	-	-	-	-	2.75	-	-	-	3.34	
Incense.....	Kg	-	38.26	-	-	-	-	-	32.65	-	-	18.00	37.74	
Sandal Wood.....	No	.50	.50	.50	.50	.50	.50	.50	.50	-	.50	-	.50	
Toilet Paper (Mamko).....	Roll	6.60	8.00	7.00	7.00	-	7.32	7.32	7.00	7.00	7.00	-	6.99	
Detergent(Zahira).....	50gm	1.83	1.75	1.75	1.75	1.75	1.83	1.67	1.87	-	1.66	1.58	1.73	

Table 9 : Average Retail Price of Goods and Services by Region and Selected Market Places - Group 9 Market Places Cont'd)

January
Tir 2011
2003

ITEM	UNIT	R E G I O N A N D M A R K E T P L A C E S											SNNPR AVERAGE
		S N N P											
		Shewa- Bench	Mizan- Teferi	Deri	Amaro Kele	Soyama	Karate	Gidola	Tercha	Besite- chere	Lasoka	Amaya	
P R I C E I N B I R R													
DRY CLEANING													
Dry Cleaning (Suit Men)..... No	-	26.46	-	-	-	-	-	-	-	-	-	-	24.88
DOMESTIC SERVICE													
Maid Servant..... Month	55.93	92.83	-	-	-	51.30	79.58	64.87	-	56.46	-	90.19	
Unskilled Service (Daily Laborer).. Day	15.00	23.21	-	21.09	32.00	23.21	23.21	23.21	-	15.00	28.23	23.91	
Salary for Guard Month	-	-	-	-	-	-	-	339.90	-	-	-	233.63	
MEDICAL CARE													
Ampicillin(250 mg) Local.....56 Caps	28.00	20.07	-	-	20.33	22.40	28.00	-	25.00	-	-	26.60	
Tetracycline (250 mg) Local.....56 Caps	28.00	14.88	9.00	25.04	16.49	16.70	11.20	11.20	22.50	-	-	16.50	
Penicillin injection(4 Mu. Local).Buttle	7.75	6.32	5.60	-	6.48	5.00	-	5.00	-	-	-	6.73	
Chloramphenicol(250mg) Local.....56 Caps	-	20.42	-	22.40	17.93	16.80	16.30	11.20	21.50	-	-	18.80	
Paracetamol(500mg) Local.....20 Pills	4.00	3.30	-	4.00	5.24	4.00	4.00	4.00	3.00	-	-	3.64	
Cough Syrup (Efadykse) Local.....125cc	-	12.32	-	-	15.49	-	-	-	-	-	-	12.31	
Bactrim(480mg) Local.....30 Pills	4.22	5.06	8.04	-	8.14	6.00	6.00	9.00	-	-	-	7.60	
Vermox(100mg) Local.....12 Pills	5.48	2.62	-	6.00	4.58	4.00	4.00	6.00	4.00	-	-	3.06	
Mezel(250mg) Local.....30 Caps	-	7.11	5.36	13.92	8.96	7.50	6.00	6.00	12.50	-	-	8.65	
Asprin (300 mg) Local.....20 Pills	4.00	3.00	-	4.00	3.17	-	4.00	4.00	-	-	-	2.90	
Insulin(Lente).....Buttle	-	-	-	-	-	-	-	-	-	-	-	70.54	
Amoxacillin(500mg).....16 Caps	16.00	12.00	9.14	16.00	14.23	14.40	-	16.00	12.29	-	-	13.26	
Magnesium Oxide.....30 Pills	9.00	5.45	6.00	-	6.00	6.00	6.00	-	6.00	-	-	5.67	
Fasider Tablet..... 1 Pills	-	1.33	-	-	-	-	-	-	-	-	-	1.76	
OTHER MEDICAL EXPENSES													
Doctor's Fee (Government)..... per visit	3.00	5.00	2.00	4.00	5.00	3.00	4.00	5.00	-	5.00	5.00	3.91	
Doctor's Fee (Private)..... per visit	-	7.07	-	3.46	5.00	4.47	-	-	-	-	-	7.47	
Injection (Service Charge)..... Once	1.00	1.50	-	1.00	1.00	2.00	2.00	1.00	1.00	-	-	1.25	

Table 9 : Average Retail Price of Goods and Services by Region and Selected Market Places - Group 9 Market Places Cont'd)

January 2011
Tir 2003

ITEM	UNIT	R E G I O N A N D M A R K E T P L A C E S										SNNPR AVERAGE
		S N N P										
		Shewa- Bench	Mizan- Teferi	Deri	Amaro Kele	Soyama	Karate	Gidola	Tercha	Besite- chere	Lasoka	
P R I C E I N B I R R												
ENTERTAINMENT AND EDUCATION												
EQUIPMENT AND ACCESSORIES												
T.V. Set Philips 21 inch(Colored)..... No	-	4224.93	-	-	3600.00	-	-	-	-	-	-	4167.18
Cassette Recorded Original(Local Music)No	10.00	13.33	-	-	-	10.95	12.00	12.97	12.00	12.00	10.00	11.55
Radio Set Philips 3 Band..... No	-	-	-	-	-	-	-	-	-	-	-	328.33
Tape Recorder National (2 Speaker).... No	-	-	-	-	-	-	-	-	-	-	-	582.55
Expense for Photograph(Passport size)4Pho	-	4.00	5.00	9.28	12.00	7.00	6.00	6.00	5.00	8.00	-	6.66
Newspaper (Addis Zemen)..... No	-	2.00	-	-	-	-	-	-	-	-	-	2.00
Theater Entrance Fee Once	-	-	-	-	-	-	-	-	-	-	-	-
VCD-Player(Mayato Japan).....No	-	1016.40	-	-	-	-	-	-	-	-	-	894.67
VCD Cassette rent.....Once	2.00	2.08	-	-	-	2.00	2.00	2.00	-	2.00	-	2.13
EDUCATION												
Exercise Book (50 Leaves) Local..... No	5.00	4.00	4.50	4.50	-	5.00	-	3.83	4.00	-	4.00	4.38
Pencil (China)..... No	-	2.00	.57	-	2.00	1.50	2.00	1.00	2.00	-	-	1.29
Ball Point-Bic England..... No	2.00	2.50	2.50	3.00	3.00	3.00	3.00	2.82	2.00	2.00	-	2.48
Day School Fee-Public(Grade 7 & 8)..Month	-	-	-	-	-	-	-	-	-	-	-	-
Day School Fee-Private(Grade 9-10)..Month	-	-	-	-	-	-	-	-	-	-	-	134.41
Night School Fee-Government(Gr.9-10)Month	-	40.00	-	80.00	-	-	-	60.00	-	60.00	60.00	46.37
School Uniform Fee No	-	-	-	-	-	-	-	196.61	-	-	-	166.63
Night School Fee-Private(Grade9-10).Month	-	-	-	-	-	-	-	-	-	-	-	-
Night College Fee-Private.....Credit/hr	-	-	-	-	-	-	-	-	-	-	-	-
PERSONAL CARE AND EFFECTS												
PERSONAL CARE												
GIV Toilet Soap..... 90gm	5.22	6.75	5.04	5.63	6.35	6.16	6.17	-	-	5.63	-	5.68
Blade-INDIA..... No	1.00	1.00	1.00	1.00	.50	1.00	.75	.50	-	1.00	-	.82

Table 9 : Average Retail Price of Goods and Services by Region and Selected Market Places - Group 9 Market Places Cont'd)

January 2011
Tir 2003

ITEM	UNIT	R E G I O N A N D M A R K E T P L A C E S										SNNPR AVERAGE
		S N N P										
		Shewa- Bench	Mizan- Teferi	Deri	Amaro Kele	Soyama	Karate	Gidola	Tercha	Besite- chere	Lasoka	
		P R I C E I N B I R R										
Hair Dressing (Traditional)..... No	5.00	7.00	-	6.26	-	5.00	7.00	10.63	5.00	-	-	6.74
Hair Dressing (Modern)..... No	21.54	20.00	-	15.66	-	25.00	20.00	22.24	15.00	20.00	22.00	19.85
Barbery (Mens Hair Cut)..... No	5.00	5.00	4.00	5.00	4.64	5.00	7.00	4.64	3.00	4.00	5.00	5.02
Zenith Hair Oil(Liquids Form)..... 330cc	15.00	16.00	15.33	15.00	16.00	16.00	16.00	20.65	16.00	16.66	15.00	15.87
Zenith Hair Oil(Non-Liquids Form).. 330cc	15.33	16.33	12.93	15.00	16.00	-	-	23.30	16.00	16.66	15.00	15.98
Shaving Machine (medium) No	75.00	75.00	-	-	-	75.00	75.00	5.31	50.00	-	-	45.26
Perfume100cc	-	38.26	-	57.45	-	-	-	-	-	-	-	37.26
Parafin Hair Oil.....330cc	-	19.80	-	15.53	-	-	-	-	-	-	-	20.37
Shoe Polish(Black/Brown).....Once	2.00	2.00	1.00	2.00	3.00	2.00	2.00	2.00	2.00	2.00	2.00	1.85
Modes(Disposable napkins).....Packet	14.00	14.00	-	12.66	12.00	12.66	12.00	14.33	15.00	12.66	-	10.60
PERSONAL EFFECTS												
Umbrella-Men Medium (Local)..... No	50.00	41.60	38.99	30.00	45.00	55.00	-	47.62	39.32	50.61	40.00	44.33
Umbrella-Women Medium (Imported)..... No	61.62	56.46	40.00	40.00	40.00	-	-	64.87	40.66	61.62	46.61	57.09
Hand Bag (Imported Synthetic)..... No	-	166.60	-	-	164.92	-	170.00	-	-	-	-	170.69
Belt (Local) Machine Made..... No	-	56.46	-	-	-	45.00	60.00	69.88	30.65	-	-	53.32
Belt (Local) Hand Made..... No	-	-	-	-	-	-	-	26.92	-	40.00	-	44.92
JEWELLERY												
Seiko-21 Jewels Automatic (Men)..... No	-	-	-	-	-	-	-	-	-	-	-	-
Seiko-21 Jewels Automatic (Women)..... No	-	-	-	-	-	-	-	-	-	-	-	-
Earrings (4gm 18 carat Local)..... Pair	-	-	-	-	-	-	-	-	-	-	-	2625.93
Neck Laces (6gm 18 carat Local)..... No	-	-	-	-	-	-	-	-	-	-	-	3938.90
Rings (4gm 18 carat Local)..... No	-	-	-	-	-	-	-	-	-	-	-	2625.93
Bracelet 20gm (18 carat Local)..... No	-	-	-	-	-	-	-	-	-	-	-	1296.33

Table 9 : Average Retail Price of Goods and Services by Region and Selected Market Places - Group 9 Market Places Cont'd)

January 2011
Tir 2003

ITEM	UNIT	R E G I O N A N D M A R K E T P L A C E S											SNNPR AVERAGE
		S N N P											
		Shewa- Bench	Mizan- Teferi	Deri	Amaro Kele	Soyama	Karate	Gidola	Tercha	Besite- chere	Lasoka	Amaya	

PRICE IN BIRR

LIVESTOCK AND DRAUGHT ANIMALS

LIVESTOCK

Sheep (10-15Kg).....	No	296.40	333.20	269.88	412.34	295.95	187.00	192.09	169.80	141.53	206.99	151.32	274.58
Goat (10-15Kg).....	No	239.57	286.63	233.00	299.55	358.51	178.32	211.01	179.81	146.59	203.60	179.26	250.72
Heifer (2-4 Years).....	No	923.11	1081.51	1256.24	1217.66	1597.91	1515.40	1120.27	852.33	1021.85	1365.84	942.04	1176.31
Cow (4 Years and Above).....	No	2249.63	1932.77	2015.71	-	1993.31	1849.55	1527.36	1929.37	1615.47	1803.15	1476.29	1978.57
Bull (2-4 Years).....	No	1156.20	1281.80	1949.57	1729.63	1317.71	1148.91	2086.61	952.44	1249.33	2263.49	1311.69	1527.41
Ox (4 Years and Above).....	No	2799.70	3466.34	3105.37	3120.30	2730.52	2758.92	3727.72	3226.86	2349.65	3401.08	1743.95	3276.17
Hen (Indigenous).....	No	18.95	41.60	28.31	27.26	31.96	20.23	15.20	21.94	19.31	37.61	14.61	27.58
Cock (Indigenous).....	No	36.59	56.46	56.62	36.66	45.32	40.53	39.61	37.61	40.00	66.63	24.66	48.49

DRAUGHT ANIMALS

Donkey.....	No	-	-	-	-	1197.22	-	1305.37	1369.54	1341.64	1169.48	-	1221.86
Horse.....	No	2192.78	-	-	-	-	-	-	-	-	2269.07	-	1891.72
Mule.....	No	-	-	-	-	-	-	-	-	-	3910.10	-	2751.11

FARM EQUIPMENT (INDUSTRIAL PRODUCT)

Sickel.....	No	15.00	23.21	-	19.31	-	20.00	-	52.29	53.98	21.94	-	30.92
Pick Axe ('Doma').....	No	-	65.00	-	-	-	60.00	-	47.62	-	-	-	53.31
'Gejera'.....	No	75.00	73.29	-	-	50.00	45.00	-	50.66	50.00	40.00	65.00	50.04

FARM EQUIPMENT' (HAND MADE)

'Mofer'.....	No	-	-	-	-	-	-	-	-	-	-	-	17.33
'Kember'.....	No	-	-	-	-	-	-	-	-	-	-	-	17.82
'Digr'.....	No	-	-	-	-	-	-	-	-	-	-	-	7.65
Plough.....	No	35.00	50.00	40.00	33.97	75.00	-	-	27.59	38.26	48.27	28.23	37.71
Sickel.....	No	-	-	-	14.30	-	-	-	17.54	5.92	-	-	7.74

Group 10

Market Places

**(Merkato, Kera, Zenebe Werk, Gergi, Saris, Kotebe,
Ferensay Legasione, Shola/Yeka, Asko, Adisu Gebeya,
Efoyita Gebeya, and Akakai.)**

Table 10 : Average Retail Price of Goods and Services by Region and Selected Market Places - Group 10 Market Places Cont'd)

January
Tir 2011
2003

ITEM	UNIT	R E G I O N A N D M A R K E T P L A C E S												ADDIS ABABA AVERAGE
		A D D I S A B A B A												
		Merkato	Kera	Zenebe work	Gergi	Saris	Kotebe	Ferensay Legasion	Shola (yeka)	Asko	Addisu- Gebeya	Efoyita Gebeya	Akaki	
P R I C E I N B I R R														
CEREALS UNMILLED														
'Teff' White	Kg	8.50	10.00	8.50	9.50	9.00	9.80	9.32	9.93	9.65	9.53	9.08	9.00	9.33
'Teff' Mixed.....	Kg	7.25	8.43	8.00	7.93	7.42	7.33	8.16	7.76	8.00	7.67	7.66	8.16	7.82
'Teff' Black (Red).....	Kg	5.83	7.50	6.50	6.00	6.66	5.92	6.16	5.80	6.66	6.33	6.00	6.83	6.35
Wheat White.....	Kg	7.14	7.16	7.00	6.50	6.50	7.00	7.50	7.00	7.00	6.48	7.32	5.63	6.85
Wheat Mixed.....	Kg	-	-	-	-	-	-	-	-	-	-	-	-	-
Wheat Black (Red).....	Kg	8.00	8.00	8.50	7.00	6.83	7.00	7.83	8.00	8.16	8.14	7.47	5.66	7.51
Barley White.....	Kg	7.75	6.83	7.44	7.00	6.66	7.00	6.65	8.00	7.00	7.00	6.33	6.99	7.02
Barley Mixed.....	Kg	-	-	6.28	-	4.83	-	5.16	-	-	-	4.83	4.66	5.12
Barley Black.....	Kg	5.65	6.00	-	6.53	5.53	6.00	5.50	6.50	5.48	5.50	5.50	5.50	5.79
Barley for Beer.....	Kg	-	-	-	-	7.00	7.16	7.00	8.00	-	-	6.16	6.66	6.85
Maize (White).....	Kg	3.98	4.00	3.50	4.00	3.83	4.00	3.50	4.00	3.50	3.66	3.16	3.16	3.68
Durrah.....	Kg	6.00	7.00	5.03	7.00	5.31	5.65	5.31	7.65	6.00	5.00	5.94	5.16	5.86
Sorghum Yellow.....	Kg	6.14	6.50	6.52	6.50	6.16	6.95	6.16	7.00	6.83	6.48	5.00	6.16	6.34
Sorghum White.....	Kg	5.50	-	-	7.00	7.00	7.27	-	7.32	6.75	6.93	5.99	6.50	6.77
Sorghum Red.....	Kg	-	-	4.04	5.33	5.00	6.00	4.64	6.00	4.31	-	4.16	4.33	4.82
African Millet.....	Kg	7.49	6.50	6.50	6.50	6.50	7.00	6.33	7.00	7.00	6.76	5.83	6.50	6.64
Rice (Imported).....	Kg	12.40	12.40	12.40	12.40	12.40	12.40	12.50	12.40	12.40	12.40	12.47	12.47	12.42
Oats.....	Kg	-	-	-	-	-	-	-	-	-	-	-	-	-
Hulled Barley.....	Kg	10.95	-	-	-	-	-	-	15.00	-	-	-	-	12.16
CEREALS MILLED														
'Teff' White.....	Kg	-	-	-	11.33	-	-	-	11.39	-	-	-	10.00	11.12
'Teff' Mixed.....	Kg	-	-	-	10.50	-	-	-	9.49	-	-	-	-	10.08
'Teff' Black (Red).....	Kg	-	-	-	10.00	-	-	-	-	-	-	-	-	10.00
Wheat White.....	Kg	-	-	-	-	-	-	-	-	-	-	-	-	-
Wheat Mixed.....	Kg	-	-	-	-	-	-	-	-	-	-	-	-	-
Barley White.....	Kg	-	-	-	-	-	-	-	-	-	-	-	-	-
Barley Mixed.....	Kg	-	-	-	-	-	-	-	-	-	-	-	-	-

Table 10 : Average Retail Price of Goods and Services by Region and Selected Market Places - Group 10 Market Places (Cont'd)

 January
 Tir 2011
 2003

ITEM	UNIT	R E G I O N A N D M A R K E T P L A C E S											ADDIS ABABA AVERAGE	
		A D D I S A B A B A												
		Merkato	Kera	Zenebe work	Gergi	Saris	Kotebe	Ferensay Legasion	Shola (yeka)	Asko	Addisu- Gebeya	Efoyita Gebeya		Akaki
P R I C E I N B I R R														
Maize (White).....	Kg	-	-	-	-	-	-	-	-	-	-	-	5.00	5.00
Oats.....	Kg	17.33	15.66	20.00	18.00	18.64	16.00	-	18.97	17.49	15.66	15.66	18.17	17.30
Scorghum.....	Kg	-	-	-	-	-	-	-	-	-	-	-	-	-
Durrah.....	Kg	-	-	-	-	-	-	-	-	-	-	-	-	-
'Furno Duket' Locally Processed..	Kg	8.65	8.65	9.00	8.66	9.00	8.50	9.00	8.75	8.49	9.00	9.00	9.00	8.82
PULSES UNMILLED														
Horse Beans.....	Kg	8.32	7.00	8.50	7.66	7.83	7.49	6.78	7.32	7.00	8.00	7.33	6.47	7.45
Peas White.....	Kg	12.00	-	11.00	10.00	10.00	-	10.00	12.00	9.62	11.29	10.66	10.00	10.61
Peas Green(dry).....	Kg	8.00	8.66	8.00	-	8.00	8.00	8.00	9.00	8.65	8.75	7.83	8.16	8.26
Peas Mixed.....	Kg	-	-	-	-	-	-	-	-	-	-	7.83	-	7.83
Soya Beans.....	Kg	10.63	10.00	11.00	9.32	10.00	10.00	10.00	10.00	9.65	11.60	8.96	7.99	9.88
Chick Peas.....	Kg	10.00	12.00	9.00	9.00	9.32	10.00	10.00	10.63	10.00	10.00	9.00	7.50	9.65
Lentils.....	Kg	14.33	13.00	14.00	15.00	12.32	14.00	15.00	15.00	14.66	14.00	14.00	15.00	14.17
Haricot Beans.....	Kg	-	-	-	10.00	-	10.00	-	10.00	8.00	-	-	-	9.35
Lima Beans.....	Kg	-	-	-	-	-	-	-	30.00	-	-	-	-	30.00
Vetch.....	Kg	-	-	5.50	-	-	-	-	-	-	-	-	5.73	5.67
Fenugreek(Green).....	Kg	30.86	35.28	30.00	34.66	38.66	-	38.26	35.66	40.66	25.66	26.00	25.95	32.45
PULSES MILLED OR SPLIT														
Horse Beans Milled.....	Kg	15.33	-	18.00	-	18.97	12.00	19.33	17.31	-	-	15.30	-	16.12
Peas Milled.....	Kg	18.98	-	20.00	-	18.64	18.00	-	21.31	18.49	-	18.64	-	19.25
Chick Peas Milled.....	Kg	-	-	-	23.31	-	18.00	-	20.65	-	-	17.31	-	20.03
Mixed Pulses Milled.....	Kg	-	-	-	-	-	-	19.31	-	-	16.00	14.33	12.00	15.11
Vetch Milled.....	Kg	-	-	-	-	-	-	-	-	-	-	-	-	-
Peas Split.....	Kg	12.32	11.00	11.00	10.66	10.32	11.32	11.00	15.00	11.00	11.29	11.00	13.33	11.54
Peas Split(Roasted).....	Kg	12.32	15.33	14.00	16.00	11.66	13.00	12.32	13.00	14.00	12.00	12.00	13.00	13.16
Horse Beans Split(Roasted).....	Kg	10.25	-	11.00	10.49	12.49	11.49	10.32	11.32	11.96	9.65	10.00	-	10.80
Lentils Split.....	Kg	21.33	19.31	18.00	21.00	18.66	20.33	20.65	20.00	20.00	21.31	20.33	18.00	19.88

Table 10 : Average Retail Price of Goods and Services by Region and Selected Market Places - Group 10 Market Places Cont'd)

January 2011
Tir 2003

ITEM	UNIT	R E G I O N A N D M A R K E T P L A C E S												ADDIS ABABA AVERAGE
		A D D I S A B A B A												
		Merkato	Kera	Zenebe work	Gergi	Saris	Kotebe	Ferensay Legasion	Shola (yek:)	Asko	Addisu- Gebeya	Efoyita Gebeya	Akaki	
P R I C E I N B I R R														
Vetch Split(Roasted).....	Kg	10.15	13.66	12.00	11.00	10.00	-	11.00	11.32	-	10.00	10.83	12.00	11.24
Chick Peas Split(Roasted).....	Kg	15.25	19.66	18.00	19.33	17.66	15.00	15.00	14.98	15.00	14.00	13.00	17.00	16.13
Fenugreek Milled.....	Kg	47.18	-	-	40.00	50.00	45.79	46.42	48.66	50.00	-	39.32	-	45.57
OIL SEEDS														
Niger Seed.....	Kg	14.00	14.49	12.66	14.00	15.66	14.00	16.64	17.31	16.00	14.28	12.32	12.00	14.35
Linseed White.....	Kg	24.66	20.00	-	25.00	22.96	20.00	19.31	26.96	20.00	20.00	17.93	17.00	21.16
Linseed Red.....	Kg	14.00	14.49	13.00	14.66	14.33	14.66	13.66	15.33	17.00	15.66	13.33	13.66	14.44
Sesame Seed Red.....	Kg	24.00	-	-	20.00	20.00	20.00	20.00	20.00	-	20.00	17.83	18.00	19.57
Sunflower.....	Kg	15.49	14.66	12.00	14.00	13.66	12.66	14.30	14.00	13.00	6.34	10.63	10.00	12.18
Castor Beans.....	Kg	-	-	-	-	-	-	-	-	-	-	-	-	-
Rape Seed.....	Kg	11.32	11.66	12.00	12.00	11.66	10.00	11.29	10.63	14.00	-	9.32	10.00	11.20
Ground Nut Shelled.....	Kg	-	-	-	24.00	21.31	-	-	-	20.00	-	16.00	-	20.12
PREPARED CEREAL PRODUCTS														
Spaghetti (Local) Without Egg....	Kg	18.50	18.50	18.50	18.50	18.50	18.50	18.67	18.50	18.50	18.50	18.50	18.50	18.51
Pastini.....	Kg	15.66	17.33	16.00	16.00	16.66	13.30	15.33	17.14	16.66	16.00	17.00	16.00	16.05
Macaroni (Local) Without Egg....	Kg	12.00	11.83	-	12.00	12.00	12.00	12.00	11.00	12.00	12.00	12.00	12.00	11.88
'Fafa' Flour.....	kg	19.90	-	20.00	-	20.00	-	22.33	22.00	20.00	20.00	20.65	-	20.75
'Dube' Flour.....	kg	-	-	-	-	11.00	-	-	-	-	-	-	-	11.00
BREAD AND OTHER PREPARED FOODS														
'Enjera' ('Teff' Mixed).....	325gm	-	-	-	3.17	-	1.72	2.00	2.36	-	-	-	-	2.24
'Dabo' (Traditional Ambasha)..	350gm	3.62	-	6.30	6.43	4.62	4.20	4.57	3.39	-	3.31	3.15	3.94	4.39
'Dabo' (Traditional Sheleto)..	350gm	-	-	-	-	-	-	-	-	1.55	-	-	-	1.55
Bread Wheat (Bakery).....	350gm	3.39	3.39	3.39	3.50	3.34	3.53	3.50	3.50	3.71	3.34	3.16	3.50	3.45
Biscuits	150gm	3.21	3.21	3.21	3.21	3.21	2.14	3.21	4.69	3.21	3.21	4.04	3.21	3.26

Table 10 : Average Retail Price of Goods and Services by Region and Selected Market Places - Group 10 Market Places Cont'd)

January 2011
Tir 2003

		R E G I O N A N D M A R K E T P L A C E S												
ITEM	UNIT	A D D I S A B A B A											ADDIS ABABA AVERAGE	
		Merkato	Kera	Zenebe work	Gergi	Saris	Kotebe	Ferensay Legasion	Shola (yeka)	Asko	Addisu- Gebeya	Efoyita Gebeya		Akaki
		P R I C E I N B I R R												
MEAT														
Beef	Kg	52.00	52.00	52.00	52.00	52.00	49.30	52.00	51.32	52.00	56.27	52.00	49.32	51.83
Camel Meat	Kg	-	-	-	60.00	-	-	-	-	-	-	-	-	60.00
FISH AND FISH PRODUCTS														
Fish Fresh.....	Kg	25.60	25.60	25.60	20.00	25.60	-	25.60	19.55	25.60	25.60	-	-	24.17
Sardines (Imported).....	125gm	18.25	-	20.65	-	20.00	-	-	14.33	-	18.00	-	-	17.92
DIARY PRODUCTS AND EGG														
Cow Milk (Unpasteurized).....	Lt	8.00	8.00	8.00	-	-	-	8.00	-	-	-	8.62	7.00	7.89
Cow Milk (pasteurized).....	Lt	11.00	12.00	12.16	12.00	12.15	12.16	11.83	11.00	12.00	11.66	12.16	13.00	11.92
Camel Milk.....	Lt	-	-	-	12.00	-	-	-	-	-	-	-	-	12.00
Goat Milk.....	Lt	-	-	-	-	-	-	-	-	-	-	-	-	-
Powdered Milk (Me&My).....	450gm	70.09	-	77.99	73.13	43.97	-	81.19	71.24	74.24	70.86	-	74.24	69.87
Yoghurt (Traditional).....	Lt	8.00	-	7.48	-	-	11.11	8.00	-	-	-	6.67	13.55	8.79
Cheese Cottage.....	Kg	33.25	31.58	30.00	43.94	40.00	30.18	43.09	30.93	27.74	30.00	33.25	31.47	33.49
Egg (Traditional).....	Dozen	15.60	18.00	16.80	19.20	16.80	18.00	18.00	16.60	17.00	16.80	16.80	17.20	17.21
OILS AND FATS														
Butter Unrefined.....	Kg	80.00	75.00	82.25	-	85.00	83.30	83.30	81.63	91.64	76.63	86.64	80.00	82.69
Cooking Oil (Imported).....	Lt	21.60	21.60	21.60	21.60	21.60	21.60	22.21	21.60	21.60	21.60	21.60	21.60	21.65
Cooking Oil (Local).....	Lt	35.00	-	35.66	-	36.65	34.00	35.00	34.33	33.99	-	37.00	36.00	35.33
Vegetable Butter(Sheno & Shady)..	Kg	68.52	67.04	67.78	64.26	69.22	66.67	58.84	65.54	66.66	64.44	67.77	65.92	66.00

Table 10 : Average Retail Price of Goods and Services by Region and Selected Market Places - Group 10 Market Places Cont'd)

January
Tir 2011
2003

R E G I O N A N D M A R K E T P L A C E S														
ITEM	UNIT	A D D I S A B A B A											ADDIS ABABA AVERAGE	
		Merkato	Kera	Zenebe work	Gergi	Saris	Kotebe	Ferensay Legasion	Shola (yeka)	Asko	Addisu- Gebeya	Efoyita Gebeya		Akaki
P R I C E I N B I R R														
VEGETABLES AND FRUITS														
VEGETABLES (FRESH)														
Ethiopian Kale.....	Kg	4.57	3.07	4.69	4.77	3.64	4.98	5.24	4.35	3.04	5.53	4.49	1.93	4.04
Cabbage.....	Kg	4.16	3.36	4.18	4.83	4.39	5.00	-	4.83	4.50	5.00	4.61	3.19	4.32
Lettuce.....	Kg	6.05	5.23	2.50	9.88	6.67	5.00	7.79	7.60	-	6.02	4.85	6.75	5.91
Spinach.....	Kg	3.19	3.71	2.99	7.61	3.43	8.00	3.04	5.32	3.44	4.88	2.16	2.14	3.73
Carrot.....	Kg	4.00	5.65	5.00	5.00	5.00	5.60	4.74	5.00	5.00	4.66	4.06	4.00	4.78
Tomatoes.....	Kg	7.32	7.00	7.00	8.00	8.62	5.00	6.49	8.32	7.65	6.33	7.16	7.65	7.15
Onions.....	Kg	6.83	7.00	8.00	8.00	6.66	7.00	6.66	7.00	7.96	5.00	7.16	7.50	7.02
Garlics.....	Kg	30.65	33.32	31.32	34.66	31.32	30.65	30.65	30.65	28.96	29.66	30.00	30.00	30.95
Leaks.....	Kg	7.78	-	-	-	-	-	-	7.15	-	-	-	-	7.46
Pepper Green.....	Kg	1.89	17.31	14.66	18.00	16.64	20.00	15.33	17.24	14.64	12.00	15.94	15.30	15.70
Pumpkin.....	Kg	-	-	-	-	-	-	-	2.19	-	-	-	1.04	1.71
Green Peas.....	Kg	9.28	12.00	-	13.92	13.33	14.00	12.63	12.66	-	11.29	13.61	15.66	12.78
Beet Root.....	Kg	3.48	2.96	4.14	5.00	4.00	4.00	4.50	4.64	-	4.16	2.13	2.85	3.70
Cauliflower.....	Kg	24.00	-	-	-	-	-	-	21.11	-	25.00	-	-	22.74
FRUITS FRESH														
Banana.....	Kg	5.00	5.00	5.00	5.00	5.00	5.00	5.00	5.00	5.00	5.00	5.00	5.00	5.00
Orange.....	Kg	7.50	7.50	7.50	7.50	7.50	-	7.50	7.50	7.50	7.50	7.50	7.00	7.45
Lemon.....	Kg	8.00	15.00	17.66	18.64	14.98	14.00	15.66	9.28	12.63	8.00	-	16.00	12.82
Tangerine.....	Kg	-	-	-	-	-	-	-	-	-	-	-	-	-
Papaya.....	Kg	7.48	8.00	10.32	11.00	8.32	8.32	11.29	8.00	8.32	7.83	8.62	8.00	8.75
Grapes.....	Kg	-	-	-	-	-	-	-	-	-	-	-	-	-
Avocado.....	Kg	5.92	8.00	7.00	7.00	7.27	6.95	8.32	6.00	6.00	5.33	6.95	7.32	6.84
Mango.....	Kg	6.48	7.00	7.50	7.00	6.65	7.32	10.00	7.00	6.32	6.32	6.65	7.00	7.07
Cactus.....	Kg	-	-	-	-	-	-	-	-	-	-	-	-	-

Table 10 : Average Retail Price of Goods and Services by Region and Selected Market Places - Group 10 Market Places Cont'd)

January
Tir 2011
2003

R E G I O N A N D M A R K E T P L A C E S														
ITEM	UNIT	A D D I S A B A B A											ADDIS ABABA AVERAGE	
		Merkato	Kera	Zenebe work	Gergi	Saris	Kotebe	Ferensay Legasion	Shola (yeka)	Asko	Addisu- Gebeya	Efoyita Gebeya		Akaki
P R I C E I N B I R R														
SPICES														
Pepper Whole.....	Kg	25.33	27.00	26.00	26.00	25.00	24.00	26.65	27.60	26.32	24.33	25.33	23.00	25.52
Black Pepper(Local).....	Kg	132.08	133.25	130.00	-	132.99	120.00	186.43	139.32	136.58	120.00	125.28	-	134.73
Long Pepper(Local).....	Kg	26.42	-	-	-	30.00	-	-	36.34	-	-	-	-	30.84
White Cumin(Bishop's Weed)Local..	Kg	34.47	36.24	30.65	28.00	30.65	28.00	28.65	30.65	30.65	31.28	30.00	30.61	30.74
Black Cumin(Local).....	Kg	61.30	60.00	64.00	60.00	60.00	60.00	61.62	60.00	63.29	60.00	60.00	61.30	60.95
Ginger Dry(Local).....	Kg	61.30	64.87	-	60.00	-	-	-	72.68	68.29	-	70.00	-	66.03
Ginger Wet(Local).....	Kg	13.21	15.66	17.66	13.85	19.05	10.66	16.00	16.00	14.98	14.33	14.66	15.30	14.94
Cloves(Imported).....	Kg	135.88	113.24	130.00	120.00	126.33	120.00	171.45	119.72	132.99	120.00	120.00	126.33	127.20
Cinnamon(Imported).....	Kg	77.24	83.20	70.99	60.00	63.16	67.92	106.27	80.00	92.83	76.52	80.00	69.12	76.51
Cardamon(Local).....	Kg	62.64	65.00	63.66	60.00	66.49	64.00	63.29	62.64	68.29	64.33	62.00	62.64	63.72
Tumeric Flour(Local).....	Kg	40.00	-	47.66	-	60.00	-	40.00	37.13	50.00	-	42.51	44.00	44.12
Chillies Whole.....	Kg	29.96	28.00	30.65	32.00	26.65	26.00	29.32	25.95	28.00	28.65	25.00	26.60	27.99
Basil Dry.....	Kg	37.29	39.32	37.29	32.00	30.65	30.20	40.00	38.62	40.00	37.13	31.28	28.00	34.89
POTATOES, OTHER TUBERS AND STEMS														
Potato.....	Kg	3.83	4.00	4.00	5.00	5.31	5.00	3.66	5.83	6.00	5.48	5.00	5.00	4.75
Sweet Potato.....	Kg	1.41	-	1.86	-	1.90	2.43	1.61	-	-	1.97	1.72	2.09	1.90
'Kocho' (Unprocessed).....	Kg	15.00	-	13.40	15.00	13.00	16.00	-	12.66	-	-	6.19	13.00	12.65
'Bula'.....	Kg	13.33	15.33	14.00	17.00	14.00	16.00	20.00	15.00	15.00	-	15.00	20.00	15.71
COFFEE, TEA, CHAT AND BUCK-THORN LEAVES														
Tea Leaves(Local).....	100gm	3.13	3.13	2.50	2.50	3.32	2.50	3.33	3.13	3.13	3.02	3.13	3.13	2.98
Coffee Whole.....	Kg	35.50	-	-	-	-	-	-	-	-	-	40.00	-	38.13
Coffee Beans.....	Kg	70.00	61.62	67.67	68.00	73.29	70.00	61.98	62.66	65.48	66.63	71.63	66.28	67.01
Coffee Leaves.....	Kg	40.00	-	-	-	-	-	-	-	-	-	-	-	40.00
Buck Thorn Leaves.....	Kg	6.04	15.04	9.38	8.97	10.01	5.90	7.42	7.07	5.32	11.78	7.51	9.38	8.20
'Chat'.....	Kg	82.82	124.04	84.03	158.01	58.89	49.01	71.71	58.08	61.46	52.71	117.19	69.01	76.95

Table 10 : Average Retail Price of Goods and Services by Region and Selected Market Places - Group 10 Market Places Cont'd)

January
Tir 2011
2003

R E G I O N A N D M A R K E T P L A C E S														
ITEM	UNIT	A D D I S A B A B A											ADDIS ABABA AVERAGE	
		Merkato	Kera	Zenebe work	Gergi	Saris	Kotebe	Ferensay Legasion	Shola (yeka)	Asko	Addisu- Gebeya	Efoyita Gebeya		Akaki
P R I C E I N B I R R														
Malt-Barley.....	Kg	6.64	19.44	10.36	17.66	13.05	11.74	12.77	7.90	10.35	10.82	6.32	13.36	11.09
Malt-Wheat.....	Kg	6.82	16.67	9.38	15.80	10.01	10.49	11.32	8.45	9.30	11.43	7.72	8.83	9.85
OTHER FOOD ITEMS														
Salt.....	Kg	2.82	2.58	2.75	3.00	2.91	2.50	2.55	2.50	2.50	2.74	2.66	2.50	2.66
Sugar.....	Kg	14.00	14.00	14.00	14.00	14.00	14.00	14.00	14.00	14.00	14.00	14.00	14.00	14.00
Honey.....	Kg	71.63	30.00	55.00	65.00	56.62	49.32	70.00	58.28	57.01	61.62	49.32	-	57.12
Canned Tomato (Local).....	410gm	18.33	15.66	16.00	15.83	16.00	15.66	16.66	16.00	17.33	15.49	17.83	16.00	16.40
Dry Yeast(Baking powder).....	350gm	70.00	70.00	70.00	70.00	70.00	-	70.00	-	70.00	70.00	70.00	70.00	70.00
FOOD TAKEN AWAY FROM HOME														
Cup of Tea.....	No	2.00	1.82	2.72	2.40	1.74	2.00	2.72	2.11	1.41	1.65	1.66	1.65	1.94
Cup of Coffee.....	No	3.58	3.55	4.16	4.00	3.66	3.37	3.79	2.83	3.00	3.66	3.50	2.82	3.46
Cup of Milk.....	No	4.08	4.23	4.88	5.00	4.12	4.00	4.95	4.03	3.16	4.00	4.16	3.24	4.12
'Key Wot Yebere'.....	One Meal	-	18.00	-	-	-	-	-	-	-	-	-	15.00	16.43
'Key Wot Yebeg/Yefyel'.....	One Meal	25.79	22.98	24.73	20.30	21.50	16.00	28.36	18.43	16.29	20.00	20.00	18.29	20.57
'Yebeg Tibs'.....	One Meal	28.11	24.99	25.91	25.25	25.79	20.08	29.28	26.27	17.93	22.00	21.45	20.80	23.81
'Fasting Meal Without fish'.....	One Meal	19.56	17.36	17.25	17.54	17.36	15.30	22.40	15.92	10.63	15.25	13.22	13.53	16.00
'Yebeg Kikil'.....	One Meal	23.98	19.63	20.98	20.30	20.86	16.64	25.78	16.29	15.33	20.00	20.00	18.29	19.42
COST OF MILLING														
Cereals.....	100Kg	16.51	16.51	20.00	20.00	-	20.00	20.00	20.00	15.00	20.00	15.33	17.00	18.10
Pulses.....	100Kg	16.51	21.54	20.00	20.00	-	20.00	20.00	20.00	20.00	25.00	20.00	20.00	20.19
Pepper Whole.....	100Kg	111.80	100.00	131.04	100.00	-	107.72	100.00	150.00	123.31	100.00	107.72	215.44	121.42

Table 10 : Average Retail Price of Goods and Services by Region and Selected Market Places - Group 10 Market Places Cont'd)

January
Tir 2011
2003

ITEM	UNIT	R E G I O N A N D M A R K E T P L A C E S											ADDIS ABABA AVERAGE	
		A D D I S A B A B A												
		Merkato	Kera	Zenebe work	Gergi	Saris	Kotebe	Ferensay Legasion	Shola (yeka)	Asko	Addisu- Gebeya	Efoyita Gebeya		Akaki
P R I C E I N B I R R														
BEVERAGES - NON ALCOHOLIC														
Ambo Mineral Water.....	500cc	4.42	4.42	4.42	4.42	4.42	3.80	4.42	5.26	4.42	4.42	4.42	4.42	4.43
Mineral Water.....	Lt	5.94	6.00	7.00	6.50	6.00	5.16	6.16	7.00	6.00	6.49	8.12	7.00	6.50
Coca Cola/Fanta.....	300cc	4.20	4.20	4.20	4.20	4.20	4.20	4.20	5.00	4.20	4.20	4.20	4.20	4.26
Pepsi Cola/Mirinda.....	300cc	4.20	4.20	4.20	4.20	4.20	4.20	4.20	5.00	4.20	4.20	4.20	4.20	4.26
BEVERAGES - ALCOHOLIC														
Araki (Local).....	900cc	38.56	39.32	48.27	40.00	39.32	41.60	39.29	40.66	38.66	39.50	41.60	-	40.57
Cognac (Local).....	900cc	38.56	40.00	48.27	40.00	39.32	43.27	39.60	40.66	38.66	38.47	39.65	-	40.73
Brandy (Local).....	900cc	-	40.00	48.27	40.00	39.32	-	39.60	40.00	38.66	39.00	40.30	-	40.84
Gin (Local).....	900cc	38.56	39.32	48.27	40.00	39.32	43.27	40.35	40.33	38.66	39.50	41.60	-	40.88
Saris Wine (Normal).....	750cc	28.52	27.66	36.66	30.00	29.32	30.00	19.30	30.65	27.26	23.50	32.29	29.22	28.85
'Katikalla'.....	Lt	-	-	23.33	29.32	22.47	23.63	-	31.08	-	26.00	-	19.31	24.99
Beer (Bedele).....	330cc	-	-	7.10	7.10	-	7.10	7.00	7.00	7.10	-	7.10	8.62	7.26
Beer (Harar).....	330cc	7.10	7.10	7.10	7.10	7.10	7.10	-	7.00	-	-	7.10	7.10	7.09
Beer (Meta Abo).....	330cc	7.10	7.10	7.10	7.10	7.10	7.10	7.00	7.00	7.10	7.10	7.10	7.10	7.09
'Tella'.....	Lt	3.09	-	3.09	2.98	3.70	2.57	2.74	2.58	-	2.38	3.48	2.09	2.78
'Tej' (Mead).....	Lt	7.30	5.56	5.56	5.56	5.56	5.56	7.09	5.56	6.48	5.56	5.56	3.70	5.66
CIGARETTES AND TOBACCO														
CIGARETTES														
Nyala.....	Packet	8.00	9.28	10.00	10.00	10.00	10.00	9.28	10.00	10.00	9.32	10.00	7.32	9.39
Gissila.....	Packet	-	-	-	-	-	-	-	-	-	-	-	-	-
Rothmans/England/.....	Packet	19.31	17.89	25.00	20.00	20.00	20.00	20.00	20.00	20.00	18.57	23.21	-	20.36
Marlboro.....	Packet	-	-	-	-	20.00	-	-	20.00	20.00	20.00	-	-	20.00

Table 10 : Average Retail Price of Goods and Services by Region and Selected Market Places - Group 10 Market Places Cont'd)

January 2011
Tir 2003

R E G I O N A N D M A R K E T P L A C E S														
ITEM	UNIT	A D D I S A B A B A											ADDIS ABABA AVERAGE	
		Merkato	Kera	Zenebe work	Gergi	Saris	Kotebe	Ferensay Legasion	Shola (yeka)	Asko	Addisu- Gebeya	Efoyita Gebeya		Akaki
P R I C E I N B I R R														
TOBACCO														
'Gaya'.....	Kg	-	-	-	-	-	70.71	-	-	-	-	-	35.71	56.31
CLOTHING AND FOOT WEAR														
CLOTHING														
Abujedid(Akaki/Bahir Dar)91cm.	Meter	-	-	-	-	-	-	-	-	-	-	-	-	-
Abujedid(Komb./Arba Min.)150cm	Meter	11.91	23.65	24.83	20.00	23.00	25.00	-	25.00	25.00	26.66	25.33	26.00	22.97
Khaki(S-10,000 Twil)150cm.....	Meter	51.00	-	-	-	-	35.00	-	47.43	-	-	-	-	41.24
Khaki(Akaki).....	Meter	-	-	-	-	-	-	-	-	-	-	-	-	-
Wool-England 100%.....	Meter	388.57	-	-	-	-	-	-	-	-	-	-	-	388.57
Tetron(A.Minch).....	Meter	58.00	-	-	-	-	-	-	-	-	-	-	-	58.00
Poplin(Dire Dawa)105cm.....	Meter	-	-	-	-	-	-	-	-	-	-	-	-	-
Poplin(Komb./Arba Minch)150cm.	Meter	35.00	35.00	40.00	-	35.00	-	-	37.54	-	37.00	30.65	40.00	36.08
Nylon(Mojc).....	Meter	-	-	-	-	-	20.00	-	-	-	-	-	-	20.00
Polyster(Arba Minch/Awasa)....	Meter	58.00	-	-	-	-	-	-	38.95	-	-	-	-	47.53
Jersi.....	Meter	-	-	-	-	-	-	-	47.43	-	-	41.65	-	43.87
Cotton.....	Kg	24.00	-	-	-	-	24.00	-	-	-	-	-	25.00	24.33
Hisufi	Meter	-	-	-	-	-	-	-	-	-	-	-	-	-
Kefai.....	Meter	-	-	-	-	-	-	-	-	-	-	-	-	-
Kashemire.....	Meter	-	-	-	-	-	-	-	50.00	-	-	45.29	-	46.42
Deriya.....	Meter	37.75	-	-	-	-	-	-	-	-	-	38.86	-	38.30
COST OF TAILORING														
Woolen Suit (Men).....	No	489.10	457.89	-	-	324.04	400.00	-	522.14	259.81	481.13	380.58	365.83	411.17
Khaki/Tetron Suit (Men).....	No	150.00	-	160.00	-	94.87	-	94.87	-	134.16	-	-	83.20	113.45
Khaki/Tetron Suit (Boys).....	No	-	120.00	80.00	-	-	-	62.45	-	89.44	-	-	76.63	80.03

Table 10 : Average Retail Price of Goods and Services by Region and Selected Market Places - Group 10 Market Places Cont'd)

January 2011
Tir 2003

R E G I O N A N D M A R K E T P L A C E S														
ITEM	UNIT	A D D I S A B A B A											ADDIS ABABA AVERAGE	
		Merkato	Kera work	Zenebe	Gergi	Saris	Kotebe	Ferensay Legasion	Shola (yeka)	Asko	Addisu- Gebeya	Efoyita Gebeya		Akaki
P R I C E I N B I R R														
READY-MADE / FOR ADULTS														
'Netela'.....	No	83.20	109.70	85.99	-	93.22	99.50	103.23	116.57	97.47	86.53	-	86.64	95.44
'Gabi'.....	No	253.29	-	250.00	-	253.29	203.47	209.84	293.18	309.84	226.62	-	246.62	247.15
Shirts Long Sleeved (Local).....	No	-	-	-	-	-	-	-	-	-	-	-	-	-
Shirts Long Sleeved (Imported)...	No	138.31	146.59	138.31	113.24	128.31	-	146.59	243.15	144.91	166.60	133.25	126.33	144.88
Shirts Short Sleeved (Imported)...	No	126.58	131.65	126.58	100.00	126.58	-	99.67	166.60	-	143.26	116.57	139.76	126.32
Socks (Cotton) Imported.....	Pair	12.00	15.98	15.00	15.00	15.00	-	13.10	19.31	15.33	26.57	15.00	13.92	15.66
Sweater (Local) Men.....	No	153.26	146.59	156.59	220.00	113.24	120.00	-	244.95	-	-	128.06	150.00	152.38
Sweater (Local) Women.....	No	-	-	-	106.27	-	110.00	-	-	-	-	-	180.00	118.90
Shash (Imported).....	No	20.00	16.33	19.66	15.00	15.33	14.33	17.33	19.31	20.30	15.94	15.00	17.54	17.05
Singlets (Local) White.....	No	25.00	28.31	-	30.00	-	-	23.21	25.96	22.36	-	25.00	28.23	26.06
Jeans Trouser.....	No	300.00	278.20	291.66	280.00	256.50	-	286.63	309.89	289.83	300.00	266.50	273.29	284.20
Woolen Suit.....	No	3500.00	-	-	-	-	-	-	-	-	-	-	-	3500.00
'Kemisna Netela'.....	No	253.29	268.01	308.11	250.00	313.19	-	283.29	343.20	359.86	263.16	-	306.52	293.93
Sweater-Men (Imported).....	No	299.33	253.29	266.62	239.57	263.16	-	-	296.40	-	234.52	243.15	-	260.65
Sweater-Women (Imported).....	No	143.26	-	173.27	154.92	-	-	-	186.43	-	123.24	166.60	151.97	155.94
Nylon Dress.....	No	-	-	-	-	-	-	-	-	-	-	-	-	-
Tetron Trouser.....	No	-	-	-	-	-	-	-	-	-	-	-	-	-
Leather Jacket.....	No	1064.85	-	1200.00	1300.00	1643.17	-	-	1500.00	-	1171.11	1850.00	-	1309.13
Under Wear China.....	No	25.00	32.27	25.00	-	-	23.00	25.33	29.32	25.99	25.00	26.33	26.57	26.31
Polyester Suit.....	No	-	-	-	-	-	-	-	-	-	-	-	-	-
Khaki Short.....	No	-	-	-	-	-	-	-	-	-	-	-	-	-
T-Shirts.....	No	88.30	96.55	123.24	50.78	96.55	-	109.70	116.57	99.50	143.01	106.27	96.55	99.65
Jogging Suit(sport tuta).....	No	346.63	276.63	256.62	233.29	256.50	-	-	383.13	289.83	234.52	239.57	293.18	278.58
Khaki Jacket.....	No	233.29	216.61	250.00	283.29	259.81	-	-	313.19	350.00	274.95	263.04	273.29	264.21
Geldem.....	No	65.00	-	-	-	-	-	-	-	-	-	50.00	-	57.01
Mekremia.....	No	110.00	-	87.00	-	-	-	-	-	-	-	86.64	-	96.03
Polyester skirt.....	No	-	-	-	-	-	-	-	-	-	-	-	-	-
Pants(for men).....	No	30.00	31.58	35.00	30.00	23.21	-	31.58	32.33	33.25	33.25	25.00	30.00	30.27

Table 10 : Average Retail Price of Goods and Services by Region and Selected Market Places - Group 10 Market Places Cont'd)

January
Tir 2011
2003

ITEM	UNIT	R E G I O N A N D M A R K E T P L A C E S											
		A D D I S A B A B A											ADDIS ABABA AVERAGE
		Merkato	Kera	Zenebe work	Gergi	Saris	Kotebe	Ferensay Legasion	Shola (yeka)	Asko	Addisu- Gebeya	Efoyita Gebeya	
P R I C E I N B I R R													
READY-MADE / FOR CHILDREN													
Sweater (Local) for Boys..... No	71.63	-	-	53.28	-	60.00	-	-	42.43	-	66.63	-	58.99
Socks (Imported) Cotton..... Pair	10.00	11.32	10.00	10.00	-	8.00	7.48	12.32	11.32	9.28	10.32	7.27	9.83
Jeans Trouser..... No	130.00	-	-	-	156.59	-	-	154.92	-	-	-	150.00	150.84
Shirt Long Sleeved(Imported)Boys. No	68.29	61.62	60.00	56.62	61.62	-	-	66.63	44.81	-	78.20	54.85	60.76
Sweater (England) for Girls..... No	-	-	57.45	86.53	-	-	-	136.35	-	109.54	-	139.64	102.00
Kemise(for children) No	126.58	118.31	103.23	113.24	94.91	91.64	103.23	173.27	109.54	87.46	103.23	103.23	109.58
Baby Cloths(Complete)..... No	96.55	88.99	95.33	103.23	91.64	93.30	103.23	116.57	89.91	91.64	91.64	90.00	95.71
T-Shirt..... No	31.58	41.60	41.60	43.27	-	-	54.77	66.63	67.45	-	48.27	38.26	45.82
Jeans trouser and Jacket..... No	156.59	176.60	186.43	180.00	176.60	160.00	186.61	226.62	184.59	-	-	196.61	183.86
FOOTWEAR (MEN AND WOMEN)													
Anbessa Leather Shoes Men(Local)Pair	315.43	317.00	156.59	176.60	193.28	-	168.22	227.21	217.99	211.17	169.80	239.79	204.05
Leather Shoes Men (Croft)..... Pair	700.00	643.26	750.00	600.00	-	-	-	706.60	-	600.00	-	-	654.26
Walking Shoes(imp.) Non-Leather Pair	266.62	223.28	253.29	265.66	206.46	-	236.33	333.10	-	259.62	239.86	250.00	251.53
Canvas Shoes (Local) Men..... Pair	60.00	-	-	-	-	-	-	-	67.45	-	-	-	63.62
Canvas Shoes (China) Men..... Pair	65.66	75.60	79.67	-	70.00	-	-	80.00	84.85	71.63	-	75.00	75.14
Plastic Shoes (Local) Women.... Pair	12.00	6.44	12.00	14.66	12.00	12.00	12.00	14.66	11.66	12.00	12.00	12.00	11.74
Slippers Sponge Adult (China).. Pair	20.00	-	21.66	20.00	23.00	20.00	20.65	25.00	20.65	20.00	20.00	20.00	20.94
Boots for Men Plastic (Local).. Pair	65.00	-	-	-	-	-	-	-	-	-	-	-	65.00
Sendel Plastic Shoes (Imp.).... Pair	26.96	33.31	25.33	-	25.00	-	-	30.00	-	25.00	27.33	25.50	27.35
Cost of Mending Shoes sole(Men).Pair	35.00	31.58	36.59	40.00	32.97	38.26	36.59	36.65	35.00	35.00	35.97	35.97	35.76
Shoe leather,Women(China).....Pair	-	-	-	-	-	-	125.57	-	-	-	-	-	125.57
Shoe leather,Women(Local).....Pair	82.93	104.20	83.99	156.59	106.56	80.00	135.65	79.39	77.46	96.61	83.30	92.30	97.76
Shoe leather,Children(Local)....Pair	86.29	91.00	81.63	180.00	98.30	75.00	103.23	104.50	87.46	97.55	113.24	88.62	100.44
Plastic shoe(Childern).....Pair	10.00	12.00	11.00	11.00	10.00	12.00	11.32	11.32	9.32	10.63	10.00	11.00	10.77
Shoe leather,Children(Imported)..Pair	-	-	-	-	-	-	-	-	-	-	-	-	-
Shoe sendel(Plastic) Childern...Pair	24.31	-	-	-	20.98	-	-	-	-	-	24.66	-	23.56

Table 10 : Average Retail Price of Goods and Services by Region and Selected Market Places - Group 10 Market Places (Cont'd)

January 2011
Tir 2003

		R E G I O N A N D M A R K E T P L A C E S											
ITEM	UNIT	A D D I S A B A B A											ADDIS-ABABA AVERAGE
		Merkato	Kera	Zenebe work	Gergi	Saris	Kotebe	Feransay Legasion	Shola (yeka)	Asko	Addisu- Gebeya	Efoyita Gebeya	

P R I C E I N B I R R

CONSTRUCTION MATERIALS, WATER, AND
FUEL AND POWER

CONSTRUCTION MATERIALS

Cement/Bag/(Local).....	50Kg	220.00	220.00	-	-	-	-	230.00	-	-	224.94	198.28	-	213.95
Lime.....	Kg	2.60	-	-	-	-	-	-	-	-	-	-	-	2.60
Lime/Jeso(Local).....	Kg	.70	1.13	1.15	1.20	1.06	1.07	1.00	.70	1.00	1.06	.97	1.33	1.04
Nail (7cm - 12cm).....	Kg	24.00	22.99	27.60	22.65	23.33	24.00	24.00	26.65	22.65	-	21.66	24.00	23.90
Nail With Cape.....	Kg	30.98	32.29	40.25	31.99	32.33	34.00	32.65	31.32	30.65	-	29.66	32.61	32.56
Corrugated Iron Sheet (.2mm).....	No	89.80	89.80	-	89.80	87.00	-	98.00	-	-	-	87.32	89.80	89.48
Wood for House Construction('Atana')..	No	12.32	16.66	13.00	20.00	14.00	14.00	11.32	15.33	10.66	12.49	12.49	15.98	13.89
Wall Paints-Super (Fluid) Normal.....	4Kg	97.80	97.80	97.80	-	97.80	97.80	97.80	97.80	97.40	97.80	97.00	97.80	97.70
Wall Paints-Super (Fluid) Plastic.....	4Kg	210.00	216.65	253.00	-	213.32	210.00	206.61	210.00	197.99	216.65	206.61	203.28	212.70
Coarse Aggregate Gravel.....	Meter Cube	397.89	317.06	359.71	395.31	326.53	1000.00	394.54	-	-	340.40	330.67	304.10	367.53
Hollow Concrete Block(15x20x40 cm Cube)No		8.30	7.25	8.12	7.00	7.31	7.00	7.75	-	6.98	7.25	8.16	6.44	7.32
Bricks (25cm x 12cm x 6cm).....	No	2.74	2.50	3.00	2.32	2.31	2.20	-	2.60	2.00	2.37	2.41	2.41	2.40
Floor Board 4m Length.....	No	79.33	-	-	110.00	80.00	95.00	-	-	-	-	83.30	87.27	86.47
Iron Pipe 6mt. (1/2 inch Wide) Local..	No	-	-	-	-	250.00	-	-	-	-	-	-	-	250.00
Chipwood (125cm x 250cm x 8mm).....	No	-	-	-	169.93	165.00	172.25	-	-	-	-	165.00	-	167.68
Sand.....	Meter Cube	289.76	260.27	313.38	316.21	272.11	131.96	363.20	-	190.15	273.47	294.30	284.46	262.52
Gutter N° 33.....	Meter	50.00	-	45.00	40.00	44.66	54.66	-	-	38.99	41.60	-	51.61	45.44
Window Glass (50cm x 50cm x 3mm).....	No	27.50	28.72	27.75	35.00	28.31	27.75	-	-	25.98	25.81	-	30.50	28.56
Water Tanker,Roto (1 meter cube).....	No	2500.00	-	-	2500.00	-	2500.00	-	2500.00	-	-	-	-	2500.00
Stone for House Construction..	Meter Cube	-	-	-	-	-	-	-	-	-	-	-	-	-
Mega Paints.....	4Kg	97.80	-	-	-	97.80	-	97.80	97.80	97.00	-	97.00	97.80	97.60
Nefas seleke Paints.....	4Kg	97.80	97.80	-	97.80	97.80	97.80	97.80	97.80	97.40	87.80	97.27	97.80	97.28
"Yewellel Nitaf"(Cement Made Tile).....No		-	-	-	-	-	-	99.92	-	-	-	-	-	99.92
"Yewellel Nitaf"(Plastic Made Tile).....No		-	-	-	-	-	-	-	132.99	-	103.00	-	-	124.76
Key (With hand).....	No	125.00	151.54	152.48	150.00	143.26	131.65	156.59	-	130.00	202.38	133.31	132.29	145.98
Door made of iron.....	No	-	800.00	-	-	865.35	950.00	-	823.77	720.00	-	798.96	800.00	824.38

Table 10 : Average Retail Price of Goods and Services by Region and Selected Market Places - Group 10 Market Places Cont'd)

January
Tir 2011
2003

ITEM	UNIT	R E G I O N A N D M A R K E T P L A C E S												ADDIS ABABA AVERAGE
		A D D I S A B A B A												
		Merkato	Kera	Zenebe work	Gergi	Saris	Kotebe	Ferensay Legasion	Sho'a (yeka)	Asko	Addisu- Gebeya	Efoyita Gebeya	Akaki	
P R I C E I N B I R R														
WATER														
Water.....	Meter Cube	1.75	1.75	1.75	1.75	1.75	1.75	1.75	1.75	-	1.75	1.75	1.75	1.75
FUEL AND POWER														
Fire Wood.....	Meter Cube	251.74	-	-	260.71	-	296.39	243.43	434.87	-	269.63	-	-	292.00
Charcoal.....	Kg	5.63	4.67	4.18	9.84	4.98	4.84	4.35	7.90	6.67	5.77	2.82	4.19	5.22
Dung Cake.....	Kg	-	-	.95	2.57	-	1.11	2.27	.96	2.12	-	2.14	-	1.67
Kerosine.....	Lt	12.36	12.36	12.36	12.36	12.36	12.36	12.36	12.39	12.36	12.36	12.36	12.36	12.36
Diesel.....	Lt	13.94	13.94	13.94	13.94	13.94	13.94	13.93	13.94	13.93	13.94	13.94	13.94	13.94
Electric.....	K.Watt	-	.27	.27	.27	.27	.27	.27	.27	.27	.27	.27	.27	.27
Matches.....	Box	-	-	-	-	-	-	-	-	-	-	-	-	-
Candies.....	No	-	-	-	-	-	-	-	-	-	-	-	-	-
Buthane Gas (Shell).....	12.5 Kg	366.67	-	377.08	338.54	285.10	366.67	366.67	377.08	366.67	373.38	369.40	-	354.09
Eveready Drycell.....	No	3.50	3.50	3.75	3.50	3.50	3.75	3.58	3.70	3.66	3.41	3.41	3.91	3.60
FURNITURE, FURNISHING, HOUSEHOLD EQUIPMENT AND OPERATION														
CHAIRS, TABLES, ETC.														
Table Wanza (Machine made) Varnished..	No	648.07	1249.00	1451.80	2331.39	1532.62	774.60	1200.00	2693.55	824.62	532.80	1714.52	865.35	1224.22
Table Wanza (Hand made) Not Varnished.	No	-	-	1451.80	-	-	-	-	-	-	-	-	-	1451.80
Chairs Wanza (Machine Made) Varnished.	No	320.00	524.40	432.67	400.00	369.72	-	253.29	643.94	254.95	382.59	498.33	432.67	397.30
Chairs Wanza (Hand Made) Varnished....	No	-	-	-	-	-	424.26	-	-	-	-	-	-	424.26
Cupboard Wanza (2 doors) Varnished....	No	1018.97	2598.08	2355.43	2200.00	1930.98	2345.21	2749.06	2753.33	2291.29	2064.56	2532.90	2431.47	2194.67
Double Bed Wanza (120cm) Varnished....	No	1181.67	2397.92	2131.20	1800.00	1949.57	-	2375.36	2309.64	1643.17	1950.89	2663.71	2098.41	2004.28
Sofas (Complete).....	No	-	7483.31	9000.00	7000.00	8000.00	-	7616.34	7062.43	5729.67	7745.97	9462.31	7000.00	7581.22
Book Shelves Wanza (3 Shelves) no Door	No	500.00	1300.00	731.86	1400.00	1129.24	724.57	-	1520.42	974.68	732.95	1565.95	883.01	1022.78
Chest of Drawer	No	1643.17	1697.06	1430.13	1500.00	1716.51	2012.46	1793.97	1760.40	1000.00	1165.70	1730.70	1096.96	1510.28

Table 10 : Average Retail Price of Goods and Services by Region and Selected Market Places - Group 10 Market Places Cont'd)

January 2011
Tir 2003

		R E G I O N A N D M A R K E T P L A C E S												
ITEM	UNIT	A D D I S A B A B A											ADDIS ABABA AVERAGE	
		Merkato	Kera	Zenebe work	Gergi	Saris	Kotebe	Ferensay Legasion	Shola (yeke)	Asko	Addisu- Gebeya	Efoyita Gebeya		Akaki
		P R I C E I N B I R R												
FURNISHINGS & REPAIRS														
Bed Sheet (Non-Patterned Bahir Dar)														
1.90m x 2.50m.....	Pair	194.42	-	-	-	-	-	-	-	-	-	-	-	194.42
Bed Sheet(Patterned Kombolcha)														
1.90m x 2.50m.....	Pair	304.96	310.00	-	-	194.94	-	279.82	296.41	-	-	180.00	-	247.43
Bed Cover(Patterned Kombolcha).....	No	-	-	-	-	-	-	-	-	-	-	-	-	-
Blanket Woolen(Debre B.)160cm x 220cm. No	No	193.10	198.32	180.00	-	177.48	-	209.28	204.52	240.00	210.00	201.57	204.00	197.71
Mattress-Sponge (A.A Foam) 120cm.....	No	781.22	715.54	774.66	682.80	-	794.50	835.30	724.18	790.00	-	-	835.75	767.61
Towel-Local (Kombolcha).....	No	-	-	-	-	-	-	-	53.28	-	-	-	-	53.28
Curtains.....	meter	70.00	-	75.33	-	75.00	72.46	73.29	71.63	71.63	63.29	83.30	75.00	72.95
EARTHEN WARE														
Plastic tile.....	meter	65.98	51.61	45.00	-	50.00	45.00	45.33	-	52.63	55.00	41.60	56.98	50.47
Water Pot.....	No	66.63	-	-	-	-	-	-	-	-	-	-	-	66.63
'Jebena' Medium Size.....	No	15.00	13.49	14.66	20.00	15.00	12.32	10.63	14.98	16.64	13.33	12.32	15.00	14.30
'Mitad' (Griddle of Clay).....	No	35.00	-	40.66	55.00	45.00	40.00	45.00	33.65	51.61	55.00	-	40.00	43.49
Local Stove '(Lakech).....	No	68.29	71.63	64.50	-	76.63	51.61	58.28	60.98	53.13	49.32	63.29	-	61.08
Cup for Coffee (China).....	No	3.32	3.32	3.50	3.50	3.00	3.00	3.41	2.91	3.16	3.00	3.00	3.00	3.17
Plate Clay (imported).....	No	18.00	-	-	-	20.00	-	-	16.00	-	-	-	-	17.37
STRAW, BAMBOO AND OTHERS														
'Sefed'.....	No	27.59	-	21.66	30.00	22.49	-	25.33	25.98	-	25.00	-	29.32	25.92
Sack 100Kg Capacity.....	No	5.00	-	6.00	4.00	5.00	5.00	-	6.48	-	-	6.00	6.33	5.41
METAL WARE														
Cooking Pan Medium (Local).....	No	53.28	52.63	69.67	70.00	68.29	-	66.63	51.61	53.13	56.62	70.66	60.00	60.66
Tray (Nickel) Medium N ^o 45 Local.....	No	35.97	36.65	43.47	40.00	35.00	63.29	39.32	40.66	35.00	38.66	40.66	33.33	39.50
Electric 'Mitad' Aluminium.....	No	850.00	-	800.00	1028.83	-	-	824.62	-	920.00	1000.00	850.00	-	899.67

Table 10 : Average Retail Price of Goods and Services by Region and Selected Market Places - Group 10 Market Places Cont'd)

January
Tir 2011
2003

ITEM	UNIT	R E G I O N A N D M A R K E T P L A C E S												ADDIS ABABA AVERAGE
		A D D I S A B A B A												
		Merkato	Kera	Zenebe work	Gergi	Saris	Kotebe	Ferensay Legasion	Shola (yeka)	Asko	Addisu- Gebeya	Efoyita Gebeya	Akaki	
P R I C E I N B I R R														
Gas Stove (Kerosine) China.....	No	88.30	85.99	85.00	90.00	90.00	-	85.00	93.22	85.00	80.66	85.00	90.00	87.04
Permuze(Japan).....	No	173.27	-	-	-	-	-	-	154.92	140.00	-	-	-	161.10
Refregrator.....	No	4750.00	-	-	-	-	-	-	-	-	-	-	-	4750.00
PLASTIC WARE (LOCAL MADE)														
Jerrycan (20 Litres).....	No	-	-	-	-	-	-	-	-	-	-	-	-	-
Bucket (20 Litres).....	No	35.00	34.32	32.00	40.00	33.65	33.33	32.66	33.00	33.99	32.33	32.33	33.33	33.77
GLASS WARE														
Glass for Tea (Duralax).....	No	5.00	5.00	5.00	5.00	5.00	4.66	5.00	4.00	5.00	4.33	4.50	5.00	4.78
OTHER HOUSEHOLD EQUIPMENT														
Kerosine Lamp.....	No	-	-	-	-	-	-	-	-	-	-	-	-	-
'Kuraz' Small Local Kerosine Lamp.....	No	3.00	-	-	-	-	3.00	-	-	-	-	-	-	3.00
Flash Light.....	No	-	-	-	-	-	-	-	-	-	-	-	-	-
Electric Bulb Philips(40/60 Watt).....	No	4.00	3.91	4.00	4.00	4.00	3.83	4.00	5.31	4.00	3.83	4.00	4.00	4.06
HOUSEHOLD OPERATION														
Hard Soap (Local).....	200gm	6.00	-	4.00	-	-	-	2.83	-	-	-	-	-	3.65
Hard Soap (Imported).....	200gm	5.00	-	5.00	5.00	5.00	5.00	4.55	4.35	5.00	5.00	5.00	5.00	4.89
Detergent (Omo).....	50gm	3.32	-	-	3.50	3.32	3.73	3.53	-	3.50	3.37	3.44	-	3.47
Incense.....	Kg	60.00	-	-	-	40.00	-	60.00	84.85	-	-	58.28	-	57.25
Sandal Wood.....	No	.39	.38	.40	.50	.50	.35	.46	.35	.35	.38	.40	.30	.39
Toilet Paper (Mamko).....	Roll	7.16	7.08	7.50	7.00	2.54	6.42	7.42	7.50	7.50	6.99	7.50	7.50	6.62
Detergent(Zahira).....	50gm	1.63	1.54	1.63	1.59	1.63	1.60	1.61	1.61	1.59	1.42	1.61	1.56	1.58

Table 10 : Average Retail Price of Goods and Services by Region and Selected Market Places - Group 10 Market Places Cont'd)

January
Tir 2011
2003

ITEM	UNIT	R E G I O N A N D M A R K E T P L A C E S												ADDIS ABABA AVERAGE
		A D D I S A B A B A												
		Merkato	Kera	Zenebe work	Gergi	Saris	Kotebe	Ferensay Legasion	Shola (yeka)	Asko	Addisu- Gebeya	Efoyita Gebeya	Akaki	
P R I C E I N B I R R														
DRY CLEANING														
Dry Cleaning (Suit Men).....	No	31.58	28.26	32.27	28.96	25.84	30.61	32.40	32.46	27.85	32.48	25.96	27.59	29.51
DOMESTIC SERVICE														
Maid Servant.....	Month	332.47	293.18	350.00	300.00	332.47	319.58	203.28	393.22	223.61	250.00	282.31	243.15	291.74
Unskilled Service (Daily Laborer)..	Day	22.96	35.00	35.00	28.23	25.00	38.26	28.23	25.00	20.00	20.00	25.00	30.00	27.47
Salary for Guard	Month	250.00	283.06	300.00	350.00	250.00	315.82	283.06	313.19	273.86	300.00	359.73	-	298.37
MEDICAL CARE														
Ampicillin(250 mg) Local.....	56 Caps	-	21.56	28.00	22.40	28.94	-	28.00	-	-	23.08	33.60	19.24	24.88
Tetracycline (250 mg) Local.....	56 Caps	11.76	13.57	15.81	14.00	14.00	14.00	14.00	16.32	16.64	16.64	14.00	19.03	15.00
Penicillin injection(4 Mu. Local).Buttle		6.33	6.55	6.33	6.49	5.83	6.46	5.94	4.92	6.93	7.16	6.83	4.50	6.22
Chloramphenicol(250mg) Local.....	56 Caps	12.27	15.96	15.81	10.96	16.80	15.44	17.25	20.49	15.81	17.69	17.09	15.03	15.83
Paracetamole(500mg) Local.....	20 Pills	2.66	2.80	3.00	2.29	2.50	2.76	3.00	2.47	2.82	2.82	-	3.23	2.76
Cough Syrup (Efadykse) Local.....	125cc	-	13.00	-	11.66	11.30	10.49	11.32	10.25	10.83	11.00	11.00	13.00	11.20
Bactrim(480mg) Local.....	30 Pills	6.00	6.00	8.47	6.00	7.40	6.00	6.96	7.24	6.46	-	6.46	7.30	6.79
Vermox(100mg) Local.....	12 Pills	-	1.82	2.00	-	2.00	2.40	2.00	2.00	2.00	1.59	2.15	2.36	1.99
Mezel(250mg) Local.....	30 Caps	7.50	7.65	7.97	6.96	7.97	7.55	8.47	8.02	7.50	7.69	7.60	7.73	7.71
Asprin (300 mg) Local.....	20 Pills	2.15	2.00	2.00	2.47	2.00	1.93	2.00	2.00	2.15	2.29	2.00	2.56	2.12
Insulin(Lente).....	Buttle	-	-	-	-	73.00	65.00	-	-	-	-	60.00	70.00	65.39
Amoxacillin(500mg).....	16 Caps	12.00	12.80	12.53	11.18	11.18	-	12.53	12.20	12.00	12.78	12.49	11.84	12.14
Magnesium Oxide.....	30 Pills	3.00	3.00	3.00	3.43	3.00	2.90	3.93	3.00	3.48	3.00	3.00	4.33	3.24
Fasider Tablet.....	1 Pills	1.56	1.57	1.33	-	3.00	-	1.67	-	-	1.33	-	1.62	1.66
OTHER MEDICAL EXPENSES														
Doctor's Fee (Government).....	per visit	5.00	-	-	-	-	-	5.00	5.00	5.00	5.00	5.00	-	5.00
Doctor's Fee (Private).....	per visit	19.57	21.54	18.90	20.00	20.00	10.00	18.17	31.07	12.25	14.14	19.57	7.11	16.82
Injection (Service Charge).....	Once	2.00	2.29	3.00	2.00	2.52	-	2.29	2.00	2.00	2.00	2.29	2.29	2.24

Table 10 : Average Retail Price of Goods and Services by Region and Selected Market Places - Group 10 Market Places Cont'd)

January 2011
Tir 2003

ITEM	UNIT	R E G I O N A N D M A R K E T P L A C E S											ADDIS ABABA AVERAGE
		A D D I S A B A B A											
		Merkato	Kera	Zenebe work	Gergi	Saris	Kotebe	Ferensay Legasion	Shola (yeka)	Asko	Addisu- Gebeya	Efoyita Gebeya	
P R I C E I N B I R R													
ENTERTAINMENT AND EDUCATION													
EQUIPMENT AND ACCESSORIES													
T.V. Set Philips 21 inch(Colored)..... No	3809.18	3900.00	-	-	-	-	-	-	-	3833.05	-	-	3847.22
Cassette Recorded Original(Local Music)No	12.00	11.00	11.66	12.00	12.00	-	12.00	12.63	12.00	12.00	12.00	12.00	11.93
Radio Set Philips 3 Band..... No	-	-	-	-	-	-	-	-	-	330.00	-	-	330.00
Tape Recorder National (2 Speaker).... No	-	-	-	-	-	-	-	-	-	-	-	-	-
Expense for Photograph(Passport size)4Pho	-	10.00	10.00	6.00	6.00	8.88	-	10.00	7.65	7.63	10.00	8.00	8.27
Newspaper (Addis Zemen)..... No	2.00	-	-	-	-	-	2.00	-	-	-	-	-	2.00
Theater Entrance Fee Once	15.00	-	-	-	-	-	-	-	-	15.00	-	-	15.00
VCD-Player(Mayato Japan).....No	-	-	-	-	-	-	-	-	-	-	-	-	-
VCD Cassette rent.....Once	2.00	3.00	3.00	2.00	2.00	2.00	2.00	2.00	2.00	2.00	2.29	2.00	2.16
EDUCATION													
Exercise Book (50 Leaves) Local..... No	3.90	3.90	3.90	3.90	4.50	3.90	3.90	3.93	4.00	3.90	4.00	3.90	3.97
Pencil (China)..... No	1.84	1.50	1.75	2.00	1.83	1.50	1.58	1.43	1.50	1.58	2.00	1.75	1.69
Ball Point-Bic England..... No	2.20	2.20	2.20	2.20	2.33	2.35	2.20	2.43	2.20	2.20	2.82	2.20	2.29
Day School Fee-Public(Grade 7 & 8)..Month	38.47	-	44.67	-	43.24	-	56.49	76.91	-	-	35.00	-	49.98
Day School Fee-Private(Grade 9-10)..Month	366.70	400.00	254.56	-	-	308.54	-	370.00	-	-	260.00	252.70	294.94
Night School Fee-Government(Gr.9-10)Month	-	29.00	29.00	29.00	-	29.00	29.00	29.00	29.00	29.00	29.00	29.00	29.00
School Uniform Fee No	121.00	171.65	143.26	-	109.54	-	-	-	-	-	128.31	-	137.48
Night School Fee-Private(Grade9-10).Month	35.78	-	-	-	-	-	-	-	-	-	29.00	-	33.36
Night College Fee-Private.....Credit/hr	-	-	-	-	-	-	-	-	-	-	-	-	-
PERSONAL CARE AND EFFECTS													
PERSONAL CARE													
GIV Toilet Soap..... 90gm	5.53	5.63	5.63	5.63	5.53	5.43	5.53	4.40	5.63	5.53	5.34	5.43	5.43
Blade-INDIA..... No	.72	.75	.91	.50	.75	.50	.78	-	.66	.50	.77	.56	.66

Table 10 : Average Retail Price of Goods and Services by Region and Selected Market Places - Group 10 Market Places Cont'd)

January
Tir 2011
2003

R E G I O N A N D M A R K E T P L A C E S														
ITEM	UNIT	A D D I S A B A B A											ADDIS ABABA AVERAGE	
		Merkato	Kera	Zenebe work	Gergi	Saris	Kotebe	Ferensay Legasion	Shola (yeka)	Asko	Addisu- Gebeya	Efoyita Gebeya		Akaki
P R I C E I N B I R R														
Hair Dressing (Traditional).....	No	15.00	20.80	12.00	15.00	18.17	10.00	10.91	20.00	10.95	15.64	11.45	-	14.21
Hair Dressing (Modern).....	No	6.08	20.21	20.00	15.00	18.17	16.00	15.00	24.31	15.00	15.00	15.94	19.31	15.95
Barbery (Mens Hair Cut).....	No	6.95	9.44	8.38	8.62	6.00	6.65	4.00	11.29	6.00	4.00	8.00	6.00	6.80
Zenith Hair Oil(Liquids Form).....	330cc	13.83	14.16	14.00	14.00	14.00	14.00	14.00	14.16	14.00	14.00	14.16	14.00	14.03
Zenith Hair Oil(Non-Liquids Form).....	330cc	-	-	-	-	-	-	-	14.00	-	-	-	13.66	13.80
Shaving Machine (medium)	No	61.84	-	-	70.00	82.46	67.00	75.00	72.46	-	73.74	-	-	71.76
Perfume	100cc	45.00	-	40.66	-	45.00	-	-	-	-	48.00	45.00	-	44.40
Parafin Hair Oil.....	330cc	20.29	18.15	19.80	19.80	-	18.15	19.19	19.23	18.15	20.07	19.52	19.23	19.22
Shoe Polish(Black/Brown).....	Once	2.00	1.50	1.50	2.00	1.50	1.50	1.65	1.50	1.50	2.00	1.50	2.00	1.66
Modes(Disposable napkins).....	Packet	12.00	11.49	12.00	12.00	13.00	11.00	11.00	11.32	11.00	12.16	12.00	12.32	11.76
PERSONAL EFFECTS														
Umbrella-Men Medium (Local).....	No	60.00	56.62	55.00	40.00	-	50.00	54.77	61.62	-	-	41.60	-	51.84
Umbrella-Women Medium (Imported).....	No	51.61	49.32	60.66	35.00	41.60	36.59	43.09	46.42	-	40.00	46.61	53.28	45.27
Hand Bag (Imported Synthetic).....	No	150.00	166.60	161.65	143.26	166.60	174.95	169.80	139.76	159.69	173.07	169.80	159.79	160.89
Belt (Local) Machine Made.....	No	60.00	-	-	-	52.44	-	66.63	52.44	-	65.99	-	-	59.83
Belt (Local) Hand Made.....	No	35.00	-	-	-	-	-	-	-	-	-	-	-	35.00
JEWELLERY														
Seiko-21 Jewels Automatic (Men).....	No	550.00	-	-	-	-	-	-	-	-	400.00	-	-	469.04
Seiko-21 Jewels Automatic (Women).....	No	-	-	-	-	-	-	-	-	-	-	-	-	-
Earrings (4gm 18 carat Local).....	Pair	3203.92	2698.32	-	-	3069.20	-	-	3555.98	-	4207.58	-	3064.78	3279.42
Neck Laces (6gm 18 carat Local).....	No	4805.88	4047.48	-	-	4603.80	-	-	5333.97	-	6311.37	-	4597.17	4919.13
Rings (4gm 18 carat Local).....	No	3203.92	2698.32	-	-	3069.20	-	-	3555.98	-	4207.58	-	3064.78	3279.42
Bracelet 20gm (18 carat Local).....	No	1601.96	1356.81	-	-	1534.60	-	-	1777.99	-	2103.79	-	1532.39	1660.99

Table 10 : Average Retail Price of Goods and Services by Region and Selected Market Places - Group 10 Market Places Cont'd)

January 2011
Tir 2003

ITEM	UNIT	R E G I O N A N D M A R K E T P L A C E S												ADDIS ABABA AVERAGE
		A D D I S A B A B A												
		Merkato	Kera	Zenebe work	Gergi	Saris	Kotebe	Ferensay Legasion	Shola (yeka)	Asko	Addisu- Gebeya	Efoyita Gebeya	Akaki	
P R I C E I N B I R R														
LIVESTOCK AND DRAUGHT ANIMALS														
LIVESTOCK														
Sheep (10-15Kg).....	No	459.79	433.16	566.19	516.14	532.80	419.92	-	566.19	493.24	526.26	582.85	516.14	507.54
Goat (10-15Kg).....	No	-	449.70	612.54	-	589.83	556.53	-	666.26	-	564.80	532.80	532.80	557.41
Heifer (2-4 Years).....	No	-	2439.62	-	-	-	2139.06	-	-	-	-	2397.92	2064.56	2241.90
Cow (4 Years and Above).....	No	-	-	-	-	-	2636.95	-	-	2898.28	-	-	2298.55	2564.44
Bull (2-4 Years).....	No	-	2647.76	-	-	-	2086.73	-	-	1697.06	-	2738.61	2432.88	2307.10
Ox (4 Years and Above).....	No	-	6263.28	-	-	-	4885.17	-	-	5484.81	-	5000.00	5161.40	5391.10
Hen (Indigenous).....	No	46.61	44.62	48.99	55.00	45.00	36.59	52.44	46.42	43.27	39.97	34.32	33.25	43.14
Cock (Indigenous).....	No	60.00	58.28	58.28	60.00	61.62	58.28	61.62	63.29	78.30	61.62	51.61	53.28	60.22
DRAUGHT ANIMALS														
Donkey.....	No	-	-	-	-	-	-	-	-	-	-	-	-	-
Horse.....	No	-	-	-	-	-	-	-	-	-	-	-	-	-
Mule.....	No	-	-	-	-	-	-	-	-	-	-	-	-	-
FARM EQUIPMENT (INDUSTRIAL PRODUCT)														
Sickel.....	No	60.00	-	-	-	51.61	46.61	60.00	-	-	-	45.00	-	50.48
Pick Axe ('Doma').....	No	65.00	53.28	70.00	55.00	51.48	65.64	54.77	65.00	-	-	55.00	50.00	56.63
'Gejera'.....	No	45.00	-	-	-	-	-	-	55.00	-	-	-	46.61	47.01
FARM EQUIPMENT (HAND MADE)														
'Mofer'.....	No	-	-	-	-	-	-	-	-	-	-	-	-	-
'Kember'.....	No	-	-	-	-	-	-	-	-	-	-	-	-	-
'Digr'.....	No	-	-	-	-	-	-	-	-	-	-	-	-	-
Plough.....	No	36.59	-	-	-	-	-	-	-	-	-	-	-	36.59
Sickel.....	No	-	-	-	-	-	-	-	-	-	-	-	-	-

Table 10 : Average Retail Price of Goods and Services by Region and Selected Market Places - Group 10 Market Places Cont'd)

January 2011
Tir 2003

		R E G I O N A N D M A R K E T P L A C E S													
ITEM	UNIT	A D D I S A B A B A											ADDIS ABABA AVERAGE		
		Merkato	Kera	Zenebe work	Gergi	Saris	Kotebe	Ferensay Legasion	Shola (yeka)	Asko	Addisu- Gebeya	Efoyita Gebeya		Akaki	
		P R I C E I N B I R R													
'Wegel'.....	No	8.00	-	-	-	-	-	-	-	-	-	-	-	-	8.00
'Erfe '.....	No	-	-	-	-	-	-	-	-	-	-	-	-	-	-
MISCELLANEOUS GOODS AND SERVICES															
Coffin (Medium Quality).....	No	266.62	-	400.00	320.00	350.00	363.30	253.29	306.52	-	350.00	350.00	272.57	-	308.58
Charge for Money Transfer.....	Once	13.00	13.00	13.00	13.00	13.00	13.00	13.00	13.50	13.00	13.00	13.00	13.00	13.00	13.04
Photocopy.....	per page	.40	.46	.40	.40	.50	.40	.43	.46	.40	.50	.38	.40	-	.43
Wedding Invitation Card.....	per page	1.75	-	1.00	-	-	-	-	1.20	.90	1.27	-	-	-	1.25

Group 11

Market Places

**(Gambela, Shebo Kiro, Meti, Harari Town, Dire
Dawa, Melka Jebdu,)**

Table 11 : Average Retail Price of Goods and Services by Region and Selected Market Places - Group 11 Market Places Cont'd)

January 2011
Tir 2003

R E G I O N A N D M A R K E T P L A C E S										
I T E M	U N I T	G A M B E L L A			G A M B E L L A A V E R A G E	H A R A R I T O W N	D I R E D A W A		D I R E D A W A A V E R A G E	C O U N T R Y L E V E L A V E R A G E
		G a m b e l l a	S h e b o - k i r e	M e t i			D i r e D a w a	M e l k a - J e b d u		

P R I C E I N B I R R

CEREALS UNMILLED

'Teff' White.....	Kg	-	-	8.25	8.25	9.74	10.00	9.75	10.18	8.03
'Teff' Mixed.....	Kg	10.00	9.00	7.00	8.52	7.99	7.16	8.00	7.89	6.83
'Teff' Black (Red).....	Kg	-	-	6.00	6.00	6.44	6.33	6.48	6.61	5.75
Wheat White.....	Kg	6.00	-	7.00	6.48	7.07	7.16	-	6.99	6.13
Wheat Mixed.....	Kg	-	-	-	-	-	-	-	-	5.45
Wheat Black (Red).....	Kg	-	-	6.00	6.00	5.61	5.00	5.98	5.37	5.88
Barley White.....	Kg	9.65	10.00	7.00	8.63	6.41	6.16	5.50	6.13	5.71
Barley Mixed.....	Kg	-	10.00	5.33	6.24	6.24	5.00	-	5.08	5.01
Barley Black.....	Kg	9.32	10.00	5.00	7.75	5.53	5.50	-	5.74	5.32
Barley for Beer.....	Kg	-	-	-	-	6.16	6.50	-	6.41	6.13
Maize (White).....	Kg	3.00	2.17	2.98	2.69	3.83	4.00	3.16	3.64	2.89
Durrah.....	Kg	-	-	-	-	-	4.00	-	4.07	3.79
Sorghum Yellow.....	Kg	-	-	-	-	-	-	4.50	5.13	4.97
Sorghum White.....	Kg	-	-	2.70	2.70	6.40	5.66	5.48	5.62	3.96
Sorghum Red.....	Kg	3.48	2.21	2.71	2.75	4.74	4.33	4.00	4.48	3.18
African Millet.....	Kg	6.00	-	3.17	3.72	8.00	7.00	-	6.97	4.71
Rice (Imported).....	Kg	16.00	16.00	14.00	15.30	14.00	12.50	12.50	12.77	14.01
Oats.....	Kg	-	-	13.00	13.00	-	-	-	-	7.06
Hulled Barley.....	Kg	-	-	-	-	-	-	-	-	7.61

CEREALS MILLED

'Teff' White.....	Kg	-	-	-	-	-	-	-	-	9.93
'Teff' Mixed.....	Kg	12.00	9.75	-	10.81	-	-	-	-	8.99
'Teff' Black (Red).....	Kg	-	-	-	-	-	-	-	-	7.32
Wheat White.....	Kg	-	-	-	-	-	-	-	-	8.09
Wheat Mixed.....	Kg	-	-	-	-	6.00	-	-	-	6.10
Barley White.....	Kg	-	-	15.30	15.30	-	-	-	-	15.63
Barley Mixed.....	Kg	-	-	-	-	-	-	-	-	10.01

Table 11 : Average Retail Price of Goods and Services by Region and Selected Market Places - Group 11 Market Places Cont'd)

January 2011
Tir 2003

R E G I O N A N D M A R K E T P L A C E S										
ITEM	UNIT	G A M B E L L A			GAMBELLA AVERAGE	HARARI TOWN	D I R E D A W A		DIREDAWA AVERAGE	COUNTRY LEVEL AVERAGE
		Gambella	Shebo- kire	Meti			Dire Dawa	Melka- Jebdu		
P R I C E I N B I R R										
Maize (White).....	Kg	-	-	-	-	4.50	-	-	-	4.33
Oats.....	Kg	-	-	12.93	12.93	-	-	-	-	15.67
Sorghum.....	Kg	-	-	-	-	-	-	-	-	5.36
Durrah.....	Kg	-	-	-	-	-	-	-	-	-
'Furno Duket' Locally Processed..	Kg	10.66	10.00	9.00	9.86	10.16	8.00	10.00	8.68	9.35
PULSES UNMILLED										
Horse Beans.....	Kg	10.00	10.00	6.83	8.81	7.83	7.50	-	7.33	6.95
Peas White.....	Kg	-	-	7.33	7.33	-	-	-	-	8.04
Peas Green(dry).....	Kg	-	-	-	-	7.82	7.00	7.00	7.21	7.56
Peas Mixed.....	Kg	10.00	-	-	10.00	-	-	-	7.00	7.15
Soya Beans.....	Kg	-	-	-	-	16.49	11.66	-	11.66	8.19
Chick Peas.....	Kg	10.00	10.00	10.97	10.31	10.59	8.83	10.00	9.48	8.77
Lentils.....	Kg	16.00	15.30	16.00	15.76	15.76	16.00	18.00	15.20	13.98
Haricot Beans.....	Kg	5.56	-	-	5.56	8.00	6.50	6.32	6.38	5.45
Lima Beans.....	Kg	5.63	-	2.97	4.09	-	-	-	-	6.06
Vetch.....	Kg	-	-	9.47	9.47	6.87	9.00	-	8.03	6.60
Fenugreek(Green).....	Kg	35.66	-	30.00	32.71	26.50	25.66	-	26.55	28.57
PULSES MILLED OR SPLIT										
Horse Beans Milled.....	Kg	-	-	-	-	-	-	-	-	13.73
Peas Milled.....	Kg	-	-	10.70	10.70	17.66	14.33	-	14.33	16.66
Chick Peas Milled.....	Kg	-	-	-	-	-	-	-	-	19.74
Mixed Pulses Milled.....	Kg	15.30	12.00	-	13.55	14.29	10.00	14.29	12.44	13.15
Vetch Milled.....	Kg	-	-	13.45	13.45	8.16	12.66	-	12.66	12.23
Peas Split.....	Kg	12.00	12.66	11.66	12.10	10.16	10.00	-	10.00	11.65
Peas Split(Roasted).....	Kg	-	-	-	-	13.00	12.00	-	11.92	12.63
Horse Beans Split(Roasted).....	Kg	-	-	-	-	-	-	-	-	10.98
Lentils Split.....	Kg	20.00	20.00	18.66	19.54	20.00	18.00	-	18.64	19.13

Table 11 : Average Retail Price of Goods and Services by Region and Selected Market Places - Group 11 Market Places Cont'd)

January 2011
Tir 2003

R E G I O N A N D M A R K E T P L A C E S										
ITEM	UNIT	G A M B E L L A			GAMBELLA AVERAGE	HARARI TOWN	D I R E D A W A		DIREDAWA AVERAGE	COUNTRY LEVEL AVERAGE
		Gambella	Shebo- kire	Meti			Dire Dawa	Melka- Jebdu		
P R I C E I N B I R R										
Vetch Split(Roasted).....	Kg	-	-	-	-	10.83	11.00	-	11.16	10.97
Chick Peas Split(Roasted).....	Kg	-	-	-	-	-	-	-	-	15.11
Fenugreek Milled.....	Kg	-	-	-	-	20.72	30.00	35.00	34.27	42.16
OIL SEEDS										
Niger Seed.....	Kg	20.00	-	11.56	14.39	17.33	14.33	-	16.63	12.72
Linseed White.....	Kg	-	-	-	-	35.00	36.59	-	36.59	19.33
Linseed Red.....	Kg	20.00	-	13.00	16.12	15.15	15.00	14.29	14.16	11.87
Sesame Seed Red.....	Kg	19.31	-	21.25	20.26	-	25.00	-	25.00	16.74
Sunflower.....	Kg	16.00	-	-	16.00	12.78	12.00	-	11.37	10.35
Castor Beans.....	Kg	-	-	-	-	9.26	8.51	10.00	9.33	7.23
Rape Seed.....	Kg	10.00	14.49	12.00	11.75	12.00	12.00	9.09	12.19	10.08
Ground Nut Shelled.....	Kg	24.00	25.20	-	24.47	13.15	19.36	-	19.36	16.37
PREPARED CEREAL PRODUCTS										
Spaghetti (Local) Without Egg....	Kg	20.00	18.00	16.64	18.16	-	16.00	17.00	16.14	18.64
Pastini.....	Kg	-	-	18.00	18.00	17.65	16.00	-	16.39	18.56
Macaroni (Local) Without Egg....	Kg	14.00	14.00	12.00	13.30	13.16	12.00	12.66	12.33	12.74
'Fafa' Flour.....	kg	-	-	-	-	-	-	-	-	22.48
'Dube' Flour.....	kg	20.00	-	-	20.00	-	-	-	-	14.51
BREAD AND OTHER PREPARED FOODS										
'Enjera' ('Teff' Mixed).....	325gm	2.44	2.44	1.93	2.26	-	-	-	-	2.21
'Dabo' (Traditional Ambasha)..	350gm	-	-	-	-	2.19	-	-	-	2.85
'Dabo' (Traditional Sheleto)..	350gm	-	-	-	-	1.72	5.83	-	5.83	1.93
Bread Wheat (Bakery).....	350gm	3.63	4.38	3.39	3.71	3.44	4.38	3.29	3.88	3.45
Biscuits	150gm	3.21	4.29	3.21	3.54	2.60	3.21	3.75	3.38	3.39

Table 11 : Average Retail Price of Goods and Services by Region and Selected Market Places - Group 11 Market Places Cont'd)

January
Tir 2011
2003

R E G I O N A N D M A R K E T P L A C E S										
ITEM	UNIT	G A M B E L L A			GAMBELLA AVERAGE	HARARI TOWN	D I R E D A W A		DIREDAWA AVERAGE	COUNTRY LEVEL AVERAGE
		Gambella	Shebo- kire	Meti			Dire Dawa	Melka- Jebdu		
P R I C E I N B I R R										
MEAT										
Beef	Kg	50.00	50.00	40.00	46.42	54.24	46.00	-	46.00	44.47
Camel Meat	Kg	-	-	-	-	40.00	46.00	-	46.00	42.90
FISH AND FISH PRODUCTS										
Fish Fresh.....	Kg	6.46	3.80	-	4.95	-	-	-	-	18.43
Sardines (Imported).....	125gm	23.45	-	-	23.45	20.66	-	-	-	18.22
DIARY PRODUCTS AND EGG										
Cow Milk (Unpasteurized).....	Lt	10.00	7.69	4.35	6.94	10.00	8.62	9.41	9.22	7.56
Cow Milk (pasteurized).....	Lt	-	-	-	-	18.64	25.32	-	18.37	13.87
Camel Milk.....	Lt	-	-	-	-	7.62	-	9.41	9.41	9.78
Goat Milk.....	Lt	-	-	-	-	-	-	9.41	9.41	9.49
Powdered Milk (Me&My).....	450gm	88.09	90.00	-	88.56	75.89	-	-	-	80.23
Yoghurt (Traditional).....	Lt	16.00	-	10.00	14.23	11.64	13.44	8.16	9.97	11.67
Cheese Cottage.....	Kg	-	-	13.57	13.57	30.00	40.00	-	40.00	17.55
Egg (Traditional).....	Dozen	18.00	24.00	20.86	20.81	16.48	18.00	18.00	18.00	15.52
OILS AND FATS										
Butter Unrefined.....	Kg	80.00	-	75.00	76.96	83.92	90.00	-	88.98	78.04
Cooking Oil (Imported).....	Lt	29.43	30.00	28.33	29.25	28.00	26.00	26.89	26.44	26.40
Cooking Oil (Local).....	Lt	-	-	-	-	31.00	-	-	-	33.57
Vegetable Butter(Sheno & Shady)..	Kg	66.67	-	52.91	59.39	49.44	47.78	49.25	49.00	61.76

Table 11 : Average Retail Price of Goods and Services by Region and Selected Market Places - Group 11 Market Places Cont'd)

January 2011
Tir 2003

R E G I O N A N D M A R K E T P L A C E S										
ITEM	UNIT	G A M B E L L A			GAMBELLA AVERAGE	HARARI TOWN	D I R E D A W A		DIREDAWA AVERAGE	COUNTRY LEVEL AVERAGE
		Gambella	Shebo- kire	Meti			Dire Dawa	Melka- Jebdu		

P R I C E I N B I R R

**VEGETABLES AND FRUITS
VEGETABLES (FRESH)**

Ethiopian Kale.....	Kg	4.96	4.93	2.03	3.67	3.50	6.21	-	5.75	3.02
Cabbage.....	Kg	3.92	-	3.02	3.44	3.08	5.42	6.05	5.75	3.49
Lettuce.....	Kg	15.81	-	-	15.81	12.08	8.57	7.10	8.30	5.72
Spinach.....	Kg	-	-	-	-	3.73	5.30	-	5.24	3.50
Carrot.....	Kg	8.00	-	5.82	6.83	5.24	3.77	-	4.34	4.35
Tomatoes.....	Kg	10.00	12.00	6.00	8.96	6.66	8.00	7.07	8.27	6.58
Onions.....	Kg	10.00	11.32	14.48	11.79	9.16	9.00	10.93	9.83	9.66
Garlics.....	Kg	31.32	31.32	62.50	34.57	34.11	31.58	27.66	32.78	31.43
Leaks.....	Kg	-	-	-	-	5.55	7.70	15.87	10.70	8.07
Pepper Green.....	Kg	14.64	11.66	11.16	12.39	24.82	16.00	14.39	17.71	13.22
Pumpkin.....	Kg	2.19	-	3.21	2.65	-	2.33	-	2.33	1.37
Green Peas.....	Kg	18.97	-	-	18.97	25.00	-	-	-	13.65
Beet Root.....	Kg	6.00	-	5.66	5.83	5.91	5.61	8.35	5.72	4.25
Cauliflower.....	Kg	-	-	-	-	25.00	-	-	-	23.72

FRUITS FRESH

Banana.....	Kg	10.00	10.00	2.20	5.67	7.48	6.50	6.50	6.50	5.07
Orange.....	Kg	-	-	2.00	2.00	9.49	7.50	7.50	7.61	7.00
Lemon.....	Kg	8.11	8.19	6.39	7.51	20.77	15.00	17.86	17.15	8.79
Tangerine.....	Kg	-	-	10.21	10.21	-	-	-	-	10.44
Papaya.....	Kg	2.06	-	.95	1.39	5.79	10.00	8.33	9.48	4.08
Grapes.....	Kg	-	-	-	-	-	-	-	46.22	46.22
Avocado.....	Kg	-	-	4.08	4.08	6.48	10.00	-	9.30	6.54
Mango.....	Kg	-	-	-	-	6.32	10.00	10.00	10.00	6.32
Cactus.....	Kg	-	-	-	-	-	-	-	-	1.59

Table 11 : Average Retail Price of Goods and Services by Region and Selected Market Places - Group 11 Market Places Cont'd)

January 2011
Tir 2003

R E G I O N A N D M A R K E T P L A C E S										
ITEM	UNIT	G A M B E L L A			GAMBELLA AVERAGE	HARARI TOWN	D I R E D A W A		DIREDAWA AVERAGE	COUNTRY LEVEL AVERAGE
		Gambella	Shebo- kire	Meti			Dire Dawa	Melka- Jebdu		

P R I C E I N B I R R

SPICES

Pepper Whole.....	Kg	-	-	25.00	25.00	23.78	26.00	-	25.50	24.72
Black Pepper(Local).....	Kg	-	-	-	-	159.79	141.65	-	141.65	119.39
Long Pepper(Local).....	Kg	-	-	-	-	24.33	24.66	-	24.66	28.54
White Cumin(Bishop's Weed)Local..	Kg	30.65	30.00	22.00	26.51	25.12	25.66	33.33	28.48	25.44
Black Cumin(Local).....	Kg	73.29	60.00	50.00	62.40	58.96	64.66	-	63.97	57.13
Ginger Dry(Local).....	Kg	-	-	-	-	56.95	60.00	-	60.00	59.99
Ginger Wet(Local).....	Kg	10.00	12.00	6.53	9.22	14.66	20.00	-	20.00	11.76
Cloves(Imported).....	Kg	-	-	-	-	110.00	141.65	-	141.65	121.99
Cinriamon(Imported).....	Kg	-	-	-	-	66.38	70.00	-	70.00	69.74
Cardamon(Local).....	Kg	73.29	65.00	63.25	68.40	61.95	64.33	57.14	68.13	65.37
Tumeric Flour(Local).....	Kg	-	-	-	-	-	40.00	-	40.00	40.52
Chillies Whole.....	Kg	-	34.67	-	34.67	24.79	25.00	-	27.39	27.69
Basil Dry.....	Kg	24.66	-	20.00	22.21	23.97	28.00	-	31.30	26.79

POTATOES, OTHER TUBERS AND STEMS

Potato.....	Kg	8.00	8.00	6.78	7.57	5.48	6.00	6.00	6.00	4.80
Sweet Potato.....	Kg	2.09	1.09	1.33	1.45	1.45	4.64	-	4.80	1.93
'Kocho' (Unprocessed).....	Kg	-	-	-	-	18.00	15.00	-	15.00	3.61
'Bula'.....	Kg	-	-	18.13	18.13	24.00	15.00	-	15.00	10.93

COFFEE, TEA, CHAT AND BUCK-THORN LEAVES

Tea Leaves(Local).....	100gm	3.00	3.00	3.00	3.00	3.05	3.00	3.75	3.54	3.01
Coffee Whole.....	Kg	-	-	16.67	16.67	-	-	-	-	19.47
Coffee Beans.....	Kg	58.66	58.28	37.83	50.57	59.39	60.00	54.65	57.22	56.94
Coffee Leaves.....	Kg	-	-	-	-	23.21	18.82	-	18.82	8.43
Buck Thorn Leaves.....	Kg	8.35	6.44	-	7.33	7.16	7.23	-	6.62	10.36
'Chat'.....	Kg	87.01	78.48	-	82.64	43.99	130.51	85.50	99.38	49.90

Table 11 : Average Retail Price of Goods and Services by Region and Selected Market Places - Group 11 Market Places Cont'd)

January
Tir 2011
2003

ITEM	UNIT	R E G I O N A N D M A R K E T P L A C E S								COUNTRY LEVEL AVERAGE
		G A M B E L L A			GAMBELLA AVERAGE	HARARI TOWN	D I R E D A W A		DIREDAWA AVERAGE	
		Gambella	Shebo- kire	Meti			Dire Dawa	Melka- Jebdu		
P R I C E I N B I R R										
Malt-Barley.....	Kg	-	-	12.50	12.50	10.24	14.00	-	14.00	9.98
Malt-Wheat.....	Kg	-	-	-	-	10.00	-	-	-	9.89
OTHER FOOD ITEMS										
Salt.....	Kg	4.00	4.48	4.00	4.15	3.50	3.00	3.00	3.03	3.23
Sugar.....	Kg	17.66	17.66	16.00	17.09	16.00	15.00	-	15.00	15.71
Honey.....	Kg	-	-	-	-	60.00	65.00	-	66.22	47.60
Canned Tomato (Local).....	410gm	17.00	17.66	-	17.33	16.63	15.00	14.33	15.30	15.77
Dry Yeast(Baking powder).....	350gm	70.00	70.00	70.00	70.00	84.31	70.00	-	70.00	72.39
FOOD TAKEN AWAY FROM HOME										
Cup of Tea.....	No	1.00	1.00	1.00	1.00	1.00	1.50	1.00	1.50	1.09
Cup of Coffee.....	No	2.00	2.00	1.14	1.66	2.58	3.00	1.50	2.33	2.22
Cup of Milk.....	No	3.30	3.00	2.00	2.81	2.41	3.00	2.00	2.99	2.64
'Key Wot Yebere'.....	One Meal	12.00	13.00	-	12.49	11.94	15.00	-	15.00	13.28
'Key Wot Yebeg/Yefyel'.....	One Meal	-	13.00	12.66	12.83	13.11	-	12.00	13.67	14.59
'Yebeg Tibs'.....	One Meal	16.31	15.00	15.00	15.55	18.65	20.86	13.00	19.30	17.66
'Fasting Meal Without fish'.....	One Meal	7.32	7.00	7.65	7.32	11.83	10.66	7.00	10.00	9.55
'Yebeg Kikil'.....	One Meal	13.00	13.00	-	13.00	13.80	15.00	-	14.41	14.96
COST OF MILLING										
Cereals.....	100Kg	20.00	-	18.17	19.05	20.76	25.00	15.00	19.57	23.78
Pulses.....	100Kg	-	-	18.17	18.17	25.00	25.00	-	22.36	28.31
Pepper Whole.....	100Kg	-	-	100.00	100.00	100.00	100.00	-	100.00	120.70

Table 11 : Average Retail Price of Goods and Services by Region and Selected Market Places - Group 11 Market Places Cont'd)

January 2011
Tir 2003

R E G I O N A N D M A R K E T P L A C E S										
ITEM	UNIT	G A M B E L L A			GAMBELLA AVERAGE	HARARI TOWN	D I R E D A W A		DIREDAWA AVERAGE	COUNTRY LEVEL AVERAGE
		Gambella	Shebo- kire	Meti			Dire Dawa	Melka- Jebdu		
P R I C E I N B I R R										
BEVERAGES - NON ALCOHOLIC										
Ambo Mineral Water.....	500cc	6.14	6.65	7.00	6.59	5.00	4.50	-	4.50	5.26
Mineral Water.....	Lt	9.32	8.32	7.65	8.40	6.48	7.00	6.00	6.74	7.03
Coca Cola/Fanta.....	300cc	6.66	7.00	6.65	6.77	5.00	4.25	3.86	3.99	5.30
Pepsi Cola/Mirinda.....	300cc	6.66	7.00	6.32	6.65	5.00	4.42	-	4.23	5.27
BEVERAGES - ALCOHOLIC										
Araki (Local).....	900cc	39.32	40.00	58.28	45.09	40.00	44.66	-	47.26	44.03
Cognac (Local).....	900cc	-	-	-	-	-	-	-	-	41.86
Brandy (Local).....	900cc	-	-	-	-	-	-	-	-	41.89
Gih (Local).....	900cc	-	-	58.28	58.28	40.00	45.00	-	47.43	43.74
Saris Wine (Normal).....	750cc	36.59	-	45.00	38.53	28.57	35.00	-	31.94	31.12
'Katikalla'.....	Lt	14.61	24.62	8.35	14.43	14.99	35.09	-	31.22	18.04
Beer (Bedele).....	330cc	7.83	8.00	8.00	7.94	-	-	-	-	7.87
Beer (Harar).....	330cc	-	-	-	-	7.00	7.00	7.00	7.00	7.79
Beer (Meta Abo).....	330cc	7.92	8.00	-	7.96	7.00	8.00	-	7.48	7.81
'Yella'.....	Lt	2.35	2.63	1.50	2.10	2.35	2.27	2.35	2.13	2.10
'Tej' (Mead).....	Lt	5.43	5.95	3.00	4.27	4.00	4.00	-	3.01	5.41
CIGARETTES AND TOBACCO										
CIGARETTES										
Nyala.....	Packet	8.00	9.32	10.00	9.07	9.65	-	-	10.00	9.54
Gissila.....	Packet	-	-	-	-	-	-	-	-	2.07
Rothmans/England/.....	Packet	-	-	-	-	25.93	20.00	-	17.89	21.95
Marlboro.....	Packet	-	-	-	-	35.00	-	-	20.00	23.05

Table 11 : Average Retail Price of Goods and Services by Region and Selected Market Places - Group 11 Market Places Cont'd)

January
Tir 2011
2003

R E G I O N A N D M A R K E T P L A C E S										
ITEM	UNIT	G A M B E L L A			GAMBELLA AVERAGE	HARARI TOWN	D I R E D A W A		DIREDAWA AVERAGE	COUNTRY LEVEL AVERAGE
		Gambella	Shebo- kire	Meti			Dire Dawa	Melka- Jebdu		
P R I C E I N B I R R										
TOBACCO										
'Gaya'.....	Kg	100.00	55.03	-	74.18	-	-	-	-	35.46
CLOTHING AND FOOT WEAR										
CLOTHING										
Abujudid(Akaki/Bahir Dar)91cm.	Meter	13.42	-	-	13.42	15.66	16.00	-	16.00	16.19
Abujudid(Komb./Arba Min.)150cm	Meter	25.00	-	30.00	26.89	23.98	25.00	-	25.00	23.59
Khaki(S-10,000 Twil)150cm.....	Meter	-	-	-	-	40.00	-	-	-	40.07
Khaki(Akaki).....	Meter	-	-	-	-	-	-	-	-	40.74
Wool-England 100%.....	Meter	-	-	-	-	-	-	-	-	265.30
Tetron(A.Minch).....	Meter	-	-	-	-	-	57.66	-	57.66	47.47
Poplin(Dire Dawa)105cm.....	Meter	-	-	-	-	23.98	25.00	-	25.00	19.93
Poplin(Komb./Arba Minch)150cm.	Meter	41.60	-	-	41.60	-	40.00	-	40.00	35.22
Nylon(Mojo).....	Meter	31.58	-	-	31.58	22.00	17.31	-	17.31	20.96
Polyster(Arba Minch/Awasa)....	Meter	-	-	-	-	40.00	59.33	-	59.33	45.33
Jersi.....	Meter	-	-	-	-	-	-	-	-	42.91
Cotton.....	Kg	-	-	-	-	-	-	-	-	15.82
Hisufi	Meter	-	-	-	-	67.45	-	-	-	54.65
Kefai.....	Meter	-	-	-	-	-	142.48	-	142.48	53.78
Kashemire.....	Meter	-	-	-	-	-	-	-	-	42.56
Deriya.....	Meter	-	-	-	-	16.94	20.00	11.16	15.69	21.43
COST OF TAILORING										
Woolen Suit (Men).....	No	-	-	350.00	350.00	432.67	400.00	-	400.00	355.75
Khaki/Teteron Suit (Men).....	No	150.00	-	173.21	165.10	139.64	102.61	-	102.61	122.62
Khaki/Teteron Suit (Boys).....	No	90.00	-	54.77	64.63	74.83	66.63	-	66.63	75.93

Table 11 : Average Retail Price of Goods and Services by Region and Selected Market Places - Group 11 Market Places Cont'd)

January
Tir 2003

R E G I O N A N D M A R K E T P L A C E S										
ITEM	UNIT	G A M B E L L A			GAMBELLA AVERAGE	HARARI TOWN	D I R E D A W A		DIREDAWA AVERAGE	COUNTRY LEVEL AVERAGE
		Gambella	Shebo- kire	Meti			Dire Dawa	Meika- Jebdu		

P R I C E I N B I R R

READY-MADE / FOR ADULTS

'Netela'.....	No	-	-	-	-	-	-	-	-	92.43
'Gabi'.....	No	-	-	-	-	-	293.18	-	293.18	217.09
Shirts Long Sleeved (Local).....	No	-	-	-	-	-	-	-	-	86.42
Shirts Long Sleeved (Imported)...	No	153.26	143.26	149.78	148.71	133.25	113.24	-	113.24	134.88
Shirts Short Sleeved (Imported)...	No	149.78	121.64	129.74	133.21	84.90	93.22	48.99	72.07	114.52
Socks (Cotton) Imported.....	Pair	13.98	15.00	15.00	14.65	11.63	15.00	-	14.65	13.77
Sweater (Local) Men.....	No	-	-	-	-	-	-	-	-	124.83
Sweater (Local) Women.....	No	-	-	-	-	-	-	-	-	85.92
Shash (Imported).....	No	12.00	20.00	17.93	15.33	12.32	17.00	-	15.61	17.51
Singlets (Local) White.....	No	-	-	42.43	42.43	25.98	-	-	-	32.18
Jeans Trousers.....	No	276.63	-	286.51	281.53	309.89	349.90	-	349.90	276.21
Woolen Suit.....	No	-	-	-	-	-	-	-	-	1562.76
'Kemisna Netela'.....	No	-	-	160.00	160.00	324.04	329.90	-	332.97	260.21
Sweater-Men (Imported).....	No	-	-	-	-	-	-	-	-	201.25
Sweater-Women (Imported).....	No	-	-	-	-	-	-	-	-	155.63
Nylon Dress.....	No	-	-	-	-	-	-	-	-	83.56
Tetron Trousers.....	No	-	-	-	-	-	-	-	-	174.59
Leather Jacket.....	No	-	-	700.00	700.00	824.62	-	-	-	905.95
Under Wear China.....	No	-	-	35.97	35.97	-	-	12.00	12.00	28.39
Polyester Suit.....	No	-	-	-	-	-	-	-	-	705.49
Khaki Short.....	No	-	-	-	-	-	-	-	-	21.54
T-Shirts.....	No	123.24	96.55	79.58	98.20	78.30	-	34.50	39.16	83.39
Jogging Suit(sport tuta).....	No	263.29	289.83	-	273.60	199.83	202.96	-	202.96	229.03
Khaki Jacket.....	No	-	-	200.00	200.00	229.42	256.62	-	256.62	257.53
Geldem.....	No	58.28	60.00	-	59.14	51.61	68.29	50.00	61.81	64.57
Mekremia.....	No	-	-	-	-	63.29	116.64	-	116.64	73.46
Polyester skirt.....	No	-	-	-	-	-	-	-	-	182.94
Pants(for men).....	No	30.00	30.00	26.57	28.81	22.10	20.00	14.66	16.26	22.65

Table 11 : Average Retail Price of Goods and Services by Region and Selected Market Places - Group 11 Market Places Cont'd)

January
Tir 2011
2003

ITEM	UNIT	R E G I O N A N D M A R K E T P L A C E S							COUNTRY LEVEL AVERAGE	
		G A M B E L L A			GAMBELLA AVERAGE	HARARI TOWN	D I R E D A W A			DIREDAWA AVERAGE
		Gambella	Shebo- kire	Meti			Dire Dawa	Melka- Jebdu		

P R I C E I N B I R R

READY-MADE / FOR CHILDREN

Sweater (Local) for Boys..... No	-	-	-	-	87.46	-	-	-	58.17
Socks (Imported) Cotton..... Pair	6.32	12.00	7.00	8.10	9.32	11.29	-	7.75	6.76
Jeans Trouser..... No	-	-	-	-	-	246.62	-	246.62	168.42
Shirt Long Sleeved(Imported)Boys. No	-	-	60.00	60.00	66.63	63.29	-	63.29	57.50
Sweater (England) for Girls..... No	-	-	-	-	92.47	-	-	-	80.53
Kemise(for children)..... No	-	-	105.91	105.91	126.03	173.27	-	173.27	119.19
Baby Cloths(Complete)..... No	-	-	106.56	106.56	61.62	66.63	-	62.32	94.33
T-Shirt..... No	-	60.00	-	60.00	59.86	86.53	-	86.53	43.77
Jeans trouser and Jacket..... No	156.59	-	179.26	167.54	134.94	246.62	-	246.62	169.22

FOOTWEAR (MEN AND WOMEN)

Anbessa Leather Shoes Men(Local)Pair	-	-	-	-	136.58	201.00	-	201.00	218.52
Leather Shoes Men (Crof:). Pair	-	-	250.00	250.00	-	246.62	-	246.62	570.75
Walking Shoes(imp.) Non-Leather Pair	233.29	-	-	233.29	229.85	233.29	-	233.29	213.27
Canvas Shoes (Local) Men..... Pair	-	-	-	-	-	-	-	-	82.91
Canvas Shoes (China) Men..... Pair	-	86.53	-	86.53	82.46	61.62	50.00	58.49	81.95
Plastic Shoes (Local) Women.... Pair	20.00	25.00	12.00	18.17	14.83	14.66	14.33	14.42	13.24
Slippers Sponge Adult (China).. Pair	25.00	25.00	-	25.00	16.65	16.00	15.66	15.99	20.05
Boots for Men Plastic (Local).. Pair	80.00	60.00	-	72.68	-	-	-	-	59.62
Sendel Plastic Shoes (Imp.).... Pair	25.00	28.23	18.00	23.33	24.16	35.00	23.99	28.97	23.87
Cost of Mending Shoes sole(Men).Pair	35.00	-	-	35.00	45.83	35.00	-	35.00	33.34
Shoe leather,Women(China).....Pair	185.43	-	140.00	173.55	-	-	-	-	140.62
Shoe leather,Women(Local).....Pair	-	-	79.58	79.58	74.89	117.62	-	117.62	91.96
Shoe leather,Children(Local)....Pair	-	-	112.92	112.92	94.91	88.65	-	88.65	98.90
Plastic shoe(Childern).....Pair	-	20.00	10.00	14.14	12.32	15.00	13.33	15.87	11.23
Shoe leather,Children(Imported).Pair	-	-	-	-	-	99.67	-	99.67	101.16
Shoe sendel(Plastic) Childern...Pair	-	20.00	-	20.00	17.81	19.31	14.66	17.62	15.37

Table 11 : Average Retail Price of Goods and Services by Region and Selected Market Places - Group 11 Market Places Cont'd)

January 2011
Tir 2003

R E G I O N A N D M A R K E T P L A C E S										
I T E M	U N I T	G A M B E L L A			G A M B E L L A A V E R A G E	H A R A R I T O W N	D I R E D A W A		D I R E D A W A A V E R A G E	C O U N T R Y L E V E L A V E R A G E
		Gambella	Shebo- kire	Meti			Dire Dawa	Melka- Jebdu		

P R I C E I N B I R R

CONSTRUCTION MATERIALS, WATER, AND
FUEL AND POWER

CONSTRUCTION MATERIALS

Cement/Bag/(Local).....	50Kg	233.18	-	242.38	236.82	184.98	175.00	-	163.64	204.03
Lime.....	Kg	4.00	-	-	4.00	3.87	1.83	2.12	2.11	2.99
Lime/Jeso(Local).....	Kg	3.13	-	1.53	2.19	3.37	4.00	5.00	4.13	1.66
Nail (7cm - 12cm).....	Kg	25.00	32.27	24.00	26.85	25.79	25.00	26.00	24.99	24.25
Nail With Cape.....	Kg	40.00	41.60	37.96	39.83	32.00	32.00	34.00	33.26	34.13
Corrugated Iron Sheet (.2mm).....	No	-	-	106.00	106.00	-	-	-	-	94.98
Wood for House Construction('Atana')..	No	31.58	-	-	31.58	31.18	12.00	-	17.65	18.97
Wall Paints-Super (Fluid) Normal.....	4Kg	114.29	-	108.31	111.26	118.78	108.97	120.00	112.76	103.95
Wall Paints-Super (Fluid) Plastic.....	4Kg	203.28	-	209.96	206.59	207.35	203.28	-	201.63	200.37
Coarse Aggregate Gravel.....	Meter Cube	-	-	-	-	-	-	-	-	250.78
Hollow Concrete Block(15x20x40 cm Cube)No		8.00	-	-	8.00	6.66	5.65	-	5.74	7.86
Bricks (25cm x 12cm x 6cm).....	No	1.25	-	-	1.25	4.12	-	-	-	2.56
Floor Board 4m Length.....	No	-	-	-	-	106.56	111.64	-	130.75	85.46
Iron Pipe 6mt. (1/2 inch Wide) Local..	No	-	-	200.00	200.00	-	-	-	-	186.99
Chipwood (125cm x 250cm x 8mm).....	No	-	-	120.00	120.00	-	236.62	-	236.62	139.39
Sand.....	Meter Cube	100.00	-	-	100.00	-	-	-	-	160.00
Gutter № 33.....	Meter	-	-	-	-	62.79	-	-	-	64.59
Window Glass (50cm x 50cm x 3mm).....	No	-	-	37.00	37.00	36.87	37.50	-	37.50	33.48
Water Tanker,Roto (1 meter cube).....	No	-	-	-	-	2400.00	-	-	-	2619.03
Stone for House Construction..	Meter Cube	135.25	-	-	135.25	-	-	-	-	84.33
Mega Paints.....	4Kg	-	-	-	-	112.68	113.52	-	113.52	102.41
Nefas seleke Paints.....	4Kg	-	-	210.00	210.00	120.00	118.31	110.00	116.18	114.19
"Yewellel Nitaf"(Cement Made Tile).....	No	-	-	-	-	180.00	-	-	115.00	102.67
"Yewellel Nitaf"(Plastic Made Tile).....	No	-	-	-	-	120.00	124.90	-	124.90	58.08
Key (With hand).....	No	174.93	-	-	174.93	140.70	156.59	-	156.59	175.25
Door made of iron.....	No	400.00	-	-	400.00	-	-	-	-	746.50

Table 11 : Average Retail Price of Goods and Services by Region and Selected Market Places - Group 11 Market Places Cont'd)

ITEM	UNIT	R E G I O N A N D M A R K E T P L A C E S								January	2011	
		G A M B E L L A			GAMBELLA AVERAGE	HARARI TOWN	D I R E D A W A		DIREDAWA AVERAGE	COUNTRY LEVEL AVERAGE	Tir	2003
		Gambella	Shebo- kire	Meti			Dire Dawa	Melka- Jebdu				
P R I C E I N B I R R												
WATER												
Water.....	Meter Cube	4.00	7.50	4.00	4.93	2.50	1.25	-	1.25	2.73		
FUEL AND POWER												
Fire Wood.....	Meter Cube	347.42	117.37	203.14	189.11	235.16	313.38	-	313.38	169.93		
Charcoal.....	Kg	4.32	2.52	3.41	3.34	4.78	3.73	4.77	4.58	3.61		
Dung Cake.....	Kg	-	-	-	-	-	-	-	-	1.04		
Kerosine.....	Lt	-	-	-	-	12.01	11.98	-	11.98	12.34		
Diesel.....	Lt	14.50	-	-	14.50	13.59	13.56	-	13.56	13.91		
Electric.....	K.Watt	.27	.27	.27	.27	.27	-	-	-	.27		
Matches.....	Box	-	-	-	-	-	-	-	-	-		
Candles.....	No	-	-	-	-	-	-	-	-	-		
Buthane Gas (Shell).....	12.5 Kg	-	-	-	-	437.50	338.54	-	338.54	367.09		
Eveready Drycell.....	No	4.00	4.00	3.25	3.73	-	3.75	3.50	3.63	4.04		
FURNITURE, FURNISHING, HOUSEHOLD EQUIPMENT AND OPERATION												
CHAIRS, TABLES, ETC.												
Table Wanza (Machine made) Varnished..	No	516.14	-	500.00	508.01	845.04	1165.70	-	1130.81	623.78		
Table Wanza (Hand made) Not Varnished.	No	-	-	-	-	-	-	-	-	408.29		
Chairs Wanza (Machine Made) Varnished.	No	189.82	-	139.25	162.58	331.33	582.85	-	481.58	253.10		
Chairs Wanza (Hand Made) Varnished....	No	-	-	-	-	-	-	-	-	114.78		
Cupboard Wanza (2 doors) Varnished....	No	2000.00	-	2564.96	2264.93	1906.05	3232.99	-	2808.41	2252.35		
Double Bed Wanza (120cm) Varnished....	No	1500.00	-	1000.00	1224.74	1722.14	2098.41	-	2176.35	1579.07		
Sofas (Complete).....	No	8000.00	-	7483.31	7789.18	7188.20	8746.43	-	8490.18	7105.46		
Book Shelves Wanza (3 Shelves) no Door	No	816.33	-	832.03	824.14	745.63	883.01	-	883.01	793.77		
Chest of Drawer	No	1416.47	-	1698.04	1550.88	1377.92	1532.62	-	1498.66	1381.89		

Table 11 : Average Retail Price of Goods and Services by Region and Selected Market Places - Group 11 Market Places Cont'd)

January
Tir 2003

ITEM	UNIT	R E G I O N A N D M A R K E T P L A C E S							COUNTRY LEVEL AVERAGE	
		G A M B E L L A			GAMBELLA AVERAGE	HARARI TOWN	D I R E D A W A			DIREDAWA AVERAGE
		Gambella	Shebo- kire	Meti			Dire Dawa	Melka- Jebdu		
P R I C E I N B I R R										
FURNISHINGS & REPAIRS										
Bed sheet (Non-Patterned Bahir Dar) 1.90m x 2.50m.....	Pair	-	-	-	-	154.95	-	-	-	153.58
Bed Sheet(Patterned Kombolcha) 1.90m x 2.50m.....	Pair	206.46	-	230.00	212.11	259.81	-	-	-	204.26
Bed Cover(Patterned Kombolcha).....	No	-	-	-	-	-	-	-	-	136.86
Blanket Woolen(Debre B.)160cm x 220cm. No	No	-	-	206.61	206.61	-	-	-	-	200.11
Mattress-Sponge (A.A Foam) 120cm.....	No	-	-	730.00	730.00	729.82	750.00	750.00	750.00	692.56
Towel-Local (Kombolcha).....	No	-	-	-	-	-	-	-	-	47.81
Curtains.....	meter	90.00	112.92	90.00	97.07	50.00	63.29	-	54.72	69.86
EARTHEN WARE										
Plastic tile.....	meter	43.27	41.60	35.00	39.79	54.33	45.00	-	45.00	41.03
Water Pot.....	No	31.58	40.00	22.24	29.38	-	-	-	.27	16.23
'Jebena' Medium Size.....	No	-	18.97	12.32	14.65	15.19	15.00	-	15.00	9.91
'Mitad' (Griddle of Clay).....	No	20.00	42.43	-	27.02	42.54	50.00	-	50.80	34.77
Local Stove '(Lakech).....	No	-	-	-	-	49.60	66.63	-	65.81	37.25
Cup for Coffee (China).....	No	3.50	3.66	3.50	3.55	3.50	4.00	-	3.74	3.24
Plate Clay (imported).....	No	12.97	15.00	-	13.45	14.30	-	-	-	12.34
STRAW, BAMBOO AND OTHERS										
'Sefed'.....	No	28.23	30.00	24.66	26.87	25.00	28.00	-	27.83	22.58
Sack 100Kg Capacity.....	No	6.83	7.00	6.00	6.59	4.87	6.32	-	6.16	6.00
METAL WARE										
Cooking Pan Medium (Local).....	No	61.62	52.44	40.00	50.33	46.20	53.28	-	53.28	52.22
Tray (Nickel) Medium N° 45 Local.....	No	41.60	40.00	35.00	38.42	35.97	40.00	-	40.00	36.57
Electric 'Mitad' Aluminium.....	No	-	-	-	-	1000.00	1000.00	-	1000.00	874.05

Table 11 : Average Retail Price of Goods and Services by Region and Selected Market Places - Group 11 Market Places (Cont'd)

January 2011
Tir 2003

R E G I O N A N D M A R K E T P L A C E S										
ITEM	UNIT	G A M B E L L A			G A M B E L L A AVERAGE	H A R A R I T O W N	D I R E D A W A		D I R E D A W A AVERAGE	C O U N T R Y L E V E L AVERAGE
		Gambella	Shebo- kire	Neti			Dire Dawa	Melka- Jebdu		
P R I C E I N B I R R										
Gas Stove (Kerosine) China.....	No	90.00	-	-	90.00	86.64	90.00	90.00	87.78	86.24
Permuze(Japan).....	No	-	-	-	-	-	-	-	-	116.60
Refregrator.....	No	4700.00	-	-	4700.00	7699.35	-	-	-	5244.96
PLASTIC WARE (LOCAL MADE)										
Jerrycan (20 Litres).....	No	-	-	-	-	-	-	-	-	20.86
Bucket (20 Litres).....	No	41.60	67.45	35.97	44.45	37.56	35.00	-	35.00	35.45
GLASS WARE										
Glass for Tea (Durablex).....	No	7.65	-	-	7.65	5.40	8.00	-	8.00	5.75
OTHER HOUSEHOLD EQUIPMENT										
Kerosine Lamp.....	No	-	40.00	-	40.00	-	-	-	5.00	33.33
'Kuraz' Small Local Kerosine Lamp.....	No	-	-	-	-	2.24	4.00	-	4.00	2.58
Flash Light.....	No	-	-	8.00	8.00	15.15	15.00	19.93	16.96	15.01
Electric Bulb Philips(40/60 Watt).....	No	4.83	5.00	3.91	4.55	5.00	4.00	4.31	4.15	4.39
HOUSEHOLD OPERATION										
Hard Soap (Local).....	200gm	3.00	3.50	-	3.24	-	-	-	1000.00	4.61
Hard Soap (Imported).....	200gm	6.09	-	-	6.09	-	-	-	-	6.35
Detergent (Omo).....	50gm	-	3.33	1.91	2.20	-	3.00	-	3.37	3.05
Incense.....	Kg	-	30.00	-	30.00	40.07	50.00	-	50.00	41.30
Sandel Wood.....	No	.50	.50	.50	.50	.32	.35	.28	.29	.40
Toilet Paper (Mamko).....	Roll	7.00	7.65	8.32	7.64	6.82	6.50	5.00	6.00	6.96
Detergent(Zahira).....	50gm	1.75	1.79	1.75	1.76	-	1.50	1.46	1.53	1.67

Table 11 : Average Retail Price of Goods and Services by Region and Selected Market Places - Group 11 Market Places Cont'd)

January
Tir 2011
2003

R E G I O N A N D M A R K E T P L A C E S										
ITEM	UNIT	G A M B E L L A			GAMBELLA AVERAGE	HARARI TOWN	D I R E D A W A		DIREDAWA AVERAGE	COUNTRY LEVEL AVERAGE
		Gambella	Shebo- kire	Meti			Dire Dawa	Melka- Jebdu		
P R I C E I N B I R R										
DRY CLEANING										
Dry Cleaning (Suit Men).....	No	-	-	-	-	23.24	25.00	-	25.00	25.48
DOMESTIC SERVICE										
Maid Servant.....	Month	150.00	-	-	150.00	204.71	215.44	189.82	201.26	140.03
Unskilled Service (Daily Laborer)..	Day	30.00	30.00	26.57	28.81	32.14	30.00	20.00	26.21	26.11
Salary for Guard	Month	-	-	-	-	-	259.62	-	259.62	247.25
MEDICAL CARE										
Ampicillin(250 mg) Local.....	56 Caps	23.94	28.00	-	24.90	25.10	16.80	-	20.13	25.71
Tetracycline (250 mg) Local.....	56 Caps	19.81	28.00	25.92	22.96	16.20	15.81	16.80	15.45	16.00
Penicillin injection(4 Mu. Local).	Buttle	8.00	9.00	10.00	8.79	7.40	5.00	-	5.00	6.71
Chloramphenicol(250mg) Local.....	56 Caps	21.81	28.00	22.82	23.08	17.80	14.88	-	16.22	18.14
Paracetamol(500mg) Local.....	20 Pills	4.00	4.00	4.00	4.00	2.55	3.00	3.00	2.83	3.41
Cough Syrup (Efadykse) Local.....	125cc	12.66	10.00	15.00	12.88	11.17	11.32	-	10.98	12.47
Bactrim(480mg) Local.....	30 Pills	9.00	9.00	15.00	10.67	6.64	9.00	9.00	7.56	7.73
Vermox(100mg) Local.....	12 Pills	3.56	3.00	4.90	3.85	2.00	2.00	-	2.00	2.78
Mezel(250mg) Local.....	30 Caps	9.00	10.00	12.00	10.08	9.53	9.00	9.00	9.00	8.51
Asprin (300 mg) Local.....	20 Pills	4.00	-	4.00	4.00	2.00	2.00	-	2.00	2.84
Insulin(Lente).....	Buttle	-	-	-	-	95.00	58.33	-	58.99	66.86
Amoxacillin(500mg).....	16 Caps	13.13	14.00	14.37	13.68	12.64	-	12.80	11.97	12.79
Magnesium Oxide.....	30 Pills	6.00	6.00	9.00	6.87	3.25	3.00	3.00	3.00	5.05
Fasider Tablet.....	1 Pills	1.95	-	2.67	2.11	2.24	1.67	-	1.67	1.72
OTHER MEDICAL EXPENSES										
Doctor's Fee (Government).....	per visit	7.00	-	3.00	4.58	8.00	5.00	1.00	1.71	3.63
Doctor's Fee (Private).....	per visit	2.00	-	-	2.00	28.93	20.00	-	21.54	10.89
Injection (Service Charge).....	Once	1.00	1.00	.79	.91	2.62	2.00	-	1.78	1.38

Table 11 : Average Retail Price of Goods and Services by Region and Selected Market Places - Group 11 Market Places Cont'd

January 2011
Tir 2003

R E G I O N A N D M A R K E T P L A C E S										
ITEM	UNIT	G A M B E L L A			GAMBELLA AVERAGE	HARARI TOWN	D I R E D A W A		DIREDAWA AVERAGE	COUNTRY LEVEL AVERAGE
		Gambella	Shebo- kire	Meti			Dire Dawa	Melka- Jebdu		
P R I C E I N B I R R										
Laboratory Test Fee (Private).....	Once	5.00	-	5.00	5.00	10.00	8.43	-	10.31	6.41
Bed Charge (gov.).....	per day	10.00	-	-	10.00	12.00	20.00	-	20.00	9.09
X-Ray(For TB).....	Once	-	-	-	-	50.00	50.00	-	50.00	54.16
Bed Charge (Private).....	per day	-	-	-	-	105.12	68.04	-	69.57	38.11
TRANSPORT AND COMMUNICATION										
TRANSPORT										
Benzene.....	Lt	17.55	-	-	17.55	17.36	17.35	-	17.35	16.84
Motor Oil (Mobil).....	Lt	-	-	-	-	67.32	74.95	-	74.95	64.28
Car Washing and Greasing.....	Once	40.00	-	-	40.00	56.46	59.44	-	59.44	49.31
Bus Fare (per km).....	Tarif	.24	-	-	.24	.22	.22	-	.22	.27
Bus Fare (within Town)	Trip	-	-	-	-	-	.75	.75	.75	1.33
Taxi Fare	Trip	-	-	-	-	2.00	1.25	-	1.25	1.29
Air Plane (To Addis Ababa)	Trip	900.00	-	-	900.00	-	672.00	-	672.00	799.81
Animal Transport fare.....	Trip	-	-	-	-	-	-	-	-	33.28
Cart Fare.....	Trip	-	-	-	-	-	1.00	-	1.00	1.44
COMMUNICATION										
Telephone Charge (with town).....	Period	.20	.20	.20	.20	.20	.20	-	.20	.21
Telephone Charge to Addis Ababa.....	Period	4.15	4.20	1.40	2.90	4.20	3.60	4.95	4.22	3.08
Telephone Line Installation Charge..	Once	355.75	355.75	283.30	329.75	283.30	285.00	-	285.00	293.10
Mobile Apparatus(Nokia6200).....	No	-	2.55	-	2.55	-	-	-	-	398.34
Mobile call from Tel.....	Period	2.55	-	.85	1.47	2.55	2.02	-	2.02	2.20
Internet Service.....	10hrs/month	111.00	-	-	111.00	88.30	115.00	-	115.00	89.19

Table 11 : Average Retail Price of Goods and Services by Region and Selected Market Places - Group 11 Market Places Cont'd)

January 2011
Tir 2003

R E G I O N A N D M A R K E T P L A C E S										
ITEM	UNIT	G A M B E L L A			GAMBELLA AVERAGE	HARARI TOWN	D I R E D A W A		DIREDAWA AVERAGE	COUNTRY LEVEL AVERAGE
		Gambella	Shebo- kire	Meti			Dire Dawa	Melka- Jebdu		

P R I C E I N B I R R

ENTERTAINMENT AND EDUCATION

EQUIPMENT AND ACCESSORIES

T.V. Set Philips 21 inch(Colored)..... No	4700.00	-	-	4700.00	4149.80	-	-	-	3951.16
Cassette Recorded Original(Local Music)No	12.00	10.00	10.95	10.95	12.00	12.00	-	10.39	11.30
Radio Set Philips 3 Band..... No	350.00	-	-	350.00	-	-	-	-	314.42
Tape Recorder National (2 Speaker).... No	-	-	-	-	973.12	-	-	-	821.15
Expense for Photograph(Passport size)4Pho	7.88	-	6.00	6.88	6.49	5.00	5.00	5.00	6.99
Newspaper (Addis Zemen)..... No	-	-	-	-	-	-	-	-	2.08
Theater Entrance Fee	-	-	-	-	-	-	-	-	18.51
VCD-Player(Mayato Japan).....No	-	3.00	-	3.00	-	-	-	-	572.99
VCD Cassette rent.....Once	3.00	-	2.00	2.45	2.00	2.00	2.00	2.00	2.25

EDUCATION

Exercise Book (50 Leaves) Local..... No	5.00	5.00	4.00	4.84	-	-	-	2.50	4.20
Pencil (China)..... No	1.00	-	-	1.00	1.92	2.00	-	2.00	1.49
Ball Point-Bic England..... No	2.00	2.50	2.50	2.32	2.20	1.50	1.50	1.50	2.34
Day School Fee-Public(Grade 7 & 8)..Month	-	-	-	-	-	75.00	50.00	61.24	57.93
Day School Fee-Private(Grade 9-10)..Month	-	-	-	-	-	119.93	-	143.15	177.79
Night School Fee-Government(Gr.9-10)Month	37.50	60.00	-	43.86	52.50	22.00	-	23.45	41.88
School Uniform Fee	200.00	180.00	-	193.10	168.22	89.33	-	105.34	140.56
Night School Fee-Private(Grade9-10)..Month	-	-	-	-	-	32.00	-	32.00	36.76
Night College Fee-Private.....Credit/hr	-	-	-	-	-	-	-	-	66.97

PERSONAL CARE AND EFFECTS

PERSONAL CARE

GIV Toilet Soap..... 90gm	5.81	6.75	5.98	6.17	6.35	5.63	4.87	5.54	5.58
Blade-INDIA..... No	1.00	1.00	1.00	1.00	.35	-	1.00	1.00	.73

Table 11 : Average Retail Price of Goods and Services by Region and Selected Market Places - Group 11 Market Places Cont'd)

January 2011
Tir 2003

R E G I O N A N D M A R K E T P L A C E S										
ITEM	UNIT	G A M B E L L A			GAMBELLA AVERAGE	HARARI TOWN	D I R E D A W A		DIREDAWA AVERAGE	COUNTRY LEVEL AVERAGE
		Gambella	Shebo- kire	Meti			Dire Dawa	Melka- Jebdu		
P R I C E I N B I R R										
Hair Dressing (Traditional).....	No	10.00	8.00	4.64	7.09	7.88	10.00	-	8.13	7.86
Hair Dressing (Modern).....	No	25.00	-	15.00	17.78	18.09	15.00	-	15.00	17.79
Barbery (Mens Hair Cut).....	No	8.00	-	5.00	6.32	5.82	7.00	4.64	5.80	5.47
Zenith Hair Oil(Liquids Form).....	330cc	17.66	17.33	15.66	16.86	15.33	14.66	15.00	15.21	15.55
Zenith Hair Oil(Non-Liquids Form)..	330cc	18.00	17.00	15.33	16.74	15.00	15.00	15.00	15.33	15.33
Shaving Machine (medium)	No	88.92	-	-	88.92	94.73	75.00	-	66.61	59.38
Perfume	100cc	40.00	-	37.42	38.95	26.17	30.00	-	31.18	36.91
Parafin Hair Oil.....	330cc	-	-	15.66	15.66	21.92	25.29	-	24.17	20.91
Shoe Polish(Black/Brown).....	Once	2.00	3.00	2.00	2.29	2.00	2.00	2.00	1.82	1.87
Modes(Disposable napkins).....	Packet	15.00	15.00	15.00	15.00	12.32	10.00	14.33	11.98	11.59
PERSONAL EFFECTS										
Umbrella-Men Medium (Local).....	No	58.28	61.62	52.44	57.96	51.61	73.29	-	73.29	41.51
Umbrella-Women Medium (Imported).....	No	56.62	58.28	73.29	62.31	42.62	53.28	-	51.08	53.94
Hand Bag (Imported Synthetic).....	No	183.27	-	162.87	172.77	163.27	193.28	-	189.67	154.40
Belt (Local) Machine Made.....	No	36.59	-	54.85	44.80	53.28	-	-	-	48.04
Belt (Local) Hand Made.....	No	-	-	-	-	-	13.00	-	13.00	35.08
JEWELLERY										
Seiko-21 Jewels Automatic (Men).....	No	-	-	-	-	-	-	-	-	469.04
Seiko-21 Jewels Automatic (Women).....	No	-	-	-	-	-	-	-	-	-
Earrings (4gm 18 carat Local).....	Pair	-	-	-	-	-	-	-	-	2849.48
Neck Laces (6gm 18 carat Local).....	No	-	-	-	-	-	-	-	-	4283.80
Rings (4gm 18 carat Local).....	No	-	-	-	-	-	-	-	-	2849.48
Bracelet 20gm (18 carat Local).....	No	-	-	-	-	-	-	-	-	1437.00

Table 11 : Average Retail Price of Goods and Services by Region and Selected Market Places - Group 11 Market Places Cont'd)

January 2011
Tir 2003

R E G I O N A N D M A R K E T P L A C E S										
ITEM	UNIT	G A M B E L L A			GAMBELLA AVERAGE	HARARI TOWN	D I R E D A W A		DIREDAWA AVERAGE	COUNTRY LEVEL AVERAGE
		Gambella	Shebo- kire	Meti			Dire Dawa	Melka- Jebdu		
P R I C E I N B I R R										
LIVESTOCK AND DRAUGHT ANIMALS										
LIVESTOCK										
Sheep (10-15Kg).....	No	626.33	650.00	291.60	453.74	552.95	369.91	346.44	357.98	329.23
Goat (10-15Kg).....	No	526.26	553.19	276.63	431.84	486.51	413.31	272.57	335.64	293.64
Heifer (2-4 Years).....	No	1431.96	-	1286.61	1357.34	2198.48	-	-	3122.69	1431.48
Cow (4 Years and Above).....	No	3364.33	-	2615.27	2966.25	2914.24	-	-	1993.31	2110.78
Bull (2-4 Years).....	No	1597.91	-	2182.44	1867.44	3761.00	-	-	4554.88	1797.96
Ox (4 Years and Above).....	No	4331.55	3315.57	3399.02	3654.70	5986.08	-	-	5798.89	-
Hen (Indigenous).....	No	44.81	47.62	47.62	46.67	20.59	28.31	-	25.86	32.36
Cock (Indigenous).....	No	86.64	79.90	56.62	73.18	40.87	40.00	-	39.90	48.71
DRAUGHT ANIMALS										
Donkey.....	No	-	-	-	-	1099.24	-	-	996.66	1042.28
Horse.....	No	-	-	-	-	-	-	-	1898.24	2036.65
Mule.....	No	-	-	-	-	-	-	-	2512.60	3391.28
FARM EQUIPMENT (INDUSTRIAL PRODUCT)										
Sickel.....	No	20.00	-	25.00	22.36	28.23	16.31	25.00	17.47	30.34
Pick Axe ('Doma').....	No	56.62	-	51.61	54.06	57.45	50.00	-	50.00	53.44
'Gejera'.....	No	48.27	75.00	75.00	63.58	66.12	-	-	-	48.20
FARM EQUIPMENT' (HAND MADE)										
'Mofer'.....	No	-	-	-	-	-	-	-	-	46.24
'Kember'.....	No	-	-	-	-	-	-	-	-	32.32
'Digr'.....	No	-	-	-	-	57.45	-	-	-	6.59
Plough.....	No	-	-	58.28	58.28	60.28	-	-	-	52.21
Sickel.....	No	-	-	-	-	-	-	-	-	9.91

Table 11 : Average Retail Price of Goods and Services by Region and Selected Market Places - Group 11 Market Places Cont'd)

January
Tir 2011
2003

R E G I O N A N D M A R K E T P L A C E S										
I T E M	U N I T	G A M B E L L A			G A M B E L L A A V E R A G E	H A R A R I T O W N	D I R E D A W A		D I R E D A W A A V E R A G E	C O U N T R Y L E V E L A V E R A G E
		G a m b e l l a	S h e b o - k i r e	M e t i			D i r e D a w a	M e l k a - J e b d u		
P R I C E I N B I R R										
'Wegel'.....	No	-	-	16.29	16.29	10.00	-	-	-	11.02
'Erfe '.....	No	-	-	-	-	-	-	-	-	5.56
M I S C E L L A N E O U S G O O D S A N D S E R V I C E S										
Coffin (Medium Quality).....	No	750.00	-	547.72	608.22	287.49	223.28	-	223.28	393.35
Charge for Money Transfer.....	Once	13.00	-	-	13.00	13.00	13.00	-	13.00	13.09
Photocopy.....	per page	1.00	-	.79	.89	.42	.50	-	.50	.53
Wedding Invitation Card.....	per page	-	-	-	-	1.30	77.98	-	77.98	1.59

