

THE FEDERAL DEMOCRATIC REPUBLIC OF ETHIOPIA
CENTRAL STATISTICAL AUTHORITY


REPORT ON SMALL SCALE MANUFACTURING
INDUSTRIES SURVEY
DECEMBER 2002

ADDIS ABABA
SEPT. 2003

3/6 HCG 000 2045

200262

**THE FEDERAL DEMOCRATIC REPUBLIC OF ETHIOPIA
CENTRAL STATISTICAL AUTHORITY**




**REPORT ON SMALL SCALE MANUFACTURING
INDUSTRIES SURVEY**

DECEMBER 2002

**ADDIS ABABA
SEPT. 2003**

925008

THE FEDERAL DEMOCRATIC REPUBLIC OF ETHIOPIA
CENTRAL STATISTICAL AUTHORITY



REPORT ON SMALL SCALE MANUFACTURING
INDUSTRIES SURVEY
DECEMBER 2002

ADDIS ABABA
SEPT. 2003

CONTENTS

| | <u>PAGE NO.</u> |
|---|-----------------|
| LIST OF TABLES | I |
| LIST OF FIGURES..... | VI |
| ABBREVIATIONS | VI |
| PART I. INTRODUCTION AND OBJECTIVES OF THE SURVEY | |
| 1.1 INTRODUCTION..... | 1 |
| 1.2 OBJECTIVES OF THE SURVEY | 3 |
| PART II. SURVEY METHODOLOGY, DATA COLLECTION AND PROCESSING | |
| 2.1 SCOPE, COVERAGE AND CONTENT | 5 |
| 2.2 BASIC CONCEPTS AND DEFINITIONS | 5 |
| 2.3 SURVEY METHODOLOGY | 11 |
| 2.4 TRAINING OF FIELD STAFF | 13 |
| 2.5 FIELD ORGANIZATION | 13 |
| 2.6 DATA PROCESSING | 13 |
| a. EDITING, CODING AND VERIFICATION | 13 |
| b. DATA ENTRY, CLEANING AND TABULATION..... | 14 |
| PART III. SUMMARY OF MAJOR FINDINGS OF THE SURVEY..... | |
| 3.1 STRUCTURE AND PERFORMANCE OF SMALL SCALE MANUFACTURING INDUSTRIES | 15 |
| 3.2 EDUCATIONAL BACKGROUND AND SEX OF PERSONS ENGAGED, NUMBER OF OWNERS AND PERMANENT EMPLOYEES | 24 |
| 3.3 MAJOR PROBLEMS OF SMALL SCALE MANUFACTURING INDUSTRIES | 29 |
| PART IV. DETAILED TABLES ON SMALL SCALE MANUFACTURING | |
| INDUSTRIES: 2001/02 (1994 E.F.Y)..... | 45 |
| SURVEY QUESTIONNAIRE | 165 |

TABLE NO.

| | |
|---|----|
| SUMMARY TABLE 3.1 | |
| DISTRIBUTION OF NUMBER OF ESTABLISHMENTS, NUMBER OF PERSONS ENGAGED, GROSS VALUE OF PRODUCTION AND VALUE ADDED BY INDUSTRIAL GROUP: 2001/02 (1994 E.F.Y)..... | 16 |
| SUMMARY TABLE 3.2 | |
| SUMMARY OF OPERATIONS OF SMALL SCALE MANUFACTURING INDUSTRIES BY REGIONS AND COUNTRY LEVEL: 2001/02 (1994 E.F.Y)..... | 18 |
| SUMMARY TABLE 3.3 | |
| PERMANENT EMPLOYEES AS PERCENTAGE OF TOTAL PERSONS ENGAGED BY INDUSTRIAL GROUP: 2001/02 (1994 E.F.Y)..... | 21 |
| SUMMARY TABLE 3.4 | |
| NUMBER OF PERSONS ENGAGED, EMPLOYEES AND LABOUR COST PER ESTABLISHMENTS BY INDUSTRIAL GROUP: 2001/02 (1994 E.F.Y)..... | 22 |
| SUMMARY TABLE 3.5 | |
| COST OF RAW MATERIAL AND ENERGY CONSUMED AS PERCENTAGE OF TOTAL INDUSTRIAL COST AND RATIO OF IMPORTED TO TOTAL RAW MATERIAL COST BY INDUSTRIAL GROUP: 2001/02 (1994 E.F.Y)..... | 23 |
| SUMMARY TABLE 3.6 | |
| NUMBER OF PERSONS ENGAGED BY SEX AND TYPE OF WORKER: 2001/02 (1994 E.F.Y)..... | 25 |
| SUMMARY TABLE 3.7 | |
| NUMBER OF REPORTED PERSONS ENGAGED BY LITRACY STATUS AND SEX: 2001/02 (1994 E.F.Y)..... | 26 |
| SUMMARY TABLE 3.8 | |
| NUMBER OF LITRATE PERSONS ENGAGED BY SEX AND HIGHEST GRADE COMPLETED: 2001/02 (1994 E.F.Y)..... | 27 |
| SUMMARY TABLE 3.9 | |
| NUMBER OF PERSONS ENGAGED BY TYPE AND DURATION OF TRAINING AND SEX: 2001/02 (1994 E.F.Y)..... | 28 |
| SUMMARY TABLE 3.10 | |
| NUMBER OF OWNERS OF ESTABLISHMENTS AND PERMANENT EMPLOYEES BY SEX: 2001/02 (1994 E.F.Y)..... | 29 |
| SUMMARY TABLE 3.11 | |
| NUMBER OF REPORTING ESTABLISHMENTS BY INDUSTRIAL GROUP AND TYPE OF FIRST MAJOR PROBLEM FACED AT THE STARTING OF OPERATION: 2001/02 (1994 E.F.Y)..... | 30 |
| SUMMARY TABLE 3.12 | |
| NUMBER OF REPORTING ESTABLISHMENTS BY INDUSTRIAL GROUP AND FIRST MAJOR REASON FOR NOT BEING FULLY OPERATIONAL DURING 2001/02 (1994 E.F.Y)..... | 31 |
| SUMMARY TABLE 3.13 | |
| NUMBER OF REPORTING ESTABLISHMENTS BY INDUSTRIAL GROUP AND FIRST MAJOR REASON FOR NOT WORKING AT FULL CAPACITY: 2001/02 (1994 E.F.Y)..... | 32 |
| SUMMARY TABLE 3.14 | |
| NUMBER OF REPORTING ESTABLISHMENTS BY INDUSTRIAL GROUP AND FIRST MAJOR REASON FACED DURING THE SURVEY PERIOD: 2001/02 (1994 E.F.Y)..... | 34 |

| | | |
|---|--|-----------|
| SUMMARY TABLE 3.15 | NUMBER OF ESTABLISHMENTS BY INDUSTRIAL GROUP AND TYPE OF OBSTACLES FROM GOVERNMENT RULES AND REGULATIONS: 2001/02 (1994 E.F.Y)..... | 35 |
| SUMMARY TABLE 3.16 | NUMBER OF ESTABLISHMENTS BY INDUSTRIAL GROUP AND FIRST MAJOR PROBLEMS IN OBTAINING INFORMATION: 2001/02 (1994 E.F.Y)..... | 36 |
| SUMMARY TABLE 3.17 | NUMBER OF ESTABLISHMENTS BY INDUSTRIAL GROUP AND MAIN REASON FOR NOT SOLVING PROBLEM OF SHORTAGE OF WORKING CAPITAL: 2001/02 (1994 E.F.Y)..... | 37 |
| SUMMARY TABLE 3.18 | NUMBER OF REPORTING ESTABLISHMENTS BY INDUSTRIAL GROUP AND MAJOR REASONS FOR LACK OF MARKET: 2001/2002 (1994 E.F.Y)..... | 39 |
| PART VI: STATISTICAL TABLES ON SMALL SCALE MANUFACTURING INDUSTRIES: 2001/02(1994 E.F.Y.)..... | | 44 |
| TABLE 4.1 | NUMBER AND PERCENTAGE DISTRIBUTION OF ESTABLISHMENTS BY INDUSTRIAL GROUP, REGIONAL CAPITALS AND MAJOR AND OTHER URBAN CENTERS: 2001/02 (1994 E.F.Y)..... | 47 |
| TABLE 4.2 | NUMBER AND PERCENTAGE DISTRIBUTION OF TOTAL PERSONS ENGAGED BY INDUSTRIAL GROUP, REGIONAL CAPITALS AND MAJOR URBAN AND OTHER URBAN CENTERS: 2001/02 (1994 E.F.Y)..... | 53 |
| TABLE 4.3 | VALUE AND PERCENTAGE CONTRIBUTION OF GROSS VALUE OF PRODUCTION BY INDUSTRIAL GROUP, REGIONAL CAPITALS AND MAJOR AND OTHER URBAN CENTERS: 2001/02 (1994 E.F.Y)..... | 59 |
| TABLE 4.4 | VALUE ADDED BY INDUSTRIAL GROUP, REGIONAL CAPITALS, MAJOR AND OTHER URBAN CENTERS: 2001/2002(1994 E.F.Y)..... | 65 |
| TABLE 4.5 | VALUE AND PERCENTAGE DISTRIBUTION OF FIXED ASSETS BY INDUSTRIAL GROUP, REGIONAL CAPITALS, MAJOR AND OTHER URBAN CENTERS: 2001/02(1994 E.F.Y)..... | 71 |
| TABLE 4.6 | VALUE AND PERCENTAGE DISTRIBUTION OF INVESTMENT BY INDUSTRIAL GROUP, REGIONAL CAPITALS, MAJOR AND OTHER URBAN CENTERS: 2001/02(1994 E.F.Y)..... | 77 |
| TABLE 4.7 | PERMANENT EMPLOYEES AS PERCENTAGE OF TOTAL PERSONS ENGAGED BY INDUSTRIAL GROUP: 2001/02 (1994 E.F.Y)..... | 83 |
| TABLE 4.8 | NUMBER OF PERSONS ENGAGED, EMPLOYEES AND LABOUR COST PER ESTABLISHMENT BY INDUSTRIAL GROUP: 2001/02 (1994 E.F.Y)..... | 85 |
| TABLE 4.9 | COST OF RAW MATERIAL AND ENERGY CONSUMED AS PERCENT OF TOTAL INDUSTRIAL COST AND RATIO OF IMPORTED TO TOTAL RAW MATERIAL COST BY INDUSTRIAL GROUP: 2001/02 (1994 E.F.Y)..... | 87 |
| TABLE 4.10 | SALES REVENUE AS PERCENTAGE OF GROSS VALUE OF PRODUCTION AND EXPORT SALES AS PERCENTAGE OF TOTAL SALES BY INDUSTRIAL GROUP: 2001/02 (1994 E.F.Y)..... | 89 |
| TABLE 4.11 | ACTUAL PRODUCTION AS PERCENTAGE OF YEARLY CAPACITY BY INDUSTRIAL GROUP: 2001/02 (1994 E.F.Y)..... | 90 |

| | | |
|-------------|---|-----|
| TABLE 4.12 | NUMBER OF REPORTING ESTABLISHMENTS BY INDUSTRIAL GROUP AND AVAILABILITY OF BOOKS OF ACCOUNTS: 2001/02 (1994 E.F.Y.)..... | 91 |
| TABLE 4.13 | NUMBER OF ESTABLISHMENTS BY INDUSTRIAL GROUP AND FORM OF OWNERSHIP: 2001/02 (1994 E.F.Y.)..... | 93 |
| TABLE 4.14 | NUMBER OF OWNERS OF ESTABLISHMENTS BY INDUSTRIAL GROUP, FORM OF OWNERSHIP AND SEX: 2001/02 (1994 E.F.Y.)..... | 95 |
| TABLE 4.15 | INITIAL CAPITAL OF ESTABLISHMENTS BY INDUSTRIAL GROUP NATIONALITY AND SEX OF OWNERS 2001/02 (1994 E.F.Y.)..... | 97 |
| TABLE 4.16 | NUMBER OF PERSONS ENGAGED AND WAGES AND SALARIES PAID BY TYPE, SEX AND INDUSTRIAL GROUP: 2001/02 (1994 E.F.Y.)..... | 99 |
| TABLE 4.17 | NUMBER OF PERSONS ENGAGED, SEX AND GENERAL OCCUPATION BY INDUSTRIAL GROUP: 2001/02 (1994 E.F.Y.)..... | 101 |
| TABLE 4.18 | NUMBER OF PERMANENT EMPLOYEES BY INDUSTRIAL AND BASIC WAGES AND SALARIES GROUP: 2001/02 (1994 E.F.Y.)..... | 103 |
| TABLE 4.19 | COMPONENTS OF GROSS VALUE OF PRODUCTION BY INDUSTRIAL GROUP: 2001/02 (1994 E.F.Y.)..... | 105 |
| TABLE 4.20 | NUMBER OF ESTABLISHMENTS, GROSS VALUE OF PRODUCTION, INDUSTRIAL COSTS, INDIRECT TAXES AND CENSUS VALUE ADDED BY INDUSTRIAL GROUP: 2001/02 (1994 E.F.Y.)..... | 107 |
| TABLE 4.21 | NUMBER OF ESTABLISHMENTS, GROSS VALUE OF PRODUCTION, INDUSTRIAL AND NON-INDUSTRIAL COSTS, INDIRECT TAXES AND VALUE ADDED IN THE NATIONAL ACCOUNT CONCEPT BY INDUSTRIAL GROUP 2001/02 (1994 E.F.Y.)..... | 109 |
| TABLE 4.22 | COST OF RAW MATERIALS, ENERGY CONSUMED AND PAYMENT FOR INDUSTRIAL AND NON-INDUSTRIAL SERVICES RENDERED BY INDUSTRIAL GROUP: 2001/02 (1994 E.F.Y.)..... | 111 |
| TABLE 4.23 | NUMBER OF ESTABLISHMENTS AND COST OF ENERGY CONSUMED BY INDUSTRIAL GROUP: 2001/02 (1994 E.F.Y.)..... | 113 |
| TABLE 4.24 | OPERATING SURPLUS BY INDUSTRIAL GROUP: 2001/02 (1994 E.F.Y.)..... | 115 |
| TABLE 4.25 | VALUE OF FIXED ASSETS OF ESTABLISHMENTS BY INDUSTRIAL GROUP AND TYPE OF FIXED ASSETS: 2001/02 (1994 E.F.Y.)..... | 117 |
| TABLE 4.26 | INVESTMENT IN FIXED ASSETS OF ESTABLISHMENTS BY INDUSTRIAL GROUP AND SOURCE OF FINANCE: 2001/02 (1994 E.F.Y.)..... | 119 |
| TABLE 4.27 | NUMBER OF PERSONS ENGAGED BY INDUSTRIAL GROUP, SEX AND LITERACY STATUS: 2001/02 (1994 E.F.Y.)..... | 121 |
| TABLE 4.28 | NUMBER OF LITERATE PERSONS ENGAGED BY INDUSTRIAL GROUP SEX AND HIGHEST GRADE COMPLETED: 2001/02 (1994 E.F.Y.)..... | 123 |
| TABLE 4.29 | NUMBER OF PERSONS ENGAGED BY INDUSTRIAL GROUP, SEX AND TYPE AND DURATION OF TRAINING: 2001/02 (1994 E.F.Y.)..... | 125 |
| TABLE 4.30 | NUMBER OF OWNERS OF ESTABLISHMENTS AND PERMANENT EMPLOYEES BY INDUSTRIAL GROUP AND SEX: 2001/02 (1994 E.F.Y.)..... | 127 |
| TABLE 4.31A | NUMBER OF ESTABLISHMENTS BY INDUSTRIAL GROUP AND TYPE OF FIRST | |

| | | |
|--------------|--|-----|
| | MAJOR PROBLEM FACED AT THE STARTING OF OPERATION: 2001/02 (1994 E.F.Y.) | 128 |
| TABLE 4.31B. | NUMBER OF ESTABLISHMENTS BY INDUSTRIAL GROUP AND TYPE OF SECOND MAJOR PROBLEM FACED AT THE STARTING OF OPERATION: 2001/02 (1994 E.F.Y.) | 130 |
| TABLE 4.31C. | NUMBER OF ESTABLISHMENTS BY INDUSTRIAL GROUP AND TYPE OF THIRD MAJOR PROBLEM FACED AT THE STARTING OF OPERATION: 2001/02 (1994 E.F.Y.) | 132 |
| TABLE 4.32A | NUMBER OF ESTABLISHMENTS BY INDUSTRIAL GROUP AND FIRST MAJOR REASON FOR NOT BEING FULLY OPERATIONAL DURING: 2001/02 (1994 E.F.Y.)... | 134 |
| TABLE 4.32B | NUMBER OF ESTABLISHMENTS BY INDUSTRIAL GROUP AND SECOND MAJOR REASON FOR NOT BEING FULLY OPERATIONAL DURING: 2001/02 (1994 E.F.Y.)... | 136 |
| TABLE 4.32C | NUMBER OF ESTABLISHMENTS BY INDUSTRIAL GROUP AND THIRD MAJOR REASON FOR NOT BEING FULLY OPERATIONAL DURING: 2001/02 (1994 E.F.Y.)... | 138 |
| TABLE 4.33A | NUMBER OF ESTABLISHMENTS BY INDUSTRIAL GROUP AND FIRST MAJOR REASON FOR NOT WORKING AT FULL CAPACITY: 2001/02 (1994 E.F.Y.)..... | 140 |
| TABLE 4.33B | NUMBER OF ESTABLISHMENTS BY INDUSTRIAL GROUP AND SECOND MAJOR REASON FOR NOT WORKING AT FULL CAPACITY: 2001/02 (1994 E.F.Y.)..... | 142 |
| TABLE 4.33C | NUMBER OF ESTABLISHMENTS BY INDUSTRIAL GROUP AND THIRD MAJOR REASON FOR NOT WORKING AT FULL CAPACITY: 2001/02 (1994 E.F.Y.)..... | 144 |
| TABLE 4.34A | NUMBER OF ESTABLISHMENTS BY INDUSTRIAL GROUP AND TYPE OF FIRST MAJOR PROBLEM FACED DURING THE SURVEY PERIOD: 2001/02 (1994 E.F.Y.)..... | 146 |
| TABLE 4.34B | NUMBER OF ESTABLISHMENTS BY INDUSTRIAL GROUP AND TYPE OF SECOND MAJOR PROBLEM FACED DURING THE SURVEY PERIOD: 2001/02 (1994 E.F.Y.)..... | 148 |
| TABLE 4.34C | NUMBER OF ESTABLISHMENTS BY INDUSTRIAL GROUP AND TYPE OF THIRD MAJOR PROBLEM FACED DURING THE SURVEY PERIOD: 2001/02 (1994 E.F.Y.)..... | 150 |
| TABLE 4.35 | NUMBER OF ESTABLISHMENTS BY INDUSTRIAL GROUP AND TYPE OF OBSTACLES FROM GOVERNMENT RULES AND REGULATIONS TO START OPERAION: 2001/02 (1994 E.F.Y.)..... | 152 |
| TABLE 4.36A | NUMBER OF ESTABLISHMENTS BY INDUSTRIAL GROUP AND FIRST MAJOR PROBLEM IN OBTAINING INFORMATION: 2001/02 (1994 E.F.Y.)..... | 154 |
| TABLE 4.36B | NUMBER OF ESTABLISHMENTS BY INDUSTRIAL GROUP AND SECOND MAJOR PROBLEM IN OBTAINING INFORMATION: 2001/02 (1994 E.F.Y.)..... | 156 |
| TABLE 4.36C | NUMBER OF ESTABLISHMENTS BY INDUSTRIAL GROUP AND THIRD MAJOR PROBLEM IN OBTAINING INFORMATION: 2001/02 (1994 E.F.Y.)..... | 158 |
| TABLE 4.37 | NUMBER OF ESTABLISHMENTS BY INDUSTRIAL GROUP AND MAIN REASON FOR NOT SOLVING PROBLEM OF SHORTAGE OF WORKING CAPITAL: 2001/02 (1994 E.F.Y.)..... | 160 |
| TABLE 4.38 | NUMBER OF ESTABLISHMENTS BY INDUSTRIAL GROUP AND MAJOR REASONS FOR LACK OF MARKET: 2001/02 (1994 E.F.Y.)..... | 162 |

LISTS OF FIGURES

| FIGURE NO. | | PAGE NO. |
|-------------------|--|-----------------|
| FIG. 1 | DISTRIBUTION OF ESTABLISHMENTS BY REGION, 2001/02 (1994 E.F.Y)..... | 40 |
| FIG. 2 | PERCENTAGE DISTRIBUTION OF VALUE ADDED BY INDUSTRIAL GROUP, 2001/02 (1994 E.F.Y)..... | 41 |
| FIG. 3 | CONTRIBUTION OF VALUE ADDED BY REGION, 2001/02 (1994 E.F.Y)..... | 42 |
| FIG. 4 | RATIO OF VALUE ADDED TO GROSS VALUE OF PRODUCTION, 2001/02 (1994 E.F.Y)..... | 43 |

ABBREVIATIONS

- CSA - Central Statistical Authority
- E.F.Y. - Ethiopian Fiscal Year
- G.C. - Gregorian Calendar Year
- S.N.N.P.R. - Southern Nation, Nationalities and Peoples' Region
- NEC - Not Elsewhere Classified
- PHC - Population and Housing Census
- SNA - System of National Accounts
- IMPS - Integrated Micro-computer Processing System

PART I

INTRODUCTION AND OBJECTIVES

1.1 Introduction

The manufacturing industrial sector is the most dynamic component of the goods producing sectors of an economy. In particular, Small Scale Manufacturing Industries are playing an ever-increasing role in the manufacturing industrial structures of the developing economies of the world. Expansion and development of the manufacturing sector increases agricultural productivity through providing agricultural inputs and creating demand for agricultural outputs. Furthermore, manufacturing industries play a key role in stimulating other sectors of the economy such as trade, construction and services and in reducing the growing number of unemployment. Basic data on manufacturing output, input, employment, fixed assets, investment and capacity are paramount importance for designing and formulating industrial development programs, strategies and policies.

Owing to this fact and in an effort to provide comprehensive, accurate, reliable and timely data on a regular basis on the country's manufacturing sector the Central Statistical Authority /CSA/ has conducted for the second time in 1995 E.F.Y. a survey on the whole manufacturing sector, including Small Scale Manufacturing Industries.

Manufacturing is defined here according to International Standard Industrial Classification (ISIC Revision -3) as "the physical or chemical transformation of materials or components into new products, whether the work is performed by power-driven machines or by hand, whether it is done in a factory or in the worker's home, and whether the products are sold at wholesale or retail. The assembly of the component parts of manufactured products is also considered as manufacturing activities." For this survey grain milling services are also considered as manufacturing activities.

The survey of manufacturing activities are designed to provide basic information on the characteristics, structure and performance of Cottage and Handicraft, Small, Medium and Large Scale Manufacturing Industries. For the accomplishment of these objectives, manufacturing establishments are divided into three major groups. These are: -

- a) Large and Medium Scale Manufacturing Establishments, engaging 10 or more persons and using power -driven machines.
- b) Small Scale Manufacturing Establishments engaging less than 10 persons and use power -driven machines.
- c) Cottage/Handicraft Manufacturing Establishments performing their activities by hand (i.e., using non -power driven machines).

Among the above three major groups, the Central Statistical Authority /CSA/ has been conducting survey of Large and Medium Scale Manufacturing Industries éach year and publish the results of the survey on annual basis, to provide users with reliable, comprehensive and timely statistical data.

Concerning Small Scale and Cottage/Handicraft Manufacturing Industries the Central Statistical Authority for the first time for the reference period 1988 E.F.Y. conducted comprehensive survey both in urban and rural parts of the country. In line with CSA's plan to conduct these surveys with regular time intervals and provide detailed information on the structure and performance of all groups of manufacturing industries CSA in 1995 E.F.Y conducted the following surveys for the second time:

- Small Scale Manufacturing Industries survey, and
- Cottage/Handicraft Manufacturing Industries survey.

This bulletin presents results of Small Scale Manufacturing Industries survey for the reference period 2001/02 (1994 E.F.Y.). The report provides information on objectives, scope, coverage and content, basic concepts and definitions, survey methodology, training of field staff, field organization and summary tables by regional states and urban centers and structure and performance of Small Scale Manufacturing Industries. Furthermore, the questionnaire and estimation procedures for the survey are attached as an appendix.

1.2 Objectives

The main objectives of Small Scale Manufacturing Industries Survey are to:

- a) Obtain basic statistical data that are essential for development policy makers, planners and researchers by manufacturing industrial group.
- b) Collect basic quantitative information on employment, volume of production and consumption of raw materials, structure and performance of the country's Small Scale Manufacturing Industries and their distribution by regional states and urban centers.
- c) Compile statistical data, which will be an input to the System of National Accounts (SNA) on Small Scale Manufacturing Industries as a whole and by manufacturing industrial group.
- d) Examine the interaction of the Small Scale Manufacturing Industries with the rest of the economy, particularly with the agricultural sector, and collect data that indicates its share in promoting export production and consuming imported raw materials.

e) Obtain the number of people engaged in small Scale Manufacturing Industries and find out the major problems that creates stumbling block for their activities.

f) Fill in the statistical data gap concerning the Small Scale Manufacturing Industries.

In this respect, it is expected that this survey will continue with regular intervals of three to five years.

1.3. Objectives

The main objectives of Small Scale Manufacturing Industries survey are:

a) Obtain basic statistical data that are essential for development policy makers, planners and researchers by manufacturing industrial group.

b) Collect basic quantitative information on employment, volume of production and consumption of raw materials, structure and performance of the country's Small Scale Manufacturing Industries and their distribution by regional states and urban centers.

c) Compile statistical data which will be an input to the System of National Accounts (SNA) on Small Scale Manufacturing Industries as a whole and by manufacturing industrial group.

and collect data that indicates its share in promoting export production and consuming imported raw materials.

PART II

SURVEY METHODOLOGY, DATA COLLECTION AND PROCESSING

2.1 Scope, Coverage and Content of the Survey

The survey of the Small Scale Manufacturing Industries is confined to those establishments, which engage less than 10 persons and use power driven machines. The survey covers all forms of ownership individual, share, private limited company, partnership and co-operative manufacturing industries in all regional states and urban and rural areas of the country, where establishments under the scope of the survey are found. The 1995 E.F.Y. survey of Small Scale Manufacturing Industries unlike the previous survey includes grain-milling services both in urban and rural parts of the country.

In this survey, detailed information on number of establishments, number of persons engaged and number of employees by industrial groups, sex, nationality and occupation, initial and current paid up capital, gross value of production, industrial and non-industrial costs, operating surplus, value added, value of fixed assets, investment, quantity of major manufactured articles and raw materials by industrial group, number of persons engaged by literacy status, highest grade completed and type and duration of training for the country and selected items by regional states and urban centers are presented.

2.2 Basic Concepts and Definitions

- i. **An Establishment:** - is defined as the whole of the premises under the same ownership or management at a particular address (e.g. a bakery, sawmill...etc.).
- ii. **Initial Paid-up Capital:-** is that part of the issued capital of an establishment that has been paid by the owners/shareholders to start the operation.

- iii. **Current Paid-up Capital:** - is that part of the issued capital of an establishment that has been paid by the owners/shareholders up to the survey period for operation of the establishment.
- iv. **Working Proprietors, Active Partners and Family Workers:-** include all unpaid working proprietors, active partners and members of their household who actively participate in the operation of the establishment.
- v. **Administrative and Technical Employees:-** include salaried directors and managers, technicians, superintendents, research workers, draftsmen and engineers, chemists, architects, accountants book-keepers, office machine operators, receptionists, sales persons, delivery personnel, guards and other office staffs.
- vi. **Production workers:-** workers directly engaged in production i.e., persons engaged in fabricating, processing, assembling, maintenance, repair, janitorial, record keeping, and other associated activities.
- vii. **Apprentices:-** include both production and administrative workers, who are working to gain experience with or without payment.
- viii. **Seasonal and Temporary Workers:-** include workers who are employed for a whole or a part of the year. These workers are not regularly on the payroll of the establishment.
- ix. **Number Employed:-** includes all persons on the payroll whether seasonal or temporary workers. The number of seasonal and temporary workers has been adjusted to give equivalent of full-time workers.
- x. **Number Engaged:-** includes paid employees, unpaid working proprietors, active partners, unpaid family workers and paid and unpaid apprentices.

- xi. **Wages and Salaries:-** includes all payments in cash or in kind made to employees during the reference year in connection with work done for the establishment (this excludes employee benefits).
- xii. **Employee Benefits:-** refers to the total of commissions, bonuses and cost of living allowances, medical and educational expenses, etc.. Paid by the employer.
- xiii. **Total Labour Cost:-** includes wages and salaries and employee benefits paid by the employer during the reference year.
- xiv. **Revenue from Sales:-** represents the total sales value of all products and by-products during the reference year valued at market price.
- xv. **Receipt from Industrial Services Rendered to Others:-** includes receipt from manufacturing services done to others on the raw materials supplied by customers such as grain milling services and repair and maintenance.
- xvi. **Other receipts:-** include rental income from lease of machinery and equipment, income from sales of scrap and the value of fixed assets produced by the unit for its own use.
- xvii. **Difference of Stocks in the Value of Finished Goods and Semi-Finished Goods:-** is the net change between the end and the beginning of the reference period in the value of finished and semi-finished goods.
- xviii. **Gross Value of Production:-** includes the sales value of all products of the establishment, the net change between the beginning and end of the reference period in the value of finished goods and the value of work in-progress, the value of industrial services rendered to others and other

receipts. The valuation of Gross Value of Production is in terms of producers' values where indirect taxes are included in the value of sales of the establishment and the value of subsidies received is excluded.

- xix. Raw Materials:-** include all raw and auxiliary materials, parts and containers which are consumed during the reference year. The value of local raw materials is the value of locally produced raw materials and is the cost at the factory which includes the purchase price, transport charges, taxes and other incidental costs. The value of imported raw materials is the value of raw materials produced in other countries and obtained directly or from local source and is the cost at the factory which includes the purchase price, transport charges, taxes and other incidental costs.
- xx. Other Industrial Services Rendered by Others:** - refer to contract, repair and maintenance work done by others in the reference year on materials controlled by establishment. Included are also the cost of all goods purchased and resold without any transformation during the reference year and the cost of water consumed.
- xxi. Industrial Cost:** - Includes the cost of raw materials, fuels, electricity and other supplies consumed cost of industrial services rendered by others, cost of goods bought and resold without any transformation or processing.
- xxii. Non -industrial Cost:** - includes payments like professional fees, postage, telephone, insurance, advertising, hired transport, rental payments, etc.(depreciation is excluded).
- xxiii. Census Value Added (at Market Price):** - is the difference between gross value of Production and Industrial Cost. Census value Added at market price minus indirect taxes net (i.e., indirect taxes less subsidies) gives census value added at factor cost.

- xxiv. **Value Added in the National Account Concept (at Market Price):** - is defined as the difference between the gross value of production and industrial and non-industrial costs. To get the same indicator at factor cost indirect taxes net (i.e., indirect taxes less subsidies) are subtracted.
- xxv. **Fixed Capital Assets:** - are those with a productive life of one year or more which are intended for the use of the establishment including fixed assets made by the establishment's own labour force for its own use. They are valued in this report at book value end of the reference year, that is the net book value at the beginning plus new capital expenditure minus those sold and disposed and depreciation during the reference year.
- xxvi. **New Capital Expenditure (Investment):** - is the cost of new or used capital equipment bought during the reference period.
- xxvii. **Operating surplus:** - is defined here as the difference between value added in national account concept at factor cost and total wages and salaries and employee benefits.
- xxviii. **An Individual Proprietor:** - is a person who owns and controls an establishment.
- xxix. **Partnership:** - is an establishment owned and operated by more than one person with unlimited liability.
- xxx. **Share Company:** - is a business organization formed by an agreement made between at least 5 or more persons with limited liability. The shares are transferable.
- xxxi. **Private limited Company:** - is a business organization formed, by an agreement between two or more persons but not exceeding fifty, with

limited liability. The shares are not transferable except with consent of 3/4th of the members.

xxxii. Co-operatives:- an establishment owned and run jointly by its members with profits shared between them.

xxxiii. Other Forms of Ownership: - includes legal form of organizations different from those mentioned above (28 -32), such as establishments owned by joint -venture, Government, Municipalities, etc.

xxxiv. Urban Dweller's Association (UDA) (Kebele):- is the lowest administrative unit in an urban center with its own jurisdiction. It is an association of urban dwellers (commonly known as Kebele) formed by the inhabitants, and usually constitutes a part of the urban center.

xxxv. Urban Center:- is in principle defined as a locality with 2000 or more inhabitants. However for practical purposes an urban center includes the following regardless of the number of inhabitants.

a) All administrative capitals

i. Regional capitals

ii. Zonal capitals not included in (i)

iii. Wereda capitals not included in (i) and (ii)

iv. Localities with UDAs not included in (i) - (iii)

b) Municipal towns not included in (a) above

c) All localities which are not included either in (a) or (b) above having a Population of 1000 or more persons, and whose inhabitants are primarily engaged in non -agricultural activities

2.3 Survey Methodology

The 1995 E.F.Y. Small Scale Manufacturing survey was designed to cover both urban and rural areas in all regions of the country except pastoralist areas, three zones of Afar and six zones of Somali Regional States. Except for grain mill service industries all small-scale manufacturing industries were covered on census basis while grain mill services were covered on sample basis.

2.3.1 Sampling Frame

A fresh listing of small scale manufacturing industries had been generated at the beginning of the survey in all urban and rural areas of the survey domain and from this listing only required number of grain mill service industries were sampled according to the sampling methodology.

2.3.2 Sample Design

For the purpose of the survey, the survey areas are grouped into three categories, namely rural, major urban centers and other urban domains. Zones in each region for rural and other urban center categories are considered as strata while major urban centers and regional capitals are treated as strata in urban centers category. In general there are fifty-six reporting domains these are thirty-four urban, ten regional and twelve country levels, aggregating over all strata in the region as to make a reporting level.

2.3.3 Sample Selection Scheme

A systematic simple random sampling method was used to select three-grain mill service industries per wereda for rural category and two-grain mill service industries per urban center for other urban centers category. On

| | Rural | Other Urban | Total |
|-------------------|-------|-------------|-------|
| Tigray | 109 | 109 | 218 |
| Afar | 6 | 19 | 25 |
| Anbaba | 401 | 223 | 624 |
| Oromia | 201 | 604 | 805 |
| Somali | 17 | 24 | 41 |
| Benishangul Gumuz | 1 | 1 | 2 |
| Amhara | 1 | 1 | 2 |
| Dir Dawa | 1 | 1 | 2 |
| Total | 1417 | 1716 | 3133 |

the other hand for large urban centers and regional capitals category a predetermined sample size was selected. Grain mill services in Aysayta, Jigjiga, Assosa, and Gambella were covered on census basis. In each zone of Addis Ababa 30 grain mill services were selected. Totally for all three categories about 3626 grains mill service industries are covered on sample basis. The distribution of sampled and covered grain mill service industries in each category is given in the Tables 2.1 and 2.2.

Table 2.1: Distribution of Sample Grain Mill Industries Major Urban Center Category

| Killil | Urban Center | Sample Establishment | Covered Establishment |
|--------------------|-------------------------|----------------------|-----------------------|
| Tigray | Mekele | 30 | 20 |
| Affar | Aysayta ¹ | Census | 4 |
| Amhara | Gonder | 30 | 30 |
| | Dessie | 30 | 29 |
| | Bahir Dar | 30 | 30 |
| | Jimma | 30 | 30 |
| Oromia | Nazreth | 30 | 22 |
| | Debre Zeit | 30 | 24 |
| Somalie | Jigjiga ¹ | Census | 15 |
| Benshangul Gumuz | Assosa ¹ | Census | 14 |
| SNNPR | Awassa | 34 | 34 |
| Gambella | Gambella ¹ | Census | 11 |
| Harari | Harar | 30 | 24 |
| Addis Ababa Admin. | Addis Ababa | 176 | 176 |
| Dire Dawa Admin. | Dire Dawa & Melka Jebdu | 30 | 30 |
| Total | | | 493 |

¹ In these urban centers all available grain mill industries are covered by census in the survey.

Table 2.2: Distribution of Sample and Covered Grain Mill Service Industries In Rural and Other Urban Category

| Killil | Sample Grain Mills | | |
|-----------------|--------------------|-------------|-------------|
| | Other Urban | Rural | Total |
| Tigray | 109 | 102 | 211 |
| Affar | 19 | 6 | 25 |
| Amhara | 523 | 401 | 924 |
| Oromia | 694 | 561 | 1255 |
| Somali | 24 | 17 | 41 |
| Benshangul Gum. | 42 | 47 | 89 |
| SNNPR | 293 | 274 | 567 |
| Gambella | 12 | 7 | 19 |
| Harari | | | |
| Addis Ababa | | 1 | 1 |
| Dire Dawa | | 1 | 1 |
| Total | 1716 | 1417 | 3133 |

2.4 Training of Field Staff

The training programs were carried out at two stages. In the first stage, the staff from the Authority's Branch Statistical Offices, statisticians, statistical technicians and computer experts from the head office were trained for about three days at the head office. In the second stage, enumerators and field supervisors were trained for four days by those trained in the first stage at the 25 Branch Statistical Offices, all over the country.

2.5 Field Organization

All CSA Branch Statistical Offices were involved in this survey. Accordingly, 25 statisticians from branch statistical offices, 272 field supervisors each supervising on the average 5 enumerators depending on the extent of the area to be covered and 1007 enumerators (including reserve enumerators) were participated in the survey. Supervisors did the listing and data collection activity in the rural areas.

2.6 Data Processing

a. Editing, Coding and Verification

A number of quality control steps were taken to ensure the quality of data of this survey. The first step taken in this direction was to prepare questionnaire easier for internal consistency checking or editing both at field and office levels. Furthermore, in the enumerator's instruction manual field editing procedures were attached in order to help supervisors in the field editing operation.

The editing and coding instruction manuals were prepared in which editors and verifiers were given training. The training program given to the editors and verifiers lasted for three days.

Sixty-three editors/coders and verifiers performed the coding and the manual editing and verification activities. The verification was done on 100 percent basis. Finally, the edited, coded and verified questionnaires were also re-checked on 25 percent basis by two senior statisticians.

b. Data Entry, Cleaning and Tabulation

Edit specification were prepared for computer internal consistency checking purposes. The data entry and verification were done on personal computers using IMPS (Integrated Micro Computer Processing System) software. About 120 CSA data entry operators and 12 data entry supervisors (in two shifts) were participated for this purpose for 15 working days with close supervision of the activities by one statistician and one programmer. Then, the data entered was cleaned by personal computer using the computer edit specification in combination with manual editing for some serious errors. Finally, the tabulation of the results of the survey were processed using the same software by one programmer with assistance form subject matter personnel.

| | | |
|-----|----------------------------------|-----|
| 2.6 | Data Processing | 671 |
| a. | Editing, Coding and Verification | 671 |

A number of quality control steps were taken to ensure the quality of data of this survey. The first step taken in this direction was to prepare questionnaire easier for internal consistency checking or editing both at field and office levels. Furthermore, in the enumerator's instruction manual field editing procedures were attached in order to help supervisors in the field editing operation.

The editing and coding instruction manuals were prepared in which editors and verifiers were given training. The training program given to the editors and verifiers lasted for three days.

PART III

SUMMARY OF MAJOR FINDINGS OF THE SURVEY

The summary of the selected results of the 1995 E.F.Y. survey on Small Scale Manufacturing Industries is presented in Summary Tables 3.1 to 3.18.

3.1 The Structure and Performance of Small Scale Manufacturing Industries

Summary Table 3.1 presents number of establishments, number of persons engaged, gross value of production, value added, operating surplus, fixed assets and investment. As indicated in this table in 2001/02 (1994 E.F.Y.) there were 31,863 Small Scale Manufacturing Industries all over the country of which 19,996 (62.75 percent) located in urban and the remaining 11,869 (37.25 percent) were in rural areas. All of the Small Scale Manufacturing Industries operating in rural areas are grain milling service-rendering establishments.

Summary Table 3.1 further indicates that, the structural distribution of Small Scale Manufacturing Industries in terms of number of establishments, number of persons engaged, gross value of production, value added, operating surplus, fixed assets and investment in fixed assets were concentrated on grain mill services sector in 2001/02 (1994 E.F.Y.) as compared to other manufacturing industrial groups. The data on the same table revealed that 27,223 (85.44 percent) constitute manufacture of grain mill services. This industrial group also constitute 84.75 percent of the number of persons engaged, 75.65 percent of the gross value of production, 79.21 percent of the value added, 79.02 percent of the operating surplus, 88.5 percent of the total fixed assets and 86.32 percent of the investment in fixed assets in the Small Scale Manufacturing Industries in the reference period. The other important manufacturing industrial groups in this respect were manufacture of fabricated metal products (4.10 percent), manufacture of furniture and manufacturing N.E.C. (3.45 percent), manufacture of wearing apparel (3.02 percent) and manufacture of food products (2.17 percent).

DISTRIBUTION OF NUMBER OF ESTABLISHMENTS, NUMBER OF PERSONS ENGAGED, GROSS VALUE OF PRODUCTION, VALUE ADDED, OPERATING SURPLUS,
FIXED ASSETS AND INVESTMENT IN FIXED ASSET BY INDUSTRIAL GROUP: 2001/2002 (1994 E.F.Y)

SUMMARY TABLE 3.1

| INDUSTRIAL GROUP | Number of Establishments | | Number of Persons Engaged | | Gross Value of Production | | Value Added | | Operating Surplus | | Fixed Assets | | Investment in Fixed Assets | |
|---|--------------------------|--------|---------------------------|--------|---------------------------|--------|-------------|--------|-------------------|--------|--------------|--------|----------------------------|--------|
| | No. | % | No. | % | VALUE | % | VALUE | % | VALUE | % | VALUE | % | VALUE | % |
| MANUFACTURE OF FOOD PRODUCTS EXCEPT GRAIN MILL SERVICES | 695 | 2.17 | 2,593 | 2.65 | 73,499,167 | 8.04 | 21,399,856 | 4.61 | 18,840,425 | 4.84 | 29,682,636 | 3.97 | 4,307,592 | 3.01 |
| GRAIN MILL SERVICES | 27,223 | 85.44 | 82,868 | 84.75 | 691,370,901 | 75.65 | 367,407,957 | 79.21 | 307,394,947 | 79.02 | 662,173,924 | 88.50 | 123,435,346 | 86.32 |
| MANUFACTURE OF TEXTILES | 23 | .07 | 81 | .08 | 2,272,818 | .25 | 1,079,232 | .23 | 959,680 | .25 | 1,215,321 | .16 | 40,645 | .03 |
| MANUFACTURE OF WEARING APPAREL, DRESSING AND DYEING OF FUR | 962 | 3.02 | 1,996 | 2.04 | 16,619,759 | 1.82 | 8,791,551 | 1.90 | 7,277,601 | 1.87 | 3,497,908 | .47 | 915,780 | .64 |
| MANUFACTURE OF LUGGAGE, HANDBAGS AND FOOTWEAR | 15 | .05 | 59 | .06 | 363,362 | .04 | 140,389 | .03 | 110,364 | .03 | 311,344 | .04 | 53,218 | .04 |
| MANUFACTURE OF WOOD AND OF PRODUCTS OF WOOD AND CORK, EXCEPT FURNITURE; MANUFACTURE OF ARTICLES OF STRAW AND PLAITING MATERIALS | 167 | .52 | 663 | .68 | 4,952,672 | .54 | 2,203,271 | .48 | 1,499,590 | .39 | 5,350,937 | .72 | 1,750,930 | 1.22 |
| MANUFACTURE OF PAPER AND PAPER PRODUCT | 4 | .01 | 31 | .03 | 1,302,566 | .14 | 1,056,865 | .23 | 997,794 | .26 | 377,088 | .05 | 17,500 | .01 |
| PUBLISHING, PRINTING AND REPRODUCTION OF RECORDING MEDIA | 228 | .72 | 694 | .71 | 12,911,839 | 1.41 | 5,975,777 | 1.29 | 5,217,664 | 1.34 | 12,604,331 | 1.68 | 2,936,763 | 2.05 |
| MANUFACTURE OF CHEMICALS AND CHEMICAL PRODUCTS..... | 2 | .01 | 11 | .01 | 521,730 | .06 | 267,570 | .06 | 190,602 | .05 | 66,717 | .01 | - | - |
| MANUFACTURE OF OTHER NON-METALLIC MINERAL PRODUCTS ... | 106 | .33 | 480 | .49 | 9,481,928 | 1.04 | 3,943,092 | .85 | 3,357,244 | .86 | 2,582,125 | .35 | 510,517 | .36 |
| MANUFACTURE OF FABRICATED METAL PRODUCTS, EXCEPT MACHINERY AND EQUIPMENT | 1,306 | 4.10 | 3,898 | 3.99 | 53,826,607 | 5.89 | 31,223,401 | 6.73 | 28,090,881 | 7.22 | 11,806,762 | 1.58 | 3,609,402 | 2.52 |
| MANUFACTURE OF MACHINERY AND EQUIPMENT N.E.C. | 30 | .09 | 106 | .11 | 924,171 | .10 | 461,282 | .10 | 350,816 | .09 | 302,675 | .04 | 164,165 | .11 |
| MANUFACTURE OF PARTS AND ACCESSORIES FOR MOTOR VEHICLES AND THEIR ENGINES | 5 | .02 | 26 | .03 | 212,952 | .02 | 117,666 | .03 | 73,686 | .02 | 730,407 | .10 | 720,113 | .50 |
| MANUFACTURE OF FURNITURE; MANUFACTURING N.E.C. | 1,099 | 3.45 | 4,275 | 4.37 | 45,660,874 | 5.00 | 19,748,678 | 4.26 | 14,669,367 | 3.77 | 17,498,086 | 2.34 | 4,534,030 | 3.17 |
| T O T A L | 31,863 | 100.00 | 97,781 | 100.00 | 913,921,346 | 100.00 | 463,816,587 | 100.00 | 389,030,661 | 100.00 | 748,200,261 | 100.00 | 142,996,001 | 100.00 |

These industrial groups together contributed 12.74, 13.05, 20.75, 17.5, 17.70, 8.36 and 9.34 percent of the total number of establishments, number of persons engaged, gross value of production, value added, operating surplus, fixed assets and investment in fixed assets in that order, in the reference period. The remaining was shared by publishing and printing, manufacture of wood and of products of wood, manufacture of other non-metallic mineral products and other industrial groups.

Summary of operations of Small Scale Manufacturing establishments by regional states, major urban centers and rural areas are shown in Summary Table 3.2 and Fig. 1. The data in this table shows that, among the regional states Oromiya took by far the highest share in the number of establishments i.e. more than 37 percent of the total Small Scale Manufacturing establishments existing in the country during 2001/02 (1994 E.F.Y.). Because of this fact, Oromiya is the leading regional state as compared to others in the number of persons engaged, wages and salaries, gross value of production, value added, fixed assets and investment in fixed assets in Small Scale, Manufacturing Industries including grain mill services. Next to Oromiya, the data in the same table and figure indicated that Amhara, Addis Ababa, S.N.N.P.R and Tigray are the leading four regions with 27.60, 12.09, 11.57 and 7.42 percentage share of the total number of establishments, respectively, and with a similar proportion in terms of the number of persons engaged, wages and salaries, gross value of production, value added, fixed assets and investment in fixed assets.

Regarding the distribution of establishments by major urban centers, as can be seen from the data in Summary Table 3.2, Addis Ababa, Mekele, Dire Dawa, Nazareth, Bahir Dar, Awassa, Dessie, Harer, Jimma and Gonder are the first ten leading urban centers in terms of number of establishments. The number of establishments in these urban centers are 3,836, 325, 320,303, 260, 244, 228, 201, 171 and 140, respectively. These urban centers constituted 30.19 percent of the total number of establishments in all urban centers of the country. The above ten urban centers combined showed a similar share in terms of the total number of persons engaged (30.59 percent), wages and salaries (35.54 percent), gross value of production (36.02 percent), value added

SUMMARY OF OPERATIONS OF SMALL-SCALE MANUFACTURING INDUSTRIES BY REGIONAL STATES
2001/2002 (1994 E.F.Y)

SUMMARY TABLE 3.2

| REGIONS STATES | Number of Establishments | | Number of Persons engaged | | Basic wages and salaries | | Gross value of production | | Value added * | | Fixed assets | | New capital expenditure | |
|----------------|--------------------------|-------|---------------------------|-------|--------------------------|-------|---------------------------|-------|---------------|-------|--------------|-------|-------------------------|-------|
| | Number | % | Number | % | Value | % | Value | % | Value | % | Value | % | Value | % |
| TIGRAY | 2,365 | 7.42 | 8,680 | 8.88 | 8,576,935 | 11.90 | 105,755,740 | 11.57 | 62,825,213 | 13.55 | 93,269,345 | 12.47 | 20,288,170 | 14.19 |
| URBAN | 1,433 | 4.50 | 5,240 | 5.36 | 5,116,153 | 7.10 | 71,546,660 | 7.83 | 41,175,257 | 8.88 | 52,614,870 | 7.03 | 10,157,689 | 7.10 |
| Mekele | 325 | 1.02 | 1,097 | 1.12 | 936,865 | 1.30 | 13,625,537 | 1.49 | 6,131,304 | 1.32 | 12,086,972 | 1.62 | 2,333,872 | 1.63 |
| Other towns | 1,108 | 3.48 | 4,143 | 4.24 | 4,179,288 | 5.80 | 57,921,123 | 6.34 | 35,043,953 | 7.56 | 40,527,898 | 5.42 | 7,823,817 | 5.47 |
| RURAL | 932 | 2.93 | 3,440 | 3.52 | 3,460,782 | 4.80 | 34,209,080 | 3.74 | 21,649,956 | 4.67 | 40,654,475 | 5.43 | 10,130,481 | 7.08 |
| AFAR | 111 | .35 | 315 | .32 | 320,995 | .45 | 2,615,593 | .29 | 1,487,238 | .32 | 1,850,717 | .25 | 478,894 | .33 |
| URBAN | 94 | .30 | 264 | .27 | 286,866 | .40 | 2,302,750 | .25 | 1,384,243 | .30 | 1,581,060 | .21 | 474,206 | .33 |
| Asayta | 25 | .08 | 75 | .08 | 121,665 | .17 | 954,128 | .10 | 550,281 | .12 | 363,632 | .05 | 90,792 | .06 |
| Other towns | 69 | .22 | 189 | .19 | 165,201 | .23 | 1,348,622 | .15 | 833,962 | .18 | 1,217,428 | .16 | 383,414 | .27 |
| RURAL | 17 | .05 | 51 | .05 | 34,129 | .05 | 312,843 | .03 | 102,995 | .02 | 269,657 | .04 | 4,688 | - |
| AMHARA | 8,793 | 27.60 | 26,546 | 27.15 | 15,208,600 | 21.10 | 168,787,667 | 18.47 | 76,868,324 | 16.57 | 172,401,257 | 23.04 | 31,806,394 | 22.24 |
| URBAN | 4,788 | 15.03 | 14,976 | 15.32 | 9,277,310 | 12.87 | 114,099,925 | 12.48 | 49,343,894 | 10.64 | 98,921,999 | 13.22 | 18,739,532 | 13.10 |
| Bahirdar | 260 | .82 | 965 | .99 | 700,964 | .97 | 8,890,174 | .97 | 4,669,292 | 1.01 | 7,506,917 | 1.00 | 1,183,305 | .83 |
| Gondar | 140 | .44 | 561 | .57 | 416,184 | .58 | 9,015,534 | .99 | 1,027,622 | .22 | 2,225,767 | .30 | 689,834 | .48 |
| Dessie | 228 | .72 | 869 | .89 | 750,494 | 1.04 | 8,056,496 | .88 | 4,368,437 | .94 | 7,024,506 | .94 | 1,414,821 | .99 |
| Other towns | 4,160 | 13.06 | 12,581 | 12.87 | 7,409,668 | 10.28 | 88,137,721 | 9.64 | 39,278,543 | 8.47 | 82,164,809 | 10.98 | 15,451,572 | 10.81 |
| RURAL | 4,005 | 12.57 | 11,570 | 11.83 | 5,931,290 | 8.23 | 54,687,742 | 5.98 | 27,524,430 | 5.93 | 73,479,258 | 9.82 | 13,066,862 | 9.14 |
| OROMIYA | 11,941 | 37.48 | 34,716 | 35.50 | 24,635,782 | 34.18 | 317,501,638 | 34.74 | 187,631,316 | 40.45 | 251,862,226 | 33.66 | 40,617,075 | 28.40 |
| URBAN | 6,631 | 20.81 | 19,720 | 20.17 | 15,248,585 | 21.16 | 238,707,917 | 26.12 | 146,302,820 | 31.54 | 141,295,385 | 18.88 | 26,155,665 | 18.29 |
| Nazareth | 303 | .95 | 963 | .98 | 656,869 | .91 | 11,067,190 | 1.21 | 4,564,917 | .98 | 5,282,302 | .71 | 813,401 | .57 |
| Jimma | 171 | .54 | 687 | .70 | 763,379 | 1.06 | 6,734,983 | .74 | 3,337,307 | .72 | 4,595,842 | .61 | 960,055 | .67 |
| Debre zeit | 106 | .33 | 378 | .39 | 326,412 | .45 | 3,171,874 | .35 | 1,852,884 | .40 | 2,139,680 | .29 | 323,799 | .23 |
| Other towns | 6,051 | 18.99 | 17,692 | 18.09 | 13,501,925 | 18.74 | 217,733,870 | 23.82 | 136,547,712 | 29.44 | 129,277,561 | 17.28 | 24,058,410 | 16.82 |
| RURAL | 5,310 | 16.67 | 14,996 | 15.34 | 9,387,197 | 13.03 | 78,793,721 | 8.62 | 41,328,496 | 8.91 | 110,566,841 | 14.78 | 14,461,410 | 10.11 |
| SOMALIE | 208 | .65 | 668 | .68 | 1,334,997 | 1.85 | 7,847,736 | .86 | 4,794,350 | 1.03 | 3,557,673 | .48 | 1,021,517 | .71 |
| URBAN | 153 | .48 | 522 | .53 | 1,150,441 | 1.60 | 6,948,955 | .76 | 4,160,884 | .90 | 2,726,314 | .36 | 697,542 | .49 |
| Jijiga | 77 | .24 | 284 | .29 | 688,625 | .96 | 3,710,568 | .41 | 1,882,503 | .41 | 1,377,823 | .18 | 547,036 | .38 |
| Other towns | 76 | .24 | 238 | .24 | 461,816 | .64 | 3,238,387 | .35 | 2,278,381 | .49 | 1,348,491 | .18 | 150,506 | .11 |
| RURAL | 55 | .17 | 146 | .15 | 184,556 | .26 | 898,781 | .10 | 633,466 | .14 | 831,359 | .11 | 323,975 | .23 |

* IN THE NATIONAL ACCOUNT CONCEPT AT FACTORY COST

SUMMARY OF OPERATIONS OF SMALL-SCALE MANUFACTURING INDUSTRIES BY REGIONAL STATES
200(1994 E.F.Y)

SUMMARY TABLE 3.2 (Cont'd)

| REGIONS STATES | Number of Establishments | | Number of Persons engaged | | Basic wages and salaries | | Gross value of production | | Value added * | | Fixed assets | | New capital expenditure | |
|-----------------|--------------------------|---------------|---------------------------|---------------|--------------------------|---------------|---------------------------|---------------|--------------------|---------------|--------------------|---------------|-------------------------|---------------|
| | Number | % | Number | % | Value | % | Value | % | Value | % | Value | % | Value | % |
| BENSHANGUL GUMZ | 290 | .91 | 917 | .94 | 715,809 | .99 | 5,846,957 | .64 | 2,808,225 | .61 | 6,557,596 | .88 | 1,090,465 | .76 |
| URBAN | 147 | .46 | 466 | .48 | 423,348 | .59 | 4,115,839 | .45 | 1,822,724 | .39 | 3,497,499 | .47 | 549,198 | .38 |
| Assosa | 54 | .17 | 162 | .17 | 225,377 | .31 | 2,553,972 | .28 | 1,096,727 | .24 | 1,487,257 | .20 | 176,722 | .12 |
| Other towns | 93 | .29 | 304 | .31 | 197,971 | .27 | 1,561,867 | .17 | 725,997 | .16 | 2,010,242 | .27 | 372,476 | .26 |
| RURAL | 143 | .45 | 451 | .46 | 292,461 | .41 | 1,731,118 | .19 | 985,501 | .21 | 3,060,097 | .41 | 541,267 | .38 |
| S.N.N.P.R | 3,687 | 11.57 | 12,519 | 12.80 | 8,592,663 | 11.92 | 107,889,626 | 11.81 | 43,371,979 | 9.35 | 96,353,404 | 12.88 | 20,205,238 | 14.13 |
| URBAN | 2,331 | 7.32 | 8,221 | 8.41 | 6,296,870 | 8.74 | 86,025,240 | 9.41 | 32,174,510 | 6.94 | 60,683,857 | 8.11 | 15,059,409 | 10.53 |
| Awassa | 244 | .77 | 1,093 | 1.12 | 1,422,743 | 1.97 | 14,337,105 | 1.57 | 5,960,453 | 1.29 | 5,862,272 | .78 | 1,046,320 | .73 |
| Other towns | 2,087 | 6.55 | 7,128 | 7.29 | 4,874,127 | 6.76 | 71,688,135 | 7.84 | 26,214,057 | 5.65 | 54,821,585 | 7.33 | 14,013,089 | 9.80 |
| RURAL | 1,356 | 4.26 | 4,298 | 4.40 | 2,295,793 | 3.19 | 21,864,386 | 2.39 | 11,197,469 | 2.41 | 35,669,547 | 4.77 | 5,145,829 | 3.60 |
| GAMBELLA | 90 | .28 | 345 | .35 | 353,002 | .49 | 2,586,781 | .28 | 1,303,751 | .28 | 2,370,387 | .32 | 864,924 | .60 |
| URBAN | 60 | .19 | 233 | .24 | 239,231 | .33 | 1,909,090 | .21 | 874,374 | .19 | 1,888,830 | .25 | 784,701 | .55 |
| Gambella | 32 | .10 | 127 | .13 | 163,666 | .23 | 1,079,987 | .12 | 434,351 | .09 | 1,067,143 | .14 | 279,247 | .20 |
| Other towns | 28 | .09 | 106 | .11 | 75,565 | .10 | 829,103 | .09 | 440,023 | .09 | 821,687 | .11 | 505,454 | .35 |
| RURAL | 30 | .09 | 112 | .11 | 113,771 | .16 | 677,691 | .07 | 429,377 | .09 | 481,557 | .06 | 80,223 | .06 |
| HARARI | 201 | .63 | 594 | .61 | 844,251 | 1.17 | 6,030,854 | .66 | 2,582,582 | .56 | 3,012,886 | .40 | 436,867 | .31 |
| URBAN | 201 | .63 | 594 | .61 | 844,251 | 1.17 | 6,030,854 | .66 | 2,582,582 | .56 | 3,012,886 | .40 | 436,867 | .31 |
| Harar | 201 | .63 | 594 | .61 | 844,251 | 1.17 | 6,030,854 | .66 | 2,582,582 | .56 | 3,012,886 | .40 | 436,867 | .31 |
| RURAL | - | - | - | - | - | - | - | - | - | - | - | - | - | |
| ADDIS ABABA | 3,852 | 12.09 | 11,545 | 11.81 | 10,497,168 | 14.57 | 174,458,891 | 19.09 | 73,627,931 | 15.87 | 108,514,931 | 14.50 | 24,881,005 | 17.40 |
| URBAN | 3,836 | 12.04 | 11,369 | 11.63 | 10,372,048 | 14.39 | 163,140,491 | 17.85 | 72,697,515 | 15.67 | 101,417,859 | 13.55 | 20,354,285 | 14.23 |
| Addis Ababa | 3,836 | 12.04 | 11,369 | 11.63 | 10,372,048 | 14.39 | 163,140,491 | 17.85 | 72,697,515 | 15.67 | 101,417,859 | 13.55 | 20,354,285 | 14.23 |
| RURAL | 16 | .05 | 176 | .18 | 125,120 | .17 | 11,318,400 | 1.24 | 930,416 | .20 | 7,097,072 | .95 | 4,526,720 | 3.17 |
| DIRE DAWA | 325 | 1.02 | 936 | .96 | 986,579 | 1.37 | 14,599,860 | 1.60 | 6,515,674 | 1.40 | 8,449,840 | 1.13 | 1,305,451 | .91 |
| URBAN | 320 | 1.00 | 901 | .92 | 957,569 | 1.33 | 14,432,625 | 1.58 | 6,448,554 | 1.39 | 8,306,860 | 1.11 | 1,305,451 | .91 |
| Dire Dawa | 320 | 1.00 | 901 | .92 | 957,569 | 1.33 | 14,432,625 | 1.58 | 6,448,554 | 1.39 | 8,306,860 | 1.11 | 1,305,451 | .91 |
| RURAL | 5 | .02 | 35 | .04 | 29,010 | .04 | 167,235 | .02 | 67,120 | .01 | 142,980 | .02 | - | - |
| TOTAL | 31,863 | 100.00 | 97,781 | 100.00 | 72,066,781 | 100.00 | 913,921,343 | 100.00 | 463,816,583 | 100.00 | 748,200,262 | 100.00 | 142,996,000 | 100.00 |

* IN THE NATIONAL ACCOUNT CONCEPT AT FACTORY COST

(40.77 percent), fixed assets (33.11 percent) and investment in fixed assets (32.34 percent).

Since most of the Small Scale establishments do not keep books of accounts or records the response to gross value of production and industrial and non-industrial costs heavily relied on respondents memory. Apart from memory reliance, the respondents or the owners of establishments usually tend to under estimate the actual production and relatively over estimate the intermediate costs due to various reasons. As a result the data on sales, intermediate cost, gross value of production and value added, etc. should be viewed as indicative rather definitive.

The structural distribution of number of persons engaged and number of employees by manufacturing industrial group are given in Summary Tables 3.3 and 3.4. The data in Summary Tables 3.3 makes clear that on average 46.85 percent of the total persons engaged in Small Scale Manufacturing Industries were permanent employees. The intra-manufacturing industrial group distribution ranged from 21.19 percent in manufacture of wearing apparel to 69.23 percent in manufacture of parts and accessories for motor vehicles and their engines.

The data in Summary Table 3.4 measures labour cost by number of establishments and number of employees in various manufacturing industrial groups. The average annual labour cost per establishment i.e. for the whole manufacturing industry was about 2,347 Birr. The highest and the lowest labour cost per establishment among manufacturing industrial groups was 38,486 and 1,574 Birr, which was recorded in manufacture of chemicals and chemical products and manufacture of wearing apparel industrial groups, respectively. Except for grain mill services, wearing apparel and manufacture of luggage, handbags and footwear, labour cost per establishment was higher than the average for all industrial groups.

The data in Summary Table 3.5 and Fig 4 shows that the percentage share of imported raw materials cost to that of total raw materials cost was about 26 percent for all

PERMANENT EMPLOYEES AS PERCENTAGE OF TOTAL PERSONS ENGAGED BY INDUSTRIAL GROUP
2001/2002 (1994 E.F.Y)

SUMMARY TABLE 3.3

| INDUSTRIAL GROUP | No. OF ESTAB. | NUMBER OF PERSONS ENGAGED | PERMANENT EMPLOYEES | PERMANENT EMP. AS % TOTAL PERSONS ENGAGED |
|---|---------------|---------------------------|---------------------|---|
| MANUFACTURE OF FOOD PRODUCTS EXCEPT GRAIN MILL SERVICES | 693 | 2,593 | 1,118 | 43.12 |
| GRAIN MILL SERVICES | 27,223 | 82,868 | 41,136 | 49.64 |
| MANUFACTURE OF TEXTILES | 23 | 81 | 41 | 50.62 |
| MANUFACTURE OF WEARING APPAREL, DRESSING AND DYEING OF FUR | 962 | 1,996 | 423 | 21.19 |
| MANUFACTURE OF LUGGAGE, HANDBAGS AND FOOTWEAR | 15 | 59 | 29 | 49.15 |
| MANUFACTURE OF WOOD AND OF PRODUCTS OF WOOD AND CORK, EXCEPT FURNITURE; MANUFACTURE OF ARTICLES OF STRAW AND PLAITING MATERIALS | 167 | 663 | 243 | 36.65 |
| MANUFACTURE OF PAPER AND PAPER PRODUCT | 4 | 31 | 17 | 54.84 |
| PUBLISHING, PRINTING AND REPRODUCTION OF RECORDING MEDIA | 228 | 694 | 260 | 37.46 |
| MANUFACTURE OF CHEMICALS AND CHEMICAL PRODUCTS..... | 2 | 11 | 7 | 63.64 |
| MANUFACTURE OF OTHER NON-METALLIC MINERAL PRODUCTS ... | 106 | 480 | 184 | 38.33 |
| MANUFACTURE OF FABRICATED METAL PRODUCTS, EXCEPT MACHINERY AND EQUIPMENT | 1,306 | 3,898 | 929 | 23.83 |
| MANUFACTURE OF MACHINERY AND EQUIPMENT N.E.C. | 30 | 106 | 38 | 35.85 |
| MANUFACTURE OF PARTS AND ACCESSORIES FOR MOTOR VEHICLES AND THEIR ENGINES | 5 | 26 | 18 | 69.23 |
| MANUFACTURE OF FURNITURE; MANUFACTURING N.E.C. | 1,099 | 4,275 | 1,369 | 32.02 |
| T O T A L | 31,863 | 97,781 | 45,812 | 46.85 |

NUMBER OF PERSONS ENGAGED, EMPLOYEES AND LABOUR COST PER ESTABLISHMENT BY INDUSTRIAL GROUP
2001/2002 (1994 E.F.Y)

SUMMARY TABLE 3.4

| INDUSTRIAL GROUP | No. OF ESTAB. | NUMBER OF PERSONS ENGAGED | NUMBER OF EMPLOYEES | LABOUR COST (IN BIRR) | LABOUR COST PER ESTAB. |
|---|------------------|---------------------------------|------------------------|-----------------------------|------------------------------|
| MANUFACTURE OF FOOD PRODUCTS EXCEPT GRAIN MILL SERVICES | 693 | 2,593 | 1,441 | 2,559,431 | 3,693.26 |
| GRAIN MILL SERVICES | 27,223 | 82,868 | 47,666 | 60,013,010 | 2,204.50 |
| MANUFACTURE OF TEXTILES | 23 | 81 | 47 | 119,552 | 5,197.91 |
| MANUFACTURE OF WEARING APPAREL, DRESSING AND DYEING OF FUR | 962 | 1,996 | 703 | 1,513,950 | 1,573.75 |
| MANUFACTURE OF LUGGAGE, HANDBAGS AND FOOTWEAR | 15 | 59 | 31 | 30,025 | 2,001.67 |
| MANUFACTURE OF WOOD AND OF PRODUCTS OF WOOD AND CORK, EXCEPT FURNITURE; MANUFACTURE OF ARTICLES OF STRAW AND PLAITING MATERIALS | 167 | 663 | 353 | 703,681 | 4,213.66 |
| MANUFACTURE OF PAPER AND PAPER PRODUCT | 4 | 31 | 22 | 59,071 | 14,767.75 |
| PUBLISHING, PRINTING AND REPRODUCTION OF RECORDING MEDIA | 228 | 694 | 292 | 758,113 | 3,325.06 |
| MANUFACTURE OF CHEMICALS AND CHEMICAL PRODUCTS..... | 2 | 11 | 8 | 76,968 | 38,484.00 |
| MANUFACTURE OF OTHER NON-METALLIC MINERAL PRODUCTS ... | 106 | 480 | 347 | 585,848 | 5,526.87 |
| MANUFACTURE OF FABRICATED METAL PRODUCTS, EXCEPT MACHINERY AND EQUIPMENT | 1,306 | 3,898 | 1,383 | 3,132,520 | 2,398.56 |
| MANUFACTURE OF MACHINERY AND EQUIPMENT N.E.C. | 30 | 106 | 44 | 110,466 | 3,682.20 |
| MANUFACTURE OF PARTS AND ACCESSORIES FOR MOTOR VEHICLES AND THEIR ENGINES | 5 | 26 | 18 | 43,980 | 8,796.00 |
| MANUFACTURE OF FURNITURE; MANUFACTURING N.E.C. | 1,099 | 4,275 | 2,001 | 5,079,311 | 4,621.76 |
| T O T A L | 31,863 | 97,781 | 54,356 | 74,785,926 | 2,347.11 |

COST OF RAW MATERIALS AND ENERGY CONSUMED AS PERCENTAGE OF TOTAL INDUSTRIAL COST AND RATIO OF IMPORTED TO TOTAL
RAW MATERIALS BY INDUSTRIAL GROUP : 2001/2002 (1994 E.F.Y)

SUMMARY TABLE 3.5

| INDUSTRIAL GROUP | No. OF ESTAB. | TOTAL COST OF RAW MATERIALS | IMPORTED RAW MATERIALS COST | COST OF ENERGY CONSUMED | INDUSTRIAL COST | COST OF RAW MATER. AS % OF INDU. COST | IMPORTED AS % OF TOTAL RAW MATERIALS COST | COST OF ENERGY AS % OF INDU. COST |
|---|------------------|-----------------------------------|--------------------------------------|-------------------------------|--------------------|--|---|--|
| MANUFACTURE OF FOOD PRODUCTS EXCEPT GRAIN MILL SERVICES | 693 | 46,716,641 | 1,876,308 | 3,320,310 | 50,723,616 | 92.10 | 4.02 | 6.55 |
| GRAIN MILL SERVICES | 27,223 | 24,337,928 | 2,747,146 | 215,615,021 | 291,456,440 | 8.35 | 11.29 | 73.98 |
| MANUFACTURE OF TEXTILES | 23 | 1,019,235 | 362,317 | 22,973 | 1,031,073 | 98.85 | 35.55 | 2.23 |
| MANUFACTURE OF WEARING APPAREL, DRESSING AND DYEING OF FUR | 962 | 3,957,250 | 3,251,434 | 322,185 | 5,351,399 | 73.95 | 82.16 | 6.02 |
| MANUFACTURE OF LUGGAGE, HANDBAGS AND FOOTWEAR | 15 | 146,932 | 28,282 | 7,645 | 155,899 | 94.25 | 19.25 | 4.90 |
| MANUFACTURE OF WOOD AND OF PRODUCTS OF WOOD AND CORK, EXCEPT FURNITURE; MANUFACTURE OF ARTICLES OF STRAW AND PLAITING MATERIALS | 167 | 1,497,540 | 94,954 | 376,528 | 2,084,820 | 71.83 | 6.34 | 18.06 |
| MANUFACTURE OF PAPER AND PAPER PRODUCT | 4 | 136,651 | 108,071 | 15,800 | 166,512 | 82.07 | 79.09 | 9.49 |
| PUBLISHING, PRINTING AND REPRODUCTION OF RECORDING MEDIA | 228 | 3,104,969 | 2,529,963 | 643,396 | 4,103,354 | 75.67 | 81.48 | 15.68 |
| MANUFACTURE OF CHEMICALS AND CHEMICAL PRODUCTS..... | 2 | 323,950 | 96,950 | 9,400 | 335,710 | 96.50 | 29.93 | 2.80 |
| MANUFACTURE OF OTHER NON-METALLIC MINERAL PRODUCTS ... | 106 | 5,142,330 | 70,634 | 204,645 | 5,479,430 | 93.85 | 1.37 | 3.73 |
| MANUFACTURE OF FABRICATED METAL PRODUCTS, EXCEPT MACHINERY AND EQUIPMENT | 1,306 | 18,523,838 | 11,734,833 | 1,376,680 | 20,211,409 | 91.65 | 63.35 | 6.81 |
| MANUFACTURE OF MACHINERY AND EQUIPMENT N.E.C. | 30 | 270,013 | 210,252 | 32,515 | 320,256 | 84.31 | 77.87 | 10.15 |
| MANUFACTURE OF PARTS AND ACCESSORIES FOR MOTOR VEHICLES AND THEIR ENGINES | 5 | 42,318 | 14,358 | 32,418 | 77,586 | 54.54 | 33.93 | 41.78 |
| MANUFACTURE OF FURNITURE; MANUFACTURING N.E.C. | 1,099 | 21,656,381 | 9,990,717 | 1,384,232 | 23,503,689 | 92.14 | 46.13 | 5.89 |
| T O T A L | 31,863 | 126,875,976 | 33,116,219 | 223,363,748 | 405,001,193 | 31.33 | 26.10 | 55.15 |

manufacturing industrial groups combined. However, the share of imported raw materials as compared to that of the total cost of raw materials was significantly higher than the overall ratio i.e., for all Small Scale Manufacturing Industrial groups combined, for most of the manufacturing industrial groups, like manufacture of wearing apparel, publishing and printing, manufacture of paper and paper products, manufacture of machinery and equipment N.E.C. and manufacture of fabricated metal products which was 82.16, 81.48, 79.09, 77.87 and 63.35 percent, respectively.

Summary Table 3.5 provides also the percentage share of cost of energy to total industrial cost. About 55 percent of the total industrial cost for the whole Small Scale Manufacturing Industrial groups combined was allocated for cost of energy. The highest and the lowest share of cost of energy to total industrial cost was registered in grain mill services and manufacture of textiles with 73.98 and 2.23 percent, respectively.

3.2 Educational Background and Sex of Persons Engaged, Number of Owners and Permanent Employees

This part of the report includes persons engaged by type of general occupation and sex, literacy status, highest grade completed and training of persons engaged and the sex composition of owners of establishments and permanent employees in Small Scale Manufacturing Industries. The educational characteristics presented here covered the formal and informal education comprising all regular education and the formal and informal components of adult education and others. The training of persons engaged refer to formal training given only by certified training centers and on the job training.

The data in Summary Table 3.6 indicates that of the total persons engaged (97,782) in Small Scale Manufacturing Industries 89,274 (91.3 percent) were male, while the remaining 8,508 (8.7 percent) were female. Further, the data from the same table revealed that 46.85 percent, 42.18 percent, 8.74 percent, 1.28 percent and 0.95 percent

of the total persons engaged were paid permanent employees, unpaid proprietors, active partners, family workers, and members of cooperatives, seasonal and temporary workers, unpaid apprentices and paid apprentices, in that order.

Number of Persons Engaged by Sex and Type of Worker
2001/02 (1994 E.F.Y.)

SUMMARY TABLE 3.6

| Type of Worker | Sex of Worker | | | | | |
|--------------------------------|---------------|---------|--------|---------|----------|---------|
| | Male | | Female | | Both sex | |
| | No. | Percent | No. | Percent | No. | Percent |
| Unpaid Family Worker | 35,339 | 39.58 | 5,907 | 69.43 | 41,246 | 42.18 |
| Unpaid Apprentices | 1219 | 1.37 | 33 | 0.39 | 1,252 | 1.28 |
| Paid Apprentices | 907 | 1.02 | 21 | 0.25 | 928 | 0.95 |
| Permanent Paid Employees | 43,265 | 48.46 | 2,547 | 29.94 | 45,812 | 46.85 |
| Seasonal and Temporary Worker* | 8,544 | 9.57 | - | - | 8,544 | 8.74 |
| Total | 89,274 | 100.00 | 8,508 | 100.00 | 97782 | 100.00 |

* All seasonal and temporary workers are taken as male.

As can be seen from the data in Summary Table 3.7, among the total permanent persons engaged (88, 855) in Small Scale Manufacturing Industries 66,189 (74.49 percent) were reported to be literate. The data further makes clear that, among the total male population engaged, the proportion of literate was slightly less than 75 percent, while it had been about 73 percent for the female population engaged in Small Scale Manufacturing Industries.

**NUMBER OF REPORTED PERSONS ENGAGED BY LITERACY
STATUS AND SEX: - 2001/02(1994 E.F.Y.)**

SUMMARY TABLE 3.7

| LITERACY STATUS | MALE | | FEMALE | | BOTH SEX | |
|-----------------|--------|---------|--------|---------|----------|---------|
| | NO. | Percent | NO. | Percent | NO. | Percent |
| LITERATE | 59,961 | 74.62 | 6,228 | 73.24 | 66,189 | 74.49 |
| ILLITERATE | 20,390 | 25.38 | 2,276 | 26.76 | 22,666 | 25.51 |
| TOTAL | 80,351 | 100.00 | 8,504 | 100.00 | 88,855 | 100.00 |

Summary Table 3.8 presents the educational attainment of number of persons engaged by manufacturing industrial group and sex for Small Scale Manufacturing Industries. A comparison of the data on highest grade completed showed that 47.3 percent of the male and 29.37 percent of the female reported as having completed primary (grade 1-6) level of education, while 44 percent (out of which 38 percent male and 6 percent female proportion) of the total literate persons engaged in the industry have completed grades 7-12 level of education. Moreover, 1.60 percent of the males and 3.53 percent of the females, engaged in the industry attained educational level of above grade 12.

Finally, the category "level not stated" in highest grade completed stands for literate persons whose level of education was not definable. This represented persons engaged in the industry who achieved literacy by attending religious schools (Church or Quaranic Schools) by self-effort and study...etc. This category i.e. "level not stated" constituted 8.77 percent of the total literate persons engaged.

NUMBER OF LITERATE PERSONS ENGAGED BY SEX
AND HIGHEST GRADE COMPLETED
(2001/02(1994 E.F.Y.)

SUMMARY TABLE 3.8

| HIGHEST GRADE COMPLETED | MALE | | FEMALE | | BOTH SEX | |
|-------------------------|--------|---------|--------|---------|----------|---------|
| | NO. | Percent | NO. | Percent | NO. | Percent |
| 1-3 | 10,538 | 17.57 | 594 | 9.54 | 11,132 | 16.82 |
| 4-6 | 17,827 | 29.73 | 1,235 | 19.83 | 19,062 | 28.80 |
| 7-8 | 10,308 | 17.19 | 1,079 | 17.32 | 11,387 | 17.20 |
| 9-12 | 14,766 | 24.63 | 2,859 | 45.91 | 17,625 | 26.63 |
| ABOVE 12 | 961 | 1.60 | 220 | 3.53 | 1,181 | 1.78 |
| NOT STATED | 5,561 | 9.27 | 241 | 3.87 | 5,802 | 8.77 |
| TOTAL | 59,961 | 100.00 | 6,228 | 100.00 | 66,189 | 100.00 |

As can be seen from the data in Summary Table 3.9, among the literate population of 66,189 engaged in the industry 22,584 (34.12 percent) had training of various types including informal (on job) training. Those who had formal training for different time duration including university level training were 2,777, which was 12.3 percent of that of the total trained persons engaged.

**NUMBER OF PERSON ENGAGED BY TYPE AND
DURATION OF TRAINING AND SEX
(2001/02(1994 E.F.Y.)**

SUMMARY TABLE 3.9

| TYPE AND DURATION OF TRAINING | MALE | | FEMALE | | BOTH SEX | |
|------------------------------------|--------|---------|--------|---------|----------|---------|
| | NO. | Percent | NO. | Percent | NO. | Percent |
| BASIC LESS THAN ONE YEAR | 983 | 4.66 | 165 | 11.04 | 1,148 | 5.08 |
| TECHNICAL CERTIFICATE 1-2 YEARS | 417 | 1.98 | 82 | 5.49 | 499 | 2.21 |
| OTHER CERTIFICATE 1-2 YEARS | 212 | 1.01 | 64 | 4.28 | 288 | 1.28 |
| TECHNICAL DEPLOMA TWO YEARS | 552 | 2.62 | 76 | 5.09 | 628 | 2.78 |
| UNIVERSITY | 168 | 0.80 | 46 | 3.08 | 214 | 0.95 |
| INFORMAL TRAINING | 143 | 0.68 | 2 | 0.13 | 145 | 0.64 |
| OTHERS | 18,603 | 88.21 | 1,059 | 70.88 | 19,662 | 87.06 |
| TOTAL | 21,090 | 100.00 | 1,494 | 100.00 | 22,584 | 100.00 |

The data in Summary Table 3.10 shows the proportion of male and female owners of establishments and permanent employees. The proportion of male and female owners of Small Scale Manufacturing establishments were 83 percent and 17 percent, respectively. The data in the same table also makes clear that of the total permanent employee engaged in Small Scale Manufacturing Industries the proportion of male permanent employees was 94.44 while female permanent employees was 5.56 percent.

NUMBER OF OWNERS OF ESTABLISHMENTS
AND PERMANENT EMPLOYEES BY SEX
2001/02(1994 E.F.Y.)

SUMMARY TABLE 3.10

| SEX | OWNERS OF ESTABLISHMENTS | | PERMANENT EMPLOYEES | |
|----------|--------------------------|---------|---------------------|---------|
| | NO. | Percent | NO. | Percent |
| MALE | 42,576 | 82.51 | 43,265 | 94.44 |
| FEMALE | 9,026 | 17.49 | 2,547 | 5.56 |
| BOTH SEX | 51,602 | 100.00 | 45,812 | 100.00 |

3.3 Major Problems of Small Scale Manufacturing Industries

Summary Table 3.11 shows the distribution of number of establishments by industrial group and various types of major problems faced at the starting of operation. As the data in this summary table showed that about 42 percent of the total establishments in Small Scale Manufacturing Industries has not reported any problem for starting their operation. However, 23 percent of the total establishments reported that they face lack of sufficient initial capital when commencing operation.

Establishments, which were working less than 12 months during the reference period, were asked to state their reasons for not being fully operational during the reference period and these are presented in Summary Table 3.12. It can be observed that among the total establishments working less than 12 months during the reference period (excluding newly established and other reasons) frequent machinery failure, and shortage of supply of spare parts stood as the first and the second highest proportion, respectively.

In a similar way to that of the above question establishments which were not working at full capacity were asked to state their reasons for working below capacity during the reference period and these are shown in Summary Table 3.13. When examining the first types of major reasons, more than fifty percent (58.30 percent) of the

NUMBER OF REPORTING ESTABLISHMENTS BY INDUSTRIAL GROUP AND TYPE OF FIRST MAJOR PROBLEM
FACED AT THE STARTING OF OPERATION: 2001/2002 (1994 E.F.Y)

SUMMARY TABLE 3.11

| INDUSTRIAL GROUP | TYPE OF PROBLEMS | | | | | | | | NO PROBLEMS FACED | TOTAL NUMBER OF REPORTING ESTAB. |
|---|--------------------------|------------------------------------|---|-----------------------------|---------------------|------------------------------------|----------------------------|--------------|-------------------|----------------------------------|
| | LACK OF FOREIGN EXCHANGE | LACK OF SUFFICIENT INITIAL CAPITAL | OBSTACLES FROM GOV. RULES AND REGULATIONS | ACCESS TO CREDIT FACILITIES | LACK OF INFORMATION | LACK OF SMOOTH SUPPLY OF RAW MATR. | ABSENCE OF ADEQUATE SKILLS | OTHERS | | |
| MANUFACTURE OF FOOD PRODUCTS EXCEPT GRAIN MILL SERVICES | 8 | 160 | 45 | 3 | 29 | 88 | 36 | 81 | 234 | 684 |
| GRAIN MILL SERVICES | 178 | 5,372 | 1,683 | 135 | 753 | 1,128 | 1,492 | 3,993 | 12,263 | 26,997 |
| MANUFACTURE OF TEXTILES | - | 8 | 1 | - | 1 | 3 | 1 | 2 | 7 | 23 |
| MANUFACTURE OF WEARING APPAREL, DRESSING AND DYEING OF FUR | 5 | 341 | 31 | 2 | 27 | 25 | 104 | 104 | 316 | 955 |
| MANUFACTURE OF LUGGAGE, HANDBAGS AND FOOTWEAR | - | 5 | 2 | - | - | 1 | - | 1 | 6 | 15 |
| MANUFACTURE OF WOOD AND OF PRODUCTS OF WOOD AND CORK, EXCEPT FURNITURE; MANUFACTURE OF ARTICLES OF STRAW AND PLAITING MATERIALS | - | 63 | 14 | 1 | 6 | 17 | 4 | 15 | 45 | 165 |
| MANUFACTURE OF PAPER AND PAPER PRODUCT | - | 2 | 1 | - | 1 | - | - | - | - | 4 |
| PUBLISHING, PRINTING AND REPRODUCTION OF RECORDING MEDIA | 2 | 71 | 12 | 1 | 5 | 17 | 8 | 28 | 82 | 226 |
| MANUFACTURE OF CHEMICALS AND CHEMICAL PRODUCTS..... | - | - | - | - | - | - | - | 1 | 1 | 2 |
| MANUFACTURE OF OTHER NON-METALLIC MINERAL PRODUCTS ... | 1 | 31 | 4 | 1 | 4 | 20 | 4 | 13 | 26 | 104 |
| MANUFACTURE OF FABRICATED METAL PRODUCTS, EXCEPT MACHINERY AND EQUIPMENT | 9 | 675 | 96 | 5 | 45 | 79 | 11 | 164 | 213 | 1,297 |
| MANUFACTURE OF MACHINERY AND EQUIPMENT N.E.C. | - | 12 | 1 | - | 2 | 3 | - | 5 | 7 | 30 |
| MANUFACTURE OF PARTS AND ACCESSORIES FOR MOTOR VEHICLES AND THEIR ENGINES | - | 2 | - | - | - | 1 | 1 | 1 | - | 5 |
| MANUFACTURE OF FURNITURE; MANUFACTURING N.E.C. | 9 | 577 | 87 | 9 | 17 | 104 | 23 | 116 | 154 | 1,096 |
| T O T A L | 212 | 7,319 | 1,977 | 157 | 890 | 1,486 | 1,684 | 4,524 | 13,354 | 31,603 |
| Percentages | .67 | 23.16 | 6.26 | .50 | 2.82 | 4.70 | 5.33 | 14.32 | 42.26 | 100.00 |

NUMBER OF REPORTING ESTABLISHMENTS BY INDUSTRIAL GROUP AND FIRST MAJOR REASON FOR NOT BEING FULLY OPERATIONAL
DURING: 2001/2002 (1994 E.F.Y)

SUMMARY TABLE 3.12

| INDUSTRIAL GROUP | TYPE OF REASONS | | | | | | | | | | | TOTAL REPORTING ESTAB. |
|---|-------------------|---------------------------------|-------------------------------|--------------------------|-------------------------|-------------------------|-------------------|----------------------------|---|--------------------------|--------|------------------------|
| | NEWLY ESTABLISHED | SHORTAGE OF SUPPLY OF RAW MATR. | SHORTAGE SUPPLY OF SPAREPARTS | ABSENCE OF MARKET DEMAND | LACK OF WORKING CAPITAL | SHORTAGE OF ELECTRICITY | SHORTAGE OF WATER | FREQUENT MACHINERY FAILURE | OBSTACLES FROM GOV. RULES AND REGULATIONS | LACK OF FOREIGN EXCHANGE | OTHERS | |
| MANUFACTURE OF FOOD PRODUCTS EXCEPT GRAIN MILL SERVICES | 92 | 65 | 18 | 57 | 19 | 15 | 2 | 30 | 10 | - | 32 | 340 |
| GRAIN MILL SERVICES | 1,955 | 431 | 2,485 | 1,775 | 368 | 314 | 157 | 4,297 | 99 | 4 | 1,291 | 13,176 |
| MANUFACTURE OF TEXTILES | 2 | 1 | - | 2 | - | - | - | - | - | - | 1 | 6 |
| MANUFACTURE OF WEARING APPAREL, DRESSING AND DYEING OF FUR | 153 | 7 | 3 | 78 | 13 | 2 | - | 2 | 2 | - | 76 | 336 |
| MANUFACTURE OF LUGGAGE, HANDBAGS AND FOOTWEAR | 2 | - | 1 | 2 | 1 | - | - | - | 1 | - | 1 | 8 |
| MANUFACTURE OF WOOD AND OF PRODUCTS OF WOOD AND CORK, EXCEPT FURNITURE; MANUFACTURE OF ARTICLES OF STRAW AND PLAITING MATERIALS | 33 | 7 | 1 | 14 | 2 | 4 | - | 2 | 1 | - | 7 | 71 |
| MANUFACTURE OF PAPER AND PAPER PRODUCT | - | - | - | 1 | - | - | - | - | - | - | - | 1 |
| PUBLISHING, PRINTING AND REPRODUCTION OF RECORDING MEDIA | 40 | 2 | 2 | 8 | - | - | - | 4 | 1 | - | 3 | 60 |
| MANUFACTURE OF CHEMICALS AND CHEMICAL PRODUCTS..... | - | - | - | 1 | - | - | - | - | - | - | - | 1 |
| MANUFACTURE OF OTHER NON-METALLIC MINERAL PRODUCTS ... | 26 | 20 | - | 12 | 2 | 2 | - | 3 | 1 | - | 6 | 72 |
| MANUFACTURE OF FABRICATED METAL PRODUCTS, EXCEPT MACHINERY AND EQUIPMENT | 309 | 10 | 4 | 146 | 34 | 11 | - | 4 | 12 | 1 | 62 | 593 |
| MANUFACTURE OF MACHINERY AND EQUIPMENT N.E.C. | 4 | - | - | 1 | 1 | - | - | - | 1 | - | - | 7 |
| MANUFACTURE OF PARTS AND ACCESSORIES FOR MOTOR VEHICLES AND THEIR ENGINES | 1 | - | - | - | - | - | - | - | - | - | - | 1 |
| MANUFACTURE OF FURNITURE; MANUFACTURING N.E.C. | 209 | 25 | 8 | 63 | 32 | 14 | - | 18 | 9 | - | 52 | 430 |
| T O T A L | 2,826 | 568 | 2,522 | 2,160 | 472 | 362 | 159 | 4,360 | 137 | 5 | 1,531 | 15,102 |
| Percentages | 18.71 | 3.76 | 16.70 | 14.30 | 3.13 | 2.40 | 1.05 | 28.87 | .91 | .03 | 10.14 | 100.00 |

NUMBER OF REPORTING ESTABLISHMENTS BY INDUSTRIAL GROUP AND FIRST MAJOR REASON FOR NOT WORKING AT FULL CAPACITY
2001/2002 (1994 E.F.Y)

SUMMARY TABLE 3.13

| INDUSTRIAL GROUP | TYPE OF REASONS | | | | | | | | TOTAL NUMBER OF REPORTING ESTAB. |
|---|---------------------------------|----------------------------------|--------------------------|----------------------------|------------------------------|------------------------|--------------------------|--------------|----------------------------------|
| | SHORTAGE OF SUPPLY OF RAW MATR. | SHORTAGE OF SUPPLY OF SPAREPARTS | ABSENCE OF MARKET DEMAND | ABSENCE OF CREDIT FACILITY | SHORTAGE OF FOREIGN EXCHANGE | LACK OF ADEQUATE SKILL | LACK OF WORKING PREMISES | OTHERS | |
| MANUFACTURE OF FOOD PRODUCTS EXCEPT GRAIN MILL SERVICES | 104 | 34 | 368 | 17 | 2 | 5 | 8 | 91 | 629 |
| GRAIN MILL SERVICES | 2,470 | 3,729 | 14,905 | 144 | 7 | 265 | 326 | 4,090 | 25,936 |
| MANUFACTURE OF TEXTILES | 1 | 1 | 15 | - | - | - | 1 | 3 | 21 |
| MANUFACTURE OF WEARING APPAREL, DRESSING AND DYEING OF FUR | 44 | 7 | 654 | 14 | 2 | 9 | 14 | 129 | 873 |
| MANUFACTURE OF LUGGAGE, HANDBAGS AND FOOTWEAR | - | - | 9 | 1 | - | - | 1 | 3 | 14 |
| MANUFACTURE OF WOOD AND OF PRODUCTS OF WOOD AND CORK, EXCEPT FURNITURE; MANUFACTURE OF ARTICLES OF STRAW AND PLAITING MATERIALS | 27 | 5 | 101 | 2 | 1 | - | 8 | 15 | 159 |
| MANUFACTURE OF PAPER AND PAPER PRODUCT | - | 2 | 1 | - | - | - | - | 1 | 4 |
| PUBLISHING, PRINTING AND REPRODUCTION OF RECORDING MEDIA | 19 | 10 | 152 | 3 | - | 1 | 6 | 23 | 214 |
| MANUFACTURE OF CHEMICALS AND CHEMICAL PRODUCTS..... | - | - | 1 | - | - | - | - | - | 1 |
| MANUFACTURE OF OTHER NON-METALLIC MINERAL PRODUCTS ... | 38 | 1 | 41 | - | - | - | 4 | 14 | 98 |
| MANUFACTURE OF FABRICATED METAL PRODUCTS, EXCEPT MACHINERY AND EQUIPMENT | 96 | 15 | 825 | 51 | 1 | 6 | 90 | 163 | 1,247 |
| MANUFACTURE OF MACHINERY AND EQUIPMENT N.E.C. | - | 2 | 22 | 1 | - | - | 3 | 1 | 29 |
| MANUFACTURE OF PARTS AND ACCESSORIES FOR MOTOR VEHICLES AND THEIR ENGINES | - | - | 5 | - | - | - | - | - | 5 |
| MANUFACTURE OF FURNITURE; MANUFACTURING N.E.C. | 163 | 38 | 544 | 42 | 1 | 9 | 69 | 168 | 1,034 |
| T O T A L | 2,962 | 3,844 | 17,643 | 275 | 14 | 295 | 530 | 4,701 | 30,264 |
| Percentages | 9.79 | 12.70 | 58.30 | .91 | .05 | .97 | 1.75 | 15.53 | 100.00 |

establishments working below capacity stated that, they did not work at full capacity because of absence of market demand.

Data in Summary Table 3.14 depict the first major operating problems faced by establishments at the survey period. As data in this table indicates almost 48 percent of the establishments reported that, the first major current operating difficulty was absence of market demand followed by lack of supply of spare parts and shortage of supply of raw materials, which were reported by 8.67 and 8.37 percent of the total establishments, respectively.

The data in Summary Table 3.15 shows that 2,812 establishments reported that some government regulations were obstacles for starting their business operations. In fact this is a very small number compared to that of the total 31,863 establishments operating in Small Scale Manufacturing Industries in the reference year. Among those who reported that government rules and regulations were an obstacle for their business operation 41.5 and 32.01 percent reported that getting license and regulation on obtaining working premises, respectively, were their major problems to start operation in this sector.

Data in Summary Tables 3.16, 3.17 and 3.18 depict detailed problems in obtaining information, working capital and market, respectively. Summary Table 3.16 shows the distribution of number of establishments by industrial groups and major problems in obtaining information. Among the first major information problems lack of information to identify types of Small Scale Manufacturing activities and lack of information about types of appropriate machineries stood the first and the second highest proportion, respectively.

Summary Table 3.17 shows the distribution of number of establishments by industrial groups and the main reasons for not solving the problem of shortage of working capital. The most common problem was the collateral needed for obtaining credit

NUMBER OF REPORTING ESTABLISHMENTS BY INDUSTRIAL GROUP AND FIRST MAJOR REASON FACED DURING THE SURVEY PERIOD
2001/2002 (1994 E.F.Y)

SUMMARY TABLE 3.14

| INDUSTRIAL GROUP | TYPE OF REASONS | | | | | | | | | | TOTAL REPORTING ESTAB. | |
|---|-------------------|---------------------------------|------------------------|--------------------------|-------------------------|----------------------------|--------------------------|-------------------------|---|-------------------------|------------------------|--------|
| | NO PROBLEMS FACED | SHORTAGE OF SUPPLY OF RAW MATR. | SHORTAGE OF SPAREPARTS | ABSENCE OF MARKET DEMAND | LACK OF WORKING CAPITAL | FREQUENT MACHINERY FAILURE | LACK OF WORKING PREMISES | PROBLEMS WITH EMPLOYEES | OBSTACLES FROM GOV. RULES AND REGULATIONS | SHORTAGE OF ELECTRICITY | | OTHERS |
| MANUFACTURE OF FOOD PRODUCTS EXCEPT GRAIN MILL SERVICES | 57 | 108 | 16 | 278 | 62 | 25 | 14 | 3 | 44 | 44 | 32 | 683 |
| GRAIN MILL SERVICES | 1,752 | 2,112 | 2,673 | 12,908 | 916 | 2,320 | 624 | 106 | 945 | 803 | 1,798 | 26,957 |
| MANUFACTURE OF TEXTILES | 1 | 2 | - | 11 | 1 | - | 3 | - | 1 | - | 3 | 22 |
| MANUFACTURE OF WEARING APPAREL, DRESSING AND DYEING OF FUR | 106 | 42 | 5 | 523 | 119 | 2 | 38 | 4 | 26 | 30 | 61 | 956 |
| MANUFACTURE OF LUGGAGE, HANDBAGS AND FOOTWEAR | 1 | 1 | - | 9 | 3 | - | - | - | - | - | 1 | 15 |
| MANUFACTURE OF WOOD AND OF PRODUCTS OF WOOD AND CORK, EXCEPT FURNITURE; MANUFACTURE OF ARTICLES OF STRAW AND PLAITING MATERIALS | 9 | 27 | 4 | 71 | 20 | 7 | 6 | - | 10 | 8 | 5 | 167 |
| MANUFACTURE OF PAPER AND PAPER PRODUCT | - | - | 1 | - | 2 | - | - | - | - | 1 | - | 4 |
| PUBLISHING, PRINTING AND REPRODUCTION OF RECORDING MEDIA | 16 | 19 | 9 | 121 | 20 | 5 | 7 | - | 7 | 14 | 8 | 226 |
| MANUFACTURE OF CHEMICALS AND CHEMICAL PRODUCTS..... | 1 | - | - | - | 1 | - | - | - | - | - | - | 2 |
| MANUFACTURE OF OTHER NON-METALLIC MINERAL PRODUCTS ... | 2 | 49 | 1 | 30 | 6 | 1 | 1 | - | 5 | 4 | 2 | 101 |
| MANUFACTURE OF FABRICATED METAL PRODUCTS, EXCEPT MACHINERY AND EQUIPMENT | 43 | 87 | 18 | 626 | 281 | 7 | 96 | 2 | 70 | 41 | 30 | 1,301 |
| MANUFACTURE OF MACHINERY AND EQUIPMENT N.E.C. | - | 2 | - | 19 | 3 | - | 1 | - | 2 | 2 | 1 | 30 |
| MANUFACTURE OF PARTS AND ACCESSORIES FOR MOTOR VEHICLES AND THEIR ENGINES | - | - | - | 3 | 1 | - | - | - | 1 | - | - | 5 |
| MANUFACTURE OF FURNITURE; MANUFACTURING N.E.C. | 41 | 192 | 9 | 403 | 227 | 8 | 65 | 5 | 57 | 51 | 40 | 1,098 |
| T O T A L | 2,029 | 2,641 | 2,736 | 15,002 | 1,662 | 2,375 | 855 | 120 | 1,168 | 998 | 1,981 | 31,567 |
| Percentages | 6.43 | 8.37 | 8.67 | 47.52 | 5.26 | 7.52 | 2.71 | .38 | 3.70 | 3.16 | 6.28 | 100.00 |

NUMBER OF ESTABLISHMENTS BY INDUSTRIAL GROUP AND TYPE OF OBSTACLES FROM GOVERNMENT
 RULES AND REGULATION : 2001/2002 (1994 E.F.Y)

SUMMARY TABLE 3.15

| INDUSTRIAL GROUP | LONG PROCESS IN GETTING LICENCE | REGULATION IN OBTAINING WORKING PREMISES | TAX REGULATIONS | OTHERS | TOTAL |
|---|--|---|--------------------|------------|--------------|
| MANUFACTURE OF FOOD PRODUCTS EXCEPT GRAIN MILL SERVICES | 29 | 9 | 13 | 10 | 61 |
| GRAIN MILL SERVICES | 913 | 779 | 250 | 293 | 2,235 |
| MANUFACTURE OF TEXTILES | - | 1 | 1 | - | 2 |
| MANUFACTURE OF WEARING APPAREL, DRESSING AND DYEING OF FUR | 14 | 9 | 24 | 11 | 58 |
| MANUFACTURE OF LUGGAGE, HANDBAGS AND FOOTWEAR | - | 1 | - | 1 | 2 |
| MANUFACTURE OF WOOD AND OF PRODUCTS OF WOOD AND CORK, EXCEPT FURNITURE; MANUFACTURE OF ARTICLES OF STRAW AND PLAITING MATERIALS | 17 | 4 | 7 | 4 | 32 |
| MANUFACTURE OF PAPER AND PAPER PRODUCT | 1 | - | - | - | 1 |
| PUBLISHING, PRINTING AND REPRODUCTION OF RECORDING MEDIA | 9 | 5 | 10 | - | 24 |
| MANUFACTURE OF CHEMICALS AND CHEMICAL PRODUCTS..... | - | - | - | - | - |
| MANUFACTURE OF OTHER NON-METALLIC MINERAL PRODUCTS ... | 4 | 3 | - | 2 | 9 |
| MANUFACTURE OF FABRICATED METAL PRODUCTS, EXCEPT MACHINERY AND EQUIPMENT | 81 | 51 | 32 | 21 | 185 |
| MANUFACTURE OF MACHINERY AND EQUIPMENT N.E.C. | - | 1 | 1 | 1 | 3 |
| MANUFACTURE OF PARTS AND ACCESSORIES FOR MOTOR VEHICLES AND THEIR ENGINES | 1 | - | - | - | 1 |
| MANUFACTURE OF FURNITURE; MANUFACTURING N.E.C. | 98 | 37 | 38 | 26 | 199 |
| T O T A L | 1,167 | 900 | 376 | 369 | 2,812 |
| Percentages | 41.50 | 32.01 | 13.37 | 13.12 | 100.00 |

NUMBER OF ESTABLISHMENTS BY INDUSTRIAL GROUP AND FIRST MAJOR PROBLEM IN OBTAINING INFORMATION
2001/2002 (1994 E.F.Y)

SUMMARY TABLE 3.16

| INDUSTRIAL GROUP | LACK OF INFORMATION TO IDENTIFY TYPE OF ACTIVITY | LACK OF INFORMATION ABOUT APPROPRIATE MACHINERY | LACK OF INFORMATION WHERE TO BUY MACHINERY | LACK OF INFORMATION WHERE TO GET APPROPRIATE TRAINING | LACK OF SUFFICIENT MARKET INFORMATION | LACK OF INFORMATION ON WHERE TO GET LICENCE | OTHERS | TOTAL |
|---|--|---|--|---|---------------------------------------|---|-------------|---------------|
| MANUFACTURE OF FOOD PRODUCTS EXCEPT GRAIN MILL SERVICES | 17 | 5 | 1 | 2 | 30 | 3 | 8 | 66 |
| GRAIN MILL SERVICES | 314 | 225 | 46 | 70 | 675 | 26 | 127 | 1,483 |
| MANUFACTURE OF TEXTILES | 1 | - | 1 | - | 1 | - | - | 3 |
| MANUFACTURE OF WEARING APPAREL, DRESSING AND DYEING OF FUR | 7 | 2 | 3 | 1 | 22 | 1 | 11 | 47 |
| MANUFACTURE OF LUGGAGE, HANDBAGS AND FOOTWEAR | 1 | - | - | - | 1 | - | - | 2 |
| MANUFACTURE OF WOOD AND OF PRODUCTS OF WOOD AND CORK, EXCEPT FURNITURE; MANUFACTURE OF ARTICLES OF STRAW AND PLAITING MATERIALS | 4 | 3 | - | 2 | 10 | 5 | - | 13 |
| MANUFACTURE OF PAPER AND PAPER PRODUCT | - | - | - | - | - | - | - | - |
| PUBLISHING, PRINTING AND REPRODUCTION OF RECORDING MEDIA | 2 | 2 | 1 | 1 | 6 | - | 1 | 13 |
| MANUFACTURE OF CHEMICALS AND CHEMICAL PRODUCTS..... | - | - | - | - | - | - | - | - |
| MANUFACTURE OF OTHER NON-METALLIC MINERAL PRODUCTS ... | - | - | 1 | 1 | 3 | - | - | 5 |
| MANUFACTURE OF FABRICATED METAL PRODUCTS, EXCEPT MACHINERY AND EQUIPMENT | 21 | 9 | 6 | 4 | 49 | 1 | 16 | 106 |
| MANUFACTURE OF MACHINERY AND EQUIPMENT N.E.C. | 1 | 1 | - | - | - | - | - | 2 |
| MANUFACTURE OF PARTS AND ACCESSORIES FOR MOTOR VEHICLES AND THEIR ENGINES | - | - | - | - | - | - | - | - |
| MANUFACTURE OF FURNITURE; MANUFACTURING N.E.C. | 17 | 3 | 1 | 3 | 37 | 3 | 5 | 69 |
| T O T A L | 385 | 250 | 60 | 83 | 829 | 34 | 168 | 1,809 |
| Percentages | 21.28 | 13.82 | 3.32 | 4.59 | 45.83 | 1.88 | 9.29 | 100.00 |

NUMBER OF ESTABLISHMENTS BY INDUSTRIAL GROUP AND MAIN REASON FOR NOT SOLVING
PROBLEM OF SHORTAGE OF WORKING CAPITAL: 2001/2002 (1994 E.F.Y)

SUMMARY TABLE 3.17

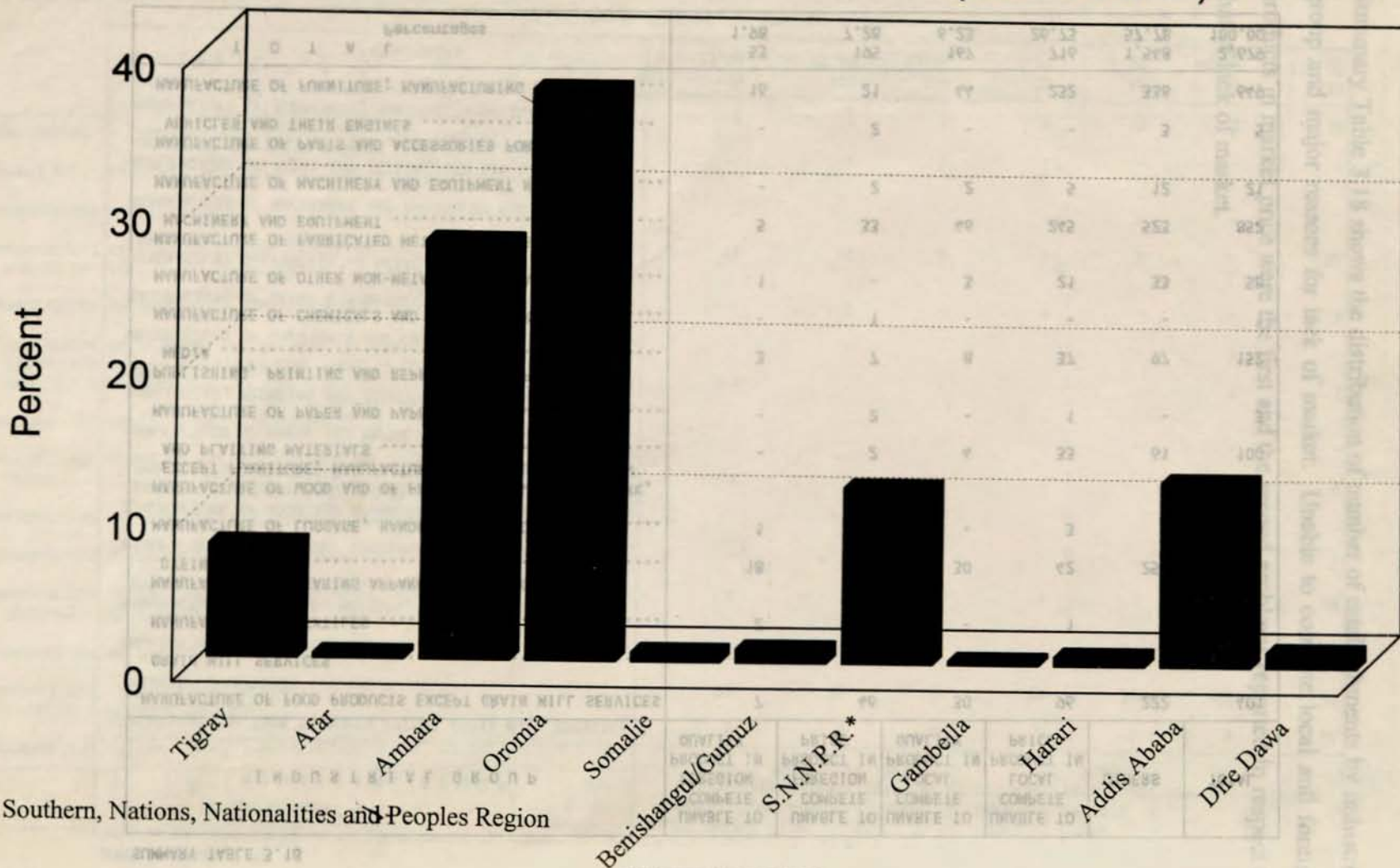
| INDUSTRIAL GROUP | INSUFFICIENT LOAN | HIGH REGULATORY REQUIRE- MENT | HIGH INTEREST RATE | SHORT LOAN REPAYMENT | LOAN PROCESS TAKES LONG TIME | OTHERS | TOTAL |
|---|----------------------|--|--------------------------|----------------------------|---------------------------------------|------------|------------|
| MANUFACTURE OF FOOD PRODUCTS EXCEPT GRAIN MILL SERVICES | 5 | 8 | 4 | 3 | 5 | 1 | 26 |
| GRAIN MILL SERVICES | 92 | 88 | 99 | 19 | 22 | 102 | 422 |
| MANUFACTURE OF TEXTILES | 1 | - | - | - | - | - | 1 |
| MANUFACTURE OF WEARING APPAREL, DRESSING AND DYEING OF FUR | 4 | 2 | - | 1 | 2 | 1 | 10 |
| MANUFACTURE OF LUGGAGE, HANDBAGS AND FOOTWEAR | - | 1 | - | - | - | - | 1 |
| MANUFACTURE OF WOOD AND OF PRODUCTS OF WOOD AND CORK, EXCEPT FURNITURE; MANUFACTURE OF ARTICLES OF STRAW AND PLAITING MATERIALS | 1 | 2 | - | - | - | 2 | 5 |
| MANUFACTURE OF PAPER AND PAPER PRODUCT | - | - | - | - | - | - | - |
| PUBLISHING, PRINTING AND REPRODUCTION OF RECORDING MEDIA | - | - | - | - | - | 1 | 1 |
| MANUFACTURE OF CHEMICALS AND CHEMICAL PRODUCTS..... | - | - | - | - | - | - | - |
| MANUFACTURE OF OTHER NON-METALLIC MINERAL PRODUCTS ... | - | 2 | - | 1 | - | - | 3 |
| MANUFACTURE OF FABRICATED METAL PRODUCTS, EXCEPT MACHINERY AND EQUIPMENT | 12 | 15 | 2 | - | 3 | - | 32 |
| MANUFACTURE OF MACHINERY AND EQUIPMENT N.E.C. | - | - | - | - | - | - | - |
| MANUFACTURE OF PARTS AND ACCESSORIES FOR MOTOR VEHICLES AND THEIR ENGINES | - | - | - | - | - | - | - |
| MANUFACTURE OF FURNITURE; MANUFACTURING N.E.C. | 8 | 7 | 3 | 1 | 10 | 3 | 32 |
| T O T A L | 123 | 125 | 108 | 25 | 42 | 110 | 533 |
| Percentages | 23.08 | 23.45 | 20.26 | 4.69 | 7.88 | 20.64 | 100.00 |

NUMBER OF ESTABLISHMENTS BY INDUSTRIAL GROUP AND MAJOR REASONS FOR LACK OF MARKET
2001/2002 (1994 E.F.Y)

SUMMARY TABLE 3.18

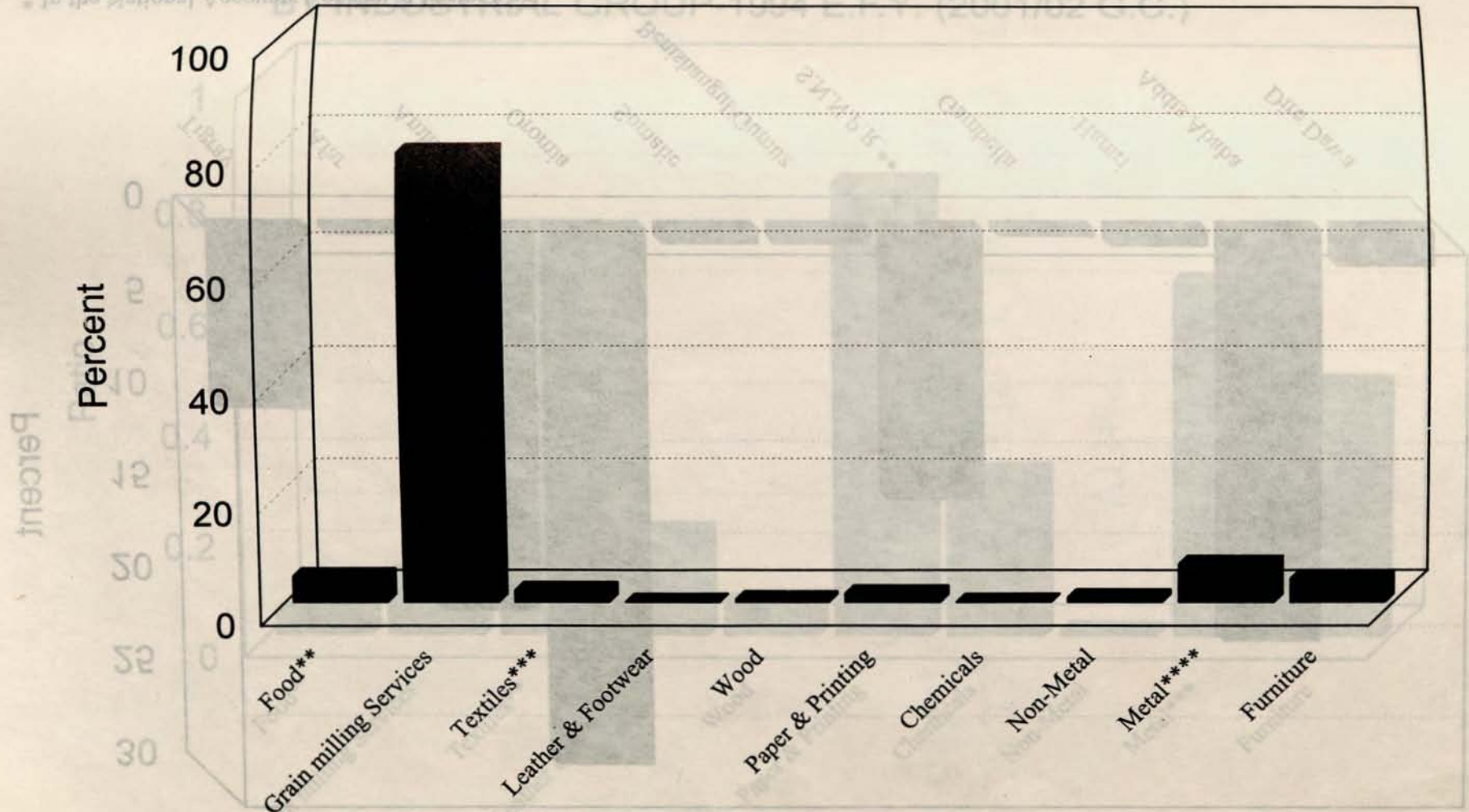
| INDUSTRIAL GROUP | UNABLE TO COMPETE FOREIGN PRODUCT IN QUALITY | UNABLE TO COMPETE FOREIGN PRODUCT IN PRICE | UNABLE TO COMPETE LOCAL PRODUCT IN QUALITY | UNABLE TO COMPETE LOCAL PRODUCT IN PRICE | OTHERS | TOTAL |
|---|--|--|--|--|--------|--------|
| MANUFACTURE OF FOOD PRODUCTS EXCEPT GRAIN MILL SERVICES | 7 | 46 | 30 | 96 | 222 | 401 |
| GRAIN MILL SERVICES | - | - | - | - | - | - |
| MANUFACTURE OF TEXTILES | 2 | 4 | - | 1 | 6 | 13 |
| MANUFACTURE OF WEARING APPAREL, DRESSING AND DYEING OF FUR | 18 | 70 | 30 | 42 | 254 | 414 |
| MANUFACTURE OF LUGGAGE, HANDBAGS AND FOOTWEAR | 1 | 5 | - | 3 | 1 | 10 |
| MANUFACTURE OF WOOD AND OF PRODUCTS OF WOOD AND CORK, EXCEPT FURNITURE; MANUFACTURE OF ARTICLES OF STRAW AND PLAITING MATERIALS | - | 2 | 4 | 33 | 61 | 100 |
| MANUFACTURE OF PAPER AND PAPER PRODUCT | - | 2 | - | 1 | - | 3 |
| PUBLISHING, PRINTING AND REPRODUCTION OF RECORDING MEDIA | 3 | 7 | 8 | 37 | 97 | 152 |
| MANUFACTURE OF CHEMICALS AND CHEMICAL PRODUCTS..... | - | 1 | - | - | - | 1 |
| MANUFACTURE OF OTHER NON-METALLIC MINERAL PRODUCTS ... | 1 | - | 3 | 21 | 33 | 58 |
| MANUFACTURE OF FABRICATED METAL PRODUCTS, EXCEPT MACHINERY AND EQUIPMENT | 5 | 33 | 46 | 245 | 523 | 852 |
| MANUFACTURE OF MACHINERY AND EQUIPMENT N.E.C. | - | 2 | 2 | 5 | 12 | 21 |
| MANUFACTURE OF PARTS AND ACCESSORIES FOR MOTOR VEHICLES AND THEIR ENGINES | - | 2 | - | - | 3 | 5 |
| MANUFACTURE OF FURNITURE; MANUFACTURING N.E.C. | 16 | 21 | 44 | 232 | 336 | 649 |
| T O T A L | 53 | 195 | 167 | 716 | 1,548 | 2,679 |
| Percentages | 1.98 | 7.28 | 6.23 | 26.73 | 57.78 | 100.00 |

FIG 1- PERCENTAGE DISTRIBUTION OF ESTABLISHMENTS BY REGIONAL STATES -1994 E.F.Y. (2001/02 G.C.)



* Southern, Nations, Nationalities and Peoples Region

**FIG 2-PERCENTAGE DISTRIBUTION OF VALUE ADDED*
BY INDUSTRIAL GROUP-1994 E.F.Y.(2001/02G.C.)**



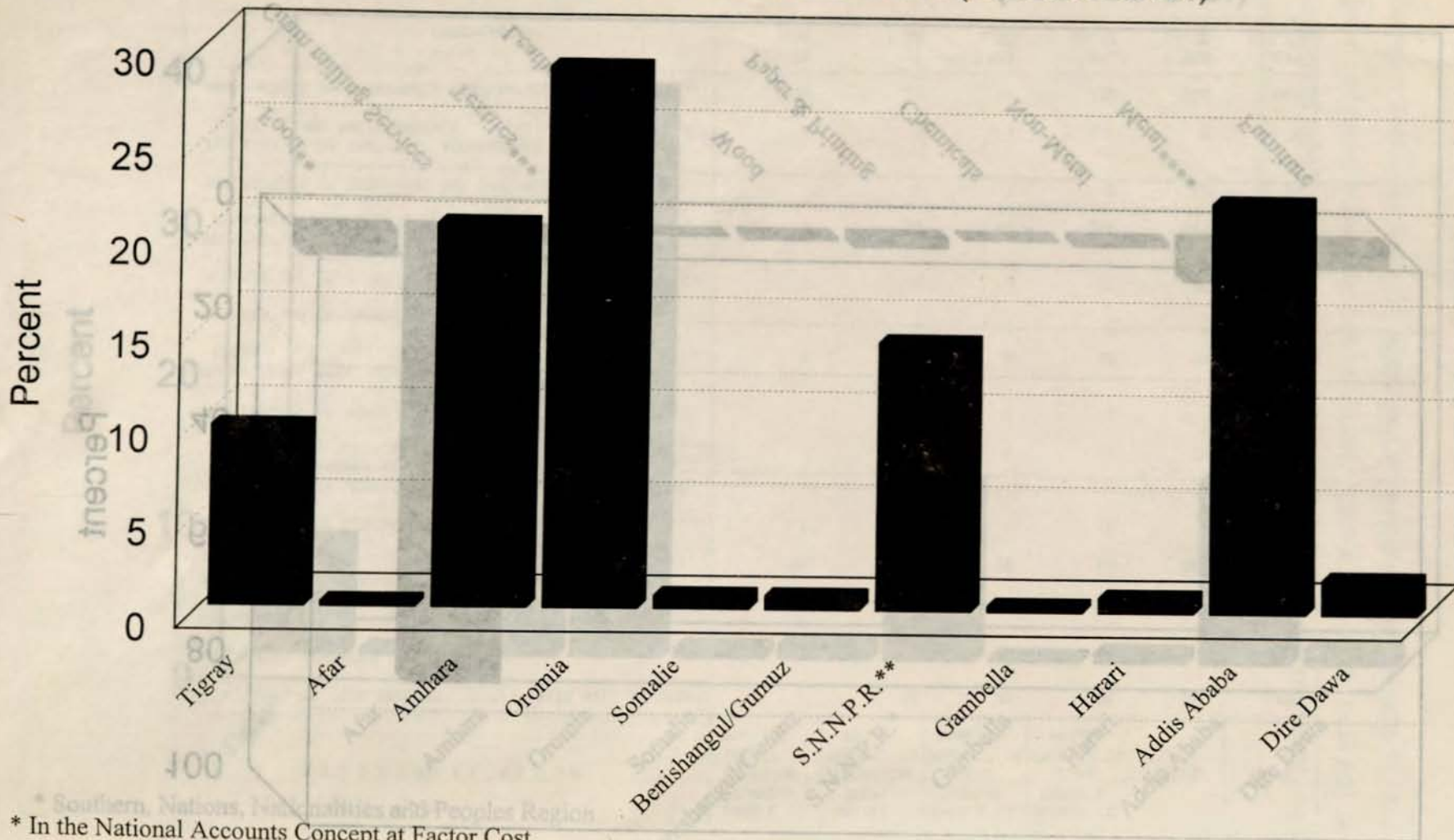
* In the National Account Concept at Factor Cost

**Excludes grain milling services

*** includes wearing apparel.

**** includes fabricated metal, motor vehicles accessories and machinery and equipment.

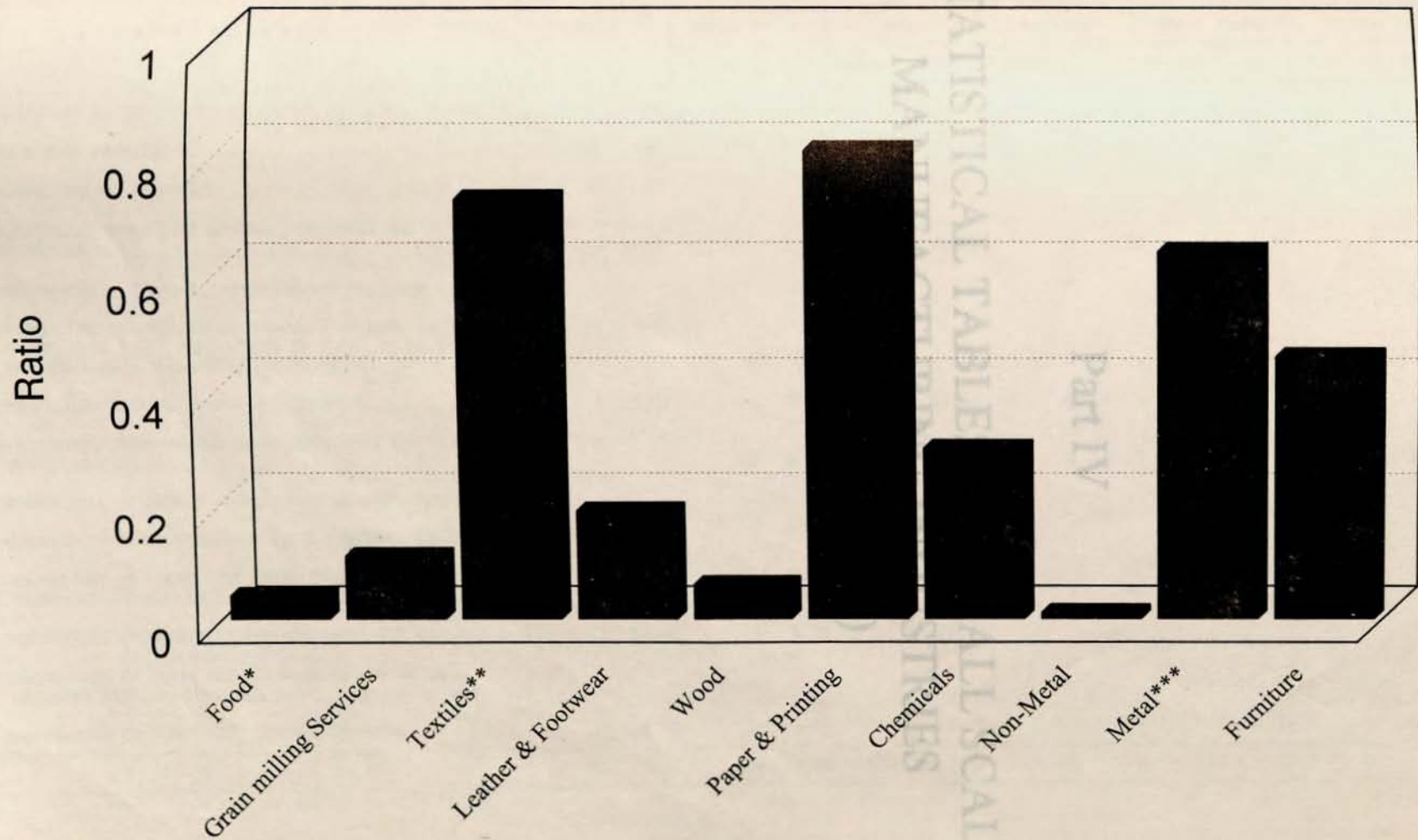
FIG. 3- PERCENTAGE CONTRIBUTION OF VALUE ADDED* BY REGIONAL STATES- 1994 E.F.Y. (2001/02 G.C.)



* In the National Accounts Concept at Factor Cost .

** Southern, Nations, Nationalities and Peoples Region .

FIG. 4- RATIO OF IMPORTED TO TOTAL RAW MATERIAL COST BY INDUSTRIAL GROUP-1994 E.F.Y. (2001/02 G.C.)



*Excludes grain milling services

** includes wearing apparel.

*** includes fabricated metal, motor vehicles accessories and machinery and equipment.

Part IV

STATISTICAL TABLES ON SMALL SCALE MANUFACTURING INDUSTRIES 2001/02 (1994E.F.Y.)

| INDUSTRY | 1994 E.F.Y. | | | | 2001/02 | | | |
|--|-------------|-------------|--------------|-------------|----------|-----------|-----------|-------------|
| | Number | | Value | | Number | | Value | |
| | Number | Value | Number | Value | Number | Value | Number | Value |
| MANUFACTURE OF FOOD PRODUCTS EXCEPT BEVERAGES WITH EXCEPTS | 3 | 45 | 6 | 3,7 | 1 | 74 | 1 | 14 |
| BEVERAGES | 65 | 41 | 799 | 5,14 | 7 | 25 | 60 | 25 |
| MANUFACTURE OF TEXTILES | 4 | 17,39 | | | | | | |
| MANUFACTURE OF WOODEN ARTICLES, EXCEPT AND OTHERS | 136 | 13,10 | 146 | 15,11 | 5 | 52 | 1 | 10 |
| MANUFACTURE OF LEATHER, ARTICLES AND FOOTWEAR | | | | | | | | |
| MANUFACTURE OF GOLD AND OF METALS OF GOLD AND SILVER, EXCEPT JEWELLERY, MANUFACTURE OF ARTICLES OF STEEL AND FURNITURE | | | | | | | | |
| MANUFACTURE OF METALS EXCEPT IRON AND STEEL | | 29,00 | | | | | | |
| PRINTING AND REPRODUCTION OF RECORDING MEDIA | | | 15 | 6,55 | 75 | 1,52 | 7 | 2,87 |
| MANUFACTURE OF CHEMICALS AND CHEMICAL PRODUCTS | 51 | 4,72 | | | | | | |
| MANUFACTURE OF OTHER NON-FERROUS METALS | | | | | | | | |
| MANUFACTURE OF FABRICATED METAL PRODUCTS, EXCEPT MACHINERY AND EQUIPMENT | 10 | 5,36 | 92 | 7,43 | 105 | 1,04 | 14 | 4,07 |
| MACHINERY AND EQUIPMENT | 5 | 16,47 | 1 | 3,33 | | | | |
| MANUFACTURE OF ELECTRIC AND ELECTRONIC EQUIPMENT | | | | | | | | |
| MANUFACTURE OF PARTS AND ACCESSORIES FOR MOTOR VEHICLES AND TRAILER CARRIERS | | | | | | | | |
| MANUFACTURE OF FURNITURE, MANUFACTURE OF OTHERS | 45 | 4,37 | 37 | 3,40 | 65 | 1,9 | 47 | 4,87 |
| TOTAL | 325 | 7,45 | 1,108 | 7,59 | 3 | 74 | 94 | 4,87 |

Part IV

STATISTICAL TABLES ON SMALL SCALE
MANUFACTURING INDUSTRIES
2001/02 (1994 E.F.Y.)

STATISTICAL TABLES ON SMALL SCALE MANUFACTURING INDUSTRIES 2001/02 (1994 E.F.Y.)

NUMBER AND PERCENTAGE DISTRIBUTION OF ESTABLISHMENTS BY INDUSTRIAL GROUP, REGIONAL CAPITALS AND MAJOR AND OTHER URBAN CENTERS : 2001/2002 (1994 E.F.Y)

TABLE 4.1

| INDUSTRIAL GROUP | T I G R A Y | | | | | | A F A R | | | | | |
|---|-------------|-------------|--------------|-------------|--------------|-------------|-----------|-------------|-------------|------------|-----------|------------|
| | Mekele | | Other Towns | | Total | | Asayita | | Other Towns | | Total | |
| | Number | % | Number | % | Number | % | Number | % | Number | % | Number | % |
| MANUFACTURE OF FOOD PRODUCTS EXCEPT GRAIN MILL SERVICES | 3 | .43 | 26 | 3.75 | 29 | 4.18 | - | - | 1 | .14 | 1 | .14 |
| GRAIN MILL SERVICES | 63 | .41 | 789 | 5.14 | 852 | 5.55 | 7 | .05 | 45 | .29 | 52 | .34 |
| MANUFACTURE OF TEXTILES | 4 | 17.39 | - | - | 4 | 17.39 | - | - | - | - | - | - |
| MANUFACTURE OF WEARING APPAREL, DRESSING AND DYEING OF FUR | 126 | 13.10 | 146 | 15.18 | 272 | 28.27 | 5 | .52 | 1 | .10 | 6 | .62 |
| MANUFACTURE OF LUGGAGE, HANDBAGS AND FOOTWEAR | - | - | - | - | - | - | - | - | - | - | - | - |
| MANUFACTURE OF WOOD AND OF PRODUCTS OF WOOD AND CORK, EXCEPT FURNITURE; MANUFACTURE OF ARTICLES OF STRAW AND PLAITING MATERIALS | - | - | 1 | .60 | 1 | .60 | - | - | - | - | - | - |
| MANUFACTURE OF PAPER AND PAPER PRODUCT | 1 | 25.00 | - | - | 1 | 25.00 | - | - | - | - | - | - |
| PUBLISHING, PRINTING AND REPRODUCTION OF RECORDING MEDIA | - | - | 15 | 6.58 | 15 | 6.58 | 4 | 1.75 | 3 | 1.32 | 7 | 3.07 |
| MANUFACTURE OF CHEMICALS AND CHEMICAL PRODUCTS | - | - | - | - | - | - | - | - | - | - | - | - |
| MANUFACTURE OF OTHER NON-METALLIC MINERAL PRODUCTS | 5 | 4.72 | - | - | 5 | 4.72 | - | - | - | - | - | - |
| MANUFACTURE OF FABRICATED METAL PRODUCTS, EXCEPT MACHINERY AND EQUIPMENT | 70 | 5.36 | 97 | 7.43 | 167 | 12.79 | 1 | .08 | 13 | 1.00 | 14 | 1.07 |
| MANUFACTURE OF MACHINERY AND EQUIPMENT N.E.C. | 5 | 16.67 | 1 | 3.33 | 6 | 20.00 | - | - | - | - | - | - |
| MANUFACTURE OF PARTS AND ACCESSORIES FOR MOTOR VEHICLES AND THEIR ENGINES | - | - | - | - | - | - | - | - | - | - | - | - |
| MANUFACTURE OF FURNITURE; MANUFACTURING N.E.C. | 48 | 4.37 | 33 | 3.00 | 81 | 7.37 | 8 | .73 | 6 | .55 | 14 | 1.27 |
| T O T A L | 325 | 1.63 | 1,108 | 5.54 | 1,433 | 7.17 | 25 | 0.13 | 69 | .35 | 94 | .47 |

NUMBER AND PERCENTAGE DISTRIBUTION OF ESTABLISHMENTS BY INDUSTRIAL GROUP, REGIONAL CAPITALS AND MAJOR AND OTHER URBAN CENTERS : 2001/2002 (1994 E.F.Y)

TABLE 4.1 (Cont'd)

| INDUSTRIAL GROUP | A M H A R A | | | | | | | | | |
|---|-------------|-------------|------------|------------|------------|-------------|--------------|--------------|--------------|--------------|
| | Bahir Dar | | Gondar | | Dessie | | Other Towns | | Total | |
| | Number | % | Number | % | Number | % | Number | % | Number | % |
| MANUFACTURE OF FOOD PRODUCTS EXCEPT GRAIN MILL SERVICES | 15 | 2.16 | 15 | 2.16 | 20 | 2.89 | 119 | 17.17 | 169 | 24.39 |
| GRAIN MILL SERVICES | 160 | 1.04 | 47 | .31 | 119 | .78 | 3,635 | 23.67 | 3,961 | 25.80 |
| MANUFACTURE OF TEXTILES | 1 | 4.35 | - | - | - | - | 1 | 4.35 | 2 | 8.70 |
| MANUFACTURE OF WEARING APPAREL, DRESSING AND DYEING OF FUR | 4 | .42 | - | - | 38 | 3.95 | 75 | 7.80 | 117 | 12.16 |
| MANUFACTURE OF LUGGAGE, HANDBAGS AND FOOTWEAR | - | - | - | - | - | - | - | - | - | - |
| MANUFACTURE OF WOOD AND OF PRODUCTS OF WOOD AND CORK, EXCEPT FURNITURE; MANUFACTURE OF ARTICLES OF STRAW AND PLAITING MATERIALS | 2 | 1.20 | 3 | 1.80 | 2 | 1.20 | 12 | 7.19 | 19 | 11.38 |
| MANUFACTURE OF PAPER AND PAPER PRODUCT | - | - | - | - | - | - | - | - | - | - |
| PUBLISHING, PRINTING AND REPRODUCTION OF RECORDING MEDIA | 12 | 5.26 | 13 | 5.70 | 3 | 1.32 | 56 | 24.56 | 84 | 36.84 |
| MANUFACTURE OF CHEMICALS AND CHEMICAL PRODUCTS..... | - | - | - | - | - | - | - | - | - | - |
| MANUFACTURE OF OTHER NON-METALLIC MINERAL PRODUCTS ... | 11 | 10.38 | 2 | 1.89 | 1 | .94 | 4 | 3.77 | 18 | 16.98 |
| MANUFACTURE OF FABRICATED METAL PRODUCTS, EXCEPT MACHINERY AND EQUIPMENT | 22 | 1.68 | 25 | 1.91 | 20 | 1.53 | 98 | 7.50 | 165 | 12.63 |
| MANUFACTURE OF MACHINERY AND EQUIPMENT N.E.C. | - | - | - | - | 1 | 3.33 | - | - | 1 | 3.33 |
| MANUFACTURE OF PARTS AND ACCESSORIES FOR MOTOR VEHICLES AND THEIR ENGINES | - | - | - | - | - | - | - | - | - | - |
| MANUFACTURE OF FURNITURE; MANUFACTURING N.E.C. | 33 | 3.00 | 35 | 3.18 | 24 | 2.18 | 160 | 14.56 | 252 | 22.93 |
| T O T A L | 260 | 1.30 | 140 | .70 | 228 | 1.14 | 4,160 | 20.81 | 4,788 | 23.95 |

NUMBER AND PERCENTAGE DISTRIBUTION OF ESTABLISHMENTS BY INDUSTRIAL GROUP, REGIONAL CAPITALS AND MAJOR AND OTHER URBAN CENTERS : 2001/2002 (1994 E.F.Y)

TABLE 4.1 (Cont'd)

| INDUSTRIAL GROUP | ORONIA | | | | | | | | | |
|---|------------|-------------|------------|------------|------------|------------|--------------|--------------|--------------|--------------|
| | Nazareth | | Jimma | | Debre Zeit | | Other Towns | | Total | |
| | Number | % | Number | % | Number | % | Number | % | Number | % |
| MANUFACTURE OF FOOD PRODUCTS EXCEPT GRAIN MILL SERVICES | 9 | 1.30 | 1 | .14 | - | - | 192 | 27.71 | 202 | 29.15 |
| GRAIN MILL SERVICES | 244 | 1.59 | 137 | .89 | 74 | .48 | 5,072 | 33.03 | 5,527 | 36.00 |
| MANUFACTURE OF TEXTILES | - | - | - | - | - | - | 5 | 21.74 | 5 | 21.74 |
| MANUFACTURE OF WEARING APPAREL, DRESSING AND DYEING OF FUR | 3 | .31 | - | - | 11 | 1.14 | 210 | 21.83 | 224 | 23.28 |
| MANUFACTURE OF LUGGAGE, HANDBAGS AND FOOTWEAR | - | - | - | - | - | - | - | - | - | - |
| MANUFACTURE OF WOOD AND OF PRODUCTS OF WOOD AND CORK, EXCEPT FURNITURE; MANUFACTURE OF ARTICLES OF STRAW AND PLAITING MATERIALS | 2 | 1.20 | 1 | .60 | - | - | 35 | 20.96 | 38 | 22.75 |
| MANUFACTURE OF PAPER AND PAPER PRODUCT | - | - | - | - | - | - | - | - | - | - |
| PUBLISHING, PRINTING AND REPRODUCTION OF RECORDING MEDIA | 1 | .44 | 3 | 1.32 | - | - | 7 | 3.07 | 11 | 4.82 |
| MANUFACTURE OF CHEMICALS AND CHEMICAL PRODUCTS..... | - | - | - | - | - | - | - | - | - | - |
| MANUFACTURE OF OTHER NON-METALLIC MINERAL PRODUCTS ... | 5 | 4.72 | - | - | 2 | 1.89 | 23 | 21.70 | 30 | 28.30 |
| MANUFACTURE OF FABRICATED METAL PRODUCTS, EXCEPT MACHINERY AND EQUIPMENT | 27 | 2.07 | 16 | 1.23 | 14 | 1.07 | 239 | 18.30 | 296 | 22.66 |
| MANUFACTURE OF MACHINERY AND EQUIPMENT N.E.C. | - | - | - | - | - | - | 2 | 6.67 | 2 | 6.67 |
| MANUFACTURE OF PARTS AND ACCESSORIES FOR MOTOR VEHICLES AND THEIR ENGINES | - | - | - | - | - | - | - | - | - | - |
| MANUFACTURE OF FURNITURE; MANUFACTURING N.E.C. | 12 | 1.09 | 13 | 1.18 | 5 | .45 | 266 | 24.20 | 296 | 26.93 |
| T O T A L | 303 | 1.52 | 171 | .86 | 106 | .53 | 6,051 | 30.26 | 6,631 | 33.16 |

NUMBER AND PERCENTAGE DISTRIBUTION OF ESTABLISHMENTS BY INDUSTRIAL GROUP, REGIONAL CAPITALS AND MAJOR AND OTHER URBAN CENTERS : 2001/2002 (1994 E.F.Y)

TABLE 4.1 (Cont'd)

| INDUSTRIAL GROUP | SOMALIE | | | | | | BENISHANGUL GUMUZ | | | | | |
|---|-----------|------------|-------------|------------|------------|------------|-------------------|------------|-------------|------------|------------|------------|
| | Jijiga | | Other Towns | | Total | | Assosa | | Other Towns | | Total | |
| | Number | % | Number | % | Number | % | Number | % | Number | % | Number | % |
| MANUFACTURE OF FOOD PRODUCTS EXCEPT GRAIN MILL SERVICES | 2 | .29 | 2 | .29 | 4 | .58 | 3 | .43 | 2 | .29 | 5 | .72 |
| GRAIN MILL SERVICES | 44 | .29 | 67 | .44 | 111 | .72 | 30 | .20 | 86 | .56 | 116 | .76 |
| MANUFACTURE OF TEXTILES | - | - | - | - | - | - | - | - | - | - | - | - |
| MANUFACTURE OF WEARING APPAREL, DRESSING AND DYEING OF FUR | 14 | 1.46 | 1 | .10 | 15 | 1.56 | - | - | - | - | - | - |
| MANUFACTURE OF LUGGAGE, HANDBAGS AND FOOTWEAR | - | - | - | - | - | - | - | - | - | - | - | - |
| MANUFACTURE OF WOOD AND OF PRODUCTS OF WOOD AND CORK, EXCEPT FURNITURE; MANUFACTURE OF ARTICLES OF STRAW AND PLAITING MATERIALS | - | - | - | - | - | - | - | - | - | - | - | - |
| MANUFACTURE OF PAPER AND PAPER PRODUCT | - | - | - | - | - | - | - | - | - | - | - | - |
| PUBLISHING, PRINTING AND REPRODUCTION OF RECORDING MEDIA | - | - | - | - | - | - | - | - | - | - | - | - |
| MANUFACTURE OF CHEMICALS AND CHEMICAL PRODUCTS | - | - | - | - | - | - | - | - | - | - | - | - |
| MANUFACTURE OF OTHER NON-METALLIC MINERAL PRODUCTS | - | - | - | - | - | - | - | - | - | - | - | - |
| MANUFACTURE OF FABRICATED METAL PRODUCTS, EXCEPT MACHINERY AND EQUIPMENT | 8 | .61 | 4 | .31 | 12 | .92 | 8 | .61 | 3 | .23 | 11 | .84 |
| MANUFACTURE OF MACHINERY AND EQUIPMENT N.E.C. | - | - | - | - | - | - | - | - | - | - | - | - |
| MANUFACTURE OF PARTS AND ACCESSORIES FOR MOTOR VEHICLES AND THEIR ENGINES | 2 | 40.00 | 1 | 20.00 | 3 | 60.00 | - | - | - | - | - | - |
| MANUFACTURE OF FURNITURE; MANUFACTURING N.E.C. | 7 | .64 | 1 | .09 | 8 | .73 | 13 | 1.18 | 2 | .18 | 15 | 1.36 |
| T O T A L | 77 | .39 | 76 | .38 | 153 | .77 | 54 | .27 | 93 | .47 | 147 | .74 |

NUMBER AND PERCENTAGE DISTRIBUTION OF ESTABLISHMENTS BY INDUSTRIAL GROUP, REGIONAL CAPITALS AND MAJOR AND OTHER URBAN CENTERS : 2001/2002 (1994 E.F.Y)

TABLE 4.1 (Cont'd)

| INDUSTRIAL GROUP | S N N R P | | | | | | G A M B E L L A | | | | | |
|---|-----------|------|-------------|-------|--------|-------|-----------------|------|-------------|-----|--------|-----|
| | Awassa | | Other Towns | | Total | | Gambella | | Other Towns | | Total | |
| | Number | % | Number | % | Number | % | Number | % | Number | % | Number | % |
| MANUFACTURE OF FOOD PRODUCTS EXCEPT GRAIN MILL SERVICES | 1 | 1.14 | 25 | 3.61 | 26 | 3.75 | 2 | .29 | - | - | 2 | .29 |
| GRAIN MILL SERVICES | 145 | .94 | 1,662 | 10.82 | 1,807 | 11.77 | 26 | .17 | 28 | .18 | 54 | .35 |
| MANUFACTURE OF TEXTILES | 1 | 4.35 | - | - | 1 | 4.35 | - | - | - | - | - | - |
| MANUFACTURE OF WEARING APPAREL, DRESSING AND DYEING OF FUR | 18 | 1.87 | 120 | 12.47 | 138 | 14.35 | 1 | .10 | - | - | 1 | .10 |
| MANUFACTURE OF LUGGAGE, HANDBAGS AND FOOTWEAR | - | - | 3 | 20.00 | 3 | 20.00 | - | - | - | - | - | - |
| MANUFACTURE OF WOOD AND OF PRODUCTS OF WOOD AND CORK, EXCEPT FURNITURE; MANUFACTURE OF ARTICLES OF STRAW AND PLAITING MATERIALS | 9 | 5.39 | 19 | 11.38 | 28 | 16.77 | - | - | - | - | - | - |
| MANUFACTURE OF PAPER AND PAPER PRODUCTS | - | - | - | - | - | - | - | - | - | - | - | - |
| PUBLISHING, PRINTING AND REPRODUCTION OF RECORDING MEDIA | 2 | 8.88 | 12 | 5.26 | 14 | 6.14 | - | - | - | - | - | - |
| MANUFACTURE OF CHEMICALS AND CHEMICAL PRODUCTS | - | - | - | - | - | - | - | - | - | - | - | - |
| MANUFACTURE OF OTHER NON-METALLIC MINERAL PRODUCTS | 2 | 1.89 | 12 | 11.32 | 14 | 13.21 | - | - | - | - | - | - |
| MANUFACTURE OF FABRICATED METAL PRODUCTS, EXCEPT MACHINERY AND EQUIPMENT | 21 | 1.61 | 72 | 5.51 | 93 | 7.12 | - | - | - | - | - | - |
| MANUFACTURE OF MACHINERY AND EQUIPMENT N.E.C. | - | - | - | - | - | - | - | - | - | - | - | - |
| MANUFACTURE OF PARTS AND ACCESSORIES FOR MOTOR VEHICLES AND THEIR ENGINES | - | - | - | - | - | - | - | - | - | - | - | - |
| MANUFACTURE OF FURNITURE; MANUFACTURING N.E.C. | 45 | 4.09 | 162 | 14.74 | 207 | 18.84 | 3 | .27 | - | - | 3 | .27 |
| T O T A L | 244 | 1.22 | 2,087 | 10.44 | 2,331 | 11.66 | 32 | 0.16 | 28 | .14 | 60 | .30 |

NUMBER AND PERCENTAGE DISTRIBUTION OF ESTABLISHMENTS BY INDUSTRIAL GROUP, REGIONAL CAPITALS AND MAJOR AND OTHER URBAN CENTERS : 2001/2002 (1994 E.F.Y)

TABLE 4.1 (Cont'd)

| INDUSTRIAL GROUP | HARARI | | ADDIS ABABA | | DIRE DAWA | | GRAND TOTAL | |
|---|------------|-------------|--------------|--------------|------------|-------------|---------------|---------------|
| | Harar | | Addis Ababa | | Dire Dawa | | | |
| | Number | % | Number | % | Number | % | Number | % |
| MANUFACTURE OF FOOD PRODUCTS EXCEPT GRAIN MILL SERVICES | 25 | 3.61 | 216 | 31.17 | 14 | 2.02 | 693 | 100.00 |
| GRAIN MILL SERVICES | 87 | .57 | 2,619 | 17.06 | 168 | 1.09 | 15,354 | 100.00 |
| MANUFACTURE OF TEXTILES | 3 | 13.04 | 7 | 30.43 | 1 | 4.35 | 23 | 100.00 |
| MANUFACTURE OF WEARING APPAREL, DRESSING AND DYEING OF FUR | 44 | 4.57 | 86 | 8.94 | 59 | 6.13 | 962 | 100.00 |
| MANUFACTURE OF LUGGAGE, HANDBAGS AND FOOTWEAR | - | - | 12 | 80.00 | - | - | 15 | 100.00 |
| MANUFACTURE OF WOOD AND OF PRODUCTS OF WOOD AND CORK, EXCEPT FURNITURE; MANUFACTURE OF ARTICLES OF STRAW AND PLAITING MATERIALS | 4 | 2.40 | 73 | 43.71 | 4 | 2.40 | 167 | 100.00 |
| MANUFACTURE OF PAPER AND PAPER PRODUCT | - | - | 3 | 75.00 | - | - | 4 | 100.00 |
| PUBLISHING, PRINTING AND REPRODUCTION OF RECORDING MEDIA | - | - | 96 | 42.11 | 1 | .44 | 228 | 100.00 |
| MANUFACTURE OF CHEMICALS AND CHEMICAL PRODUCTS..... | - | - | 2 | 100.00 | - | - | 2 | 100.00 |
| MANUFACTURE OF OTHER NON-METALLIC MINERAL PRODUCTS ... | 1 | .94 | 36 | 33.96 | 2 | 1.89 | 106 | 100.00 |
| MANUFACTURE OF FABRICATED METAL PRODUCTS, EXCEPT MACHINERY AND EQUIPMENT | 21 | 1.61 | 483 | 36.98 | 44 | 3.37 | 1,306 | 100.00 |
| MANUFACTURE OF MACHINERY AND EQUIPMENT N.E.C. | 1 | 3.33 | 20 | 66.67 | - | - | 30 | 100.00 |
| MANUFACTURE OF PARTS AND ACCESSORIES FOR MOTOR VEHICLES AND THEIR ENGINES | - | - | 2 | 40.00 | - | - | 5 | 100.00 |
| MANUFACTURE OF FURNITURE; MANUFACTURING N.E.C. | 15 | 1.36 | 181 | 16.47 | 27 | 2.46 | 1,099 | 100.00 |
| T O T A L | 201 | 1.01 | 3,836 | 19.19 | 320 | 1.60 | 19,994 | 100.00 |

NUMBER AND PERCENTAGE DISTRIBUTION OF TOTAL PERSONS ENGAGED BY INDUSTRIAL GROUP, REGIONAL CAPITALS AND MAJOR AND OTHER URBAN CENTERS : 2001/2002 (1994 E.F.Y)

TABLE 4.2

| INDUSTRIAL GROUP | TIGRAY | | | | | | AFAR | | | | | |
|---|--------|-------|-------------|-------|--------|-------|---------|-----|-------------|------|--------|------|
| | Mekele | | Other Towns | | Total | | Asayita | | Other Towns | | Total | |
| | Number | % | Number | % | Number | % | Number | % | Number | % | Number | % |
| MANUFACTURE OF FOOD PRODUCTS EXCEPT GRAIN MILL SERVICES | 11 | .42 | 101 | 3.90 | 112 | 4.32 | - | - | 4 | .15 | 4 | .15 |
| GRAIN MILL SERVICES | 337 | .71 | 3,247 | 6.82 | 3,584 | 7.53 | 23 | .05 | 128 | .27 | 151 | .32 |
| MANUFACTURE OF TEXTILES | 15 | 18.52 | - | - | 15 | 18.52 | - | - | - | - | - | - |
| MANUFACTURE OF WEARING APPAREL, DRESSING AND DYEING OF FUR | 252 | 12.63 | 280 | 14.03 | 532 | 26.65 | 8 | .40 | 1 | .05 | 9 | .45 |
| MANUFACTURE OF LUGGAGE, HANDBAGS AND FOOTWEAR | - | - | - | - | - | - | - | - | - | - | - | - |
| MANUFACTURE OF WOOD AND OF PRODUCTS OF WOOD AND CORK, EXCEPT FURNITURE; MANUFACTURE OF ARTICLES OF STRAW AND PLAITING MATERIALS | - | - | 3 | .45 | 3 | .45 | - | - | - | - | - | - |
| MANUFACTURE OF PAPER AND PAPER PRODUCT | 4 | 12.90 | - | - | 4 | 12.90 | - | - | - | - | - | - |
| PUBLISHING, PRINTING AND REPRODUCTION OF RECORDING MEDIA | - | - | 47 | 6.77 | 47 | 6.77 | 6 | .86 | 7 | 1.01 | 13 | 1.87 |
| MANUFACTURE OF CHEMICALS AND CHEMICAL PRODUCTS..... | - | - | - | - | - | - | - | - | - | - | - | - |
| MANUFACTURE OF OTHER NON-METALLIC MINERAL PRODUCTS ... | 24 | 5.00 | - | - | 24 | 5.00 | - | - | - | - | - | - |
| MANUFACTURE OF FABRICATED METAL PRODUCTS, EXCEPT MACHINERY AND EQUIPMENT | 277 | 7.11 | 329 | 8.44 | 606 | 15.55 | 2 | .05 | 32 | .82 | 34 | .87 |
| MANUFACTURE OF MACHINERY AND EQUIPMENT N.E.C. | 16 | 15.89 | 1 | .94 | 17 | 16.04 | - | - | - | - | - | - |
| MANUFACTURE OF PARTS AND ACCESSORIES FOR MOTOR VEHICLES AND THEIR ENGINES | - | - | - | - | - | - | - | - | - | - | - | - |
| MANUFACTURE OF FURNITURE; MANUFACTURING N.E.C. | 161 | 3.77 | 135 | 3.16 | 296 | 6.92 | 36 | .84 | 17 | .40 | 53 | 1.24 |
| T O T A L | 1,097 | 1.76 | 4,143 | 6.63 | 5,240 | 8.38 | 75 | .12 | 189 | .30 | 264 | .42 |

NUMBER AND PERCENTAGE DISTRIBUTION OF TOTAL PERSONS ENGAGED BY INDUSTRIAL GROUP, REGIONAL CAPITALS AND MAJOR AND OTHER URBAN CENTERS : 2001/2002 (1994 E.F.V)

TABLE 4.2 (Cont'd)

| INDUSTRIAL GROUP | SONALIE | | | | | | BENISHANGUL GUNUZ | | | | | |
|---|------------|------------|-------------|------------|------------|------------|-------------------|------------|-------------|------------|------------|------------|
| | Jijiga | | Other Towns | | Total | | Assoa | | Other Towns | | Total | |
| | Number | % | Number | % | Number | % | Number | % | Number | % | Number | % |
| MANUFACTURE OF FOOD PRODUCTS EXCEPT GRAIN MILL SERVICES | 5 | .19 | 5 | .19 | 10 | .39 | 11 | .42 | 10 | .39 | 21 | .81 |
| GRAIN MILL SERVICES | 190 | .40 | 205 | .43 | 395 | .83 | 73 | .15 | 276 | .58 | 349 | .73 |
| MANUFACTURE OF TEXTILES | . | . | . | . | . | . | . | . | . | . | . | . |
| MANUFACTURE OF WEARING APPAREL, DRESSING AND DYEING OF FUR | 44 | 2.20 | 4 | .20 | 48 | 2.40 | . | . | . | . | . | . |
| MANUFACTURE OF LUGGAGE, HANDBAGS AND FOOTWEAR | . | . | . | . | . | . | . | . | . | . | . | . |
| MANUFACTURE OF WOOD AND OF PRODUCTS OF WOOD AND CORK, EXCEPT FURNITURE; MANUFACTURE OF ARTICLES OF STRAW AND PLAITING MATERIALS | . | . | . | . | . | . | . | . | . | . | . | . |
| MANUFACTURE OF PAPER AND PAPER PRODUCT | . | . | . | . | . | . | . | . | . | . | . | . |
| PUBLISHING, PRINTING AND REPRODUCTION OF RECORDING MEDIA | . | . | . | . | . | . | . | . | . | . | . | . |
| MANUFACTURE OF CHEMICALS AND CHEMICAL PRODUCTS | . | . | . | . | . | . | . | . | . | . | . | . |
| MANUFACTURE OF OTHER NON-METALLIC MINERAL PRODUCTS | . | . | . | . | . | . | . | . | . | . | . | . |
| MANUFACTURE OF FABRICATED METAL PRODUCTS, EXCEPT MACHINERY AND EQUIPMENT | 17 | .44 | 18 | .46 | 35 | .90 | 26 | .67 | 10 | .26 | 36 | .92 |
| MANUFACTURE OF MACHINERY AND EQUIPMENT N.E.C. | . | . | . | . | . | . | . | . | . | . | . | . |
| MANUFACTURE OF PARTS AND ACCESSORIES FOR MOTOR VEHICLES AND THEIR ENGINES | 10 | 38.46 | 3 | 11.54 | 13 | 50.00 | . | . | . | . | . | . |
| MANUFACTURE OF FURNITURE; MANUFACTURING N.E.C. | 18 | .42 | 3 | .07 | 21 | .49 | 52 | 1.22 | 8 | .19 | 60 | 1.40 |
| T O T A L | 284 | .45 | 238 | .38 | 522 | .84 | 162 | .26 | 304 | .49 | 466 | .75 |

NUMBER AND PERCENTAGE DISTRIBUTION OF TOTAL PERSONS ENGAGED BY INDUSTRIAL GROUP, REGIONAL CAPITALS AND MAJOR AND OTHER URBAN CENTERS : 2001/2002 (1994 E.F.Y)

TABLE 4.2 (Cont'd)

| INDUSTRIAL GROUP | SNNRP | | | | | | GAMBELLA | | | | | |
|---|--------------|-------------|--------------|--------------|--------------|--------------|------------|------------|-------------|------------|------------|------------|
| | Amassa | | Other Towns | | Total | | Gambella | | Other Towns | | Total | |
| | Number | % | Number | % | Number | % | Number | % | Number | % | Number | % |
| MANUFACTURE OF FOOD PRODUCTS EXCEPT GRAIN MILL SERVICES | 4 | .15 | 102 | 3.93 | 106 | 4.09 | 11 | .42 | - | - | 11 | .42 |
| GRAIN MILL SERVICES | 682 | 1.43 | 5,664 | 11.90 | 6,346 | 13.33 | 97 | .20 | 106 | .22 | 203 | .43 |
| MANUFACTURE OF TEXTILES | 9 | 11.11 | - | - | 9 | 11.11 | - | - | - | - | - | - |
| MANUFACTURE OF WEARING APPAREL, DRESSING AND DYEING OF FUR | 80 | 4.01 | 282 | 14.13 | 362 | 18.14 | 3 | .15 | - | - | 3 | .15 |
| MANUFACTURE OF LUGGAGE, HANDBAGS AND FOOTWEAR | - | - | 15 | 25.42 | 15 | 25.42 | - | - | - | - | - | - |
| MANUFACTURE OF WOOD AND OF PRODUCTS OF WOOD AND CORK, EXCEPT FURNITURE; MANUFACTURE OF ARTICLES OF STRAW AND PLAITING MATERIALS | 35 | 5.28 | 62 | 9.35 | 97 | 14.63 | - | - | - | - | - | - |
| MANUFACTURE OF PAPER AND PAPER PRODUCT | - | - | - | - | - | - | - | - | - | - | - | - |
| PUBLISHING, PRINTING AND REPRODUCTION OF RECORDING MEDIA | 9 | 1.30 | 37 | 5.33 | 46 | 6.63 | - | - | - | - | - | - |
| MANUFACTURE OF CHEMICALS AND CHEMICAL PRODUCTS..... | - | - | - | - | - | - | - | - | - | - | - | - |
| MANUFACTURE OF OTHER NON-METALLIC MINERAL PRODUCTS ... | 12 | 2.50 | 55 | 11.46 | 67 | 13.96 | - | - | - | - | - | - |
| MANUFACTURE OF FABRICATED METAL PRODUCTS, EXCEPT MACHINERY AND EQUIPMENT | 70 | 1.80 | 216 | 5.54 | 286 | 7.34 | - | - | - | - | - | - |
| MANUFACTURE OF MACHINERY AND EQUIPMENT N.E.C. | - | - | - | - | - | - | - | - | - | - | - | - |
| MANUFACTURE OF PARTS AND ACCESSORIES FOR MOTOR VEHICLES AND THEIR ENGINES | - | - | - | - | - | - | - | - | - | - | - | - |
| MANUFACTURE OF FURNITURE; MANUFACTURING N.E.C. | 192 | 4.49 | 695 | 16.26 | 887 | 20.75 | 16 | .37 | - | - | 16 | .37 |
| T O T A L | 1,093 | 1.75 | 7,128 | 11.40 | 8,221 | 13.15 | 127 | .20 | 106 | .17 | 233 | .37 |

NUMBER AND PERCENTAGE DISTRIBUTION OF TOTAL PERSONS ENGAGED BY INDUSTRIAL GROUP, REGIONAL CAPITALS AND MAJOR AND OTHER URBAN CENTERS : 2001/2002 (1994 E.F.Y)

TABLE 4.2 (Cont'd)

| INDUSTRIAL GROUP | HARARI | | ADDIS ABABA | | DIRE DAWA | | GRAND TOTAL | |
|---|--------|-------|-------------|--------|-----------|------|-------------|--------|
| | Harar | | Addis Ababa | | Dire Dawa | | | |
| | Number | % | Number | % | Number | % | Number | % |
| MANUFACTURE OF FOOD PRODUCTS EXCEPT GRAIN MILL SERVICES | 49 | 1.89 | 832 | 32.09 | 49 | 1.89 | 2,593 | 100.00 |
| GRAIN MILL SERVICES | 272 | .57 | 7,277 | 15.29 | 532 | 1.12 | 47,593 | 100.00 |
| MANUFACTURE OF TEXTILES | 7 | 8.64 | 33 | 40.74 | 1 | 1.23 | 81 | 100.00 |
| MANUFACTURE OF WEARING APPAREL, DRESSING AND DYEING OF FUR | 112 | 25.61 | 216 | 10.82 | 111 | 5.56 | 1,996 | 100.00 |
| MANUFACTURE OF LUGGAGE, HANDBAGS AND FOOTWEAR | - | - | 44 | 74.58 | - | - | 59 | 100.00 |
| MANUFACTURE OF WOOD AND OF PRODUCTS OF WOOD AND CORK, EXCEPT FURNITURE; MANUFACTURE OF ARTICLES OF STRAW AND PLAITING MATERIALS | 11 | 1.66 | 337 | 50.83 | 11 | 1.66 | 663 | 100.00 |
| MANUFACTURE OF PAPER AND PAPER PRODUCT | - | - | 27 | 87.10 | - | - | 31 | 100.00 |
| PUBLISHING, PRINTING AND REPRODUCTION OF RECORDING MEDIA | - | - | 316 | 45.53 | 9 | 1.30 | 694 | 100.00 |
| MANUFACTURE OF CHEMICALS AND CHEMICAL PRODUCTS | - | - | 11 | 100.00 | - | - | 11 | 100.00 |
| MANUFACTURE OF OTHER NON-METALLIC MINERAL PRODUCTS ... | 6 | 1.25 | 160 | 33.33 | 9 | 1.88 | 480 | 100.00 |
| MANUFACTURE OF FABRICATED METAL PRODUCTS, EXCEPT MACHINERY AND EQUIPMENT | 62 | 11.59 | 1,328 | 34.07 | 117 | 3.00 | 3,898 | 100.00 |
| MANUFACTURE OF MACHINERY AND EQUIPMENT N.E.C. | 3 | 2.83 | 76 | 71.70 | - | - | 106 | 100.00 |
| MANUFACTURE OF PARTS AND ACCESSORIES FOR MOTOR VEHICLES AND THEIR ENGINES | 272 | 11.68 | 699 | 16.35 | 62 | 1.45 | 4,275 | 100.00 |
| MANUFACTURE OF FURNITURE; MANUFACTURING N.E.C. | 1072 | 11.68 | 699 | 16.35 | 62 | 1.45 | 4,275 | 100.00 |
| T O T A L | 594 | 2.95 | 11,369 | 18.19 | 901 | 1.44 | 62,506 | 100.00 |

VALUE AND PERCENTAGE CONTRIBUTION OF GROSS VALUE OF PRODUCTION BY INDUSTRIAL GROUP, REGIONAL CAPITALS AND MAJOR AND OTHER URBAN CENTERS : 2001/2002 (1994 E.F.Y)

TABLE 4.3

| INDUSTRIAL GROUP | TIGRAY | | | | | | AFAR | | | | | |
|---|------------|-------|-------------|-------|------------|-------|---------|------|-------------|-----|-----------|------|
| | Mekele | | Other Towns | | Total | | Asayita | | Other Towns | | Total | |
| | Value | % | Value | % | Value | % | Value | % | Value | % | Value | % |
| MANUFACTURE OF FOOD PRODUCTS EXCEPT GRAIN MILL SERVICES | 201,599 | 2.27 | 5,331,420 | 7.25 | 5,533,019 | 7.53 | - | - | 43,700 | .06 | 43,700 | .06 |
| GRAIN MILL SERVICES | 2,950,262 | .61 | 42,411,000 | 8.71 | 45,361,262 | 9.32 | 172,988 | .04 | 963,374 | .20 | 1,136,362 | .23 |
| MANUFACTURE OF TEXTILES | 860,723 | 37.87 | - | - | 860,723 | 37.87 | - | - | - | - | - | - |
| MANUFACTURE OF WEARING APPAREL, DRESSING AND DYEING OF FUR | 3,119,445 | 18.77 | 2,079,955 | 12.51 | 5,199,400 | 31.28 | 70,240 | .42 | 18,000 | .11 | 88,240 | .53 |
| MANUFACTURE OF LUGGAGE, HANDBAGS AND FOOTWEAR | - | - | - | - | - | - | - | - | - | - | - | - |
| MANUFACTURE OF WOOD AND OF PRODUCTS OF WOOD AND CORK, EXCEPT FURNITURE; MANUFACTURE OF ARTICLES OF STRAW AND PLAITING MATERIALS | - | - | 16,715 | .34 | 16,715 | .34 | - | - | - | - | - | - |
| MANUFACTURE OF PAPER AND PAPER PRODUCT | 65,000 | 4.99 | - | - | 65,000 | 4.99 | - | - | - | - | - | - |
| PUBLISHING, PRINTING AND REPRODUCTION OF RECORDING MEDIA | - | - | 1,269,491 | 9.83 | 1,269,491 | 9.83 | 73,400 | .57 | 41,507 | .32 | 114,907 | .89 |
| MANUFACTURE OF CHEMICALS AND CHEMICAL PRODUCTS | - | - | - | - | - | - | - | - | - | - | - | - |
| MANUFACTURE OF OTHER NON-METALLIC MINERAL PRODUCTS | 357,890 | 3.77 | - | - | 357,890 | 3.77 | - | - | - | - | - | - |
| MANUFACTURE OF FABRICATED METAL PRODUCTS, EXCEPT MACHINERY AND EQUIPMENT | 3,637,973 | 6.76 | 4,244,938 | 7.89 | 7,882,911 | 14.65 | 8,700 | .02 | 159,256 | .30 | 167,956 | .31 |
| MANUFACTURE OF MACHINERY AND EQUIPMENT N.E.C. | 71,920 | 7.78 | 9,640 | 1.04 | 81,560 | 8.83 | - | - | - | - | - | - |
| MANUFACTURE OF PARTS AND ACCESSORIES FOR MOTOR VEHICLES AND THEIR ENGINES | - | - | - | - | - | - | - | - | - | - | - | - |
| MANUFACTURE OF FURNITURE; MANUFACTURING N.E.C. | 2,360,725 | 5.17 | 2,557,964 | 5.60 | 4,918,689 | 10.77 | 628,800 | 1.38 | 122,785 | .27 | 751,585 | 1.65 |
| T O T A L | 13,625,537 | 1.92 | 57,921,123 | 8.17 | 71,546,660 | 10.09 | 954,128 | .13 | 1,348,622 | .19 | 2,302,750 | .32 |

VALUE AND PERCENTAGE CONTRIBUTION OF GROSS VALUE OF PRODUCTION BY INDUSTRIAL GROUP, REGIONAL CAPITALS AND LS AND MAJOR AND OTHER URBAN CENTERS : 2001/2002 (1994 E.F.Y)

TABLE 4.3 (Cont'd)

| INDUSTRIAL GROUP | AMHARA | | | | | | | | | |
|---|-----------|------|-----------|------|-----------|------|-------------|-------|-------------|-------|
| | Bahir Dar | | Gondar | | Dessie | | Other towns | | Total | |
| | Value | % | Value | % | Value | % | Value | % | Value | % |
| MANUFACTURE OF FOOD PRODUCTS EXCEPT GRAIN MILL SERVICES | 1,400,369 | 1.91 | 5,366,145 | 7.30 | 1,091,151 | 1.48 | 10,401,094 | 14.15 | 18,258,759 | 24.84 |
| GRAIN MILL SERVICES | 4,418,170 | .91 | 1,458,200 | .30 | 4,823,133 | .99 | 66,145,141 | 13.59 | 76,844,644 | 15.79 |
| MANUFACTURE OF TEXTILES | 81,500 | 3.59 | - | - | - | - | 1,720 | .08 | 83,220 | 3.66 |
| MANUFACTURE OF WEARING APPAREL, DRESSING AND DYEING OF FUR | 55,476 | .33 | - | - | 451,728 | 2.72 | 1,005,077 | 6.05 | 1,512,281 | 9.10 |
| MANUFACTURE OF LUGGAGE, HANDBAGS AND FOOTWEAR | - | - | - | - | - | - | - | - | - | - |
| MANUFACTURE OF WOOD AND OF PRODUCTS OF WOOD AND CORK, EXCEPT FURNITURE; MANUFACTURE OF ARTICLES OF STRAW AND PLAITING MATERIALS | 51,736 | 1.04 | 77,260 | 1.56 | 58,170 | 1.17 | 173,904 | 3.51 | 361,070 | 7.29 |
| MANUFACTURE OF PAPER AND PAPER PRODUCT | - | - | - | - | - | - | - | - | - | - |
| PUBLISHING, PRINTING AND REPRODUCTION OF RECORDING MEDIA | 208,629 | 1.62 | 555,973 | 4.31 | 75,970 | .59 | 621,576 | 4.81 | 1,462,148 | 11.32 |
| MANUFACTURE OF CHEMICALS AND CHEMICAL PRODUCTS | - | - | - | - | - | - | - | - | - | - |
| MANUFACTURE OF OTHER NON-METALLIC MINERAL PRODUCTS ... | 807,173 | 8.51 | 158,780 | 1.67 | 126,000 | 1.33 | 119,372 | 1.26 | 1,211,325 | 12.78 |
| MANUFACTURE OF FABRICATED METAL PRODUCTS, EXCEPT MACHINERY AND EQUIPMENT | 663,573 | 1.23 | 418,382 | .78 | 688,519 | 1.28 | 3,127,273 | 5.81 | 4,897,747 | 9.10 |
| MANUFACTURE OF MACHINERY AND EQUIPMENT N.E.C. | - | - | - | - | 8,700 | .94 | - | - | 8,700 | .94 |
| MANUFACTURE OF PARTS AND ACCESSORIES FOR MOTOR VEHICLES AND THEIR ENGINES | - | - | - | - | - | - | - | - | - | - |
| MANUFACTURE OF FURNITURE; MANUFACTURING N.E.C. | 1,203,548 | 2.64 | 980,794 | 2.15 | 733,125 | 1.61 | 6,542,564 | 14.33 | 9,460,031 | 20.72 |
| T O T A L | 8,890,174 | 1.25 | 9,015,534 | 1.27 | 8,056,496 | 1.14 | 88,137,721 | 12.43 | 114,099,925 | 16.09 |

VALUE AND PERCENTAGE CONTRIBUTION OF GROSS VALUE OF PRODUCTION BY INDUSTRIAL GROUP, REGIONAL CAPITALS AND LS AND MAJOR AND OTHER URBAN CENTERS : 2001/2002 (1994 E.F.Y)

TABLE 4.3 (Cont'd)

| INDUSTRIAL GROUP | O R O M I A | | | | | | | | | |
|---|-------------|------|-----------|------|------------|------|-------------|-------|-------------|-------|
| | Nazareth | | Jimma | | Debre Zeit | | Other towns | | Total | |
| | Value | % | Value | % | Value | % | Value | % | Value | % |
| MANUFACTURE OF FOOD PRODUCTS EXCEPT GRAIN MILL SERVICES | 3,426,138 | 4.66 | 80,940 | .11 | - | - | 21,816,725 | 29.68 | 25,323,803 | 34.45 |
| GRAIN MILL SERVICES | 5,615,288 | 1.15 | 5,519,993 | 1.13 | 2,455,730 | .50 | 173,951,771 | 35.74 | 187,542,782 | 38.53 |
| MANUFACTURE OF TEXTILES | - | - | - | - | - | - | 97,225 | 4.28 | 97,225 | 4.28 |
| MANUFACTURE OF WEARING APPAREL, DRESSING AND DYEING OF FUR | 50,994 | .31 | - | - | 51,666 | .31 | 1,357,410 | 8.17 | 1,460,070 | 8.79 |
| MANUFACTURE OF LUGGAGE, HANDBAGS AND FOOTWEAR | - | - | - | - | - | - | - | - | - | - |
| MANUFACTURE OF WOOD AND OF PRODUCTS OF WOOD AND CORK, EXCEPT FURNITURE; MANUFACTURE OF ARTICLES OF STRAW AND PLAITING MATERIALS | 155,000 | 3.13 | 13,000 | .26 | - | - | 628,258 | 12.69 | 796,258 | 16.08 |
| MANUFACTURE OF PAPER AND PAPER PRODUCT | - | - | - | - | - | - | - | - | - | - |
| PUBLISHING, PRINTING AND REPRODUCTION OF RECORDING MEDIA | 20,250 | .16 | 286,415 | 2.22 | - | - | 1,569,100 | 12.15 | 1,875,765 | 14.53 |
| MANUFACTURE OF CHEMICALS AND CHEMICAL PRODUCTS..... | - | - | - | - | - | - | - | - | - | - |
| MANUFACTURE OF OTHER NON-METALLIC MINERAL PRODUCTS ... | 797,381 | 8.41 | - | - | 211,296 | 2.23 | 1,903,142 | 20.07 | 2,911,819 | 30.71 |
| MANUFACTURE OF FABRICATED METAL PRODUCTS, EXCEPT MACHINERY AND EQUIPMENT | 571,412 | 1.06 | 576,728 | 1.07 | 364,090 | .68 | 7,423,340 | 13.79 | 8,935,570 | 16.60 |
| MANUFACTURE OF MACHINERY AND EQUIPMENT N.E.C. | - | - | - | - | - | - | 26,840 | 2.90 | 26,840 | 2.90 |
| MANUFACTURE OF PARTS AND ACCESSORIES FOR MOTOR VEHICLES AND THEIR ENGINES | - | - | - | - | - | - | - | - | - | - |
| MANUFACTURE OF FURNITURE; MANUFACTURING N.E.C. | 430,727 | .94 | 257,907 | .56 | 89,092 | .20 | 8,960,059 | 19.62 | 9,737,785 | 21.33 |
| T O T A L | 11,067,190 | 1.56 | 6,734,983 | .95 | 3,171,874 | .45 | 217,733,870 | 30.70 | 238,707,917 | 33.66 |

VALUE AND PERCENTAGE CONTRIBUTION OF GROSS VALUE OF PRODUCTION BY INDUSTRIAL GROUP, REGIONAL CAPITALS AND MAJOR AND OTHER URBAN CENTERS : 2001/2002 (1994 E.F.Y)

TABLE 4.3 (Cont'd)

| INDUSTRIAL GROUP | SOMALIE | | | | | | BENISHANGUL GUMUZ | | | | | |
|---|-----------|-------|-------------|------|-----------|-------|-------------------|------|-------------|-----|-----------|------|
| | Jijiga | | Other Towns | | Total | | Assosa | | Other Towns | | Total | |
| | Value | % | Value | % | Value | % | Value | % | Value | % | Value | % |
| MANUFACTURE OF FOOD PRODUCTS EXCEPT GRAIN MILL SERVICES | 37,580 | .05 | 209,100 | .28 | 246,680 | .34 | 466,454 | .63 | 149,096 | .20 | 615,550 | .84 |
| GRAIN MILL SERVICES | 1,707,132 | .35 | 2,199,207 | .45 | 3,906,339 | .80 | 775,343 | .16 | 1,235,935 | .25 | 2,011,278 | .41 |
| MANUFACTURE OF TEXTILES | - | - | - | - | - | - | - | - | - | - | - | - |
| MANUFACTURE OF WEARING APPAREL, DRESSING AND DYEING OF FUR | 640,136 | 3.85 | 23,300 | .14 | 663,436 | 3.99 | - | - | - | - | - | - |
| MANUFACTURE OF LUGGAGE, HANDBAGS AND FOOTWEAR | - | - | - | - | - | - | - | - | - | - | - | - |
| MANUFACTURE OF WOOD AND OF PRODUCTS OF WOOD AND CORK, EXCEPT FURNITURE; MANUFACTURE OF ARTICLES OF STRAW AND PLAITING MATERIALS | - | - | - | - | - | - | - | - | - | - | - | - |
| MANUFACTURE OF PAPER AND PAPER PRODUCT | - | - | - | - | - | - | - | - | - | - | - | - |
| PUBLISHING, PRINTING AND REPRODUCTION OF RECORDING MEDIA | - | - | - | - | - | - | - | - | - | - | - | - |
| MANUFACTURE OF CHEMICALS AND CHEMICAL PRODUCTS | - | - | - | - | - | - | - | - | - | - | - | - |
| MANUFACTURE OF OTHER NON-METALLIC MINERAL PRODUCTS | - | - | - | - | - | - | - | - | - | - | - | - |
| MANUFACTURE OF FABRICATED METAL PRODUCTS, EXCEPT MACHINERY AND EQUIPMENT | 383,430 | .71 | 216,140 | .40 | 599,570 | 1.11 | 691,725 | 1.29 | 36,960 | .07 | 728,685 | 1.35 |
| MANUFACTURE OF MACHINERY AND EQUIPMENT N.E.C. | - | - | - | - | - | - | - | - | - | - | - | - |
| MANUFACTURE OF PARTS AND ACCESSORIES FOR MOTOR VEHICLES AND THEIR ENGINES | 124,580 | 58.50 | 15,600 | 7.33 | 140,180 | 65.83 | - | - | - | - | - | - |
| MANUFACTURE OF FURNITURE; MANUFACTURING N.E.C. | 817,710 | 1.79 | 575,040 | 1.26 | 1,392,750 | 3.05 | 620,450 | 1.36 | 139,876 | .31 | 760,326 | 1.67 |
| T O T A L | 3,710,568 | .52 | 3,238,387 | .46 | 6,948,955 | .98 | 2,553,972 | .36 | 1,561,867 | .22 | 4,115,839 | .58 |

VALUE AND PERCENTAGE CONTRIBUTION OF GROSS VALUE OF PRODUCTION BY INDUSTRIAL GROUP, REGIONAL CAPITALS AND MAJOR AND OTHER URBAN CENTERS : 2001/2002 (1994 E.F.Y)

TABLE 4.3 (Cont'd)

| INDUSTRIAL GROUP | S N N R P | | | | | | G A M B E L L A | | | | | |
|---|------------|-------|-------------|-------|------------|-------|-----------------|-----|-------------|-----|-----------|-----|
| | Awassa | | Other Towns | | Total | | Gambella | | Other Towns | | Total | |
| | Value | % | Value | % | Value | % | Value | % | Value | % | Value | % |
| MANUFACTURE OF FOOD PRODUCTS EXCEPT GRAIN MILL SERVICES | 97,673 | .13 | 2,601,970 | 3.54 | 2,699,643 | 3.67 | 102,820 | .14 | - | - | 102,820 | .14 |
| GRAIN MILL SERVICES | 8,395,659 | 1.72 | 54,535,405 | 11.20 | 62,931,064 | 12.93 | 731,232 | .15 | 829,103 | .17 | 1,560,335 | .32 |
| MANUFACTURE OF TEXTILES | 792,000 | 34.85 | - | - | 792,000 | 34.85 | - | - | - | - | - | - |
| MANUFACTURE OF WEARING APPAREL, DRESSING AND DYEING OF FUR | 881,360 | 5.30 | 3,726,168 | 22.42 | 4,607,528 | 27.72 | 51,935 | .31 | - | - | 51,935 | .31 |
| MANUFACTURE OF LUGGAGE, HANDBAGS AND FOOTWEAR | - | - | 136,586 | 37.59 | 136,586 | 37.59 | - | - | - | - | - | - |
| MANUFACTURE OF WOOD AND OF PRODUCTS OF WOOD AND CORK, EXCEPT FURNITURE; MANUFACTURE OF ARTICLES OF STRAW AND PLAITING MATERIALS | 139,060 | 2.81 | 507,075 | 10.24 | 646,135 | 13.05 | - | - | - | - | - | - |
| MANUFACTURE OF PAPER AND PAPER PRODUCT | - | - | - | - | - | - | - | - | - | - | - | - |
| PUBLISHING, PRINTING AND REPRODUCTION OF RECORDING MEDIA | 620,400 | 4.80 | 425,144 | 3.29 | 1,045,544 | 8.10 | - | - | - | - | - | - |
| MANUFACTURE OF CHEMICALS AND CHEMICAL PRODUCTS..... | - | - | - | - | - | - | - | - | - | - | - | - |
| MANUFACTURE OF OTHER NON-METALLIC MINERAL PRODUCTS ... | 261,951 | 2.76 | 915,370 | 9.65 | 1,177,321 | 12.42 | - | - | - | - | - | - |
| MANUFACTURE OF FABRICATED METAL PRODUCTS, EXCEPT MACHINERY AND EQUIPMENT | 680,094 | 1.26 | 2,335,559 | 4.34 | 3,015,653 | 5.60 | - | - | - | - | - | - |
| MANUFACTURE OF MACHINERY AND EQUIPMENT N.E.C. | - | - | - | - | - | - | - | - | - | - | - | - |
| MANUFACTURE OF PARTS AND ACCESSORIES FOR MOTOR VEHICLES AND THEIR ENGINES | - | - | - | - | - | - | - | - | - | - | - | - |
| MANUFACTURE OF FURNITURE; MANUFACTURING N.E.C. | 2,468,908 | 5.41 | 6,504,858 | 14.25 | 8,973,766 | 19.65 | 194,000 | .42 | - | - | 194,000 | .42 |
| T O T A L | 14,337,105 | 2.02 | 71,688,135 | 10.11 | 86,025,240 | 12.13 | 1,079,987 | .15 | 829,103 | .12 | 1,909,090 | .27 |

VALUE AND PERCENTAGE CONTRIBUTION OF GROSS VALUE OF PRODUCTION BY INDUSTRIAL GROUP, REGIONAL CAPITALS AND MAJOR AND OTHER URBAN CENTERS : 2001/2002 (1994 E.F.Y)

TABLE 4.3 (Cont'd)

| INDUSTRIAL GROUP | HARARI | | ADDIS ABABA | | DIRE DAWA | | GRAND TOTAL | |
|---|------------------|------------|--------------------|--------------|-------------------|-------------|--------------------|---------------|
| | Harar | | Addis Ababa | | Dire Dawa | | | |
| | Value | % | Value | % | Value | % | Value | % |
| MANUFACTURE OF FOOD PRODUCTS EXCEPT GRAIN MILL SERVICES | 514,545 | .70 | 19,816,154 | 26.96 | 344,494 | .47 | 73,499,167 | 100.00 |
| GRAIN MILL SERVICES | 3,221,436 | .66 | 90,373,790 | 18.57 | 11,820,609 | 2.43 | 486,709,903 | 100.00 |
| MANUFACTURE OF TEXTILES | 50,270 | 2.21 | 382,820 | 16.84 | 6,560 | .29 | 2,272,818 | 100.00 |
| MANUFACTURE OF WEARING APPAREL, DRESSING AND DYEING OF FUR | 569,654 | 3.43 | 1,752,132 | 10.54 | 715,083 | 4.30 | 16,619,759 | 100.00 |
| MANUFACTURE OF LUGGAGE, HANDBAGS AND FOOTWEAR | - | - | 226,776 | 62.41 | - | - | 363,362 | 100.00 |
| MANUFACTURE OF WOOD AND OF PRODUCTS OF WOOD AND CORK, EXCEPT FURNITURE; MANUFACTURE OF ARTICLES OF STRAW AND PLAITING MATERIALS | 97,382 | 1.97 | 3,002,372 | 60.62 | 32,740 | .66 | 4,952,672 | 100.00 |
| MANUFACTURE OF PAPER AND PAPER PRODUCT | - | - | 1,237,566 | 95.01 | - | - | 1,302,566 | 100.00 |
| PUBLISHING, PRINTING AND REPRODUCTION OF RECORDING MEDIA | - | - | 6,903,409 | 53.47 | 240,575 | 1.86 | 12,911,839 | 100.00 |
| MANUFACTURE OF CHEMICALS AND CHEMICAL PRODUCTS..... | - | - | 521,730 | 100.00 | - | - | 521,730 | 100.00 |
| MANUFACTURE OF OTHER NON-METALLIC MINERAL PRODUCTS ... | 183,456 | 1.93 | 3,568,227 | 37.63 | 71,890 | .76 | 9,481,928 | 100.00 |
| MANUFACTURE OF FABRICATED METAL PRODUCTS, EXCEPT MACHINERY AND EQUIPMENT | 687,836 | 1.28 | 26,211,093 | 48.70 | 699,586 | 1.30 | 53,826,607 | 100.00 |
| MANUFACTURE OF MACHINERY AND EQUIPMENT N.E.C. | 39,016 | 4.22 | 768,055 | 83.11 | - | - | 924,171 | 100.00 |
| MANUFACTURE OF PARTS AND ACCESSORIES FOR MOTOR VEHICLES AND THEIR ENGINES | - | - | 72,772 | 34.17 | - | - | 212,952 | 100.00 |
| MANUFACTURE OF FURNITURE; MANUFACTURING N.E.C. | 667,259 | 1.46 | 8,303,595 | 18.19 | 501,088 | 1.10 | 45,660,874 | 100.00 |
| T O T A L | 6,030,854 | .85 | 163,140,491 | 23.00 | 14,432,625 | 2.03 | 709,260,348 | 100.00 |

VALUE ADDED BY INDUSTRIAL GROUP, REGIONAL CAPITALS, MAJOR AND OTHER URBAN CENTERS
2001/2002 (1994 E.F.Y)

TABLE 4.4

| INDUSTRIAL GROUP | TIGRAY | | | | | | AFAAR | | | | | |
|---|------------------|-------------|-------------------|-------------|-------------------|--------------|----------------|-------------|----------------|------------|------------------|------------|
| | Mekele | | Other Towns | | Total | | Asayita | | Other Towns | | Total | |
| | Value | % | Value | % | Value | % | Value | % | Value | % | Value | % |
| MANUFACTURE OF FOOD PRODUCTS EXCEPT GRAIN MILL SERVICES | 35,588 | .17 | 3,646,961 | 17.04 | 3,682,549 | 17.21 | - | - | 21,613 | .10 | 21,613 | .10 |
| GRAIN MILL SERVICES | 1,910,015 | .73 | 26,978,761 | 10.28 | 28,888,776 | 11.00 | 126,347 | .05 | 615,752 | .23 | 742,099 | .28 |
| MANUFACTURE OF TEXTILES | 634,592 | 58.80 | - | - | 634,592 | 58.80 | - | - | - | - | - | - |
| MANUFACTURE OF WEARING APPAREL, DRESSING AND DYEING OF FUR | 1,122,360 | 12.77 | 976,687 | 11.11 | 2,099,047 | 23.88 | 54,490 | .62 | 15,038 | .17 | 69,528 | .79 |
| MANUFACTURE OF LUGGAGE, HANDBAGS AND FOOTWEAR | - | - | - | - | - | - | - | - | - | - | - | - |
| MANUFACTURE OF WOOD AND OF PRODUCTS OF WOOD AND CORK, EXCEPT FURNITURE; MANUFACTURE OF ARTICLES OF STRAW AND PLAITING MATERIALS | - | - | 8,252 | .37 | 8,252 | .37 | - | - | - | - | - | - |
| MANUFACTURE OF PAPER AND PAPER PRODUCT | 27,810 | 2.63 | - | - | 27,810 | 2.63 | - | - | - | - | - | - |
| PUBLISHING, PRINTING AND REPRODUCTION OF RECORDING MEDIA | - | - | 409,596 | 6.85 | 409,596 | 6.85 | 49,913 | .84 | 23,113 | .39 | 73,026 | 1.22 |
| MANUFACTURE OF CHEMICALS AND CHEMICAL PRODUCTS..... | - | - | - | - | - | - | - | - | - | - | - | - |
| MANUFACTURE OF OTHER NON-METALLIC MINERAL PRODUCTS ... | 74,023 | 1.88 | - | - | 74,023 | 1.88 | - | - | - | - | - | - |
| MANUFACTURE OF FABRICATED METAL PRODUCTS, EXCEPT MACHINERY AND EQUIPMENT | 1,391,896 | 4.46 | 2,036,745 | 6.52 | 3,428,641 | 10.98 | 7,512 | .02 | 101,595 | .33 | 109,107 | .35 |
| MANUFACTURE OF MACHINERY AND EQUIPMENT N.E.C. | 34,052 | 7.38 | 6,190 | 1.34 | 40,242 | 8.72 | - | - | - | - | - | - |
| MANUFACTURE OF PARTS AND ACCESSORIES FOR MOTOR VEHICLES AND THEIR ENGINES | - | - | - | - | - | - | - | - | - | - | - | - |
| MANUFACTURE OF FURNITURE; MANUFACTURING N.E.C. | 900,968 | 4.56 | 980,761 | 4.97 | 1,881,729 | 9.53 | 312,019 | 1.58 | 56,852 | .29 | 368,871 | 1.87 |
| T O T A L | 6,131,304 | 1.71 | 35,043,953 | 9.76 | 41,175,257 | 11.47 | 550,281 | 0.15 | 833,963 | .23 | 1,384,244 | .39 |

VALUE ADDED BY INDUSTRIAL GROUP, REGIONAL CAPITALS, MAJOR AND OTHER URBAN CENTERS
2001/2002 (1994 E.F.Y)

TABLE 4.4 (Cont'd)

| INDUSTRIAL GROUP | AMHARA | | | | | | | | | |
|---|------------------|-------------|-------------------|-------------|------------------|-------------|-------------------|--------------|-------------------|--------------|
| | Bahir Dar | | Gondar | | Dessie | | Other towns | | Total | |
| | Value | % | Value | % | Value | % | Value | % | Value | % |
| MANUFACTURE OF FOOD PRODUCTS EXCEPT GRAIN MILL SERVICES | 472,287 | 2.21 | -617,931 | -2.89 | 379,346 | 1.77 | 3,138,001 | 14.66 | 3,371,703 | 15.76 |
| GRAIN MILL SERVICES | 2,719,984 | 1.04 | 845,048 | .32 | 2,682,433 | 1.02 | 31,066,395 | 11.83 | 37,313,860 | 14.21 |
| MANUFACTURE OF TEXTILES | 43,470 | 4.03 | - | - | - | - | 1,200 | .11 | 44,670 | 4.14 |
| MANUFACTURE OF WEARING APPAREL, DRESSING AND DYEING OF FUR | 15,701 | .18 | - | - | 325,714 | 3.70 | 556,754 | 6.33 | 898,169 | 10.22 |
| MANUFACTURE OF LUGGAGE, HANDBAGS AND FOOTWEAR | - | - | - | - | - | - | - | - | - | - |
| MANUFACTURE OF WOOD AND OF PRODUCTS OF WOOD AND CORK, EXCEPT FURNITURE; MANUFACTURE OF ARTICLES OF STRAW AND PLAITING MATERIALS | 28,638 | 1.30 | 49,157 | 2.23 | 34,438 | 1.56 | 84,667 | 3.84 | 196,900 | 8.94 |
| MANUFACTURE OF PAPER AND PAPER PRODUCT | - | - | - | - | - | - | - | - | - | - |
| PUBLISHING, PRINTING AND REPRODUCTION OF RECORDING MEDIA | 76,862 | 1.29 | 164,643 | 2.76 | 28,341 | .47 | 378,231 | 6.33 | 648,077 | 10.85 |
| MANUFACTURE OF CHEMICALS AND CHEMICAL PRODUCTS..... | - | - | - | - | - | - | - | - | - | - |
| MANUFACTURE OF OTHER NON-METALLIC MINERAL PRODUCTS ... | 458,670 | 11.63 | 58,460 | 1.48 | 126,000 | 3.20 | 58,551 | 1.48 | 701,681 | 17.80 |
| MANUFACTURE OF FABRICATED METAL PRODUCTS, EXCEPT MACHINERY AND EQUIPMENT | 296,120 | .95 | 191,548 | .61 | 404,845 | 1.30 | 1,327,660 | 4.25 | 2,220,173 | 7.11 |
| MANUFACTURE OF MACHINERY AND EQUIPMENT N.E.C. | - | - | - | - | 5,801 | 1.26 | - | - | 5,801 | 1.26 |
| MANUFACTURE OF PARTS AND ACCESSORIES FOR MOTOR VEHICLES AND THEIR ENGINES | - | - | - | - | - | - | - | - | - | - |
| MANUFACTURE OF FURNITURE; MANUFACTURING N.E.C. | 557,560 | 2.82 | 336,698 | 1.70 | 381,519 | 1.93 | 2,667,083 | 13.51 | 3,942,860 | 19.97 |
| TOTAL | 4,669,292 | 1.30 | -1,027,623 | -.29 | 4,368,437 | 1.22 | 39,278,542 | 10.94 | 49,343,894 | 13.75 |

TABLE 4.4 (Cont'd)

| INDUSTRIAL GROUP | O R O M I A | | | | | | | | | |
|---|------------------|-------------|------------------|------------|------------------|------------|--------------------|--------------|--------------------|--------------|
| | Nazareth | | Jimma | | Debre Zeit | | Other towns | | Total | |
| | Value | % | Value | % | Value | % | Value | % | Value | % |
| MANUFACTURE OF FOOD PRODUCTS EXCEPT GRAIN MILL SERVICES | 632,932 | 2.96 | 21,575 | .10 | - | - | 6,704,461 | 31.33 | 7,358,968 | 34.39 |
| GRAIN MILL SERVICES | 3,184,405 | 1.21 | 2,773,167 | 1.06 | 1,490,218 | .57 | 119,256,563 | 45.42 | 126,704,353 | 48.26 |
| MANUFACTURE OF TEXTILES | - | - | - | - | - | - | 65,802 | 6.10 | 65,802 | 6.10 |
| MANUFACTURE OF WEARING APPAREL, DRESSING AND DYEING OF FUR | 21,372 | .24 | - | - | 33,630 | .38 | 869,654 | 9.89 | 924,656 | 10.52 |
| MANUFACTURE OF LUGGAGE, HANDBAGS AND FOOTWEAR | - | - | - | - | - | - | - | - | - | - |
| MANUFACTURE OF WOOD AND OF PRODUCTS OF WOOD AND CORK, EXCEPT FURNITURE; MANUFACTURE OF ARTICLES OF STRAW AND PLAITING MATERIALS | 37,916 | 1.72 | 6,099 | .28 | - | - | 401,786 | 18.24 | 445,801 | 20.23 |
| MANUFACTURE OF PAPER AND PAPER PRODUCT | - | - | - | - | - | - | - | - | - | - |
| PUBLISHING, PRINTING AND REPRODUCTION OF RECORDING MEDIA | 8,188 | .14 | 168,157 | 2.81 | - | - | 677,995 | 11.35 | 854,340 | 14.30 |
| MANUFACTURE OF CHEMICALS AND CHEMICAL PRODUCTS..... | - | - | - | - | - | - | - | - | - | - |
| MANUFACTURE OF OTHER NON-METALLIC MINERAL PRODUCTS ... | 252,917 | 6.41 | - | - | 145,643 | 3.69 | 656,430 | 16.65 | 1,054,990 | 26.76 |
| MANUFACTURE OF FABRICATED METAL PRODUCTS, EXCEPT MACHINERY AND EQUIPMENT | 229,579 | .74 | 214,128 | .69 | 153,662 | .49 | 3,563,384 | 11.41 | 4,160,753 | 13.33 |
| MANUFACTURE OF MACHINERY AND EQUIPMENT N.E.C. | - | - | - | - | - | - | 3,863 | .84 | 3,863 | .84 |
| MANUFACTURE OF PARTS AND ACCESSORIES FOR MOTOR VEHICLES AND THEIR ENGINES | - | - | - | - | - | - | - | - | - | - |
| MANUFACTURE OF FURNITURE; MANUFACTURING N.E.C. | 197,609 | 1.00 | 154,181 | .78 | 29,731 | .15 | 4,347,774 | 22.02 | 4,729,295 | 23.95 |
| T O T A L | 4,564,918 | 1.27 | 3,337,307 | .93 | 1,852,884 | .52 | 136,547,712 | 38.04 | 146,302,821 | 40.76 |

VALUE ADDED BY INDUSTRIAL GROUP, REGIONAL CAPITALS, MAJOR AND OTHER URBAN CENTERS
2001/2002 (1994 E.F.Y)

TABLE 4.4 (Cont'd)

| INDUSTRIAL GROUP | SOMALIE | | | | | | BENISHANGUL GUMUZ | | | | | |
|---|-----------|-------|-------------|------|-----------|-------|-------------------|------|-------------|-----|-----------|------|
| | Jijiga | | Other Towns | | Total | | Assosa | | Other Towns | | Total | |
| | Value | % | Value | % | Value | % | Value | % | Value | % | Value | % |
| MANUFACTURE OF FOOD PRODUCTS EXCEPT GRAIN MILL SERVICES | 8,909 | .04 | 39,420 | .18 | 48,329 | .23 | 111,652 | .52 | 15,326 | .07 | 126,978 | .59 |
| GRAIN MILL SERVICES | 934,336 | .36 | 1,540,470 | .59 | 2,474,806 | .94 | 546,785 | .21 | 635,284 | .24 | 1,182,069 | .45 |
| MANUFACTURE OF TEXTILES | - | - | - | - | - | - | - | - | - | - | - | - |
| MANUFACTURE OF WEARING APPAREL, DRESSING AND DYEING OF FUR | 276,913 | 3.15 | 13,470 | .15 | 290,383 | 3.30 | - | - | - | - | - | - |
| MANUFACTURE OF LUGGAGE, HANDBAGS AND FOOTWEAR | - | - | - | - | - | - | - | - | - | - | - | - |
| MANUFACTURE OF WOOD AND OF PRODUCTS OF WOOD AND CORK, EXCEPT FURNITURE; MANUFACTURE OF ARTICLES OF STRAW AND PLAITING MATERIALS | - | - | - | - | - | - | - | - | - | - | - | - |
| MANUFACTURE OF PAPER AND PAPER PRODUCT | - | - | - | - | - | - | - | - | - | - | - | - |
| PUBLISHING, PRINTING AND REPRODUCTION OF RECORDING MEDIA | - | - | - | - | - | - | - | - | - | - | - | - |
| MANUFACTURE OF CHEMICALS AND CHEMICAL PRODUCTS..... | - | - | - | - | - | - | - | - | - | - | - | - |
| MANUFACTURE OF OTHER NON-METALLIC MINERAL PRODUCTS ... | - | - | - | - | - | - | - | - | - | - | - | - |
| MANUFACTURE OF FABRICATED METAL PRODUCTS, EXCEPT MACHINERY AND EQUIPMENT | 170,931 | .55 | 109,597 | .35 | 280,528 | .90 | 173,011 | .55 | 29,560 | .09 | 202,571 | .65 |
| MANUFACTURE OF MACHINERY AND EQUIPMENT N.E.C. | - | - | - | - | - | - | - | - | - | - | - | - |
| MANUFACTURE OF PARTS AND ACCESSORIES FOR MOTOR VEHICLES AND THEIR ENGINES | 93,018 | 79.05 | 8,384 | 7.13 | 101,402 | 86.18 | - | - | - | - | - | - |
| MANUFACTURE OF FURNITURE; MANUFACTURING N.E.C. | 398,396 | 2.02 | 567,040 | 2.87 | 965,436 | 4.89 | 265,279 | 1.34 | 45,827 | .23 | 311,106 | 1.58 |
| T O T A L | 1,882,503 | .52 | 2,278,381 | .63 | 4,160,884 | 1.16 | 1,096,727 | .31 | 725,997 | .20 | 1,822,724 | .51 |

VALUE ADDED BY INDUSTRIAL GROUP, REGIONAL CAPITALS, MAJOR AND OTHER URBAN CENTERS
2001/2002 (1994 E.F.Y)

TABLE 4.4 (Cont'd)

| INDUSTRIAL GROUP | S N N R P | | | | | | G A M B E L L A | | | | | |
|---|------------------|-------------|-------------------|-------------|-------------------|-------------|-----------------|------------|----------------|------------|----------------|------------|
| | Awassa | | Other Towns | | Total | | Gambella | | Other Towns | | Total | |
| | Value | % | Value | % | Value | % | Value | % | Value | % | Value | % |
| MANUFACTURE OF FOOD PRODUCTS EXCEPT GRAIN MILL SERVICES | 1 | - | 501,755 | 2.34 | 501,756 | 2.34 | 29,191 | .14 | - | - | 29,191 | .14 |
| GRAIN MILL SERVICES | 3,845,315 | 1.46 | 18,690,070 | 7.12 | 22,535,385 | 8.58 | 308,537 | .12 | 440,022 | .17 | 748,559 | .29 |
| MANUFACTURE OF TEXTILES | 172,118 | 15.95 | - | - | 172,118 | 15.95 | - | - | - | - | - | - |
| MANUFACTURE OF WEARING APPAREL, DRESSING AND DYEING OF FUR | 455,140 | 5.18 | 2,512,305 | 28.58 | 2,967,445 | 33.75 | 17,285 | .20 | - | - | 17,285 | .20 |
| MANUFACTURE OF LUGGAGE, HANDBAGS AND FOOTWEAR | - | - | 72,488 | 51.63 | 72,488 | 51.63 | - | - | - | - | - | - |
| MANUFACTURE OF WOOD AND OF PRODUCTS OF WOOD AND CORK, EXCEPT FURNITURE; MANUFACTURE OF ARTICLES OF STRAW AND PLAITING MATERIALS | 69,307 | 3.15 | 288,432 | 13.09 | 357,739 | 16.24 | - | - | - | - | - | - |
| MANUFACTURE OF PAPER AND PAPER PRODUCT | - | - | - | - | - | - | - | - | - | - | - | - |
| PUBLISHING, PRINTING AND REPRODUCTION OF RECORDING MEDIA | 254,767 | 4.26 | 169,836 | 2.84 | 424,603 | 17.11 | - | - | - | - | - | - |
| MANUFACTURE OF CHEMICALS AND CHEMICAL PRODUCTS..... | - | - | - | - | - | - | - | - | - | - | - | - |
| MANUFACTURE OF OTHER NON-METALLIC MINERAL PRODUCTS ... | 1,087 | .03 | 387,774 | 9.83 | 388,861 | 9.86 | - | - | - | - | - | - |
| MANUFACTURE OF FABRICATED METAL PRODUCTS, EXCEPT MACHINERY AND EQUIPMENT | 275,056 | .88 | 793,062 | 2.54 | 1,068,118 | 3.42 | - | - | - | - | - | - |
| MANUFACTURE OF MACHINERY AND EQUIPMENT N.E.C. | - | - | - | - | - | - | - | - | - | - | - | - |
| MANUFACTURE OF PARTS AND ACCESSORIES FOR MOTOR VEHICLES AND THEIR ENGINES | - | - | - | - | - | - | - | - | - | - | - | - |
| MANUFACTURE OF FURNITURE; MANUFACTURING N.E.C. | 887,663 | 4.49 | 2,798,335 | 14.17 | 3,685,998 | 18.66 | 79,338 | .40 | - | - | 79,338 | .40 |
| T O T A L | 5,960,454 | 1.66 | 26,214,057 | 7.30 | 32,174,511 | 8.96 | 434,351 | .12 | 440,022 | .12 | 874,373 | .24 |

VALUE ADDED BY INDUSTRIAL GROUP, REGIONAL CAPITALS, MAJOR AND OTHER URBAN CENTERS
2001/2002 (1994 E.F.Y)

TABLE 4.4 (Cont'd)

| INDUSTRIAL GROUP | HARARI | | ADDIS ABABA | | DIRE DAWA | | GRAND TOTAL | |
|---|-----------|------|-------------|--------|-----------|------|-------------|--------|
| | Harar | | Addis Ababa | | Dire Dawa | | | |
| | Value | % | Value | % | Value | % | Value | % |
| MANUFACTURE OF FOOD PRODUCTS EXCEPT GRAIN MILL SERVICES | 143,367 | .67 | 6,004,640 | 28.06 | 110,762 | .52 | 21,399,856 | 100.00 |
| GRAIN MILL SERVICES | 1,274,762 | 4.49 | 35,403,136 | 13.48 | 5,290,925 | 2.02 | 262,558,729 | 100.00 |
| MANUFACTURE OF TEXTILES | 40,349 | 3.74 | 118,526 | 10.98 | 3,175 | .29 | 1,079,232 | 100.00 |
| MANUFACTURE OF WEARING APPAREL, DRESSING AND DYEING OF FUR | 297,165 | 3.38 | 765,115 | 8.70 | 462,758 | 5.26 | 8,791,551 | 100.00 |
| MANUFACTURE OF LUGGAGE, HANDBAGS AND FOOTWEAR | - | - | 67,901 | 48.37 | - | - | 140,389 | 100.00 |
| MANUFACTURE OF WOOD AND OF PRODUCTS OF WOOD AND CORK, EXCEPT FURNITURE; MANUFACTURE OF ARTICLES OF STRAW AND PLAITING MATERIALS | 66,238 | 3.01 | 1,107,497 | 50.27 | 20,844 | .95 | 2,203,271 | 100.00 |
| MANUFACTURE OF PAPER AND PAPER PRODUCT | - | - | 1,029,055 | 97.37 | - | - | 1,056,865 | 100.00 |
| PUBLISHING, PRINTING AND REPRODUCTION OF RECORDING MEDIA | - | - | 3,519,968 | 58.90 | 46,167 | .77 | 5,975,777 | 100.00 |
| MANUFACTURE OF CHEMICALS AND CHEMICAL PRODUCTS | - | - | 267,570 | 100.00 | - | - | 267,570 | 100.00 |
| MANUFACTURE OF OTHER NON-METALLIC MINERAL PRODUCTS ... | 60,064 | 1.52 | 1,637,696 | 41.53 | 25,777 | .65 | 3,943,092 | 100.00 |
| MANUFACTURE OF FABRICATED METAL PRODUCTS, EXCEPT MACHINERY AND EQUIPMENT | 390,294 | 1.25 | 19,079,740 | 61.11 | 283,476 | 1.91 | 31,223,401 | 100.00 |
| MANUFACTURE OF MACHINERY AND EQUIPMENT N.E.C. | 29,190 | 6.33 | 382,186 | 82.85 | - | - | 461,282 | 100.00 |
| MANUFACTURE OF PARTS AND ACCESSORIES FOR MOTOR VEHICLES AND THEIR ENGINES | - | - | 16,264 | 13.82 | - | - | 117,666 | 100.00 |
| MANUFACTURE OF FURNITURE; MANUFACTURING N.E.C. | 281,154 | 1.42 | 3,298,221 | 16.70 | 204,670 | 1.04 | 19,748,678 | 100.00 |
| T O T A L | 2,582,583 | .72 | 72,697,515 | 20.25 | 6,448,554 | 1.80 | 358,967,359 | 100.00 |

VALUE AND PERCENTAGE DISTRIBUTION OF FIXED ASSETS BY INDUSTRIAL GROUP, REGIONAL CAPITALS,
MAJOR AND OTHER URBAN CENTERS : 2001/2002 (1994 E.F.Y)

TABLE 4.5

| INDUSTRIAL GROUP | TIGRAY | | | | | | A F A R | | | | | |
|---|------------|-------|-------------|-------|------------|-------|---------|-----|-------------|-----|-----------|-----|
| | Mekele | | Other Towns | | Total | | Asayita | | Other Towns | | Total | |
| | Value | % | Value | % | Value | % | Value | % | Value | % | Value | % |
| MANUFACTURE OF FOOD PRODUCTS EXCEPT GRAIN MILL SERVICES | 2,924,082 | 9.85 | 1,549,179 | 5.22 | 4,473,261 | 15.07 | - | - | 41,498 | .14 | 41,498 | .14 |
| GRAIN MILL SERVICES | 6,041,328 | 1.55 | 34,374,936 | 8.82 | 40,416,264 | 10.37 | 219,912 | .06 | 1,053,060 | .27 | 1,272,972 | .33 |
| MANUFACTURE OF TEXTILES | 76,449 | 6.29 | - | - | 76,449 | 6.29 | - | - | - | - | - | - |
| MANUFACTURE OF WEARING APPAREL, DRESSING AND DYEING OF FUR | 372,849 | 10.66 | 840,766 | 24.04 | 1,213,615 | 34.70 | 11,239 | .32 | 2,688 | .08 | 13,927 | .40 |
| MANUFACTURE OF LUGGAGE, HANDBAGS AND FOOTWEAR | - | - | - | - | - | - | - | - | - | - | - | - |
| MANUFACTURE OF WOOD AND OF PRODUCTS OF WOOD AND CORK, EXCEPT FURNITURE; MANUFACTURE OF ARTICLES OF STRAW AND PLAITING MATERIALS | - | - | 13,130 | .25 | 13,130 | .25 | - | - | - | - | - | - |
| MANUFACTURE OF PAPER AND PAPER PRODUCT | 16,956 | 4.50 | - | - | 16,956 | 4.50 | - | - | - | - | - | - |
| PUBLISHING, PRINTING AND REPRODUCTION OF RECORDING MEDIA | - | - | 1,534,540 | 12.17 | 1,534,540 | 12.17 | 51,593 | .41 | 20,091 | .16 | 71,684 | .57 |
| MANUFACTURE OF CHEMICALS AND CHEMICAL PRODUCTS | - | - | - | - | - | - | - | - | - | - | - | - |
| MANUFACTURE OF OTHER NON-METALLIC MINERAL PRODUCTS | 186,882 | 7.24 | - | - | 186,882 | 7.24 | - | - | - | - | - | - |
| MANUFACTURE OF FABRICATED METAL PRODUCTS, EXCEPT MACHINERY AND EQUIPMENT | 1,069,470 | 9.06 | 1,669,989 | 14.14 | 2,739,459 | 23.20 | 10,487 | .09 | 49,037 | .42 | 59,524 | .50 |
| MANUFACTURE OF MACHINERY AND EQUIPMENT N.E.C. | 10,366 | 3.42 | 200 | .07 | 10,566 | 3.49 | - | - | - | - | - | - |
| MANUFACTURE OF PARTS AND ACCESSORIES FOR MOTOR VEHICLES AND THEIR ENGINES | - | - | - | - | - | - | - | - | - | - | - | - |
| MANUFACTURE OF FURNITURE; MANUFACTURING N.E.C. | 1,388,590 | 7.94 | 545,158 | 3.12 | 1,933,748 | 11.05 | 70,401 | .40 | 51,054 | .29 | 121,455 | .69 |
| T O T A L | 12,086,972 | 2.54 | 40,527,898 | 8.52 | 52,614,870 | 11.05 | 363,632 | .08 | 1,217,428 | .26 | 1,581,060 | .33 |

TABLE 4.5 (Contd.)

VALUE AND PERCENTAGE DISTRIBUTION OF FIXED ASSETS BY INDUSTRIAL GROUP, REGIONAL CAPITALS, MAJOR AND OTHER URBAN CENTERS : 2001/2002 (1994 E.F.Y)

VALUE AND PERCENTAGE DISTRIBUTION OF FIXED ASSETS BY INDUSTRIAL GROUP, REGIONAL CAPITALS,
MAJOR AND OTHER URBAN CENTERS : 2001/2002 (1994 E.F.Y)

TABLE 4.5 (Cont'd)

| INDUSTRIAL GROUP | AMHARA | | | | | | | | | |
|---|-----------|------|-----------|------|-----------|------|-------------|-------|------------|-------|
| | Bahir Dar | | Gondar | | Dessie | | Other towns | | Total | |
| | Value | % | Value | % | Value | % | Value | % | Value | % |
| MANUFACTURE OF FOOD PRODUCTS EXCEPT GRAIN MILL SERVICES | 432,308 | 1.46 | 453,608 | 1.53 | 687,420 | 2.32 | 4,992,782 | 16.82 | 6,566,118 | 22.12 |
| GRAIN MILL SERVICES | 6,085,831 | 1.56 | 1,087,939 | .28 | 5,740,037 | 1.47 | 72,623,111 | 18.63 | 85,536,918 | 21.94 |
| MANUFACTURE OF TEXTILES | 1,978 | .16 | - | - | - | - | 7,646 | .63 | 9,624 | .79 |
| MANUFACTURE OF WEARING APPAREL, DRESSING AND DYEING OF FUR | 4,357 | .12 | - | - | 74,430 | 2.13 | 206,405 | 5.90 | 285,192 | 8.15 |
| MANUFACTURE OF LUGGAGE, HANDBAGS AND FOOTWEAR | - | - | - | - | - | - | - | - | - | - |
| MANUFACTURE OF WOOD AND OF PRODUCTS OF WOOD AND CORK, EXCEPT FURNITURE; MANUFACTURE OF ARTICLES OF STRAW AND PLAITING MATERIALS | 40,312 | .75 | 11,374 | .21 | 33,941 | .63 | 81,640 | 1.53 | 167,267 | 3.13 |
| MANUFACTURE OF PAPER AND PAPER PRODUCT | - | - | - | - | - | - | - | - | - | - |
| PUBLISHING, PRINTING AND REPRODUCTION OF RECORDING MEDIA | 257,021 | 2.04 | 181,795 | 1.44 | 14,943 | .12 | 387,886 | 3.08 | 841,645 | 6.68 |
| MANUFACTURE OF CHEMICALS AND CHEMICAL PRODUCTS..... | - | - | - | - | - | - | - | - | - | - |
| MANUFACTURE OF OTHER NON-METALLIC MINERAL PRODUCTS ... | 195,248 | 7.56 | 116,353 | 4.51 | 7,810 | .30 | 247,225 | 9.57 | 566,636 | 21.94 |
| MANUFACTURE OF FABRICATED METAL PRODUCTS, EXCEPT MACHINERY AND EQUIPMENT | 67,814 | .57 | 157,681 | 1.34 | 244,457 | 2.07 | 1,190,589 | 10.08 | 1,660,541 | 14.06 |
| MANUFACTURE OF MACHINERY AND EQUIPMENT N.E.C. | - | - | - | - | 2,088 | .69 | - | - | 2,088 | .69 |
| MANUFACTURE OF PARTS AND ACCESSORIES FOR MOTOR VEHICLES AND THEIR ENGINES | - | - | - | - | - | - | - | - | - | - |
| MANUFACTURE OF FURNITURE; MANUFACTURING N.E.C. | 422,048 | 2.41 | 217,017 | 1.24 | 219,380 | 1.25 | 2,427,525 | 13.87 | 3,285,970 | 18.78 |
| T O T A L | 7,506,917 | 1.58 | 2,225,767 | .47 | 7,024,506 | 1.48 | 82,164,809 | 17.26 | 98,921,999 | 20.78 |

TABLE 4.5 (Cont'd)

| INDUSTRIAL GROUP | OROMIA | | | | | | | | | |
|---|------------------|-------------|------------------|------------|------------------|------------|--------------------|--------------|--------------------|--------------|
| | Nazareth | | Jimma | | Debre Zeit | | Other towns | | Total | |
| | Value | % | Value | % | Value | % | Value | % | Value | % |
| MANUFACTURE OF FOOD PRODUCTS EXCEPT GRAIN MILL SERVICES | 401,878 | 1.35 | 42,313 | .14 | - | - | 7,205,308 | 24.27 | 7,649,499 | 25.77 |
| GRAIN MILL SERVICES | 4,615,891 | 1.18 | 3,626,729 | .93 | 2,045,145 | .52 | 113,113,400 | 29.01 | 123,401,165 | 31.65 |
| MANUFACTURE OF TEXTILES | - | - | - | - | - | - | 38,166 | 3.14 | 38,166 | 3.14 |
| MANUFACTURE OF WEARING APPAREL, DRESSING AND DYEING OF FUR | 4,183 | .12 | - | - | 5,345 | .15 | 461,661 | 13.20 | 471,189 | 13.47 |
| MANUFACTURE OF LUGGAGE, HANDBAGS AND FOOTWEAR | - | - | - | - | - | - | - | - | - | - |
| MANUFACTURE OF WOOD AND OF PRODUCTS OF WOOD AND CORK, EXCEPT FURNITURE; MANUFACTURE OF ARTICLES OF STRAW AND PLAITING MATERIALS | 65,973 | 1.23 | 5,516 | .10 | - | - | 1,531,228 | 28.62 | 1,602,717 | 29.95 |
| MANUFACTURE OF PAPER AND PAPER PRODUCT | - | - | - | - | - | - | - | - | - | - |
| PUBLISHING, PRINTING AND REPRODUCTION OF RECORDING MEDIA | - | - | 656,241 | 5.21 | - | - | 1,341,083 | 10.64 | 1,997,324 | 15.85 |
| MANUFACTURE OF CHEMICALS AND CHEMICAL PRODUCTS | - | - | - | - | - | - | - | - | - | - |
| MANUFACTURE OF OTHER NON-METALLIC MINERAL PRODUCTS | 89,532 | 3.47 | - | - | 4,967 | .19 | 682,054 | 26.41 | 776,553 | 30.07 |
| MANUFACTURE OF FABRICATED METAL PRODUCTS, EXCEPT MACHINERY AND EQUIPMENT | 77,247 | .65 | 198,039 | 1.68 | 54,144 | .46 | 1,390,913 | 11.78 | 1,720,343 | 14.57 |
| MANUFACTURE OF MACHINERY AND EQUIPMENT N.E.C. | - | - | - | - | - | - | 2,820 | .93 | 2,820 | .93 |
| MANUFACTURE OF PARTS AND ACCESSORIES FOR MOTOR VEHICLES AND THEIR ENGINES | - | - | - | - | - | - | - | - | - | - |
| MANUFACTURE OF FURNITURE; MANUFACTURING N.E.C. | 27,598 | .16 | 67,004 | .38 | 30,079 | .17 | 3,510,928 | 20.06 | 3,635,609 | 20.78 |
| T O T A L | 5,282,302 | 1.11 | 4,595,842 | .97 | 2,139,680 | .45 | 129,277,561 | 27.16 | 141,295,385 | 29.69 |

VALUE AND PERCENTAGE DISTRIBUTION OF FIXED ASSETS BY INDUSTRIAL GROUP, REGIONAL CAPITALS,
MAJOR AND OTHER URBAN CENTERS : 2001/2002 (1994 E.F.Y)

TABLE 4.5 (Cont'd)

| INDUSTRIAL GROUP | SOMALIE | | | | | | BENISHANGUL GUMUZ | | | | | |
|---|------------------|------------|------------------|------------|------------------|------------|-------------------|------------|------------------|------------|------------------|------------|
| | Jijiga | | Other Towns | | Total | | Assosa | | Other Towns | | Total | |
| | Value | % | Value | % | Value | % | Value | % | Value | % | Value | % |
| MANUFACTURE OF FOOD PRODUCTS EXCEPT GRAIN MILL SERVICES | 1,103 | - | 30,305 | .10 | 31,408 | .11 | 130,496 | .44 | 132,090 | .45 | 262,586 | .88 |
| GRAIN MILL SERVICES | 1,114,768 | .29 | 1,285,581 | .33 | 2,400,349 | .62 | 1,175,264 | .30 | 1,839,713 | .47 | 3,014,977 | .77 |
| MANUFACTURE OF TEXTILES | - | - | - | - | - | - | - | - | - | - | - | - |
| MANUFACTURE OF WEARING APPAREL, DRESSING AND DYEING OF FUR | 38,571 | 1.10 | 2,171 | .06 | 40,742 | 1.16 | - | - | - | - | - | - |
| MANUFACTURE OF LUGGAGE, HANDBAGS AND FOOTWEAR | - | - | - | - | - | - | - | - | - | - | - | - |
| MANUFACTURE OF WOOD AND OF PRODUCTS OF WOOD AND CORK, EXCEPT FURNITURE; MANUFACTURE OF ARTICLES OF STRAW AND PLAITING MATERIALS | - | - | - | - | - | - | - | - | - | - | - | - |
| MANUFACTURE OF PAPER AND PAPER PRODUCT | - | - | - | - | - | - | - | - | - | - | - | - |
| PUBLISHING, PRINTING AND REPRODUCTION OF RECORDING MEDIA | - | - | - | - | - | - | - | - | - | - | - | - |
| MANUFACTURE OF CHEMICALS AND CHEMICAL PRODUCTS | - | - | - | - | - | - | - | - | - | - | - | - |
| MANUFACTURE OF OTHER NON-METALLIC MINERAL PRODUCTS ... | - | - | - | - | - | - | - | - | - | - | - | - |
| MANUFACTURE OF FABRICATED METAL PRODUCTS, EXCEPT MACHINERY AND EQUIPMENT | 26,187 | .22 | 24,850 | .21 | 51,037 | .43 | 64,227 | .54 | 26,560 | .22 | 90,787 | .77 |
| MANUFACTURE OF MACHINERY AND EQUIPMENT N.E.C. | - | - | - | - | - | - | - | - | - | - | - | - |
| MANUFACTURE OF PARTS AND ACCESSORIES FOR MOTOR VEHICLES AND THEIR ENGINES | 3,376 | .46 | 3,425 | .47 | 6,801 | .93 | - | - | - | - | - | - |
| MANUFACTURE OF FURNITURE; MANUFACTURING N.E.C. | 193,818 | 1.11 | 2,159 | .01 | 195,977 | 1.12 | 117,270 | .67 | 11,879 | .07 | 129,149 | .74 |
| T O T A L | 1,377,823 | .29 | 1,348,491 | .28 | 2,726,314 | .57 | 1,487,257 | .31 | 2,010,242 | .42 | 3,497,499 | .73 |

VALUE AND PERCENTAGE DISTRIBUTION OF FIXED ASSETS BY INDUSTRIAL GROUP, REGIONAL CAPITALS,
MAJOR AND OTHER URBAN CENTERS : 2001/2002 (1994 E.F.Y)

TABLE 4.5 (Cont'd)

| INDUSTRIAL GROUP | S N N R P | | | | | | G A M B E L L A | | | | | |
|--|-----------|------|-------------|-------|------------|-------|-----------------|-----|-------------|-----|-----------|-----|
| | Awassa | | Other Towns | | Total | | Gambella | | Other Towns | | Total | |
| | Value | % | Value | % | Value | % | Value | % | Value | % | Value | % |
| MANUFACTURE OF FOOD PRODUCTS EXCEPT GRAIN MILL SERVICES | 144,344 | .49 | 1,331,564 | 4.49 | 1,475,908 | 4.97 | 103,175 | .35 | - | - | 103,175 | .35 |
| GRAIN MILL SERVICES | 4,446,315 | 1.14 | 47,296,124 | 12.13 | 51,742,439 | 13.27 | 834,513 | .21 | 821,687 | .21 | 1,656,200 | .42 |
| MANUFACTURE OF TEXTILES | 93,280 | 7.68 | - | - | 93,280 | 7.68 | - | - | - | - | - | - |
| MANUFACTURE OF WEARING APPAREL, DRESSING AND DYEING OF FUR | 106,161 | 3.03 | 753,105 | 21.53 | 859,266 | 24.57 | 2,000 | .06 | - | - | 2,000 | .06 |
| MANUFACTURE OF LUGGAGE, HANDBAGS AND FOOTWEAR | - | - | 234,597 | 75.35 | 234,597 | 75.35 | - | - | - | - | - | - |
| MANUFACTURE OF WOOD AND OF PRODUCTS OF WOOD AND CORK, EXCEPT FURNITURE; MANUFACTURE OF ARTICLES OF STRAW AND PLAINTING MATERIALS | 105,416 | 1.97 | 376,280 | 7.03 | 481,696 | 9.00 | - | - | - | - | - | - |
| MANUFACTURE OF PAPER AND PAPER PRODUCT | - | - | - | - | - | - | - | - | - | - | - | - |
| PUBLISHING, PRINTING AND REPRODUCTION OF RECORDING MEDIA | 70,202 | .56 | 1,062,369 | 8.43 | 1,132,571 | 8.99 | - | - | - | - | - | - |
| MANUFACTURE OF CHEMICALS AND CHEMICAL PRODUCTS | - | - | - | - | - | - | - | - | - | - | - | - |
| MANUFACTURE OF OTHER NON-METALLIC MINERAL PRODUCTS | 112,347 | 4.35 | 245,314 | 9.50 | 357,661 | 13.85 | - | - | - | - | - | - |
| MANUFACTURE OF FABRICATED METAL PRODUCTS, EXCEPT MACHINERY AND EQUIPMENT | 161,588 | 1.37 | 616,715 | 5.22 | 778,303 | 6.59 | - | - | - | - | - | - |
| MANUFACTURE OF MACHINERY AND EQUIPMENT N.E.C. | - | - | - | - | - | - | - | - | - | - | - | - |
| MANUFACTURE OF PARTS AND ACCESSORIES FOR MOTOR VEHICLES AND THEIR ENGINES | - | - | - | - | - | - | - | - | - | - | - | - |
| MANUFACTURE OF FURNITURE; MANUFACTURING N.E.C. | 622,619 | 3.56 | 2,905,517 | 16.60 | 3,528,136 | 20.16 | 127,455 | .73 | - | - | 127,455 | .73 |
| T O T A L | 5,862,272 | 1.23 | 54,821,585 | 11.52 | 60,683,857 | 12.75 | 1,067,143 | .22 | 821,687 | .17 | 1,888,830 | .40 |

VALUE AND PERCENTAGE DISTRIBUTION OF FIXED ASSETS BY INDUSTRIAL GROUP, REGIONAL CAPITALS,
MAJOR AND OTHER URBAN CENTERS : 2001/2002 (1994 E.F.Y)

TABLE 4.5 (Cont'd)

| INDUSTRIAL GROUP | HARARI | | ADDIS ABABA | | DIRE DAWA | | GRAND TOTAL | |
|---|-----------|------|-------------|--------|-----------|------|-------------|--------|
| | Harar | | Addis Ababa | | Dire Dawa | | | |
| | Value | % | Value | % | Value | % | Value | % |
| MANUFACTURE OF FOOD PRODUCTS EXCEPT GRAIN MILL SERVICES | 47,617 | .16 | 8,596,745 | 28.96 | 434,821 | 1.46 | 29,682,636 | 100.00 |
| GRAIN MILL SERVICES | 1,657,073 | .42 | 72,614,414 | 18.62 | 6,208,311 | 1.59 | 389,921,083 | 100.00 |
| MANUFACTURE OF TEXTILES | 5,044 | .42 | 987,456 | 81.25 | 5,302 | .44 | 1,215,321 | 100.00 |
| MANUFACTURE OF WEARING APPAREL, DRESSING AND DYEING OF FUR | 129,907 | 3.71 | 403,064 | 11.52 | 79,006 | 2.26 | 3,497,908 | 100.00 |
| MANUFACTURE OF LUGGAGE, HANDBAGS AND FOOTWEAR | - | - | 76,747 | 24.65 | - | - | 311,344 | 100.00 |
| MANUFACTURE OF WOOD AND OF PRODUCTS OF WOOD AND CORK, EXCEPT FURNITURE; MANUFACTURE OF ARTICLES OF STRAW AND PLAITING MATERIALS | 39,158 | .73 | 2,972,287 | 55.55 | 74,682 | 1.40 | 5,350,937 | 100.00 |
| MANUFACTURE OF PAPER AND PAPER PRODUCT | - | - | 360,132 | 95.50 | - | - | 377,088 | 100.00 |
| PUBLISHING, PRINTING AND REPRODUCTION OF RECORDING MEDIA | - | - | 6,239,522 | 49.50 | 787,045 | 6.24 | 12,604,331 | 100.00 |
| MANUFACTURE OF CHEMICALS AND CHEMICAL PRODUCTS..... | - | - | 66,717 | 100.00 | - | - | 66,717 | 100.00 |
| MANUFACTURE OF OTHER NON-METALLIC MINERAL PRODUCTS ... | 37,372 | 1.45 | 637,456 | 24.69 | 19,565 | 0.76 | 2,582,125 | 100.00 |
| MANUFACTURE OF FABRICATED METAL PRODUCTS, EXCEPT MACHINERY AND EQUIPMENT | 399,640 | 3.38 | 3,867,152 | 32.75 | 439,976 | 3.73 | 11,806,762 | 100.00 |
| MANUFACTURE OF MACHINERY AND EQUIPMENT N.E.C. | 3,557 | 1.18 | 283,644 | 93.71 | - | - | 302,675 | 100.00 |
| MANUFACTURE OF PARTS AND ACCESSORIES FOR MOTOR VEHICLES AND THEIR ENGINES | - | - | 723,606 | 99.07 | - | - | 730,407 | 100.00 |
| MANUFACTURE OF FURNITURE; MANUFACTURING N.E.C. | 693,518 | 3.96 | 3,588,917 | 20.51 | 258,152 | 1.48 | 17,498,086 | 100.00 |
| T O T A L | 3,012,886 | .63 | 101,417,859 | 21.31 | 8,306,860 | 1.75 | 475,947,420 | 100.00 |

VALUE AND PERCENTAGE DISTRIBUTION OF INVESTMENT BY INDUSTRIAL GROUP, REGIONAL CAPITALS,
MAJOR AND OTHER URBAN CENTERS : 2001/2002 (1994 E.F.Y)

TABLE 4.6

| INDUSTRIAL GROUP | T I G R A Y | | | | | | A F A R | | | | | |
|---|-------------|-------|-------------|-------|------------|-------|---------|-----|-------------|-----|---------|-----|
| | Mekele | | Other Towns | | Total | | Asayita | | Other Towns | | Total | |
| | Value | % | Value | % | Value | % | Value | % | Value | % | Value | % |
| MANUFACTURE OF FOOD PRODUCTS EXCEPT GRAIN MILL SERVICES | 360,900 | 8.38 | 337,407 | 7.83 | 698,307 | 16.21 | - | - | 100 | - | 100 | - |
| GRAIN MILL SERVICES | 1,316,385 | 1.75 | 6,028,397 | 8.02 | 7,344,782 | 9.77 | 63,382 | .08 | 332,398 | .44 | 395,780 | .53 |
| MANUFACTURE OF TEXTILES | 22,700 | 55.85 | - | - | 22,700 | 55.85 | - | - | - | - | - | - |
| MANUFACTURE OF WEARING APPAREL, DRESSING AND DYEING OF FUR | 92,707 | 10.12 | 446,289 | 48.73 | 538,996 | 58.86 | 330 | .04 | - | - | 330 | .04 |
| MANUFACTURE OF LUGGAGE, HANDBAGS AND FOOTWEAR | - | - | - | - | - | - | - | - | - | - | - | - |
| MANUFACTURE OF WOOD AND OF PRODUCTS OF WOOD AND CORK, EXCEPT FURNITURE; MANUFACTURE OF ARTICLES OF STRAW AND PLAITING MATERIALS | - | - | 7,000 | .40 | 7,000 | .40 | - | - | - | - | - | - |
| MANUFACTURE OF PAPER AND PAPER PRODUCT | 15,000 | 85.71 | - | - | 15,000 | 85.71 | - | - | - | - | - | - |
| PUBLISHING, PRINTING AND REPRODUCTION OF RECORDING MEDIA | - | - | 159,700 | 5.44 | 159,700 | 5.44 | 16,800 | .57 | 4,292 | .15 | 21,092 | .72 |
| MANUFACTURE OF CHEMICALS AND CHEMICAL PRODUCTS | - | - | - | - | - | - | - | - | - | - | - | - |
| MANUFACTURE OF OTHER NON-METALLIC MINERAL PRODUCTS ... | 19,700 | 3.86 | - | - | 19,700 | 3.86 | - | - | - | - | - | - |
| MANUFACTURE OF FABRICATED METAL PRODUCTS, EXCEPT MACHINERY AND EQUIPMENT | 251,970 | 6.98 | 642,252 | 17.79 | 894,222 | 24.77 | 50 | - | 13,844 | .38 | 13,894 | .38 |
| MANUFACTURE OF MACHINERY AND EQUIPMENT N.E.C. | 2,300 | 1.40 | 200 | .12 | 2,500 | 1.52 | - | - | - | - | - | - |
| MANUFACTURE OF PARTS AND ACCESSORIES FOR MOTOR VEHICLES AND THEIR ENGINES | - | - | - | - | - | - | - | - | - | - | - | - |
| MANUFACTURE OF FURNITURE; MANUFACTURING N.E.C. | 252,210 | 5.56 | 202,572 | 4.47 | 454,782 | 10.03 | 10,230 | .23 | 32,780 | .72 | 43,010 | .95 |
| T O T A L | 2,333,872 | 2.46 | 7,823,817 | 8.26 | 10,157,689 | 10.72 | 90,792 | .10 | 383,414 | .40 | 474,206 | .50 |

VALUE AND PERCENTAGE DISTRIBUTION OF INVESTMENT BY INDUSTRIAL GROUP, REGIONAL CAPITALS,
MAJOR AND OTHER URBAN CENTERS : 2001/2002 (1994 E.F.Y)

TABLE 4.6 (Cont'd)

| INDUSTRIAL GROUP | AMHARA | | | | | | | | | |
|---|------------------|-------------|----------------|------------|------------------|-------------|-------------------|--------------|-------------------|--------------|
| | Bahir Dar | | Gondar | | Dessie | | Other towns | | Total | |
| | Value | % | Value | % | Value | % | Value | % | Value | % |
| MANUFACTURE OF FOOD PRODUCTS EXCEPT GRAIN MILL SERVICES | 21,160 | .49 | 94,400 | 2.19 | 32,719 | .76 | 445,790 | 10.35 | 594,069 | 13.79 |
| GRAIN MILL SERVICES | 992,425 | 1.32 | 415,744 | .55 | 1,307,650 | 1.74 | 13,845,439 | 18.42 | 16,561,258 | 22.04 |
| MANUFACTURE OF TEXTILES | - | - | - | - | - | - | 1,000 | 2.46 | 1,000 | 2.46 |
| MANUFACTURE OF WEARING APPAREL, DRESSING AND DYEING OF FUR | 1,224 | .13 | - | - | 5,437 | .59 | 38,505 | 4.20 | 45,166 | 4.93 |
| MANUFACTURE OF LUGGAGE, HANDBAGS AND FOOTWEAR | - | - | - | - | - | - | - | - | - | - |
| MANUFACTURE OF WOOD AND OF PRODUCTS OF WOOD AND CORK, EXCEPT FURNITURE; MANUFACTURE OF ARTICLES OF STRAW AND PLAITING MATERIALS | 7,000 | .40 | - | - | - | - | 13,130 | .75 | 20,130 | 1.15 |
| MANUFACTURE OF PAPER AND PAPER PRODUCT | - | - | - | - | - | - | - | - | - | - |
| PUBLISHING, PRINTING AND REPRODUCTION OF RECORDING MEDIA | 18,800 | .64 | 8,500 | .29 | 3,125 | .11 | 86,223 | 2.94 | 116,648 | 3.97 |
| MANUFACTURE OF CHEMICALS AND CHEMICAL PRODUCTS..... | - | - | - | - | - | - | - | - | - | - |
| MANUFACTURE OF OTHER NON-METALLIC MINERAL PRODUCTS ... | 68,500 | 13.42 | - | - | - | - | 9,621 | 1.88 | 78,121 | 15.30 |
| MANUFACTURE OF FABRICATED METAL PRODUCTS, EXCEPT MACHINERY AND EQUIPMENT | 33,990 | .94 | 85,580 | 2.37 | 17,920 | .50 | 242,251 | 6.71 | 379,741 | 10.52 |
| MANUFACTURE OF MACHINERY AND EQUIPMENT N.E.C. | - | - | - | - | 150 | .09 | - | - | 150 | .09 |
| MANUFACTURE OF PARTS AND ACCESSORIES FOR MOTOR VEHICLES AND THEIR ENGINES | - | - | - | - | - | - | - | - | - | - |
| MANUFACTURE OF FURNITURE; MANUFACTURING N.E.C. | 40,206 | .89 | 85,610 | 1.89 | 47,820 | 1.05 | 769,613 | 16.97 | 943,249 | 20.80 |
| T O T A L | 1,183,305 | 1.25 | 689,834 | .73 | 1,414,821 | 1.49 | 15,451,572 | 16.31 | 18,739,532 | 19.79 |

VALUE AND PERCENTAGE DISTRIBUTION OF INVESTMENT BY INDUSTRIAL GROUP, REGIONAL CAPITALS,
MAJOR AND OTHER URBAN CENTERS : 2001/2002 (1994 E.F.Y)

TABLE 4.6 (Cont'd)

| INDUSTRIAL GROUP | O R O M I A | | | | | | | | | |
|---|----------------|------------|----------------|-------------|----------------|------------|-------------------|--------------|-------------------|--------------|
| | Nazareth | | Jimma | | Debre Zeit | | Other towns | | Total | |
| | Value | % | Value | % | Value | % | Value | % | Value | % |
| MANUFACTURE OF FOOD PRODUCTS EXCEPT GRAIN MILL SERVICES | 32,400 | .75 | - | - | - | - | 1,026,521 | 23.83 | 1,058,921 | 24.58 |
| GRAIN MILL SERVICES | 659,411 | .88 | 781,854 | 1.04 | 306,429 | .41 | 21,109,222 | 28.09 | 22,856,916 | 30.41 |
| MANUFACTURE OF TEXTILES | - | - | - | - | - | - | 110 | .27 | 110 | .27 |
| MANUFACTURE OF WEARING APPAREL, DRESSING AND DYEING OF FUR | - | - | - | - | 1,040 | .11 | 37,741 | 4.12 | 38,781 | 4.23 |
| MANUFACTURE OF LUGGAGE, HANDBAGS AND FOOTWEAR | - | - | - | - | - | - | - | - | - | - |
| MANUFACTURE OF WOOD AND OF PRODUCTS OF WOOD AND CORK, EXCEPT FURNITURE; MANUFACTURE OF ARTICLES OF STRAW AND PLAING MATERIALS | 41,000 | 2.34 | 1,360 | .08 | - | - | 861,067 | 49.18 | 903,427 | 51.60 |
| MANUFACTURE OF PAPER AND PAPER PRODUCT | - | - | - | - | - | - | - | - | - | - |
| PUBLISHING, PRINTING AND REPRODUCTION OF RECORDING MEDIA | - | - | 101,200 | 3.45 | - | - | 30,350 | 1.03 | 131,550 | 4.48 |
| MANUFACTURE OF CHEMICALS AND CHEMICAL PRODUCTS..... | - | - | - | - | - | - | - | - | - | - |
| MANUFACTURE OF OTHER NON-METALLIC MINERAL PRODUCTS ... | 20,850 | 4.08 | - | - | - | - | 41,695 | 8.17 | 62,545 | 12.25 |
| MANUFACTURE OF FABRICATED METAL PRODUCTS, EXCEPT MACHINERY AND EQUIPMENT | 33,860 | .94 | 58,650 | 1.62 | 6,980 | .19 | 350,746 | 9.72 | 450,236 | 12.47 |
| MANUFACTURE OF MACHINERY AND EQUIPMENT N.E.C. | - | - | - | - | - | - | - | - | - | - |
| MANUFACTURE OF PARTS AND ACCESSORIES FOR MOTOR VEHICLES AND THEIR ENGINES | - | - | - | - | - | - | - | - | - | - |
| MANUFACTURE OF FURNITURE; MANUFACTURING N.E.C. | 25,880 | .57 | 16,991 | .37 | 9,350 | .21 | 600,958 | 13.25 | 653,179 | 14.41 |
| T O T A L | 813,401 | .86 | 960,055 | 1.01 | 323,799 | .34 | 24,058,410 | 25.40 | 26,155,665 | 27.62 |

VALUE AND PERCENTAGE DISTRIBUTION OF INVESTMENT BY INDUSTRIAL GROUP, REGIONAL CAPITALS,
MAJOR AND OTHER URBAN CENTERS : 2001/2002 (1994 E.F.Y)

TABLE 4.6 (Cont'd)

| INDUSTRIAL GROUP | SOMALIE | | | | | | BENISHANGUL GUMUZ | | | | | |
|---|----------------|------------|----------------|------------|----------------|------------|-------------------|------------|----------------|------------|----------------|------------|
| | Jijiga | | Other Towns | | Total | | Assosa | | Other Towns | | Total | |
| | Value | % | Value | % | Value | % | Value | % | Value | % | Value | % |
| MANUFACTURE OF FOOD PRODUCTS EXCEPT GRAIN MILL SERVICES | - | - | 6,225 | .14 | 6,225 | .14 | - | - | 13,000 | .30 | 13,000 | .30 |
| GRAIN MILL SERVICES | 469,386 | .62 | 131,221 | .17 | 600,607 | .80 | 89,880 | .12 | 347,446 | .46 | 437,326 | .58 |
| MANUFACTURE OF TEXTILES | - | - | - | - | - | - | - | - | - | - | - | - |
| MANUFACTURE OF WEARING APPAREL, DRESSING AND DYEING OF FUR | 15,560 | 1.70 | 40 | - | 15,600 | 1.70 | - | - | - | - | - | - |
| MANUFACTURE OF LUGGAGE, HANDBAGS AND FOOTWEAR | - | - | - | - | - | - | - | - | - | - | - | - |
| MANUFACTURE OF WOOD AND OF PRODUCTS OF WOOD AND CORK, EXCEPT FURNITURE; MANUFACTURE OF ARTICLES OF STRAW AND PLAITING MATERIALS | - | - | - | - | - | - | - | - | - | - | - | - |
| MANUFACTURE OF PAPER AND PAPER PRODUCT | - | - | - | - | - | - | - | - | - | - | - | - |
| PUBLISHING, PRINTING AND REPRODUCTION OF RECORDING MEDIA | - | - | - | - | - | - | - | - | - | - | - | - |
| MANUFACTURE OF CHEMICALS AND CHEMICAL PRODUCTS..... | - | - | - | - | - | - | - | - | - | - | - | - |
| MANUFACTURE OF OTHER NON-METALLIC MINERAL PRODUCTS ... | - | - | - | - | - | - | - | - | - | - | - | - |
| MANUFACTURE OF FABRICATED METAL PRODUCTS, EXCEPT MACHINERY AND EQUIPMENT | 16,090 | .45 | 11,020 | .31 | 27,110 | .75 | 15,725 | .44 | 12,030 | .33 | 27,755 | .77 |
| MANUFACTURE OF MACHINERY AND EQUIPMENT N.E.C. | - | - | - | - | - | - | - | - | - | - | - | - |
| MANUFACTURE OF PARTS AND ACCESSORIES FOR MOTOR VEHICLES AND THEIR ENGINES | - | - | 2,000 | .28 | 2,000 | .28 | - | - | - | - | - | - |
| MANUFACTURE OF FURNITURE; MANUFACTURING N.E.C. | 46,000 | 1.01 | - | - | 46,000 | 1.01 | 71,117 | 1.57 | - | - | 71,117 | 1.57 |
| T O T A L | 547,036 | .58 | 150,506 | .16 | 697,542 | .74 | 176,722 | .19 | 372,476 | .39 | 549,198 | .58 |

VALUE AND PERCENTAGE DISTRIBUTION OF INVESTMENT BY INDUSTRIAL GROUP, REGIONAL CAPITALS,
MAJOR AND OTHER URBAN CENTERS : 2001/2002 (1994 E.F.Y)

TABLE 4.6 (Cont'd)

| INDUSTRIAL GROUP | S N N R P | | | | | | G A M B E L L A | | | | | |
|---|------------------|-------------|-------------------|--------------|-------------------|--------------|-----------------|------------|----------------|------------|----------------|------------|
| | Awassa | | Other Towns | | Total | | Gambella | | Other Towns | | Total | |
| | Value | % | Value | % | Value | % | Value | % | Value | % | Value | % |
| MANUFACTURE OF FOOD PRODUCTS EXCEPT GRAIN MILL SERVICES | - | - | 237,072 | 5.50 | 237,072 | 5.50 | 10,790 | .25 | - | - | 10,790 | .25 |
| GRAIN MILL SERVICES | 759,878 | 1.01 | 12,023,010 | 16.00 | 12,782,888 | 17.01 | 251,512 | .33 | 505,454 | .67 | 756,966 | 1.01 |
| MANUFACTURE OF TEXTILES | - | - | - | - | - | - | - | - | - | - | - | - |
| MANUFACTURE OF WEARING APPAREL, DRESSING AND DYEING OF FUR | 11,422 | 1.25 | 70,957 | 7.75 | 82,379 | 9.00 | 555 | .06 | - | - | 555 | .06 |
| MANUFACTURE OF LUGGAGE, HANDBAGS AND FOOTWEAR | - | - | 12,116 | 22.77 | 12,116 | 22.77 | - | - | - | - | - | - |
| MANUFACTURE OF WOOD AND OF PRODUCTS OF WOOD AND CORK, EXCEPT FURNITURE; MANUFACTURE OF ARTICLES OF STRAW AND PLAITING MATERIALS | 14,829 | .85 | 61,402 | 3.51 | 76,231 | 4.35 | - | - | - | - | - | - |
| MANUFACTURE OF PAPER AND PAPER PRODUCT | - | - | - | - | - | - | - | - | - | - | - | - |
| PUBLISHING, PRINTING AND REPRODUCTION OF RECORDING MEDIA | 50,650 | 1.72 | 691,800 | 23.56 | 742,450 | 25.28 | - | - | - | - | - | - |
| MANUFACTURE OF CHEMICALS AND CHEMICAL PRODUCTS..... | - | - | - | - | - | - | - | - | - | - | - | - |
| MANUFACTURE OF OTHER NON-METALLIC MINERAL PRODUCTS ... | - | - | 75,200 | 14.73 | 75,200 | 14.73 | - | - | - | - | - | - |
| MANUFACTURE OF FABRICATED METAL PRODUCTS, EXCEPT MACHINERY AND EQUIPMENT | 19,009 | .53 | 161,181 | 4.47 | 180,190 | 4.99 | - | - | - | - | - | - |
| MANUFACTURE OF MACHINERY AND EQUIPMENT N.E.C. | - | - | - | - | - | - | - | - | - | - | - | - |
| MANUFACTURE OF PARTS AND ACCESSORIES FOR MOTOR VEHICLES AND THEIR ENGINES | - | - | - | - | - | - | - | - | - | - | - | - |
| MANUFACTURE OF FURNITURE; MANUFACTURING N.E.C. | 190,532 | 4.20 | 680,351 | 15.01 | 870,883 | 19.21 | 16,390 | .36 | - | - | 16,390 | .36 |
| T O T A L | 1,046,320 | 1.10 | 14,013,089 | 14.80 | 15,059,409 | 15.90 | 279,247 | .29 | 505,454 | .53 | 784,701 | .83 |

VALUE AND PERCENTAGE DISTRIBUTION OF INVESTMENT BY INDUSTRIAL GROUP, REGIONAL CAPITALS,
MAJOR AND OTHER URBAN CENTERS : 2001/2002 (1994 E.F.Y)

TABLE 4.6 (Cont'd)

| INDUSTRIAL GROUP | HARARI | | ADDIS ABABA | | DIRE DAWA | | GRAND TOTAL | |
|---|---------|------|-------------|-------|-----------|------|-------------|--------|
| | Harar | | Addis Ababa | | Dire Dawa | | | |
| | Value | % | Value | % | Value | % | Value | % |
| MANUFACTURE OF FOOD PRODUCTS EXCEPT GRAIN MILL SERVICES | 2,658 | .06 | 1,266,999 | 29.41 | 419,451 | 9.74 | 4,307,592 | 100.00 |
| GRAIN MILL SERVICES | 326,257 | .43 | 12,479,590 | 16.61 | 611,520 | .81 | 75,153,890 | 100.00 |
| MANUFACTURE OF TEXTILES | 3,775 | 9.29 | 13,060 | 32.13 | - | - | 40,645 | 100.00 |
| MANUFACTURE OF WEARING APPAREL, DRESSING AND DYEING OF FUR | 33,997 | 3.71 | 138,119 | 15.08 | 21,857 | 2.39 | 915,780 | 100.00 |
| MANUFACTURE OF LUGGAGE, HANDBAGS AND FOOTWEAR | - | - | 41,102 | 77.23 | - | - | 53,218 | 100.00 |
| MANUFACTURE OF WOOD AND OF PRODUCTS OF WOOD AND CORK, EXCEPT FURNITURE; MANUFACTURE OF ARTICLES OF STRAW AND PLAITING MATERIALS | 4,500 | .26 | 726,642 | 41.50 | 13,000 | .74 | 1,750,930 | 100.00 |
| MANUFACTURE OF PAPER AND PAPER PRODUCT | - | - | 2,500 | 14.29 | - | - | 17,500 | 100.00 |
| PUBLISHING, PRINTING AND REPRODUCTION OF RECORDING MEDIA | - | - | 1,715,323 | 58.41 | 50,000 | 1.70 | 2,936,763 | 100.00 |
| MANUFACTURE OF CHEMICALS AND CHEMICAL PRODUCTS..... | - | - | - | - | - | - | - | - |
| MANUFACTURE OF OTHER NON-METALLIC MINERAL PRODUCTS ... | 1,092 | .21 | 273,187 | 53.51 | 672 | .13 | 510,517 | 100.00 |
| MANUFACTURE OF FABRICATED METAL PRODUCTS, EXCEPT MACHINERY AND EQUIPMENT | 16,810 | .47 | 1,502,925 | 41.64 | 116,519 | 3.23 | 3,609,402 | 100.00 |
| MANUFACTURE OF MACHINERY AND EQUIPMENT N.E.C. | - | - | 161,515 | 98.39 | - | - | 164,165 | 100.00 |
| MANUFACTURE OF PARTS AND ACCESSORIES FOR MOTOR VEHICLES AND THEIR ENGINES | - | - | 718,113 | 99.72 | - | - | 720,113 | 100.00 |
| MANUFACTURE OF FURNITURE; MANUFACTURING N.E.C. | 47,778 | 1.05 | 1,315,210 | 29.01 | 72,432 | 1.60 | 4,534,030 | 100.00 |
| T O T A L | 436,867 | .46 | 20,354,285 | 21.49 | 1,305,451 | 1.38 | 94,714,545 | 100.00 |

PERMANENT EMPLOYEES AS PERCENTAGE OF TOTAL PERSONS ENGAGED BY INDUSTRIAL GROUP
2001/2002 (1994 E.F.Y)

TABLE 4.7

| INDUSTRIAL GROUP | No. OF ESTAB. | NUMBER OF PERSONS ENGAGED | PERMANENT EMPLOYEES | PERMANENT EMP. AS % TOTAL PERSONS ENGAGED |
|---|---------------|---------------------------|---------------------|---|
| MANUFACTURE OF FOOD PRODUCTS EXCEPT GRAIN MILL SERVICES | 693 | 2,593 | 1,118 | 43.12 |
| Production, processing and preserving of meat and meat products | 14 | 42 | 13 | 30.95 |
| Manufacture of vegetable and animal oils and fats .. | 253 | 1,059 | 434 | 40.98 |
| Manufacture of grain mill products | 52 | 183 | 75 | 40.98 |
| Manufacture of bakery products | 365 | 1,266 | 565 | 44.63 |
| Manufacture of cocoa, chocolate and sugar confectionery | 2 | 11 | 10 | 90.91 |
| Manufacture of other food product n.e.c | 7 | 32 | 21 | 65.63 |
| MANUFACTURE OF GRAIN MILL SERVICES | 27,223 | 82,868 | 41,136 | 49.64 |
| MANUFACTURE OF TEXTILES | 23 | 81 | 41 | 50.62 |
| Preparation and spinning of textile fibers; weaving of textiles | 7 | 32 | 24 | 75.00 |
| Manufacture of made-up textile articles, except apparel | 12 | 34 | 8 | 23.53 |
| Manufacture of knitted and crocheted fabrics and articles | 4 | 15 | 9 | 60.00 |
| MANUFACTURE OF WEARING APPAREL; DRESSING AND DYING OF FUR | 962 | 1,996 | 423 | 21.19 |
| Manufacture of wearing apparel, except fur apparel.. | 962 | 1,996 | 423 | 21.19 |
| MANUFACTURE OF LUGGAGE, HANDBAGS AND FOOTWEAR | 15 | 59 | 29 | 49.15 |
| Manufacture of luggage, handbags and the like, saddlery and harness | 7 | 22 | 11 | 50.00 |
| Manufacture of footwear | 8 | 37 | 18 | 48.65 |
| MANUFACTURE OF WOOD AND OF PRODUCTS OF WOOD AND CORK, EXCEPT FURNITURE; MANUFACTURE OF ARTICLES OF STREW AND PLAITING MATERIALS | 167 | 663 | 243 | 36.65 |
| Sawmilling and planing of wood | 94 | 378 | 148 | 39.15 |
| Manufacture of builders' carpentry and joinery | 56 | 224 | 80 | 35.71 |
| Manufacture of wooden containers | 13 | 52 | 12 | 23.08 |
| Manufacture of other products of wood, manufacture of articles of cork, straw and plating materials .. | 4 | 9 | 3 | 33.33 |
| MANUFACTURE OF PAPER AND PAPER PRODUCTS | 4 | 31 | 17 | 54.84 |
| Manufacture of paper and paper products | 4 | 31 | 17 | 54.84 |

PERMANENT EMPLOYEES AS PERCENTAGE OF TOTAL PERSONS ENGAGED BY INDUSTRIAL GROUP
2001/2002 (1994 E.F.Y)

TABLE 4.7 (Cont'd)

| INDUSTRIAL GROUP | No. OF ESTAB. | NUMBER OF PERSONS ENGAGED | PERMANENT EMPLOYEES | PERMANENT EMP. AS % TOTAL PERSONS ENGAGED |
|---|---------------|---------------------------|---------------------|---|
| PUBLISHING, PRINTING AND REPRODUCTION OF RECORDED MEDIA | 228 | 694 | 260 | 37.46 |
| Publishing, printing and reproduction of recorded media | 228 | 694 | 260 | 37.46 |
| MANUFACTURE OF CHEMICALS AND CHEMICAL PRODUCTS | 2 | 11 | 7 | 63.64 |
| Manufacture of soap and detergents, cleaning and polishing preparations, perfums and toilet preparation | 2 | 11 | 7 | 63.64 |
| MANUFACTURE OF OTHER NON-METALLIC MINERAL PRODUCTS ... | 106 | 480 | 184 | 38.33 |
| Manufacture of glass and glass products..... | 2 | 7 | 4 | 57.14 |
| Manufacture of non-structural non-refractory ceramic ware | 8 | 29 | 7 | 24.14 |
| Manufacture of structural non-refractory clay and ceramic products | 41 | 195 | 78 | 40.00 |
| Manufacture of articles of concrete, cement and plaster | 53 | 238 | 91 | 38.24 |
| Cutting, shaping and finishing of stone | 2 | 11 | 4 | 36.36 |
| MANUFACTURE OF FABRICATED METAL PRODUCTS, EXCEPT MACHINERY AND EQUIPMENT | 1,306 | 3,898 | 929 | 23.83 |
| Manufacture of structural metal products | 1,187 | 3,574 | 853 | 23.87 |
| Treatment and coating of metals, general mechanical engineering on fee or contract basis | 100 | 259 | 56 | 21.62 |
| Manufacture of cutlery, hand tools and general hardware | 19 | 65 | 20 | 30.77 |
| MANUFACTURE OF MACHINERY AND EQUIPMENT N.E.C | 30 | 106 | 38 | 35.85 |
| Manufacture of ovens, furnaces and furnace burners.. | - | - | - | - |
| Manufacture of other general purpose machinery | - | - | - | - |
| Manufacture of machinery for food, beverage and tobacco processing | 30 | 106 | 38 | 35.85 |
| MANUFACTURE OF PARTS AND ACCESSORIES FOR MOTOR VEHICLES AND THEIR ENGINES | 5 | 26 | 18 | 69.23 |
| MANUFACTURE OF FURNITURE; MANUFACTURING N.E.C. | 1,099 | 4,275 | 1,369 | 32.02 |
| Manufacture of furniture; manufacturing n.e.c..... | 1,092 | 4,259 | 1,361 | 31.96 |
| Manufacture of jewelry and related articles | 7 | 16 | 8 | 50.00 |
| T O T A L | 31,863 | 97,781 | 45,812 | 46.85 |

NUMBER OF PERSONS ENGAGED, EMPLOYEES AND LABOUR COST PER ESTABLISHMENT BY INDUSTRIAL GROUP
2001/2002 (1994 E.F.Y)

TABLE 4.8

| INDUSTRIAL GROUP | No. OF ESTAB. | NUMBER OF PERSONS ENGAGED | NUMBER OF EMPLOYEES | LABOUR COST (IN BIRR) | LABOUR COST PER ESTAB. |
|---|---------------|---------------------------|---------------------|-----------------------|------------------------|
| MANUFACTURE OF FOOD PRODUCTS EXCEPT GRAIN MILL SERVICES | 693 | 2,593 | 1,441 | 2,559,431 | 3,693.26 |
| Production, processing and preserving of meat and meat products | 14 | 42 | 20 | 19,770 | 1,412.14 |
| Manufacture of vegetable and animal oils and fats .. | 253 | 1,059 | 586 | 883,470 | 3,491.98 |
| Manufacture of grain mill products | 52 | 183 | 104 | 125,893 | 2,421.02 |
| Manufacture of bakery products | 365 | 1,266 | 699 | 1,481,302 | 4,058.36 |
| Manufacture of cocoa, chocolate and sugar confectionery | 2 | 11 | 10 | 8,124 | 4,062.00 |
| Manufacture of other food product n.e.c | 7 | 32 | 22 | 40,872 | 5,838.86 |
| MANUFACTURE OF GRAIN MILL SERVICES | 27,223 | 82,868 | 47,666 | 60,013,010 | 2,204.50 |
| MANUFACTURE OF TEXTILES | 23 | 81 | 47 | 119,552 | 5,197.91 |
| Preparation and spinning of textile fibers; weaving of textiles | 7 | 32 | 24 | 71,972 | 10,281.71 |
| Manufacture of made-up textile articles, except apparel | 12 | 34 | 14 | 20,064 | 1,672.00 |
| Manufacture of knitted and crocheted fabrics and articles | 4 | 15 | 9 | 27,516 | 6,879.00 |
| MANUFACTURE OF WEARING APPAREL; DRESSING AND DYING OF FUR | 962 | 1,996 | 703 | 1,513,950 | 1,573.75 |
| Manufacture of wearing apparel, except fur apparel.. | 962 | 1,996 | 703 | 1,513,950 | 1,573.75 |
| MANUFACTURE OF LUGGAGE, HANDBAGS AND FOOTWEAR | 15 | 59 | 31 | 30,025 | 2,001.67 |
| Manufacture of luggage, handbags and the like, saddlery and harness | 7 | 22 | 11 | 13,590 | 1,941.43 |
| Manufacture of footwear | 8 | 37 | 20 | 16,435 | 2,054.38 |
| MANUFACTURE OF WOOD AND OF PRODUCTS OF WOOD AND CORK, EXCEPT FURNITURE; MANUFACTURE OF ARTICLES OF STREW AND PLAITING MATERIALS | 167 | 663 | 353 | 703,681 | 4,213.66 |
| Sawmilling and planing of wood | 94 | 378 | 201 | 369,915 | 3,935.27 |
| Manufacture of builders' carpentry and joinery | 56 | 224 | 129 | 297,316 | 5,309.21 |
| Manufacture of wooden containers | 13 | 52 | 20 | 34,710 | 2,670.00 |
| Manufacture of other products of wood, manufacture of articles of cork, straw and plating materials .. | 4 | 9 | 3 | 1,740 | 435.00 |
| MANUFACTURE OF PAPER AND PAPER PRODUCTS | 4 | 31 | 22 | 59,071 | 14,767.75 |
| Manufacture of paper and paper products | 4 | 31 | 22 | 59,071 | 14,767.75 |

NUMBER OF PERSONS ENGAGED, EMPLOYEES AND LABOUR COST PER ESTABLISHMENT BY INDUSTRIAL GROUP
2001/2002 (1994 E.F.Y)

TABLE 4.8 (Cont'd)

| INDUSTRIAL GROUP | No. OF ESTAB. | NUMBER OF PERSONS ENGAGED | NUMBER OF EMPLOYEES | LABOUR COST (IN BIRR) | LABOUR COST PER ESTAB. |
|---|---------------|---------------------------|---------------------|-----------------------|------------------------|
| PUBLISHING, PRINTING AND REPRODUCTION OF RECORDED MEDIA | 228 | 694 | 292 | 758,113 | 3,325.06 |
| Publishing, printing and reproduction of recorded media | 228 | 694 | 292 | 758,113 | 3,325.06 |
| MANUFACTURE OF CHEMICALS AND CHEMICAL PRODUCTS | 2 | 11 | 8 | 76,968 | 38,484.00 |
| Manufacture of soap and detergents, cleaning and polishing preparations, perfums and toilet preparation | 2 | 11 | 8 | 76,968 | 38,484.00 |
| MANUFACTURE OF OTHER NON-METALLIC MINERAL PRODUCTS ... | 106 | 480 | 347 | 585,848 | 5,526.87 |
| Manufacture of glass and glass products..... | 2 | 7 | 5 | 26,149 | 13,074.50 |
| Manufacture of non-structural non-refractory ceramic ware | 8 | 29 | 15 | 24,598 | 3,074.75 |
| Manufacture of structural non-refractory clay and ceramic products | 41 | 195 | 138 | 233,767 | 5,701.63 |
| Manufacture of articles of concrete, cement and plaster | 53 | 238 | 180 | 284,895 | 5,375.38 |
| Cutting, shaping and finishing of stone | 2 | 11 | 9 | 16,439 | 8,219.50 |
| MANUFACTURE OF FABRICATED METAL PRODUCTS, EXCEPT MACHINERY AND EQUIPMENT | 1,306 | 3,898 | 1,383 | 3,132,520 | 2,398.56 |
| Manufacture of structural metal products | 1,187 | 3,574 | 1,280 | 2,890,413 | 2,435.06 |
| Treatment and coating of metals, general mechanical engineering on fee or contract basis | 100 | 259 | 79 | 191,436 | 1,914.36 |
| Manufacture of cutlery, hand tools and general hardware | 19 | 65 | 24 | 50,671 | 2,666.89 |
| MANUFACTURE OF MACHINERY AND EQUIPMENT N.E.C | 30 | 106 | 44 | 110,466 | 3,682.20 |
| Manufacture of ovens, furnaces and furnace burners.. | - | - | - | - | - |
| Manufacture of other general purpose machinery | - | - | - | - | - |
| Manufacture of machinery for food, beverage and tobacco processing | 30 | 106 | 44 | 110,466 | 3,682.20 |
| MANUFACTURE OF PARTS AND ACCESSORIES FOR MOTOR VEHICLES AND THEIR ENGINES | 5 | 26 | 18 | 43,980 | 8,796.00 |
| MANUFACTURE OF FURNITURE; MANUFACTURING N.E.C..... | 1,099 | 4,275 | 2,001 | 5,079,311 | 4,621.76 |
| Manufacture of furniture; manufacturing n.e.c..... | 1,092 | 4,259 | 1,993 | 5,062,511 | 4,636.00 |
| Manufacture of jewelry and related articles | 7 | 16 | 8 | 16,800 | 2,400.00 |
| T O T A L | 31,863 | 97,781 | 54,356 | 74,785,926 | 2,347.11 |

COST OF RAW MATERIALS AND ENERGY CONSUMED AS PERCENTAGE OF TOTAL INDUSTRIAL COST AND RATIO OF IMPORTED TO TOTAL
RAW MATERIALS BY INDUSTRIAL GROUP : 2001/2002 (1994 E.F.Y)

TABLE 4.9

| INDUSTRIAL GROUP | No. OF ESTAB. | TOTAL COST OF RAW MATERIALS | IMPORTED RAW MATERIALS COST | COST OF ENERGY CONSUMED | INDUSTRIAL COST | COST OF RAW MATER. AS % OF INDU. COST | IMPORTED AS % OF TOTAL RAW MATERIALS COST | COST OF ENERGY AS % OF INDU. COST |
|---|---------------|-----------------------------|-----------------------------|-------------------------|-----------------|---------------------------------------|---|-----------------------------------|
| MANUFACTURE OF FOOD PRODUCTS EXCEPT GRAIN MILL SERVICES | 693 | 46,716,641 | 1,876,308 | 3,320,310 | 50,723,616 | 92.10 | 4.02 | 6.55 |
| Production, processing and preserving of meat and meat products | 14 | 103,227 | 270 | 11,153 | 119,718 | 86.23 | .26 | 9.32 |
| Manufacture of vegetable and animal oils and fats .. | 253 | 31,467,122 | 57,055 | 1,220,418 | 33,035,078 | 95.25 | .18 | 3.69 |
| Manufacture of grain mill products | 52 | 1,377,218 | 17,622 | 402,653 | 1,835,448 | 75.03 | 1.28 | 21.94 |
| Manufacture of bakery products | 365 | 13,286,348 | 1,780,314 | 1,656,247 | 15,157,850 | 87.65 | 13.40 | 10.93 |
| Manufacture of cocoa, chocolate and sugar confectionery | 2 | 88,221 | 16,212 | 5,432 | 95,361 | 92.51 | 18.38 | 5.70 |
| Manufacture of other food product n.e.c | 7 | 394,505 | 4,835 | 24,407 | 480,161 | 82.16 | 1.23 | 5.08 |
| MANUFACTURE OF GRAIN MILL SERVICES | 27,223 | 24,337,928 | 2,747,146 | 215,615,021 | 291,456,440 | 8.35 | 11.29 | 73.98 |
| MANUFACTURE OF TEXTILES | 23 | 1,019,235 | 362,317 | 22,973 | 1,031,073 | 98.85 | 35.55 | 2.23 |
| Preparation and spinning of textile fibers; weaving of textiles | 7 | 830,103 | 184,909 | 11,306 | 823,919 | 100.75 | 22.28 | 1.37 |
| Manufacture of made-up textile articles, except apparel | 12 | 41,208 | 29,532 | 5,594 | 50,642 | 81.37 | 71.67 | 11.05 |
| Manufacture of knitted and crocheted fabrics and articles | 4 | 147,924 | 147,876 | 6,073 | 156,512 | 94.51 | 99.97 | 3.88 |
| MANUFACTURE OF WEARING APPAREL; DRESSING AND DYING OF FUR | 962 | 3,957,250 | 3,251,434 | 322,185 | 5,351,399 | 73.95 | 82.16 | 6.02 |
| Manufacture of wearing apparel, except fur apparel.. | 962 | 3,957,250 | 3,251,434 | 322,185 | 5,351,399 | 73.95 | 82.16 | 6.02 |
| MANUFACTURE OF LUGGAGE, HANDBAGS AND FOOTWEAR | 15 | 146,932 | 28,282 | 7,645 | 155,899 | 94.25 | 19.25 | 4.90 |
| Manufacture of luggage, handbags and the like, saddlery and harness | 7 | 65,687 | 17,422 | 2,172 | 68,759 | 95.53 | 26.52 | 3.16 |
| Manufacture of footwear | 8 | 81,245 | 10,860 | 5,473 | 87,140 | 93.24 | 13.37 | 6.28 |
| MANUFACTURE OF WOOD AND OF PRODUCTS OF WOOD AND CORK, EXCEPT FURNITURE; MAUFACTURE OF ARTICLES OF STREW AND PLAITING MATERIALS | 167 | 1,497,540 | 94,954 | 376,528 | 2,084,820 | 71.83 | 6.34 | 18.06 |
| Sawmilling and planing of wood | 94 | 409,489 | 8,792 | 243,537 | 823,258 | 49.74 | 2.15 | 29.58 |
| Manufacture of builders' carpentry and joinery | 56 | 896,053 | 54,128 | 105,243 | 1,034,905 | 86.58 | 6.04 | 10.17 |
| Manufacture of wooden containers | 13 | 173,612 | 32,034 | 25,346 | 205,658 | 84.42 | 18.45 | 12.32 |
| Manufacture of other products of wood, manufacture of articles of cork, straw and plating materials .. | 4 | 18,386 | - | 2,402 | 20,999 | 87.56 | - | 11.44 |
| MANUFACTURE OF PAPER AND PAPER PRODUCTS | 4 | 136,651 | 108,071 | 15,800 | 166,512 | 82.07 | 79.09 | 9.49 |
| Manufacture of paper and paper products | 4 | 136,651 | 108,071 | 15,800 | 166,512 | 82.07 | 79.09 | 9.49 |

COST OF RAW MATERIALS AND ENERGY CONSUMED AS PERCENTAGE OF TOTAL INDUSTRIAL COST AND RATIO OF IMPORTED TO TOTAL
RAW MATERIALS BY INDUSTRIAL GROUP : 2001/2002 (1994 E.F.Y)

TABLE 4.9 (Cont'd)

| INDUSTRIAL GROUP | No. OF ESTAB. | TOTAL COST OF RAW MATERIALS | IMPORTED RAW MATERIALS COST | COST OF ENERGY CONSUMED | INDUSTRIAL COST | COST OF RAW MATER. AS % OF INDU. COST | IMPORTED AS % OF TOTAL RAW MATERIALS COST | COST OF ENERGY AS % OF INDU. COST |
|--|---------------|-----------------------------|-----------------------------|-------------------------|--------------------|---------------------------------------|---|-----------------------------------|
| PUBLISHING, PRINTING AND REPRODUCTION OF RECORDED MEDIA Publishing, printing and reproduction of recorded media | 228 | 3,104,969 | 2,529,963 | 643,396 | 4,103,354 | 75.67 | 81.48 | 15.68 |
| MANUFACTURE OF CHEMICALS AND CHEMICAL PRODUCTS | 2 | 323,950 | 96,950 | 9,400 | 335,710 | 96.50 | 29.93 | 2.80 |
| Manufacture of soap and detergents, cleaning and polishing preparations, perfums and toilet preparation | 2 | 323,950 | 96,950 | 9,400 | 335,710 | 96.50 | 29.93 | 2.80 |
| MANUFACTURE OF OTHER NON-METALLIC MINERAL PRODUCTS ... | 106 | 5,142,330 | 70,634 | 204,645 | 5,479,430 | 93.85 | 1.37 | 3.73 |
| Manufacture of glass and glass products..... | 2 | 110,193 | 12,778 | 35,199 | 147,475 | 74.72 | 11.60 | 23.87 |
| Manufacture of non-structural non-refractory ceramic ware | 8 | 54,274 | 19,856 | 8,597 | 63,867 | 84.98 | 36.58 | 13.46 |
| Manufacture of structural non-refractory clay and ceramic products | 41 | 1,564,905 | 38,000 | 51,725 | 1,678,463 | 93.23 | 2.43 | 3.08 |
| Manufacture of articles of concrete, cement and plaster | 53 | 3,353,234 | - | 106,349 | 3,526,026 | 95.10 | - | 3.02 |
| Cutting, shaping and finishing of stone | 2 | 59,724 | - | 2,775 | 63,599 | 93.91 | - | 4.36 |
| MANUFACTURE OF FABRICATED METAL PRODUCTS, EXCEPT MACHINERY AND EQUIPMENT | 1,306 | 18,523,838 | 11,734,833 | 1,376,680 | 20,211,409 | 91.65 | 63.35 | 6.81 |
| Manufacture of structural metal products | 1,187 | 17,902,329 | 11,281,926 | 1,245,568 | 19,429,500 | 92.14 | 63.02 | 6.41 |
| Treatment and coating of metals, general mechanical engineering on fee or contract basis | 100 | 509,759 | 391,242 | 111,972 | 646,504 | 78.85 | 76.75 | 17.32 |
| Manufacture of cutlery, hand tools and general hardware | 19 | 111,750 | 61,665 | 19,140 | 135,405 | 82.53 | 55.18 | 14.14 |
| MANUFACTURE OF MACHINERY AND EQUIPMENT N.E.C | 30 | 270,013 | 210,252 | 32,515 | 320,256 | 84.31 | 77.87 | 10.15 |
| Manufacture of ovens, furnaces and furnace burners.. | - | - | - | - | - | - | - | - |
| Manufacture of other general purpose machinery | - | - | - | - | - | - | - | - |
| Manufacture of machinery for food, beverage and tobacco processing | 30 | 270,013 | 210,252 | 32,515 | 320,256 | 84.31 | 77.87 | 10.15 |
| MANUFACTURE OF PARTS AND ACCESSORIES FOR MOTOR VEHICLES AND THEIR ENGINES | 5 | 42,318 | 14,358 | 32,418 | 77,586 | 54.54 | 33.93 | 41.78 |
| MANUFACTURE OF FURNITURE; MANUFACTURING N.E.C. | 1,099 | 21,656,381 | 9,990,717 | 1,384,232 | 23,503,689 | 92.14 | 46.13 | 5.89 |
| Manufacture of furniture; manufacturing n.e.c..... | 1,092 | 21,573,000 | 9,990,459 | 1,379,937 | 23,419,014 | 92.12 | 46.31 | 5.89 |
| Manufacture of jewelry and related articles | 7 | 83,381 | 258 | 4,295 | 84,675 | 98.47 | 0.31 | 5.07 |
| T O T A L | 31,863 | 126,875,976 | 33,116,219 | 223,363,748 | 405,001,193 | 31.33 | 26.10 | 55.15 |

SALES REVENUE AS PERCENTAGE OF GROSS VALUE PRODUCTION AND EXPORT SALES AS PERCENTAGE OF
TOTAL SALES REVENUE BY INDUSTRIAL GROUP : 2001/2002 (1994 E.F.Y)

SUMMARY TABLE 4.10

| INDUSTRIAL GROUP | No. OF ESTAB. | GROSS VALUE OF PRODUCTION | VALUE OF SALES | | | EXPORT SALES AS % OF TOTAL SALES REVENUE | TOTAL SALES REVENUE AS % OF GROSS VALUE OF PRD. |
|---|---------------|---------------------------|--------------------|----------------|---------------------|--|---|
| | | | DOMESTIC SALES | EXPORT | TOTAL SALES REVENUE | | |
| MANUFACTURE OF FOOD PRODUCTS EXCEPT GRAIN MILL SERVICES | 693 | 73,499,167 | 70,574,704 | 2,000 | 70,576,704 | - | 96.02 |
| GRAIN MILL SERVICES | 27,223 | 691,370,901 | - | - | - | - | - |
| MANUFACTURE OF TEXTILES | 23 | 2,272,818 | 1,941,715 | - | 1,941,715 | - | 85.43 |
| MANUFACTURE OF WEARING APPAREL, DRESSING AND DYEING OF FUR | 962 | 16,619,759 | 8,074,927 | 18,800 | 8,093,727 | .23 | 48.70 |
| MANUFACTURE OF LUGGAGE, HANDBAGS AND FOOTWEAR | 15 | 363,362 | 238,597 | - | 238,597 | - | 65.66 |
| MANUFACTURE OF WOOD AND OF PRODUCTS OF WOOD AND CORK, EXCEPT FURNITURE; MANUFACTURE OF ARTICLES OF STRAW AND PLAITING MATERIALS | 167 | 4,952,672 | 2,932,727 | 4,360 | 2,937,087 | .15 | 59.30 |
| MANUFACTURE OF PAPER AND PAPER PRODUCT | 4 | 1,302,566 | 1,259,066 | - | 1,259,066 | - | 96.66 |
| PUBLISHING, PRINTING AND REPRODUCTION OF RECORDING MEDIA | 228 | 12,911,839 | 6,929,031 | - | 6,929,031 | - | 53.66 |
| MANUFACTURE OF CHEMICALS AND CHEMICAL PRODUCTS..... | 2 | 521,730 | 565,730 | - | 565,730 | - | 108.43 |
| MANUFACTURE OF OTHER NON-METALLIC MINERAL PRODUCTS ... | 106 | 9,481,928 | 8,948,838 | 19,800 | 8,968,638 | .22 | 94.59 |
| MANUFACTURE OF FABRICATED METAL PRODUCTS, EXCEPT MACHINERY AND EQUIPMENT | 1,306 | 53,826,607 | 48,835,772 | 230,814 | 49,066,586 | .47 | 91.16 |
| MANUFACTURE OF MACHINERY AND EQUIPMENT N.E.C. | 30 | 924,171 | 607,288 | - | 607,288 | - | 65.71 |
| MANUFACTURE OF PARTS AND ACCESSORIES FOR MOTOR VEHICLES AND THEIR ENGINES | 5 | 212,952 | 167,622 | - | 167,622 | - | 78.71 |
| MANUFACTURE OF FURNITURE; MANUFACTURING N.E.C. | 1,099 | 45,660,874 | 41,532,903 | 120,120 | 41,653,023 | .29 | 91.22 |
| T O T A L | 31,863 | 913,921,346 | 192,608,920 | 395,894 | 193,004,814 | .21 | 21.12 |

ACTUAL PRODUCTION AS PERCENTAGE OF YEARLY CAPACITY BY INDUSTRIAL GROUP
2001/2002 (1994 E.F.Y)

TABLE 4.11

| INDUSTRIAL GROUP | VALUE OF ACTUAL PRODUCTION | VALUE OF PRD. AT FULL CAPACITY (MARKET PR.) | ACTUAL VALUE OF PRD. AS % OF YEARLY CAPACITY |
|---|----------------------------|---|--|
| MANUFACTURE OF FOOD PRODUCTS EXCEPT GRAIN MILL SERVICES | 70,370,719 | 222,201,614 | 31.67 |
| GRAIN MILL SERVICES | - | - | - |
| MANUFACTURE OF TEXTILES | 2,105,105 | 3,064,845 | 68.69 |
| MANUFACTURE OF WEARING APPAREL, DRESSING AND DYEING OF FUR | 8,048,491 | 19,104,305 | 42.13 |
| MANUFACTURE OF LUGGAGE, HANDBAGS AND FOOTWEAR | 262,351 | 762,448 | 34.41 |
| MANUFACTURE OF WOOD AND OF PRODUCTS OF WOOD AND CORK, EXCEPT FURNITURE; MANUFACTURE OF ARTICLES OF STRAW AND PLAITING MATERIALS | 3,100,121 | 11,120,577 | 27.88 |
| MANUFACTURE OF PAPER AND PAPER PRODUCT | 1,284,066 | 1,654,734 | 77.60 |
| PUBLISHING, PRINTING AND REPRODUCTION OF RECORDING MEDIA | 6,775,896 | 27,477,681 | 24.66 |
| MANUFACTURE OF CHEMICALS AND CHEMICAL PRODUCTS..... | 521,730 | 829,730 | 62.88 |
| MANUFACTURE OF OTHER NON-METALLIC MINERAL PRODUCTS ... | 9,283,781 | 22,730,792 | 40.84 |
| MANUFACTURE OF FABRICATED METAL PRODUCTS, EXCEPT MACHINERY AND EQUIPMENT | 40,924,407 | 97,662,798 | 41.90 |
| MANUFACTURE OF MACHINERY AND EQUIPMENT N.E.C. | 636,668 | 1,772,405 | 35.92 |
| MANUFACTURE OF PARTS AND ACCESSORIES FOR MOTOR VEHICLES AND THEIR ENGINES | 209,952 | 363,044 | 57.83 |
| MANUFACTURE OF FURNITURE; MANUFACTURING N.E.C. | 42,407,950 | 101,301,115 | 41.86 |
| T O T A L | 185,931,237 | 510,046,088 | 36.45 |

NUMBER ESTABLISHMENTS BY INDUSTRIAL GROUP AND AVAILABILITY OF BOOKS OF ACCOUNTS
2001/2002 (1994 E.F.Y)

TABLE 4.12

| INDUSTRIAL GROUP | FULL BOOKS OF ACCOUNTS | INCOMPLETE BOOKS OF ACCOUNTS | NO BOOKS ACCOUNTS | TOTAL |
|--|------------------------|------------------------------|-------------------|--------|
| MANUFACTURE OF FOOD PRODUCTS EXCEPT GRAIN MILL SERVICES | 46 | 104 | 543 | 693 |
| Production, processing and preserving of meat and meat products | - | 1 | 13 | 14 |
| Manufacture of vegetable and animal oils and fats ... | 8 | 50 | 195 | 253 |
| Manufacture of grain mill products | 2 | 5 | 45 | 52 |
| Manufacture of bakery products | 33 | 46 | 286 | 365 |
| Manufacture of cocoa, chocolate and sugar confectionery | 1 | 1 | - | 2 |
| Manufacture of other food product n.e.c | 2 | 1 | 4 | 7 |
| MANUFACTURE OF GRAIN MILL SERVICES | - | 4,494 | 22,729 | 27,223 |
| MANUFACTURE OF TEXTILES | 1 | 4 | 18 | 23 |
| Preparation and spinning of textile fibers; weaving of textiles | 1 | 1 | 5 | 7 |
| Manufacture of made-up textile articles, except apparel | - | 1 | 11 | 12 |
| Manufacture of knitted and crocheted fabrics and articles | - | 2 | 2 | 4 |
| MANUFACTURE OF WEARING APPAREL; DRESSING AND DYING OF FUR | 9 | 64 | 889 | 962 |
| Manufacture of wearing apparel, except fur apparel.. | 9 | 64 | 889 | 962 |
| MANUFACTURE OF LUGGAGE, HANDBAGS AND FOOTWEAR | 2 | 4 | 9 | 15 |
| Manufacture of luggage, handbags and the like, saddlery and harness | 2 | 1 | 4 | 7 |
| Manufacture of footwear | - | 3 | 5 | 8 |
| MANUFACTURE OF WOOD AND OF PRODUCTS OF WOOD AND CORK, EXCEPT FURNITURE; MAUFACTURE OF ARTICLES OF STREW AND PLAITING MATERIALS | 7 | 17 | 143 | 167 |
| Sawmilling and planing of wood | 4 | 7 | 83 | 94 |
| Manufacture of builders' carpentry and joinery | 2 | 7 | 47 | 56 |
| Manufacture of wooden containers | 1 | 3 | 9 | 13 |
| Manufacture of other products of wood, manufacture of articles of cork, straw and plating materials .. | - | - | 4 | 4 |
| MANUFACTURE OF PAPER AND PAPER PRODUCTS | 1 | 1 | 2 | 4 |
| Manufacture of paper and paper products | 1 | 1 | 2 | 4 |

NUMBER ESTABLISHMENTS BY INDUSTRIAL GROUP AND AVAILABILITY OF BOOKS OF ACCOUNTS
2001/2002 (1994 E.F.Y)

TABLE 4.12 (Cont'd)

| INDUSTRIAL GROUP | FULL BOOKS OF ACCOUNTS | INCOMPLETE BOOKS OF ACCOUNTS | NO BOOKS ACCOUNTS | TOTAL |
|--|------------------------------|------------------------------------|-------------------------|--------|
| PUBLISHING, PRINTING AND REPRODUCTION OF RECORDED MEDIA | 14 | 41 | 173 | 228 |
| Publishing, printing and reproduction of recorded media | 14 | 41 | 173 | 228 |
| MANUFACTURE OF CHEMICALS AND CHEMICAL PRODUCTS | 1 | - | 1 | 2 |
| Manufacture of soap and detergents, cleaning and polishing preparations, perfums and toilet preparation | 1 | - | 1 | 2 |
| MANUFACTURE OF OTHER NON-METALLIC MINERAL PRODUCTS ... | 5 | 24 | 77 | 106 |
| Manufacture of glass and glass products..... | 1 | - | 1 | 2 |
| Manufacture of non-structural non-refractory ceramic ware | - | 2 | 6 | 8 |
| Manufacture of structural non-refractory clay and ceramic products | 3 | 6 | 32 | 41 |
| Manufacture of articles of concrete, cement and plaster | 1 | 16 | 36 | 53 |
| Cutting, shaping and finishing of stone | - | - | 2 | 2 |
| MANUFACTURE OF FABRICATED METAL PRODUCTS, EXCEPT MACHINERY AND EQUIPMENT | 26 | 121 | 1,159 | 1,306 |
| Manufacture of structural metal products | 25 | 111 | 1,051 | 1,187 |
| Treatment and coating of metals, general mechanical engineering on fee or contract basis | 1 | 7 | 92 | 100 |
| Manufacture of cutlery, hand tools and general hardware | - | 3 | 16 | 19 |
| MANUFACTURE OF MACHINERY AND EQUIPMENT N.E.C | 1 | 6 | 23 | 30 |
| Manufacture of ovens, furnaces and furnace burners.. | - | - | - | - |
| Manufacture of other general purpose machinery | - | - | - | - |
| Manufacture of machinery for food, beverage and tobacco processing | 1 | 6 | 23 | 30 |
| MANUFACTURE OF PARTS AND ACCESSORIES FOR MOTOR VEHICLES AND THEIR ENGINES | 1 | - | 4 | 5 |
| MANUFACTURE OF FURNITURE; MANUFACTURING N.E.C. | 41 | 150 | 908 | 1,099 |
| Manufacture of furniture; manufacturing n.e.c..... | 39 | 150 | 903 | 1,092 |
| Manufacture of jewelry and related articles | 2 | - | 5 | 7 |
| T O T A L | 155 | 5,030 | 26,678 | 31,863 |
| Percentages | .49 | 15.79 | 83.73 | 100.00 |

NUMBER OF ESTABLISHMENTS BY INDUSTRIAL GROUP AND FORM OF OWNERSHIP
2001/2002 (1994 E.F.Y)

TABLE 4.13

| INDUSTRIAL GROUP | FORM OF OWNERSHIP | | | | | | TOTAL |
|---|----------------------|---------------|------------------|--------------|-------------|-------|--------|
| | INDIVIDUAL OWNERSHIP | SHARE COMPANY | PVT. LTD COMPANY | CO-OPERATIVE | PARTNERSHIP | OTHER | |
| MANUFACTURE OF FOOD PRODUCTS EXCEPT GRAIN MILL SERVICES | 634 | 2 | 4 | 5 | 34 | 14 | 693 |
| Production, processing and preserving of meat and meat products | 14 | - | - | - | - | - | 14 |
| Manufacture of vegetable and animal oils and fats .. | 232 | - | 2 | 4 | 13 | 2 | 253 |
| Manufacture of grain mill products | 36 | - | - | - | 13 | 3 | 52 |
| Manufacture of bakery products | 344 | 2 | 1 | 1 | 8 | 9 | 365 |
| Manufacture of cocoa, chocolate and sugar confectionery | 2 | - | - | - | - | - | 2 |
| Manufacture of other food product n.e.c | 6 | - | 1 | - | - | - | 7 |
| MANUFACTURE OF GRAIN MILL SERVICES | 20,345 | 59 | - | 361 | 5,198 | 1,259 | 27,222 |
| MANUFACTURE OF TEXTILES | 22 | - | 1 | - | - | - | 23 |
| Preparation and spinning of textile fibers; weaving of textiles | 6 | - | 1 | - | - | - | 7 |
| Manufacture of made-up textile articles, except apparel | 12 | - | - | - | - | - | 12 |
| Manufacture of knitted and crocheted fabrics and articles | 4 | - | - | - | - | - | 4 |
| MANUFACTURE OF WEARING APPAREL; DRESSING AND DYING OF FUR | 876 | - | - | 1 | 38 | 47 | 962 |
| Manufacture of wearing apparel, except fur apparel.. | 876 | - | - | 1 | 38 | 47 | 962 |
| MANUFACTURE OF LUGGAGE, HANDBAGS AND FOOTWEAR | 13 | - | - | - | 1 | 1 | 15 |
| Manufacture of luggage, handbags and the like, saddlery and harness | 6 | - | - | - | 1 | - | 7 |
| Manufacture of footwear | 7 | - | - | - | - | 1 | 8 |
| MANUFACTURE OF WOOD AND OF PRODUCTS OF WOOD AND CORK, EXCEPT FURNITURE; MANUFACTURE OF ARTICLES OF STREW AND PLAITING MATERIALS | 153 | - | - | - | 13 | 1 | 167 |
| Sawmilling and planing of wood | 85 | - | - | - | 8 | 1 | 94 |
| Manufacture of builders' carpentry and joinery | 53 | - | - | - | 3 | - | 56 |
| Manufacture of wooden containers | 11 | - | - | - | 2 | - | 13 |
| Manufacture of other products of wood, manufacture of articles of cork, straw and plating materials .. | 4 | - | - | - | - | - | 4 |
| MANUFACTURE OF PAPER AND PAPER PRODUCTS | 4 | - | - | - | - | - | 4 |
| Manufacture of paper and paper products | 4 | - | - | - | - | - | 4 |

NUMBER OF ESTABLISHMENTS BY INDUSTRIAL GROUP AND FORM OF OWNERSHIP
2001/2002 (1994 E.F.Y)

TABLE 4.13(Cont'd)

| INDUSTRIAL GROUP | FORM OF OWNERSHIP | | | | | | TOTAL |
|--|----------------------|---------------|------------------|--------------|--------------|--------------|---------------|
| | INDIVIDUAL OWNERSHIP | SHARE COMPANY | PVT. LTD COMPANY | CO-OPERATIVE | PARTNERSHIP | OTHER | |
| PUBLISHING, PRINTING AND REPRODUCTION OF RECORDED MEDIA Publishing, printing and reproduction of recorded media | 211 | - | 6 | - | 10 | 1 | 228 |
| MANUFACTURE OF CHEMICALS AND CHEMICAL PRODUCTS | 2 | - | - | - | - | - | 2 |
| Manufacture of soap and detergents, cleaning and polishing preparations, perfums and toilet preparation | 2 | - | - | - | - | - | 2 |
| MANUFACTURE OF OTHER NON-METALLIC MINERAL PRODUCTS ... | 92 | 1 | - | 1 | 6 | 6 | 106 |
| Manufacture of glass and glass products | 2 | - | - | - | - | - | 2 |
| Manufacture of non-structural non-refractory ceramic ware | 7 | - | - | - | 1 | - | 8 |
| Manufacture of structural non-refractory clay and ceramic products | 36 | 1 | - | 1 | 1 | 2 | 41 |
| Manufacture of articles of concrete, cement and plaster | 45 | - | - | - | - | - | 45 |
| Cutting, shaping and finishing of stone | 2 | - | - | - | 4 | 4 | 53 |
| MANUFACTURE OF FABRICATED METAL PRODUCTS, EXCEPT MACHINERY AND EQUIPMENT | 1,233 | - | 1 | 3 | 60 | 9 | 1,306 |
| Manufacture of structural metal products | 1,121 | - | 1 | 3 | 55 | 7 | 1,187 |
| Treatment and coating of metals, general mechanical engineering on fee or contract basis | 93 | - | - | - | 5 | 2 | 100 |
| Manufacture of cutlery, hand tools and general hardware | 19 | - | - | - | - | - | 19 |
| MANUFACTURE OF MACHINERY AND EQUIPMENT N.E.C | 28 | - | - | - | 2 | - | 30 |
| Manufacture of ovens, furnaces and furnace burners.. | - | - | - | - | - | - | - |
| Manufacture of other general purpose machinery | - | - | - | - | - | - | - |
| Manufacture of machinery for food, beverage and tobacco processing | 28 | - | - | - | 2 | - | 30 |
| MANUFACTURE OF PARTS AND ACCESSORIES FOR MOTOR VEHICLES AND THEIR ENGINES | 3 | - | - | - | 2 | - | 5 |
| MANUFACTURE OF FURNITURE; MANUFACTURING N.E.C. | 1,028 | - | 1 | 3 | 61 | 6 | 1,099 |
| Manufacture of furniture; manufacturing n.e.c..... | 1,021 | - | 1 | 3 | 61 | 6 | 1,092 |
| Manufacture of jewelry and related articles | 7 | - | - | - | - | - | 7 |
| T O T A L | 24,644 | 62 | 13 | 374 | 5,425 | 1,344 | 31,862 |
| Percentages | 77.35 | .19 | .04 | 1.17 | 17.03 | 4.22 | 100.00 |

NUMBER OF OWNERS OF ESTABLISHMENTS BY INDUSTRIAL GROUP, FORM OF OWNERSHIP AND SEX
2001/2002 (1994 E.F.Y)

TABLE 4.14

| INDUSTRIAL GROUP | FORM OF OWNERSHIP AND SEX | | | | | | | | | | | | | | |
|---|---------------------------|--------|---------------|--------|------------------|--------|--------------|--------|-------------|--------|-------|--------|--------|--------|--------|
| | INDIVIDUAL OWNERSHIP | | SHARE COMPANY | | PVT. LTD COMPANY | | CO-OPERATIVE | | PARTNERSHIP | | OTHER | | TOTAL | | |
| | MALE | FEMALE | MALE | FEMALE | MALE | FEMALE | MALE | FEMALE | MALE | FEMALE | MALE | FEMALE | MALE | FEMALE | TOTAL |
| MANUFACTURE OF FOOD PRODUCTS EXCEPT GRAIN MILL SERVICES | 439 | 195 | 2 | 2 | 8 | 3 | 107 | 37 | 67 | 11 | 4 | 3 | 627 | 251 | 878 |
| Production, processing and preserving of meat and meat products | 9 | 5 | - | - | - | - | - | - | - | - | - | - | 9 | 5 | 14 |
| Manufacture of vegetable and animal oils and fats .. | 196 | 36 | - | - | 5 | - | 84 | - | 30 | 3 | 1 | - | 316 | 39 | 355 |
| Manufacture of grain mill products | 29 | 7 | - | - | - | - | - | - | 26 | 2 | - | 1 | 55 | 10 | 65 |
| Manufacture of bakery products | 201 | 143 | 2 | 2 | 1 | 2 | 23 | 37 | 11 | 6 | 3 | 2 | 241 | 192 | 433 |
| Manufacture of cocoa, chocolate and sugar confectionery | 1 | 1 | - | - | - | - | - | - | - | - | - | - | 1 | 1 | 2 |
| Manufacture of other food product n.e.c | 3 | 3 | - | - | 2 | 1 | - | - | - | - | - | - | 5 | 4 | 9 |
| MANUFACTURE OF GRAIN MILL SERVICES | 17,526 | 2,819 | 454 | 32 | - | - | 4,525 | 3,251 | 13,727 | 1,342 | 1,728 | 1,076 | 37,960 | 8,520 | 46,480 |
| MANUFACTURE OF TEXTILES | 16 | 6 | - | - | 2 | 1 | - | - | - | - | - | - | 18 | 7 | 25 |
| Preparation and spinning of textile fibers; weaving of textiles | 5 | 1 | - | - | 2 | 1 | - | - | - | - | - | - | 7 | 2 | 9 |
| Manufacture of made-up textile articles, except apparel | 8 | 4 | - | - | - | - | - | - | - | - | - | - | 8 | 4 | 12 |
| Manufacture of knitted and crocheted fabrics and articles | 3 | 1 | - | - | - | - | - | - | - | - | - | - | 3 | 1 | 4 |
| MANUFACTURE OF WEARING APPAREL; DRESSING AND DYING OF FUR | 847 | 29 | - | - | - | - | 2 | - | 81 | 1 | 48 | 3 | 978 | 33 | 1,011 |
| Manufacture of wearing apparel, except fur apparel.. | 847 | 29 | - | - | - | - | 2 | - | 81 | 1 | 48 | 3 | 978 | 33 | 1,011 |
| MANUFACTURE OF LUGGAGE, HANDBAGS AND FOOTWEAR | 10 | 3 | - | - | - | - | - | - | 1 | 1 | - | - | 11 | 4 | 15 |
| Manufacture of luggage, handbags and the like, saddlery and harness | 4 | 2 | - | - | - | - | - | - | 1 | 1 | - | - | 5 | 3 | 8 |
| Manufacture of footwear | 6 | 1 | - | - | - | - | - | - | - | - | - | - | 6 | 1 | 7 |
| MANUFACTURE OF WOOD AND OF PRODUCTS OF WOOD AND CORK, EXCEPT FURNITURE; MANUFACTURE OF ARTICLES OF STREW AND PLAITING MATERIALS | 136 | 17 | - | - | - | - | - | - | 33 | 1 | 1 | - | 170 | 18 | 188 |
| Sawmilling and planing of wood | 74 | 11 | - | - | - | - | - | - | 21 | 1 | 1 | - | 96 | 12 | 108 |
| Manufacture of builders' carpentry and joinery | 48 | 5 | - | - | - | - | - | - | 7 | - | - | - | 55 | 5 | 60 |
| Manufacture of wooden containers | 11 | - | - | - | - | - | - | - | 5 | - | - | - | 16 | - | 16 |
| Manufacture of other products of wood, manufacture of articles of cork, straw and plating materials .. | 3 | 1 | - | - | - | - | - | - | - | - | - | - | 3 | 1 | 4 |
| MANUFACTURE OF PAPER AND PAPER PRODUCTS | 2 | 2 | - | - | - | - | - | - | - | - | - | - | 2 | 2 | 4 |
| Manufacture of paper and paper products | 2 | 2 | - | - | - | - | - | - | - | - | - | - | 2 | 2 | 4 |

NUMBER OF OWNERS OF ESTABLISHMENTS BY INDUSTRIAL GROUP, FORM OF OWNERSHIP AND SEX
2001/2002 (1994 E.F.Y)

TABLE 4.14 (Cont'd)

| INDUSTRIAL GROUP | FORM OF OWNERSHIP AND SEX | | | | | | | | | | | | | | |
|--|---------------------------|--------------|---------------|-----------|------------------|-----------|--------------|--------------|---------------|--------------|--------------|--------------|---------------|--------------|---------------|
| | INDIVIDUAL OWNERSHIP | | SHARE COMPANY | | PVT. LTD COMPANY | | CO-OPERATIVE | | PARTNERSHIP | | OTHER | | TOTAL | | |
| | MALE | FEMALE | MALE | FEMALE | MALE | FEMALE | MALE | FEMALE | MALE | FEMALE | MALE | FEMALE | MALE | FEMALE | TOTAL |
| PUBLISHING, PRINTING AND REPRODUCTION OF RECORDED MEDIA Publishing, printing and reproduction of recorded media | 163 | 48 | - | - | 22 | 8 | - | - | 13 | 7 | - | - | 198 | 63 | 261 |
| MANUFACTURE OF CHEMICALS AND CHEMICAL PRODUCTS | 2 | - | - | - | - | - | - | - | 13 | 7 | - | - | 198 | 63 | 261 |
| Manufacture of soap and detergents, cleaning and polishing preparations, perfums and toilet preparation | 2 | - | - | - | - | - | - | - | - | - | - | - | 2 | - | 2 |
| MANUFACTURE OF OTHER NON-METALLIC MINERAL PRODUCTS ... | 73 | 19 | 1 | 2 | - | - | - | - | - | - | - | - | 2 | - | 2 |
| Manufacture of glass and glass products..... | 1 | 1 | - | - | - | - | 2 | - | 15 | 1 | 2 | - | 93 | 22 | 115 |
| Manufacture of non-structural non-refractory ceramic ware | 7 | - | - | - | - | - | - | - | - | - | - | - | 1 | 1 | 2 |
| Manufacture of structural non-refractory clay and ceramic products | 31 | 5 | 1 | 2 | - | - | - | - | 1 | 1 | - | - | 8 | 1 | 9 |
| Manufacture of articles of concrete, cement and plaster | 33 | 12 | - | - | - | - | 2 | - | 2 | - | - | - | 36 | 7 | 43 |
| Cutting, shaping and finishing of stone | 1 | 1 | - | - | - | - | - | - | 12 | - | 2 | - | 47 | 12 | 59 |
| MANUFACTURE OF FABRICATED METAL PRODUCTS, EXCEPT MACHINERY AND EQUIPMENT | 1,190 | 43 | - | - | 3 | 1 | 19 | 3 | 120 | 4 | 5 | 1 | 1,337 | 52 | 1,389 |
| Manufacture of structural metal products | 1,089 | 32 | - | - | 3 | 1 | 19 | 3 | 110 | 4 | 5 | - | 1,226 | 40 | 1,266 |
| Treatment and coating of metals, general mechanical engineering on fee or contract basis | 84 | 9 | - | - | - | - | - | - | 10 | - | - | 1 | 94 | 10 | 104 |
| Manufacture of cutlery, hand tools and general hardware | 17 | 2 | - | - | - | - | - | - | - | - | - | - | 17 | 2 | 19 |
| MANUFACTURE OF MACHINERY AND EQUIPMENT N.E.C | 24 | 4 | - | - | - | - | - | - | 4 | - | - | - | 28 | 4 | 32 |
| Manufacture of ovens, furnaces and furnace burners.. | - | - | - | - | - | - | - | - | - | - | - | - | - | - | - |
| Manufacture of other general purpose machinery | - | - | - | - | - | - | - | - | - | - | - | - | - | - | - |
| Manufacture of machinery for food, beverage and tobacco processing | 24 | 4 | - | - | - | - | - | - | 4 | - | - | - | 28 | 4 | 32 |
| MANUFACTURE OF PARTS AND ACCESSORIES FOR MOTOR VEHICLES AND THEIR ENGINES | 3 | - | - | - | - | - | - | - | 3 | 1 | - | - | 6 | 1 | 7 |
| MANUFACTURE OF FURNITURE; MANUFACTURING N.E.C. | 984 | 44 | - | - | 1 | 1 | 13 | - | 145 | 5 | 3 | - | 1,146 | 50 | 1,196 |
| Manufacture of furniture; manufacturing n.e.c..... | 977 | 44 | - | - | 1 | 1 | 13 | - | 145 | 5 | 3 | - | 1,139 | 50 | 1,189 |
| Manufacture of jewelry and related articles | 7 | - | - | - | - | - | - | - | - | - | - | - | 7 | - | 7 |
| T O T A L | 21,415 | 3,229 | 457 | 36 | 36 | 14 | 4,668 | 3,291 | 14,209 | 1,374 | 1,791 | 1,083 | 42,576 | 9,027 | 51,603 |
| Percentages | 50.30 | 35.77 | 1.07 | .40 | .08 | .16 | 10.96 | 36.46 | 33.37 | 15.22 | 4.21 | 12.00 | 82.51 | 17.49 | 100.00 |

INITIAL CAPITAL OF ESTABLISHMENTS BY INDUSTRIAL GROUP, NATIONALITY AND SEX OF OWNERS
2001/2002 (1994 E.F.Y)

TABLE 4.15

| INDUSTRIAL GROUP | NUMBER OF ESTAB. | PRIVATE | | | | OTHERS | TOTAL |
|--|------------------|-------------|-------------|-------------|------------|------------|---------------|
| | | ETHIOPIANS | | | FOREIGNERS | | |
| | | MALE | FEMALE | TOTAL | | | |
| MANUFACTURE OF FOOD PRODUCTS EXCEPT GRAIN MILL SERVICES | 693 | 32,250,240 | 7,150,093 | 39,400,333 | 110,000 | 764,115 | 40,274,448 |
| Production, processing and preserving of meat and meat products | 14 | 28,045 | 13,430 | 41,475 | - | - | 41,475 |
| Manufacture of vegetable and animal oils and fats .. | 253 | 17,164,288 | 2,702,672 | 19,866,960 | - | 255,363 | 20,122,323 |
| Manufacture of grain mill products | 52 | 2,657,108 | 163,720 | 2,820,828 | - | 205,622 | 3,026,450 |
| Manufacture of bakery products | 365 | 11,601,799 | 4,025,196 | 15,626,995 | 110,000 | 303,130 | 16,040,125 |
| Manufacture of cocoa, chocolate and sugar confectionery | 2 | 485,000 | - | 485,000 | - | - | 485,000 |
| Manufacture of other food product n.e.c | 7 | 314,000 | 245,075 | 559,075 | - | - | 559,075 |
| MANUFACTURE OF GRAIN MILL SERVICES | 27,223 | 848,766,133 | 106,582,576 | 955,348,709 | 773,200 | 70,390,298 | 1,026,512,207 |
| MANUFACTURE OF TEXTILES | 23 | 373,938 | 505,230 | 879,168 | - | - | 879,168 |
| Preparation and spinning of textile fibers; weaving of textiles | 7 | 217,000 | 500,000 | 717,000 | - | - | 717,000 |
| Manufacture of made-up textile articles, except apparel | 12 | 111,938 | 4,200 | 116,138 | - | - | 116,138 |
| Manufacture of knitted and crocheted fabrics and articles | 4 | 45,000 | 1,030 | 46,030 | - | - | 46,030 |
| MANUFACTURE OF WEARING APPAREL; DRESSING AND DYING OF FUR | 962 | 4,640,454 | 149,031 | 4,789,485 | - | 5,700 | 4,795,185 |
| Manufacture of wearing apparel, except fur apparel.. | 962 | 4,640,454 | 149,031 | 4,789,485 | - | 5,700 | 4,795,185 |
| MANUFACTURE OF LUGGAGE, HANDBAGS AND FOOTWEAR | 15 | 225,131 | 60,000 | 285,131 | - | 601,678 | 886,809 |
| Manufacture of luggage, handbags and the like, saddlery and harness | 7 | 161,150 | 30,000 | 191,150 | - | - | 191,150 |
| Manufacture of footwear | 8 | 63,981 | 30,000 | 93,981 | - | 601,678 | 695,659 |
| MANUFACTURE OF WOOD AND OF PRODUCTS OF WOOD AND CORK, EXCEPT FURNITURE; MAUFACTURE OF ARTICLES OF STREW AND PLAITING MATERIALS | 167 | 5,067,981 | 435,520 | 5,503,501 | 700 | 70,000 | 5,574,201 |
| Sawmilling and planing of wood | 94 | 4,032,625 | 175,455 | 4,208,080 | - | 70,000 | 4,278,080 |
| Manufacture of builders' carpentry and joinery | 56 | 878,692 | 254,000 | 1,132,692 | 700 | - | 1,133,392 |
| Manufacture of wooden containers | 13 | 146,710 | 5,000 | 151,710 | - | - | 151,710 |
| Manufacture of other products of wood, manufacture of articles of cork, straw and plating materials .. | 4 | 9,954 | 1,065 | 11,019 | - | - | 11,019 |
| MANUFACTURE OF PAPER AND PAPER PRODUCTS | 4 | 105,000 | 450,821 | 555,821 | - | - | 555,821 |
| Manufacture of paper and paper products | 4 | 105,000 | 450,821 | 555,821 | - | - | 555,821 |

INITIAL CAPITAL OF ESTABLISHMENTS BY INDUSTRIAL GROUP, NATIONALITY AND SEX OF OWNERS
 2001/2002 (1994 E.F.Y)

TABLE 4.15 (Cont'd)

| INDUSTRIAL GROUP | NUMBER OF ESTAB. | PRIVATE | | | OTHERS | TOTAL | |
|---|------------------|--------------------|--------------------|----------------------|----------------|----------------------|------------|
| | | ETHIOPIANS | | | | | FOREIGNERS |
| | | MALE | FEMALE | TOTAL | | | |
| PUBLISHING, PRINTING AND REPRODUCTION OF RECORDED MEDIA | 228 | 12,058,824 | 2,345,651 | 14,404,475 | - | 14,482,490 | |
| Publishing, printing and reproduction of recorded media | 228 | 12,058,824 | 2,345,651 | 14,404,475 | - | 14,482,490 | |
| MANUFACTURE OF CHEMICALS AND CHEMICAL PRODUCTS | 2 | 317,000 | - | 317,000 | - | 317,000 | |
| Manufacture of soap and detergents, cleaning and polishing preparations, perfums and toilet preparation | 2 | 317,000 | - | 317,000 | - | 317,000 | |
| MANUFACTURE OF OTHER NON-METALLIC MINERAL PRODUCTS ... | 106 | 3,300,987 | 872,886 | 4,173,873 | - | 4,277,173 | |
| Manufacture of glass and glass products..... | 2 | 70,000 | - | 70,000 | - | 70,000 | |
| Manufacture of non-structural non-refractory ceramic ware | 8 | 157,050 | 200 | 157,250 | - | 157,250 | |
| Manufacture of structural non-refractory clay and ceramic products | 41 | 1,226,117 | 58,743 | 1,284,860 | - | 1,362,660 | |
| Manufacture of articles of concrete, cement and plaster | 53 | 1,747,820 | 783,943 | 2,531,763 | - | 2,557,263 | |
| Cutting, shaping and finishing of stone | 2 | 100,000 | 30,000 | 130,000 | - | 130,000 | |
| MANUFACTURE OF FABRICATED METAL PRODUCTS, EXCEPT MACHINERY AND EQUIPMENT | 1,306 | 12,357,134 | 880,426 | 13,237,560 | 7,200 | 13,717,260 | |
| Manufacture of structural metal products | 1,187 | 10,973,735 | 285,759 | 11,259,494 | 7,200 | 11,739,194 | |
| Treatment and coating of metals, general mechanical engineering on fee or contract basis | 100 | 1,115,242 | 578,667 | 1,693,909 | - | 1,693,909 | |
| Manufacture of cutlery, hand tools and general hardware | 19 | 268,157 | 16,000 | 284,157 | - | 284,157 | |
| MANUFACTURE OF MACHINERY AND EQUIPMENT N.E.C | 30 | 215,351 | 24,700 | 240,051 | - | 240,051 | |
| Manufacture of ovens, furnaces and furnace burners.. | - | - | - | - | - | - | |
| Manufacture of other general purpose machinery | - | - | - | - | - | - | |
| Manufacture of machinery for food, beverage and tobacco processing | 30 | 215,351 | 24,700 | 240,051 | - | 240,051 | |
| MANUFACTURE OF PARTS AND ACCESSORIES FOR MOTOR VEHICLES AND THEIR ENGINES | 5 | 364,650 | 260,000 | 624,650 | - | 624,650 | |
| MANUFACTURE OF FURNITURE; MANUFACTURING N.E.C. | 1,099 | 16,920,865 | 1,590,301 | 18,511,166 | - | 18,945,540 | |
| Manufacture of furniture; manufacturing n.e.c..... | 1,092 | 16,855,365 | 1,590,301 | 18,445,666 | - | 18,880,040 | |
| Manufacture of jewelry and related articles | 7 | 65,500 | - | 65,500 | - | 65,500 | |
| T O T A L | 31,863 | 936,963,688 | 121,307,235 | 1,058,270,923 | 891,100 | 1,132,082,003 | |
| Percentages | | 82.76 | 10.72 | 93.48 | .08 | 100.00 | |

NUMBER OF PERSONS ENGAGED AND WAGES AND SALARIES PAID BY TYPE, SEX AND INDUSTRIAL GROUP
2001/2002 (1994 E.F.Y)

TABLE 4.16

| INDUSTRIAL GROUP | NUMBER OF PERSONS ENGAGED | | | | | NUMBER OF EMPLOYEES | WAGES AND SALARIES PAID TO PERMANENT EMPLOYEES | | | WAGES & SALARIES OF SEASONAL & TEMP. WORKERS | EMPLOYEES BENEFITS | WORKMEN INSURANCE |
|---|---------------------------|--------|--------------------------|-------------|--------|---------------------|--|-----------|------------|--|--------------------|-------------------|
| | PERMANENT | | SEASONAL & TEMP. WORKERS | APPRENTICES | TOTAL | | MALE | FEMALE | TOTAL | | | |
| | MALE | FEMALE | | | | | | | | | | |
| MANUFACTURE OF FOOD PRODUCTS EXCEPT GRAIN MILL SERVICES | 1,635 | 597 | 323 | 38 | 2,593 | 1,441 | 1,646,665 | 256,237 | 1,902,902 | 538,589 | 117,940 | 1,800 |
| Production, processing and preserving of meat and meat products | 21 | 14 | 7 | - | 42 | 20 | 7,240 | 880 | 8,120 | 5,690 | 5,960 | - |
| Manufacture of vegetable and animal oils and fats .. | 770 | 125 | 152 | 12 | 1,059 | 586 | 572,461 | 41,330 | 613,791 | 240,593 | 29,086 | 1,700 |
| Manufacture of grain mill products | 133 | 20 | 29 | 1 | 183 | 104 | 77,959 | 7,510 | 85,469 | 34,374 | 6,050 | 100 |
| Manufacture of bakery products | 691 | 416 | 134 | 25 | 1,266 | 699 | 971,401 | 177,825 | 1,149,226 | 256,532 | 75,544 | - |
| Manufacture of cocoa, chocolate and sugar confectionery | 8 | 3 | - | - | 11 | 10 | 4,884 | 3,240 | 8,124 | - | - | - |
| Manufacture of other food product n.e.c | 12 | 19 | 1 | - | 32 | 22 | 12,720 | 25,452 | 38,172 | 1,400 | 1,300 | - |
| MANUFACTURE OF GRAIN MILL SERVICES | 68,423 | 7,070 | 6,530 | 845 | 82,868 | 47,666 | 47,981,289 | 2,266,559 | 50,247,848 | 7,404,356 | 2,360,805 | 13,813 |
| MANUFACTURE OF TEXTILES | 40 | 33 | 6 | 2 | 81 | 47 | 79,296 | 33,192 | 112,488 | 6,924 | 140 | - |
| Preparation and spinning of textile fibers; weaving of textiles | 18 | 14 | - | - | 32 | 24 | 48,960 | 22,872 | 71,832 | - | 140 | - |
| Manufacture of made-up textile articles, except apparel | 15 | 11 | 6 | 2 | 34 | 14 | 11,760 | 1,680 | 13,440 | 6,624 | - | - |
| Manufacture of knitted and crocheted fabrics and articles | 7 | 8 | - | - | 15 | 9 | 18,576 | 8,640 | 27,216 | 300 | - | - |
| MANUFACTURE OF WEARING APPAREL; DRESSING AND DYING OF FUR | 1,535 | 120 | 280 | 61 | 1,996 | 703 | 1,003,663 | 69,220 | 1,072,883 | 424,627 | 16,440 | - |
| Manufacture of wearing apparel, except fur apparel.. | 1,535 | 120 | 280 | 61 | 1,996 | 703 | 1,003,663 | 69,220 | 1,072,883 | 424,627 | 16,440 | - |
| MANUFACTURE OF LUGGAGE, HANDBAGS AND FOOTWEAR | 39 | 16 | 2 | 2 | 59 | 31 | 12,324 | 9,125 | 21,449 | 4,210 | 4,366 | - |
| Manufacture of luggage, handbags and the like, saddlery and harness | 11 | 9 | - | 2 | 22 | 11 | 2,970 | 6,100 | 9,070 | 3,320 | 1,200 | - |
| Manufacture of footwear | 28 | 7 | 2 | - | 37 | 20 | 9,354 | 3,025 | 12,379 | 890 | 3,166 | - |
| MANUFACTURE OF WOOD AND OF PRODUCTS OF WOOD AND CORK, EXCEPT FURNITURE; MANUFACTURE OF ARTICLES OF STREW AND PLAITING MATERIALS | 474 | 55 | 110 | 24 | 663 | 353 | 467,376 | 23,940 | 491,316 | 206,560 | 5,805 | 1,260 |
| Sawmilling and planing of wood | 272 | 39 | 53 | 14 | 378 | 201 | 263,480 | 14,820 | 278,300 | 89,140 | 2,475 | 1,260 |
| Manufacture of builders' carpentry and joinery | 153 | 13 | 49 | 9 | 224 | 129 | 183,414 | 9,120 | 192,534 | 101,532 | 3,250 | - |
| Manufacture of wooden containers | 42 | 1 | 8 | 1 | 52 | 20 | 18,922 | - | 18,922 | 15,708 | 80 | - |
| Manufacture of other products of wood, manufacture of articles of cork, straw and plating materials .. | 7 | 2 | - | - | 9 | 3 | 1,560 | - | 1,560 | 180 | - | - |
| MANUFACTURE OF PAPER AND PAPER PRODUCTS | 16 | 10 | 5 | - | 31 | 22 | 46,891 | 6,940 | 53,831 | 5,040 | 200 | - |
| Manufacture of paper and paper products | 16 | 10 | 5 | - | 31 | 22 | 46,891 | 6,940 | 53,831 | 5,040 | 200 | - |

NUMBER OF PERSONS ENGAGED AND WAGES AND SALARIES PAID BY TYPE, SEX AND INDUSTRIAL GROUP
2001/2002 (1994 E.F.Y)

TABLE 4.16 (Cont'd)

| INDUSTRIAL GROUP | NUMBER OF PERSONS ENGAGED | | | | | NUMBER OF EMPLOYEES | WAGES AND SALARIES PAID TO PERMANENT EMPLOYEES | | | WAGES & SALARIES OF SEASONAL & TEMP. WORKERS | EMPLOYEES BENEFITS | WORKMEN INSURANCE |
|---|---------------------------|--------------|--------------------------|--------------|---------------|---------------------|--|------------------|-------------------|--|--------------------|-------------------|
| | PERMANENT | | SEASONAL & TEMP. WORKERS | APPRENTICES | TOTAL | | MALE | FEMALE | TOTAL | | | |
| | MALE | FEMALE | | | | | | | | | | |
| PUBLISHING, PRINTING AND REPRODUCTION OF RECORDED MEDIA | 410 | 229 | 32 | 23 | 694 | 292 | 465,554 | 225,454 | 691,008 | 54,125 | 12,980 | - |
| Publishing, printing and reproduction of recorded media | 410 | 229 | 32 | 23 | 694 | 292 | 465,554 | 225,454 | 691,008 | 54,125 | 12,980 | - |
| MANUFACTURE OF CHEMICALS AND CHEMICAL PRODUCTS | 6 | 4 | 1 | - | 11 | 8 | 61,500 | 10,668 | 72,168 | 4,800 | - | - |
| Manufacture of soap and detergents, cleaning and polishing preparations, perfums and toilet preparation | 6 | 4 | 1 | - | 11 | 8 | 61,500 | 10,668 | 72,168 | 4,800 | - | - |
| MANUFACTURE OF OTHER NON-METALLIC MINERAL PRODUCTS ... | 272 | 39 | 163 | 6 | 480 | 347 | 266,507 | 29,340 | 295,847 | 285,934 | 4,067 | - |
| Manufacture of glass and glass products..... | 5 | 1 | 1 | - | 7 | 5 | 16,040 | - | 16,040 | 9,389 | 720 | - |
| Manufacture of non-structural non-refractory ceramic ware | 15 | 3 | 8 | 3 | 29 | 15 | 13,368 | 1,200 | 14,568 | 9,730 | 300 | - |
| Manufacture of structural non-refractory clay and ceramic products | 115 | 20 | 60 | - | 195 | 138 | 91,140 | 17,280 | 108,420 | 123,932 | 1,415 | - |
| Manufacture of articles of concrete, cement and plaster | 132 | 14 | 89 | 3 | 238 | 180 | 140,504 | 10,860 | 151,364 | 132,399 | 1,132 | - |
| Cutting, shaping and finishing of stone | 5 | 1 | 5 | - | 11 | 9 | 5,455 | - | 5,455 | 10,484 | 500 | - |
| MANUFACTURE OF FABRICATED METAL PRODUCTS, EXCEPT MACHINERY AND EQUIPMENT | 2,766 | 118 | 454 | 560 | 3,898 | 1,383 | 2,134,834 | 30,557 | 2,165,391 | 876,625 | 90,504 | 4,180 |
| Manufacture of structural metal products | 2,522 | 99 | 427 | 526 | 3,574 | 1,280 | 1,963,348 | 20,957 | 1,984,305 | 824,801 | 81,307 | 4,180 |
| Treatment and coating of metals, general mechanical engineering on fee or contract basis | 192 | 17 | 23 | 27 | 259 | 79 | 126,310 | 6,600 | 132,910 | 50,229 | 8,297 | - |
| Manufacture of cutlery, hand tools and general hardware | 52 | 2 | 4 | 7 | 65 | 24 | 45,176 | 3,000 | 48,176 | 1,595 | 900 | - |
| MANUFACTURE OF MACHINERY AND EQUIPMENT N.E.C | 76 | 12 | 6 | 12 | 106 | 44 | 90,876 | 11,840 | 102,716 | 3,730 | 4,020 | - |
| Manufacture of ovens, furnaces and furnace burners.. | - | - | - | - | - | - | - | - | - | - | - | - |
| Manufacture of other general purpose machinery | - | - | - | - | - | - | - | - | - | - | - | - |
| Manufacture of machinery for food, beverage and tobacco processing | 76 | 12 | 6 | 12 | 106 | 44 | 90,876 | 11,840 | 102,716 | 3,730 | 4,020 | - |
| MANUFACTURE OF PARTS AND ACCESSORIES FOR MOTOR VEHICLES AND THEIR ENGINES | 22 | 4 | - | - | 26 | 18 | 40,080 | 3,540 | 43,620 | - | 360 | - |
| MANUFACTURE OF FURNITURE; MANUFACTURING N.E.C. | 2,890 | 146 | 632 | 607 | 4,275 | 2,001 | 3,420,083 | 71,376 | 3,491,459 | 1,486,335 | 101,517 | 6,117 |
| Manufacture of furniture; manufacturing n.e.c..... | 2,874 | 146 | 632 | 607 | 4,259 | 1,993 | 3,403,283 | 71,376 | 3,474,659 | 1,486,335 | 101,517 | 6,117 |
| Manufacture of jewelry and related articles | 16 | - | - | - | 16 | 8 | 16,800 | - | 16,800 | - | - | - |
| T O T A L | 78,604 | 8,453 | 8,544 | 2,180 | 97,781 | 54,356 | 57,716,938 | 3,047,988 | 60,764,926 | 11,301,855 | 2,719,144 | 27,170 |

NUMBER OF PERSONS ENGAGED, SEX AND GENERAL OCCUPATION BY INDUSTRIAL GROUP
2001/2002 (1994 E.F.Y)

TABLE 4.17

| INDUSTRIAL GROUP | NUMBER OF ESTAB. | UNPAID FAMILY WORKERS | | UNPAID APPRENTICES | | PAID APPRENTICES | | PERMANENT PAID EMPLOYEES | | | | SEASONAL AND TEMPORARY WORKERS | TOTAL |
|---|------------------|-----------------------|--------|--------------------|--------|------------------|--------|--------------------------|--------|------------------------|--------|--------------------------------|--------|
| | | | | | | | | PRODUCTION WORKERS | | ADMINISTRATIVE WORKERS | | | |
| | | MALE | FEMALE | MALE | FEMALE | MALE | FEMALE | MALE | FEMALE | MALE | FEMALE | | |
| MANUFACTURE OF FOOD PRODUCTS EXCEPT GRAIN MILL SERVICES | 693 | 737 | 377 | 20 | 1 | 15 | 2 | 811 | 160 | 87 | 60 | 323 | 2,593 |
| Production, processing and preserving of meat and meat products | 14 | 10 | 12 | - | - | - | - | 9 | 2 | 2 | - | 7 | 42 |
| Manufacture of vegetable and animal oils and fats .. | 253 | 367 | 94 | 9 | - | 3 | - | 357 | 21 | 46 | 10 | 152 | 1,059 |
| Manufacture of grain mill products | 52 | 65 | 13 | - | - | 1 | - | 66 | 5 | 2 | 2 | 29 | 183 |
| Manufacture of bakery products | 365 | 289 | 253 | 11 | 1 | 11 | 2 | 371 | 116 | 31 | 47 | 134 | 1,266 |
| Manufacture of cocoa, chocolate and sugar confectionery | 2 | 1 | - | - | - | - | - | 6 | 2 | 1 | 1 | - | 11 |
| Manufacture of other food product n.e.c | 7 | 5 | 5 | - | - | - | - | 2 | 14 | 5 | - | 1 | 32 |
| MANUFACTURE OF GRAIN MILL SERVICES | 27,223 | 29,326 | 5,032 | 559 | 16 | 264 | 6 | 32,811 | 1,492 | 6,286 | 547 | 6,530 | 82,869 |
| MANUFACTURE OF TEXTILES | 23 | 21 | 11 | - | 1 | - | 1 | 16 | 20 | 3 | 2 | 6 | 81 |
| Preparation and spinning of textile fibers; weaving of textiles | 7 | 7 | 1 | - | - | - | - | 9 | 12 | 2 | 1 | - | 32 |
| Manufacture of made-up textile articles, except apparel | 12 | 11 | 7 | - | 1 | - | 1 | 3 | 3 | 1 | 1 | 6 | 34 |
| Manufacture of knitted and crocheted fabrics and articles | 4 | 3 | 3 | - | - | - | - | 4 | 5 | - | - | - | 15 |
| MANUFACTURE OF WEARING APPAREL; DRESSING AND DYING OF FUR | 962 | 1,141 | 91 | 26 | - | 33 | 2 | 377 | 26 | 17 | 3 | 280 | 1,996 |
| Manufacture of wearing apparel, except fur apparel.. | 962 | 1,141 | 91 | 26 | - | 33 | 2 | 377 | 26 | 17 | 3 | 280 | 1,996 |
| MANUFACTURE OF LUGGAGE, HANDBAGS AND FOOTWEAR | 15 | 21 | 5 | - | - | 1 | 1 | 14 | 8 | 4 | 3 | 2 | 59 |
| Manufacture of luggage, handbags and the like, saddlery and harness | 7 | 5 | 4 | - | - | 1 | 1 | 6 | 4 | - | 1 | - | 22 |
| Manufacture of footwear | 8 | 16 | 1 | - | - | - | - | 8 | 4 | 4 | 2 | 2 | 37 |
| MANUFACTURE OF WOOD AND OF PRODUCTS OF WOOD AND CORK, EXCEPT FURNITURE; MANUFACTURE OF ARTICLES OF STREW AND PLAITING MATERIALS | 167 | 249 | 37 | 15 | - | 9 | - | 202 | 4 | 23 | 14 | 110 | 663 |
| Sawmilling and planing of wood | 94 | 138 | 25 | 11 | - | 3 | - | 119 | 2 | 15 | 12 | 53 | 378 |
| Manufacture of builders' carpentry and joinery | 56 | 77 | 9 | 3 | - | 6 | - | 69 | 2 | 7 | 2 | 49 | 224 |
| Manufacture of wooden containers | 13 | 30 | 1 | 1 | - | - | - | 11 | - | 1 | - | 8 | 52 |
| Manufacture of other products of wood, manufacture of articles of cork, straw and plating materials .. | 4 | 4 | 2 | - | - | - | - | 3 | - | - | - | - | 9 |
| MANUFACTURE OF PAPER AND PAPER PRODUCTS | 4 | 5 | 4 | - | - | - | - | 8 | 5 | 3 | 1 | 5 | 31 |
| Manufacture of paper and paper products | 4 | 5 | 4 | - | - | - | - | 8 | 5 | 3 | 1 | 5 | 31 |

NUMBER OF PERSONS ENGAGED, SEX AND GENERAL OCCUPATION BY INDUSTRIAL GROUP
2001/2002 (1994 E.F.Y)

TABLE 4.17 (Cont'd)

| INDUSTRIAL GROUP | NUMBER OF ESTAB. | UNPAID FAMILY WORKERS | | UNPAID APPRENTICES | | PAID APPRENTICES | | PERMANENT PAID EMPLOYEES | | | | SEASONAL AND TEMPORARY WORKERS | TOTAL |
|---|------------------|-----------------------|--------------|--------------------|-----------|------------------|-----------|--------------------------|--------------|------------------------|------------|--------------------------------|---------------|
| | | MALE | FEMALE | MALE | FEMALE | MALE | FEMALE | PRODUCTION WORKERS | | ADMINISTRATIVE WORKERS | | | |
| | | | | | | | | MALE | FEMALE | MALE | FEMALE | | |
| PUBLISHING, PRINTING AND REPRODUCTION OF RECORDED MEDIA | 228 | 253 | 126 | 11 | 8 | 3 | 1 | 131 | 73 | 26 | 30 | 32 | 694 |
| Publishing, printing and reproduction of recorded media | 228 | 253 | 126 | 11 | 8 | 3 | 1 | 131 | 73 | 26 | 30 | 32 | 694 |
| MANUFACTURE OF CHEMICALS AND CHEMICAL PRODUCTS | 2 | 3 | - | - | - | - | - | 3 | 4 | - | - | 1 | 11 |
| Manufacture of soap and detergents, cleaning and polishing preparations, perfums and toilet preparation | 2 | 3 | - | - | - | - | - | 3 | 4 | - | - | 1 | 11 |
| MANUFACTURE OF OTHER NON-METALLIC MINERAL PRODUCTS ... | 106 | 104 | 23 | 5 | - | 1 | - | 142 | 10 | 26 | 6 | 163 | 480 |
| Manufacture of glass and glass products..... | 2 | 1 | 1 | - | - | - | - | 3 | - | 1 | - | 1 | 7 |
| Manufacture of non-structural non-refractory ceramic ware | 8 | 9 | 2 | 2 | - | 1 | - | 5 | - | 1 | 1 | 8 | 29 |
| Manufacture of structural non-refractory clay and ceramic products | 41 | 47 | 10 | - | - | - | - | 57 | 9 | 11 | 1 | 60 | 195 |
| Manufacture of articles of concrete, cement and plaster | 53 | 46 | 9 | 3 | - | - | - | 74 | 1 | 12 | 4 | 89 | 238 |
| Cutting, shaping and finishing of stone | 2 | 1 | 1 | - | - | - | - | 3 | - | 1 | - | 5 | 11 |
| MANUFACTURE OF FABRICATED METAL PRODUCTS, EXCEPT MACHINERY AND EQUIPMENT | 1,306 | 1,860 | 95 | 287 | 3 | 267 | 3 | 830 | 6 | 76 | 17 | 454 | 3,898 |
| Manufacture of structural metal products | 1,187 | 1,687 | 81 | 265 | 2 | 256 | 3 | 768 | 5 | 67 | 13 | 427 | 3,574 |
| Treatment and coating of metals, general mechanical engineering on fee or contract basis | 100 | 140 | 13 | 17 | 1 | 9 | - | 45 | 1 | 7 | 3 | 23 | 259 |
| Manufacture of cutlery, hand tools and general hardware | 19 | 33 | 1 | 5 | - | 2 | - | 17 | - | 2 | 1 | 4 | 65 |
| MANUFACTURE OF MACHINERY AND EQUIPMENT N.E.C | 30 | 43 | 7 | 2 | - | 9 | 1 | 30 | 2 | 3 | 3 | 6 | 106 |
| Manufacture of ovens, furnaces and furnace burners.. | - | - | - | - | - | - | - | - | - | - | - | - | - |
| Manufacture of other general purpose machinery | - | - | - | - | - | - | - | - | - | - | - | - | - |
| Manufacture of machinery for food, beverage and tobacco processing | 30 | 43 | 7 | 2 | - | 9 | 1 | 30 | 2 | 3 | 3 | 6 | 106 |
| MANUFACTURE OF PARTS AND ACCESSORIES FOR MOTOR VEHICLES AND THEIR ENGINES | 5 | 8 | - | - | - | - | - | 11 | 4 | 3 | - | - | 26 |
| MANUFACTURE OF FURNITURE; MANUFACTURING N.E.C. | 1,099 | 1,568 | 99 | 294 | 4 | 305 | 4 | 1,180 | 18 | 142 | 29 | 632 | 4,275 |
| Manufacture of furniture; manufacturing n.e.c..... | 1,092 | 1,560 | 99 | 294 | 4 | 305 | 4 | 1,173 | 18 | 141 | 29 | 632 | 4,259 |
| Manufacture of jewelry and related articles | 7 | 8 | - | - | - | - | - | 7 | - | 1 | - | - | 16 |
| T O T A L | 31,863 | 35,339 | 5,907 | 1,219 | 33 | 907 | 21 | 36,566 | 1,832 | 6,699 | 715 | 8,544 | 97,782 |

NUMBER OF PERMANENT EMPLOYEES BY INDUSTRIAL GROUP AND BASIC WAGES AND SALARIES GROUP
2001/2002 (1994 E.F.Y)

TABLE 4.18

| INDUSTRIAL GROUP | BELOW 100 | | 100-149 | | 150-199 | | 200-249 | | 250-299 | | 300-399 | | 400-499 | | 500-699 | | 700-999 | | 1000 & ABV | | TOTAL | |
|---|---|-------|---------|-------|---------|-----|---------|-----|---------|----|---------|----|---------|----|---------|----|---------|---|------------|---|--------|-------|
| | M | F | M | F | M | F | M | F | M | F | M | F | M | F | M | F | M | F | M | F | M | F |
| | MANUFACTURE OF FOOD PRODUCTS EXCEPT GRAIN MILL SERVICES | 201 | 121 | 238 | 64 | 169 | 23 | 119 | 13 | 53 | 4 | 49 | 2 | 23 | 1 | 31 | 1 | 7 | 3 | 4 | - | 894 |
| Production, processing and preserving of meat and meat products | 6 | 3 | 2 | - | - | - | 2 | - | - | - | - | - | - | - | - | - | - | - | - | - | 10 | 3 |
| Manufacture of vegetable and animal oils and fats .. | 87 | 14 | 134 | 11 | 88 | 9 | 52 | 1 | 18 | - | 10 | - | 3 | - | 3 | 1 | 1 | 2 | 1 | - | 397 | 38 |
| Manufacture of grain mill products | 27 | 1 | 19 | 3 | 12 | 2 | 5 | - | 1 | 1 | 4 | - | 1 | - | - | - | - | - | - | - | 69 | 7 |
| Manufacture of bakery products | 79 | 103 | 76 | 39 | 67 | 11 | 59 | 9 | 32 | 2 | 35 | 1 | 19 | 1 | 28 | - | 6 | 1 | 3 | - | 404 | 167 |
| Manufacture of cocoa, chocolate and sugar confectionery | 1 | - | 4 | 2 | - | - | 1 | 1 | 1 | - | - | - | - | - | - | - | - | - | - | - | 7 | 3 |
| Manufacture of other food product n.e.c | 1 | - | 3 | 9 | 2 | 1 | - | 2 | 1 | 1 | - | 1 | - | - | - | - | - | - | - | - | 7 | 14 |
| MANUFACTURE OF GRAIN MILL SERVICES | 16,103 | 1,179 | 13,088 | 4,185 | 4,417 | 189 | 2,385 | 123 | 880 | 70 | 1,037 | 61 | 188 | 18 | 40 | - | 21 | - | 34 | - | 39,193 | 2,058 |
| MANUFACTURE OF TEXTILES | 4 | 1 | - | 10 | 2 | 4 | 5 | 3 | 1 | - | 1 | 1 | 3 | - | 3 | - | - | - | 1 | - | 20 | 19 |
| Preparation and spinning of textile fibers; weaving of textiles | 2 | - | - | 9 | 2 | - | 3 | 3 | 1 | - | 1 | 1 | - | - | 1 | - | - | - | 1 | - | 11 | 13 |
| Manufacture of made-up textile articles, except apparel | 1 | 1 | - | 1 | - | - | - | - | - | - | - | - | 3 | - | - | - | - | - | - | - | 4 | 2 |
| Manufacture of knitted and crocheted fabrics and articles | 1 | - | - | - | - | 4 | 2 | - | - | - | - | - | - | - | 2 | - | - | - | - | - | 5 | 4 |
| MANUFACTURE OF WEARING APPAREL; DRESSING AND DYING OF FUR | 64 | 3 | 77 | 11 | 64 | 2 | 45 | 3 | 33 | 6 | 42 | 1 | 32 | - | 36 | 1 | 2 | - | 5 | 1 | 400 | 28 |
| Manufacture of wearing apparel, except fur apparel.. | 64 | 3 | 77 | 11 | 64 | 2 | 45 | 3 | 33 | 6 | 42 | 1 | 32 | - | 36 | 1 | 2 | - | 5 | 1 | 400 | 28 |
| MANUFACTURE OF LUGGAGE, HANDBAGS AND FOOTWEAR | 1 | 3 | 9 | 3 | 1 | 4 | - | 1 | 1 | 1 | 3 | - | - | - | 1 | - | - | - | - | - | 16 | 12 |
| Manufacture of luggage, handbags and the like, saddlery and harness | - | 1 | 2 | 1 | 1 | 4 | - | - | 1 | - | - | - | - | - | - | - | - | - | - | - | 4 | 6 |
| Manufacture of footwear | 1 | 2 | 7 | 2 | - | - | - | 1 | - | 1 | 3 | - | - | - | 1 | - | - | - | - | - | 12 | 6 |
| MANUFACTURE OF WOOD AND OF PRODUCTS OF WOOD AND CORK, EXCEPT FURNITURE; MANUFACTURE OF ARTICLES OF STRAW AND PLAITING MATERIALS | 37 | 5 | 42 | 6 | 39 | 5 | 36 | - | 23 | - | 27 | 4 | 10 | - | 1 | 2 | 5 | - | 2 | - | 222 | 22 |
| Sawmilling and planing of wood | 23 | 5 | 33 | 5 | 22 | 3 | 19 | - | 12 | - | 13 | 1 | 6 | - | 1 | - | 5 | - | - | - | 134 | 14 |
| Manufacture of builders' carpentry and joinery | 10 | - | 7 | 1 | 16 | 2 | 15 | - | 10 | - | 14 | 3 | 1 | - | 2 | - | - | - | - | - | 73 | 8 |
| Manufacture of wooden containers | 1 | - | 2 | - | 1 | - | 2 | - | 1 | - | - | - | 3 | - | - | - | - | - | 2 | - | 12 | - |
| Manufacture of other products of wood, manufacture of articles of cork, straw and plating materials .. | 3 | - | - | - | - | - | - | - | - | - | - | - | - | - | - | - | - | - | - | - | 3 | - |
| MANUFACTURE OF PAPER AND PAPER PRODUCTS | 2 | 2 | - | 2 | 1 | 1 | 5 | - | - | - | 1 | - | 1 | - | 1 | - | - | - | 1 | - | 12 | 5 |
| Manufacture of paper and paper products | 2 | 2 | - | 2 | 1 | 1 | 5 | - | - | - | 1 | - | 1 | - | 1 | - | - | - | 1 | - | 12 | 5 |

NUMBER OF PERMANENT EMPLOYEES BY INDUSTRIAL GROUP AND BASIC WAGES AND SALARIES GROUP
2001/2002 (1994 E.F.Y)

TABLE 4.18 (Cont'd)

| INDUSTRIAL GROUP | BELOW 100 | | 100-149 | | 150-199 | | 200-249 | | 250-299 | | 300-399 | | 400-499 | | 500-699 | | 700-999 | | 1000 & ABV | | TOTAL | |
|---|--|--------|---------|-------|---------|-----|---------|-----|---------|-----|---------|----|---------|----|---------|----|---------|---|------------|-------|-------|-------|
| | M | F | M | F | M | F | M | F | M | F | M | F | M | F | M | F | M | F | M | F | M | F |
| | PUBLISHING, PRINTING AND REPRODUCTION OF RECORDED MEDIA Publishing, printing and reproduction of recorded media | 9 | 10 | 19 | 27 | 35 | 20 | 27 | 13 | 7 | 12 | 31 | 6 | 9 | 4 | 14 | 5 | 5 | - | 2 | 1 | 158 |
| MANUFACTURE OF CHEMICALS AND CHEMICAL PRODUCTS Manufacture of soap and detergents, cleaning and polishing preparations, perfums and toilet preparation | - | - | - | 2 | - | - | - | - | 1 | - | 1 | - | - | 1 | - | - | - | - | 2 | - | 3 | 4 |
| MANUFACTURE OF OTHER NON-METALLIC MINERAL PRODUCTS Manufacture of glass and glass products Manufacture of non-structural non-refractory ceramic ware | 32 | 1 | 29 | 6 | 43 | 4 | 46 | 8 | 13 | 1 | 6 | - | 9 | - | 2 | 1 | - | - | - | - | 180 | 21 |
| Manufacture of structural non-refractory clay and ceramic products | 3 | - | 1 | 1 | - | - | 1 | - | 1 | - | - | - | 1 | - | - | - | - | - | - | - | 7 | 1 |
| Manufacture of articles of concrete, cement and plaster | 11 | - | 8 | 4 | 15 | 3 | 19 | 2 | 8 | 1 | 2 | - | 6 | - | 1 | - | - | - | - | - | 70 | 10 |
| Cutting, shaping and finishing of stone | 17 | 1 | 17 | 1 | 27 | 1 | 26 | 6 | 3 | - | 3 | - | 1 | - | - | 1 | - | - | - | - | 94 | 10 |
| MANUFACTURE OF FABRICATED METAL PRODUCTS, EXCEPT MACHINERY AND EQUIPMENT Manufacture of structural metal products Treatment and coating of metals, general mechanical engineering on fee or contract basis | 158 | 7 | 156 | 8 | 140 | 6 | 157 | 1 | 65 | 2 | 137 | 1 | 69 | - | 39 | - | 10 | - | 2 | - | 933 | 25 |
| Manufacture of cutlery, hand tools and general hardware | 12 | - | 11 | 1 | 6 | 2 | 5 | - | 6 | - | 8 | 1 | 1 | - | 1 | - | 2 | - | - | - | 52 | 4 |
| MANUFACTURE OF MACHINERY AND EQUIPMENT N.E.C Manufacture of ovens, furnaces and furnace burners Manufacture of other general purpose machinery Manufacture of machinery for food, beverage and tobacco processing | 2 | - | 4 | - | 1 | - | 7 | - | 2 | 1 | 2 | - | 1 | - | - | - | - | - | - | - | 19 | 1 |
| MANUFACTURE OF PARTS AND ACCESSORIES FOR MOTOR VEHICLES AND THEIR ENGINES | 5 | 1 | 3 | - | 5 | 1 | 4 | 1 | 4 | 2 | 7 | - | 5 | - | - | - | - | - | - | - | 33 | 5 |
| MANUFACTURE OF FURNITURE; MANUFACTURING N.E.C. Manufacture of furniture; manufacturing n.e.c. Manufacture of jewelry and related articles | 5 | 1 | 3 | - | 5 | 1 | 4 | 1 | 4 | 2 | 7 | - | 5 | - | - | - | - | - | - | - | 33 | 5 |
| T O T A L | 16,827 | 13,348 | 13,867 | 5,756 | 14,147 | 272 | 3,030 | 174 | 1,181 | 100 | 1,528 | 78 | 452 | 23 | 253 | 10 | 74 | 3 | 59 | 2,434 | 18 | 2,585 |

COMPONENTS OF GROSS VALUE OF PRODUCTION BY INDUSTRIAL GROUP
2001/2002 (1994 E.F.Y)

TABLE 4.19

| INDUSTRIAL GROUP | NUMBER OF ESTAB. | REVENUE FROM SALES | RECEIPTS FROM INDUSTRIAL SERVICES | NET RECEIPTS OF PRODUCTS BOUGHT & RESOLD | OTHER RECEIPTS | DIFFERENCE OF STOCKS IN | | GROSS VALUE OF PRODUCTION |
|---|------------------|--------------------|-----------------------------------|--|----------------|-------------------------|-------------------|---------------------------|
| | | | | | | FINISHED GOODS | SEMI FINSH. GOODS | |
| MANUFACTURE OF FOOD PRODUCTS EXCEPT GRAIN MILL SERVICES | 693 | 70,576,704 | 775,503 | 374,915 | 1,473,841 | 214,811 | 83,393 | 73,499,167 |
| Production, processing and preserving of meat and meat products | 14 | 208,860 | - | - | - | - | - | 208,860 |
| Manufacture of vegetable and animal oils and fats .. | 253 | 41,991,365 | 3,688 | 282,305 | 565,142 | 207,643 | 53,300 | 43,103,443 |
| Manufacture of grain mill products | 52 | 2,053,602 | 664,082 | - | 25,279 | 10,745 | - | 2,753,708 |
| Manufacture of bakery products | 365 | 25,487,465 | 99,733 | 33,010 | 861,620 | -15,377 | 30,093 | 26,496,544 |
| Manufacture of cocoa, chocolate and sugar confectionery | 2 | 147,150 | - | - | - | - | - | 147,150 |
| Manufacture of other food product n.e.c | 7 | 688,262 | 8,000 | 59,600 | 21,800 | 11,800 | - | 789,462 |
| MANUFACTURE OF GRAIN MILL SERVICES | 27,223 | 31,561,949 | 544,715,356 | 36,837,721 | 77,802,031 | 414,680 | 39,164 | 691,370,901 |
| MANUFACTURE OF TEXTILES | 23 | 1,941,715 | 101,963 | - | 250 | 227,370 | 1,520 | 2,272,818 |
| Preparation and spinning of textile fibers; weaving of textiles | 7 | 1,208,305 | 6,313 | - | - | 32,000 | - | 1,246,618 |
| Manufacture of made-up textile articles, except apparel | 12 | 111,000 | 88,450 | - | - | - | 20 | 199,470 |
| Manufacture of knitted and crocheted fabrics and articles | 4 | 622,410 | 7,200 | - | 250 | 195,370 | 1,500 | 826,730 |
| MANUFACTURE OF WEARING APPAREL; DRESSING AND DYING OF FUR | 962 | 8,093,727 | 6,957,686 | 1,033,500 | 516,050 | -43,748 | 62,544 | 16,619,759 |
| Manufacture of wearing apparel, except fur apparel.. | 962 | 8,093,727 | 6,957,686 | 1,033,500 | 516,050 | -43,748 | 62,544 | 16,619,759 |
| MANUFACTURE OF LUGGAGE, HANDBAGS AND FOOTWEAR | 15 | 238,597 | 52,017 | 8,129 | 35,500 | 24,586 | 4,533 | 363,362 |
| Manufacture of luggage, handbags and the like, saddlery and harness | 7 | 125,000 | 27,400 | 1,500 | - | 10,710 | 2,500 | 167,110 |
| Manufacture of footwear | 8 | 113,597 | 24,617 | 6,629 | 35,500 | 13,876 | 2,033 | 196,252 |
| MANUFACTURE OF WOOD AND OF PRODUCTS OF WOOD AND CORK, EXCEPT FURNITURE; MAUFACTURE OF ARTICLES OF STREW AND PLAITING MATERIALS | 167 | 2,937,087 | 1,605,912 | 116,485 | 106,200 | 164,998 | 21,990 | 4,952,672 |
| Sawmilling and planing of wood | 94 | 715,970 | 1,468,026 | 115,770 | 61,980 | 1,200 | 740 | 2,363,686 |
| Manufacture of builders' carpentry and joinery | 56 | 1,837,082 | 123,976 | 675 | 18,269 | 156,508 | 20,120 | 2,156,630 |
| Manufacture of wooden containers | 13 | 357,790 | 7,840 | - | 25,401 | 8,200 | 1,010 | 400,241 |
| Manufacture of other products of wood, manufacture of articles of cork, straw and plating materials .. | 4 | 26,245 | 6,070 | 40 | 550 | -910 | 120 | 32,115 |
| MANUFACTURE OF PAPER AND PAPER PRODUCTS | 4 | 1,259,066 | 9,000 | - | 9,000 | 25,000 | 500 | 1,302,566 |
| Manufacture of paper and paper products | 4 | 1,259,066 | 9,000 | - | 9,000 | 25,000 | 500 | 1,302,566 |

COMPONENTS OF GROSS VALUE OF PRODUCTION BY INDUSTRIAL GROUP
2001/2002 (1994 E.F.Y)

TABLE 4.19 (Cont'd)

| INDUSTRIAL GROUP | NUMBER OF ESTAB. | REVENUE FROM SALES | RECEIPTS FROM INDUSTRIAL SERVICES | NET RECEIPTS OF PRODUCTS BOUGHT & RESOLD | OTHER RECEIPTS | DIFFERENCE OF STOCKS IN | | GROSS VALUE OF PRODUCTION |
|---|------------------|--------------------|-----------------------------------|--|-------------------|-------------------------|-------------------|---------------------------|
| | | | | | | FINISHED GOODS | SEMI FINSH. GOODS | |
| PUBLISHING, PRINTING AND REPRODUCTION OF RECORDED MEDIA | 228 | 6,929,031 | 3,777,956 | - | - | - | - | - |
| Publishing, printing and reproduction of recorded media | 228 | 6,929,031 | 3,777,956 | 87,038 | 2,105,762 | 2,475 | 9,577 | 12,911,839 |
| MANUFACTURE OF CHEMICALS AND CHEMICAL PRODUCTS | 2 | 565,730 | - | - | - | - | - | - |
| Manufacture of soap and detergents, cleaning and polishing preparations, perfums and toilet preparation | 2 | 565,730 | - | - | - | -44,000 | - | 521,730 |
| MANUFACTURE OF OTHER NON-METALLIC MINERAL PRODUCTS ... | 106 | 8,968,638 | 19,159 | 19,025 | 9,375 | 428,974 | 36,757 | 9,481,928 |
| Manufacture of glass and glass products..... | 2 | 193,049 | 3,315 | - | - | - | - | 196,364 |
| Manufacture of non-structural non-refractory ceramic ware | 8 | 127,630 | 10,120 | - | 3,436 | 2,890 | 900 | 144,976 |
| Manufacture of structural non-refractory clay and ceramic products | 41 | 3,249,571 | - | 18,805 | 5,751 | 123,319 | 5,480 | 3,402,926 |
| Manufacture of articles of concrete, cement and plaster | 53 | 5,261,028 | 5,724 | 220 | 188 | 300,015 | 10,377 | 5,577,552 |
| Cutting, shaping and finishing of stone | 2 | 137,360 | - | - | - | 2,750 | 20,000 | 160,110 |
| MANUFACTURE OF FABRICATED METAL PRODUCTS, EXCEPT MACHINERY AND EQUIPMENT | 1,306 | 49,066,586 | 3,823,509 | 77,740 | 376,168 | 267,959 | 214,645 | 53,826,607 |
| Manufacture of structural metal products | 1,187 | 48,001,906 | 2,916,733 | 76,580 | 372,740 | 247,324 | 208,220 | 51,823,503 |
| Treatment and coating of metals, general mechanical engineering on fee or contract basis | 100 | 810,705 | 820,748 | 800 | 3,368 | 1,035 | 6,425 | 1,643,081 |
| Manufacture of cutlery, hand tools and general hardware | 19 | 253,975 | 86,028 | 360 | 60 | 19,600 | - | 360,023 |
| MANUFACTURE OF MACHINERY AND EQUIPMENT N.E.C | 30 | 607,288 | 196,910 | 48,699 | 33,403 | 29,630 | 8,241 | 924,171 |
| Manufacture of ovens, furnaces and furnace burners.. | - | - | - | - | - | - | - | - |
| Manufacture of other general purpose machinery | - | - | - | - | - | - | - | - |
| Manufacture of machinery for food, beverage and tobacco processing | 30 | 607,288 | 196,910 | 48,699 | 33,403 | 29,630 | 8,241 | 924,171 |
| MANUFACTURE OF PARTS AND ACCESSORIES FOR MOTOR VEHICLES AND THEIR ENGINES | 5 | 167,622 | 2,200 | 700 | - | 42,330 | 100 | 212,952 |
| MANUFACTURE OF FURNITURE; MANUFACTURING N.E.C. | 1,099 | 41,653,023 | 2,174,723 | 215,179 | 376,683 | 876,086 | 365,180 | 45,660,874 |
| Manufacture of furniture; manufacturing n.e.c..... | 1,092 | 41,543,308 | 2,126,689 | 205,579 | 370,683 | 874,686 | 365,120 | 45,486,065 |
| Manufacture of jewelry and related articles | 7 | 109,715 | 48,034 | 9,600 | 6,000 | 1,400 | 60 | 174,809 |
| T O T A L | 31,863 | 224,566,763 | 564,211,894 | 38,819,131 | 82,844,263 | 2,631,151 | 848,144 | 913,921,346 |

NUMBER OF ESTABLISHMENTS, GROSS VALUE OF PRODUCTION, INDUSTRIAL COSTS, INDIRECT TAXES
AND CENSUS VALUE ADDED BY INDUSTRIAL GROUP: 2001/2002 (1994 E.F.Y)

TABLE 4.20

| INDUSTRIAL GROUP | NUMBER OF ESTAB. | GROSS VALUE OF PRODUCTION | INDUSTRIAL COSTS | INDIRECT TAXES | CENSUS VALUE ADDED | |
|---|------------------|---------------------------|------------------|----------------|--------------------|----------------|
| | | | | | AT MARKET PRICE | AT FACTOR COST |
| MANUFACTURE OF FOOD PRODUCTS EXCEPT GRAIN MILL SERVICES | 693 | 73,499,167 | 49,305,395 | 561,162 | 24,193,772 | 23,632,610 |
| Production, processing and preserving of meat and meat products | 14 | 208,860 | 119,175 | 1,461 | 89,685 | 88,224 |
| Manufacture of vegetable and animal oils and fats .. | 253 | 43,103,443 | 32,259,155 | 264,375 | 10,844,288 | 10,579,913 |
| Manufacture of grain mill products | 52 | 2,753,708 | 1,817,417 | 11,350 | 936,291 | 924,941 |
| Manufacture of bakery products | 365 | 26,496,544 | 14,534,126 | 266,660 | 11,962,418 | 11,695,758 |
| Manufacture of cocoa, chocolate and sugar confectionery | 2 | 147,150 | 95,361 | 6,788 | 51,789 | 45,001 |
| Manufacture of other food product n.e.c | 7 | 789,462 | 480,161 | 10,528 | 309,301 | 298,773 |
| MANUFACTURE OF GRAIN MILL SERVICES | 27,223 | 691,370,901 | 278,523,102 | 260,823 | 412,847,799 | 412,586,976 |
| MANUFACTURE OF TEXTILES | 23 | 2,272,818 | 1,031,073 | 21,874 | 1,241,745 | 1,219,871 |
| Preparation and spinning of textile fibers; weaving of textiles | 7 | 1,246,618 | 823,919 | 19,445 | 422,699 | 403,254 |
| Manufacture of made-up textile articles, except apparel | 12 | 199,470 | 50,642 | 2,429 | 148,828 | 146,399 |
| Manufacture of knitted and crocheted fabrics and articles | 4 | 826,730 | 156,512 | - | 670,218 | 670,218 |
| MANUFACTURE OF WEARING APPAREL; DRESSING AND DYING OF FUR | 962 | 16,619,759 | 5,301,371 | 41,157 | 11,318,388 | 11,277,231 |
| Manufacture of wearing apparel, except fur apparel.. | 962 | 16,619,759 | 5,301,371 | 41,157 | 11,318,388 | 11,277,231 |
| MANUFACTURE OF LUGGAGE, HANDBAGS AND FOOTWEAR | 15 | 363,362 | 148,699 | 8,503 | 214,663 | 206,160 |
| Manufacture of luggage, handbags and the like, saddlery and harness | 7 | 167,110 | 68,759 | 7,350 | 98,351 | 91,001 |
| Manufacture of footwear | 8 | 196,252 | 79,940 | 1,153 | 116,312 | 115,159 |
| MANUFACTURE OF WOOD AND OF PRODUCTS OF WOOD AND CORK, EXCEPT FURNITURE; MANUFACTURE OF ARTICLES OF STREW AND PLAITING MATERIALS | 167 | 4,952,672 | 2,061,843 | 44,585 | 2,890,829 | 2,846,244 |
| Sawmilling and planing of wood | 94 | 2,363,686 | 819,685 | 22,042 | 1,544,001 | 1,521,959 |
| Manufacture of builders' carpentry and joinery | 56 | 2,156,630 | 1,032,926 | 21,393 | 1,123,704 | 1,102,311 |
| Manufacture of wooden containers | 13 | 400,241 | 188,233 | 1,112 | 212,008 | 210,896 |
| Manufacture of other products of wood, manufacture of articles of cork, straw and plating materials .. | 4 | 32,115 | 20,999 | 38 | 11,116 | 11,078 |
| MANUFACTURE OF PAPER AND PAPER PRODUCTS | 4 | 1,302,566 | 166,512 | 10,217 | 1,136,054 | 1,125,837 |
| Manufacture of paper and paper products | 4 | 1,302,566 | 166,512 | 10,217 | 1,136,054 | 1,125,837 |

NUMBER OF ESTABLISHMENTS, GROSS VALUE OF PRODUCTION, INDUSTRIAL COSTS, INDIRECT TAXES
AND CENSUS VALUE ADDED BY INDUSTRIAL GROUP: 2001/2002 (1994 E.F.Y)

TABLE 4.20 (Cont'd)

| INDUSTRIAL GROUP | NUMBER OF ESTAB. | GROSS VALUE OF PRODUCTION | INDUSTRIAL COSTS | INDIRECT TAXES | CENSUS VALUE ADDED | |
|--|------------------|---------------------------|--------------------|------------------|--------------------|--------------------|
| | | | | | AT MARKET PRICE | AT FACTOR COST |
| PUBLISHING, PRINTING AND REPRODUCTION OF RECORDED MEDIA Publishing, printing and reproduction of recorded media | 228 | 12,911,839 | 4,087,169 | 116,169 | 8,824,670 | 8,708,501 |
| MANUFACTURE OF CHEMICALS AND CHEMICAL PRODUCTS | 2 | 521,730 | 235,160 | 17,600 | 286,570 | 268,970 |
| Manufacture of soap and detergents; cleaning and polishing preparations, perfums and toilet preparation | 2 | 521,730 | 235,160 | 17,600 | 286,570 | 268,970 |
| MANUFACTURE OF OTHER NON-METALLIC MINERAL PRODUCTS ... | 106 | 9,481,928 | 5,064,858 | 83,770 | 4,417,070 | 4,333,300 |
| Manufacture of glass and glass products | 2 | 196,364 | 147,475 | - | 48,889 | 48,889 |
| Manufacture of non-structural non-refractory ceramic ware | 8 | 144,976 | 63,867 | 2,211 | 81,109 | 78,898 |
| Manufacture of structural non-refractory clay and ceramic products | 41 | 3,402,926 | 1,452,200 | 23,957 | 1,950,726 | 1,926,769 |
| Manufacture of articles of concrete, cement and plaster | 53 | 5,577,552 | 3,393,591 | 57,602 | 2,183,961 | 2,126,359 |
| Cutting, shaping and finishing of stone | 2 | 160,110 | 7,725 | - | 152,385 | 152,385 |
| MANUFACTURE OF FABRICATED METAL PRODUCTS, EXCEPT MACHINERY AND EQUIPMENT | 1,306 | 53,826,607 | 19,842,567 | 242,375 | 33,984,040 | 33,741,665 |
| Manufacture of structural metal products | 1,187 | 51,823,503 | 19,068,211 | 227,581 | 32,755,292 | 32,527,711 |
| Treatment and coating of metals, general mechanical engineering on fee or contract basis | 100 | 1,643,081 | 640,509 | 8,812 | 1,002,572 | 993,760 |
| Manufacture of cutlery, hand tools and general hardware | 19 | 360,023 | 133,847 | 5,982 | 226,176 | 220,194 |
| MANUFACTURE OF MACHINERY AND EQUIPMENT N.E.C | 30 | 924,171 | 300,794 | 21,241 | 623,377 | 602,136 |
| Manufacture of ovens, furnaces and furnace burners | - | - | - | - | - | - |
| Manufacture of other general purpose machinery | - | - | - | - | - | - |
| Manufacture of machinery for food, beverage and tobacco processing | 30 | 924,171 | 300,794 | 21,241 | 623,377 | 602,136 |
| MANUFACTURE OF PARTS AND ACCESSORIES FOR MOTOR VEHICLES AND THEIR ENGINES | 5 | 212,952 | 77,586 | 6,185 | 135,366 | 129,181 |
| MANUFACTURE OF FURNITURE; MANUFACTURING N.E.C. | 1,099 | 45,660,874 | 22,737,127 | 436,724 | 22,923,747 | 22,487,023 |
| Manufacture of furniture; manufacturing n.e.c. | 1,092 | 45,486,065 | 22,652,452 | 435,078 | 22,833,613 | 22,398,535 |
| Manufacture of jewelry and related articles | 7 | 174,809 | 84,675 | 1,646 | 90,134 | 88,488 |
| T O T A L | 31,863 | 913,921,346 | 388,883,256 | 1,872,385 | 525,038,090 | 523,165,705 |

NUMBER OF ESTABLISHMENTS, GROSS VALUE OF PRODUCTION, INDUSTRIAL AND NON-INDUSTRIAL COST,
INDIRECT TAXES AND VALUE ADDED IN THE NATIONAL ACCOUNT CONCEPT BY INDUSTRIAL GROUP: 2001/2002 (1994 E.F.Y)

TABLE 4.21

| INDUSTRIAL GROUP | NUMBER OF ESTAB. | GROSS VALUE OF PRODUCTION | INDUSTRIAL AND NON-INDUSTRIAL COSTS | INDIRECT TAXES | VALUE ADDED IN THE NATIONAL ACCOUNT CONCEPT | |
|---|------------------|---------------------------|-------------------------------------|----------------|---|----------------|
| | | | | | AT MARKET PRICE | AT FACTOR COST |
| MANUFACTURE OF FOOD PRODUCTS EXCEPT GRAIN MILL SERVICES | 693 | 73,499,167 | 51,538,149 | 561,162 | 21,961,018 | 21,399,856 |
| Production, processing and preserving of meat and meat products | 14 | 208,860 | 127,999 | 1,461 | 80,861 | 79,400 |
| Manufacture of vegetable and animal oils and fats .. | 253 | 43,103,443 | 32,953,629 | 264,375 | 10,149,814 | 9,885,439 |
| Manufacture of grain mill products | 52 | 2,753,708 | 1,893,519 | 11,350 | 860,189 | 848,839 |
| Manufacture of bakery products | 365 | 26,496,544 | 15,925,081 | 266,660 | 10,571,463 | 10,304,803 |
| Manufacture of cocoa, chocolate and sugar confectionery | 2 | 147,150 | 98,571 | 6,788 | 48,579 | 41,791 |
| Manufacture of other food product n.e.c | 7 | 789,462 | 539,350 | 10,528 | 250,112 | 239,584 |
| MANUFACTURE OF GRAIN MILL SERVICES | 27,223 | 691,370,901 | 323,702,121 | 260,823 | 367,668,780 | 367,407,957 |
| MANUFACTURE OF TEXTILES | 23 | 2,272,818 | 1,171,712 | 21,874 | 1,101,106 | 1,079,232 |
| Preparation and spinning of textile fibers; weaving of textiles | 7 | 1,246,618 | 894,383 | 19,445 | 352,235 | 332,790 |
| Manufacture of made-up textile articles, except apparel | 12 | 199,470 | 77,809 | 2,429 | 121,661 | 119,232 |
| Manufacture of knitted and crocheted fabrics and articles | 4 | 826,730 | 199,520 | - | 627,210 | 627,210 |
| MANUFACTURE OF WEARING APPAREL; DRESSING AND DYING OF FUR | 962 | 16,619,759 | 7,787,051 | 41,157 | 8,832,708 | 8,791,551 |
| Manufacture of wearing apparel, except fur apparel.. | 962 | 16,619,759 | 7,787,051 | 41,157 | 8,832,708 | 8,791,551 |
| MANUFACTURE OF LUGGAGE, HANDBAGS AND FOOTWEAR | 15 | 363,362 | 214,470 | 8,503 | 148,892 | 140,389 |
| Manufacture of luggage, handbags and the like, saddlery and harness | 7 | 167,110 | 113,270 | 7,350 | 53,840 | 46,490 |
| Manufacture of footwear | 8 | 196,252 | 101,200 | 1,153 | 95,052 | 93,899 |
| MANUFACTURE OF WOOD AND OF PRODUCTS OF WOOD AND CORK, EXCEPT FURNITURE; MANUFACTURE OF ARTICLES OF STRAW AND PLAITING MATERIALS | 167 | 4,952,672 | 2,704,816 | 44,585 | 2,247,856 | 2,203,271 |
| Sawmilling and planing of wood | 94 | 2,363,686 | 1,239,451 | 22,042 | 1,124,235 | 1,102,193 |
| Manufacture of builders' carpentry and joinery | 56 | 2,156,630 | 1,230,379 | 21,393 | 926,251 | 904,858 |
| Manufacture of wooden containers | 13 | 400,241 | 210,961 | 1,112 | 189,280 | 188,168 |
| Manufacture of other products of wood, manufacture of articles of cork, straw and plating materials .. | 4 | 32,115 | 24,025 | 38 | 8,090 | 8,052 |
| MANUFACTURE OF PAPER AND PAPER PRODUCTS | 4 | 1,302,566 | 235,484 | 10,217 | 1,067,082 | 1,056,865 |
| Manufacture of paper and paper products | 4 | 1,302,566 | 235,484 | 10,217 | 1,067,082 | 1,056,865 |

NUMBER OF ESTABLISHMENTS, GROSS VALUE OF PRODUCTION, INDUSTRIAL AND NON-INDUSTRIAL COST,
INDIRECT TAXES AND VALUE ADDED IN THE NATIONAL ACCOUNT CONCEPT BY INDUSTRIAL GROUP: 2001/2002 (1994 E.F.Y)
TABLE 4.21 (Cont'd)

| INDUSTRIAL GROUP | NUMBER OF ESTAB. | GROSS VALUE OF PRODUCTION | INDUSTRIAL AND NON-INDUSTRIAL COSTS | INDIRECT TAXES | VALUE ADDED IN THE NATIONAL ACCOUNT CONCEPT | |
|--|------------------|---------------------------|-------------------------------------|------------------|---|--------------------|
| | | | | | AT MARKET PRICE | AT FACTOR COST |
| PUBLISHING, PRINTING AND REPRODUCTION OF RECORDED MEDIA Publishing, printing and reproduction of recorded media | 228 | 12,911,839 | 6,819,893 | 116,169 | 6,091,946 | 5,975,777 |
| MANUFACTURE OF CHEMICALS AND CHEMICAL PRODUCTS | 2 | 521,730 | 236,560 | 17,600 | 285,170 | 267,570 |
| Manufacture of soap and detergents, cleaning and polishing preparations, perfums and toilet preparation | 2 | 521,730 | 236,560 | 17,600 | 285,170 | 267,570 |
| MANUFACTURE OF OTHER NON-METALLIC MINERAL PRODUCTS ... | 106 | 9,481,928 | 5,455,066 | 83,770 | 4,026,862 | 3,943,092 |
| Manufacture of glass and glass products..... | 2 | 196,364 | 160,875 | - | 35,489 | 35,489 |
| Manufacture of non-structural non-refractory ceramic ware | 8 | 144,976 | 84,273 | 2,211 | 60,703 | 58,492 |
| Manufacture of structural non-refractory clay and ceramic products | 41 | 3,402,926 | 1,587,759 | 23,957 | 1,815,167 | 1,791,210 |
| Manufacture of articles of concrete, cement and plaster | 53 | 5,577,552 | 3,614,384 | 57,602 | 1,963,168 | 1,905,566 |
| Cutting, shaping and finishing of stone | 2 | 160,110 | 7,775 | - | 152,335 | 152,335 |
| MANUFACTURE OF FABRICATED METAL PRODUCTS, EXCEPT MACHINERY AND EQUIPMENT | 1,306 | 53,826,607 | 22,360,831 | 242,375 | 31,465,776 | 31,223,401 |
| Manufacture of structural metal products | 1,187 | 51,823,503 | 21,272,066 | 227,581 | 30,551,437 | 30,323,856 |
| Treatment and coating of metals, general mechanical engineering on fee or contract basis | 100 | 1,643,081 | 922,596 | 8,812 | 720,485 | 711,673 |
| Manufacture of cutlery, hand tools and general hardware | 19 | 360,023 | 166,169 | 5,982 | 193,854 | 187,872 |
| MANUFACTURE OF MACHINERY AND EQUIPMENT N.E.C | 30 | 924,171 | 441,648 | 21,241 | 482,523 | 461,282 |
| Manufacture of ovens, furnaces and furnace burners.. | - | - | - | - | - | - |
| Manufacture of other general purpose machinery | - | - | - | - | - | - |
| Manufacture of machinery for food, beverage and tobacco processing | 30 | 924,171 | 441,648 | 21,241 | 482,523 | 461,282 |
| MANUFACTURE OF PARTS AND ACCESSORIES FOR MOTOR VEHICLES AND THEIR ENGINES | 5 | 212,952 | 89,101 | 6,185 | 123,851 | 117,666 |
| MANUFACTURE OF FURNITURE; MANUFACTURING N.E.C. | 1,099 | 45,660,874 | 25,475,472 | 436,724 | 20,185,402 | 19,748,678 |
| Manufacture of furniture; manufacturing n.e.c..... | 1,092 | 45,486,065 | 25,363,918 | 435,078 | 20,122,147 | 19,687,069 |
| Manufacture of jewelry and related articles | 7 | 174,809 | 111,554 | 1,646 | 63,255 | 61,609 |
| T O T A L | 31,863 | 913,921,346 | 448,232,374 | 1,872,385 | 465,688,972 | 463,816,587 |

COST OF RAW MATERIALS, ENERGY CONSUMED, AND PAYMENT FOR INDUSTRIAL AND NON-INDUSTRIAL
SERVICE RENDERED BY INDUSTRIAL GROUP : 2001/2002 (1994 E.F.Y)

TABLE 4.22

| INDUSTRIAL GROUP | NUMBER OF ESTAB. | COST OF RAW MATERIALS CONSUMED | | | COST OF ENERGY CONSUMED | PAYMENT FOR INDUSTRIAL SERVICE RENDERED | INDUSTRIAL COST | TRANSPORT COST | PAYMENT FOR NON-INDU. SERVICE RENDERED | TOTAL INDU. AND NON-INDUSTRIAL COST |
|---|------------------|--------------------------------|-----------|------------|-------------------------|---|-----------------|----------------|--|-------------------------------------|
| | | LOCAL | IMPORTED | TOTAL | | | | | | |
| MANUFACTURE OF FOOD PRODUCTS EXCEPT GRAIN MILL SERVICES | 693 | 44,840,333 | 1,876,308 | 46,716,641 | 3,212,060 | 723,458 | 49,305,395 | 303,110 | 1,929,644 | 51,538,149 |
| Production, processing and preserving of meat and meat products | 14 | 102,957 | 270 | 103,227 | 10,753 | 5,278 | 119,175 | 2,140 | 6,684 | 127,999 |
| Manufacture of vegetable and animal oils and fats .. | 253 | 31,410,067 | 57,055 | 31,467,122 | 1,204,567 | 343,256 | 32,259,155 | 118,862 | 575,612 | 32,953,629 |
| Manufacture of grain mill products | 52 | 1,359,596 | 17,622 | 1,377,218 | 386,323 | 54,072 | 1,817,417 | 14,511 | 61,591 | 1,893,519 |
| Manufacture of bakery products | 365 | 11,506,034 | 1,780,314 | 13,286,348 | 1,580,578 | 257,895 | 14,534,126 | 161,809 | 1,229,146 | 15,925,081 |
| Manufacture of cocoa, chocolate and sugar confectionery | 2 | 72,009 | 16,212 | 88,221 | 5,432 | 1,708 | 95,361 | 400 | 2,810 | 98,571 |
| Manufacture of other food product n.e.c | 7 | 389,670 | 4,835 | 394,505 | 24,407 | 61,249 | 480,161 | 5,388 | 53,801 | 539,350 |
| MANUFACTURE OF GRAIN MILL SERVICES | 27,223 | 21,590,782 | 2,747,146 | 24,337,928 | 204,887,743 | 49,440,539 | 278,523,102 | 6,065,973 | 39,113,046 | 323,702,121 |
| MANUFACTURE OF TEXTILES | 23 | 656,918 | 362,317 | 1,019,235 | 22,973 | 11,205 | 1,031,073 | 46,420 | 94,219 | 1,171,712 |
| Preparation and spinning of textile fibers; weaving of textiles | 7 | 645,194 | 184,909 | 830,103 | 11,306 | 4,850 | 823,919 | 40,400 | 30,064 | 894,383 |
| Manufacture of made-up textile articles, except apparel | 12 | 11,676 | 29,532 | 41,208 | 5,594 | 3,840 | 50,642 | 2,170 | 24,997 | 77,809 |
| Manufacture of knitted and crocheted fabrics and articles | 4 | 48 | 147,876 | 147,924 | 6,073 | 2,515 | 156,512 | 3,850 | 39,158 | 199,520 |
| MANUFACTURE OF WEARING APPAREL; DRESSING AND DYING OF FUR | 962 | 705,816 | 3,251,434 | 3,957,250 | 316,152 | 1,071,020 | 5,301,371 | 98,745 | 2,386,935 | 7,787,051 |
| Manufacture of wearing apparel, except fur apparel.. | 962 | 705,816 | 3,251,434 | 3,957,250 | 316,152 | 1,071,020 | 5,301,371 | 98,745 | 2,386,935 | 7,787,051 |
| MANUFACTURE OF LUGGAGE, HANDBAGS AND FOOTWEAR | 15 | 118,650 | 28,282 | 146,932 | 7,465 | 1,291 | 148,699 | 4,258 | 61,513 | 214,470 |
| Manufacture of luggage, handbags and the like, saddlery and harness | 7 | 48,265 | 17,422 | 65,687 | 2,172 | 900 | 68,759 | 1,070 | 43,441 | 113,270 |
| Manufacture of footwear | 8 | 70,385 | 10,860 | 81,245 | 5,293 | 391 | 79,940 | 3,188 | 18,072 | 101,200 |
| MANUFACTURE OF WOOD AND OF PRODUCTS OF WOOD AND CORK, EXCEPT FURNITURE; MANUFACTURE OF ARTICLES OF STREW AND PLAITING MATERIALS | 167 | 1,402,586 | 94,954 | 1,497,540 | 370,822 | 210,292 | 2,061,843 | 79,776 | 563,197 | 2,704,816 |
| Sawmilling and planing of wood | 94 | 400,697 | 8,792 | 409,489 | 240,494 | 169,702 | 819,685 | 13,914 | 405,852 | 1,239,451 |
| Manufacture of builders' carpentry and joinery | 56 | 841,925 | 54,128 | 896,053 | 104,830 | 33,609 | 1,032,926 | 63,272 | 134,181 | 1,230,379 |
| Manufacture of wooden containers | 13 | 141,578 | 32,034 | 173,612 | 23,096 | 6,770 | 188,233 | 2,010 | 20,718 | 210,961 |
| Manufacture of other products of wood, manufacture of articles of cork, straw and plating materials .. | 4 | 18,386 | - | 18,386 | 2,402 | 211 | 20,999 | 580 | 2,446 | 24,025 |
| MANUFACTURE OF PAPER AND PAPER PRODUCTS | 4 | 28,580 | 108,071 | 136,651 | 15,800 | 14,061 | 166,512 | 9,861 | 59,111 | 235,484 |
| Manufacture of paper and paper products | 4 | 28,580 | 108,071 | 136,651 | 15,800 | 14,061 | 166,512 | 9,861 | 59,111 | 235,484 |

COST OF RAW MATERIALS, ENERGY CONSUMED, AND PAYMENT FOR INDUSTRIAL AND NON-INDUSTRIAL
SERVICE RENDERED BY INDUSTRIAL GROUP : 2001/2002 (1994 E.F.Y)

TABLE 4.22 (Cont'd)

| INDUSTRIAL GROUP | NUMBER OF ESTAB. | COST OF RAW MATERIALS CONSUMED | | | COST OF ENERGY CONSUMED | PAYMENT FOR INDUSTRIAL SERVICE RENDERED | INDUSTRIAL COST | TRANSPORT COST | PAYMENT FOR NON-INDU. SERVICE RENDERED | TOTAL INDU. AND NON-INDUSTRIAL COST |
|---|------------------|--------------------------------|-------------------|--------------------|-------------------------|---|--------------------|------------------|--|-------------------------------------|
| | | LOCAL | IMPORTED | TOTAL | | | | | | |
| PUBLISHING, PRINTING AND REPRODUCTION OF RECORDED MEDIA | 228 | 575,006 | 2,529,963 | 3,104,969 | 643,207 | 354,889 | 4,087,169 | 55,505 | 2,677,219 | 6,819,893 |
| Publishing, printing and reproduction of recorded media | 228 | 575,006 | 2,529,963 | 3,104,969 | 643,207 | 354,889 | 4,087,169 | 55,505 | 2,677,219 | 6,819,893 |
| MANUFACTURE OF CHEMICALS AND CHEMICAL PRODUCTS | 2 | 227,000 | 96,950 | 323,950 | 5,800 | 2,360 | 235,160 | - | 1,400 | 236,560 |
| Manufacture of soap and detergents, cleaning and polishing preparations, perfums and toilet preparation | 2 | 227,000 | 96,950 | 323,950 | 5,800 | 2,360 | 235,160 | - | 1,400 | 236,560 |
| MANUFACTURE OF OTHER NON-METALLIC MINERAL PRODUCTS ... | 106 | 5,071,696 | 70,634 | 5,142,330 | 195,033 | 124,067 | 5,064,858 | 188,722 | 201,486 | 5,455,066 |
| Manufacture of glass and glass products..... | 2 | 97,415 | 12,778 | 110,193 | 35,199 | 2,083 | 147,475 | 400 | 13,000 | 160,875 |
| Manufacture of non-structural non-refractory ceramic ware | 8 | 34,418 | 19,856 | 54,274 | 8,597 | 996 | 63,867 | 2,636 | 17,770 | 84,273 |
| Manufacture of structural non-refractory clay and ceramic products | 41 | 1,526,905 | 38,000 | 1,564,905 | 47,443 | 56,939 | 1,452,200 | 51,837 | 83,722 | 1,587,759 |
| Manufacture of articles of concrete, cement and plaster | 53 | 3,353,234 | - | 3,353,234 | 101,919 | 64,049 | 3,393,591 | 133,849 | 86,944 | 3,614,384 |
| Cutting, shaping and finishing of stone | 2 | 59,724 | - | 59,724 | 1,875 | - | 7,725 | - | 50 | 7,775 |
| MANUFACTURE OF FABRICATED METAL PRODUCTS, EXCEPT MACHINERY AND EQUIPMENT | 1,306 | 6,789,005 | 11,734,833 | 18,523,838 | 1,344,517 | 320,852 | 19,842,567 | 321,787 | 2,196,477 | 22,360,831 |
| Manufacture of structural metal products | 1,187 | 6,620,403 | 11,281,926 | 17,902,329 | 1,215,623 | 291,614 | 19,068,211 | 297,801 | 1,906,054 | 21,272,066 |
| Treatment and coating of metals, general mechanical engineering on fee or contract basis | 100 | 118,517 | 391,242 | 509,759 | 111,012 | 24,773 | 640,509 | 10,799 | 271,288 | 922,596 |
| Manufacture of cutlery, hand tools and general hardware | 19 | 50,085 | 61,665 | 111,750 | 17,882 | 4,465 | 133,847 | 13,187 | 19,135 | 166,169 |
| MANUFACTURE OF MACHINERY AND EQUIPMENT N.E.C | 30 | 59,761 | 210,252 | 270,013 | 31,759 | 15,440 | 300,794 | 14,090 | 126,764 | 441,648 |
| Manufacture of ovens, furnaces and furnace burners.. | - | - | - | - | - | - | - | - | - | - |
| Manufacture of other general purpose machinery | - | - | - | - | - | - | - | - | - | - |
| Manufacture of machinery for food, beverage and tobacco processing | 30 | 59,761 | 210,252 | 270,013 | 31,759 | 15,440 | 300,794 | 14,090 | 126,764 | 441,648 |
| MANUFACTURE OF PARTS AND ACCESSORIES FOR MOTOR VEHICLES AND THEIR ENGINES | 5 | 27,960 | 14,358 | 42,318 | 32,418 | 2,850 | 77,586 | 3,705 | 7,810 | 89,101 |
| MANUFACTURE OF FURNITURE; MANUFACTURING N.E.C. | 1,099 | 11,665,664 | 9,990,717 | 21,656,381 | 1,344,004 | 574,623 | 22,737,127 | 378,623 | 2,359,722 | 25,475,472 |
| Manufacture of furniture; manufacturing n.e.c..... | 1,092 | 11,582,541 | 9,990,459 | 21,573,000 | 1,339,709 | 574,374 | 22,652,452 | 374,981 | 2,336,485 | 25,363,918 |
| Manufacture of jewelry and related articles | 7 | 83,123 | 258 | 83,381 | 4,295 | 249 | 84,675 | 3,642 | 23,237 | 111,554 |
| T O T A L | 31,863 | 93,759,757 | 33,116,219 | 126,875,976 | 212,429,753 | 52,866,947 | 388,883,256 | 7,570,575 | 51,778,543 | 448,232,374 |

NUMBER OF ESTABLISHMENTS AND COST OF ENERGY CONSUMED BY INDUSTRIAL GROUP AND TYPE OF ENERGY
2001/2002 (1994 E.F.Y)

TABLE 4.23

| INDUSTRIAL GROUP | NUMBER OF ESTABLISHMENTS BY TYPE OF ENERGY CONSUMED | | | COST OF ENERGY CONSUMED BY TYPE | | | TOTAL |
|---|---|-------------------|-------------|---------------------------------|-------------------|-------------|-------------|
| | ELECTRICITY | WOOD AND CHARCOAL | OTHER FUELS | ELECTRICITY | WOOD AND CHARCOAL | OTHER FUELS | |
| MANUFACTURE OF FOOD PRODUCTS EXCEPT GRAIN MILL SERVICES | 596 | 86 | 344 | 2,430,807 | 124,358 | 656,895 | 3,212,060 |
| Production, processing and preserving of meat and meat products | 14 | - | 1 | 10,253 | - | 500 | 10,753 |
| Manufacture of vegetable and animal oils and fats .. | 195 | 11 | 228 | 835,418 | 4,388 | 364,761 | 1,204,567 |
| Manufacture of grain mill products | 23 | 1 | 49 | 182,579 | 20 | 203,724 | 386,323 |
| Manufacture of bakery products | 356 | 73 | 61 | 1,375,619 | 118,825 | 86,134 | 1,580,578 |
| Manufacture of cocoa, chocolate and sugar confectionery | 2 | - | 2 | 3,690 | - | 1,742 | 5,432 |
| Manufacture of other food product n.e.c | 6 | 1 | 3 | 23,248 | 1,125 | 34 | 24,407 |
| MANUFACTURE OF GRAIN MILL SERVICES | 9,285 | 102 | 26,565 | 68,152,918 | 85,604 | 136,649,221 | 204,887,743 |
| MANUFACTURE OF TEXTILES | 19 | 1 | 20 | 18,451 | 120 | 4,402 | 22,973 |
| Preparation and spinning of textile fibers; weaving of textiles | 4 | - | 4 | 8,042 | - | 3,264 | 11,306 |
| Manufacture of made-up textile articles, except apparel | 11 | 1 | 12 | 5,115 | 120 | 359 | 5,594 |
| Manufacture of knitted and crocheted fabrics and articles | 4 | - | 4 | 5,294 | - | 779 | 6,073 |
| MANUFACTURE OF WEARING APPAREL; DRESSING AND DYING OF FUR | 860 | 66 | 817 | 274,313 | 5,247 | 36,592 | 316,152 |
| Manufacture of wearing apparel, except fur apparel.. | 860 | 66 | 817 | 274,313 | 5,247 | 36,592 | 316,152 |
| MANUFACTURE OF LUGGAGE, HANDBAGS AND FOOTWEAR | 15 | - | 8 | 5,434 | - | 2,031 | 7,465 |
| Manufacture of luggage, handbags and the like, saddlery and harness | 7 | - | 3 | 2,059 | - | 113 | 2,172 |
| Manufacture of footwear | 8 | - | 5 | 3,375 | - | 1,918 | 5,293 |
| MANUFACTURE OF WOOD AND OF PRODUCTS OF WOOD AND CORK, EXCEPT FURNITURE; MANUFACTURE OF ARTICLES OF STREW AND PLAITING MATERIALS | 164 | 2 | 124 | 324,692 | 1,312 | 44,818 | 370,822 |
| Sawmilling and planing of wood | 92 | 2 | 83 | 206,347 | 1,312 | 32,835 | 240,494 |
| Manufacture of builders' carpentry and joinery | 56 | - | 35 | 93,338 | - | 11,492 | 104,830 |
| Manufacture of wooden containers | 12 | - | 5 | 22,660 | - | 436 | 23,096 |
| Manufacture of other products of wood, manufacture of articles of cork, straw and plating materials .. | 4 | - | 1 | 2,347 | - | 55 | 2,402 |
| MANUFACTURE OF PAPER AND PAPER PRODUCTS | 4 | - | 4 | 11,600 | - | 4,200 | 15,800 |
| Manufacture of paper and paper products | 4 | - | 4 | 11,600 | - | 4,200 | 15,800 |

NUMBER OF ESTABLISHMENTS AND COST OF ENERGY CONSUMED BY INDUSTRIAL GROUP AND TYPE OF ENERGY
2001/2002 (1994 E.F.Y)

TABLE 4.23 (Cont'd)

| INDUSTRIAL GROUP | NUMBER OF ESTABLISHMENTS BY TYPE OF ENERGY CONSUMED | | | COST OF ENERGY CONSUMED BY TYPE | | | TOTAL |
|---|---|-------------------|---------------|---------------------------------|-------------------|--------------------|--------------------|
| | ELECTRICITY | WOOD AND CHARCOAL | OTHER FUELS | ELECTRICITY | WOOD AND CHARCOAL | OTHER FUELS | |
| PUBLISHING, PRINTING AND REPRODUCTION OF RECORDED MEDIA | 221 | 1 | 38 | 373,801 | 300 | 269,106 | 643,207 |
| Publishing, printing and reproduction of recorded media | 221 | 1 | 38 | 373,801 | 300 | 269,106 | 643,207 |
| MANUFACTURE OF CHEMICALS AND CHEMICAL PRODUCTS | 2 | 1 | 1 | 600 | 200 | 5,000 | 5,800 |
| Manufacture of soap and detergents, cleaning and polishing preparations, perfums and toilet preparation | 2 | 1 | 1 | 600 | 200 | 5,000 | 5,800 |
| MANUFACTURE OF OTHER NON-METALLIC MINERAL PRODUCTS ... | 99 | 4 | 66 | 102,152 | 29,535 | 63,346 | 195,033 |
| Manufacture of glass and glass products..... | 2 | 1 | 1 | 6,090 | 28,989 | 120 | 35,199 |
| Manufacture of non-structural non-refractory ceramic ware | 8 | 1 | 2 | 4,120 | 186 | 4,291 | 8,597 |
| Manufacture of structural non-refractory clay and ceramic products | 40 | - | 25 | 40,827 | - | 6,616 | 47,443 |
| Manufacture of articles of concrete, cement and plaster | 48 | 2 | 36 | 51,115 | 360 | 50,444 | 101,919 |
| Cutting, shaping and finishing of stone | 1 | - | 2 | - | - | 1,875 | 1,875 |
| MANUFACTURE OF FABRICATED METAL PRODUCTS, EXCEPT MACHINERY AND EQUIPMENT | 1,285 | 15 | 283 | 1,259,537 | 5,566 | 79,414 | 1,344,517 |
| Manufacture of structural metal products | 1,171 | 14 | 238 | 1,144,435 | 5,546 | 65,642 | 1,215,623 |
| Treatment and coating of metals, general mechanical engineering on fee or contract basis | 97 | 1 | 39 | 98,740 | 20 | 12,252 | 111,012 |
| Manufacture of cutlery, hand tools and general hardware | 17 | - | 6 | 16,362 | - | 1,520 | 17,882 |
| MANUFACTURE OF MACHINERY AND EQUIPMENT N.E.C | 30 | - | 6 | 27,897 | - | 3,862 | 31,759 |
| Manufacture of ovens, furnaces and furnace burners... | - | - | - | - | - | - | - |
| Manufacture of other general purpose machinery... | - | - | - | - | - | - | - |
| Manufacture of machinery for food, beverage and tobacco processing | 30 | - | 6 | 27,897 | - | 3,862 | 31,759 |
| MANUFACTURE OF PARTS AND ACCESSORIES FOR MOTOR VEHICLES AND THEIR ENGINES | 5 | - | 4 | 28,544 | - | 3,874 | 32,418 |
| MANUFACTURE OF FURNITURE; MANUFACTURING N.E.C. | 1,025 | 9 | 634 | 1,144,614 | 1,550 | 197,840 | 1,344,004 |
| Manufacture of furniture; manufacturing n.e.c..... | 1,020 | 5 | 630 | 1,142,334 | 540 | 196,835 | 1,339,709 |
| Manufacture of jewelry and related articles | 5 | 4 | 4 | 2,280 | 1,010 | 1,005 | 4,295 |
| T O T A L | 13,610 | 287 | 28,914 | 74,155,360 | 253,792 | 138,020,601 | 212,429,753 |

TABLE 4.24

| INDUSTRIAL GROUP | No. OF ESTAB. | VALUE ADDED IN THE NAT. ACCOUNT CONCEPT | BASIC WAGE AND SALARIES | EMPLOYEE BENEFITS | OPERATING SURPLUS |
|---|---------------|---|-------------------------|-------------------|-------------------|
| MANUFACTURE OF FOOD PRODUCTS EXCEPT GRAIN MILL SERVICES | 693 | 21,399,856 | 2,441,491 | 117,940 | 18,840,425 |
| Production, processing and preserving of meat and meat products | 14 | 79,400 | 13,810 | 5,960 | 59,630 |
| Manufacture of vegetable and animal oils and fats .. | 253 | 9,885,439 | 854,384 | 29,086 | 9,001,969 |
| Manufacture of grain mill products | 52 | 848,839 | 119,843 | 6,050 | 722,946 |
| Manufacture of bakery products | 365 | 10,304,803 | 1,405,758 | 75,544 | 8,823,501 |
| Manufacture of cocoa, chocolate and sugar confectionery | 2 | 41,791 | 8,124 | - | 33,667 |
| Manufacture of other food product n.e.c | 7 | 239,584 | 39,572 | 1,300 | 198,712 |
| MANUFACTURE OF GRAIN MILL SERVICES | 27,223 | 367,407,957 | 57,652,204 | 2,360,805 | 307,394,948 |
| MANUFACTURE OF TEXTILES | 23 | 1,079,232 | 119,412 | 140 | 959,680 |
| Preparation and spinning of textile fibers; weaving of textiles | 7 | 332,790 | 71,832 | 140 | 260,818 |
| Manufacture of made-up textile articles, except apparel | 12 | 119,232 | 20,064 | - | 99,168 |
| Manufacture of knitted and crocheted fabrics and articles | 4 | 627,210 | 27,516 | - | 599,694 |
| MANUFACTURE OF WEARING APPAREL; DRESSING AND DYING OF FUR | 962 | 8,791,551 | 1,497,510 | 16,440 | 7,277,601 |
| Manufacture of wearing apparel, except fur apparel.. | 962 | 8,791,551 | 1,497,510 | 16,440 | 7,277,601 |
| MANUFACTURE OF LUGGAGE, HANDBAGS AND FOOTWEAR | 15 | 140,389 | 25,659 | 4,366 | 110,364 |
| Manufacture of luggage, handbags and the like, saddlery and harness | 7 | 46,490 | 12,390 | 1,200 | 32,900 |
| Manufacture of footwear | 8 | 93,899 | 13,269 | 3,166 | 77,464 |
| MANUFACTURE OF WOOD AND OF PRODUCTS OF WOOD AND CORK, EXCEPT FURNITURE; MANUFACTURE OF ARTICLES OF STREW AND PLAITING MATERIALS | 167 | 2,203,271 | 697,876 | 5,805 | 1,499,590 |
| Sawmilling and planing of wood | 94 | 1,102,193 | 367,440 | 2,475 | 732,278 |
| Manufacture of builders' carpentry and joinery | 56 | 904,858 | 294,066 | 3,250 | 607,542 |
| Manufacture of wooden containers | 13 | 188,168 | 34,630 | 80 | 153,458 |
| Manufacture of other products of wood, manufacture of articles of cork, straw and plating materials .. | 4 | 8,052 | 1,740 | - | 6,312 |
| MANUFACTURE OF PAPER AND PAPER PRODUCTS | 4 | 1,056,865 | 58,871 | 200 | 997,794 |
| Manufacture of paper and paper products | 4 | 1,056,865 | 58,871 | 200 | 997,794 |

112

OPERATING SURPLUS BY INDUSTRIAL GROUP : 2001/2002 (1994 E.F.Y)

TABLE 4.24 (Cont'd)

| INDUSTRIAL GROUP | No. OF ESTAB. | VALUE ADDED IN THE NAT. ACCOUNT CONCEPT | BASIC WAGE AND SALARIES | EMPLOYEE BENEFITS | OPERATING SURPLUS |
|--|---------------|---|-------------------------|-------------------|--------------------|
| PUBLISHING, PRINTING AND REPRODUCTION OF RECORDED MEDIA Publishing, printing and reproduction of recorded media | 228 | 5,975,777 | 745,133 | 12,980 | 5,217,664 |
| MANUFACTURE OF CHEMICALS AND CHEMICAL PRODUCTS | 2 | 267,570 | 76,968 | - | 190,602 |
| Manufacture of soap and detergents, cleaning and polishing preparations, perfums and toilet preparation | 2 | 267,570 | 76,968 | - | 190,602 |
| MANUFACTURE OF OTHER NON-METALLIC MINERAL PRODUCTS ... | 106 | 3,943,092 | 581,781 | 4,067 | 3,357,244 |
| Manufacture of glass and glass products..... | 2 | 35,489 | 25,429 | 720 | 9,340 |
| Manufacture of non structural non refractory ceramic ware | 8 | 58,492 | 24,298 | 300 | 33,894 |
| Manufacture of structural non refractory clay and ceramic products | 41 | 1,791,210 | 232,352 | 1,415 | 1,557,443 |
| Manufacture of articles of concrete, cement and plaster | 53 | 1,905,566 | 283,763 | 1,132 | 1,620,671 |
| Cutting, shaping and finishing of stone | 2 | 152,335 | 15,939 | 500 | 135,896 |
| MANUFACTURE OF FABRICATED METAL PRODUCTS, EXCEPT MACHINERY AND EQUIPMENT | 1,306 | 31,223,401 | 3,042,016 | 90,504 | 28,090,881 |
| Manufacture of structural metal products | 1,187 | 30,323,856 | 2,809,106 | 81,307 | 27,433,443 |
| Treatment and coating of metals, general mechanical engineering on fee or contract basis | 100 | 711,673 | 183,139 | 8,297 | 520,237 |
| Manufacture of cutlery, hand tools and general hardware | 19 | 187,872 | 49,771 | 900 | 137,201 |
| MANUFACTURE OF MACHINERY AND EQUIPMENT N.E.C | 30 | 461,282 | 106,446 | 4,020 | 350,816 |
| Manufacture of ovens, furnaces and furnace burners.. | - | - | - | - | - |
| Manufacture of other general purpose machinery | - | - | - | - | - |
| Manufacture of machinery for food, beverage and tobacco processing | 30 | 461,282 | 106,446 | 4,020 | 350,816 |
| MANUFACTURE OF PARTS AND ACCESSORIES FOR MOTOR VEHICLES AND THEIR ENGINES | 5 | 117,666 | 43,620 | 360 | 73,686 |
| MANUFACTURE OF FURNITURE; MANUFACTURING N.E.C. | 1,099 | 19,748,678 | 4,977,794 | 101,517 | 14,669,367 |
| Manufacture of furniture; manufacturing n.e.c..... | 1,092 | 19,687,069 | 4,960,994 | 101,517 | 14,624,558 |
| Manufacture of jewelry and related articles | 7 | 61,609 | 16,800 | - | 44,809 |
| T O T A L | 31,863 | 463,816,587 | 72,066,781 | 2,719,144 | 389,030,662 |

VALUE OF FIXED ASSETS OF REPORTING ESTABLISHMENTS BY INDUSTRIAL GROUP AND
TYPE OF FIXED ASSETS : 2001/2002 (1994 E.F.Y)

TABLE 4.25

| INDUSTRIAL GROUP | No. OF ESTAB. | NON RESIDENTIAL BUILDINGS | MACHINERY AND EQUIPMENT | VEHICLES | OTHERS | TOTAL |
|---|---------------|---------------------------|-------------------------|-----------|------------|-------------|
| MANUFACTURE OF FOOD PRODUCTS EXCEPT GRAIN MILL SERVICES | 687 | 15,442,072 | 12,694,298 | 538,924 | 1,007,342 | 29,682,636 |
| Production, processing and preserving of meat and meat products | 14 | 3,303 | 21,197 | - | 9,404 | 33,904 |
| Manufacture of vegetable and animal oils and fats .. | 251 | 5,097,171 | 5,905,283 | 148,408 | 254,153 | 11,405,015 |
| Manufacture of grain mill products | 52 | 1,309,714 | 1,622,123 | 35,316 | 28,412 | 2,995,565 |
| Manufacture of bakery products | 361 | 8,766,203 | 4,822,061 | 254,070 | 706,309 | 14,548,643 |
| Manufacture of cocoa, chocolate and sugar confectionery | 2 | 230,000 | 147,899 | 70,000 | 6,771 | 454,670 |
| Manufacture of other food product n.e.c | 7 | 35,681 | 175,735 | 31,130 | 2,293 | 244,839 |
| MANUFACTURE OF GRAIN MILL SERVICES | 26,773 | 175,576,363 | 464,768,337 | 6,998,423 | 14,830,801 | 662,173,924 |
| MANUFACTURE OF TEXTILES | 23 | 363,433 | 845,831 | 2,144 | 3,913 | 1,215,321 |
| Preparation and spinning of textile fibers; weaving of textiles | 7 | 347,863 | 740,553 | - | 355 | 1,088,771 |
| Manufacture of made-up textile articles, except apparel | 12 | 15,570 | 31,398 | 2,144 | 3,558 | 52,670 |
| Manufacture of knitted and crocheted fabrics and articles | 4 | - | 73,880 | - | - | 73,880 |
| MANUFACTURE OF WEARING APPAREL; DRESSING AND DYING OF FUR | 807 | 1,784,621 | 1,487,640 | 6,343 | 219,304 | 3,497,908 |
| Manufacture of wearing apparel, except fur apparel.. | 807 | 1,784,621 | 1,487,640 | 6,343 | 219,304 | 3,497,908 |
| MANUFACTURE OF LUGGAGE, HANDBAGS AND FOOTWEAR | 14 | 142,251 | 111,548 | 28,224 | 29,321 | 311,344 |
| Manufacture of luggage, handbags and the like, saddlery and harness | 6 | - | 41,359 | - | 20,356 | 61,715 |
| Manufacture of footwear | 8 | 142,251 | 70,189 | 28,224 | 8,965 | 249,629 |
| MANUFACTURE OF WOOD AND OF PRODUCTS OF WOOD AND CORK, EXCEPT FURNITURE; MANUFACTURE OF ARTICLES OF STREW AND PLAITING MATERIALS | 161 | 1,488,171 | 3,817,133 | 24,388 | 21,245 | 5,350,937 |
| Sawmilling and planing of wood | 91 | 889,672 | 2,974,338 | 24,388 | 14,271 | 3,902,669 |
| Manufacture of builders' carpentry and joinery | 54 | 575,451 | 731,007 | - | 6,504 | 1,312,962 |
| Manufacture of wooden containers | 12 | 13,868 | 107,545 | - | 470 | 121,883 |
| Manufacture of other products of wood, manufacture of articles of cork, straw and plating materials .. | 4 | 9,180 | 4,243 | - | - | 13,423 |
| MANUFACTURE OF PAPER AND PAPER PRODUCTS | 4 | 44,766 | 267,720 | 59,600 | 5,002 | 377,088 |
| Manufacture of paper and paper products | 4 | 44,766 | 267,720 | 59,600 | 5,002 | 377,088 |

LYRTE 4'52 (DMLR)

TABLE 4.25 (Cont'd)

 VALUE OF FIXED ASSETS OF REPORTING ESTABLISHMENTS BY INDUSTRIAL GROUP AND
 TYPE OF FIXED ASSETS : 2001/2002 (1994 E.F.Y)

| INDUSTRIAL GROUP | No. OF ESTAB. | NON RESIDENTIAL BUILDINGS | MACHINERY AND EQUIPMENT | VEHICLES | OTHERS | TOTAL |
|---|---------------|---------------------------|-------------------------|------------------|-------------------|--------------------|
| PUBLISHING, PRINTING AND REPRODUCTION OF RECORDED MEDIA | 225 | 1,210,590 | 10,940,257 | 52,673 | 400,811 | 12,604,331 |
| Publishing, printing and reproduction of recorded media | 225 | 1,210,590 | 10,940,257 | 52,673 | 400,811 | 12,604,331 |
| MANUFACTURE OF CHEMICALS AND CHEMICAL PRODUCTS | 1 | 56,990 | 9,727 | - | - | 66,717 |
| Manufacture of soap and detergents, cleaning and polishing preparations, perfums and toilet preparation | 1 | 56,990 | 9,727 | - | - | 66,717 |
| MANUFACTURE OF OTHER NON-METALLIC MINERAL PRODUCTS ... | 104 | 1,477,015 | 981,716 | 94,208 | 29,186 | 2,582,125 |
| Manufacture of glass and glass products | 2 | - | 7,881 | - | - | 7,881 |
| Manufacture of non-structural non-refractory ceramic ware | 7 | 39,650 | 48,766 | 52,000 | 841 | 141,257 |
| Manufacture of structural non-refractory clay and ceramic products | 41 | 437,150 | 412,405 | 38,080 | 8,423 | 896,058 |
| Manufacture of articles of concrete, cement and plaster | 52 | 999,075 | 442,944 | 4,128 | 19,922 | 1,466,069 |
| Cutting, shaping and finishing of stone | 2 | 1,140 | 69,720 | - | - | 70,860 |
| MANUFACTURE OF FABRICATED METAL PRODUCTS, EXCEPT MACHINERY AND EQUIPMENT | 1,284 | 4,751,816 | 6,513,644 | 196,217 | 345,085 | 11,806,762 |
| Manufacture of structural metal products | 1,168 | 4,390,581 | 5,494,704 | 165,257 | 336,189 | 10,386,731 |
| Treatment and coating of metals, general mechanical engineering on fee or contract basis | 97 | 334,566 | 923,329 | - | 7,957 | 1,265,852 |
| Manufacture of cutlery, hand tools and general hardware | 19 | 26,669 | 95,611 | 30,960 | 939 | 154,179 |
| MANUFACTURE OF MACHINERY AND EQUIPMENT N.E.C | 29 | 95,177 | 198,275 | 3,024 | 6,199 | 302,675 |
| Manufacture of ovens, furnaces and furnace burners.. | - | - | - | - | - | - |
| Manufacture of other general purpose machinery | - | - | - | - | - | - |
| Manufacture of machinery for food, beverage and tobacco processing | 29 | 95,177 | 198,275 | 3,024 | 6,199 | 302,675 |
| MANUFACTURE OF PARTS AND ACCESSORIES FOR MOTOR VEHICLES AND THEIR ENGINES | 5 | 1,352 | 727,509 | - | 1,546 | 730,407 |
| MANUFACTURE OF FURNITURE; MANUFACTURING N.E.C. | 1,081 | 6,790,613 | 10,096,842 | 343,820 | 266,811 | 17,498,086 |
| Manufacture of furniture; manufacturing n.e.c. | 1,074 | 6,790,613 | 10,073,422 | 343,820 | 266,010 | 17,473,865 |
| Manufacture of jewelry and related articles | 7 | - | 23,420 | - | 801 | 24,221 |
| T O T A L | 31,198 | 209,225,230 | 513,460,477 | 8,347,988 | 17,166,566 | 748,200,261 |

INVESTMENT IN FIXED ASSETS OF ESTABLISHMENTS BY INDUSTRIAL GROUP AND
SOURCE OF FINANCE : 2001/2002 (1994 E.F.Y)

TABLE 4.26

| INDUSTRIAL GROUP | No. OF ESTAB. | SOURCE OF FINANCE | | | | TOTAL INVESTMENT |
|---|------------------|-------------------|-----------|------------|------------|---------------------|
| | | OWN FUND | BANK LOAN | RELATIVES | OTHERS | |
| MANUFACTURE OF FOOD PRODUCTS EXCEPT GRAIN MILL SERVICES | 316 | 1,900,566 | 429,849 | 353,783 | 1,623,394 | 4,307,592 |
| Production, processing and preserving of meat and meat products | 11 | 7,723 | - | - | 3,730 | 11,453 |
| Manufacture of vegetable and animal oils and fats .. | 135 | 732,647 | 43,349 | 170,390 | 739,320 | 1,685,706 |
| Manufacture of grain mill products | 28 | 161,115 | - | 22,000 | 81,860 | 264,975 |
| Manufacture of bakery products | 139 | 996,581 | 386,500 | 161,393 | 353,484 | 1,897,958 |
| Manufacture of cocoa, chocolate and sugar confectionery | 1 | - | - | - | 445,000 | 445,000 |
| Manufacture of other food product n.e.c | 2 | 2,500 | - | - | - | 2,500 |
| MANUFACTURE OF GRAIN MILL SERVICES | 16,256 | 66,979,570 | 7,336,238 | 10,281,531 | 38,838,007 | 123,435,346 |
| MANUFACTURE OF TEXTILES | 9 | 32,035 | 7,500 | 1,000 | 110 | 40,645 |
| Preparation and spinning of textile fibers; weaving of textiles | 3 | 15,700 | - | - | 110 | 15,810 |
| Manufacture of made-up textile articles, except apparel | 3 | 3,775 | - | 1,000 | - | 4,775 |
| Manufacture of knitted and crocheted fabrics and articles | 3 | 12,560 | 7,500 | - | - | 20,060 |
| MANUFACTURE OF WEARING APPAREL; DRESSING AND DYING OF FUR | 369 | 459,008 | 13,155 | 265,276 | 178,341 | 915,780 |
| Manufacture of wearing apparel, except fur apparel.. | 369 | 459,008 | 13,155 | 265,276 | 178,341 | 915,780 |
| MANUFACTURE OF LUGGAGE, HANDBAGS AND FOOTWEAR | 5 | 16,935 | - | 27,500 | 8,783 | 53,218 |
| Manufacture of luggage, handbags and the like, saddlery and harness | 4 | 13,602 | - | 27,500 | - | 41,102 |
| Manufacture of footwear | 1 | 3,333 | - | - | 8,783 | 12,116 |
| MANUFACTURE OF WOOD AND OF PRODUCTS OF WOOD AND CORK, EXCEPT FURNITURE; MANUFACTURE OF ARTICLES OF STREW AND PLAITING MATERIALS | 83 | 504,246 | 53,000 | 324,187 | 869,497 | 1,750,930 |
| Sawmilling and planing of wood | 47 | 418,144 | 3,000 | 271,162 | 697,695 | 1,390,001 |
| Manufacture of builders' carpentry and joinery | 31 | 47,672 | 50,000 | 47,625 | 166,699 | 311,996 |
| Manufacture of wooden containers | 5 | 38,430 | - | 5,400 | 5,103 | 48,933 |
| Manufacture of other products of wood, manufacture of articles of cork, straw and plating materials .. | 100 | - | - | - | - | - |
| MANUFACTURE OF PAPER AND PAPER PRODUCTS | 2 | 17,500 | - | - | - | 17,500 |
| Manufacture of paper and paper products | 2 | 17,500 | - | - | - | 17,500 |

1994 E.F.Y. (2002)

19 SOURCE OF FINANCE 19 2001/2002 (1994 E.F.Y.)
INDUSTRIAL IN FIXED ASSETS OF ESTABLISHMENTS BY INDUSTRIAL GROUP AND

TABLE 4.26 (Cont'd)

INVESTMENT IN FIXED ASSETS OF ESTABLISHMENTS BY INDUSTRIAL GROUP AND
SOURCE OF FINANCE : 2001/2002 (1994 E.F.Y)

| INDUSTRIAL GROUP | No. OF ESTAB. | SOURCE OF FINANCE | | | | TOTAL INVESTMENT |
|--|---------------|-------------------|------------------|-------------------|-------------------|--------------------|
| | | OWN FUND | BANK LOAN | RELATIVES | OTHERS | |
| PUBLISHING, PRINTING AND REPRODUCTION OF RECORDED MEDIA Publishing, printing and reproduction of recorded media | 100 | 663,525 | 565,820 | 805,808 | 901,610 | 2,936,763 |
| MANUFACTURE OF CHEMICALS AND CHEMICAL PRODUCTS | 100 | 663,525 | 565,820 | 805,808 | 901,610 | 2,936,763 |
| Manufacture of soap and detergents, cleaning and polishing preparations, perfums and toilet preparation | - | - | 20,000 | 51,952 | 149,033 | 221,085 |
| MANUFACTURE OF OTHER NON-METALLIC MINERAL PRODUCTS ... | 46 | 59,107 | 17,000 | 39,340 | 395,070 | 510,517 |
| Manufacture of glass and glass products | 1 | 4,022 | - | - | - | 4,022 |
| Manufacture of non-structural non-refractory ceramic ware | 3 | 9,221 | - | 51,200 | 300 | 9,521 |
| Manufacture of structural non-refractory clay and ceramic products | 19 | 26,898 | 17,000 | 4,500 | 313,522 | 361,920 |
| Manufacture of articles of concrete, cement and plaster | 23 | 18,966 | - | 34,840 | 81,248 | 135,054 |
| Cutting, shaping and finishing of stone | - | - | - | - | - | - |
| MANUFACTURE OF FABRICATED METAL PRODUCTS, EXCEPT MACHINERY AND EQUIPMENT | 720 | 2,159,976 | 134,499 | 733,077 | 581,850 | 3,609,402 |
| Manufacture of structural metal products | 673 | 2,115,032 | 127,199 | 630,027 | 560,137 | 3,432,395 |
| Treatment and coating of metals, general mechanical engineering on fee or contract basis | 37 | 41,774 | 7,300 | 88,670 | 18,618 | 156,362 |
| Manufacture of cutlery, hand tools and general hardware | 10 | 3,170 | - | 14,380 | 3,095 | 20,645 |
| MANUFACTURE OF MACHINERY AND EQUIPMENT N.E.C | 13 | 59,865 | - | 2,300 | 102,000 | 164,165 |
| Manufacture of ovens, furnaces and furnace burners.. | - | - | - | - | - | - |
| Manufacture of other general purpose machinery | - | - | - | - | - | - |
| Manufacture of machinery for food, beverage and tobacco processing | 13 | 59,865 | - | 2,300 | 102,000 | 164,165 |
| MANUFACTURE OF PARTS AND ACCESSORIES FOR MOTOR VEHICLES AND THEIR ENGINES | 3 | 500 | - | - | 719,613 | 720,113 |
| MANUFACTURE OF FURNITURE; MANUFACTURING N.E.C. | 682 | 2,594,192 | 107,710 | 964,032 | 868,096 | 4,534,030 |
| Manufacture of furniture; manufacturing n.e.c..... | 679 | 2,590,747 | 107,710 | 964,032 | 866,796 | 4,529,285 |
| Manufacture of jewelry and related articles | 3 | 3,445 | - | - | 1,300 | 4,745 |
| T O T A L | 18,604 | 75,447,025 | 8,664,771 | 13,797,834 | 45,086,371 | 142,996,001 |
| Percentages | | 52.76 | 6.06 | 9.65 | 31.53 | 100.00 |

NUMBER OF PERSONS ENGAGED BY INDUSTRIAL GROUP, SEX AND LITERACY STATUS
2001/2002 (1994 E.F.Y)

TABLE 4.27

| INDUSTRIAL GROUP | LITERACY STATUS | | | | | |
|--|-----------------|--------|------------|-------|--------|--------|
| | LITERATE | | ILLITERATE | | TOTAL | |
| | NUMBER | % | NUMBER | % | NUMBER | % |
| MANUFACTURE OF FOOD PRODUCTS EXCEPT GRAIN MILL SERVICES | | | | | | |
| BOTH SEXES | 1,887 | 83.75 | 366 | 16.25 | 2,253 | 100.00 |
| MALE | 1,350 | 82.57 | 285 | 17.43 | 1,635 | 100.00 |
| FEMALE | 537 | 86.89 | 81 | 13.11 | 618 | 100.00 |
| GRAIN MILL SERVICES | | | | | | |
| BOTH SEXES | 54,342 | 71.35 | 21,825 | 28.65 | 76,167 | 100.00 |
| MALE | 49,286 | 71.47 | 19,671 | 28.53 | 68,957 | 100.00 |
| FEMALE | 5,056 | 70.12 | 2,154 | 29.88 | 7,210 | 100.00 |
| MANUFACTURE OF TEXTILES | | | | | | |
| BOTH SEXES | 68 | 97.14 | 2 | 2.86 | 70 | 100.00 |
| MALE | 38 | 95.00 | 2 | 5.00 | 40 | 100.00 |
| FEMALE | 30 | 100.00 | - | - | 30 | 100.00 |
| MANUFACTURE OF WEARING APPAREL, DRESSING AND DYEING OF FUR | | | | | | |
| BOTH SEXES | 1,632 | 95.72 | 73 | 4.28 | 1,705 | 100.00 |
| MALE | 1,507 | 95.99 | 63 | 4.01 | 1,570 | 100.00 |
| FEMALE | 125 | 92.59 | 10 | 7.41 | 135 | 100.00 |
| MANUFACTURE OF LUGGAGE, HANDBAGS AND FOOTWEAR | | | | | | |
| BOTH SEXES | 53 | 94.64 | 3 | 5.36 | 56 | 100.00 |
| MALE | 35 | 94.59 | 2 | 5.41 | 37 | 100.00 |
| FEMALE | 18 | 94.74 | 1 | 5.26 | 19 | 100.00 |
| MANUFACTURE OF WOOD AND OF PRODUCTS OF WOOD AND CORK, EXCEPT FURNITURE; MANUFACTURE OF ARTICLES OF STRAW AND PLAITING MATERIALS | | | | | | |
| BOTH SEXES | 520 | 93.86 | 34 | 6.14 | 554 | 100.00 |
| MALE | 460 | 94.07 | 29 | 5.93 | 489 | 100.00 |
| FEMALE | 60 | 92.31 | 5 | 7.69 | 65 | 100.00 |
| MANUFACTURE OF PAPER AND PAPER PRODUCT | | | | | | |
| BOTH SEXES | 25 | 96.15 | 1 | 3.85 | 26 | 100.00 |
| MALE | 15 | 93.75 | 1 | 6.25 | 16 | 100.00 |
| FEMALE | 10 | 100.00 | - | - | 10 | 100.00 |
| PUBLISHING, PRINTING AND REPRODUCTION OF RECORDING MEDIA | | | | | | |
| BOTH SEXES | 644 | 99.08 | 6 | .92 | 650 | 100.00 |
| MALE | 418 | 99.76 | 1 | .24 | 419 | 100.00 |
| FEMALE | 226 | 97.84 | 5 | 2.16 | 231 | 100.00 |

NUMBER OF PERSONS ENGAGED BY INDUSTRIAL GROUP, SEX AND LITERACY STATUS
2001/2002 (1994 E.F.Y)

TABLE 4.27 (Cont'd)

| INDUSTRIAL GROUP | LITERACY STATUS | | | | | |
|--|-----------------|--------|------------|-------|--------|--------|
| | LITERATE | | ILLITERATE | | TOTAL | |
| | NUMBER | % | NUMBER | % | NUMBER | % |
| MANUFACTURE OF CHEMICALS AND CHEMICAL PRODUCTS | | | | | | |
| BOTH SEXES | 10 | 100.00 | - | - | 10 | 100.00 |
| MALE | 6 | 100.00 | - | - | 6 | 100.00 |
| FEMALE | 4 | 100.00 | - | - | 4 | 100.00 |
| MANUFACTURE OF OTHER NON-METALLIC MINERAL PRODUCTS | | | | | | |
| BOTH SEXES | 242 | 79.34 | 63 | 20.66 | 305 | 100.00 |
| MALE | 208 | 78.79 | 56 | 21.21 | 264 | 100.00 |
| FEMALE | 34 | 82.93 | 7 | 17.07 | 41 | 100.00 |
| MANUFACTURE OF FABRICATED METAL PRODUCTS, EXCEPT MACHINERY AND EQUIPMENT | | | | | | |
| BOTH SEXES | 3,258 | 96.59 | 115 | 3.41 | 3,373 | 100.00 |
| MALE | 3,130 | 96.84 | 102 | 3.16 | 3,232 | 100.00 |
| FEMALE | 128 | 90.78 | 13 | 9.22 | 141 | 100.00 |
| MANUFACTURE OF MACHINERY AND EQUIPMENT N.E.C. | | | | | | |
| BOTH SEXES | 92 | 92.93 | 7 | 7.07 | 99 | 100.00 |
| MALE | 92 | 92.93 | 7 | 7.07 | 99 | 100.00 |
| FEMALE | - | - | - | - | - | - |
| MANUFACTURE OF PARTS AND ACCESSORIES FOR MOTOR VEHICLES AND THEIR ENGINES | | | | | | |
| BOTH SEXES | 19 | 73.08 | 7 | 26.92 | 26 | 100.00 |
| MALE | 19 | 73.08 | 7 | 26.92 | 26 | 100.00 |
| FEMALE | - | - | - | - | - | - |
| MANUFACTURE OF FURNITURE; MANUFACTURING N.E.C. | | | | | | |
| BOTH SEXES | 3,397 | 95.39 | 164 | 4.61 | 3,561 | 100.00 |
| MALE | 3,397 | 95.39 | 164 | 4.61 | 3,561 | 100.00 |
| FEMALE | - | - | - | - | - | - |
| TOTAL | | | | | | |
| BOTH SEXES | 66,189 | 74.49 | 22,666 | 25.51 | 88,855 | 100.00 |
| MALE | 59,961 | 74.62 | 20,390 | 25.38 | 80,351 | 100.00 |
| FEMALE | 6,228 | 73.24 | 2,276 | 26.76 | 8,504 | 100.00 |

NUMBER % NUMBER % NUMBER %
LITERATE ILLITERATE TOTAL

LITERACY STATUS

NUMBER OF LITERATE PERSONS ENGAGED BY INDUSTRIAL GROUP, SEX AND HIGHEST GRADE COMPLETED
2001/2002 (1994 E.F.Y)

TABLE 4.28

| INDUSTRIAL GROUP | HIGHEST GRADE COMPLETED | | | | | | | | | | | | | |
|---|-------------------------|-------|--------|-------|--------|-------|--------|-------|----------|-------|------------|-------|--------|-------|
| | 1 - 3 | | 4 - 6 | | 7 - 8 | | 9 - 12 | | ABOVE 12 | | NOT STATED | | TOTAL | |
| | NUMBER | % | NUMBER | % | NUMBER | % | NUMBER | % | NUMBER | % | NUMBER | % | NUMBER | % |
| MANUFACTURE OF FOOD PRODUCTS EXCEPT GRAIN MILL SERVICES | | | | | | | | | | | | | | |
| BOTH SEXES | 154 | 8.16 | 453 | 24.01 | 355 | 18.81 | 796 | 42.18 | 46 | 2.44 | 83 | 4.40 | 1,887 | 2.85 |
| MALE | 123 | 9.11 | 371 | 27.48 | 256 | 18.96 | 497 | 36.81 | 30 | 2.22 | 73 | 5.41 | 1,350 | 2.04 |
| FEMALE | 31 | 5.77 | 82 | 15.27 | 99 | 18.44 | 299 | 55.68 | 16 | 2.98 | 10 | 1.86 | 537 | .81 |
| GRAIN MILL SERVICES | | | | | | | | | | | | | | |
| BOTH SEXES | 10,493 | 19.31 | 16,934 | 31.16 | 9,043 | 16.64 | 11,604 | 21.35 | 708 | 1.30 | 5,560 | 10.23 | 54,342 | 82.10 |
| MALE | 9,945 | 20.18 | 15,835 | 32.13 | 8,137 | 16.51 | 9,486 | 19.25 | 547 | 1.11 | 5,336 | 10.83 | 49,286 | 74.46 |
| FEMALE | 548 | 10.84 | 1,099 | 21.74 | 906 | 17.92 | 2,118 | 41.89 | 161 | 3.18 | 224 | 4.43 | 5,056 | 7.64 |
| MANUFACTURE OF TEXTILES | | | | | | | | | | | | | | |
| BOTH SEXES | 8 | 11.76 | 18 | 26.47 | 14 | 20.59 | 24 | 35.29 | 3 | 4.41 | 1 | 1.47 | 68 | .10 |
| MALE | 4 | 10.53 | 11 | 28.95 | 7 | 18.42 | 12 | 31.58 | 3 | 7.89 | 1 | 2.63 | 38 | .06 |
| FEMALE | 4 | 13.33 | 7 | 23.33 | 7 | 23.33 | 12 | 40.00 | - | - | - | - | 30 | .05 |
| MANUFACTURE OF WEARING APPAREL, DRESSING AND DYEING OF FUR | | | | | | | | | | | | | | |
| BOTH SEXES | 93 | 5.70 | 342 | 20.96 | 364 | 22.30 | 772 | 47.30 | 21 | 1.29 | 40 | 2.45 | 1,632 | 2.47 |
| MALE | 92 | 6.10 | 322 | 21.37 | 346 | 22.96 | 692 | 45.92 | 16 | 1.06 | 39 | 2.59 | 1,507 | 2.28 |
| FEMALE | 1 | .80 | 20 | 16.00 | 18 | 14.40 | 80 | 64.00 | 5 | 4.00 | 1 | .80 | 125 | .19 |
| MANUFACTURE OF LUGGAGE, HANDBAGS AND FOOTWEAR | | | | | | | | | | | | | | |
| BOTH SEXES | - | - | 11 | 20.75 | 8 | 15.09 | 28 | 52.83 | 5 | 9.43 | 1 | 1.89 | 53 | .08 |
| MALE | - | - | 6 | 17.14 | 7 | 20.00 | 17 | 48.57 | 4 | 11.43 | 1 | 2.86 | 35 | .05 |
| FEMALE | - | - | 5 | 27.78 | 1 | 5.56 | 11 | 61.11 | 1 | 5.56 | - | - | 18 | .03 |
| MANUFACTURE OF WOOD AND OF PRODUCTS OF WOOD AND CORK, EXCEPT FURNITURE; MANUFACTURE OF ARTICLES OF STRAW AND PLAITING MATERIALS | | | | | | | | | | | | | | |
| BOTH SEXES | 44 | 8.46 | 82 | 15.77 | 103 | 19.81 | 262 | 50.38 | 19 | 3.65 | 10 | 1.92 | 520 | .79 |
| MALE | 38 | 8.26 | 77 | 16.74 | 98 | 21.30 | 221 | 48.04 | 16 | 3.48 | 10 | 2.17 | 460 | .69 |
| FEMALE | 6 | 10.00 | 5 | 8.33 | 5 | 8.33 | 41 | 68.33 | 3 | 5.00 | - | - | 60 | .09 |
| MANUFACTURE OF PAPER AND PAPER PRODUCT | | | | | | | | | | | | | | |
| BOTH SEXES | 1 | 4.00 | 4 | 16.00 | 2 | 8.00 | 12 | 48.00 | 6 | 24.00 | - | - | 25 | .04 |
| MALE | 1 | 6.67 | 4 | 26.67 | 2 | 13.33 | 4 | 26.67 | 4 | 26.67 | - | - | 15 | .02 |
| FEMALE | - | - | - | - | - | - | 8 | 80.00 | 2 | 20.00 | - | - | 10 | .02 |
| PUBLISHING, PRINTING AND REPRODUCTION OF RECORDING MEDIA | | | | | | | | | | | | | | |
| BOTH SEXES | 12 | 1.86 | 42 | 6.52 | 60 | 9.32 | 455 | 70.65 | 59 | 9.16 | 16 | 2.48 | 644 | .97 |
| MALE | 11 | 2.63 | 37 | 8.85 | 39 | 9.33 | 282 | 67.46 | 38 | 9.09 | 11 | 2.63 | 418 | .63 |
| FEMALE | 1 | .44 | 5 | 2.21 | 21 | 9.29 | 173 | 76.55 | 21 | 9.29 | 5 | 2.21 | 226 | .34 |

HIGHEST GRADE COMPLETED

(WRITE IN THIS SPACE)

NUMBER OF LITERATE PERSONS ENGAGED BY INDUSTRIAL GROUP, SEX AND HIGHEST GRADE COMPLETED
2001/2002 (1994 E.F.Y)

TABLE 4.28 (Cont'd)

| INDUSTRIAL GROUP | HIGHEST GRADE COMPLETED | | | | | | | | | | | | | |
|---|-------------------------|-------|--------|-------|--------|-------|--------|--------|----------|-------|------------|------|--------|--------|
| | 1 - 3 | | 4 - 6 | | 7 - 8 | | 9 - 12 | | ABOVE 12 | | NOT STATED | | TOTAL | |
| | NUMBER | % | NUMBER | % | NUMBER | % | NUMBER | % | NUMBER | % | NUMBER | % | NUMBER | % |
| MANUFACTURE OF CHEMICALS AND CHEMICAL PRODUCTS | | | | | | | | | | | | | | |
| BOTH SEXES | - | - | 1 | 10.00 | - | - | 6 | 60.00 | 3 | 30.00 | - | - | 10 | .02 |
| MALE | - | - | 1 | 16.67 | - | - | 2 | 33.33 | 3 | 50.00 | - | - | 6 | .01 |
| FEMALE | - | - | - | - | - | - | 4 | 100.00 | - | - | - | - | 4 | .01 |
| MANUFACTURE OF OTHER NON-METALLIC MINERAL PRODUCTS | | | | | | | | | | | | | | |
| BOTH SEXES | 32 | 13.22 | 47 | 19.42 | 45 | 18.60 | 103 | 42.56 | 9 | 3.72 | 6 | 2.48 | 242 | .37 |
| MALE | 31 | 14.90 | 44 | 21.15 | 41 | 19.71 | 79 | 37.98 | 8 | 3.85 | 5 | 2.40 | 208 | .31 |
| FEMALE | 1 | 2.94 | 3 | 8.82 | 4 | 11.76 | 24 | 70.59 | 1 | 2.94 | 1 | 2.94 | 34 | .05 |
| MANUFACTURE OF FABRICATED METAL PRODUCTS, EXCEPT MACHINERY AND EQUIPMENT | | | | | | | | | | | | | | |
| BOTH SEXES | 121 | 3.71 | 559 | 17.16 | 677 | 20.78 | 1,696 | 52.06 | 162 | 4.97 | 43 | 1.32 | 3,258 | 4.92 |
| MALE | 119 | 3.80 | 550 | 17.57 | 659 | 21.05 | 1,607 | 51.34 | 152 | 4.86 | 43 | 1.37 | 3,130 | 4.73 |
| FEMALE | 2 | 1.56 | 9 | 7.03 | 18 | 14.06 | 89 | 69.53 | 10 | 7.81 | - | - | 128 | .19 |
| MANUFACTURE OF MACHINERY AND EQUIPMENT N.E.C. | | | | | | | | | | | | | | |
| BOTH SEXES | 1 | 1.09 | 13 | 14.13 | 19 | 20.65 | 55 | 59.78 | 3 | 3.26 | 1 | 1.09 | 92 | .14 |
| MALE | 1 | 1.09 | 13 | 14.13 | 19 | 20.65 | 55 | 59.78 | 3 | 3.26 | 1 | 1.09 | 92 | .14 |
| FEMALE | - | - | - | - | - | - | - | - | - | - | - | - | - | - |
| MANUFACTURE OF PARTS AND ACCESSORIES FOR MOTOR VEHICLES AND THEIR ENGINES | | | | | | | | | | | | | | |
| BOTH SEXES | 2 | 10.53 | 7 | 36.84 | 3 | 15.79 | 6 | 31.58 | 1 | 5.26 | - | - | 19 | .03 |
| MALE | 2 | 10.53 | 7 | 36.84 | 3 | 15.79 | 6 | 31.58 | 1 | 5.26 | - | - | 19 | .03 |
| FEMALE | - | - | - | - | - | - | - | - | - | - | - | - | - | - |
| MANUFACTURE OF FURNITURE; MANUFACTURING N.E.C. | | | | | | | | | | | | | | |
| BOTH SEXES | 171 | 5.03 | 549 | 16.16 | 694 | 20.43 | 1,806 | 53.16 | 136 | 4.00 | 41 | 1.21 | 3,397 | 5.13 |
| MALE | 171 | 5.03 | 549 | 16.16 | 694 | 20.43 | 1,806 | 53.16 | 136 | 4.00 | 41 | 1.21 | 3,397 | 5.13 |
| FEMALE | - | - | - | - | - | - | - | - | - | - | - | - | - | - |
| TOTAL | 11,132 | 16.82 | 19,062 | 28.80 | 11,387 | 17.20 | 17,625 | 26.63 | 1,181 | 1.78 | 5,802 | 8.77 | 66,189 | 100.00 |
| MALE | 10,538 | 17.57 | 17,827 | 29.73 | 10,308 | 17.19 | 14,766 | 24.63 | 961 | 1.60 | 5,561 | 9.27 | 59,961 | 100.00 |
| FEMALE | 594 | 9.54 | 1,235 | 19.83 | 1,079 | 17.32 | 2,859 | 45.91 | 220 | 3.53 | 241 | 3.87 | 6,228 | 100.00 |

NUMBER OF PERSONS ENGAGED BY INDUSTRIAL GROUP, SEX, TYPE AND DURATION OF TRAINING
2001/2002 (1994 E.F.Y)

TABLE 4.29

| INDUSTRIAL GROUP | TYPE AND DURATION OF TRAINING | | | | | | | TOTAL |
|---|-------------------------------|---------------------------|---------------------------|------------------------|------------|----------------------|--------|--------|
| | BASIC < 1 YR | TECH. CERT. 1-2 YRS | OTHER CERT. 1-2 YRS | TECH. DIP. 2 YRS | UNIVERSITY | INFORMAL TRAINING | OTHER | |
| MANUFACTURE OF FOOD PRODUCTS EXCEPT GRAIN MILL SERVICES | | | | | | | | |
| BOTH SEXES | 40 | 26 | 8 | 15 | 12 | 8 | 514 | 623 |
| MALE | 23 | 14 | 7 | 9 | 7 | 8 | 401 | 469 |
| FEMALE | 17 | 12 | 1 | 6 | 5 | - | 113 | 154 |
| GRAIN MILL SERVICES | | | | | | | | |
| BOTH SEXES | 807 | 177 | 165 | 368 | 107 | 101 | 16,134 | 17,859 |
| MALE | 703 | 129 | 111 | 317 | 75 | 101 | 15,313 | 16,749 |
| FEMALE | 104 | 48 | 54 | 51 | 32 | - | 821 | 1,110 |
| MANUFACTURE OF TEXTILES | | | | | | | | |
| BOTH SEXES | 7 | 1 | - | 1 | - | 1 | 27 | 37 |
| MALE | 3 | 1 | - | 1 | - | 1 | 16 | 22 |
| FEMALE | 4 | - | - | - | - | - | 11 | 15 |
| MANUFACTURE OF WEARING APPAREL, DRESSING AND DYEING OF FUR | | | | | | | | |
| BOTH SEXES | 32 | 16 | 6 | 9 | 3 | 4 | 635 | 705 |
| MALE | 26 | 10 | 4 | 5 | 3 | 3 | 611 | 662 |
| FEMALE | 6 | 6 | 2 | 4 | - | 1 | 24 | 43 |
| MANUFACTURE OF LUGGAGE, HANDBAGS AND FOOTWEAR | | | | | | | | |
| BOTH SEXES | 3 | 2 | - | 2 | 2 | - | 9 | 18 |
| MALE | 3 | - | - | 2 | 2 | - | 4 | 11 |
| FEMALE | - | 2 | - | - | - | - | 5 | 7 |
| MANUFACTURE OF WOOD AND OF PRODUCTS OF WOOD AND CORK, EXCEPT FURNITURE; MANUFACTURE OF ARTICLES OF STRAW AND PLAITING MATERIALS | | | | | | | | |
| BOTH SEXES | 11 | 7 | 5 | 9 | 3 | 2 | 118 | 155 |
| MALE | 11 | 6 | 4 | 8 | 2 | 2 | 114 | 147 |
| FEMALE | - | 1 | 1 | 1 | 1 | - | 4 | 8 |
| MANUFACTURE OF PAPER AND PAPER PRODUCT | | | | | | | | |
| BOTH SEXES | - | - | - | 1 | 2 | - | - | 3 |
| MALE | - | - | - | - | 2 | - | - | 2 |
| FEMALE | - | - | - | 1 | - | - | - | 1 |
| PUBLISHING, PRINTING AND REPRODUCTION OF RECORDING MEDIA | | | | | | | | |
| BOTH SEXES | 55 | 16 | 10 | 19 | 13 | 7 | 194 | 314 |
| MALE | 29 | 11 | 6 | 9 | 10 | 6 | 136 | 207 |
| FEMALE | 26 | 5 | 4 | 10 | 3 | 1 | 58 | 107 |

NUMBER OF PERSONS ENGAGED BY INDUSTRIAL GROUP, SEX, TYPE AND DURATION OF TRAINING
2001/2002 (1994 E.F.Y)

TABLE 4.29 (Cont'd)

| INDUSTRIAL GROUP | TYPE AND DURATION OF TRAINING | | | | | | | TOTAL |
|--|-------------------------------|---------------------------|---------------------------|------------------------|------------|----------------------|--------|--------|
| | BASIC < 1 YR | TECH. CERT. 1-2 YRS | OTHER CERT. 1-2 YRS | TECH. DIP. 2 YRS | UNIVERSITY | INFORMAL TRAINING | OTHER | |
| MANUFACTURE OF CHEMICALS AND CHEMICAL PRODUCTS | | | | | | | | |
| BOTH SEXES | - | - | - | - | 1 | - | - | 1 |
| MALE | - | - | - | - | 1 | - | - | 1 |
| FEMALE | - | - | - | - | - | - | - | - |
| MANUFACTURE OF OTHER NON-METALLIC MINERAL PRODUCTS | | | | | | | | |
| BOTH SEXES | 3 | 4 | 4 | 9 | 4 | - | 32 | 56 |
| MALE | 2 | 4 | 4 | 8 | 4 | - | 30 | 52 |
| FEMALE | 1 | - | - | 1 | - | - | 2 | 4 |
| MANUFACTURE OF FABRICATED METAL PRODUCTS, EXCEPT MACHINERY AND EQUIPMENT | | | | | | | | |
| BOTH SEXES | 94 | 138 | 39 | 120 | 32 | 13 | 986 | 1,422 |
| MALE | 87 | 130 | 37 | 118 | 27 | 13 | 965 | 1,377 |
| FEMALE | 7 | 8 | 2 | 2 | 5 | - | 21 | 45 |
| MANUFACTURE OF MACHINERY AND EQUIPMENT N.E.C. | | | | | | | | |
| BOTH SEXES | 3 | 3 | 3 | 7 | 1 | 2 | 19 | 38 |
| MALE | 3 | 3 | 3 | 7 | 1 | 2 | 19 | 38 |
| FEMALE | - | - | - | - | - | - | - | - |
| MANUFACTURE OF PARTS AND ACCESSORIES FOR MOTOR VEHICLES AND THEIR ENGINES | | | | | | | | |
| BOTH SEXES | - | - | - | - | 1 | - | 5 | 6 |
| MALE | - | - | - | - | 1 | - | 5 | 6 |
| FEMALE | - | - | - | - | - | - | - | - |
| MANUFACTURE OF FURNITURE; MANUFACTURING N.E.C. | | | | | | | | |
| BOTH SEXES | 93 | 109 | 48 | 68 | 33 | 7 | 989 | 1,347 |
| MALE | 93 | 109 | 48 | 68 | 33 | 7 | 989 | 1,347 |
| FEMALE | - | - | - | - | - | - | - | - |
| T O T A L | | | | | | | | |
| BOTH SEXES | 1,148 | 499 | 288 | 628 | 214 | 145 | 19,662 | 22,584 |
| MALE | 983 | 417 | 224 | 552 | 168 | 143 | 18,603 | 21,090 |
| FEMALE | 165 | 82 | 64 | 76 | 46 | 2 | 1,059 | 1,494 |

NUMBER OF OWNERS OF ESTABLISHMENTS AND EMPLOYEES BY INDUSTRIAL GROUP AND SEX,
2001/2002 (1994 E.F.Y)

TABLE 4.30

| INDUSTRIAL GROUP | OWNERS | | | | | | PERMANENT EMPLOYEES | | | | | |
|---|---------------|--------------|--------------|--------------|---------------|---------------|---------------------|--------------|--------------|-------------|---------------|---------------|
| | MALE | | FEMALE | | TOTAL | | MALE | | FEMALE | | TOTAL | |
| | NUMBER | % | NUMBER | % | NUMBER | % | NUMBER | % | NUMBER | % | NUMBER | % |
| MANUFACTURE OF FOOD PRODUCTS EXCEPT GRAIN MILL SERVICES | 627 | 71.41 | 251 | 28.59 | 878 | 100.00 | 898 | 80.32 | 220 | 19.68 | 1,118 | 100.00 |
| GRAIN MILL SERVICES | 37,960 | 81.67 | 8,519 | 18.33 | 46,479 | 100.00 | 39,097 | 95.04 | 2,039 | 4.96 | 41,136 | 100.00 |
| MANUFACTURE OF TEXTILES | 18 | 72.00 | 7 | 28.00 | 25 | 100.00 | 19 | 46.34 | 22 | 53.66 | 41 | 100.00 |
| MANUFACTURE OF WEARING APPAREL, DRESSING AND DYEING OF FUR | 978 | 96.74 | 33 | 3.26 | 1,011 | 100.00 | 394 | 93.14 | 29 | 6.86 | 423 | 100.00 |
| MANUFACTURE OF LUGGAGE, HANDBAGS AND FOOTWEAR | 11 | 73.33 | 4 | 26.67 | 15 | 100.00 | 18 | 62.07 | 11 | 37.93 | 29 | 100.00 |
| MANUFACTURE OF WOOD AND OF PRODUCTS OF WOOD AND CORK, EXCEPT FURNITURE; MANUFACTURE OF ARTICLES OF STRAW AND PLAITING MATERIALS | 170 | 90.43 | 18 | 9.57 | 188 | 100.00 | 225 | 92.59 | 18 | 7.41 | 243 | 100.00 |
| MANUFACTURE OF PAPER AND PAPER PRODUCT | 2 | 50.00 | 2 | 50.00 | 4 | 100.00 | 11 | 64.71 | 6 | 35.29 | 17 | 100.00 |
| PUBLISHING, PRINTING AND REPRODUCTION OF RECORDING MEDIA | 198 | 75.86 | 63 | 24.14 | 261 | 100.00 | 157 | 60.38 | 103 | 39.62 | 260 | 100.00 |
| MANUFACTURE OF CHEMICALS AND CHEMICAL PRODUCTS..... | 2 | 100.00 | - | - | 2 | 100.00 | 3 | 42.86 | 4 | 57.14 | 7 | 100.00 |
| MANUFACTURE OF OTHER NON-METALLIC MINERAL PRODUCTS ... | 93 | 80.87 | 22 | 19.13 | 115 | 100.00 | 168 | 91.30 | 16 | 8.70 | 184 | 100.00 |
| MANUFACTURE OF FABRICATED METAL PRODUCTS, EXCEPT MACHINERY AND EQUIPMENT | 1,337 | 96.26 | 52 | 3.74 | 1,389 | 100.00 | 906 | 97.52 | 23 | 2.48 | 929 | 100.00 |
| MANUFACTURE OF MACHINERY AND EQUIPMENT N.E.C. | 28 | 87.50 | 4 | 12.50 | 32 | 100.00 | 33 | 86.84 | 5 | 13.16 | 38 | 100.00 |
| MANUFACTURE OF PARTS AND ACCESSORIES FOR MOTOR VEHICLES AND THEIR ENGINES | 6 | 85.71 | 1 | 14.29 | 7 | 100.00 | 14 | 77.78 | 4 | 22.22 | 18 | 100.00 |
| MANUFACTURE OF FURNITURE; MANUFACTURING N.E.C. | 1,146 | 95.82 | 50 | 4.18 | 1,196 | 100.00 | 1,322 | 96.57 | 47 | 3.43 | 1,369 | 100.00 |
| T O T A L | 42,576 | 82.51 | 9,026 | 17.49 | 51,602 | 100.00 | 43,265 | 94.44 | 2,547 | 5.56 | 45,812 | 100.00 |

TABLE 4.31A

NUMBER OF REPORTING ESTABLISHMENTS BY INDUSTRIAL GROUP AND TYPE OF FIRST MAJOR PROBLEM FACED AT THE STARTING OF OPERATION: 2001/2002 (1994 E.F.Y)

| INDUSTRIAL GROUP | TYPE OF PROBLEMS | | | | | | | NO PROBLEMS FACED | TOTAL NUMBER OF REPORTING ESTAB. | |
|---|--------------------------|------------------------------------|---|-----------------------------|---------------------|------------------------------------|----------------------------|-------------------|----------------------------------|--------|
| | LACK OF FOREIGN EXCHANGE | LACK OF SUFFICIENT INITIAL CAPITAL | OBSTACLES FROM GOV. RULES AND REGULATIONS | ACCESS TO CREDIT FACILITIES | LACK OF INFORMATION | LACK OF SMOOTH SUPPLY OF RAW MATR. | ABSENCE OF ADEQUATE SKILLS | | | OTHERS |
| MANUFACTURE OF FOOD PRODUCTS EXCEPT GRAIN MILL SERVICES | 8 | 160 | 45 | 3 | 29 | 88 | 36 | 81 | 234 | 684 |
| Production, processing and preserving of meat and meat products | 2 | 65 | 18 | 1 | 9 | 41 | 17 | 27 | 70 | 14 |
| Manufacture of vegetable and animal oils and fats .. | 6 | 84 | 25 | 2 | 4 | 5 | 2 | 10 | 21 | 52 |
| Manufacture of grain mill products | - | - | - | - | 16 | 34 | 16 | 44 | 132 | 359 |
| Manufacture of bakery products | - | 1 | - | - | - | 1 | - | - | 1 | 2 |
| Manufacture of cocoa, chocolate and sugar confectionery | - | - | - | - | - | - | - | - | 6 | 7 |
| Manufacture of other food product n.e.c | 178 | 5,372 | 1,683 | 135 | 753 | 1,128 | 1,492 | 3,993 | 12,263 | 26,997 |
| MANUFACTURE OF GRAIN MILL SERVICES | - | 8 | 1 | - | 1 | 3 | 1 | 2 | 7 | 23 |
| MANUFACTURE OF TEXTILES | - | 2 | 5 | - | - | 1 | - | - | 4 | 7 |
| Preparation and spinning of textile fibers; weaving of textiles | - | 5 | 18 | 1 | 1 | 1 | - | - | 3 | 12 |
| Manufacture of made-up textile articles, except apparel | - | 1 | 1 | - | - | 1 | 1 | - | - | 4 |
| Manufacture of knitted and crocheted fabrics and articles | 5 | 341 | 31 | 2 | 27 | 25 | 104 | 104 | 316 | 955 |
| MANUFACTURE OF WEARING APPAREL; DRESSING AND DYING OF FUR | 5 | 341 | 31 | 2 | 27 | 25 | 104 | 104 | 316 | 955 |
| Manufacture of wearing apparel, except fur apparel .. | - | 5 | 2 | - | - | 1 | - | 1 | 6 | 15 |
| MANUFACTURE OF LUGGAGE, HANDBAGS AND FOOTWEAR | - | 1 | - | - | - | 1 | - | - | 5 | 7 |
| Manufacture of luggage, handbags and the like, saddlery and harness | - | 4 | 2 | - | - | - | - | - | 5 | 7 |
| Manufacture of footwear | - | - | - | - | - | - | - | - | - | 8 |
| MANUFACTURE OF WOOD AND OF PRODUCTS OF WOOD AND CORK, EXCEPT FURNITURE; MANUFACTURE OF ARTICLES OF STREW AND PLAITING MATERIALS | 63 | 14 | 14 | 1 | 6 | 17 | 15 | 45 | 165 | 165 |
| Sawmilling and planing of wood | 33 | 11 | 11 | 1 | 2 | 7 | 8 | 31 | 93 | 93 |
| Manufacture of builders' carpentry and joinery | 22 | 3 | 3 | - | 3 | 7 | 4 | 12 | 55 | 55 |
| Manufacture of wooden containers | 5 | - | - | - | 1 | 3 | 2 | 2 | 13 | 13 |
| Manufacture of other products of wood, manufacture of articles of cork, straw and plating materials .. | 3 | - | - | - | - | - | - | - | - | 4 |
| MANUFACTURE OF PAPER AND PAPER PRODUCTS | 2 | 1 | 1 | - | 1 | - | - | - | - | 4 |
| Manufacture of paper and paper products | 2 | 1 | 1 | - | 1 | - | - | - | - | 4 |

NUMBER OF REPORTING ESTABLISHMENTS BY INDUSTRIAL GROUP AND TYPE OF FIRST MAJOR PROBLEM
 FACED AT THE STARTING OF OPERATION: 2001/2002 (1994 E.F.Y)

TABLE 4.31A (Cont'd)

| INDUSTRIAL GROUP | TYPE OF PROBLEMS | | | | | | | | NO PROBLEMS FACED | TOTAL NUMBER OF REPORTING ESTAB. |
|---|--------------------------|------------------------------------|---|-----------------------------|--------------------------|------------------------------------|----------------------------|--------------|-------------------|----------------------------------|
| | LACK OF FOREIGN EXCHANGE | LACK OF SUFFICIENT INITIAL CAPITAL | OBSTACLES FROM GOV. RULES AND REGULATIONS | ACCESS TO CREDIT FACILITIES | LACK OF WORKING PREMISES | LACK OF SMOOTH SUPPLY OF RAW MATR. | ABSENCE OF ADEQUATE SKILLS | OTHERS | | |
| PUBLISHING, PRINTING AND REPRODUCTION OF RECORDED MEDIA | 2 | 71 | 12 | 1 | 5 | 17 | 8 | 28 | 82 | 226 |
| Publishing, printing and reproduction of recorded media | 2 | 71 | 12 | 1 | 5 | 17 | 8 | 28 | 82 | 226 |
| MANUFACTURE OF CHEMICALS AND CHEMICAL PRODUCTS | - | - | - | - | - | - | - | 1 | 1 | 2 |
| Manufacture of soap and detergents, cleaning and polishing preparations, perfums and toilet preparation | - | - | - | - | - | - | - | 1 | 1 | 2 |
| MANUFACTURE OF OTHER NON-METALLIC MINERAL PRODUCTS ... | 1 | 31 | 4 | 1 | 4 | 20 | 4 | 13 | 26 | 104 |
| Manufacture of glass and glass products..... | - | 2 | - | - | - | - | - | - | - | 2 |
| Manufacture of non-structural non-refractory ceramic ware | - | 5 | - | - | - | - | - | 1 | 1 | 7 |
| Manufacture of structural non-refractory clay and ceramic products | 1 | 8 | 1 | 1 | - | 11 | 3 | 1 | 14 | 40 |
| Manufacture of articles of concrete, cement and plaster | - | 16 | 2 | - | 4 | 9 | 1 | 11 | 10 | 53 |
| Cutting, shaping and finishing of stone | - | - | 1 | - | - | - | - | - | 1 | 2 |
| MANUFACTURE OF FABRICATED METAL PRODUCTS, EXCEPT MACHINERY AND EQUIPMENT | 9 | 675 | 96 | 5 | 45 | 79 | 11 | 164 | 213 | 1,297 |
| Manufacture of structural metal products | 7 | 621 | 88 | 5 | 42 | 72 | 9 | 144 | 190 | 1,178 |
| Treatment and coating of metals, general mechanical engineering on fee or contract basis | 2 | 43 | 7 | - | 3 | 5 | 2 | 19 | 19 | 100 |
| Manufacture of cutlery, hand tools and general hardware | - | 11 | 1 | - | - | 2 | - | 1 | 4 | 19 |
| MANUFACTURE OF MACHINERY AND EQUIPMENT N.E.C | - | 12 | 1 | - | 2 | 3 | - | 5 | 7 | 30 |
| Manufacture of ovens, furnaces and furnace burners.. | - | - | - | - | - | - | - | - | - | - |
| Manufacture of other general purpose machinery | - | - | - | - | - | - | - | - | - | - |
| Manufacture of machinery for food, beverage and tobacco processing | - | 12 | 1 | - | 2 | 3 | - | 5 | 7 | 30 |
| MANUFACTURE OF PARTS AND ACCESSORIES FOR MOTOR VEHICLES AND THEIR ENGINES | - | 2 | - | - | - | 1 | 1 | 1 | - | 5 |
| MANUFACTURE OF FURNITURE; MANUFACTURING N.E.C. | 9 | 577 | 87 | 9 | 17 | 104 | 23 | 116 | 154 | 1,096 |
| Manufacture of furniture; manufacturing n.e.c..... | 9 | 575 | 86 | 9 | 17 | 102 | 23 | 114 | 154 | 1,089 |
| Manufacture of jewelry and related articles | - | 2 | 1 | - | - | 2 | - | 2 | - | 7 |
| T O T A L | 212 | 7,319 | 1,977 | 157 | 890 | 1,486 | 1,684 | 4,524 | 13,354 | 31,603 |
| Percentages | .67 | 23.16 | 6.26 | .50 | 2.82 | 4.70 | 5.33 | 14.32 | 42.26 | 100.00 |

TABLE 4.31B

 NUMBER OF REPORTING ESTABLISHMENTS BY INDUSTRIAL GROUP AND TYPE OF SECOND MAJOR PROBLEM
 FACED AT THE STARTING OF OPERATION: 2001/2002 (1994 E.F.Y)

| INDUSTRIAL GROUP | TYPE OF PROBLEMS | | | | | | | | TOTAL NUMBER OF REPORTING ESTAB. |
|---|--------------------------|------------------------------------|---|-----------------------------|---------------------|------------------------------------|----------------------------|--------|----------------------------------|
| | LACK OF FOREIGN EXCHANGE | LACK OF SUFFICIENT INITIAL CAPITAL | OBSTACLES FROM GOV. RULES AND REGULATIONS | ACCESS TO CREDIT FACILITIES | LACK OF INFORMATION | LACK OF SMOOTH SUPPLY OF RAW MATR. | ABSENCE OF ADEQUATE SKILLS | OTHERS | |
| MANUFACTURE OF FOOD PRODUCTS EXCEPT GRAIN MILL SERVICES | | | | | | | | | |
| Production, processing and preserving of meat and meat products | 4 | 35 | 19 | 14 | 31 | 54 | 27 | 47 | 231 |
| Manufacture of vegetable and animal oils and fats .. | - | 1 | - | - | 1 | - | - | - | 2 |
| Manufacture of grain mill products | 1 | 17 | 11 | 6 | 7 | 29 | 6 | 19 | 96 |
| Manufacture of bakery products | 3 | 15 | 8 | 5 | 4 | 4 | 3 | - | 16 |
| Manufacture of cocoa, chocolate and sugar confectionery | - | - | - | - | 19 | 20 | 18 | 28 | 116 |
| Manufacture of other food product n.e.c | - | - | - | - | - | - | - | - | - |
| MANUFACTURE OF GRAIN MILL SERVICES | 59 | 1,282 | 530 | 424 | 581 | 1,086 | 1,208 | 1,600 | 6,770 |
| MANUFACTURE OF TEXTILES | | | | | | | | | |
| Preparation and spinning of textile fibers; weaving of textiles | - | - | 2 | - | 1 | 1 | - | 2 | 6 |
| Manufacture of made-up textile articles, except apparel | - | - | 1 | - | - | - | - | 1 | 2 |
| Manufacture of knitted and crocheted fabrics and articles | - | - | 1 | - | - | 1 | - | 1 | 3 |
| MANUFACTURE OF WEARING APPAREL; DRESSING AND DYING OF FUR | | | | | | | | | |
| Manufacture of wearing apparel, except fur apparel.. | 2 | 71 | 24 | 27 | 19 | 52 | 37 | 88 | 320 |
| MANUFACTURE OF LUGGAGE, HANDBAGS AND FOOTWEAR | 2 | 71 | 24 | 27 | 19 | 52 | 37 | 88 | 320 |
| Manufacture of luggage, handbags and the like, saddlery and harness | - | 1 | 1 | - | 1 | 3 | 1 | - | 7 |
| Manufacture of footwear | - | 1 | - | - | - | 1 | - | - | 2 |
| MANUFACTURE OF WOOD AND OF PRODUCTS OF WOOD AND CORK, EXCEPT FURNITURE; MANUFACTURE OF ARTICLES OF STREW AND PLAITING MATERIALS | | | | | | | | | |
| Sawmilling and planing of wood | - | 12 | 18 | 3 | 7 | 19 | 3 | 15 | 77 |
| Manufacture of builders' carpentry and joinery | - | 3 | 7 | 2 | 5 | 9 | 3 | 7 | 36 |
| Manufacture of wooden containers | - | 9 | 6 | 1 | 1 | 10 | - | 4 | 31 |
| Manufacture of other products of wood, manufacture of articles of cork, straw and plating materials .. | - | - | 3 | - | - | - | - | 2 | 6 |
| MANUFACTURE OF PAPER AND PAPER PRODUCTS | | | | | | | | | |
| Manufacture of paper and paper products | - | 2 | 1 | 1 | - | - | - | 2 | 4 |

NUMBER OF REPORTING ESTABLISHMENTS BY INDUSTRIAL GROUP AND TYPE OF SECOND MAJOR PROBLEM FACED AT THE STARTING OF OPERATION: 2001/2002 (1994 E.F.Y)

TABLE 4.31B (Cont'd)

| INDUSTRIAL GROUP | TYPE OF PROBLEMS | | | | | | | | TOTAL NUMBER OF REPORTING ESTAB. |
|---|--------------------------|------------------------------------|---|-----------------------------|--------------------------|------------------------------------|----------------------------|--------------|----------------------------------|
| | LACK OF FOREIGN EXCHANGE | LACK OF SUFFICIENT INITIAL CAPITAL | OBSTACLES FROM GOV. RULES AND REGULATIONS | ACCESS TO CREDIT FACILITIES | LACK OF WORKING PREMISES | LACK OF SMOOTH SUPPLY OF RAW MATR. | ABSENCE OF ADEQUATE SKILLS | OTHERS | |
| PUBLISHING, PRINTING AND REPRODUCTION OF RECORDED MEDIA | - | 9 | 13 | 3 | 5 | 24 | 8 | 12 | 74 |
| Publishing, printing and reproduction of recorded media | - | 9 | 13 | 3 | 5 | 24 | 8 | 12 | 74 |
| MANUFACTURE OF CHEMICALS AND CHEMICAL PRODUCTS | - | - | - | - | - | - | - | - | - |
| Manufacture of soap and detergents, cleaning and polishing preparations, perfums and toilet preparation | - | - | - | - | - | - | - | - | - |
| MANUFACTURE OF OTHER NON-METALLIC MINERAL PRODUCTS ... | - | 7 | 3 | 3 | 2 | 16 | 3 | 14 | 48 |
| Manufacture of glass and glass products..... | - | - | - | - | - | 1 | - | 1 | 2 |
| Manufacture of non-structural non-refractory ceramic ware | - | - | - | - | - | 1 | - | 2 | 3 |
| Manufacture of structural non-refractory clay and ceramic products | - | 1 | - | 3 | 1 | 5 | 1 | 6 | 17 |
| Manufacture of articles of concrete, cement and plaster | - | 6 | 3 | - | 1 | 9 | 2 | 5 | 26 |
| Cutting, shaping and finishing of stone | - | - | - | - | - | - | - | - | - |
| MANUFACTURE OF FABRICATED METAL PRODUCTS, EXCEPT MACHINERY AND EQUIPMENT | 5 | 134 | 84 | 42 | 54 | 165 | 29 | 174 | 687 |
| Manufacture of structural metal products | 4 | 124 | 77 | 40 | 51 | 150 | 26 | 160 | 632 |
| Treatment and coating of metals, general mechanical engineering on fee or contract basis | 1 | 10 | 4 | 1 | 2 | 15 | 1 | 11 | 45 |
| Manufacture of cutlery, hand tools and general hardware | - | - | 3 | 1 | 1 | - | 2 | 3 | 10 |
| MANUFACTURE OF MACHINERY AND EQUIPMENT N.E.C | - | 3 | - | 1 | 1 | 3 | 1 | 3 | 12 |
| Manufacture of ovens, furnaces and furnace burners.. | - | - | - | - | - | - | - | - | - |
| Manufacture of other general purpose machinery | - | - | - | - | - | - | - | - | - |
| Manufacture of machinery for food, beverage and tobacco processing | - | 3 | - | 1 | 1 | 3 | 1 | 3 | 12 |
| MANUFACTURE OF PARTS AND ACCESSORIES FOR MOTOR VEHICLES AND THEIR ENGINES | - | - | - | - | - | - | - | - | - |
| MANUFACTURE OF FURNITURE; MANUFACTURING N.E.C. | 2 | 101 | 93 | 36 | 35 | 188 | 42 | 154 | 651 |
| Manufacture of furniture; manufacturing n.e.c..... | 2 | 100 | 92 | 36 | 35 | 188 | 42 | 154 | 649 |
| Manufacture of jewelry and related articles | - | 1 | 1 | - | - | - | - | - | 2 |
| T O T A L | 72 | 1,657 | 788 | 554 | 737 | 1,613 | 1,359 | 2,110 | 8,890 |
| Percentages | .81 | 18.64 | 8.86 | 6.23 | 8.29 | 18.14 | 15.29 | 23.73 | 100.00 |

TABLE 4.31C

 NUMBER OF REPORTING ESTABLISHMENTS BY INDUSTRIAL GROUP AND TYPE OF THIRD MAJOR PROBLEM
 FACED AT THE STARTING OF OPERATION: 2001/2002 (1994 E.F.Y)

| INDUSTRIAL GROUP | TYPE OF PROBLEMS | | | | | | | TOTAL NUMBER OF REPORTING ESTAB. | |
|--|--------------------------|------------------------------------|---|-----------------------------|---------------------|------------------------------------|----------------------------|----------------------------------|--------|
| | LACK OF FOREIGN EXCHANGE | LACK OF SUFFICIENT INITIAL CAPITAL | OBSTACLES FROM GOV. RULES AND REGULATIONS | ACCESS TO CREDIT FACILITIES | LACK OF INFORMATION | LACK OF SMOOTH SUPPLY OF RAW MATR. | ABSENCE OF ADEQUATE SKILLS | | OTHERS |
| MANUFACTURE OF FOOD PRODUCTS EXCEPT GRAIN MILL SERVICES | | | | | | | | | |
| Production, processing and preserving of meat and meat products | - | 12 | 5 | 4 | 21 | 10 | 11 | 14 | 77 |
| Manufacture of vegetable and animal oils and fats | - | - | - | - | - | - | - | - | - |
| Manufacture of grain mill products | - | 5 | 1 | 2 | 14 | 4 | 4 | 8 | 38 |
| Manufacture of bakery products | - | 1 | - | 2 | 1 | 1 | 4 | - | 9 |
| Manufacture of cocoa, chocolate and sugar confectionery | - | 6 | 4 | - | 6 | 5 | 3 | 6 | 30 |
| Manufacture of other food product n.e.c | - | - | - | - | - | - | - | - | - |
| MANUFACTURE OF GRAIN MILL SERVICES | - | - | - | - | - | - | - | - | - |
| MANUFACTURE OF TEXTILES | - | 162 | 186 | 138 | 321 | 267 | 496 | 523 | 2,093 |
| Preparation and spinning of textile fibers; weaving of textiles | - | - | - | 1 | 1 | - | - | 1 | 3 |
| Manufacture of made-up textile articles, except apparel | - | - | - | 1 | - | - | - | - | 1 |
| Manufacture of knitted and crocheted fabrics and articles | - | - | - | - | 1 | - | - | 1 | 2 |
| MANUFACTURE OF WEARING APPAREL; DRESSING AND DYING OF FUR | - | - | - | - | - | - | - | - | - |
| Manufacture of wearing apparel, except fur apparel | - | 8 | 7 | 8 | 7 | 18 | 15 | 23 | 86 |
| MANUFACTURE OF LUGGAGE, HANDBAGS AND FOOTWEAR | - | 8 | 7 | 8 | 7 | 18 | 15 | 23 | 86 |
| Manufacture of luggage, handbags and the like, saddlery and harness | - | 1 | - | - | 1 | - | - | 3 | 5 |
| Manufacture of footwear | - | 1 | - | - | 1 | - | - | 1 | 2 |
| MANUFACTURE OF WOOD AND OF PRODUCTS OF WOOD AND CORK, EXCEPT FURNITURE; MANUFACTURE OF ARTICLES OF STREW AND PLAITING MATERIALS | - | - | - | - | - | - | - | 2 | 3 |
| Sawmilling and planing of wood | - | - | - | - | - | - | - | - | - |
| Manufacture of builders' carpentry and joinery | - | - | - | - | - | - | - | 2 | 10 |
| Manufacture of wooden containers | - | - | - | - | - | - | - | 2 | 9 |
| Manufacture of other products of wood, manufacture of articles of cork, straw and plating materials | - | - | - | - | - | - | - | 1 | 3 |
| MANUFACTURE OF PAPER AND PAPER PRODUCTS | - | - | - | - | - | - | - | 1 | 1 |
| Manufacture of paper and paper products | - | - | - | 1 | - | - | 1 | - | 2 |

NUMBER OF REPORTING ESTABLISHMENTS BY INDUSTRIAL GROUP AND TYPE OF THIRD MAJOR PROBLEM
 FACED AT THE STARTING OF OPERATION: 2001/2002 (1994 E.F.Y)

TABLE 4.31C (Cont'd)

| INDUSTRIAL GROUP | TYPE OF PROBLEMS | | | | | | | | TOTAL NUMBER OF REPORTING ESTAB. |
|---|--------------------------|------------------------------------|---|-----------------------------|--------------------------|------------------------------------|----------------------------|------------|----------------------------------|
| | LACK OF FOREIGN EXCHANGE | LACK OF SUFFICIENT INITIAL CAPITAL | OBSTACLES FROM GOV. RULES AND REGULATIONS | ACCESS TO CREDIT FACILITIES | LACK OF WORKING PREMISES | LACK OF SMOOTH SUPPLY OF RAW MATR. | ABSENCE OF ADEQUATE SKILLS | OTHERS | |
| PUBLISHING, PRINTING AND REPRODUCTION OF RECORDED MEDIA | - | 1 | 1 | 4 | 5 | 5 | 3 | 5 | 24 |
| Publishing, printing and reproduction of recorded media | - | 1 | 1 | 4 | 5 | 5 | 3 | 5 | 24 |
| MANUFACTURE OF CHEMICALS AND CHEMICAL PRODUCTS | - | - | - | - | - | - | - | - | - |
| Manufacture of soap and detergents, cleaning and polishing preparations, perfums and toilet preparation | - | - | - | - | - | - | - | - | - |
| MANUFACTURE OF OTHER NON-METALLIC MINERAL PRODUCTS ... | - | - | 2 | - | - | 4 | 1 | 4 | 11 |
| Manufacture of glass and glass products..... | - | - | - | - | - | - | - | - | - |
| Manufacture of non-structural non-refractory ceramic ware | - | - | - | - | - | - | - | - | - |
| Manufacture of structural non-refractory clay and ceramic products | - | - | 1 | - | - | 2 | - | - | 3 |
| Manufacture of articles of concrete, cement and plaster | - | - | 1 | - | - | 2 | 1 | 4 | 8 |
| Cutting, shaping and finishing of stone | - | - | - | - | - | - | - | - | - |
| MANUFACTURE OF FABRICATED METAL PRODUCTS, EXCEPT MACHINERY AND EQUIPMENT | 2 | 15 | 28 | 19 | 30 | 48 | 9 | 56 | 207 |
| Manufacture of structural metal products | 2 | 12 | 28 | 19 | 29 | 45 | 8 | 51 | 194 |
| Treatment and coating of metals, general mechanical engineering on fee or contract basis | - | 2 | - | - | 1 | 3 | 1 | 4 | 11 |
| Manufacture of cutlery, hand tools and general hardware | - | 1 | - | - | - | - | - | 1 | 2 |
| MANUFACTURE OF MACHINERY AND EQUIPMENT N.E.C | - | - | 2 | - | 2 | 1 | - | 1 | 6 |
| Manufacture of ovens, furnaces and furnace burners.. | - | - | - | - | - | - | - | - | - |
| Manufacture of other general purpose machinery | - | - | - | - | - | - | - | - | - |
| Manufacture of machinery for food, beverage and tobacco processing | - | - | 2 | - | 2 | 1 | - | 1 | 6 |
| MANUFACTURE OF PARTS AND ACCESSORIES FOR MOTOR VEHICLES AND THEIR ENGINES | - | 1 | - | - | - | - | - | - | 1 |
| MANUFACTURE OF FURNITURE; MANUFACTURING N.E.C. | 1 | 27 | 39 | 21 | 31 | 59 | 25 | 56 | 259 |
| Manufacture of furniture; manufacturing n.e.c..... | 1 | 27 | 38 | 21 | 31 | 58 | 25 | 56 | 257 |
| Manufacture of jewelry and related articles | - | - | 1 | - | - | 1 | - | - | 2 |
| T O T A L | 3 | 228 | 274 | 200 | 420 | 417 | 563 | 692 | 2,797 |
| Percentages | .11 | 8.15 | 9.80 | 7.15 | 15.02 | 14.91 | 20.13 | 24.74 | 100.00 |

NUMBER OF REPORTING ESTABLISHMENTS BY INDUSTRIAL GROUP AND FIRST MAJOR REASON FOR NOT BEING FULLY OPERATIONAL DURING 2001/2002 (1994 E.F.Y)

TABLE 4.32A

| INDUSTRIAL GROUP | NEWLY ESTABLISHED | TYPE OF REASONS | | | | | | | | | | TOTAL REPORTING ESTAB. |
|---|-------------------|---------------------------------|----------------------------------|--------------------------|-------------------------|-------------------------|-------------------|----------------------------|---|--------------------------|--------|------------------------|
| | | SHORTAGE OF SUPPLY OF RAW MATR. | SHORTAGE OF SUPPLY OF SPAREPARTS | ABSENCE OF MARKET DEMAND | LACK OF WORKING CAPITAL | SHORTAGE OF ELECTRICITY | SHORTAGE OF WATER | FREQUENT MACHINERY FAILURE | OBSTACLES FROM GOV. RULES AND REGULATIONS | LACK OF FOREIGN EXCHANGE | OTHERS | |
| MANUFACTURE OF FOOD PRODUCTS EXCEPT GRAIN MILL SERVICES | 92 | 65 | 18 | 57 | 19 | 15 | 2 | 30 | 10 | - | 32 | 340 |
| Production, processing and preserving of meat and meat products | 3 | 3 | - | - | - | - | - | - | - | - | - | 7 |
| Manufacture of vegetable and animal oils and fats .. | 24 | 50 | 9 | 37 | 15 | 1 | - | 17 | 6 | - | 10 | 170 |
| Manufacture of grain mill products | 5 | 3 | 5 | 6 | 1 | - | 1 | 8 | 1 | - | 2 | 32 |
| Manufacture of bakery products | 59 | 8 | 3 | 13 | 3 | 14 | - | 5 | 2 | - | 19 | 126 |
| Manufacture of cocoa, chocolate and sugar confectionery | 1 | - | - | - | - | - | - | - | - | - | - | 5 |
| Manufacture of other food product n.e.c | 1 | 1 | 1 | 1 | - | - | - | - | - | - | 1 | 2 |
| MANUFACTURE OF GRAIN MILL SERVICES | 1,955 | 431 | 2,485 | 1,775 | 368 | 314 | 157 | 4,297 | 99 | 4 | 1,291 | 13,176 |
| MANUFACTURE OF TEXTILES | 2 | 1 | - | 2 | - | - | - | - | - | - | 1 | 6 |
| Preparation and spinning of textile fibers; weaving of textiles | 1 | 1 | - | - | - | - | - | - | - | - | - | 2 |
| Manufacture of made-up textile articles, except apparel | - | - | - | 2 | - | - | - | - | - | - | - | 3 |
| Manufacture of knitted and crocheted fabrics and articles | 1 | - | - | - | - | - | - | - | - | - | - | 1 |
| MANUFACTURE OF WEARING APPAREL; DRESSING AND DYING OF FUR | 153 | 7 | 3 | 78 | 13 | 2 | - | 2 | 2 | - | 76 | 336 |
| Manufacture of wearing apparel, except fur apparel .. | 153 | 7 | 3 | 78 | 13 | 2 | - | 2 | 2 | - | 76 | 336 |
| MANUFACTURE OF LUGGAGE, HANDBAGS AND FOOTWEAR | 2 | - | 1 | 2 | 1 | - | - | - | 1 | - | 1 | 8 |
| Manufacture of luggage, handbags and the like, saddlery and harness | 2 | - | 1 | - | - | - | - | - | - | - | - | 4 |
| Manufacture of footwear | - | - | - | 2 | 1 | - | - | - | - | - | - | 4 |
| MANUFACTURE OF WOOD AND OF PRODUCTS OF WOOD AND CORK, EXCEPT FURNITURE; MANUFACTURE OF ARTICLES OF STREW AND PLAITING MATERIALS | 33 | - | - | - | - | - | - | - | - | - | - | 71 |
| Sawmilling and planing of wood | 19 | - | - | - | - | - | - | - | - | - | - | 39 |
| Manufacture of builders' carpentry and joinery | 10 | - | - | - | - | - | - | - | - | - | - | 23 |
| Manufacture of wooden containers | 4 | - | - | - | - | - | - | - | - | - | - | 8 |
| Manufacture of other products of wood, manufacture of articles of cork, straw and plating materials .. | - | - | - | 1 | - | - | - | - | - | - | - | 1 |
| MANUFACTURE OF PAPER AND PAPER PRODUCTS | - | - | - | 1 | - | - | - | - | - | - | - | 1 |
| Manufacture of paper and paper products | - | - | - | 1 | - | - | - | - | - | - | - | 1 |

NUMBER OF REPORTING ESTABLISHMENTS BY INDUSTRIAL GROUP AND FIRST MAJOR REASON FOR NOT BEING FULLY OPERATIONAL
DURING 2001/2002 (1994 E.F.Y)

TABLE 4.32A (Cont'd)

| INDUSTRIAL GROUP | TYPE OF REASONS | | | | | | | | | | | TOTAL REPORTING ESTAB. |
|---|-------------------|---------------------------------|----------------------------------|--------------------------|-------------------------|-------------------------|-------------------|----------------------------|---|--------------------------|--------------|------------------------|
| | NEWLY ESTABLISHED | SHORTAGE OF SUPPLY OF RAW MATR. | SHORTAGE OF SUPPLY OF SPAREPARTS | ABSENCE OF MARKET DEMAND | LACK OF WORKING CAPITAL | SHORTAGE OF ELECTRICITY | SHORTAGE OF WATER | FREQUENT MACHINERY FAILURE | OBSTACLES FROM GOV. RULES AND REGULATIONS | LACK OF FOREIGN EXCHANGE | OTHERS | |
| PUBLISHING, PRINTING AND REPRODUCTION OF RECORDED MEDIA | 40 | 2 | 2 | 8 | - | - | - | 4 | 1 | - | 3 | 60 |
| Publishing, printing and reproduction of recorded media | 40 | 2 | 2 | 8 | - | - | - | 4 | 1 | - | 3 | 60 |
| MANUFACTURE OF CHEMICALS AND CHEMICAL PRODUCTS | - | - | - | 1 | - | - | - | - | - | - | - | 1 |
| Manufacture of soap and detergents, cleaning and polishing preparations, perfums and toilet preparation | - | - | - | 1 | - | - | - | - | - | - | - | 1 |
| MANUFACTURE OF OTHER NON-METALLIC MINERAL PRODUCTS | 26 | 20 | - | 12 | 2 | 2 | - | 3 | 1 | - | 6 | 72 |
| Manufacture of glass and glass products | 1 | - | - | - | - | - | - | - | - | - | - | 1 |
| Manufacture of non-structural non-refractory ceramic ware | 2 | 1 | - | 1 | - | - | - | 1 | 1 | - | - | 6 |
| Manufacture of structural non-refractory clay and ceramic products | 12 | 11 | - | 3 | 2 | 1 | - | 1 | - | - | 1 | 31 |
| Manufacture of articles of concrete, cement and plaster | 10 | 8 | - | 8 | - | 1 | - | 1 | - | - | 5 | 33 |
| Cutting, shaping and finishing of stone | 1 | - | - | - | - | - | - | - | - | - | - | 1 |
| MANUFACTURE OF FABRICATED METAL PRODUCTS, EXCEPT MACHINERY AND EQUIPMENT | 309 | 10 | 4 | 146 | 34 | 11 | - | 4 | 12 | 1 | 62 | 593 |
| Manufacture of structural metal products | 288 | 10 | 4 | 134 | 32 | 11 | - | 3 | 12 | 1 | 56 | 551 |
| Treatment and coating of metals, general mechanical engineering on fee or contract basis | 17 | - | - | 10 | 2 | - | - | 1 | - | - | 6 | 36 |
| Manufacture of cutlery, hand tools and general hardware | 4 | - | - | 2 | - | - | - | - | - | - | - | 6 |
| MANUFACTURE OF MACHINERY AND EQUIPMENT N.E.C | 4 | - | - | 1 | 1 | - | - | - | - | - | - | 7 |
| Manufacture of ovens, furnaces and furnace burners | - | - | - | - | - | - | - | - | - | - | - | - |
| Manufacture of other general purpose machinery | - | - | - | - | - | - | - | - | - | - | - | - |
| Manufacture of machinery for food, beverage and tobacco processing | 4 | - | - | 1 | 1 | - | - | - | - | - | - | 7 |
| MANUFACTURE OF PARTS AND ACCESSORIES FOR MOTOR VEHICLES AND THEIR ENGINES | - | - | - | - | - | - | - | - | - | - | - | 1 |
| MANUFACTURE OF FURNITURE; MANUFACTURING N.E.C. | 209 | 25 | 8 | 63 | 32 | 14 | - | 18 | 9 | - | 52 | 430 |
| Manufacture of furniture; manufacturing n.e.c. | 209 | 25 | 8 | 63 | 32 | 14 | - | 18 | 9 | - | 52 | 430 |
| Manufacture of jewelry and related articles | - | - | - | - | - | - | - | - | - | - | - | - |
| T O T A L | 2,826 | 568 | 2,522 | 2,160 | 472 | 362 | 159 | 4,360 | 137 | 5 | 1,531 | 15,102 |
| Percentages | 18.71 | 3.76 | 16.70 | 14.30 | 3.13 | 2.40 | 1.05 | 28.87 | .91 | .03 | 10.14 | 100.00 |

NUMBER OF REPORTING ESTABLISHMENTS BY INDUSTRIAL GROUP AND SECOND MAJOR REASON FOR NOT BEING FULLY OPERATIONAL DURING 2001/2002 (1994 E.F.Y)

TABLE 4.32B

| INDUSTRIAL GROUP | TYPE OF REASONS | | | | | | | | | | TOTAL REPORTING ESTAB. |
|---|---------------------------------|----------------------------------|--------------------------|-------------------------|-------------------------|-------------------|----------------------------|---|--------------------------|--------|------------------------|
| | SHORTAGE OF SUPPLY OF RAW MATR. | SHORTAGE OF SUPPLY OF SPAREPARTS | ABSENCE OF MARKET DEMAND | LACK OF WORKING CAPITAL | SHORTAGE OF ELECTRICITY | SHORTAGE OF WATER | FREQUENT MACHINERY FAILURE | OBSTACLES FROM GOV. RULES AND REGULATIONS | LACK OF FOREIGN EXCHANGE | OTHERS | |
| MANUFACTURE OF FOOD PRODUCTS EXCEPT GRAIN MILL SERVICES | 18 | 15 | 31 | 25 | 6 | 3 | 9 | 7 | - | 19 | 133 |
| Production, processing and preserving of meat and meat products | - | - | 2 | - | - | - | - | - | - | - | 2 |
| Manufacture of vegetable and animal oils and fats .. | 16 | 12 | 17 | 14 | 1 | - | 2 | 4 | - | 9 | 75 |
| Manufacture of grain mill products | 1 | 1 | 4 | 2 | 2 | 2 | 4 | - | - | 2 | 18 |
| Manufacture of bakery products | 1 | 2 | 6 | 9 | 3 | 1 | 3 | 2 | - | 8 | 35 |
| Manufacture of cocoa, chocolate and sugar confectionery | - | - | - | - | - | - | - | - | - | - | - |
| Manufacture of other food product n.e.c | - | - | 2 | - | - | - | - | 1 | - | - | 3 |
| MANUFACTURE OF GRAIN MILL SERVICES | 316 | 1,299 | 1,426 | 713 | 140 | 43 | 1,222 | 88 | - | 837 | 6,084 |
| MANUFACTURE OF TEXTILES | - | - | - | 1 | - | - | - | - | - | 1 | 2 |
| Preparation and spinning of textile fibers; weaving of textiles | - | - | - | 1 | - | - | - | - | - | - | 1 |
| Manufacture of made-up textile articles, except apparel | - | - | - | - | - | - | - | - | - | 1 | 1 |
| Manufacture of knitted and crocheted fabrics and articles | - | - | - | - | - | - | - | - | - | - | - |
| MANUFACTURE OF WEARING APPAREL; DRESSING AND DYING OF FUR | 6 | 1 | 10 | 12 | 9 | - | 2 | - | - | 22 | 62 |
| Manufacture of wearing apparel, except fur apparel.. | 6 | 1 | 10 | 12 | 9 | - | 2 | - | - | 22 | 62 |
| MANUFACTURE OF LUGGAGE, HANDBAGS AND FOOTWEAR | - | - | 2 | 1 | - | - | - | - | - | - | 3 |
| Manufacture of luggage, handbags and the like, saddlery and harness | - | - | 1 | - | - | - | - | - | - | - | 1 |
| Manufacture of footwear | - | - | 1 | 1 | - | - | - | - | - | - | 2 |
| MANUFACTURE OF WOOD AND OF PRODUCTS OF WOOD AND CORK, EXCEPT FURNITURE; MANUFACTURE OF ARTICLES OF STREW AND PLAITING MATERIALS | 5 | 1 | 5 | 6 | - | - | 1 | 2 | - | 1 | 21 |
| Sawmilling and planing of wood | 4 | - | 2 | 3 | - | - | 1 | 2 | - | - | 12 |
| Manufacture of builders' carpentry and joinery | 1 | 1 | 3 | 3 | - | - | - | - | - | - | 8 |
| Manufacture of wooden containers | - | - | - | - | - | - | - | - | - | - | - |
| Manufacture of other products of wood, manufacture of articles of cork, straw and plating materials .. | - | - | - | - | - | - | - | - | - | 1 | 1 |
| MANUFACTURE OF PAPER AND PAPER PRODUCTS | - | - | - | - | - | - | 1 | - | - | - | 1 |
| Manufacture of paper and paper products | - | - | - | - | - | - | 1 | - | - | - | 1 |

NUMBER OF REPORTING ESTABLISHMENTS BY INDUSTRIAL GROUP AND SECOND MAJOR REASON FOR NOT BEING FULLY OPERATIONAL DURING 2001/2002 (1994 E.F.Y)

TABLE 4.32B (Cont'd)

| INDUSTRIAL GROUP | TYPE OF REASONS | | | | | | | | | | TOTAL REPORTING ESTAB. |
|---|---------------------------------|----------------------------------|--------------------------|-------------------------|-------------------------|-------------------|----------------------------|---|--------------------------|------------|------------------------|
| | SHORTAGE OF SUPPLY OF RAW MATR. | SHORTAGE OF SUPPLY OF SPAREPARTS | ABSENCE OF MARKET DEMAND | LACK OF WORKING CAPITAL | SHORTAGE OF ELECTRICITY | SHORTAGE OF WATER | FREQUENT MACHINERY FAILURE | OBSTACLES FROM GOV. RULES AND REGULATIONS | LACK OF FOREIGN EXCHANGE | OTHERS | |
| PUBLISHING, PRINTING AND REPRODUCTION OF RECORDED MEDIA | 1 | 2 | 2 | 3 | - | - | 3 | - | - | 3 | 14 |
| Publishing, printing and reproduction of recorded media | 1 | 2 | 2 | 3 | - | - | 3 | - | - | 3 | 14 |
| MANUFACTURE OF CHEMICALS AND CHEMICAL PRODUCTS | - | - | - | 1 | - | - | - | - | - | - | 1 |
| Manufacture of soap and detergents, cleaning and polishing preparations, perfums and toilet preparation | - | - | - | 1 | - | - | - | - | - | - | 1 |
| MANUFACTURE OF OTHER NON-METALLIC MINERAL PRODUCTS ... | 7 | - | 6 | 3 | - | 3 | 1 | 2 | - | 3 | 25 |
| Manufacture of glass and glass products..... | - | - | - | - | - | - | - | - | - | - | - |
| Manufacture of non-structural non-refractory ceramic ware | 2 | - | 2 | - | - | - | - | - | - | - | 4 |
| Manufacture of structural non-refractory clay and ceramic products | 2 | - | 3 | 1 | - | 2 | 1 | 1 | - | 1 | 11 |
| Manufacture of articles of concrete, cement and plaster | 3 | - | 1 | 2 | - | 1 | - | 1 | - | 2 | 10 |
| Cutting, shaping and finishing of stone | - | - | - | - | - | - | - | - | - | - | - |
| MANUFACTURE OF FABRICATED METAL PRODUCTS, EXCEPT MACHINERY AND EQUIPMENT | 14 | 6 | 48 | 44 | 13 | - | 2 | 15 | - | 25 | 167 |
| Manufacture of structural metal products | 13 | 5 | 45 | 41 | 12 | - | 2 | 15 | - | 23 | 156 |
| Treatment and coating of metals, general mechanical engineering on fee or contract basis | 1 | 1 | 2 | 2 | 1 | - | - | - | - | 2 | 9 |
| Manufacture of cutlery, hand tools and general hardware | - | - | 1 | 1 | - | - | - | - | - | - | 2 |
| MANUFACTURE OF MACHINERY AND EQUIPMENT N.E.C | 1 | - | 1 | - | - | - | - | - | - | - | 2 |
| Manufacture of ovens, furnaces and furnace burners.. | - | - | - | - | - | - | - | - | - | - | - |
| Manufacture of other general purpose machinery | - | - | - | - | - | - | - | - | - | - | - |
| Manufacture of machinery for food, beverage and tobacco processing | 1 | - | 1 | - | - | - | - | - | - | - | 2 |
| MANUFACTURE OF PARTS AND ACCESSORIES FOR MOTOR VEHICLES AND THEIR ENGINES | - | - | - | - | 1 | - | - | - | - | - | 1 |
| MANUFACTURE OF FURNITURE; MANUFACTURING N.E.C. | 20 | 5 | 29 | 30 | 13 | - | 11 | 8 | - | 21 | 137 |
| Manufacture of furniture; manufacturing n.e.c..... | 20 | 5 | 29 | 30 | 13 | - | 11 | 8 | - | 21 | 137 |
| Manufacture of jewelry and related articles | - | - | - | - | - | - | - | - | - | - | - |
| T O T A L | 388 | 1,329 | 1,560 | 839 | 182 | 49 | 1,252 | 122 | - | 952 | 6,653 |
| Percentages | 5.83 | 19.98 | 23.45 | 12.61 | 2.74 | .74 | 18.82 | 1.83 | - | 14.01 | 100.00 |

NUMBER OF REPORTING ESTABLISHMENTS BY INDUSTRIAL GROUP AND THIRD MAJOR REASON FOR NOT BEING FULLY OPERATIONAL DURING 2001/2002 (1994 E.F.Y)

TABLE 4.32C

| INDUSTRIAL GROUP | TYPE OF REASONS | | | | | | | | | TOTAL REPORTING ESTAB. |
|--|---------------------------------|------------------------|--------------------------|-------------------------|-------------------------|-------------------|----------------------------|---|--------------------------|------------------------|
| | SHORTAGE OF SUPPLY OF RAW MATR. | SHORTAGE OF SPAREPARTS | ABSENCE OF MARKET DEMAND | LACK OF WORKING CAPITAL | SHORTAGE OF ELECTRICITY | SHORTAGE OF WATER | FREQUENT MACHINERY FAILURE | OBSTACLES FROM GOV. RULES AND REGULATIONS | LACK OF FOREIGN EXCHANGE | |
| MANUFACTURE OF FOOD PRODUCTS EXCEPT GRAIN MILL SERVICES | | | | | | | | | | |
| Production, processing and preserving of meat and meat products | 4 | 4 | 12 | 6 | 5 | 1 | 9 | 3 | - | 6 |
| Manufacture of vegetable and animal oils and fats .. | - | - | - | - | 1 | - | - | - | - | - |
| Manufacture of grain mill products | 3 | 3 | 7 | 4 | 3 | - | 4 | 2 | - | 4 |
| Manufacture of bakery products | 1 | - | 4 | 1 | - | - | 2 | - | - | 1 |
| Manufacture of cocoa, chocolate and sugar confectionery | - | - | 1 | 1 | 1 | 1 | 2 | 1 | - | 1 |
| Manufacture of other food product n.e.c | - | - | - | - | - | - | - | - | - | - |
| MANUFACTURE OF GRAIN MILL SERVICES | 147 | 309 | 422 | 342 | 56 | 14 | 409 | 106 | - | 435 |
| MANUFACTURE OF TEXTILES | | | | | | | | | | |
| Preparation and spinning of textile fibers; weaving of textiles | - | - | - | - | - | - | - | - | - | - |
| Manufacture of made-up textile articles, except apparel | 2 | - | 1 | 5 | - | - | - | - | - | 5 |
| Manufacture of knitted and crocheted fabrics and articles | 5 | - | 2 | 1 | - | - | - | - | - | 1 |
| MANUFACTURE OF WEARING APPAREL; DRESSING AND DYING OF FUR | 5 | - | 5 | - | - | - | - | - | - | - |
| Manufacture of wearing apparel, except fur apparel .. | - | - | 3 | 2 | 2 | - | 3 | 2 | - | 3 |
| MANUFACTURE OF LUGGAGE, HANDBAGS AND FOOTWEAR | | | | | | | | | | |
| Manufacture of luggage, handbags and the like, saddlery and harness | - | - | - | 1 | - | - | 1 | - | - | - |
| Manufacture of footwear | - | - | - | 1 | - | - | 1 | - | - | - |
| MANUFACTURE OF WOOD AND OF PRODUCTS OF WOOD AND CORK, EXCEPT FURNITURE; MAUFACTURE OF ARTICLES OF STREW AND PLAITING MATERIALS | | | | | | | | | | |
| Sawmilling and planing of wood | 1 | 5 | 5 | 2 | - | - | 2 | - | - | 2 |
| Manufacture of builders' carpentry and joinery | 1 | 5 | 5 | 2 | - | - | 2 | - | - | 2 |
| Manufacture of wooden containers | - | - | - | - | - | - | - | - | - | - |
| Manufacture of other products of wood, manufacture of articles of cork, straw and plating materials .. | - | - | 2 | 2 | 1 | - | - | - | - | 2 |
| MANUFACTURE OF PAPER AND PAPER PRODUCTS | | | | | | | | | | |
| Manufacture of paper and paper products | - | - | - | - | - | - | - | - | - | - |

NUMBER OF REPORTING ESTABLISHMENTS BY INDUSTRIAL GROUP AND THIRD MAJOR REASON FOR NOT BEING FULLY OPERATIONAL DURING 2001/2002 (1994 E.F.Y)

TABLE 4.32C (Cont'd)

| INDUSTRIAL GROUP | TYPE OF REASONS | | | | | | | | | | TOTAL REPORTING ESTAB. |
|---|---------------------------------|----------------------------------|--------------------------|-------------------------|-------------------------|-------------------|----------------------------|---|--------------------------|------------|------------------------|
| | SHORTAGE OF SUPPLY OF RAW MATR. | SHORTAGE OF SUPPLY OF SPAREPARTS | ABSENCE OF MARKET DEMAND | LACK OF WORKING CAPITAL | SHORTAGE OF ELECTRICITY | SHORTAGE OF WATER | FREQUENT MACHINERY FAILURE | OBSTACLES FROM GOV. RULES AND REGULATIONS | LACK OF FOREIGN EXCHANGE | OTHERS | |
| PUBLISHING, PRINTING AND REPRODUCTION OF RECORDED MEDIA | - | 1 | 1 | - | - | - | 2 | 1 | - | 1 | 6 |
| Publishing, printing and reproduction of recorded media | - | 1 | 1 | - | - | - | 2 | 1 | - | 1 | 6 |
| MANUFACTURE OF CHEMICALS AND CHEMICAL PRODUCTS | - | - | - | - | - | - | - | 1 | 5 | - | 1 |
| Manufacture of soap and detergents, cleaning and polishing preparations, perfums and toilet preparation | - | - | - | - | - | - | 1 | 2 | - | - | 1 |
| MANUFACTURE OF OTHER NON-METALLIC MINERAL PRODUCTS | 3 | - | - | - | 2 | 5 | 2 | 1 | 150 | 832 | 8 |
| Manufacture of glass and glass products | - | - | - | - | - | 5 | - | - | 150 | 912 | - |
| Manufacture of non-structural non-refractory ceramic ware | - | - | - | - | 1 | - | 1 | - | - | - | 2 |
| Manufacture of structural non-refractory clay and ceramic products | 2 | - | - | - | 1 | - | 1 | - | - | - | 4 |
| Manufacture of articles of concrete, cement and plaster | 1 | - | - | - | - | - | - | 1 | - | - | 2 |
| Cutting, shaping and finishing of stone | - | - | - | - | - | - | - | - | - | - | - |
| MANUFACTURE OF FABRICATED METAL PRODUCTS, EXCEPT MACHINERY AND EQUIPMENT | 6 | 3 | 6 | 25 | 3 | - | 6 | 3 | - | 13 | 65 |
| Manufacture of structural metal products | 6 | 3 | 6 | 22 | 3 | - | 5 | 2 | - | 13 | 60 |
| Treatment and coating of metals, general mechanical engineering on fee or contract basis | - | - | - | 3 | - | - | - | 1 | - | - | 5 |
| Manufacture of cutlery, hand tools and general hardware | - | - | - | 5 | - | - | - | - | - | - | - |
| MANUFACTURE OF MACHINERY AND EQUIPMENT N.E.C | - | - | - | 530 | 8 | - | 2 | 0 | 02 | 210 | 1 |
| Manufacture of ovens, furnaces and furnace burners | - | - | - | 25 | - | - | - | - | 0 | 20 | 1 |
| Manufacture of other general purpose machinery | - | - | - | 00 | 0 | - | 5 | 5 | 0 | 500 | - |
| Manufacture of machinery for food, beverage and tobacco processing | - | - | - | 0 | - | - | - | - | 1 | 0 | - |
| MANUFACTURE OF PARTS AND ACCESSORIES FOR MOTOR VEHICLES AND THEIR ENGINES | - | - | - | - | - | 1 | - | - | - | - | 1 |
| MANUFACTURE OF FURNITURE; MANUFACTURING N.E.C. | 7 | 3 | 8 | 11 | 7 | - | 3 | 5 | - | 8 | 52 |
| Manufacture of furniture; manufacturing n.e.c. | 7 | 3 | 8 | 11 | 7 | - | 3 | 5 | - | 8 | 52 |
| Manufacture of jewelry and related articles | - | - | - | - | - | - | - | - | - | - | - |
| T O T A L | 167 | 320 | 454 | 389 | 76 | 16 | 435 | 122 | - | 469 | 2,448 |
| Percentages | 6.82 | 13.07 | 18.55 | 15.89 | 3.10 | .65 | 17.77 | 4.98 | - | 19.16 | 100.00 |

NUMBER OF REPORTING ESTABLISHMENTS BY INDUSTRIAL GROUP AND FIRST MAJOR REASON FOR NOT WORKING AT FULL CAPACITY
2001/2002 (1994 E.F.Y)

TABLE 4.33A

| INDUSTRIAL GROUP | TYPE OF REASONS | | | | | | | | TOTAL NUMBER OF REPORTING ESTAB. |
|---|---------------------------------|----------------------------------|--------------------------|----------------------------|------------------------------|------------------------|--------------------------|--------|----------------------------------|
| | SHORTAGE OF SUPPLY OF RAW MATR. | SHORTAGE OF SUPPLY OF SPAREPARTS | ABSENCE OF MARKET DEMAND | ABSENCE OF CREDIT FACILITY | SHORTAGE OF FOREIGN EXCHANGE | LACK OF ADEQUATE SKILL | LACK OF WORKING PREMISES | OTHERS | |
| MANUFACTURE OF FOOD PRODUCTS EXCEPT GRAIN MILL SERVICES | 104 | 34 | 368 | 17 | 2 | 5 | 8 | 91 | 629 |
| Production, processing and preserving of meat and meat products | 4 | - | 9 | - | - | - | - | 1 | 14 |
| Manufacture of vegetable and animal oils and fats .. | 75 | 21 | 89 | 9 | 1 | 2 | 2 | 41 | 240 |
| Manufacture of grain mill products | 5 | 9 | 32 | - | - | - | - | 4 | 50 |
| Manufacture of bakery products | 19 | 4 | 230 | 8 | 1 | 3 | 6 | 45 | 316 |
| Manufacture of cocoa, chocolate and sugar confectionery | - | - | 2 | - | - | - | - | - | 2 |
| Manufacture of other food product n.e.c | 1 | - | 6 | - | - | - | - | - | 7 |
| MANUFACTURE OF GRAIN MILL SERVICES | 2,470 | 3,729 | 14,905 | 144 | 7 | 265 | 326 | 4,090 | 25,936 |
| MANUFACTURE OF TEXTILES | 1 | 1 | 15 | - | - | - | 1 | 3 | 21 |
| Preparation and spinning of textile fibers; weaving of textiles | 1 | 1 | 4 | - | - | - | - | - | 6 |
| Manufacture of made-up textile articles, except apparel | - | - | 7 | - | - | - | 1 | 3 | 11 |
| Manufacture of knitted and crocheted fabrics and articles | - | - | 4 | - | - | - | - | - | 4 |
| MANUFACTURE OF WEARING APPAREL; DRESSING AND DYING OF FUR | 44 | 7 | 654 | 14 | 2 | 9 | 14 | 129 | 873 |
| Manufacture of wearing apparel, except fur apparel.. | 44 | 7 | 654 | 14 | 2 | 9 | 14 | 129 | 873 |
| MANUFACTURE OF LUGGAGE, HANDBAGS AND FOOTWEAR | - | - | 9 | 1 | - | - | 1 | 3 | 14 |
| Manufacture of luggage, handbags and the like, saddlery and harness | - | - | 4 | - | - | - | 1 | 2 | 7 |
| Manufacture of footwear | - | - | 5 | 1 | - | - | - | 1 | 7 |
| MANUFACTURE OF WOOD AND OF PRODUCTS OF WOOD AND CORK, EXCEPT FURNITURE; MANUFACTURE OF ARTICLES OF STREW AND PLAITING MATERIALS | 27 | 5 | 101 | 2 | 1 | - | 8 | 15 | 159 |
| Sawmilling and planing of wood | 14 | 3 | 60 | - | - | - | 1 | 10 | 88 |
| Manufacture of builders' carpentry and joinery | 9 | 1 | 33 | 1 | 1 | - | 4 | 5 | 54 |
| Manufacture of wooden containers | 4 | 1 | 4 | 1 | - | - | 3 | - | 13 |
| Manufacture of other products of wood, manufacture of articles of cork, straw and plating materials .. | - | - | 4 | - | - | - | - | - | 4 |
| MANUFACTURE OF PAPER AND PAPER PRODUCTS | - | 2 | 1 | - | - | - | - | 1 | 4 |
| Manufacture of paper and paper products | - | 2 | 1 | - | - | - | - | 1 | 4 |

NUMBER OF REPORTING ESTABLISHMENTS BY INDUSTRIAL GROUP AND FIRST MAJOR REASON FOR NOT WORKING AT FULL CAPACITY
2001/2002 (1994 E.F.Y)

TABLE 4.33A (Cont'd)

| INDUSTRIAL GROUP | TYPE OF REASONS | | | | | | | | TOTAL NUMBER OF REPORTING ESTAB. |
|--|---------------------------------|----------------------------------|--------------------------|----------------------------|------------------------------|------------------------|--------------------------|--------|----------------------------------|
| | SHORTAGE OF SUPPLY OF RAW MATR. | SHORTAGE OF SUPPLY OF SPAREPARTS | ABSENCE OF MARKET DEMAND | ABSENCE OF CREDIT FACILITY | SHORTAGE OF FOREIGN EXCHANGE | LACK OF ADEQUATE SKILL | LACK OF WORKING PREMISES | OTHERS | |
| PUBLISHING, PRINTING AND REPRODUCTION OF RECORDED MEDIA Publishing, printing and reproduction of recorded media | 19 | 10 | 152 | 3 | - | 1 | 6 | 23 | 214 |
| MANUFACTURE OF CHEMICALS AND CHEMICAL PRODUCTS | - | - | 1 | - | - | - | - | - | 1 |
| Manufacture of soap and detergents, cleaning and polishing preparations, perfums and toilet preparation | - | - | 1 | - | - | - | - | - | 1 |
| MANUFACTURE OF OTHER NON-METALLIC MINERAL PRODUCTS ... | 38 | 1 | 41 | - | - | - | 4 | 14 | 98 |
| Manufacture of glass and glass products..... | 1 | - | 1 | - | - | - | - | - | 2 |
| Manufacture of non-structural non-refractory ceramic ware | 1 | - | 7 | - | - | - | - | - | 8 |
| Manufacture of structural non-refractory clay and ceramic products | 21 | - | 11 | - | - | - | 2 | 4 | 38 |
| Manufacture of articles of concrete, cement and plaster | 14 | 1 | 22 | - | - | - | 2 | 9 | 48 |
| Cutting, shaping and finishing of stone | 1 | - | - | - | - | - | - | 1 | 2 |
| MANUFACTURE OF FABRICATED METAL PRODUCTS, EXCEPT MACHINERY AND EQUIPMENT | 96 | 15 | 825 | 51 | 1 | 6 | 90 | 163 | 1,247 |
| Manufacture of structural metal products | 86 | 14 | 743 | 45 | 1 | 6 | 86 | 149 | 1,130 |
| Treatment and coating of metals, general mechanical engineering on fee or contract basis | 9 | 1 | 68 | 6 | - | - | 3 | 12 | 99 |
| Manufacture of cutlery, hand tools and general hardware | 1 | - | 14 | - | - | - | 1 | 2 | 18 |
| MANUFACTURE OF MACHINERY AND EQUIPMENT N.E.C | - | 2 | 22 | 1 | - | - | 3 | 1 | 29 |
| Manufacture of ovens, furnaces and furnace burners.. | - | - | - | - | - | - | - | - | - |
| Manufacture of other general purpose machinery | - | - | - | - | - | - | - | - | - |
| Manufacture of machinery for food, beverage and tobacco processing | - | 2 | 22 | 1 | - | - | 3 | 1 | 29 |
| MANUFACTURE OF PARTS AND ACCESSORIES FOR MOTOR VEHICLES AND THEIR ENGINES | - | - | 5 | - | - | - | - | - | 5 |
| MANUFACTURE OF FURNITURE; MANUFACTURING N.E.C. | 163 | 38 | 544 | 42 | 1 | 9 | 69 | 168 | 1,034 |
| Manufacture of furniture; manufacturing n.e.c..... | 163 | 38 | 540 | 41 | 1 | 9 | 69 | 167 | 1,028 |
| Manufacture of jewelry and related articles | - | - | 4 | 1 | - | - | - | 1 | 6 |
| T O T A L | 2,962 | 3,844 | 17,643 | 275 | 14 | 295 | 530 | 4,701 | 30,264 |
| Percentages | 9.79 | 12.70 | 58.30 | .91 | .05 | .97 | 1.75 | 15.53 | 100.00 |

NUMBER OF REPORTING ESTABLISHMENTS BY INDUSTRIAL GROUP AND SECOND MAJOR REASON FOR NOT WORKING AT FULL CAPACITY
2001/2002 (1994 E.F.Y)

TABLE 4.33B

| INDUSTRIAL GROUP | TYPE OF REASONS | | | | | | | | TOTAL NUMBER OF REPORTING ESTAB. |
|---|---------------------------------|----------------------------------|--------------------------|----------------------------|------------------------------|------------------------|--------------------------|--------|----------------------------------|
| | SHORTAGE OF SUPPLY OF RAW MATR. | SHORTAGE OF SUPPLY OF SPAREPARTS | ABSENCE OF MARKET DEMAND | ABSENCE OF CREDIT FACILITY | SHORTAGE OF FOREIGN EXCHANGE | LACK OF ADEQUATE SKILL | LACK OF WORKING PREMISES | OTHERS | |
| MANUFACTURE OF FOOD PRODUCTS EXCEPT GRAIN MILL SERVICES | 48 | 24 | 110 | 15 | 1 | 15 | 36 | 87 | 336 |
| Production, processing and preserving of meat and meat products | 5 | 1 | 3 | - | - | - | - | 1 | 10 |
| Manufacture of vegetable and animal oils and fats | 26 | 11 | 65 | 6 | 1 | 4 | 7 | 30 | 150 |
| Manufacture of grain mill products | 3 | 7 | 9 | 3 | - | 2 | - | 11 | 35 |
| Manufacture of bakery products | 14 | 4 | 33 | 6 | - | 8 | 29 | 43 | 137 |
| Manufacture of cocoa, chocolate and sugar confectionery | - | 1 | - | - | - | 1 | - | - | 2 |
| Manufacture of other food product n.e.c | 0 | - | - | - | - | - | - | 2 | 2 |
| MANUFACTURE OF GRAIN MILL SERVICES | 778 | 3,630 | 3,849 | 245 | 38 | 744 | 645 | 3,825 | 13,754 |
| MANUFACTURE OF TEXTILES | - | 1 | 3 | 2 | - | - | 3 | 3 | 12 |
| Preparation and spinning of textile fibers; weaving of textiles | - | - | 2 | 1 | - | - | - | 2 | 5 |
| Manufacture of made-up textile articles, except apparel | - | - | 1 | 1 | - | - | 3 | - | 5 |
| Manufacture of knitted and crocheted fabrics and articles | - | 1 | - | - | - | - | - | 1 | 2 |
| MANUFACTURE OF WEARING APPAREL; DRESSING AND DYING OF FUR | 38 | 12 | 73 | 27 | 1 | 23 | 80 | 108 | 362 |
| Manufacture of wearing apparel, except fur apparel | 38 | 12 | 73 | 27 | 1 | 23 | 80 | 108 | 362 |
| MANUFACTURE OF LUGGAGE, HANDBAGS AND FOOTWEAR | 2 | - | 1 | 1 | - | - | 2 | 2 | 8 |
| Manufacture of luggage, handbags and the like, saddlery and harness | 2 | - | - | - | - | - | 1 | 1 | 4 |
| Manufacture of footwear | - | - | 1 | 1 | - | - | 1 | 1 | 4 |
| MANUFACTURE OF WOOD AND OF PRODUCTS OF WOOD AND CORK, EXCEPT FURNITURE; MANUFACTURE OF ARTICLES OF STREW AND PLAITING MATERIALS | 17 | 5 | 28 | 9 | - | 6 | 25 | 16 | 106 |
| Sawmilling and planing of wood | 6 | 2 | 13 | 5 | - | 4 | 15 | 8 | 53 |
| Manufacture of builders' carpentry and joinery | 11 | 2 | 11 | 4 | - | 2 | 7 | 5 | 42 |
| Manufacture of wooden containers | - | 1 | 4 | - | - | - | - | 2 | 7 |
| Manufacture of other products of wood, manufacture of articles of cork, straw and plating materials | - | - | - | - | - | - | 3 | 1 | 4 |
| MANUFACTURE OF PAPER AND PAPER PRODUCTS | - | - | 1 | - | - | - | 1 | 1 | 3 |
| Manufacture of paper and paper products | - | - | 1 | - | - | - | 1 | 1 | 3 |

NUMBER OF REPORTING ESTABLISHMENTS BY INDUSTRIAL GROUP AND SECOND MAJOR REASON FOR NOT WORKING AT FULL CAPACITY
2001/2002 (1994 E.F.Y)

TABLE 4.33B (Cont'd)

| INDUSTRIAL GROUP | TYPE OF REASONS | | | | | | | | TOTAL NUMBER OF REPORTING ESTAB. |
|---|---------------------------------|----------------------------------|--------------------------|----------------------------|------------------------------|------------------------|--------------------------|--------------|----------------------------------|
| | SHORTAGE OF SUPPLY OF RAW MATR. | SHORTAGE OF SUPPLY OF SPAREPARTS | ABSENCE OF MARKET DEMAND | ABSENCE OF CREDIT FACILITY | SHORTAGE OF FOREIGN EXCHANGE | LACK OF ADEQUATE SKILL | LACK OF WORKING PREMISES | OTHERS | |
| PUBLISHING, PRINTING AND REPRODUCTION OF RECORDED MEDIA | 14 | 9 | 22 | 5 | - | 5 | 22 | 29 | 106 |
| Publishing, printing and reproduction of recorded media | 14 | 9 | 22 | 5 | - | 5 | 22 | 29 | 106 |
| MANUFACTURE OF CHEMICALS AND CHEMICAL PRODUCTS | - | - | - | - | - | - | - | - | - |
| Manufacture of soap and detergents, cleaning and polishing preparations, perfums and toilet preparation | - | - | - | - | - | - | - | - | - |
| MANUFACTURE OF OTHER NON-METALLIC MINERAL PRODUCTS | 13 | - | 24 | 6 | - | 1 | 7 | 15 | 66 |
| Manufacture of glass and glass products | - | - | 1 | - | - | - | - | 1 | 2 |
| Manufacture of non-structural non-refractory ceramic ware | 2 | - | - | 2 | - | - | 2 | 1 | 7 |
| Manufacture of structural non-refractory clay and ceramic products | 3 | - | 11 | 2 | - | - | 2 | 8 | 26 |
| Manufacture of articles of concrete, cement and plaster | 8 | - | 12 | 2 | - | 1 | 2 | 4 | 29 |
| Cutting, shaping and finishing of stone | - | - | - | - | - | - | 1 | 1 | 2 |
| MANUFACTURE OF FABRICATED METAL PRODUCTS, EXCEPT MACHINERY AND EQUIPMENT | 75 | 32 | 195 | 85 | 2 | 22 | 270 | 171 | 852 |
| Manufacture of structural metal products | 69 | 30 | 181 | 77 | 2 | 21 | 243 | 155 | 778 |
| Treatment and coating of metals, general mechanical engineering on fee or contract basis | 6 | 1 | 12 | 5 | - | 1 | 24 | 12 | 61 |
| Manufacture of cutlery, hand tools and general hardware | - | 1 | 2 | 3 | - | - | 3 | 4 | 13 |
| MANUFACTURE OF MACHINERY AND EQUIPMENT N.E.C | 5 | 1 | 4 | 2 | - | - | 2 | 4 | 18 |
| Manufacture of ovens, furnaces and furnace burners | - | - | - | - | - | - | - | - | - |
| Manufacture of other general purpose machinery | - | - | - | - | - | - | - | - | - |
| Manufacture of machinery for food, beverage and tobacco processing | 5 | 1 | 4 | 2 | - | - | 2 | 4 | 18 |
| MANUFACTURE OF PARTS AND ACCESSORIES FOR MOTOR VEHICLES AND THEIR ENGINES | 3 | - | - | - | - | - | - | - | 4 |
| MANUFACTURE OF FURNITURE; MANUFACTURING N.E.C. | 113 | 26 | 217 | 81 | 3 | 15 | 142 | 137 | 734 |
| Manufacture of furniture; manufacturing n.e.c. | 113 | 26 | 216 | 81 | 3 | 15 | 138 | 137 | 729 |
| Manufacture of jewelry and related articles | - | - | 1 | - | - | - | 4 | - | 5 |
| T O T A L | 1,106 | 3,740 | 4,527 | 478 | 45 | 832 | 1,235 | 4,398 | 16,361 |
| Percentages | 6.76 | 22.86 | 27.67 | 2.92 | 0.28 | 5.09 | 7.55 | 26.88 | 100.00 |

NUMBER OF REPORTING ESTABLISHMENTS BY INDUSTRIAL GROUP AND THIRD MAJOR REASON FOR NOT WORKING AT FULL CAPACITY
2001/2002 (1994 E.F.Y)

TABLE 4.33C

| INDUSTRIAL GROUP | TYPE OF REASONS | | | | | | | | TOTAL NUMBER OF REPORTING ESTAB. |
|---|---------------------------------|----------------------------------|--------------------------|----------------------------|------------------------------|------------------------|--------------------------|--------------|----------------------------------|
| | SHORTAGE OF SUPPLY OF RAW MATR. | SHORTAGE OF SUPPLY OF SPAREPARTS | ABSENCE OF MARKET DEMAND | ABSENCE OF CREDIT FACILITY | SHORTAGE OF FOREIGN EXCHANGE | LACK OF ADEQUATE SKILL | LACK OF WORKING PREMISES | OTHERS | |
| MANUFACTURE OF FOOD PRODUCTS EXCEPT GRAIN MILL SERVICES | 11 | 13 | 13 | 13 | - | 9 | 10 | 24 | 93 |
| Production, processing and preserving of meat and meat products | - | - | 2 | - | - | - | 1 | - | 3 |
| Manufacture of vegetable and animal oils and fats .. | 6 | 6 | 8 | 8 | - | 1 | 2 | 14 | 45 |
| Manufacture of grain mill products | 1 | 3 | - | 1 | - | 4 | 1 | 2 | 12 |
| Manufacture of bakery products | 4 | 4 | 3 | 4 | - | 3 | 6 | 8 | 32 |
| Manufacture of cocoa, chocolate and sugar confectionery | - | - | - | - | - | 1 | - | - | 1 |
| Manufacture of other food product n.e.c | - | - | - | - | - | - | - | - | - |
| MANUFACTURE OF GRAIN MILL SERVICES | 317 | 665 | 656 | 236 | 11 | 622 | 315 | 1,045 | 3,867 |
| MANUFACTURE OF TEXTILES | - | - | - | 1 | - | - | 2 | - | 3 |
| Preparation and spinning of textile fibers; weaving of textiles | - | - | - | - | - | - | 2 | - | 2 |
| Manufacture of made-up textile articles, except apparel | - | - | - | 1 | - | - | - | - | 1 |
| Manufacture of knitted and crocheted fabrics and articles | - | - | - | - | - | - | - | - | - |
| MANUFACTURE OF WEARING APPAREL; DRESSING AND DYING OF FUR | 10 | 5 | 11 | 18 | - | 10 | 31 | 31 | 116 |
| Manufacture of wearing apparel, except fur apparel.. | 10 | 5 | 11 | 18 | - | 10 | 31 | 31 | 116 |
| MANUFACTURE OF LUGGAGE, HANDBAGS AND FOOTWEAR | 1 | - | - | - | - | 1 | - | 1 | 3 |
| Manufacture of luggage, handbags and the like, saddlery and harness | 1 | - | - | - | - | - | - | - | 1 |
| Manufacture of footwear | - | - | - | - | - | 1 | - | 1 | 2 |
| MANUFACTURE OF WOOD AND OF PRODUCTS OF WOOD AND CORK, EXCEPT FURNITURE; MANUFACTURE OF ARTICLES OF STREW AND PLAINTING MATERIALS | 5 | 1 | 4 | 1 | - | 1 | 16 | 10 | 38 |
| Sawmilling and planing of wood | - | 1 | 3 | - | - | - | 8 | 1 | 13 |
| Manufacture of builders' carpentry and joinery | 5 | - | - | 1 | - | 1 | 7 | 5 | 19 |
| Manufacture of wooden containers | - | - | 1 | - | - | - | 1 | 3 | 5 |
| Manufacture of other products of wood, manufacture of articles of cork, straw and plating materials .. | - | - | - | - | - | - | - | 1 | 1 |
| MANUFACTURE OF PAPER AND PAPER PRODUCTS | - | - | 1 | - | - | - | 1 | - | 2 |
| Manufacture of paper and paper products | - | - | 1 | - | - | - | 1 | - | 2 |

NUMBER OF REPORTING ESTABLISHMENTS BY INDUSTRIAL GROUP AND THIRD MAJOR REASON FOR NOT WORKING AT FULL CAPACITY
2001/2002 (1994 E.F.Y)

TABLE 4.33C (Cont'd)

| INDUSTRIAL GROUP | TYPE OF REASONS | | | | | | | | TOTAL NUMBER OF REPORTING ESTAB. |
|---|---------------------------------|----------------------------------|--------------------------|----------------------------|------------------------------|------------------------|--------------------------|--------------|----------------------------------|
| | SHORTAGE OF SUPPLY OF RAW MATR. | SHORTAGE OF SUPPLY OF SPAREPARTS | ABSENCE OF MARKET DEMAND | ABSENCE OF CREDIT FACILITY | SHORTAGE OF FOREIGN EXCHANGE | LACK OF ADEQUATE SKILL | LACK OF WORKING PREMISES | OTHERS | |
| PUBLISHING, PRINTING AND REPRODUCTION OF RECORDED MEDIA | 4 | 3 | 5 | 4 | - | 3 | 10 | 12 | 41 |
| Publishing, printing and reproduction of recorded media | 4 | 3 | 5 | 4 | - | 3 | 10 | 12 | 41 |
| MANUFACTURE OF CHEMICALS AND CHEMICAL PRODUCTS | - | - | - | - | - | - | - | - | - |
| Manufacture of soap and detergents, cleaning and polishing preparations, perfums and toilet preparation | - | - | - | - | - | - | - | - | - |
| MANUFACTURE OF OTHER NON-METALLIC MINERAL PRODUCTS ... | 3 | 1 | 1 | 3 | - | - | 5 | 9 | 22 |
| Manufacture of glass and glass products..... | - | - | - | - | - | - | - | 1 | 1 |
| Manufacture of non-structural non-refractory ceramic ware | - | 1 | - | - | - | - | 2 | 1 | 4 |
| Manufacture of structural non-refractory clay and ceramic products | 2 | - | - | 1 | - | - | 1 | 1 | 5 |
| Manufacture of articles of concrete, cement and plaster | 1 | - | 1 | 2 | - | - | 2 | 6 | 11 |
| Cutting, shaping and finishing of stone | 1 | - | - | - | - | - | - | - | 1 |
| MANUFACTURE OF FABRICATED METAL PRODUCTS, EXCEPT MACHINERY AND EQUIPMENT | 34 | 15 | 40 | 30 | 1 | 9 | 103 | 71 | 303 |
| Manufacture of structural metal products | 32 | 13 | 36 | 29 | 1 | 6 | 95 | 68 | 280 |
| Treatment and coating of metals, general mechanical engineering on fee or contract basis | 1 | 2 | 3 | 1 | - | 2 | 5 | 3 | 17 |
| Manufacture of cutlery, hand tools and general hardware | 1 | - | 1 | - | - | 1 | 3 | - | 6 |
| MANUFACTURE OF MACHINERY AND EQUIPMENT N.E.C | - | 3 | - | 1 | - | - | 3 | 4 | 11 |
| Manufacture of ovens, furnaces and furnace burners.. | - | - | - | - | - | - | - | - | - |
| Manufacture of other general purpose machinery | - | - | - | - | - | - | - | - | - |
| Manufacture of machinery for food, beverage and tobacco processing | - | 3 | - | 1 | - | - | 3 | 4 | 11 |
| MANUFACTURE OF PARTS AND ACCESSORIES FOR MOTOR VEHICLES AND THEIR ENGINES | - | - | - | - | - | - | 2 | - | 2 |
| MANUFACTURE OF FURNITURE; MANUFACTURING N.E.C. | 42 | 13 | 37 | 44 | - | 19 | 108 | 54 | 317 |
| Manufacture of furniture; manufacturing n.e.c..... | 39 | 13 | 37 | 44 | - | 19 | 108 | 54 | 314 |
| Manufacture of jewelry and related articles | 3 | - | - | - | - | - | - | - | 3 |
| T O T A L | 427 | 719 | 768 | 351 | 12 | 674 | 606 | 1,261 | 4,818 |
| Percentages | 8.86 | 14.92 | 15.94 | 7.29 | .25 | 13.99 | 12.58 | 26.17 | 100.00 |

NUMBER OF REPORTING ESTABLISHMENTS BY INDUSTRIAL GROUP AND FIRST MAJOR REASON FACED DURING THE SURVEY PERIOD
2001/2002 (1994 E.F.Y)

TABLE 4.34A

| INDUSTRIAL GROUP | TYPE OF REASONS | | | | | | | | | | | TOTAL REPORTING ESTAB. |
|---|-------------------|---------------------------------|----------------------------------|--------------------------|-------------------------|----------------------------|--------------------------|-------------------------|---|-------------------------|--------|------------------------|
| | NO PROBLEMS FACED | SHORTAGE OF SUPPLY OF RAW MATR. | SHORTAGE OF SUPPLY OF SPAREPARTS | ABSENCE OF MARKET DEMAND | LACK OF WORKING CAPITAL | FREQUENT MACHINERY FAILURE | LACK OF WORKING PREMISES | PROBLEMS WITH EMPLOYEES | OBSTACLES FROM GOV. RULES AND REGULATIONS | SHORTAGE OF ELECTRICITY | OTHERS | |
| MANUFACTURE OF FOOD PRODUCTS EXCEPT GRAIN MILL SERVICES | 57 | 108 | 16 | 278 | 62 | 25 | 14 | 3 | 44 | 44 | 32 | 683 |
| Production, processing and preserving of meat and meat products | - | 7 | - | 4 | - | 1 | - | - | 1 | - | 1 | 14 |
| Manufacture of vegetable and animal oils and fats .. | 18 | 78 | 8 | 60 | 26 | 15 | 5 | - | 24 | 2 | 6 | 250 |
| Manufacture of grain mill products | 2 | 3 | 4 | 27 | 3 | 4 | 2 | 2 | - | - | 4 | 51 |
| Manufacture of bakery products | 37 | 19 | 4 | 181 | 33 | 4 | 7 | 1 | 18 | 3 | 38 | 359 |
| Manufacture of cocoa, chocolate and sugar confectionery | - | - | - | 1 | - | 1 | - | - | - | - | - | 2 |
| Manufacture of other food product n.e.c | - | 1 | - | 5 | - | - | - | - | 1 | - | - | 7 |
| MANUFACTURE OF GRAIN MILL SERVICES | 1,752 | 2,112 | 2,673 | 12,908 | 916 | 2,320 | 624 | 106 | 945 | 803 | 1,798 | 26,957 |
| MANUFACTURE OF TEXTILES | 1 | 2 | - | 11 | 1 | - | 3 | - | 1 | - | 3 | 22 |
| Preparation and spinning of textile fibers; weaving of textiles | 1 | 1 | - | 3 | 1 | - | 1 | - | - | - | - | 7 |
| Manufacture of made-up textile articles, except apparel | - | 1 | - | 6 | - | - | 2 | - | - | - | 2 | 11 |
| Manufacture of knitted and crocheted fabrics and articles | - | - | - | 2 | - | - | - | - | 1 | - | 1 | 4 |
| MANUFACTURE OF WEARING APPAREL; DRESSING AND DYING OF FUR | 106 | 42 | 5 | 523 | 119 | 2 | 38 | 4 | 26 | 30 | 61 | 956 |
| Manufacture of wearing apparel, except fur apparel .. | 106 | 42 | 5 | 523 | 119 | 2 | 38 | 4 | 26 | 30 | 61 | 956 |
| MANUFACTURE OF LUGGAGE, HANDBAGS AND FOOTWEAR | 1 | 1 | - | 9 | 3 | - | - | - | - | - | 1 | 15 |
| Manufacture of luggage, handbags and the like, saddlery and harness | 1 | - | - | 5 | - | - | - | - | - | - | 1 | 7 |
| Manufacture of footwear | - | 1 | - | 4 | 3 | - | - | - | - | - | - | 8 |
| MANUFACTURE OF WOOD AND OF PRODUCTS OF WOOD AND CORK, EXCEPT FURNITURE; MANUFACTURE OF ARTICLES OF STREW AND PLAITING MATERIALS | 9 | 27 | 4 | 71 | 20 | 7 | 6 | 10 | 6 | 1 | 1 | 167 |
| Sawmilling and planing of wood | 5 | 12 | 3 | 42 | 12 | 4 | 4 | 3 | 6 | 1 | 3 | 94 |
| Manufacture of builders' carpentry and joinery | 1 | 14 | - | 23 | 8 | 1 | 1 | - | 5 | 1 | 1 | 56 |
| Manufacture of wooden containers | 3 | 1 | 1 | 3 | - | 2 | 1 | - | 1 | - | - | 13 |
| Manufacture of other products of wood, manufacture of articles of cork, straw and plating materials .. | - | - | - | 3 | - | - | - | - | 1 | - | - | 4 |
| MANUFACTURE OF PAPER AND PAPER PRODUCTS | - | - | 1 | 2 | - | - | - | - | - | 1 | - | 4 |
| Manufacture of paper and paper products | - | - | 1 | 2 | - | - | - | - | - | 1 | - | 4 |

NUMBER OF REPORTING ESTABLISHMENTS BY INDUSTRIAL GROUP AND FIRST MAJOR REASON FACED DURING THE SURVEY PERIOD
2001/2002 (1994 E.F.Y)

TABLE 4.34A (Cont'd)

| INDUSTRIAL GROUP | TYPE OF REASONS | | | | | | | | | | | TOTAL REPORTING ESTAB. |
|---|-------------------|---------------------------------|----------------------------------|--------------------------|-------------------------|----------------------------|--------------------------|-------------------------|---|-------------------------|--------------|------------------------|
| | NO PROBLEMS FACED | SHORTAGE OF SUPPLY OF RAW MATR. | SHORTAGE OF SUPPLY OF SPAREPARTS | ABSENCE OF MARKET DEMAND | LACK OF WORKING CAPITAL | FREQUENT MACHINERY FAILURE | LACK OF WORKING PREMISES | PROBLEMS WITH EMPLOYEES | OBSTACLES FROM GOV. RULES AND REGULATIONS | SHORTAGE OF ELECTRICITY | OTHERS | |
| PUBLISHING, PRINTING AND REPRODUCTION OF RECORDED MEDIA | 16 | 19 | 9 | 121 | 20 | 5 | 7 | - | 7 | 14 | 8 | 226 |
| Publishing, printing and reproduction of recorded media | 16 | 19 | 9 | 121 | 20 | 5 | 7 | - | 7 | 14 | 8 | 226 |
| MANUFACTURE OF CHEMICALS AND CHEMICAL PRODUCTS | 1 | - | - | - | 1 | - | - | - | - | - | - | 2 |
| Manufacture of soap and detergents, cleaning and polishing preparations, perfums and toilet preparation | 1 | - | - | - | 1 | - | - | - | - | - | - | 2 |
| MANUFACTURE OF OTHER NON-METALLIC MINERAL PRODUCTS ... | 2 | 49 | 1 | 30 | 6 | 1 | 1 | - | 5 | 4 | 2 | 101 |
| Manufacture of glass and glass products..... | - | 1 | - | 1 | - | - | - | - | - | - | - | 2 |
| Manufacture of non-structural non-refractory ceramic ware | - | - | - | 6 | 2 | - | - | - | - | - | - | 8 |
| Manufacture of structural non-refractory clay and ceramic products | 2 | 27 | - | 4 | 2 | - | 1 | - | 1 | 1 | 1 | 39 |
| Manufacture of articles of concrete, cement and plaster | - | 20 | 1 | 19 | 2 | 1 | - | - | 3 | 3 | 1 | 50 |
| Cutting, shaping and finishing of stone | - | 1 | - | - | - | - | - | - | 1 | - | - | 2 |
| MANUFACTURE OF FABRICATED METAL PRODUCTS, EXCEPT MACHINERY AND EQUIPMENT | 43 | 87 | 18 | 626 | 281 | 7 | 96 | 2 | 70 | 41 | 30 | 1,301 |
| Manufacture of structural metal products | 37 | 76 | 17 | 567 | 256 | 7 | 87 | 2 | 67 | 38 | 28 | 1,182 |
| Treatment and coating of metals, general mechanical engineering on fee or contract basis | 4 | 9 | 1 | 48 | 23 | - | 8 | - | 2 | 3 | 2 | 100 |
| Manufacture of cutlery, hand tools and general hardware | 2 | 2 | - | 11 | 2 | - | 1 | - | 1 | - | - | 19 |
| MANUFACTURE OF MACHINERY AND EQUIPMENT N.E.C | - | 2 | - | 19 | 3 | - | 1 | - | 2 | 2 | 1 | 30 |
| Manufacture of ovens, furnaces and furnace burners.. | - | - | - | - | - | - | - | - | - | - | - | - |
| Manufacture of other general purpose machinery | - | - | - | - | - | - | - | - | - | - | - | - |
| Manufacture of machinery for food, beverage and tobacco processing | - | 2 | - | 19 | 3 | - | 1 | - | 2 | 2 | 1 | 30 |
| MANUFACTURE OF PARTS AND ACCESSORIES FOR MOTOR VEHICLES AND THEIR ENGINES | 41 | 192 | 9 | 403 | 227 | 8 | 65 | 5 | 57 | 51 | 40 | 1,098 |
| Manufacture of furniture; manufacturing n.e.c..... | 41 | 191 | 9 | 399 | 225 | 8 | 65 | 5 | 57 | 51 | 40 | 1,091 |
| Manufacture of jewelry and related articles | - | 1 | - | 4 | 2 | - | - | - | - | - | - | 7 |
| T O T A L | 2,029 | 2,641 | 2,736 | 15,002 | 1,662 | 2,375 | 855 | 120 | 1,168 | 998 | 1,981 | 31,567 |
| Percentages | 6.43 | 8.37 | 8.67 | 47.52 | 5.26 | 7.52 | 2.71 | 0.38 | 3.70 | 3.16 | 6.28 | 100.00 |

NUMBER OF REPORTING ESTABLISHMENTS BY INDUSTRIAL GROUP AND SECOND MAJOR REASON FACED DURING THE SURVEY PERIOD
2001/2002 (1994 E.F.Y)

TABLE 4.34B

| INDUSTRIAL GROUP | TYPE OF REASONS | | | | | | | | | | TOTAL REPORTING ESTAB. |
|---|---------------------------------|----------------------------------|--------------------------|-------------------------|----------------------------|--------------------------|-------------------------|---|-------------------------|--------|------------------------|
| | SHORTAGE OF SUPPLY OF RAW MATR. | SHORTAGE OF SUPPLY OF SPAREPARTS | ABSENCE OF MARKET DEMAND | LACK OF WORKING CAPITAL | FREQUENT MACHINERY FAILURE | LACK OF WORKING PREMISES | PROBLEMS WITH EMPLOYEES | OBSTACLES FROM GOV. RULES AND REGULATIONS | SHORTAGE OF ELECTRICITY | OTHERS | |
| MANUFACTURE OF FOOD PRODUCTS EXCEPT GRAIN MILL SERVICES | 45 | 10 | 121 | 67 | 17 | 40 | 6 | 37 | 62 | 37 | 442 |
| Production, processing and preserving of meat and meat products | 5 | 1 | 5 | - | - | - | - | - | 1 | - | 12 |
| Manufacture of vegetable and animal oils and fats .. | 23 | 6 | 55 | 31 | 9 | 6 | 1 | 14 | 13 | 10 | 168 |
| Manufacture of grain mill products | 2 | 2 | 9 | 5 | 2 | 3 | - | 2 | 4 | 5 | 34 |
| Manufacture of bakery products | 15 | 1 | 50 | 30 | 6 | 29 | 5 | 20 | 42 | 22 | 220 |
| Manufacture of cocoa, chocolate and sugar confectionery | - | - | 1 | - | - | 1 | - | - | - | - | 2 |
| Manufacture of other food product n.e.c. | - | - | 1 | 1 | - | 1 | - | 1 | 2 | - | 6 |
| MANUFACTURE OF GRAIN MILL SERVICES | 832 | 2,122 | 3,837 | 1,475 | 2,960 | 1,492 | 59 | 1,123 | 1,477 | 2,202 | 17,579 |
| MANUFACTURE OF TEXTILES | 2 | 1 | 4 | 3 | - | 1 | 1 | 2 | 2 | - | 16 |
| Preparation and spinning of textile fibers; weaving of textiles | - | - | 1 | 3 | - | - | - | 1 | 1 | - | 6 |
| Manufacture of made-up textile articles, except apparel | 2 | - | 3 | - | - | 1 | - | 1 | - | - | 7 |
| Manufacture of knitted and crocheted fabrics and articles | - | 1 | - | - | - | - | 1 | - | 1 | - | 3 |
| MANUFACTURE OF WEARING APPAREL; DRESSING AND DYING OF FUR | 30 | 5 | 116 | 162 | 5 | 72 | 1 | 39 | 55 | 44 | 529 |
| Manufacture of wearing apparel, except fur apparel.. | 30 | 5 | 116 | 162 | 5 | 72 | 1 | 39 | 55 | 44 | 529 |
| MANUFACTURE OF LUGGAGE, HANDBAGS AND FOOTWEAR | 1 | - | 2 | 4 | - | 2 | - | 1 | 1 | - | 11 |
| Manufacture of luggage, handbags and the like, saddlery and harness | 1 | - | - | 1 | - | 1 | - | 1 | - | - | 4 |
| Manufacture of footwear | - | - | 2 | 3 | - | 1 | - | - | 1 | - | 7 |
| MANUFACTURE OF WOOD AND OF PRODUCTS OF WOOD AND CORK, EXCEPT FURNITURE; MANUFACTURE OF ARTICLES OF STREW AND PLAITING MATERIALS | 9 | 3 | 39 | 30 | 6 | 19 | 2 | 9 | 9 | 3 | 129 |
| Sawmilling and planing of wood | 5 | 1 | 21 | 12 | 2 | 9 | 1 | 6 | 8 | 2 | 67 |
| Manufacture of builders' carpentry and joinery | 4 | 2 | 17 | 13 | 4 | 6 | - | 1 | 1 | 1 | 49 |
| Manufacture of wooden containers | - | - | 1 | 4 | - | 1 | 1 | 2 | - | - | 9 |
| Manufacture of other products of wood, manufacture of articles of cork, straw and plating materials .. | - | - | - | 1 | - | 3 | - | - | - | - | 4 |
| MANUFACTURE OF PAPER AND PAPER PRODUCTS | - | 1 | 3 | - | - | - | - | - | - | - | 4 |
| Manufacture of paper and paper products | - | 1 | 3 | - | - | - | - | - | - | - | 4 |

NUMBER OF REPORTING ESTABLISHMENTS BY INDUSTRIAL GROUP AND SECOND MAJOR REASON FACED DURING THE SURVEY PERIOD
2001/2002 (1994 E.F.Y)

TABLE 4.34B (Cont'd)

| INDUSTRIAL GROUP | TYPE OF REASONS | | | | | | | | | | TOTAL REPORTING ESTAB. |
|---|---------------------------------|----------------------------------|--------------------------|-------------------------|----------------------------|--------------------------|-------------------------|---|-------------------------|--------------|------------------------|
| | SHORTAGE OF SUPPLY OF RAW MATR. | SHORTAGE OF SUPPLY OF SPAREPARTS | ABSENCE OF MARKET DEMAND | LACK OF WORKING CAPITAL | FREQUENT MACHINERY FAILURE | LACK OF WORKING PREMISES | PROBLEMS WITH EMPLOYEES | OBSTACLES FROM GOV. RULES AND REGULATIONS | SHORTAGE OF ELECTRICITY | OTHERS | |
| PUBLISHING, PRINTING AND REPRODUCTION OF RECORDED MEDIA | 8 | 7 | 27 | 28 | 8 | 23 | 1 | 16 | 22 | 9 | 149 |
| Publishing, printing and reproduction of recorded media | 8 | 7 | 27 | 28 | 8 | 23 | 1 | 16 | 22 | 9 | 149 |
| MANUFACTURE OF CHEMICALS AND CHEMICAL PRODUCTS | 1 | - | - | - | - | - | - | - | - | - | 1 |
| Manufacture of soap and detergents, cleaning and polishing preparations, perfums and toilet preparation | 1 | - | - | - | - | - | - | - | - | - | 1 |
| MANUFACTURE OF OTHER NON-METALLIC MINERAL PRODUCTS ... | 7 | 3 | 26 | 15 | 4 | 7 | - | 2 | 7 | 5 | 76 |
| Manufacture of glass and glass products..... | - | - | 1 | 1 | - | - | - | - | - | - | 2 |
| Manufacture of non-structural non-refractory ceramic ware | - | 1 | - | 3 | - | 2 | - | - | - | - | 6 |
| Manufacture of structural non-refractory clay and ceramic products | 2 | 1 | 13 | 4 | 2 | 2 | - | 1 | 3 | 1 | 29 |
| Manufacture of articles of concrete, cement and plaster | 4 | 1 | 12 | 7 | 2 | 3 | - | 1 | 4 | 4 | 38 |
| Cutting, shaping and finishing of stone | 1 | - | - | - | - | - | - | - | - | - | 1 |
| MANUFACTURE OF FABRICATED METAL PRODUCTS, EXCEPT MACHINERY AND EQUIPMENT | 75 | 17 | 224 | 292 | 11 | 221 | 8 | 73 | 88 | 46 | 1,055 |
| Manufacture of structural metal products | 67 | 15 | 207 | 263 | 10 | 206 | 6 | 64 | 80 | 43 | 961 |
| Treatment and coating of metals, general mechanical engineering on fee or contract basis | 7 | 2 | 15 | 23 | 1 | 14 | 2 | 5 | 7 | 3 | 79 |
| Manufacture of cutlery, hand tools and general hardware | 1 | - | 2 | 6 | - | 1 | - | 4 | 1 | - | 15 |
| MANUFACTURE OF MACHINERY AND EQUIPMENT N.E.C | 2 | 1 | 6 | 6 | - | 1 | - | - | 4 | - | 20 |
| Manufacture of ovens, furnaces and furnace burners.. | - | - | - | - | - | - | - | - | - | - | - |
| Manufacture of other general purpose machinery | - | - | - | - | - | - | - | - | - | - | - |
| Manufacture of machinery for food, beverage and tobacco processing | 2 | 1 | 6 | 6 | - | 1 | - | - | 4 | - | 20 |
| MANUFACTURE OF PARTS AND ACCESSORIES FOR MOTOR VEHICLES AND THEIR ENGINES | 1 | - | 2 | 1 | 1 | - | - | - | - | - | 5 |
| MANUFACTURE OF FURNITURE; MANUFACTURING N.E.C. | 106 | 19 | 197 | 239 | 22 | 140 | 10 | 56 | 55 | 24 | 868 |
| Manufacture of furniture; manufacturing n.e.c..... | 106 | 19 | 194 | 237 | 22 | 139 | 10 | 56 | 55 | 24 | 862 |
| Manufacture of jewelry and related articles | - | - | 3 | 2 | - | 1 | - | - | - | - | 6 |
| T O T A L | 1,119 | 2,189 | 4,604 | 2,322 | 3,034 | 2,018 | 88 | 1,358 | 1,782 | 2,370 | 20,884 |
| Percentages | 5.36 | 10.48 | 22.05 | 11.12 | 14.53 | 9.66 | .42 | 6.50 | 8.53 | 11.35 | 100.00 |

NUMBER OF REPORTING ESTABLISHMENTS BY INDUSTRIAL GROUP AND THIRD MAJOR REASON FACED DURING THE SURVEY PERIOD
2001/2002 (1994 E.F.Y)

TABLE 4.34C

| INDUSTRIAL GROUP | TYPE OF REASONS | | | | | | | | | | TOTAL REPORTING ESTAB. |
|---|---------------------------------|----------------------------------|--------------------------|-------------------------|----------------------------|--------------------------|-------------------------|---|-------------------------|--------|------------------------|
| | SHORTAGE OF SUPPLY OF RAW MATR. | SHORTAGE OF SUPPLY OF SPAREPARTS | ABSENCE OF MARKET DEMAND | LACK OF WORKING CAPITAL | FREQUENT MACHINERY FAILURE | LACK OF WORKING PREMISES | PROBLEMS WITH EMPLOYEES | OBSTACLES FROM GOV. RULES AND REGULATIONS | SHORTAGE OF ELECTRICITY | OTHERS | |
| MANUFACTURE OF FOOD PRODUCTS EXCEPT GRAIN MILL SERVICES | 23 | 3 | 27 | 31 | 17 | 28 | 3 | 29 | 57 | 17 | 235 |
| Production, processing and preserving of meat and meat products | - | - | 2 | - | 1 | - | - | - | 1 | 1 | 5 |
| Manufacture of vegetable and animal oils and fats .. | 9 | 3 | 12 | 18 | 9 | 8 | 1 | 14 | 14 | 3 | 91 |
| Manufacture of grain mill products | 1 | - | 6 | 2 | 3 | 1 | - | 1 | 3 | 1 | 18 |
| Manufacture of bakery products | 13 | - | 7 | 11 | 4 | 19 | 2 | 14 | 37 | 12 | 119 |
| Manufacture of cocoa, chocolate and sugar confectionery | - | - | - | - | - | - | - | - | 1 | - | 1 |
| Manufacture of other food product n.e.c | - | - | - | - | - | - | - | - | 1 | - | 1 |
| MANUFACTURE OF GRAIN MILL SERVICES | 322 | 685 | 844 | 638 | 1,395 | 865 | 313 | 840 | 899 | 1,085 | 7,884 |
| MANUFACTURE OF TEXTILES | 1 | - | - | 3 | 1 | 1 | - | 1 | 1 | 1 | 9 |
| Preparation and spinning of textile fibers; weaving of textiles | - | - | - | 1 | 1 | - | - | - | - | 1 | 3 |
| Manufacture of made-up textile articles, except apparel | - | - | - | 2 | - | 1 | - | - | 1 | - | 4 |
| Manufacture of knitted and crocheted fabrics and articles | 1 | - | - | - | - | - | - | 1 | - | - | 2 |
| MANUFACTURE OF WEARING APPAREL; DRESSING AND DYING OF FUR | 11 | 1 | 18 | 25 | 6 | 52 | 5 | 38 | 44 | 26 | 226 |
| Manufacture of wearing apparel, except fur apparel .. | 11 | 1 | 18 | 25 | 6 | 52 | 5 | 38 | 44 | 26 | 226 |
| MANUFACTURE OF LUGGAGE, HANDBAGS AND FOOTWEAR | - | - | - | - | - | 3 | - | 4 | 1 | - | 8 |
| Manufacture of luggage, handbags and the like, saddlery and harness | - | - | - | - | - | 1 | - | 2 | - | - | 3 |
| Manufacture of footwear | - | - | - | - | - | 2 | - | 2 | 1 | - | 5 |
| MANUFACTURE OF WOOD AND OF PRODUCTS OF WOOD AND CORK, EXCEPT FURNITURE; MANUFACTURE OF ARTICLES OF STREW AND PLAITING MATERIALS | 3 | 3 | 9 | 11 | 3 | 15 | 1 | 11 | 22 | 3 | 81 |
| Sawmilling and planing of wood | - | 1 | 3 | 1 | 2 | 7 | - | 7 | 13 | 1 | 35 |
| Manufacture of builders' carpentry and joinery | 3 | 2 | 3 | 9 | 1 | 7 | 1 | 4 | 7 | 1 | 38 |
| Manufacture of wooden containers | - | - | 3 | - | - | - | - | - | 2 | 1 | 6 |
| Manufacture of other products of wood, manufacture of articles of cork, straw and plating materials .. | - | - | - | 1 | - | 1 | - | - | - | - | 2 |
| MANUFACTURE OF PAPER AND PAPER PRODUCTS | - | - | - | - | - | 3 | - | - | - | - | 3 |
| Manufacture of paper and paper products | - | - | - | - | - | 3 | - | - | - | - | 3 |

NUMBER OF REPORTING ESTABLISHMENTS BY INDUSTRIAL GROUP AND THIRD MAJOR REASON FACED DURING THE SURVEY PERIOD
2001/2002 (1994 E.F.Y)

TABLE 4.34C (Cont'd)

| INDUSTRIAL GROUP | TYPE OF REASONS | | | | | | | | | | TOTAL REPORTING ESTAB. |
|---|---------------------------------|------------------------|--------------------------|-------------------------|----------------------------|--------------------------|-------------------------|---|-------------------------|--------------|------------------------|
| | SHORTAGE OF SUPPLY OF RAW MATR. | SHORTAGE OF SPAREPARTS | ABSENCE OF MARKET DEMAND | LACK OF WORKING CAPITAL | FREQUENT MACHINERY FAILURE | LACK OF WORKING PREMISES | PROBLEMS WITH EMPLOYEES | OBSTACLES FROM GOV. RULES AND REGULATIONS | SHORTAGE OF ELECTRICITY | OTHERS | |
| PUBLISHING, PRINTING AND REPRODUCTION OF RECORDED MEDIA | 6 | 2 | 13 | 4 | 4 | 11 | - | 13 | 14 | 6 | 73 |
| Publishing, printing and reproduction of recorded media | 6 | 2 | 13 | 4 | 4 | 11 | - | 13 | 14 | 6 | 73 |
| MANUFACTURE OF CHEMICALS AND CHEMICAL PRODUCTS | - | - | 1 | - | - | - | - | - | - | - | 1 |
| Manufacture of soap and detergents, cleaning and polishing preparations, perfums and toilet preparation | - | - | 1 | - | - | - | - | - | - | - | 1 |
| MANUFACTURE OF OTHER NON-METALLIC MINERAL PRODUCTS | - | - | 5 | 3 | 2 | 10 | - | 5 | 7 | 4 | 41 |
| Manufacture of glass and glass products..... | - | - | - | 1 | - | - | - | - | - | - | 1 |
| Manufacture of non-structural non-refractory ceramic ware | - | - | 1 | 1 | 1 | 1 | - | - | 2 | - | 5 |
| Manufacture of structural non-refractory clay and ceramic products | - | - | 3 | - | 1 | 4 | - | 2 | 5 | 2 | 17 |
| Manufacture of articles of concrete, cement and plaster | 5 | - | 1 | 2 | - | 4 | - | 3 | - | 2 | 17 |
| Cutting, shaping and finishing of stone | - | - | - | - | - | 1 | - | - | - | - | 1 |
| MANUFACTURE OF FABRICATED METAL PRODUCTS, EXCEPT MACHINERY AND EQUIPMENT | 22 | 11 | 70 | 99 | 17 | 180 | 11 | 86 | 94 | 39 | 629 |
| Manufacture of structural metal products | 20 | 9 | 62 | 93 | 15 | 162 | 10 | 77 | 86 | 35 | 569 |
| Treatment and coating of metals, general mechanical engineering on fee or contract basis | 2 | 1 | 7 | 5 | 2 | 13 | 1 | 7 | 6 | 4 | 48 |
| Manufacture of cutlery, hand tools and general hardware | - | 1 | 1 | 1 | - | 5 | - | 2 | 2 | - | 12 |
| MANUFACTURE OF MACHINERY AND EQUIPMENT N.E.C. | 1 | - | 1 | 1 | - | 3 | - | 5 | 1 | - | 12 |
| Manufacture of ovens, furnaces and furnace burners.. | - | - | - | - | - | - | - | - | - | - | - |
| Manufacture of other general purpose machinery | - | - | - | - | - | - | - | - | - | - | - |
| Manufacture of machinery for food, beverage and tobacco processing | 1 | - | 1 | 1 | - | 3 | - | 5 | 1 | - | 12 |
| MANUFACTURE OF PARTS AND ACCESSORIES FOR MOTOR VEHICLES AND THEIR ENGINES | - | - | - | - | - | 2 | - | - | 1 | - | 3 |
| MANUFACTURE OF FURNITURE; MANUFACTURING N.E.C. | 56 | 8 | 74 | 67 | 15 | 128 | 10 | 96 | 67 | 27 | 548 |
| Manufacture of furniture; manufacturing n.e.c..... | 56 | 8 | 74 | 67 | 15 | 126 | 10 | 94 | 67 | 27 | 544 |
| Manufacture of jewelry and related articles | - | - | - | - | - | 2 | - | 2 | - | - | 4 |
| T O T A L | 450 | 711 | 1,062 | 882 | 1,460 | 1,301 | 343 | 1,128 | 1,208 | 1,208 | 9,753 |
| Percentages | 4.61 | 7.29 | 10.89 | 9.04 | 14.97 | 13.34 | 3.52 | 11.57 | 12.39 | 12.39 | 100.00 |

121

NUMBER OF ESTABLISHMENTS BY INDUSTRIAL GROUP AND TYPE OF OBSTACLES FROM GOVERNMENT
RULES AND REGULATION TO START OPERATION : 2001/2002 (1994 E.F.Y)

TABLE 4.35

| INDUSTRIAL GROUP | LONG PROCESS IN GETTING LICENCE | REGULATION IN OBTAINING WORKING PREMISES | TAX REGULATION | OTHERS | TOTAL |
|---|--|---|-------------------|------------|--------------|
| MANUFACTURE OF FOOD PRODUCTS EXCEPT GRAIN MILL SERVICES | 29 | 9 | 13 | 10 | 61 |
| Production, processing and preserving of meat and meat products | - | - | - | - | - |
| Manufacture of vegetable and animal oils and fats .. | 14 | 4 | 3 | 4 | 25 |
| Manufacture of grain mill products | 1 | 1 | - | - | 2 |
| Manufacture of bakery products | 14 | 4 | 10 | 6 | 34 |
| Manufacture of cocoa, chocolate and sugar confectionery | - | - | - | - | - |
| Manufacture of other food product n.e.c | - | - | - | - | - |
| MANUFACTURE OF GRAIN MILL SERVICES | 913 | 779 | 250 | 293 | 2,235 |
| MANUFACTURE OF TEXTILES | 1 | 1 | 1 | - | 2 |
| Preparation and spinning of textile fibers; weaving of textiles | - | - | 1 | - | 1 |
| Manufacture of made-up textile articles, except apparel | - | 1 | - | - | 1 |
| Manufacture of knitted and crocheted fabrics and articles | - | - | - | - | - |
| MANUFACTURE OF WEARING APPAREL; DRESSING AND DYING OF FUR | 14 | 9 | 24 | 11 | 58 |
| Manufacture of wearing apparel, except fur apparel.. | 14 | 9 | 24 | 11 | 58 |
| MANUFACTURE OF LUGGAGE, HANDBAGS AND FOOTWEAR | 1 | 1 | - | 1 | 2 |
| Manufacture of luggage, handbags and the like, saddlery and harness | - | - | - | - | - |
| Manufacture of footwear | - | 1 | - | 1 | 2 |
| MANUFACTURE OF WOOD AND OF PRODUCTS OF WOOD AND CORK, EXCEPT FURNITURE; MAUFACTURE OF ARTICLES OF STRAW AND PLAITING MATERIALS | 17 | 4 | 7 | 4 | 32 |
| Sawmilling and planing of wood | 12 | 4 | 2 | 1 | 19 |
| Manufacture of builders' carpentry and joinery | 1 | - | 1 | 3 | 5 |
| Manufacture of wooden containers | 1 | - | - | - | 2 |
| Manufacture of other products of wood, manufacture of articles of cork, straw and plating materials .. | 2 | - | - | - | 2 |
| MANUFACTURE OF PAPER AND PAPER PRODUCTS | 1 | - | - | - | 1 |
| Manufacture of paper and paper products | 1 | - | - | - | 1 |

NUMBER OF ESTABLISHMENTS BY INDUSTRIAL GROUP AND TYPE OF OBSTACLES FROM GOVERNMENT
RULES AND REGULATION TO START OPERAION : 2001/2002 (1994 E.F.Y)

TABLE 4.35 (Cont'd)

| INDUSTRIAL GROUP | LONG PROCESS IN GETTING LICENCE | REGULATION IN OBTAINING WORKING PREMISES | TAX REGULATION | OTHERS | TOTAL |
|--|--|---|-------------------|------------|--------------|
| PUBLISHING,PRINTING AND REPRODUCTION OF RECORDED MEDIA | 9 | 5 | 10 | - | 24 |
| Publishing,printing and reproduction of recorded media | 9 | 5 | 10 | - | 24 |
| MANUFACTURE OF CHEMICALS AND CHEMICAL PRODUCTS | - | - | - | - | - |
| Manufacture of soap and detergents, cleaning and polishing preparations, perfums and toilet preparation | - | - | - | - | - |
| MANUFACTURE OF OTHER NON-METALLIC MINERAL PRODUCTS ... | 4 | 3 | - | 2 | 9 |
| Manufacture of glass and glass products..... | - | - | - | - | - |
| Manufacture of non-structural non-refractory ceramic ware | - | - | - | - | - |
| Manufacture of structural non-refractory clay and ceramic products | 1 | 1 | - | - | 2 |
| Manufacture of articles of concrete, cement and plaster | 3 | 1 | - | 2 | 6 |
| Cutting, shaping and finishing of stone | - | 1 | - | - | 1 |
| MANUFACTURE OF FABRICATED METAL PRODUCTS, EXCEPT MACHINERY AND EQUIPMENT | 81 | 51 | 32 | 21 | 185 |
| Manufacture of structural metal products | 74 | 46 | 31 | 21 | 172 |
| Treatment and coating of metals, general mechanical engineering on fee or contract basis | 4 | 5 | - | - | 9 |
| Manufacture of cutlery, hand tools and general hardware | 3 | - | 1 | - | 4 |
| MANUFACTURE OF MACHINERY AND EQUIPMENT N.E.C | - | 1 | 1 | 1 | 3 |
| Manufacture of ovens, furnaces and furnace burners.. | - | - | - | - | - |
| Manufacture of other general purpose machinery | - | - | - | - | - |
| Manufacture of machinery for food, beverage and tobacco processing | - | 1 | 1 | 1 | 3 |
| MANUFACTURE OF PARTS AND ACCESSORIES FOR MOTOR VEHICLES AND THEIR ENGINES | 1 | - | - | - | 1 |
| MANUFACTURE OF FURNITURE; MANUFACTURING N.E.C. | 98 | 37 | 38 | 26 | 199 |
| Manufacture of furniture; manufacturing n.e.c..... | 97 | 36 | 37 | 26 | 196 |
| Manufacture of jewelry and related articles | 1 | 1 | 1 | - | 3 |
| T O T A L | 1,167 | 900 | 376 | 369 | 2,812 |
| Percentages | 41.50 | 32.01 | 13.37 | 13.12 | 100.00 |

NUMBER OF ESTABLISHMENTS BY INDUSTRIAL GROUP AND FIRST MAJOR PROBLEM IN OBTAINING INFORMATION
2001/2002 (1994 E.F.Y)

TABLE 4.36A

| INDUSTRIAL GROUP | LACK OF INFORMATION TO IDENTIFY TYPES OF ACTIVITY | LACK OF INF. ABOUT APPROPRIATE TYPES OF MACHINERIES | LACK OF INFORMATION WHERE TO BUY MACHINERIES | LACK OF INFORMATION WHERE TO GET APPROPRIATE TRAINING | LACK OF SUFFICIENT MARKET INFORMATION | LACK OF INFORMATION WHERE TO GET LICENCE | OTHERS | TOTAL |
|---|---|---|--|---|---------------------------------------|--|--------|-------|
| MANUFACTURE OF FOOD PRODUCTS EXCEPT GRAIN MILL SERVICES | 17 | 5 | 1 | 2 | 30 | 3 | 8 | 66 |
| Production, processing and preserving of meat and meat products | - | - | - | - | - | - | - | - |
| Manufacture of vegetable and animal oils and fats .. | 6 | 2 | - | 1 | 15 | 1 | 2 | 27 |
| Manufacture of grain mill products | 1 | 1 | - | 1 | 5 | - | 1 | 9 |
| Manufacture of bakery products | 10 | 2 | 1 | - | 10 | 2 | 5 | 30 |
| Manufacture of cocoa, chocolate and sugar confectionery | - | - | - | - | - | - | - | - |
| Manufacture of other food product n.e.c | - | - | - | - | - | - | - | - |
| MANUFACTURE OF GRAIN MILL SERVICES | 314 | 225 | 46 | 70 | 675 | 26 | 127 | 1,483 |
| MANUFACTURE OF TEXTILES | 1 | - | 1 | - | 1 | - | - | 3 |
| Preparation and spinning of textile fibers; weaving of textiles | - | - | - | - | - | - | - | - |
| Manufacture of made-up textile articles, except apparel | - | - | 1 | - | 1 | - | - | 2 |
| Manufacture of knitted and crocheted fabrics and articles | 1 | - | - | - | - | - | - | 1 |
| MANUFACTURE OF WEARING APPAREL; DRESSING AND DYING OF FUR | 7 | 2 | 3 | 1 | 22 | 1 | 11 | 47 |
| Manufacture of wearing apparel, except fur apparel .. | 7 | 2 | 3 | 1 | 22 | 1 | 11 | 47 |
| MANUFACTURE OF LUGGAGE, HANDBAGS AND FOOTWEAR | 1 | - | - | - | 1 | - | - | 2 |
| Manufacture of luggage, handbags and the like, saddlery and harness | - | - | - | - | 1 | - | - | 1 |
| Manufacture of footwear | 1 | - | - | - | - | - | - | 1 |
| MANUFACTURE OF WOOD AND OF PRODUCTS OF WOOD AND CORK, EXCEPT FURNITURE; MANUFACTURE OF ARTICLES OF STREW AND PLAITING MATERIALS | 4 | 3 | - | 1 | 5 | - | - | 13 |
| Sawmilling and planing of wood | 2 | - | - | 1 | 3 | - | - | 6 |
| Manufacture of builders' carpentry and joinery | 2 | 1 | - | - | 2 | - | - | 5 |
| Manufacture of wooden containers | - | 2 | - | - | - | - | - | 2 |
| Manufacture of other products of wood, manufacture of articles of cork, straw and plating materials .. | - | - | - | - | - | - | - | - |
| MANUFACTURE OF PAPER AND PAPER PRODUCTS | - | - | - | - | - | - | - | - |
| Manufacture of paper and paper products | - | - | - | - | - | - | - | - |

NUMBER OF ESTABLISHMENTS BY INDUSTRIAL GROUP AND FIRST MAJOR PROBLEM IN OBTAINING INFORMATION
2001/2002 (1994 E.F.Y)

TABLE 4.36A (Cont'd)

| INDUSTRIAL GROUP | LACK OF INFORMATION TO IDENTIFY TYPES OF ACTIVITY | LACK OF INF. ABOUT APPROPRIATE TYPES OF MACHINERIES | LACK OF INFORMATION WHERE TO BUY MACHINERIES | LACK OF INFORMATION WHERE TO GET APPROPRIATE TRAINING | LACK OF SUFFICIENT MARKET INFORMATION | LACK OF INFORMATION WHERE TO GET LICENCE | OTHERS | TOTAL |
|---|---|---|--|---|---------------------------------------|--|------------|--------------|
| PUBLISHING, PRINTING AND REPRODUCTION OF RECORDED MEDIA | 2 | 2 | 1 | 1 | 6 | - | 1 | 13 |
| Publishing, printing and reproduction of recorded media | 2 | 2 | 1 | 1 | 6 | - | 1 | 13 |
| MANUFACTURE OF CHEMICALS AND CHEMICAL PRODUCTS | - | - | - | - | - | - | - | - |
| Manufacture of soap and detergents, cleaning and polishing preparations, perfums and toilet preparation | - | - | - | - | - | - | - | - |
| MANUFACTURE OF OTHER NON-METALLIC MINERAL PRODUCTS ... | - | - | 1 | 1 | 3 | - | - | 5 |
| Manufacture of glass and glass products..... | - | - | - | - | - | - | - | - |
| Manufacture of non-structural non-refractory ceramic ware | - | - | - | - | - | - | - | - |
| Manufacture of structural non-refractory clay and ceramic products | - | - | - | 1 | - | - | - | 1 |
| Manufacture of articles of concrete, cement and plaster | - | - | 1 | - | 3 | - | - | 4 |
| Cutting, shaping and finishing of stone | - | - | - | - | - | - | - | - |
| MANUFACTURE OF FABRICATED METAL PRODUCTS, EXCEPT MACHINERY AND EQUIPMENT | 21 | 9 | 6 | 4 | 49 | 1 | 16 | 106 |
| Manufacture of structural metal products | 21 | 8 | 5 | 3 | 46 | 1 | 16 | 100 |
| Treatment and coating of metals, general mechanical engineering on fee or contract basis | 1 | 1 | 1 | 1 | 3 | - | - | 6 |
| Manufacture of cutlery, hand tools and general hardware | - | - | - | - | - | - | - | - |
| MANUFACTURE OF MACHINERY AND EQUIPMENT N.E.C | 1 | 1 | - | - | - | - | - | 2 |
| Manufacture of ovens, furnaces and furnace burners.. | - | - | - | - | - | - | - | - |
| Manufacture of other general purpose machinery | - | - | - | - | - | - | - | - |
| Manufacture of machinery for food, beverage and tobacco processing | 1 | 1 | - | - | - | - | - | 2 |
| MANUFACTURE OF PARTS AND ACCESSORIES FOR MOTOR VEHICLES AND THEIR ENGINES | 1 | 2 | 5 | 5 | 5 | 1 | 5 | 25 |
| MANUFACTURE OF FURNITURE; MANUFACTURING N.E.C. | 17 | 3 | 1 | 3 | 37 | 3 | 5 | 69 |
| Manufacture of furniture; manufacturing n.e.c..... | 17 | 3 | 1 | 3 | 37 | 3 | 5 | 69 |
| Manufacture of jewelry and related articles | - | - | - | - | - | - | - | - |
| T O T A L | 385 | 250 | 60 | 83 | 829 | 34 | 168 | 1,809 |
| Percentages | 21.28 | 13.82 | 3.32 | 4.59 | 45.83 | 1.88 | 9.29 | 100.00 |

NUMBER OF ESTABLISHMENTS BY INDUSTRIAL GROUP AND SECOND MAJOR PROBLEM IN OBTAINING INFORMATION
2001/2002 (1994 E.F.Y)

TABLE 4.36B

| INDUSTRIAL GROUP | LACK OF INFORMATION TO IDENTIFY TYPES OF ACTIVITY | LACK OF INF. ABOUT APPROPRAITE TYPES OF MACHINERIES | LACK OF INFORMATION WHERE TO BUY MACHINERIES | LACK OF INFORMATION WHERE TO GET APPROPRIATE TRAINING | LACK OF SUFFICIENT MARKET INFORMATION | LACK OF INFORMATION WHERE TO GET LICENCE | OTHERS | TOTAL |
|---|---|---|--|---|---------------------------------------|--|--------|-------|
| MANUFACTURE OF FOOD PRODUCTS EXCEPT GRAIN MILL SERVICES | 1 | 5 | 2 | 2 | 7 | 1 | 2 | 20 |
| Production, processing and preserving of meat and meat products | - | - | - | - | - | - | - | - |
| Manufacture of vegetable and animal oils and fats .. | 1 | 1 | 1 | 1 | 3 | - | 1 | 8 |
| Manufacture of grain mill products | - | 2 | - | - | 1 | - | - | 3 |
| Manufacture of bakery products | - | 2 | 1 | 1 | 3 | 1 | 1 | 9 |
| Manufacture of cocoa, chocolate and sugar confectionery | - | - | - | - | - | - | - | - |
| Manufacture of other food product n.e.c | - | - | - | - | - | - | - | - |
| MANUFACTURE OF GRAIN MILL SERVICES | 122 | 87 | 60 | 147 | 222 | 34 | 39 | 711 |
| MANUFACTURE OF TEXTILES | - | - | - | - | - | - | - | - |
| Preparation and spinning of textile fibers; weaving of textiles | - | - | - | - | - | - | - | - |
| Manufacture of made-up textile articles, except apparel | - | - | - | - | - | - | - | - |
| Manufacture of knitted and crocheted fabrics and articles | - | - | - | - | - | - | - | - |
| MANUFACTURE OF WEARING APPAREL; DRESSING AND DYING OF FUR | 2 | 1 | 1 | - | 4 | - | 1 | 9 |
| Manufacture of wearing apparel, except fur apparel.. | 2 | 1 | 1 | - | 4 | - | 1 | 9 |
| MANUFACTURE OF LUGGAGE, HANDBAGS AND FOOTWEAR | - | - | - | - | - | - | - | - |
| Manufacture of luggage, handbags and the like, saddlery and harness | - | - | - | - | - | - | - | - |
| Manufacture of footwear | - | - | - | - | - | - | - | - |
| MANUFACTURE OF WOOD AND OF PRODUCTS OF WOOD AND CORK, EXCEPT FURNITURE; MAUFACTURE OF ARTICLES OF STREW AND PLAITING MATERIALS | - | - | 1 | - | 1 | - | - | 2 |
| Sawmilling and planing of wood | - | - | - | - | - | - | - | - |
| Manufacture of builders' carpentry and joinery | - | - | 1 | - | - | - | - | 1 |
| Manufacture of wooden containers | - | - | - | - | 1 | - | - | 1 |
| Manufacture of other products of wood, manufacture of articles of cork, straw and plating materials .. | - | - | - | - | - | - | - | - |
| MANUFACTURE OF PAPER AND PAPER PRODUCTS | - | - | - | - | - | - | - | - |
| Manufacture of paper and paper products | - | - | - | - | - | - | - | - |

**NUMBER OF ESTABLISHMENTS BY INDUSTRIAL GROUP AND SECOND MAJOR PROBLEM IN OBTAINING INFORMATION
2001/2002 (1994 E.F.Y)**

TABLE 4.36B (Cont'd)

| INDUSTRIAL GROUP | LACK OF INFORMATION TO IDENTIFY TYPES OF ACTIVITY | LACK OF INF. ABOUT APPROPRAITE TYPES OF MACHINERIES | LACK OF INFORMATION WHERE TO BUY MACHINERIES | LACK OF INFORMATION WHERE TO GET APPROPRIATE TRAINING | LACK OF SUFFICIENT MARKET INFORMATION | LACK OF INFORMATION WHERE TO GET LICENCE | OTHERS | TOTAL |
|---|--|--|---|--|--|---|---------------|--------------|
| PUBLISHING,PRINTING AND REPRODUCTION OF RECORDED MEDIA | - | - | 2 | 1 | 1 | - | - | 4 |
| Publishing,printing and reproduction of recorded media | - | - | 2 | 1 | 1 | - | - | 4 |
| MANUFACTURE OF CHEMICALS AND CHEMICAL PRODUCTS | - | - | - | - | - | - | - | - |
| Manufacture of soap and detergents, cleaning and polishing preparations, perfums and toilet preparation | - | - | - | - | - | - | - | - |
| MANUFACTURE OF OTHER NON-METALLIC MINERAL PRODUCTS ... | - | 1 | - | - | - | - | - | 1 |
| Manufacture of glass and glass products..... | - | - | - | - | - | - | - | - |
| Manufacture of non-structural non-refractory ceramic ware | - | - | - | - | - | - | - | - |
| Manufacture of structural non-refractory clay and ceramic products | - | - | - | - | - | - | - | - |
| Manufacture of articles of concrete, cement and plaster | - | 1 | - | - | - | - | - | 1 |
| Cutting, shaping and finishing of stone | - | - | - | - | - | - | - | - |
| MANUFACTURE OF FABRICATED METAL PRODUCTS, EXCEPT MACHINERY AND EQUIPMENT | 2 | 4 | 1 | 2 | 14 | 4 | 2 | 29 |
| Manufacture of structural metal products | 2 | 4 | 1 | 2 | 12 | 4 | 1 | 26 |
| Treatment and coating of metals, general mechanical engineering on fee or contract basis | - | - | - | - | 2 | - | 1 | 3 |
| Manufacture of cutlery, hand tools and general hardware | - | - | - | - | - | - | - | - |
| MANUFACTURE OF MACHINERY AND EQUIPMENT N.E.C | - | - | - | - | 1 | - | - | 1 |
| Manufacture of ovens, furnaces and furnace burners.. | - | - | - | - | - | - | - | - |
| Manufacture of other general purpose machinaey | - | - | - | - | - | - | - | - |
| Manufacture of machinery for food, beverage and tobaco processing | - | - | - | - | 1 | - | - | 1 |
| MANUFACTURE OF PARTS AND ACCESSORIES FOR MOTOR VEHICLES AND THEIR ENGINES | - | - | - | - | - | - | - | - |
| MANUFACTURE OF FURNITURE; MANUFACTURING N.E.C. | 4 | 3 | 4 | 3 | 4 | 2 | 1 | 21 |
| Manufacture of furniture; manufacturing n.e.c..... | 4 | 3 | 4 | 3 | 4 | 2 | 1 | 21 |
| Manufacture of jewelry and related articles | - | - | - | - | - | - | - | - |
| T O T A L | 131 | 101 | 71 | 155 | 254 | 41 | 45 | 798 |
| Percentages | 16.42 | 12.66 | 8.90 | 19.42 | 31.83 | 5.14 | 5.64 | 100.00 |

NUMBER OF ESTABLISHMENTS BY INDUSTRIAL GROUP AND THIRD MAJOR PROBLEM IN OBTAINING INFORMATION
2001/2002 (1994 E.F.Y)

TABLE 4.36C

| INDUSTRIAL GROUP | LACK OF INFORMATION TO IDENTIFY TYPES OF ACTIVITY | LACK OF INF. ABOUT APPROPRIATE TYPES OF MACHINERIES | LACK OF INFORMATION WHERE TO BUY MACHINERIES | LACK OF INFORMATION WHERE TO GET APPROPRIATE TRAINING | LACK OF SUFFICIENT MARKET INFORMATION | LACK OF INFORMATION WHERE TO GET LICENCE | OTHERS | TOTAL |
|---|---|---|--|---|---------------------------------------|--|--------|-------|
| MANUFACTURE OF FOOD PRODUCTS EXCEPT GRAIN MILL SERVICES | 1 | - | - | 3 | 2 | 1 | - | 7 |
| Production, processing and preserving of meat and meat products | - | - | - | - | - | - | - | - |
| Manufacture of vegetable and animal oils and fats | - | - | - | - | - | 1 | - | 1 |
| Manufacture of grain mill products | - | - | - | 1 | - | - | - | 1 |
| Manufacture of bakery products | 1 | - | - | 2 | 2 | - | - | 5 |
| Manufacture of cocoa, chocolate and sugar confectionery | - | - | - | - | - | - | - | - |
| Manufacture of other food product n.e.c | - | - | - | - | - | - | - | - |
| MANUFACTURE OF GRAIN MILL SERVICES | 26 | 31 | 23 | 43 | 108 | 30 | 19 | 280 |
| MANUFACTURE OF TEXTILES | - | - | - | - | - | - | - | - |
| Preparation and spinning of textile fibers; weaving of textiles | - | - | - | - | - | - | - | - |
| Manufacture of made-up textile articles, except apparel | - | - | - | - | - | - | - | - |
| Manufacture of knitted and crocheted fabrics and articles | - | - | - | - | - | - | - | - |
| MANUFACTURE OF WEARING APPAREL; DRESSING AND DYING OF FUR | - | - | 1 | - | - | - | - | 1 |
| Manufacture of wearing apparel, except fur apparel | - | - | 1 | - | - | - | - | 1 |
| MANUFACTURE OF LUGGAGE, HANDBAGS AND FOOTWEAR | - | - | - | - | - | - | - | - |
| Manufacture of luggage, handbags and the like, saddlery and harness | - | - | - | - | - | - | - | - |
| Manufacture of footwear | - | - | - | - | - | - | - | - |
| MANUFACTURE OF WOOD AND OF PRODUCTS OF WOOD AND CORK, EXCEPT FURNITURE; MANUFACTURE OF ARTICLES OF STREW AND PLAITING MATERIALS | - | - | - | - | - | 1 | - | 1 |
| Sawmilling and planing of wood | - | - | - | - | - | - | - | - |
| Manufacture of builders' carpentry and joinery | - | - | - | - | - | 1 | - | 1 |
| Manufacture of wooden containers | - | - | - | - | - | - | - | - |
| Manufacture of other products of wood, manufacture of articles of cork, straw and plating materials | - | - | - | - | - | - | - | - |
| MANUFACTURE OF PAPER AND PAPER PRODUCTS | - | - | - | - | - | - | - | - |
| Manufacture of paper and paper products | - | - | - | - | - | - | - | - |

NUMBER OF ESTABLISHMENTS BY INDUSTRIAL GROUP AND THIRD MAJOR PROBLEM IN OBTAINING INFORMATION
2001/2002 (1994 E.F.Y)

TABLE 4.36C (Cont'd)

| INDUSTRIAL GROUP | LACK OF INFORMATION TO IDENTIFY TYPES OF ACTIVITY | LACK OF INF. ABOUT APPRAIATE TYPES OF MACHINERIES | LACK OF INFORMATION WHERE TO BUY MACHINERIES | LACK OF INFORMATION WHERE TO GET APPROPRIATE TRAINING | LACK OF SUFFICIENT MARKET INFORMATION | LACK OF INFORMATION WHERE TO GET LICENCE | OTHERS | TOTAL |
|---|---|---|--|---|---------------------------------------|--|-------------|---------------|
| PUBLISHING,PRINTING AND REPRODUCTION OF RECORDED MEDIA | - | 1 | - | - | - | 1 | - | 2 |
| Publishing,printing and reproduction of recorded media | - | 1 | - | - | - | 1 | - | 2 |
| MANUFACTURE OF CHEMICALS AND CHEMICAL PRODUCTS | - | - | - | - | - | - | - | - |
| Manufacture of soap and detergents, cleaning and polishing preparations, perfums and toilet preparation | - | - | - | - | - | - | - | - |
| MANUFACTURE OF OTHER NON-METALLIC MINERAL PRODUCTS ... | - | - | - | - | 1 | - | - | 1 |
| Manufacture of glass and glass products..... | - | - | - | - | - | - | - | - |
| Manufacture of non-structural non-refractory ceramic ware | - | - | 5 | - | 1 | 5 | 10 | - |
| Manufacture of structural non-refractory clay and ceramic products | - | - | 5 | - | 1 | 5 | 10 | - |
| Manufacture of articles of concrete, cement and plaster | - | - | - | - | 1 | - | - | 1 |
| Cutting, shaping and finishing of stone | - | - | - | - | - | - | - | - |
| MANUFACTURE OF FABRICATED METAL PRODUCTS, EXCEPT MACHINERY AND EQUIPMENT | 1 | - | - | 1 | 5 | 2 | - | 9 |
| Manufacture of structural metal products | 1 | - | - | 1 | 5 | 2 | - | 9 |
| Treatment and coating of metals, general mechanical engineering on fee or contract basis | - | - | - | - | - | - | - | - |
| Manufacture of cutlery, hand tools and general hardware | - | - | - | - | - | - | - | - |
| MANUFACTURE OF MACHINERY AND EQUIPMENT N.E.C | - | - | - | - | - | - | - | - |
| Manufacture of ovens, furnaces and furnace burners.. | - | - | - | - | - | - | - | - |
| Manufacture of other general purpose machinery | - | - | - | - | - | - | - | - |
| Manufacture of machinery for food, beverage and tobacco processing | - | - | - | - | - | - | - | - |
| MANUFACTURE OF PARTS AND ACCESSORIES FOR MOTOR VEHICLES AND THEIR ENGINES | - | - | - | - | - | - | - | - |
| MANUFACTURE OF FURNITURE; MANUFACTURING N.E.C. | - | - | - | - | 6 | - | 2 | 8 |
| Manufacture of furniture; manufacturing n.e.c..... | - | - | - | - | 6 | - | 2 | 8 |
| Manufacture of jewelry and related articles | - | - | - | - | - | - | - | - |
| T O T A L | 28 | 32 | 24 | 47 | 122 | 35 | 21 | 309 |
| Percentages | 9.06 | 10.36 | 7.77 | 15.21 | 39.48 | 11.33 | 6.80 | 100.00 |

NUMBER OF ESTABLISHMENTS BY INDUSTRIAL GROUP AND MAIN REASON FOR NOT SOLVING
 PROBLEM OF SHORTAGE OF WORKING CAPITAL: 2001/2002 (1994 E.F.Y)

TABLE 4.37

| INDUSTRIAL GROUP | INSUFFICIENT LOAN | HIGH QUALITATORAL REQUARMENT | HIGH INTEREST RATE | SHORT LOAN REPAYMENT | LOAN PROCESS TAKES LONG TIME | OTHERS | TOTAL |
|--|----------------------|------------------------------------|--------------------------|----------------------------|---------------------------------------|--------|-------|
| MANUFACTURE OF FOOD PRODUCTS EXCEPT GRAIN MILL SERVICES | 5 | 8 | 4 | 3 | 5 | 1 | 26 |
| Production, processing and preserving of meat and meat products | - | - | - | - | - | - | - |
| Manufacture of vegetable and animal oils and fats .. | 4 | 7 | 3 | 1 | 4 | 1 | 20 |
| Manufacture of grain mill products | - | - | - | - | - | - | - |
| Manufacture of bakery products | 1 | 1 | 1 | 2 | 1 | - | 6 |
| Manufacture of cocoa, chocolate and sugar confectionery | - | - | - | - | - | - | - |
| Manufacture of other food product n.e.c | - | - | - | - | - | - | - |
| MANUFACTURE OF GRAIN MILL SERVICES | 92 | 88 | 99 | 19 | 22 | 102 | 422 |
| MANUFACTURE OF TEXTILES | 1 | - | - | - | - | - | 1 |
| Preparation and spinning of textile fibers; weaving of textiles | 1 | - | - | - | - | - | 1 |
| Manufacture of made-up textile articles, except apparel | - | - | - | - | - | - | - |
| Manufacture of knitted and crocheted fabrics and articles | - | - | - | - | - | - | - |
| MANUFACTURE OF WEARING APPAREL; DRESSING AND DYING OF FUR | 4 | 2 | - | 1 | 2 | 1 | 10 |
| Manufacture of wearing apparel, except fur apparel.. | 4 | 2 | - | 1 | 2 | 1 | 10 |
| MANUFACTURE OF LUGGAGE, HANDBAGS AND FOOTWEAR | - | 1 | - | - | - | - | 1 |
| Manufacture of luggage, handbags and the like, saddlery and harness | - | - | - | - | - | - | - |
| Manufacture of footwear | - | 1 | - | - | - | - | 1 |
| MANUFACTURE OF WOOD AND OF PRODUCTS OF WOOD AND CORK, EXCEPT FURNITURE; MAUFACTURE OF ARTICLES OF STREW AND PLAING MATERIALS | 1 | 2 | - | - | - | 2 | 5 |
| Sawmilling and planing of wood | 1 | 1 | - | - | - | 1 | 3 |
| Manufacture of builders' carpentry and joinery | - | 1 | - | - | - | 1 | 2 |
| Manufacture of wooden containers | - | - | - | - | - | - | - |
| Manufacture of other products of wood, manufacture of articles of cork, straw and plating materials.. | - | - | - | - | - | - | - |
| MANUFACTURE OF PAPER AND PAPER PRODUCTS | - | - | - | - | - | - | - |
| Manufacture of paper and paper products | - | - | - | - | - | - | - |

NUMBER OF ESTABLISHMENTS BY INDUSTRIAL GROUP AND MAIN REASON FOR NOT SOLVING
 PROBLEM OF SHORTAGE OF WORKING CAPITAL: 2001/2002 (1994 E.F.Y)

TABLE 4.37 (Cont'd)

| INDUSTRIAL GROUP | INSUFFICIENT LOAN | HIGH QUANTITATIVE REQUIREMENT | HIGH INTEREST RATE | SHORT LOAN REPAYMENT | LOAN PROCESS TAKES LONG TIME | OTHERS | TOTAL |
|--|----------------------|-------------------------------------|--------------------------|----------------------------|---------------------------------------|------------|------------|
| PUBLISHING, PRINTING AND REPRODUCTION OF RECORDED MEDIA | - | - | - | - | - | 1 | 1 |
| Publishing, printing and reproduction of recorded media | - | - | - | - | - | 1 | 1 |
| MANUFACTURE OF CHEMICALS AND CHEMICAL PRODUCTS | - | - | - | - | - | - | - |
| Manufacture of soap and detergents, cleaning and polishing preparations, perfums and toilet preparation | - | - | - | - | - | - | - |
| MANUFACTURE OF OTHER NON-METALLIC MINERAL PRODUCTS ... | - | 2 | - | 1 | - | - | 3 |
| Manufacture of glass and glass products..... | - | - | - | - | - | - | - |
| Manufacture of non-structural non-refractory ceramic ware | - | 1 | - | - | - | - | 1 |
| Manufacture of structural non-refractory clay and ceramic products | - | - | - | 1 | - | - | 1 |
| Manufacture of articles of concrete, cement and plaster | - | 1 | - | - | - | - | 1 |
| Cutting, shaping and finishing of stone | - | - | - | - | - | - | - |
| MANUFACTURE OF FABRICATED METAL PRODUCTS, EXCEPT MACHINERY AND EQUIPMENT | 12 | 15 | 2 | - | 3 | - | 32 |
| Manufacture of structural metal products | 11 | 15 | 2 | - | 1 | - | 29 |
| Treatment and coating of metals, general mechanical engineering on fee or contract basis | - | - | - | - | 2 | - | 2 |
| Manufacture of cutlery, hand tools and general hardware | 1 | - | - | - | - | - | 1 |
| MANUFACTURE OF MACHINERY AND EQUIPMENT N.E.C | - | - | - | - | - | - | - |
| Manufacture of ovens, furnaces and furnace burners.. | - | - | - | - | - | - | - |
| Manufacture of other general purpose machinery | - | - | - | - | - | - | - |
| Manufacture of machinery for food, beverage and tobacco processing | - | - | - | - | - | - | - |
| MANUFACTURE OF PARTS AND ACCESSORIES FOR MOTOR VEHICLES AND THEIR ENGINES | - | - | - | - | - | - | - |
| MANUFACTURE OF FURNITURE; MANUFACTURING N.E.C. | 8 | 7 | 3 | 1 | 10 | 3 | 32 |
| Manufacture of furniture; manufacturing n.e.c..... | 8 | 7 | 3 | 1 | 10 | 3 | 32 |
| Manufacture of jewelry and related articles | - | - | - | - | - | - | - |
| T O T A L | 123 | 125 | 108 | 25 | 42 | 110 | 533 |
| Percentages | 23.08 | 23.45 | 20.26 | 4.69 | 7.88 | 20.64 | 100.00 |

NUMBER OF ESTABLISHMENTS BY INDUSTRIAL GROUP AND MAJOR REASONS FOR LACK OF MARKET
2001/2002 (1994 E.F.Y)

TABLE 4.38

| INDUSTRIAL GROUP | UNABLE TO COMPETE FOREIGN PRODUCT IN QUALITY | UNABLE TO COMPETE FOREIGN PRODUCT IN PRICE | UNABLE TO COMPETE LOCAL PRODUCT IN QUALITY | UNABLE TO COMPETE LOCAL PRODUCT IN PRICE | OTHERS | TOTAL |
|--|--|--|--|--|--------|-------|
| MANUFACTURE OF FOOD PRODUCTS EXCEPT GRAIN MILL SERVICES | 7 | 46 | 30 | 96 | 222 | 401 |
| Production, processing and preserving of meat and meat products | - | - | 1 | 3 | 8 | 12 |
| Manufacture of vegetable and animal oils and fats .. | 4 | 37 | 9 | 29 | 45 | 124 |
| Manufacture of grain mill products | 1 | 1 | 2 | 2 | 26 | 32 |
| Manufacture of bakery products | - | 8 | 17 | 58 | 142 | 225 |
| Manufacture of cocoa, chocolate and sugar confectionery | 1 | - | - | 1 | - | 2 |
| Manufacture of other food product n.e.c | 1 | - | 1 | 3 | 1 | 6 |
| MANUFACTURE OF GRAIN MILL SERVICES | - | - | - | - | - | - |
| MANUFACTURE OF TEXTILES | 2 | 4 | - | 1 | 6 | 13 |
| Preparation and spinning of textile fibers; weaving of textiles | 1 | - | - | - | 3 | 4 |
| Manufacture of made-up textile articles, except apparel | - | 3 | - | 1 | 3 | 7 |
| Manufacture of knitted and crocheted fabrics and articles | 1 | 1 | - | - | - | 2 |
| MANUFACTURE OF WEARING APPAREL; DRESSING AND DYING OF FUR | 18 | 70 | 30 | 42 | 254 | 414 |
| Manufacture of wearing apparel, except fur apparel.. | 18 | 70 | 30 | 42 | 254 | 414 |
| MANUFACTURE OF LUGGAGE, HANDBAGS AND FOOTWEAR | 1 | 5 | - | 3 | 1 | 10 |
| Manufacture of luggage, handbags and the like, saddlery and harness | - | 1 | - | 2 | 1 | 4 |
| Manufacture of footwear | 1 | 4 | - | 1 | - | 6 |
| MANUFACTURE OF WOOD AND OF PRODUCTS OF WOOD AND CORK, EXCEPT FURNITURE; MAUFACTURE OF ARTICLES OF STREW AND PLAITING MATERIALS | - | 2 | 4 | 33 | 61 | 100 |
| Sawmilling and planing of wood | - | 2 | 2 | 13 | 31 | 48 |
| Manufacture of builders' carpentry and joinery | - | - | 2 | 15 | 25 | 42 |
| Manufacture of wooden containers | - | - | - | 5 | 2 | 7 |
| Manufacture of other products of wood, manufacture of articles of cork, straw and plating materials .. | - | - | - | - | 3 | 3 |
| MANUFACTURE OF PAPER AND PAPER PRODUCTS | - | 2 | - | 1 | - | 3 |
| Manufacture of paper and paper products | - | 2 | - | 1 | - | 3 |

TABLE 4.38 (Cont'd)

| INDUSTRIAL GROUP | UNABLE TO COMPETE FOREIGN PRODUCT IN QUALITY | UNABLE TO COMPETE FOREIGN PRODUCT IN PRICE | UNABLE TO COMPETE LOCAL PRODUCT IN QUALITY | UNABLE TO COMPETE LOCAL PRODUCT IN PRICE | OTHERS | TOTAL |
|--|--|--|--|--|----------|------------|
| PUBLISHING, PRINTING AND REPRODUCTION OF RECORDED MEDIA Publishing, printing and reproduction of recorded media | 3 3 | 7 7 | 8 8 | 37 37 | 97 97 | 152 152 |
| MANUFACTURE OF CHEMICALS AND CHEMICAL PRODUCTS | - | 1 | - | - | - | 1 |
| Manufacture of soap and detergents, cleaning and polishing preparations, perfums and toilet preparation | - | 1 | - | - | - | 1 |
| MANUFACTURE OF OTHER NON-METALLIC MINERAL PRODUCTS ... | 1 | - | 3 | 21 | 33 | 58 |
| Manufacture of glass and glass products..... | - | - | - | - | 1 | 1 |
| Manufacture of non-structural non-refractory ceramic ware | - | - | - | 2 | 4 | 6 |
| Manufacture of structural non-refractory clay and ceramic products | - | - | 1 | 10 | 10 | 21 |
| Manufacture of articles of concrete, cement and plaster | 1 | - | 2 | 9 | 18 | 30 |
| Cutting, shaping and finishing of stone | - | - | - | - | - | - |
| MANUFACTURE OF FABRICATED METAL PRODUCTS, EXCEPT MACHINERY AND EQUIPMENT | 5 | 33 | 46 | 245 | 523 | 852 |
| Manufacture of structural metal products | 5 | 32 | 39 | 232 | 483 | 791 |
| Treatment and coating of metals, general mechanical engineering on fee or contract basis | - | 1 | 5 | 10 | 31 | 47 |
| Manufacture of cutlery, hand tools and general hardware | - | - | 2 | 3 | 9 | 14 |
| MANUFACTURE OF MACHINERY AND EQUIPMENT N.E.C | - | 2 | 2 | 5 | 12 | 21 |
| Manufacture of ovens, furnaces and furnace burners.. | - | - | - | - | - | - |
| Manufacture of other general purpose machinery | - | - | - | - | - | - |
| Manufacture of machinery for food, beverage and tobacco processing | - | 2 | 2 | 5 | 12 | 21 |
| MANUFACTURE OF PARTS AND ACCESSORIES FOR MOTOR VEHICLES AND THEIR ENGINES | - | 2 | - | - | 3 | 5 |
| MANUFACTURE OF FURNITURE; MANUFACTURING N.E.C. | 16 | 21 | 44 | 232 | 336 | 649 |
| Manufacture of furniture; manufacturing n.e.c..... | 15 | 21 | 44 | 230 | 333 | 643 |
| Manufacture of jewelry and related articles | 1 | - | - | 2 | 3 | 6 |
| T O T A L | 53 | 195 | 167 | 716 | 1,548 | 2,679 |
| Percentages | 1.98 | 7.28 | 6.23 | 26.73 | 57.78 | 100.00 |

**CONFIDENTIAL
FOR STATISTICAL USE ONLY**

FOR OFFICE USE ONLY
QUEST. (MI) _____
ISIC _____
SR. NO. _____

NAME OF THE STABLISHMENT _____

**THE FEDERAL DEMOCRATIC REPUBLIC OF ETHIOPIA
CENTRAL STATISTICAL AUTHORITY**

**SMALL SCALE MANUFACTURING INDUSTRIES
SURVEY QUESTIONNAIRE
1994 E.F.Y. (2001/02 G.C.)**

2.5 IF THE ANSWER TO QUESTION 2.3 IS CODE 8, STATE THE THREE MAJOR PROBLEMS IN OBTAINING INFORMATION.

- LACK OF INFORMATION TO IDENTIFY TYPES OF ACTIVITIES -----=1
- LACK OF INFORMATION ABOUT TYPES OF APPROPRIATE MACHINERIES -----=2
- LACK OF INFORMATION WHERE TO BUY APPROPRIATE MACHINERIES -----=3
- LACK OF INFORMATION WHERE TO GET APPROPRIATE TRAINING -----=4
- LACK OF SUFFICIENT MARKET INFORMATION -----=5
- LACK OF INFORMATION WHERE AND HOW TO GET LICENSE -----=6
- OTHER /SPECIFY/ -----=7

2.6 NUMBER OF MONTHS THE ESTABLISHMENT OPERATED DURING 1994 E.F.Y. /IN FULL MONTH/

2.6 9

2.7 WHAT ARE THE THREE MAJOR PROBLEMS THAT PREVENTED YOU FROM OPERATING FULL YEAR (ENUMERATE IN ORDER OF IMPORTANCE)?

- NEWLY ESTABLISHED -----=1
- SHORTAGE OF SUPPLY OF RAW MATERIALS -----=2
- SHORTAGE OF SPARE PARTS -----=3
- GETTING MARKET/ CUSTOMERS/ -----=4
- LACK OF WORKING CAPITAL -----=5
- SHORTAGE OF ELECTRICITY -----=6
- SHORTAGE OF WATER -----=7
- FREQUENT BREAKAGE OF MACHINES /EQUIPMENT/ -----=8
- GOVERNMENT RULES AND REGULATIONS -----=9
- LACK OF FOREIGN EXCHANGE -----=10
- OTHER /SPECIFY/ -----=11

2.7

11

2.8 IF ONE OF THE ANSWER TO QUESTION 2.7 IS CODE 5 DOES THE ESTABLISHMENT MADE AN EFFORT TO SOLVE THE PROBLEM OF WORKING CAPITAL THROUGH BANK LOAN?

YES =1 NO =2

2.8

2.9 IF THE ANSWER IS YES TO 2.8, WHAT IS THE MAJOR REASON FOR NOT SOLVING THE PROBLEM OF WORKING CAPITAL?

- INSUFFICIENT LOAN -----=1
- HIGH COLLATERAL REQRMENT -----=2
- HIGH INTEREST RATE -----=3
- SHORT PERIOD OF LOAN REPAYMENT -----=4
- INEFFICIENCY OF FINANCIAL INSTITUTIONS -----=5
- OTHER /SPECIFY/ -----=6

2.9

14

2.10 DO YOU KEEP BOOKS OF ACCOUNTS?

- YES, FULL BOOKS OF ACCOUNTS -----=1
- YES, ONLY RECORDS OF INCOME /EXPENDITURE -----=2
- NO BOOKS OF ACCOUNTS -----=3

2.10

15

2.11 FORM OF OWNERSHIP

- INDIVIDUAL _____ =1
- SHARE COMPANY _____ =2
- COOPERATIVE _____ =3
- PRIVATE LIMITED COMPANY _____ =4
- PARTNERSHIP _____ =5
- OTHER /SPECIFY/ _____ =6

2.12 NUMBER OF OWNERS OF THE ESTABLISHMENT BY SEX _____

2.13 INITIAL CAPITAL BY OWNERSHIP AND SEX (IN BIRR) _____

1 PRIVATE ETHIOPIAN MALE _____

2 PRIVATE ETHIOPIAN FEMALE _____

3 PRIVATE NON-ETHIOPIAN _____

4 OTHER /SPECIFY/ _____

5 TOTAL _____

2.14 CURRENT PAID -UP CAPITAL (IN BIRR) _____

2.15 OWNERSHIP OF NON-RESIDENTIAL BUILDINGS

- PRIVATELY OWNED _____ =1
- RENTED _____ =2
- OTHER (SPECIFY) _____ =3

2.16 IF PRIVATELY OWNED, WHAT IS THE SOURCE OF OWNERSHIP?

- INHERITED _____ =1
- PROVIDED FREE _____ =2
- BOUGHT /CONSTRUCTED BY THE ESTAB. _____ =3
- OTHER /SPECIFY/ _____ =4

2.11 16

2.12 17

| MALE | FEM. | TOTAL |
|--------------------------|--------------------------|--------------------------|
| <input type="checkbox"/> | <input type="checkbox"/> | <input type="checkbox"/> |

2.13

18

| | | | | | |
|--------------------------|--------------------------|--------------------------|--------------------------|--------------------------|--------------------------|
| <input type="checkbox"/> | <input type="checkbox"/> | <input type="checkbox"/> | <input type="checkbox"/> | <input type="checkbox"/> | <input type="checkbox"/> |
|--------------------------|--------------------------|--------------------------|--------------------------|--------------------------|--------------------------|

19

| | | | | | |
|--------------------------|--------------------------|--------------------------|--------------------------|--------------------------|--------------------------|
| <input type="checkbox"/> | <input type="checkbox"/> | <input type="checkbox"/> | <input type="checkbox"/> | <input type="checkbox"/> | <input type="checkbox"/> |
|--------------------------|--------------------------|--------------------------|--------------------------|--------------------------|--------------------------|

20

| | | | | | |
|--------------------------|--------------------------|--------------------------|--------------------------|--------------------------|--------------------------|
| <input type="checkbox"/> | <input type="checkbox"/> | <input type="checkbox"/> | <input type="checkbox"/> | <input type="checkbox"/> | <input type="checkbox"/> |
|--------------------------|--------------------------|--------------------------|--------------------------|--------------------------|--------------------------|

21

| | | | | | |
|--------------------------|--------------------------|--------------------------|--------------------------|--------------------------|--------------------------|
| <input type="checkbox"/> | <input type="checkbox"/> | <input type="checkbox"/> | <input type="checkbox"/> | <input type="checkbox"/> | <input type="checkbox"/> |
|--------------------------|--------------------------|--------------------------|--------------------------|--------------------------|--------------------------|

22

| | | | | | |
|--------------------------|--------------------------|--------------------------|--------------------------|--------------------------|--------------------------|
| <input type="checkbox"/> | <input type="checkbox"/> | <input type="checkbox"/> | <input type="checkbox"/> | <input type="checkbox"/> | <input type="checkbox"/> |
|--------------------------|--------------------------|--------------------------|--------------------------|--------------------------|--------------------------|

23

2.14

| | | | | | |
|--------------------------|--------------------------|--------------------------|--------------------------|--------------------------|--------------------------|
| <input type="checkbox"/> | <input type="checkbox"/> | <input type="checkbox"/> | <input type="checkbox"/> | <input type="checkbox"/> | <input type="checkbox"/> |
|--------------------------|--------------------------|--------------------------|--------------------------|--------------------------|--------------------------|

24

2.15

25

2.16

**ITEM 3 - NUMBER OF PERSONS ENGAGED AND WAGES &
SALARIES PAID IN 1994 E.F.Y. (2001/02 G.C.)**

3.1 NUMBER OF PERSONS ENGAGED IN 1994 E.F.Y. (2001/02 G.C.)

| SR. NO. | GENERAL OCCUPATION | NUMBER OF PERSONS ENGAGED AS OF THE LAST PAY PERIOD OF WORKING DAY IN 1994 E.F.Y. 2001/02 | | | | | | | | PERSON/ MONTHS | |
|------------|---|--|--------|---------|--------|---------|--------|------|--------|-------------------|--|
| | | MESKEREM | | TAHASAS | | MEGABIT | | SENE | | | |
| | | MALE | FEMALE | MALE | FEMALE | MALE | FEMALE | MALE | FEMALE | | |
| 1 | 2 | 3 | 4 | 5 | 6 | 7 | 8 | 9 | 10 | 11 | |
| 1 | UNPAID WORKING PROPRIETORS ACTIVE PARTNERS, FAMILY WORKERS AND MEMBERS OF COOPERATIVE | | | | | | | | | | |
| 2 | UNPAID APPRENTICES | | | | | | | | | | |
| 3 | PRODUCTION WORKERS | | | | | | | | | | |
| 4 | ADMINISTRATIVE TECHNICAL CLERICAL AND OTHER OFFICE WORKERS | | | | | | | | | | |
| 5 | PAID APPRENTICES | | | | | | | | | | |
| 6 | SEASONAL AND TEMPORARY WORKERS | | | | | | | | | | |
| 7 | TOTAL | | | | | | | | | | |

3.3 WAGES AND SALARIES AND OTHER EMPLOYEES BENEFITS IN 1994 E.F.Y. (2001/02 G.C.) IN BIRR

| SR. NO. | GENERAL OCCUPATION | ANNUAL PAID GROSS WAGES AND SALARY FOR PERMANENT EMPLOYEES | | | SEASONAL* AND TEMPORARY WORKERS | FOOD LODGING MEDICAL, BONUSES & OTHER BENEFITS | CAUSALITY INSURANCE CONTRIBUTED BY THE EMPLOYER | TOTAL |
|---------|--|--|--------|-------|---------------------------------|--|---|-------|
| | | MALE | FEMALE | TOTAL | | | | |
| 1 | 2 | 3 | 4 | 5 | 6 | 7 | 8 | 9 |
| 1 | PRODUCTION WORKERS | | | | | | | |
| 2 | ADMINISTRATIVE TECHNICAL, CLERICAL WORKERS | | | | | | | |
| 3 | TOTAL | | | | | | | |

* INCLUDES WAGES AND SALARIES PAID TO APPRENTICES

3.4 NUMBER OF PERMANENT EMPLOYEE BY BASIC SALARY GROUP* IN 1994 E.F.Y. (2001/02 G.C.)

| SR. NO. | SEX | GROSS SALARY GROUP (IN BIRR) | | | | | | | | | | TOTAL |
|---------|--------------|------------------------------|-------------------|-------------------|-------------------|-------------------|-------------------|-------------------|-------------------|--------------------|----------------|-------|
| | | BELOW 100 | 100 AND BELOW 150 | 150 AND BELOW 200 | 200 AND BELOW 250 | 250 AND BELOW 300 | 300 AND BELOW 400 | 400 AND BELOW 500 | 500 AND BELOW 700 | 700 AND BELOW 1000 | 1000 AND ABOVE | |
| 1 | 2 | 3 | 4 | 5 | 6 | 7 | 8 | 9 | 10 | 11 | 12 | 13 |
| 1 | MALE | | | | | | | | | | | |
| 2 | FEMALE | | | | | | | | | | | |
| 3 | TOTAL | | | | | | | | | | | |

* REFERS TO WAGES AND SALARIES PAID AT THE END OF JUNE

ITEM 4 - COST OF RAW MATERIALS CONSUMED AND OTHER EXPENSES IN 1994 E.F.Y. (2001/02G.C.)

4.1 VALUE AND QUANTITY OF RAW MATERIALS PARTS AND CONTAINERS USED IN 1994 E.F.Y. (2001/02 G.C.)

| SR. NO. | DESCRIPTION OF PRINCIPAL RAW MATERIALS | U/M | U/M CODE | RAW MATERIAL CODE | LOCAL | | IMPORTED | | TOTAL | |
|---------|--|-----|----------|-------------------|----------|-----------------|----------|-----------------|----------|-----------------|
| | | | | | QUANTITY | VALUE (IN BIRR) | QUANTITY | VALUE (IN BIRR) | QUANTITY | VALUE (IN BIRR) |
| 1 | 2 | 3 | 4 | 5 | 6 | 7 | 8 | 9 | 10 | 11 |
| 1 | | | | | | | | | | |
| 2 | | | | | | | | | | |
| 3 | | | | | | | | | | |
| 4 | | | | | | | | | | |
| 5 | | | | | | | | | | |
| 6 | | | | | | | | | | |
| 7 | | | | | | | | | | |
| 8 | | | | | | | | | | |
| 9 | | | | | | | | | | |
| 10 | | | | | | | | | | |
| 11 | OTHER (PACKING SPARE PARTS etc...) | | | | | | | | | |
| 12 | TOTAL | | | | | | | | | |

4.2 VALUE OF OTHER DIRECT INPUTS (IN BIRR) IN 1994 E.F.Y. (2001/02 G.C.)

| SR. NO. | COST OF FUEL CONSUMED FOR RUNINING MACHINES | COST OF ELECTRICITY CONSUMED | COST OF WOOD AND CHARCOL CONSUMED | COST OF WATER CONSUMED | COST OF GOODS BOUGHT & RESOLD WITHOUT FURTHER PROCESSING | COST OF SERVICES RENDERED BY OTHERS (EXCEPT REPAIR) | COST OF REPAIR AND MAINTENANCE | TOTAL |
|---------|---|------------------------------|-----------------------------------|------------------------|--|---|--------------------------------|-------|
| 1 | 2 | 3 | 4 | 5 | 6 | 7 | 8 | 9 |
| 1 | | | | | | | | |

4.3 OTHER INDIRECT EXPENSES (IN BIRR) IN 1994 E.F.Y. (2001/02 G.C.)

| Sr. No. | LICENSE FEE PAID | TRANSPORT COST | RENT PAID FOR RENTAL OF BUILDINGS AND MACHINERY | STATIONERY, TELEPHONE, AND MAILING EXPENSES | INTEREST PAID | BANK CHANGE | INSURANCE PREMIUM ON PROPERTY | OTHERS | TOTAL |
|---------|------------------|----------------|---|---|---------------|-------------|-------------------------------|--------|-------|
| 1 | 2 | 3 | 4 | 5 | 6 | 7 | | 8 | 9 |
| 1 | | | | | | | | | |

ITEM 5 - PRODUCTION, SALES, OTHER INCOME AND STOCK IN 1994 E.F.Y. (2001/02 G.C.)

5.1 PRODUCTION AND SALES IN 1994 E.F.Y. (2001/02 G.C.)

| Sr. No. | DESCRIPTION OF PRODUCTS | U/M | U/M CODE | PRODUCT CODE | AVERAGE SALES PRICE PER UNIT (IN BIRR) | PRODUCTION QUANTITY | VALUE OF PRODUCTION (EX-FACTORY) (IN BIRR) | ANNUAL SALES QUANTITY | ANNUAL SALES VALUE (IN BIRR) | OF WHICH EXPORT (IN BIRR) |
|---------|-------------------------|-----|----------|--------------|--|---------------------|--|-----------------------|------------------------------|---------------------------|
| 1 | 2 | 3 | 4 | 5 | 6 | 7 | 8 | 9 | | |
| 1 | | | | | | | | | | |
| 2 | | | | | | | | | | |
| 3 | | | | | | | | | | |
| 4 | | | | | | | | | | |
| 5 | | | | | | | | | | |
| 6 | | | | | | | | | | |
| 7 | | | | | | | | | | |
| 8 | OTHERS | | | | | | | | | |
| | TOTAL | | | | | | | | | |

5.2 INCOME FROM SERVICES AND OTHER INCOME (IN BIRR) IN 1994 E.F.Y. (2001/02 G.C.)

| Sr. No. | RECEPITS FROM INDUSTRIAL SERVICES DONE FOR OTHERS ON THEIR MATERIALS | RECEPITS FROM REPAIR AND MAINTENANCE WORK DONE FOR OTHERS | RECEPITS FROM PRODUCTS BOUGHT AND RESOLD WITHOUT FURTHER PROCESSING | INSURANCE RECEIVED | INTREST RECEIVED | OTHER INCOME | TOTAL |
|---------|--|---|---|--------------------|------------------|--------------|-------|
| 1 | 2 | 3 | 4 | 5 | 6 | 7 | 8 |
| 1 | | | | | | | |

**5.3 VALUE OF STOCK BY TYPE THE BEGINNING AND END OF THE (IN BIRR)
IN 1994 E.F.Y. (2001/02 G.C.)**

| SR. NO. | TYPE OF STOCKS | BEGINING OF THE YEAR | END OF THE YEAR | DIFFERENCE |
|---------|-------------------------|----------------------|-----------------|------------|
| 1 | 2 | 3 | 4 | 5=4-3 |
| 1 | FINISHED PRODUCTS | | | |
| 2 | SEMI-FINISHED PRODUCTS | | | |
| 3 | RAW MATERIALS | | | |
| 4 | GOODS BOUGHT FOR RESALE | | | |

ITEM 6 - FIXED ASSETS AND ANVESTMENT AND CAPACITY IN 1994 E.F.Y. (2001/02 G.C.)

6.1 FIXED ASSETS AND INVESTMENT IN 1994 E.F.Y. (200/02 G.C.)

| SR. NO. | TYPE OF FIXED ASSETS | VALUE OF FIXED ASSETS (IN BIRR) | | | | |
|---------|--|---------------------------------|---|-----------------------------------|------------------------------|----------------------------|
| | | BOOK VALUE BEGINING OF THE YEAR | PURCHASE & CAPITAL REPAIR OF FIXED ASSETS DURING THE YEAR | SOLD AND DISPOSED DURING THE YEAR | DEPRECIATION DURING THE YEAR | BOOK VALUE END OF THE YEAR |
| 1 | 2 | 3 | 4 | 5 | 6 | 7 |
| 1 | NON-RESIDENTIAL BUILDINGS | | | | | |
| 2 | MACHINERY AND EQUIPMENT | | | | | |
| 3 | VEHICLES | | | | | |
| 4 | OTHERS /OFFICE EQUIPMENT Furniture, etc.../ | | | | | |
| 5 | TOTAL | | | | | |

6.2 INVESTEMENT IN FIXED ASSETS AND WORKING CAPITAL BY SOURCE OF FIANANCE IN 1994 (2001/02 G.C.)

| SR. NO. | SOURCE OF FIANANCE | INVESTEMENT IN FIXED ASSETS | WORKING CAPITAL |
|---------|--------------------|-----------------------------|-----------------|
| 1 | 2 | 3 | 4 |
| 1 | OWN FUND | | |
| 2 | BANK LOAN | | |
| 3 | RELATIVES/FRIENDS | | |
| 4 | OTHERS | | |
| 5 | TOTAL | | |

ITEM 7 - YEARLY CAPACITY AND RELATED PROBLEMS

DYLE
DYLE
DYLE

7.1 WHAT PERCENTAGE OF THE TOTAL FULL CAPACITY DID THE MANUFACTURING INDUSTRY UTILIZED IN 1994 E.F.Y. (2001/02 G.C.) _____

7.2 ANNUAL PRODUCTION AT FULL CAPACITY

| SR. NO. | DESCRIPTION OF PRODUCTS | U/M | U/M CODE | PRODUCT CODE | PRODUCTION QUANTITY (FULL CAPACITY) | VALUE OF PRODUCT (AT CURRENT MARKET PRICE) |
|---------|-------------------------|-----|----------|--------------|-------------------------------------|--|
| 1 | 2 | 3 | 4 | 5 | 6 | 7 |
| 1 | | | | | | |
| 2 | | | | | | |
| 3 | | | | | | |
| 4 | | | | | | |
| 5 | | | | | | |
| 6 | OTHERS (BY-PRODUCTS) | | | | | |
| 7 | TOTAL | | | | | |

7.3 WHAT WERE THE THREE MAJOR PROBLEMS THAT PREVENTED THE ESTABLISHMENT FROM OPERATING WITH FULL CAPACITY?

| | | | |
|---|----|--------------------------|---|
| SHORTAGE OF SUPPLY OF RAW MATERIALS | =1 | <input type="checkbox"/> | 1 |
| SHORTAGE OF SPARE PARTS | =2 | <input type="checkbox"/> | 2 |
| GETTING MARKET/CUSTOMERS | =3 | <input type="checkbox"/> | 3 |
| LACK OF CREDIT FROM BANKS AND OTHER SOURCES | =4 | <input type="checkbox"/> | |
| LACK OF FOREIGN EXCHANGE | =5 | <input type="checkbox"/> | |
| LACK OF TECHNICAL KNOW HOW | =6 | <input type="checkbox"/> | |
| LACK OF WORKING PLACE | =7 | <input type="checkbox"/> | |
| OTHER /SPECIFY/ _____ | =8 | <input type="checkbox"/> | |

7.4 WHAT ARE THE THREE MAJOR PROBLEMS THAT ARE FACING THE ESTABLISHMENT AT PRESENT.

| | CODE |
|--|-------------------------------|
| NO PROBLEM FACED----- =1 | |
| SHORTAGE OF SUPPLY OF RAW MATERIALS---- =2 | |
| SHORTAGE OF SPARE PARTS----- =3 | 1 <input type="checkbox"/> |
| GETTING MARKET /CUSTOMERS----- =4 | |
| SHORTAGE OF WORKING CAPITAL----- =5 | 2 <input type="checkbox"/> |
| FREQUENT MACHINE BREAKAGE----- =6 | |
| INCONVENIENT WORKING PLACE----- =7 | 3 <input type="checkbox"/> |
| PROBLEMS WITH WORKERS----- =8 | |
| GOVERNMENT RULES AND REGULATIONS----- =9 | |
| ELECTRICITY PROBLEM----- =10 | |
| OTHERS /SPECIFY/ _____ =11 | |

7.5 IF THE RESPONSE TO QUESTION 7.4 IS CODE 4 OR STATE THE MAJOR REASON

| | |
|---|-------------------------------|
| UNABLE TO COMPETE FOREIGN PRODUCT IN QUALITY----- =1 | 1 <input type="checkbox"/> |
| UNABLE TO COMPETE FOREIGN PRODUCT IN PRICE----- =2 | |
| UNABLE TO COMPETE DOMESTIC PRODUCT IN QUALITY----- =3 | |
| UNABLE TO COMPETE DOMESTIC PRODUCT IN PRICE----- =4 | |
| OTHER/SPECIFY----- =5 | |

ITEM 8 - DIRECT AND INDIRECT TAXES PAID IN 1994 E.F.Y. (2001/02 G.C.)

| | | | | | | | |
|-----|-------------------------------------|--------|----------------------|-------------------------------|----------------------|----------------------|----------------------|
| 8.1 | PRODUCTION AND SALES TAXES PAID | 1 | <input type="text"/> | <input type="text"/> | <input type="text"/> | <input type="text"/> | <input type="text"/> |
| 8.2 | PROFIT TAXES PAID | 2 | <input type="text"/> | <input type="text"/> | <input type="text"/> | <input type="text"/> | <input type="text"/> |
| 8.3 | DOES THE ESTABLISHMENT HAS LICENSE? | YES =1 | NO =2 | 3 <input type="checkbox"/> | | | |

ITEM 9 - I CERTIFY THAT THE FOLLOWING INFORMATION IS COMPLETE AND CORRECT TO THE BEST OF MY KNOWLEDGE

| | | | | | | |
|-----|------------------------|-------|-----------|-------|------|-------|
| 9.1 | NAME OF THE RESPONDENT | _____ | SIGNATURE | _____ | DATE | _____ |
| 9.2 | NAME OF ENUMERATOR | _____ | SIGNATURE | _____ | DATE | _____ |
| 9.3 | NAME OF SUPERVISOR | _____ | SIGNATURE | _____ | DATE | _____ |

Dec. 2002

C-2/5

Call Number 316.63CSA

Title Report on small scale manufac-
turing industries Survey

Author C.S.A

C-2/5