

ለአገራችን

ኢትዮጵያ

ዓመታዊ የስታቲስቲክስ መጽሔት

ገጽ 1

ETHIOPIA

STATISTICAL ABSTRACT

1988

የዓመታዊ ስታቲስቲክስ ዓላማ
CENTRAL STATISTICAL AUTHORITY

3/3 ACC 000 778

ኢ ት ዮ ጵ ያ

ዓመታዊ የስታቲስቲክስ መጽሔት

፲፱፻፹

ETHIOPIA

የኢትዮጵያ ስታቲስቲክስ ባለሥልጣን
የሥነ ምግባር ማህተም
S. A. Library



















STATISTICAL ABSTRACT

1988

የማዕከላዊ ስታቲስቲክስ ባለሥልጣን
CENTRAL STATISTICAL AUTHORITY

ETHIOPIA

LEGEND

-  INTERNATIONAL BOUNDARY
-  KIFLE HAGER
-  ALL WEATHER ROAD
-  DRY
-  RAIL WAY
-  RIVER
-  CAPITAL CITY
-  KIFLE HAGER CAPITAL
-  OTHER TOWNS
-  MOUNTAINS
-  1 RAS DEJEN 4550m.
-  2 BATU 4307m.
-  3 GUSE 4200m.
-  4 ABUNE YOSEF 4190m.
-  5 CHILALD 4038m.
-  6 ABUFE MEDA 4000m.
-  7 AMBA FERIT 3975m.
-  8 KAKA 3820m.



COMPILED AND PREPARED
BY
C.S.A. CARTOGRAPHY EXPERT TEAM
JANUARY 1988

0 80 160 240 km

ወ ቅ ደ ዎ

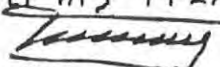
ይህ ለሥራ በምንተኛው ዓመታዊ የቦታቲኮቲኮን ወጽኤት ለንግድ ተወሳካይ ስነ-ምግባር ሁሉ በአጣጥብና በአገልግሎት ተዘጋጅቶ ቀርቧል፡፡

ወጽኤት ስለ አገሪቱ የባሻልና የኢኮኖሚ ሁኔታ የሚገልጹ ልዩ ልዩ ቦታቲኮቲኮን ህዝብ ወረቀቶች የያዘ ስለሆነ ለፖሊሲና ለልማት ፕሮግራሞች ዘገጅተና ገምገማ ብሎም ለምርመራ ተገባርቶ በመነሻነት ያገለገላል ተብሎ ይታወቃል፡፡

በአሥረ ዓመታት ወሪ ዕቅድና በተከታታይ ዘመናት የሚታዩትን የአጭርና የህዝብ ስሜት ዘመን የባሻልና የኢኮኖሚ ስቅደቶች ለማዘጋጀት ተከክለና ለስተዳደር ቦታቲኮቲኮን ወረቀቶችን ወሰብሰብና ሥርዓት ባለው ወንገድ ለተጠቃሚዎች ማቅረብ የወቅት ተቀዳሚ ተገባር ነው፡፡ የሚከተለው ቦታቲኮቲኮን ባለሥልጣን በሚያስፈልገው ሁኔታ ጥራትን፣ ይዘትንና ስፋትን በሚባሻልና ወቅታዊነትን በመጠበቅ ተፈሳጊ የሆኑ ቦታቲኮቲኮን ወረቀቶች ለማቅረብ በርካታ የቦታቲኮቲኮን ሥራዎችን አከና ወኛል፡፡ በሚከናወነው ላይ ይገኛል፡፡ በአንጻሩም ባለሥልጣኑ የተጠበቀ ጋራ ነት ለመወጣት ለንግድ በተለይም ይህ ወጽኤት ወቅትን ጠብቆ ለንግድም ከሚ ነሳቲር መ/ቤቶች፣ ከመንገድ ድርጅቶች፣ ከሕዝባዊ ድርጅቶችና ከገለበገቶች ጭምር ከፍተኛ ተብብር ማግኘት አስፈላጊ ይሆናል፡፡ በመሆኑም የሚመለከታቸው ሁሉ ተፈሳጊውን ወረቀት በማቅረብ በኩል ከምንጊዜውም የበለጠ ተብብር ለንግድም ባለሥልጣኑ በዚህ አጋጣሚ ለማሳሰብ ይወጣል፡፡

የአገሪቱን የባሻልና የኢኮኖሚ ሁኔታ በበለጠ በመረዳት በተከክለና ወረቀ ላይ የተመሠረተ የልማት ዕቅዶችን ለመቀየስ ለንግድ የሚከተለው ቦታቲኮቲኮን ባለሥልጣን በተለይ ከ1972 ጀምሮ በርካታ የባሻልና የኢኮኖሚ ጥናቶችን ሲያ ከሂድ የቀየረ ሲሆን ከነዚህም መካከል ዓመታዊ የአርባ ጥናትና የተለያዩ የኢኮ ኖሚና የባሻል ጥናቶች ይገኛሉ፡፡ ለንግድም በዓይነትና በይዘት የሚመራ ያ የነ በረውና በገንቦት ወር 1976 የተካሄደው የሕዝብና ቤት ቀጠራ ውጤት የሕዝብን ወረቀት በተመለከተ ቀደም ሲል የነበረው የረቀ ስጥረት የተቃለሰ ሲሆን ዋናው ሪፖርት በአሁኑ ወቅት ተዘጋጅቶ በመሠራጨት ላይ ስለሆነ ይህንን በተመለከተ በደ ቦታቲኮቲኮን ወረቀት ለንግድም ይገመታል፡፡

በመጨረሻም ለወጽኤት ዘገጅት የሚያስፈልጉትን ቦታቲኮቲኮን ወረቀቶች ለመ ሥራ ያ ቤቶችን በማቅረብ ረገድ የተባበሩንን የመንገድ መ/ቤቶች፣ ሕዝባዊ ድር ጅቶችና ገለበገቶች ለንግድም ለወጽኤት ዘገጅት ለስተዳደሩ ያበረከቱትን የመ/ቤ ቶችን ሠራተኞች ለመሰገናሉ፡፡

ስተዳደሩ ተቀደም

ዎትክ በየገ
ዋና ሥራ አስኪያጅ

የሚከተለው ቦታቲኮቲኮን ባለሥልጣን

FORWARD

The eighteenth issue of the Statistical Abstract, as in the past is bilingual prepared in Amharic and English languages.

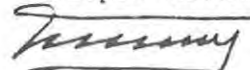
The publication presents a wide range of data illustrating various socio-economic conditions of the country. The statistical information contained in the publication provides background information for policy and programme formulation, evaluation and the conduct of research work.

Following from the launching of the Ten-Year Perspective Plan and the subsequent short-term and medium-term plans, the collection of accurate and reliable data and the analysis and presentation of the same is the main task of current statistical development. In this respect the Central Statistical Authority has made significant progress in furnishing the required statistical data by conducting several statistical studies. As regards the timely publication of the Statistical Abstract, the Central Statistical Authority can discharge its responsibility only if it obtains the active and timely participation of the concerned ministries, government agencies, mass organizations as well as individuals who provide the basic input to this publication. Hence the office urges all those concerned to enlist further cooperation for the timely publication of the Statistical Abstract.

In the 1980's several socio-economic surveys were conducted in rural parts of the country which include annual agricultural surveys and household economic and social surveys. The Population and Housing Census conducted in May 1984 and the subsequent publication of results of the census is believed to have removed some of the bottlenecks in our knowledge of the publication of the country.

In conclusion, compliments are due to the various government ministries, agencies, mass organizations and individuals for their cooperation in providing the required data for the preparation of this Statistical Abstract as well as to the staff of the Central Statistical Authority for their efforts involved in producing this edition.

Ethiopia Tikdem



Mitik Beyene
G. Manager

Central Statistical Authority

መ ገ ቢ ያ

ከ1959 ጀምሮ ባለጣቂረጥ እየታተመ የሚወጣው ዓመታዊው የቦታ ትኩረት መጻፍት ዋና ዓላማ የአገሪቱን የሚሰጠው ዊና ኢኮኖሚያዊ ሁኔታዎች በአጠቃላይ የሚገልጹ ቦታ ትኩረት ወረጃዎችን ለማቀረብ ነው። መጻፍት በዚህም ብቻ ሳይወሰን ለሌሎች ቦታ ትኩረት ነገር መጻፍቶች ሁሉ እንደ መገለጫና መሪያ ሆኖ ሊያገለግል ይችላል።

ቀደም ሲል በተከታታይ ከቀረቡት ተሰጥቶ መጻፍቶች ወረጃዎች ተሻሻለውና በገጠረዞቻቸው ታክለው የቀረቡ ሲሆን አብዛኛዎቹ የቦታ ዓመታት ተከታታይ ወረጃዎችን የያዙ ናቸው።

በመጻፍቶቹ ውስጥ የቀረቡት ወረጃዎች ከአያሌ ምንጮች የተገኙ ናቸው። አመራረጣቸውና አቀራረባቸው የሚዕከላዊ ቦታ ትኩረት ባለሥልጣን ኃላፊ ነት ሲሆን ወረጃው የተገኘበት ምንጭ ተገልጿል። በዚህ በአሥራ ስምንተኛ መጻፍት የተሰጠው ወረጃዎች አብዛኛዎቹ በ1979 እና በ1980 ያተኮሩ ሲሆንም አልፎ አልፎ ለ1981 ወረጃዎች ቀርበዋል።

ሚዕከላዊ ቦታ ትኩረት ባለሥልጣን ለመጻፍት ዘገጅት ለስተዋጽኦ ሳብረከት ሁሉ ምስጋናውን እያቀረበ የመጻፍትን የወደፊት መሻሻል በሚመለከት ማንኛውንም ገንቢ ሃሳብ ለመቀበል ዘገጃ መሆኑን ይገልጻል።

የሚዕከላዊ ቦታ ትኩረት ባለሥልጣን
መስከረም 1983

PREFACE

The Statistical Abstract published since 1963, is intended to present a summary of statistical information on the social and economic conditions of the country. The Statistical Abstract being one of the principal statistical publications of the country, is expected to serve as a convenient statistical reference as well as a guide to other statistical publications.

Where necessary tables included in previous issues are revised by up-dating continuing series and adding new tables. For most parts of the sections trend data are shown for 3 years period.

The contents of the Abstract are taken from a large number of sources and the Central Statistical Authority is responsible for the selection and presentation of the materials. Most of the tables presented in the eighteenth Statistical Abstract refers to the year 1987, 1988 and some tables contain data for the year 1989.

The Central Statistical Authority wishes to thank all those who have cooperated in the preparation of the publication. Furthermore, suggestions and comments which may contribute to the improvement of future publications is welcome.

CENTRAL STATISTICAL AUTHORITY
SEPTEMBER 1990

የኢትዮጵያ ካርታ

መቀደም	I
መገቢያ	III
ጣዕጣ	IV
ስለ ቀን መቀጠሪያ ጣሰታወሻ	XXIX

ክፍል ሀ. ምድርና አየር

መገለጫ	1
ሠንጠረዦች:-	
U.1 - የኢትዮጵያ ዋና ዋና ወንዞች ርዝመት	5
U.2 - የኢትዮጵያ ዋና ዋና ስይቆች መጠን ገምት	5
U.3 - የኢትዮጵያ ዋና ዋና ተራራዎች ከፍታ	6
U.4 - ብሔራዊ ፓርቦች፣ ክልሎችና መጠላያዎች	7
U.5 - የዋና ዋና የአየር ምርመራ ጣቢያዎች ላይ ተኩረት ሌገገ ተኩረት፣ ከፍ ተኛ የዘናም መጠን	8
U.6 - የዋና ዋና የአየር ምርመራ ጣቢያዎች አማካይ ከፍ ተኛና ዘቅ ተኛ የአየር ጠባይ ሁኔታ የዘናም ጠቅላላ መጠን በወር	9
U.6. 1 አዲስ አበባ	9
U.6. 2 አሥመራ	9
U.6. 3 ባሕር ዳር	10
U.6. 4 ገምቦላቻ	10
U.6. 5 ደብረ ማር ቀስ	11
U.6. 6 ደብረ ዘይት	11
U.6. 7 ድረዳዋ	12
U.6. 8 ሮቢ	12
U.6. 9 ጉረ	13
U.6.10 ጅማ	13
U.6.11 ወገኚ	14

ክፍል ለ. ስለ ሕዝብ

መገለጫ /1979/	15
ሠንጠረዦች:-	
ለ.1 የሕዝብ ብዛት በጾታ፣ የቀዳ ስፋት የሠፈረው ሕዝብ ብዛት በኪሎ ሜትር ካረ፣ በአስተዳደር አካባቢ ወይም በራስ ገዝና በአውራጃ 1979	21

ለ.2.1- ጠቅላላ ሕዝብ ብዛት በዕድሜ መደብና በጾታ፣ 1979 34

ለ.2.2- የገጠር ነዋሪ ሕዝብ ብዛት በዕድሜ መደብና በጾታ፣
1979 35

ለ.2.3- የከተማ ነዋሪ ሕዝብ ብዛት በዕድሜ መደብና በጾታ፣
1979 36

ለ.3 - የገጠርና የከተማ ነዋሪ የሕዝብ ብዛት እና የከተማ
ሕዝብ ብዛት ከመቶ፣ 1979 37

ለ.4 - የከተማ ሕዝብ ብዛት በጾታና በአስተዳደር አካባቢ
ወይም ራስ ገዢ፣ 1979 38

ለ.5 - የኢትዮጵያ ሕዝብ ብዛት ተንባቢ በጾታ፣ በገጠርና
በከተማ 1978-1987 50

መገለጫ /1980/ 51

ሠገጠረዥቶች፡-

ለ.1 - የሕዝብ ብዛት በጾታ፣ የቀዳ ስፋት፣ የሰፈረው ሕዝብ
ብዛት በኪሎ ሜትር ካራ፣ አስተዳደር አካባቢ ወይም
በራስ ገዢና በአውራጃ 1980 53

ለ.2.1- ጠቅላላ ሕዝብ ብዛት በዕድሜ መደብና በጾታ፣ 1980 66

ለ.2.2- የገጠር ነዋሪ ሕዝብ ብዛት በዕድሜ መደብና በጾታ፣
1980 67

ለ.2.3- የከተማ ነዋሪ ሕዝብ ብዛት በዕድሜ መደብና በጾታ፣
1980 68

ለ.3 - የገጠርና የከተማ ነዋሪ የሕዝብ ብዛት እና የከተማ
ሕዝብ ብዛት ከመቶ፣ 1980 69

ለ.4 - የከተማ ሕዝብ ብዛት በጾታና በአስተዳደር አካባቢ
ወይም ራስ ገዢ፣ 1980 70

መገለጫ /1981/ 82

ሠገጠረዥቶች፡-

ለ.1 - የሕዝብ ብዛት በጾታ፣ የቀዳ ስፋት፣ የሰፈረው ሕዝብ
ብዛት በኪሎ ሜትር ካራ፣ አስተዳደር አካባቢ ወይም
በራስ ገዢና በአውራጃ 1981 84

ለ.2.1- ጠቅላላ ሕዝብ ብዛት በዕድሜ መደብና በጾታ፣ 1981 97

ለ.2.2- የገጠር ነዋሪ ሕዝብ ብዛት በዕድሜ መደብና በጾታ፣
1981 98

ለ.2.3	- የከተማ ነዋሪ ሕዝብ ብዛት በዕድሜ መደብና በጾታ፣ 1981	99
ለ.3	- የገጠርና የከተማ ነዋሪ የሕዝብ ብዛትና የከተማ ሕዝብ ብዛት ከጠቶ፣ 1981	100
ለ.4	- የከተሞች ሕዝብ ብዛት በጾታና በእስተዳደር አካባቢ ወይም ራስ ገዢ፣ 1981	101

ክፍል ሙ. ስለ ገብርና

መገለጫ	113	
ሠገጠረዦች:-		
ሙ.1	- የታሪክው መረተ ስፋትና የዋና ዋና ሰብሎች ምርት ገምት	119
ሙ.2	- በቡናና ቫይ ለማት ሚኒስቴር የተመረመረው ቡና መጠንና የመጣበት ክፍለ ሀገር	119
ሙ.3	- ለከብት ሕክምና የተቆጠመ መድኃኒት መጠን፣ የተከተሉ ከብቶች ብዛትና በክትባት ሥራ ሳይ የሚገኙ ሠራተኞች	120
ሙ.4.ሀ	- የከብት የብገና የፍየል ብዛት ገምት በክፍለ ሀገር፣ 1978 ዓ.ም /የገል ገብረዎች ይዘታ ብቻ/ ...	121
ሙ.4.ለ	- የከብት፣ የብገና የፍየል ብዛት ገምት በክፍለ ሀገር፣ 1979 ዓ.ም /የገል ገብረዎች ይዘታ ብቻ/	121
ሙ.5.ሀ	- የፈረሶች፣ የበቅሎዎችና አሀፆች ብዛት ገምት በክፍለ ሀገር 1978 /የገል ገብረዎች ይዘታ ብቻ/	122
ሙ.5.ለ	- የፈረሶች፣ የበቅሎና የአሀፆች ብዛት ገምት በክፍለ ሀገር 1979 ዓ.ም /የገል ገብረዎች ይዘታ ብቻ/	123
ሙ.6	- የጆሮ ብዛት ገምት በክፍለ ሀገር፣ 1978 እና 1979 ዓ.ም /የገል ገብረዎች ይዘታ ብቻ/ ...	124
ሙ.7	- የገብረ ማህበራት ብዛት በክፍለ ሀገር፣ 1978-1980	125
ሙ.8	- የቤተሰብ ኑሮ ማሻሻያ ዘዴ ሠራተኞች ብዛት በክፍለ ሀገር፣ 1978-1980	125

ክፍል ሠ. ስለ ማዕድን

መገለጫ	127	
ሠገጠረዦች:-		
ሠ.1	- የወርቅ ምርት መጠንና ጠቅላላ ዋጋ፣ 1971 - 1980	129

ሠ.2	- የፕላ ቲኒየም ምርት መጠንና ጠቀሳሳ ዋጋ፣ 1971 - 1980	129
ሠ.3	- ለጣዕድን ፍላጎት ጣሰፋፊ ያ የተደረገ መዋዕለ ነዋይ፣ 1976 - 1980	130
ሠ.4	- የመዋዕለ ነዋይ ምንጭ ፣ 1976 - 1980	130

ክፍለ ረ. ስለ ጣምረቻና ኢሌክትሪክ ኢንፎርሙሽን

መገለጫ	131
ሠንጠረዦች:-	
ረ.1.ሀ - በ1978 የፋብሪካዎችና የተቀጠሩ ሠራተኞች ብዛት በይዘታ	139
ረ.1.ለ - የ1979 የፋብሪካዎችና የተቀጠሩ ሠራተኞች ብዛት በይዘታ	141
ረ.2.ሀ - የኢንፎርሙሽን ስርዓት ስርዓት ስርዓት ስርዓት 1977 - 1978	143
ረ.2.ለ - የኢንፎርሙሽን ስርዓት ስርዓት ስርዓት ስርዓት 1978 - 1979	145
ረ.3.ሀ - በ1978 የፋብሪካዎችና የሠራተኞች ጠቀሳሳ ብዛት በሠራተኞች ብዛት መደብ	147
ረ.3.ለ - በ1979 የፋብሪካዎችና የሠራተኞች ጠቀሳሳ ብዛት በሠራተኞች ብዛት መደብ	149
ረ.4 - በፋብሪካ የተሰሩ የዋና ዋና ዕቃዎች ምርት፣ 1977 - 1979	151
ረ.5 - የሰኪር ኢንፎርሙሽን ምርትና በጥቅም ላይ የዋለ 1965 - 1980	153
ረ.6.ሀ - በ1978 ጠቀሳሳ የፋብሪካዎች ሙሴት ዋጋ በሠራተኞች ብዛት መደብ	154
ረ.6.ለ - የ1979 ጠቀሳሳ የፋብሪካዎች ሙሴት ዋጋ በሠራተኞች ብዛት መደብ	156
ረ.7.ሀ - ደመወዝና ምንጭ ጠቀሳሳ የሥራ ሙሴት ዋጋና ተጨማሪ ዋጋ በይዘታ፣ 1978	158
ረ.7.ለ - ደመወዝና ምንጭ ጠቀሳሳ የሥራ ሙሴት ዋጋና ተጨማሪ ዋጋ በይዘታ፣ 1979	160
ረ.8 - የኢሌክትሪክ ጣቢያዎች የጣምገጫ ችሎታና ያመነጨት የኢሌክትሪክ መጠን 1971 - 1979	162

ረ.9 - የኢሌክትሪክ ኢንፎርሽን ስርዓት የሥራ ክንውን መገለጫ፣
/የገላ ድርጅቶችን አይወደውም/ 1978-1979 .. 162

ረ.10.ሀ- የኢሌክትሪክ ኢንፎርሽን ስርዓት ስርዓት 1978 163

ረ.11.ሀ- በ1978 ለመዋዕለ ገደብ የተደረገው ወጪና የገንዘብ
ምንጭ 163

ረ.10.ለ- የኢሌክትሪክ ኢንፎርሽን ስርዓት ስርዓት፣ 1979 ... 164

ረ.11.ለ- በ1979 ለመዋዕለ ገደብ የተደረገው ወጪና የገንዘብ
ምንጭ 164

ረ.11.ሀ- የኢሌክትሪክ ጣቢያዎች የሚመጡ ችሎታና በየጣቢያው
የመኖሪያ ኢሌክትሪክ መጠን 1978 165

ረ.12.ለ- የኢሌክትሪክ ጣቢያዎች የሚመጡ ችሎታና በየጣቢያው
የመኖሪያ ኢሌክትሪክ መጠን፣ 1979 166

ክፍል ሰ. ስለ ሕገግዎች፣

መገለጫ 167

ሠንጠረዦች፡-

ሰ.1.ሀ - በአዲስ አበባ ከተማ የቤተ ሥራ ፈቃድ የተሰጣቸው
አዳዲስ ሕገግዎች፣ 1979 - 1980 169

ሰ.2.ሀ - በአዲስ አበባ ከተማ የቤተ ሥራ ፈቃድ የተሰጣቸው
አዳዲስ ሕገግዎች በዋጋ አመዳደብ፣ 1979-1980 169

ክፍል ሸ. ተራገሰጋርትና መገናኛ

መገለጫ 171

ሠንጠረዦች፡-

ሸ.1 - የኢትዮጵያ አየር መገንደብ መሥሪያ ቤት የሥራ ክንውን
1977 - 1980 176

ሸ.2 - በአዲስ አበባና በአሥመራ ዓለም አቀፍ አይሮፕላን
ሚሪያዎች የተደረገው የአየር ተራፊክ፣ 1977 -
1980 177

ሸ.3.ሀ - በሌላ አዲስ አበባ ዓለም አቀፍ አይሮፕላን ሚሪያ
የተደረገው የአየር ተራፊክ፣ 1978 - 1980
/የአይሮፕላን አንቀሳቃሴና የመገንደቦች ብዛት/ .. 178

ሸ.3.ለ - በአዲስ አበባ ዓለም አቀፍ አይሮፕላን ሚሪያ
የተደረገ የአየር ተራፊክ፣ 1978 - 1980
/በአይሮፕላን የተጓዙ ዕቃና ፖስታ/ 179

ሸ.4.ሀ - በአሥመራ ዓለም አቀፍ አይሮፕላን ማረፊያ የተደረገው የአየር ተራፊክ፣ 1978 - 1980 / የአየር አንቀስቃሴና የመንገደኞች ብዛት/ 180

ሸ.4.ለ - በአሥመራ ዓለም አቀፍ አይሮፕላን ማረፊያ የተደረገው የአየር ተራፊክ፣ 1978 - 1980 /በአይሮፕላን የተጓዙ ዕቃና ፖስታ/ 181

ሸ.5 - የክረምትና የበጋ መንገዶች በጥገና ጣቢያ፣ 1978 - 1980 182

ሸ.6.ሀ - ለአውራ ጉዳና ሥራዎች የተገኘ ገንዘብ፣ 1978 - 1980 183

ሸ.6.ለ - የተራንስፖርት ስገንታራክሽን ባለሥልጣን የገንዘብ አጠቃቀም፣ 1978 - 1980 184

ሸ.7 - የአገዳ ሜትሪክ ተገናኝ ታሪፍ በዋና ዋና የመኪና መንገዶች 184

ሸ.8 - የተሰጠ የመገጃ ፈቃድ፣ 1977 - 1980 185

ሸ.9.ሀ - በኢትዮጵያ ተሽከርካሪ መኪናዎች ያደረሱት አደጋ፣ 1978 - 1980 186

ሸ.9.ለ - በአዲስ አበባ ከተማ ተሽከርካሪ መኪናዎች ያደረሱት አደጋ፣ 1978 - 1980 186

ሸ.10 - የኢትዮጵያ የጅቡቲ የምድር ባቡር ሥራ ክንውን፣ 1978 - 1980 187

ሸ.11 - በኢትዮጵያ የጅቡቲ የምድር ባቡር የተጓዙት የገንደ ዕቃዎች ብዛትና ዓይነት፣ 1978 - 1980 188

ሸ.12 - የኢትዮጵያ የጅቡቲ የምድር ባቡር የአገገገገ የገቢ ገንደ ዕቃዎች የተራንስፖርት ታሪፍ፣1978-1980 189

ሸ.13 - የኢትዮጵያና የጅቡቲ የምድር ባቡር የአገገገገ ወጭ ዕቃዎች የተራንስፖርት ታሪፍ፣ 1978 - 1980 190

ሸ.14 - የወደቦች ስታቲስቲክስ ማጠቃለያ፣ 1977 - 1980 191

ሸ.15 - የቴሌኮሙኒኬሽን ባለሥልጣን የሥራ ክንውን 1978 - 1980 192

ሸ.16 - የፖስታ አገልግሎት ስታቲስቲክስ 192

ክፍለ ቀ. የውጭ አገር ገንደ

መገለጫ 193

ሠንጠረዦች፣

ቀ.1 - የገቢ፣ የወጪና ገብተው አገደገና የወጡ የገንደ ዕቃዎች ማዘገገ 199

ቁ.2	- የገቢና የውጭ ንገድ ዕቃዎች ዋጋ በመሰጠት ዕቃዎች ለመዳደብ	200
ቁ.3	- ወደ አገር የገቡ ዕቃዎች ብዛትና ዋጋ በመሰጠት ዕቃዎች ለመዳደብ	201
ቁ.4	- የውጭ ንገድ ዕቃዎች ብዛትና ዋጋ በመሰጠት ዕቃዎች ለመዳደብ	212
ቁ.5	- ገብተው እንደገና የወጡ ዕቃዎች ዋጋ በመሰጠት ዕቃዎች ለመዳደብ	219
ቁ.6	- የገቢ ንገድ ዕቃዎች በአገልግሎታቸው ዓይነት	222
ቁ.7	- የገቢ ንገድ ዕቃ ዋጋና የመጣበት አገር	223
ቁ.8	- የወጪና ገብተው መሰጠት የወጣው የንገድ ዕቃ ዋጋና የተሰጠበት አገር	224
ቁ.9	- አንዳንድ የገቢ ዕቃዎች ዋጋና የመጣበት አገር ...	225
ቁ.10	- አንዳንድ የወጪ ንገድ ዕቃ ዋጋና የተሰጠበት አገር	226
ቁ.11	- ለገቢ ንገድ መሥሪያ የተሰጠ የውጭ አገር ምንጭ ፈቃድ በዕቃው ዓይነት	228
ቁ.12	- ለውጭ ንገድ ተፈቅዶ የተሰጠው የውጭ አገር ምንጭ በዕቃው ዓይነት	229

ክፍል በ. የመታወቂያ የሀገር ሀብት ውጤት

መገለጫ	230
ሠንጠረዦች:-	
በ.1 - የሀገር ሀብት ውጤት ማጠቃለያ	236
በ.2 - ጠቅላላ የሀገር ውስጥ ምርት በመነጨበት የኢኮኖሚ ዘርፍና በጊዜው በተሰጠበት ዋጋ	237
በ.3 - ጠቅላላ የሰጠው ምርት ላይ የተደረገ ወጪ በጊዜው የገባ ዋጋ	238
በ.4 - ጠቅላላ የሀገር ውስጥ ምርት በመነጨበት የኢኮኖሚ ዘርፍና በ1973 በተሰጠበት መደበኛ ዋጋ	239

ክፍል ተ. የመንገድ ገንዘብ / ገቢ ፋይናንስ /

መገለጫ	240
ሠንጠረዦች:-	
ተ.1 - የመንገድ ገቢ ወጪ	246
ተ.2 - የመንገድ ገቢ፣ በገቢው ዓይነት	247
ተ.3 - የመንገድ ወጪ፣ በወጪ ዓይነት	248
ተ.4 - የመንገድ መደበኛ ወጪ	249

ተ.5	- የጠንገሥት መደበኛ ወጪ ለመጻፈብ በምክንያትና በጻይነት	250
ተ.6	- የካፒታል ወጪ በገንዘብ ምንጭና በሥራው ጻይነት፣ 1978	252
ተ.7	- የጻዛጋጃ ቤቶች ብዛት በገቢ መጠንና በክፍለ ሀገር 1978 የበጀት ዓመት	255
ተ.8	- የጻዛጋጃ ቤቶች ብዛት በወጪ መጠንና በክፍለ ሀገር 1978 በጀት ዓመት	258
ተ.9	- የጻዛጋጃ ቤቶች የገቢና ወጪ ማጠቃለያ በክፍለ ሀገር	261
ተ.10	- በከተማ ልማትና ቤት ጫኒስቲር ሥር የሚገኙ ጻዛጋጃ ቤቶች ገቢና ወጪ	262
ተ.11	- የአሥመራ ጻዛጋጃ ቤት ገቢና ወጪ	263
ተ.12	- የአዲስ አበባ ጻዛጋጃ ቤት ገቢና ወጪ	264
ተ.13	- የአሰብ ጻዛጋጃ ቤት ገቢና ወጪ	265

ክፍለ ት. የባንክ ሥራዎችና የአከፋፈል ሚዛን

መገለጫ	266
------------	-----

ሠንጠረዦች:-

ቶ.1	- አጠቃላይ የብሔራዊ ባንክ የሂገብ መገለጫ	275
ቶ.2	- አጠቃላይ የንገድ ባንኮች የሂገቡ ሁኔታ መገለጫ ..	276
ቶ.3	- የሌሎች የገንዘብ ነክ ድርጅቶች የሂገብ ሁኔታ መገለጫ	277
ቶ.4	- የገንዘብ መጠንና ዝርዝር	278
ቶ.5	- ለንጻንድ የቁጠባና ጊዜያዊ ተቀማጭ ሂገቦች	278
ቶ.6	- በሥራ ላይ ያሉ የወረቀትና የቀንሰናሽ ገንዘቦች ዝርዝር	279
ቶ.7	- በሥራ ላይ ያለ ገንዘብ መጠን	280
ቶ.8	- በብሔራዊ ባንክና በንገድ ባንኮች የተደረገ የሀገር ውስጥ ክረዲት	283
ቶ.9	- የተጣራ የወርቅና የውጭ ሀገር ምንዛሬ ተቀማጭ ...	283
ቶ.10	- የንገድ ባንኮች ያደረጉት ብድሮች፣ የቀድሞ ያ ክፍያዎች፣ በቀናሽ የገዙኦቹ ሰነዶችና የልማት ወጪዎች	284
ቶ.11	- የጠንገሥት የሀገር ውስጥ ፅዳ በአባጻሪዎች	285
ቶ.12	- በአርባና ኢንጥራት ልማት ባንክ የተፈቀዱና የተሰጡ ብድሮች ብዛትና መጠን	286
ቶ.13	- የተፈቀዱ ብድሮች በሥራ ጻይነታቸው	286

ቱ.14	- በተጠቃሚዎች ላይ ያሉ ብድርቸ በየሥራ ዓይነታቸው .	287
ቱ.15	- በተጠቃሚዎች ላይ ያሉ ብድርቸ በየሥራ ክፍላቸው ..	288
ቱ.16	- ኢትዮጵያ ከሌሎች አገሮች ጋር ያላት የገንዘብ ክፍያ ማዘገፍ ማጠቃለያ	289
ቱ.17	- ኢትዮጵያ ከሌሎች አገሮች ጋር ያላት የገንዘብ ክፍያ ማዘገፍ	290

ክፍል 4. ስለ መደን /ኢንፎርገሰ/

መገለጫ	291
ሠንጠረዦች:-	
4.1 - የሕይወት መደን አረቦንና ለመደን የተከፈለ ማጠቃለያ	295
4.2 - የሕይወት ያለሆነ መደን አረቦንና ለመደን የተከፈለ ማጠቃለያ	295
4.3 - የሕይወት ያለሆነ መደን ዓመታዊ ገቢና ወጪ በሥራ መደብ	296
4.4.ሀ - የሕይወት መደን የሠገብ ማዘገፍ /ሀብቶች/	298
4.4.ለ - ገዳታዎች	298
4.5.ሀ - የሕይወት ያለሆነ መደን የሠገብ ማዘገፍ /ሀብቶች/ .	299
4.5.ለ - ገዳታዎች	299
4.6 - የሕይወት ዋስትና ሁኔታ የሚያመለክት መገለጫ	300

ክፍል 5. ስለ ዐቃዎች ዋጋ

መገለጫ	302
ሠንጠረዦች:-	
5.1 - የአዲስ አበባ የቸር ቻር ዋጋ ሁኔታ የሚገልጽ መመዘኛ /ኢንፎርገሰ/ ከ1979-80 እስከ 1981-82 ...	304
5.2.ሀ - የአዲስ አበባ የዋና ዋና ምገብ ሽቀጦች መካከለኛ የቸር ቻር ዋጋ፣ 1979/80	306
5.2.ለ - በአዲስ አበባ የዋና ዋና ምገብ ሽቀጦች መካከለኛ የቸር ቻር ዋጋ፣ 1980/81	307
5.2.ጠ - በአዲስ አበባ የዋና ዋና ምገብ ሽቀጦች መካከለኛ የቸር ቻር ዋጋ፣ 1981/82	307
5.3 - የኒውዌርክ የቡና ገበያ ዋጋ	309
5.4 - በአዲስ አበባ ያልተጠበቀ ቡና የጅምላ ዋጋ	309

ክፍል 6. ስለ ጤና ጥበቃ

መገለጫ	310
ሠንጠረዦች:-	

ፕ.1	- በየክፍለ ሀገሩ የሚገኙ የሀክምናና የጤና ጥበቃ አገልግሎት ድርጅቶች /ፖሊሲና የጠር ኃይሎችን አይጨምርም /1979	313
ፕ.2	- በየክፍለ ሀገሩ የሚገኙት ሰነዶችንና የሀክምና ሠራተኞች ብዛት /ፖሊሲና ጠር ኃይሎችን አይጨምርም/ 1979	313
ፕ.3	- ለሕክምና አገልግሎት በኢትዮጵያ የሰለጠኑ ባለሙያዎች ብዛትና የተረፉት ግዛት	314
ፕ.4	- በተለያዩ የባህሪ ዓይነቶች ምክንያት በተሰጡት የታከሙ ሰዎች ብዛት	315
ፕ.5	- የተሰጠው በባህሪ ዓይነት የተከተሉ ሰዎች ብዛት በክፍለ ሀገር ዓይነት	316
ፕ.6/ሀ/-	የተሰጠው በባህሪ ዓይነት የተከተሉ ሰዎች ብዛት በክፍለ ሀገርና የክትባት ዓይነት፣ 1980	316
ፕ.6/ለ/-	የተሰጠው በባህሪ ዓይነት የተከተሉ ሰዎች ብዛት በክፍለ ሀገርና የክትባት ዓይነት፣ 1981	317
ክፍለ አ. ስለ ትምህርት መገለጫ		318
ሠንጠረዦች:-		
አ.1	- የመንግሥትና የመንግሥት ያለህኑ ትምህርት ቤቶችና የመምህራን፣ የተማሪዎችና የመማሪያ ክፍሎች ብዛት .	322
አ.2	- በመንግሥትና የመንግሥት ባለህኑ ትምህርት ቤቶች የተመዘገቡት ተማሪዎች ብዛት በክፍለ ደረጃ	323
አ.3	- የተመዘገቡ ተማሪዎች ብዛት በክፍለ ደረጃና በጾታ .	324
አ.4	- ለየትምህርት ቤቶች መምህራን መማሪያ ክፍል የሚደርሰው ተማሪዎች መከፈላቸው ብዛት	325
አ.5	- በመንግሥትና የመንግሥት ባለህኑ ትምህርት ቤቶች የተማሪዎች ብዛት በፀታ	325
አ.6	- በመንግሥትና የመንግሥት ያለህኑ ትምህርት ቤቶች የወገድና የሴት ተማሪዎች ብዛት በርጭት በፐርሰንት	326
አ.7	- በት/ቤቶች የተመዘገቡት ተማሪዎች ብዛት በክፍለ ደረጃ	327
አ.8	- በአንደኛና በቀለም ሁለተኛ ደረጃ ት/ቤቶች የተመዘገቡት ተማሪዎች ብዛት በክፍለ ሀገር	328
አ.9.ሀ	- በክፍተኛ ትምህርት ተቋማት የተመዘገቡ ተማሪዎች ብዛት፣ 1979	329

አ.9.ለ - በከፍተኛ ትምህርት ተቋማት በጣታ ትምህርት
የኮሌጅ ገቢ ተግባራት ብዛት፣ 1979 330

አ.10.ሀ - በከፍተኛ ትምህርት ተቋማት የኮሌጅ ገቢ ተግባራት
ብዛት፣ 1980 331

አ.10.ለ - በከፍተኛ ትምህርት ተቋማት በጣታ ትምህርት የኮሌጅ
ገቢ ተግባራት ብዛት፣ 1980 333

አ.11.ሀ - በከፍተኛ ትምህርት ተቋማት በሌሎች ሌሎች ትምህርት
ጣታ የተሰጠው፣ 1979 334

አ.11.ለ - በከፍተኛ ትምህርት ተቋማት በሌሎች ሌሎች የትምህርት
ጣታ የተሰጠው፣ 1979 338

አ.12.ሀ - በከፍተኛ ትምህርት ተቋማት በሌሎች ሌሎች የትምህርት
ጣታ የተሰጠው፣ 1980 340

አ.12.ለ - በከፍተኛ የትምህርት ተቋማት በሌሎች ሌሎች የትምህርት
ጣታ የተሰጠው፣ 1980 344

አ.13 - ለከፍተኛ ትምህርት ወደ ውጭ ሀገር የተሰጡ
ሲቲዎች ብዛት ተምህርት ጣታ 346

አ.14.ሀ - ለከፍተኛ ትምህርት ወደ ውጭ ሀገር የተሰጡ ሲቲዎች
ብዛት ተምህርት ጣታ የተሰጠው ስርዓት ስርዓት
ሀገር፣ 1979 347

አ.14.ለ - ለከፍተኛ ትምህርት ወደ ውጭ የተሰጡ ሲቲዎች
ብዛት ተምህርት ጣታ የተሰጠው ስርዓት ስርዓት
1980 348

ክፍል ከ. ሕገና ደንብ

መገለጫ 349

ሠንጠረዦች፡-

ከ.1 - የጠበቀ ብዛት በክፍለ ሀገር 353

ከ.2.ሀ - የጠበቀ ብዛት በፍርድ ቤት ላይ ነጥብ በክፍለ ሀገር
1979 353

ከ.2.ለ - የጠበቀ ብዛት በፍርድ ቤት ላይ ነጥብ በክፍለ ሀገር
1980 354

ከ.3 - ለፍርድ ቤቶች በሙሉ የቀረቡ የታዩ የወገኛ ሰነድ
የፍታብሌር ጉዳዮች ጠቅላላ ብዛትና ይህ ብዛት
በ1965 ከቀረቡት ሲነጻጸር / የ1965 ለገጅ
100 በመቁጠር / 355

ከ.4.ሀ - ለፍርድ ቤቶች በሙሉ የቀረቡ የታዩ የወገኛ ሰነድ
የፍታብሌር ጉዳዮች ጠቅላላ ብዛት በክፍለ ሀገር፣
1979 356

ከ.4.ለ - ለፍርድ ቤቶች በሙሉ የቀረቡና የታዩ የወንጀልና የፍትሕብሔር ጉዳዮች ጠቅላላ ብዛት በክፍለ ሀገር፣ 1980 357

ከ.5 - ለፍርድ ቤቶች በሙሉ የቀረቡና የታዩ የፍትሕብሔር ጉዳዮች ጠቅላላ ብዛትና ይህ ብዛት በ1965 ከቀረቡት ጋር ሲነጻጸር /የ1965ን እንደ 100 በመቁጠር/ 358

ከ.6.ሀ - በ1979 ለፍርድ ቤቶች በሙሉ የቀረቡና የታዩ የፍትሕብሔር ጉዳዮች ጠቅላላ ብዛት በክፍለ ሀገር . 359

ከ.6.ለ - በ1980 ለፍርድ ቤቶች በሙሉ የቀረቡና የታዩ የፍትሕብሔር ጉዳዮች ጠቅላላ ብዛት በክፍለ ሀገር . 360

ከ.7.ሀ - በፍትሕብሔር በመጀመሪያ ክስና በይገባኝ የቀረቡት ጉዳዮች ብዛት በውሳኔ ዓይነትና በክፍለ ሀገር፣ 1979 361

ከ.7.ለ - በፍትሕብሔር የመጀመሪያ ክስና በይገባኝ የቀረቡት ጉዳዮች ብዛት በውሳኔ ዓይነትና በክፍለ ሀገር፣ 1980 362

ከ.8 - በፍትሕብሔር ክስ የቀረቡት ጉዳዮች ብዛት በውሳኔ ዓይነት 363

ከ.9 - ለፍርድ ቤቶች በሙሉ የቀረቡና የታዩ የወንጀል ጉዳዮች ጠቅላላ ብዛትና ይህ ብዛት በ1965 ከቀረቡት ጋር ሲነጻጸር /የ1965ን እንደ 100 በመቁጠር/. 364

ከ.10.ሀ- በ1979 ለፍርድ ቤቶች በሙሉ የቀረቡና የታዩ የወንጀል ጉዳዮች ጠቅላላ ብዛት በክፍለ ሀገር .. 365

ከ.10.ለ- በ1980 ለፍርድ ቤቶች በሙሉ የቀረቡና የታዩ የወንጀል ጉዳዮች ጠቅላላ ብዛት በክፍለ ሀገር .. 366

ከ.11.ሀ- በወንጀል በመጀመሪያ ክስና በይገባኝ የቀረቡት ጉዳዮች ብዛት በውሳኔ ዓይነትና በክፍለ ሀገር፣ 1979 367

ከ.11.ለ- በወንጀል በመጀመሪያ ክስና በይገባኝ የቀረቡት ጉዳዮች ብዛት በውሳኔ ዓይነትና በክፍለ ሀገር፣ 1980 368

ከ.12 - በወንጀል ክስ የቀረቡት ጉዳዮች በውሳኔው ዓይነት . 369

ከ.13 - የእስረኞች ብዛት በእስራት እርዘጣኔ 370

ከ.14.ሀ- የእስረኞች ብዛት በጾታና በእስራት ዘመን፣ 1979 371

ከ.14.ለ- የእስረኞች ብዛት በጾታና በእስራት ዘመን፣ 1980 372

ክፍል ስ. ስለ ስፖርትና ሲኒማ

መገለጫ	373
ሠገጠረዥቸ:-	
ስ.1 - የስፖርት ክለቦች ወይም ቡድኖች ብዛት በክፍለ ሀገር	374
ስ.2.ሀ - የስፖርት ተኞች ብዛት በስፖርት ዓይነትና በክፍለ ሀገር፣	
1979	375
ስ.2.ለ - የስፖርት ተኞች ብዛት በስፖርት ዓይነትና በክፍለ ሀገር፣	
1980	376
ስ.2.ሐ - የስፖርት ተኞች ብዛት በስፖርት ዓይነትና በክፍለ ሀገር፣	
1981	377
ስ.3 - የተለያዩ የስፖርት ዓይነቶች ጻፎች ብዛት በክፍለ	
ሀገር	378
ስ.4 - የተለያዩ የስፖርት ዓይነቶች አሰልጣኞች ብዛት	
በክፍለ ሀገር	379
ስ.5 - ከውጭ አገር የገቡና ለተመልካቾች የቀረቡ ባለ 35ሚሜ	
ረጅም የገገድ ፊልሞች ብዛት	380

C O N T E N T S

	<u>PAGE</u>
Map of Ethiopia	-
Foreward	II
Preface	III
Contents	XVII
Notes on the calendar	XXX
 <u>SECTION A. LAND AND CLIMATE</u>	
Notes and definitions	1
Tables:	
A.1 - Length of major rivers in Ethiopia	5
A.2 - Approximate size of major lakes in Ethiopia	5
A.3 - Height of major mountains in Ethiopia	6
A.4 - National parks, game reserves and sanctuaries	7
A.5 - Average annual rainfall, latitude, longitude and altitude of major weather stations	8
A.6 - Average maximum and minimum temperatures, total rainfall of major weather stations by month	9
A.6.1 Addis Ababa	9
A.6.2 Asmara	9
A.6.3 Bahir Dar	10
A.6.4 Combolcha	10
A.6.5 Debre Markos	11
A.6.6 Debre Zeit	11
A.6.7 Dire Dawa	12
A.6.8 Robe	12
A.6.9 Gore	13
A.6.10 Jimma	13
A.6.11 Wonji	14

C O N T E N T S

	<u>PAGE</u>
<u>SECTION B. POPULATION</u>	
Notes and definitions 1987	16
Tables:	
B.1 - Population estimates by sex, area, density, administrative or autonomous region, and awraja 1987	21
B.2.1 - Total population by age group and sex, 1987	34
B.2.2 - Rural population by age group and sex, 1987	35
B.2.3 - Urban population by age group and sex, 1987	36
B.3 - Rural and urban population and proportion urban, 1987	37
B.4 - Population estimates for towns by sex and administrative or autonomous region, 1987 .	38
B.5 - Population Projection of Ethiopia by sex, rural and urban areas: 1986-1995	50
Notes and definitions: 1988	52
Tables:	
B.1 - Population estimates by sex, area, density administrative or autonomous region and awraja 1988	53
B.2.1 - Total population by age group and sex, 1988	66
B.2.2 - Rural population by age group and sex, 1988	67
B.2.3 - Urban population by age group and sex, 1988	68
B.3 - Rural and urban population and proportion urban, 1988	69
B.4 - Population estimates for towns by sex and administrative or autonomous region, 1988 .	70
Notes and definitions: 1989	83
Tables:	
B.1 - Population estimates by sex, area, density administrative or autonomous region, and awraja, 1989	84
B.2.1 - Total population by age group and sex, 1989	97
B.2.2 - Rural population by age group and sex, 1989	98
B.2.3 - Urban population by age group and sex, 1989	99
B.3 - Rural and urban population and proportion urban, 1989	100
B.4 - Population estimates for towns by sex and administrative or autonomous region, 1989 .	101

C O N T E N T S

	<u>PAGE</u>
<u>SECTION D. AGRICULTURE</u>	
Notes and definitions	113
Tables:	
D.1 - Area under cultivation, yield and production of major crops	119
D.2 - Coffee inspected by the Ministry of Coffee and Tea Development by region	119
D.3 - Vaccine production, cattle vaccinated and veterinary personnel	120
D.4.a - Estimated number of cattle, sheep and goats by region 1985/86 /For Private Holdings/ ...	121
D.4.b - Estimated number of cattle, sheep; goats by region 1986/87 /For private holdings/	121
D.5.a - Estimated number of horses, mules and asses by region 1985/86 /For private Holdings/ ...	122
D.5.b - Estimated number of horses, mules and asses by region 1986/87 /For Private Holdings/ ...	123
D.6 - Estimated number of poultry by region 1985/86, 1986/87 /For Private Holdings/	124
D.7 - Number of farmers associations by region 1985/86 - 1987/88	125
D.8 - Number of Home Economics Personnel by region 1985/86 - 1987/88	126
<u>SECTION E. MINING</u>	
Notes and definitions	127
Tables:	
E.1 - Quantity and value of production of gold 1978/79 - 1987/88	129
E.2 - Quantity and value of production of platinum, 1978/79 - 1987/88	129
E.3 - Investment in mining, 1983/84 - 1987/88	130
E.4 - Source of investment fund, 1983/84-1987/88 .	130
<u>SECTION F. MANUFACTURING AND ELECTRICITY INDUSTRY</u>	
Notes and definitions	133
Tables:	
F.1.a - Number of establishments and number of employees by ownership, 1985/86	139
F.1.b - Number of establishments and number of employees by ownership, 1986/87	141

C O N T E N T S

	<u>PAGE</u>
F.2.a - Summary of operations of manufacturing industry by ownership, 1984/85-1985/86 ...	143
F.2.b - Summary of operations of manufacturing industry by ownership, 1985/86-1986/87 ...	145
F.3.a - Number of establishments and number of persons engaged by size of establishment, 1985/86	147
F.3.b - Number of establishments and number of persons engaged by size of establishment, 1986/87	149
F.4 - Production of major manufactured articles, 1984/85 - 1986/87	151
F.5 - Sugar production and consumption, 1972/73-1987/88	153
F.6.a - Gross value of production by size group, 1985/86	154
F.6.b - Gross value of production by size group, 1986/87	156
F.7.a - Wages and salaries, gross value of production and value added by ownership, 1985/86	158
F.7.b - Wages and salaries, gross value of production and value added by ownership, 1986/87	160
F.8 - Installed generating capacity and electric energy production, 1978/79 - 1986/87	162
F.9 - Summary of operations of electricity industry (public utilities only), 1985/86-1986/87	162
F.10.a- Fixed capital assets in electricity industry, 1985/86	163
F.11.a- Investment and sources of investment in electricity industry, 1985/86	163
F.10.b- Fixed capital assets in electricity industry 1986/87	164
F.11.b- Investment and sources of investment in electricity industry, 1986/87	164
F.12.a- Installed generating capacity and electric energy production by station 1985/86	165
F.12.b- Installed generating capacity and electric energy production by station 1986/87	166

C O N T E N T S

	<u>PAGE</u>
<u>SECTION G. CONSTRUCTION</u>	
Notes and definitions	167
Tables:	
G.1.a- Building permits of new construction in Addis Ababa, 1986/87 - 1987/88	169
G.2.a- Building permits for new construction in Addis Ababa by value of buildings, 1986/87-1987/88	169
<u>SECTION H. TRANSPORT AND COMMUNICATIONS</u>	
Notes and definitions	172
Tables:	
H.1 - Ethiopian Airlines operation, 1984/85-1987/88	176
H.2 - Air traffic at Addis Ababa and Asmara international airports, 1984/85-1987/88 ...	177
H.3.a- Air traffic at Bole Addis Ababa international airport, 1985/86-1987/88 (air craft movements and passengers carried) ...	178
H.3.b- Air traffic at Addis Ababa international airport, 1985/86-1987/88 /Freight and mail carried/	179
H.4.a- Air traffic at Asmara international airport, 1985/86-1987/88 (Air craft movement and passengers carried)	180
H.4.b- Air traffic at Asmara international airport, 1985/86-1987/88 (Freight and mail carried).	181
H.5 - All weather roads by maintenance district 1985/86-1987/88	182
H.6.a- Funds obtained for the construction of highways, 1985/86-1987/88	183
H.6.b- Use of fund by the Ethiopian Transport Construction Authority, 1985/86-1987/88 ...	184
H.7 - Highway transport tariff on principal roads per metric ton	184
H.8 - Driving licences issued, 1984/85-1987/88 ..	185
H.9.a- Motor-vehicle accidents in Ethiopia, 1985/86-1987/88	186
H.9.b- Motor-vehicle accidents in Addis Ababa, 1985/86-1987/88	186
H.10 - Operations of the Ethio-Djibouti Railway, 1985/86-1987/88	187

C O N T E N T S

	<u>PAGE</u>
H.11 - Freight carried on the Ethio-Djibouti Railway by type of commodity, 1985/86-1987/88	188
H.12 - Freight rates on the Ethio-Djibouti railway for selected import goods, 1985/86 - 1987/88	189
H.13 - Freight rates on the Ethio-Djibouti railway for selected export goods, 1985/86-1987/88	190
H.14 - Summary of port operations statistics, 1984/85-1985/86	191
H.15 - Operations of Telecommunications Authority, 1985/86-1987/88	192
H.16 - Postal Services statistics	192
 <u>SECTION I. EXTERNAL TRADE</u>	
Notes and definitions	194
Tables:	
I.1 - Total value of imports, exports and re-exports and visible balance of trade ...	199
I.2 - Value of imports and exports by commodity section	200
I.3 - Quantity and value of imports by commodity group	201
I.4 - Quantity and value of exports by commodity group	212
I.5 - Value of re-exports by commodity group	219
I.6 - End-use classification of imports	222
I.7 - Value of imports by country of origin	223
I.8 - Value of exports and re-exports by country of destination	224
I.9 - Value of major commodities of imports by country of origin	225
I.10 - Value of major commodities of exports by country of destination	226
I.11 - Foreign exchange permits utilized for import by type of commodity	228
I.12 - Foreign exchange permits authorized for export by type of commodity	229

C O N T E N T S

	<u>PAGE</u>
<u>SECTION J. NATIONAL ACCOUNTS</u>	
Notes and definitions	232
Tables:	
J.1 - Summary of national accounts statistics	236
J.2 - Gross domestic product by industrial origin at current factor cost	237
J.3 - Expenditure on gross national product at current market prices	238
J.4 - Gross domestic product by industrial origin at constant factor cost of 1980/81	239
<u>SECTION K. PUBLIC FINANCE</u>	
Notes and definitions	240
Tables:	
K.1 - Central Government revenue and expenditure	246
K.2 - Government revenue by source	247
K.3 - Government expenditure by purpose	248
K.4 - Current Government expenditure	249
K.5 - Composition of current Government expendi- ture by purpose and type	250
K.6 - Capital expenditure by source of finance and purpose, 1985/86	252
K.7 - Number of municipalities by revenue group and administrative region, fiscal year, 1985/86	255
K.8 - Number of municipalities by expenditure group and administrative region, fiscal year, 1985/86	258
K.9 - Summary of revenue and expenditure of municipalities by regions	261
K.10 - Revenue and expenditure of municipalities under the Ministry of Urban Development and Housing	262
K.11 - Revenue and expenditure of municipality of Asmara	263
K.12 - Revenue and expenditure of municipality of Addis Ababa	264
K.13 - Revenue and expenditure of municipality of Assab	265

C O N T E N T S

	<u>PAGE</u>
<u>SECTION L. BANKING AND BALANCE OF PAYMENTS</u>	
Notes and definitions	268
Tables:	
L.1 - Consolidated statement of condition of National Bank	275
L.2 - Consolidated statement of condition of Commercial Banks	276
L.3 - Statement of condition of other financial institutions	277
L.4 - Size and compositions of money	278
L.5 - Selected deposit items	278
L.6 - Circulating notes and coins by denominations	279
L.7 - Money supply	280
L.8 - Domestic credit by the National Bank and Commercial Banks	283
L.9 - Net gold and foreign exchange holdings	283
L.10 - Loans, advances, bills discounted and investment by Commercial Banks	284
L.11 - Internal debt of Government by holders	285
L.12 - Number and amount of loans approved and disbursed by Agricultural and Industrial Development Bank	286
L.13 - Loans approved by activities	286
L.14 - Outstanding loans distributed by activities	287
L.15 - Outstanding loans distributed by sectors ...	288
L.16 - Summary of the balance of payments of Ethiopia	289
L.17 - Balance of payments of Ethiopia	290
<u>SECTION M. INSURANCE</u>	
Notes and definitions	291
Tables:	
M.1 - Summary of premium and claims of life insurance	295
M.2 - Summary of premium and claims of non-life insurance	295
M.3 - Income and expenditure of non-life insurance by line of Insurance	296
M.4.a- Balance sheet of life insurance (assets) ...	298

C O N T E N T S

	<u>PAGE</u>
M.4.b- Liabilities	298
M.5.a- Balance sheet of non-life insurance (assets)	299
M.5.b- Liabilities	299
M.6 - Statement of life portfolio	300
 <u>SECTION N. PRICES</u>	
Notes and definitions	302
Tables:	
N.1 - Retail price index for Addis Ababa from 1987 to 1989	304
N.2.a- Average retail price of major food items in Addis Ababa, 1987	306
N.2.b- Average retail price of major food items in Addis Ababa, 1988	307
N.2.c- Average retail price of major food items in Addis Ababa, 1989	308
N.3 - Spot coffee prices in the New York market ..	309
N.4 - Wholesale prices of unwashed coffee in Addis Ababa	309
 <u>SECTION O. HEALTH</u>	
Notes and definitions	310
Tables:	
O.1 - Medical and health facilities by administrative region /Excluding Police and Armed Forces/ 1986/87	313
O.2 - Medical personnel by administrative region /Excluding Police and Armed Forces/ 1986/87	313
O.3 - Number of health personnel trained in Ethiopia by year of graduation	314
O.4 - Out-patients treated for various diseases groups	315
O.5 - Number of persons vaccinated by type of vaccination	316
O.6.a- Number of persons vaccinated by administrative region and type of vaccination 1987/88	316
O.6.b- Number of persons vaccinated by administrative region and type of vaccination 1988/89	317

C O N T E N T S

	<u>PAGE</u>
<u>SECTION P. EDUCATION</u>	
Notes and definitions	319
Tables:	
P.1 - Number of schools, teachers, students and classrooms in government and non-government schools	322
P.2 - Students enrolment by level in government and non-government schools	323
P.3 - Students enrolment by level and sex	324
P.4 - Average number of students per school, per teacher and per classroom	325
P.5 - Number of students by sex in government and non-government schools	325
P.6 - Percentage distribution of students by sex in government and non-government schools	326
P.7 - Number of students in schools by grade	327
P.8 - Students enrolled in primary and academic secondary schools by region	328
P.9.a- Students enrolment in institutes of higher learning, 1986/87	329
P.9.b- Extension (evening) student enrolment in institutes of higher learning, 1986/87	330
P.10.a- Student enrolment in institutes of higher learning, 1987/88	331
P.10.b- Extension (evening) students in institutes of higher learning, 1987/88	333
P.11.a- Graduates of institutes of higher learning by field of study, 1986/87	334
P.11.b- Extension graduates of institutes of higher learning by field of study, 1986/87	338
P.12.a- Graduates of institutes of higher learning by field of study, 1987/88	340
P.12.b- Extension graduates of institutes of higher learning by field of study, 1987/88	344
P.13 - Number of Ethiopian students sent for higher education by field of study	346
P.14.a- Number of Ethiopian students sent for higher education by field of study and country, 1986/87	347
P.14.b- Number of Ethiopian students sent for higher education by type of programme, field of study and country, 1987/88	348

C O N T E N T S

	<u>PAGE</u>
<u>SECTION Q. LAW AND ORDER</u>	
Notes and definitions	349
Tables:	
Q.1 - Number of advocates by administrative region	353
Q.2 - Number of advocates by type of court and region, 1986/87	353
Q.2.b - Number of advocates by type of court and region, 1987/88	354
Q.3 - Number of criminal and civil cases lodged in all courts and this number compared with that in 1972/73 taking the latter as 100 ...	355
Q.4.a - Number of criminal and civil cases lodged in all courts by region, 1986/87	356
Q.4.b - Number of criminal and civil cases lodged in all courts by region, 1987/88	357
Q.5 - Number of civil cases lodged in all courts, and this number compared with that in 1972/73 taking the latter as 100	358
Q.6.a - Number of civil cases lodged in all courts by region, 1986/87	359
Q.6.b - Number of civil cases lodged in all courts by region, 1987/88	360
Q.7.a - Number of new and appealed civil cases by status of decision and administrative region, 1986/87	361
Q.7.b - Number of new and appealed civil cases by status of decision and administrative region, 1987/88	362
Q.8 - Number of civil cases by status of decision .	363
Q.9 - Number of criminal cases lodged in all courts and this number compared with that in 1972/73 taking the latter as 100	364
Q.10.a- Number of criminal cases lodged in all courts by region 1986/87	365
Q.10.b- Number of criminal cases lodged in all courts by region 1987/88	366
Q.11.a- Number of new and appealed criminal cases by status of decision and administrative region, 1986/87	367
Q.11.b- Number of new and appealed criminal cases by status of decision and administrative region, 1987/88	368

C O N T E N T S

	<u>PAGE</u>
Q.12 - Number of criminal cases by status of decision	369
Q.13 - Number of prisoners by length of sentence	370
Q.14.a - Number of prisoners by sex and length of sentence, 1986/87	371
Q.14.b - Number of prisoners by sex and length of sentence, 1987/88	372
 <u>SECTION R. SPORTS</u>	
Notes and definitions	373
Tables:	
R.1 - Number of sports clubs or teams by administrative region	374
R.2.a - Number of sportsmen by type of sports and administrative region, 1986/87	375
R.2.b - Number of sportsmen by type of sports and administrative region, 1987/88	376
R.2.c - Number of sportsmen by type of sports and administrative region, 1988/89	377
R.3 - Number of sports referees by administrative region	378
R.4 - Number of sports coaches by region	379
R.5 - Number of imported and exhibited 35mm commercial long films	380

ሰለ ቀን አቆጣጠር ማስታወሻ

በአገራችን ልዩ የስታቲስቲክስ ክፍሎች የተለየ የቀን አቆጣጠር በመከተል ስታቲስቲክስ ያዘጋጃሉ፡፡ ቀጥሎ የሚገኘው ሠንጠረዥ በአውሮፓውያን /በገሪጌውያን/ የቀን አቆጣጠር ረገድ ያለውን ገንጥነት የሚመለከት ነው፡፡

በመጽሐቱ ውስጥ በየተኛውም ሥፍራ ቁጥሮቹ በገሪጌውያን የቀን አቆጣጠር ዘገታው ሲገኙ የኢትዮጵያ አቆጣጠር ጊዜው ዘገታ ሲታይ እንደዚሁም ቁጥሮቹ በኢትዮጵያ የቀን አቆጣጠር መሠረት ዘገታው እንደሆነ የገሪጌውያን የቀን አቆጣጠር ዘገታ ይታያል፡፡ ለምሳሌ /አ.ኢ.አ./ 1982 ዓ.ም.፣ በኢትዮጵያ አቆጣጠር ከታህሣሥ 23/1974 እስከ ታህሣሥ 22/1975 ዓ.ም. ያለው ጊዜ በመሆኑ፣ በሠንጠረዥ ላይ የተመለከተው 1974/75 ዓ.ም ተገሎ ነው፡፡ በዚህ ዓይነት በኢትዮጵያ 1974 ዓ.ም. አ.ኢ.አ. ከመከሰረው 11/1981 ዓ.ም. እስከ መከሰረው 10/1982 ዓ.ም. ባለው ጊዜ ውስጥ ስለሆነ የተጻፈው 1981/82 ዓ.ም. ተገሎ ነው፡፡

በገሪጌውያን አቆጣጠር	በ ኢ ት ዮ ጵ ያ የ ዓ መ ተ ና የ ቀን አ ቆ ጣ ጠ ር			
	ወራ ተች	የየወረቀት	የገንዘብ ዓመት	የበጀት ዓመት
ጁላይ 8, 1983				ሐምሌ 1, 1975
ሰገሰት				
ሴፕቴምበር 11	መከሰረው 1, 1975	30		
ሶክተበር	ጥቅምት	30		
ኖቬምበር	ኅዳር	30		
ዲሴምበር	ታህሣሥ	30		
ጁኦሪ 1, 1983	ታህሣሥ 23			
ጁኦሪ 9	ጥር	30	ጥር 1, 1975	
ፊብሩኦሪ	የካቲት	30		
ማርች	ጳጉሜ	30		
ኤፕሪል	ሚያዝያ	30		
ማይ	ገንቦት	30		
ጁን	ሰኔ	30		
ጁላይ 7	ሐምሌ ...	30		ሰኔ 30, 1976
ሰገሰት	ነሐሴ	30		
ሴፕቴምበር 11	ጳጉሜ 6	5 ወይም 6		
	መከሰረው 1, 1976			
ሶክተበር	ጥቅምት			
ኖቬምበር	ኅዳር			
ዲሴምበር 31	ታህሣሥ 21			
ጁኦሪ 9, 1984			ታህሣሥ 30, 1976	

1983 እንደ ገሪጌውያን የቀን አቆጣጠር

1975 እንደ ኢትዮጵያ የቀን አቆጣጠር

1975/76 የኢትዮጵያ የገንዘብ ዓመት

1976 የኢትዮጵያ የበጀት ዓመት

NOTES OF THE CALENDAR

In Ethiopia various authorities use different calendar years in compilation of statistical series. The following table sets out the relation between the Ethiopian and Gregorian years. In the Ethiopian year there are 12 month of 30 days each and one short month, Pagume, which has 5 days for three consecutive years and 6 days on the fourth year. The trade year and the fiscal year are also shown in the table.

Throughout the Abstract when figures were obtained for the Gregorian year a split year is shown in the Ethiopian calendar, and inversely, split Gregorian years are shown where the data are for Ethiopian years. For Example 1982 in the Gregorian calendar is the period between Tahsas 23, 1974 to Tahsas 22, 1975 E.C. and is shown to 1974/75. Likewise, 1974 E.C. covers the Gregorian year between September 11, 1981 and September 10, 1982 and is shown as 1981/82

Gregorian Calendar	Ethiopian Calendar Year			
	Months	Number of days	Trade Year	Fiscal Year
July 8, 1983				Hamel 1, 1975
August				
September 11	Meskerem 1, 1975	30		
October	Tikmit	30		
November	Hidar	30		
December	Tahsas			
January 1, 1983	Tahsas 23			
January 9	Tir	30	Tir 1, 1983	
February	Yekatit	30		
March	Megabit	30		
April	Miazia	30		
May	Guenbot	30		
June	Sene	30		
July 7	Hamle	30		Sene 30, 1976
August	Nahassie	30		
September 11	Pagume 6	5 or 6		
October	Meskerem 1, 1976			
November	Tikimt			
December 31	Hidar			
	Tahsas 21			
January 9, 1984				Tahsas 30, 1976

ከፍል ሀ. ምድርና አየር

ጭረት አካል የሚገለጹት መረጃዎች በሌላ ወገዞች ርዝማኔ፣ በሌላ ጠይቆች መጠን፣ በሌላ ተራራዎች ከፍ ታና እንዲሁም በሌላ ብሔራዊ ፓርኮችና፣ ከሌሎች በፋትና አቀማመጥ ነው።። እንዲያውም መረጃዎች በተከክል ተሰፍረው የተገኙ ባይሆንም የኢትዮጵያ ካርታ ሥራ ድርጅት ከታሪክ ምንጮች የሰበሰባቸው ናቸው።።

- ሠንጠረዥ ሀ.1 የኢትዮጵያ ዋና ዋና ወገዞች ርዝመት
- ሠንጠረዥ ሀ.2 የኢትዮጵያ ዋና ዋና ጠይቆች መጠን ገምት
- ሠንጠረዥ ሀ.3 የኢትዮጵያ ዋና ዋና ተራራዎች ከፍ ታ
- ሠንጠረዥ ሀ.4 ብሔራዊ ፓርኮች፣ ከሌሎችና መጠለያዎች

በሌላ አየር ጠባይ ሁኔታ ለብዙዎች የረጅም ዘመን የዘናዎና የአየር ጠባይ ሁኔታ መገለጫ ጣገኘት አባቶቻሪ ነው።።

ሠንጠረዥ ሀ.5 የተመለከተ ጣገኘት የብሔራዊ ሚኒስቴር ለገልገሎት ድርጅት የተሟሉ መረጃዎች ሰይገረጥ የሚሰበሰቡባቸው ናቸው።።

ሠንጠረዥ ሀ.6.1 - ሀ.6.11 የአሥራ አንድ የተመረጡ ጣገኘት ከ1978/79 -1980/81 የየወራ ተገንዝቶና ከፍ ተኛ ሙቀት በዲግሪ ሲንተገረድና የዘናዎ መጠን በሚሊ ሜትር ያሳያል።። ጣገኘትም የተመለከተ ልዩ ልዩ የአየር ጠባይ ሁኔታ ካሉላቸው የኢትዮጵያ ራብገዝና አባተገደር አካባቢዎች ነው።።

SECTION A. LAND AND CLIMATE

Land The data under Land include length of rivers, size of lakes height of mountains, location of National Parks and game reserves. Some of the information given are not based on actual measurement but have been collected from various reliable sources by the Ethiopian Mapping Agency.

- Table A.1 Length of major rivers in Ethiopia
- Table A.2 Approximate size of major lakes in Ethiopia
- Table A.3 Height of major mountains in Ethiopia
- Table A.4 Location of National parks, game reserves and sanctuaries

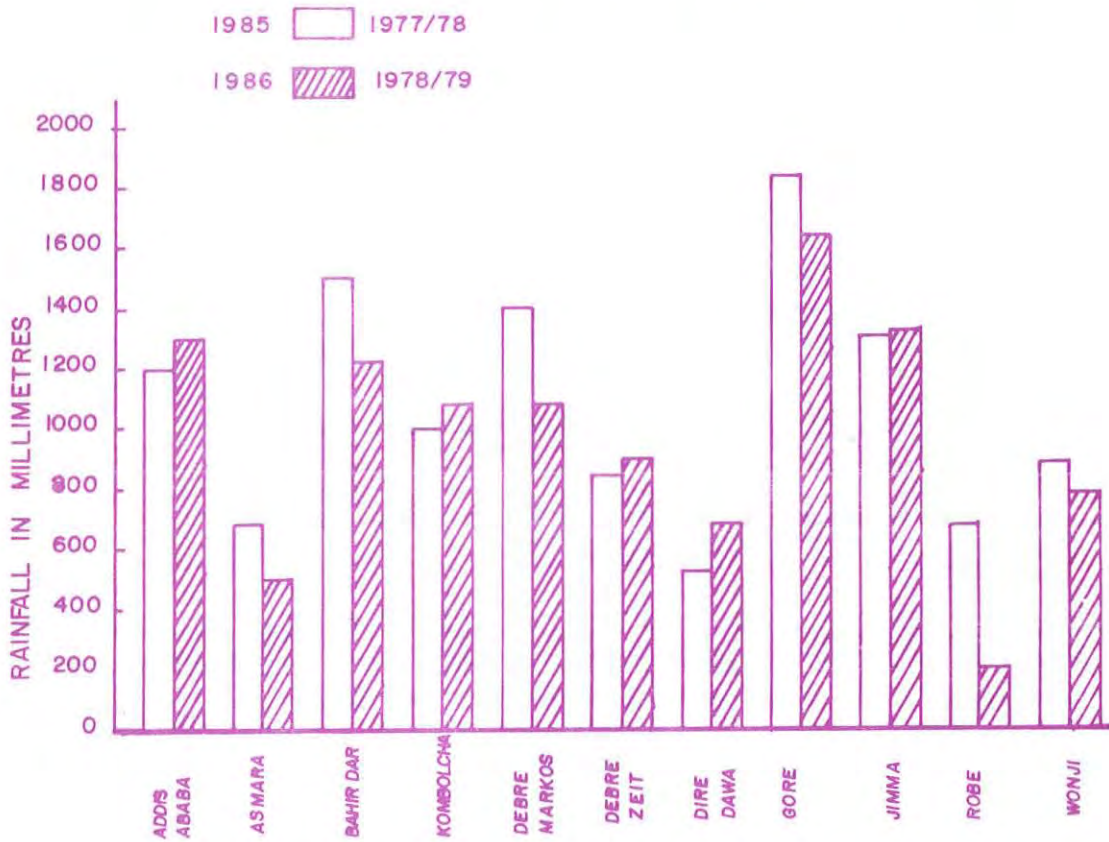
Climate: For many stations it is difficult to obtain long-term records of temperature and rainfall.

Table A.5 The stations selected are those for which the National Meteorological Services Agency supplied data continuously

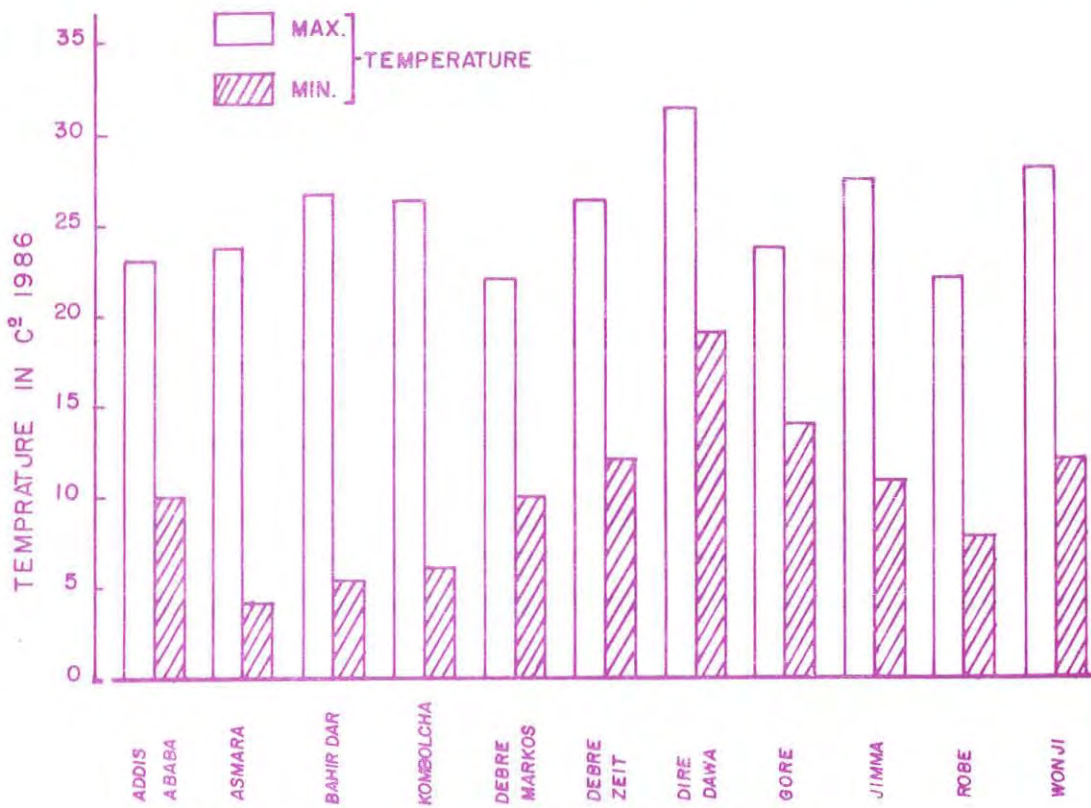
Table A.6.1-A.6.11 Gives, for eleven selected stations monthly maximum and minimum Temperatures in degrees centigrade and monthly rainfall in millimetres from 1986-1988.

The stations chosen represent the various climatological Administrative regions found in Ethiopia.

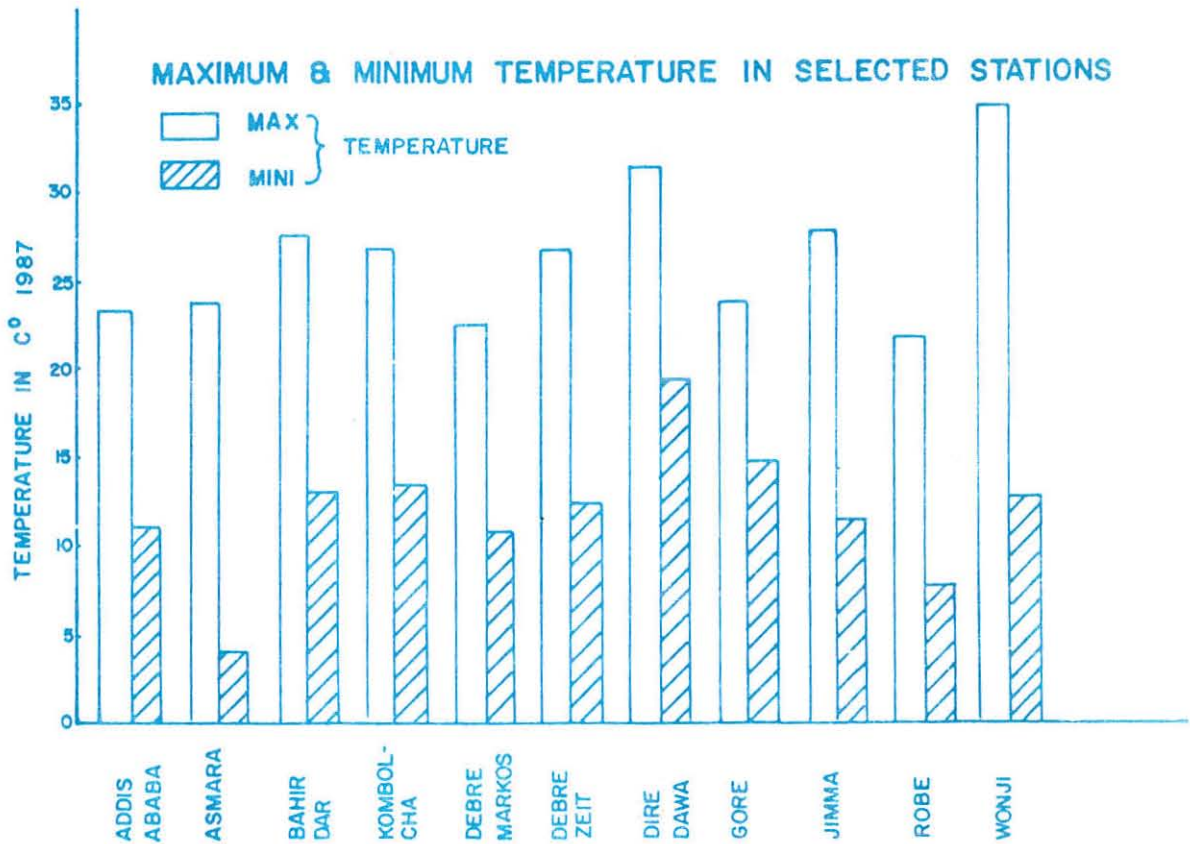
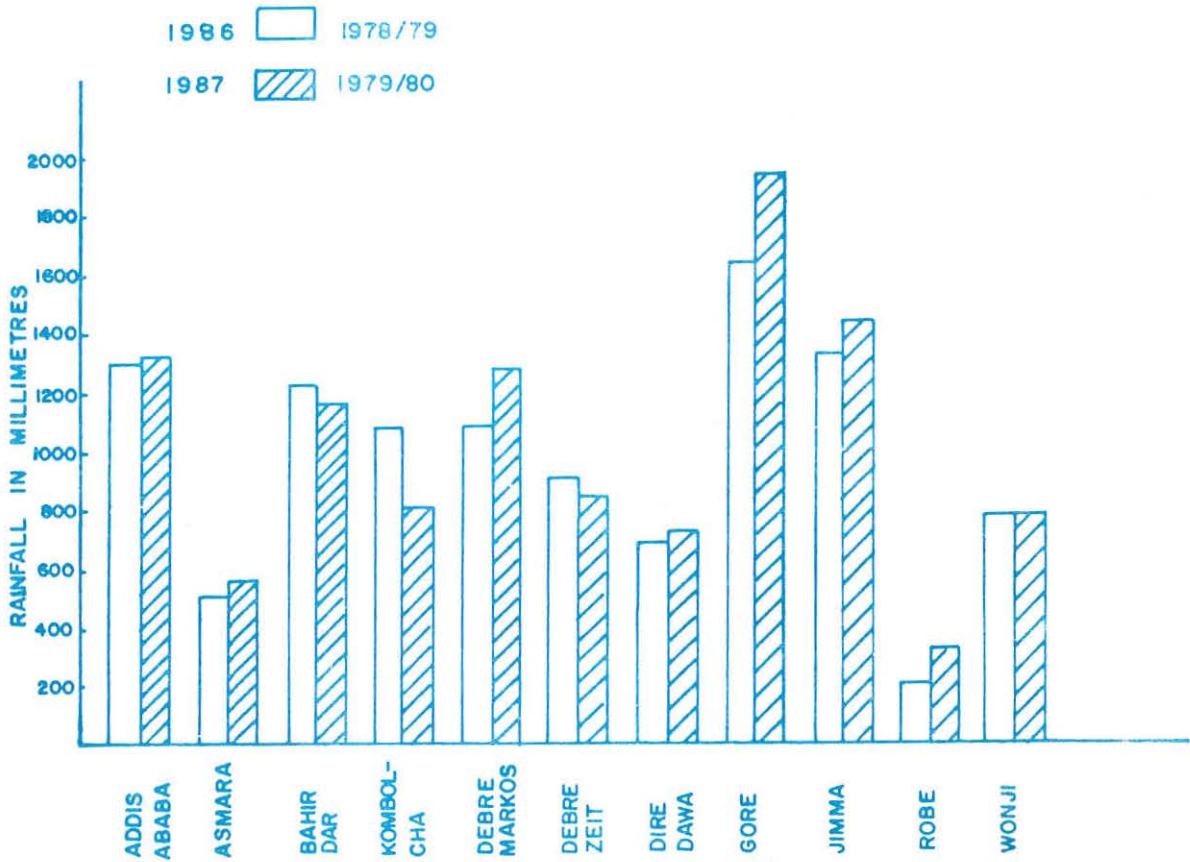
A6-I -A6-II ANNUAL RAINFALL IN SELECTED STATIONS


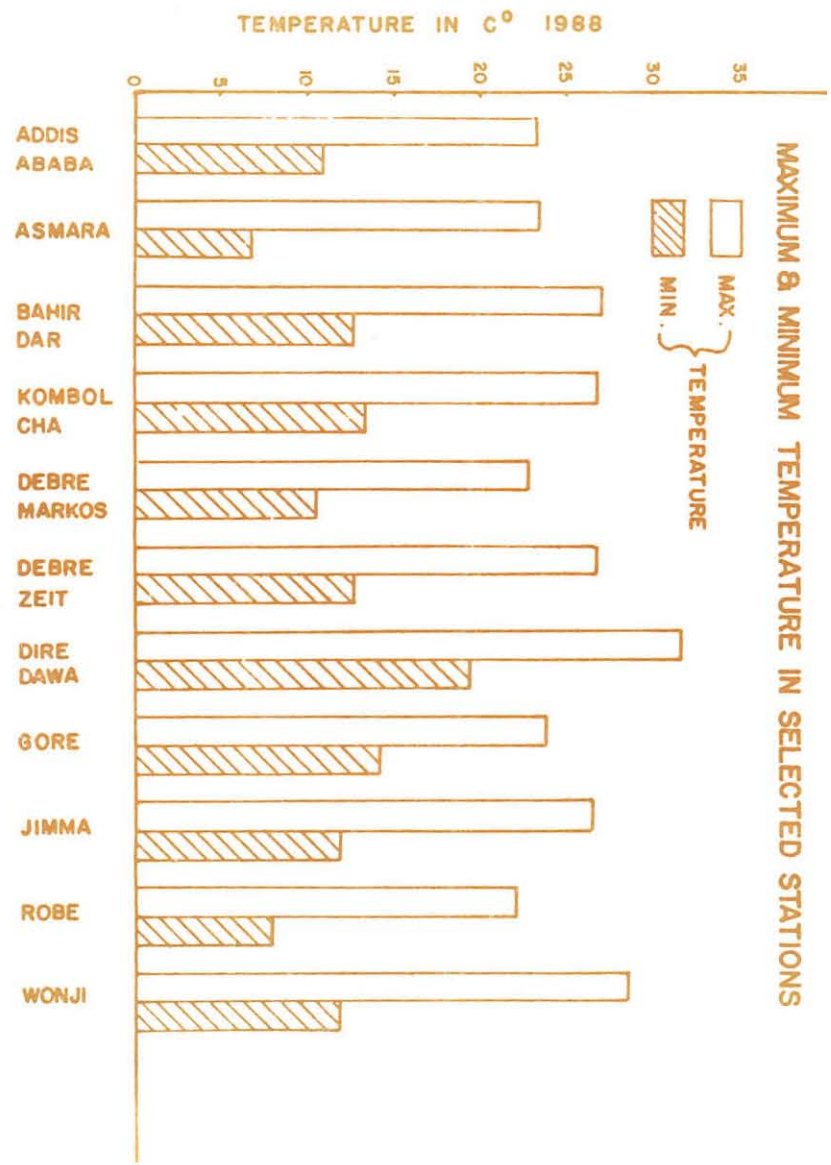


MAXIMUM & MINIMUM TEMPERATURE IN SELECTED STATIONS



A6.I-A6.II ANNUAL RAINFALL IN SELECTED STATIONS





AG.1-AG11 ANNUAL RAINFALL IN SELECTED STATIONS

የሊት የአያ ዋና ዋና ወንዞች ርዝመት
 LENGTH OF MAJOR RIVERS IN ETHIOPIA

ሠንጠረዥ ሀ.1 TABLE A.1

የወንዝ ስም	ርዝመት በኪሎ ሜትር			NAME OF RIVER
	ጠቅላላ	ሊት የአያ ውስጥ	በሊት የአያ ውጪ	
አባይ	1,450	800	650	ABAY
ዋቢ ሸበሌ	1,130	1,000	130	WABI SHEBELE
ገናሌ	858	480	378	GENALE
አዋሽ	1,200	1,200	-	AWASH
ሶሞ	760	760	-	OMO
ተከዜ	608	608	-	TEKEZE
መረብ	440	440	-	MEREB
ባሮ	277	277	-	BARO
አንገረብ	220	220	-	ANGEREBA
	TOTAL	INSIDE ETHIOPIA	OUTSIDE ETHIOPIA	NAME OF RIVER
	LENGTH IN KM.			

የሊት የአያ ዋና ዋና ስፊት ወይንም ጠቅላላ ገጽ
 APPROXIMATE SIZE OF MAJOR LAKES IN ETHIOPIA

ሠንጠረዥ ሀ.2 TABLE A.2

የስፊት ስም	ርዝመት በኪሎ ሜትር	ወርድ በኪሎ ሜትር	ስፋት በኪሎ ሜትር ስኩዌር	በፍተኛ ስፋት	በፍተኛ ስፋት	NAME OF LAKES
አባያ	60	20	1,160	13	1,268	ABAYA
አቢያታ	17	15	205	14	1,573	ABIYATA
አሸንጌ	5	4	20	25	2,409	ASHENGE
አዋሳ	16	9	129	10	1,708	AWASA
ቢሽፍታ	85	...	BISHOFTU
ራሞ	26	22	551	10	1,235	CHAMO
ሐይቅ	7	5	35	23	2,030	HAYK
ቶታ	20	15	250	9	...	KOKA
ላንጋኖ	18	16	230	46	1,585	LANGANO
ሻላ	28	12	409	250	1,567	SHALA
ጣና	70	60	3,600	9	1,840	TANA
ዝዋይ	25	20	434	4	1,846	ZIWAY
	LENGTH (KM)	WIDTH (KM)	AREA (KM ²)	MAXIMUM DEPTH (M)	ALTITUDE (M)	NAME OF LAKES

... ወረጃ አልተገኘም
 ... Data not available

የኢትዮጵያ የዋና ተረፎች ከፍታ

HEIGHT OF MAJOR MOUNTAINS IN ETHIOPIA

ሠገጠረዥ ሀ. 3 TABLE A.3

የተረፎው ስም	ክፍለ ሀገር	ከፍታው በሜትር		
ሬብ ሳሽገ	ጉጉይር	4550		RAS DASHEN GONDER
ሳገላ	ጉጉይር	4532		LAGEDA GONDER
አናሉ	ጉጉይር	4480		ANALU GONDER
ወይናብር	ጉጉይር	4472		WEYNOBER GONDER
አባ ያረዬ	ጉጉይር	4460		ABA YARED GONDER
ጠፋው ለዘር	ጉጉይር	4456		TEFAMLEZER GONDER
ቧረት	ጉጉይር	4437		BWAHIT GONDER
ወብራ ያ	ጉጉይር	4360		MESEROYA GONDER
ካራ	አርቢ	4340		KARRA ARSSI
ባቱ	ባሉ	4307		BATU BALE
አገላሉ	አርቢ	4300		ANKELO ARSSI
ቦሉ	ወሉ	4300		KOLO WELLO
ሳህሳሳ	ወሉ	4276		LALIBELA WELLO
ጉ	ጉጉይር	4231		GUNA GONDER
ጉጌ	ጋዩ ጉ	4200		GUGE GAMD COFFA
አቡነ ዓባይ	ወሉ	4190		ABUNE YOSEF WELLO
ሄይ	ጉጉይር	4173		HEY GONDER
ባር ሃገ	ጉጉይር	4154		BIRHAN GOJJAM
ባላ	አርቢ	4133*		BEDA ARSSI
ባሉ	ጉጉይር	4100		TALO GOJJAM
አምባራብ	ጉጉይር	4077		AMBA RAS GONDER
ባር ኔ	ጉጉይር	4070		KARNI GOJJAM
ኦራታ	ጉጉይር	4066		URATA GOJJAM
ጥሳሉ	አርቢ	4036		CHILALO ARSSI
አቡ ጥሳላ	ሸዋ	4000		ABUYEMEDA SHEWA
ባላ	ተገራይ	3988*		SEDI TIGRAI
አምባ ረሪት	ወሉ	3975		AMBA FERIT WELLO
የወለ	ወሉ	3859*		YEWEL WELLO
ባባ	አርቢ	3820*		KAKA ARSSI
አዲ ገደብ	ወሉ	3819		ATSE GEDEL WELLO
ጉጌ	ሸዋ	3719		GURAGE SHEWA
ያቤ	ሸዋ	3677		WOTI SHEWA
አም ኔዎብ	ጉጉይር	3664		AMONENWAS GOJJAM
ጉጌ	አርቢ	3623		GUGU ARSSI
አወ ሳላት	ጉጉይር	3619*		AMEDAMIT GOJJAM
የወራ	ወሉ	3611*		YEWERA WELLO
ደሉ	ቢሳይ	3600		DELO SIDAMO
አባታ ጉሳ ያ	ሸዋ	3599*		ASTA GOMAYA SHEWA
ወ ገዘዝ	ሸዋ	3596*		MEGEZEE SHEWA
አራተ ወከብር	ጉጉይር	3577*		ARAT MEKERAKER GOJJAM
አምባባላ	ወሉ	3567*		AMBASEL WELLO
ባገሮ	ጉጉይር	3500		KANCHI GONDER
አምባ	ሸዋ	3485		AMBA SHEWA
ባራዝ	ጉጉይር	3476		BERAZ GOJJAM
አባ ጥሳ	ጉጉይር	3468		ABEKEMA GOJJAM
ጋራጫላታ	ሐረርጌ	3392		GARAMULETA HARARGE
ባገደ	ጉጉይር	3355		SEGEDO GOJJAM
ባላ ርጌ	ሸዋ	3350		BADA ROGE SHEWA
አዲ ፋሪስ	ጉጉይር	3341		ATSE FARIS GONDER
ፋጋጌ	አርቢ	3310		FAGAJI ARSSI
ሊጋ	ጉጉይር	3246		LIGA GONDER
ሳገላ	ጉጉይር	3228		DAGUE GOJJAM
ጋራጫባ	ሐረርጌ	3170		GARAITTA HARARGE
ባባላ	ሐረርጌ	3130		SABEL HARARGE
ወብታር	ሐረርጌ	3060		MYKTAR HARARGE
ባራርታ	ሐረርጌ	3060		SERIRTA HARARGE
ጥፍ	ጉጉይር	3058		CHEP GOJJAM
ዘ ደላ	ሸዋ	2989		ZIKWALA SHEWA

* ከፍታው ያልተረጋገጠ
HEIGHT Not Verified

የኢትዮጵያ ባርታ ሥራ ደርጃት የተገኘ፡፡
Source Ethiopia Mapping Agency

ብሔራዊ ፓርኮች፣ ክልሎችና መጠለያዎች

NATIONAL PARKS, GAME RESERVES AND SANCTUARIES

ሠገጠረዥ ሀ.4 TABLE A.4

ብሔራዊ ፓርኮች ክልሎችና መጠለያዎች	ክፍለ ሀገር	በፋት በቦሌ ጫተር ካራ		
ብሔራዊ ፓርኮች			NATIONAL PARKS	
አዋሽ	ሸዋ	720	AWASH	SHEWA
ሰሜን	ንገደር	150	SIMEN	GONDER
ሰሜን ሸለቆ ጠይቆች	ሸዋ	650	RIFT VALLEY	SHEWA
ሎዎ	ከፋ	3,450	OMO	KEFFA
የባሌ ተራራዎች	ባሌ	3,000	BALE MTS.	BALE
ደንከሰ	ጠረርጓ	3,000	DANAKIL	HARARGE
ጻጉ	ጋዎ ገፋ	2,200	MAGO	GAMO GOFFA
ነዌሳር	ጋዎ ገፋ	700	NACHISAR	GAMO GOFFA
ላህሳብ	ኦርተራ	1,500	DAHLAK	ERITREA
የፋር አራ ዊት ክልሎች			GAME RESERVES	
አዋሽ	ሸዋ	700	AWASH WEST	SHEWA
አሰደገ	ጠረርጓ	800	ALDEGHE	HARARGE
ባሌ	ባሌ	2,100	BALE	BALE
ጋምቤላ	ኢሳባር	10,800	GAMBELLA	ILLUBABOR
ጻጉ	ጋዎ ገፋ	3,400	MAGO	GAMO GOFFA
ገዋኔ	ጠረርጓ	800	GEWANE	HARARGE
ጫሌ - ተገላህ	ወሉ	2,000	MILLE-TENDAHO	WELLO
ሰርዶ	ወሉ	1,000	SERDO	WELLO
ሰጠፋኔ	ጋዎ ገፋ	4,500	STEFANIE	GAMO GOFFA
የብ	ኦርተራ	1,800	YOB	ERITREA
ናቀፋ	ኦርተራ	1,400	NAKFA	ERITREA
ጭረ	ተገራይ	600	CHIRE	TIGRAI
ጋሽ ሰቲት	ኦርተራ	11,600	GASH-SETTI	ERITREA
መጠለያዎች			SANCTUARIES	
ጠረርጓ	ጠረርጓ	6,000	HARAR	HARARGE
ያሌሌ	ቢላዎ	1,200	YABELLO	SIDAMO
		AREA IN SQ.KM.	NATIONAL PARKS, GAME RESERVES AND SANCTUARIES	REGION

ከአዋሽ፣ ከሰሜን፣ ከሎዎ፣ ከሰሜን ሸለቆና ከባሌ በስተቀር የቀረጠ በታዎት በፋ ታቲ፣ በአቀራቢያ ገዎት የተጠጠ ነው።
Area figures are approximate, except for Awash, Simen, Omo, Rift Valley Lakes and Bale.

ከገብርና ጫካቴር ከደንና ፋር አራ ዊት ጥበቃና ለግት መዳሪያ የተገኘ።

Source: Ministry of Agriculture, Forestry and Wild Life Protection and Development Department

የዋና ዋና የአየር ምርመራ ጣቢያዎች ሳቲትዩድ፣ ሉንገቲዩድ፣ ከፍታና የዘናም መጠን

AVERAGE ANNUAL RAINFALL, LATITUDE, LONGITUDE AND ALTITUDE OF MAJOR WEATHER STATIONS

ሠንጠረዥ ሀ.5 TABLE A.5

የአየር ምርመራ ጣቢያ	ሳቲትዩድ	ሉንገቲዩድ	ከፍታ / ሰሜንተር /	አማካይ የዘናም መጠን / ሰሜን ሜትር /	የዓመት ብዛት	የዘናም መጠን / ሰሜን ሜትር /		STATIONS
						የከፍተኛው ዓመት	የዘቀተኛው ዓመት	
አዲስ አበባ	09°02'	38°44'	2408	1,168.5	43	1481.7 (1977)	902.2 (1953)	ADDIS ABABA
አሥመራ	15°17'	38°55'	2325	531.9	57	860.8 (1980)	208.7 (1969)	ASMARA
ባሕር ዳር	11°36'	37°25'	1802	1,392.7	27	2036.7 (1973)	844.6 (1982)	BAHIRDAR
ቦምባላ	11°94'	39°45'	1903	1,045.5	35	1301.0 (1964)	561.3 (1984)	COMBOLCHA
ደብረ ማር ቀስ	10°22'	37°43'	2509	1,322.8	34	1935.4 (1958)	1053.0 (1978)	DEBRE MARKOS
ደብረ ዘይት	08°44'	38°58'	1850	853.1	35	1268.7 (1966)	378.1 (1952)	DEBRE ZEIT
ድረ ዓዋ	09°45'	41°52'	1160	620.0	36	902.5 (1967)	357.3 (1984)	DIRE WAWA
ገረ	08°10'	35°25'	2002	2,267.5	35	3448.6 (1969)	1633.0 (1968)	GORE
ደማ	07°39'	36°50'	1740	1,472.7	33	2077.6 (1963)	1130.1 (1979)	JIMMA
ወንጌ	00°31'	39°15'	1500	791.3	37	1176.0 (1958)	421.0 (1980)	WENJI
	LATI-TUDE *	LONGI-TUDE**	ALTITUDE (meters)	AVERAGE RAINFALL (milli-meters)	NO. OF YEARS	THE HIGHEST YEAR	THE LOWEST YEAR	
						RAINFALL (in millimeters)		

የከፍተኛ ብዛት ለስከ 1980/81 ድረስ ነው።

Number of years of observations is till 1988

ማስታወሻ፡

በቀን ስር ውስጥ የተመለከተው ዓመት ምህረቶች በአውሮፓውያን የዘመን አቀጣጠር ናቸው።

NOTE:

The years shown in brackets are in Gregorian Calendar.

× ከምድር ሰሜን በሰተሰሜን

* North of Equator

×× ከግሪንዊች በሰተምሥራቅ

** East of Greenwich

ከብሔራዊ የሜትሮሎጂ አገልግሎት ደርጅት የተገኘ።

Source: National Meteorological Services Agency

የዋና ዋና የአየር ስርዓት ጠባቂዎች አጠቃላይ ከፍተኛና ዝቅተኛ የአየር ጠባቂ ሁኔታ፣ የዝናዎች ጠባቂ መጠን በወር

AVERAGE MAXIMUM AND MINIMUM TEMPERATURES , TOTAL RAINFALL OF MAJOR WEATHER STATIONS BY MONTH
አዲስ አበባ
ADDIS ABABA

ሠንጠረዥ ሀ.6.1 TABLE A.6.1

ወር	1978/79			1979/80			1980/81			MONTH
	የአየር ጠባቂ		የዝናዎ መጠን	የአየር ጠባቂ		የዝናዎ መጠን	የአየር ጠባቂ		የዝናዎ መጠን	
	ከፍተኛ	ዝቅተኛ		ከፍተኛ	ዝቅተኛ		ከፍተኛ	ዝቅተኛ		
ጥር	23.9	7.8	15.5	23.4	7.8	0.5	24.2	10.3	9.7	JANUARY
የካቲት	24.5	10.6	35.7	24.5	10.1	63.4	24.8	12.9	53.4	FEBRUARY
መጋቢት	23.9	10.4	88.0	23.2	11.9	248.9	26.4	11.9	5.3	MARCH
ሚያዝያ	22.5	11.3	197.8	23.5	12.3	82.4	24.9	12.8	144.6	APRIL
ገንቦት	24.4	11.7	131.8	23.7	12.4	241.3	25.7	12.5	16.6	MAY
ሰኔ	21.8	10.8	179.5	22.8	11.9	92.9	23.2	11.7	106.2	JUNE
ሐምሌ	21.4	10.4	216.1	21.9	11.8	196.5	19.9	12.1	277.9	JULY
ነሐሴ	21.2	10.3	264.2	22.1	11.9	254.4	20.9	11.7	299.3	AUGUST
መስከረም	21.9	10.0	127.8	23.1	12.5	115.2	21.1	11.5	229.7	SEPTEMBER
ጥቅምት	22.8	9.0	36.1	24.0	11.0	21.3	22.0	10.5	59.9	OCTOBER
ኅዳር	23.4	8.4	0.0	24.1	9.3	0.8	22.5	7.8	0.0	NOVEMBER
ታህሣሥ	23.5	8.4	0.0	24.1	9.2	0.3	22.6	7.8	0.0	DECEMBER
የዓመት	22.9	9.9	1,292.5	23.4	11.0	1,317.9	23.2	11.1	1,202.6	ANNUAL
	MAX.	MIN.	RAIN	MAX.	MIN.	RAIN	MAX.	MIN.	RAIN	
	TEMPERATURE			TEMPERATURE			TEMPERATURE			
	1986			1987			1988			

አሥመራ
ASMARA

ሠንጠረዥ ሀ.6.2 TABLE A. 6.2

ወር	1978/79			1979/80			1980/81			MONTH
	የአየር ጠባቂ		የዝናዎ መጠን	የአየር ጠባቂ		የዝናዎ መጠን	የአየር ጠባቂ		የዝናዎ መጠን	
	ከፍተኛ	ዝቅተኛ		ከፍተኛ	ዝቅተኛ		ከፍተኛ	ዝቅተኛ		
ጥር	23.1	1.0	0.0	22.0	0.5	0.0	x	x	x	JANUARY
የካቲት	23.9	0.9	0.0	24.9	0.3	0.0	24.0	3.4	1.7	FEBRUARY
መጋቢት	25.4	4.8	25.2	25.1	2.8	4.3	26.4	7.2	0.0	MARCH
ሚያዝያ	24.8	3.3	36.9	25.9	5.5	0.0	26.6	6.1	6.7	APRIL
ገንቦት	26.1	5.7	43.0	22.8	6.6	206.8	25.1	8.8	11.5	MAY
ሰኔ	24.1	8.1	85.9	25.5	5.8	5.1	25.8	8.9	10.7	JUNE
ሐምሌ	21.9	6.3	193.2	25.5	6.6	10.9	21.3	9.7	187.9	JULY
ነሐሴ	22.3	7.2	77.1	24.3	6.9	287.1	21.1	9.9	142.3	AUGUST
መስከረም	23.4	4.0	8.2	22.8	5.1	4.5	22.7	7.6	13.2	SEPTEMBER
ጥቅምት	22.2	4.6	23.0	22.6	4.7	40.5	21.6	6.5	20.2	OCTOBER
ኅዳር	22.9	2.7	4.2	21.9	2.3	0.0	20.8	4.4	28.6	NOVEMBER
ታህሣሥ	22.1	1.5	0.0	22.6	1.7	0.0	21.8	2.2	0.0	DECEMBER
የዓመት	23.5	4.0	496.7	23.8	4.1	559.2	(23.4)	(6.8)	(422.8)	ANNUAL
	MAX.	MIN.	RAIN	MAX.	MIN.	RAIN	MAX.	MIN.	RAIN	
	TEMPERATURE			TEMPERATURE			TEMPERATURE			
	1986			1987			1988			

x መረጃ አለተገኘው
* DATA NOT AVAILABLE

ጥቅምት: የዝናዎ መጠን የተሰጠው በሚሊ ሜትር ነው::
NOTE : The amount of Rainfall is given in millimeters.

() መረጃው የተሟላ ባይሆንም ተከበረው አንድህን ታስቦ
Data are incomplete but assumed to be
() representative.
የዓየር ጠባቂ የተሰጠው በሚሊ ሜትር ነው::
Temperature is given in degrees centigrade.

የዩናይትድ ስቴትስ የአየር ምርመራ ጣቢያዎች ለዓክዳቲቭ ኮሎኒያል ደረጃ የአየር ጠባይ ሁኔታ፣ የአየር ጠባይ ሁኔታ፣ የአየር ጠባይ ሁኔታ

AVERAGE, MAXIMUM AND MINIMUM TEMPERATURES, TOTAL RAINFALL OF MAJOR WEATHER STATIONS BY MONTH

ባሕር ጎረቤት
BAHIR DAR

ሠገጠረዥ ሀ.6.3 TABLE A.6.3

ወር	1978/79		1979/80			1980/81			MONTH	
	የአየር ጠባይ		የአየር ጠባይ	የአየር ጠባይ		የአየር ጠባይ	የአየር ጠባይ			
	በፍተኛ	ዝቅተኛ		በፍተኛ	ዝቅተኛ		በፍተኛ	ዝቅተኛ		
ጥር	26.4	7.1	0.0	26.6	7.7	0.0	27.7	9.7	1.2	JANUARY
የካቲት	27.9	9.5	0.3	28.7	10.4	0.1	27.7	11.4	26.1	FEBRUARY
ጳጉሜ	29.8	13.3	5.1	29.5	13.6	0.8	30.8	13.5	0.0	MARCH
ግንቦት	28.9	13.5	16.5	31.0	16.5	8.3	30.7	13.1	0.0	APRIL
ጳጉሜ	29.8	14.7	9.4	27.6	16.0	197.7	29.6	16.0	26.9	MAY
ሰኔ	26.0	14.8	212.4	26.6	14.9	204.5	26.7	15.0	164.9	JUNE
ሰኔ	23.8	13.7	410.7	25.7	14.3	208.1	23.2	14.8	467.1	JULY
ነሐሴ	24.1	13.6	273.2	24.8	14.4	302.4	23.5	13.9	273.8	AUGUST
ጳጉሜ	24.9	13.6	170.8	26.5	13.5	124.3	24.8	13.8	192.2	SEPTEMBER
ጥቅምት	26.2	12.9	115.9	27.0	14.0	97.2	26.4	12.7	116.6	OCTOBER
ኅዳር	27.1	10.5	0.0	26.9	10.9	9.3	26.4	9.5	31.0	NOVEMBER
ገብረመስቀል	26.2	8.4	0.0	26.9	9.9	0.0	26.0	6.7	8.8	DECEMBER
የዓመት	26.8	12.1	1,214.3	27.3	13.0	1,152.7	27.0	12.5	1,308.6	ANNUAL
	MAX. TEMPERATURE	MIN. TEMPERATURE	RAIN	MAX. TEMPERATURE	MIN. TEMPERATURE	RAIN	MAX. TEMPERATURE	MIN. TEMPERATURE	RAIN	MONTH
	1986		1987			1988				

ኮምቦሊቻ
COMBOLCHA

ሠገጠረዥ ሀ.6.4 TABLE A.6.4

ወር	1978/79		1979/80			1980/81			MONTH	
	የአየር ጠባይ		የአየር ጠባይ	የአየር ጠባይ		የአየር ጠባይ	የአየር ጠባይ			
	በፍተኛ	ዝቅተኛ		በፍተኛ	ዝቅተኛ		በፍተኛ	ዝቅተኛ		
ጥር	25.1	8.6	0.0	24.2	9.9	0.0	25.3	15.4	7.3	JANUARY
የካቲት	25.5	13.9	32.7	26.2	11.3	74.8	25.2	14.8	96.8	FEBRUARY
ጳጉሜ	26.7	12.6	54.9	25.0	14.9	115.3	28.3	12.8	32.4	MARCH
ግንቦት	25.4	14.4	138.7	25.8	13.8	39.5	27.4	14.7	100.6	APRIL
ጳጉሜ	28.5	14.7	49.5	26.0	14.7	144.8	29.5	14.7	38.2	MAY
ሰኔ	28.8	15.7	118.2	29.9	15.6	0.0	30.3	15.8	45.1	JUNE
ሰኔ	27.5	15.0	254.3	30.7	16.2	50.1	27.4	15.5	397.2	JULY
ነሐሴ	26.3	14.9	336.1	27.3	15.3	289.8	25.6	14.7	271.3	AUGUST
ጳጉሜ	25.4	13.5	73.5	27.5	14.4	39.3	25.3	14.4	170.5	SEPTEMBER
ጥቅምት	25.4	10.6	6.9	26.1	12.3	36.2	24.3	11.8	29.7	OCTOBER
ኅዳር	25.5	9.1	0.0	26.2	9.5	0.0	24.9	7.8	0.0	NOVEMBER
ገብረመስቀል	24.0	9.8	20.2	25.5	10.5	10.4	24.3	8.3	5.6	DECEMBER
የዓመት	26.2	12.7	1,085.0	26.7	13.2	800.2	26.5	13.4	1,194.7	ANNUAL
	MAX. TEMPERATURE	MIN. TEMPERATURE	RAIN	MAX. TEMPERATURE	MIN. TEMPERATURE	RAIN	MAX. TEMPERATURE	MIN. TEMPERATURE	RAIN	MONTH
	1986		1987			1988				

NOTE: The amount of Rainfall is given in millimeters.

Temperature is given in degrees centigrade.

የጥናት የአየር ስርዓት ጠቅላይ ለውጫ ስርዓት ስርዓት የአየር ስርዓት ስርዓት የአየር ስርዓት ስርዓት
 AVERAGE MAXIMUM AND MINIMUM TEMPERATURES, TOTAL RAINFALL OF MAJOR WEATHER STATIONS BY MONTH

ደብረ ጻር ቀስ
 DEBRE MARROS

ሠገጠረዥ ሀ.6.5 TABLE A.6.5

ወር	1978/79			1979/80			1980/81			MONTH
	የአየር ስርዓት		የአየር ስርዓት	የአየር ስርዓት		የአየር ስርዓት	የአየር ስርዓት		የአየር ስርዓት	
	ስርዓት	ስርዓት		ስርዓት	ስርዓት		ስርዓት	ስርዓት		
ጥር	24.0	8.1	0.0	23.7	8.9	0.0	24.6	9.2	14.4	JANUARY
የባህር	23.6	10.1	31.2	24.6	10.7	26.0	24.5	11.3	60.2	FEBRUARY
ጥርቢት	24.6	11.5	10.3	23.3	11.3	109.2	26.7	12.0	0.7	MARCH
ጥርቢት	23.3	11.2	93.7	24.1	12.1	53.9	26.3	12.3	52.3	APRIL
ጥርቢት	25.2	11.9	28.2	22.4	12.6	188.9	25.8	12.3	31.7	MAY
ሰኔ	19.5	11.0	193.8	19.9	11.6	178.8	20.8	11.0	173.8	JUNE
ጥርቢት	18.5	10.4	267.8	19.9	10.7	219.9	17.8	10.7	295.6	JULY
ሰኔ	18.6	10.1	267.9	19.3	10.8	258.2	18.9	10.8	335.8	AUGUST
ጥርቢት	19.8	9.9	133.2	21.6	10.0	128.1	19.7	10.5	261.1	SEPTEMBER
ጥርቢት	21.2	9.3	53.1	22.1	10.2	87.2	20.6	10.4	95.4	OCTOBER
ኤብረ	22.8	9.0	0.0	22.3	8.7	6.1	21.8	5.8	1.5	NOVEMBER
ጥርቢት	22.6	8.4	0.0	23.9	9.3	17.1	22.6	6.2	0.0	DECEMBER
የዓመት	22.0	10.1	1,079.2	22.3	10.6	1,273.4	22.5	10.2	1,322.5	ANNUAL
	MAX.	MIN.	RAIN	MAX.	MIN.	RAIN	MAX.	MIN.	RAIN	
	TEMPERATURE			TEMPERATURE			TEMPERATURE			
	1986			1987			1988			

ደብረ ዘይት
 DEBRE ZEIT

ሠገጠረዥ ሀ.6.6 TABLE A.6.6

ወር	1978/79			1979/80			1980/81			MONTH
	የአየር ስርዓት		የአየር ስርዓት	የአየር ስርዓት		የአየር ስርዓት	የአየር ስርዓት		የአየር ስርዓት	
	ስርዓት	ስርዓት		ስርዓት	ስርዓት		ስርዓት	ስርዓት		
ጥር	27.9	11.3	0.0	25.7	9.8	0.0	26.5	11.6	8.0	JANUARY
የባህር	27.2	11.8	23.6	27.1	11.3	61.4	28.0	13.9	14.9	FEBRUARY
ጥርቢት	28.7	11.0	51.7	26.7	13.7	138.2	29.8	14.1	6.0	MARCH
ጥርቢት	27.3	12.9	141.6	26.9	13.2	90.1	28.9	15.3	44.6	APRIL
ጥርቢት	27.8	13.5	72.4	27.0	14.6	164.0	29.4	13.6	36.8	MAY
ሰኔ	25.3	11.9	166.8	26.3	12.9	65.5	27.3	13.5	100.6	JUNE
ጥርቢት	24.2	13.0	178.8	26.3	13.9	83.3	23.1	14.6	145.9	JULY
ሰኔ	24.6	13.4	162.5	25.3	13.7	155.9	23.7	13.6	236.8	AUGUST
ጥርቢት	25.1	12.3	90.2	26.8	12.8	80.9	24.3	13.0	121.4	SEPTEMBER
ጥርቢት	26.6	11.2	6.4	27.5	12.3	4.6	25.2	11.1	16.6	OCTOBER
ኤብረ	26.6	10.0	0.0	26.8	9.9	0.0	25.6	7.6	0.0	NOVEMBER
ጥርቢት	25.8	10.3	0.0	26.4	10.3	0.0	25.8	8.3	0.0	DECEMBER
የዓመት	26.4	11.9	894.0	26.6	12.4	843.9	26.5	12.5	731.6	ANNUAL
	MAX.	MIN.	RAIN	MAX.	MIN.	RAIN	MAX.	MIN.	RAIN	
	TEMPERATURE			TEMPERATURE			TEMPERATURE			
	1986			1987			1988			

የጥናት የአየር ስርዓት የተጠቀሰው በሜትር ነው።
 NOTE: The amount of rainfall is given in millimeters.

የአየር ስርዓት የተጠቀሰው በሰላሳ ስርዓት ነው።
 Temperature is given in degrees centigrade.

የዓኖ ጥ የአየር ፖርብሎ ስርዓት ለግብይት ስፍራዎች ዘቅተኛ የአየር ጠባይ ሁኔታ፣ የዘርፍ ጠቅላላ ጠመን በወር

AVERAGE, MAXIMUM AND MINIMUM TEMPERATURE, TOTAL RAINFALL OF MAJOR WEATHER STATIONS BY MONTH

ዱራ ዲዋ
DIRE DAWA

ሠገጠረዥ ሀ.6.7 TABLE A.6.7

ወር	1978/79			1979/80			1980/81			MONTH
	የአየር ጠቅላላ		የዘርፍ ጠመን	የአየር ጠቅላላ		የዘርፍ ጠመን	የአየር ጠቅላላ		የዘርፍ ጠመን	
	በፍተኛ	ዘቅተኛ		በፍተኛ	ዘቅተኛ		በፍተኛ	ዘቅተኛ		
ጥር	27.9	13.4	0.0	27.5	13.4	0.0	28.6	16.3	19.5	JANUARY
ክቲ	30.2	17.2	40.5	30.6	16.6	7.8	30.7	18.6	58.6	FEBRUARY
ጳጉሜ	31.0	19.2	111.5	30.0	19.6	130.3	32.7	19.4	9.5	MARCH
ግንቦት	29.5	20.3	214.2	30.1	18.8	233.9	32.2	20.8	168.4	APRIL
ሰኔ	32.8	21.7	72.7	31.0	20.2	234.7	35.0	23.0	0.0	MAY
ሰኔ	33.5	22.1	53.4	33.5	22.8	1.6	34.9	23.3	13.1	JUNE
ጥቅምት	32.7	21.3	66.9	34.4	22.9	2.3	32.0	21.2	97.2	JULY
ሰኔ	33.1	21.2	52.5	33.3	21.8	66.7	31.0	20.8	128.0	AUGUST
ግንቦት	32.3	21.3	58.7	34.2	22.7	26.4	31.2	20.8	96.3	SEPTEMBER
ጳጉሜ	32.4	18.8	0.2	32.9	20.1	12.1	31.4	18.4	20.1	OCTOBER
ሰኔ	30.6	16.6	0.0	30.8	16.3	0.0	29.2	14.4	0.0	NOVEMBER
ግንቦት	28.0	15.2	0.0	29.0	14.8	0.0	27.8	13.8	1.4	DECEMBER
የዓመት	31.2	19.0	670.6	31.4	19.2	715.8	31.4	19.2	612.1	ANNUAL
	MAX.	MIN.	RAIN	MAX.	MIN.	RAIN	MAX.	MIN.	RAIN	
	TEMPERATURE			TEMPERATURE			TEMPERATURE			
	1986			1987			1988			

ርቢ
ROBE

ሠገጠረዥ ሀ.6.8 TABLE A.6.8

ወር	1978/79			1979/80			1980/81			MONTH
	የአየር ጠቅላላ		የዘርፍ ጠመን	የአየር ጠቅላላ		የዘርፍ ጠመን	የአየር ጠቅላላ		የዘርፍ ጠመን	
	በፍተኛ	ዘቅተኛ		በፍተኛ	ዘቅተኛ		በፍተኛ	ዘቅተኛ		
ጥር	23.1	3.9	0.0	22.8	4.8	0.9	23.8	6.2	2.6	JANUARY
ክቲ	23.0	6.5	24.9	23.2	6.2	10.4	23.7	6.6	9.7	FEBRUARY
ጳጉሜ	23.7	7.8	4.5	21.9	8.5	44.3	24.4	8.2	25.2	MARCH
ግንቦት	20.4	10.0	29.6	20.8	9.1	22.8	22.3	9.8	146.9	APRIL
ሰኔ	21.3	9.0	45.0	20.8	9.7	122.8	23.2	8.4	12.5	MAY
ሰኔ	21.2	9.2	8.2	22.2	8.7	31.1	23.3	8.6	51.8	JUNE
ጥቅምት	23.6	10.2	35.5	22.4	8.4	1.2	20.9	9.7	170.6	JULY
ሰኔ	21.6	7.5	15.2	22.3	7.7	38.3	20.7	8.9	184.1	AUGUST
ግንቦት	20.7	8.1	12.5	21.4	8.3	36.8	20.5	8.3	140.6	SEPTEMBER
ጳጉሜ	19.7	7.0	9.1	20.0	8.8	16.4	19.5	8.6	116.3	OCTOBER
ሰኔ	21.2	5.9	4.6	21.2	5.9	2.1	20.5	4.0	0.0	NOVEMBER
ግንቦት	22.7	5.7	0.0	23.1	5.2	0.0	21.2	3.9	1.3	DECEMBER
የዓመት	21.9	7.6	189.1	21.8	7.6	327.1	22.0	7.6	861.6	ANNUAL
	MAX.	MIN.	RAIN	MAX.	MIN.	RAIN	MAX.	MIN.	RAIN	
	TEMPERATURE			TEMPERATURE			TEMPERATURE			
	1986			1987			1988			

ግንባታው የዘርፍ ጠመን የተጠበቀ በሚሉ ላይ ነው።
NOTE: The amount of rainfall is given in millimeters

የአየር ጠቅላላ የተጠበቀ በግራ ስርዓት ነው።
Temperature is given in degrees centigrade.

የዋና ዋና የአየር ምርመራ ጣቢያዎች አማካይ፣ ከፍተኛና ዝቅተኛ የአየር ጠባይ ሁኔታ፣ የዘርፎ ጠቀላላ መጠን በወር

AVERAGE MAXIMUM AND MINIMUM TEMPERATURES, TOTAL RAINFALL OF MAJOR WEATHER STATIONS BY MONTH

ወገኔ
WONJI

ሠንጠረዥ ሀ.6.11 TABLE A.6.11

ወር	1978/79			1979/80			1980/81			MONTH
	የአየሩ ሙቀት		የዘርፍ መጠን	የአየሩ ሙቀት		የዘርፍ መጠን	የአየሩ ሙቀት		የዘርፍ መጠን	
	ከፍተኛ	ዝቅተኛ		ከፍተኛ	ዝቅተኛ		ከፍተኛ	ዝቅተኛ		
ጥር	26.9	6.7	0.0	29.4	9.4	0.0	26.9	11.3	46.4	JANUARY
የካቲት	27.6	12.8	71.1	30.4	11.0	13.5	29.4	13.5	49.9	FEBRUARY
መጋቢት	28.5	11.4	67.9	30.2	14.0	84.9	31.2	12.1	9.0	MARCH
ሚያዝያ	29.0	13.5	45.9	32.9	12.4	39.1	30.7	13.4	49.6	APRIL
ጥንቦት	31.0	12.5	37.4	34.8	14.2	215.1	31.6	12.2	21.4	MAY
ሰኔ	27.9	15.9	161.4	40.2	15.4	7.1	29.8	13.8	60.4	JUNE
ሰኞ	26.4	15.5	170.7	41.0	15.9	142.4	25.5	14.1	168.4	JULY
ኅመሴ	27.1	14.8	138.5	39.9	15.8	214.0	26.2	14.5	275.6	AUGUST
መስከረም	27.5	13.5	67.9	38.5	14.3	60.8	26.7	13.7	137.7	SEPTEMBER
ጥቅምት	28.5	9.4	12.0	35.6	11.7	9.0	27.3	9.3	38.2	OCTOBER
ከሐምሌ	28.6	9.5	0.0	33.4	8.1	0.0	26.7	4.4	0.0	NOVEMBER
ታህሣሥ	26.8	9.6	0.8	30.9	9.6	0.0	26.4	6.7	4.8	DECEMBER
የዓመት	28.0	12.1	773.6	34.8	12.7	785.9	28.2	11.6	861.4	ANNUAL
	MAX.	MIN.	RAIN	MAX.	MIN.	RAIN	MAX.	MIN.	RAIN	
	TEMPERATURE			TEMPERATURE			TEMPERATURE			
	1986			1987			1988			

ጣቢያው የዘርፍ መጠን የተሰጠው በሚሊ ሜትር ነው።

NOTE: The amount of Rainfall is given in millimeters.

ከዝርዝር የሚገኘው ስንጠረዥ ለገለገሉት ድርጅት የተገኘ።

Source: National Meteorological Services Agency

የአየሩ ሙቀት ስኬል የተሰጠው በዲግሪ ሴንቲግራድ ነው።

Temperature is given in degrees centigrade

ክፍል ለ-ሰላሳኛው 1979

በዚህ መጽሐፍ የቀረቡት የሕዝብ መረጃዎች የተገኙት በገንቦት 1976 በኢትዮጵያ የተካሄደውን የሕዝብና የቤተኛ የጠራ ጩቤት መሠረት በጣድረገ ነው። የ1979 የሕዝብ ብዛት ገምተኛ የተገኘው ይህንኑ የጠራ ጩቤት በመጠቀም የሕዝብ ብዛት ተገባዩ በጣድረገ ነው። በዚህ መሠረት የሐምሌ ወር 1979 የኢትዮጵያ ጠቅላላ የሕዝብ ብዛት ገምተኛ 46,702,111 ሲሆን ከዚህ 41,728,369 የገጠር እንዲሁም 4,973,742 የከተማ ነዋሪዎች ናቸው። በ1979 የከተማ ልዩነትና ቤተ ግንባታ በከተማነት ያወጋቸው ከተሞች ሁሉ እንደከተማ የተወሰኑ ሲሆን እነዚህም ከተሞች 322 ነበሩ።

በዚህ መጽሐፍ የቀረቡት ሕዝብን የሚመለከቱ መረጃዎች የጥሎ የተለከቱት ናቸው። በአስተዳደር አካላት ወይም በራስ ገዝና በአውራጃ ደረጃ የሕዝብ ብዛት በጾታ፣ የቀዳ ስፋት በኪሎ ሜትር ካራ እና በያንዳንዱ ኪሎ ሜትር በአጣጣይ የሠረዘው ሕዝብ ብዛት፣ የአገሪቱ የሕዝብ ብዛት በጾታ በዕድሜ መደብ በጠቅላላ፣ በገጠርና በከተማ፣ የአስተዳደር አካላት ወይም ራስ ገዝ የሕዝብ ብዛት እና የከተሞች የሕዝብ ብዛት ገምተኛ በጾታ እንዲሁም የሕዝብ ብዛት ተገባዩ ናቸው። እነዚህም መረጃዎች የተጠቀሙት ከዚህ በታች በተለከቱት የሠንጠረዦች ዘርዘር መሠረት ነው።

ሠንጠረዥ ለ.1 የሕዝብ ብዛት በጾታ፣ የቀዳ ስፋት፣ የሠረዘው ሕዝብ ብዛት በኪሎ ሜትር ካራ፣ በአስተዳደር አካላት ወይም በራስ ገዝና በአውራጃ።

ሠንጠረዥ ለ.2.1 ጠቅላላ የኢትዮጵያ ሕዝብ ብዛት በዕድሜ መደብና በጾታ።

ሠንጠረዥ ለ.2.2 የገጠር ነዋሪ የኢትዮጵያ ሕዝብ ብዛት በዕድሜ መደብና በጾታ።

ሠንጠረዥ ለ.2.3 የከተማ ነዋሪ የኢትዮጵያ ሕዝብ ብዛት በዕድሜና በጾታ።

ሠንጠረዥ ለ.3 የገጠርና የከተማ ነዋሪ የሕዝብ ብዛት እና የከተማ ሕዝብ ከመቶ።

ሠንጠረዥ ለ.4 የከተሞች የሕዝብ ብዛት በጾታና በአስተዳደር አካላት ወይም ራስ ገዝ።

ሠንጠረዥ ለ.5 የየዓመቱ የኢትዮጵያ ሕዝብ ብዛት ተገባዩ በጾታ፣ በገጠርና በከተማ፤ 1978-1987

SECTION B. POPULATION: 1987

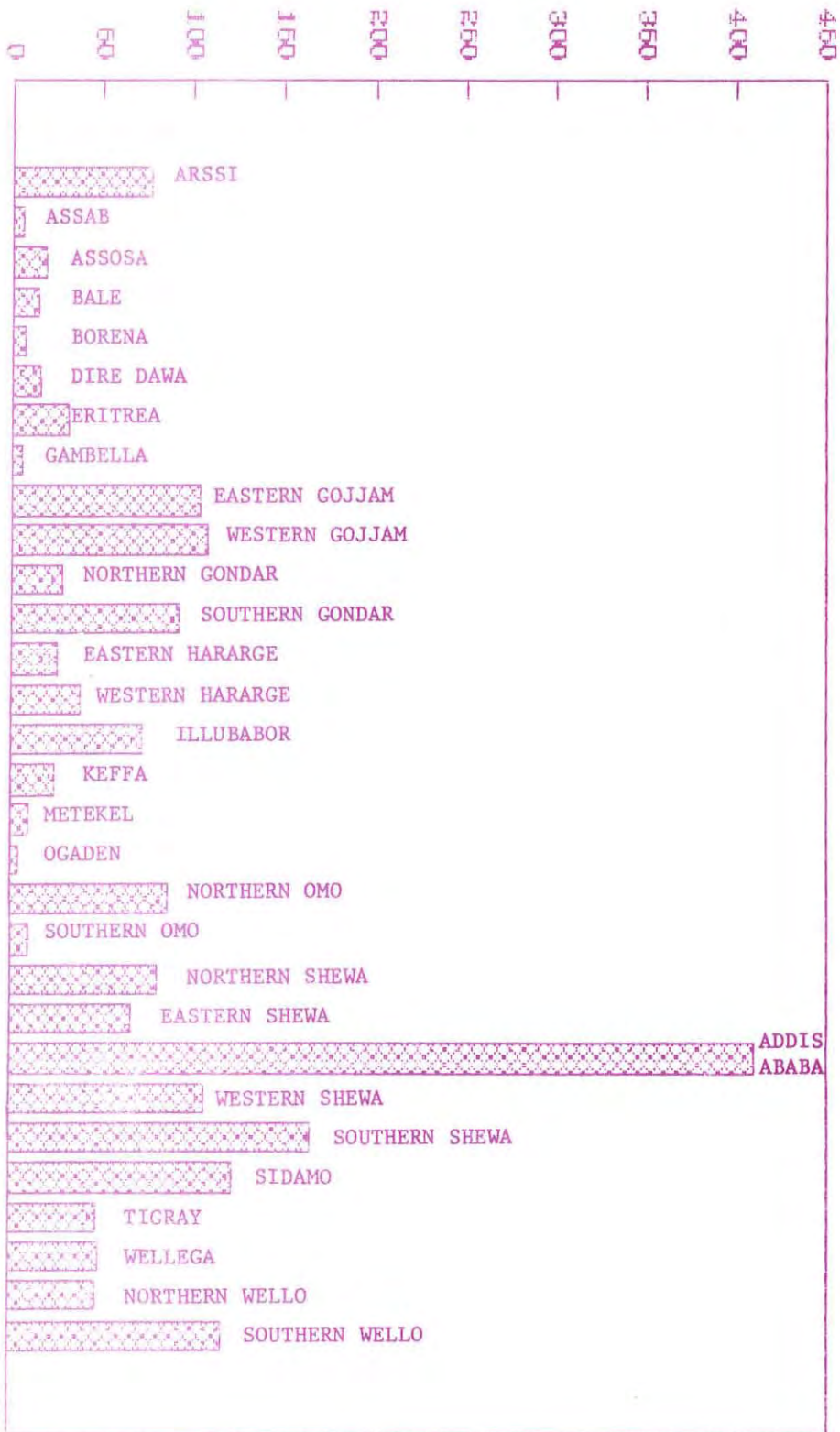
The population estimates in this issue are based mainly on the results of the May 1984 Population and Housing Census of Ethiopia. The population estimates for 1987 are derived by projecting the 1984 population census results. The total population of the country for July 1987 was estimated at 46,702,111 of which 41,728,369 were rural and 4,973,742 were urban population. An urban area refers to all localities that are accorded an urban status by the Ministry of Urban Development and Housing and there were a total of 322 such urban areas in 1987.

The population data in this issue include population estimates by sex, area in square kilometer and density by administrative or autonomous region and Awraja; population by sex and age-group for the total country, rural and urban areas; population distribution by autonomous or administrative region; estimated population size of towns by sex and population projection. The list of tables in which these data are presented are given below:

- Table B.1 Population estimates by sex, area, density and administrative or autonomous region.
- Table B.2.1 Total population of Ethiopia by age group and sex.
- Table B.2.2 Rural population of Ethiopia by age group and sex.
- Table B.2.3 Urban population of Ethiopia by age group and sex.
- Table B.3 Rural and urban population and proportion urban.
- Table B.4 Population estimates for towns by sex and administrative or autonomous region.
- Table B.5 Population projection of Ethiopia by sex and rural and urban areas: 1986-1995.

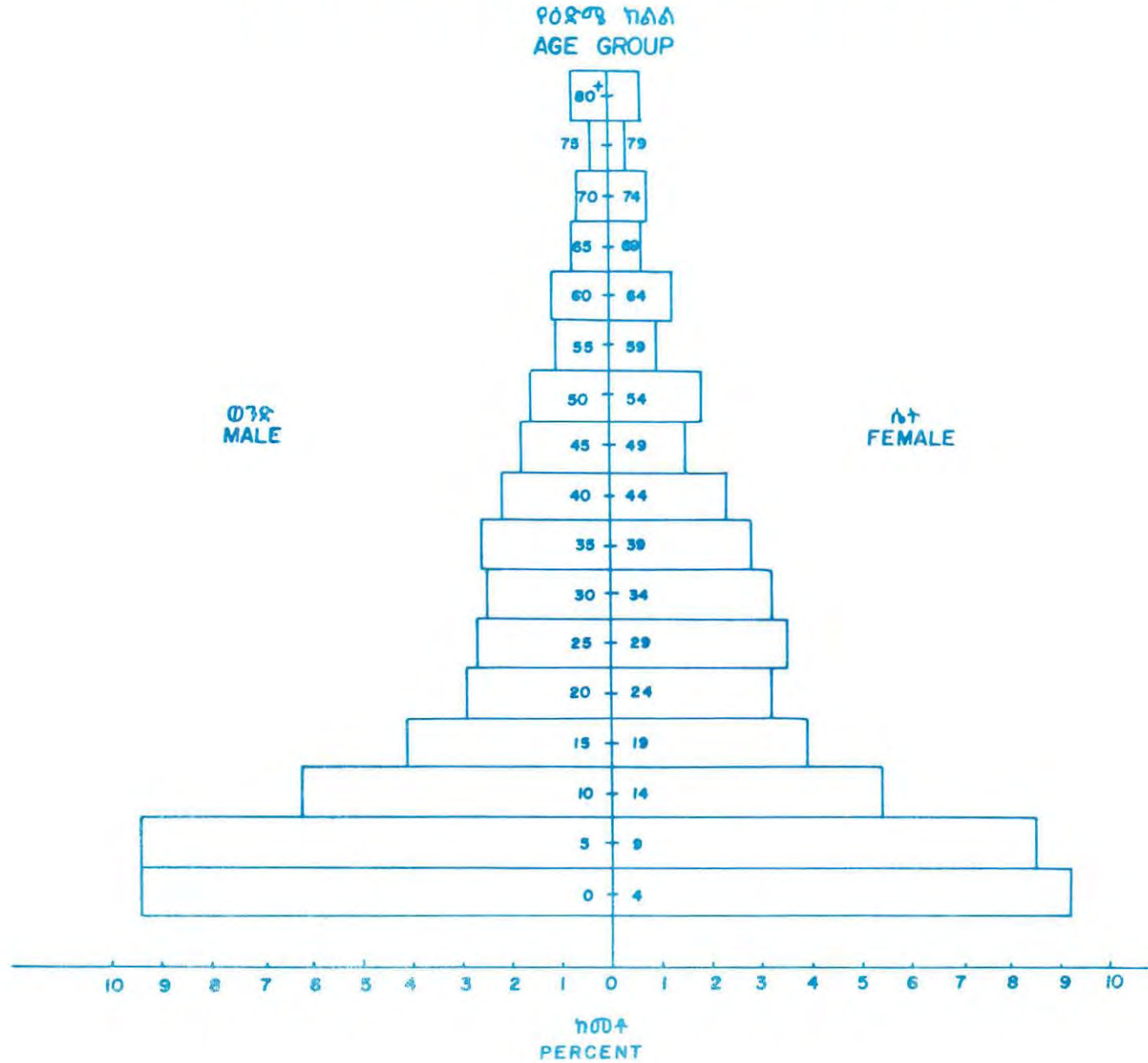
ጠቢላዊነት ስፍራ የሰፈረው

PERSONS PER KM²

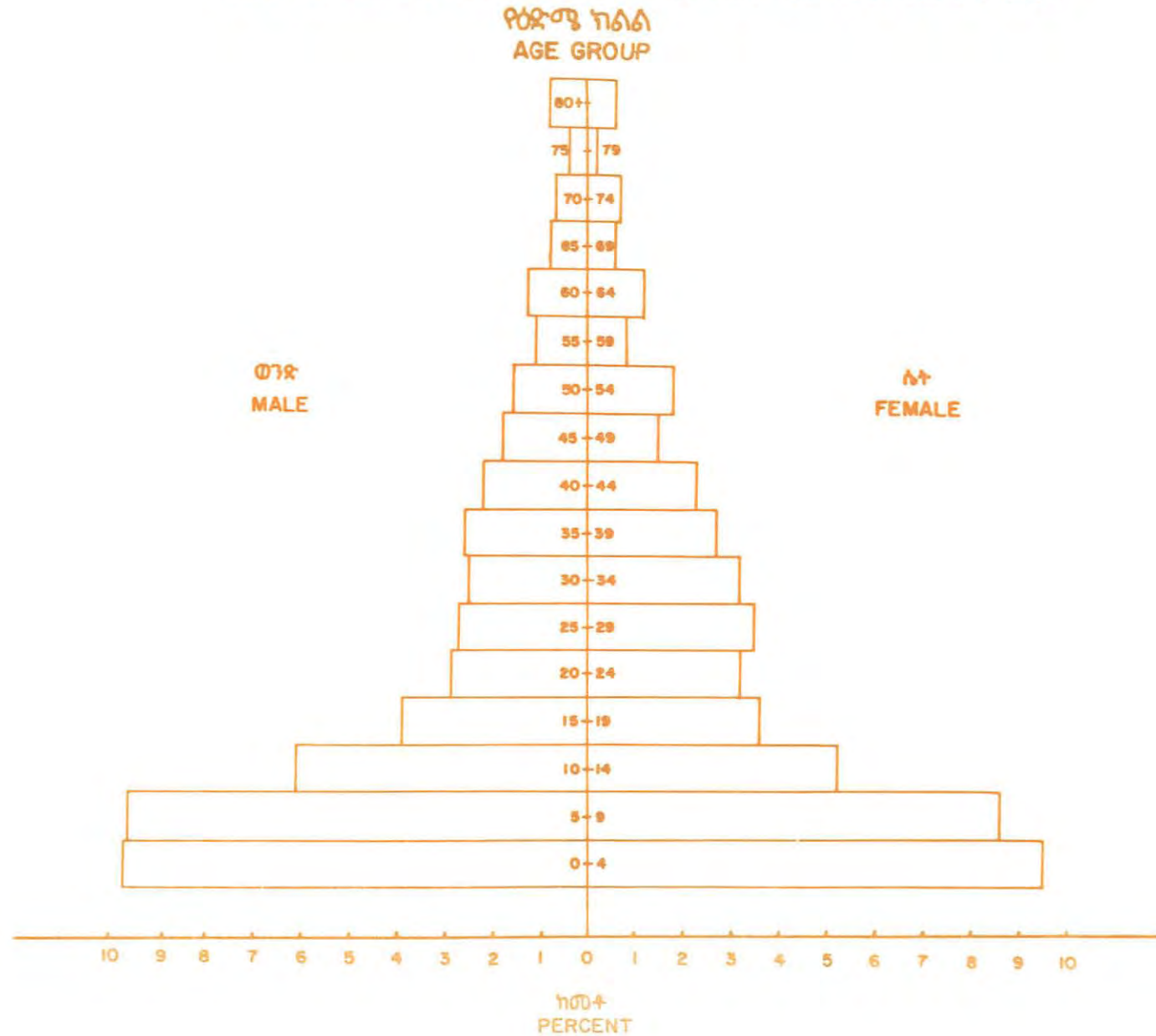


ጠቢላዊነት ስፍራ የሰፈረው ሕዝብ ብዛት ጠስተኛ ሕዝባዊ ወይም ራስ ገዝ 1979
 POPULATION DENSITY BY ADMINISTRATIVE OR AUTONOMOUS REGION 1987
 FIG. B.1

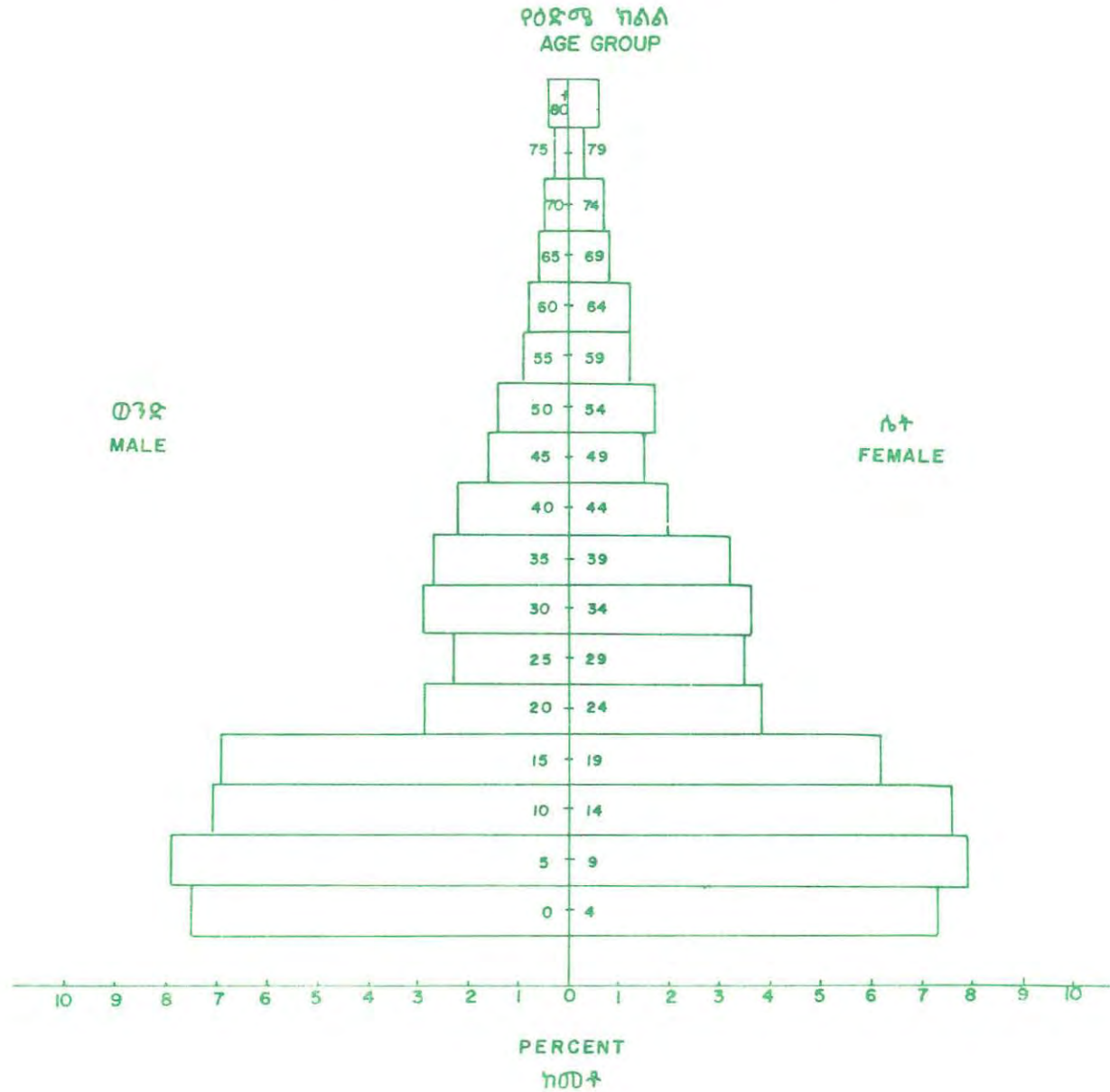
የኢትዮጵያ ሕዝብ ፕራሚድ - 1979
 B-2.1 POPULATION PYRAMID OF ETHIOPIA 1987



የኢትዮጵያ የገጠር ሕዝብ ፕራሚድ - 1979
 B-2.2 RURAL POPULATION PYRAMID OF ETHIOPIA 1987



የኢትዮጵያ የከተማ ሠዥብ ፕራሚድ - 1979
 B 2.3 URBAN POPULATION PYRAMID OF ETHIOPIA 1987



የሕዝብ ብዛት በጾታ፣ የቶዳ ስፋት፣ የሠፈራው ሕዝብ ብዛት በኪሎ ሜትር ካራ፣ በአስተዳደር አካባቢ ወይም በራስ ገዝና በአውራጃ 1979
 POPULATION ESTIMATES BY SEX, AREA, DENSITY, ADMINISTRATIVE OR AUTONOMOUS REGION, AND AWRAJA 1987

ሠንጠረዥ ለ.1 TABLE B.1

የአስተዳደር አካባቢ /ራስ ገዝ/ና አውራጃ	የሕዝብ ብዛት			በፋት ኪሎ ሜ/ር ካራ	በኪሎ ሜ/ር ካራ የሠፈራው	
	ወንድ	ሴት	ጠቅላይ			
አርቢ	909,361	910,747	1,820,108	23,710.3	76.8	ARSSI
አሜና ሴራ	53,630	54,423	108,053	3,687.5	29.3	AMIGNA SERU
አርባ ጉጉ	73,333	71,980	145,313	1,656.3	87.7	ARBA GUGU
ዳሳሌ	84,277	85,674	169,951	1,619.4	104.9	CHILALO
ጋለማ	90,114	92,254	182,368	2,193.8	83.1	GALEMA
ገደብ	108,528	109,833	218,361	2,310.6	94.5	GEDEB
ጉሌሌ ቻ	49,933	48,848	98,781	1,775.0	55.7	GOLOLCHA
ቀለጣ	122,402	120,391	242,793	2,280.3	106.5	KELETA
መርቲ ጃጃ	70,297	69,430	139,727	1,956.3	71.4	MERTI JEJU
ሙኔሳ	58,185	58,721	116,906	1,418.8	82.4	MUNESA
ሸርካ	63,816	63,679	127,495	1,456.3	87.6	SHIRKA
ሰዲ	50,855	51,488	102,343	1,312.5	78.0	SUDIE
ጢቻ	83,991	84,026	168,017	2,043.8	82.2	TICHO
አሰብ	210,771	202,485	413,256	69,786.5	5.9	ASSAB
አርላ ታ	18,392	17,753	36,145	10,768.4	3.4	ARETA
አሰብ ዙሪያ	42,192	39,777	81,969	12,433.7	6.6	ASSAB ZURIA
አጡሳ	90,317	86,713	177,030	16,529.6	10.7	AWSSA
አዲ	26,099	25,107	51,206	17,012.2	3.0	IDI
መርሳ ፋጡማ	20,410	19,751	40,161	6,207.8	6.5	MERSA FATUMA
ሚሌ	13,360	13,385	26,745	6,834.8	3.9	MILE
አሰባ	221,424	212,157	433,581	23,067.3	18.8	ASSOSA
ቤጊ	68,430	71,029	139,459	4,702.8	29.7	BEGI
ቤንሻንጉሌ	18,111	16,038	34,149	5,068.8	6.7	BENSHANGUL
ዲሉ	35,462	32,588	68,050	5,479.2	12.4	DUL
ጊዳሜ	27,772	26,739	54,511	2,639.3	20.7	GIDAME
መነሰቤ	71,649	65,763	137,412	5,177.2	26.5	MENESIBU
ባሌ	440,411	455,582	895,993	67,329.6	13.3	BALE
ዳሎ	23,364	23,835	47,199	6,154.5	7.7	DELO
ጋሠራ ጉሌሌ ቻ	46,996	46,129	93,125	3,059.3	30.4	GASERA GOLOLCHA
ገናሌ	111,556	113,494	225,050	4,063.9	55.4	GENAIE
ጊነር	45,106	45,482	90,588	2,010.6	45.1	GINIR
	MALE	FEMALE	TOTAL	AREA IN sq. km.	DENSITY	ADMINISTRATIVE/ AUTONOMOUS REGION AND AWRAJA
	POPULATION					

የሕዝብ ብዛት በጾታ፣ የቀዳ ቦራት፣ የሠፈራው ስርዓት ብዛት በኪሎ ሜትር ካራ፣ በአስተዳደር አካባቢ ወይም በራስ ገዝና በአሠራሻ፣ 1979
 POPULATION ESTIMATES BY SEX, AREA, DENSITY, ADMINISTRATIVE OR AUTONOMOUS REGION, AND AWRAJA 1987

ሠንጠረዥ ለ.1 TABLE B.1

የአስተዳደር አካባቢ /ራስ ገዝ/ና አሠራሻ	የሕዝብ ብዛት			ቦራት ኪሎ ሜ/ር ካራ	ኪሎ ሜ/ር ካራ የሠፈራው	
	ወንድ	ሴት	ጅምር			
<u>ባሌ / የተጠለ/</u>						
ገራ	30,386	32,466	62,852	4,510.1	13.9	BALE (CONTD.)
ገራ ዳምሌ	9,550	10,172	19,722	7,131.1	2.8	GORO
ሀረና	27,627	28,218	55,845	4,081.2	13.7	GURA DAMOLE
ሆራ	37,695	41,006	78,701	2,214.4	35.5	HARENA
መዳ ወለቦ	13,571	14,382	27,953	9,433.3	3.0	HORA
መንደዩ	66,896	71,385	138,271	2,898.5	47.7	MEDA WELABO
ራይ ተ	6,672	6,870	13,542	6,139.4	2.2	MENDEYO
ሰወይና	7,998	8,268	16,266	9,476.3	1.7	RAYITU
ዋቤ	13,004	13,875	26,879	6,157.2	4.4	SEWEYINA
						WABE
<u>ቦረና</u>	306,333	304,789	611,122	94,017.8	6.5	BORENA
አረገ	18,754	18,978	37,732	10,660.3	3.5	ARERO
ቡርጃ	15,556	15,871	31,427	1,590.7	19.8	BURJI
ዳሎ ለዶ	18,260	18,960	37,220	9,637.6	3.9	DOLO ODO
ደራ	37,291	34,088	71,379	12,068.7	5.9	DIRE
ዘገራ ግር ያም	111,084	108,883	219,967	4,962.8	44.3	HAGERE MARIAM
ሊባን	53,874	55,874	109,748	216,950.6	0.5	LIBEN
ሞያሌ	13,818	13,949	27,767	16,429.8	1.7	MOYALE
ተልተሌ ያሌሌ	37,696	38,186	75,882	17,017.4	4.5	TELTELE YABELO
<u>ደራ ዳዋ</u>	218,321	214,990	433,311	29,244.5	14.8	DIRE DAWA
ዳዲ ገላ	12,788	11,992	24,780	7,199.5	3.4	ADI GALA
አይሻ	47,637	45,152	92,789	7,164.6	13.0	AYSHA
ደንበል	15,383	14,427	29,810	3,857.4	7.7	DENBEL
ደራ ዳዋ	86,354	90,224	176,578	2,430.4	72.7	DIRE DAWA
ኦረር	19,870	19,162	39,032	1,566.8	24.9	ERER
ገብሌሌ	36,289	34,033	70,322	7,025.8	10.0	GEBLELO
<u>ደራ ተራ</u>	1,434,638	1,438,153	2,872,791	93,679.0	30.7	ERITREA
ዳዲ ቀይሀ	59,808	57,990	117,798	2,011.0	58.6	ADI KEYIH
ዳዲ ገላ	62,107	59,668	121,775	2,600.5	46.8	ADI KWALA
አፍአበት	56,851	56,957	113,808	4,766.1	23.9	AFABET
አቶር ዳት	42,068	42,697	84,765	7,093.5	11.9	AKORDAT
ዳረዛ	53,693	51,155	104,848	3,483.1	30.1	AREZA
ባረን ተ	42,069	42,533	84,602	3,103.5	27.3	BARENTU
	MALE	FEMALE	TOTAL	AREA IN sq. km.	DENSITY	ADMINISTRATIVE/ AUTONOMOUS REGION AND AWRAJA
	POPULATION					

የሕዝብ ብዛት በጾታ፣ የቆዳ በፋት፣ የሠፈረው ሕዝብ ብዛት በካራ ሜትር ካራ፣ ለስተዳድር አካባቢ ወይም በራስ ገዢና በአውራጃ 1979
 POPULATION ESTIMATES BY SEX, AREA, DENSITY, ADMINISTRATIVE OR AUTONOMOUS REGION, AND AWRAJA 1987

ሠንጠረዥ ለ.1 TABLE B.1

የአስተዳደር አካባቢ / ራስ ገዢ / አውራጃ	የሕዝብ ብዛት			በፋት ካራ ሜ/ር	በካራ ሜ/ር ካራ የሠፈረው	
	ወንድ	ሴት	ጠቅላይ			
አርቲ / የተጠሰ /						
ደቡብ ወንጌ	242,183	262,637	504,820	720.5	700.6	ERITREA (CONTD.)
ጊንዳህ	37,356	36,382	73,738	1,651.3	44.7	DEBUBAWI HAMASEN
ሰለሰ	67,696	67,821	135,517	966.0	140.3	GINDAI
ኢሳባር ሰጃ	48,960	49,050	98,010	1,372.4	71.4	HALHAL
ታምባ	49,308	49,398	98,706	2,688.6	36.7	ILABERIED
ታራ	26,663	26,713	53,376	7,436.2	7.2	KAMCHIWA
ክረን	33,020	35,219	68,239	1,177.1	58.0	KARORA
ክር ክብት	29,566	29,621	59,187	14,406.7	4.1	KEREN
ክራ	13,566	13,591	27,157	5,767.4	4.7	KERKEBET
ቀይ ባሕር	22,603	22,501	45,104	1,575.0	28.6	KERU
መንደራ ልባር	95,242	92,529	187,771	2,061.0	91.1	KEY BAHIR
መንገድ	40,913	40,989	81,902	1,325.3	61.8	MEDEFERA DIBARWA
ምዕራብ ሰጃ	64,794	61,731	126,525	1,399.3	90.4	MENSURA
ናቀፋ	39,248	39,321	78,569	4,434.6	17.7	MIRAB HAMASEN
አምሰጃ	27,063	27,179	54,242	5,816.4	9.3	NAKFA
ሰንገይ ተ ያ የምሰረ	69,519	68,155	137,674	2,782.3	49.5	OMHAJER
ሰጃ ሰጃ	68,536	65,295	133,831	1,798.5	74.4	SEGENYITI DEKEMEHERE
ሰንገይ	57,479	55,420	112,899	2,588.9	43.6	SEMEN HAMASEN
ሰጃ ቀ	29,050	29,175	58,225	3,305.0	17.6	SENAFE
ተሰንገይ	28,655	29,062	57,717	5,828.2	9.9	SHAMBUKO
ተሰንገይ	26,622	25,364	51,986	1,478.8	35.2	TESENEY
						ZULA
ጋምቤላ	64,654	60,748	125,402	26,065.1	4.8	GAMBELLA
አቦቦ	2,200	2,301	4,501	2,437.8	1.8	ABOBO
አቦቦ	7,307	7,404	14,711	4,473.2	3.3	AKOBO
አንፋሎ	29,258	25,864	55,122	1,788.9	30.8	ANFILO
ባራ	11,968	11,942	23,910	5,053.6	4.7	BARO
ጋጎና ጆር	5,341	5,191	10,532	9,905.0	1.1	GOGNA JOR
ጋጎና	8,580	8,046	16,626	2,406.7	6.9	JIKAWO
	MALE	FEMALE	TOTAL	AREA IN sq. km.	DENSITY	ADMINISTRATIVE/ AUTONOMOUS REGION AND AWRAJA
	POPULATION					

የሕዝብ ብዛት በጾታ፣ የቀዳ በፋት፣ የወረራው ሕዝብ ብዛት በኪሎ ሜትር ካራ፣ በአስተዳደር አካባቢ ወይም በራሱ ገዛና በአውራጃ፣ 1979
 POPULATION ESTIMATES BY SEX, AREA, DENSITY., ADMINISTRATIVE OR AUTONOMOUS REGION, AND AWRAJA 1987

ወንጠረዥ ለ.1 TABLE B.1

የአስተዳደር አካባቢ /ራሱ ገዛ/ ና አውራጃ	የሕዝብ ብዛት			በፋት በኪሎ ሜትር ካራ	በኪሎ ሜ/ር ካራ የወረራው	
	ወንድ	ሴት	ጠቅላይ			
<u>ምሥራቅ ጉጃም</u>	728,634	709,517	1,438,151	13,936.4	103.2	<u>EASTERN GOJJAM</u>
ብቻኛ	128,085	121,722	249,807	2,248.1	111.1	BICHENA
ደይን ሎማ	123,819	121,109	244,928	2,183.5	112.2	DEJEN LUMAME
ጉዛ ሲቦን	103,298	106,080	209,378	2,182.1	96.0	GOZA LIBEN
ላናርይ ላናውጋ	54,989	54,167	109,156	876.5	124.5	INARJ ENAWGA
ላነሲ	96,645	89,117	185,762	2,027.4	91.6	INESE
ማቻ ሲናን	112,047	109,774	221,821	2,536.3	87.5	MACHA SINAN
ሞባ	109,751	107,548	217,299	1,882.5	115.4	MOTA
<u>የምዕራብ ጉጃም</u>	945,365	919,405	1,864,770	17,288.8	107.9	<u>WESTERN GOJJAM</u>
አቸፈር	86,968	80,425	167,393	2,147.1	78.0	ACHEFER
አንባሽ ባንጃ	83,980	80,806	164,786	1,318.4	125.0	ANKESHA BANJA
ባሕር ዳር	108,584	109,058	217,642	1,980.0	109.9	BAHIR DAR
ቡራ በከላ	117,548	114,411	231,959	1,429.8	162.2	BURE SEKELA
ዳንገላ	96,016	94,271	190,287	1,581.6	120.3	DANGLA
ደጋ ዳሞት	90,233	89,348	179,581	1,556.6	115.4	DEGA DAMOT
ጋንጋሚ ወንበርማ	45,961	46,176	92,137	1,651.6	55.8	GWAGUSA WENBERIMA
ጃቢ ኃሪት	129,746	125,637	255,383	1,895.3	134.7	JABI KWARIT
ሜባ	87,866	83,351	171,217	1,669.1	102.6	MECHA
ይሌማና ዲንሣ	98,463	95,922	194,385	1,411.6	137.7	YILMANA DENSA
<u>ሰሜን ጉንደር</u>	868,269	844,188	1,712,457	62,019.6	27.6	<u>NORTHERN GONDAR</u>
አለፋ ጠቅላላ	73,256	68,367	141,623	4,655.6	30.4	ALEFA TAKUSA
በየዳ	25,040	24,382	49,422	1,641.6	30.1	BEYEDA
ዌሊጋ	81,731	77,851	159,582	2,515.7	63.4	CHILGA
ዳብ ሀለሙት	61,019	59,337	120,356	4,208.1	28.6	DIB TSELEMT
ደባርቀ	19,483	19,149	38,632	2,390.8	16.2	DEBARK
ደንቢያ	91,330	85,606	176,936	1,270.8	139.2	DENBIYA
ጉንደር ዙሪያ	124,460	132,815	257,275	1,512.0	170.2	GONDAR ZURIA
ጃናምራ	52,335	50,960	103,295	3,940.8	26.2	JANAMORA
ጅራ	10,802	10,248	21,050	4,655.1	4.5	KWARA
ሳይ አርማኤሆ	63,833	60,947	124,780	3,889.2	32.1	LAY ARMACHIHO
መተማ	24,304	23,059	47,363	7,208.3	6.6	METEMA
ሰቲት	21,203	18,551	39,754	5,522.8	7.2	SETIT
	MALE	FEMALE	TOTAL	AREA IN sq. km.	DENSITY	ADMINISTRATIVE/ AUTONOMOUS REGION AND AWRAJA
	POPULATION					

የሕዝብ ብዛት በጾታ፣ የቶዳ ሰፋት፣ የወፈራው ሕዝብ ብዛት በኪሎ ሜትር ካራ፣ በአስተዳደር አካባቢ ወይም በራሱ ገዝና በአውራጃ፣ 1979
 POPULATION ESTIMATES BY SEX, AREA, DENSITY, ADMINISTRATIVE OR AUTONOMOUS REGION, AND AWRAJA 1987

ሠንጠረዥ ለ.1 TABLE B.1

የአስተዳደር አካባቢ /ራሱ ገዝ/ና አውራጃ	የሕዝብ ብዛት			ሰፋት በኪሎ ሜትር ካራ	በኪሎ ሜ/ር ካራ የወፈራው	
	ወንድ	ሴት	ጭምር			
<u>ሰሜን ጎንደር /የተጠለ/</u>						
ታች አርማቄህ	26,947	25,377	52,324	3565.83	14.7	NORTHERN GONDAR (CONTD.)
ዘገዳ	38,809	36,387	75,196	4514.84	16.7	TACH ARMACHIHO
ወገራ	116,360	116,682	233,042	3470.82	67.1	TEGEDE
ወለታይት	37,357	35,022	72,379	5292.86	13.7	WEGERA WELKAYIT
<u>ደቡብ ጎንደር</u>	815,716	768,642	1,584,358	17,078.5	92.8	SOUTHERN GONDAR
በለሣ	44,330	45,905	90,235	2,390.2	37.8	BELESA
ዳራ	90,766	84,290	175,056	1,654.4	105.8	DERA
ፋርባ	107,788	104,233	212,021	1,196.6	177.2	FARTA
ፍገራ	81,266	76,700	157,966	1,174.1	134.5	FOGERA
ጋይንት	113,817	107,341	221,158	2,245.8	98.5	GAYINT
አብናት	64,291	62,706	126,997	2,268.5	56.0	IBINAT
አብቲ	135,937	120,412	256,349	2,350.7	109.1	ISTE
ሊቦ ከምከም	85,091	82,569	167,600	1,633.9	102.6	LIBO KEMKEM
ሰማዳ	92,430	84,486	176,916	2,164.3	81.7	SEMADA
<u>ምሥራቅ ሰፈር</u>	1,196,252	1,146,058	2,342,310	90,599.9	25.9	EASTERN HARARGE
አሦሪ	50,735	49,485	100,222	8,223.1	12.2	AWARE
በዳኛ	72,921	69,492	142,413	1,093.5	130.2	BEDENO
ቡርታ	30,821	29,512	60,333	9,645.7	6.3	BURKA
ደጋሽቡር	96,344	94,110	190,454	13,224.7	14.4	DEGAHABUR
ፈዲሰ	50,458	47,144	97,602	2,184.0	44.7	FEDIS
ጎራሙላ ታ	91,129	80,594	171,723	1,562.4	109.9	GARA MULETA
ገርቡም	73,264	68,975	142,239	3,989.5	35.7	GURSUM
ሰፈር ዙሪያ	202,362	199,934	402,296	1,287.7	312.4	HARER ZURIA
ቤዲጋ	98,704	94,815	193,519	6,474.0	29.9	JIJIGA
ከምቦሌቻ	77,521	74,277	151,798	1,041.2	145.8	KOMBOLCHA
የብሪ በያህ	23,278	22,163	45,441	5,049.7	9.0	KEBRE BEYAH
መልካ በሌ	16,151	15,492	31,643	1,493.9	21.2	MELKA BELO
መዳ ቡርታ	19,079	18,866	37,945	8,554.5	4.4	MEYU BURKA
ምሥራቅ ጋሽም	14,515	14,158	28,673	14,767.4	1.9	MISRAK GASHAMO
ነጎብ	65,118	63,513	128,631	10,252.1	12.5	NEGOB
ወበራ	213,852	203,528	417,380	1,756.4	237.6	WEBERA
	MALE	FEMALE	TOTAL	AREA IN sq. km.	DENSITY	ADMINISTRATIVE/ AUTONOMOUS REGION AND AWRAJA
	POPULATION					

የሕዝብ ብዛት በጾታ፣ የቶዳ ቦራት፣ የሠፈረው ሕዝብ ብዛት በኪሎ ሜትር ካራ፣ በአስተዳደር አካባቢ ወይም በራስ ገዝና በአሠራሻ፣ 1979
 POPULATION ESTIMATES BY SEX, AREA, DENSITY, ADMINISTRATIVE OR AUTONOMOUS REGION, AND AWRAJA 1987

ሠንጠረዥ ለ.1 TABLE B.1

የአስተዳደር አካባቢ /ራስ ገዝ/ና አሠራሻ	የሕዝብ ብዛት			ቦራት በኪሎ ሜትር ካራ	በኪሎ ሜ/ር ካራ የሠፈረው	
	ወንድ	ሴት	ጠቅላይ		አስተዳደር	የራስ ገዝ
ምዕራብ ሰሜን	657,631	593,286	1,250,917	33,188.4	37.7	WESTERN HARARGE
አፍደም	41,383	39,689	81,072	5,438.0	14.9	AFDEM
ቦኪ ክፍለ	77,540	70,597	148,137	4,668.9	31.7	BOKE KUNI
ወርወር	214,439	201,105	415,544	2,039.7	203.7	CHERCHER
ዳርሎቤ	38,263	36,339	74,602	4,434.1	16.8	DAROLEBU
ገዳሚ	47,846	42,081	89,927	9,240.6	9.7	GEWANE
ሰብረ	115,968	107,694	223,662	2,508.1	89.2	HABRO
መካከለኛ አዋሽ	55,829	33,555	89,384	3,783.6	23.6	MEKAKELEGNA AWASH
መሰላ	66,363	62,026	128,389	1,075.6	119.4	MESELA
አላባቦር	1,276,280	1,262,245	2,538,525	35,059.2	72.4	ILLUBABOR
ቦኒ	80,969	82,176	163,145	3,186.8	51.2	BUNO
ዳሪማ	62,660	64,369	127,029	2,065.8	61.5	DARIMU
ደዲሣ	49,498	49,918	99,416	1,348.5	73.7	DEDESA
ገባ	72,619	73,374	145,993	2,248.4	64.9	GEBA
ገቤ	113,475	112,696	226,171	2,711.7	83.4	GIBE
ገራ	40,108	43,210	83,318	2,478.0	33.6	GORE
ሰሎ ቦራ	23,038	24,589	47,627	1,541.9	30.9	HALO BURE
ሊሙ	130,715	124,822	255,537	2,266.7	112.7	LIMU
ሊሙ ቦባ	79,063	77,123	156,186	2,770.5	56.4	LIMU KOSA
ሊሙ ቦታ	62,127	60,465	122,592	2,635.4	46.5	LIMU SEKA
ማና ተርሣ	153,687	150,789	304,476	1,373.4	221.7	MANA KERSA
ሞክ ቦቺ	23,960	24,945	48,905	1,293.8	37.8	MOKO SACHI
ናዳ ደደደ	171,345	162,128	333,473	3,048.5	109.4	NADA DEDO
ሰታ ወቸርባ	103,956	101,665	205,621	1,718.8	119.6	SEKA CHEKORSA
ሲገም በጠማ	63,346	64,449	127,795	3,119.3	41.0	SIGMO SETEMA
ሶር	45,714	45,527	91,241	1,207.1	75.6	SORE
ክፋ	476,503	462,698	939,201	40,083.2	23.4	KEFFA
ቤሮሻሻ	12,685	11,726	24,411	5,053.0	4.8	BEROSHASHA
ቦንጋ	87,760	86,945	174,705	2,449.8	71.3	BONGA
ደራ	43,898	44,392	88,290	2,889.6	30.6	DECHA
ገራ	44,501	44,202	88,703	2,160.7	41.1	GESHA
ገሜራ	72,703	67,162	139,865	7,383.4	18.9	GIMIRA
	MALE	FEMALE	TOTAL	AREA IN sq. km.	DENSITY	ADMINISTRATIVE/ AUTONOMOUS REGION AND AWRAJA
	POPULATION					

የሕዝብ ብዛት በጾታ፣ የቀዳ በፋት፣ የወረራው ሕዝብ ብዛት በኪሎ ሜትር ካራ፣ በአስተዳደር አካባቢ ጭምር በራስ ገዛና በአውራጃ፣ 1979
 POPULATION ESTIMATES BY SEX, AREA, DENSITY, ADMINISTRATIVE OR AUTONOMOUS REGION, AND AWRAJA 1987

ወንጠረዥ ለ.1 TABLE B.1

የአስተዳደር አካባቢ /ራስ ገዛ/ና አውራጃ	የሕዝብ ብዛት			በፋት በኪሎ ሜትር ካራ	በኪሎ ሜ/ር ካራ የወረራው	
	ወንድ	ቤት	ጭምር			
<u>ክፍ. / የተጠለ/</u>						<u>KEFFA (CONTD.)</u>
ጉደብ	80,075	77,393	157,468	2,568.7	61.3	GOJEB
ጉልዳያ	47,354	45,787	93,141	2,053.1	45.4	GOLDIYA
ማጃ	16,368	16,839	33,207	8,930.5	3.7	MAJI
ሞቻ	22,384	22,036	44,420	1,686.6	26.3	MOCHA
በሌ ናኖ	11,904	12,387	24,291	3,420.4	7.1	SELENONO
የሺ	36,871	33,829	70,700	1,487.4	47.5	YEKI
<u>መተክል</u>	139,685	135,971	275,656	30,480.6	9.0	<u>METEKEL</u>
ዳንገር	21,911	21,098	43,009	6,243.6	6.9	DANGUR
ዳባጤ	24,390	24,192	48,582	2,877.2	16.9	DIBATI
ገባ	5,472	4,391	9,863	8,894.2	1.1	GUBA
ማንዳራ ጌንጌ	62,345	60,004	122,349	2,709.8	45.2	MANDURA GWANGWA
ወንበራ	25,567	26,286	51,853	9,755.8	5.3	WENBERA
<u>ለጋዳን</u>	389,960	379,938	769,898	179,327.3	4.3	<u>OGADEN</u>
አፍቺ	12,438	12,090	24,528	8,914.7	2.8	AFKER
ባራ	16,092	15,643	31,735	12,336.5	2.6	BARE
ቦሀ	26,637	25,962	52,599	14,242.4	3.7	BOH
ዳኖት	13,973	13,619	27,592	10,091.9	2.7	DANOT
ዶሎ ባይ	11,879	11,548	23,427	634,302.0	0.0	DOLO BAY
ገላዳን	35,308	34,415	69,723	8,001.3	8.7	GELADIN
ገዳ	29,576	28,961	58,537	17,566.1	3.3	GODE
የላፍ	38,133	37,145	75,278	9,727.2	7.7	KELAFO
ቆራሃ	25,169	24,531	49,700	17,271.6	2.9	KORAHE
ሙስ ታህላ	37,793	36,836	74,629	9,036.3	8.3	MUSTAHIL
በረር	16,392	15,933	32,325	7,052.5	4.6	SERER
ሸበሌ	40,561	39,465	80,026	14,034.7	5.7	SHEBELE
ሸላቦ	24,239	23,626	47,865	9,006.4	5.3	SHILABO
ወላወላ	45,140	43,998	89,138	25,273.4	3.5	WELWEL
ወይብ	16,630	16,166	32,796	10,429.5	3.1	WEYIB
	MALE	FEMALE	TOTAL	AREA IN sq. km.	DENSITY	ADMINISTRATIVE/ AUTONOMOUS REGION AND AWRAJA
	POPULATION					

የሕዝብ ብዛት በጾታ፣ የቶዳ ስፋት፣ የመፈረጫ ሕዝብ ብዛት በክሌ ሜትር ካራ፣ በአስተዳደር አካባቢ, ወይም በራስ ገዛና በአውራጃ ፣ 1979
 POPULATION ESTIMATES BY SEX, AREA, DENSITY, ADMINISTRATIVE OR AUTONOMOUS REGION, AND/ AWRAJA 1987

ሠንጠረዥ ለ.1 TABLE B.1

የአስተዳደር አካባቢ /ራስ ገዛ/ና አውራጃ	የሕዝብ ብዛት			ስፋት በክሌ ሜትር ካራ	በክሌ ሜ/ር ካራ የመፈረጫ	
	ወንድ	ሴት	ጭምር			
ሰሜን ስም	1,293,516	1,283,844	2,577,360	29,922.7	86.1	NORTHERN OMO
አርባ ምንጭ ዙሪያ	65,078	61,843	126,921	2,086.2	60.8	ARBA MINCH ZURIA
ቦንኪ መስኪት	68,413	69,322	137,735	2,564.2	53.7	BONKE MESKETO
ቦሎሶ ሰሪ	122,928	123,669	246,597	617.9	399.1	BOLOSOSO SORI
ዳሞታ	144,642	146,488	291,130	1,635.9	178.0	DAMOTA
ዳሞት ጋሌ	101,188	104,821	206,009	404.2	509.7	DAMOT GALE
ዳሞት ወይዳ	71,225	70,055	141,280	748.3	188.8	DAMOT WEYIDE
ኤላ	28,083	29,321	57,404	2,243.4	25.6	ELA
ጋርዳላ	45,562	43,467	89,029	3,005.1	29.6	GARDULA
ክምባ	95,408	88,101	183,509	2,023.4	90.7	KEMBA
ኪንዶ ካይሻ	90,273	91,077	181,350	1,065.8	170.2	KINDO KOYISHA
ኮንሶ	46,418	47,514	93,932	1,730.3	54.3	KONSO
ካይሻ	83,720	81,721	165,441	2,619.0	63.2	KOYISHA
ማዘ	60,610	56,271	116,881	1,819.4	64.2	MAZE
መንሳ	41,946	40,781	82,727	1,712.5	48.3	MENSA
ሰታሁሳ	40,736	40,320	81,056	1,426.4	56.8	SATUSA
ሰራ	75,222	79,083	154,305	698.2	221.0	SURA
ሁባ ማዘ	42,774	41,493	84,267	1,770.1	47.6	UBA MAZIE
ዘንቲ	69,290	68,497	137,787	1,752.4	78.6	ZENTI
ደቡብ ስም	113,971	113,819	227,790	22,000.5	10.4	SOUTHERN OMO
ባከ ጋዘር	46,827	46,790	93,617	3,100.0	30.2	BAKO GAZER
ሰመር	16,785	17,418	34,203	7,315.7	4.7	HAMMER
ክራዝ	24,212	22,598	46,810	4,282.0	10.9	KURAZ
ሰላማጌ	3,261	3,546	6,807	3,860.5	1.8	SALAMAGO
ወይዳ	22,886	23,467	46,353	3,442.3	13.5	WAYITO
ሰሜን ሸዋ	1,094,613	1,087,003	2,181,616	27,029.6	80.7	NORTHERN SHEWA
አብቸና ጠራ	103,883	103,636	207,519	2,352.5	88.2	ABICHUNA TERA
ቡሉጋ	32,175	30,873	63,048	1,186.7	53.1	BULGA
ቡራ ሞዳይት	8,287	8,278	16,565	2,566.3	6.5	BURE MODAYITU
ደብረ ሊባኖስ	85,199	84,319	169,518	1,795.7	94.4	DEBRE LIBANOS
ደራ	65,777	61,032	126,809	1,545.5	82.0	DERA
	MALE	FEMALE	TOTAL	AREA IN sq. km.	DENSITY	ADMINISTRATIVE/ AUTONOMOUS REGION AND AWRAJA
	POPULATION					

የሕዝብ ብዛት በጾታ፣ የቀዳ በፋት፣ የሠፈረው ስድስት ብዛት በክሌ ሜትር ካራ፣ በአስተዳደር አካባቢ ወይም በራስ ገዝና በአውራጃ፣ 1979
 POPULATION ESTIMATES BY SEX, AREA, DENSITY, ADMINISTRATIVE OR AUTONOMOUS REGION, AND AWRAJA 1987

ሠንጠረዥ ለ.1 TABLE B.1

የአስተዳደር አካባቢ /ራስ ገዝ/ና አውራጃ	የሕዝብ ብዛት			በፋት በክሌ ሜትር ካራ	በክሌ ሜ/ር ካራ የሠፈረው	
	ወንድ	ሴት	ጭምር			
<u>በሜን ሸዋ / የቀጠለ /</u>						<u>NORTHERN SHEWA (CONTD.)</u>
አፍራ ታና ጥሙን	93,946	94,445	188,391	1,828.8	103.0	EFRATANA TIMUGA
ጂርቦ አበቲ	90,329	90,985	181,314	2,097.3	86.5	JARSO ABOTE
ጳፋ	72,495	65,198	137,693	1,385.5	99.4	JIRU
መንዝ ጌራ ምዳር	82,208	83,611	165,819	2,410.8	68.8	MENZ GERA MIDER
መርሰቤቲ	45,073	44,722	89,795	880.6	102.0	MERHABETE
መዘዘ ማማ ምዳር	52,998	53,850	106,848	1,230.0	86.9	MEZEZO MAMA MIDER
ሚዳ	41,338	42,010	83,348	1,058.9	78.7	MIDA
በሰሌ	121,685	122,463	244,148	1,887.0	129.4	SELALE
ተገላት	122,430	123,818	246,248	2,491.7	98.8	TEGULET
ይፋት	76,790	77,764	154,554	2,312.4	66.8	YIFAT
<u>ምሥራቅ ሸዋ</u>	428,357	420,069	848,426	12,754.1	66.5	<u>EASTERN SHEWA</u>
አዳላ	123,720	124,985	248,705	2,314.8	107.4	ADA
አዳማ በበት	148,247	150,259	298,506	2,060.1	144.9	ADAMA BOSET
ዱላቻ	10,903	10,893	21,796	2,427.9	9.0	DULECHA
ፈንታሌ	47,752	42,484	90,236	3,544.5	25.5	FENTALE
ሎሜ በራ	55,534	55,141	110,675	1,390.3	79.6	LOME BORA
ሸንክራ ምንጃር	42,201	36,307	78,508	1,016.4	77.2	SHENKORA MINJAR
<u>አዲስ አበባ</u>	1,031,333	1,097,540	2,128,873	5,187.6	410.4	<u>ADDIS ABABA</u>
አዲስ ከተማ	75,657	73,125	144,782	3.3	43,873.3	ADDIS KETEMA
አታቲ	21,733	21,532	43,265	601.2	72.0	AKAKI
ዓለም ገና	49,855	50,809	100,664	1,020.1	98.7	ALEM GENA
አራዳ	67,047	73,510	140,557	6.9	20,370.6	ARADA
በረሀ	32,965	33,003	65,968	751.5	87.8	BEREH
በበታ	33,129	36,062	69,191	101.6	680.9	BESEKA
ቦሌ	40,483	45,404	85,887	104.8	819.8	BOLE
አንጠጦ	86,631	92,934	179,565	32.4	5,550.7	ENTOTO
ጌላሌ	64,828	69,106	133,934	23.7	5,644.1	GULELE
ቀጠኔ	46,819	53,346	100,165	4.1	24,311.9	KETCHENE
ቲቶ	66,214	73,540	139,754	10.0	13,961.4	KIRKOS
ቦሌፊ	84,319	86,378	170,697	16.9	10,112.4	KOLFE
ከተቤ	11,770	11,701	23,471	89.6	262.0	KOTEBE
	MALE	FEMALE	TOTAL	AREA IN sq. km.	DENSITY	ADMINISTRATIVE/ AUTONOMOUS REGION AND AWRAJA
	POPULATION					

የሕዝብ ብዛት በጾታ፣ የቆይታ ቦሌ፣ የወረራው ሕዝብ ብዛት በኪሎ ሜትር ካራ፣ በአስተዳደር አካባቢ፣ ወይም በራስ ገዢና በአውራጃ፣ 1979
 POPULATION ESTIMATES BY SEX, AREA, DENSITY, ADMINISTRATIVE OR AUTONOMOUS REGION, AND AWRAJA 1987

ሠንጠረዥ ለ.1 TABLE B.1

የአስተዳደር አካባቢ /ራስ ገዢ/ና አውራጃ	የሕዝብ ብዛት			ቦሌት በኪሎ ሜትር ካራ	በኪሎ ሜ/ር ካራ የወረራው	
	ወንድ	ሴት	ጅምር			
አዲስ አበባ / የተጠለ/						ADDIS ABABA (CONTD.)
ሊደታ	72,784	79,160	151,944	70.7	2,149.1	LEDETA
ንፋስ በሌክ	52,865	58,200	111,065	48.1	2,311.4	NEFAS SILK
ሱሌሊታ	55,912	56,801	112,713	1,715.2	65.7	SULULTA
ተክለ ሃይማኖት	75,727	80,159	155,886	3.9	40,489.9	TEKLE HAIMANOT
ወለመራ	44,658	46,673	91,331	567.9	160.8	WELMERA
የካ	47,937	56,097	104,034	15.8	6,584.4	YEKA
ምዕራብ ቨኖ	1,226,093	1,255,455	2,481,548	23,217.7	106.9	WESTERN SHEWA
አምቦ	95,898	103,755	199,653	2,088.3	95.6	AMBO
በጉ	126,361	115,040	241,401	2,176.9	110.9	BECHO
ቸሀ	111,946	110,457	222,403	1,422.1	156.4	CHEHA
ወሊያ	113,095	113,011	226,105	2,609.6	86.6	CHELIYA
ደንዲ	162,374	169,265	331,639	3,343.1	99.2	DENDI
ገንደበረት	57,264	62,071	119,335	2,369.0	50.4	GINDE BERET
ገመር	104,271	115,016	219,287	667.0	328.8	GUMER
አኃምርና ሌኔር	78,071	79,383	157,454	1,107.5	142.2	INEMORENA ENER
ሐገና ወለኔ	86,461	91,980	178,441	1,097.3	162.6	IJANA WELENE
ጃባት	65,611	65,287	130,898	1,842.4	71.0	JIBAT
ሜታ በርጋ	81,875	80,188	162,063	1,821.1	89.0	META BERGA
ወንዛ	142,867	150,003	292,870	2,673.3	109.6	WENCHI
ደቡብ ቨኖ	1,375,755	1,408,875	2,784,630	16,799.0	165.8	SOUTHERN SHEWA
አዳማ ጉሌ	71,230	73,616	1,563,721	2,183.3	711.6	ADAMITULU
አላባ ቤራር	138,664	141,593	280,257	2,614.7	107.2	ALABA SIRARO
አንጋዳ	63,227	65,541	128,768	435.2	295.9	ANGACHA
ቡታጃራ	145,976	152,966	298,942	1,254.3	238.3	BUTAJIRA
ዳሌቻ ሳንፋር	95,762	100,373	192,135	1,521.0	126.3	DALOCHA LANFARO
ሰይቶቶ	146,273	146,326	292,599	2,142.3	136.6	HAYKOCH
ቶዲያ ጋሜላ	67,394	69,358	135,752	300.7	451.4	KEDIDA GAMELA
ከንተብ	131,362	132,809	264,171	1176.7	224.5	KONTEB
ሊሙ	125,086	134,579	259,665	905.2	286.9	LIMU
ሎሞ ቨለቶ	114,081	116,867	230,948	1017.6	227.0	OMO SHELEKO
ሲቺ	76,618	79,904	156,522	542.8	288.4	SIKE
ሶዶ	102,683	102,860	205,543	1,787.2	115.0	SODO
ሶር	97,399	92,083	189,482	918.0	206.4	SORE
	MALE	FEMALE	TOTAL	AREA IN sq. km.	DENSITY	ADMINISTRATIVE/ AUTONOMOUS REGION AND AWRAJA
	POPULATION					

የሕዝብ ብዛት በጾታ፣ የቀዳ ቦራት፣ የመሬት ስፋት፣ የሕዝብ ብዛት በክፍለ ሚኒስቴር ክፍለ ስፋት፣ በአስተዳደር አካባቢ፣ ወይም በራስ ገዝና በአውራጃ፣ 1979
 POPULATION ESTIMATES BY SEX, AREA, DENSITY, ADMINISTRATIVE OR AUTONOMOUS REGION, AND AWRAJA 1987

ሠንጠረዥ ለ.1 TABLE B.1

የአስተዳደር አካባቢ /ራስ ገዝ/ና አውራጃ	የሕዝብ ብዛት			ቦራት በክፍለ ሚኒስቴር ክፍለ	በክፍለ ሚኒስቴር ክፍለ የመሬት	
	ወንድ	ሴት	ጠቅላይ			
ቢዳሞ	1,274,294	1,245,161	2,519,455	20,742.1	121.5	SIDAMO
አለታ ወንድ	140,378	137,536	277,914	687.2	404.4	ALETA WENDO
አርቢግና ቦንባ	124,399	120,657	245,056	1,187.6	206.3	ARBEGONA BONSA
አርረሣ	14,742	12,555	27,297	984.9	27.7	ARORESA
አዋሣ ዙሪያ	119,255	114,848	234,103	895.9	261.3	AWASSA ZURIA
ቡሌ ኦራጋ	97,166	97,166	194,332	1,902.6	102.1	BULE URAGA
ቦረ	33,674	34,269	67,943	1,189.2	57.1	BORE
ዳሌ	136,974	133,978	270,952	1,411.4	192.0	DALE
ገሳና	85,439	82,269	167,708	2319.6	72.3	GELANA
ዘገረ በላም	81,036	81,672	162,708	696.1	233.7	HAGERE SELAM
አይ ቫካቫ	25,477	24,028	49,505	4,080.4	12.1	ODO SHAKISO
ቫቫ	169,683	163,808	333,491	930.5	358.4	SHEBEDINO
የደራ አደባ	39,787	39,988	79,775	2,032.9	39.2	WADERA ADOLA
ወናጌ	120,978	121,412	242,390	1,462.9	165.7	WENAGO
ይርጋ ወፊ	85,306	80,975	166,281	960.9	173.0	YIRGA CHEFE
ትገራይ	1,307,139	1,276,924	2,584,063	53,497.9	48.3	TIGRAY
አበር ገሌ	51,488	48,819	100,307	2,695.4	37.2	ABERGELE
አድዋ	112,522	110,536	223,058	1,352.4	164.9	ADWA
ዳዲ ያቦ	50,809	48,173	98,982	2,516.5	39.3	ADI YABO
አጋሜ	85,687	84,795	170,482	2,021.1	84.4	AGAME
አምባሳ ነይቲ	82,550	78,288	160,838	1,020.6	157.6	AMBASENEYITE
አክሱም	86,633	84,948	171,581	2,083.4	82.4	AXUM
በራሱሌና ዳሌ	46,532	44,119	90,651	7,454.8	12.2	BERAHILE ENA DALUL
ቦራ ባላዋ	67,276	63,787	131,063	2,944.6	44.5	BORA SELEWA
ገራዕልታ	64,968	64,595	129,563	2,767.7	46.8	GERA ALTA
ሰይግቲ	11,710	11,103	22,813	1,010.2	22.6	HADEGTI
ሕንጣሌና ዋጃት	63,628	61,852	125,480	2,817.4	44.5	HINTALO ENA WAJERAT
አንደር ታ	67,022	75,092	142,115	2,106.2	67.5	INDERTA
አንታይ	17,877	74,730	152,607	1,562.1	97.7	INTICHO
ክልታ አውላላ	70,067	66,076	136,143	1,424.1	95.6	KILETE AWULALO
ክልታ በላሣ	46,471	44,376	90,847	869.7	104.5	KILETE BELESA
ናዕዲር	78,419	74,371	152,790	1,315.8	116.1	NAIDER
ራያና አዘቦ	46,694	49,556	96,250	2,866.1	33.6	RAYANA AZEBO
ቫሽትና ዲዲክባዕላ	6,497	6,161	12,658	9,700.9	1.3	SHEHETNA DIDIGSALA
	MALE	FEMALE	TOTAL	AREA IN sq. km.	DENSITY	ADMINISTRATIVE/ AUTONOMOUS REGION AND AWRAJA
	POPULATION					

የሕዝብ ብዛት በጾታ፣ የቀዳ በፋት፣ የወረራው ሕዝብ ብዛት በክሊራ ሜትር ስር፣ በአስተዳደር አካባቢ ወይም በራስ ገዝና በአውራጃ፣ 1979
 POPULATION ESTIMATES BY SEX, AREA, DENSITY, ADMINISTRATIVE OR AUTONOMOUS REGION, AND AWRAJA 1987

ሠንጠረዥ ለ.1 TABLE B.1

የአስተዳደር አካባቢ /ራስ ገዝ/ና አውራጃ	የሕዝብ ብዛት			በፋት በክሊራ ሜትር ስር	በክሊራ ሜ/ር ስር የወረራው	
	ወንድ	ሴት	ጭምር			
<u>ትግራይ /የተጠለ/</u>						<u>TIGRAY (CONTD.)</u>
በረ	54,761	54,387	109,148	1,995.2	54.7	SHIRE
ተንቤን	98,244	95,064	193,308	1,287.6	150.1	TEMBEN
ጽምብላ	37,284	36,095	73,379	1,686.2	43.5	TSIMBILA
<u>ወለጋ</u>	1,068,065	1,070,455	2,138,520	42,632.0	50.2	<u>WELLEGA</u>
አሙረ ጃር ተ	28,318	29,068	57,386	2,380.3	24.1	AMURU JARTE
አርዶ	75,184	79,949	155,133	1,898.5	81.7	ARJO
አይራ ጉላባ	42,256	40,680	82,936	1,067.4	77.7	AYRA GULISO
ቢሳ በዳ	27,365	27,913	55,278	1,008.7	54.8	BILA SEYU
ቦጂ	38,447	38,990	77,437	1,898.6	40.8	BOJI
ዳሌ	53,848	52,346	106,194	1,140.6	93.1	DALE
ዲጋ ሰቢጋ	45,100	42,715	87,815	2,726.3	32.2	DIGA SASIGA
ጋዳ ጭማ	33,327	33,293	66,620	1,615.7	41.2	GAWO JIMA
ገዳ ኪረሙ	38,578	36,452	75,030	2,739.2	27.4	GIDA KIREMU
ገምቢ	110,624	110,069	220,693	2,617.2	84.3	GIMBI
ገዳረ ለመን	74,632	74,954	149,586	3,619.8	41.3	GUDURU CHOMEN
ገታ ዋዳ	58,870	61,930	120,880	945.9	127.8	GUTO WAYU
ሀዋ ወለሌ	30,718	31,084	61,802	1,952.6	31.7	HAWA WELEL
ሀሮ ደንገሮ	61,537	61,536	123,073	2,117.7	58.1	HORO DENGORO
ጭም	47,909	49,073	96,982	661.9	146.6	KELEM
ሲሎ የብይ	52,539	52,883	105,422	1,293.6	81.5	LALO YUBDO
ሲሙ ስታን ተ	46,356	46,617	92,973	5,721.6	16.2	LIMU EBANTU
ነይ ጃርቦ	89,512	85,934	175,446	3,757.4	46.7	NEJO JARSO
ናሌ ከባ	50,753	51,076	101,829	1,140.2	89.3	NOLE KABA
ዋማ ቦነያ	62,192	63,893	126,085	2,328.8	54.1	WAMA BONEYA
<u>በሜን ወሌ</u>	754,681	727,847	1,482,528	30,835.3	48.1	<u>NORTHERN WELLO</u>
ደሀና	28,478	27,709	56,187	2,940.9	19.1	DEHANA
ደላን ታና ዳውን ተ	87,288	82,527	169,815	1,667.4	101.8	DELANTANA DAWUNT
ሳቦ ታ	85,808	83,055	168,863	2,788.4	60.6	LASTA
መቴትና ዋዳላ	128,676	115,506	244,182	2,840.3	86.0	MEKETNA WADLA
ራያና ቶቦ	144,224	143,035	287,259	9,146.0	31.4	RAYANA KOBO
	MALE	FEMALE	TOTAL	AREA IN sq. km.	DENSITY	ADMINISTRATIVE/ AUTONOMOUS REGION AND AWRAJA
	POPULATION					

የሕዝብ ብዛት በጾታ፣ የቶዳ በፋት፣ የወረራዊ ሕዝብ ብዛት በኪሎ ሜትር ካራ፣ በአስተዳደር አካባቢ ወይም በራስ ገዝና በአውራጃ፣ 1979
 POPULATION ESTIMATES BY SEX, AREA, DENSITY, ADMINISTRATIVE OR AUTONOMOUS REGION, AND AWRAJA 1987

ሠንጠረዥ ለ.1 TABLE B.1

የአስተዳደር አካባቢ /ራስ ገዝ/ና አውራጃ	የሕዝብ ብዛት			በፋት በኪሎ ሜትር ካራ	በኪሎ ሜ/ር ካራ የወረራዊ	
	ወንድ	ሴት	ጭምር			
<u>በሜን ወሎ / የጠለ/</u>						
ዋግ	37,480	36,465	73,945	3,245.7	22.8	NORTHERN WELLO (CONTD)
ወፍላ	59,089	62,475	121,564	1,673.0	72.7	WAG
የጁ	183,638	177,075	360,713	6,533.7	55.2	WEFELA
						YEJU
<u>ደቡብ ወሎ</u>	1,217,269	1,208,226	2,425,495	20,702.0	117.2	SOUTHERN WELLO
አምባበል	162,014	158,882	320,896	1,799.5	178.3	AMBASEL
በረና	144,573	141,824	286,397	2,559.8	111.9	BORENA
ደቡብ ታሎ	66,237	66,131	132,368	2,872.2	46.1	DEBUB KALU
ደቡ ዙሪያ	175,291	184,002	359,293	1,673.4	214.7	DESSIE ZURIA
ከለላና ለገሃዳ	111,828	111,117	222,945	2,261.4	98.6	KELELANA LEGEHIDA
ሃይንት	97,219	92,168	189,387	2,135.0	88.7	SAYNT
በሜን ታሎ	224,184	216,482	440,666	2,652.8	166.1	SEMIEN KALU
ወረሃምኑ	129,934	128,321	258,255	2,651.2	97.4	WERE HIMENU
ወረሊሎ	105,989	109,299	215,288	2,096.9	102.7	WERE ILU
ጠቀላላ ጭምር	23,485,294	23,216,817	46,702,111	1,251,281.9	37.3	GRAND TOTAL
	MALE	FEMALE	TOTAL	AREA IN sq. km.	DENSITY	ADMINISTRATIVE/ AUTONOMOUS REGION AND AWRAJA
	POPULATION					

ጠቀላላ ሕዝብ ብዛት በዕድሜ መደብና በጾታ፣ 1979
 TOTAL POPULATION BY AGE GROUP AND SEX, 1987

ሠንጠረዥ ለ.2.1 TABLE B.2.1

ዕድሜ	ጠቀላላ የሕዝብ ብዛት		ወንድ		ሴት		
	ቁጥር	በመቶ ሲታሰብ	ቁጥር	በመቶ ሲታሰብ	ቁጥር	በመቶ ሲታሰብ	
0-4	8,663,644	18.6	4,391,750	18.7	4,271,894	18.4	0-4
5-9	8,361,826	17.9	4,391,750	18.7	3,970,076	17.1	5-9
10-14	5,466,026	11.7	2,912,176	12.4	2,553,850	11.0	10-14
15-19	3,759,654	8.1	1,902,309	8.1	1,857,345	8.0	15-19
20-24	2,871,240	6.1	1,362,147	5.8	1,509,093	6.5	20-24
25-29	2,869,898	6.1	1,244,721	5.3	1,625,177	7.0	25-29
30-34	2,706,843	5.8	1,197,750	5.1	1,509,093	6.5	30-34
35-39	2,544,863	5.4	1,244,721	5.3	1,300,142	5.6	35-39
40-44	2,101,327	4.5	1,033,353	4.4	1,067,974	4.6	40-44
45-49	1,541,706	3.3	821,985	3.5	719,721	3.1	45-49
50-54	1,540,633	3.3	728,044	3.1	812,589	3.5	50-54
55-59	957,796	2.1	516,676	2.2	441,120	1.9	55-59
60-64	1,144,067	2.4	563,647	2.4	580,420	2.5	60-64
65-69	630,881	1.4	352,279	1.5	278,602	1.2	65-69
70-74	653,829	1.4	328,794	1.4	325,035	1.4	70-74
75-79	280,481	0.6	164,397	0.7	116,084	0.5	75-79
80 ለና በላይ	607,397	1.3	328,795	1.4	278,602	1.2	80 AND OVER
ጭር	46,702,111	100	23,485,294	100	23,216,817	100	TOTAL
	NUMBER	PERCENT	NUMBER	PERCENT	NUMBER	PERCENT	AGE GROUP
	BOTH SEX		MALE		FEMALE		

የገጠር ነዋሪ ሕዝብ ብዛት በዕድሜ ጫዕናና በጾታ፣ 1979

RURAL POPULATION BY AGE GROUP AND SEX, 1987

ሠገጠረዥ ለ.2.2 TABLE B.2.2

ዕድሜ	ጠቅላላ የሕዝብ ብዛት		ወንድ		ሴት		
	ቁጥር	ቦመ ቶ ሲታሰብ	ቁጥር	ቦመ ቶ ሲታሰብ	ቁጥር	ቦመ ቶ ሲታሰብ	
0-4	7,986,467	19.1	4,037,814	19.1	3,948,653	19.2	0-4
5-9	7,594,566	18.2	3,995,533	18.9	3,599,033	17.5	5-9
10-14	4,696,267	11.3	2,536,847	12.0	2,159,420	10.5	10-14
15-19	3,150,261	7.5	1,648,950	7.8	1,501,311	7.3	15-19
20-24	2,521,220	6.0	1,205,002	5.7	1,316,218	6.4	20-24
25-29	2,580,620	6.2	1,120,441	5.3	1,460,179	7.1	25-29
30-34	2,352,097	5.6	1,035,879	4.9	1,316,218	6.4	30-34
35-39	2,230,425	5.3	1,099,300	5.2	1,131,125	5.5	35-39
40-44	1,896,774	4.5	930,177	4.4	966,597	4.7	40-44
45-49	1,377,457	3.3	739,914	3.5	637,543	3.1	45-49
50-54	1,416,864	3.4	676,492	3.2	740,372	3.6	50-54
55-59	835,275	2.0	465,089	2.2	370,186	1.8	55-59
60-64	1,042,658	2.5	528,510	2.5	514,148	2.5	60-64
65-69	585,037	1.4	338,246	1.6	246,791	1.2	65-69
70-74	583,888	1.4	295,965	1.4	287,923	1.4	70-74
75-79	250,813	0.6	147,983	0.7	102,830	0.5	75-79
80 እና በላይ	605,600	1.5	338,246	1.6	267,354	1.3	80 AND OVER
ጭር	41,706,289	99.947	21,140,388	100	20,565,901	100	TOTAL
	NUMBER	PERCENT	NUMBER	PERCENT	NUMBER	PERCENT	AGE GROUP
	BOTH SEX		MALE		FEMALE		

የከተማ ነዋሪ ሕዝብ ብዛት በዕድሜ መደብና በጾታ፣ 1979

URBAN POPULATION BY AGE GROUP AND SEX, 1987

ሠገጠረዥ ለ.2.3 TABLE B.2.3

ዕድሜ	ጠቅላላ የሕዝብ ብዛት		ወንድ		ሴት		
	ቁጥር	ቦመቶ ሲታሰብ	ቁጥር	ቦመቶ ሲታሰብ	ቁጥር	ቦመቶ ሲታሰብ	
0-4	736,015	14.8	372,840	15.9	363,175	13.7	0-4
5-9	786,280	15.8	393,944	16.8	392,336	14.8	5-9
10-14	738,158	14.8	356,426	15.2	381,732	14.4	10-14
15-19	554,027	11.1	243,870	10.4	310,157	11.7	15-19
20-24	331,254	6.7	143,039	6.1	188,215	7.1	20-24
25-29	292,205	5.9	117,245	5.0	174,960	6.6	25-29
30-34	325,646	6.5	145,384	6.2	180,262	6.8	30-34
35-39	297,711	6.0	136,005	5.8	161,706	6.1	35-39
40-44	205,950	4.1	107,866	4.6	98,084	3.7	40-44
45-49	156,298	3.1	82,072	3.5	74,226	2.8	45-49
50-54	152,831	3.1	68,002	2.9	84,829	3.2	50-54
55-59	107,869	2.2	46,898	2.0	60,971	2.3	55-59
60-64	100,528	2.0	42,208	1.8	58,320	2.2	60-64
65-69	70,248	1.4	30,484	1.3	39,764	1.5	65-69
70-74	57,911	1.2	23,449	1.0	34,462	1.3	70-74
75-79	29,974	0.6	14,069	0.6	15,905	0.6	75-79
80 እና በላይ	52,917	1.1	21,105	0.9	31,812	1.2	80 AND OVER
ጠቅላላ	4,995,822	100.44	2,344,906	100	2,650,916	100	TOTAL
	NUMBER	PERCENT	NUMBER	PERCENT	NUMBER	PERCENT	
	BOTH SEX		MALE		FEMALE		AGE GROUP

የገጠናና የከተማ ነዋሪ የሕዝብ ብዛት እና የከተማ ሕዝብ ብዛት ክፍት 1979
 RURAL AND URBAN POPULATION AND PROPORTION URBAN, 1987

ሠንጠረዥ ለ.3 TABLE B.3

አስተዳደር አካባቢና /ራስ ገዝ	የሕዝብ ብዛት				REGION
	ጠቅላላ	የገጠና ሕዝብ	የከተማ ሕዝብ	የከተማ ሕዝብ ብዛት ክፍት	
አርሲ	1,820,108	1,702,426	117,682	6.5	ARSSI
አሰብ	413,256	358,537	54,719	13.2	ASSAB
አሰባ	433,581	416,814	16,767	3.9	ASSOSA
ባሌ	895,993	817,600	78,393	8.7	BALE
ቦረና	611,122	570,227	40,895	6.7	BORENA
ድረድዋ	433,311	311,952	121,359	28.0	DIRE DAWA
ኢሮትራ	2,872,791	2,441,233	431,558	15.0	ERITREA
ጋምቤላ	125,402	115,539	9,863	7.9	GAMBELLA
ምሥራቅ ጌጃም	1,438,151	1,335,619	102,532	7.1	EASTERN GOJJAM
ምዕራብ ጌጃም	1,864,770	1,734,584	130,186	7.0	WESTERN GOJJAM
ሰሜን ጌንደር	1,712,457	1,546,197	166,260	9.7	NORTHERN GONDAR
ደቡብ ጌንደር	1,584,358	1,514,244	70,114	4.4	SOUTHERN GONDAR
ምሥራቅ ሰረር ጌ	2,342,310	2,184,765	157,545	6.7	EASTERN HARARGE
ምዕራብ ሰረር ጌ	1,250,917	1,198,649	52,268	4.2	WESTERN HARARGE
ኢሉባቦር	2,538,525	2,373,238	165,287	6.5	ILLUBABOR
ክፋ	939,201	916,701	22,500	2.4	KEFFA
መተክል	275,656	261,294	14,362	5.2	METEKEL
ኦጋደን	769,898	768,063	1,835	0.2	OGADEN
ሰሜን ስም	2,577,360	2,477,818	99,542	3.9	NORTHERN OMO
ደቡብ ስም	227,790	221,964	5,826	2.6	SOUTHERN OMO
ሰሜን ሸዋ	2,181,616	2,065,049	116,567	5.3	NORTHERN SHEWA
ምሥራቅ ሸዋ	848,426	612,749	235,677	27.8	EASTERN SHEWA
አዲስ አበባ	2,128,873	399,376	1,729,497	81.2	ADDIS ABABA
ምዕራብ ሸዋ	2,481,548	2,377,227	104,321	4.2	WESTERN SHEWA
ደቡብ ሸዋ	2,784,630	2,651,445	133,185	4.8	SOUTHERN SHEWA
ሲዳሞ	2,519,455	2,337,010	182,445	7.2	SIDAMO
ትግራይ	2,584,063	2,308,279	275,784	10.7	TIGRAY
ወለጋ	2,138,520	2,022,189	116,331	5.4	WELLEGA
ሰሜን ወሌ	1,482,528	1,383,221	99,307	6.7	NORTHERN WELLO
ደቡብ ወሌ	2,425,495	2,282,280	143,215	5.9	SOUTHERN WELLO
ጭር	46,702,111	41,706,289	4,995,822	10.6	TOTAL
	TOTAL	RURAL	URBAN	PERCENT URBAN	
	POPULATION				

የስምንት ልዩ ልዩ ከተማዎች በጾታና በአስተዳደር አካባቢ ወይም ራስ ገዝ፣ 1979
 POPULATION ESTIMATES FOR TOWNS BY SEX AND ADMINISTRATIVE OR
 AUTONOMOUS REGION, 1987

ሠንጠረዥ ለ.4 TABLE B.4

የአስተዳደር አካባቢ /ራስ ገዝ/ና ከተማ	የልዩ ልዩ ከተማ			
	ወንድ	ሴት	ጠቅላይ	
ጸርቢ				<u>ARSSI</u>
አበላ	17,391	19,887	37,278	ASSELA
አገልጎ	1,310	1,276	2,586	OGOLCHA
በቶጃ	2,967	3,146	6,113	BEKOJI
ባገራ	1,902	2,300	4,202	SAGURE
አባባ	2,792	2,906	5,698	ASASA
ክፈሌ	2,899	2,980	5,879	KOFELE
ክራ	891	971	1,862	KORIE
ደራ	2,553	3,019	5,572	DERA
ሀሩታ	3,762	4,125	7,887	HURUTA
ኢተያ	2,640	3,105	5,745	ETEYA
ቦራ/ፈለገ ብርሃን/	2,500	2,930	5,430	SIRE (FELEGE BIRHAN)
ተንሣኤ ብርሃን/አቦምሳ/	3,939	4,300	8,239	TINSAE BERHAN (ABOMSA)
አርቦዩ	1,188	1,439	2,627	ARBOYE
ክርሃ	1,396	1,722	3,118	KERSA
ገቤሃ	2,267	2,744	5,011	GUBESSA
ሮቢ	3,721	4,038	7,759	ROBI
ጠቸ	1,198	1,478	2,676	TICHO
ጠቅላይ /17 ከተማዎች/	55,316	62,366	117,682	TOTAL (17 TOWNS)
አባብ				<u>ASSAB</u>
አባብ	19,275	17,440	36,715	ASSAB
ዱብቲ	5,022	5,153	10,175	DUBTI
አሳይታ	3,904	3,925	7,829	ASAITA
ጠቅላይ /3 ከተማዎች/	28,201	26,518	54,719	TOTAL (3 TOWNS)
አባባ				<u>ASSOSA</u>
ቤገ	1,183	1,224	2,407	BEGI
አባባ	2,300	2,280	4,580	ASOSA
ገዳሜ	1,359	1,526	2,885	GIDAME
መንደር	3,515	3,380	6,895	MENDI
ጠቅላይ /4 ከተማዎች/	8,357	8,410	16,767	TOTAL (4 TOWNS)
ባሌ				<u>BALE</u>
መና	1,595	1,535	3,130	MENA
ገራ	1,102	1,258	2,360	JARA
ገራራ	813	1,036	1,849	GASERA
	MALE	FEMALE	TOTAL	ADMINISTRATIVE/ AUTONOMOUS REGION AND TOWN
	POPULATION			

የስተጥቅ ሕዝብ ብዛት በጾታና በአስተዳደር አካባቢ ወይም ራስ ገዝ፣ 1979
 POPULATION ESTIMATES FOR TOWNS BY SEX AND ADMINISTRATIVE OR
 AUTONOMOUS REGION, 1987

ሠንጠረዥ ለ.4 TABLE B.4

የአስተዳደር አካባቢ /ራስ ገዝ/ና ስተጥቅ	የሕዝብ ብዛት			
	ወንድ	ሴት	ጭማር	
<u>ባሌ / የተጠለ /</u>				<u>BALE (CONTD.)</u>
ደደላ	4,583	4,950	9,533	DODOLA
አዳባ	4,009	4,901	8,910	ADABA
ጊኒር	4,641	4,837	9,478	GINIR
ገሮ	1,704	2,063	3,767	GORRO
ገባ	11,789	14,287	26,076	GOBA
ሮቤ	6,391	6,899	13,290	ROBIE
ጭማር /9 ስተጥቅ/	36,627	41,766	78,393	TOTAL (9 TOWNS)
<u>ቦረና</u>				<u>BORENA</u>
ቦዳማ	1,243	1,324	2,567	SOYOMA
ሜጋ	1,813	2,127	3,940	MEGA
ሀገረ ማርያም	3,917	4,304	8,221	HAGERE MARIAM
ነገሌ	5,921	6,702	12,623	NEGELE
ሞያሌ	1,801	2,080	3,881	MOYALLE
ያቤሎ	3,630	3,396	7,026	YABELLO
ተሌተሌ	1,265	1,372	2,637	TELTELE
ጭማር /7 ስተጥቅ/	19,590	21,305	40,895	TOTAL (7 TOWNS)
<u>ደረዳዋ</u>				<u>DIRE DAWA</u>
አይሽ	1,601	1,979	3,580	AISHA
ደረዳዋ	53,671	59,426	113,097	DIRE DAWA
ጎታ/ኦረር /	2,267	2,415	4,682	GOTA (ERER)
ጭማር /3 ስተጥቅ/	57,539	63,820	121,359	TOTAL (3 TOWNS)
<u>ኦሮሳፊ</u>				<u>ERITREA</u>
ዓዲ ቀይሀ	4,311	5,118	9,429	ADI KEYIH
ዓዲ ኪላ	2,342	2,728	5,070	ADI KWALA
አቶር ዳት	2,991	3,547	6,538	AKORDAT
ባረንቱ	1,288	1,575	2,863	BARENTU
አሥመራ	146,590	171,402	317,992	ASMARA
ጊንዳዕ	3,872	4,482	8,354	GINDAE
ክረን	13,815	15,979	29,794	KEREN
ሞሪያ/ ቀይ ባሕር /	8,724	9,280	18,004	MASSAWA (KEY BAHIR)
ዓዲ ወገሪ/መንደራ/	6,199	7,564	13,763	ADI UGRI (MENDEFERA)
ደባርታ	386	500	886	DEBARWA
ደቀመስሪ	3,514	4,693	8,207	DEKEMEHARE
	MALE	FEMALE	TOTAL	ADMINISTRATIVE/ AUTONOMOUS REGION AND TOWN
	POPULATION			

የስነ ምግብ ስጦታ ጠቅላይ ቢሮ በአስተዳደር አካባቢ ወይም ራስ ገዝ፣ 1979
 POPULATION ESTIMATES FOR TOWNS BY SEX AND ADMINISTRATIVE OR
 AUTONOMOUS REGION, 1987

ወንጌላ ለ.4 TABLE B.4

የአስተዳደር አካባቢ /ራስ ገዝ/ና ስም	የሰዎች ብዛት			
	ወንድ	ሴት	ጠቅላይ	
<u>አር ትራ / የ ተጠለ /</u>				<u>ERITREA (CONTD.)</u>
ሰገነይ ቲ	1,405	1,917	3,322	SEGENEYITI
ሰንዓፊ	1,954	2,519	4,473	SENAFE
ተሰነይ	1,288	1,575	2,863	TESENEY
ጠቅላይ / 14 ስምጥ /	198,679	232,879	431,558	TOTAL (14 TOWNS)
<u>ጋምቤላ</u>				<u>GAMBELLA</u>
ሙጊ	2,580	2,456	5,036	MUGI
ጋምቤላ	2,490	2,337	4,827	GAMBELLA
ጠቅላይ / 2 ስምጥ /	5,070	4,793	9,863	TOTAL (2 TOWNS)
<u>ምሥራቅ ጋሻም</u>				<u>EASTERN GOJJAM</u>
ብቸና	4,001	4,993	8,994	BICHENA
ሌማማ	1,775	2,175	3,950	LUMAME
ደጀን	3,650	4,540	8,190	DEJEN
ደብረ ማር ቀስ	20,977	25,558	46,535	DEBRE MARKOS
የጃቤ	1,191	1,589	2,780	YEJUBE
ደብረ ወርቅ	3,426	4,259	7,685	DEBERE WORK
መርጠ ለማር ያም	2,158	2,766	4,924	MERTO LEMARIAM
አማኑኤል	1,369	1,806	3,175	AMANUEL
ደብረ ኤልያስ	1,266	1,874	3,140	DEBRE ELIAS
ሞጣ	5,908	7,251	13,159	MOTA
ጠቅላይ / 10 ስምጥ /	45,721	56,811	102,532	TOTAL (10 TOWNS)
<u>ምዕራብ ጋሻም</u>				<u>WESTERN GOJJAM</u>
ኡር ቤ ቲ / አቤ ቸክሊ /	2,386	3,109	5,495	DURBETE (ABECHEKLI)
ገምጃ ቤት	1,473	2,172	3,645	GIMJA BET
ባሀር ዳር	28,434	33,525	61,959	BAHIR DAR
ዘጌ	553	724	1,277	ZEGIE
ቦራ	4,159	5,106	9,265	BURE
ዳንጋላ	5,541	7,363	12,904	DANGLA
አንጃባራ	609	815	1,424	INJIBARA
ደምበጃ	3,011	3,506	6,517	DEMBECHA
ፍኖ ተ ሰላም	4,042	5,345	9,387	FENOTE SELAM
	MALE	FEMALE	TOTAL	ADMINISTRATIVE/ AUTONOMOUS REGION AND TOWN
	POPULATION			

የከተሞች ሕዝብ ብዛት በጾታና በአስተዳደር አካባቢ ወይም ራስ ገዝ፣ 1979
 POPULATION ESTIMATES FOR TOWNS BY SEX AND ADMINISTRATIVE OR
 AUTONOMOUS REGION, 1987

ሠንጠረዥ ለ.4 TABLE B.4

የአስተዳደር አካባቢ /ራስ ገዝ/ና ከተማ	የሕዝብ ብዛት			
	ወንድ	ሴት	ጭማር	
<u>ምዕራብ ጌጃም /የተጠለ/</u>				WESTERN GOJJAM (CONTD.)
ዳጋ	2,201	2,971	5,172	JIGA
መርዳዊ	2,459	3,433	5,892	MERAWI
አዲት	3,190	4,059	7,249	ADET
ጭማር /12 ከተሞች/	58,058	72,128	130,186	TOTAL (12 TOWNS)
<u>ሰሜን ጌንደር</u>				NORTHERN GONDER
ደልጊ	1,520	1,921	3,441	DELGI
አይክል	2,226	3,208	5,434	AYKEL
አዲር ታይ	1,422	1,933	3,355	ADERKAI
ማይጸምሪ	1,457	1,860	3,317	MAY TSEMRI
ደባርቀ	4,046	5,728	9,774	DEBARK
ቶላ ደባ	3,092	4,468	7,560	KOLA DIBA
ቪሂት	1,735	2,596	4,331	CHUWAHIT
ገር ገራ	1,266	1,721	2,987	GORGORA
ጌንደር	39,041	52,218	91,259	GONDER
አንፍራንዝ	1,681	2,221	3,902	INFRANZ
ማክሰንት	1,561	2,328	3,889	MAKSEGNIT
ትክል ደንጋይ	871	1,386	2,257	TIKIL DENGAY
ሀሙራ	5,408	6,440	11,848	HUMERA
ደባት	3,770	5,515	9,285	DABAT
አምባ ጌዳር ገሰ	1,385	2,236	3,621	AMBA GIORGIS
ጭማር /15 ከተሞች/	70,481	95,779	166,260	TOTAL (15 TOWNS)
<u>ደቡብ ጌንደር</u>				SOUTHERN GONDAR
ሰሙሲት	2,328	3,023	5,351	HAMUSIT
አንበሳ	841	1,111	1,952	AMBASAME
ደብረ ታቦር	7,638	9,586	17,224	DEBRE TABOR
ወሮታ	4,578	5,536	10,114	WEROTA
ንፋስ መውጫ	3,001	4,153	7,154	NEFAS MEWCHA
አብናት	3,418	5,402	8,820	IBNAT
መካኒ ኢየሱስ	2,887	3,991	6,878	MEKANE YESUS
አዲስ ዘመን	4,481	5,985	10,466	ADDIS ZEMEN
ወገዳ	845	1,310	2,155	WEGEDA
ጭማር /9 ከተሞች/	30,017	40,097	70,114	TOTAL (9 TOWNS)
	MALE	FEMALE	TOTAL	ADMINISTRATIVE/ AUTONOMOUS REGION AND TOWN
	POPULATION			

የስድስት ስድስት ጾታ በጾታና በስድስት ጾታ አካባቢ ወይም ራስ ገዝ፣ 1979
 POPULATION ESTIMATES FOR TOWNS BY SEX AND ADMINISTRATIVE OR
 AUTONOMOUS REGION, 1987

ሠንጠረዥ ለ.4 TABLE B.4

የስድስት ጾታ አካባቢ /ራስ ገዝ/ና ስድስት	የስድስት ጾታ			
	ወንድ	ሴት	ጭምር	
<u>ምሥራቅ ስድስት ጾታ</u>				<u>EASTERN HARERGE</u>
በዳኛ	1,540	1,669	3,209	BEDENO
ደጋሀቦር	921	1,037	1,958	DEGEHABUR
ፈዲሳ ቦኩ	1,092	1,204	2,296	FEDIS BEKU
ገራሞ	1,830	1,842	3,672	GIRAWA
ፍንጎ ቤ	3,477	3,705	7,182	FUGNAN BIRA
ባቢሌ	1,600	1,879	3,479	BABILE
ሰረር	33,381	37,964	71,345	HARAR
የለም ማያ	3,555	3,896	7,451	ALEM MAYA
አወዳይ	1,995	1,948	3,943	AWEDAY
ባቲ	1,761	1,890	3,651	BATIE
አደሌ	1,704	1,869	3,573	ADELE
ታርሳ	634	719	1,353	KERSA
ጅጅጋ	13,060	14,899	27,959	JIJIGA
መላሻ ራፍ	2,169	2,329	4,498	MELKA RAFU
ሰረ ሞጃ	1,224	1,244	2,468	HARAWACHA
ደደር	2,869	2,929	5,798	DEDER
ወለን ቶ	1,795	1,915	3,710	CHELENKO
ጭምር /17 ከ ተኞች/	74,607	82,938	157,545	TOTAL (17 TOWNS)
<u>ምዕራብ ስድስት ጾታ</u>				<u>WESTERN HARERGE</u>
ሜሲሶ	1,696	1,831	3,527	MIESSO
አሰቦት	2,526	2,497	5,023	ASEBOT
በዴሳ	3,826	3,641	7,467	BEDESA
ሰርና	3,761	4,063	7,824	HIRNA
አሰቦ ተፈሪ	8,011	8,782	16,793	ASBE TEFERI
መቻራ	1,673	1,704	3,377	MECHARA
ገለምሰ	4,174	4,083	8,257	GELEMSO
ጭምር /7 ከ ተኞች/	25,667	26,601	52,268	TOTAL (7 TOWNS)
<u>አላባቦር</u>				<u>ILLUBABOR</u>
በደሌ	3,888	4,204	8,092	BEDELE
ገቺ	1,155	1,148	2,303	GECHI
ደንቢ	1,153	1,188	2,341	DENBI
ቶባ	1,644	1,652	3,296	TOBBA
	MALE	FEMALE	TOTAL	ADMINISTRATIVE/ AUTONOMOUS REGION AND TOWN
	POPULATION			

የስነ ምግብ ስጦታ ስርዓት በጾታና በአስተዳደር አካባቢ ወይም ራስ ገዝ፣ 1979
 POPULATION ESTIMATES FOR TOWNS BY SEX AND ADMINISTRATIVE OR
 AUTONOMOUS REGION, 1987

ወንጌረኛ ለ.4 TABLE B.4

የአስተዳደር አካባቢ /ራስ ገዝ/ ና ስተጻፍ	የስጦታ ስርዓት			
	ወንድ	ሴት	ጠቅላይ	
<u>አሌባቦር /የተጠለ/</u>				<u>ILLUBABOR (CONTD.)</u>
ያዩ	1,305	1,405	2,710	YAYU
ኪንባቤ	1,623	1,664	3,287	KUNBABE
ሁሩሙ	1,279	1,411	2,690	HURUMU
ጎራ	3,380	4,098	7,478	GORE
አጋሮ	10,499	10,291	20,790	AGARO
ጊምቢ	1,976	1,742	3,718	GIMBIE
ቃቃ	1,600	1,603	3,203	CHACHA
ሊሙ ገነት	2,826	2,869	5,695	LIMU GENET
ሰርቦ	871	1,026	1,897	SERBO
ጋሚ	32,567	35,551	68,118	JIMMA
ሃቡ	1,315	1,372	2,687	YABU
ሸይቲ	1,411	1,671	3,082	SHEIKI
አሰንዳቦ	1,357	1,614	2,971	ASENDABO
ሰቃ	1,320	1,545	2,865	SEKA
ሸይቲ	1,929	1,519	3,448	SHEBIE
ጠቅ	7,213	7,403	14,616	METTU
ጠቅላይ /2 ስጦታ/	80,311	84,976	165,287	TOTAL (21 TOWNS)
<u>ክፍ</u>				<u>KEFFA</u>
ቦንጋ	3,226	3,792	7,018	BONGA
ጊምቦ	891	1,180	2,071	GIMBO
ሚዛን ቴፍሪ	3,159	3,364	6,523	MIZAN TEFERI
ማጃ	904	948	1,852	MAJJI
ቴፒ	2,723	2,313	5,036	TEPPI
ጠቅላይ	10,903	11,597	22,500	TOTAL (5 TOWNS)
<u>ጠቅላይ</u>				<u>METEKEL</u>
ሜንታ ወካ	1,212	1,355	2,567	MENTA WEHA
ቻገኒ	4,429	5,285	9,714	CHAGNI
ደብረ ዘይት	919	1,162	2,081	DEBRE ZEIT
ጠቅላይ /3 ስጦታ/	6,560	7,802	14,362	TOTAL (3 TOWNS)
<u>አጋዴን</u>				<u>OGADEN</u>
ጎዴ/አዳዲሌ/	862	973	1,835	GODE(ADADILE)
ጠቅላይ /1 ስተጻፍ/	862	973	1,835	TOTAL (1 TOWN)
	MALE	FEMALE	TOTAL	ADMINISTRATIVE/ AUTONOMOUS REGION AND TOWN
	POPULATION			

የስተካኝ ሕዝብ ብዛት በጾታና በአስተዳደር ስነሰርዓት ወይም ራስ ገዝ፣ 1979
 POPULATION ESTIMATES FOR TOWNS BY SEX AND ADMINISTRATIVE OR
 AUTONOMOUS REGION, 1987

ሠንጠረዥ ለ.4 TABLE B.4

የአስተዳደር ስነሰርዓት /ራስ ገዝ/ና ስተማ	የሕዝብ ብዛት			
	ወንድ	ሴት	ጭማሪ	
<u>በሜን ስም</u>				<u>NORTHERN OMO</u>
አርባ ምንጭ	10,967	11,974	22,941	ARBA MINCH
አረካ	2,469	2,698	5,167	AREKA
ሰይ	13,276	14,187	27,463	SODO
ጠበላ	764	934	1,698	TEBELA
በዲቲ	2,372	2,548	4,920	BODITI
ጊደሌ	4,785	5,539	10,324	GIDOLE
ቤሌ	1,227	1,249	2,476	BULE
ገሱባ	860	922	1,782	GESUBA
በተውሌ	1,200	1,318	2,518	BEKAWELE
ዋካ	1,652	1,770	3,422	WAKA
ወንቻ	2,198	2,871	5,069	CHENCHA
ሰውላ	4,615	4,777	9,392	SAULA
ቤሌቲ	1,112	1,258	2,370	BULKI
ጭማሪ /13 ስተማት/	47,497	52,045	99,542	TOTAL (13 TOWNS)
<u>ደቡብ ስም</u>				<u>SOUTHERN OMO</u>
ጂንካ	2,885	2,941	5,826	JINKA
ጭማሪ /1 ስተማ/	2,885	2,941	5,826	TOTAL(1 TOWN)
<u>በሜን ስም</u>				<u>NORTHERN SHEWA</u>
ሸና	1,603	2,163	3,766	SHENO
ደብረ ጽጌ	1,101	1,433	2,534	DEBRE TSIGE
አፍሰን/አጣጣ	2,801	3,413	6,214	EFESON (ATAYE)
ካራ ኮሮ	2,130	2,682	4,812	KARA KORE
ሰንበቲ	1,387	1,544	2,931	SENBETIE
ገብረ ገራቻ	3,607	4,785	8,392	GEBRE GURACHA
ጌሀ ጽጻን	1,526	2,178	3,704	GOHA TSION
አካዋሪ	1,991	2,362	4,353	ENEWARE
መሀል ሜዳ	2,341	2,731	5,072	MEHAL MEDA
ዓለም ስተማ	3,440	4,271	7,711	ALEM KETEMA
ፍቼ	8,454	10,624	19,078	FICHE
ደብረ ብርሃን	13,166	15,835	29,001	DEBRE BIRHAN
ጊረቤሌ/አንባብር/	519	763	1,282	GOREBELA (ANKOBER)
ሸዋ ሮቤት	5,367	6,491	11,858	SHEWA ROBIT
ደብረ ሲና	2,439	3,421	5,860	DEBRE SINA
ጭማሪ /15 ስተማት/	51,872	64,696	116,568	TOTAL (15 TOWNS)
	MALE	FEMALE	TOTAL	ADMINISTRATIVE/ AUTONOMOUS REGION AND TOWN
	POPULATION			

የከተሞች ሕዝብ ብዛት በጾታና በአስተዳደር አካባቢ መሪዎች ራስ ገዢ 1979
 POPULATION ESTIMATES FOR TOWNS BY SEX AND ADMINISTRATIVE OR
 AUTONOMOUS REGION, 1987

ሠንጠረዥ ለ.4 TABLE B.4

የአስተዳደር አካባቢ /ራስ ገዢ/ና ከተማ	የሕዝብ ብዛት			
	ወንድ	ሴት	ጠቅላይ	
<u>ምሥራቅ ሸዋ</u>				<u>EASTERN SHEWA</u>
ደብረ ዘይት	29,145	33,814	62,959	DEBRE ZEIT
ዱክም	1,639	2,315	3,954	DUKEM
ናዝራት	41,063	46,329	87,392	NAZRET
ወለንጃቲ	4,199	4,913	9,112	WELENCHITI
ወንጂ ሸዋ	15,656	15,036	30,692	WONJI SHEWA
ሸዋ ዓለም ጤና	1,981	2,072	4,053	SHEWA ALEM TENA
መተሀራ	3,395	3,456	6,851	METEHARA
አዋሽ	2,415	2,731	5,146	AWASH
ሞጋ	7,666	8,972	16,638	MOJO
ቆቃ	1,732	1,820	3,552	KOKA
ዓለም ጤና	2,437	2,891	5,328	ALEM TENA
ጠቅላይ /11 ከተሞች/	111,328	124,349	235,677	TOTAL (11 TOWNS)
<u>አዲስ አበባ</u>				<u>ADDIS ABABA</u>
አዲስ አበባ ከተማ	775,081	834,741	1,609,822	ADDIS ABABA CITY
ሰበታ	6,681	7,303	13,984	SEBETA
ዓለም ገና	1,490	1,662	3,152	ALEM GENA
ሰንዳፋ	1,765	2,146	3,911	SENDAFA
በሰታ	29,734	32,758	62,492	BESEKA
በተሌ	6,898	6,665	13,563	KOTEBE
ሞንዞ	1,337	1,814	3,151	CHANCHO
ሀለታ ገነት	6,611	8,130	14,741	HOLETA GENET
ገፈር ሣ ቡራዩ	2,212	2,469	4,681	GEFERSA BURAYU
ጠቅላይ /9 ከተሞች/	831,809	897,688	1,729,497	TOTAL (9 TOWNS)
<u>ምዕራብ ሸዋ</u>				<u>WESTERN SHEWA</u>
ሰገራ ሕይወት/አዎቦ/	9,274	10,339	19,613	HAGERE HIWOT (AMBO)
ጊደር	2,747	3,494	6,241	GUDER
ቲሉ ቦሎ	2,262	2,761	5,023	TULU BOLO
ተጂ	760	976	1,736	TEJI
ወሉቲጤ	4,276	4,567	8,843	WELKITE
አንድብር	812	1,036	1,848	INDIBIR
ጊደ	2,174	2,404	4,578	GEDO
ባሰ ትቤ	3,258	3,760	7,018	BAKO TIBE
ኃጃጂ	2,081	2,307	4,388	EJAJI
ሸባሳ	1,251	1,753	3,004	SHEBOKA
ጊንቆ	3,317	3,808	7,125	GINCHI
አዲስ ዓለም	3,016	3,655	6,671	ADDIS ALEM
	MALE	FEMALE	TOTAL	ADMINISTRATIVE/ AUTONOMOUS REGION AND TOWN
	POPULATION			

የገንዘብ ስጠብ ብዛት በጾታና በአስተዳደር አካባቢ ጠይም ራስ ገዝ፣ 1979
 POPULATION ESTIMATES FOR TOWNS BY SEX AND ADMINISTRATIVE OR
 AUTONOMOUS REGION, 1987

ሠንጠረዥ ለ.4 TABLE B.4

የአስተዳደር አካባቢ /ራስ ገዝ/ና ስተጻፍ	የስጠብ ብዛት			
	ወንድ	ሴት	ጠቅላይ	
<u>ምዕራብ ሸዋ /የጠለ/</u>				<u>WESTERN SHEWA (CONTD.)</u>
ወለንገሜ	1,761	2,334	4,095	WELENCOMI
ጀላጋ/ጌጌ/	1,299	1,545	2,844	JELDU (GOJJO)
ገዳጌ/ወሊሰ/	8,677	10,206	18,883	GHION (WOLISSO)
ጌንዶ	991	1,421	2,412	GINDO
ጠቅላይ /16 ስተጻፍ/	47,956	56,366	104,322	TOTAL (16 TOWNS)
<u>ደቡብ ሸዋ</u>				<u>SOUTHERN SHEWA</u>
ሙደ	5,744	6,647	12,391	MEKI
ዝዋይ	3,032	3,206	6,238	ZEWAY
አዳሚ ጉሎ	1,204	1,321	2,525	ADAMITULU
አላባ ግሊት	4,931	5,311	10,242	ALABA KULITO
ቡታገራ	7,094	7,633	14,727	BUTAJIRA
ዳሎታ	1,339	1,573	2,912	DALOCHA
ሸሸሙኔ	17,187	18,880	36,067	SHASHEMENE
ነገሌ	7,579	8,282	15,861	NEGELE
ዱራሜ	2,110	2,100	4,210	DURAME
ሆሳና	8,077	9,419	17,496	HOSANA
ሸንሻሻ	2,431	2,493	4,924	SHINSHICHO
ሸኔ	2,593	2,999	5,592	SHONIE
ጠቅላይ /12 ስተጻፍ/	63,321	69,864	133,185	TOTAL (12 TOWNS)
<u>ሲዳሞ</u>				<u>SIDAMO</u>
አለታ ወንዶ	5,892	5,973	11,865	ALETA WENDO
ተፈሪ ኪላ	1,324	1,200	2,524	TEFERI KELA
ዳዳ	2,181	2,291	4,472	DAYO
አርባ ገኛ	985	1,054	2,039	ARBE GONA
አዋሃ	20,183	20,955	41,138	AWASSA
ወንዶ ገነት	1,103	1,260	2,363	WONDO GENET
ሰሎም	715	697	1,412	SELOM
ቡሌ	1,335	1,348	2,683	BULE
ቦራ	2,174	2,438	4,612	BORE
ይርጋ ዓለም	10,852	11,383	22,235	YIRGA ALEM
ሸረረ	1,723	1,580	3,303	CHELELEKTU
ገደብ	1,395	1,383	2,778	GEDEB
ፍሰሰ ገነት	816	965	1,781	FESHA GENET
	MALE	FEMALE	TOTAL	ADMINISTRATIVE/ AUTONOMOUS REGION AND TOWN
	POPULATION			

የከተሞች ሕዝብ ብዛት በጾታና በአስተዳደር አካባቢ ወይም ራስ ገዝ፣ 1979
 POPULATION ESTIMATES FOR TOWNS BY SEX AND ADMINISTRATIVE OR
 AUTONOMOUS REGION, 1987

ወንጠረዥ ለ.4 TABLE B.4

የአስተዳደር አካባቢ /ራስ ገዝ/ና ከተማ	የሕዝብ ብዛት			
	ወንድ	ሴት	ጭማር	
ሲዳሞ /የተጠለ/ ሀገረ በሊም	2,004	2,135	4,139	SIDAMO (CONTD.)
ሶዶ ቫኪሳ	4,123	4,121	8,244	HAGERE SELAM
ለኩ	3,987	4,044	8,031	ODO SHAKISO
ክብረ መንገሥት	7,757	8,199	15,956	LEKU
ኩን ተማ	1,760	1,985	3,745	KIBRE MENGIST
ዲላ	13,302	12,562	25,864	KONTOMA
ወናጌ	1,912	2,213	4,125	DILLA
ይርጋ ወፊ	4,550	4,586	9,136	WENAGO
ጭማር /21 ከተሞች/	90,073	92,372	182,445	YIRGA CHEFFE
ተገራይ				TIGRAY
ዓዲዮ	6,983	9,233	16,216	ADWA
ዓዲአቡን	1,629	2,340	3,969	ADIABUN
ፊማ	1,361	1,733	3,094	RAMA
ዓዲገራት	9,885	12,453	22,338	ADI GRAT
ዘላ አምበሳ	1,193	1,600	2,793	ZALA ANBESA
አክሱም	1,511	1,914	3,425	AXUM
ነበላት	8,969	11,312	20,281	NEBELET
ወቀሮ	6,439	8,505	14,944	WUKRO
አገላዕ	2,861	3,309	6,170	AGULE
ዓዲሸሽ	1,836	2,696	4,532	ADI SHAHO
ኩቂሃ	2,511	3,906	6,417	QUIHA
መቸሌ	31,245	39,645	70,890	MEKELE
አንትጋ	1,483	1,810	3,293	INTICHO
ብዘት	2,352	2,719	5,071	BIZET
ፍረወይ ኔ/ቦን ታባ /	1,897	1,441	3,338	FEREWINI (SENKATA)
ሰውዚን	3,449	3,055	6,504	HAUZEN
ማሀበረ ጽጌ	1,457	1,846	3,303	MAHABERE TSEGIE
ማይወው	6,643	9,189	15,832	MAYCHEW
ጩጩ/ወይራ ወጋ/	3,274	3,786	7,060	CHERCHER (WEIRA WEHA)
ቆርባት	3,151	3,645	6,796	KORBETE
መርሃ	2,153	3,095	5,248	MERSA
አንደ ሥላሴ	6,335	8,051	14,386	INDA SELASSIE
ሰለክላካ	983	1,354	2,337	SELEKLAKA
አቢይ አዲ/ጌያ /	6,775	7,835	14,610	ABI ADDI (GUYA)
ሀገረ በሊም	2,422	2,800	5,222	HAGERE SELAM
አንዳ ቢጌ	3,578	4,137	7,715	INDA BAGUAN
ጭማር /26 ከተሞች/	122,375	153,409	275,784	TOTAL (26 TOWNS)
	MALE	FEMALE	TOTAL	ADMINISTRATIVE/ AUTONOMOUS REGION AND TOWN
	POPULATION			

የከተሞች ሕዝብ ብዛት በጾታና በአስተዳደር አካባቢ ወይም ራስ ገዝ፣ 1979
 POPULATION ESTIMATES FOR TOWNS BY SEX AND ADMINISTRATIVE OR
 AUTONOMOUS REGION, 1987

ወንጠረዥ ለ.4 TABLE B.4

የአስተዳደር አካባቢ /ራስ ገዝ/ና ከተማ	የሕዝብ ብዛት			
	ወንድ	ሴት	ጠቅላይ	
<u>ወለጋ</u>				<u>WELLEGA</u>
አርጆ	1,975	2,416	4,391	ARJO
ጊሊሶ	1,145	1,249	2,394	GULISSO
ጆራ	764	966	1,730	JERE
ቢላ	1,787	1,897	3,684	BILLA
የለም ተፈሪ	624	647	1,271	ALEM TEFERI
ቃጽ	1,024	1,011	2,035	KAKIE
አሃና	2,051	2,046	4,097	AYANA
ጊምቢ	7,991	8,143	16,134	GIMBI
አናንጌ	1,120	1,329	2,449	ENANGO
ጌዳቲጌይ	849	972	1,821	GUDATIGUY
ፈንቃ	2,153	2,516	4,669	FINCHA
ነቀምቲ	15,450	17,019	32,469	NEKEMTE
ሸምቤ	5,449	4,274	9,723	SHAMBU
ሰረቱ	993	1,282	2,275	HARATU
ደምቢ ደሎ	7,851	8,074	15,925	DEMBI DOLLO
ነጆ	3,234	3,669	6,903	NEJO
ሲራ	2,002	2,359	4,361	SIRE
ጠቅላይ /17 ከተሞች/	56,462	59,869	116,331	TOTAL (17 TOWNS)
<u>ሰሜን ወሎ</u>				<u>NORTHERN WELLO</u>
ወገሉ ጤና	1,485	2,011	3,496	WEGEL TENA
ላሊቤላ	2,356	3,427	5,783	LALIBELA
ቀቦ	6,337	8,114	14,451	KOBO
አላማጣ	6,005	8,149	14,154	ALAMATA
ዋጃ	1,560	2,165	3,725	WAJA
ጎብዩ	1,602	2,010	3,612	GOBYE
ሮቤት	1,097	1,404	2,501	ROBIT
ሰቆታ	2,520	3,959	6,479	SEKOTA
ኮሮም	6,467	9,987	16,454	KOREM
መርሣ	2,796	3,463	6,259	MERSSA
ወልዲያ	7,254	10,081	17,335	WOLDIYA
ወርጌሣ	2,111	2,947	5,058	URGESA
ጠቅላይ /12 ከተሞች/	41,590	57,717	99,307	TOTAL (12 TOWNS)
<u>ደቡብ ወሎ</u>				<u>SOUTHERN WELLO</u>
ሐይቀ	2,317	3,304	5,621	HAİK
ወህላ	2,787	1,855	4,642	WUCHALE
	MALE	FEMALE	TOTAL	ADMINISTRATIVE/ AUTONOMOUS REGION AND TOWN
	POPULATION			

የከተሞች ሕዝብ ብዛት በጾታና በአስተዳደር አካባቢ ወይም ራስ ገዝ፣ 1979
 POPULATION ESTIMATES FOR TOWNS BY SEX AND ADMINISTRATIVE OR
 AUTONOMOUS REGION, 1987

ሠንጠረዥ ለ.4 TABLE B.4

የአስተዳደር አካባቢ /ራስ ገዝ/ና ከተማ	የሕዝብ ብዛት			
	ወንድ	ሴት	ጭማር	
ደቡብ ወሌ /የተጠለ/ መካኒ በሲም	1,508	1,900	3,408	SOUTHERN (CONTD.) MEKANE SELAM
ክሚሴ	2,377	2,812	5,189	KEMISSE
ደሲ	36,173	44,781	80,954	DESSIE
ኮምቦሊቻ	10,072	10,952	21,024	KOMBOLCHA
ባት	4,930	6,215	11,145	BATI
ሐርቡ	1,713	2,052	3,765	HARBU
ተንታ	665	881	1,546	TENTA
ወረኢሉ	2,630	3,291	5,921	WERE ILU
ጭማር /10 ከተሞች/ ጠቀላላ ጭማር /322 ከተሞች/	65,172 2,344,906	78,043 2,650,916	143,215 4,995,822	TOTAL (10 TOWNS) GRAND TOTAL /322 TOWNS/
	MALE	FEMALE	TOTAL	ADMINISTRATIVE/ AUTONOMOUS REGION AND TOWN
	POPULATION			

የኢትዮጵያ ሕዝብ ብዛት ተገባዎች በጾታ፣ በገጠርና በከተማ 1978-1987
 ANNUAL POPULATION PROJECTION OF ETHIOPIA BY SEX, RURAL
 AND URBAN AREAS: 1986-1995

ሠገጠኒዥ ለ.5 TABLE B.5

የምዕራባዊ ህብረት ሥነ-ምግባር ስራ ማዕከል
 Addis Ababa
 C. S. A. Library

ዓመት	ጾታ	የሕዝብ ብዛት			SEX	YEAR
		የገጠር	የከተማ	ጠቅላይ		
1978	ወንድ	20,074,072	2,183,654	22,257,726	MALE	1986
	ሴት	19,871,679	2,525,392	22,397,071	FEMALE	
	ጠቅላይ	39,945,751	4,709,046	44,654,797	TOTAL	
1979	ወንድ	21,151,959	2,333,335	23,485,294	MALE	1987
	ሴት	20,576,410	2,640,407	23,216,817	FEMALE	
	ጠቅላይ	41,728,369	4,973,742	46,702,111	TOTAL	
1980	ወንድ	21,760,069	2,426,902	24,186,971	MALE	1988
	ሴት	21,169,948	2,747,956	23,917,904	FEMALE	
	ጠቅላይ	42,930,017	5,174,858	48,104,875	TOTAL	
1981	ወንድ	22,371,678	2,522,740	24,894,418	MALE	1989
	ሴት	21,765,082	2,856,469	24,621,551	FEMALE	
	ጠቅላይ	44,136,760	5,379,209	49,515,969	TOTAL	
1982	ወንድ	22,999,000	2,624,713	25,623,713	MALE	1990
	ሴት	22,375,501	2,974,718	25,350,219	FEMALE	
	ጠቅላይ	45,374,501	5,599,431	50,973,932	TOTAL	
1983	ወንድ	23,640,028	2,732,102	26,372,130	MALE	1991
	ሴት	23,017,879	3,096,428	26,114,307	FEMALE	
	ጠቅላይ	46,657,907	5,828,530	52,486,437	TOTAL	
1984	ወንድ	24,309,295	2,843,824	27,153,119	MALE	1992
	ሴት	23,669,533	3,223,047	26,892,580	FEMALE	
	ጠቅላይ	47,978,828	6,066,871	54,045,699	TOTAL	
1985	ወንድ	25,018,169	2,962,222	27,980,391	MALE	1993
	ሴት	24,359,752	3,357,235	27,716,987	FEMALE	
	ጠቅላይ	49,377,921	6,319,457	55,697,378	TOTAL	
1986	ወንድ	25,712,567	3,080,997	28,793,564	MALE	1994
	ሴት	25,035,874	3,491,847	28,527,721	FEMALE	
	ጠቅላይ	50,748,441	6,572,844	57,321,285	TOTAL	
1987	ወንድ	26,448,074	3,206,832	29,654,906	MALE	1995
	ሴት	25,752,025	3,634,463	29,386,488	FEMALE	
	ጠቅላይ	52,200,099	6,841,295	59,041,394	TOTAL	
		RURAL	URBAN	TOTAL		
		POPULATION				

ከፍለ ለ-ሰለሕዘብ፣ 1980

በዚህ መጽሔት የቀረቡት የሕዝብ መረጃዎች የተገኙት በገንቦት 1976 በኢትዮጵያ የተካሄደውን የሕዝብና የቤቶች ቁጠራ ውጤት መሠረት በጣድረገ ነው። የ1980 የሕዝብ ብዛት ገምትም የተገኘው ይህንኑ የቁጠራ ውጤት በመጠቀም የሕዝብ ብዛት ተገባይ በጣድረገ ነው። በዚህ መሠረት የሰሌዳ ወር 1980 የኢትዮጵያ ጠቀላላ የሕዝብ ብዛት ገምት 48,104,875 ሲሆን ከዚህ 42,930,017 የገጠር እንዲሁም 5,174,858 የከተማ ነዋሪዎች ናቸው። በ1979 የከተማ ልማትና ቤት ሚኒስቴር በከተማነት ያወጣቸው ከተሞች ሁሉ እንደከተማ የተወሰኑ ሲሆን እነዚህም ከተሞች 322 ነበሩ።

በዚህ መጽሔት የቀረቡት ሕዝብን የሚመለከቱ መረጃዎች ቀጥሎ የመለከቱት ናቸው። በአስተዳደር አካባቢ ወይም በራስ ገዝና በአውራጃ ደረጃ የሕዝብ ብዛት በጾታ፣ የቀዳ ስፋት በኪሎ ሜትር ካራ እና በያንዳንዱ ኪሎ ሜትር በአጣካይ የሠፈረው ሕዝብ ብዛት፣ የአገሪቱ የሕዝብ ብዛት በጾታና በዕድሜ መደብ በጠቀላላ፣ በገጠርና በከተማ፣ የአስተዳደር አካባቢ ወይም ራስ ገዝ የሕዝብ ብዛት እና የከተሞች የሕዝብ ብዛት ገምት በጾታ እንዲሁም የሕዝብ ብዛት ተገባይ ናቸው። እነዚህም መረጃዎች የተሰጡት ከዚህ በታች በመለከቱት የሠንጠረዦች ዘርዘር መሠረት ነው።

ሠንጠረዥ ለ.1 የሕዝብ ብዛት በጾታ፣ የቀዳ ስፋት፣ የሠፈረው ሕዝብ ብዛት በኪሎ ሜትር ካራ፣ በአስተዳደር አካባቢ ወይም በራስ ገዝና በአውራጃ፣

ሠንጠረዥ ለ.2.1 ጠቀላላ የኢትዮጵያ ሕዝብ ብዛት በዕድሜ መደብና በጾታ፣

ሠንጠረዥ ለ.2.2 የገጠር ነዋሪ የኢትዮጵያ ሕዝብ ብዛት በዕድሜ መደብና በጾታ፣

ሠንጠረዥ ለ.2.3 የከተማ ነዋሪ የኢትዮጵያ ሕዝብ ብዛት በዕድሜና በጾታ፣

ሠንጠረዥ ለ.3 የገጠርና የከተማ ነዋሪ የሕዝብ ብዛት እና የከተማ ሕዝብ ከመቶ፣

ሠንጠረዥ ለ.4 የከተሞች የሕዝብ ብዛት በጾታና በአስተዳደር አካባቢ ወይም ራስ ገዝ፣

SECTION B. POPULATION: 1988

The population estimates in this issue are based mainly on the results of the May 1984 Population and Housing Census of Ethiopia. The population estimates for 1988 are derived by projecting the 1984 population census results. The total population of the country for July 1988 was estimated at 48,104,875 of which 42,930,107 were rural and 5,174,858 were urban population. An urban area refers to all localities that are accorded an urban status by the Ministry of Urban Development and Housing and there were a total of 322 such urban areas in 1988.

The population data in this issue include population estimates by sex, area in square kilometer and density by administrative or autonomous region and Awraja; population by sex and age-group for the total country, rural and urban areas; population distribution by autonomous or administrative region; estimated population size of towns by sex and population projection. The list of tables in which these data are presented are given below:

- | | |
|--------------------|---|
| <u>Table B.1</u> | Population estimates by sex, area, density and administrative or autonomous region. |
| <u>Table B.2.1</u> | Total population of Ethiopia by age group and sex. |
| <u>Table B.2.2</u> | Rural population of Ethiopia by age group and sex. |
| <u>Table B.2.3</u> | Urban population of Ethiopia by age group and sex. |
| <u>Table B.3</u> | Rural and urban population and proportion urban. |
| <u>Table B.4</u> | Population estimates for towns by sex and administrative or autonomous region. |

የሕዝብ ብዛት በጾታ፣ የትዳ ስፋት፣ የሰረገጫ ሕዝብ ብዛት በክሌ ሜትር ካራ፣ አስተዳደር አካባቢ ወይም በራስ ገዝና በአውራጃ፣ 1980
 POPULATION ESTIMATES BY SEX, AREA, DENSITY, ADMINISTRATIVE OR AUTONOMOUS REGION, AND AWRAJA 1988

ሠንጠረዥ ለ.1 TABLE B.1

የአስተዳደር አካባቢ /ራስ ገዝ/ና አውራጃ	የሕዝብ ብዛት			ስፋት ክሌ ሜ/ር ካራ	ከክሌ ሜ/ር ካራ የሰረገጫ
	ወንድ	ሴት	ጭማ		
አርቢ	936,312	937,946	1,874,258	23,710.3	79.0
አሜሪካ ቤረ	55,315	56,147	111,462	3,687.5	30.2
አርባ ጉጉ	75,501	74,138	149,639	1,656.3	90.3
ጭሳሎ	86,875	88,342	175,217	1,619.4	108.2
ጋሰማ	92,775	95,009	187,784	2,193.8	85.6
ገደብ	111,700	113,042	224,742	2,310.6	97.3
ጉሉልቻ	51,360	50,243	101,603	1,775.0	57.2
የሰጣ	126,114	124,086	250,200	2,280.3	109.7
መር ተ ጃጃ	72,326	71,443	143,769	1,956.3	73.5
መኳባ	59,827	60,383	120,210	1,418.8	84.7
ቨርካ	65,705	65,589	131,294	1,456.3	90.2
ሱዳ	52,378	53,034	105,412	1,312.5	80.3
ጢቻ	86,436	86,490	172,926	2,043.8	84.6
አሰብ	217,338	208,796	426,134	69,786.5	6.1
አርአታ	18,907	18,248	37,155	10,768.4	3.5
አሰብ ዙሪያ	43,661	41,147	84,808	12,433.7	6.8
አውሃ	93,196	89,484	182,680	16,529.6	11.1
አዲ	26,828	25,808	52,636	17,012.2	3.1
መርሃ ፋጡማ	20,979	20,303	41,282	6,207.8	6.7
ሚሊ	13,767	13,806	27,573	6,834.8	4.0
አሰባ	255,564	241,627	497,191	23,067.3	21.6
ቤጊ	70,357	73,028	143,385	4,702.8	30.5
ቤንሻንጉል	18,623	16,489	35,112	5,068.8	6.9
ድል	62,433	55,284	117,717	5,479.2	21.5
ጊዳማ	28,565	27,505	56,070	2,639.3	21.2
መኳቢቤ	75,586	69,321	144,907	5,177.2	28.0
ባሌ	453,517	469,224	922,741	67,329.6	13.7
ዳሎ	24,063	24,551	48,614	6,154.5	7.9
ጋሠራ ጉሉልቻ	48,335	47,447	95,782	3,059.3	31.3
ገናሌ	114,835	116,851	231,686	4,063.9	57.0
ጊኒር	46,427	46,814	93,241	2,010.6	46.4
	MALE	FEMALE	TOTAL	AREA IN sq. km.	DENSITY
	POPULATION				ADMINISTRATIVE/ AUTONOMOUS REGION AND AWRAJA

የሕዝብ ብዛት በጾታ፣ የቀዳ በፋት፣ የሰፈረው ሕዝብ ብዛት በክሌ ሜትር ካራ፣ አስተዳደር አካባቢ ወይም በራስ ገዝና በአውራጃ፣ 1980
 POPULATION ESTIMATES BY SEX, AREA, DENSITY, ADMINISTRATIVE OR AUTONOMOUS REGION, AND AWRAJA 1988

ሠንጠረዥ ለ.1 TABLE B.1

የአስተዳደር አካባቢ /ራስ ገዝ/ና አውራጃ	የሕዝብ ብዛት			በፋት ክሌ ሜ/ር ካራ	በክሌ ሜ/ር ካራ የሠፈረው	
	ወንድ	ሴት	ጭምር			
<u>ባሌ / የተጠለ /</u>						
ገራ	31,256	33,400	64,656	4,510.1	14.3	BALE (CONTD.)
ገራ ዳምቤ	9,818	10,458	20,276	7,131.1	2.8	GORO
ሀረና	28,465	29,073	57,538	4,081.2	14.1	GURA DAMOLE
ሆራ	38,886	42,317	81,203	2,214.4	36.7	HARENA
መዳ ወለባ	13,974	14,810	28,784	9,433.3	3.1	HORA
መንደዩ	68,992	73,656	142,648	2,898.5	49.2	MEDA WELABO
ራይ ት	6,861	7,063	13,924	6,139.4	2.3	MENDEYO
ሰወይና	8,222	8,499	16,721	9,476.3	1.8	RAYITU
ሞላ	13,383	14,285	27,668	6,157.2	4.5	SEWEYINA
						WABE
<u>ቦረና</u>	315,275	313,722	628,997	94,017.8	6.7	BORENA
አረራ	19,317	19,552	38,869	10,660.3	3.6	ARERO
ቦርጃ	16,007	16,330	32,337	1,590.7	20.3	BURJI
ዳሌ ለዶ	18,790	19,514	38,304	9,637.6	4.0	DOLO ODO
ዳራ	38,428	35,143	73,571	12,068.7	6.1	DIRE
ዘገራ ማር ያም	114,238	111,979	226,217	4,962.8	45.6	HAGERE MARIAM
ሲባን	55,456	57,521	112,977	216,950.6	0.5	LIBEN
ሞያሌ	14,228	14,367	28,595	16,429.8	1.7	MOYALE
ተልተሌ ያቤሌ	38,811	39,316	78,127	17,017.4	4.6	TELTELE YABELO
<u>ደራዳዋ</u>	225,338	222,011	447,349	29,244.5	15.3	DIRE DAWA
ዳላ ገላ	13,145	12,327	25,472	7,199.5	3.5	ADI GALA
አይባ	48,988	46,439	95,427	7,164.6	13.3	AYSHA
ደንበል	15,813	14,829	30,642	3,857.4	7.9	DENBEL
ደራዳዋ	89,565	93,623	183,188	2,430.4	75.4	DIRE DAWA
አረር	20,525	19,809	40,334	1,566.8	25.7	ERER
ገብሌሉ	37,302	34,984	72,286	7,025.8	10.3	GEBLELO
<u>ደር ትራ</u>	1,477,352	1,481,415	2,958,767	93,679.0	31.6	ERITREA
ዳላ ዋይህ	61,534	59,675	121,209	2,011.0	60.3	ADI KEYIH
ዳላ ገላ	63,872	61,369	125,241	2,600.5	48.2	ADI KWALA
አፍአበት	58,439	58,547	116,986	4,766.1	24.5	AFABET
አቶር ዳት	43,281	43,936	87,217	7,093.5	12.3	AKORDAT
ዳረዛ	55,192	52,583	107,775	3,483.1	30.9	AREZA
ባረን ት	43,262	43,740	87,002	3,103.5	28.0	BARENTU
	MALE	FEMALE	TOTAL	AREA IN sq. km.	DENSITY	ADMINISTRATIVE/ AUTONOMOUS REGION AND AWRAJA
	POPULATION					

የሕዝብ ብዛት በጾታ፣ የቆይታ አካባቢ፣ ስፋት፣ የሰፈረው ሕዝብ ብዛት በክፍለ ግዛት፣ አስተዳደር አካባቢ ወይም በራስ ገዝና በአውራጃ፣ 1980
 POPULATION ESTIMATES BY SEX, AREA, DENSITY, ADMINISTRATIVE OR AUTONOMOUS REGION, AND AWRAJA 1988

ሠንጠረዥ ለ.1 TABLE B.1

የአስተዳደር አካባቢ /ራስ ገዝ/ና አውራጃ	የሕዝብ ብዛት			ስፋት ኪ.ሜ.ሜ/ር	በክፍለ ግዛት ኪ.ሜ.ሜ/ር	
	ወንድ	ሴት	ጠቅላይ			
<u>ኦሮሚያ / የቀጠለ /</u>						<u>ERITREA (CONTD.)</u>
ደቡብ ወንጌ	250,922	272,280	523,202	720.5	726.1	DEBUBAWI HAMASEN
ጊንዳሳ	38,450	37,456	75,906	1,651.3	46.0	GINDAI
ሰፊሰፊ	69,586	69,714	139,300	966.0	144.2	HALHAL
ኢላበር ዕዳ	50,327	50,419	100,746	1,372.4	73.4	ILABERIED
ታምባዋ	50,685	50,778	101,463	2,688.6	37.7	KAMCHIWA
ቻርራ	27,408	27,458	54,866	7,436.2	7.4	KARORA
ክረን	34,123	36,412	70,535	1,177.1	59.9	KEREN
ክርክበት	30,391	30,448	60,839	14,406.7	4.2	KERKEBET
ኪረ	13,944	13,970	27,914	5,767.4	4.8	KERU
ቀይ ባሕር	23,348	23,251	46,599	1,575.0	29.6	KEY BAHIR
መንደራዊ ደባር ዋ	97,987	95,218	193,205	2,061.0	93.7	MENDEFERA DIBARWA
መንገድ	42,055	42,134	84,189	1,325.3	63.5	MENSURA
ምዕራብ ሰማሴን	66,603	63,455	130,058	1,399.3	92.9	MIRAB HAMASEN
ናቀፋ	40,344	40,419	80,763	4,434.6	18.2	NAKFA
አምሸጅር	27,819	27,938	55,757	5,816.4	9.6	OMHAJER
ሰገንጃይ ተደባሳቢ	71,523	70,144	141,667	2,782.3	50.9	SEGENYITI DEKEMEHAARE
ሰሜን ሰማሴን	70,450	67,117	137,567	1,798.5	76.5	SEMEN HAMASEN
ሰንገራ	59,108	57,000	116,108	2,588.9	44.8	SENAFE
ሰምባቶ	29,861	29,989	59,850	3,305.0	18.1	SHAMBUKO
ተሰንይ	29,473	29,893	59,366	5,828.2	10.2	TESENEY
ዛላ	27,365	26,072	53,437	1,478.8	36.1	ZULA
<u>ጋምቤላ</u>	87,395	82,130	169,525	26,065.1	6.5	<u>GAMBELLA</u>
አቦቦ	14,480	13,925	28,405	2,437.8	11.7	ABOBO
አካባ	7,518	7,618	15,136	4,473.2	3.4	AKOBO
አንፋሎ	30,773	27,271	58,044	1,788.9	32.4	ANFILO
ባሮ	15,560	15,474	31,034	5,053.6	6.1	BARO
ጋጎና ጆር	10,238	9,565	19,803	9,905.0	2.0	GOGNA JOR
ጃካዎ	8,826	8,277	17,103	2,406.7	7.1	JIKAWO
	MALE	FEMALE	TOTAL	AREA IN sq. km.	DENSITY	ADMINISTRATIVE/ AUTONOMOUS REGION AND AWRAJA
	POPULATION					

የሕዝብ ብዛት በጾታ፣ የቶዳ ስፋት፣ የሰፈረው ሕዝብ ብዛት በኪሎ ሜትር ካራ፣ አስተዳደር አካባቢ ወይም በራስ ገዝና በአውራጃ፣ 1980
 POPULATION ESTIMATES BY SEX, AREA, DENSITY, ADMINISTRATIVE OR AUTONOMOUS REGION, AND AWRAJA 1988

ወንጠረዥ ለ.1 TABLE B.1

የአስተዳደር አካባቢ /ራስ ገዝ/ና አውራጃ	የሕዝብ ብዛት			በፋት ኪሎ ሜ/ር ካራ	በኪሎ ሜ/ር ካራ የወፈረጭ	
	ወንድ	ሴት	ጊሮ			
<u>ሰሜን ኅንደር / የተጠለ/</u>						<u>NORTHERN GONDAR (CONTD.)</u>
ታች አር ማጭሆ	27,700	26,085	53,785	3565.83	15.1	TACH ARMACHIHO
ጠገዳ	39,892	37,403	77,295	4514.84	17.1	TEGEDE
ወገራ	119,764	120,165	239,929	3470.82	69.1	WEGERA
ወሉ ታይት	38,400	35,999	74,399	5292.86	14.1	WELKAYIT
<u>ደቡብ ንንደር</u>						<u>SOUTHERN GONDAR</u>
በለሣ	836,714	788,777	1,625,491	17,078.5	95.2	BELESA
ዳራ	45,561	47,224	92,785	2,390.2	38.8	DERA
ዳርጣ	93,388	86,761	180,149	1,654.4	108.9	FARTA
ፍገራ	110,945	107,342	218,287	1,196.6	182.4	FOGERA
ጋይንት	83,631	78,970	162,601	1,174.1	138.5	GAYINT
ሉብናት	115,046	108,555	223,601	2,245.8	99.6	IBINAT
ሉብ ቲ	65,984	64,390	130,374	2,268.5	57.5	ISTE
ሊባ ከምክም	139,805	123,874	263,679	2,350.7	112.2	LIBO KEMKEM
ሰማዳ	87,578	85,029	172,607	1,633.9	105.6	SEMADA
	94,776	86,632	181,408	2,164.3	83.8	
<u>ምሥራቅ ስረርጌ</u>						<u>EASTERN HARARGE</u>
አቀረ	1,231,198	1,179,765	2,410,963	90,599.9	26.6	AWARE
በዳና	52,152	50,867	103,019	8,223.1	12.5	BEDENO
ቦር ታ	74,995	71,473	146,468	1,093.5	133.9	BURKA
ደጋጠቦር	31,681	30,336	62,017	9,645.7	6.4	DEGAHABUR
ፈዳሳ	99,045	96,752	195,797	13,224.7	14.8	FEDIS
ጋራ-ሙሉ ታ	51,879	48,476	100,355	2,184.0	46.0	GARA MULETA
ገር ሴም	93,739	82,912	176,651	1,562.4	113.1	GURSUM
ሰረር ዙሪያ	75,376	70,974	146,350	3,989.5	36.7	HARER ZURIA
ደብጋ	208,695	206,280	414,975	1,287.7	322.3	JIJIGA
ክምብላታ	101,649	97,681	199,330	6,474.0	30.8	KOMBOLCHA
ቀብሪ በያህ	79,745	76,430	156,175	1,041.2	150.0	KEBRI BEYAH
ጠልካ በሌ	23,956	22,814	46,770	5,049.7	9.3	MELKA BELO
ጠዳ ቦር ታ	16,618	15,940	32,558	1,493.9	21.8	MEYU BURKA
ምሥራቅ ጋሽም	19,648	19,425	39,073	8,554.5	4.6	MISRAK GASHAMO
ነጎብ	14,921	14,553	29,474	14,767.4	2.0	NEGOB
ወበራ	66,936	65,286	132,222	10,252.1	12.9	WEBERA
	220,163	209,566	429,729	1,756.4	244.7	
	MALE	FEMALE	TOTAL	AREA IN sq. km.	DENSITY	ADMINISTRATIVE/ AUTONOMOUS REGION AND AWRAJA
	POPULATION					

የሕዝብ ብዛት በጾታ፣ የጾታ ስፋት፣ የሰረጸው ሕዝብ ብዛት በክፍል ሜትር ካራ፣ አስተዳደር አካባቢ ወይም በራስ ገዝና በአውራጃ፣ 1980
 POPULATION ESTIMATES BY SEX, AREA, DENSITY, ADMINISTRATIVE OR AUTONOMOUS REGION, AND AWRAJA 1988

ሠንጠረዥ ለ.1 TABLE B.1

የአስተዳደር አካባቢ /ራስ ገዝ/ ና አውራጃ	የሕዝብ ብዛት			በፋት ክፍል ሜ/ር ካራ	በክፍል ሜ/ር ካራ የሠረጸው	
	ወንድ	ሴት	ጭምር			
<u>ምሥራቅ ጌጃም</u>	747,654	728,816	1,476,470	13,936.4	105.9	EASTERN GOJJAM
ብቻኛ	131,799	125,314	257,113	2,248.1	114.4	BICHENA
ደጀን ሉማሜ	127,413	124,656	252,069	2,183.5	115.4	DEJEN LUMAME
ገዛ ሴቦን	106,472	109,398	215,870	2,182.1	98.9	GOZA LIBEN
አናርጃ አናውጋ	55,996	55,228	111,224	876.5	126.9	INARJ ENAWGA
አነሴ	97,916	90,707	188,623	2,027.4	93.0	INESE
ማቻ ቢናን	115,232	112,919	228,151	2,536.3	90.0	MACHA SINAN
ሞጣ	112,826	110,594	223,420	1,882.5	118.7	MOTA
<u>የምዕራብ ጌጃም</u>	973,191	946,927	1,920,118	17,288.8	111.1	WESTERN GOJJAM
አቸፈር	89,495	82,805	172,300	2,147.1	80.2	ACHEFER
አንክሻ ባንጃ	86,344	83,090	169,434	1,318.4	128.5	ANKESHA BANJA
ባሰር ዳር	112,140	112,740	224,880	1,980.0	113.6	BAHIR DAR
ቤራ በክላ	121,001	117,830	238,831	1,429.8	167.0	BURE SEKELA
ዳንጎላ	98,862	97,136	195,998	1,581.6	123.9	DANGLA
ደጋ ዳምት	92,856	91,971	184,827	1,556.6	118.7	DEGA DAMOT
ጊጉሣ ወንበርማ	47,305	47,546	94,851	1,651.6	57.4	GWAGUSA WENBERIMA
ዳቢ ቋሪት	133,529	129,361	262,890	1,895.3	138.7	JABI KWARIT
ሜጣ	90,405	85,795	176,200	1,669.1	105.6	MECHA
ይሉማና ዲንሣ	101,254	98,653	199,907	1,411.6	141.6	YILMANA DENSA
<u>ሰሜን ጌንደር</u>	896,167	871,785	1,767,952	62,019.6	28.5	NORTHERN GONDAR
አለፋ ጠዋቂ	75,405	70,439	145,844	4,655.6	31.3	ALEFA TAKUSA
በዩዳ	25,739	25,063	50,802	1,641.6	30.9	BEYEDA
ሜልጋ	84,063	79,534	163,597	2,515.7	65.0	CHILGA
ዳብ ፀለምት	62,759	61,044	123,803	4,208.1	29.4	DIB TSELEMT
ደባር ቀ	20,080	19,760	39,840	2,390.8	16.7	DEBARK
ደንቢያ	94,041	88,206	182,247	1,270.8	143.4	DENBIYA
ጌንደር ዙሪያ	128,548	137,348	265,896	1,512.0	175.9	GONDAR ZURIA
ጃናምራ	53,796	52,382	106,178	3,940.8	26.9	JANAMORA
ቋራ	11,104	10,534	21,638	4,655.1	4.6	KWARA
ሳይ አርማቲያ	65,661	62,711	128,372	3,889.2	33.0	LAY ARMACHIHO
ሙተማ	27,349	25,956	53,305	7,208.3	7.4	METEMA
ሰቲት	21,866	19,156	41,022	5,522.8	7.4	SETIT
	MALE	FEMALE	TOTAL	AREA IN sq. km.	DENSITY	ADMINISTRATIVE/ AUTONOMOUS REGION AND AWRAJA
	POPULATION					

የሕዝብ ብዛት በጾታ፣ የቶዳ ቦፋት፣ የሰረረው ሕዝብ ብዛት በኪሎ ሜትር ካሬ፣ አስተዳደር አካባቢ ወይም በራስ ገዝና በአጠቃላይ፣ 1980
 POPULATION ESTIMATES BY SEX, AREA, DENSITY, ADMINISTRATIVE OR AUTONOMOUS REGION, AND AWRAJA 1988

ሠንጠረዥ ለ.1 TABLE B.1

የአስተዳደር አካባቢ /ራስ ገዝ/ና አጠቃላይ	የሕዝብ ብዛት			ቦፋት ኪሎ ሜ/ር ካሬ	በኪሎ ሜ/ር ካሬ የሠረረው	
	ወንድ	ሴት	ጭምር			
ምዕራብ ሰረርጌ	677,701	611,609	1,289,310	33,188.4	38.8	WESTERN HARARGE
አፍደም	42,828	41,086	83,914	5,438.0	15.4	AFDEM
ቦኔ ቶኒ	79,801	72,662	152,463	4,668.9	32.7	BOKE KUNI
ወርወር	220,996	207,366	428,362	2,039.7	210.0	CHERCHER
ዳሮላቤ	39,424	37,650	77,074	4,434.1	17.4	DAROLEBU
ገዳኔ	49,392	43,444	92,836	9,240.6	10.0	GEWANE
ሰብሮ	119,317	110,816	230,133	2,508.1	91.8	HABRO
መካከለኛ ኦሞ	57,649	34,742	92,391	3,783.6	24.4	MEKAKELEGNA AWASH
መብላ	68,294	63,843	132,137	1,075.6	122.9	MESELA
ኢሉባቦር	1,363,616	1,345,614	2,709,230	35,059.2	77.3	ILLUBABOR
ቡኖ	86,495	87,529	174,024	3,186.8	54.6	BUNO
ዳሪመ	69,992	71,300	141,292	2,065.8	68.4	DARIMU
ደዲሣ	52,174	52,618	104,792	1,348.5	77.7	DEDESA
ገባ	83,027	83,124	166,151	2,248.4	73.9	GEBE
ጊቤ	116,866	116,100	232,966	2,711.7	85.9	GIBE
ጊራ	46,887	49,829	96,716	2,478.0	39.0	GORE
ሰሎ ቦራ	28,272	29,524	57,796	1,541.9	37.5	HALO BURE
ሊሙ	136,055	129,940	265,995	2,266.7	117.4	LIMU
ሊሙ ከሰ	82,780	80,887	163,667	2,770.5	59.1	LIMU KOSA
ሊሙ በታ	65,149	63,665	128,814	2,635.4	48.9	LIMU SEKA
ማና ቶርሣ	159,033	156,019	315,052	1,373.4	229.4	MANA KERSA
ሞሃ ሰፔ	27,014	27,948	54,962	1,293.8	42.5	MOKO SACHI
ናዳ ዲደ	177,117	167,555	344,672	3,048.5	113.1	NADA DEDO
ሰታ ወቶርሳ	110,840	108,320	219,160	1,718.8	127.5	SEKA CHEKORSA
ሲገም ሰጠማ	68,828	69,583	138,411	3,119.3	44.4	SIGMO SETEMA
ሰር	53,087	51,673	104,760	1,207.1	86.8	SORE
ክፋ	507,335	492,967	1,000,302	40,083.2	25.0	KEFFA
ቤሮሻሻ	13,095	12,113	25,208	5,053.0	5.0	BEROSHASHA
ቦንጋ	92,050	91,390	183,440	2,449.8	74.9	BONGA
ዲቻ	45,586	46,157	91,743	2,889.6	31.7	DECHA
ጊሻ	46,209	45,912	92,121	2,160.7	42.6	GESHA
ጊሚራ	82,519	76,630	159,149	7,383.4	21.6	GIMIRA
	MALE	FEMALE	TOTAL	AREA IN sq. km.	DENSITY	ADMINISTRATIVE/ AUTONOMOUS REGION AND AWRAJA
	POPULATION					

የሕዝብ ብዛት በጾታ፣ የቶዳ ስፋት፣ የሰፈረው ሕዝብ ብዛት በክሌ ማኅተ ስራ፣ አስተዳደር አካባቢ ወይም በራስ ገዝና በአጭራጃ፣ 1980
 POPULATION ESTIMATES BY SEX, AREA, DENSITY, ADMINISTRATIVE OR AUTONOMOUS REGION, AND AWRAJA 1988

ሠንጠረዥ ለ.1 TABLE B.1

የአስተዳደር አካባቢ /ራስ ገዝ/ና አጭራጃ	የሕዝብ ብዛት			ስፋት ክሌ ሜ/ር ካራ	በክሌ ሜ/ር ካራ የሠፈረው		
	ወንድ	ሴት	ድምር				
<u>ክፍ. / የጠባባ /</u>							
ጉደብ	83,573	80,885	164,458	2,568.7	64.0	KEFFA (CONTD.)	
ጉልዳፃ	49,277	47,727	97,004	2,053.1	47.2	GOJEB	
ማጄ	16,837	17,322	34,159	8,930.5	3.8	GOLDIYA	
ሞቻ	23,109	22,757	45,866	1,686.6	27.2	MAJI	
ሰሌ ናኖ	12,258	12,754	25,012	3,420.4	7.3	MOCHA	
የሺ	42,822	39,320	82,142	1,487.4	55.2	SELENONO	
						YEKI	
<u>መተክል</u>	184,273	177,911	362,184	30,480.6	11.9	METEKEL	
ዳንገር	62,939	59,509	122,448	6,243.6	19.6	DANGUR	
ዳባጤ	25,145	24,953	50,098	2,877.2	17.4	DIBATI	
ገባ	5,630	4,518	10,148	8,894.2	1.1	GUBA	
ማንዳራ 232	64,218	61,835	126,053	2,709.8	46.5	MANDURA GWANGWA	
ወንበራ	26,341	27,096	53,437	9,755.8	5.5	WENBERA	
<u>ሶጋዴን</u>	400,856	390,557	791,413	179,327.3	4.4	OGADEN	
አፍቄ	12,785	12,428	25,213	8,914.7	2.8	AFKER	
ባራ	16,541	16,080	32,621	12,336.5	2.6	BARE	
ቦሀ	27,380	26,687	54,067	14,242.4	3.8	BOH	
ዳኖት	14,363	14,000	28,363	10,091.9	2.8	DANOT	
ደሎ ባይ	12,210	11,870	24,080	634,302.0	0.0	DOLO BAY	
ገባዴን	36,294	35,375	71,669	8,001.3	9.0	GELADIN	
ጌዴ	30,412	29,782	60,194	17,566.1	3.4	GODE	
ቀባፍ	39,198	38,181	77,379	9,727.2	8.0	KELAFO	
ቆራሂ	25,871	25,216	51,087	17,271.6	3.0	KORAHE	
መሰታሂል	38,848	37,865	76,713	9,036.3	8.5	MUSTAHIL	
ሰረር	16,849	16,379	33,228	7,052.5	4.7	SERER	
ሸባሌ	41,693	40,566	82,259	14,034.7	5.9	SHEBELE	
ሺላቦ	24,916	24,285	49,201	9,006.4	5.5	SHILABO	
ወለወለ	46,401	45,226	91,627	25,273.4	3.6	WELWEL	
ወይብ	17,095	16,617	33,712	10,429.5	3.2	WEYIB	
	MALE	FEMALE	TOTAL	AREA IN sq. km.	DENSITY	ADMINISTRATIVE/ AUTONOMOUS REGION AND AWRAJA	
	POPULATION						

የሕዝብ ብዛት በጾታ፣ የቶዳ ቦፋት፣ የሰፈረጭ ሕዝብ ብዛት በኪሎ ሜትር ካራ፣ አስተዳደር አካባቢ ወይም በራስ ገዝና በአጠቃላይ፣ 1980
 POPULATION ESTIMATES BY SEX, AREA, DENSITY, ADMINISTRATIVE OR AUTONOMOUS REGION, AND AWRAJA 1988

ሠንጠረዥ ለ.1 TABLE B.1

የአስተዳደር አካባቢ /ራስ ገዝ/ና አጠቃላይ	የሕዝብ ብዛት			ቦፋት ኪሎ ሜ/ር ካራ	በኪሎ ሜ/ር ካራ የሠፈረጭ	
	ወንድ	ሴት	ጭምር			
በሜን ስም	1,331,080	1,321,335	2,652,415	29,922.7	88.6	NORTHERN OMO
አርባ ምንጭ ዙሪያ	67,037	63,727	130,764	2,086.2	62.7	ARBA MINCH ZURIA
ቦንኪ መሰኪት	70,388	71,342	141,730	2,564.2	55.3	BONKE MESKETO
ቦሎሶ ሰሪ	126,350	127,118	253,468	617.9	410.2	BOLOSOS SORI
ዳምታ	148,864	150,777	299,641	1,635.9	183.2	DAMOTA
ዳምታ ጋሌ	103,943	107,687	211,630	404.2	523.6	DAMOT GALE
ዳምታ ወይዳ	73,270	72,069	145,339	748.3	194.2	DAMOT WEYIDE
ሊላ	29,201	30,499	59,700	2,243.4	26.6	ELA
ጋር ዶላ	46,940	44,805	91,745	3,005.1	30.5	GARDULA
አምባ	98,163	90,654	188,817	2,023.4	93.3	KEMBA
ኪንዶ ክዳሽ	92,820	93,648	186,468	1,065.8	175.0	KINDO KOYISHA
ኮንሶ	47,730	48,858	96,588	1,730.3	55.8	KONSO
ኮይሻሃ	86,118	84,067	170,185	2,619.0	65.0	KOYISHA
ማዜ	62,343	57,882	120,225	1,819.4	66.1	MAZE
መንገድ	43,161	41,976	85,137	1,712.5	49.7	MENSA
ባታሽ	41,931	41,523	83,454	1,426.4	58.5	SATUSA
ሰራ	77,497	81,506	159,003	698.2	227.7	SURA
ሁባ ማዜ	44,024	42,709	86,733	1,770.1	49.0	UBA MAZIE
ዘንቲ	71,300	70,488	141,788	1,752.4	80.9	ZENTI
ደቡብ ስም	117,299	117,155	234,454	22,000.5	10.7	SOUTHERN OMO
ባካ ጋዘር	48,255	48,231	96,486	3,100.0	31.1	BAKO GAZER
ሐምር	17,262	17,911	35,173	7,315.7	4.8	HAMMER
ክራዝ	24,891	23,231	48,122	4,282.0	11.2	KURAZ
ሲላማጌ	3,352	3,645	6,997	3,860.5	1.8	SALAMAGO
ወይዘ	23,539	24,137	47,676	3,442.3	13.9	WAYITO
በሜን ሸዋ	1,120,504	1,113,563	2,234,067	27,029.6	82.7	NORTHERN SHEWA
አብቸና ጠራ	106,988	106,790	213,778	2,352.5	90.9	ABICHUNA TERA
ቡሉጋ	33,114	31,787	64,901	1,186.7	54.7	BULGA
ቡራ ሞዳይት	8,519	8,509	17,028	2,566.3	6.6	BURE MODAYITU
ደብረ ሊባኖስ	87,772	86,893	174,665	1,795.7	97.3	DEBRE LIBANOS
ደራ	67,681	62,829	130,510	1,545.5	84.4	DERA
	MALE	FEMALE	TOTAL	AREA IN sq. km.	DENSITY	ADMINISTRATIVE/ AUTONOMOUS REGION AND AWRAJA
	POPULATION					

የሕዝብ ብዛት በጾታ፣ የቀዳ ስፋት፣ የሰፈረገገው ሕዝብ ብዛት በኪሎ ሜትር ካሬ፣ አስተዳደር አካባቢ ወይም በራስ ገዝና በአጭራጃ፣ 1980
 POPULATION ESTIMATES BY SEX, AREA, DENSITY, ADMINISTRATIVE OR AUTONOMOUS REGION, AND AWRAJA 1988

ሠንጠረዥ ለ.1 TABLE B.1

የአስተዳደር አካባቢ /ራስ ገዝ/ና አጭራጃ	የሕዝብ ብዛት			በፋት ኪሎ ሜ/ር ካሬ	በኪሎ ሜ/ር ካሬ የሠፈረገገ	
	ወንድ	ሴት	ጭማር			
በሜን ሸዋ / የቀጠለ / ኢፍራታና ጥሙጋ	93,844	94,618	188,462	1,828.8	103.1	NORTHERN SHEWA (CONTD.)
ጃርቦ አቦቴ	92,917	93,616	186,533	2,097.3	88.9	EFRATANA TIMUGA
ጃሩ	74,638	67,174	141,812	1,385.5	102.4	JARSO ABOTE
መንዝ ጊራ ምዳር	82,076	83,702	165,778	2,410.8	68.8	JIRU
መርሳቤቴ	46,404	46,061	92,465	880.6	105.0	MENZ GERA MIDER
መዘዘ ማማ ምዳር	54,455	55,358	109,813	1,230.0	89.3	MERHABETE
ሚዳ	42,532	43,235	85,767	1,058.9	81.0	MEZEZO MAMA MIDER
ሰላላ	125,302	126,159	251,461	1,887.0	133.3	MIDA
ተገላት	126,107	127,591	253,698	2,491.7	101.8	SELALE
ይፋት	78,155	79,241	157,396	2,312.4	68.1	TEGULET
						YIFAT
ምሥራቀ ሸዋ	443,586	435,240	878,826	12,754.1	68.9	EASTERN SHEWA
አዳክ	127,683	129,074	256,757	2,314.8	110.9	ADA
አዳማ ቦበት	154,207	156,342	310,549	2,060.1	150.7	ADAMA BOSET
ዲሊቻ	11,206	11,197	22,403	2,427.9	9.2	DULECHA
ፈንታሌ	49,718	44,253	93,971	3,544.5	26.5	FENTALE
ሎሜ ቦራ	57,237	56,860	114,097	1,390.3	82.1	LOME BORA
ሸንክራ ምንጃር	43,535	37,514	81,049	1,016.4	79.7	SHENKORA MINJAR
አዲስ አበባ	1,069,128	1,139,495	2,208,623	5,187.6	425.8	ADDIS ABABA
አዲስ አበባ ከተማ	78,167	75,927	154,094	3.3	46,695.2	ADDIS KETEMA
አታቺ	22,340	22,134	44,474	601.2	74.0	AKAKI
ዓለም ገና	51,464	52,488	103,952	1,020.1	101.9	ALEM GENA
አራዳ	69,500	76,425	145,925	6.9	21,148.6	ARADA
በረሀ	33,908	33,951	67,859	751.5	90.3	BEREH
በቦታ	34,442	37,498	71,940	101.6	707.9	BESEKA
ቦሌ	42,108	47,234	89,342	104.8	852.7	BOLE
አንጾጃ	90,183	96,743	186,926	32.4	5,778.2	ENTOTO
ጊሊሊ	67,485	71,939	139,424	23.7	5,875.4	GULELE
ቀጠላ	48,739	55,533	104,272	4.1	25,308.7	KETCHENE
ክር ቶቦ	68,633	76,457	145,090	10.0	14,494.5	KIRKOS
ኮሊፊ	87,776	89,920	177,696	16.9	10,527.0	KOLFE
ቦተቤ	12,189	12,114	24,303	89.6	271.3	KOTEBE
	MALE	FEMALE	TOTAL	AREA IN sq. km.	DENSITY	ADMINISTRATIVE/ AUTONOMOUS REGION AND AWRAJA

የሕዝብ ብዛት በጾታ፣ የዋና ቦሎቶች፣ የሰፈራው ሕዝብ ብዛት በክፍለ ግዛት፣ አስተዳደር አካባቢ ወይም በራስ ገዛና በአውራጃ፣ 1980
 POPULATION ESTIMATES BY SEX, AREA, DENSITY, ADMINISTRATIVE OR AUTONOMOUS REGION, AND AWRAJA 1988

ሠንጠረዥ ለ.1 TABLE B.1

የአስተዳደር አካባቢ /ራስ ገዛ/ና አውራጃ	የሕዝብ ብዛት			ቦሎቶ ክፍለ ግዛት	በክፍለ ግዛት ላይ የሠፈረው	
	ወንድ	ሴት	ጠቅላይ			
<u>አዳሲ አበባ / የተጠለ/</u>						
ፈይታ	75,444	82,278	157,722	70.7	2,230.9	ADDIS ABABA (CONTD.)
ንፋስ በሌክ	55,012	60,566	115,578	48.1	2,405.4	LEDETA
ቤሌሌታ	57,532	58,464	115,996	1,715.2	67.6	NEFAS SILK
ተክለ ሃይማኖት	78,239	83,248	161,487	3.9	41,944.7	SULULTA
ወለሙራ	46,065	48,178	94,243	567.9	166.0	TEKLE HAIMANOT
ናካ	49,902	58,398	108,300	15.8	6,854.4	WELMERA
						YEKA
<u>ምዕራብ ቨኞ</u>	1,261,671	1,292,146	2,553,817	23,217.7	110.0	WESTERN SHEWA
አምባ	98,763	106,877	205,640	2,088.3	98.5	AMBO
በቸ	130,044	118,449	248,493	2,176.9	114.1	BECHO
ቸሀ	115,190	113,674	228,864	1,422.1	160.9	CHEHA
ወሊያ	116,431	116,377	232,808	2,609.6	89.2	CHELIYA
ደንዲ	167,063	174,183	341,246	3,343.1	102.1	DENDI
ገንደበረት	58,995	63,971	122,966	2,369.0	51.9	GINDE BERET
ገመር	107,182	118,227	225,409	667.0	337.9	GUMER
አኒምርና ኡነር	80,270	81,620	161,890	1,107.5	146.2	INEMORENA ENER
ሲካና ወለኒ	88,890	94,566	183,456	1,097.3	167.2	IJANA WELENE
ጃባት	67,508	67,189	134,697	1,842.4	73.1	JIBAT
ሜታ ቦርጋ	84,303	82,596	166,899	1,821.1	91.6	META BERGA
ወንጧ	147,032	154,417	301,449	2,673.3	112.8	WENCHI
<u>ደቡብ ቨኞ</u>	1,388,896	1,424,918	2,813,814	16,799.0	167.5	SOUTHERN SHEWA
አዳማ ቱሎ	73,514	75,991	149,505	2,183.3	68.5	ADAMITULU
አላባ ቢራር	142,746	145,758	288,504	2,614.7	110.3	ALABA SIRARO
አንጋሳ	61,850	64,456	126,306	435.2	290.2	ANGACHA
ቡታጃራ	150,400	157,608	308,008	1,254.3	245.6	BUTAJIRA
ዳሎቻ ለገንፋር	98,651	103,407	202,058	1,521.0	132.8	DALOCHA LANFARO
ሰይጣን	150,816	150,912	301,728	2,142.3	140.8	HAYKOCH
ቀዳማ ጋሜላ	63,238	65,649	128,887	300.7	428.6	KEDIDA GAMELA
ክንቱ	134,298	135,841	270,139	1,176.7	229.6	KONTEB
ሊሙ	127,472	137,349	264,821	905.2	292.6	LIMU
ሎሎ ቨላቸ	111,759	114,983	226,742	1,017.6	222.8	OMO SHELEKO
ሲቲ	68,707	72,741	141,448	542.8	260.6	SIKE
ሶዶ	100,231	94,798	195,029	1,787.2	109.1	SODO
ሶሮ	105,214	105,425	210,639	918.0	229.5	SORE
	MALE	FEMALE	TOTAL	AREA IN sq. km.	DENSITY	ADMINISTRATIVE/ AUTONOMOUS REGION AND AWRAJA
	POPULATION					

የሕዝብ ብዛት በጾታ፣ የቀዳ በፋት፣ የሰፈረጭ ሕዝብ ብዛት በክሌ ሜትር ካራ፣ አስተዳደር አካባቢ ወይም በራስ ገዝና በአጭጃ፣ 1980
 POPULATION ESTIMATES BY SEX, AREA, DENSITY, ADMINISTRATIVE OR AUTONOMOUS REGION, AND AWRAJA 1988

ሠንጠረዥ ለ.1 TABLE B.1

የአስተዳደር አካባቢ /ራስ ገዝ/ና አጭጃ	የሕዝብ ብዛት			በፋት ክሌ ሜ/ር ካራ	በክሌ ሜ/ር ካራ የሠፈረጭ	
	ወንድ	ሴት	ጭምር			
ሲዳሞ	1,309,625	1,279,824	2,589,449	20,742.1	124.8	SIDAMO
አለታ ወንዶ	144,443	141,529	285,972	687.2	416.1	ALETA WENDO
አርቤገና ቦንሳ	127,545	123,725	251,270	1,187.6	211.6	ARBEGONA BONSA
አርረሃ	15,195	12,952	28,147	984.9	28.6	ARORESA
አዋሃ ዙሪያ	122,863	118,345	241,208	895.9	269.2	AWASSA ZURIA
ቡሌ ኡራጋ	99,427	99,457	198,884	1,902.6	104.5	BULE URAGA
ቦራ	34,674	35,292	69,966	1,189.2	58.8	BORE
ዳሌ	140,833	137,768	278,601	1,411.4	197.4	DALE
ገሳና	87,917	84,667	172,584	2319.6	74.4	GELANA
ሀገራ በላም	83,324	83,980	167,304	696.1	240.3	HAGERE SELAM
ኦዶ ሸክሳ	26,114	24,619	50,733	4,080.4	12.4	ODO SHAKISO
ሸበዲና	173,928	167,926	341,854	930.5	367.4	SHEBEDINO
ሃድራ አደላ	41,022	41,228	82,250	2,032.9	40.5	WADERA ADOLA
ወናጌ	124,593	125,040	249,633	1,462.9	170.6	WENAGO
ደርጋ ወፈ	87,747	83,296	171,043	960.9	178.0	YIRGA CHEFE
ትገራይ	1,315,208	1,286,507	2,601,715	53497.9	48.6	TIGRAY
አበር ገሌ	52,926	50,181	103,107	2695.4	38.3	ABERGELE
አድዋ	115,420	113,445	228,865	1352.4	169.2	ADWA
አዲያቦ	52,171	49,467	101,638	2516.5	40.4	ADI YABO
አጋሜ	87,366	86,543	173,909	2021.1	86.0	AGAME
አሙባባ ነይቲ	84,670	80,278	164,948	1020.6	161.6	AMBASENEYITE
አክሱም	88,873	87,190	176,063	2083.4	84.5	AXUM
በራሕሌና ዳሌል	47,750	45,275	93,025	7454.8	12.5	BERAHILE ENA DALUL
ቦራ ባለቀ	68,033	64,518	132,551	2944.6	45.0	BORA SELEWA
ገራዕልታ	64,283	64,103	128,386	2767.7	46.4	GERA ALTA
ሰደገቲ	12,037	11,413	23,450	1010.2	23.2	HADEGTI
ሕንጣሌና ሃጅራት	60,675	59,205	119,880	2817.4	42.5	HINTALO ENA WAJERAT
አንዳርታ	65,506	74,178	139,684	2106.2	66.3	INDERTA
ኢንትጆ	79,967	76,751	156,718	1562.1	100.3	INTICHO
ክልተ አውላላ	70,656	66,640	137,296	1424.1	96.4	KILETE AWULALO
ክልተ በሰሃ	47,355	45,258	92,613	869.7	106.5	KILETE BELESA
ናዕዲር	80,471	76,295	156,766	1315.8	119.1	NAIDER
ራያና አዘቦ	35,345	39,175	74,520	2866.1	26.0	RAYANA AZEBO
ሸሸትና ዲዲክባሳ	6,597	6,258	12,855	9700.9	1.3	SHEKHETNA DIDIGSALA
	MALE	FEMALE	TOTAL	AREA IN sq. km.	DENSITY	ADMINISTRATIVE/ AUTONOMOUS REGION AND AWRAJA
	POPULATION					

የሕዝብ ብዛት በጾታ፣ የቀዳ በፋት፣ የባረረው ሕዝብ ብዛት በክሌ ሜትር ካራ፣ አስተዳደር አካባቢ ወይም በራስ ገዝና በአውራጃ፣ 1980
 POPULATION ESTIMATES BY SEX, AREA, DENSITY, ADMINISTRATIVE OR AUTONOMOUS REGION, AND AWRAJA 1988

ሠንጠረዥ ለ.1 TABLE B.1

የአስተዳደር አካባቢ /ራስ ገዝ/ና አውራጃ	የሕዝብ ብዛት			በፋት ክሌ ሜ/ር ካራ	በክሌ ሜ/ር ካራ የሠፈረው	
	ወንድ	ሴት	ጭምር			
<u>ትግራይ / የ ተጠለ / ሸረ</u>	56,314	55,963	112,277	1,995.2	56.3	<u>TIGRAY (CONTD.)</u>
ተንቤን	100,472	97,262	197,734	1,287.6	153.6	SHIRE
ጽምብላ	38,321	37,109	75,430	1,686.2	44.7	TEMBEN
<u>ወለጋ</u>	1,162,706	1,162,135	2,324,841	42,632.0	54.5	TSIMBILA
አሙረ ሻር ቲ	29,882	30,686	60,568	2,380.3	25.4	WELLEGA
አርዶ	77,901	82,818	160,719	1,898.5	84.7	AMURU JARTE
አይራ ጉላባ	44,403	42,744	87,147	1,067.4	81.6	ARJO
ቢሳ በዩ	28,964	29,521	58,485	1,008.7	58.0	AYRA GULISO
ቦጂ	39,688	40,262	79,950	1,898.6	42.1	BILA SEYU
ዳሌ	70,402	68,231	138,633	1,140.6	121.5	BOJI
ዲጋ ስጋ	48,008	45,270	93,278	2,726.3	34.2	DALE
ጋዎ ጭ	34,318	34,284	68,602	1,615.7	42.5	DIGA SASIGA
ጊዳ ኪረሙ	47,636	45,193	92,829	2,739.2	33.9	CAWO JIMA
ጊምቢ	114,622	114,032	228,654	2,617.2	87.4	GIDA KIREMU
ጊዳረ ህመን	78,504	78,427	156,931	3,619.8	43.4	GIMBI
ጊት ዋዩ	62,193	65,342	127,535	945.9	134.8	GUDURU CHOMEN
ሀዋ ወለል	39,554	40,156	79,710	1,952.6	40.8	GUTO WAYU
ሆሮ ደንገር	70,723	70,810	141,533	2,117.7	66.8	HAWA WELEL
ዌሌም	51,979	52,955	104,934	661.9	158.5	HORO DENGORO
ላሎ የብድ	54,482	54,847	109,329	1,293.6	84.5	KELEM
ሊሙ ኳባን ት	51,574	50,344	101,918	5,721.6	17.8	LALO YUBDO
ነድ ጃርቦ	99,260	95,838	195,098	3,757.4	51.9	LIMU EBANTU
ናሌ ካባ	53,120	53,510	106,630	1,140.2	93.5	NEJO JARSO
ዋማ ቦኔያ	65,493	66,865	132,358	2,328.8	56.8	NOLE KABA
<u>በሜን ወሌ</u>	716,188	692,788	1,408,976	30,835.3	45.7	WAMA BONEYA
ደሀና	28,705	27,955	56,660	2,940.9	19.3	<u>NORTHERN WELLO</u>
ድላን ታና ዳውንት	74,074	70,202	144,276	1,667.4	86.5	DEHANA
ሳብ ታ	84,292	81,763	166,055	2,788.4	59.6	DELANTANA DAWUNT
መዩትና ዋዳባ	128,721	115,461	244,182	2,840.3	86.0	LASTA
ራደና ቆባ	138,250	137,759	276,009	9,146.0	30.2	MEKETNA WADLA
	MALE	FEMALE	TOTAL	AREA IN sq. km.	DENSITY	ADMINISTRATIVE/ AUTONOMOUS REGION AND AWRAJA
	POPULATION					

የሕዝብ ብዛት በጾታ፣ የቀዳ በፋት፣ የሰፈረው ሕዝብ ብዛት በኪሎ ሜትር ካራ፣ አስተዳደር አካባቢ ወይም በራስ ገዝና በአውራጃ፣ 1980
 POPULATION ESTIMATES BY SEX, AREA, DENSITY, ADMINISTRATIVE OR AUTONOMOUS REGION, AND AWRAJA 1988

ሠንጠረዥ ለ.1 TABLE B.1

የአስተዳደር አካባቢ /ራስ ገዝ/ና አውራጃ	የሕዝብ ብዛት			በፋት ኪሎ ሜ/ር ካራ	በኪሎ ሜ/ር ካራ የሠፈረው	
	ወንድ	ሴት	ጭምር			
<u>ሰሜን ወሎ / የተጠሰ /</u>						<u>NORTHERN WELLO (CONTD.)</u>
ሞገ	34,380	33,627	68,007	3,245.7	21.0	WAG
ወፍላ	55,927	59,769	115,696	1,673.0	69.2	WEFELA
የጁ	171,839	166,252	338,091	6,533.7	51.7	YEJU
<u>ደቡብ ወሎ</u>	1,164,284	1,161,199	2,325,483	20,702.0	112.3	<u>SOUTHERN WELLO</u>
አምባበል	146,869	144,990	291,859	1,799.5	162.2	AMBASEL
በረና	145,646	143,070	288,716	2,559.8	112.8	BORENA
ደቡብ ቋሎ	63,024	63,265	126,289	2,872.2	44.0	DEBUB KALU
ደቡ ዙሪያ	152,945	163,827	316,772	1,673.4	189.3	DESSIE ZURIA
ክላላና ለገሃዳ	111,851	111,366	223,217	2,261.4	98.7	KELELANA LEGEHIDA
ሣይንት	98,331	93,259	191,590	2,135.0	89.7	SAYNT
ሰሜን ቋሎ	215,637	208,734	424,371	2,652.8	160.0	SEMIEN KALU
ወረሃምኑ	124,072	123,076	247,148	2,651.2	93.2	WERE HIMENU
ወረኢሎ	105,909	109,612	215,521	2,096.9	102.8	WERE ILU
ጠቀላላ ጭምር	24,186,971	23,917,904	48,104,875	1,251,281.9	38.4	GRAND TOTAL
	MALE	FEMALE	TOTAL	AREA IN sq. km.	DENSITY	ADMINISTRATIVE/ AUTONOMOUS REGION AND AWRAJA
	POPULATION					

ጠቅላላ ሕዝብ ብዛት በዕድሜ መደብና በጾታ፣ 1980
 TOTAL POPULATION BY AGE GROUP AND SEX, 1988

ወንጠረዥ ለ.2.1 TABLE B.2.1

ዕድሜ	ጠቅላላ የሕዝብ ብዛት		ወንድ		ሴት		
	ቁጥር	በመቶ ሲታሰብ	ቁጥር	በመቶ ሲታሰብ	ቁጥር	በመቶ ሲታሰብ	
0-4	8,923,858	18.6	4,522,964	18.7	4,400,894	18.4	0-4
5-9	8,612,926	17.9	4,522,964	18.7	4,089,962	17.1	5-9
10-14	5,630,153	11.7	2,999,184	12.4	2,630,969	11.0	10-14
15-19	3,872,577	8.1	1,959,145	8.1	1,913,432	8.0	15-19
20-24	2,957,508	6.1	1,402,844	5.8	1,554,664	6.5	20-24
25-29	2,956,162	6.1	1,281,909	5.3	1,674,253	7.0	25-29
30-34	2,788,200	5.8	1,233,536	5.1	1,554,664	6.5	30-34
35-39	2,621,312	5.4	1,281,909	5.3	1,339,403	5.6	35-39
40-44	2,164,451	4.5	1,064,227	4.4	1,100,224	4.6	40-44
45-49	1,587,999	3.3	846,544	3.5	741,455	3.1	45-49
50-54	1,586,923	3.3	749,796	3.1	837,127	3.5	50-54
55-59	986,553	2.1	532,113	2.2	454,440	1.9	55-59
60-64	1,178,435	2.4	580,487	2.4	597,948	2.5	60-64
65-69	649,820	1.4	362,805	1.5	287,015	1.2	65-69
70-74	673,469	1.4	338,618	1.4	334,851	1.4	70-74
75-79	288,899	0.6	169,309	0.7	119,590	0.5	75-79
80 ለና በላይ	625,630	1.3	338,617	1.4	287,013	1.2	80 AND OVER
ጅምር	48,104,875	100	24,186,971	100	23,917,904	100	TOTAL
	NUMBER	PERCENT	NUMBER	PERCENT	NUMBER	PERCENT	AGE GROUP
	BOTH SEX		MALE		FEMALE		

የገጠር ነዋሪ ሕዝብ ብዛት በዕድሜ ደረጃና በጾታ፣ 1980

RURAL POPULATION BY AGE GROUP AND SEX, 1988

ሠጠረዥ ለ.2.2 TABLE B.2.2

ዕድሜ	ጠቅላላ የሕዝብ ብዛት		ወንድ		ሴት		AGE GROUP
	ቁጥር	ቦመት ሲታሰብ	ቁጥር	ቦመት ሲታሰብ	ቁጥር	ቦመት ሲታሰብ	
0-4	8,216,402	19.1	4,153,872	19.1	4,062,530	19.2	0-4
5-9	7,813,203	18.2	4,110,376	18.9	3,702,827	17.5	5-9
10-14	4,831,459	11.3	2,609,763	12.0	2,221,696	10.5	10-14
15-19	3,240,954	7.5	1,696,346	7.8	1,544,608	7.3	15-19
20-24	2,593,814	6.0	1,239,637	5.7	1,354,177	6.4	20-24
25-29	2,654,935	6.2	1,152,645	5.3	1,502,290	7.1	25-29
30-34	2,419,830	5.6	1,065,653	4.9	1,354,177	6.4	30-34
35-39	2,294,643	5.3	1,130,897	5.2	1,163,746	5.5	35-39
40-44	1,951,386	4.5	956,913	4.4	994,473	4.7	40-44
45-49	1,417,110	3.3	761,181	3.5	655,929	3.1	45-49
50-54	1,457,661	3.4	695,937	3.2	761,724	3.6	50-54
55-59	859,319	2.0	478,457	2.2	380,862	1.8	55-59
60-64	1,072,676	2.5	543,701	2.5	528,975	2.5	60-64
65-69	601,876	1.4	347,968	1.6	253,908	1.2	65-69
70-74	600,698	1.4	304,472	1.4	296,226	1.4	70-74
75-79	258,031	0.6	152,236	0.7	105,795	0.5	75-79
80 እና በላይ	623,036	1.5	347,969	1.6	275,067	1.3	80 AND OVER
ጠቅላላ	42,907,033	99.946	21,748,023	100	21,159,010	100	TOTAL
	NUMBER	PERCENT	NUMBER	PERCENT	NUMBER	PERCENT	
	BOTH SEX		MALE		FEMALE		

የከተማ ነዋሪ ሕዝብ ብዛት በዕድሜ በጾታ፣ 1980

URBAN POPULATION BY AGE GROUP AND SEX, 1988

ሠንጠረዥ ለ.2.3 TABLE B.2.3

ዕድሜ	ጠቀላላ የሕዝብ ብዛት		ወንድ		ሴት		
	ቁጥር	ቦመት ሲታሰብ	ቁጥር	ቦመት ሲታሰብ	ቁጥር	ቦመት ሲታሰብ	
0-4	765,761	14.8	387,793	15.9	377,968	13.7	0-4
5-9	818,059	15.8	409,743	16.8	408,316	14.8	5-9
10-14	768,001	14.8	370,720	15.2	397,281	14.4	10-14
15-19	576,442	11.1	253,651	10.4	322,791	11.7	15-19
20-24	344,657	6.7	148,776	6.1	195,881	7.1	20-24
25-29	304,034	5.9	121,947	5.0	182,087	6.6	25-29
30-34	338,820	6.5	151,215	6.2	187,605	6.8	30-34
35-39	309,752	6.0	141,459	5.8	168,293	6.1	35-39
40-44	214,271	4.1	112,192	4.6	102,079	3.7	40-44
45-49	162,612	3.1	85,363	3.5	77,249	2.8	45-49
50-54	159,014	3.1	70,729	2.9	88,285	3.2	50-54
55-59	112,234	2.2	48,779	2.0	63,455	2.3	55-59
60-64	104,597	2.0	43,901	1.8	60,696	2.2	60-64
65-69	73,089	1.4	31,706	1.3	41,383	1.5	65-69
70-74	60,255	1.2	24,389	1.0	35,866	1.3	70-74
75-79	31,187	0.6	14,634	0.6	16,553	0.6	75-79
80 እና በላይ	55,057	1.1	21,951	0.9	33,106	1.2	80 AND OVER
ጠቅላላ	5,197,842	100	2,438,948	100	2,758,894	100	TOTAL
	NUMBER	PERCENT	NUMBER	PERCENT	NUMBER	PERCENT	
	BOTH SEX		MALE		FEMALE		AGE GROUP

የገጠናና የከተማ ነዋሪ የሕዝብ ብዛት ለና የከተማ ሕዝብ ብዛት ክፍት 1980
 RURAL AND URBAN POPULATION AND PROPORTION URBAN, 1988

ሠንጠረዥ ለ.3 TABLE B.3

አስተዳደር አካባቢና /ራስ ገዝ	የሕዝብ ብዛት				REGION
	ጠቀላላ	የገጠና ሕዝብ	የከተማ ሕዝብ	የከተማ ሕዝብ ክፍት	
አርቢ	1,874,258	1,751,754	122,504	6.5	ARSSI
አሰብ	426,134	369,171	56,963	13.4	ASSAB
አሰባ	497,191	479,736	17,455	3.5	ASSOSA
ባሌ	922,741	841,134	81,607	8.8	BALE
ቦረና	628,997	586,425	42,572	6.8	BORENA
ድራድዋ	447,349	321,014	126,335	28.2	DIRE DAWA
ኤርትራ	2,958,767	2,509,516	449,251	15.2	ERITREA
ጋምቤላ	169,525	159,257	10,268	6.1	GAMBELLA
ምሥራቅ ጋሻም	1,476,470	1,369,732	106,738	7.2	EASTERN GOJJAM
ምዕራብ ጋሻም	1,920,118	1,784,597	135,521	7.1	WESTERN GOJJAM
ቦሜን ጌንደር	1,767,952	1,594,880	173,072	9.8	NORTHERN GONDAR
ደቡብ ጌንደር	1,625,491	1,552,505	72,986	4.5	SOUTHERN GONDAR
ምሥራቅ ሸረር ጌ	2,410,963	2,246,963	164,000	6.8	EASTERN HARARGE
ምዕራብ ሸረር ጌ	1,289,310	1,234,900	54,410	4.2	WESTERN HARARGE
ኢሌባቦር	2,709,230	2,537,174	172,056	6.4	ILLUBABOR
ክፋ መተክል	1,000,302	976,878	23,424	2.3	KEFFA
ሉጋዴን	362,184	347,236	14,948	4.1	METEKEL
ቦሜን ሰም	791,413	789,504	1,909	0.2	OGADEN
ደቡብ ሰም	2,652,415	2,548,792	103,623	3.9	NORTHERN OMO
ቦሜን ሰም	234,454	228,389	6,065	2.6	SOUTHERN OMO
ምሥራቅ ሸዋ	2,234,067	2,112,723	121,344	5.4	NORTHERN SHEWA
አዲስ አበባ	878,826	633,489	245,337	27.9	EASTERN SHEWA
ምዕራብ ሸዋ	2,208,623	410,984	1,797,639	81.4	ADDIS ABABA
ደቡብ ሸዋ	2,553,817	2,445,218	108,599	4.3	WESTERN SHEWA
ቢዳም	2,813,814	2,675,168	138,646	4.9	SOUTHERN SHEWA
ትግራይ	2,589,449	2,399,534	189,915	7.3	SIDAMO
ወለጋ	2,601,715	2,314,624	287,091	11.0	TIGRAY
ቦሜን ወሌ	2,324,841	2,203,744	121,097	5.2	WELLEGA
ደቡብ ወሌ	1,408,976	1,305,598	103,378	7.3	NORTHERN WELLO
	2,325,483	2,176,394	149,089	6.4	SOUTHERN WELLO
ጭምር	48,104,875	42,907,033	5,197,842	10.8	TOTAL
	TOTAL	RURAL	URBAN	PERCENT URBAN	
	POPULATION				

የከተሞች ሕዝብ ብዛት በጾታና በአስተዳደር አካባቢ ወይም ራስ ገዝ፣ 1980
 POPULATION ESTIMATES FOR TOWNS BY SEX AND ADMINISTRATIVE OR
 AUTONOMOUS REGION, 1988

ወንጠረዥ ለ.4 TABLE B.4

የአስተዳደር አካባቢ /ራስ ገዝ/ና ከተማ	የሕዝብ ብዛት			
	ወንድ	ሴት	ጠቅላይ	
<u>አርባ</u>				<u>ARSSI</u>
አበላ	8,104	20,702	38,806	ASSELA
አገልጅ	1,364	1,328	2,692	OGOLCHA
በቶጃ	3,089	3,274	6,363	BEKOJI
ሰገራ	1,979	2,395	4,374	SAGURE
አባባ	2,906	3,025	5,931	ASASA
ከረሶ	3,019	3,102	6,121	KOFELE
ከራ	928	1,010	1,938	KORIE
ደራ	2,657	3,143	5,800	DERA
ሀረታ	3,917	4,294	8,211	HURUTA
አተያ	2,748	3,233	5,981	ETEYA
ሰራ/ፈለገ ብርሃን/	2,602	3,050	5,652	SIRE (FELEGE BIRHAN)
ተንሣኤ ብርሃን/አቦምሳ/	4,100	4,476	8,576	TINSAE BERHAN (ABOMMSA)
አርባዩ	1,236	1,498	2,734	ARBOYE
ክርሳ	1,453	1,793	3,246	KERSA
ገሰሃ	2,360	2,857	5,217	GUBESSA
ሮባ	3,873	4,204	8,077	ROBI
ጠቅ	1,248	1,537	2,785	TICHO
ጠቅላይ /17 ከተሞች/	17,583	64,921	122,504	TOTAL (17 TOWNS)
<u>አሰብ</u>				<u>ASSAB</u>
አሰብ	20,066	18,155	38,221	ASSAB
ዱብቲ	5,229	5,364	10,593	DUBTI
አሰይታ	4,063	4,086	8,149	ASAITA
ጠቅላይ /3 ከተሞች/	29,358	27,605	56,963	TOTAL (3 TOWNS)
<u>አሰባ</u>				<u>ASSOSA</u>
ቤገ	1,232	1,274	2,506	BEGI
አሰባ	2,394	2,374	4,768	ASSOSA
ገዳሜ	1,414	1,589	3,003	GIDAME
መንዲ	3,659	3,519	7,178	MENDI
ጠቅላይ /4 ከተሞች/	8,699	8,756	17,455	TOTAL (4 TOWNS)
<u>ባሌ</u>				<u>BALE</u>
ሜና	1,660	1,598	3,258	MENA
ጋራ	1,147	1,310	2,457	JARA
ጋራ	847	1,078	1,925	GASERA
	MALE	FEMALE	TOTAL	ADMINISTRATIVE/ AUTONOMOUS REGION AND TOWN
	POPULATION			

የስተጻደር ለስተጻደር በጾታና በስተጻደር ለስተጻደር ጠቅላይ ልዩ ግዛት 1988
 POPULATION ESTIMATES FOR TOWNS BY SEX AND ADMINISTRATIVE OR
 AUTONOMOUS REGION, 1988

ጠቅላይ ል.4 TABLE B.4

የስተጻደር ለስተጻደር /ልዩ ግዛት/ ስተጻደር	የስተጻደር ጠቅላይ			
	ጠቅላይ	ሴት	ጠቅላይ	
<u>ባሌ / የተጠለ /</u>				<u>BALE (CONTD.)</u>
- ደደባ	4,770	5,152	9,922	DODOLA
- አዳባ	4,174	5,102	9,276	ADABA
- ጊኒር	4,832	5,035	9,867	GINIR
- ገር	1,773	2,148	3,921	GORRO
- ገባ	12,279	14,875	27,154	GOBA
- ሮቤ	6,646	7,181	13,827	ROBIE
ጠቅላይ /9 ስተጻደር/	38,128	43,479	81,607	TOTAL (9 TOWNS)
<u>ቦረና</u>				<u>BORENA</u>
- ሰዓሚ	1,294	1,377	2,671	SOYOMA
- ሜጋ	1,887	2,214	4,101	MEGA
- ሀገር ማርያም	4,078	4,481	8,559	HAGERE MARIAM
- ነገሌ	6,164	6,977	13,141	NEGELE
- ሞያሌ	1,875	2,166	4,041	MOYALLE
- ያቤሌ	3,779	3,535	7,314	YABELLO
- ተሌተሌ	1,316	1,429	2,745	TELTELE
ጠቅላይ /7 ስተጻደር/	20,393	22,179	42,572	TOTAL (7 TOWNS)
<u>ደገላ</u>				<u>DIRE DAWA</u>
- አይሳ	1,666	2,061	3,727	AISHA
- ደገላ	55,871	61,863	117,734	DIRE DAWA
- ጎታ/አረር/	2,360	2,514	4,874	GOTA (ERER)
ጠቅላይ /3 ስተጻደር/	59,897	66,438	126,335	TOTAL (3 TOWNS)
<u>አርቲራ</u>				<u>ERITREA</u>
- ዓዲ ቀይሀ	4,488	5,327	9,815	ADI KEYIH
- ዓዲ ከሳ	2,438	2,840	5,278	ADI KWALA
- አቶ ጻት	3,113	3,693	6,806	AKORDAT
- ባረንታ	1,342	1,639	2,981	BARENTU
- አሥመራ	152,600	178,429	331,029	ASMARA
- ጊንዳዕ	4,031	4,665	8,696	GINDAE
- ከረን	14,382	16,634	31,016	KEREN
- ምዕ ዋ/ ተይ ባሕር /	9,082	9,661	18,743	MASSAWA (KEY BAHIR)
- ዓዲ ሀገር/መንደፍራ/	6,453	7,874	14,327	ADI UGRI (MENDEFERA)
- ደባር ዋ	402	521	923	DEBARWA
- ደ ተመሰረ	3,658	4,886	8,544	DEKEMEHARE
	MALE	FEMALE	TOTAL	ADMINISTRATIVE/ AUTONOMOUS REGION AND TOWN
	POPULATION			

የከተሞች ሕዝብ ብዛት በጾታና በአስተዳደር አካባቢ ወይም ራስ ገዝ፣ 1980
 POPULATION ESTIMATES FOR TOWNS BY SEX AND ADMINISTRATIVE OR
 AUTONOMOUS REGION, 1988

ወንጠረዥ ለ.4 TABLE B.4

የአስተዳደር አካባቢ /ራስ ገዝ/ና ከተማ	የሕዝብ ብዛት			
	ወንድ	ሴት	ጠቅላይ	
<u>ኦሮሳ/የቀጠለ/</u>				<u>ERITREA (CONTD.)</u>
በገነደቲ	1,462	1,996	3,458	SEGENEYITI
በንግድ	2,033	2,622	4,655	SENAFE
ተሰነይ	1,342	1,638	2,980	TESENEY
ጠቅላይ /14 ከተሞች/	206,826	242,425	449,251	TOTAL (14 TOWNS)
<u>ጋምቤላ</u>				<u>GAMBELLA</u>
ሙገ	2,686	2,557	5,243	MUGI
ጋምቤላ	2,592	2,433	5,025	GAMBELLA
ጠቅላይ /2 ከተሞች/	5,278	4,990	10,268	TOTAL (2 TOWNS)
<u>ምሥራቅ ጌጃም</u>				<u>EASTERN GOJJAM</u>
ብቸና	4,165	5,198	9,363	BICHENA
ሊማሜ	1,848	2,264	4,112	LUMAME
ደጀን	3,800	4,725	8,525	DEJEN
ደብረ ማር ቶስ	21,837	26,606	48,443	DEBRE MARKOS
የጃቤ	1,240	1,655	2,895	YEJUBE
ደብረ ወርቅ	3,567	4,434	8,001	DEBRE WORK
መርጠ ለማር ያም	2,247	2,879	5,126	MERTO LEMARIAM
አማኑኤል	1,425	1,881	3,306	AMANUEL
ደብረ ኤልያስ	1,318	1,951	3,269	DEBRE ELIAS
ሞጣ	6,149	7,549	13,698	MOTA
ጠቅላይ /10 ከተሞች/	47,596	59,142	106,738	TOTAL (10 TOWNS)
<u>ምሥራቅ ጌጃም</u>				<u>WESTERN GOJJAM</u>
<u>ዳር ቤቲ /አቤቸካሊ/</u>	2,484	3,236	5,720	<u>DURBETE (ABECHEKLI)</u>
ገምጃ ቤት	1,533	2,261	3,794	GIMJA BET
ባህር ዳር	29,600	34,900	64,500	BAHIR DAR
ዘጌ	576	753	1,329	ZEGIE
ቡራ	4,330	5,315	9,645	BURE
ዳንግላ	5,768	7,665	13,433	DANGLA
አንጃባራ	634	848	1,482	INJIBARA
ደምበጃ	3,134	3,649	6,783	DEMBECHA
ፍኛ ተ ሰላም	4,208	5,564	9,772	FENOTE SELAM
	MALE	FEMALE	TOTAL	ADMINISTRATIVE/ AUTONOMOUS REGION AND TOWN
	POPULATION			

የከተሞች ሕዝብ ብዛት በጾታና በአስተዳደር አካባቢ ወይም ራስ ገዝ፣ 1980
 POPULATION ESTIMATES FOR TOWNS BY SEX AND ADMINISTRATIVE OR
 AUTONOMOUS REGION, 1988

ወንጠረዥ ለ.4 TABLE B.4

የአስተዳደር አካባቢ /ራስ ገዝ/ና ከተማ	የሕዝብ ብዛት			
	ወንድ	ሴት	ጊዜ	
<u>ምዕራብ ጌዳም /የተጠለ/</u>				<u>WESTERN GOJJAM (CONTD.)</u>
- ደጋ	2,291	3,093	5,384	JIGA
- መርዳዊ	2,560	3,574	6,134	MERAWI
- አዲት	3,320	4,225	7,545	ADET
ጊዜ /12 ከተሞች/	60,438	75,083	135,521	TOTAL (12 TOWNS)
<u>ቦሌን ጌዳር</u>				<u>NORTHERN GONDER</u>
- ደልጊ	1,582	1,999	3,581	DELGI
- አይክል	2,317	3,339	5,656	AYKEL
- አዲር ታይ	1,480	2,013	3,493	ADERKAI
- ማይጠምሬ	1,517	1,936	3,453	MAY TSEMRI
- ደባር ቀ	4,212	5,964	10,176	DEBARK
- ቶላ ደባ	3,218	4,651	7,869	KOLA DIBA
- ቤሂት	1,806	2,703	4,509	CHUWAHIT
- ገር ገራ	1,318	1,791	3,109	GORGORA
- ጌዳር	40,641	54,359	95,000	GONDER
- አንፍሬንዝ	1,750	2,311	4,061	INFRANZ
- ማክሰንት	1,625	2,424	4,049	MAKSEGNIT
- ትክል ደንጋይ	907	1,442	2,349	TIKIL DENGAY
- ሀመራ	5,630	6,704	12,334	HUMERA
- ደባት	3,925	5,740	9,665	DABAT
- አምባ ጌዳር ገሰ	1,441	2,327	3,768	AMBA GIORGIS
ጊዜ /15 ከተሞች/	73,369	99,703	173,072	TOTAL (15 TOWNS)
<u>ደቡብ ጌዳር</u>				<u>SOUTHERN GONDAR</u>
- ስመሲት	2,424	3,146	5,570	HAMUSIT
- አንበባሜ	875	1,156	2,031	AMBASAME
- ደብረ ታቦር	7,951	9,979	17,930	DEBRE TABOR
- ወሮታ	4,766	5,763	10,529	WEROTA
- ንፋስ መውጫ	3,124	4,323	7,447	NEFAS MEWCHA
- አብናት	3,559	5,623	9,182	IBNAT
- መካነ ኢየሱስ	3,005	4,154	7,159	MEKANE YESUS
- አዲስ ዘመን	4,664	6,230	10,894	ADDIS ZEMEN
- ወገዳ	880	1,364	2,244	WEGEDA
ጊዜ /9 ከተሞች/	31,248	41,738	72,986	TOTAL (9 TOWNS)
	MALE	FEMALE	TOTAL	ADMINISTRATIVE/ AUTONOMOUS REGION AND TOWN
	POPULATION			

የከተሞች ሕዝብ ብዛት በጾታና በአስተዳደር አካባቢ ወይም ራስ ገዝ፣ 1988
 POPULATION ESTIMATES FOR TOWNS BY SEX AND ADMINISTRATIVE OR
 AUTONOMOUS REGION, 1988

ወንጠረዥ ለ.4 TABLE B.4

የአስተዳደር አካባቢ /ራስ ገዝ/ና ከተማ	የሕዝብ ብዛት			
	ወንድ	ሴት	ጠቅላይ	
<u>ምሥራቅ ሰሜን</u>				<u>EASTERN HARERGE</u>
በዳኛ	1,602	1,737	3,339	BEDENO
ደጋሀበር	958	1,080	2,038	DEGEHABUR
ፈንታ ቦቡ	1,136	1,253	2,389	FEDIS BEKU
ገራዋ	1,906	1,917	3,823	GIRAWA
ፍንጎ ቤ	3,619	3,857	7,476	FUGNAN BIRA
ባቢሌ	1,665	1,956	3,621	BABILE
ሐረር	34,749	39,521	74,270	HARAR
የሰሜን ማያ	3,701	4,056	7,757	ALEM MAYA
አወዳይ	2,077	2,027	4,104	AWEDAY
ባቲ	1,833	1,968	3,801	BATIE
አደሌ	1,773	1,945	3,718	ADELE
ከርሳ	660	749	1,409	KERSA
ገገገ	13,595	15,510	29,105	JIJIGA
መልክ ራፍ	2,257	2,424	4,681	MELKA RAFU
ሰሜን ተባ	1,274	1,295	2,569	HARAWACHA
ደደር	2,987	3,048	6,035	DEDER
ሠላን ቶ	1,871	1,994	3,865	CHELENKO
ጠቅላይ /17 ከተሞች/	77,663	86,337	164,000	TOTAL (17 TOWNS)
<u>ምዕራብ ሰሜን</u>				<u>WESTERN HARERGE</u>
ሜሶ	1,765	1,907	3,672	MIESSO
አበበት	2,629	2,599	5,228	ASEBOT
በዳሳ	3,983	3,790	7,773	BEDESA
ሰሜን	3,916	4,230	8,146	HIRNA
አበበ ተፈሪ	8,340	9,142	17,482	ASEBE TEFERI
መገራ	1,742	1,773	3,515	MECHARA
ገሰምታ	4,345	4,249	8,594	GELEMSO
ጠቅላይ /7 ከተሞች/	26,720	27,690	54,410	TOTAL (7 TOWNS)
<u>አላባባር</u>				<u>ILLUBABOR</u>
በደሌ	4,047	4,375	8,422	BEDELE
ገጃ	1,203	1,195	2,398	GECHI
ደንቢ	1,200	1,236	2,436	DENBI
ቶታ	1,711	1,719	3,430	TOBBA
	MALE	FEMALE	TOTAL	ADMINISTRATIVE/ AUTONOMOUS REGION AND TOWN
	POPULATION			

የስተጥቅ ልዩ ግዛት በጾታ በሰው ተዳድር አካባቢ ጠይም ራስ ገዢ፣ 1980
 POPULATION ESTIMATES FOR TOWNS BY SEX AND ADMINISTRATIVE OR
 AUTONOMOUS REGION, 1988

ወንጠረዥ ለ.4 TABLE B.4

የሰው ተዳድር አካባቢ /ራስ ገዢ/ ፍ ስተጥቅ	የልዩ ግዛት			
	ግዳ	ሴት	ጠቅላይ	
<u>አላባባር / የተጠለ /</u>				ILLUBABOR (CONTD.)
✓ ያዩ	1,359	1,462	2,821	YAYU
✓ የንባባ	1,689	1,733	3,422	KUNBABE
✓ ሁረጫ	1,332	1,468	2,800	HURUMU
✓ ገራ	3,518	4,266	7,784	GORE
✓ አጋር	10,929	10,712	21,641	AGARO
✓ ጊምቢ	2,057	1,813	3,870	GIMBIE
✓ ጫጫ	1,665	1,668	3,333	CHACHA
✓ ሊሙ ገነት	2,941	2,987	5,928	LIMU GENET
✓ ሰርቦ	907	1,068	1,975	SERBO
✓ ጃማ	33,902	37,009	70,911	JIMMA
✓ የቡ	1,369	1,428	2,797	YABU
✓ ሽኪ	1,468	1,740	3,208	SHEIKI
✓ አሰንዳቦ	1,413	1,681	3,094	ASENDABO
✓ ሰታ	1,375	1,608	2,983	SEKA
✓ ሽቤ	2,007	1,582	3,589	SHEBIE
✓ ጠቅ	7,508	7,706	15,214	METTU
ጠቅላይ /2 ስተጥቅ/	83,600	88,456	172,056	TOTAL (21 TOWNS)
<u>ክፍ</u>				KEFFA
✓ ቦንጋ	3,359	3,948	7,307	BONGA
✓ ጊምቦ	927	1,229	2,156	GIMBO
✓ ሚዛን ተፈሪ	3,289	3,502	6,791	MIZAN TEFERI
✓ ማጃ	941	987	1,928	MAJJI
✓ ቲፒ	2,835	2,407	5,242	TEPPI
ጠቅላይ	11,351	12,073	23,424	TOTAL (5 TOWNS)
<u>ጠቅላይ</u>				METEKEL
✓ ጠንታ ወን	1,261	1,410	2,671	MENTA WEHA
✓ ቻገኒ	4,610	5,502	10,112	CHAGNI
✓ ደብረ-ዘይት	956	1,209	2,165	DEBRE ZEIT
ጠቅላይ /3 ስተጥቅ/	6,827	8,121	14,948	TOTAL (3 TOWNS)
<u>አጋዳን</u>				OGADEN
✓ ጌዴ/አዳዲሌ/	897	1,012	1,909	GODE(ADADILE)
ጠቅላይ /1 ስተጥቅ/	897	1,012	1,909	TOTAL (1 TOWN)
	MALE	FEMALE	TOTAL	ADMINISTRATIVE/ AUTONOMOUS REGION AND TOWN
	POPULATION			

የከተሞች ሕዝብ ብዛት በጾታና በአስተዳደር አካባቢ ወይም ራስ ገዝ፣ 1980
 POPULATION ESTIMATES FOR TOWNS BY SEX AND ADMINISTRATIVE OR
 AUTONOMOUS REGION, 1988

ሠንጠረዥ ለ.4 TABLE B.4

የአስተዳደር አካባቢ /ራስ ገዝ/ና ከተማ	የሕዝብ ብዛት			
	ወንድ	ሴት	ጭማር	
<u>ቦሌን ስም</u>				<u>NORTHERN OMO</u>
አርባ ምንጭ	11,416	12,465	23,881	ARBA MINCH
አረካ	2,570	2,809	5,379	AREKA
ቦይ	13,820	14,769	28,589	SODO
ጠበላ	795	973	1,768	TEBELA
ቦዲት	2,469	2,652	5,121	BODITI
ጊደሌ	4,981	5,767	10,748	GIDOLE
ቦሌ	1,278	1,300	2,578	BULE
ገሰባ	894	960	1,854	GESUBA
ቦተውሌ	1,250	1,372	2,622	BEKAWELE
ዋካ	1,719	1,843	3,562	WAKA
ወንቻ	2,288	2,989	5,277	CHENCHA
ባውላ	4,805	4,973	9,778	SAULA
ቦሌት	1,157	1,309	2,466	BULKI
ጭማር /13 ከተሞች/	49,442	54,181	103,623	TOTAL (13 TOWNS)
<u>ደቡብ ስም</u>				<u>SOUTHERN OMO</u>
ጊንባ	3,003	3,062	6,065	JINKA
ጭማር /1 ከተማ/	3,003	3,062	6,065	TOTAL(1 TOWN)
<u>ቦሌን ቨዋ</u>				<u>NORTHERN SHEWA</u>
ቨኛ	1,668	2,252	3,920	SHENO
ደብረ ጽጌ	1,146	1,492	2,638	DEBRE TSIGE
አራብን/አጠገብ/	2,915	3,553	6,468	EFESON (ATAYE)
ካራ ቶራ	2,217	2,792	5,009	KARA KORE
ቦንበት	1,444	1,607	3,051	SENBETIE
ገብረ ጌታ	3,756	4,981	8,737	GEBRE GURACHA
ገሀ ጽዮን	1,588	2,267	3,855	GOHA TSION
አካዋሪ	2,072	2,459	4,531	ENEWARE
መሀል ሜዳ	2,438	2,843	5,281	MEHAL MEDA
ዓለም ከተማ	3,581	4,447	8,028	ALEM KETEMA
ፍቺ	8,800	11,060	19,860	FICHE
ደብረ ብርሃን	13,706	16,484	30,190	DEBRE BIRHAN
ጊሮቤላ/አንባብር/	541	793	1,334	GOREBELA (ANKOBER)
ቨዋ ሮቢት	5,588	6,757	12,345	SHEWA ROBIT
ደብረ ሲና	2,536	3,561	6,097	DEBRE SINA
ጭማር /15 ከተሞች/	53,996	67,348	121,344	TOTAL (15 TOWNS)
	MALE	FEMALE	TOTAL	ADMINISTRATIVE/ AUTONOMOUS REGION AND TOWN
	POPULATION			

የከተሞች ሕዝብ ብዛት በጾታና በአስተዳደር አካባቢ ወይም ራስ ገዝ፣ 1988
 POPULATION ESTIMATES FOR TOWNS BY SEX AND ADMINISTRATIVE OR
 AUTONOMOUS REGION, 1988

ወንጌረዥ ለ.4 TABLE B.4

የአስተዳደር አካባቢ /ራስ ገዝ/ና ከተማ	የሕዝብ ብዛት			
	ወንድ	ሴት	ጾምር	
<u>ምሥራቅ ሸዋ</u>				<u>EASTERN SHEWA</u>
ደብረ ዘይት	30,340	35,200	65,540	DEBRE ZEIT
ዱክም	1,707	2,409	4,116	DUKEM
ናዝረት	42,746	48,229	90,975	NAZRET
ወለንጌት	4,371	5,115	9,486	WELENCHITI
ወንጌ ገዋ	16,298	15,651	31,949	WONJI SHEWA
ሸዋ ግለም ጤና	2,062	2,157	4,219	SHEWA ALEM TENA
መተሀራ	3,534	3,597	7,131	METEHARA
አዋሽ	2,514	2,843	5,357	AWASH
ሞዶ	7,980	9,340	17,320	MOJO
ቶኔ	1,802	1,895	3,697	KOKA
ግለም ጤና	2,538	3,009	5,547	ALEM TENA
ጾምር /11 ከተሞች/	115,892	129,445	245,337	TOTAL (11 TOWNS)
<u>አዲስ አበባ</u>				<u>ADDIS ABABA</u>
አዲስ አበባ ከተማ	804,784	868,276	1,673,060	ADDIS ABABA CITY
በበታ	6,955	7,603	14,558	SEBETA
ግለም ገና	1,550	1,730	3,280	ALEM GENA
ሰንዳፋ	1,837	2,233	4,070	SENDAFA
በበታ	30,952	34,101	65,053	BESEKA
ከተቤ	7,181	6,938	14,119	KOTEBE
ወንዞ	1,392	1,888	3,280	CHANCHO
ሀለታ ገነት	6,881	8,463	15,344	HOLETA GENET
ገፈር ሃ ቡራዩ	2,304	2,571	4,874	GEFERSA BURAYU
ጾምር /9 ከተሞች/	863,836	933,803	1,797,638	TOTAL (9 TOWNS)
<u>ምሥራቅ ሸዋ</u>				<u>WESTERN SHEWA</u>
ሰንገረ ሐይወት/አምቦ/	9,653	10,763	20,416	HAGERE HIWET (AMBO)
ጊደር	2,859	3,638	6,497	GUDER
ቲሉ ቦሎ	2,355	2,875	5,230	TULU BOLO
ቲጂ	791	1,016	1,807	TEJI
ወልቲጤ	4,451	4,753	9,204	WELKITE
አንድብር	845	1,079	1,924	INDIBIR
ጊደ	2,167	2,503	4,670	GEDO
ባባ ተቤ	3,391	3,914	7,305	BAKO TIBE
ኢጃጃ	2,167	2,401	4,568	EJAJI
ሸባካ	1,302	1,826	3,128	SHEBOKA
ጊንቅ	3,452	3,964	7,416	GINCHI
አዲስ ግለም	3,139	3,805	6,944	ADDIS ALEM
	MALE	FEMALE	TOTAL	ADMINISTRATIVE/ AUTONOMOUS REGION AND TOWN
	POPULATION			

የስተካኤ ስድስት ስድስት በጾታና በስተካኤ አካባቢ ወይም ራስ ገዢ 1988
 POPULATION ESTIMATES FOR TOWNS BY SEX AND ADMINISTRATIVE OR
 AUTONOMOUS REGION, 1988

ወንጌል ለ.4 TABLE B.4

የስተካኤ አካባቢ /ራስ ገዢ/ ስተካኤ	የስድስት ስድስት			
	ወንድ	ሴት	ጠቅላይ	
<u>ምዕራብ ሸዋ / የተጠለ /</u>				<u>WESTERN SHEWA (CONTD.)</u>
ወላይታ	1,833	2,429	4,262	WELENCOMI
ጆላላ / ገጽ /	1,352	1,608	2,960	JELDU (GOJJO)
ገዳማ / ወላይታ /	9,033	10,624	19,657	GHION (WOLISSO)
ገንደ	1,032	1,479	2,511	GINDO
ጠቅላይ / 16 ስተካኤ /	49,822	58,677	108,499	TOTAL (16 TOWNS)
<u>ደቡብ ሸዋ</u>				<u>SOUTHERN SHEWA</u>
መቼ	5,980	6,919	12,899	MEKI
ዘዋይ	3,156	3,337	6,493	ZEWAY
አዳማ ቱሉ	1,253	1,375	2,628	ADAMITULU
አላባ ቱላት	5,133	5,529	10,662	ALABA KULITO
ቡታገራ	7,384	7,947	15,331	BUTAJIRA
ዳሎታ	1,395	1,636	3,031	DALOCHA
ሸሸመኔ	17,892	19,654	37,546	SHASHEMENE
ነገሌ	7,890	8,621	16,511	NEGELE
ዳራማ	2,197	2,187	4,384	DURAME
ሆሳና	8,407	9,806	18,213	HOSANA
ሸሸሸት	2,531	2,595	5,126	SHINSHICHO
ሸሸ	2,699	3,123	5,822	SHONIE
ጠቅላይ / 12 ስተካኤ /	65,917	72,729	138,646	TOTAL (12 TOWNS)
<u>ሲዳሞ</u>				<u>SIDAMO</u>
አለታ ወንደ	6,133	6,218	12,351	ALETA WENDO
ተፈሪ ኪላ	1,377	1,250	2,627	TEFERI KELA
ዳዩ	2,270	2,385	4,655	DAYO
አርቢ ገና	1,026	1,097	2,123	ARBE GONA
አዋሃ	21,011	21,814	42,825	AWASSA
ወንደ ገነት	1,148	1,312	2,460	WONDO GENET
ሸሸሞ	744	725	1,469	SELOM
ቡሌ	1,390	1,403	2,793	BULE
ቦሪ	2,263	2,537	4,800	BORE
ይርገ ዓለም	11,297	11,850	23,147	YIRGA ALEM
ሸሸሸት	1,794	1,645	3,439	CHELELEKTU
ገደብ	1,452	1,440	2,892	GEDEB
ፍሸሸ ገነት	849	1,005	1,854	FESEHA GENET
	MALE	FEMALE	TOTAL	ADMINISTRATIVE/ AUTONOMOUS REGION AND TOWN
	POPULATION			

የከተሞች ሕዝብ ብዛት በጾታና በአስተዳደር አካባቢ ወይም ራስ ገዝ፣ 1988
 POPULATION ESTIMATES FOR TOWNS BY SEX AND ADMINISTRATIVE OR
 AUTONOMOUS REGION, 1988

ወንጠረዥ ለ.4 TABLE B.4

የአስተዳደር አካባቢ /ራስ ገዝ/ና ከተማ	የሕዝብ ብዛት			
	ወንድ	ሴት	ጠቅላይ	
<u>ቢዳሎ / የጠለ /</u>				<u>SIDAMO (CONTD.)</u>
ሀገረ በላም	2,086	2,223	4,309	HAGERE SELAM
አዶ ቫኪብ	4,293	4,290	8,583	ODO SHAKISO
ለኩ	4,151	4,210	8,361	LEKU
ክብረ መንገሥት	8,075	8,535	16,610	KIBRE MENGIST
ኩን ተማ	1,832	2,057	3,889	KONTOMA
ዲላ	13,848	13,077	26,925	DILLA
ወናን	1,990	2,304	4,294	WENAGO
ይርጋ ወፊ	4,735	4,774	9,509	YIRGA CHEFFE
ጠቅላይ /21 ከተሞች/	93,764	96,151	189,915	TOTAL (21 TOWNS)
<u>ትግራይ</u>				<u>TIGRAY</u>
ዓዲዋ	7,270	9,611	16,881	ADWA
ዓዲአቡን	1,696	2,436	4,132	ADIABUN
ፊማ	1,416	1,804	3,220	RAMA
ዓዲግራት	10,290	12,964	23,254	ADI GRAT
ዘላ አምበሳ	1,242	1,665	2,907	ZALANBESA
አክሱም	9,337	11,776	21,113	AXUM
ነበላት	1,573	1,993	3,566	NEBELET
ወቀሮ	6,703	8,855	15,558	WUKRO
አገሳዕ	2,978	3,444	6,422	AGULE
ዓዲባህ	1,912	2,806	4,718	ADI SHAHO
ኩቂሃ	2,615	4,066	6,681	QUIHA
መቼሌ	32,526	41,271	73,797	MEKELE
አንትጋ	1,544	1,885	3,429	INTICHO
ብዘት	2,449	2,830	5,279	BIZET
ፍሬወይኒ/ቦን ታጣ /	1,975	1,501	3,476	FEREWONI (SENKATA)
ሰውዜን	3,590	3,181	6,771	HAUZEN
ማሀበረ ጾጌ	1,517	1,922	3,439	MAHABERE TSEGIE
ማይወው	6,916	9,566	16,482	MAYCHEW
ወርወር/ወይራ ውኃ/	3,408	3,941	7,349	CHERCHER (WEIRA WEHA)
ቶርቦቴ	3,280	3,794	7,074	KORBETE
መርሃ	2,241	3,222	5,463	MERSA
አንደ ሥላሴ	6,594	8,380	14,974	INDA SELASSIE
በለክለካ	1,023	1,409	2,432	SELEKLAKA
አቢይ አዲ/ጌያ /	7,052	8,156	15,208	ABI ADDI (GUYA)
ሀገረ በላም	2,521	2,914	5,435	HAGERE SELAM
አንዳ ባጌና	3,723	4,308	8,031	INDA BAGUNA
ጠቅላይ /26 ከተሞች/	127,391	159,700	287,091	TOTAL (26 TOWNS)
	MALE	FEMALE	TOTAL	ADMINISTRATIVE/ AUTONOMOUS REGION AND TOWN
	POPULATION			

የከተሞች ሕዝብ ብዛት በጾታና በአስተዳደር አካባቢ ወይም ራስ ገዝ፣ 1980
 POPULATION ESTIMATES FOR TOWNS BY SEX AND ADMINISTRATIVE OR
 AUTONOMOUS REGION, 1988

ወንጠረዥ ለ.4 TABLE B.4

የአስተዳደር አካባቢ /ራስ ገዝ/ና ከተማ	የሕዝብ ብዛት			
	ወንድ	ሴት	ጭማር	
ወለጋ				WELLEGA
አርጾ	2,055	2,515	4,570	ARJO
ጊሊሶ	1,192	1,300	2,492	GULISSO
ጆራ	795	1,006	1,801	JERE
ቢላ	1,860	1,975	3,835	BILLA
የለም ተፈሪ	650	673	1,323	ALEM TEFERI
ታዩ	1,065	1,053	2,118	KAKIE
አያና	2,135	2,130	4,265	AYANA
ጊምቢ	8,319	8,477	16,796	GIMBI
አናንጌ	1,166	1,384	2,550	ENANGO
ጉዳ ተገይ	885	1,011	1,896	GUDATIGUY
ፊንቻ	2,241	2,619	4,860	FINCHA
ኒኬሙቴ	16,084	17,717	33,801	NEKEMTE
ሻሙቤ	5,672	4,449	10,121	SHAMBU
ሰራቶ	1,035	1,334	2,369	HARATU
ደምቢ ደሎ	8,173	8,405	16,578	DEMBI DOLLO
ነጆ	3,367	3,818	7,185	NEJO
ሲራ	2,082	2,455	4,537	SIRE
ጭማር /17 ከተሞች/	58,776	62,321	121,097	TOTAL (17 TOWNS)
ቦሜን ወሎ				NORTHERN WELLO
ወገል ጤና	1,546	2,094	3,640	WEGEL TENA
ላሊበላ	2,452	3,567	6,019	LALIBELA
ቀቦ	6,596	8,447	15,043	KOBO
አላማባ	6,251	8,484	14,735	ALAMATA
ዋጃ	1,624	2,254	3,878	WAJA
ጎብዩ	1,143	1,460	2,603	GOBYE
ሮቢት	1,667	2,093	3,760	ROBIT
ሰቆታ	2,623	4,122	6,745	SEKOTA
ኮሪም	6,733	10,397	17,130	KOREM
መርሃ	2,911	3,604	6,515	MERSSA
ወልዲያ	7,552	10,495	18,047	WOLDIYA
ወርጌሃ	2,196	3,067	5,263	URGESA
ጭማር /12 ከተሞች/	43,294	60,084	103,378	TOTAL (12 TOWNS)
ደቡብ ወሎ				SOUTHERN WELLO
ሐይቅ	2,412	3,440	5,852	HAIK
ወህላሌ	2,901	1,932	4,833	WUCHALE
	MALE	FEMALE	TOTAL	ADMINISTRATIVE/ AUTONOMOUS REGION AND TOWN
	POPULATION			

የስተጋራ ሕዝብ ብዛት በጾታና በአስተዳደር አካባቢ ወይም ራስ ገዢ፣ 1980
 POPULATION ESTIMATES FOR TOWNS BY SEX AND ADMINISTRATIVE OR
 AUTONOMOUS REGION, 1988

ሠንጠረዥ ለ.4 TABLE B.4

የአስተዳደር አካባቢ /ራስ ገዢ/፣ ስተጋራ	የሕዝብ ብዛት			
	ወንድ	ሴት	ጠቅላይ	
ደቡብ ዌሎ /የተጠለ/ መካኒ በሊም	1,570	1,978	3,548	SOUTHERN WELLO (CONTD.) MEKANE SELAM
ክሚሴ	2,474	2,928	5,402	KEMISSE
ደሴ	37,657	46,617	84,274	DESSIE
ኮምቦሊቻ	10,485	11,401	21,886	KOMBOLCHA
ባቲ	5,132	6,470	11,602	BATI
ሐርቤ	1,783	2,136	3,919	HARBU
ጥንታ	693	918	1,611	TENTA
ወረሲሉ	2,738	3,424	6,162	WERE ILU
ጠቅላይ /10 ስተጋራ/ ጠቅላላ ጠቅላይ /322 ስተጋራ/	67,845 2,438,948	81,244 2,758,894	149,089 5,197,842	TOTAL (10 TOWNS) GRAND TOTAL /322 TOWNS/
	MALE	FEMALE	TOTAL	ADMINISTRATIVE/ AUTONOMOUS REGION AND TOWN
	POPULATION			

ክፍል ለ-ሰለጸዘብ፣ 1981

በዚህ መጽሔት የቀረቡት የሕዝብ መረጃዎች የተገኙት በገንቦት 1976 በኢትዮጵያ በተካሄደው የሕዝብና የቤቶች ቁጠራ ውጤት መሠረት በጣድረገ ነው። የ1981 የሕዝብ ብዛት ገምትም የተገኘው ይህንኑ የቁጠራ ውጤት በመጠቀም የሕዝብ ብዛት ተገባይ በጣድረገ ነው። በዚህ መሠረት የሰሜን ወር 1981 የኢትዮጵያ ጠቀላላ የሕዝብ ብዛት ገምት 49,515,969 ሲሆን ከዚህ 44,136,759 የገጠር እንዲሁም 5,379,210 የከተማ ነዋሪዎች ናቸው። በ1979 የከተማ ልማትና ቤት ሚኒስቴር በከተማነት ያወጣቸው ከተሞች ሁሉ እንደከተማ የተወሰኑ ሲሆን እነዚህም ከተሞች 322 ነበሩ።

በዚህ መጽሔት የቀረቡት ሕዝብን የሚመለከቱ መረጃዎች ቀጥሎ የተመለከቱት ናቸው። በአስተዳደር አካባቢ ወይም በራስ ገዝና በአውራጃ ደረጃ የሕዝብ ብዛት በጾታ፣ የቀዳ ስፋት በኪሎ ሜትር ካረ እና በያንዳንዱ ኪሎ ሜትር በአጣካይ የሠፈረው ሕዝብ ብዛት፣ የእገሪ ተ የሕዝብ ብዛት በጾታና በዕድሜ መደብ በጠቀላላ፣ በገጠርና በከተማ፣ የአስተዳደር አካባቢ ወይም ራስ ገዝ የሕዝብ ብዛት እና የከተሞች የሕዝብ ብዛት ገምት በጾታ እንዲሁም የሕዝብ ብዛት ተገባይ ናቸው። እነዚህም መረጃዎች የተጠቀሱት ከዚህ በታች በተመለከቱት የሠንጠረዦች ዘርዘር መሠረት ነው።

ሠንጠረዥ ለ.1

የሕዝብ ብዛት በጾታ፣ የቀዳ ስፋት፣ የሠፈረው ሕዝብ ብዛት በኪሎ ሜትር ካረ፣ በአስተዳደር አካባቢ ወይም በራስ ገዝና በአውራጃ፣

ሠንጠረዥ ለ.2.1

ጠቀላላ የኢትዮጵያ ሕዝብ ብዛት በዕድሜ መደብና በጾታ፣

ሠንጠረዥ ለ.2.2

የገጠር ነዋሪ የኢትዮጵያ ሕዝብ ብዛት በዕድሜ መደብና በጾታ፣

ሠንጠረዥ ለ.2.3

የከተማ ነዋሪ የኢትዮጵያ ሕዝብ ብዛት በዕድሜና በጾታ፣

ሠንጠረዥ ለ.3

የገጠርና የከተማ ነዋሪ የሕዝብ ብዛት እና የከተማ ሕዝብ ከመቶ፣

ሠንጠረዥ ለ.4

የከተሞች የሕዝብ ብዛት በጾታና በአስተዳደር አካባቢ ወይም ራስ ገዝ፣

SECTION B. POPULATION: 1989

The population estimates in this issue are based mainly on the results of the May 1984 Population and Housing Census of Ethiopia. The population estimates for 1989 are derived by projecting the 1984 population census results. The total population of the country for July 1989 was estimated at 49,515,969 of which 44,136,759 were rural and 5,379,210 were urban population. An urban area refers to all localities that are accorded an urban status by the Ministry of Urban Development and Housing and there were a total of 322 such urban areas in 1989.

The population data in this issue include population estimates by sex, area in square kilometer and density by administrative or autonomous region and Awraja; population by sex and age-group for the total country, rural and urban areas; population distribution by autonomous or administrative region; estimated population size of towns by sex and population projection. The list of tables in which these data are presented are given below:

<u>Table B.1</u>	Population estimates by sex, area, density and administrative or autonomous region.
<u>Table B.2.1</u>	Total population of Ethiopia by age group and sex.
<u>Table B.2.2</u>	Rural population of Ethiopia by age group and sex.
<u>Table B.2.3</u>	Urban population of Ethiopia by age group and sex.
<u>Table B.3</u>	Rural and urban population and proportion urban.
<u>Table B.4</u>	Population estimates for towns by sex and administrative or autonomous region.

የሕዝብ ብዛት በጾታ፣ የቀዳ በፋት፣ የሰፈረው ሕዝብ ብዛት በክሌ ሜትር ካራ፣ አስተዳደር አካባቢ ወይም በራስ ገዝና በአውራጃ፣ 1981
 POPULATION ESTIMATES BY SEX, AREA, DENSITY, ADMINISTRATIVE OR AUTONOMOUS REGION, AND AWRAJA 1989

ሠንጠረዥ ለ.1 TABLE B.1

የአስተዳደር አካባቢ /ራስ ገዝ/ና አውራጃ	የሕዝብ ብዛት			በፋት ክሌ ሜ/ር ካራ	በክሌ ሜ/ር ካራ የሠፈረው	
	ወንድ	ሴት	ጭጥር			
አርቢ	963,233	964,993	1,928,226	23,710.3	81.3	ARSSI
አሜሻ ሴራ	56,867	57,722	114,589	3,687.5	31.1	AMIGNA SERU
አርባ ጉጉ	77,619	76,217	153,836	1,656.3	92.9	ARBA GUGU
ጫሳሌ	89,535	91,071	180,606	1,619.4	111.5	CHILALO
ጋለማ	95,435	97,738	193,173	2,193.8	88.1	GALEMA
ገደብ	114,911	116,294	231,205	2,310.6	100.1	GEDEB
ጉሌልቻ	52,800	51,652	104,452	1,775.0	58.8	GOLOLCHA
ቀለጣ	129,788	127,723	257,511	2,280.3	112.9	KELETA
መርቲ ጃጃ	74,415	73,515	147,930	1,956.3	75.6	MERTI JEJU
ሙኔሳ	61,521	62,097	123,618	1,418.8	87.1	MUNESA
ሸርካ	67,575	67,461	135,036	1,456.3	92.7	SHIRKA
ሱዲ	53,847	54,521	108,368	1,312.5	82.6	SUDIE
ቲሻ	88,920	88,982	177,902	2,043.8	87.0	TICHO
አሰብ	223,769	214,970	438,739	69,786.5	6.3	ASSAB
አርአታ	19,437	18,760	38,197	10,768.4	3.5	ARETA
አሰብ ዙሪያ	45,115	42,509	87,624	12,433.7	7.0	ASSAB ZURIA
አውሣ	95,916	92,102	188,018	16,529.6	11.4	AWSSA
አዲ	27,581	26,532	54,113	17,012.2	3.2	IDI
መርሣ ፋጡማ	21,567	20,873	42,440	6,207.8	6.8	MERSA FATUMA
ሚሊ	14,153	14,194	28,347	6,834.8	4.1	MILE
አሰባ	262,829	248,504	511,333	23,067.3	22.2	ASSOSA
ቤጊ	72,343	75,090	147,433	4,702.8	31.4	BEGI
ቤንሻንጉል	19,146	16,952	36,098	5,068.8	7.1	BENSHANGUL
ዱል	64,211	56,862	121,073	5,479.2	22.1	DUL
ጊዳማ	29,382	28,295	57,677	2,639.3	21.9	GIDAME
መካሲቤ	77,747	71,305	149,052	5,177.2	28.8	MENESIBU
ባሌ	466,670	482,881	949,551	67,329.6	14.1	BALE
ዳሎ	24,757	25,258	50,015	6,154.5	8.1	DELO
ጋሠራ ጉለልቻ	49,712	48,805	98,517	3,059.3	32.2	GASERA GOLOLCHA
ገናሌ	118,157	120,245	238,402	4,063.9	58.7	GENALE
ጊኒር	47,783	48,185	95,968	2,010.6	47.7	GINIR
	MALE	FEMALE	TOTAL	AREA IN sq. km.	DENSITY	ADMINISTRATIVE/ AUTONOMOUS REGION AND AWRAJA
	POPULATION					

የሕዝብ ብዛት በጾታ፣ የቀዳ በፋት፣ የብረረው ሕዝብ ብዛት በክሌ ጫተር ካረ፣ አስተዳደር አካባቢ ወይም በራስ ገዛና በአውራጃ፣ 1981
 POPULATION ESTIMATES BY SEX, AREA, DENSITY, ADMINISTRATIVE OR AUTONOMOUS REGION, AND AWRAJA 1989

ሠንጠረዥ ለ.1 TABLE B.1

የአስተዳደር አካባቢ /ራስ ገዛ/ና አውራጃ	የሕዝብ ብዛት			በፋት ክሌ ጫተር ካረ	በክሌ ጫተር ካረ የሠፈረው	
	ወንድ	ቤት	ጭምር			
<u>ባሌ / የተጠለ /</u>						<u>BALE (CONTD.)</u>
ገራ	32,153	34,361	66,514	4,510.1	14.7	GORO
ገራ ዳምሌ	10,093	10,752	20,845	7,131.1	2.9	GURA DAMOLE
ሀረና	29,264	29,888	59,152	4,081.2	14.5	HARENA
ሀራ	39,976	43,503	83,479	2,214.4	37.7	HORA
መዳ ወለቦ	14,366	15,226	29,592	9,433.3	3.1	MEDA WELABO
መንደዩ	71,144	75,974	147,118	2,898.5	50.8	MENDEYO
ራይ ቱ	7,054	7,261	14,315	6,139.4	2.3	RAYITU
ሰወይና	8,452	8,737	17,189	9,476.3	1.8	SEWEYINA
ዋቤ	13,759	14,686	28,445	6,157.2	4.6	WABE
<u>ቦረና</u>	<u>325,695</u>	<u>324,204</u>	<u>649,899</u>	<u>94,017.8</u>	<u>6.9</u>	<u>BORENA</u>
አረረ	19,859	20,100	39,959	10,660.3	3.7	ARERO
ቡርጃ	17,816	18,236	36,052	1,590.7	22.7	BURJI
ዳሌ ስዶ	19,317	20,061	39,378	9,637.6	4.1	DOLO ODO
ዳራ	39,528	36,153	75,681	12,068.7	6.3	DIRE
ባገረ ማር ያም	117,488	115,171	232,659	4,962.8	46.9	HAGERE MARIAM
ሲባን	57,081	59,214	116,295	216,950.6	0.5	LIBEN
ሞያሌ	14,648	14,794	29,442	16,429.8	1.8	MOYALE
ተለተሌ ያቤሌ	39,958	40,475	80,433	17,017.4	4.7	TELTELE YABELO
<u>ደራዳ ዋ</u>	<u>232,344</u>	<u>228,998</u>	<u>461,342</u>	<u>29,244.5</u>	<u>15.8</u>	<u>DIRE DAWA</u>
አዲጋባ	13,514	12,672	26,186	7,199.5	3.6	ADI GALA
አይባ	50,381	47,766	98,147	7,164.6	13.7	AYSHA
ደንበል	16,257	15,245	31,502	3,857.4	8.2	DENBEL
ደራዳ ዋ	92,716	96,956	189,672	2,430.4	78.0	DIRE DAWA
ኦረር	21,128	20,394	41,522	1,566.8	26.5	ERER
ገብሌሌ	38,348	35,965	74,313	7,025.8	10.6	GEBLELO
<u>ደራ ትራ</u>	<u>1,521,152</u>	<u>1,525,742</u>	<u>3,046,894</u>	<u>93,679.0</u>	<u>32.5</u>	<u>ERITREA</u>
ዓዲ ቀይሀ	63,311	61,410	124,721	2,011.0	62.0	ADI KEYIH
ዓዲ ቢሳ	65,691	63,123	128,814	2,600.5	49.5	ADI KWALA
አፍአበት	60,078	60,189	120,267	4,766.1	25.2	AFABET
አቶር ዳት	44,530	45,211	89,741	7,093.5	12.7	AKORDAT
ዓረዛ	56,740	54,058	110,798	3,483.1	31.8	AREZA
ባረን ቱ	44,491	44,985	89,476	3,103.5	28.8	BARENTU
	MALE	FEMALE	TOTAL	AREA IN sq. km.	DENSITY	ADMINISTRATIVE/ AUTONOMOUS REGION AND AWRAJA
	POPULATION					

የሕዝብ ብዛት በጾታ፣ የጾታ በፋት፣ የሰፈረው ሕዝብ ብዛት በክሌ ጫኑር ካረ፣ አስተዳደር አካባቢ ወይም በራስ ገዝና በአውራጃ፣ 1981
 POPULATION ESTIMATES BY SEX, AREA, DENSITY, ADMINISTRATIVE OR AUTONOMOUS REGION, AND AWRAJA 1989

ሠንጠረዥ ለ.1 TABLE B.1

የአስተዳደር አካባቢ /ራስ ገዝ/ና አውራጃ	የሕዝብ ብዛት			በፋት ክሌ ጫኑር ካረ	በክሌ ጫኑር ካረ የሠፈረው	
	ወንድ	ሴት	ጭምር			
<u>አር ትራ / የቀጠለ/</u>						
ደቡብ ዊ ሰማሴን	259,706	281,958	541,664	720.5	751.9	ERITREA (CONTD.)
ጊንዳሴ	39,574	38,561	78,135	1,651.3	47.3	DEBUBAWI HAMASEN
ሰልሰል	71,538	71,670	143,208	966.0	148.2	GINDAI
ኢሳባር ሰዕዳ	51,739	51,833	103,572	1,372.4	75.5	HALHAL
ታምራዋ	52,106	52,202	104,308	2,688.6	38.8	ILABERIED
ቻሮራ	28,176	28,228	56,404	7,436.2	7.6	KAMCHIWA
ክረን	35,244	37,623	72,867	1,177.1	61.9	KARORA
ክርክባት	31,244	31,302	62,546	14,406.7	4.3	KEREN
ኪረ	14,335	14,362	28,697	5,767.4	5.0	KERKEBET
ቀይ ባሕር	24,106	24,015	48,121	1,575.0	30.6	KERU
ሠንደፊራ ደባር ዋ	100,814	97,984	198,798	2,061.0	96.5	KEY BAHIR
ሠንሱራ	43,234	43,316	86,550	1,325.3	65.3	MENDEFERA DIBARWA
ሞዕራብ ሰማሴን	68,471	65,234	133,705	1,399.3	95.6	MENSURA
ናጎፋ	41,475	41,552	83,027	4,434.6	18.7	MIRAB HAMASEN
አምሰጃር	28,599	28,721	57,320	5,816.4	9.9	NAKFA
በገንደቲ ደ ቀምሰረ	73,589	72,191	145,780	2,782.3	52.4	OMHAJER
በሜን ሰማሴን	72,426	69,000	141,426	1,798.5	78.6	SEGENYITI DEKEMEHARE
ሰንዓፊ	60,790	58,629	119,419	2,588.9	46.1	SEMEN HAMASEN
ሸምባቶ	30,698	30,830	61,528	3,305.0	18.6	SENAFE
ተሰነይ	30,315	30,751	61,066	5,828.2	10.5	SHAMBUKO
ዙላ	28,132	26,804	54,936	1,478.8	37.1	TESENEY
ጋምቤላ	89,960	84,489	174,395	26,065.1	6.7	ZULA
አቦቦ	14,886	14,315	29,201	2,437.8	12.0	GAMBELLA
አካባ	7,728	7,832	15,560	4,473.2	3.5	ĀBOBO
አንፈሌ	31,667	28,065	59,732	1,788.9	33.4	AKOBO
ባሮ	16,026	15,935	31,961	5,053.6	6.3	ANFILO
ጋግና ጆር	10,525	9,833	20,358	9,905.0	2.1	BARO
ጃካዎ	9,074	8,509	17,583	2,406.7	7.3	GOGNA JOR
	MALE	FEMALE	TOTAL	AREA IN sq. km.	DENSITY	ADMINISTRATIVE/ AUTONOMOUS REGION AND AWRAJA
	POPULATION					

የሕዝብ ብዛት በጾታ፣ የቀዳ በፋት፣ የገጠራ ሕዝብ ብዛት በክሌ ሜትር ካራ፣ አስተዳደር አካባቢ ጭምር በራስ ገዢና በአውራጃ፣ 1991
 POPULATION ESTIMATES BY SEX, AREA, DENSITY, ADMINISTRATIVE OR AUTONOMOUS REGION, AND AWRAJA 1989

ሠንጠረዥ ለ.1 TABLE B.1

የአስተዳደር አካባቢ /ራስ ገዢ/ አውራጃ	የሕዝብ ብዛት			በፋት ክሌ ሜ/ር ካራ	በክሌ ሜ/ር ካራ የሠፈረጭ	
	ወንድ	ሴት	ጭምር			
<u>ምሥራቅ ጌጃም</u>						
ብቻኛ	769,168	749,932	1,519,100	13,936.4	109.0	<u>EASTERN GOJJAM</u>
ደጀን ሎማማ	135,544	128,888	264,432	2,248.1	117.6	BICHENA
ገዛ ሲባን	131,050	128,232	259,282	2,183.5	118.7	DEJEN LUMAME
አናርጃ አናውጎ	109,722	112,789	222,511	2,182.1	102.0	GOZA LIBEN
አኅሲ	57,608	56,828	114,436	876.5	130.6	INARJ ENAWGA
ማቻ ሲናን	100,687	93,284	193,971	2,027.4	95.7	INESE
ምጣ	118,496	116,130	234,626	2,536.3	92.5	MACHA SINAN
	116,061	113,781	229,842	1,882.5	122.1	MOTA
<u>የምዕራብ ጌጃም</u>						
አቸፈር	1,001,173	974,344	1,975,517	17,288.8	114.3	<u>WESTERN GOJJAM</u>
አንክሻ ባንጃ	92,034	85,165	177,199	2,147.1	82.5	ACHEFER
ባሕር ዳር	88,782	85,447	174,229	1,318.4	132.1	ANKESHA BANJA
ቦራ በከላ	115,630	116,310	231,940	1,980.0	117.1	BAHIR DAR
ዳንገላ	124,444	121,196	245,640	1,429.8	171.8	BURE SEKELA
ደጋ ዳምት	101,708	99,957	201,665	1,581.6	127.5	DANGLA
ጋንሣ ወንበርማ	95,496	94,592	190,088	1,556.6	122.1	DEGA DAMOT
ጃቢ ቋት	48,631	48,879	97,510	1,651.6	59.0	GWAGUSA WENBERIMA
ሜወ	137,347	133,087	270,434	1,895.3	142.7	JABI KWARIT
ይሉማና ዴንሣ	92,970	88,242	181,212	1,669.1	108.6	MECHA
	104,131	101,469	205,600	1,411.6	145.7	YILMANA DENSA
<u>ሰሜን ጌንደር</u>						
አለፋ ጭቁሣ	922,145	897,375	1,819,520	62,019.6	29.3	<u>NORTHERN GONDAR</u>
በየዳ	77,539	72,437	149,976	4,655.6	32.2	ALEFA TAKUSA
ህልጋ	26,461	25,765	52,226	1,641.6	31.8	BEYEDA
ዱብ ጸለምት	86,448	81,803	168,251	2,615.7	66.9	CHILGA
ደባር ቀ	64,554	62,801	127,355	4,208.1	30.3	DIB TSELEMT
ደንቢያ	20,692	20,381	41,073	2,390.8	17.2	DEBARK
ጌንደር ዙሪያ	20,692	20,381	41,073	2,390.8	17.2	DEBARK
ጃናምራ	96,752	90,786	187,538	1,270.8	147.6	DENBIYA
ጃራ	132,656	141,876	274,532	1,512.0	181.6	GONDAR ZURIA
ላይ አርማጥሀ	55,305	53,851	109,156	3,940.8	27.7	JANAMORA
መተማ	11,415	10,830	22,245	4,655.1	4.8	KWARA
ሰተት	67,513	64,486	131,999	3,889.2	33.9	LAY ARMACHIHO
	28,116	26,684	54,800	7,208.3	7.6	METEMA
	22,545	19,769	42,314	5,522.8	7.7	SETIT
	MALE	FEMALE	TOTAL	AREA IN sq. km.	DENSITY	ADMINISTRATIVE/ AUTONOMOUS REGION AND AWRAJA
	POPULATION					

የሕዝብ ብዛት በጾታ፣ የቶጻ ቦሩተ፣ የጠረጴጭ ሕዝብ ብዛት በኪሎ ሜትር ካራ፣ አስተዳደር አካባቢ ጭምር በራስ ገዢና በአጠቃላይ፣ 1981
 POPULATION ESTIMATES BY SEX, AREA, DENSITY, ADMINISTRATIVE OR AUTONOMOUS REGION, AND AWRAJA 1989

ሠንጠረዥ ለ.1 TABLE B.1

የአስተዳደር አካባቢ /ራስ ገዢ/ና አጠቃላይ	የሕዝብ ብዛት			ቦሩተ ኪሎ ሜ/ር ካራ	በኪሎ ሜ/ር ካራ የሠፈረጭ	
	ወንድ	ሴት	ጭምር			
<u>በሜን ጎንደር / የተጠለ/</u>						<u>NORTHERN GONDAR (CONTD.)</u>
ታች አር ማጭሆ	28,476	26,817	55,293	3565.83	15.5	TACH ARMACHIHO
ጠገዳ	41,011	38,452	79,463	4514.84	17.6	TEGEDE
ወገራ	123,185	123,628	246,813	3470.82	71.1	WEGERA
ወልቻይት	39,477	37,009	76,486	5292.86	14.5	WELKAYIT
<u>ደቡብ ጎንደር</u>	860,537	811,356	1,671,893	17,078.5	97.9	<u>SOUTHERN GONDAR</u>
በለሣ	46,839	48,549	95,388	2,390.2	39.9	BELESA
ዳራ	96,044	89,244	185,288	1,654.4	112.0	DERA
ፋርጣ	114,147	110,447	224,594	1,196.6	187.7	FARTA
ፍገራ	86,031	81,250	167,281	1,174.1	142.5	FOGERA
ጋይንት	118,307	111,648	229,955	2,245.8	102.4	GAYINT
አብናት	67,876	66,260	134,136	2,268.5	59.1	IBINAT
አበቱ	143,760	127,397	271,157	2,350.7	115.4	ISTE
ሊቦ ክምክም	90,089	87,484	177,573	1,633.9	108.7	LIBO KEMKEM
ሰማዳ	97,444	89,077	186,521	2,164.3	86.2	SEMADA
<u>ምሥራቅ ጠረርጓ</u>	1,266,614	1,213,838	2,480,452	90,599.9	27.4	<u>EASTERN HARARGE</u>
አሦራ	53,614	52,294	105,908	8,223.1	12.9	AWARE
በዳኛ	77,117	73,497	150,614	1,093.5	137.7	BEDENO
ቦርቻ	32,569	31,186	63,755	9,645.7	6.6	BURKA
ደጋጠቦር	101,834	99,478	201,312	13,224.7	15.2	DEGAHABUR
ፈዲሳ	53,347	49,850	103,197	2,184.0	47.3	FEDIS
ጋራሙላት	96,390	85,260	181,650	1,562.4	116.3	GARA MULETA
ገርቡም	77,550	73,031	150,581	3,989.5	37.7	GURSUM
ጠረጎር ዙሪያ	215,061	212,640	427,701	1,287.7	332.1	HARER ZURIA
ደብጋ	104,655	100,597	205,252	6,474.0	31.7	JIJIGA
ክምብላት	82,008	78,601	160,609	1,041.2	154.2	KOMBOLCHA
የቦራ በያህ	24,628	23,454	48,082	5,049.7	9.5	KEBRI BEYAH
መልካ በሌ	17,098	16,402	33,500	1,493.9	22.4	MELKA BELO
መዳ ቦርቻ	20,199	19,970	40,169	8,554.5	4.7	MEYU BURKA
ምሥራቅ ጋሻም	15,339	14,961	30,300	14,767.4	2.1	MISRAK GASHAMO
ነጎብ	68,813	67,117	135,930	10,252.1	13.3	NEGOB
ወበራ	226,392	215,500	441,892	1,756.4	251.6	WEBERA
	MALE	FEMALE	TOTAL	AREA IN sq. km.	DENSITY	ADMINISTRATIVE/ AUTONOMOUS REGION AND AWRAJA
	POPULATION					

የሕዝብ ብዛት በጾታ፣ የቶዳ በፋት፣ የሰፈረው ሕዝብ ብዛት በኪሎ ሜትር ካሬ፣ አስተዳደር አካባቢ ወይም በራስ ገዛና በአውራጃ፣ 1981
 POPULATION ESTIMATES BY SEX, AREA, DENSITY, ADMINISTRATIVE OR AUTONOMOUS REGION, AND AWRAJA 1989

ወንጠረዥ ለ.1 TABLE B.1

የአስተዳደር አካባቢ /ራስ ገዛ/ና አውራጃ	የሕዝብ ብዛት			በፋት ኪሎ ሜ/ር ካሬ	በኪሎ ሜ/ር ካሬ የወረረው	
	ወንድ	ሴት	ጭምር			
<u>ምዕራብ ሰፈራ</u>	697,011	629,096	1,326,107	33,188.4	40.0	<u>WESTERN HARARGE</u>
አፍደም	44,080	42,289	86,369	5,438.0	15.9	AFDEM
ቦኪ ክፍለ	82,084	74,751	156,845	4,668.9	33.6	BOKE KUNI
ወርወር	227,334	213,335	440,669	2,039.7	216.0	CHECHER
ዳርሎቡ	40,549	38,727	79,276	4,434.1	17.9	DAROLEBU
ገዳሌ	50,777	44,662	95,439	9,240.6	10.3	GEWANE
ሰብሮ	122,712	113,972	236,684	2,508.1	94.4	HABRO
መካከለኛ አዋሽ	59,265	35,717	94,982	3,783.6	25.1	MEKAKELEGNA AWASH
መሰላ	70,210	65,633	135,843	1,075.6	126.3	MESELA
<u>አሰባቦር</u>	1,402,816	1,384,363	2,787,179	35,059.2	79.5	<u>ILLUBABOR</u>
ቦኒ	88,981	90,047	179,028	3,186.8	56.2	BUNO
ዳሪም	71,955	73,299	145,254	2,065.8	70.3	DARIMU
ደዲሣ	53,670	54,127	107,797	1,348.5	79.9	DEDESA
ገባ	85,406	85,509	170,915	2,248.4	76.0	GEBE
ገቢ	120,143	119,356	239,499	2,711.7	88.3	GIBE
ገራ	48,243	51,276	99,519	2,478.0	40.2	GORE
ሰብራ ቦራ	29,065	30,352	59,417	1,541.9	38.5	HALO BURE
ሲም	140,039	133,747	273,786	2,266.7	120.8	LIMU
ሲም ከሰ	85,135	83,190	168,325	2,770.5	60.8	LIMU KOSA
ሲም ሰታ	66,977	65,451	132,428	2,635.4	50.2	LIMU SEKA
ማና ቶርሣ	163,906	160,847	324,753	1,373.4	236.5	MANA KERSA
መ/ሰ ሰታ	27,772	28,731	56,503	1,293.8	43.7	MOKO SACHI
ናዳ ደደ	182,117	172,293	354,410	3,048.5	116.3	NADA DEDO
ሰታ ወቶርሰ	113,987	111,394	225,381	1,718.8	131.1	SEKA CHEKORSA
ሲገም ሰጠማ	70,758	71,534	142,292	3,119.3	45.6	SIGMO SETEMA
ሰር	54,662	53,210	107,872	1,207.1	89.4	SORE
<u>ክፍ</u>	521,695	506,930	1,028,625	40,083.2	25.7	<u>KEFFA</u>
ገራሽሻ	13,463	12,452	25,915	5,053.0	5.1	BEROSHASHA
ቦንጋ	94,681	94,013	188,694	2,449.8	77.0	BONGA
ድቻ	46,864	47,451	94,315	2,889.6	32.6	DECHA
ገሽ	47,505	47,199	94,704	2,160.7	43.8	GESHA
ገሽጌ	84,871	78,820	163,691	7,383.4	22.2	GIMIRA
	MALE	FEMALE	TOTAL	AREA IN sq. km.	DENSITY	ADMINISTRATIVE/ AUTONOMOUS REGION AND AWRAJA
	POPULATION					

የሕዝብ ብዛት በጾታ፣ የቀዳ በፋት፣ የሰፈረፀ ሕዝብ ብዛት በክሌ ጫተር ካራ፣ አስተዳደር አካባቢ ወይም በራስ ገዝና በአጠቃላይ፣ 1981
 POPULATION ESTIMATES BY SEX, AREA, DENSITY, ADMINISTRATIVE OR AUTONOMOUS REGION, AND AWRAJA 1989

ሠንጠረዥ ለ.1 TABLE B.1

የአስተዳደር አካባቢ /ራስ ገዝ/ና አጠቃላይ	የሕዝብ ብዛት			በፋት ክሌ ጫተር ካራ	በክሌ ጫተር ካራ የሠፈረፀ	
	ወንድ	ቤት	ጭር			
ከፋ /የተጠለ/						KEFFA (CONTD.)
ጌይብ	85,917	83,153	169,070	2,568.7	65.8	GOJEB
ጌሊዳያ	50,659	49,066	99,725	2,053.1	48.6	GOLDIYA
ማጂ	17,320	17,819	35,139	8,930.5	3.9	MAJI
ሞቻ	23,757	23,395	47,152	1,686.6	28.0	MOCHA
በሌ ናኖ	12,602	13,112	25,714	3,420.4	7.5	SELENONO
የሂሊ	44,056	40,450	84,506	1,487.4	56.8	YEKI
መተክል	189,518	182,994	372,512	30,480.6	12.2	METEKEL
ዳንገር	64,704	61,178	125,882	6,243.6	20.2	DANGUR
ዳባጤ	25,865	25,669	51,534	2,877.2	17.9	DIBATI
ገባ	5,787	4,645	10,432	8,894.2	1.2	GUBA
ማንዲራ ጌጌ	66,071	63,632	129,703	2,709.8	47.9	MANDURA GWANGWA
ወንበራ	27,091	27,870	54,961	9,755.8	5.6	WENBERA
ሶጋዲን	412,110	401,520	813,630	179,327.3	4.5	OGADEN
አፍጁ	13,143	12,777	25,920	8,914.7	2.9	AFKER
ባራ	17,005	16,531	33,536	12,336.5	2.7	BARE
ቦሀ	28,148	27,435	55,583	14,242.4	3.9	BOH
ዳኖት	14,766	14,392	29,158	10,091.9	2.9	DANOT
ዶሎ ባይ	12,553	12,202	24,755	634,302.0	0.0	DOLO BAY
ገላዲን	37,312	36,367	73,679	8,001.3	9.2	GELADIN
ገዳ	31,276	30,629	61,905	17,566.1	3.5	GODE
ከላፎ	40,297	39,252	79,549	9,727.2	8.2	KELAFO
ክራሃ	26,597	25,923	52,520	17,271.6	3.0	KORAHE
ሙስታህል	39,938	38,927	78,865	9,036.3	8.7	MUSTAHIL
ሰረር	17,321	16,838	34,159	7,052.5	4.8	SERER
ሸበሌ	42,863	41,704	84,567	14,034.7	6.0	SHEBELE
ሸሊባ	25,615	24,966	50,581	9,006.4	5.6	SHILABO
ወለወለ	47,702	46,494	94,196	25,273.4	3.7	WELWEL
ወይብ	17,574	17,083	34,657	10,429.5	3.3	WEYIB
	MALE	FEMALE	TOTAL	AREA IN sq. km.	DENSITY	ADMINISTRATIVE/ AUTONOMOUS REGION AND AWRAJA
	POPULATION					

የሰዎች ብዛት በጾታ፣ የቆይታ ቦታ፣ የሰፈራ ስፋት ብዛት በክፍለ ግዛት ስር፣ አስተዳደር አካባቢ ወይም በራስ ገዝና በአውራጃ፣ 1981
 POPULATION ESTIMATES BY SEX, AREA, DENSITY, ADMINISTRATIVE OR AUTONOMOUS REGION, AND AWRAJA 1989

ሠንጠረዥ ለ.1 TABLE B.1

የአስተዳደር አካባቢ /ራስ ገዝ/ና አውራጃ	የሰዎች ብዛት			ቦታ ኪሜ ሜ/ር	በክፍለ ግዛት ስር የሠፈረው	
	ወንድ	ሴት	ጠቅላይ			
በሜን ስም	1,368,978	1,359,012	2,727,990	29,922.7	91.2	NORTHERN OMO
አርባ ምንጭ ዙሪያ	69,048	65,658	134,706	2,086.2	64.6	ARBA MINCH ZURIA
በንቢ መስከፍት	72,362	73,342	145,704	2,564.2	56.8	BONKE MESKETO
በሰብ ሰሪ	129,924	130,715	260,639	617.9	421.8	BOLOSO SORI
ዳምታ	153,207	155,185	308,392	1,635.9	188.5	DAMOTA
ዳምታ ጋሊ	106,886	110,738	217,624	404.2	538.4	DAMOT GALE
ዳምታ ወይዳ	75,324	74,090	149,414	748.3	199.7	DAMOT WEYIDE
ኦሳ	30,020	31,354	61,374	2,243.4	27.4	ELA
ጋርዳላ	48,314	46,127	94,441	3,005.1	31.4	GARDULA
ክምባ	100,916	93,197	194,113	2,023.4	95.9	KEMBA
ኪንደ ክይሻ	95,448	96,301	191,749	1,065.8	179.9	KINDO KOYISHA
ክንባ	49,083	50,244	99,327	1,730.3	57.4	KONSO
ክይሻ	88,553	86,446	174,999	2,619.0	66.8	KOYISHA
ማዜ	64,092	59,505	123,597	1,819.4	67.9	MAZE
መንባ	44,372	43,153	87,525	1,712.5	51.1	MENSA
ባቱሻ	43,107	42,687	85,794	1,426.4	60.1	SATUSA
ቡራ	79,697	83,826	163,523	698.2	234.2	SURA
ኦባ ማዜ	45,258	43,907	89,165	1,770.1	50.4	UBA MAZIE
ዘንቲ	73,367	72,537	145,904	1,752.4	83.3	ZENTI
ደቡብ ስም	120,624	120,476	241,100	22,000.5	11.0	SOUTHERN OMO
ባባ ጋዘር	49,644	49,618	99,262	3,100.0	32.0	BAKO GAZER
ሰመር	17,746	18,414	36,160	7,315.7	4.9	HAMMER
ክራህ	25,589	23,883	49,472	4,282.0	11.6	KURAZ
ባሰማጉ	3,446	3,747	7,193	3,860.5	1.9	SALAMAGO
ወይጠ	24,199	24,814	49,013	3,442.3	14.2	WAYITO
በሜን ሸዋ	1,152,548	1,145,563	2,298,111	27,029.6	85.0	NORTHERN SHEWA
አብቶና ጠራ	110,008	109,810	219,818	2,352.5	93.4	ABICHUNA TERA
ቡሉጋ	34,043	32,678	66,721	1,186.7	56.2	BULGA
ቡራ ምዳይ ተ	8,758	8,747	17,505	2,566.3	6.8	BURE MODAYITU
ደብረ ሊባኖስ	90,246	89,347	179,593	1,795.7	100.0	ጆቤጅ ሊባኖስ
ደራ	69,579	64,591	134,170	1,545.5	86.8	DERA
	MALE	FEMALE	TOTAL	AREA IN sq. km.	DENSITY	ADMINISTRATIVE/ AUTONOMOUS REGION AND AWRAJA
	POPULATION					

የሕዝብ ብዛት በጾታ፣ የደብዳቤ ስፋት፣ የሰፈራ ስፋት፣ ሕዝብ ብዛት በክፍለ ሚኒስቴር ክፍለ ስፋት፣ አስተዳደር አካባቢ ወይም በራስ ገዛና በአውራጃ፣ 1981
 POPULATION ESTIMATES BY SEX, AREA, DENSITY, ADMINISTRATIVE OR AUTONOMOUS REGION, AND AWRAJA 1989

ሠንጠረዥ ለ.1 TABLE B.1

የአስተዳደር አካባቢ /ራስ ገዛ/ና አውራጃ	የሕዝብ ብዛት			በፋት ክፍለ ሚ/ር ክፍለ	በክፍለ ሚ/ር ክፍለ የሠፈራ ስፋት	
	ወንድ	ሴት	ጠቅላይ			
<u>በሜን ሸዋ / የጠባባ /</u>						<u>NORTHERN SHEWA (CONTD.)</u>
ኢፍሬታና ጥሙጋ	96,552	97,363	193,915	1,828.8	106.0	EFRATANA TIMUGA
ዲርቦ አቦቴ	95,585	96,325	191,910	2,097.3	91.5	JARSO ABOTE
ጁረ	76,755	69,086	145,841	1,385.5	105.3	JIRU
መንገዝ ጌራ ምድር	84,406	86,082	170,488	2,410.8	70.7	MENZ GERA MIDER
መርሰቤቴ	47,745	47,404	95,149	880.6	108.0	MERHABETE
መዘዝ ማማ ምድር	55,982	56,911	112,893	1,230.0	91.8	MEZEZO MAMA MIDER
ሚዳ	43,725	44,447	88,172	1,058.9	83.3	MIDA
በሰላላ	128,917	129,824	258,741	1,887.0	137.1	SELALE
ተጌሳት	129,807	131,367	261,174	2,491.7	104.8	TEGULET
ይፋት	80,440	81,581	162,021	2,312.4	70.1	YIFAT
<u>ምሥራቅ ሸዋ</u>	457,216	448,803	906,019	12,754.1	71.0	<u>EASTERN SHEWA</u>
አዳኦ	131,631	133,124	264,755	2,314.8	114.4	ADA
አዳማ በበት	159,143	161,416	320,559	2,060.1	155.6	ADAMA BOSET
ዱላቻ	11,521	11,511	23,032	2,427.9	9.5	DULECHA
ፈንታሌ	51,181	45,568	96,749	3,544.5	27.3	FENTALE
ሎሜ በራ	58,984	58,618	117,602	1,390.3	84.6	LOME BORA
ሸንጎራ ምንጃር	44,756	38,566	83,322	1,016.4	82.0	SHENKORA MINJAR
<u>አዲስ አበባ</u>	1,108,998	1,182,139	2,291,137	5,187.6	441.7	<u>ADDIS ABABA</u>
አዲስ ክፍለ ስፋት	81,253	78,925	160,178	3.3	48,538.8	ADDIS KETEMA
አታቂ	22,966	22,754	45,720	601.2	76.0	AKAKI
ዓለም ገና	53,005	54,066	107,071	1,020.1	105.0	ALEM GENA
አራዳ	72,245	79,443	151,688	6.9	21,983.8	ARADA
በረሀ	34,881	34,928	69,809	751.5	92.9	BEREH
በሰቃ	35,762	38,940	74,702	101.6	735.1	BESEKA
ቦሌ	43,741	49,070	92,811	104.8	885.9	BOLE
አንገላ	93,744	100,564	194,308	32.4	6,006.4	ENTOTO
ጌሳሌ	70,150	74,780	144,930	23.7	6,107.5	GULELE
ቀጠኔ	50,663	57,726	108,389	4.1	26,308.0	KETCHENE
ቲር ቶቦ	71,343	79,476	150,819	10.0	15,066.8	KIRKOS
ኮሎፊ	91,242	93,471	184,713	16.9	10,942.7	KOLFE
ቡተቤ	12,613	12,534	25,147	89.6	280.7	KOTEBE
	MALE	FEMALE	TOTAL	AREA IN sq. km.	DENSITY	ADMINISTRATIVE/ AUTONOMOUS REGION AND AWRAJA
	POPULATION					

የሕዝብ ብዛት በጾታ፣ የጾታ በፋት፣ የሰፈረው ሕዝብ ብዛት በክፍለ ክፍሎች፣ አስተዳደር አካባቢ ወይም በራሱ ገዛና በአውራጃ፣ 1981
 POPULATION ESTIMATES BY SEX, AREA, DENSITY, ADMINISTRATIVE OR AUTONOMOUS REGION, AND AWRAJA 1989

ሠንጠረዥ ለ.1 TABLE B.1

የአስተዳደር አካባቢ /ራሱ ገዛ/ና አውራጃ	የሕዝብ ብዛት			በፋት ክፍለ ክፍሎች	በክፍለ ክፍሎች ዋና ዋና	
	ወንድ	ሴት	ጠቅላይ			
<u>አዲስ አበባ /የግዛት/</u>						
አዲስ አበባ	78,397	85,501	163,898	70.7	2,318.2	ADDIS ABABA (CONTD.)
ንፋስ በሌላ	57,168	62,940	120,108	48.1	2,499.6	LEDETA
ቡሌል	59,161	60,126	119,287	1,715.2	69.5	NEFAS SILK
ተክለ ሃይማኖት	81,329	86,536	167,865	3.9	43,601.3	SULULTA
ወልሙራ	47,463	49,655	97,118	567.9	171.0	TEKLE HAIMANOT
የካ	51,872	60,704	112,576	15.8	7,125.1	WELMERA
						YEKA
<u>ምዕራብ ሸዋ</u>	1,297,624	1,329,054	2,626,678	23,217.7	113.1	WESTERN SHEWA
አምባ	101,675	110,039	211,714	2,088.3	101.4	AMBO
በጎ	133,727	121,814	255,541	2,176.9	117.4	ECHO
ቸሀ	118,481	116,929	235,410	1,422.1	165.5	CHEHA
ወሊያ	119,800	119,763	239,563	2,609.6	91.8	CHELIYA
ደንዲ	171,861	179,203	351,064	3,343.1	105.0	DENDI
ገንደበረት	60,650	65,765	126,415	2,369.0	53.4	GINDE BERET
ገሙር	110,188	121,543	231,731	667.0	347.4	GUMER
አኃምርና ኡኑር	82,522	83,909	166,431	1,107.5	150.3	INEMORENA ENER
ሐገና ወላኔ	91,382	97,218	188,600	1,097.3	171.9	IJANA WELENE
ጃባት	69,401	69,073	138,474	1,842.4	75.2	JIBAT
ሜታ በርጋ	86,667	84,912	171,579	1,821.1	94.2	META BERGA
ወንጧ	151,270	158,886	310,156	2,673.3	116.0	WENCHI
<u>ደቡብ ሸዋ</u>	1,428,600	1,465,706	2,894,306	16,799.0	172.3	SOUTHERN SHEWA
አዳሚ ቱሌ	75,694	78,255	153,949	2,183.3	70.5	ADAMITULU
አሳባ ቤራር	146,809	149,908	296,717	2,614.7	113.5	ALABA SIRARO
አንጋጧ	63,585	66,264	129,849	435.2	298.4	ANGACHA
ቡታጃራ	154,703	162,118	316,821	1,254.3	252.6	BUTAJIRA
ዳሎቻ ሳንፋር	101,433	106,326	207,759	1,521.0	136.6	DALOCHA LANFARO
ሰይቶች	155,340	155,467	310,807	2,142.3	145.1	HAYKOCH
ቱዲዳ ጋሜላ	65,035	67,514	132,549	300.7	440.8	KEDIDA GAMELA
ሽን ተባ	138,065	139,651	277,716	1176.7	236.0	KONTEB
ሊሙ	131,143	141,313	272,456	905.2	301.0	LIMU
አሙ ሸለቆ	114,922	118,237	233,159	1017.6	229.1	OMO SHELEKO
ሲቶ	70,664	74,816	145,480	542.8	268.0	SIKE
ሶዶ	103,042	97,456	200,498	1,787.2	112.2	SODO
ሶሮ	108,165	108,381	216,546	918.0	235.9	SORE
	MALE	FEMALE	TOTAL	AREA IN sq. km.	DENSITY	ADMINISTRATIVE/ AUTONOMOUS REGION AND AWRAJA
	POPULATION					

የሕዝብ ብዛት በጾታ፣ የቶዳ ቦራት፣ የጎረቤት ሕዝብ ብዛት በክሌ ግድግዳ፣ አስተዳደር አካባቢ ጫም በራስ ገዝና በአጠቃላይ፣ 1981
 POPULATION ESTIMATES BY SEX, AREA, DENSITY, ADMINISTRATIVE OR AUTONOMOUS REGION, AND AWRAJA 1989

ሠንጠረዥ ለ.1 TABLE B.1

የአስተዳደር አካባቢ /ራስ ገዝ/ና አጠቃላይ	የሕዝብ ብዛት			ቦራት ክሌ ግ/ር ካራ	በክሌ ግ/ር ካራ የሠፈረው		
	ወንድ	ቤት	ጭምር		AREA IN sq. km.	DENSITY	ADMINISTRATIVE/ AUTONOMOUS REGION AND AWRAJA
ቢዳም							
አለታ ወንዶ	1,347,430	1,316,817	2,664,247	20,742.1	128.4	SIDAMO	
አርቢገና ቦንባ	148,581	145,583	294,164	687.2	428.1	ALETA WENDO	
አርረሣ	131,160	127,235	258,395	1,187.6	217.6	ARBEGONA BONSA	
አዋሣ ዙሪያ	15,621	13,315	28,936	984.9	29.4	ARORESA	
ቡሌ አራጋ	126,563	121,929	248,492	895.9	277.4	AWASSA ZURIA	
ቦራ	102,239	102,271	204,510	1,902.6	107.5	BULE URAGA	
ዳሌ	35,673	36,312	71,985	1,189.2	60.5	BORE	
ገላና	144,913	141,768	286,681	1,411.4	203.1	DALE	
ቡገራ ቦላም	90,428	87,088	177,516	2319.6	76.5	GELANA	
ራይ ሸካባ	85,686	86,360	172,046	696.1	247.1	HAGERE SELAM	
ቦቦዲና	26,895	25,358	52,253	4,080.4	12.8	ODO SHAKISO	
ዋደራ አደባ	178,853	172,683	351,536	930.5	377.8	SHEBEDINO	
ወናጉ	42,287	42,506	84,793	2,032.9	41.7	WADERA ADOLA	
ደርጋ ወፈ	128,269	128,723	256,992	1,462.9	175.7	WENAGO	
	90,262	85,686	175,948	960.9	183.1	YIRGA CHEFE	
ትግራይ	1,353,551	1,324,411	2,677,962	53,497.9	50.1	TIGRAY	
አቦር ገሌ	54,411	51,588	105,999	2,695.4	39.3	ABERGELE	
አዲሞ	118,776	116,785	235,561	1,352.4	174.2	ADWA	
አዲያቦ	53,634	50,854	104,488	2,516.5	41.5	ADI YABO	
አጋሜ	89,949	89,138	179,087	2,021.1	88.6	AGAME	
አምባሰነይ ቲ	87,063	82,551	169,614	1,020.6	166.2	AMBASENEYITE	
አክሱም	91,471	89,770	181,241	2,083.4	87.0	AXUM	
ቦራ-ሐሲና ዳሌ	49,089	46,545	95,634	7,454.8	12.8	BERAHILE ENA DALUL	
ቦራ ባለዋ	69,941	66,328	136,269	2,944.6	46.3	BORA SELEWA	
ገራ-ዕሌታ	66,197	66,042	132,239	2,767.7	47.8	GERA ALTA	
ሰደግ ቲ	12,374	11,733	24,107	1,010.2	23.9	HADEGTI	
ሕንጣሌና ዋጃራት	62,398	60,898	123,296	2,817.4	43.8	HINTALO ENA WAJERAT	
አንደር ታ	67,746	76,777	144,523	2,106.2	68.6	INDERTA	
ኢንትጆ	82,256	78,957	161,213	1,562.1	103.2	INTICHO	
ክል ተ አውላሎ	72,660	68,525	141,185	1,424.1	99.1	KILETE AWULALO	
ክል ተ በለሣ	48,724	46,563	95,287	869.7	109.6	KILETE BELESA	
ናዕዲ	82,744	78,457	161,201	1,315.8	122.5	NAIDER	
ራያና አዘቦ	36,518	40,508	77,026	2,866.1	26.9	RAYANA AZEBO	
ሸሽትና ዲዲክባዕላ	6,782	6,433	13,215	9,700.9	1.4	SEEKHETENA D'DIGSALA	
	MALE	FEMALE	TOTAL	AREA IN sq. km.	DENSITY	ADMINISTRATIVE/ AUTONOMOUS REGION AND AWRAJA	
	POPULATION						

የሕዝብ ብዛት በጾታ፣ የቀዳ በፋት፣ የቦረረው ሕዝብ ብዛት በክሌ ግድግዳ፣ አስተዳደር አካባቢ ወይም በራስ ገዝና በአውራጃ፣ 1981
 POPULATION ESTIMATES BY SEX, AREA, DENSITY, ADMINISTRATIVE OR AUTONOMOUS REGION, AND AWRAJA 1989

ሠንጠረዥ ለ.1 TABLE B.1

የአስተዳደር አካባቢ /ራስ ገዝ/ና አውራጃ	የሕዝብ ብዛት			በፋት ክሌ ግ/ር ካራ	በክሌ ግ/ር ካራ የሠፈረጭ	
	ወንድ	ሴት	ጭምር			
ተገራይ / የ ቀጠለ / ሸረ	57,981	57,643	115,624	1,995.2	58.0	TIGRAY (CONTD.)
ተንቤን	103,399	100,117	203,516	1,287.6	158.1	SHIRE
ጽምብላ	39,438	38,199	77,637	1,686.2	46.0	TEMBEN
						TSIMBILA
ወለጋ	1,195,986	1,195,442	2,391,428	42,632.0	56.1	WELLEGA
አሙረ ሄር ቲ	30,720	31,546	62,266	2,380.3	26.2	AMURU JARTE
አርዶ	80,110	85,170	165,280	1,898.5	87.1	ARJO
አይራ ገላባ	45,662	43,958	89,620	1,067.4	84.0	AYRA GULISO
ቢሳ በዩ	29,785	30,360	60,145	1,008.7	59.6	BILA SEYU
ቦጂ	40,823	41,414	82,237	1,898.6	43.3	BOJI
ዳሌ	72,396	70,164	142,560	1,140.6	125.0	DALE
ዲጋ ሰቢጋ	49,354	46,540	95,894	2,726.3	35.2	DIGA SASIGA
ጋዎ ጃማ	35,280	35,246	70,526	1,615.7	43.6	GAWO JIMA
ገዳ ክረጫ	48,996	46,484	95,480	2,739.2	34.9	GIDA KIREMU
ገምቢ	117,955	117,355	235,310	2,617.2	89.9	GIMBI
ገደረ ምመን	80,731	80,656	161,387	3,619.8	44.6	GUDURU CHOMEN
ገቶ ዋዩ	64,121	67,377	131,498	945.9	139.0	GUTO WAYU
ባዋ ወለሌ	40,663	41,282	81,945	1,952.6	42.0	HAWA WELEL
ሆሮ ደንገራ	72,784	72,863	145,647	2,117.7	68.8	HORO DENGORO
ቁለም	53,530	54,536	108,066	661.9	163.3	KELEM
ሳሌ የብዶ	56,010	56,386	112,396	1,293.6	86.9	LALO YUBDO
ላሙ ስብን ቶ	53,020	51,756	104,776	5,721.6	18.3	LIMU EBANTU
ኒዶ ዳርቦ	102,083	98,570	200,653	3,757.4	53.4	NEJO JARSO
ናሌ ካባ	54,609	55,011	109,620	1,140.2	96.1	NOLE KABA
ዋማ በነጋ	67,354	68,768	136,122	2,328.8	58.5	WAMA BONEYA
በሜን ጠራ	736,768	712,905	1,449,673	30,835.3	47.0	NORTHERN WELLO
ደሀና	29,510	28,739	58,249	2,940.9	19.8	DEHANA
ደላን ታና ዳሙት	76,170	72,195	148,365	1,667.4	89.0	DELANTANA DAWUNT
ሰብታ	86,684	84,097	170,781	2,788.4	61.2	LASTA
መቼትና ዋዳላ	132,330	118,699	251,029	2,840.3	88.4	MEKETNA WADLA
ራደና ቶቦ	142,325	141,882	284,207	9,146.0	31.1	RAYANA KOBO
	MALE	FEMALE	TOTAL	AREA IN sq. km.	DENSITY	ADMINISTRATIVE/ AUTONOMOUS REGION AND AWRAJA
	POPULATION					

የሕዝብ ብዛት በጾታ፣ የቶዳ በፋት፣ የቦረረው ሕዝብ ብዛት በክሌ ሜትር ካራ፣ አስተዳደር አካባቢ ወይም በራስ ገዢና በአውራጃ፣ 1981
 POPULATION ESTIMATES BY SEX, AREA, DENSITY, ADMINISTRATIVE OR AUTONOMOUS REGION, AND AWRAJA 1989

ሠንጠረዥ ለ.1 TABLE B.1

የአስተዳደር አካባቢ / ራስ ገዢ/ና አውራጃ	የሕዝብ ብዛት			በፋት ክሌ ሜ/ር ካራ	በክሌ ሜ/ር ካራ የሠፈረው	
	ወንድ	ሴት	ድምር			
<u>ቦረረው ወሌ / የተጠለ/</u>						<u>NORTHERN WELLO (CONTD.)</u>
ዋግ	35,374	34,617	69,991	3,245.7	21.6	WAG
ወፍላ	57,572	61,565	119,137	1,673.0	71.2	WEFELA
የጁ	176,803	171,111	347,914	6,533.7	53.2	YEJU
<u>ደቡብ ወሌ</u>	1,197,710	1,194,694	2,392,404	20,702.0	115.6	<u>SOUTHERN WELLO</u>
አምባሰሌ	151,048	149,118	300,166	1,799.5	166.8	AMBASEL
በረና	149,748	147,105	296,853	2,559.8	116.0	BORENA
ደቡብ ቃሌ	64,819	65,072	129,891	2,872.2	45.2	DEBUB KALU
ደቡ ኩሪያ	157,665	168,955	326,620	1,673.4	195.2	DESSIE ZURIA
ክለላና ሰገሃዳ	114,988	114,489	229,477	2,261.4	101.5	KELELANA LEGEHIDA
ሣይንት	101,089	95,875	196,964	2,135.0	92.3	SAYNT
ቦረረው ቃሌ	221,883	214,817	436,700	2,652.8	164.6	SEMIEN KALU
ወረሃሙኑ	127,559	126,538	254,097	2,651.2	95.8	WERE HIMENU
ወረኢሌ	108,911	112,725	221,636	2,096.9	105.7	WERE ILU
ጠቀላላ ድምር	24,894,418	24,621,551	49,515,969	1,251,281.9	39.6	GRAND TOTAL
	MALE	FEMALE	TOTAL	AREA IN sq. km.	DENSITY	ADMINISTRATIVE/ AUTONOMOUS REGION AND AWRAJA
	POPULATION					

ጠቀላላ ሕዝብ ብዛት በዕድሜ ስድስት ዓመታት 1981
 TOTAL POPULATION BY AGE GROUP AND SEX, 1989

ጠቅላላ ለ.2.1 TABLE B.2.1

ዕድሜ	ጠቀላላ የሕዝብ ብዛት		ወንድ		ሴት		AGE GROUP
	ቁጥር	በመቶ ሲታሰብ	ቁጥር	በመቶ ሲታሰብ	ቁጥር	በመቶ ሲታሰብ	
0-4	9,185,621	18.6	4,655,256	18.7	4,530,365	18.4	0-4
5-9	8,865,541	17.9	4,655,256	18.7	4,210,285	17.1	5-9
10-14	5,795,279	11.7	3,086,908	12.4	2,708,371	11.0	10-14
15-19	3,986,172	8.1	2,016,448	8.1	1,969,724	8.0	15-19
20-24	3,044,277	6.1	1,443,876	5.8	1,600,401	6.5	20-24
25-29	3,042,913	6.1	1,319,404	5.3	1,723,509	7.0	25-29
30-34	2,870,016	5.8	1,269,615	5.1	1,600,401	6.5	30-34
35-39	2,698,211	5.4	1,319,404	5.3	1,378,807	5.6	35-39
40-44	2,227,945	4.5	1,095,354	4.4	1,132,591	4.6	40-44
45-49	1,634,573	3.3	871,305	3.5	763,268	3.1	45-49
50-54	1,633,481	3.3	771,727	3.1	861,754	3.5	50-54
55-59	1,015,486	2.1	547,677	2.2	467,809	1.9	55-59
60-64	1,213,005	2.4	597,466	2.4	615,539	2.5	60-64
65-69	668,875	1.4	373,416	1.5	295,459	1.2	65-69
70-74	693,224	1.4	348,522	1.4	344,702	1.4	70-74
75-79	297,369	0.6	174,261	0.7	123,108	0.5	75-79
80 ለና በላይ	643,981	1.3	348,523	1.4	295,458	1.2	80 AND OVER
ጠቅላላ	49,515,969	100.00	24,894,418	100	24,621,551	100	TOTAL
	NUMBER	PERCENT	NUMBER	PERCENT	NUMBER	PERCENT	
	BOTH SEX		MALE		FEMALE		

የገጠር ነዋሪ ሕዝብ ብዛት በዕድሜ መደብና በጾታ፣ 1981

RURAL POPULATION BY AGE GROUP AND SEX, 1989

ሠገጠረዥ ለ.2.2 TABLE B.2.2

ዕድሜ	ጠቅላላ የሕዝብ ብዛት		ወንድ		ሴት		
	ቁጥር	ቦመቶ ሲታሰብ	ቁጥር	ቦመቶ ሲታሰብ	ቁጥር	ቦመቶ ሲታሰብ	
0-4	8,447,312	19.1	4,270,599	19.1	4,176,713	19.2	0-4
5-9	8,032,779	18.2	4,225,880	18.9	3,806,899	17.5	5-9
10-14	4,967,239	11.3	2,683,099	12.0	2,284,140	10.5	10-14
15-19	3,332,035	7.5	1,744,014	7.8	1,588,021	7.3	15-19
20-24	2,666,710	6.0	1,274,472	5.7	1,392,238	6.4	20-24
25-29	2,729,548	6.2	1,185,035	5.3	1,544,513	7.1	25-29
30-34	2,487,837	5.6	1,095,599	4.9	1,392,238	6.4	30-34
35-39	2,359,130	5.3	1,162,676	5.2	1,196,454	5.5	35-39
40-44	2,006,227	4.5	983,803	4.4	1,022,424	4.7	40-44
45-49	1,456,935	3.3	782,570	3.5	674,365	3.1	45-49
50-54	1,498,627	3.4	715,493	3.2	783,134	3.6	50-54
55-59	883,468	2.0	491,901	2.2	391,567	1.8	55-59
60-64	1,102,822	2.5	558,979	2.5	543,843	2.5	60-64
65-69	618,791	1.4	357,746	1.6	261,045	1.2	65-69
70-74	617,580	1.4	313,028	1.4	304,552	1.4	70-74
75-79	265,283	0.6	156,514	0.7	108,769	0.5	75-79
80 እና በላይ	640,544	1.5	357,748	1.6	282,796	1.3	80 AND OVER
ጠቅላላ	44,112,867	99.948	22,359,156	100	21,753,711	100	TOTAL
	NUMBER	PERCENT	NUMBER	PERCENT	NUMBER	PERCENT	AGE GROUP
	BOTH SEX		MALE		FEMALE		

የከተማ ነዋሪ ሕዝብ ብዛት በዕድሜ ጭብጥና በጾታ፣ 1981
 URBAN POPULATION BY AGE GROUP AND SEX, 1989

ሠግጦሪዥ ለ.2.3 TABLE B.2.3

ዕድሜ	ጠቅላላ የሕዝብ ብዛት		ወንድ		ሴት		AGE GROUP
	ቁጥር	ቦመቶ ሲታሰብ	ቁጥር	ቦመቶ ሲታሰብ	ቁጥር	ቦመቶ ሲታሰብ	
0-4	796,001	14.8	403,107	15.9	392,894	13.7	0-4
5-9	850,364	15.8	425,924	16.8	424,440	14.8	5-9
10-14	798,329	14.8	385,360	15.2	412,969	14.4	10-14
15-19	599,204	11.1	263,667	10.4	335,537	11.7	15-19
20-24	358,268	6.7	154,651	6.1	203,617	7.1	20-24
25-29	316,040	5.9	126,763	5.0	189,277	6.6	25-29
30-34	352,199	6.5	157,186	6.2	195,013	6.8	30-34
35-39	321,983	6.0	147,045	5.8	174,938	6.1	35-39
40-44	222,732	4.1	116,622	4.6	106,110	3.7	40-44
45-49	169,034	3.1	88,734	3.5	80,300	2.8	45-49
50-54	165,294	3.1	73,523	2.9	91,771	3.2	50-54
55-59	116,665	2.2	50,705	2.0	65,960	2.3	55-59
60-64	108,727	2.0	45,635	1.8	63,092	2.2	60-64
65-69	75,976	1.4	32,958	1.3	43,018	1.5	65-69
70-74	62,635	1.2	25,353	1.0	37,282	1.3	70-74
75-79	32,419	0.6	15,212	0.6	17,207	0.6	75-79
80 እና በላይ	57,232	1.1	22,817	0.9	34,415	1.2	80 AND OVER
ጠቅላላ	5,403,102	100	2,535,262	100	2,867,840	100	TOTAL
	NUMBER	PERCENT	NUMBER	PERCENT	NUMBER	PERCENT	
	BOTH SEX		MALE		FEMALE		

የገጠናና የከተማ ነዋሪ. የሕዝብ ብዛትና ስኬት የከተማ ሕዝብ ብዛት ከመቶ 1981
 RURAL AND URBAN POPULATION AND PROPORTION URBAN, 1989

ሠንጠረዥ ለ.3 TABLE B.3

አበተዳደር አካባቢና /ራስ ገዝ	የሕዝብ ብዛት				REGION
	ጠቀላላ	የገጠና ሕዝብ	የከተማ ሕዝብ	የከተማ ሕዝብ ብዛት ከመቶ	
አርሲ	1,928,226	1,800,883	127,343	6.6	ARSSI
አሰብ	438,739	379,526	59,213	13.5	ASSAB
አሶሶ	511,333	493,190	18,143	3.5	ASSOSA
ባሌ	949,551	864,722	84,829	8.9	BALE
ቦረና	649,899	605,647	44,252	6.8	BORENA
ድረደዋ	461,342	330,017	131,325	28.5	DIRE DAWA
ኤርትራ	3,046,894	2,579,900	466,994	15.3	ERITREA
ጋምቤላ	174,395	163,722	10,673	6.1	GAMBELLA
ምሥራቅ ጋሜሎ	1,519,100	1,408,147	110,953	7.3	EASTERN GOJJAM
ምዕራብ ጋሜሎ	1,975,517	1,834,646	140,871	7.1	WESTERN GOJJAM
ሰሜን ጌንደር	1,819,520	1,639,609	179,911	9.9	NORTHERN GONDAR
ደቡብ ጌንደር	1,671,893	1,596,024	75,869	4.5	SOUTHERN GONDAR
ምሥራቅ ሸረር ጌ	2,480,452	2,309,977	170,475	6.9	EASTERN HARARGE
ምዕራብ ሸረር ጌ	1,326,107	1,269,549	56,558	4.3	WESTERN HARARGE
ኢሉባቦር	2,787,179	2,608,329	178,850	6.4	ILLUBABOR
ክፋ	1,028,625	1,004,275	24,350	2.4	KEFFA
ሜቴኬል	372,512	356,973	15,539	4.2	METEKEL
ዓገዳን	813,630	811,645	1,985	0.2	OGADEN
ሰሜን ሰሞ	2,727,990	2,620,273	107,717	3.9	NORTHERN OMO
ደቡብ ሰሞ	241,100	234,795	6,305	2.6	SOUTHERN OMO
ሰሜን ሸዋ	2,298,111	2,171,974	126,137	5.5	NORTHERN SHEWA
ምሥራቅ ሸዋ	906,019	650,994	255,025	28.1	EASTERN SHEWA
አዲስ አበባ	2,291,137	422,511	1,868,626	81.6	ADDIS ABABA
ምዕራብ ሸዋ	2,626,678	2,513,792	112,886	4.3	WESTERN SHEWA
ደቡብ ሸዋ	2,894,306	2,750,188	144,118	5.0	SOUTHERN SHEWA
ሲዳሞ	2,664,247	2,466,832	197,415	7.4	SIDAMO
ትግራይ	2,677,962	2,379,535	298,427	11.1	TIGRAY
ወለጋ	2,391,428	2,265,549	125,879	5.3	WELLEGA
ሰሜን ወሌ	1,449,673	1,342,211	107,462	7.4	NORTHERN WELLO
ደቡብ ወሌ	2,392,404	2,237,432	154,972	6.5	SOUTHERN WELLO
ጭምር	49,515,969	44,112,867	5,403,102	10.9	TOTAL
	TOTAL	RURAL	URBAN	PERCENT URBAN	
	POPULATION				

የከተሞች ሕዝብ ብዛት በጾታና በአስተዳደር አካባቢ ወይም ራስ ገዢ 1981
 POPULATION ESTIMATES FOR TOWNS BY SEX AND ADMINISTRATIVE OR
 AUTONOMOUS REGION, 1989

ሠንጠረዥ ለ.4 TABLE B.4

የአስተዳደር አካባቢ /ራስ ገዢ/ ና ከተማ	የሕዝብ ብዛት			
	ወንድ	ሴት	ጊዜ	
<u>አርባ</u>				<u>ARSSI</u>
አበሳ	18,819	21,519	40,338	ASSELA
አጌላ ቸ	1,418	1,381	2,799	OGOLCHA
በቶጂ	3,211	3,404	6,615	BEKOJI
ሳጉራ	2,057	2,489	4,546	SAGURE
አሳሳ	3,021	3,145	6,166	ASASA
ቦረላ	3,138	3,224	6,362	KOFELE
ቦራ	965	1,050	2,015	KORE
ደራ	2,762	3,266	6,028	DERA
ሁረታ	4,072	4,463	8,535	HURUTA
ኢተያ	2,857	3,361	6,218	ETEYA
ሰራ/ፈለገ ብርሃን/	2,705	3,171	5,876	SIRE (FELEGE BIRHAN)
ተንሣኤ ብርሃን/አቦምሳ/	4,262	4,653	8,915	TINSAE BIRHAN (ABOMSA)
አርቦዩ	1,285	1,557	2,842	ARBOYE
ቀርሣ	1,510	1,864	3,374	KERSA
ገቤሣ	2,453	2,970	5,423	GUBESSA
ርቤ	4,026	4,370	8,396	ROBI
ቢቸ	1,296	1,599	2,895	TICHO
ጊዜ /17 ከተሞች/	59,857	67,486	127,343	TOTAL (17 TOWNS)
<u>አሰባ</u>				<u>ASSAB</u>
አሰባ	20,859	18,872	39,731	ASSAB
ዳብቲ	5,435	5,576	11,011	DUBTI
አሳይታ	4,224	4,247	8,471	ASAITA
ጊዜ /3 ከተሞች/	30,518	28,695	59,213	TOTAL (3 TOWNS)
<u>አሰሳ</u>				<u>ASSOSA</u>
ቤጊ	1,280	1,324	2,604	BEGI
አሰሳ	2,488	2,468	4,956	ASOSA
ጊዳሜ	1,470	1,652	3,122	GIDAME
ሜንዲ	3,803	3,658	7,461	MENDI
ጊዜ /4 ከተሞች/	9,041	9,102	18,143	TOTAL (4 TOWNS)
<u>ባላ</u>				<u>BALE</u>
ሜና	1,726	1,661	3,387	MENA
ገራ	1,192	1,362	2,554	JARA
ገሠራ	881	1,121	2,002	GASERA
	MALE	FEMALE	TOTAL	ADMINISTRATIVE/ AUTONOMOUS REGION AND TOWN
	POPULATION			

የስድስት ስድስት ሰዓታት በጾታና በአስተዳደር አካባቢ ወይም ራስ ገዝ፣ 1981
 POPULATION ESTIMATES FOR TOWNS BY SEX AND ADMINISTRATIVE OR
 AUTONOMOUS REGION, 1989

ሠንጠረዥ ለ.4 TABLE B.4

የአስተዳደር አካባቢ /ራስ ገዝ/ና ስተማ	የስድስት ስድስት			
	ወንድ	ሴት	ጭማር	
<u>ባሌ / የተጠለ /</u>				<u>BALE (CONTD.)</u>
ደዶላ	4,956	5,355	10,311	DODOLA
አዳባ	4,339	5,304	9,643	ADABA
ጊነር	5,022	5,234	10,256	GINIR
ገሮ	1,843	2,233	4,076	GORRO
ገባ	12,764	15,463	28,227	GOBA
ሮቤ	6,910	7,463	14,373	ROBIE
ጭማር /9 ስተማት/	39,633	45,196	84,829	TOTAL (9 TOWNS)
<u>ቦረና</u>				<u>BORENA</u>
ቦዩማ	1,345	1,432	2,777	SOYOMA
ሜጋ	1,962	2,301	4,263	MEGA
ሀገረ ማር ያም	4,239	4,658	8,897	HAGERE MARIAM
ነገሌ	6,407	7,252	13,659	NEGELE
ሞያሌ	1,949	2,251	4,200	MOYALLE
ያቤሎ	3,928	3,675	7,603	YABELLO
ተልተሌ	1,368	1,485	2,853	TELTELE
ጭማር /7 ስተማት/	21,198	23,054	44,252	TOTAL (7 TOWNS)
<u>ደረዳዋ</u>				<u>DIRE DAWA</u>
አይቫ	1,732	2,143	3,875	AISHA
ደረዳዋ	58,077	64,306	122,383	DIRE DAWA
ጎታ/ኦረር/	2,453	2,614	5,067	GOTA (ERER)
ጭማር /3 ስተማት/	62,262	69,063	131,325	TOTAL (3 TOWNS)
<u>ኦሪትራ</u>				<u>ERITREA</u>
ዳዲ ቀይሀ	4,666	5,537	10,203	ADI KEYIH
ዳዲ ኪሳ	2,534	2,952	5,486	ADI KWALW
አቆር ዳት	3,236	3,839	7,075	AKORDAT
ባረንቱ	1,395	1,704	3,099	BARENTU
አሥመራ	158,626	185,475	344,101	ASMARA
ጊንዳሳ	4,190	4,850	9,040	GINDAE
ክረን	14,950	17,291	32,241	KEREN
ሞዕቀ/ ተይ ባሕር /	9,440	10,043	19,483	MASSAWA (KEY BAHIR)
ዳዲ ሀገሪ/መንደፊራ/	6,708	8,185	14,893	ADI UGRI (MENDEFERA)
ደባርቀ	418	541	959	DEBARWA
ደቀመስሪ	3,802	5,079	8,881	DEKEMEHAARE
	MALE	FEMALE	TOTAL	ADMINISTRATIVE/ AUTONOMOUS REGION AND TOWN
	POPULATION			

የከተሞች ሕዝብ ብዛት በጾታና በአስተዳደር አካባቢ ወይም ራስ ገዢ 1981
 POPULATION ESTIMATES FOR TOWNS BY SEX AND ADMINISTRATIVE OR
 AUTONOMOUS REGION, 1989

ወንጠረዥ ለ.4 TABLE B.4

የአስተዳደር አካባቢ /ራስ ገዢ/ና ከተማ	የሕዝብ ብዛት			
	ወንድ	ሴት	ጠቅላይ	
<u>አር ተራ / የገጠላ /</u>				<u>ERITREA (CONTD.)</u>
በገነይቲ	1,520	2,074	3,594	SEGENEYITI
በገጻፊ	2,114	2,726	4,840	SENAFE
ተሰነይ	1,395	1,704	3,099	TESENEY
ጠቅላይ /14 ከተሞች/	214,994	252,000	466,994	TOTAL (14 TOWNS)
<u>ጋምቤላ</u>				<u>GAMBELLA</u>
ሙጊ	2,792	2,658	5,450	MUGI
ጋምቤላ	2,694	2,529	5,223	GAMBELLA
ጠቅላይ /2 ከተሞች/	5,486	5,187	10,673	TOTAL (2 TOWNS)
<u>ምሥራቅ ጌጃም</u>				<u>EASTERN GOJJAM</u>
ብቸና	4,330	5,403	9,733	BICHENA
ሌማሜ	1,921	2,354	4,275	LUMAME
ደጀን	3,950	4,912	8,862	DEJEN
ደብረ ማር ቶስ	22,699	27,657	50,356	DEBRE MARKOS
የጃቤ	1,289	1,720	3,009	YEJUBE
ደብረ ወርቅ	3,708	4,609	8,317	DEBRE WORK
መርጦ ለማር ያም	2,335	2,993	5,328	MERTO LEMARIAM
አማኑኤል	1,481	1,954	3,435	AMANUEL
ደብረ ኢልያስ	1,370	2,028	3,398	DEBRE ELIÁS
ሞጳ	6,393	7,847	14,240	MOTA
ጠቅላይ /10 ከተሞች/	49,476	61,477	110,953	TOTAL (10 TOWNS)
<u>ምዕራብ ጌጃም</u>				<u>WESTERN GOJJAM</u>
ዳር ቤቱ /አቤቶአቤ/	2,582	3,364	5,946	DURBETE (ABECHEKLI)
ገምጃ ቤት	1,593	2,351	3,944	GIMJA BET
ባህር ዳር	30,769	36,278	67,047	BAHIR DAR
ዘጌ	598	783	1,381	ZEGIE
ቡራ	4,501	5,525	10,026	BURE
ዳንግላ	5,995	7,967	13,962	DANGLA
አንጃባራ	659	882	1,541	INJIBARA
ደምበጃ	3,258	3,793	7,051	DEMBECHA
ፍናት ሰላም	4,374	5,783	10,157	FENOTE SELAM
	MALE	FEMALE	TOTAL	ADMINISTRATIVE/ AUTONOMOUS REGION AND TOWN
	POPULATION			

የከተሞች ሕዝብ ብዛት በጾታና በአስተዳደር አካባቢ ወይም ራስ ገዝ፣ 1981
 POPULATION ESTIMATES FOR TOWNS BY SEX AND ADMINISTRATIVE OR
 AUTONOMOUS REGION, 1989

ሠንጠረዥ ለ.4 TABLE B.4

የአስተዳደር አካባቢ /ራስ ገዝ/ና ከተማ	የሕዝብ ብዛት			
	ወንድ	ሴት	ጭማር	
<u>ምዕራብ ጌጃም /የተጠለ/</u>				<u>WESTERN GOJJAM (CONT.)</u>
ደጋ	2,382	3,215	5,597	JIGA
መርዳዊ	2,661	3,715	6,376	MERAWI
አዲት	3,451	4,392	7,843	ADET
ጭማር /12 ከተሞች/	62,823	78,048	140,871	TOTAL (12 TOWNS)
<u>ቦሌን ጌንደር</u>				<u>NORTHERN GONDER</u>
ደልጌ	1,645	2,078	3,723	DELGI
አይከል	2,409	3,471	5,880	AYKEL
አዲር ታይ	1,538	2,092	3,630	ADERKAI
ማይጸምሪ	1,576	2,012	3,588	MAY TSEMRI
ደባር ቀ	4,379	6,199	10,578	DEBARK
ቶላ ደባ	3,346	4,836	8,182	KOLA DIBA
ሞሂት	1,878	2,809	4,687	CHUWAHIT
ጌር ጌራ	1,371	1,862	3,233	GORGORA
ጌንደር	42,246	56,506	98,752	GONDER
አንፍራሃዝ	1,819	2,403	4,222	INFRANZ
ማክሰኝት	1,689	2,519	4,208	MAKSEGNIT
ትክል ደንጋይ	943	1,499	2,442	TIKIL DENGAY
ሀመራ	5,853	6,968	12,821	HUMERA
ደባት	4,080	5,967	10,047	DABAT
አምባ ጌዳር ገበ	1,498	2,420	3,918	AMBA GIORGIS
ጭማር /15 ከተሞች/	76,270	103,641	179,911	TOTAL (15 TOWNS)
<u>ደቡብ ጌንደር</u>				<u>SOUTHERN GONDAR</u>
ዘመሊት	2,519	3,270	5,789	HAMUSIT
አንበሳማ	910	1,202	2,112	AMBASAME
ደብረ ታቦር	8,265	10,373	18,638	DEBRE TABOR
ወሮታ	4,954	5,990	10,944	WEROTA
ንፋስ መውጫ	3,247	4,493	7,740	NEFAS MEWCHA
አብናት	3,700	5,845	9,545	IBNAT
መካኒ ኢየሱስ	3,124	4,319	7,443	MEKANE YESUS
አዲስ ዘመን	4,849	6,476	11,325	ADDIS ZEMEN
ወገዳ	915	1,418	2,333	WEGEDA
ጭማር /9 ከተሞች/	32,483	43,386	75,869	TOTAL (9 TOWNS)
	MALE	FEMALE	TOTAL	ADMINISTRATIVE/ AUTONOMOUS REGION AND TOWN
	POPULATION			

የከተሞች ሕዝብ ብዛት በጾታና በአስተዳደር አካባቢ ወይም ራስ ገዝ፣ 1981
 POPULATION ESTIMATES FOR TOWNS BY SEX AND ADMINISTRATIVE OR
 AUTONOMOUS REGION, 1989

ወንጠረዥ ለ.4 TABLE B.4

የአስተዳደር አካባቢ /ራስ ገዝ/ና ከተማ	የሕዝብ ብዛት			
	ወንድ	ሴት	ጭማር	
<u>ምሥራቅ ሰሜን</u>				<u>EASTERN HARERGE</u>
በዳኛ	1,666	1,805	3,471	BEDENO
ደጋሀቦር	996	1,123	2,119	DEGEHABUR
ፈዲስ ቤኪ	1,181	1,302	2,483	FEDIS BEKU
ገራዋ	1,981	1,993	3,974	GIRAWA
ፍንጎ ቦራ	3,762	4,009	7,771	FUGNAN BIRA
ባቢሌ	1,731	2,033	3,764	BABILE
ሰሜን	36,120	41,082	77,202	HARAR
ዓለሙ ማያ	3,848	4,216	8,064	ALEM MAYA
አወዳይ	2,159	2,108	4,267	AWEDAY
ባቲ	1,906	2,045	3,951	BATIE
አደሌ	1,843	2,022	3,865	ADELE
ክሮሳ	686	778	1,464	KERSA
ገገገ	14,132	16,122	30,254	JIJIGA
ገገገ	2,347	2,520	4,867	MELKA RAFU
መልካ ራፍ	1,324	1,346	2,670	HARAWACHA
ሰሜን	3,105	3,169	6,274	DEDER
ደደር	1,943	2,072	4,015	CHELENKO
ጭማር /17 ከተሞች/	80,730	89,745	170,475	TOTAL (17 TOWNS)
<u>ምዕራብ ሰሜን</u>				<u>WESTERN HARERGE</u>
ሜሴሶ	1,835	1,981	3,816	MIESSO
አባባት	2,733	2,702	5,435	ASEBOT
በዳሃ	4,140	3,940	8,080	BEDESA
ሰሜን	4,071	4,397	8,468	HIRNA
አባባት ተፈሪ	8,669	9,503	18,172	ASEBE TEFERI
መገራ	1,810	1,843	3,653	MECHARA
ገለምታ	4,516	4,418	8,934	GELEMSO
ጭማር /7 ከተሞች/	27,774	28,784	56,558	TOTAL (7 TOWNS)
<u>አለባቦር</u>				<u>ILLUBABOR</u>
በደሌ	4,207	4,547	8,754	BEDELE
ገገ	1,250	1,242	2,492	GECHI
ደንቢ	1,245	1,284	2,529	DENBI
ቶባ	1,778	1,787	3,565	TOBBA
	MALE	FEMALE	TOTAL	ADMINISTRATIVE/ AUTONOMOUS REGION AND TOWN
	POPULATION			

የስነ ህዝብ ስጦታ ለጾታና ለጾታዊ ልዩነት ወይም ለስነ ህዝብ 1981
 POPULATION ESTIMATES FOR TOWNS BY SEX AND ADMINISTRATIVE OR
 AUTONOMOUS REGION, 1989

ሠንጠረዥ ለ.4 TABLE B.4

የጾታዊ ልዩነት /ስነ ህዝብ/ ስጦታ	የስነ ህዝብ ስጦታ			
	ወንድ	ሴት	ጠቅላይ	
<u>ሊሊባቦር /የቀጠለ/</u>				<u>ILLUBABOR (CONTD.)</u>
ያዩ	1,413	1,520	2,933	YAYU
ኪንባቤ	1,756	1,801	3,557	KUNBABE
ሁሩሙ	1,385	1,526	2,911	HURUMU
ጎራ	3,657	4,435	8,092	GORE
አጋሮ	11,361	11,135	22,496	AGARO
ጊምቤ	2,139	1,885	4,024	GIMBIE
ሳሳ	1,731	1,734	3,465	CHACHA
ሊሙ ገነት	3,057	3,105	6,162	LIMU GENET
ሰርቦ	943	1,111	2,054	SERBO
ጅማ	35,241	38,471	73,712	JIMMA
የቡ	1,423	1,484	2,907	YABU
ሸኪ	1,526	1,808	3,334	SHEIKI
አሰንዳቦ	1,469	1,747	3,216	ASENDABO
ሰቃ	1,429	1,672	3,101	SEKA
ሸቤ	2,086	1,645	3,731	SHEBIE
ሙት	7,805	8,010	15,815	METTU
ጠቅላይ /2 ስጦታ/	86,901	91,949	178,850	TOTAL (20 TOWNS)
<u>ክፋ</u>				<u>KEFFA</u>
ቦንጋ	3,491	4,104	7,595	BONGA
ጊምቦ	964	1,277	2,241	GIMBO
ሚዛን ተፈሪ	3,419	3,641	7,060	MIZAN TEFERI
ማጃ	978	1,026	2,004	MAJJI
ቴፒ	2,947	2,503	5,450	TEPPI
ጠቅላይ	11,799	12,551	24,350	TOTAL (5 TOWNS)
<u>ሙቲክል</u>				<u>METEKEL</u>
ሙንታ ወሃ	1,311	1,466	2,777	MENTA WEHA
ቻገኒ	4,792	5,719	10,511	CHAGNI
ደብረ ዘይት	994	1,257	2,251	DEBRE ZEIT
ጠቅላይ /3 ስጦታ/	7,097	8,442	15,539	TOTAL (3 TOWNS)
<u>አጋዳን</u>				<u>OGADEN</u>
ጎድ/አዳዲስ/	933	1,052	1,985	GODE(ADADILE)
ጠቅላይ /1 ስጦታ/	933	1,052	1,985	TOTAL (1 TOWN)
	MALE	FEMALE	TOTAL	ADMINISTRATIVE/ AUTONOMOUS REGION AND TOWN
	POPULATION			

የከተሞች ሕዝብ ብዛት በጾታና በአስተዳደር አካባቢ ጭም ራስ ገዢ፣ 1981
 POPULATION ESTIMATES FOR TOWNS BY SEX AND ADMINISTRATIVE OR
 AUTONOMOUS REGION, 1989

ሠንጠረዥ ቦ.4 TABLE B.4

የአስተዳደር አካባቢ /ራስ ገዢ/ና ከተማ	የሕዝብ ብዛት			
	ወንድ	ሴት	ጭምር	
<u>ሰሜን ስም</u>				<u>NORTHERN OMO</u>
አርባ ምንጭ	11,867	12,958	24,825	ARBA MINCH
አረክ	2,672	2,920	5,592	AREKA
ሶዶ	14,367	15,352	29,719	SODO
ጠበላ	826	1,011	1,837	TEBELA
ቦዲቲ	2,566	2,757	5,323	BODITI
ጊደሌ	5,178	5,994	11,172	GIDOLE
ቤሌ	1,328	1,351	2,679	BULE
ገሱባ	930	998	1,928	GESUBA
በተሙሉ	1,299	1,426	2,725	BEKAWELE
ዋካ	1,787	1,916	3,703	WAKA
ወንቻ	2,379	3,107	5,486	CHENCHA
ሰውላ	4,994	5,169	10,163	SAULA
ቦልቲ	1,203	1,362	2,565	BULKI
ጭምር /13 ከተሞች/	51,396	56,321	107,717	TOTAL (13 TOWNS)
<u>ደቡብ ስም</u>				<u>SOUTHERN OMO</u>
ጂንባ	3,122	3,183	6,305	JINKA
ጭምር /1 ከተማ/	3,122	3,183	6,305	TOTAL(1 TOWN)
<u>ሰሜን ሸዋ</u>				<u>NORTHERN SHEWA</u>
ሸና	1,734	2,340	4,074	SHENO
ደብረ ጽጌ	1,191	1,551	2,742	DEBRE TSIGE
አራብን/አጣዳ/	3,030	3,693	6,723	EFESON (ATAYE)
ካራ ኮሮ	2,304	2,904	5,208	KARA KORE
ሰንበቲ	1,501	1,671	3,172	SENBETIE
ገብረ ጊራቻ	3,904	5,178	9,082	GEBRE GURACHA
ገሀ ጽዳን	1,651	2,357	4,008	GOHA TSION
አካዋሪ	2,154	2,556	4,710	ENEWARE
መሀል ሜዳ	2,534	2,955	5,489	MEHAL MEDA
ዓለም ከተማ	3,722	4,623	8,345	ALEM KETEMA
ፍቼ	9,147	11,497	20,644	FICHE
ደብረ ብርሃን	14,247	17,134	31,381	DEBRE BIRHAN
ጊረቤላ/አንባብር/	562	824	1,386	GOREBELA (ANKOBER)
ሸዋ ሮቢት	5,809	7,023	12,832	SHEWA ROBIT
ደብረ ሲና	2,639	3,702	6,341	DEBRE SINA
ጭምር /15 ከተሞች/	56,129	70,008	126,137	TOTAL (15 TOWNS)
	MALE	FEMALE	TOTAL	ADMINISTRATIVE/ AUTONOMOUS REGION AND TOWN
	POPULATION			

የስነ ምግባር ሕዝብ ብዛት በጾታና በአስተዳደር አካባቢ ወይም ራስ ገዝ፣ 1981
 POPULATION ESTIMATES FOR TOWNS BY SEX AND ADMINISTRATIVE OR
 AUTONOMOUS REGION, 1989

ወንጠረዥ ለ.4 TABLE B.4

የአስተዳደር አካባቢ /ራስ ገዝ/ና ስነ ምግባር	የሕዝብ ብዛት			
	ወንድ	ሴት	ጠቅላይ	
ምሥራቅ ሸዋ				EASTERN SHEWA
ደብረ ዘይት	31,538	36,590	68,128	DEBRE ZEIT
ዱክም	1,774	2,504	4,278	DUKEM
ናዝረት	44,432	50,133	94,565	NAZRET
ወለንጌት	4,543	5,317	9,860	WELENCHITI
ወንጌ ሸዋ	16,942	16,270	33,212	WONJI SHEWA
ሸዋ ዓለም ጤና	2,144	2,242	4,386	SHEWA ALEM TENA
መተሀራ	3,674	3,739	7,413	METEHARA
አዋሽ	2,614	2,955	5,569	AWASH
ሞጋ	8,296	9,708	18,004	MOJO
ቆቃ	1,874	1,970	3,844	KOKA
ዓለም ጤና	2,637	3,129	5,766	ALEM TENA
ጠቅላይ /11 ስነ ምግባር/	120,468	134,557	255,025	TOTAL (11 TOWNS)
አዲስ አበባ				ADDIS ABABA
አዲስ አበባ ስነ ምግባር	836,565	902,565	1,739,130	ADDIS ABABA CITY
ሰበታ	7,229	7,903	15,132	SEBETA
ዓለም ገና	1,612	1,798	3,410	ALEM GENA
ሰንዳፋ	1,910	2,321	4,231	SENDAFA
በሰታ	32,174	35,448	67,622	BESEKA
ክተቤ	7,464	7,212	14,676	KOTEBE
ወንጌ	1,447	1,963	3,410	CHANCHO
ሀለታ ገነት	7,153	8,798	15,951	HOLETA GENET
ገፈር ሣ በራዩ	2,393	2,671	5,064	GEFERSA BURAYU
ጠቅላይ /9 ስነ ምግባር/	897,947	970,679	1,868,626	TOTAL (9 TOWNS)
ምዕራብ ሸዋ				WESTERN SHEWA
ሰገረ ሕይወት/አምቦ/	10,035	11,188	21,223	HAGERE HIWET (AMBO)
ጉደር	2,972	3,782	6,754	GUDER
ቱሎ ቦሎ	2,448	2,988	5,436	TULU BOLO
ቲጅ	822	1,056	1,878	TEJI
ወልቲጤ	4,627	4,941	9,568	WELKITE
አንድበር	879	1,122	2,001	INDIBIR
ጊደ	2,352	2,602	4,954	GEDO
ባሳ ተቤ	3,525	4,068	7,593	BAKO TIBE
ድጃጃ	2,252	2,496	4,748	EJAJI
ሸባሳ	1,353	1,898	3,251	SHEBOKA
ጊንቅ	3,589	4,121	7,710	GINCHI
አዲስ ዓለም	3,263	3,955	7,218	ADDIS ALEM
	MALE	FEMALE	TOTAL	ADMINISTRATIVE/ AUTONOMOUS REGION AND TOWN
	POPULATION			

የስተካክል ስድስት ስድስት ዓመት ስድስት ስድስት 1981
 POPULATION ESTIMATES FOR TOWNS BY SEX AND ADMINISTRATIVE OR
 AUTONOMOUS REGION, 1989

ወንጌል ለ.4 TABLE B.4

የአስተዳደር አካባቢ /ራስ ገዝ/ና ስተካክል	የስድስት ስድስት			
	ወንጌል	ሴት	ጠቅላይ	
<u>ምዕራብ ሸዋ / የተጠለ /</u>				<u>WESTERN SHEWA (CONTD.)</u>
ወለንታ	1,906	2,525	4,431	WELENCOMI
ጆላ / ጌዳ /	1,406	1,672	3,078	JELDU (GOJJO)
ገዳ / ወላሽ /	9,390	11,044	20,434	GHION (WOLISSO)
ጌንደ	1,072	1,537	2,609	GINDO
ጠቅላይ / 16 ስተካክል /	51,891	60,995	112,786	TOTAL (16 TOWNS)
<u>ደቡብ ሸዋ</u>				<u>SOUTHERN SHEWA</u>
መኖ	6,218	7,192	13,410	MEKI
ዝገዳ	3,280	3,469	6,749	ZEWAY
አዳማ ተላ	1,302	1,430	2,732	ADAMITULU
አላባ ግሊት	5,336	5,747	11,083	ALABA KULITO
ቡታገራ	7,676	8,260	15,936	BUTAJIRA
ዳሎቻ	1,450	1,701	3,151	DALOCHA
ሸሸመኔ	18,598	20,430	39,028	SHASHEMANE
ነገሌ	8,201	8,961	17,162	NEGELE
ደራሜ	2,283	2,273	4,556	DURAME
ሆሳና	8,739	10,193	18,932	HOSANA
ሸንሽካ	2,631	2,698	5,329	SHINSHICHO
ሸኔ	2,805	3,245	6,050	SHONIE
ጠቅላይ / 12 ስተካክል /	68,519	75,599	144,118	TOTAL (12 TOWNS)
<u>ሲዳሞ</u>				<u>SIDAMO</u>
አለታ ወንድ	6,376	6,464	12,840	ALETA WENDO
ተፈሪ ኪላ	1,432	1,299	2,731	TEFERI KELA
ዳዩ	2,360	2,479	4,839	DAYO
አርቤ ገና	1,066	1,141	2,207	ARBE GONA
አዋሳ	21,841	22,676	44,517	AWASSA
ወንድ ገነት	1,194	1,364	2,558	WONDO GENET
ሰሎሞ	773	754	1,527	SELOM
ቡሌ	1,445	1,459	2,904	BULE
ቦራ	2,353	2,638	4,991	BORE
ይርጋ ዓለም	11,744	12,318	24,062	YIRGA ALEM
ወለለቀ ተ	1,865	1,710	3,575	CHELELEKTU
ገደብ	1,509	1,497	3,006	GEDEB
ፍሰሰ ገነት	883	1,044	1,927	FESEHA GENET
	MALE	FEMALE	TOTAL	ADMINISTRATIVE/ AUTONOMOUS REGION AND TOWN
	POPULATION			

የከተሞች ሕዝብ ብዛት በጾታና በአስተዳደር አካባቢ ወይም ራስ ገዝ፣ 1981
 POPULATION ESTIMATES FOR TOWNS BY SEX AND ADMINISTRATIVE OR
 AUTONOMOUS REGION, 1989

ሠንጠረዥ ለ.4 TABLE B.4

የአስተዳደር አካባቢ /ራስ ገዝ/ና ከተማ	የሕዝብ ብዛት			
	ወንድ	ቤት	ጾምር	
<u>ሲዳሞ /የተጠለ/</u>				<u>SIDAMO (CONTD.)</u>
ሀገረ በላም	2,169	2,310	4,479	HAGERE SELAM
አድ ቫኪባ	4,462	4,459	8,921	ODO SHAKISO
ለኩ	4,314	4,376	8,690	LEKU
ክብረ መንገሥት	8,394	8,872	17,266	KIBRE MENGIST
ኬን ተማ	1,905	2,139	4,044	KONTOMA
ዲላ	14,394	13,593	27,987	DILLA
ወናጌ	2,068	2,395	4,463	WENAGO
ይርጋ ወፊ	4,923	4,962	9,885	YIRGA CHEFFE
ጾምር /21 ከተሞች/	97,470	99,949	197,419	TOTAL (21 TOWNS)
<u>ትግራይ</u>				<u>TIGRAY</u>
ዳዊ	7,557	9,991	17,548	ADWA
ዳዲአቡን	1,763	2,532	4,295	ADIABUN
ራማ	1,472	1,876	3,348	RAMA
ዳዲግራት	10,696	13,476	24,172	ADI GRAT
ዘላ አምበሳ	1,291	1,731	3,022	ZALANBESA
አክሱም	9,705	12,241	21,946	AXUM
ነበለት	1,636	2,071	3,707	NEBELET
ወቀሮ	6,967	9,204	16,171	WUKRO
አገሳዕ	3,096	3,581	6,677	AGULE
ዳዲባ	1,987	2,917	4,904	ADI SHAHO
ኩቂሃ	2,718	4,226	6,944	QUIHA
መቼሌ	33,810	42,901	76,711	MEKELE
አንትጋ	1,605	1,959	3,564	INTICHO
ብዘት	2,545	2,942	5,487	BIZET
ፍረወይኒ/በንታጣ/	2,053	1,560	3,613	FEREWAINI (SENKATA)
ሰውዜን	3,732	3,306	7,038	HAUZEN
ማሀበረ ጽጌ	1,576	1,998	3,574	MAHBERE TSEGIE
ማይወው	7,189	9,943	17,132	MAYCHEW
ወርወር/ወይራ ውኃ/	3,542	4,097	7,639	CHERCHER (WEIRA WEHA)
ክርበት	3,410	3,944	7,354	KORBETE
መርሃ	2,329	3,350	5,679	MERSA
አንደ ሥላሴ	6,855	8,711	15,566	INDA SELASSIE
ሰለክለክ	1,063	1,465	2,528	SELEKLAKA
አቢይ አዲ/ገያ/	7,331	8,478	15,809	ABI ADDI (GUYA)
ሀገረ በላም	2,621	3,029	5,650	HAGERE SELAM
አንዳ ባጌኛ	3,872	4,476	8,348	INDA BAGUNA
ጾምር /26 ከተሞች/	132,421	166,005	298,426	TOTAL (26 TOWNS)
	MALE	FEMALE	TOTAL	ADMINISTRATIVE/ AUTONOMOUS REGION AND TOWN
	POPULATION			

የከተሞች ሕዝብ ብዛት በጾታና በአስተዳደር አካባቢ ወይም ራስ ገዝ፣ 1981
 POPULATION ESTIMATES FOR TOWNS BY SEX AND ADMINISTRATIVE OR
 AUTONOMOUS REGION, 1989

ሠንጠረዥ ለ.4 TABLE B.4

የአስተዳደር አካባቢ /ራስ ገዝ/ና ከተማ	የሕዝብ ብዛት			
	ወንድ	ሴት	ጭምር	
ወለጋ				WELLEGA
አርጋ	2,137	2,614	4,751	ARJO
ገሊሶ	1,239	1,351	2,590	GULISSO
ጆራ	826	1,045	1,871	JERE
ቢሊ	1,934	2,053	3,987	BILLA
ዓለም ተፈሪ	676	700	1,376	ALEM TEFERI
ታቴ	1,107	1,094	2,201	KAKIE
አያና	2,219	2,214	4,433	AYANA
ጊምቢ	8,647	8,812	17,459	GIMBI
አናንጌ	1,212	1,439	2,651	ENANGO
ጌዳ ቲጌይ	920	1,051	1,971	GUDATIGUY
ፊንቻ	2,329	2,722	5,051	FINCHA
ኑክምቴ	16,719	18,417	35,136	NEKEMTE
ሻምቡ	5,896	4,625	10,521	SHAMBU
ሐረቶ	1,075	1,387	2,462	HARATU
ደምቢ ዶሎ	8,495	8,736	17,231	DEMBI DOLLO
ኔጆ	3,500	3,969	7,469	NEJO
ሲራ	2,167	2,552	4,719	SIRE
ጭምር /17 ከተሞች/	61,098	64,781	125,879	TOTAL (17 TOWNS)
ቦሜን ወሎ				NORTHERN WELLO
ወገል ጤና	1,608	2,177	3,785	WEGEL TENA
ላሊቤሊ	2,549	3,708	6,257	LALIBELLA
ኮቦ	6,857	8,781	15,638	KOBO
አላማታ	6,497	8,819	15,316	ALAMATA
ዋጃ	1,688	2,342	4,030	WAJA
ጎቦይ	1,188	1,518	2,706	GOBYE
ሮቢት	1,733	2,176	3,909	ROBIT
ሰቶጣ	2,727	4,284	7,011	SEKOTA
ኮሮም	6,998	10,808	17,806	KOREM
መርሣ	3,026	3,746	6,772	MERSSA
ወልዲያ	7,850	10,909	18,759	WOLDIYA
ሀርጌሳ	2,284	3,189	5,473	URGESA
ጭምር /12 ከተሞች/	45,005	62,457	107,462	TOTAL (12 TOWNS)
ደቡብ ወሎ				SOUTHERN WELLO
ሐይቀ	2,506	3,576	6,082	HAIK
ህቃሌ	3,015	2,008	5,023	WUCHALE
	MALE	FEMALE	TOTAL	ADMINISTRATIVE/ AUTONOMOUS REGION AND TOWN
	POPULATION			

የከተሞች ሕዝብ ብዛት በጾታና በአስተዳደር አካባቢ ወይም ራስ ገዝ፣ 1989
 POPULATION ESTIMATES FOR TOWNS BY SEX AND ADMINISTRATIVE OR
 AUTONOMOUS REGION, 1989

ወንጠረዥ ለ.4 TABLE B.4

የአስተዳደር አካባቢ /ራስ ገዝ/ና ከተማ	የሕዝብ ብዛት			
	ወንድ	ሴት	ጠቅላይ	
ደቡብ ወሌ /የተጠለ/ መካኒ በሊም	1,632	2,056	3,688	SOUTHERN WELLO (CONTD.) MEKANE SELAM
ክሚሴ	2,571	3,043	5,614	KEMISSE
ደሴ	39,144	48,457	87,601	DESSIE
ክምቦሊቻ	10,899	11,851	22,750	KOMBOLCHA
ባቲ	5,335	6,725	12,060	BATI
ሐርቡ	1,854	2,220	4,074	HARBU
ተንታ	720	954	1,674	TENTA
ወረኪሉ	2,846	3,560	6,406	WERE ILU
ጠቅላይ /10 ከተሞች/	70,522	84,450	154,972	TOTAL (10 TOWNS)
ጠቅላላ ጠቅላይ /322 ከተሞች/	2,535,262	2,867,840	5,403,102	GRAND TOTAL /322 TOWNS/
	MALE	FEMALE	TOTAL	ADMINISTRATIVE/ AUTONOMOUS REGION AND TOWN
POPULATION				

ሠገጠረዥ መ.1 የ1979 እና የ1980 መረጃ ለዋና ዋና ሰብሶቹ የታረበው መሬት በፋት፣ ውጤትና ጠቅላላ ምርት መጠን ለግዛጋይት የተቻለው የግዕዝ ግብርና ባለሥልጣን ከባህሪው ጥናት በተገኘው መረጃ መሠረት ነው።

ምርት ውጤት መጠን እና የታረበው መሬት በፋት የሚያሳይው በዋናው መሽርና በበሰገ ወቅት ከመገንጠት ለርባዎች፣ ከአምራቾች የሕብረት ሥራ ግንባራት፣ በገሰ ገብረዎች የተገኘውን ምርትና የታረበውን መሬት ደገም ራሱ። የታረበው ጭረት በፋትና ምርት መጠን የሊርተራና የተገራይን ለይጭሮም።

የሽንገራ ለገጻ መረጃ የተገኘው ከሊት የሌይ ስብር ድርጅት ነው።

ሠገጠረዥ መ.2 በሰብሶቹ የሚደረገውን ቁጥጥር ያመለክታል። ወደ ውጭ ለገር የሚሰጠው ገንዘብ ሁሉ በባንክና ሽይ ሰጭ ሚኒስቴር መመርመር ስለሰጠ። ተፈላጊውን የጥራት ደረጃ የያዘ ገንዘብ ወደ ውጭ ለገር ለንግድ የሚያስ ችለው በመ/ቤት ሠርተኛነት ሲሰጠው፣ ይህን ለግዳት ያልተገኘውን ገን ጥራት ተሻሽሎ ለንግድ ወይም በሌላ ገር ውስጥ ለንግድ ይደረጋል። በዚህ ምክንያት በሠገጠረዥ የተመለከተው የባንክ መጠን ከተመረተው መጠን ለበሰገ ይቻላል ግለት ነው።

ሠገጠረዥ መ.3 በ1978 -1980 ለከበት ሕክምና የተጻፈው ወይን ነት መጠን፣ የተከተሉ ከባቶች በዛትና በከበት ሕክምና ሥራ ላይ የተሠጧትን ሠርተኛነት ብዛት ያመለክታል።

ሠገጠረዥ መ.4 -6 የቀንዳ ከበት፣ የሌሎች ከበቶችና የደር ብዛት መረጃ የተገኘው የግዕዝ ግብርና ባለሥልጣን በ1978 እና በ1979 ከባህሪው ጥናት ነው። በዚህ መጻሕፍት ውስጥ በሌሎች ከበቶችና የደር ብዛት መረጃ የቀረበው የገሰ ገብረዎችን የሚመለከት ብቻ ነው።

ሠገጠረዥ መ.7 በክፍለ ሀገር የተቋቋሙት የቀጠሌ ገብረ ግንባራ ብዛት 1978 እስከ 1980 ድረስ የሚያሳይ ነው።

ሠገጠረዥ መ.8 ከ1978 -1980 በክፍለ ሀገሩ የሚገኙ የባላትና ባይን ለገበያ ተቆይቶና ወጪዎች ብዛት የሚያሳይ ነው።

SECTION D. AGRICULTURE

Table D.1 Data on area, yield and production of major crops for 1986/87 and 1987/88 are based on the results of the crop production survey conducted by Central Statistical Authority.

The production and area figures include state and co-operative farms, private peasant holdings for main and belg season. Data on Area and production is excluding Eritrea and Tigray.

Data on sugar cane were obtained from the Ethiopian Sugar Corporation.

Table D.2 Refer to coffee inspection. All coffee intended for export has to be inspected by the Ministry of Coffee and Tea Development. The Coffee which is of the prescribed degree of purity is given the Ministry's Export certificate. The coffee that does not meet the standard is either sent back for recleaning or sold locally. Thus, because of double counting, the amount of coffee shown on these tables could be more than the actual amount of coffee produced in the Country.

Table D.3 Refers to vaccine production, number of cattle vaccinated and number of veterinary personnel, 1985/86-1987/88.

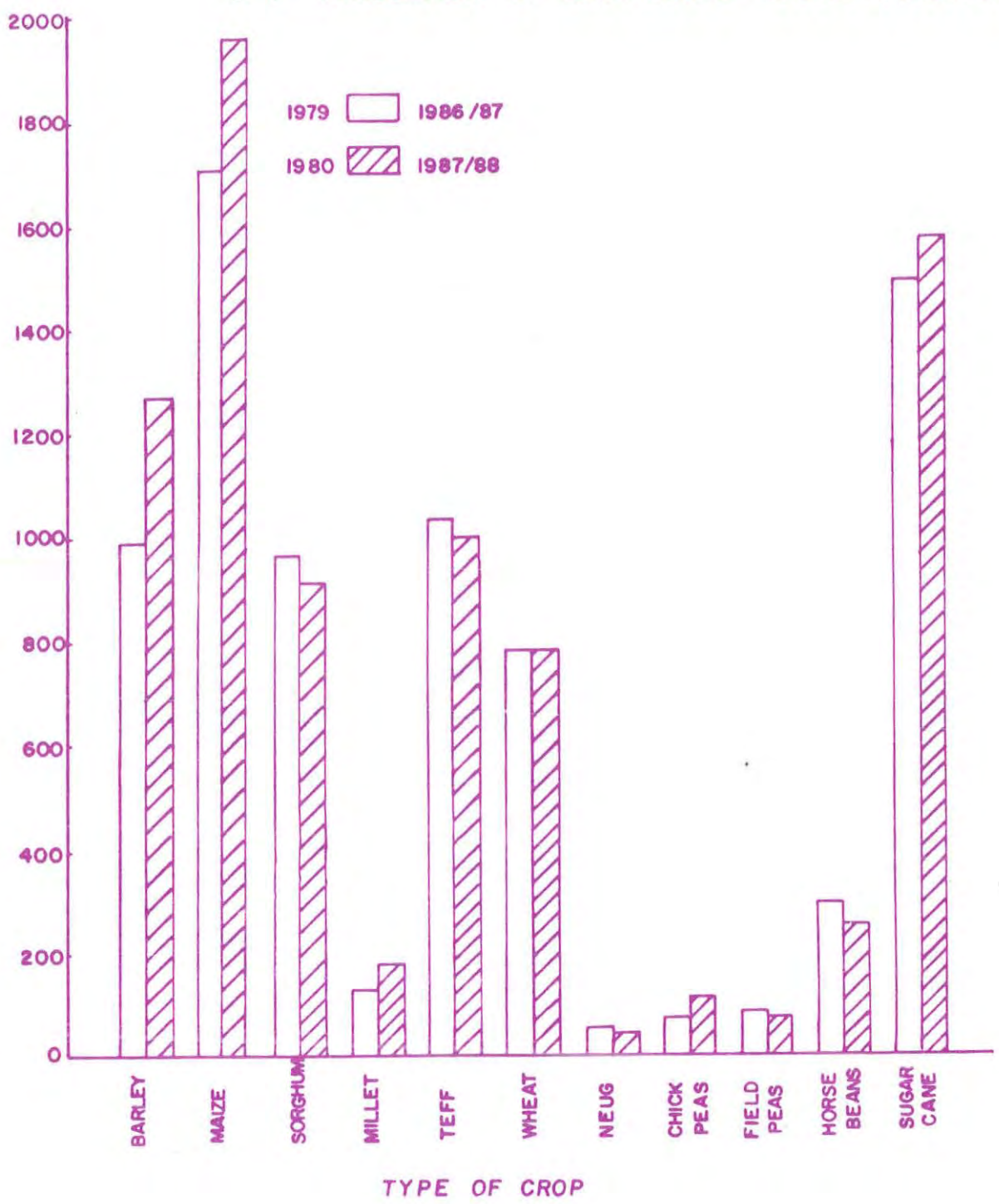
Table D.4-6 Data on the number of cattle, other livestock and poultry are based on the results of the survey conducted by the Central Statistical Authority in 1985/86 and 1986/87. The figures given are for private peasant holdings only.

Table D.7 Refers to number of Farmers Associations by Region till 1985/1986 and 1987/88

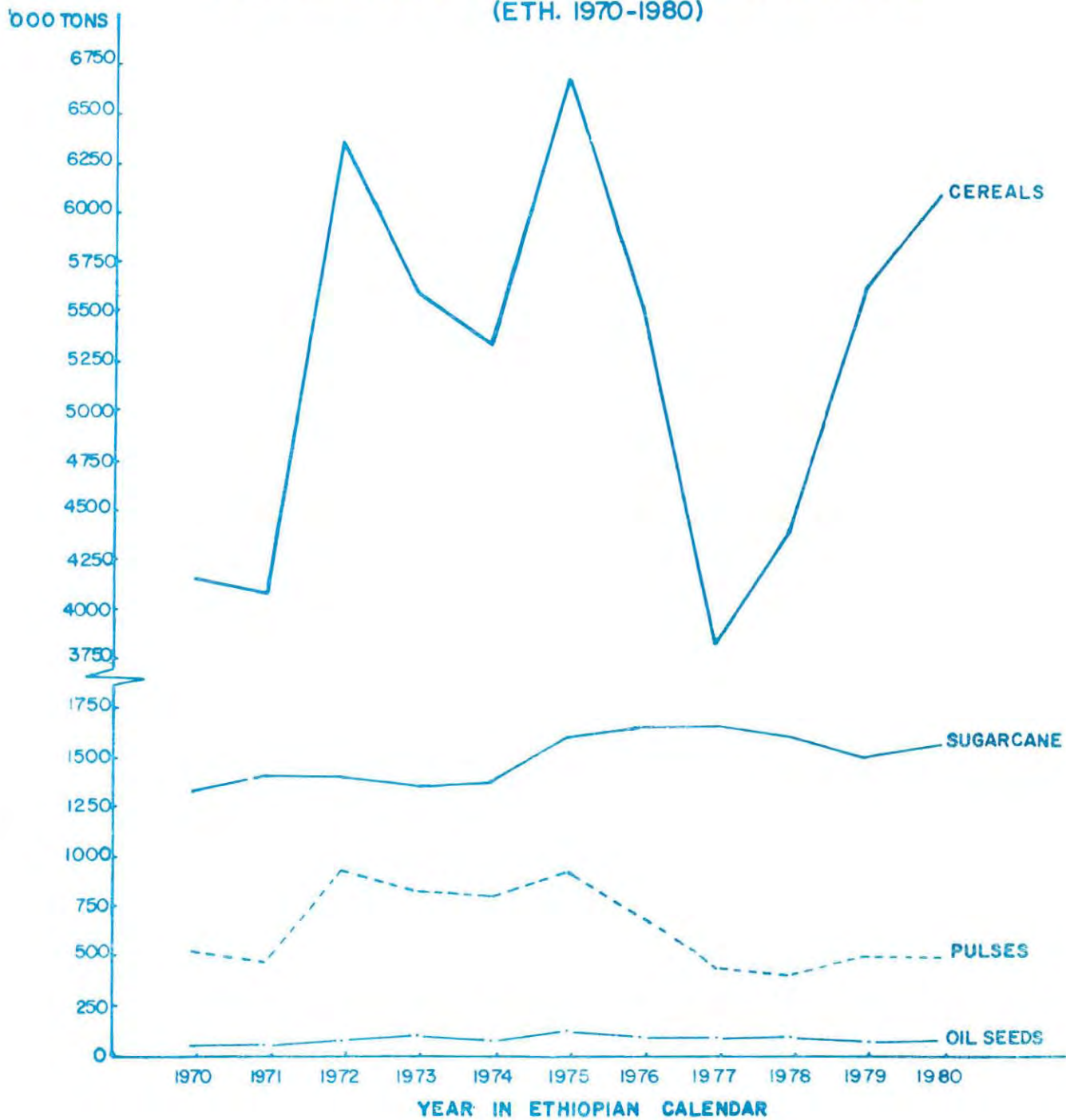
Table D.8 Shows the number of home economics personnel by administrative region 1985/86-1987/88

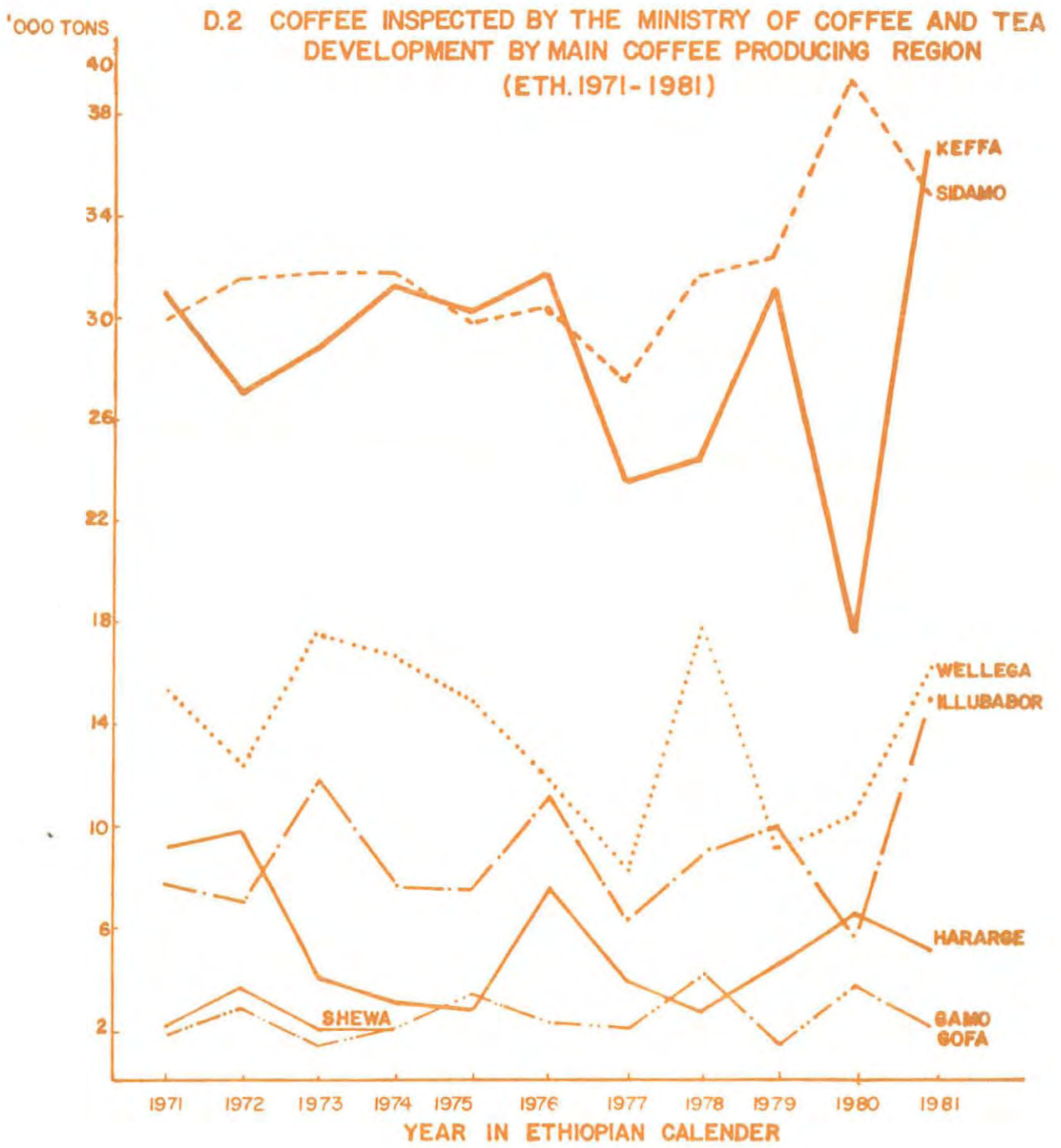
'000 TONS

D-1 PRODUCTION OF MAIN CROPS 1986/87, 1987/88



D.I.A PRODUCTION OF IMPORTANT AGRICULTURAL CROPS
(ETH. 1970-1980)

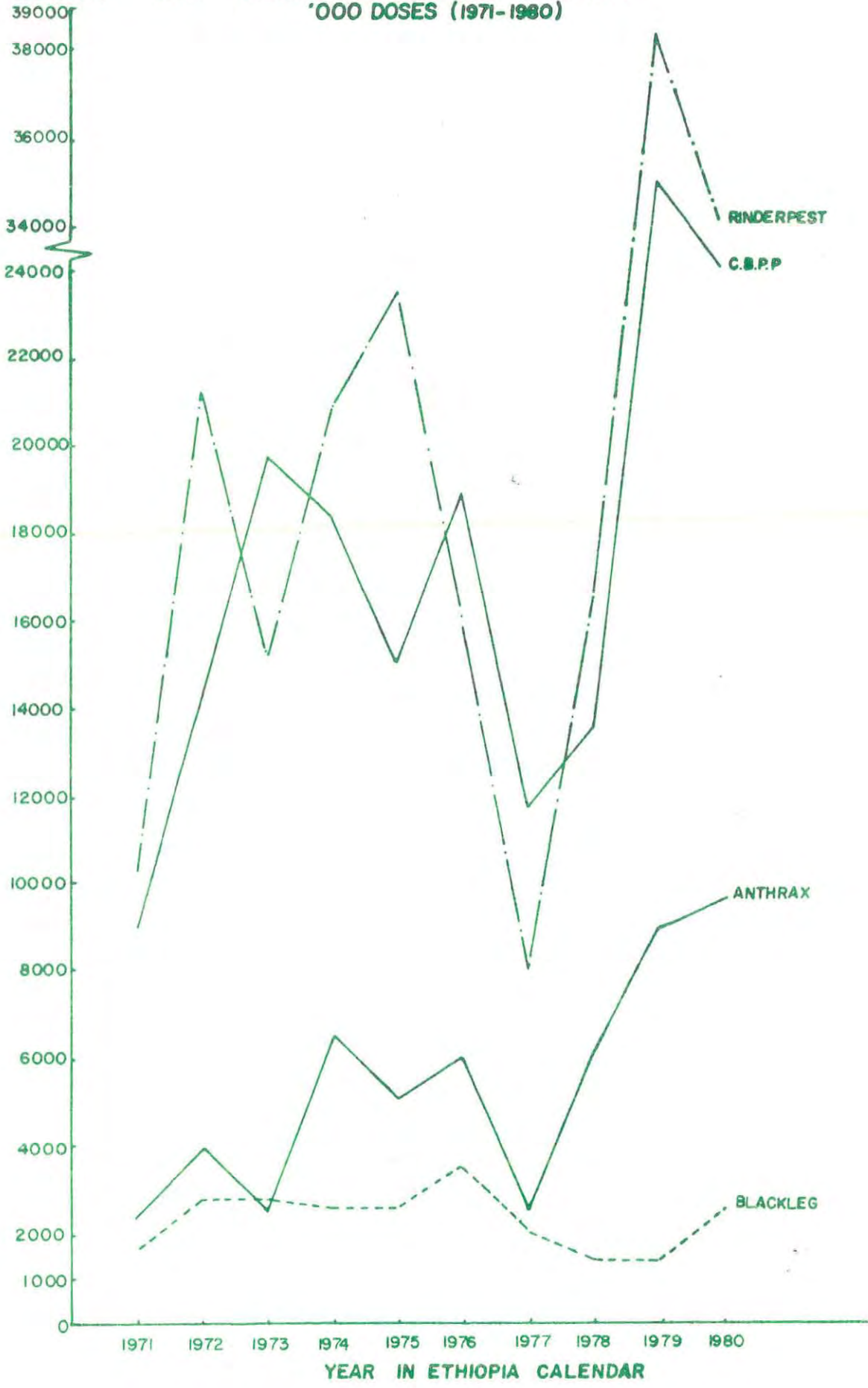




'000 DOSES

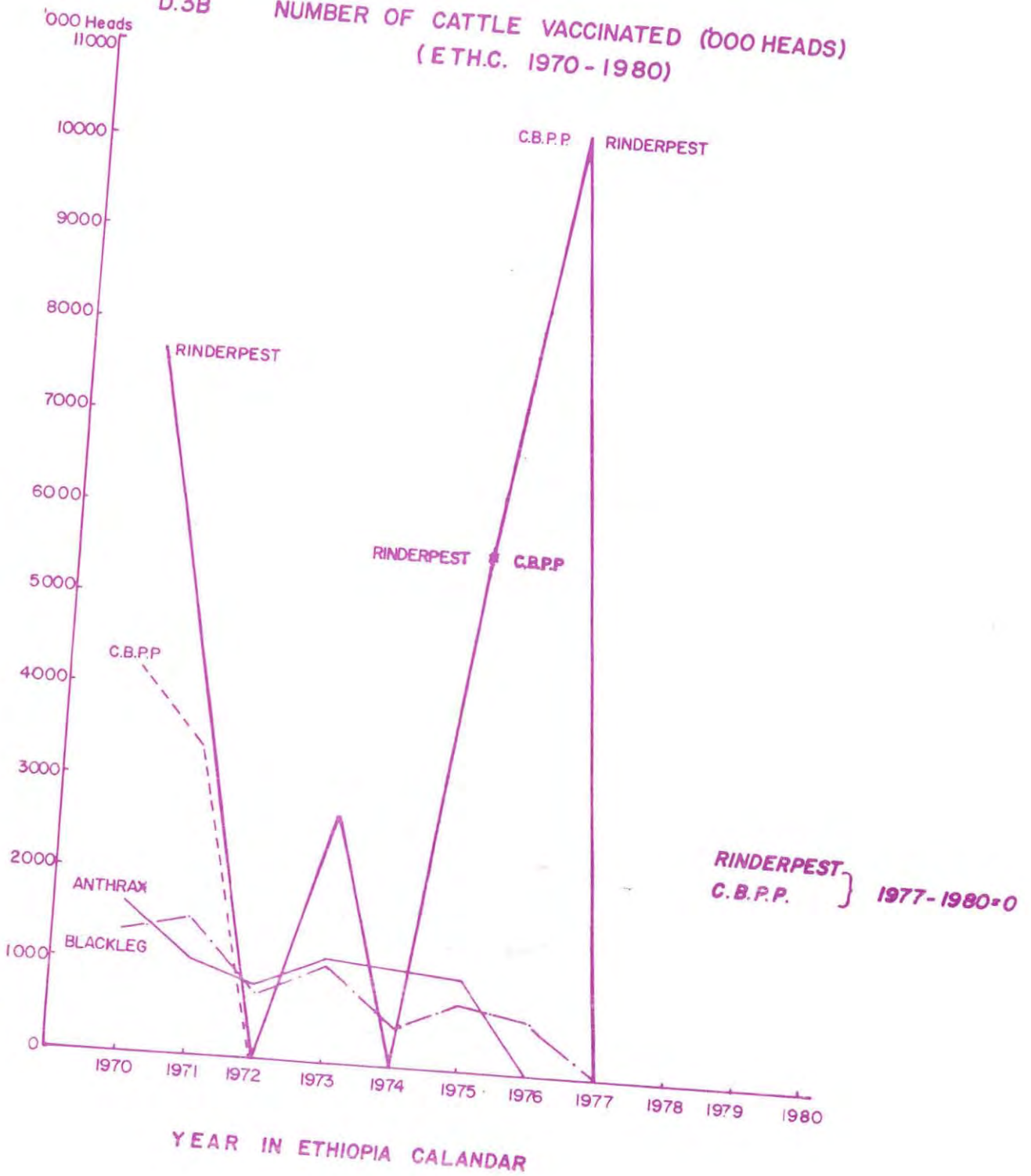
D.3A AMOUNT OF VACCINE PRODUCTION

'000 DOSES (1971-1980)



D.3B

NUMBER OF CATTLE VACCINATED (000 HEADS) (ETH.C. 1970-1980)



የታሪክው ስፋት ስፋትና የጥፍ ጥፍ ስፋት ስፋት ገጽ*

AREA UNDER CULTIVATION, YIELD AND PRODUCTION OF MAJOR CROPS*

ሠገጠረዥ ስ.1 TABLE D.1

የሰብላ ስፋት	1979			1980			
	የታሪክው ስፋት	የጥፍ ስፋት	ጥፍ ስፋት	የታሪክው ስፋት	የጥፍ ስፋት	ጥፍ ስፋት	
	/በሺህ /በሺህ /በሺህ	/በሺህ /በሺህ /በሺህ	/በሺህ /በሺህ /በሺህ	/በሺህ /በሺህ /በሺህ	/በሺህ /በሺህ /በሺህ	/በሺህ /በሺህ /በሺህ	
አሁኑ							CEREALS
ገብ	898.0	11.1	993.2	1,056.7	12.0	1,268.9	BARLEY
ባህ	1,012.6	16.9	1,715.4	1,095.6	17.9	1,964.0	MAIZE
ግብ	762.7	12.6	963.2	782.6	11.6	909.9	SORGHUM
ገብ	137.6	8.7	119.8	156.5	10.6	165.9	MILLET
ጥፍ	1,272.5	8.1	1,033.2	1,253.4	8.0	1,000.0	WHEAT
ገብ	661.9	11.7	775.3	657.8	11.8	778.8	WHEAT
የሰብላ አሁኑ							OIL SEEDS
ተሰባ	65.8	4.7	31.1	54.5	4.2	23.0	LINSEED (FLAX)
ገብ	132.3	3.4	45.5	115.5	3.7	42.4	NEUG
ሰላጥ	0.2	5.0	0.1	1.2	5.0	0.6	SESAME
ጥፍ ስፋት							PULSES
ሰብላ	95.3	7.6	72.2	135.6	7.8	105.6	CHICK PEAS
አተር	106.1	7.9	83.5	108.4	6.8	73.3	FIELD PEAS
አይገገራ	52.6	6.3	33.3	82.5	5.7	47.2	HARICOT BEANS
ገብ	259.9	11.3	293.5	282.0	8.9	250.0	HORSE BEANS
ሰብላ	46.5	5.8	26.9	64.4	4.9	31.6	LENTILS
ሌሎች ስፋት							OTHER CROPS
ሰብላ አገላ	15.3	1973.1	1,488.8	15.4	1,019.7	1,570.3	SUGAR CANE
	AREA	YIELD	PRODUCTION	AREA	YIELD	PRODUCTION	
	('000 ha)	(qt/ha)	('000 tons)	('000 ha)	(qt/ha)	('000 tons)	CROP
		1986/87			1987/88		

* ለርተራገና ተገራይገ ለይዘዎርዎ

* EXCLUDING ERITREA AND TIGRAI

በቦናና ሽይ ለግት ሲከሰቱ የተረጋገጡ ሰብላ ስፋት ስፋት ስፋት

COFFEE INSPECTED BY THE MINISTRY OF COFFEE AND TEA DEVELOPMENT, BY REGION

ሠገጠረዥ ስ.2 TABLE D.2 በ ተገ TONS

ዓመት	ገጽ	ሰብላ	ሰብላ	ሰብላ	ሰብላ	ሰብላ	ሰብላ	ሰብላ	ሰብላ
	ገጽ	ሰብላ	ሰብላ	ሰብላ	ሰብላ	ሰብላ	ሰብላ	ሰብላ	ሰብላ
1969	66,279	1,705	4,742	5,256	17,735	2,757	22,302	11,782	1976/77
1970	90,294	2,171	12,569	8,290	28,248	3,020	26,816	9,180	1877/78
1971	98,112	1,959	9,399	7,885	31,147	2,176	30,059	15,487	1978/79
1972	94,936	2,895	9,829	7,187	27,148	3,665	31,701	12,511	1979/80
1973	97,344	1,584	4,152	11,805	28,863	2,163	31,084	17,693	1980/81
1974	94,254	2,033	3,047	7,517	31,238	2,098	31,742	16,579	1981/82
1975	90,364	3,216	3,019	7,360	30,161	2,041	29,836	14,731	1982/83
1976	94,791	2,191	7,462	11,086	31,618	436	30,498	11,500	1983/84
1977	71,029	2,123	3,719	6,109	23,413	38	27,371	8,256	1984/85
1978	89,289	4,133	2,547	8,787	24,261	283	31,572	17,706	1985/86
1979	88,135	1,301	4,426	9,807	30,923	340	32,261	9,077	1986/87
1980	83,257	3,637	6,331	5,698	17,468	339	39,295	10,439	1987/88
1981	109,172	1,991	4,993	14,896	36,387	126	34,861	15,918	1988/89
TOTAL		GAMO COFA	HARARGE	ILLUBABOR	KEFFA	SHEWA	SIDAMO	WELLEGA	

ስ.2 በቦናና ሽይ ሲከሰቱ የተገኘ::

D. 2 Source: Ministry of Coffee and Tea Development

ለከብት ሕክምና የተጻፈው መድኃኒት መጠን፣ የተከታታይ ከብቶች ብዛትና በከተባት ሥራ ላይ የሚገኙ ሠራተኞች*

VACCINE PRODUCTION, CATTLE VACCINATED AND VETERINARY PERSONNEL*

ሠገጠረዥ መ. 3 TABLE D.3

	1978	1979	1980	
የተጻፈው መድኃኒት ብዛት /በሺህ ደዘ/				VACCINE PRODUCTION ('000 DOSES) RINDERPEST
ለደስታ	16,386	38,302	34,111	
ለሰዎባ	13,516	34,977	24,051	C.B.P.P.
ለሌባገርባ	1,400	1,419	2,542	BLACKLEG
ለገርርባ	3,819	2,335	3,376	HAEMORRHAGIC SEPTICEMIA
ለሌባሰንጋ	6,108	8,980	9,618	ANTHRAX
ዶምር	41,229	86,013	73,698	TOTAL
የተከታታይ ከብቶች ብዛት /በሺህ/	0	0	0	TOTAL CATTLE VACCINATED ('000) RINDERPEST
በደስታ	0	0	0	C.B.P.P.
በሰዎባ	0	0	0	RINDERPEST C.B.P.P.
ደብታና ሰዎባ	11,347	13,479	2,954	BLACKLEG
ለሰዎባ	0	0	0	HAEMORRHAGIC SEPTICEMIA
ገርርባ	0	0	0	ANTHRAX
ለሌባሰንጋ	0	0	0	
ዶምር	11,347	13,479	2,954	TOTAL
የከብት ሕክምና ባለሙያዎች ብዛት				DOCTORS
ጠከሞች	175	179	209	FOREIGN
የውጭ አገር	40	0	0	ETHIOPIAN
ኢትዮጵያውያን	135	179	209	ANIMAL HEALTH ASSISTANTS
ረገጥ የከብት ጠከሞች	415	469	529	TECHNICIANS
ተከላኪዎች	104	139	139	ASS. TECHNICIANS
ረገጥ ተከላኪዎች	12	20	20	VACCINATORS
ከታቢዎች	734	828	828	MEAT INSPECTORS
ሥጋ መርጫዎች	121	189	189	
ዶምር	1,561	1,824	1,914	TOTAL
	1985/86	1986/87	1987/88	

* የጻፈው መደብ ሰኔ 30

* Year ending 7 July

በገብርና ዲክሰር የአገልግሎት ህብት ልዩት መደብ ከአገልግሎት ጤና ተባብሮ የተገኘ።

Source : Ministry of Agriculture, Animal Resources and Development Department
Veterinary Division.

የከተማ የፍ የል ብዛት ገምት ስብሰባ ሀገር 1978 ዓ.ም
/ የገሰ ገብራዎች ይዘት ብቻ/

ESTIMATED NUMBER OF CATTLE, SHEEP AND GOATS BY REGION 1985/86
(For Private Holdings)

ሠገጠረዥ ሜ.4ሀ TABLE D.4a.

ክፍለ ሀገር	1978			REGION
	ከብት /በሺህ/	በገ /በሺህ/	ፍ የል /በሺህ/	
አርቢ	1,578.4	911.1	281.5	ARSSI
ባሌ	591.9	133.2	73.4	BALE
ኦርታሪ	-	-	-	ERITREA
ጋም ገፋ	863.0	507.1	428.9	GAMOGOFFA
ገጃም	2,642.6	963.0	420.9	GOJAM
ገንደር	2,002.9	496.2	305.9	GONDER
ዘረርጌ	1,413.4	283.3	525.6	HARRARGE
ኢሳባባር	591.1	186.9	50.2	ILLUBABOR
ክፋ	1,472.6	381.7	253.9	KEFFA
ሸዋ	6,404.6	2,963.9	1,724.4	SHEWA
ቢላም	2,237.7	573.3	448.4	SIDAMO
ተገራይ	-	-	-	TIGRAI
ወለጋ	1,979.4	356.0	275.6	WELLEGA
ወሱ	1,266.5	1,701.4	365.1	WELLO
ደ ም ር	23,044.1	9,457.1	5,153.8	TOTAL
	CATTLE (000)	SHEEP (000)	GOATS (000)	REGION
	1985/86			

የከተማ የፍ የል ብዛት ገምት ስብሰባ ሀገር 1979 ዓ.ም
/ የገሰ ገብራዎች ይዘት ብቻ/

ESTIMATED NUMBER OF CATTLE, SHEEP, AND GOATS BY REGION 1986/87
(For Private Holdings)

ሠገጠረዥ ሜ.4ለ TABLE D.4b.

ክፍለ ሀገር	1979			REGION
	ከብት /በሺህ/	በገ /በሺህ/	ፍ የል /በሺህ/	
አርቢ	1,838.9	929.7	324.3	ARSSI
ባሌ	783.5	131.3	139.0	BALE
ኦርታሪ	-	-	-	ERITREA
ጋም ገፋ	808.1	384.0	190.2	GAMO GOFFA
ገጃም	2,644.5	954.8	390.2	GOJAM
ገንደር	1,187.1	479.0	296.4	GONDER
ዘረርጌ	1,562.7	237.5	463.6	HARRARGE
ኢሳባባር	650.2	207.1	77.2	ILLUBABOR
ክፋ	1,671.7	488.4	285.0	KEFFA
ሸዋ	6,527.5	2,089.4	1,393.6	SHEWA
ቢላም	2,854.4	721.8	478.4	SIDAMO
ተገራይ	-	-	-	TIGRAI
ወለጋ	1,750.2	208.0	184.3	WELLEGA
ወሱ	1,296.0	1,897.1	687.0	WELLO
ደ ም ር	23,574.8	8,728.1	4,909.2	TOTAL
	CATTLE (000)	SHEEP (000)	GOATS (000)	REGION
	1986/87			

በዘላኝ አባባሌ የሚገኙትን አይወጡም

Excluding Nomadic Areas

- ማረጃ አለታገኝም

- Data not available

የፈረሶች ፣ በጎሳቸው ለሀገር የሚገኙትን ጎሳት በክፍለ ሀገር 1978 ዓ.ም.
 / የገለገሉትን ይዘት በጽ /
 ESTIMATED NUMBER OF HORSES, MULES AND ASSES BY REGION 1985/86
 (For Private Holdings)

ሠገጠረዥ ስ.5ሀ TABLE D. 5.a

ክፍለ ሀገር	1978			REGION
	ፈረሶች	በጎሳቸው	አሀጃቸው	
	/በሺህ/	/በሺህ/	/በሺህ/	
አርሲ	185.2	12.3	159.1	ARSSI
ባሌ	44.9	4.4	55.4	BALE
አርተራ	-	-	-	ERITREA
ጋሞ ገፋ	15.9	6.6	16.0	GAMO GOFA
ገጃም	156.8	24.7	259.3	GOJAM
ገንደር	157.8	29.8	221.2	GONDER
ሐረርጌ	0.8	2.2	213.0	HARARGE
ሊላቤራ	19.4	4.2	3.0	ILLUBABOR
ክፋ	37.9	19.6	13.5	KEFFA
ሸዋ	476.9	110.4	878.3	SHEWA
ሲዳሞ	78.3	25.3	60.8	SIDAMO
ተገራይ	-	-	-	TIGRAI
ወለጌ	63.6	15.5	115.6	WELLEGA
ወሎ	105.4	35.4	235.3	WELLO
ጅምር	1,342.9	290.4	2,230.5	TOTAL
	HORSES (000)	MULES (000)	ASSES (000)	
	1985/86			

በዘላቅ አካባቢ የሚገኙትን አይወጡም
 Excluding Nomadic area

- ስረጃ ለሰጠው
- Data not available

የፈረባች የብቶሎ የአሀዳዊ ባዳሪ ገምት ባክሩላ ሀገር 1979 ዓ.ም.
 / የገላ ገባራዎች ጊዜ ብቻ /
 ESTIMATED NUMBER OF HORSES, MULES AND ASSES BY REGION 1986/87
 (For Private Holdings)

ሠገጠረዥ ወ.5, ለ TABLE D. 5.b

ክፍለ ሀገር	1979			
	ፈረባች /ባዳሪ/	ብቶሎ /ባዳሪ/	አሀዳዊ /ባዳሪ/	
አርቤ	227.0	17.8	155.0	ARSSI
ባሌ	44.8	7.6	61.5	BALE
ኢርትራ	-	-	-	ERITREA
ጋም ጭፋ	26.1	10.1	6.4	GAMO GOFFA
ጎጃም	154.5	18.6	280.4	GOJAM
ጎንደር	57.0	18.7	182.9	GONDER
ዘረርጌ	4.8	8.9	204.7	HARARGE
ሲላባብ	36.8	5.8	2.0	ILLUBABOR
ክፋ	53.1	14.4	25.2	KEFFA
ሸዋ	360.3	72.6	711.4	SHEWA
ሲዳሞ	176.8	16.6	144.0	SIDAMO
ተገራይ	-	-	-	TIGRAI
ወለጋ	25.7	12.7	84.2	WELLEGA
ወሎ	91.2	30.7	211.1	WELLO
ድ ዎ ር	1,258.1	234.5	2,068.8	TOTAL
	HORSES (000)	MULES (000)	ASSES (000)	REGION
	1986/87			

በዘላኑ አካባቢ የዲገጅተገ አይጨርቅ
 Excluding Nomadic area

- ወረጃ አሳተገገም
- Data not available

የደር ብዛት ገምት በክፍለ ሀገር 1978 እና 1979 ዓ.ም
/ የገል ገበረዎች ይዘት ብቻ /

ESTIMATED NUMBER OF POULTRY BY REGION 1985/86, 1986/87
(For Private Holdings)

ሠንጠረዥ መ.6

TABLE D.6

ክፍለ ሀገር	የደር ብዛት /በሺህ/		
	1978	1979	
አርሲ	682.8	532.6	ARSSI
ባሌ	87.2	143.1	BALE
ኢርትራ	-	-	ERITREA
ጋም ጉፋ	510.9	394.4	GAMO GOFA
ጉጃም	1,632.2	1,943.0	GOJAM
ጉንደር	1,720.7	1,271.1	GONDER
ሰረርጌ	1,013.9	1,062.5	HARARGE
ኢሉባቦር	600.5	761.6	ILLUBABOR
ክፋ	1,442.2	1,766.1	KEFFA
ሸዋ	1,434.4	5,444.8	SHEWA
ሲዳሞ	1,439.9	2,103.1	SIDAMO
ተገራይ	-	-	TIGRAI
ወለጋ	1,644.9	1,622.0	WELLEGA
ወሎ	1,295.7	1,893.7	WELLO
ዲሞር	16,705.3	18,938.0	TOTAL
	1985/86	1986/87	REGION
	NUMBER OF POULTRY ('000)		

- መረጃ አልተገኘም

-Data not available

የገበሬ ጻህበራት ብዛት በክፍለ ሀገር 1978 - 1980
 NUMBER OF FARMER'S ASSOCIATIONS BY REGION 1985/86 - 1987/88

ሠንጠረዥ ሐ.7

TABLE D. 7

	የገበሬ ጻህበራት ብዛት			
	1978	1979	1980	
አርሲ	1,029	1,027	1,027	ARSSI
ባሌ	609	594	589	BALE
ኢርትራ	633	637	471	ERITREA
ጋም ገፋ	790	803	803	GAMO GOFA
ጎጃም	1,738	1,778	1,778	GOJAM
ጎንደር	1,052	1,063	1,063	GONDER
ዘረርን	1,343	1,346	1,347	HARARGE
ዚህባቦር	959	978	992	ILLUBABOR
ክፋ	1,622	1,621	1,618	KEFFA
ሸዋ	5,357	5,352	5,352	SHEWA
ሲዳሞ	1,663	1,616	1,616	SIDAMO
ተገራይ	157	319	51	TIGRAI
ወለጋ	2,221	2,208	2,182	WELLEGA
ወሎ	1,194	1,223	1,225	WELLO
ጁ ዶ ር	20,367	20,565	20,114	TOTAL
	1985/87	1986/87	1987/88	REGION
NUMBER OF FARMER'S ASSOCIATIONS				

ከገበሬ ጻህበራት የተገኘ::

Source: Ministry of Agriculture

የቤተሰብ ኑሮ ግብዓት ዘዴ ሠራተኞች ብዛት በቦታ ሀገር 1978 -1980
 NUMBER OF HOME ECONOMICS PERSONNEL BY REGION 1985/86-1987/88

ሠገጠረዥ ቁ.8

TABLE D.8

ቦታ

NUMBER

ክፍለ ሀገር	1978		1979		1980		REGION
	የባለተና ሰይጣን	ወኪሎች	የባለተና ሰይጣን	ወኪሎች	የባለተና ሰይጣን	ወኪሎች	
	አክሲዮን	አክሲዮን	አክሲዮን	አክሲዮን	አክሲዮን	አክሲዮን	
አርሲ	2	36	8	30	8	26	ARSSI
ባሌ	1	28	6	28	5	25	BALE
ኢርትራ	1	21	10	23	10	22	ERITREA
ጋሞ ገፋ	1	24	5	18	4	19	GAMO GOFA
ገጃም	2	39	10	31	11	30	GOJJAM
ገንደር	0	34	8	19	9	19	GONDER
ዘረርጌ	1	25	10	15	10	15	HARARGE
ኢሉባቦር	1	29	5	9	5	9	ILLUBABOR
ክፋ	2	35	10	14	10	14	KEFFA
ሸዋ	2	79	16	59	15	59	SHEWA
ሲዳሞ	3	41	10	27	6	27	SIDAMO
ተገራይ	1	18	6	9	6	9	TIGRAI
ወለጋ	1	36	6	22	8	23	WELLEGA
ወሎ	2	28	8	23	12	21	WELLO
ደቡብ	20	473	118	327	119	318	TOTAL
	H.E. EXPERTS	AGENTS	H.E. EXPERTS	AGENTS	H.E. EXPERTS	AGENTS	
	1985/86		1986/87		1987/88		

ከገቢና ግብዓት የተገኘ::
 Source: Ministry of Agriculture

ክፍል ሠ - ጣዕድገ

የጣዕድገ ሥራ የሚመለከተው መረጃ የተገኘው ከጣዕድገና ኢነርጂ ሚኒስቴር በኢትዮጵያ የበጀት ሰነድ መሠረት ነው።

ሠገጠረዥ ሠ.1 እና ሠ.2:- በነዚህ ሠገጠረዥ የተመለከተው ከ1971 - 1980 ዓ.ም መጠንና ዋጋ ነው። ስለ ዋጋው የቀረበው ሂሳብ የውጤት ጠቅላላ ዋጋ ያመለክታል።

ሠገጠረዥ ሠ.3 እና ሠ.4:- እነዚህ ሠገጠረዥ የሚመለከት ከ1976 - 1980 ለጣራ ፍላጎት ግን ፈፊ የመዋዕለ ገዋጭ ወጭ የወጣው ገንዘብና የአወጣጡ ሁኔታ ነው።

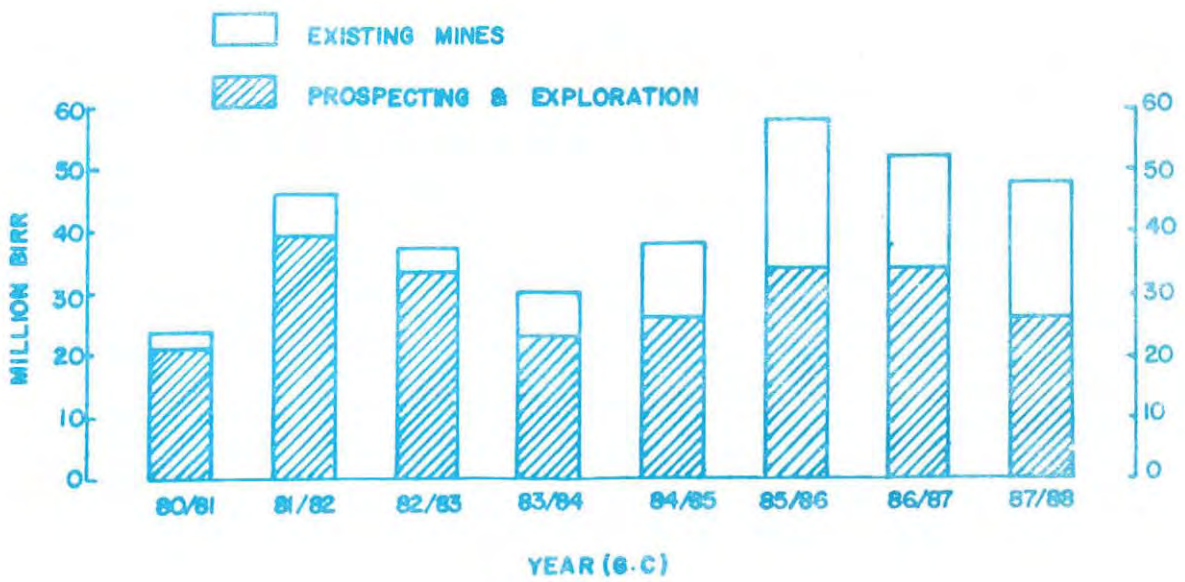
SECTION E. MINING

The statistics relating to mining was obtained from the Ministry of Mines and Energy. The year refers to the Ethiopian fiscal year (i.e. from July 8th to July 7th).

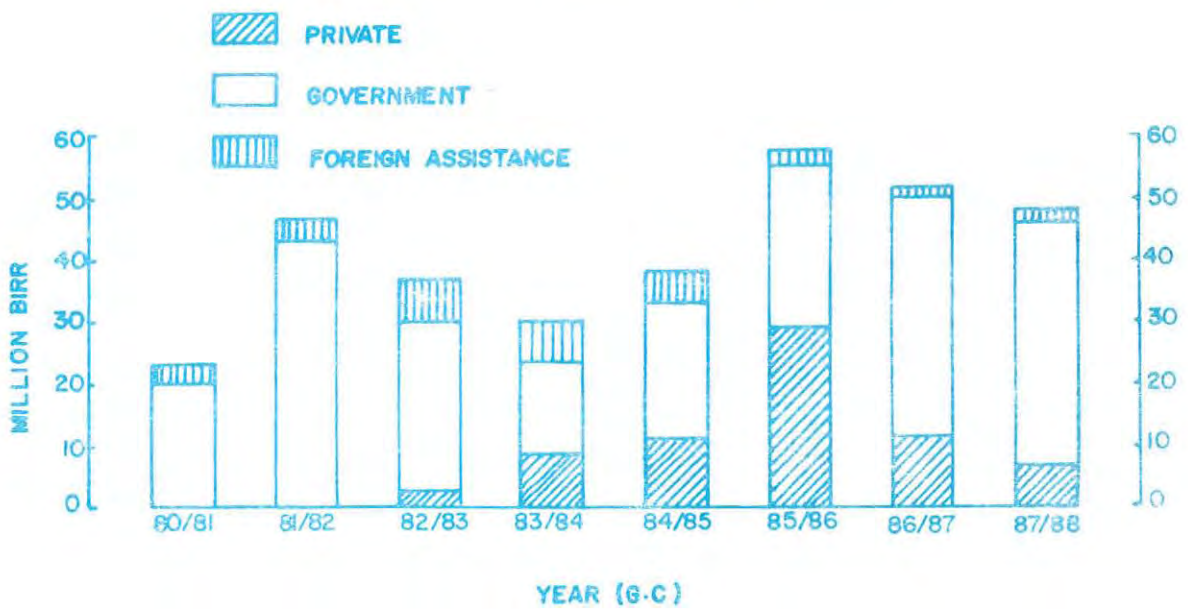
Table E.1 and E.2: give the volume and value of mineral production for the year 1978/79 - 1987/88. The value figures are gross value of production.

Table E.3 and E.4: show the volume and sources of investment fund in mining for the years 1983/84 - 1987/88.

E - 1 (a) ALLOCATION OF INVESTMENT IN MINING



E - 1 (b) SOURCE OF INVESTMENT IN MINING



የወርቅ ፎርት መጠና ጠቅላላ ቀጋጅ 1971 - 1980
 QUANTITY AND VALUE OF PRODUCTION OF GOLD, 1978/79 - 1987/88

ሠገጠረዥ ሠ.1 TABLE E.1

ዓመተ ምዕረቅ	መጠን /ጠካላ/	ጠቅላላ ቀጋጅ /ጠቢህ ብር/	
1971	247.9	3,757.6	1978/79
1972	373.4	7,200.0	1979/80
1973	371.0	10,302.7	1980/81
1974	492.1	13,782.7	1981/82
1975	463.0	13,140.0	1982/83
1976	661.6	16,936.8	1983/84
1977	918.2	19,373.4	1984/85
1978	923.0	20,951.7	1985/86
1979	643.3	17,983.2	1986/87
1980	728.3	21,243.2	1987/88
	QUANTITY (KG)	VALUE (IN '000 BIPR)	YEAR

የፕላቲኒየም ፎርት መጠና ጠቅላላ ቀጋጅ 1971 - 1980
 QUANTITY AND VALUE OF PRODUCTION OF PLATINIUM, 1978/79 - 1987/88

ሠገጠረዥ ሠ.2 TABLE E.2

ዓመተ ምዕረቅ	መጠን /ጠካላ/	ጠቅላላ ቀጋጅ /ጠቢህ ብር/	
1971	3.4	78.8	1978/79
1972	3.5	70.7	1979/80
1973	-	-	1980/81
1974	1.4	29.8	1981/82
1975	1.7	43.2	1982/83
1976	0.2	4.2	1983/84
1977	0.1	3.3	1984/85
1978	2.4	49.7	1985/86
1979	1.0	31.2	1986/87
1980	1.5	54.9	1987/88
	QUANTITY (KG)	VALUE (IN '000 BIRR)	YEAR

ሰጠዕድግ ፍሰጋና ጥሰረፊያ የተደረገ ጠዋዕሰ ነዋይ፣ 1976 - 1980

INVESTMENT IN MINING, 1983/84 - 1987/88

ሠገጠረዥ ሠ.3 TABLE E.3 በሺህ ብር IN '000 BIRR

ዓመተ ጠሀረት	በሠራ ስይ ስሎ ጠዋዕድናት የተደረገ ጠዋዕሰ ነዋይ	ሰጠዕድግ ፍሰጋና ጠርጠራ የተደረገ ጠዋዕሰ ነዋይ	ድምር	
1976	7,145.0	22,948.7	30,093.7	1983/84
1977	11,664.4	26,233.6	37,898.0	1984/85
1978	23,656.5	33,954.4	57,611.0	1985/86
1979	17,231.0	34,323.0	51,554.0	1986/87
1980	21,973.0	25,990.0	47,963.0	1987/88
	INVESTMENT IN EXISTING MINES	PROSPECTING AND EXPLORATION INVESTMENT	TOTAL	YEAR

የጠዋዕሰ ነዋይ ምንጭ፣ 1976 - 1980

SOURCE OF INVESTMENT FUND, 1983/84 - 1987/88

ሠገጠረዥ ሠ.4 TABLE E.4 በሺህ ብር IN '000 BIRR

	1976	1977	1978	1979	1980	
ከጠገን ጠጃት የተገኘ	14,980.0	21,540.6	26,074.2	38,989.0*	39,435.0*	GOVERNMENT BUDGET
ከውጭ የተገኘ ዕርዳታ	6,593.7	5,183.2	1,964.1	993.0	1,423.0	FOREIGN ASSISTANCE
ከገል ሀብት ወጪ	8,520.0	11,174.2	29,572.7	11,572.0	7,105.0	PRIVATE CAPITAL
ጠቅላላ ድምር	30,093.7	37,898.0	57,611.0	51,554.0	47,963.0	GRAND TOTAL
	1983/84	1984/85	1985/86	1986/87	1987/88	

ከሰጠዕድግና ኢነርጂ ግድብ ተር የተገኘ

Source: Ministry of Mines and Energy

* ከአገር ወገን ባንክ ብድርን ያጠቃልላል

* Includes local Bank Loan

የኢሌክትሪክ ኢንብስትሪ

የኢሌክትሪክ ኢንብስትሪ መረጃ የተገኘው የግዕዝ ስታቲስቲክስ ባለሥልጣን በየዓመቱ ከሚያካሂደው ጥናት ሲሆን የመረጃ መገጠም የኢትዮጵያ ኢሌክትሪክ መብራትና ኃይል ባለሥልጣን እና የኤሪትራ ራስ ገዝ ኢሌክትሪክ መስጫ ድርጅት ናቸው። መረጃዎቻቸው የሚመለከቱት በተጠቀሱት ድርጅቶች አጣካይነት የሚከናወነውን የኢሌክትሪክ ኃይል ስርጭት ብቻ ነው።

የቃላት ትርጉም

የግዕዝ ትርጉም፡- የተተከሉ ሀሳቦችና የዲዛል ሞተሮች የኢሌክትሪክ የግዕዝ ትርጉም።

ታሪክ፡- የተለያዩ ደንቦች በኢሌክትሪክ ኃይል ፍቅርታቸው ዓይነት አገዳከሩ የተወሰነ ዋጋ።

ተራ ታሪክ፡- ለመኖሪያ ቤቶች፣ ለድርጅቶች ሠራተኞችና ለመገንዘብ መብራት የተወሰኑ ታሪኮችን ያጠቃልላል።

የኢንብስትሪ ታሪክ፡- የአገልግሎትና የገቢዎች ስጦታ ስጦታ ስጦታ፣ የገቢ ስጦታ፣ የገቢ ስጦታና የገቢ ስጦታ ታሪኮችን ያጠቃልላል።

MANUFACTURING

The statistics on Manufacturing Industry are obtained through the Annual Survey of Manufacturing Industries conducted by the Central Statistical Authority.

All data in this section are shown according to Ethiopian Fiscal year. No attempt was made to adjust figures of firms which submitted information on the basis of Ethiopian or Gregorian Calendar year.

The tables deal mainly with the results of the Annual Survey for the year 1977, 1978 and 1979 E.C. (1984/85, 1985/86 and 1986/87 G.C.).

The survey covers those establishments which have 10 persons engaged and above and use power driven machines.

Main definitions used

An Establishment: is defined as the whole of the premises under the same ownership or management at a particular address (eg. a bakery, a sawmill etc...).

Number of employees: includes all persons on the payroll whether seasonal or temporary workers. The number of seasonal and temporary workers has been adjusted to give equivalent of full-time workers.

Number of persons engaged: includes paid employees and working proprietors, active partners and unpaid family workers.

Wages and salaries: includes all payments in cash or in kind made to employees during the reference year in connection with work done for the establishment. However, it excludes car allowance and per diem.

Gross value of production: includes the sales value of all products of the establishment, the net change between the beginning and end of the reference period in the value of finished goods and the value of work in-progress, the value of industrial services rendered to others, the value of goods bought and resold without any transformation or processing and the value of fixed assets produced during the reference period by the unit for its own use. The valuation of gross value of production is in terms of producers' values where indirect taxes are included in the value of sales of the establishment and the value of subsidies received is excluded.

Industrial costs: includes the cost of raw materials, auxiliary materials, fuels, and other supplies consumed, cost of industrial services rendered by other, cost of goods bought and resold without any transformation or processing and cost of electricity consumed.

Value added: is the difference between gross value of production and industrial costs. (i.e. Census value added at market price).

Investment (New Capital expenditure during the year): is the value of all fixed assets as well as second-hand assets bought during the reference year. The value of such fixed assets should include the purchase price (less discounts received) including taxes, customs duties, transportation, assembly and other installation costs. It includes the cost of installation, alterations and renovations made by the employees of the establishment on machineries, buildings and the like.

Fixed capital assets: are those with a productive life of one year or more which are intended for the use of the establishment including fixed assets made by the establishment's own labour force for its own use. They are valued at book-value end of the reference year, that is net book-value of the beginning plus new capital expenditure minus those sold and disposed the depreciation during the reference year. It excludes cost of repair and maintenance.

Public Sector: included are all establishments owned by the state (i.e. fully and partially nationalized by the Government).

ELECTRICITY

The statistics relating to electricity industry were obtained from the Ethiopian Electric Light and Power Authority and Eritrea Region Electricity Supply Agency through the annual survey conducted by the Central Statistical Authority.

The data included here refer to public utilities only.

Main definitions used

Capacity:- capability of the installed generators and diesel engines to produce electric energy.

Tariff:- fixed rate of payment where consumers are classified according to their consumption behaviour.

General Tariff:- This includes domestic, staff rate and street lighting tariffs.

Industrial Tariff:- includes small and large industrial, boiler, special rate, agricultural and commercial tariffs.

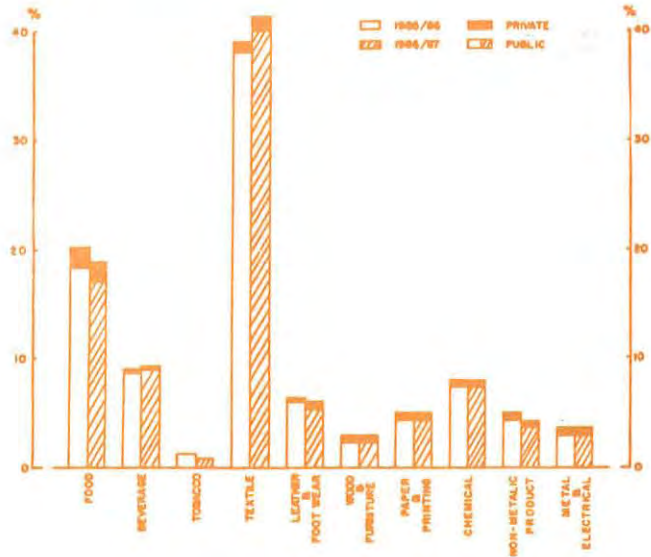
Notes

K.V. - Kilo Volt

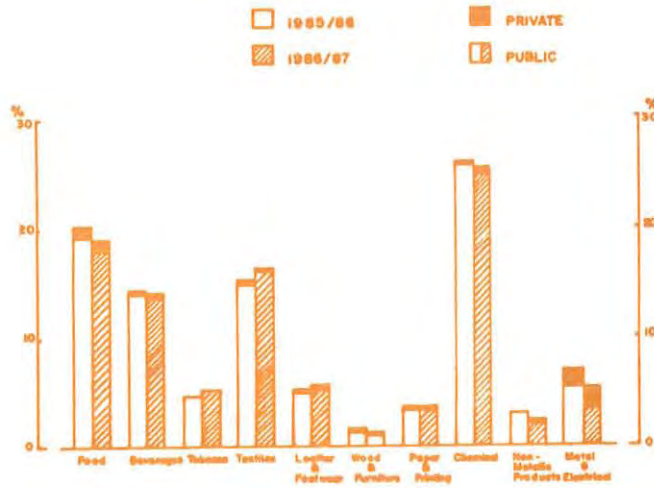
K.W. - Kilo Watt

KWH - Kilo Watt Hours

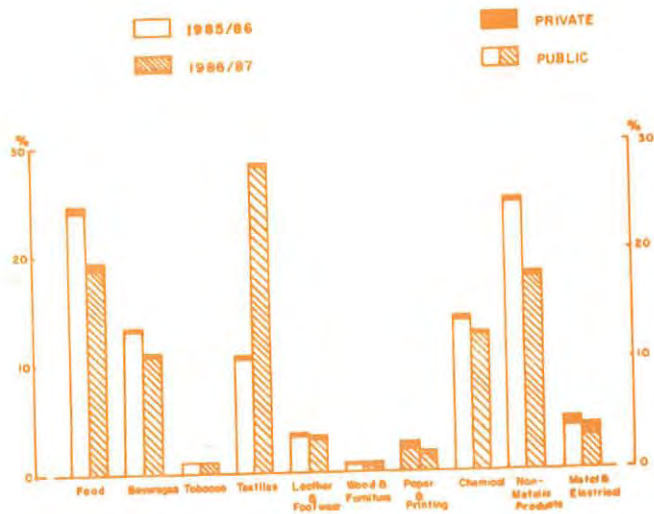
F1 PATTERN OF MANUFACTURING INDUSTRY 1985/86 - 1986/87 G-C
F1 (a) EMPLOYMENT



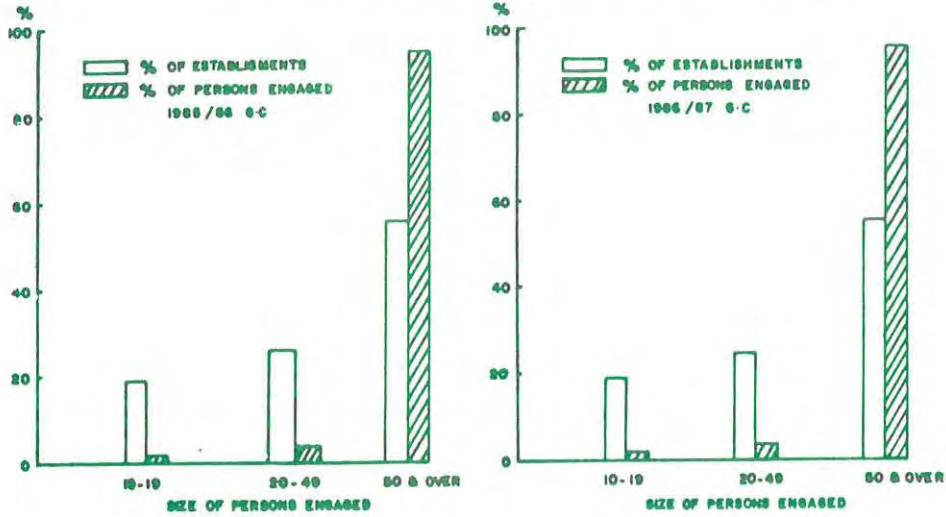
F1 (b) GROSS VALUE OF PRODUCTION



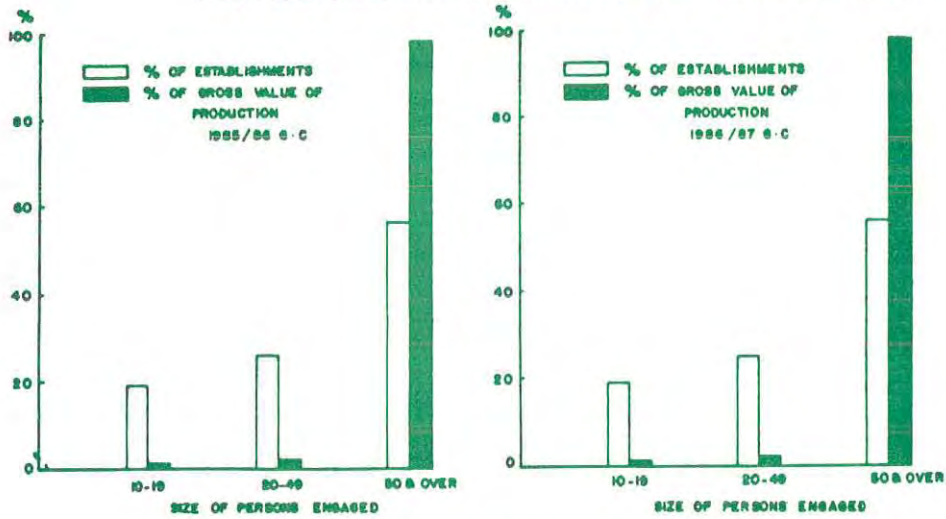
F1 (c) FIXED ASSETS



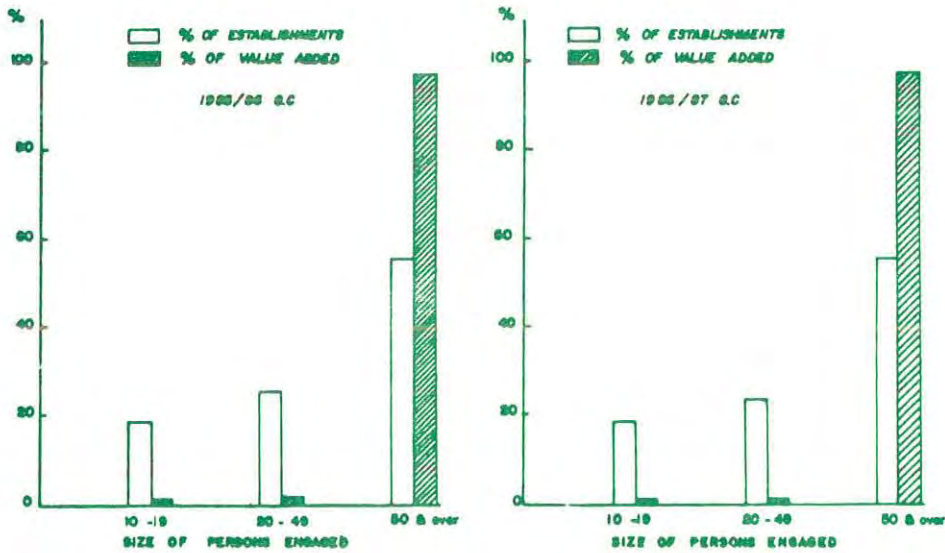
CLASSIFICATION OF MANUFACTURING ESTABLISHMENTS
 F-2(a) % OF PERSONS ENGAGED BY SIZE OF PERSONS ENGAGED



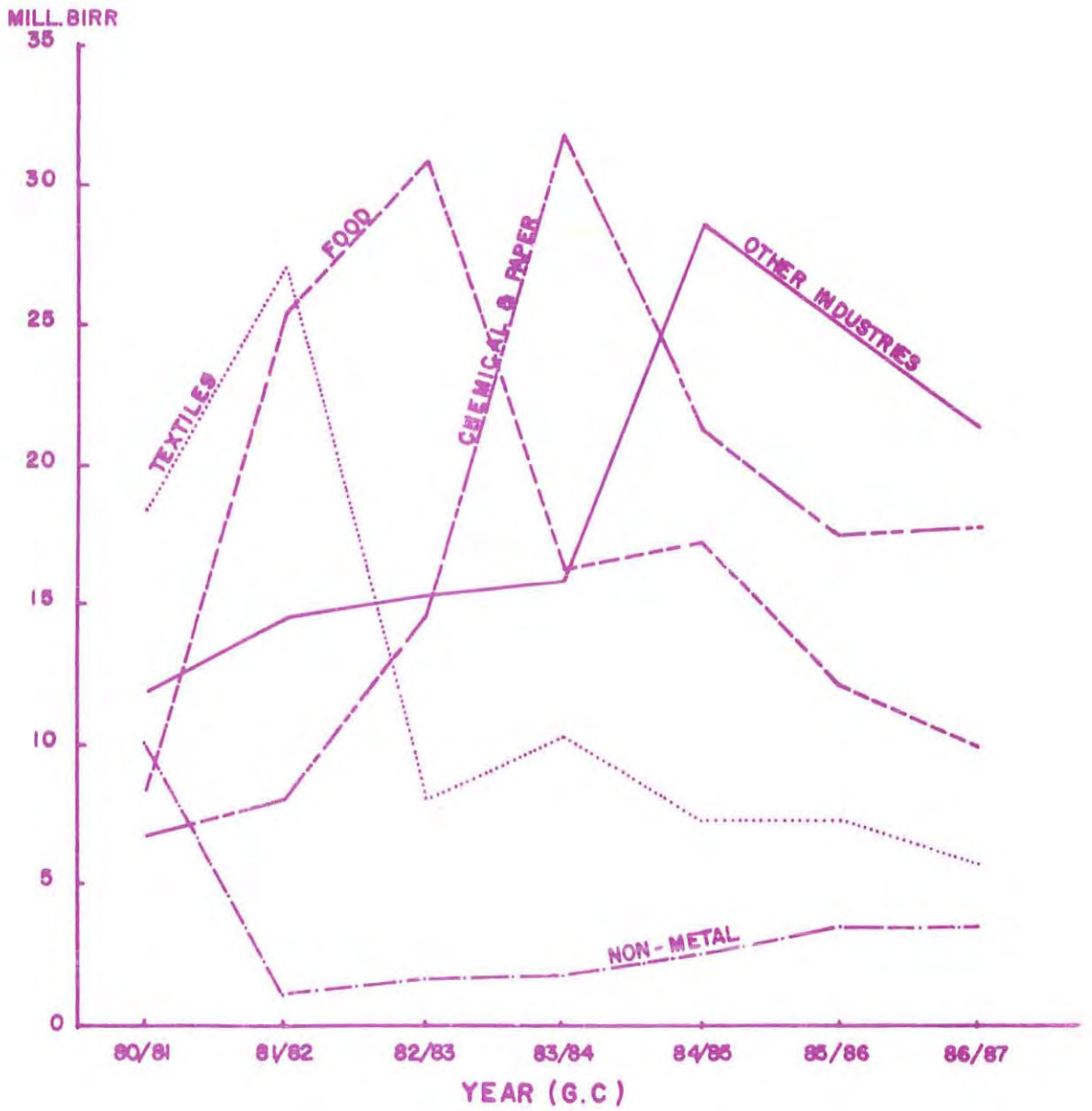
F-2(b) % OF GROSS VALUE OF PRODUCTION BY SIZE OF PERSONS ENGAGED



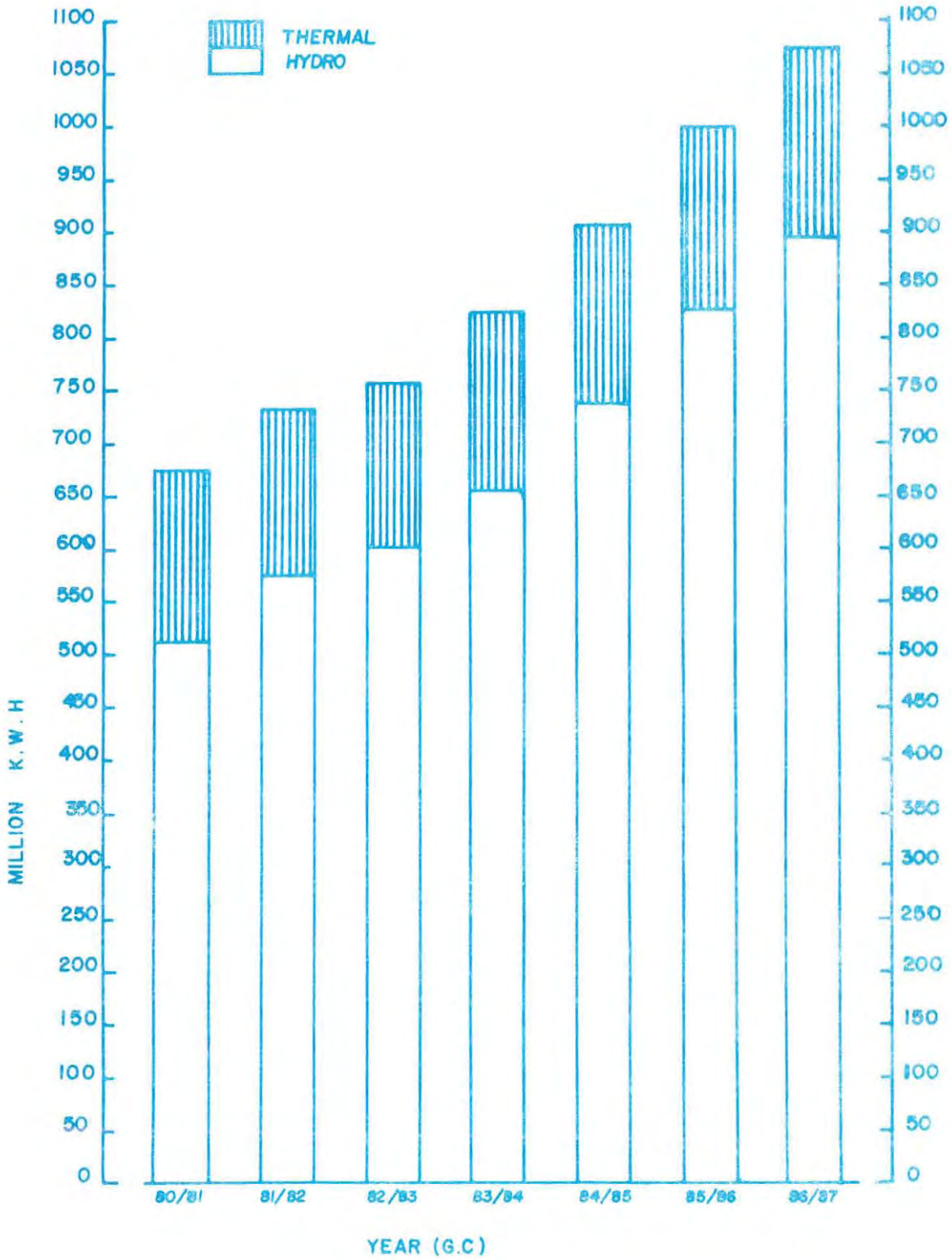
F-2(c) % OF VALUE ADDED BY SIZE OF PERSONS ENGAGED



F.3- INVESTMENT IN MANUFACTURING INDUSTRIES



F-4 PRODUCTION OF ELECTRICITY



በ1978 የፋብሪካዎችና የተወራሪ ሠራተኞች ብዛት በጾታ
 NUMBER OF ESTABLISHMENTS AND NUMBER OF EMPLOYEES BY OWNERSHIP, 1985/86

ሠንጠረዥ 2.1.0 TABLE F.1.0

የሥራ አገልግሎት ዓይነት	የፋብሪካዎች ብዛት			የተወራሪ ሠራተኞች ብዛት			
	ጠቅላላ	ግል	ዘጠኝ	ጠቅላላ	ግል	ዘጠኝ	
<u>የግንብ ፋብሪካዎች</u>	61	64	125	16,586	1,630	18,216	<u>FOOD MANUFACTURING</u>
ሥጋ ግዘጋጅ ጠቅላላ	11	-	11	5,224	-	5,224	SLAUGHTERING, PREPARING AND PRESERVING OF MEAT
ወተትና የወተት ተዳሪ	2	-	2	140	-	140	MANUFACTURE OF DAIRY PRODUCTS
ከአገባባትና ከሌሎች የግንብ ፋብሪካዎች	12	-	12	2,130	-	2,130	MANUFACTURE OF VEGETABLES AND ANIMAL OILS AND FATS
የሌሎች ወጭዎች	15	-	15	3,402	-	3,402	GRAIN MILL PRODUCTS
የላቦ ግንብ ፋብሪካዎች	11	58	69	1,553	1,515	3,068	MANUFACTURE OF BAKERY PRODUCTS
የኮከብ ፋብሪካዎችና ከሌሎች የግንብ ፋብሪካዎች	4	6	10	3,196	115	3,311	SUGAR FACTORIES, REFINERIES AND SUGAR CONFECTIONERY
ሌሎች ግንብ ፋብሪካዎች	3	-	3	752	-	752	MANUFACTURE OF FOOD PRODUCTS N.E.C.
የአገባባት ወጭ ግዘጋጅ	3	-	3	189	-	189	MANUFACTURE OF PREPARED ANIMAL FEEDS
<u>የቤት ፋብሪካዎች</u>	22	8	30	7,998	263	8,261	<u>BEVERAGE INDUSTRIES</u>
አለባባሽ ግዘጋጅ ጠቅላላ	5	3	8	815	112	927	DISTILLING, RECTIFYING AND BLENDING OF SPIRITS
የወይን ግዘጋጅ ጠቅላላ	3	1	4	750	16	766	WINE INDUSTRIES
አረጋጅ ግዘጋጅ ጠቅላላና ግዘጋጅ / ስራ / ግዘጋጅ	5	-	5	3,226	-	3,226	MALT LIQUORS AND MALT (BEER)
ሶጋ ግዘጋጅ ጠቅላላ	9	4	13	3,207	135	3,342	SOFT DRINKS AND CARBONATED WATER INDUSTRIES
<u>ከተሰጠው የሠራተኛ ወጭዎች</u>	2	-	2	1,017	-	1,017	<u>TOBACCO MANUFACTURES</u>
<u>የጨርቅ ፋብሪካዎች</u>	24	24	48	31,826	589	32,415	<u>MANUFACTURE OF TEXTILES</u>
ወጭ ግዘጋጅ ጠቅላላና ግዘጋጅ	19	1	20	26,887	20	26,907	SPINNING, WEAVING AND FINISHING OF TEXTILES
ግል ግዘጋጅ ጠቅላላ	2	21	23	826	541	1,367	KNITTING MILLS
ግዘጋጅ ጠቅላላ	3	2	5	4,113	28	4,141	CORDAGE, ROPE AND TWINE INDUSTRIES
የተጠቃሚ ግዘጋጅ ጠቅላላ	5	7	12	3,036	331	3,367	MANUFACTURE OF WEARING APPAREL EXCEPT FOOTWEAR
የላቦ ግዘጋጅ ጠቅላላ	8	2	10	2,892	63	2,955	TANNERIES AND LEATHER FINISHING
ከላቦ የተሠራ ወጭዎች	5	11	16	2,422	394	2,816	MANUFACTURE OF FOOTWEAR (LEATHER)
አገልግሎት የሰጠው የአገልግሎት የግዘጋጅ ጠቅላላ	7	7	14	1,360	165	1,525	MANUFACTURE OF WOOD AND CORK PRODUCTS
የአገልግሎት የሰጠው የአገልግሎት የግዘጋጅ ጠቅላላ	4	13	17	679	377	1,056	MANUFACTURE OF FURNITURE AND FIXTURE
የወረቀትና ከወረቀት የተሠራ ወጭዎች	3	4	7	1,272	111	1,383	MANUFACTURE OF PAPER AND PAPER PRODUCTS
የተሰጠው የላቦ ግዘጋጅ ጠቅላላ	8	14	22	2,569	491	3,060	PRINTING, PUBLISHING AND ALLIED INDUSTRIES
በሌሎች የሠራተኛ ወጭዎች ግዘጋጅ ጠቅላላ	3	-	3	266	-	266	MANUFACTURE OF BASIC INDUSTRIAL CHEMICALS EXCEPT FERTILIZERS
	PUBLIC	PRIVATE	TOTAL	PUBLIC	PRIVATE	TOTAL	INDUSTRIAL GROUP
	NUMBER OF ESTABLISHMENTS			NUMBER OF EMPLOYEES			

1978 የፋብሪካዎች የተጠራ ሠራተኞች ብዛት ቤዛት
 NUMBER OF ESTABLISHMENTS AND NUMBER OF EMPLOYEES BY OWNERSHIP, 1985/86

ሠገጠረዥ ረ.ገ.ሀ/የግለሰብ/

TABLE P.1.a (contd.)

የሥራው ስም	የፋብሪካዎች ብዛት			የተጠራ ሠራተኞች ብዛት			የፋብሪካው ስም
	ግለሰብ	ግለሰብ	ጠቅላይ	ግለሰብ	ግለሰብ	ጠቅላይ	
<u>የሌሎች ስራዎች ወጪ</u>	10	4	14	1,874	143	2,017	MANUFACTURE OF OTHER CHEMICAL PRODUCTS
የሌሎች ግለሰብ	2	-	2	220	-	220	MANUFACTURE OF PAINTS, VARNISHES AND LAQUERS
ሃይና ግለሰብ ማረጋገጫ የወጪ ግለሰብ	6	2	8	1,052	70	1,122	MANUFACTURE OF SOAP, COSMETICS, PERFUMES AND OTHER CLEANING PREPARATIONS
ሌሎች ስራዎች	2	2	4	602	73	675	MANUFACTURE OF CHEMICAL PRODUCTS N.E.C.
<u>የነጻ ማጠቃለያ</u>	1	-	1	1,677	-	1,677	PETROLEUM REFINERY
<u>የሰብስቦ ስራዎች</u>	2	2	4	1,540	121	1,661	MANUFACTURE OF RUBBER PRODUCTS
<u>የገለበጠ ስራዎች</u>	4	6	10	1,254	177	1,431	MANUFACTURE OF PLASTIC PRODUCTS
<u>ጠቅላይ ግለሰብ ስራዎች</u>	2	-	2	790	-	790	MANUFACTURE OF GLASS AND GLASS PRODUCTS
<u>ብረት ብረት ያለሁት የግዕዝ ወጪ</u>	14	17	31	3,211	534	3,745	MANUFACTURE OF OTHER NON-METALLIC MINERAL PRODUCTS
ሌላ ሥራ የሚሰጥ	7	14	21	1,102	394	1,496	MANUFACTURE OF STRUCTURAL CLAY PRODUCTS
ብረት ስራ ለሌሎች ግለሰብ የግዕዝ ወጪ	5	2	7	1,733	113	1,846	MANUFACTURE OF CEMENT, LIME AND PLASTER
ሌሎች ብረት ብረት ያለሁት የግዕዝ ወጪ	2	1	3	376	27	403	MANUFACTURE OF NON-METALLIC MINERAL PRODUCTS N.E.C.
<u>ብረት ብረት</u>	3	-	3	786	-	786	IRON AND STEEL BASIC INDUSTRIES
<u>ከግዕዝ ግለሰብ ከፋብሪካ ግለሰብ</u>	12	13	25	1,451	382	1,833	MANUFACTURE OF FABRICATED METAL PRODUCTS EXCEPT MACHINERY AND EQUIPMENT
ከብረት የተሠራ የግለሰብ ስራዎች	8	1	9	643	27	670	MANUFACTURE OF CUTLERY, HAND-TOOLS AND GENERAL HARDWARE
የሌላ ሥራ ስራ ብረት	-	9	9	-	292	292	MANUFACTURE OF STRUCTURAL METAL PRODUCTS
ግዕዝ ግለሰብ የፋብሪካ ግለሰብ ከብረት ስራዎች	4	3	7	808	63	871	MANUFACTURE OF FABRICATED METAL PRODUCTS EXCEPT MACHINERY AND EQUIPMENT N.E.C.
<u>የኢንጅነሪንግ ስራዎች ግለሰብ</u>	1	2	3	63	33	96	MANUFACTURE OF ELECTRICAL MACHINERY, APPARATUS, APPLIANCES AND SUPPLIES
<u>የተገባባይ ስራዎች ግለሰብ</u>	2	1	3	214	258	472	ASSEMBLY OF MOTOR VEHICLES
ጠቅላይ	203	199	402	84,783	6,062	90,845	TOTAL
	PUBLIC	PRIVATE	TOTAL	PUBLIC	PRIVATE	TOTAL	INDUSTRIAL GROUP
	NUMBER OF ESTABLISHMENTS			NUMBER OF EMPLOYEES			

የ1979 የፍብፅገጽና የተጻፈ ሠራተኞች ብዛት በደብዳቤ
 NUMBER OF ESTABLISHMENTS AND NUMBER OF EMPLOYEES BY OWNERSHIP, 1986/87

ሠገጠር 2.1.1 TABLE F.1.1

የሊንግዳግ ጽ/ቤት	የፍብፅገጽ ብዛት			የተጻፈ ሠራተኞች ብዛት			
	ግንባታ	ግል	ጠቅላይ	ግንባታ	ግል	ጠቅላይ	
<u>የግንባታ ፍብፅገጽ</u>	63	66	129	16,526	1,526	18,052	<u>FOOD MANUFACTURING</u>
ሥጋ ግዘገዳና ጽ/ቤት	11	-	11	5,072	-	5,072	SLAUGHTERING, PREPARING AND PRESERVING OF MEAT
ወተና የወተና ተጻፈ	2	-	2	151	-	151	MANUFACTURE OF DAIRY PRODUCTS
ከላንግዳግና ከሌሎች የግንባታ ጽ/ቤት	12	1	13	2,323	25	2,348	MANUFACTURE OF VEGETABLES AND ANIMAL OILS AND FATS
የሌሎች ጽ/ቤት	15	-	15	3,398	-	3,398	GRAIN MILL PRODUCTS
የላንግዳግ ጽ/ቤት	13	59	72	1,601	1,385	2,986	MANUFACTURE OF BAKERY PRODUCTS
የከፍተኛ ፍብፅገጽና ከፍተኛ የግንባታ ጽ/ቤት	4	6	10	3,278	116	3,394	SUGAR FACTORIES, REFINERIES AND SUGAR CONFECTIONERY
ሌሎች ጽ/ቤት	3	-	3	454	-	454	MANUFACTURE OF FOOD PRODUCTS N.E.C.
የላንግዳግ ጽ/ቤት	3	-	3	249	-	249	MANUFACTURE OF PREPARED ANIMAL FEEDS
<u>የግንባታ ፍብፅገጽ</u>	22	8	30	8,461	285	8,746	<u>BEVERAGE INDUSTRIES</u>
አለግሎት ግንባታና ጽ/ቤት	5	3	8	792	132	924	DISTILLING, RECTIFYING AND BLENDING OF SPIRITS
የወይን ጽ/ቤት	3	1	4	746	16	762	WINE INDUSTRIES
አረጋጅ ጽ/ቤትና ግንባታ ጽ/ቤት	5	-	5	3,274	-	3,274	MALT LIQUORS AND MALT (BEER)
ሌሎች ጽ/ቤት	9	4	13	3,649	137	3,786	SOFT DRINKS AND CARBONATED WATER INDUSTRIES
<u>በተግባር የግንባታ ጽ/ቤት</u>	2	-	2	846	-	846	<u>TOBACCO MANUFACTURES</u>
<u>የግንባታ ጽ/ቤት</u>	25	26	51	35,151	767	35,918	<u>MANUFACTURE OF TEXTILES</u>
ግንባታ ጽ/ቤት ለግንባታ ጽ/ቤት	20	1	21	29,965	69	30,034	SPINNING, WEAVING AND FINISHING OF TEXTILES
የግንባታ ጽ/ቤት	2	23	25	918	566	1,484	KNITTING MILLS
ግንባታ ጽ/ቤት	3	2	5	4,268	132	4,400	CORDAGE, ROPE AND TWINE INDUSTRIES
<u>የተጻፈ ጽ/ቤት</u>	5	8	13	3,189	342	3,531	<u>MANUFACTURE OF WEARING APPAREL EXCEPT FOOTWEAR</u>
የግንባታ ጽ/ቤት	8	2	10	2,919	47	2,966	TANNERIES AND LEATHER FINISHING
በግንባታ የተጻፈ ጽ/ቤት	5	11	16	2,295	389	2,684	MANUFACTURE OF FOOTWEAR (LEATHER)
አገልግሎት የላንግዳግና የግንባታ ጽ/ቤት	7	6	13	1,353	132	1,485	MANUFACTURE OF WOOD AND CORK PRODUCTS
የላንግዳግ ጽ/ቤት	4	14	18	741	394	1,135	MANUFACTURE OF FURNITURE AND FIXTURE
የወረቀትና ከወረቀት የግንባታ ጽ/ቤት	3	4	7	1,350	103	1,453	MANUFACTURE OF PAPER AND PAPER PRODUCTS
ግንባታ ጽ/ቤትና ግንባታ ጽ/ቤት	8	13	21	2,672	467	3,139	PRINTING, PUBLISHING AND ALLIED INDUSTRIES
በላንግዳግ ጽ/ቤትና በግንባታ ጽ/ቤት	3	-	3	284	-	284	MANUFACTURE OF BASIC INDUSTRIAL CHEMICALS EXCEPT FERTILIZERS
	PUBLIC	PRIVATE	TOTAL	PUBLIC	PRIVATE	TOTAL	INDUSTRIAL GROUP
	NUMBER OF ESTABLISHMENTS			NUMBER OF EMPLOYEES			

በ1979 የፍብፀካ ስራ ተኮር ብዛት በፊት
 NUMBER OF ESTABLISHMENTS AND NUMBER OF EMPLOYEES BY OWNERSHIP, 1980/87

ሠገጠረዥ ረ.1.ላ / የግጥም / TABLE P.1.b (contd.)

የኢንቨስት ማዕከል	የፍብፀካ ስራ ተኮር			የተኮረ ሠራተኛ ብዛት			
	ግጥም	ግል	ጠቅላይ	ግጥም	ግል	ጠቅላይ	
የሌሎች ስራ ማዕከል	10	4	14	2,169	142	2,311	MANUFACTURE OF OTHER CHEMICAL PRODUCTS
የሰዎች ግጥም	2	-	2	211	-	211	MANUFACTURE OF PAINTS, VARNISHES AND LACQUERS
ግጥም ስራ ማዕከል ለግል ስራ ማዕከል	6	2	8	1,118	69	1,187	MANUFACTURE OF SOAP, COSMETICS, PERFUMES AND OTHER CLEANING PREPARATIONS
ሌሎች ስራ ማዕከል	2	2	4	840	73	913	MANUFACTURE OF CHEMICAL PRODUCTS N.E.C.
የግጥም ማዕከል	1	-	1	1,448	-	1,448	PETROLEUM REFINERY
የግል ስራ ማዕከል	2	2	4	1,677	122	1,799	MANUFACTURE OF RUBBER PRODUCTS
የግል ስራ ማዕከል	4	6	10	1,317	204	1,521	MANUFACTURE OF PLASTIC PRODUCTS
ግጥም ስራ ማዕከል ለግል ስራ ማዕከል	2	-	2	722	-	722	MANUFACTURE OF GLASS AND GLASS PRODUCTS
ግል ስራ ማዕከል ለግል ስራ ማዕከል	14	17	31	3,026	568	3,594	MANUFACTURE OF OTHER NON-METALLIC MINERAL PRODUCTS
ሌሎች ስራ ማዕከል ለግል ስራ ማዕከል	7	14	21	837	407	1,244	MANUFACTURE OF STRUCTURAL CLAY PRODUCTS
ግል ስራ ማዕከል ለግል ስራ ማዕከል	5	2	7	1,668	134	1,802	MANUFACTURE OF CEMENT, LIME AND PLASTER
ሌሎች ስራ ማዕከል ለግል ስራ ማዕከል	2	1	3	521	27	548	MANUFACTURE OF NON-METALLIC MINERAL PRODUCTS N.E.C.
ግል ስራ ማዕከል	3	-	3	857	-	857	IRON AND STEEL BASIC INDUSTRIES
ግጥም ስራ ማዕከል ለግል ስራ ማዕከል	12	13	25	1,555	384	1,939	MANUFACTURE OF FABRICATED METAL PRODUCTS EXCEPT MACHINERY AND EQUIPMENT
ግል ስራ ማዕከል ለግል ስራ ማዕከል	8	1	9	735	26	761	MANUFACTURE OF CUTLERY, HAND-TOOLS AND GENERAL HARDWARE
የሌሎች ስራ ማዕከል ለግል ስራ ማዕከል	-	9	9	-	303	303	MANUFACTURE OF STRUCTURAL METAL PRODUCTS
ግጥም ስራ ማዕከል ለግል ስራ ማዕከል	4	3	7	820	55	875	MANUFACTURE OF FABRICATED METAL PRODUCTS EXCEPT MACHINERY AND EQUIPMENT N.E.C.
የሌሎች ስራ ማዕከል ለግል ስራ ማዕከል	1	2	3	76	34	110	MANUFACTURE OF ELECTRICAL MACHINERY, APPARATUS, APPLIANCES AND SUPPLIES
የተኮረ ስራ ማዕከል ለግል ስራ ማዕከል	2	1	3	220	257	477	ASSEMBLY OF MOTOR VEHICLES
ግጥም ስራ ማዕከል ለግል ስራ ማዕከል	206	203	409	88,854	6,163	95,017	TOTAL
	PUBLIC	PRIVATE	TOTAL	PUBLIC	PRIVATE	TOTAL	INDUSTRIAL GROUP
	NUMBER OF ESTABLISHMENTS			NUMBER OF EMPLOYEES			

የኢትዮጵያ ስነ ምግብና ስራ ስራ 1977 - 1978
 SUMMARY OF OPERATIONS OF MANUFACTURING INDUSTRY BY OWNERSHIP, 1984/85 - 1985/86

ሠንጠረዥ 2.2.ሀ TABLE 2.2.a

	1977			1978			
	ጠቅላይ	የገለ	ጠቅላይ	ጠቅላይ	የገለ	ጠቅላይ	
<u>ጠቅላላ የፍሬዎች ወጪት የገ</u> <u>/በጠቅላይ</u>							<u>GROSS VALUE OF PRODUCTION</u> <u>(IN '000 BIRR)</u>
የግጥም	510,586	31,964	542,550	562,820	26,217	589,037	FOOD
ግጥም	401,381	7,346	408,727	413,679	9,131	422,810	BEVERAGES
የተደባሀ	156,078	-	156,078	133,724	-	133,724	TOBACCO
የጠቅላይ ወርቅ	418,773	9,365	428,138	432,763	9,296	442,059	TEXTILES
የተገና ገጠማ	131,287	6,394	137,671	145,256	5,183	150,439	LEATHER AND FOOTWEAR
የአገጣጠኑ የገት ግብ	34,900	5,254	40,154	37,400	5,006	42,406	WOOD AND FURNITURE
የወረቀት	43,004	170	43,174	47,946	1,813	49,759	PAPER
የግጥም	48,423	7,053	55,476	52,987	6,697	59,684	PRINTING
የጠቅላይ	763,395	11,493	774,888	743,496	10,204	753,700	CHEMICAL
በረታ በረታ ያለሁት ግዕዳዎች	82,096	5,449	87,545	84,380	4,853	89,233	NON-METALLIC MINERAL PRODUCTS
የረታ በረታ የሌሎች	135,689	37,481	173,170	127,812	48,614	176,426	METAL AND ELECTRICAL
ጠቅላይ	2,725,602	121,969	2,847,571	2,782,263	127,014	2,909,277	TOTAL
<u>ወጪት ደገግ /በጠቅላይ</u>							<u>WAGES AND SALARIES</u> <u>(IN '000 BIRR)</u>
የግጥም	42,090	4,322	46,412	43,997	3,205	47,202	FOOD
ግጥም	24,907	790	25,697	25,308	856	26,164	BEVERAGES
የተደባሀ	2,615	-	2,615	1,478	-	1,478	TOBACCO
የጠቅላይ ወርቅ	74,952	2,204	77,156	81,005	2,228	83,233	TEXTILES
የተገና ገጠማ	12,444	939	13,384	12,435	1,153	13,588	LEATHER AND FOOTWEAR
የአገጣጠኑ የገት ግብ	6,299	1,414	7,713	6,595	1,533	8,128	WOOD AND FURNITURE
የወረቀት	3,276	69	3,345	3,713	339	4,052	PAPER
የግጥም	7,531	2,141	9,672	7,499	2,198	9,697	PRINTING
የጠቅላይ	30,096	1,805	31,900	31,109	2,287	33,396	CHEMICAL
በረታ በረታ ያለሁት ግዕዳዎች	10,609	1,280	11,889	12,284	1,174	13,458	NON-METALLIC MINERAL PRODUCTS
የረታ በረታ የሌሎች	8,110	4,800	12,909	8,905	5,248	14,153	METAL AND ELECTRICAL
ጠቅላይ	222,929	19,764	242,692	234,328	20,221	254,549	TOTAL
<u>የግጥም ግብ ገቢት /በጠቅላይ</u>							<u>FIXED CAPITAL ASSETS</u> <u>(IN '000 BIRR)</u>
የግጥም	165,685	5,798	171,483	168,681	4,755	173,436	FOOD
ግጥም	97,355	575	97,930	92,091	549	92,640	BEVERAGES
የተደባሀ	6,876	-	6,876	6,284	-	6,284	TOBACCO
የጠቅላይ ወርቅ	97,292	2,513	99,805	73,688	1,866	75,554	TEXTILES
የተገና ገጠማ	22,900	1,162	24,062	22,268	1,107	23,375	LEATHER AND FOOTWEAR
የአገጣጠኑ የገት ግብ	3,978	967	4,945	3,823	1,435	5,258	WOOD AND FURNITURE
የወረቀት	5,541	262	5,803	5,392	834	6,226	PAPER
የግጥም	6,896	2,564	9,460	10,218	2,296	12,514	PRINTING
የጠቅላይ	87,772	3,022	90,794	95,673	2,317	97,990	CHEMICAL
በረታ በረታ ያለሁት ግዕዳዎች	187,414	1,448	188,862	175,293	1,398	176,691	NON-METALLIC MINERAL PRODUCTS
የረታ በረታ የሌሎች	29,933	5,910	35,843	28,022	5,606	33,628	METAL AND ELECTRICAL
ጠቅላይ	711,592	24,221	735,813	681,433	22,163	703,596	TOTAL
	PUBLIC	PRIVATE	TOTAL	PUBLIC	PRIVATE	TOTAL	
	1984/85			1985/86			

የሌገብተፊዎች ለጋራ ሆኑት ግብርናዎች በደብዳቤ 1977 - 1978
 SUMMARY OF OPERATIONS OF MANUFACTURING INDUSTRY BY OWNERSHIP, 1984/85 - 1985/86

ሠገጠር ደ.2.ሀ / የጋራ / TABLE F.2.a (contd.)

	1977			1978			
	ጠቅላይ	ግብ	ደብዳቤ	ጠቅላይ	ግብ	ደብዳቤ	
	1984/85	1984/85	1985/86	1985/86	1985/86	1985/86	
<u>የዕለ ገደብ ለግብተኝነት ገብረት / በጠቅላይ /</u>							<u>INVESTMENT IN FIXED ASSETS (IN '000 BIRR)</u>
የግብ	17,238	26	17,264	12,030	19	12,049	FOOD
ግብ	10,045	13	10,058	12,203	17	12,220	BEVERAGES
የተደገሀ	909	-	909	1,216	-	1,216	TOBACCO
የጨርቃ ጨርቃ	6,649	691	7,340	7,338	15	7,353	TEXTILES
የተገናኝ ገጽ	2,214	375	2,589	4,499	37	4,536	LEATHER AND FOOTWEAR
የሌገጠተና ግብተኝነት ግብተኝነት	1,062	8	1,070	1,098	19	1,117	WOOD AND FURNITURE
የግብተኝነት	879	-	879	778	4	782	PAPER
የግብተኝነት	1,370	59	1,429	729	7	736	PRINTING
የግብተኝነት	21,024	732	21,256	16,555	2	16,557	CHEMICAL
በረት በረት ታላላቅ ግብተኝነት	2,321	37	2,358	3,448	110	3,558	NON-METALLIC MINERAL PRODUCTS
በረት በረትና የሌገጠተፊዎች ደብዳቤ	12,296	270	12,566	4,850	222	5,072	METAL AND ELECTRICAL
ጠቅላይ	76,007	1,711	77,718	64,744	452	65,196	TOTAL
<u>የሠራተኞች ብዛት / በግብተኝነት /</u>							<u>NUMBER OF EMPLOYEES</u>
የግብ	15,317	2,040	17,357	16,586	1,630	18,216	FOOD
ግብ	7,604	255	7,859	7,998	263	8,261	BEVERAGES
የተደገሀ	930	-	930	1,017	-	1,017	TOBACCO
የጨርቃ ጨርቃ	34,664	1,106	35,770	34,862	920	35,782	TEXTILES
የተገናኝ ገጽ	4,940	436	5,376	5,314	457	5,771	LEATHER AND FOOTWEAR
የሌገጠተና ግብተኝነት ግብተኝነት	2,004	508	2,512	2,039	542	2,581	WOOD AND FURNITURE
የግብተኝነት	1,183	40	1,223	1,272	111	1,383	PAPER
የግብተኝነት	2,483	518	3,001	2,569	491	3,060	PRINTING
የግብተኝነት	6,227	395	6,622	6,611	441	7,052	CHEMICAL
በረት በረት ታላላቅ ግብተኝነት	3,653	704	4,357	4,001	534	4,535	NON-METALLIC MINERAL PRODUCTS
በረት በረትና የሌገጠተፊዎች ደብዳቤ	2,425	682	3,107	2,514	673	3,187	METAL AND ELECTRICAL
ጠቅላይ	81,430	6,684	88,114	84,783	6,062	90,845	TOTAL
	PUBLIC	PRIVATE	TOTAL	PUBLIC	PRIVATE	TOTAL	
	1984/85			1985/86			

የኢንዱስትሪያዊ ስራ ህገ ግብዓት በይዘት 1978 - 1979
 SUMMARY OF OPERATIONS OF MANUFACTURING INDUSTRY BY OWNERSHIP, 1985/86 - 1986/87

ሠገጠር 2.2.1

TABLE F.2.b

	1978			1979			
	ጠቅላይ	የገለ	ዲ.ዲ.ሲ.	ጠቅላይ	የገለ	ዲ.ዲ.ሲ.	
<u>ጠቅላላ የብረት ስራ ወጪት</u> <u>/በሺህ ቢር/</u>							<u>GROSS VALUE OF PRODUCTION</u> <u>(IN '000 BIRR)</u>
የግብ	562,820	26,217	589,037	575,854	25,226	601,080	FOOD
ጭማ	413,679	9,131	422,810	458,147	8,426	466,573	BEVERAGES
የተዋገሰ	133,724	-	133,724	164,302	-	164,302	TOBACCO
የጨርቃ ጨርቅ	432,763	9,296	442,059	513,938	10,932	524,870	TEXTILES
የቀላር የጨማ	145,256	5,183	150,439	174,390	6,468	180,858	LEATHER AND FOOTWEAR
የአገጣጠኝ የገቢት ግብዓት	37,400	5,006	42,406	35,300	6,579	41,879	WOOD AND FURNITURE
የሠራተኛ	47,946	1,813	49,759	49,608	1,495	51,103	PAPER
የግብዓት	52,987	6,697	59,684	59,784	6,445	66,229	PRINTING
የኪሚስትሪ	743,496	10,204	753,700	806,797	14,133	820,930	CHEMICAL
በረታ በረታ ያለሁት ግብዓት	84,380	4,853	89,233	79,336	4,803	84,139	NON-METALLIC MINERAL PRODUCTS
የገቢት በረታና የአገጣጠኝ ስ.ዲ.ሲ.	127,812	48,614	176,426	144,316	62,973	207,289	METAL AND ELECTRICAL
	2,782,263	127,014	2,909,277	3,061,772	147,480	3,209,252	TOTAL
<u>ወጪት ስራ /በሺህ ቢር/</u>							<u>WAGES AND SALARIES</u> <u>(IN '000 BIRR)</u>
የግብ	43,997	3,205	47,202	46,981	3,291	50,272	FOOD
ጭማ	25,308	856	26,164	27,189	1,026	28,215	BEVERAGES
የተዋገሰ	1,478	-	1,478	2,970	-	2,970	TOBACCO
የጨርቃ ጨርቅ	81,005	2,228	83,233	94,764	2,300	97,064	TEXTILES
የቀላር የጨማ	12,435	1,153	13,588	15,833	1,155	16,988	LEATHER AND FOOTWEAR
የአገጣጠኝ የገቢት ግብዓት	6,595	1,533	8,128	6,980	1,635	8,615	WOOD AND FURNITURE
የሠራተኛ	3,713	339	4,052	4,275	335	4,610	PAPER
የግብዓት	7,499	2,198	9,697	9,600	2,162	11,762	PRINTING
የኪሚስትሪ	31,109	2,287	33,396	33,757	2,249	36,006	CHEMICAL
በረታ በረታ ያለሁት ግብዓት	12,284	1,174	13,458	11,672	1,164	12,836	NON-METALLIC MINERAL PRODUCTS
የገቢት በረታና የአገጣጠኝ ስ.ዲ.ሲ.	8,905	5,248	14,153	9,846	5,701	15,547	METAL AND ELECTRICAL
	234,328	20,221	254,549	263,867	21,018	284,882	TOTAL
<u>የግብዓት ገቢት /በሺህ ቢር/</u>							<u>FIXED CAPITAL ASSETS</u> <u>(IN '000 BIRR)</u>
የግብ	168,681	4,755	173,436	156,270	4,417	160,687	FOOD
ጭማ	92,091	549	92,640	88,723	588	89,311	BEVERAGES
የተዋገሰ	6,284	-	6,284	5,790	-	5,790	TOBACCO
የጨርቃ ጨርቅ	73,688	1,866	75,554	231,156	2,226	233,382	TEXTILES
የቀላር የጨማ	22,268	1,107	23,375	23,094	1,015	24,109	LEATHER AND FOOTWEAR
የአገጣጠኝ የገቢት ግብዓት	3,823	1,435	5,258	4,284	1,296	5,580	WOOD AND FURNITURE
የሠራተኛ	5,392	834	6,226	5,486	723	6,209	PAPER
የግብዓት	10,218	2,296	12,514	7,079	1,788	8,867	PRINTING
የኪሚስትሪ	95,673	2,317	97,990	102,119	2,045	104,164	CHEMICAL
በረታ በረታ ያለሁት ግብዓት	175,293	1,398	176,691	146,720	1,401	148,121	NON-METALLIC MINERAL PRODUCTS
የገቢት በረታና የአገጣጠኝ ስ.ዲ.ሲ.	28,022	5,606	33,628	26,977	8,085	35,062	METAL AND ELECTRICAL
	681,433	22,163	703,596	797,698	23,584	821,282	TOTAL
	PUBLIC	PRIVATE	TOTAL	PUBLIC	PRIVATE	TOTAL	
	1985/86			1986/87			

የሌገጠተፊያዎች ለገጽ ሁኔታ ማጠቃለያ በይዘት፡ 1978 - 1979
 SUMMARY OF OPERATIONS OF MANUFACTURING INDUSTRY BY OWNERSHIP, 1985/86 -1986/87

ሠገጠረዥ ረ.2.ለ/የተጠቃሚ/ TABLE F.2.b(contd.)

	1978			1979			
	ጠቅላይ	የገለ	ዲዋር	ጠቅላይ	የገለ	ዲዋር	
<u>ጠቅላይ ገንዘብ ለማፈገጥ ተጠቃሚ</u> <u>በጠቅላይ / በገለ / በዲዋር</u>							<u>INVESTMENT IN FIXED ASSETS</u> <u>(IN '000 BIRR)</u>
የገጠተ	12,030	19	12,049	9,860	119	9,979	FOOD
ጠቅላይ	12,203	17	12,220	6,326	121	6,447	BEVERAGES
የተጠቃሚ	1,216	-	1,216	755	-	755	TOBACCO
የጠቅላይ ጠቅላይ	7,338	15	7,353	5,700	51	5,751	TEXTILES
የተጠቃሚ	4,499	37	4,536	4,695	10	4,705	LEATHER AND FOOTWEAR
የሌገጠተና የገለ ተጠቃሚ	1,098	19	1,117	1,245	33	1,278	WOOD AND FURNITURE
የጠቅላይ	778	4	782	687	6	693	PAPER
የጠቅላይ	729	7	736	2,213	43	2,256	PRINTING
የጠቅላይ	16,555	2	16,557	17,126	49	17,175	CHEMICAL
በጠቅላይ ጠቅላይ ያለሁኑ ጠቅላይ	3,448	110	3,558	3,511	112	3,623	NON-METALLIC MINERAL PRODUCTS
የጠቅላይ ጠቅላይ የሌገጠተፊዎች	4,850	222	5,072	2,678	3,412	6,090	METAL AND ELECTRICAL
ዲዋር	64,744	452	65,196	54,796	3,956	58,752	TOTAL
<u>የሠራተኞች ብዛት / በጠቅላይ</u>							<u>NUMBER OF EMPLOYEES</u>
የገጠተ	16,586	1,630	18,216	16,526	1,526	18,052	FOOD
ጠቅላይ	7,998	263	8,261	8,461	285	8,746	BEVERAGES
የተጠቃሚ	1,017	-	1,017	846	-	846	TOBACCO
የጠቅላይ ጠቅላይ	34,862	920	35,782	38,340	1,109	39,449	TEXTILES
የተጠቃሚ	5,314	457	5,771	5,214	436	5,650	LEATHER AND FOOTWEAR
የሌገጠተና የገለ ተጠቃሚ	2,039	542	2,581	2,094	526	2,620	WOOD AND FURNITURE
የጠቅላይ	1,272	111	1,383	1,350	103	1,453	PAPER
የጠቅላይ	2,569	491	3,060	2,672	467	3,139	PRINTING
የጠቅላይ	6,611	441	7,052	6,895	468	7,363	CHEMICAL
በጠቅላይ ጠቅላይ ያለሁኑ ጠቅላይ	4,001	534	4,535	3,748	568	4,316	NON-METALLIC MINERAL PRODUCTS
የጠቅላይ ጠቅላይ የሌገጠተፊዎች	2,514	673	3,187	2,708	675	3,383	METAL AND ELECTRICAL
ዲዋር	84,783	6,062	90,845	88,854	6,163	95,017	TOTAL
	PUBLIC	PRIVATE	TOTAL	PUBLIC	PRIVATE	TOTAL	
	1985/86			1986/87			

በ1978 የፋብሪካዎች የሠራተኞች ቁጥር በሰዓት በሠራተኞች ቁጥር ለደብ
 NUMBER OF ESTABLISHMENTS AND NUMBER OF PERSONS ENGAGED BY SIZE OF ESTABLISHMENT, 1985/86

ሠገጠኛ ረ.3.ሀ TABLE 7.3.a

የፋብሪካው ስም	የፋብሪካዎች ቁጥር በሰዓት			የሠራተኞች ቁጥር በሰዓት			የፋብሪካው ስም
	10 - 19	20 - 49	50 እና በላይ	10 - 19	20 - 49	50 እና በላይ	
<u>የምግብ ፋብሪካዎች</u>	19	47	59	275	1,409	16,627	<u>FOOD MANUFACTURING</u>
ሥጋ ግዛጋይተኛ ሙሉ	-	-	11	-	-	5,224	SLAUGHTERING, PREPARING AND PRESERVING OF MEAT
ወተት የወተት ተዋላ	-	1	1	-	41	99	MANUFACTURE OF DAIRY PRODUCTS
ወላጎችና ሌሎች የሚገኙ የሕሊና ወጪዎች	-	1	11	-	38	2,092	MANUFACTURE OF VEGETABLES AND ANIMAL OILS AND FATS
የሕሊና ወጪዎች	-	-	15	-	-	3,402	GRAIN MILL PRODUCTS
የሕጻን ምግብ ያደርጋል	17	39	13	248	1,156	1,751	MANUFACTURE OF BAKERY PRODUCTS
የስኬር ፋብሪካዎችና ሌሎች የሚገኙ ምግብ ያደርጋል	2	5	3	27	144	3,148	SUGAR FACTORIES, REFINERIES AND SUGAR CONFECTIONERY
ሌሎች ምግብ	-	-	3	-	-	752	MANUFACTURE OF FOOD PRODUCTS N.E.C.
የሕጻን ምግብ ሙሉ ግዛጋይ	-	1	2	-	30	159	MANUFACTURE OF PREPARED ANIMAL FEEDS
<u>የቤት ፋብሪካዎች</u>	2	4	24	34	133	8,116	<u>BEVERAGE INDUSTRIES</u>
ለሰጠው ማጠቃለያ ሙሉ	-	2	6	-	56	878	DISTILLING, RECTIFYING AND BLENDING OF SPIRITS
የወይን ሙሉ ሙሉ	1	-	3	16	-	750	WINE INDUSTRIES
ለረጅም ጊዜ የሚገኝ ማጠቃለያ / ስራ /	-	-	5	-	-	3,226	MALT LIQUORS AND MALT (BEER)
ለሰጠው ሙሉ ሙሉ ሙሉ	1	2	10	18	77	3,262	SOFT DRINKS AND CARBONATED WATER INDUSTRIES
<u>የብረት ፋብሪካዎች</u>	-	-	2	-	-	1,017	<u>TOBACCO MANUFACTURES</u>
<u>የግጥም ፋብሪካዎች</u>	16	5	27	235	168	32,068	<u>MANUFACTURE OF TEXTILES</u>
ወጪዎች ለሰጠው ሙሉ ሙሉ ሙሉ	-	1	19	-	24	26,887	SPINNING, WEAVING AND FINISHING OF TEXTILES
የግጥም ሙሉ ሙሉ	14	4	5	203	144	1,068	KNITTING MILLS
ግጥም ሙሉ ሙሉ ሙሉ	2	-	3	32	-	4,113	CORUAGE, ROPE AND TWINE INDUSTRIES
<u>የብረት ሰጠው</u>	1	1	10	11	33	3,335	<u>MANUFACTURE OF WEARING APPAREL EXCEPT FOOTWEAR</u>
የሕጻን ሙሉ ሙሉ ሙሉ	1	-	9	13	-	2,944	TANNERIES AND LEATHER FINISHING
የሕጻን ሙሉ ሙሉ ሙሉ	6	4	6	97	167	2,564	MANUFACTURE OF FOOTWEAR (LEATHER)
ለገጠኛ የሕጻን ሙሉ ሙሉ ሙሉ	3	4	7	37	88	1,416	MANUFACTURE OF WOOD AND CORK PRODUCTS
የሕጻን ሙሉ ሙሉ ሙሉ ሙሉ	5	7	5	85	226	759	MANUFACTURE OF FURNITURE AND FIXTURE
የወረቀት ሙሉ ሙሉ ሙሉ ሙሉ	2	1	4	33	29	1,325	MANUFACTURE OF PAPER AND PAPER PRODUCTS
የሕጻን ሙሉ ሙሉ ሙሉ ሙሉ	3	9	10	39	300	2,735	PRINTING, PUBLISHING AND ALLIED INDUSTRIES
በሌሎች ፋብሪካዎች ሙሉ ሙሉ ሙሉ	1	-	2	18	-	248	MANUFACTURE OF BASIC INDUSTRIAL CHEMICALS EXCEPT FERTILIZERS
	10 - 19	20 - 49	50 & OVER	10 - 19	20 - 49	50 & OVER	INDUSTRIAL GROUP
	NUMBER OF ESTABLISHMENTS BY SIZE GROUP			DISTRIBUTION OF PERSONS ENGAGED BY SIZE GROUP			

በ1978 የፋብሪካዎች የሠራተኞች ቁጥር በሠራተኞች ብዛት ለደብ
 NUMBER OF ESTABLISHMENTS AND NUMBER OF PERSONS ENGAGED BY SIZE OF ESTABLISHMENT, 1985/86

ሠገጠር 2.3.U/የፋብሪካ/ TABLE F.3.a (contd.)

የፋብሪካው ስም	የፋብሪካዎች ብዛት በሠራተኞች ብዛት ለደብ			የሠራተኞች ቁጥር በሠራተኞች ብዛት ለደብ			INDUSTRIAL GROUP
	10-19	20-49	50 እና በላይ	10-19	20-49	50 እና በላይ	
የሌሎች ስጦታዎች ሙያዎች	2	-	12	31	-	1,992	MANUFACTURE OF OTHER CHEMICAL PRODUCTS
የሌሎች ግጥሞች	-	-	2	-	-	220	MANUFACTURE OF PAINTS, VARNISHES AND LACQUERS
ሃጠናዎች ለሌሎች ግልጽ ምርቶች ስጦታዎች	1	-	7	18	-	1,108	MANUFACTURE OF SOAP, COSMETICS PERFUMES AND OTHER CLEANING PREPARATIONS
ሌሎች ስጦታዎች	1	-	3	13	-	664	MANUFACTURE OF CHEMICAL PRODUCTS N.E.C.
የነጻ ማጠቃለያ	-	-	1	-	-	1,677	PETROLEUM REFINERY
የሰጠው ዕቃዎች	-	1	3	-	21	1,646	MANUFACTURE OF RUBBER PRODUCTS
የገለጠው ዕቃዎች	1	4	5	12	118	1,304	MANUFACTURE OF PLASTIC PRODUCTS
ዕቃዎች ለገለጠው ዕቃዎች	-	-	2	-	-	790	MANUFACTURE OF GLASS AND GLASS PRODUCTS
በፈረንሳይ ስራዎች የግብርና ስራዎች	7	7	17	90	221	3,455	MANUFACTURE OF OTHER NON-METALLIC MINERAL PRODUCTS
ለገለጠው ስራዎች የግብርና ስራዎች	6	5	10	79	144	1,292	MANUFACTURE OF STRUCTURAL CLAY PRODUCTS
በግብርና ስራዎች ለሌሎች ስራዎች	1	1	5	11	49	1,787	MANUFACTURE OF CEMENT, LIME AND PLASTER
ሌሎች በፈረንሳይ ስራዎች የግብርና ስራዎች	-	1	2	-	28	376	MANUFACTURE OF NON-METALLIC MINERAL PRODUCTS N.E.C.
በፈረንሳይ ስራዎች	-	-	3	-	-	786	IRON AND STEEL BASIC INDUSTRIES
በፈረንሳይ ስራዎች ለገለጠው ዕቃዎች ለገለጠው ዕቃዎች	5	8	12	73	261	1,511	MANUFACTURE OF FABRICATED METAL PRODUCTS EXCEPT MACHINERY AND EQUIPMENT
በፈረንሳይ ስራዎች የተሰጠው ዕቃዎች	-	3	6	-	110	560	MANUFACTURE OF CUTLERY, HAND-TOOLS AND GENERAL HARDWARE
የገለጠው ስራዎች በፈረንሳይ ስራዎች	4	3	2	61	95	143	MANUFACTURE OF STRUCTURAL METAL PRODUCTS
በፈረንሳይ ስራዎች ለገለጠው ዕቃዎች ለገለጠው ዕቃዎች	1	2	4	12	56	808	MANUFACTURE OF FABRICATED METAL PRODUCTS EXCEPT MACHINERY AND EQUIPMENT N.E.C.
የገለጠው ዕቃዎች ለገለጠው ዕቃዎች	1	1	1	10	24	63	MANUFACTURE OF ELECTRICAL MACHINERY, APPARATUS, APPLIANCES AND SUPPLIES
የተገኘው ስራዎች ለገለጠው ዕቃዎች	-	-	3	-	-	472	ASSEMBLY OF MOTOR VEHICLES
ጠቅላላ	75	103	224	1,093	3,198	86,850	TOTAL
	10-19	20-49	50 & OVER	10-19	20-49	50 & OVER	
	NUMBER OF ESTABLISHMENTS BY SIZE GROUP			DISTRIBUTION OF PERSONS ENGAGED BY SIZE GROUP			

በገንዘብ የፋብሪካዎች የሠራተኞች ቁጥረት በሠራተኞች ብዛት መደብ
 NUMBER OF ESTABLISHMENTS AND NUMBER OF PERSONS ENGAGED BY SIZE OF ESTABLISHMENT, 1986/87

ሠንጠረዥ ፭.3.ሀ TABLE 5.3.a

የኢንዱስትሪ ዓይነት	የፋብሪካዎች ብዛት በሠራተኞች ብዛት መደብ			የሠራተኞች ቁጥረት በሠራተኞች ብዛት መደብ			
	10 - 19	20 - 49	50 እና በላይ	10 - 19	20 - 49	50 እና በላይ	
<u>የምግብ ፋብሪካዎች</u>	24	44	61	337	1,287	16,519	<u>FOOD MANUFACTURING</u>
ሥጋ ግዘጋጅተኛ መጠቀሚያ	-	-	11	-	-	5,072	SLAUGHTERING, PREPARING AND PRESERVING OF MEAT
ወተት የወተት ተግባር	-	-	2	-	-	151	MANUFACTURE OF DAIRY PRODUCTS
ከአገልግሎት ከአሁን የሚገኙ ተባብሮ	-	1	12	-	28	2,323	MANUFACTURE OF VEGETABLES AND ANIMAL OILS AND FATS
የአሁን ወፍጭኛ	-	-	15	-	-	3,398	GRAN MILL PRODUCTS
የገቢ ግንባታ ስራ	22	37	13	310	1,079	1,678	MANUFACTURE OF BAKERY PRODUCTS
የባህር ፋብሪካዎች ከባህር የሚገኙ ስራዎች	2	5	3	27	145	3,229	SUGAR FACTORIES, REFINERIES AND SUGAR CONFECTIONERY
ሌሎች ስራዎች	-	-	3	-	-	454	MANUFACTURE OF FOOD PRODUCTS N.E.C.
የአገልግሎት ግዘጋጅ	-	1	2	-	35	214	MANUFACTURE OF PREPARED ANIMAL FEEDS
<u>የግብርና ፋብሪካዎች</u>	2	4	24	34	152	8,580	<u>BEVERAGE INDUSTRIES</u>
አለባብ ግብርና ግብርና	-	2	6	-	66	861	DISTILLING, RECTIFYING AND BLENDING OF SPIRITS
የወይን ግብርና ግብርና	1	-	3	16	-	746	WINE INDUSTRIES
አረብ ግብርና ግብርና ግብርና ግብርና /ሰፊ/	-	-	5	-	-	3,274	MALT LIQUORS AND MALT (BEER)
ለሰጠ ግብርና ግብርና	1	2	10	18	86	3,699	SOFT DRINKS AND CARBONATED WATER INDUSTRIES
ከተሰጠ የሠራተኞች ግብርና	-	-	2	-	-	846	TOBACCO MANUFACTURES
<u>የግብርና ፋብሪካዎች</u>	16	5	30	231	164	35,577	<u>MANUFACTURE OF TEXTILES</u>
ወጥሎ ሰጠ ግብርና ግብርና	-	-	21	-	-	30,035	SPINNING, WEAVING AND FINISHING OF TEXTILES
የግብርና ግብርና	15	5	5	217	164	1,152	KNITTING MILLS
ግብርና ግብርና ግብርና	1	-	4	14	-	4,390	CORDAGE, ROPE AND TWINE INDUSTRIES
<u>የተጠቃሚ ሰጠ ግብርና</u>	1	3	9	11	103	3,427	<u>MANUFACTURE OF WEARING APPAREL EXCEPT FOOTWEAR</u>
የግብርና ግብርና ግብርና	1	1	8	13	35	2,919	TANNERIES AND LEATHER FINISHING
ከግብርና የተሠራ ግብርና	6	4	6	93	166	2,437	MANUFACTURE OF FOOTWEAR (LEATHER)
	10 - 19	20 - 49	50 & OVER	10 - 19	20 - 49	50 & OVER	INDUSTRIAL GROUP
	NUMBER OF ESTABLISHMENTS BY SIZE GROUP			DISTRIBUTION OF PERSONS ENGAGED BY SIZE GROUP			

1979 የፋብሪካዎች የሠራተኞች ቁጥርን በዓይነት በሠራተኞች ብዛት ለገለጸ
 NUMBER OF ESTABLISHMENTS AND NUMBER OF PERSONS ENGAGED BY SIZE OF ESTABLISHMENT, 1986/87

ሠንጠረዥ ፭.3.ለ/የጥቅም/ TABLE 5.3.b (contd.)

የሥራ ባለቤት ዓይነት	የፋብሪካዎች ብዛት በሠራተኞች ብዛት ለገለጸ			የሠራተኞች ቁጥርን በዓይነት በሠራተኞች ብዛት ለገለጸ			INDUSTRIAL GROUP
	10 - 19	20-49	50 እና በላይ	10 - 19	20 - 49	50 እና በላይ	
አገልግሎት የሰጠውን የገንዘብ ዕቃዎች	2	4	7	27	122	1,353	MANUFACTURE OF WOOD AND CORK PRODUCTS
የአገልግሎት የገንዘብ ዕቃዎች የገንዘብ ዕቃዎች	6	6	6	84	237	827	MANUFACTURE OF FURNITURE AND FIXTURE
የግል ገንዘብ ዕቃዎች የግል ገንዘብ ዕቃዎች	2	1	4	31	23	1,403	MANUFACTURE OF PAPER AND PAPER PRODUCTS
የግል ገንዘብ ዕቃዎች የግል ገንዘብ ዕቃዎች	4	7	10	58	219	2,878	PRINTING, PUBLISHING AND ALLIED INDUSTRIES
የግል ገንዘብ ዕቃዎች የግል ገንዘብ ዕቃዎች	-	1	2	-	30	254	MANUFACTURE OF BASIC INDUSTRIAL CHEMICALS EXCEPT FERTILIZERS
የግል ገንዘብ ዕቃዎች የግል ገንዘብ ዕቃዎች	2	-	12	31	-	2,285	MANUFACTURE OF OTHER CHEMICAL PRODUCTS
የግል ገንዘብ ዕቃዎች የግል ገንዘብ ዕቃዎች	-	-	2	-	-	211	MANUFACTURE OF PAINTS, VARNISHES AND LACQUERS
የግል ገንዘብ ዕቃዎች የግል ገንዘብ ዕቃዎች	1	-	7	18	-	1,172	MANUFACTURE OF SOAP, COSMETICS PERFUMES AND OTHER CLEANING PREPARATIONS
የግል ገንዘብ ዕቃዎች የግል ገንዘብ ዕቃዎች	1	-	3	13	-	902	MANUFACTURE OF CHEMICAL PRODUCTS N.E.C.
የግል ገንዘብ ዕቃዎች የግል ገንዘብ ዕቃዎች	-	-	1	-	-	1,448	PETROLEUM REFINERY
የግል ገንዘብ ዕቃዎች የግል ገንዘብ ዕቃዎች	-	1	3	-	20	1,785	MANUFACTURE OF RUBBER PRODUCTS
የግል ገንዘብ ዕቃዎች የግል ገንዘብ ዕቃዎች	1	4	5	12	126	1,395	MANUFACTURE OF PLASTIC PRODUCTS
የግል ገንዘብ ዕቃዎች የግል ገንዘብ ዕቃዎች	-	-	2	-	-	722	MANUFACTURE OF GLASS AND GLASS PRODUCTS
የግል ገንዘብ ዕቃዎች የግል ገንዘብ ዕቃዎች	6	8	17	68	261	3,288	MANUFACTURE OF OTHER NON-METALLIC MINERAL PRODUCTS
የግል ገንዘብ ዕቃዎች የግል ገንዘብ ዕቃዎች	5	7	9	58	234	974	MANUFACTURE OF STRUCTURAL CLAY PRODUCTS
የግል ገንዘብ ዕቃዎች የግል ገንዘብ ዕቃዎች	1	-	6	10	-	1,793	MANUFACTURE OF CEMENT, LIME AND PLASTER
የግል ገንዘብ ዕቃዎች የግል ገንዘብ ዕቃዎች	-	1	2	-	27	521	MANUFACTURE OF NON-METALLIC MINERAL PRODUCTS N.E.C.
የግል ገንዘብ ዕቃዎች የግል ገንዘብ ዕቃዎች	-	-	3	-	-	857	IRON AND STEEL BASIC INDUSTRIES
የግል ገንዘብ ዕቃዎች የግል ገንዘብ ዕቃዎች	5	6	14	76	179	1,698	MANUFACTURE OF FABRICATED METAL PRODUCTS EXCEPT MACHINERY AND EQUIPMENT
የግል ገንዘብ ዕቃዎች የግል ገንዘብ ዕቃዎች	-	1	8	-	27	735	MANUFACTURE OF CUTLERY, HAND-TOOLS AND GENERAL HARDWARE
የግል ገንዘብ ዕቃዎች የግል ገንዘብ ዕቃዎች	3	4	2	45	122	143	MANUFACTURE OF STRUCTURAL METAL PRODUCTS
የግል ገንዘብ ዕቃዎች የግል ገንዘብ ዕቃዎች	2	1	4	31	30	820	MANUFACTURE OF FABRICATED METAL PRODUCTS EXCEPT MACHINERY AND EQUIPMENT N.E.C.
የግል ገንዘብ ዕቃዎች የግል ገንዘብ ዕቃዎች	1	1	1	10	25	76	MANUFACTURE OF ELECTRICAL MACHINERY, APPARATUS, APPLIANCES AND SUPPLIES
የግል ገንዘብ ዕቃዎች የግል ገንዘብ ዕቃዎች	-	-	3	-	-	477	ASSEMBLY OF MOTOR VEHICLES
ጠቅላላ	79	100	230	1,116	3,149	91,051	TOTAL

ገቢዎች የተሰጠው የጥሬ ጥሬ ዕቃዎች ምርት 1977 - 1979
 PRODUCTION OF MAJOR MANUFACTURED ARTICLES, 1984/85 - 1986/87

ሠንጠረዥ ፭.4 TABLE 5.4

የዕቃው ስም	ዕቃው	1977	1978	1979	የዕቃው ስም	ዕቃው
ጭብ					FOOD	
ሥጋ	/ብ ቶን/	1,704	1,542	1,451	ሜት	(TONS)
የአትክልት ሽርብ	/ብ ቶን/	1,049	1,450	2,512	ቨጅታቤል ምርት	(TONS)
አገገና ሽር ወጥ	/ብ ቶን/	3,446	3,508	5,676	ደገብ እና ሻራ ወጥ	(TONS)
የጠር ተከገገ ጥግ ደ	/ብ ቶን/	-	-	-	ዕገገ ገገ	(TONS)
ግርግጥ	/ብ ቶን/	1,381	351	503	ዕገገ ገገ (ጠጠር)	(TONS)
ፈረሲያ የጋሽገ	/ብ ቶን/	-	-	-	ገገ ገገ	(TONS)
የጋሽገ ልሳህ	/ብ ቶን/	3,115	1,878	2,402	ገገ ገገ	(TONS)
ወጥ ገገ ገገ	/ብ ቶን/	138,821	130,246	127,708	ገገ ገገ	(H.L.)
ገገ	/ብ ቶን/	191	537	798	ገገ ገገ	(TONS)
ሰገ	/ብ ቶን/	6	95	208	ገገ ገገ	(TONS)
የገገ ገገ	/ብ ቶን/	11,483	15,662	17,711	ገገ ገገ	(TONS)
ፈገገ	/ብ ቶን/	17,816	26,408	33,067	ገገ ገገ	(TONS)
ገገ / የገገ/	/ብ ቶን/	181,063	195,458	181,410	ገገ ገገ	(TONS)
ገገ / የገገ/	/ብ ቶን/	17,665	18,759	14,282	ገገ ገገ	(TONS)
ፈገገ ገገ ገገ ገገ ገገ	/ብ ቶን/	17,245	21,600	11,320	ገገ ገገ ገገ ገገ ገገ	(TONS)
ገገ ገገ ገገ	/ብ ቶን/	18,072	19,412	18,498	ገገ ገገ ገገ ገገ ገገ	(TONS)
ገገ ገገ	/ብ ቶን/	288	208	172	ገገ ገገ ገገ ገገ ገገ	(TONS)
ገገ ገገ	/ብ ቶን/	7,877	10,368	9,967	ገገ ገገ ገገ ገገ ገገ	(TONS)
ገገ	/ብ ቶን/	40,714	33,702	31,092	ገገ ገገ ገገ ገገ ገገ	(TONS)
ገገ	/ብ ቶን/	180,329	181,196	167,784	ገገ ገገ ገገ ገገ ገገ	(TONS)
ገገ ገገ	/ብ ቶን/	70,823	64,297	57,740	ገገ ገገ ገገ ገገ ገገ	(TONS)
ገገ ገገ የገገ ገገ ገገ ገገ	/ብ ቶን/	4,274	3,769	4,269	ገገ ገገ ገገ ገገ ገገ	(TONS)
ገገ	/ብ ቶን/	-	-	-	ገገ ገገ ገገ ገገ ገገ	(TONS)
ገገ / የገገ/	/ብ ቶን/	208,977	222,371	162,006	ገገ ገገ ገገ ገገ ገገ	(TONS)
ገገ / የገገ/	/ብ ቶን/	4,437	5,428	5,739	ገገ ገገ ገገ ገገ ገገ	(TONS)
የገገ ገገ ገገ	/ብ ቶን/	17,393	22,070	28,816	ገገ ገገ ገገ ገገ ገገ	(TONS)
ጭብ					BEVERAGES	
ገገ	/ብ ቶን/	818,181	797,114	796,887	ገገ	(H.L.)
የገገ ገገ	/ብ ቶን/	99,610	103,589	103,216	ገገ	(H.L.)
የገገ ገገ ገገ	/ብ ቶን/	56,754	66,801	62,222	ገገ	(H.L.)
ገገ ገገ	/ብ ቶን/	9,514	13,402	7,977	ገገ	(H.L.)
ገገ ገገ ገገ	/ብ ቶን/	754,503	796,382	784,597	ገገ	(H.L.)
የገገ ገገ ገገ ገገ	/ብ ቶን/	237,212	244,651	257,319	ገገ	(H.L.)
የገገ ገገ	/ብ ቶን/	7,410	9,712	10,487	ገገ	(TONS)
ተገገ					TOBACCO	
ገገ ገገ	/ብ ቶን/	2,228,858	2,618,775	3,039,967	ገገ ገገ	('000 PCS.)
ተገገ ገገ	/ብ ቶን/	-	352	1,879	ገገ ገገ	(K.G)
የገገ ገገ ገገ	/ብ ቶን/	27,600	31,000	42,666	ገገ ገገ	(K.G)
ጭብ ገገ					TEXTILES	
ገገ ገገ ገገ ገገ	/ብ ቶን/	78,450	83,534	87,201	ገገ ገገ ገገ ገገ	('000 SQ.M)
ገገ ገገ ገገ ገገ ገገ	/ብ ቶን/	5,941	5,706	5,698	ገገ ገገ ገገ ገገ ገገ	('000 SQ.M)
ገገ ገገ ገገ ገገ ገገ	/ብ ቶን/	9,405	10,608	11,123	ገገ ገገ ገገ ገገ ገገ	(TONS)
ገገ ገገ ገገ ገገ ገገ	/ብ ቶን/	650,255	631,687	415,865	ገገ ገገ ገገ ገገ ገገ	(PCS.)
ገገ ገገ ገገ ገገ ገገ	/ብ ቶን/	623,769	583,615	813,374	ገገ ገገ ገገ ገገ ገገ	(PCS.)
ገገ ገገ ገገ ገገ ገገ	/ብ ቶን/	28,340	33,445	32,686	ገገ ገገ ገገ ገገ ገገ	(SQ.M)
ገገ ገገ	/ብ ቶን/	9,898	10,973	14,318	ገገ ገገ ገገ ገገ ገገ	('000 PCS.)
ገገ ገገ ገገ ገገ ገገ	/ብ ቶን/	564,641	580,706	584,371	ገገ ገገ ገገ ገገ ገገ	(DOZEN)
		1984/85	1985/86	1986/87	COMMODITY	UNIT

በፋብሪካ የተሠሩ የዋና ዋና ዕቃዎች ምርት 1977-1979
 PRODUCTION OF MAJOR MANUFACTURED ARTICLES, 1984/85 - 1986/87

ሠንጠረዥ ፭.4 / የጥቅም / TABLE 5.4 (contd.)

የዕቃው ስም	መለሰ ስም	1977	1978	1979		
የጥቅም ዕቃዎች						
የጥቅም ዕቃዎች ስም	/በጥቅም/	1,678,101	1,645,165	1,905,761	LEATHER AND FOOTWEAR	
የላሽን የጥቅም ዕቃዎች	/በጥቅም/	294,692	2,671,676	4,195,553	LEATHER SHOES AND BOOTS	(PAIRS)
የጥቅም ዕቃዎች	/በጥቅም/	4,056,772	4,551,177	5,028,294	CANVAS AND RUBBER SHOES	(PAIRS)
የጥቅም ዕቃዎች / የጥቅም የጥቅም	/በጥቅም ማተር ካራ/	10,791	10,415	11,618	PLASTIC FOOTWEAR	(PAIRS)
የጥቅም ዕቃዎች / የጥቅም	/በጥቅም	347	363	351	LEATHER (UPPER AND LINING)	('000 SQ.M)
በጥቅም የተለፈ የጥቅም የጥቅም የጥቅም	/በጥቅም ማተር/	5,750	6,804	8,250	LEATHER SOLE	(TONS)
የጥቅም ስም	/በጥቅም ማተር ካራ/	-	-	-	SEMI-PROCESSED SKINS	('000 PCS.)
በጥቅም የተለፈ የጥቅም የጥቅም	/በጥቅም ማተር ካራ/	4,481	4,672	5,582	GARMENT (LEATHER)	('000 SQ.M)
	/በጥቅም ማተር ካራ/				CRUST AND WET BLUE HIDES	('000 SQ.FT)
አገልግሎት						
ጥቅም	/በጥቅም ኮብ/	5,933	4,387	6,250	WOOD	
የጥቅም ስም	/በጥቅም ኮብ/	2,170	2,956	3,071	TIMBER	(M ³)
የጥቅም ስም	/በጥቅም ኮብ/	7,735	10,144	8,485	PLY WOOD	(M ³)
	/በጥቅም ኮብ/				PARTICLE BOARD	(M ³)
ከፍተኛ						
የጥቅም ስም	/በጥቅም/	194,834	178,396	212,091	CHEMICAL	
በጥቅም ስም / ስም	/በጥቅም/	100,973	99,542	121,123	GAS OIL	(TONS)
በጥቅም ስም ስም	/በጥቅም/	348,699	307,581	328,392	REGULAR BENZINE	(TONS)
የጥቅም ስም	/በጥቅም/	-	6,661	16,979	FUEL OIL	(TONS)
በጥቅም ስም	/በጥቅም/	11,056	11,141	16,970	DIESEL OIL	(TONS)
በጥቅም ስም	/በጥቅም ማተር/	45,834	49,324	56,356	ASPHALT	(TONS)
የጥቅም ስም	/በጥቅም/	12,864	15,473	21,281	MATCHES	('000 BOXES)
በጥቅም ስም	/በጥቅም/	369	480	704	SOAP	(TONS)
በጥቅም ስም	/በጥቅም ኮብ/	151,386	138,968	170,359	CARBON DIOXIDE	(TONS)
የጥቅም ስም	/በጥቅም ማተር/	224	330	251	OXYGEN	(M ³)
የጥቅም ስም	/በጥቅም ማተር/	3,159	918	2,987	PLASTIC CRATES	('000 PCS.)
በጥቅም ስም	/በጥቅም ማተር/	80	34	123	PAINTS	('000 LTRS.)
በጥቅም ስም	/በጥቅም ማተር/	5	7	-	VARNISH	('000 LTRS.)
በጥቅም ስም	/በጥቅም ማተር/	1,384,063	2,229,095	2,358,276	LACQUERS	('000 LTRS.)
በጥቅም ስም	/በጥቅም ማተር/	4,497,335	4,512,191	3,724,634	CAPSULES OF 100	(TIN)
በጥቅም ስም	/በጥቅም ማተር/	69,090	67,120	74,218	TABLETS OF 100	(TIN)
በጥቅም ስም	/በጥቅም ማተር/	102	121	142	ANTIBIOTICS OF 100W	(BOXES)
በጥቅም ስም	/በጥቅም ማተር/	78	87	162	SYRUPS	('000 LTRS.)
በጥቅም ስም	/በጥቅም ማተር/	63,441	62,727	55,233	ointment	(TONS)
በጥቅም ስም	/በጥቅም ማተር/	106,792	97,567	115,460	INJECTIONS OF 100A	(BOXES)
በጥቅም ስም	/በጥቅም ማተር/	68,087	54,705	84,548	TYRES	(PCS.)
በጥቅም ስም	/በጥቅም ማተር/	6,063	7,551	4,813	TUBES	(PCS.)
በጥቅም ስም	/በጥቅም ማተር/	817	907	1,002	ELECTRIC WIRES	('000 METERS)
በጥቅም ስም	/በጥቅም ማተር/	475	133	269	POLYETHYLENE PRODUCTS	(TONS)
በጥቅም ስም	/በጥቅም ማተር/	-	6,304	8,270	CANDLES	(TONS)
	/በጥቅም ማተር/				BALL PEN	('000 PCS.)
		1984/85	1985/86	1986/87	COMMODITY	UNIT

በፋብሪካ የተሠሩ የጥናት ዕቃዎች ምርት፣ 1977 - 1979
 PRODUCTION OF MAJOR MANUFACTURED ARTICLES, 1984/85 - 1986/87

ሠንጠረዥ ረ.4 / የተጨማሪ / TABLE F.4 (contd.)

የዕቃው ስም	ሥራ አፈጻጸም	1977	1978	1979		
<u>በረታብረት የለህኑ የግዕዝ ዕቃዎች</u>					<u>NON-METALLIC MINERAL PRODUCTS</u>	
ሲሚንት	/በትን/	227,574	270,150	350,321	CEMENT	(TONS)
የሲሚንት ጠባቾች አሸንገሳዎች	/በሺህ ጥር/	3,000	2,942	2,453	CEMENT BLOCKS AND TUBES	('000 PCS.)
የሲሚንት የወለል ገጣኛዎች	/በሚትር ባረ/	399,564	243,190	218,216	CEMENT FLOOR TILES	(SQ.M)
የሸከላ ጠባ	/በሺህ ጥር/	20,544	12,630	14,304	BRICKS OF CLAY	('000 PCS.)
የተገጠለ ናፊ	/በትን/	5,993	5,747	5,623	LIME	(TONS)
በርጥቶች / የጠባቻዎች /	/በሺህ ጥር/	2,410	5,702	1,188	GLASSES	('000 PCS.)
ጠርጠቶች / የጠባቻዎች /	/በሺህ ጥር/	21,026	27,655	9,338	GLASS BOTTLES	('000 PCS.)
<u>የበረታብረት ዕቃዎች ጠቃሚዎች</u>					<u>METAL</u>	
የበረታብረት ዘንገፍ	/በትን/	11,223	10,269	15,961	IRON BARS	(TONS)
ሸቦዎች	/በትን/	1,263	1,282	1,180	WIRES	(TONS)
ዎስግሮች	/በትን/	4,179	3,951	4,641	NAILS	(TONS)
የባት ከላን ጥር ጥር	/በትን/	21,880	16,826	19,419	IRON SHEETS	(TONS)
		1984/85	1985/86	1986/87	COMMODITY	UNIT

የሰብር አገልግሎት ምርትና ጠቃሚ ስራ የጥለ 1965 - 1980
 SUGAR PRODUCTION AND CONSUMPTION*, 1972/73 - 1987/88

ሠንጠረዥ ረ.5			TABLE F.5		በትን (TONS)		
ዓመት የሰብር	የሰብር ምርት በዘት	ጠቃሚ ስራ የጥለ	ዓመት የሰብር	የሰብር ምርት በዘት	ጠቃሚ ስራ የጥለ		
1965	131,824	100,492	1972/73	1973	154,036	138,735	1980/81
1966	120,658	110,138	1973/74	1974	145,469	140,874	1981/82
1967	128,640	104,197**	1974/75	1975	177,745	150,939	1982/83
1968	123,287	108,521	1975/76	1976	186,124	156,200	1983/84
1969	124,106	104,672	1976/77	1977	180,330	127,725	1984/85
1970	159,759	103,401	1977/78	1978	181,196	135,586	1985/86
1971	155,336	149,362	1978/79	1979	167,784	152,408	1986/87
1972	153,504	155,582	1979/80	1980	175,084	175,084	1987/88
	PRODUCTION	CONSUMPTION	YEAR		PRODUCTION	CONSUMPTION	YEAR

* ዓመት የሚያል የው.አ.አ.አ. በነሐሴ 31
 * Year Ending 31 August

** የተሻሻለ
 ** Revised

በኢትዮጵያ ሰብር ኮርፖሬሽን የተገኘ
 Source: Ethiopian Sugar Corporation

በ1978 ጠቅላላ የፋብሪካዎች ወጪት ግን በሠራተኞች ብዛት ጠቅላላ
GROSS VALUE OF PRODUCTION BY SIZE GROUP, 1985/86

ሠገጠረዥ ረ.ፍ.ሀ

TABLE F.6.a

በሺህ ብር

IN '000 BIRR

የሊንግብት ሳይ ነት	የሠራተኞች ብዛት ጠቅላላ			
	10 - 19	20 - 49	50 እና በላይ	
<u>የግንብ ፋብሪካዎች</u>	4,440	25,065	559,532	<u>FOOD MANUFACTURING</u>
ሥጋ ግዛጋይትና ጠጠት	-	-	54,489	SLAUGHTERING, PREPARING AND PRESERVING OF MEAT
ወተና የወተ ተዋላ	-	3,120	8,823	MANUFACTURE OF DAIRY PRODUCTS
ከአገሳትና ከአሀል የሚገኙ ቀባቶች	-	671	60,007	MANUFACTURE OF VEGETABLES AND ANIMAL OILS AND FATS
የአሀል ወፍዎች	-	-	175,325	GRAIN MILL PRODUCTS
የጎብ ግንብ ግዛጋዎች	4,071	18,073	49,861	MANUFACTURE OF BAKERY PRODUCTS
የሰባር ፋብሪካዎችና ከሰባር የሚገኙ ግንብ ግዛጋዎች	369	2,405	171,905	SUGAR FACTORIES, REFINERIES AND SUGAR CONFECTIONERY
ሌሎች ግንብ ግዛጋዎች	-	-	35,965	MANUFACTURE OF FOOD PRODUCTS N.E.C.
የአገሳት ግዛጋዎች	-	796	3,157	MANUFACTURE OF PREPARED ANIMAL FEEDS
<u>የጠጠት ፋብሪካዎች</u>	447	4,890	417,473	<u>BEVERAGE INDUSTRIES</u>
አለገላግ ግዛጋትና ጠጠት	-	4,032	52,055	DISTILLING, RECTIFYING AND BLENDING OF SPIRITS
የወይን ጠጠት	238	-	21,145	WINE INDUSTRIES
አረ ግዛጋዎች ጠጠትና ድፍ ድፍ ግዛጋዎች /ቢረ/	-	-	246,043	MALT LIQUORS AND MALT (BEER)
ሌሎች ግዛጋዎችና ጠጠት	209	858	98,230	SOFT DRINKS AND CARBONATED WATER INDUSTRIES
<u>ከተዋገሰ የሚገኙ ወጪቶች</u>	-	-	133,724	<u>TOBACCO MANUFACTURES</u>
<u>የጨርቅ ጨርቅ ፋብሪካዎች</u>	1,814	1,497	381,539	<u>MANUFACTURE OF TEXTILES</u>
ጠጠት ለብሰ ጠጠትና ግዛጋዎች	-	200	335,011	SPINNING, WEAVING AND FINISHING OF TEXTILES
ጠጠት ጠጠት	1,585	1,297	10,554	KNITTING MILLS
ጠጠት ግዛጋዎች ጠጠት	229	-	35,974	CORDAGE, ROPE AND TWINE INDUSTRIES
<u>የተሰራ ለብሰ</u>	109	276	56,824	<u>MANUFACTURE OF WEARING APPAREL EXCEPT FOOTWEAR</u>
<u>የግዛጋዎች ጠጠት ግዛጋዎች</u>	119	-	101,835	<u>TANNERIES AND LEATHER FINISHING</u>
<u>ከ ቀጠ የተሠራ ወጪቶች</u>	1,039	1,762	45,684	<u>MANUFACTURE OF FOOTWEAR (LEATHER)</u>
<u>አገዛዎች፣ የአገዛዎችና የጠጠት ወጪቶች</u>	332	537	22,020	<u>MANUFACTURE OF WOOD AND CORK PRODUCTS</u>
<u>የአገዛዎች የገት ግዛጋዎችና የገት ጠጠት ግዛጋዎች</u>	628	2,104	16,785	<u>MANUFACTURE OF FURNITURE AND FIXTURE</u>
<u>የወረቀትና ከወረቀት የሚገኙ ወጪቶች</u>	1,291	71	48,397	<u>MANUFACTURE OF PAPER AND PAPER PRODUCTS</u>
<u>ግጥም ግዛጋዎችና ጠጠት ፋብሪካዎች</u>	542	4,103	55,039	<u>PRINTING, PUBLISHING AND ALLIED INDUSTRIES</u>
<u>በሊንግብት የሚገኙ ከግዛጋዎች ከግዛጋዎች ግዛጋዎች በስተቀር</u>	320	-	5,654	<u>MANUFACTURE OF BASIC INDUSTRIAL CHEMICALS EXCEPT FERTILIZERS</u>
	10 - 19	20 - 49	50 & OVER	INDUSTRIAL GROUP
	SIZE GROUP			

በ1978 ጠቀላላ የፋብሪካዎች ውጤት የጋ በሠራተኛ ብዛት ጠቅላይ
GROSS VALUE OF PRODUCTION BY SIZE GROUP, 1985/86

ሠገጠረዥ ረ.ፍ.ሀ / የቀጠለ/

TABLE F.6.a(contd.)

በጊዜ ብር

IN '000 BIRR

የሊገጥሙት ዓይነት	የሠራተኛ ብዛት ጠቅላይ			ጠቅላይ
	10 - 19	20 - 49	50 እና በላይ	
<u>የሌሎች ኪሚካሎች ውጤት</u>	1,451	-	91,660	<u>MANUFACTURE OF OTHER CHEMICAL PRODUCTS</u>
የአዎኛ ገዳብ	-	-	4,600	MANUFACTURE OF PAINTS, VARNISHES AND LACQUERS
ሃጠናዎች፣ ሌሎች ግለጽዎችና የውበት ጠቃሚዎች	553	-	48,286	MANUFACTURE OF SOAP, COSMETICS, PERFUMES AND OTHER CLEANING PREPARATIONS
ሌሎች ኪሚካሎች	898	-	38,774	MANUFACTURE OF CHEMICAL PRODUCTS N.E.C.
<u>የነጻይ ግብረጽ</u>	-	-	556,752	<u>PETROLEUM REFINERY</u>
<u>የሳንቲክ ዕቃዎች</u>	-	931	48,690	<u>MANUFACTURE OF RUBBER PRODUCTS</u>
<u>የግላሳ ተክ ዕቃዎች</u>	109	1,224	46,909	<u>MANUFACTURE OF PLASTIC PRODUCTS</u>
<u>ጠቀላላ የጠቀላላ ዕቃዎች</u>	-	-	17,629	<u>MANUFACTURE OF GLASS AND GLASS PRODUCTS</u>
<u>በረታ ብረት ያለሁት የግዕድን ውጤት</u>	675	3,039	67,890	<u>MANUFACTURE OF OTHER NON-METALLIC MINERAL PRODUCTS</u>
ለእገጫ ሥራ የሚሰጡ ጠቃሚዎች	523	1,716	6,601	MANUFACTURE OF STRUCTURAL CLAY PRODUCTS
በግንባታ ፍራጅ ሌሎች ጠቃሚዎች	152	1,297	57,836	MANUFACTURE OF CEMENT, LIME AND PLASTER
ሌሎች በረታ ብረት ያለሁት የግዕድን ውጤት	-	26	3,453	MANUFACTURE OF NON-METALLIC MINERAL PRODUCTS N.E.C.
<u>በረታ ብረት</u>	-	-	58,687	<u>IRON AND STEEL BASIC INDUSTRIES</u>
<u>ከጠቃሚዎችና ከፋብሪካ ጠቃሚዎች ለላ</u>				<u>MANUFACTURE OF FABRICATED METAL PRODUCTS EXCEPT MACHINERY AND EQUIPMENT</u>
<u>ከበረታ የተሠራ ዕቃዎች</u>	743	5,373	41,801	
ከበረታ የተሠራ የቅጥብ ዕቃዎች	-	2,189	12,876	MANUFACTURE OF CUTLERY, HAND-TOOLS AND GENERAL HARDWARE
የእገጫ ጠቃሚዎች በረታ ብረት	620	1,348	2,911	MANUFACTURE OF STRUCTURAL METAL PRODUCTS
ጠቃሚዎችና የፋብሪካ ጠቃሚዎች ያለሁት ሌሎች በረታ ብረት ዕቃዎች	123	1,836	26,014	MANUFACTURE OF FABRICATED METAL PRODUCTS EXCEPT MACHINERY AND EQUIPMENT N.E.C.
<u>የኢሌክትሮኒክ ዕቃዎችና ጠቃሚዎች</u>	225	573	1,396	<u>MANUFACTURE OF ELECTRICAL MACHINERY, APPARATUS, APPLIANCES AND SUPPLIES</u>
<u>የተሽከርካሪ ወይን ዕቃዎች ጠቃሚዎች</u>	-	-	67,628	<u>ASSEMBLY OF MOTOR VEHICLES</u>
ጠቅላይ	14,284	51,445	2,843,548	TOTAL
	10 - 19	20 - 49	50 & OVER	INDUSTRIAL GROUP
	SIZE GROUP			

የ1979 ወቅት የፋብሪካ ወጪ ተገቢ በሥራ ተኝቶ ስድስት ወር
GROSS VALUE OF PRODUCTION BY SIZE GROUP, 1986/87

ሠገጠረዥ ረ.፩.ለ TABLE 7.6.b

በሺህ ብር IN '000 BIRR

የሥራ ተኝቶ ዓይነት	የሥራ ተኝቶ ስድስት ወር			INDUSTRIAL GROUP
	10 - 19	20 - 49	50 እና በላይ	
<u>የግብርና ፋብሪካዎች</u>	5,667	19,950	575,463	<u>FOOD MANUFACTURING</u>
ሥጋ ግዛጃዎችና ግብርና	-	-	64,308	SLAUGHTERING, PREPARING AND PRESERVING OF MEAT
ወተትና የወተት ተግባር	-	-	13,527	MANUFACTURE OF DAIRY PRODUCTS
ከአገልግሎት ክፍል የሚገኙ የባህርት	-	1,792	68,909	MANUFACTURE OF VEGETABLES AND ANIMAL OILS AND FATS
የአህል ወጭዎች	-	-	153,766	GRAIN MILL PRODUCTS
የላቦ ግብርና	5,297	15,232	46,723	MANUFACTURE OF BAKERY PRODUCTS
የኮከብ ፋብሪካዎችና ከኮከብ የሚገኙ	370	2,651	187,114	SUGAR FACTORIES, REFINERIES AND SUGAR CONFECTIONERY
ሌሎች ግብርና	-	-	36,241	MANUFACTURE OF FOOD PRODUCTS N.E.C.
የአገልግሎት ወጭ ግብርና	-	275	4,875	MANUFACTURE OF PREPARED ANIMAL FEEDS
<u>የግብርና ፋብሪካዎች</u>	398	4,903	461,272	<u>BEVERAGE INDUSTRIES</u>
አለባብ ግብርና	-	3,999	55,982	DISTILLING, RECTIFYING AND BLENDING OF SPIRITS
የወይን ግብርና	238	-	20,367	WINE INDUSTRIES
አረቂዎች ግብርናና ግብርና ግብርና	-	-	263,324	MALT LIQUORS AND MALT (BEER)
ለሰጠ ግብርና	160	904	121,599	SOFT DRINKS AND CARBONATED WATER INDUSTRIES
<u>የግብርና ፋብሪካዎች</u>	-	-	164,302	<u>TOBACCO MANUFACTURES</u>
የግብርና ፋብሪካዎች	1,800	1,573	458,488	<u>MANUFACTURE OF TEXTILES</u>
ወጭ ግብርና ግብርና	-	-	395,688	SPINNING, WEAVING AND FINISHING OF TEXTILES
ግብርና ግብርና	1,743	1,573	10,703	KNITTING MILLS
ግብርና ግብርና	57	-	52,097	CORDAGE, ROPE AND TWINE INDUSTRIES
<u>የግብርና ፋብሪካዎች</u>	107	1,504	61,398	<u>MANUFACTURE OF WEARING APPAREL EXCEPT FOOTWEAR</u>
የግብርና ግብርና	121	1,112	122,724	TANNERIES AND LEATHER FINISHING
የግብርና ግብርና	1,382	2,395	53,124	MANUFACTURE OF FOOTWEAR (LEATHER)
አገልግሎት ግብርና	297	1,776	23,176	MANUFACTURE OF WOOD AND CORK PRODUCTS
የአገልግሎት ግብርና	690	3,346	12,594	MANUFACTURE OF FURNITURE AND FIXTURE
የግብርና ግብርና	1,065	175	49,863	MANUFACTURE OF PAPER AND PAPER PRODUCTS
የግብርና ግብርና	639	4,089	61,501	PRINTING, PUBLISHING AND ALLIED INDUSTRIES
የግብርና ግብርና	-	334	5,673	MANUFACTURE OF BASIC INDUSTRIAL CHEMICALS EXCEPT FERTILIZERS
	10 - 19	20 - 49	50 & OVER	
	SIZE GROUP			

በ1979 ወቅት የፋብሪካ ወጪ ተገቢ የሆኑት ጠቅላይ ጠቅላይ የፋብሪካ ወጪ
GROSS VALUE OF PRODUCTION BY SIZE GROUP, 1986/87

ሠገዳዊ ስርዓት / የጠቅላይ /

TABLE F.6.b (contd.)

በጊዜ ብር

IN '000 BIRR

የሥራ ባለቤት ስም	የሠራተኞች ብዛት ስርዓት			የሥራ ባለቤት ስም
	10 - 19	20 - 49	50 እና በላይ	
<u>የሌሎች ስግብሮች ወጪ</u>	1,014	-	124,581	<u>MANUFACTURE OF OTHER CHEMICAL PRODUCTS</u>
የሌሎች ገጽ ስግብሮች	-	-	16,048	MANUFACTURE OF PAINTS, VARNISHES AND LAQUERS
ሃይድሮጅን ሌሎች ግጽ ስግብሮች	383	-	62,854	MANUFACTURE OF SOAP, COSMETICS, PERFUMES AND OTHER CLEANING PREPARATIONS
ሌሎች ስግብሮች	631	-	45,679	MANUFACTURE OF CHEMICAL PRODUCTS N.E.C.
<u>የነጻ ግጽ</u>	-	-	576,065	<u>PETROLEUM REFINERY</u>
<u>የሰብስቦች ዕቃዎች</u>	-	493	60,348	<u>MANUFACTURE OF RUBBER PRODUCTS</u>
<u>የግልሰብስቦች ዕቃዎች</u>	382	1,897	50,143	<u>MANUFACTURE OF PLASTIC PRODUCTS</u>
<u>ጠቅላይ የግልሰብስቦች ዕቃዎች</u>	-	-	7,216	<u>MANUFACTURE OF GLASS AND GLASS PRODUCTS</u>
<u>በረታ በረታ ያለሁት የግልሰብስቦች ዕቃዎች</u>	782	3,337	72,804	<u>MANUFACTURE OF OTHER NON-METALLIC MINERAL PRODUCTS</u>
ለገጽ ሥራ የሚሆኑ ግጽ	560	2,556	5,446	MANUFACTURE OF STRUCTURAL CLAY PRODUCTS
በግጽ ሥራ ላይ ሌሎች ግጽ	222	763	62,843	MANUFACTURE OF CEMENT, LIME AND PLASTER
ሌሎች በረታ በረታ ያለሁት የግልሰብስቦች ዕቃዎች	-	18	4,515	MANUFACTURE OF NON-METALLIC MINERAL PRODUCTS N.E.C.
<u>በረታ በረታ</u>	-	-	73,413	<u>IRON AND STEEL BASIC INDUSTRIES</u>
<u>በግጽ ሥራ ላይ የፋብሪካ ወጪ ላለ ስራ ባለቤት ዕቃዎች</u>	786	3,589	55,713	<u>MANUFACTURE OF FABRICATED METAL PRODUCTS EXCEPT MACHINERY AND EQUIPMENT</u>
በሰብስቦች የሥራ የግጽ ዕቃዎች	-	425	16,635	MANUFACTURE OF CUTLERY HAND-TOOLS AND GENERAL HARDWARE
የገጽ ሥራ ላይ በረታ በረታ	575	1,532	3,543	MANUFACTURE OF STRUCTURAL METAL PRODUCTS
በግጽ ሥራ ላይ የፋብሪካ ወጪ ላለ ስራ ባለቤት ዕቃዎች	211	1,632	35,535	MANUFACTURE OF FABRICATED METAL PRODUCTS EXCEPT MACHINERY AND EQUIPMENT N.E.C.
<u>የክሊንክት ዕቃዎች ላይ የግጽ ዕቃዎች</u>	223	626	1,953	<u>MANUFACTURE OF ELECTRICAL MACHINERY, APPARATUS, APPLIANCES AND SUPPLIES</u>
<u>የተሽከርካሪ ላይ የግጽ ዕቃዎች</u>	-	-	70,986	<u>ASSEMBLY OF MOTOR VEHICLES</u>
ጠቅላይ	15,353	51,099	3,142,800	TOTAL
	10 - 19	20 - 49	50 & OVER	INDUSTRIAL GROUP
	SIZE GROUP			

ዲዛር ያገፍ ጠቅላላ የሥራ ወጪት የጋር ተወግዶ የጋ በደዘፍ 1978
 WAGES AND SALARIES, GROSS VALUE OF PRODUCTION AND VALUE ADDED BY OWNERSHIP, 1985/86

ሠገጠረዥ ረ.ገ.ሀ

TABLE 7.6

በጊዜ ብር

IN '000 BIRR

የሥራ ባለቤት ዓይነት	ዲዛር ያገፍ		- ጠቅላላ የሥራ ወጪት -		ተወግዶ የጋ		INDUSTRIAL GROUP
	በገንዘብ	የገለ	በገንዘብ	የገለ	በገንዘብ	የገለ	
<u>የግብር ልብጠቃ</u>	43,997	3,205	562,820	26,217	241,829	7,506	<u>FOOD MANUFACTURING</u>
ሥጋ ግዘጋጅተና ጠጠቅ	8,698	-	54,489	-	14,310	-	SLAUGHTERING, PREPARING AND PRESERVING OF MEAT
ወተና የወተ ተዋጊ	413	-	11,943	-	3,742	-	MANUFACTURE OF DAIRY PRODUCTS
ከአገባባተና ከአህል የግጥ ቀጣቸ	5,120	-	60,678	-	19,224	-	MANUFACTURE OF VEGETABLES AND ANIMAL OILS AND FATS
የአህል ወፍጠቃ	8,151	-	175,325	-	42,617	-	GRAIN MILL PRODUCTS
የገብ ወጋገሬ ያዎቻ	2,667	2,985	47,655	24,350	14,867	6,774	MANUFACTURE OF BAKERY PRODUCTS
የከባር ልብጠቃና ከከባር የግዘጋጅ ያገባቸ	15,944	220	172,812	1,867	125,223	732	SUGAR FACTORIES, REFINERIES AND SUGAR CONFECTIONERY
ሌሎች ያገባቸ	2,710	-	35,965	-	21,190	-	MANUFACTURE OF FOOD PRODUCTS N.E.C.
የአገባባተ ወፍ ግዘጋጅ	294	-	3,953	-	656	-	MANUFACTURE OF PREPARED ANIMAL FEEDS
<u>ጭጭ ልብጠቃ</u>	25,308	856	413,679	9,131	290,098	6,644	<u>BEVERAGE INDUSTRIES</u>
አሰባሰብ ግጥራተና ጠጠቃ	2,216	359	48,951	7,136	44,515	5,594	DISTILLING, RECTIFYING AND BLENDING OF SPIRITS
የወይን ጭጭ ጠጠቃ	2,201	67	21,145	238	14,238	136	WINE INDUSTRIES
ዳረ ያዎች ወጋገሬ ያዎች ግዘጋጅተ /ቤ/	11,741	-	246,043	-	187,016	-	MALT LIQUORS AND MALT (BEER)
ሌሎች ጭጭ ጠጠቃ	9,150	430	97,540	1,757	44,329	914	SOFT DRINKS AND CARBONATED WATER INDUSTRIES
<u>ከተዋጊ የሠራ ወጪቶች</u>	1,478	-	133,724	-	94,797	-	<u>TOBACCO MANUFACTURES</u>
<u>የወርቅ ወርቅ ልብጠቃ</u>	75,734	1,019	379,446	5,404	160,517	2,118	<u>MANUFACTURE OF TEXTILES</u>
ወፍተላ፣ ለብብ ጠጠቃተና ግወጣት	66,971	78	335,011	200	143,912	83	SPINNING, WEAVING AND FINISHING OF TEXTILES
ጥሬ-ብ ጠጠቃ	1,453	906	8,461	4,975	6,276	1,673	KNITTING MILLS
ጥሬ-ብ ጠጠቃ	7,310	35	35,974	229	10,329	162	CORDAGE, ROPE AND TWINE INDUSTRIES
<u>የተከፋ ለብጠቃ</u>	5,271	1,209	53,317	3,892	18,330	1,629	<u>MANUFACTURE OF WEARING APPAREL EXCEPT FOOTWEAR</u>
<u>የገጥሞች ወፍተና ግለሰብ</u>	6,654	103	101,255	699	32,894	258	TANNERIES AND LEATHER FINISHING
<u>ከቀጣ የተሠራ ግጥሞች</u>	5,781	1,059	44,001	4,484	16,934	1,793	<u>MANUFACTURE OF FOOTWEAR (LEATHER)</u>
<u>አገጣጠብ የአገጣጠብና የከፍ ዕቃዎች</u>	4,245	518	21,366	1,523	13,473	798	<u>MANUFACTURE OF WOOD AND CURA PRODUCTS</u>
<u>የአገጣጠብ የገተ የባጣጥና የገተ ጠጠቃ</u>	2,350	1,015	16,034	3,483	7,790	1,832	<u>MANUFACTURE OF FURNITURE AND FIXTURE</u>
<u>የወረቀተና ከወረቀተ የሠራ ዕቃዎች</u>	3,713	339	47,946	1,813	22,593	749	<u>MANUFACTURE OF PAPER AND PAPER PRODUCTS</u>
<u>የተግባር ባጣጥና ጠጠቃ ልብጠቃ</u>	7,499	2,198	52,987	6,697	33,178	3,531	<u>PRINTING, PUBLISHING AND ALLIED INDUSTRIES</u>
<u>በሥራ ባለቤት የሠራ ከግዘጋጅ ጠጠቃ</u>	888	-	5,974	-	3,097	-	<u>MANUFACTURE OF BASIC INDUSTRIAL CHEMICALS EXCEPT FERTILIZERS</u>
	PUBLIC	PRIVATE	PUBLIC	PRIVATE	PUBLIC	PRIVATE	
	WAGES AND SALARIES		GROSS VALUE OF PRODUCTION		VALUE ADDED		

ዕድገት ስጦት ለሥራ ወጪት የጋራ ጠቅላይ ስጦት 1978
 WAGES AND SALARIES, GROSS VALUE OF PRODUCTION AND VALUE ADDED BY OWNERSHIP, 1985/86

ሠገጠኛ ረ.ጊ.ሀ / የግብር /

TABLE F.7.a(contd.)

በጊዜ በር

IN '000 BIRR

የሥራ አገልግሎት ዓይነት	ዕድገት ስጦት		ጠቅላላ ሥራ ወጪት		ጠቅላይ ስጦት		INDUSTRIAL GROUP
	የሥራ ስጦት	የገንዘብ	የሥራ ስጦት	የገንዘብ	የሥራ ስጦት	የገንዘብ	
የሌሎች ስጦታዎች ወጪት	5,339	1,165	87,451	5,660	40,159	2,523	MANUFACTURE OF OTHER CHEMICAL PRODUCTS
የሌሎች ስጦታዎች	819	-	4,600	-	1,634	-	MANUFACTURE OF PAINTS, VARNISHES AND LACQUERS
ሃገር ያሉ ሌሎች ስጦታዎች የጋራ ስጦታዎች	2,602	507	47,339	1,500	20,175	768	MANUFACTURE OF SOAP, COSMETICS, PERFUMES AND OTHER CLEANING PREPARATIONS
ሌሎች ስጦታዎች	2,138	658	35,512	4,160	18,350	1,755	MANUFACTURE OF CHEMICAL PRODUCTS N.E.C.
የነጻ ስጦታዎች	14,266	-	556,752	-	165,538	-	PETROLEUM REFINERY
የሰጠ ስጦታዎች	6,890	619	47,298	2,323	21,468	1,434	MANUFACTURE OF RUBBER PRODUCTS
የገለጸ ስጦታዎች	3,506	503	46,021	2,221	24,775	1,184	MANUFACTURE OF PLASTIC PRODUCTS
ወጪት ስጦታዎች	2,501	-	17,629	-	10,182	-	MANUFACTURE OF GLASS AND GLASS PRODUCTS
በረታ በረታ ያሉ ስጦታዎች	9,783	1,174	66,751	4,853	33,219	2,378	MANUFACTURE OF OTHER NON-METALLIC MINERAL PRODUCTS
ሌሎች ስጦታዎች	1,940	860	5,011	3,829	2,057	1,886	MANUFACTURE OF STRUCTURAL CLAY PRODUCTS
በግንባታ ስጦታዎች ሌሎች ስጦታዎች	6,568	265	58,287	998	29,624	490	MANUFACTURE OF CEMENT, LIME AND PLASTER
ሌሎች በረታ በረታ ያሉ ስጦታዎች	1,275	49	3,453	26	1,538	2	MANUFACTURE OF NON-METALLIC MINERAL PRODUCTS N.E.C.
በረታ በረታ	3,280	-	58,687	-	12,178	-	IRON AND STEEL BASIC INDUSTRIES
በግንባታ ስጦታዎች ሌሎች ስጦታዎች	4,452	2,284	40,668	7,249	20,360	4,286	MANUFACTURE OF FABRICATED METAL PRODUCTS EXCEPT MACHINERY AND EQUIPMENT
በግንባታ ስጦታዎች ሌሎች ስጦታዎች	2,023	146	14,655	410	9,030	159	MANUFACTURE OF CUTLERY, HAND-TOOLS AND GENERAL HARDWARE
ሌሎች ስጦታዎች በረታ በረታ	-	1,707	-	4,879	-	3,164	MANUFACTURE OF STRUCTURAL METAL PRODUCTS
በግንባታ ስጦታዎች ሌሎች ስጦታዎች	2,429	431	26,013	1,960	11,330	963	MANUFACTURE OF FABRICATED METAL PRODUCTS EXCEPT MACHINERY AND EQUIPMENT N.E.C.
የሰጠ ስጦታዎች ሌሎች ስጦታዎች	253	161	1,397	797	801	315	MANUFACTURE OF ELECTRICAL MACHINERY, APPARATUS, APPLIANCES AND SUPPLIES
የተገኘ ስጦታዎች ሌሎች ስጦታዎች	920	2,803	27,060	40,568	6,969	15,947	ASSEMBLY OF MOTOR VEHICLES
ዕድገት ስጦት	234,328	20,221	2,782,263	127,014	1,271,179	54,925	TOTAL
	PUBLIC	PRIVATE	PUBLIC	PRIVATE	PUBLIC	PRIVATE	
	WAGES AND SALARIES		GROSS VALUE OF PRODUCTION		VALUE ADDED		

ደዋዘና ሥገፍ ጠቅላላ የሥራ ወጣት የጋር የጨመረ የጋ በይዘቷ፡፡1979
 WAGES AND SALARIES, GROSS VALUE OF PRODUCTION AND VALUE ADDED BY OWNERSHIP, 1986/87

ሠገጠርዝ ፭.7.ላ TABLE F.7.b

በሺህ ብር IN '000 BIRR

የሕንጻት ስም	ደዋዘና ሥገፍ		ጠቅላላ የሥራ ወጣት		የጨመረ የጋ		INDUSTRIAL GROUP
	ጠቅላላ	ፆታዊ	ጠቅላላ	ፆታዊ	ጠቅላላ	ፆታዊ	
የምግብ ፈጠራዎች	46,981	3,291	575,854	25,226	254,073	6,411	FOOD MANUFACTURING
ሥጋ ጭምር ጭምር	8,920	-	64,308	-	20,602	-	SLAUGHTERING, PREPARING AND PRESERVING OF MEAT
ወተና የወተ ተዋላጎ	390	-	13,527	-	4,380	-	MANUFACTURE OF DAIRY PRODUCTS
ከሕንጻትና ከሕሀል የጭገጭ ቀባቶች	5,846	80	68,909	1,792	23,910	271	MANUFACTURE OF VEGETABLES AND ANIMAL OILS AND FATS
የሕሀል ወፍጭች	8,399	-	153,766	-	33,459	-	GRAIN MILL PRODUCTS
የደብ ጭምር	2,981	2,984	45,947	21,305	13,573	5,287	MANUFACTURE OF BAKERY PRODUCTS
የከባይ ፈጠራዎችና ከከባይ የጭገጭ ሥገጥ	17,212	227	188,006	2,129	136,069	853	SUGAR FACTORIES, REFINERIES AND SUGAR CONFECTIONERY
ሌሎች ሥገጥ	2,899	-	36,241	-	20,917	-	MANUFACTURE OF FOOD PRODUCTS N.E.C.
የሕንጻት ጭምር ጭምር	334	-	5,150	-	1,163	-	MANUFACTURE OF PREPARED ANIMAL FEEDS
የጭምር ፈጠራዎች	27,189	1,026	458,147	8,426	311,310	6,568	BEVERAGE INDUSTRIES
ለሌሎች ጭምር ጭምር	2,347	414	53,596	6,385	49,293	5,588	DISTILLING, RECTIFYING AND BLENDING OF SPIRITS
የወይን ጭምር ጭምር	2,307	68	20,367	238	14,525	135	WINE INDUSTRIES
ለረጭች ጭምር ጭምር ጭምር	11,626	-	263,324	-	192,223	-	MALT LIQUORS AND MALT (BEER)
ለሌሎች ጭምር ጭምር	10,909	544	120,860	1,803	55,269	845	SOFT DRINKS AND CARBONATED WATER INDUSTRIES
ከተሥገጥ የሚረጭ ጭምር	2,970	-	164,302	-	127,724	-	TOBACCO MANUFACTURES
የጨመረ የጋ ፈጠራዎች	88,426	1,176	455,785	6,076	207,609	2,611	MANUFACTURE OF TEXTILES
ጭምር ጭምር ጭምር ጭምር	78,456	126	395,453	236	176,055	201	SPINNING, WEAVING AND FINISHING OF TEXTILES
የጨመረ የጋ ጭምር	1,502	1,001	8,447	5,571	6,173	2,252	KNITTING MILLS
ጭምር ጭምር ጭምር	8,468	49	51,885	269	25,381	158	CORDAGE, ROPE AND TWINE INDUSTRIES
የተጨመረ ስብሰባ	6,338	1,124	58,153	4,856	15,778	1,883	MANUFACTURE OF WEARING APPAREL EXCEPT FOOTWEAR
የጨመረ የጋ ጭምር ጭምር	8,369	80	122,725	1,232	50,720	463	TANNERIES AND LEATHER FINISHING
ከጨመረ የጋ ጭምር ጭምር	7,464	1,075	51,665	5,236	19,661	1,997	MANUFACTURE OF FOOTWEAR (LEATHER)
ለጨመረ የጋ ጭምር ጭምር ጭምር	4,262	527	23,175	2,074	13,314	1,074	MANUFACTURE OF WOOD AND CORK PRODUCTS
የጨመረ የጋ ጭምር ጭምር ጭምር	2,718	1,108	12,125	4,505	6,536	2,323	MANUFACTURE OF FURNITURE AND FIXTURE
የጨመረ የጋ ጭምር ጭምር ጭምር	4,275	335	49,608	1,495	21,190	611	MANUFACTURE OF PAPER AND PAPER PRODUCTS
የጨመረ የጋ ጭምር ጭምር ጭምር	9,600	2,162	59,784	6,445	39,176	3,200	PRINTING, PUBLISHING AND ALLIED INDUSTRIES
በሕንጻት ጭምር ጭምር ጭምር	998	-	6,007	-	3,975	-	MANUFACTURE OF BASIC INDUSTRIAL CHEMICALS EXCEPT FERTILIZERS
	PUBLIC	PRIVATE	PUBLIC	PRIVATE	PUBLIC	PRIVATE	
	WAGES AND SALARIES		GROSS VALUE OF PRODUCTION		VALUE ADDED		

ዕዝር ዳርሻ ገቢ ለሥራ ስራ ላይ የገባ ዋጋ በደብዳቤ 1979
 WAGES AND SALARIES, GROSS VALUE OF PRODUCTION AND VALUE ADDED BY OWNERSHIP, 1986/87

ሠጋጠን ረ.ፖ.ሰ / የገበያ/

TABLE F.7.b(contd.)

በጊዜ ብር

IN '000 BIRR

የሥራ ባለቤት ስም	ዕዝር ዳርሻ		ዕዝር ዳርሻ ሥራ ላይ		ዋጋ ላይ		የሥራ ባለቤት ስም
	ገቢ	የገቢ	ገቢ	የገቢ	ገቢ	የገቢ	
የሌሎች ስራ ባለቤት	6,554	990	117,161	8,434	50,440	3,294	MANUFACTURE OF OTHER CHEMICAL PRODUCTS
የግጥም ግጥም	802	-	16,048	-	6,709	-	MANUFACTURE OF PAINTS, VARNISHES AND LACQUERS
የግጥም ስራ ባለቤት ስም	3,213	466	61,598	1,639	26,386	835	MANUFACTURE OF SOAP, COSMETICS, PERFUMES AND OTHER CLEANING PREPARATIONS
ሌሎች ስራ ባለቤት	2,539	524	39,515	6,795	17,345	2,459	MANUFACTURE OF CHEMICAL PRODUCTS N.E.C.
የግጥም ስራ ባለቤት	14,211	-	576,065	-	265,306	-	PETROLEUM REFINERY
የሰው ስራ ባለቤት	7,925	654	58,010	2,831	25,182	1,719	MANUFACTURE OF RUBBER PRODUCTS
የገለገለ ስራ ባለቤት	4,069	605	49,554	2,868	25,098	1,575	MANUFACTURE OF PLASTIC PRODUCTS
ግጥም ስራ ባለቤት ስም	2,309	-	7,216	-	2,072	-	MANUFACTURE OF GLASS AND GLASS PRODUCTS
በረዶ ስራ ባለቤት ስም	9,363	1,164	72,120	4,803	29,713	2,269	MANUFACTURE OF OTHER NON-METALLIC MINERAL PRODUCTS
ሌሎች ሥራ ስራ ባለቤት	2,052	831	4,928	3,634	1,709	1,701	MANUFACTURE OF STRUCTURAL CLAY PRODUCTS
በግጥም ስራ ስም	6,052	300	62,677	1,151	25,503	560	MANUFACTURE OF CEMENT, LIME AND PLASTER
ሌሎች ስራ ባለቤት ስም	1,259	33	4,515	18	2,501	8	MANUFACTURE OF NON-METALLIC MINERAL PRODUCTS N.E.C.
በረዶ ስራ ባለቤት	3,642	-	73,413	-	19,689	-	IRON AND STEEL BASIC INDUSTRIES
በግጥም ስራ ስም	4,986	2,315	52,170	7,918	24,725	4,406	MANUFACTURE OF FABRICATED METAL PRODUCTS EXCEPT MACHINERY AND EQUIPMENT
በረዶ ስራ ባለቤት ስም	2,315	139	16,635	425	9,518	216	MANUFACTURE OF CUTLERY, HAND-TOOLS AND GENERAL HANDWARE
የሌሎች ስራ ባለቤት ስም	-	1,744	-	5,650	-	3,056	MANUFACTURE OF STRUCTURAL METAL PRODUCTS
በግጥም ስራ ስም	2,671	432	35,535	1,843	15,207	1,134	MANUFACTURE OF FABRICATED METAL PRODUCTS EXCEPT MACHINERY AND EQUIPMENT N.E.C.
የሌሎች ስራ ባለቤት ስም	238	177	1,953	849	1,129	375	MANUFACTURE OF ELECTRICAL MACHINERY, APPARATUS, APPLIANCES AND SUPPLIES
የተጠቃሚ ስራ ባለቤት ስም	980	3,209	16,780	54,206	4,534	15,657	ASSEMBLY OF MOTOR VEHICLES
ደ ምር	263,867	21,018	3,061,772	147,480	1,518,954	56,436	TOTAL
	PUBLIC	PRIVATE	PUBLIC	PRIVATE	PUBLIC	PRIVATE	INDUSTRIAL GROUP
	WAGES AND SALARIES		GROSS VALUE OF PRODUCTION		VALUE ADDED		

የኢትዮጵያ የውጫ ፍላጎት ጋራ የኢትዮጵያ የውጫ ፍላጎት 1971 - 1979
 INSTALLED GENERATING CAPACITY AND ELECTRIC ENERGY PRODUCTION, 1978/79 - 1986/87

ሠገጠር 2.8 TABLE 2.8

ዓመት / YEAR	የኢትዮጵያ የውጫ ፍላጎት / INSTALLED GENERATING CAPACITY (MW)			የውጫ ፍላጎት / PRODUCTION ('000 KWH)			YEAR
	ሰው ጊዜ / HYDRO	ከላይ ጊዜ / THERMAL	ጠቅላይ / TOTAL	ሰው ጊዜ / HYDRO	ከላይ ጊዜ / THERMAL	ጠቅላይ / TOTAL	
1971	206,616	86,519	293,135	437,985	105,797	543,782	1978/79
1972	215,636	79,699	295,335	487,553	127,810	615,363	1979/80
1973	215,752	79,274	295,026	511,536	137,525	649,061	1980/81
1974	199,752	79,409	279,161	576,283	155,670	731,953	1981/82
1975	206,732	84,291	291,023	601,925	154,481	756,406	1982/83
1976	206,732	81,910	288,642	656,912	166,671	823,583	1983/84
1977	206,732	95,657	302,389	737,133	169,503	906,636	1984/85
1978*	219,524	87,967	307,493	828,267	170,388	998,655	1985/86
1979	219,524	91,677	311,201	895,457	181,625	1,077,082	1986/87
	HYDRO	THERMAL	TOTAL	HYDRO	THERMAL	TOTAL	
	INSTALLED GENERATING CAPACITY (MW)			PRODUCTION ('000 KWH)			

* የተረጎመ
 * Revised

የኢትዮጵያ የውጫ ፍላጎት ስርዓት / የገለገሉት ስርዓት / 1978 - 1979
 SUMMARY OF OPERATIONS OF ELECTRICITY INDUSTRY (PUBLIC UTILITIES ONLY), 1985/86 - 1986/87

ሠገጠር 2.9 TABLE 2.9

	1978	1979		
የኢትዮጵያ የውጫ ፍላጎት ብዛት / ብዛት /	44	45	NUMBER OF STATION	(NOS)
የሠራተኞች ብዛት / ብዛት /	8,123	8,593	NUMBER OF EMPLOYEES	(NOS)
የኢትዮጵያ የውጫ ፍላጎት የጠቅላይ ፍላጎት / ብዛት /	307,493	311,201	INSTALLED GENERATING CAPACITY	(MW)
የውጫ ፍላጎት ስርዓት / ብዛት /	998,655	1,077,082	PRODUCTION OF ELECTRICITY	(IN '000 KWH)
230 ሺ ስርዓት ስርዓት	228	228	230 KV. LINES	
132 ሺ ስርዓት ስርዓት	561	740	132 KV. LINES	
66 ሺ ስርዓት ስርዓት	270	270	66 KV. LINES	
50 ሺ ስርዓት ስርዓት	392		50 KV. LINES	
45 ሺ ስርዓት ስርዓት	309	309	45 KV. LINES	
15 ሺ ስርዓት ስርዓት	3,354	4,834	15 KV. LINES	
5.5 ሺ ስርዓት ስርዓት	168	5,690	5.5 KV. LINES	
3.2 ሺ ስርዓት ስርዓት	-	-	3.2 KV. LINES	
የተሰጠው የውጫ ፍላጎት / ብዛት /	847,677	917,422	ELECTRICITY SOLD	(IN '000 KWH)
በጠቅላላ ጋራ	261,361	252,059	GENERAL TARIFF	
በሌሎች ጋራ	586,361	665,363	INDUSTRIAL TARIFF	
የገቢው ጠቅላይ ጋራ / ብዛት /	127,287	193,704	REVENUE FROM SALES OF ELECTRICITY	(IN '000 BIRR)
በጠቅላላ ጋራ	39,322	37,097	GENERAL TARIFF	
በሌሎች ጋራ	87,966	156,607	INDUSTRIAL TARIFF	
የሰጠው ገንዘብ / ብዛት /	24,654	28,324	WAGES AND SALARIES PAID	(IN '000 BIRR)
ለዕቃ የተደረገ ወጪ / ብዛት /	7,870	9,974	COST OF MATERIALS	(IN '000 BIRR)
ለላይ የተደረገ ወጪ / ብዛት /	31,121	32,727	COST OF FUEL	(IN '000 BIRR)
የገንዘብ ገቢ ስርዓት / ብዛት /	782,716	826,785	TOTAL FIXED ASSETS	(IN '000 BIRR)
በሌሎች ጋራ	358,225	349,010	FIXED CAPITAL ASSETS	
በሌሎች ጋራ	424,491	477,775	CAPITAL WORK IN PROGRESS	
በሌሎች ጋራ	-	-	CAPITAL GOODS IN TRANSIT	
በሌሎች ጋራ / ብዛት /	241,557	65,463	INVESTMENT IN FIXED ASSETS	(IN '000 BIRR)
	1985/86	1986/87		

የኢሊክትሪክ ኢንዱስትሪ ገቢ 1978
FIXED CAPITAL ASSETS IN ELECTRICITY INDUSTRY, 1985/86

ሠገጠረዥ ረ.10 ሀ

TABLE F.10.a.

ጠቅላይ ብር /

IN '000 BIRR

	በ1977	በ1978	በ1978	በ1978	በ1978	
	ጠቅላይ ዋጋ	የአገልግሎት የኛሽ	የተሰጠ ከአገልግሎት ውጭ የሆኑ	ለገንዘብ የጥሰት ጥቅም	ጠቅላይ ዋጋ	
ጠቅላይ ገንዘብ ገንዘብ ሕንጻዎች	29,854	1,259	1	1,713	30,307	RESIDENTIAL AND NON- RESIDENTIAL BUILDINGS
ሌሎች የከፈተኛ ሕንጻዎች ሕንጻዎች	210,429	7,762	181	40,389	242,875	OTHER CONSTRUCTION AND WORKS
የግብርና ማሳሪያ ማሳሪያ ወይን ማሳሪያ	76,082	7,718	1,388	11,099	78,075	MACHINERY AND EQUIPMENT
ተሽከርካሪዎች	9,021	3,779	-	711	5,953	VEHICLES
ከውጭ የተገኘው በውጭ ሰጪ ያሉ የከፈተኛ ወይን ማሳሪያ በውስጥ ሰጪ ያሉ ሕንጻዎች	-	-	-	-	-	CAPITAL GOODS IN TRANSIT
237,096	-	-	187,393	424,491		CONSTRUCTION IN PROGRESS
ሌሎች	925	162	-	252	1,015	OTHERS
ጠቅላይ	563,409	20,680	1,570	241,557	782,716	TOTAL
	BOOK VALUE END OF 1984/85	DEPRECI- ATION IN 1985/86	SALE AND DISPOSED IN 1985/86	INVEST- MENT IN 1985/86	BOOK VALUE END OF 1985/86	

በ1978 ለውጭ ገንዘብ የተሰጠው ወጪና የገንዘብ ምንጭ
INVESTMENT AND SOURCES OF INVESTMENT IN ELECTRICITY INDUSTRY, 1985/86

ሠገጠረዥ ረ.11.ሀ

TABLE F.11.a

ጠቅላይ ብር /

IN '000 BIRR

	ጠቅላይ	ከውጭ ብድር	ከውጭ ገንዘብ የተገኘ	ከሀገር ውስጥ የተገኘ		
				ከገንዘብ	ከባንክ	
ጠቅላይ ገንዘብ ገንዘብ ሕንጻዎች	1,713	1,170	449	94	-	RESIDENTIAL AND NON- RESIDENTIAL BUILDINGS
ሌሎች የከፈተኛ ሕንጻዎች ሕንጻዎች	40,389	32,350	5,406	2,633	-	OTHER CONSTRUCTION AND WORKS
የግብርና ማሳሪያ ማሳሪያ ወይን ማሳሪያ	11,099	5,570	4,121	1,408	-	MACHINERY AND EQUIPMENT
ተሽከርካሪዎች	711	-	-	711	-	VEHICLES
ከውጭ የተገኘው በውጭ ሰጪ ያሉ የከፈተኛ ወይን ማሳሪያ በውስጥ ሰጪ ያሉ ሕንጻዎች	-	-	-	-	-	CAPITAL GOODS IN TRANSIT
187,393	54,679	37,765	94,949	-	-	CONSTRUCTION IN PROGRESS
ሌሎች	252	-	61	191	-	OTHERS
ጠቅላይ	241,557	93,769	47,802	99,986	-	TOTAL
	TOTAL	FOREIGN LOANS	GOVERNMENT BUDGET	OWN FUND	BANK LOAN	DOMESTIC SOURCES

የኢሊክትሪክ ኢንዱስትሪ ስፔሪ ገብረት 1979
FIXED CAPITAL ASSETS IN ELECTRICITY INDUSTRY, 1986/87

ሠገጠረዥ ረ.10.ለ

TABLE F.10.b

ጠቢቅ ብር /

IN '000 BIRR

	በ1978	በ1979	በ1979	በ1979	በ1979	
	ጠቅላይ ስፔሪ ገብረት የጠቅላይ ስፔሪ ገብረት	የከገልገሉት ስፔሪ ገብረት	የተሸጡና ከከገልገሉት ውጭ የሆኑት	ለስፔሪ ገብረት የጥለው የዕለት ገጭ	ጠቅላይ ስፔሪ ገብረት የጠቅላይ ስፔሪ ገብረት	
ጠቅላይ ስፔሪ ገብረት ስፔሪ ገብረት	30,308	1,332	-	180	29,156	RESIDENTIAL AND NON-RESIDENTIAL BUILDINGS
ሌሎች የከገልገሉት ስፔሪ ገብረት	242,902	8,200	-	1,222	235,924	OTHER CONSTRUCTION AND WORKS
የጠቅላይ ስፔሪ ገብረት ስፔሪ ገብረት	78,076	8,328	9	7,487	77,226	MACHINERY AND EQUIPMENT
ተሸከርካሪ ስፔሪ ገብረት	5,953	3,351	-	2,820	5,422	VEHICLES
ከውጭ ተገዝተው በጠቅላይ ስፔሪ ገብረት የጥለው የዕለት ገጭ ስፔሪ ገብረት	-	-	-	-	-	CAPITAL GOODS IN TRANSIT
በጠቅላይ ስፔሪ ገብረት ስፔሪ ገብረት	424,491	-	-	53,284	477,775	CONSTRUCTION IN PROGRESS
ሌሎች	996	184	-	470	1,282	OTHERS
ጠቅላይ ስፔሪ ገብረት	782,726	21,395	9	65,463	826,785	TOTAL
	BOOK VALUE END OF 1985/86	DEPRECIATION IN 1986/87	SOLD AND DISPOSED IN 1986/87	INVESTMENT IN 1986/87	BOOK VALUE END OF 1986/87	

በ1979 ለጠቅላይ ገጭ የተደረገው ወጪና የገንዘብ ምንጭ
INVESTMENT AND SOURCES OF INVESTMENT IN ELECTRICITY INDUSTRY, 1986/87

ሠገጠረዥ ረ.11.ለ

TABLE F.11.b

ጠቢቅ ብር /

IN '000 BIRR

	ጠቅላይ ስፔሪ ገብረት	ከውጭ ጠቅላይ ስፔሪ ገብረት	ከገንዘብ ስፔሪ ገብረት	ከሀገር ውጭ የተገኘ		
				ከገል	ከባንክ	
ጠቅላይ ስፔሪ ገብረት ስፔሪ ገብረት	180	-	91	89	-	RESIDENTIAL AND NON-RESIDENTIAL BUILDINGS
ሌሎች የከገልገሉት ስፔሪ ገብረት	1,222	-	733	489	-	OTHER CONSTRUCTION AND WORKS
የጠቅላይ ስፔሪ ገብረት ስፔሪ ገብረት	7,487	52	3,412	4,023	-	MACHINERY AND EQUIPMENT
ተሸከርካሪ ስፔሪ ገብረት	2,820	-	-	2,820	-	VEHICLES
ከውጭ ተገዝተው በጠቅላይ ስፔሪ ገብረት የጥለው የዕለት ገጭ ስፔሪ ገብረት	-	-	-	-	-	CAPITAL GOODS IN TRANSIT
በጠቅላይ ስፔሪ ገብረት ስፔሪ ገብረት	53,284	533	31,970	20,781	-	CONSTRUCTION IN PROGRESS
ሌሎች	470	-	-	470	-	OTHERS
ጠቅላይ ስፔሪ ገብረት	65,463	585	36,206	28,672	-	TOTAL
	TOTAL	FOREIGN LOANS	GOVERNMENT BUDGET	OWN FUND	BANK LOAN	
				DOMESTIC SOURCES		

የኢላክትሪክ ጣቢያዎች የጣቢያ ችግሮች በጣቢያው የጠቅላይ ኢላክትሪክ ጣቢያ 1978
 INSTALLED GENERATING CAPACITY AND ELECTRIC ENERGY PRODUCTION BY STATION, 1985/86

ሠገጠኛ ረ.12.ሀ

TABLE F.12.a

ጣቢያዎች	የደንበኞች ብዛት	የጣቢያ ችግሮች/			የጠቅላይ ኢላክትሪክ/ጣቢያ ኪሎዎት ሰዓት/			
		ከውሃ ጣቢያ	ከገጽ ጣቢያ	ጠቅላይ	ከውሃ ጣቢያ	ከገጽ ጣቢያ	ጠቅላይ	
አዲስ አበባ	242,365 ⁽¹⁾	-	-	-	-	-	-	ADDIS ABABA
አዲገልት	1,444	-	1,315	1,315	-	416	416	ADIGRAT
አጋሮ	2,459	-	1,138	1,138	-	2,239	2,239	AGARO
አምሬ	54,387	-	59,719	59,719	-	126,205	126,205	ASMARA
አባይታ	307	-	300	300	-	123	123	ASSAYTA
አቦባ	203	-	310	310	-	78	78	ASSOSSA
አባባ	4,041	-	2,460	2,460	-	15,187	15,187	ASSAB
አዋሽ 1 /ቀያ/	-	43,200	120	43,320	95,867	-	95,867	AWASH I (KOKA)
አዋሽ 2	-	32,000	100	32,100	111,191	-	111,191	AWASH II
አዋሽ 3	-	32,000	-	32,000	116,231	-	116,231	AWASH III
አክሱም	2,969	-	500	500	-	1,175	1,175	AXUM
ባታ	704	-	348	348	-	284	284	BACCO
ቦንጋ	515	-	270	270	-	162	162	BONGA
ቦኖ ቦይሌ	670	116	219	335	230	282	512	BUNO BEDELE
ደብረ ግርባ	3,925	184	1,318	1,502	-	2,867	2,867	DEBRE MARKOS
ደቦቢ ዶሎ	1,301	184	305	489	502	319	821	DEMBI DOLO
ፍቼ	1,521	-	540	540	-	315	315	FIGHE
ፊንቻ	-	100,000	200	100,200	470,769	-	470,769	FINCHA
ጊምቢ	1,194	-	579	579	-	453	453	GHIMBI
ገዳማ	2,120	148	720	868	251	1,434	1,685	GHION
ዞናና	1,151	-	560	560	-	592	592	HOSANA
ጊምባ	5,528	140	2,538	2,678	197	5,746	5,943	GIMMA
ክብረ ግንባ	1,041	-	288	288	-	493	493	KIBRE MENGIST
ጠቅላይ	1,296	-	1,819	1,819	-	5,085	5,085	MEKELE
ጠቅላይ	1,802	-	1,254	1,254	-	1,580	1,580	METTU
ነገሌ ቦረና	1,418	-	868	868	-	1,007	1,007	NEGELE BORENA
ነገሌ ተ	2,682	-	1,486	1,486	-	2,710	2,710	NEKEMIE
ሰቲት ሀጠሬ	569	-	150	150	-	51	51	SEITIT HUMERA
ወልድያ	853	-	270	270	-	211	211	WOLDIYA
ጋምቤላ	288	-	624	624	-	643	643	GAMBELLA
ሞያሌ	203	-	300	300	-	76	76	MOYALE
ገዳ	**	-	443	443	-	152	152	GODIE
ባሕር ጎር	13,472	11,552	80	11,632	33,029	-	33,029	BAHIR DAR
ደረገግ	-	-	4,500	4,500	-	293	293	DIRE DAWA
ጊልቦ/አላማያ/	-	-	2,328	2,328	-	210	210	GILBO (ALEMAYA)
ጠቅላይ	350,428	219,524	87,969	307,493	828,267	170,388	998,654	TOTAL
	TOTAL NUMBER OF CONSUMERS	HYDRO	THERMAL	TOTAL	HYDRO	THERMAL	TOTAL	STATIONS
		CAPACITY (KW)			PRODUCTION ('000 KWH)			

የአዋሽ 1፣ የአዋሽ 2፣ የአዋሽ 3፣ የፊንቻና የሌሎች ከተሞች ደንበኞችን ይጨምራል

(1) Includes Consumers in Awash I, Awash II, Awash III, Fincha and other Towns

ከኢትዮጵያ ጠቅላይ ጋዜጣ ባለሙያዎች የተገኘ
 Source: Ethiopian Electric Light and Power Authority

ጽሑፍ ላይ ላይ ላይ
 ** Data Not Available

የኢሊክትሪክ ጥቅም ላይ የዋለው የኃይል ስጦታ በዓመት የሚፈጸም የግብርና ስጦታ ለ-1978
 INSTALLED GENERATING CAPACITY AND ELECTRIC ENERGY PRODUCTION BY STATION, 1986/87 G.C.

ሠንጠረዥ 12.1.A TABLE F.12.b

ጣቢያዎች	የደንበኞች ብዛት	የግብርና ስጦታ ስጦታ /			የግብርና ስጦታ ስጦታ /			STATIONS
		ከውሃ ጣቢያ	ከግብርና ጣቢያ	ጠቅላይ	ከውሃ ጣቢያ	ከግብርና ጣቢያ	ጠቅላይ	
አዲስ አበባ	253,997 ⁽¹⁾	-	-	-	-	-	-	ADDIS ABABA
አዲገራት	1,803	-	1,115	1,115	-	683	683	ADIGRAT
አጋሮ	2,547	-	1,138	1,138	-	2,444	2,444	AGARO
አሙሬ	56,265	-	59,599	59,599	-	131,829	131,829	ASHARA
አባይ ታ	364	-	300	300	-	147	147	ASSAYTA
አባባ	388	-	310	310	-	240	240	ASSOSSA
አሰባ	4,261	-	5,101	5,101	-	16,835	16,835	ASSAB
አዋሽ 1 / ቀያ	-	43,200	120	43,320	77,029	-	77,029	AWASH I (ROKA)
አዋሽ 2	-	32,000	100	32,100	114,483	-	114,483	AWASH II
አዋሽ 3	-	32,000	-	32,000	120,912	-	120,912	AWASH III
አክሱም	3,145	-	1,180	1,180	-	2,116	2,116	AXUM
ባኮ	745	-	348	348	-	290	290	BACCO
ቦንጋ	524	-	270	270	-	169	169	BONGA
ቦኖ ቦይሌ	705	116	219	335	104	420	524	BUNO BEDELE
ደብረ ግር ቀስ	4,277	184	1,318	1,502	-	2,956	2,956	DEBRE MARKOS
ገልቦ ለሰላም /	-	-	4,500	4,500	-	249	249	GILBO (ALEMAYA)
ደረግ ዋ	-	-	2,328	2,328	-	198	198	DIRE DAWA
ደምቢ ዶሎ	1,432	184	305	489	450	417	867	DEMBI DOLO
ፍጅ	1,683	-	540	540	-	493	493	FIGHE
ፊንቻ	-	100,000	200	100,200	544,847	-	544,847	FINCHA
ገምቢ	1,302	-	510	510	-	719	719	GIMBI
ገዳ	2,226	148	720	868	348	1,715	2,063	GHION
ሀሳቦና	1,247	-	560	560	-	82	82	HOSANA
ጂማ	5,798	140	2,538	2,678	258	5,813	6,071	GIMMA
ከብረ ግር ቀስ	1,065	-	288	288	-	561	561	KIBRE MENGLIST
ጠቅላይ	5,171	-	1,819	1,819	-	5,536	5,536	MEKELE
ጠቅላይ	1,966	-	1,487	1,487	-	1,836	1,836	METTU
ነገሌ ቦረና	1,500	-	868	868	-	1,247	1,247	NEGELE BORENA
ነቁቲ	2,899	-	1,486	1,486	-	2,973	2,973	NEKEMIE
ቦቲት ሀወራ	601	-	150	150	-	83	83	SETIT HUMERA
ወልታ	881	-	508	508	-	179	179	WOLDIYA
ጋምቤላ	377	-	555	555	-	1,028	1,028	GAMBELLA
ዋያሌ	232	-	300	300	-	113	113	MOYALE
ገዳ	**	-	443	443	-	248	248	GODIE
ጊኒር	**	-	374	374	-	6	6	GINEER
ባሕር ጎር	14,470	11,552	80	11,632	37,026	-	37,026	BAHIR DAR
ጠቅላይ	371,871	219,524	91,667	311,201	895,457	181,625	1,077,082	TOTAL
TOTAL NUMBER OF CONSUMERS		HYDRO	THERMAL	TOTAL	HYDRO	THERMAL	TOTAL	
		CAPACITY (MW)			PRODUCTION ('000 KWH)			

የአዋሽ 1፣ የአዋሽ 2፣ የአዋሽ 3፣ የፊንቻና የሌሎች ከተሞች ደንበኞችን ይዘው ይሰጣል
 (1) Includes Consumers in Awash I, Awash II, Awash III, Fincha and other Towns.

ከኢትዮጵያ ኤሌክትሪክና ኃይል ስጦታ ሰጪ ሰነድ ጋር ተያይዞ
 Source: Ethiopian Electric Light and Power Authority.

** ደረጃው አልተገኘም
 ** Data Not Available

ክፍል በ - ስለ ሕንጻዎች

የሕንጻዎች ሥራ የሚመለከተው ወረቻ የተገኘው በአዲስ አበባ አስተዳደር አካባቢ ጽ/ቤት ነው። የዘመኑ አቆጣጠር በኢትዮጵያ ዘመን አቆጣጠር መሠረት ነው።

ሠገጠረዥ በ.1፡- በዚህ ሠገጠረዥ የሕንጻዎች በ1979 እና 1980 በአዲስ አበባ ከተማ የቤት ሥራ ፈጽታ የተጠናቀቁ አዳዲስ ሕንጻዎች ብዛታቸው፣ የጋራና የወሰደ ስፋት/ጠካራ ሜትር / ነው።

ሠገጠረዥ በ.2፡- የሚመለከተው በአዲስ አበባ ከተማ የቤት ሥራ ፈጽታ የተጠናቀቁ አዳዲስ ሕንጻዎች እገዳ የጋራ አመዳደብ ነው።

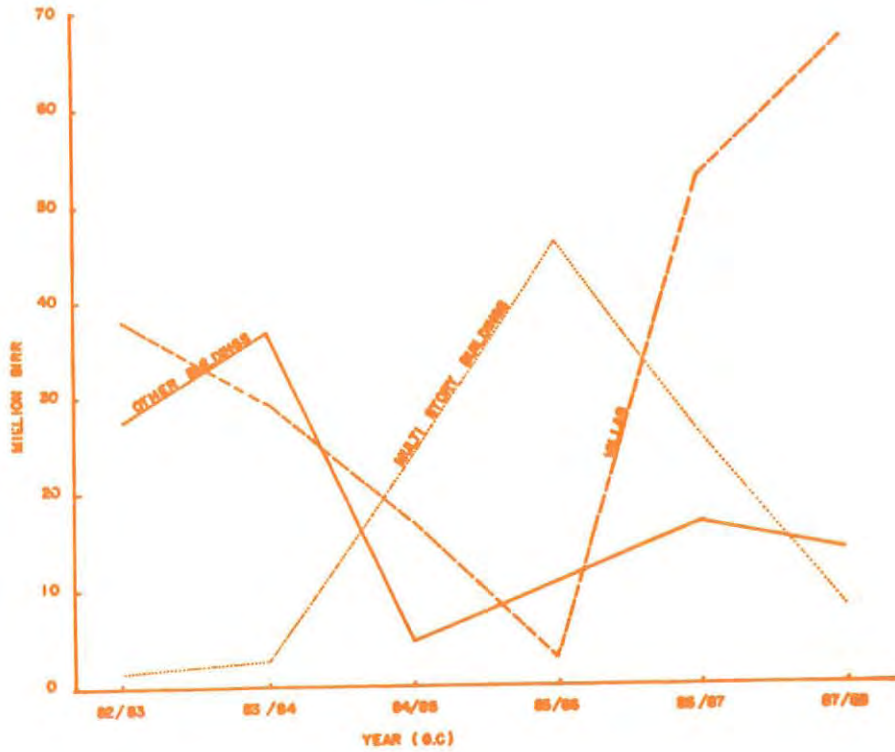
SECTION G - CONSTRUCTION

The statistics relating to construction was obtained from the Addis Ababa Administrative Region Office. The year refers to the Ethiopian Calendar year.

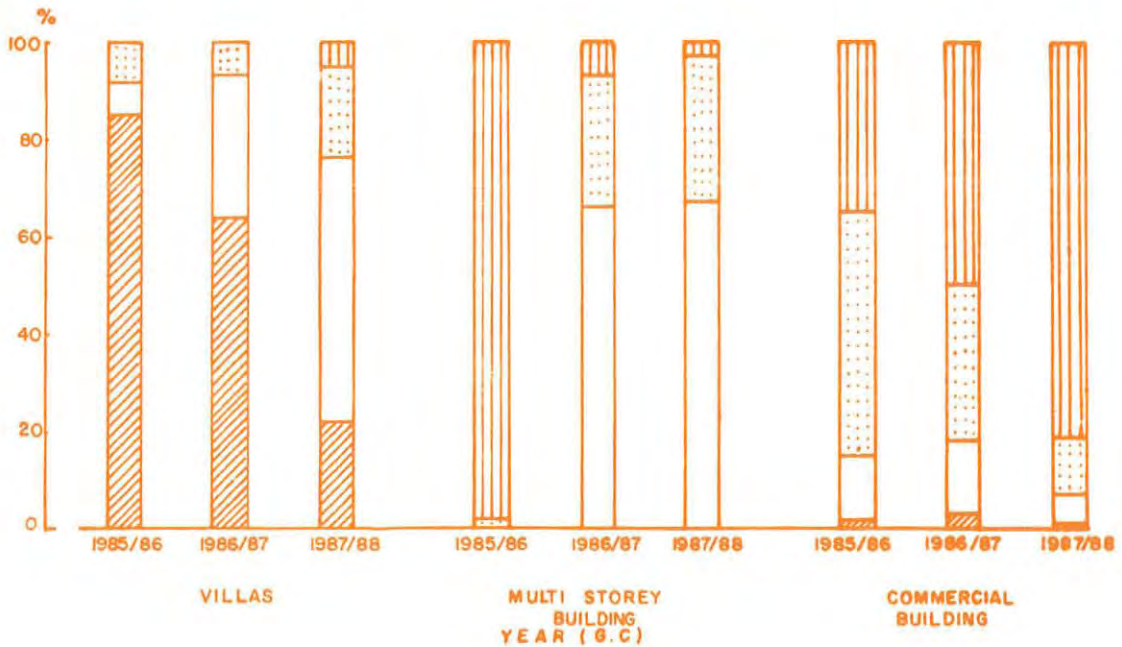
Table G.1: gives the number of building permits, their costs and floor area for New Constructions in Addis Ababa, during the years 1986/87 and 1987/88.

Table G.2: indicates the building permits for New Construction by type of construction and value range.

G.1 BUILDING PERMITS FOR NEW CONSTRUCTION
IN ADDIS ABABA



G.2-COMPOSITION OF NEW CONSTRUCTION IN
ADDIS ABABA BY VALUE OF BUILDING



በአዲስ አበባ ከተማ የቤት ሥፈ ፈጻሚ የተሰጠው አዳዲስ ሕንጻዎች፣ 1979 - 1980
 BUILDING PERMITS FOR NEW CONSTRUCTIONS IN ADDIS ABABA, 1986/87 - 1987/88

ሠገጠረዥ በ.1.ሀ

TABLE G.1.a

የሕንጻው ዓይነት	1979			1980			
	ብዛት	ዋጋ ጠቢብ ብር /	የወለል ስፋት በካ.ሜ ጫፍ	ብዛት	ዋጋ ጠቢብ ብር /	የወለል ስፋት በካ.ሜ ጫፍ	
ቪላዎች	6,175	52,417	276,329	3,262	67,028	260,235	VILLAS
ፍቅ ቤቶች	652	26,228	72,961	234	7,803	21,390	MULTI-STOREY BUILDINGS
ንግድ ቤቶች	89	5,503	16,611	57	8,442	16,994	COMMERCIAL BUILDINGS
የቢንዲን ግዳጃዎች	1	350	1,638	-	-	-	PETROL STATIONS
የኢንዱስትሪ ሕንጻዎች	28	2,235	12,074	60	5,321	21,472	INDUSTRIAL BUILDINGS
ትምህርት ቤቶች	10	5,179	7,219	2	387	990	SCHOOLS
አጥርኝ	87	1,044	-	148	964	-	FENCES
አጠቃላይ	-	-	-	-	-	-	MAINTENANCES
ጋራቶች	7	715	13,730	19	1,618	9,067	GARAGES
ቤተክርስቲያናትና ጠቅላይ ስጦታዎች	3	349	957	2	2,100	2,500	CHURCHES AND MOSQUES
የግዳጃ ቤቶች	2	14	64	7	36	286	SERVICE QUARTERS
ሌሎች	10	1,674	1,785	18	3,943	8,678	OTHERS
ጠቅላይ ጠቅላይ	7,064	95,708	403,368	3,809	97,642	341,612	TOTAL
	NUMBER	COST ('000 BIRR)	FLOOR AREA (SQ.M.)	NUMBER	COST ('000 BIRR)	FLOOR AREA (SQ.M.)	TYPE OF CONSTRUCTION
	1986/87			1987/88			

በአዲስ አበባ ከተማ የቤት ሥፈ ፈጻሚ የተሰጠው አዳዲስ ሕንጻዎች በዋጋ ከግዳጃ፣ 1979 - 1980
 BUILDING PERMITS FOR NEW CONSTRUCTION IN ADDIS ABABA BY VALUE OF BUILDINGS, 1986/87 - 1987/88

ሠገጠረዥ በ.2.ሀ

TABLE G.2.a

የዋጋ ከግዳጃ	1979			1980			
	ብዛት	ዋጋ ጠቢብ ብር /	የወለል ስፋት በካ.ሜ ጫፍ	ብዛት	ዋጋ ጠቢብ ብር /	የወለል ስፋት በካ.ሜ ጫፍ	
<u>ቪላዎች</u>							<u>VILLAS</u>
ከ5 - በታች	588	2,197	32,142	281	863	14,155	LESS THAN 5
5 - 10	2,104	15,884	116,179	516	4,169	8,079	5 - 10
10 - 15	1,232	13,771	76,768	684	7,586	46,329	10 - 15
15 - 20	1,690	1,698	6,088	141	2,261	15,498	15 - 20
20 - 30	174	4,667	13,259	804	18,134	74,708	20 - 30
30 - 40	311	10,483	25,199	553	17,783	51,851	30 - 40
40 - 50	52	2,348	3,894	145	5,905	17,196	40 - 50
50 - 100	24	1,369	2,800	126	7,262	19,179	50 - 100
100 - 200	-	-	-	12	3,065	13,240	100 - 200
ጠቅላይ ጠቅላይ	6,175	52,417	276,329	3,262	67,028	260,235	TOTAL
	NUMBER	COST ('000 BIRR)	FLOOR AREA (SQ.M.)	NUMBER	COST ('000 BIRR)	FLOOR AREA (SQ.M.)	VALUE RANGE ('000 BIRR)
	1986/87			1987/88			

በአዲስ አበባ ከተማ የቤት ሥራ ፈጻሚ የተሰጧቸው ለአዲስ ሕንጻዎች በዋጋ ከመገደብ 1979 - 1980
 BUILDING PERMITS FOR NEW CONSTRUCTION IN ADDIS ABABA BY VALUE OF BUILDINGS, 1986/87 - 1987/88

ሠገጠረዥ ቢ.ጋ.ሀ / የዋጋ/ TABLE G.2.a(contd.)

የዋጋ ከመገደብ ጠቢቅ ቦር /	1979			1980			
	ብዛት	ዋጋ ጠቢቅ ቦር /	የወለል ስፋት በካራ ግጥር	ብዛት	ዋጋ ጠቢቅ ቦር /	የወለል ስፋት በካራ ግጥር	
ፍቅ ቤቶች							MULTI-STORY BUILDINGS
20 - 30	240	6,637	18,759	145	3,994	12,309	20 - 30
30 - 40	296	10,695	36,709	41	1,238	2,948	30 - 40
40 - 50	16	640	1,337	20	820	2,439	40 - 50
50 - 100	84	6,336	14,650	26	1,501	3,467	50 - 100
100 - 200	16	1,920	1,506	2	250	227	100 - 200
200 እና በላይ	-	-	-	-	-	-	200 & OVER
ጾ ም ር	652	26,228	72,961	234	7,803	21,390	TOTAL
ገንዘብ ቤቶች							COMMERCIAL BUILDINGS
ከ5 በታች							LESS THAN 5
5 - 10	1	6	75	1	4	17	5 - 10
10 - 15	6	62	522	1	14	191	10 - 15
15 - 20	5	75	538	-	-	-	15 - 20
20 - 30	24	526	2,308	4	80	398	20 - 30
30 - 40	11	340	1,437	14	431	1,521	30 - 40
40 - 50	13	530	1,753	7	290	867	40 - 50
50 - 100	20	1,229	3,966	12	713	2,006	50 - 100
100 - 200	3	400	1,150	2	250	871	100 - 200
200 እና በላይ	5	2,333	4,811	14	6,644	10,892	200 & OVER
ጾ ም ር	89	5,503	16,611	57	8,442	16,994	TOTAL
	NUMBER	COST ('000 BIRR)	FLOOR AREA (SQ.M.)	NUMBER	COST ('000 BIRR)	FLOOR AREA (SQ.M.)	VALUE RANGE ('000 BIRR)
	1986/87			1987/88			

ከአዲስ አበባ ከተማ አስተዳደር ኮንስትራክሽን/የተገኘ
 Source: Addis Ababa Administrative Region Office

ክፍል ሽ - ተራገሰፖርትና መገናኛ

ሠገጠረዥ ሽ.1 :- የኢትዮጵያ ለየር መገንዘብ የሥራ ክንውን ይገልጻል፡፡ መረጃዎች የሀገር ውስጥና የኢንተርናሽናል በረራዎችን ያጠቃልላሉ፡፡

ሠገጠረዥ ሽ.2 - ሽ.4 :- ስለ ለየር ተራገሰፖርት መሠረታዊ መረጃዎችን የሚሰጡ ሲሆን፣ የቀረቡትም መረጃዎች የአካላዊ ለባይናሪ የሰው ሥራ የግለሰብ ለቀና ለይርገላን ግራፊያዎች ብቻ የሚመለከቱ ናቸው፡፡ ስለ መገንዘብና ቅጥርና ስለ ቁነት መጠን የቀረበው መረጃ የገንዘብ ለይርገላዎችን ብቻ የሚመለከት ሲሆን የለይርገላን ለገቢ ስብስብ ገን ግንኛውንም ለይርገላን ያጠቃልላል፡፡

ሠገጠረዥ ሽ.5 :- ከረዕዮተኛ ክብር የሚያገለግሉትን መገንዘብ ርዝመትና ዝርዝር ሁኔታ በኢትዮጵያ ተራገሰፖርት ቦርድ ለባይናሪ ስራዎች መሥሪያ ቤት የጥገና ጣቢያዎች ለይቶ ያመለክታል፡፡ ለገንዘብ ሥራ የመገንዘብ ርዝመት ተገቢ የሚታዩት በመገንዘብ መሥሪያ ሰው ምክንያት ነው፡፡

ሠገጠረዥ ሽ.6 :- በጠቅላላው ለሰው ጉዳይ ሥራዎች የቀለሙን ገንዘብና ለገን ሥራ ለገንዘብ ለይቶ ያሳያል፡፡

ሠገጠረዥ ሽ.7 :- በዋና ዋና ለውራ መገንዘብ ለሌሎች ማህበራዊ ተገቢ የሚከፈለውን የግንባታ ዋጋ ይገልጻል፡፡

ሠገጠረዥ ሽ.8 እና ሽ.9 :- በኢትዮጵያ ውስጥ የመገንዘብ ፈቃድ የተሰጣቸውን ሰዎች በዘዴና ለገንዘብ የተሸከርከሰው መኪናዎች የሰጠውን ለይቶ ያስረዳሉ፡፡

ሠገጠረዥ ሽ.10 እና ሽ. 11 :- የኢትዮጵያና ጌታት የግድ ስራን የሥራ ክንውን ይገልጻል፡፡

ሠገጠረዥ ሽ.12 እና ሽ.13 :- ለሌሎች የገንዘብ ዕቃዎች የሚከፈለውን የባንክ ተራገሰፖርት ዋጋ ያሳያሉ፡፡

ሠገጠረዥ ሽ.14 :- በኢትዮጵያ ወይን ስራዎች ስለሚከፈልው ሥራዎች መሠረታዊ መረጃዎችን ያመለክታል፡፡

ሠገጠረዥ ሽ.15 እና ሽ.16 :- የቴሌፎን፣ የቴሌግራፍ መገናኛና የፖስታ ስታትስቲክ ክስን ያሳያል፡፡

SECTION H. TRANSPORT AND COMMUNICATIONS

Table H.1: refers to operations of Ethiopian Airlines both domestically and internationally.

Tables H.2 - 4: pertains to basic statistics concerning international traffic at Addis Ababa and Asmara airports. However, figures on passengers and freight refer only to commercial planes while figures on aircraft movement refer to all airplanes.

Table H.5: shows length of all-weather roads by Highway maintenance district. Decrease of certain roads is due to change of alignment.

Table H.6: gives the cumulative investment in highway operations up to the reference periods specified, by source and use of fund.

Table H.7: refers to transport tariffs per metric ton on principal roads.

Tables H.8 and H.9: relate to data on driving licences issued and motor vehicle accidents.

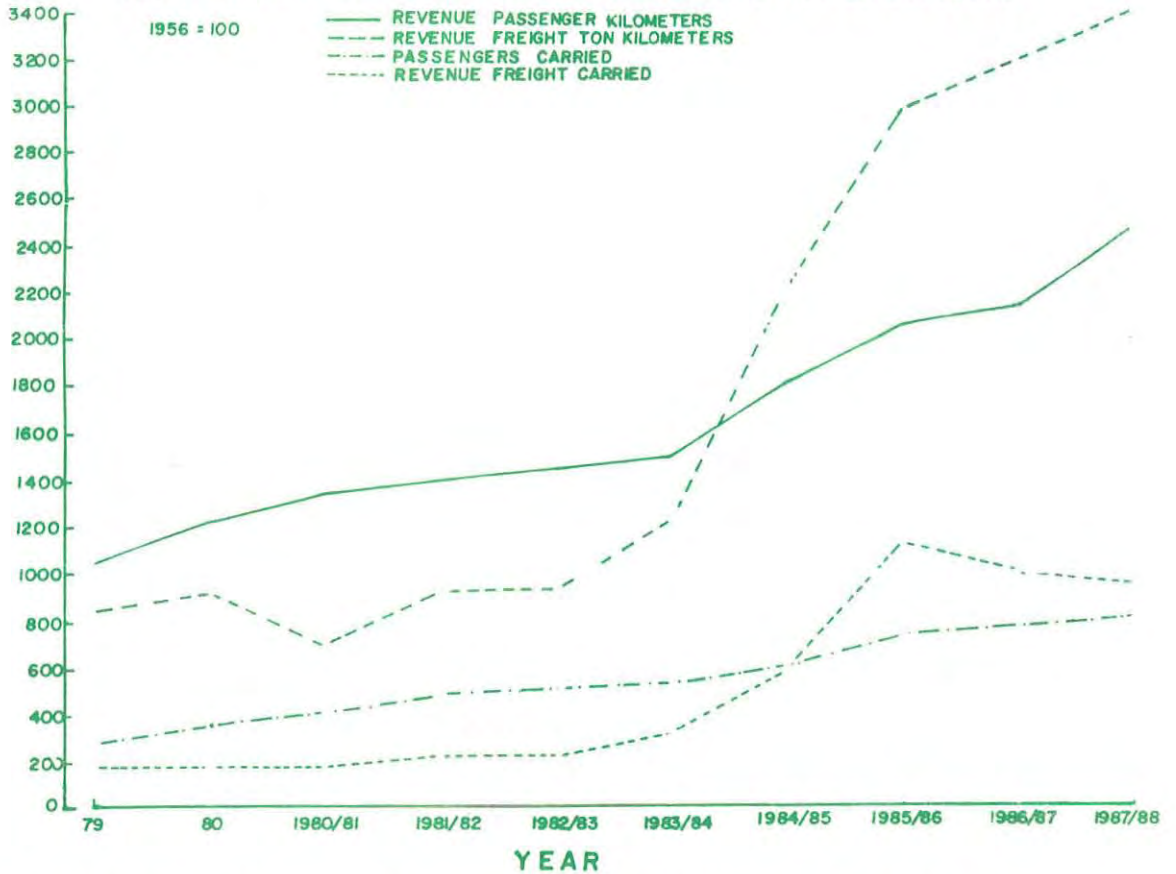
Tables H.10 and H.11: give data on the operations of the Ethio-Djibouti Railway.

Tables H.12 and H.13: show railway freight rates for selected import and export items.

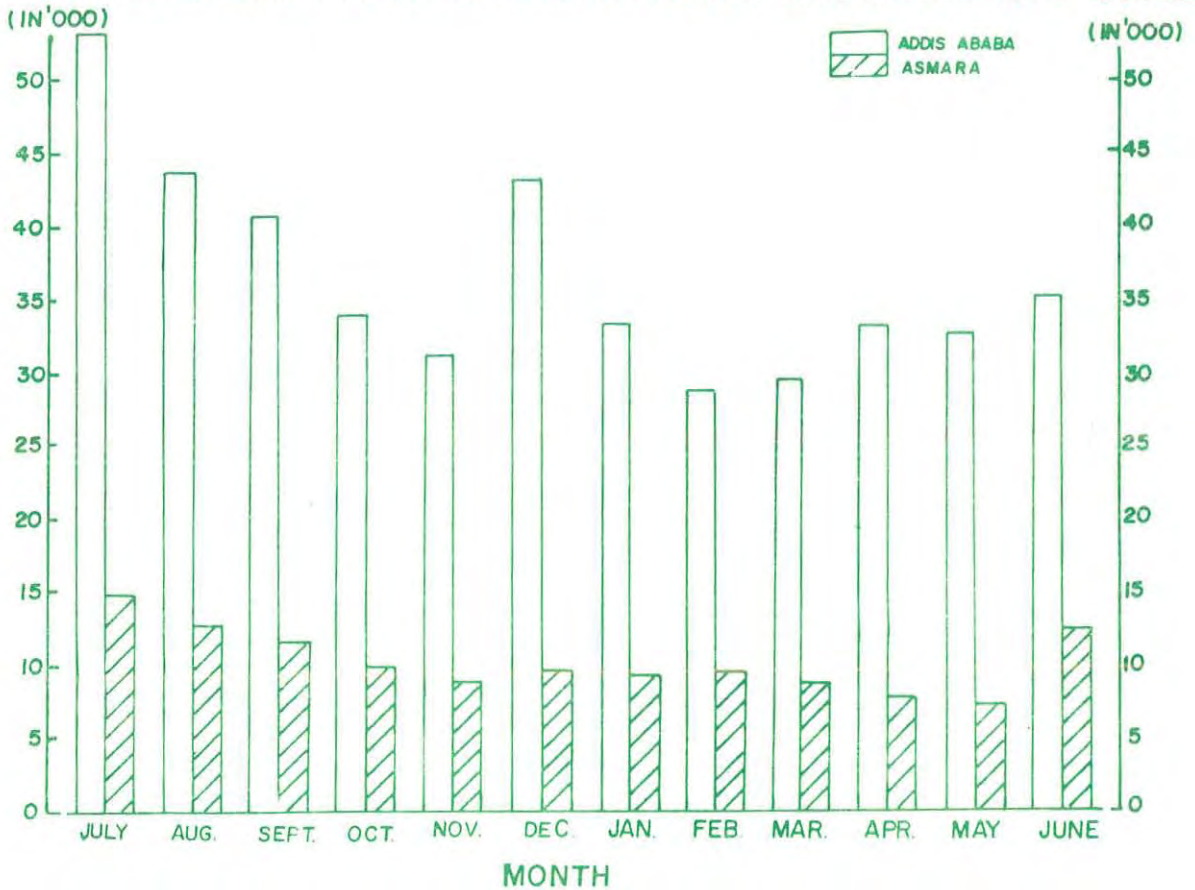
Table H. 14: pertains to basic statistics concerning the activities of sea ports.

Tables H.15 and H.16: deal with telecommunications and postal services statistics.

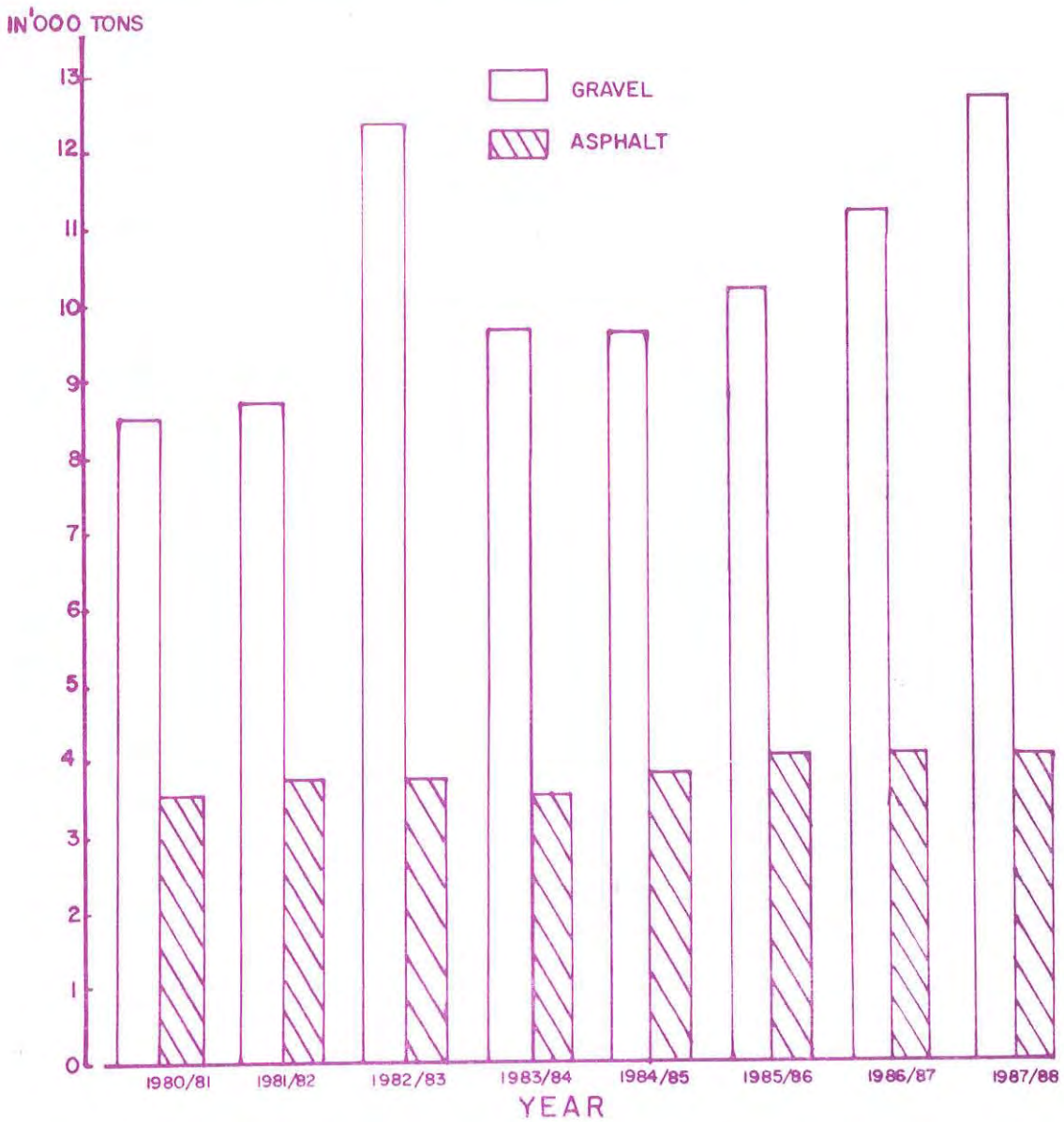
H.1-INDICES OF ETHIOPIAN AIRLINES OPERATIONS



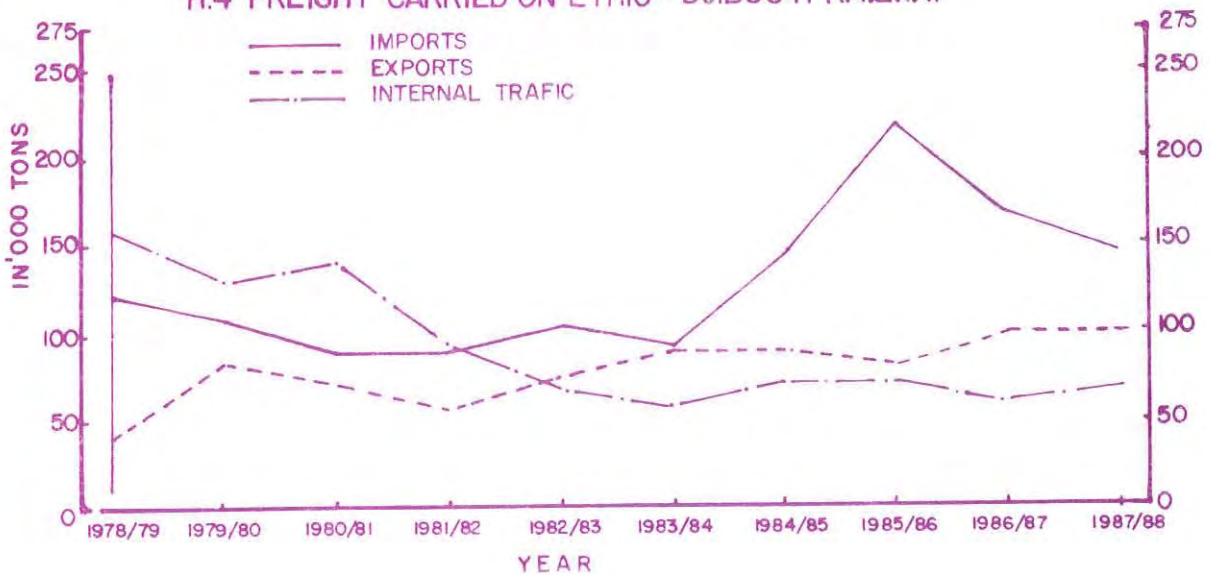
H.2-PASSENGERS CARRIED AT ADDIS ABABA AND ASMARA AIRPORTS 1987/88



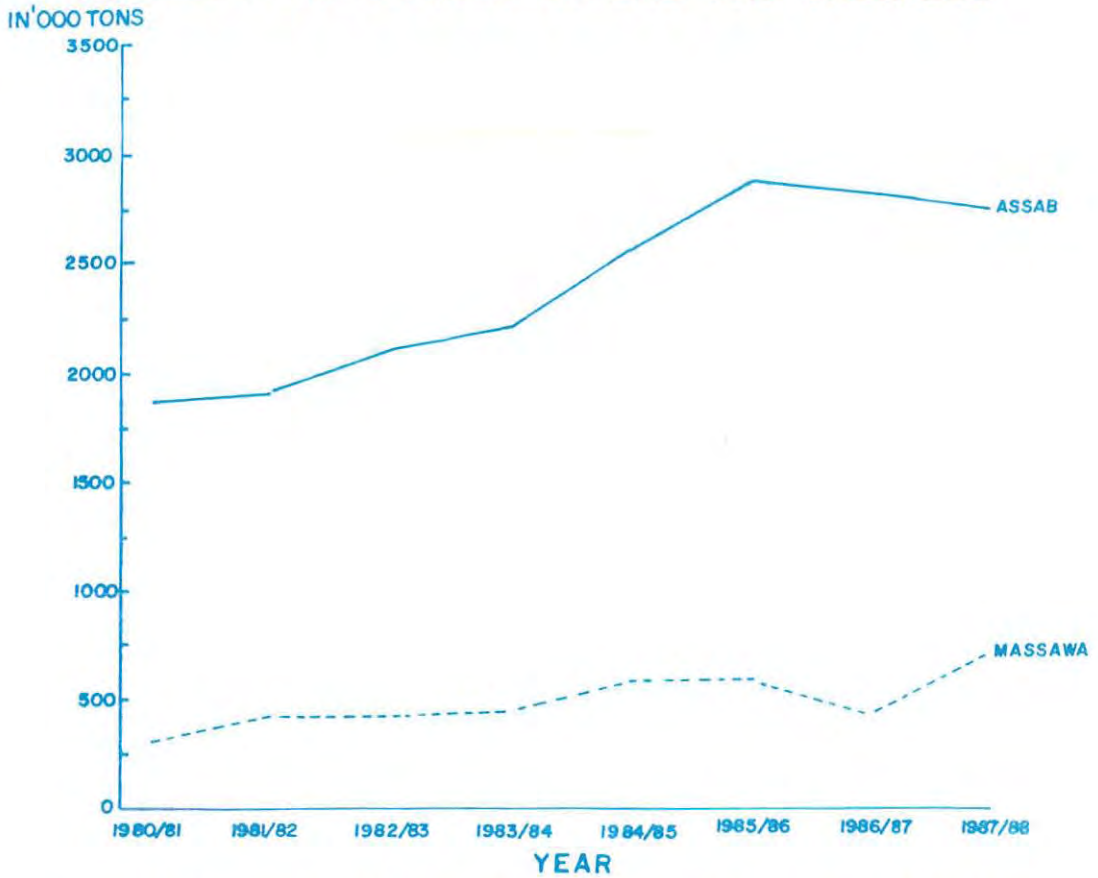
H.3 ALL WEATHER ROADS BY TYPE IN Kms



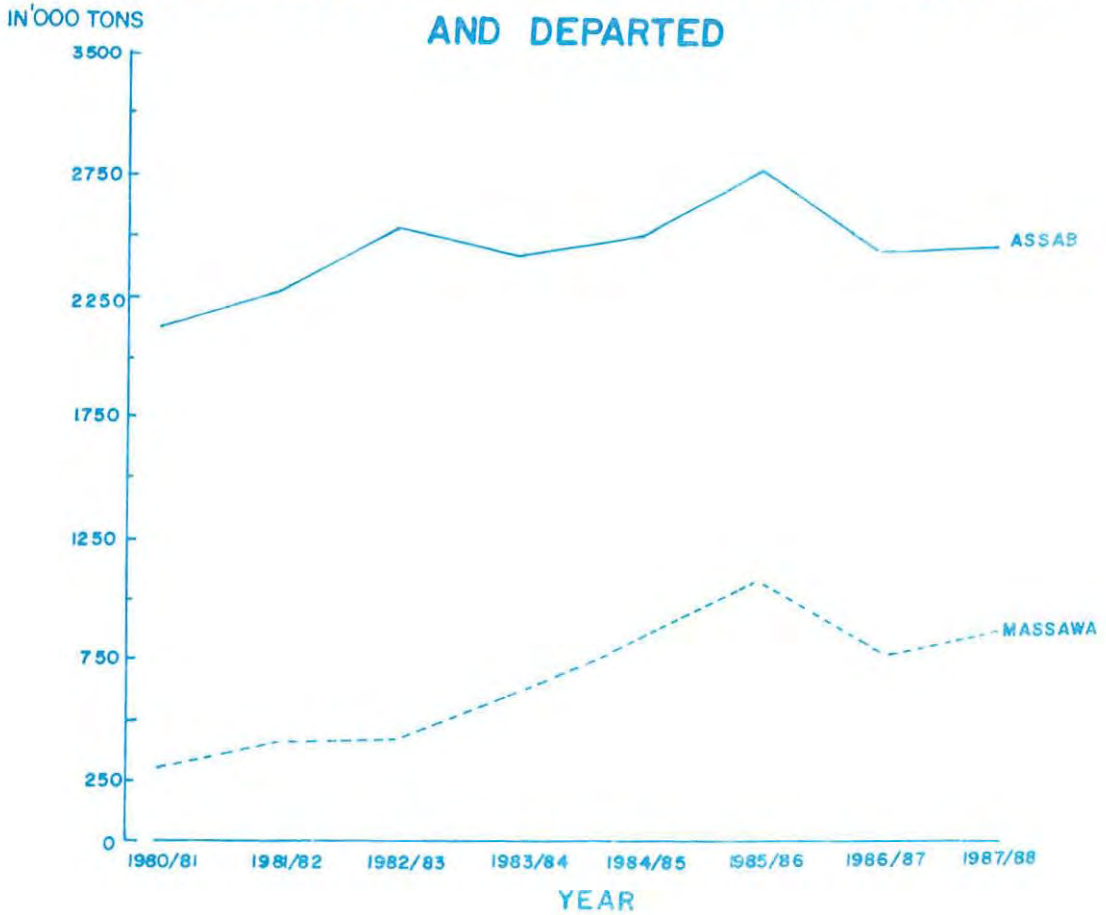
H.4 FREIGHT CARRIED ON ETHIO - DJIBOUTI RAILWAY



H5- SEAPORTS CARGOES LOADED AND UNLOADED



H6-NET REGISTERED TONNAGE OF SHIPS CALLED AND DEPARTED



ሠንጠረዥ ፲.፡፡፡ TABLE H.1

		1977	1978	1979	1980		
የከፋይ ወገን ልማት ቤት	ጠቅላይ /					PASSENGERS CARRIED	NUMBER
የኢንተርናሽናል		282,777	326,608	343,311	378,670	INTERNATIONAL	
የሀገር ውስጥ		146,039	183,000	207,465	204,640	DOMESTIC	
ጠቅላይ		428,816	309,608	550,776	583,310	TOTAL	
አያገገገጥ ተክሪቆ የበረረው ኪ.ሜ. ወካከለኛ ገጭት						AVERAGE KILOMETERS PER PASSENGER	
የኢንተርናሽናል		3,152	3,118	3,049	3,241	INTERNATIONAL	
የሀገር ውስጥ		386	395	417	424	DOMESTIC	
ወካከለኛ		1,769	2,140	2,062	2,253	AVERAGE	
አያገገገጥ ከፋይ ወገን ልማት የበረረው ኪ.ሜ.						REVENUE PASSENGER KILOMETERS	('000)
ጠቅላይ /		880,723	1,018,286	1,046,829	1,227,453	INTERNATIONAL	
የኢንተርናሽናል		63,528	72,316	87,104	86,690	DOMESTIC	
የሀገር ውስጥ		944,251	1,090,602	1,133,933	1,314,143	TOTAL	
የግብር ልብ ወለት የዐቃ ቅጣት	ጠቅላይ /					REVENUE FREIGHT CARRIED	(IN TON)
የኢንተርናሽናል		16,827	27,640	20,895	22,488	INTERNATIONAL	
የሀገር ውስጥ		12,525	29,717	30,875	26,253	DOMESTIC	
ጠቅላይ		29,352	57,357	51,770	48,741	TOTAL	
ገቢ ዐቃ/ጠቅላይ / ተገን ስራ ጭነት						REVENUE FREIGHT TON-KILOMETERS	('000)
የኢንተርናሽናል		49,918	57,433	62,466	71,139	INTERNATIONAL	
የሀገር ውስጥ		8,643	20,558	21,392	17,959	DOMESTIC	
ጠቅላይ		58,561	77,991	83,858	89,098	TOTAL	
አጭር ገቢ ለጥቅም የበረረው ኪ.ሜ. ጠቅላይ /		17,957	20,607	1,816	23,461	REVENUE PLANE-KILOMETERS	('000)
የተረፈ ለብት የቅጣት መጠን ለጥቅም ቢታዘብ /		56	54	49.2	56.**	PAYLOAD FACTOR	(%)
የሥራ ጥቅም ቤት	ጠቅላይ /	3,234	3,380	3,475	3,452	EMPLOYEES	(NUMBER)
የሥራ ገቢ	ጠቅላይ ብር /					OPERATING REVENUE	('000 BIRR)
ከወገን ልማት		184,173	211,603	222,784	273,335	PASSENGER	
ከዐቃ ቅጣት		49,735	69,416	77,463	79,482	FREIGHT	
ከሌሎች		70,101	102,282	82,293	101,973	OTHERS	
ጠቅላይ		304,009	383,301	382,540	454,790	TOTAL	
የሥራ ወጪ	ጠቅላይ ብር /					OPERATING EXPENSES	('000 BIRR)
የበረረው ወጪ		116,574	125,104	109,844	132,082	FLYING	
ሌሎች		158,038	212,153	224,552	277,017	OTHERS	
ጠቅላይ		274,612	337,257	334,396	409,099	TOTAL	
የግብር ልብ ወለት የዐቃ ቅጣት	ጠቅላይ ብር /	3,130	14,465	20,006	17,601	ADJUSTED NET PROFIT	('000 BIRR)
ተገን ስራ ስብ	ጠቅላይ ብር /	178,119	202,453	200,197	246,982	CURRENT ASSETS	('000 BIRR)
ተገን ስራ ዐቃ	ጠቅላይ ብር /	147,722	156,386	144,166	168,866	CURRENT LIABILITIES	('000 BIRR)
በሥራ ለጭ ያለ የተጠፋ ከገቢ	ጠቅላይ ብር /	129,431	46,067	56,031	78,166	NET WORKING CAPITAL	('000 BIRR)
የከገቢ ወጪ	ጠቅላይ ብር /					CAPITAL EXPENDITURES	('000 BIRR)
ለ ትራንስፖርት መሳሪያዎች ለአጭር ገቢ		38,607	-	34,316	276,537	TRANSPORT EQUIPMENT (AIRCRAFT VEHICLES, ETC.)	('000 BIRR)
ለ ትራንስፖርት መሳሪያዎች ለሌሎች ገቢ		3,281	-	3,910	6,640	OTHERS	('000 BIRR)
ጠቅላይ		41,888	-	38,226	283,177	TOTAL	
ኢንቬስትመንት በጥገና ታሰቦ	ጠቅላይ ብር /	1,540	3,696	2,379	2,520	INVESTMENT AT COST	('000 BIRR)
የገቢ ለብት የዐቃ ቅጣት ገንዘብ	ጠቅላይ ብር /	370,715	356,135	349,232	499,461	FIXED ASSETS AFTER DEPRECIATION	('000 BIRR)
		1984/85	1985/86	1986/87	1987/88		

* የግብር ልብ ወለት በ ጳ 23 ነው።
* Year Ending June 30

** የገቢ ለብት የዐቃ ቅጣት ይዘውልል
** Including Charter

የኢትዮጵያ አየር ወገን ልማት ቤት የተገኘ
Source: Ethiopian Airlines

በአዲስ አበባና በአሙራ ዓለቃ አቶ አይርገሰ ግሬጊያን የተሰየሙ የተሰሩ የአየር ንፍቀ 1977^ጽ - 1980^ጽ
 AIR TRAFFIC AT ADDIS ABABA AND ASMARA INTERNATIONAL AIRPORTS 1984/85* - 1987/88*

ሠገጠረዥ ቮ.2 TABLE H.2

		1977	1978	1979	1980		
አዲስ አበባ						ADDIS ABABA	
የአይርገሰ አገገጃጅ	ለተገኘ/					AIRCRAFT MOVEMENT	(NUMBER)
ገቢ		15,237	15,320	14,570	15,436	IN	
ወጪ		15,200	15,289	14,604	15,470	OUT	
ጭማሪ		30,437	30,609	29,174	30,906	TOTAL	
የሚገገሙት ገቢ	ለተገኘ/					PASSENGER CARRIED	(NUMBER)
ገቢ		158,360	174,673	201,414	219,494	IN	
ወጪ		156,974	170,509	199,296	217,409	OUT	
ትራንዚት		10,783	5,099	2,387	2,583	IN TRANSIT	
ጭማሪ		326,117	350,281	403,097	439,486	TOTAL	
የዕቃ ወገን ገቢ	ለተገኘ/					FREIGHT CARRIED	(TONS)
ገቢ		16,028	23,171	23,556	22,739	IN	
ወጪ		12,495	25,506	27,465	25,743	OUT	
ትራንዚት		373	82	17	13	IN TRANSIT	
ጭማሪ		28,896	48,759	51,038	48,495	TOTAL	
የፖስታ ገቢ	ለተገኘ/					MAIL CARRIED	(TONS)
ገቢ		818	829	651	619	IN	
ወጪ		729	618	456	376	OUT	
ትራንዚት		-	-	-	-	IN TRANSIT	
ጭማሪ		1,547	1,447	1,107	995	TOTAL	
አሙራ						ASMARA	
የአይርገሰ አገገጃጅ	ለተገኘ/					AIRCRAFT MOVEMENT	(NUMBER)
ገቢ		12,295	17,940	12,745	17,289	IN	
ወጪ		12,299	17,963	12,708	17,318	OUT	
ጭማሪ		24,594	35,903	25,453	34,607	TOTAL	
የሚገገሙት ገቢ	ለተገኘ/					PASSENGERS CARRIED	(NUMBER)
ገቢ		38,456	48,044	58,526	57,694	IN	
ወጪ		40,805	49,244	59,159	62,240	OUT	
ትራንዚት		-	-	-	-	IN TRANSIT	
ጭማሪ		79,261	97,288	117,685	119,934	TOTAL	
የዕቃ ወገን ገቢ	ለተገኘ/					FREIGHT CARRIED	(TONS)
ገቢ		8,564	20,458	22,733	20,228	IN	
ወጪ		6,545	12,631	10,128	8,331	OUT	
ጭማሪ		15,109	33,089	32,861	28,559	TOTAL	
የፖስታ ገቢ	ለተገኘ/					MAIL CARRIED	(TONS)
ገቢ		356	297	216	114	IN	
ወጪ		170	151	57	44	OUT	
ጭማሪ		526	448	273	158	TOTAL	
		1984/85	1985/86	1986/87	1987/88		

የአየር ንፍቀ ገጠረዥ ለአሙራ ግጥም
 Source: Civil Aviation Authority

* የዓመት መጨረሻ በ ነገ 30 ነው
 * Year Ending July 7

ቦሌ አዲስ አበባ ዓለም አቀፍ አይርገላግ ግረሬጃ የተገለገው የአየር ትራፊክ 1978* - 1980*
 AIR TRAFFIC AT BOLE ADDIS ABABA INTERNATIONAL AIR PORT, 1985/86* - 1987/88*

የአይርገላግ አገታሰቢና የወገገደኞች ብዛት
 AIRCRAFT MOVEMENTS AND PASSENGERS CARRIED

ሠገጠረዥ ቪ.3/ሀ/

TABLE H.3 (a)

ቦታ

NUMBER

ወር	የአይርገላግ አገታሰቢ			የወገገደኞች ብዛት				1985/86
	ገቢ	ወጪ	ዲፎር	ገቢ	ወጪ	ትራንዚት	ዲፎር	
<u>1978</u>								
ሐምሌ	1,661	1,679	3,340	18,564	17,629	1,089	37,282	JULY
ነሐሴ	1,487	1,503	2,990	16,309	16,998	838	34,145	AUGUST
መስከረም	1,327	1,328	2,655	16,964	15,969	481	33,414	SEPTEMBER
ጥቅምት	1,437	1,427	2,864	13,585	12,814	707	27,106	OCTOBER
ገዳር	1,472	1,470	2,942	12,970	12,491	351	25,812	NOVEMBER
ታህሣሥ	1,530	1,555	3,085	16,460	15,505	211	32,176	DECEMBER
ጥር	1,102	1,079	2,181	14,072	13,164	867	28,103	JANUARY
የካቲት	809	786	1,595	12,153	11,451	-	23,604	FEBRUARY
መጋቢት	793	769	1,562	13,758	13,022	-	26,772	MARCH
ሚያዝያ	1,179	1,193	2,372	12,955	13,472	132	26,559	APRIL
ገንቦት	1,319	1,310	2,629	13,347	13,420	184	26,951	MAY
ቦሌ	1,204	1,190	2,394	13,544	14,574	239	28,357	JUNE
ዲፎር	15,320	15,289	30,609	174,673	170,509	5,099	350,281	TOTAL
<u>1979</u>								
ሐምሌ	1,129	1,130	2,259	19,318	18,746	266	38,330	JULY
ነሐሴ	1,187	1,184	2,371	17,874	19,236	203	37,313	AUGUST
መስከረም	1,087	1,082	2,169	18,938	17,941	276	37,155	SEPTEMBER
ጥቅምት	1,237	1,236	2,473	15,046	14,466	148	29,660	OCTOBER
ገዳር	1,098	1,100	2,198	13,817	13,531	2	27,350	NOVEMBER
ታህሣሥ	1,419	1,441	2,860	18,518	18,387	-	36,905	DECEMBER
ጥር	1,226	1,230	2,456	17,310	16,718	184	34,212	JANUARY
የካቲት	1,192	1,194	2,386	14,535	13,670	274	28,479	FEBRUARY
መጋቢት	1,276	1,286	2,562	16,104	15,962	249	32,315	MARCH
ሚያዝያ	1,263	1,252	2,515	16,521	16,109	237	32,867	APRIL
ገንቦት	1,171	1,180	2,351	16,162	17,320	141	33,623	MAY
ቦሌ	1,285	1,289	2,574	17,271	17,210	407	34,888	JUNE
ዲፎር	14,570	14,604	29,174	201,414	199,296	2,387	403,097	TOTAL
<u>1980</u>								
ሐምሌ	1,143	1,115	2,258	27,183	25,942	271	53,396	JULY
ነሐሴ	1,124	1,124	2,248	21,654	21,784	210	43,648	AUGUST
መስከረም	1,092	1,089	2,181	20,875	20,137	5	41,017	SEPTEMBER
ጥቅምት	1,238	1,228	2,466	17,157	16,630	226	34,013	OCTOBER
ገዳር	1,216	1,213	2,429	15,949	15,271	7	31,227	NOVEMBER
ታህሣሥ	1,472	1,473	2,945	21,188	21,997	219	43,404	DECEMBER
ጥር	1,232	1,236	2,468	17,161	16,008	206	33,375	JANUARY
የካቲት	1,351	1,364	2,715	14,695	13,867	228	28,790	FEBRUARY
መጋቢት	1,499	1,500	2,999	14,506	14,754	330	29,590	MARCH
ሚያዝያ	1,283	1,309	2,592	15,518	17,400	251	33,169	APRIL
ገንቦት	1,326	1,370	2,696	16,317	16,169	264	32,750	MAY
ቦሌ	1,460	1,449	2,909	17,291	17,450	366	35,107	JUNE
ዲፎር	15,436	15,470	30,906	219,494	217,409	2,583	439,486	TOTAL
	IN	OUT	TOTAL	IN	OUT	TRANSIT	TOTAL	MONTH
	AIRCRAFT MOVEMENT			PASSENGERS CARRIED				

ከአየር ትራንስፖርት ባለሥልጣን የተገኘ
 Source: Civil Aviation Authority

* የዓመት መጨረሻ በኅዳር 30 ነው።
 * Year Ending July 7

በአዲስ አበባ ዓለም አቀፍ አድርገሰገ ግራሬጃ የቀረገ የአየር ትራፊክ 1978^ግ - 1980^ግ

AIR TRAFFIC AT ADDIS ABABA INTERNATIONAL AIR PORT, 1985/86* - 1987/88*

በአድርገሰገ የተጓዙ ዕቃና ፖስት
FREIGHT AND MAIL CARRIED

ሠገጠረዥ ስ.ጌ ለ /

TABLE H.3 (b)

በ ተገ

IN TONS

ወር	በአድርገሰገ የተጓዙ ዕቃ በዛት			በአድርገሰገ የተጓዙ የፖስት በዛት			1985/86 1986/87 1987/88	MONTH
	ገቢ	ወጪ	ትራንዚት	ድምር	ገቢ	ወጪ		
1978								1985/86
ጳጳሴ	2,024	1,663	9	3,696	72	55	127	JULY
ነሐሴ	1,757	1,641	13	3,411	66	65	131	AUGUST
መስከረም	1,778	2,030	5	3,813	68	60	128	SEPTEMBER
ጥቅምት	1,472	2,057	38	3,567	71	62	133	OCTOBER
ንግረ	2,252	2,136	13	4,401	66	57	123	NOVEMBER
ገቢ	2,230	2,578	1	4,809	85	70	155	DECEMBER
ጥር	2,267	2,675	-	4,942	68	52	120	JANUARY
የካቲት	1,855	1,786	-	3,641	61	45	106	FEBRUARY
መጋቢት	2,068	2,138	-	4,206	74	55	129	MARCH
ሚያዝያ	1,709	2,253	1	3,963	74	36	110	APRIL
ግንቦት	2,179	3,008	1	5,188	77	30	107	MAY
ሰኔ	1,580	1,541	-	3,121	47	30	77	JUNE
ድምር	23,171	25,506	81	48,758	829	617	1,446	TOTAL
1979								1986/87
ጳጳሴ	1,871	1,932	1	3,804	58	53	111	JULY
ነሐሴ	1,835	2,150	1	3,986	55	35	90	AUGUST
መስከረም	1,407	1,258	1	2,666	54	37	91	SEPTEMBER
ጥቅምት	1,781	2,184	-	3,965	56	47	103	OCTOBER
ንግረ	1,831	3,192	-	5,023	49	45	94	NOVEMBER
ገቢ	2,695	3,094	-	5,789	65	36	101	DECEMBER
ጥር	2,093	2,383	-	4,476	53	27	80	JANUARY
የካቲት	2,058	2,176	-	4,234	48	33	81	FEBRUARY
መጋቢት	2,116	2,266	4	4,386	54	42	96	MARCH
ሚያዝያ	2,257	2,845	3	5,105	50	29	79	APRIL
ግንቦት	1,792	1,731	6	3,529	57	34	91	MAY
ሰኔ	1,819	2,254	1	4,074	52	38	90	JUNE
ድምር	23,555	27,465	17	51,037	651	456	1,107	TOTAL
1980								1987/88
ጳጳሴ	2,635	2,436	-	5,071	53	47	100	JULY
ነሐሴ	1,547	2,328	1	3,876	58	43	101	AUGUST
መስከረም	1,955	2,082	-	4,037	44	28	72	SEPTEMBER
ጥቅምት	1,484	1,028	-	3,512	58	32	90	OCTOBER
ንግረ	1,473	2,526	-	2,999	60	27	87	NOVEMBER
ገቢ	2,265	2,580	1	4,846	15	14	29	DECEMBER
ጥር	2,574	2,991	2	5,567	65	25	90	JANUARY
የካቲት	1,892	1,765	1	3,658	52	8	60	FEBRUARY
መጋቢት	2,056	2,650	4	4,710	24	58	82	MARCH
ሚያዝያ	1,501	1,944	1	3,446	48	33	81	APRIL
ግንቦት	1,555	1,714	1	3,270	88	28	116	MAY
ሰኔ	1,801	1,700	-	3,501	54	34	88	JUNE
ድምር	22,738	25,743	11	48,492	619	377	996	TOTAL
	IN	OUT	TRANSIT	TOTAL	IN	OUT	TOTAL	
	FREIGHT CARRIED				MAIL CARRIED			

ከአየር ትራፊክ ፖስት ባለቤቱ የተገኘ
Source: Civil Aviation Authority

* የግምት ወጪ ሰኔ 30 ነው።
* Year Ending July 7

በአዲስ አበባ ከተማ አስተዳደር የግልጽ የተጓዥ ጉልበት 1978^ጠ - 1980^ጠ

AIR TRAFFIC AT ADDIS ABABA INTERNATIONAL AIR PORT, 1985/86* - 1987/88*

የአየር አገልግሎት የግንባታ ጠዋት
AIRCRAFT MOVEMENT AND PASSENGERS CARRIED

ሠንጠረዥ በ.4 ለ / TABLE H.4 (a)

ቦታ

NUMBER

ወር	የአስፈላጊነት አገልግሎት			የግንባታ ጠዋት				1985/86
	ገቢ	ወጪ	ድምር	ገቢ	ወጪ	ጎልገዛት	ድምር	
1978								1985/86
ሐምሌ	1,598	1,598	3,196	4,585	4,579	-	9,164	JULY
ነሐሴ	1,561	1,561	3,122	4,399	4,462	-	8,861	AUGUST
መስከረም	1,349	1,348	2,697	4,739	4,635	-	9,374	SEPTEMBER
ጥቅምት	2,043	2,044	4,087	3,575	4,700	-	8,275	OCTOBER
ገዳር	1,959	1,944	3,903	3,331	3,449	-	6,780	NOVEMBER
ታህሣሥ	1,423	1,436	2,859	3,567	3,907	-	7,474	DECEMBER
ጥር	1,222	1,223	2,445	4,146	3,828	-	7,974	JANUARY
የካቲት	1,174	1,173	2,347	3,947	3,732	-	7,679	FEBRUARY
መጋቢት	1,108	1,108	2,216	3,794	4,360	-	8,154	MARCH
ሚያዝያ	984	990	1,974	4,003	3,783	-	7,786	APRIL
ግንቦት	1,468	1,488	2,956	4,004	4,057	-	8,061	MAY
ሰኔ	2,051	2,050	4,101	3,954	3,752	-	7,706	JUNE
ድምር	17,940	17,963	35,903	48,044	49,244	-	97,288	TOTAL
1979								1986/87
ሐምሌ	1,001	991	1,992	5,495	5,381	-	10,876	JULY
ነሐሴ	1,092	1,090	2,182	5,086	5,221	-	10,307	AUGUST
መስከረም	1,275	1,285	2,560	5,604	5,798	-	11,402	SEPTEMBER
ጥቅምት	1,418	1,385	2,803	4,486	4,406	-	8,892	OCTOBER
ገዳር	1,163	1,180	2,343	3,576	3,841	-	7,417	NOVEMBER
ታህሣሥ	1,283	1,276	2,559	4,397	4,815	-	9,212	DECEMBER
ጥር	1,000	990	1,990	6,440	4,534	-	10,974	JANUARY
የካቲት	938	931	1,869	4,442	5,174	-	9,616	FEBRUARY
መጋቢት	1,059	1,057	2,116	4,679	5,391	-	10,070	MARCH
ሚያዝያ	877	898	1,765	4,745	4,734	-	9,479	APRIL
ግንቦት	813	804	1,617	4,826	4,914	-	9,740	MAY
ሰኔ	826	831	1,657	4,750	4,950	-	9,700	JUNE
ድምር	12,745	12,708	25,453	58,526	59,159	-	117,685	TOTAL
1980								1987/88
ሐምሌ	869	865	1,734	7,537	7,123	-	14,660	JULY
ነሐሴ	971	965	1,936	6,268	6,492	-	12,760	AUGUST
መስከረም	893	935	1,828	5,414	6,171	-	11,585	SEPTEMBER
ጥቅምት	1,113	1,113	2,226	4,852	5,201	-	10,053	OCTOBER
ገዳር	1,025	1,029	2,054	4,249	4,586	-	8,835	NOVEMBER
ታህሣሥ	1,757	1,758	3,515	4,653	5,201	-	9,854	DECEMBER
ጥር	1,666	1,664	3,330	4,762	4,777	-	9,539	JANUARY
የካቲት	1,308	1,304	2,612	4,221	5,536	-	9,757	FEBRUARY
መጋቢት	2,295	2,284	4,579	4,046	4,846	-	8,892	MARCH
ሚያዝያ	2,072	2,073	4,145	3,773	4,164	-	7,937	APRIL
ግንቦት	2,143	2,148	4,291	3,679	3,735	-	7,414	MAY
ሰኔ	1,177	1,180	2,357	4,240	4,408	-	8,648	JUNE
ድምር	17,289	17,318	34,607	57,694	62,240	-	119,934	TOTAL
	IN	OUT	TOTAL	IN	OUT	TRANSIT	TOTAL	
	AIRCRAFT MOVEMENT			PASSENGERS CARRIED				

ከአየር ትራንስፖርት ባለስልጣን የተገኘ
Source: Civil Aviation Authority

* የግንባታ ዓመት ሰኔ 30 ድረስ
* Year Ending July 7

በአሙራ ዓለቆ ስቶ ከይርገሳ ግረጌ ዓተረገው ዓለፍ ንግድ 1978* - 1980*
 AIR TRAFFIC AT ASPARA INTERNATIONAL AIR PORT, 1985/86* - 1987/88*

በአይርገሳ ዓተገዛ ዕቃ ጽሑፍ
 FREIGHT AND MAIL CARRIED

ሠገጠረዥ ቪ.4 ለ / TABLE H.4 (b) በ ተገ IN TONS

ወር	በአይርገሳ ዓተገዛ ዕቃ ጽሑፍ			በአይርገሳ ዓተገዛ ጽሑፍ ጽሑፍ			
	ገቢ	ወጪ	ደብዳቤ	ገቢ	ወጪ	ደብዳቤ	
1978							1985/86
ሐምሌ	1,416	1,148	2,564	28	20	46	JULY
ነሐሴ	1,459	1,058	2,517	35	15	50	AUGUST
መስከረም	1,842	1,068	2,910	32	12	44	SEPTEMBER
ጥቅምት	1,658	667	2,325	37	14	51	OCTOBER
ገዳር	1,719	1,262	2,981	31	10	41	NOVEMBER
ታህሣሥ	2,159	1,266	3,425	32	11	43	DECEMBER
ጥር	2,101	1,357	3,458	13	12	25	JANUARY
የካቲት	1,265	1,042	2,307	23	15	38	FEBRUARY
መጋቢት	1,428	1,065	2,493	38	19	57	MARCH
ጳጉሜ	1,569	899	2,468	15	9	24	APRIL
ገንቦት	2,523	1,205	3,728	6	7	13	MAY
ሰኔ	1,320	594	1,914	7	6	13	JUNE
ደብዳቤ	20,459	12,631	33,090	297	153	447	TOTAL
1979							1986/87
ሐምሌ	1,665	702	2,367	25	7	32	JULY
ነሐሴ	1,958	848	2,806	16	4	20	AUGUST
መስከረም	1,064	484	1,548	19	5	24	SEPTEMBER
ጥቅምት	1,735	874	2,609	27	6	33	OCTOBER
ገዳር	2,556	929	3,485	27	4	31	NOVEMBER
ታህሣሥ	2,563	1,542	4,105	14	4	18	DECEMBER
ጥር	1,834	1,157	2,991	8	5	13	JANUARY
የካቲት	1,471	1,050	2,521	13	4	17	FEBRUARY
መጋቢት	1,321	377	1,698	25	4	29	MARCH
ጳጉሜ	2,178	1,232	3,410	12	4	16	APRIL
ገንቦት	2,405	815	3,220	13	4	17	MAY
ሰኔ	1,983	117	2,100	17	5	22	JUNE
ደብዳቤ	22,733	10,127	32,860	216	56	272	TOTAL
1980							1987/88
ሐምሌ	2,208	626	2,834	23	3	26	JULY
ነሐሴ	2,038	568	2,606	18	15	33	AUGUST
መስከረም	1,758	177	1,935	9	1	10	SEPTEMBER
ጥቅምት	1,446	465	1,911	9	3	12	OCTOBER
ገዳር	910	475	1,385	6	2	8	NOVEMBER
ታህሣሥ	1,814	1,138	2,952	6	2	8	DECEMBER
ጥር	2,048	155	2,203	3	2	5	JANUARY
የካቲት	1,501	1,152	2,653	5	3	8	FEBRUARY
መጋቢት	1,801	1,226	3,027	6	2	8	MARCH
ጳጉሜ	1,557	544	2,101	12	2	14	APRIL
ገንቦት	1,395	826	2,221	7	5	12	MAY
ሰኔ	1,750	979	2,729	10	3	13	JUNE
ደብዳቤ	20,226	8,331	28,557	114	43	157	TOTAL
	IN	OUT	TOTAL	IN	OUT	TOTAL	
	FREIGHT CARRIED			MAIL CARRIED			

ከአፍሪካ ንግድ ባለሙያዎች ጋር ጋር
 Source: Civil Aviation Authority

* ዓመት መጨረሻ በ 30 ነገር
 * Year Ending July 7

የከረዎትና የባጋ መገገሚያ ቦታዎች ባህሪ 1978^ጸ - 1980^ጸ
 ALL WEATHER ROADS BY MAINTENANCE DISTRICT 1985/86* - 1987/88*

ሠገጠረዥ ቮ.5

TABLE H.5

በኪሎ ሜትር IN KMS.

የገገገገ ገገገገ	ኮረትጸጸ	አሰራሪት	ጠቅላላ ደምር	
<u>1978</u>				<u>1985/86</u>
አሰዎገና	1,917	1,242	3,159	ALEMGENA
ኮምቦሊቻ	387	660	1,047	COMBOLCHA
ሸሸመኔ	1,101	683	1,784	SHASHEMENE
ደረሳዎ	1,065	393	1,458	DIRE DAWA
ጉጉደር	671	15	686	GONDER
ደብረማር ቶስ	862	96	958	DEBRE MARKOS
ጃጃ	944	353	1,297	JIMMA
አሙራ	332	567	899	ASMARA
አዲገራት	607	48	655	ADIGRAT
ደምር	7,886	4,057	11,943	SUB-TOTAL
የገገገገ መገገገ	2,339	-	2,339	RURAL ROADS
ጠቅላላ ደምር	10,225	4,057	14,282	GRAND TOTAL
<u>1979</u>				<u>1986/87</u>
አሰዎገና	1,808	1,250	3,058	ALEMGENA
ኮምቦሊቻ	424	659	1,083	COMBOLCHA
ሸሸመኔ	1,068	683	1,751	SHASHEMENE
ደረሳዎ	1,065	393	1,458	DIRE DAWA
ጉጉደር	681	15	696	GONDER
ደብረማር ቶስ	873	96	969	DEBRE MARKOS
ጃጃ	1,011	353	1,364	JIMMA
አሙራ	332	567	899	ASMARA
አዲገራት	607	48	655	ADIGRAT
ደምር	7,869	4,064	11,933	SUB-TOTAL
የገገገገ መገገገ	3,422	-	3,422	RURAL ROADS
ጠቅላላ ደምር	11,291	4,064	15,355	GRAND TOTAL
<u>1980</u>				<u>1987/88</u>
አሰዎገና	1,813	1,212	3,025	ALEMGENA
ኮምቦሊቻ	424	697	1,121	COMBOLCHA
ሸሸመኔ	1,068	683	1,751	SHASHEMENE
ደረሳዎ	1,238	393	1,631	DIRE DAWA
ጉጉደር	681	15	696	GONDER
ደብረማር ቶስ	873	96	969	DEBRE MARKOS
ጃጃ	1,011	353	1,364	JIMMA
አሙራ	332	567	899	ASMARA
አዲገራት	607	48	655	ADIGRAT
ደምር	8,047	4,064	12,111	SUB-TOTAL
የገገገገ መገገገ	4,809	-	4,809	RURAL ROADS
ጠቅላላ ደምር	12,856	4,064	16,920	GRAND TOTAL
	GRAVEL**	ASPHALT	TOTAL	MAINTENANCE DISTRICT

* የዓመት መጨረሻ በኪ 30 ነው
 * Year Ending July 7

** የገገገገ መገገገ ርዝመት ከኮረት ጋር ተደቅሯል።
 ** The length of rural roads is added to the gravel

ከኢትዮጵያ ኑራገሰፖርትና ኮንስትራክሽን ባለሥልጣን የተገኘ
 Source: Ethiopian Transport Construction Authority

ለአውራ ገዳና ሥራዎች የተገኘ ገንዘብ፣ 1978* - 1980*
 FUNDS OBTAINED FOR THE CONSTRUCTION OF HIGHWAYS, 1985/86* - 1987/88*

ሠገጠረዥ ስ.6 / TABLE H.6 (a)

ባሚሊዮን ብር IN MILLION BIRR

	ባጀት	ብዳር	ጭር	
1978				1985/86
አገገኛው የአውራ ገዳና ፕሮግራም	-	-	-	FIRST HIGHWAY PROGRAMME
አገገኛው የአውራ ገዳና ፕሮግራም	9.6	0.5	10.1	INTERIM PERIOD
ሁለተኛው የአውራ ገዳና ፕሮግራም	-	-	-	SECOND HIGHWAY PROGRAMME
ሶስተኛው የአውራ ገዳና ፕሮግራም	-	-	-	THIRD HIGHWAY PROGRAMME
አራተኛው የአውራ ገዳና ፕሮግራም	-	-	-	FOURTH HIGHWAY PROGRAMME
አምስተኛው የአውራ ገዳና ፕሮግራም	-	-	-	FIFTH HIGHWAY PROGRAMME
ስድስተኛው የአውራ ገዳና ፕሮግራም	-	-	-	SIXTH HIGHWAY PROGRAMME
በገተኛው የአውራ ገዳና ፕሮግራም	-	-	-	SEVENTH HIGHWAY PROGRAMME
አምስተኛው የአውራ ገዳና ፕሮግራም	-	7.8	7.8	EIGHTH HIGHWAY PROGRAMME
ጭንቀትና ሌሎች ፕሮግራሞች	67.5	10.9	78.4	RECURRENT AND OTHER PROJECTS
ሌሎች ገቢዎች	-	-	-	OTHER REVENUES
ወደ ያልተገኘ ገንዘብ ቢተኝ	-	-	-	LESS UNCASHED APPROPRIATION
ጭር	77.1	19.2	96.3	TOTAL
1979				1986/87
አገገኛው የአውራ ገዳና ፕሮግራም	-	-	-	FIRST HIGHWAY PROGRAMME
አገገኛው የአውራ ገዳና ፕሮግራም	-	0.3	0.3	INTERIM PERIOD
ሁለተኛው የአውራ ገዳና ፕሮግራም	-	-	-	SECOND HIGHWAY PROGRAMME
ሶስተኛው የአውራ ገዳና ፕሮግራም	-	-	-	THIRD HIGHWAY PROGRAMME
አራተኛው የአውራ ገዳና ፕሮግራም	-	-	-	FOURTH HIGHWAY PROGRAMME
አምስተኛው የአውራ ገዳና ፕሮግራም	-	-	-	FIFTH HIGHWAY PROGRAMME
ስድስተኛው የአውራ ገዳና ፕሮግራም	-	-	-	SIXTH HIGHWAY PROGRAMME
በገተኛው የአውራ ገዳና ፕሮግራም	-	-	-	SEVENTH HIGHWAY PROGRAMME
አምስተኛው የአውራ ገዳና ፕሮግራም	-	26.2	26.2	EIGHTH HIGHWAY PROGRAMME
ጭንቀትና ሌሎች ፕሮግራሞች	98.5	-	98.5	RECURRENT AND OTHER PROJECTS
ሌሎች ገቢዎች	-	-	-	OTHER REVENUES
ወደ ያልተገኘ ገንዘብ ቢተኝ	-	-	-	LESS UNCASHED APPROPRIATION
ጭር	98.5	26.5	125.0	TOTAL
1980				1987/88*
አገገኛው የአውራ ገዳና ፕሮግራም	-	-	-	FIRST HIGHWAY PROGRAMME
አገገኛው የአውራ ገዳና ፕሮግራም	0.9	0.8	1.7	INTERIM PERIOD
ሁለተኛው የአውራ ገዳና ፕሮግራም	-	-	-	SECOND HIGHWAY PROGRAMME
ሶስተኛው የአውራ ገዳና ፕሮግራም	-	-	-	THIRD HIGHWAY PROGRAMME
አራተኛው የአውራ ገዳና ፕሮግራም	-	-	-	FOURTH HIGHWAY PROGRAMME
አምስተኛው የአውራ ገዳና ፕሮግራም	-	-	-	FIFTH HIGHWAY PROGRAMME
ስድስተኛው የአውራ ገዳና ፕሮግራም	-	-	-	SIXTH HIGHWAY PROGRAMME
በገተኛው የአውራ ገዳና ፕሮግራም	-	-	-	SEVENTH HIGHWAY PROGRAMME
አምስተኛው የአውራ ገዳና ፕሮግራም	-	38.1	38.1	EIGHTH HIGHWAY PROGRAMME
ጭንቀትና ሌሎች ፕሮግራሞች	87.6	17.1	104.7	RECURRENT AND OTHER PROJECTS
ሌሎች ገቢዎች	-	-	-	OTHER REVENUES
ወደ ያልተገኘ ገንዘብ ቢተኝ	-	-	-	LESS UNCASHED APPROPRIATION
ጭር	88.5	56.0	144.5	TOTAL
	BUDGET	LOAN	TOTAL	

* የግምት ወረቀት በጥር 30 ነው።

* Year Ending July 7

ከኢትዮጵያ የጉራገጥ ሰጠት ሰጪ ሰጠት ሰጪ ሰጠት ሰጪ
 Source: Ethiopian Transport Construction Authority

የትራንስፖርት ኮንስትራክሽን ባለሥልጣን የገንዘብ አጠቃቀም፣ 1978* - 1980**
 USE OF FUND BY THE ETHIOPIAN TRANSPORT CONSTRUCTION AUTHORITY, 1985/86* - 1987/88**

ሠገጠረዥ ቤ.6 ለ /

TABLE H.6 (b)

በሚሊዮን ባር IN MILLION BIRR

	1978	1979	1980	
የገንዘብ አጠቃቀም				USE OF FUND
ለጥገና	0.4	0.5	1.1	SURVEY EXPENSES
ለገጠር ግንባታ	14.9	17.9	28.9	RURAL ROADS
ለጣሽሽያ	-	-	-	RECONSTRUCTION AND/OR BETTERMENT
ለግንባታ ሥራዎች	29.1	36.3	26.5	CONSTRUCTION
ለጥገና	24.2	27.3	36.4	MAINTENANCE
ለከፍተኛ ሃገር ግንባታና ልዩ ፕሮጀክቶች	-	-	-	REGIONAL ROADS AND SPECIAL PROJECTS
ሌሎች	48.5	32.9	28.6	OTHERS
የፕሮግራም ወጪዎች ጠቅላይ	117.1	114.9	121.5	TOTAL PROGRAM EXPENDITURE
ገዛያዊና ደንበኞች ግብዓት	-	-	-	CURRENT AND FIXED ASSETS
ዕድል ቢታይ	-	-	-	LESS LIABILITIES
ጠቅላላ ጠቅላይ	117.1	114.9	121.5	GRAND TOTAL
	1985/86	1986/87	1987/88	

* የዓመት መጨረሻ በኅዳር 30 ነው።
 * Year Ending July 7

ከኢትዮጵያ ትራንስፖርት ኮንስትራክሽን ባለሥልጣን
 Source: Ethiopian Transport Construction Authority

የአገልግሎት ተገኝቶች ላይ የገንዘብ ተገኝቶች በክፍል ላይ የወሲክ ግንባታ
 HIGHWAY TRANSPORT TARIFF ON PRINCIPAL ROADS PER METRIC TON

ሠገጠረዥ ቤ.7

TABLE H.7

ባር

IN BIRR

ዓመት የሠራተኛ	ከ አ ላ ስ ስ በ ባ ስ ስ ስ								ዓመት
	አባባ	አሙራ	ደቢ	ጃሞ	ዳላ	አጥቲ	ደባረ ግርብስ	ናዝረት	
1969/70	66-123	81-151	30-56	25-47	27-51	25-46	23-43	7-14	1977
1970/71	65-86	108	40	34	35	33	30	9	1978
1971/72	64-50	127-80	39.80	33.30	36.50	33.10	30	9.90	1979
1972*	75	127.80	39.80	35.50	36.50	33.10	30	9.90	1979/80*
1973**	180.31	221.29	81.55	68.23	74.79	67.82	61.47	20.08	1980/81**
	110.00	135.00	49.75	41.63	45.63	41.38	37.50	12.25	
1974**	178.26	221.29	81.55	68.23	74.78	67.90	61.50	20.30	1981/82**
	108.75	135.00	49.80	44.63	45.63	41.40	37.50	12.38	
1975**	180.72	261.86	82.17	70.90	73.56	67.00	61.27	20.49	1982/83**
	110.25	159.75	50.13	43.25	44.88	40.88	37.38	12.25	
1976**	180.72	221.72	82.17	70.90	73.56	67.00	61.27	20.08	1983/84**
	110.25	135.00	50.13	43.25	44.88	40.88	37.38	12.25	
1977**	110.25	135.00	50.12	43.25	44.87	40.87	37.37	12.25	1984/85**
1978**	180.72	221.29	82.16	70.89	73.56	67.00	61.26	20.08	1985/86**
	110.25	135.00	50.12	43.25	44.88	40.88	37.38	12.25	
1979**	180.72	221.29	82.17	70.90	73.56	67.00	61.27	20.09	1986/87**
	110.25	135.00	50.13	43.25	44.88	40.88	37.38	12.25	
1980**	180.72	221.29	82.17	70.90	73.56	67.56	61.27	20.09	1987/88**
	110.25	135.00	50.13	43.25	44.88	40.88	37.38	12.25	
	ASSAB	ASMARA	DESSIE	JIDAFA	DILLA	NEKEMT	DEBRE MARKOS	NAZERETH	
	FROM ADDIS ABABA TO								

* የዓመት መጨረሻ በኅዳር 30 ነው።
 * Year Ending July 7

ከግንባታ ትራንስፖርት ባለሥልጣን የተገኘ
 Source: Road Transport Authority

+ የመጀመሪያው ሰባት የግንባታ ወሲክ ግንባታ ብቻ ቢያጠቃልል የሌሎች ወሲክ ግንባታ ባለቤቶች የግንባታ ወሲክ ግንባታ ይመለከታል።
 + The first row includes only trucks while the 2nd refers to trucks with truck-trailors

** ባለቤቱን አይካተትም
 ** Does not include trucks with trailers

የተሰጠ የግንባራ ሪፖርት 1977^ጽ - 1980^ጽ
 DRIVING LICENCES ISSUED, 1984/85* - 1987/88*

ሠገጠረዥ ሸ.8

TABLE H.8

	1977	1978	1979	1980	
የግንባራ ሪፖርት ዓይነት					TYPE OF LICENCE
1ኛ ደረጃ/ለጥ ተር ቢስኮሊዎች/	389	380	423	566	FIRST CLASS (MOTORCYCLES)
አዲስ አበባ	114	139	184	144	ADDIS ABABA
አሙራ	23	17	11	48	ASMARA
ሌሎች ከ/ሃገራት	252	224	228	374	OTHERS
2ኛ ደረጃ/የሰጠው ግንባራ/	11,645	9,989	13,040	14,432	SECOND CLASS (PRIVATE CARS)
አዲስ አበባ	4,474	3,609	4,810	4,393	ADDIS ABABA
አሙራ	2,121	2,202	2,186	4,080	ASMARA
ሌሎች ከ/ሃገራት	5,050	4,178	6,044	5,959	OTHERS
3ኛ ደረጃ/በባንኪን ለግንባራ	5,848	5,097	6,030	7,265	THIRD CLASS (PETROL-ENGINE TRUCKS)
አዲስ አበባ	1,606	1,888	2,283	2,269	ADDIS ABABA
አሙራ	1,324	940	762	1,634	ASMARA
ሌሎች ከ/ሃገራት	2,918	2,269	2,985	3,362	OTHERS
4ኛ ደረጃ/በድግግ ለግንባራ	2,379	1,913	2,707	3,193	FOURTH CLASS (DIESEL ENGINE TRUCKS)
አዲስ አበባ	520	359	568	893	ADDIS ABABA
አሙራ	556	497	501	694	ASMARA
ሌሎች ከ/ሃገራት	1,303	1,057	1,638	1,606	OTHERS
5ኛ ደረጃ /ከባድ ግንባራ ከገቢው/	1,235	1,164	1,398	1,463	FIFTH CLASS (TRUCK WITH TRAILLERS)
አዲስ አበባ	163	137	242	215	ADDIS ABABA
አሙራ	254	300	306	476	ASMARA
ሌሎች ከ/ሃገራት	818	727	850	772	OTHERS
6ኛ ደረጃ /የግንባራ ባለቤቶች	252	159	130	259	SIXTH CLASS (TRACTORS, BULLDOZERS ETC.)
አዲስ አበባ	31	37	-	2	ADDIS ABABA
አሙራ	-	-	-	-	ASMARA
ሌሎች ከ/ሃገራት	221	122	130	256	OTHERS
	1984/85	1985/86	1986/87	1987/88	

ጽ 990 ት መጨረሻ በ ኔ 30 ነው።
 * Year Ending July 7

ከግንባራ ግንባራ ገንባታ ገንባታ።
 Source: Road Transport Authority

ቦሌትዓቶጋ ተሸከርካፊ ጭኖዎች ያደረሱት ክስጋ፣ 1978* - 1980*
 MOTOR-VEHICLE ACCIDENTS IN ETHIOPIA, 1985/86* - 1987/88*

ሠገጠረዥ ሸ.9 ለ/ / TABLE H.9(a)

	1978	1979	1980	
<u>ጠቅላላ ክስጋ</u>	5,677	7,993	10,255	<u>TOTAL ACCIDENT</u>
ከባድ የጭብል ክስጋ	1,406	1,909	2,501	SERIOUS
ቀላል የጭብል ክስጋ	1,135	1,871	2,748	LIGHT
የሞት ክስጋ	1,042	1,120	1,215	FATAL
የገብረት ጉዳት	2,094	3,093	3,791	PROPERTY DAMAGE
<u>የሞት ቦዎች ብዛት</u>	1,232	1,347	1,215	<u>NUMBER OF DEATH</u>
ወጣቶች	312	379	288	YOUTH
ጭሰከለኛ ዕድሜ**	818	851	781	ADULT**
ሸጫገሊዎች	102	117	146	AGED
<u>የተገዳት ቦዎች ብዛት</u>	4,684	6,657	5,249	<u>NUMBER OF PEOPLE INJURED</u>
ወጣቶች	1,054	2,225	1,271	YOUTH
ጭሰከለኛ ዕድሜ**	3,344	4,036	3,458	ADULT**
ሸጫገሊዎች	286	396	520	AGED
	1985/86	1986/87	1987/88	

በአዲስ አበባ ከተማ ተሸከርካፊ ጭኖዎች ያደረሱት ክስጋ፣ 1978* - 1980*
 MOTOR-VEHICLE ACCIDENTS IN ADDIS ABABA, 1985/86* - 1987/88*

ሠገጠረዥ ሸ.9 ለ/ / TABLE H.9(b)

	1978	1979	1980	
<u>ጠቅላላ ክስጋ</u>	1,924	2,065	4,144	<u>TOTAL ACCIDENT</u>
ከባድ የጭብል ክስጋ	395	448	597	SERIOUS
ቀላል የጭብል ክስጋ	609	643	1,070	LIGHT
የሞት ክስጋ	146	128	177	FATAL
የገብረት ጉዳት	774	846	2,300	PROPERTY DAMAGE
<u>የሞት ቦዎች ብዛት</u>	146	146	177	<u>NUMBER OF DEATH</u>
ወጣቶች	53	53	53	YOUTH
ጭሰከለኛ ዕድሜ**	78	74	89	ADULT**
ሸጫገሊዎች	15	19	35	AGED
<u>የተገዳት ቦዎች ብዛት</u>	1,135	1,253	1,667	<u>NUMBER OF PEOPLE INJURED</u>
ወጣቶች	425	442	512	YOUTH
ጭሰከለኛ ዕድሜ**	607	708	929	ADULT**
ሸጫገሊዎች	103	103	226	AGED
	1985/86	1986/87	1987/88	

* የዓመት መጨረሻ በኋላ 30 ገደብ።
 * Year Ending July 7

** ጭሰከለኛ ዕድሜ 19 - 55
 ** Adult: 19-55 Years Old

አዲስ አበባ የፖሊስ ሠራዊት ጠቅላይ ጭዕና ባለገጥ
 Source: Addis Ababa Police Headquarters

በኢትዮጵያና የጊብቲ የወደ ሰሜን ተጓዥ ጉዞ ላይ ያደረገው የገቢ ስጦታ 1978^፪ - 1980^፪
 FREIGHT CARRIED ON THE ETHIO-DJIBOUTI RAILWAY, BY TYPE OF COMMODITY, 1985/86* - 1987/88*

ሠገጠረዥ ለ. 11

TABLE H.11

በ ቶን

IN TONS

	1978	1979	1980	
ገቢ ገንዘብ				IMPORTS
የግብርና የጥቅም ክፍለ-ገቢ	142,500	71,808	52,994	FOOD AND LIVE ANIMALS
የግብርና የጥቅም ክፍለ-ገቢ	250	375	2	BEVERAGES AND TOBACCO
የግብርና የጥቅም ክፍለ-ገቢ ለግብርና ስጦታ	738	72	216	CRUDE MATERIALS, EXCEPT FUELS
የግብርና የጥቅም ክፍለ-ገቢ ለግብርና ስጦታ	34,365	41,503	41,702	FUELS, LUBRICANTS AND RELATED MATERIALS**
የአገልግሎትና የሌሎች ድጋፍ ስጦታ	3	-	-	ANIMAL AND VEGETABLE OILS AND FATS
የአገልግሎትና የሌሎች ድጋፍ ስጦታ	7,093	14,995	4,931	CHEMICALS
የግብርና የጥቅም ክፍለ-ገቢ	21,868	32,942	36,977	MANUFACTURED ARTICLES
የግብርና የጥቅም ክፍለ-ገቢ ለግብርና ስጦታ	2,155	2,444	2,092	MACHINERY AND TRANSPORT EQUIPMENT
የግብርና የጥቅም ክፍለ-ገቢ ለግብርና ስጦታ	7,845	6,350	6,932	MISCELLANEOUS ARTICLES, N.E.S.
ጠቅላይ	216,917	170,489	145,846	TOTAL
ወጪ ገንዘብ				EXPORTS
የግብርና የጥቅም ክፍለ-ገቢ	70,844	93,550	93,164	FOOD AND LIVE ANIMALS
የግብርና የጥቅም ክፍለ-ገቢ	232	92	180	BEVERAGES AND TOBACCO
የግብርና የጥቅም ክፍለ-ገቢ ለግብርና ስጦታ	192	249	98	CRUDE MATERIALS, EXCEPT FUELS
የግብርና የጥቅም ክፍለ-ገቢ ለግብርና ስጦታ	-	-	19	FUELS, LUBRICANTS AND RELATED MATERIALS
የአገልግሎትና የሌሎች ድጋፍ ስጦታ	-	-	-	ANIMAL AND VEGETABLE OILS AND FATS
የአገልግሎትና የሌሎች ድጋፍ ስጦታ	-	-	10	CHEMICALS
የግብርና የጥቅም ክፍለ-ገቢ	132	443	365	MANUFACTURED ARTICLES
የግብርና የጥቅም ክፍለ-ገቢ ለግብርና ስጦታ	110	133	182	MACHINERY AND TRANSPORT EQUIPMENT
የግብርና የጥቅም ክፍለ-ገቢ ለግብርና ስጦታ	3,247	6,664	5,631	MISCELLANEOUS ARTICLES, N.E.S.
ጠቅላይ	80,757	101,131	99,649	TOTAL
የአገር ውስጥ ገንዘብ				INTERNAL TRADE
የግብርና የጥቅም ክፍለ-ገቢ	56,645	45,115	41,880	FOOD AND LIVE ANIMALS
የግብርና የጥቅም ክፍለ-ገቢ	814	998	1,060	BEVERAGES AND TOBACCO
የግብርና የጥቅም ክፍለ-ገቢ ለግብርና ስጦታ	1,419	2,415	6,562	CRUDE MATERIALS, EXCEPT FUELS
የግብርና የጥቅም ክፍለ-ገቢ ለግብርና ስጦታ	222	282	476	FUELS, LUBRICANTS AND RELATED MATERIALS
የአገልግሎትና የሌሎች ድጋፍ ስጦታ	-	0.1	-	ANIMALS AND VEGETABLE OILS AND FATS
የአገልግሎትና የሌሎች ድጋፍ ስጦታ	425	990	1,929	CHEMICALS
የግብርና የጥቅም ክፍለ-ገቢ	10,771	10,057	13,184	MANUFACTURED ARTICLES
የግብርና የጥቅም ክፍለ-ገቢ ለግብርና ስጦታ	1,117	1,660	2,787	MACHINERY AND TRANSPORT EQUIPMENT
የግብርና የጥቅም ክፍለ-ገቢ ለግብርና ስጦታ	1,157	2,238	2,448	MISCELLANEOUS ARTICLES, N.E.S.
ጠቅላይ	72,570	63,755	70,326	TOTAL
	1985/86	1986/87	1987/88	

፪ የግብርና የጥቅም ክፍለ-ገቢ በ ነሐሴ 30 ነው።
 * Year Ending July 7

** ከአገር ውስጥ በጊብቲ በኩል የሚገቡ ገቢዎችን ያጨምራል
 ** Includes re-entering Ethiopia via Djibouti from Assab

Source: Ethio-Djibouti Railway

የኢትዮጵያና የጅቡቲ የወደር ባሕር ላይ ለተለያዩ የገቢ ገንዘብ ዕቃዎች የተጠቀሰው ደረጃ 1978* - 1980*
 FREIGHT RATES ON THE ETHIO-DJIBOUTI RAILWAY FOR SELECTED IMPORT GOODS, 1985/86* - 1987/88*

ሠገጠረዥ ቤ.12

TABLE H.12

ሳንቲም በቶን BIRR PER TON

የዕቃው ስም	1978	1979	1980	
<u>ከጅቡቲ አስከሬና አገልግሎት ለተገኘው</u>				<u>DJIBOUTI - ADDIS ABABA</u>
<u>ለአገልግሎት ወይም የግብር ለውጥ ዕቃዎች</u>				<u>BUILDING MATERIALS AND SUPPLIES</u>
የቢት ወይም ዕቃዎች	80.40	80.40	80.40	BUILDING MATERIALS
ቢሮን	80.40	80.40	80.40	CEMENT
የቢት ከገንዘብ ቶር ቶር	80.40	80.40	80.40	CORRUGATED IRON SHEETS
<u>ግብር</u>				<u>FOOD</u>
ፍሬና ሌሎች አጠቃላይ	145.00	145.00	145.00	FRESH FRUITS AND VEGETABLES
ፍጠ	59.40	59.40	59.40	RICE
ጫጫ	45.05	45.05	45.05	SALT
ሰጦር	67.40	67.40	67.40	SUGAR
<u>ገንዘብ ወይም ገንዘብ ለውጥ ዕቃዎች</u>				<u>MOTOR-VEHICLES, FUEL AND EQUIPMENT</u>
ገንዘብ ወይም ገንዘብ	184.40	184.40	184.40	MOTOR-VEHICLES
ቢንዚን	120.40	120.40	120.40	BENZINE
ግለሰብ ዘይት	104.40	104.40	104.40	LUBRICATING OILS
የውስጥ ስለጠቅላይ የውጭ ገንዘብ	131.40	131.40	131.40	TYRES AND TUBES
<u>ጫጫ ወይም ጫጫ</u>				<u>TEXTILES</u>
ጥጥ ጥሩ	71.75	71.75	71.75	COTTON; RAW
ደርና ጫጫ	71.75	71.75	71.75	COTTON; YARN
<u>ከጅቡቲ አስከሬና ደረጃ</u>				<u>DJIBOUTI - DIRE DAWA</u>
<u>ለአገልግሎት ወይም የግብር ለውጥ ዕቃዎች</u>				<u>BUILDING MATERIALS AND SUPPLIES</u>
የቢት ወይም ዕቃዎች	33.90	33.90	33.90	BUILDING MATERIALS
ቢሮን	33.90	33.90	33.90	CEMENT
የቢት ከገንዘብ ቶር ቶር	33.90	33.90	33.90	CORRUGATED IRON SHEETS
<u>ግብር</u>				<u>FOOD</u>
ፍሬና ሌሎች አጠቃላይ	60.60	60.60	60.60	FRESH FRUITS AND VEGETABLES
ፍጠ	33.90	33.90	33.90	RICE
ጫጫ	33.90	33.90	33.90	SALT
ሰጦር	41.00	41.00	41.00	SUGAR
<u>ገንዘብ ወይም ገንዘብ ለውጥ ዕቃዎች</u>				<u>MOTOR-VEHICLES, FUEL AND EQUIPMENT</u>
ገንዘብ ወይም ገንዘብ	74.20	74.20	74.20	MOTOR VEHICLES
ቢንዚን	50.20	50.20	50.20	BENZINE
ግለሰብ ዘይት	43.45	43.45	43.45	LUBRICATING OILS
የውስጥ ስለጠቅላይ የውጭ ገንዘብ	54.00	54.00	54.00	TYRES AND TUBES
<u>ጫጫ ወይም ጫጫ</u>				<u>TEXTILES</u>
ጥጥ ጥሩ	31.85	31.85	31.85	COTTON; RAW
ደርና ጫጫ	31.85	31.85	31.85	COTTON; YARN
	1985/86	1986/87	1987/88	COMMODITY

* የግብር ወይም ግብር ለ 30 ገብ።

* Year Ending July 7

ከኢትዮጵያና ጅቡቲ የወደር ባሕር ላይ ለተገኘው

Source: Ethio-Djibouti Railway

የኢትዮጵያ የጅቡቲ የወደ ሰሜን የኮንቲኔንት ታሪፍ 1978* - 1980*
 FREIGHT RATES ON THE ETHIO-DJIBOUTI RAILWAY FOR SELECTED EXPORT GOODS, 1985/86* - 1987/88*

ሠገጠረዥ ለ.13 TABLE H.13

ብር በጥ

BIRR PER TON

የዕድሜ ዓይነት	1978	1979	1980	
<u>ከአዳባ አበባ ጅቡቲ</u>				<u>ADDIS ABABA - DJIBOUTI</u>
በዎ	65.15	65.15	65.15	BEESWAX
የጭ ከባቶች/ጣዕታር ካረ/	50.30	50.30	50.30	CATTLE, LIVE (PER M ²)
አሀል	73.50	73.50	73.50	CEREALS
ወት	235.30	235.30	235.30	CHAT
ቡና	73.50	73.50	73.50	COFFEE
ጥጭት	58.80	58.80	58.80	FLOUR
ፍረፍረያችና አትክልት	147.40	147.40	147.40	FRESH FRUITS AND VEGETABLES
ጥፋት ሊቆ	85.50	85.50	85.50	HIDES AND SKINS
የቅጣት አሀሶች ጥጭቲ	53.10	53.10	53.10	OIL CAKE
የቅጣት አሀሶች ጥራጥሩ	73.50	73.50	73.50	OILSEEDS AND PULSES
<u>ከደረገጥ ጅቡቲ</u>				<u>DIRE DAWA - DJIBOUTI</u>
በዎ	33.90	33.90	33.90	BEESWAX
የጭ ከባቶች/ጣዕታር ካረ/	21.80	21.80	21.80	CATTLE, LIVE (PER M ²)
ጥፋ	43.45	43.45	43.45	HIDES
አሀል	25.80	25.80	25.80	CEREALS
ወት	95.55	95.55	95.55	CHAT
ቡና	50.20	50.20	50.20	COFFEE
ጥጭት	33.90	33.90	33.90	FLOUR
ፍረፍረያችና አትክልት	60.60	60.60	60.60	FRESH FRUITS AND VEGETABLES
የፍጥጥና የባገ ሊቆ	48.00	48.00	48.00	GOAT AND SHEEP SKINS
የቅጣት አሀሶች ጥጭቲ	24.50	24.50	24.50	OIL CAKE
የቅጣት አሀሶች	33.90	33.90	33.90	OILSEEDS
ጥራጥሩ	33.90	33.90	33.90	PULSES
	1985/86	1986/87	1987/88	COMMODITY

* የጥጭት ዓመት ለጥምታ 30 ነው።

* Year Ending July?

ከኢትዮጵያ ጅቡቲ የወደ ሰሜን የኮንቲኔንት ታሪፍ

Source: Ethio-Djibouti Railway

የወደቦች አስተሳሰብ ማጠቃለያ 1977^ጌ - 1980^ጌ
 SUMMARY OF PORT OPERATIONS STATISTICS, 1984/85* - 1985/86*

ሠገጠረዥ ስ.14

TABLE H.14

	1977	1978	1979	1980	
<u>አሰባ</u>					<u>ASSAB</u>
የወርከቦች ብዛት	561	598	562	594	NUMBER OF SHIPS ENTERED
የጥዘት ስጦታ ተገቢ	2,493,625	2,765,307	2,441,256	2,456,194	NET REGISTERED TONNAGE
የጥዘት ጠቅላላ ተገቢ	4,088,524	4,568,377	4,187,699	4,343,276	GROSS REGISTERED TONNAGE
ከወርከቦች የተፈገፈ ቁጥር /	2,036,057	2,338,823	2,219,741	2,176,343	CARGO UNLOADED (TONS)
በወርከቦች የተጠገነ /	527,096	531,021	600,042	574,402	CARGO LOADED (TONS)
የወገደገኛች ብዛት ለተገቢ /					PASSENGERS (NUMBER)
ገቢ	273	11	-	-	IN
ወጪ	69	11	-	-	OUT
<u>ዳዕዳ</u>					<u>MASSAWA</u>
የወርከቦች ብዛት	233	229	209	257	NUMBER OF SHIPS ENTERED
የጥዘት ስጦታ ተገቢ	827,771	1,065,086	786,681	879,498	NET REGISTERED TONNAGE
የጥዘት ጠቅላላ ተገቢ	1,320,045	1,669,248	1,263,717	1,457,199	GROSS REGISTERED TONNAGE
ከወርከቦች የተፈገፈ ቁጥር ለተገቢ /	550,636	546,421	430,744	686,899	CARGO UNLOADED (TONS)
ከወርከቦች የተጠገነ ለተገቢ /	41,799	47,556	39,083	53,534	CARGO LOADED (TONS)
የወገደገኛች ብዛት ለተገቢ /					PASSENGERS (NUMBER)
ገቢ	344	162	264	-	IN
ወጪ	159	104	128	-	OUT
	1984/85	1985/86	1986/87	1987/88	

ጌ የዓመት መጨረሻ በኋላ 30 ነው።

* Year Ending July 7

ከባሕር ትራንስፖርት ባለሥልጣን የተገኘ

Source: Marine Transport Authority

የኢትዮጵያ ስልጠና ስልጠና ስልጠና 1978^ግ - 1980^ግ
 OPERATIONS OF TELECOMMUNICATIONS AUTHORITY, 1985/86* - 1987/88*

ሠገጠረዥ ስ. 15 TABLE H.15

	1978	1979	1980		
የስልጠና ብዛት	126,362	135,291	135,413	NUMBER OF TELEPHONES	
አዲስ አበባ	79,262	85,814	84,471	ADDIS ABABA	
አዳማ	12,298	12,320	12,375	ASHARA	
ባሌሌ ሆስፒታሎች	34,802	37,157	38,567	OTHER LOCALITIES	
የስልጠና ጥያቄ ብዛት	340,788	365,332	395,718	NUMBER OF CALLS	('000)
የከተማ ውስጥ ጥያቄ	336,286	360,695	390,305	LOCAL	
አዲስ አበባ	178,128	182,858	201,803	ADDIS ABABA	
አዳማ	45,275	49,923	42,418	ASHARA	
ባሌሌ ሆስፒታሎች	112,883	128,314	146,084	OTHER LOCALITIES	
የሀገር ውስጥ ጥያቄ	4,501	4,638	4,941	INTERURBAN	
አዲስ አበባ	775	766	772	ADDIS ABABA	
አዳማ	204	194	164	ASHARA	
ባሌሌ ሆስፒታሎች	3,522	3,678	4,005	OTHER LOCALITIES	
ኢንተርናሽናል ወደ ጥያቄ	303	385	472	INTERNATIONAL (OUTGOING)	
ኢንተርናሽናል ከጥያቄ	INTERNATIONAL (INCOMING)	
የተሰጠው የሀገር ውስጥ ብዛት	319	345	343	NUMBER OF TELEGRAM	('000)
የሀገር ውስጥ	282	308	306	DOMESTIC	
ኢንተርናሽናል ወደ	14	15	15	INTERNATIONAL (OUTGOING)	
ኢንተርናሽናል ከ	23	22	22	INTERNATIONAL (INCOMING)	
የሠራተኞች ብዛት	5,295	5,403	5,593	NUMBER OF EMPLOYEES	
ኢትዮጵያውያን	5,295	5,403	5,593	ETHIOPIAN	
የውጭ ሀገር ተሰጋጅ	-	-	-	FOREIGNERS	
የአገልግሎት ገቢ	109,287	118,817	132,199*	SERVICE REVENUE	('000 BIRR)
የከተማ ወደ	85,076	54,329	822,114	CAPITAL EXPENDITURE	('000 BIRR)
	1985/86	1986/87	1987/88		

* የግንባታ ወቅት ስኬት 30 ነው።
 * Year Ending July 7

+ ያልተጠበቀ ገቢ
 + Unaudited

ከ ኢትዮጵያ ስልጠና ስልጠና የተገኘ
 Source: Telecommunications Authority

የጽሑፍ አገልግሎት አስተዳደር ስልጠና
 POSTAL SERVICES STATISTICS*

ሠገጠረዥ ስ. 16 TABLE H.16

	1977	1978	1979	1980		
የደብዳቤ ብዛት					LETTERS	(NUMBER)
የሀገር ውስጥ	22,131,500	23,156,700	23,253,000	23,770,000	DOMESTIC	
የውጭ ሀገር					INTERNATIONAL	
ገቢ	5,055,800	5,155,400	6,004,000	5,117,000	IN	
ወደ	4,033,400	4,077,000	4,700,000	4,150,000	OUT	
ጠቅላይ	31,220,700	32,389,100	33,957,000	33,037,000	TOTAL	
የጽሑፍ ብዛት					PARCELS	(NUMBER)
የሀገር ውስጥ	60,600	60,600	60,700	30,000	DOMESTIC	
የውጭ ሀገር					INTERNATIONAL	
ገቢ	76,400	82,100	80,400	95,000	IN	
ወደ	14,600	8,400	9,300	13,000	OUT	
ጠቅላይ	151,600	151,100	150,400	138,000	TOTAL	
	1984/85	1985/86	1986/87	1987/88		

* የግንባታ ወቅት ስኬት 30 ነው።

+ አንድኛ ተሰጋጅ ስልጠና ይዘውልል
 + Includes 2nd class letters and packets

ከ ኢትዮጵያ ጽሑፍ አገልግሎት ስልጠና የተገኘ
 Source: Ethiopian Postal Services Authority

SECTION I. EXTERNAL TRADE

The trade statistics refer to goods entering to all customs ports, stations, airports, and post office in the country. The original information is obtained from the Customs and Excise Tax Administration.

The Ethiopian Commodity Trade Classification (ECTC), based on the Standard International Trade Classification (SITC) revised, was introduced as from January 1962. In 1977, the Customs revised its ECTC based on the SITC (revision 2). In accordance with the customs revision the Central Statistical Authority has also revised its external trade (Commodity) classification. The Classification consists of ten sections. The sections which used to be sub-divided into 177 divisions, are now sub-divided into 239 divisions. Figures on foreign trade refer to year ending December 31.

IMPORTS: Are goods entered at the time of importation for consumption or warehousing into Ethiopia, including goods which are subsequently re-exported or re-directed.

RE-EXPORTS: Are imported goods subsequently re-exported without change of form, including ships' or aircraft's stores.

EXPORTS: Are Ethiopian products, including imports which are exported after being transformed, improved or repaired.

COVERAGE:

Included are:

All Government and non-Government transactions, goods financed by grants and loans, postal trade, bunkers' and ships' stores.

Excluded are:

Gold, temporary imports, personal effects of passengers, goods imported by Diplomatic, Consular Missions and Cinema films.

VALUATION

a) Imports - c.i.f. Ethiopian Ports and customs stations, but Djibouti values are accepted if so shown on the declaration. Thus charges, insurance and freight charges for railway carriage between and the border of Ethiopia are not included in values of imports using this route.

b) Exports - f.o.b. Ethiopian ports and customs stations, but goods dispatched through Djibouti are valued at f.o.b. the Ethiopian customs station of clearance on the Ethio-Djibouti Railway and hence exclude freight, insurance, and other charges from the loading station to the border.

COUNTRY OF ORIGIN - The importers are obliged to submit manufacturer's invoices with import declarations. Generally, the country of origin is then the country in which goods were grown or produced.

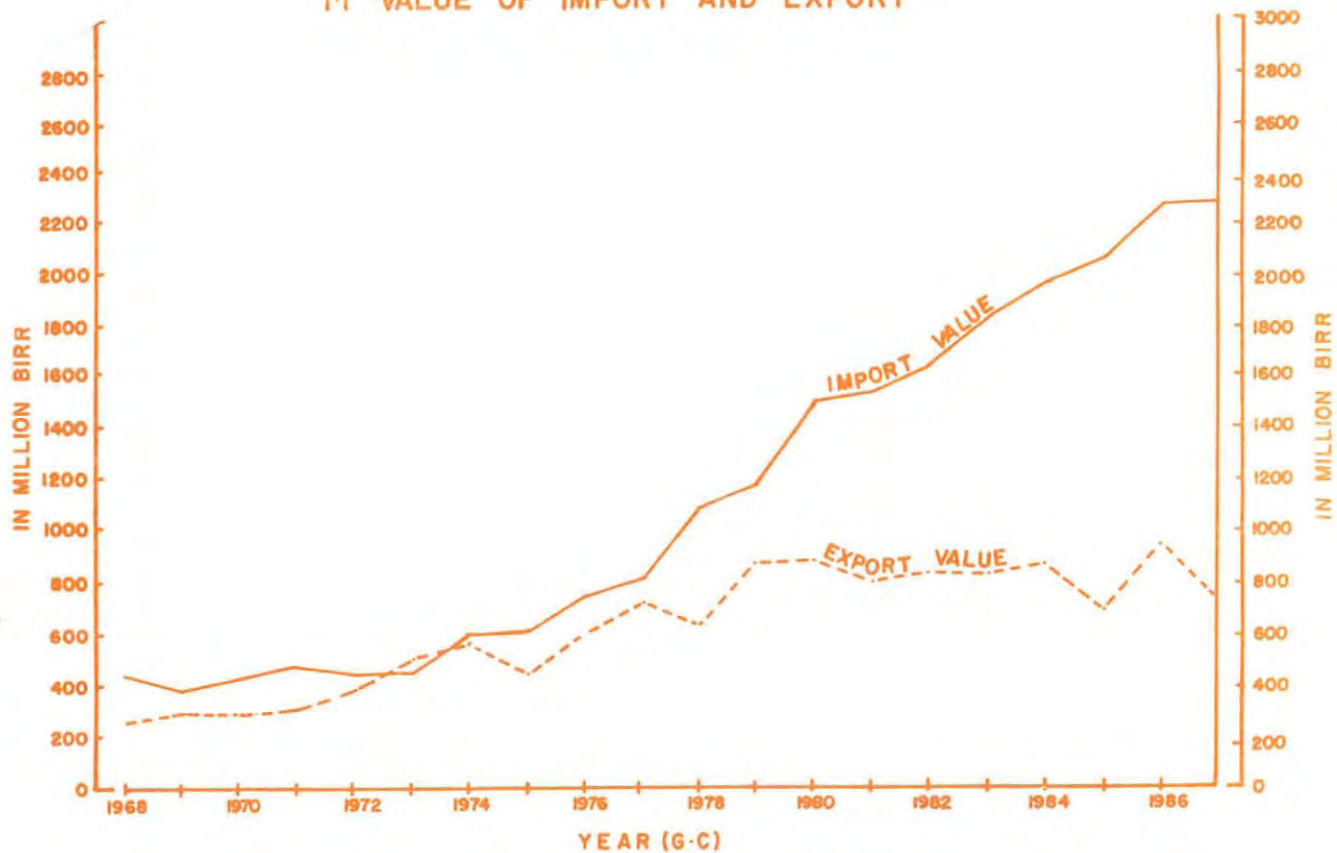
Destination - Is the country of final destination to the extent identifiable from records. Special care in this matter is given by the customs Authorities to exports consigned to Djibouti and Aden.

The trade statistics published in the annual Abstracts are summary figures and even the detail tables given only up to the three digit level of the International Trade Classification. For more detailed information, readers are referred to Annual Trade Statistics bulletin published by the Customs and Excise Tax Administration Office.

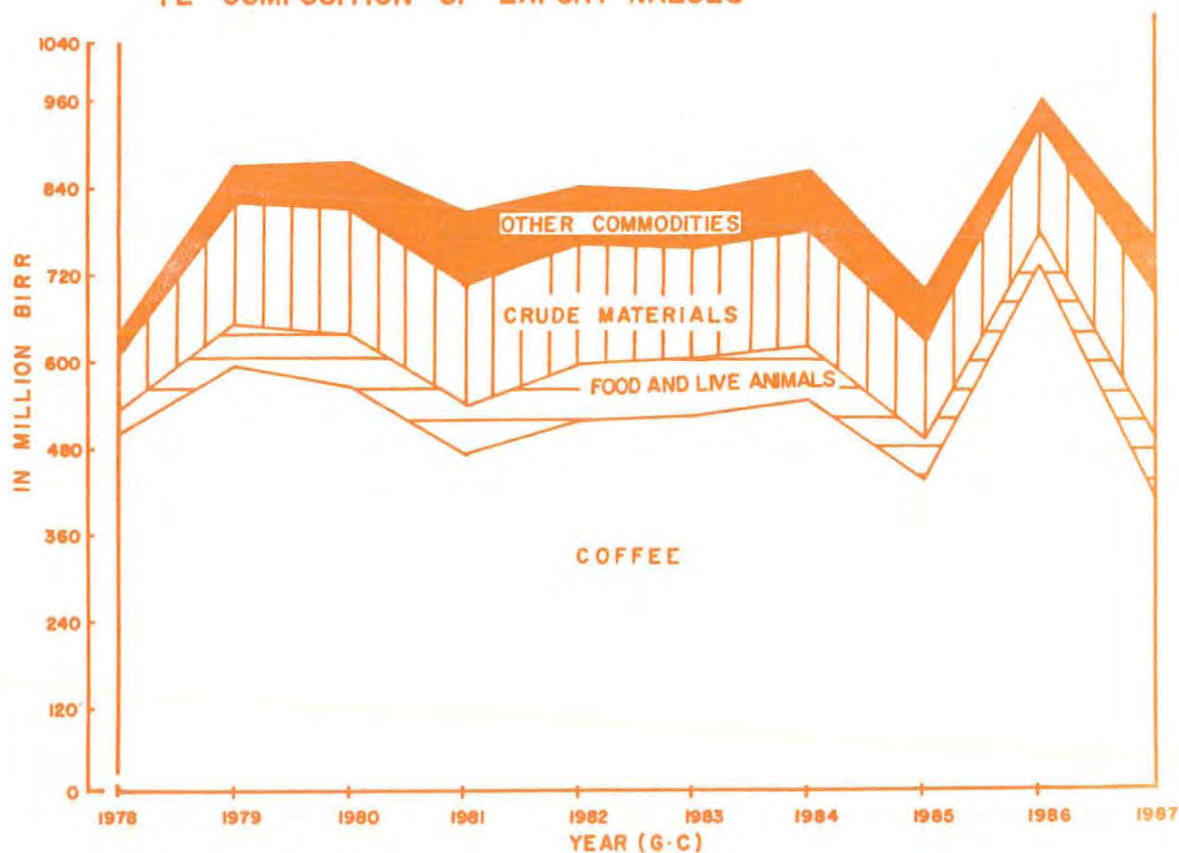
N.B. - N.E.S. means Not Elsewhere Specified

- The Symbol "-" means either no trade, or trade less than half the unit shown.

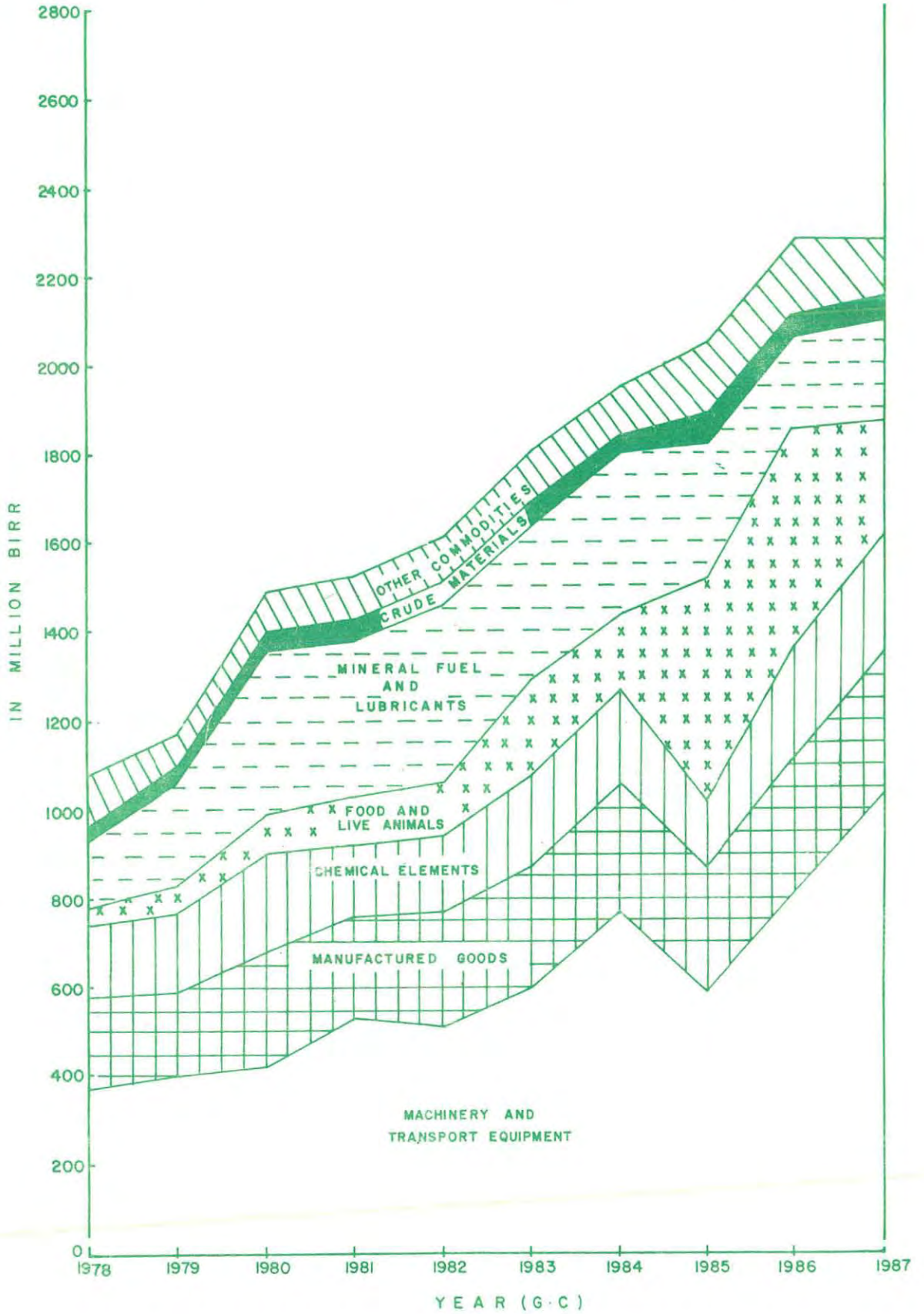
1.1 VALUE OF IMPORT AND EXPORT



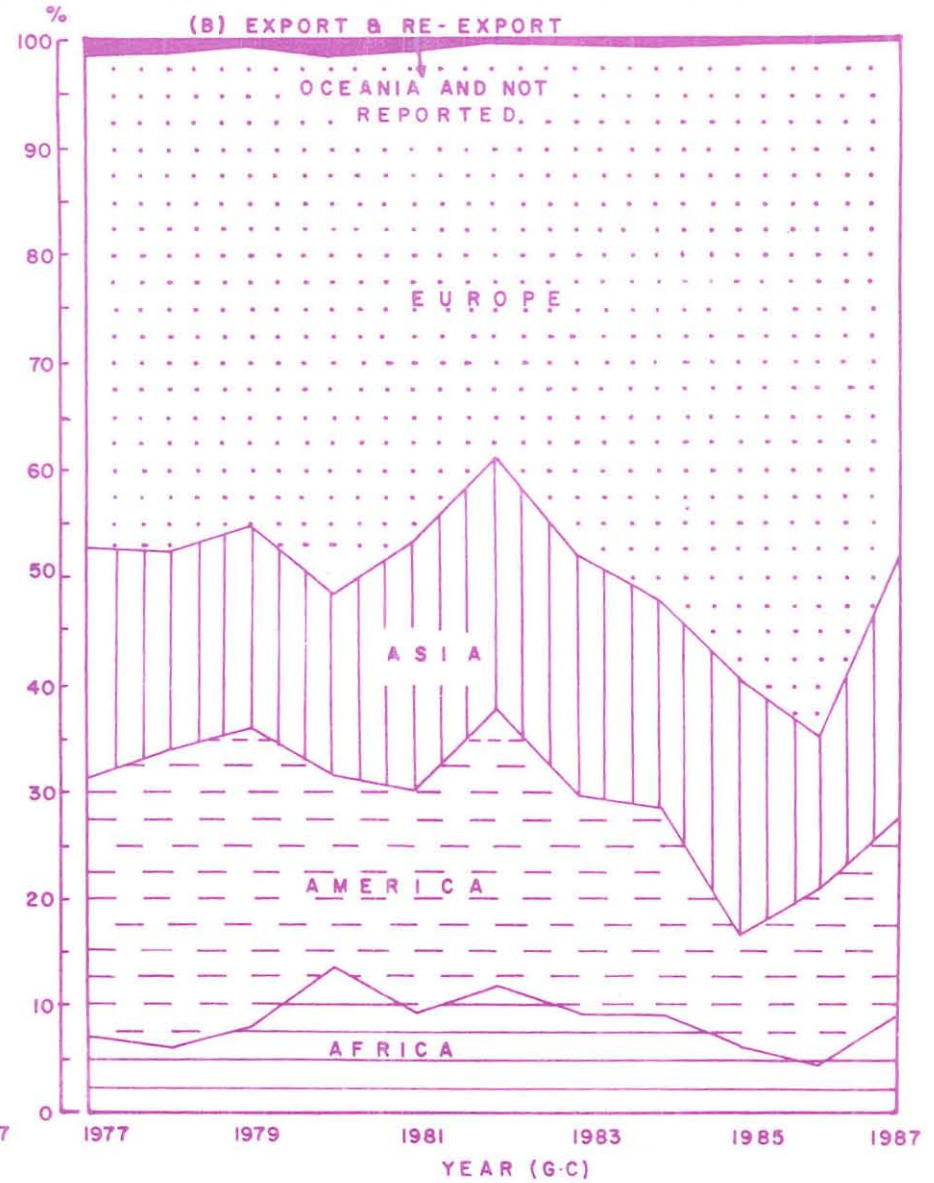
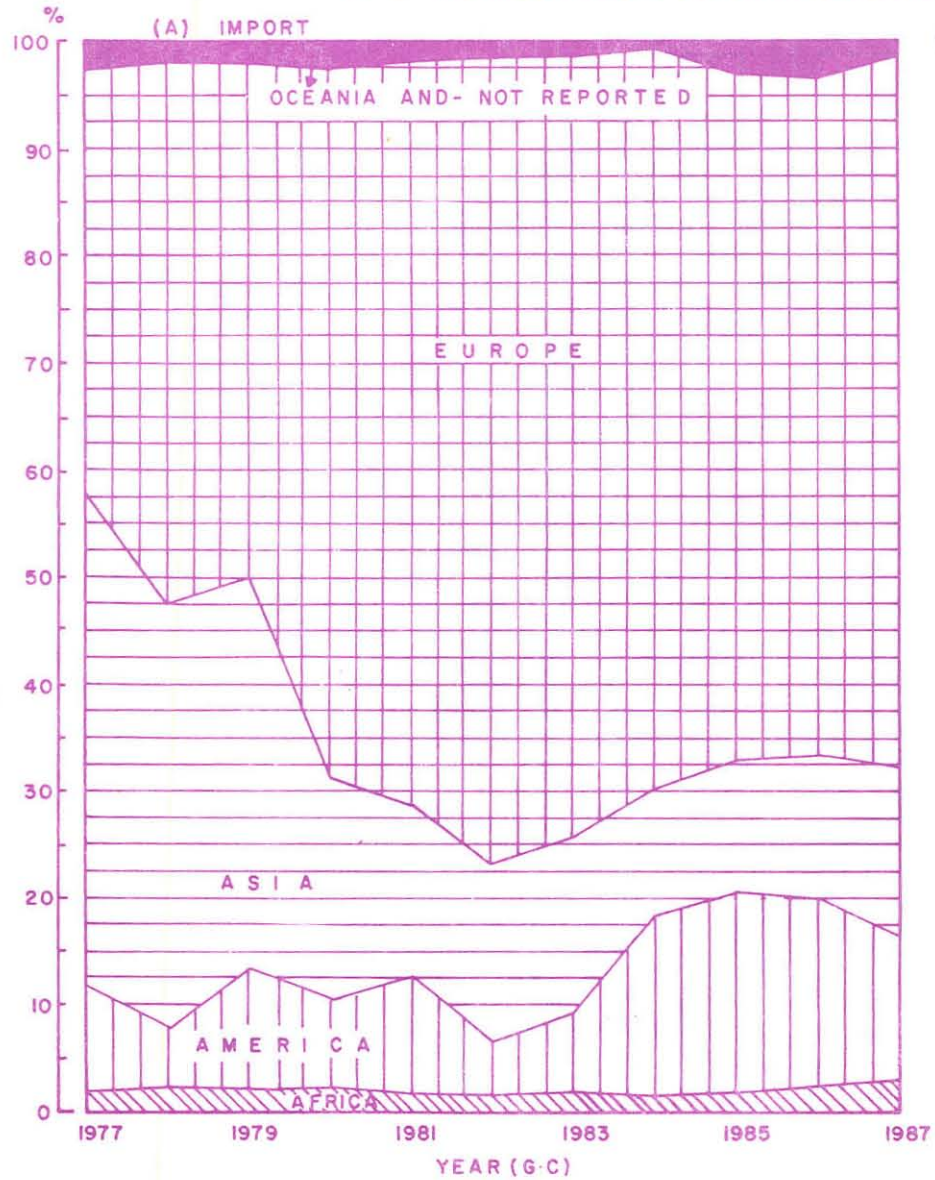
1.2 COMPOSITION OF EXPORT VALUES



I-3 COMPOSITION OF IMPORT VALUES



I.4 PERCENTAGE DISTRIBUTION OF TRADE BY GEOGRAPHICAL AREA



የገቢ፣ የወጪና ገብተው አገዳጅና የወጡ የገገድ ዕቃዎች ሚዛን

TOTAL VALUE OF IMPORTS, EXPORTS AND RE-EXPORTS AND VISIBLE BALANCE OF TRADE

ሠገጠረዥ ቁ.1	TABLE I. 1	የወጪና ገብተው የወጣ ገገድ	የገገድ ሚዛን የሚያሳይ	MILLION BIRR
ዓመተ ምህረት	የገቢ ገገድ	የወጪና ገብተው የወጣ ገገድ	የገገድ ሚዛን የሚያሳይ	
1955/56	276.1	223.4	- 52.7	1963
1956/57	307.6	262.5	- 45.1	1964
1957/58	375.7	289.8	- 85.9	1965
1958/59	404.3	277.0	- 127.3	1966
1959/60	357.4	252.7	- 104.7	1967
1960/61	432.5	266.0	- 166.5	1968
1961/62	388.3	298.1	- 90.2	1969
1962/63	429.1	305.9	- 123.2	1970
1963/64	469.5	314.4	- 155.1	1971
1964/65	435.6	387.3	- 48.3	1972
1965/66	448.2	499.5	+ 51.3	1973
1966/67	586.0	556.2	- 29.8	1974
1967/68	613.1	478.3	- 134.8	1975
1968/69	736.7	603.9	- 132.8	1976
1969/70	810.9	722.0	- 88.9	1977
1970/71	1,080.8	640.9	- 439.9	1978
1971/72	1,174.6	873.9	- 300.7	1979
1972/73	1,493.3	879.1	- 614.2	1980
1973/74	1,526.6	805.1	- 721.5	1981
1974/75	1,623.4	836.3	- 787.1	1982
1975/76	1,813.3	833.0	- 980.3	1983
1976/77	1,951.1	863.6	-1,087.5	1984
1977/78	2,046.4	699.2	-1,347.2	1985
1978/79	2,278.7	961.3	-1,317.4	1986
1979/80	2,279.5	767.2	-1,512.3	1987
	IMPORTS	EXPORTS AND RE-EXPORTS	VISIBLE BALANCE OF TRADE	YEAR

የገቢና የወጪ ገንዘብ ዕቃዎች ዋጋ በተወሰነው ዕቃዎች አወጣጥ

VALUE OF IMPORTS AND EXPORTS BY COMMODITY SECTION

ሠገጠረዥ የ.2

TABLE I. 2

በሺህ ብር

IN '000 BIRR

የዕቃው ስም	1976/77	1977/78	1978/79	1979/80	
የገቢ ገንዘብ					IMPORTS
ዎገብና የጭ ከብቶች	171,622	500,566	496,236	247,608	FOOD AND LIVE ANIMALS
ጫጫና ክብብሆ	19,549	8,458	11,150	15,623	BEVERAGES AND TOBACCO
ለዎገብ የጫሪሆኑ ያልተሰናዱ ዕቃዎች ከነጻጽ በስተቀር	43,264	67,588	51,652	49,790	CRUDE MATERIALS, INEDIBLE EXCEPT FUELS
ከጫዕዳግ የወጡ ነጻጾች፣ ጫሰሰሰሽ ዘይቶችና ተወሰኑ ገርቶች	360,491	302,824	211,685	226,314	MINERAL FUELS, LUBRICANTS AND RELATED MATERIALS
የአገሰብኝና የአክሳይቶች ዘይትና ሰብ ኪሚካሎችና ከኪሚካል የተሠሩ	24,371	99,084	66,190	19,741	ANIMAL AND VEGETABLE OILS AND FATS
ከጫሪሆኑ የተሠሩ	205,971	150,433	247,247	262,659	CHEMICAL ELEMENTS AND COMPOUNDS
በጫሪሆኑ የተሠሩ በፍጠራ የተሠሩ ዕቃዎች	290,210	275,790	299,472	323,002	MANUFACTURED GOODS, CLASSIFIED CHIEFLY BY MATERIAL
ጫሪሆኑና የትራንስፖርት መሣሪያዎች ልዩ ልዩ የፍጠራ ሥራዎች	774,069	588,185	810,835	1,037,461	MACHINERY AND TRANSPORT EQUIPMENT
በጫሪሆኑ ተለይተው ያልተሰለኩ ዕቃዎች	61,550	53,512	84,087	97,111	MISCELLANEOUS MANUFACTURED ARTICLES
በጫሪሆኑ ተለይተው ያልተሰለኩ ዕቃዎች	7	2	153	226	COMMODITIES AND TRANSACTIONS NOT CLASSIFIED ELSEWHERE
ጭር	1,951,104	2,046,442	2,278,707	2,279,535	TOTAL
የወጪ ገንዘብ					EXPORTS
ዎገብና የጭ ከብቶች	619,710	486,496	782,290	504,638	FOOD AND LIVE ANIMALS
ጫጫና ክብብሆ	1,891	369	356	1,042	BEVERAGES AND TOBACCO
ለዎገብ የጫሪሆኑ ያልተሰናዱ ዕቃዎች ከነጻጽ በስተቀር	163,916	133,877	146,795	196,948	CRUDE MATERIALS, INEDIBLE EXCEPT FUELS
ከጫዕዳግ የወጡ ነጻጾች፣ ጫሰሰሰሽ ዘይቶችና ተወሰኑ ገርቶች	63,851	68,613	22,092	44,038	MINERAL FUELS, LUBRICANTS AND RELATED MATERIALS
የአገሰብኝና የአክሳይቶች ዘይትና ሰብ ኪሚካሎችና ከኪሚካል የተሠሩ	5,260	1,632	1,406	1,416	ANIMAL AND VEGETABLE OILS AND FATS
ከጫሪሆኑ የተሠሩ	2,023	4,020	4,271	6,575	CHEMICAL ELEMENTS AND COMPOUNDS
በጫሪሆኑ የተሠሩ በፍጠራ የተሠሩ ዕቃዎች	914	671	253	1,106	MANUFACTURED GOODS, CLASSIFIED CHIEFLY BY MATERIAL
ጫሪሆኑና የትራንስፖርት መሣሪያዎች	45	11	88	17	MACHINERY AND TRANSPORT EQUIPMENT
ልዩ ልዩ የፍጠራ ሥራዎች	3,809	1,649	3,063	10,215	MISCELLANEOUS MANUFACTURED ARTICLES
በጫሪሆኑ ተለይተው ያልተሰለኩ ዕቃዎች	1,158	1,374	714	1,210	COMMODITIES AND TRANSACTIONS NOT CLASSIFIED ELSEWHERE
ጭር	862,577	698,712	961,328	767,205	TOTAL
	1984	1985	1986	1987	COMMODITY

ወደ አገር የገቡ ዕቃዎች ብዛትና ዋጋ በተወሰኑ ዕቃዎች አዋቂነት
QUANTITY AND VALUE OF IMPORTS BY COMMODITY GROUP

ሠገጠረዥ የ.3 TABLE I.3

የዕቃው ስም	1977/78		1978/79		1979/80		SECTION 0. FOOD AND LIVE ANIMALS
	ብዛት በ ቶን	ዋጋ ማጠጋጠሚያ በር /	ብዛት በ ቶን	ዋጋ ማጠጋጠሚያ በር /	ብዛት በ ቶን	ዋጋ ማጠጋጠሚያ በር /	
ከፍል ዕ. ምግብና የጭንቀት ስጦታዎች							LIVE ANIMALS
የጭንቀት ስጦታዎች	2.4	105.2	-	-	0.4	47.8	LIVE ANIMALS
ሥጋ ትኩስ ወይም በበረቶ የተዘጋጠመ	152.7	257.2	8.9	30.5	-	-	MEAT, FRESH OR FROZEN
ሥጋ የደረተ በጠጠር ወይም በጣህ የተዘጋጠመ	39.0	63.3	0.6	2.9	-	0.6	MEAT, DRIED, SALTED OR SMOKED
ሌላ የሚገኝ የተዘጋጠመ ሥጋ ወይም አገልግሎት የተሰጠ የሥራ ወጪዎች /ሌ.ቡ.ያ/	278.4	875.0	58.6	259.1	68.1	109.8	MEAT AND EDIBLE OFFALS PREPARED OR PRESERVED N.E.S.; FISH EXTRACTS
ወተትና ስጦታ	34,786.6	59,551.7	40,706.5	59,991.8	7,401.2	18,203.9	MILK AND CREAM
ቅጠ	2,273.7	8,152.1	802.0	1,971.0	199.2	859.5	BUTTER
አይብ	69.7	336.8	17.8	98.8	7.5	40.4	CHEESE
አገጣጠም	29.2	406.3	-	5.3	4.6	34.6	EGGS
ዓሣ ትኩስ ወይም የተዘጋጠመ	-	0.4	-	-	1.6	8.6	FISH FRESH, CHILLED OR FROZEN
ዓሣ የደረተ ወይም በጣህ የተዘጋጠመ	9.9	48.6	0.8	82.7	-	-	FISH DRIED, SALTED; SMOKED FISH
ውሃ ውስጥ የሚገኝ የጭንቀት አገጣጠሞች	-	-	-	-	-	0.3	CRUSTACEANS AND MOLLUSCS
የተዘጋጠሙ ወይም አገልግሎት የተሰጡ የጭንቀት ውሃ ውስጥ አገጣጠሞች /ሌ.ቡ.ያ/	66.1	121.9	272.1	220.0	2.1	18.2	FISH, CRUSTACEANS AND MOLLUSCS, PREPARED OR PRESERVED, N.E.S.
ሰገዳ ያልተፈጠመ	404,343.2	160,274.5	403,667.9	166,959.5	324,134.8	112,630.9	WHEAT, UNMILLED
ፊክ	5,715.1	5,931.6	1,391.3	827.4	13,337.4	11,199.9	RICE
ገብስ ያልተፈጠመ	335.5	272.3	132.0	331.2	148.3	175.2	BARLEY, UNMILLED
በጥጥ ያልተፈጠመ	4,864.2	2,157.5	7,021.3	3,199.7	18,972.7	8,178.0	MAIZE, UNMILLED
ሌላ አህል ያልተፈጠመ	25,949.0	17,462.3	11,426.3	8,102.1	3,744.6	2,925.0	CEREALS, UNMILLED, N.E.S.
የሰገዳ ጥቂት ገርፎ	183,231.8	135,670.3	182,499.6	122,460.6	84,728.6	57,525.7	MEAL AND FLOUR OF WHEAT AND FLOUR OF MESLIN
የሌላ አህል ዓይነቶች ጥቂት	68,383.8	39,314.5	138,964.1	72,478.8	8,717.0	5,083.3	MEAL AND FLOUR OF CEREALS, N.E.S.
ከአህል ስፍራ ወይም ከአገጣጠሙ ጥቂት ስፍራ የተዘጋጠሙ/ጥሬ ጥሬዎች ጭር /	21,402.4	25,547.6	12,432.8	13,055.8	960.1	4,198.4	CEREAL PREPARATIONS AND PREPARATIONS OF FLOUR OR STARCH OF FRUITS OF VEGETABLES
አገጣጠሞች ለትኩስ ወይም ለገዳ ይበላቸው በጥጥ ዘዴ የተዘጋጠሙ /ሌ.ቡ.ያ/	16,178.7	13,203.4	8,548.1	9,596.1	1,009.1	3,018.7	VEGETABLES, FRESH, FROZEN OR SIMPLY PRESERVED (INCL. LEGUMINOUS VEGETABLES)
አገጣጠሞች ሥፍራዎች በገንብ ወይም አገልግሎት በጥጥ ዘዴ የተዘጋጠሙ /ሌ.ቡ.ያ/	45.6	74.3	2,730.6	2,525.2	26.2	61.7	VEGETABLES, ROOTS AND TUBERS, PREPARED OR PRESERVED, N.E.S.
ፍሬና ጥቂት ለትኩስ ወይም የደረተ /የዘይት ለትኩስ ወይም ጭር /	886.4	1,521.2	225.8	461.3	347.2	621.8	FRUITS AND NUTS (NOT INC. OIL NUTS) FRESH OR DRIED
ፍሬና ጥቂት የተገዛዘዙ ስፍራዎች የተዘጋጠሙ	167.9	353.0	80.0	161.2	111.1	242.6	FRUIT, PRESERVED AND FRUIT PREPARATIONS
ሰጠርና ጭር	9,463.7	4,881.9	3,329.4	3,538.3	1,912.7	1,179.7	SUGAR AND HONEY
ከሰጠር የተዘጋጠሙ ጭር ለጥጥ ከሰጠር የተዘጋጠሙ/የጥጥ ጭር ጭር /	21.5	29.9	157.1	233.9	9.8	39.3	SUGAR CONFECTIONERY AND OTHER SUGAR PREPARATIONS (EXCEPT CHOCOLATE CONFECTIONERY)
ቡና	1.0	5.3	0.6	13.6	0.6	0.7	COFFEE
ካካዎ	242.6	1,889.7	0.5	2.7	3.5	12.7	COCOA
ጥቂት ለጥጥ ከካካዎ ጋር የተዘጋጠሙ የጭንቀት ዓይነቶች /ሌ.ቡ.ያ/	7.4	29.0	5.9	70.8	4.7	94.4	CHOCOLATE AND OTHER FOOD PREPARATIONS CONTAINING COCOA, N.E.S.
	(QTY. TONS)	VALUE (IN '000 BIRR)	(QTY. TONS)	VALUE (IN '000 BIRR)	(QTY. TONS)	VALUE (IN '000 BIRR)	COMMODITY
	1985		1986		1987		

ወደ ኦገር የገቡ ዕቃዎች ባዛትና ዋጋ በተባበሩ ዕቃዎች አወጣጥ
 QUANTITY AND VALUE OF IMPORTS BY COMMODITY GROUP

ሠገጠረዥ የ.3/የጠለ/ TABLE I.3 (CONTD.)

የዕቃው ስም	1977/78		1978/79		1979/80		
	ባዛት በጥን	ዋጋ/ብር	ባዛት በጥን	ዋጋ/ብር	ባዛት በጥን	ዋጋ/ብር	
ክፍል 0. የግብርና የሕይወት ስጦታዎች							
ባዕ ድምጽ ጭንቀት	953.2	3,372.7	2,349.6	8,106.4	1,457.9	7,567.1	SECTION 0. FOOD AND LIVE ANIMALS
ሕይወት ጭንቀት	11.8	57.7	18.0	60.4	11.1	151.3	TEA AND MATE
ለአገባቦች የሚሠጥ ጭንቀት	3.1	3.7	1.3	8.4	0.4	53.6	SPICES
ጭንቀት ለግብርና የሚጠቀሙ ጭንቀቶች	666.8	1,836.6	19.4	66.3	428.5	1,647.3	FEEDING STUFF FOR ANIMALS
የሕይወት ጭንቀቶች ለሌሎች የሚጠቀሙ ጭንቀቶች/ሌ.ቦ.ያ/	7,190.0	16,758.9	12,607.9	21,314.1	1,576.6	11,676.7	MARGARINE AND SHORTENINGS
ድምር	787,772.4	500,566.4	829,476.8	496,235.9	469,327.6	247,607.7	FOOD PREPARATIONS, EDIBLE PRODUCTS AND PREPARATIONS, N.E.S.
							TOTAL
ክፍል 1. ጭንቀትና ጭንቀት							
አሰብሎ የሚጠቀሙ ጭንቀቶች/ሌ.ቦ.ያ/	103.4	55.9	121.2	89.5	105.0	45.4	SECTION 1. BEVERAGES AND TOBACCO
አሰብሎ ያለው ጭንቀት	315.3	1,950.4	1,126.5	5,188.9	961.7	6,247.5	NON-ALCOHOLIC BEVERAGES N.E.S.
ጭንቀት ያልተዘጋጀ	575.3	3,115.2	400.3	2,111.1	405.3	2,228.1	ALCOHOLIC BEVERAGES
ጭንቀት የተዘጋጀ	161.3	3,336.2	173.0	3,760.7	283.6	7,102.0	TOBACCO, UNMANUFACTURED
ድምር	1,155.3	8,457.7	1,821.0	11,150.2	1,755.6	15,623.0	TOBACCO, MANUFACTURED
							TOTAL
ክፍል 2. ለግብርና የሚጠቀሙ ዕቃዎች ለግብርና ግብርና							
የግብርና ለግብርና ያልተጠቀሙ ግብርና ለግብርና	-	-	-	-	-	-	SECTION 2. CRUDE MATERIALS
ግብርና ለግብርና ያልተጠቀሙ ግብርና ለግብርና	-	-	-	-	-	-	INEDIBLE, EXCEPT FUELS
ግብርና ለግብርና ያልተጠቀሙ ግብርና ለግብርና	-	-	-	-	-	-	HIDES AND SKINS, RAW (EXCEPT FURSKINS)
ግብርና ለግብርና ያልተጠቀሙ ግብርና ለግብርና	-	-	7.3	49.9	233.2	835.2	FURSKINS, UNDRRESSED
ግብርና ለግብርና ያልተጠቀሙ ግብርና ለግብርና	1,542.7	1,360.5	546.9	582.4	1,006.8	1,140.1	OIL SEEDS AND OLEAGIOUS FRUITS OF A KIND USED FOR THE EXTRACTION OF SOFT FIXED VEGETABLE OILS (EXCL. FLOURS AND MEALS)
ግብርና ለግብርና ያልተጠቀሙ ግብርና ለግብርና	1,282.3	3,124.2	2,025.7	3,973.4	1,368.8	2,885.2	OIL SEEDS AND OLEAGIOUS FRUITS OF A KIND USED FOR THE EXTRACTION OF OTHER FIXED VEGETABLE OILS
ግብርና ለግብርና ያልተጠቀሙ ግብርና ለግብርና	1,053.7	3,219.8	1,950.4	4,636.5	3,652.8	10,365.8	NATURAL RUBBER LATEX NATURAL RUBBERS AND SIMILAR NATURAL GUMS
ግብርና ለግብርና ያልተጠቀሙ ግብርና ለግብርና	13.4	193.0	64.4	737.8	48.8	761.9	SYNTHETIC RUBBER
ግብርና ለግብርና ያልተጠቀሙ ግብርና ለግብርና	-	-	8.8	7.6	16.3	37.0	CORK, NATURAL, RAW AND WASTE
ግብርና ለግብርና ያልተጠቀሙ ግብርና ለግብርና	63.5	986.7	-	-	-	0.1	FUEL WOOD, WOOD CHARCOAL (EXCLUDING WOOD WASTE)
ግብርና ለግብርና ያልተጠቀሙ ግብርና ለግብርና	359.0	933.2	211.2	369.9	451.4	2,091.5	WOOD IN THE ROUGH OR ROUGHLY SQUARED: PULPWOOD (INCL. CHIPS AND WOOD WASTE)
ግብርና ለግብርና ያልተጠቀሙ ግብርና ለግብርና	152.5	545.0	30.2	46.2	20.7	32.6	WOOD IN THE ROUGH OR ROUGHLY SQUARED
ግብርና ለግብርና ያልተጠቀሙ ግብርና ለግብርና	-	-	7,171.7	8,279.7	12,127.6	10,338.7	WOOD SHAPED OR SIMPLY WORKED
ግብርና ለግብርና ያልተጠቀሙ ግብርና ለግብርና	-	-	-	-	-	-	PULP AND WASTE PAPER
ግብርና ለግብርና ያልተጠቀሙ ግብርና ለግብርና	1,327.5	24,735.0	0.3	2.7	99.3	168.5	SILK
							COTTON
	(QTY. TONS)	VALUE (IN '000 BIRR)	(QTY. TONS)	VALUE (IN '000 BIRR)	(QTY. TONS)	VALUE (IN '000 BIRR)	COMMODITY
	1985		1985		1987		

ወይ ኦገር የገቡ ዕቃዎች ብዛትና ዋጋ በተወሰኑ ዕቃዎች አወጣጥ
 QUANTITY AND VALUE OF IMPORTS BY COMMODITY GROUP

ሠገጠረዥ ቁ.3 /የግለሰብ / TABLE I.3 (CONTD.)

የዕቃው ስም	1977/78		1978/79		1979/80		
	ብዛት በተገ	ዋጋ ለገሠ በር/	ብዛት በተገ	ዋጋ ለገሠ በር/	ብዛት በተገ	ዋጋ ለገሠ በር/	
ክፍል 2. አጠቃላይ የግለሰብ ዕቃዎች							SECTION 2. CRUDE MATERIALS
ዕቃዎች ከነጻ ጋር በተያያዘ							INEDIBLE, EXCEPT FUELS
ገቢ ጋራ	3,788.8	5,430.3	3,979.2	6,848.1	515.1	329.6	JUTE
የአክሲዮን ጥቅም ጋራ ገቢ	2,880.8	4,927.3	3,702.7	2,179.1	2,642.7	2,395.3	VEGETABLE FIBRES EXCEPT COTTON AND JUTE
በውሃ ስር ጥቅም ጋራ ገቢ	910.2	3,682.6	1,631.4	6,255.4	1,200.6	5,063.4	SYNTHETIC FIBRES SUITABLE FOR SPINNING
ሌሎች በውሃ ስር ጥቅም ጋራ ገቢ	527.5	749.3	525.9	1,300.9	1,156.8	1,904.5	OTHER MAN-MADE FIBRE SUITABLE FOR SPINNING AND WASTE
ቡና ለገቢ ጋራ ገቢ	707.9	1,194.8	1,182.5	1,823.2	522.3	930.6	WOOL AND OTHER ANIMAL HAIR
አርገ ልብ ልብ ወርዶች ወርዶች የተጠቀሱ ልብ ልብ	1,710.4	9,210.0	1,668.5	8,852.2	1,082.3	7,129.1	OLD CLOTHING AND OTHER OLD TEXTILE ARTICLES: RAGS
የወረቀት ጥቃቃ ዕቃዎች	250.0	240.6	0.4	0.4	-	-	FERTILIZERS, CRUDE
ጋራ ገቢ ለገቢ ጋራ ገቢ	2.8	2.8	90.9	280.1	14.1	363.3	STONE, SAND AND GRAVEL
ጋራ ገቢ ለገቢ ጋራ ገቢ	19.0	13.9	7.7	10.3	3.6	10.3	SULPHUR AND UNROASTED IRON PYRITES
ጋራ ገቢ ለገቢ ጋራ ገቢ	-	-	1.1	9.5	-	-	NATURAL ABRASIVES (INCL. INDUSTRIAL DIAMONDS)
ሌሎች ዕቃዎች ጋራ ገቢ	1,531.2	957.5	1,347.5	465.4	1,073.0	836.5	OTHER CRUDE MINERALS
የገቢ ጋራ ገቢ ጋራ ገቢ	-	-	-	-	342.7	290.6	IRON ORE AND CONCENTRATES
የገቢ ጋራ ገቢ ጋራ ገቢ	1,296.1	218.6	136.7	187.5	-	-	WASTE AND SCRAP METAL OF IRON OR STEEL
የገቢ ጋራ ገቢ ጋራ ገቢ	-	-	-	-	-	-	ORES AND CONCENTRATES OF URANIUM AND THORIUM
የገቢ ጋራ ገቢ ጋራ ገቢ	0.5	6.0	1.7	31.4	1.2	3.7	ORES AND CONCENTRATES OF NON-FERROUS BASE METALS
የገቢ ጋራ ገቢ ጋራ ገቢ	1,651.3	3,909.3	1,835.3	3,625.7	61.7	161.3	NON-FERROUS METAL SCRAP AND WASTE, N.E.S.
የገቢ ጋራ ገቢ ጋራ ገቢ	0.5	6.8	-	-	-	-	ORES AND CONCENTRATES OF PRECIOUS METAL, WASTE AND SCRAPS (EXCEPT GOLD)
ጋራ ገቢ ለገቢ ጋራ ገቢ	31.1	11.3	-	1.8	25.7	46.6	CRUDE ANIMAL MATERIALS, N.E.S.
ጋራ ገቢ ለገቢ ጋራ ገቢ	136.4	1,929.1	74.2	1,095.0	355.1	1,668.3	CRUDE VEGETABLE MATERIALS, N.E.S.
ጋራ ገቢ	21,239.1	67,587.6	28,202.6	51,652.1	28,022.6	49,789.7	TOTAL
ክፍል 3. የግለሰብ የወጣ ገቢ							SECTION 3. MINERAL FUELS,
የግለሰብ የወጣ ገቢ							LUBRICANTS AND RELATED MATERIALS
የግለሰብ የወጣ ገቢ	10.0	7.5	40.0	39.6	-	-	COAL, LIGNITE AND PEAT
የግለሰብ የወጣ ገቢ	-	-	-	-	-	-	BRIQUETTES: COKE AND SEMI-COKE OF COAL, LIGNITE OR PEAT: RETORT CARBON
የግለሰብ የወጣ ገቢ	757,743.5	276,319.3	749,628.4	151,374.4	778,516.9	190,592.6	PETROLEUM, CRUDE AND PARTIALLY REFINED
የግለሰብ የወጣ ገቢ	13,553.3	24,179.0	17,057.1	53,899.5	16,153.9	32,707.0	PETROLEUM PRODUCTS
የግለሰብ የወጣ ገቢ	1,141.6	2,318.7	1,080.9	1,995.3	1,681.4	2,967.7	RESIDUAL PETROLEUM PRODUCTS N.E.S.
የግለሰብ የወጣ ገቢ	-	-	286.6	4,376.8	4.3	46.9	GAS NATURAL AND MANUFACTURED
የግለሰብ የወጣ ገቢ	-	-	-	-	-	-	ELECTRIC CURRENT
ጋራ ገቢ	772,448.4	302,824.5	768,093.0	211,685.6	796,356.5	226,314.2	TOTAL
	(QTY. TONS)	VALUE (IN '000 BIRR)	(QTY. TONS)	VALUE (IN '000 BIRR)	(QTY. TONS)	VALUE (IN '000 BIRR)	COMMODITY
	1985		1986		1987		

ወይ ኦገር የገቡ ዕቃዎች ብዛትና ዋጋ በቡድን ዕቃዎች አወገደብ
 QUANTITY AND VALUE OF IMPORTS BY COMMODITY GROUP

ሠገጠረዥ የጋ.3 / የገጠሰ /

TABLE I.3 (CONTD.)

የዕቃው ስም	1977/78		1978/79		1979/80		COMMODITY
	ብዛት በ ቶን	ዋጋ/ሺህ ብር /	ብዛት በ ቶን	ዋጋ/ሺህ ብር /	ብዛት በ ቶን	ዋጋ/ሺህ ብር /	
ክፍል 4. የአገባባትና የአክልቶች ዘይት ስቦና ባዎ							SECTION 4. ANIMAL AND VEGETABLE OILS, FATS AND WAXES
ከአገባባት የተገኙ ዘይትና ቅጠቶች	150.6	240.9	-	0.1	6.4	26.8	ANIMAL OILS AND FATS
የአክልቶ ዘይት ስቦና	21,297.1	45,815.7	11,143.5	17,745.5	446.0	667.6	FIXED VEGETABLE OILS, SOFT
ሌሎች የአክልቶ ዘይቶች	19,624.0	45,695.4	17,070.9	33,954.1	5,342.8	8,618.9	OTHER FIXED VEGETABLE OILS
የአገባባትና የአክልቶ ዘይትና ቅጠቶች ከአገባባትና ከአክልቶ የተገኙ ባዎ	5,298.5	7,332.1	11,487.8	14,489.9	10,976.1	10,427.3	ANIMAL AND VEGETABLE OILS AND FATS, PROCESSED, AND WAXES OF ANIMAL OR VEGETABLE ORIGIN
ጋጠም	46,370.2	99,084.1	39,702.2	66,189.6	16,771.3	19,740.6	TOTAL
ክፍል 5. ከሚክሮቶች ተወስኖ ወጡ የሆኑ ሌሎች ዕቃዎች							SECTION 5. CHEMICALS AND RELATED PRODUCTS, N.E.S.
አይደለም ከካርቦኖች ስቦና የሚገኙ ሌሎች ዕቃዎች	62.7	103.8	-	-	1.4	7.5	HYDROCARBONS, N.E.S. AND THEIR DERIVATIVES
አልኮሎች ፊኖሎችና ስቦና የሚገኙ	4.8	43.3	670.3	702.9	2.8	32.7	ALCOHOLS, PHENOLS, PHENOLS- ALCOHOLS AND THEIR DERIVATIVES
ካርቦክሲክ አሲዶችና ስቦና የሚገኙ	281.0	452.2	152.5	378.5	125.0	607.9	CARBOXYLIC ACIDS AND THEIR DERIVATIVES
ከናይትሮጅን ፈንክሽን የተሠሩ	-	-	-	-	-	-	NITROGEN-FUNCTION COMPOUNDS
ከኦርጋኒክ ኤሌሜንቶችና ከኬሚካሎች ከሌሎች የተሠሩ	-	-	6.0	39.7	-	-	ORGANO-INORGANIC AND HETEROCYCLIC COMPOUNDS
ሌሎች ኦርጋኒክ ከሚክሮቶች	30.1	99.7	134.5	530.2	66.4	730.7	OTHER ORGANIC CHEMICALS
ኢንዱስትሪያል ከሚክሮቶች ስቦና ከሌሎች የተሠሩ	8,792.0	7,844.9	13,321.7	17,549.7	12,154.2	16,649.0	INORGANIC CHEMICAL ELEMENTS, OXIDES AND HALOGEN SALTS
ሌሎች ኢንዱስትሪያል ከሚክሮቶች ከኦርጋኒክ ከሌሎች የተሠሩ የከብሩ ሚክሮቶች	15,919.9	20,298.8	23,008.6	33,695.1	18,254.2	28,936.6	OTHER INORGANIC CHEMICALS: ORGANIC AND INORGANIC COMPOUNDS OF PRECIOUS METALS
ሬዲዮ አባባት ያላቸው ዕቃዎች	-	-	-	2.4	-	7.6	RADIO ACTIVE AND ASSOCIATED MATERIALS
በውሃ ለውጥ ከተሠሩ የተገኙ ስቦና አዎ አዎ የተሠሩ	699.1	3,416.2	802.4	7,875.4	860.1	7,583.4	SYNTHETIC ORGANIC DYE STUFFS, NATURAL INDIGO AND COLOUR LAKES
ዳይንግና ተሽከርካሪ የተሠሩ ስቦና የተሠሩ የተሠሩ	1,456.6	2,878.4	633.0	1,809.0	71.6	241.3	DYEING AND TANNING EXTRACTS AND SYNTHETIC TANNING MATERIALS
የሌሎች ስቦና የተሠሩ ስቦና የተሠሩ	918.3	3,924.1	1,328.3	3,902.7	998.5	5,682.8	PIGMENTS, PAINTS, VARNISHES AND RELATED MATERIALS
ወይን ስቦና የተሠሩ ዕቃዎች	3,563.5	47,293.8	4,018.5	67,201.4	4,651.5	62,506.8	MEDICAL AND PHARMACEUTICAL PRODUCTS
አጠቃላይ የሚገኙ ስቦና ቅጠቶች ስቦና ወይን ስቦና	105.6	869.1	355.9	1,650.5	94.1	582.8	ESSENTIAL OILS, PERFUME AND FLAVOUR MATERIALS
ስቦና የተሠሩ የተሠሩ የተሠሩ የተሠሩ ሌሎች የተሠሩ የተሠሩ የተሠሩ የተሠሩ	166.8	1,181.7	177.1	2,085.5	150.2	2,192.9	PERFUMERY, COSMETICS, DENTI- FRICES AND OTHER TOILET PREPARATIONS (EXCEPT SOAPS)
ሙያዎች ስቦና የተሠሩ ስቦና ወይን ስቦና	2,597.1	3,608.1	5,359.2	8,489.5	16,176.8	11,795.8	SOAPS, CLEANING AND POLISHING PREPARATIONS
ዳይንግና ተሽከርካሪ የተሠሩ ስቦና	58,599.5	28,845.2	97,943.9	55,772.7	128,694.6	51,692.1	FERTILIZERS, MANUFACTURED
ፈንክሽን ስቦና የተሠሩ ስቦና ወይን ስቦና	858.3	2,096.2	29.3	204.7	954.8	2,560.9	EXPLOSIVES AND PYROTECHNIC PRODUCTS
የኮንደንሰሽን ስቦና የተሠሩ ስቦና ወይን ስቦና	51.2	104.6	816.6	1,430.7	2,140.5	2,928.1	CONDENSATION, POLYCONDENSATION AND POLYADDITION PRODUCTS
የፖሊሜራይዥን ስቦና የተሠሩ ስቦና ወይን ስቦና	1,655.2	3,054.5	2,992.2	3,944.8	1,580.1	3,635.6	POLYMERIZATION AND COPOLYMERIZA- TION PRODUCTS
የባህሪ ስቦና	-	-	-	-	-	-	REGENERATED CELLULOSE, CELLULOSE NITRATE, CELLULOSE ACETATE, AND OTHER CELLULOSE ESTERS
	(QTY. TONS)	VALUE (IN '000 BIRR)	(QTY. TONS)	VALUE (IN '000 BIRR)	(QTY. TONS)	VALUE (IN '000 BIRR)	
	1985		1986		1987		

ወደ ኦገር የገቡ ዕቃዎች ብዛትና ዋጋ በኦገስት ዕቃዎች አዳዲስ
QUANTITY AND VALUE OF IMPORTS BY COMMODITY GROUP

ሠገጠረዥ የ.ጋ / የገጠለ /

TABLE 1.3 (CONTD.)

የዕቃው ስም	1977/78		1978/79		1979/80		COMMODITY
	ብዛት በጥን	ዋጋ ስር/	ብዛት በጥን	ዋጋ ስር/	ብዛት በጥን	ዋጋ ስር/	
ክፍል 5. ከህክምናና ስነ-ምግባር							SECTION 5. CHEMICALS AND RELATED PRODUCTS, N.E.S.
ወጪዎች/ሌ.ብ.ጋ / ሌሎች ስውሰታዎች ለሌሎች ስነ-ምግባር ዕቃዎች	1,416.1	2,378.2	2,172.9	3,951.5	2,393.1	5,709.6	OTHER ARTIFICIAL RESINS AND PLASTIC MATERIALS
የተጠቃሚ የትግበራ የፈገገሎች አይደሉም የመጠቀሻ ዕቃዎች	2,490.6	18,479.0	3,729.6	21,372.0	5,618.0	51,474.7	DISINFECTANTS, INSECTICIDES, FUNGICIDES, WEED-KILLERS, ANTI-SPROUTING PRODUCTS, RAT POISONS AND SIMILAR PRODUCTS
ልዩ ልዩ ከህክምና ስነ-ምግባር ዕቃዎች	1,093.4	1,051.4	1,366.8	1,439.3	683.3	741.4	STARCHES INSULIN AND WHEAT GLUTEN; ALBUMINOIDAL SUBSTANCES; GLUES
በሌሎች ስነ-ምግባር ዕቃዎች ለሌሎች ስነ-ምግባር ዕቃዎች	981.8	2,409.7	912.1	3,218.8	2,695.8	6,359.2	MISCELLANEOUS CHEMICAL PRODUCTS, N.E.S.
አጠቃላይ	101,743.6	150,432.9	159,941.4	247,247.0	198,367.0	262,659.4	TOTAL
ክፍል 6. በግብርና ስነ-ምግባር							SECTION 6. MANUFACTURED GOODS CLASSIFIED CHIEFLY BY MATERIAL
የላግግ ብርሃን	-	0.4	-	2.2	2.0	4.4	LEATHER
በላግግ የላግግ ዕቃዎች	189.7	2,269.6	321.8	4,532.1	373.8	5,615.6	MANUFACTURES OF LEATHER OR OF ARTIFICIAL LEATHER
ወጪዎች የተጠቃሚ የትግበራ የፈገገሎች አይደሉም የመጠቀሻ ዕቃዎች	-	-	-	-	-	-	FURSKINS, TANNED OR DRESSED (INCL. DYED)
ከላግግ የላግግ ዕቃዎች	426.5	1,620.6	496.4	2,299.2	681.3	2,777.3	MATERIALS OF RUBBER
ከላግግ የላግግ ዕቃዎች ለሌሎች ስነ-ምግባር ዕቃዎች	5,107.6	30,409.6	7,044.2	42,103.2	4,850.0	32,925.3	RUBBER TYRES, TYRE CASES AND TREADS, INNER TUBES AND FLAPS FOR WHEELS OR ALL KINDS
ከላግግ የላግግ ዕቃዎች ለሌሎች ስነ-ምግባር ዕቃዎች / ከላግግ የላግግ ዕቃዎች	267.7	1,657.8	141.8	1,436.2	275.1	6,100.6	ARTICLES OF RUBBER, N.E.S.
ከላግግ የላግግ ዕቃዎች	39.9	513.1	3.3	48.1	13.7	151.5	CORK MANUFACTURES
ሰብ የላግግ የላግግ ዕቃዎች ለሌሎች ስነ-ምግባር ዕቃዎች	135.2	370.4	264.5	675.9	227.4	665.8	VENEERS, PLYWOOD BOARDS "IMPROVED" OR RECONSTITUTED WOOD AND OTHER WOOD, WORKED N.E.S.
ከላግግ የላግግ ዕቃዎች ለሌሎች ስነ-ምግባር ዕቃዎች	460.3	753.1	1,049.9	527.2	1,060.6	2,592.3	WOOD MANUFACTURES, N.E.S.
ወረቀት የላግግ ዕቃዎች ለሌሎች ስነ-ምግባር ዕቃዎች	11,892.8	25,045.9	8,856.8	14,417.8	10,403.2	20,817.0	PAPER AND PAPER BOARD IN BULK
ከወረቀት የላግግ ዕቃዎች ለሌሎች ስነ-ምግባር ዕቃዎች	15,057.9	18,357.3	2,418.3	7,956.0	4,605.0	12,243.9	ARTICLES MADE OF PAPER PULP, OF PAPER OR OF PAPER BOARD
የወርቅ ወርቅ ፈገገሎች ከር	1,472.5	10,975.5	1,962.3	13,925.3	2,187.0	17,433.9	TEXTILE YARN AND THREAD
የተጠቃሚ የትግበራ የፈገገሎች አይደሉም የመጠቀሻ ዕቃዎች	173.4	2,062.5	375.0	2,084.6	304.3	2,001.1	COTTON FABRICS, WOVEN
ከላግግ የላግግ ዕቃዎች ለሌሎች ስነ-ምግባር ዕቃዎች	490.1	5,076.0	1,257.8	11,777.4	740.7	9,205.8	TEXTILE FABRICS, WOVEN, OF MAN-MADE FIBRES (OTHER THAN COTTON FABRICS)
ወርቅ ወርቅ ፈገገሎች ከር	4.0	130.6	32.6	400.6	16.3	486.3	TEXTILE FABRICS, WOVEN OTHER THAN OF MAN-MADE AND COTTON FIBRES
	(QTY. TONS)	VALUE (IN '000 BIRR)	(QTY. TONS)	VALUE (IN '000 BIRR)	(QTY. TONS)	VALUE (IN '000 BIRR)	
		1985		1986		1987	

ወደ አገር የገቡ ዕቃዎች ብዛትና ዋጋ በተወሰነው ዕቃዎች አዋቅር
 QUANTITY AND VALUE OF IMPORTS BY COMMODITY GROUP

ሠገጠን የ.3 / የገጠላ /

TABLE I. 3 (CONTD.)

የዕቃው ስም	1977/78		1978/79		1979/80		SECTION 6. MANUFACTURED GOODS CLASSIFIED CHIEFLY BY MATERIAL
	ብዛት በቶን	ዋጋ ለጠገን ብር/	ብዛት በቶን	ዋጋ ለጠገን ብር/	ብዛት በቶን	ዋጋ ለጠገን ብር/	
<u>ክፍል 6. በጥቅም የተዘጋጁ</u> <u>በፍጠራ የተዘጋጁ ዕቃዎች</u>							<u>SECTION 6. MANUFACTURED GOODS</u> <u>CLASSIFIED CHIEFLY BY MATERIAL</u>
ጥቅም ወይም የገባች	-	-	-	0.5	-	0.1	KNITTED OR CROCHETED FABRICS
ገባች ያላቸው ገንጠል የወርቅ ዕቃዎች ከፈጽሞ ጥልቁ የወሰዱ	15.3	339.4	19.1	223.5	4.4	116.6	TULLE, LACE, EMBROIDERY, RIBBONS, TRIMMINGS AND SMALL WARES
ልዩ ልዩ የወርቅ ወርቅ ዕቃዎች የወሰዱት ሁሉ ጠባብነት በስተቀር /	1,047.6	7,267.2	886.6	6,708.7	1,177.0	9,166.7	SPECIAL TEXTILES FABRICS AND RELATED PRODUCTS (EXCLUDING CLOTHING)
ጠጠር ወይም በክፍል ከወርቅ ወርቅ የተዘጋጁ ዕቃዎች / ሌ.ቦ.ያ /	3,504.7	27,234.3	1,293.5	12,534.5	4,659.0	10,757.6	MADE-UP ARTICLES, WHOLLY OR CHIEFLY OF TEXTILE MANUFACTURES N.E.S.
ጠጠር ወይም የወሰዱት	29.0	481.0	56.3	698.3	83.1	1,214.5	FLOOR COVERINGS, ETC.
ፍሬም በሚገኝ በፍጠራ የተዘጋጁ የገባች ጠጠር ዕቃዎች ከጠጠር ከወሰዱት በስተቀር	660.7	803.5	2,854.7	5,096.3	4,098.7	1,610.7	LIME, CEMENT, AND FABRICATED BUILDING MATERIALS EXCEPT GLASS AND CLAY MATERIALS
የጠጠር ለጠጠር ጠጠር የሆኑ የገባች ጠጠር ዕቃዎች	1,618.7	1,845.0	1,289.5	3,235.3	1,828.9	3,216.0	CLAY CONSTRUCTION MATERIALS AND REFRACTORY CONSTRUCTION MATERIALS
ከጠጠር የተዘጋጁ ዕቃዎች / ሌ.ቦ.ያ / ጠጠር	1,053.4	3,445.7	1,276.0	3,684.8	1,703.7	6,029.9	MINERAL MANUFACTURES, N.E.S.
ጠጠር	1,560.7	1,755.1	1,527.2	1,968.6	1,385.1	2,021.9	GLASS
ጠጠር የተዘጋጁ ዕቃዎች	570.0	1,700.1	748.4	2,593.9	757.0	3,299.8	GLASSWARE
የጠጠር ሥራዎች	223.7	733.8	133.3	-533.8	452.8	2,633.4	POTTERY
አገጣጠም የከበሩ ደጋጋሚ / የተዘጋጁ ወይም ያልተዘጋጁ /	-	-	-	-	-	-	PEARLS, PRECIOUS AND SEMI- PRECIOUS STONES, UNWORKED OR WORKED
ያልተዘጋጁ ብረት የብረት ስፖንጅ የብረት ብረት ተደጋጋሚ የብረት ቅልፍ	56.5	120.6	304.5	1,380.1	598.1	866.6	PIG IRON, SPLEGELEISEN, SPONGE IRON OR STEEL POWDERS AND SHOT, AND FERRO-ALLOYS
የብረት ጠጠር የጠጠር ደረጃ የተዘጋጁ ብረት ብረት	8,625.9	5,840.4	7,751.9	3,931.9	565.2	202.9	INGOTS AND OTHER PRIMARY FORMS, OR IRON OR STEEL
የብረት የጠጠር ወፍራም ዘንጎች ጠጠር የተዘጋጁ የተዘጋጁ ዕቃዎች	9,627.0	11,605.9	13,584.5	18,194.4	14,855.6	14,186.3	IRON AND STEEL BARS, RODS, ANGLES SHAPES AND SECTIONS
ዝርገ የብረት ዕቃዎች የተዘጋጁ	19,444.0	19,796.0	20,223.7	25,674.8	29,337.1	29,663.6	UNIVERSAL PLATES AND SHEETS OF IRON OR STEEL
የብረት የተዘጋጁ የጠጠር ረዕደ የተዘጋጁ ብረት	3,713.1	4,149.5	2,378.9	4,644.3	809.2	1,328.6	HOOP AND STRIP OF IRON AND STEEL
የብረት ስፖንጅ የጠጠር ጠጠር ብረት ብረት	11.7	30.1	256.7	794.4	172.9	975.4	RAILS AND RAILWAY TRACK CONSTRUCTIONAL MATERIALS OF IRON AND STEEL
የብረት ስፖንጅ	808.8	1,159.1	1,174.3	1,931.1	408.7	1,070.2	IRON AND STEEL WIRE (EXCLUDING WIRE ROD)
ወጠጠር ክፍት ብረት ስፖንጅ የተዘጋጁ ብረት ብረት	5,127.3	13,113.3	10,003.1	19,770.7	13,743.2	34,284.3	TUBES, PIPES AND FITTINGS OF IRON AND STEEL
በጠጠር የተዘጋጁ የተዘጋጁ የተዘጋጁ ያልተዘጋጁ የተዘጋጁ ብረት ብረት / ሌ.ቦ.ያ /	-	-	-	4.1	0.1	0.9	IRON AND STEEL CASTINGS AND FORGINGS, UNWORKED, N.E.S.
በፍጠራ የተዘጋጁ አገጣጠም ለጠጠር ከጠጠር የተዘጋጁ ጋር የተዘጋጁ	-	-	-	-	-	-	SILVER, PLATINUM AND OTHER METALS OF THE PLATINUM GROUP
ጠጠር	74.8	863.3	66.7	460.2	198.4	967.6	COPPER
ቪል	18.7	136.3	1.2	6.5	7.9	95.5	NICKEL
አልሚኒየም	348.2	1,976.4	417.5	1,876.5	779.6	3,684.8	ALUMINIUM
	(QTY. TONS)	VALUE (IN '000 BIRR)	(QTY. TONS)	VALUE (IN '000 BIRR)	(QTY. TONS)	VALUE (IN '000 BIRR)	COMMODITY
	1985		1986		1987		

ወይ ኦገር የገቡ ዕቃዎች ብዛትና ዋጋ በጥቅም ዕቃዎች ለውጥ
 QUANTITY AND VALUE OF IMPORTS BY COMMODITY GROUP

ሠገጠረዥ ቁ.3 /የጥለ/

TABLE I.3 (CONTD.)

የዕቃው ስም	1977/78		1978/79		1979/80		COMMODITY
	ብዛት በተገ	ዋጋ ለጠገን በር/	ብዛት በተገ	ዋጋ ለጠገን በር/	ብዛት በተገ	ዋጋ ለጠገን በር/	
ክፍል 6. በዓይነታቸው የሕይወት በፍብፍብ የሕፈር ዕቃዎች							SECTION 6. MANUFACTURED GOODS CLASSIFIED CHIEFLY BY MATERIALS
አርሰስ	40.0	167.5	25.4	57.3	117.1	177.7	LEAD
ኢንኮ	106.8	1,193.1	1,334.7	2,220.7	1,211.6	2,662.0	ZINC
ቸር ቸር	3.3	33.7	167.4	246.3	198.3	345.4	ZIN
ዩራኒየም ተርዖዎች የነዚህ ቅጾች	-	-	-	-	-	-	URANIUM, THORIUM AND THEIR ALLOYS
ልዩ ልዩ በረከት የሌሎች ሜታሎች	-	-	-	-	-	-	MISCELLANEOUS NON-FERROUS METALS
ከባረት የሕፈር የሕንጻ ዕቃዎች /ሌ.ቦ.ያ/	7,348.1	27,871.1	7,335.0	28,351.7	5,060.7	19,098.6	FINISHED STRUCTURAL PARTS AND STRUCTURES N.E.S.
ለጠቀሰች ወይም ለማጓጓዣ የሚያገለግሉ ከባረት የሕፈር ዕቃዎች	2,075.7	6,076.3	1,763.4	8,867.7	3,376.4	13,681.5	METAL CONTAINERS FOR STORAGE AND TRANSPORT
ከባረት የሕፈር ዕቃዎች ለኢንጅነሪንግ ለሥራ ለሥራ የሚሰጡ ማህተሞች	117.6	661.1	849.0	2,323.0	770.5	3,182.6	WIRE PRODUCTS (EXCLUDING ELECTRIC) AND FENCING GRILLS
መሰረታዊ ትርጉሞች ለሥራ ለሥራ የሚሰጡ ከባረት የሕፈር ዕቃዎች	568.4	2,053.8	1,742.8	4,951.7	1,250.3	3,487.9	NAILS, SCREWS, NUTS, BOLTS, RIVETS AND SIMILAR ARTICLES OF IRON, STEEL OR COPPER
በአጭ ወይም በሌሎች ለሥራ ለሥራ የሚሰጡ ማህተሞች	3,300.3	13,730.9	2,435.2	15,964.9	1,703.9	13,303.4	TOOLS FOR USE IN THE HAND OR IN MACHINES
ለመብራሪያ ለመገንጠያ የሚያገለግሉ ዕቃዎች	112.8	1,712.2	146.9	2,128.5	189.3	2,919.4	CUTLERY
ከባረት የሕፈር የቤት ዕቃዎች	561.2	4,704.4	1,166.0	5,717.0	1,160.2	6,806.3	HOUSEHOLD EQUIPMENT OF BASE METAL
ከባረት የሕፈር ዕቃዎች/ሌ.ቦ.ያ/ ማህተም	1,980.4	13,947.1	2,204.1	10,510.4	4,272.1	16,922.1	MANUFACTURES OF METAL, N.E.S.
	110,109.0	275,789.6	109,642.2	299,472.2	122,676.5	323,001.6	TOTAL
ክፍል 7. ማህተሞችና የትራንስፖርት ማህተሞች							SECTION 7. MACHINERY AND TRANSPORT EQUIPMENT
አገራዊ የሚያመነጨ ማህተሞች	179.0	1,386.7	56.7	1,489.4	65.9	952.7	STEAM AND VAPOUR GENERATING BOILERS AND PARTS THEREOF
ከአገራዊ የሚሰጡ ኢንጅነሪንግ	0.2	8.1	-	-	3.7	44.9	STEAM AND VAPOUR POWER UNIT
የውስጥ የተጠቀሱ ስለ ስለ ስለ ስለ ኢንጅነሪንግ ማህተሞች/የግል ኢንጅነሪንግ ማህተሞች	106.7	2,099.3	453.3	4,230.7	337.7	8,449.7	INTERNAL COMBUSTION PISTON ENGINES AND PARTS, N.E.S. (DIESEL ENGINES)
ኢንጅነሪንግ ማህተሞች/የሌሎች ሌሎች ማህተሞች	-	0.5	0.5	31.3	-	-	ENGINES AND MOTORS, NON-ELECTRIC AND PARTS
ተሽከርካሪ የሌሎች ሌሎች ማህተሞች	1,912.5	23,977.0	614.7	10,752.7	1,449.3	20,949.2	ROTATING ELECTRIC PLANT AND PARTS THEREOF
ሌሎች የግል ማህተሞች ማህተሞች	110.6	11,821.0	2.7	697.1	1.0	7.3	OTHER POWER GENERATING MACHINERY AND PARTS THEREOF
የአርሰን ማህተሞች ማህተሞች	2,580.5	23,345.9	3,204.7	26,117.5	2,484.8	26,516.3	AGRICULTURAL MACHINERY AND PARTS THEREOF
የአርሰን ትራክተሮች	5,604.1	29,907.6	6,707.8	39,276.8	2,852.5	17,987.8	TRACTORS WHETHER OR NOT FITTED WITH POWER TAKEOFFS WINCHES OR PULLEYS
	(QTY. TONS)	VALUE (IN '000 BIRR)	(QTY. TONS)	VALUE (IN '000 BIRR)	(QTY. TONS)	VALUE (IN '000 BIRR)	
	1985		1986		1987		

ወደ ኦገር የገቡ ዕቃዎች ብዛትና ዋጋ በተወሰኑ ዕቃዎች አዋቂ
 QUANTITY AND VALUE OF IMPORTS BY COMMODITY GROUP

TABLE I.3 (CONTD.)

ሠገጠረዥ የ.ጌ / የገጠለ /

የዕቃው ስም	1977/78		1978/79		1979/80		COMMODITY
	ብዛት በተገ	ዋጋ ለገላ በር/	ብዛት በተገ	ዋጋ ለገላ በር/	ብዛት በተገ	ዋጋ ለገላ በር/	
ክፍል 7. ማሳሪያና የትራንስፖርት መሳሪያዎች							SECTION 7. MACHINERY AND TRANSPORT EQUIPMENT
ሰበጎሰትራሽን የሚያገለግሉ መሳሪያዎችና መለኪያዎች /	2,913.3	30,264.0	11,321.4	89,775.0	6,041.8	87,889.6	CIVIL ENGINEERING AND CONTRACTORS' PLANT AND EQUIPMENT AND PARTS THEREOF, N.E.S.
የጨርቃ ጨርቅና የሌሎች መሳሪያዎች /	710.6	17,731.8	1,266.0	23,372.7	1,476.2	31,244.0	TEXTILE AND LEATHER MACHINERY AND PARTS THEREOF, N.E.S.
ወረቀትና ገልጎ የሚሠሩ መሳሪያዎች	50.1	1,284.0	13.5	903.2	75.4	2,506.2	PAPER MILL AND PULP MILL MACHINERY AND PARTS THEREOF
የጥቅም የመለኪያ መሳሪያዎችና መለኪያዎች /	90.8	2,904.6	138.7	3,920.5	56.4	2,496.8	PRINTING AND BOOKBINDING MACHINERY AND PARTS THEREOF
ሰበጎ ጥገና መሳሪያዎች ለቤተ ቤት የሚያገለግሉ ያልሆኑ መለኪያዎች /	872.9	9,338.6	814.0	12,686.1	799.9	12,306.8	FOOD PROCESSING MACHINES (EXCL. DOMESTIC) AND PARTS THEREOF, N.E.S.
ሌሎች ለልዩ ለዩ የትራንስፖርት ማሳሪያዎችና መለኪያዎች /	1,418.2	18,347.9	2,012.5	31,698.9	8,058.3	65,324.8	OTHER MACHINERY AND EQUIPMENT SPECIALIZED FOR PARTICULAR INDUSTRIES AND PARTS THEREOF, N.E.S.
ሰበጎ ገቢ የሚያገለግሉ በኮንስትራክሽን ይዘት የሚሠሩ መሳሪያዎችና መለኪያዎች	155.0	1,626.9	389.2	7,947.4	1,155.3	18,550.8	MACHINE-TOOLS FOR WORKING METAL OR METAL CARBIDES AND PARTS THEREOF
ሌሎች ሰበጎ ገቢ የሚያገለግሉ መሳሪያዎችና መለኪያዎች	167.2	1,078.6	95.2	1,749.4	188.5	2,860.6	METAL WORKING MACHINERY (OTHER THAN MACHINE-TOOLS) AND PARTS THEREOF
ሰማያዊ ሰማያዊ የሚያገለግሉ መሳሪያዎችና መለኪያዎች /	528.2	3,266.2	157.5	2,531.1	352.2	7,412.8	HEATING AND COOLING EQUIPMENT AND PARTS THEREOF, N.E.S.
ፈሰሽ የሚያገለግሉ የሚያወጣ ጋራ ማለፊያና ማለፊያ መለኪያዎች /	1,038.7	11,510.3	1,092.2	15,461.2	1,102.6	16,953.7	PUMPS FOR LIQUIDS (INCL. MOTOR AND TURBO-PUMPS), PARTS, N.E.S.
ጋራ ማለፊያ ማለፊያ ማለፊያ / ስፔሪያሊስት የሚያገለግሉ የሚያወጣ ጋራ ማለፊያ መለኪያዎች /	292.1	4,184.2	435.5	5,886.2	291.6	6,595.8	PUMPS (OTHER THAN PUMPS FOR LIQUIDS) AND COMPRESSORS; FANS AND BLOWERS; CENTRIFUGES FILTERING AND PURIFYING APPARATUS; AND PARTS THEREOF, N.E.S.
ሰበጎ ገቢ የሚያገለግሉ መሳሪያዎችና መለኪያዎች /	1,440.0	13,225.7	942.7	11,045.5	1,052.5	12,383.9	MECHANICAL HANDLING EQUIPMENT AND PARTS THEREOF, N.E.S.
ሌሎች ከኮንስትራክሽን የሚሠሩ መሳሪያዎች ለልዩ ለዩ የትራንስፖርት መለኪያዎች /	310.2	6,332.2	484.0	5,821.4	823.1	11,952.3	OTHER NON-ELECTRICAL MACHINERY, TOOLS AND MECHANICAL APPARATUS AND PARTS THEREOF, N.E.S.
ኮንስትራክሽን የሚሠሩ የመሳሪያዎች መለኪያዎች /	545.7	6,432.4	571.5	6,542.3	794.9	10,616.8	NON-ELECTRIC PARTS AND ACCESSORIES OF MACHINERY, N.E.S.
የቢሮ የሰበጎ ገቢ የሚያገለግሉ የመብራሪያ መሳሪያዎች	55.7	2,579.2	91.2	4,286.6	164.0	6,416.9	OFFICE MACHINERY
ወረቀት ማሳሪያዎችና ማሳሪያዎች	13.6	1,779.6	12.0	1,987.2	37.9	3,903.9	AUTOMATIC DATA PROCESSING MACHINES AND UNITS THEREOF
ሰበጎ የሰበጎ ገቢ የሚያገለግሉ የሚሠሩ መለኪያዎች /	24.8	2,202.0	36.3	2,738.6	41.9	2,877.0	PARTS AND ACCESSORIES FOR OFFICE MACHINES, N.E.S.
ቴሌቪዥን	154.3	7,063.3	130.4	7,806.5	167.6	8,565.8	TELEVISION RECEIVERS
ረዲዮ	55.2	2,673.8	33.6	2,938.3	50.6	5,233.9	RADIO BROADCAST RECEIVERS (INCL. RECEIVERS INCORPORATING SOUND RECORDERS OR REPRODUCERS)
	(QTY. TONS)	VALUE (IN '000 BIRR)	(QTY. TONS)	VALUE (IN '000 BIRR)	(QTY. TONS)	VALUE (IN '000 BIRR)	
	1985		1986		1987		

ወደ ኦገር የገቡ ዕቃዎች በዛገሩ የጋ በተባበሩ ዕቃዎች አጠቃላይ
 QUANTITY AND VALUE OF IMPORTS BY COMMODITY GROUP

ሠገዳ ፳፭ / ፳፻፳፯ / TABLE I.3 (CONTD.)

የዕቃው ስም	1977/78		1978/79		1979/80		COMMODITY
	ብዛት በ ቶን	ዋጋ / ሺህ ብር	ብዛት በ ቶን	ዋጋ / ሺህ ብር	ብዛት በ ቶን	ዋጋ / ሺህ ብር	
ክፍል 7. ማሳሪያና የጥሬ ስፔርት ማሳሪያዎች							SECTION 7. MACHINERY AND TRANSPORT EQUIPMENT
ገራጭና ገራጭ የዕቃዎች ማሳሪያዎች	18.8	2,238.5	16.3	2,487.9	14.8	2,039.4	GRAMOPHONES, DICTATING MACHINES AND OTHER SOUND RECORDERS AND REPRODUCERS AND RELATED
የቴሌኮሙኒኬሽን ማሳሪያዎች ማሳሪያዎች	169.9	17,336.3	1,865.8	42,942.5	1,374.6	79,490.5	TELECOMMUNICATIONS EQUIPMENT N.E.S. PARTS AND ACCESSORIES N.E.S.
የኢሌክትሮኒክ ደብዳቤ ማሳሪያዎች	425.9	2,326.5	213.9	5,997.8	1,106.2	10,850.3	ELECTRIC POWER MACHINERY AND SWITCH GEAR
ሌሎች ማሳሪያዎች ማሳሪያዎች በከፍተኛ የጥሬ ስፔርት የኢሌክትሮኒክ ዕቃዎች	1,236.2	11,216.1	658.2	16,492.7	1,319.9	31,932.1	OTHER ELECTRICAL APPARATUS FOR MAKING AND BREAKING OR PROTECTING ELECTRICAL CIRCUITS, ETC.
የኢሌክትሮኒክ ማሳሪያዎች ማሳሪያዎች	897.0	9,560.5	5,436.3	25,043.1	2,468.7	12,613.9	EQUIPMENT FOR DISTRIBUTING ELECTRICITY
ለሕክምና የሚያገለግሉ የኢሌክትሮኒክ ማሳሪያዎች	13.9	361.5	1.9	320.2	12.8	711.4	ELECTRIC APPARATUS FOR MEDICAL PURPOSES AND RADIOLOGICAL APPARATUS
ለቤት ውስጥ ለገልገሎት የሚያገለግሉ የኢሌክትሮኒክ ዕቃዎች	456.3	5,028.0	900.0	11,440.7	997.9	13,794.5	DOMESTIC ELECTRICAL EQUIPMENT
የራዲዮ ሽልጦች ሌሎች የራዲዮ ዕቃዎች	5.2	21.8	0.6	6.6	1.1	14.2	RADIO VALVES, TUBES AND TRANSISTORS, CATHODE RAY TUBES, OTHER THERMIONIC, AND TUBE
ሌሎች የኢሌክትሮኒክ ማሳሪያዎች	1,880.4	14,136.5	3,324.7	13,368.2	1,725.0	10,108.8	OTHER ELECTRICAL MACHINERY AND APPARATUS
አውቶሞብላይል ማሳሪያዎች የተከሰቱ ለገልገሎት ዕቃዎች	3,095.8	32,310.5	1,665.1	22,796.5	2,204.6	31,127.8	PASSENGER MOTOR CARS (OTHER THAN PUBLIC-SERVICE TYPE) INCLUDING VEHICLES DESIGNED FOR THE TRANSPORT OF BOTH PASSENGERS AND GOODS
የግንባታ ማሳሪያዎች የተከሰቱ ለገልገሎት ዕቃዎች	11,596.6	111,269.2	13,732.6	147,975.0	23,148.1	133,496.5	MOTOR VEHICLES FOR THE TRANSPORT OF GOODS AND SPECIAL PURPOSE MOTOR VEHICLES
የግንባታ የተከሰቱ ለገልገሎት ዕቃዎች	522.9	6,231.3	3,654.4	27,607.7	1,546.0	15,798.7	ROAD MOTOR VEHICLES, N.E.S.
ለግንባታ የተከሰቱ ለገልገሎት ዕቃዎች	4,658.9	61,920.5	9,580.0	96,980.9	13,938.3	108,911.9	PARTS AND ACCESSORIES N.E.S. OF ROAD MOTOR VEHICLES AND TRACTORS
የግንባታ ለገልገሎት ሌሎች የግንባታ ዕቃዎች	67.5	734.9	119.0	1,837.3	190.2	2,954.3	MOTORCYCLES, MOTOR SCOOTERS AND OTHER CYCLES MOTORIZED AND NON-MOTORIZED, INVALID CARRIAGES
ተገቢዎች ሌሎች የግንባታ የተከሰቱ ለገልገሎት ዕቃዎች	6,433.3	28,933.1	6,173.5	33,977.4	2,516.7	18,195.0	TRAILERS AND OTHER VEHICLES, NOT MOTORIZED, N.E.S. AND SPECIALLY DESIGNED AND EQUIPPED TRANSPORT CONTAINERS
የግንባታ የተከሰቱ ለገልገሎት ዕቃዎች	61.6	758.5	115.1	3,302.0	181.9	5,447.0	RAILWAY VEHICLES
አየርፕላኖች ማሳሪያዎች	914.2	44,911.9	451.5	33,497.2	926.4	166,606.7	AIRCRAFT AND PARTS
ከርካሪዎች ማሳሪያዎች	36.5	2,517.7	216.5	3,047.7	84.0	2,367.3	SHIPS AND BOATS
ጠቅላላ	53,815.1	588,184.7	79,203.2	810,835.0	83,682.8	1,037,460.6	TOTAL
	(QTY. TONS)	VALUE (IN '000 BIRR)	(QTY. TONS)	VALUE (IN '000 BIRR)	(QTY. TONS)	VALUE (IN '000 BIRR)	
	1985		1986		1987		

ወይ ኦገር የገቡ ዕቃዎች ብዛትና ዋጋ በተወሰነው ዕቃዎች አዋቂነት

QUANTITY AND VALUE OF IMPORTS BY COMMODITY GROUP

ሠገጠረዥ የ.3 / የገጠሰ / TABLE I.3 (CONTD.)

የዕቃው ስም	1977/78		1978/79		1979/80		COMMODITY
	ብዛት በተገ	ዋጋ/ጠጊዊ በር/	ብዛት በተገ	ዋጋ/ጠጊዊ በር/	ብዛት በተገ	ዋጋ/ጠጊዊ በር/	
ከፍል ፀ. ልቀ ልቀ በፈጠራ							SECTION 8. MISCELLANEOUS MANUFACTURED ARTICLES
የተሠሩ ዕቃዎች							
የሥራ ገቢ ለውጥ መሠረት የሥራ ገቢ የገቢ ለውጥ ዕቃዎች ማጠቃለያ	319.8	2,081.7	354.9	2,797.7	970.7	4,681.6	SANITARY, PLUMBING, HEATING AND LIGHTING FIXTURES AND FITTING
የቤት ዕቃዎች ማጠቃለያ	276.1	2,143.5	869.2	4,127.9	830.8	4,736.1	FURNITURE AND PARTS THEREOF
የጉዞ ዕቃዎች የአገልግሎት የጠቅላይነት	82.2	991.9	13.1	222.2	31.3	418.8	TRAVEL GOODS, HANDBAGS AND SIMILAR ARTICLES
ከጨርቅ ጨርቅ የተሠሩ ከሰይጣ አወገዶች የሚሉ ልብ ልብ ጠቅላይነት ከላገልግሎት በስተቀር /	181.5	4,388.9	101.1	2,612.0	26.0	1,210.5	OUTER GARMENTS, MEN'S AND BOYS OF TEXTILE FABRICS (OTHER THAN KNITTED OR CROCHETED GOODS)
ከጨርቅ ጨርቅ የተሠሩ ከሰይጣ ለሴቶች ልብ ልብ የሚሉ ልብ ልብ	37.9	1,009.4	15.2	583.0	12.7	685.0	OUTER GARMENTS, WOMEN'S GIRLS' AND INFANTS' OF TEXTILE FABRICS
ከጨርቅ ጨርቅ የተሠሩ የውስጥ ልብ ልብ	22.9	542.4	13.7	460.6	94.3	562.7	UNDER GARMENTS OF TEXTILE FABRICS
ከሰይጣ የሚሉ ከጨርቅ ከላገልግሎት የተሠሩ ልብ ልብ ጠቅላይነት የተሠሩ ሰይጣ አይደለም /	14.4	482.5	4.8	104.2	3.1	120.0	OUTER GARMENTS AND OTHER ARTICLES, KNITTED OR CROCHETED NOT ELASTIC NOR RUBBERIZED
ከጨርቅ ከላገልግሎት የተሠሩ የውስጥ ልብ ልብ	57.5	729.0	34.3	439.6	10.0	261.9	UNDER GARMENTS, KNITTED OR CROCHETED
ከጨርቅ ጨርቅ የተሠሩ ልቀ ልቀ ዕቃዎች	41.9	977.3	14.5	427.7	21.9	681.6	CLOTHING ACCESSORIES OF TEXTILE FABRICS
ከጨርቅ ጨርቅ የተሠሩ ልቀ ልቀ ዕቃዎች ለሴቶች ልቀ ልቀ ዕቃዎች ከጨርቅ ሰይጣ የሚሉ ዕቃዎች	31.7	640.4	35.2	430.9	71.9	2,374.2	ARTICLES OF APPAREL AND CLOTHING ACCESSORIES OF OTHER THAN TEXTILE FABRICS HEADGEAR OF ALL MATERIALS
መሳሪያዎች	22.3	898.1	42.6	1,086.6	33.7	806.7	FOOTWEAR
ከፍተኛ የሚያገለግሉ አገልግሎት የሚያገለግሉ መሳሪያዎች	1.5	106.5	2.7	254.5	1.9	310.4	OPTICAL INSTRUMENTS AND APPARATUS
የሕክምና መሳሪያዎች ዕቃዎች	311.1	7,934.8	1,543.5	13,906.3	291.3	11,170.0	MEDICAL INSTRUMENTS AND APPLIANCES
መለኪያዎች ለ.ቦ.ያ /	160.0	2,458.1	21.2	645.3	122.5	1,510.8	METERS AND COUNTERS, N.E.S.
ገረገጥተኛ የሚለኩ የመለኪያ ዎች ማጠቃለያ መሳሪያዎች ለሴቶች ልቀ ልቀ የሚያገለግሉ መሳሪያዎች ማጠቃለያ	187.5	4,915.7	186.6	9,778.5	393.0	15,050.2	MEASURING, CHECKING ANALYSING AND CONTROLLING INSTRUMENTS AND APPARATUS, PARTS AND ACCESSORIES
የፍተራ መሳሪያዎች ለ.ቦ.ያ /	11.4	830.3	21.3	1,042.2	15.8	957.9	PHOTOGRAPHIC APPARATUS AND EQUIPMENT, N.E.S.
የፍተራና የቢዩ ግብ ዕቃዎች	162.9	2,525.7	186.4	3,066.3	222.4	4,650.3	PHOTOGRAPHIC AND CINEMA- TOGRAPHIC SUPPLIES
የቢዩ ልብ ልብ	-	-	-	-	-	-	DEVELOPED CINEMATOGRAPHIC FILM WITH OR WITHOUT SOUND TRACK
የላይ ማጠቃለያ ልቀ ልቀ ለገቢ ለ.ቦ.ያ /	3.8	340.3	8.8	482.8	33.8	570.8	OPTICAL GOODS, N.E.S.
የአገልግሎት የጠቅላይነት የገቢ ገቢ አገልግሎት /	1.0	88.3	2.1	187.2	5.5	150.0	WATCHES AND CLOCKS
	7,792.6	4,106.1	2,333.6	13,616.7	649.1	8,765.4	PRINTED MATTER
	(QTY. TONS)	VALUE (IN '000 BIRR)	(QTY. TONS)	VALUE (IN '000 BIRR)	(QTY. TONS)	VALUE (IN '000 BIRR)	
	1985		1986		1987		

ወደ ስገር የገቡ ዕቃዎች ብዛትና ዋጋ በተወሰኑ ዕቃዎች አዋቅ
 QUANTITY AND VALUE OF IMPORTS BY COMMODITY GROUP

ሀገራችን የ.ጋ 1998/1

TABLE I.3 (CONTD.)

የዕቃው ስም	1977/78		1978/79		1979/80		
	ብዛት በቶን	ዋጋ ለጠገን በር/	ብዛት በቶን	ዋጋ ለጠገን በር/	ብዛት በቶን	ዋጋ ለጠገን በር/	
ክፍል 8. ሌሎች ለውጥ ያላቸው							SECTION 8. MISCELLANEOUS MANUFACTURED ARTICLES
የሕፈር ዕቃዎች አስር ሚሊዮን ስንት የሕፈር ዕቃዎች ለውጥ ያላቸው	1,745.4	8,179.1	3,738.5	18,214.7	4,927.2	28,760.0	ARTICLES OR ARTIFICIAL PLASTIC MATERIALS, N.E.S.
የልጆች ጋራዎች ለገንጠሎች ወይን ዕቃዎች ለውጥ ያላቸው	36.4	736.6	53.1	1,484.5	55.4	869.9	PERAMBULATORS, TOYS, GAMES AND SPORTING GOODS
የሰጠው ዕቃዎች ለውጥ ያላቸው	347.5	3,869.8	537.1	5,348.8	380.6	5,103.4	OFFICE AND STATIONERY SUPPLIES, N.E.S.
የብስ ስራ ስራዎች ለውጥ ያላቸው	-	-	0.4	9.1	0.2	2.1	WORKS OF ART COLLECTORS PIECES, ANTIQUES AND STAMPS
ገቢዎች የወርቅ ስራዎች የብር ስራዎች	0.3	16.6	2.0	29.0	4.7	123.8	JEWELLERY AND GOLD SMITHS' AND SILVER SMITH, WARES
የሙዚቃ ዕቃዎች ለውጥ ያላቸው ዕቃዎች ለውጥ ያላቸው ለውጥ ያላቸው የወሰን ስራዎች ለውጥ ያላቸው	11.1	513.0	23.4	1,079.8	24.1	827.5	MUSICAL INSTRUMENTS, PARTS AND ACCESSORIES THEREOF (INCL. PHONOGRAPH RECORDS AND THE LIKE)
አጠቃላይ የሕፈር ዕቃዎች ለውጥ ያላቸው	288.7	2,005.7	165.3	1,648.7	158.5	1,749.9	MANUFACTURED ARTICLES N.E.S.
አጠቃላይ	12,149.4	53,511.7	10,324.5	84,086.8	9,392.4	97,111.5	TOTAL
ክፍል 9. በዓይነታቸው ለውጥ ያላቸው							SECTION 9. COMMODITIES AND TRANSACTIONS NOT ELSEWHERE IN THE SITC
ገቢዎች ለውጥ ያላቸው	-	-	-	-	-	-	POSTAL PACKAGES NOT CLASSIFIED ACCORDING TO KIND
በዓይነታቸው ያልተለየ የገቢዎች የሕፈር	-	-	-	0.6	-	0.1	SPECIAL TRANSACTIONS AND COMMODITIES NOT CLASSIFIED ACCORDING TO KIND
አገባባቸው ለውጥ ያላቸው የሕፈር ለውጥ ያላቸው	-	-	-	-	-	-	LIVE ANIMALS (INCL. ZOO ANIMALS), N.E.S.
የሕፈር ስራዎች ለውጥ ያላቸው ዕቃዎች ለውጥ ያላቸው	-	2.3	4.5	152.4	7.1	226.7	ARMOUR FIGHTING VEHICLES, ARMS OF WAR AND AMMUNITION
የሕፈር ስራዎች ለውጥ ያላቸው ዕቃዎች ለውጥ ያላቸው	-	-	-	-	-	-	COIN (OTHER THAN GOLD COIN), NOT BEING LEGAL TENDER
ወርቅ ስራዎች ለውጥ ያላቸው አጠቃላይ ስራዎች ለውጥ ያላቸው	-	-	-	-	-	-	GOLD, NON-MONETARY (EXCL. GOLD ORES AND CONCENTRATES)
አጠቃላይ	-	2.3	4.5	153.0	7.1	226.8	TOTAL
የገቢ ዕቃዎች አጠቃላይ	1,906,803.5	2,046,441.5	2,026,411.4	2,278,707.4	1,726,359.4	2,279,535.1	TOTAL IMPORT
	(QTY. TONS)	VALUE (IN '000 BIRR)	(QTY. TONS)	VALUE (IN '000 BIRR)	(QTY. TONS)	VALUE (IN '000 BIRR)	COMMODITY
	1985		1986		1987		

የወጪ ገንዶ ዕጋዎች ብዛትና ዋጋ በብድር ዕጋዎች አወጣጥ

QUANTITY AND VALUE OF EXPORTS BY COMMODITY GROUP

ሠገጠረዥ የ.4

TABLE I.4

የዕጋው ዓይነት	1977/78		1978/79		1979/80		
	ብዛት በ ቶን	ዋጋ / ሺህ ብር /	ብዛት በ ቶን	ዋጋ / ሺህ ብር /	ብዛት በ ቶን	ዋጋ / ሺህ ብር /	
ክፍል 0. የግብርና የጭነት ክፍሎች							SECTION 0. FOOD AND LIVE ANIMALS
የጭነት ክፍሎች	7,124.0	18,982.7	4,653.1	14,139.1	13,175.3	25,850.8	LIVE ANIMALS
ሥጋ ትኩረት ወይም በብረት የተዘጋጀ	504.6	1,688.6	646.4	2,093.0	1,646.0	5,601.5	MEAT, FRESH OR FROZEN
ሥጋ የደረተ በሙሉ ወይም በጣህ የተዘጋጀ	-	-	20.0	151.0	-	-	MEAT, DRIED, SALTED OR SMOKED
ሊባላ የሚችሉ የተዘጋጀ ሥጋ ወይም አገላጭባሽ የተጠበቀ የአሣ ወጪዎች/ሌ.ቦ.ያ /	350.3	1,463.4	144.8	594.3	158.8	708.3	MEAT AND EDIBLE OFFALS, PREPARED OR PRESERVED N.E.S. FISH EXTRACTS
ወተኛና ክሬም	-	-	-	-	-	-	MILK AND CREAM
ቅቢ	2.1	21.0	2.3	34.3	3.0	56.3	BUTTER
ክሬም	-	-	-	-	-	-	CHEESE
አገጣጠሙ	22.1	65.1	14.3	60.1	5.5	21.9	EGGS
የሥጋ ትኩረት ወይም የተዘጋጀ	11.9	5.4	-	-	-	-	FISH, FRESH, CHILLED OR FROZEN
የሥጋ የደረተ ወይም በጣህ የተዘጋጀ	8.0	10.7	-	-	-	-	FISH, DRIED SALTED SMOKED FISH
ውሃ ውስጥ የሚገኝ የሚሰጥ አገላጣጥ	-	-	-	-	-	-	CRUSTACEANS AND MOLLUSCS
የተዘጋጀ ወይም አገላጭባሽ የተጠበቀ የሥጋ ወይም የውሃ ውስጥ አገላጣጥ ሌ.ቦ.ያ /	-	-	-	-	-	-	FISH CRUSTACEANS AND MOLLUSCS, PREPARED OR PRESERVED, N.E.S.
ሰገዳ ያልተጠጠ	-	-	-	-	3.0	11.7	WHEAT, UNMILLED
ፍጥ	-	-	-	-	-	-	RICE
ገብስ ያልተጠጠ	-	-	-	-	2.0	0.4	BARLEY, UNMILLED
በጥጥ ያልተጠጠ	-	-	500.0	212.5	-	-	MAIZE, UNMILLED
ሌላ አህል ያልተጠጠ	-	-	-	-	57.0	56.4	CEREALS, UNMILLED, N.E.S.
የሰገዳ ጥጥር ገርዶ	-	-	-	-	-	-	MEAL AND FLOUR OF WHEAT AND FLOUR OF MESLIN
የሌላ አህል ያልተጠጠ ጥጥር	0.7	1.3	-	-	-	-	MEAL AND FLOUR OF CEREALS, N.E.S.
ከአህል ስፍራ ወይም በአህል ጥጥር ለሚገኝ አሣዎች የተዘጋጀ ጥጥር	0.3	1.1	-	-	-	-	CEREAL PREPARATIONS AND PREPARATIONS OF FLOUR OR STARCH OF FRUITS OR VEGETABLES
አህል ያልተጠጠ የተዘጋጀ ወይም አገላጭባሽ በጥጥር ዘዴ የተዘጋጀ ለጥሬ ጥጥር /	17,764.0	14,602.3	16,730.2	15,415.8	20,416.7	29,039.8	VEGETABLES, FRESH, FROZEN OR SIMPLY PRESERVED (INCLUDING, LEGUMINOUS VEGETABLES)
አህል ያልተጠጠ ሥፈራዎች በደገብ ወይም አገላጭባሽ በጥጥር ዘዴ የተዘጋጀ ለጥሬ ጥጥር /	1,504.2	1,313.1	453.1	129.3	2.6	18.7	VEGETABLES, ROOTS AND TUBERS, PREPARED OR PRESERVED, N.E.S.
ፍሬና ጥጥር ስጦት የተዘጋጀ ወይም የደረተ/የዘፀዘበ ስጦት አይወጥም /	2,636.7	1,876.5	2,868.7	1,475.6	2,548.2	1,335.2	FRUITS AND NUTS (NOT INCLUDING OIL NUTS) FRESH OR DRIED
ፍሬና ጥጥር ስጦት የተዘጋጀ ስፍራዎች የተዘጋጀ	108.0	201.2	-	-	996.5	1,806.6	FRUIT PRESERVED AND FRUIT PREPARATIONS
ሰጠርና ጭንቅ	47,505.9	8,855.0	43,000.3	10,891.9	37,065.6	13,880.7	SUGAR AND HONEY
ከሰጠር የተዘጋጀ ጭንቅ ለሆኑ ከሰጠር የተዘጋጀ/የተጠጠ ጭንቅ አይወጥም /	-	-	-	-	-	-	SUGAR CONFECTIONERY AND OTHER SUGAR PREPARATIONS (EXCEPT CHOCOLATE CONFECTIONERY)
ቡና	67,996.6	432,723.0	74,953.3	733,757.5	73,819.5	422,032.2	COFFEE
ቅጣት	337.6	1,526.8	444.3	1,402.6	470.0	2,383.3	SPICES
	(QTY. TONS)	VALUE (IN '000 BIRR)	(QTY. TONS)	VALUE (IN '000 BIRR)	(QTY. TONS)	VALUE (IN '000 BIRR)	COMMODITY
	1985		1986		1987		

የወጪ ገንዘብ ዕቃዎች ስርዓት የጋ በጠባባይ ዕቃዎች ለውጫ
 QUANTITY AND VALUE OF EXPORTS BY COMMODITY GROUP

ሠገጠረዥ ጥ.4 /የጠለ/

TABLE I.4 (CONTD.)

የዕቃው ስም	1977/78		1978/79		1979/80		
	ባዛት በጥን	ዋጋ ለጠገን በር/	ባዛት በጥን	ዋጋ ለጠገን በር/	ባዛት በጥን	ዋጋ ለጠገን በር/	
ክፍል 0. የግብርና የጥም ከባቶች							SECTION 0. FOOD AND LIVE ANIMALS
ለአገባቦች የሚሰጥ ጭንቀት	10,413.1	2,145.2	7,254.5	1,770.4	8,130.4	1,761.7	FEEDING STUFF FOR ANIMALS
የሕፃናት የግብርና ለሱች የሚሰጥ ማህበራዊ ማህበራዊ ማህበራዊ ማህበራዊ	547.2	1,013.1	43.5	162.6	40.3	71.6	FOOD PREPARATIONS N.E.S. EDIBLE PRODUCTS AND PREPARATIONS, N.E.S.
ጠቅላይ	156,857.3	486,495.5	151,728.8	782,290.0	158,540.4	504,638.1	TOTAL
ክፍል 1. መጠጫና ጥቅም							SECTION 1. BEVERAGES AND TOBACCO
አልኮሎል የሌላው መጠጫ ማህበራዊ ማህበራዊ ማህበራዊ ማህበራዊ	157.0	18.0	-	-	-	-	NON-ALCOHOLIC BEVERAGES N.E.S.
አልኮሎል ያለው መጠጫ ጥቅም ያልተዘጋጀ	346.6	350.9	59.9	356.0	271.5	922.9	ALCOHOLIC BEVERAGES
ጥቅም ያልተዘጋጀ	-	-	-	-	3.0	118.9	TOBACCO UNMANUFACTURED
ጥቅም ያለው ጥቅም	-	-	-	-	-	-	TOBACCO MANUFACTURED
ጠቅላይ	503.6	368.9	59.9	356.0	274.5	1,041.8	TOTAL
ክፍል 2. ሰጠው የሚሰጥ ያልተዘጋጀ							SECTION 2. CRUDE MATERIALS INEDIBLE EXCEPT FUELS
የግብርና ለግብርና ያልተዘጋጀ /ወጪው ለግብርና ያልተዘጋጀ /	12,183.2	111,196.7	11,531.7	111,453.1	9,530.7	129,128.3	HIDES AND SKINS, RAW (EXCEPT FURSKINS)
ወጪው ለግብርና ያልተዘጋጀ	-	3.0	-	8.6	-	4.3	FURSKINS, UNRESSED
የግብርና ለግብርና ያልተዘጋጀ ለግብርና ያልተዘጋጀ ለግብርና ያልተዘጋጀ ለግብርና ያልተዘጋጀ	6,781.8	9,109.4	11,938.2	11,376.1	16,410.3	18,894.5	OIL SEEDS AND OLEAGINOUS FRUITS OF A KIND USED FOR THE EXTRACTION OF SOFT FIXED VEGETABLE OILS (EXCL. FLOUR AND MEALS)
የግብርና ለግብርና ያልተዘጋጀ ለግብርና ያልተዘጋጀ ለግብርና ያልተዘጋጀ ለግብርና ያልተዘጋጀ	201.8	173.4	-	-	1,113.7	768.2	OIL SEEDS AND OLEAGINOUS FRUITS OF A KIND USED FOR THE EXTRACTION OF OTHER FIXED VEGETABLE OILS
ከሰጠው ዘፍ የሚገኝ ለግብርና ያልተዘጋጀ ለግብርና ያልተዘጋጀ ለግብርና ያልተዘጋጀ ለግብርና ያልተዘጋጀ	-	-	-	-	-	-	NATURAL RUBBER LATEX NATURAL RUBBERS AND SIMILAR NATURAL GUMS
የግብርና ለግብርና ያልተዘጋጀ ለግብርና ያልተዘጋጀ ለግብርና ያልተዘጋጀ ለግብርና ያልተዘጋጀ	-	-	-	-	-	-	FUEL WOOD, WOOD CHARCOAL (EXCLUDING WOOD WASTE)
የግብርና ወይም የግብርና ያልተዘጋጀ ለግብርና ያልተዘጋጀ ለግብርና ያልተዘጋጀ ለግብርና ያልተዘጋጀ	-	-	-	-	-	-	WOOD IN THE ROUGH OR ROUGHLY SQUARED, PULP WOOD (INCL. CHIPS AND WOOD WASTE)
ሌሎች ግብርና ወይም የግብርና ያልተዘጋጀ ለግብርና ያልተዘጋጀ ለግብርና ያልተዘጋጀ ለግብርና ያልተዘጋጀ	-	-	-	-	-	-	OTHER WOOD IN THE ROUGH OR ROUGHLY SQUARED
የተዘጋጀ ወይም የተዘጋጀ ለግብርና ያልተዘጋጀ ለግብርና ያልተዘጋጀ ለግብርና ያልተዘጋጀ	-	-	-	-	-	-	WOOD, SHAPED OR SIMPLY WORKED
ጠር	-	-	-	-	-	-	SILK
ጥጥ	630.0	343.0	1,893.0	1,525.2	3,189.0	565.6	COTTON
ስፍና ለግብርና ያልተዘጋጀ ለግብርና ያልተዘጋጀ ለግብርና ያልተዘጋጀ ለግብርና ያልተዘጋጀ	31.5	466.6	78.0	92.1	45.0	68.6	WOOL AND OTHER ANIMAL HAIR
ከግብርና ያልተዘጋጀ ለግብርና ያልተዘጋጀ ለግብርና ያልተዘጋጀ ለግብርና ያልተዘጋጀ ለግብርና ያልተዘጋጀ	198.0	217.4	21.3	8.2	269.9	168.1	OLD CLOTHING AND OTHER 'OLD' TEXTILE ARTICLES RAGS
የግብርና ያልተዘጋጀ ለግብርና ያልተዘጋጀ ለግብርና ያልተዘጋጀ ለግብርና ያልተዘጋጀ	-	-	-	-	-	-	FERTILIZERS (CRUDE)
ዳጋይቲ ለግብርና ያልተዘጋጀ ለግብርና ያልተዘጋጀ ለግብርና ያልተዘጋጀ ለግብርና ያልተዘጋጀ	48.4	18.2	-	-	519.3	470.5	STONE, SAND AND GRAVEL
ዳጋይቲ የግብርና ያልተዘጋጀ ለግብርና ያልተዘጋጀ ለግብርና ያልተዘጋጀ ለግብርና ያልተዘጋጀ	-	-	-	-	-	-	SULPHUR AND UNROASTED IRON PYRITES
ሌሎች ያልተዘጋጀ ለግብርና ያልተዘጋጀ ለግብርና ያልተዘጋጀ ለግብርና ያልተዘጋጀ ለግብርና ያልተዘጋጀ	33,604.2	1,156.0	16,717.5	652.3	11,798.0	986.7	OTHER CRUDE MINERALS
	(QTY. TONS)	VALUE (IN '000 BIRR)	(QTY. TONS)	VALUE (IN '000 BIRR)	(QTY. TONS)	VALUE (IN '000 BIRR)	COMMODITY
	1985		1986		1987		

የወጪ ገንዶ ዕጋጃዎች ብዛትና ዋጋ በተወሰነው ዕጋጃዎች አዋዳብ
 QUANTITY AND VALUE OF EXPORTS BY COMMODITY GROUP

ሠገጠረዥ የ.ፋ /የጠሰ/

TABLE I.4 (CONTD.)

የዕጋው ስም	1977/78		1978/79		1979/80		
	ብዛት በተገ	ዋጋ/ብር በር/	ብዛት በተገ	ዋጋ/ብር በር/	ብዛት በተገ	ዋጋ/ብር በር/	
ክፍል 2. ለውበል የሚጠቀሙ ያልተሠሩ ዕጋጃዎች ከሌሎች በስተቀር							SECTION 2. CRUDE MATERIALS INEDITBLE EXCEPT FUELS
የብረት ብረት ትርፍፈፍ የተሰጠው	-	-	-	-	-	-	WASTE AND SCRAP METAL OF IRON OR STEEL
የዳይግራምና የተሰጠው ዳይግራም አፈር	-	-	-	-	-	-	ORES AND CONCENTRATES OF URANIUM AND THORIUM
በረት የሰጠው ርካሽ የሰጠው ገጽ ስርዓት	-	-	-	-	-	-	ORES AND CONCENTRATES OF NON-FERROUS BASE METALS
በረት የሰጠው የተሰጠው የተሰጠው የተሰጠው ስርዓት	51.7	59.6	-	-	-	-	NON-FERROUS METAL SCRAP AND WASTE, N.E.S.
ያልተሠሩ የአገልግሎት ወጪዎች ለውበል	568.6	3,262.3	12.9	2,426.1	31.2	3,062.8	CRUDE ANIMAL MATERIALS, N.E.S.
ያልተሠሩ የአገልግሎት ወጪዎች ለውበል	1,330.8	7,871.2	2,153.3	19,253.6	7,975.4	42,830.3	CRUDE VEGETABLE MATERIALS, N.E.S.
ሌሎች ያልተሠሩ ዕጋጃዎች	-	-	-	-	-	-	OTHER CRUDE MATERIALS
ጠቅላይ	55,630.0	133,876.8	44,345.9	146,795.3	50,882.5	196,947.9	TOTAL
ክፍል 3. ከሞላላ የወጪ ስርዓት ለውበል ስርዓት							SECTION 3. MINERAL FUELS, LUBRICANTS AND RELATED MATERIALS
የሞላላ ከሞላላ	-	-	-	-	-	-	COAL, LIGNITE AND PEAT
የብረት የዳይግራም ከሞላላ ዘጋጅ ስርዓት ስርዓት	-	-	-	-	-	-	BRIQUETTES, COKE AND SEMI-COKE OF COAL LIGNITE OR PEAT; RETORT CARBON
የፕትሮሊየም ወጪዎች	225,571.6	68,613.1	160,539.5	22,091.9	242,946.9	44,037.5	PETROLEUM PRODUCTS
የፕትሮሊየም ዘጋጅ ወጪዎች ለውበል	-	-	-	-	-	-	RESIDUAL PETROLEUM PRODUCTS, N.E.S.
የተሰጠው የተሰጠው የተሰጠው ጋዝ	-	-	-	-	-	-	GAS, NATURAL AND MANUFACTURED
የኋለኛው የተሰጠው ጋዝ	-	-	-	-	-	-	ELECTRIC CURRENT
ጠቅላይ	225,571.6	68,613.1	160,539.5	22,091.9	242,946.9	44,037.5	TOTAL
ክፍል 4. የአገልግሎት የአገልግሎት ወጪዎች							SECTION 4. ANIMAL AND VEGETABLE OILS, FATS AND WAXES
የአገልግሎት ወጪዎች ለውበል	-	-	275.0	466.8	-	-	FIXED VEGETABLE OILS, SOFT
ሌሎች የአገልግሎት ወጪዎች	-	-	-	-	-	-	OTHER FIXED VEGETABLE OILS
የአገልግሎት የአገልግሎት ወጪዎች ለውበል ከአገልግሎት ከአገልግሎት ከአገልግሎት	228.8	1,631.9	133.9	938.9	209.7	1,416.2	ANIMAL AND VEGETABLE OILS AND FATS; PROCESSED, AND WAXES OF ANIMAL OR VEGETABLE ORIGIN
ጠቅላይ	228.8	1,631.9	408.9	1,405.7	209.7	1,416.2	TOTAL
ክፍል 5. ከሞላላ የወጪ ስርዓት ወጪዎች							SECTION 5. CHEMICALS AND RELATED PRODUCTS
ኢንዱስትሪያል ከሞላላ ለውበል ስርዓት	-	-	-	-	-	-	INORGANIC CHEMICAL ELEMENTS, OXIDES AND HALOGEN SALTS
ሌሎች ኢንዱስትሪያል ከሞላላ ስርዓት ከሞላላ ከሞላላ ከሞላላ	-	-	-	-	-	-	OTHER INORGANIC CHEMICALS: ORGANIC AND INORGANIC COMPOUNDS OF PRECIOUS METALS
የተሰጠው የተሰጠው የተሰጠው ከሞላላ	-	-	-	-	-	-	DYING AND TANNING EXTRACTS AND SYNTHETIC TANNING MATERIALS
ጠቅላይ	-	-	-	-	-	-	TOTAL
	(QTY. TONS)	VALUE (IN '000 BIRR)	(QTY. TONS)	VALUE (IN '000 BIRR)	(QTY. TONS)	VALUE (IN '000 BIRR)	COMMODITY
	1985		1986		1987		

የወጪ ገንዶ ዕጋዎች ብዛትና ዋጋ በጥቅም ዕጋዎች አዋጅ
 QUANTITY AND VALUE OF EXPORTS BY COMMODITY GROUP

ሠገጠረዥ የ.4 /የጥቅም/

TABLE I.4 (CONTD.)

የዕጋው ስም	1977/78		1978/79		1979/80		COMMODITY
	ብዛት በተገ	ዋጋ ለጠጊ በር/	ብዛት በተገ	ዋጋ ለጠጊ በር/	ብዛት በተገ	ዋጋ ለጠጊ በር/	
ክፍል 5. ከሚኮሮኖች ጥቅም							SECTION 5. CHEMICALS AND RELATED PRODUCTS
የአዎ ጥዘታት፣ የአዎ፣ ቫርኒሽና የወቅብሎ	-	-	-	-	-	-	PIGMENTS, PAINTS, VARNISHES AND RELATED MATERIALS
የወይን ሊቶችና የፈርማሲ ዕጋዎች	0.8	57.2	-	-	0.2	41.6	MEDICINAL AND PHARMACEUTICAL PRODUCTS
ለቅዎ የሚገለገሉ ብቻ ሆኖ ሽጥና ጥገና ለቅ ስጦታ	71.2	3,728.7	77.5	4,270.5	114.1	6,440.2	ESSENTIAL OILS PERFUME AND FLAVOUR, MATERIALS
ሽጥና የፊት ብቻ ሆኖ የጥርስ ጭላላ ሊቶች የጭላላ ገንጾ ጥገ/ህመም በስተጥር/	22.5	234.3	-	-	16.1	93.4	PERFUMERY, COSMETICS DENTIFRICES AND OTHER TOILET PREPARATIONS (EXCEPT SOAPS)
ህመም ለማወጃት የሚያገለግሉ ሊቶች ጭላላዎች	-	-	-	-	-	-	SOAPS, CLEANING AND POLISHING PREPARATIONS
በሌሎች ስጦታ ለሚያገለግሉ ሌሎች ዕጋዎች	-	-	-	-	-	-	MISCELLANEOUS CHEMICAL PRODUCTS, N.E.S.
ጠቅላይ	94.5	4,020.2	77.5	4,270.5	130.4	6,575.2	TOTAL
ክፍል 6. በሚገለገሉ የጥቅም							SECTION 6. MANUFACTURED GOODS CLASSIFIED CHIEFLY BY MATERIALS
በፍጠራ የሚገለገሉ ዕጋዎች	4.0	16.4	-	-	0.3	5.6	LEATHER
ከጥቅም የሚገለገሉ ዕጋዎች	-	-	1.5	26.4	38.1	401.4	MANUFACTURES OF LEATHER OR OF ARTIFICIAL LEATHER
ፀጉራ የሚገለገሉ ዕጋዎች/በጥቅም የተገለገሉ ጭር/	-	-	-	-	-	-	FURSKINS, TANNED OR DRESSED (INCL. DYED)
ለጥገና ለማወጃት የሚያገለግሉ ከሰለጠኑ የሚገለገሉ ህወሰኖች የወጭ ገንጾ	-	-	-	-	-	-	RUBBER TYRES, TYRE CASES AND THREADS, INNER TUBES AND FLAPS FOR WHEELS OF ALL KINDS
ከሰለጠኑ የሚገለገሉ ዕጋዎች/ሌ.በ.ያ/	-	-	-	-	-	-	ARTICLES OF RUBBER, N.E.S.
ሰለጠኑ የሚገለገሉ ስጦታ ለሚያገለግሉ ወጭ ጥገ/ህመም ለሌ.በ.ያ/	-	-	-	-	-	-	VENEERS, PLYWOOD BOARDS, "INSPECTED" OR RECONSTITUTED WOOD AND OTHER WOOD, WORKED N.E.S.
ከሰለጠኑ የሚገለገሉ ዕጋዎች/ሌ.በ.ያ/	4.3	71.4	-	-	-	-	WOOD MANUFACTURES, N.E.S.
ወረቀት የሚገለገሉ ስጦታ ለሌላ	-	-	-	-	-	-	PAPER AND PAPER BOARD IN BULK
ከወረቀት ገልገል ወይም ከወረቀት ስጦታ የሚገለገሉ ዕጋዎች	-	-	-	-	-	-	ARTICLES MADE OF PAPER PULP OF PAPER OR OF PAPER BOARD
የጭር ወርቅ ፈጅቻ ክር	285.1	341.2	-	-	55.8	315.2	TEXTILE YARN AND THREAD
የጥገና የጥገ ስጦታዎች	-	-	4.8	34.2	20.4	96.9	COTTON FABRICS, WOVEN
ከሰለጠኑ የሚገለገሉ ወረቀት የጥገ ስጦታ ወርቅ ስጦታ/የጥገ ስጦታ ወርቅ ስጦታ ስጦታ/	-	-	-	6.0	-	-	TEXTILE FABRICS, WOVEN OF MAN-MADE FIBRE (OTHER THAN COTTON FABRICS)
ወርቅ ወርቅ ከሰለጠኑ የሚገለገሉ ስጦታ ወረቀት ከሰለጠኑ ስጦታ	-	-	-	-	21.0	101.4	TEXTILE FABRICS, WOVEN OTHER THAN OF MAN-MADE COTTON FIBRES
	(QTY. TONS)	VALUE (IN '000 BIRR)	(QTY. TONS)	VALUE (IN '000 BIRR)	(QTY. TONS)	VALUE (IN '000 BIRR)	
	1985		1986		1987		

የጫ ገንዶ ዕጽጽ ባዛጎና ዋጋ በተባባይ ዕጽጽ አጠቃላይ
QUANTITY AND VALUE OF EXPORTS BY COMMODITY GROUP

ሠገጠረዥ ቁጥር 4 / 1990/1

TABLE I.4 (CONTD.)

የዕጽግ ዓይነት	1977/78		1978/79		1979/80		
	ባዛጎ በ ቶን	ዋጋ ለገሠ በር/	ባዛጎ በ ቶን	ዋጋ ለገሠ በር/	ባዛጎ በ ቶን	ዋጋ ለገሠ በር/	
ክፍል 6. በግልጽ የተዘጋጁ የሥራ ዕቃዎች							SECTION 6. MANUFACTURING GOODS
በግልጽ የተዘጋጁ የሥራ ዕቃዎች							CLASSIFIED CHIEFLY BY MATERIAL
ጥሬ ገጽ ወይም የገጽ ጥሬ	-	-	-	-	-	-	KNITTED OR CROCHETED FABRICS
ልዩ ልዩ የወርቅ ጠርቅ ዕጽጻዎች የባባሉ ሁሉ ጠልባቶች በሰተፍር	-	-	-	-	-	-	SPECIAL TEXTILE FABRICS AND RELATED PRODUCTS (EXCLUDING CLOTHING)
በሥራ ወይም በስፈል ከወርቅ ጠርቅ የተዘጋጁ ዕጽጻዎች /ኤ.ቦ.ያ/	-	-	0.4	3.1	0.4	3.0	MADE-UP ARTICLES WHOLLY OR CHIEFLY OF TEXTILE MANUFACTURES, N.E.S.
ጥሬ ገጽ የተዘጋጁ የባባሉት	13.0	208.7	8.8	128.7	6.7	102.6	FLOOR COVERING; ETC.
ፍሬፕ ሲሜንትና በግልጽ የተዘጋጁ የባባሉ ዕጽጻዎች ከጠባባሉና ከሰተፍት በሰተፍር	6.0	1.4	57.8	32.8	50.0	19.9	LIME CEMENT AND FABRICATED BUILDING MATERIALS EXCEPT GLASS AND CLAY MATERIALS
የጠባባሉ ሁሉ ጠልባቶች የሆኑ የባባሉ ዕጽጻዎች	0.7	6.0	-	-	-	-	CLAY CONSTRUCTION MATERIALS AND REFRACTORY CONSTRUCTION MATERIALS
ከሰተፍት የተዘጋጁ ዕጽጻዎች	-	-	0.5	1.4	-	-	GLASSWARE
የጠባባሉ ሁሉ ዕጽጻዎች	-	-	-	-	-	-	POTTERY
ሂንቭ	-	-	-	-	-	-	ZINC
ከባረት የተዘጋጁ የግልጽ ዕጽጻዎች/ኤ.ቦ.ያ/	0.9	1.4	-	-	-	-	FINISHED STRUCTURAL PARTS AND STRUCTURES, N.E.S.
ለግልጽ የተዘጋጁ ለግልጽ የግልጽ ገለገሉ ከባረት የተዘጋጁ ዕጽጻዎች	4.2	20.0	-	-	-	-	METAL CONTAINERS FOR STORAGE AND TRANSPORT
ከባረት የተዘጋጁ ዕጽጻዎች/ጠላላክ ተፈክ ሲ አና ለከተር የሚሆኑ ጠባባሉ ዕጽጻዎች	-	-	-	-	-	-	WIRE PRODUCTS (EXCLUDING ELECTRIC) AND FENCING GRILLS
ለግልጽ የተዘጋጁ ለግልጽ የግልጽ ገለገሉ ዕጽጻዎች	-	-	-	-	-	-	CUTLERY
ከባረት የተዘጋጁ የባባሉ ዕጽጻዎች	-	-	-	-	-	-	HOUSEHOLD EQUIPMENT OF BASE METAL
ከባረት የተዘጋጁ ዕጽጻዎች /ኤ.ቦ.ያ/	-	-	-	-	-	-	MANUFACTURES OF METAL, N.E.S.
ሁሉን በግልጽ የተዘጋጁ ዕጽጻዎች	-	-	16.0	19.9	150.0	59.7	OTHER MANUFACTURED GOODS
ጠቅላይ	319.1	671.2	89.8	252.5	342.7	1,105.7	TOTAL
ክፍል 7. ጠባባሉ የተዘጋጁ የሥራ ዕቃዎች							SECTION 7. MACHINERY AND
ዕጽጻዎች							TRANSPORT EQUIPMENT
የወርቅ ጠርቅ የተዘጋጁ ዕጽጻዎች/ኤ.ቦ.ያ/	-	-	-	-	-	-	TEXTILE AND LEATHER MACHINERY AND PARTS THEREOF, N.E.S.
ወረቀትና ገልገል የሚሆኑ ዕጽጻዎች	-	-	-	-	-	-	PAPER MILL AND PULP MILL MACHINERY AND PARTS THEREOF
የግልጽ የተዘጋጁ የግልጽ ጠባባሉ ዕጽጻዎች/ኤ.ቦ.ያ/	-	-	-	-	-	-	PRINTING AND BOOKBINDING MACHINERY AND PARTS THEREOF; N.E.S.
ሁሉን ለልጅ ለገለገሉ ዕጽጻዎች ሥፈር የግልጽ ገለገሉ ዕጽጻዎች ጠባባሉ ዕጽጻዎች/ኤ.ቦ.ያ/	-	-	-	-	-	-	OTHER MACHINERY AND EQUIPMENT SPECIALIZED FOR PARTICULAR INDUSTRIES AND PARTS THEREOF, N.E.S.
	(QTY TONS)	VALUE (IN '000 BIRR)	(QTY TONS)	VALUE (IN '000 BIRR)	(QTY TONS)	VALUE (IN '000 BIRR)	COMMODITY
	1985		1986		1987		

የወጪ ገንዶ ዕጋዎች ብዛትና ዋጋ በተወሰኑ ዕጋዎች አዋቅ
 QUANTITY AND VALUE OF EXPORTS BY COMMODITY GROUP

ሠገጠኛ የ.ፋ /የገጠለ/

TABLE I.4 (CONT'D)

የዕጋው ስም	1977/78		1978/79		1979/80		
	ብዛት በጥ	ዋጋ/ጠቢዌ በር/	ብዛት በጥ	ዋጋ/ጠቢዌ በር/	ብዛት በጥ	ዋጋ/ጠቢዌ በር/	
ክፍል 7. - ስራዎች የትገበያዎች መሳሪያዎች							SECTION 7. MACHINERY AND TRANSPORT EQUIPMENT
ሌሎች የኤሌክትሮኒክ ያልሆኑ መሳሪያዎች ልዩ የወጪ ስራዎች መሳሪያዎች	-	-	-	-	-	-	OTHER NON-ELECTRICAL MACHINERY, TOOLS AND MECHANICAL APPARATUS AND PARTS THEREOF, N.E.S.
ገራጭዎች የሥራ ስራዎች መሳሪያዎች የወጪ ስራዎች	-	-	0.5	20.9	-	-	GRAMOPHONES, DICTATING MACHINES, AND OTHER SOUND RECORDERS, AND REPRODUCERS AND RELATED
ሌሎች የሥራ ስራዎች የወጪ ስራዎች የኤሌክትሮኒክ ያልሆኑ መሳሪያዎች	-	-	-	-	-	-	OTHER ELECTRICAL APPARATUS FOR MAKING AND BREAKING OR PROTECTING ELECTRICAL CIRCUITS, ETC.
ለቤት ወሰን ለገንዘብ የሚያገለግሉ የኤሌክትሮኒክ ዕቃዎች	1.1	10.9	0.9	6.1	1.8	16.8	DOMESTIC ELECTRICAL EQUIPMENT
ሌሎች የኤሌክትሮኒክ መሳሪያዎች	-	-	-	-	-	-	OTHER ELECTRICAL MACHINERY AND APPARATUS
አውቶሞብል ለሰጠን የሚያገለግሉ የተሰጠ ስራዎች ለሰጠን ስራዎች በሌላ ላይ ለሚገኝ የሥራ የተሰጠ ስራዎች	-	-	-	-	-	-	PASSENGER MOTOR CARS (OTHER THAN PUBLIC SERVICE TYPE), INCLUDING VEHICLES DESIGNED FOR THE TRANSPORT OF BOTH PASSENGERS AND GOODS
የሥራ ስራዎች ለሰጠን ስራዎች ስራዎች ስራዎች ስራዎች ስራዎች	-	-	10.9	60.9	-	-	MOTOR VEHICLES FOR THE TRANSPORT OF GOODS AND SPECIAL PURPOSE MOTOR VEHICLES
የሥራ ስራዎች ስራዎች ስራዎች ስራዎች ስራዎች	-	-	-	-	-	-	ROADS MOTOR VEHICLES, N.E.S.
ለሥራ ስራዎች ስራዎች ስራዎች ስራዎች ስራዎች	-	-	-	-	-	-	PARTS AND ACCESSORIES, N.E.S. OF ROAD MOTOR VEHICLES AND TRACTORS
የሥራ ስራዎች ስራዎች ስራዎች ስራዎች ስራዎች	-	-	-	-	-	-	MOTORCYCLES, MOTOR SCOOTERS AND OTHER CYCLES (MOTORIZED AND NON-MOTORIZED); INVALID CARRIAGES
ተገቢዎች ስራዎች ስራዎች ስራዎች ስራዎች ስራዎች	-	-	-	-	-	-	TRAILERS AND OTHER VEHICLES, NOT MOTORIZED, N.E.S. AND SPECIALLY DESIGNED AND EQUIPPED TRANSPORT CONTAINERS
ወርሶች ስራዎች ስራዎች ስራዎች ስራዎች ስራዎች	-	-	-	-	-	-	SHIPS AND BOATS
ሌሎች መሳሪያዎች	-	-	-	-	-	-	OTHER MACHINERY
ጠቅላይ	1.1	10.9	12.3	87.9	1.8	16.8	TOTAL
ክፍል 8. - ልዩ ልዩ በፍጠራ የሥራ ዕቃዎች							SECTION 8. MISCELLANEOUS MANUFACTURED ARTICLES
የሥራ ስራዎች የሥራ ስራዎች የሥራ ስራዎች የሥራ ስራዎች	-	-	-	-	-	-	SANITARY, PLUMBING, HEATING AND LIGHTING FIXTURES AND FITTINGS
የሥራ ዕቃዎች ስራዎች ስራዎች ስራዎች ስራዎች	1.7	16.6	1.3	8.5	2.9	44.8	FURNITURE AND PARTS THEREOF
የሥራ ዕቃዎች ስራዎች ስራዎች ስራዎች ስራዎች	-	-	2.8	73.3	76.2	1,345.4	TRAVEL GOODS, HANDBAGS AND SIMILAR ARTICLES
ከወርሶች ስራዎች የሥራ ስራዎች ስራዎች ስራዎች ስራዎች	-	1.0	-	-	-	0.1	OUTER GARMENTS, MEN'S AND BOYS' OF TEXTILE FABRICS (OTHER THAN KNITTED OR CROCHETED GOODS)
	(QTY TONS)	VALUE (IN '000 BIRR)	(QTY TONS)	VALUE (IN '000 BIRR)	(QTY TONS)	VALUE (IN '000 BIRR)	COMMODITY
	1985		1986		1987		

የወጪ ገደብ ዕቃዎች ስርዓት የጋ ስርዓታዊ ዕቃዎች ስርዓት
 QUANTITY AND VALUE OF EXPORTS BY COMMODITY GROUP

ሠገጠረዥ የ.4 / 1980/

TABLE I.4 (CONTD.)

የዕቃው ስም	1977/78		1978/79		1979/80		Description
	ባዛት በጥን	የጋ ስርዓታዊ በር /	ባዛት በጥን	የጋ ስርዓታዊ በር /	ባዛት በጥን	የጋ ስርዓታዊ በር /	
SECTION 8. MISCELLANEOUS							
MANUFACTURED ARTICLES							
ከፍል ሌ. ልዩ ልዩ በረብሪክ የሕፈር ዕቃዎች							OUTER GARMENTS, WOMEN'S GIRLS' AND INFANTS' OF TEXTILE FABRICS
ከፍል ያወጣ የሕፈር ከላይ የሚለቀቁ ለቤቶችና ለሕጻናት የሚሠሩ ልብቦች	12.5	345.2	14.3	411.3	114.7	1,338.2	OUTER GARMENTS, WOMEN'S GIRLS' AND INFANTS' OF TEXTILE FABRICS
ከፍል ያወጣ የሕፈር የውስጥ ልብቦች	19.0	287.4	76.0	1,180.8	262.9	3,708.3	UNDER GARMENTS OF TEXTILE FABRICS
ከላይ የሚለቀቁ ከሆሪኖና ከላገ ሕጻናት ልብቦች/ጠገላሳት የሕፈር ነገ ለይዘጦርዎ /	6.1	63.6	0.4	1.0	-	-	OUTER GARMENTS AND OTHER ARTICLES, KNITTED OR CROCHETED NOT ELASTIC NOR RUBBERIZED
ከሆሪኖና ከላገ ሕጻናት የሕፈር የውስጥ ልብቦች	49,992.2	865.6	141.7	1,058.1	47.7	524.6	UNDER GARMENTS KNITTED OR CROCHETED
ከፍል ያወጣ የሕፈር ልዩ ልዩ ዕቃዎች	-	-	-	-	111.2	2,323.2	CLOTHING ACCESSORIES OF TEXTILE FABRICS
ከፍል ያወጣ የሕፈር ከሕፈር ባለተኛ ሌሎች ልዩ ልዩ ዕቃዎችን ከራስ የሚያደርጉ ጣና የውጭ ዕቃዎች	-	-	-	-	-	0.4	ARTICLES OF APPAREL AND CLOTHING ACCESSORIES OF OTHER THAN TEXTILE FABRICS, HEADGEAR OF ALL MATERIALS
ጣሚያዎች	-	-	19.0	275.7	14.9	843.9	FOOTWEAR
ከፍል የሚገኝ ስጦታዊ የሚገኝ ጣሚያዎች	-	-	-	-	-	-	OPTICAL INSTRUMENTS AND APPARATUS
የሕክምና ጣሚያዎች ዕቃዎች	-	-	-	-	-	-	MEDICAL INSTRUMENTS AND APPLIANCES
ጣሚያዎች/ሌ. በ. ያ /	-	-	-	-	-	-	METERS AND COUNTERS, N.E.S.
ገፈቅ ጣሚያዎች የሚገኝ ጣሚያዎች ጣሚያዎች ሌሎች ልዩ ልዩ የባይገሰ ጣሚያዎች	-	-	-	6.0	-	-	MEASURING, CHECKING, ANALYSING AND CONTROLLING INSTRUMENTS AND APPARATUS, PARTS AND ACCESSORIES
አጥቶ/አጥቶች /	-	5.6	-	-	-	0.6	PRINTED MATTER
ከከርቴሪል ፕላስቲክ የሕፈር ዕቃዎች/ሌ. በ. ያ /	-	-	-	-	-	-	ARTICLES OF ARTIFICIAL PLASTIC MATERIALS, N.E.S.
የልጆች ጋሪዎች ለሽገገሎች ጣሚያዎችን የሰርተ ዕቃዎች	-	-	-	-	-	-	PERAMBULATORS, TOYS, GAMES AND SPORTING GOODS
የሰጠረዥ ጣሚያዎች ሌ. በ. ያ /	-	-	-	-	-	-	OFFICE AND STATIONERY SUPPLIES, N.E.S.
የኪነጥበብ ሥራዎች የሚገኝ ጣሚያዎች ጣሚያዎች	3.0	62.0	3.6	48.6	4.3	85.3	WORKS OF ART, COLLECTORS' PIECES, ANTIQUES AND STAMPS
ገባገባቸው የወርቅ ሥራዎች የብር ሥራዎች ትቦች	-	1.7	-	-	-	0.1	JEWELLERY AND GOLD SMITHS' AND SMITHS' WARES
ከረብሪክ የሕፈር ዕቃዎች/ሌ. በ. ያ /	-	-	-	-	2.0	0.4	MANUFACTURED ARTICLES, N.E.S.
ጠቅላይ	49,964.5	1,448.7	259.1	3,063.3	636.8	10,215.3	TOTAL
SECTION 9. COMMODITIES AND TRANSACTIONS NOT CLASSIFIED ELSEWHERE IN THE SITC							
በ የዓይነት ያለ ጠቅ የጥገና ጥቅሎች	-	-	-	-	-	-	POSTAL PACKAGES NOT CLASSIFIED ACCORDING TO KIND
የዓይነት ያለ ጠቅ ለቀ የገደብ ሸዋሽ ሸዋሽ	136.0	97.3	6.5	38.9	8.0	198.4	SPECIAL TRANSACTIONS AND COMMODITIES NOT CLASSIFIED ACCORDING TO KIND
አገላለጽ/የዛ አገላለጽ ጥቅር / ሌ. በ. ያ. /	29.3	1,278.1	13.8	675.8	24.9	1,011.9	LIVE ANIMALS (INCL. ZOO ANIMALS) N.E.S.
የጦር ተሽከርካሪዎች የጦር ጣሚያዎችና ገፈቅ	-	-	-	-	-	-	ARMoured FIGHTING VEHICLES; ARMS OF WAR AND AMMUNITION
ቅጥር ገንዘብ/ከወርቅ ከሕፈር ሌሎች ገንዘብ ዕቃዎች የሚገኝ	-	-	-	-	-	-	COIN (OTHER THAN GOLD COIN), NOT BEING LEGAL TENDER
ወርቅ ገንዘብ ያልሆነ/ወርቅ አረርን ለይዘጦርዎ /	-	-	-	-	-	-	GOLD, NOT-MONETARY (EXCL. GOLD ORES AND CONCENTRATES)
ጠቅላይ	165.3	1,374.4	20.3	714.7	32.9	1,210.3	TOTAL
የወጪ ዕቃዎች ጠቅላይ	489,335.5	698,711.6	357,542.0	961,327.8	453,998.6	767,204.8	TOTAL EXPORT
	(QTY TONS)	VALUE (IN '000 BIRR)	(QTY TONS)	VALUE (IN '000 BIRR)	(QTY TONS)	VALUE (IN '000 BIRR)	COMMODITY
		1985		1986		1987	

ገባው አገልገና የወጡ ዕጋዎች የጋ በተጠባበቁ ዕጋዎች አጠቃላይ

VALUE OF RE-EXPORTS BY COMMODITY GROUP

ሠገጠረብ ቁ.5 TABLE I.5

በብር IN BIRR

የዕጋው ስም	1977/78	1978/79	1979/80	
ክፍል 0. የግብርና የጭነት አባቶች				SECTION 0. FOOD AND LIVE ANIMALS
የጭነት አባቶች	-	-	-	LIVE ANIMALS
ፈጠ	-	-	-	RICE
የሰገዳ ቶፎት	-	-	-	WHEAT FLOUR
ፍራ በጥፋ የተያዘና ክፍረ የተዘጋጀ	-	-	-	FRUIT PRESERVED AND PREPARATIONS
ቅጡ ቅጡ	-	-	-	SPICES
ቡና	-	-	-	COFFEE
ድምር	-	-	-	TOTAL
ክፍል 1. መጠጫና ንብረት				SECTION 1. BEVERAGES AND TOBACCO
አልኮል የሌለው መጠጫ	-	-	-	NON-ALCOHOLIC BEVERAGES
አልኮል ያለው መጠጫ	-	-	-	ALCOHOLIC BEVERAGES
የተዘጋጀ ንብረት	-	-	-	TOBACCO MANUFACTURE
ድምር	-	-	-	TOTAL
ክፍል 2. ለመባል የሚሆኑ ያልተጠናቀቁ ዕጋዎች ከገንጫ በስተቀር				SECTION 2. CRUDE MATERIALS, INEDIBLE, EXCEPT FUELS
የሳና ሌሎች ያልተጠናቀቁ	-	-	-	HIDES AND SKINS UNDRESSED
ብረት ገንጫ የሌለው የጥፋቶች	-	-	-	NON-FERROUS METAL SCRAP
ብረት ገንጫ የሌለው የጥፋቶች	-	-	-	IRON AND STEEL SCRAP
ሌሎች	-	-	-	OTHER CRUDE MINERALS
ያልተዘጋጀ የአገልግሎት ወጪዎች	-	-	-	CRUDE ANIMAL MATERIALS
ያልተዘጋጀ የአገልግሎት ወጪዎች	-	-	-	CRUDE VEGETABLE MATERIAL
ሌሎች	-	-	-	OTHERS
ድምር	-	-	-	TOTAL
ክፍል 3. ከግብርና የወጡ የግብርና ግለሰብ				SECTION 3. MINERAL FUELS, LUBRICANTS AND RELATED MATERIALS
ዘይቶችና ተጠባቂ ገገሮች	-	-	-	COAL
የግብርና ግለሰብ	-	-	-	PETROLEUM CRUDE AND PARTLY REFINED
ያልተጠፋ ፍጥኖታ	-	-	-	PETROLEUM PRODUCTS
የፍጥኖታ ወጪዎች	-	-	-	GAS, NATURAL AND MANUFACTURED
የገብ ገንጫ	-	-	-	
ድምር	-	-	-	TOTAL
ክፍል 4. የአገልግሎት ስጪት ዘይት ስጪት				SECTION 4. ANIMAL AND VEGETABLE OILS, FATS WAX
ክፍል 5. ከጥንቃቄና ከከግብርና የወጡ				SECTION 5. CHEMICAL ELEMENTS AND COMPOUNDS
ኮርጋኒክ ከጥንቃቄ	-	-	-	ORGANIC CHEMICALS
ኢን ኮርጋኒክ ከጥንቃቄ አላጣጥፎች ስጪት ወይን ወይን	-	-	-	INORGANIC CHEMICALS, ELEMENTS, OXIDES AND HALOGEN SALTS
ሌሎች ኢን ኮርጋኒክ ከጥንቃቄ	-	-	-	OTHER INORGANIC CHEMICALS
የጥንቃቄ ቶፎት ቅጡና አገልግሎት የመጣባቱ	-	-	-	PIGMENTS, PAINTS, VARNISHES AND RELATED MATERIALS
መደጋገሚያ የፈረግ ዕጋዎች	-	-	-	MEDICAL AND PHARMACEUTICAL PRODUCTS
ለ ቅጡ የሚያገለግሉ ቅጠቶችና ቅጠቶች	-	-	-	ESSENTIAL OILS, AND ESSENCES
ሽጥና የወጣት ሽጥቶች	-	-	-	PERFUMERY AND COSMETICS
የገጠጠና ሣጠና ያገለግላቸው	-	-	-	SOAPS, CLEANSING AND POLISHING PREPARATIONS
ከጥንቃቄ የሆኑ ዕጋዎችና ከገብ የተገኘ ጠለብ ቢታ ያልተጠላከተ/	-	-	-	CHEMICAL MATERIALS AND PRODUCTS, N.E.S.
ድምር	-	-	-	TOTAL
	1985	1986	1987	COMMODITY

ገባተው አገዳጅ የወጡ ዕቃዎች የጋ በተጠባበቁ ዕቃዎች አወጣጥ
 VALUE OF RE-EXPORTS BY COMMODITY GROUP

ሠገጠረዥ የ.5 / የጠለ / TABLE I.5 (Contd.)

በባር IN BIRR

የዕቃው ዓይነት	1977/78	1978/79	1979/80	
ክፍል 7. ጠካራዎችና የትራንስፖርት መሳሪያዎች				SECTION 7. MACHINERY AND TRANSPORT EQUIPMENT:
የጨርቅ ጨርቅና የጥጥ መሳሪያ መሳሪያ	-	-	-	TEXTILE AND LEATHER MACHINERY
ለልዩ ለገጥሞች ስራ የሚያገለግሉ መሳሪያዎች	-	-	-	MACHINERY FOR SPECIAL INDUSTRY
የጠካራዎችና የቤት ዕቃዎች ስራ ስራዎች	-	-	-	MACHINERY AND APPLIANCES (OTHER THAN ELECTRIC AND MACHINERY PARTS N.E.S.)
የኢሌክትሪክ ኃይል መሳሪያዎች	-	-	-	ELECTRICAL POWER MACHINERY
የቴሌኮሙኒኬሽን መሳሪያዎች	-	-	-	TELECOMMUNICATION APPARATUS
የቤት ውስጥ አገልግሎት የሚሰጡ መሳሪያዎች	-	-	-	DOMESTIC ELECTRICAL EQUIPMENT AND APPLIANCES
በኢሌክትሪክ የሚሠሩ የሕክምና የሕክምና መሳሪያዎች	-	-	-	ELECTRO-MEDICAL AND X-RAY APPARATUS
ለገጥሞች የኢሌክትሪክ ጠካራዎች መሳሪያዎች	-	-	-	OTHER ELECTRICAL MACHINERY AND APPARATUS
የጠቅላይ ተሽከርካሪዎች	-	-	-	RAILWAY VEHICLES
የገጥሞች ተሽከርካሪ መኪናዎች	-	-	-	ROAD MOTOR VEHICLES
የገጥሞች ተሽከርካሪዎች ከባለቤቱ ለሌላ	180,282	4,000	-	ROAD VEHICLES OTHER THAN MOTOR VEHICLES
የአየርፕላንና ግልጽ መሳሪያዎች	-	-	-	AIRCRAFT AND PARTS
ግልጽ መሳሪያዎች	-	-	-	SHIPS AND BOATS
ሌሎች መሳሪያዎች	303,034	-	4,175	OTHER MACHINERY
ጠቅላይ	494,792	4,000	4,175	TOTAL
ክፍል 8. ሌሎች ስራዎችና ስራዎች				SECTION 8. MISCELLANEOUS MANUFACTURED ARTICLES
ስራዎችና ስራዎች ውስጥ ዕቃዎች	-	-	-	SANITARY, PLUMBING, HEATING AND LIGHTING, FIXTURES AND FITINGS
የቤት ዕቃዎች	-	-	-	FURNITURE
የአገልግሎት ስራዎችና ስራዎች	-	-	-	TRAVEL GOODS, HANDBAGS AND SIMILAR ARTICLES
ከጥጥ ስራዎችና ስራዎች ስራዎች	-	-	-	CLOTHING OF COTTON, SILK, WOOL AND ARTIFICIAL SILK (INCLUDING KNITTED OR CROCHETED CLOTHING)
የግልጽ ስራዎችና ስራዎች ስራዎች	-	-	-	FOOTWEAR (EXCLUDING HEELS AND SOLES)
የግልጽ ስራዎችና ስራዎች መሳሪያዎች	-	-	-	SCIENTIFIC AND PROFESSIONAL INSTRUMENTS
የግልጽ ስራዎችና ስራዎች መሳሪያዎች	-	-	-	PHOTOGRAPHIC AND CINEMATOGRAPHIC SUPPLIES
የግልጽ ስራዎችና ስራዎች መሳሪያዎች	390	-	-	WATCHES AND CLOCKS
የግልጽ ስራዎችና ስራዎች መሳሪያዎች	-	-	-	MUSICAL INSTRUMENTS, SOUND RECORDERS AND REPRODUCERS AND PARTS AND ACCESSORIES THEREOF
ስራዎችና ስራዎች	-	105	-	PRINTED MATTER
ስራዎችና ስራዎች ስራዎች	-	-	-	ARTICLES OF ARTIFICIAL PLASTIC MATERIAL N.E.S.
ስራዎችና ስራዎች መሳሪያዎችና ስራዎች	-	-	-	PERAMBULATORS, TOYS, GAMES AND SPORTING GOODS
	1985	1986	1987	COMMODITY

ገባው አገልገና የውጭ ዕቃዎች የጋ በተጠባበጁ ዕቃዎች ከውጭ
 VALUE OF RE-EXPORTS BY COMMODITY GROUP

ሠገጠረዥ ፩.5 / የገጠላ / TABLE I.5 (Contd.)

ባብር IN BIRR

የዕቃው ስም	1977/78	1978/79	1979/80	
ክፍል 8. ሌሎች ልዩ ልዩ ስጦታዎችና የሌሎች ዕቃዎች				SECTION 8. MISCELLANEOUS MANUFACTURED ARTICLES
የአሰሪ ቤትና የአሰሪ ቤት ወይን ስጦታዎች	-	1,155	-	OFFICE AND STATIONAERY SUPPLIES N.E.S.
የቤት ጥበብ ስጦታዎችና የገቢዎች ዕቃዎችና የጥበብ ስጦታዎች ይዘውረድ	-	-	-	WORKS OF ART, COLLECTORS PIECES AND ANTIQUES (INCLUDING STAMPS OF PHILATELIC INTEREST)
ገቢዎችና የወርቅና የገብ ስጦታዎች	-	-	-	JEWELLERY AND, GOLDSMITHS' AND SILVERSMITHS WORKS
ከፍተኛ የሥራ ዕቃዎች በዚህ ውስጥ በሌላ ስጦታ ያልተሰጠው	2,650	-	-	MANUFACTURED ARTICLES, N.E.S.
ጠቅላይ	3,040	1,260	-	TOTAL
ክፍል 9. በዓይነት ስጦታ ያልተሰጠ				SECTION 9. COMMODITIES NOT CLASSIFIED ACCORDING TO KIND
ከተዘጋጁ ዕቃዎች				
የይገባው ያልተሰጠ ሌላ የገቢ ስጦታዎች	-	-	-	SPECIAL TRANSACTIONS
የይገባው ያልተሰጠ አገልግሎት	-	-	-	ANIMALS N.E.S.
የጭንቀት ስጦታዎች	-	-	-	FIREARMS AND AMMUNITION
ቅጠና ስጦታ ገንዘብ/ወርቅ ያልሆነ በሌላ ያልተሰጠው	-	-	-	COIN (OTHER THAN GOLD COIN) NOT BEING LEGAL TENDER
ጠቅላይ	3,040	-	-	TOTAL
ገባው የውጭ ዕቃዎች ጠቅላይ	497,832	5,260	4,175	TOTAL RE-EXPORT
	1985	1986	1987	COMMODITY

የገቢ ገንዘብ ዕቃዎች በአገልግሎታቸው ስጦታ
 END-USE CLASSIFICATION OF IMPORTS

ሠገጠረዥ ፩.6

TABLE I.6

ባህሊያ ባብር

IN MILLION BIRR

	1977/78		1978/79		1979/80		
	የዕቃው ዋጋ	ከመቶ	የዕቃው ዋጋ	ከመቶ	የዕቃው ዋጋ	ከመቶ	
ያልተጠናቀቀ ዕቃዎች	74.9	3.7	55.9	2.5	52.5	2.3	RAW MATERIALS
በከፊል የተዘጋጁ ዕቃዎች	206.7	10.1	291.8	12.8	322.1	14.1	SEMI-FINISHED GOODS
ነጻ	302.9	14.8	211.7	9.3	226.4	9.9	FUEL
ወኪሎችና የጉልበት ስጦታዎች	617.0	30.1	855.1	37.5	1,068.7	46.9	MACHINERY AND TRANSPORT EQUIPMENT
አገሪ ያልሆኑ ዕቃዎች	141.9	6.9	157.3	6.9	184.6	8.1	DURABLE CONSUMER GOODS
አገሪ ዕቃዎች	699.5	34.2	706.9	31.0	415.3	18.3	NON-DURABLE CONSUMER GOODS
ጭንቀት	593.5	29.0	558.9	24.5	270.4	11.9	FOOD
ሌሎች ዕቃዎች ከጭንቀት ሌላ	106.0	5.2	148.0	6.5	144.9	6.4	GOODS OTHER THAN FOOD
ልዩ ሌላ	3.5	0.2	-	-	9.9	0.4	MISCELLANEOUS ITEMS
ጠቅላይ	2,046.4	100.0	2,278.7	100.0	2,279.5	100.0	TOTAL
	VALUE	%	VALUE	%	VALUE	%	
	1985		1986		1987		

የገቢ ገንዶ ዕጋ ቀጋና የመጣት አገር
 VALUE OF IMPORTS BY COUNTRY OF ORIGIN

ሠገጠረዥ የ.7 TABLE I.7

በሺህ ብር

'000 BIRR

የመጣት አገር	1977/78	1978/79	1979/80	
<u>አፍሪካ</u>	<u>29,001</u>	<u>47,852</u>	<u>55,629</u>	<u>AFRICA</u>
ጃቡቲ	3,674	11,522	20,281	DJIBOUTI
ገብጽ	21	6,707	2,685	EGYPT
ኪንያ	8,098	14,461	23,759	KENYA
ሱዳን	676	184	129	SUDAN
ታንዛኒያ	14	7	18	TANZANIA
ሌሎች	16,518	14,971	8,757	OTHERS
<u>አሜሪካ</u>	<u>404,992</u>	<u>409,170</u>	<u>318,384</u>	<u>AMERICA</u>
የዩ.ኤስ.ኤስ. ጠቀላላ	330,469	341,834	252,804	UNITED STATES
ሌሎች	74,523	67,336	65,580	OTHERS
<u>አሰያ</u>	<u>253,374</u>	<u>308,126</u>	<u>361,118</u>	<u>ASIA</u>
ሕዝባዊ የቻይና ጆሮ	8,118	10,102	15,321	CHINA (PEOPLE'S REPUBLIC OF)
ቻይና / ታይዋን /	4,938	7,958	4,876	CHINA (TAIWAN)
ሆንግ ኮንግ	1,745	2,365	4,853	HONG KONG
ሕንድ	9,224	13,745	10,751	INDIA
ኢራን	5,227	471	1,007	IRAN
ኢስራኤል	13,622	9,196	7,014	ISRAEL
ቫጅን	123,638	171,222	205,258	JAPAN
ኮርያ (ደቡብ) /	51,730	24,101	39,316	KOREA (SOUTH)
ፓኪስታን	250	621	517	PAKISTAN
ሰዊድን አረቢያ	18,142	31,059	36,831	SAUDI ARABIA
ሲንጋፖር	3,881	6,148	4,560	SINGAPORE
ስሪ ለንካ	3,790	2,269	3,804	SRI LANKA
ታይላንድ	196	25	155	THAILAND
ሌሎች	8,873	28,844	26,855	OTHERS
<u>አውሮፓ</u>	<u>1,313,868</u>	<u>1,437,396</u>	<u>1,513,846</u>	<u>EUROPE</u>
አውስትሪያ	14,055	14,305	13,416	AUSTRIA
ቤልጅግ-ሎግራም	19,784	32,627	38,550	BELGIUM-LUX
ቻኮስሎቫኪያ	8,399	8,172	7,216	CZECHOSLOVAKIA
ደንማርክ	16,242	17,106	13,842	DENMARK
ፈረንሳይ	66,525	40,905	42,291	FRANCE
መሥሪቶ ጀርመን	29,080	31,109	20,855	GERMANY, DEMOC.R.
መዕረግ ጀርመን	203,791	269,522	222,041	GERMANY, FED.R.
ሀንጋሪ	6,082	2,379	4,284	HUNGARY
ኢጣሊያ	164,184	324,562	414,805	ITALY
ኔዘርላንድስ	58,201	53,629	45,047	NETHERLANDS
ኖርዌይ	6,411	3,277	6,150	NORWAY
ፖሎንድ	4,060	4,089	7,359	POLAND
ሮማኒያ	2,059	1,351	8,364	ROMANIA
ስፓይን	4,233	5,700	2,750	SPAIN
ስዊድን	63,163	68,070	86,978	SWEDEN
ስዊትዘርላንድስ	40,698	37,786	43,316	SWITZERLAND
አህጉረ ግብጽ	178,299	171,664	149,480	UNITED KINGDOM
የብሪታንያ የገቢ ገንዶ ጠቀላላ	356,339	288,715	280,438	U.S.S.R.
ዩጎስላቫ	33,434	36,089	23,351	YUGOSLAVIA
ሌሎች	38,835	26,339	83,313	OTHERS
<u>ኦሜሪካ</u>	<u>33,219</u>	<u>52,124</u>	<u>18,299</u>	<u>OCEANIA</u>
አውስትራሊያ	32,946	51,948	17,547	AUSTRALIA
ሌሎች	273	176	752	OTHERS
<u>አገራት ያልጠበቁ</u>	<u>11,973</u>	<u>24,039</u>	<u>12,259</u>	<u>NOT REPORTED</u>
የገቢ ዕጋዎች ጠቅላላ	2,946,427	2,278,707	2,279,535	TOTAL IMPORT
	1985	1986	1987	COUNTRY OF ORIGIN

የወጪና ገባቶ ትውልድ የወጪው የገገዳ ዕጋ ዋጋና የተሰጠበት አገር
 VALUE OF EXPORTS AND RE-EXPORTS BY COUNTRY OF DESTINATION

ሠገጠረዥ ቁ.8 TABLE I.8 በሺህ ብር '000 BIRR

ዕጋው የሚደርሰበት አገር	1977/78	1978/79	1979/80	በሺህ ብር '000 BIRR
አፍሪካ	42,712	41,976	70,862	AFRICA
ጃቡቲ	25,274	40,552	65,017	DJIBOUTI
ገብጽ	2,908	-	-	EGYPT
ኪንያ	951	1,004	1,528	KENYA
ሱዳን	12,690	285	783	SUDAN
ሌሎች	889	135	3,534	OTHERS
አሜሪካ	73,646	159,394	141,288	AMERICA
የናይትሪት ስቴትስ	73,310	155,695	136,558	UNITED STATES
ሌሎች	328	3,699	4,730	OTHERS
አሲያ	166,533	136,147	183,224	ASIA
ሕዝባዊት ቻይና	2,152	3	3,391	CHINA (PEOPLE'S REPUBLIC OF)
ክሮሲያ	8	39	18	ISRAEL
ጃፓን	71,720	76,586	80,452	JAPAN
ሊባኖስ	-	559	-	LEBANON
ባሙዲ አረቢያ	25,622	42,840	59,028	SAUDI ARABIA
ሶስላንድ	-	-	-	SRI LANKA
የዮሐንስ ጥራት የወጪ ሪፐብሊክ	56,819	11,759	22,913	YEMEN (DEMOCRATIC REPUBLIC OF)
የወጪ ሪፐብሊክ	8,979	752	13,995	YEMEN (REPUBLIC OF)
ሌሎች	233	3,609	3,427	OTHERS
አውሮፓ	415,230	623,391	371,380	EUROPE
ቤልጅግ-ላክሰምቦርግ	11,392	40,700	13,496	BELGIUM-LUX
ቺካዎስሎቫኪያ	1,883	1,900	7,594	CZECHOSLOVAKI
ፈረንሳይ	26,335	37,187	26,151	FRANCE
ጆርመኒያ ዲሞክራሲያዊ	18,739	22,519	22,505	GERMANY, DEMOC. R.
ጆርመኒያ ፌዴራላዊ	129,099	295,843	128,217	GERMANY, FED. R.
ገሪክ	2,564	8,087	6,878	GREECE
ኢጣሊያ	53,809	71,711	63,022	ITALY
ኔዘርላንድስ	92,266	39,558	20,380	NETHERLANDS
ኖርዌይ	10	225	174	NORWAY
ፖላንድ	-	-	-	POLAND
ስፔይን	3,048	6,055	5,106	SPAIN
ስዊድን	209	814	1,571	SWDEN
ስዊዘርላንድ	2,357	5,946	685	SWITZERLAND
አገላንድ	22,185	14,419	28,105	UNITED KINGDOM
የተባበሩት የቦቫሮቶ ሕብረት	36,872	63,878	36,585	U.S.S.R.
ዮጎስላቪያ	3,452	1,466	1,719	YOGOSLAVIA
ሌሎች	11,010	13,083	9,192	OTHERS
ኦሜላኒያ	368	361	381	OCEANIA
አገሩ ያልተገኘ	721	64	74	NOT REPORTED
የወጪና ገባቶ አገራዊ የወጪ ዕጋዎች ስምር	699,210	961,333	767,209	TOTAL EXPORT AND RE-EXPORT
	1985	1986	1987	COUNTRY OF DESTINATION

አገላገል የገቢ ዕቃዎች ዋጋና የመጣት አገር
 VALUE OF MAJOR COMMODITIES OF IMPORTS BY COUNTRY OF ORIGIN

ሠገጠረዥ የ.9 TABLE I.9

ባሽህ ባር

'000 BIRR

የመጣት አገር	1977/78	1978/79	1979/80	
<u>ተሽከርካሪ መኪናዎችና መለመዳዎች</u>	<u>241,399</u>	<u>331,175</u>	<u>310,484</u>	<u>ROAD VEHICLES AND PARTS</u>
ኢጣሊያ	62,858	90,754	111,624	ITALY
ዎሪስ ጀርመን	40,028	47,798	23,418	W.GERMANY
አገገሊዝ	12,009	8,484	8,530	UNITED KINGDOM
ፈረንሳይ	3,342	7,829	3,895	FRANCE
ዩናይትድ ስቴትስ	12,434	7,130	5,891	UNITED STATES
የተገበረው የባቭየት ሕብረት	12,258	39,763	22,585	U.S.S.R.
ጃፓን	32,412	51,791	74,651	JAPAN
ሌሎች	66,058	77,626	59,890	OTHERS
<u>ፔትሮሊየምና ወጪዎች</u>	<u>302,817</u>	<u>207,269</u>	<u>226,314</u>	<u>PETROLEUM AND PRODUCTS</u>
ኢራን	-	-	-	IRAN
ዩናይትድ ስቴትስ	16	533	508	UNITED STATES
ባሙዲ አረቢያ	5	4	1	SAUDI ARABIA
ኢጣሊያ	6,557	7,275	10,249	ITALY
ደቡብ ሃይማን	-	-	-	SOUTHERN YEMEN
አገገሊዝ	12,490	35,909	14,479	UNITED KINGDOM
ኩዌት	-	-	-	KUWAIT
የተገበረው የባቭየት ሕብረት	276,354	151,420	190,612	U.S.S.R.
ሌሎች	7,395	12,128	10,465	OTHERS
<u>ለልዩ ልዩ ሊገጥሱ የሚገቡ ማሽኖች</u>	<u>133,124</u>	<u>227,751</u>	<u>246,272</u>	<u>MACHINERY SPECIALIZED FOR PARTICULAR INDUSTRIES AND PARTS</u>
ፈረንሳይ	4,110	1,106	1,799	FRANCE
ኢጣሊያ	16,317	58,052	66,134	ITALY
ዎሪስ ጀርመን	12,669	18,981	27,208	W.GERMANY
ዩናይትድ ስቴትስ	5,363	11,903	11,928	UNITED STATES
አገገሊዝ	13,035	15,942	16,381	UNITED KINGDOM
ኒዘርላንድስ	1,070	1,452	1,921	NETHERLANDS
ደንማርክ	1,468	545	850	DENMARK
ስዊድን	3,794	8,273	10,759	SWEDEN
ጃፓን	7,714	38,926	39,826	JAPAN
ዩጎስላቪያ	9,888	7,854	2,709	YUGOSLAVIA
ህንድ	316	684	694	INDIA
ሌሎች	57,380	64,033	66,063	OTHERS
<u>የሰሰቱ ዕቃዎች</u>	<u>32,067</u>	<u>43,539</u>	<u>39,026</u>	<u>RUBBER ARTICLES</u>
ጃፓን	17,322	26,452	16,353	JAPAN
አገገሊዝ	1,027	1,642	1,173	UNITED KINGDOM
ኢጣሊያ	649	809	1,703	ITALY
ዎሪስ ጀርመን	744	1,786	2,409	W.GERMANY
ኢስራኤል	528	52	165	ISRAEL
ዩናይትድ ስቴትስ	249	1,052	250	UNITED STATES
ፈረንሳይ	95	104	52	FRANCE
ሕዝባዊ ቻይና	-	-	49	CHINA (PEOPLE'S REPUBLIC OF)
ሌሎች	11,453	11,642	16,872	OTHERS
	1985	1986	1987	COUNTRY OF ORIGIN

አገላገል የገቢ ዕቃዎች ዋጋና የመጠነ አገር
 VALUE OF MAJOR COMMODITIES OF IMPORTS BY COUNTRY OF ORIGIN

ሠገጠረዥ የ 9 / 9 የጠለ / TABLE I.9 (Contd)

በሺህ ብር '000 BIRR

የመጠነ አገር	1977/78	1978/79	1979/80	
<u>ልብስ</u>	8,770	5,058	5,896	<u>ARTICLES OF APPAREL AND CLOTHING ACCESSORIES</u>
ሕዝባዊት ቻይና	401	47	-	CHINA (PEOPLE'S REPUBLIC OF)
ጃፓን	50	91	41	JAPAN
ሆንግ ኮንግ	188	146	92	HONG KONG
ዎሪጎን ጀርመን	134	201	313	WEST GERMANY
ሕንድ	12	5	2	INDIA
ኢጣሊያ	416	297	308	ITALY
ፖላንድ	-	-	937	POLAND
ቄካላቫኪያ	-	-	-	CZECHOSLAVAKIA
አገገላዛ	784	362	1,337	UNITED KINGDOM
ኢሳራኤል	-	-	-	ISRAEL
ሀንጋሪ	17	-	-	HUNGARY
ዩናይትድ ስቴትስ	135	510	155	UNITED STATES
ደቡብ ኮሪያ	3,359	266	486	KOREA SOUTH
ሌሎች	3,274	3,133	2,225	OTHERS
	1985	1986	1987	COUNTRY OF ORIGIN

አገላገል የወጪ ገዳድ ዕቃ ዋጋና የተሰከበት አገር
 VALUE OF MAJOR COMMODITIES OF EXPORTS BY COUNTRY OF DESTINATION

ሠገጠረዥ የ 10 TABLE I.10

በሺህ ብር '000 BIRR

ዕቃው የደረሰበት አገር	1977/78	1978/79	1979/80	
<u>ቡና</u>	432,723	733,758	422,033	<u>COFFEE</u>
ዩናይትድ ስቴትስ	61,232	142,122	113,764	UNITED STATES
ዎሪጎን ጀርመን	115,616	279,210	112,748	WEST GERMANY
ኢጣሊያ	14,613	33,310	17,164	ITALY
ሰውዳ አረቢያ	15,956	37,004	43,865	SAUDI ARABIA
ጃፓን	50,646	60,813	54,738	JAPAN
ፈረንሳይ	18,946	31,013	20,169	FRANCE
ኖርዌይ	-	-	-	NORWAY
ስዊድን	-	-	-	SWEDEN
የተገበረው የቦቫዮት ሕብረት	32,706	55,347	26,389	U.S.S.R.
ሕዝባዊት ቻይና	-	-	2,173	CHINA (PEOPLE'S REPUBLIC OF)
ሌሎች	122,008	94,939	31,023	OTHERS
<u>የዳና ሲጠ ያልተሰፈ</u>	111,197	111,453	129,128	<u>HIDES AND SKINS UNDRESSED</u>
አገገላዛ	19,037	10,593	18,866	UNITED KINGDOM
ኢጣሊያ	38,097	32,217	35,865	ITALY
ስፓን	2,267	3,865	4,550	SPAIN
ፖላንድ	-	-	-	POLAND
	1985	1986	1987	COUNTRY OF DESTINATION

አገላገል የወጪ ገንዘብ ዕቃ ዋጋና የተሻሻለ አገር
 VALUE OF MAJOR COMMODITIES OF EXPORTS BY COUNTRY OF DESTINATION

ሠገጠረዥ የ.10 /የተጠለ/ TABLE I.10 (Contd.)

ጠቢቅ ብር '000 BIRR

ዕቃው የሚደርሰበት አገር	1977/78	1978/79	1979/80	
<u>የዓፍ ሊቆ ያልተለሩ/የተጠለ/</u>				<u>HIDES AND SKINS UNDRESSED (CONTD.)</u>
የዓፍ ትዳ ስቴትስ	3,547	6,302	10,176	UNITED STATES
ፈረንሳይ	3,536	4,113	1,966	FRANCE
ዎዕራብ ጀርመን	7,943	11,860	8,543	WEST GERMANY
የተባበሩት የብብዳት ሕብረት	74	231	561	U.S.S.R.
ጥሪስ	1,896	7,009	136	GREECE
ሊባኖስ	-	-	-	LEBANON
ኢራን	-	-	-	IRAN
ጃፓን	19,645	14,005	23,267	JAPAN
ሌሎች	15,155	21,258	25,198	OTHERS
<u>የቀጣት አሀሶች</u>	9,283	11,376	18,894	<u>OILSEEDS</u>
የዓፍ ትዳ ስቴትስ	5,236	3,372	7,859	UNITED STATES
ኢጣሊያ	42	341	234	ITALY
ጃፓን	-	-	-	JAPAN
ጥሪስ	-	-	-	GREECE
ደቡብ የሙን	14	-	-	SOUTHERN YEMEN
አገገሊዝ	21	-	412	UNITED KINGDOM
ሊባኖስ	-	-	-	LEBANON
ባዕራ አረቢያ	149	1,472	375	SAUDI ARABIA
ዎዕራብ ጀርመን	321	1,852	1,995	WEST GERMANY
ኢሜሪካል	-	-	-	ISRAEL
የተባበሩት የብብዳት ሕብረት	1,915	-	4,475	U.S.S.R.
ሌሎች	1,585	4,339	3,544	OTHERS
<u>ተክለ ወይም የተዘገዘ አተክል ተች</u>	14,602	15,413	29,040	<u>VEGETABLES, FRESH, FROZEN</u>
ዎዕራብ ጀርመን	2,502	929	373	WEST GERMANY
ቤጂየም-ሊክሰ	443	1,004	196	BELGIUM-LUX
ጃቡቲ	4,211	4,043	7,955	DJIBOUTI
ኢጣሊያ	-	-	-	ITALY
ስሪ ላንካ	-	-	-	SRI LANKA
ባዕራ አረቢያ	211	-	-	SAUDI ARABIA
አገገሊዝ	-	-	6,273	UNITED KINGDOM
ፈረንሳይ	207	-	652	FRANCE
ኔዘርላንድ	1,857	3,604	4,882	NETHERLANDS
ጃፓን	-	3	-	JAPAN
ደቡብ የሙን	1,557	196	-	SOUTHERN YEMEN
ሱዳን	-	-	-	SUDAN
ኢሜሪካል	2	-	-	ISRAEL
ሊባኖስ	-	-	-	LEBANON
ዎርዳኖስ	-	-	-	JORDAN
ሌሎች	3,612	5,634	8,709	OTHERS
	1985	1986	1987	COUNTRY OF DESTINATION

ለገቢ ገንዘብ መሥሪያ ባለቤቱ የወጣ ስጦታ ወጪ ለገር ወጪ ለገቢ ስጦታ ወጪ ለገቢ
 FOREIGN EXCHANGE PERMITS UTILIZED FOR IMPORT BY TYPE OF COMMODITY

ሠንጠረዥ ፻.11

TABLE I.11

በሚሊዮን ብር

IN MILLION BIRR

የዕቃው ዓይነት	1978/79	1979/80	1980/81	
<u>የገቢው መጠኑን ገጠሞች</u>	90.2	74.4	92.8	<u>FOOD, BEVERAGES AND TOBACCO</u>
ወተትና ወጠቶች	5.8	7.1	7.3	DAIRY PRODUCTS
አሀልና የአሀል ወጠቶች	55.3	45.0	45.3	CEREAL AND CEREAL PRODUCTS
ቫቲ	6.9	5.0	3.0	TEA
ሌሎች	22.2	17.3	37.2	OTHERS
<u>ጠርያ ጠርቅና የጠባብሎች</u>	41.0	59.2	43.1	<u>TEXTILE AND RELATED PRODUCTS</u>
ጥሩ ጥጥ	-	-	0.1	RAW COTTON
ጥሩ ስና ገጠና ጥሩ	7.0	14.9	8.2	RAW WOOL, JUTE AND FIBRES
ጠርያ ጥጥ	20.4	23.9	14.5	TEXTILE YARN AND THREAD
ጠርያ ጠርቅ	6.9	4.9	3.1	TEXTILE FABRICS
ተጠቅሞ የወጣ ጠርያ ጠርቅ	4.0	10.2	6.9	FINISHED TEXTILE PRODUCTS
ሌሎች	2.7	5.3	10.3	OTHERS
<u>ጠርያ ጠርቅና የጥሬ ገቢ ስጦታ መሥሪያዎች</u>	415.5	543.9	574.6	<u>MACHINERY AND TRANSPORT EQUIPMENT</u>
የአርባ መሥሪያዎች	37.7	46.7	33.9	AGRICULTURAL MACHINERY
የኢንዱስትሪ መሥሪያዎች	118.0	187.8	187.0	INDUSTRIAL MACHINERY
የኤሌክትሮኒክ መሥሪያዎች	43.0	58.2	47.1	ELECTRICAL MACHINERY
የቴሌኮሙኒኬሽን መሥሪያዎች	16.3	14.4	17.1	TELECOMMUNICATION APPARATUS
የገንዘብ ተሽከርካሪ መኪናዎች	104.6	152.6	146.4	ROAD MOTOR VEHICLES
የሰላሳ ተሽከርካሪዎችና የገረገሩ ለሌላ ገጠና ተሽከርካሪዎች	2.6	1.5	1.4	RAILWAY VEHICLES AND NON-MOTOR VEHICLES
ሌሎች	93.3	82.7	141.7	OTHERS
<u>የኪሚካል ወጠቶች</u>	210.3	245.0	235.7	<u>CHEMICAL PRODUCTS</u>
ኪሚካልና የጠረጣሪ ጥጥ	157.7	171.4	187.2	CHEMICAL PRODUCTS AND FERTILIZERS
ጠርያ ጠርቅና የጠርያ ጠርቅ	42.2	58.2	36.1	MEDICAL AND PHARMACEUTICAL PRODUCTS
የገንዘብና ህመም ደግሞ መወጣት	6.4	5.9	3.8	SOAPS AND TOILET PREPARATIONS
ሌሎች	4.0	9.5	8.6	OTHERS
<u>ሌሎች የገቢ ገንዘብ ዕቃዎች</u>	507.6	479.4	503.8	<u>OTHER IMPORTS</u>
ፕላስቲክና ሌሎች ፕላስቲክ ስጦታዎች	0.6	1.3	0.4	PLASTIC AND PLASTIC MANUFACTURES
የተዘጋጅ የጥጥ ስጦታዎች	4.8	5.8	4.5	LEATHER, LEATHER MANUFACTURE AND FOOT WEAR
ሰላሳና የሰላሳ ወጠቶች	58.2	40.9	23.3	RUBBER AND RUBBER PRODUCTS
ጠረጣሪ ጠረጣሪና የጠረጣሪ ጠረጣሪ ወጠቶች	77.1	103.4	133.7	METAL AND METAL PRODUCTS
ፔትሮሊየምና የፔትሮሊየም ወጠቶች	288.0	251.4	251.2	PETROLEUM AND PETROLEUM PRODUCTS
የቤት መሥሪያ ዕቃዎች በሌላ ስጦታ ያልተገለጹ	3.5	3.0	2.9	BUILDING MATERIALS N.E.S.
ሌሎች	75.4	73.6	87.8	OTHERS
ጠቅላላ ለገቢ ገንዘብ የተጠቀሱ የወጪ ወጪ ለገቢ ስጦታ ወጪ ለገቢ	1,264.6	1,401.9	1,450.0	TOTAL IMPORT PERMITS
	1986	1987	1988	COMMODITY

የጠቅላላ ለገቢ ገንዘብ የወጪ ለገቢ ወጪ ለገቢ ስጦታ ወጪ ለገቢ

Source: National Bank, Foreign Exchange Control Department

ለውጭ ገንደ ተፈቅዶ የተሰጠ የውጭ አገር ወንዛረ በዓዓታው ዓይነት
 FOREIGN EXCHANGE PERMITS AUTHORIZED FOR EXPORT BY TYPE OF COMMODITY

ሠንጠረዥ ቁ.12 TABLE I. 12

በሚሊዮን ብር IN MILLION BIRR

የዓዓታው ዓይነት	1978/79	1979/80	1980/81	
ቡና	736.1	433.6	477.8	COFFEE
የበጎ ዋሳ	65.9	83.4	87.4	SHEEP SKINS
የፍጻል ዋሳ	26.4	29.9	33.8	GOAT SKINS
ዋሳ	23.0	16.8	15.2	HIDES
ጥራጥራ	14.4	25.2	25.7	PULSES
የቅጠት አሀሶች	21.3	28.4	22.2	OILSEEDS
የዘይት ጭጭ	3.7	2.4	3.4	OILCAKES
የቁመ ከባቶች	21.4	31.2	39.1	LIVESTOCK
አጎዘል ጎና ፍራፍራዎች	8.3	9.6	10.2	FRUITS AND VEGETABLES
የመገባ ዓይነቶች	10.3	9.8	7.0	FOODSTUFFS AND PRODUCTS
ሰኪር	11.2	13.3	20.9	SUGAR
ጫት	29.7	33.9	26.9	CHAT
ነፃጅ	24.6	41.3	22.0	FUEL, OIL, ETC.
ገባተው አገራዊ የውጭ ዓዓታዎች	-	-	-	RE-EXPORTS
ሌሎች	35.9	45.1	56.1	OTHERS
ጅምር	1,032.2	803.9	847.7	TOTAL
	1986	1987	1988	COMMODITY

ከባህሪዎ በገነባ የውጭ አገር ወንዛረ መግጠሪያ መወሪያ የተገኘ

Source: National Bank, Foreign Exchange Control Department.

ክፍል በ. ዓመታዊ የሀገር ሀብት ውጤት

የሀገር ሀብትን ገምት ለግዘገጃዎች በሦስት ዓይነት የአሠራር ዘዴዎች መጠየቅ ይቻላል፡፡

አ. ነዚህም፡-

- 1ኛ/ የግምረቻ ግክፈረያና የአገልገሎት ድርጅቶች የሚያመር ተትን የዕቃዎችና የገልገሎቶች የጋ ጠቀላላ ዳምር በግዕዝ፡፡
- 2ኛ/ በግምረቻ ግክፈረያና የአገልገሎት ድርጅቶች የተሠራ ተትን ዕቃዎችና ገልገሎቶች በግዕዝ ለተሰጠው የሠራተኛ ጉልበትና ሌላ የምርት ጋይሳ የተደረጉትን ክፍያዎች በመደመር፡፡
- 3ኛ/ ለመጨረሻ ጠቀሚያ የሞሉትን ዕቃዎችና ገልገሎቶች የጋ ደምር ከውጭ ሀገር የተገዙትን ዕቃዎችና ገልገሎቶች የጋ በመቀነስ፡፡

የኢትዮጵያ ዓመታዊ የሀገር ሀብት ለግዘገጃዎች በብዛት ጥቅም ላይ የዋለው የአሠራር ዘዴ በተራ ጥር አንድ አንድ ተጠቅሞ ሲሆን በተራ ጥር ሦስት የተሰለ ከተው ደገፍ ያገለገላቸው ለአስተዳደር፣ ለመከላከያ፣ ለተምህርት፣ ለሕክምና ለጤናና ለመሳሰሉት የሊከናወኑ ክፍለ አካሎች ነው፡፡ በተራ ጥር ሁለት የታየው የአሠራር ዘዴ የገልገሎቶች ብቻ ለግዘገጃ ላይ ሲሆን በብዛት ጥቅም ላይ አልዋለም፡፡ ጠቀላላ የዕቃዎችና ገልገሎቶች የጋ በጥቅም በሆኑት የሊከናወኑ ክፍለ አካል ተለይተው የታዩ ሲሆንም ዕቃዎችን ወይም ገልገሎቶችን ላስገኙት ሰዎች የተከፈለውን ደመወዝና አበል የመሳሰሉትን ገቢዎች ከፋፍሎ አያሳይም፡፡ በተራ ጥር ሦስት መሠረት በወጪ መልክ የተዘጋጀው የሀገሪቱ ሀብት በዕቃዎችና በገልገሎቶች ዓይነት ተለይተው ያልተሰጠ ከመሆኑም በላይ ለገልገሎት የተደረጉ ወጪዎችም ገምት ለደረሰበት የተቻለው ከጠቀላላ ውጪ ሌሎች የታወቁ ወጪዎችን በግጥም ነገር ነው፡፡

ከበጀት ዓመትና ከጠቀላላ መንገዳዊ የልግነት ገቢዎች ጋር ገንጠብ አንዳኖረውና የገቢው ሥራ ላይ መዋል ለመቆጣጠር እንዲያስችል በግለሰብ የብሔራዊ ሀብት ውጤትን መረጃዎች ከአውሮፓ የተገኘ ለቆይታ ወደ በጀት ዓመት ጊዜ ግዛወር አስረገገ ሆኖ ተገኝቷል፡፡

የሀገር ሀብት ገምት አወጣጡን ለመገለጽ የዋና ዋና አርዕስት ትርጉምና ግብራ ሪፖርት ነዚህ በታች ተገልጿል፡፡

ጠቀላላ የሀገር ውስጥ ምርት በገባዎች የጋ፡- በሀገሪቱ ውስጥ የተሠሩትን ዕቃዎችና የተፈጸሙትን ገልገሎቶች በገባዎች የጋ የሚያጠቃልል ሲሆን የከፈተውን ገቢና ጠቀላላ ለይወለከትም፡፡ በሌላ ዓይነት የአሠራር ዘዴ ደገፍ የገለጸ የመንገዳዊ የአላቂ ዕቃዎችና ገልገሎቶች ፍጆታ ወጪዎችን፣ ጠቀላላ የሀገር ውስጥ የከፈተውን ክፍያዎችንና በዕቃዎችና በገልገሎቶች ገንዶ ያለውን የለውጥ ግዚን ሲደመሩ ተሰጥቶ ይሰገኛሉ፡፡

ጠቀላላ የሀገር ውስጥ ምርት በተሠራበት የጋ፡- የሀገር ውስጥ ምርትን በግዕዝ ላይ ለተሰጠው የሠራተኛ ጉልበትና ሌሎች የምርት ጋይሎች የተደረገውን ክፍያና የከፈተውን ዓመታዊ የእርጅና ወጪን ያጠቃልላል፡፡ ይህም በጊዜው የገባዎች የጋ ከሚኖርበው ጠቀላላ የሀገር ውስጥ ምርት የሂሳብ ሙን የሚለየው ጥጥር ያልሆኑትን ታክሶች ስለሚወጡና መንገዳዊ ለግምረቻ ድርጅቶች የሚሰጡትን ድጋፍ ስለሚያጠቃልል ነው፡፡

ጠቅላላ ብሔራዊ ምርት በገበያ ዋጋ:- የኢትዮጵያ ነዋሪዎች በሀገር ውስጥም ሆነ በውጭ ሀገር የሠራተኞችን ሰብዕና የፈጠራውን ገልጋሎቶች በገበያ ዋጋ የሚያጠቃልሉ ሲሆን የኪፒታ ገብረት ጠቅላላን አይጠላቅቅም። ይህ ውጤት ከጠቅላላው የሀገር ውስጥ ምርት በገበያ ዋጋ ጋር የሚለያየው ከውጭ አገር የተገኘውን የተጠራ የሥራና የገብረት ገቢ ስለሚጨምር ነው።

ከውጭ አገር የተገኘ የተጠራ የሥራና የገብረት ገቢ:- እንደ ወለደና ተርፍ የመሰባሰሉትን የሥራና የገብረት ገቢዎች ለኢትዮጵያ የተከፈሉትን እንዲሁም ለሌሎች ሀገሮች ወጪ የተደረጉትን በግጥም ነገ የተገኘ ሂሳብ ነው።

ገላጭ የዓለቂ ሰብዕና ገልጋሎቶች ፍጆታ ወጪ:- ለቤተሰብ ወይም አተራራ ላለሁኑ ድርጅቶች ጥቅም የዋሉ ሰብዕና ገልጋሎቶች ጠቅላላ ዋጋ ሲሆን በስጦታ ጠቅላላ ከውጭ ሀገር የመጡትን ሰብዕና የተጠራ ዋጋንም ይጨምራል።

ጠገን ገቢ የላላ ሰብዕና ገልጋሎቶች ፍጆታ ወጪ:- ለጠገን ገቢ ጥቅም የዋሉትን ሰብዕና ገልጋሎቶች ጠቅላላ ዋጋ ይገልጻል። ይህም የሠራተኞችን ደመወዝና አበል፣ ጠገን ገቢ የገዛቸውን ላላ ሰብዕና ገልጋሎቶች ዋጋ ሲያጠቃልሉ የጠገን ገቢ ስጦታን ገን ተኖሮ ስን ያደርጋል። በድጋፍ ጠቅላላ የተደረጉትን ወጪዎች፣ ለወለደና ለአርገታ የተከፈለ የጠገን ገቢ ሂሳብ በዚህ ርዕስ ውስጥ አይገቡም።

ጠቅላላ የግዴታ ገቢ ኪፒታ ክፍያ:- ቤተሰቦች፣ ድርጅቶችና እንዲሁም ጠገን ገቢ የገዙባቸው ወይም የሠራተኞችን ላላ ሰብዕና የግዴታ ገቢ ገብረዎቻቸውን ዋጋ ይገልጻል። እነዚህም ነገረዎች እንደ ጠረጣጥ፣ ሕገግ፣ የፋብሪካና የግብር ግዴታ ሰብዕና የግዴታ ገቢ ናቸው።

- ግብረት:-
1. እንደጠቅላላ ይታሰብ የነበረው የ1953 ዋጋ ከ1973 ጀምሮ ወደ 1973 ጠቅላላ ተክሯል።
 2. የሀገር ሀብትን በግጥም ለከተ የቀረበው ጠረጣጥ የተገኘው ከግዴታ ገቢ ገቢ ብሔራዊ ገቢ ጽ/ቤት ነው።

SECTION J. NATIONAL ACCOUNTS

In principle, in the measurement of national accounts aggregates three basic approaches may be applied depending upon the available statistics, i.e. production, income and expenditure approaches.

(i) The production approach takes production as the total value of goods and services less intermediate inputs originating in the various industries which make up the economy. (ii) the income approach considers production as the sum of the incomes received by those producing these goods and services, and (iii) the expenditure approach sums up the value of the final uses of goods and services reduced by the value of imports of goods and services.

In Ethiopia's National Accounts the production approach has been mainly used but the expenditure approach is applied in the case of Public Administration and Defence, Education, Medical and Health services. The income approach is hardly used except in some service sectors such as domestic services. The total value of goods and services thus arrived at has been given according to the industry producing them. But no breakdown by type of factor income has been attempted. In the expenditure side of Ethiopia's National Accounts private consumption expenditure is arrived at as a residual.

Since the reference period for the government budget and governmental plans in general is the Ethiopian Fiscal year (E.F.Y.) in order to facilitate the monitoring and evaluation of plan implementation it has been decided to change the reference period of national accounts data from G.C.Y. to E.F.Y. Accordingly all national accounts tables except the Rest of The World Accounts have been compiled in the E.F.Y.

The concepts and definitions of major aggregates used in the National Accounts are given below:

Gross Domestic Product (GDP) at Market Prices is the market value of the goods and services, produced within the territory of Ethiopia, before any allowance is made for the consumption of fixed capital. It is equal to the sum of consumption expenditure by private consumers and government, gross domestic capital formation, and net export of goods and services.

Gross Domestic Product (GDP) at Factor Cost is the sum of incomes accruing from the production of goods and services. It differs from the Gross Domestic Product at market price by the amount equal to Indirect taxes less of subsidies.

Gross National Product (GNP) at Market Prices is the market value of goods and services before deduction of provision for the consumption of fixed capital, attributable to the factors of production supplied by residents of Ethiopia. It is equal to the sum of consumption expenditure, gross domestic capital formation, and net export of goods and services plus net factor income received from abroad. It differs from the Gross Domestic Product at Market Prices by the amount of net factor income from abroad.

Net Factor Income from Abroad is excess of factor incomes (interest, dividends, profits, etc.) paid abroad over factor incomes received from abroad.

Private Consumption Expenditure is the value of goods and services (purchased or self-produced) consumed by households and private non-profit institutions plus the net value of gifts in kind received from abroad.

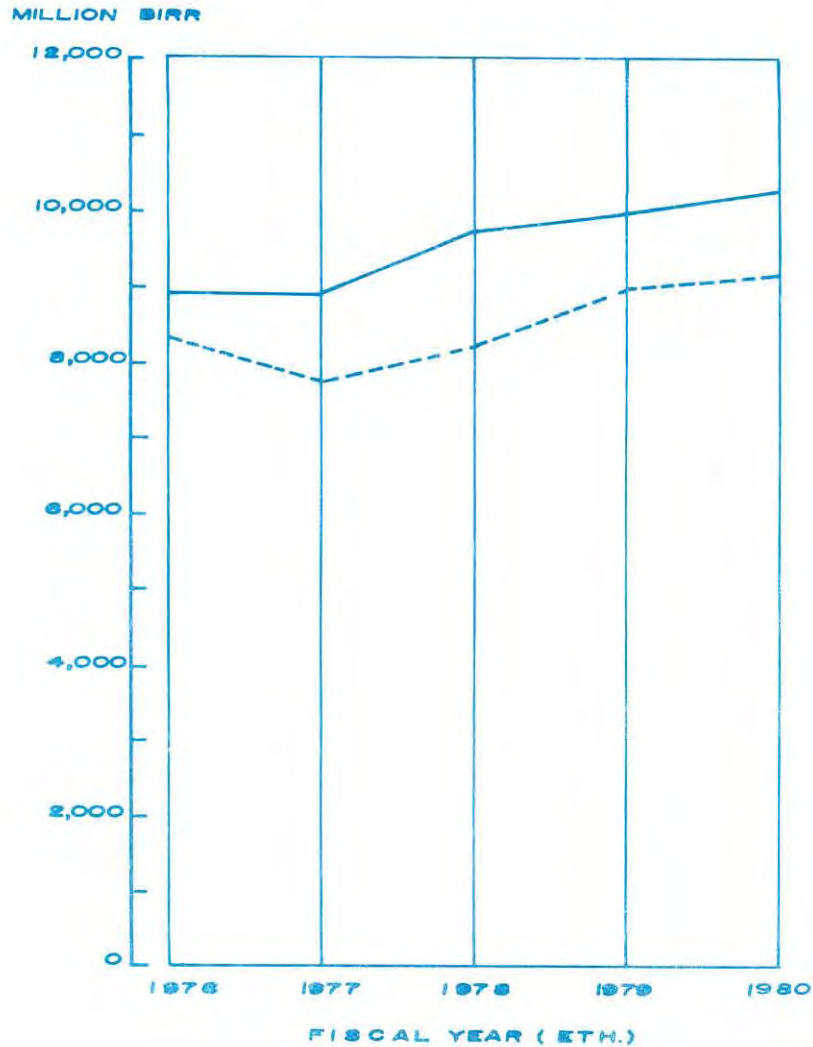
Government Consumption Expenditure represents the current expenditure on goods and services by central and municipal governments. It comprises compensation of employees, purchases by government from local enterprises and from abroad, less sales by government of goods and services. Government consumption expenditure excludes transfer payments, interest paid by government and subsidies.

Gross Fixed Capital Formation includes the value of the purchases and own account construction of fixed assets (land, civil construction and works, machinery and equipment) by enterprises, households, private non-profit institutions and government.

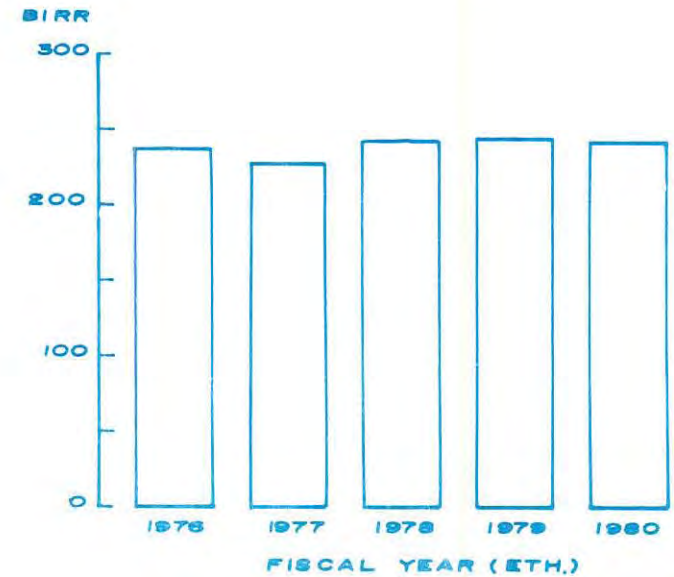
- N.B.
1. The base year 1960/61 = 100 is changed to 1980/81 = 100, since 1980/81.
 2. Most of the figures relating to National Accounts have been revised because of continuous up-dating as better data become available.
 3. Data pertaining to National Accounts are obtained from Office of the National Committee for Central Planning.

J.1 THE MOVEMENT OF GROSS DOMESTIC PRODUCT

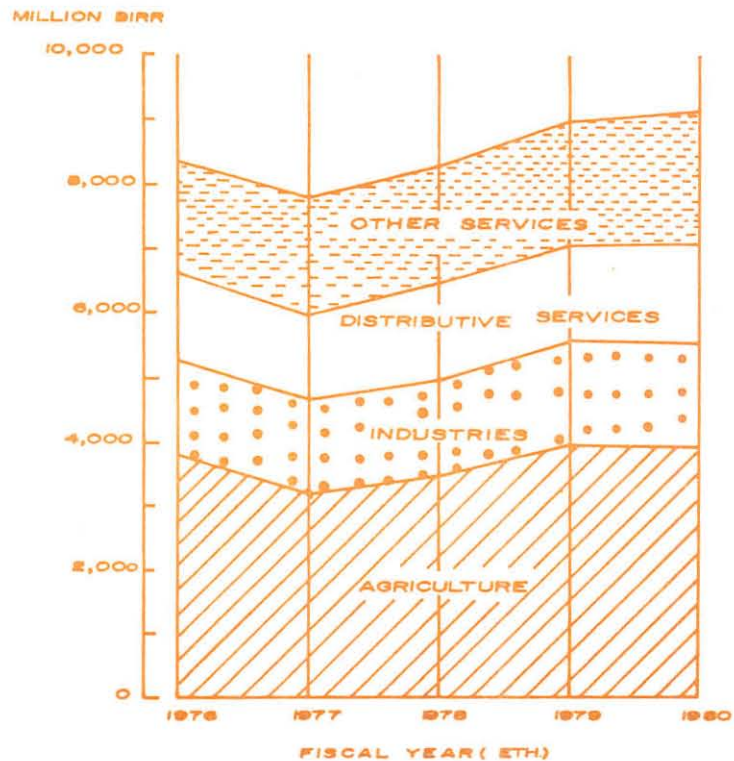
— GDP AT CURRENT FACTOR COST
 - - - GDP AT CONSTANT FACTOR COST



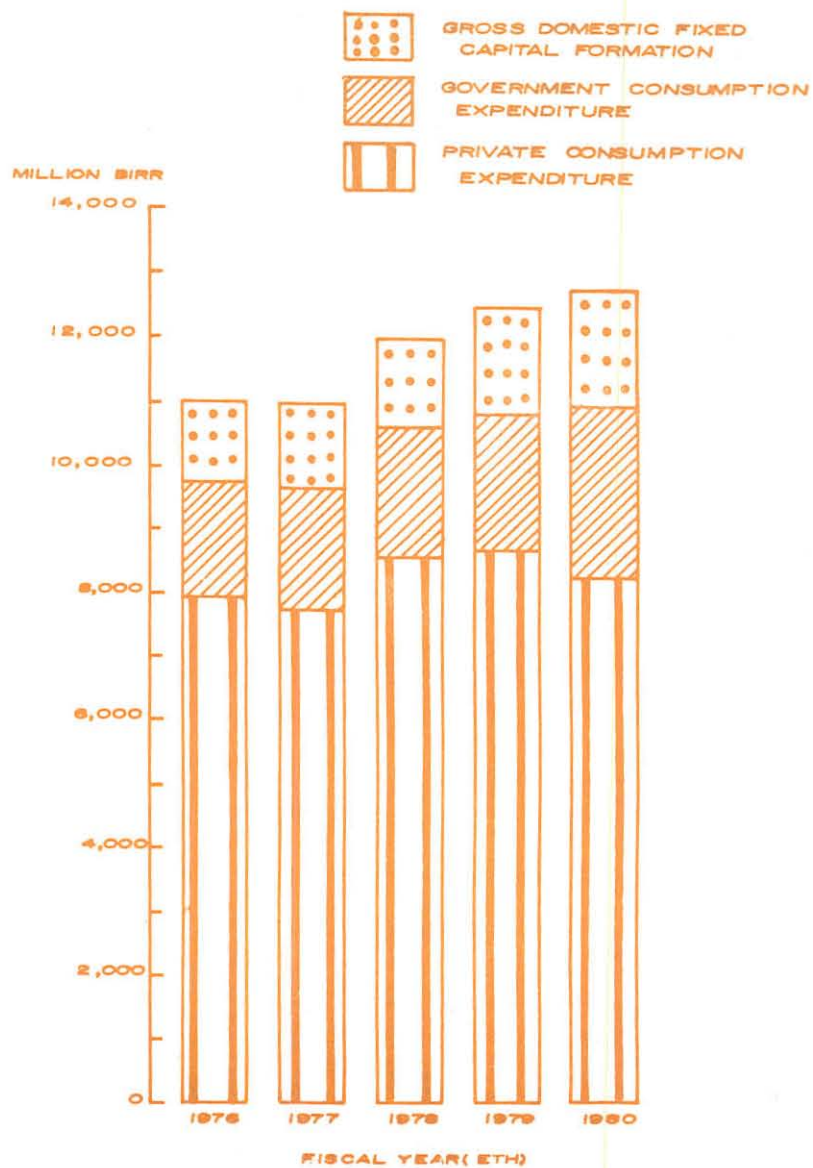
J.2 GNP PER CAPITA (AT MARKET PRICE)



J.3 GDP BY INDUSTRIAL ORIGIN
AT CONSTANT FACTOR COST



J.4 EXPENDITURE ON GROSS NATIONAL
PRODUCT AT MARKET PRICES



የሀገር ሀብት ወጣት ጠቃሚ
SUMMARY OF NATIONAL ACCOUNTS STATISTICS

ሠገጠረዥ በ.1

TABLE J.1

በሚሊዮን ብር

IN MILLION BIRR

	1976	1977	1978	1979	1980	
1. ጠቅላላ የሀገር ወሰን ስርዓት በገዛው በገሥጦት ዋጋ	8,943.5 ⁺	8,910.5 ⁺	9,717.6	9,999.3	10,247.2	1. GROSS DOMESTIC PRODUCT AT CURRENT FACTOR COST
2. ከውጭ አገር የተገኘ የተጣራ የሥራና የገባረት ገቢ	-39.7	-68.4	-59.7	-76.6	-138.7	2. NET FACTOR INCOME FROM ABROAD
3. ጠቅላላ የጠራዊ ስርዓት በገሥጦት ዋጋ /1+2/	8,903.8	8,842.1	9,657.9	9,922.7	10,108.5	3. GROSS NATIONAL PRODUCT AT FACTOR COST (1+2)
4. የተገኘ ያልሆኑ የረጠኞች	1,057.5	979.1 ⁺	1,114.9	1,196.5	1,292.0	4. INDIRECT TAXES (NET OF SUBSIDIES)*
5. ጠቅላላ የጠራዊ ስርዓት በገበያ ዋጋ /3+4/	9,961.3	9,821.2	10,772.8	11,119.2	11,400.5	5. GROSS NATIONAL PRODUCT AT MARKET PRICES (3+4)
6. ጠቅላላ የጣቢያ ገቢ ስርዓት	1,283.7	1,382.1 ⁺	1,378.4	1,633.2	1,804.8	6. GROSS FIXED CAPITAL FORMATION
ገዛው የሚሰጥ የሕንጻና የሥራ ዎች ስርዓት	655.6	-	-	-	-	LAND, BUILDING AND WORKS
የፍጠራና የተገባረት ስርዓት	628.1	-	-	-	-	MACHINERY AND TRANSPORT EQUIPMENT
7. በሽያጭ ወይም አጥቆ ስደት በውጭ ያልተጣራ ዐዳታዎች ስርዓት	-	-	-	-	-	7. INCREASE IN STOCKS**
8. ጠቅላላ የአገር ወሰን ስርዓት	1,283.7	1,382.1	1,378.4	1,633.2	1,804.8	8. GROSS DOMESTIC CAPITAL FORMATION (6+7)
9. ጠቅላላ የስርዓት ስርዓት ከጠቅላላ የጠራዊ ስርዓት/በገበያ ዋጋ/ ጋር በመጠን	12.9	14.1	12.8	14.7	15.8	9. GROSS DOMESTIC CAPITAL FORMATION AS PERCENT OF GROSS NATIONAL PRODUCT AT MARKET PRICES
10. ጠቅላላ የጠራዊ ስርዓት በገበያ ወከፍ/በገበያ ዋጋ በብር/ጠቅላላ	236.1	226.6	241.2	241.9	241.0	10. GROSS NATIONAL PRODUCT PER CAPITA (AT MARKET PRICES IN BIRR)***
11. የ1973ን አገልግሎት ወቅት በጣቢያ አጠቃላይ የሰርዓት ዋጋ መጠን	107.6	115.2	117.7	111.2	112.3	11. IMPLICIT PRICE INDEX (1980/81 = 100)
12. ጠቅላላ የአገር ወሰን ስርዓት የወጪው ዕድገት ያለውን የወጪው አገልግሎት በጣቢያ/1973 ዋጋ/	-3.7	-7.0	6.7	9.0	1.4	12. ANNUAL RATE OF GROWTH IN REAL GROSS DOMESTIC PRODUCT AT 1980/81 PRICES (WITH PREVIOUS YEAR AS 100)
	1983/84	1984/85	1985/86	1986/87	1987/88	

ጠ ለጣቢያና ጣቢያ ስርዓት የተደረገ የወጪውን የዕድገት ወጪ ከተጠቀሰ በኋላ

* After the reduction of government subsidies to production and distribution organization

ጠጠ በሽያጭ ወይም አጥቆ ስደት በውጭ ያልተጣራ ዐዳታዎች ስርዓት የጣቢያ የጣቢያው በ" - " ብቻ የሚሰጠው በደ ማረጃ ስለሌለ ተገንብቶ አጥጋቢ ገጽ ለጣቢያ ገቢው ገቢ ነው።

** The series of "-" meaning not available for "increase in stocks" is due to lack of information.

ጠጠጠ የሕዝብ ብዛት በ1976 ከተካሄደው የጠራ የተገኘ ቢሆን የጠራዊ ስርዓት አሃዝ ገን አልተከተለም።

*** While population data are based on the 1984 census returns, no corresponding adjustment is made on the G.N.P. figures.

+ የታረመ

+ REVISIED

ጠቅላላ የሀገር ውስጥ ድርጅት በውጤት የሚከናወኑ ዘርፍና በገዛው በሰው ሰውነት ቀን

GROSS DOMESTIC PRODUCT BY INDUSTRIAL ORIGIN AT CURRENT FACTOR COST

ሠገጠረዥ በ.2

TABLE J.2

በሚሊዮን ብር

IN MILLION BIRR

	1976	1977	1978	1979	1980	
<u>ከኦርቫ</u>	4,070.2	3,915.8	4,354.5	4,317.9	4,326.7	<u>AGRICULTURE</u>
ከኦርቫ	3,840.2	3,673.2	4,109.2	4,060.3	4,056.3	AGRICULTURE
ከደገ	224.3 ⁺	236.3 ⁺	238.1	249.3	262.0	FORESTRY
ከአደገና ላላ ግሰገር	5.7	6.3	7.2	8.3	8.4	HUNTING AND FISHING
<u>ከኢንዱስትሪያት</u>	1,476.4	1,495.0	1,595.7	1,737.0	1,775.4	<u>INDUSTRIES</u>
ከግዕድገና ድገጋይ ግዕድገት	12.3	15.1	15.3	12.3	13.5	MINING AND QUARRYING
ከፈጠራካፍት	670.1	683.9	722.5	804.1	824.1	MANUFACTURING
ከአጅ ጥበብ ሥራና ትገባሽ ሊገባ ስገራያት	339.1	339.1	350.4	363.2	375.4	HANDICRAFT & SMALL SCALE INDUSTRY
ከሕንጻዎችና ግንባራ ሥራያት	387.3	383.3 ⁺	397.6	422.6	418.8	BUILDING & CONSTRUCTION
ከግብረት ከሌላ ንግድ ጋር ወጋ	67.6	73.6	109.9	134.8	143.6	ELECTRICITY AND WATER
<u>ከግብረት ሥራ</u>	1,562.4	1,576.1	1,754.4	1,769.9	1,789.4	<u>DISTRIBUTIVE SERVICES</u>
ከጅምላና ቸርቻር ገንደ ሥራ	997.5	962.1	1,036.3	1,056.9	1,068.0	WHOLESALE AND RETAIL TRADE
ከጋገዘና ግንደ	564.9	614.0	718.1	713.0	721.4	TRANSPORT & COMMUNICATION
<u>ከልዩ ልዩ አገልግሎቶች</u>	1,834.5	1,923.6	2,013.0	2,174.5	2,355.7	<u>OTHER SERVICES</u>
ከገንዘብ ሊገባሽ ገንደና የግደገ ግንደ	286.5	312.6 ⁺	339.2	378.5	449.7	BANKING, INSURANCE & REAL ESTATE
ከአስተዳደርና ግንደ	750.9	770.0	781.6	850.6	916.0	PUBLIC ADMINISTRATION & DEFENCE
ከግንደ ገንደ ገንደ	223.9	230.3	238.2	246.1	255.1	OWNERSHIP OF DWELLINGS
ከግንደ ገንደ ገንደ	253.1	281.5	302.7	330.8	351.7	EDUCATIONAL SERVICES
ከሕክምናና የግንደ አገልግሎቶች	59.6	62.2	74.6	81.7	86.2	MEDICAL & HEALTH SERVICES
ከገንደ ውስጥ አገልግሎቶች	70.1	70.8	71.6	72.4	73.1	DOMESTIC SERVICES
ከሌሎች	190.4	196.2	205.1	214.4	223.9	OTHERS
ጭር	8,943.5	8,910.5	9,717.6	9,999.3	10,247.2	TOTAL
	1983/84	1984/85	1985/86	1986/87	1987/88	

+ የገረጠ
+ Revised

ጠቅላላ ብሔራዊ ድርጅት ላይ የተደረገ ወጪ በገዛው የገበያ ዋጋ
EXPENDITURE ON GROSS NATIONAL PRODUCT AT CURRENT MARKET PRICES

ሠገጠረዥ በ.3

TABLE J.3

ብዕሊቶገ ብር IN MILLION BIRR

	1976	1977	1978	1979	1980	
ገላጭ የሥራ ደብዳቤ ገልጋሪዎች ፍጆታ ወጪ	7,919.9 ⁺	7,686.5 ⁺	8,545.8 ⁺	8,650.4	8,202.9	PRIVATE CONSUMPTION EXPENDITURE
ጠቅላላ የሥራ ደብዳቤ ገልጋሪዎች ፍጆታ ወጪ	1,841.4	1,924.0	2,045.2	2,163.5	2,774.6	GOVERNMENT CONSUMPTION EXPENDITURE
ጠቅላላ የግዴታ ገቢዎች ላይ ከገቢዎች ጋር የተደረገ ወጪ	1,283.7	1,382.1	1,378.4	1,633.2	1,804.8	GROSS DOMESTIC FIXED CAPITAL FORMATION
በፍጆታና በከፍተኛ ክፍት ላይ የተደረገ ወጪ	11,045.0	10,992.6	11,969.4	12,447.1	12,782.3	EXPENDITURE ON CONSUMPTION AND GROSS CAPITAL FORMATION
ወደ ወጭ ከተሰጡ ደብዳቤ ገልጋሪዎች የተገኘ	1,266.6	1,136.7	1,371.0	1,289.6	1,353.4	EXPORTS OF GOODS AND SERVICES
ከወጭ አገር ለገቡ ደብዳቤ ገልጋሪዎች ወጪ ቢተካ	2,310.6	2,239.7	2,507.9	2,540.9	2,597.5	LESS IMPORTS OF GOODS AND SERVICES
ጠቅላላ የሀገር ውስጥ ድርጅት ወጪ በገበያ ዋጋ	10,001.0	9,889.6	10,832.5	11,195.8	11,538.2	EXPENDITURE ON GROSS DOMESTIC PRODUCT AT MARKET PRICES
ከወጭ አገር የተገኘ የተጠራ የሥራና የገቢ ገቢ	-39.7	-68.4	-59.7	-76.6	-138.7	NET FACTOR INCOME FROM ABROAD
ጠቅላላ ብሔራዊ ድርጅት ላይ የተደረገ ወጪ	9,961.3	9,821.2	10,772.8	11,119.2	11,399.5	EXPENDITURE ON GROSS NATIONAL PRODUCT
<u>በፕሮሰን ሂሳብ ቢተካ</u>						<u>PERCENTAGE DISTRIBUTION</u>
ጠቅላላ ብሔራዊ ድርጅት ላይ የተደረገ ወጪ	100.0	100.0	100.0	100.0	100.0	EXPENDITURE ON GROSS NATIONAL PRODUCT
ገላጭ የሥራ ደብዳቤ ገልጋሪዎች ፍጆታ ወጪ	79.5	78.3	79.3	77.8	72.0	PRIVATE CONSUMPTION EXPENDITURE
ጠቅላላ የሥራ ደብዳቤ ገልጋሪዎች ፍጆታ ወጪ	18.5	19.6	19.0	19.5	24.3	GOVERNMENT CONSUMPTION EXPENDITURE
ጠቅላላ ከፍተኛ ክፍት ላይ የተደረገ ወጪ	12.9	14.1	12.8	14.7	15.8	GROSS CAPITAL FORMATION
ወደ ወጭ ከተሰጡ ደብዳቤ ገልጋሪዎች የተገኘ	12.7	11.6	12.7	11.6	11.9	EXPORT OF GOODS AND SERVICES
ከወጭ አገር ለገቡ ደብዳቤ ገልጋሪዎች የተደረገ ወጪ ቢተካ	23.2	22.8	23.3	22.9	22.8	LESS IMPORT OF GOODS AND SERVICES
ከወጭ አገር የተገኘ የተጠራ የሥራና የገቢ ገቢ	-0.4	-0.7	-0.6	-0.7	-1.2	NET FACTOR INCOME FROM ABROAD
	1983/84	1984/85	1985/86	1986/87	1987/88	

+ የተረጋገጠ
+ Revised

ጠቅላላ የሀገር ውስጥ ዎርት በውጤት የኢኮኖሚ ዘርፍና በ1973 በሥራበት ደረጃ የገ
 GROSS DOMESTIC PRODUCT BY INDUSTRIAL ORIGIN AT CONSTANT FACTOR COST OF 1980/81

ሠገጠረዥ በ.4

TABLE J.4

በሚሊዮን ብር

IN MILLION BIRR

	1976	1977	1978	1979	1980	
ከኦርብ	3,792.5	3,176.0	3,468.1	3,968.9	3,938.3	<u>AGRICULTURE</u>
ከኦርብ	3,576.4	2,950.6	3,241.3	3,735.2	3,698.9	AGRICULTURE
ከደገ	210.8*	219.9*	220.6	226.6	232.3	FORESTRY
ከአደገና ግሣ ግሰገር	5.3	5.5	6.2	7.1	7.1	HUNTING AND FISHING
ከኢንዱስትሪያት	1,436.7	1,446.6	1,500.7	1,567.8	1,589.2	<u>INDUSTRIES</u>
ከግዕድገና ድገጋይ ግዕዳት	11.6	14.1	14.2	11.4	12.5	MINING AND QUARRYING
ከፈብሪካዎች	657.5	667.7	703.3	744.7	760.9	MANUFACTURING
ከአጅ ጥበብ ሥራና ትገብ ስገገጥነት	330.6	330.6	338.9	348.3	357.0	HANDICRAFT AND SMALL SCALE INDUSTRY
ከሕንጻዎችና ግንባራ ሥራዎች	362.5	353.0*	358.7	371.5	359.1	BUILDING AND CONSTRUCTION
ከግብረት ኮሌክቲቭ ጋደልና ውሃ	74.5	81.2	85.6	91.9	99.7	ELECTRICITY AND WATER
ከግብረት ሥራ	1,367.6	1,356.6	1,464.2	1,540.1	1,566.1	<u>DISTRIBUTIVE SERVICES</u>
ከጅምላና ፕርፕር ገንዘብ ሥራ	938.4	887.4	938.6	1,013.2	1,014.6	WHOLESALE AND RETAIL TRADE
ከግብረት ግንኙነት	429.2	469.2	525.6	526.9	551.5	TRANSPORT AND COMMUNICATION
ከልዩ ልዩ አገልግሎቶች	1,718.3	1,757.8	1,821.4	1,916.6	2,029.3	<u>OTHER SERVICES</u>
ከገንዘብ ኢንፎርሜሽን ግብርና ግብር	304.8	312.1*	335.8	360.3	411.6	BANKING, INSURANCE AND REAL ESTATE
ከአስተዳደርና ግብርና	659.3	665.8	672.5	710.6	746.5	PUBLIC ADMINISTRATION AND DEFENCE
ከግብርና ቤቶች ገለበጥነት	217.3	221.0	224.9	230.1	236.1	OWNERSHIP OF DWELLINGS
ከግብርና አገልግሎት	229.6	247.2	261.9	279.2	291.0	EDUCATIONAL SERVICES
ከሕክምናና ግብርና አገልግሎት	56.9	58.8	68.1	72.4	74.6	MEDICAL AND HEALTH SERVICES
ከቤት ውስጥ አገልግሎቶች	70.1	70.8	71.6	72.4	73.1	DOMESTIC SERVICES
ሌሎች	180.3	182.1	186.6	191.6	196.4	OTHERS
ጅምር	8,315.1	7,737.0	8,254.4	8,993.4	9,122.9	TOTAL
በፕርሰንቲጅ ቢተኝ						<u>PERCENTAGE DISTRIBUTION</u>
ከኦርብ	45.6	41.0	42.0	44.1	43.1	<u>AGRICULTURE</u>
ኦርብ	43.0	38.1	39.2	41.5	40.5	AGRICULTURE
ደገ	2.5	2.8	2.7	2.5	2.5	FORESTRY
አደገና ግሣ ግሰገር	0.1	0.1	0.1	0.1	0.1	HUNTING AND FISHING
ከኢንዱስትሪያት	17.3	18.7	18.1	17.4	17.4	<u>INDUSTRIES</u>
ግዕድገና ድገጋይ ግዕዳት	0.1	0.2	0.2	0.1	0.1	MINING AND QUARRYING
ፈብሪካዎች	7.9	8.6	8.5	8.3	8.4	MANUFACTURING
አጅ ጥበብ ሥራና ትገብ ስገገጥነት	4.0	4.3	4.1	3.9	3.9	HANDICRAFT AND SMALL SCALE INDUSTRY
ሕንጻዎችና ግንባራ ሥራዎች	4.4	4.6	4.3	4.1	3.9	BUILDING AND CONSTRUCTION
ግብረት ኮሌክቲቭ ጋደልና ውሃ	0.9	1.0	1.0	1.0	1.1	ELECTRICITY AND WATER
ከግብረት ሥራ	16.4	17.5	17.7	17.1	17.2	<u>DISTRIBUTIVE SERVICES</u>
ጅምላና ፕርፕር ገንዘብ ሥራ	11.3	11.4	11.4	11.3	11.1	WHOLESALE AND RETAIL TRADE
ግብርና ግንኙነት	5.1	6.1	6.3	5.8	6.1	TRANSPORT AND COMMUNICATION
ከልዩ ልዩ አገልግሎቶች	20.7	22.7	22.1	21.3	22.2	<u>OTHER SERVICES</u>
ገንዘብ ኢንፎርሜሽን ግብርና ግብር	3.7	4.0	4.1	4.0	4.5	BANKING, INSURANCE AND REAL ESTATE
አስተዳደርና ግብርና	7.9	8.6	8.1	7.9	8.2	PUBLIC ADMINISTRATION AND DEFENCE
ግብርና ቤቶች ገለበጥነት	2.6	2.9	2.7	2.6	2.6	OWNERSHIP OF DWELLINGS
ግብርና አገልግሎት	2.8	3.2	3.2	3.1	3.2	EDUCATIONAL SERVICES
ሕክምናና ግብርና አገልግሎት	0.7	0.8	0.8	0.8	0.8	MEDICAL AND HEALTH SERVICES
ቤት ውስጥ አገልግሎቶች	0.8	0.9	0.9	0.8	0.8	DOMESTIC SERVICES
ሌሎች	2.2	2.4	2.3	2.1	2.1	OTHERS
ጅምር	100.0	100.0	100.0	100.0	100.0	TOTAL
	1983/84	1984/85	1985/86	1986/87	1987/88	

+ የተረጋገጠ
 + Revised

ክፍል ተ. የመንግሥት ገንዘብ /ጥብሊክ ፋይናንስ/

ሠንጠረዥ ተ.1 - ተ.6:- የመንግሥትን ገቢ፣ መደበኛ ወጪና የካፒታል ወጪ ይገልጻል።

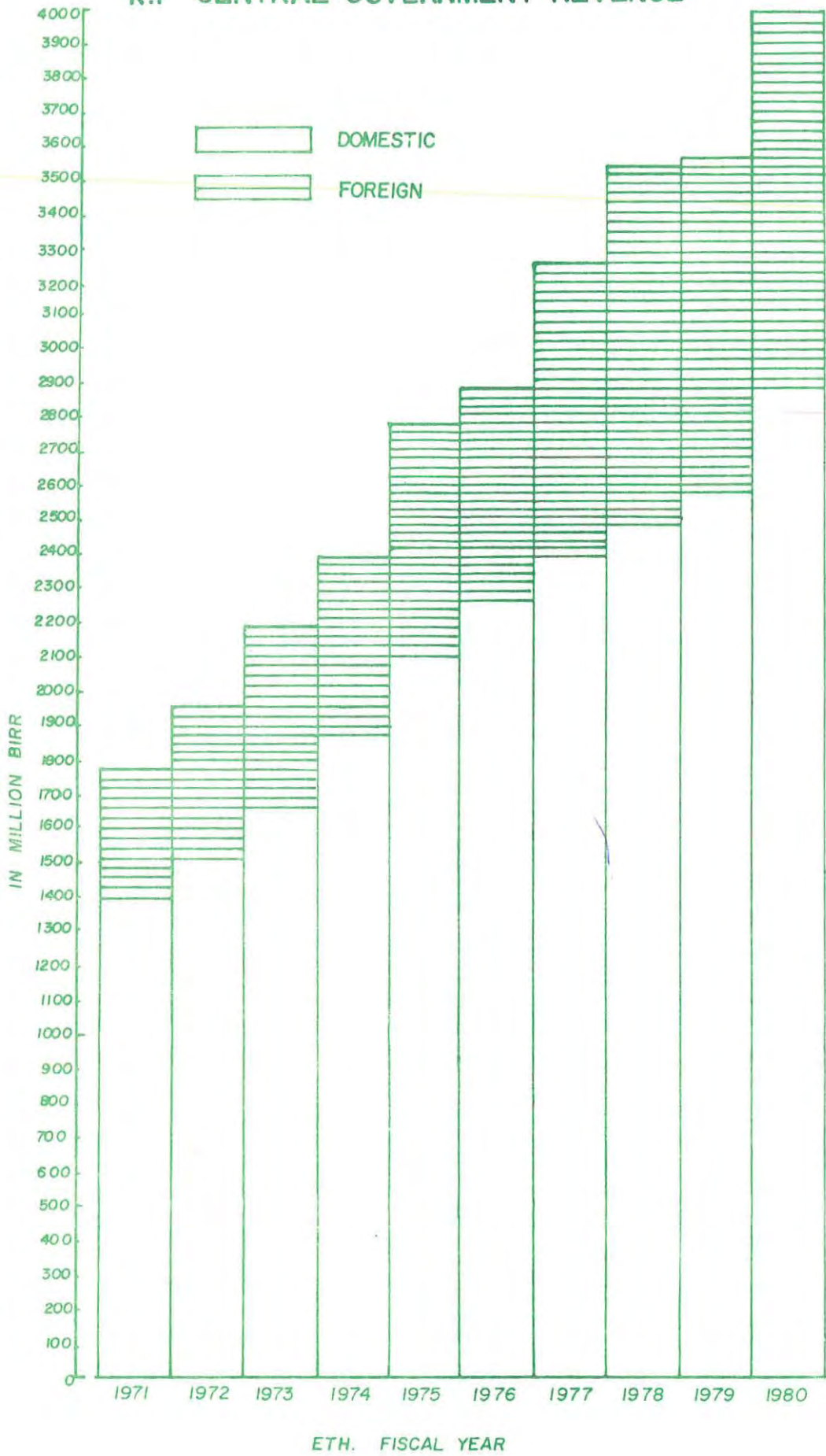
ሠንጠረዥ ተ.7 - እና ተ.13:- በከተማ ልማትና ቤት ጭነት ሥር የሚገኙት ማዘጋጃ ቤቶች፣ የአዳሰ አበባገ፣ የአሥመራና የአበባን ማዘጋጃ ቤቶች ገቢ፣ መደበኛ ወጪና የካፒታል ወጪ ያመለክታል።

SECTION K. PUBLIC FINANCE

Table k.1 - k.6: refer to the central government revenue, current expenditure and capital expenditure.

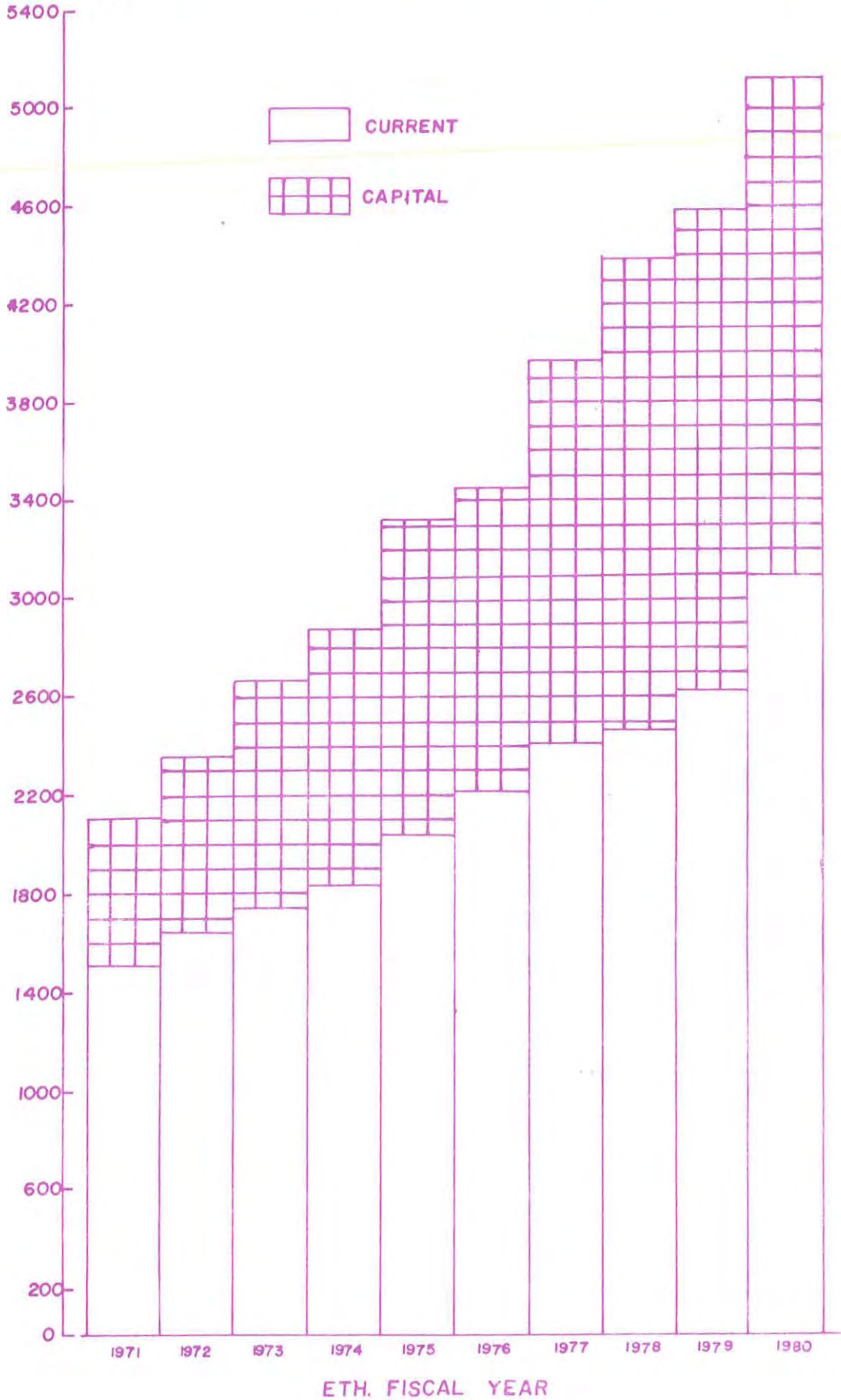
Table k.7 - k.13: refer to the revenue, current and capital expenditure of municipalities under the Ministry of Urban Development and Housing as well as municipalities of Addis Ababa, Asmara and Assab.

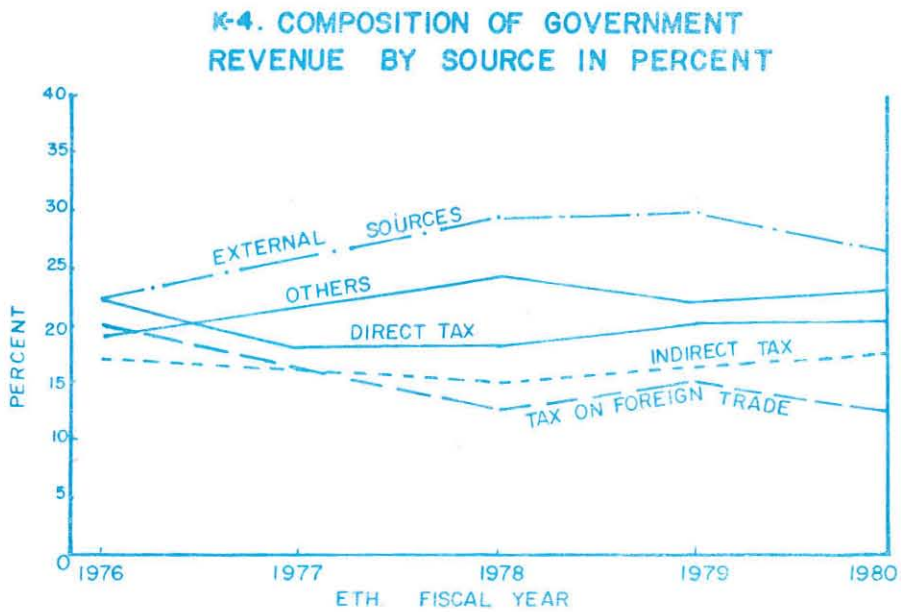
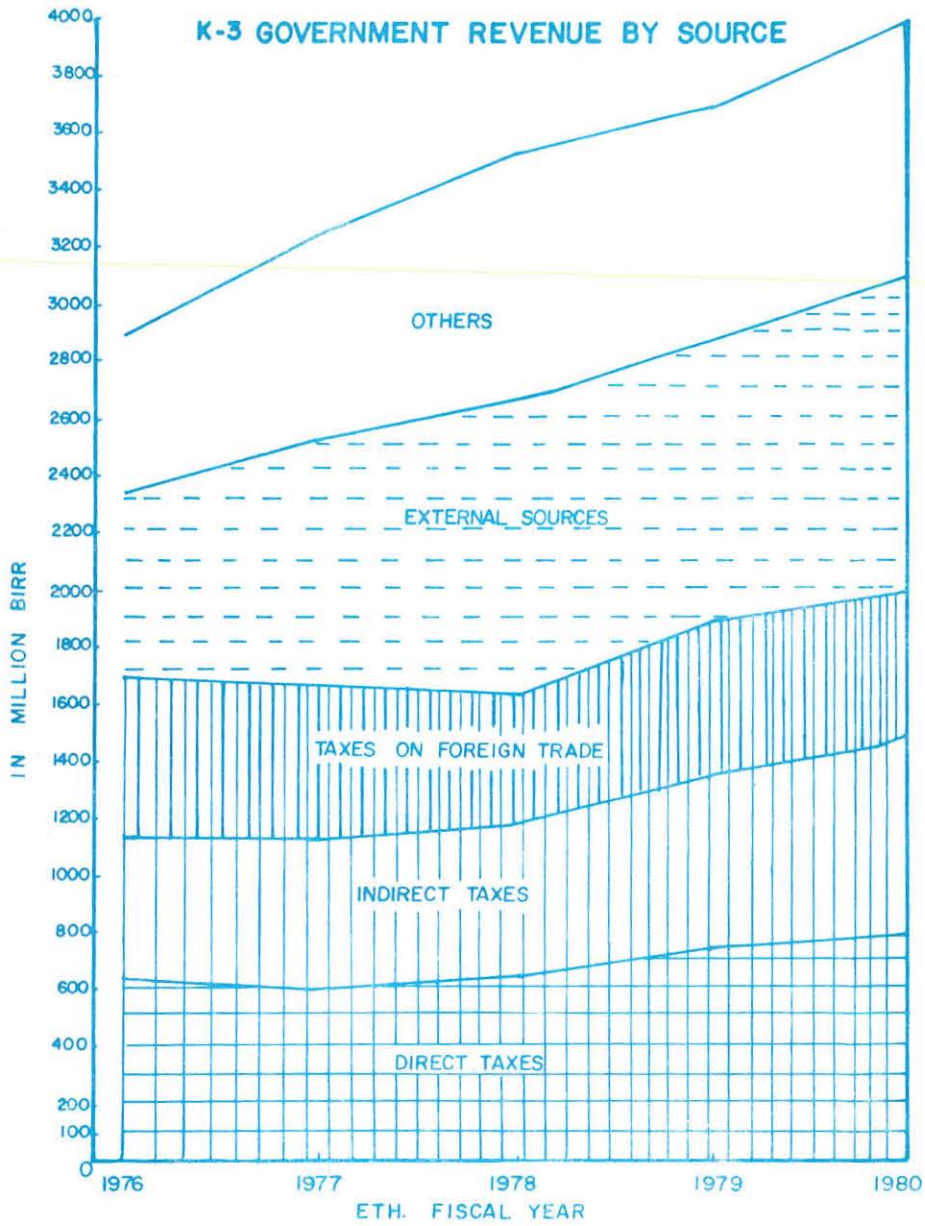
K.I CENTRAL GOVERNMENT REVENUE



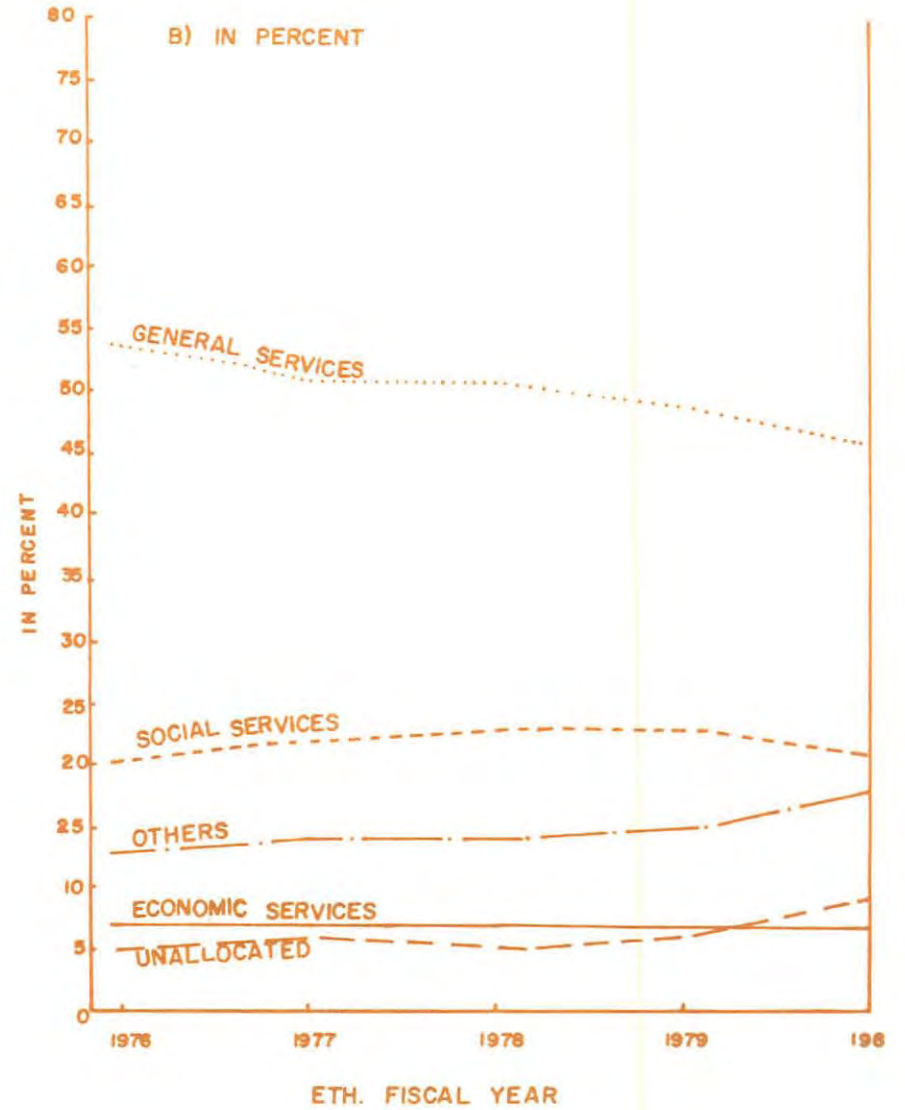
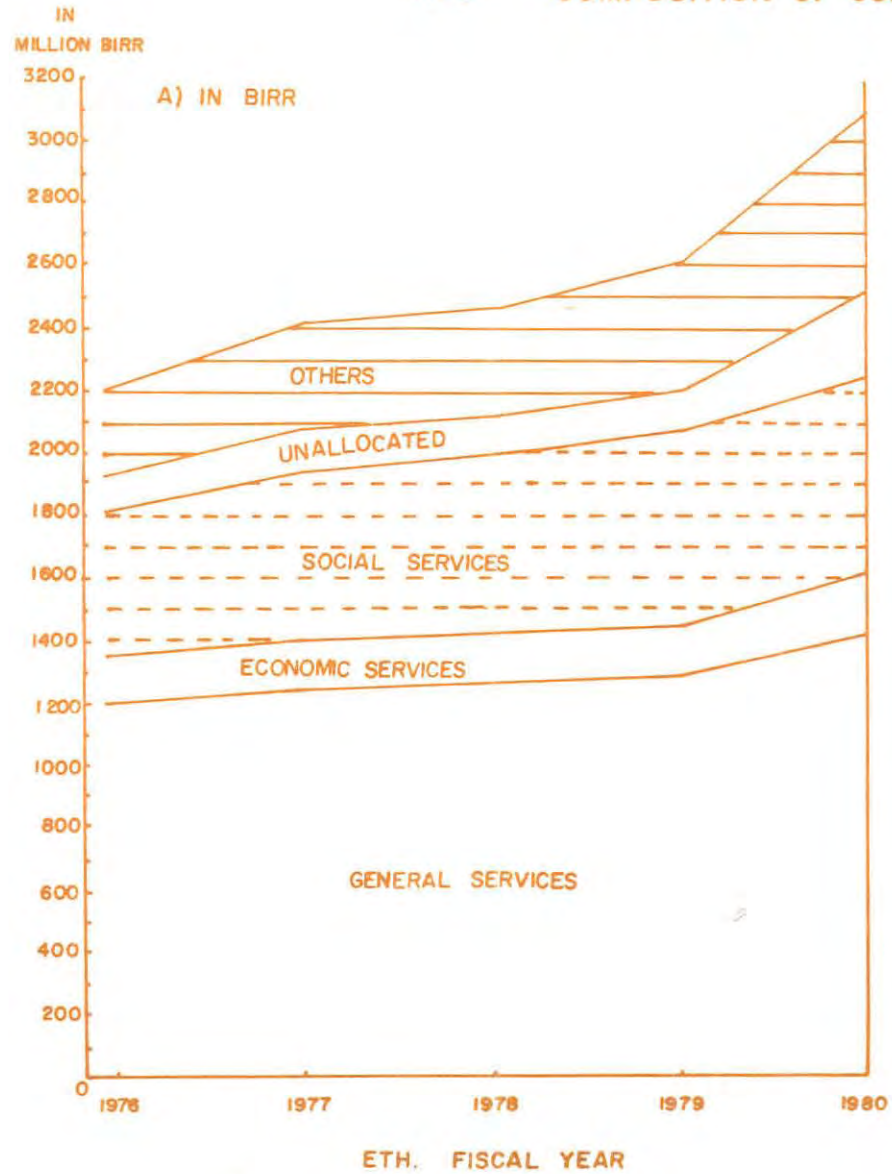
K-2 - CENTRAL GOVERNMENT EXPENDITURE

IN MILLION BIRR

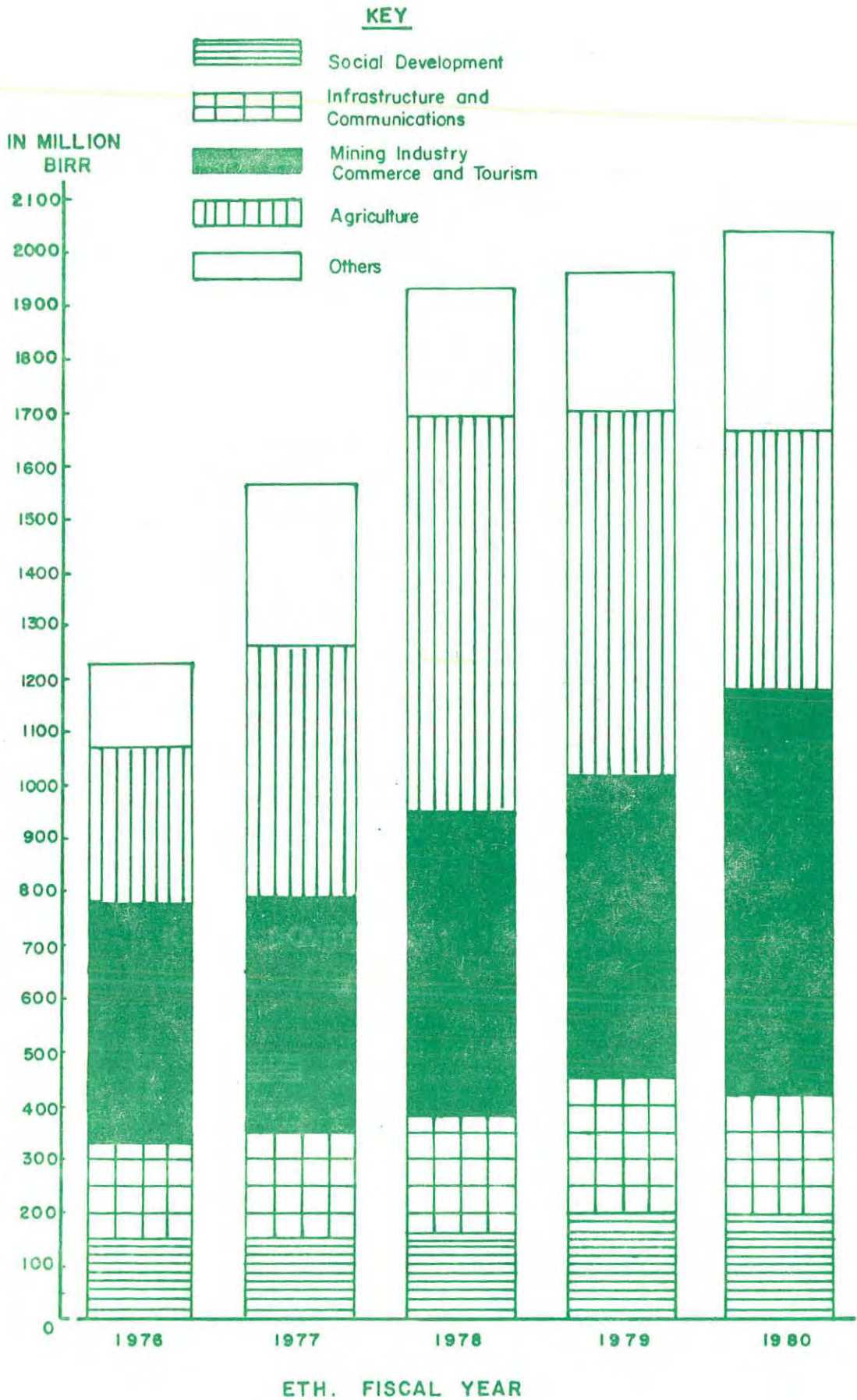




K-5 COMPOSITION OF CURRENT GOVERNMENT EXPENDITURE



K-6 GOVERNMENT CAPITAL EXPENDITURE



የመንግሥት ገቢና ወጪዎች
CENTRAL GOVERNMENT REVENUE AND EXPENDITURE*

ሠንጠረዥ ተ.1

TABLE K.1

በሚሊዮን ብር IN MILLION BIRR

ዓመት መሠረት	ደምር	ገቢ		ወጪ			ዓመት
		ከሀገር ውስጥ	ከውጭ ሀገር	ደምር	ደመወዝና ሥራ ጥረት	የከፍተኛ ወጪ	
	TOTAL	DOMESTIC	FOREIGN	TOTAL	SALARY & OPERATING COST	CAPITAL EXPENDITURE	YEAR
		REVENUE		EXPENDITURE			
1961	505.5	396.7	108.8	530.4	454.5	75.9	1968/69
1962	565.4	428.8	136.6	579.7	473.6	106.1	1969/70
1963	620.1	466.0	154.1	631.3	507.1	124.2	1970/71
1964	650.2	494.8	155.4	671.4	521.5	149.9	1971/72
1965	706.2	556.8	149.4	716.2	563.1	153.1	1972/73
1966	779.4	618.6	160.8	777.9	599.2	178.7	1973/74
1967	921.7	711.4	210.3	1,048.9	811.2	237.7	1974/75
1968	983.1	782.2	200.9	1,200.4	917.6	282.8	1975/76
1969**	1,125.1	844.9	280.2	1,465.7	987.1	478.6	1976/77**
1970**	1,399.1	1,146.9	252.2	1,600.9	1,149.0	451.9	1977/78**
1971**	1,769.3	1,399.4	369.9	2,118.8	1,513.2	605.6	1978/79**
1972**	1,971.8	1,555.2	416.6	2,365.0	1,654.6	710.4	1979/80**
1973**	2,184.2	1,665.4	518.8	2,678.4	1,741.1	937.3	1980/81**
1974**	2,406.9	1,859.6	547.3	2,887.7	1,838.6	1,049.1	1981/82**
1975**	2,777.8	2,100.0	677.8	3,325.2	2,043.5	1,281.7	1982/83**
1976**	2,897.6	2,255.3	642.3	3,459.8	2,224.8	1,235.0	1983/84**
1977**	3,243.0	2,381.1	861.9	3,983.1	2,419.3	1,563.8	1984/85**
1978**	3,525.7	2,479.0	1,046.7	4,398.4	2,466.9	1,931.5	1985/86**
1979**	3,681.9	2,697.8	984.1	4,593.9	2,638.8	1,955.1	1986/87**
1980**	3,995.7	2,894.4	1,101.3	5,133.1	3,097.1	2,036.0	1987/88**

* የዓመት መጨረሻ ሰኔ 30 ነው
* Year Ending July 7

** የገቢ ጥበቃ
** Budget Estimate

Source:- 1. Ministry of Finance, Central Accounting Department

2. Negarit Gazeta

የግንዛቤ ገቢ በገቢው ላይ ገደብ
GOVERNMENT REVENUE BY SOURCE*

ሠገጠረዥ ተ.2

TABLE K.2

በሚሊዮን ብር

IN MILLION BIRR

	1975	1976	1977	1978	1979	1980	
የጥቻ ገቢዎች	647.2	638.2	597.5	641.0	742.0	796.0	DIRECT TAXES
ከሥራ ገብር	596.2	575.2	545.0	592.0	690.0	744.0	INCOME TAX
ከደውወዝ ገብር	138.2	140.2	150.0	177.0	186.0	197.0	PERSONAL INCOME TAX
ከኪራይ	-	-	-	-	-	-	RENT TAX
ከገንዘብ	400.0	370.0	340.0	365.0	452.0	495.0	BUSINESS TAX
ከአርቫ	58.0	65.0	55.0	50.0	52.0	52.0	AGRICULTURAL TAX
ከጠረጴዳ	51.0	63.0	52.5	49.0	52.0	52.0	LAND USE TAX
ከአሥራት	-	-	-	-	-	-	TITLE ON LAND
ከምህርት ትምህርት	-	-	-	-	-	-	EDUCATION TAX
ከጤና ትምህርት	-	-	-	-	-	-	HEALTH TAX
ከከብት ትምህርት	-	-	-	-	-	-	CATTLE TAX
የጥቻ ያልሆኑ ገቢዎች	448.4	495.5	527.1	529.0	598.1	689.8	INDIRECT TAXES
ከትራንዛክሽን ትምህርት	80.0	80.0	85.0	89.0	90.0	99.0	TRANSACTION TAX
ከጎዳጅ ለከባይነት የረጥ	36.0	37.0	43.0	40.0	41.0	41.0	EXCISE TAX ON PETROLEUM PRODUCT
ከአልኮል ለከባይነት ትምህርት	120.0	145.0	155.0	150.0	181.7	234.3	ALCOHOL EXCISE TAX
ሌሎች ለከባይነት ትምህርት	96.8	125.4	121.0	74.5	137.5	151.6	OTHER EXCISE TAXES
ከትግባሪ ትምህርትና ልዩ ገቢ	10.1	12.1	12.1	60.5	13.5	9.1	TOBACCO TAXES AND FEES
ከትግባሪ ምርትና የተጣራ ገቢ	-	-	-	-	-	-	TOBACCO MONOPOLY NET SURPLUS
ከሽያጭ ትምህርት	80.0	71.0	85.0	89.0	104.0	102.0	TURNOVER TAX
ከሕንጻ ትምህርት	-	-	-	-	-	-	CONSTRUCTION TAX
ከጥቅር የረጥ	11.5	12.0	12.0	13.0	13.5	28.8	STAMP DUTIES
ከጠቃ የረጥ	14.0	13.0	14.0	13.0	16.9	24.0	SALT TAX
ከውጭ አገር ገንዘብ የረጥ	573.8	572.1	527.1	450.2	552.3	499.0	TAXES ON FOREIGN TRADE
ከገቢ አቃ የረጥ	210.5	216.0	172.0	135.5	148.0	213.0	IMPORT DUTIES
ከወጪ አቃ የረጥ	204.4	190.2	206.6	195.6	265.0	114.4	EXPORT DUTIES
ከትራንዛክሽን ትምህርት	139.0	141.0	126.0	101.5	116.5	132.2	TRANSACTION TAX
ከውጭ ለውጭ ገቢ ለከባይነት የረጥ	19.9	24.9	22.5	17.6	22.8	39.4	EXCISE TAX IMPORTED PRODUCTS
ሌሎች ወይን ገቢዎች	395.1	513.0	594.9	504.9	582.5	751.6	OTHER CURRENT RECEIPTS
ከጠቃ	23.5	23.9	24.0	24.9	25.5	28.0	CHARGES AND FEES
ከአገልግሎት ሽያጭ	42.0	43.0	44.0	46.0	47.0	49.0	SALES OF GOODS AND SERVICES
ከትርፍ፣ ከወለድና ከኪራይ	320.0	439.1	438.9	408.0	465.0	648.8	PROFITS, INTEREST AND RENT
ልዩ ልዩ ገቢዎች	9.6	7.0	88.0	26.0	45.0	25.8	MISCELLANEOUS REVENUE
ከጠረጴዳ	25.0	26.0	27.0	29.0	30.0	31.0	CONTRIBUTION TO PENSIONS FUND
ከውጭ አገር አርዳታ	247.0	219.4	308.0	287.9	261.3	273.3	EXTERNAL ASSISTANCE
ከካፒታል ገቢዎች	441.3	433.4	566.4	771.8	748.9	855.0	CAPITAL RECEIPTS
ከውጭ አገር ብድርና ከረዲት	430.8	423.0	553.9	758.8	722.9	828.0	EXTERNAL LOANS AND CREDITS
ሌሎች የካፒታል ገቢዎች	10.5	10.5	12.5	13.0	26.0	27.0	OTHER CAPITAL RECEIPTS
ሌሎች/ሌ.ቦ.ያ./	-	-	95.0	312.0	166.9	100.0	OTHERS (N.E.S.)
ጠቅላላ ገቢ ድምር	2,777.8	2,897.6	3,243.0	3,525.7	3,681.9	3,995.7	TOTAL REVENUE
	1982/83	1983/84	1984/85	1985/86	1986/87	1987/88	

* የግንዛቤ ዓመት ሰኔ 30 ነው

* Year Ending July 7

ከገንዘብ ገንባታ ገንባታ 3 የገ 1974 ዓ.ም. ቁ. 240፣ ታህሳስ 23 የገ 1976 ዓ.ም. ቁ. 253፣ ጥቅም 16 የገ 1977 ዓ.ም. ቁ. 12 የገ 1978 ዓ.ም. ቁ. 4 የገ 1979 ዓ.ም. ቁ. 303 እና ገንባታ 28 የገ 1980 ዓ.ም. ቁ. 337 የተገኘ

Source: Negarit Gazeta 11th May 1983, 2nd Jan. 1984, 24th April 1985, 23rd Feb. 1986, 10th Oct. 1986, and 28th August 1987
No. 240, 253, 12, 4, 303 and 337 of 1983, 1984, 1985, 1986 and 1987.

የመንግሥት ወጪ በወጪ ዓይነት
GOVERNMENT EXPENDITURE BY PURPOSE

ሠንጠረዥ ተ.3

TABLE K.3

በሚሊዮን ብር

IN MILLION BIRR

	1977*	1978*	1979*	1980*	
	<u>ወጪ</u>				<u>EXPENDITURE</u>
ሀ. <u>መደበኛ ወጪ</u>	<u>2,419.1</u>	<u>2,466.9</u>	<u>2,638.8</u>	<u>3,097.2</u>	A. <u>RECURRENT EXPENDITURE</u>
1. ለጠቅላላ አገልግሎት	1,239.0	1,255.0	1,294.6	1,426.0	1. GENERAL SERVICES
2. ለሚገባ ሥራ አገልግሎት	536.0	570.9	602.9	637.2	2. SOCIAL SERVICES
3. ለኢኮኖሚ አገልግሎት	167.4	169.2	178.4	205.2	3. ECONOMIC SERVICES
4. ለሥራ	106.9	108.6	116.9	126.1	4. PENSION
5. ለአገዳዊ ክፍያ	232.5	236.5	279.7	433.5	5. PUBLIC DEBT
6. ለልዩ ልዩ ወጪዎች	137.3	126.7	166.2	269.1	6. UNALLOCATED EXPENDITURE
ለ. <u>የካፒታል ወጪ</u>	<u>1,563.8</u>	<u>1,931.5</u>	<u>1,955.1</u>	<u>2,036.0</u>	B. <u>CAPITAL EXPENDITURE</u>
1. ለኢኮኖሚ ልማት	1,391.5	1,756.1	1,744.0	1,842.2	1. ECONOMIC DEVELOPMENT
2. ለሚገባ ሥራ ኑሮ አድገት	156.3	160.7	174.5	174.1	2. SOCIAL DEVELOPMENT
3. ለጠቅላላ አገልግሎት	16.0	14.7	36.6	19.7	3. GENERAL SERVICES
ሐ. <u>ጠቅላላ ወጪ</u>	<u>3,982.9</u>	<u>4,398.4</u>	<u>4,593.9</u>	<u>5,133.2</u>	C. <u>TOTAL EXPENDITURE</u>
	<u>ገቢ</u>				<u>REVENUE</u>
ሀ. <u>መደበኛ ገቢ</u>	<u>2,368.6</u>	<u>2,466.0</u>	<u>2,571.8</u>	<u>2,867.4</u>	A. <u>ORDINARY REVENUE</u>
1. ከቀጥታ ቀረጾች	597.5	641.0	742.0	796.0	1. DIRECT TAXES
2. የቀጥታ ከልሆኑ ቀረጾች	527.1	528.9	598.1	689.8	2. INDIRECT TAXES
3. ከውጭ አገር ገንዘብ ቀረጾች	527.1	450.2	552.3	499.0	3. FOREIGN TRADE TAXES
4. የረጅም ዓመት ገቢዎች	716.9	845.9	779.4	882.6	4. NON-TAX REVENUE
ለ. <u>የካፒታል ገቢ</u>	<u>12.5</u>	<u>13.0</u>	<u>26.0</u>	<u>27.0</u>	B. <u>CAPITAL RECEIPTS</u>
ሐ. <u>የውጭ አገር አርዳታ</u>	<u>308.0</u>	<u>287.9</u>	<u>261.3</u>	<u>273.3</u>	C. <u>EXTERNAL ASSISTANCE</u>
መ. <u>ከውጭ ቀሬ</u>	-	-	-	-	D. <u>CASH BALANCE</u>
ሠ. <u>ጠቅላላ ገቢ</u>	<u>553.9</u>	<u>758.8</u>	<u>722.9</u>	<u>828.0</u>	E. <u>BORROWINGS</u>
1. ከውጭ አገር	553.9	758.8	722.9	828.0	1. EXTERNAL
2. ከአገር ውስጥ	-	-	-	-	2. INTERNAL
<u>ጠቅላላ ገቢ</u>	<u>3,243.0</u>	<u>3,525.7</u>	<u>3,681.9</u>	<u>3,995.7</u>	F. <u>TOTAL REVENUE</u>
	1984/85*	1985/86*	1986/87*	1987/88*	

* የዓመት መጨረሻ ሰኔ 30 ነው
* Year Ending July 7

ከነጋሪት ጋዜጣ ሚያዝያ 16 ቀን 1977 ዓ.ም. ቁ.12፣ የካቲት 16 ቀን 1978 ዓ.ም. ቁ.4፣ ጥቅምት 10 ቀን 1979 ዓ.ም. ቁ.303 እና ነሐሴ 28 ቀን 1980 ዓ.ም. ቁ.337 የተገኘ

Source: Negarit Gazeta 24th April 1985 23rd Feb. 1986, 10th Oct, 1986 and 28th August 1987,
No. 12, 4, 303 and 337 of 1984, 1985, 1986 and 1987.

የወገን ሥነ ስራ ወጪዎች
CURRENT GOVERNMENT EXPENDITURE*

ሠገጠረዥ ተ.4

TABLE K.4

በሚሊዮን ብር IN MILLION BIRR

	1976*	1977*	1978*	1979*	1980*	
<u>ጠቅላላ አገልግሎት</u>	<u>1,205.3</u>	<u>1,239.0</u>	<u>1,255.0</u>	<u>1,294.6</u>	<u>1,426.0</u>	<u>GENERAL SERVICES</u>
ለአስተዳደር በጠቅላላው	84.2	94.4	96.7	104.1	107.8	GENERAL GOVERNMENT
ለአገር ጠቅላላ	869.6	881.7	896.8	922.1	1,051.1	NATIONAL DEFENCE
ለፍቅፍ ለአገር ውስጥ ጥበቃ	174.1	178.8	176.9	182.3	181.5	INTERNAL ORDER AND JUSTICE
ለውጭ አገር ገንጽታ	19.7	21.1	21.6	22.7	22.7	FOREIGN RELATIONS
ለፋይናንስ ለጥበቃ	57.7	63.0	63.0	63.4	62.9	FINANCE AND PLANNING
<u>ለኢኮኖሚ አገልግሎት</u>	<u>161.4</u>	<u>167.4</u>	<u>169.2</u>	<u>178.4</u>	<u>205.2</u>	<u>ECONOMIC SERVICES</u>
ለገብርና	63.4	71.1	71.9	77.9	106.5	AGRICULTURE
ለኢንዱስትሪ ለገንዘብ ለግዴታ	33.5	34.2	33.9	36.5	40.6	INDUSTRY COMMERCE AND MINING
ለሥራና ግንኙነት	64.5	62.1	63.4	64.0	58.1	PUBLIC WORKS AND COMMUNICATION
<u>ለሕዝባዊ አገልግሎት</u>	<u>455.1</u>	<u>536.1</u>	<u>570.9</u>	<u>602.9</u>	<u>637.2</u>	<u>SOCIAL SERVICES</u>
ለጥምህርትና ለባህል	318.9	348.5	366.7	397.3	421.7	EDUCATION AND CULTURE
ለጤና ጥበቃ	100.1	109.5	115.7	125.8	133.4	PUBLIC HEALTH
ለባለሥነ ጥናት	36.2	78.1	88.5	79.8	82.0	SOCIAL AFFAIRS
<u>የጠረጴጅ ወጪ</u>	<u>100.0</u>	<u>106.9</u>	<u>108.6</u>	<u>116.9</u>	<u>126.1</u>	<u>PENSION EXPENDITURE</u>
<u>ዕዳ መክፈያ</u>	<u>192.6</u>	<u>232.5</u>	<u>236.5</u>	<u>279.7</u>	<u>433.5</u>	<u>PUBLIC DEBT</u>
ያገር ውስጥ ዕዳ	132.0	143.5	136.1	133.2	209.6	INTERNAL DEBT
ለዋናው ገንዘብ መክፈያ	-	-	-	-	45.4	PRINCIPAL REPAYMENT
ለወለድ ለልዩ ልዩ ወጪ	132.0	143.5	136.1	133.2	164.2	INTEREST AND CHARGES
የውጭ አገር ብድር	60.6	89.1	100.4	146.5	223.9	EXTERNAL DEBT
ለዋናው ገንዘብ መክፈያ	32.4	54.8	62.0	92.5	145.1	PRINCIPAL REPAYMENT
ለወለድ ለልዩ ልዩ ወጪ	28.2	34.2	38.4	54.0	78.8	INTEREST AND CHARGES
ልዩ ልዩ ዓባባዎች ወጪ	2.8	3.0	3.0	3.0	3.0	VARIOUS BANK CHARGES
<u>ልዩ ልዩ ወጪዎች</u>	<u>110.4</u>	<u>134.4</u>	<u>123.7</u>	<u>163.2</u>	<u>266.1</u>	<u>UNALLOCATED</u>
ጅምር	2,224.8	2,419.3	2,466.9	2,638.8	3,097.1	TOTAL
	1983/84*	1984/85*	1985/86*	1986/87*	1987/88*	

* የዓመት መጨረሻ በጊዜ 30 ነው
* Year Ending July 7

በገንዘብ ገዛጣ ታህሳስ 23 የገ 1976 ዓ.ም. 253፣ ግንዛቤ 16 የገ 1977 ዓ.ም. 12፣ የከተማ 16 የገ 1978 ዓ.ም. 4፣ ጥቅም 10 የገ 1979 ዓ.ም. 303 እና ነሐሴ 28 የገ 1980 ዓ.ም. 337 የተገኘ

Source: Negarit Gazeta 2nd Jan. 1984, 24th April 1985, 23rd Feb. 1986, 10th Oct. 1986 and 28th August 1987,
No. 253, 12, 4, 303 and 337 of 1984, 1985, 1986 and 1987.

የወጪ ስርዓት ወይንም ወይንም ስርዓት በግብርና በግብርና
COMPOSITION OF CURRENT GOVERNMENT EXPENDITURE BY PURPOSE AND TYPE*

ሠገጠረዥ ተ.5

TABLE K.5

በሚሊዮን ብር

IN MILLION BIRR

	1978**							1985/86**							
	ገንዘብ	ሰው	ሰጠ	ሰጠ	ሰጠ	ሰጠ	ሰጠ	ገንዘብ	ሰው	ሰጠ	ሰጠ	ሰጠ	ሰጠ	ሰጠ	
<u>ጠቅላላ አገልግሎት</u>	1,255.0	<u>GENERAL SERVICES</u>
ሰጠ ተገቢ በጠቅላላው	96.7	GENERAL GOVERNMENT
ሰጠ ጠቅላላ	896.8	NATIONAL DEFENCE
ሰጠ ጠቅላላ ጠቅላላ	176.9	INTERNAL ORDER & JUSTICE
ሰጠ ጠቅላላ ጠቅላላ	21.6	FOREIGN RELATIONS
ሰጠ ጠቅላላ ጠቅላላ	63.0	FINANCE AND PLANNING
<u>ሰጠ ጠቅላላ አገልግሎት</u>	169.2	<u>ECONOMIC SERVICES</u>
ጠቅላላ	71.9	AGRICULTURE
ሰጠ ጠቅላላ ጠቅላላ	33.9	INDUSTRY, COMMERCE AND MINING
ሰጠ ጠቅላላ ጠቅላላ	63.4	PUBLIC WORKS AND COMMUNICATION
<u>ሰጠ ጠቅላላ አገልግሎት</u>	570.9	<u>SOCIAL SERVICES</u>
ሰጠ ጠቅላላ ጠቅላላ	366.7	EDUCATION AND CULTURE
ሰጠ ጠቅላላ ጠቅላላ	115.7	PUBLIC HEALTH
ሰጠ ጠቅላላ ጠቅላላ	88.5	SOCIAL AFFAIRS
<u>የጠቅላላ ወጪ</u>	108.6	<u>PENSIONS EXPENDITURE</u>
<u>ዕገ ጠቅላላ</u>	236.5	<u>PUBLIC DEBT</u>
<u>የወጪ ጠቅላላ</u>	-	<u>EXTERNAL ASSISTANCE</u>
<u>ልዩ ልዩ ወጪዎች</u>	126.7	<u>UNALLOCATED</u>
ጠቅላላ	2,466.9	TOTAL
	PERSONAL SERVICES	NON-PERSONAL SERVICES	MAINTENANCE OF PREMISES & EQUIPMENT	MOTOR VEHICLES & EQUIPMENT	MATERIAL AND SUPPLIES	CURRENT TRANSFER	TOTAL								

** የግብርና ወጪ ስርዓት በኅዳር 30 ቀን
* Year Ending July 7

** የግብርና ግብርና
** Budget Estimate

ሰጠ ጠቅላላ ጠቅላላ 16 ቀን 1978 ዓ.ም. ቁ. 4 የተገኘ
Source: Negarit Gazette 23rd Feb. 1986, No. 4.

... ወጪ ስርዓት ጠቅላላ
... Data Not Available

የወገን ስጦት ወይንም ስጦት ዓይነት በመሰረት የአሁን ጊዜ የሥራ ስጦት ዓይነት
COMPOSITION OF CURRENT GOVERNMENT EXPENDITURE BY PURPOSE AND TYPE*

ወገን ስጦት ተ.5 / 19 ጥቅም / TABLE K.5 (Contd.)

በሚሊዮን ቢር

IN MILLION BIRR

	የሥራ ስጦት አይነት	የሥራ ስጦት አይነት	የሥራ ስጦት አይነት	የሥራ ስጦት አይነት	የሥራ ስጦት አይነት	የሥራ ስጦት አይነት	የሥራ ስጦት አይነት	
1979**							1986/87**	
<u>አጠቃላይ አገልግሎት</u>	1,294.6	<u>GENERAL SERVICES</u>
አስተዳደር በጠቅላላው	104.1	GENERAL GOVERNMENT
አስተዳደር በሥልጣን	922.1	NATIONAL DEFENCE
የግብርና ሥራ ስጦት	182.3	INTERNAL ORDER & JUSTICE
የውጭ አገር ገንዘብ	22.7	FOREIGN RELATIONS
የፋይናንስ ሥራ ስጦት	63.4	FINANCE AND PLANNING
<u>ኢኮኖሚ አገልግሎት</u>	178.4	<u>ECONOMIC SERVICES</u>
የአርሻና ሥራ ስጦት	77.9	AGRICULTURE & LAND REFORM
የኢንዱስትሪና የግብርና ሥራ ስጦት	36.5	INDUSTRY, COMMERCE & MINING
የሥራ ስጦት	64.0	PUBLIC WORKS & COMMUNICATION
<u>ከሥራ ስጦት</u>	602.9	<u>SOCIAL SERVICES</u>
የትምህርትና የግብርና ሥራ ስጦት	397.3	EDUCATION AND CULTURE
የጤና ሥራ ስጦት	125.8	PUBLIC HEALTH
የሥራ ስጦት	79.8	SOCIAL AFFAIRS
<u>የሥራ ስጦት</u>	116.9	<u>PENSIONS EXPENDITURE</u>
<u>የሥራ ስጦት</u>	282.7	<u>PUBLIC DEBT</u>
<u>የውጭ ስጦት</u>	-	<u>EXTERNAL ASSISTANCE</u>
<u>የሥራ ስጦት</u>	163.2	<u>UNALLOCATED</u>
ድምር	2,638.7	TOTAL
1980**							1987/88**	
<u>አጠቃላይ አገልግሎት</u>	1,426.0	<u>GENERAL SERVICES</u>
አስተዳደር በጠቅላላው	107.8	GENERAL GOVERNMENT
አስተዳደር በሥልጣን	1,051.1	NATIONAL DEFENCE
የግብርና ሥራ ስጦት	181.5	INTERNAL ORDER & JUSTICE
የውጭ አገር ገንዘብ	22.7	FOREIGN RELATIONS
የፋይናንስ ሥራ ስጦት	62.9	FINANCE AND PLANNING
<u>ኢኮኖሚ አገልግሎት</u>	205.2	<u>ECONOMIC SERVICES</u>
የአርሻና ሥራ ስጦት	106.5	AGRICULTURE & LAND REFORM
የኢንዱስትሪና የግብርና ሥራ ስጦት	40.6	INDUSTRY, COMMERCE & MINING
የሥራ ስጦት	58.1	PUBLIC WORKS & COMMUNICATION
<u>ከሥራ ስጦት</u>	637.2	<u>SOCIAL SERVICES</u>
የትምህርትና የግብርና ሥራ ስጦት	421.7	EDUCATION AND CULTURE
የጤና ሥራ ስጦት	133.5	PUBLIC HEALTH
የሥራ ስጦት	82.0	SOCIAL AFFAIRS
<u>የሥራ ስጦት</u>	126.1	<u>PENSIONS EXPENDITURE</u>
<u>የሥራ ስጦት</u>	463.5	<u>PUBLIC DEBT</u>
<u>የውጭ ስጦት</u>	-	<u>EXTERNAL ASSISTANCE</u>
<u>የሥራ ስጦት</u>	266.1	<u>UNALLOCATED</u>
ድምር	3,097.1	TOTAL
	PERSONAL SERVICES	NON-PERSONAL SERVICES	MAINTENANCE OF PREMISES & EQUIPMENT	MOTOR VEHICLES & EQUIPMENT	MATERIAL AND SUPPLIES	CURRENT TRANSFER	TOTAL	

* የግብርና ሥራ ስጦት በ 30 ነገር
* Year Ending July 7

** የግብርና ሥራ ስጦት
** Budget Estimate

ከ 1979 ዓ.ም. ጋር የተያያዘው የግብርና ሥራ ስጦት በ 10 ቀን 1979 ዓ.ም. ጋር የተያያዘው የግብርና ሥራ ስጦት በ 28 ቀን 1980 ዓ.ም. ጋር የተያያዘው የግብርና ሥራ ስጦት በ 337 የተያያዘው የግብርና ሥራ ስጦት
Sources: Negarit Gazette 10th Oct. 1986, No. 303 and 28th August 1987, No. 337

... Data Not Available

የካርታ ወደ በገንዘብ ምንጭ በሥራው ዓይነት 1978^ዘ
 CAPITAL EXPENDITURE BY SOURCE OF FINANCE AND PURPOSE, 1985/86*

ሠገጠረዥ ተ.6

TABLE K.6

በሚሊዮን ብር IN MILLION BIRR

	ከአገር ውስጥ የገንዘብ ምንጮች	ከውጭ አገር ዐርጎታ	ከውጭ አገር ብድር	ጭር	
<u>ሶሻል ልማት</u>	76.8	31.9	51.9	160.6	<u>SOCIAL DEVELOPMENT</u>
U / ለክምህርት	20.8	9.9	33.3	64.0	a) EDUCATION
ለ / ለጤና ጥበቃ	27.2	14.2	1.0	42.4	b) PUBLIC HEALTH
ለ / ሶሻል	28.8	7.8	17.6	54.2	c) SOCIAL AFFAIRS
<u>ኢኮኖሚ ልማት</u>	793.3	255.7	706.8	1,755.8	<u>ECONOMIC DEVELOPMENT</u>
U / ለኢንፍራስትራስትራክቸርና ለውገኛ	-89.7	5.9	125.0	220.5	a) <u>INFRASTRUCTURE AND COMMUNICATION</u>
1. ለውገገጽ ሥራ	68.2	5.7	71.0	144.9	1. ROAD CONSTRUCTION
2. ለአየር ማረፊያ	12.0	-	1.2	13.2	2. AIRPORTS
3. ለባሕር ወዳባ	8.3	0.2	2.5	11.0	3. SEAPORTS
4. ለውገኛ	-	-	49.3	49.3	4. COMMUNICATION
5. ሌሎች	1.2	-	1.0	2.2	5. OTHERS
ለ / ለጣባይ ሊገኝ ጥራት ገንዘብ ጥራት	122.9	67.1	375.1	565.1	b) <u>MINING INDUSTRY, COMMERCE AND TOURISM</u>
1. ለጣባይ	86.3	55.5	274.7	416.5	1. MINING
2. ለኮንስትራክሽን ለገንዘብ	35.1	10.3	83.2	128.6	2. INDUSTRY AND COMMERCE
3. ለጥራት ጥራት	1.5	1.3	17.2	20.0	3. TOURISM DEVELOPMENT
4. የሽለ የገንዘብ ልማት	-	-	-	-	4. VALLEYS DEVELOPMENT
ለ / ለአርብና የሕዝብ ጥራት	484.7	131.0	132.8	748.5	c) <u>AGRICULTURE AND SETTLEMENT</u>
1. የጥናት ጥናት	5.3	2.7	0.2	8.2	1. AGRICULTURAL STUDIES
2. ለአርብ ጥናት ጥራት	22.7	4.9	13.6	41.2	2. AGRICULTURAL RESEARCH
3. ለአርብ ጥራት ጥራት ፕሮጀክት	-	-	-	-	3. AGRICULTURAL DEVELOPMENT PROJECT
4. የሠራራ ፕሮጀክት	12.6	-	-	12.6	4. SETTLEMENT
5. የአገልግሎት ጥራት ልማት	118.7	40.8	47.9	207.4	5. ANIMAL AND FISHERY RESOURCES DEVELOPMENT
6. የውገገጽ አርብ ጥራት ልማት	18.7	9.4	42.2	70.3	6. STATE FARMS AND AGRICULTURAL ROADS
7. ሌሎች	306.7	73.2	28.9	408.8	7. OTHERS
ወ / ለውሃ ልማት ጥራት	92.2	51.7	74.0	217.9	d) <u>WATER RESOURCES DEVELOPMENT</u>
ሠ / ለገንዘብ ድርጅት	3.8	-	-	3.8	e) <u>FINANCIAL AGENCIES</u>
<u>አጠቃላይ አገልግሎት ለውገገጽ ልማት</u>	14.7	-	-	14.7	<u>GENERAL SERVICES AND PUBLIC BUILDINGS</u>
U / ለአጠቃላይ አገልግሎት	-	-	-	-	a) GENERAL SERVICES
ለ / ለውገገጽ ልማት	14.7	-	-	14.7	b) PUBLIC BUILDINGS
የካርታ ወደ ጭር	884.8	287.6	758.7	1,931.1	TOTAL CAPITAL EXPENDITURE
	LOCAL FUNDS	EXTERNAL ASSISTANCE	EXTERNAL LOANS	TOTAL	

* የዓመት መጨረሻ በኋላ 30 ነው
 * Year Ending July 7

ከነጋሪት ጋዜጣ የካቲት 16 ቀን 1978 ዓ.ም. ቁ.4
 Source: Negarit Gazeta, 23rd February 1986, No. 4

የካፒታል ወጪ በገንዘብ ተገኝቶች በሥራው ላይ የተደረገው 1979።
CAPITAL EXPENDITURE BY SOURCE OF FINANCE AND PURPOSE, 1986/87*

ሠገጠረጃ ተ.6/የጠለለ /

TABLE K.6 (Cont'd)

በሚሊዮን ብር

IN MILLION BIRR

	ከአገር ውስጥ የገንዘብ ተገኝቶች	ከውጭ አገር ኦርጋኒዘሽን	ከውጭ አገር ባላባሪ	ጠቅላይ	
<u>ሶሻል ልማት</u>	92.5	27.6	54.4	174.5	SOCIAL DEVELOPMENT
U / ለትምህርት	25.4	11.3	33.3	70.0	a) EDUCATION
ለ / ለጤና ጥበቃ	36.5	10.0	-	46.5	b) PUBLIC HEALTH
ል / ሶሻል	30.6	6.2	21.2	58.0	c) SOCIAL AFFAIRS
<u>ኢኮኖሚ ልማት</u>	841.8	233.7	668.4	1,743.9	ECONOMIC DEVELOPMENT
U / ለኢንፍራስትራስትራክቸርና ግንኙነት	141.3	7.0	130.4	278.7	a) INFRASTRUCTURE AND COMMUNICATION
1. ለመገንጠያ ሥራ	84.1	6.6	62.1	152.8	1. ROAD CONSTRUCTION
2. ለአየር ግረጫ	40.8	-	1.3	42.1	2. AIRPORTS
3. ለባሕር ወደብ	15.8	0.4	13.6	29.8	3. SEAPORTS
4. ለግንኙነት	-	-	53.4	53.4	4. COMMUNICATION
5. ሌሎች	0.6	-	-	0.6	5. OTHERS
ለ / ለግብርና ሲገኝቶች ገንዘብ ተገኝቶች	171.3	78.2	320.3	569.8	b) MINING INDUSTRY, COMMERCE AND TOURISM
1. ለግብርና	91.9	58.6	207.5	358.0	1. MINING
2. ለኢንዱስትሪና ገንዘብ ተገኝቶች	77.1	19.6	112.8	209.6	2. INDUSTRY AND COMMERCE
3. ለጥራት ግብርና	2.3	-	-	2.3	3. TOURISM DEVELOPMENT
4. የገለገሉ ልማት	-	-	-	-	4. VALLEYS DEVELOPMENT
ል / ለአርሻና የህዝብ ግልጽ	414.4	104.1	155.6	674.1	c) AGRICULTURE AND SETTLEMENT
1. የጥናት ጥናት	7.9	3.3	0.8	12.0	1. AGRICULTURAL STUDIES
2. ለአርሻ ጥናት ጥናት	30.8	6.2	15.6	52.6	2. AGRICULTURAL RESEARCH
3. ለአርሻ ግብርና ፕሮጀክት	-	-	-	-	3. AGRICULTURAL DEVELOPMENT PROJECT
4. ሠራራ ፕሮጀክት	8.1	-	-	8.1	4. SETTLEMENT
5. ለአገልግሎትና ሰው ሀብት ልማት	30.6	13.1	16.0	59.6	5. ANIMAL AND FISHERY RESOURCES DEVELOPMENT
6. ለመገንዘብ አርሻዎችና መገንዘቦች	37.8	2.7	40.7	81.2	6. STATE FARMS AND AGRICULTURAL ROADS
7. ሌሎች	299.3	78.8	82.5	460.6	7. OTHERS
ወ / ለውሃ ልማት ግብርና	107.8	44.4	62.1	214.3	d) WATER RESOURCES DEVELOPMENT
ሠ / ለገንዘብ ድርጅቶች	7.0	-	-	7.0	e) FINANCIAL AGENCIES
<u>አጠቃላይ አገልግሎትና ለመገንዘብ ቤቶች ግብርና</u>	36.6	-	-	36.6	GENERAL SERVICES AND PUBLIC BUILDINGS
U / አጠቃላይ አገልግሎት	-	-	-	-	a) GENERAL SERVICES
ለ / ለመገንዘብ ቤቶች	36.6	-	-	36.6	b) PUBLIC BUILDINGS
የካፒታል ወጪ ጠቅላይ	971.0	261.3	722.8	1,955.1	TOTAL CAPITAL EXPENDITURE
	LOCAL FUNDS	EXTERNAL ASSISTANCE	EXTERNAL LOANS	TOTAL	

* የግብርና ግብርና ሰኔ 30 ነው
* Year Ending July 7

ከገንዘብ ተገኝቶች ጋር ተያይዞ 10 ቀን 1979 ቁ. 303 የተገኘ
Source: Negarit Gazeta, 10th Oct. 1986, No. 303.

የካርታ ወዲ በገንዘብ ጭነት በሥራው ገደብ 1980^ጽ
 CAPITAL EXPENDITURE BY SOURCE OF FINANCE AND PURPOSE, 1987/88*

ሠገጠረዥ ተ.6/9 ጭለ /

TABLE K.6 (Contd)

በግሌጥ ገር

IN MILLION BIRR

	ከአገር ውስጥ የገንዘብ ጭነቶች	ከውጭ አገር ኦርጋኒዘሽን	ከውጭ አገር ብድር	ጭር	
<u>አጠቃላይ ልዩነት</u>	<u>98.7</u>	<u>29.6</u>	<u>69.8</u>	<u>198.2</u>	<u>SOCIAL DEVELOPMENT</u>
ሀ / ለትምህርት	30.0	8.4	41.0	79.4	a) EDUCATION
ለ / ለጤና ጥበቃ	37.3	9.0	7.3	53.6	b) PUBLIC HEALTH
ለ / ለሰብዓዊ	31.4	12.2	21.5	65.2	c) SOCIAL AFFAIRS
<u>አኢኮኖሚ ልዩነት</u>	<u>825.6</u>	<u>243.7</u>	<u>758.1</u>	<u>1,827.4</u>	<u>ECONOMIC DEVELOPMENT</u>
ሀ / ለኢንፍራስትራስትራክቸርና ለመገናኛ	<u>132.1</u>	<u>0.9</u>	<u>86.5</u>	<u>219.4</u>	a) <u>INFRASTRUCTURE AND COMMUNICATION</u>
1. ለመገንባት ሥራ	84.7	-	34.6	119.3	1. ROAD CONSTRUCTION
2. ለአየር ግራሬጃ	26.9	0.8	1.3	28.9	2. AIRPORTS
3. ለባሕር ወደብ	16.6	0.1	10.3	27.1	3. SEAPORTS
4. ለመገናኛ	-	-	40.3	40.3	4. COMMUNICATION
5. ለሌሎች	3.8	-	-	3.8	5. OTHERS
ለ / ለግብርና ሲገባ ስራ ገንዘብ ተፈጻሚ	<u>212.9</u>	<u>81.6</u>	<u>466.1</u>	<u>760.5</u>	b) <u>MINING INDUSTRY, COMMERCE AND TOURISM</u>
1. ለግብርና	82.1	73.0	321.6	476.6	1. MINING
2. ለኢንዱስትሪና ገንዘብ	128.0	8.6	144.5	281.1	2. INDUSTRY AND COMMERCE
3. ለተፈጻሚ ግብርና	2.8	-	-	2.8	3. TOURISM DEVELOPMENT
4. ለሽላ ግዳታ ልዩነት	-	-	-	-	4. VALLEY DEVELOPMENT
ለ / ለአርባ ግብርና ግብርና	<u>288.4</u>	<u>58.9</u>	<u>137.6</u>	<u>485.0</u>	c) <u>AGRICULTURE AND SETTLEMENT</u>
1. የግብርና ጥናት	5.2	-	-	5.2	1. AGRICULTURAL STUDIES
2. ለአርባ ጥናት ግብርና	29.3	2.6	9.3	41.2	2. AGRICULTURAL RESEARCH
3. ለአርባ ግብርና ፕሮጀክት	-	-	-	-	3. AGRICULTURAL DEVELOPMENT PROJECT
4. የሠራራ ፕሮግራም	72.1	-	-	72.1	4. SETTLEMENT
5. የአገልግሎትና የህዝብ ልዩነት	37.0	19.7	28.5	85.3	5. ANIMAL AND FISHERY RESOURCES DEVELOPMENT
6. የመገንዘብ አርባ ግብርና ግብርና	29.2	10.5	41.7	81.4	6. STATE FARMS AND AGRICULTURAL ROADS
7. ለሌሎች	115.6	26.1	58.2	200.0	7. OTHERS
ወ / ለውሃ ልዩነት ግብርና	<u>185.7</u>	<u>102.3</u>	<u>67.9</u>	<u>355.9</u>	d) <u>WATER RESOURCES DEVELOPMENT</u>
ሠ / ለገንዘብ ጭርቶች	<u>6.5</u>	-	-	<u>6.5</u>	e) <u>FINANCIAL AGENCIES</u>
<u>አጠቃላይ አገልግሎትና ለመገንዘብ</u>	<u>10.4</u>	-	-	<u>10.4</u>	<u>GENERAL SERVICES AND PUBLIC BUILDINGS</u>
ሲገባ ግብርና	-	-	-	-	a) GENERAL SERVICES
ሀ / ለጠቀሰ ለገልግሎት	10.4	-	-	10.4	b) PUBLIC BUILDINGS
ለ / ለመገንዘብ ጭርቶች	-	-	-	-	
የካርታ ወዲ ጭር	934.7	273.3	827.9	2,036.0	TOTAL CAPITAL EXPENDITURE
	LOCAL FUNDS	EXTERNAL ASSISTANCE	EXTERNAL LOANS	TOTAL	

* የግብርና ወደገቢ ሰኔ 30 ገቢ

* Year Ending July 7

ከገንዘብ ገንዘብ ገንዘብ 28 የገ 1980 ዓ.ም. ቁ. 337 የተገኘ

Source: Negarit Gazeta 28th August 1987, No. 337.

የጣዘጋሻ ቤቶች ብዛት* በገቢ መጠና በክፍለ ሀገር 1978 የበጀት ዓመት
 NUMBER OF MUNICIPALITIES* BY REVENUE GROUP AND ADMINISTRATIVE REGION, FISCAL YEAR, 1985/86

ሠንጠረዥ ተ.7 TABLE K.7

ክ/ሀገር	የጣዘጋሻ ቤቶች ብዛት**	የገቢ መጠን ቡድኖች /					ጣዘጋሻ ቤቶች
		ከ100 በላይ	ከ50-99	ከ25-49	ከ5-24	ከ5 በታች	
አርሲ	10	4	5	-	1	-	ARSI
ባሌ	10	4	3	2	1	-	BALE
ኢርትራ	8	8	-	-	-	-	ERITREA
ጉንደር	11	7	4	-	-	-	GONDER
ጋም ጉፋ	6	4	2	-	-	-	GAMO GOFA
ጎጃም	19	8	4	1	5	1	GOJJAM
አረርጌ	21	9	7	3	2	-	HARARGE
ኪሎባቦር	8	2	4	2	-	-	ILLUBABOR
ክፍ	9	5	2	2	-	-	KEFFA
ሸዋ	16	10	3	2	1	-	SHEWA
ሲዳሞ	18	9	6	3	-	-	SIDAMO
ጥገራይ	TIGRAI
ወለጋ	12	9	2	1	-	-	WELLEGA
ወሉ	10	5	2	3	-	-	WELLO
ደምር	158	84	44	19	10	1	TOTAL
	NUMBER OF MUNICIPALITIES**	100 & OVER	50-99	25-49	5-24	UNDER 5	ADMINISTRATIVE REGION
		AMOUNT OF REVENUE (IN '000 BIRR)					

* ግንባታውን ለመለከት የጣዘጋሻ ቤቶች ብቻ የቀረቡ

* Only for those municipalities which submitted their accounts

** የአዳሲ አበባ፣ አምራናና አስባን አይደሉም

** Excluding Addis Ababa, Asmara and Assab

ከጣዘጋሻ ቤቶች የተገኘ

Source: Municipalities

የጣዘጋጃ ቤቶች ብዛት፡ በገቢ መጠንና በክፍለ ሀገር 1979 የበጀት ዓመት
 NUMBER OF MUNICIPALITIES* BY REVENUE GROUP AND ADMINISTRATIVE REGION, FISCAL YEAR, 1986/87

ሠንጠረዥ ተ.7 / የተጠለ / TABLE K.7 (Contd)

ክ/ሀገር	የጣዘጋጃ ቤቶች ብዛት	የገቢ ደብዳቤ ጠቅላይ /					
		ከ100 በላይ	ከ50-99	ከ25-49	ከ5-24	ከ5 በታች	
አርቢ	10	6	3	-	1	-	ARSI
ባሌ	10	6	2	1	1	-	BALE
ኢርትራ	8	8	-	-	-	-	ERITREA
ጉንደር	11	6	4	1	-	-	GONDER
ጋሞ ጉፋ	6	2	4	-	-	-	GAMO GOFA
ጎጃም	19	9	4	4	2	-	GOJJAM
አረርገ	21	12	5	2	2	-	HARARGE
ኢሲባቦር	7	4	1	2	-	-	ILLUBABOR
ክፍ	9	5	2	2	-	-	KEFFA
ሸዋ	17	11	3	2	1	-	SHEWA
ሲዳሞ	17	10	5	2	-	-	SIDAMO
ትግራይ	-	-	-	-	-	-	TIGRAI
ወለጋ	12	9	3	-	-	-	WELLEGA
ወሎ	11	8	2	1	-	-	WELLO
ደምር	158	96	38	17	7	-	TOTAL
	NUMBER** OF MUNICIPALITIES	100 & OVER	50-99	25-49	5-24	UNDER 5	ADMINISTRATIVE REGION
		AMOUNT OF REVENUE (IN '000 BIRR)					

* ሂሳብ ተቀርቦ ለመሰጠት የጣዘጋጃ ቤቶች ብቻ የቀረበ
 * Only for those municipalities which submitted their accounts

** የአዲስ አበባ፣ አሙራንና አባባን አይዘጠርም
 ** Excluding Addis Ababa, Asmara and Assab

ከጣዘጋጃ ቤቶች የተገኘ
 Source: Municipalities

የግዛታዊ ቤቶች ብዛት* በገቢ መጠንና በክፍለ ሃገር፣ 1980 የበጀት ዓመት
 NUMBER OF MUNICIPALITIES* BY REVENUE GROUP AND ADMINISTRATIVE REGION, FISCAL YEAR, 1987/88

ሠገጠረዥ ተ.7 / የግዛታዊ ቤቶች / TABLE K.7 (Contd.)

ክ/ሃገር	የግዛታዊ ቤቶች ብዛት	የገቢ መደብ ስር /					ADMINISTRATIVE REGION
		ከ100 በላይ	ከ50-99	ከ25-49	ከ5-24	ከ5 በታች	
አርቢ	10	5	3	1	1	-	ARSI
ባሌ	10	7	2	-	1	-	BALE
ኦሮሚያ	7	7	-	-	-	-	ERITREA
ጉንደር	11	6	3	2	-	-	GONDER
ጋምባ ዓባይ	6	3	3	-	-	-	GAMO GOFA
ጎጃም	19	11	3	2	3	-	GOJJAM
አረባ	-	-	-	-	-	-	HARARGE
ደቡብ	7	3	3	1	-	-	ILLUPEBOR
ክፍለ	7	7	-	-	-	-	KEFFA
ሸዋ	-	-	-	-	-	-	SHEWA
ሲዳሞ	18	16	-	2	-	-	SIDAMO
ጥገራይ	-	-	-	-	-	-	TIGRAI
ወለጋ	12	9	2	1	-	-	WELLEGA
ወሎ	10	6	3	1	-	-	WELLO
ጭር	117	80	22	10	5	-	TOTAL
	NUMBER** OF MUNICIPALITIES	100 & OVER	50-99	25-49	5-24	UNDER 5	
		AMOUNT OF REVENUE (IN '000 BIRR)					

* ሂሳብ ተቀባይ ስራዎችን የያዘው የግዛታዊ ቤቶች ብቻ የኖረባቸው

* Only for those municipalities which submitted their accounts

** የአዲስ አበባ፣ አሙራና አስገዳጅን አይካተትም

** Excluding Addis Ababa, Asmara and Assab

ከግዛታዊ ቤቶች የተገኘ
 Source: Municipalities

የጣዘጋሻ ቤቶች ብዛት* በፀጩ ጠገና በክፍለ ሃገር 1978 በ፳ት ዓመት
 NUMBER OF MUNICIPALITIES* BY EXPENDITURE GROUP AND ADMINISTRATIVE REGION, FISCAL YEAR, 1985/86

ሠገጠረዥ ተ.8

TABLE K.8

ክ/ሃገር	የጣዘጋሻ ቤቶች ብዛት**	የፀጩ ጠገን ጠቢብ ብር /					
		ከ100 በላይ	ከ50-99	ከ25-49	ከ5-24	ከ5 በታች	
አርቢ	10	5	2	2	1	-	ARSI
ባሌ	10	4	1	4	1	-	BALE
ኢርትራ	8	8	-	-	-	-	ERITREA
ጎንደር	11	4	6	1	-	-	GONDER
ጋም ጉፋ	6	4	2	-	-	-	GAMO GOFA
ጎጃም	19	4	6	3	5	1	GOJJAM
አረርጌ	21	8	4	3	6	-	HARARGE
ኪህባቦር	8	2	3	2	1	-	ILLUBABOR
ክፋ	9	5	3	1	-	-	KEFFA
ሸዋ	16	8	3	3	2	-	SHEWA
ሲዳሞ	18	11	2	3	2	-	SIDAMO
ትግራይ	TIGRAI
ወለጋ	12	8	3	1	-	-	WELLEGA
ወሎ	10	4	3	3	-	-	WELLO
ጭር	158	75	38	26	18	1	TOTAL
	NUMBER OF MUNICIPALITIES**	100 & OVER	50-99	25-49	5-24	UNDER 5	ADMINISTRATIVE REGION
		AMOUNT OF EXPENDITURE (IN '000 BIRR)					

* ሂሳብ ቸውን ለመሰከት ጣዘጋሻ ቤቶች ብቻ የቀረቡ

* Only for those municipalities which submitted their accounts,

** የአዲስ አበባ፣ አስመራና አበባን አይዘጋጁም

** Excluding Addis Ababa, Asmara and Assab

ከጣዘጋሻ ቤቶች የተገኘ

Source: Municipalities

የግዛታዊ ቤቶች ብዛት* በጋራ መጠገና በክፍለ ሀገር 1979 በጀት ዓመት
 NUMBER OF MUNICIPALITIES* BY EXPENDITURE GROUP AND ADMINISTRATIVE REGION, FISCAL YEAR, 1986/87

ሠገጠረዥ ተ.8/የተጠለ/ TABLE K.8 (Contd)

ክ/ሀገር	የግዛታዊ ቤቶች* ብዛት	የጋራ መጠገን ስፔክትራል ብር /					ADMINISTRATIVE REGION
		ከ100 በላይ	ከ50-99	ከ25-49	ከ5-24	ከ5 በታች	
አርቢ	10	3	4	2	1	-	ARSI
ባሌ	10	4	4	1	1	-	BALE
ኢርትራ	8	8	-	-	-	-	ERITREA
ጎንደር	11	4	6	1	-	-	GONDER
ጋም ጎፋ	6	2	3	1	-	-	GAMO GOFA
ጎጃም	19	8	6	2	3	-	GOJJAM
አረርጌ	21	8	2	5	6	-	HARARGE
ደቡብ	7	3	2	1	1	-	ILLUBABOR
ክፍ	9	5	2	2	-	-	KEFFA
ሸዋ	17	9	3	4	1	-	SHEWA
ሲዳሞ	17	11	4	2	-	-	SIDAMO
ጥገራይ	-	-	-	-	-	-	TIGRAI
ወለጋ	12	7	4	1	-	-	WELLEGA
ወሎ	11	8	2	1	-	-	WELLO
ጊዎፎ	158	80	42	23	13	-	TOTAL
	NUMBER** OF MUNICI-PALITIES	100 & OVER	50-99	25-49	5-24	UNDER 5	
		AMOUNT OF EXPENDITURE ('000 BIRR)					

* ሂሳብ ቸውን ስመለከቱት ግዛታዊ ቤቶች ብቻ የቀረቡ

* Only for those municipalities which submitted their accounts

** የአዲስ አበባ፣ አሙራገና አባባን አይጨምርም

** Excluding Addis Ababa, Asmara and Assab

ከግዛታዊ ቤቶች የተገኘ

Source: Municipalities

የጣዘጋቻ ቤቶች ብዛት* በወጪ መጠንና በክፍለ ሃገር 1980 ዓ.ገ. 9ኛው ዓመት

NUMBER OF MUNICIPALITIES* BY EXPENDITURE GROUP AND ADMINISTRATIVE REGION, FISCAL YEAR, 1987/88

ሠገጠረዥ ተ.8 /የተጠለ / TABLE K.8 (Contd.)

ክ /ሃገር	የጣዘጋቻ ቤቶች* ብዛት	የወጪ መደብ /በሺህ ብር /					
		ከ100 በላይ	ከ50-99	ከ25-49	ከ5-24	ከ5 በታች	
አርቢ	10	3	5	2	-	-	ARSI
ባሌ	10	6	2	1	1	-	BALE
ኤርትራ	7	6	1	-	-	-	ERITREA
ጎንደር	11	4	6	1	-	-	GONDER
ጋም ጉፋ	6	2	4	-	-	-	GAMO GOFA
ጎጃም	19	12	3	-	4	-	GOJJAM
አረርጌ	-	-	-	-	-	-	HARARGE
ኢህባቦር	7	2	3	2	-	-	ILLUBABOR
ክፍ	7	6	-	1	-	-	KEFFA
ሸዋ	-	-	-	-	-	-	SHEWA
ሲዳሞ	18	12	4	2	-	-	SIDAMO
ጎንሬይ	-	-	-	-	-	-	TIGRAI
ወለጋ	12	7	4	1	-	-	WELLEGA
ወሎ	10	5	3	2	-	-	WELLO
ደምር	117	65	35	12	5	-	
	NUMBER** OF MUNICIPALITIES	100 & OVER	50-99	25-49	5-24	UNDER 5	ADMINISTRATIVE REGION
AMOUNT OF EXPENDITURE ('000 BIRR)							

* ሂሳብ ተወካዮች ለመሰከት ተቀርቦ የጣዘጋቻ ቤቶች የቀረቡ

* Only for those municipalities which submitted their accounts

** የአዲስ አበባ፣ አሙድራንና አባባን አይደረግም

**Excluding Addis Ababa, Asmara and Assab

የጣዘጋቻ ቤቶች የተገኘ

Source: Municipalities

የጣዘጋሻ ቤቶች የገቢና ወጪ ጠቃሚነት በክፍለ ሃገሮች
SUMMARY OF REVENUE AND EXPENDITURE OF MUNICIPALITIES BY REGIONS*

ሠገጠረዥ ተ.9

TABLE K.9

በሺህ ብር

IN '000 BIRR

ክፍለ ሃገሮች	1978***		1979***		1980***		
	ገቢ	ወጪ	ገቢ	ወጪ	ገቢ	ወጪ	
አርሲ	2,015	1,633	1,653	1,045	1,420	1,088	ARSSI
ባሌ	1,229	1,117	1,833	1,528	2,617	2,669	BALE
ኡር ጉራ	2,430	1,688	2,339	2,332	1,812	1,346	ERITREA
ገንደር	2,225	2,231	1,901	1,554	2,620	2,011	GONDER
ጋም ጉፍ	868	771	1,173	976	881	1,168	GAMO GOFA
ጋህጃም	2,499	2,303	3,353	2,752	3,345	3,400	GOJJAM
አረርጌ	7,759	4,542	9,158	6,377	-	-	HARARGE
ዲሳለክ	783	609	920	770	953	925	ILLUBABOR
ክፍ	2,711	2,598	3,230	3,430	3,394	3,018	KEFFA
ሸዋ	6,688	5,128	7,947	6,846	-	-	SHEWA
ሲዳሞ	3,236	2,768	1,453	1,612	4,659	3,883	SIDAMO
ገንሬጃ	-	-	-	-	-	-	TIGRAI
ወላጋ	2,902	3,248	2,863	2,878	2,202	2,188	WELLEGA
ወሎ	2,165	1,987	2,718	2,649	2,500	2,628	WELLO
ጭር	37,510	30,623	40,541	34,749	26,403	24,324	TOTAL
	REVENUE	EXPENDI- TURE	REVENUE	EXPENDI- TURE	REVENUE	EXPENDI- TURE	ADMINISTRATIVE** REGION.
	1985/86***		1986/87***		1987/88***		

* አዲስ አበባ ለምሥራገና ለባባን አይደሉም

* Excluding Addis Ababa, Asmara and Assab

** ሂሳብ ተሰጥቶ ለመለከት የጣዘጋሻ ቤቶች ብቻ የቀረቡ

** Only for those municipalities which submitted their accounts

*** የግምት ወጪ ሰኔ 30 ነው

*** Year Ending July 7

ከጣዘጋሻ ቤቶች የተገኘ

Source: Municipalities

በከተማ ልማትና የኢንፍራስትራስትራኪር የግንባታ ግብርና ገቢና ወጪ
 REVENUE AND EXPENDITURE OF MUNICIPALITIES UNDER THE MINISTRY OF URBAN DEVELOPMENT AND HOUSING*

ሠገጫ ቁጥር 10

TABLE K.10

በሺህ ብር

IN '000 BIRR

	1978**	1979**	1980**	
ገቢ				REVENUE
ገቢ	19,191	21,035	11,828	TAXES
ከገንዘብ ክፍያዎች የረፍፍ	718	251	89	FUEL AND CUSTOM DUTIES
ከገንዘብ ስጦታ	3,289	4,143	2,454	TAXES ON IMMOVABLE PROPERTY
ከገንዘብ ገቢዎች የረፍፍ	2,404	2,591	1,016	CATTLE SALES TAX
ከገንዘብ ረፍፍ ስጦታ	9,229	9,804	6,906	ISSUANCE AND RENEWAL OF BUSINESS LICENSE AND BUSINESS TAX
ገቢዎች ስጦታ	3,551	4,246	1,363	OTHERS
ከረፍፍ ክፍያዎች የተገኘ ገቢ	5,073	5,963	4,565	CHARGES AND FEES
ከገንዘብ ስጦታ ስጦታ	1,446	1,681	1,743	VEHICLES AND DRIVING LICENSE FEE
ከገንዘብ ስጦታ ስጦታ	539	1,167	1,228	LAND SURVEY, REGISTRATION AND BUILDING PERMIT
ከገንዘብ ስጦታ ስጦታ	1,451	1,553	902	SLAUGHTERING
ከገንዘብ ስጦታ	823	830	547	SANITATION
ከገንዘብ ስጦታ	814	732	145	OTHERS
ከወጪዎች ገልጋሪዎች ስጦታ	2,276	2,352	1,339	SALE OF GOODS AND SERVICES
ከወጪ	1,002	885	444	WATER
ከገንዘብ ስጦታ	1,263	1,407	891	ELECTRICITY
ከገንዘብ ስጦታ ስጦታ	11	60	4	FIRE PROTECTION
ከገንዘብ ስጦታ	-	-	-	GARAGE
ከሰጪ	4,498	6,540	3,845	RENTAL INCOME
ከገንዘብ ስጦታ የወለደ ገቢ	121	121	14	INTEREST
ከልዩ ልዩ	6,353	6,771	4,810	MISCELLANEOUS
ከገንዘብ ስጦታ ስጦታ	249	259	446	SALES AND RENT OF FIXED ASSETS
ከገንዘብ ስጦታ ስጦታ	311	193	85	CONTRIBUTIONS
ከገንዘብ ስጦታ ስጦታ	-	-	-	SUBSIDY FROM CENTRAL GOVERNMENT
ከገንዘብ ስጦታ	5,793	6,319	4,279	OTHERS
የገቢ ድምር	37,512	42,782	26,401	TOTAL REVENUE
ወጪ				EXPENDITURE
ወጪዎች ወጪ	20,016	22,428	17,346	CURRENT EXPENDITURE
ደውደዎች አለግጠን	8,649	9,490	7,023	SALARIES AND ALLOWANCES
ለአለግጠን ወጪዎች ገልጋሪዎች ስጦታ	10,425	11,702	8,903	MATERIALS AND SERVICES
ረብሲ	942	1,236	1,420	TRANSFER
የከፍተኛ ወጪ	10,607	14,201	6,979	CAPITAL EXPENDITURE
ለገንዘብ ገንዘብ ስጦታ	204	491	98	BUILDING ESTIMATION AND PURCHASING
ለአለግጠን ስጦታ ስጦታ ስጦታ	4,000	8,032	3,800	BUILDING ROAD AND BRIDGE CONSTRUCTION
ለወጪ ግብርና ግብርና	40	97	29	WATER SUPPLY AND PIPE LINE EXTENSION
ለገንዘብ ስጦታ	443	116	140	ELECTRICITY
ለገንዘብ ስጦታ ስጦታ	3,556	2,967	1,640	MACHINERY AND EQUIPMENT
ለገንዘብ ስጦታ	2,364	2,498	1,272	OTHERS
የወጪ ድምር	30,623	36,629	24,325	TOTAL EXPENDITURE
	1985/86**	1986/87**	1987/88**	

* Only for those municipalities which reported the details of their accounts

** Year Ending July 7

Source: Municipalities

የአሙራ ግዛጋች ቤት ገቢና ወጪ
REVENUE AND EXPENDITURE OF MUNICIPALITY OF ASMARA

ሠገጠረዥ ተፈገገ

TABLE K.11

በሺህ በር IN '000 BIRR

	1977*	1978*	1979*	1980*	
ገቢ					REVENUE
ገቢ	<u>6,205</u>	<u>4,822</u>	<u>4,678</u>	<u>5,960</u>	TAXES
ከሸጥኛ የረግ	432	427	337	285	SALES TAX
ከአገልግሎት ገቢ፣ ከገንዘብ ከኪነ ቅጥጥና ከሥራ ገቢ	1,998	2,720	2,511	3,612	INDUSTRY, COMMERCE, ARTS AND PROFESSION TAX
ከገንዘብ ከገቢና ከገንዘብ 1% የረግ	1,275	907	1,014	1,251	FUEL AND 1% CUSTOMS TAX
ከገንዘብ ገቢ	2,286	589	677	617	PROPERTY TAX
ከአገልግሎት ከገንዘብ ሥራ ገቢ	-	5	6	45	CONSTRUCTION AND MAINTENANCE WORK TAX
ከገንዘብ ከገብ ሽያጭ የግብዓት ገቢ	194	148	114	124	CATTLE REGISTRATION TAX
ከግብዓት ገቢ	20	26	19	26	ADVERTISING TAX
ከረገገው ከሌሎች ከገቢዎች የተገኘ	<u>1,266</u>	<u>3,461</u>	<u>2,723</u>	<u>2,585</u>	CHARGES AND FEES
ገቢ					
ከገንዘብ ከገቢ ስራዎች ረገገ	-	33	-	-	VEHICLES AND DRIVING LICENSE FEE
ከገንዘብ	302	330	307	297	SANITATION FEE
ከገንዘብ ከሥጋ ግብዓት	715	267	198	210	SLAUGHTERING AND MEAT DELIVERY FEE
ከገንዘብ ከገቢ ስራዎች	67	68	64	59	PROTECTION AGAINST FIRE AND FIRE EXTINGUISHING FEE
ሌሎች	182	2,763	2,154	2,019	OTHERS
ከረገገው የተገኘ ገቢ	<u>1,176</u>	<u>5,463</u>	<u>382</u>	<u>6,916</u>	RENTAL INCOME
ልዩ ልዩ ገቢዎች	<u>682</u>	<u>406</u>	<u>328</u>	<u>231</u>	MISCELLANEOUS
የገቢ ጠቅላይ	9,329	14,152	8,111	15,692	TOTAL REVENUE
ወጪ					EXPENDITURE
ወጪዎች ወጪ	<u>4,116</u>	<u>7,559</u>	<u>4,461</u>	<u>10,933</u>	CURRENT EXPENDITURE
ለግብዓት ስራዎች	2,552	5,185	2,691	9,664	SALARIES, WAGES AND ALLOWANCES
ለገንዘብ ስራዎች	669	519	924	265	OFFICE SUPPLIES
ለሌሎች ስራዎች ስራዎች	187	1,274	633	739	OTHER EQUIPMENT AND SUPPLIES
ለገንዘብ ስራዎች	-	-	-	-	CURRENT TRANSFER
ለልዩ ልዩ ወጪዎች	708	581	213	265	MISCELLANEOUS
የከገገው ወጪ	<u>2,133</u>	<u>4,988</u>	<u>544</u>	<u>3,466</u>	CAPITAL EXPENDITURE
ለገንዘብ ስራዎች ስራዎች ስራዎች	959	2,078	490	3,207	BUILDING AND CONSTRUCTION
ለገንዘብ ስራዎች ስራዎች	892	610	54	259	MACHINERY AND EQUIPMENT
ለሌሎች የከገገው ወጪዎች	282	2,300	-	-	OTHER CAPITAL EXPENDITURE
ጠቅላላ የወጪ ጠቅላይ	6,249	12,547	5,005	14,399	TOTAL EXPENDITURE
	1984/85*	1985/86*	1986/87*	1987/88*	

፳ የግብዓት ወጪ ስራ 30 ነው
 * Year Ending July 7

ከአሙራ ግዛጋች ቤት የተገኘ
 Source: Municipality of Asmara

የአዲስ አበባ ግዛታዊ ቤት ገቢና ወጪ
REVENUE AND EXPENDITURE OF MUNICIPALITY OF ADDIS ABABA

ሠንጠረዥ ተ.12

TABLE K.12

ባሕር ዳር

IN '000 BIRR

	1979*	1980*	1981*	
<u>ገቢ</u>				<u>REVENUE</u>
<u>የጥቅርብ ተረፎ</u>	4,432	1,296	459	<u>IMPORT DUTIES</u>
<u>ገቢ</u>	5,617	4,136	4,401	<u>TAXES</u>
ከገታ/ሎረት/ገቢ	5,032	3,122	3,427	LAND TAX
ከሕንጻ ገቢ	-	-	-	BUILDING TAX
ከከገታ ሽያጭ ተረፎ	585	592	556	TAX ON SALE OF ANIMALS
ከጤና ተከላኝ	-	-	-	HEALTH TAX
ከሌሎች	-	422	418	OTHERS
<u>ከረቀቁ ከሌሎች ከጭነት የተገኘ</u>	6,672	7,294	7,530	<u>CHARGES AND FEES</u>
ከገንዘብ ሥራ ረቀቅ	4,375	4,909	4,877	BUSINESS LICENSE FEES
ከተሽከርካሪ ጭነት ረቀቅ	558	540	444	VEHICLES AND DRIVING LICENSE FEES
ከጤና ጭነት ረቀቅ	519	535	866	LAND SURVEY AND REGISTRATION FEES
ከጥገና	1,084	1,171	1,193	SANITATION FEES
ከሌሎች	136	139	150	OTHERS
<u>ከኪራይ ገቢ</u>	3,377	2,981	3,080	RENTAL INCOME
<u>ከገቢ ሽያጭ</u>	709	3,007	1,966	SALE OF PROPERTIES
ከአከባቢ ጥገና ወሰኖች ትርፍ	-	71	-	INTEREST AND DIVIDENDS
<u>ልዩ ልዩ ገቢዎች</u>	12,092	18,120	9,889	MISCELLANEOUS
የገቢ ድምር	32,899	36,905	27,325	TOTAL REVENUE
<u>ወጪ</u>				<u>EXPENDITURE</u>
<u>ደንበኛ ወጪ</u>	16,941	16,905	17,394	<u>CURRENT EXPENDITURE</u>
<u>አደጋዎች አባል</u>	10,616	10,980	11,207	<u>PERSONAL EMOLUMENTS</u>
ደግሞ	9,911	10,445	10,680	WAGES AND SALARIES
አባል	705	535	527	ALLOWANCES
<u>አባሮ ዐዳዎች</u>	2,346	2,787	2,895	OFFICE SUPPLIES
<u>አረብ</u>	-	-	-	CURRENT TRANSFER
<u>ሌሎች ወጪዎች</u>	3,979	3,138	3,292	OTHER EXPENDITURES
<u>የከፍተኛ ወጪዎች</u>	15,416	19,730	9,024	<u>CAPITAL EXPENDITURE</u>
አዎገንድ ሥራና ጥገና	12,327	13,273	6,558	ROAD CONSTRUCTION AND MAINTENANCE
ወኪላዊ ጭነት	2,738	5,641	2,356	MACHINERY AND EQUIPMENT
ሌሎች የከፍተኛ ወጪዎች	351	816	110	OTHER CAPITAL EXPENDITURE
የወጪ ድምር	32,357	36,635	26,418	TOTAL EXPENDITURE
	1986/87*	1987/88*	1988/89*	

* የግንባታ ወጪ ስኬት 30 ነው

* Year Ending July 7

ከአዲስ አበባ ግዛታዊ ቤት ገቢና ወጪ

Source: Municipalities of Addis Ababa

የአበባ ግዛጋችን ቤት ገቢና ወጪ
REVENUE AND EXPENDITURE OF MUNICIPALITY OF ASSAB

ሠንጠረዥ ፩.13

TABLE K.13

ብሽህ በር IN '000 BIRR

	1978*	1979*	1980*	
ገቢ				REVENUE
ገቢ	<u>412</u>	<u>467</u>	<u>609</u>	TAXES
ከገንዘብ አገልግሎት የሚገኝ ከሽያጭ ስጦታ	-	-	-	FUEL AND CUSTOM DUTIES
ከግዳግ ገቢ ገቢ	-	-	-	TAXES ON IMMOVABLE PROPERTY
ከገንዘብ ገቢ የሚገኝ	44	46	65	CATTLE SALES TAX
ከገንዘብ ረዕይ ስጦታ ገቢና ከገንዘብ ሥራ ገቢ	368	421	544	ISSUANCE & RENEWAL OF BUSINESS LICENSE AND BUSINESS TAX
ከሌሎች	-	-	-	OTHERS
ከረዕይና ከሌሎች ከፍጆታ የተገኘ ገቢ	<u>171</u>	<u>188</u>	<u>201</u>	CHARGES AND FEES
ከገንዘብ ረዕይ ስጦታ ስጦታ የሚገኝ ረዕይ ስጦታ	3	10	14	VEHICLES AND DRIVING LICENSE FEE
ከርስት ወል ቅጣት ከሙያ ገቢ ገቢ	18	16	8	LAND SURVEY, REGISTRATION AND BUILDING PERMIT
ከረዕይ ስጦታ ስጦታ የሚገኝ ስጦታ ስጦታ ስጦታ ስጦታ	71	55	87	SLAUGHTERING
ከረዕይ ስጦታ	79	107	92	SANITATION
ከሌሎች	-	-	-	OTHERS
ከዕቃዎች ገልጋሎት ስጦታ	<u>66</u>	<u>62</u>	<u>50</u>	SALE OF GOODS AND SERVICES
ከዕቃ	28	14	4	WATER
ከሰጠ ስጦታ	38	48	46	ELECTRICITY
ከአባት ስጦታ ስጦታ	-	-	-	FIRE PROTECTION
ከገራሽ	-	-	-	GARAGE
ከሰጠ	<u>621</u>	<u>2,364</u>	<u>1,669</u>	RENTAL INCOME
ከገንዘብ ስጦታ የሚገኝ ገቢ	<u>17</u>	-	-	INTEREST
ከሌሎች	<u>263</u>	<u>300</u>	<u>131</u>	MISCELLANEOUS
ከገንዘብ ስጦታ ከግዳግ ገቢ ገቢ	55	158	20	SALES AND RENT OF FIXED ASSETS
ከረዕይ ስጦታ ስጦታ	26	2	2	CONTRIBUTIONS
ከሙያ ገቢ ገቢ የተገኘ ገቢ	-	-	-	SUBSIDY FROM CENTRAL GOVERNMENT
ከሌሎች	182	140	109	OTHERS
ገቢ ስጦታ	1,550	3,381	2,660	TOTAL REVENUE
ወጪ				EXPENDITURE
ደንበኛ ወጪ	<u>1,227</u>	<u>1,216</u>	<u>1,199</u>	CURRENT EXPENDITURE
ደንበኛ አለግጠ	495	456	450	SALARIES AND ALLOWANCES
አለግጠ ዕቃዎች ገልጋሎት ስጦታ	732	760	749	MATERIALS AND SERVICES
ረብሰ	-	-	-	TRANSFERS
የከፍተኛ ወጪ	<u>591</u>	<u>350</u>	<u>2,379</u>	CAPITAL EXPENDITURE
አለግጠ ገቢ ገቢ	-	-	-	BUILDING ESTIMATION AND PURCHASING
አለግጠ ስጦታ ስጦታ ስጦታ	159	299	2,165	BUILDING ROAD AND BRIDGE CONSTRUCTION
አለግጠ ስጦታ ስጦታ	-	-	-	WATER SUPPLY AND PIPE LINE EXTENSION
አለግጠ ስጦታ	-	-	-	ELECTRICITY
አለግጠ ስጦታ ስጦታ	154	45	204	MACHINERY AND EQUIPMENT
ሌሎች	278	6	10	OTHERS
ወጪ ስጦታ	1,818	1,566	3,578	TOTAL EXPENDITURE
	1985/86*	1986/87*	1987/88*	

፳ የግዳግ ወጪ ስጦታ በገንዘብ ገቢ
* Year Ending July 7
አለግጠ ግዛጋችን ቤት ገቢና ወጪ
Source: Municipality of Assab

የኢንቨስትመንት ገቢ ሂሳብ፡ በገቢ የተመዘገበው የኢትዮጵያ ብሔራዊ ባንክ በውጭ ሀገር ባለው ተቀማጭ ገንዘብና በየስተና በያዘው ገብረት የተገኘውን ወለድ ያጠጋ ልሳል። በወጪ በኩል የተመዘገበው መገንዘብ ለተበደረው የከፈለውን ወለድና የውጭ ሀገር ከባንያዎች ያተረፈትን ያጠጋልሳል።

የመገንዘብ ሂሳብ፡ በገቢ የተመዘገበው በኢትዮጵያ የሚገኙ የፋፕሎማኒ የቅንብል ሚኒዮኖችና የዓለም አቀፍ ድርጅቶች ያደረጉትን ወጭ ያጠጋልሳል። በወጪ የተመዘገበው በውጭ ሀገር የሚገኙትን የኢትዮጵያ ቅንብላዎችና ፋፕሎማኒ ሚኒዮኖች እንዲሁም የከክክ ፀርገታና በስጦታ መልክ የተገኙትን ሌሎች የአገልግሎቶች ወጪ ይመዘኛል።

ሌሎች፡ ከውጭ ሀገር የኢንቬስትመንት ከባንያ ለኢትዮጵያ ነዋሪዎች የተከፈለውንና /ከረዲት/ እንዲሁም ለኢንቬስትመንት ወሎችና ገዳታዎች የኢትዮጵያ ነዋሪዎች የከፈሉትን /ጎብኝ/ ይመዘኛል። በተጨማሪም በሌላ ቦታ ያልተመለከተውን ልዩ ልዩ አገልግሎቶች ያጠጋልሳል።

ለ. የተዘወረ ክፍያዎች፡

የገል ክፍያዎች፡ የሃይማኖት ሚኒዮኖች የገል ድርጅቶች እንዲሁም የአያያዥ ገንዘብ በውስጥ ገንዘብ ስጦታ ስር ሀብት /ከፊት/ በውስጥ ያጠጋልሳል።

የመገንዘብ ክፍያዎች፡ በገቢ የተመዘገበው ከግና ተወጭ ሀገሮችና ከኢንተርናሽናል ድርጅቶች የተገኙትን እርገታዎች ያጠጋልሳል።

ለ. የከፊት ሂሳብ ዘወውር፡

የአጭር ዘመን የገል ከፊት ሂሳብ፡ የኢትዮጵያ ነጋዴዎች ከውጭ ሀገር ነጋዴዎች ጋር ያደረጉትን የገንዘብ ክፍያ ለውጥ ያመለክታል። እንዲሁም በውጭ ሀገር ባንኮች የኢትዮጵያ አዋጅ መገንዘብና የኢትዮጵያ ገንዘብ መርከብ ያሳቸውን ተቀማጭ ሂሳብ ልዩ ነት ያመለክታል።

የመገንዘብ ከፊት ሂሳብ፡ ከብድር የተወሰደውን /ከረዲት/ ለብድር የተከፈለውን/ጎብኝ/ ያጠጋልሳል።

ለ. ገንዘብ ነክ ድርጅቶች፡

ዋና ዋናዎቹ ገንዘብ ነክ ድርጅቶች፡ በገቢ የተመለከተው ባንኩ በውጭ ሀገር ያለውን ሀብትና ያለበትን ፀገ ልዩነት ያመለክታል።

ሌሎች ገንዘብ ነክ ድርጅቶች፡ በኢትዮጵያ ውስጥ የሚሠሩ የገንዘብ ባንኮች ያሳቸውን የሀብትና የፀገ መጠን ያሳያል።

SECTION L. BANKING AND BALANCE OF PAYMENTS

Currency: The Birr is equal in value to 0.355468 grams of fine gold and is worth 48 US Cents at par.

Banks: Prior to January 1964, the State Bank was the Central Bank with the power, as agent of the Ministry of Finance, to issue Bank notes and coins and was the sole authorized dealer in foreign exchange. It was also up to that date that the State Bank was engaged in commercial banking activities. By the Monetary and Banking Proclamation No. 206 of 1963, the State Bank was dissolved, and the National Bank of Ethiopia and the Commercial Bank of Ethiopia were formed w.e.f. 1st January 1964. The National Bank is the Central Bank of Ethiopia and the currency issuing authority, as agent of the Ministry of Finance. The commercial bank, as its name indicates, undertakes all general banking business. The commercial Banks of Ethiopia S.C. and Addis Bank merged in 1980 by Proclamation NO. 184 of 1980.

Table L. 3: Other Financial Institutions include Agricultural and Industrial Development Bank and Savings and Mortgage Corporation. However, Savings and Home Ownership Public Association and Savings and Mortgage Corporation have been replaced by the Housing and Savings Bank as of November 7, 1975.

Tables L.12,13 and 14: AGRICULTURAL AND INDUSTRIAL DEVELOPMENT BANK

On the 28th August 1970 by decree No. 55, the Agricultural and Industrial Development Bank S.C. was formed to take over the liabilities and assets of the former Development Bank of Ethiopia and the shares of Ethiopian Investment Corporation.

Table L. 16: BALANCE OF PAYMENTS

A. GOODS AND SERVICES

Merchandise Transactions: Exports Valued f.o.b. data on exports are compiled as reported by the Customs & Excise Tax Administration and Imports c.i.f. Customs trade valuations.

Non-Monetary Gold: The credit figure represents gold purchased by the National Bank from the Ethiopian Treasury.

Other Transportation: The entries cover receipts (credit) and expenditure (debit) abroad the Ethiopian Air Lines, also receipts (credit) from Ethiopian Commercial Shipping Corporation and foreign ships calling at Massawa and Assab ports, and from foreign aircraft landing at Ethiopian Airports; beginning 1962. Debits include remittances abroad by travel and shipping agents in Ethiopia.

Travel: The credit entry covers expenditure in Ethiopia by travellers from abroad. The debit entry covers expenditures by Ethiopians travelling abroad and foreign exchange provided for travel expenses.

Investment Income: The credit entries cover interest earned on foreign deposits and securities held by the National Bank of Ethiopia. The debit entries cover interest payment by the Central Government on loans, and the profits and dividends of the major foreign companies operating in Ethiopia.

Government, not included elsewhere: The credit entries cover expenditure of foreign diplomatic and consular missions and international institutions in Ethiopia. The debit entries cover Ethiopian consular and diplomatic expenditure, and technical assistance contra entry of service received in a form of grants.

Other services: The item covers insurance claims (credit) by Ethiopian residents on foreign insurance companies, and non-merchandise premiums and claims (credit) paid by Ethiopian residents. It further covers transfer for services which cannot be identified separately for inclusion elsewhere.

B. TRANSFER PAYMENTS

Private: All donations and imports of capital by religious and private organizations as well as individuals are covered under this item.

Central Government: The credit entries cover grants received from various Governments, and International Agencies.

B. CAPITAL MOVEMENTS

Private short-term: The entries cover changes in commercial credits by Ethiopian merchants from foreign merchants, and changes in deposits of Ethiopian Airlines, and Ethiopian shipping lines held in foreign banks.

Central Government long-term: The entries cover loan withdrawals (credit) and loan repayments (debits)

C. MONETARY INSTITUTIONS

Central Monetary Institutions: Credit entries include decline in foreign assets and increases in foreign liabilities of the Central Bank.

Other Monetary Institutions: The entries represent net change in foreign assets liabilities of Commercial Banks operating in Ethiopia.

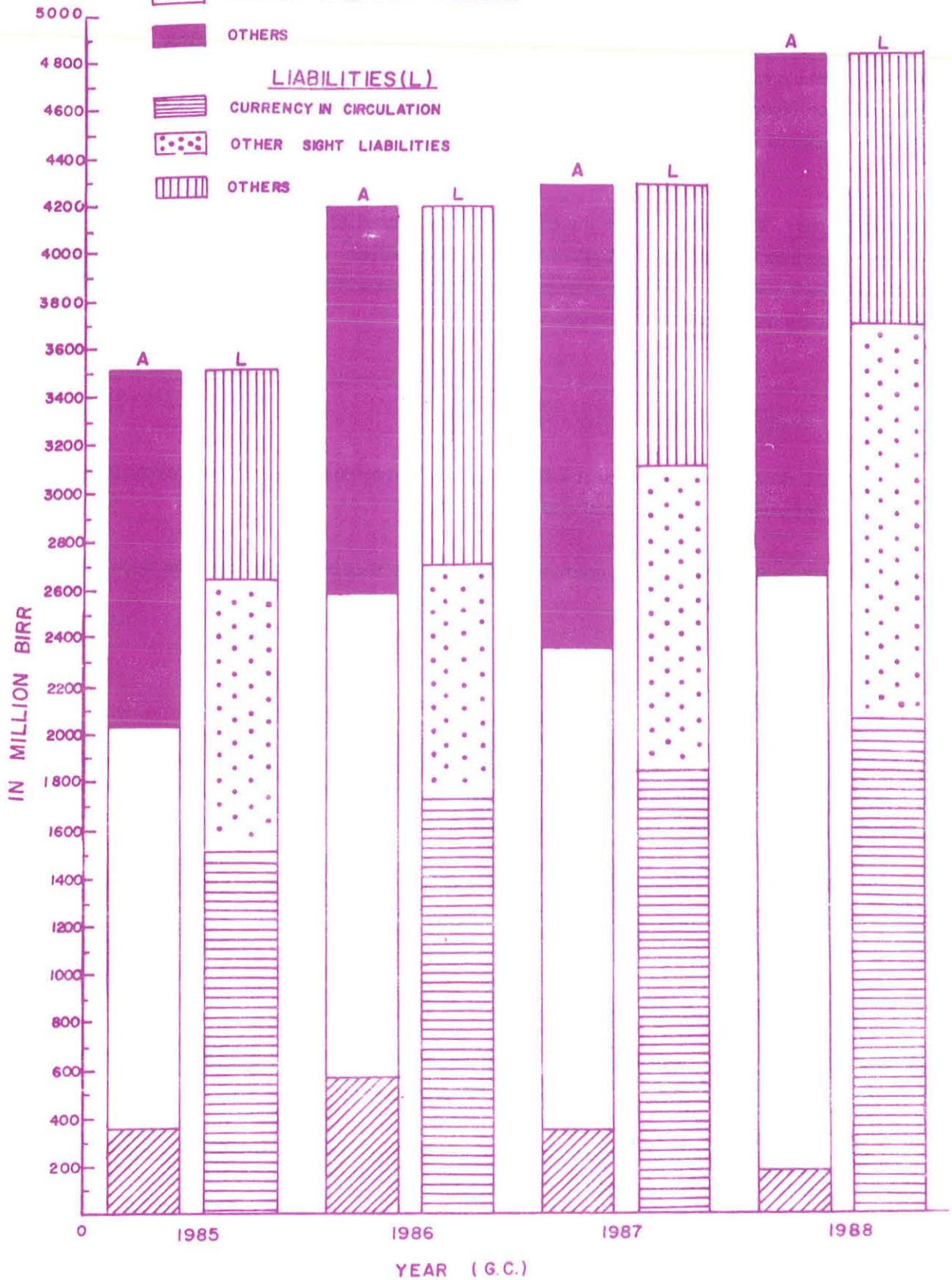
L I- CONDITION OF NATIONAL BANK

ASSETS (A)

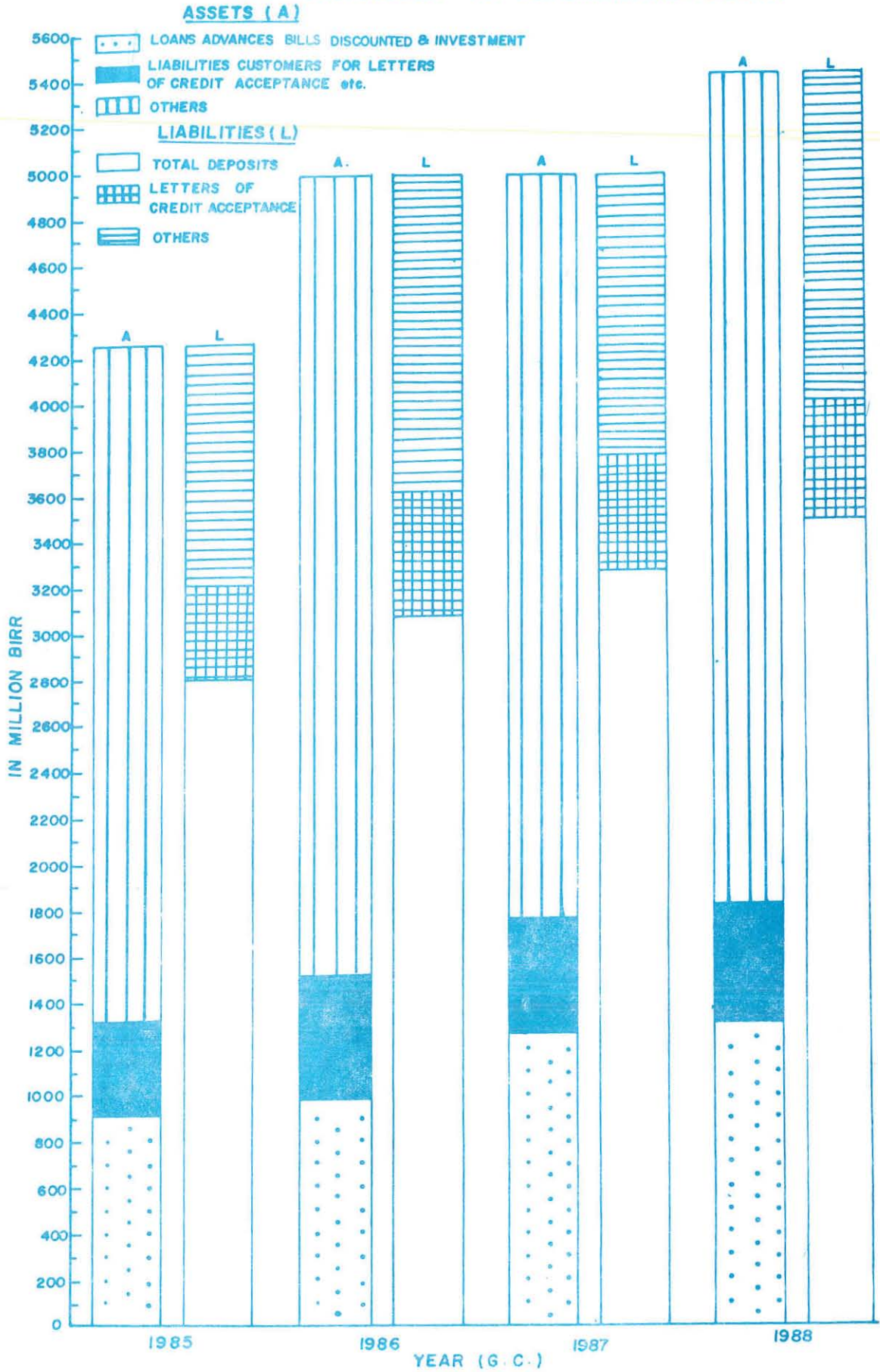
-  INTERNATIONAL RESERVE FUND
-  ETHIOPIAN GOVERNMENT OBLIGATION
-  OTHERS

LIABILITIES(L)

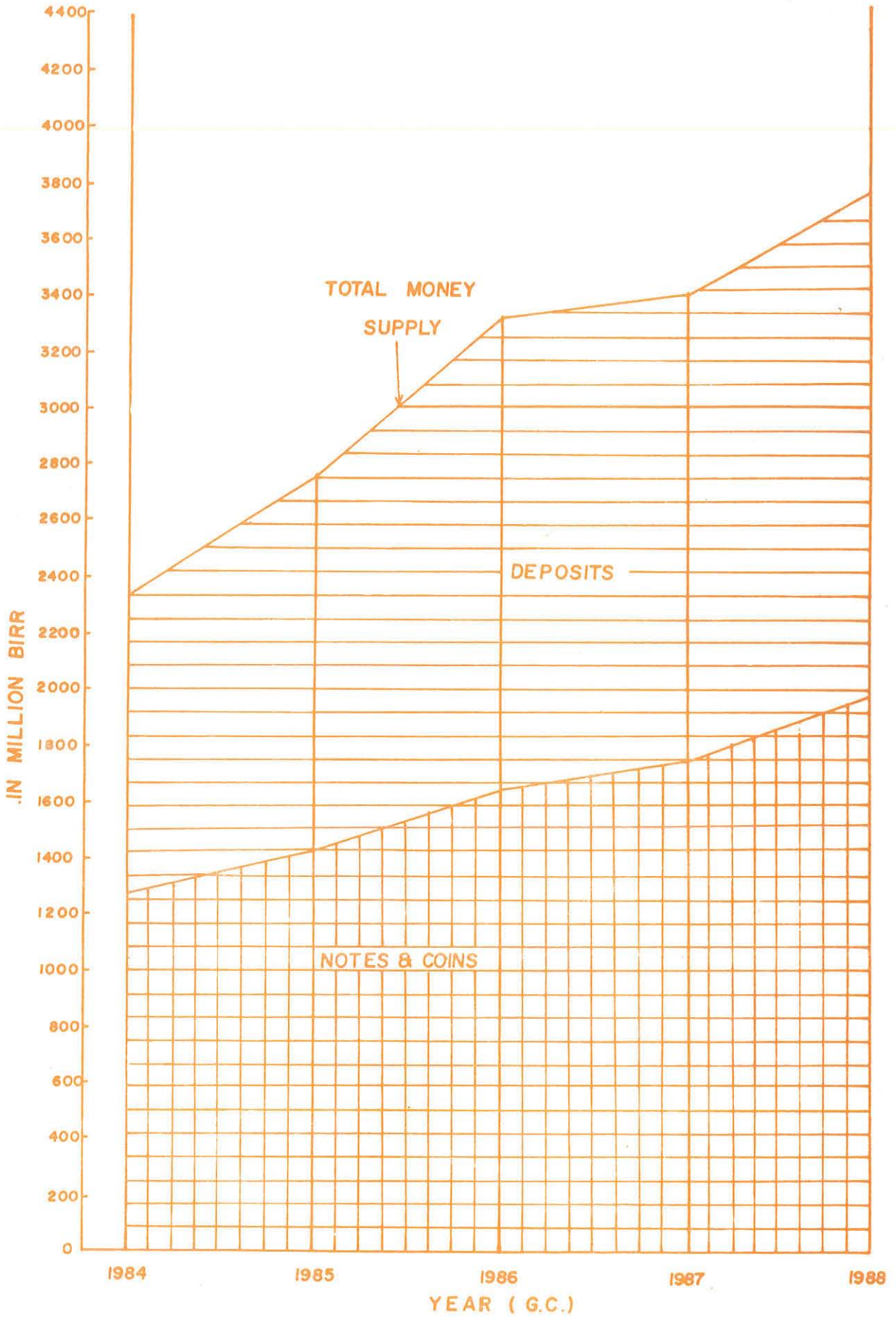
-  CURRENCY IN CIRCULATION
-  OTHER SIGHT LIABILITIES
-  OTHERS



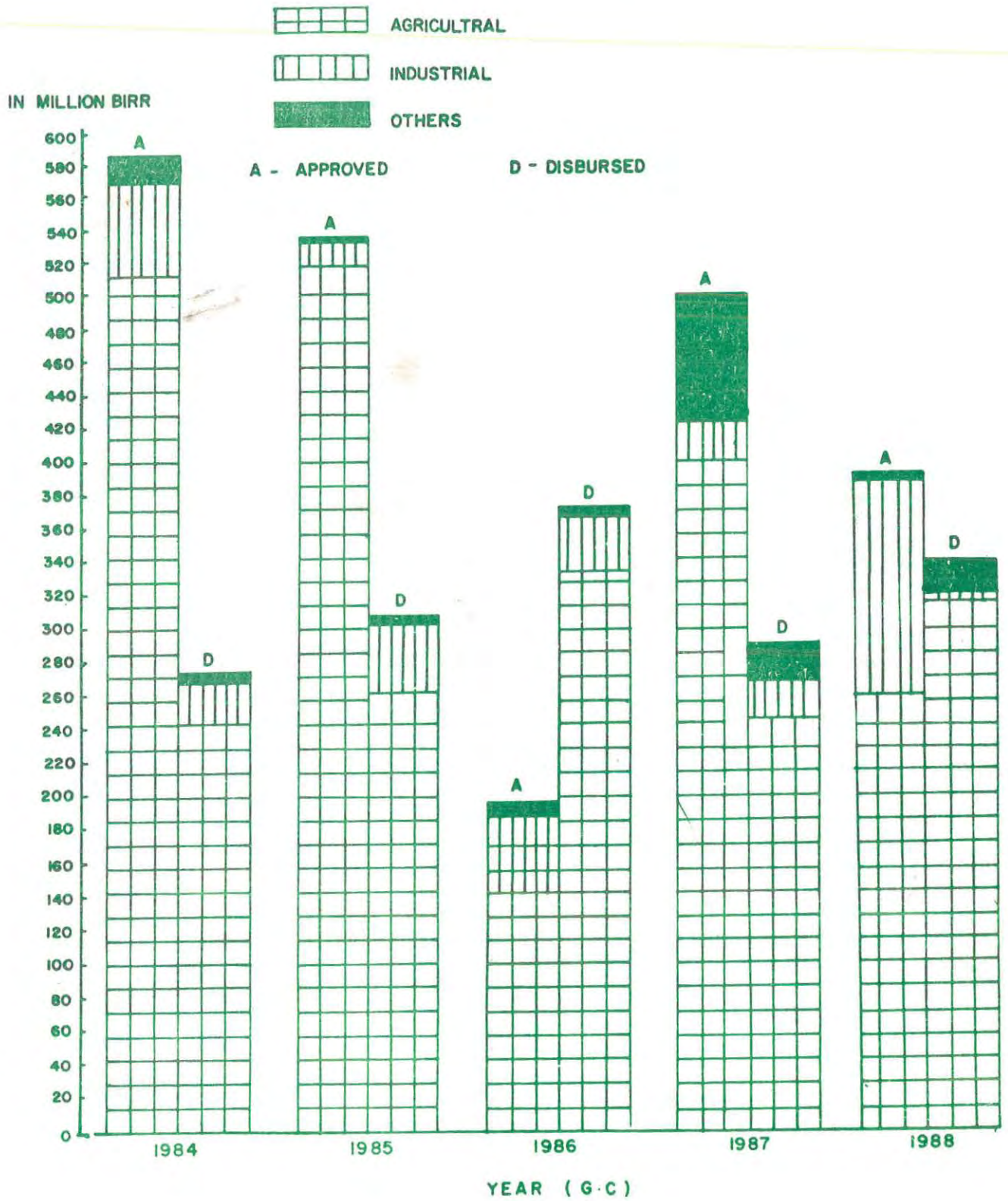
L.2 - CONDITION OF COMMERCIAL BANK



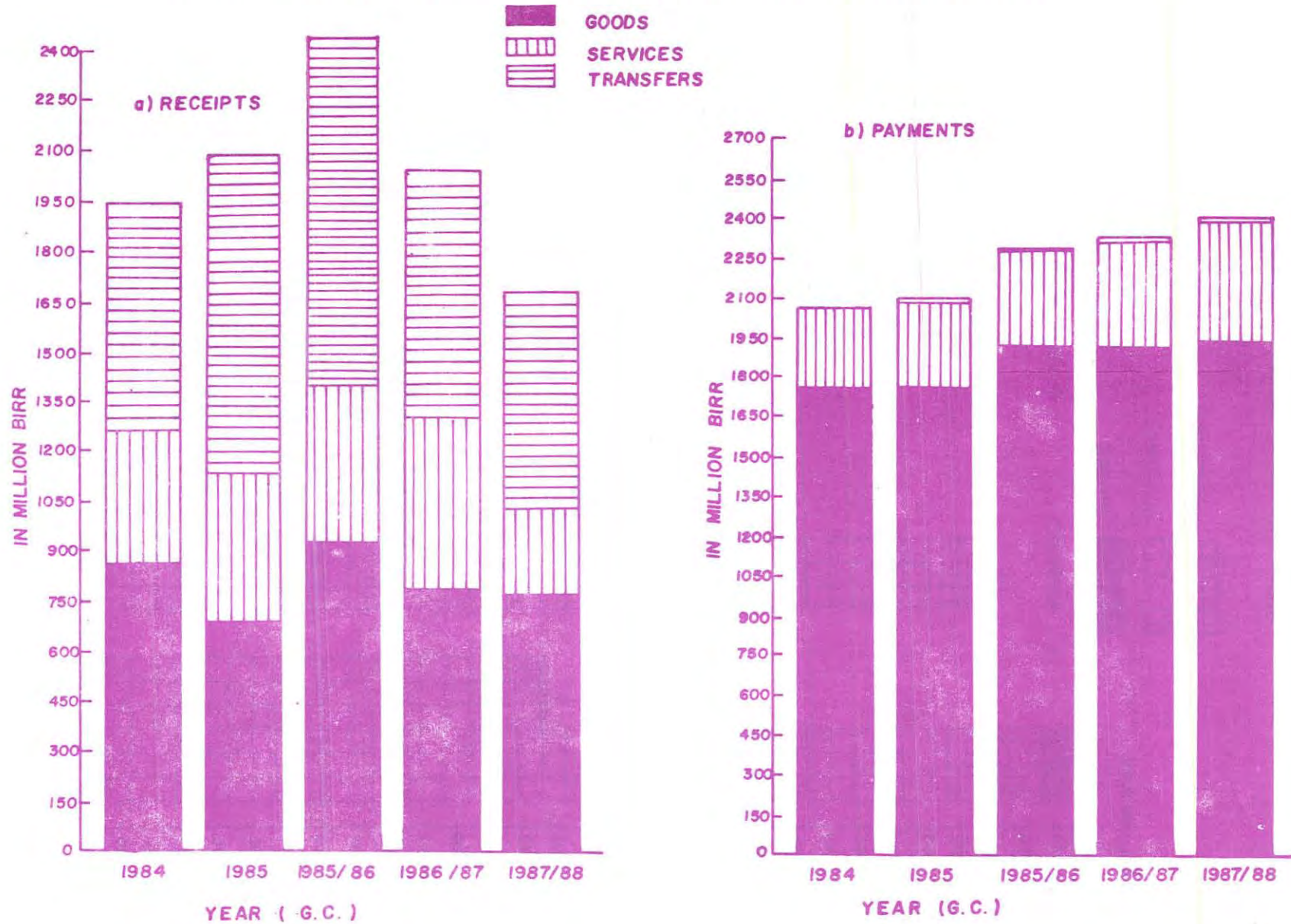
L.3-COMPOSITION OF MONEY SUPPLY



L-4 LOANS APPROVED & DISBURSED BY AGRICULTURAL AND INDUSTRIAL DEVELOPMENT BANK



L-5-BALANCE OF PAYMENTS, CURRENT TRANSACTION



አጠቃላይ የብሔራዊ ባንክ የሂሳብ መገለጫ
 CONSOLIDATED STATEMENT OF CONDITION OF NATIONAL BANK

ሠገጠረዥ ቶ.1

TABLE L.1

ቦሌዓገ ብር

IN MILLION BIRR

	1978		1979		1980		1981		
	በ ኔ	ታህሣሥ	በ ኔ	ታህሣሥ	በ ኔ	ታህሣሥ	በ ኔ	ታህሣሥ	
<u>ሀብቶች</u>									
ኢንተርናሽናል መጠባበቂያ ሂሳብ	624.7	560.1	559.6	338.5	242.2	177.0	<u>ASSETS</u>		
በቅድሚያ የተከፈሉና ያልተጠሩ ሂሳቦች	1,312.0	1,332.9	1,473.2	1,587.8	1,690.1	1,785.9	INTERNATIONAL RESERVE FUND		
በኢንተርናሽናል ድርጅቶች የተደረገ ኢንቨስትመንት	186.4	186.4	186.4	186.4	186.4	186.4	ADVANCES AND UNCLEARED EFFECTS		
ለገንደ ከረዲቶች የደገበኞች ዕዳ	20.8	11.6	32.1	40.4	49.2	59.6	INVESTMENTS IN INTERNATIONAL INSTITUTIONS		
የኢትዮጵያ መንግሥት ገንዘብ	1,862.9	2,024.1	2,265.1	2,020.1	2,510.1	2,481.1	CUSTOMERS LIABILITY ON DOCUMENTARY CREDITS		
የብር ቅጥሮች ገንዘቦች	6.8	7.2	7.6	7.7	7.9	8.1	ETHIOPIAN GOVERNMENT OBLIGATION		
የሚገኝ ተባብሮ ሀብት	2.3	2.0	1.6	1.2	1.1	1.4	SILVER COINS		
ሌሎች ሂሳቦች	150.6	73.2	79.1	100.2	122.1	134.9	FIXED ASSETS		
							OTHER ACCOUNTS		
የሀብት ድምር	4,166.5	4,197.5	4,604.7	4,282.3	4,809.1	4,834.4	TOTAL ASSETS		
<u>ዕዳዎች</u>									
በሥራ ሰይ የሚገኝ ገንዘብ	1,666.6	1,725.8	1,825.5	1,837.0	1,996.5	2,056.8	<u>LIABILITIES</u>		
ሌሎች በቅርብ ተጠያቂ ዕዳዎች	1,609.2	1,505.1	1,705.5	1,275.9	1,709.6	1,640.4	CURRENCY IN CIRCULATION		
የገንደ ከረዲታ ደብዳቤዎች	33.4	20.5	37.7	66.4	63.2	82.4	OTHER SIGHT LIABILITIES		
የኢንተርናሽናል ድርጅቶች በስም የሚደገፉ የውጭ በገቢዎች	113.2	113.2	146.1	146.1	164.3	164.3	COMMERCIAL LETTERS OF CREDIT		
ተጠቃሚ	433.7	437.1	548.7	442.1	470.6	430.7	INTERNATIONAL INSTITUTIONS (NON-TRANSFERABLE PROMISSORY NOTES)		
ሌሎች ሂሳቦች	51.4	106.2	40.0	157.2	55.2	142.3	PROVISIONS		
የከፊታልና የጠቅላላ መጠባበቂያ ሂሳብ	259.0	289.6	301.2	357.6	349.7	317.5	OTHER ACCOUNTS		
							CAPITAL AND GENERAL RESERVE FUND		
የዕዳዎች ድምር	4,166.5	4,197.5	4,604.7	4,282.3	4,809.1	4,834.4	TOTAL LIABILITIES		
	JUNE	DEC.	JUNE	DEC.	JUNE	DEC.			
	1986		1987		1988				

ከኢትዮጵያ ብሔራዊ ባንክ ሂሳብ መወጫ የተገኘ
 Source: National Bank of Ethiopia, Accounts Department

አጠቃላይ የገንዘብ ሁኔታ ሪፖርት
 CONSOLIDATED STATEMENT OF CONDITION OF COMMERCIAL BANK

ሠገጠረዥ ቶ. 2

TABLE L.2

በሚሊዮን ብር

IN MILLION BIRR

	1978		1979		1980		1981		
	በኢ	ታህሣሥ	በኢ	ታህሣሥ	በኢ	ታህሣሥ	በኢ	ታህሣሥ	
<u>የገንዘብ ሁኔታ ሪፖርት</u>									
በአጭ ያለ ጥሩ ገንዘብ	79.3	92.0	87.3	98.0	98.6	102.0	ASSETS		
ያልተጠፋ የአገር ውስጥ ሂሳቦች	478.8	663.2	502.0	560.5	563.6	571.5	CASH ON HAND		
ያልተጠፋ የውጭ አገር ሂሳቦች	61.4	50.0	72.4	44.0	63.8	63.6	DOMESTIC UNCLEARED EFFECTS		
የኢትዮጵያ መንግሥት የገዢ ቤት በገዢ	434.7	434.7	464.4	489.2	539.9	539.9	FOREIGN UNCLEARED EFFECTS		
ብድሮች በቅደም ላይ የተደረገው ሂሳቦች	953.2	988.3	1,095.7	1,267.1	1,345.3	1,313.8	ETHIOPIAN GOVERNMENT TREASURY BILLS		
ኢንቨስትመንት	1,017.7	1,015.2	988.5	988.5	959.2	959.2	LOANS, ADVANCES AND BILLS DISCOUNTED		
የገንዘብ ቤት የባር ዕቃዎች ለሆኑ ድጋግ	77.0	78.2	79.2	80.3	83.0	85.0	INVESTMENTS		
ሌሎች ከውጭ አገር የሚገኙ ሀብቶች	-	-	-	-	-	-	PREMISES, FURNITURE AND OTHER FOREIGN ASSETS		
ለገንዘብ ከረዲዳዎች የሚገኙት ዕዳ	582.8	527.7	538.4	506.8	581.8	523.4	OTHER FOREIGN ASSETS		
ሌሎች ሂሳቦች	66.6	68.1	71.8	72.3	71.6	77.5	LIABILITIES OF CUSTOMERS FOR LETTERS OF CREDIT, ACCEPTANCES ETC.		
ከባለቤቱ ገንዘብ ተጠቃሚ ገንዘብ	923.5	912.3	1,119.5	759.4	1,092.7	1,032.0	OTHER CONTINGENT ASSETS		
ከአገር ውስጥና ከውጭ አገር ገንዘብ የሚገኘው ሂሳቦች	222.7	168.5	189.2	134.9	232.4	183.7	DEPOSITS WITH NATIONAL BANK		
							DUE FROM OTHER DOMESTIC AND FOREIGN BANKS		
የሀብቶች ድምር	4,897.7	4,998.2	5,208.4	5,001.0	5,631.9	5,451.6	TOTAL ASSETS		
<u>ዕዳዎች</u>									
በጠየቀ ጊዜ የሚከፈል ጠየቃዎች	1,791.6	1,885.8	2,036.5	1,855.7	2,258.8	2,058.5	LIABILITIES		
ተጠቃሚ ለጠበቀ ጊዜ በአገሪቱ ያለ	1,377.1	1,203.2	1,361.9	1,421.6	1,483.2	1,442.6	DEMAND DEPOSITS		
የተጠቃሚ ገንዘብ ድምር	3,168.7	3,089.0	3,398.4	3,277.3	3,742.0	3,501.1	SAVING AND TIME DEPOSITS		
							TOTAL DEPOSITS		
የከፈታ ሂሳቦች	104.0	148.5	104.0	156.3	106.2	149.4	CAPITAL FUNDS		
ሌሎች ሂሳቦች	1,037.9	1,229.7	1,165.4	1,059.5	1,201.9	1,277.7	OTHER ACCOUNTS		
የተረጋገጡ የገንዘብ ከረዲዳዎች	582.8	527.8	538.4	506.8	581.8	523.4	LETTERS OF CREDIT, ACCEPTANCE ETC.		
ብድሮች	4.3	3.2	2.2	1.1	-	-	BORROWINGS		
የዕዳዎች የከፈታ ድምር	4,897.7	4,998.2	5,208.4	5,001.0	5,631.9	5,451.6	TOTAL LIABILITIES AND CAPITAL		
	JUNE	DEC.	JUNE	DEC.	JUNE	DEC.			
	1986		1987		1988				

ከኢትዮጵያ ባለቤቱ ገንዘብ ሁኔታ ሪፖርት
 Source: National Bank of Ethiopia, Accounts Department

የሌሎች ገንዘብ ነክ ድርጅቶች የሂሳብ ሁኔታ መገለጫ
STATEMENT OF CONDITION OF OTHER FINANCIAL INSTITUTIONS

ሠገጠረዥ ፑ.3

TABLE L.3

በጣሊዓን ብር

IN MILLION BIRR

	1978		1979		1980		1981		
	በ ን	ታህሣሥ	በ ን	ታህሣሥ	በ ን	ታህሣሥ	በ ን	ታህሣሥ	
<u>ሀብቶች</u>									
በጥረ ገንዘብና በአገር ውስጥ ባንኮች ያለ ሂሳብ	80.6	216.9	265.3	211.4	235.4	207.8	CASH AND BALANCE WITH DOMESTIC BANKS		
በውጪ አገር ያሉ ሀብቶች	2.1	1.9	3.9	8.2	7.0	1.8	FOREIGN ASSETS		
በመንግሥት ላይ ያለ ተጠያቂ ገንዘብ	73.1	73.1	73.1	73.1	63.1	63.1	CLAIMS ON GOVERNMENT		
በገል ድርጅቶች ላይ ያለ ተጠያቂ ገንዘብ	1,580.2	1,617.8	1,850.5	2,013.4	2,002.3	2,119.6	CLAIMS ON NON-CENTRAL GOV'T		
የሀብቶች ድምር	1,740.0	1,909.7	2,192.8	2,306.1	2,307.8	2,392.3	TOTAL ASSETS		
<u>ዐቅጾች</u>									
ለ ተወስነ ጊዜ በአደራ ያለና ተጠጫ ገንዘብ	283.3	425.2	453.7	455.6	510.7	556.7	TIME AND SAVING DEPOSITS		
የካፒታል ሂሳብ	110.3	124.9	109.6	142.2	96.3	127.9	CAPITAL ACCOUNTS		
የባንኮች ብድር	1,332.0	1,356.9	1,490.7	1,605.8	1,708.8	1,813.4	CREDIT FROM BANKS		
የመንግሥት ብድር	13.8	13.6	18.5	22.9	27.4	34.4	CREDIT FROM GOVERNMENT		
የውጭ አገር ብድር	84.6	89.0	95.2	104.3	119.2	130.8	FOREIGN ADVANCES AND LOANS		
ሌሎች ሂሳቦች	-84.0	-100.1	25.1	-24.7	-154.6	-270.9	OTHER ITEMS (NET)		
የዐቅጾች ድምር	1,740.0	1,909.7	2,192.8	2,306.1	2,307.8	2,392.3	TOTAL LIABILITIES		
	JUNE	DEC.	JUNE	DEC.	JUNE	DEC.			
	1986		1987		1988				

ከኢትዮጵያ ብሔራዊ ባንክ የኢኮኖሚ ጥናትና የፕላን መወሪያ ቤቅ የተገኘ
Source: National Bank of Ethiopia, Economic Research and Planning Department

የገንዘብ መጠን ዘርዘር
SIZE AND COMPOSITION OF MONEY

ሠንጠረዥ ፑ.4 TABLE L.4

	ጠቅላላ ገንዘብ ጠጣሊዓን ብር/			በፕሮባንት ለጠቅላላ ገንዘብ =100/		
	ደመር	ጠቅላላ በሥራ ስጭ ያሉ ናቸው ቅጠት ናቸው ገንዘቦች	የገልጽ ተጠያይቅ ተጠያይቅ	ናቸው ቅጠት ገንዘቦች	ተጠያይቅ	
ታህሣሥ 22 1976	2,171.4	1,250.5	920.9	58.0	42.0	1983 DECEMBER
ታህሣሥ 22 1977	2,329.8	1,272.2	1,057.6	54.6	45.4	1984 DECEMBER
ታህሣሥ 22 1978	2,743.8	1,417.6	1,326.2	51.6	48.4	1985 DECEMBER
ታህሣሥ 22 1979	3,314.2	1,600.4	1,713.8	48.2	51.8	1986 DECEMBER
ታህሣሥ 22 1980	3,390.7	1,744.1	1,646.6	51.4	48.6	1987 DECEMBER
ጥር 22. 1980	3,506.4	1,798.1	1,708.3	51.0	49.0	1988 JANUARY
የከቲት	3,569.2	1,823.9	1,745.3	51.0	49.0	FEBRUARY
መጋቢት	3,640.1	1,829.0	1,811.1	50.2	49.8	MARCH
ሚያዝያ	3,771.2	1,856.6	1,914.6	49.0	51.0	APRIL
ገንቦት	3,779.1	1,878.3	1,900.8	49.7	50.3	MAY
ሰኔ	3,910.8	1,908.3	2,002.5	48.8	51.2	JUNE
ሰኞ	4,002.9	1,896.8	2,106.1	47.4	52.6	JULY
ሰኞ	3,869.9	1,879.7	1,990.2	48.6	51.4	AUGUST
መስከረም 1981	3,838.4	1,882.7	1,955.7	49.0	51.0	SEPTEMBER
ጥቅምት	3,834.0	1,887.2	1,946.8	49.8	50.2	OCTOBER
ገዳር	3,703.7	1,913.2	1,790.5	51.6	48.4	NOVEMBER
ታህሣሥ	3,778.2	1,962.4	1,815.8	51.9	48.1	DECEMBER
	TOTAL	CIRCULATING CURRENCY	PRIVATE DEMAND DEPOSIT	CURRENCY	DEPOSIT	
	MONEY (MILLION BIRR)			PER CENT TOTAL MONEY= 100		

አገገገገ ዓመገና ገዛያዊ ተጠያይቅ ሂሳቦች
SELECTED DEPOSIT ITEMS

ሠንጠረዥ ፑ.5 TABLE L.5 በጣሊዓን ብር IN MILLION BIRR

	የጠጠጥ ተጠያይቅ	ገዛያዊ ተጠያይቅ /30 ዓናቸው በሰዓት/	የወገገገገ ተጠያይቅ		
			ከገገገገ ገንዘብ	ከገገገገ ገንዘብ	
ታህሣሥ 22 1976	657.2	263.8	170.5	117.2	1983 DECEMBER
ታህሣሥ 22 1977	208.0	89.3	1984 DECEMBER
ታህሣሥ 22 1978	858.5	362.8	338.6	81.3	1985 DECEMBER
ታህሣሥ 22 1979	960.6	140.6	374.1	123.2	1986 DECEMBER
ታህሣሥ 22 1980	1,107.0	171.5	313.3	130.2	1987 DECEMBER
ጥር 1980	1,117.6	152.4	319.0	132.6	1988 JANUARY
የከቲት	1,137.8	153.3	345.6	140.9	FEBRUARY
መጋቢት	1,157.0	115.7	408.6	132.8	MARCH
ሚያዝያ	1,163.6	116.3	430.8	138.1	APRIL
ገንቦት	1,174.8	116.8	396.7	129.7	MAY
ሰኔ	1,209.7	118.2	381.1	124.5	JUNE
ሰኞ	1,225.6	122.7	250.7	130.2	JULY
ሰኞ	1,232.6	115.7	285.3	133.0	AUGUST
መስከረም 1981	1,240.9	148.1	258.1	135.7	SEPTEMBER
ጥቅምት	1,245.3	149.2	305.8	137.7	OCTOBER
ገዳር	1,256.6	150.1	403.2	151.3	NOVEMBER
ታህሣሥ	1,291.7	150.9	387.4	149.6	DECEMBER
	SAVING DEPOSITS	TIME DEPOSITS (30 DAYS & OVER)	NATIONAL BANK	COMMERCIAL BANK	
			GOVERNMENT DEPOSITS WITH		

ከኢትዮጵያ ብሔራዊ ገንዘብ ዓላማዊ ጥናትና የፕላን ወደፊት የተገኘ
Source: National Bank of Ethiopia, Economic Research and Planning Department

... መረጃ አልተገኘም
... Data Not Available

በሥራ ስጭ ያሉ የወረቀትና ቅጥሮች ገንዘቦች ዝርዝር
CIRCULATING NOTES AND COINS BY DENOMINATIONS

ሠገጠረዥ ፑ.6

TABLE L.6

በሚሊዮን ብር

IN MILLION BIRR

ዝርዝር ገንዘቦች	1978		1979		1980		1981		
	ሰኔ	ታህሣሥ	ሰኔ	ታህሣሥ	ሰኔ	ታህሣሥ	ሰኔ	ታህሣሥ	
ሀ / <u>የወረቀት ገንዘቦች</u>	1,640.2	1,692.9	1,793.9	1,803.0	1,956.7	2,017.7	a) <u>NOTES</u>		
1 ብር	172.1	176.5	168.6	177.1	177.0	185.6	1 BIRR		
5 "	67.5	70.4	63.3	66.5	63.0	72.2	5 "		
10 "	474.0	485.9	532.1	526.6	568.0	552.2	10 "		
50 "	204.2	196.2	208.4	203.2	237.5	245.2	50 "		
100 "	722.4	763.9	821.5	829.6	911.2	962.5	100 "		
ለ / <u>ቅጥሮች ገንዘቦች</u>	35.8	37.7	39.2	41.1	42.8	44.1	b) <u>COINS</u>		
1 ሣንቲም	0.3	0.3	0.3	0.3	0.3	0.3	1 CENT		
5 "	8.2	8.7	9.2	9.8	10.3	10.7	5 "		
10 "	12.9	13.6	14.1	14.7	15.3	15.8	10 "		
25 "	7.3	7.4	7.5	7.7	7.9	8.0	25 "		
50 "	7.1	7.7	8.1	8.6	9.0	9.3	50 "		
ጠቅላላ ድምር	1,676.0	1,730.6	1,833.1	1,844.1	1,999.5	2,061.8	TOTAL NOTES AND COINS		
	JUNE	DEC.	JUNE	DEC.	JUNE	DEC.	DENOMINATIONS		
	1986		1987		1988				

ከኢትዮጵያ ብሔራዊ ባንክ የኢኮኖሚ ጥናትና የፕላን ማዕከል የተገኘ

Source: National Bank of Ethiopia, Economic Research and Planning Department

ብሥራ ሳይ ያሰ ገንዘብ መጠን
MONEY SUPPLY*

ሠገጠረዥ ፑ.7

TABLE L.7

ባህሊያን ባር

IN MILLION BIRR

	1978		1979		
	መጋቢት 23	ሰኔ 22	መስከረም 20	ገሀማሥ 23	
ብሥራ ሳይ ያሰ ናቶች ቅጥሮች ገንዘቦች	1,567.3	1,593.1	1,544.6	1,640.2	NOTES AND COINS IN CIRCULATION
የቦስት ወር ልዩነት	149.7	25.8	-38.6	85.6	QUARTERLY CHANGE
ተጠያቂ ተጠያቂ	1,421.0	1,587.7	1,835.8	1,680.6	DEMAND DEPOSITS
የቦስት ወር ልዩነት	94.8	166.7	248.1	-155.2	QUARTERLY CHANGE
የገንዘብ መጠን	2,988.3	3,180.8	3,390.4	3,320.8	SUPPLY
የቦስት ወር የተጠራ ልዩነት	244.5	192.5	209.6	-69.6	NET QUARTERLY CHANGE
<u>ልዩነት በዝርዝር</u>					<u>COMPOSITION OF CHANGE</u>
<u>የግል ድርጅቶች</u>					<u>PRIVATE SECTOR</u>
የከረጋት ዕድገት	154.9	-139.0	81.3	122.2	INCREASE IN CREDIT
ባለቸገሪ ተጠያቂ ያልሆነ ተጠያቂ ቢቶክ	30.2	17.2	-199.4	31.9	LESS INCREASE IN NON-SIGHT DEPOSITS
የቦስት ወር ልዩነት	124.7	-156.2	280.7	90.3	QUARTERLY CHANGE
<u>የመገምገሚያ ድርጅቶች</u>					<u>PUBLIC SECTOR</u>
የከረጋት ዕድገት	61.5	55.0	-4.4	25.3	INCREASE IN CREDIT
ከተጠያቂ ገንዘብ ሳይ ጭጭሪ ቢቶክ	-	-	-	-	LESS INCREASE IN DEPOSITS
የቦስት ወር ልዩነት	61.5	55.0	-4.4	25.3	QUARTERLY CHANGE
የመገምገሚያ የግል የተጠራ ህዣብ	186.2	-101.2	276.3	115.6	NET PRIVATE AND PUBLIC SECTOR
ቦወጭ አገር ተጠያቂ	121.5	203.8	69.3	-169.6	EFFECT OF EXTERNAL RESERVES
ያልተዘጋጀ	6.5	-38.5	-154.7	-42.9	UNCLASSIFIED ITEMS
ባገንዘብ መጠን የቦስት ወር የተጠራ ልዩነት	314.2	64.1	190.9	-96.9	NET QUARTERLY CHANGE
	31 MAR.	30 JUN.	30 SEP.	31 DEC.	
	1986				

። ከኢትዮጵያ ብሔራዊ ባንክ በተገኘው መረጃ መሠረት

* Based on Data obtained from National Bank of Ethiopia

ቢሥራ ላይ ያለ ገንዘብ መጠን
MONEY SUPPLY*

ሠገጠረዥ ፳፻፲ / 1990/

TABLE L.7 (Contd.)

ባህሉዓገ ብር

IN MILLION BIRR

	1979		1980		
	ጠቅላይ 23	ሰኔ 22	ጠቅላይ 20	ታህሳስ 23	
ቢሥራ ላይ ያለ ናቶኛ ቅጥስ ገንዘብ	1,726.6	1,743.5	1,700.6	1,744.1	NOTES AND COINS IN CIRCULATION
የቦስት ወር ልዩነት	126.2	16.9	-42.9	43.5	QUARTERLY CHANGE
ተጠያቂ ተጠጋቂ	1,683.2	1,820.0	1,914.8	1,646.6	DEMAND DEPOSITS
የቦስት ወር ልዩነት	-30.6	136.8	94.8	-268.2	QUARTERLY CHANGE
ባገንዘብ መጠን	3,409.8	3,563.5	3,615.4	3,390.7	SUPPLY
የቦስት ወር የተጠፋ ልዩነት	95.6	153.7	51.9	-224.7	NET QUARTERLY CHANGE
<u>ልዩነት በዝርዝር</u>					<u>COMPOSITION OF CHANGE</u>
<u>የግል ድርጅቶች</u>					<u>PRIVATE SECTOR</u>
የከረዳት ዕድገት	183.8	39.3	82.4	202.4	INCREASE IN CREDIT
ባለቸጋይ ተጠያቂ ያልሆነ ተጠጋቂ ቢታዩ	-79.7	-64.4	4.2	-37.4	LESS INCREASE IN NON-SIGHT DEPOSITS
የቦስት ወር ልዩነት	104.1	-25.1	86.6	165.0	QUARTERLY CHANGE
<u>የመንግሥት ድርጅቶች</u>					<u>PUBLIC SECTOR</u>
የከረዳት ዕድገት	49.1	194.8	-81.2	-139.0	INCREASE IN CREDIT
ከ ተጠጋቂ ገንዘብ ላይ የጣፊ ቢታዩ	-43.6	30.8	82.2	-15.6	LESS INCREASE IN DEPOSITS
የቦስት ወር ልዩነት	5.5	225.6	1.0	-154.6	QUARTERLY CHANGE
የመንግሥትና የግል የተጠፋ ህዝብ	107.6	200.5	87.6	10.4	NET PRIVATE AND PUBLIC SECTOR
በውጭ ኦገር ተጠጋቂ	30.8	25.9	-174.6	-147.4	EFFECT OF EXTERNAL RESERVES
ያልተዘረዘሩ	-1,208.3	-1,281.1	-1,142.1	-1,234.6	UNCLASSIFIED ITEMS
ባገንዘብ መጠን የቦስት ወር የተጠፋ ልዩነት	-51.4	-72.8	139.0	-92.5	NET QUARTERLY CHANGE
	31 MAR.	30 JUN.	30 SEP.	31 DEC.	
	1987				

* ከኢትዮጵያ ብሔራዊ ባንክ በተገኘው መረጃ መሠረት
* Based on Data obtained from National Bank of Ethiopia

በሥራ ላይ ያለ ገንዘብ መጠን
MONEY SUPPLY*

ሠገጠረዥ ፑ.7 / 1991/

TABLE L.7 (Contd.)

በሚሊዮን ብር IN MILLION BIRR

	1980		1981		
	ጳጳሪ 23	ሰኔ 22	ጳጳሪ 20	ጳጳሪ 23	
በሥራ ላይ ያለ የፋቸር ትገባና ገንዘቦች	1,829.0	1,908.3	1,882.7	1,962.4	NOTES AND COINS IN CIRCULATION
የቦስት ወር ልዩነት	84.9	79.3	-25.6	79.7	QUARTERLY CHANGE
ተጠያቂ ተጠጋቂ	1,811.1	2,002.5	1,955.7	1,815.8	DEMAND DEPOSIT
የቦስት ወር ልዩነት	164.5	191.4	-46.8	-139.9	QUARTERLY CHANGE
በገንዘብ መጠን	3,640.1	3,910.8	3,838.4	3,778.2	SUPPLY
የቦስት ወር የተጠፋ ልዩነት	249.4	270.7	-72.4	-60.2	NET QUARTERLY CHANGE
<u>ልዩነት-በዘርዘር</u>					<u>COMPOSITION OF CHANGE</u>
<u>የገል ጭቆና</u>					<u>PRIVATE SECTOR</u>
የክረዳት ዐደገት	271.6	-108.5	-101.8	162.1	INCREASE IN CREDIT
በስፋታዊ ተጠያቂ ያልሆነ ተጠጋቂ ቢቶሽ	5.8	-55.2	-61.1	-53.6	LESS INCREASE IN NON-SIGHT DEPOSITS
የቦስት ወር ልዩነት	277.4	-163.7	-162.9	108.5	QUARTERLY CHANGE
<u>የመገገሚያ ጭቆና</u>					<u>PUBLIC SECTOR</u>
የክረዳት ዐደገት	185.8	325.6	-61.0	31.9	INCREASE IN CREDIT
ከተጠጋቂ ገንዘብ ላይ የጭፍ ቢቶሽ	-97.9	35.8	111.8	-143.2	LESS INCREASE IN DEPOSITS
የቦስት ወር ልዩነት	87.9	361.4	50.8	-111.3	QUARTERLY CHANGE
የመገገሚያና የገል የተጠፋ ሂደት	365.3	197.7	-112.1	-2.8	NET PRIVATE AND PUBLIC SECTOR
በውጭ አገር ተጠጋቂ	2.8	-64.1	-27.6	-52.7	EFFECT OF EXTERNAL RESERVES
ያልተዘረዘሩ	1,348.6	1,207.4	1,144.1	1,148.8	UNCLASSIFIED ITEMS
በገንዘብ መጠን የቦስት ወር የተጠፋ ልዩነት	114.0	-141.2	-63.3	4.7	NET QUARTERLY CHANGE
	31 MAR.	30 JUN.	30 SEP.	31 DEC.	
	1988				

* ከኢትዮጵያ ብሔራዊ ባንክ በተገኘው መረጃ መሠረት
* Based on Data obtained from National Bank of Ethiopia

በብሔራዊ ባንክና በገንዘብ ባንኮች የተደረገ የሥጦታ ወሰን ከረዲት
DOMESTIC CREDIT BY THE NATIONAL BANK AND COMMERCIAL BANKS

ሠገጠረዥ ቶ.8

TABLE L.8

በሚሊዮን ብር

IN MILLION BIRR

	ደምር	የወገገሥት ገንዘብ		የወገገሥት ያልሆኑ ገንዘቦች			
		ለብሔራዊ ባንክ	ለገንዘብ ባንክ	በብሔራዊ ባንክ የተሰጡ ሕዝብ ገንዘቦች	ቅናሽ የተደረገባቸው ወገኖች	የልማት ወጪዎች	
ታህሣሥ 22 1976	3,874.1	1,346.9	796.9	1,729.9	-	0.4	1983 DECEMBER
ታህሣሥ 22 1977	4,267.2	1,635.5	861.7	1,768.8	-	1.2	1984 DECEMBER
ታህሣሥ 22 1978	4,638.3	1,338.3	1,369.9	1,928.9	-	1.2	1985 DECEMBER
ታህሣሥ 22 1979	5,080.5	1,650.0	1,325.5	2,103.8	-	1.2	1986 DECEMBER
ታህሣሥ 22 1980	6,128.9	2,020.1	1,476.4	2,631.2	-	1.2	1987 DECEMBER
ጥር 1980	6,274.7	2,105.0	1,466.8	2,701.7	-	1.2	1988 JANUARY
የካቲት	6,431.5	2,122.1	1,466.9	2,841.3	-	1.2	FEBRUARY
ጥቅምት	6,586.0	2,223.3	1,459.0	2,902.8	-	1.2	MARCH
ሚያዝያ	6,600.5	2,236.1	1,447.1	2,916.2	-	1.1	APRIL
ገንቦት	6,660.5	2,315.1	1,447.1	2,897.2	-	1.1	MAY
ብኅ	6,803.4	2,510.1	1,497.8	2,794.3	-	1.2	JUNE
ሰኔ	6,647.7	2,454.1	1,497.8	2,694.7	-	1.1	JULY
ከመስከረም	6,649.0	2,468.1	1,497.8	2,682.0	-	1.1	AUGUST
ጥቅምት 1981	6,640.6	2,449.1	1,497.8	2,692.5	-	1.2	SEPTEMBER
ጥቅምት	6,759.0	2,530.1	1,497.8	2,727.9	-	1.2	OCTOBER
ገባር	6,710.8	2,410.1	1,497.7	2,801.8	-	1.2	NOVEMBER
ታህሣሥ	6,834.6	2,481.1	1,497.7	2,854.6	-	1.2	DECEMBER
TOTAL		NATIONAL BANK	COMMERCIAL BANK	LOANS & ADVANCES	BILLS DISCOUNTED	INVESTMENT	
		CLAIMS ON CENTRAL GOVERNMENT		CLAIMS ON OTHER THAN CENTRAL GOVERNMENT			

የተጠራ የወር ቅናሽ የውጭ ሥጦታ ወገኖች ተጠቃሚ
NET GOLD AND FOREIGN EXCHANGE HOLDINGS

ሠገጠረዥ ቶ.9

TABLE L.9

በሚሊዮን ብር

IN MILLION BIRR

	ጠቅላላ ደምር	የተጠራ የውጭ ሥጦታ ወገኖች ተጠቃሚ			ወር ቅናሽ / ቅንብሮች / ገንዘብ ገንዘብ ስሌት	በዓለቱ ለዓኖ የገንዘብ ደርጅት የወር ቅናሽ ተጠቃሚ	
		ደምር	ለብሔራዊ ባንክ	ገንዘብ ባንክ			
ታህሣሥ 22 1976	-59.0	107.1	61.7	45.4	44.0	-210.1	1983 DECEMBER
ታህሣሥ 22 1977	5.2	123.7	82.0	41.7	44.0	-162.5	1984 DECEMBER
ታህሣሥ 22 1978	253.8	312.1	281.3	30.8	44.0	-102.3	1985 DECEMBER
ታህሣሥ 22 1979	478.9	572.1	492.0	80.1	44.0	-137.2	1986 DECEMBER
ታህሣሥ 22 1980	213.6	298.2	256.7	41.5	44.0	-128.6	1987 DECEMBER
ጥር 1980	219.0	299.9	183.8	116.1	44.0	-124.9	1988 JANUARY
የካቲት	199.4	279.9	198.7	81.2	44.0	-124.5	FEBRUARY
ጥቅምት	216.4	294.6	208.9	85.7	44.0	-122.2	MARCH
ሚያዝያ	231.5	309.2	193.5	115.7	44.0	-121.7	APRIL
ገንቦት	189.8	264.1	166.6	97.5	44.0	-118.3	MAY
ብኅ	152.3	217.1	118.8	98.3	44.0	-108.8	JUNE
ሰኔ	179.5	244.0	111.5	132.5	44.0	-108.5	JULY
ከመስከረም	152.1	215.5	123.9	91.6	44.0	-107.4	AUGUST
ጥቅምት 1981	124.7	183.6	104.7	78.9	44.0	-102.9	SEPTEMBER
ጥቅምት	162.2	224.8	150.5	74.3	44.0	-106.6	OCTOBER
ገባር	126.3	191.3	98.1	93.2	44.0	-109.0	NOVEMBER
ታህሣሥ	72.1	130.3	57.0	73.3	44.0	-102.2	DECEMBER
GRAND TOTAL		TOTAL	NATIONAL BANK	COMMERCIAL BANK	GOLD (COIN & BULLION)	IMF GOLD TRANCHE (NET)	
		NET FOREIGN EXCHANGE HOLDING					

ከኢትዮጵያ ብሔራዊ ባንክ የኮንትራት ጥናትና የገንባታ ጥናት ክፍል የተገኘ
Source: National Bank of Ethiopia, Economic Research and Planning Division

የገንዘብ ባንኮች ደረጃ ገቢዎች፣ የጥቅም ስፍራዎች፣ በፋይን ገንዘብ ባንኮች የሰጡት ወጭዎች
 LOANS, ADVANCES, BILLS DISCOUNTED AND INVESTMENT BY COMMERCIAL BANKS

ሠንጠረዥ ቶ. 10

TABLE L.10

በሚሊዮን ቢር

IN MILLION BIRR

	1979	1980	1981	
	ታህሳስ 22	ታህሳስ 22	ታህሳስ 22	
<u>ለትልቅ ኢንዱስትሪ</u>	116.2	123.5	183.4	<u>LARGE SCALE INDUSTRY</u>
ለወርያ ወርቅ	32.5	32.7	43.5	TEXTILES AND CLOTHING
ሌሎች	83.7	90.8	139.9	OTHERS
<u>ለአገልግሎት ኢንዱስትሪና ለገዢ ኢንዱስትሪ</u>	2.7	2.6	3.4	<u>SMALL SCALE AND COTTAGE INDUSTRY</u>
<u>አካርባ</u>	44.1	68.6	88.3	<u>AGRICULTURAL</u>
ለተክል	28.8	31.1	32.4	PLANTATION
ለከባት አርባታ	1.1	1.0	1.5	LIVESTOCK
ሌሎች	14.2	36.5	54.4	OTHERS
<u>ወደ ወጭ አገር ለተሸጡ ዕቃዎች</u>	163.6	148.9	163.6	<u>EXPORT</u>
ለቡና	41.8	43.0	48.0	COFFEE
ለቆይት ስህተኞች ጥሬጥሬ	75.9	74.3	80.3	OILSEEDS AND PULSES
ለጻፍ ለሊዞ	20.6	20.5	13.7	HIDES AND SKINS
ሌሎች	25.3	11.1	21.6	OTHERS
<u>ከወጭ ለተገዙ ዕቃዎች</u>	186.4	249.8	313.6	<u>IMPORT</u>
ለሕንፃ መሣሪያዎች	-	-	-	BUILDING MATERIALS
ለንጻጅ	1.5	9.0	7.5	FUEL
ለወርያ ወርቅ	2.0	3.5	3.8	TEXTILES
ለመኪናዎችና ለመሣሪያዎች	32.0	24.1	32.9	MACHINERY AND EQUIPMENT
ሌሎች	150.9	213.2	269.4	OTHERS
<u>ለስገታ ስራ ለማድረግ ለሰጡት ገቢዎች</u>	167.2	157.5	183.9	<u>CONSTRUCTION AND REAL ESTATE</u>
ለመኖሪያና ለገንዘብ ስራዎች	21.2	RESIDENTIAL AND COMMERCIAL BUILDING
ለተገቢዎች	136.3	ADVANCED CONTRACTORS
<u>ለመጓጓዣና ለመገናኛ</u>	72.8	76.0	97.0	<u>TRANSPORT AND COMMUNICATION</u>
<u>ለአገር ውስጥ ገንዘብ</u>	177.6	210.9	226.2	<u>INTERNAL TRADE</u>
ለቡና	4.3	7.7	9.8	COFFEE
ለአሀል	22.1	54.9	22.0	CEREALS
ለጻፍ ለሊዞ	0.6	0.7	1.1	HIDES AND SKINS
ሌሎች	132.3	134.4	182.8	OTHERS
ለሆቴሎችና ተራዘሞች	18.3	33.2	10.5	HOTELS AND TOURISM
<u>የገልገሎት ለመኪና ለቤት ዕቃዎች መገዛት</u>	11.6	10.6	11.2	<u>PERSONAL LOANS (CARS, FURNITURE)</u>
<u>ለገንዘብ ድርጅቶች</u>	19.4	18.5	17.7	<u>FINANCIAL AGENCIES</u>
ድምር	961.6	1,066.9	1,288.3	TOTAL
	31 DEC.	31 DEC.	31 DEC.	
	1986	1987	1988	

... መረጃ አልተገኘም
 ... Data Not Available

ስራ ተግባር ገንዘብ ባንክ የተገኘ
 Source: Commercial Bank of Ethiopia

የመንግሥት የሥገር ውስጥ ዕዳ በአባሪዎች
INTERNAL DEBT OF GOVERNMENT BY HOLDERS

ሠገጠረዥ ቸ.11

TABLE L.11

በሚሊዮን ብር

IN MILLION BIRR

አባሪዎች	1978		1979		1980		1981		
	በ ነ	ታህሣሥ	በ ነ	ታህሣሥ	በ ነ	ታህሣሥ	በ ነ	ታህሣሥ	
<u>ከኢትዮጵያ ብሔራዊ ባንክ</u>	1,737.0	1,906.0	2,265.1	2,020.1	2,510.1	2,481.1	<u>NATIONAL BANK OF ETHIOPIA</u>		
በ ቀጥታ በ ቅድሚያ የተከፈለ	928.0	1,095.0	1,211.0	886.0	1,476.0	1,447.0	DIRECT ADVANCES		
በ ያል ኪዳን በ ነዳ	-	-	46.0	44.0	44.0	42.0	PROMISORY NOTES		
በ ዋስትና መደዘን / በ ገደቦች /	809.0	811.0	1,008.1	1,090.1	990.1	992.1	SECURITIES (BONDS)		
<u>ከ ገንዘብ ባንኮች</u>	1,451.2	1,448.7	1,451.6	1,476.4	1,497.8	1,497.7	<u>COMMERCIAL BANKS</u>		
በ ዋስትና መደዘን / በ ገደቦች /	1,016.5	1,014.0	987.2	987.2	957.9	957.9	SECURITIES (BONDS)		
በ ገመጃ ቤት በ ነዳ	434.7	434.7	464.4	489.2	539.9	539.8	TREASURY BILLS		
<u>ከ መንግሥታዊ ድርጅቶች / በ ገደቦች /</u>	143.8	143.8	-	-	-	-	<u>INTER GOVERNMENT DEPARTMENT DEBT (BONDS)</u>		
<u>ሌሎች</u>	125.9	118.1	318.0	328.0	318.0	352.8	<u>OTHERS</u>		
በ ዋስትና መደዘን / በ ገደቦች //	125.9	118.1	318.0	328.0	168.8	178.6	SECURITIES (BONDS)		
ከ ገመጃ ቤት በ ነዳ	-	-	-	-	149.2	174.2	TREASURY BILLS		
ድምር	3,457.9	3,616.6	4,034.7	3,824.5	4,325.9	4,331.6	TOTAL		
	JUNE	DEC.	JUNE	DEC.	JUNE	DEC.	HOLDERS		
	1986		1987		1988				

ከኢትዮጵያ ብሔራዊ ባንክ የኢኮኖሚ ጥናትና የፕላን ዋና ክፍል የተገኘ

Source: National Bank of Ethiopia, Economic Research and Planning Division

በአርቫና አገልግሎት ልማት ባንክ የተረጋገጡና የተሰጡ ብድሮች ብዛትና መጠን
 NUMBER AND AMOUNT OF LOANS APPROVED AND DISBURSED BY AGRICULTURAL AND INDUSTRIAL DEVELOPMENT BANK*

ሠግጠረዥ ቸ.12

TABLE L.12

በሺህ ብር

'000 BIRR

የሥራው ዘርፍ	1978			1979			1980			SECTOR
	የተረጋገጠ ብድር		የተሰጠ ብድር	የተረጋገጠ ብድር		የተሰጠ ብድር	የተረጋገጠ ብድር		የተሰጠ ብድር	
	ብዛት	ጠቅላይ		ብዛት	ጠቅላይ		ብዛት	ጠቅላይ		
	በጥር	ልዩ	በጥር	ልዩ	በጥር	ልዩ				
አርቫ	646	141,663	333,417	1,116	400,075	245,252	1,381	261,960	317,512	AGRICULTURAL
አገልግሎት	22	47,013	34,931	15	25,196	21,558	19	129,350	3,740	INDUSTRIAL
አገልግሎቶችና ሌሎች ሥራዎች	9	9,242	6,140	6	74,093	23,077	12	3,050	20,946	SERVICES AND OTHERS
ጠቅላይ	677	197,918	374,488	1,137	499,364	289,887	1,412	394,360	342,198	TOTAL
	NUMBER	AMOUNT	DISBURSED	NUMBER	AMOUNT	DISBURSED	NUMBER	AMOUNT	DISBURSED	
	LOANS APPROVED			LOANS APPROVED			LOANS APPROVED			
	1985/86			1986/87			1987/88			

የተረጋገጡ ብድሮች በሥራ ዓይነታቸው
 LOANS APPROVED BY ACTIVITIES*

ሠግጠረዥ ቸ.13

TABLE L.13

በሺህ ብር

'000 BIRR

የሥራው ዓይነት	1978	1979	1980	
ሀ. ለአርቫና ለከብት አርባታ	141,663	400,075	261,960	A. AGRICULTURE AND LIVESTOCK
ለ. ለፍጠራ አገልግሎት	47,013	25,196	129,350	B. MANUFACTURING INDUSTRIES
1. ለጥገታ ሥራ	21,777	6,079	45	1. FOOD STUFFS
2. ለመጠጥ ሥራ	-	-	37,724	2. BEVERAGES
3. ለጨርቅ ጨርቅና ለመባባሱ ሥራዎች	22,176	16,972	73,565	3. TEXTILES AND ALLIED INDUSTRIES
4. ለአገልግሎት ሥራ	80	-	356	4. WOOD
5. ለወረቀትና ለጥገታ ሥራዎች	-	261	8,000	5. PAPER AND PRINTING
6. ለጥገታ ለጥገታ ሥራ	-	-	-	6. CHEMICALS
7. ለጥገታ ለጥገታ ሥራ	-	-	133	7. GLASS, CLAY AND STONE
8. ለጥገታ ለጥገታ ሥራ	384	-	7,554	8. METAL WORKING
9. ለጥገታ ለጥገታ ሥራ	1,953	1,091	1,665	9. LEATHER AND TANNING
10. ሌሎች	643	793	308	10. OTHERS
ለ. ለጥገታ ሥራ	736	304	-	C. CONSTRUCTION
መ. ለመገንባት ለጥገታ ሥራ	-	-	-	D. TRANSPORTATION
ሠ. ለጥገታ ለጥገታ ሥራ	344	124	3,050	E. SERVICES
ረ. ለሌሎች ልዩ ልዩ ሥራዎች	8,162	73,665	-	F. MISCELLANEOUS
* ጠቅላይ	197,918	499,364	394,360	TOTAL
	1985/86	1986/87	1987/88	ACTIVITIES

* የዓመቱ መጨረሻ በኋላ 30 ነው
 * Year Ending July 7

በአርቫና አገልግሎት ልማት ባንክ ዓመታዊ መገለጫ የተገኘ
 Source: Agricultural and Industrial Development Bank Annual Report

በተገባሪዎች ስፔ ምርቶች በዓመድ ዓይነታቸው
 OUTSTANDING LOANS DISTRIBUTED BY ACTIVITIES*

ሠገጠረዥ ቸ.14

TABLE L.14

በሺህ ብር '000 BIRR

ዓመድ ዓይነቶች	1978	1979	1980**	
ሀ. ለኦርቫና ለከባት ኦርባታ	1,197,672	1,355,493	1,581,822	A. <u>AGRICULTURE AND LIVESTOCK</u>
ለ. ለፍጠራዊ-ኢንዱስትሪዎች	173,230	172,625	180,806	B. <u>MANUFACTURING INDUSTRIES</u>
1. ለግብዥ ሥራ	38,073	42,976	38,664	1. FOOD STUFFS
2. ለመጠቃት	18,162	16,948	15,682	2. BEVERAGES
3. ለጨርቃ ጨርቅና ለመባባሱት ሥራዎች	52,822	54,225	78,608	3. TEXTILES AND ALLIED INDUSTRIES
4. ለኮንስትራክሽን ሥራ	648	652	1,213	4. WOOD
5. ለሠራተኛና ለግብዥ ሥራዎች	2,798	2,182	2,147	5. PAPER AND PRINTING
6. ለኬሚካል ሥራ	-	-	-	6. CHEMICALS
7. ለብርጭቶ ለሽከሻና ለዕጋይ ሥራ	34,021	28,345	17,406	7. GLASS, CLAY AND STONE
8. ለብረታ ብረት ሥራ	2,324	2,916	2,946	8. METAL WORKING
9. ለግብዥ ለግብዥ ግልጽ ሥራ	17,057	17,334	17,312	9. LEATHER AND TANNING
10. ሌሎች	7,325	7,047	6,821	10. OTHERS
ሐ. ለሕንጻዎች ሥራ	10,371	10,836	10,856	C. <u>CONSTRUCTION</u>
መ. ለመጓጓዣ/ትራንስፖርት/	42,430	39,002	39,309	D. <u>TRANSPORTATION</u>
ሠ. ለሕዝብ አገልግሎት ዓላማዎች ድርጅቶች	6,044	5,429	5,793	E. <u>SERVICES</u>
ረ. ለሌሎች ልዩ ልዩ ሥራዎች	19,000	37,586	56,018	F. <u>MISCELLANEOUS</u>
ሰ. ለገንዘብ ገብረት	6,346	6,346	6,346	G. <u>REAL ESTATE</u>
ጭር	1,455,093	1,627,317	1,880,950	TOTAL
	1985/86	1986/87	1987/88	ACTIVITIES

** Unaudited

* ዓመት መጨረሻ በኔ 30 ነው
 * Year Ending July 7

ከኦርቫና ኢንዱስትሪ ልማት ባንክ ዓመታዊ መግለጫ የተገኘ
 Source: Agricultural and Industrial Development Bank Annual Report

በተገባሪዎች ላይ ያሉ ብድሮች በዓመራ ክፍላቸው*
 OUTSTANDING LOANS DISTRIBUTED BY SECTORS*

ሠገጠረዥ ቸ.15

TABLE L.15

በሺህ ብር

'000 BIRR

ዓመራ ክፍሎች	1978	1979	1980**	
ሀ. ለአርባ	1,197,672	1,355,493	1,581,822	A. AGRICULTURE
1. ለመገገሥት	1,165,928	1,328,814	1,529,422	1. STATE
2. ለግንባራ	30,653	25,712	51,374	2. COOPERATIVES
3. ለገል	1,091	967	1,026	3. PRIVATE
ለ. ለአገልግሎት	173,230	172,625	180,806	B. INDUSTRIES
1. ለመገገሥት	166,353	163,805	170,499	1. STATE
2. ለግንባራ	677	799	766	2. COOPERATIVES
3. ለገል	6,200	8,021	9,541	3. PRIVATE
ለ. ለገንዘብ	16,717	17,182	17,202	C. CONSTRUCTION
1. ለመገገሥት	6,346	6,346	6,346	1. STATE
2. ለግንባራ	-	-	-	2. COOPERATIVES
3. ለገል	10,371	10,836	10,856	3. PRIVATE
መ. ለጋራ	42,430	39,002	39,309	D. TRANSPORT
1. ለመገገሥት	42,235	39,002	38,808	1. STATE
2. ለግንባራ	-	-	-	2. COOPERATIVES
3. ለገል	195	-	501	3. PRIVATE
ሠ. ለአገልግሎት	6,044	5,429	5,793	E. SERVICES
1. ለመገገሥት	5,162	4,461	3,619	1. STATE
2. ለግንባራ	-	-	-	2. COOPERATIVES
3. ለገል	882	968	2,174	3. PRIVATE
ረ. ለግብርና ሀይል ግብር	19,000	37,586	-	F. MINES AND ENERGY RESOURCES
1. ለመገገሥት	19,000	37,586	56,018	1. STATE
2. ለግንባራ	-	-	-	2. COOPERATIVES
3. ለገል	-	-	-	3. PRIVATE
ጭር	1,455,093	1,627,317	1,880,950	TOTAL
	1985/86	1986/87	1987/88**	SECTORS

** Unaudited

* የዓመት መጨረሻ በኋላ 30 ነው
 * Year Ending July 7

ከአርባና አገልግሎት ልማት ባንክ የተገኘ
 Source: Agricultural and Industrial Development Bank

ኢትዮጵያ ከሌሎች አገሮች ጋር ያለች የገንዘብ ስፍን ሚዛን ማጠቃለያ
SUMMARY OF THE BALANCE OF PAYMENT OF ETHIOPIA

ሠገጠረዥ ቸ.16 TABLE L.16

የተጠራው ልዩነት በሚሊዮን ብር
NET TRANSACTIONS IN MILLION BIRR

ዓመት መሀረት	ጊዜያዊ ሂሳብ				የከፊት ሂሳብ			በገንዘብ ነክ ደርጅቶች ተጠቃሚ ሂሳብና መዋጊያ			የተጠራ ገደረ ጥያቄ ሰሀተት	
	የዐደጋዎች ገንደ	ገልጋሎቶች	የተዛወረ ከፍያዎች	የተጠራ ጠልቢ	ጠቅላላ	የገል	የመገ ገሥት	ጠቅላላ	በዋና ዋና ዎች	በሌሎች		
1968/69	-132.4	-66.7	131.1	-68.0	111.8	-19.6	131.4	-30.0	-32.4	2.4	-13.8	1976
1969/70	-173.2	-116.7	114.0	-175.9	72.4	5.9	66.5	133.8	167.9	-34.1	-30.3	1977
1970/71	-269.8	-136.8	173.4	-233.2	50.5	-39.2	89.7	179.5	157.2	22.3	3.2	1978
1971/72	-163.7	-179.3	168.7	-174.3	170.3	-47.0	217.3	7.8	74.9	-67.1	-3.8	1979
1972/73	-381.4	-188.3	162.5	-407.2	218.7	64.3	154.4	200.5	150.0	83.5	-52.0	1980
1973/74	-501.5	-132.2	342.0	-291.7	547.0	-50.0	597.0	-196.6	-209.7	13.1	-58.7	1981
1974/75	-566.9	-142.7	180.8	-528.8	250.1	34.4	215.7	193.9	222.3	-28.4	84.8	1982
1975/76	-727.7	-184.2	450.6	-461.3	332.9	-50.6	383.5	41.4	36.6	4.8	87.0	1983
1976/77	-898.2	-217.4	685.7	-429.9	391.5	24.9	366.6	101.9	98.2	3.7	-63.5	1984
1977*	-992.2	-179.4	917.6	-254.0	423.7	87.6	336.1	-95.8	-139.0	43.2	-73.9	1984/85*
1978*	-1,012.0	-184.6	1,040.7	-155.9	547.5	-26.5	574.0	-347.0	-285.0	-62.0	-44.6	1985/86*
1979*	-1,129.9	-191.8	745.0	-576.7	395.4	20.0	375.4	43.6	35.5	8.1	137.7	1986/87*
1980*	-1,182.9	-227.8	634.2	-776.5	591.8	10.0	581.8	383.3	355.6	27.7	-198.6	1987/88*
	TRADE BALANCE FOB	SERVI- CES	TRANSFER PAYMENTS	NET SURPLUS	TOTAL	PRIVATE	CENTRAL GOVERN- MENT	TOTAL	CENTRAL MONET- ARY	OTHER INSTITU- TIONS	NET ERRORS AND OMISSION	YEAR
	CURRENT ACCOUNT				CAPITAL ACCOUNT			RESERVES IN MONETARY INSTITUTIONS				

* የዓመት መጨረሻ ሰኔ 30 ነው

* Year Ending July 7

ከኢትዮጵያ ብሔራዊ ስነ ጥናትና ፕላን ማዘጋጀት ጋር

Source: Economic Research and Planning Department, National Bank of Ethiopia

ኢትዮጵያ በሌሎች አገሮች ጋር ያለች የገንዘብ ክፍያ ማዘገፍ
BALANCE OF PAYMENTS OF ETHIOPIA

ሠገጠረዥ ቸ.17

TABLE L.17

በሚሊዮን ቢ

IN MILLION BIRR

		1978*	1979*	1980*	
1.	የዕድገት ገንዘብ ማዘገፍ	-1,327.1	-1,443.0	-1,501.3	1. TRADE BALANCE
	ወጪ ገንዘብ ኢ.ፍ.ቶ.ቢ.	923.8	794.0	773.3	EXPORT, F.O.B.
	ቡና	664.8	524.3	439.0	COFFEE
	ከቡና ሌላ	259.0	269.7	334.3	NON-COFFEE
	በገንዘብ ያልተሰጠ ወርቅ	-	-	-	NON-MONETARY GOLD
	ገቢ ገንዘብ ቢ.አይ.ኤ.ፍ. ከዚህ	-2,250.9	-2,237.0	-2,274.6	IMPORT C.I.P. OF WHICH
	ለዕድገት ግብዓትና ኢንሹራንስ የቀለ	(-315.1)	(-313.1)	(-318.4)	FREIGHT AND INSURANCE
2.	ገልጋሎቶች				2. SERVICES
	ገቢ	5.0	0.4	5.9	TRAVEL
	ወጪ	13.9	11.1	16.1	CREDIT
	ወጪ	8.9	10.7	10.2	DEBIT
	ሌላ ትሬንስፖርት	111.4	110.3	127.4	OTHER TRANSPORT
	ገቢ	242.1	270.5	301.8	CREDIT
	ወጪ	130.7	160.2	174.4	DEBIT
	የመንግሥት ህዳሴ ለ.ቦ.ደ.	53.7	51.8	61.0	GOVERNMENT N.I.E.
	ገቢ	74.1	73.3	76.4	CREDIT
	ወጪ	20.4	21.5	15.4	DEBIT
	ሥራ ለይ የቀለ ገንዘብ	-59.7	-76.6	-121.3	INVESTMENT INCOME
	ገቢ	35.3	34.6	24.2	CREDIT
	ወጪ	95.0	111.2	145.5	DEBIT
	ሌሎች ገልጋሎቶች	20.1	35.4	17.6	OTHER SERVICES
	ገቢ	117.1	125.8	134.6	CREDIT
	ወጪ	97.0	90.4	117.0	DEBIT
	ገልጋሎቶች/የተጠራ	130.5	121.3	90.6	SERVICES (NET)
3.	የተጠራ የዕድገትና ገልጋሎቶች ገቢ /1+2/	-1,196.6	-1,321.7	-1,410.7	3. NET GOODS AND SERVICES (1+2)
4.	የተዛወሩ ክፍያዎች				4. TRANSFER
	ከግል	433.6	306.4	245.3	PRIVATE
	ገቢ	437.5	310.0	252.5	CREDIT
	ወጪ	3.9	3.6	7.2	DEBIT
	ከመንግሥት	607.1	438.6	388.9	PUBLIC
	ገቢ	607.1	438.6	388.9	CREDIT
	ወጪ	-	-	-	DEBIT
	የተጠራ የተዛወሩ ክፍያዎች	1,040.7	745.0	634.2	TRANSFER (NET)
5.	የገንዘብ ህዳሴ የተጠራ ብልጣት/3+4/	-155.9	-576.7	-776.5	5. BALANCE ON C/A (3+4)
6.	ጥሩ ገንዘብ ያልሆነ የረዥም ዘመን ከመንግሥት	574.0	375.4	581.8	6. NON-MONETARY LONG-TERM CAPITAL
	ገቢ	-	-	-	GOVERNMENT
	ወጪ	-	-	-	CREDIT
	ወጪ	-	-	-	DEBIT
7.	የመሠረታዊ ህዳሴ ማዘገፍ	418.1	-201.3	-194.7	7. BASIC BALANCES
8.	የአጭር ዘመን የገልጋሎት ክፍያ	-26.5	20.0	13.0	8. SHORT-TERM CAPITAL (NET)
9.	የተጠራ ስህተት ወይም ገደብ	-44.6	137.7	-198.6	9. NET ERRORS AND OMISSIONS
10.	የተጠቃሚ ዋጋ ጥግግ	-	-	-	10. REVALUATION OF RESERVES
11.	ኢ.ሲ.ዲ.አ.ሮ. ተጠቃሚ	-	-	-	11. S.D.R. ALLOCATION
12.	የአጠቃላይ ህዳሴ ማዘገፍ /7+8+9+10+11/	347.0	-43.6	-383.3	12. OVERALL BALANCE (7+8+9+10+11)
13.	የተጠራ የገንዘብ አገባብ	-347.0	43.6	383.3	13. NET MONETARY MOVEMENTS
		1985/86*	1986/87*	1987/88*	

* የፍጹም ዓመት መጨረሻ በጥር 30 ነው

* Year Ending July 7

ከብሔራዊ ጥናትና ፈጠራ ምክርቤት ጋር

Source: Economic Research and Planning Department, National Bank of Ethiopia

ክፍል ፲. ስለጤን /ኢንሹራንስ/

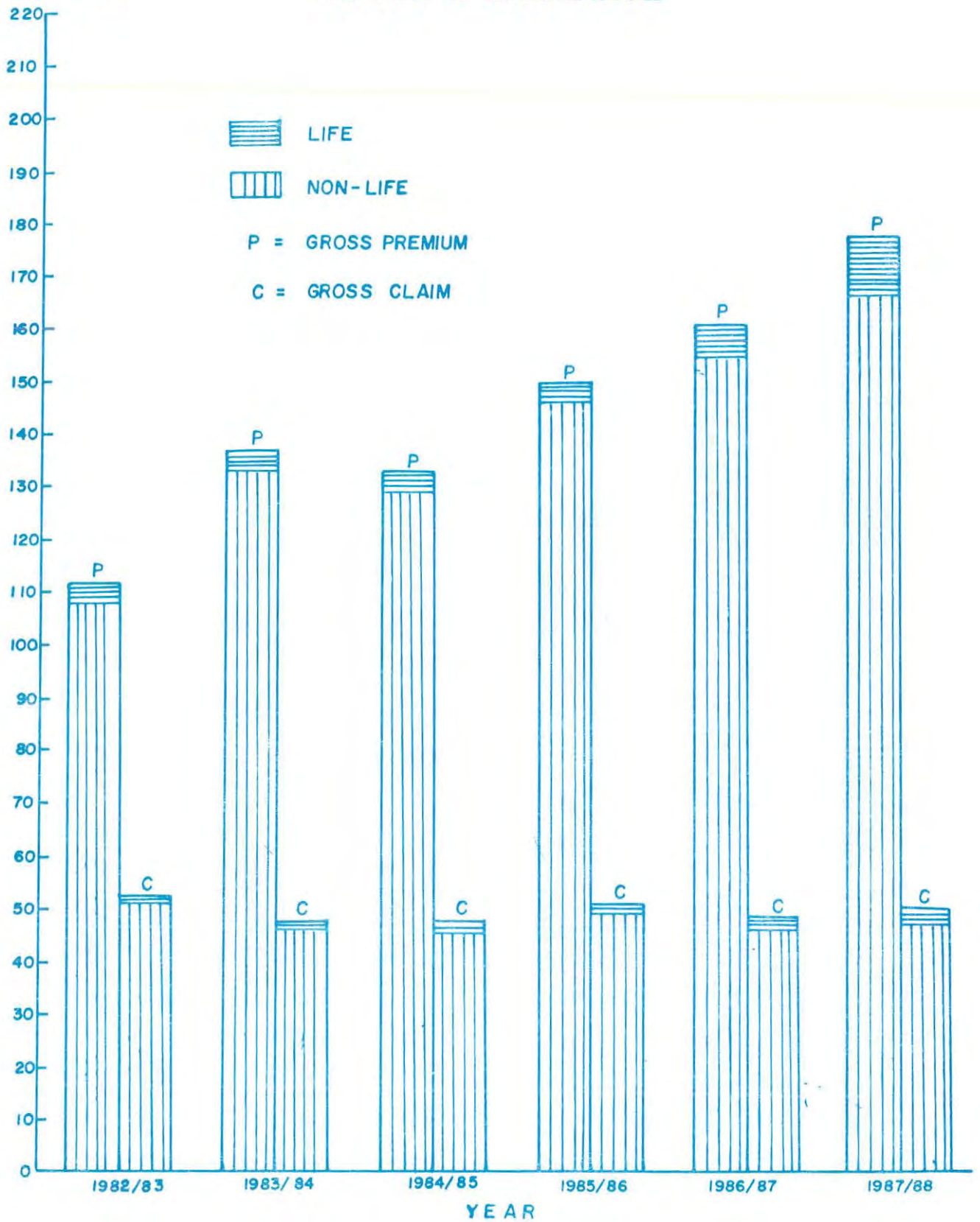
ከዚህ በፊት በሀገሪቱ ለሥራ ሦስት የተለያዩ የጤን ኩባንያዎች
በሥራ ላይ ለንደኑን ይታወቃል። ነገር ግን በጥቅምት 1968 ዓ.ም.
የጤን ኩባንያዎች ከተወረሱ በኋላ "የኢትዮጵያ የጤን ደርጀት" በጠባል
ሥራ ሦስትም በአንድ ላይ ተጠቃለዋል።

SECTION M. INSURANCE

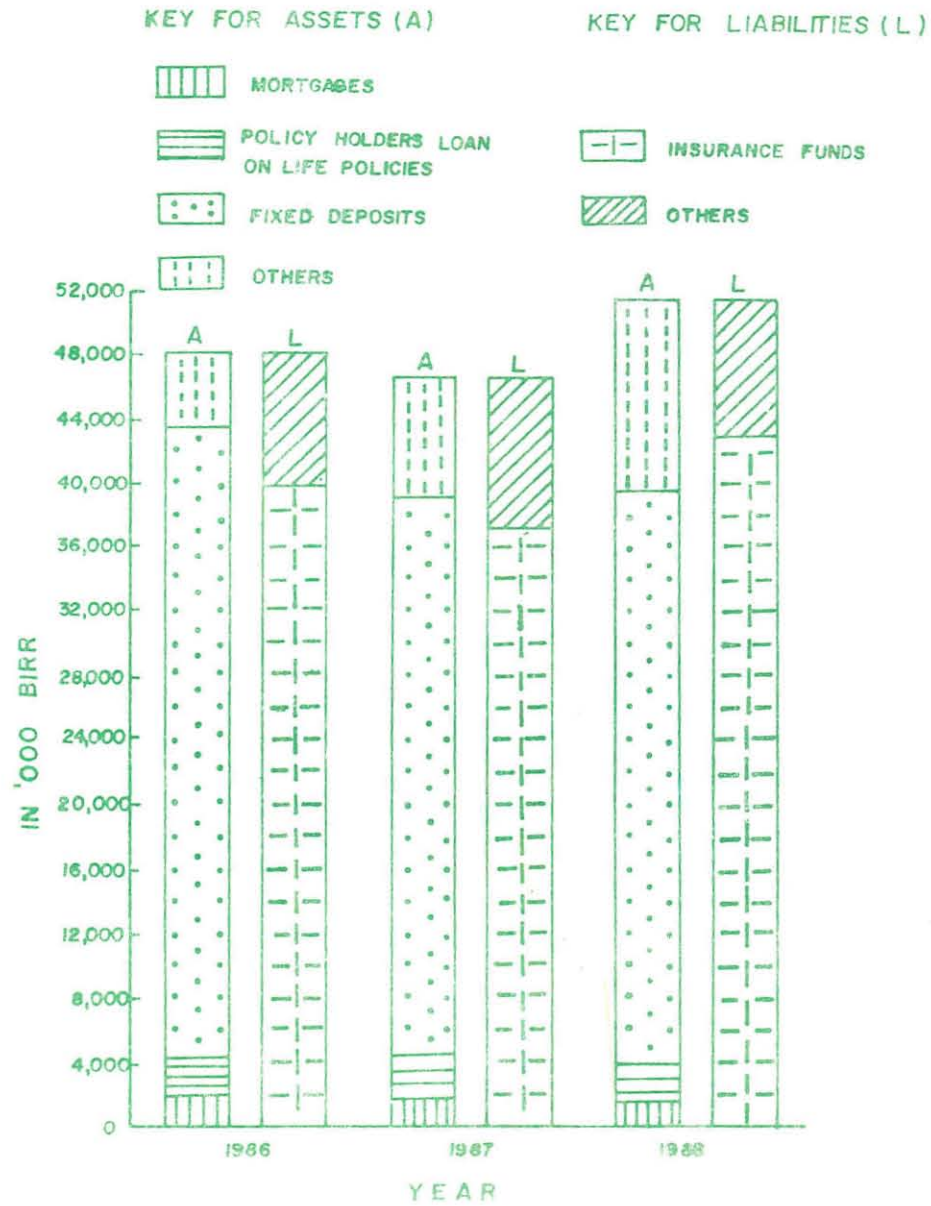
Formerly there were thirteen Insurance Companies Operating
in the Nation. However, since the nationalization of the insurance
companies in November 1975 all the thirteen are consolidated into one
corporation under the name of "Ethiopian Insurance Corporation".

M-1- GROSS PREMIUM & CLAIMS OF LIFE & NON-LIFE INSURANCE

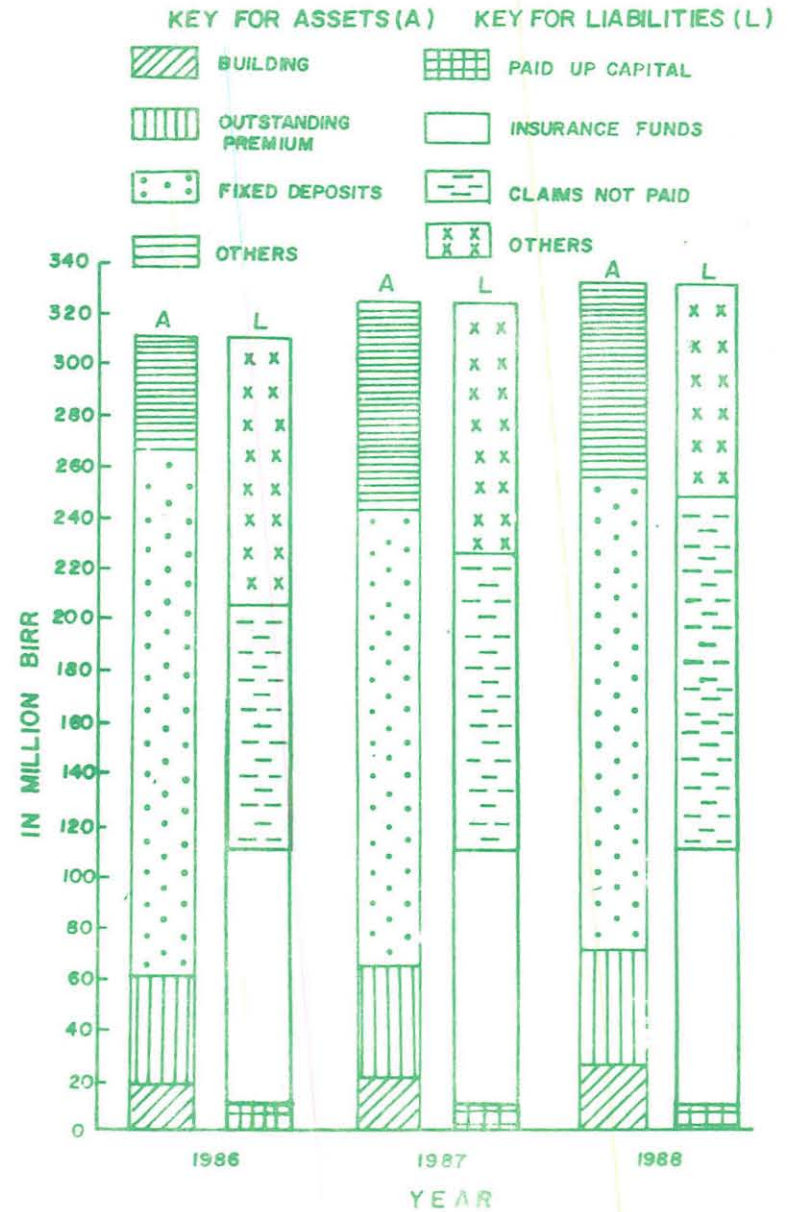
IN MILLION BIRR





M.2 - LIFE INSURANCE ASSETS & LIABILITIES



M.3 - NON-LIFE INSURANCE ASSETS & LIABILITIES





የሕይወት መዳን ኦርጋንና ለመዳን የተከፈለ ግጥም
SUMMARY OF PREMIUM AND CLAIMS OF LIFE INSURANCE

ሠገጠረዥ ፲.፡፡፡ TABLE M.1 በሚሊዮን ብር IN MILLION BIRR

የዓመት መጠን	1974	1975	1976	1977	1978	1979	1980	
ገቢ								INCOME
ጠቅላላ ኦርጋን	3.2	4.2	4.1	4.3	4.2	6.4	11.3	GROSS PREMIUM
ለጠለፋ መዳን የተከፈለ ቢዳን	0.4	0.4	0.4	0.4	0.5	0.3	0.4	LESS REINSURANCE CEDED
የተጣራ ኦርጋን	2.8	3.8	3.7	3.8	3.7	6.1	10.9	NET PREMIUM
ወጪ								OUT GO
ጠቅላላ ለመዳን የተከፈለ	1.6	1.5	2.1	2.4	1.9	2.6	2.7	GROSS CLAIMS
ከጠለፋ መዳን በጣ የተከፈለ ወና የተሰጠው ቢዳን	0.1	0.1	0.2	0.3	0.1	-	-	LESS REINSURANCE RECOVERIES
የተጣራ ለመዳን ወጪዎች ገዲታ የተከፈለ	1.5	1.4	1.9	2.1	1.7	2.6	2.7	NET CLAIMS
	1981/82	1982/83	1983/84	1984/85	1985/86	1986/87	1987/88	YEAR*

የሕይወት ያልሆነ መዳን ኦርጋንና ለመዳን የተከፈለ ግጥም
SUMMARY OF PREMIUM AND CLAIMS OF NON-LIFE INSURANCE

ሠገጠረዥ ፲.፡፡፡ TABLE M.2 በሚሊዮን ብር IN MILLION BIRR

የዓመት መጠን	1974	1975	1976	1977	1978	1979	1980	
ገቢ								INCOME
ጠቅላላ ኦርጋን	99.5	108.5	133.4	129.4	145.7	155.3	166.4	GROSS PREMIUM
ለጠለፋ መዳን የተከፈለ ቢዳን	19.8	23.5	31.8	32.7	38.7	38.5	41.0	LESS REINSURANCE CEDED
የተጣራ ኦርጋን	79.7	85.0	101.6	96.7	107.0	116.8	125.4	NET PREMIUM
ወጪ								OUT GO
ጠቅላላ ለመዳን የተከፈለ	28.5	51.0	45.8	45.6	48.9	46.1	47.4	GROSS CLAIMS
ከጠለፋ መዳን በጣ የተከፈለ ወና የተሰጠው ቢዳን	11.0	12.6	10.0	2.2	8.8	11.8	5.8	LESS REINSURANCE RECOVERIES
የተጣራ ለመዳን ወጪዎች ገዲታ የተከፈለ	17.5	38.4	35.8	43.4	40.1	34.3	41.6	NET CLAIMS
	1981/82	1982/83	1983/84	1984/85	1985/86	1986/87	1987/88	YEAR*

፳ የዓመት መጨረሻ በ ነ 23 ነው።
* Year Ending June 23

ከኢትዮጵያ መዳን ዲርጅት የተገኘ
Source: Ethiopian Insurance Corporation

የኢትዮጵያ ደህንነት ሙያ ልማት ገቢና ወጪ በሥራ ዓይነት
 INCOME AND EXPENDITURE OF NON-LIFE INSURANCE BY LINE OF INSURANCE

ሠገጠረዥ ፯.3

TABLE M.3

በሺህ ብር IN '000 BIRR

	የአባት	የምተር ገሽከርካፊ	የወርከባና የአውሮፕላን	የሠራተኞች ከሣ	የልዩ ልዩ	
1978^ጘ						1985/86*
ገቢ						INCOME
ጠቅላላ አርቦን	15,016	56,953	46,855	13,505	13,343	GROSS PREMIUM
ከኢትዮጵያ ወጭ ለጠለፋ ሙያ የተሰጠ	8,992	68	27,416	29	2,149	REINSURANCE OUTSIDE ETHIOPIA
የተጠፋ አርቦን	6,024	56,885	19,439	13,476	11,194	NET PREMIUM
ከኮሚሽን የተገኘ	6,270	-	5,735	-	1,110	COMMISSIONS RECEIVED
ሌላ ገቢ	-	-	-	-	-	OTHER INCOME
ለዓመት መጀመሪያ ለመጠባበቂያ የነበረ	2,357	51,801	19,495	6,086	5,153	RESERVE BEGINNING OF YEAR
ጅምር	14,651	108,686	44,669	19,562	17,457	TOTAL
ወጪ						EXPENDITURE
ለሙያ ገዲያ የተሰጠና የሚታወቅ	5,561	24,777	10,397	4,279	3,904	CLAIMS PAID AND OUTSTANDING
ከጠለፋ ሙያ በጣ የተሰጠውና የመለከው ቢተነሱ	4,142	(735)	4,906	-	455	LESS REINSURANCE RECOVERIES
የተጠፋ ለሙያ ወጪዎች ገዲያ የተሰጠ	1,419	25,512	5,491	4,279	3,449	NET CLAIMS
ከኮሚሽን የተሰጠ	-	-	-	-	-	COMMISSIONS PAID
የሥራ ጠለቂዎች	381	1,443	1,187	342	338	MANAGEMENT EXPENSES
በዓመት መጨረሻ ለመጠባበቂያ የነበረ	3,072	59,012	21,577	6,873	5,709	RESERVE END OF YEAR
ሌሎች ወጪዎች	-	-	-	-	-	OTHER EXPENSES
ወደ ንርፍና ከሣራ ሂሳብ የተሰጠ	9,779	22,719	16,414	8,068	7,961	TRANSFERRED TO PROFIT AND LOSS ACCOUNT
ጅምር	14,651	108,686	44,669	19,562	17,457	TOTAL
	FIRE	MOTOR	MARINE AND AVIATION	WORKERS COMPEN-SATION	MIS-CELLAN-BOUS	

* የዓመት መጨረሻ በኒ 23 ነው
 * Year Ending June 30

// ተጽዕኖ
 () Negative

ከኢትዮጵያ ሙያ ልማት ልማት የተገኘ
 Source: Ethiopian Insurance Corporation

የሕይወት ያልሆነ ጭንቀት የሚገኝ ገቢና ወጪ በሥራ ደብዳቤ
 INCOME AND EXPENDITURE OF NON-LIFE INSURANCE BY LINE OF INSURANCE

ሠገጠረዥ ፲.3 / የጠለ / TABLE M.3 (Contd.)

በሺህ ብር

IN '000 BIRR

	የአባት	የዋና ገንዘብ	የወርሳዊ የአወርገሳ	የሠራተኞች ከሣ	የልዩ ልዩ	
1979*						1986/87*
ገቢ						INCOME
ጠቅላላ አርባ	16,061	60,937	48,621	14,725	15,014	GROSS PREMIUM
በኢትዮጵያ ውጭ ለጠለፍ ጭንቀት የተከፈለ	10,131	529	25,251	18	2,582	REINSURANCE OUTSIDE ETHIOPIA
የጠቅላላ አርባ	5,930	60,408	23,370	14,707	12,432	NET PREMIUM
በኮሚሽን የተገኘ	5,493	(1)	6,181	-	958	COMMISSIONS RECEIVED
ሌላ ገቢ	-	-	-	-	-	OTHER INCOME
በዓመት መጀመሪያ ለጠባባቢ የነበረ	3,072	59,012	21,577	6,873	5,709	RESERVE BEGINNING OF YEAR
ጭንቀት	14,495	119,419	51,128	21,580	19,099	TOTAL
ወጪ						EXPENDITURE
ለጭንቀት ገደብ የተከፈለ የሚከፈል	2,036	17,880	10,364	1,408	6,563	CLAIMS PAID AND OUTSTANDING
ከጠለፍ ጭንቀት በጠባባቢ የተከፈለው ሲተነሳ	1,923	2,534	5,814	-	1,648	LESS REINSURANCE RECOVERIES
የጠቅላላ ጭንቀት ወጪ ገደብ የተከፈለ	113	15,346	4,550	1,408	4,915	NET CLAIMS
ለኮሚሽን የተከፈለ	-	10	-	-	-	COMMISSIONS PAID
የሥራ ጠባቢ	399	1,517	1,210	367	374	MANAGEMENT EXPENSES
በዓመት መጨረሻ ለጠባባቢ የነበረ	4,525	70,808	25,940	7,500	6,340	RESERVE END OF YEAR
ሌሎች ወጪዎች	-	-	-	-	-	OTHER EXPENSES
ወደ ትርፍና ከሥራ ህዳሽ የተዘወረ	9,458	31,738	19,428	12,305	7,470	TRANSFERRED TO PROFIT AND LOSS ACCOUNT
ጭንቀት	14,495	119,419	51,128	21,580	19,099	TOTAL
1980*						1987/88*
ገቢ						INCOME
ጠቅላላ አርባ	17,409	66,576	51,777	14,427	16,199	GROSS PREMIUM
በኢትዮጵያ ውጭ ለጠለፍ ጭንቀት የተከፈለ	10,500	122	28,154	18	1,954	REINSURANCE OUTSIDE ETHIOPIA
የጠቅላላ አርባ	6,909	66,454	23,623	14,409	14,245	NET PREMIUM
በኮሚሽን የተገኘ	7,192	9	9,075	-	599	COMMISSIONS RECEIVED
ሌላ ገቢ	-	-	-	-	-	OTHER INCOME
በዓመት መጀመሪያ ለጠባባቢ የነበረ	4,525	70,808	25,940	7,501	6,341	RESERVE BEGINNING OF YEAR
ጭንቀት	18,626	137,271	58,638	21,910	21,185	TOTAL
ወጪ						EXPENDITURE
ለጭንቀት ገደብ የተከፈለ የሚከፈል	367	36,523	1,669	3,645	2,479	CLAIMS PAID AND OUTSTANDING
ከጠለፍ ጭንቀት በጠባባቢ የተከፈለው ሲተነሳ	(318)	(321)	1,584	-	28	LESS REINSURANCE RECOVERIES
የጠቅላላ ጭንቀት ወጪ ገደብ የተከፈለ	685	36,844	85	3,645	2,451	NET CLAIMS
ለኮሚሽን የተከፈለ	-	-	-	-	-	COMMISSIONS PAID
የሥራ ጠባቢ	436	1,660	1,291	361	403	MANAGEMENT EXPENSES
በዓመት መጨረሻ ለጠባባቢ የነበረ	5,255	92,352	26,221	7,349	7,265	RESERVE END OF YEAR
ሌሎች ወጪዎች	-	-	-	-	-	OTHER EXPENSES
ወደ ትርፍና ከሥራ ህዳሽ የተዘወረ	12,250	6,415	31,041	10,555	11,066	TRANSFERRED TO PROFIT AND LOSS ACCOUNT
ጭንቀት	18,626	137,271	58,638	21,910	21,185	TOTAL
	FIRE	MOTOR	MARINE AND AVIATION	WORKERS COMPEN-SATION	MIS-CELLAN-EOUS	

* የዓመት መጨረሻ በ 23 ነው
 * Year Ending June 30

// ተፋላሽ
 () Negative

ከኢትዮጵያ ጭንቀት ደርጅት የተገኘ
 Source: Ethiopian Insurance Corporation

የገንዘብ ሰነድ የሕይወት ጥገና
BALANCE SHEET OF LIFE INSURANCE

ሀብቶች
ASSETS

ሠገጠረዥ ፲.፩/ሀ/

TABLE M.4 (a)

በሺህ ብር

IN '000 BIRR

	በኢ 23 1978	በኢ 23 1979	በኢ 23 1980	
ልገታዎች	-	-	-	BUILDINGS
ተሽከርካሪ መኪናዎች ዐዳዎችና መሳሪያዎች	32	34	27	MOTOR VEHICLES, FURNITURES AND EQUIPMENT
በግብርና የገንዘብ	2,150	1,963	1,623	MORTGAGES
በገንዘብ ሰነድ ወላጅ ግብርና ስራዎች የሚያስፈልጉ ገንዘብ	2,214	2,551	2,550	POLICY-HOLDERS' LOAN ON LIFE POLICIES
ሌሎች ገንዘቦች	46	50	50	OTHER LOANS
የግብርና የገንዘብ ሰነድ ደርሶቻችን ለሌሎች/	-	-	-	GOVERNMENT SECURITIES
ሌሎች የገንዘብ ሰነድ	-	-	-	SHARES
በወላጅ ገንዘብ ስራ	-	-	-	OTHER SECURITIES
ገቢ የሚገኝ አርባ	-	-	-	AGENTS' BALANCES
ወለድ የገንዘብ ደርሶቻችን ስራ	1,475	1,282	1,216	OUTSTANDING PREMIUM
ከተገባሪዎች ለግብርና ስራ የሚገኝ ዐዳ	492	313	286	INTEREST, DIVIDENDS AND RENTS
በአገር ውስጥ የገንዘብ ሰነድ	22	16	19	DEBTORS
በገንዘብ ሰነድ /ተገባሪዎች ስራ/	1,251	3,777	10,575	CASH ON HAND
ለተገባሪ ገቢ የተገኘ	39,250	34,981	35,401	CURRENT ACCOUNTS
ሌሎች ሀብቶች	1,872	1,900	28	FIXED DEPOSITS
				OTHER ASSETS
ጠቅላይ	48,804	46,867	51,775	TOTAL
	JUNE 30 1986	JUNE 30 1987	JUNE 30 1988	

ገቢዎች
LIABILITIES

ሠገጠረዥ ፲.፩/ለ/

TABLE M.4 (b)

በሺህ ብር

IN '000 BIRR

	በኢ 23 1978	በኢ 23 1979	በኢ 23 1980	
የተከፈለ የገንዘብ ደርሶቻችን የገንዘብ	-	-	-	PAID-UP CAPITAL
ለግብርና የተገኘ ገንዘብ	39,909	37,231	43,310	INSURANCE FUNDS
ለግብርና	32,726	35,564	42,633	LIFE
ለሌሎች	7,183	1,667	677	OTHERS
ከገንዘብ ስራ ስራ ስራ የተገኘ	-	-	-	BALANCE OF PROFIT AND LOSS ACCOUNT
ተገባሪ ገንዘብ ስራ ስራ	941	1,337	1,198	CLAIMS ADMITTED BUT NOT PAID
ለግብርና የተገኘ ገንዘብ	413	79	318	DUE REINSURERS
ለግብርና ስራ ስራ የተገኘ ገንዘብ	1,153	1,420	1,638	DUE SUNDRY CREDITORS
ለገቢ ገብር የተገኘ ገንዘብ	-	-	-	DUE INCOME TAX
ለሌሎች	6,388	6,800	5,311	OTHERS
ጠቅላይ	48,804	46,867	51,775	TOTAL
	JUNE 30 1986	JUNE 30 1987	JUNE 30 1988	

ከኢትዮጵያ ግብርና ደርሶች የተገኘ

Source: Ethiopian Insurance Corporation

የኢትዮጵያ ንግድ ባንክ የሕይወት ጥበቃ
BALANCE SHEET OF NON-LIFE INSURANCE

ሀብቶች
ASSETS

ሠንጠረዥ ፲.፭/ሀ/

TABLE M.5 (a)

በሺህ ብር

IN '000 BIRR

	በ ነ 23 1978	በ ነ 23 1979	በ ነ 23 1980	
ሕንጻዎች	17,794	21,629	25,798	BUILDINGS
ተሽከርካሪ መኪናዎች ዕቃዎች መሳሪያዎች	2,014	2,102	2,707	MOTOR VEHICLES, FURNITURE AND EQUIPMENT
ሌሎች ብድሮች	-	-	-	OTHERS LOANS
የግንባታ የገቢዎች በገቢዎች	-	-	-	GOVERNMENT SECURITIES
ድርሻዎች ለሌሎች/	652	652	1,259	SHARES
ሌሎች የገቢዎች በገቢዎች	-	-	-	OTHER SECURITIES
በወህንነት ያለ ሕዝብ	-	-	-	AGENTS' BALANCES
ገቢ የሚገኝ አርባ	42,962	42,424	45,064	OUTSTANDING PREMIUM
ወለዶች የንግድ ድርሻዎች ኪራይ	2,445	3,392	4,367	INTEREST, DIVIDENDS AND RENTS
ከተገኘዎቹ ለግንባታ በወህንነት የሚከፈል ዕቃ	2,554	-	-	DEBTORS
በአጭ ያለ ጥሩ ገንዘብ	1,073	2,185	2,167	CASH ON HAND
በገንዘብ ያለ/የገንዘብ ሕዝብ/	14,980	54,494	50,628	CURRENT ACCOUNTS
ለ ተወሰኑ ገቢ የተሰጠ	206,471	178,251	185,176	FIXED DEPOSITS
ሌሎች ሀብቶች	19,138	19,597	16,128	OTHER ASSETS
ጁ ማ ር	310,083	324,726	333,294	TOTAL
	JUNE 30 1986	JUNE 30 1987	JUNE 30 1988	

ገቢዎች
LIABILITIES

ሠንጠረዥ ፲.፭/ለ/

TABLE M.5 (b)

በሺህ ብር

IN '000 BIRR

	በ ነ 23 1978	በ ነ 23 1979	በ ነ 23 1980	
የተከፈለ የገንዘብ ድርሻዎች ጥያቄ ገንዘብ	11,000	11,000	11,000	PAID-UP CAPITAL
ለግንባታ የተሰጠ ገንዘብ	96,242	115,114	138,441	INSURANCE FUNDS
ለአገልግሎት	3,072	4,524	5,255	FIRE
ለጥሬ ተሽከርካሪ	59,011	70,808	92,352	MOTOR VEHICLE
ለአደጋ	-	-	-	ACCIDENT
አሰሪዎች ለሠራተኞች ለሰጡት የገቢዎች ግንባታ	6,873	7,501	7,349	EMPLOYERS' LIABILITIES
ለግንባታ ለአወርኻለገ	21,577	25,940	26,221	MARINE AND AVIATION
ለሌሎች	5,709	6,341	7,264	OTHERS
ከንግድ ጋር የተያያዘ	32,085	32,300	27,707	BALANCE OF PROFIT AND LOSS ACCOUNT
ተከፈለ ገንዘብ ገና ያልተከፈለ	73,871	55,897	68,713	CLAIMS ADMITTED BUT NOT PAID
ለአገልግሎት	2,224	1,392	1,484	FIRE
ለጥሬ ለጥሬ ገንዘብ/	46,418	41,891	51,029	MOTOR
ለአደጋ	-	-	-	ACCIDENT
ለአሰሪዎች ለሠራተኞች ለሰጡት ገቢ	9,056	6,402	5,462	EMPLOYERS' LIABILITIES
ለግንባታ ለአወርኻለገ	10,576	9,229	5,397	MARINE AND AVIATION
ለሌሎች	5,597	6,983	5,341	OTHERS
ከአገር ወጭ የሚገኝ የገንዘብ ጥበቃ ገቢ	-	-	-	INWARD BUSINESS
ለገንዘብ ጥበቃ ገንዘብ የሚከፈል	38,528	37,675	34,545	DUE REINSURERS
ለገንዘብ ጥበቃ ገንዘብ የሚከፈል	4,962	5,100	6,364	DUE SUNDRY CREDITORS
ለገቢ ገቢ የሚከፈል	32,897	37,025	32,110	DUE INCOME TAX
ለሌሎች	20,498	20,515	14,414	OTHERS
ጁ ማ ር	310,083	324,726	333,294	TOTAL
	JUNE 30 1986	JUNE 30 1987	JUNE 30 1988	

የኢትዮጵያ ግንባታ ባንክ የሕይወት ጥበቃ
Source: Ethiopian Insurance Corporation

የሕይወት ዋስትና ሁኔታ የጫናው ስጦታ ደብዳቤ
STATEMENT OF LIFE PORTFOLIO

ሠ ገጽ ፳፻ ፲.፭

TABLE N.6

ባሻሻ ባር

IN '000 BIRR

የሕይወት ዋስትና	ባለውሎት ስምት የጫኑረሰ		ለባለውሎት የወሎ ጊዛ ቢያልት ወይም ስምት የጫኑረሰ		ሌሎች ድምር				
	ባዛት	የዋስትናው ልዝ	ባዛት	የዋስትናው ልዝ	ባዛት	የዋስትናው ልዝ	ባዛት	የዋስትናው ልዝ	
1977^፱									
1. በዓመት መጀመሪያ የነበሩት የውልግ ወሎች	21	312	2,373	31,951	184	3,427	2,578	35,690	1. POLICIES IN FORCE BEGINNING OF YEAR
2. አዲስ የተሰጠ የውልግ ወሎች	-	-	498	5,182	29	228	527	5,410	2. NEW POLICIES ISSUED
3. አገደባብር የሆኑ	-	-	-	-	-	-	-	-	3. REINSTATEMENTS
4. ሌሎች	-	-	20	87	45	585	65	672	4. OTHERS
5. ልዎር	21	312	2,891	37,220	258	4,240	3,170	41,772	5. TOTAL
6. ዐዳላካቸው የዋሰ ዋስትናዎች	-	-	27	522	-	-	27	522	6. MATURITIES
7. በውሎት ተዋግዎች የቋረዙ ወሎች	1	10	63	967	-	-	64	977	7. SURRENDERS
8. በዋት አደጋ አገዳሪረሰ የተጠየቀ	-	-	26	403	1	6	27	409	8. DEATH CLAIMS
9. ባለውሎች ስጦታው የተቆየ ወይም የተረዳ	2	25	293	2,618	41	276	336	2,919	9. LAPSES
10. ሌሎች	-	-	65	908	-	-	65	908	10. OTHERS
11. ልዎር	3	35	474	5,418	42	282	519	5,735	11. TOTAL
12. በዓመት መጨረሻ የነበሩት የውልግ ወሎች/5 ቢተነሱ 11/	18	277	2,417	31,802	216	3,958	2,651	36,036	12. POLICIES IN FORCE END OF YEAR (5 LESS 11)
13. የጠለፋ ወይም ያለቸው ወሎች	13. POLICIES REINSURED
14. በገባረት ውጭ የተገዙ ወይም የተረዱ	-	-	2	735	51	62,424	53	63,159	14. GROUP POLICIES IN FORCE
1978^፳									
1. በዓመት መጀመሪያ የነበሩት የውልግ ወሎች	18	277	2,417	31,802	216	3,958	2,651	36,036	1. POLICIES IN FORCE BEGINNING OF YEAR
2. አዲስ የተሰጠ የውልግ ወሎች	-	-	333	6,216	21	232	354	6,448	2. NEW POLICIES ISSUED
3. አገደባብር የሆኑ	-	-	-	-	-	-	-	-	3. REINSTATEMENTS
4. ሌሎች	-	-	33	190	36	572	69	762	4. OTHERS
5. ልዎር	18	277	2,783	38,208	273	4,762	3,074	43,246	5. TOTAL
6. ዐዳላካቸው የዋሰ ዋስትናዎች	-	-	38	448	-	-	38	448	6. MATURITIES
7. በውሎት ተዋግዎች የቋረዙ ወሎች	-	-	79	892	-	-	79	892	7. SURRENDERS
8. በዋት አደጋ አገዳሪረሰ የተጠየቀ	1	5	11	160	-	-	12	165	8. DEATH CLAIMS
9. ባለውሎች ስጦታው የተቆየ ወይም የተረዳ	-	-	199	1,919	21	307	220	2,226	9. LAPSES
10. ሌሎች	2	40	67	1,043	-	-	69	1,083	10. OTHERS
11. ልዎር	3	45	394	4,462	21	307	418	4,814	11. TOTAL
12. በዓመት መጨረሻ የነበሩት የውልግ ወሎች/5 ቢተነሱ 11/	15	232	2,389	33,746	252	4,455	2,656	38,433	12. POLICIES IN FORCE END OF YEAR (5 LESS 11)
13. የጠለፋ ወይም ያለቸው ወሎች	13. POLICIES REINSURED
14. በገባረት ውጭ የተገዙ ወይም የተረዱ	-	-	2	735	56	94,466	58	99,201	14. GROUP POLICIES IN FORCE
	NO.	SUM ASSURED	NO.	SUM ASSURED	NO.	SUM ASSURED	NO.	SUM ASSURED	LIFE PORTFOLIO
	WHOLE LIFE		ENDOWMENT		OTHERS		TOTAL		

፳ የዓመት መጨረሻ በ 23 ነው

* Year Ending June 30

... ወረቅ አልተገኘም
... Det Not Available

ስሌት የሰጠው ወይን ደርጅት የተገኘ
Source: Ethiopian Insurance Corporation

የኢትዮጵያ ህይወት የግብርና ስራ ማዕከል
STATEMENT OF LIFE PORTFOLIO

ሠንጠረዥ 7.6 / የግብርና /

TABLE M.6 (Contd.)

በሺህ ቢር

IN '000 BIRR

የኢትዮጵያ ህይወት ስራ	በአጠቃላይ የሚገኙት		ለበለጠ የሚገኙት ህይወት ስራ		ሌሎች		ጠቅላይ		
	ብዛት	የዋጋው ስጦታ	ብዛት	የዋጋው ስጦታ	ብዛት	የዋጋው ስጦታ	ብዛት	የዋጋው ስጦታ	
1979^ግ									
1. በግብርና ስራ የገቢ ስራ የሚገኙት	15	232	2,389	33,746	252	4,455	2,656	38,433	1. 1986/87* 1. POLICIES IN FORCE BEGINNING OF YEAR
2. አዲስ የተሰጠ የሰው ስራ	2	30	575	9,333	56	591	633	9,954	2. NEW POLICIES ISSUED
3. አገልግሎት የሆኑ	-	-	132	2,215	-	-	132	2,215	3. REINSTATEMENTS
4. ሌሎች	-	-	23	147	36	86	59	233	4. OTHERS
5. ጠቅላይ	17	262	3,119	45,441	344	5,132	3,480	50,835	5. TOTAL
6. ዕድሜያዊ የሆኑ ስራዎች	-	-	26	353	-	-	26	353	6. MATURITIES
7. በሰው ስራ የተሰጠ የሰው ስራ	-	-	71	894	-	-	71	894	7. SURRENDERS
8. በሰው ስራ አገልግሎት የተሰጠ	1	5	16	220	-	-	17	225	8. DEATH CLAIMS
9. በሰው ስራ ስራ የተሰጠ የሰው ስራ	-	-	190	2,525	-	-	190	2,525	9. LAPSES
10. ሌሎች	-	-	59	1,029	-	-	59	1,029	10. OTHERS
11. ጠቅላይ	1	5	362	5,021	-	-	363	5,026	11. TOTAL
12. በግብርና ስራ የገቢ ስራ የሚገኙት ስራ / 5 ስራ ስራ	16	257	2,757	40,420	344	5,132	3,117	45,809	12. POLICIES IN FORCE END OF YEAR (5 LESS 11)
13. የሰው ስራ ስራ ስራ	13. POLICIES REINSURED
14. በግብርና ስራ የተሰጠ የሰው ስራ	-	-	2	735	68	119,800	70	120,535	14. GROUP POLICIES IN FORCE
1980^ግ									
1. በግብርና ስራ የገቢ ስራ የሚገኙት	16	257	2,575	40,420	344	5,132	3,117	45,809	1. 1987/88* 1. POLICIES IN FORCE BEGINNING OF YEAR
2. አዲስ የተሰጠ የሰው ስራ	4	70	721	10,533	21	106	746	10,709	2. NEW POLICIES ISSUED
3. አገልግሎት የሆኑ	-	-	110	1,155	-	-	110	1,155	3. REINSTATEMENTS
4. ሌሎች	-	-	29	175	41	89	70	264	4. OTHERS
5. ጠቅላይ	20	327	3,617	52,283	406	5,327	4,043	57,937	5. TOTAL
6. ዕድሜያዊ የሆኑ ስራዎች	-	-	30	490	-	-	30	490	6. MATURITIES
7. በሰው ስራ የተሰጠ የሰው ስራ	-	-	76	808	-	-	76	808	7. SURRENDERS
8. በሰው ስራ አገልግሎት የተሰጠ	-	-	13	183	-	-	13	183	8. DEATH CLAIMS
9. በሰው ስራ ስራ የተሰጠ የሰው ስራ	1	5	278	2,402	21	248	300	2,655	9. LAPSES
10. ሌሎች	-	-	70	1,331	-	-	70	1,331	10. OTHERS
11. ጠቅላይ	1	5	467	5,214	21	248	489	5,467	11. TOTAL
12. በግብርና ስራ የገቢ ስራ የሚገኙት ስራ / 5 ስራ ስራ	19	322	3,150	47,069	385	5,079	3,554	52,470	12. POLICIES IN FORCE END OF YEAR (5 LESS 11)
13. የሰው ስራ ስራ ስራ	13. POLICIES REINSURED
14. በግብርና ስራ የተሰጠ የሰው ስራ	-	-	2	735	83	144,898	85	145,633	14. GROUP POLICIES IN FORCE
	NO.	SUM ASSURED	NO.	SUM ASSURED	NO.	SUM ASSURED	NO.	SUM ASSURED	LIFE PORTFOLIO
	WHOLE LIFE		ENDOWMENT		OTHERS		TOTAL		

ግ ግብርና ስራ ስራ ስራ 23 ግብር
* Year Ending June 30

... ስራ ስራ ስራ
... Data Not Available

ከኢትዮጵያ ህይወት ስራ ስራ ስራ
Source: Ethiopian Insurance Corporation

ክፍል ነ. ስለዕገገግ ጥገ

ሠገጠረዥ ነ.1 :-

በ1955/56 ዓ.ም. ከተደረገው የቤተሰብ የኦሮ ወጭ ጥፋት የተገኘውን ወጭና በየወሩ የሚሰበሰቡ የቸር ታር ጥገ መሠረት በጣዕረገ የግዕዝ ስታቲስቲክስ ባለሥልጣን ያዘጋጀውን የ1979/80፣ የ1980/81 እና የ1981/82 ዓ.ም. የአዲስ አበባ ከተማ የቸር ታር ገበያ ጥገ መመዘኛ / ኢንፍላሽን / ያሳያል። ይህም በተለይ የሚያገለግለው የወር ገቢያቸው አስከ ለፊት ጠቀሰ ለሚደርሱ ቤተሰቦች ነው።

ሠገጠረዥ ነ.2/ሀ/፤
ነ.2/ለ/ እና ነ.2/ጠ/፤-

በአዲስ አበባ ከተማ ከገበያዎችና ከገርሰፊዎች የተሰበሰቡትን የጥገ ጥገ ዓይነቶች አጣካይ የቸር ታር ጥገ ለ1979/80፣ ለ1980/81 እና ለ1981/82 ዓ.ም. ያመለክታሉ። ጠረጃው በየወሩ ለአዲስ አበባ ከተማ የጥገ ጥገ መመዘኛ/ኢንፍላሽን/ ለጣዕዘገጅት ከጠርካታ፣ ከፒያሳ፣ ከሰላሳና ከፎቅ ገበያዎች ከተሰበሰቡት የተወሰደ ነው።

ሠገጠረዥ ነ.3
እና ነ.4 :-

እነዚህ ሠገጠረዥ የሚያመለክቱ ለተወረጡ የጥገ ዓይነቶች የኒውዮርክ ገበያ ጥገና በሀገር ውስጥ የተሸጠውን ያልታጠቡ ጥገ የአዲስ አበባ ገበያ አጣካይ የጥገ ጥገ ነው። በኒውዮርክ ገበያ የጥገ ጥገ በጠባብ የታወቀው ከጠረገ ጥገ በስተቀር ጥገ ጥገ ዓይነት የኢትዮጵያ ጥገ ሲሆን በአዲስ አበባ ገበያ ጥገ የጥገ ጥገ ተጠሎ የሚጠራው ከከፋ ክፍለ ሀገር የሚጠጣው ብቻ ነው። ጥገ ጥገ የሚሰበሰቡት በጥገ ዓይነት ጥገ ከጥገ ጥገ አስከ ጠረገ ጥገ ጥገ ነው።

SECTION N. PRICES

Table N.1:

Shows retail price indices for Addis Ababa for the years 1987, 1988 and 1989. The information is based on the retail prices collected monthly by the Central Statistical Authority. The index applies to households belonging to income group less than 400.000 Birr per month.

Table N.2(a),
N.2(b) and
N.2(c):

Show Addis Ababa retail prices of some major food items for the years 1987, 1988 and 1989. They are average prices in Merkato, Piazza, Selassie and Kirkos areas.

Table N.3
and N.4:

Show the New York Market spot prices of selected types of coffee and the average Addis Ababa wholesale prices of unwashed coffee. Coffee known as "Jimma" usually good quality, in New York Market, is a blend of all types of Ethiopian Coffee except Coffee from Hararghe. On the other hand, the Addis Ababa prices quoted for "Jimma" refer to coffee from Keffa Administrative Region only. The period 1981 - 1988 refers to coffee years that starts on October and ending in September.

የአዲስ አበባ የቸርቻሮ ዋጋ መመዘኛ (ኢንዱክስ)

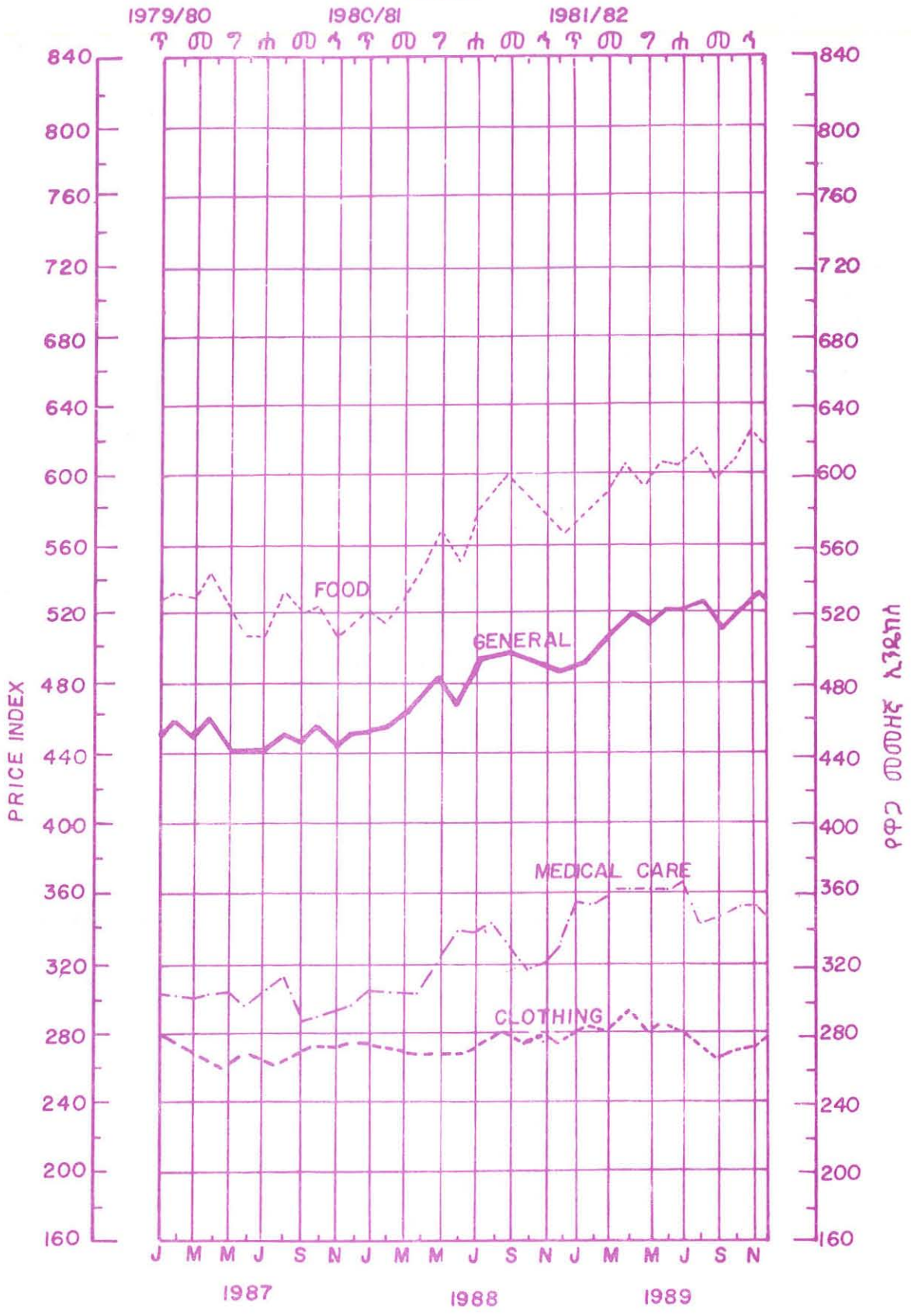
(የቤተ ኪራይን አይጨምርም)

1955/56=100

RETAIL PRICE INDEX FOR ADDIS ABABA

(EXCLUDING HOUSE RENT)

1963=100



ሠገጠረዥ 1.1

TABLE N.1

1955/56 = 100 1963 = 100

	የካቲት	ሚያዝያ	ብሩ	ገሰ	ጥቅምት	ጋህባስ	የዓመቱ ለገሰ	
1979/80								1987
<u>ጠቅላላ መዘናኛ</u>	454.9	459.3	439.4	454.4	457.9	453.7	448.3	<u>GENERAL INDEX</u>
የገቢ	530.9	543.3	505.6	536.8	527.3	516.2	521.3	FOOD
የቤት ዕቃዎች	478.4	477.5	484.7	462.5	512.9	517.1	479.4	HOUSEHOLD ITEMS
ልብ	278.2	267.9	271.0	265.2	272.2	275.8	271.5	CLOTHING
ጋሪ	163.2	163.2	163.2	165.1	165.1	163.2	162.7	TRANSPORTATION
ሕክምና	301.3	306.5	293.6	313.6	289.8	292.1	299.2	MEDICAL CARE
ገለጻ	437.3	495.6	477.4	475.7	491.0	488.9	470.7	PERSONAL CARE
የገቢና ግጥም	227.6	224.9	224.9	218.9	208.6	224.1	219.8	READING AND RECREATION
ሌሎች ዕቃዎች ገልጋሪዎች	328.3	293.4	303.2	319.5	326.2	331.6	316.9	OTHER GOODS AND SERVICES
1980/81								1988
<u>ጠቅላላ መዘናኛ</u>	454.8	477.5	469.6	494.5	497.7	487.5	480.0	<u>GENERAL INDEX</u>
የገቢ	518.2	553.1	550.6	589.6	592.8	570.8	562.4	FOOD
የቤት ዕቃዎች	510.1	522.6	487.5	501.5	509.9	509.4	506.9	HOUSEHOLD ITEMS
ልብ	272.5	270.1	271.6	280.8	275.1	276.2	275.1	CLOTHING
ጋሪ	163.2	165.1	165.1	165.1	165.1	165.1	164.8	TRANSPORTATION
ሕክምና	307.9	307.8	339.7	346.4	321.2	336.8	324.7	MEDICAL CARE
ገለጻ	519.1	496.5	457.3	457.3	480.2	463.5	476.2	PERSONAL CARE
የገቢና ግጥም	224.0	225.6	225.6	222.5	222.5	236.4	225.2	READING AND RECREATION
ሌሎች ዕቃዎች ገልጋሪዎች	351.9	364.5	350.0	340.3	351.7	379.9	353.7	OTHER GOODS AND SERVICES
1981/82								1989
<u>ጠቅላላ መዘናኛ</u>	500.1	523.3	521.5	527.5	522.5	524.8	517.6	<u>GENERAL INDEX</u>
የገቢ	578.8	604.4	606.0	615.4	603.6	613.1	599.0	FOOD
የቤት ዕቃዎች	560.5	598.7	584.4	586.8	589.9	579.7	586.0	HOUSEHOLD ITEMS
ልብ	281.8	288.1	283.5	275.5	271.3	278.0	278.4	CLOTHING
ጋሪ	165.1	165.1	165.1	172.6	182.0	173.7	170.6	TRANSPORTATION
ሕክምና	357.6	361.0	361.0	342.5	351.6	348.7	355.3	MEDICAL CARE
ገለጻ	476.0	476.0	437.7	491.3	503.5	509.6	484.8	PERSONAL CARE
የገቢና ግጥም	236.7	239.8	239.8	269.0	278.6	256.1	252.6	READING AND RECREATION
ሌሎች ዕቃዎች ገልጋሪዎች	353.4	373.5	381.3	372.3	378.6	366.6	368.1	OTHER GOODS AND SERVICES
1979/80								1987
<u>የገቢ ዓይነቶች</u>	530.9	543.3	505.6	536.8	527.3	516.2	521.3	<u>FOOD ITEMS</u>
አህል	438.2	473.9	449.5	506.6	475.8	462.6	464.8	CEREALS
ሥጋ	385.4	500.6	407.1	459.5	408.5	412.0	424.3	MEAT
ዓሣ	464.5	410.0	394.5	375.0	407.3	390.0	419.0	FISH
ወተኛ የወተኛ ተግባር	572.5	591.4	490.8	506.8	501.2	547.5	527.1	DAIRY PRODUCE
አክሲዮን ፍሬዎች	518.7	470.7	584.9	509.9	516.8	517.1	506.9	FRUITS AND VEGETABLES
ፕሪዮች	651.7	635.5	625.6	629.3	610.4	726.5	641.2	PULSES
ግጥም ግጥም	1410.3	1441.3	1416.0	1486.1	1594.7	1303.0	1417.4	SPICES
የገቢ/ልዩ ልዩ /	643.8	547.8	527.1	576.6	575.8	521.7	562.4	OTHER FOOD ITEMS
መጠን ግጥም	351.9	368.0	363.0	358.1	370.3	365.7	361.0	DRINKS AND TOBACCO
	FEB.	APRIL	JUNE	AUG.	OCT.	DEC.	YEARLY AVERAGE	

የአዲስ አበባ የፕሮጀክት ዋጋ ሁኔታ የሚገልጽ መዘናኛ ሌገዳክስ ለ 1979/80 እስከ 1981/82

RETAIL PRICE INDEX* FOR ADDIS ABABA FROM 1987 TO 1989

ሠገጠረዥ ነ.1 / የጠለል / TABLE N.1 (Contd.)

1955/56 = 100 1963 = 100

	ጥቅምት	ሚያዝያ	ጊን	ሰኔ	ጥቅምት	ጋህረት	የዓመት ሌገዳክስ	
1980/81								
የጠገብ ዓይነቶች	518.2	553.1	550.6	589.6	592.0	570.8	562.4	1988
አሀል	476.0	476.2	493.3	532.3	507.1	470.4	487.2	FOOD ITEMS
ሥጋ	398.4	487.2	457.2	485.0	477.9	533.0	480.7	CEREALS
ዓሣ	470.0	561.8	500.0	594.5	477.3	562.5	539.6	MEAT
ወተትና የወተት ተዋጽኦ	526.2	629.7	540.9	551.6	546.9	534.2	559.1	FISH
አትክልትና ፍሬፍሬ	571.4	575.9	589.1	554.9	567.3	555.7	578.0	DAIRY PRODUCE
ጥሬጥሬ	669.2	649.5	701.7	781.4	914.2	835.0	754.4	FRUITS AND VEGETABLES
ጸጠጥ ጸጠጥ	1489.7	1329.9	1513.7	1476.2	1534.4	1596.6	1488.8	PULSES
ጠገብ/ ልዩ ልዩ /	497.9	568.6	597.3	740.4	769.2	648.3	634.4	SPICES
ጠጠጥና ገጠጠጥ	361.7	359.4	358.2	366.1	366.1	390.3	365.5	OTHER FOOD ITEMS
								DRINKS AND TOBACCO
1981/82								
የጠገብ ዓይነቶች	578.8	604.4	606.0	615.4	603.6	613.1	599.0	1989
አሀል	476.7	478.2	481.9	506.6	494.8	576.0	491.6	FOOD ITEMS
ሥጋ	552.7	583.6	558.3	548.0	628.8	542.9	568.0	CEREALS
ዓሣ	750.0	845.0	938.0	688.0	670.0	750.0	778.8	MEAT
ወተትና የወተት ተዋጽኦ	556.9	629.1	614.7	644.8	598.5	617.4	600.8	FISH
አትክልትና ፍሬፍሬ	579.1	582.5	559.0	596.9	476.8	499.0	561.6	DAIRY PRODUCE
ጥሬጥሬ	805.8	821.6	844.6	806.8	807.6	736.8	799.7	FRUITS AND VEGETABLES
ጸጠጥ ጸጠጥ	1829.7	1678.7	1812.9	1831.1	1767.2	1671.0	1756.6	PULSES
ጠገብ/ ልዩ ልዩ /	593.6	655.0	676.1	653.2	646.2	622.8	643.1	SPICES
ጠጠጥና ገጠጠጥ	391.8	395.2	377.7	384.5	388.7	409.0	390.2	OTHER FOOD ITEMS
								DRINKS AND TOBACCO
	FEB.	APRIL	JUNE	AUG.	OCT.	DEC.	YEARLY AVERAGE	

* ከቤት ኪራይ በስተቀር
* Excluding House Rent

የዓመት ሌገዳክስ የሚያመለክት የ12 ወራት አማካኝ ገዢ
The Yearly Average Refers to an Average Over 12 Months

ከጠቅላይ ስታቲስቲክስ ባለሥልጣን የተገኘ
Source: Central Statistical Authority

በአዲስ አበባ የጥፍ የግብ ሽጭ ስራ ላይ የገንዘብ ዋጋ፣ 1979/80
 AVERAGE RETAIL PRICE OF MAJOR FOOD ITEMS IN
 ADDIS ABABA 1987

ሠንጠረዥ 1.2 ለ/ TABLE N.2(a)

በብር IN BIRR

የግብ ዓይነት	መለኪያ	ፌብሩዌሪ	ሚያ	ጁን	ሰኔ	ክብረ	ክብረ	ጥቅምት	ጥቅምት	የዓመት አማካኝ		
መጠኛ												
ጌሳ ስር ሲ	350ቢ	1.00	1.00	1.00	1.00	1.20	1.20	1.20	1.20	1.05		
ያልተሰጠ ስር	ኪሎ	13.75	11.50	11.00	12.50	12.50	10.50	11.91				
ጠባ	ኪሎ	0.72	0.77	0.72	0.70	0.75	0.70	0.73				
አህጉሪያ ከአህል የሚገኙ												
ያልተሰጠ ገብስ/ላባል/ቆ	ኪሎ	0.63	0.77	0.72	0.70	0.67	0.77	0.71				
የባ ስርገባ	350ግ	0.28	0.29	0.28	0.28	0.29	0.28	0.29				
ተገር የጠፍ ተገት	ኪሎ	1.18	1.05	1.02	1.15	1.11	1.03	1.08				
ያልተሰጠ ነጭ ጠፍ	ኪሎ	1.15	1.25	1.30	1.68	1.43	1.23	1.34				
ያልተሰጠ ነጭ ስርገባ	ኪሎ	0.85	1.07	1.02	1.03	1.00	0.95	1.00				
ፍሬና ሌሎች አጠቃላይ												
ጠባ	ኪሎ	0.97	0.99	0.99	0.97	1.06	1.14	1.01				
ነጭ ሽንብርት	ኪሎ	2.60	1.88	3.41	2.82	2.68	2.68	2.64				
ጥቁር ሽንብርት	ኪሎ	1.46	1.47	1.69	1.33	1.50	1.43	1.44				
ዳጋ	ኪሎ	2.34	1.90	1.79	1.31	1.17	2.28	1.78				
ደገፍ	ኪሎ	0.82	0.61	0.64	1.31	0.91	0.85	0.82				
ሥጋና የወተት ወጭ												
የሽንት ስጋ	ኪሎ	5.00	5.00	5.30	5.00	5.00	5.30	5.00				
የወርቅ ሥጋ	ኪሎ	3.03	3.03	3.11	3.78	3.44	3.41	3.35				
ያልተሰጠ ጭንቀት	ኪሎ	14.00	14.00	11.67	12.00	12.00	13.17	12.64				
ያገር ውስጥ ደር	አያገገገጥ	6.25	9.08	6.11	7.17	6.25	7.00	6.73				
በገብ/የወ አሰከ 15ኪሎ	አያገገገጥ	39.83	54.67	42.50	48.28	42.17	42.67	44.37				
ጥሬ ጥሬ/ያልተሰጠ												
ሽንብር	ኪሎ	1.05	1.00	1.03	1.03	1.00	1.23	1.06				
ባህ	ኪሎ	0.93	1.02	0.98	1.05	1.03	1.17	1.03				
አገር	ኪሎ	1.28	1.23	1.18	1.17	1.13	1.33	1.20				
ጭንቀት ጭንቀት ወጭ ስርገባ												
የተጠፍ የነጭ ዘይት	ኪሎ	5.00	4.17	4.58	4.56	5.41	5.28	4.90				
የገብ በርብረ	ኪሎ	80.00	83.34	80.00	86.67	91.67	75.56	80.79				
ያልተሰጠ በርብረ	ኪሎ	3.58	3.19	3.69	3.07	3.69	2.82	3.49				
ጠፍ	ኪሎ	1.85	1.20	1.07	1.08	1.02	1.19	1.16				
ስጋ	ኪሎ				
		FEB.	APR.	JUNE	AUG.	OCT.	DEC.	YEARLY AVERAGE			COMMODITY	UNIT

... ጭንቀት አልተገኘም
 ... DATA NOT AVAILABLE

የዓመት አማካኝ የሚያመለክት የአሰራር ሠራተኛ ወጪ አማካኝ ዋጋ ነው።
 THE YEARLY AVERAGE REFERS TO AN AVERAGE OVER 12 MONTHS

ከጠቅላይ ስጋ ስርገባ ገለጻል። የተገኘ
 SOURCE: CENTRAL STATISTICAL AUTHORITY

በአዲስ አበባ የዋና ዋና የምግብ ስጦታዎች አጠቃላይ የገርገር ዋጋ 1980/81

AVERAGE RETAIL PRICE OF MAJOR FOOD ITEMS IN
ADDIS ABABA, 1988

ሠገጠረዥ 1.2 ለ /

TABLE N.2 (b)

ባብር

IN BIRR

ዓይነት	መለሪያ	የካቲት	ግንባር	ሰኔ	ነሐሴ	ጥቅምት	ታህሣሥ	የዓመት አጠቃላይ		
ጭቆና										
ጅሰሳ ሲራ	350ባቢ	1.20	1.20	1.20	1.20	1.20	1.30	1.21		BEVERAGES
ያልተቀነሰ ስፍ	ኪሎ	9.50	11.00	11.75	15.00	16.50	11.83	12.63		BEER, PILSNER 350 c.c.
ጫካ	ሊትር	0.72	0.70	0.70	0.73	0.72	0.72	0.72		COFFEE, GREEN kg.
										TELLA Lt.
አሁሎችና ከአሁል የሚገኙ										CEREALS AND CEREAL PRODUCTS
ያልተገጠመ ገብስ/ጸብል/ጸ/	ኪሎ	0.70	0.72	0.70	0.75	0.72	0.75	0.73		BARLEY UNMILLED (MIXED) kg.
የባህር ዳር	350ግ.	0.29	0.29	0.28	0.29	0.28	0.28	0.28		BREAD 350gm.
ጥፋት የጫፍ ጥፋት	ኪሎ	1.15	1.19	1.20	1.27	1.28	1.10	1.17		TEFF, FLOUR BLACK kg.
ያልተገጠመ ነጭ ጫፍ	ኪሎ	1.33	1.32	1.45	1.58	1.45	1.35	1.40		TEFF, WHITE UNMILLED kg.
ያልተገጠመ ነጭ ሰገዳ	ኪሎ	1.03	1.03	1.03	1.12	1.03	1.00	1.02		WHEAT, WHITE UNMILLED kg.
ፍሬናረጅቶች አጠቃላይ										FRUITS AND VEGETABLES
ጫካ	ኪሎ	1.21	1.18	1.07	1.23	1.20	1.22	1.18		BANANAS kg.
ነጭ ሸገሎች	ኪሎ	3.72	3.68	3.43	3.88	3.37	3.38	3.85		GARLIC kg.
ጫካ ሸገሎች	ኪሎ	1.43	1.29	1.67	1.40	1.41	1.35	1.43		ONIONS kg.
ያፈያ	ኪሎ	2.51	3.10	2.00	1.58	1.62	2.10	2.18		PEPPER, GREEN (KARIA) kg.
ዳገት	ኪሎ	0.94	1.43	0.71	0.91	1.49	1.36	1.08		POTATOES kg.
ሥጋና የወተት ወጫት										MEAT AND DAIRY PRODUCTS
የሸገጥ ሥጋ	ኪሎ	5.00	5.00	6.32	6.20	6.10	6.00	5.84		BEEF, LOIN kg.
የወርቅ ሥጋ	ኪሎ	3.71	4.07	5.40	5.64	5.65	5.57	4.95		BEEF, SHANK kg.
ያልተገጠመ ጫካ	ኪሎ	12.67	15.50	13.00	13.25	12.88	12.75	13.44		BUTTER, UNREFINED kg.
ያገር ውስጥ ዶር	አያገገገጥ	6.20	6.85	6.54	7.21	8.24	7.28	7.17		POULTRY, LOCAL each
በገ/ጠ/10 አሰከ 15ኪሎ	አያገገገጥ	40.45	51.33	44.20	47.39	46.56	53.89	48.28		SHEEP, LIVE (10-15kg) each
ጥሬ ጥሬ/ያልተገጠመ /										PULSES (Unmilled)
ሸጠብራ	ኪሎ	1.10	1.07	1.17	1.33	1.50	1.42	1.25		CHICKPEAS kg.
ባህን	ኪሎ	1.03	1.03	1.13	1.33	1.37	1.18	1.17		HORSE BEANS kg.
አጥር	ኪሎ	1.27	1.22	1.30	1.40	1.75	1.58	1.42		PEAS BLACK kg.
ጭቆና ጭቆና ወጫት ስብር										SPICES AND CONDIMENTS
የተጠራ የካግ ዘይት	ሊትር	5.90	5.82	7.13	7.31	7.33	5.55	6.51		NEUG OIL, REFINED Lt.
የገደብ ስብር	ኪሎ	87.78	79.13	51.67	90.00	86.11	87.78	87.57		PEPPER BLACK kg.
ያልተገጠመ ስብር	ኪሎ	2.81	2.28	2.12	1.89	4.17	4.88	2.86		PEPPER, RED WHOLE kg.
ወጫ	ኪሎ	1.20	2.11	1.33	2.57	1.56	1.73	1.83		SALT kg.
ስብር	ኪሎ	3.44	3.44		SUGAR kg.
		FEB.	APR.	JUNE	AUG.	OCT.	DEC.	YEARLY AVERAGE		COMMODITY
										UNIT

... መረጃው አልተገኘም
... DATA NOT AVAILABLE

የዓመት አጠቃላይ የሚያመለክተው የአስራ ሁለት ወራት አጠቃላይ ዋጋ ነው።
THE YEARLY AVERAGE REFERS TO AN AVERAGE OVER 12 MONTHS

ከጠቅላይ ስታቲስቲክስ ባለሥልጣን የተገኘ
SOURCE: CENTRAL STATISTICAL AUTHORITY

በአዲስ አበባ የዓፍ ዓፍ የምግብ ሸ ግብኝ አጣካይ የፕርይሮ ቀጋጅ 1981/82

AVERAGE RETAIL PRICE OF MAJOR FOOD ITEMS IN
ADDIS ABABA, 1989

ሠገጠረዥ 1.2/ሐ / TABLE N.2(c)

ባብር IN BIRR

ዓይነት	ወሰረፊያ	የካቲት	ሚያዝያ	ሰኔ	ነሐሴ	ጥቅምት	ታህሣሥ	የዓመት አጣካይ		
ወጠጠኛ										
ጅሰኛ ቢሬ	350ቢሊ	1.30	1.30	1.30	1.30	1.30	1.20	1.30	BEVERAGES	
ያልተቆሰ ስፍ	ኪሎ	10.50	12.00	12.33	11.50	11.00	8.83	10.98	BEER, PILSNER	350 cc.
ጠላ	ሊትር	0.74	0.78	0.70	0.77	0.80	0.80	0.76	COFFEE, GREEN	kg.
									TELLA	Lt.
አህሮችና ስኬህል ዓጭጥ										
ያልተፈጠረ ገብስ/ዳብልት/	ኪሎ	0.75	0.73	0.75	0.73	0.78	1.00	0.76	CEREALS AND CEREAL PRODUCTS	
ዓባ ዓሰገዳ	350ግ.	0.28	0.28	0.28	0.28	0.28	0.28	0.28	BARLEY UNMILLED (MIXED)	kg.
ጥቁር የጫፍ ተቆጥ	ኪሎ	1.06	1.12	1.18	1.24	1.22	1.40	1.18	BREAD	350gm.
ያልተፈጠረ ነጭ ጫፍ	ኪሎ	1.33	1.33	1.33	1.42	1.40	1.47	1.36	TEFF, FLOUR BLACK	kg.
ያልተፈጠረ ነጭ ሰገዳ	ኪሎ	1.03	1.08	1.00	1.10	1.03	1.15	1.04	TEFF, WHITE UNMILLED	kg.
									WHEAT, WHITE UNMILLED	kg.
ፍራፍራና አቸብላት										
ጫፍ	ኪሎ	1.21	1.25	1.31	1.34	1.29	1.30	1.27	FRUITS AND VEGETABLES	
ነጭ ሸገሮት	ኪሎ	3.42	3.75	3.68	3.98	2.47	3.10	3.50	BANANAS	kg.
ጫፍ ሸገሮት	ኪሎ	1.51	1.43	1.37	1.50	1.29	1.25	1.42	GARLIC	kg.
ዳፊያ	ኪሎ	1.96	2.20	2.08	1.98	1.69	1.89	2.06	ONIONS	kg.
ድገኛ	ኪሎ	1.17	1.20	1.10	1.07	1.00	1.00	1.12	PEPPER, GREEN (KARIA)	kg.
									POTATOES	kg.
ሥጋና የወተት ወጫት										
የሸገፍ ሥጋ	ኪሎ	6.06	6.00	6.00	7.00	6.35	6.57	6.27	MEAT AND DAIRY PRODUCTS	
የወርኛ ሥጋ	ኪሎ	5.74	5.70	5.67	6.27	6.13	6.20	5.88	BEEF, LOIN	kg.
ያልተጠረ ጫፍ	ኪሎ	13.00	15.00	14.67	15.50	14.10	14.88	14.25	BEEF, SHANK	kg.
ያገር ውስጥ ዶር	አያገገገጥ	8.92	9.15	8.53	8.38	8.50	8.20	8.76	BUTTER, UNREFINED	kg.
በገብ/10 አስከ 15ኪሎ	አያገገገጥ	56.06	60.17	56.95	53.72	65.00	53.61	57.61	POULTRY, LOCAL	each
									SHEEP, LIVE (10-15kg)	each
ጥራጥራ/ያልተፈጠረ/										
ሸጠራ	ኪሎ	1.23	1.23	1.40	1.25	1.37	1.20	1.28	PULSES (Unmilled)	
ባሕ	ኪሎ	1.27	1.30	1.28	1.32	1.32	1.30	1.29	CHICKPEAS	kg.
አተር	ኪሎ	1.60	1.65	1.60	1.57	1.47	1.35	1.53	HORSE BEANS	kg.
									PEAS BLACK	kg.
ጫፍ ጫፍ ወጫ ስብር										
የተባረ ነገ ዘይት	ሊትር	5.38	5.56	5.85	6.25	6.02	6.20	5.81	SPICES AND CONDIMENTS	
ተገደ ስርብረ	ኪሎ	100.00	88.89	96.67	96.67	93.33	85.19	93.44	NEUG OIL, REFINED	Lt.
ያልተቆሰ ስርብረ	ኪሎ	5.77	6.14	6.43	6.78	6.54	5.45	6.33	PEPPER BLACK	kg.
ጫፍ	ኪሎ	...	2.02	2.08	1.97	2.47	2.34	2.26	PEPPER, RED WHOLE	kg.
ስብር	ኪሎ	3.35	3.23	3.38	3.44	3.53	3.61	3.59	SALT	kg.
									SUGAR	kg.
		FEB.	APR.	JUNE	AUG.	OCT.	DEC.	YEARLY AVERAGE	COMMODITY	UNIT

... ወረቀው አልተገኘም
... DATA NOT AVAILABLE

የዓመት አጣካይ የዲያሎገስ ተው የአስራ ሁስት ወራት አጣካይ ቀጋጅ ነው።
THE YEARLY AVERAGE REFERS TO AN AVERAGE OVER 12 MONTHS

ስጋዕከላዊ ስጋጌክክስ ባለሥልጣን የተገኘ
SOURCE: CENTRAL STATISTICAL AUTHORITY

ክፍል ፮ - ስለ ጤና ጥበቃ

በዚህ ክፍል ያለው መረጃ ከጤና ጥበቃ ሚኒስቴር የተገኘ ነው። በሠንጠረዥ የቀረቡት በየክፍለ ሀገሩ የሚገኙት የሕክምናና የጤና አገልግሎት ድርጅቶች፣ የሕክምና ሠራተኞች፣ በሕክምና አገልግሎት ቦኪት የጸጸ ውስጥ የሰለጠኑ ሰዎች በቆይታው ዓይነት፣ በተሳሳፊ በሽታዎች መከላከያ በየክፍለ ሀገሩ የተከተሉ ሰዎች በዚህተኛ፣ የተመሳሳሽ በሽታዎች በዚህ በበሽታ ዓይነት ያጠቃልላል። ስለሆነም፣ በዚህ ክፍል ውስጥ የሚከተሉት ምልክቶች ተርጉም በገና ተው ተጽፏል።

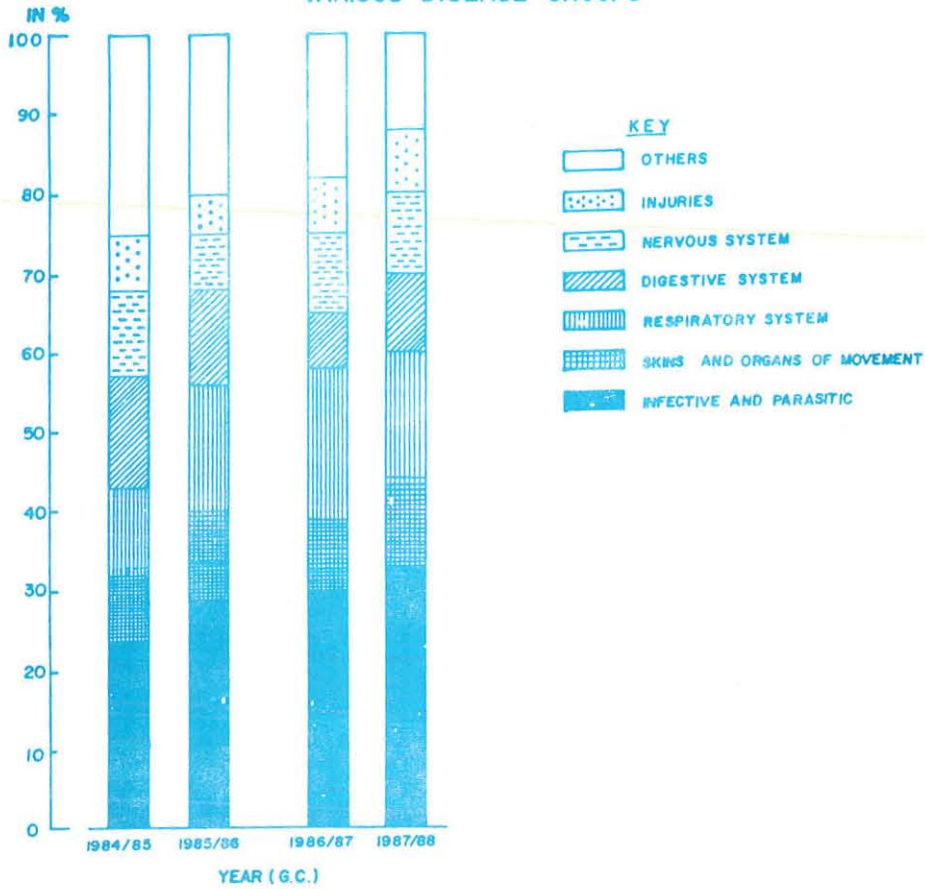
- ምንም መረጃ ያቸ የሉም
- ... መረጃ ያቸ ሊገኙ አልቻሉም

SECTION O. HEALTH

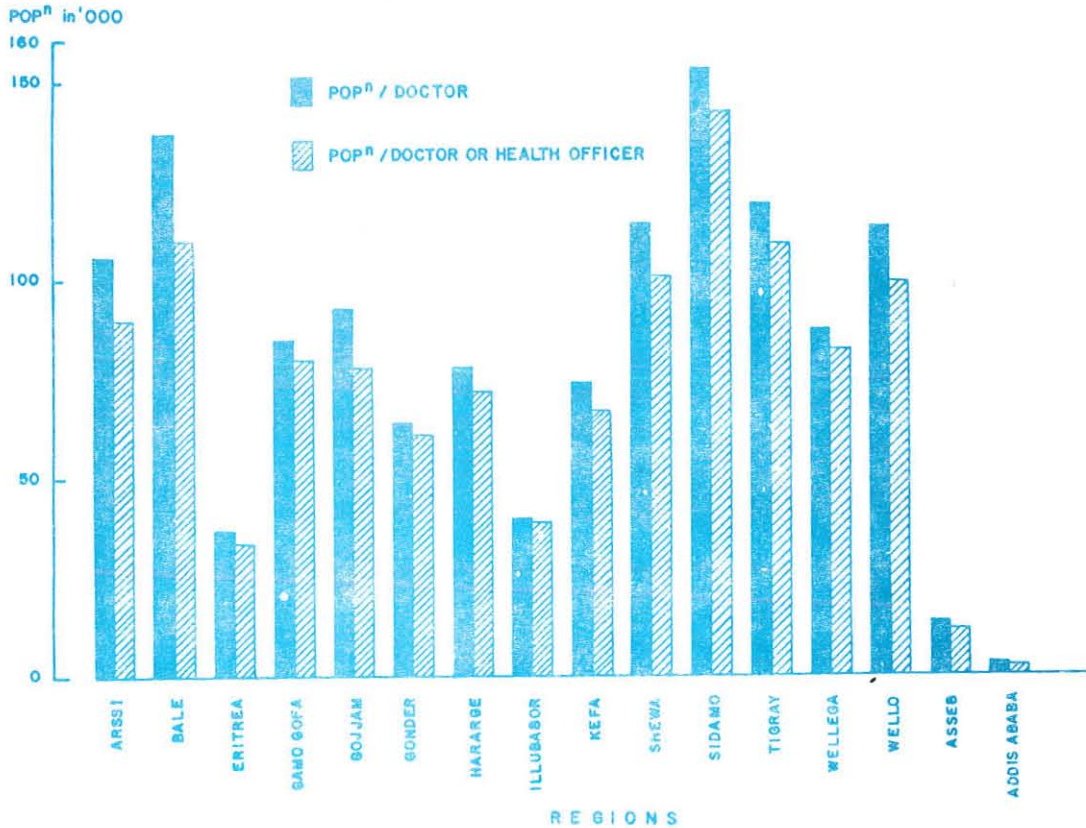
This section has been compiled from data obtained from the Ministry of Health. The data presented in the tables comprise mainly of medical and public health facilities available in the country, medical personnel and their distribution in the administrative regions, number of health personnel trained in Ethiopia by category, number of persons vaccinated by type and administrative region and out-patients treated for various disease groups. In this section the following symbols have the indicated meanings.

- Data nil
- ... Data not available

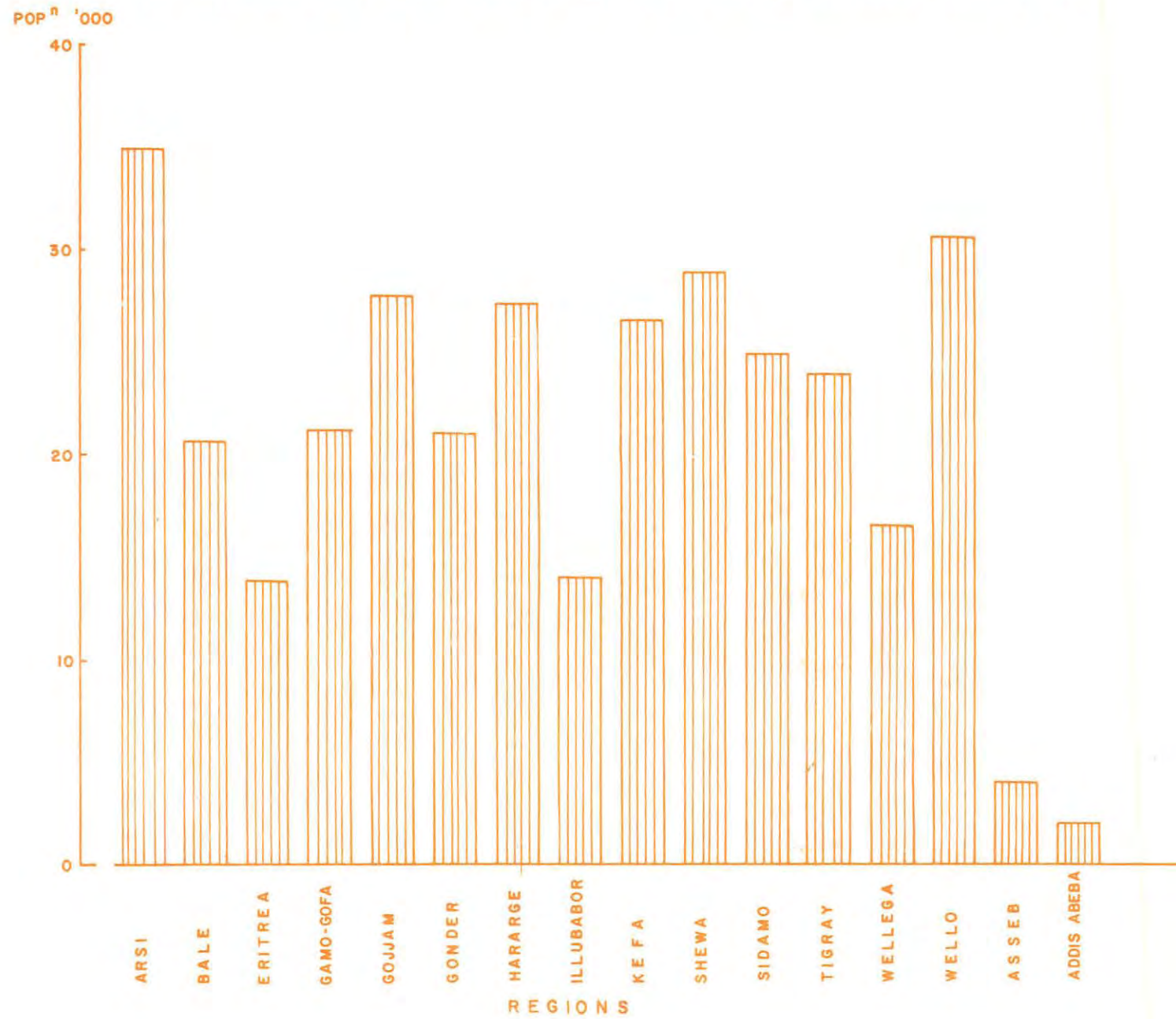
0.1-PERCENTAGE BREAKDOWN OF OUT-PATIENTS TREATED FOR VARIOUS DISEASE GROUPS



0.2- POPULATION PER DOCTOR OR HEALTH OFFICER IN THE DIFFERENT REGIONS 1986/87



0.3- POPULATION PER NURSE IN DIFFERENT REGIONS 1986/87



በየክፍለ ሀገራዊ የሚገኙ የሕክምናና የወገን ጥበቃ አገልግሎት ዳርጅቶች/ የፖሊስና የጦር ኃይሎችን አይወደቁም/ 1979
 MEDICAL AND HEALTH FACILITIES BY ADMINISTRATIVE REGION (EXCLUDING POLICE AND ARMED FORCES) 1986/87

ወንጠረዥ 5.1 TABLE 0.1

ክፍለ ሀገር	ህጠጊያ	አልጋዎች	ክሊኒኮች	የጤና ጣቢያዎች	
አርቢ	2	232	109	7	ARSSI
ባሌ	1	140	81	6	BALE
አርቲራ	14	2,449	167	6	ERITREA
ጋም ጉራ	3	176	83	7	GAMO GOFA
ጋሻም	4	356	109	9	GOJJAM
ጎንደር	3	543	125	13	GONDER
ዘርገጌ	11	996	167	13	HARARGE
ሲባባቦር	2	283	107	7	ILLUBABOR
ክፋ	2	234	126	9	KEFA
ሸዋ	10	913	322	19	SHEWA
አዲስ አበባ	14	3,375	135	12	ADDIS ABABA
ሲዳሞ	5	441	168	11	SIDAMO
ትግራይ	4	557	101	10	TIGRAI
ወለጋ	5	453	214	14	WELLEGA
ወሌ	5	487	151	15	WELLO
አቡባ ለብ ተዳደር	1	210	9	-	ASSEB ADMINISTRATION
ጭምር	86	11,745	2,174	158	TOTAL
	HOSPITALS	BEDS	HEALTH STATIONS	HEALTH CENTERS	ADMINISTRATIVE REGION

በየክፍለ ሀገራዊ የሚገኙ ሕክምና ሰራተኞች ብዛት / የፖሊስና የጦር ኃይሎችን አይወደቁም/ 1979
 MEDICAL PERSONNEL BY ADMINISTRATIVE REGION (EXCLUDING POLICE AND ARMED FORCES) 1986/87

ወንጠረዥ 5.2 TABLE 0.2

ክፍለ ሀገር	ሕክምና	የጤና ሰራተኞች	ፋርማሰቦች	የጤና ተቆጣጣሪዎች	ነርቦች	የጤና ረዳተኞች / ጠለብ ተኝ ማድረግ / ይወጡበት	ትክክሎች			
							ሰጠ ራሱ	በራሱ	ፋርማሲ	
አርቢ	17	3	3	9	58	245	8	2	4	ARSSI
ባሌ	8	2	4	4	53	230	8	8	2	BALE
አርቲራ	78	5	3	14	206	689	20	19	13	ERITREA
ጋም ጉራ	16	1	3	8	64	316	13	2	6	GAMO GOFA
ጋሻም	38	7	6	20	127	416	24	10	5	GOJJAM
ጎንደር	50	2	4	22	151	417	44	8	4	GONDER
ዘርገጌ	58	5	13	21	165	639	37	16	15	HARARGE
ሲባባቦር	26	1	5	13	74	303	15	5	7	ILLUBABOR
ክፋ	36	4	4	15	100	420	17	7	6	KEFA
ሸዋ	77	10	13	34	302	1,098	51	15	9	SHEWA
አዲስ አበባ	358	82	106	90	797	1,389	280	67	39	ADDIS ABABA
ሲዳሞ	27	2	10	15	164	542	15	12	9	SIDAMO
ትግራይ	22	2	7	10	109	326	13	7	6	TIGRAI
ወለጋ	31	2	7	11	163	720	20	5	5	WELLEGA
ወሌ	35	5	9	19	129	452	21	10	6	WELLO
አቡባ ለብ ተዳደር	7	1	2	2	24	74	5	2	1	ASSEB ADMINISTRATION
ያል ተለጽጎ	357	-	78	23	302	758	-	-	88	NOT SPECIFIED
ጭምር	1,241	134	282	330	2,982	9,034	591	195	225	TOTAL
	DOCTORS	HEALTH OFFICERS	PHARMACY ATTENDANTS AND PHARMACISTS	SANITARIANS	NURSES	HEALTH ASSISTANTS (INCLUDING JUNIOR)	LABORATORY	X-RAY	PHARMACY	ADMINISTRATIVE REGION
							TECHNICIANS			

ለጤና ሰራተኞች በላት ሄዳ የበለጠ ስልጠና የሰጠው የጤና ሰራተኞች ቁጥር
 NUMBER OF HEALTH PERSONNEL TRAINED IN ETHIOPIA BY YEAR OF GRADUATION

ወንጠረዥ 0.3

TABLE 0.3

ዓመት Year	ሰራተኞች Personnel	የጤና ሰራተኞች Health Personnel	ፋርማሲስቶች Pharmacists	ኑርስዎች Nurses		የጤና ተቆጣሪዎች Sanitarians	ቴክኒሻኖች Technicians		የጤና ረዳተኞች Health Assistants	ወሰን ረዳተኞች Junior Health Assistants	ዓመት Year
				ሬጅስትራዊ Registered	የሀገራዊ Community		ሎራቶሪ Laboratory	ኦ-ሬይ X-Ray			
1951	-	29	-	49	13	19	13	-	55	267	1958/59
1952	-	17	-	29	12	21	2	-	83	70	1959/60
1953	-	18	-	46	17	23	-	-	45	116	1960/61
1954	-	7	-	30	13	23	6	-	44	106	1961/62
1955	-	13	-	44	17	30	12	14	53	92	1962/63
1956	-	13	-	53	22	-	-	10	53	82	1963/64
1957	-	10	3	40	28	25	4	19	39	162	1964/65
1958	-	13	1	60	20	15	34	12	44	174	1965/66
1959	-	21	2	57	28	18	41	34	89	223	1966/67
1960	-	29	3	83	30	29	23	14	69	222	1967/68
1961	6	25	5	67	33	25	44	11	66	281	1968/69
1962	4	43	2	87	40	30	20	-	106	243	1969/70
1963	20	40	10	74	29	25	23	15	119	240	1970/71
1964	18	39	11	69	27	21	1	1	125	263	1971/72
1965	15	4	15	57	13	14	10	-	110	229	1972/73
1966	9	36	23	107	32	16	21	8	98	249	1973/74
1967	-	-	6	-	-	-	-	-	-	-	1974/75
1968	22	42	10	58	29	30	27	12	258	414	1975/76
1969	-	14	-	240	28	-	50	-	117	861	1976/77
1970	-	-	-	143*	-	17	52	-	509	982	1977/78
1971	4	25	15	142*	-	22	13	-	296	85	1978/79
1972	23	3	-	179*	-	31	39	68	1,334	59	1979/80
1973	27	-	47	99	-	-	61	8	1,128	-	1980/81
1974	17	-	40	201*	-	26	45	27	114	-	1981/82
1975	43	-	37	252*	-	24	45	-	748	-	1982/83
1976	119	-	81	277*	-	25	48	34	1,610	-	1983/84
1977	216	-	65	277*	-	-	29	-	277	-	1984/85
1978	153	-	36	466*	-	-	-	-	992	-	1985/86
1979	426	134	28	355*	-	36	-	30	1,486	178	1986/87
	DOCTORS	HEALTH OFFICERS	PHARMACISTS	REGISTERED	COMMUNITY	SANITARIANS	LABORATORY	X-RAY	HEALTH ASSISTANTS	JUNIOR HEALTH ASSISTANTS	YEAR
				NURSES			TECHNICIANS				

* ሬጅስትራዊና ሀገራዊ ኑርስዎችን ያካትታል።
 * Includes both registered and community nurses.

ለተለያዩ የበሽታ ዓይነቶች ምክንያት በተጠባባሽነት የታዘጠ በኛች ብዛት
 OUTPATIENTS TREATED FOR VARIOUS DISEASE GROUPS

ሠንጠረዥ ፕ.4 TABLE 0.4

የበሽታው ዓይነት	የበሽታዎች ብዛት				
	1977	1978	1979	1980	
ልዩ ልዩ የታሳታፊና የጥገና ነፋሳት በሽታዎች	762,645	909,884	959,564	1,083,578	INFECTIVE AND PARASITIC DISEASES
አብጠት ወይም ተጥጥሮ	17,733	9,844	10,339	8,521	NEOPLASMA
የሰውነት የምግብ ጠንቅቆቻቸውና የደም ምንጮች በሽታ፣ አሰር ሺ	156,745	134,761	157,147	147,696	ALLERGIES, ENDOCRINE, AND NUTRITIONAL DISEASE, AND DISEASES OF THE BLOOD FORMING ORGANS
የአንገል መናወጃና የሰውነት ስብር ጠንቀቃ	65,741	38,759	30,966	18,348	MENTAL PSYCHONEUROTIC AND PERSONALITY DISORDERS
የፈጣትና የአለጣይ ስላሳት በሽታዎች	333,873	238,149	319,864	245,824	DISEASES OF THE NERVOUS SYSTEM AND SENSE ORGANS
የደም ጠዘ የወሪያ ብልቶች በሽታዎች	64,694	49,841	70,112	46,590	DISEASES OF THE CIRCULATORY SYSTEM
የመተንፈሻ ብልቶች በሽታዎች	353,621	487,759	453,599	514,719	DISEASES OF THE RESPIRATORY SYSTEM
የምግብ ጣፊ ተጭኖ ብልቶች በሽታዎች	444,289	366,709	378,501	350,155	DISEASES OF THE DIGESTIVE SYSTEM
የመራቢያና የሽንት ብልቶች በሽታዎች	180,566	126,767	136,146	127,614	DISEASES OF THE GENITOURINARY SYSTEM
የነፍስ ጠርነት የምጥ፣ የወሊዳና የአራብነት በሽታዎች	87,831	87,692	48,008	29,696	DISEASES OF PREGNANCY, CHILD-BIRTH AND PURPERIUM AND NORMAL-DELIVERIES
የቶዳ፣ የአጥንትና የመንጣጣሽ ብልቶች በሽታዎች	237,817	337,530	318,173	355,039	DISEASES OF THE SKIN, CELLULAR TISSUE, BONES AND ORGANS OF MOVEMENT
አብፎ የተወለደ ጉዳብት	1,135	1,352	1,306	569	CONGENITAL MALFORMATIONS
የአራብነት ጊዜ ጠንቀቃ	4,245	6,694	4,055	6,639	DISEASE OF EARLY INFANCY
በአርጃና በደንብ ያልተገለጹ የበሽታ ሁኔታዎች	201,431	160,358	113,047	166,077	SENILITY AND ILL-DEFINED CONDITIONS
ጣንኛውም በሰውነት የሚደርስ አደጋ	239,874	154,458	240,478	170,946	INJURIES FROM EXTERNAL CAUSE
ጅምር	3,152,260	3,110,587	3,241,305	3,272,011	TOTAL
	1984/85	1985/86	1986/87	1987/88	DISEASE GROUP
	PATIENTS				

የተላላፊ በሽታ መከላከያ የተሰጡ ሰዎች ብዛት በክትባት ዓይነት**
 NUMBER OF PERSONS VACCINATED BY TYPE OF VACCINATION**

ሠንጠረዥ ኘ.5

TABLE O.5

በሺህ In '000

	1973/74	1974/75	1975/76	1976/77	1977/78	1979	1980	1981	
ዲ.፲.፮.	67.2	93.6	114.3	140.7	163.0	255.7	438.6	244.2	D.P.T.
የቡጫ መባ በሽታ**	-	104.9	22.8	...	119.5	...	147.5	149.4	YELLOW FEVER*
የክላራ በሽታ**	-	42.8	27.9	...	153.7	...	5.6	4.2	CHOLERA*
ቢ.ቢ.ጂ**	89.5	177.5	213.4	232.3	284.4	337.6	650.5	413.8	B.C.G.*
ክፍኝ	66.0	194.9	214.7	255.9	246.5	135.9	469.1	242.0	MEASLES
ሎግ	67.0	90.5	115.1	166.0	159.0	135.6	442.7	246.3	POLIO
ጣንጣይ ይታ	158.9	191.3	118.7	-	943.4	-	MENINGITIS
፲.፩.	28.4	41.6	55.5	61.5	70.7	61.5	195.0	394.5	T.T.
	1981	1982	1983/84	1984/85	1985/86	1986/87	1987/88	1988/89	

* ለዓለም አቀፍ ጉዞ አገልግሎት ላይ የተሰጠ ክትባት ነው።

* Vaccination given for International travellers only.

** የአራት ክፍለ ተወላጅ የ1973/74 መረጃዎች የተጨማሪ አይደሉም።

** Data for four regions in 1981 are incomplete.

የተላላፊ በሽታ መከላከያ የተሰጡት ሰዎች ብዛት በክፍለ ሀገርና በክትባት ዓይነት 1980
 NUMBER OF PERSONS VACCINATED BY ADMINISTRATIVE REGION AND TYPE OF VACCINATION 1987/88

ሠንጠረዥ ኘ.6/ሀ/

TABLE O.6 (a)

ክፍለ ሀገር	ቢ.ቢ.ጂ	ክፍኝ	ዲ.፲.፮.	ሎግ	፲.፩	
አርቢ	29,233	16,361	17,920	18,157	7,783	ARSSI
ባሌ	27,369	20,191	17,965	18,051	7,273	BALE
ኦሮሙሳ	22,969	16,669	13,967	14,561	3,556	ERITREA
ጋምባራ	27,278	19,329	19,997	19,444	10,766	GAMO GOFA
ጎጃም	41,639	29,407	32,795	32,190	12,582	GOJJAM
ጎንደር	23,402	15,789	12,925	11,571	4,626	GONDER
ዘረርዘረ	85,323	67,049	63,462	62,907	36,792	HARARGE
ሲዳሞን	35,094	21,185	23,521	22,570	11,920	ILLUBABOR
ክፍ	66,080	41,516	40,042	39,215	14,119	KEFA
ሸዋ	94,448	78,775	62,059	64,459	24,429	SHEWA
አዲስ አበባ	36,684	25,569	28,528	28,549	10,831	ADDIS ABABA
ሲዳሞ	44,209	31,489	23,559	29,472	11,201	SIDAMO
ተገራይ	17,994	13,150	11,917	12,410	3,137	TIGRAI
ወለጋ	66,413	51,463	50,428	50,642	27,008	WELLEGA
ወሌ	31,265	20,683	18,872	17,812	8,540	WELLO
አበባ	1,057	695	663	652	409	ASSEB
ጭማር	650,457	469,109	438,620	442,662	194,972	TOTAL
	B.C.G.	MEASLES	D.P.T.	POLIO	T.T.	ADMINISTRATIVE REGION

የተሳሳሪ በሽታ መከላከያ የተከተሉት በደኝ ብዛት በክፍለ ሀገርና በከተባት ዓይነት፣ 1981
 NUMBER OF PERSONS VACCINATED BY ADMINISTRATIVE REGION AND TYPE OF VACCINATION, 1988/89

ሠንጠረዥ 5.6/ለ/ TABLE 0.6 (b)

ክፍለ ሀገር	ቢ.ቢ.ጂ.	ክፍኝ	ዲ.ፒ.ቲ.	ሎፖሊ	ቲ.ጼ.	
አርቤ	30,660	15,540	18,416	18,135	16,916	ARSSSI
ባሌ	19,567	10,302	12,506	12,339	32,000	BALE
ኦሮ ትራ	14,101	3,641	5,117	8,021	25,145	ERITREA
ጋም ጎራ	15,161	8,414	10,216	9,605	14,372	GAMO GOFA
ጌጃም	32,148	15,125	19,524	14,845	35,074	GOJJAM
ጌንደር	19,051	9,449	7,893	8,138	12,193	GONDER
ሰረር ጌ	43,856	22,894	27,373	27,527	74,290	HARARGE
ኢሊባቦር	17,297	8,260	10,529	10,586	10,986	ILLUBABOR
ክፍ	36,424	41,570	20,558	24,971	42,478	KEFFA
ሽዕን	48,300	26,855	24,537	24,301	22,251	SHEWA
አዲስ አበባ	35,723	21,146	25,901	25,609	26,053	ADDIS ABABA
ሲዳሞ	38,255	21,027	19,992	20,437	19,384	SIDAMO
ተግራይ	-	-	-	-	-	TIGRAY
ወለጋ	40,874	27,200	31,485	31,550	40,434	WELLEGA
ወሌ	21,254	10,102	9,496	9,583	21,773	WELLO
አሰብ	1,133	443	607	655	1,160	ASSEB
ጭር	413,804	241,968	244,150	246,302	394,509	TOTAL
	B.C.G.	MEASLES	D.P.T.	POLIO	T.T.	REGION

የትምህርት ቤቶች ዓይነት ፡

የመንግሥት ትምህርት ቤቶች የተባሉት፡- በትምህርት ሚኒስቴር፣ በጤና ጥበቃ ሚኒስቴር፣ በግብርና ሚኒስቴር፣ በተራንስፖርትና መገናኛ ሚኒስቴር፣ ለንዲሁም ለነዚህን በመሰባሰብ የመንግሥት መሥሪያ ቤቶች ጭጥፎ ሥር የሚተዳደሩ ትምህርት ቤቶችንና የአዲስ አበባን ሌሎች ዩኒቨርሲቲዎችና ክሊኒኮችን ያጠቃልላሉ፡፡

የመንግሥት ያልሆኑ ትምህርት ቤቶች፡- የሕዝብ፣ የሚሲዮን፣ የቤተ ክህነት፣ የድርጅቶችና የውጭ ስሜንቴ ትምህርት ቤቶችን ያጠቃልላሉ፡፡ በዚህ መጽሔት ውስጥ የተጠቀሱት የመንግሥት ትምህርት ቤቶችን የሚመለከት መረጃዎች የትምህርት ሚኒስቴርን ሥርዓት ትምህርት ጭንቀት ትምህርት ቤቶችን የሚመለከት ብቻ ናቸው፡፡

የሕዝብ ትምህርት ቤቶች የተባሉት፡- የመንግሥት ዕርዳታ በማግኘትም ሆነ ወይም ባለማግኘት በውስጣቸው የሚሰሩት ተማሪዎች በሚያደርጉት የገንዘብ ክፍያ ኃይል ጤሎ በጤሎ በየአካባቢያቸው በሚገኙት ተገልጋይ ሕዝቦች ጭጥፎ ተ/ቤቶች ናቸው፡፡ የሕዝብ ትምህርት ቤቶች ከ1968 ዓ.ም. በፊት የገለ ነበሩ፡፡

የሚሲዮን ትምህርት ቤቶች የተባሉት፡- የመንግሥት ዕርዳታ በማግኘትም ሆነ ባለማግኘት በሃይማኖታዊ ሚሲዮን ድርጅት የሚከሰቱ ትምህርት ቤቶች ናቸው፡፡

የቤተ ክህነት ትምህርት ቤቶች የተባሉት፡- የኢትዮጵያ ስር ተቆይቶ በቤተ ክርስቲያን የምታሰተዳድሩ ትምህርት ቤቶች ናቸው፡፡ ምንም ለንዲሁም ቤተ ክህነት ለንዲሁም ጊዜ የሚከተሉት የትምህርት ሚኒስቴርን የትምህርት መሥሪያ ቤቱንም ለተዘጋጁ ጊዜ ዓላማው የንባብ፣ የጽሕፈትና የሃይማኖት ትምህርትን ግብተው ነው፡፡

የውጭ ስሜንቴዎች ተ/ቤቶች የተባሉት፡- በልዩ ልዩ የውጭ አገሮች መንግሥታት ለየተረዱ ወይም ባይረዱ ለሚመለከታቸው አገሮች ዜጎች ልጆች የተቋቋሙ ተ/ቤቶች ናቸው፡፡ ሆኖም የሌሎች አገሮች ተወላጆች ልጆቻቸው ለበል ለየክፈሉ ሊማሩባቸው ይችላሉ፡፡

የድርጅት ተ/ቤቶች የተባሉት፡- በልዩ ልዩ ድርጅቶች ለየተረዱ ወይም ባይረዱ በድርጅት ውስጥ ለሚሠሩ ሠራተኞች ልጆች የተቋቋሙ ተ/ቤቶች ናቸው፡፡ ሆኖም የሌሎች ልጆችም ለበል ለየክፈሉ ሊማሩባቸው ይችላሉ፡፡

የትምህርት ቤት ደረጃዎች አመዳደብ፡- የትምህርት ቤት ደረጃዎች አመዳደብ የትምህርት ሚኒስቴር በማሻሻል ባወጣው የትምህርት ደረጃ አከፋፈል መሠረት ነው ይኸውም፡- የመጀመሪያ ደረጃ ከ1ኛ-6ኛ ክፍል፣ መለስ ተኛ ሠለ ተኛ ደረጃ ከ7ኛ-8ኛ ክፍል፣ ክፍተኛ ሠለ ተኛ ደረጃ ከ9ኛ-12ኛ ክፍል ነው፡፡ በዚህ ክፍል ውስጥ ሠረዘ /- / ማለት ምንም መረጃ የለም ማለት ነው፡፡

መረጃው የተገኘው ከትምህርት ሚኒስቴርና ከክፍተኛ ትምህርት ክፍሎች ነው፡፡

SECTION P. EDUCATION

Government Schools: are schools operated by the Ministries of Education, Public Health, Agriculture, Transportation and Communications, Addis Ababa Universities and Colleges etc.

Non-Government Schools: Include public, Religious Missions, Orthodox Church, Foreign Communities and different Organizations' schools. The data in this category refer to schools which follow the Ministry of Education Curriculum.

Public Schools: are schools operated by the population of the localities in which they are found and which are financed by student fees with or without assistance from the Government. All public schools were private before 1975.

Mission Schools: are schools operated by religious missions with or without assistance from the government.

Church Schools: are schools maintained and operated by the Ethiopian Orthodox Church.

Foreign Community Schools: are schools operated by various foreign communities primarily for their children. Of course children who do not belong to such communities may also enroll if there is room.

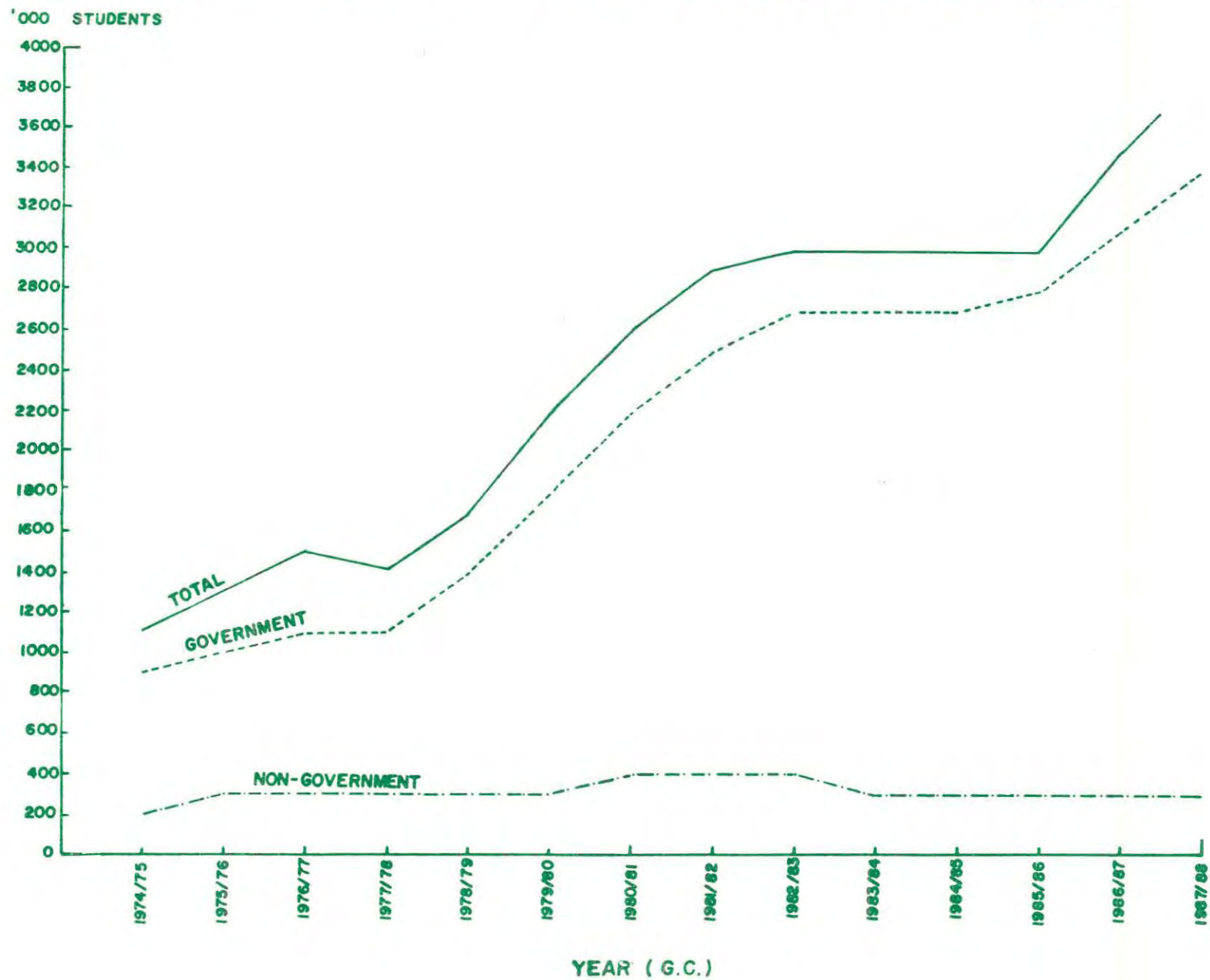
Organization Schools: are schools operated by different organizations mainly for children of adults who work in them. However, other children may also enroll if there is room.

GRADES:

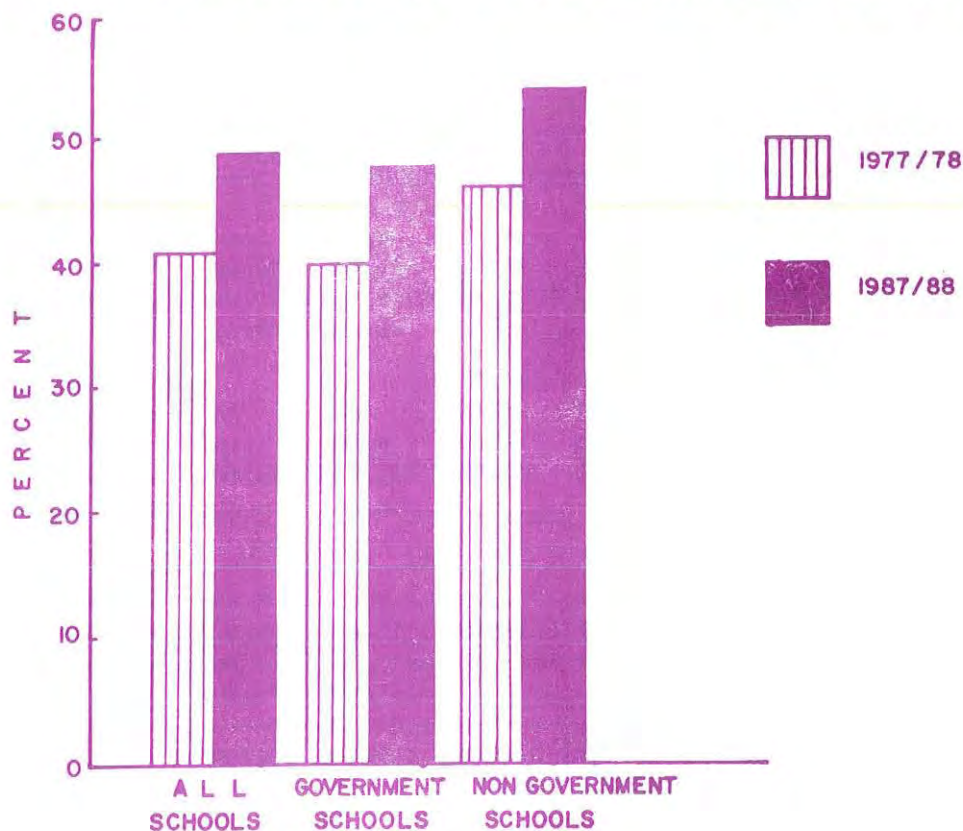
In the tables, grades have been grouped according to the system established by the Ministry of Education. Under the system, the primary grades are grades 1 to 6, the junior secondary includes grades 7 and 8, and the senior secondary covers grades 9 to 12. In this section the symbol dash(-) means that data are nil.

Sources of data are the Ministry of Education and Commission for Higher Education.

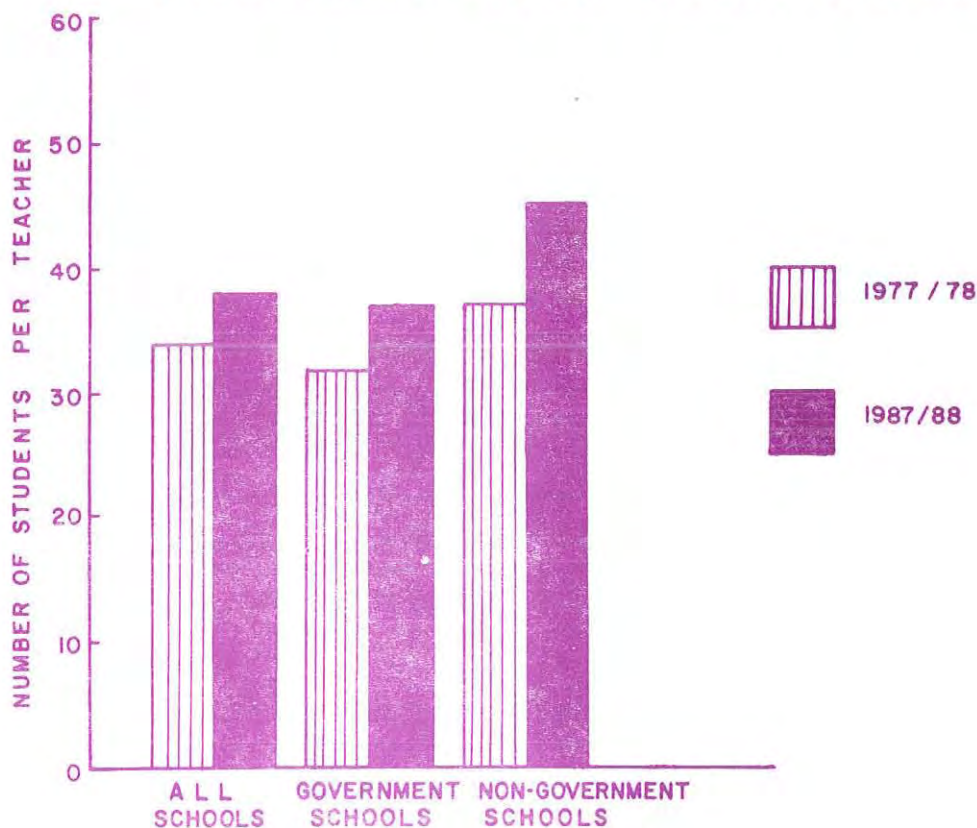
P.1 - NUMBER OF STUDENTS BY TYPE OF SCHOOLS 1974/75 - 1987/88



P-2 - PROPORTION OF FEMALE STUDENTS BY TYPE OF SCHOOL



P-3 - COMPARISON OF AVERAGE NUMBER OF STUDENTS PER TEACHER



የመንግሥትና የግንባታ ልማት ያለሰኙ ትምህርት ቤቶችና የመምህራን፣ የተማሪዎችና የመማሪያ ክፍሎች ብዛት *
 NUMBER OF SCHOOLS, TEACHERS, STUDENTS AND CLASS ROOMS IN GOVERNMENT AND NON-GOVERNMENT SCHOOLS *

ሠንጠረዥ አ.1 TABLE P.1

ትምህርት ቤቶች	1974	1975	1976	1977	1978	1979	1980	
								<u>GOVERNMENT</u>
<u>የመንግሥት</u>								
ት/ቤቶች	6,236	6,653	7,201	7,721	8,218	8,291	8,911	SCHOOLS
መምህራን	42,910	49,080	53,635	56,585	60,001	67,525	70,538	TEACHERS
ተማሪዎች	2,502,726	2,696,002	2,732,852	2,695,139	2,793,571	3,145,259	3,377,902	STUDENTS
የመማሪያ ክፍሎች	-	-	-	-	-	61,261	67,122	CLASS ROOMS
								<u>NON-GOVERNMENT</u>
<u>የመንግሥት ያልሰኙ</u>								
ት/ቤቶች	979	945	961	889	891	796	798	SCHOOLS
መምህራን	6,110	5,850	6,213	6,116	6,139	6,342	6,448	TEACHERS
ተማሪዎች	358,765	350,200	344,096	315,265	310,724	333,609	348,881	STUDENTS
የመማሪያ ክፍሎች	-	-	-	-	-	5,411	5,625	CLASS ROOMS
								<u>TOTAL</u>
<u>ጠቅላይ</u>								
ት/ቤቶች	7,215	7,598	8,162	8,610	9,109	9,087	9,709	SCHOOLS
መምህራን	49,020	54,930	59,848	62,701	66,140	73,867	76,986	TEACHERS
ተማሪዎች	2,861,491	3,046,202	3,076,948	3,010,404	3,104,295	3,478,868	3,726,783	STUDENTS
የመማሪያ ክፍሎች	-	-	-	-	-	66,672	72,747	CLASS ROOMS
	1981/82	1982/83	1983/84	1984/85	1985/86	1986/87	1987/88	SCHOOLS

* ክፍተት ት/ቤቶችን አያጠቃልሉም፡፡
 * Does not include Institutions of higher Learning.

በመንግሥትና የመንግሥት ባልሆኑ ትምህርት ቤቶች የጠቀሰጠቀ ተማሪዎች ብዛት በክፍል ደረጃ
 STUDENT ENROLLMENT BY LEVEL IN GOVERNMENT AND NON-GOVERNMENT SCHOOLS

ሠንጠረዥ አ.2. TABLE P.2

የትምህርት ደረጃ	የመንግሥት	የመንግሥት ያልሆኑ	ጠቅላይ	
				<u>1985/86</u>
<u>1978</u>				
ከ1 እስከ 6	2,178,266	270,512	2,448,778	1 - 6
7 እና 8	329,381	32,751	363,132	7 AND 8
ከ9 እስከ 12	285,924	6,461	292,385	9 -12
ዩኒቨርሲቲዎች ^ጸ	18,436	-	18,436	UNIVERSITIES*
ጠቅላይ	2,812,007	309,724	3,122,731	TOTAL
<u>1979</u>				<u>1986/87</u>
ከ1 እስከ 6	2,449,047	287,470	2,736,517	1 - 6
7 እና 8	385,135	38,911	424,046	7 AND 8
ከ9 እስከ 12	311,077	7,228	318,305	9 - 12
ዩኒቨርሲቲዎች ^ጸ	17,601	-	17,601	UNIVERSITIES*
ጠቅላይ	3,162,860	333,609	3,496,469	TOTAL
<u>1980</u>				<u>1987/88</u>
ከ1 እስከ 6	2,585,731	298,302	2,884,033	1 - 6
7 እና 8	420,807	43,209	464,016	7 AND 8
ከ9 እስከ 12	371,364	7,370	378,734	9 - 12
ዩኒቨርሲቲዎች ^ጸ	17,093	-	17,093	UNIVERSITIES*
ጠቅላይ	3,394,995	348,881	3,743,876	TOTAL
	GOVERNMENT	NON-GOVERNMENT	TOTAL	SCHOOL GRADES

^ጸ የዩኒቨርሲቲ ተማሪዎች ብዛት የማይካተት የጨመረ ስራ ላይ ተማሪዎችን አይዘጋጅም
 * The number of University students does not include those enrolled in the extension and post graduate programmes.

የጠቀሜታ ተማሪዎች ብዛት በክፍል ደረጃና በጾታ
STUDENT ENROLLMENT BY LEVEL AND SEX

ወንጠረዥ ለ.3 TABLE P.3

ብዛት NUMBER

	1978	1979	1980	
<u>ከ1ኛ ለቦስ 6ኛ ክፍል</u>				<u>GRADES 1 - 6</u>
ወንድ	1,491,015	1,682,278	1,787,079	MALE
ሴት	957,763	1,054,239	1,096,954	FEMALE
ጠቅላላ	2,448,778	2,736,517	2,884,033	TOTAL
<u>7ኛና 8ኛ ክፍል</u>				<u>GRADES 7 AND 8</u>
ወንድ	221,102	257,074	279,778	MALE
ሴት	142,030	166,972	184,238	FEMALE
ጠቅላላ	363,132	424,046	464,016	TOTAL
<u>ከ9ኛ ለቦስ 12ኛ ክፍል</u>				<u>GRADES 9 - 12</u>
ወንድ	178,699	195,648	236,192	MALE
ሴት	113,686	122,657	142,542	FEMALE
ጠቅላላ	292,385	318,305	378,734	TOTAL
<u>ዩኒቨርሲቲዎች</u>				<u>UNIVERSITIES*</u>
ወንድ	16,438	15,901	15,289	MALE
ሴት	1,998	1,700	1,804	FEMALE
ጠቅላላ	18,436	17,601	17,093	TOTAL
ጠቅላላ የተማሪዎች ጠቅላላ	3,122,731	3,496,469	3,743,876	TOTAL STUDENTS
	1985/86	1986/87	1987/88	

* የዩኒቨርሲቲ ተማሪዎች ብዛት የግብርና የድህረ ምረቃ ተማሪዎች ለይዘውርም፡፡

* The number of University students does not include those enrolled in the extension and post graduate programmes.

ለ የትምህርት ቤቶች፣ ስኬት ስፍራ የግድር ስፍራ ተግባራዊ መዘንዘን ብዛት
 AVERAGE NUMBER OF STUDENTS PER SCHOOL, PER TEACHER AND PER CLASS ROOM*

ሠንጠረዥ ለ.4 TABLE P.4

ት/ቤት	1974	1975	1976	1977	1978	1979	1980	
የግንባታ								GOVERNMENT SCHOOL
ት/ቤት	401.3	405.2	379.5	349.1	340.0	379.4	379.1	SCHOOL
መምህራን	58.3	54.9	51.0	47.6	46.6	46.6	47.9	TEACHER
ስፍራ	-	-	-	-	-	51.3	50.3	CLASS ROOM
የግንባታ ያልሆኑ								NON-GOVERNMENT
ት/ቤት	366.5	370.6	358.1	354.6	348.7	419.1	437.2	SCHOOL
መምህራን	58.7	59.9	55.4	51.5	50.6	52.6	54.1	TEACHER
ስፍራ	-	-	-	-	-	61.7	62.0	CLASS ROOM
ጠቅላይ								TOTAL
ት/ቤት	396.6	400.9	377.0	349.6	340.8	382.8	383.8	SCHOOL
መምህራን	58.4	55.5	51.4	48.0	46.9	47.1	48.4	TEACHER
ስፍራ	-	-	-	-	-	52.2	51.2	CLASS ROOM
	1981/82	1982/83	1983/84	1984/85	1985/86	1986/87	1987/88	SCHOOLS

* ከዚህ ት/ቤት ለግንባታ ስፍራ አይደለም
 * Does not include institutions of higher learning.

በግንባታና የግንባታ ያልሆኑ ትምህርት ቤቶች የተግባራዊ ብዛት በጾታ
 NUMBER OF STUDENTS BY SEX IN GOVERNMENT AND NON-GOVERNMENT SCHOOLS*

ሠንጠረዥ ለ.5 TABLE P.5

ት/ቤት	1974	1975	1976	1977	1978	1979	1980	
የግንባታ								GOVERNMENT
ጠቅላይ	2,502,726	2,696,002	2,732,852	2,695,139	2,793,571	3,145,259	3,377,902	TOTAL
ቤት	866,425	961,603	993,123	1,017,038	1,071,796	1,192,675	1,266,198	FEMALE
ወንድ	1,636,301	1,734,399	1,739,729	1,678,101	1,721,775	1,952,584	2,111,704	MALE
የግንባታ ያልሆኑ								NON-GOVERNMENT
ጠቅላይ	358,765	350,200	344,096	315,265	310,724	333,609	348,881	TOTAL
ቤት	152,334	152,790	151,021	143,650	131,683	151,193	157,536	FEMALE
ወንድ	206,431	197,410	193,075	171,615	169,041	182,416	191,345	MALE
ጠቅላይ								TOTAL
ጠቅላይ	2,861,491	3,046,202	3,076,948	3,010,404	3,104,295	3,478,868	3,726,783	TOTAL
ቤት	1,018,759	1,114,393	1,144,144	1,160,688	1,213,479	1,343,868	1,423,734	FEMALE
ወንድ	1,842,732	1,931,809	1,932,804	1,849,716	1,890,816	2,135,000	2,303,049	MALE
	1981/82	1982/83	1983/84	1984/85	1985/86	1986/87	1987/88	SCHOOLS

* ከዚህ ት/ቤት ለግንባታ ስፍራ አይደለም
 * Does not include institutions of higher learning.

በግንባራና የግንባራ ባለሀኪ ተምህርተ ቤቶች የወንድና የሴት ተማሪዎች ብዛት ስርዓት በፐርሰንት*
 PERCENTAGE DISTRIBUTION OF STUDENTS BY SEX IN GOVERNMENT AND NON-GOVERNMENT SCHOOLS*

ሠንጠረዥ አ.፩

TABLE P.6

ተ/ቤቶች	1974	1975	1976	1977	1978	1979	1980	
<u>የግንባራ</u>								<u>GOVERNMENT</u>
ጠቅላይ	87.5	88.5	88.8	89.5	90.0	90.4	90.6	TOTAL
ሴት	34.6	36.7	36.3	37.7	38.4	37.9	37.5	FEMALE
ወንድ	65.4	64.3	63.7	62.3	61.6	62.1	62.5	MALE
<u>የግንባራ ባለሀኪ</u>								<u>NON-GOVERNMENT</u>
ጠቅላይ	12.5	11.5	11.2	10.5	10.0	9.6	9.4	TOTAL
ሴት	42.5	43.6	43.9	45.6	45.6	45.3	45.2	FEMALE
ወንድ	57.5	56.4	56.1	54.4	54.4	54.7	54.8	MALE
<u>ጠቅላይ</u>								<u>TOTAL</u>
ጠቅላይ	100.0	100.0	100.0	100.0	100.0	100.0	100.0	TOTAL
ሴት	35.6	36.6	37.2	38.6	39.1	38.6	38.2	FEMALE
ወንድ	64.4	63.4	62.8	61.4	60.9	61.4	61.8	MALE
	1981/82	1982/83	1983/84	1984/85	1985/86	1986/87	1987/88	SCHOOLS

* ከድካም ተ/ቤቶችን አያጠቃልልም::

* Does not include institutions of higher learning.

በትምህርት ቤቶች የሙዘን ስራ ተማሪዎች ብዛት በክፍል ደረጃ
NUMBER OF STUDENTS IN SCHOOLS BY GRADE

ሠንጠረዥ ለ.7 TABLE P.7

ክፍል	1972	1973	1974	1975	1976	1977	1978	1979	1980	
አንደኛ ደረጃ										PRIMARY
1	655,260	710,075	733,723	794,825	756,511	750,347	835,560	998,701	1,009,041	1
2	882,056	382,849	437,040	498,840	446,285	402,606	406,928	474,699	538,736	2
3	183,811	255,021	344,034	439,720	416,715	365,462	346,260	377,902	421,038	3
4	147,119	184,048	230,941	347,378	366,717	337,065	310,768	319,965	340,091	4
5	118,086	142,121	166,021	240,038	291,071	293,224	281,634	284,254	289,203	5
6	107,819	124,607	139,338	190,249	219,815	259,361	267,628	280,996	285,924	6
ጠቅላይ	1,494,151	1,798,721	2,051,097	2,511,050	2,497,114	2,408,065	2,448,778	2,736,517	2,884,033	TOTAL
ሁለተኛ ደረጃ										JUNIOR SECONDARY
7	93,843	104,930	127,331	154,177	166,499	177,708	207,636	231,081	240,386	7
8	71,160	81,883	92,439	123,880	137,082	142,480	155,496	192,965	223,630	8
ጠቅላይ	165,003	184,813	219,770	278,057	303,581	320,188	363,132	424,046	464,016	TOTAL
ከፍተኛ ሁለተኛ ደረጃ										SENIOR SECONDARY
9	68,746	77,176	83,995	95,323	101,448	108,686	120,283	136,885	166,400	9
10	48,366	56,553	64,024	68,529	76,422	72,250	72,438	81,537	98,079	10
11	38,046	43,735	49,250	55,239	58,020	66,992	58,196	60,372	69,776	11
12	25,670	34,208	34,590	39,004	40,363	40,223	41,468	39,511	44,474	12
ጠቅላይ	180,828	211,672	231,859	257,095	276,253	282,151	292,385	318,305	378,734	TOTAL
ዩኒቨርሲቲ										UNIVERSITY
አንደኛ ዓመት	-	-	5,185	-	6,052	7,374	5,913	5,596	6,023	FIRST YEAR
ሁለተኛ ዓመት	-	-	5,139	-	5,356	5,032	6,930	5,407	5,115	SECOND YEAR
ፀሎተኛ ዓመት	-	-	2,212	-	2,041	2,401	2,718	3,425	2,738	THIRD YEAR
አራተኛ ዓመት	-	-	2,247	-	2,024	1,924	2,403	2,530	2,729	FOURTH YEAR
አምስተኛ ዓመት*	-	-	133	-	303	358	472	643	488	FIFTH YEAR*
ሌሎች	-	-	69	-	-	-	-	-	-	OTHERS
ጠቅላይ	14,949	15,047	14,985	16,108	15,776	16,815	18,157	17,601	17,093	TOTAL
ጠቅላላ ጠቅላይ	1,854,931	2,212,253	2,517,711	3,062,310	3,092,724	3,027,193	3,122,731	3,496,469	3,743,876	GRAND TOTAL
	1979/80	1980/81	1981/82	1982/83	1983/84	1984/85	1985/86	1986/87	1987/88	GRADE

* የምሕንድና የሙዚካ ትምህርት ተማሪዎች ብቻ፡፡ ሆኖም የ1979 ለና 1980 የፋርማሲ ተማሪዎች ጠቅላይ ብዛት የ1974 ገን የሙዚካና የሙዘን ብቻ ያጠቃልላል፡፡

* Technology, Medical and law students only. But that of 1986/87 and 1987/88 include pharmacy students, while the figure for 1981/82 includes Law and Medical students only.

በአንደኛና በግሉም ሠላተኛ ደረጃ ት/ቤቶች የጠቀሰው ተማሪዎች ብዛት በክፍለ ሀገር
STUDENTS ENROLLED IN PRIMARY AND ACADEMIC SECONDARY SCHOOLS BY REGION

ሠንጠረዥ አ.8 TABLE P.8

ክፍለ ሀገር	የመንግሥት	የመንግሥት ያራቦች	ጠቅላይ	
<u>1979</u>				<u>1986/87</u>
አርቢ	201,598	4,024	205,622	ARSSI
ባሌ	110,248	1,639	111,887	BALE
ኦሮሳ	141,645	40,284	181,929	ERITREA
ጋምጌ	89,569	619	90,188	GAMO GJFA
ጋላ	221,881	539	222,420	GOJJAM
ጎንደር	111,047	1,276	112,323	GONDER
ዘረርጌ	208,360	9,440	217,800	HARARGE
ኢሌባቦር	134,995	645	135,640	ILUBABOR
ክፋ	200,382	-	200,382	KEFA
ሸዋ	647,791	68,472	716,263	SHEWA
አዲስ አበባ	229,201	152,558	381,758	ADDIS ABABA
ሲዳሞ	297,858	23,426	321,284	SIDAMO
ትግራይ	83,008	5,466	88,474	TIGRAI
ወለጋ	258,402	19,722	278,124	WELLEGA
ወሌ	203,445	4,088	207,533	WELLO
አስብ አስተዳደር	5,829	1,412	7,241	ASSEB ADMINISTRATIVE
ጠቅላይ	3,145,259	333,609	3,478,868	TOTAL
<u>1980</u>				<u>1987/88</u>
አርቢ	217,384	4,161	221,545	ARSSI
ባሌ	120,353	567	120,920	BALE
ኦሮሳ	154,204	42,383	196,587	ERITREA
ጋምጌ	101,358	867	102,225	GAMO GOFA
ጋላ	253,015	534	253,549	GOJJAM
ጎንደር	120,230	1,421	121,651	GONDER
ዘረርጌ	220,926	11,688	232,614	HARARGE
ኢሌባቦር	148,529	600	149,129	ILUBABOR
ክፋ	225,711	-	225,711	KEFA
ሸዋ	687,861	67,956	755,817	SHEWA
አዲስ አበባ	241,591	161,311	402,902	ADDIS ABABA
ሲዳሞ	301,910	25,351	327,261	SIDAMO
ትግራይ	82,233	5,903	88,136	TIGRAI
ወለጋ	275,806	20,503	296,309	WELLEGA
ወሌ	219,972	4,352	224,324	WELLO
አስብ አስተዳደር	6,819	1,284	8,103	ASSEB ADMINISTRATIVE
ጠቅላይ	3,377,902	348,881	3,726,783	TOTAL
	GOVERNMENT	NON-GOVERNMENT	TOTAL	ADMINISTRATIVE REGION

በከፍተኛ ትምህርት ተቋማት የሕዝባዊ ተማሪዎች ብዛት* 1979
 STUDENT ENROLMENT IN INSTITUTES OF HIGHER LEARNING* , 1986/87

ሠንጠረዥ አ.9/ሀ/ TABLE P.9. (a)

አንድ ደረጃ/ክ/አይ/ ፋክልቲ	አዲግራ	አዲሻሎማ	ጠቅላይ	
<u>አዲስ አበባ ዩኒቨርሲቲ</u>	8,375	2,166	10,541	<u>ADDIS ABABA UNIVERSITY</u>
አዳማ ሙሉን ተምህርት ቤቅ	-	581	581	AWASSA JUNIOR COLLEGE OF AGRI.
ባሕር ዳር ሙሀራን ቤት	208	475	683	BAHIR DAR TEACHERS COLLEGE
አዲስ አበባ ፋክልቲ	168	436	604	FACULTY OF EDUCATION
ሶሻል ሳይንስ ቤት	2,484	-	2,484	COLLEGE OF SOCIAL SCIENCES
ሰነድ ፋክልቲ	251	-	251	FACULTY OF LAW
ከጽንጻፍ ጥናት ተቋም	485	-	485	INSTITUTE OF LANGUAGE STUDIES
ሳይንስ ፋክልቲ	2,452	-	2,452	FACULTY OF SCIENCE
ሳይንስ ሳይንስ	-	104	104	LIBRARY SCIENCE
ሕክምና ፋክልቲ /ጉንደር/	426	238	664	COLLEGE OF MEDICAL SCIENCE (GONDER)
ሕክምና ፋክልቲ /አዲስ አበባ/	590	-	590	FACULTY OF MEDICINE (ADDIS ABABA)
ፋርማሲ	175	-	175	SCHOOL OF PHARMACY
ቴክኖሎጂ ፋክልቲ	952	332	1,284	FACULTY OF TECHNOLOGY
የከተማ ሕክምና ፋክልቲ /ደብረ ዘይት/	184	-	184	FACULTY OF VETERINARY MEDICINE (DEBRE ZEIT)
<u>አሙራ ዩኒቨርሲቲ</u>	1,488	144	1,632	<u>ASMARA UNIVERSITY</u>
ሶሻል ሳይንስ ፋክልቲ	613	144	757	FACULTY OF SOCIAL SCIENCE
ከጽንጻፍ ጥናት ተቋም	113	-	113	INSTITUTE OF LANGUAGE STUDIES
ሳይንስ ፋክልቲ	723	-	723	FACULTY OF SCIENCE
ወሃ አጠር ለርሻ	39	-	39	ARID ZONE AGRICULTURE
አሙራ ሙሉን ተምህርት ቤቅ	-	165	165	AMBO JUNIOR COLLEGE OF AGRI.
ጃማ ሙሉን ተምህርት ቤቅ	-	278	278	JIMA JUNIOR COLLEGE OF AGRI.
ደብረ ዘይት የሕንፃ ጤና አጠባበቅ ተቋም	-	148	148	SCHOOL OF ANIMAL HEALTH (DEBRE ZEIT)
ክብሩ ሙሀራን ትምህርት ቤቅ	-	814	814	KOTBE COLLEGE OF TEACHERS' EDUCATION
ሙሉን ተምህርት የገንዘብ ሥራ ቤት	-	927	927	JUNIOR COLLEGE OF COMMERCE
ፖሊቴክኒክ አንድ ደረጃ ቤት/ባሕር ዳር/	-	568	568	BAHIR DAR POLYTECHNIC INSTITUTE
ጃማ የጤና ሳይንስ ተቋም	253	424	677	JIMMA HEALTH SCIENCE INSTITUTE
የጣዘጋጃ ቤት የቴክኒክ ቤት	-	225	225	MUNICIPAL TECHNIC COLLEGE
<u>ግለሰብ ገብርና ዩኒቨርሲቲ</u>	1,414	212	1,626	<u>ALEMAYA AGRICULTURAL UNIVERSITY</u>
<u>ክፍለ-ድህረ ምረጫ ት/ቤት</u>	324	-	324	<u>SCHOOL OF GRADUATE STUDIES</u>
<u>ግለሰብ ገብርና ዩኒቨርሲቲ</u>	39	-	39	<u>ALEMAYA AGRICULTURAL UNIVERSITY</u>
<u>አዲስ አበባ ዩኒቨርሲቲ</u>	285	-	285	<u>ADDIS ABABA UNIVERSITY</u>
ሶሻል ሳይንስ ቤት	37	-	37	COLLEGE OF SOCIAL SCIENCE
ከጽንጻፍ ጥናት ተቋም	43	-	43	INSTITUTE OF LANGUAGE STUDIES
የተፈጥሮ ሳይንስ ፋክልቲ	99	-	99	FACULTY OF NATURAL SCIENCE
ሕክምና ፋክልቲ	93	-	93	FACULTY OF MEDICINE
የቴክኖሎጂ ፋክልቲ	13	-	13	FACULTY OF TECHNOLOGY
አጠቃላይ ጠቅላይ	11,854	6,071	17,925	GRAND TOTAL
	DEGREE	DIPLOMA	TOTAL	INSTITUTION/COLLEGE/FACULTY

* የሕዝባዊ ተማሪዎች ብዛት የሚያሳይው ስርዓት ለአዲስ ተምህርቲያን፣ በድጋሚ ተምህርቲያንና ከተፋጣኝ ሲሆን ተር በሙሉ የሕዝባዊ ትምህርት ያጠቃልላል።

* The information on student enrollment consists of new admissions, readmissions and students continuing from the previous semester.

በክፍ ትምህርት ተቋማት በሞታ ትምህርት የሙዘንቤ ተግባራት ብዛት[።] 198፬፡
 EXTENSION (EVENING) STUDENT IN INSTITUTES OF HIGHER LEARNING, * 1987/88

ሠንጠረዥ አ.10/ለ/ TABLE P.10(b)

ኢንብትቀጃሽን /ክ/ኤ/ ፋክልቲ	ለዲግሪ	ለዲፕሎማ	ጠቅላይ	
<u>አዲስ አበባ ዩኒቨርሲቲ</u>	2,808	2,651	5,459	<u>ADDIS ABABA UNIVERSITY</u>
አዳሽ መሰብ ትኛ የሥርዓት ክ/ኤ	-	100	100	AWASSA JUNIOR COLLEGE OF AGRICULTURE
ባሕር ዳር መምህራን ክ/ኤ	-	238	238	BAHIR DAR TEACHERS COLLEGE
ኢዳራሽን ፋክልቲ	125	219	344	FACULTY OF EDUCATION
ከጅን ግንኙ ጥናት ተቋም	231	135	366	INSTITUTE OF LANGUAGE STUDIES
ሕግ ፋክልቲ	-	250	250	FACULTY OF LAW
ባይብሪ ሳይንስ	-	99	99	LIBRARY SCIENCE
ቦቫል ባይንስ ክ/ኤ	2,076	388	2,464	COLLEGE OF SOCIAL SCIENCES
ፋርማሲ	-	-	-	SCHOOL OF PHARMACY
ባይንስ ፋክልቲ	-	424	424	FACULTY OF SCIENCE
ቴክኖሎጂ ፋክልቲ	376	798	1,174	FACULTY OF TECHNOLOGY
<u>ዓለማዊ የሥርዓት ዩኒቨርሲቲ</u>	-	576	576	<u>ALEMAYA UNIVERSITY OF AGRICULTURE</u>
<u>አሥመራ ዩኒቨርሲቲ</u>	849	759	1,608	<u>ASMARA UNIVERSITY</u>
መሰብ ትኛ የንግድ ሥራ ክ/ኤ	-	2,252	2,252	JUNIOR COLLEGE OF COMMERCE
ክተቤ መምህራን ትምህርት ክ/ኤ	-	738	738	KOTEBE COLLEGE OF TEACHERS' EDUCATION
አጠቃላይ ጠቅላይ	3,657	6,976	10,633	GRAND TOTAL
	DEGREE	DIPLOMA	TOTAL	INSTITUTION/COLLEGE/FACULTY

። የሙዘንቤ ተግባራት ብዛት የግምገማታዊ መረጃዎች አዲስ ሙዘንቤዎችን፣ በወገኛ ሙዘንቤዎችንና ከተዳግጡ ሲግኑ ተከትሎ የሙዘንቤዎችን ያጠቃልላል፡፡

*The information on student enrollment consists of new admissions, readmissions and students continuing from the previous semester.

ከከፍተኛ ትምህርት ተቋማት በልዩ ልዩ የትምህርት መስጠት የሕገ-ጽ : 1979
 GRADUATES OF INSTITUTES OF HIGHER LEARNING BY FIELD OF STUDY, 1986/87

ወንጠረዥ አ.11/ሀ/ TABLE P.11(a)

የሕገ-ጽ የትምህርት ዓይነት	በዲግሪ	በዲፕሎማ	ጠቅላይ	
<u>ዓለማዊ ግብርና ዩኒቨርሲቲ</u>	230	92	322	<u>ALEMAYA AGRICULTURAL UNIVERSITY</u>
ለርቫ ኢንፎርሜሽን	56	47	103	AGRICULTURAL ECONOMICS
ለርቫ መስጫ ሳይንስ	59	-	59	AGRICULTURAL ENGINEERING
ለጎበባት ባይዮሎጂ	50	17	67	ANIMAL SCIENCE
የዕፅዋት ባይዮሎጂ	65	28	93	PLANT SCIENCE
<u>አዲስ አበባ ዩኒቨርሲቲ</u>	1,614	815	2,429	<u>ADDIS ABABA UNIVERSITY</u>
<u>አዋጅ መለሰ ተፎ የአርቫ ክፍል</u>	-	262	262	<u>AWSSA JUNIOR COLLEGE OF AGR.</u>
የአርቫ ምህንድስናና ቴክኖሎጂ	-	59	59	AGRICULTURAL ENGINEERING AND TECHNOLOGY
የሌሎችም ባይዮሎጂና ቴክኖሎጂ	-	61	61	ANIMAL SCIENCE AND TECHNOLOGY
የባህሪና ባይዮሎጂና ቴክኖሎጂ	-	26	26	HOME SCIENCE AND TECHNOLOGY
የዕፅዋት ባይዮሎጂና ቴክኖሎጂ	-	67	67	PLANT SCIENCE AND TECHNOLOGY
የአጠቃላይ አርቫ	-	49	49	GENERAL AGRICULTURE
<u>ባሕር ዳር መምህራን ክፍል</u>	37	236	273	<u>BAHIR DAR TEACHERS COLLEGE</u>
የግልጽ ትምህርት	-	23	23	ADULT EDUCATION
ሥነ ሕይወት /ባይዮሎጂ/	-	32	32	BIOLOGY
ቀጠላ /ኬሚስትሪ/	-	51	51	CHEMISTRY
ጥንቃቄ	-	33	33	MATHEMATICS
ፔዳጎጂያዊ ባይዮሎጂ	37	-	37	PEDAGOGICAL SCIENCE
ፈዚክስ	-	33	33	PHYSICS
ግራፊካ	-	32	32	GEOGRAPHY
እንግሊዝኛ	-	20	20	ENGLISH
አማርኛ	-	12	12	AMHARIC
<u>አዲስ አበባ ፋኩልቲ</u>	59	121	180	<u>FACULTY OF EDUCATION</u>
አዲስ አበባ አዲስ አበባ ፋኩልቲ	21	64	85	EDUCATIONAL ADMINISTRATION
ሥነ ልቦና /ባይዮሎጂ/	38	-	38	PSYCHOLOGY
አውቶሞቲቭ	-	11	11	AUTOMOTIVE
ንግድ ሥራ ትምህርት	-	12	12	BUSINESS EDUCATION
ኤሌክትሪሲቲ	-	11	11	ELECTRICITY
ድራፍቲንግ	-	8	8	DRAFTING
ሜታል	-	12	12	METAL
የሌሎች ሥራ	-	3	3	WOOD
<u>ቦቫል ባይዮሎጂ ክፍል</u>	500	-	500	<u>COLLEGE OF SOCIAL SCIENCES</u>
አካውንቲንግ	77	-	77	ACCOUNTING
ኢኮኖሚክስ	63	-	63	ECONOMICS
ሶሲዮሎጂ	64	-	64	SOCIOLOGY
	DEGREE	DIPLOMA	TOTAL	FIELD OF GRADUATION

ከከፍተኛ ትምህርት ተቋማት በሌላ ሌላ የትምህርት መስጠት የቆረቆረ፣ 1979
GRADUATES OF INSTITUTES OF HIGHER LEARNING BY FIELD OF STUDY, 1986/87

ሠንጠረዥ ለ.11/ሀ/ /የገጠባ/ TABLE p.11 (a) (contd.)

የቆረቆረ ገጠባ የትምህርት ዓይነት	በዲግሪ	በዲፕሎማ	ጠቅላይ	ግብር
ጂኦግራፊ	85	-	85	GEOGRAPHY
ታሪክ	50	-	50	HISTORY
ግንባርና የሕዝብ ልቦና ተግባር	86	-	86	MANAGEMENT AND PUBLIC ADMIN.
ፍልስፍና	19	-	19	PHILOSOPHY
ፖለቲካ ስነ-ምግባርና ሌላ ተገናኝ ግንኙነት	61	-	61	POLITICAL SCIENCE AND INT. RELATION
<u>ሕግ ፋኩልቲ</u>	51	-	51	<u>FACULTY OF LAW</u>
<u>ቋንቋዎች ጥናት ተቋም</u>	127	-	127	<u>INSTITUTE OF LANGUAGE STUDIES</u>
የሌት ቋንቋዎች ጥናት ሥነ ጽሑፍ	37	-	37	ETHIOPIAN LANG. AND LITERATURE
የወጭ ቋንቋዎች ጥናት ሥነ ጽሑፍ	59	-	59	FOREIGN LANG. AND LITERATURE
ሥነ ልግግር	12	-	12	LINGUISTICS
ሥነ ኪነት	19	-	19	THEATRE AND ARTS
<u>ስነ-ምግባር ፋኩልቲ</u>	479	-	479	<u>FACULTY OF SCIENCE</u>
ሥነ ሕይወት /ስነ-ህይወት/	97	-	97	BIOLOGY
ቀጣይ /ኪሚስትሪ/	79	-	79	CHEMISTRY
ጂኦሎጂ	56	-	56	GEOLOGY
ግንኙነት	100	-	100	MATHEMATICS
ፈጣኝ	98	-	98	PHYSICS
ለብድር ጥናት	53	-	53	STATISTICS
<u>ሕክምና ፋኩልቲ /ግንባር/</u>	49	96	145	<u>COLLEGE OF MEDICAL SCIENCE (GONDER)</u>
ስነ-ምግባር ስነ-ምግባር	-	54	54	SANITARY SCIENCE
አጠቃላይ ነርቪንግ	-	42	42	COMPREHENSIVE NURSING
ሕክምና	49	-	49	MEDICINE (MD.)
<u>ሕክምና ፋኩልቲ /አዲስ አበባ/</u>	78	16	94	<u>FACULTY OF MEDICINE (ADDIS ABABA)</u>
ነርቪንግ	-	16	16	NURSING
ሕክምና	78	-	78	MEDICINE
<u>ስነ-ምግባር ስነ-ምግባር</u>	-	49	49	<u>LIBRARY SCIENCE</u>
<u>ፍርግስ</u>	31	-	31	<u>SCHOOL OF PHARMACY</u>
<u>ቴክኖሎጂ ፋኩልቲ</u>	173	35	208	<u>FACULTY OF TECHNOLOGY</u>
አርክቴክቸርና የከተማ ፕላን	33	-	33	ARCHITECTURE AND TOWN PLANNING
ሰነድ ቴክኖሎጂ	-	15	15	BUILDING TECHNOLOGY
ቪዲዮ ማሳሰቢያ	70	-	70	CIVIL ENGINEERING
መካኒካል ማሳሰቢያ	41	-	41	MECHANICAL ENGINEERING
ውሃ ሀብት ልማት /ቪዲዮ ማሳሰቢያ	-	20	20	WATER RESOURCES (CIVIL ENGINEERING)
ኤሌክትሪክ ማሳሰቢያ	29	-	29	ELECTRICAL ENGINEERING
	DEGREE	DIPLOMA	TOTAL	FIELD OF GRADUATION

ከክፍተኛ ትምህርት ተቋማት በሌላ ሌላ የትምህርት መስጠት የተወረዘ፣ 1979
GRADUATES OF INSTITUTES OF HIGHER LEARNING BY FIELD OF STUDY 1986/87

ሠንጠረዥ ለ.11/ሀ/ /የጠለ/ TABLE P.11(a) (contd.)

የተወረዘበት የትምህርት ዓይነት	በዲግሪ	በዲፕሎማ	ጠቅላይ	የትምህርት መስጫ
<u>የከብት ሕክምና ፋኩልቲ</u> <u>/ደብረ ዘይት/</u>	30	-	30	<u>FACULTY OF VETERINARY</u> <u>MEDICINE (DEBRE ZEIT)</u>
የከብት ሕክምና ባይደንብ /ደብረ ዘይት/	30	-	30	DOCTOR OF VETERINARY SCIENCE
<u>አሙራ ዩኒቨርሲቲ</u>	306	47	353	<u>ASMARA UNIVERSITY</u>
<u>በሽል ሰይጣን ፋኩልቲ</u>	140	47	187	<u>FACULTY OF SOCIAL SCIENCE</u>
አካውንቲንግ	48	47	95	ACCOUNTING
ኢኮኖሚክስ	45	-	45	ECONOMICS
ማኒጅመንት	47	-	47	MANAGEMENT
<u>ከ ቋንቋዎች ጥናት ተቋም</u>	31	-	31	<u>INSTITUTE OF LANGUAGE STUDIES</u>
እንግሊዝኛ	31	-	31	ENGLISH
<u>ሰይጣን ፋኩልቲ</u>	135	-	135	<u>FACULTY OF SCIENCE</u>
ሥነ ሕይወት /ባዮሎጂ/	43	-	43	BIOLOGY
ቀመጫ /ኪሚስትሪ/	35	-	35	CHEMISTRY
ማቴማቲክስ	30	-	30	MATHEMATICS
ፈዚክስ	27	-	27	PHYSICS
<u>አምቦ መለስ ተኛ ለርሻ ክሊጅ</u>	-	80	80	<u>AMBO JUNIOR COLLEGE OF AGRIC.</u>
<u>አጠቃላይ ለርሻ</u>	-	80	80	<u>GENERAL AGRICULTURE</u>
<u>ጃማ መለስ ተኛ ለርሻ ክሊጅ</u>	-	125	125	<u>JIMA JUNIOR COLLEGE OF</u> <u>AGRICULTURE</u>
<u>አጠቃላይ ለርሻ</u>	-	125	125	<u>GENERAL AGRICULTURE</u>
<u>ደብረ ዘይት የሌላንባት ጤና አጠባበቅ</u> <u>ተቋም</u>	-	72	72	<u>SCHOOL OF ANIMAL HEALTH (D.Z.)</u>
የሌላንባት ጤና አጠባበቅ	-	72	72	ANIMAL HEALTH
<u>ከ ተቤ መምህራን ትምህርት ክሊጅ</u>	-	270	270	<u>KOTEBE COLLEGE OF TEACHERS'</u> <u>EDUCATION</u>
ሥነ ሕይወት /ባዮሎጂ/	-	26	26	BIOLOGY
ንግድ ሥራ ትምህርት	-	13	13	BUSINESS EDUCATION
ቀመጫ /ኪሚስትሪ/	-	29	29	CHEMISTRY
ኤሌክትሪሲቲ	-	10	10	ELECTRICITY
እንግሊዝኛ ቋንቋ	-	33	33	ENGLISH LANGUAGE
የጽኑ ቋንቋ ቋንቋዎችና ሥነ ጽሑፍ	-	16	16	ETHIOPIAN LANG. AND LITERATURE
ጃኦግራፊ	-	32	32	GEOGRAPHY
ጤናና የሌላንባት ጤና ማሠልጠኛ ትምህርት	-	9	9	HEALTH AND PHYSICAL EDUCATION
	DEGREE	DIPLOMA	TOTAL	FIELD OF GRADUATION

በከፍተኛ ትምህርት ተቋማት በሌላ ሌላ የትምህርት መስጠት የቆረቆረ ፡ 1979
 GRADUATES OF INSTITUTES OF HIGHER LEARNING BY FIELD OF STUDY, 1986/87

ወንጌረዥ ለ. 11/ሀ/ /የጠለ/ TABLE P.11(a) (contd.)

የቆረቆረ የትምህርት ዓይነት	በዲግሪ	በዲፕሎማ	ጠቅላይ	
ታሪክ	-	42	42	HISTORY
የባለተኛ ሊኮኖሚክስ	-	7	7	HOME ECONOMICS
ግጥም ትክክር	-	26	26	MATHEMATICS
የብረት ብረት ትክኖሎጂ	-	13	13	METAL TECHNOLOGY
ፈዚክስ	-	14	14	PHYSICS
<u>መለበ ተኛ የንግድ ሥራ ትምህርት</u>	-	438	438	<u>JUNIOR COLLEGE OF COMMERCE</u>
አካውንቲንግ	-	186	186	ACCOUNTING
ባንክና ፋይናንስ	-	64	64	BANKING AND FINANCE
ቤክረታዕምርታ ባይዳን	-	124	124	SECRETARIAL SCIENCE
በኛባይና ግንኙነት	-	64	64	SUPPLIES MANGEMENT
<u>ፖሊቴክኒክ ሊንብ ትምህርት /ባህር ጻር /</u>	-	273	273	<u>BAHIR DAR POLYTECHINC INST.</u>
አገር መኪኒክ ትክኖሎጂ	-	50	50	AGROMECHANIC TECHNOLOGY
ኤሌክትሮኒክስ ትክኖሎጂ	-	55	55	ELECTRICAL TECHNOLOGY
ኢንዱስትሪያል ትክኖሎጂ	-	55	55	INDUSTRIAL TECHNOLOGY
ግብር ትክኖሎጂ	-	57	57	METAL TCHNOLOGY
የግጥም ግጥም ትክኖሎጂ	-	37	37	TEXTILE TECHNOLOGY
የሌሎች ሥራ ትክኖሎጂ	-	19	19	WOOD TECHNOLOGY
<u>ጂማ የጤና ባይዳን ተቋም</u>	-	150	150	<u>JIMMA INSTITUTE OF HEALTH SCIENCE</u>
ፍርግቤ ትክኖሎጂ	-	38	38	PHARMACY TECHNOLOGY
ነርቪንግ	-	112	112	NURSING
<u>ግዛጋዥ ቤት ትክኖሎጂ ትምህርት</u>	16	69	85	<u>MUNICIPAL TECHNIQUE COLLEGE</u>
<u>ከጸሐፊ ምርት ተ/ቤት</u>	73	-	73	<u>SCHOOL OF GRADUATE STUDIES</u>
<u>የላማን ገብርና ዌኒቨርቢቲ</u>	8	-	8	<u>ALEMAYA AGRICULTURAL UNIVERSITY</u>
አገርኖግ	1	-	1	AGRONOMY
አንባቢት ለርባታ	4	-	4	ANIMAL PRODUCTION
አገር ሊኮኖሚክስ	1	-	1	AGRO-ECONOMICS
ብሔራዊ ጥበቃ	2	-	2	CROP-PROTECTION
<u>አዲስ አበባ ዌኒቨርቢቲ</u>	65	-	65	<u>ADDIS ABABA UNIVERSITY</u>
<u>የባሕር ባይዳን ትምህርት</u>	2	-	2	<u>COLLEGE OF SOCIAL SCIENCE</u>
ኢኮኖሚክስ	2	-	2	ECONOMICS
<u>ከጊንጊንጊ ጥናት ተቋም</u>	7	-	7	<u>INSTITUTE OF LANG.STUDIES</u>
ሥነ ልቦና	1	-	1	LINGUISTICS
ሥነ ጽሑፍ	2	-	2	LITERATURE
አንገላገላ ለንግድ ሀላ ተኛ ጊንጊ ግብ ተግባር	4	-	4	TEFL
<u>የተፈጥሮ ባይዳን ፋኩልቲ</u>	31	-	31	<u>FACULTY OF NATURAL SCIENCE</u>
ሥነ ሕይወት /ባዕላዊ/	11	-	11	BIOLOGY
ቅጥግ /ኪሚስትሪ/	7	-	7	CHEMISTRY
ግጥም ትክክር	7	-	7	MATHEMATICS
ፈዚክስ	4	-	4	PHYSICS
ቦታ ትክክር	2	-	2	STATISTICS
<u>ሕክምና ፋኩልቲ</u>	25	-	25	<u>FACULTY OF MEDICINE</u>
የውስጥ ሕክምና	9	-	9	INTERNAL MEDICINE
ጂኔደሪካልና ለብስ ተፈጻሚ	3	-	3	GYNEACOLOGY AND OBSTETRICS
ሶኒታሎጂ	1	-	1	OPHTHALMOLOGY
ፖሊዲያትሪክስ	2	-	2	PAEDIATRICS
ፖብሊክ ህክምና	10	-	10	PUBLIC HEALTH
አጠቃላይ ጠቅላይ	2,239	2,431	4,670	GRAND TOTAL
	DEGREE	DIPLOMA	TOTAL	FIELD OF GRADUATION

ከከፍተኛ ትምህርት ተቋማት በሌላ ሌላ የትምህርት መስጠት በጣም ትምህርት የሚሰጡ 1979
 EXTENSION GRADUATES OF INSTITUTES OF HIGHER LEARNING BY FIELD OF STUDY, 1986/87

ሠንጠረዥ ለ.11/ለ/ TABLE P.11 (b)

የሙሉ ጊዜ የትምህርት ዓይነት	በዲግሪ	በዲፕሎማ	ጠቅላይ	
<u>የአጣጥቦ ግብርና ዩኒቨርሲቲ</u>	-	3	3	<u>ALEMAYA AGRICULTURAL UNIVERSITY</u>
የሌላ ጊዜ የትምህርት ዓይነት	-	2	2	ANIMAL SCIENCE
የዕለት ባይዳን	-	1	1	PLANT SCIENCE
<u>አዲስ አበባ ዩኒቨርሲቲ</u>	249	392	641	<u>ADDIS ABABA UNIVERSITY</u>
<u>መምህራን ትምህርት ክፍል /ባህር ዳር/</u>	-	82	82	<u>BAHIR DAR TEACHERS' COLLEGE</u>
አጣጥቦ	-	19	19	AMHARIC
እንግሊዝኛ	-	12	12	ENGLISH
ጥንቃቄ	-	14	14	MATHEMATICS
ጂኦግራፊ	-	21	21	GEOGRAPHY
ሥነ ሕይወት /ባዮሎጂ/	-	16	16	BIOLOGY
<u>የሥነ ልቦና ፋኩልቲ</u>	8	29	37	<u>FACULTY OF EDUCATION</u>
አዲስ አበባ - አዲስ አበባ	7	4	11	EDUCATIONAL ADMIN.
አውቶሞቲቭ	-	1	1	AUTHOMOTIVE
የንግድ ሥራ ትምህርት	1	24	25	BUSINESS EDUCATION
<u>ቦቫል ባይዳን ክፍል</u>	212	101	313	<u>COLLEGE OF SOCIAL SCIENCE</u>
አካባቢ	68	44	112	ACCOUNTING
ኢኮኖሚክስ	46	-	46	ECONOMICS
ጂኦግራፊ	13	-	13	GEOGRAPHY
ጥሪ	2	-	2	HISTORY
ግንባታና የሕዝብ አስተዳደር	54	57	111	MANAGEMENT AND PUBLIC-ADMINISTRATION
ፖለቲካ ልምድና የሕዝብ ግንኙነት	21	-	21	POLITICAL SCIENCE AND INTERNATIONAL RELATION
ቦቫል	8	-	8	SOCIOLOGY
<u>የሕግ ፋኩልቲ</u>	-	82	82	<u>FACULTY OF LAW</u>
ሕግ	-	82	82	LAW
<u>ከጽንጻጽ ጥናት ተቋም</u>	29	12	41	<u>INSTITUTE OF LANGUAGE STUDIES</u>
የኢትዮጵያ ጽንጻጽ ሥነ ጽሑፍ	11	3	14	ETHIOPIAN LANGUAGE AND LITERATURE
የውጭ ጽንጻጽ ሥነ ጽሑፍ	18	9	27	FOREIGN LANGUAGE AND LITERATURE
	DEGREE	DIPLOMA	TOTAL	FIELD OF GRADUATION

ከከር ትምህርት ተቋማት በሌላ ሌላ የትምህርት መስኮች በግን ትምህርት የሚሰጡ ፣ 1979
 EXTENSION GRADUATES OF INSTITUTES OF HIGHER LEARNING BY FIELD OF STUDY, 1986/87

ወንጠረዥ አ. 11/ሰ/ / የግጭት/ TABLE P.11(b) (contd.)

የሙሉ ግንባታ የትምህርት ዓይነት	በዲግሪ	በዲፕሎማ	ዲፕሎማ	
<u>ባይብሌና ባይንሰ</u>	-	10	10	<u>LIBRARY SCIENCE</u>
<u>የባይንሰ ፋክልቲ</u>	-	36	36	<u>FACULTY OF SCIENCE</u>
ባዮሎጂ /ሥነ ሕይወት/	-	1	1	BIOLOGY
ኖሎማ /ኪሚስትሪ/	-	4	4	CHEMISTRY
ሌሎች ስብስቦች	-	31	31	STATISTICS
<u>አዋጅ መለሰ ተገሰ ለርባ ብሌይ</u>	-	33	33	<u>AWASSA JUNIOR COLLEGE OF AGRICULTURE</u>
የለርባ ምህንድስና	-	5	5	AGRICULTURAL ENGINEERING
የሌሎች ባይንሰና ቴክኖሎጂ	-	7	7	ANIMAL SCIENCE AND TECHNOLOGY
የባህሪና ባይንሰና ቴክኖሎጂ	-	20	20	HOME SCIENCE AND TECHNOLOGY
የዕቃዎች ባይንሰና ቴክኖሎጂ	-	1	1	PLANT SCIENCE AND TECHNOLOGY
<u>ቴክኖሎጂ ፋክልቲ</u>	-	7	7	<u>FACULTY OF TECHNOLOGY</u>
ባህያዊ መሳሪያዎች	-	1	1	CIVIL ENGINEERING
ኤሌክትሪክ መሳሪያዎች	-	5	5	ELECTRICAL ENGINEERING
ሜካኒካል መሳሪያዎች	-	1	1	MECHANICAL ENGINEERING
<u>አዋጅ ዩኒቨርሲቲ</u>	83	328	411	<u>ASMARA UNIVERSITY</u>
<u>ባህያዊ ባይንሰ ፋክልቲ</u>	82	328	410	<u>FACULTY OF SOCIAL SCIENCE</u>
አካውንቲንግ	43	158	201	ACCOUNTING
ኢኮኖሚክስ	10	31	41	ECONOMICS
ማህንድስና	29	74	103	MANAGEMENT
ቤክሪያሪ ባይንሰ	-	35	35	SECRETARIAL SCIENCE
ሕግ	-	30	30	LAW
<u>ከጽንጻጽ ጥናት ተቋም</u>	1	-	1	<u>INSTITUTE OF LANGUAGE STUDIES</u>
ሌንግዊጅ	1	-	1	ENGLISH
<u>ጂማ መለሰ ተገሰ የለርባ ብሌይ</u>	-	32	32	<u>JIMMA JUNIOR COLLEGE OF AGRICULTURE</u>
<u>መለሰ ተገሰ የንግድ ሥራ ብሌይ</u>	-	436	436	<u>JUNIOR COLLEGE OF COMMERCE</u>
ባንክና ፋይናንስ	-	81	81	BANKING AND FINANCE
አካውንቲንግ	-	179	179	ACCOUNTING
ባህያዊ ማህንድስና	-	95	95	SUPPLY MANAGEMENT
ቤክሪያሪያል ባይንሰ	-	81	81	SECRETARIAL SCIENCE
<u>ብዙ መምህራን ግብረመኝ</u>	-	114	114	<u>KOTEBE COLLEGE OF TEACHERS'</u>
<u>ብሌይ</u>	-			<u>EDUCATION</u>
እንግሊዝኛ	-	38	38	ENGLISH LANGUAGE
ጂዮግራፊ	-	10	10	GEOGRAPHY
የንግድ ሥራ ትምህርት	-	55	55	BUSINESS EDUCATION
ሥነ ሕይወት /ባዮሎጂ/	-	5	5	BIOLOGY
የሌት ባህያዊ ጽንጻጽ ሥነ ጽሑፍ	-	6	6	ETHIOPIAN LANGUAGES AND LITERATURE
<u>አጠቃላይ ጠቅላይ</u>	332	1,305	1,637	<u>GRAND TOTAL</u>
	DEGREE	DIOLOMA	TOTAL	FIELD OF GRADUATION

በከፍተኛ ትምህርት ተቋማት በሌላ ልዩ የትምህርት መስጠት የሚረጋገጡ 1980
GRADUATES OF INSTITUTES OF HIGHER LEARNING BY FIELD OF STUDY, 1987/88

ወንጠረዥ ለ.12 /ሀ/ TABLE P.12 (a)

የሙረጃው የትምህርት ዓይነት	የዲግሪ	በዲፕሎማ	ጠቅላይ	
<u>አዲስ አበባ ዩኒቨርሲቲ</u>	1,580	764	2,344	<u>ADDIS ABABA UNIVERSITY</u>
<u>አዳማ መሰብ ተኛ የአዕባባ ክልል</u>	-	210	210	<u>AWASSA JUNIOR COLLEGE OF AGRICULTURE</u>
የአርባ ምሳሌዎችና ተከናሎኝ	-	45	45	AGRICULTURAL ENGINEERING AND TECHNOLOGY
የአንባቢት ባይዳንና ተከናሎኝ	-	37	37	ANIMAL SCIENCE AND TECHNOLOGY
የባሉትና ባይዳንና ተከናሎኝ	-	27	27	HOME SCIENCE AND TECHNOLOGY
የዕፅዋት ባይዳንና ተከናሎኝ	-	70	70	PLANT SCIENCE AND TECHNOLOGY
አጠቃላይ አርባ	-	31	31	GENERAL AGRICULTURE
<u>ባሕር ዳር መምህራን ክልል</u>	76	169	245	<u>BAHIR DAR TEACHERS COLLEGE</u>
የጉልበት ትምህርት	-	16	16	ADULT EDUCATION
ሥነ ሕይወት /ባዕላዊ/	-	24	24	BIOLOGY
ከሙያ /ኪሚስትሪ/	-	33	33	CHEMISTRY
ጥንቃቄ	-	26	26	MATHEMATICS
ፎካል ስነ-ምግባር	76	-	76	PEDAGOGICAL SCIENCE
ፈዚክስ	-	24	24	PHYSICS
ግራፊ	-	26	26	GEOGRAPHY
እንግሊዝኛ	-	11	11	ENGLISH
አማርኛ	-	9	9	AMHARIC
<u>አዲስ አበባ ዩኒቨርሲቲ</u>	27	185	212	<u>FACULTY OF EDUCATION</u>
አዲስ አበባ አዲስ አበባ	4	80	84	EDUCATIONAL ADMINISTRATION
ሥነ ልቦና /ባይዳን/	23	-	23	PSYCHOLOGY
አውቶሞቲቭ	-	14	14	AUTOMOTIVE
ንግድ ሥራ ትምህርት	-	36	36	BUSINESS EDUCATION
ኢሌክትሪኒቲ	-	19	19	ELECTRICITY
ደራፍ ጽሑፍ	-	13	13	DRAFTING
ጥቅል	-	13	13	METAL
የአንጻር ሥራ	-	10	10	WOOD
<u>ባሕር ዳር ባይዳን ክልል</u>	553	-	553	<u>COLLEGE OF SOCIAL SCIENCES</u>
አካውንቲንግ	93	-	93	ACCOUNTING
ኢኮኖሚክስ	105	-	105	ECONOMICS
ቦሲዮሎጂ	61	-	61	SOCIOLOGY
ግራፊ	61	-	61	GEOGRAPHY
ታሪክ	41	-	41	HISTORY
ግንባታና የሥነ-ምግባር አስተዳደር	127	-	127	MANAGEMENT AND PUBLIC ADMIN.
ፍልስፍና	15	-	15	PHILOSOPHY
ፖለቲካ ስነ-ምግባርና ኢንፎርሜሽን ስነ-ምግባር	50	-	50	POLITICAL SCIENCE AND INT. RELATION
<u>ዳይሬክቶሬት</u>	45	-	45	<u>FACULTY OF LAW</u>
	DEGREE	DIPLOMA	TOTAL	FIELD OF GRADUATION

በከፍተኛ ትምህርት ተቋማት በሌላ ሌላ የትምህርት መስጠት የሚረገጡ 1980
GRADUATES OF INSTITUTES OF HIGHER LEARNING BY FIELD OF STUDY, 1987/88

ሠንጠረዥ ለ.12/0/ /የተጠለ/ .TABLE.P.12 (a) (Contd.)

የሙረጃ የትምህርት ዓይነት	ደረጃ	ደብዳቤ	ጠቅላይ	የትምህርት መስጫ
<u>የክብት ሕክምና ፋኩልቲ</u> <u>/ደብረ ዘይት/</u>	20	-	20	<u>FACULTY OF VETERINARY MEDICINE</u> <u>(DEBRE ZEIT)</u>
የክብት ሕክምና /ደክብር/	20	-	20	DOCTOR OF VETERINARY MEDICINE
<u>ከጽሁፍ ጥናት ተቋም</u>	136	-	136	<u>INSTITUTE OF LANGUAGE STUDIES</u>
የኢትዮጵያ ጽሁፍና ሥነ ጽሑፍ	52	-	52	ETHIOPIAN LANG. AND LITERATURE
የወጭ ጽሁፍና ሥነ ጽሑፍ	46	-	46	FOREIGN LANG. AND LITERATURE
ሥነ ልቦና	17	-	17	LINGUISTICS
ሥነ ስነ-ምግባር	21	-	21	THEATRE AND ARTS
<u>ባይብሌዎች ባይንስ</u>	-	38	38	<u>LIBRARY SCIENCE</u>
<u>ባይንስ ፋኩልቲ</u>	383	-	383	<u>FACULTY OF SCIENCE</u>
ሥነ ሕይወት /ባዮሎጂ/	60	-	60	BIOLOGY
ቀጣይ /ከምስራቅ/	60	-	60	CHEMISTRY
ጂዮሎጂ	42	-	42	GEOLOGY
ግጥምና ጽሑፍ	82	-	82	MATHEMATICS
ፈሲክስ	84	-	84	PHYSICS
ለባዮስታቲስቲክስ	55	-	55	STATISTICS
<u>ሕክምና ፋኩልቲ /አዲስ አበባ/</u>	46	73	119	<u>COLLEGE OF MEDICAL SCIENCE (GONDER)</u>
አጠቃላይ ነርስሪንግ	-	34	34	COMPREHENSIVE NURSING
ባዮሎጂ ባይንስ	-	39	39	SANITARY SCIENCE
ሕክምና	46	-	46	MEDICINE (M.D)
<u>ሕክምና ፋኩልቲ /አዲስ አበባ/</u>	96	-	96	<u>FACULTY OF MEDICINE (ADDIS ABABA)</u>
ሕክምና	96	-	96	MEDICINE
<u>ፍርግታ</u>	37	-	37	<u>SCHOOL OF PHARMACY</u>
<u>ቴክኖሎጂ ፋኩልቲ</u>	161	89	250	<u>FACULTY OF TECHNOLOGY</u>
አርኪቴክቸርና የከተማ ፕላን	29	-	29	ARCHITECTURE AND TOWN PLANNING
ሕንጻ ቴክኖሎጂ	-	82	82	BUILDING TECHNOLOGY
ባህያል መሳሪያዎች	64	-	64	CIVIL ENGINEERING
ሜካኒካል መሳሪያዎች	34	-	34	MECHANICAL ENGINEERING
ውሃ ሀብት ልማት/ባህያል መሳሪያዎች/	-	7	7	WATER RESOURCES (CIVIL ENGINEERING)
ኢሌክትሮኒክስ መሳሪያዎች	34	-	34	ELECTRICAL ENGINEERING
	DEGREE	DIPLOMA	TOTAL	FIELD OF GRADUATION

ከከፍተኛ ትምህርት ተቋማት በሌላ ሌላ የትምህርት መስጠት የተጠረጠሩ 1980
GRADUATES OF INSTITUTES OF HIGHER LEARNING BY FIELD OF STUDY, 1987/88

ጥንጠረዥ አ.12/0/ /የተጠረጠሩ/ TABLE P.12(a) (contd.)

የተጠረጠሩት የትምህርት ዓይነት	በዲግሪ	በዲፕሎማ	ጠቅላይ	
<u>የሰሜን ገብርና ዩኒቨርሲቲ</u>	277	74	35	<u>ALEMAYA UNIVERSITY OF AGRIC.</u>
አርቫ ኢኮኖሚክስ	70	29	99	AGRICULTURAL ECONOMICS
አርቫ ምሕንጃብና	49	-	49	AGRICULTURAL ENGINEERING
የሌላ ግንባታ ስራ	55	24	79	ANIMAL SCIENCE
የዕጅዋት ስራ	103	21	124	PLANT SCIENCE
<u>አሥመራ ዩኒቨርሲቲ</u>	313	70	383	<u>ASMARA UNIVERSITY</u>
<u>ቦሽል ስራና ፋኩልቲ</u>	137	70	207	<u>FACULTY OF SOCIAL SCIENCE</u>
አካውንቲንግ	44	70	114	ACCOUNTING
ኢኮኖሚክስ	66	-	66	ECONOMICS
ማኔጅሜንት	27	-	27	MANAGEMENT
<u>ከጽንጻፍ ጥናት ተቋም</u>	49	-	49	<u>INSTITUTE OF LANGUAGE STUDIES</u>
አንገሊዝኛ	49	-	49	ENGLISH
<u>ቦይንስ ፋኩልቲ</u>	127	-	127	<u>FACULTY OF SCIENCE</u>
ሥነ ሕይወት /ባዮሎጂ/	32	-	32	BIOLOGY
ቀመጣ /ኬሚስትሪ/	43	-	43	CHEMISTRY
ማቴማቲክስ	34	-	34	MATHEMATICS
ፊዚክስ	18	-	18	PHYSICS
<u>አምቦ መሰናኛ አርቫ ክሊጅ</u>	-	73	73	<u>AMBO JUNIOR COLLEGE OF AGRICULTURE</u>
ሌላ ስራና ቦሽል ስራ	-	14	14	EDUCATION AND SOCIAL SCIENCE
አጠቃላይ አርቫ	-	59	59	GENERAL AGRICULTURE
<u>ጂማ መሰናኛ አርቫ ክሊጅ</u>	-	128	128	<u>JIMMA JUNIOR COLLEGE</u>
አጠቃላይ አርቫ	-	128	128	GENERAL AGRICULTURE
<u>ደብረዘይት የሌላ ግንባታ ስራ</u>	-	57	57	<u>SCHOOL OF ANIMAL HEALTH</u>
አጠቃላይ ስራ	-	57	57	ANIMAL HEALTH
<u>ከተቤ መምህራን ትምህርት ክሊጅ</u>	-	402	402	<u>KOTERE COLLEGE OF TEACHERS' EDUCATION</u>
ሥነ ሕይወት /ባዮሎጂ/	-	37	37	BIOLOGY
ንግድ ሥራ ትምህርት	-	22	22	BUSINESS EDUCATION
ቀመጣ /ኬሚስትሪ/	-	41	41	CHEMISTRY
ኢሌክትሪሲቲ	-	18	18	ELECTRICITY
አንገሊዝኛ ቋንቋ	-	38	38	ENGLISH LANGUAGE
የሌት ግሉጽ ቋንቋና ሥነ ጽሑፍ	-	35	35	ETHIOPIAN LANG. AND LITERATURE
ጆኦግራፊ	-	45	45	GEOGRAPHY
ጤናና የአካል ግመገጠኛ ትምህርት	-	22	22	HEALTH AND PHYSICAL EDUCATION
	DEGREE	DIPLOMA	TOTAL	FIELD OF GRADUATION

ከከፍተኛ ትምህርት ተቋማት በሌላ ሌላ የትምህርት መስጠት የሰጡት የሰጠው 1988
GRADUATES OF INSTITUTES OF HIGHER LEARNING BY FIELD OF STUDY, 1987/88

ወንጌረዥ ለ.12/0/ /የጥበብ/ TABLE P.12 (a) (contd.)

የሰጠው የትምህርት ዓይነት	በደግራ	በደገሌ	ጠቅላይ	
ታሪክ	-	40	40	HISTORY
የባለትና ባይንስ	-	18	18	HOME SCIENCE
ግጥም ትክክል	-	37	37	MATHEMATICS
የጥሬ ብረት ቴክኖሎጂ	-	19	19	METAL TECHNOLOGY
ፈዛክስ	-	30	30	PHYSICS
<u>መሰብሰቢያ የንግድ ሥራ ትምህርት</u>	-	237	237	<u>JUNIOR COLLEGE OF COMMERCE</u>
አካባቢ ጥናት	-	116	116	ACCOUNTING
ባንክና ፋይናንስ	-	23	23	BANKING AND FINANCE
ቤክሪታይንስ ባይንስ	-	73	73	SECRETARIAL SCIENCE
በግብይት ግንባታ	-	25	25	SUPPLIES MANAGEMENT
<u>የከተማ ግንባታ ትምህርት</u>	-	63	63	<u>COLLEGE OF URBAN PLANNING</u>
ከፍተኛ ቴክኒሻን	-	48	48	HIGHER TECHNICIAN
ጋራ ቴክኒሻን	-	15	15	JUNIOR TECHNICIAN
<u>ፖሊቴክኒክ ሌባን ትምህርት/ባህር ዳር/</u>	-	180	180	<u>BAHIR DAR POLYTECHNIC INST.</u>
የአርባ መካከለኛ	-	35	35	AGRO MECHANICS
የኢንዱስትሪ ጥናት	-	32	32	INDUSTRIAL CHEMISTRY
የኤሌክትሮኒክ ቴክኖሎጂ	-	37	37	ELECTRIC TECHNOLOGY
የግልጽ ቴክኖሎጂ	-	15	15	WOOD TECHNOLOGY
የጠርቶ ጠርቶ ቴክኖሎጂ	-	29	29	TEXTILE TECHNOLOGY
የጥሬ ብረት ቴክኖሎጂ	-	32	32	METAL TECHNOLOGY
<u>ጂኦ ጥናት ባይንስ ትምህርት</u>	-	143	143	<u>JIMMA INSTITUTE OF HEALTH SCIENCE</u>
የአጠቃላይ ነርቲንግ	-	112	112	COMPREHENSIVE NURSING
ፋርማሲ ቴክኖሎጂ	-	31	31	PHARMACY TECHNOLOGY
<u>ከፍተኛ ሥራ ትምህርት/ቤት</u>	85	-	85	<u>SCHOOL OF GRADUATE STUDIES</u>
አዲስ አበባ ዩኒቨርሲቲ	76	-	76	ADDIS ABABA UNIVERSITY
<u>ከባለሥነ ልቦና ባይንስ ትምህርት</u>	10	-	10	<u>COLLEGE OF SOCIAL SCIENCE</u>
የኢኮኖሚ ልማትና ግንባታ	3	-	3	ECONOMIC DEVE. AND PLANNING
ጂኦግራፊ	4	-	4	GEOGRAPHY
ታሪክ	3	-	3	HISTORY
<u>ከቋንቋዎች ጥናት ትምህርት</u>	10	-	10	<u>INSTITUTE OF LANGUAGE STUDIES</u>
ሥነ ልቦና	2	-	2	LINGUISTICS
ለንግድ/ጥናት ለንግድ ሥነ ልቦና	8	-	8	TEFL
<u>የፍጥነት ባይንስ ፋኩልቲ</u>	32	-	32	<u>FACULTY OF NATURAL SCIENCE</u>
ሥነ ሕይወት /ባዕላዊ/	10	-	10	BIOLOGY
ጥናት /ኪሚስትሪ/	9	-	9	CHEMISTRY
ጂኦሎጂ	7	-	7	GEOLOGY
ግጥም ትክክል	3	-	3	MATHEMATICS
ፈዛክስ	3	-	3	PHYSICS
አባታዊ ትክክል	-	-	-	STATISTICS
<u>ሕክምና ፋኩልቲ</u>	22	-	22	<u>FACULTY OF MEDICINE</u>
የሕፃናት ሕክምና	4	-	4	PAEDIATRICS
ጥገና	1	-	1	SURGERY
የጤና ሕክምና	3	-	3	INTERNAL MEDICINE
ለብረት ሕክምና ጋይንራል	5	-	5	OBSTETRICS AND GYNAECOLOGY
የሕዝብ ጤና	9	-	9	PUBLIC HEALTH
<u>የቴክኖሎጂ ፋኩልቲ</u>	2	-	2	<u>FACULTY OF TECHNOLOGY</u>
ባህያዊ ስራ ጥናት	2	-	2	CIVIL ENGINEERING
<u>የግንባታ ጥናት ዩኒቨርሲቲ</u>	9	-	9	<u>ALEMAYA UNIVERSITY OF AGR.</u>
ለንግድ ባይንስ	2	-	2	ANIMAL SCIENCE
የዕጅ የትምህርት ባይንስ	4	-	4	PLANT SCIENCE
ለግር ኢኮኖሚ	3	-	3	AGRO-ECONOMICS
አጠቃላይ ጠቅላይ	2,255	2,191	4,446	GRAND TOTAL
	DEGREE	DIPLOMA	TOTAL	FIELD OF GRADUATION

በክፍተት ትምህርት ተቋማት በሌላ ሌላ የትምህርት መስጠት በጥገና ትምህርት የሙረጃ፣ 1980
 EXTENSION GRADUATES OF INSTITUTES OF HIGHER LEARNING BY FIELD OF STUDY, 1987/88

ሠንጠረዥ አ.12 /ለ/

TABLE P.12(b)

የሙረጃ ጠባቂ የትምህርት ዓይነት	ባዲግራ	ባዲፕሎማ	ጠቅላይ	
<u>አዲስ አበባ ዩኒቨርሲቲ</u>	230	457	687	<u>ADDIS ABABA UNIVERSITY</u>
<u>አዋግ መለስ ትምህርት ቤቅ</u>	-	107	107	<u>AWASSA JUNIOR COLLEGE OF AGRICUL.</u>
የአርቫ ምሕንድና ቴክኖሎጂ	-	4	4	AGRICULTURAL ENGINEERING AND TECHNOLOGY
የባላትና ስጋትና ቴክኖሎጂ	-	6	6	HOME ECONOMICS TECHNOLOGY
የሌላ ስጋትና ስጋትና ቴክኖሎጂ	-	38	38	ANIMAL SCIENCE AND TECHNOLOGY
የዕጅ የትምህርት ስጋትና ቴክኖሎጂ	-	59	59	PLANT SCIENCE AND TECHNOLOGY
<u>ባሕር ዳር መምህራን ቤት</u>	-	17	17	<u>BAHIR DAR TEACHERS' COLLEGE</u>
አማርኛ	-	6	6	AMHARIC
እንግሊዝኛ	-	4	4	ENGLISH
ግጥም	-	3	3	GEOGRAPHY
ጥንቃቄ	-	2	2	MATHEMATICS
ሥነ ሕይወት /ባዲፕሎማ/	-	2	2	BIOLOGY
<u>ከሌላ ዩኒቨርሲቲ</u>	4	54	58	<u>FACULTY OF EDUCATION</u>
ኢንፎርሜሽን ቴክኖሎጂ	4	20	24	EDUCATIONAL ADMIN.
ቴክኒካል መምህራን ግምገማ	-	34	34	TECHNICAL TEACHERS' EDUCATION
<u>ባሽላ ስጋትና ስጋት</u>	203	90	293	<u>COLLEGE OF SOCIAL SCIENCE</u>
አካላዊ ጥገና	53	49	102	ACCOUNTING
ኢኮኖሚክስ	49	-	49	ECONOMICS
ግጥም	8	-	8	GEOGRAPHY
ግንባታና የሕዝብ አስተዳደር	48	-	48	MANAGEMENT AND PUBLIC ADMINISTRATION
ፖለቲካ ስጋትና የሕዝብ ጥገና	20	-	20	POLITICAL SCIENCE AND PUBLIC ADMINISTRATION
ጥገና	2	-	2	HISTORY
ባሽላ	22	-	22	SOCIOLOGY
የሌላ ስጋትና ስጋት	1	-	1	ADMINISTRATION SCIENCE
ቤተሰብ ግንባታ	-	41	41	SUPERVISORY MANAGEMENT
<u>ባይብሪዮ ስጋት</u>	-	5	5	<u>LIBRARY SCIENCE</u>
<u>የሕግ ፋኩልቲ</u>	-	59	59	<u>FACULTY OF LAW</u>
ሕግ	-	59	59	LAW
<u>ከግንባታ ጥገና ተቋም</u>	23	27	50	<u>INSTITUTE OF LANGUAGE STUDIES</u>
የኢትዮጵያ ግንባታ ሥነ ጽሑፍ	12	6	18	ETHIOPIAN LANGUAGE AND LITERATURE
የሕግ ግንባታ ሥነ ጽሑፍ	11	21	32	FOREIGN LANGUAGE AND LITERATURE
<u>የባይዲ ፋኩልቲ</u>	-	40	40	<u>FACULTY OF SCIENCE</u>
ሥነ ሕይወት /ባዲፕሎማ/	-	7	7	BIOLOGY
ጥንቃቄ /ከግንባታ/	-	13	13	CHEMISTRY
አስተዳደር ጥገና	-	18	18	STATISTICS
ጥንቃቄ	-	2	2	MATHEMATICS
	DEGREE	DIPLOMA	TOTAL:	FIELD OF GRADUATION

ክስር ትምህርት ተቋማት በሌላ ሌላ የትምህርት መስጠት በግን ትምህርት የሚረጋገጥ 1980
 EXTENSION GRADUATES OF INSTITUTES OF HIGHER LEARNING BY FIELD OF STUDY, 1987/88

ወንጌረዥ ለ.12 /ለ//የገጠላ/ TABLE P.12 (b) (contd.)

የሙረጃት የትምህርት ዓይነት	በዲግሪ	በዲፕሎማ	ጠቅላይ	
<u>ቴክኖሎጂ ፋኩልቲ</u>	-	58	58	<u>FACULTY OF TECHNOLOGY</u>
ሲቪል መጠንግብነት	-	22	22	CIVIL ENGINEERING
ኢሌክትሪክ መጠንግብነት	-	24	24	ELECTRICAL ENGINEERING
መካኒካል መጠንግብነት	-	12	12	MECHANICAL ENGINEERING
<u>ዓለግጃ ገብርና ዩኒቨርሲቲ</u>	-	74	74	<u>ALEMAYA UNIVERSITY OF AGRICULTURE</u>
የሌላ ሰባት ስይንብ	-	1	1	ANIMAL SCIENCE
የገጠር ኢኮኖሚክስና ግንባራ ስድገት	-	73	73	RURAL ECONOMICS AND SOCIAL DEVELOPMENT
<u>አምራ ዩኒቨርሲቲ</u>	88	42	130	<u>ASMARA UNIVERSITY</u>
አካውንቲንግ	47	7	54	ACCOUNTING
ኢኮኖሚክስ	20	8	28	ECONOMICS
ሰጥ	-	4	4	LAW
ግንባራ	21	19	40	MANAGEMENT
ሲክራታሪያል ስይንብ	-	4	4	SECRETARIAL SCIENCE
ፍርግቢ	-	-	-	PHARMACY
<u>መለበ ተገኝ የንግድ ሥራ ክሊፕ</u>	-	454	454	<u>JUNIOR COLLEGE OF COMMERCE</u>
አካውንቲንግ	-	182	182	ACCOUNTING
ባንክና ፋይናንስ	-	74	74	BANKING AND FINANCE
ሲክራታሪያል ስይንብ	-	110	110	SECRETARIAL SCIENCE
ሰጥና ግንባራ	-	88	88	SUPPLIES AND MANAGEMENT
<u>ክብሩ መምህራን ግድለጠኛ ክሊፕ</u>	-	96	96	<u>KOTEBE COLLEGE OF TEACHERS' EDUCATION</u>
ሥነ ሕይወት /ባዮሎጂ/	-	5	5	BIOLOGY
ንግድ ሥራ ትምህርት	-	76	76	BUSINESS EDUCATION
አንገሊዝኛ	-	10	10	ENGLISH
ግጥም	-	5	5	MATHEMATICS
አጠቃላይ ጠቅላይ	318	1,123	1,441	GRAND TOTAL
	DEGREE	DIPLOMA	TOTAL	FIELD OF GRADUATION

ለከፍተኛ ትምህርት ወደ ወጭ አገር የተላኩ ኢትዮጵያውያን ተማሪዎች ብዛት በትምህርት መስክ
 NUMBER OF ETHIOPIAN STUDENTS SENT FOR HIGHER EDUCATION BY FIELD OF STUDY

ወንጠረዥ አ.13

TABLE P.13

ዓመት ምህረት	በሽላ ስድስት	የተፈጥሮ ስድስት	የጤና ስድስት	የአርሻ ስድስት	መስንዳቤትና ተክላዊ	በኑ ጥበብ	ያልተገለጹ	ጭምር	
1967	246	44	78	110	91	6	20	595.	1974/75
1968	146	25	25	70	56	4	2	328	1975/76
1969	151	47	162	176	125	3	2	666	1976/77
1970	136	45	113	113	208	11	42	668	1977/78
1971	63	84	72	123	83	7	48	480	1978/79
1972	163	117	248	266	341	20	80	1,235	1979/80
1973	386	195	262	174	569	19	-	1,605	1980/81
1974	477	125	270	164	359	19	-	1,414	1981/82
1975	309	241	187	203	344	32	47	1,363	1982/83
1976								1,837	1983/84
1977	117	79	123	202	243	-	64	828	1984/85
1978	129	71	60	241	305	26	43	875	1985/86
1979	88	73	30	200	300	17	136	844	1986/87
1980	117	76	6	226	203	2	84	714	1987/88
	SOCIAL SCIENCES	NATURAL SCIENCES	MEDICAL SCIENCES	AGRICULTURAL SCIENCES	ENGINEERING AND TECHNOLOGY	ARTS	UN-SPECIFIED	TOTAL	YEAR

ለከፍተኛ ትምህርት ወደ ወጭ የተላኩ ለትምህርት ተግባር የሚሰጡት ተማሪዎች ብዛት በትምህርት መስክና በአገር 1979
 NUMBER OF ETHIOPIAN STUDENTS SENT FOR HIGHER EDUCATION BY FIELD OF STUDY AND COUNTRY, 1986/87

ወንጌረዥ ለ.14/ሀ/ TABLE P.14 (a)

አገር	የትምህርት ዓይነት							የትምህርት ዓይነት	ጠቅላላ	አገር
	በሽል ስራ	የፈጥሮ ስራ	የህክምና ስራ	የእርሻ ስራ	መሳሪያ ስራ	በግ ስራ	ያልተገለጹ			
<u>አፍሪካ</u>										<u>ARFICA</u>
አልጄሪያ	-	-	-	-	2	-	-	-	2	ALGERIA
ጠቅላላ	-	-	-	-	2	-	-	-	2	TOTAL
<u>አውሮፓ</u>										<u>EUROPE</u>
ቡልጋሪያ	4	3	1	11	51	2	1	1	74	BULGARIA
ቪየትናም	6	-	3	20	21	-	-	11	61	CZECHOSLOVAKIA
ደቡብ አፍሪካ	7	4	4	26	26	1	1	34	103	G. D. R.
ሁንጋሪያ	2	1	2	5	2	-	-	-	12	HUNGARY
ዩጎስላቪያ	2	-	1	-	1	-	-	-	4	YUGOSLAVIA
ብሪታንያ	63	65	16	132	190	14	10	52	542	U. S. S. R.
ሶቪየት ስራ	-	-	-	-	-	-	-	3	3	AUSTRIA
ቤልጅም	-	-	-	-	-	-	-	3	3	BELGIUM
ኔዘርላንድስ	-	-	-	-	-	-	-	15	15	NETHERLANDS
ጠቅላላ	84	73	27	194	291	17	12	119	817	TOTAL
<u>አስያ</u>										<u>ASIA</u>
ሕንድ	-	-	1	4	2	-	-	-	7	P. R. OF CHINA
ቻይና	2	-	2	2	5	-	-	5	16	INDIA
ቲርኪ	2	-	-	-	-	-	-	-	2	TURKEY
ጠቅላላ	4	-	3	6	7	-	-	5	25	TOTAL
ጠቅላላ ጠቅላላ	88	73	30	200	300	17	12	124	844	GRAND TOTAL
	SOCIAL SCIENCES	NATURAL SCIENCES	MEDICAL SCIENCES	AGRICULTURAL SCIENCES	ENGINEERING AND TECHNOLOGY	ARTS	UN-SPECIFIED	POST GRADUATE PROGRAMME	TOTAL	COUNTRY
	UNDER-GRADUATE PROGRAMME									

ለስፍ ነኛ ትምህርት ወይ ውሃ የተሻሻሉ ለትምህርት ተግባራት የሚላኩት ባለቤት ለገር 1980
 NUMBER OF ETHIOPIAN STUDENTS SENT FOR HIGHER EDUCATION BY TYPE OF PROGRAMME, FIELD OF STUDY AND COUNTRY 1987/88

ወንጠረዥ ለ.14 / ለ / TABLE P.14 (b)

አገር	የቀዳሚ ድህረ ምረቃ ፕሮግራም							የልዩ ምረቃ ፕሮግራም	ጠቅላይ	ገጠም	ውጭ ገጠም
	ባህሻ ስራ	የተፈጥሮ ስራ	የጤና ስራ	የአርሻ ስራ	መስጫ ስራ	ሰነድ ስራ	ያልተገለጸ				
<u>አፍሪካ</u>											
አልጄሪያ	1	1	-	-	-	-	-	-	2		AFRICA
ጣንዳን	1	1	-	-	-	-	-	-	2		ALGERIA
ጣንዳን	1	1	-	-	-	-	-	-	2		TOTAL
<u>አውሮፓ</u>											EUROPE
ቡልጋሪያ	3	4	-	12	10	1	2	6	38		BULGARIA
ቲቫስታን	4	6	-	21	15	-	3	-	49		CZECHOSLOVAKIA
ደሮማ/የሙራቅ/	2	11	-	37	25	-	-	35	110		G. D. R.
ሁንጋሪያ	1	1	-	4	4	-	-	-	10		HUNGARY
ፖላንድ	-	2	2	2	2	-	-	-	8		POLAND
ቦሊቪያ	103	48	4	142	140	1	6	32	476		U. S. S. R.
ጣንዳን	113	72	6	218	196	1	11	73	691		TOTAL
<u>አስያ</u>											ASIA
ቻይና	-	-	-	2	-	-	-	-	2		CHINA
ሁንዳ	3	3	-	6	7	-	-	-	19		INDIA
ጣንዳን	3	3	-	8	7	-	-	-	21		TOTAL
ጣንዳን ጣንዳን	117	76	6	226	203	2	11	73	714		GRAND TOTAL
	SOCIAL SCIENCES	NATURAL SCIENCES	MEDICAL SCIENCES	AGRICULTURAL SCIENCES	ENGINEERING AND TECHNOLOGY	ARTS	UN-SPECIFIED	POST GRADUATE PROGRAMME	TOTAL		COUNTRY
	UNDER GRADUATE PROGRAMME										

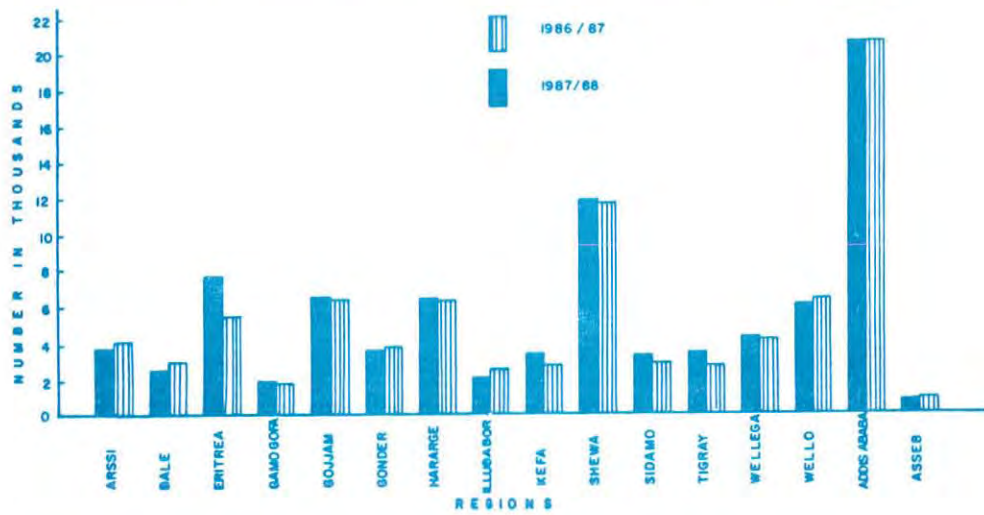
ክፍል ከ - ስግና ደንብ

ከዚህ ክፍል ውስጥ የተሰጡት መረጃዎች የተገኙት ከስግና ፍትሕ ሚኒስቴርና ወሀኔ ቤቶች አስተዳደር ጽሕፈት ቤት ነው። መረጃዎችም ባለፉት ጥቂት ዓመታት በተለያዩ ፍርድ ቤቶች በየክፍለ ሀገሩ ሲወሩ የነበሩትን ጠበቆች ብዛት፣ ባለፉት ዓመታት በወንጀልና በፍትሕ ብሔር ክስ ወደ ፍርድ ቤቶች የተረቡና የታዩትን ጉዳዮች ብዛት፣ በፍትሕ ብሔር ክስ በየክፍለ ሀገሩ ወደ ፍርድ ቤቶች የተረቡትን ጉዳዮች ብዛት በወሳኔ ዓይነት፣ በየክፍለ ሀገሩ ወደ ፍርድ ቤቶች የተረቡትን የወንጀል ክሶች ብዛት በወሳኔ ዓይነት፣ በፍትሕ ብሔር ክስ በየክፍሉ ሀገሩ በይግባኝ የተረቡትን ጉዳዮች ብዛት በወሳኔ ዓይነትና ለንደዚህም በየ ክፍለ ሀገሩ የነበሩትን አሥረኞች ብዛት በአሥራት ዘመን ያጠቃልላሉ። በለሆነም፣ በዚህ ክፍል ውስጥ ወረዘ/-/ ማለት ምንም መረጃ የለም ማለት ነው።

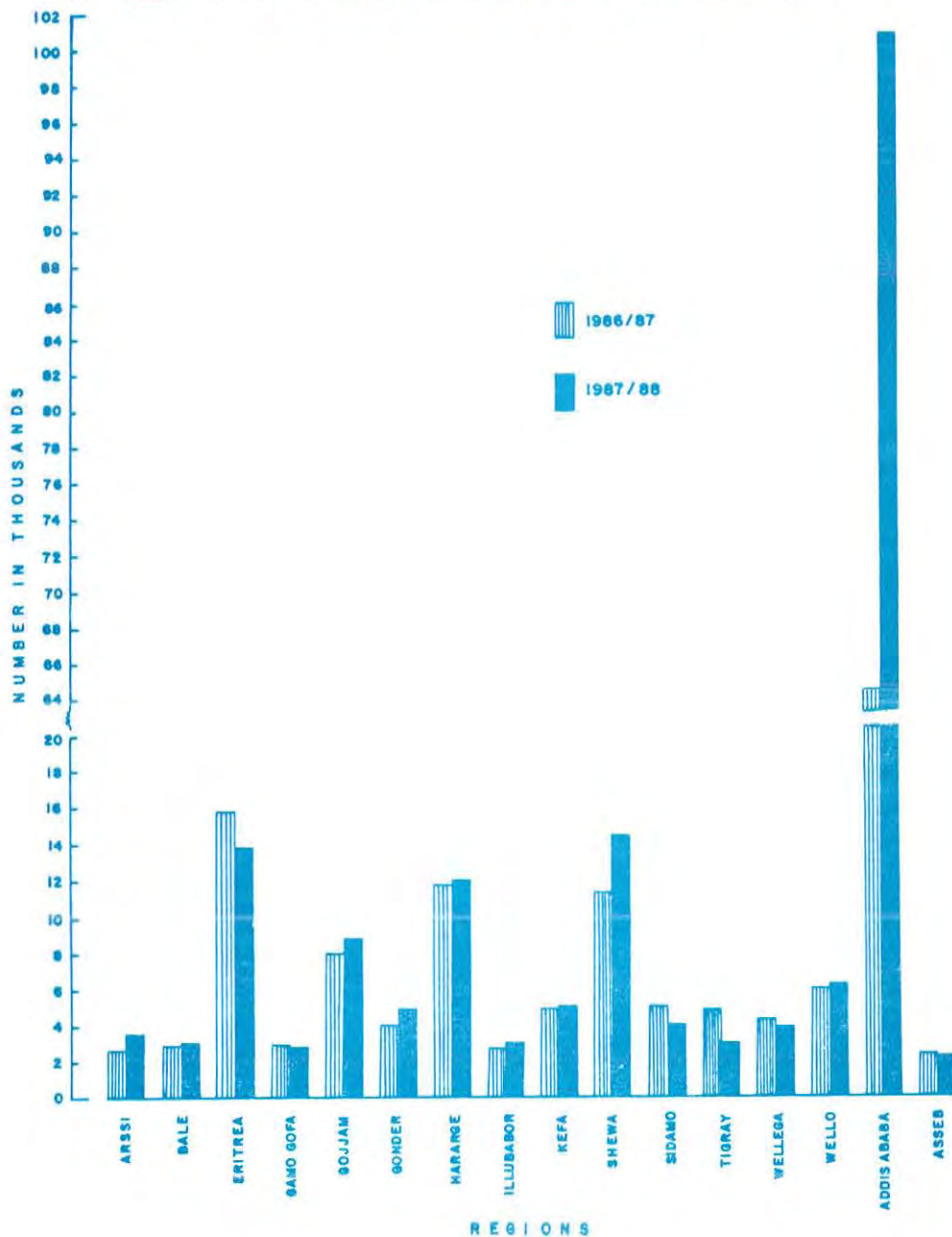
SECTION Q - LAW AND ORDER

The sources for the data in this section are the Ministry of Law and Justice and the Prisons Administration. The data presented in the tables pertain mainly to the number of advocates, who worked in the different courts, by region, number of civil cases that were handled by the Courts by status of decision, number of both criminal and civil cases that were lodged and seen by the different courts, number of criminal cases handled by the Courts by status of decision, number of appeals that were handled by the Courts by status of decision, and number of prisoners in the different regions by length of sentences. In this section the symbol dash(-) means that data are nil.

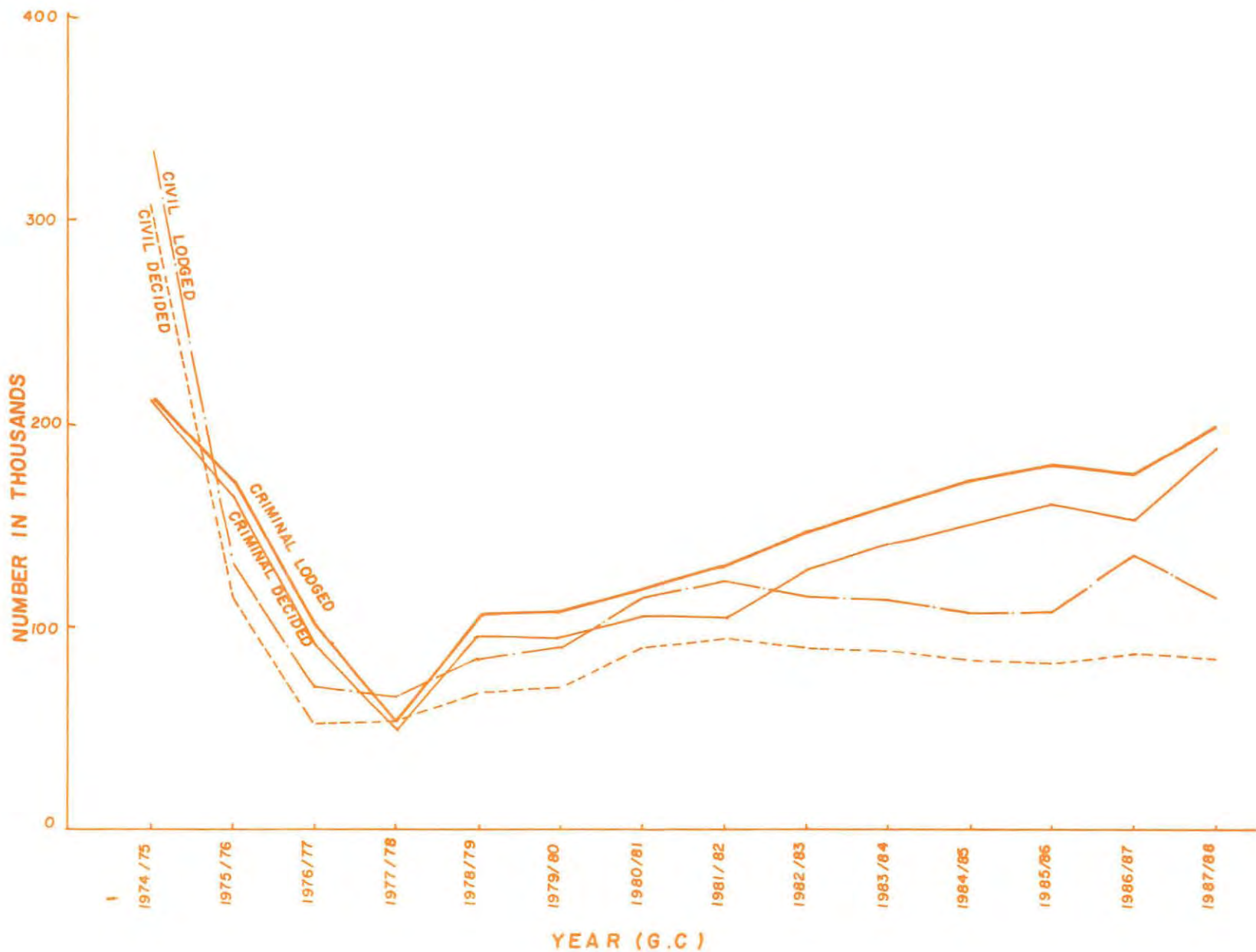
Q.1 NUMBER OF NEW AND APPEALED CIVIL CASES DECIDED BY REGION

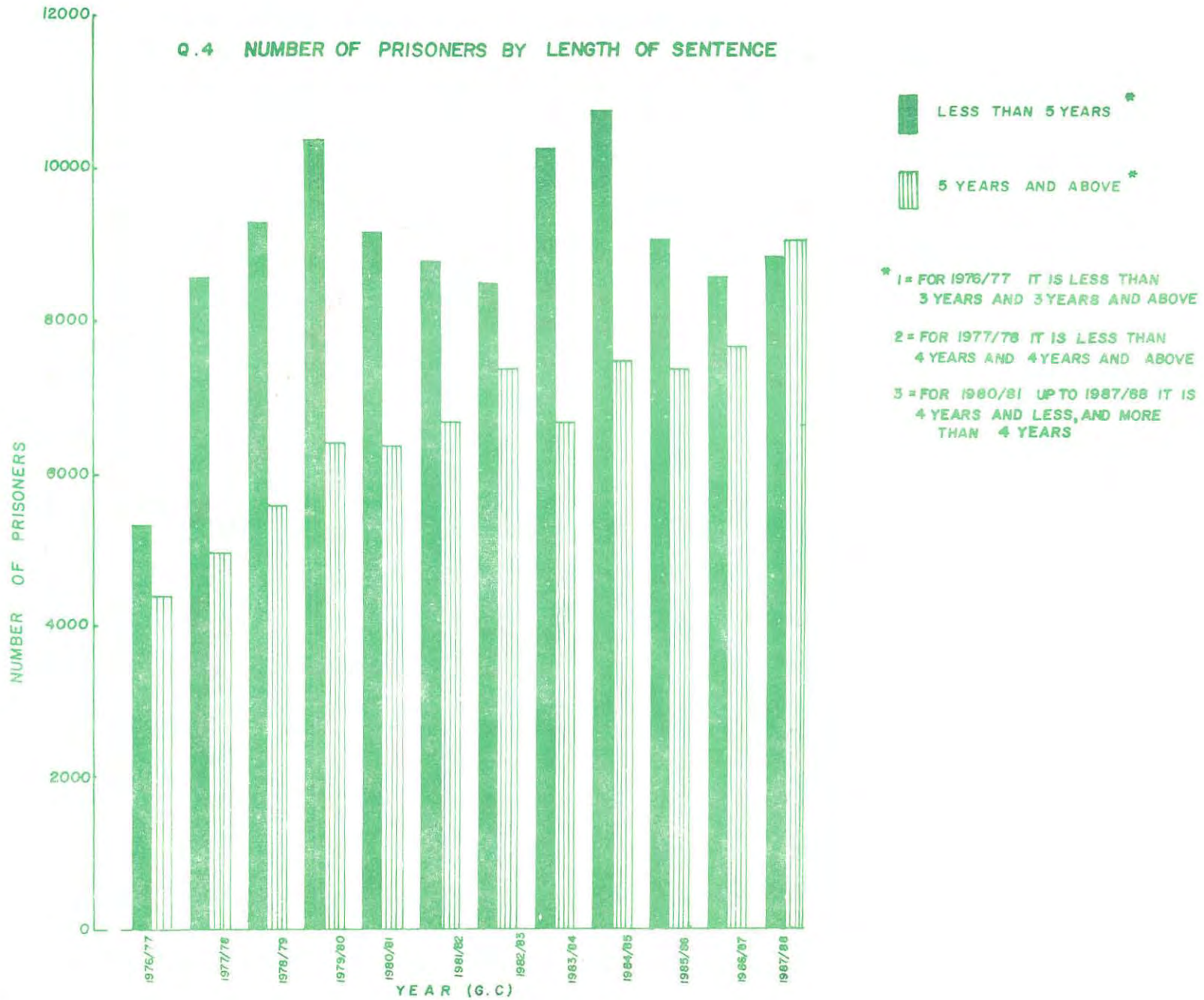


Q.2 - NUMBER OF NEW AND APPEALED CRIMINAL CASES DECIDED BY REGION



Q.3- NUMBER OF CIVIL AND CRIMINAL CASES LODGED AND DECIDED BY YEAR





የወበ ቶች ብዛት በክፍለ ሀገር
NUMBER OF ADVOCATES BY ADMINISTRATIVE REGION

ወንጠረዥ ክ.1

TABLE Q.1

በ ቆጥር NUMBER

ክፍለ ሀገር	1976	1977	1978	1979	1980	
አርቢ	39	43	46	51	50	ARSSI
ባሌ	20	19	19	22	21	BALE
አረቲ	27	33	30	30	41	ERITREA
ጋም ጉፋ	4	6	6	7	7	GAMO GOFA
ጋሻም	15	14	16	19	20	GOJJAM
ጌንደር	14	14	14	18	18	GONDER
ዘረርጌ	19	25	18	23	25	HARARGE
ኢሉባቦር	8	7	7	9	9	ILLUBABOR
ክፋ	20	20	20	19	26	KEFA
ሸዋ	394	367	366	361	366	SHEWA *
ሲዳሞ	23	24	23	27	27	SIDAMO
ተገራይ	19	17	14	18	18	TIGRAI
ወለጋ	43	23	38	39	23	WELLEGA
ወሌ	18	17	19	20	18	WELLO
ጭምር	663	629	636	663	669	TOTAL
	1983/84	1984/85	1985/86	1986/87	1987/88	ADMINISTRATIVE REGION

* አዲስ አበባን ጨምሮ

* Including Addis Ababa.

የወበ ቶች ብዛት በፍርድ ቤት ዓይነትና በክፍለ ሀገር፣ 1979
NUMBER OF ADVOCATES BY TYPE OF COURT AND REGION, 1986/87

ወንጠረዥ ክ.2/ሀ/

TABLE Q.2(a)

ክፍለ ሀገር	ጠቀላይና ከፍተኛ ፍርድ ቤቶች	በአውራጃ ፍርድ ቤት	በወረዳ ፍርድ ቤት	ጭምር	
አርቢ	16	25	10	51	ARSSI
ባሌ	3	11	8	22	BALE
አረቲ	26	1	3	30	ERITREA
ጋም ጉፋ	1	4	2	7	GAMO GOFA
ጋሻም	5	12	2	19	GOJJAM
ጌንደር	8	6	4	18	GONDER
ዘረርጌ	13	9	1	23	HARARGE
ኢሉባቦር	2	6	1	9	ILLUBABOR
ክፋ	5	10	4	19	KEFA
ሸዋ	219	100	42	361	SHEWA *
ሲዳሞ	12	13	2	27	SIDAMO
ተገራይ	2	13	3	18	TIGRAI
ወለጋ	5	23	11	39	WELLEGA
ወሌ	4	13	3	20	WELLO
ጭምር	321	246	96	663	TOTAL
	SUPREME AND HIGH COURTS	AWRAJA COURT	WEREDA COURT	TOTAL	ADMINISTRATIVE REGION

* አዲስ አበባን ጨምሮ

* Including Addis Ababa

የጠበቆች ብዛት በፍርድ ቤት ዓይነትና በክፍለ ሀገር፣ 1980
 NUMBER OF ADVOCATES BY TYPE OF COURT AND REGION, 1987/88

ሠንጠረዥ ክ.2/ለ/ TABLE Q.2(b)

ክፍለ ሀገር	ጠቀላይና ከፍተኛ ፍርድ ቤቶች	አወራጃ ፍርድ ቤት	ወረዳ ፍርድ ቤት	ድምር	
አርቢ	17	24	9	50	ARSSI
ባሌ	3	11	7	21	BALE
ኦሮሳ	33	4	4	41	ERITREA
ጋም ጌፋ	1	4	2	7	GAMO GOFA
ጌጃም	5	15	-	20	GOJJAM
ጌንደር	8	6	4	18	GONDER
ደብረ ቤ	12	8	5	25	HARARGE
ኢሊባቦር	2	6	1	9	ILLUBABOR
ክፋ	7	15	4	26	KEFA
ሸዋ	223	101	42	366	SHEWA *
ሲዳሞ	12	13	2	27	SIDAMO
ትግራይ	2	12	4	18	TIGRAI
ወለጋ	5	12	8	23	WELLEGA
ወሌ	5	11	2	18	WELLO
ድምር	335	242	94	669	TOTAL
	SUPREME AND HIGH COURTS	AWRAJA COURT	WEREDA COURT	TOTAL	ADMINISTRATIVE REGION

* አዲስ አበባን ወምር፡፡
 * Including Addis Ababa.

አድርጅቶች በጠቅላይ የኅገግ ጥያቄ የወንጀልና የፍትህ ጠቅላላ ጥያቄ በአድርጅቶች 1979
 NUMBER OF CRIMINAL AND CIVIL CASES LODGED IN ALL COURTS BY REGION, 1986/87

ወንጀል ከ.4/ሀ/ TABLE Q.4 (a)

አድርጅቶች	በዘመኑ የኅገግ ጥያቄ ጠቅላላ ጥያቄ	በጠቅላላ የኅገግ ጥያቄ ሀገራዊ ደረጃ በፐርሰንት	በዘመኑ ወጣታ የተጠበቀ ጥያቄ ጠቅላላ ጥያቄ	ወጣታ ጠቅላላ የኅገግ ጥያቄ ሀገራዊ ደረጃ በፐርሰንት	በጠቅላላ የኅገግ ጥያቄ ጠቅላላ ጥያቄ	በጠቅላላ የኅገግ ጥያቄ ሀገራዊ ደረጃ በፐርሰንት	አድርጅቶች
አርቢ	8,373	2.84	6,549	2.69	1,824	3.57	ARSI
ባሌ	7,413	2.51	5,424	2.23	1,989	3.89	BALE
አርቲራ	26,243	8.90	23,409	9.61	2,834	5.54	ERITREA
አበባ	2,465	0.84	2,000	0.82	465	0.91	ASSEB
ጋም ጋፋ	6,296	2.14	4,811	1.97	1,485	2.90	GAMO GOFA
ጋላሞ	18,198	6.17	14,691	6.03	3,507	6.86	GOJJAM
ጎንደር	9,933	3.36	7,939	3.26	1,994	3.90	GONDER
ጠረጌ	22,354	7.58	18,085	7.42	4,269	8.35	HARARGE
ሊሊባቦር	5,955	2.02	4,802	1.97	1,153	2.25	ILLUBABOR
ክፋ	9,744	3.31	8,272	3.40	1,472	2.88	KEFA
ሸዋ	31,284	10.61	25,196	10.34	6,088	11.90	SHEWA
አዲስ አበባ	99,268	33.68	85,246	34.99	14,022	27.41	ADDIS ABABA
ሲዳሞ	11,002	3.73	8,814	3.62	2,688	5.25	SIDAMO
ቲግራይ	9,484	3.22	8,249	3.39	1,235	2.41	TIGRAI
ወለጋ	11,048	3.74	8,515	3.50	2,533	4.95	WELLEGA
ወሌ	15,721	5.33	12,125	5.98	3,596	7.03	WELLO
ጠቅላላ	294,781	100.0	243,627	100.00	51,154	100.00	TOTAL
	NUMBER OF CASES LODGED DURING THE YEAR*	SHARE OF EACH REGION OUT OF TOTAL LODGED CASES IN PERCENT	DECIDED CASES	SHARE OF EACH REGION OUT OF TOTAL DECIDED CASES IN PERCENT	PENDING CASES	SHARE OF EACH REGION OUT OF TOTAL PENDING CASES IN PERCENT	ADMINISTRATIVE REGION

■ በዘመኑ የኅገግ ጥያቄ ጠቅላላ ጥያቄ:-

- 1/ በዘመኑ ውስጥ አዲስ የኅገግ ጥያቄ፣
- 2/ በዘመኑ ውስጥ በአዲስ የኅገግ ጥያቄ ጠቅላላ ጥያቄ የመጣ የጥያቄ ሀገራዊ ደረጃ ላይ የተሰጠው፣
- 3/ በዘመኑ ውስጥ በደንበኝ የኅገግ ጥያቄ፣
- 4/ በዘመኑ ውስጥ በደንበኝ የኅገግ ጥያቄ ጠቅላላ ጥያቄ የመጣ የጥያቄ ሀገራዊ ደረጃ ላይ የተሰጠው፣

* Number of cases lodged during the year includes:

- 1) New cases lodged within the given year
- 2) New cases lodged but not considered during the previous year and hence transferred
- 3) Cases brought to the relevant courts as a result of appealing during the given year
- 4) Cases brought to the relevant courts as a result of appealing during the previous year but stayed pending until the given year

አድርጎች በሁሉ የየረቡዎች የታዩ የወንጀልና የፍትህ ጠረጴጫ ጉዳዮች ጠቀላላ ብዛት በክፍለ ሀገር፣ 1979
 NUMBER OF CRIMINAL AND CIVIL CASES LODGED IN ALL COURTS BY REGION, 1986/87

ወንጀል ስ.4/ሀ/ TABLE Q.4 (a)

ክፍለ ሀገር	በዘመኑ የየረቡ ጉዳዮች ጠቀላላ ብዛት	በጠቀላላ የየረቡት ጉዳዮች የየክፍለ ሀገራዊ ዲርብ በፕሮሰንቶ	በዘመኑ ውጣሬ የተጠበቀው ጉዳዮች ጠቀላላ ብዛት	ውጣሬ ስተባባሪ ጉዳዮች የየክፍለ ሀገራዊ ዲርብ በፕሮሰንቶ	ለተስተዋወቀው የተለያዩ ጉዳዮች ጠቀላላ ብዛት	በጠቀላላ ስተባባሪ ጉዳዮች የየክፍለ ሀገራዊ ዲርብ በፕሮሰንቶ	
	NUMBER OF CASES LODGED DURING THE YEAR*	SHARE OF EACH REGION OUT OF TOTAL LODGED CASES IN PERCENT	DECIDED CASES	SHARE OF EACH REGION OUT OF TOTAL DECIDED CASES IN PERCENT	PENDING CASES	SHARE OF EACH REGION OUT OF TOTAL PENDING CASES IN PERCENT	ADMINISTRATIVE REGION
አርቢ	8,373	2.84	6,549	2.69	1,824	3.57	ARSSI
ባሌ	7,413	2.51	5,424	2.23	1,989	3.89	BALE
አር ተሬ	26,243	8.90	23,409	9.61	2,834	5.54	ERITREA
አበባ	2,465	0.84	2,000	0.82	465	0.91	ASSEB
ጋሞ ጉፋ	6,296	2.14	4,811	1.97	1,485	2.90	GAMO GOFA
ጊጃም	18,198	6.17	14,691	6.03	3,507	6.86	GOJJAM
ጉንደር	9,933	3.36	7,939	3.26	1,994	3.90	GONDER
ጠረርጓ	22,354	7.58	18,085	7.42	4,269	8.35	HARARGE
ኢላባቦር	5,955	2.02	4,802	1.97	1,153	2.25	ILLUBABOR
ክፋ	9,744	3.31	8,272	3.40	1,472	2.88	KEFA
ሸዋ	31,284	10.61	25,196	10.34	6,088	11.90	SHEWA
አዲስ አበባ	99,268	33.68	85,246	34.99	14,022	27.41	ADDIS ABABA
ቢዳም	11,002	3.73	8,814	3.62	2,688	5.25	SIDAMO
ትግራይ	9,484	3.22	8,249	3.39	1,235	2.41	TIGRAI
ወለጋ	11,048	3.74	8,515	3.50	2,533	4.95	WELLECA
ወሌ	15,721	5.33	12,125	5.98	3,596	7.03	WELLO
ጠቅላይ	294,781	100.0	243,627	100.00	51,154	100.00	TOTAL

■ በዘመኑ የየረቡ ጉዳዮች ጠቀላላ ብዛት፡-

- 1/ በዚያው ዓመት አዲስ የየረቡት፣
- 2/ በየዓመቱ ዓመት በአዲስ የረቡዎች በዚያ ዓመት የመታየት ዕድል በሰጠው የተለየ ጉዳዮች፣
- 3/ በዚያው ዓመት በይግባኝ የየረቡት፣
- 4/ በየዓመቱ ዓመት በይግባኝ የረቡዎች በዚያ ዓመት የመታየት ዕድል በሰጠው የተለየ ጉዳዮች በሁሉ ያጠቃልላል፡፡

* Number of cases lodged during the year includes:

- 1) New cases lodged within the given year
- 2) New cases lodged but not considered during the previous year and hence transferred
- 3) Cases brought to the relevant courts as a result of appealing during the given year
- 4) Cases brought to the relevant courts as a result of appealing during the previous year but stayed pending until the given year

አፍሪካ ቤተ ጥበቃ የፍርድ ምክርቤት የወንጀልና የፍትህ ጥበቃ ጉዳዮች ጠቅላላ ብዛት በክፍለ ሀገር፣ 1980
 NUMBER OF CRIMINAL AND CIVIL CASES LODGED IN ALL COURTS BY REGION, 1987/88

ወንጀል ስ.4/ለ/ TABLE Q.4 (b)

ክፍለ ሀገር	በዘመኑ የፍርድ ጉዳዮች ጠቅላላ ብዛት	በጠቅላላ ከፍርድ ጉዳዮች የፍርድ ሀገር ድርሻ በፐርሰንት	በዘመኑ ውሳኔ የተሰጠባቸው ጉዳዮች ጠቅላላ ብዛት	ውሳኔ ከተሰጠባቸው ጉዳዮች የፍርድ ሀገር ድርሻ በፐርሰንት	ለተገታዩ ዘመን የተሰለፉ ጉዳዮች ጠቅላላ ብዛት	በጠቅላላ ከተሰለፉ ጉዳዮች የፍርድ ሀገር ድርሻ በፐርሰንት	ADMINISTRATIVE REGION
	NUMBER OF CASES LODGED DURING THE YEAR*	SHARE OF EACH REGION OUT OF TOTAL LODGED CASES IN PERCENT	DECIDED CASES	SHARE OF EACH REGION OUT OF TOTAL DECIDED CASES IN PERCENT	PENDING CASES	SHARE OF EACH REGION OUT OF TOTAL PENDING CASES IN PERCENT	
አርቢ	9,398	2.86	7,747	2.79	1,651	3.21	ARSSI
ባሌ	7,224	2.20	6,041	2.18	1,183	2.30	BALE
ኦሮሞ	21,940	6.67	19,302	6.96	2,638	5.12	ERITREA
አበባ	2,298	0.70	1,992	0.72	306	0.59	ASSEB
ጋሞ ጌራ	6,468	1.97	4,648	1.68	1,820	3.53	GAMO GOFA
ጌዳሞ	19,131	5.82	15,221	5.49	3,910	7.59	GOJJAM
ጌንደር	11,125	3.38	8,704	3.14	2,421	4.70	GONDER
ሐረርጌ	23,047	7.01	18,373	6.62	4,672	9.07	HARARGE
ኦሎባ	6,815	2.07	5,588	2.01	1,227	2.38	ILLUBABOR
ክፍ	9,660	2.94	7,771	2.80	1,889	3.67	KEFA
ሸዋ	34,327	10.44	27,065	9.76	7,262	14.10	SHEWA
አዲስ አበባ	134,281	40.83	121,540	43.82	12,741	24.75	ADDIS ABABA
ሲዳሞ	9,793	2.98	7,026	2.53	2,767	5.37	SIDAMO
ትግራይ	7,108	2.16	5,707	2.06	1,401	2.72	TIGRAI
ወሰን	10,504	3.19	8,079	2.91	2,425	4.71	WELLEGA
ወሌ	15,746	4.79	12,573	4.53	3,173	6.16	WELLO
ጭሮ	328,865	100.00	277,379	100.00	51,486	100.00	TOTAL

* በዘመኑ የፍርድ ጉዳዮች ጠቅላላ ብዛት፡-

- 1/ በዚያው ዓመት አዲስ የፍርድ ጉዳዮች
- 2/ በፊርማው ዓመት በአዲስ የፍርድ ጉዳዮች ዓመት የመታየት ዕድል ስላሉ ጉዳዮች የተሰለፉት
- 3/ በዚያው ዓመት በይገባኝ የፍርድ ጉዳዮች
- 4/ በፊርማው ዓመት በይገባኝ የፍርድ ጉዳዮች ዓመት የመታየት ዕድል ስላሉ ጉዳዮች የተሰለፉት በመሆኑ ያጠቃልላል፡፡

* Number of cases lodged during the year includes:

- 1) New cases lodged within the given year
- 2) New cases lodged but not considered during the previous year and hence transferred
- 3) Cases brought to the relevant courts as a result of appealing during the given year
- 4) Cases brought to the relevant courts as a result of appealing during the previous year but stayed pending until the given year

ለፍርድ ቤቶች በሙሉ የኖረባቸው የታዩ የፍትህ ጉዳዮች ጠቅላላ ብዛትና ይህ ብዛት በ1965
ከኖረበት ጋር ቢነፃፀር / የ1965ን ለንደ 100 በመብራር /

NUMBER OF CIVIL CASES LODGED IN ALL COURTS, AND THIS NUMBER COMPARED
WITH THAT IN 1972/73 TAKING THE LATTER AS 100

ወንጀረዥ ስ.5 TABLE Q.5

ዘመን	በዘመኑ የኖረቡ ጉዳዮች		በዘመኑ ውጣኔ የተጠበቀው ጉዳዮች		ለተገታዩ ዘመን በተጨማሪ የተሰለፉ ጉዳዮች		1972/73
	ጠቅላላ ብዛት	በ1965 ከኖረበት ጋር ቢነፃፀር	ጠቅላላ ብዛት	በ1965 ከኖረበት ጋር ቢነፃፀር	ጠቅላላ ብዛት	በ1965 ከኖረበት ጋር ቢነፃፀር	
1965	373,004	100.00	266,913	100.00	106,091	100.00	1972/73
1966	364,193	97.64	253,970	95.15	110,223	103.89	1973/74
1967	334,048	89.56	307,688	115.28	26,360	24.85	1974/75
1968	130,864	35.08	113,607	42.56	17,257	16.27	1975/76
1969	70,631	18.94	52,119	19.53	18,512	17.45	1976/77
1970	66,115	17.73	53,316	19.98	12,799	12.06	1977/78
1971	84,887	22.76	67,806	25.40	17,081	16.10	1978/79
1972	91,365	24.49	71,133	26.65	20,232	19.07	1979/80
1973	114,820	30.78	89,695	33.60	25,125	23.68	1980/81
1974	123,527	33.12	95,506	35.78	28,021	26.41	1981/82
1975	117,995	31.63	90,039	33.73	27,556	25.97	1982/83
1976	114,808	30.78	88,863	33.29	25,945	24.46	1983/84
1977	108,363	29.05	85,020	31.85	23,343	22.00	1984/85
1978	109,020	29.23	83,414	31.25	25,606	24.14	1985/86
1979	117,388	31.47	87,682	32.85	29,706	28.00	1986/87
1980	114,595	30.72	85,286	31.95	29,309	27.63	1987/88
	DURING EACH YEAR*	COMPARED WITH THAT IN 1972/73	DECIDED CASES	DECIDED CASES COMPARED WITH THAT IN 1972/73	PENDING CASES	PENDING CASES COMPARED WITH THAT IN 1972/73	YEAR
	NUMBER OF CASES LODGED						

■ በዘመኑ የኖረቡ ጉዳዮች ጠቅላላ ብዛት:-

- 1/ በዚያው ዓመት በሌላባት የኖረቡትን የፍትህ ጉዳዮች
- 2/ በተጨማሪ ዓመት በሌላባት የፍትህ ጉዳዮች ዓመት የጠቀሱት ፅደብ ሰብሳቢዎች የተሰለፉትን የፍትህ ጉዳዮች
- 3/ በዚያው ዓመት በፍትህ ጉዳዮች ስር በደገባኝ የኖረቡትን
- 4/ በተጨማሪ ዓመት በፍትህ ጉዳዮች ስር በደገባኝ የፍትህ ጉዳዮች ዓመት የጠቀሱት ፅደብ ሰብሳቢዎች የተሰለፉትን በሙሉ ያጠቃልላል::

* Number of cases lodged each year includes:

- 1) New civil cases lodged within the given year
- 2) New civil cases lodged but not considered during the previous year and hence transferred
- 3) Civil cases brought to the relevant courts as a result of appealing during the given year
- 4) Civil cases brought to the relevant courts as a result of appealing during the previous year but stayed pending until the given year

በ1979 ለፍርድ ቤቶች በሙሉ የተረገፉ የታዩ የፍትህ ጉዳዮች ጠቀላላ ተዘጋጅተው በክፍለ ሀገር
 NUMBER OF CIVIL CASES LODGED IN ALL COURTS BY REGION, 1986/87

ወንጠረዥ ከ.6/ሀ/ TABLEQ.6(a)

	በዘመኑ የተረገፉ ጉዳዮች ጠቀላላ ብዛት	በጠቀላላ የተረገፉት ጉዳዮች የተከፈለ ሀገራዊ ድርሻ በፕርሰንት	በዘመኑ ውጣኔ የተጠበቀው ጉዳዮች ጠቀላላ ብዛት	ውጣኔ ከተጠበቀው ጉዳዮች የተከፈለ ሀገራዊ ድርሻ በፕርሰንት	ለተከታይ ዘመን /ለ1978/ የተጣ ሰፊ ጉዳዮች ጠቀላላ ብዛት	በጠቀላላ የተከታይ ሰፊ ጉዳዮች ድርሻ በፕርሰንት	
አርቢ	4,810	4.10	3,812	4.35	998	3.36	ARSI
ባሌ	3,973	3.38	2,534	2.89	1,439	4.84	BALE
አርቲራ	9,541	8.13	7,603	2.67	1,938	6.52	ERITREA
አቡበ	957	0.82	706	0.81	251	0.84	ASSEB
ጌም ጌላ	2,494	2.12	1,885	2.15	609	2.05	GAMO GOFA
ጊጃም	8,185	6.97	6,519	7.43	1,666	5.61	COJJAM
ጌንደር	4,601	3.92	3,635	4.15	966	3.25	GONDER
ዘረርን	8,638	7.36	6,373	7.27	2,265	7.62	HARARGE
ኢሊቢቦር	2,651	2.26	2,053	2.34	598	2.01	ILLUBABOR
ክፍ	4,105	3.50	3,307	3.77	798	2.69	KEFA
ሸየ	15,034	12.81	11,823	13.48	3,211	10.81	SHEWA
አዲስ አበባ	30,102	25.64	20,513	23.39	9,589	32.28	ADDIS ABABA
ሲዳሞ	4,599	3.92	3,209	3.66	1,390	4.68	SIDAMO
ትግራይ	4,141	3.53	3,416	3.90	725	2.44	TIGRAI
ወለጋ	5,501	4.69	4,195	4.78	1,306	4.40	WELLEGA
ወሌ	8,056	6.86	6,099	6.96	1,957	6.59	WELLO
ጭር	117,388	100.00	87,682	100.00	29,706	100.00	TOTAL
	NUMBER OF CASES LODGED DURING THE YEAR*	SHARE OF EACH REGION OUT OF TOTAL LODGED CASES IN PERCENT	DECIDED CASES	SHARE OF EACH REGION OUT OF TOTAL DECIDED CASES IN PERCENT	PENDING CASES	SHARE OF EACH REGION OUT OF TOTAL PENDING CASES IN PERCENT	ADMINISTRATIVE REGION

፩ በዘመኑ የተረገፉ ጉዳዮች ጠቀላላ ብዛት፡-

- 1/ በዚያው ዓመት በአዲስነት የተረገፉት የፍትህ ጉዳዮች፤
 - 2/ በየዓመቱ ዓመት በአዲስ የሮቦብ በዚያው ዓመት የመታየት ዕድል በሰጥጠው የተሰጡት የፍትህ ጉዳዮች፤
 - 3/ በዚያው ዓመት በፍትህ ጉዳዮች ጠቀላላ ብዛት የተረገፉት፤
 - 4/ በየዓመቱ ዓመት በፍትህ ጉዳዮች ጠቀላላ ብዛት የተሰጡት ዕድል በሰጥጠው የተሰጡት የፍትህ ጉዳዮች፤
- በሙሉ ያጠቃላል፡፡

* Number of cases lodged during the year includes:

- 1) New civil cases lodged within the year
- 2) New civil cases lodged but not considered during the previous year and hence transferred
- 3) Civil cases brought to the relevant courts as a result of appealing during the given year
- 4) Civil cases brought to the relevant courts as a result of appealing during the previous year but stayed pending until the given year

በ1980 ለፍርድ ቤቶች በጠላ የደረሱ የታዩ የፍትህ ጉዳዮች ጠቀላላ ቁጥር በክፍለ ሀገር
 NUMBER OF CIVIL CASES LODGED IN ALL COURTS, BY REGION, 1987/88

ሠንጠረዥ ከ.6 /ለ/ TABLE Q.6(b)

ክፍለ ሀገር	በዘመኑ የደረሱ ጉዳዮች ጠቀላላ ቁጥር	በጠቀላላ ክፍሎች ጉዳዮች የደረሱ ሀገራዊ ጠቀላላ ቁጥር	በዘመኑ ውሳኔ የታዩ ጉዳዮች ጠቀላላ ቁጥር	ውሳኔ ስንጠባባይ ጉዳዮች የደረሱ ሀገራዊ ጠቀላላ ቁጥር	ለ 1979/80 ዓ.ም. ለፍትህ ጉዳዮች ጠቀላላ ቁጥር	በጠቀላላ ክፍሎች ጉዳዮች ውሳኔ ጠቀላላ ቁጥር	ADMINISTRATIVE REGION
አርቢ	5,052	4.41	4,119	4.83	933	3.18	ARSSI
ባሌ	3,687	3.22	3,025	3.55	662	2.26	BALE
ኦሮሚያ	7,264	6.34	5,497	6.45	1,767	6.03	ERITREA
አበባ	993	0.87	837	0.98	156	0.53	ASSEB
ጋሞ ጌ	2,673	2.33	1,839	2.16	834	2.85	GAMO GOFA
ጋሻም	8,393	7.32	6,386	7.49	2,007	6.85	GOJJAM
ጎንደር	5,258	4.59	3,799	4.45	1,459	4.98	GONDER
ዘረርን	8,779	7.66	6,290	7.38	2,489	8.49	HARARCE
ኢሊዩቦር	3,119	2.72	2,519	2.95	600	2.05	ILLUBABOR
ክፍ	3,797	3.31	2,739	3.21	1,058	3.61	KEFA
ሸዋ	15,581	13.60	11,636	13.64	3,945	13.46	SHEWA
አዲስ አበባ	28,696	25.04	20,561	24.11	8,135	27.76	ADDIS ABABA
ቢሳም	4,374	3.82	2,886	3.38	1,488	5.08	SIDAMO
ትግራይ	3,511	3.06	2,658	3.12	853	2.91	TIGRAI
ወለጋ	5,240	4.57	4,148	4.86	1,092	3.73	WELLEGA
ወሌ	8,178	7.14	6,347	7.44	1,831	6.25	WELLO
ጠቅላይ	114,595	100.00	85,286	100.00	29,309	100.00	TOTAL
	NUMBER OF CASES LODGED DURING THE YEAR*	SHARE OF EACH REGION OUT OF TOTAL LODGED CASES IN PERCENT	DECIDED CASES	SHARE OF EACH REGION OUT OF TOTAL DECIDED CASES IN PERCENT	PENDING CASES	SHARE OF EACH REGION OUT OF TOTAL PENDING CASES IN PERCENT	

* በዘመኑ የደረሱ ጉዳዮች ጠቀላላ ቁጥር፡-

- 1/ በዚያ ዓመት በአዲስ አበባ የደረሱ የፍትህ ጉዳዮች ቁጥር፤
- 2/ በዚያ ዓመት በሌሎች ክፍሎች የደረሱ የፍትህ ጉዳዮች ቁጥር፤
- 3/ በዚያ ዓመት በፍትህ ጉዳዮች ስር በደገብ የደረሱ ጉዳዮች ቁጥር፤
- 4/ በዚያ ዓመት በፍትህ ጉዳዮች ስር ስለደገቡ የፍትህ ጉዳዮች ቁጥር፤

* Number of cases lodged during the year includes:

- 1) New civil cases lodged within the year
- 2) New civil cases lodged but not considered during the previous year and hence transferred
- 3) Civil cases brought to the relevant courts as a result of appealing during the previous year
- 4) Civil cases brought to relevant courts as a result of appealing during the previous year but stayed pending until the given year

በፍትሕ ብሔር በመጀመሪያ ዘቦነ በይገባኝ የኖረቡት ጉዳዮች ብዛት በወቅቱ ዓይነትና በክፍለ ሀገር፣ 1979^ፊ
 NUMBER OF NEW AND APPEALED CIVIL CASES BY STATUS OF DECISION AND ADMINISTRATIVE REGION, 1986/87*

ወንጠረዥ ከ.7/ሀ/ TABLE Q.7 (a)

ክፍለ ሀገር	ከገባው ዓመት የተሰለፉ ጉዳዮች		አዲስ የኖረቡ ጉዳዮች		በፍርድ የተወሰኑ ጉዳዮች		በጥጠር የተሰለፉ ጉዳዮች		ADMINISTRATIVE REGION
	በመጀመሪያ ዘቦ	በይገባኝ	በመጀመሪያ ዘቦ	በይገባኝ	በመጀመሪያ ዘቦ	በይገባኝ	በመጀመሪያ ዘቦ	በይገባኝ	
አርቢ	669	72	3,898	171	3,628	184	939	59	ARSSI
ባሌ	791	42	2,998	142	2,419	115	1,370	69	BALE
ሊቲራ	1,528	339	6,832	842	6,736	867	1,624	314	ERITREA
አበባ	66	12	845	34	677	29	234	17	ASSEB
ጋሞ ጉራ	543	34	1,826	91	1,818	67	551	58	GAMO GOFA
ጋሻም	1,201	225	6,416	343	6,057	462	1,560	106	GOJJAM
ጋንደር	919	176	3,199	307	3,307	328	811	155	GONDER
ዘረርን	1,633	252	6,380	373	6,073	300	1,940	325	HARARGE
ሊሊባቦር	289	26	2,232	104	1,957	96	564	34	ILLUBABOR
ክፋ	649	74	3,158	224	3,094	213	713	85	KEFA
ሸዋ	2,717	220	11,349	748	11,048	775	3,018	193	SHEWA
አዲስ አበባ	4,868	2,524	18,880	3,830	16,798	3,715	6,950	2,639	ADDIS ABABA
ሲዳሞ	1,044	43	3,285	227	3,010	199	1,319	71	SIDAMO
ተጉራይ	782	43	3,100	216	3,231	185	651	74	TIGRAI
ወለጋ	968	144	4,037	352	3,902	293	1,103	203	WELLEGA
ወሌ	1,552	143	6,060	301	5,806	293	1,806	151	WELLO
ጭር	20,219	4,369	84,495	8,305	79,561	8,121	25,153	4,553	TOTAL
	NEWLY LODGED	APPEALED	NEWLY LODGED	APPEALED	NEWLY LODGED	APPEALED	NEWLY LODGED	APPEALED	
	CASES FROM LAST YEAR		CASES DURING THE YEAR		DECIDED CASES		PENDING CASES		

ፊ በ የክፍለ ሀገሩ በጠቅላይ፣ በከፍተኛ፣ በአወራጃና በወረካ፣ በሸሪፍ፣ በጉዳይና በጥላታ ፍርድ ቤቶች የኖረቡት ጉዳዮች ያጠቃልላል፡፡
 * Includes the supreme, high courts, Awraja, Wereda courts and the Kadi council of each administrative region.

በፍትሕ ተጠሪ በመጀመሪያ ዘቦና በይገባኝ የጥሪቤት ጉዳዮች ተከታታይ በመሆኑ ዓይነትና በክፍለ ሀገር፣ 1980^ጠ
 NUMBER OF NEW AND APPEALED CIVIL CASES BY STATUS OF DECISION AND ADMINISTRATIVE REGION, 1987/88 *

ሠንጠረዥ ት-7 /ለ/ TABLE Q.7 (b)

ክፍለ ሀገር	ከግራም ዓመት የተሰለፉ ጉዳዮች		አዲስ የጥሪቤት ጉዳዮች		በፍርድ የተወሰኑ ጉዳዮች		በጥጠር የተሰለፉ ጉዳዮች		ADMINISTRATIVE REGION
	በመጀመሪያ ዘቦ	በይገባኝ	በመጀመሪያ ዘቦ	በይገባኝ	በመጀመሪያ ዘቦ	በይገባኝ	በመጀመሪያ ዘቦ	በይገባኝ	
አርቢ	817	58	3,933	244	3,865	254	885	48	ARSSI
ባሌ	789	44	2,747	107	2,918	107	618	44	BALE
ኦሮሞ	1,593	132	5,009	530	5,130	367	1,472	295	ERITREA
አቡ ባህር	191	12	748	42	794	43	145	11	ASSEB
ጋሞ ገራ	566	47	1,972	88	1,767	72	771	63	GAMO GOFA
ጋላ	1,520	102	6,370	401	6,081	305	1,809	198	GOJJAM
ጋንደር	811	149	4,022	276	3,473	326	1,360	99	GONDER
ዘረር ጌ	1,895	324	6,212	348	6,004	286	2,103	386	HARARGE
ኢሉባባር	567	14	2,451	87	2,437	82	581	19	ILLUBABOR
ክፍ	717	80	2,817	183	2,581	158	953	105	KEFA
ሸየ	3,260	183	11,242	896	10,943	693	3,559	386	SHEWA
አዲስ አበባ	6,247	892	19,780	1,777	18,912	1,649	7,115	1,020	ADDIS ABABA
ቢዳሞ	1,119	76	2,938	241	2,638	248	1,419	69	SIDAMO
ትጉራይ	617	74	2,625	195	2,440	218	802	51	TIGRAI
ወለጋ	1,092	181	2,708	259	3,878	270	922	170	WELLEGA
ወሌ	1,738	154	5,878	416	5,905	442	1,703	128	WELLO
ጠቅላይ	23,539	2,522	82,444	6,090	79,766	5,520	26,217	3,092	TOTAL
	NEWLY LODGED	APPEALED	NEWLY LODGED	APPEALED	NEWLY LODGED	APPEALED	NEWLY LODGED	APPEALED	
	CASES FROM LAST YEAR		CASES DURING THE YEAR		DECIDED CASES		PENDING CASES		

ጠ በክፍለ ሀገር በጠቅላይ፣ በክፍተኛ፣ በአመራጃና በወረዳ፣ በሸየ፣ በጋላና በጋንደር ፍርድ ቤቶች የጥሪቤት ጉዳዮች ምዝገባ፡፡

* Includes the supreme, high courts, Awraja, Wereda courts and the Kadi council of each administrative region.

በፍትሕ ተሰጪ ትበ የኖረቡት ጉዳዮች ብዛት በወጣኔ ዓይነት**
 NUMBER OF CIVIL CASES BY STATUS OF DECISION**

ወንጠረዥ ከ-8 TABLE Q.8

ዘመን	በዘመኑ የኖረቡ አዳጋ ጉዳዮች	በአዳጋነት ከኖረቡት በዘመኑ ወጣኔ የተጠበቀው ጉዳዮች	በዘመኑ በይግባኝ የኖረቡ ጉዳዮች	በይግባኝ ከኖረቡት በዘመኑ ፍርድ የተጠበቀው ጉዳዮች	
1973	83,973	79,976	10,944	9,719	1980/81
1974	87,973	84,762	11,294	10,744	1981/82
1975	79,319	79,436	10,219	10,603	1982/83
1976	79,135	80,130	8,745	8,733	1983/84
1977	74,962	76,391	8,872	8,629	1984/85
1978	77,078	75,302	9,175	8,112	1985/86
1979	84,495	79,561	8,305	8,121	1986/87
1980	82,444	79,766	6,098	5,520	1987/88
	NEW CASES LODGED DURING THE YEAR	DECIDED FROM ALL NEW CASES*	CASES APPEALED DURING THE YEAR	CASES JUDGED FROM ALL APPEALED CASES*	YEAR

። ከዓመት ወደ ዓመት የሚተላለፉ ጉዳዮች በመኖራቸው በዓመት ለፍርድ ከሚኖሩት ጉዳዮች ወጣኔ ያገኙ ብልጣ ሊኖራቸው ይችላሉ።

* In any given year, the number of cases decided may exceed the number lodged due to the transfer of pending cases from previous year.

። በየክፍለ ሀገሩ ጠቀላሽ፣ ከጭተኛ፣ አወራጃና ወረዳ፣ በሽሪዓ፣ በታዲያ በናዲባ ፍርድ ቤቶች የኖረቡትን ጉዳዮች ያጠቃልላል።

** Includes the supreme, high courts, Awraja, Wereda courts and the Kadi council of each administrative region.

ለፍርድ ቤቶች በጠላ የተረቡ የጋራ ደውላዊ ጉዳዮች ጠቀላላ ተዘጋጅ ሂሳብ በ1965 ክብረት

ጋር ሲነጻጸር የ1965ን ለንደ 100 በመባባስ
 NUMBER OF CRIMINAL CASES LODGED IN ALL COURTS AND THIS NUMBER COMPARED
 WITH THAT IN 1972/73 TAKING THE LATTER AS 100

ሠንጠረዥ ከ.9 TABLE Q.9

ዘመን	በዘመኑ የተረቡ ጉዳዮች		በዘመኑ ውስጥ የተጠበቀ ጉዳዮች		ለተገታዎ ዘመን በቀጠሮ የተሰለፉ ጉዳዮች		1972/73
	ጠቀላላ ተዘጋጅ	በ1965 ክብረት ጋር ሲነጻጸር	ጠቀላላ ተዘጋጅ	በ1965 ክብረት ጋር ሲነጻጸር	ጠቀላላ ተዘጋጅ	በ1965 ክብረት ጋር ሲነጻጸር	
1965	214,862	100.00	162,864	100.00	51,998	100.00	1972/73
1966	200,206	93.18	162,424	99.73	37,782	72.66	1973/74
1967	213,199	99.23	212,455	130.45	744	1.43	1974/75
1968	180,729	84.11	165,214	101.44	15,515	29.84	1975/76
1969	99,620	46.36	90,697	55.69	8,923	17.16	1976/77
1970	53,058	24.69	48,904	30.03	4,154	7.99	1977/78
1971	106,749	49.68	96,021	58.96	10,728	20.63	1978/79
1972	107,535	50.05	94,997	58.33	12,538	24.11	1979/80
1973	120,267	55.97	105,665	64.88	14,602	29.08	1980/81
1974	129,727	60.38	105,236	64.62	24,491	47.10	1981/82
1975	146,949	68.39	128,688	79.01	18,261	35.12	1982/83
1976	161,025	74.94	141,239	86.72	19,786	38.05	1983/84
1977	172,923	80.48	152,268	93.49	20,655	39.72	1984/85
1978	182,470	84.92	161,646	99.25	20,824	40.05	1985/86
1979	177,393	82.56	155,945	95.75	21,448	41.25	1986/87
1980	214,270	99.72	192,093	117.95	22,177	42.65	1987/88
	DURING EACH YEAR*	COMPARED WITH THAT IN 1972/73	DECIDED CASES	DECIDED CASES COMPARED WITH THAT IN 1972/73	PENDING CASES	PENDING CASES COMPARED WITH THAT IN 1972/73	YEAR
	NUMBER OF CASES LODGED						

■ በዘመኑ የተረቡ ጉዳዮች ጠቀላላ ተዘጋጅ፡-

- 1/ በዚያው ዓመት በአዲስነት የተረቡት የወንጀል ጉዳዮችን
- 2/ በተገታዎ ዓመት በአዲስ ተርቦው በዚያ ዓመት የመታየት ዕድል ሰጧልገጠጣቸው የተሰለፉትን የወንጀል ጉዳዮችን
- 3/ በዚያው ዓመት በወንጀል ጉዳይ ላይ በይግባኝ የተረቡትን
- 4/ በተገታዎ ዓመት በወንጀል ጉዳይ ላይ በይግባኝ ተርቦው በዚያው ዓመት የመታየት ዕድል ሰጧልገጠጣቸው የተሰለፉትን በጠላ ያጠቃላሉ፡፡

* Number of cases lodged during each year includes:

- 1) New criminal cases lodged within the given year
- 2) New criminal cases lodged but not considered during the previous year and hence transferred
- 3) Criminal cases brought to the relevant courts as a result of appealing during the given year
- 4) Criminal cases brought to the relevant courts as a result of appealing during the previous year but stayed pending until the given year

በ1980 ለፍርድ ቤቶች በሙሉ የየረቡ የታዩ የወንጀል ጉዳዮች ጠቀላላ ብዛት በክፍለ ሀገር
 NUMBER OF CRIMINAL CASES LODGED IN ALL COURTS BY REGION 1987/88

ወንጀል ከ.10 /ለ/ TABLE Q.10(b)

ክፍለ ሀገር	በዘመኑ የየረቡ ጉዳዮች ጠቀላላ ብዛት*	በጠቀላላ ክፍሎች ላይ የየክፍለ ሀገሩ ፍርድ ቤቶች	በዘመኑ ውስጥ የተጠበቀው ጉዳዮች ጠቀላላ ብዛት	ወገኑ ከተጠበቀው ጉዳዮች የየክፍለ ሀገሩ ፍርድ ቤቶች በፍርድ ቤቱ	ለተከታይ ዘመን የተጠበቀው ጉዳዮች ጠቀላላ ብዛት	በጠቀላላ ክፍሎች ላይ የየክፍለ ሀገሩ ፍርድ ቤቶች በፍርድ ቤቱ	አስተዳደር ክፍል
አርቢ	4,346	2.03	3,628	1.89	718	3.24	ARSII
ባሌ	3,537	1.65	3,016	1.57	521	2.35	BALE
ኦሮሞ	14,676	6.85	13,805	7.19	871	3.93	ERITREA
አቡጊዳ	1,305	0.61	1,155	0.60	150	0.68	ASSEB
ጋምባ	3,795	1.77	2,809	1.46	986	4.45	GAMO GOFA
ጋሜሪ	10,738	5.01	8,835	4.60	1,903	8.58	GOJJAM
ጎንደር	5,867	2.74	4,905	2.55	962	4.34	GONDER
ዘረርጌ	14,268	6.66	12,085	6.29	2,183	9.84	HARARGE
አላባባ	3,696	1.72	3,069	1.60	627	2.83	ILLUBABOR
ክፍ	5,863	2.74	5,032	2.62	831	3.75	KEFA
ሸዋ	18,746	8.75	15,429	8.03	3,317	14.96	SHEWA
አዲስ አበባ	105,585	49.28	100,979	52.57	4,606	20.77	ADDIS ABABA
ባህሪ	5,419	2.53	4,140	2.16	1,279	5.77	SIDAMO
ተገራይ	3,597	1.68	3,049	1.59	548	2.47	TIGRAI
ወለጋ	5,264	2.46	3,931	2.05	1,333	6.01	WELLEGA
ወሌ	7,568	3.53	6,226	3.24	1,342	6.05	WELLO
ጭር	214,270	100.00	192,093	100.00	22,177	100.00	TOTAL
	NUMBER OF CASES LODGED DURING THE YEAR*	SHARE OF EACH REGION OUT OF TOTAL LODGED CASES IN PERCENT	DECIDED CASES	SHARE OF EACH REGION OUT OF TOTAL DECIDED CASES IN PERCENT	PENDING CASES	SHARE OF EACH REGION OUT OF TOTAL PENDING CASES IN PERCENT	ADMINISTRATIVE REGION

በዘመኑ የየረቡ ጉዳዮች ጠቀላላ ብዛት፡-

- 1/ በዚያው ዓመት በአዲስ አበባ የተረቡት የወንጀል ጉዳዮች፤
- 2/ በየዓመቱ ዓመት በአዲስ አበባ የፍርድ ቤቱ በዚያው ዓመት የጠቀሱት ዕድል ስላሉት የተጠበቁት የወንጀል ጉዳዮች፤
- 3/ በዚያው ዓመት በወንጀል ክፍሎች ላይ የተረቡት ጉዳዮች፤
- 4/ በየዓመቱ ዓመት በወንጀል ክፍሎች ላይ የተረቡት የፍርድ ቤቱ በዚያው ዓመት የጠቀሱት ዕድል ስላሉት የተጠበቁት የወንጀል ጉዳዮች፤

* Number of cases lodged during the year includes:

- 1) New criminal cases lodged within the year
- 2) New criminal cases lodged but not considered during the previous year and hence transferred
- 3) Criminal cases brought to the relevant courts as a result of appealing during the given year
- 4) Criminal cases brought to the relevant courts as a result of appealing during the previous year but stayed pending until the given year

በወንጀል በመጀመሪያ ዘባና በይገባኝ የተረቡት ጉዳዮች ተዘጋጅተው በሠጠኑ ዓይነትና በክፍለ ሀገር 1979
 NUMBER OF NEW AND APPEALED CRIMINAL CASES BY STATUS OF DECISION AND ADMINISTRATIVE REGION, 1986/87

ወንጀል ስ-11 /ሀ/ TABLE Q.11(a)

ክፍለ ሀገር	ከአፈጣሪ የተሰጠ ጉዳዮች		አዲስ የተረቡ ጉዳዮች		በፍርድ የተወሰኑ ጉዳዮች		በ የጠር የተሰጠ ጉዳዮች		ADMINIS- TRATIVE REGION
	በመጀመሪያ ዘባ	በይገባኝ	በመጀመሪያ ዘባ	በይገባኝ	በመጀመሪያ ዘባ	በይገባኝ	በመጀመሪያ ዘባ	በይገባኝ	
አርቢ	670	53	2,584	256	2,489	248	765	61	ARSI
ባሌ	534	27	2,761	120	2,780	108	515	39	BALE
አረብ	672	183	15,212	635	15,161	645	723	173	ERITREA
አሰባ	116	9	1,318	65	1,241	53	193	21	ASSEB
ጎረቤት	857	40	2,796	109	2,819	107	834	42	GAMO GOFA
ጎጃም	1,509	201	7,779	524	7,593	579	1,695	146	GOJJAM
ጎንደር	903	84	4,087	258	4,049	255	941	87	GONDER
ወረርጌ	2,104	88	11,318	206	11,499	213	1,923	81	HARARGE
ኢሊዩቦር	327	27	2,795	155	2,602	147	520	35	ILLUBABOR
ክፍ	835	22	4,642	140	4,820	145	657	17	KEFA
ሸዋ	2,012	232	12,896	1,110	12,334	1,039	2,574	303	SHEWA
አዲስ አበባ	2,507	1,706	62,811	2,142	62,523	2,210	2,795	1,638	ADDIS ABABA
ቢሳም	1,124	50	5,021	208	4,942	163	1,203	95	SIDAMO
ትግራይ	441	33	4,621	248	4,610	223	452	56	TIGRAI
ወለጌ	1,180	47	4,039	281	4,076	244	1,143	84	WELLEGA
ወሌ	1,497	85	5,766	317	5,722	304	1,541	98	WELLO
ግዕዝ	17,288	2,887	150,446	6,774	149,260	6,683	18,474	2,978	TOTAL
	NEWLY LODGED	APPEALED	NEWLY LODGED	APPEALED	NEWLY LODGED	APPEALED	NEWLY LODGED	APPEALED	
	CASES FROM LAST YEAR		CASES DURING THE YEAR		DECIDED CASES		PENDING CASES		

በግዴታ በመደመድ ስበና በይገባኝ የየረባት ጉዳዮች የደብዳቤ ማይነትና በክፍለ ሀገር፣ 1980
 NUMBER OF NEW AND APPEALED CRIMINAL CASES, BY STATUS OF DECISION AND ADMINISTRATIVE REGION, 1987/88

ወንጀያዊ ስ. 11/ሰ/ TABLE Q.11(b)

ክፍለ ሀገር	ከገባዊ የግዴታ ጉዳዮች		አዳባ የየረባት ጉዳዮች		በፍርድ የተወሰኑ ጉዳዮች		በየጠር የተሰለፉ ጉዳዮች		ADMINISTRATIVE REGION
	በመደመድ ስበ	በይገባኝ	በመደመድ ስበ	በይገባኝ	በመደመድ ስበ	በይገባኝ	በመደመድ ስበ	በይገባኝ	
አርቢ	669	42	3,288	347	3,957	315	3,313	74	ARSI
ባሌ	472	29	2,930	106	2,903	133	499	22	BALE
አር ትሬ	726	104	13,393	453	13,384	421	735	136	ERITREA
አቡብ	190	17	1,051	47	1,101	54	140	10	ASSEB
ጋሞ ጉፋ	841	43	2,775	136	2,700	109	916	70	GAMO GOFA
ጉጃም	1,673	166	8,447	452	8,368	469	1,752	151	GOJJAM
ጉንደር	954	82	4,560	271	4,628	277	886	76	GONDER
ዘረር ን	1,929	76	11,920	343	11,827	258	2,022	161	HARARGE
ሲላባቦር	510	27	2,987	172	2,913	156	584	43	ILLUBABOR
ክፋ	633	13	5,055	162	4,887	145	801	30	KEFA
ሸዋ	2,385	251	14,991	1,119	14,386	1,043	2,990	327	SHEWA
አዳባ አበባ	2,790	568	100,858	1,351	99,665	1,314	3,983	623	ADDIS ABABA
ቢዳም	1,188	85	3,964	182	3,964	176	1,188	91	SIDAMO
ትጉሬይ	412	44	2,957	184	2,876	173	493	55	TIGRAI
ወለጋ	1,086	81	3,831	266	3,663	268	1,254	79	WELLEGA
ወሌ	1,521	93	5,699	255	5,926	300	1,294	18	WELLO
ጭር	17,979	1,739	188,706	5,846	186,504	5,589	20,181	1,996	TOTAL
	NEWLY LODGED	APPEALED	NEWLY LODGED	APPEALED	NEWLY LODGED	APPEALED	NEWLY LODGED	APPEALED	ADMINISTRATIVE REGION
	CASES FROM LAST YEAR		CASES DURING THE YEAR		DECIDED CASES		PENDING CASES		

በወንጀል አባ የቀረቡት ጉዳዮች በሙሉ ላይነት
 NUMBER OF CRIMINAL CASES BY STATUS OF DECISION

ሠንጠረዥ ክ:12 TABLE Q.12

ዘመን	በዘመኑ የቀረቡ አዲስ ጉዳዮች	በአዲስነት በዘመኑ ውስጥ የተጠበቀው ጉዳዮች*	በዘመኑ በይገባኝ የቀረቡ ጉዳዮች	በይገባኝ በዘመኑ ፍርድ የተጠበቀው ጉዳዮች*	
1973	99,234	97,304	8,548	8,361	1980/81
1974	106,451	96,614	8,971	8,622	1981/82
1975	114,137	120,517	8,325	8,171	1982/83
1976	135,936	134,601	6,999	6,638	1983/84
1977	146,086	144,959	7,677	7,309	1984/85
1978	155,501	154,732	7,399	6,918	1985/86
1979	150,446	149,260	6,774	6,683	1986/87
1980	188,706	186,504	5,846	5,589	1987/88
	NEW CASES LODGED DURING THE YEAR	DECIDED FROM ALL NEW CASES*	CASES APPEALED DURING THE YEAR	CASES JUDGED FROM ALL APPEALED CASES*	YEAR

* በዓመት ወይም ዓመት የሚተላለፉ ጉዳዮች በመኖራቸው በየዓመቱ ለፍርድ አሟብሮባት ጉዳዮች ውስጥ ያገኙት ብልጣ ሊኖራቸው ይችላል።
 * In any given year the number of cases decided may exceed the number lodged due to the transfer of pending cases from previous year.

የአሥረኞች ተከት በአሥራት ለርዝማኔ*
 NUMBER OF PRISONERS BY LENGTH OF SENTENCE*

ወገዎች ቁጥር 13 TABLE Q.13

ክፍለ ሀገር	ዘመናዊ የአሥራት ለርዝማኔ										ADMINISTRATIVE REGION
	1976		1977		1978		1979		1980		
	4 ዓመት በይዘት በታች	ከ4 ዓመት በላይ	4 ዓመት በይዘት በታች	ከ4 ዓመት በላይ	4 ዓመት በይዘት በታች	ከ4 ዓመት በላይ	4 ዓመት በይዘት በታች	ከ4 ዓመት በላይ	4 ዓመት በይዘት በታች	ከ4 ዓመት በላይ	
አርቢ	359	138	491	160	267	128	329	161	280	199	ARSSI
ባሌ	320	153	320	116	274	112	268	123	218	126	BALE
አራትራ	531	320	366	315	517	355	438	346	360	453	ERITREA
ጋም ጉራ	411	419	429	486	404	377	500	773	493	753	GAMO GOFA
ገጃም	1,119	618	1,097	505	1,026	544	997	540	1,017	424	GOJJAM
ጉንደር	450	211	374	250	327	304	215	190	564	384	CONDAR
ሐረርጌ	1,467	373	1,403	395	1,095	608	993	479	1,252	484	HARARGE
አላባቦር	340	187	567	195	421	221	331	236	324	262	ILLUBABOR
ክፍ	519	447	709	559	388	558	517	526	560	511	KEFA
ሸዋ	1,599	974	2,007	1,238	1,377	1,178	960	954	986	1,214	SHEWA
አዲስ አበባ	1,219	1,206	1,182	1,288	1,023	1,184	942	1,386	913	2,313	ADDIS ABABAB
ሮቤ ለርሻ ጫቢያ	283	547	281	454	312	351	288	399	454	366	ROBI FARM STATION
ቦሌ	671	400	551	490	520	552	468	588	605	644	SIDAMO
ትግራይ	312	167	282	192	299	102	344	116	60	74	TIGRAI
ወለጋ	762	234	871	236	453	320	534	408	507	421	WELLEGA
ወሌ	874	261	880	628	349	499	476	396	328	472	WELLO
አበብ አበ ተጻደር	69	9	12	3	78	11	48	30	24	10	ASAB ADM.
ጠቅላይ	11,305	6,664	11,822	7,510	9,130	7,404	8,648	7,651	8,945	9,110	TOTAL
	4 YEARS AND LESS	MORE THAN 4 YEARS	4 YEARS AND LESS	MORE THAN 4 YEARS	4 YEARS AND LESS	MORE THAN 4 YEARS	4 YEARS AND LESS	MORE THAN 4 YEARS	4 YEARS AND LESS	MORE THAN 4 YEARS	
	1983/84		1984/85		1985/86		1986/87		1987/88		
	YEAR AND LENGTH OF SENTENCE										

* በተጠሪ ያሉትን አሥረኞች አይጨምርም

* Does not include detainees with pending cases.

የአሥረኛች ብዛት በጾታና በአሥራት ዘመን 1979
 NUMBER OF PRISONERS BY SEX AND LENGTH OF SENTENCE, 1986/87

ሠንጠረዥ ከ-14/ሀ/ TABLE Q.14 (a)

ክፍለ ሀገር	የሰላ ፍርድ ስምጥና ከ4 ዓመት በታች			ከሰላ ፍርድ ከ4 ዓመት በላይ			ዕድሜ ለክፍለ ፍርድ			የሞት ፍርድ		የተጠረ ክባቶች			ድምር	ድምር
	አት ያላ ያውያን		የውጭ ዜጎች	አት ያላ ያውያን		የውጭ ዜጎች	አት ያላ ያውያን		የውጭ ዜጎች	አት ያላ ያውያን		አት ያላ ያውያን		የውጭ ዜጎች		
	ወንድ	ሴት		ወንድ	ሴት		ወንድ	ሴት		ወንድ	ሴት	ወንድ	ሴት			
	MEN	WOMEN	FOREIGNERS*	MEN	WOMEN	FOREIGNERS*	MEN	WOMEN	FOREIGNERS*	MEN	WOMEN	MEN	WOMEN	FOREIGNERS*		
አርቢ	324	5	-	126	2	-	32	-	-	1	-	341	16	-	847	ARSI
ባሌ	262	6	-	108	5	-	8	1	-	1	-	265	7	-	663	BALE
አር ተራ	425	13	-	331	6	-	8	-	-	1	-	1,005	59	-	1,848	ERITREA
አበብ	43	5	-	30	-	-	-	-	-	-	-	51	2	-	131	ASSEFA
ጋሞ ጉፋ	477	23	-	720	11	-	42	-	-	-	-	613	15	-	1,903	GAMO GOFA
ጎጃም	970	27	-	479	11	-	43	-	-	6	1	1,197	40	-	2,774	GOJJAM
ጌዳሮ	213	2	-	153	12	-	18	1	-	6	-	840	15	-	1,260	GONDER
ሰረር ጌ	969	24	-	427	13	-	24	3	-	12	-	1,877	66	200	3,615	HARARGE
ኢላባቦር	323	8	-	220	11	-	3	-	-	2	-	365	16	-	948	ILLUBABOR
ክፋ	504	13	-	437	24	-	48	2	-	15	-	581	19	-	1,643	KEFA
ሸዋ	939	21	-	434	23	-	87	2	-	8	-	1,818	48	-	3,780	SHEWA
አዲስ አበባ	899	43	-	160	56	-	142	2	-	26	-	2,427	80	9	4,844	ADDIS ABABA
ሮቤ ለርሻ ጣቢያ	288	-	-	399	-	-	-	-	-	-	-	-	-	-	687	ROBI FARM VILLAGE
ቢዳሞ	454	14	-	533	16	-	37	2	-	-	-	1,329	45	-	2,430	SIDAMO
ተገራይ	331	13	-	107	12	-	6	-	-	1	-	640	11	-	1,111	TIGRAI
ወለጋ	519	15	-	362	9	-	28	3	-	6	-	1,024	25	-	1,991	WELLEGA
ወሌ	455	21	-	343	6	-	40	1	-	5	1	1,325	36	-	2,233	WELLO
ድምር	8,395	253	-	6,769	207	-	566	17	-	90	2	15,698	500	209	32,708	TOTAL
	ETHIOPIAN		FOREIGNERS*	ETHIOPIAN		FOREIGNERS*	ETHIOPIAN		FOREIGNERS*	ETHIOPIAN		ETHIOPIAN		FOREIGNERS*	TOTAL	ADMINISTRATIVE REGION
	SENTENCE OF 4 OR LESS YEARS			SENTENCE OF MORE THAN 4 YEARS			LIFE TIME PRISONER			DEATH SENTENCE		RENDING CASES				

* በተጠረ የታወረት የውጭ ሀገር ዜጎች አሥረኛች ጠቀላላ ብዛት 209 ቢሆን ከአዲስ ጠባቂ አንድ ሴት ናት፡፡

* The total number of foreign prisoners in only one of the categories is 209 out of whom only 1 is a female.

የአበረኞች ብዛት በጾታና በሰውነት ዘመን 1980
 NUMBER OF PRISONERS BY SEX AND LENGTH OF SENTENCE 1987/88

ወንጠረዥ ክ.14/ለ/ TABLE Q.14(b)

ክፍለ ሀገር	የግለ ፍርድ 4 ዓመትና ከ4 ዓመት በታች			ከግዳ ፍርድ ከ4 ዓመት በላይ			ዕዳማ ልክ ፍርድ			የምት ፍርድ		የተጠረ ክባች			ዳምር	ዳምር
	ኢትዮጵያውያን		የውጭ ዜጎች [።]	ኢትዮጵያውያን		የውጭ ዜጎች [።]	ኢትዮጵያውያን		የውጭ ዜጎች [።]	ኢትዮጵያውያን		ኢትዮጵያውያን		የውጭ ዜጎች [።]		
	ወንድ	ሴት		ወንድ	ሴት		ወንድ	ሴት		ወንድ	ሴት	ወንድ	ሴት			
	ወንድ	ሴት	ወንድ	ሴት	ወንድ	ሴት	ወንድ	ሴት	ወንድ	ሴት	ወንድ	ሴት				
አርቢ	277	3	-	154	9	-	36	-	-	-	-	378	7	-	3,549	ARSSI
ባሌ	212	6	-	108	5	-	11	1	-	1	-	198	9	-	820	BALE
አርቲራ	355	5	-	429	7	-	14	-	-	3	-	1,071	104	-	551	ERITREA
አበብ	22	2	-	10	-	-	-	-	-	-	-	105	-	-	864	ASSEB
ጋምጌ	472	21	-	700	11	-	41	-	-	1	-	654	16	-	4,194	GAMO GOFA
ጌጃም	1,000	17	-	356	14	-	47	-	-	6	1	1,494	20	-	1,931	GOJJAM
ጌንደር	548	16	-	347	6	-	18	1	-	12	-	868	23	-	2,493	GONDER
ሰረርጌ	1,205	47	-	397	8	-	58	5	-	16	-	1,754	59	-	1,912	HARARGE
ሌላገባር	317	7	-	240	15	-	5	-	-	2	-	484	17	-	1,988	ILLUBABOR
ክፋ	549	11	-	424	20	-	50	2	-	15	-	749	31	-	540	KEFA
ሸዩ	957	29	-	1,092	32	-	84	3	-	3	-	1,932	62	-	2,955	SHEWA
አዲስ አበባ	877	36	-	2,050	87	-	143	2	-	31	-	2,790	171	7	139	ADDIS ABABA
ሮቤ አርቫ ጣቢያ	454	-	-	366	-	-	-	-	-	-	-	-	-	-	6,194	ROBI FARM VILLAGE
ሲዳሞ	595	10	-	578	19	-	45	2	-	-	-	1,194	50	-	1,851	SIDAMO
ተገራይ	59	1	-	64	2	-	8	-	-	-	-	399	7	-	1,916	TIGRAI
ወለጋ	495	12	-	369	9	-	35	4	-	4	-	957	27	-	1,839	WELLEGA
ወሌ	311	17	-	400	8	-	55	1	-	8	-	1,104	27	-	1,087	WELLO
ዳምር	8,705	240	-	8,084	252	-	650	21	-	102	1	16,131	630	7	34,823	TOTAL
	MEN	WOMEN	FOREIG- NERS*	MEN	WOMEN	FOREIG- NERS*	MEN	WOMEN	FOREIG- NERS*	MEN	WOMEN	MEN	WOMEN	FOREIG- NERS*		
	ETHIOPIAN			ETHIOPIAN			ETHIOPIAN			ETHIOPIAN		ETHIOPIAN		FOREIG- NERS*	TOTAL	ADMINISTRATIVE REGION
	SENTENCE OF 4 OR LESS YEARS			SENTENCE OR MORE THAN 4 YEARS			LIFE TIME PRISONER			DEATH SENTENCE		PENDING CASES				

። በጠቅላላ የታወቀው የውጭ ዜጎች አበረኞች ብዛት 7 ሲሆን እነሱም ወንዶች ናቸው።
 * The total number of foreign prisoners in only one of the categories is 7, and all of them are males.

ክፍል ፳ - በሰ ሰፖርትና ቢኒማ

በዚህ ክፍል ያሉት መረጃዎች ከባሕሪና ሰፖርት ጉዳይ ሚኒስቴር የተገኙ ናቸው፡፡ በሠንጠረዥኛ የቀረቡት ሰፖርትና የሙሽት መረጃዎች በሀገሪቱ ውስጥ በተጸቃሚ ብሔራዊ ፈዳሪ ሽናችና ሰፖርት መ/ቤቶች በየክፍለ ሀገሩ ሙዝግቦው የሚወዳደሩትን ክለቦች /ቤዴኖች/ ለና ሰፖርት ተኛ ብዛት በሰፖርት ዓይነት፣ በየክፍለ ሀገሩ የሚገኙት የዳኞችና የአሠልጣኞች ብዛት የሜዳ ጠያልቶ ቢሆን፣ ፈልጦን የሙሽት መረጃዎች ደግሞ ከውጭ አገር የገቡና ለሙሽት የቀረቡ ፈልጦችን ያጠያልታሉ፡፡ በሰሆነም፣ በዚህ ክፍል ውስጥ የሚከተሉት ምልክቶች ትርጉም በጌናቸው ተጽፏል፡፡

- ጸሐፊው መረጃዎች የሌሉም
- ... = መረጃዎች ቢገኙ አልቻሉም

SECTION R - SPORTS AND CINEMA

The source for the data in this section is the Ministry of Culture and Sports Affairs. The data on Sports presented in the tables pertain mainly to the number of clubs or teams, that are under the national sport federation and national sport council by region, number of sportsmen by type of sports and administrative region, number of referees and coaches by administrative region, and the data on cinemas refer to the number of imported and exhibited films. In this section the following symbols have the indicated meanings.

- = Data nil
- ... = Data not available

የስፖርት ክለቦች ወይም ቤዳኛች ብዛት በክፍለ ሀገር
 NUMBER OF SPORTS CLUBS OR TEAMS BY ADMINISTRATIVE REGION

ወንጠረዥ ስ.1 TABLE R.1

ክፍለ ሀገር	ዘመን			
	1979	1980	1981	
አርቢ	116	396	61	ARSSI
ባሌ	76	76	37	BALE
አር ተራ	75	251	93	ERITREA
ጋም ጌፋ	248	246	133	GAMO GOFA
ጌጃም	65	62	92	GOJJAM
ጌንደር	189	159	147	GONDER
ሰረር ጌ	46	324	170	HARARGE
ሌላባቦር	54	47	60	ILLUBABOR
ክፋ	99	227	119	KEFA
ሸዋ	239	224	222	SHEWA
ሲዳሞ	118	98	65	SIDAMO
ትግራይ	386	101	199	TIGRAI
ወለጋ	100	97	66	WELLEGA
ወሌ	162	162	87	WELLO
አዲስ አበባ	61	158	182	ADDIS ABABA
አሰብ	9	9	10	ASSEB
ጭር	2,043	2,637	1,743	TOTAL
	1986/87	1987/88	1988/89	ADMINISTRATIVE REGION
	YEAR			

የቦገር ተገኝ ተዘገብ በቦገር ተገኝ ዓይነትና በአድራሻ ሀገር 1979^፳
 NUMBER OF SPORTSMEN BY TYPE OF SPORTS AND ADMINISTRATIVE REGION, 1986/87*

ሠንጠረዥ ሺ.2/ሀ/ TABLE R.2(a)

አድራሻ ሀገር	የቦገር ተገኝ													ጠቅላይ	አድራሻ
	አጠቃላይ ተገኝ	ብብዛት	ብዛድ	ውጋ ዋና	አብይት ግንባታ	ቅርጫት ኪቦ	በውሊ ንጉ	አገር ኪቦ	ግዳ ቲኒስ	አጅ ኪቦ	ጠረጴዛ ቲኒስ	መረብ ኪቦ	ሌሎች		
አርባ	909	10	27	-	-	812	-	1,858	5	812	696	623	930	6,680	ARSI
ባሌ	284	-	-	-	-	300	-	1,930	-	15	100	420	-	3,049	BALE
ኦሮሚያ	3,273	1,281	286	370	534	3,774	564	10,725	334	554	680	3,789	10,050	36,214	ERITREA
ጋሞ ጌራ	880	15	39	-	-	204	-	1,406	-	14	169	719	-	3,446	GAMO GOFA
ጌጃም	2,092	9	-	30	-	307	-	1,313	6	408	191	2,347	-	6,703	GOJJAM
ግንደር	476	10	-	-	-	382	-	1,851	-	80	144	963	-	3,906	GONDER
ደብረ ቤይ	720	4	25	-	-	303	-	956	24	150	224	532	14	2,952	HARARGE
አዲስ አበባ	1,941	-	15	20	-	110	-	2,001	-	60	170	972	-	5,289	ILLUBABOR
ባሌ	700	15	3	-	38	160	-	2,816	-	77	114	1,894	-	5,817	KEFA
ሸዋ	7,225	14	-	245	-	6,070	-	7,860	-	6,400	674	3,196	-	31,684	SHEWA
ሲዳሞ	1,800	58	-	55	-	728	-	2,500	12	864	114	2,500	-	8,631	SIDAMO
ተገራይ	2,340	36	36	-	-	600	-	1,560	-	420	162	1,270	-	6,424	TIGRAJ
ወለጌ	696	8	8	-	-	500	-	1,600	-	110	54	150	-	3,126	WELLEGA
ወሌ	4,050	25	-	-	30	1,000	-	2,492	-	1,400	810	3,492	-	13,299	WELLO
አዲስ አበባ	16,091	18	108	184	28	130	33	6,773	44	148	154	7,729	56	31,496	ADDIS ABABA
አቡ ባይሮ	130	-	11	-	-	50	-	180	12	-	34	130	-	547	ASSEB
ጠቅላይ	43,607	1,503	558	904	630	15,430	597	47,819	437	11,512	4,490	30,726	11,050	169,263	TOTAL
	ATHLETICS	CYCLING	BOXING	SWIMMING	WEIGHT LIFTING	BASKET BALL	BOW-LING	FOOT BALL	GROUND TENNIS	HAND BALL	TABLE TENNIS	VOLLEY BALL	OTHERS**	TOTAL	ADMINISTRATIVE REGION
	TYPE OF SPORTS														

* አንዳንድ አድራሻ ሀገራት በግምገማታቸው አንዳንድ የምድቶች ባይ ሆኑም ምክንያቱም በአዲስ አበባ ሀገር በአንዳንድ የቦገር ተገኝ ዓይነቶች በአባባ/በቤይሮ/ ደረጃ የተመዘገቡ ቦገር ተገኝ ባለሙያዎች ነዉ ነዉ።

* Some columns are empty with respect to some of the regions because there are no sportsmen registered as members of clubs or teams in the respective types of sports.

** የግንደር ብብዛት፣ ጭነት ግብ ቦገር እና ጊዎጊዎጊዎ።
 ** Includes Motor Cycling, Mass Sport and Chess.

የቦገር ተገቢ ባለቦገር ባይነትና በክፍለ ሀገር 1980^ዘ
 NUMBER OF SPORTSMEN BY TYPE OF SPORTS AND ADMINISTRATIVE REGION, 1987/88*

ወንጠረዥ ስ.2/ለ/ TABLE R.2(b)

ክፍለ ሀገር	የ ቦ ገ ር ተ ገ ይ ነ ት														ጠቅላይ
	አተሌቲክስ	ብብክሌት	ቦጫ	ውጋ ዩና	ክብደት ማንባት	ቀርባት ኪብ	ቦጫሌንግ	ሉገር ኪብ	ጭዳ ተኒብ	አጭ ኪብ	ጠረጴዛ ተኒብ	ጠረብ ኪብ	ሌላ**	ጠቅላይ	
አርቢ	1,151	10	27	-	-	710	-	1,956	10	820	631	668	930	6,913	ARSI
ባሌ	400	-	-	-	-	264	-	1,926	-	15	100	430	-	3,135	BALE
አር ትራ	3,100	1,281	286	260	500	2,500	280	8,340	300	534	680	2,378	10,050	30,489	ERITREA
ጋሞ ጌ	880	15	39	-	-	204	-	1,564	-	15	209	780	-	3,706	GAMO GOFA
ጌሻም	1,840	16	-	30	-	240	-	1,340	12	288	130	1,340	-	5,236	GOJJAM
ጌደር	480	10	-	-	-	350	-	1,740	-	70	150	880	-	3,680	GONDER
ጠረርጓ	800	4	25	-	-	303	-	960	24	160	284	580	18	3,158	HARARGE
አሌባቦር	1,950	16	15	30	-	120	-	2,001	-	100	200	972	-	5,404	ILLUBABOR
ክፋ	840	16	14	-	38	160	-	2,905	-	100	144	1,945	-	6,162	KEFA
ሽዩ	7,912	34	-	300	-	6,970	-	8,120	30	6,804	697	3,400	-	34,267	SHEWA
ሲዳሞ	1,180	30	-	55	-	1,380	-	1,960	12	1,320	204	1,960	-	8,101	SIDAMO
ትገራይ	1,297	60	10	-	-	575	-	1,226	-	247	180	767	-	4,362	TIGRAI
ወለጋ	700	8	8	-	-	540	-	1,650	-	128	54	150	-	3,238	WELLEGA
ወሌ	4,050	25	-	-	30	1,000	-	2,492	-	1,440	810	3,492	-	13,339	WELLO
አዲስ አበባ	9,855	24	122	146	38	120	-	5,722	44	148	154	6,411	41	22,825	ADDIS ABABA
አሰብ	130	-	11	-	-	50	-	180	12	-	34	130	-	547	ASSEB
ጭሮ	36,565	1,549	557	821	606	15,486	280	44,082	444	12,189	4,661	26,283	11,039	154,562	TOTAL
	ATHLE-TICS	CYCLING	BOXING	SWIMMING	WEIGHT LIFTING	BASKET BALL	BOW-LING	FOOT BALL	GROUND TENNIS	HAND BALL	TABLE TENNIS	VOLLEY BALL	OTHERS**	TOTAL	ADMINISTRATIVE REGION

* አንዳንድ ክፍላት ሀገርን በማመባከት አንዳንድ ዓመዶች ባይኖሩ የሆኑት ምክንያት በአካሄድ ክፍላት ሀገር በአንዳንድ የቦገር ተገቢ ባይነት በክለብ/ቡድን/ ደረጃ የተዘገቡ ቦገር ተገቢ ባለቤቶች ነው።

* Some columns are empty with respect to some of the regions because there are no sportsmen registered as members of clubs or teams in the respective types of sports.

** ሞተር ብብክሌት፣ ማብ ቦገር ተገቢና ጭን ያጠቃልላል።

** Includes Motor Cycling, Mass sport and chess.

የቦገር ቶች ባዛት በቦገር ተ ዓይነትና በክፍለ ሀገር 1981**
 NUMBER OF SPORTSMEN BY TYPE OF SPORTS AND ADMINISTRATIVE REGION, 1988/89*

ሠንጠረዥ 7.2/ሀ/ TABLE B.2(a)

ክፍለ ሀገር	የቦገር ተ ዓይነት													ጠቅላይ
	አጥጋቢ ጭነት	ብብረት ሊት	ጠጫ	ውጋ የና	ክብደት ማንበት	ቀርጫት ባቢ	በውሊ ንግ	ላገር ባቢ	ግዳ ተኔባ	አጭ ባቢ	ጠረጴዛ ተኔባ	መረብ ባቢ	ጭኑር	
አርቢ	480	-	-	-	-	582	-	1,580	-	552	222	1,282	4,468	ARSSI
ባሌ	400	-	-	-	-	120	-	720	-	72	28	228	1,508	BALE
ኦሮሚያ	2,918	715	171	238	278	2,678	195	8,268	367	2,899	447	3,085	22,260	ERITREA **
ጋምባራ	868	33	-	-	-	230	-	1,451	-	15	172	716	3,458	GAMO GOFA
ገንጫ	1,968	12	-	18	-	264	-	1,386	-	252	210	450	4,560	GOJJAM
ገንደር	784	10	15	-	-	481	-	1,994	-	85	129	960	4,458	GONDER **
ሐረርጌ	1,630	15	45	127	-	842	-	2,466	29	169	266	1,633	7,222	HARARGE
ሲሞን	1,836	-	-	3	-	1,232	-	1,792	-	152	51	1,238	6,304	ILLUBABOR
ክፍ	723	16	10	-	37	160	-	2,818	-	81	119	1,902	5,866	KEFA
ሸዋ	7,406	83	-	288	-	6,253	-	7,920	29	6,423	650	4,913	33,965	SHEWA **
ሲዳሞ	1,151	39	35	43	-	603	-	1,910	12	778	138	1,563	6,772	SIDAMO
ትግራይ	1,678	60	10	-	-	250	-	1,751	-	141	120	1,355	5,365	TIGRAI **
ሠላጋ	330	-	6	-	-	170	-	990	-	-	63	660	2,219	WELLEGA
ወሌ	470	10	20	-	15	96	-	1,800	-	60	90	1,000	3,561	WELLO
አዲስ አበባ	6,684	37	140	169	51	128	79	5,451	71	129	955	5,558	19,416	ADDIS ABABA **
አባባ	257	10	40	-	-	120	-	420	15	-	38	172	1,072	ASSEB
ጭኑር	29,583	1,041	456	886	381	14,152	274	42,717	523	11,808	3,718	26,715	132,254	TOTAL
	ATHLETICS	CYCLING	BOXING	SWIMMING	WEIGHT LIFTING	BASKET BALL	BOWLING	FOOT BALL	GROUND TENNIS	HAND BALL	TABLE TENNIS	VOLLEY BALL	TOTAL	ADMINISTRATIVE REGION

TYPE OF SPORTS

* አንዳንድ ክፍላቸው ሀገርን በግምገማታቸው ለአንዳንድ ዓይነት ግብይት የሚገኙት ምክንያት በነዚህ ክፍላቸው ሀገር በአንዳንድ የቦገር ተ ዓይነት በክፍለ/ባህሪ/ደረጃ የተመዘገቡ ስለሆኑት ስለመሆናቸው ነው።
 * Some columns are empty with respect to some of the regions because there are no sportsmen registered as member of clubs or teams in the respective types of sports.

** በአማካይ የተወሰደ ግምት ነው።
 ** It is an average estimation.

የተለያዩ የስፖርት ሳይንቶች ዳኞች ብዛት በክፍለ ሀገር
 NUMBER OF SPORTS REFEREES BY ADMINISTRATIVE REGION

ሠንጠረዥ ሺ.3 TABLE R.3

ክፍለ ሀገር	ዘመን			
	1979	1980	1981	
አርቢ	83	107	244	ARSSI
ባሌ	33	81	81	BALE
አር ተራ	202	243	243*	ERITREA
ጋም ጌፋ	-	-	-	GAMO GOFA
ጌጃም	-	137	175	GOJJAM
ጌንደር	6	26	26*	GONDER
ሰረር ጌ	55	199	73	HARARGE
ኢሉባቦር	-	-	28	ILLUBABOR
ክፋ	100	89	285	KEFA
ሸዋ	253	378	378*	SHEWA
ቢዳም	8	259	410	SIDAMO
ትግራይ	83	104	-	TIGRAI
ወለጋ	60	52	69	WELEGA
ወሌ	41	121	86	WELLO
አዲስ አበባ	194	390	390*	ADDIS ABABA
አሰብ	-	30	13	ASSEB
ጭር	1,118	2,216	2,501	TOTAL
	1986/87	1987/88	1988/89	ADMINISTRATIVE REGION
	YEAR			

* ከ1980 የተወሰደ ገምት፡፡
 * Estimation taken from the year 1987/88.

የተለያዩ የስፖርት ባይት ተምሳሪዎች ብዛት በክፍለ ሀገር
 NUMBER OF SPORTS COACHES BY REGION

ሠንጠረዥ ሺ.4 TABLE R.4

ክፍለ ሀገር	ዘመን			
	1979	1980	1981	
አርሲ	19	19	7	ARSSI
ባሌ	3	3	6	BALE
አር ተራ	101	108	108*	ERTREA
ጋሞ ገፋ	8	9	-	GAMO GOFA
ጋላም	27	25	6	GOJJAM
ጌንደር	22	22	22*	GONDER
ሰረር ጌ	51	55	32	HARARGE
ኢሉባቦር	24	6	15	ILLUBABOR
ክፋ	43	42	8	KEFA
ሸዋ	40	38	53	SHEWA
ሲዳሞ	44	36	41	SIDAMO
ትገራይ	19	18	-	TIGRAI
ወለጋ	9	12	14	WELLEGA
ወሌ	12	11	9	WELLO
አዲስ አበባ	91	134	134*	ADDIS ABABA
አሰብ	1	1	30	ASSEB
ጭር	514	539	485	TOTAL
	1986/87	1987/88	1988/89	
	YEAR			REGION

* ከ1980 የተወሰደ ግምት::

*Estimation taken from the year 1987/88.

ከውጭ አገር የገቡና ለመልክት የተረቡ ባለ 35 ሜሜ ረጅም የንግድ ፊልሞች ብዛት
 NUMBER OF IMPORTED AND EXHIBITED 35mm COMMERCIAL LONG FILMS

ሠንጠረዥ ስ.5 TABLE R.5

ዘመን	ከውጭ የመጡ ፊልሞች ብዛት /ርዕሶች/	በኪራይ የተሠራው ፊልሞች ብዛት*	ኪራይ የተገኘ ገቢ /ብር/	የፊልም መልክት ብዛት	ከ መልክት የተገኘ ገቢ /ብር/	
1976	898	347,714.90	4,724,200	7,025,370.25	1983/84
1977	187	936	440,190.85	5,055,844	7,017,209.47	1984/85
1978	100	1,065	416,470.06	5,294,995	7,594,711.83	1985/86
1979	212	1,339	451,718.99	5,239,443	7,861,511.30	1986/87
1980	130	1,451	328,505.68	4,523,620	6,353,269.40	1987/88
	NUMBER OF IMPORTED FILMS (TITLES)	NUMBER OF FILMS DISTRIBUTED*	RENTAL FEES (BIRR)	NUMBER OF FILM ATTENDACE	BOX-OFFICE RECEIPTS (BIRR)	YEAR

* ይህ የሚያመለክተው ለጎንደር ደረጃ የተከራየበትን ጊዜ ብዛት ወምሮ በመጠር በጎን ፊልሞች ለቢዲዮ ቤቶች ለንደተከራዩ ነው።

* This refers to the number of films rented to the cinema owners including number of times films were rented.