


THE FEDERAL DEMOCRATIC REPUBLIC OF
ETHIOPIA
CENTRAL STATISTICAL AUTHORITY




CONSTRUCTION OF
INTERNATIONAL TRADE INDICES

ADDIS ABABA
NOVEMBER, 2000

THE FEDERAL DEMOCRATIC REPUBLIC OF
ETHIOPIA
CENTRAL STATISTICAL AUTHORITY

CONSTRUCTION OF
INTERNATIONAL TRADE INDICES



ADDIS ABABA
NOVEMBER, 2000

PREPARED AND PRINTED BY
CENTRAL STATISTICAL AUTHORITY
P.O. BOX 1143 ADDIS ABABA
Tel. 55-30-11

CONTENTS

	<u>PAGE NO.</u>
EXECUTIVE SUMMARY	1-2
PART I. BACKGROUND TO THE STUDY	3
1. INTRODUCTION	3-4
2. OBJECTIVES	4-5
PART II. SCOPE AND COVERAGE	7
PART III. METHODOLOGY AND COMPUTATIONAL PROCEDURES ON	
THE CONSTRUCTION OF THE INDEX	9
1. CHOICE OF PRODUCTS AND THE BASE YEAR	9-10
2. FORMULA AND COMPUTATIONAL PROCEDURES	10-12
PART IV. STATISTICAL TABLES ON VALUE, QUANTITY AND INDICES	
OF MAJOR EXPORT AND IMPORT COMMODITIES (1997-1999)	13-54

LIST OF TABLES

<u>TABLE NO.</u>	<u>PAGE NO.</u>
TABLE 1 VALUE OF MAJOR EXPORT COMMODITIES 1997 - 1999 -----	15
TABLE 2 QUANTITY OF MAJOR EXPORT COMMODITIES 1997 - 1999 -----	18
TABLE 3 UNIT VALUE OF MAJOR EXPORT COMMODITIES 1997 - 1999 -----	21
TABLE 4 UNIT VALUE INDEX FOR MAJOR EXPORT COMMODITIES 1997 - 1999 -----	24
TABLE 5 GENERAL EXPORT INDEX 1997 - 1999 -----	27
TABLE 6 VALUE OF MAJOR IMPORT COMMODITIES 1997 - 1999 -----	29
TABLE 7 QUANTITY OF MAJOR IMPORT COMMODITIES 1997 - 1999 -----	35
TABLE 8 UNIT VALUE OF MAJOR IMPORT COMMODITIES 1997 - 1999 -----	41
TABLE 9 UNIT VALUE INDEX FOR MAJOR IMPORT COMMODITIES 1997 - 1999 -----	47
TABLE 10 GENERAL IMPORT INDEX 1997 - 1999 -----	53

EXECUTIVE LIST OF FIGURES

<u>FIGURE NO.</u>		<u>PAGE NO.</u>
FIG. I	MAJOR EXPORT INDEX -----	28
FIG. II	MAJOR IMPORT INDEX -----	54

As can be seen from the results, in 1997, export index was increasing during from February up to April, showed a slight decrease in May, crossed again in June, July and August thereafter. In 1999 the period and more was of its peak (157.12) in July, and at its lowest level (100.00) in January.

When comparison is made between 1997 and 1998 by month, the export index shows movement except for the months of July, August, October and December in 1998, out of which June and November are with minor differences.

Further, comparing 1999 with 1997, we find that, the index values in 1999 were higher in January, February, March and October, while the rest of the months of 1999 recorded lower index values than the corresponding months of 1997. Meanwhile the biggest increase was recorded in January 1999 (44.92%). Further comparison of 1999 with 1998, reveals a decline throughout the months of 1999 except for January and October. Generally speaking, index value of export was higher in 1998 compared to those values in 1997 and 1999.

Index values of import for the eleven months of 1997 and the whole months of 1998 and 1999 are smaller than January 1997 which means import price was higher in January 1997 than the rest of the months under discussion. Comparison of index values for import in 1997 revealed the

EXECUTIVE SUMMARY

BACKGROUND TO THE STUDY

The weighted price index (I_{ep}) (which is the sum product of the ratio of unit values multiplied by the corresponding weights) indicates movement of export unit values for all major export items in the specified period for each month.

As can be seen from the results, in 1997, export index was increasing starting from February up to April, showed a slight decrease in May, increased again in June, July and fluctuated there after. In 1997 the general export index was at its peak (157.13) in July, and at its lowest level (100.00) in January.

When comparison is made between 1997 and 1998 by month, the general export index shows increment except for the months of July, September, October and December in 1998; out of which June and December are with minor differences.

Similarly, comparing 1999 with 1997, we find that, the index values in 1999 were higher in January, February, March and October, while the rest of the months in 1999 exhibited lower index values than the corresponding months of 1997. Meanwhile the biggest increase was recorded in January 1999 (44.07%). Further comparison of 1999 with 1998, reveals a decline throughout the months of 1999 except for January and October. Generally speaking, index value of export was higher in 1998 compared to those values in 1997 and 1999.

Index values of import for the eleven months of 1997 and the whole months of 1998 and 1999 are smaller than January 1997, which means import price was higher in January 1997 than the rest of the months under discussion. Comparison of index values for import in 1997 revealed that the

months of April, May, June, July and November with index values less than 70 percent, showed smaller index value than the rest of the months for the same year.

Comparison between 1997 and 1998 indicates that index values of January, February, March, September, October and December of 1998, are lower than the index values of same months of 1997. On the other hand, the index values of April, September, October and November of 1999 were higher than the corresponding months of 1997. In addition, import index values were higher in February, April, September, October and December of 1999 compared to the index values of the same months of 1998.

In general, index values of import have no systematic pattern that can be described as one and/or combination of trends (increasing, decreasing, seasonal, etc.), during 1997-1999.

PART I

BACKGROUND TO THE STUDY

1. INTRODUCTION

International trade is one of the most important and indispensable economic activities of a country. It is an inward and outward flows of goods from the economic territory of a country. Thus, in compiling international merchandise trade statistics an effort has to be made to provide a complete record of goods entering and leaving the economic territory of the country. In this respect, the Central Statistical Authority (CSA) has tried to compile and disseminate international trade data for many years, though limited in scope and coverage. The types of data captured on international trade statistics among others include: import of commodities by type, quantity, country of origin (consignment), destination, mode of transport and trade balances (export less import) in aggregate form and details for selected export/import goods. Imports are valued at CIF and Exports at FOB.

The basic international trade data on which CSA's international merchandise trade statistics and the current unit value indices are based, are obtained from the Customs Authority.

Although the annual, quarterly and/or monthly international merchandise trade statistics provides a wide range of data for economic analysis, there is a continuing need to examine the growth of international trade in current terms as well as the mechanics of growth. Hence, the effect of the contributing factors of price and volume can be studied separately over the years. Furthermore, the trends and the various relevant relationships between trading partners could provide a basis for bargaining and decision making. There is also a need to compare domestic prices with that of

international trade prices and examine their movements so that conclusions may be drawn as regards the profitability of exports and the competition of imports with domestic produce sold in the local market.

The importance of international trade index in general is to show the various forms of changes in value and volume of import and export of goods. As a result of this, international trade indices are useful for the development of trade policies and trade negotiations, for monitoring and assessing price changes, for studying the world and domestic markets and conducting market research...etc.

For the computation of trade indices a number of formulae are available. Here, the simple formula that was used by most of African and other developing countries that had practiced the UN recommendation was employed. Selection on some of the major export/import goods needs to be done using quantitative and qualitative criteria especially with respect to their contribution to the total value of import/export.

This document has four parts. Part I which is the background to the study deals with an Introduction and Objectives of the construction of international trade indices. Part II discusses the Scope and Coverage of the construction of the international trade indices. Part III covers the Methodology employed and Computational Procedures. Finally, in part IV, the values and quantity of major Export and Import commodities as well as the results of the index of international trade are presented in tabular and graphical forms.

2. OBJECTIVES

The main objectives of construction of international trade indices are to:

i) indicate changes over time in price and volume of export/import of goods,

SCOPE AND COVERAGE

ii) obtain indices of foreign trade which will be widely used by policy makers, planners, researchers and business establishments, among others for the following purposes:

a) analyze the effects of devaluation and revaluation and studying on competitiveness.

b) formulate and changing international trade policies.

c) prepare trade negotiations.

d) compile the import component of the various price indexes such as the cost of living index: and as an input into macroeconomics analysis and forecasting within the frame work of the System of National Accounts (SNA) and balance of payments.

e) conduct individual market surveys/research ...etc.

iii) fill-in the statistical data gap concerning international trade indices.

In this respect, it is expected that this index will form the basis upon which similar but more detailed compilations with regular intervals (preferably monthly/quarterly) can be designed.

PART II

SCOPE AND COVERAGE

The computation of trade index is limited to the availability of data type. The trade classification for this Index is based on the Harmonised System (HS), i.e., Chapter, Division, Position or Commodity Code at eight-digit classification. After selecting the two digits Chapter of import and the four digits Division of export, purposive type selection was employed for product type based on Value and Volume/ Quantity.

There are thousands of Import/Export product types that are classified in the 99 Chapters or 1253 Divisions of the HS commodity codes. A total of 13 and 28 commodity types have been used in the compilation of the index due to their higher share in the total value of exports and imports, respectively. The Trade Index was calculated based on division level (four digits code) for export and chapter level (two digits code) for imports. Product types with a contribution of one percent and above from the total value of export and import were selected for the calculation of the index. Eventhough their share are one percent and above in 1997, the re-export of petroleum oils, excluding crude preparations thereof, and the export of maize were not included in this index due to the fact that they are not frequent to occur with the above mentioned share.

The calculation of export trade index had a coverage of 97 percent from the total export. Similarly, from the import side the coverage was 92 percent. However, weights had been re-distributed for both exports and imports separately, so that each sum total could add up to 100 percent.

PART III

METHODOLOGY AND COMPUTATIONAL PROCEDURES ON THE CONSTRUCTION OF THE INDEX

This part of the report presents the criteria for choosing base year, formulas used and computational procedures for "unit values, unit value Index and general Index of Import and Export trade."

1. Choice of Products and Base Year

The selection criteria used to select products, which constitute a representative sample, are both quantitative and qualitative in nature.

Quantitative criteria:

- Sample coverage must be as extensive as possible (80 percent of the total transaction value gives good coverage)
- The proportion of each product in total import and export movements

Qualitative criteria:

- The product uniformity
- The representativeness of selected products
- The reliability of data which is not always verified due to frequent errors in weight
- The regularity of transactions

Qualitative criteria can be identified by analyzing how product unit values vary in time. If the data is correct and the products considered are consistent, there should not be any substantial variation in the attendant unit values, except in situations, which have been subject to sharp exceptional devaluation or high inflation.

On the other hand, fixed base period has to be selected in order to make comparisons with respect to it. In our case the criteria applied for the

selection of the base period was normality of the year. However, normality has a broad meaning and it is difficult to define it. In general the base year should be free from war, drought, and economic boom, ...etc. Here, an additional criteria used to select the base year was the availability of the data required for the computation of international trade indices. Because of the fact that the year was normal as defined above and the required data were available, 1997 has been selected as a base year. Furthermore, it should be noted that the selected base year is not far from the years, for which index was computed.

2. Formula and Computational Procedures

As indicated above, there are a number of formulae that can be applied for compilation of trade index. It should be noted that why are the indices required, so that decisions might be taken regarding the choice of the formula to be employed. In reality, it is evident that the value of an index depends far more on the choice of products made and the quality of the data used than on the formula and weighting factor applied. In this case a **base weighted Laspeyres** formula have been selected to use in the computation of index numbers. This is because:

- a) It is a simple formula with clear interpretation, which requires knowledge of the elementary indices and weighting factors for the base period.
- b) It is recommended, by the United Nations for the purpose of international comparisons and aggregation.

The formula for Laspeyres price Index is

$$L_p = \frac{\sum P_{jn} Q_{j0}}{\sum P_{j0} Q_{j0}} \quad \text{-----} \quad (1)$$

Where,

$L_p =$ Laspeyres price Index

$P_{jo} =$ The unit value of product "j" for the base period "o"

$Q_{jo} =$ Quantity of product "j" for the base period "o"

$P_{jn} =$ The unit value of product "j" for the current period "n"

Unit value = value divided by the corresponding quantity

Alternatively for Laspeyres price Index (I) above

$$I_{ep} = \frac{\sum P_{jn}}{\sum P_{jo}} * W_j \quad \text{-----} \quad (II)$$

Where,

$I_{ep} =$ Weighted price index

$P_{jn} =$ Monthly unit value for period "n" of the product "j"

$P_{jo} =$ Average unit value at base period "o" of the product "j"

$W_j =$ Weight of product "j" at base period "o"

Where the weight (W_j) are defined as:

$$W_j = \frac{V_{jo}}{\sum V_{jo}}$$

Where,

$V_{jo} =$ Value of product "j" at base period "o"

$\sum V_{jo} =$ Sum of all sample product values at base period "o" of product "j"

Both formulae (formula I and II) lead to the same conclusion. Based on the data and formula II from above, detailed results for both export and import are presented separately.

Results of the International Trade Index computations are presented in Tables 1 through 10. Values are expressed in Ethiopian Birr (i.e. Tables 1 and 6), while quantities are in Kilograms, (Tables 2 and 7). The figures in these tables are self explanatory except for **Codes**, **Sample-Total** and **Total**.

Codes are numeric representation of commodities in accordance with Harmonized System (HS-96) of the Tariff Book of the Customs Authority. **Sample-Total** is the total of values/quantities, which were sampled as components of the index, because of their significant share with respect to total values in the export/import trade. **Total** is the overall total (quantity/value) in a specified month. Due to this reason, **Sample-Totals** are less than the total.

Tables 3 and 8, present results of the unit values of the selected export and import commodities, respectively. Annual averages are computed and presented in these tables for reference purposes. Some of the unit values are either very high or very low.

Some of the main reasons for high variation are: -

- a) miss reporting of the quantity
- b) under valuation
- c) many product types which have significant difference (for example in quality) are grouped under one HS code.

The weights that were calculated for index computation are also presented in these two tables after being readjusted.

PART IV

**STATISTICAL TABLES ON VALUE, QUANTITY AND INDICES
OF MAJOR
EXPORT AND IMPORT COMMODITIES (1997-1999)**

Commodities	1997	1998	1999	1997	1998	1999
206	Meat of sheep or goats, fresh or chilled	1000	1000	1000	1000	1000
709	Other vegetables, fresh or chilled	1000	1000	1000	1000	1000
710	Vegetables, frozen	1000	1000	1000	1000	1000
713	Citrus vegetables, fresh or chilled	1000	1000	1000	1000	1000
901	Coffee, green or black, in primary forms	1000	1000	1000	1000	1000
1207	Cocoa beans, in primary forms	1000	1000	1000	1000	1000
1301	Latex, natural, primary forms	1000	1000	1000	1000	1000
1404	Vegetable products, in primary forms	1000	1000	1000	1000	1000
2203	Dairy products, in primary forms	1000	1000	1000	1000	1000
4103	Other iron ores and concentrates	1000	1000	1000	1000	1000
4107	Iron ores and concentrates	1000	1000	1000	1000	1000
4108	Iron ores and concentrates	1000	1000	1000	1000	1000
5208	Mineral products, in primary forms	1000	1000	1000	1000	1000
TABLE 1 (Contd.)						
101	Meat of sheep or goats, fresh or chilled	1000	1000	1000	1000	1000
102	Other vegetables, fresh or chilled	1000	1000	1000	1000	1000
103	Vegetables, frozen	1000	1000	1000	1000	1000
104	Citrus vegetables, fresh or chilled	1000	1000	1000	1000	1000
105	Coffee, green or black, in primary forms	1000	1000	1000	1000	1000
106	Cocoa beans, in primary forms	1000	1000	1000	1000	1000
107	Latex, natural, primary forms	1000	1000	1000	1000	1000
108	Vegetable products, in primary forms	1000	1000	1000	1000	1000
109	Dairy products, in primary forms	1000	1000	1000	1000	1000
110	Other iron ores and concentrates	1000	1000	1000	1000	1000
111	Iron ores and concentrates	1000	1000	1000	1000	1000
112	Iron ores and concentrates	1000	1000	1000	1000	1000
113	Mineral products, in primary forms	1000	1000	1000	1000	1000
SAMPLE TOTAL						
		1000	1000	1000	1000	1000
TOTAL						

VALUE OF MAJOR EXPORT COMMODITIES, 1997

TABLE 1

VALUE (IN '000 BIRR)

Codes	Labels	Total	Jan-97	Feb-97	Mar-97	Apr-97	May-97	Jun-97
204	Meat of sheep or goats, fresh, chilled or frozen	27633	3377	2345	2642	1499	585	5167
709	Other vegetables, fresh or chilled	21376	1741	1180	761	1958	3163	2073
710	Vegetables, frozen	18665	288	9094	3776	7	0	954
713	Dried leguminous vegetables, shelled	106888	14684	4372	6793	6562	4078	2306
901	Coffee; coffee husks and skins; coffee substitutes containing coffee	2347744	99240	147677	282960	200527	312315	279913
1207	Other oil seeds and oleaginous fruits	256736	0	10970	5461	8583	9107	8676
1301	Lac; natural gums, resins, gum-resins, and balsams	21000	0	1832	676	4405	205	2983
1404	Vegetable products not elsewhere specified or included	273037	18532	21756	25506	35078	21302	20231
3203	Colouring matter of vegetable or animal origin, and preparations	32159	2000	2119	3798	3381	3391	4153
4103	Other raw hides and skins, fresh or preserved, not tanned, nes	101242	5951	4446	12271	11520	9917	12987
4105	Sheep or lamb skin leather, without wool on	246579	19966	24708	28259	22584	20256	22098
4109	Patent leather and patent laminated leather; metallized leather	28078	5359	3523	1377	0	1294	3215
5208	Woven fabrics of cotton, with >=85% cotton, but <200g/m2	26372	2295	3743	3351	3518	2150	2473
SAMPLE TOTAL		3507507	173431	237766	377632	299623	387763	367228
TOTAL		3719278	180237	258861	416468	325643	437491	374551

VALUE OF MAJOR EXPORT COMMODITIES, 1997

TABLE 1 (Contd..)

VALUE (IN '000 BIRR)

Codes	Labels	Jul-97	Aug-97	Sep-97	Oct-97	Nov-97	Dec-97
204	Meat of sheep or goats, fresh, chilled or frozen	1685	2491	800	1500	3561	1980
709	Other vegetables, fresh or chilled	2343	2356	455	1586	2067	1693
710	Vegetables, frozen	0	0	0	0	178	4368
713	Dried leguminous vegetables, shelled	14348	11548	2564	20321	8053	11259
901	Coffee; coffee husks and skins; coffee substitutes containing coffee	224278	97891	167780	165377	118849	250936
1207	Other oil seeds and oleaginous fruits	7893	24265	3159	3495	70239	104889
1301	Lac; natural gums, resins, gum-resins, and balsams	2753	1364	1603	736	1279	3163
1404	Vegetable products not elsewhere specified or included	23038	18893	19687	18687	23252	27073
3203	Colouring matter of vegetable or animal origin, and preparations	475	2797	0	4383	1336	4325
4103	Other raw hides and skins, fresh or preserved, not tanned, nes	5202	5589	9334	7498	7491	9035
4105	Sheep or lamb skin leather, without wool on	19598	20085	16665	13496	18348	20516
4109	Patent leather and patent laminated leather; metallized leather	1805	2927	1240	2144	4417	778
5208	Woven fabrics of cotton, with >=85% cotton, but <200g/m2	282	3264	2503	251	1141	1400
SAMPLE TOTAL		303700	193471	225791	239473	260213	441414
TOTAL		319484	208361	230921	242798	269760	454702

VALUE OF MAJOR EXPORT COMMODITIES, 1998

TABLE 1 (Contd..)

VALUE (IN ' 000 BIRR)

Codes	Labels	Total	Jan-98	Feb-98	Mar-98	Apr-98	May-98	Jun-98
204	Meat of sheep or goats, fresh, chilled or frozen	36175	2779	385	3341	3461	730	5984
709	Other vegetables, fresh or chilled	11782	1932	1440	229	138	744	1729
710	Vegetables, frozen	4261	0	1843	1605	405	0	0
713	Dried leguminous vegetables, shelled	72762	5996	2889	7000	7363	6802	39
901	Coffee; coffee husks and skins; coffee substitutes containing coffee	2703087	213988	226867	348642	448041	331227	295775
1207	Other oil seeds and oleaginous fruits	238895	9487	11709	20610	32141	15411	2668
1301	Lac; natural gums, resins, gum-resins, and balsams	14702	372	57	1080	729	1979	0
1404	Vegetable products not elsewhere specified or included	358426	23141	23888	20346	10161	23282	24852
3203	Colouring matter of vegetable or animal origin, and preparations	18373	0	0	0	364	0	8021
4103	Other raw hides and skins, fresh or preserved, not tanned, nes	74403	5758	0	12394	9522	7775	8147
4105	Sheep or lamb skin leather, without wool on	185313	16033	1391	32830	13951	28129	9488
4109	Patent leather and patent laminated leather; metallized leather	19556	0	0	0	652	2198	1590
5208	Woven fabrics of cotton, with >=85% cotton, but <200g/m2	10079	0	780	665	241	742	0
SAMPLE TOTAL		3747813	279485	271250	448743	527168	419018	358292
TOTAL		3965988	289541	274975	455519	535498	431463	363346

VALUE OF MAJOR EXPORT COMMODITIES, 1998

TABLE 1 (Contd..)

VALUE (IN ' 000 BIRR)

Codes	Labels	Jul-98	Aug-98	Sep-98	Oct-98	Nov-98	Dec-98
204	Meat of sheep or goats, fresh, chilled or frozen	2753	2132	2597	2532	3138	6343
709	Other vegetables, fresh or chilled	93	3968	636	325	297	249
710	Vegetables, frozen	8	30	0	0	369	0
713	Dried leguminous vegetables, shelled	5636	9352	3106	4763	5471	14344
901	Coffee; coffee husks and skins; coffee substitutes containing coffee	192079	175396	161970	144375	72683	92046
1207	Other oil seeds and oleaginous fruits	20271	50258	30132	14601	16311	15296
1301	Lac; natural gums, resins, gum-resins, and balsams	1678	3602	455	2414	462	1872
1404	Vegetable products not elsewhere specified or included	54708	84914	12122	35820	20636	24556
3203	Colouring matter of vegetable or animal origin, and preparations	0	2321	0	0	3562	4106
4103	Other raw hides and skins, fresh or preserved, not tanned, nes	318	6522	3840	6106	5547	8474
4105	Sheep or lamb skin leather, without wool on	13119	30874	5319	11139	7822	15219
4109	Patent leather and patent laminated leather; metallized leather	843	1849	1954	4336	357	5777
5208	Woven fabrics of cotton, with >=85% cotton, but <200g/m2	860	1429	769	2278	1825	491
SAMPLE TOTAL		292366	372647	222901	228689	138480	188773
TOTAL		305595	430140	236356	245101	199622	198834

VALUE OF MAJOR EXPORT COMMODITIES, 1999

TABLE 1 (Contd..)

VALUE (IN ' 000 BIRR)

Codes	Labels	Total	Jan-99	Feb-99	Mar-99	Apr-99	May-99	Jun-99
204	Meat of sheep or goats, fresh, chilled or frozen	30758	2094	888	474	4352	1789	2341
709	Other vegetables, fresh or chilled	3200	165	192	223	43	278	219
710	Vegetables, frozen	5	0	0	0	0	0	0
713	Dried leguminous vegetables, shelled	105776	9606	14974	10964	10268	10047	7897
901	Coffee; coffee husks and skins; coffee substitutes containing coffee	2131804	84389	115661	264885	295420	264862	248947
1207	Other oil seeds and oleaginous fruits	249125	22945	26459	29185	7764	20643	25800
1301	Lac; natural gums, resins, gum-resins, and balsams	18416	1484	678	2496	902	2664	1135
1404	Vegetable products not elsewhere specified or included	518072	32531	39496	22920	48638	26713	57995
3203	Colouring matter of vegetable or animal origin, and preparations	2919	457	0	1382	0	551	529
4103	Other raw hides and skins, fresh or preserved, not tanned, nes	30025	2879	6958	1699	3753	856	2955
4105	Sheep or lamb skin leather, without wool on	173529	14748	11444	17435	12879	14714	16616
4109	Patent leather and patent laminated leather; metallized leather	24786	3684	194	1698	2327	2263	2600
5208	Woven fabrics of cotton, with >=85% cotton, but <200g/m2	11393	987	2086	1135	1560	0	339
SAMPLE TOTAL		3299806	175967	219030	354497	387905	345381	367373
TOTAL		3552990	195671	229496	369054	413410	368124	385364

VALUE OF MAJOR EXPORT COMMODITIES, 1999

TABLE 1 (Contd..)

VALUE (IN ' 000 BIRR)

Codes	Labels	Jul-99	Aug-99	Sep-99	Oct-99	Nov-99	Dec-99
204	Meat of sheep or goats, fresh, chilled or frozen	4527	2943	1553	2449	2768	4579
709	Other vegetables, fresh or chilled	117	588	79	477	51	769
710	Vegetables, frozen	0	5	0	0	0	0
713	Dried leguminous vegetables, shelled	7492	6148	2806	5701	9847	10025
901	Coffee; coffee husks and skins; coffee substitutes containing coffee	244450	163430	132368	99401	101200	116790
1207	Other oil seeds and oleaginous fruits	19284	43114	19839	16631	13652	3808
1301	Lac; natural gums, resins, gum-resins, and balsams	1032	1350	1732	2700	782	1459
1404	Vegetable products not elsewhere specified or included	20161	39851	13848	1893	77537	136491
3203	Colouring matter of vegetable or animal origin, and preparations	0	0	0	0	0	0
4103	Other raw hides and skins, fresh or preserved, not tanned, nes	2312	2473	1074	579	1906	2580
4105	Sheep or lamb skin leather, without wool on	17546	10470	22134	11094	6680	17768
4109	Patent leather and patent laminated leather; metallized leather	1	1505	250	2570	3215	4478
5208	Woven fabrics of cotton, with >=85% cotton, but <200g/m2	923	1944	0	539	591	1288
SAMPLE TOTAL		317846	273821	195685	144035	218230	300036
TOTAL		333613	316245	201760	154837	228211	357205

QUANTITY OF MAJOR EXPORT COMMODITIES, 1997

TABLE 2

QUANTITY (IN TONS)

Codes	Labels	Total	Jan-97	Feb-97	Mar-97	Apr-97	May-97	Jun-97
204	Meat of sheep or goats, fresh, chilled or frozen	1803	221	164	185	104	44	371
709	Other vegetables, fresh or chilled	14860	1274	856	534	1364	2295	1459
710	Vegetables, frozen	2850	90	1376	601	3	0	198
713	Dried leguminous vegetables, shelled	37972	5800	1682	3557	2036	1614	829
901	Coffee; coffee husks and skins; coffee substitutes containing coffee	109121	6133	8338	14276	8914	13768	11023
1207	Other oil seeds and oleaginous fruits	51310	0	2046	1147	1893	1887	1983
1301	Lac; natural gums, resins, gum-resins, and balsams	2136	0	173	29	464	14	179
1404	Vegetable products not elsewhere specified or included	5901	409	474	562	794	477	460
3203	Colouring matter of vegetable or animal origin, and preparations	132	8	9	16	14	15	16
4103	Other raw hides and skins, fresh or preserved, not tanned, nes	3236	182	150	424	320	362	362
4105	Sheep or lamb skin leather, without wool on	3754	354	413	412	328	349	360
4109	Patent leather and patent laminated leather; metallized leather	366	65	41	4	0	7	33
5208	Woven fabrics of cotton, with >=85% cotton, but <200g/m2	1272	112	173	155	156	106	110
SAMPLE TOTAL		234712	14647	15894	21903	16389	20938	17382
TOTAL		363783	15637	30755	43601	39923	53676	18408

QUANTITY OF MAJOR EXPORT COMMODITIES, 1997

TABLE 2 (Contd..)

QUANTITY (IN TONS)

Codes	Labels	Jul-97	Aug-97	Sep-97	Oct-97	Nov-97	Dec-97
204	Meat of sheep or goats, fresh, chilled or frozen	119	174	56	100	124	141
709	Other vegetables, fresh or chilled	1688	1571	316	1031	1321	1152
710	Vegetables, frozen	0	0	0	0	15	568
713	Dried leguminous vegetables, shelled	5133	4450	1246	4063	3186	4376
901	Coffee; coffee husks and skins; coffee substitutes containing coffee	8322	4226	8060	7884	5671	12506
1207	Other oil seeds and oleaginous fruits	1892	5564	745	822	16751	16580
1301	Lac; natural gums, resins, gum-resins, and balsams	339	64	250	60	96	469
1404	Vegetable products not elsewhere specified or included	510	435	432	411	507	432
3203	Colouring matter of vegetable or animal origin, and preparations	2	11	0	19	5	17
4103	Other raw hides and skins, fresh or preserved, not tanned, nes	170	167	343	227	246	283
4105	Sheep or lamb skin leather, without wool on	258	304	215	180	298	281
4109	Patent leather and patent laminated leather; metallized leather	26	93	17	17	59	3
5208	Woven fabrics of cotton, with >=85% cotton, but <200g/m2	13	161	122	12	53	99
SAMPLE TOTAL		18473	17221	11802	14826	28331	36906
TOTAL		40697	23655	12707	15762	30269	38694

QUANTITY OF MAJOR EXPORT COMMODITIES, 1998

TABLE 2 (Contd..)

Codes	Labels	QUANTITY (IN TONS)						
		Total	Jan-98	Feb-98	Mar-98	Apr-98	May-98	Jun-98
204	Meat of sheep or goats, fresh, chilled or frozen	2458	192	27	317	176	45	391
709	Other vegetables, fresh or chilled	7723	1339	1008	155	98	426	1114
710	Vegetables, frozen	1438	0	609	606	96	0	0
713	Dried leguminous vegetables, shelled	24025	2339	1098	2437	2515	2446	11
901	Coffee; coffee husks and skins; coffee substitutes containing coffee	115027	9531	9229	12813	16994	13293	11521
1207	Other oil seeds and oleaginous fruits	53805	2230	2835	4835	7806	3704	623
1301	Lac; natural gums, resins, gum-resins, and balsams	1456	30	4	87	45	125	0
1404	Vegetable products not elsewhere specified or included	6559	488	486	427	190	516	483
3203	Colouring matter of vegetable or animal origin, and preparations	78	0	0	0	2	0	32
4103	Other raw hides and skins, fresh or preserved, not tanned, nes	2568	194	0	437	298	245	235
4105	Sheep or lamb skin leather, without wool on	2535	218	18	414	160	411	166
4109	Patent leather and patent laminated leather; metallized leather	163	0	0	0	7	29	17
5208	Woven fabrics of cotton, with >=85% cotton, but <200g/m2	481	0	47	35	12	32	0
SAMPLE TOTAL		218316	16561	15361	22563	28399	21273	14594
TOTAL		241484	18478	16131	23373	29904	24124	15277

QUANTITY OF MAJOR EXPORT COMMODITIES, 1998

TABLE 2 (Contd..)

Codes	Labels	QUANTITY (IN TONS)					
		Jul-98	Aug-98	Sep-98	Oct-98	Nov-98	Dec-98
204	Meat of sheep or goats, fresh, chilled or frozen	187	143	171	169	229	411
709	Other vegetables, fresh or chilled	79	2474	315	274	212	226
710	Vegetables, frozen	5	3	0	0	120	0
713	Dried leguminous vegetables, shelled	1822	3026	979	1546	1714	4091
901	Coffee; coffee husks and skins; coffee substitutes containing coffee	9349	7895	8734	7591	3762	4316
1207	Other oil seeds and oleaginous fruits	4806	11355	6847	3349	2828	2587
1301	Lac; natural gums, resins, gum-resins, and balsams	47	419	65	289	35	310
1404	Vegetable products not elsewhere specified or included	1397	736	193	753	396	492
3203	Colouring matter of vegetable or animal origin, and preparations	0	12	0	0	16	16
4103	Other raw hides and skins, fresh or preserved, not tanned, nes	39	257	141	237	140	346
4105	Sheep or lamb skin leather, without wool on	138	424	74	186	96	229
4109	Patent leather and patent laminated leather; metallized leather	2	18	11	26	1	52
5208	Woven fabrics of cotton, with >=85% cotton, but <200g/m2	39	59	40	119	75	23
SAMPLE TOTAL		17909	26820	17569	14540	9624	13102
TOTAL		19626	30767	20384	16759	11546	15114

QUANTITY OF MAJOR EXPORT COMMODITIES, 1999

TABLE 2 (Contd..)

QUANTITY (IN TONS)

Codes	Labels	Total	Jan-99	Feb-99	Mar-99	Apr-99	May-99	Jun-99
204	Meat of sheep or goats, fresh, chilled or frozen	1905	132	58	32	284	112	130
709	Other vegetables, fresh or chilled	2506	146	163	183	44	226	170
710	Vegetables, frozen	3	0	0	0	0	0	0
713	Dried leguminous vegetables, shelled	30116	2959	4347	3150	2746	2831	2163
901	Coffee; coffee husks and skins; coffee substitutes containing coffee	109079	3560	5284	10758	12995	13041	13948
1207	Other oil seeds and oleaginous fruits	39574	3678	4047	4692	1842	3497	3863
1301	Lac; natural gums, resins, gum-resins, and balsams	1594	75	45	298	73	305	58
1404	Vegetable products not elsewhere specified or included	14113	842	995	450	1302	504	1994
3203	Colouring matter of vegetable or animal origin, and preparations	15	3	0	7	0	3	2
4103	Other raw hides and skins, fresh or preserved, not tanned, nes	1355	95	309	68	124	77	129
4105	Sheep or lamb skin leather, without wool on	3115	290	239	382	246	281	216
4109	Patent leather and patent laminated leather; metallized leather	283	55	2	10	25	21	32
5208	Woven fabrics of cotton, with >=85% cotton, but <200g/m2	481	39	86	36	73	0	15
SAMPLE TOTAL		204140	11874	15575	20067	19754	20897	22721
TOTAL		248514	13868	17743	22838	23686	25172	32244

QUANTITY OF MAJOR EXPORT COMMODITIES, 1999

TABLE 2 (Contd..)

QUANTITY (IN TONS)

Codes	Labels	Jul-99	Aug-99	Sep-99	Oct-99	Nov-99	Dec-99
204	Meat of sheep or goats, fresh, chilled or frozen	264	178	96	166	169	283
709	Other vegetables, fresh or chilled	96	478	65	332	41	562
710	Vegetables, frozen	0	3	0	0	0	0
713	Dried leguminous vegetables, shelled	2003	1659	749	1640	2891	2979
901	Coffee; coffee husks and skins; coffee substitutes containing coffee	13276	9224	7662	6176	6444	6712
1207	Other oil seeds and oleaginous fruits	2991	6049	3016	2800	2413	685
1301	Lac; natural gums, resins, gum-resins, and balsams	76	120	75	305	90	75
1404	Vegetable products not elsewhere specified or included	322	732	242	7	2006	4716
3203	Colouring matter of vegetable or animal origin, and preparations	0	0	0	0	0	0
4103	Other raw hides and skins, fresh or preserved, not tanned, nes	144	111	56	26	82	133
4105	Sheep or lamb skin leather, without wool on	299	283	355	131	97	295
4109	Patent leather and patent laminated leather; metallized leather	0	11	2	24	31	70
5208	Woven fabrics of cotton, with >=85% cotton, but <200g/m2	40	82	0	23	25	60
SAMPLE TOTAL		19513	18929	12319	11630	14289	16569
TOTAL		23321	23130	13484	14465	15830	22731

TABLE 3

Codes	Labels	Weight(w)	Average Unit Value(p _o)	P _n	P _n	P _n	P _n	P _n
				Jan-97	Feb-97	Mar-97	Apr-97	May-97
204	Meat of sheep or goats, fresh, chilled or frozen	0.01	15.50	15.31	14.30	14.29	14.42	13.22
709	Other vegetables, fresh or chilled	0.01	1.44	1.37	1.38	1.42	1.44	1.38
710	Vegetables, frozen	0.01	6.13	3.20	6.61	6.29	2.31	-
713	Dried leguminous vegetables, shelled	0.03	2.76	2.53	2.60	1.91	3.22	2.53
901	Coffee, coffee husks and skins; coffee substitutes containing coffee	0.65	21.43	16.18	17.71	19.82	22.50	22.68
1207	Other oil seeds and oleaginous fruits	0.07	4.67	-	5.36	4.76	4.53	4.83
1301	Lac; natural gums, resins, gum-resins, and balsams	0.01	12.99	-	10.60	23.32	9.50	14.67
1404	Vegetable products not elsewhere specified or included	0.08	46.48	45.36	45.87	45.42	44.18	44.62
3203	Colouring matter of vegetable or animal origin, and preparations	0.01	243.01	244.16	241.49	237.55	245.03	230.29
4103	Other raw hides and skins, fresh or preserved, not tanned, nes	0.03	31.44	32.73	29.71	28.91	35.96	27.37
4105	Sheep or lamb skin leather, without wool on	0.07	66.82	56.42	59.77	68.62	68.85	58.00
4109	Patent leather and patent laminated leather; metallized leather	0.01	128.30	82.35	85.46	308.47	-	192.21
5208	Woven fabrics of cotton, with >=85% cotton, but <200g/m2	0.01	20.67	20.40	21.65	21.58	22.58	20.26

1.00

UNIT VALUE (P_n) OF MAJOR EXPORT COMMODITIES, 1997

TABLE 3 (Contd..)

Codes	Labels	P _n	P _n	P _n	P _n	P _n	P _n	P _n
		Jun-97	Jul-97	Aug-97	Sep-97	Oct-97	Nov-97	Dec-97
204	Meat of sheep or goats, fresh, chilled or frozen	13.93	14.17	14.33	14.41	14.95	28.64	14.03
709	Other vegetables, fresh or chilled	1.42	1.39	1.50	1.44	1.54	1.57	1.47
710	Vegetables, frozen	4.83	-	-	-	-	11.99	7.69
713	Dried leguminous vegetables, shelled	2.78	2.80	2.60	2.06	5.00	2.53	2.57
901	Coffee, coffee husks and skins; coffee substitutes containing coffee	25.39	26.95	23.17	20.82	20.98	20.96	20.07
1207	Other oil seeds and oleaginous fruits	4.38	4.17	4.36	4.24	4.25	4.19	6.33
1301	Lac; natural gums, resins, gum-resins, and balsams	16.71	8.12	21.28	6.41	12.26	13.32	6.74
1404	Vegetable products not elsewhere specified or included	44.00	45.21	43.41	45.60	45.52	45.88	62.72
3203	Colouring matter of vegetable or animal origin, and preparations	252.99	237.74	248.83	-	233.15	244.61	257.30
4103	Other raw hides and skins, fresh or preserved, not tanned, nes	35.89	30.59	33.45	27.21	32.97	30.49	31.98
4105	Sheep or lamb skin leather, without wool on	61.39	75.84	65.96	77.35	75.01	61.64	72.93
4109	Patent leather and patent laminated leather; metallized leather	96.90	68.97	31.39	72.58	125.07	74.83	273.10
5208	Woven fabrics of cotton, with >=85% cotton, but <200g/m2	22.58	21.20	20.23	20.55	21.16	21.62	14.18

UNIT VALUE (P_n) OF MAJOR EXPORT COMMODITIES, 1998

TABLE 3 (Contd..)

Codes	Labels	P _n	P _n	P _n	P _n	P _n	P _n
		Jan-98	Feb-98	Mar-98	Apr-98	May-98	Jun-98
204	Meat of sheep or goats, fresh, chilled or frozen	14.49	14.21	10.55	19.71	16.16	15.31
709	Other vegetables, fresh or chilled	1.44	1.43	1.48	1.41	1.74	1.55
710	Vegetables, frozen	-	3.03	2.65	4.23	-	-
713	Dried leguminous vegetables, shelled	2.56	2.63	2.87	2.93	2.78	3.41
901	Coffee; coffee husks and skins; coffee substitutes containing coffee	22.45	24.58	27.21	26.36	24.92	25.67
1207	Other oil seeds and oleaginous fruits	4.25	4.13	4.26	4.12	4.16	4.28
1301	Lac; natural gums, resins, gum-resins, and balsams	12.40	14.31	12.42	16.13	15.84	-
1404	Vegetable products not elsewhere specified or included	47.41	49.11	47.63	53.39	45.08	51.40
3203	Colouring matter of vegetable or animal origin, and preparations	-	-	-	182.03	-	253.83
4103	Other raw hides and skins, fresh or preserved, not tanned, nes	29.62	-	28.39	32.00	31.76	34.73
4105	Sheep or lamb skin leather, without wool on	73.45	78.36	79.26	87.20	68.44	57.00
4109	Patent leather and patent laminated leather; metallized leather	-	-	-	96.14	76.07	93.29
5208	Woven fabrics of cotton, with >=85% cotton, but <200g/m2	-	16.50	18.84	19.56	23.30	-

UNIT VALUE (P_n) OF MAJOR EXPORT COMMODITIES, 1998

TABLE 3 (Contd..)

Codes	Labels	P _n	P _n	P _n	P _n	P _n	P _n
		Jul-98	Aug-98	Sep-98	Oct-98	Nov-98	Dec-98
204	Meat of sheep or goats, fresh, chilled or frozen	14.75	14.95	15.17	14.95	13.70	15.42
709	Other vegetables, fresh or chilled	1.18	1.60	2.02	1.19	1.40	1.10
710	Vegetables, frozen	1.57	10.06	-	-	3.09	-
713	Dried leguminous vegetables, shelled	3.09	3.09	3.17	3.08	3.19	3.51
901	Coffee, coffee husks and skins; coffee substitutes containing coffee	20.55	22.22	18.55	19.02	19.32	21.33
1207	Other oil seeds and oleaginous fruits	4.22	4.43	4.40	4.36	5.77	5.91
1301	Lac; natural gums, resins, gum-resins, and balsams	35.58	8.61	7.01	8.35	13.21	6.03
1404	Vegetable products not elsewhere specified or included	39.17	115.43	62.85	47.57	52.08	49.87
3203	Colouring matter of vegetable or animal origin, and preparations	-	188.05	-	-	221.98	252.52
4103	Other raw hides and skins, fresh or preserved, not tanned, nes	8.21	25.39	27.16	25.71	39.70	24.50
4105	Sheep or lamb skin leather, without wool on	95.06	72.76	71.86	59.95	81.20	66.46
4109	Patent leather and patent laminated leather; metallized leather	429.19	102.15	174.42	169.95	346.79	110.05
5208	Woven fabrics of cotton, with >=85% cotton, but <200g/m2	22.33	24.31	19.46	19.10	24.22	21.27

TABLE 3 (Contd..)

Codes	Labels	Average Unit	Average Unit	Pn	Pn	Pn	Pn	Pn
		Value(P ₀)	Value(P _n)	Jan-99	Feb-99	Mar-99	Apr-99	May-99
204	Meat of sheep or goats, fresh, chilled or frozen	15.50	16.03	15.86	15.21	14.94	15.32	15.95
709	Other vegetables, fresh or chilled	1.44	1.23	1.12	1.18	1.22	0.97	1.23
710	Vegetables, frozen	6.13	1.80	-	-	-	-	-
713	Dried leguminous vegetables, shelled	2.76	3.55	3.25	3.44	3.48	3.74	3.55
901	Coffee; coffee husks and skins; coffee substitutes containing coffee	21.43	19.48	23.70	21.89	24.62	22.73	20.31
1207	Other oil seeds and oleaginous fruits	4.67	6.09	6.24	6.54	6.22	4.21	5.90
1301	Lac; natural gums, resins, gum-resins, and balsams	12.99	14.07	19.77	15.06	8.38	12.36	8.75
1404	Vegetable products not elsewhere specified or included	46.48	63.11	38.64	39.71	50.91	37.34	52.97
3203	Colouring matter of vegetable or animal origin, and preparations	243.01	202.99	180.16	-	188.41	-	217.50
4103	Other raw hides and skins, fresh or preserved, not tanned, nes	31.44	22.05	30.41	22.49	24.84	30.21	11.11
4105	Sheep or lamb skin leather, without wool on	66.82	58.12	50.80	47.79	45.64	52.43	52.28
4109	Patent leather and patent laminated leather; metallized leather	128.30	98.80	67.35	102.67	163.01	91.88	105.63
5208	Woven fabrics of cotton, with >=85% cotton, but <200g/m2	20.67	23.93	25.06	24.13	31.29	21.38	-

23

UNIT VALUE (Pn) OF MAJOR EXPORT COMMODITIES, 1999

TABLE 3 (Contd..)

Codes	Labels	Pn	Pn	Pn	Pn	Pn	Pn	Pn
		Jun-99	Jul-99	Aug-99	Sep-99	Oct-99	Nov-99	Dec-99
204	Meat of sheep or goats, fresh, chilled or frozen	18.00	17.14	16.54	16.15	14.75	16.38	16.18
709	Other vegetables, fresh or chilled	1.28	1.21	1.23	1.22	1.44	1.23	1.37
710	Vegetables, frozen	-	-	1.80	-	-	-	-
713	Dried leguminous vegetables, shelled	3.65	3.74	3.71	3.75	3.48	3.41	3.37
901	Coffee; coffee husks and skins; coffee substitutes containing coffee	17.85	18.41	17.72	17.28	16.10	15.71	17.40
1207	Other oil seeds and oleaginous fruits	6.68	6.45	7.13	6.58	5.94	5.66	5.56
1301	Lac; natural gums, resins, gum-resins, and balsams	19.54	13.62	11.26	23.10	8.85	8.69	19.46
1404	Vegetable products not elsewhere specified or included	29.08	62.53	54.46	57.17	266.89	38.65	28.94
3203	Colouring matter of vegetable or animal origin, and preparations	225.90	-	-	-	-	-	-
4103	Other raw hides and skins, fresh or preserved, not tanned, nes	22.87	16.04	22.32	19.08	22.70	23.17	19.38
4105	Sheep or lamb skin leather, without wool on	76.78	58.76	37.03	62.36	84.73	68.56	60.30
4109	Patent leather and patent laminated leather; metallized leather	82.25	53.33	139.23	103.92	106.82	105.02	64.30
5208	Woven fabrics of cotton, with >=85% cotton, but <200g/m2	22.51	22.86	23.62	-	23.14	23.97	21.30

UNIT VALUE INDEX FOR MAJOR EXPORT COMMODITIES, 1997

TABLE 4

Codes	Labels	Jan-97	Feb-97	Mar-97	Apr-97	May-97	Jun-97
204	Meat of sheep or goats, fresh, chilled or frozen	98.77	92.25	92.21	93.05	85.29	89.86
709	Other vegetables, fresh or chilled	94.77	95.61	98.73	99.51	95.57	98.51
710	Vegetables, frozen	52.27	107.80	102.51	37.69	-	78.75
713	Dried leguminous vegetables, shelled	91.72	94.19	69.18	116.79	91.57	100.72
901	Coffee; coffee husks and skins; coffee substitutes containing coffee	75.50	82.63	92.47	104.95	105.83	118.47
1207	Other oil seeds and oleaginous fruits	-	114.75	101.88	97.04	103.27	93.63
1301	Lac; natural gums, resins, gum-resins, and balsams	-	81.57	179.45	73.13	112.87	128.59
1404	Vegetable products not elsewhere specified or included	97.58	98.69	97.71	95.05	96.00	94.66
3203	Colouring matter of vegetable or animal origin, and preparations	100.47	99.37	97.75	100.83	94.77	104.11
4103	Other raw hides and skins, fresh or preserved, not tanned, nes	104.11	94.49	91.96	114.38	87.08	114.17
4105	Sheep or lamb skin leather, without wool on	84.44	89.45	102.70	103.05	86.80	91.88
4109	Patent leather and patent laminated leather; metallized leather	64.19	66.61	240.43	-	149.81	75.52
5208	Woven fabrics of cotton, with $\geq 85\%$ cotton, but $< 200\text{g/m}^2$	98.72	104.77	104.42	109.26	98.04	109.25

UNIT VALUE INDEX FOR MAJOR EXPORT COMMODITIES, 1997

TABLE 4 (Contd..)

Codes	Labels	Jul-97	Aug-97	Sep-97	Oct-97	Nov-97	Dec-97
204	Meat of sheep or goats, fresh, chilled or frozen	91.40	92.47	92.94	96.47	184.80	90.50
709	Other vegetables, fresh or chilled	96.25	104.02	100.01	106.59	108.53	101.90
710	Vegetables, frozen	-	-	-	-	195.54	125.44
713	Dried leguminous vegetables, shelled	101.27	94.02	74.53	181.20	91.59	93.21
901	Coffee; coffee husks and skins; coffee substitutes containing coffee	125.72	108.08	97.12	97.86	97.77	93.61
1207	Other oil seeds and oleaginous fruits	89.30	93.32	90.72	90.99	89.73	135.38
1301	Lac; natural gums, resins, gum-resins, and balsams	62.50	163.75	49.33	94.37	102.54	51.88
1404	Vegetable products not elsewhere specified or included	97.25	93.38	98.10	97.92	98.71	134.94
3203	Colouring matter of vegetable or animal origin, and preparations	97.83	102.40		95.94	100.66	105.88
4103	Other raw hides and skins, fresh or preserved, not tanned, nes	97.30	106.41	86.54	104.88	96.97	101.71
4105	Sheep or lamb skin leather, without wool on	113.51	98.72	115.77	112.26	92.26	109.15
4109	Patent leather and patent laminated leather; metallized leather	53.75	24.47	56.57	97.48	58.32	212.86
5208	Woven fabrics of cotton, with $\geq 85\%$ cotton, but $< 200\text{g/m}^2$	102.56	97.89	99.46	102.41	104.59	68.63

TABLE 4 (Contd..)

Codes	Labels	Jan-98	Feb-98	Mar-98	Apr-98	May-98	Jun-98
204	Meat of sheep or goats, fresh, chilled or frozen	93.46	91.67	68.06	127.17	104.27	98.78
709	Other vegetables, fresh or chilled	100.07	99.04	102.77	97.42	120.94	107.58
710	Vegetables, frozen	-	49.38	43.19	69.02	-	-
713	Dried leguminous vegetables, shelled	92.87	95.31	104.08	106.05	100.76	123.53
901	Coffee; coffee husks and skins; coffee substitutes containing coffee	104.75	114.69	126.94	123.00	116.25	119.77
1207	Other oil seeds and oleaginous fruits	91.03	88.39	91.22	88.11	89.03	91.69
1301	Lac; natural gums, resins, gum-resins, and balsams	95.46	110.14	95.54	124.10	121.90	-
1404	Vegetable products not elsewhere specified or included	101.99	105.64	102.47	114.86	96.98	110.58
3203	Colouring matter of vegetable or animal origin, and preparations	-	-	-	74.90	-	104.45
4103	Other raw hides and skins, fresh or preserved, not tanned, nes	94.21		90.32	101.79	101.01	110.46
4105	Sheep or lamb skin leather, without wool on	109.93	117.28	118.63	130.51	102.43	85.31
4109	Patent leather and patent laminated leather; metallized leather	-	-	-	74.93	59.29	72.71
5208	Woven fabrics of cotton, with $\geq 85\%$ cotton, but $< 200\text{g/m}^2$	-	79.85	91.18	94.65	112.75	-

UNIT VALUE INDEX FOR MAJOR EXPORT COMMODITIES, 1998

TABLE 4 (Contd..)

Codes	Labels	Jul-98	Aug-98	Sep-98	Oct-98	Nov-98	Dec-98
204	Meat of sheep or goats, fresh, chilled or frozen	95.18	96.48	97.87	96.44	88.41	99.46
709	Other vegetables, fresh or chilled	81.76	111.20	139.97	82.25	96.96	76.20
710	Vegetables, frozen	25.65	164.09	-	-	50.32	-
713	Dried leguminous vegetables, shelled	112.07	111.96	115.01	111.60	115.66	127.02
901	Coffee; coffee husks and skins; coffee substitutes containing coffee	95.85	103.65	86.52	88.73	90.14	99.49
1207	Other oil seeds and oleaginous fruits	90.26	94.72	94.18	93.30	123.41	126.53
1301	Lac; natural gums, resins, gum-resins, and balsams	273.85	66.24	53.91	64.26	101.65	46.42
1404	Vegetable products not elsewhere specified or included	84.26	248.32	135.20	102.33	112.04	107.29
3203	Colouring matter of vegetable or animal origin, and preparations	-	77.38	-	-	91.35	103.91
4103	Other raw hides and skins, fresh or preserved, not tanned, nes	26.10	80.75	86.40	81.78	126.27	77.94
4105	Sheep or lamb skin leather, without wool on	142.28	108.90	107.54	89.72	121.54	99.47
4109	Patent leather and patent laminated leather; metallized leather	334.52	79.62	135.95	132.46	270.29	85.78
5208	Woven fabrics of cotton, with $\geq 85\%$ cotton, but $< 200\text{g/m}^2$	108.04	117.61	94.15	92.40	117.22	102.90

UNIT VALUE INDEX FOR MAJOR EXPORT COMMODITIES, 1999

TABLE 4 (Contd..)

Codes	Labels	Average Unit	Jan-99	Feb-99	Mar-99	Apr-99	May-99	Jun-99
		Value Index						
204	Meat of sheep or goats, fresh, chilled or frozen	103.45	102.32	98.13	96.39	98.84	102.88	116.11
709	Other vegetables, fresh or chilled	84.96	77.90	81.98	84.66	67.33	85.29	88.99
710	Vegetables, frozen	29.42	-	-	-	-	-	-
713	Dried leguminous vegetables, shelled	128.47	117.62	124.80	126.12	135.49	128.60	132.26
901	Coffee; coffee husks and skins; coffee substitutes containing coffee	90.86	110.59	102.13	114.87	106.06	94.75	83.27
1207	Other oil seeds and oleaginous fruits	130.36	133.50	139.92	133.11	90.20	126.33	142.94
1301	Lac; natural gums, resins, gum-resins, and balsams	108.27	152.13	115.93	64.48	95.09	67.32	150.40
1404	Vegetable products not elsewhere specified or included	135.77	83.14	85.43	109.52	80.34	113.96	62.56
3203	Colouring matter of vegetable or animal origin, and preparations	83.53	74.14	-	77.53	-	89.50	92.96
4103	Other raw hides and skins, fresh or preserved, not tanned, nes	70.14	96.74	71.54	79.01	96.09	35.35	72.76
4105	Sheep or lamb skin leather, without wool on	86.99	76.03	71.53	68.30	78.48	78.24	114.91
4109	Patent leather and patent laminated leather; metallized leather	77.01	52.49	80.02	127.06	71.61	82.48	64.11
5208	Woven fabrics of cotton, with >=85% cotton, but <200g/m2	115.77	121.27	116.75	151.43	103.44	-	108.90

UNIT VALUE INDEX FOR MAJOR EXPORT COMMODITIES, 1999

TABLE 4 (Contd..)

Codes	Labels	Jul-99	Aug-99	Sep-99	Oct-99	Nov-99	Dec-99
204	Meat of sheep or goats, fresh, chilled or frozen	110.59	106.72	104.18	95.18	105.71	104.41
709	Other vegetables, fresh or chilled	83.82	85.24	84.51	99.72	85.16	94.94
710	Vegetables, frozen	-	29.42	-	-	-	-
713	Dried leguminous vegetables, shelled	135.50	134.28	135.77	125.91	123.40	121.94
901	Coffee; coffee husks and skins; coffee substitutes containing coffee	85.90	82.66	80.59	75.09	73.27	81.18
1207	Other oil seeds and oleaginous fruits	137.96	152.52	140.77	127.10	121.06	118.91
1301	Lac; natural gums, resins, gum-resins, and balsams	104.79	86.63	177.76	68.13	66.88	149.74
1404	Vegetable products not elsewhere specified or included	134.53	117.16	122.99	574.16	83.15	62.26
3203	Colouring matter of vegetable or animal origin, and preparations	-	-	-	-	-	-
4103	Other raw hides and skins, fresh or preserved, not tanned, nes	51.02	70.99	60.69	72.19	73.70	61.63
4105	Sheep or lamb skin leather, without wool on	87.94	55.43	93.34	126.82	102.62	90.25
4109	Patent leather and patent laminated leather; metallized leather	41.57	108.52	81.00	83.26	81.86	50.12
5208	Woven fabrics of cotton, with >=85% cotton, but <200g/m2	110.60	114.31	-	111.96	115.99	103.05

GENERAL EXPORT INDEX (1997-1999)

TABLE 5 (1997)

Periods	Jan-97	Feb-97	Mar-97	Apr-97	May-97	Jun-97	Jul-97	Aug-97	Sep-97	Oct-97	Nov-97	Dec-97
$I_{ep} = \text{Sumproduct}(p_n/p_o) * w$	72.18	86.24	93.66	100.50	99.91	108.87	113.42	101.39	93.10	98.69	95.77	100.16
General Export Index Jan 1997=100	100	119.48	129.76	139.24	138.42	150.83	157.13	140.47	128.99	136.73	132.69	138.78

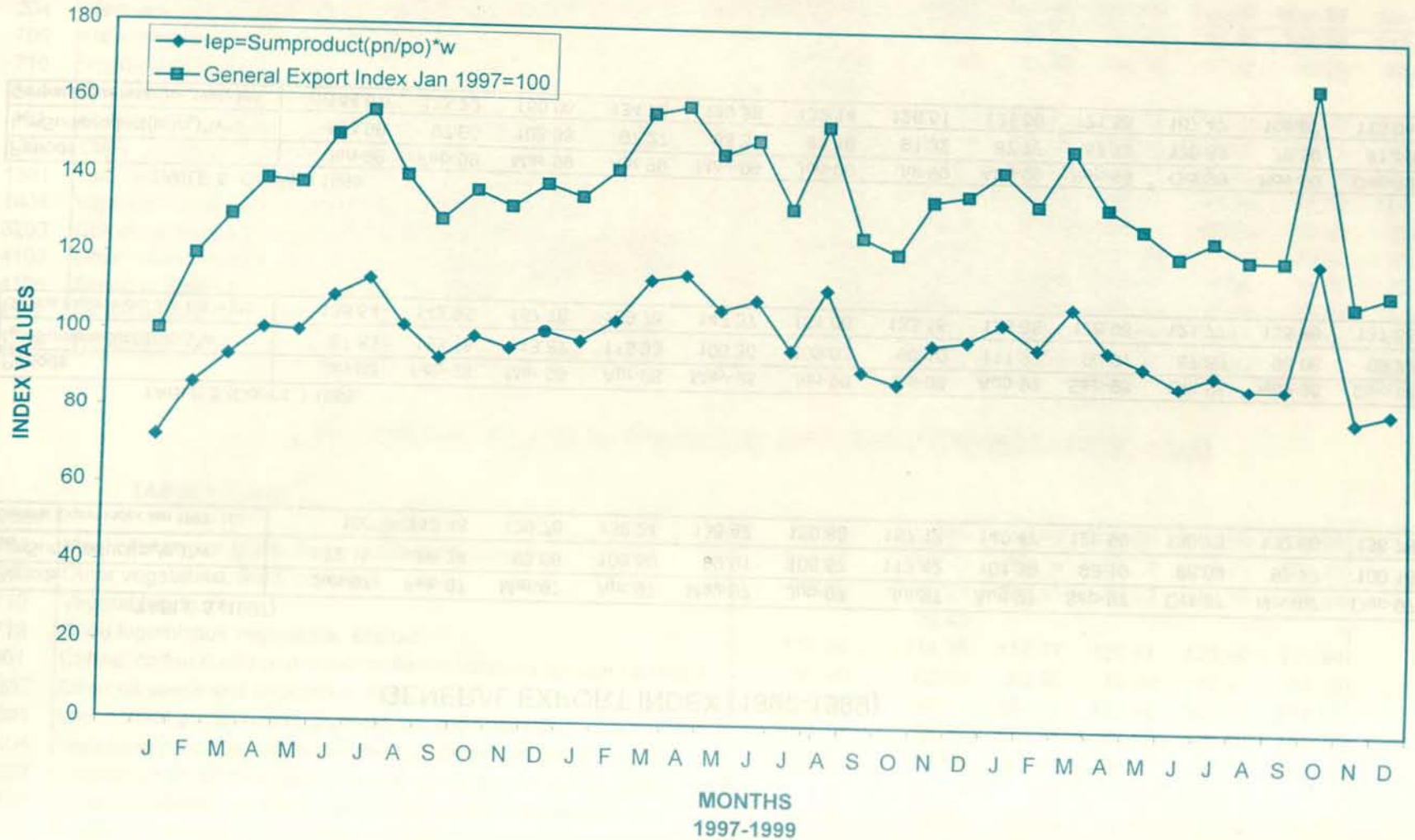
TABLE 5 (Cont'd.) 1998

Periods	Jan-98	Feb-98	Mar-98	Apr-98	May-98	Jun-98	Jul-98	Aug-98	Sep-98	Oct-98	Nov-98	Dec-98
$I_{ep} = \text{Sumproduct}(p_n/p_o) * w$	97.83	103.18	113.87	115.33	106.36	109.03	96.10	111.92	90.91	87.89	98.06	99.28
General Export Index Jan 1997=100	135.54	142.95	157.76	159.78	147.37	151.06	133.15	155.06	125.96	121.77	135.86	137.55

TABLE 5 (Cont'd.) 1999

Periods	Jan-99	Feb-99	Mar-99	Apr-99	May-99	Jun-99	Jul-99	Aug-99	Sep-99	Oct-99	Nov-99	Dec-99
$I_{ep} = \text{Sumproduct}(p_n/p_o) * w$	103.99	97.60	108.33	97.27	93.31	88.16	91.32	87.77	87.72	120.88	79.30	81.59
General Export Index Jan 1997=100	144.07	135.22	150.08	134.76	129.28	122.14	126.51	121.60	121.53	167.47	109.87	113.04

MAJOR EXPORT INDEX 1997= BASE YEAR



VALUE OF MAJOR IMPORT COMMODITIES, 1997

TABLE 6

VALUE (IN '000 BIRR)

Codes	Labels	Total	Jan-97	Feb-97	Mar-97	Apr-97	May-97	Jun-97
15	ANIMAL/VEG FATS & OIL & THEIR CLEAVAGE PRODUCTS; ETC	51166	3871	956	4992	711	8427	6273
27	MINERAL FUELS, OILS & PRODUCT OF THEIR DISTILLATION; ETC	763513	3356	7975	22414	39278	149292	29686
28	INORGN CHEM; COMPDS OF PREC MET, RADIOACT ELEMENTS ETC	78334	3326	8476	6383	4248	9898	7440
30	PHARMACEUTICAL PRODUCTS	130405	10131	10373	10077	11599	10458	14586
31	FERTILISERS	41145	377	40362	0	151	0	0
32	TANNING/DYEING EXTRACT; TANNINS & DERIVS; PIGM ETC	69196	1233	5434	5724	6647	3580	9766
33	ESSENTIAL OILS & RESINOIDS; PERF, COSMETIC/TOILET PREP	45610	1746	3429	6460	3490	6244	901
34	SOAP ORGANIC SURFACE-ACTIVE AGENTS, WASHING PREP, ETC	100960	2711	21944	11169	9832	5250	5241
38	MISCELLANEOUS CHEMICAL PRODUCTS	79514	1909	4960	3409	4663	6690	9607
39	PLASTICS AND ARTICLES THEREOF	213500	10622	14360	17484	18458	25508	19012
40	RUBBER AND ARTICLES THEREOF	295055	12746	41350	38401	24517	34171	13164
44	WOOD AND ARTICLES OF WOOD; WOOD CHARCOAL	55648	3879	1414	3814	2477	5652	4811
48	PAPER & PAPERBOARD; ART OF PAPER PULP, PAPER/PAPERBOARD	164829	14129	11848	6666	6325	19868	7487
49	PRINTED BOOKS, NEWSPAPERS, PICTURES & OTHER PRODUCT ETC	54199	3281	6256	4545	6919	5983	3288
55	MAN-MADE STAPLE FIBRES	309705	21221	40031	35557	29912	24531	11887
62	ART OF APPAREL & CLOTHING ACCESS, NOT KNITTED/CROCHETED	37564	2531	1567	2370	2327	3816	2223
64	FOOTWEAR, GAITERS AND THE LIKE; PARTS OF SUCH ARTICLES	62544	6299	5589	5267	3925	4733	5286
68	ART OF STONE, PLASTER, CEMENT, ASBESTOS, MICA/SIM MAT	60484	2098	6886	21857	4664	1656	3720
72	IRON AND STEEL	433179	12360	46024	36175	28945	59787	17823
73	ARTICLES OF IRON AND STEEL	332214	15555	24525	84125	22344	15555	42764
82	TOOL, IMPLEMENT, CUTLERY, SPOON & FORK, OF BASE MET ETC	53870	2395	2858	2865	3185	2553	5998
83	MISCELLANEOUS ARTICLES OF BASEE METAL	54984	3243	4325	3393	1940	3848	4185
84	NUCLEAR REACTORS, BOILERS, MCHY & MECH APPLIANCE; PARTS	1176496	41766	92914	101399	98805	105318	175648
85	ELECTRICAL MCHY EQUIP PARTS THEREOF; SOUND RECORDER ETC	734507	22536	83652	33996	78504	83156	83163
87	VEHICLES O/T RAILW/TRANW ROOL-STOCK, PTS & ACCESSORIES	1029711	51109	121305	135063	77667	105802	121214
88	AIRCRAFT, SPACECRAFT, AND PARTS OF	259709	0	93421	15250	92464	57156	48
90	OPTICAL, PHOTO, CINE, MEAS, CHECKING, PRECISION, etc	126915	5723	7399	11148	5537	4687	18027
94	FURNITURE; BEDDING, MATTRESS, MATT SUPPORT, CUSHION ETC	66086	4776	9118	7228	2181	4507	8298
SAMPLE TOTAL		6881040	264928	718752	637231	591713	768128	631547
TOTAL		7490579	298953	783090	691430	639942	811752	680406

VALUE OF MAJOR IMPORT COMMODITIES, 1997

TABLE 6 (Contd.)

Codes	Labels	VALUE (IN ' 000 BIRR)					
		Jul-97	Aug-97	Sep-97	Oct-97	Nov-97	Dec-97
15	ANIMAL/VEG FATS & OIL & THEIR CLEAVAGE PRODUCTS; ETC	2549	7283	4701	7858	1410	2135
27	MINERAL FUELS, OILS & PRODUCT OF THEIR DISTILLATION; ETC	85015	90767	165080	12029	8095	150526
28	INORGN CHEM; COMPDS OF PREC MET, RADIOACT ELEMENTS ETC	9651	8232	5644	2879	5372	6785
30	PHARMACEUTICAL PRODUCTS	16381	9902	7355	3545	9832	16165
31	FERTILISERS	0	0	0	202	0	54
32	TANNING/DYEING EXTRACT; TANNINS & DERIVS; PIGM ETC	8634	6510	3697	4210	5471	8291
33	ESSENTIAL OILS & RESINOIDS; PERF, COSMETIC/TOILET PREP	5960	6656	1436	3162	1525	4600
34	SOAP, ORGANIC SURFACE-ACTIVE AGENTS, WASHING PREP, ETC	12756	10365	5165	5973	5007	5545
38	MISCELLANEOUS CHEMICAL PRODUCTS	19316	8566	4108	5428	4565	6294
39	PLASTICS AND ARTICLES THEREOF	19114	25255	12972	15887	20316	14512
40	RUBBER AND ARTICLES THEREOF	22720	29869	16724	21550	24045	15798
44	WOOD AND ARTICLES OF WOOD; WOOD CHARCOAL	3036	6141	3326	7725	6512	6863
48	PAPER & PAPERBOARD; ART OF PAPER PULP, PAPER/PAPERBOARD	13965	16466	12682	13859	15354	26179
49	PRINTED BOOKS, NEWSPAPERS, PICTURES & OTHER PRODUCT ETC	2485	9625	2059	2902	3387	3468
55	MAN-MADE STAPLE FIBRES	26443	26233	15497	20319	26649	31424
62	ART OF APPAREL & CLOTHING ACCESS, NOT KNITTED/CROCHETED	4031	6247	3560	3633	2610	2650
64	FOOTWEAR, GAITERS AND THE LIKE; PARTS OF SUCH ARTICLES	4834	5792	6356	5934	3505	5023
68	ART OF STONE, PLASTER, CEMENT, ASBESTOS, MICA/SIM MAT	5809	4116	1550	1986	3187	2955
72	IRON AND STEEL	39106	57206	25836	28466	30240	51210
73	ARTICLES OF IRON AND STEEL	16834	44274	9806	14701	22290	19441
82	TOOL, IMPLEMENT, CUTLERY, SPOON & FORK, OF BASE MET ETC	5347	13082	3776	3194	3644	4973
83	MISCELLANEOUS ARTICLES OF BASEE METAL	4550	10781	2416	5104	5995	5204
84	NUCLEAR REACTORS, BOILERS, MCHY & MECH APPLIANCE; PARTS	63434	93335	99036	146576	83306	74958
85	ELECTRICAL MCHY EQUIP PARTS THEREOF; SOUND RECORDER ETC	58680	63047	34709	47432	81060	64574
87	VEHICLES O/T RAILW/TRANW ROOL-STOCK, PTS & ACCESSORIES	64351	139037	46394	38015	66093	63661
88	AIRCRAFT, SPACECRAFT, AND PARTS OF	0	69	25	0	1245	30
90	OPTICAL, PHOTO, CINE, MEAS, CHECKING, PRECISION, etc	10925	14560	7951	15241	10917	14800
94	FURNITURE; BEDDING, MATTRESS, MATT SUPPORT, CUSHION ETC	2871	3764	3948	4380	9555	5458
SAMPLE TOTAL		528797	717179	505809	442192	461189	613576
TOTAL		588675	774893	550627	494877	495999	679936

VALUE OF MAJOR IMPORT COMMODITIES, 1998

TABLE 6 (Contd..)

VALUE (IN ' 000 BIRR)

Codes	Labels	Total	Jan-98	Feb-98	Mar-98	Apr-98	May-98	Jun-98
15	ANIMAL/VEG FATS & OIL & THEIR CLEAVAGE PRODUCTS; ETC	68184	4044	1257	1515	3048	4417	1461
27	MINERAL FUELS, OILS & PRODUCT OF THEIR DISTILLATION; ETC	2572104	7739	1334866	92236	42297	15854	286136
28	INORGN CHEM; COMPDs OF PREC MET, RADIOACT ELEMENTS ETC	73220	2483	13504	4029	8296	3180	6972
30	PHARMACEUTICAL PRODUCTS	211229	9398	17495	13968	13791	11279	13051
31	FERTILISERS	266829	0	858	20895	0	95	29120
32	TANNING/DYEING EXTRACT; TANNINS & DERIVS; PIGM ETC	77176	5901	5303	5471	6586	5632	4282
33	ESSENTIAL OILS & RESINOIDS; PERF, COSMETIC/TOILET PREP	58926	1517	1695	11049	3898	3331	1497
34	SOAP, ORGANIC SURFACE-ACTIVE AGENTS, WASHING PREP, ETC	79035	1981	6214	4010	5457	8454	10480
38	MISCELLANEOUS CHEMICAL PRODUCTS	97737	3945	5470	1450	18825	9060	6102
39	PLASTICS AND ARTICLES THEREOF	249990	18708	21772	12898	30762	16537	14303
40	RUBBER AND ARTICLES THEREOF	300866	12116	32002	39156	18546	15450	26962
44	WOOD AND ARTICLES OF WOOD; WOOD CHARCOAL	87380	6939	2711	2666	5167	7116	1713
48	PAPER & PAPERBOARD; ART OF PAPER PULP, PAPER/PAPERBOARD	182626	6417	9241	11771	3644	23219	17043
49	PRINTED BOOKS, NEWSPAPERS, PICTURES & OTHER PRODUCT ETC	36453	869	5761	1950	1087	3193	2248
55	MAN-MADE STAPLE FIBRES	322448	26061	29949	24878	33261	14224	28903
62	ART OF APPAREL & CLOTHING ACCESS, NOT KNITTED/CROCHETED	90830	8314	6196	8083	6808	5432	5500
64	FOOTWEAR, GAITERS AND THE LIKE; PARTS OF SUCH ARTICLES	73090	5001	4893	6980	6905	5285	5752
68	ART OF STONE, PLASTER, CEMENT, ASBESTOS, MICA/SIM MAT	29192	2034	3590	2509	1911	3229	1716
72	IRON AND STEEL	557676	30806	29731	52855	37938	45796	66901
73	ARTICLES OF IRON AND STEEL	298837	23107	23021	15757	28322	14489	28405
82	TOOL, IMPLEMENT, CUTLERY, SPOON & FORK, OF BASE MET ETC	61162	5976	1204	5336	3351	8196	12868
83	MISCELLANEOUS ARTICLES OF BASEE METAL	70023	5914	2356	5368	9502	5414	3662
84	NUCLEAR REACTORS, BOILERS, MCHY & MECH APPLIANCE; PARTS	1156686	121050	79831	91122	64915	89113	90954
85	ELECTRICAL MCHY EQUIP PARTS THEREOF; SOUND RECORDER ETC	925446	44697	68644	66057	61657	132463	68423
87	VEHICLES O/T RAILW/TRANW ROOL-STOCK, PTS & ACCESSORIES	843379	86813	67031	62587	45287	59877	56832
88	AIRCRAFT, SPACECRAFT, AND PARTS OF	5070	9	61	0	199	6	142
90	OPTICAL, PHOTO, CINE, MEAS, CHECKING, PRECISION, etc	213127	15278	13290	15022	9029	14612	27240
94	FURNITURE; BEDDING, MATTRESS, MATT SUPPORT, CUSHION ETC	87292	9024	2994	13906	4533	4317	6617
SAMPLE TOTAL		9096011	466140	1790940	593527	475024	529269	825285
TOTAL		10386972	520522	1848268	663222	532284	597391	901298

VALUE OF MAJOR IMPORT COMMODITIES, 1998

TABLE 6 (Contd..)

VALUE (IN ' 000 BIRR)

Codes	Labels	Jul-98	Aug-98	Sep-98	Oct-98	Nov-98	Dec-98
15	ANIMAL/VEG FATS & OIL & THEIR CLEAVAGE PRODUCTS; ETC	9743	841	540	9681	31463	176
27	MINERAL FUELS, OILS & PRODUCT OF THEIR DISTILLATION; ETC	306555	173153	77568	10624	111282	113795
28	INORGN CHEM; COMPDS OF PREC MET, RADIOACT ELEMENTS ETC	7696	6033	2012	8991	4511	5512
30	PHARMACEUTICAL PRODUCTS	18416	18161	12107	26262	27996	29305
31	FERTILISERS	94266	68046	0	19142	0	34407
32	TANNING/DYEING EXTRACT; TANNINS & DERIVS; PIGM ETC	7361	3778	3879	10745	8006	10231
33	ESSENTIAL OILS & RESINOIDS; PERF, COSMETIC/TOILET PREP	9621	1901	2942	8728	5280	7467
34	SOAP, ORGANIC SURFACE-ACTIVE AGENTS, WASHING PREP, ETC	6423	4298	3269	13521	4610	10318
38	MISCELLANEOUS CHEMICAL PRODUCTS	18248	5848	2723	11528	7085	7453
39	PLASTICS AND ARTICLES THEREOF	23569	19295	15552	33306	18289	24999
40	RUBBER AND ARTICLES THEREOF	33418	15545	9413	40046	27413	30799
44	WOOD AND ARTICLES OF WOOD; WOOD CHARCOAL	6125	10168	7108	4746	16060	16860
48	PAPER & PAPERBOARD; ART OF PAPER PULP, PAPER/PAPERBOARD	27195	10395	8551	18328	28023	18798
49	PRINTED BOOKS, NEWSPAPERS, PICTURES & OTHER PRODUCT ETC	4898	2153	2163	3310	3715	5108
55	MAN-MADE STAPLE FIBRES	24100	30573	30039	21620	24711	34129
62	ART OF APPAREL & CLOTHING ACCESS, NOT KNITTED/CROCHETED	6538	8187	7242	8248	6642	13638
64	FOOTWEAR, GAITERS AND THE LIKE; PARTS OF SUCH ARTICLES	5975	4921	5560	8056	6915	6848
68	ART OF STONE, PLASTER, CEMENT, ASBESTOS, MICA/SIM MAT	2741	1565	1278	2798	3223	2597
72	IRON AND STEEL	65765	19291	30556	91151	60333	26551
73	ARTICLES OF IRON AND STEEL	44091	19598	20843	34338	12149	34717
82	TOOL, IMPLEMENT, CUTLERY, SPOON & FORK, OF BASE MET ETC	5693	3069	3005	5590	2746	4128
83	MISCELLANEOUS ARTICLES OF BASEE METAL	5354	4556	5698	5751	12008	4438
84	NUCLEAR REACTORS, BOILERS, MCHY & MECH APPLIANCE; PARTS	101214	71589	75128	114874	104739	152157
85	ELECTRICAL MCHY EQUIP PARTS THEREOF; SOUND RECORDER ETC	114247	93776	37536	124306	52435	61206
87	VEHICLES O/T RAILW/TRANW ROOL-STOCK, PTS & ACCESSORIES	60400	75202	52853	93765	56021	126712
88	AIRCRAFT, SPACECRAFT, AND PARTS OF	33	3331	737	371	164	16
90	OPTICAL, PHOTO, CINE, MEAS, CHECKING, PRECISION, etc	35838	17149	8926	18257	22337	16148
94	FURNITURE; BEDDING, MATTRESS, MATT SUPPORT, CUSHION ETC	10963	2835	3946	3418	10887	13851
SAMPLE TOTAL		1056485	695255	431174	751502	669045	812364
TOTAL		1276052	764073	535083	860079	863573	1025125

VALUE OF MAJOR IMPORT COMMODITIES, 1999

TABLE 6 (Contd..)

VALUE (IN ' 000 BIRR)

Codes	Labels	Total	Jan-99	Feb-99	Mar-99	Apr-99	May-99	Jun-99
15	ANIMAL/VEG FATS & OIL & THEIR CLEAVAGE PRODUCTS; ETC	157661	737	655	1430	3887	1003	5239
27	MINERAL FUELS, OILS & PRODUCT OF THEIR DISTILLATION; ETC	1256953	91534	73095	86830	32295	33576	102704
28	INORGN CHEM; COMPDS OF PREC MET, RADIOACT ELEMENTS ETC	80890	7355	5335	8257	6728	4757	4038
30	PHARMACEUTICAL PRODUCTS	316118	21998	19832	25144	27119	20048	24822
31	FERTILISERS	382165	46313	44395	112	0	2	70820
32	TANNING/DYEING EXTRACT; TANNINS & DERIVS; PIGM ETC	70091	3915	3588	5758	5605	6678	4828
33	ESSENTIAL OILS & RESINOIDS; PERF, COSMETIC/TOILET PREP	55928	2750	10929	3326	6605	2829	4515
34	SOAP, ORGANIC SURFACE-ACTIVE AGENTS, WASHING PREP, ETC	104169	4768	13425	4093	11769	3383	13078
38	MISCELLANEOUS CHEMICAL PRODUCTS	165955	6265	9104	9844	11816	20679	26540
39	PLASTICS AND ARTICLES THEREOF	233947	24032	22527	25790	16979	19550	14770
40	RUBBER AND ARTICLES THEREOF	314623	38682	12572	29839	34265	24725	32696
44	WOOD AND ARTICLES OF WOOD; WOOD CHARCOAL	67348	8133	3783	13426	4947	2046	2911
48	PAPER & PAPERBOARD; ART OF PAPER PULP, PAPER/PAPERBOARD	158362	9718	8273	16777	9998	10548	22696
49	PRINTED BOOKS, NEWSPAPERS, PICTURES & OTHER PRODUCT ETC	43934	2340	1502	2985	1719	6859	2958
55	MAN-MADE STAPLE FIBRES	327154	27786	30113	28218	31416	35880	12556
62	ART OF APPAREL & CLOTHING ACCESS, NOT KNITTED/CROCHETED	123137	7274	6500	11511	7513	7401	6031
64	FOOTWEAR, GAITERS AND THE LIKE; PARTS OF SUCH ARTICLES	95839	6552	8414	8847	9764	6111	7199
68	ART OF STONE, PLASTER, CEMENT, ASBESTOS, MICA/SIM MAT	25542	2675	1842	2809	2666	2532	2628
72	IRON AND STEEL	382521	32083	19284	72823	36503	12791	24453
73	ARTICLES OF IRON AND STEEL	325723	29999	14449	24545	15234	22115	37512
82	TOOL, IMPLEMENT, CUTLERY, SPOON & FORK, OF BASE MET ETC	150095	1770	14408	18866	15952	20966	20655
83	MISCELLANEOUS ARTICLES OF BASEE METAL	60971	2715	7052	3215	3937	2752	7541
84	NUCLEAR REACTORS, BOILERS, MCHY & MECH APPLIANCE; PARTS	1366865	114165	87507	118895	84294	81466	126909
85	ELECTRICAL MCHY EQUIP PARTS THEREOF; SOUND RECORDER ETC	1046881	47756	135878	73681	59002	73948	111098
87	VEHICLES O/T RAILW/TRANW ROOL-STOCK, PTS & ACCESSORIES	1802703	81226	114501	133011	158541	128789	213197
88	AIRCRAFT, SPACECRAFT, AND PARTS OF	7560	177	255	839	134	3064	1
90	OPTICAL, PHOTO, CINE, MEAS, CHECKING, PRECISION, etc	260090	13123	9341	34064	14108	16216	28902
94	FURNITURE; BEDDING, MATTRESS, MATT SUPPORT, CUSHION ETC	77893	5299	5535	4304	2387	11985	9753
SAMPLE TOTAL		9461117	641140	684094	769237	615181	582699	941051
TOTAL		11070112	710974	768016	844944	728723	664859	1053769

VALUE OF MAJOR IMPORT COMMODITIES, 1999

TABLE 6 (Contd..)

VALUE (IN ' 000 BIRR)

Codes	Labels	Jul-99	Aug-99	Sep-99	Oct-99	Nov-99	Dec-99
15	ANIMAL/VEG FATS & OIL & THEIR CLEAVAGE PRODUCTS; ETC	78115	3838	7760	17307	14352	23338
27	MINERAL FUELS, OILS & PRODUCT OF THEIR DISTILLATION; ETC	298596	92738	178686	84598	27896	154406
28	INORGN CHEM; COMPDS OF PREC MET, RADIOACT ELEMENTS ETC	7042	2750	3826	11928	12150	6723
30	PHARMACEUTICAL PRODUCTS	27644	31357	35622	40282	29277	12975
31	FERTILISERS	3	130530	7606	0	82305	80
32	TANNING/DYEING EXTRACT; TANNINS & DERIVS; PIGM ETC	7316	5546	7121	4901	9290	5543
33	ESSENTIAL OILS & RESINOIDS; PERF, COSMETIC/TOILET PREP	3144	3630	4458	3792	6018	3934
34	SOAP, ORGANIC SURFACE-ACTIVE AGENTS, WASHING PREP, ETC	6447	9569	3464	8674	8488	17012
38	MISCELLANEOUS CHEMICAL PRODUCTS	10850	24456	13365	11996	10012	11028
39	PLASTICS AND ARTICLES THEREOF	16948	16360	17530	21801	19775	17884
40	RUBBER AND ARTICLES THEREOF	20334	33037	14365	37694	19479	16935
44	WOOD AND ARTICLES OF WOOD; WOOD CHARCOAL	6482	3707	2964	4852	6271	7827
48	PAPER & PAPERBOARD; ART OF PAPER PULP, PAPER/PAPERBOARD	20722	18071	8009	11365	12008	10177
49	PRINTED BOOKS, NEWSPAPERS, PICTURES & OTHER PRODUCT ETC	4658	5134	4118	2858	4708	4095
55	MAN-MADE STAPLE FIBRES	33983	21496	22343	27325	25408	30630
62	ART OF APPAREL & CLOTHING ACCESS, NOT KNITTED/CROCHETED	10638	13171	13439	12304	15564	11791
64	FOOTWEAR, GAITERS AND THE LIKE; PARTS OF SUCH ARTICLES	5664	8094	8676	8570	6307	11642
68	ART OF STONE, PLASTER, CEMENT, ASBESTOS, MICA/SIM MAT	2337	1077	1386	1943	1955	1694
72	IRON AND STEEL	16142	59856	20788	24262	23897	39637
73	ARTICLES OF IRON AND STEEL	36347	46189	19930	28846	20458	30099
82	TOOL, IMPLEMENT, CUTLERY, SPOON & FORK, OF BASE MET ETC	10199	11166	23206	4802	2664	5441
83	MISCELLANEOUS ARTICLES OF BASEE METAL	5572	7148	4608	5954	4008	6468
84	NUCLEAR REACTORS, BOILERS, MCHY & MECH APPLIANCE; PARTS	180734	158532	91962	100674	127686	94039
85	ELECTRICAL MCHY EQUIP PARTS THEREOF; SOUND RECORDER ETC	98306	100451	136538	79231	61957	69034
87	VEHICLES O/T RAILW/TRANW ROOL-STOCK, PTS & ACCESSORIES	168458	172164	134530	178789	172287	147211
88	AIRCRAFT, SPACECRAFT, AND PARTS OF	184	728	40	29	1923	184
90	OPTICAL, PHOTO, CINE, MEAS, CHECKING, PRECISION, etc	29518	24833	23619	21199	26805	18361
94	FURNITURE; BEDDING, MATTRESS, MATT SUPPORT, CUSHION ETC	3981	8877	6241	5220	6361	7951
SAMPLE TOTAL		1110364	1014506	816199	761199	759308	766139
TOTAL		1274182	1197147	908901	885500	1043912	989184

QUANTITY OF MAJOR IMPORT COMMODITIES, 1997

TABLE 7

QUANTITY (IN TONS)

Codes	Labels	Total	Jan-97	Feb-97	Mar-97	Apr-97	May-97	Jun-97
15	ANIMAL/VEG FATS & OIL & THEIR CLEAVAGE PRODUCTS; ETC	13049	848	171	1136	205	1496	1865
27	MINERAL FUELS, OILS & PRODUCT OF THEIR DISTILLATION; ETC	605058	482	1457	3987	37568	138408	14627
28	INORGN CHEM; COMPDS OF PREC MET, RADIOACT ELEMENTS ETC	12994	505	1104	1074	527	1289	1118
30	PHARMACEUTICAL PRODUCTS	2018	175	307	103	139	124	355
31	FERTILISERS	25558	534	25000	0	0	0	0
32	TANNING/DYEING EXTRACT; TANNINS & DERIVS; PIGM ETC	4538	60	336	385	533	132	509
33	ESSENTIAL OILS & RESINOIDS; PERF, COSMETIC/TOILET PREP	1691	53	145	213	245	156	55
34	SOAP, ORGANIC SURFACE-ACTIVE AGENTS, WASHING PREP, ETC	24274	741	5636	2807	2322	877	1457
38	MISCELLANEOUS CHEMICAL PRODUCTS	3380	100	241	141	201	176	512
39	PLASTICS AND ARTICLES THEREOF	23833	1196	1547	2006	2424	2573	2056
40	RUBBER AND ARTICLES THEREOF	17723	497	4043	2618	1715	1669	810
44	WOOD AND ARTICLES OF WOOD; WOOD CHARCOAL	15268	547	535	1289	617	1705	1537
48	PAPER & PAPERBOARD; ART OF PAPER PULP, PAPER/PAPERBOARD	18825	1585	758	705	973	2255	876
49	PRINTED BOOKS, NEWSPAPERS, PICTURES & OTHER PRODUCT ETC	1619	127	132	49	88	180	86
55	MAN-MADE STAPLE FIBRES	15686	1025	2037	1501	1262	1067	676
62	ART OF APPAREL & CLOTHING ACCESS, NOT KNITTED/CROCHETED	1129	54	52	42	62	117	72
64	FOOTWEAR, GAITERS AND THE LIKE; PARTS OF SUCH ARTICLES	3269	456	322	371	228	196	225
68	ART OF STONE, PLASTER, CEMENT, ASBESTOS, MICA/SIM MAT	4257	169	584	1222	307	125	313
72	IRON AND STEEL	97719	4772	9359	7021	5428	16283	3568
73	ARTICLES OF IRON AND STEEL	37803	1450	2728	5491	3822	2136	5548
82	TOOL, IMPLEMENT, CUTLERY, SPOON & FORK, OF BASE MET ETC	2348	47	221	174	142	144	186
83	MISCELLANEOUS ARTICLES OF BASEE METAL	3394	139	402	231	210	230	269
84	NUCLEAR REACTORS, BOILERS, MCHY & MECH APPLIANCE; PARTS	23004	523	2024	1552	2060	1733	3650
85	ELECTRICAL MCHY EQUIP PARTS THEREOF; SOUND RECORDER ETC	24626	455	5095	880	1774	4122	2883
87	VEHICLES O/T RAILW/TRANW ROOL-STOCK, PTS & ACCESSORIES	29640	1117	3300	3849	3196	2846	3360
88	AIRCRAFT, SPACECRAFT, AND PARTS OF	229	0	13	73	13	126	0
90	OPTICAL, PHOTO, CINE, MEAS, CHECKING, PRECISION, etc	1041	26	153	69	38	89	45
94	FURNITURE; BEDDING, MATTRESS, MATT SUPPORT, CUSHION ETC	2076	85	609	184	93	90	127
SAMPLE TOTAL		1016049	17766	68313	39173	66193	180341	46785
TOTAL		1106934	23866	75146	45935	70041	184942	61159

QUANTITY OF MAJOR IMPORT COMMODITES, 1997

TABLE 7 (Contd..)

Codes	Labels	QUANTITY (IN TONS)					
		Jul-97	Aug-97	Sep-97	Oct-97	Nov-97	Dec-97
15	ANIMAL/VEG FATS & OIL & THEIR CLEAVAGE PRODUCTS; ETC	794	2349	1248	2070	330	538
27	MINERAL FUELS, OILS & PRODUCT OF THEIR DISTILLATION; ETC	72376	74292	134824	3162	4315	119560
28	INORGN CHEM; COMPDS OF PREC MET, RADIOACT ELEMENTS ETC	1277	1927	1085	453	737	1898
30	PHARMACEUTICAL PRODUCTS	270	86	175	19	154	110
31	FERTILISERS	0	0	0	10	0	14
32	TANNING/DYEING EXTRACT; TANNINS & DERIVS; PIGM ETC	803	387	286	279	317	512
33	ESSENTIAL OILS & RESINOIDS; PERF, COSMETIC/TOILET PREP	152	218	66	128	88	172
34	SOAP, ORGANIC SURFACE-ACTIVE AGENTS, WASHING PREP, ETC	3232	1813	1232	1501	1170	1487
38	MISCELLANEOUS CHEMICAL PRODUCTS	718	309	83	217	270	412
39	PLASTICS AND ARTICLES THEREOF	2806	2434	1655	1648	2173	1315
40	RUBBER AND ARTICLES THEREOF	1048	1782	636	1219	1069	619
44	WOOD AND ARTICLES OF WOOD; WOOD CHARCOAL	1054	1906	1295	2661	753	1371
48	PAPER & PAPERBOARD; ART OF PAPER PULP, PAPER/PAPERBOARD	2021	1970	1630	1600	739	3714
49	PRINTED BOOKS, NEWSPAPERS, PICTURES & OTHER PRODUCT ETC	204	89	193	260	29	181
55	MAN-MADE STAPLE FIBRES	1472	1215	648	973	2072	1740
62	ART OF APPAREL & CLOTHING ACCESS, NOT KNITTED/CROCHETED	110	181	108	156	84	89
64	FOOTWEAR, GAITERS AND THE LIKE; PARTS OF SUCH ARTICLES	202	310	235	396	100	228
68	ART OF STONE, PLASTER, CEMENT, ASBESTOS, MICA/SIM MAT	461	382	103	174	201	217
72	IRON AND STEEL	7897	11412	5348	7199	7896	11536
73	ARTICLES OF IRON AND STEEL	2331	5064	1436	2442	2381	2974
82	TOOL, IMPLEMENT, CUTLERY, SPOON & FORK, OF BASE MET ETC	196	446	256	165	178	193
83	MISCELLANEOUS ARTICLES OF BASEE METAL	299	399	138	334	423	319
84	NUCLEAR REACTORS, BOILERS, MCHY & MECH APPLIANCE; PARTS	1235	1508	1697	2649	2021	2352
85	ELECTRICAL MCHY EQUIP PARTS THEREOF; SOUND RECORDER ETC	2107	1689	789	1277	2542	1013
87	VEHICLES O/T RAILW/TRANW ROOL-STOCK, PTS & ACCESSORIES	1551	4509	1024	1588	1875	1427
88	AIRCRAFT, SPACECRAFT, AND PARTS OF	0	0	0	0	5	0
90	OPTICAL, PHOTO, CINE, MEAS, CHECKING, PRECISION, etc	102	213	43	65	74	124
94	FURNITURE; BEDDING, MATTRESS, MATT SUPPORT, CUSHION ETC	89	114	142	218	215	112
SAMPLE TOTAL		104807	117001	156372	32863	32211	154224
TOTAL		114139	123348	160790	47282	35411	164877

QUANTITY OF MAJOR IMPORT COMMODITES, 1998

TABLE 7 (Contd..)

QUANTITY (IN TONS)

Codes	Labels	Total	Jan-98	Feb-98	Mar-98	Apr-98	May-98	Jun-98
15	ANIMAL/VEG FATS & OIL & THEIR CLEAVAGE PRODUCTS; ETC	9684	1188	296	137	540	1295	211
27	MINERAL FUELS, OILS & PRODUCT OF THEIR DISTILLATION; ETC	2404186	2277	1201915	67435	27532	5507	316668
28	INORGN CHEM; COMPDS OF PREC MET, RADIOACT ELEMENTS ETC	13810	317	4559	765	870	349	938
30	PHARMACEUTICAL PRODUCTS	6336	196	250	203	421	174	108
31	FERTILISERS	186534	0	655	18517	0	30	17000
32	TANNING/DYEING EXTRACT; TANNINS & DERIVS; PIGM ETC	5732	328	941	318	701	346	215
33	ESSENTIAL OILS & RESINOIDS; PERF, COSMETIC/TOILET PREP	1783	66	70	242	96	211	95
34	SOAP, ORGANIC SURFACE-ACTIVE AGENTS, WASHING PREP, ETC	27022	375	1351	606	1373	1736	2274
38	MISCELLANEOUS CHEMICAL PRODUCTS	4469	108	223	68	318	692	241
39	PLASTICS AND ARTICLES THEREOF	41103	2213	2531	1573	3772	2065	1496
40	RUBBER AND ARTICLES THEREOF	18763	593	2098	1940	805	1072	1919
44	WOOD AND ARTICLES OF WOOD; WOOD CHARCOAL	19057	1844	830	1014	1731	2115	512
48	PAPER & PAPERBOARD; ART OF PAPER PULP, PAPER/PAPERBOARD	23855	882	718	1769	429	3298	1544
49	PRINTED BOOKS, NEWSPAPERS, PICTURES & OTHER PRODUCT ETC	1205	10	106	122	46	188	151
55	MAN-MADE STAPLE FIBRES	20258	1081	2994	1132	1441	958	1822
62	ART OF APPAREL & CLOTHING ACCESS, NOT KNITTED/CROCHETED	2428	175	199	213	180	125	166
64	FOOTWEAR, GAITERS AND THE LIKE; PARTS OF SUCH ARTICLES	11187	208	241	323	326	250	235
68	ART OF STONE, PLASTER, CEMENT, ASBESTOS, MICA/SIM MAT	2123	95	299	169	125	269	205
72	IRON AND STEEL	138423	6823	8134	18011	7773	9408	15222
73	ARTICLES OF IRON AND STEEL	43324	3321	2990	1592	5137	2972	2409
82	TOOL, IMPLEMENT, CUTLERY, SPOON & FORK, OF BASE MET ETC	2422	181	38	258	198	60	207
83	MISCELLANEOUS ARTICLES OF BASEE METAL	4578	579	141	348	121	484	180
84	NUCLEAR REACTORS, BOILERS, MCHY & MECH APPLIANCE; PARTS	25289	2040	2670	3397	1365	1581	1594
85	ELECTRICAL MCHY EQUIP PARTS THEREOF; SOUND RECORDER ETC	22934	1492	1538	1206	2128	3277	1467
87	VEHICLES O/T RAILW/TRANW ROOL-STOCK, PTS & ACCESSORIES	28595	1581	1210	1259	1120	1590	1749
88	AIRCRAFT, SPACECRAFT, AND PARTS OF	3	0	0	0	0	0	1
90	OPTICAL, PHOTO, CINE, MEAS, CHECKING, PRECISION, etc	1435	122	79	116	90	132	143
94	FURNITURE; BEDDING, MATTRESS, MATT SUPPORT, CUSHION ETC	2544	91	186	168	112	150	159
SAMPLE TOTAL		3069081	28186	1237265	122904	58753	40334	368931
TOTAL		3553659	35039	1252511	132810	68822	53134	395048

QUANTITY OF MAJOR IMPORT COMMODITIES, 1998

TABLE 7 (Contd..)

QUANTITY (IN TONS)

Codes	Labels	QUANTITY (IN TONS)					
		Jul-98	Aug-98	Sep-98	Oct-98	Nov-98	Dec-98
15	ANIMAL/VEG FATS & OIL & THEIR CLEAVAGE PRODUCTS; ETC	1356	198	50	1894	2472	46
27	MINERAL FUELS, OILS & PRODUCT OF THEIR DISTILLATION; ETC	288240	163653	132828	17005	74086	107039
28	INORGN CHEM; COMPDS OF PREC MET, RADIOACT ELEMENTS ETC	1340	610	223	1867	770	1203
30	PHARMACEUTICAL PRODUCTS	1401	100	147	1492	1239	605
31	FERTILISERS	64511	38800	0	19020	0	28001
32	TANNING/DYEING EXTRACT; TANNINS & DERIVS; PIGM ETC	506	131	323	707	441	775
33	ESSENTIAL OILS & RESINOIDS; PERF, COSMETIC/TOILET PREP	233	68	101	302	150	149
34	SOAP, ORGANIC SURFACE-ACTIVE AGENTS, WASHING PREP, ETC	1694	887	10471	2574	1045	2637
38	MISCELLANEOUS CHEMICAL PRODUCTS	902	271	129	417	494	607
39	PLASTICS AND ARTICLES THEREOF	3148	1975	2047	15572	1979	2732
40	RUBBER AND ARTICLES THEREOF	1893	528	353	4336	1021	2204
44	WOOD AND ARTICLES OF WOOD; WOOD CHARCOAL	1947	606	2193	1524	2207	2533
48	PAPER & PAPERBOARD; ART OF PAPER PULP, PAPER/PAPERBOARD	3041	1323	1294	3140	3689	2729
49	PRINTED BOOKS, NEWSPAPERS, PICTURES & OTHER PRODUCT ETC	90	56	268	65	42	61
55	MAN-MADE STAPLE FIBRES	1052	1182	1405	1079	1569	4543
62	ART OF APPAREL & CLOTHING ACCESS, NOT KNITTED/CROCHETED	178	300	181	243	201	265
64	FOOTWEAR, GAITERS AND THE LIKE; PARTS OF SUCH ARTICLES	222	193	8332	336	262	259
68	ART OF STONE, PLASTER, CEMENT, ASBESTOS, MICA/SIM MAT	215	89	92	204	211	149
72	IRON AND STEEL	20490	3803	7345	22003	11837	7576
73	ARTICLES OF IRON AND STEEL	7031	2621	2296	4885	2474	5595
82	TOOL, IMPLEMENT, CUTLERY, SPOON & FORK, OF BASE MET ETC	162	132	602	281	166	135
83	MISCELLANEOUS ARTICLES OF BASEE METAL	483	352	468	432	649	338
84	NUCLEAR REACTORS, BOILERS, MCHY & MECH APPLIANCE; PARTS	1822	1004	1493	2742	1923	3656
85	ELECTRICAL MCHY EQUIP PARTS THEREOF; SOUND RECORDER ETC	3485	1735	1449	2120	1511	1527
87	VEHICLES O/T RAILW/TRANW ROOL-STOCK, PTS & ACCESSORIES	1537	1689	2638	5801	1449	6970
88	AIRCRAFT, SPACECRAFT, AND PARTS OF	0	1	1	0	0	0
90	OPTICAL, PHOTO, CINE, MEAS, CHECKING, PRECISION, etc	213	98	62	112	125	142
94	FURNITURE; BEDDING, MATTRESS, MATT SUPPORT, CUSHION ETC	574	79	157	190	161	516
SAMPLE TOTAL		407766	222482	176948	110344	112175	182994
TOTAL		515994	238083	238005	147660	190909	285643

QUANTITY OF MAJOR IMPORT COMMODITIES, 1999

TABLE 7 (Contd..)

QUANTITY (IN TONS)

Codes	Labels	Total	Jan-99	Feb-99	Mar-99	Apr-99	May-99	Jun-99
15	ANIMAL/VEG FATS & OIL & THEIR CLEAVAGE PRODUCTS; ETC	43461	140	68	232	768	181	196
27	MINERAL FUELS, OILS & PRODUCT OF THEIR DISTILLATION; ETC	800170	29432	7559	95406	7988	10724	60801
28	INORGN CHEM; COMPPDS OF PREC MET, RADIOACT ELEMENTS ETC	127750	1406	876	110657	2036	842	4648
30	PHARMACEUTICAL PRODUCTS	4943	357	480	450	562	281	372
31	FERTILISERS	228816	28	25080	2	0	0	50877
32	TANNING/DYEING EXTRACT; TANNINS & DERIVS; PIGM ETC	5208	255	156	219	210	380	392
33	ESSENTIAL OILS & RESINOIDS; PERF, COSMETIC/TOILET PREP	1735	148	255	101	197	114	120
34	SOAP, ORGANIC SURFACE-ACTIVE AGENTS, WASHING PREP, ETC	22934	1058	3174	720	3921	494	2687
38	MISCELLANEOUS CHEMICAL PRODUCTS	12602	360	310	667	1461	1434	1055
39	PLASTICS AND ARTICLES THEREOF	151384	3026	3105	3301	1992	13169	1696
40	RUBBER AND ARTICLES THEREOF	21334	1305	2397	1248	1543	1268	2919
44	WOOD AND ARTICLES OF WOOD; WOOD CHARCOAL	17874	2192	1168	440	2176	734	1551
48	PAPER & PAPERBOARD; ART OF PAPER PULP, PAPER/PAPERBOARD	33575	1261	11274	2162	1147	1617	3287
49	PRINTED BOOKS, NEWSPAPERS, PICTURES & OTHER PRODUCT ETC	860	71	29	35	147	19	49
55	MAN-MADE STAPLE FIBRES	15910	1174	1512	1145	1659	1712	569
62	ART OF APPAREL & CLOTHING ACCESS, NOT KNITTED/CROCHETED	3846	572	180	791	201	168	150
64	FOOTWEAR, GAITERS AND THE LIKE; PARTS OF SUCH ARTICLES	4564	269	394	1274	347	232	212
68	ART OF STONE, PLASTER, CEMENT, ASBESTOS, MICA/SIM MAT	5484	202	78	283	244	172	3714
72	IRON AND STEEL	109243	9301	4258	15943	14041	3468	5745
73	ARTICLES OF IRON AND STEEL	50071	3083	2185	11451	2797	3172	5425
82	TOOL, IMPLEMENT, CUTLERY, SPOON & FORK, OF BASE MET ETC	8281	61	316	5133	176	252	150
83	MISCELLANEOUS ARTICLES OF BASEE METAL	5490	101	494	191	191	129	616
84	NUCLEAR REACTORS, BOILERS, MCHY & MECH APPLIANCE; PARTS	50493	5559	6956	3566	3193	4153	9552
85	ELECTRICAL MCHY EQUIP PARTS THEREOF; SOUND RECORDER ETC	45486	1174	22145	2086	844	3686	4704
87	VEHICLES O/T RAILW/TRANW ROOL-STOCK, PTS & ACCESSORIES	182114	2100	7973	43931	5692	10657	45692
88	AIRCRAFT, SPACECRAFT, AND PARTS OF	7	0	0	0	0	0	0
90	OPTICAL, PHOTO, CINE, MEAS, CHECKING, PRECISION, etc	1793	168	99	154	72	174	241
94	FURNITURE; BEDDING, MATTRESS, MATT SUPPORT, CUSHION ETC	3765	185	175	98	67	904	635
SAMPLE TOTAL		1959191	64988	102696	301686	53672	60136	208056
TOTAL		2554084	114993	123839	318285	80009	90345	274030

QUANTITY OF MAJOR IMPORT COMMODITIES, 1999

TABLE 7 (Contd..)

Codes	Labels	QUANTITY (IN TONS)					
		Jul-99	Aug-99	Sep-99	Oct-99	Nov-99	Dec-99
15	ANIMAL/VEG FATS & OIL & THEIR CLEAVAGE PRODUCTS; ETC	30269	631	1209	2871	2430	4468
27	MINERAL FUELS, OILS & PRODUCT OF THEIR DISTILLATION; ETC	261394	52006	101809	50206	12351	110493
28	INORGN CHEM; COMPDS OF PREC MET, RADIOACT ELEMENTS ETC	1275	829	889	997	1771	1525
30	PHARMACEUTICAL PRODUCTS	649	293	479	320	539	161
31	FERTILISERS	0	72600	9939	0	70288	2
32	TANNING/DYEING EXTRACT; TANNINS & DERIVS; PIGM ETC	376	545	887	878	538	371
33	ESSENTIAL OILS & RESINOIDS; PERF, COSMETIC/TOILET PREP	70	130	157	200	108	133
34	SOAP, ORGANIC SURFACE-ACTIVE AGENTS, WASHING PREP, ETC	1346	2109	669	1722	1788	3245
38	MISCELLANEOUS CHEMICAL PRODUCTS	2520	983	453	540	702	2117
39	PLASTICS AND ARTICLES THEREOF	5448	42158	65857	3070	6165	2397
40	RUBBER AND ARTICLES THEREOF	1051	5494	647	1282	875	1306
44	WOOD AND ARTICLES OF WOOD; WOOD CHARCOAL	1633	2448	945	1612	836	2139
48	PAPER & PAPERBOARD; ART OF PAPER PULP, PAPER/PAPERBOARD	2212	5216	842	2161	954	1442
49	PRINTED BOOKS, NEWSPAPERS, PICTURES & OTHER PRODUCT ETC	81	102	149	86	48	42
55	MAN-MADE STAPLE FIBRES	1620	1293	1010	1693	1150	1372
62	ART OF APPAREL & CLOTHING ACCESS, NOT KNITTED/CROCHETED	236	370	293	283	327	274
64	FOOTWEAR, GAITERS AND THE LIKE; PARTS OF SUCH ARTICLES	219	278	331	377	125	507
68	ART OF STONE, PLASTER, CEMENT, ASBESTOS, MICA/SIM MAT	322	64	81	54	134	137
72	IRON AND STEEL	4766	22067	2814	5639	6400	14801
73	ARTICLES OF IRON AND STEEL	5340	4475	2025	3087	2827	4204
82	TOOL, IMPLEMENT, CUTLERY, SPOON & FORK, OF BASE MET ETC	420	221	232	295	98	927
83	MISCELLANEOUS ARTICLES OF BASEE METAL	235	513	198	547	346	1928
84	NUCLEAR REACTORS, BOILERS, MCHY & MECH APPLIANCE; PARTS	6424	4386	1258	1074	2135	2238
85	ELECTRICAL MCHY EQUIP PARTS THEREOF; SOUND RECORDER ETC	1803	2692	1443	1224	1681	2005
87	VEHICLES O/T RAILW/TRANW ROOL-STOCK, PTS & ACCESSORIES	9359	10273	3581	24504	14778	3574
88	AIRCRAFT, SPACECRAFT, AND PARTS OF	0	5	0	0	0	0
90	OPTICAL, PHOTO, CINE, MEAS, CHECKING, PRECISION, etc	225	104	129	146	177	104
94	FURNITURE; BEDDING, MATTRESS, MATT SUPPORT, CUSHION ETC	202	513	297	199	298	191
SAMPLE TOTAL		339494	232797	198625	105067	129868	162104
TOTAL		414824	302880	215307	139830	257359	222383

UNIT VALUE (P_n) OF MAJOR IMPORT COMMODITIES, 1997

TABLE 8

Codes	Labels	Weight(w)	Average Unit Value(p_0)	P_n	P_n	P_n	P_n	P_n
				Jan-97	Feb-97	Mar-97	Apr-97	May-97
15	ANIMAL/VEG FATS & OIL & THEIR CLEAVAGE PRODUCTS; ETC	0.01	4.10	4.56	5.60	4.40	3.47	5.63
27	MINERAL FUELS, OILS & PRODUCT OF THEIR DISTILLATION; ETC	0.10	2.73	6.97	5.47	5.62	1.05	1.08
28	INORGN CHEM; COMPDS OF PREC MET, RADIOACT ELEMENTS ETC	0.01	6.40	6.58	7.68	5.94	8.05	7.68
30	PHARMACEUTICAL PRODUCTS	0.02	84.08	58.05	33.78	97.37	83.31	84.58
31	FERTILISERS	0.01	156.49	0.71	1.61	-	756.66	-
32	TANNING/DYEING EXTRACT; TANNINS & DERIVS; PIGM ETC	0.01	16.62	20.51	16.18	14.88	12.46	27.12
33	ESSENTIAL OILS & RESINOIDS; PERF, COSMETIC/TOILET PREP	0.01	26.50	33.12	23.72	30.26	14.25	40.10
34	SOAP, ORGANIC SURFACE-ACTIVE AGENTS, WASHING PREP, ETC	0.01	4.27	3.66	3.89	3.98	4.23	5.99
38	MISCELLANEOUS CHEMICAL PRODUCTS	0.01	25.42	19.18	20.59	24.19	23.15	38.08
39	PLASTICS AND ARTICLES THEREOF	0.03	9.06	8.88	9.28	8.72	7.61	9.92
40	RUBBER AND ARTICLES THEREOF	0.04	19.34	25.64	10.23	14.67	14.30	20.48
44	WOOD AND ARTICLES OF WOOD; WOOD CHARCOAL	0.01	4.03	7.09	2.64	2.96	4.02	3.32
48	PAPER & PAPERBOARD; ART OF PAPER PULP, PAPER/PAPERBOARD	0.02	9.78	8.92	15.63	9.45	6.50	8.81
49	PRINTED BOOKS, NEWSPAPERS, PICTURES & OTHER PRODUCT ETC	0.01	49.47	25.91	47.33	91.85	78.43	33.25
55	MAN-MADE STAPLE FIBRES	0.05	20.31	20.71	19.65	23.69	23.70	23.00
62	ART OF APPAREL & CLOTHING ACCESS, NOT KNITTED/CROCHETED	0.01	35.14	46.95	29.87	56.12	37.27	32.66
64	FOOTWEAR, GAITERS AND THE LIKE; PARTS OF SUCH ARTICLES	0.01	21.00	13.83	17.33	14.22	17.22	24.13
68	ART OF STONE, PLASTER, CEMENT, ASBESTOS, MICA/SIM MAT	0.01	13.48	12.43	11.79	17.89	15.17	13.28
72	IRON AND STEEL	0.06	4.47	2.59	4.92	5.15	5.33	3.67
73	ARTICLES OF IRON AND STEEL	0.04	8.38	10.72	8.99	15.32	5.85	7.28
82	TOOL, IMPLEMENT, CUTLERY, SPOON & FORK, OF BASE MET ETC	0.01	24.12	50.60	12.93	16.44	22.45	17.69
83	MISCELLANEOUS ARTICLES OF BASEE METAL	0.01	16.31	23.35	10.76	14.66	9.26	16.70
84	NUCLEAR REACTORS, BOILERS, MCHY & MECH APPLIANCE; PARTS	0.17	53.99	79.79	45.91	65.32	47.96	60.76
85	ELECTRICAL MCHY EQUIP PARTS THEREOF; SOUND RECORDER ETC	0.11	36.65	49.55	16.42	38.62	44.26	20.17
87	VEHICLES O/T RAILW/TRANW ROOL-STOCK, PTS & ACCESSORIES	0.15	36.39	45.77	36.76	35.09	24.31	37.18
88	AIRCRAFT, SPACECRAFT, AND PARTS OF	0.04	5331.12	-	7463.52	209.95	7360.01	453.15
90	OPTICAL, PHOTO, CINE, MEAS, CHECKING, PRECISION, etc	0.02	157.44	217.02	48.26	162.45	143.97	52.82
94	FURNITURE; BEDDING, MATTRESS, MATT SUPPORT, CUSHION ETC	0.01	38.03	56.50	14.96	39.36	23.56	49.99

1.00

UNIT VALUE (P_n) OF MAJOR IMPORT COMMODITES, 1997

TABLE 8 (Contd..)

Codes	Labels	P _n	P _n	P _n	P _n	P _n	P _n	
		Jun-97	Jul-97	Aug-97	Sep-97	Oct-97	Nov-97	Dec-97
15	ANIMAL/VEG FATS & OIL & THEIR CLEAVAGE PRODUCTS; ETC	3.36	3.21	3.10	3.77	3.80	4.27	3.97
27	MINERAL FUELS, OILS & PRODUCT OF THEIR DISTILLATION; ETC	2.03	1.17	1.22	1.22	3.80	1.88	1.26
28	INORGN CHEM; COMPDS OF PREC MET, RADIOACT ELEMENTS ETC	6.65	7.56	4.27	5.20	6.36	7.29	3.58
30	PHARMACEUTICAL PRODUCTS	41.12	60.70	115.28	41.92	182.81	63.70	146.33
31	FERTILISERS	-	-	-	-	19.46	-	4.01
32	TANNING/DYEING EXTRACT; TANNINS & DERIVS; PIGM ETC	19.19	10.74	16.84	12.94	15.11	17.27	16.19
33	ESSENTIAL OILS & RESINOIDS; PERF, COSMETIC/TOILET PREP	16.27	39.12	30.56	21.92	24.75	17.24	26.73
34	SOAP, ORGANIC SURFACE-ACTIVE AGENTS, WASHING PREP, ETC	3.60	3.95	5.72	4.19	3.98	4.28	3.73
38	MISCELLANEOUS CHEMICAL PRODUCTS	18.75	26.92	27.73	49.25	25.02	16.91	15.26
39	PLASTICS AND ARTICLES THEREOF	9.25	6.81	10.38	7.84	9.64	9.35	11.04
40	RUBBER AND ARTICLES THEREOF	16.26	21.68	16.76	26.31	17.68	22.49	25.52
44	WOOD AND ARTICLES OF WOOD; WOOD CHARCOAL	3.13	2.88	3.22	2.57	2.90	8.65	5.01
48	PAPER & PAPERBOARD; ART OF PAPER PULP, PAPER/PAPERBOARD	8.55	6.91	8.36	7.78	8.66	20.77	7.05
49	PRINTED BOOKS, NEWSPAPERS, PICTURES & OTHER PRODUCT ETC	38.15	12.19	107.80	10.65	11.15	117.69	19.16
55	MAN-MADE STAPLE FIBRES	17.58	17.97	21.59	24.00	20.88	12.86	18.06
62	ART OF APPAREL & CLOTHING ACCESS, NOT KNITTED/CROCHETED	30.95	36.49	34.45	33.01	23.25	30.98	29.65
64	FOOTWEAR, GAITERS AND THE LIKE; PARTS OF SUCH ARTICLES	23.54	23.91	18.67	27.03	14.97	35.06	22.06
68	ART OF STONE, PLASTER, CEMENT, ASBESTOS, MICA/SIM MAT	11.90	12.61	10.79	14.99	11.42	15.88	13.60
72	IRON AND STEEL	4.99	4.95	5.01	4.83	3.95	3.83	4.44
73	ARTICLES OF IRON AND STEEL	7.71	7.22	8.74	6.83	6.02	9.36	6.54
82	TOOL, IMPLEMENT, CUTLERY, SPOON & FORK, OF BASE MET ETC	32.23	27.30	29.35	14.75	19.38	20.50	25.79
83	MISCELLANEOUS ARTICLES OF BASEE METAL	15.56	15.20	27.03	17.45	15.28	14.16	16.33
84	NUCLEAR REACTORS, BOILERS, MCHY & MECH APPLIANCE; PARTS	48.13	51.36	61.91	58.36	55.34	41.22	31.87
85	ELECTRICAL MCHY EQUIP PARTS THEREOF; SOUND RECORDER ETC	28.85	27.85	37.34	44.02	37.13	31.89	63.75
87	VEHICLES O/T RAILW/TRANW ROOL-STOCK, PTS & ACCESSORIES	36.08	41.50	30.84	45.31	23.95	35.26	44.61
88	AIRCRAFT, SPACECRAFT, AND PARTS OF	1125.58	-	526.40	480.10	-	259.39	30102.00
90	OPTICAL, PHOTO, CINE, MEAS, CHECKING, PRECISION, etc	399.04	106.83	68.35	186.71	236.28	148.04	119.46
94	FURNITURE; BEDDING, MATTRESS, MATT SUPPORT, CUSHION ETC	65.39	32.27	33.04	27.87	20.09	44.48	48.86

UNIT VALUE (P_n) OF MAJOR IMPORT COMMODITIES, 1998

TABLE 8 (Contd..)

Codes	Labels	Average Unit Value (p _n)	P _n	P _n	P _n	P _n	P _n	P _n
			Jan-98	Feb-98	Mar-98	Apr-98	May-98	Jun-98
15	ANIMAL/VEG FATS & OIL & THEIR CLEAVAGE PRODUCTS; ETC	6.54	3.40	4.25	11.04	5.64	3.41	6.91
27	MINERAL FUELS, OILS & PRODUCT OF THEIR DISTILLATION; ETC	1.42	3.40	1.11	1.37	1.54	2.88	0.90
28	INORGN CHEM; COMPDS OF PREC MET, RADIOACT ELEMENTS ETC	6.84	7.82	2.96	5.27	9.54	9.12	7.43
30	PHARMACEUTICAL PRODUCTS	64.29	47.85	69.90	68.95	32.74	64.80	121.15
31	FERTILISERS	1.60	-	1.31	1.13	-	3.17	1.71
32	TANNING/DYEING EXTRACT; TANNINS & DERIVS; PIGM ETC	15.70	18.00	5.64	17.21	9.39	16.27	19.89
33	ESSENTIAL OILS & RESINOIDS; PERF, COSMETIC/TOILET PREP	31.47	23.04	24.21	45.58	40.42	15.82	15.75
34	SOAP, ORGANIC SURFACE-ACTIVE AGENTS, WASHING PREP, ETC	4.37	5.28	4.60	6.62	3.97	4.87	4.61
38	MISCELLANEOUS CHEMICAL PRODUCTS	24.76	36.47	24.53	21.30	59.17	13.09	25.37
39	PLASTICS AND ARTICLES THEREOF	8.03	8.45	8.60	8.20	8.16	8.01	9.56
40	RUBBER AND ARTICLES THEREOF	19.26	20.45	15.25	20.18	23.03	14.41	14.05
44	WOOD AND ARTICLES OF WOOD; WOOD CHARCOAL	4.96	3.76	3.27	2.63	2.98	3.36	3.34
48	PAPER & PAPERBOARD; ART OF PAPER PULP, PAPER/PAPERBOARD	8.09	7.28	12.87	6.65	8.50	7.04	11.04
49	PRINTED BOOKS, NEWSPAPERS, PICTURES & OTHER PRODUCT ETC	44.85	86.98	54.15	15.99	23.76	16.95	14.92
55	MAN-MADE STAPLE FIBRES	18.61	24.11	10.00	21.98	23.08	14.85	15.86
62	ART OF APPAREL & CLOTHING ACCESS, NOT KNITTED/CROCHETED	37.77	47.46	31.10	37.91	37.72	43.63	33.14
64	FOOTWEAR, GAITERS AND THE LIKE; PARTS OF SUCH ARTICLES	21.89	24.06	20.29	21.60	21.19	21.15	24.46
68	ART OF STONE, PLASTER, CEMENT, ASBESTOS, MICA/SIM MAT	14.54	21.43	12.00	14.88	15.30	12.01	8.36
72	IRON AND STEEL	4.20	4.52	3.66	2.93	4.88	4.87	4.40
73	ARTICLES OF IRON AND STEEL	7.31	6.96	7.70	9.90	5.51	4.88	11.79
82	TOOL, IMPLEMENT, CUTLERY, SPOON & FORK, OF BASE MET ETC	35.94	32.97	31.30	20.65	16.93	136.99	62.08
83	MISCELLANEOUS ARTICLES OF BASEE METAL	19.44	10.21	16.67	15.41	78.30	11.18	20.38
84	NUCLEAR REACTORS, BOILERS, MCHY & MECH APPLIANCE; PARTS	49.35	59.34	29.90	26.82	47.55	56.37	57.06
85	ELECTRICAL MCHY EQUIP PARTS THEREOF; SOUND RECORDER ETC	40.96	29.96	44.62	54.76	28.98	40.42	46.64
87	VEHICLES O/T RAILW/TRANW ROOL-STOCK, PTS & ACCESSORIES	37.29	54.92	55.38	49.70	40.42	37.66	32.49
88	AIRCRAFT, SPACECRAFT, AND PARTS OF	2294.64	291.31	399.04	-	516.83	835.71	255.81
90	OPTICAL, PHOTO, CINE, MEAS, CHECKING, PRECISION, etc	147.17	124.89	167.29	129.00	100.13	110.66	190.41
94	FURNITURE; BEDDING, MATTRESS, MATT SUPPORT, CUSHION ETC	41.76	99.11	16.06	82.83	40.36	28.80	41.73

UNIT VALUE (P_n) OF MAJOR IMPORT COMMODITIES, 1998

TABLE 8 (Contd..)

Codes	Labels	P _n	P _n	P _n	P _n	P _n	P _n
		Jul-98	Aug-98	Sep-98	Oct-98	Nov-98	Dec-98
15	ANIMAL/VEG FATS & OIL & THEIR CLEAVAGE PRODUCTS; ETC	7.18	4.25	10.76	5.11	12.73	3.79
27	MINERAL FUELS, OILS & PRODUCT OF THEIR DISTILLATION; ETC	1.06	1.06	0.58	0.62	1.50	1.06
28	INORGN CHEM; COMPS OF PREC MET, RADIOACT ELEMENTS ETC	5.74	9.90	9.01	4.82	5.86	4.58
30	PHARMACEUTICAL PRODUCTS	13.14	181.84	82.49	17.61	22.59	48.46
31	FERTILISERS	1.46	1.75	-	1.01	-	1.23
32	TANNING/DYEING EXTRACT; TANNINS & DERIVS; PIGM ETC	14.53	28.85	12.01	15.19	18.17	13.21
33	ESSENTIAL OILS & RESINOIDS; PERF, COSMETIC/TOILET PREP	41.34	28.10	29.25	28.90	35.09	50.08
34	SOAP, ORGANIC SURFACE-ACTIVE AGENTS, WASHING PREP, ETC	3.79	4.85	0.31	5.25	4.41	3.91
38	MISCELLANEOUS CHEMICAL PRODUCTS	20.24	21.60	21.13	27.65	14.35	12.29
39	PLASTICS AND ARTICLES THEREOF	7.49	9.77	7.60	2.14	9.24	9.15
40	RUBBER AND ARTICLES THEREOF	17.66	29.43	26.64	9.23	26.85	13.98
44	WOOD AND ARTICLES OF WOOD; WOOD CHARCOAL	3.15	16.79	3.24	3.11	7.28	6.66
48	PAPER & PAPERBOARD; ART OF PAPER PULP, PAPER/PAPERBOARD	8.94	7.86	6.61	5.84	7.60	6.89
49	PRINTED BOOKS, NEWSPAPERS, PICTURES & OTHER PRODUCT ETC	54.42	38.34	8.06	51.04	89.43	84.13
55	MAN-MADE STAPLE FIBRES	22.90	25.87	21.38	20.03	15.75	7.51
62	ART OF APPAREL & CLOTHING ACCESS, NOT KNITTED/CROCHETED	36.73	27.31	39.94	33.91	32.99	51.41
64	FOOTWEAR, GAITERS AND THE LIKE; PARTS OF SUCH ARTICLES	26.89	25.54	0.67	23.95	26.39	26.46
68	ART OF STONE, PLASTER, CEMENT, ASBESTOS, MICA/SIM MAT	12.78	17.58	13.84	13.69	15.25	17.40
72	IRON AND STEEL	3.21	5.07	4.16	4.14	5.10	3.50
73	ARTICLES OF IRON AND STEEL	6.27	7.48	9.08	7.03	4.91	6.20
82	TOOL, IMPLEMENT, CUTLERY, SPOON & FORK, OF BASE MET ETC	35.17	23.24	4.99	19.86	16.57	30.47
83	MISCELLANEOUS ARTICLES OF BASEE METAL	11.08	12.95	12.17	13.30	18.50	13.12
84	NUCLEAR REACTORS, BOILERS, MCHY & MECH APPLIANCE; PARTS	55.56	71.28	50.32	41.89	54.46	41.61
85	ELECTRICAL MCHY EQUIP PARTS THEREOF; SOUND RECORDER ETC	32.78	54.06	25.91	58.64	34.71	40.09
87	VEHICLES O/T RAILW/TRANW ROOL-STOCK, PTS & ACCESSORIES	39.30	44.51	20.03	16.16	38.66	18.18
88	AIRCRAFT, SPACECRAFT, AND PARTS OF	324.68	4022.89	910.35	12359.80	3989.15	1335.42
90	OPTICAL, PHOTO, CINE, MEAS, CHECKING, PRECISION, etc	167.95	174.90	144.93	163.51	178.90	113.45
94	FURNITURE; BEDDING, MATTRESS, MATT SUPPORT, CUSHION ETC	19.10	35.69	25.17	17.98	67.43	26.83

UNIT VALUE (P_n) OF MAJOR IMPORT COMMODITIES, 1999

TABLE 8 (Contd..)

Codes	Labels	Average Unit Value (P ₀)	Average Unit Value (P _n)	P _n Jan-99	P _n Feb-99	P _n Mar-99	P _n Apr-99	P _n May-99
15	ANIMAL/VEG FATS & OIL & THEIR CLEAVAGE PRODUCTS; ETC	4.10	7.56	5.28	9.64	6.17	5.06	5.55
27	MINERAL FUELS, OILS & PRODUCT OF THEIR DISTILLATION; ETC	2.73	2.71	3.11	9.67	0.91	4.04	3.13
28	INORGN CHEM; COMPDS OF PREC MET, RADIOACT ELEMENTS ETC	6.40	4.80	5.23	6.09	0.07	3.30	5.65
30	PHARMACEUTICAL PRODUCTS	84.08	69.16	61.70	41.34	55.82	48.24	71.31
31	FERTILISERS	156.49	212.28	1642.30	1.77	55.89	-	269.63
32	TANNING/DYEING EXTRACT; TANNINS & DERIVS; PIGM ETC	16.62	16.39	15.36	23.02	26.32	26.70	17.58
33	ESSENTIAL OILS & RESINOIDS; PERF, COSMETIC/TOILET PREP	26.50	32.93	18.54	42.88	32.91	33.49	24.75
34	SOAP, ORGANIC SURFACE-ACTIVE AGENTS, WASHING PREP, ETC	4.27	4.89	4.50	4.23	5.68	3.00	6.84
38	MISCELLANEOUS CHEMICAL PRODUCTS	25.42	17.46	17.41	29.34	14.77	8.09	14.42
39	PLASTICS AND ARTICLES THEREOF	9.06	5.27	7.94	7.25	7.81	8.52	1.48
40	RUBBER AND ARTICLES THEREOF	19.34	18.66	29.63	5.25	23.92	22.21	19.51
44	WOOD AND ARTICLES OF WOOD; WOOD CHARCOAL	4.03	5.60	3.71	3.24	30.55	2.27	2.79
48	PAPER & PAPERBOARD; ART OF PAPER PULP, PAPER/PAPERBOARD	9.78	7.13	7.70	0.73	7.76	8.72	6.52
49	PRINTED BOOKS, NEWSPAPERS, PICTURES & OTHER PRODUCT ETC	49.47	80.93	32.79	50.96	84.92	11.66	366.82
55	MAN-MADE STAPLE FIBRES	20.31	20.87	23.67	19.91	24.65	18.93	20.96
62	ART OF APPAREL & CLOTHING ACCESS, NOT KNITTED/CROCHETED	35.14	37.13	12.71	36.06	14.55	37.40	44.02
64	FOOTWEAR, GAITERS AND THE LIKE; PARTS OF SUCH ARTICLES	21.00	26.55	24.37	21.37	6.94	28.14	26.39
68	ART OF STONE, PLASTER, CEMENT, ASBESTOS, MICA/SIM MAT	13.48	14.78	13.26	23.64	9.92	10.95	14.70
72	IRON AND STEEL	4.47	3.94	3.45	4.53	4.57	2.60	3.69
73	ARTICLES OF IRON AND STEEL	8.38	7.38	9.73	6.61	2.14	5.45	6.97
82	TOOL, IMPLEMENT, CUTLERY, SPOON & FORK, OF BASE MET ETC	24.12	51.15	28.96	45.63	3.68	90.88	83.06
83	MISCELLANEOUS ARTICLES OF BASEE METAL	16.31	16.58	26.97	14.26	16.84	20.60	21.30
84	NUCLEAR REACTORS, BOILERS, MCHY & MECH APPLIANCE; PARTS	53.99	38.23	20.54	12.58	33.34	26.40	19.62
85	ELECTRICAL MCHY EQUIP PARTS THEREOF; SOUND RECORDER ETC	36.65	43.18	40.69	6.14	35.33	69.89	20.06
87	VEHICLES O/T RAILW/TRANW ROOL-STOCK, PTS & ACCESSORIES	36.39	19.43	38.68	14.36	3.03	27.86	12.09
88	AIRCRAFT, SPACECRAFT, AND PARTS OF	5331.12	6147.99	17719.40	11106.22	1777.14	8365.19	13152.13
90	OPTICAL, PHOTO, CINE, MEAS, CHECKING, PRECISION, etc	157.44	152.37	77.91	94.62	221.36	195.52	93.00
94	FURNITURE; BEDDING, MATTRESS, MATT SUPPORT, CUSHION ETC	38.03	26.27	28.62	31.58	43.71	35.49	13.26

UNIT VALUE (P_n) OF MAJOR IMPORT COMMODITIES, 1999

TABLE 8 (Contd..)

Codes	Labels	P _n	P _n	P _n	P _n	P _n	P _n	P _n
		Jun-99	Jul-99	Aug-99	Sep-99	Oct-99	Nov-99	Dec-99
15	ANIMAL/VEG FATS & OIL & THEIR CLEAVAGE PRODUCTS; ETC	26.75	2.58	6.08	6.42	6.03	5.91	5.22
27	MINERAL FUELS, OILS & PRODUCT OF THEIR DISTILLATION; ETC	1.69	1.14	1.78	1.76	1.69	2.26	1.40
28	INORGN CHEM; COMPDS OF PREC MET, RADIOACT ELEMENTS ETC	0.87	5.52	3.32	4.31	11.96	6.86	4.41
30	PHARMACEUTICAL PRODUCTS	66.76	42.61	107.17	74.35	125.71	54.28	80.64
31	FERTILISERS	1.39	115.66	1.80	0.77	-	1.17	32.46
32	TANNING/DYEING EXTRACT; TANNINS & DERIVS; PIGM ETC	12.33	19.44	10.17	8.03	5.58	17.26	14.92
33	ESSENTIAL OILS & RESINOIDS; PERF, COSMETIC/TOILET PREP	37.53	44.66	27.98	28.31	18.97	55.55	29.59
34	SOAP, ORGANIC SURFACE-ACTIVE AGENTS, WASHING PREP, ETC	4.87	4.79	4.54	5.18	5.04	4.75	5.24
38	MISCELLANEOUS CHEMICAL PRODUCTS	25.15	4.31	24.87	29.49	22.22	14.26	5.21
39	PLASTICS AND ARTICLES THEREOF	8.71	3.11	0.39	0.27	7.10	3.21	7.46
40	RUBBER AND ARTICLES THEREOF	11.20	19.34	6.01	22.20	29.41	22.26	12.97
44	WOOD AND ARTICLES OF WOOD; WOOD CHARCOAL	1.88	3.97	1.51	3.14	3.01	7.50	3.66
48	PAPER & PAPERBOARD; ART OF PAPER PULP, PAPER/PAPERBOARD	6.90	9.37	3.46	9.51	5.26	12.59	7.06
49	PRINTED BOOKS, NEWSPAPERS, PICTURES & OTHER PRODUCT ETC	60.83	57.69	50.47	27.56	33.09	97.09	97.26
55	MAN-MADE STAPLE FIBRES	22.06	20.98	16.63	22.12	16.14	22.10	22.32
62	ART OF APPAREL & CLOTHING ACCESS, NOT KNITTED/CROCHETED	40.13	45.02	35.63	45.80	43.50	47.64	43.05
64	FOOTWEAR, GAITERS AND THE LIKE; PARTS OF SUCH ARTICLES	33.89	25.92	29.15	26.22	22.72	50.54	22.94
68	ART OF STONE, PLASTER, CEMENT, ASBESTOS, MICA/SIM MAT	0.71	7.26	16.72	17.13	36.14	14.64	12.35
72	IRON AND STEEL	4.26	3.39	2.71	7.39	4.30	3.73	2.68
73	ARTICLES OF IRON AND STEEL	6.91	6.81	10.32	9.84	9.34	7.24	7.16
82	TOOL, IMPLEMENT, CUTLERY, SPOON & FORK, OF BASE MET ETC	137.30	24.27	50.58	99.94	16.27	27.32	5.87
83	MISCELLANEOUS ARTICLES OF BASEE METAL	12.25	23.71	13.93	23.29	10.88	11.59	3.35
84	NUCLEAR REACTORS, BOILERS, MCHY & MECH APPLIANCE; PARTS	13.29	28.14	36.15	73.10	93.76	59.80	42.02
85	ELECTRICAL MCHY EQUIP PARTS THEREOF; SOUND RECORDER ETC	23.62	54.53	37.32	94.62	64.71	36.85	34.42
87	VEHICLES O/T RAILW/TRANW ROOL-STOCK, PTS & ACCESSORIES	4.67	18.00	16.76	37.56	7.30	11.66	41.19
88	AIRCRAFT, SPACECRAFT, AND PARTS OF	17.78	1826.50	132.63	4457.22	4168.86	8216.23	2836.63
90	OPTICAL, PHOTO, CINE, MEAS, CHECKING, PRECISION, etc	119.69	131.28	238.15	183.31	145.59	151.85	176.16
94	FURNITURE; BEDDING, MATTRESS, MATT SUPPORT, CUSHION ETC	15.36	19.68	17.30	21.04	26.23	21.34	41.66

UNIT VALUE INDEX FOR MAJOR IMPORT COMMODITIES, 1997

TABLE 9

Codes	Labels	Average Unit	Jan-97	Feb-97	Mar-97	Apr-97	May-97	Jun-97
		Value Index						
15	ANIMAL/VEG FATS & OIL & THEIR CLEAVAGE PRODUCTS; ETC	100.00	111.44	136.77	107.32	84.75	137.55	82.13
27	MINERAL FUELS, OILS & PRODUCT OF THEIR DISTILLATION; ETC	100.00	255.04	200.36	205.82	38.28	39.50	74.31
28	INORGN CHEM; COMPDS OF PREC MET, RADIOACT ELEMENTS ETC	100.00	102.77	119.90	92.79	125.79	119.96	103.92
30	PHARMACEUTICAL PRODUCTS	100.00	69.05	40.18	115.80	99.08	100.60	48.91
31	FERTILISERS	100.00	0.45	1.03	-	483.52	-	-
32	TANNING/DYEING EXTRACT; TANNINS & DERIVS; PIGM ETC	100.00	123.38	97.34	89.53	74.97	163.19	115.49
33	ESSENTIAL OILS & RESINOIDS; PERF, COSMETIC/TOILET PREP	100.00	124.95	89.50	114.17	53.78	151.30	61.40
34	SOAP, ORGANIC SURFACE-ACTIVE AGENTS, WASHING PREP, ETC	100.00	85.76	91.27	93.27	99.23	140.36	84.30
38	MISCELLANEOUS CHEMICAL PRODUCTS	100.00	75.44	80.99	95.16	91.06	149.81	73.75
39	PLASTICS AND ARTICLES THEREOF	100.00	98.07	102.45	96.22	84.05	109.45	102.09
40	RUBBER AND ARTICLES THEREOF	100.00	132.59	52.89	75.87	73.93	105.89	84.10
44	WOOD AND ARTICLES OF WOOD; WOOD CHARCOAL	100.00	175.87	65.54	73.38	99.63	82.22	77.62
48	PAPER & PAPERBOARD; ART OF PAPER PULP, PAPER/PAPERBOARD	100.00	91.13	159.80	96.64	66.44	90.08	87.35
49	PRINTED BOOKS, NEWSPAPERS, PICTURES & OTHER PRODUCT ETC	100.00	52.39	95.69	185.69	158.56	67.22	77.13
55	MAN-MADE STAPLE FIBRES	100.00	101.99	96.76	116.66	116.70	113.25	86.58
62	ART OF APPAREL & CLOTHING ACCESS, NOT KNITTED/CROCHETED	100.00	133.62	85.02	159.73	106.07	92.95	88.08
64	FOOTWEAR, GAITERS AND THE LIKE; PARTS OF SUCH ARTICLES	100.00	65.86	82.56	67.70	82.03	114.91	112.13
68	ART OF STONE, PLASTER, CEMENT, ASBESTOS, MICA/SIM MAT	100.00	92.26	87.48	132.75	112.54	98.53	88.27
72	IRON AND STEEL	100.00	57.90	109.93	115.19	119.21	82.08	111.66
73	ARTICLES OF IRON AND STEEL	100.00	127.95	107.25	182.78	69.75	86.88	91.96
82	TOOL, IMPLEMENT, CUTLERY, SPOON & FORK, OF BASE MET ETC	100.00	209.80	53.60	68.15	93.09	73.37	133.62
83	MISCELLANEOUS ARTICLES OF BASEE METAL	100.00	143.15	65.96	89.89	56.77	102.38	95.37
84	NUCLEAR REACTORS, BOILERS, MCHY & MECH APPLIANCE; PARTS	100.00	147.78	85.04	120.98	88.82	112.53	89.14
85	ELECTRICAL MCHY EQUIP PARTS THEREOF; SOUND RECORDER ETC	100.00	135.19	44.79	105.35	120.75	55.04	78.70
87	VEHICLES O/T RAILW/TRANW ROOL-STOCK, PTS & ACCESSORIES	100.00	125.78	101.02	96.44	66.80	102.17	99.15
88	AIRCRAFT, SPACECRAFT, AND PARTS OF	100.00	-	140.00	3.94	138.06	8.50	21.11
90	OPTICAL, PHOTO, CINE, MEAS, CHECKING, PRECISION, etc	100.00	137.85	30.65	103.18	91.45	33.55	253.46
94	FURNITURE; BEDDING, MATTRESS, MATT SUPPORT, CUSHION ETC	100.00	148.55	39.34	103.50	61.95	131.45	171.94

UNIT VALUE INDEX FOR MAJOR IMPORT COMMODITIES, 1997

TABLE 9 (Contd..)

Codes	Labels	Jul-97	Aug-97	Sep-97	Oct-97	Nov-97	Dec-97
15	ANIMAL/VEG FATS & OIL & THEIR CLEAVAGE PRODUCTS; ETC	78.44	75.72	91.95	92.71	104.23	96.99
27	MINERAL FUELS, OILS & PRODUCT OF THEIR DISTILLATION, ETC	43.01	44.74	44.83	139.31	68.70	46.10
28	INORGN CHEM; COMPDS OF PREC MET, RADIOACT ELEMENTS ETC	118.05	66.71	81.22	99.24	113.81	55.84
30	PHARMACEUTICAL PRODUCTS	72.19	137.11	49.85	217.43	75.76	174.03
31	FERTILISERS	-	-	-	12.44	-	2.56
32	TANNING/DYEING EXTRACT; TANNINS & DERIVS; PIGM ETC	64.65	101.34	77.86	90.89	103.92	97.44
33	ESSENTIAL OILS & RESINOIDS; PERF, COSMETIC/TOILET PREP	147.62	115.31	82.72	93.38	65.03	100.84
34	SOAP, ORGANIC SURFACE-ACTIVE AGENTS, WASHING PREP, ETC	92.51	134.01	98.29	93.30	100.32	87.41
38	MISCELLANEOUS CHEMICAL PRODUCTS	105.90	109.09	193.77	98.44	66.53	60.04
39	PLASTICS AND ARTICLES THEREOF	75.19	114.54	86.54	106.39	103.20	121.81
40	RUBBER AND ARTICLES THEREOF	112.14	86.71	136.10	91.44	116.32	132.01
44	WOOD AND ARTICLES OF WOOD; WOOD CHARCOAL	71.43	79.92	63.71	72.01	214.49	124.18
48	PAPER & PAPERBOARD; ART OF PAPER PULP, PAPER/PAPERBOARD	70.63	85.46	79.55	88.54	212.33	72.06
49	PRINTED BOOKS, NEWSPAPERS, PICTURES & OTHER PRODUCT ETC	24.65	217.93	21.53	22.54	237.93	38.74
55	MAN-MADE STAPLE FIBRES	88.47	106.30	118.17	102.83	63.34	88.95
62	ART OF APPAREL & CLOTHING ACCESS, NOT KNITTED/CROCHETED	103.85	98.03	93.95	66.16	88.16	84.39
64	FOOTWEAR, GAITERS AND THE LIKE; PARTS OF SUCH ARTICLES	113.86	88.89	128.71	71.31	166.97	105.07
68	ART OF STONE, PLASTER, CEMENT, ASBESTOS, MICA/SIM MAT	93.55	80.02	111.19	84.71	117.80	100.90
72	IRON AND STEEL	110.70	112.06	108.00	88.40	85.62	99.24
73	ARTICLES OF IRON AND STEEL	86.16	104.30	81.49	71.81	111.68	78.00
82	TOOL, IMPLEMENT, CUTLERY, SPOON & FORK, OF BASE MET ETC	113.21	121.69	61.16	80.35	85.02	106.94
83	MISCELLANEOUS ARTICLES OF BASEE METAL	93.17	165.74	106.99	93.70	86.80	100.10
84	NUCLEAR REACTORS, BOILERS, MCHY & MECH APPLIANCE; PARTS	95.13	114.65	108.09	102.49	76.34	59.02
85	ELECTRICAL MCHY EQUIP PARTS THEREOF; SOUND RECORDER ETC	75.98	101.86	120.09	101.30	87.00	173.94
87	VEHICLES O/T RAILW/TRANW ROOL-STOCK, PTS & ACCESSORIES	114.06	84.75	124.53	65.81	96.89	122.59
88	AIRCRAFT, SPACECRAFT, AND PARTS OF	-	9.87	9.01	-	4.87	564.65
90	OPTICAL, PHOTO, CINE, MEAS, CHECKING, PRECISION, etc	67.86	43.42	118.60	150.08	94.03	75.88
94	FURNITURE; BEDDING, MATTRESS, MATT SUPPORT, CUSHION ETC	84.84	86.88	73.29	52.82	116.96	128.47

UNIT VALUE INDEX FOR MAJOR IMPORT COMMODITIES, 1998

TABLE 9 (Contd..)

Codes	Labels	Average Unit	Jan-98	Feb-98	Mar-98	Apr-98	May-98	Jun-98
		Value Index						
15	ANIMAL/VEG FATS & OIL & THEIR CLEAVAGE PRODUCTS; ETC	159.70	83.14	103.70	269.69	137.78	83.25	168.75
27	MINERAL FUELS, OILS & PRODUCT OF THEIR DISTILLATION; ETC	52.15	124.44	40.67	50.08	56.25	105.41	33.09
28	INORGN CHEM; COMPDS OF PREC MET, RADIOACT ELEMENTS ETC	106.78	122.13	46.26	82.24	149.00	142.41	116.05
30	PHARMACEUTICAL PRODUCTS	76.47	56.91	83.14	82.01	38.94	77.07	144.09
31	FERTILISERS	1.02	-	0.84	0.72	-	2.03	1.09
32	TANNING/DYEING EXTRACT; TANNINS & DERIVS; PIGM ETC	94.44	108.33	33.91	103.56	56.52	97.87	119.65
33	ESSENTIAL OILS & RESINOIDS; PERF, COSMETIC/TOILET PREP	118.73	86.95	91.34	171.98	152.51	59.70	59.44
34	SOAP, ORGANIC SURFACE-ACTIVE AGENTS, WASHING PREP, ETC	102.51	123.83	107.82	155.09	93.14	114.16	108.04
38	MISCELLANEOUS CHEMICAL PRODUCTS	97.43	143.47	96.51	83.81	232.78	51.50	99.81
39	PLASTICS AND ARTICLES THEREOF	88.64	93.30	94.97	90.49	90.03	88.38	105.58
40	RUBBER AND ARTICLES THEREOF	99.63	105.74	78.88	104.38	119.13	74.53	72.65
44	WOOD AND ARTICLES OF WOOD; WOOD CHARCOAL	123.12	93.30	81.05	65.20	74.02	83.45	82.89
48	PAPER & PAPERBOARD; ART OF PAPER PULP, PAPER/PAPERBOARD	82.73	74.39	131.55	68.03	86.93	71.96	112.84
49	PRINTED BOOKS, NEWSPAPERS, PICTURES & OTHER PRODUCT ETC	90.66	175.84	109.46	32.32	48.03	34.26	30.16
55	MAN-MADE STAPLE FIBRES	91.65	118.75	49.27	108.23	113.65	73.15	78.11
62	ART OF APPAREL & CLOTHING ACCESS, NOT KNITTED/CROCHETED	107.49	135.07	88.50	107.89	107.36	124.17	94.30
64	FOOTWEAR, GAITERS AND THE LIKE; PARTS OF SUCH ARTICLES	104.24	114.60	96.61	102.89	100.93	100.72	116.49
68	ART OF STONE, PLASTER, CEMENT, ASBESTOS, MICA/SIM MAT	107.89	159.01	89.01	110.39	113.51	89.07	62.02
72	IRON AND STEEL	93.96	100.94	81.72	65.60	109.11	108.82	98.25
73	ARTICLES OF IRON AND STEEL	87.19	83.02	91.85	118.08	65.77	58.16	140.65
82	TOOL, IMPLEMENT, CUTLERY, SPOON & FORK, OF BASE MET ETC	149.00	136.71	129.80	85.61	70.22	568.03	257.40
83	MISCELLANEOUS ARTICLES OF BASEE METAL	119.17	62.59	102.19	94.45	480.06	68.53	124.94
84	NUCLEAR REACTORS, BOILERS, MCHY & MECH APPLIANCE; PARTS	91.39	109.90	55.38	49.68	88.06	104.39	105.68
85	ELECTRICAL MCHY EQUIP PARTS THEREOF; SOUND RECORDER ETC	111.76	81.75	121.73	149.40	79.06	110.29	127.25
87	VEHICLES O/T RAILW/TRANW ROOL-STOCK, PTS & ACCESSORIES	102.47	150.93	152.20	136.60	111.09	103.51	89.29
88	AIRCRAFT, SPACECRAFT, AND PARTS OF	43.04	5.46	7.49	-	9.69	15.68	4.80
90	OPTICAL, PHOTO, CINE, MEAS, CHECKING, PRECISION, etc	93.48	79.32	106.26	81.94	63.60	70.29	120.95
94	FURNITURE; BEDDING, MATTRESS, MATT SUPPORT, CUSHION ETC	109.80	260.60	42.23	217.79	106.13	75.72	109.73

UNIT VALUE INDEX FOR MAJOR IMPORT COMMODITIES, 1998

TABLE 9 (Contd..)

Codes	Labels	Jul-98	Aug-98	Sep-98	Oct-98	Nov-98	Dec-98
15	ANIMAL/VEG FATS & OIL & THEIR CLEAVAGE PRODUCTS; ETC	175.41	103.80	262.69	124.84	310.80	92.53
27	MINERAL FUELS, OILS & PRODUCT OF THEIR DISTILLATION; ETC	38.94	38.74	21.38	22.88	55.00	38.93
28	INORGN CHEM; COMPDS OF PREC MET, RADIOACT ELEMENTS ETC	89.71	154.56	140.72	75.22	91.49	71.54
30	PHARMACEUTICAL PRODUCTS	15.63	216.27	98.11	20.94	26.87	57.63
31	FERTILISERS	0.93	1.12	-	0.64	-	0.79
32	TANNING/DYEING EXTRACT; TANNINS & DERIVS; PIGM ETC	87.45	173.60	72.25	91.39	109.30	79.46
33	ESSENTIAL OILS & RESINOIDS; PERF, COSMETIC/TOILET PREP	155.99	106.01	110.38	109.04	132.41	188.96
34	SOAP, ORGANIC SURFACE-ACTIVE AGENTS, WASHING PREP, ETC	88.89	113.59	7.32	123.13	103.37	91.70
38	MISCELLANEOUS CHEMICAL PRODUCTS	79.62	84.97	83.13	108.76	56.44	48.34
39	PLASTICS AND ARTICLES THEREOF	82.64	107.84	83.88	23.61	102.01	101.00
40	RUBBER AND ARTICLES THEREOF	91.31	152.21	137.80	47.76	138.88	72.28
44	WOOD AND ARTICLES OF WOOD; WOOD CHARCOAL	78.01	416.41	80.39	77.23	180.44	165.08
48	PAPER & PAPERBOARD; ART OF PAPER PULP, PAPER/PAPERBOARD	91.42	80.32	67.56	59.66	77.65	70.42
49	PRINTED BOOKS, NEWSPAPERS, PICTURES & OTHER PRODUCT ETC	110.02	77.51	16.29	103.18	180.80	170.08
55	MAN-MADE STAPLE FIBRES	112.77	127.39	105.28	98.66	77.57	36.99
62	ART OF APPAREL & CLOTHING ACCESS, NOT KNITTED/CROCHETED	104.52	77.71	113.68	96.51	93.88	146.32
64	FOOTWEAR, GAITERS AND THE LIKE; PARTS OF SUCH ARTICLES	128.05	121.63	3.18	114.05	125.67	126.01
68	ART OF STONE, PLASTER, CEMENT, ASBESTOS, MICA/SIM MAT	94.80	130.40	102.70	101.54	113.17	129.09
72	IRON AND STEEL	71.75	113.41	93.00	92.61	113.95	78.35
73	ARTICLES OF IRON AND STEEL	74.82	89.19	108.30	83.86	58.58	74.02
82	TOOL, IMPLEMENT, CUTLERY, SPOON & FORK, OF BASE MET ETC	145.82	96.37	20.69	82.36	68.69	126.36
83	MISCELLANEOUS ARTICLES OF BASEE METAL	67.92	79.39	74.59	81.55	113.41	80.46
84	NUCLEAR REACTORS, BOILERS, MCHY & MECH APPLIANCE; PARTS	102.90	132.02	93.20	77.58	100.86	77.07
85	ELECTRICAL MCHY EQUIP PARTS THEREOF; SOUND RECORDER ETC	89.43	147.50	70.69	160.00	94.70	109.38
87	VEHICLES O/T RAILW/TRANW ROOL-STOCK, PTS & ACCESSORIES	108.01	122.34	55.06	44.42	106.25	49.96
88	AIRCRAFT, SPACECRAFT, AND PARTS OF	6.09	75.46	17.08	231.84	74.83	25.05
90	OPTICAL, PHOTO, CINE, MEAS, CHECKING, PRECISION, etc	106.68	111.10	92.06	103.86	113.63	72.06
94	FURNITURE; BEDDING, MATTRESS, MATT SUPPORT, CUSHION ETC	50.23	93.84	66.18	47.28	177.29	70.53

UNIT VALUE INDEX FOR MAJOR IMPORT COMMODITIES, 1999

TABLE 9 (Contd..)

Codes	Labels	Average Unit Value Index	Jan-99	Feb-99	Mar-99	Apr-99	May-99	Jun-99
15	ANIMAL/VEG FATS & OIL & THEIR CLEAVAGE PRODUCTS; ETC	184.56	128.90	235.49	150.73	123.62	135.55	653.15
27	MINERAL FUELS, OILS & PRODUCT OF THEIR DISTILLATION; ETC	99.40	113.88	354.06	33.32	148.04	114.64	61.85
28	INORGN CHEM; COMPDS OF PREC MET, RADIOACT ELEMENTS ETC	74.96	81.72	95.12	1.17	51.59	88.26	13.57
30	PHARMACEUTICAL PRODUCTS	82.26	73.39	49.16	66.39	57.38	84.81	79.40
31	FERTILISERS	135.65	1049.47	1.13	35.72	-	172.30	0.89
32	TANNING/DYEING EXTRACT; TANNINS & DERIVS; PIGM ETC	98.63	92.42	138.51	158.36	160.66	105.77	74.16
33	ESSENTIAL OILS & RESINOIDS; PERF, COSMETIC/TOILET PREP	124.25	69.94	161.78	124.18	126.38	93.37	141.60
34	SOAP, ORGANIC SURFACE-ACTIVE AGENTS, WASHING PREP, ETC	114.58	105.59	99.14	133.19	70.36	160.41	114.07
38	MISCELLANEOUS CHEMICAL PRODUCTS	68.70	68.49	115.43	58.09	31.82	56.73	98.94
39	PLASTICS AND ARTICLES THEREOF	58.19	87.67	80.08	86.25	94.08	16.39	96.11
40	RUBBER AND ARTICLES THEREOF	96.50	153.25	27.13	123.70	114.86	100.88	57.93
44	WOOD AND ARTICLES OF WOOD; WOOD CHARCOAL	138.93	92.01	80.29	757.55	56.37	69.16	46.55
48	PAPER & PAPERBOARD; ART OF PAPER PULP, PAPER/PAPERBOARD	72.91	78.76	7.50	79.33	89.11	66.69	70.57
49	PRINTED BOOKS, NEWSPAPERS, PICTURES & OTHER PRODUCT ETC	163.60	66.30	103.02	171.67	23.58	741.57	122.97
55	MAN-MADE STAPLE FIBRES	102.79	116.55	98.05	121.39	93.23	103.21	108.62
62	ART OF APPAREL & CLOTHING ACCESS, NOT KNITTED/CROCHETED	105.66	36.18	102.62	41.42	106.45	125.28	114.22
64	FOOTWEAR, GAITERS AND THE LIKE; PARTS OF SUCH ARTICLES	126.44	116.05	101.79	33.08	134.02	125.70	161.42
68	ART OF STONE, PLASTER, CEMENT, ASBESTOS, MICA/SIM MAT	109.69	98.35	175.37	73.63	81.22	109.06	5.25
72	IRON AND STEEL	88.10	77.11	101.25	102.11	58.12	82.45	95.16
73	ARTICLES OF IRON AND STEEL	88.01	116.10	78.89	25.57	64.97	83.17	82.50
82	TOOL, IMPLEMENT, CUTLERY, SPOON & FORK, OF BASE MET ETC	212.07	120.08	189.20	15.24	376.81	344.40	569.29
83	MISCELLANEOUS ARTICLES OF BASEE METAL	101.66	165.36	87.45	103.22	126.31	130.58	75.09
84	NUCLEAR REACTORS, BOILERS, MCHY & MECH APPLIANCE; PARTS	70.80	38.04	23.30	61.74	48.89	36.33	24.61
85	ELECTRICAL MCHY EQUIP PARTS THEREOF; SOUND RECORDER ETC	117.81	111.02	16.74	96.38	190.67	54.74	64.44
87	VEHICLES O/T RAILW/TRANW ROOL-STOCK, PTS & ACCESSORIES	53.39	106.29	39.47	8.32	76.56	33.21	12.82
88	AIRCRAFT, SPACECRAFT, AND PARTS OF	115.32	332.38	208.33	33.34	156.91	246.70	0.33
90	OPTICAL, PHOTO, CINE, MEAS, CHECKING, PRECISION, etc	96.78	49.49	60.10	140.61	124.19	59.07	76.02
94	FURNITURE; BEDDING, MATTRESS, MATT SUPPORT, CUSHION ETC	69.08	75.26	83.03	114.94	93.33	34.86	40.39

UNIT VALUE INDEX FOR MAJOR IMPORT COMMODITIES, 1999

TABLE 9 (Contd..)

Codes	Labels	Jul-99	Aug-99	Sep-99	Oct-99	Nov-99	Dec-99
15	ANIMAL/VEG FATS & OIL & THEIR CLEAVAGE PRODUCTS; ETC	63.02	148.54	156.71	147.21	144.21	127.54
27	MINERAL FUELS, OILS & PRODUCT OF THEIR DISTILLATION; ETC	41.83	65.29	64.27	61.70	82.70	51.17
28	INORGN CHEM; COMPDS OF PREC MET, RADIOACT ELEMENTS ETC	86.27	51.79	67.24	186.76	107.16	68.85
30	PHARMACEUTICAL PRODUCTS	50.68	127.46	88.43	149.51	64.56	95.91
31	FERTILISERS	73.91	1.15	0.49	-	0.75	20.74
32	TANNING/DYEING EXTRACT; TANNINS & DERIVS; PIGM ETC	116.94	61.18	48.31	33.57	103.84	89.79
33	ESSENTIAL OILS & RESINOIDS; PERF, COSMETIC/TOILET PREP	168.50	105.59	106.82	71.58	209.59	111.66
34	SOAP, ORGANIC SURFACE-ACTIVE AGENTS, WASHING PREP, ETC	112.28	106.34	121.33	118.08	111.24	122.89
38	MISCELLANEOUS CHEMICAL PRODUCTS	16.94	97.86	116.04	87.40	56.11	20.49
39	PLASTICS AND ARTICLES THEREOF	34.34	4.28	2.94	78.40	35.41	82.35
40	RUBBER AND ARTICLES THEREOF	100.02	31.10	114.82	152.11	115.13	67.09
44	WOOD AND ARTICLES OF WOOD; WOOD CHARCOAL	98.43	37.55	77.78	74.65	186.02	90.76
48	PAPER & PAPERBOARD; ART OF PAPER PULP, PAPER/PAPERBOARD	95.76	35.41	97.23	53.76	128.69	72.15
49	PRINTED BOOKS, NEWSPAPERS, PICTURES & OTHER PRODUCT ETC	116.63	102.02	55.71	66.89	196.28	196.61
55	MAN-MADE STAPLE FIBRES	103.32	81.87	108.93	79.49	108.84	109.93
62	ART OF APPAREL & CLOTHING ACCESS, NOT KNITTED/CROCHETED	128.13	101.41	130.33	123.81	135.59	122.53
64	FOOTWEAR, GAITERS AND THE LIKE; PARTS OF SUCH ARTICLES	123.44	138.82	124.85	108.19	240.72	109.26
68	ART OF STONE, PLASTER, CEMENT, ASBESTOS, MICA/SIM MAT	53.90	124.04	127.06	268.11	108.65	91.63
72	IRON AND STEEL	75.71	60.64	165.13	96.19	83.47	59.87
73	ARTICLES OF IRON AND STEEL	81.21	123.14	117.39	111.47	86.34	85.42
82	TOOL, IMPLEMENT, CUTLERY, SPOON & FORK, OF BASE MET ETC	100.65	209.74	414.38	67.46	113.29	24.35
83	MISCELLANEOUS ARTICLES OF BASEE METAL	145.34	85.43	142.79	66.69	71.05	20.56
84	NUCLEAR REACTORS, BOILERS, MCHY & MECH APPLIANCE; PARTS	52.11	66.95	135.38	173.65	110.75	77.83
85	ELECTRICAL MCHY EQUIP PARTS THEREOF; SOUND RECORDER ETC	148.78	101.82	258.16	176.55	100.55	93.92
87	VEHICLES O/T RAILW/TRANW ROOL-STOCK, PTS & ACCESSORIES	49.47	46.06	103.23	20.05	32.04	113.20
88	AIRCRAFT, SPACECRAFT, AND PARTS OF	34.26	2.49	83.61	78.20	154.12	53.21
90	OPTICAL, PHOTO, CINE, MEAS, CHECKING, PRECISION, etc	83.38	151.27	116.43	92.48	96.45	111.89
94	FURNITURE; BEDDING, MATTRESS, MATT SUPPORT, CUSHION ETC	51.74	45.48	55.33	68.96	56.11	109.54

GENERAL IMPORT INDEX (1997-1999)

TABLE 10

Periodes	Jan-97	Feb-97	Mar-97	Apr-97	May-97	Jun-97	Jul-97	Aug-97	Sep-97	Oct-97	Nov-97	Dec-97
$I_{ep} = \text{sumproduct}(p_n/p_o) * w$	126.55	96.76	112.38	88.23	86.01	88.11	83.27	90.45	95.60	91.75	87.83	113.55
General Import Index Jan 1997=100	100	76.46	88.80	69.72	67.97	69.63	65.80	71.47	75.54	72.50	69.40	89.72

TABLE 10 Cont'd.)

Periodes	Jan-98	Feb-98	Mar-98	Apr-98	May-98	Jun-98	Jul-98	Aug-98	Sep-98	Oct-98	Nov-98	Dec-98
$I_{ep} = \text{sumproduct}(p_n/p_o) * w$	106.04	84.37	90.60	89.80	94.08	91.69	83.55	114.19	72.75	80.19	94.30	70.50
General Import Index Jan 1997=100	83.79	66.66	71.59	70.96	74.34	72.45	66.02	90.24	57.49	63.37	74.51	55.71

TABLE 10 Cont'd..)

Periodes	Jan-99	Feb-99	Mar-99	Apr-99	May-99	Jun-99	Jul-99	Aug-99	Sep-99	Oct-99	Nov-99	Dec-99
$I_{ep} = \text{sumproduct}(p_n/p_o) * w$	98.19	87.13	65.22	92.08	76.27	58.10	68.07	64.30	113.70	96.25	84.36	76.74
General Import Index Jan 1997=100	81.99	72.75	54.45	76.88	63.68	48.51	56.83	53.69	94.93	80.36	70.44	64.07

MAJOR IMPORT INDEX

1997= BASE YEAR

54

