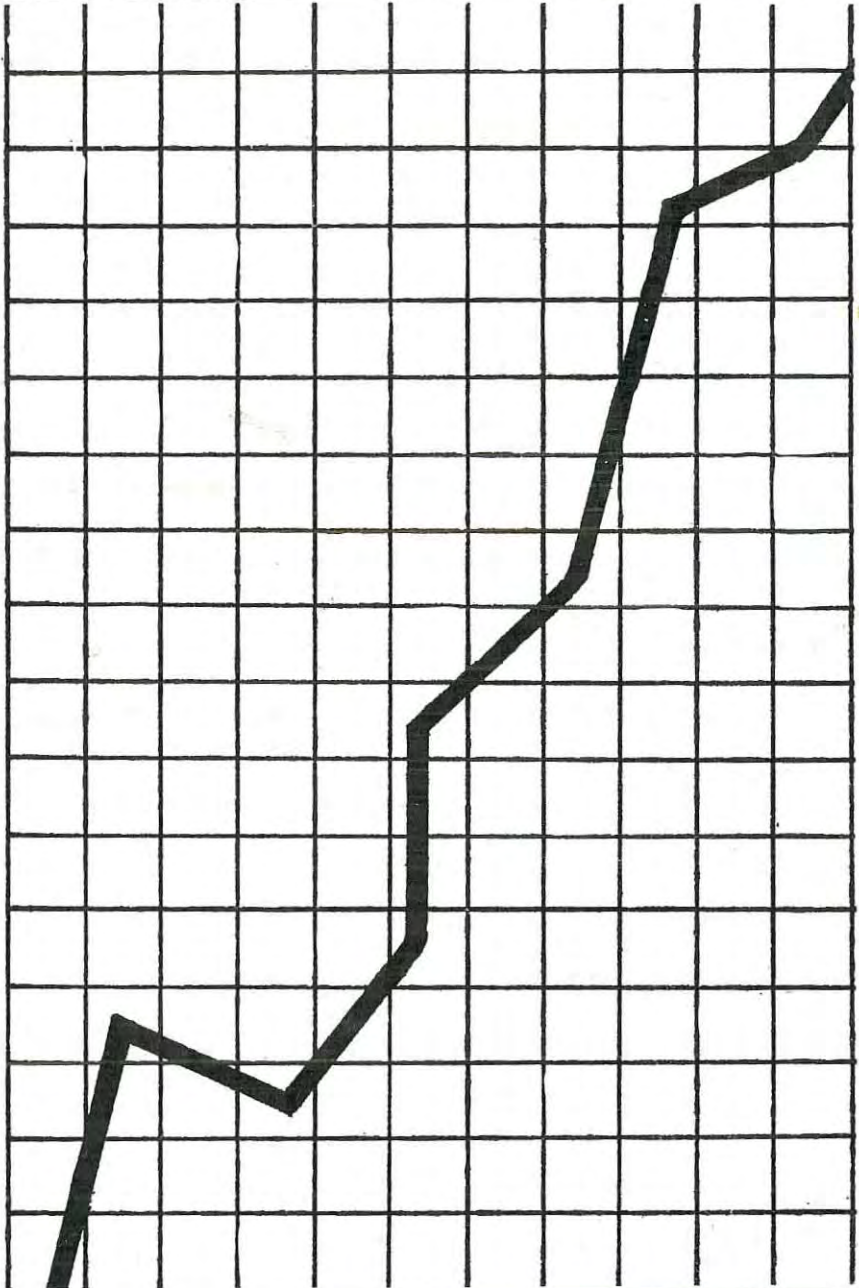


ኢትዮጵያ

ETHIOPIA



ዓመታዊ የስታቲስቲክስ መጽሔት

፲፱፻፷፩

Statistical Abstract

1969

የስታቲስቲክስ ጠቅላይ ጽሕፈት ቤት
Central Statistical Office

ኢትዮጵያ

ዓመታዊ የስታቲስቲክስ መጽሔት ፲፱፻፳፩

ETHIOPIA

Statistical Abstract

1969

በኢትዮጵያ ገብነት ማግኘት
የስታቲስቲክስ ጠቅላይ ጽሕፈት ቤት
የተዘጋጀና የታተመ
ፖ.ሣ.ቁ. 1143 ለዳስ አበባ

PREPARED AND PRINTED BY
IMPERIAL ETHIOPIAN GOVERNMENT
CENTRAL STATISTICAL OFFICE
P.O. BOX 1143, ADDIS ABABA

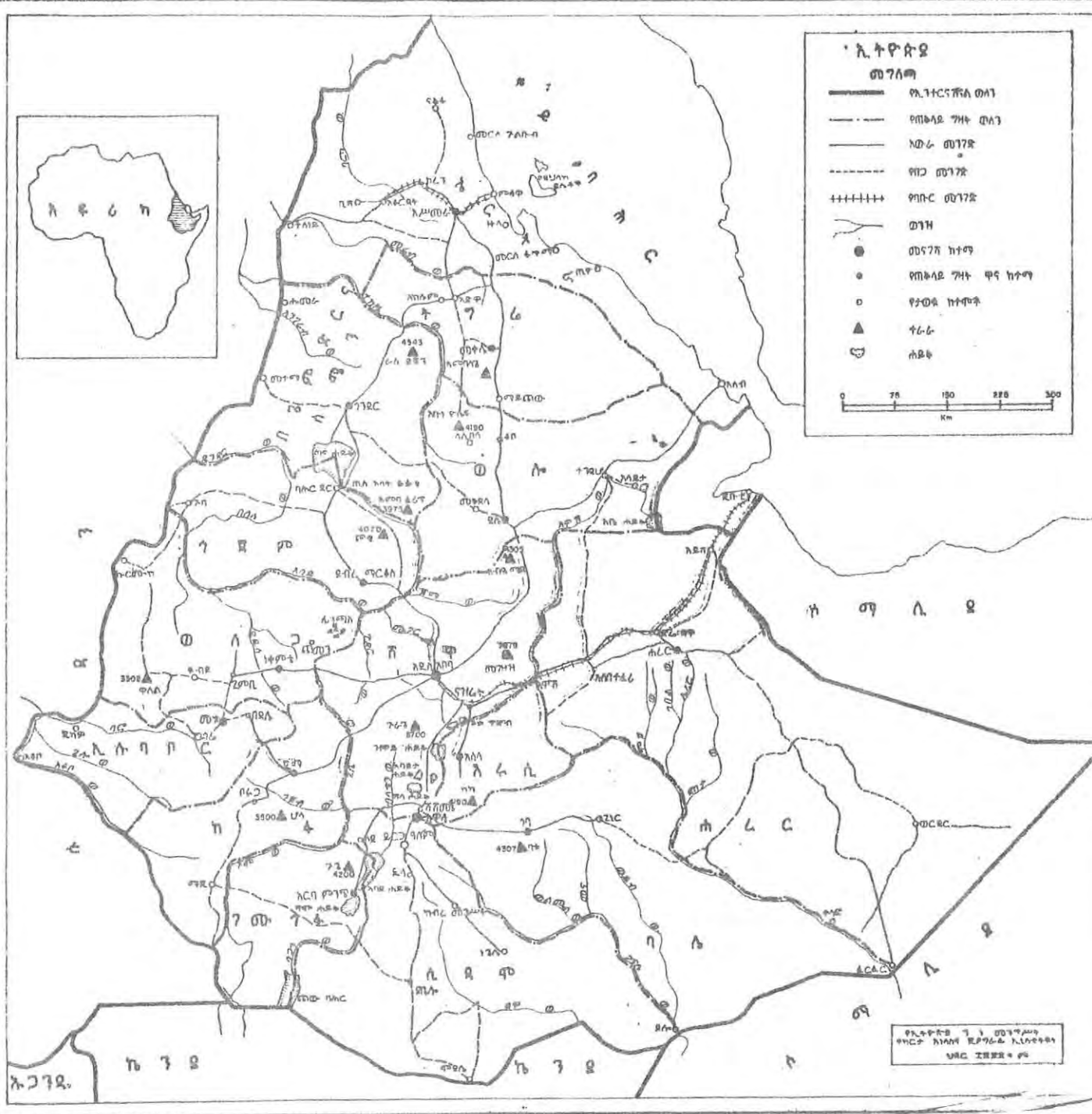
\$3.00



ኢትዮጵያ
መገለጫ

- የኢትዮጵያ ወሰን
- የጠቅላይ ግዛት ወሰን
- አወራ መገንጫ
- የዘጋ መገንጫ
- +++++++ የጠብር መገንጫ
- ~~~~~ ወንዝ
- መናገሻ ከተማ
- የጠቅላይ ግዛት ዋና ከተማ
- የኃይማኖት ከተማ
- ▲ ተራራ
- ◡ ስያህ

0 75 150 225 300
Km



የኢትዮጵያ ግንባታ ሚኒስቴር
የአገልግሎት ሚኒስቴር
የግብርና ሚኒስቴር

አጋጣሚ

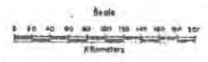
ኮንቶ

ኮንቶ

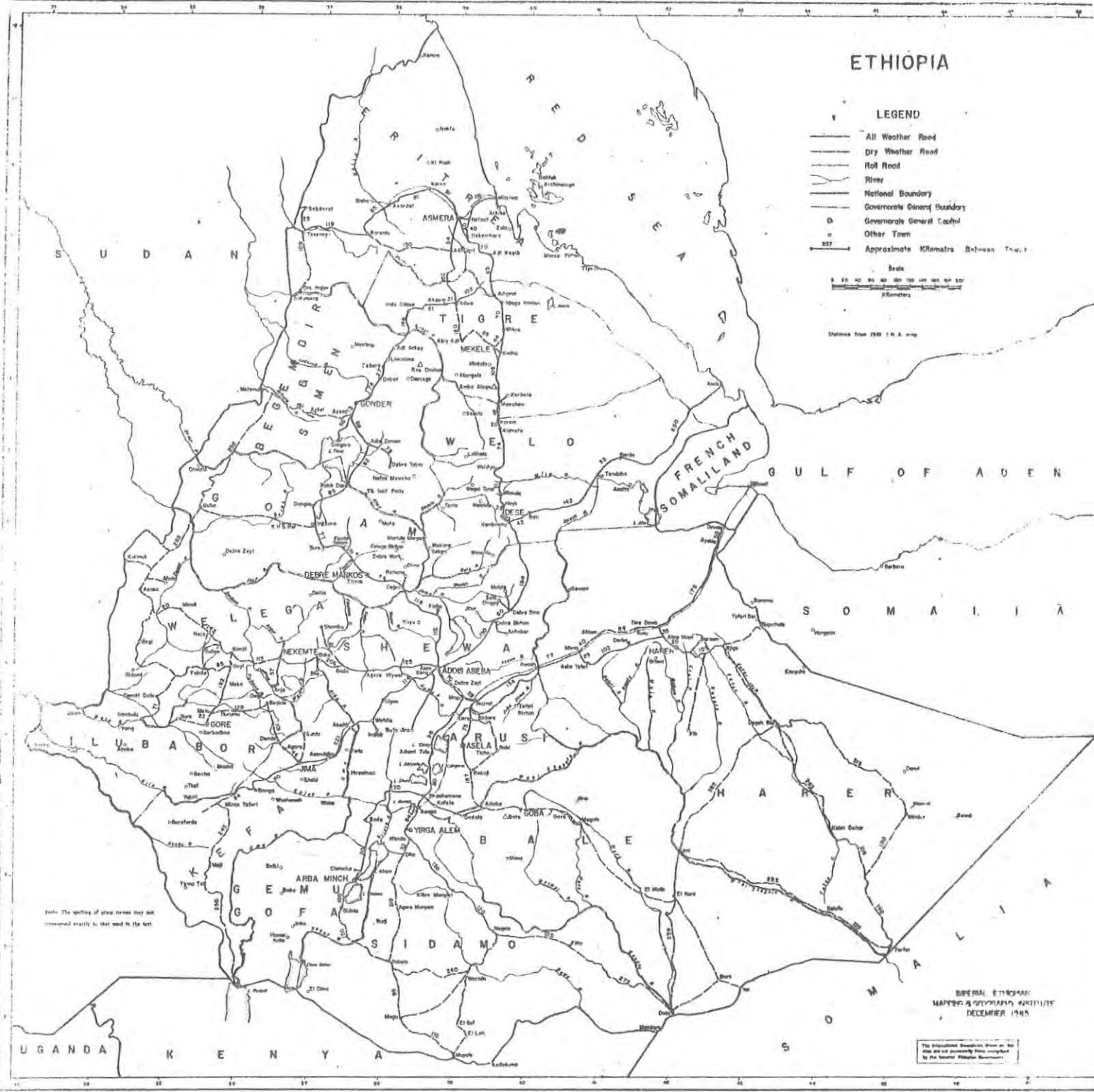
ETHIOPIA

LEGEND

- All Weather Road
- Dry Weather Road
- Rail Road
- River
- National Boundary
- Governorate General Boundary
- Governorate General Capital
- Other Town
- Approximate Kilometra Between Towns



Distances from 1959 I.H.A. map



Note: The spelling of place names may not correspond exactly to that used in the text.

GENERAL ETHIOPIAN
MAPS AND GEOGRAPHY, JANUARY 1955
DECEMBER 1965

The International Standard System of Map Projections is used wherever possible.

የኢትዮጵያ ካርታ

ግዕዝ I

ስለ ቀን መቆጣሪያ ግብታዎች XIV

መቀደም 1

ግብግብደ 2

መገቢያ 3

ክፍል ሀ. ምድርና ስድስት

መገለጫ 9

ሠንጠረዦች:

ሀ.1 - የኢትዮጵያ የመሬት ስገልገሎት መደብ 11

ሀ.2 - የኢትዮጵያ ዋና ዋና ወንዞች 11

ሀ.3 - የጠይቅ መጠን ገምት 11

ሀ.4 - የኢትዮጵያ ክፍተኛ ተራራዎች 12

ሀ.5 - በጠረጴጅ ፓርኮችና ክሊሎች 12

ሀ.6 - የዋና ዋና የስድስት ምድር ጣቢያዎች ላይ ተከራካሪ ሌሎች ክፍተኛ የዘናም መጠን 13

ሀ.7 - መጠከላኛ ክፍተኛ ዘቅተኛ የስድስት ጣቢያ ሁኔታ የዘናም ጠቅላላ መጠን በወርና በጣቢያ ላይ ተግባራዊ የሚያሳይ 14

ክፍል ለ. ስለ ሕዝብ

መገለጫ 21

ሠንጠረዦች:

ለ.1 - የ1960 ዓ.ም የየጠቅላይ ገዛት ስፋት የሕዝብ ብዛት ገምትና ስንጠቀሚያ 26

ለ.2 - የ1960 ዓ.ም የየጠቅላይ ገዛት የገጠርና የከተማ ነዋሪ ሕዝብ ብዛት ገምት 26

ለ.3 - በ1960 ዓ.ም የኢትዮጵያ ሕዝብ በዕድሜ መደብና በጾታ 27

ለ.4 - በ1960 ዓ.ም የየጠቅላይ ገዛት የሚገኙ ከተሞች ሕዝብ ገምት በጾታ ላይ ተግባራዊ የሚያሳይ 28

ለ.5 - ኢትዮጵያ የገቡትንና የወጡትን የውጭ ስገር ዜጎች ብዛት የሚያሳይ 35

ለ.6 - በ1960 ዓ.ም ኢትዮጵያ የገቡትና የወጡት የውጭ ስገር ዜጎች ብዛት በሀገር የሚያሳይ 36

ለ.7 - በነዋሪነት የተዘገቡትን የውጭ ስገር ሰዎች በየዘገባነት የሚያሳይ /ስለስ ሰነድ 30-1960/ ዓ.ም 38

ክፍል ሸ. የውጭ አገር ንገድ

መገለጫ	87
ሠገጠረዥቸ:	
ሸ.1 - የገቢ የውጭ ገቢ ተቃራኒ አገደገና የውጭትን የንገድ ዕቃዎች ጫዛን የሚያሳይ.....	92
ሸ.2 - የገቢና የውጭ ንገድ ዕቃዎች ዋጋ በተመሳሳይ ዕቃዎች አመዳደብ ለይተ የሚያሳይ	93
ሸ.3 - ወደ አገር የገቡ ዕቃዎች ብዛትና ዋጋ በተመሳሳይ ዕቃዎች የተመደበ	94
ሸ.4 - የውጭ ንገድ ዕቃዎች ብዛትና ዋጋ በተመሳሳይ ዕቃዎች የተመደበ	101
ሸ.5 - ገቢ ተቃራኒ አገደገና የውጭ ዕቃዎች ዋጋ በተመሳሳይ ዕቃዎች የተመደበ	105
ሸ.6 - የገቢ ንገድ ዕቃዎች በአገልግሎታቸው ዓይነት	108
ሸ.7 - የገቢ ንገድ ዕቃ ዋጋን ከ የውጭ አገር የሚያሳይ	109
ሸ.8 - የውጭ ገቢ ተቃራኒ የውጭ የንገድ ዕቃ ዋጋ በተሳካበት አገር የሚያመለክት	110
ሸ.9 - አገልግሎት የገቢ ዕቃዎችን ዋጋ ከ የውጭ አገር የሚያሳይ	112
ሸ.10 - አገልግሎት የንገድ ዕቃን ዋጋ በተሳካበት አገር የሚያመለክት	113
ሸ.11/ሀ-አገቢ ንገድ ሙሉ ያ የተሰጠውን የውጭ አገር ምንዘድ ፈቃድ በዕቃው ዓይነት የሚያሳይ	115
ሸ.11/ለ-አውጭ ንገድ ተፈቅዶ የተሰጠው የውጭ አገር ምንዘድ በዕቃው ዓይነት	116
ሸ.12 - ወደ ውጭ የተላኩ አወታዊ የቡና ስታ	117

ክፍል ቀ. የወጪ ለውጥ ለውጥ ለውጥ

መገለጫ	118
ሠገጠረዥቸ:	
ቀ.1 - የሀገር ሀብት ውጤት ጫዛን	123
ቀ.2 - ጠቅላላው የሀገር ውስጥ ሥራ ውጤት በሥራው ዓይነትና በተሠራበት ዋጋ	124
ቀ.3 - ጠቅላላ የሀገር ሥራ ውጤት በውጪ ቢታሰብ /በገዢው የገቢ ያ ዋጋ/	125
ቀ.4/ሀ- የውጪ ሥራ ገቢና ወጪ - ላይ ያላቸው ሂሳብ	126
ቀ.4/ለ- የውጪ ሥራ የከፈታ ሂሳብ	127
ቀ.5 - ጠቅላላውን የሚያሳይ የሀገር ውስጥ ከፈታ ጠቅላላ በሥራውና በገቢነት ዓይነት የሚያሳይ	128
ቀ.6 - ከሌሎች አገሮች ጋር የተደረገው ክፍያ	129
ቀ.7 - ጠቅላላ የሀገር ውስጥ ሥራ ውጤት በሥራው ዓይነት/በ1953/4 ዓ.ም በተሠራበት ወይንም ዋጋ/	130

ክፍል በ. የውጪ ሥራ ገቢ /ገቢ ለውጥ / የውጪ ሥራ ሠራተኞች ብዛት

መገለጫ	131
ሠገጠረዥቸ:	
በ.1 - የውጪ ሥራ ገቢና ወጪ	134
በ.2 - የውጪ ሥራ ገቢ በገቢው ዓይነት	135
በ.3 - የውጪ ሥራ ወጪ	136
በ.4 - የውጪ ሥራ ወጪ አመዳደብ	136
በ.5 - ለታዩት ንግድዎች የተደረገ የከፈታ ወጪ	138
በ.6/ሀ- የሌት የጸያ የውጪ አገር ዕዳ /አሰብ በኔ 23 1961 ዓ.ም/	140
በ.6/ለ- የሌት የጸያ የውጪ አገር ዕዳ /አሰብ በኔ 23 1961 ዓ.ም ያለውን አበጻፊ ገና ተገባውን ክፍያ ለይተ የሚያሳይ	140
በ.7 - አሰብ በኔ 23 ቀን 1960 ዓ.ም የነበረውን የሌት የጸያ የውጪ አገር ብድር በዋለበት አገልግሎት ለይተ የሚያሳይ	141

በ.8 - አዲስ አበባ የግንኙነትን የመንግሥት፣ ወኪል መሥሪያ ቤቶችና ደርጅቶችን ከ1957 - 1961 ዓ.ም የግንዘብ ወር የሠራተኞች ጠቅላላ ብዛትና የተከፈለውን ጠቅላላ ደመወዝ የግንዘብ 142

በ.9/ሀ- አዲስ አበባ የግንኙነትን የመንግሥት፣ ወኪል መሥሪያ ቤቶችና ደርጅቶችን የ1961 ዓ.ም የግንዘብ ወር የሠራተኞች የደመወዝ ልክ የግንዘብ 142

በ.9/ለ- አዲስ አበባ የግንኙነትን የመንግሥት፣ ወኪል መሥሪያ ቤቶችና ደርጅቶችን የ1960 ዓ.ም የግንዘብ ወር የሠራተኞች ብዛትና የደመወዝ ልክ የግንዘብ 143

በ.10 - በአገር ገዛት ግንዘብ የግንዘብ ጥያቄ ቤቶች አስተዳደር ስር የግንኙነትን ከተግባር ገ ገ ገ ወዘ ወዘ ጠቅላላ ገዛት የግንዘብ 144

በ.11 - የገቢና ወዘ ሂሳብ ግንዘብ ጠቅላላ ገዛት 145

በ.12/ሀ- የአዲስ አበባ ግንዘብ ቤት ገቢና ወዘ 146

በ.12/ለ- የአሥመራ ግንዘብ ቤት ገቢና ወዘ 146

ክፍል ተ. የባንክ ሥራዎችና የአከፋፈል ግዛት

መገለጫ 147

ሠገጠረዥቶች:

ተ.1 - አጠቃላይ የጠፈራዊ ባንክ የሂሳብ መገለጫ 153

ተ.2 - አጠቃላይ የገንዘብ ባንኮች የሂሳብ ሁኔታ መገለጫ 154

ተ.3 - የገንዘብ መጠን ዝርዝር 155

ተ.4 - አገልግሎት የቆጠባና ገዘዝዎች ተቀጣጥሮ ሂሳቦች 155

ተ.5 - በሥራ ላይ ያለ ገንዘብ መጠን 156

ተ.6 - በጠፈራዊ ባንክና በገንዘብ ባንኮች የተደረገ የአገር ጭነት ክፈላት 157

ተ.7 - የተጣራ የወርቅና የጭሎ አገር ጭነት ተቀጣጥሮ 157

ተ.8 - የገንዘብ ባንኮች ያደረጉት ብድሮች፣ የትዕዛዝ ክፍያዎች፣ በቅናሽ የገዘዝ ጥያቄ ሰነድ ይቸና የሰጡት ወዘዎች ዝርዝር 158

ተ.9 - የኢትዮጵያ ልማት ባንክ ከ1944 - 1961 ዓ.ም ያበደረገው ገንዘብ የጠቅላላ ገዛት 159

ተ.10 - የኢትዮጵያ ልማት ባንክ የሰጠው የኢንፎርሜሽንና የኦርገን ብድር መጠን የመክፈት ገዘዝ የጠቅላላ ገዛት 159

ተ.11 - ከ1944 - 1961 ዓ.ም የኢትዮጵያ ልማት ባንክን የጠቅላላ ሂሳብ በጠቅላላ ገዛት ላይ ተ የግንዘብ 160

ተ.12 - የገንዘብ ክፍያ ግዛት ግንዘብ 161

ተ.13 - ኢትዮጵያ ከሌሎች አገሮች ጋር ያላት የገንዘብ ክፍያ ግዛት 161

ክፍል ገ. ስለ ዕቃዎች ዋጋ

መገለጫ 163

ሠገጠረዥቶች:

ገ.1 - በአዲስ አበባ የአገልግሎት የተሰጠው የገቢ ገንዘብ ዕቃዎች የጥቅም ላይ የዋለውን ገንዘብ 166

ገ.2 - በአዲስ አበባ የጥናትና የጥራት ገንዘብ ዕቃዎችን የጥቅም ላይ የዋለውን ገንዘብ የግንዘብ 166

ገ.3 - በአዲስ አበባ የአገልግሎት የገቢ ገንዘብ ዕቃዎች የጥቅም ላይ የዋለውን 167

ገ.4 - የአገልግሎት ከተግባር የኦርገን ጭነቶች የጥቅም ላይ የዋለውን 169

ገ.5	— የኔውዌርክ የጦና ገበያ ዋጋ	175
ገ.6	— በአዲስ አበባ ገበያ ያለ ተጠጋሪ ጦና ዋጋ	176
ገ.7	— የአዲስ አበባ የቸር ቻር ዋጋ ሁኔታ የሚገልጽ መዘድ /አገልግሎት/ ለ1959/60 እና 1960/61 ዓ.ም	176
ገ.8	— በአዲስ አበባ የዋና ዋና የምግብ ሽያጫ መከፈል የቸር ቻር ዋጋ 1960/61 ዓ.ም	177

ክፍል ፩. ሰለ ጤና ጥበቃ

መገለጫ	178	
ሠገጠረዥቸ:		
፩.1	— በ1960 ዓ.ም በ የጠቅላይ ገዛት የሚገኙ የሕክምና የጤና ጥበቃ አገልግሎት ደርጅቶች	180
፩.2	— በ1960 ዓ.ም በ የጠቅላይ ገዛት የሚገኙትን ሰጠጫቸውና የሕክምና ሠራተኞች ብዛት የሚያሳይ	180
፩.3	— ለሕክምና አገልግሎት በኢትዮጵያ የሰለጠኑ	181
፩.4	— መታወቅ የሚገባቸው በጾታዎች ክምርባቸው ውስጥ የወታት በሽተኞች ብዛት	182
፩.5	— በአገልግሎት በታወቁ በጾታዎች የታከሙ ሰዎች ብዛት	183
፩.6	— በሕዝብና ጤና ጥበቃ ሚኒስቴር የተሰረዘው በጾታ መከፈል ክፍል የተከተሉት ሰዎች ብዛት 1961 ዓ.ም	184

ክፍል ፮. ሰለ ትምህርት

መገለጫ	185	
ሠገጠረዥቸ:		
፮.1	— ከ1953 ዓ.ም እስከ 1960 ዓ.ም በኢትዮጵያ ውስጥ ያሉትን የትምህርት ቤቶች መምህራን ተግባራዊና የመግቢያ ክፍሎች ብዛት በትምህርት ቤቶች ላይ ነት ለይቶ የሚያሳይ	188
፮.2	— በሰለጠኑ ሰዎች ብዛት የተመዘገቡትን ተግባራዊ ብዛት በትምህርት ቤቶች ላይ ነትና ደረጃ ለይቶ የሚያሳይ	189
፮.3	— የተመዘገቡ ብዛት በጾታና በደረጃ ለይቶ የሚያሳይ	190
፮.4	— ከ1954 እስከ 1960 ዓ.ም ያሉትን ተግባራዊ መከፈል የቸር በት/ቤቶች፣ አስተጻፋዎችና፣ የመግቢያ ክፍሎች ለይቶ የሚያሳይ	191
፮.5	— ከ1954 እስከ 1960 ዓ.ም በሰለጠኑ ሰዎች ብዛት የተመዘገቡትን ተግባራዊ ብዛት በጾታ ለይቶ የሚያሳይ	192
፮.6	— በሰለጠኑ ሰዎች ብዛት የተመዘገቡትን ተግባራዊ ብዛት በፕሮግራም የሚያሳይ /ከ1954—1960 ዓ.ም/	193
፮.7	— ከ1951 እስከ 1960 ዓ.ም በአሥር ዓመታት ጊዜ ውስጥ በመገገሥት ተ/ቤቶች የተጻፉትን ብዛት የሚያሳይ	194
፮.8	— ለመገገሥት ትምህርት ቤቶች ወጪ/የገቢ ጠቅላይ አይደለም /ከ1958—1960 ዓ.ም	195
፮.9	— በአገልግሎት በሁለተኛ ደረጃ የተመዘገቡትን ተግባራዊ ብዛት በጠቅላይ ገዛትና በትምህርት ቤቶች ላይ ነት የሚያሳይ	196
፮.10	— በጥገና ጋራ ሥላሴ የገቢ ጠቅላይ በሰለጠኑ ሰዎች ብዛት የተመዘገቡት ወረቀት የተከፈሉ	197
፮.11	— በውጭ አገር በትምህርት ላይ ያሉትን ኢትዮጵያውያን በሚገኙት ልገርና በትምህርት ላይ ነት ለይቶ የሚያሳይ ነጠባ 1960 ዓ.ም	199

ክፍል ፬. ስገና ደገብ

መገለጫ	200	
ሠገጠረዥቸ:		
፬.1	— የጠበቀች ብዛት በጠቅላይ ገዛት ከ1956—1960 ዓ.ም	202
፬.2	— የጠበቀች ብዛት በፍርድ ቤቶች ላይ ነትና በጠቅላይ ገዛት፣ከ1960 ዓ.ም	202
፬.3	— በፍትህ ቤቱ ክስ የቀረቡ ጉዳዮችን በዓይነታቸው ለይቶ የሚያሳይ	203
፬.4	— በውገጃል ክስ የቀረቡ ጉዳዮችን በዓይነታቸው ለይቶ የሚያሳይ	204
፬.5	— በአሥር ቤት የሚገኙትን ለሥራዎች ብዛት በአሥራት ዘመን ከ1957—1961 ዓ.ም ለይቶ የሚያሳይ	205
፬.6	— በ1961 ዓ.ም በአሥር ቤት የሚገኙትን ለሥራዎች ብዛት በጾታና በአሥራት ዘመን ለይቶ የሚያሳይ	206

TABLE OF CONTENTS

	<u>Page</u>
Map of Ethiopia	
Table of contents	
Notes on the calendar	
Foreword	1
Notice	2
Introduction	6
SECTION A. LAND AND CLIMATE	
Notes and definitions	9
Tables:	
A. 1 - Land use of Ethiopia	11
A. 2 - Major rivers in Ethiopia	11
A. 3 - Approximate size of lakes	11
A. 4 - Major mountain peaks of Ethiopia	12
A. 5 - National parks and game reserves	12
A. 6 - Average annual rainfall latitude, longitude and altitude of selected stations	13
A. 7 - Average maximum, minimum temperature, and total rainfall by month and stations	14
SECTION B. POPULATION	
Notes and definitions	21
Tables:	
B. 1 - Area, estimated population and population density in 1968, by province	26
B. 2 - Estimated urban and rural population in 1968, by province..	26
B. 3 - Estimated population of Ethiopia 1968, by age group and sex	27
B. 4 - Estimated population of towns by province and sex, 1968....	28
B. 5 - Emigration and immigration of foreigners, 1964/5 - 1967/8..	35
B. 6 - Emigration and immigration of foreigners by country, 1967/8	36
B. 7 - Resident foreigners, by nationality (up to July 7, 1968)...	38
SECTION C. AGRICULTURE AND LIVESTOCK	
Notes and definitions	39
Tables:	
C. 1 - Estimated area, yield, and production of major crops, 1964/5 - 1967/8	42
C. 2 - Coffee inspected by the National Coffee Board, by province of origin, 1961/2 - 1968/9	44

C. 3 - Coffee inspected by the National Coffee Board, by inspection station	45
C. 4 - Estimated livestock population, by kind	46
C. 5 - Vaccine production, cattle vaccinated, and veterinary personnel	47
C. 6 - Animal production	48
C. 7 - Forestry production	48

SECTION D. MINING

Notes and definitions	49
Tables:	
D. 1 - Mineral production	50
D. 2 - Value of mineral production	50
D. 3 - Investment in Mining	51
D. 3 - Source and allocation of investment funds	51

SECTION E. INDUSTRY

Notes and definitions	52
Tables:	
E. 1 - Summary of results for manufacturing industry	55
E. 2 - Number of establishments and total employment by industrial branches	55
E. 3 - Summary of operations of manufacturing industry	56
E. 4 - Classification of manufacturing establishments by size of employment, by amount of fixed capital and by gross value of production	57
E. 5 - Production of major manufactured articles	58
E. 6 - Sugar production and consumption	59
E. 7 - Number of establishments and number of persons engaged by industrial groups, 1967/8	60
E. 8 - General operations of manufacturing industries by industrial groups, 1967/8	61
E. 9 - Distribution of establishment by size of employment and by industrial branch in 1966/7	62
E.10 - Establishments classified by size of fixed capital assets and by industry	63
E.11 - Installed generating capacity and electric energy production, 1963/4 - 1967/8	64
E.12 - Operating statistics of electricity industry (public utilities only)	64
E.13 - Fixed capital assets in electricity industry	65
E.14 - Investment and sources of investment in electricity industry, 1967/8	65
E.15 - Installed generating capacity and electric energy production by stations, 1967/8 - 1968/9	66

SECTION F. CONSTRUCTION

Tables:

F. 1 - Building permits for new constructions in Addis Ababa.....	67
F. 2 - Building permits for new constructions in Addis Ababa, by value of buildings	68
F. 3 - Buildings by type and districts in Addis Ababa, 1967.....	69
F. 4 - Housing units by type and period of construction	69

SECTION G. TRANSPORT AND COMMUNICATIONS

Notes and definitions	70
-----------------------------	----

Tables:

G. 1 - Ethiopian airlines operations	73
G. 2 - Air traffic at the international airports	74
G. 3 - Air traffic at the international airport, Addis Ababa, 1968.	75
G. 4 - Air traffic at Yohannes IV international airport, Asmara, 1968	76
G. 5 - All weather roads by maintenance districts	77
G. 6 - Funds received by Imperial Highway Authority by type of use, up to June 30, 1969.....	79
G. 7 - Highway transport tariffs per metric ton on principal roads	79
G. 8 - Driving licences issued in Addis Ababa, by type of licence and licensee	80
G. 9 - Motor-vehicle accidents in Addis Ababa.....	80
G.10 - Operations of the Franco-Ethiopian Railway	81
G.11 - Freight carried on the Franco-Ethiopian Railway, by type of commodity	82
G.12 - Freight rates on the Franco-Ethiopian Railway for selected import goods.....	83
G.13 - Freight rates on the Franco-Ethiopian Railway for selected export goods	84
G.14 - Traffic on the Agordat - Massawa railway	85
G.15 - Port operations	85
G.16 - Operations of the Telecommunications Board	86
G.17 - Postal Statistics	86

SECTION H. EXTERNAL TRADE

Notes and definitions	87
-----------------------------	----

Tables:

H. 1 - Total value of imports, exports and re-exports, and visible balance of trade	92
H. 2 - Value of imports and exports by commodity group	93
H. 3 - Quantity and value of imports, by commodity group	94
H. 4 - Quantity and value of exports, by commodity group	104
H. 5 - Value of re-exports, by commodity group	106
H. 6 - End-use classification of imports	109

	<u>Page</u>
H. 7 - Value of imports, by country of origin	110
H. 8 - Value of exports and re-exports, by country of destination...	111
H. 9 - Value of major commodities of imports by country of origin...	112
H.10 - Value of major commodities of export by country of destination	113
H.11 - (a) Import Foreign exchange permits utilised, by type of commodity	115
H.11 - (b) Export Foreign exchange permits issued, by type of commodity	116
H.12 - Annual export quotas of coffee, 1970.....	117
 SECTION I. NATIONAL ACCOUNTS	
Notes and definitions	118
Tables:	
I. 1 - Summary of national account statistics	123
I. 2 - Gross Domestic Product by industrial origin at current factor cost	124
I. 3 - Expenditure on Gross National Product at current market prices	125
I. 4 - (a) Central Government Revenue and Expenditure - current account	126
I. 4 - (b) Central Government - capital account	127
I. 5 - Gross domestic fixed capital formation, by industries and type of assets	128
I. 6 - Rest of the world account	129
I. 7 - Gross Domestic Product by industrial origin at constant factor cost of 1961	130
 SECTION J. PUBLIC FINANCE AND EMPLOYMENT	
Notes and definitions	131
Tables:	
J. 1 - Central Government revenue and expenditure	134
J. 2 - Government revenue, by source	135
J. 3 - Current Government expenditure	136
J. 4 - Composition of current Government expenditure, 1965/6 - 1967/8	137
J. 5 - Capital expenditure, by sector and project	138
J. 6 - (a) Ethiopia's external debt up to June 30,1969	140
J. 6 - (b) Ethiopia's external debt up to June 30,1969, by source and sector	140
J. 7 - Utilization of foreign loans up to June 30,1969	141
J. 8 - Persons employed and salaries paid by the Central Government and Authonomous Authorities in Addis Ababa in April 1965-1969	142
J. 9 - (a) Persons employed and salaries paid by the Central Government and Autonomous Authorities in Addis Ababa in April 1969 by level of income	142
J. 9 - (b) Persons employed and salaries paid by the Central Govern- ment and autonomous authorities in Addis Ababa in April 1968, by level of income	143
J.10 - (a) Distribution of municipalities by size of revenue	144
J.10 - (b) Distribution of municipalities by size of expenditure....	144
J.11 - Summary of revenue and expenditure of the municipalities, by provinces	145
J.12 - (a) Revenue and expenditure municipality of Addis Ababa.....	146
J.12 - (b) Revenue and expenditure municipality of Asmara	146

SECTION K. BANKING AND BALANCE OF PAYMENTS

Notes and definitions	147
Tables:	
K. 1 - Consolidated statement of condition of the National Bank...	153
K. 2 - Consolidated statement of condition of Commercial Banks ...	154
K. 3 - Size and composition of money	155
K. 4 - Selected deposit items	155
K. 5 - Volume of money in circulation	156
K. 6 - Domestic credit by national bank and commercial banks.....	157
K. 7 - Net gold and foreign exchange holdings	157
K. 8 - Analysis of loans, advances, bills discounted and investment by commercial banks	158
K. 9 - Loans granted by Development Bank of Ethiopia from 1951 to 1968	159
K.10 - Distribution of industrial and agricultural loans granted by Development Bank of Ethiopia according to size, terms and allocation of loans	159
K.11 - Loans granted by the Development Bank from 1951-1968, by type of loan	160
K.12 - Summary of the Balance of payments of Ethiopia	161
K.13 - Balance of payment, 1968 and 1969	161

SECTION M. PRICES

Notes and definitions	163
Tables:	
M. 1 - Indices of wholesale prices in Addis Ababa of selected imports by major commodity groups	168
M. 2 - Indices of wholesale prices in Addis Ababa of major export commodities	168
M. 3 - Wholesale prices in Addis Ababa of selected import commodities	169
M. 4 - Wholesale prices of agricultural commodities in selected towns	170
M. 5 - Spot coffee prices for the New York market	177
M. 6 - Addis Ababa uncleaned coffee prices	177
M. 7 - Retail price index for Addis Ababa in 1967 and 1968	178
M. 8 - Retail prices of major food items in Addis Ababa in 1968...	179

SECTION N. HEALTH

Notes and definitions	178
Tables:	
N. 1 - Medical and public health facilities in 1967/8 by province	180
N. 2 - Medical and para-medical personnel in 1967/8, by province	180
N. 3 - Medical personnel trained in Ethiopia	181
N. 4 - Deaths among in-patients suffering from diseases under the various groups	182
N. 5 - Patients treated for certain common diseases	183
N. 6 - Number of people vaccinated by the Anti-epidemic Control Services of the Ministry of Public Health	184

SECTION O. EDUCATION

Notes and definitions	185
Tables:	
O. 1 - Number of schools, teachers, students, and classrooms in different types of schools of Ethiopia, 1961-1968	190
O. 2 - Student enrollment, by grades and type of school 1965-1968.....	191
O. 3 - Student enrollment, by grades and sex 1965-1968	192
O. 4 - Average number of students per school, per teacher, per classroom in different types of schools 1961-1968	193
O. 5 - Number of students by type of school and sex 1961-1968	194
O. 6 - Percentage distribution of students by type of school and sex 1961-1968	195
O. 7 - Number of students in Government Schools by grades (1958/59 - 1967/68).....	196
O. 8 - Expenditure on Government schools (Excluding University) 1965/6-1967/8	197
O. 9 - Students enrolled in primary and academic secondary schools, by type of school and province	198
O.10 - Graduates of Haile Selassie I University, by field of study....	199
O.11 - Ethiopian students abroad by country and field of studies, August 1968	200

SECTION P. LAW AND ORDER

Notes and definitions	201
Tables:	
P. 1 - Advocates by province, 1963/4-1967/8	202
P. 2 - Advocates, by type of court and province, 1967/8	202
P. 3 - Civil cases, by court and province	203
P. 4 - Criminal cases, by court and province	204
P. 5 - Prisoners present in Government prisons, by length of sentence	205
P. 6 - Prisoners present in Government prisons in 1968/9 by sex and length of sentence	206

<u>በዕለቁ የአስተታቦታዊ ጠረጴዎች ወገላዊ ዘርዘር</u>	<u>ገጽ</u>
ስለ ዓየር ጠባይ	10
ስለ ሕዝብ ህኔታ	25
ስለ እርባና ስለ ከብት	41
ስለ ግዕድገና እንዳስተራጸፍ	54
ስለ ሕገግጭት	67
ስለ ተራገብግብጦት	72
የውጭ ሥራ ግብር ገቢ	78
ስለ ውጭ አገር ገቢ	91
ስለ ሀገር ሀብት ወጪ	122
ስለ ወገን ገቢና ወጪ	133
ስለ ባንኮች ሥራና የገንዘብ ክፍያ ግዛት	152
ስለ ገቢ ዋጋ	165
ስለ ጤና ጥበቃ	179
ስለ ትምህርት	187
ስለ ፍርድ	201

<u>LIST OF CHARTS:</u>	<u>Page</u>
Climate	10
Population	25
Agriculture & Livestock	41
Mining and Industry	54
Construction	67
Transport	72
Road construction programmes	78
External Trade	91
National Accounts	122
Public Finance	133
Banking & Balance of Payments	152
Prices	165
Health	179
Education	187
Law	201

NOTES ON THE CALENDAR

In Ethiopia various authorities use different calendar years in compilation of statistical series.

The following table sets out the relation between the Ethiopian and Gregorian years. In the Ethiopian year, there are 12 months of 30 days and one month, Pagume, of 5 or 6 days at the end of the year. The trade year and the fiscal year are also shown in the table.

Throughout the Abstract when figures were obtained for the Gregorian year a split year is shown in the Ethiopian calendar, and, inversely, split Gregorian years are shown where the data are for Ethiopian years. For example, 1969 in the Gregorian calendar is the period Tahsas 23, 1961 to Tahsas 22, 1962 E.C. and is shown as 1961/62. Likewise, 1961 E.C. covers the Gregorian year September 11, 1968 to September 10, 1969 and is shown as 1968/9

Gregorian Calendar	Ethiopian Calendar			
	Calendar Year		Trade Year	Fiscal Year
	Months	Number of days per month		
July 8, 1968				Hamle 1, 1960
August				1961 ETHIOPIAN FISCAL YEAR
September 11	Maskerem 1, 1961	30		
October	Tikimt	30		
November	Hidar	30		
December	Tahsas	30		
January 1, 1969	Tahsas 23			
January 9	Tir	30	Tir 1, 1961	
February	Yekatit	30		
March	Megabit	30		
April	Miazia	30		
May	Guenbot	30		
June	Sene	30		
July 7	Hamle	30		
August	Nehassie	30		
September 10	Pagume 5	5 or 6		
October	Maskerem 1962			
November	Tikimt			
December 31	Hidar			
January 8, 1970	Tahsas 22			
				Sene 30, 1961
				Tahsas 30, 1962

መቅደም ህ

ይህ ስድስተኛው የስታቲስቲክስ መጽሔት በኢትዮጵያ፣ በውጭ አገር ሰፋ፣ ያለ አገልግሎት፣ እንደሰጠ በማሰብ እንዳለፉት እትሞቶች ሁሉ በአማርኛ፣ በእንግሊዝኛ፣ ተዘጋጅተዋል።

በመጽሔቱ ውስጥ የቀረቡት መረጃዎች የሐገፊነት፣ ጊዜያዊ፣ የህክምና፣ የሰብዓዊ፣ የሰብዓዊ፣ የህይወት፣ ከመግለጻቸው በላይ፣ ወይም በመንገዳቸው ሆነ፣ በግል፣ ድርጅቶች፣ በሚዘጋጁት የልማት፣ ዕቅዶች፣ መምሪያዎች፣ መሠረታዊ፣ መነሻ፣ ይሆናሉ።

ይህ መጽሔት በይዘታው፣ በአቀራረቡ፣ ከፍተኛ ደረጃ፣ ያሳየ በመሆኑ፣ እንደሌሎቹ አንባቢያን ሁሉ የእስታቲስቲክስ ጠቅላይ ጽ/ቤት፣ ሠራተኞች፣ ላመሰገናቸው እወዳለሁ።

Belai Abbai
ጠላይ ጠላይ፣
የግብርና ጠላይ፣
ሚኒስትር፣ ደ፣ ሊታ።

F O R W O R D

As in the past this sixth issue of the Statistical Abstract is presented in a bi-lingual form (English and Amharic) so that it can be widely used both within Ethiopia and abroad.

The Abstract contains current data on many aspects of the social and economic situation of Ethiopia. It therefore provides an essential basis for the formulation of development plans and policies both by the Imperial Ethiopian Government and the private sector of the economy.

I would like to join the numerous readers of this Abstract in congratulating the staff of the Central Statistical Office for the high standard which this publication achieves both in contents and presentation.

Belai Abbai
Belai Abbai
Minister of State
Planning Commission

ግ ሰ ገ ገ ዘ ቢ ያ

የአስታተኑ ተከላኝ ጠቅላይ ጸሐፊት ቤት መረጃውን በመሰብሰብና በማቀናበር ረገድ አስፈላጊውን ጥንቃቄ በማድረግ መጻፊትን አዘጋጅቶ ያቀረበ ቢሆንም ኃላፊነት የሚመለከተው በሰው ተዘጋጅተው የቀረቡትን መ/ቤቶች ነው።

አዘጋጅውና አቅራቢው በትክክል ከተገለጹ በመጻፊት ውስጥ የተመለከተው አስታተኑ ተከላኝ ለማናጥ ወይም አገልግሎት ሊጠቀስ ይችላል።

በ የሠንጠረዥ ለቀረቡት መረጃዎች የሚሠራባቸው ምልክቶች፡

- የሌለ ወይም አንደሌለ የሚቀጠር ማለት ነው፤
- ... ያለተገኘ ወይም ለማገኘት ያልተቻለ ማለት ነው፤

N O T I C E

Although every care is taken in compilation, no responsibility can be assumed by Central Statistical Office for the complete accuracy of all statistics contained herein.

While no objection is made to statistics in this publication being quoted, it is requested that suitable acknowledgment of the source of the material be given.

Throughout the tables, the following symbols are used:

- means nil or negible
- ... means figures not available.

ወ ገ ቢ ያ

ከ1956 ዓ.ም ጀምሮ የሚታወቀው ዓመታዊ የኢትዮጵያ የአስታሰብ ተቀባይነት ለተቀባይነት በአጠቃላይ ወለክ የሀገሪቱን የሚሸጠው የአገራዊ አጭ የሚገለጹ አስታሰብ ተቀባይነት ለሚኖሩት የታዩ ሲሆን በተጨማሪም ለሌሎች ምርጫዎችና ጥናቶች በሚከናወኑበት ጊዜ እንደ ወደፊት እንዲያገለገል በሚባል ነው።

ይህ ልዩ የሚታወቀው የአስታሰብ ተቀባይነት የ1960 እና በከፊል 1961 ዓ.ም ድረስ የተገኘው የ የዓመቱን ዝርዝር ወረዳዎች አቅርቧል።

ባለፈው ወቅት የቀረቡት ተከታታይ ወረዳዎች በመዘዛዘን ተስተካክለዋል፤ አሳዳሪ ሰዎች ለሚኖሩት ተጨማሪ የሆኑ አገላለጻት እንደሚኖሩት ተሻሻለዋል።

አስታሰብ ሰዎች ለሚኖሩት እና በሰዎች ዓመት ተከታታይ የቀረቡ ሲሆን ሌሎች ረዘም ላለ ጊዜ የ ሚያመለክቱ ናቸው።

የወረዳዎችን ይዘታ በሚያያዙ ከተኮሩ ሕዝብና ከፖለቲካ ፋይናንስ ክፍል በደብዳቤ ሰዎች ለሚኖሩት ሲሆን አሳዳሪ ወረዳ ያለ ተገኝሏቸው ሰዎች ነባሩን ይዘው ይገኛሉ።

ይህ ወቅት እንደ አላፈተ ሁሉ በሌሎች ወረዳዎች የተዘጋጁ ወረዳዎችን የያዘ ሲሆን ወረዳውን ያቀ ረቡት ወረዳዎች ስለሚመለከታቸው ክፍል ተጨማሪ ዝርዝርና የተሟላ ወረዳ አገላለጻቸው የታዩ ነው።

በርካት ያሉ የመንገድ መሥሪያ ቤቶችና ገላጭ ወረዳዎች ለሥራቸው ተፈላጊ የሆኑ አስታሰብ ተቀባይነት ወረዳ ዎችን ይበባሰባሉ። የአስታሰብ ተቀባይነት ጽ/ቤት በ1955 ዓ.ም ራሱን የቻለ አጭ አገላለጻት በተሰጠው ወደፊት ወሰን እንደተገለጸው ተቀባይ ተገቢ የአስታሰብ ተቀባይነት ሥራ ማስተካከል ነው።

ያሉትን የሰለጠኑ ሠራተኞችና መሥሪያ ቤቶች በሚገቡ ከጥቅም ላይ ለማዋል በሚከናወኑ የሥራ ወይንም አገላይ ናር በሚሉት የአስታሰብ ተቀባይነት ጽ/ቤት ከመንገድ መሥሪያ ቤቶች ጋር የሚያደርገው የሥራ ተቀባይነት ከጊዜ ወደ ጊዜ እየወሰነ በመሆኑ ላይ ነው። በዚህም መሠረት በገባረት የሚከናወኑ ፕሮግራሞች ቀጥሮ ከሚኖሩት በላይ እንዲሆን በሌሎች ወረዳዎች ለሚኖሩት ጥናቶች መሥሪያ ቤቱ ሰዎች በሚዘጋጁበት ጊዜ ምክር በመስጠትና የተሰጠበት ውጤት ወረዳ በሚከናወኑ ረገድ ተከፋይ በመሆን እርግጥ ይሰጣል። ሆኖም አስታሰብ ሁሉን ያለው ተቀባይነት መሠረታዊ የ አስታሰብ ተቀባይነት ወረዳዎችን በማደፍፈት ረገድ ነበር። ወደፊት ክፍ ያለ ተቀባይነት የሚመደብ በመንገድ መሥሪያ ቤቶች የሚገኙት የአስታሰብ ተቀባይነት ክፍሎች አጭ ማወጣት፤ የአስታሰብ ተቀባይነት ሥርዓትና ደንብ ማዘጋጀት፤ የወረዳ አስታሰብ ዘዴዎች ማሻሻልን በመገባባት ክፍተት ተገቢሮቹ ላይ ነው።

የአስታሰብ ተቀባይነት ጽ/ቤት ሌሎች ክፍሎች አጭ የመሠረተው የአገራዊና የሚሸጠው ነገር ገላጭ ትን በሚያወጣበት ሁኔታ ሲሆን ሥራቸውም በቀጥታ ወረዳዎችን ከምንጭ /ከሥራ/ በሚገኙት መሰብሰብ ወይም በሌ ሌሎች የመንገድና የገል ወረዳዎች የተሰጠበትን ወረዳዎች በየወሰኑ ማኖር ነው።

የአት የጸያን መሠረታዊ እስታቲስቲክስ ለግንባር ለግብር የእስታቲስቲክስ ጠቅላይ ጽ/ቤት ከሌሎች ጉላይ ከግብር ለክታቸው የአኮኖሚና የልማት መሥሪያ ቤቶችና የገለጹ ድርጅቶች ጋር በመተባበርና በመወከክር ከዚህ ቀጥሎ የኮሎኒያል ጥናትና ጥናት ስራ ላይ አውሏል ።

- ሀ/ በ1956 ዓ.ም የብሔራዊ የክፍል ጥናት የመጀመሪያ ዘር፣
- ለ/ በ1961 ዓ.ም የብሔራዊ የክፍል ጥናት የሁለተኛው ዘር፣
- ጠ/ በ1958 ዓ.ም የመጀመሪያውን የከተማ የሕዝብ የጠራና ጥናት፣
- መ/ በ1962 ዓ.ም ሁለተኛውን የከተማ የሕዝብ የጠራና ጥናት፣
- ሠ/ በ1960 ዓ.ም የከተማ ቤተሰቦች የኑር ወጭ ጥናት፣

የብሔራዊ የክፍል ጥናት አያሌ ወረዳዎችን ለግብር ለግንባር የታዩ በመሆኑ በሌሎች በዚህ ጉዳይ ላይ ለደገፍ ቅጽ፣ ስለ እርሻ፣ ስለከተት የጥርና ዓይነት፣ ስለመረት ይዘታና ስለመሰብሰብ ሁሉ ይገኙበታል ። ጥናት የታዩው ያለግጋሪ የሚባሉ ዓይነት ሆኖ ነው ። በዚህም መሠረት በመጀመሪያው ዘር ከ14 ት 12 ት ጠቅላይ ገዛቶች ከ1956-1959 ዓ.ም ቢላው ገዢ ውስጥ በየጠቅላይ ገዛት በወዘተ ለግብር ለግንባር ተቀርቧል ። የሥራው ውጤት " ብሔራዊ የክፍል ጥናት " በግል ስም ለያገገጉ ጠቅላይ ገዛት በእስታቲስቲክስ ጠቅላይ ጽ/ቤት ሪፖርት ተዘጋጅቶ ይገኛል ። ጥናትን ለግብርና የፈጸመ ገዢ ረዘም ያለ በመሆኑ የተገኘው ውጤት ያገገጉ ጠቅላይ ገዛት ከሌላው ጋር ለግብርና ስለሌሎች ስራዎች በላይ በብሔራዊ ደረጃ ገምት ለመሥራት በዚህ ግብር ለግንባር ይጠቀሳል ። ይህም አድራጎች በብሔራዊ ገምት ላይ ስላት እንደሚያስከትል ገልጿል ። በሌላ በኩል ደገፍ የክፍል ጥናት መጠን በጣም ዝቅተኛ በመሆኑ /ከጠቅላላው የገጠር ቤተሰብ ውስጥ 0.5-10% / የተገኘው ውጤት ደጋገፍ በመሥራት ማወቅ ስራ ስለሆነ ። ምንም እንኳን አገገጉ ለገገጉ ወረዳዎችን በብሔራዊ ደረጃ ለግንባር እስታቲስቲክስ ቢሆንም ከዚህ ጥናት በተገኘት ወረዳዎች መሠረት ከዚህ ቀደም የነበሩትን የጥርና ለግብርና ተቀርቧል ። ለምሳሌ ያህሉ የታሪክውን መረት ስፋት በብቁ ዓይነት ለግብርና ስራዎች የገጠሩን ሕዝብ የጥርና ዓመታዊ ዕድገት ከ1.8% ወይ 2.1% ለመለወጥ የተቻለው የጥናት ውጤት ድጋፍ ማድረግ ነው ።

የብሔራዊ የክፍል ጥናት ሁለተኛው ዘር በጉላይ ወር 1961 ዓ.ም ተጀምሮ በገንባር ወር 1962 ዓ.ም ተፈጻሚ ። በዚህ ጥናት የግብርናው ወረዳዎች ከመጀመሪያው ጋር ተመሳሳይ ቢሆን በተጨማሪም የጥናት ጥናት ስብሰታን ምርት ሁኔታ ይገልጻል ። የጥናት ድጋፍ የአሠራርን ዘንድ በግብርና ስራዎች ዘርፍና የታዩ ገምት በብሔራዊና በጠቅላይ ገዛት ደረጃ ለግንባር ነው ። በአገገጉ ውስጥ 4 ወረዳዎች ስብሰታዎች ያሉት 23 ቡድኖች በ11 ጠቅላይ ገዛት ተሰራጭተው በአገገጉ ሥራዎች ውስጥ አከናውኑ ።

በሌላ ሁኔታ ዕቅድና አሠራር የግንባር " ሁለተኛው ዘር ብሔራዊ የክፍል ጥናት " የግል መጽሐፍ በእስታቲስቲክስ ጠቅላይ ጽ/ቤት ተዘጋጅቶ ይገኛል ።

በ1959 ዓ.ም በተጠለፀ የከጥቅ የሕዝብ የጠራ ጥናት መሠረት የ195 ከጥቅ ጥናት ተጠቃሎአል። በጥናቱ ውጤት ስለሰተጠጠው ሕዝብ የጥርና የአኮኖሚው አጭ እንዲሁም ስለሲታሰቦችና ስለ ቤታቸው ሁኔታ ስለደርድቶችና ሠራተኞቻቸው ብዛት የሚገለጹ መረጃዎች ይገኙታል።

የ9 ዋና ዋና ከጥቅ ጥናት ውጤት በሰዓ መጻፊቶቹ ተዘጋጅተው የወጡ ሲሆን የቀረቱት በአገዳድ አጠቃላይ በሀገር "ከጥቅ በኋላ የአጭ" በሚል መጻፊት ተዘጋጅተው የቀበዋል። ቀደም ብሎ ከተከናወነው የከጥቅ ጥናት ጋር ተወላሳይ መረጃ ለማቅረብ ሁለተኛው የከጥቅ ሕዝብ የጠራ ተወስኗል።

የገጠር ቤተሰቦች የነገር ወጭ ጥናት የሚያስገኝው መረጃ ስለቤተሰቦች ገቢና ወጭ ዘርዘር ለከፋፈል ሲሆን የ12ት ጠቀላይ ገዛቶች መረጃ ተሰበሰቦ ስለቋለ። የሁሉም ጠቀላይ ገዛቶች ተገተኛ ተከናወኖ የጥናት ውጤት በተከታታይ መጻፊት ተዘጋጅቶ ይቀርባል።

በ1960 ዓ.ም በአዲስ አበባ ጡሰጥ ዘቀተኛ ገቢ ያላቸው ቤተሰቦች የከተማ ነገር ጥናት ተከናወኖአል። ተጠቃላይ ጥናት በሌሎች የኢትዮጵያ ዋና ዋና ከጥቅም ይደረጋል።

በዚህ መጻፊት ውስጥ የሚገኙት መረጃዎች በርካታ ባሉ ስጋዎች የቀረቡ ናቸው። ስለዚህ በቀረበው መረጃ ተከክለኝነትም ሆነ ባለመሟላት ለሚገኘው ጉዳት የአስታሰብ ቴክኒክ ጠቀላይ ጽ/ቤት ራሱ ባቀረባቸው ሠንጠረዦች በስተቀር ሌሎች በጋላፊነት የሚይወዩባቸው ሲሆንም በመረጃዎች አመራረጥና አቀራረብ ተጠያቂነት ገሰጥ ነው።

የአስታሰብ ቴክኒክ ጠቀላይ ጽ/ቤት ይህን የአስታሰብ ቴክኒክ መጻፊቶች ሲያዘጋጅ በሥራው መተባበርን ለባዳት ሁሉ ምስጋናውን እያቀረበ ስለመጻፊት የወደፊት መሻሻል የሚረዳ ተቸጥቶ ገ ለመቀበል ዝግጁ መሆኑን ያስታውቃል።

አገደ ቀደምት ሁሉ ስለ ሰገራት ጠቀላላ አጭ የሚገለጹት ሳይታዩ የአስታሰብ ቴክኒክ መጻፊት በርካታ ባሉ ተጠያቂዎች ዘገቤ ከናተኛ አገላለጽ አገደሚሰጥ የአስታሰብ ቴክኒክ ጠቀላይ ጽ/ቤት ያምገባታል።

PREFACE

The Statistical Abstract of Ethiopia, published annually since 1963, is intended to present a summary of statistical information on the social and economic conditions of Ethiopia. It is designed to serve as a convenient volume for statistical reference and as a guide to other statistical publications.

This edition, the 6th annual issue of the Statistical Abstract presents recent data available during the early part of 1969.

Tables included in the previous issue are revised and evaluated. Continuing series are brought up to date, new tables are added and text notes are revised as necessary.

For most part of the sections trend data are shown for 5-year period 1964/5-1968/9 and for 3-year period 1966/7 - 1968/9.

Of the tables included in 1967 and 1968 edition, 6 were omitted from the present issue. The omission occurred in 2 sections representing population and public finance. Tables for which no recent data are available were retained.

This volume, as well as previous editions, includes a selection of data from many sources. Publications and institutions cited as sources usually have additional statistical detail and more comprehensive discussion of definitions and concepts than can be presented here.

Various Ministries and agencies, as well as private institutions, collect statistics in conformity with their administrative and managerial functions. The role of the Central Statistical Office is of a co-ordinating nature and is clearly indicated in the duties and functions which is given to it when it was established in 1961 as an independent government agency.

In order to avoid duplication of statistical surveys and utilise economically the available resources in terms of trained personnel and equipment, the Central Statistical Office develops inter-ministerial co-operation, which has been improving regularly. A number of projects are being carried out jointly, and for some the Central Statistical Office advises during the designing and preparatory phase, as well as during the final processing and tabulation of the data. However, the co-operation up to now has been in the line of developing the basic statistical series. More co-ordinated work will be needed in order to strengthen the statistical organization in the Ministries, establish statistical standards and classifications and improve the techniques of collecting data.

The sections of the Central Statistical Office are organized on the basis of covering almost all subjects of economic and social life. They are working on either collecting information directly from reporting units (households, enterprises, etc.) or on compilation and analysis of secondary data produced by other Ministries and private organizations.

In order to fill gaps in the basic statistics of Ethiopia, the Central Statistical Office, in co-operation and consultation with economic and development Ministries and agencies concerned, launched the following Surveys:

- (a) The National Sample Survey 1st Round, in 1963
- (b) The National Sample Survey 2nd Round 1968
- (c) The 1st Urban Population Survey in 1966
- (d) The Second Urban Population Survey in 1970
- (e) The Rural Household Consumption Survey in 1966, and
- (f) The Urban Consumption Survey in 1968

The National Sample Survey is multipurpose in character and was designed to collect information on population, vital statistics, agriculture, livestock, land tenure, etc. The Survey is planned as a continuing survey being conducted in successive rounds. The first round covering 12 (out of 14) provinces was completed during 1963-1967. The work was carried out province by province. The results for each province were published in separate reports (Central Statistical Office, Series Report on National Sample Survey). Due to the extended time period involved, the results obtained for each province were not on comparable basis and the compilation of the National estimates will have to be arrived at by making a lot of assumptions and adjustments. This procedure is likely to introduce substantial margin of error in the national estimate. On the other hand as the size of sample was very small (0.5-1% of the total households in rural areas), some of the results must be verified through repeated rounds of this survey. This was also the reason why the estimate at the national level for certain characteristics were not made yet. But some patterns and characteristics obtained from the survey were utilized in revising the available series. For instance, the structure of cultivated area under different crops was used for revising the estimates on the structure of agricultural production; the rate of growth for rural population was changed from 1.8 to 2.1% per annum on the basis of the survey.

The second round of the National Sample Survey was started in November 1968, and completed in May 1970 covering 11 of the 14 Provinces. The items covered in this round are similar to those of the previous round, except for the addition of obtaining data for the production of main agriculture products. The emphasis was, through improving sampling techniques, in obtaining detailed and reliable estimate at the national level and overall estimate at provincial level. Unlike the first round, twenty three teams (each consisting of four enumerators) carried out the fieldwork simultaneously in 11 provinces of the Empire.

Detailed information about the design and procedures of the survey, is given in the booklet "National Sample Survey, 2nd round Statistical Manual No. 4." issued by C.S.O.

The urban Population Survey, which started in 1966 has been continued for some provinces during 1967, covering up to date 195 urban areas. The Survey provided information about the urban population and its main demographic and economic characteristics, as well as about households and housing conditions. The data about the number of establishment by industries and the persons engaged in them were also collected.

The results of the urban survey are also published in special reports for the main towns. To date, reports of 9 major towns have been published. The rest of the urban areas are compiled and published in the publication "Towns in Ethiopia", Statistical bulletin No.1. Some more towns, which had not been surveyed earlier were covered by the urban population during the second round of the National Sample Survey.

The Rural Consumption Survey provides information about household income, consumption and expenditure as well as the breakdown of the components. The field work is completed for 12 provinces. The results of all provinces have to be analyzed before the report of any province is to be issued.

The Urban Consumption survey started in 1968 covering the low-income wage earners in Addis Ababa will be expanded to cover other major towns in the empire.

The contents of this volume of the Abstract were taken, as it can be seen, from a large number of sources. The Central Statistical Office cannot accept the responsibility for the accuracy or the limitations of the data presented here, other than those which it collects. The responsibility for selection of the material and the proper presentation, however, rests with the Central Statistical Office.

The C.S.O. wishes to record its appreciation to all those who have cooperated in the production of this Statistical Abstract. It will welcome any comments for improving the content and value of the abstract for future issues.

As in the past, the C.S.O. hopes, that the Abstract will reach a wider population of users and promote an improved knowledge of our empire.

ከፍል ሀያዳርና አየር

የወረቀት ለባል የሚገለጹት ወረቀቶች በሌላ ወረቀት አገልግሎት ወይም በሌላ ወንዞች እርዳማ ነፃ በሌላ ሰው ጠይቆ ወይም በሌላ ተራራዎች ከፍታና እንዲሁም በሌላ ብሔራዊ ፓርኮችና ከሌሎች አቋማት ነው። አንድ አገራዊ ወረቀቶች በተከታታይ ተሰፍረው የተገኙ ባይሆንም የካርታና የጆሎግራፊ አገልግሎት ከታዩ ስራዎች የሰበሰቧቸው ናቸው።

በሌላ አየር ጠባይ ሁኔታ ለብዙዎች ጣቢያዎች የረጅም ዘመን መገለጫ ማገገት አስቸጋሪ ነው።

ሠንጠረዥ ሀ. 6 የአየር ጠባይ አገልግሎት ወ/ቤት ከእነዚህ ጣቢያዎች የተሟሉ ወረቀቶች ባይቋረጥ ለመሰብሰብ አቅዶለል።

ሠንጠረዥ ሀ. 7 የአሥራ አምስት የተመረጡ ጣቢያዎችን የየወረቀት አነስተኛና ከፍተኛ ሙቀት በሀገሪቱ ማጠቃለያና የዝናም መጠን በሚለው ማተራ ያሳያል። ጣቢያዎቹም የተመረጡት ለቆ ለቆ የአየር ጠባይ ሁኔታ ባሉላቸው የኢትዮጵያ ክፍለ ሀገር ነው።

SECTION A. LAND & CLIMATE

Land. The data under Land include land use, length of rivers, size of lakes, height of mountains, location of National Parks and game reserves. Some of the information given are not based on actual measurement but have been collected from various reliable sources by the Mapping and Geography Institute.

Climate: For many stations it is difficult to obtain long records of temperature and rainfall.

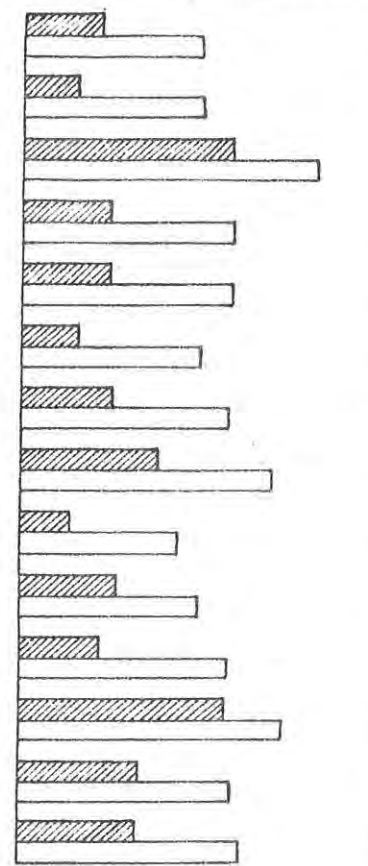
Table A.6 The stations selected are those for which the National Climatological Service hopes to be able to continue to supply reliable figures.

Table A.7 Gives, for fifteen selected stations, monthly maximum and minimum temperatures in degrees centigrade and monthly rainfall in millimetres. The stations chosen represent the varied climatological regions found in Ethiopia.

MAXIMUM & MINIMUM TEMPERATURE, ANNUAL RAINFALL
IN SELECTED STATIONS

Minimum } Temperature
Maximum }


TEMPERATURE IN C°-1967
0 10 20 30 40



0 10 20 30 40

ANNUAL RAINFALL IN '000 MILLIMETERS

0.2 0.4 0.6 0.8 1.0 1.2 1.4 1.6 1.8 2.0 2.2 2.4 2.6 2.8



0 0.2 0.4 0.6 0.8 1.0 1.2 1.4 1.6 1.8 2.0 2.2 2.4 2.6 2.8

AVERAGE ANNUAL RAINFALL FOR MORE THAN
10 YEARS IN SELECTED STATIONS

Millimeters

2600
2400
2200
2000
1800
1600
1400
1200
1000
800
600
400
200
0



	የውረት ስገጥናት		
	በሺህ ስኩዌር ሜትር	ከመቶ ስኩዌር ስገጥናት	
ጠቅላላ የውረት ስገጥናት	1,221.9	100.0	TOTAL
የአርሻ ወረት	840.4	68.7	AGRICULTURAL LAND
የታረሰ ወረት	128.2	10.5	CULTIVATED LAND
የአህል ወረት	100.0	8.2	CROP LAND
አጻፊ	20.3	1.6	FALLOW LAND
ፍራፍሬ ስፍራ ወረት	7.2	0.6	FRUITS AND STIMULANTS
የጭር ቀጠ ወረት	0.7	0.1	MEADOWS
የገሰገሰ ወረት	660.4	54.0	PASTURES
ረገረገ ወረት	51.8	4.2	SWAMPS
የደን ወረት	88.3	7.3	FORESTS
ባዶ ወረትና የከተማ ይዘታ	172.3	14.1	BARENLAND AND BUILT-UP AREA
ሰው የተገኘ ወንዞች	120.9	9.9	WATER AND WATER COURSES
	'000 KM ²	PERCENT DISTRIBUTION	
A R E A			

የኢትዮጵያ ዋና ዋና ወንዞች
MAJOR RIVERS IN ETHIOPIA

የወንዝ ስም	ርዕዝነት በስኩዌር ሜትር			
	ጠቅላላ	አገጥሞ ውስጥ	በአገጥሞ ውጭ	
አባይ	1,450	800	650	ABAY
ዋቤ ሸበሌ	1,130	1,000	130	WABI SHEBELE
ገናሌ	858	480	378	GENALE
አዋሽ	1,200	1,200	-	AWASH
ሎም	760	760	-	OMO
ቴኬዛ	608	608	-	TEKEZE
መረብ	440	440	-	MEREB
ባሮ	277	277	-	BARO
አገገረብ	220	220	-	ANGEREB
	TOTAL	INSIDE ETHIOPIA	OUTSIDE ETHIOPIA	NAME OF RIVER
LENGTH IN KM.				

የሰው የተገኘ ወንዞች ግምት
APPROXIMATE SIZE OF LAKES

የሰው የተገኘ ስም	ርዕዝነት በስኩዌር ሜትር	ወርድ በስኩዌር ሜትር	ስፋት በስኩዌር ሜትር	ከፍ ትኩረት ስኩዌር ሜትር	ከፍ ትኩረት ስኩዌር ሜትር	
አባያ	60	20	1,160	13	1,268	ABAYA
አባያታ	17	15	205	14	1,573	ABIYATA
አሸንገ	5	4	20	25	2,409	ASHENGE
አዋሽ	16	9	129	10	1,708	AWASA
ቢሸፍታ	85	...	BISHOFTU
ሻሞ	26	22	551	10	1,235	CHAMO
ሐይቅ	7	5	35	23	2,030	HAYK
ቶታ	20	15	250	4-9	...	KOKA
ላንጋኖ	18	16	230	46	1,585	LANGANO
ሻላ	28	12	409	250	1,567	SHALA
ታና	70	60	3,600	9	1,840	TANA
ዘዊይ	25	20	434	4	1,846	ZIWAY
	LENGTH (KM)	WIDTH (KM)	AREA (KM ²)	MAXIMUM DEPTH (M)	ALTITUDE (M)	NAME OF LAKES

ምድርና አየር
LAND AND CLIMATE

የኢትዮጵያ ከፍ ተኛ ተራራዎች
MAJOR MOUNTAIN PEAKS OF ETHIOPIA

ሠንጠረዥ ሀ.4

TABLE A.4

የተራራው ስም	ጠ/ገዛት	ከፍ ተኛ በሜትር		
ራስ ዳሽን	በጊምድር	4550	RAS DASHEN	BEGEMDIR
አናሌ	በጊምድር	4480	ANALU	BEGEMDIR
ወይኖበር	በጊምድር	4472	WEYNOBER	BEGEMDIR
ጠፋው ለአር	በጊምድር	4456	TEFAW LEZER	BEGEMDIR
ቦሃት	በጊምድር	4437	BWAHIT	BEGEMDIR
አባ ያረዶ	በጊምድር	4416	ABA YARED	BEGEMDIR
ባሉ	ባሉ	4307*	BATU	BALE
አገዳሉ	አረቢ	4300*	INKOLO	ARUSI
ቦሉ	ወሉ	4300*	KOLO	WELO
ሳለባሳ	ወሉ	4276	LALIBELA	WELO
ገና	በጊምድር	4231*	GUNA	BEGEMDIR
ገጌ	ገጌ	4200*	GUGE	GEMUGOFA
አቡነ ዮሴፍ	ወሉ	4190*	ABUNE YOSEF	WELO
ብርሃን	ገጌ	4154*	BIRHAN	GOJAM
ቦላ	አረቢ	4133*	BEDA	ARUSI
አምባራስ	በጊምድር	4077	AMBA RAS	BEGEMDIR
ቆላሎ	አረቢ	4036	CHILALO	ARUSI
ሰፋ	ትግረ	3988	SEDE	TIGRE
አምባ ፊሪት	ወሉ	3975	AMBA FERIT	WELO
የወሰ	ወሉ	3859	YEWEL	WELO
ባባ	አረቢ	3820*	KAKA	ARUSI
አጠ ገደሰ	ወሉ	3819	ATE GEDEL	WELO
ገራጌ	ቨዋ	3719*	GURAGE	SHEWA
ዎጤ	ቨዋ	3677	WOTI	SHEWA
አወሳዊት	ገጌ	3619*	ANEDAMIT	GOJAM
የወረ	ወሉ	3611	YOWERA	WELO
ደሉ	ሲላዎ	3600*	DELO	SIDAMO
አሰታ ገጃዳ	ቨዋ	3599	ASTA GOMEYA	SHEWA
ወገዘዘ	ቨዋ	3596	MEGEZEZ	SHEWA
አራት ወክራከር	ገጌ	3577	ARAT MEKERAKIR	GOJAM
አምባሰሰ	ወሉ	3567	AMBASEL	WELO
		HEIGHT IN (M)	NAME OF MOUNTAIN	PROVINCE

*ከፍ ተኛው ያልተረጋገጠ ወይም የማይሰጥ
*Heights Not Verified.
ከከፍ ተኛው የሰጠው የተረጋገጠው የተረጋገጠ የተረጋገጠ
Source: Mapping and Geography Institute

ብሔራዊ ፓርኮችና ክልሎች
NATIONAL PARKS AND GAME RESERVES

ብሔራዊ ፓርኮችና ክልሎች ስም	ጠቅላይ ገዛት	ስፋት በካሬ ሜትር		
አዋሽ ብሔራዊ ፓርክ	ቨዋ	800	AWASH NATIONAL PARK	SHEWA
ሰሜን ብሔራዊ ፓርክ	በጊምድር	125	SIMEN NATIONAL PARK	BEGEMDIR
ባሉ ብሔራዊ ፓርክ	ባሉ	1,000	BALE MOUNTAINS PARK	BALE
አዎ ክልል	ቡፋ	2,000	OMO RESERVE	KEFA
ገምባሳ ክልል	አላባባር	3,500	GAMBELA RESERVE	ILLUBABOR
ወዎ ጠይቅ ክልል	ገጌ	500	LAKE CHAMO RESERVE	GEMUGOFA
ደንክሰ ክልል	ወሉ	7,500	DANKEL RESERVE	WELO
አዋሽ ክልል	ሰረገና ቨዋ	6,600	AWASH RESERVE	HARR & SHEWA
ሰጥ ሸለቆ ጠይቅ ክልል	ቨዋ	4,500	RIFT VALLEY LAKE RESERVE	SHEWA
		AREA IN SQ. KM	NAME OF NATIONAL PARKS AND GAME RESERVES	PROVINCE

ከከፍ አራት የባለሥልጣን ስራ ስራ ስራ የተረጋገጠ
Source: Wild Life Conservation Department

የዋና ዋና የአየር ምርመራ ጣቢያዎች ላቲቲዩድና ሎንግቲዩድ ከፍ ታኛ የዘናም መጠን
AVERAGES ANNUAL RAINFALL, LATITUDE, LONGITUDE AND ALTITUDE
OF SELECTED STATIONS

ሠገጠረዥ ሀ.6

TABLE A. 6

የምርመራ ጣቢያ	ላቲ ቲዩድ	ሎንግ ቲዩድ	ከፍ ታኛ በሜትር	ዓመታዊ የዘ ናም መጠን /በሚሊ ሜትር	የዓመት ብዛት	የዘናም መጠን/በሚሊሜትር/		
						የከፍ ታኛው ዓመት	የዘቅ ታኛው ዓመት	
አዲስ አበባ	09°02'	38°44'	2408	1134.9	19	1345.9(1957)	906.8(1962)	ADDIS ABABA
አሥመራ	15°17'	38°55'	2325	519.6	25	750.1(1953)	49.8(1967)	ASMARA
አበባ	13°01'	42°43'	11	64.4	17	151.8(1961)	55.2(1958)	ASSAB
ባሕር ዳር	11°36'	37°25'	1802	1152.7	9	1607.2(1964)	1067.1(1965)	BAHIR DAR
ቦንጋ /ሚስዳን/	07°14'	36°15'	1650	1744.3	14	2029.5(1963)	1485.6(1954)	BONGA (MISSION) (S.I.M.)
ቦምቦላቻ	11°94'	39°45'	1903	1077.8	15	1301.8(1964)	741.5(1965)	COMBOLCHA
ደብረ ማር ቀበ	10°22'	37°43'	2509	1410.6	15	1675.8(1961)	1158.4(1965)	DEBRE MARKOS
ደብረ ዘይት	08°44'	38°58'	1850	870.0	18	1279.7(1964)	423.8(1956)	DEBRE ZEIT
ድረዳዋ	09°45'	41°52'	1160	614.0	15	828.5(1967)	366.7(1965)	DIRE DAWA
ጌራ	08°10'	35°25'	2002	2457.9	15	3160.1(1966)	1829.0(1954)	GORE
ዘባዓና /ሚስዳን/	07°32'	37°48'	2290	1150.3	14	1452.2(1956)	904.6(1964)	HOSANA (MISSION) (S.I.M.)
ጅጅጋ	09°21'	42°39'	1644	564.6	14	913.1(1964)	324.1(1953)	JIJIGA
ጅላ	07°39'	36°50'	1740	1491.2	13	1988.0(1963)	926.4(1953)	JIMA
ቀበራ ደብር	06°43'	44°15'	450	320.8	9	599.4(1965)	187.7(1959)	KABRI DAHAR
ሥፅዋ	15°36'	39°28'	5	184.9	18	333.8(1961)	37.1(1960)	MASSAWA
ናኮፋ	16°40'	38°20'	1676	219.6	15	485.6(1962)	48.2(1954)	NACFA
ነገሌ	05°19'	39°40'	1444	575.9	12	739.9(1955)	395.8(1954)	NEGHELLI
ተሰነይ	15°06'	36°42'	615	335.6	14	510.7(1953)	88.8(1965)	TESSENEY
ወንጌ /ሰብር ፋብሪካ/	08°31'	39°15'	1500	819.2	17	1176.0(1958)	538.0(1961)	WONJI (SUGAR ESTATE)
	LATI- TUDE	LONGI- TUDE	ALTITUDE (Metres)	AVERAGE RAINFALL (Milli- Metres)	NO. OF YEARS IN AVERAGE	HIGHEST OF THE YEAR	LOWEST OF THE YEAR	STATIONS
	RAINFALL(in millimeters)							

*በቀንፊ ውስጥ የተሰጠው የዓመት ምዕራፍ ተቆይቶ በአይ.ሲ.ግ.ደ. የዘመን አቀጣጠር ነው
*The years shown in brackets are in Gregorian Calendar.

በወገናዊ ሚኒስቴር የሰብሶ አብዳሞ አባተዳደር ከአየር ምርመራ ክፍል የተገኘ

Source: National Climatological Service, Civil Aviation Administration, Ministry of Communication.

ምድርና አየር
LAND AND CLIMATE

መስከረም ከፍተኛ ዝቅተኛ የአየር ጠባይ ሁኔታ የዘርጦች ጠቅላላ መጠን
በወርና በጣቢያ ለይቶ የሚያሳይ
AVERAGE MAXIMUM MINIMUM TEMPERATURES, AND TOTAL RAINFALL
BY MONTH AND STATION

አዲስ አበባ
ADDIS ABABA

የአየር ሙቀት በድገሪ ሣገቶ ገራድ DEGREES CENTIGRADE
ዘርጦች በጣሊ ማተር RAINFALL MILLIMETRES

ሠንጠረዥ ሀ.7

TABLE A.7

ወር	1958/9			1959/60			1960/1			MONTH
	የአየር ሙቀት		የዘርጦች መጠን	የአየር ሙቀት		የዘርጦች መጠን	የአየር ሙቀት		የዘርጦች መጠን	
	ከፍተኛ	ዝቅተኛ		ከፍተኛ	ዝቅተኛ		ከፍተኛ	ዝቅተኛ		
ጥር	22.6	7.8	26.6	22.4	5.9	12.4	20.3	6.2	12.0	JANUARY
የባቲ	21.2	10.6	70.1	24.4	9.4	5.0	20.3	10.2	138.8	FEBRUARY
መጋቢት	22.5	10.4	81.2	24.2	11.1	76.9	22.5	8.6	35.6	MARCH
ሚያዝያ	23.2	12.0	83.7	22.2	11.2	93.1	21.5	10.9	228.9	APRIL
ገንቦት	25.3	11.7	3.8	22.5	11.8	113.5	24.3	11.4	32.9	MAY
ሰኔ	22.2	10.4	137.5	22.5	10.6	94.9	21.8	11.0	140.1	JUNE
ጥምረት	20.5	11.1	292.2	19.0	11.0	178.5	19.9	10.8	205.7	JULY
ክብረት	20.7	10.9	329.7	19.3	10.4	293.8	20.1	10.8	228.8	AUGUST
መስከረም	20.7	10.7	150.0	19.8	10.4	232.8	20.9	10.6	181.0	SEPTEMBER
ጥቅምት	21.7	9.2	57.0	20.7	8.6	36.1	21.9	9.0	4.8	OCTOBER
ህዳር	21.6	7.6	3.2	20.5	8.7	60.4	21.5	7.8	31.8*	NOVEMBER
ታህሣሥ	22.2	6.3	27.9*	21.2	5.6	27.9*	22.4	7.6	27.9*	DECEMBER
የዓመት	22.0	9.9	1,262.9	21.6	9.6	1,212.9	21.5	9.6	1,268.3	ANNUAL
	MAX.	MIN.	RAIN	MAX.	MIN.	RAIN	MAX.	MIN.	RAIN	
	TEMPERATURE			TEMPERATURE			TEMPERATURE			
	1966			1967			1968			

አሥመራ
ASMARA

ወር	1958/9			1959/60			1960/1			MONTH
	የአየር ሙቀት		የዘርጦች መጠን	የአየር ሙቀት		የዘርጦች መጠን	የአየር ሙቀት		የዘርጦች መጠን	
	ከፍተኛ	ዝቅተኛ		ከፍተኛ	ዝቅተኛ		ከፍተኛ	ዝቅተኛ		
ጥር	22.4	5.4	12.6	21.2	4.3	4.3	22.2	4.6	8.5*	JANUARY
የባቲ	23.3	5.4	1.8	23.8	6.1	-	21.7	3.5	-	FEBRUARY
መጋቢት	24.4	8.3	30.6	24.3	8.3	14.6	23.9	6.6	8.5	MARCH
ሚያዝያ	24.3	9.5	5.8	24.6	8.4	3.1	23.5	7.3	29.4	APRIL
ገንቦት	24.9	10.2	-	25.2	10.0	70.1	23.7	10.0	106.5	MAY
ሰኔ	24.2	12.3	36.1	24.8	11.6	4.7	23.4	11.1	48.2	JUNE
ጥምረት	23.0	10.7	97.1	20.4	11.8	146.1	20.0	12.1	141.9	JULY
ክብረት	22.5	11.5	181.7*	20.3	11.7	245.4	21.6	11.2	70.8	AUGUST
መስከረም	22.9	9.4	19.2	22.8	8.9	17.4	23.5	10.0	18.3	SEPTEMBER
ጥቅምት	21.8	9.1	10.5	21.6	8.6	16.4	21.9	9.2	13.5	OCTOBER
ህዳር	20.6	7.1	0.1	21.0	7.1	7.8	21.8	7.3	28.9	NOVEMBER
ታህሣሥ	21.4	4.6	-	20.7	4.8	-	20.7	4.8	-	DECEMBER
የዓመት	23.0	8.6	395.4	22.6	8.5	529.9	22.3	8.1	474.5	ANNUAL
	MAX.	MIN.	RAIN	MAX.	MIN.	RAIN	MAX.	MIN.	RAIN	MONTH
	TEMPERATURE			TEMPERATURE			TEMPERATURE			
	1966			1967			1968			

ሠገጠረዥ ሀ.7 / የቀጠለ/ TABLE A.7 (Contd.) የአየር ጡቀት በደገፊ ሃገት ገረፅ DEGREES CENTIGRADE
ዘናዎ በጫሌ ጻትር RAINFALL MILLIMETRES

ወር	1958/9			1959/60			1960/1			MONTH
	የአየር ጡቀት		የዘናዎ መጠን	የአየር ጡቀት		የዘናዎ መጠን	የአየር ጡቀት		የዘናዎ መጠን	
	ከፍ ተኛ	ዘቅ ተኛ		ከፍ ተኛ	ዘቅ ተኛ		ከፍ ተኛ	ዘቅ ተኛ		
ጥር	31.4	22.3	-	31.4	20.3	-	31.3	22.1	25.0	JANUARY
የካቲት	30.2	22.3	10.4	31.6	19.7	-	29.5	22.4	30.6	FEBRUARY
መጋቢት	32.5	22.5	-	33.9	23.3	-	33.1	25.2	-	MARCH
ጫዕዛያ	36.5	25.7	-	35.3	24.0	-	35.9	24.5	-	APRIL
ገንቦት	36.6	26.0	-	37.1	25.8	1.8	38.1	27.7	-	MAY
ሰኔ	37.8	28.5	-	37.7	28.3	2.9	38.0	29.0	-	JUNE
ጠቃላ	39.6	30.8	-	42.0	29.1	86.6	40.3	34.3	-	JULY
ነሐሴ	38.7	30.8	-	38.7	30.2	-	38.8	25.9	-	AUGUST
መስከረም	36.4	28.2	-	37.1*	29.0*	-	37.6	23.0	-	SEPTEMBER
ጥቅምት	36.3	26.7	-	36.6*	26.5*	-	36.7	22.1	-	OCTOBER
ሀዳር	34.0	23.9	-	33.8	25.0	6.0	34.5	25.4	-	NOVEMBER
ታህሣሥ	31.1*	20.0*	-	31.1*	20.0*	-	31.1*	20.0*	-	DECEMBER
የዓመት	35.1	25.6	...	35.5	25.1	97.3	35.2	25.1	55.6	ANNUAL
	MAX.	MIN.	RAIN	MAX.	MIN.	RAIN	MAX.	MIN.	RAIN	MONTH
	TEMPERATURE			TEMPERATURE			TEMPERATURE			
	1966			1967			1968			

ባሕር ኅር
BAHIR DAR

ወር	1958/9			1959/60			1960/1			MONTH
	የአየር ጡቀት		የዘናዎ መጠን	የአየር ጡቀት		የዘናዎ መጠን	የአየር ጡቀት		የዘናዎ መጠን	
	ከፍ ተኛ	ዘቅ ተኛ		ከፍ ተኛ	ዘቅ ተኛ		ከፍ ተኛ	ዘቅ ተኛ		
ጥር	25.4*	6.0*	-	26.6	3.5	-	25.8	4.8	-	JANUARY
የካቲት	27.2*	7.6*	-	27.8	5.8	-	24.8	4.8	-	FEBRUARY
መጋቢት	29.3	10.9	10.8	27.5	10.4	25.8	28.3	8.5	-	MARCH
ጫዕዛያ	29.4	11.3	1.9	28.6	10.3	17.3	28.1	10.0	2.3	APRIL
ገንቦት	28.6	13.6	145.7	28.1	12.3	17.1	27.9	13.6	101.1	MAY
ሰኔ	25.8	13.3	171.7	26.6	12.9	135.2	25.1	13.4	286.1	JUNE
ጠቃላ	25.0	13.9	367.9	22.3	13.5	481.2	23.3	13.6	521.8	JULY
ነሐሴ	23.8	13.4	556.0	22.2	13.4	350.0	23.7	13.9	370.9	AUGUST
መስከረም	26.9*	12.6*	207.5*	24.1	12.8	191.4	24.8	12.9	263.6	SEPTEMBER
ጥቅምት	25.9	12.4	68.6	24.9	11.2	169.4	25.8	12.6	49.1	OCTOBER
ሀዳር	25.4	10.9	10.6	24.2	10.2	107.1	25.7	10.2	13.0	NOVEMBER
ታህሣሥ	25.8	5.1	-	24.5	5.6	-	26.0	6.9	-	DECEMBER
የዓመት	26.5	10.9	1540.7	25.6	10.2	1494.5	25.8	10.4	1607.9	ANNUAL
	MAX.	MIN.	RAIN	MAX.	MIN.	RAIN	MAX.	MIN.	RAIN	MONTH
	TEMPERATURE			TEMPERATURE			TEMPERATURE			
	1966			1967			1968			

ምድርና አየር
LAND AND CLIMATE

ኮምቦሊ
COMBOLCHA

የአየር ጡቀት በደገሪ ሃገት ገራዬ DEGREES CENTIGRADE
ዝናዎ በጫሊ ሜትር RAINFALL MILLIMETRES
ሠገጠኒኙ ሀ. / የቀጠለ / TABLE A.7 (Contd.)

ፀር	1958/9			1959/60			1960/1			
	የአየረ ጡቀት		የዝናዎ መጠን	የአየረ ጡቀት		የዝናዎ መጠን	የአየረ ጡቀት		የዝናዎ መጠን	
	ከፍ ተኛ	ዘቅ ተኛ		ከፍ ተኛ	ዘቅ ተኛ		ከፍ ተኛ	ዘቅ ተኛ		
ፕሮ	25.3	10.0	0.6	24.5	6.7	-	24.1	7.5	0.6	JANUARY
የካቲት	24.2	12.8	45.9	26.3	10.1		21.8	11.9	52.7	FEBRUARY
ጠጋቢት	26.5	12.5	34.6	25.6	12.4	200.3	25.5	10.7	57.2	MARCH
ጂያዝያ	26.1	13.5	139.1	26.0	13.0	119.4	23.8	12.8	149.2	APRIL
ገንቦት	27.3	13.2	10.9	-	-	-	27.8	12.8	41.3	MAY
ሰኔ	30.2	14.4	32.5	29.4	14.4	18.1	29.3	13.8	76.0	JUNE
ጠምሌ	28.9	14.6	111.5	25.5	13.7	229.4	26.5	13.0	355.0	JULY
ነጠብ	26.6	14.1	347.8	25.1	13.5	241.1	26.5	13.4	191.4	AUGUST
መስከረም	25.3	13.4	83.9	25.5	13.0	118.1	24.9	12.9	95.9	SEPTEMBER
ጥቅምት	24.4	11.3	106.3	23.5	10.1	82.8	25.2	10.2	10.2	OCTOBER
ሀገር	23.6	9.0	-	22.7	9.9	73.8	23.6	8.5	46.6	NOVEMBER
ታህሣሥ	24.3	6.5	-	22.9	7.5	-	23.7	8.0	-	DECEMBER
የዓመቱ	26.1	12.1	913.1	25.2	11.3	1083.0	25.2	11.3	1075.9	ANNUAL
	MAX.	MIN.	RAIN	MAX.	MIN.	RAIN	MAX.	MIN.	RAIN	MONTH
	TEMPERATURE			TEMPERATURE			TEMPERATURE			
	1966			1967			1968			

ደብረ ጫርቆስ
DEBRE MARCOSE

ፀር	1958/9			1959/60			1960/1			
	የአየረ ጡቀት		የዝናዎ መጠን	የአየረ ጡቀት		የዝናዎ መጠን	የአየረ ጡቀት		የዝናዎ መጠን	
	ከፍ ተኛ	ዘቅ ተኛ		ከፍ ተኛ	ዘቅ ተኛ		ከፍ ተኛ	ዘቅ ተኛ		
ፕሮ	22.9	7.5	5.6	23.9	5.7	-	23.8	4.1	3.0	JANUARY
የካቲት	23.6	7.6	32.3	25.5	8.1	-	22.9	5.6	33.6	FEBRUARY
ጠጋቢት	24.4	8.8	37.8	24.8	9.0	99.7	25.4	7.3	24.3	MARCH
ጂያዝያ	24.5	9.7	83.0	25.0	9.4	12.8	24.4	8.0	50.5	APRIL
ገንቦት	25.5	9.5	40.1	23.4	9.6	88.9	24.2	9.4	70.9	MAY
ሰኔ	21.0	8.4	208.1	21.6	9.1	129.0	20.6	8.8	251.5	JUNE
ጠምሌ	19.1	9.3	254.6	18.0	9.0	353.8	19.3	9.0	255.3	JULY
ነጠብ	18.8	9.4	347.3	18.3	8.7	226.7	19.7	8.4	316.5	AUGUST
መስከረም	20.0	7.9	152.2	19.4	8.4	242.7	20.4	7.8	226.6	SEPTEMBER
ጥቅምት	21.6	8.2	40.2	-	-	-	21.7	8.7	73.6	OCTOBER
ሀገር	21.8	7.1	11.0	21.2	6.9	78.7	22.5	7.4	13.4	NOVEMBER
ታህሣሥ	22.9	5.4	-	22.0	3.8	0.3	23.6	5.9	17.5	DECEMBER
የዓመቱ	22.2	8.2	1212.2	22.1	8.0	1233.6	22.4	7.5	1356.7	ANNUAL
	MAX.	MIN.	RAIN	MAX.	MIN.	RAIN	MAX.	MIN.	RAIN	MONTH
	TEMPERATURE			TEMPERATURE			TEMPERATURE			
	1966			1967			1968			

ሠገረዳ ሀ.7 / የቀጠለ /

TABLE A.7 (Contd.)

የአየር ጡቀት በደብረ ዘይት ገረጹ
ደረጃ በሚል ማለት

DEGREES CENTIGRADE
RAINFALL MILLIMETRES

ወር	1958/9			1959/60			1960/1			
	የአየር ጡቀት		የዘርፍ መጠን	የአየር ጡቀት		የዘርፍ መጠን	የአየር ጡቀት		የዘርፍ መጠን	
	ከፍተኛ	ዝቅተኛ		ከፍተኛ	ዝቅተኛ		ከፍተኛ	ዝቅተኛ		
ጥር	25.8	6.7	-	25.7	8.0	-	26.0	7.3	0.0	JANUARY
የካቲት	26.0	13.0	160.8	27.3	11.8	-	23.8	12.4	190.1	FEBRUARY
መጋቢት	27.4	12.8	15.1	21.5*	12.6*	55.4*	26.5	10.7	12.6	MARCH
ሚያዝያ	27.2*	13.2*	95.8*	27.1	13.4	73.9	26.4	13.4	102.0	APRIL
ገንቦት	29.3	13.2	9.9	27.5	12.7	164.2	28.1	12.7	5.0	MAY
ሰኔ	27.4*	11.6*	65.3*	27.2	12.2	62.1	27.0	12.6	60.1	JUNE
ሐምሌ	25.0	12.4	246.8	22.9	12.8	314.2	24.7	11.4	235.4	JULY
ነሐሴ	24.2	12.7	381.4	24.0	12.5	259.6	24.3	12.4	140.2	AUGUST
መስከረም	25.1	11.5	147.5	24.4	12.6	136.0	25.7	12.4	203.0	SEPTEMBER
ጥቅምት	25.6	11.3	37.3	24.8	10.6	15.0	25.9	10.8	0.0	OCTOBER
ሀገር	25.5	10.5	29.4*	24.1	11.7	79.1	25.6	9.8	17.8	NOVEMBER
ታህሣሥ	27.5	7.7	-	23.5	6.3	-	25.7	9.1	0.0	DECEMBER
የዓመት	26.3	11.4	1189.8	25.0	11.4	1159.5	25.8	11.3	966.2	ANNUAL
	MAX.	MIN.	RAIN	MAX.	MIN.	RAIN	MAX.	MIN.	RAIN	
	TEMPERATURE			TEMPERATURE			TEMPERATURE			
	1966			1967			1968			

ደብረ ዳዋ
DIRE DAWA

ወር	1958/9			1959/60			1960/1			
	የአየር ጡቀት		የዘርፍ መጠን	የአየር ጡቀት		የዘርፍ መጠን	የአየር ጡቀት		የዘርፍ መጠን	
	ከፍተኛ	ዝቅተኛ		ከፍተኛ	ዝቅተኛ		ከፍተኛ	ዝቅተኛ		
ጥር	28.4	13.9	-	27.0	12.7	-	27.4	13.4	-	JANUARY
የካቲት	27.3	16.8	112.5	29.8	16.3	-	24.9	15.4	117.7	FEBRUARY
መጋቢት	32.1*	16.9*	27.5*	30.7	18.1	37.4	29.7	16.3	39.4	MARCH
ሚያዝያ	31.8	19.9	95.7	30.9	19.4	41.1	29.0	18.4	153.4	APRIL
ገንቦት	34.7	21.7	8.3	32.2	20.9	69.5	33.0	22.0	0.2	MAY
ሰኔ	34.0	21.6	36.2	33.6	21.7	13.7	13.9	33.5	21.4	JUNE
ሐምሌ	34.2	21.2	47.2	30.4	19.2	177.5	32.2*	20.2*	112.4*	JULY
ነሐሴ	31.5*	14.2*	170.9*	30.3	18.9	229.6	31.9	19.0	131.3	AUGUST
መስከረም	32.4	20.0	55.8	31.5	19.6	116.0	32.9	20.6	52.9	SEPTEMBER
ጥቅምት	19.2	32.3	3.3	30.3	17.1	20.8	32.1	17.8	4.7	OCTOBER
ሀገር	30.0	15.6	-	27.3	16.1	122.7	28.7	15.7	-	NOVEMBER
ታህሣሥ	24.1*	13.7*	-	26.8	13.8	-	28.3	15.0	26.0	DECEMBER
የዓመት	30.0	19.0	557.4	30.1	17.8	828.5	30.3	17.9	652.6	ANNUAL
	MAX.	MIN.	RAIN	MAX.	MIN.	RAIN	MAX.	MIN.	RAIN	
	TEMPERATURE			TEMPERATURE			TEMPERATURE			
	1966			1967			1968			MONTH

የሰዓሪ ሙቀት በደገፊ ሣንቲ ግራድ DEGREES CENTIGRADE
ዘርፍ በሚለ ማተር RAINFALL MILLIMETRES

ሠንጠረዥ ሀ.7 / የቀጠለ / TABLE A.7. (Contd.)

ወር	1958/9			1959/60			1960/1			MONTH
	የሰዓሪ ሙቀት		የዘርፍ መጠን	የሰዓሪ ሙቀት		የዘርፍ መጠን	የሰዓሪ ሙቀት		የዘርፍ መጠን	
	ከፍ ተኛ	ዝቅ ተኛ		ከፍ ተኛ	ዝቅ ተኛ		ከፍ ተኛ	ዝቅ ተኛ		
	MAX.	MIN.	RAIN	MAX.	MIN.	RAIN	MAX.	MIN.	RAIN	
ጥር	19.0	3.6	18.1	18.7	2.3	32.8*	18.9*	3.0*	25.5*	JANUARY
የካቲት	18.2	6.7	82.2	20.4	4.5	0.1	12.3*	5.1*	41.2*	FEBRUARY
መጋቢት	19.1	6.6	24.3	20.2	6.8	69.5	12.7*	6.7*	46.9*	MARCH
ሚያዝያ	18.4	8.3	179.4	18.2	7.6	152.8	18.3*	8.0*	166.1*	APRIL
ግንቦት	18.8	8.0	99.6	19.4*	7.8*	104.5*	19.1*	7.9*	102.2*	MAY
ሰኔ	18.9	7.8	51.4	19.1	7.6	65.5	18.2	7.6	78.2	JUNE
ጥቅምት	19.3	7.8	109.6	19.6*	7.5*	87.6*	19.5*	7.6*	98.6	JULY
ክሊሳ	18.8	7.6	124.3	19.6*	9.5*	161.8*	19.2	6.7	60.6	AUGUST
መስከረም	17.7	7.6	109.2	16.9	7.8	136.7	19.0	7.1	147.1	SEPTEMBER
ጥቅምት	16.4	7.8	121.7	17.9*	6.9*	100.7*	17.2*	7.4	111.2*	OCTODER
ሀገር	15.7	5.1	67.0	15.3	7.5	226.7	16.9	5.4	82.2	NOVEMBER
ታህሣሥ	18.2	2.2	1.2	17.9*	4.5*	46.6*	18.1*	3.4	23.9*	DECEMBER
የዓመት	18.20	6.6	988.0	18.6	6.7	1185.3	18.6	6.7	983.7	ANNUAL
	MAX.	MIN.	RAIN	MAX.	MIN.	RAIN	MAX.	MIN.	RAIN	MONTH
	1966			1967			1968			
	TEMPERATURE			TEMPERATURE			TEMPERATURE			

ገራ
GORE

ወር	1958/9			1959/60			1960/1			MONTH
	የሰዓሪ ሙቀት		የዘርፍ መጠን	የሰዓሪ ሙቀት		የዘርፍ መጠን	የሰዓሪ ሙቀት		የዘርፍ መጠን	
	ከፍ ተኛ	ዝቅ ተኛ		ከፍ ተኛ	ዝቅ ተኛ		ከፍ ተኛ	ዝቅ ተኛ		
	MAX.	MIN.	RAIN	MAX.	MIN.	RAIN	MAX.	MIN.	RAIN	
ጥር	23.8	13.5	119.7	23.0	15.5	100.5	24.8	13.6	31.0	JANUARY
የካቲት	24.9*	13.9*	35.0*	23.5	13.5	55.0	24.2*	13.7*	45.0*	FEBRUARY
መጋቢት	25.9*	14.5*	74.8*	25.0	14.2	74.0	26.1	14.3	47.3	MARCH
ሚያዝያ	24.3	13.9	216.3	25.0	14.3	125.0	26.1	14.5	35.7	APRIL
ግንቦት	23.0	15.6	336.3	23.5	13.4	330.0	23.3*	13.5*	333.1*	MAY
ሰኔ	21.3	12.6	556.1	21.5	12.3	450.0	20.8	12.3	386.5	JUNE
ጥቅምት	20.5	12.6	436.1	20.3	12.5	395.0	20.4*	12.6*	415.6*	JULY
ክሊሳ	20.9	11.7	555.9	20.8	12.3	440.5	20.9*	12.0	497.2*	AUGUST
መስከረም	21.5*	11.9	371.2*	21.6	12.1	375.0	21.1	12.0	448.0	SEPTEMBER
ጥቅምት	22.0	12.3	309.9	22.3	12.4	230.0	22.7	12.4	141.2	OCTODER
ሀገር	21.9	12.3	191.4	22.5	12.6	200.0	22.8	13.2	141.4	NOVEMBER
ታህሣሥ	23.3	13.3	46.1	23.4	13.2	55.0	23.1	13.2	60.7	DECEMBER
የዓመት	22.8	13.0	3248.8	22.7	13.2	2830.0	23.0	13.1	2582.7	ANNUAL
	MAX.	MIN.	RAIN	MAX.	MIN.	RAIN	MAX.	MIN.	RAIN	MONTH
	1966			1967			1968			
	TEMPERATURE			TEMPERATURE			TEMPERATURE			

ጅባ
JIMA

ሠገጠረዥ ሀ.7 / የቀጠለ / TABLE A. 7 (Contd.) የሰዓት ሙቀት በደገሬ ሃገት ገረዳ ደገገም በጊዜ ላይ
DEGREES CENTIGRADE RAINFALL MILLIMETRES

ወር	1958/9			1959/60			1960/1			MONTH
	የሰዓት ሙቀት		የዘርፍ መጠን	የሰዓት ሙቀት		የዘርፍ መጠን	የሰዓት ሙቀት		የዘርፍ መጠን	
	ከፍ ተኛ	ከቅ ተኛ		ከፍ ተኛ	ከቅ ተኛ		ከፍ ተኛ	ከቅ ተኛ		
ጥር	28.3	13.5	21.1	29.9	2.2	4.1	28.5	4.5	10.2	JANUARY
የካቲት	26.6	12.6	72.9	29.7	7.6	15.2	26.6	10.9	55.5	FEBRUARY
መጋቢት	27.9	12.7	100.3	28.0	12.3	198.3	28.3	9.6	65.4	MARCH
ጳጉሜ	27.3	12.9	152.7	27.4	12.8	61.2	27.0	12.8	104.7	APRIL
ገንቦት	28.0	12.0	119.1	26.1	13.3	163.4	27.0	13.1	154.3	MAY
ሰኔ	25.5	12.6	171.2	24.7	12.5	267.9	24.8	13.2	233.2	JUNE
ጳጉሜ	24.3	13.3	306.8	22.8	13.6	207.2	23.4	13.5	184.5	JULY
ከተማ	23.8	13.3	172.4	23.3	13.3	275.2	24.4	13.3	248.1	AUGUST
መስከረም	26.0	12.2	130.9	24.7	13.1	249.5	24.9	12.8	210.9	SEPTEMBER
ጥቅምት	20.1	11.1	55.7	25.6	10.2	132.4	26.4	10.2	30.6	OCTOBER
ህዳር	26.5	9.2	15.3	25.4	11.9	205.1	25.9	7.6	59.3	NOVEMBER
ታህሣሥ	27.6	5.2	12.5	26.2	6.4	1.5	26.9*	5.8*	7.0*	DECEMBER
የዓመት	26.0	11.7	1,330.9	26.2	10.9	1,781.0	26.2	10.6	1,361.7	ANNUAL
	MAX.	MIN.	RAIN	MAX.	MIN.	RAIN	MAX.	MIN.	RAIN	MONTH
	TEMPERATURE			TEMPERATURE			TEMPERATURE			
	1966			1967			1968			

ምድር
MASSAWA

ወር	1958/9			1959/60			1960/1			MONTH
	የሰዓት ሙቀት		የዘርፍ መጠን	የሰዓት ሙቀት		የዘርፍ መጠን	የሰዓት ሙቀት		የዘርፍ መጠን	
	ከፍ ተኛ	ከቅ ተኛ		ከፍ ተኛ	ከቅ ተኛ		ከፍ ተኛ	ከቅ ተኛ		
ጥር	30.1	22.9	30.5*	29.6	21.9	12.9	29.2	22.2	7.2	JANUARY
የካቲት	28.5	22.0	15.0	28.5	22.2	22.2	28.4	21.6	1.5	FEBRUARY
መጋቢት	31.9	23.6	-	29.9	22.8	5.3	31.0	23.1	0.9	MARCH
ጳጉሜ	33.5	25.6	8.4	32.8	25.5	1.5	32.0	24.5	5.0	APRIL
ገንቦት	36.4	26.3	-	35.5	27.7	13.0	35.8	27.6	-	MAY
ሰኔ	40.3	27.5	-	39.1	28.9	-	39.9	28.8	-	JUNE
ጳጉሜ	41.2	30.6	-	39.4	30.7	-	39.8	31.1	-	JULY
ከተማ	41.1	30.5	10.0	39.9	30.2	-	40.0	30.4	-	AUGUST
መስከረም	38.6	29.7	-	39.1	29.4	-	38.5	29.1	-	SEPTEMBER
ጥቅምት	35.7	27.2	47.0	35.5*	26.3*	-	35.2	26.8	50.6	OCTOBER
ህዳር	32.8	24.5	-	33.2	23.5	48.2	33.4	18.5	50.9	NOVEMBER
ታህሣሥ	29.9	22.0	-	30.0	23.6	10.3	32.6	22.1	6.8	DECEMBER
የዓመት	35.0	26.0	110.9	34.4	26.1	130.2	34.7	25.5	122.9	ANNUAL
	MAX.	MIN.	RAIN	MAX.	MIN.	RAIN	MAX.	MIN.	RAIN	MONTH
	TEMPERATURE			TEMPERATURE			TEMPERATURE			
	1966			1967			1968			

ምድርና አየር
LAND AND CLIMATE

ናዘፋ
NACFA

ሠገጠረዥ 7. / የቀጠለ/

TABLE A.7 (Contd.)

የአየር ሙቀት በደግፊ ሣገተ ጊራዳ
ዞርም በጊሊ ሣትር

DEGREES CENTIGRADE
RAINFALL MILLIMETRES

ጠር	1958/9			1959/60			1960/1			MONTH
	የአየሩ ሙቀት		የዞርም መጠን	የአየሩ ሙቀት		የዞርም መጠን	የአየሩ ሙቀት		የዞርም መጠን	
	ከፍተኛ	ዝቅተኛ		ከፍተኛ	ዝቅተኛ		ከፍተኛ	ዝቅተኛ		
ጥር	21.1	10.7	-	20.4	9.7	-	20.8	10.2	-	JANUARY
የካቲት	20.6	10.0	-	21.0	10.5	-	19.5	8.0	-	FEBRUARY
መጋቢት	23.7	11.8	19.9	22.3	11.7	-	22.8	10.7	-	MARCH
ሚያዝያ	26.2	13.9	44.5	24.0	13.2	14.3	23.6	12.0	29.2	APRIL
ገንቦት	29.2	15.5	...	27.8	15.5	27.5	28.5*	15.5*	-	MAY
ሰኔ	30.9*	18.9*	31.5	30.4	18.9	19.6	30.7*	18.9*	25.5*	JUNE
ሰኞ	30.6	21.4	47.0	28.2	19.8	46.7	29.4*	20.6*	46.9*	JULY
ነሐሴ	29.5	19.2	85.3	25.9*	18.7*	97.8*	27.7*	18.0*	91.6	AUGUST
መስከረም	28.5	17.0	10.2	27.9	17.3	41.9*	28.2*	17.2*	26.1	SEPTEMBER
ጥቅምት	25.0	13.8	67.8	24.7*	12.5*	33.9*	24.9*	13.2	50.9	OCTOBER
ሀዳር	22.8	11.4	-	22.0	11.7	-	22.4*	11.6	-	NOVEMBER
ታህሳስ	20.7	8.8	-	19.9*	9.6*	-	20.3*	9.2*	-	DECEMBER
የዓመት	25.7	14.4	306.0	24.5	14.1	281.7	24.9	13.8	269.2	ANNUAL
	MAX.	MIN.	RAIN	MAX.	MIN.	RAIN	MAX.	MIN.	RAIN	
	TEMPERATURE			TEMPERATURE			TEMPERATURE			
	1966			1967			1968			

ወገጂ
WONJI

ጠር	1958/9			1959/60			1960/1			MONTH
	የአየሩ ሙቀት		የዞርም መጠን	የአየሩ ሙቀት		የዞርም መጠን	የአየሩ ሙቀት		የዞርም መጠን	
	ከፍተኛ	ዝቅተኛ		ከፍተኛ	ዝቅተኛ		ከፍተኛ	ዝቅተኛ		
ጥር	26.4	11.3	-	24.2	8.6	-	25.4	7.6	4.0	JANUARY
የካቲት	25.6	14.4	95.0	27.8	13.3	-	23.6	14.9	51.0	FEBRUARY
መጋቢት	26.4	13.6	111.0	28.9	15.6	57.0	27.2	12.3	31.0	MARCH
ሚያዝያ	27.4	15.0	31.0	28.1	15.5	18.0	26.9	16.0	69.0	APRIL
ገንቦት	29.6	13.9	63.0	28.7	15.7	61.0	29.9	14.8	4.0	MAY
ሰኔ	27.6	15.8	85.0	28.1	16.2	78.0	28.1	16.6	148.0	JUNE
ሰኞ	25.2	15.5	329.0	24.2	16.8	162.0	25.6	16.9	158.0	JULY
ነሐሴ	24.5	15.0	293.0	24.3	15.7	116.0	25.3	16.1	156.0	AUGUST
መስከረም	25.0	13.0	120.0	24.9	15.5	84.0	26.9	15.9	64.0	SEPTEMBER
ጥቅምት	25.5	10.9	21.0	25.2	11.2	54.0	25.4*	11.1*	4.0	OCTOBER
ሀዳር	24.7	9.4	-	24.6*	8.9*	-	24.4	11.2	22.0	NOVEMBER
ታህሳስ	24.3*	11.7*	-	24.3*	11.7*	-	25.0	10.0	1.0	DECEMBER
የዓመት	26.0	13.4	1,148.0	26.1	13.7	630.0	26.1	13.6	112.0	ANNUAL
	MAX.	MIN.	RAIN	MAX.	MIN.	RAIN	MAX.	MIN.	RAIN	
	TEMPERATURE			TEMPERATURE			TEMPERATURE			
	1966			1967			1968			

* የሰበት ዓመት ጣዕከለኛ ሁኔታ በመቆየት የተገኘ ገምት

*Estimated by taking the average of three years

በወገጅ ጣዕከለኛ የሰበት የሰበት አስተዳደር ከአየር ጥርጣሬ ስፍራ የተገኘ

Source: National Climatological service, Civil Aviation Administration Ministry of Communication

ክፍል 1 - ስለ ሕዝብ

ሠገጠረዥ ለ.1: ይህ የ1960 ዓ.ም. የሕዝብ ብዛት ገምት የተገኘው የአገር ገዛት ሚኒስቴር በ1949 ዓ.ም ያደረገውን የሕዝብ ቁጥር ምዝገባ መሠረት በግድገባ ነው/ ኢትዮጵያ ስብሰባ 5ኛ ዓመት 2ኛ ቁጥር/:: ከ1949 ዓ.ም. ስከር 1956 ዓ.ም. ድረስ የሕዝቡ ዕድገት በየዓመቱ በመቶ 1.6 ታስቦ ሲሆን፣ በ1957 ዓ.ም እና በ1958 ዓ.ም. ደገፍ በመቶ 1.8 በ1959 በመቶ 2.14 በ1960 በመቶ 2.15 እንደሚሆን በግብር ነው::

ሠገጠረዥ ለ.2: በዚህ መሠገጠረዥ የቀረበው የከተማዎች ሕዝብ ብዛት ከአገር ገዛት ሚኒስቴር የተገኘና እንዲሁ ም ከ1957 ዓ.ም እስከ 1960 ዓ.ም የእስታቲስቲክስ ጠቅላይ ጽ/ቤት ከአገር ገዛት ሚኒስቴር የግዚጋ ሴት ቸ ክፍል ጋር በመተባበር በ195 ከተሞች ሁለት በአደረገው ጥናት መሠረት ነው::

ሠገጠረዥ ለ.3: ይህ የጠገና ጠቅላላ የሕዝብ ብዛት በዕድሜና በጾታ ለይቶና መደብ የሚያሳይ ሠገጠረዥ የ ተዘጋጀው የእስታቲስቲክስ ጠቅላይ ጽ/ቤት በ12 ጠቅላይ ገዛቶችና በ195 ከተሞች በአደረገው ብጩኛ የእስታ ቲስቲክስ ጥናትና ከጥናቱ የተገኘውን ጭነት ከዚህ በፊት ከተደረገው ገምት ጋር በግዚጋ ነው::

ሠገጠረዥ ለ.4: በ የጠቅላይ ገዛት የሚገኙት ከተሞችና በውስጣቸው የሚኖረውን ሕዝብ ብዛት በጾታ ለይቶ ያሳ ያል፣ ከተማ ለተባሉት ያሉ ተከክለኛ ትርጉሙ ያሉ ተሰጠው ሲሆንም በዘርዘሩ ሁለት የተሰጠው ከተማዎች ሁሉ በመገምት የተሾሙ ጋላፊዎች አሉባቸው:: የእስታቲስቲክስ ሕዝብ ብዛት ገምት የተገኘው ከ1957 ዓ.ም. ስከር 1960 ዓ.ም. የእስታቲስቲክስ ጠቅላይ ጽ/ቤት ከአገር ገዛት ሚኒስቴር ግዚጋ ክፍል ጋር በመተባበር በባሉ በተቀር በሁሉም ጠቅላይ ገዛቶች ሁለት ከደረገው የከተማ ሕዝብ ብዛት ጥናት ሲሆን፣ የእኒስ አባባና የአሰመራ ሕዝብ ብዛት ገን የተገኘው በ1960 ዓ.ም በተደረገው ጠቅላላ ቁጠራዎች ነው:: የቀረት ከተሞች ሕዝብ ብዛት ገን የአገር ገዛት ሚኒስቴር በ1949 ዓ.ም. ከደረገው የሕዝብ ቁጥር ምዝገባ የተገኘ ነው::

ሠገጠረዥ ለ.5 እና ለ.6: የተሰጠው የውጭ አገር ዜጎች እስታቲስቲክስ የግዚጋውን በአገር ገዛት ሚኒስቴ ር የሕዝብ ፀጥታ ጥበቃ መሥሪያ ቤት ነው:: በ1937 ዓ.ም. የወጣው አዋጅ ቁጥር 57 ግናቸውም የውጭ አገር ዜጋ /ቤት ወይም ወገድ/ እንዲሁም 16 ዓመት የሞላው ልትዩላይ በገባ በ30 ቀን ሁለት የይላኛና ቢዛ ክፍል ቀርቦ ተወዘገቦ የነዋሪ ነት መታወቅ ወረቀት እንዲይዝ ያዟል:: ከዚያም በኋላ በየዓመቱ በመወዘገብ የነዋሪ ነ ተገ ፈቃድ ያሳድሳል::

የቃላት ትርጉም

ወጭዎች: ከልትዩላይ ከወጡ በኋላ ወዲያውኑ የሚመለሱ፣ ከልትዩላይ ወደ ሌላ አገር የሄዱ ሰዎች ግለት ነው:: ይህም ገጠኝዎችንና በተራገዟት መሰከ የገቡትን አይጠቅሱም::

አኒስ ገቢዎች: ወደ ልትዩላይ የሚገቡ የውጭ አገር ዜጎች ሁሉ አኒስ የገቡ ተባለው የሚወዘገቡት በልትዩላይ ሁለት ለመኖር የሚያስችላቸው የመገቢያ ፈቃድ ሲኖራቸውና ከዚህ በታች በተሰጠው መሠረት ተሰጥቶ ገቢ ያሉ ሆኑ እንደሆነ ነው::

ተሰጠው ገቢዎች: ከልትዩላይ በፈቃድ ወጥተው ተሰጠው የሚገቡ ዜጎች ሀ/ ተሰጥቶ ለመገባት የሚያስችሉ ቢዛ ከላቸው፣ ለ/አስቀደመው በልትዩላይ መኖራቸው ከታወቀ/ በገጠኝ ወይም በተራገዟት ሳይሆን/ ከልትዩላይ ወጪ የቀዳሳት ጊዜ ከአገሩ ዓመት ያሳበለጠ ወይም ተምህርት ለመከታተል ከሁለት ዓመት ላሳበለጠ ጊዜ የቀዳ ከሆነ ወጥተው ተሰጠው የገቡ በመባል ይመደባሉ::

ተራሰቶቹ: በተራሰቶቹ ስም የተመደቡት በጭላላ ለገር በዜገኙ የኢትዮጵያ ተገባሪ ወይም በአዲስ አበባና በአሁኑኑ የአይ.ሲ.ቲ. ማረፊያ የይላቶና የጊዜ ክፍል የገጠኝያቸው /የተራሰቶቹ/ ጊዜ በመቀጠል በኢትዮጵያ የሚቀዱት ናቸው። ጊዜው ለሰባት ወራት ያህል ስለሚያገለገል ወገንዎች አገልግሎት ገንዘብ ለማስፈን ወይም የአረፍት ጊዜያዊ ለማሰባሰብ ይቻላል።

ተራገዘት: ተላላፊ ወገንዎቹ ለሰባት ቀናት ያህል የሚያገለገል የተራገዘት ጊዜ ያላቸው ናቸው ይህም ጊዜ የሚሰጠው በጭላላ ለገር በዜገኙ የኢትዮጵያ ተገባሪ ወይም በአዲስ አበባና በአሁኑኑ የአይ.ሲ.ቲ. ማረፊያ ላይ ነው።

SECTION B. POPULATION

Table B.1 Estimates for 1968 are based on the Administration Population Reporting of 1956 undertaken by the Ministry of Interior (See the Ethiopian Observer Vol. 5. No.2). The overall raising factor used was 1.6% for the years 1956 - 1964, 1.8% for 1965 and 1966, 2.14% for 1967 and 2.15% for 1968.

Table B.2 These estimates are built up from the estimates of the Ministry of Interior and surveys undertaken from 1965 to 1968 in a total of 195 towns by the Central Statistical Office in co-operation with the Municipalities Section of the Ministry of Interior.

Table B.3 The distribution of total population by age group and sex has been estimated on the basis of data obtained in 12 surveyed provinces through the National Sample Survey for the rural population, and on the basis of 195 surveyed towns for the urban population. The percentage distribution of population obtained for surveyed population was applied to the total estimated in rural and urban areas.

Table B.4 This table is a listing of towns by province and gives their population by sex for 1968. No strict definition of town have been used in compiling the list. However the towns included here have town chiefs appointed within the framework of administrative authority. The estimates of most of these towns are built up from surveys undertaken from 1965 to 1968 in almost all Governorates General (except Bale) by the Central Statistical Office in Co-operation with the Municipalities section of the Ministry of Interior. Estimates for Addis Ababa and Asmara are based on the 1967 and 1968 Census respectively. Estimates for the remaining towns are built up from the 1956 Ministry of Interior Population reporting.

Table B.5 and B.6 The Public Security Department of the Ministry of Interior is the primary source of tourist and migration statistics. By Proclamation No. 57 of 1944, every foreigner is required, within 30 days of his (or her) arrival in Ethiopia or of his (or her) attaining the age of 16 years and thereafter annually, to report in person to the registrar, and an identity card (Foreigner's Registration Book) is issued to him (or her).

The following definitions have been used:

Emigrants. An emigrant is a person proceeding out of Ethiopia for a destination elsewhere without the immediate intention of returning to the country, excluding visitors and persons in transit.

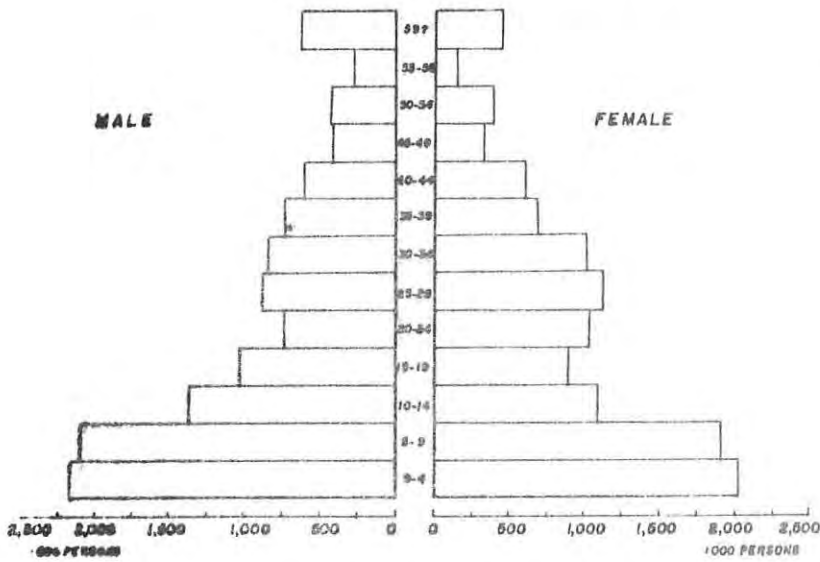
Immigrants. Persons entering the country are classified as new immigrants if they are not returning residents as defined below and have an entry permit, which allows them to become residents of the country.

Re-Entrants. Persons returning to the country are classified as returning residents if (a) they possess a valid re-entry visa, or if (b) they have been absent for less than one year, or, if for educational purposes abroad, for less than two years.

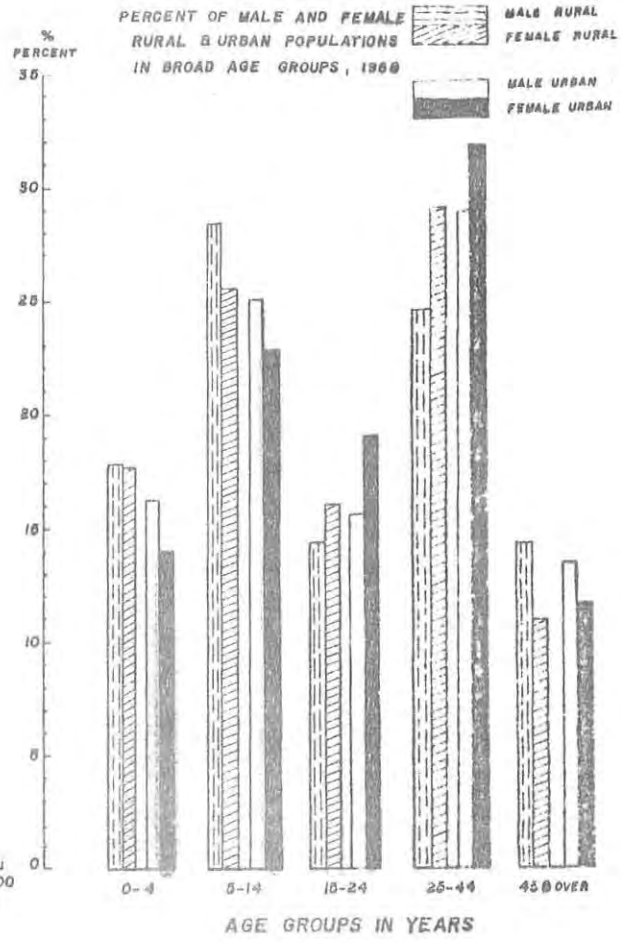
Tourists. Persons classified thus are those who have a visitor's or tourist's visa, which can be obtained either at the Ethiopian consulates abroad or at the airports in Addis Ababa and Asmara. These visas are valid up to 3 months and allow the visitor to pursue temporarily his business or profession as well as covering visitors on holiday.

Transients. Persons in transit are defined as those who have an in-transit visa. These visas are issued at the Ethiopian consulates abroad or at the airports in Addis Ababa and Asmara to persons passing through the country to a destination outside it. They are valid for a period of up to seven days.

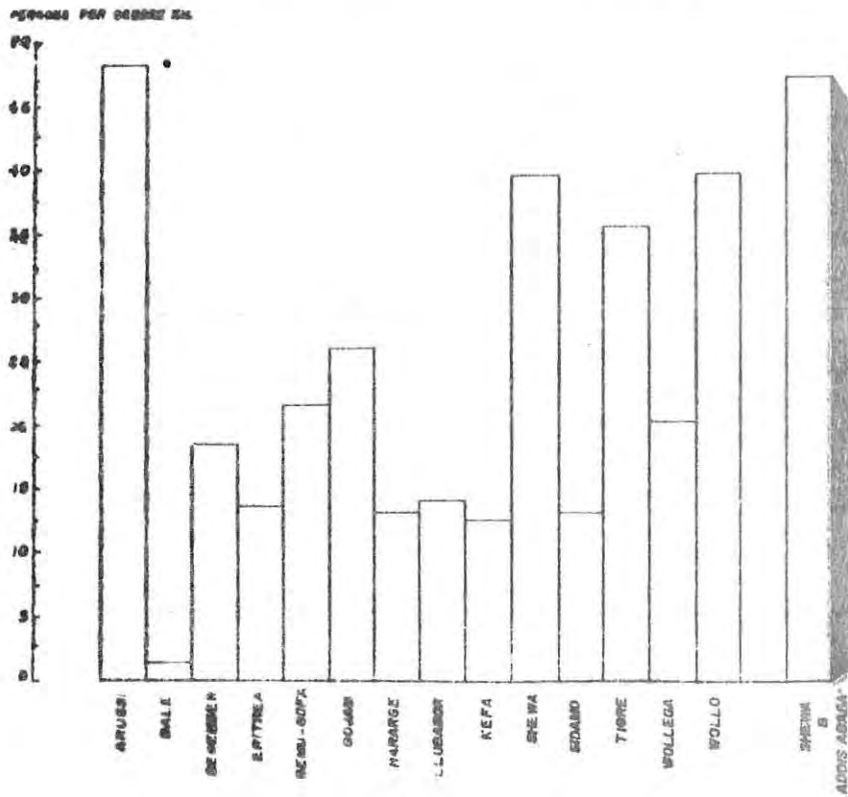
POPULATION IN 1968, BY AGE GROUP AND SEX




PERCENT OF MALE AND FEMALE RURAL & URBAN POPULATIONS IN BROAD AGE GROUPS, 1968



POPULATION DENSITY PER SQUARE KM BY PROVINCE



TOURIST IN



**ሰለ ሕዝብ ብዛት
POPULATION**

1960 ዓ.ም የየጠቅላይ ገዛት ስፋት የሕዝብ ብዛት ገምገማና ስፋት
AREA, ESTIMATED POPULATION AND POPULATION DENSITY IN 1968, BY PROVINCE

ሠንጠረዥ ለ.1 TABLE B.1

ጠቅላይ ገዛት	ስፋት በካራ ጠቅላይ /በጠሀ/	በ1960 ዓ.ም የሕዝብ ብዛት ገምገማ /በጠሀ/	በካራ ጠቅላይ ካራ የሰፈረው	
አረሲ	23.5	1,132.0	48.2	ARUSSI
ባሌ	124.6	162.8	1.3	BALE
በጊዳር	74.2	1,374.0	18.5	BEGHEMENDER
ኦርትራ	117.6	1,628.3	13.8	ERITREA
ገጠ ገጠ	39.5	856.5	21.7	GEMU GOFFA
ገጃም	61.6	1,606.1	26.1	GOJAM
ሐረርጌ	259.7	3,411.1	13.1	HARARGE
ኦሎባቦር	47.4	668.7	14.1	ILLUBABOR
ክፋ	54.6	696.1	12.7	KEFA
ሸቀ	85.2	3,389.2	39.8	SHOA
አዲስ አበባ	0.2	684.1	3,120.5	ADDIS ABABA
ሲዳሞ	117.3	1,550.8	13.2	SIDAMO
ትገረ	65.9	2,351.1	35.7	TIGRE
ወላጋ	71.2	1,450.5	20.4	WOLLEGA
ወሌ	79.4	3,178.9	40.0	WOLLO
ጭር	1,221.9	24,140.2	19.8	TOTAL
	AREA ('000 KM ²)	POPULATION ('000)	POPULATION PER KM ²	PROVINCE

የ1960 ዓ.ም የየጠቅላይ ገዛት የገጠና የከተማ ነዋሪ ሕዝብ ብዛት ገምገማ
ESTIMATED URBAN AND RURAL POPULATION IN 1968, BY PROVINCE

ሠንጠረዥ ለ.2

TABLE B.2

በጠሀ '000

ጠቅላይ ገዛት	የሕዝብ ብዛት			የገዛት ከተማ ሕዝብ ብዛት ከጠቅላይ %	
	ጠቅላላ	የገዛት የገጠ ሕዝብ ብዛት	የገዛት የከተማ ሕዝብ ብዛት		
አረሲ	1,132.0	1,089.7	42.3	3.7	ARUSSI
ባሌ	162.8	142.4	20.4	12.5	BALE
በጊዳር	1,374.0	1,302.1	71.9	5.2	BEGHEMENDER
ኦርትራ	1,628.3	1,349.3	279.0	17.1	ERITREA
ገጠ ገጠ	856.5	834.0	22.5	2.6	GEMU GOFFA
ገጃም	1,606.1	1,534.9	71.2	4.4	GOJAM
ሐረርጌ	3,411.1	3,255.5	155.6	4.6	HARARGE
ኦሎባቦር	668.7	642.9	25.8	3.9	ILLUBABOR
ክፋ	696.1	641.7	54.4	7.8	KEFA
ሸቀ	4,073.3	3,174.3	899.0	22.1	SHOA
ሲዳሞ	1,550.8	1,458.0	92.8	6.0	SIDAMO
ትገረ	2,351.1	2,242.1	109.0	4.6	TIGRE
ወላጋ	1,450.5	1,395.6	54.9	3.8	WOLLEGA
ወሌ	3,178.9	3,078.4	100.5	3.2	WOLLO
ጭር	24,140.2	22,140.9	1,999.3	8.3	TOTAL
	TOTAL	RURAL	URBAN	PERCENT OF URBAN POPULATION	PROVINCE
POPULATION					

ሰለ ጠቅላይ ስፋት የተሰጠው ጠቅላላ ከካርታ ላይ ለገንጠል ለገንጠል የተገኘ ሲሆን

ለገንጠል ሰለ ሕዝብ ብዛት የቀረበው ገምገማ በአገር ገዛት ላይ ነውና ከጠቅላይ ለስፋት ለስፋት ለ/ሆኑ ነው።

Source: Area Data by Mapping and Geography Institute

Population Estimates by the Ministry of Interior and Central Statistical Office

በ1960 ዓ.ም የኢትዮጵያ ሕዝብ ብዛት መደበኛ ጠቅላይ ሪፖርት
ESTIMATED POPULATION OF ETHIOPIA 1968, BY AGE GROUP AND SEX

ሕገ ሕዝብ ብዛት
POPULATION

ሠንጠረዥ ለ.3 TABLE B.3

	ጠቅላላ የሕዝብ ብዛት		የወንድ ሕዝብ ብዛት		የሴት ሕዝብ ብዛት		
	ቁጥር በሺህ	ቦ ፐር ሰንገት	ቁጥር በሺህ	ቦ ፐር ሰንገት	ቁጥር በሺህ	ቦ ፐር ሰንገት	
ጠቅላላው የሀገሪ ሕዝብ							TOTAL POPULATION
0 - 4	4,233.3	17.5	2,158.4	17.7	2,074.9	17.4	0 - 4
5 - 9	4,027.5	16.7	2,088.0	17.1	1,939.5	16.3	5 - 9
10 - 14	2,447.9	10.1	1,358.3	11.1	1,089.6	9.1	10 - 14
15 - 19	1,952.5	8.1	1,029.7	8.4	922.8	7.7	15 - 19
20 - 24	1,792.4	7.4	751.0	6.2	1,041.4	8.7	20 - 24
25 - 29	2,017.3	8.4	872.1	7.1	1,145.2	9.6	25 - 29
30 - 34	1,859.6	7.7	841.1	6.9	1,018.5	8.5	30 - 34
35 - 39	1,440.1	6.0	745.4	6.1	694.7	5.8	35 - 39
40 - 44	1,263.2	5.2	597.9	4.9	665.3	5.6	40 - 44
45 - 49	750.0	3.1	422.5	3.5	327.5	2.8	45 - 49
50 - 54	829.0	3.4	426.3	3.5	402.7	3.4	50 - 54
55 - 59	424.1	1.8	277.8	2.3	146.3	1.2	55 - 59
60 እና ከዚያ በላይ	1,103.3	4.6	635.7	5.2	467.6	3.9	60 & Over
ጭር	24,140.2	100.0	12,204.2	100.0	11,936.0	100.0	TOTAL
ገጠናዊ ነዋሪ ሕዝብ							RURAL POPULATION
0 - 4	3,930.3	17.7	2,002.0	17.8	1,928.3	17.7	0 - 4
5 - 9	3,765.3	17.0	1,956.9	17.4	1,808.4	16.6	5 - 9
10 - 14	2,228.9	10.1	1,248.4	11.1	980.5	9.0	10 - 14
15 - 19	1,761.7	8.0	944.6	8.4	817.1	7.5	15 - 19
20 - 24	1,633.8	7.4	686.0	6.1	947.8	8.7	20 - 24
25 - 29	1,833.5	8.3	798.5	7.1	1,035.0	9.5	25 - 29
30 - 34	1,690.6	7.6	764.7	6.8	925.9	8.5	30 - 34
35 - 39	1,295.9	5.8	674.9	6.0	621.0	5.7	35 - 39
40 - 44	1,149.8	5.2	539.8	4.8	610.0	5.6	40 - 44
45 - 49	676.6	3.1	382.4	3.4	294.2	2.7	45 - 49
50 - 54	764.1	3.4	393.7	3.5	370.4	3.4	50 - 54
55 - 59	389.4	1.8	258.7	2.3	130.7	1.2	55 - 59
60 እና ከዚያ በላይ	1,021.0	4.6	596.1	5.3	424.9	3.9	60 & Over
ጭር	22,140.9	100.0	11,246.7	100.0	10,894.2	100.0	TOTAL
ከተማ ነዋሪ ሕዝብ							URBAN POPULATION
0 - 4	301.9	15.1	156.4	16.3	145.5	14.0	0 - 4
5 - 9	260.4	15.0	131.1	13.7	129.3	12.4	5 - 9
10 - 14	219.5	11.0	109.9	11.5	109.6	10.5	10 - 14
15 - 19	191.5	9.6	85.1	8.9	106.4	10.2	15 - 19
20 - 24	158.9	7.9	65.0	6.8	93.9	9.0	20 - 24
25 - 29	184.2	9.2	73.6	7.7	110.6	10.6	25 - 29
30 - 34	169.4	8.5	76.4	8.0	93.0	8.9	30 - 34
35 - 39	144.7	7.2	70.5	7.3	74.2	7.1	35 - 39
40 - 44	113.6	5.7	58.1	6.1	55.5	5.4	40 - 44
45 - 49	73.6	3.7	40.1	4.2	33.5	3.2	45 - 49
50 - 54	64.8	3.3	32.6	3.4	32.2	3.1	50 - 54
55 - 59	34.8	1.7	19.1	2.0	15.7	1.5	55 - 59
60 እና ከዚያ በላይ	82.0	4.1	39.6	4.1	42.4	4.1	60 & Over
ጭር	1,999.3	100.0	957.5	100.0	1,041.8	100.0	TOTAL
	NUMBER (in '000)	PERCENT	NUMBER (in '000)	PERCENT	NUMBER (in '000)	PERCENT	
	BOTH SEXES		MALE		FEMALE		

ሰላ ሕዝብ ብዛት
POPULATION

በ1960 ዓ.ም በየጠቅላይ ገዛቶቹ የዲገኙ ከቅዱሳን ሕዝብ ገጾች በጾታ ለይተ የሚያሳይ
ESTIMATED POPULATION OF TOWNS BY PROVINCE AND BY SEX, 1968

ሠንጠረዥ ለ.4 TABLE B.4

ብ ቁጥር NUMBER

ጠቅላይ ገዛትና ከተማ	የሕዝብ ብዛት			PROVINCE AND TOWN
	ወንድ	ሴት	ጭር	
<u>ላረሰ</u>				<u>ARUSSI</u>
አሰላ	5,895	8,269	14,164	ASELA
በቶጃ	854	1,083	1,937	BEKOJI
ዳራ	927	958	1,885	DERA
ገቢባ	829	1,038	1,867	GUBESSA*
ሀሩታ	2,507	2,084	4,591	HURUTA*
ኮፈሌ	1,781	1,645	3,426	KOFELE
ሮቢ	1,645	1,853	3,498	ROBI
ሲሪ	1,499	1,750	3,249	SIRE
ቲሻ	1,516	1,469	2,985	TICHO*
ተንሣኤ ብርሃን	2,353	2,302	4,655	TINSAE BIRHAN
ጭር /10 ከቅዱሳን/	19,806	22,451	42,257	TOTAL (10 TOWNS)
<u>ባሌ</u>				<u>BALE</u>
አበረሰ ቢደራ	352	348	700	ABORESO BIDERE*
አዳባ	2,245	1,947	4,192	ADABA*
ደደሳ	702	1,133	1,835	DODOLLA*
ጋሰራ	298	370	668	GASERA*
ገነር	1,725	1,950	3,675	GINIR*
ገባ	3,534	3,916	7,450	GOBA*
ገራጫ ልደ	630	653	1,283	GOROMELIOU*
ገላላቻ	290	315	605	GULELCHA*
ጭር /8 ከቅዱሳን/	9,776	10,632	20,408	TOTAL (8 TOWNS)
<u>በገምዳር</u>				<u>BEGHEMENDER</u>
አዲስ ዘመን	1,937	2,551	4,488	ADDIS ZEMEN
አይክል	975	678	1,653	AYKEL
አዛዙ	2,281	3,405	5,686	AZEZO
ዳባተ	1,875	2,499	4,374	DABAT
ደባርቶ	1,812	2,676	4,488	DEBARK
ደብረ ታቦር	2,968	4,113	7,081	DEBRE TABOR
ገንደር	13,305	18,044	31,349	GONDAR
ገርጌ	729	1,052	1,781	GORGORA
አስተ	842	1,418	2,260	ISTIE
ቶላዳባ	1,687	2,395	4,082	KOLA DIBA
ነፋስ ጫቂ	735	1,130	1,865	NEFAS MEWCHA
ሰቲት	1,639	1,167	2,806	SETIT*
ጭር /12 ከቅዱሳን/	30,785	41,128	71,913	TOTAL (12 TOWNS)
<u>አርቲራ</u>				<u>ERITREA</u>
ዳዲ ቶይሕ	2,041	2,155	4,196	ADI KEYIH
ዳዲ ኪላ	3,186	2,999	6,185	ADI KWALA
ዳዲ ተከለዘን	708	781	1,489	ADI TEKELEZAN
	MALE	FEMALE	TOTAL	PROVINCE
	POPULATION			AND TOWN

1960 ዓ.ም በዩኒቨርሲቲ ገዛት የሚገኙ ከገጠና ስድስት ገጠናዎች በጾታ ለይተ የሚገኝበት
ESTIMATED POPULATION OF TOWNS BY PROVINCE AND BY SEX, 1968

ሠንጠረዥ ለ.4/ የቀጠለ/ TABLE B.4 (Contd.)

ብዛት NUMBERS

ጠቅላይ ገዛትና ከተማ	የሰብአዊ ብዛት			
	ወንድ	ሴት	ጠቅላይ	
<u>ኢትዮጵያ / የቀጠለ/</u>				<u>ERITREA (Contd.)</u>
ዓጲ ወገሪ	4,864	5,311	10,175	ADI UGRI
አምባደርሀ	2,135	2,219	4,354	EMBA DERHO
ሰርገጌ	1,437	1,437	2,874	HIRGIGO
አሰብ	6,415	4,749	11,164	ASEB
አሰጠራ	88,045	102,454	190,499	ASMARA
ዳባር ዋ	1,010	1,104	2,114	DEBARWA
ደቆሞሪ	4,447	3,958	8,405	DEKEMHARE
ደቆሞሪ	1,260	1,197	2,457	DEKESHAY
ገንዳ	1,895	2,145	4,040	GINDA
ሕምብር ቲ	1,469	1,635	3,104	HIMBERTI
ኪዳን	1,625	1,635	3,260	QUAZEN
ጾጻ ዋ	8,363	7,436	15,799	MASSAWA
ሰንገራ	1,271	1,469	2,740	SENAFE
ጸዕባ ክርስቲያን	1,437	1,333	2,770	TSEADA KIRISTIAN
ጸዳጋ	1,666	1,667	3,333	TSEHAZEGA
ጠቅላይ / 18 ከተማ /	133,274	145,684	278,958	TOTAL (18 TOWNS)
<u>ገጠና</u>				<u>GEMU GOFFA</u>
አርባጋላ	1,573	1,375	2,948	ARBAMINCH
ባኪ*	2,546	2,012	4,558	BAKE*
ቦረዳ*	268	357	625	BOREDA*
ቡሊኪ*	1,613	1,935	3,548	BULKI*
ቄንቻ	1,396	1,749	3,145	CHENCHA
ፈለገ ነጻይ	1,249	1,261	2,510	FELEGE NEWAY
ገይላ	2,114	2,499	4,613	GIDOLE
ኮንሶ	240	260	500	KONSO
ጠቅላይ / 8 ከተማ /	10,999	11,448	22,447	TOTAL (8 TOWNS)
<u>ገጠና</u>				<u>GOJAM</u>
አዳት*	976	1,351	2,327	ADET*
ባሕር ዳር	5,238	7,474	12,712	BAHIR DAR
ቢቸና*	569	770	1,339	BICHENA*
ቡራ	1,333	1,854	3,187	BURE
ዳንገላ	1,741	2,291	3,032	DANGLA
ደብረ ጣር ቀስ	9,043	12,924	21,967	DEBRE MARKOS
ደብረ ወርቅ*	389	490	879	DEBRE WORK*
ደይን	1,614	2,125	3,739	DEJEN
ደምበጃ	1,146	1,541	2,687	DENBECHA
ኤላያ*	1,271	1,604	2,875	ELYAS*
ፈለገ ብርሃን*	408	292	700	FELEGE BERHAN*
ፍናተ ሰላም	906	1,239	2,145	FINOTE SELAM
ገዳ ቤተ ጣር ያም*	499	708	1,207	GIMA BETE MARIAM*
ቀ. ጋ. ሥላሴ ብር*	664	719	1,383	K/HAILE SELASSIE BER*
አገጃባራ	781	1,916	1,697	INJIBARA
	MALE	FEMALE	TOTAL	PROVINCE
	POPULATION			AND TOWN

ሰለ ሕዝብ ብዛት
POPULATION

በ1960 ዓ.ም በየጠቅላይ ገዛቸው የሚገኙ ከተሞች ሕዝብ ገጽታ በጾታ ለይቶ የሚያሳይ
ESTIMATED POPULATION OF TOWNS BY PROVINCE AND BY SEX, 1968

ሠገጠረዥ ለ.4/የቀጠለ/TABLE B.4 (Contd.)

ብ ቁጥር NUMBERS

ጠቅላይ ገዛትና ከተማ	የሕዝብ ብዛት			
	ወገድ	ሰታ	ጊዮር	
<u>ጌጃም / የቀጠለ/</u>				<u>GOJAM (Contd.)</u>
ጅጋ	688	969	1,657	JIGA
ጦርጦ ለጣር ያም*	1,049	700	1,749	MERTO LE MARIAM*
ጦጣ*	1,050	1,384	2,434	MOTTA*
ወገብራ*	405	411	816	WENBERA*
የቸቤ*	405	574	979	YEJUBE*
ዘገ*	318	403	721	ZEGIE*
ጊዮር /21 ከተሞች/	30,493	40,739	71,232	TOTAL (21 TOWNS)
<u>ሐረርጌ</u>				<u>HARARGE</u>
አፍደም	438	479	917	AFDEM
አይሻ	551	673	1,224	AISHA
አለም ጣያ	2,219	1,999	4,218	ALEM MAYA
አርባ	427	406	833	ARBA
አሰብ ተፈፊ	3,530	3,976	7,506	ASBE TEFERI
አሰቦት	906	885	1,791	ASEBOT
በደኖ	1,152	1,153	2,305	BEDENO
በዳሳ	1,677	1,677	3,354	BEDESA
ቢዳ*	291	370	661	BIYE*
ሠለገቶ	833	896	1,729	CHELENKO
ደደር	1,771	1,863	3,634	DEDER
ደረጃ ቀ	24,660	27,088	51,748	DIRE DAWA
ደደላ*	933	817	1,750	DODELA*
ፋናገ ቤራ	2,406	2,479	4,885	FUNYAN BIRA
ገራዋ	1,652	1,795	3,447	GELEMSO
ገታ	1,122	1,163	2,285	GIRAWA
ጠጣረሳ	1,707	1,615	3,322	GOTA
ሐረር	374	375	749	HAMARESA
ሐርኖ	20,006	23,620	43,626	HARAR
ሐርሶ	1,895	2,011	3,906	HIRNA
ኋኋጋ*	386	458	844	HURSO
ቀርሳ	1,888	2,224	4,112	JIJIGA*
ቦራ	646	718	1,364	KERSA
መሰባረፋ	198	177	375	KORA
ሚካሶ	1,560	1,418	2,978	MELKARUFA
ሙሱ	792	823	1,615	MIESO
ጊዮር /27 ከተሞች/	208	208	416	MULU
	74,228	81,366	155,594	TOTAL (27 TOWNS)
<u>አላባቦር</u>				<u>ILLUBABOR</u>
ቦኖ ቦደሌ	1,091	1,091	2,182	BUNO BEDELE
ቡራ	306	326	632	BURE
ደበሌ*	994	1,032	2,026	DEBEL*
ገምቤላ*	860	809	1,669	GAMBELA*
ጌራ	3,958	4,080	8,038	GORE
	MALE	FEMALE	TOTAL	PROVINCE
	POPULATION			AND TOWN

በ1960 ዓ.ም በየጠቅላይ ገዛቶቹ የሚገኙ ከተሞች ሕዝብ ገምት በጾታ ለጾታ የሚያሳይ
ESTIMATED POPULATION OF TOWNS BY PROVINCE AND BY SEX, 1968

ሠንጠረዥ ለ.4 / የቀጠለ / TABLE B.4 (Contd.)

ቦታዊ ቁጥሮች NUMBERS

ጠቅላይ ገዛትና ከተማ	የሕዝብ ብዛት			
	ወንድ	ሴት	ጠቅላይ	
				ILLUBABOR (Contd.)
<u>ሌሊባቦር / የቀጠለ /</u>				
ሁረጫ	561	510	1,071	IJURUMU
ጠቀ	2,101	2,040	4,141	MATTU
ሰንተ	1,224	1,459	2,683	SINTU
ተባ	1,142	1,092	2,234	TOBA
ያዩ	500	591	1,091	YAYO
ጠቅላይ /10 ከተሞች/	12,737	13,030	25,767	TOTAL (10 TOWNS)
				KEFA
<u>ከፋ</u>				
አጋር	4,030	4,145	9,175	AGARO
አሰንገሳቦ	510	604	1,114	ASENDABO
ቦንጋ	2,336	2,764	5,100	BONGA
ጃጃ	14,896	16,296	31,192	JIMA
ሚዛን ተፈሪ	1,509	1,622	3,131	MIZAN TEFERI
ሰርቦ	265	459	724	SERBO
ሸቤ	750	790	1,540	SHEBE
ዋባ	1,142	1,245	2,387	WAKA
ጠቅላይ /8 ከተሞች/	26,438	27,925	54,363	TOTAL (8 TOWNS)
				SHOA
<u>ሸዋ</u>				
አዳጃ ተሌ	614	677	1,291	ADAMI TULU
አዳሰ አበባ	344,159	339,971	684,130	ADDIS ABABA
አዳሰ ዓለም	2,073	2,270	4,343	ADDIS ALEM
አያጅ	5,290	5,852	11,142	AKAKI
አላባ ቀለተ	1,885	1,895	3,780	ALABA KULITO
አለም ገና*	931	1,176	2,107	ALEMGENA*
አጠያ*	805	420	1,225	AMEYA*
አንቦር*	4,784	4,635	9,419	ANKOBER*
አዋሽ	875	958	1,833	AWASH
ባኮ	1,853	1,656	3,509	BAKO
ቡታገራ	2,271	2,759	5,030	BUTAJIRA
ቅንብ	458	604	1,062	CHANCHO
ደብረ ብርሃን	4,283	5,089	9,372	DEBRE BERHAN
ደብረ ሲና	1,573	2,010	3,583	DEBRE SINA
ደብረ ጸጌ	312	438	750	DEBRE TSIJE
ደብረ ዘይት	9,637	12,859	22,496	DEBRE ZEIT
ፊቺ	3,239	3,374	6,613	FICHE
ገብረ ጌታ	1,208	1,635	2,843	GEBRE GURACHA
ገደ	1,521	1,666	3,187	GEDO
ገነት	3,270	3,332	6,602	GENET
ገንዘ	1,417	1,750	3,167	GINCHI
ገዳን	4,220	4,580	8,800	GHION
ገሀጽ ዳን	583	906	1,489	GOHATSION
ገሀላ	146	198	344	GUDELA
ገደር	1,198	1,531	2,729	GUDER
	MALE	FEMALE	TOTAL	PROVINCE
	POPULATION			AND TOWN

ሰለ ሕዝብ ብዛት

POPULATION

በ 1960 ዓ.ም በ የጠቅላይ ገዛቶች የሚገኙ ከ ተቆጥረው ሕዝብ ገጭት በጾታ ለይቶ የሚጻጸቡ
ESTIMATED POPULATION OF TOWNS BY PROVINCE AND BY SEX, 1968

ሠንጠረዥ ለ.4/ የቀጠለ/ TABLE B.4 (Contd.)

ብ ቁጥር NUMBER

ጠቅላይ ገዛትና ከተማ	የሕዝብ ብዛት			ብ ቁጥር NUMBER
	ወንድ	ሴት	ጭር	
				<u>SHOA (Contd.)</u>
ሸዋ / የቀጠለ/				HAGERE HIWOT
ሐገረ ሕይወት	3,499	4,846	8,345	HOSSANA*
ሀሣላና*	3,302	3,466	6,768	IJAJI
ለጀጃ	740	875	1,615	INDIBIR
አገዳብር	416	510	926	KERAKORE
ካራ ቀረ	1,156	1,447	2,603	KOKA*
ቀታ*	274	322	596	MEKI
ወቂ	1,511	1,541	3,052	METEUARA
ወተሀራ	364	354	718	MOJO
ሞቾ	2,062	2,125	4,187	NAZRET
ናዝረት	13,924	14,444	28,368	NEGUELE
ነገሌ	1,791	1,813	3,604	ROBI
ርቢ	2,051	1,657	3,708	ROBIT
ርቢት	448	510	958	SEBETA
ሰበታ	1,469	1,583	3,052	SELE
ሰሌ	135	188	323	SENDAFA*
ሰገዳፋ*	444	608	1,052	SHASHAMENNE
ሻሻው ነ	3,742	4,251	7,993	SHEBOKA
ሻሻካ	979	1,135	2,114	SIENO
ሻኖ	885	1,062	1,947	TEFKI
ተፍኪ	552	656	1,208	TEJI
ተጂ	344	510	854	TIBE
ቲቢ	385	438	823	TULOBOLO
ተሉ ቦሉ	1,031	1,146	2,177	WELENCHITI
ወለገጩ ቲ	1,801	2,021	3,822	WELENCOMI
ወለገኩጂ	1,062	1,323	2,385	WELKITE
ወለቱጤ	1,603	1,687	3,290	WUCHALE
ወጫሌ	166	260	426	ZUWAY
ዘገይ	812	500	1,312	TOTAL (53 TOWNS)
ጭር /53 ከተሞች/	445,553	453,519	899,072	
				<u>SIDAMO</u>
ሰገዳ				AGERE MARIAM
አገረ ጫርያ	1,812	1,969	3,781	AGERE SELAM
አገረ ሰላም	1,927	1,719	3,646	ALETA WONDO
አለታ ወንዶ	2,822	2,895	5,717	ARBE GONA
አርቤ ገና	718	771	1,489	BULE
ቡሌ	958	875	1,833	CHELELEKTU
ጨለለቶ ተ	864	895	1,759	DILLA
ዳሳ	6,096	5,417	11,513	KIBRE MENGIST
ከባረ ወንገሥት	3,488	3,239	6,727	LEKU
ለኩ	2,073	1,895	3,968	MEGA*
ጫጋ*	732	724	1,456	MOYALE*
ሞያሌ*	1,494	1,339	2,833	NEGELE*
ነገሌ*	2,241	2,214	4,455	SODDO
ሰዶ	5,333	5,726	11,059	
	MALE	FEMALE	TOTAL	PROVINCE
	POPULATION			AND TOWN

በ1960 ዓ.ም በየጠቅላይ ገዛት የሚገኙት ከጠቅላይ ሕዝብ ገጽታ በጾታ ለይቶ የሚያሳይ
ESTIMATED POPULATION OF TOWNS BY PROVINCE AND BY SEX, 1968

ሰለ ሕዝብ ብዛት
POPULATION

ሠንጠረዥ ለ.4/የቀጠለ/FABLE B.4 (Contd.)

ብ ቁጥር NUMBERS

ጠቅላይ ገዛትና ከተማ	የሕዝብ ብዛት			
	ወንድ	ሰት	ጭር	
<u>SIDAMO (Contd.)</u>				
ቧንቧ / የቀጠለ/				TABOR (AWASA)
ታቦር / ለቀሳ/	3,250	2,437	5,687	TEFERI KELA
ተፈሪ ኪላ	634	646	1,280	WENAGO
ወናጎ	1,271	1,239	2,510	WENDO*
ወንደ*	2,418	2,464	4,882	YABELO
ያቤሎ	1,593	1,489	3,082	YIRGA ALEM
ይርጋ ዓለም	5,545	5,397	10,942	YIRGA (CHEFE)
ይርጋ ወፈ	2,125	2,051	4,176	TOTAL (20 TOWNS)
ጭር /20 ከተሞች	47,394	45,401	92,795	
<u>TIGRE</u>				
ተገረ				ABI ADDI*
ዓብይ ዓዳ*	1,830	2,683	4,513	ADIABO*
ለጌያቦ*	1,480	1,435	2,915	ADI GRAT
ዓዳ ገረተ	3,552	4,540	8,092	ADI SHAHO
ዓዳ ሸሀ	823	1,395	2,218	ADI SHANO*
ዓዳ ሸና*	846	1,168	2,014	ADWA
ዓዳቀ	5,683	7,516	13,199	AXUM
አክሱም	6,382	7,802	14,184	CHERCHER*
ወርወር*	1,168	847	2,015	HAUZEN*
ሕዘዘጎ*	560	1,540	2,100	IDAGA HAMUS
ዐዳጋ ሙሙስ	218	271	489	INDABAGUNA*
አገዳቢ ገና*	902	1,184	2,086	INDA SELASSIE
አገዳ ሥላሴ	3,478	3,864	7,342	INTICHO
አገዳተሮ	843	1,053	1,896	KORBETE
ቀረብ ቲ	739	1,114	1,853	MAYCHEW
ማይወው	3,676	4,832	8,508	MEKELE
ሙቀሌ	9,934	13,633	23,567	QUITHA
ኩሴ	917	1,323	2,240	SELEKHLEKHA*
ሰለክለክ*	1,298	1,516	2,814	WUKRO
ወቶር	2,551	3,530	6,081	ZALAMBESA
ዛላምቤሳ	406	490	896	TOTAL (20 TOWNS)
ጭር /20 ከተሞች/	47,286	61,736	109,022	
<u>WOLLEGA</u>				
ወሳጋ				ARJO
አርቶ	1,188	1,459	2,647	ASOSA
አሶሳ	659	700	1,359	BEGI
በገ	549	699	1,248	BILLA
ቢላ	540	729	1,269	DEMBIDOLO
ደምቢ ደሎ	3,007	3,397	6,404	ENAGO
አናጎ	1,019	1,279	2,298	GIDAMIE
ገዳጃ	679	809	1,488	GIMBI
ገምቢ	3,167	3,197	6,364	GORI
ገሪ	420	319	739	GULISO
ገሊሰ	579	480	1,059	HARATU
ሀራቲ	520	609	1,129	HOMA
ሀጃ	500	550	1,050	LEKEMT
ለቆት	6,054	6,891	12,945	
	MALE	FEMALE	TOTAL	PROVINCE
	POPULATION			AND TOWN

ሰለ ሕዝብ ብዛት
POPULATION

በ1960 ዓ.ም በየጠቅላይ ገዛቶቹ የሚገኙ ከተሞችን ሕዝብ ገምት በጾታ ለይቶ የሚያሳይ
ESTIMATED POPULATION OF TOWNS BY PROVINCE AND BY SEX, 1968

ሠንጠረዥ ለ.4 / የቀጠለ / TABLE B.4 (Contd.)

ብ ቀጥር NUMBER

ጠቅላይ ገዛትና ከተማ	የሕዝብ ብዛት			
	ወንድ	ሴት	ጠቅላይ	
				WOLLEGA (Contd.)
<u>ወለጋ</u> / የቀጠለ/				
መገዳ	1,179	1,269	2,448	MENDI
ሙገ	869	929	1,798	MUGI
ሃጅ	1,488	1,798	3,286	MEJO
ሽምቡ	1,838	2,098	3,936	SHAMBU
ሽቢላ	400	279	679	SHIBIL
ሲረ	759	1,159	1,918	SIRE
ቶቦ	390	489	879	TOBO
ጠቅላይ / 20 ከተሞች/	25,804	29,139	54,943	TOTAL (20 TOWNS)
				WOLLO
<u>ወሎ</u>				
አላማባ	1,917	2,457	4,374	ALAMATA
ባቲ	2,707	3,562	6,269	BATI
ደሱ	17,938	23,493	41,431	DESSE
ሐይቅ	1,187	1,531	2,718	HAYIK
ጃንቆ*	1,424	2,689	4,113	JANKO*
ቀቦ	3,218	3,780	6,998	KOBO
ኮምቦሊቻ	1,791	2,208	3,999	KOMBOLCHA
ኮሮም	2,791	4,187	6,978	KOREM
ሰቀማ*	2,945	4,343	7,288	SEKOTA*
ተንታ*	629	855	1,484	TENTA*
ዉህላ	1,010	1,417	2,427	WUCHALE
ወለዲያ	3,645	5,030	8,675	WOLDIYA
ወረይሊ*	1,683	2,099	3,782	WOREILU*
ጠቅላይ / 13 ከተሞች/	42,885	57,651	100,536	TOTAL (13 TOWNS)
ጠቅላላ ጠቅላይ / 247 ከተሞች/	957,458	1,041,849	1,999,307	GRAND TOTAL
	MALE	FEMALE	TOTAL	PROVINCE
	POPULATION			AND TOWN

* የሃገሪቱ ከተሞች ሕዝብ ብዛት የተገኘው በ1949 ዓ.ም የአገር ገዛት ሚኒስቴር ከሠጠው ገምት ነው
የቀረጡ ገን የአስተዳደር ጠ/ጸ/ቤት ከደረጋቸው ጥፋቶች የተገኙ ናቸው

*Towns whose estimates are based on the 1956 Ministry of Interior population reporting.
Estimated of all other towns are based on surveys by the Central Statistical Office.

ፈተ ዓለድ የገቡትንና የወጡትን የጊዜ ለገር ዜጎች ብዛት የሚያሳይ*
EMIGRATION AND IMMIGRATION OF FOREIGNERS*

ሠንጠረዥ ለ.5

TABLE B.5

ብዛት

NUMBERS

	አፍሪቃ አሀገር	አሜሪካ አሀገር	አሰያ አሀገር ¹	አውሮፓ አሀገር ²	መሰረተ ዎሥራቅ	ዌስት	
							<u>1964/5</u>
የወጡ	77	3,700	103	1,595	637	6,110	EMIGRANTS
የገቡ**	33	2,542	245	1,141	312	4,273	IMMIGRANTS**
ለጊዜው የወጡ	353	1,967	2,280	5,430	1,311	11,341	TEMPORARY DEPARTURES
ተወሰኑ የገቡ	235	1,473	461	3,651	540	6,360	RE-ENTRANTS
በቆራት ነት የገቡ	1,833	5,899	1,008	8,999	1,504	19,243	TOURISTS IN
በቆራት ነት የወጡ	1,813	5,889	998	8,891	1,496	19,087	TOURISTS OUT
በተራገዟት ነት	1,396	2,097	438	8,829	1,060	13,820	TRANSIENTS
							<u>1965/6</u>
የወጡ	133	534	110	1,015	545	2,335	EMIGRANTS
የገቡ**	126	1,031	181	1,021	154	2,513	IMMIGRANTS**
ለጊዜው የወጡ	152	1,497	482	4,000	523	6,654	TEMPORARY DEPARTURES
ተወሰኑ የገቡ	181	1,387	558	3,245	402	5,773	RE-ENTRANTS
በቆራት ነት የገቡ	2,899	9,161	3,437	22,873	1,295	39,665	TOURISTS IN
በቆራት ነት የወጡ	2,836	9,141	3,431	22,816	1,272	39,496	TOURISTS OUT
በተራገዟት ነት	1,063	7,080	537	8,695	1,318	18,693	TRANSIENTS
							<u>1966/7</u>
የወጡ	155	904	240	1,664	337	3,300	EMIGRANTS
የገቡ**	43	629	671	991	104	2,438	IMMIGRANTS**
ለጊዜው የወጡ	186	2,184	945	5,623	690	9,568	TEMPORARY DEPARTURES
ተወሰኑ የገቡ	155	1,584	581	3,695	440	6,455	RE-ENTRANTS
በቆራት ነት የገቡ	2,614	7,252	1,567	13,211	3,019	27,663	TOURISTS IN
በቆራት ነት የወጡ	2,178	1,474	1,479	12,429	2,864	20,424	TOURISTS OUT
በተራገዟት ነት	314	1,175	187	4,292	607	6,575	TRANSIENTS
							<u>1967/8</u>
የወጡ	151	572	168	1,146	428	2,465	EMIGRANTS
የገቡ**	52	400	179	900	111	1,642	IMMIGRANTS**
ለጊዜው የወጡ	138	1,304	342	3,110	720	5,614	TEMPORARY DEPARTURES
ተወሰኑ የገቡ	137	5,625	768	4,105	728	11,363	RE-ENTRANTS
በቆራት ነት የገቡ	2,978	10,764	1,944	16,760	3,450	35,896	TOURISTS IN
በቆራት ነት የወጡ	2,473	8,742	1,426	13,991	2,872	29,504	TOURISTS OUT
በተራገዟት ነት	732	1,015	602	3,719	601	6,669	TRANSIENTS
	AFRICA	AMERICAS	ASIA ¹	EUROPE ²	MIDDLE EAST		

*እስከ ሰኔ 30 ያለው የሰነድ ዓመት ገዛ

*Year ending 7 July.

**16 ዓመት ወሰን ላይ የተወሰኑ የገቡትን ይወክላሉ

**Including new registrations on attaining 16 years of age.

1 ስላንያን ይወክላሉ

1 Including Oceania

2 ዜጋ የሌላቸውን ይወክላሉ

2 Including Stateless

ስላንያን ገዛት ሚኒስቴር የሕዝብ ጭንቀት ዎሥራቅ ሴት የተገኘ

Source: Public Security Department, Ministry of Interior.

ገባ ወይ ሀገር ዜጎች
MIGRATION

1960 ዓ.ም ለተጻፉ የገቡትና የወጡት የውጭ ሀገር ዜጎች ብዛት በሀገር የግብይት*
EMIGRATION AND IMMIGRATION OF FOREIGNERS BY COUNTRY, 1967/8*

ሠንጠረዥ ለ.5

TABLE B.6

በ ቶፒ

NUMBERS

አሀገር	የወጡ	የገቡ**	ለገዘው የወጡ	ተወለዱት የገቡ	በ ተራሰት ነት የገቡ	በ ተራሰት ነት የወጡ	ተራገዙት	
<u>አፍሪካ</u>	151	52	138	137	2,978	2,473	732	<u>AFRICA</u>
አላጆሪያ	3	4	-	-	65	57	28	ALGERIA
ካሜራን	1	-	-	-	22	11	-	CAMEROON
ኮንጎ ኪንሻሻ	-	-	9	1	99	74	42	CONGO KINSHASA
ጋና	5	-	4	7	95	95	-	GHANA
ኪንያ	5	-	9	7	241	238	79	KENYA
ላይቤሪያ	1	-	-	2	26	25	1	LIBERIA
ማዳጋስካር	-	-	-	-	34	34	55	MADAGASCAR
ማላዊ	2	1	-	1	33	28	3	MALAWI
ሞሮኮ	1	1	1	2	20	16	3	MOROCCO
ናይጄር	11	1	4	5	127	108	60	NIGERIA
ሲኔጋል	4	-	2	1	83	77	5	SENEGAL
ሰሜን አፍሪካ	31	2	4	4	96	71	35	SOMALIA
ደቡብ አፍሪካ	6	4	1	-	12	12	-	SOUTH AFRICA
ሱዳን	62	27	41	38	1,408	1,069	169	SUDAN
ታንዛንያ	-	1	1	1	91	73	93	TANZANIA
የተባባሪ ባሪያ	9	6	49	55	277	276	97	U.A.R.
ሁጋንዳ	4	-	6	6	78	69	55	UGANDA
ዛምቦዊያ	-	1	-	2	56	50	4	ZAMBIA
ሌሎች	6	4	7	5	115	90	3	OTHERS
<u>አሜሪካ</u>	572	400	1,304	5,625	10,764	8,742	1,015	<u>AMERICAS</u>
አርጃንቲና	-	-	2	1	15	11	2	ARGENTINA
ብራዚል	-	1	6	-	17	17	1	BRAZIL
ካናዳ	15	22	65	72	434	321	73	CANADA
ሜክሲኮ	-	-	-	2	45	45	15	MEXICO
ዩ.ኤስ.ኤ.	556	377	1,228	5,537	10,167	8,266	916	U.S.A.
ሌሎች	1	-	3	13	86	82	8	OTHERS
<u>አሲያ</u>	157	164	319	752	1,726	1,266	579	<u>ASIA</u>
ቻይና	6	6	-	4	28	24	85	CHINA
ሕንድ	104	140	302	695	931	701	259	INDIA
ላንዶኒያ	3	-	2	-	32	15	1	INDONESIA
ጃፓን	38	13	11	42	450	358	145	JAPAN
ፓኪስታን	1	1	1	4	150	68	37	PAKISTAN
ፊሊፒንስ	1	2	-	2	19	13	3	PHILIPINES
ሌሎች	4	2	3	5	116	87	49	OTHERS
<u>ሮፐ</u>	1,133	878	3,055	4,033	16,706	13,947	3,718	<u>EUROPE</u>
ሶስተኛ / ማሳ/	5	-	13	46	199	108	78	AUSTRIA
ቤልጅግ	11	2	11	51	169	137	84	BELGIUM
ቡልጋሪያ	13	20	31	23	130	86	21	BULGARIA
እንግሊዝ	230	200	616	688	5,400	4,953	871	BRITISH
ቸዞስሎቫኪያ	10	10	14	5	117	101	46	CZECHOSLOVAKIA
ዲንማርክ	8	4	95	62	176	159	42	DENMARK
	EMIG-RANTS	IMMIG-RANTS**	TEMPORARY DEPARTURES	RE-ENTRANTS	TOURISTS IN	TOURISTS (OUT)	TRANS-IENTS	COUNTRIES

በ1960 ዓ.ም ኢትዮጵያ የገቡትና የወጡት የውጭ ለገር ዛገቻ በዘት በሃገር የሚጻጹ።

EMIGRATION AND IMMIGRATION OF FOREIGNERS BY COUNTRY, 1967/8

ሠንጠረዥ ለ.6 / የተጠለ / TABLE B.6 (Contd.) በ ቶፒር NUMBERS

ሀገር	የወጡ	የገቡ**	ለጊዜው የወጡ	ተወለዱት የገቡ	በ ተፈሰት ነት የገቡ	በ ተፈሰት ነት የወጡ	ተራገዘት	
<u>ይርገ / የተጠለ /</u>								<u>EUROPE (CONTD.)</u>
ፊንላንድ	2	2	7	26	204	175	22	FINLAND
ፈረንሳይ	227	87	254	544	2,773	2,009	538	FRANCE
ደርጃን/ምዕራብ/ገሪክ	92	111	242	344	1,569	1,445	310	GERMANY (WEST)
ገሪክ	46	42	354	442	489	429	230	GREECE
ሁንጋሪያ	2	1	19	24	80	52	20	HUNGARY
አየርላንድ	15	1	13	27	67	51	54	IRELAND
ኢታሊያ	253	261	1,019	1,330	2,623	1,950	678	ITALY
ኔዘርላንድ	42	13	117	8	411	334	-	NETHERLAND
ኖርወይ	19	12	81	123	207	168	57	NORWAY
ፖላንድ	5	4	5	2	142	88	26	POLAND
ሩሜንያ	-	-	-	4	35	25	1	RUMANIA
ስፓን	3	-	6	28	120	103	45	SPAIN
ስዊድን	33	23	51	141	884	769	68	SWEDEN
ስዊስ	13	17	49	41	394	392	238	SWITZERLAND
ሩሲያ	24	12	9	35	276	210	114	U.S.S.R.
ዩግዝላቪያ	79	56	48	29	213	178	192	YUGOSLAVIA
ሌሎች	1	-	1	10	28	25	3	OTHERS
<u>መካከለኛ ምሥራቅ</u>	428	111	720	728	3,450	2,872	601	<u>MIDDLE EAST</u>
ኢራን	4	2	8	8	86	65	7	IRAN
አሜሪካ	42	25	78	78	432	315	57	ISRAEL
ደርጃን	6	1	16	4	90	80	9	JORDAN
ሌባኖስ	9	9	60	100	266	196	35	LEBANON
ሳውዲ አረቢያ	167	-	185	79	770	589	21	SAUDI ARABIA
የሙን	195	66	364	399	1,519	1,383	445	YEMEN
ደቡብ የሙን	-	-	-	8	123	106	3	SOUTHERN YEMEN
ሌሎች	5	8	9	52	164	138	24	OTHERS
<u>አሽገያ</u>	11	15	23	16	218	160	23	<u>OCEANIA</u>
አውስትራሊያ	8	14	10	14	189	140	20	AUSTRALIA
ኒውዚላንድ	3	1	13	2	29	20	3	NEWZEALAND
<u>ሰገር የሌለው</u>	13	22	55	72	54	44	1	<u>STATELESS</u>
<u>ጠቅላይ</u>	2,465	1,642	5,614	11,363	35,896	29,504	6,669	<u>TOTAL</u>
	EMIG-RANTS	IMMIG-RANTS**	TEMPORARY DEPARTURES	RE-ENTRANTS	TOURISTS IN	TOURISTS OUT	TRANS-IENTS	COUNTRIES

*ከጠቅላላ 1-1959 ዓ.ም እስከ ሰኔ 30 1960 ዓ.ም
*Period of July 8, 1966 to July 7, 1967

**16 ዓመት ወልተለፉት የተዘገገውን ይጨምራል
**Including new registrations on attaining 16 years of age

ስለገር ገዛት ጻፏቸው የሕዝብ ፀጥታ ምሥሪያ ቤት የተገኘ
Source: Public Security Department, Ministry of Interior

ሰላ ውጭ ሀገር ዜጎች
MIGRATION

በ ነዋሪ ነት የተመዘገቡትን የውጭ አገር ሰዎች በ የዚገ ነታቸው የሚያሳይ /እስከ ሰኔ 30 1960/*
RESIDENT FOREIGNERS, BY NATIONALITY (UPTO JULY 7, 1968)*

ሠገጠረዥ ለ.7

TABLE B.7

በ ቁጥር NUMBERS

ዜግ ነት	በ የዓመት መጨረሻ የተመዘገቡ					NATIONALITY
	1956	1957	1958	1959	1960	
አሜሪካዊ	2,909	1,773	2,702	2,450	2,271	AMERICAN
እንግሊዘኛ	3,762	3,819	3,845	3,707	3,673	BRITISH
ካናዳዊ	423	417	463	462	469	CANADIAN
ላቶ	325	310	357	339	310	DUTCH
ፈረንሳይኛ	2,730	2,530	2,525	2,433	2,289	FRENCH
ጀርመናዊ	578	476	717	657	676	GERMAN
ግሪክ	2,226	2,256	2,276	2,191	2,186	GREEK
እንዲያ	2,259	2,383	3,282	3,832	3,867	INDIAN
ኢጣሊያዊ	17,124	16,921	16,793	16,671	16,674	ITALIAN
ኖርወይያዊ	584	577	NORWEGIAN
ሩሲያዊ	371	351	424	418	406	RUSSIAN
ሳውዲ ሳህንዳዊ	1,527	1,344	1,167	1,037	870	SAUDI ARABIAN
ሱዳናዊ	1,005	970	1,506	1,615	1,579	SUDANESE
ስዊድናዊ	1,216	1,229	1,092	1,088	1,078	SWEDISH
የሙናዊ	25,312	25,164	25,494	26,213	26,081	YEMENI
ዩግዝላቫያዊ	259	260	425	405	376	YUGOSLAV
ሌሎች***	2,469	2,447	4,216	3,498	3,497	OTHERS**
ጠቅላይ	64,495	62,650	67,284	67,600	66,879	TOTAL
	1964	1965	1966	1967	1968	NATIONALITY
	NUMBER REGISTERED 10 SEPTEMBER					

*16 ዓመት ወሰን ላይ የተመዘገቡትን ይጨምራል
*Including new registrations on attaining 16 years of age.

**በ1956 1957 እና 1958 ዓ.ም. በ ነዋሪ ነት የተመዘገቡትን ኖርወይያውያን ይጨምራል
**Norwegian residents for 1964, 1965 and 1966 are included in this category.

ከአገር ገዛት ሜኒስቴር የሕዝብ ፀጥታ ሚኒስቴር ጋር የተገኘ
Source: Public Security Department, Ministry of Interior.

ሰንጠረዥ ስ.1: የታሪሰው መረት ልክ የዋና ዋና ዎች ሰብሶች የውጤት መጠንና ጠቅላላ ስርዓት፤

የተጻፈ የአርቫ እስታቲስቲክስ ጥናት ቢለመናረ የታሪሰው መረት ልክ የዋና ዋና ዎች ሰብሶች ውጤትና ጠቅላላው የምርት መጠን ከአርቫ ሥራ አዋቂዎችና ኢኮኖሚክስ ተቸ አንዲሁም ሥራው ከግልጽነታቸው ሌሎች ድርጅቶች የተውጣጧቸው ከግዴታ ባደረገው ገምት መሠረት ነው።

ጠቅላላው የሰብሶ ስርዓት በመደመሪያ የተገመተው በተዘዋዋሪ መንገድ ነው። በተጨማሪ ከዚህ በታች የተመለከተትን ልዩ ልዩ ገምቶች አውጥቶ በግጥም ጠቅላላውን የሰብሶ ስርዓት ገምት ለማግኘት ተቀላቅሏል። ሀ/ ለሰዎች ስርዓት የዋሉ የአሁኑ ስርዓት ለ/ ለሌሎች ልዩ ልዩ አገልግሎቶች የዋሉ አሁን/ላሉት መጠቀም ለግዘጋጅ ተለክቦቹ ጠናና ለመሰብሰብ ስ/ በጌተራ በተከፈለ አሁን የሚደርስ ብልሽት መ/ለዘር የግዘጋጅ አሁን ሠ/በሽ ያኖ ወደ ውጭ አገር የተላከ አሁን።

ሰዎች ለምገባቸው ያዋሉት ጠቅላላ የአሁን ብዛት ሊደረሰበት የተቻለው እያንዳንዱ ሰው ለመገባ ይቻላል ተብሎ የተገመተው መጠን የአሁን ልክ በጠቅላላው የሕዝብ ብዛት በግባዛት ነው። ይህ እያንዳንዱ ሰው ለመገባ ይቻላል ተብሎ የተወሰደው የገምት መጠን ይገባ ሊደረሰበት የተቻለው በተለይ በሽዋ ጠቅላይ ገዛት በየገጠሩ ከተከናወነው የቤተ ሰብ አመጋገብ ጥናትና ከሌሎችም ምርመራዎች የተገኙትን ውጤቶች መሠረት በግዳሪ ሲሆን እንዲሁም የኔፖቸው ደረጃና መሰከር ተሰጥቶ ካላቸው ሌሎች አገሮች ጋር በግዘጋጅ ነው።

ሰለአንዳንድ ሰብሶች /ላሉት ሰለጥሽ ሰለሽገብራ አገዳና ሌሎች ለፋብሪካ አገልግሎት የሚውሉ የአርቫ ጥረ ሀብቶች ጠቅላላ የምርት ገምት ሊገኝ የተቻለው ቢፋብሪካዎች የሚይዙባቸውን መዘገቦችና ግስተዎቻችን መሠረት በግዳሪ ነው።

ጠቅላላው የሰብሶ ስርዓት የተገኘው ወደ ውጪ ሀገር የተላከው ሰብሶ በሀገር ውስጥ ጥቅም ላይ የዋለውን አቅራቢያ ገምት በመውሰድ ሲሆን በመሰላሸትና በሌላው አካላት የጠፋውን እንዲሁም በጌተራም የተከፈለውን ሰብሶ አይወጥም። ለሁሉ የተሰጠው የሰብሶ ስርዓት ገምት ዝቅተኛ መሰሎ ሰለታየ የእስታቲስቲክስ መ/ቤት ሰለቤተሰብ የኔፖ ወዲ ያደረገው ጥናት ተጠቃሎ ሲያሰጥ ለግስተካክል ታስቧል።

ጠቅላላ የሰብሶ መረት ሊደረሰበት የተቻለው ጠቅላላውን የሰብሶ ስርዓት ከአንድ ሂደት ሊገኝ ይቻላል ተብሎ ለተገመተው ለመከከለኛው የሰብሶ ውጤት መጠን በግባረል ነው። አንድ ሂደት የሰጠው መከከለኛ የሰብሶ ውጤት ይገባ የተገኘው ለዓይነት እየተባለ ታዩዎ ተወቅቶና ተለክቶ ከተገኘው ውጤትና ከሌላ ልዩ ልዩ ጥናት ነው።

እያንዳንዱ የሰብሶ ዓይነት አርፍቦት የነበረውን ጠቅላላ የአርቫ መረት ስሩት ለግዘጋጅ የተቻለው በዘጠኝ ጠቅላይ ገዛቶች በተደረገው ብሔራዊ የክፍለ ጥናት ሰለአንዳንዱ የሰብሶ ዓይነት በተገኘው ውጤት መሠረት ነው።

ሰንጠረዥ ስ.2 ና ስ.3: ሰለሰብሶ የሚደረገውን ቁጥጥር ያመለክታል። ወደ ውጪ አገር የሚላከው ሰብሶ ሁሉ በኢትዮጵያ ሰብሶ ስርዓት መመርመር አለበት። ተፈላጊውን የጥራት ደረጃ የያዘ ሰብሶ ወደ ውጭ አገር እንዲላክ የሚያስችለው የሰብሶ ስርዓት ሲሆን ሲሰጠው ተፈላጊውን ጥራት አጭሎ ያሰተገኘው ይገባ በደጋጋጃ እንዲጠራ ወይም በአገር ውስጥ እንዲሸጥ ይደረጋል።

ሰንጠረዥ ስ.4: ጠቅላላው የቀንድ ከቦት ቁጥር የተገኘው የጋራውን የአምስት ዓመት ገላገ ለግዘጋጅ ከቀረበው ገምት ነው። የከቦቶች ቁጥር በየአድጋላቸው ተከፋፍሎ ሲቀርብ የቻለው በዘጠኝ ጠቅላይ ገዛቶች ውስጥ ይከናወን ከነበረው የብሔራዊ የክፍለ ጥናት የተገኘውን ውጤት መሠረት በግዳሪ ነው። ከላይኛው ወላጆች በመቶ ስንት እንደሆኑ ከጠቅላላ ውስጥ ስንት በአርድና በሌላም ዓይነት ምክንያት እንዳለቁ የሚያመለክተው እስታቲስቲክስ የተመሠረተው በ1954 እና በ1955 ዓ.ም መሰል በኢትዮጵያ ተደርጎ በነበረው የቀንድ ከቦት ቁጠራ ጥናት ውጤት ላይ ነው። ሰለሌሎች ከቦቶች የቀረበው መረጃ ሊገኝ የተቻለው ከነበረ ገምቶች ሲሆን ቁጥሩ ከቀዳሚው ሳይወጣ አይቀርም ተብሎ ሰለሚገመት ይገባው በግባዛ ተሰላቶ ታክሎታል። ሰለደር የቀረበ ቢያንስ አንድ ሰው ሁለት /ደር/ ለኖረው ይቻላል በግል ገምት በመመራት የታሰበ ነው።

ሰንጠረዥ ስ.6 ከአንዳንድ የሚገኙት ስለተዋጽኦ ገምት የቀረበው ለየአንዳንዱ አንሰሳ በዘር ዓይነት ተለይቶ ነው።

የሥጋ ውጤት ገምት የተገኘው የታሪሩት ከቦቶች ጠቅላላ ቁጥር፤ በሕይወት ሳሉ የነበሩቸው ከቦቶችና ከታሪሩ በጋላ ያለው የተጠራ መከከለኛ ከቦቶች ሲታወቅ ነው። የታሪሩት ከቦቶች ጠቅላላ ቁጥር ሊደረሰበት የተቻለው በሰጠው ውስጥ ለምገባ የዋለውን ወደ ውጭ አገር በሽያጭ የተላከውን የሥጋ ከቦት መገለጫና ስለቀጥ ብዛትና የውጪ ገንዘብ ሁኔታ ከሚገልጹ መረጃዎች ጋር በግስተኛ የተናጠሉ በግዳሪ ነው። በሕይወት ያለውና የታሪራው ከቦት መከከለኛ ከቦቶች የተገኘው ቁራዎች ከሚይዙት መዘገብ ነው።

ጠቅላላ የወተት ውጤት የተገኘው ጥጆች ያላቸውን ላጭች ጠቅላላ ቁጥርና አንድ ላም በዓመት የምት ሰጠውን የወተት መጠን በመገመት ነው።

የቀጥ ብዛት የተገመተው ከታሪሩት ከቦቶች የተገኘውን ጠቅላላ ቁጥርና በሌላ ምክንያት የጠቅላላ ከቦቶች ቀጥ ገምት በግጥም ነው።

SECTION C. AGRICULTURE AND LIVESTOCK

Table C.1 Area, yield and production of major crops:

In the absence of a comprehensive statistical survey in agriculture, the area, yield and production of major agricultural crops are estimated by the Committee of agricultural experts and economists from interested institutions.

Total crop production is estimated first using an indirect method. Estimations obtained for each of the following components are added to arrive at total crop production: a) crops utilized for human consumption b) the consumption of crops for other purposes (for production of drinks, livestock feeding, etc.) c) usual loss of crops during storage d) crops used for seed and e) crops exported.

The volume of crops utilized for consumption is obtained by multiplying the estimated per capita consumption by the total population. The estimated per capita crop consumption is based on the results of rural household consumption survey in Shoa province and other observations and comparisons with countries which have similar patterns of consumption.

For some crops (cotton, sugar cane, and other industrial plants) the total production is calculated on the basis of records from manufacturing enterprises.

The production of coffee is estimated on the basis of export and assumed consumption figures and does not include losses and stocks. Coffee production figures is considered to be an underestimate and will be revised when the C.S.O's consumption data are analyzed.

The total harvested area is obtained by dividing total crop production by the average crop yield per hectare. The yield estimate is derived from crop cutting surveys and other studies.

The allocation of total harvested area to individual crops has been done on the basis of results on crop composition of nine provinces obtained from the National Sample Survey.

Table C.2 & C.3. refer to coffee inspection. All coffee intended for export has to be inspected by the National Coffee Board of Ethiopia. The coffee which is of the prescribed degree of purity is given the Board's Export certificate. The coffee that does not meet the standard is either sent back for recleaning or sold locally.

Table C.4. The total number of cattle has been taken from earlier estimates during the elaboration of the Third Five Year Plan. The distribution of cattle by age categories has been taken on the basis of structure for 9 provinces obtained through the National Sample Survey. The percentage of fertility of the cows, of average annual losses (deaths), of slaughtering, and other normatives are based on "The Livestock (cattle) Survey in Ethiopia, 1961-1962". The number of other livestock has been taken from earlier estimates, and enlarged for assumed annual increase. The total number of poultry has been estimated assuming 2 heads per habitant.

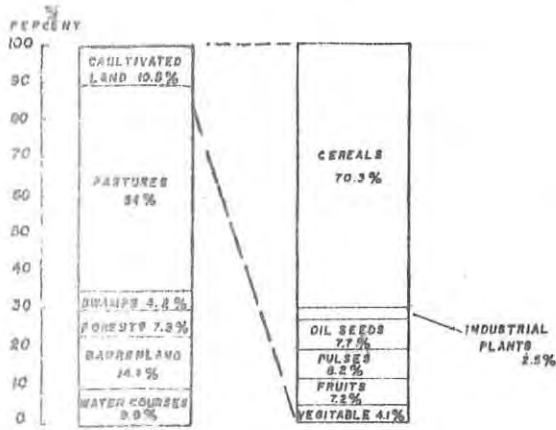
Table C.6. The volume of animal production has been estimated separately for each species of livestock.

The meat production is estimated on the basis of number of slaughtered cattle and the total live weight and average dressing weight of meat from live weight. The number of slaughtered cattle is assessed on the basis of domestic consumption and export, and checked with available data about production and export of hides. The average live and dressing weights are based on slaughter-houses records.

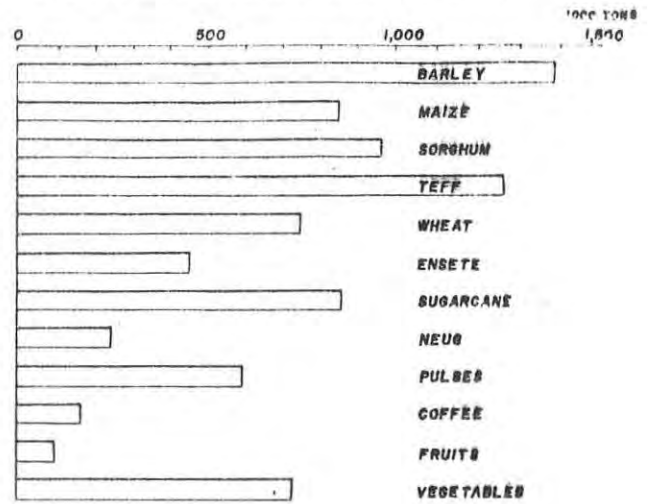
The production of milk has been estimated on the basis of the assessed number of cows with calves and the estimated average annual production of milk per cow.

The production of hides has been estimated by taking all the hides of the slaughtered cattle and adjusting the final result to account for the hides obtained from cattle which died.

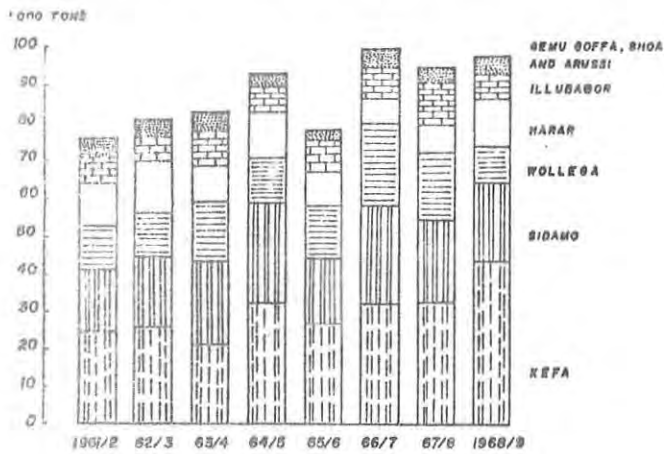
LAND USE



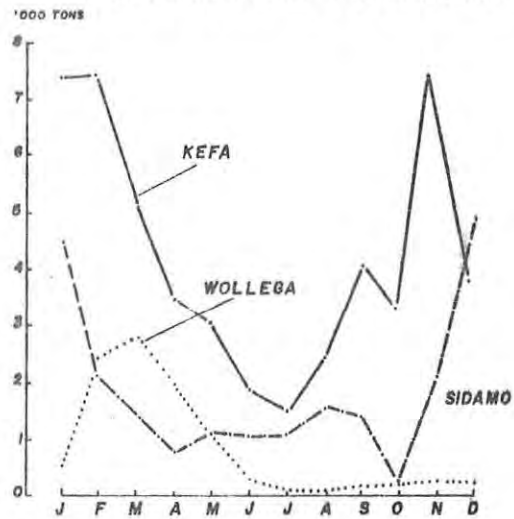
PRODUCTION OF MAIN CROPS 1967/8




COFFEE INSPECTED BY THE NATIONAL COFFEE BOARD BY PROVINCE OF ORIGIN



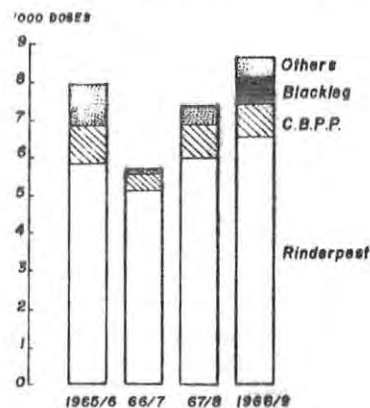
COFFEE INSPECTED FOR MAIN PROVINCES BY MONTHS, 1968/9




LIVESTOCK POPULATION IN 1967/8



VACCINE PRODUCTION



CATTLE VACCINATED



በለ እርሻ
AGRICULTURE

የተረጎሙ ወረት በፋንና ሃዞና ምርት ምርት ገምት
ESTIMATED AREA, YIELD, AND PRODUCTION OF MAJOR CROPS

ሠንጠረዥ ሐ.1 TABLE C.1

የጠባብ ዓይነት	1957			1958			CROP
	የተረጎሙ ወረት ስፋት / በሺህ ልክ ታር /	የደንገገኛ ልክ ታር / በኮንታል /	ምርት / በሺህ ተገ /	የተረጎሙ ወረት ስፋት / በሺህ ልክ ታር /	የደንገገኛ ልክ ታር / በኮንታል /	ምርት / በሺህ ተገ /	
አሀሌቶች							CEREALS
ገበሳ	1,643.8	8.2	1,347.9	1,652.6	8.3	1,371.7	BARLEY
በጥሉ	800.4	9.8	788.4	812.1	10.0	812.1	MAIZE
ዓሽላ	1,071.2	8.1	867.7	1,081.7	8.2	887.0	SORGHUM
ጤፍ	2,110.0	5.9	1,255.5	2,111.6	6.0	1,267.0	TEFF
ሰገጻ	962.3	7.2	692.9	988.6	7.3	721.7	WHEAT
ሌሎች / ጎገባ /	293.2	5.0	146.6	296.3	5.0	146.6	OTHER (DAGUSA)
አገሰት	181.0	23.9	432.1	183.4	24.0	440.2	ENSETE
የአገገኛ ስክር ዕት							INDUSTRIAL PLANTS
ጥጥ	35.0	9.7	3.4	40.0	1.8	7.2	COTTON
የአገሰት ቋ	181.0	0.7	12.0	183.4	0.7	12.2	ENSETE FIBER
ቋ	3.0	7.0	2.1	3.1	7.1	2.2	SISAL
ሽንብር አገገ	5.6	130.0	728.0	5.9	140.0	826.0	SUGAR CANE
ተዋባህ	2.9	5.0	1.5	2.9	5.2	1.5	TOBACCO
የቀባት አሀሌቶች							OIL SEEDS
የጉሉ ፍረ	21.0	5.0	10.5	21.3	5.0	10.6	CASTOR BEANS
የጥጥ ፍረ	34.0	2.0	6.8	40.0	3.6	14.4	COTTON SEEDS
ለወዘ	35.0	5.0	17.5	35.0	5.0	17.5	GROUND NUTS
የተሰባ ፍረ	108.3	5.0	54.1	110.8	5.0	55.4	LINSEED
ነገ	358.0	6.0	214.8	367.6	6.2	227.9	NEUG
የገጠገ ዘር	13.3	4.0	5.3	13.3	4.0	5.3	RAPE SEED
ሰፍ	54.5	5.0	27.2	56.0	5.0	28.0	SAFFLOWER
ሰለጥ	79.0	4.0	31.6	81.5	4.0	32.6	SESAME
ጥራ ጥራዎች							PULSES
ሽንብር	276.0	6.1	168.4	277.4	6.2	172.0	CHICK-PEAS
አተር	127.7	9.0	114.9	128.1	9.2	117.8	FIELD PEAS
አደገገረ	89.0	7.1	63.2	90.0	7.2	64.8	HARICOT BEANS
ባላላ	124.0	9.1	112.8	126.5	9.2	116.4	HORSE BEANS
ዎሰር	159.0	6.0	95.4	162.5	6.1	99.1	LENTILS
አብሽ	10.0	6.0	6.0	10.0	6.0	6.0	FENUGREEK
ፍራ ፍራዎችና ቀመጣ ቀመጥ							FRUITS & STIMULANTS
ፍራፍረ	5.2	12.0	62.4	5.4	12.4	67.0	FRUITS
ገሽ		9.2	83.0		9.3	86.5	GESHO
ጩት	89.7	0.7	6.7	93.2	0.7	6.7	CHAT
ሰፍ	603.0	2.8	170.4	606.0	2.3	140.0	COFFEE
አተከሰት							VEGETABLES
በርበረ	224.5	4.0	89.8	227.5	4.1	93.3	BERBERE
ደገፍ	27.5	50.0	137.5	28.0	51.0	142.8	POTATOES
ሰኳር ደገፍ	54.7	41.7	228.5	55.8	42.0	234.4	YAM
ሳዩ ሳዩ አተከሰት	89.0	25.0	222.5	90.7	25.3	229.5	MISC. VEGETABLES
	AREA ('000 ha)	YIELD (qt/ha)	PRODUCTION ('000 tons)	AREA ('000 ha)	YIELD (qt/ha)	PRODUCTION ('000 tons)	
	1964/5			1965/6			

ስለእርሻ ግንባታና የገንዘብ ልማት ግንባታ የተገኘ
Source: Ministries of Agriculture, and Planning and Development.

ሠንጠረዥ ሰ.1 / የቀጠለ /

TABLE C.1 (Contd.)

የስብሌት ስም	1959			1960			CROP
	የታሪክ ወረት ስፋት / በሺህ ስኩዋር /	የምግግር ስኩዋር ምርት / በኩዋር /	ምርት / በሺህ ተገ /	የታሪክ ወረት ስፋት / በሺህ ስኩዋር /	የምግግር ስኩዋር ምርት / በኩዋር /	ምርት / በሺህ ተገ /	
አህሉቶ							CEREALS
ገብስ	1,672.8	8.4	1,398.9	1,693.2	8.5	1,430.0	BARLEY
ባቁ	820.2	10.1	826.6	828.4	10.3	853.0	MAIZE
ግሽላ	1,129.5	8.3	922.1	1,174.0	8.4	988.6	SORGHUM
ጤፍ	2,132.7	6.0	1,285.5	2,154.0	6.6	1,304.3	TEFF
ሰገጻ	1,008.4	7.3	738.9	1,028.6	7.4	760.0	WHEAT
ሌሎች / ገንገል /	297.8	5.0	148.1	299.3	5.0	150.9	OTHER (DAGUSA)
አገሰት	187.1	24.0	449.0	190.8	24.0	458.0	ENSETE
የአገግተኛ ስኩዋር							INDUSTRIAL PLANTS
ጥጥ	49.4	1.7	8.2	62.8	1.6	10.4	COTTON FIBER
የአገሰት ቋጫ	187.1	0.7	12.4	190.8	1.0	12.6	ENSETE FIBER
ቋጫ	3.2	6.9	2.2	3.4	7.3	2.5	SISAL
ገንገር አገገ	5.9	144.9	855.0	5.9	1,454.0	858.0	SUGAR CANE
ተምባህ	2.9	5.2	1.5	3.2	5.1	1.6	TOBACCO
የቅባት አህሉቶ							OIL SEEDS
የጉሎ ፍረ	21.3	5.1	10.9	21.5	5.3	11.3	CASTOR BEANS
የጥጥ ፍረ	49.4	3.3	16.5	62.8	3.3	20.9	COTTON SEEDS
ለጠዘ	36.3	5.1	18.5	37.9	5.2	19.6	GROUND NUTS
የተሰባ ፍረ	113.0	5.0	56.5	115.3	5.0	58.2	LINSEED
ኔግ	375.0	6.2	232.5	384.2	6.3	240.8	NEUG
የገጠን ዘር	13.8	4.0	5.5	13.9	4.0	5.6	RAPE SEED
ሰፍ	57.2	5.0	28.6	58.5	5.1	30.0	SAFFLOWER
ሰሊጥ	95.5	3.8	36.8	115.5	4.4	51.0	SESAME
ጥራ ጥሬዎች							PULSES
ገንገራ	280.5	6.2	173.9	285.3	6.2	176.7	CHICK-PEAS
አተር	130.0	9.2	119.6	131.8	9.2	121.6	FIELD PEAS
አደገጋራ	91.0	7.3	66.4	91.9	7.4	68.2	HARICOT BEANS
ባቁ	131.4	9.2	120.9	136.0	9.3	125.9	HORSE BEANS
ምስር	166.3	6.0	99.8	169.6	5.9	101.2	LENTILS
አባሽ	10.0	6.0	6.0	10.1	5.9	6.0	FENUGREEK
ፍራ ፍራጃዎችና ቅጣት ቅጣቶች							FRUITS & STIMULANTS
ፍራፍረ	5.6	12.5	70.0	5.7	12.9	73.5	FRUITS
ገሽ	95.2	9.2	88.1	96.1	10.0	89.7	GESHO
ጫት		0.6	6.0		9.2	6.2	CHAT
ሰፍ	608.0	2.5	155.0	611.5	2.6	160.0	COFFEE
አትክልት							VEGETABLES
ቦርቦራ	230.0	4.1	94.3	233.2	4.1	95.6	BERBERE
ዱገቶ	28.5	52.0	148.2	29.1	52.3	152.2	POTATOES
ሰኳር ዱገቶ	56.6	42.2	238.8	57.4	42.4	243.3	YAM
ሌሎች አትክልት	93.0	25.5	237.2	96.2	25.3	243.2	MISC. VEGETABLES
	AREA ('000 ha)	YIELD (qt/ha)	PRODUCTION ('000 tons)	AREA ('000 ha)	YIELD (qt/ha)	PRODUCTION ('000 tons)	
	1966/7			1967/68			

ሰለ አርቫ
AGRICULTURE

በቦና ቦርድ መ/ቤት የተመረመረውን ቦና መጠንና የመጣበትን ጠቅላይ ገዛት የሚያሳይ
COFFEE INSPECTED BY THE NATIONAL COFFEE BOARD, BY PROVINCE OF ORIGIN

ሠንጠረዥ ለ.2

TABLE C.2

በ ቶን TONS

	ደምር	ቦና ጠቅላይ ገዛት የመጣበት ጠቅላይ ገዛት						ጠለጋ	
		ገሙ ገፋ	ሰረር	አላባቦር	ከፋ	ሸዋ	ሰዓዎ		
1954	75,180.0	2,390.6	11,307.3	7,053.4	24,367.0	1,733.2	16,463.8	11,864.7	1961/2
1955	81,575.1	2,595.4	13,596.8	6,273.6	25,063.2	2,971.9	19,284.1	11,790.1	1962/3
1956	82,551.4	2,042.0	9,775.6	9,648.3	20,451.5	2,436.7	22,389.0	15,808.3	1963/4
1957	92,908.4	959.3	12,569.2	6,636.7	32,245.3	1,959.5	25,046.9	13,491.1	1964/5
1958	77,917.1	1,261.4	8,305.4	8,809.1	27,745.9	965.4	16,010.3	14,819.6	1965/6
1959	99,222.7	1,546.4	6,764.6	8,308.9	31,785.6	2,943.9	26,214.5	21,658.8	1966/7
1960	94,225.5	1,905.6	7,498.7	12,046.2	32,165.9	1,735.8	20,466.9	18,406.4	1967/8
1961	97,988.0	1,952.4	11,860.8	6,010.8	41,551.5	3,612.3	22,694.0	10,306.2	1968/9
[1961]									
ጥር	16,080.0	337.0	1,424.1	634.2	7,479.4	1,213.5	4,426.8	564.9	JANUARY
የካቲት	15,523.5	168.7	1,502.4	1,433.2	7,499.3	338.3	2,133.8	2,447.8	FEBRUARY
መጋቢት	12,065.8	201.1	714.4	1,322.8	5,242.4	148.9	1,659.2	2,777.0	MARCH
ሚያዝያ	8,331.1	323.8	786.0	951.6	3,460.3	-	845.0	1,964.4	APRIL
ገንቦት	7,184.3	92.8	599.3	1,083.5	3,016.3	9.0	1,153.0	1,230.4	MAY
ሰኔ	4,437.0	234.1	770.5	231.6	1,730.4	12.5	1,101.7	356.2	JUNE
ጥምረት	3,580.0	124.9	700.5	54.4	1,501.2	8.7	1,107.9	82.4	JULY
ከምስክር	5,229.6	33.7	1,017.1	13.3	2,480.2	-	1,632.6	52.7	AUGUST
መስከረም	7,716.0	56.0	1,908.4	16.9	4,157.1	57.3	1,336.0	184.3	SEPTEMBER
ጥቅምት	1,424.5	56.8	438.2	29.6	324.9	41.3	371.5	162.2	OCTOBER
ህዳር	4,610.0	140.5	750.6	81.5	748.9	522.2	2,069.8	296.5	NOVEMBER
ታህሳስ	11,806.2	183.0	1,249.3	158.0	3,911.1	1,260.7	4,856.7	187.4	DECEMBER
TOTAL		GEMU GOKA	HARRAR	ILLUBA- BOR	KEFA	SHOA*	SIDAMO	WOLLEGA	
P R O V I N C E O F O R I G I N									

*የሸዋ ቦና ምርት የአረሲን ይጨምራል
*Including arrivals from Arussi

ቦታዎች ስርዓት ለ/ቤት የተሰረዘውን ቦታ በተሰረዘው ቦታ ስርዓት የሚያሳይ
COFFEE INSPECTED BY THE NATIONAL COFFEE BOARD, BY INSPECTION STATION

ሠገጠኒቱ ሐ.3

TABLE C.3

ቦታ TONS

	1959	1960	1961	
<u>አረባ</u>	44.4	109.3	122.2	<u>ARUSSI</u>
አርባንጉ	44.4	109.3	122.2	ARBAGUGU
<u>ገጠና</u>	1,546.4	1,905.6	1,952.4	<u>GEMUGOFA</u>
ገጠና	520.9	828.4	904.7	JINKA
ገጠና	6.9	56.2	9.4	GOFA
ገጠና ገደብ	817.7	892.6	1,012.2	FELEGE NEWAYE
ሌሎች	200.9	128.4	26.1	OTHERS
<u>አሰባሰቢ</u>	8,309.0	12,046.2	6,010.9	<u>ILLUBABOR</u>
ጠቅ	2,704.2	4,932.5	2,333.6	METU
የዩ	1,005.9	1,880.4	755.7	YAYU
ሰፒ	1,519.1	1,139.1	625.9	SUPI
ሱሪያ	1,065.0	1,505.3	1,115.9	HURUMU
ባይሌ	45.1	2,019.9	1,115.4	BEDELE
ሌሎች	1,969.7	569.0	64.4	OTHERS
<u>ከፋ</u>	31,785.6	32,165.9	41,551.4	<u>KEFA</u>
ገጠና	19,620.9	22,086.0	26,574.4	JIMA
አገር	9,666.9	8,630.3	12,846.6	AGARO
ሌሎች	2,497.8	1,449.6	2,130.4	OTHERS
<u>ሸባ</u>	2,899.5	1,626.5	3,490.1	<u>SHOA</u>
ገጠና	1,977.8	1,173.5	2,331.5	DURAME
ሌሎች	921.7	453.0	1,158.6	OTHERS
<u>ሰገጠ</u>	26,214.5	20,466.9	22,694.1	<u>SIDAMO</u>
ገጠና	6,379.5	4,667.8	6,556.9	DILA
ይርጋ ጠፊ	4,000.8	3,534.0	1,768.5	YIRGA CHEFE
ይርጋ ገለጽ	3,792.7	3,042.9	4,084.4	YIRGA ALEM
ወንድ	3,080.3	1,324.1	832.1	WENDO
ወሰን	3,523.0	925.8	2,706.0	WELAMO
ወናጉ	1,826.1	1,307.4	853.7	WENAGO
ሌሎች	1,578.1	1,327.7	2,160.4	LEKU
አለታ ወንድ	696.6	2,300.7	2,264.8	ALETA WONDO
ሌሎች	1,337.4	2,036.5	1,467.3	OTHERS
<u>ወለጋ</u>	21,658.9	18,406.4	10,306.3	<u>WOLLEGA</u>
ገጠና	11,573.0	7,092.8	4,049.2	GIMBI
ደቡብ	3,215.6	2,750.1	1,769.2	DEMBIDOLO
አገልግ	407.1	2,164.8	1,163.6	ANFILO
ገጠና	1,268.1	1,529.0	1,085.1	GULISO
ገጠና	784.5	723.8	485.2	GIDAME
ነገ	1,006.0	1,058.5	444.6	NEJO
ሌሎች	3,405.6	3,087.4	1,309.4	OTHERS
	1966/7	1967/8	1968/9	

ሰለ ቀጥ ከብ ተቸ
LIVESTOCK

የቀጥ ከብ ተቸ ብዛት በዓይነት የሚደረገው የሚደረገው
ESTIMATED LIVESTOCK POPULATION, BY KIND

ሠንጠረዥ ሐ.4 TABLE C.4

በሺህ '000

የአገልግሎት ዓይነትና ዕድሜ	1957	1958	1959	1960	
የቀጥ ከብ ተቸ					CATTLE
ጥገና ከ1 ዓመት በታች	3,829.8	3,864.3	3,897.8	3,933.1	CALVES UNDER 1 YR.
የቀጥ ከብ ተቸ ከ1-2 ዓመት	3,264.1	3,297.2	3,334.8	3,374.0	CATTLE, 1-2 YRS.
ገደር ከ2-4 ዓመት	2,273.9	2,302.9	2,328.1	2,353.3	HEIFERS, 2-4 YRS.
ወገድ ከብ ተቸ ከ2-4 ዓመት	2,242.1	2,270.7	2,295.7	2,320.9	MALES, 2-4 YRS.
ሊዎ ከ4 ዓመት በላይ	7,339.5	7,373.2	7,408.9	7,438.9	COWS OVER 4 YRS.
ወገድ ከብ ተቸ ከ4 ዓመት በላይ	6,475.5	6,495.6	6,517.6	6,540.5	MALES OVER 4 YRS.
ጭር	25,424.9	25,603.9	25,782.9	25,960.7	TOTAL
በገ					SHEEP
የበገ ገለገል ከ1 ዓመት በታች	4,248.2	4,309.8	4,374.4	4,440.0	LAMBS UNDER 1 YR.
ሴት በገ	6,726.2	6,823.7	6,926.1	7,030.0	EWES
ወጠጢ	825.8	837.8	850.4	863.2	RAMS
ጭር	11,800.2	11,871.3	12,150.9	12,333.2	TOTAL
ፍ የሰ					GOATS
የፍ የሰ ገለገል ከ1 ዓመት በታች	4,166.0	4,195.2	4,220.4	4,241.5	KIDS UNDER 1 YR.
ሴት ፍ የሰ	5,778.3	5,818.7	5,853.6	5,882.9	FEMALES
ወገድ ፍ የሰ	1,008.7	1,015.8	1,021.9	1,027.4	MALES
ጭር	10,953.0	11,029.7	11,095.9	11,151.8	TOTAL
					OTHER LIVESTOCK
አሳጣ	11.5	12.0	12.6	13.2	PIGS
ፈረሰ	1,340.2	1,350.4	1,360.7	1,371.1	HORSES
በቅሎ	1,340.2	1,350.4	1,360.7	1,374.7	MULES
አሀያ	3,760.0	3,775.1	3,790.3	3,806.0	DONKEYS
ገጦል	951.2	957.5	963.8	969.0	CAMELS
ደር	42,500.0	43,500.0	44,500.0	45,400.0	POULTRY
	1964/5	1965/6	1966/7	1967/68	KIND AND AGE

ከአርባ ሚኒስቴርና ከገንዘብ ልማት ሚኒስቴር የተገኘ
Source: Ministries of Agriculture, and Planning and Development

ላከባት ሕክምና የተቀመጠ መድኃኒት መጠን፣ የተከተሉ ከባቶ ባዘትና፣ በከተባት ሥራ ላይ የሚገኙ ሠራተኞች*
VACCINE PRODUCTION, CATTLE VACCINATED, AND VETERINARY PERSONNEL*

ሠንጠረዥ ሐ.5 TABLE C.5

	1959	1960	1961	
የተቀመጠ መድኃኒት ባዘት /በሺህ ደዘ/				VACCINE PRODUCTION ('000 DOSES)
ለደባታ	5,134	6,013	6,601	RINDERPEST
ለሳንባ	557	857	934	C.B.P.P.
ለባገርባ	39	203	644	BLACKLEG
ገርርሳ	15	49	60	HAEMORRHAGIC SEPTICEMIZ
አባ ሰገጋ	50	177	468	ANTHRAX
ጭር	5,795	7,299	8,707	TOTAL
የተከተሉ ከባቶ ባዘት /በሺህ/				CATTLE VACCINATED ('000)
በደባታ	5,067	6,000	6,591	RINDERPEST
በሣንባ	422	779	924	C.B.P.P.
ለባገርባ	31	160	634	BLACKLEG
ለባሰገጋ	10	41	54	HAEMORRHAGIC SEPTICEMIA
ገርርሳ	41	162	458	ANTHRAX
ጭር	5,569	7,142	8,661	TOTAL
የከተባት ሠራተኞች /በ ቁጥር/				VETERINARY PERSONNEL (NUMBERS)
ሰከሞች	42	44	45	DOCTORS
የውጭ አገር	32	33	33	FOREIGN
አት ዩኤ ያው ያን	10	11	12	ETHIOPIAN
ረዳት የከባት ሰከሞች	61	91	116	ANIMAL HEALTH ASSISTANTS
ቴክኒሻኖች	12	13	17	TECHNICIANS
ረዳት ቴክኒሻኖች	10	10	10	ASST. TECHNICIANS
ከ ታኪ ያች	292	342	365	VACCINATORS
ሥጋ መርመሪያች	11	11	11	MEAT INSPECTORS
ጭር	428	511	564	TOTAL
	1966/7	1967/8	1968/9	

* የዓመት መጨረሻ ሰኔ 30
*Not including Eritrea.

አርተራገ አይጨርም.
Years ending 7 July.

ከአርባ ግንባሪ የከባት ሕክምና ክፍል የተገኘ
Source: Veterinary Department, Ministry of Agriculture.

ስለ የብርቱካና
LIVESTOCK

የከብት ሀብት ጠቅላይ
ANIMAL PRODUCTION

ሠንጠረዥ ስ.6 TABLE C.6

		1957	1958	1959	1960		
ሥጋ	/በሺህ ተገሰ/	361.0	372.4	381.2	390.3	MEAT	(000 TONS)
የብረ		227.2	234.8	240.0	247.7	BEEF	
የብገ		41.5	23.0	44.3	45.2	MUTTON	
የፍ የላ		44.6	45.1	46.1	45.7	GOATS	
የጆሮ		46.9	48.7	49.9	50.8	POULTRY	
የአሣጣ		0.7	0.7	0.8	0.8	PORK	
ሌሎች		0.1	0.1	0.1	0.1	OTHER	
ጠተ	/በሺህ ባተገ/	517.9	530.0	542.3	554.1	MILK	(000 TONS)
የላም		453.5	465.0	476.7	488.1	COWS	
የገጦላ		64.4	65.0	65.6	66.0	CAMELS	
የጎና ሌቦ	/በሺህ ቀጥር/					HIDES & SKINS	(000 PCS)
የከብት		2,719.0	2,787.0	2,765.0	3,026.2	BOVINE HIDES	
የብገ		4,627.0	4,737.0	4,854.0	4,864.0	SHEEP SKINS	
የፍ የላ		4,113.0	4,149.0	3,977.0	4,198.0	GOATS SKINS	
		1964/5	1965/6	1966/7	1967/8		

የጆገ ሀብት ጠቅላይ
FORESTRY PRODUCTION

		1957	1958	1959	1960		
ጆላተሰ ነጠቀ ገንዳ/በሺህ ሜ.ኩ.		105.0	110.0	113.6	119.1	SAW LOGS	000 CU.M.
ለቦ ፒንባቶ ገንዳ በሺህ ሜ.ኩ.		6.0	7.0	7.8	8.7	VINEER LOGS	000 CU.M.
የምሰቦ ስገጠት በሺህ ሜ.ኩ.		920.0	930.0	953.8	977.6	POLE TIMBER	000 CU.M.
የጣገጆ ስገጠት በሺህ ሜ.ኩ.		23,000.0	23,500.0	23,900.0	24,414.0	FUEL WOOD	000 CU.M.
የዛፍ ተገገ በግሊቶገ ቀጥር		9.0	16.0	22.1	29.7	SEEDLINGS	MILL. PCS.
ከስገጠት የተገገ ጫፍ በተገሰ ስገገ		5,210.0	5,210.0	5,299.0	5,320.0	NATURAL GUM AND RESIN	TONS
		1964/5	1965/6	1966/7	1967/8		

ከስርገ ግዳሰተርና የገላገና ልግት ግዳሰተር የተገገ

Source: Ministries of Agriculture, and Planning and Development.

ክፍለ ወ - ስለ ማዕደን

የማዕደን ሥራ የሚመለከተው ወረጃ የተዘጋጀው በማዕደን ሚኒስቴር ነው። በሁሉም ሠንጠረዥ የቀረቡት የሠራተኛው ዓመታት ተከታታይ ወረጃዎች ሲሆን የዘመኑ ለቀጣጠር በኋላ የጸያ የበጀት ዓመት ወሰኑ ነው።

ሠንጠረዥ ወ. 1 እና ወ. 2: በነዚህ ሠንጠረዥ የተመለከተው የማዕደን ውጤት በዚህ ዓመት ነው። ስለ ዓገም የቀረበው ሂሳብ የውጤትን ጠቅላላ ዓገ ሲሆን ለአገላለጽ የማዕደን ዓይነት ደገፍ ለማቀረብ የተገለጹ የዓገ ገምት ነው።

ሠንጠረዥ ወ. 3 እና ወ. 4: እነዚህ ሠንጠረዥ የሚያመለክት ለማዕደን ፍላጎት ግብረፊያ የተደረገውን የገንዘብ ወጪ፣ ገንዘብ ከየት እንደተገኘና የአጠቃላይ ወለክ ነው። ሠንጠረዥ ዘርዘር ወገላጫ የሚሠጡ ሲሆን፣ የቀረቡትም ወረጃዎች ተከታታይ ለመሆናቸው የሚያጠራጥር ነው።

SECTION D. MINING

The Statistics relating to Mining have been compiled by the Ministry of Mines. Three year series are given for all tables and the year refers to the Ethiopian fiscal year (i.e. from July 8th to July 7th).

Tables D.1 and D.2 give the volume and value of mineral production respectively. The value figures are gross value of production and in the case of certain minerals these values are only estimates.

Table D.3 and D.4 show the volume of investment in mining; and the source and allocation of the investment fund. Detail breakdowns are given in these tables and the data is considered very reliable.

ሰለ ግዕድገ
MINING

የግዕድገ ውጤቶች*
MINERAL PRODUCTION*

ሠንጠረዥ ወ.1 TABLE D.1

		1958	1959	1960		
ወርቅ	/በኪሎ/	726.0	669.4	957.6	GOLD	(KG)
ፕላቲኒየም	/በኪሎ/	8.5	8.8	10.3	PLATINIUM	(KG)
ያልተጠራ ብረት	/በተን/	400	400	...	IRON ORE	(TONS)
ግንጋዝ	/በተን/	2,000	2,000	...	MANGANESE ORE	(TONS)
አዎሌ ወፀ	/በተን/	10,000	10,000	...	QUARRY SALT	(TONS)
የወሰታዎት አሽዋ	/በተን/	2,000	2,000	...	QUARTZ SAND	(TONS)
የሽከላ አፈር	/በተን/	500	500	3,529	CLAY	(TONS)
ታላክ	/በተን/	100	100	...	TALC	(TONS)
አገጢዳራይት	/በተን/	6,000	6,000	...	ANHYDRITE	(TONS)
		1965/6	1966/7	1967/8		

*ለወርቅና ፕላቲኒየም የተረጋገጡ ስርዓቶች ለሌሎች ግዕድገት ገንጠታ የተረጋገጠ ነው
*Actual figures for gold and platinum, estimates for other minerals

የግዕድገ ውጤቶች ገቢ
VALUE OF MINERAL PRODUCTION

ሠንጠረዥ ወ.2 TABLE D.2 በሺህ የአት/ብር ETH \$'000

		1958	1959	1960		
ወርቅ		1,829.0	1,686.2	2,904.6	GOLD	
ፕላቲኒየም		46.7	48.4	56.9	PLATINIUM	
ግንጋዝ		170.0	170.0	...	MANGANESE ORE	
አዎሌ ወፀ		130.0	130.0	...	QUARRY SALT	
የወሰታዎት አሽዋ		40.0	40.0	...	QUARTZ SAND	
የሽከላ አፈር*		10.0	10.0	20.7	CLAY*	
ታላክ*		2.0	2.0	...	TALC*	
አገጢዳራይት*		120.0	120.0	...	ANHYDRITE*	
ያልተጠራ ብረት		10.0	10.0	...	IRON ORE*	
ጠቅላላ		2,357.7	2,216.6	...	TOTAL	
		1965/6	1966/7	1967/8		

*ያልተጠራ የገቢ ገምት
*Estimates of Gross Value.

ስርዓቱ ግዕድገ ግዕድገ
Source: Ministry of Mines.

ለግዕዳገ ፍለጋና ግብፋፊያ የተደረገ ወጭ
INVESTMENT IN MINING

ሠገጠረዥ ጠ.3

TABLE D.3

በጊህ የአተ/ብር

IN ETH.\$'000

	1957	1958	1959	1960	
<u>በሥራ ላይ ስሉ ግዕዳገኖች</u>	10,882.0	600.0	5,844.5		<u>INVESTMENT IN EXISTING MINES</u>
ወርቅ	1,500.0	500.0	90.3	2,070.2	GOLD
ፕላቲኒየም	-	-	7.2	47.3	PLATINIUM
ፖታሽ	9,282.0	-	5,505.0	...	POTASH
ሌሎች ግዕዳገኖች	100.0	100.0	242.0	...	VARIOUS
<u>ለግዕዳገ ፍለጋ የተደረገ ወጭ</u>	13,013.8	13,829.0	8,917.3		<u>PROSPECTING AND EXPLORATION INVESTMENT</u>
ፕላቲኒየም	42.0	20.0	23.4	74.2	PLATINIUM
ወርቅ	30.9	25.0	58.4	2,070.2	GOLD
ብረት	23.0	-	31.6	...	IRON
ወሳብ	293.5	130.0	287.4	...	COPPER
ኒኪል	179.6	50.0	12.5	...	NICKEL
ብረት ብረት	-	29.0	19.6	...	BARITE
ላቪንዲን	11,890.0	13,500.0	8,352.5	5,793.8*	PETROLEUM
ለግዕዳገ ደብዳቤ ስር ታየ ግዕዳገ ምርመራ	85.1	-	19.3	...	GEOLOGICAL MAP
ሌሎች ግዕዳገኖች	-	75.0	34.0	2,376.9	MINERAL SURVEY
ሌሎች ግዕዳገኖች	469.7	-	78.6	...	VARIOUS MINERALS
<u>ጠቅላላ ወጭ</u>	23,895.8	14,429.0	14,761.8		<u>TOTAL INVESTMENT</u>
	1964/5	1965/6	1966/7	1967/8	

የገንዘብ ምንጭና የአመጣጡ ሁኔታ
SOURCE AND ALLOCATION OF INVESTMENT FUND

ሠገጠረዥ ጠ.4

TABLE D.4

በጊህ የአተ/ብር

IN ETH.\$'000

	1957	1958	1959	1960	
<u>ከወገን ሥጦታ</u>					<u>GOVERNMENT BUDGET</u>
ሰላጥ ግዕዳገኖች ግብፋፊያ	1,500.0	500.0	239.5	2,144.3	DEVELOPMENT OF EXISTING MINES
ለፍለጋና ለምርመራ	654.0	329.0	564.0	2,376.9	PROSPECTING AND EXPLORATION
ጭር	2,154.0	829.0	803.5	4,521.2	TOTAL
<u>በገላ ሀብት ወጭ</u>					<u>PRIVATE CAPITAL</u>
የፖታሽ ግዕዳገ ግብፋፊያ	9,282.0	-	5,505.0	...	DEVELOPMENT OF POTASH MINES
ሌሎች ግዕዳገኖች ግብፋፊያ	100.0	100.0	100.0	...	DEVELOPMENT OF OTHER MINES
ለላቪንዲን ፍለጋ	11,890.0	13,500.0	8,352.5	...	PROSPECTING FOR PETROLEUM
ለሌሎች ግዕዳገኖች ፍለጋ	469.7	-	-	...	PROSPECTING AND EXPLORATION FOR OTHER PRODUCTS
ጭር	21,741.7	13,600.0	13,957.5	...	TOTAL
<u>ጠቅላላ ጭር</u>	23,895.7	14,429.0	14,761.0	...	<u>TOTAL INVESTMENT?</u>
	1964/5	1965/6	1966/7	1967/8	

ከግዕዳገ ግብፋፊያ የተገኘ
Source: Ministry of Mines

አገልግሎት

በሌሎች ተከላኝ የወጣ ሕገ ባለጠናቀቀ ከየባለጠናቀቀ የተጻፈ አውነተኛ አስተሳሰብ ወረዳ ለግንጥ ክፍ ያለ ችግር አለ። በ1959 ዓ.ም ወረዳ የተገኘው ከ395 ባለአገልግሎት ሰነድ ከነዚህ ውስጥ 314 መልስ ባለመስጠታቸው በሌሎች የቀረቡ ወገን ጠቅላይ ጠቅላይ ሰነድ ይገኛል ባለፈት ዓመታት ባለአገልግሎት ወረዳቸው ወሰን ለባለጠናቀቀ ዓመታት ዕድገታቸውን በግልጽ ነበር።

አሁንም ለ1960 ዓ.ም ጥናት መልስ የሰጡት 4ብሪታኒያ ቁጥር በጣም አነስተኛ በመሆኑ ከአለት ልክ አገልግሎት በስተቀር ከ1961 ዓ.ም የ4ብሪታኒያ ጥናት ውጤት ጋር ለግብረት በግብረት በዚህ ዓመት ውስጥ ሳይመለከት ቀርቷል።

ቀደም ብለው የተሰጡት ወረዳቸው ሁሉ የቀረቡት በአገልግሎት የቀጥሎ የቀጥሎ አቅጣጫ መሠረት ነው። በበጀት ወይም በአውሮፓውያን የቀጥሎ አቅጣጫ መሠረት ወረዳቸውን የሰጡ አገልግሎት ባለአገልግሎት ሰነድ ሆኖ የቀጥሎ አቅጣጫ ተቀራራቢ ስለሆነ ለግብረት ከሌሎች የተደረገው ጥሩ ነው።

ዎንም እንደ ዓመታቸው የ4ብሪታኒያ የሥራ ይዘት ጥናት ሲከናወን የቀደም ለአሥራ አንድ ዓመታት በሁሉም በ1957 ዓ.ም በአሰባሰቡ ዘንድ ዓላማ፣ በመጨረሻ ዘንድና በወረዳቸው ብዛት ረገድ ለያሌ ጠቅላይ ተደርጎልኩ፣ ስለዚህም ከ1957 ዓ.ም በፊት የተገኙት ወረዳቸው ሁሉ ከ1957 ዓ.ም እና ከዚህ ሆኖ በጎሳ ባሉት ጋር ለመዘዘን ስለግብረት በዚህ አሁን በቀረቡት ዓመታት ውስጥ የቀረቡት የአስተሳሰብ ወረዳቸው ከ1957 አስከሬ 1959 ዓ.ም ላሉት ዓመታት ብቻ ነው።

የግለሰብ ትርጉም

የአገልግሎት ስያሜ:- ግለሰብ የተወሰነ ገቢና የታወቀ አድራሻ ናርት በአንድ ባለቤት ወይም አንድ ተቆይቶ ሥር የግብረት /አንድ ግብረት፣ 4ብሪታኒያ ወይም የአንድ ወሰን የሰነድ ያለ/ደርጅት ነው።

የሠራተኛ ቁጥር:- በደመወዝ መክፈት ላይ ተወካዮች በክፍል ሆነ ወይም ሌላ ገዢ የሚያገለግሉትን የገንዘብ ሥራ ተኛ በሙሉ ያጠቃልላል።

የውጤት ጠቅላላ ቀን:- የውጤት ጠቅላላ ቀን የሚያመለክተው በዓመት ውስጥ በ4ብሪታኒያ ተዘጋጅተው ለገቢ ያወጡትን ጠቅላላ ቀን ሲሆን ይህም ታክስን ይጨምራል።

የሰነድ ወይ/አገልግሎት:- ሰነድ የሚባለው የአገልግሎት ሥራ ለግብረት የቀለ፣ አዲስም ሲሆን የሠራዊት በተገዛበት ቀን ታክስ የቀረበ ሆኖ ነው። ከተገዛበት ቀን ሌላ የግብረት የረታ ፣ ሌሎች ታክሶች፣ የባለቤት ነት መብት ግዛወት፣ የግንባርና የግንባር ወጪያ ሁሉ ይገኙታል። በተጨማሪም የአገልግሎት ሠራተኛ ቢተኝና ልዩ ልዩ ሕገዳዎችን ለመሥራት፣ የ4ብሪታኒያ ወጪያ ሆኖ ለግብረት ና ለመገጠም፣ ክፍ ያሉ ለውጦችን ለግብረት፣ አሻሽሎ ለመሥራትና ለግብረት ያቀሉት የደብዳቤና የሠራተኛ ቀን በዚህ ውስጥ ይገባል።

የግብረት የታወቀ ገቢ ቀን:- የግብረት የታወቀ ገቢ ሲሆን ደርጅት ከሌላ ደርጅት ያገኘው ሆነ እራሱ ባለገቢ ቀን የሠራው ሥራውን የሚያገባበት በሰው የተሰጠው የጠቅላላው ሆኖ ገቢ ነው። ይህም አዲስ የሠራውን የግብረት የታወቀ ገቢ ቀን የያዘ ከመሆኑ በላይ ገቢ ቀን የተለወጠበትን ና የታደሰበትን ወጪ ያጠቃልላል። በየገዢው የሚደረገውን የመጠናቀቅና የመጠን ወጪ ገንዘብ ይጨምራል።

የሥራው አዘግጫ:- የ1959 ዓ.ም የአገልግሎት ስያሜ ቁጥር በሰነድ ውስጥ አንድ ተሰጥቶ ክፍ ብሎ የታየው በተለይ በዚህ ዓመት ውስጥ የአዲስ አገልግሎት ቁጥር በመጨረሻ ሳይሆን፣ ቀደም የነበረውን ለግብረት በዚህ ደብዳቤ መደረግ ብቻ ነው። ሲሆንም በተጨማሪ ሰነድ ዓመታት ውስጥ፣ የመጠን የወጪ ያወጣት የቀጥሎ የወጪ፣ ብረት ብረት ያለሆኑ ግብረት፣ የግብረት፣ የግብረት፣ የግብረት ብረትና የአገልግሎት 4ብሪታኒያ ልዩ ልዩ ወረዳ በይህ ሁኔታ የተሰበሰበ ስለሆነ ለግብረት ከተፈለገ ክፍ ያለ ስራ ተኛ አያገኝም።

የአገልግሎት አስተሳሰብ ለዘጋጅ የተለየ የአስተሳሰብ ጠቅላይ ጸ/ቤትና የገንዘብ አገልግሎት ል ሚኒስቴር በመተባበር ከሚያከናውኑት ዓመታት የአገልግሎት ጥናት ነው።

MANUFACTURING INDUSTRY

Owing to insufficient number of returns, the 1960 E.C. (1967/8) survey of manufacturing industry with the exception of electricity is not published in this abstract. It is hoped to present it together with the result of 1961 E.C. (1968/9), in the next edition.

The lack of statistical law has made it difficult to obtain complete and reliable information from manufacturing establishments. The number of firms covered in 1967 was 395. Estimates were made for the 31 establishments which failed to return the form by applying an average growth rate on their returns for the previous year.

The statistics on Manufacturing Industry are obtained through the annual Survey conducted by the Central Statistical Office in collaboration with the Ministry of Commerce and Industry.

Even though the annual industrial survey has been conducted regularly for the last eleven years, some improvement were introduced in 1955 in terms of methodology, concepts, form design and coverage. Thus, since the data obtained for the years prior to 1965 are not on comparable basis with those of 1965 and latter years, the statistics given in this abstract relate only to the period 1965 - 67.

All data in this section are shown according to Ethiopian calendar. No attempt was made to adjust figures of firms which submitted informations on the basis of a financial year or the gregorian year, but the approximation used is considered satisfactory.

Main definitions used:

Establishment: An "establishment" normally comprises the whole of the premises under the same ownership or management at a particular address (for example a mine, a factory or sawmill).

Number of persons employed: The number of persons employed includes all persons on the pay-roll, whether employed full-time or part-time.

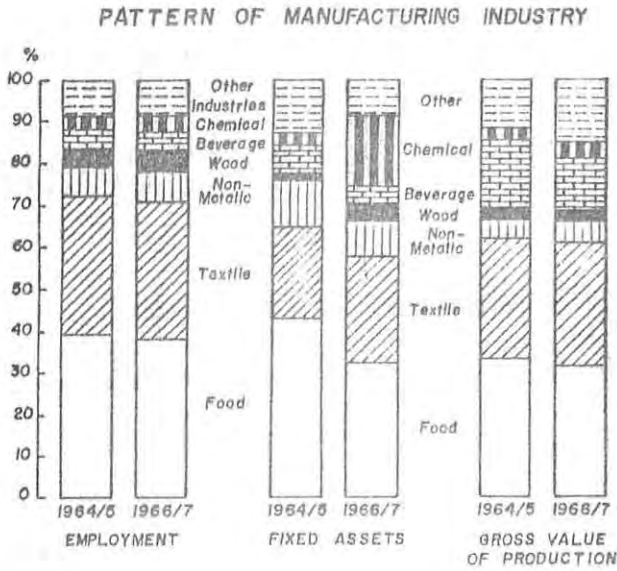
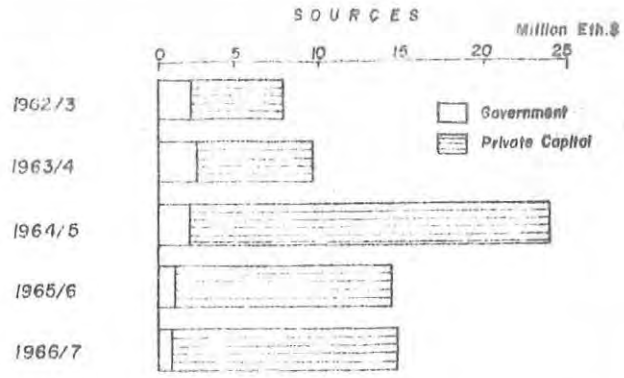
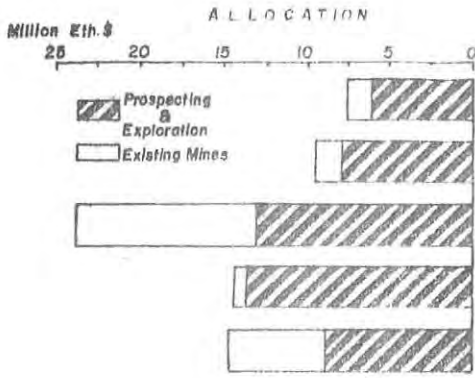
Gross Value of Production: The gross value of productions refers to the ex-factory (including taxes) selling value of the goods produced within the year.

Investment: The investment includes additions whether new or second-hand assets, valued at purchase price. Beside purchase price, it includes custom duties, other taxes, transfer-fees, delivery and installation costs. It includes also value of work done by workers of the establishment (inclusive of materials used) on buildings, other constructions, manufacture or installation of machinery and equipment and capitalised alterations, improvements or rebuilding.

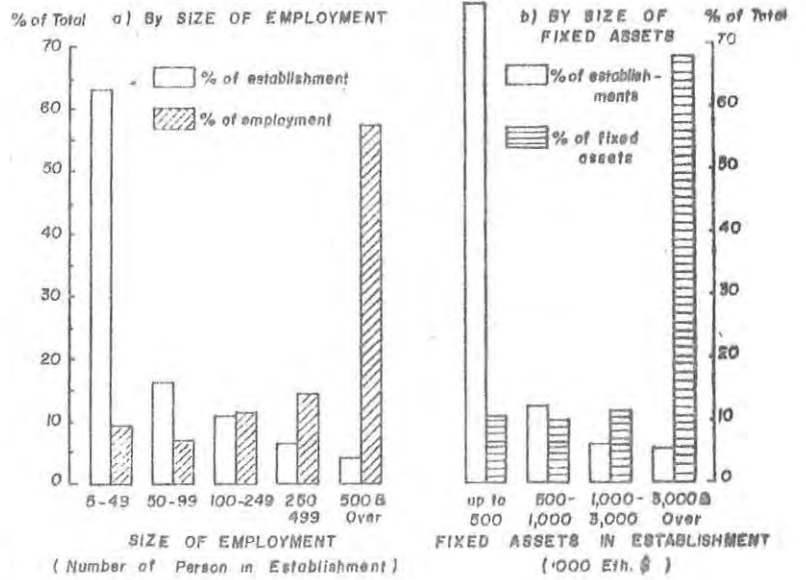
Fixed capital assets: The fixed capital assets includes all acquisitions by the enterprise for its business, whether obtained from other establishment or produced by the enterprise. It includes both new and second-hand assets with the cost of major alterations and innovations. It excludes cost of repair and maintenance.

Trend: The growth of the manufacturing industry in 1967 as seen in the tables is not due only to its intrinsic growth but partly to the increase in the coverage. Nevertheless the following branches have been well covered during the three years considered (Beverages, Tobacco, Textiles, Leather & Shoe, Non-metallic mineral, Printing, Chemical and, Metal & Electrical) and can be compared without major errors.

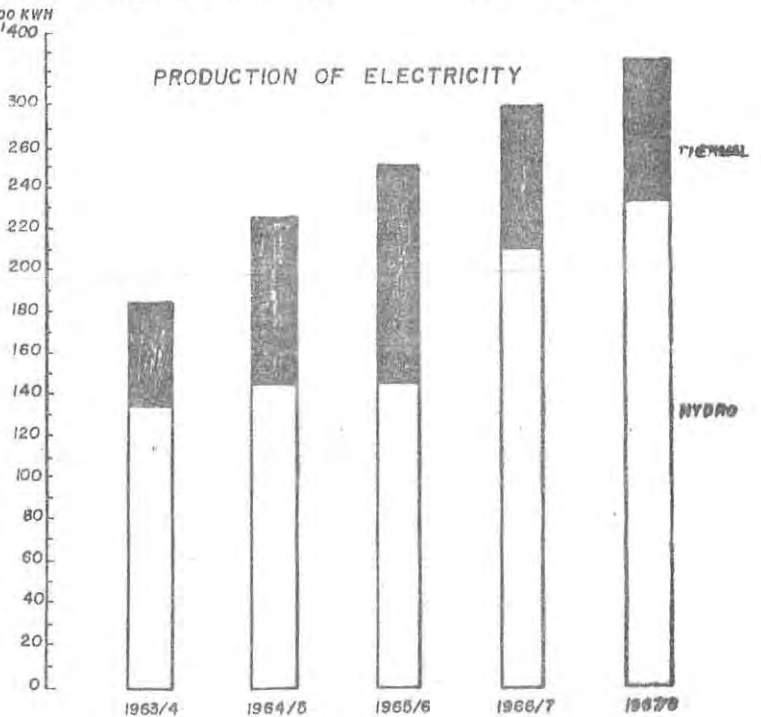
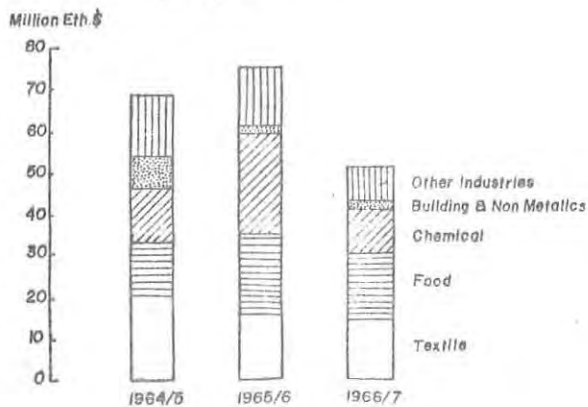
INVESTMENT IN MINING



CLASSIFICATION OF MANUFACTURING ESTABLISHMENT



INVESTMENT IN MANUFACTURING INDUSTRY



የፋብሪካዎች ውጤት ማጠቃለያ
SUMMARY OF RESULTS FOR MANUFACTURING INDUSTRY

ሠንጠረዥ ሠ.1 TABLE E.1

	1957	1958	1959	
የፋብሪካዎች ብዛት	272	273	395	NUMBER OF ESTABLISHMENTS
የሠራተኞች ብዛት	47,745	54,800	58,694	NUMBER OF EMPLOYEES
የግዴታ ተገቢ ገቢ /በሺህ የሌት.በር/	215,525	243,665	342,365	FIXED CAPITAL ASSETS (E\$'000)
ጠቅላላ የሥራ ውጤት ዋጋ /በሺህ የሌት.በር/	219,729	269,822	357,110	GROSS VALUE OF PRODUCTION (E\$'000)
ደመወድና የሌት /በሺህ የሌት.በር/	32,965	41,567	50,976	WAGES AND SALARIES PAID (E\$'000)
የከፍተኛ ወጪ /በሺህ የሌት.በር/	67,605	74,941	52,391	CAPITAL EXPENDITURE (E\$'000)
በአገልግሎት ሠራተኛ ሲታወቅ				AVERAGE PER EMPLOYEE
ወጪዎች ደመወድ /በሌት.በር/	690	760	869	EARNINGS E\$
ወጪዎች የሥራ ውጤት /በሌት.በር/	4,602	4,924	6,084	OUT PUT E\$
የግዴታ ተገቢ ገቢ ገደብ /በሌት.በር/	4,514	4,446	5,833	FIXED ASSETS E\$
	1964/5	1965/6	1966/7	

የፋብሪካዎች ቁጥርና የሠራተኞች ብዛት በአገልግሎት ዓይነት
NUMBER OF ESTABLISHMENTS AND TOTAL EMPLOYEMENT
BY INDUSTRIAL BRANCHES

ሠንጠረዥ ሠ.2 TABLE E.2

የአገልግሎት ዓይነት	የፋብሪካዎች ብዛት			የተጠቃሚ ሠራተኞች						INDUSTRIAL BRANCH
				ብዛት			በጠቅላላው በመቶ			
	1957	1958	1959	1957	1958	1959	1957	1958	1959	
የምግብ	73	69	112	18,596	22,112	22,170	39.0	40.3	37.8	FOOD
የመጠጥ	39	41	43	2,136	2,473	2,548	4.5	4.5	4.3	BEVERAGES
የተጠቃሚ	2	2	2	451	1,095	489	0.9	2.0	0.8	TOBACCO
የጨርቃ ጨርቅ	25	27	40	15,802	17,040	19,271	33.2	31.1	32.8	TEXTILE
የቀይና የጫማ	20	20	23	1,892	2,298	2,100	4.0	4.2	3.6	LEATHER AND SHOE
የአገልግሎት	31	29	61	2,251	2,147	3,026	4.7	3.9	5.2	WOOD
በረታ ብረት ያለሁኑ	24	25	35	3,102	3,684	4,336	6.5	6.7	7.4	NON-METALLIC
የጥተኛ	23	24	26	1,141	1,403	1,499	2.4	2.6	2.6	PRINTING
የኮሚኒኬሽን	22	22	32	1,400	1,618	2,227	3.0	3.0	3.8	CHEMICAL
የብረት ብረትና የሌሎች	13	14	21	926	930	1,028	1.9	1.7	1.7	STEEL, METAL AND ELECTRICAL
ጠቅላላ	272	273	395	47,697	54,800	58,694	100.0	100.0	100.0	TOTAL
	1964/5	1965/6	1966/7	1964/5	1965/6	1966/7	1964/5	1965/6	1966/7	
	NUMBER OF ESTABLISHMENTS			NUMBER			AS PERCENT OF TOTAL			
				NUMBER OF EMPLOYEES						

በ የዓመት ከግደረ ገፅ የአገልግሎት ጥናት የተገኘ
Source: Annual Industrial Survey

በለ አገራት ስራ
INDUSTRY

የአገራት ስራ ዓቃ ሁኔታ ማጠቃለያ
SUMMARY OF OPERATIONS OF MANUFACTURING INDUSTRY

ሠገጠረዥ ሠ.3

TABLE E.3

የተጠቃሚው ዓይነት	በሺህ የአተ.ብር			ከጠቅላላው በመቶ			
	1957	1958	1959	1957	1958	1959	
ጠቅላላ የተጠቃሚዎች ውጤት							GROSS VALUE OF PRODUCTION
የምግብ	72,309	80,912	113,197	32.9	30.0	31.7	FOOD
የሙጠጥ	36,665	41,954	45,774	16.7	15.6	12.8	BEVERAGES
የተገባህ	5,355	7,347	7,128	2.4	2.7	2.0	TOBACCO
የጨርቃ ጨርቅ	62,570	79,082	103,120	28.5	29.3	28.9	TEXTILE
የቀጥና የጫማ	9,140	13,074	17,380	4.2	4.9	4.9	LEATHER AND SHOE
የአገጠት	5,708	6,872	9,845	2.6	2.5	2.7	WOOD
በረታ ብረት ያለህኑ ማዕድናቸ	10,653	12,668	18,110	4.8	4.7	5.1	NON-METALLIC MINERAL
የማተሚያ	5,300	6,405	7,995	2.4	2.4	2.2	PRINTING
የኬሚካል	6,514	9,308	12,358	3.0	3.4	3.5	CHEMICAL
የብረታ ብረትና የኤሌክትሪክ	5,515	12,200	22,203	2.5	4.5	6.2	METAL AND ELECTRICAL
ድምር	219,729	269,822	357,110	100.0	100.0	100.0	TOTAL
ዓመታዊ ደግሞ							EARNINGS
የምግብ	10,658	12,005	13,888	32.8	28.9	27.2	FOOD
የሙጠጥ	3,099	3,596	3,396	9.4	8.7	6.7	BEVERAGES
የተገባህ	527	614	654	1.6	1.5	1.3	TOBACCO
የጨርቃ ጨርቅ	9,284	12,825	15,516	28.2	30.8	30.4	TEXTILE
የቀጥና የጫማ	1,680	2,205	2,559	5.1	5.3	5.0	LEATHER AND SHOE
የአገጠት	1,817	2,279	3,318	5.5	5.5	6.5	WOOD
በረታ ብረት ያለህኑ ማዕድናቸ	2,845	3,290	4,332	8.6	7.9	8.5	NON-METALLIC MINERAL
የማተሚያ	1,570	2,236	2,154	4.8	5.4	4.2	PRINTING
የኬሚካል	1,047	1,493	3,755	3.2	3.6	7.4	CHEMICAL
በረታ ብረትና የኤሌክትሪክ	438	1,024	1,404	1.3	2.4	2.8	METAL AND ELECTRICAL
ድምር	32,965	41,567	50,976	100.0	100.0	100.0	TOTAL
የማይገባቸው ገንብረት ዋጋ							FIXED ASSETS
የምግብ	91,293	101,537	110,571	42.7	41.7	32.3	FOOD
የሙጠጥ	15,525	18,646	15,955	7.2	7.7	4.7	BEVERAGES
የተገባህ	2,592	2,725	1,839	1.2	1.1	0.5	TOBACCO
የጨርቃ ጨርቅ	47,315	58,001	85,693	22.0	23.8	25.0	TEXTILES
የቀጥና የጫማ	9,771	10,336	9,578	4.5	4.2	2.8	LEATHER AND SHOE
የአገጠት	3,288	5,400	10,593	1.5	2.2	3.1	WOOD
በረታ ብረት ያለህኑ ማዕድናቸ	23,349	23,759	30,742	10.8	9.8	9.0	NON-METALLIC MINERAL
የማተሚያ	9,294	10,011	8,959	4.5	4.1	2.6	PRINTING
የኬሚካል	6,293	5,867	38,106	2.9	2.4	17.0	CHEMICAL
የብረታ ብረትና የኤሌክትሪክ	6,805	7,383	10,329	3.2	3.0	3.0	METAL AND ELECTRICAL
ድምር	215,525	243,665	342,365	100.0	100.0	100.0	TOTAL
ለልማት ወጪ							INVESTMENT
የምግብ	12,786	20,269	14,820	18.9	27.0	28.3	FOOD
የሙጠጥ	5,511	8,491	5,327	8.2	11.4	10.2	BEVERAGES
የተገባህ	403	133	566	0.6	0.1	1.1	TOBACCO
የጨርቃ ጨርቅ	19,507	14,427	14,232	28.9	19.3	27.2	TEXTILE
የቀጥና የጫማ	1,177	583	609	1.7	0.7	1.2	LEATHER AND SHOES
የአገጠት	1,447	2,440	1,168	2.1	3.3	2.2	WOOD
በረታ ብረት ያለህኑ ማዕድናቸ	7,986	730	2,651	11.8	1.0	5.0	NON-METALLIC MINERAL
የማተሚያ	4,361	722	237	6.5	1.0	0.4	PRINTING
የኬሚካል	12,545	24,423	11,301	18.5	32.6	21.6	CHEMICAL
የብረታ ብረትና የኤሌክትሪክ	1,882	2,723	1,480	2.8	3.6	2.8	METAL AND ELECTRICAL
ድምር	67,605	74,941	52,391	100.0	100.0	100.0	TOTAL
	1964/5	1965/6	1966/7	1964/5	1965/6	1966/7	INDUSTRIAL GROUP
	AMOUNT IN ETH. \$ '000			AS PERCENT OF TOTAL			

የፋብሪካዎች ስልጠና
CLASSIFICATION OF MANUFACTURING ESTABLISHMENTS

ስለ ስራ ስፔሻል
INDUSTRY

ሠገጠረዥ ሠ.4

TABLE E.4

	የፋብሪካዎች ብዛት			ብዛት			ከጠቅላላ በመቶ			
	1957	1958	1959	1957	1958	1959	1957	1958	1959	
<u>የሠራተኛ ብዛት መደብ</u>										<u>BY SIZE OF EMPLOYMENT</u>
/በ ቁጥር/										(IN NUMBER)
5 - 49	141	129	248	3,137	2,826	5,211	6.6	5.2	8.9	5 - 49
50 - 99	54	61	63	3,625	4,362	4,528	7.6	8.0	7.7	50 - 99
100 - 249	46	47	44	7,194	7,626	6,889	15.1	13.9	11.7	100 - 249
250 - 499	20	21	25	6,552	7,146	8,547	13.7	13.0	14.6	250 - 499
500 እና በላይ	11	15	15	27,188	32,490	33,519	57.0	59.3	57.1	500 & OVER
ጭር	272	273	395	47,696	54,800	58,694	100.0	100.0	100.0	TOTAL
<u>የጣይን ቀን ቀስ ገብረተ</u>										<u>BY AMOUNT OF FIXED</u>
<u>የዋጋ መደብ</u>										<u>CAPITAL</u>
/በሺህ የላት/በር/										('000 ETH.\$)
ከ50 በታች	48	38	102	1,092	956	3,052	0.5	0.3	0.9	UNDER - 50
50 - 99	27	27	84	1,876	1,916	5,640	0.9	0.8	1.6	50 - 99
100 - 249	46	50	70	7,352	8,010	11,370	3.4	3.2	3.3	100 - 249
250 - 499	34	36	48	12,299	13,448	16,833	5.7	5.5	4.9	250 - 499
500 - 749	18	20	31	10,824	12,437	18,436	5.0	5.1	5.4	500 - 749
750 - 999	15	16	18	12,719	13,784	15,206	6.0	5.6	4.5	750 - 999
1000 - 1499	5	8	11	7,393	10,094	14,025	3.4	4.1	4.1	1000 - 1499
1500 - 1999	6	6	3	10,222	9,982	5,293	4.7	4.1	1.5	1500 - 1999
2000 - 2999	3	4	8	6,810	9,424	19,696	3.2	4.0	5.8	2000 - 2999
3000 - 4999	7	7	7	26,375	27,213	25,205	12.2	11.2	7.4	3000 - 4999
5000 እና በላይ	7	7	13	118,563	136,401	207,610	55.0	56.0	60.6	5000 & OVER
ጭር	216	219	395	215,525	243,665	342,365	100.0	100.0	100.0	TOTAL
<u>የፋብሪካዎች ውጤት የዋጋ</u>										<u>BY GROSS VALUE OF</u>
<u>መደብ</u>										<u>PRODUCTION</u>
/በሺህ የላት/በር/										('000 ETH.\$)
ከ50 በታች	56	49	101	1,212	1,151	2,473	0.6	0.4	0.7	UNDER - 50
50 - 99	47	42	59	3,481	3,389	4,327	1.6	1.3	11.2	50 - 99
100 - 249	56	57	77	8,376	9,618	11,454	3.8	3.6	3.2	100 - 249
250 - 499	35	39	55	12,581	14,418	19,318	5.7	5.3	5.4	250 - 499
500 - 999	37	37	38	25,863	28,096	26,499	11.8	10.4	7.4	500 - 999
1000 - 1999	20	19	27	29,289	27,514	38,054	13.3	10.2	10.7	1000 - 1999
2000 እና በላይ	21	30	38	138,927	185,636	254,985	63.2	68.8	71.4	2000 & OVER
ጭር	272	273	395	219,729	269,822	357,110	100.0	100.0	100.0	TOTAL
	1964/5	1965/6	1966/7	1964/5	1965/6	1966/7	1964/5	1965/6	1966/7	
	NUMBER OF ESTABLISHMENTS			AMOUNT			AS A PERCENT OF TOTAL			

በ የዓመት ከጣይረገጡ የስራ ስፔሻል ጥናት የተገኘ
Source: Annual Industrial Survey

ሰለ አገላለጽ
INDUSTRY

የኛ የኖ ያቸ ከፋብሪካ የተሠሩ ዕቃዎች ጠባቶች
PRODUCTION OF MAJOR MANUFACTURED ARTICLES

ሠገጠረዥ ሠ.5 TABLE E.5

የዕቃዎች ግዴታ	ጠረጎሚያ	1957	1958	1959		
ፆገብ					FOOD INDUSTRY	
ሥጋ በብረዶ የቀዘ ቀዘ	/በተገ/	6,543	8,000	2,420	MEAT, FROZEN	(TONS)
ሥጋ በቁ ቁር የታገገ	/በተገ/	4,000		5,035	MEAT, CANNED	(TONS)
ሰክር	/በተገ/	61,698	68,861	76,868	SUGAR	(TONS)
ጨው / የባሕር/	/በተገ/	205,310	220,150	202,035	SALT (SEA)	(TONS)
የምግብ ዘይት	/በተገ/	5,633	5,343	8,146	EDIBLE OIL	(TONS)
የባንጻ ጽዕት	/በተገ/	40,358	42,030	58,952	FLOUR OF WHEAT	(TONS)
ግከር ነጻ	/በተገ/	4,893	4,076	4,523	MACARONI	(TONS)
ብሰኩት	/በተገ/	-	150	314	BISCUITS	(TONS)
ከሰክር የተሠሩ ጣፋጭ ጠገቦች	/በተገ/	-	820	1,219	SWEETS	(TONS)
ጠተ/ፖስተራይዜዎ/	/በሕተ ሊትር/	57,121	69,658	70,470	MILK PASTEURISED	(HL)
ጠጠፍ					BEVERAGES	
ቢራ	/በሕተ ሊትር/	157,395	184,600	215,500	BEER	(HL)
የወይን ጠጭ	/በሕተ ሊትር/	35,343	45,900	44,131	WINE	(HL)
የአላኮሎል ጠጠፎች	/በሕተ ሊትር/	24,450	28,313	17,760	LIQUEURS	(HL)
አላኮሎል	/በሕተ ሊትር/	11,390	12,791	4,222	ALCOHOL	(HL)
ሊሞናድ	/በሕተ ሊትር/	150,252	172,280	176,081	LEMONADE	(HL)
የሚኒራሎ ጠቃ	/በሕተ ሊትር/	101,983	107,030	85,261	MINERAL WATER	(HL)
ተቃባሪ					TOBACCO MANUFACTURES	
ሲጋራት	/በሺህ ቁጥር/	440,991	527,849	587,971	CIGARETTES	('000 PCS)
ሲጋር	/በሺህ ቁጥር/	127	99	513	CIGARS	('000 PCS)
ጨርቃ ጨርቅ					TEXTILE INDUSTRY	
ከተገ የሚዘጋጁ ጨርቆች	/በሺህ ሜትር ካራ/	33,956	43,166	58,020	COTTON FABRICS	('000 SQ.M.)
ከኖይሎን የሚዘጋጁ ጨርቆች	/በሺህ ሜትር ካራ/	-	-	1,869	NYLON FABRICS	('000 SQ.M.)
ከተገ የሚሠሩ ድርና ግግ	/በተገ/	5,620	7,459	9,221	COTTON YARN	(TONS)
በርዳሰብስ / የሶፍ	/በቁጥር/	40,000	80,000	84,000	BLANKETS WOOLLEN	(PCS)
በርዳሰብስ / ከጦናኛ ተገ/	/በቁጥር/	236,000	334,000	319,567	BLANKETS WASTE	(PCS)
ጾገጣፍ	/በሜትር ካራ/	-	-	5,000	CARPETS	(SQ.M.)
ጾገያ	/በሺህ -ቁጥር/	3,800	4,207	4,852	GUNNY BAGS	('000 PCS)
ከጆራብ የሚሰሩ ልብሶች	/በደርዘን/	-	120,000	475,745	HOSIERIES	(DOZEN)
የተሰሩ ልብሶች	/በቁጥር/	-	13,783	12,092	READY-MADE CLOTHES	(PCS)
ቀጥና ጨማ					LEATHER AND SHOES INDUSTRY	
የቀጥ ጨማዎችና ቡተቶች	/በጥቅዳ/	627,828	648,000	762,570	LEATHER SHOES AND BOOTS	(PAIRS)
የላሲክስና የጎራ ጨማዎች	/በጥቅዳ/	8,896	521,043	938,789	CANVAS AND RUBBER SHOES	(PAIRS)
የገላሲክስ ጨማዎች	/በጥቅዳ/	316,025	391,789	1,440,745	PLASTIC FOOT-WEAR	(PAIRS)
የጨማ ቀጥ / የላይ/	/በሺህ ሜትር ካራ/	2,209	2,376	3,842	LEATHER, UPPER	('000 SQ.M.)
የጨማ ቀጥ / የታቶ	/በተገ/	462	397	465	LEATHER, SOLE	(TONS)
አገጠት					WOOD INDUSTRY	
ጠርብ	/በሜትር ካራ/	13,000	14,506	15,700	TIMBER	(M ³)
ከጾ ፍገሳት	/በሜትር ካራ/	1,752	1,851	2,183	PLYWOOD	(M ³)
ባንቃ	/በሜትር ካራ/	-	313	2,348	PARTICLE BOARD	(M ³)
		1964/5	1965/6	1966/7	COMMODITY	UNIT

ሠንጠረዥ ሠ.5 / የግጥም / TABLE E.5 (Contd.)

የዕቃዎች ስም	ወሰን	1957	1958	1959(r)		
ቢዮክሚስትሪ						
ጋዘ / ላምቦ /	/ ባር /	-	-	52,385*	GASOIL	(TONS)
ቢንዘን	/ ባር /	-	-	25,086*	REGULAR BENZINE	(TONS)
ፍፍጣ	/ ባር /	-	-	1,381*	GASOLINE	(TONS)
የሚኒዩም ዘይት	/ ባር /	-	-	62,988*	FUEL OIL	(TONS)
ዲዛይል ዘይት	/ ባር /	-	-	6,898*	DIESEL OIL	(TONS)
ሌድ ፒ-ጂ	/ ባር /	-	-	246*	LPG	(TONS)
ክብሪት	/ በሺህ ባር /	17,000	17,000	22,752	MATCHES	('000 BOXES)
ባሙና	/ ባር /	2,625	2,764	4,102	SOAP	(TONS)
ከሮቦን ግጥም	/ ባር /	216	257	286	CARBON DIOXIDE	(TONS)
አቦቦን	/ በሚትር ክብ /	85,000	105,300	84,465	OXYGEN	(M ³)
ካልሲየም ኦክሳይድ	/ ባር /	-	3,100	2,300	CALCIUM SULPHATE	(TONS)
ብረት ብረት ያለህት የሕንፃ ወሳሪ ዕቃዎች						
ቢዮክሚስትሪ	/ ባር /	72,899	88,930	137,649	CEMENT	(TONS)
የቢዮክሚስትሪ ስጦታዎች ለሕንፃ	/ በሺህ /	3,100	3,488	3,918	CEMENT BLOCKS AND TUBES	(000 PCS)
የቢዮክሚስትሪ የወለል ገጣፍ	/ በሚትር ካራ /	103,116	170,412	215,000	CEMENT FLOOR TILES	(SQ.M.)
የሽብላ ስጦታ	/ በሺህ ቁጥር /	21,832	23,825	25,272	BRICKS OF CLAY	(000 PCS)
የተሽሎ የሕንፃ ገጣፍ	/ በሚትር ካራ /	55,000	68,684	34,500	MOSAICS	(M ²)
የተቃጠለ ፍራ	/ ባር /	7,355	10,732	11,051	LIME HYDRATED	(TONS)
ወሰንተኞች / ብርሃኖች	/ በሺህ ቁጥር /	7,168	7,500	10,200	GLASSES	(000 PCS)
ጠርጦች / የወሰንተኞች	/ በሺህ ቁጥር /	15,721	18,000	15,100	GLASS BOTTLES	(000 PCS)
ብረት ብረት ዕቃዎች ወሳሪ ዕቃዎች						
የብረት ዘንገፍ	/ ባር /	...	8,800	12,000	ROUND IRON BARS	(TONS)
ሽቦዎች	/ ባር /	...	2,573	2,600	WIRES	(TONS)
ጸብጫዎች	/ ባር /	...	2,972	3,210	NAILS	(TONS)
ለሕንፃ የሚህት ብረት	/ በሚትር ካራ /	52,200	STEEL STRUCTURE	(SQ.M.)
የባት ከጎን ቁጥር	/ ባር /	...	5,567	14,259	CORRUGATED IRON SHEETS	(TONS)
		1964/5	1965/6	1966/7 (r)	COMMODITY	UNIT

በ የዓመት በዲፎረንድ የሕንፃ ጥናት የተገኘ
Source: Annual Industrial Survey.

*(r) = Revised

የብር ስገጥታ ፊርማና ጥቅም ላይ የዋለ
SUGAR PRODUCTION AND CONSUMPTION*

ሠንጠረዥ ሠ.6 TABLE E.6

ዓመት ምስረት	የብር ፊርማ	ጥቅም ላይ የዋለ	ዓመት
1947	15,840	26,796	1954/5
1948	16,172	29,050	1955/6
1949	26,050	27,656	1956/7
1950	32,504	31,207	1957/8
1951	35,859	36,623	1958/9
1952	39,857	36,790	1959/60
1953	37,588	39,033	1960/1
	PRODUCTION	CONSUMPTION	YEAR

ዓመት ምስረት	የብር ፊርማ	ጥቅም ላይ የዋለ	ዓመት
1954	37,416	45,748	1961/2
1955	59,212	52,051	1962/3
1956	62,747	50,168	1963/4
1957	61,698	62,933	1964/5
1958	68,861	73,198	1965/6
1959	76,868	70,832	1966/7
1960	67,753	72,500	1967/8
	PRODUCTION	CONSUMPTION	YEAR

* ዓመት የሚያልቀው ለ.ሊ. ለ ተግባር በ ሰኔ 31 ነው
*Year ending 31 August.

ከሌት የጽጋ ለፍ.ሺ. ለ. የተገኘ
Source: H.V.A. Ethiopia S.C.

ስለ ኢንዱስትሪ
INDUSTRY

የፋብሪካዎች ብዛትና በፋብሪካው ዓይነት የሚያገለግሉት ሠራተኞች ቁጥር/1959/
NUMBER OF ESTABLISHMENTS AND NUMBER OF PERSONS ENGAGED BY INDUSTRIAL GROUPS 1966/7
ሠገጠረዥ ሠ. 7 TABLE E.7

የፋብሪካው/የኢንዱስትሪው/ ዓይነት	የፋብሪካዎች ብዛት	የባለቤቶችና የሚከፈሉት ሠራተኞች ብዛት		ደመወዝ የሚከፈሉት ሠራተኞች ብዛት		በፋብሪካው የሚያገለግሉ ሠራተኞች ብዛት		
		አገላለጽ ያውያን	የውጭ አገር ዘገታ	አገላለጽ ያውያን	የውጭ አገር ዘገታ			
								ETHIOPIANS
NUMBER OF ESTABLISHMENTS		PROPRIETORS & UNPAID WORKERS		PAID WORKERS		TOTAL	INDUSTRIAL GROUP	
							NUMBER OF PERSONS ENGAGED	
ዶገብ	112	52	45	21,866	304	22,267	FOOD	
የከብት ሥጋና አሣ	12	2	6	2,017	50	2,075	MEAT AND FISH PRODUCTS	
ሠተና ውጤት	5	-	4	412	8	424	DAIRY PRODUCTS	
በውናሮ የሚሰሩ ጸሐፊዎች	18	2	15	1,196	27	1,240	GRAIN MILLS PRODUCTS	
ጎብኝ የመብራሪያ ዶገብ	37	32	6	855	10	903	BAKERY PRODUCTS	
ሰብርና ከሰብር የሚሠሩ	5	2	1	15,537	153	15,693	SUGAR AND SUGAR CONFECTIONERY	
ሠጢ	2	-	-	297	28	325	SALT	
የዶገብ ዘይትና ውጤታቸው	25	13	9	952	20	994	EDIBLE OILS AND BY PRODUCTS	
ሌሎች ዶገባት	8	1	4	600	8	613	OTHER FOOD INDUSTRIES	
መጠጥ	43	-	17	2,472	76	2,565	BEVERAGES	
ቢራዎችና የአላኮሎል መጠጥ	12	-	8	1,011	34	1,053	BEER AND LIQUEURS	
የወይን ጠጥ	12	-	8	310	22	340	WINES	
ለሰላሳ መጠጥና የሶጎ ውሀዎች	19	-	1	1,151	20	1,172	SOFT DRINKS AND CARBONATED WATER	
ትዋቢህ	2	-	-	479	10	489	TOBACCO	
ጤርቻ ጤርቻ	40	21	14	19,052	219	19,306	TEXTILES	
የጤርቻ ጤርቻ ሥራዎች	19	-	3	17,578	189	17,770	SPINNING WEAVING AND FINISHING	
የጥራብና የልዩ ልዩ ልብቦች	21	21	11	1,474	30	1,536	KNITTING AND WEARING APPARELS	
ቆላና ጤጣ	23	12	12	2,057	43	2,124	LEATHER AND SHOE	
ቆላዎችን የሚያዘጋጁ	8	2	10	601	14	627	LEATHER TANNING	
ጣላዎችን የሚያዘጋጁ	15	10	2	1,456	29	1,497	FOOTWEAR	
አገጠት	61	16	20	2,967	59	3,062	WOOD	
ሰጋዎችና ሌሎች ማዕዘኖች	29	4	10	1,623	29	1,666	SAW MILLS PRODUCTS	
ከአገጠት የሚሠሩ ቁሳ ቁሳዎች	32	12	10	1,344	30	1,396	FURNITURE AND FIXTURES	
ወረቀቶችና ከወረቀት የሚሠሩ	5	-	2	189	3	194	PAPER AND PAPER PRODUCTS	
ማተሚያ	26	11	15	1,457	42	1,525	PRINTING	
ከሜካሲ	27	-	24	1,967	68	2,059	CHEMICAL	
ከላሳክ የሚሠሩ ዕቃዎች	4	-	6	99	1	106	RUBBER PRODUCTS	
ከገላሳክ የሚሠሩ ዕቃዎች	7	-	10	334	18	362	PLASTIC PRODUCTS	
ሌሎች ከሜካሲዎች	16	-	8	1,534	49	1,591	OTHER CHEMICAL PRODUCTS	
በረቱ በረቱ የሌላ ማዕዘኖች	35	4	38	4,284	52	4,378	NON-METALLIC MINERAL	
ሲሜንት ከሲሜንት የሚሠሩ	14	2	9	1,759	20	1,790	CEMENT AND CEMENT PRODUCTS	
ጠክላዎችና ብርጭቆዎች	15	2	16	1,630	25	1,673	CLAY AND GLASS PRODUCTS	
ሌሎች	6	-	13	895	7	915	OTHER	
በረቱ በረቱ	21	4	14	989	39	1,046	METAL PRODUCTS	
ጭር	395	120	201	57,779	915	59,015	TOTAL	

በ የዓመት ከሚደረገው የኢንዱስትሪ ጥናት የተገኘ
Source: Annual Industrial Survey.

በሌ ከገጽ 16
INDUSTRY

4000 የገንዘብ ተኮር የሥራ ተኮር በ የግብርና ምርት
DISTRIBUTION OF ESTABLISHMENT BY SIZE OF EMPLOYMENT & BY INDUSTRIAL BRANCH IN 1966/7

ሠጠረዥ ሠ.9 TABLE E.9

የሥራ ተኮር ግብር	ግብር		የ ተ ተ ጠ ረ ሠ ራ ተ ኮ ገ ገ ገ ገ						INDUSTRIAL BRANCH
			5 - 19		20 - 49		50 - 99		
	የግብር ብዛት	ጠቅላላው ሠራተኛ ብ	የግብር ብዛት	ጠቅላላው ሠራተኛ ብ	የግብር ብዛት	ጠቅላላው ሠራተኛ ብ	የግብር ብዛት	ጠቅላላው ሠራተኛ ብ	
የምግብ	112	100.0	44	2.0	37	5.4	12	4.0	FOOD
የግብር	43	100.0	21	9.8	11	16.0	4	10.0	BEVERAGES
የተግባር	2	100.0	-	-	-	-	-	-	TOBACCO
የግብር	40	100.0	6	0.5	8	0.7	7	2.3	TEXTILE
የግብር	23	100.0	5	2.8	7	11.3	4	14.4	LEATHER & SHOE
የሥራ	61	100.0	22	10.7	18	18.8	15	35.4	WOOD
የግብር	35	100.0	9	7.2	8	16.0	7	34.6	NON-METALIC MINERAL
የግብር	26	100.0	8	3.6	14	19.8	6	18.8	PRINTING
የግብር	32	100.0	5	1.3	11	7.6	4	7.1	CHEMICAL
የግብር	21	100.0	10	10.7	4	10.7	4	28.9	METAL & ELECTRICAL
ግብር	395	100.0	130	2.5	118	6.4	63	7.7	TOTAL
	ESTABLISHMENTS	TOTAL EMPLOYMENT PERCENT	ESTABLISHMENTS	PERCENT OF TOTAL EMPLOYMENT IN BRANCH	ESTABLISHMENTS	PERCENT OF TOTAL EMPLOYMENT IN BRANCH	ESTABLISHMENTS	PERCENT OF TOTAL EMPLOYMENT IN BRANCH	
	TOTAL		5-19 PERSONS		20-49 PERSONS		50-99 PERSONS		
	SIZE OF EMPLOYMENT								

የሥራ ተኮር ግብር	የ ተ ተ ጠ ረ ሠ ራ ተ ኮ ገ ገ ገ ገ						INDUSTRIAL BRANCH		
	100 - 249		250 - 499		500 በላይ				
	የግብር ብዛት	ጠቅላላው ሠራተኛ ብ	የግብር ብዛት	ጠቅላላው ሠራተኛ ብ	የግብር ብዛት	ጠቅላላው ሠራተኛ ብ			
የምግብ	12	8.3	5	7.4	2	72.9	FOOD		
የግብር	4	21.5	3	42.7	-	-	BEVERAGES		
የተግባር	1	29.0	1	71.0	-	-	TOBACCO		
የግብር	3	-	4	7.4	12	89.1	TEXTILE		
የግብር	5	44.0	2	27.5	-	-	LEATHER & SHOE		
የሥራ	5	24.3	1	10.8	-	-	WOOD		
የግብር	1	12.2	1	30.0	-	-	PRINTING		
የግብር	2	13.1	1	12.6	1	32.1	NON-METALIC MINERAL		
የግብር	8	27.6	7	56.4	-	-	CHEMICAL		
የግብር	3	49.7	-	-	-	-	METAL & ELECTRICAL		
ግብር	44	11.7	25	14.6	15	57.1	TOTAL		
	ESTABLISHMENTS	PERCENT OF TOTAL EMPLOYMENT IN BRANCH	ESTABLISHMENTS	PERCENT OF TOTAL EMPLOYMENT IN BRANCH	ESTABLISHMENTS	PERCENT OF TOTAL EMPLOYMENT IN BRANCH			
	100-249 PERSONS		250-499 PERSONS		500 AND OVER PERSONS				
	SIZE OF EMPLOYMENT								

ፋብሪካዎች በግዴገ ተባብሮ ገንብተዋል በ የስገላታት መሬት ተከፋፍለው ሲታዩ
ESTABLISHMENTS CLASSIFIED BY SIZE OF FIXED CAPITAL ASSETS AND BY INDUSTRY

ሠገጠረዥ ሠ.10 TABLE E.10

የግዴገ ተባብሮ ገንብተዋል /በጊዜ የሥራ ቦርድ/ የገንብተዋል	የግዴገ		የግዴገ		የግዴገ		የግዴገ		SIZE OF FIXED CAPITAL ASSET '000 ETH.\$
	የፋብሪካዎች ብዛት	የገንብተዋል ድርሻ በ %	የፋብሪካዎች ብዛት	የገንብተዋል ድርሻ በ %	የፋብሪካዎች ብዛት	የገንብተዋል ድርሻ በ %	የፋብሪካዎች ብዛት	የገንብተዋል ድርሻ በ %	
ከ50 በታች	33	0.9	13	2.3	-	-	6	0.2	UNDER 50
50 - 99	26	1.5	6	2.7	-	-	8	0.6	50 - 99
100 - 249	11	1.8	11	10.4	-	-	3	0.5	100 - 249
250 - 499	12	3.9	5	10.5	1	18.0	6	2.5	250 - 499
500 - 749	11	6.0	3	10.3	-	-	2	1.5	500 - 749
750 - 999	9	7.0	-	-	-	-	2	1.9	750 - 999
1000 - 1499	2	2.6	7	22.4	1	82.0	2	3.1	1000 - 1499
1500 - 1999	2	3.2	-	-	-	-	-	-	1500 - 1999
2000 - 2999	1	1.9	1	17.4	-	-	4	12.2	2000 - 2999
3000 - 4999	2	6.0	1	24.0	-	-	1	4.3	3000 - 4999
5000 እና በላይ	3	65.2	-	-	-	-	6	73.2	5000 & OVER
ጠቅላላ	112	100.0	43	100.0	2	100.0	40	100.0	TOTAL
	ESTA-BLISH-MENTS	% SHARE OF ASSETS	ESTA-BLISH-MENTS	% SHARE OF ASSETS	ESTA-BLISH-MENTS	% SHARE OF ASSETS	ESTA-BLISH-MENTS	% SHARE OF ASSETS	
	FOOD		BEVERAGES		TOBACCO		TEXTILES		

የግዴገ ተባብሮ ገንብተዋል /በጊዜ የሥራ ቦርድ/ የገንብተዋል	የግዴገ		የግዴገ		የግዴገ		የግዴገ		SIZE OF FIXED CAPITAL ASSET '000 ETH.\$
	የፋብሪካዎች ብዛት	የገንብተዋል ድርሻ በ %	የፋብሪካዎች ብዛት	የገንብተዋል ድርሻ በ %	የፋብሪካዎች ብዛት	የገንብተዋል ድርሻ በ %	የፋብሪካዎች ብዛት	የገንብተዋል ድርሻ በ %	
ከ50 በታች	4	1.0	21	5.6	6	2.3	4	0.2	UNDER 50
50 - 99	3	2.6	17	9.8	6	4.7	9	1.1	50 - 99
100 - 249	7	14.0	11	17.2	7	11.2	6	1.7	100 - 249
250 - 499	3	11.7	7	22.2	4	14.1	6	3.6	250 - 499
500 - 749	3	18.6	2	11.1	-	-	4	4.2	500 - 749
750 - 999	1	8.0	2	14.7	2	18.5	-	-	750 - 999
1000 - 1499	1	10.6	-	-	-	-	1	2.5	1000 - 1499
1500 - 1999	-	-	-	-	-	-	1	3.0	1500 - 1999
2000 - 2999	-	-	1	19.4	-	-	-	-	2000 - 2999
3000 - 4999	1	33.8	-	-	1	49.5	-	-	3000 - 4999
5000 እና በላይ	-	-	-	-	-	-	1	83.7	5000 & OVER
ጠቅላላ	23	100.0	61	100.0	26	100.0	32	100.0	TOTAL
	ESTA-BLISH-MENTS	% SHARE OF ASSETS	ESTA-BLISH-MENTS	% SHARE OF ASSETS	ESTA-BLISH-MENTS	% SHARE OF ASSETS	ESTA-BLISH-MENTS	% SHARE OF ASSETS	
	LEATHER & SHOE		WOOD		PRINTING		CHEMICAL		

የግዴገ ተባብሮ ገንብተዋል /በጊዜ የሥራ ቦርድ/ የገንብተዋል	በረታታ ገንብተዋል ድርሻ በ %		በረታታ ገንብተዋል ድርሻ በ %		ጠቅላላ		SIZE OF FIXED CAPITAL ASSET '000 ETH.\$
	የፋብሪካዎች ብዛት	የገንብተዋል ድርሻ በ %	የፋብሪካዎች ብዛት	የገንብተዋል ድርሻ በ %	የፋብሪካዎች ብዛት	የገንብተዋል ድርሻ በ %	
ከ50 በታች	9	0.9	6	1.7	102	0.9	UNDER 50
50 - 99	7	1.4	2	1.8	84	1.6	50 - 99
100 - 249	9	5.0	5	6.9	70	3.3	100 - 249
250 - 499	1	1.3	3	10.2	48	4.9	250 - 499
500 - 749	5	9.6	1	4.9	31	5.4	500 - 749
750 - 999	1	2.8	1	8.2	18	4.5	750 - 999
1000 - 1499	-	2.8	1	10.7	11	4.1	1000 - 1499
1500 - 1999	-	-	-	-	3	1.5	1500 - 1999
2000 - 2999	-	-	1	22.6	8	5.8	2000 - 2999
3000 - 4999	-	-	1	33.0	7	7.4	3000 - 4999
5000 እና በላይ	3	79.0	-	-	13	60.6	5000 & OVER
ጠቅላላ	35	100.0	21	100.0	395	100.0	TOTAL
	ESTA-BLISH-MENTS	% SHARE OF ASSETS	ESTA-BLISH-MENTS	% SHARE OF ASSETS	ESTA-BLISH-MENTS	% SHARE OF ASSETS	
	NON METALLIC MINERAL		STEEL METAL & ELECTRIC		TOTAL		

በሌ ኢንዱስትሪ
INDUSTRY

የሌላስተሪክ ጣቢያዎች ሊባሉ የሚችሉትና የሚጠቀሙት የሌላስተሪክ ኃይል የሚያስፈልግ 1960
INSTALLED GENERATING CAPACITY AND ELECTRIC ENERGY PRODUCTION BY STATION, 1967/8

ሠጠረዥ ሠ.15 TABLE E.15

ጣቢያዎች	የደንበኞች ብዛት	ሊሠጡ የሚችሉት ኃይል በኪሎዎት			የሚሠጡት ኃይል በኪሎዎት ሰዓት			
		ኃይል	ኧራማሳ	ደምር	ኃይል	ኧራማሳ	ደምር	
በሌላስተሪክ የሚሠሩ*	69,922	82,180	12,028	94,208	211,656	257	211,913	INTERCONNECTED SYSTEM
አርባ ምግብ	203	-	205	205	-	86	86	ARBA MINCH
አበባ ተፈፊ	241	-	68	68	-	52	52	ASBA TAFARI
አሥመራ	...	-	580	580	-	5	5	ASMARA
አሰጠ	963	-	3,840	3,840	-	5,368	5,368	AÏSSAB
አሰላ	997	-	368	368	-	717	717	ASSELA
አከበም	646	-	262	262	-	139	139	AXUM
ባሕር ኅር	965	7,680	80	7,760	20,122	-	20,122	BAHR DAR
በላሣ	...	-	15,000	15,000	-	51,486	51,486	BELESSA
ደብረ ብርሃን	1,184	100	720	820	118	1,601	1,719	DEBRE BIRHAN
ደብረሚር ቀበ	1,523	184	150	334	613	96	709	DEBRE MARKOS
ደምቢ ደሎ	488	184	-	184	284	-	284	DEMBI DOLLO
ደባ	2,830	-	1,320	1,320	-	2,375	2,375	DESSIE
ዲላ	723	-	638	638	-	608	608	DILLA
ደርፋ 1 እና 2	...	1,180	-	1,180	48	-	48	DORFU I AND II
ገዳገ	831	174	-	174	193	-	193	GHION
ገንደር	2,324	-	600	600	-	1,956	1,956	GONDAR
ሀገረ ሕይወት	1,161	260	150	410	443	189	632	HAGERE HIWOT
ገገገ	834	-	218	218	-	422	422	JIJIGA
ገገገ	2,370	136	1,320	1,456	-	2,951	2,951	JIMMA
ለግት	878	-	368	368	-	607	607	LEKEMT
ወግሌ	1,034	-	355	355	-	679	679	MAKELE
ምግብ / ገራር /	...	-	5,920	5,920	-	16,193	16,193	MASSAWA (GHERAR)
ምግብ / ምዕራብ /	...	-	450	450	-	-	-	MASSAWA (WEST)
ነገሌ ቦረና	468	-	240	240	-	240	240	NEGEHELE BORENA
ሻሻሌ	1,769	-	990	990	-	1,884	1,884	SHASHAMANE
ወላም ሰደ	442	-	340	340	-	512	512	WOLAMO SODDO
ይርጋ ዓለም	1,219	-	368	368	-	993	993	YIRGALEM
ደምር	94,055	92,078	46,576	138,656	233,477	89,416	322,893	TOTAL
	TOTAL NUMBER OF CONSUMERS	HYDRO	THERMAL	TOTAL	HYDRO	THERMAL	TOTAL	STATIONS
		CAPACITY (KW)			PRODUCTION ('000 KWH)			

* በሌላስተሪክ የሚሠሩት የሌላስተሪክ ጣቢያዎች አዋሽ I እና II አባ ገጠላ ላይ የሚገኙ ሲሆኑ ሌላስተሪክ ጣቢያዎችም አሉ።
Stations in the interconnected system are Awash I (Koka), Awash II, Aba Samul, Alemaya, Dire Dawa Addis Ababa.

በሌት የሚሠሩት የሌላስተሪክ ኃይል ባለሥልጣን ሰ/ቤትና አሥመራ ከሚገኙት ሌላስተሪክ ባለስልጣን ማህበር የተገኘ
Source: Ethiopian Electric Light and Power Authority; Sedao Electricity Share Company, Asmara

በአዲስ አበባ ከተማ የቤት ሥራ ፈጻሜ የተሰጣቸው አዳዲስ አገጃጅ
BUILDING PERMITS FOR NEW CONSTRUCTIONS IN ADDIS ABABA



ሠንጠረዥ ረ.1

TABLE F.1

የአገጃጅ ዓይነት	1960*			1961			TYPE OF CONSTRUCTION
	ብዛት	ዋጋ (/በገሥ ብር/	የወለሉ ስፋት (/በካረ ሜትር/	ብዛት	ዋጋ (/በገሥ ብር/	የወለሉ ስፋት (/በካረ ሜትር/	
ቤሳጅ	378	8,882.3	75,983	352	8,059.0	60,272	VILLAS
ናቶ ቤቶ	21	3,004.7	14,148	23	8,425.0	42,063	MULTI-STORY BUILDINGS
ንገዳ ቤቶ	82	1,528.4	14,850	60	1,033.0	13,466	COMMERCIAL BUILDINGS
የቢንዲን ግደጃጃጅ	2	275.0	10,047	8	356.0	1,327	PETROL STATIONS
የአገልግሎት ስራ አገጃጃጅ	8	450.2	3,840	7	347.0	3,718	INDUSTRIAL BUILDINGS
ተምህርት ቤቶ	7	682.0	3,335	10	1,559.0	6,734	SCHOOLS
አጥርቶ	21	130.3	3,405	57	371.0	4,463	FENCES
ሰዓዊት	31	621.5	5,023	7	150.0	745	MAINTENANCE
ጋራጅ	4	75.0	2,563	4	151.0	1,466	GARAGES
ቤተክርስቲያናት	1	16.0	50	-	-	-	CHURCHES
የአገልግሎት ስራ ግደጃጃጅ	31	322.5	2,520	31	276.0	4,609	SERVANT'S QUARTERS
ሌሎች	6	127.5	970	29	2,614.0	18,385	OTHERS
በወረሳ ፈጻሜ የተሰጣቸው	1,784	19,881.8	242,605	695	24,242.0	171,554	WEREDA PERMITS
ጠቅላይ	2,376	35,997.2	379,339	1,283	47,583.0	328,802	TOTAL
	NUMBER	COST (E\$ '000)	FLOOR AREA (SQ. M)	NUMBER	COST (E\$ '000)	FLOOR AREA (SQ. M)	
	1967/8			1968/9			

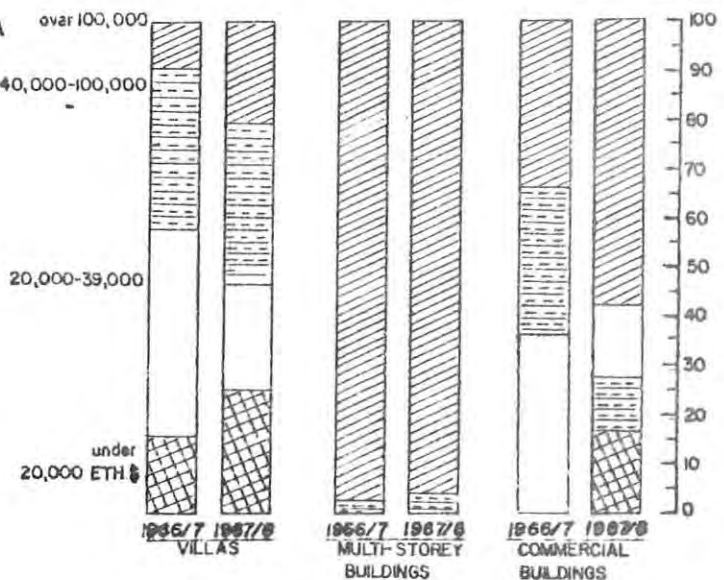
COMPOSITION OF NEW CONSTRUCTION
IN ADDIS ABABA BY VALUE OF BUILDINGS

BUILDING PERMITS FOR
NEW CONSTRUCTION IN ADDIS ABABA



VALUE OF BUILDING (ETH. \$)

% OF TOTAL VALUE



ስለ ሕንጻዎች CONSTRUCTION

በአዲስ አበባ በተገኘ የሕንጻ ስራ ለገንዘብ የተሰጡ ስምጥሎች ለአዲስ ሕንጻዎች የገንዘብ ዋጋ
BUILDING PERMITS FOR NEW CONSTRUCTION IN ADDIS ABABA, BY VALUE OF BUILDINGS

ሠንጠረዥ 2.2 TABLE F. 2

የገንዘብ አመጣጥ /በሺህ ብር/	1960*			1961			
	ብዛት	የገንዘብ/በሺህ የሕት ብር/	የጠለል ስፋት /በካሬ ሜትር/	ብዛት	የገንዘብ /በሺህ የሕት ብር/	የጠለል ስፋት /በካሬ ሜትር/	
ቤተሰብ							VILLAS
ከ5 በታች	11	37.5	734	-	-	-	LESS THAN 5
5 - 10	33	271.0	3,311	11	780.0	1,594	5 - 10
10 - 15	110	1,507.0	17,050	92	10,140.0	11,314	10 - 15
15 - 20	85	1,560.5	13,954	66	1,092.0	9,219	15 - 20
20 - 30	62	1,641.0	12,547	86	1,884.0	15,436	20 - 30
30 - 40	44	1,609.7	11,163	51	1,649.0	10,411	30 - 40
40 - 50	16	758.6	6,056	21	891.0	4,280	40 - 50
50 - 100	17	1,225.0	10,022	24	1,350.0	7,319	50 - 100
100 - 200	2	247.0	1,146	1	100.0	699	100 - 200
200 እና ከዚያ በላይ	-	-	-	-	-	-	200 AND OVER
ጠቅላይ	378	8,857.3	75,983	352	8,059.0	60,272	TOTAL
ፍቃድ ቤቶች							MULTI-STORY BUILDINGS
10 - 15	2	27.0	374	-	-	-	10 - 15
15 - 20	-	-	-	-	-	-	15 - 20
20 - 30	1	30.0	220	1	25.0	1,111	20 - 30
30 - 40	-	-	-	3	100.0	1,010	30 - 40
40 - 50	5	241.7	2,574	1	45.0	180	40 - 50
50 - 100	6	466.0	2,603	3	220.0	2,247	50 - 100
100 - 200	4	690.0	3,322	4	578.0	4,028	100 - 200
200 እና ከዚያ በላይ	3	550.0	5,055	11	7,457.0	33,487	200 AND OVER
ጠቅላይ	21	3,004.7	14,148	23	8,425.0	42,063	TOTAL
የገንዘብ ቤቶች							COMMERCIAL BUILDINGS
ከ5 በታች	5	13.0	261	1	4.0	63	LESS THAN 5
5 - 10	17	160.5	2,136	4	26.0	318	5 - 10
10 - 15	31	421.5	4,919	20	225.0	3,033	10 - 15
15 - 20	13	230.0	1,220	18	285.0	3,259	15 - 20
20 - 30	7	190.0	1,724	13	286.0	3,735	20 - 30
30 - 40	3	110.0	1,384	1	30.0	280	30 - 40
40 - 50	2	100.0	1,015	1	42.0	282	40 - 50
50 - 100	4	305.0	2,191	2	135.0	496	50 - 100
100 - 200	-	-	-	-	-	-	100 - 200
200 እና ከዚያ በላይ	-	-	-	-	-	-	200 AND OVER
ጠቅላይ	82	1,530.0	14,850	60	1,033.0	13,466	TOTAL
	NUMBER	COST (IN 000 ETH.\$)	FLOOR AREA (SQM)	NUMBER	COST (IN 000 ETH.\$)	FLOOR AREA (SQM)	VALUE RANGE (E\$'000)
		1967/8			1968/9		

*1960 ዓ.ም የተሰጠው ጠቅላላ የ11 ወር ብቻ ነው
*1967/8 data covers 11 months only

ስለአዲስ አበባ በተገኘ የሕንጻ ስራ ለገንዘብ የተሰጡ ስምጥሎች ለአዲስ ሕንጻዎች የገንዘብ ዋጋ

Source: Research and Statistics Office, City Planning Department, Municipality of Addis Ababa.

በ1959 ዓ.ም በአዲስ አበባ ከተማ በየወረዳው የነበሩ ቤቶች ሕንጻዎች ግዴ ነት
BUILDINGS BY TYPE AND DISTRICTS IN ADDIS ABABA, 1967

ሠገጠረዥ 2.3 TABLE F.3

ወረዳው	ደምር	የቤቶች ወይም የሕንጻዎች ግዴ ነት					DISTRICT
		ባለአንድ ግዳ ቤት ስራ ያላቸው	ተቀጣጥሎ ስራ ያላቸው የተሠሩ	አገርተኛነት	ባለ አገር ገቢ ቤቶች	ለሰው ስራ ስራ ያላቸው	
አራጃ	6,973	3,147	2,617	77	18	1,114	ARADA
ገፈርሣ	7,350	3,464	3,327	9	192	358	GEFERSA
ጉለሌ	8,146	4,796	2,985	14	27	324	GULELE
አገዳዎ	7,415	4,469	2,585	18	86	257	INTOTO
መካከለኛ	14,967	8,098	5,829	78	65	897	MEKAKELEGNA
የኪ	4,785	3,308	1,240	11	46	180	YEKA
ቦሌ	12,637	7,207	4,388	35	82	945	BOLE
ሰይጉ	6,093	3,587	2,058	5	10	433	LIDETA
ቀራገዳ	4,933	3,026	1,520	13	85	289	KERANIO
ተከላ ሃይማኖት	20,066	8,588	9,286	48	226	1,918	TEKLEHAIMANOT
ጠቅላላ ደምር	93,385	49,690	35,835	308	837	6,715	TOTAL
	TOTAL	SINGLE	ATTACHED	MULTI-HOUSING	COMPOUND	NON-RESIDENTIAL	DISTRICT
Type of building							

የቤቶች አይነት ግዴ ነትና የተሠሩበት ጊዜ
HOUSING UNITS BY TYPE AND PERIOD OF CONSTRUCTION

ሠገጠረዥ 2.4 TABLE F.4

የተሠሩበት ጊዜ ያት	ደምር	የቤቶች አይነት				ግዴ ነት ተለየ	PERIOD OF CONSTRUCTION
		በደንገይ ወይም በሽክላ የተሠሩ	በአገልግሎት ግዳ የተሠሩ	የግብ ቤቶች	ግዴ ነት ተለየ		
ባለፈት 12 ወራት	4,583	2,139	2,327	116	1	WITHIN LAST 12 MONTHS	
ከ2 ዓመት በታች	6,989	3,335	3,518	135	1	LESS THAN 2 YEARS	
ከ3 ዓመት በታች	8,030	3,642	4,298	89	1	LESS THAN 3 YEARS	
ከ4 ዓመት በታች	8,997	3,986	4,915	96	-	LESS THAN 4 YEARS	
ከ5 ዓመት በታች	8,571	3,743	4,756	70	2	LESS THAN 5 YEARS	
ከ5-10 ዓመት	42,294	18,356	23,532	393	13	5 - 10 YEARS	
ከ11-20 ዓመት	24,168	9,415	14,395	345	13	11- 20 YEARS	
ከ21-30 ዓመት	10,979	4,079	6,701	198	1	21- 30 YEARS	
ከ31-50 ዓመት	5,388	1,967	3,297	121	3	31- 50 YEARS	
51 ዓመትና ከዚያም በላይ የሆኑት	522	193	316	13	-	51 & OVER YEARS	
የተሠሩበት ጊዜ ያልተለየ	29,817	14,132	15,021	653	11	NOT STATED	
ደምር	150,338	64,987	83,076	2,229	46	TOTAL	
	TOTAL	PERMANENT	SEMI-PERMANENT	IMPROVISED	NOT STATED	PERIOD OF CONSTRUCTION	
Type of housing unit							

በ1960 ዓ.ም በአዲስ አበባ ከተማ የቤቶችና የሕዝብ ቁጥር ጥናት የተገኘ
Source: Addis Ababa Housing and Population Census, 1967

በኛል ስ - ተራገሰገርትና ወገናኛ

ሠገጠረዥ ስ. 1: የአት ዩኦ ደ አየር ጫገጃ የሥራ ከገጃን ይገልጻል። ወረዳዎች የሀገር ውስጥና የአገገርና ገናል በረራዎችን ይጠቀሳሉ።

ሠገጠረዥ ስ. 2: በሌ አየር ተራገሰገርት ወረራዎች ወረዳዎችን የሚሰጡ ሲሆን የየራሳቸው ወረዳዎች የአገገን አበባንና የአሥራን የአገገርና ገናል አየርገላን ጫገጃዎች በገገ የሚሰጡት ናቸው።

ሠገጠረዥ ስ. 3 እና 4: በ1960/61 ዓ.ም በአገገን አበባና በአሥራ አየርገላን ጫገጃዎች የነበረውን የሥራ አገገን በየውረዳው ያሳያሉ።

ሠገጠረዥ ስ. 5: በከረምት በበጋም የሚያገለገሉትን ወገገዎች ርዝመትና ዝርዝር ሁኔታ በየአገገን ደረጃ ገናና ባለሥልጣን ጫገጃ ላይ የተገኘ ሚዲያዎች ላይ ተያይዞአል። ይህም ሰገጠረዥ በ1959 አበባ 1961 ዓ.ም ድረስ ያለውን ያሳያል።

ሠገጠረዥ ስ. 6: አበባ ሰኔ 22 ቀን 1961 ዓ.ም ድረስ ለአገገን ገና ሥራዎች የሚሰጡ ገንዘብና ለምን ሥራ አገገን ላይ ተያይዞአል።

ሠገጠረዥ ስ. 7: በአገገን ላይ አገገን ወገገዎች ለአገገን ተገኝተው የሚከፈሉትን የሚገቡትን ቀን ይገልጻል።

ሠገጠረዥ ስ. 8 እና 9: በአት ዩኦ ደ ውስጥ የወገገን ረዳት የተሰጠውን ሰዎች በዚህና አገገንም የተሰጠውን ወገገን ላይ የአገገን ላይ ያሰረዳሉ። በአገገን አበባ ከተማ ተሰጠውን ወገገን ላይ ያሰረዳሉ ላይ ተያይዞአል።

ሠገጠረዥ ስ. 10 እና 11: የረረገራዎች የአት ዩኦ ደ የምድር ባሕር ኮሚገን የሥራ ከገጃን ይገልጻሉ። በሠገጠረዥ ስ. 11 የየራሳቸውን ወገገን ላይ ከውጭ አገር ገንዘብ ሠገጠረዥ ጋር በሚተያየት አባዛኛው የገንዘብ የውጭ ገንዘብ የሚሰጡትን የምድር ባሕር ኮሚገን አገገን ይገልጻሉ።

ሠገጠረዥ ስ. 12 እና 13: ለአገገን የተሰጠው የገንዘብ ዐዎች የሚከፈሉትን የባሕር ተራገሰገርት ቀን ያሳያሉ። የአገገን ዐዎች የተራገሰገርት ቀን አገገን የውረዳው ይላቸዋል። ገንዘብ የሚሰጠውን ወገገን ከገገን አበባ ሰኔ ያሉት ሲሆኑ ገንዘብ የሚያገባቸው ወገገን ደገፍ ተገኝተው አበባ ጠቅላይ ድረስ ያሉት ናቸው።

ሠገጠረዥ ስ. 14: በአየር ጫገጃ የምድር ባሕር ወገገን የተሰጠውን የሥራ ከገጃን ይገልጻል።

ሠገጠረዥ ስ. 15: በአት ዩኦ ደ ወደባቸው ሰለጠኑት ሥራዎች ወረራዎች ወረዳዎችን ያሰረዳሉ። ወረዳዎች የተገኙት ከወገገን ላይ የባሕር ከገገን ገና ሥራዎች ላይ ነው።

ሠገጠረዥ ስ. 16 እና 17: የቴሌግራፍ የቴሌግራፍ ወገገን የገንዘብ አገገን ተገኝተው ያሳያሉ።

SECTION G. TRANSPORT AND COMMUNICATIONS

Table G.1: refers to the operations of the Ethiopian Airline in both the domestic and international traffic.

Table G.2: Gives the basic statistics concerning the international traffic at the Addis Ababa and Asmara airports.

Tables G.3 and 4: give details of air traffic at the Addis Ababa and Asmara airports during 1967, by month.

Table G.5: the total length of all weather roads is shown by each Highway Maintenance district. The data provided covers the period 1967/68 and 1968/69.

Table G.6: shows the total investment in Highway operations up to June 30/1969 by source and use of fund.

Table G.7: Gives transport tariffs per metric ton on principal roads.

Tables G.8 and 9: give data for the whole Empire regarding driving licence issued and motor vehicle accidents, respectively. However for Addis Ababa separate tables are given.

Tables G.10 and 11: give data about the operations of the Franco-Ethiopian Railway. A comparison of the figures given in table 11 with those on external trade will show the importance of the railway to Ethiopia for both imports and exports.

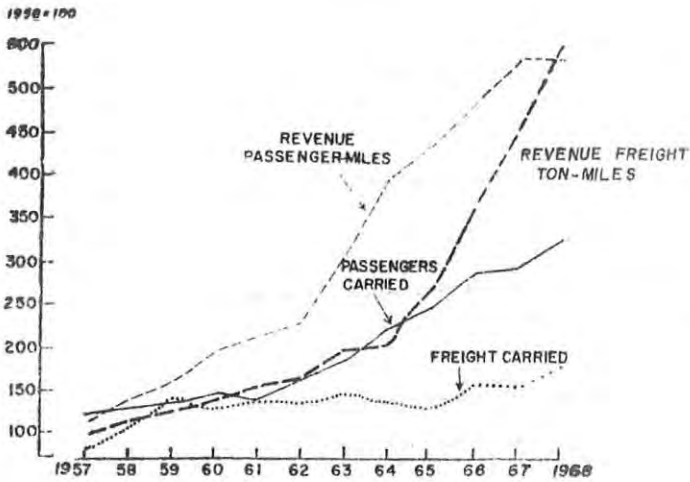
Tables G. 12 and 13: show the railway freight rates for selected import and export items. On-season rates are in effect from January to June while the off-season rates apply from December to July.

Table G. 14: refers to the traffic on the Agordat and Massawa Railway.

Table G. 15: gives the main operating statistics of the Ethiopian ports as obtained from the Marine Head Office, Ministry of Communication.

Tables 16 and 17: deal with telephone and telegraphic communications and posts.


INDICES OF ETHIOPIAN AIRLINES OPERATIONS



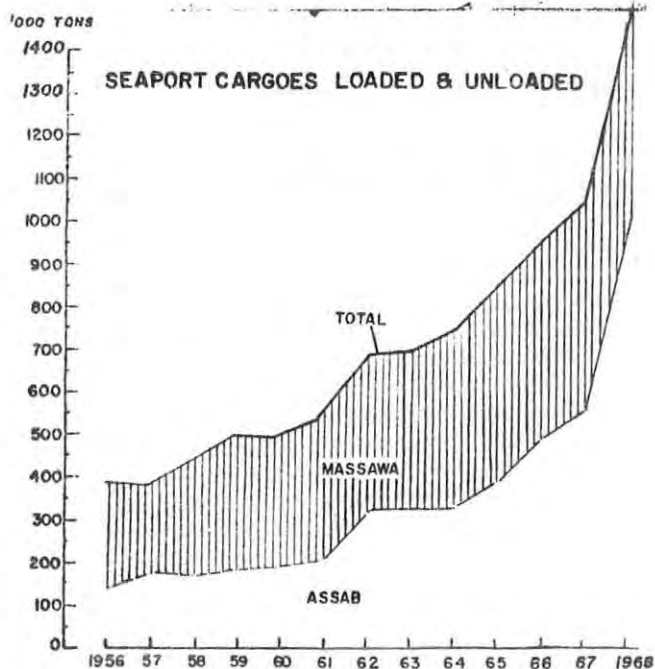
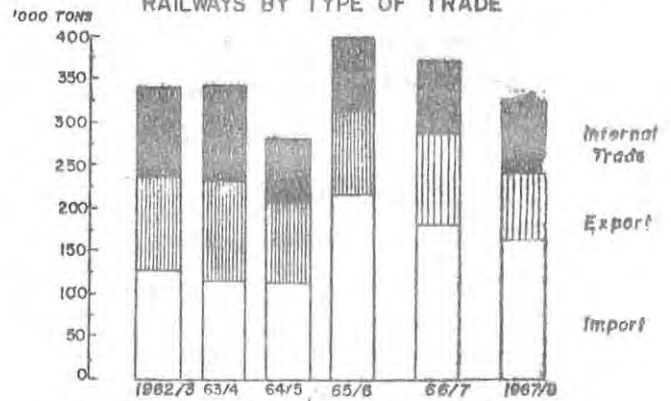
PASSENGERS CARRIED AT ADDIS ABABA AND ASMARA AIRPORTS IN 1967 BY MONTHS



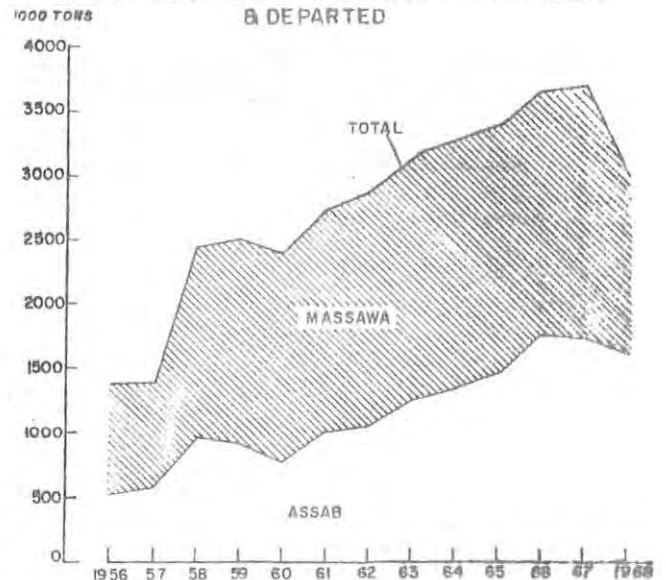
ALL WEATHER ROADS BY TYPE



FREIGHT CARRIED ON FRANCO ETHIOPIAN RAILWAYS BY TYPE OF TRADE



NET REGISTERED TONNAGE OF SHIPS CALLED & DEPARTED



ስለ አየር ተራገሰጾርት
AIR TRANSPORT

የኢትዮጵያ አየር መገገድ መሥሪያ ቤት የሥራ ዝግጋግ
ETHIOPIAN AIRLINES OPERATIONS

ሠገጠረዥ ስ. 1

TABLE G.1

	1957/8	1958/9	1959/60	1960/61	
የከፋይ መገገጫ ብዛት/በቁጥር/					PASSENGERS CARRIED (NUMBERS)
የኢንተርናሽናል	111,802	124,615	122,079	120,878	INTERNATIONAL
የሀገር ውስጥ	65,784	79,652	86,238	114,008	DOMESTIC
ጭር	177,586	204,267	208,317	234,886	TOTAL
አያንገገጥ ተሳፋሪ የበረረው ማይል	1,213	1,199	1,348	1,390	AVERAGE MILES PER PASSENGER
የኢንተርናሽናል መከከለኛ ገዳት	147	149	150	163	INTERNATIONAL
የሀገር ውስጥ	818	790	852	794	DOMESTIC
መከከለኛ ገዳት					AVERAGE
አያንገገጥ ከፋይ መገገጫ የበረረው ማይል /በሺህ/					REVENUE PASSENGER-MILES ('000)
የኢንተርናሽናል	135,637	149,454	164,503	167,976	INTERNATIONAL
የሀገር ውስጥ	9,694	11,851	12,964	18,545	DOMESTIC
ጭር	145,331	161,305	177,467	186,521	TOTAL
የሚከፈለበት የዕቃ ጥነት /በሎንግ ተን* /					REVENUE FREIGHT CARRIED (LONG TONS*)
የኢንተርናሽናል	3,706	4,327	4,607	5,362	INTERNATIONAL
የሀገር ውስጥ	3,054	3,819	3,367	3,890	DOMESTIC
ጭር	6,760	8,146	7,974	9,252	TOTAL
ገቢ ዕቃ /በሺህ/ ተን ማይል					REVENUE FREIGHT TON-MILES ('000)
የኢንተርናሽናል	4,122	5,633	7,002	9,471	INTERNATIONAL
የሀገር ውስጥ	408	486	437	540	DOMESTIC
ጭር	4,530	6,119	7,439	10,011	TOTAL
አይርፕላኖች ለተቆይ የበረረት ማይል/በሺህ/	5,139	5,566	6,255	6,802	REVENUE PLANE-MILES ('000)
የተከፈለበት የጥነት መጠን/በመቶ ቢታቦብ/	41	44	42	41	PAYLOAD FACTOR (%)
የሠራተኞች ብዛት /በቁጥር/	1,833	2,032	2,138	2,316	EMPLOYEES (NUMBERS)
የሥራ ገቢ /በሺህ የኢት.ብር/					OPERATING REVENUE ('000)
ከመገገጫ	32,927	34,885	36,825	38,462	PASSENGER
ከዕቃ ጥነት	5,914	6,372	7,089	8,402	FREIGHT
ከሌሎች	6,581	9,593	9,353	8,392	OTHERS
ጭር	45,422	50,850	53,267	55,256	TOTAL
የሥራ ወጪ /በሺህ የኢት.ብር/					OPERATING EXPENSES ('000)
በረራ ወጪ	8,906	10,480	11,978	13,096	FLYING
ሌሎች	32,423	34,389	40,087	44,793	OTHERS
ጭር	41,329	44,869	52,065	57,889	TOTAL
የየዓመት የተጣራ ተርፍ/በሺህ የኢት.ብር/	2,997	3,402	** 784	288	ADJUSTED NET PROFIT ('000)
ተገባዎቹ ሀብት/በሺህ የኢት.ብር/	33,992	38,355	36,597	31,176	CURRENT ASSETS ('000)
ተገባዎቹ ዕዳ/በሺህ የኢት.ብር/	11,819	11,658	14,413	15,789	CURRENT LIABILITIES ('000)
በሥራ ላይ ያለ የተጣራ ካፒታል/በሺህ የኢት. /	22,173	26,697	22,184	15,387	NET WORKING CAPITAL ('000)
የካፒታል ወጪ/በሺህ የኢት.ብር/					CAPITAL EXPENDITURES ('000)
ለተራገሰጾርት መሣሪያዎች/ለአውሮፕላኖች	31,293	1,263	1,580	30,987	TRANSPORT EQUIPMENT (AIRCRAFT, VEHICLES, ETC.)
ለሌሎች በሺህ የኢት.ብር/	109	725	1,143	1,514	OTHERS ('000)
ጭር /በሺህ የኢት.ብር/	31,402	1,988	2,723	32,501	TOTAL ('000)
አንገሰተወገደ በዋጋው ታሰቦ/በሺህ የኢት.ብር/	562	562	1,227	1,465	INVESTMENT AT COST ('000)
የገንዘብ ቀን የየዓመት ጉዳት ተቀንሶ /በሺህ የኢት.ብር/	54,979	46,086	37,015	67,649	FIXED ASSETS AFTER DEPRECIATION ('000)
	1965	1966	1967	1968	

*ሎንግ ተን 1.016 ሜትሮክ ተን ነው
*Long ton equals 1.016 metric tons.

**የተጣራ ኪሣራ
**Net deficit

ሰለ አየር ተራገሰጋርት

AIR TRANSPORT

በአዲስ አበባ ዓለም አቀፍ አየር አይርገላገ ግረሬያ በ1960/61 የተደረገውን የአይርገላገ አገባብ ያሳያል

AIR TRAFFIC AT THE INTERNATIONAL AIRPORTS

ሠንጠረዥ ስ.2

TABLE G.2

	1958/9	1959/60	1960/61	
<u>አዲስ አበባ</u>				<u>ADDIS ABABA</u>
የአይርገላገ አገባብ /በቁጥር/				AIRCRAFT MOVEMENTS (NUMBER)
ገቢ አይርገላገ	6,635	7,149	7,749	IN
ወጪ አይርገላገ	6,700	7,218	7,795	OUT
ጭር	13,335	14,367	15,544	TOTAL
የሕገገደኛቸ ብዛት /በቁጥር/				PASSENGERS CARRIED (NUMBER)
ገቢ ሕገገደኛቸ	71,998	78,099	82,905	IN
ወጪ ሕገገደኛቸ	80,546	88,743	94,008	OUT
ተራገዘት	10,439	8,201	8,664	IN TRANSIT
ጭር	162,983	175,043	185,577	TOTAL
የዕቃ ቁጥት ብዛት /በተገ/				FREIGHT CARRIED (TONS)
የገቢ ዕቃ	1,820	1,917	2,494	IN
የወጪ ዕቃ	1,826	1,800	2,671	OUT
ተራገዘት	173	195	213	IN TRANSIT
ጭር	3,819	3,912	5,378	TOTAL
የፖስታ ብዛት /በተገ/				MAIL CARRIED (TONS)
ገቢ ፖስታ	256	174	178	IN
ወጪ ፖስታ	165	188	161	OUT
ተራገዘት	39	23	17	IN TRANSIT
ጭር	460	385	356	TOTAL
<u>ሐምሌ</u>				<u>ASMARA</u>
የአይርገላገ አገባብ /በቁጥር/				AIRCRAFT MOVEMENTS (NUMBER)
ገቢ አይርገላገ	11,008	9,167	11,773	IN
ወጪ አይርገላገ	10,992	9,008	11,743	OUT
ጭር	22,000	18,175	23,516	TOTAL
የሕገገደኛቸ ብዛት				PASSENGERS CARRIED (NUMBER)
ገቢ ሕገገደኛቸ	35,451	37,666	44,135	IN
ወጪ ሕገገደኛቸ	36,151	38,223	43,953	OUT
ተራገዘት	28,536	30,045	37,251	IN TRANSIT
ጭር	100,138	105,934	125,339	TOTAL
የዕቃ ቁጥት ብዛት /በተገ/				FREIGHT CARRIED (TONS)
የገቢ ዕቃ	1,014	1,234	1,598	IN
የወጪ ዕቃ	1,924	2,216	2,946	OUT
ጭር	2,938	3,450	4,544	TOTAL
የፖስታ ብዛት /በተገ/				MAIL CARRIED (TONS)
ገቢ ፖስታ	249	448	382	IN
ወጪ ፖስታ	202	179	165	OUT
ጭር	451	627	547	TOTAL
	1966	1967	1968	

ከወገኛ ግዛት የሰጠ አባባይ ሠ/ቤት የተገኘ

Source: Ministry of Communications, Civil Aviation Administration

በአዳቦ አበባ ዓለም አቀፍ አይሮፕላን ማረፊያ በ1960/61 የተደረገውን የአይሮፕላን ለገብቶታ የሚያሳይ
AIR TRAFFIC AT THE INTERNATIONAL AIR PORT, ADDIS ABABA, 1968

(a) AIRCRAFT MOVEMENTS & PASSENGERS CARRIED

ሠገጠረዥ ስ.3 TABLE G.3 በ ቁጥር NUMBERS

ወር	የአይሮፕላን ለገብቶታ			የመገንጠያ ጠዋት				ወር
	ገቢ	ወጪ	ጭር	ገቢ	ወጪ	ተራገዘት	ጭር	
ጥር	583	566	1,149	3,965	4,832	137	8,934	JANUARY
የባቲ	538	539	1,077	6,118	6,661	842	13,621	FEBRUARY
ጠጋቢት	533	546	1,079	6,674	7,926	204	14,804	MARCH
ሚያዝያ	593	588	1,181	6,428	6,450	582	13,460	APRIL
ገንቦት	542	552	1,094	6,364	6,690	1,012	14,066	MAY
ሰኔ	515	519	1,034	6,542	8,972	693	16,207	JUNE
ጥቅምት	526	524	1,050	7,432	10,280	876	18,588	JULY
ክረምት	505	507	1,012	7,052	9,142	712	16,906	AUGUST
መስከረም	738	744	1,482	9,047	8,218	597	17,862	SEPTEMBER
ጥቅምት	820	829	1,649	6,530	7,155	1,063	14,748	OCTOBER
ገብር	949	966	1,915	6,695	7,385	793	14,873	NOVEMBER
ተሠቃሚ	907	915	1,822	10,058	10,297	1,153	21,508	DECEMBER
ጭር	7,749	7,795	15,544	82,905	94,008	8,664	185,577	TOTAL
	IN	OUT	TOTAL	IN	OUT	TRANSIT	TOTAL	
	AIRCRAFT MOVEMENTS			PASSENGERS CARRIED				

(b) FREIGHT AND MAIL CARRIED

በ ቤሉ KGS

ወር	በአይሮፕላን የተጓዘ ዕቃ ጠዋት				በአይሮፕላን የተላከ የገብቶታ ጠዋት				ወር
	ገቢ	ወጪ	ተራገዘት	ጭር	ገቢ	ወጪ	ተራገዘት	ጭር	
ጥር	66,963	82,371	4,768	154,102	5,559	9,705	309	15,573	JANUARY
የባቲ	152,609	185,682	5,264	345,555	11,079	12,710	683	24,472	FEBRUARY
ጠጋቢት	176,549	245,887	7,406	429,842	20,863	13,660	1,277	35,800	MARCH
ሚያዝያ	153,057	151,566	8,334	312,957	12,453	10,660	4,729	27,842	APRIL
ገንቦት	185,775	164,993	18,938	369,706	8,896	10,488	1,987	21,371	MAY
ሰኔ	222,897	165,544	23,022	411,463	14,592	15,764	949	31,305	JUNE
ጥቅምት	125,467	235,044	19,634	380,145	11,539	15,363	2,183	29,085	JULY
ክረምት	160,770	229,186	22,236	412,192	11,687	9,498	1,204	22,389	AUGUST
መስከረም	174,006	206,748	17,724	398,478	19,175	7,449	316	26,940	SEPTEMBER
ጥቅምት	244,869	238,680	28,528	512,077	7,417	7,993	821	16,231	OCTOBER
ገብር	326,832	309,881	26,760	663,473	17,675	17,558	1,293	36,526	NOVEMBER
ተሠቃሚ	503,783	455,842	30,238	989,865	37,563	30,064	841	68,468	DECEMBER
ጭር	2,493,577	2,671,424	212,852	5,377,853	178,498	160,912	16,592	356,002	TOTAL
	IN	OUT	TRANSIT	TOTAL	IN	OUT	TRANSIT	TOTAL	
	FREIGHT CARRIED				MAIL CARRIED				

በመገናኛ ሚኒስቴር የባለገብ ለገብቶታ ጭ/ጠ/ተ የተገኘ
Source: Ministry of Communications, Civil Aviation Administration

ሰለ አየር ተራገሰጋርት
AIR TRANSPORT

በአሜሪካ የሕንጻው 4ኛ አድርገላገ ጫረፊያ 1969/61 የተደረገ የአድርገላገ አገባብ
AIR TRAFFIC AT YOHANNES IV INTERNATIONAL AIRPORT, ASMARA, 1968

ሠገጠረዥ ስ.4

TABLE G.4 (A) AIRCRAFT MOVEMENT AND PASSENGERS CARRIED

በ ቁጥር NUMBERS

ወር	የአድርገላገ ብዛት			የሙገገደኛቸ ብዛት				
	ገቢ	ወጪ	ደምር	ገቢ	ወጪ	ተራገዘት	ደምር	
ጥር	1,124	1,098	2,222	3,644	3,426	2,625	9,695	JANUARY
የባቲት	1,021	1,041	2,062	3,220	3,270	2,488	8,978	FEBRUARY
ጠቅላይ	1,043	1,033	2,076	3,930	3,737	2,685	10,352	MARCH
ጳጉሜ	955	959	1,914	3,741	3,697	2,704	10,142	APRIL
ገንቦት	1,000	1,005	2,005	3,460	3,549	3,403	10,412	MAY
ሰኔ	820	810	1,630	3,406	3,993	3,600	10,999	JUNE
ሐምሌ	959	906	1,925	3,938	3,948	3,958	11,844	JULY
ክረምት	757	755	1,512	3,522	3,383	3,288	10,193	AUGUST
ሙስረታ	888	862	1,750	4,045	3,907	4,199	12,151	SEPTEMBER
ጥቅምት	1,256	1,271	2,527	3,678	3,698	3,057	10,433	OCTOBER
ገዳር	1,018	1,010	2,028	3,594	3,524	2,523	9,641	NOVEMBER
ታህሣሥ	932	933	1,865	3,957	3,821	2,721	10,499	DECEMBER
ደምር	11,773	11,743	23,516	44,135	43,953	37,251	125,339	TOTAL
	IN	OUT	TOTAL	IN	OUT	TRANSIT	TOTAL	
	AIRCRAFT MOVEMENT			PASSENGERS CARRIED				

(b) FREIGHT AND MAIL CARRIED

በ ተገ TONS

ወር	በአድርገላገ የተገዘ ዕጽ ብዛት			በአድርገላገ የተገዘ ፖስታ ብዛት			
	ገቢ	ወጪ	ደምር	ገቢ	ወጪ	ደምር	
ጥር	90,091	305,014	395,105	33,328	11,431	44,759	JANUARY
የባቲት	109,504	358,453	467,957	35,871	8,967	44,838	FEBRUARY
ጠቅላይ	108,173	293,318	401,491	29,964	14,345	44,309	MARCH
ጳጉሜ	111,331	301,914	413,245	28,325	10,651	38,976	APRIL
ገንቦት	131,064	294,463	425,527	35,204	11,435	46,639	MAY
ሰኔ	111,197	207,110	318,307	33,973	10,558	44,531	JUNE
ሐምሌ	181,805	203,257	385,062	32,123	9,428	41,551	JULY
ክረምት	108,594	187,683	296,277	32,931	14,094	47,025	AUGUST
ሙስረታ	138,473	110,948	249,421	17,390	21,388	38,778	SEPTEMBER
ጥቅምት	178,642	215,104	393,746	45,066	11,135	56,201	OCTOBER
ገዳር	164,249	172,630	336,879	30,983	12,134	43,117	NOVEMBER
ታህሣሥ	165,012	295,827	460,839	27,031	29,108	56,139	DECEMBER
ደምር	1,598,135	2,945,721	4,543,856	382,189	164,674	546,863	TOTAL
	IN	OUT	TOTAL	IN	OUT	TOTAL	
	FREIGHT CARRIED			MAIL CARRIED			

ከሙገገደኛ ጫረፊያ የሰጠው አገገላገ ሙ/ቤት የተገኘ

Source: Ministry of Communications, Civil Aviation Administration

ሰለ የብባ ተራጎሰፖርት
ROAD TRANSPORT

የከረምትና የባጋ መገገዶች ዓይነትና ለርዘመት
ALL WEATHER ROADS BY MAINTENANCE DISTRICTS

ሠገጠረዥ ሰ.5

TABLE G.5

የተገና ጣቢያዎች	ቦረት	ለሰፋሰት	ተርገያ	ጠቀላላ ደምር	
					<u>1966/7</u>
<u>1959</u>					
ለለምገና	499	635	-	1,134	ALEMGENA
በምቦላፓ	662	300	-	962	COMBOLCHA
ሻሻመኔ	488	180	-	668	SHASHAMANE
ዳራዳዋ	311	52	452	815	DIRE DAWA
ጉንደር	531	15	-	546	GONDAR
ደብረ ግር ቀበ	372	-	-	372	DEBRE MARCOS
ጁጫ	369	-	-	369	JIMMA
አሥመራ	269	558	-	819	ASMARA
አዲገራት	453	57	-	510	ADIGRAT
ደምር	3,946	1,797	452	6,195	TOTAL
					<u>1967/8</u>
<u>1960</u>					
ለለምገና	812	643	-	1,455	ALEMGENA
በምቦላፓ	662	300	-	962	COMBOLCHA
ሻሻመኔ	683	180	-	863	SHASHAMANE
ዳራዳዋ	311	52	472	835	DIRE DAWA
ጉንደር	541	15	-	556	GONDAR
ደብረ ግር ቀበ	372	-	-	372	DEBRE MARCOS
ጁጫ	474	-	200	674	JIMMA
አሥመራ	261	558	-	819	ASMARA
አዲገራት	453	57	205	715	ADIGRAT
ደምር	4,569	1,805	877	7,251	TOTAL
					<u>1968/9</u>
<u>1961</u>					
ለለምገና	623	736	-	1,359	ALEMGENA
በምቦላፓ	661	295	-	956	COMBOLCHA
ሻሻመኔ	827	181	-	1,008	SHASHAMANE
ዳራዳዋ	314	52	452	818	DIRE DAWA
ጉንደር	525	15	-	540	GONDER
ደብረ ግር ቀበ	378	-	-	378	DEBRE MARCOS
ጁጫ	468	-	-	468	JIMMA
አሥመራ	262	558	-	820	ASMARA
አዲገራት	466	37	-	503	ADIGRAT
ደምር	4,524	1,874	452	6,850	TOTAL
	GRAVEL	ASPHALT	SERVICE- TO-TRAFFIC	TOTAL	

ከአውራ ጉዳና መሥሪያ ቤት የተገኘ
Source: Imperial Highway Authority

በሌ ዳቦን ተራገባር
ROAD TRANSPORT

እስከ ሰኔ 22 ቀን 1969 ዓ.ም ለአገራችን ጉዳይ ሥራዎች
የዋለውን ገንዘብ በዓይነትና በጥቅም የዳይባይ
FUNDS RECEIVED BY IMPERIAL HIGHWAY AUTHORITY
BY TYPE AND USE, UP TO JUNE 30, 1969

ሠንጠረዥ ሰ.6 TABLE G.6 በዓለቱ የላት/ባር ETH.\$ MILLION

	ባጀት	ብድር	ጅምር	
አገደኛው የአገራችን ጉዳይ ፕሮግራም	26.5	12.5	39.0	FIRST HIGHWAY PROGRAMME
ለገዛያዊ ፕሮግራም	36.4	-	36.4	INTERIM PERIOD
ሁለተኛው የአገራችን ጉዳይ ፕሮግራም	89.0	41.0	130.0	SECOND HIGHWAY PROGRAMME
ሦስተኛው የአገራችን ጉዳይ ፕሮግራም	158.8	61.8	220.6	THIRD HIGHWAY PROGRAMME
ተጨማሪ ባጀት	11.0	-	11.0	ADDITIONAL FUNDS
ጠቅላላ	321.7	115.3	437.0	TOTAL
<u>የገንዘብ አጠቃቀም</u>				<u>USE OF THE FUNDS</u>
ለአዳቦ መንገድ ሥራዎች	-	-	131.7	CONSTRUCTION PROJECTS
ለዳግገሽያ ሥራዎች	-	-	63.1	BETTERMENT PROJECTS
ለቶ የባ	-	-	18.7	SURVEYS
ለጥገና	-	-	152.6	MAINTENANCE
ለጠቅላላ ገዛቶችና ለዩ ፕሮግራሞች	-	-	22.1	PROVINCIAL & SPECIAL PROJECTS
ተጨማሪ ንብረቶችና መሣሪያዎች	-	-	48.8	NET INCREASE IN FIXED AND CURRENT ASSETS
ጠቅላላ	-	-	437.0	TOTAL
	BUDGET	LOAN	TOTAL	

የመኪና መንገድ ቁነት ታሪፍ በደንበኞች ላይ ስለሚከፈልገው
HIGHWAY TRANSPORT TARIFFS PER METRIC TON ON PRINCIPAL ROADS

ሠንጠረዥ ሰ.7 TABLE G.7 በላት/ባር IN ETH.\$

የመንገድ ርዕሰ/ባር.ሜ/	ከ አ ዳ ስ አ በ ባ እ ሰ ከ									LENGTH OF ROUTE (KMS)
	አበበ	ሥመራ	ደባ	ደማ	ገላ	ለቆተ	ደብረዳርቀስ	ናዘረተ		
1945/6	861	1,076	397	335	366	331	305	99	1953	
1946/7	75	100	40	60	50	1954	
1947/8	55-55	70-75	25	30	50	60	50	...	1955	
1949/50	46	72.5	25	30	40	40	50	...	1957	
1950/1	42.5	62.5	40	40	35	50	1958	
1951/2	35-50	45-75	25-35	25-28	25-28	25-28	25-35	8-11	1959	
1952/3	32-48	42-72	22-32	22-25	22-25	22-25	22-30	7.5-10.9	1960	
1958/9	30-45	40-70	20-30	20-22.5	20-22.5	20-22.5	20-30	7.5-10	1966	
1959/60	15-45	35-45	15-20	15-20	15-20	15-20	20-25	2-4	1967	
1960/61	15-40	35-45	15-20	15-25	15-22	15-20	15-20	2-5	1968	
1960/61	28	40	17.50	22.50	17.50	15	17.50	3.50	1968	
	ASSAB	ASMARA	DESSIE	JIMMA	DILLA	LEKEMT	DEBRE MARCOS	NAZARETH		

ከአገራችን ጉዳይ ሥራዎች ላይ የተገኘ
Source: Imperial Highway Authority

በአዳዲስ አበባ የሥጋ ጉልበት ጉዞ
ROAD TRANSPORT

የተሰጠው የመገኛ ፈቃድ ሁኔታ
DRIVING LICENCES ISSUED

ሠንጠረዥ ሰ.8

TABLE G.8

	1958	1959	1960	1961*	
<u>የመገኛ ፈቃድ ዓይነት</u>					<u>TYPE OF LICENCE</u>
1ኛ ደረጃ የቤተ መኪና ያቸ	2,693	3,152	3,409	3,766	FIRST CLASS (PRIVATE CARS)
አዲስ አበባ	1,504	1,785	2,069	2,328	ADDIS ABABA
አሥመራ	823	892	732	713	ASMARA
ሌሎች ጠ/ገዛቶች	366	475	608	725	OTHERS
2ኛ ደረጃ በቢንዲን ለጊዳዎ ስሜዎች	1,359	1,553	1,616	1,693	SECOND CLASS (PETROL-ENGINE TRUCKS)
አዲስ አበባ	382	510	656	406	ADDIS ABABA
አሥመራ	788	686	899	1,171	ASMARA
ሌሎች ጠ/ገዛቶች	189	357	61	116	OTHERS
3ኛ ደረጃ በድፍታ ለጊዳዎ ስሜዎች	258	373	479	411	THIRD CLASS (DIESEL ENGINE TRUCKS)
አዲስ አበባ	122	89	202	111	ADDIS ABABA
አሥመራ	66	167	229	195	ASMARA
ሌሎች ጠ/ገዛቶች	70	117	48	105	OTHERS
ላዎቹ ተር ቢስኮፕሎች	13	249	141	155	MOTORCYCLES
አዲስ አበባ	13	7	16	17	ADDIS ABABA
አሥመራ	-	237	120	132	ASMARA
ሌሎች ጠ/ገዛቶች	-	5	5	6	OTHERS
ለአርባ መኪና ያቸ	3	-	31	19	TRACTORS
አዲስ አበባ	3	-	11	5	ADDIS ABABA
አሥመራ	-	-	-	-	ASMARA
ሌሎች ጠ/ገዛቶች	-	-	20	14	OTHERS
ጠቀላላ የተሰጠው የመገኛ ፈቃድ	4,326	5,327	5,676	6,044	TOTAL LICENCES ISSUED
<u>የመገኛ ፈቃድ የተሰጠው</u>					<u>LICENSEE</u>
አት ያለ ያውያን ወንዶች	3,977	4,960	5,287	5,413	ETHIOPIAN MALE
" " " " " "	119	121	150	250	" " " " " "
" " " " " "	4,096	5,081	5,437	5,663	" " " " " "
የውጭ አገር ዜጎች ወንዶች	120	139	136	271	FOREIGNER MALE
" " " " " "	110	107	103	110	" " " " " "
" " " " " "	230	246	239	381	" " " " " "
ጠቀላላ ደምር	4,326	5,327	5,676	6,044	GRAND TOTAL
	1965/6	1966/7	1967/8	1968/9*	

* የትጊራ ጠ/ገዛት ብቻ 1960 እስከ ታህሣሥ 1961 ዓ.ም ያለው ብቻ ነው
*Tigre province figures are from July 1968 to Dec. 1969.

ስለ የገቢ ተራገብ ማረጋገጫ
ROAD TRANSPORT

በስተ ግዳጃ ልብ ለብ ተሽቦርታ ማረጋገጫ ያደረጉት ስደጋ
MOTOR-VEHICLE ACCIDENTS IN ETHIOPIA

ሠንጠረዥ ስ.9 /ሀ/

TABLE G.9 (a)

	1959	1960	1961	
ጠቅላላ ስደጋ	3,999	3,929	3,768	<u>TOTAL ACCIDENT</u>
ከባድ የወተና የከባድ መቀበል	...	1,063	1,176	HEAVY ACCIDENT
ቀላል ገብረተና ቀላል መቀበል	...	984	943	LIGHT ACCIDENT
የደረሰው ጠቅላላ የወተ ስደጋ	...	512	558	<u>TOTAL DEATH ACCIDENT</u>
የወተ ስደጋ ብዛት	632	583	589	<u>NUMBER OF DEATHS</u>
ወጣቶች*	...	91	93	YOUNG*
መሥሪያዎች	...	423	426	MATURED
ሽግግራዎች	...	69	70	OLD
የተገደቡ ስደጋ ብዛት	3,411	3,005	3,289	<u>NUMBER OF PEOPLE INJURED</u>
ወጣቶች*	...	499	619	YOUNG*
መሥሪያዎች	...	2,272	2,394	MATURED
ሽግግራዎች	...	234	276	OLD
	1966/7	1967/8	1968/9	

በአዲስ አበባ ከተማ ተሽቦርታ ማረጋገጫ ያደረጉት ስደጋ
MOTOR-VEHICLE ACCIDENTS IN ADDIS ABABA

ሠንጠረዥ ስ.9 /ለ/

TABLE G.9 (b)

	1959	1960	1961	
ጠቅላላ ስደጋ	1,534	1,770	1,384	<u>TOTAL ACCIDENTS</u>
ከባድ / የወተና የከባድ መቀበል	550	520	601	HEAVY ACCIDENT
ቀላል / ገብረተና ቀላል መቀበል	236	373	217	LIGHT ACCIDENT
የደረሰው ጠቅላላ የወተ ስደጋ	113	107	116	<u>TOTAL DEATH ACCIDENT</u>
የወተ ስደጋ ብዛት	113	94	114	<u>NUMBER OF DEATHS</u>
ወጣቶች*	15	21	19	YOUNG
መሥሪያዎች	82	61	76	MATURED
ሽግግራዎች	16	12	19	OLD
የተገደቡ ስደጋ ብዛት	980	993	936	<u>NUMBER OF PEOPLE INJURED</u>
ወጣቶች*	180	221	247	YOUNG*
መሥሪያዎች	690	670	597	MATURED
ሽግግራዎች	110	102	92	OLD
	1966/7	1967/8	1968/9	

*በ16 ዓመት በታች የሆኑ
*Under 16 years of age.

በአዲስ አበባ የፖሊስ ሠራዊት ጠቅላይ ጽሕፈት ቤት የተገኘ
Source: Police Headquarters, Addis Ababa.

የፈረንሳይና የኢትዮጵያ የምዳር ባቡር የሥራ ክንውን
OPERATIONS OF THE FRANCO-ETHIOPIAN RAILWAY

ሠንጠረዥ ሰ.10 TABLE G.10

ዓመት ምህረት*	1959	1960	1961	
የሰጠ ስርዓት / በሰጠ ማትር /	781	781	781	LENGTH OF TRACK (KMS)
የባቡር ተሽከርካሪዎች ብዛት / በ ቁጥር /				ROLLING STOCK (NUMBERS)
በአገራት ጋራ የሚሄዱ	10	10	10	STEAM LOCOMOTIVES AND LOCOTRACTORS
በዓለል ለሌሎች ጋራ የሚሄዱ	23	23	23	DIESEL-ELECTRIC LOCOMOTIVES
የሰጠ ስርዓት ፈርጉ ብዛት	62	47	47	PASSENGER CARS
የዕቃ ማጋዘጥ ፈርጉ ብዛት	683	548	548	FREIGHT CARS
ሌሎች	3	3	3	AUTORAILS
የሠራተኛ ብዛት / በ ቁጥር /				EMPLOYEES (NUMBERS)
ኢትዮጵያዊ	1,939	1,858	1,855	ETHIOPIAN
የውጭ አገር ተወላጅ	72	43	38	FOREIGN
ጠቅላላ	2,011	1,901	1,893	TOTAL
ባቡር ለተቆየ የተጓዙት ኪሎ ማትር / በሺህ /	705	175	273	REVENUE TRAIN-KILOMETERS ('000)
የሰጠ ስርዓት ብዛት / በሺህ /				PASSENGERS CARRIED ('000)
በ1ኛና በ2ኛ ዓይነት	35	36	31	1st AND 2nd CLASS
በ3ኛ ዓይነት	424	349	380	3rd CLASS
ጠቅላላ	459	385	411	TOTAL
የሰጠ ስርዓት የተጓዙት ኪሎ ማትር / በሚሊዮን /	82.0	81.0	83.0	PASSENGER-KILOMETERS (MILLION)
አያንዳንዱ የሰጠ ስርዓት የተጓዙት ሰጠ ስርዓት ኪሎ ማትር	178.1	210.4	202.0	AVERAGE KMS PER PASSENGER
የሰጠ ስርዓት ዕቃ ብዛት / በሺህ ተን /	374.3	323.0	356.0	FREIGHT CARRIED ('000 TONS)
ገቢ ዕቃ	181.1	163.0	159.0	IMPORTS
ወጪ ዕቃ	107.2	77.0	92.0	EXPORTS
በሀገር ውስጥ የተሰጠ ስርዓት	86.0	83.0	105.0	INTERNAL TRAFFIC
የሰጠ ስርዓት ተራፊክ / በሚሊዮን ተን ኪሎ ማትር /	216.0	175.0	190.0	COMMERCIAL TRAFFIC TON-KILOMETERS
አያንዳንዱ ተን ለሰጠ ስርዓት የተሰጠ ስርዓት ኪሎ ማትር / በኪሎ ማትር /	577	541.8	533.7	AVERAGE KMS PER TON OF COMMERCIAL TRAFFIC
<u>ገቢ</u> / በሺህ የኢትዮጵያ /				REVENUE ('000 Eth.\$)
የሰጠ ስርዓት	1,748	1,947	1,994	PASSENGER
በዕቃ ላይ	12,329	11,213	10,941	FREIGHT
ከሌሎች ተራፊክ ገቢ	421	583	538	OTHER
ጠቅላላ ገቢ	14,498	13,743	13,473	TOTAL REVENUE
<u>ወጪ</u> / በሺህ የኢትዮጵያ /				EXPENDITURE ('000 Eth.\$)
ሰጠ ስርዓት	8,262	8,441	8,034	PERSONNEL
ለዕቃዎችና ሌሎች ነገሮች	5,973	4,981	5,400	MATERIAL AND OTHER
ጠቅላላ የሥራ መጠን	14,235	13,422	13,434	TOTAL OPERATING EXPENSES
ለሰጠ ስርዓት ማደግና ለሥራ መጠን	580	714	710	PROVISION FOR WORKS AND RENEWAL OF EQUIPMENT
ጠቅላላ ወጪ	14,815	14,136	14,144	TOTAL EXPENDITURE
	1960/7	1867/68	1968/69	YEAR*

* የዓመት መጨረሻ በኅዳር 30
*Year ending 7 July.

ሰለ ባቡር ትራንስፖርት
RAILWAYS

በኒረገሣይና ኢትዮጵያ የምድር ባቡር የተጓዙትን የገንዘብ ዕቃዎች ብዛትና ዓይነት የሚያሳይ
FREIGHT CARRIED ON THE FRANCO-ETHIOPIAN RAILWAY, BY TYPE OF COMMODITY

ሠንጠረዥ ሰ.11

TABLE U.11

በ ጥን ስኬት TONS

	1958	1959	1960	
				<u>IMPORTS</u>
<u>ገቢ ገንዘብ</u>				
ምግብና የቆዳ ከብቶች	55,306.7	28,127.1	25,392.3	FOOD AND LIVE ANIMALS
መጠጦችና ትምባህ	1,389.5	1,236.4	1,700.8	BEVERAGES AND TOBACCO
ያልተሰናፋ ዕቃዎች ከነጻይ በስተቀር	14,125.0	16,017.9	17,816.1	CRUDE MATERIALS, EXCEPT FUELS
ነጻዎች ማለገጫ ቅባቶችና ተሳሳይ ነገሮች	42,525.2	28,360.8	22,339.9	FUELS LUBRICANTS AND RELATED MATERIALS
ኪሚካሎች	11,795.5	5,655.5	32,015.5	CHEMICALS
በፋብሪካ የተሠሩ ዕቃዎች	39,068.7	37,914.1	1,568.6	MANUFACTURED ARTICLES
የመኪናዎችና የትራንስፖርት መሣሪያዎች	14,071.6	53,957.4	48,317.5	MACHINERY AND TRANSPORT EQUIPMENT
ሌሎች ዕቃዎች	8,493.2	9,487.4	12,071.0	MISCELLANEOUS ARTICLES
ሌሎች ዕቃዎች በሌላ ውስጥ ያልተመለከቱ	28,612.8	151.2	1,289.7	GOODS, N.E.S.
<u>ጭር</u>	215,388.2	180,007.8	162,511.4	TOTAL
<u>ወጪ ገንዘብ</u>				
ምግብና የቆዳ ከብቶች	78,799.8	99,218.1	72,194.4	FOOD AND LIVE ANIMALS
መጠጦችና ትምባህ	2,228.0	719.7	54.4	BEVERAGES AND TOBACCO
ያልተሰናፋ ዕቃዎች ከነጻይ በስተቀር	9,490.7	4,638.4	2,208.2	CRUDE MATERIALS, EXCEPT FUELS
ነጻዎች ማለገጫ ቅባቶችና ተሳሳይ ነገሮች	122.2	126.8	-	FUELS, LUBRICANTS AND RELATED MATERIALS
ኪሚካሎች	5.5	0.6	21.1	CHEMICALS
በፋብሪካ የተሠሩ ዕቃዎች	742.3	52.4	70.8	MANUFACTURED GOODS
የመኪናዎችና የትራንስፖርት መሣሪያዎች	797.5	1,186.1	1,355.6	MACHINERY AND TRANSPORT EQUIPMENT
ሌሎች ዕቃዎች	578.3	828.6	519.3	MISCELLANEOUS ARTICLES
ሌሎች ዕቃዎች በሌላ ውስጥ ያልተመለከቱ	586.5	85.1	667.0	GOODS, N.E.S.
<u>ጭር</u>	93,350.8	106,855.8	77,090.8	TOTAL
<u>የአገር ውስጥ ገንዘብ</u>				
ምግብና የቆዳ ከብቶች	43,878.7	44,296.1	42,996.3	FOOD AND LIVE ANIMALS
መጠጦችና ትምባህ	4,059.2	3,460.2	1,177.5	BEVERAGES AND TOBACCO
ያልተሰናፋ ዕቃዎች ከነጻይ በስተቀር	3,725.2	5,730.1	7,878.0	CRUDE MATERIALS, EXCEPT FUELS
ነጻዎች ማለገጫ ቅባቶችና ተሳሳይ ነገሮች	677.1	1,324.2	1,882.5	FUELS, LUBRICANTS AND RELATED MATERIALS
ኪሚካሎች	610.3	331.2	849.8	CHEMICALS
በፋብሪካ የተሠሩ ዕቃዎች	27,443.3	2,023.4	1,202.9	MANUFACTURED ARTICLES
የመኪናዎችና የትራንስፖርት መሣሪያዎች	2,478.4	24,224.3	23,125.0	MACHINERY AND TRANSPORT EQUIPMENT
ሌሎች ዕቃዎች	3,210.9	2,586.6	1,909.8	MISCELLANEOUS GOODS
ሌሎች ዕቃዎች በሌላ ውስጥ ያልተመለከቱ	2,146.1	1,925.3	1,897.5	GOODS N.E.S.
<u>ጭር</u>	88,229.2	85,901.4	82,919.3	TOTAL
	1965/6	1966/7	1967/8	

በኒረገሣይና ኢትዮጵያ የምድር ባቡር ኮሚሽን መ/ቤት የተገኘ
Source: Franco-Ethiopian Railway.

የፈረንሳይና ኢትዮጵያ የምድር ባቡር ከጣንያ የአገላገል የገቢ ገንዘብ ዕቃዎች ትራንስፖርት ታሪፍ
FREIGHT RATES ON THE FRANCO-ETHIOPIAN RAILWAY FOR SELECTED IMPORT GOODS

ሠንጠረዥ ለ.12

TABLE G.12

ላገዳ ተገ በሐት/ባር ሜትር ፊደል

ES\$ PER TON

የዕቃው ስም	1959	1960	1961	
<u>ከጅቡቲ አስከሬና ለአዲስ አበባ</u>				<u>DJIBOUTI - ADDIS ABABA:</u>
<u>ለሕንጻው መሥሪያ የሚያገለግሉ መሣሪያዎችና ዕቃዎች</u>				<u>BUILDING MATERIALS AND SUPPLIES</u>
የቤት መሥሪያ ዕቃዎች	61.70	62.70	62.70	BUILDING MATERIALS
ሲሚንት	41.70	42.70	42.70	CEMENT
የቤት ከላን ቁር ቁር	40.00	41.00	41.00	CORRUGATED IRON SHEETS
<u>ምግብ</u>				<u>FOOD</u>
ፍሬፍሬዎችና አትክልቶች	77.70*	78.70*	78.70	FRESH FRUITS AND VEGETABLES
ረዝ	61.70	62.70	62.70	RICE
ጨው	25.00	26.00	25.00	SALT
ባክር			52.70	SUGAR
<u>ተሽከርካሪ መኪናዎች ነጻጅና መሣሪያዎች</u>				<u>MOTOR-VEHICLES, FUEL AND EQUIPMENT</u>
ተሽከርካሪ መኪናዎች	80.70	81.70	96.70	MOTOR-VEHICLES
ቤንዚን	55.00	56.00	51.00	BENZINE
ላብሪካቲንግ ዘይት	80.70	81.70	62.70	LUBRICATING OILS
የውስጥ ላብሪካቲንግ የግልጽ ግዳ	70.00*	71.00*	70.70	TYRES AND TUBES
<u>ጨርቅና ጨርቅ</u>				<u>TEXTILES</u>
ጥጥ ጥረ	40.70*	41.70*	41.70	COTTON, RAW
ጭርና ጭር	66.70*	67.70*	56.00	COTTON YARN
<u>ከጅቡቲ አስከሬና ለድረ ጎረቤት</u>				<u>DJIBOUTI - DIRE DAWA:</u>
<u>ለሕንጻው መሥሪያ የሚያገለግሉ መሣሪያዎችና ዕቃዎች</u>				<u>BUILDING MATERIALS AND SUPPLIES</u>
የቤት መሥሪያ ዕቃዎች	25.45	26.45	26.45	BUILDING MATERIALS
ሲሚንት	21.50	22.50	22.50	CEMENT
የቤት ከላን ቁር ቁር	25.00	26.00	22.45	CORRUGATED IRON SHEETS
<u>ምግብ</u>				<u>FOOD</u>
ፍሬፍሬዎችና አትክልቶች	31.75*	32.75*	32.75	FRESH FRUITS AND VEGETABLES
ረዝ	25.45	26.45	26.45	RICE
ጨው	25.00	26.00	25.00	SALT
ባክር	31.00	32.00	32.00	SUGAR
<u>ተሽከርካሪ መኪናዎች ነጻጅና መሣሪያዎች</u>				<u>MOTOR-VEHICLES, FUEL AND EQUIPMENT</u>
ተሽከርካሪ መኪናዎች	32.95	33.95	59.85	MOTOR VEHICLES
ቤንዚን	40.25	41.25	38.00	BENZINE
ላብሪካቲንግ ዘይት	32.95	33.95	26.45	LUBRICATING OILS
የውስጥ ላብሪካቲንግ የግልጽ ግዳ	41.25	42.25	42.25	TYRES AND TUBES
<u>ጨርቅና ጨርቅ</u>				<u>TEXTILES</u>
ጥጥ ጥረ	17.15	18.15	18.15	COTTON, RAW
ጭርና ጭር	32.95	33.95	30.40	COTTON, YARN
	1966/7	1967/8	1968/9	COMMODITY

* ላገዳ ራይን ሙሉ ላይንት

*For full-wagon.

የፈረንሳይና ኢትዮጵያ የምድር ባቡር ከጣንያ መ/ቤት የተገኘ
Source: Franco-Ethiopian Railway

ሰላሳ ብር ትራንስፖርት
RAILWAYS

የፈረንሳይና የኢትዮጵያ የምድር ባሕር ኩባንያ የአገልግሎት ወጪ ዕቃዎች የትራንስፖርት ታሪፍ
FREIGHT RATES ON THE FRANCO-ETHIOPIAN RAILWAY FOR SELECTED EXPORT GOODS

ሠንጠረዥ ሰ.13

TABLE G.13

የኢት/ብር በተን ES PER TON

የዕቃው ስም	1959		1960		1961		Commodity
	ግጥም		ግጥም		ግጥም		
	በላይ ዘጠኝ ገዛ	በታች ዘጠኝ ገዛ	በላይ ዘጠኝ ገዛ	በታች ዘጠኝ ገዛ	በላይ ዘጠኝ ገዛ	በታች ዘጠኝ ገዛ	
ADDIS ABABA - DJIBOUTI:							
ሰም	30.00	30.00	31.00	31.00	41.00	41.00	BEE SWAX
የሞከረ/በላይ ካራ	24.00*	24.00*	24.00*	27.00*	27.00*	27.00	CATTLE, LIVE (PER M ²)
አህል	22.50	15.00	21.00	16.00	31.00	31.00	CEREALS
ጫት	182.00	182.00	183.00	183.00	183.00	183.00	CHAT
ቡና	25.00	15.00	25.00	16.00	28.00	28.00	COFFEE
ቱዋት	45.00	46.00	46.00	46.00	46.00	46.00	FLOUR
ፍሬፍሬዎችና አትክልት	77.70	77.70	78.70	78.70	78.70	78.70	FRESH FRUITS AND VEGETABLES
ቀጥና ልብ	40.00	30.00	41.00	41.00	41.70	41.70	HIDES AND SKINS
የቀባት አህሎች ጭማቂ	20.00	15.00	15.00	15.00	15.00	15.00	OIL CAKE
የቀባት አህሎች ጥሬጥሬ	22.50	15.00	21.00	16.00	22.50	22.50	OIL SEEDS AND PULSES
DIRE DAWA - DJIBOUTI:							
ሰም	25.45	25.45	26.45	26.45	26.45	26.45	BEE SWAX
የሞከረ/በላይ ካራ	10.80	10.80	10.80	12.00	12.00	12.00	CATTLE, LIVE (PER M ²)
ቀጥ					34.00	34.00	CATTLE HIDES
አህል	18.30	18.30	19.30	19.30	23.70	23.70	CEREALS
ጫት	73.70	73.70	400.00	400.00	300.00	300.00	CHAT
ቡና	38.10	38.10	39.10	39.10	39.10	39.10	COFFEE
ቱዋት	20.70	20.70	21.70	21.70	31.70	21.70	FLOUR
ፍሬፍሬዎችና አትክልት	31.75	31.75	32.75	32.75	32.75	32.75	FRESH FRUITS AND VEGETABLES
የቀጥና የበጎ ልብ	38.10	38.10	39.10	39.10	37.50	37.50	GOAT AND SHEEP SKINS
የቀባት አህሎች ጭማቂ	17.15	17.15	18.15	18.15	18.15	18.15	OIL CAKE
የቀባት አህሎች	20.30	20.30	21.30	21.30	21.30	21.30	OIL SEEDS
ጥሬጥሬ	21.10	21.10	22.10	22.10	22.10	22.10	PULSES
	ON-	OFF-	ON-	OFF-	ON-	OFF-	COMMODITY
	SEASON		SEASON		SEASON		
	1966/7		1967/8		1968/9		

*በወር ዘጠኝ ላይ ለ 100 ስኞት

*For a monthly minimum of 100 M².

የፈረንሳይና የኢትዮጵያ የምድር ባሕር ኩባንያ ሠ/ቤት የተገኘ
Source: Franco-Ethiopian Railway.

ሠገጠረዥ ሰ.14 TABLE G.14

ዓመት ሥራት	የመንገድኛች ትራንስፖርት		የህጎች ፅ		ቆይታ		የገንዘብ ትራንስፖርት ኪሎሜትር	1955/6	1956/7	1957/8	1958/9	1959/60	1960/1	1961/2	1962/3	1963/4	1964/5	1965/6	1966/7	1967/8	
	የመንገድኛች ቆይታ	የመንገድኛች የተጓዙት ኪሎሜትር	ጠቅላይ	ገቢ ገንዘብ	ውጪ ገንዘብ	በአገር ውስጥ የተሰጠ															
	በሺህ		በሺህ		በሺህ																
1948	208	11,718	129.4	47.2	42.5	39.7	17,591	1955/6													
1949	215	11,678	119.1	32.0	48.1	39.0	16,003	1956/7													
1950	222	12,513	114.3	33.3	46.8	34.2	13,600	1957/8													
1951	196	11,245	126.7	67.9	34.7	24.1	15,629	1958/9													
1952	218	11,845	153.9	46.5	64.2	43.2	18,130	1959/60													
1953	316	14,717	152.4	46.7	54.4	51.3	17,598	1960/1													
1954	384	19,553	178.0	58.6	68.9	50.5	19,850	1961/2													
1955	397	20,008	184.3	58.0	91.9	34.4	10,939	1962/3													
1956	411	20,073	192.2	52.0	100.0	40.2	11,895	1963/4													
1957	440	22,064	208.3	70.2	98.6	39.3	24,417	1964/5													
1958	449	23,958	209.7	77.3	87.4	44.9	24,223	1965/6													
1959	310	17,833	183.5	53.2	75.5	54.7	20,851	1966/7													
1960	267	15,105	165.9	19,681	1967/8													
THOUSANDS		METRIC TONS				COMMERCIAL TRAFFIC TON KILOMETERS ('000)		YEAR													
PASSENGERS CARRIED		PASSENGER KILOMETERS		TOTAL	IMPORT	EXPORT	INTERNAL														
PASSENGER TRAFFIC		FREIGHT CARRIED																			

ከመንገድኛች ሚኒስቴር የተገኘ
Source: Ministry of Communications

የወይዘት ስራ ተገቢ ተከላኪ ማጠቃለያ
PORT OPERATIONS

ሠገጠረዥ ሰ.15 TABLE G.15

	1957/8	1958/9	1959/60	1960/61		
ለሰላ					ASSAB	
የመርከቦች ቆይታ	567	671	639	543	NUMBER OF SHIPS ENTERED	
የተመዘገበ የተጠቃ የዕቃ ህጎች	1,484,163	1,786,711	1,774,866	1,615,451	NET REGISTERED TONNAGE	
ጠቅላላ ተገቢ	2,600,882	3,024,181	3,138,840	2,822,526	GROSS TONS	
ከመርከቦች የተራገደ ህጎች/ቆይታ/	220,366	266,818	295,140	556,768	CARGO UNLOADED (TONS)	
በመርከቦች የተጠቃ /ቆይታ/	170,276	219,158	273,416	444,409	CARGO LOADED (TONS)	
የመንገድኛች ቆይታ /ቆይታ/					PASSENGERS (NUMBER)	
ገቢ	376	235	89	16	IN	
ውጪ	377	228	117	6	OUT	
ምድር					MASSAWA	
የመርከቦች ቆይታ	781	858	881	840	NUMBER OF SHIPS ENTERED	
የተመዘገበ የተጠቃ የዕቃ ህጎች	1,900,833	1,866,439	1,574,909	1,357,993	NET REGISTERED TONNAGE	
ጠቅላላ ተገቢ	3,281,927	3,213,051	2,774,420	2,397,784	GROSS TONS	
ከመርከቦች የተራገደ ህጎች/ቆይታ/	272,560	275,676	273,765	256,547	CARGO UNLOADED (TONS)	
በመርከቦች የተጠቃ /ቆይታ/	180,625	184,625	201,570	240,656	CARGO LOADED (TONS)	
የመንገድኛች ቆይታ /ቆይታ/					PASSENGERS (NUMBER)	
ገቢ	978	3,019	5,591	2,025	IN	
ውጪ	3,736	4,270	557	2,104	OUT	
	1965	1966	1967	1968		

ከመንገድኛች ሚኒስቴር የሲብር ኮሎኒያል ምጽዋ ሚኒስቴር የተገኘ
Source: Marine Head Office, Ministry of Communications.

ሠንጠረዥ ሰ.16 TABLE G.16

	1957/8	1958/9	1959/60	1960/61	
የቴሌፎኖች ብዛት	24,791	27,811	32,355	36,034	NUMBER OF TELEPHONES
አዲስ አበባ	15,977	18,067	20,887	23,106	ADDIS ABABA
አሥመራ	4,125	4,540	5,034	5,507	ASMARA
ሌሎች ሥፍራዎች	4,689	5,204	6,434	7,421	OTHER LOCALITIES
የቴሌፎን ጥያቄዎች ብዛት /በሺህ/	33,925	39,399	46,672	56,357	NUMBER OF CALLS ('000)
የከተማ ውስጥ ጥያቄዎች	32,166	37,161	46,374	53,767	LOCAL
አዲስ አበባ	23,411	24,879	30,122	33,239	ADDIS ABABA
አሥመራ	5,335	7,274	8,385	8,602	ASMARA
ሌሎች ሥፍራዎች	3,419	5,008	7,867	11,926	OTHER LOCALITIES
የሀገር ውስጥ ጥያቄዎች	1,740	2,216	2,278	2,570	INTERURBAN
አዲስ አበባ	377	470	506	596	ADDIS ABABA
አሥመራ	274	327	334	311	ASMARA
ሌሎች ሥፍራዎች	1,090	1,418	1,438	1,663	OTHER LOCALITIES
የአገረ ሀገር ወጪ ጥያቄዎች	18	22	20	20	INTERNATIONAL (OUTGOING)
አዲስ አበባ	9	12	13	14	ADDIS ABABA
አሥመራ	4	4	2	2	ASMARA
ሌሎች ሥፍራዎች	5	6	5	4	OTHER LOCALITIES
የተላለፉ ቴሌግራም ብዛት /በሺህ/	336	268	235	245	NUMBER OF TELEGRAMS ('000)
የሀገር ውስጥ	164	129	119	114	DEMOESTIC
አገረ ሀገር ወጪ የተላለፉ	172	139	136	131	INTERNATIONAL (OUTGOING)
አዲስ አበባ	128	76	85	85	ADDIS ABABA
አሥመራ	32	32	38	35	ASMARA
ሌሎች ሥፍራዎች	12	31	13	11	OTHER LOCALITIES
የሠራተኞች ብዛት	2,660	2,807	2,810	3,032	NUMBER OF EMPLOYEES
አካባቢያዊ	2,647	2,796	2,799	3,022	ETHIOPIAN
የውጭ ሀገር ተወላጆች	13	11	11	10	FOREIGN
ከአገልግሎት የተገኘ ገቢ/በሺህ የአት ብር	11,720	13,400	15,867	17,259	SERVICE REVENUE (E\$'000)
የካፒታል ወጪ /በሺህ የአት.ብር	8,844	8,500	9,240	6,733	CAPITAL EXPENDITURE (E\$'000)
	1965	1966	1967	1968	

የገቢዎች አጠቃላይ ስብስብ
POSTAL STATISTICS*

ሠንጠረዥ ሰ.17 TABLE G.17

	1959	1960	1961	
<u>የደብዳቤዎች ብዛት</u>				<u>LETTERS</u>
የሀገር ውስጥ	6,616,365	10,546,154	9,953,519	DOMESTIC
የውጭ አገር:				INTERNATIONAL:
ገቢ	12,433,908	13,833,102	12,949,463	IN
ወጪ	6,749,229	8,120,461	7,934,520	OUT
የደብዳቤዎች ጠቅላይ	25,799,502	32,499,717	30,837,502	TOTAL LETTERS
<u>የጥቅሎች ብዛት</u>				<u>PARCELS</u>
የሀገር ውስጥ	4,099	6,358	8,044	DOMESTIC
የውጭ አገር:				INTERNATIONAL:
ገቢ	38,299	41,469	40,652	IN
ወጪ	6,366	4,208	5,787	OUT
የጥቅሎች ጠቅላይ	48,764	52,035	54,483	TOTAL PARCELS
	1966/7	1967/68	1968/69	

*ዓመት ከጳጉሙ 1 እስከ ሰኔ 30 ነው

*Year ending 7 July.

ከገቢዎች ቴሌግራምና ቴሌፎን ግብዓት የተገኘ

Source: Ministry of Posts, Telegraph and Telephone

ክፍል ሸ - የውሃ ለገር ገንዳ

በገንዘብ ነገሥት ግንባታ ገዛት ውስጥ በሚገኙት የግራፊት በሮቶና ጣቢያዎች፣ አይሮግሊን ማረፊያዎች እና ፖስታ ቤቶች በኩል የሚገቡትና የሚወጡት የገንዳ ዕቃዎች በአስታቲስቲክስ ውስጥ ተመለከተዋል ።

ከመሰበረዎ 1 ቀን 1954 ዓ.ም. ጀምሮ የኢትዮጵያ ገንዳ ዕቃዎች አውግደብ የሚገኙና ሸናል የገንዳ ዕቃዎችን አከፋፈል አገልግሎት ተደርጎአል ። ጠቅላላ ገንዳ በ10 ዋና ዋና ክፍሎች ሲከፈል ለነዚህም ክፍሎች አገደገና በ177 ገፅሳን ክፍሎች ተከፍለው በውስጣቸው 1000 የሚሆኑ ዕቃዎች ተመለከተዋል ። በዚህ መጽሐፍት ውስጥ ዋና ዋና ዎች በመስተፋት የ500 ዕቃዎች አስታቲስቲክስ ያርቢል ።

ገቢ ገንዳ: ገቢ ገንዳ ማለት ከውሃ ለገር በቀጥታ ማግኘት ለገንዳ የዋለ ወይም ለገር ውስጥ ከገቡ በኋላ በመጋዘን ውስጥ የተከፈለ የገንዳ ዕቃ ነው ። ይህም አገደገና የሚወጡትን ሽቀጦች ይጨምራል ።

ገቢ ተቤቱ ተመልሶ የሚወጡ ዕቃዎች ማለት: ለውሃ ሲይደረግባቸው በገቡበት አካላት ተመልሶ የሚወጡት የገንዳ ዕቃዎች ናቸው ።

ውሃ ዕቃዎች: ይህም የኢትዮጵያ ውሃ ዕቃዎች የሚሰጡበት ሲሆን፣ ተሻሻለውና ታዳሮቱ ተመልሶ የሚወጡትን ገቢ ዕቃዎች ይጨምራል ።

የዕቃዎች ዓይነት:

በገንዳ አስታቲስቲክስ ውስጥ የተመለከተት፣

- 1/ የውገንዳ የሆኑትና ያሳሆኑት የገንዳ ዕቃዎች፣
- 2/ በብድር ወይም በዕርዳታ ገንዘብ የተገዙት ዕቃዎች፣
- 3/ በኩል ፖስታ የገቡት ሽቀጦችና፣
- 4/ በመርከብ ላይ በህይወት ያሉ ዕቃዎች ናቸው ።

በገንዳ አስታቲስቲክስ ውስጥ፣

- 1/ ወርቅ፣
- 2/ ለአላይ ገዢ የገቡ ዕቃዎች፣
- 3/ የውገንዳ የገሰ ጋዘና፣
- 4/ የኢንፎርሜሽንና የፎካል መሳሪያዎች የገቢ ዕቃዎች ናቸው ።

ቀረጥ ስለሚከፈሉበት ዕቃ ዋጋ: በገቢው ዕቃ ላይ የአገራችንና የወርቀቱን ዋጋ አሰክ አትዳዳ ወይን እና ጎረቤት ጣቢያዎች ደረሰ ያለውን ለውጥ ለውጥ ገን ሊገናኙ የሚችሉበት ሁኔታ ላይ ስገላ ጽብቅ ነው። ስለዚህ በባቦር ወይ አትዳዳ ስሜንበት ዕቃዎች ከድብድብ አሰክ አትዳዳ ወረራ ደረሰ የትራንዚት፣ የአገራችንና የሚሰጡ ዋጋ ቀረጥ የሚከፈሉበት ዕቃ ዋጋ ጭስጭስ አይገባም።

በወጭ ዕቃ: አሰክ አትዳዳ ወይን የጎረቤት ጣቢያዎች ደረሰ ያለው የዕቃ ዋጋ ሲሆን በድብድብ በኩል ለሚላኩት ዕቃዎች ገን አሰክ ባቦር ጣቢያ ደረሰ ያለውን ዋጋ ብቻ ስለሆነ የዕቃ ወርቀት ዋጋ አገራችንና አገላለጭ ከባቦር ጣቢያው አሰክ ወይን ደረሰ ያለውን ማናቸውን ወጭ አይወጥም።

ገቢ ዕቃዎች የውጭ ስገር: ዕቃው የተዘጋጀበት ወይን የተወረደበት ስገር ማለት ነው። አሰክው ከገቢው ላይ ላይ ስገር የሚከፈሉበት ፈተኛ ማቀረብ ይገባል።

ዕቃው የተላከበት ስገር: ከወዘገብ ለውረዳት ባተገሉ ወይን ዕቃው በወርቀት የሚደርሰበት ወይን አቀጣጣይ ነው። ስለዚህ የጎረቤት ወረራ ሲሆን ወይ ድብድብ ሊደገብ ስሜንበት የውጭ ገንዘብ ዕቃዎች ላይ ልዩ ጥንቃቄ ያደርጋል።

በዓመታዊ የአስተዳደር ትኩረት ወይን ስለ ገንዘብ የሚቀርቡት ወረዳዎች በዓመታዊ ወረራ ነው። በዘርዘር የሚያሳዩ ስገር ስገር ሠገደረቶች ሲኖሩ በአገርና በሌላ የገንዘብ ዕቃዎች አከፋፈል ዘርዘር ወረራ ለዋናዎቹ ክፍሎች ብቻ ወረዳዎች ሲኖሩ ስለገንዘብ ክፍሎች ወገላጣይ አይሰጡም። ዘርዘር ወረዳዎችን የሚሾ ስገርዎች በአስተዳደር ትኩረት ወይን ስገር ስገር በጎረቤት ዋና ወረራ ሲሆን ተባብሮ በየወሩና አገላለጭ በየዓመቱ በሚተኩሩት የአስተዳደር ትኩረት ወይን ስገር ስገር ይቀራሉ። ሆኖም ዓይነት ወይን በጎረቤት ዋና ወረራ ሲሆን የሚቀርቡት ወረዳዎች ከ2-3 ወር በፊት ላይ ገዛ ነው።

SECTION H - EXTERNAL TRADE

The trade statistics refer to all customs ports, stations, airports, and post offices in the Empire.

The Ethiopian Commodity Trade Classification (ECTC), based on the standard International Trade Classification (revised), was introduced as from the 11th September 1961. The classification consists of ten sections. The sections are further sub-divided into 177 divisions and, within these, nearly 1,000 items are specified. In this Abstract only the major classification of items - some 500 - are shown.

IMPORTS: Goods entered at the time of importation for consumption or warehousing into Ethiopia, including goods which are subsequently re-exported or re-directed.

RE-EXPORTS: Imported goods subsequently re-exported without change of form or re-exported as ships' or aircraft's stores.

EXPORTS: Ethiopian products, including imports which are exported after being transformed, improved or repaired.

COVERAGE:

Included are:

All Government and non-Government transactions,
goods financed by grants and loans,
postal trade,
bunkers' and ships' stores.

Excluded are:

Gold,
temporary imports,
personal effects of passengers, and
goods imported by Diplomatic and Consular Missions.

VALUATION: Imports - c.i.f. Ethiopian ports and customs stations, but c.i.f. Djibouti values are accepted if so shown on the declaration. Thus transit charges, and insurance and freight charges for railway carriage between Djibouti and the border of Ethiopia are not included in values of imports using this route.

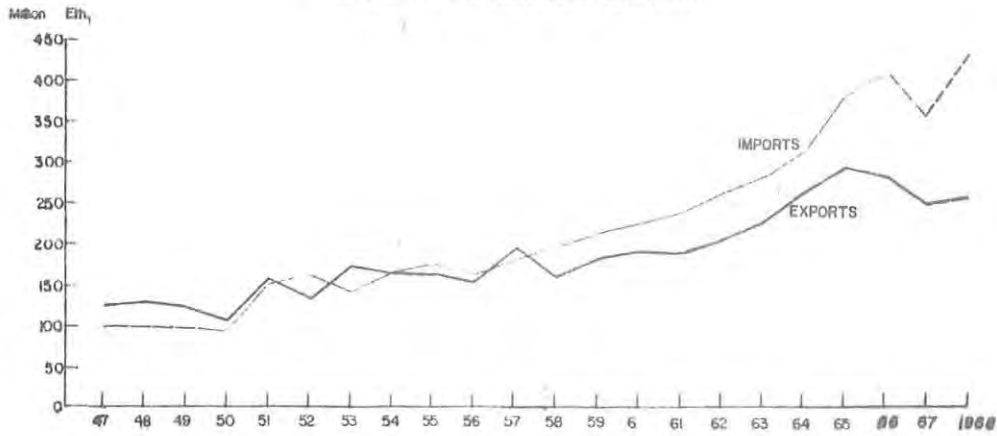
Exports - f.o.b. Ethiopian ports and customs stations, but goods dispatched through Djibouti are valued at f.o.b. the Ethiopian customs station of clearance on the Franco-Ethiopian Railway and hence exclude freight, insurance, and other charges from the loading station to the border.

COUNTRY: Origin - The importers are obliged to submit manufactures' invoices with import declarations. Generally the country of origin is then the country in which goods were grown or produced.

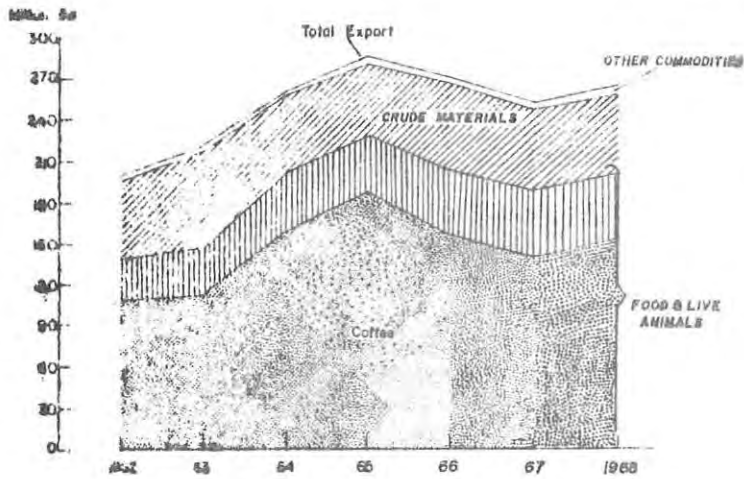
Destination - The country of final destination to the extent identifiable from records. Special care in this matter is given by the customs authorities to exports consigned to Djibouti and Aden.

The trade statistics published in the annual Abstracts are summary figures and even the detail tables give only up to the three digit level of the International Trade Classification. For more detailed information, readers are referred to both the monthly and annual Trade Statistics bulletins published jointly by the Central Statistical Office and the Customs Head Office. Both the annual and monthly Trade Bulletin are on sale at the Customs Head Office after 2 - 3 months of the period they refer to.

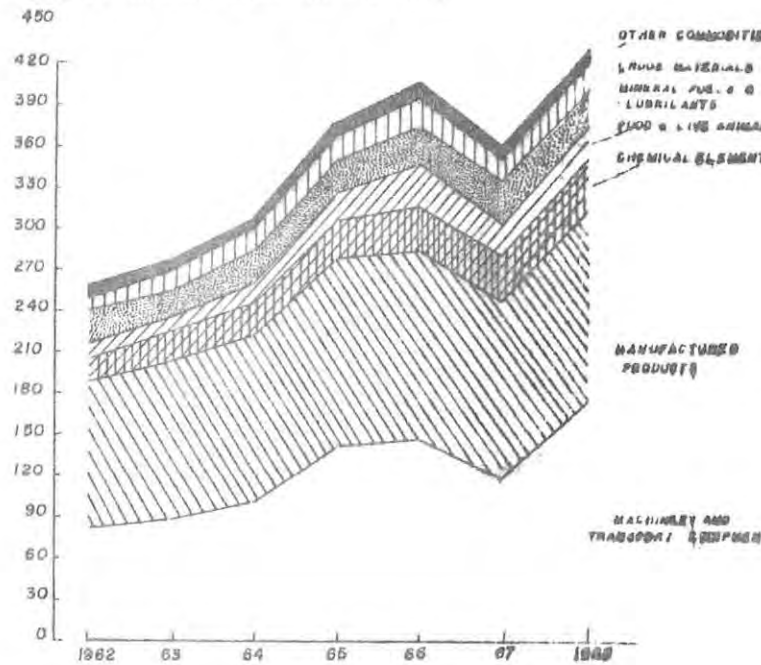
VALUE OF IMPORTS AND EXPORTS



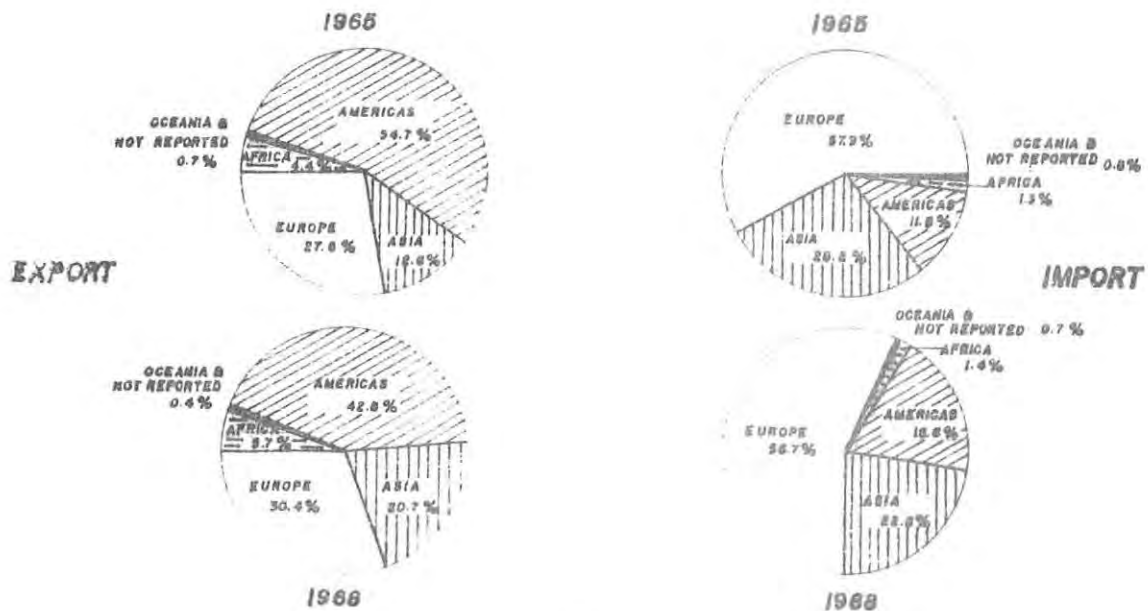
Composition Of Export



MILLION ETH \$ COMPOSITION OF IMPORT



Percentage Distribution Of Trade By Geographic Area



ሰለ ውጭ አገር ገንደ
EXTERNAL TRADE

የገቢ የወጥና ገብተው አገደገና የወጡ የገንደ ዕቃዎችን ጫዛን የጻፈሰይ
TOTAL VALUE OF IMPORTS, EXPORTS AND RE-EXPORTS, AND VISIBLE BALANCE OF TRADE

ሠንጠረዥ ቩ.1 TABLE B.1 በጫሊ ዩን የሌት/ብር E\$ MILLION

ዓመት ዎረታ*	የገቢ ገንደ	የወጥና ገብተው የወጣ ገንደ	የገንደን ጫዛን የጻፈሰይ	
1938/9	94.9	76.2	- 18.7	1946
1939/40	121.2	98.7	- 22.5	1947
1940/1	124.0	96.6	- 27.4	1948
1941/2	119.1	94.0	- 25.1	1949
1942/3	105.5	91.3	- 14.2	1950
1943/4	147.4	151.9	+ 4.5	1951
1944/5	161.9	131.4	- 30.5	1952
1945/6	137.9	169.4	+ 31.5	1953
1946/7	160.1	160.3	+ 0.2	1954
1947/8	168.0	162.2	- 5.8	1955
1948/9	157.1	151.4	- 5.7	1956
1949/50	178.4	192.0	+ 13.6	1957
1950/1	193.6	156.8	- 36.8	1958
1951/2	208.9	179.2	- 29.7	1959
1952/3	219.3	192.6	- 26.7	1960
1953/4	235.6	188.7	- 46.9	1961
1954/5	257.3	199.5	- 57.8	1962
1955/6	276.1	223.4	- 52.7	1963
1956/7	307.6	262.5	- 45.1	1964
1957/8	375.7	289.8	- 85.9	1965
1958/9	404.3	277.0	-127.3	1966
1959/60	357.4	252.7	-104.7	1967
1960/61	432.5	266.0	-166.5	1968
	IMPORTS	EXPORTS AND RE-EXPORTS	VISIBLE BALANCE OF TRADE	YEAR*

*ከ1938-1954 ዓ.ም ለስከ ነገር ንዑ ቀን ያለውን የዓመት ገዛ ሲከተል ከ1955 ዓ.ም ወዲህ ለስከ ታህሣሥ ንዑ ቀን ያለውን የዓመት መጨረሻ ይከተላል ::

*From 1945 to 1961 inclusive, years ending 10 December; from 1962 onward, years ending 10 January.

በገንዘብ ጫኔነት የጥረቶች ዋና መሥሪያ ቤት የሌት/ብር ክፍል በቀረበው የወጥና የገቢ ገንደ
ክፍሉ ከሌት/ብር ክፍሉ ጋር ተወካይ አገልግሎት ቤት የተዘጋጀ

Source: Central Statistical Office calculations based on Import and Export Trade Statistics, issued by the Statistics Department, Customs Head Office, Ministry of Finance.

የገቢና የውጭ ንግድ ዕቃዎች ግን በተከሰባባይ ዕቃዎች ለውጭ አገር ለይተ የሚገባዎት
VALUE OF IMPORTS AND EXPORTS BY COMMODITY GROUP SECTION

ሠንጠረዥ ሸ.2

TABLE II.2

በሺህ የአት/ባር ዩ.ዲ.ቲ.

የዕቃው ስም	1957/8	1958/9	1959/60	1960/1	
የገቢ ንግድ					IMPORTS
ጾገብና የቆዳ ክብተት	19,920	30,857	22,950	19,129	FOOD AND LIVE ANIMALS
መጠጦችና ትምባህ	4,906	5,096	5,005	5,673	BEVERAGES AND TOBACCO
ለጾገብ የሚገቡ ንጹህ ተሰናፋ ዕቃዎች ከ ነጻጅ በስተቀር	18,113	20,639	15,746	21,348	CRUDE MATERIALS, INEDIBLE, EXCEPT FUELS
ከግዕድን የወጡ ነጻዎች ማለሰለሻ ዘይት ፍና ተሳሳይ ነገሮች	23,912	27,144	31,544	27,033	MINERAL FUELS, LUBRICANTS AND RELATED MATERIALS
የእንስሶችና የአትክልቶች ዘይትና ስብ	661	1,022	872	2,103	ANIMAL AND VEGETABLE OILS AND FATS
ከግብርና ከኪሚካል የተሠሩ	27,117	31,931	34,503	40,957	CHEMICAL ELEMENTS AND COMPOUNDS
በ የግድ ነገሮች የተደረጉ በፋብሪካ የተሠሩ ዕቃዎች	95,028	94,697	89,400	95,458	MANUFACTURED GOODS, CLASSIFIED CHIEFLY BY MATERIAL
መኪናዎችና የተራራሪዎች መሣሪያዎች	140,512	146,259	116,780	177,094	MACHINERY AND TRANSPORT EQUIPMENT
ልዩ ልዩ የፋብሪካ ሥራዎች	42,732	42,266	38,924	37,608	MISCELLANEOUS MANUFACTURED ARTICLES
በ የግድ ነገሮች ተለይተው ያልተመለከቱ ዕቃዎች	2,770	4,339	1,645	6,131	COMMODITIES NOT CLASSIFIED ACCORDING TO KIND
ጭማሪ	375,671	404,250	357,369	432,554	TOTAL
የውጭ ንግድ					EXPORTS
ጾገብና የቆዳ ክብተት	227,170	202,661	187,820	199,664	FOOD AND LIVE ANIMALS
መጠጦችና ትምባህ	5	132	53	41	BEVERAGES AND TOBACCO
ለጾገብ የሚገቡ ንጹህ ተሰናፋ ዕቃዎች ከ ነጻጅ በስተቀር	53,758	63,874	60,130	54,329	CRUDE MATERIALS, INEDIBLE, EXCEPT FUELS
ከግዕድን የወጡ ነጻዎች ማለሰለሻ ዘይት ፍና ተሳሳይ ነገሮች	-	-	-	1,744	MINERAL FUELS, LUBRICANTS AND RELATED MATERIALS
የእንስሶችና የአትክልቶች ዘይትና ስብ	1,439	1,348	1,462	2,176	ANIMAL AND VEGETABLE OILS AND FATS
ከግብርና ከኪሚካል የተሠሩ	43	34	8	101	CHEMICAL ELEMENTS AND COMPOUNDS
በ የግድ ነገሮች የተደረጉ በፋብሪካ የተሠሩ ዕቃዎች	235	185	80	2,021	MANUFACTURED GOODS, CLASSIFIED CHIEFLY BY MATERIAL
መኪናዎችና የተራራሪዎች መሣሪያዎች	-	5	-	5,294	MACHINERY AND TRANSPORT EQUIPMENT
ልዩ ልዩ የፋብሪካ ሥራዎች	56	103	97	218	MISCELLANEOUS MANUFACTURED ARTICLES
በ የግድ ነገሮች ተለይተው ያልተመለከቱ ዕቃዎች	338	278	326	437	COMMODITIES NOT CLASSIFIED ACCORDING TO KIND
ጭማሪ	283,044	268,620	249,976	266,025	TOTAL
	1965	1966	1967	1968	COMMODITY GROUP SECTION

ከገንዘብ ግድግዳ የሚገኙት ዋና መሥሪያ ቤቶች የተገኙ

Source: Customs Head Office, Ministry of Finance.

በል ውጭ ለገር ንገድ
EXTERNAL TRADE
EXTERNAL TRADE

ወይ ለገር የገቡ ዕቃዎች ብዛትና ዋጋ በተመሰጠኑ ዕቃዎች የተወሰነ
QUANTITY AND VALUE OF IMPORTS, BY COMMODITY GROUP

ሠገጠረዥ ሸ.3 TABLE II.3

የዕቃው ዓይነት	1958/9		1959/60		1960/1		SECTION O. FOOD AND LIVE ANIMALS
	ብዛት/ብተን	ዋጋ/ብሺህ ብር	ብዛት/ብተን	ዋጋ/ብሺህ ብር	ብዛት/ብተን	ዋጋ/ብሺህ ብር	
ከፍላ ዕ.ምገብና የቆዳ-ከብተኛ							SECTION O. FOOD AND LIVE ANIMALS
የቆዳ ከብተኛ	6.5	48.7	1.5	23.5	3.6	12.1	LIVE ANIMALS
ሥጋ-ተኩስ ወይም በበረዶ የተዘጋጠመ	32.2	23.2	6.5	10.9	3.7	9.2	MEAT, FRESH OR FROZEN
ሥጋ-የደረቀ ባጠጠ ወይም ሰጠሰ የተዘጋጀ	20.5	56.1	12.1	28.8	21.2	50.8	MEAT, DRIED, SALTED OR SMOKED
ሌሎች ከሥጋ የተሠሩ ምግቦች	72.7	161.8	61.7	124.1	77.0	116.3	MEAT AND MEAT PREPARATIONS n.e.s.
ወተትና ክረም	787.6	1,166.3	2,017.6	2,018.2	1,025.2	1,660.5	MILK AND CREAM
ቆይ	2,253.7	2,161.8	3,063.6	2,634.6	2,100.6	1,789.2	BUTTER
አይብ	110.0	306.7	115.3	291.8	104.2	243.8	CHEESE
እንቁላል	-	-	0.1	0.6	-	-	EGGS
ዓሣ-ተኩስ ወይም በቀላሉ የተዘጋጀ	33.0	91.7	13.0	35.8	6.4	21.3	FISH, FRESH OR SIMPLY PRESERVED
ዓሣ-በቁር ቁር የተገባ	277.9	442.9	325.1	523.1	379.5	632.2	CANNED FISH
ሰንጠረዥ ያለ ተፈጠሩ ገርዶፍ	8,262.4	2,099.7	110.5	21.3	7.2	7.4	WHEAT (INCLUDING SPELT) AND MESLIN, UNMILLED
ረዥ	7,632.9	1,833.1	1,208.0	669.0	1,022.1	649.5	RICE
ገብብ	0.4	1.5	1,300.0	329.1	800.0	204.0	BARLEY
በቀሉ	3,827.9	306.8	124.9	36.9	15.2	21.2	MAIZE
ሌላ ለሀላ ያለ ተፈጠሩ	1,927.7	431.6	4,035.4	880.1	1,472.6	167.5	CEREALS, UNMILLED, n.e.s.
የሰንጠረዥ ትኩረት ገርዶፍ	28,601.1	5,771.2	20,890.9	4,706.1	16,060.6	3,100.5	MEAL AND FLOUR OF WHEAT OR OF MESLIN
የሌላ ለሀላ ዓይነት ትኩረት	1,202.6	299.5	402.4	128.9	258.5	95.5	MEAL AND FLOUR OF OTHER CEREALS
በሌላ ለሀላ ከሌላ ትኩረት የተዘጋጠሙ ምግቦችና ከፍላ ፍረጃዎች ከአትክልት የተዘጋጠሙ አጣጣሪ	3,602.1	2,002.2	3,306.0	1,588.3	3,179.3	1,620.2	CEREAL PREPARATIONS AND PREPARATIONS OF FLOUR, STARCH OF FRUITS AND VEGETABLES, AND STARCH
ተኩስ ፍረጃ ትኩስ ወይም የደረቀ ነትስ	1,024.7	554.6	1,325.7	638.3	2,243.0	849.2	FRUIT, FRESH, AND NUTS, FRESH OR DRIED
የደረቀ ፍረጃዎች	2,144.6	869.5	1,855.1	659.0	639.5	442.9	DRIED FRUITS
ፍረጃ በቀሩ የተዘጋጠሙ ከፍላ የተዘጋጠሙ	1,043.6	857.6	829.7	795.1	928.0	777.4	FRUIT, PRESERVED, AND FRUIT PREPARATIONS
ተኩስ የተዘጋጠመ ወይም በቀላሉ ዘጋ-በይህና የተዘጋጠሙ አትክልት	557.8	612.3	242.8	401.3	400.2	552.5	VEGETABLES, FRESH FROZEN OR SIMPLY PRESERVED
አትክልት በሌላ ቦታ ያለ ተፈጠሩ	140.7	46.1	230.5	116.6	327.0	177.6	VEGETABLES, n.e.s.
ሰከርና ግር	18,277.4	3,414.7	2,830.7	502.6	2,193.5	734.3	SUGAR AND HONEY
ከሰከር የተዘጋጠሙ ጣፋሮች	1,276.5	1,600.4	931.2	1,009.9	297.4	296.2	SUGAR CONFECTIONERY
ቡና	6.7	30.5	7.9	19.4	8.5	42.6	COFFEE
ካካዎ	9.7	30.2	5.8	10.5	12.1	20.9	COCOA
ቸካሌትና ከካካዎ ጋር የተዘጋጠሙ ጣፋሮችን የማይወጡ	34.5	79.7	86.2	310.2	374.1	733.0	CHOCOLATE AND PREPARATIONS CONTAINING COCOA (NOT INCLUDING CONFECTIONERY)
ሽይ	991.5	2,571.6	762.9	1,777.3	767.4	1,877.7	TEA
ቆይታ ቆይታ	763.2	1,356.1	696.0	1,235.5	796.5	1,046.3	SPICES
ለአንጎሮች የሚሆን ወፍ	351.3	86.5	8.6	10.9	6.8	8.1	FEEDING STUFF FOR ANIMALS
ግር ጋሬንና የግሰብ ዕቃዎች	110.3	148.0	127.3	150.7	119.0	89.5	MARGARINE AND SHORTENING
በሌላ ቦታ ያለ ተፈጠሩ የተዘጋጠሙ ምግቦች	952.9	1,394.1	1,052.5	1,261.6	845.4	1,080.0	FOOD PREPARATIONS, n.e.s.
ጭር	86,336.6	30,856.8	47,987.6	22,949.9	36,495.3	19,129.4	TOTAL
	(QTY TONS)	VALUE (000 E\$)	(QTY TONS)	VALUE (000 E\$)	(QTY TONS)	VALUE (000 E\$)	COMMODITY
	1966		1967		1968		

ወደ አገር የገቡ ዕቃዎች ብዛትና ዋጋ በኩባባይ ዕቃዎች የኩደብ
QUANTITY AND VALUE OF IMPORTS, BY COMMODITY GROUP

ሠንጠረዥ ቢ.3 / የቀጠለ/

TABLE H.3 (Contd.)

የዕቃው ስም	1958/9		1959/60		1960/1		COMMODITY
	ብዛት/ብተን	ዋጋ/ብሺህ ብር	ብዛት/ብተን	ዋጋ/ብሺህ ብር	ብዛት/ብተን	ዋጋ/ብሺህ ብር	
ክፍል 1. መጠጥናተኞች							SECTION 1. BEVERAGES AND TOBACCO
አልኮሎል የሌላ ጥው መጠጥ	503.0	482.5	462.0	384.3	487.4	461.4	NON-ALCOHOLIC BEVERAGES
አልኮሎል ያላጥው መጠጥ	1,149.6	2,088.7	1,352.8	2,312.9	1,381.0	2,686.4	ALCOHOLIC BEVERAGES
ትምባህ - ያልተዘጋጀ	1.1	23.2	34.1	197.4	376.3	1,465.7	TOBACCO, UNMANUFACTURED
የተዘጋጀ ትምባህ	294.2	2,502.1	210.9	2,110.9	112.9	1,059.8	TOBACCO MANUFACTURED
ድምር	1,947.9	5,096.5	2,059.8	5,005.5	2,357.6	5,673.3	TOTAL
ክፍል 2. ለመብል የግዴህኑ ያልተሰናፋ ዕቃዎች በነጻነት በሰተቀሩ							SECTION 2. CRUDE MATERIALS, INEDIBLE, EXCEPT FUELS
የዓና ሊጠ ያልተለፋ	0.7	7.9	-	-	0.2	3.7	HIDES AND SKINS UNDRESSED
የቀባት ስህሊት፣ የቀባት ለውድና ፍራዎች	27.1	28.0	259.8	72.7	102.7	82.3	OIL SEEDS, OIL NUTS AND OIL KERNELS
ያልተሰናፋ ለባህክ	48.7	4.2	25.2	27.3	31.9	50.9	CRUDE RUBBER
የግግር እገጠትና ከሰል	9,063.5	407.2	1.5	0.4	31.0	6.5	FUEL WOOD AND CHARCOAL
ፍለጥ ግዕዝን ወይም ገንዶ	-	-	-	-	0.8	0.3	WOOD IN THE ROUGH OR ROUGHLY SQUARED
የተቀረጹ ወይም የተሰነጠቁ እገጠቶች	64.6	16.5	-	-	1,919.6	606.8	WOOD, SHAPED OR SIMPLY WORKED
ፕላፕር የወረሰት ቀርጥራጮች	984.8	150.3	682.5	144.8	535.5	72.4	PULP AND WASTE PAPER
ያልተሰናፋና ቀርጥራጭ ጉሽ	-	-	-	-	23.6	36.7	CORK RAW AND WASTE
የሶፍና የእንሰሳት ጠገር ጥፋ	24.1	22.5	37.4	61.3	5.3	3.2	WOOL AND OTHER ANIMAL HAIR
ባትን ያጣ	4,508.2	6,468.9	2,686.6	3,516.5	5,474.4	6,744.8	COTTON
ባትን ያጣ	1,436.9	653.1	2,918.2	1,166.7	5,016.2	1,552.4	JUTE
የላትክላቶች ጥረት ጥፋና ያጣ ሰይጣም	280.7	141.0	118.2	51.9	462.6	152.6	VEGETABLE FIBRES (NOT INCLUDING COTTON AND JUTE)
ተደባላቀው የተሠረ የያጣ ለርተሬሽያል ጥረቶች	8,608.8	10,336.7	7,695.1	9,260.7	9,524.9	10,674.8	SYNTHETIC AND REGENERATED ARTIFICIAL FIBRES
ከጨርቅ ጨርቅ ፍብሪካ ትርፍ ራሬ ቀርጥራጮች	-	-	-	-	19.1	28.9	WASTE MATERIALS FROM TEXTILES FABRICS
የጠረት ግንባራ ያና ፍገ	142.5	34.2	314.5	98.9	119.8	28.0	FERTILIZERS AND MANURE, CRUDE
አባነ ባረድ ሌላ የሕንጻ መሣሪያ	413.1	116.7	295.9	124.5	350.2	128.9	MARBLE AND OTHER BUILDING STONES
ያልተሰናፋ ዳፕ	0.0	0.8	71.3	33.8	215.3	50.3	SULPHUR, CRUDE
ያልተሰናፋ የግሳል ድንጋይ	167.6	102.4	19.8	50.5	3.6	10.2	NATURAL ABRASIVES
ሌሎች ያልተሰናፋ ግንባራ ጥፋ	4,292.8	986.7	3,303.3	660.5	2,868.4	534.1	OTHER CRUDE MINERALS
የብረት አፈርና ድንጋይ	-	-	-	-	-	-	IRON ORE AND CONCENTRATES
ብረትና የብረት ቀርጥራጮች	351.7	48.3	834.2	66.7	1,770.1	157.5	IRON AND STEEL SCRAP
ብረት ነት የሌላ ጥው የግዕድን ዕቃዎች	2,309.9	604.0	-	-	1.0	0.3	ORES AND CONCENTRATES OF NON-FERROUS BASE METALS
ብረት ነት የሌላ ጥው ቀርጥራጮች	1.6	7.2	17.6	20.1	0.4	0.1	NON-FERROUS METAL SCRAP
ያልተሰነጠረ የብር ግዕድን	0.0	1.1	-	-	-	-	SILVER ORE AND CONCENTRATES
ዩራኒየምና ግዕድን	-	-	1.0	9.8	-	-	URANIUM AND CONCENTRATES
ያልተዘጋጁ የእንሰሳት ውጤቶች	16.9	17.8	3.7	4.4	13.2	14.9	CRUDE ANIMAL MATERIALS, n.e.s.
ያልተዘጋጁ የእንሰሳት ውጤቶች	212.3	315.0	297.1	374.2	267.6	406.9	CRUDE VEGETABLE MATERIALS n.e.s.
ድምር	33,613.4	20,639.1	19,582.9	15,745.6	28,757.4	21,347.5	TOTAL
	(QTY TONS)	VALUE (000 E\$)	(QTY TONS)	VALUE (000 E\$)	(QTY TONS)	VALUE (000 E\$)	
	1966		1967		1968		

ሰለ ውጭ ለገር ገንዶ
EXTERNAL TRADE

ወይ ለገር የገቡ ዕቃዎች ብዛትና ዋጋ በጠባባይ ዕቃዎች የተደበ
QUANTITY AND VALUE OF IMPORTS, BY COMMODITY GROUP

ሠገጠረዥ ሺ.3 / የዋጋ/

TABLE H.3 (Contd.)

የዕቃው ስም	1958/9		1959/60		1960/1		COMMODITY
	ብዛት/ብተን	ዋጋ/ብሺህ ስር	ብዛት/ብተን	ዋጋ/ብሺህ ስር	ብዛት/ብተን	ዋጋ/ብሺህ ስር	
ክፍል 3 ከዓዕደን የወጡ ነገሮች ግለሰባ							SECTION 3 MINERAL, FUELS, LUBRICANTS, ETC.
ክፍል 3 ከዓዕደን የወጡ ነገሮች ግለሰባ							
የዓዕደን ከበላ	9,124.9	422.1	764.5	131.6	4,823.1	240.3	COAL
ያለ ተጠራ ትርጉም	-	-	25,161.1	6,486.7	...	14,571.9	PETROLIUM CRUDE FOR FURTHER REFINERY
የትርጉም ውጤት	279.4	26,326.9	214.8	24,571.5	57,369.3	12,120.6	PETROLEUM PRODUCTS
የታሰብ ጋዝ	1,032.2	395.1	1,239.3	354.6	173.9	100.2	COMPRESSED GAS
ደምር	289.5	27,144.1	241.9	31,544.4	62,366.3	27,033.0	TOTAL
ክፍል 4. የእንጎሮችና የአተኮላ ተክ							SECTION 4. ANIMAL AND VEGETABLE OILS AND FATS
ክፍል 4. የእንጎሮችና የአተኮላ ተክ							
በእንጎሮች የተገኘ ዘይትና ቀባት	72.1	76.0	202.6	125.5	975.9	591.6	ANIMAL OIL AND FATS
የተዘጋጀ ለሰላሳ የአተኮላ ዘይት	176.1	330.6	243.3	392.1	283.4	526.3	FIXED VEGETABLE OILS, SOFT
ሌሎች የተዘጋጁ የአተኮላ ዘይት	551.4	521.4	315.8	236.9	1,272.6	803.9	OTHER FIXED VEGETABLE OILS
የእንጎሮችና የአተኮላ ተክ ዘይትና ስም	108.8	93.9	187.3	117.0	192.1	181.0	ANIMAL AND VEGETABLE OIL, AND WAX
ደምር	908.4	1,021.9	949.0	871.5	2,724.0	2,102.8	TOTAL
ክፍል 5. ከካሚካሎችና ከካሚካል የተሠሩ							SECTION 5. CHEMICAL ELEMENTS AND COMPOUNDS
ክፍል 5. ከካሚካሎችና ከካሚካል የተሠሩ							
አርጋንብ ከካሚካሎች	1,016.9	910.1	1,661.5	1,229.6	1,400.8	1,406.0	ORGANIC CHEMICALS
ሌላ አርጋንብ ከካሚካሎች ሌላ ዓይነት	1,057.3	396.5	1,738.0	628.2	3,149.7	1,121.8	INORGANIC CHEMICALS: ELEMENTS, OXIDES AND HALOGEN SALTS
ሌላ አርጋንብ ከካሚካሎች ሌላ ዓይነት	5,324.1	2,822.8	6,143.6	2,928.9	3,224.5	2,357.0	OTHER INORGANIC CHEMICALS
ረጅም ለብ ስም	0.0	1.4	-	-	-	-	RADIO-ACTIVE MATERIALS
የዓዕደን ረጅም የከበላ የትርጉም የኖትራል ጋዝ ያለ ተሰናኝ ከካሚካሎች	229.9	80.6	104.7	62.5	431.5	213.2	MINERAL TAR AND CRUDE CHEMICALS FROM COAL, PETROLEUM AND NATURAL GAS
የተላኩ የሌሎች	38.1	136.9	30.4	112.3	410.1	962.3	SYNTHETIC ORGANIC DYE STUFFS NATURAL INDIGO, AND COLOUR LAKES
የቀለም ወገን ስም የቀለም ስም የቀለም ስም	1,675.4	2,189.0	3,441.4	4,387.9	1,821.8	2,305.7	DYEING AND TANNING EXTRACTS, AND SYNTHETIC TANNING MATERIALS
የቀለም ስም የቀለም ስም	1,706.2	2,108.5	1,481.6	1,904.3	2,275.5	2,482.2	PIGMENTS, PAINTS, VARNISHES AND RELATED MATERIALS
ወይን ስም የፍርዳታ ዕቃዎች	1,436.9	8,743.7	1,215.5	9,399.3	1,833.1	10,081.0	MEDICINAL AND PHARMACEUTICAL PRODUCTS
ለቀጣይ የሚያገለግሉ የባቶችና የቀጣይ	142.6	1,352.6	103.4	1,291.5	161.1	1,647.6	ESSENTIAL OILS, AND ESSENCES
በተኩስ የተሠሩ የቀጣይ ስም የሌሎች ክፍል/ብሺህ/ብሺህ	1,130.6	2,471.6	844.9	2,283.7	1,263.8	2,844.9	PERFUMERY AND COSMETICS, DENTIFRICES, AND OTHER TOILET PREPARATIONS (EXCEPT SOAPS)
የገጽታ ስም የቀጣይ ስም	9,375.2	5,891.1	8,477.8	4,959.9	11,357.1	6,707.0	SOAPS, CLEANSING AND POLISHING PREPARATIONS
በፍርዳታ የተዘጋጁ የሌሎች ስም	1,208.5	305.0	4,464.5	937.5	3,197.1	983.7	FERTILIZERS, MANUFACTURED
ረጅም ስም ስም የሌሎች ስም	156.7	453.3	496.0	569.5	355.2	482.2	EXPLOSIVES AND PYROTECHNIC PRODUCTS
በገንጠብ የተሠሩ ዕቃዎች ስም ስም ስም	20.4	26.2	240.4	100.6	1,802.2	1,792.0	PLASTIC MATERIALS, REGENERATED CELLULOSE AND ARTIFICIAL RESINS
(QTY TONS)	VALUE (000 ES)	(QTY TONS)	VALUE (000 ES)	(QTY TONS)	VALUE (000 ES)		
1966		1967		1968			

ወደ አገር የገቡ ዕቃዎች ብዛትና ዋጋ በተመዘገቡ ዕቃዎች የተደበ
QUANTITY AND VALUE OF IMPORTS, BY COMMODITY GROUP

ሠንጠረዥ ቩ.3 / የተጠለ/ TABLE II.3 (Contd.)

የዕቃው ስም	1958/9		1959/60		1960/1		COMMODITY
	ብዛት/ባተን	ዋጋ/ባቪህ ብር	ብዛት/ባተን	ዋጋ/ባቪህ ብር	ብዛት/ባተን	ዋጋ/ባቪህ ብር	
ከሜካላ የሆኑ ዕቃዎችና ከነሱም የተገኙም በሌላ ቦታ ያልተጻፉ	4,497.8	4,042.9	3,769.9	3,707.1	4,899.5	5,570.0	CHEMICAL MATERIALS AND PRODUCTS, n.e.s.
ጅምር	29,016.6	31,932.4	34,213.5	34,502.9	37,583.0	40,956.6	TOTAL
ክፍል 6. በግብርና የተደበቡ የተሠሩ ዕቃዎች							SECTION 6. MANUFACTURED GOODS, CLASSIFIED CHIEFLY BY MATERIAL
የተዘጋጀ ቀጠ	2.8	55.9	7.8	83.3	9.4	87.9	LEATHER
ከቀጠ የተሠሩ ዕቃዎች	118.7	413.7	67.1	359.8	214.0	772.2	LEATHER MANUFACTURES
ጠገራማ ቀጠዎች የተለፉ ወይም የተዘጋጀ	0.0	9.8	-	-	-	-	FUR SKINS, TANNED OR DRESSED
ከላባ ተከ የተዘጋጁ ዕቃዎች	157.9	269.8	189.1	314.0	1,373.6	869.2	MATERIALS OF RUBBER
የላባ ተከ ዕቃዎች ሌላ ቦታ ያል	4,036.1	13,054.4	4,435.5	13,186.1	3,354.4	12,214.5	ARTICLES OF RUBBER, n.e.s.
በሰ የሌገጠት በግጥም ለገገ ጠት በሌላ የሌገጠት ሥራ	5,133.1	1,826.0	2,967.4	1,136.4	1,331.5	693.3	VENEERS, PLYWOOD BOARDS, "IMPROVED" OR RECONSTITUTED WOOD AND OTHER WOOD WORKED, n.e.s.
ከሌገጠት የተሠሩ ዕቃዎች	1,824.7	643.6	950.4	501.4	1,416.2	613.5	WOOD MANUFACTURES
ከሰጠ የተሠሩ ዕቃዎች	282.9	456.4	340.1	529.4	332.8	549.7	CORK MANUFACTURES
ወረቀትና የወረቀት በሌላ	3,995.2	2,911.4	4,406.7	3,291.4	7,382.9	5,389.5	PAPER AND PAPER BOARD
ከወረቀት ጠገን ወይም ከወረቀት በሌላ የተሠሩ ዕቃዎች	2,264.9	2,339.4	2,866.1	3,082.2	3,274.8	3,773.0	ARTICLES MADE OF PAPER PULP OR OF PAPERBOARD
ጨቃ ጨቅ ፈተላና ክር	2,389.1	10,542.4	3,618.2	12,855.1	2,297.1	11,465.8	TEXTILE YARN AND THREAD
የተፈተሉ የጥጥ ገጣዎች	1,613.4	8,198.4	1,098.9	5,668.9	464.3	2,606.8	COTTON FABRICS, WOVEN
የተፈተሉ ጨቃ ጨቅ ቀጠ /ጥጥ ባይጨምር/	1,792.1	8,505.8	862.4	5,377.5	1,157.9	4,486.6	TEXTILE FABRICS, WOVEN (NOT INCLUDING COTTON FABRICS)
ገጣገጥ ያለ ተገንጠ የጨቅ ዕቃዎች /ከፈፍና የሌላ የሙባ በሌ/	553.6	792.7	47.1	227.8	39.1	302.5	TULLE, LACE, EMBROIDERY, RIBBONS, TRIMMINGS AND OTHER SMALL WARES
ለቀ ለቀ የጨቃ ጨቅ ዕቃዎችና የሙባ በሌት ሁሉ	295.5	497.2	155.7	332.9	338.2	762.3	SPECIAL TEXTILE FABRICS AND RELATED PRODUCTS (NOT INCLUDING CLOTHING)
በሙሉ ወይም በክፍል ከጨቅ ጨቅ የተሠሩ ዕቃዎች	1,187.3	3,086.9	1,066.6	2,994.4	804.7	2,402.3	MADE-UP ARTICLES, WHOLLY OR CHIEFLY OF TEXTILE MANUFACTURE, n.e.s.
የገጣገጥና የለባባ ጨቅ ቀጠ	228.9	568.4	247.0	487.4	202.7	539.6	FLOOR COVERINGS, TAPESTRIES ETC.
ከሽከለኛ ከመስተዋት በስተቀር ፍራ ሲሜንትና ከፋብሪካ የተዘጋጁ የቤት ሙሪ ዕቃዎች	6,314.2	400.5	2,763.7	275.8	4,112.8	1,552.5	LIME, CEMENT AND FABRICATED BUILDING MATERIALS, EXCEPT GLASS AND CLAY MATERIALS
የሽከለኛ ሙሪ ዕቃዎች	1,972.2	937.3	1,973.8	902.8	2,527.3	1,158.2	CLAY CONSTRUCTION MATERIALS
ከግዕዝ የተሠሩ/ለሌሎች/ መስተዋት	1,860.5	561.4	1,884.2	748.5	1,053.0	895.1	MINERAL MANUFACTURES, n.e.s.
ከመስተዋት የተሠሩ ዕቃዎች	1,235.5	570.0	418.4	680.9	1,602.4	880.9	GLASS
የሽከለኛ ሙሪ ዕቃዎች	1,532.5	1,517.2	911.0	1,133.8	1,051.6	1,023.3	GLASSWARE
የሽከለኛ ሙሪ ዕቃዎች	622.7	641.2	627.5	600.8	396.1	459.2	POTTERY
ዐንጥ በክፍልና በሙሉ የከበሩ ደገገጥ	-	-	-	1.0	42.5	10.9	PEARLS AND PRECIOUS AND SEMIPRECIOUS STONES
ገዢና የበረት በግጥም ተቀት	51.4	3.4	0.1	0.2	2.0	9.3	PIG IRON, SPIEGELEISEN, SPONGE IRON AND STEEL POWDERS AND SHOT AND FERRO-ALLOYS
	(QTY TONS)	VALUE (000 E\$)	(QTY TONS)	VALUE (000 E\$)	(QTY TONS)	VALUE (000 E\$)	
	1966		1967		1968		

ስለ ውጥ ለገር ንገድ
EXTERNAL TRADE

ወደ ለገር የገቡ ዕቃዎች ብዛትና ዋጋ በተመሰጠኑ ዕቃዎች የተከፈለ
QUANTITY AND VALUE OF IMPORTS, BY COMMODITY GROUP

ሠንጠረዥ ቢ.3 /የተጠለ/

TABLE II.3 (Contd.)

የዕቃው ስም	1958/9		1959/60		1960/1		COMMODITY
	ብዛት/ብሶ	ዋጋ/ብሶ	ብዛት/ብሶ	ዋጋ/ብሶ	ብዛት/ብሶ	ዋጋ/ብሶ	
የብረት ግዕዞችና ጥፍጥፍ ስለጣዎች	5,931.5	1,607.4	7,130.9	1,640.3	6,99.8	2,209.9	INGOTS AND SLABS OF IRON OR STEEL
የብረት ቀጥጥር ወፍራም ዘንገዎች መመለሻዎች ቅርጻቅርጾችና መከፋፈያዎች	5,678.1	1,847.0	4,156.2	1,447.6	8,150.2	3,273.8	IRON AND STEEL BARS, RODS, ANGLES, SHAPES, AND SECTIONS
ዘርገ የብረት ዕቃዎችና ቅርጥራጦች	18,277.3	8,558.1	20,723.4	8,812.8	17,447.1	7,743.7	UNIVERSALS, PLATES AND SHEETS OF IRON OR STEEL
ከብረት የተሠሩ ቀለበቶችና ሪቦን	152.0	42.9	2.6	1.5	4.9	4.3	HOOP AND STRIP OF IRON OR STEEL
የብረት ሰፊዎች የሰፊዎች መሣሪያ ብረት ብረቶች	636.3	278.5	1,318.9	1,667.7	548.0	659.4	RAILS AND RAILWAY TRACK CONSTRUCTION MATERIAL OF IRON OR STEEL
የብረት ሽቦች	3,759.3	1,370.9	3,415.4	1,371.5	1,715.4	489.1	IRON AND STEEL WIRE
ውስጠ ክፍት ብረቶች ባንቢያዎችና ተገጣጣሚ ብረት ብረት	7,751.3	4,631.3	53,563.2	2,248.9	8,022.1	6,186.0	TUBES, PIPES AND FITTINGS OF IRON OR STEEL
ብረት ብረት ግጥሞችና ግብሪያ	142.6	131.9	103.6	97.8	401.7	177.5	IRON AND STEEL CASTINGS AND FORGINGS
ብርና ፕላቲኒየም ለገቢያ ሌሎች ስፔሻላይዥን ክፍል ያሉ	0.8	2.8	-	1.1	-	0.1	SILVER PLATINUM AND OTHER METALS OF THE PLATINUM GROUP
መገቢያ ነጠብ	50.6	60.1	208.8	145.4	121.4	409.9	COPPER AND BRASS
ኒኬል	5.8	11.7	-	-	292.6	125.7	NICKEL
አሌሚኒየም	432.8	1,148.0	586.2	1,368.8	1,011.3	1,620.1	ALUMINIUM
ሊድ	25.1	20.0	63.6	44.8	13.1	17.8	LEAD
ዚንክ	335.3	269.2	322.2	257.7	631.8	426.9	ZINC
ቲን	35.8	36.3	8.2	17.8	34.8	36.8	TIN
ሆራኒየም	-	-	50.6	23.2	-	-	URANIUM
ብረት ነጥ የሌሎች ለብረት ብረት ሥራ የሚውሉ	751.9	980.6	999.9	762.0	106.7	21.0	MISCELLANEOUS NON-FERROUS METALS EMPLOYED IN METALLURGY
የቤት ቋሚዎች መዘገያዎች መስኮቶችና መገጠሚያዎች ለገቢያ ሌሎች የቤት ሥራ መሣሪያዎች	1,768.1	3,240.1	1,887.7	3,469.8	3,328.8	3,518.3	HOUSE FRAMES, DOORS, WINDOWS AND FITTINGS, AND OTHER BUILDING REQUISITES
ለግብዓትና ለግንባታ የሚያገለገሉ ከብረት የተሠሩ ጋሮች	939.8	483.3	797.3	608.7	732.9	772.0	METAL CONTAINERS FOR STORAGE AND TRANSPORT
ከብረት የተገኘ /ከአላክትሪክ ለላ/ ለላቶር የሚያገለገሉ	2,059.0	987.3	1,188.6	1,042.4	2,006.1	1,835.9	WIRE PRODUCTS (EXCLUDING ELECTRIC) AND FENCING GRILLS
ግብርና ቅርጻቅርጾች ስራዎችና ለገቢያ ሌሎች ከብረት ከመገቢያ ከሌሎች ብረት ብረት የተሠሩ	521.5	427.8	371.7	421.4	723.9	767.2	NAILS, SCREWS, NUTS, BOLTS, RIVETS AND SIMILAR ARTICLES OF IRON, STEEL OR OF COPPER
ለአገልግሎት ወይም ለመኪና የሚጠቀሙ ልዩ ልዩ መሣሪያዎች	1,493.9	3,410.1	1,063.3	3,044.6	927.9	2,663.6	TOOLS FOR USE IN HAND OR IN MACHINES
ለመቅረብና ለመገቢያ የሚውሉ ከብረት የተሠሩ የቤት ዕቃዎች	392.8	1,052.9	41.3	568.9	164.6	734.6	CUTLERY
ከብረት የተሠሩ የቤት ዕቃዎች	1,021.5	2,017.9	1,588.6	2,137.8	1,915.2	3,296.4	HOUSEHOLD EQUIPMENT OF BASE METALS
ከብረት የተሠሩ ዕቃዎች/ብላግ ሥፍራ ያለ ለክት/ ድምር	1,821.4	3,281.5	2,401.4	3,450.4	13,529.1	4,950.4	MANUFACTURES OF METAL, n.e.s
	93,449.6	94,700.8	160,705.7	89,425.1	103,610.7	95,458.5	TOTAL
	(QTY TONS)	VALUE (000 E\$)	(QTY TONS)	VALUE (000 E\$)	(QTY TONS)	VALUE (000 E\$)	
	1966		1967		1968		

ወይ ለገር የገቡ ዕቃዎች በዘቶና የጋ በታሰባዩ ዕቃዎች የተወደበ
QUANTITY AND VALUE OF IMPORTS, BY COMMODITY GROUP

ሠገጠረዥ ስ. 3 / የቀጠለ / TABLE II.3 (Contd.)

የዕቃው ስም	1958/9		1959/60		1960/1		SECTION
	ባዘተ/ባተን	የጋ/ባገህ ብር	ባዘተ/ባተን	የጋ/ባገህ ብር	ባዘተ/ባተን	የጋ/ባገህ ብር	
ክፍል 7. መኪናዎችና የትራንስፖርት መሳሪያዎች							
SECTION 7. MACHINERY AND TRANSPORT EQUIPMENT							
የኃይል መጠጫ መኪናዎች	795.2	1,742.2	569.4	2,147.6	543.6	2,137.0	POWER GENERATING MACHINERY
የእርሻ ሥራ መኪናዎችና መሳሪያዎች	2,948.9	10,828.4	2,341.5	7,979.1	2,561.2	8,471.6	AGRICULTURAL MACHINERY AND IMPLEMENTS
የቢሮ የጽሕፈት መኪናዎች	74.0	1,406.0	69.5	1,663.7	186.1	1,927.3	OFFICE MACHINES
የብረት ብረት ሥራ መሳሪያ	23.7	100.0	682.4	201.8	196.2	535.4	METALWORKING MACHINERY
የጨርቃ ጨርቅና የቀን መሥሪያ መሳሪያ	1,981.7	7,521.3	1,242.0	6,788.7	1,929.3	10,399.4	TEXTILE AND LEATHER MACHINERY
ለልዩ ለገንዘብ ሥራ የሚያገለግሉ	3,797.5	9,790.0	3,668.3	13,531.2	5,822.2	24,942.1	MACHINES FOR SPECIAL INDUSTRIES
መሳሪያዎችና የቤት በሌሎች ሰጠዎች	5,196.6	14,945.5	3,052.1	10,043.4	3,726.4	11,394.4	MACHINERY AND APPLIANCES (OTHER THAN ELECTRIC) AND MACHINE PARTS, n.e.s.
የኤሌክትሮኒክ ኃይል መሳሪያዎች የኤሌክትሮኒክ መቆጣጠሪያ	1,759.3	5,742.6	2,639.2	7,637.4	1,241.2	5,862.2	ELECTRIC POWER MACHINERY AND SWITCHGEAR
የኤሌክትሮኒክ ማስተካከያ መኪናዎችና መሳሪያዎች ከውስጣዊ መገጣጠሚያ ሰጠዎች	515.1	1,748.1	325.1	1,302.5	309.3	1,191.1	MACHINERY AND APPLIANCES FOR DISTRIBUTING ELECTRICITY (EXCLUDING INTERNAL FITTINGS)
የተለጠው ነገሮች መሳሪያዎች	908.8	7,334.4	1,912.9	10,208.1	1,995.5	8,365.2	TELECOMMUNICATIONS APPARATUS
ለቤተ ገቢ የሚያገለግሉ የኤሌክትሮኒክ ዕቃዎችና መሳሪያ	738.7	3,548.5	641.7	2,542.5	455.0	1,733.6	DOMESTIC ELECTRICAL EQUIPMENT AND APPLIANCES
በኤሌክትሮኒክ የሚሠሩ የኤሌክትሮኒክ የሌሎች መሳሪያዎች	0.1	5.1	6.0	129.8	5.6	64.9	ELECTRO-MEDICAL AND X-RAY APPARATUS
ሌላ የኤሌክትሮኒክ መኪናዎችና መሳሪያዎች	1,622.6	2,614.0	1,518.6	2,881.2	2,294.8	5,475.2	OTHER ELECTRICAL MACHINERY AND APPARATUS
የጠገን ተሽከርካሪዎች	1,226.0	2,536.4	1,998.7	1,718.5	592.0	4,308.5	RAILWAY VEHICLES
የጉሳና ተሽከርካሪ መኪናዎች	11,248.9	41,206.4	9,805.2	40,469.2	10,043.9	39,685.9	ROAD MOTOR VEHICLES
የጉሳና ተሽከርካሪዎች በባለቤቱ ተሽከርካሪዎች ሌላ	1,054.5	1,420.0	628.0	1,558.7	983.0	2,282.6	ROAD VEHICLES OTHER THAN MOTOR VEHICLES
አየርፕላን	374.9	5,739.6	370.0	5,575.1	403.4	46,378.1	AIRCRAFT
መርከቦችና ደብዳቤዎች	...	28,131.2	42.7	400.7	1,176.3	1,939.8	SHIPS AND BOATS
ጠቅላይ	...	146,360.1	31,513.5	116,779.5	34,465.0	177,094.3	TOTAL
ክፍል 8. ሌሎች ለገጠሞች የተሠሩ ዕቃዎች							
SECTION 8. MISCELLANEOUS MANUFACTURED ARTICLES							
የጸሐፊ ማህበራዊ መሳሪያዎች የቤት ጥቅም ማህበራዊ መሳሪያዎችና መገጣጠሚያዎች	1,470.3	2,623.9	1,280.8	2,440.6	1,172.5	2,467.3	SANITARY, PLUMBING, HEATING AND LIGHTING FIXTURES AND FITTINGS
የቤት ዕቃዎች	900.7	1,970.5	947.0	2,185.3	1,058.2	2,494.7	FURNITURE
የጉዞ ዕቃዎች የእጅ ሽንጣ ለ ነዘህ ገም የሚያገለግሉ	151.6	316.8	208.6	609.9	209.5	654.9	TRAVEL GOODS, HANDBAGS AND SIMILAR ARTICLES
በጥቅም ለሆኑ ሰጠዎችና ሌሎች ተጨማሪ የተሠሩ ለገጠሞች ለገጠሞች የተሠሩ ተገም ደጠሞች	2,644.0	15,038.5	2,323.9	14,405.9	2,264.0	14,366.0	CLOTHING OF COTTON SILK, WOOL, AND ARTIFICIAL SILK (INCLUDING KNITTED OR CROCHETED CLOTHING)
ጸጉሮ ሰጠዎች	-	1.6	-	5.0	0.2	3.9	FUR CLOTHING
መሳሪያዎች በታሰባዩ ሰጠዎች ሌላ	649.3	2,074.4	629.0	2,100.5	458.9	1,380.4	FOOTWEAR (EXCLUDING HEELS AND SOLES)
የባይዎችና የሙያዎች መሳሪያዎች	730.3	5,686.4	433.0	3,798.1	498.5	4,072.8	SCIENTIFIC AND PROFESSIONAL INSTRUMENTS
(QTY TONS)	VALUE (000 E\$)	(QTY TONS)	VALUE (000 E\$)	(QTY TONS)	VALUE (000 E\$)	COMMODITY	
1966		1967		1968			

ሰለ ወጭ ለገር ገንዶ
EXTERNAL TRADE

ወደ ለገር የገቡ ዕቃዎች ባዘተና የጋ በተወሰነው ዕቃዎች የተደበ
QUANTITY AND VALUE OF IMPORTS, BY COMMODITY GROUP

ሠንጠረዥ ቤ.3 / የተጠለ / TABLE II.3 (Contd.)

የዕቃው ስም	1958/9		1959/60		1960/1		COMMODITY
	ባዘተ/ባተን	ዋጋ/ባሺህ ብር	ባዘተ/ባተን	ዋጋ/ባሺህ ብር	ባዘተ/ባተን	ዋጋ/ባሺህ ብር	
ክፍል 8. ሌሎች ሌሎች በፋብሪካ የተሠሩ ዕቃዎች							
SECTION 8. MISCELLANEOUS MANUFACTURED ARTICLES							
የፍተራና የሲኒማ ግንባ ዕቃዎች	124.8	1,033.3	106.6	1,112.0	87.5	764.1	PHOTOGRAPHIC AND CINEMATOGRAPHIC SUPPLIES
የሲኒማ ፊልሞች	14.8	667.4	-	-	-	0.4	DEVELOPED CINEMATOGRAPHIC FILM
የላይፕ የጠረጴዛና የገጽገጽ ባዳሪ	12.7	713.6	12.1	693.7	10.7	689.1	WATCHES AND CLOCKS
የሙዚቃ መሣሪያዎች፣ የድምጽ መቀጫና ማሳሪያ ለገንዘብ መለየት ወይንም ዎች ጥቅር	88.5	1,217.9	63.9	963.4	85.5	1,138.8	MUSICAL INSTRUMENTS, SOUND RECORDERS AND REPRODUCERS AND PARTS AND ACCESSORIES THEREOF
አተዋቸ ጽሑፎች	844.3	3,974.8	669.0	3,099.9	525.0	2,867.2	PRINTED MATTER
በባሕር ወረቀት ለርተኛ ስጦታ ገቢዎች የተሠሩ ዕቃዎች	1,063.9	2,783.5	967.2	2,655.4	908.0	2,200.5	ARTICLES OF ARTIFICIAL PLASTIC MATERIALS, n.e.s.
የሳይንስ ጋራዎች ለገንገልተኞች መሳሪያዎች የሌሎች ዕቃዎች	154.2	825.1	203.0	1,087.9	173.9	980.9	PERAMBULATORS, TOYS, GAMES AND SPORTING GOODS
የጽሑፍ ቤተሰብ የጽሑፍ መደብር ዕቃዎች	545.8	1,504.6	763.2	1,861.8	726.4	1,777.1	OFFICE AND STATIONERY SUPPLIES, n.e.s.
የሲኒማ የብብር ሥራዎች የገንታዎች ዕቃዎችና የጥቅር ባሕርያት	-	9.5	0.1	3.5	11.1	60.4	WORKS OF ART, COLLECTORS' PIECES AND ANTIQUES (INCLUDING STAMPS OF PHILATELIC INTEREST)
ገቢዎች የወርቅ ሥራዎች፣ የብር ሥራዎችና የብር	74.4	441.3	63.3	447.3	23.3	288.0	JEWELLERY AND GOLDSMITHS' AND SILVERSMITHS' WARES
በፋብሪካ የተሠሩ ዕቃዎች በዚህ ውስጥ በሌላ ሥፍራ ያልተዘሉት	640.4	1,363.4	650.2	1,453.4	621.7	1,401.3	MANUFACTURED ARTICLES, n.e.s.
ጭር	10,115.8	2,266.5	9,331.3	8,923.8	8,834.9	37,607.8	TOTAL
ክፍል 9. በየሳይንስ ተለይተው ያልተለኩ ዕቃዎች							
SECTION 9. COMMODITIES NOT CLASSIFIED ACCORDING TO KIND							
በየሳይንስ ተለይተው ያልተለኩ የባሕር ገቢዎች	...	164.1	12.6	151.1	12.4	103.6	POSTAL PACKAGES NOT CLASSIFIED ACCORDING TO KIND
ሳይንስ ተለይተው ያልተለኩ የገንዘብ ገደብ ገቢዎች	732.5	1,559.2	316.9	1,055.3	336.5	763.8	SPECIAL TRANSACTIONS NOT CLASSIFIED ACCORDING TO KIND
አገልግሎት በዚህና በሌላ ሥፍራ ያልተለኩ	0.3	5.8	-	0.5	-	0.6	ANIMALS, n.e.s.
የብር መሣሪያዎችና ጥይቶች	17.6	46.2	155.5	439.0	370.1	5,263.0	FIREARMS AND AMMUNITION
ቅንጣት ገንዘብ ክፍያ የተሠሩ ሌላ ገንዘብ ያልተለኩ	307.6	2,543.2	0.0	0.2	-	-	COIN (OTHER THAN GOLD COIN) NOT BEING LEGAL TENDER
ጭር	...	4,338.9	485.0	1,646.1	719.0	6,131.0	TOTAL
የገቢ ዕቃዎች ጭር	580,071.5	404,318.0	48,779.1	357,394.4	17,913.2	452,534.2	TOTAL IMPORT
	(QTY TONS)	VALUE (000 E\$)	(QTY TONS)	VALUE (000 E\$)	(QTY TONS)	VALUE (000 E\$)	
	1966		1967		1968		

ከገንዘብ ማኅበር የጥናት ጽ/ቤት ጋር በተቃራኒ የተገኘ
Source: Customs Head Office, Ministry of Finance

ሠንጠረዥ ሸ.4 TABLE II.4

የዕቃው ስም	1958/9		1959/60		1960/1		SECTION
	ባዘት/ባተን	የገንባታ ስጦታ/ባር	ባዘት/ባተን	የገንባታ ስጦታ/ባር	ባዘት/ባተን	የገንባታ ስጦታ/ባር	
ክፍል 0. የምግብና የሕይወት እንስሳት							
SECTION 0. FOOD AND LIVE ANIMALS							
የምግብና የሕይወት እንስሳት	2,375.2	2,254.9	3,096.7	3,280.3	3,008.5	2,716.5	LIVE ANIMALS
ሥጋ ተኩስ ወይም በባህሪ የተከፈለ	4,174.3	4,596.2	1,672.7	1,926.1	2,181.3	2,400.8	MEAT, FRESH OR FROZEN
ሥጋ የደረቀ በጨው ወይም በጨው የተዘጋጀ	-	-	0.4	0.4	25.3	27.1	MEAT DRIED, SALTED OR SMOKED
ሥጋና ከሥጋ የተሠራ ምግብ ባለገቢ ቦታ ያልተሰጠ	1,703.7	2,308.6	3,236.8	4,006.8	2,455.1	2,994.2	MEAT AND MEAT PREPARATIONS n.e.s
ወተትና ክራም	83.9	50.4	61.3	33.7	39.4	28.6	MILK AND CREAM
ቅቢ	109.7	381.4	127.9	459.6	97.5	341.4	BUTTER
አይብ	2.9	7.7	3.7	11.9	7.8	33.9	CHEESE
እንግዳላ	503.2	587.2	391.0	430.0	316.3	316.4	EGGS
ዓፄ ተኩስ ወይም በግልጽ የተዘጋጀ	2,611.8	715.0	2,779.3	870.9	1,343.5	416.9	FISH, FRESH OR SIMPLY PRESERVED
የፍጥ ግጥም	-	-	-	-	337.5	226.4	CANNED FISH
ሰንጠረዥ ያልተጨማሪ ገርዶ	-	-	14.0	3.7	-	-	WHEAT (INCLUDING SPELT) AND MESLIN, UNMILLED
ገብስ	26.0	5.1	42.2	6.0	46.0	7.8	BARLEY
በግሉ	10.4	2.9	19.5	11.2	40.9	5.1	MAIZE
ለገቢ ለሆሎ ያልተጨማሪ	88.4	22.4	3,687.1	1,017.5	1,363.5	371.9	CEREALS, UNMILLED n.e.s.
የሰንጠረዥ ግጥም ገርዶ	12.7	6.3	24.4	8.5	22.5	10.4	MEAL AND FLOUR OF WHEAT OR MESLIN
የሌላ ለሆሎ ሳይሆን ግጥም	7.0	2.3	-	-	26.1	4.1	MEAL AND FLOUR OF OTHER CEREALS
ከሌሎች ለሆሎ ግጥም የተዘጋጀ ለተከፈለ ለተከፈለ	14.6	20.8	46.3	62.6	9.7	18.3	CEREAL PREPARATIONS AND PREPARATIONS OF FLOUR, STARCH OF FRUITS AND VEGETABLES, AND STARCH
ተኩስ ፍረፍረና ተኩስ ወይም ደረቀ	17,348.9	5,199.7	20,423.6	6,111.9	17,687.3	4,919.8	FRUIT, FRESH, AND NUTS, FRESH OR DRIED
የደረቀ ፍረፍረ	-	-	-	-	-	-	DRIED FRUITS
ፍረፍረ በግረ የተዘጋጀ ክፍረ የተዘጋጀ	22.7	20.0	-	0.3	21.8	6.1	FRUIT, PRESERVED, AND FRUIT PREPARATIONS
ተኩስ የተከፈለ ወይም በግልጽ ዘንግ የተዘጋጀ ለተከፈለ	79,415.5	23,688.4	77,063.6	22,087.5	78,816.2	23,685.7	VEGETABLES, FRESH, FROZEN OR SIMPLY PRESERVED
በሌላ ቦታ ያልተሰጠ ለተከፈለ	-	-	-	-	2.4	3.3	VEGETABLE n.e.s.
ሰከርና ግር	16.6	22.0	12.5	20.4	1,072.1	689.4	SUGAR AND HONEY
ከሰከር የተዘጋጀ ግጥም	0.6	0.9	-	0.2	559.0	361.6	SUGAR CONFECTIONERY
ቡና	73,641.8	155,672.6	73,603.7	139,181.8	80,270.2	152,961.8	COFFEE
ቅጣት	1,301.8	844.8	5,285.3	2,904.4	3,070.3	2,464.3	SPICES
ለእንስሳት የሚያገለግል	35,818.5	6,062.5	34,350.1	5,193.6	26,418.6	4,319.4	FEEDING STUFF FOR ANIMALS
በሌላ ቦታ ያልተሰጠ የተከፈለ ለተከፈለ	1.2	193.8	4.2	191.3	74.3	311.5	FOOD PREPARATIONS, n.e.s.
ጠቅላላ	219,291.5	202,661.0	229,464.1	187,819.6	219,313.1	199,642.7	TOTAL
ክፍል 1. መጠጥጥና ተቃባይ							
SECTION 1. BEVERAGES AND TOBACCO							
አልኮሎል የሌለው መጠጥጥ	84.0	16.7	66.8	18.2	4.5	1.8	NON-ALCOHOLIC BEVERAGES
አልኮሎል ያለው መጠጥጥ	2.8	2.6	31.1	33.8	22.4	36.4	ALCOHOLIC BEVERAGES
ተቃባይ ያልተዘጋጀ	60.2	112.5	2.3	0.6	-	-	TOBACCO, UNMANUFACTURED
ጠቅላላ	147.0	131.8	100.2	52.6	26.9	38.2	TOTAL
	(QTY TONS)	VALUE (000 E\$)	(QTY TONS)	VALUE (000 E\$)	(QTY TONS)	VALUE (000 E\$)	COMMODITY
	1966		1967		1968		

ሰለ ወጭ ለገር ገንዶ
EXTERNAL TRADE

የወጭ ገንዶ ዕቃዎች ባዘትና የገንዘብ እሴት ስጋዎች የተወጣ
QUANTITY AND VALUE OF EXPORTS, BY COMMODITY GROUP

ሠንጠረዥ ቤ.4 / የጥራት/

TABLE II.4 (Contd.)

የዕቃው ሃይት	1958/9		1959/60		1960/1		
	ባዘት/ባተን	የገንዘብ እሴት/ብር	ባዘት/ባተን	የገንዘብ እሴት/ብር	ባዘት/ባተን	የገንዘብ እሴት/ብር	
ክፍል 2. ለመብሰ የግጭት ያለ ተጠቃሚ ዕቃዎች ከነጻዬ በስተቀር							
SECTION 2. CRUDE MATERIALS, INEDIBLE, EXCEPT FUELS							
ቀጥታ ለጠ ያለ ተጠቃሚ	15,114.9	35,646.7	10,956.6	29,836.5	8,836.8	24,915.6	HIDES AND SKINS, UNDRESSED
የቀባት ለሀላፊ ለውድ ፍራጃ	53,820.7	21,777.8	57,800.8	22,699.5	45,414.4	21,439.5	OIL SEEDS, OIL NUTS AND OIL KERNELS
የግንደ ለገጠትና ከሰለ	11.3	0.6	110.9	6.3	39.8	4.4	FUEL WOOD AND CHARCOAL
በደንብ ያለ ተጠረብ ግዕዝ	-	-	74.6	9.9	19.3	2.1	WOOD IN THE ROUGH OR ROUGHLY SQUARED
የሰፍና ጠገርና ሌላ የሌላ ስፍራ	128.6	75.1	120.1	69.9	108.4	55.3	WOOL AND OTHER ANIMAL HAIR
ጥጥ	11.4	6.0	262.5	457.5	448.7	927.6	COTTON
የአትክልት ፍራጃ/ጥጥ ጥጥ ስፍራ	-	-	-	-	-	-	VEGETABLE FIBRES (NOT INCLUDING COTTON AND JUTE)
ለብነት ብረድ ለሌሎች የሌላ	45.0	2.6	10.0	0.7	17.3	7.7	MARBLE AND OTHER BUILDING STONES
ሌሎች ያለ ተጠቃሚ ጥጥ	165,648.6	1,251.9	156,641.4	1,154.9	79,493.8	1,141.1	OTHER CRUDE MINERALS
ብረትና ጥጥ ጥጥ	55.4	39.6	20.4	14.0	74.2	58.7	IRON AND STEEL SCRAP
ብረት ነት የሌላ ጥጥ የግዕዝ	20.0	9.1	-	-	25.0	21.1	ORES AND CONCENTRATES OF NON-FERROUS BASE METALS
ብረት ነት የሌላ ጥጥ የግዕዝ ጥጥ	304.2	244.7	164.7	151.6	87.5	87.9	NON-FERROUS METAL SCRAP
ያለ ተዘጋጅ የሌላ ጥጥ ጥጥ	405.7	1,135.6	392.6	1,320.6	362.2	1,212.4	CRUDE ANIMAL MATERIALS, n.e.s.
ያለ ተዘጋጅ የአትክልት ጥጥ	6,337.9	3,684.2	5,762.2	4,408.7	3,313.7	4,425.8	CRUDE VEGETABLE MATERIALS, n.e.s.
ጭር	241,903.2	63,873.9	232,316.4	60,130.3	138,241.1	54,299.2	TOTAL
ክፍል 4. የሌላ ጥጥ የአትክልት ጥጥ							
SECTION 4. ANIMAL AND VEGETABLE OILS AND FATS							
በሌላ ጥጥ የተገኘ ዘይትና ጥጥ	0.2	0.1	-	-	-	-	ANIMAL OIL AND FATS
የተዘጋጀ ለሌላ ጥጥ የአትክልት ዘይት	40.0	3.5	-	-	-	0.1	FIXED VEGETABLE OILS, SOFT
ሌሎች የተዘጋጁ የአትክልት ዘይት	0.6	7.8	8.9	12.1	0.1	0.1	OTHER FIXED VEGETABLE OILS
የሌላ ጥጥ የአትክልት ዘይት ጥጥ	508.9	1,336.6	428.9	1,450.2	599.1	2,176.3	ANIMAL AND VEGETABLE OILS AND WAXES
ጭር	549.7	1,348.0	437.8	1,462.2	599.2	2,176.5	TOTAL
ክፍል 5. ከግንደ ጥጥ ከከግንደ							
SECTION 5. CHEMICAL ELEMENTS AND COMPOUNDS							
ለገንዘብ ከግንደ ሌላ ጥጥ	19.8	19.9	-	-	4.5	4.7	INORGANIC CHEMICALS: ELEMENTS, OXIDES AND HALOGEN SALTS
ሌላ ሌላ ገንዘብ ከግንደ ጥጥ	...	0.4	-	-	0.1	1.8	OTHER INORGANIC CHEMICALS
የጥጥ ጥጥ ጥጥ የጥጥ ጥጥ	-	-	5.1	5.0	0.6	0.5	DYEING AND TANNING EXTRACTS AND SYNTHETIC TANNING MATERIALS
የጥጥ ጥጥ ጥጥ ለገንዘብ	10.0	1.4	-	-	-	-	PIGMENTS, PAINTS, VARNISHES AND RELATED MATERIALS
ጥጥ ጥጥ ጥጥ ጥጥ	0.1	11.5	-	0.7	-	-	MEDICINAL AND PHARMACEUTICAL PRODUCTS
	(QTY TONS)	VALUE (000 E\$)	(QTY TONS)	VALUE (000 E\$)	(QTY TONS)	VALUE (000 E\$)	COMMODITY
	1966		1967		1968		

የውጭ ንገድ ዕቃዎች ብዛትና ዋጋ በከተማዎች ዕቃዎች የተደበበ
QUANTITY AND VALUE OF EXPORTS, BY COMMODITY GROUP

ሠንጠረዥ ስ.4 / የተጠለ/ TABLE 4.4 (Contd.)

የዕቃው ስም	1958/9		1959/60		1960/1		
	ብዛት/ባተን	ዋጋ/ባሺህ ሰር	ብዛት/ባተን	ዋጋ/ባሺህ ሰር	ብዛት/ባተን	ዋጋ/ባሺህ ሰር	
ክፍል 5. ከግዳግና ከከግዳግ							
SECTION 5. CHEMICAL ELEMENTS AND COMPOUNDS							
የተሠሩ							
ለቅጠጣ የሚያገለገሉ ቅባቶችና ቅጠጠኞች	0.1	3.7	0.3	1.8	0.1	4.3	ESSENTIAL OILS, AND ESSENCES
ሽቶችና ግንገጫዎች የተርባ ስጦትና የጠጽዳ ዝገጃዎች	0.2	1.0	1.4	0.3	0.2	4.1	PERFUMERY AND COSMETICS, DENTIFRICES, AND OTHER TOILET PREPARATIONS (EXCEPT SOAPS)
በዚህ ያልተጠለከቱ የከግዳግ ዕቃዎች	-	-	-	-	1.5	45.9	CHEMICAL MATERIALS n.e.s.
ጭር	...	34.3	6.5	7.8	7.0	61.3	TOTAL
ክፍል 6. በዓይነታቸው የተደበበ ስፈርቶች የተሠሩ ዕቃዎች							
SECTION 6. MANUFACTURED GOODS, CLASSIFIED CHIEFLY BY MATERIAL							
የተዘጋጀ ተጓዥ	-	0.6	-	-	0.2	1.6	LEATHER
ከተጓዥ የተሠሩ ዕቃዎች	-	-	-	-	-	0.5	LEATHER MANUFACTURES
ሰላ የሌገጠው ከግገገት የሌገጠው ሰላጥና የሌገጠው ሥራ	0.3	2.4	69.6	15.9	211.2	22.0	VENEERS, PLYWOOD BOARDS, "IMPROVED" OR RECONSTITUTED WOOD AND OTHER WOOD WORKED, n.e.s.
ከሌገጠው የተሠሩ ዕቃዎች	11.6	3.7	0.1	0.4	8.3	9.9	WOOD MANUFACTURES
ጠረጣጥና የጠረጣጥ ሰላጥ	0.7	2.9	-	-	0.6	0.7	PAPER AND PAPERBOARD
ጢርቻ ጠርቶ ፈተሰና ክር	16.2	6.1	-	-	-	-	TEXTILE YARN AND THREAD
ከጥጥ ለላ የተፈተሰ ጠርቻ ጠርቶ ጥጥ ሳይጠጥር	-	-	-	-	0.1	0.3	TEXTILE FABRICS, WOVEN (NOT INCLUDING COTTON FABRICS)
ለ የ ለ የ የጠርቻ ጠርቶ ዕቃዎችና የጠጥሰሉት ሁሉ	0.2	0.4	-	-	-	-	SPECIAL TEXTILE FABRICS AND RELATED PRODUCTS (NOT INCLUDING CLOTHING)
በጠላ ጠጥሮ በከፊል ከጠርቻ ጠርቶ የተሠሩ ዕቃዎች	-	-	2.0	2.8	0.3	0.5	MADE-UP ARTICLES, WHOLLY OR CHIEFLY OF TEXTILE MANUFACTURE, n.e.s.
የጠለል ጥንጣጥና የገገገገ ጠጥሮ የጠጥሰሉት ግንገጫ ጠርቶ	98.2	49.7	85.7	40.6	74.7	59.1	FLOOR COVERINGS, TAPESTRIES, n.e.s.
ከሽከለኛ ከጠጥሰሉት በሰተቀር ስራ ሲሆን ብቻ በሰተቀር የተዘጋጀ የሰተ ጠጥሮ ዕቃዎች	10.2	0.9	1.3	0.4	22,154.7	1,002.2	LIME CEMENT AND FABRICATED BUILDING MATERIALS, EXCEPT GLASS AND CLAY MATERIALS
የሽከለኛ ጠጥሮ ዕቃዎችና የጠጥሰሉት ጠጥሰሉት ዕቃዎች	4.1	4.7	16.1	18.6	15.6	14.5	CLAY CONSTRUCTION MATERIALS AND REFRACTORY CONSTRUCTION MATERIALS
ከግዳግ የተሠሩ ሰላጥ ቦታ ያሉ	-	-	-	-	-	-	MINERAL MANUFACTURES, n.e.s.
ከጠጥሰሉት የተሠሩ ዕቃዎች	247.5	104.7	-	-	-	-	GLASSWARE
የሽከለኛ ሥራዎች	-	-	-	-	0.1	-	POTTERY
ጠጥሰሉት ክፍት ቦረቶች ሲገገገገገገ ተገገገገገገ ቦረቶች	-	-	-	-	-	-	TUBES, PIPES AND FITTINGS OF IRON OR STEEL
በርና ገላገሎ ለገገገገ ለሉት በገላገሎ ክፍል ያሉ	-	0.2	-	-	-	250.0	SILVER, PLATINUM AND OTHER METALS OF THE PLATINUM GROUP
የሰተ ዕቃዎች ጠጥሰሉት ጠጥሰሉት ለገገገገ ለሉት ለሉት የሰተ ሥራ ጠጥሰሉት ዕቃዎች	0.3	2.6	-	-	-	-	HOUSE FRAMES, DOORS, WINDOWS AND FITTINGS, AND OTHER BUILDING REQUISITES
ለግዳግ ለግገገገ የሚያገለገሉ ከቦረቶች የተሠሩ ገገገገ	2.5	5.2	0.5	1.0	-	-	METAL CONTAINERS FOR STORAGE AND TRANSPORT
ጭር	...	184.6	175.1	79.7	22,465.8	1,371.3	TOTAL
	(QTY TONS)	VALUE (000 E\$)	(QTY TONS)	VALUE (000 E\$)	(QTY TONS)	VALUE (000 E\$)	COMMODITY
	1966		1967		1968		

ሰለ ውጥ ለገር ገንዶ
EXTERNAL TRADE

ገቢ ተቆ ለገንደግና የገቢው ዕቃዎች የጋባብ ተጠባባይ ዕቃዎች የተደበ
VALUE OF RE-EXPORTS, BY COMMODITY GROUP

ሠገጠረዥ ቤ.4 / የቀጠለ/

TABLE II.4 (Contd.)

ባለተ/ባር

የዕቃው ስም	1958/9	1959/60	1960/1	
ክፍል 7. መኪናዎችና የትራንስፖርት መሣሪያዎች				SECTION 7. MACHINERY AND TRANSPORT EQUIPMENT
የጨርቃ ጨርቅና የቀላ መሥሪያ መሣሪያ ለለዩ ለገንደግ ዕቃዎች ሥራ የሚያገለግሉ ሌሎች መሣሪያዎች ከሌሎች ጋር ተወካዮች	838	2,425	17,156	TEXTILE AND LEATHER MACHINERY
የአለስትራክ ኃይል መሣሪያዎችና የአለስትራክ መግቢያ	143,862	75,793	1,125,379	MACHINES FOR SPECIAL INDUSTRIES
የአለስትራክ ማከፋፈያ መሣሪያዎች	10,437	42,936	143,361	MACHINERY AND APPLIANCES (OTHER THAN ELECTRIC) AND MACHINE PARTS, n.e.s.
የአለስትራክ ኃይል መሣሪያዎችና የአለስትራክ መግቢያ	1,000	10,339	46,900	ELECTRIC POWER MACHINERY AND SWITCHGEAR
የአለስትራክ ማከፋፈያ መሣሪያዎች	-	-	175	ELECTRICITY DISTRIBUTING EQUIPMENT
የቴሌኮሙኒኬሽን መሣሪያዎች	31,092	40,669	47,122	TELECOMMUNICATION APPARATUS
ለቤት ውስጥ ለገንደግ የሚውሉ የአለስትራክ ዕቃዎችና መሣሪያ	950	-	6,731	DOMESTIC ELECTRICAL EQUIPMENT AND APPLIANCES
ሌላ የአለስትራክ መኪናዎችና መሣሪያዎች	2,925	-	58,975	OTHER ELECTRICAL MACHINERY AND APPARATUS
የጣላኒ ተሽከርካሪ መኪናዎች	89,084	30,589	1,813	RAILWAY VEHICLES
የጉላና ተሽከርካሪ መኪናዎች	103,712	107,870	523,283	ROAD MOTOR VEHICLES
የጉላና ተሽከርካሪዎች ከባለ ወተር ተሽከርካሪዎች ሌላ	-	-	98,988	ROAD VEHICLES OTHER THAN MOTOR VEHICLES
አይርፕላን	5,953,715	1,852,742	3,189,390	AIRCRAFT
መርከቦችና ጀልባዎች	191,416	1,861	499	SHIPS AND BOATS
ጠቅላይ	6,644,020	2,300,041	5,294,503	TOTAL
ክፍል 8. ሌሎች ለገንደግ የተሠሩ ዕቃዎች				SECTION 8. MISCELLANEOUS MANUFACTURED ARTICLES
የጸላት፣ የውጋ መውረጃ፣ የውቀትና የብርሃን መስፋዎች ዕቃዎችና መገጣጠሚያዎች	-	839	3,433	SANITARY, PLUMBING, HEATING AND LIGHTING FIXTURES AND FITTINGS
የቤት ዕቃዎች	3,750	150	270	FURNITURE
የጉዞ ዕቃዎች የእጅ ሽገጣ እና የሌሎች የውበት	1,818	3,392	3,564	TRAVEL GOODS, HANDBAGS AND SIMILAR ARTICLES
ከጥጥ፣ ከሰር፣ ከሰፍና ከአር ተፈሰሰ ሰር የተሠሩ ለብሶች ለገንደግና ለገንደግ የተሠሩት ይጨምራሉ	4,267	3,796	8,590	CLOTHING OF COTTON, SILK, WOOL, AND ARTIFICIAL SILK (INCLUDING KNITTED OR CROCHETED CLOTHING)
መጫዎች ከታኩና ከሶል ሌላ	3,473	4,450	984	FOOTWEAR (EXCLUDING HEELS AND SOLES)
የባይገሰና የባለውያ መሣሪያዎች	1,156,177	33,461	11,734	SCIENTIFIC AND PROFESSIONAL INSTRUMENTS
የፍተገራና የቤት ግንባታ ዕቃዎች	-	600	-	PHOTOGRAPHIC AND CINEMATOGRAPHIC SUPPLIES
የቤት ፊልሞች	3,850	-	-	DEVELOPED CINEMATOGRAPHIC FILM
የእጅ፣ የጠረጴዛና የገደገላ ሰዓተቶች	-	-	290	WATCHES AND CLOCKS
የውዚያ መሣሪያዎች፣ የደምጽ መቅጃና ግሰሚያ ለገንደግ ሌሎች የግብር	3,191	4,693	3,641	MUSICAL INSTRUMENTS, SOUND RECORDERS AND REPRODUCERS AND PARTS AND ACCESSORIES THEREOF
አትሞች ጸሎፍቶች	13,916	16,088	39,908	PRINTED MATTER
ከብርሃን ሠራጭ/አርተፊሻል/ገንደግ የተሠሩ ዕቃዎች	781	-	932	ARTICLES OF ARTIFICIAL PLASTIC MATERIALS, n.e.s.
የሰጪ ጋራዎች ለገንደግ ግብር ዕቃዎችና የአሰጋርት ዕቃዎች	612	300	108	PERAMBULATORS, TOYS, GAMES AND SPORTING GOODS
	1966	1967	1968	COMMODITY

ስለ ውጭ አገር ንግድ
EXTERNAL TRADE

የውጭ ንግድ ዕቃዎች ባዘተና የጋ በመባባይ ዕቃዎች የመደብ
QUANTITY AND VALUE OF EXPORTS, BY COMMODITY GROUP

ሠንጠረዥ ቩ.5 TABLE II.5

የዕቃው ስም	1958/9		1959/60		1960/1		
	ባዘተ/ባተን	የጋ/ባሽህ. ብር	ባዘተ/ባተን	የጋ/ባሽህ. ብር	ባዘተ/ባተን	የጋ/ባሽህ. ብር	
ክፍል 8. ልዩ ልዩ በፋብሪካ የተሠሩ ዕቃዎች							
SECTION 8. MISCELLANEOUS MANUFACTURED ARTICLES							
የጽዳት የውሃ መውረጃ የውቅትና የብር ሃን መስጫ ዕቃዎችና መገጠሚያዎች	-	-	-	-	-	-	SANITARY, PLUMBING, HEATING AND LIGHTING FIXTURES AND FITTINGS
የቤት ዕቃዎች	1.8	5.3	-	0.9	1.2	2.6	FURNITURE
የጉዞ ዕቃዎች የአጭ ሽንጣ እና ዚህን የመሳሰሉት	-	-	-	-	-	-	TRAVEL GOODS, HANDBAGS AND SIMILAR ARTICLES
ከቀጥቶ ከጠር ከሰፍና ከአር ቲል ሽል ጠር የተሠሩ ልብሶች እንደ ጽፈ-ብና ጳጉቲል የተሠሩትንም ይጨምራል	0.1	2.3	-	-	-	-	CLOTHING OF COTTON, SILK, WOOL, AND ARTIFICIAL SILK (INCLUDING KNITTED OR CROCHETED CLOTHING)
መጫዎች ከታክና ከሰለ ሌላ	2.6	26.3	3.2	8.8	2.7	29.6	FOOTWEAR (EXCLUDING HEELS AND SOLES)
የሳይንስና የባለሙያ መሣሪያዎች	-	-	-	-	-	-	SCIENTIFIC AND PROFESSIONAL INSTRUMENTS
አትሞችና ጽሑፍ	-	0.3	-	-	-	0.5	PRINTED MATTER
ከሰው ሠራሽ አርተፊሻል ፕላስቲክ የተሠሩ ዕቃዎች	0.3	1.2	1.1	1.7	0.2	0.6	ARTICLES OF ARTIFICIAL PLASTIC MATERIALS, n.e.s.
የላይኛ ጋሪዎች አሻንገሎችና መጫዎች የሰፈርት ዕቃዎች	0.1	0.1	-	-	-	-	PERAMBULATORS, TOYS, GAMES AND SPORTING GOODS
የቤት ጥበብ ሥራዎች ጥንታዊ ዕቃዎችና የቲብር ስብሰባዎች ይጨምራል	0.3	48.1	0.8	85.8	11.4	89.8	WORKS OF ART, COLLECTORS' PIECES AND ANTIQUES (INCLUDING STAMPS OF PHILATELIC INTEREST)
ገባገቦች የወርቅና የብር ሥራዎች	-	15.8	-	0.2	-	0.1	JEWELLERY AND GOLDSMITHS' AND SILVERSMITHS' WARES
በፋብሪካ የተሠሩ ዕቃዎች	0.6	3.3	-	-	8.1	5.9	MANUFACTURED ARTICLES, n.e.s.
ጭር	5.8	102.6	5.0	97.4	25.6	129.1	TOTAL
	(QTY TONS)	VALUE (000 E\$)	(QTY TONS)	VALUE (000 E\$)	(QTY TONS)	VALUE (000 E\$)	COMMODITY
	1966		1967		1968		

ከገንዘብ ዲቪዥን የግብርና ጥናት ሚኒስቴር የተገኘ
Source: Customs Head Office, Ministry of Finance

ሰለ ውጭ አገር ንግድ
EXTERNAL TRADE

የውጭ ንግድ ዕቃዎች ባዘትና ዋጋ በመስጠት ዕቃዎች የተደበ
QUANTITY AND VALUE OF EXPORTS, BY COMMODITY GROUP

ሠንጠረዥ ቩ.5 TABLE II.5

የዕቃው ስም	1958/9		1959/60		1960/1		
	ባዘት/ባተን	ዋጋ/ባቪ. ብር	ባዘት/ባተን	ዋጋ/ባቪ. ብር	ባዘት/ባተን	ዋጋ/ባቪ. ብር	
ክፍል 9. በየዓይነት ተለይተው ያልተመለከቱ ዕቃዎች							
በዓይነት ተለይተው ያልተመለከቱ ለክፍል 9 ስር ያዘዙት	...	5.3	-	3.1	1.0	3.9	SECTION 9. COMMODITIES NOT CLASSIFIED ACCORDING TO KIND
ግልጽ የሆኑ የግብር ስር ያዘዙት	3.0	18.0	0.1	7.6	5.1	13.1	POSTAL PACKAGES NOT CLASSIFIED ACCORDING TO KIND
ግልጽ የሆኑ የግብር ስር ያዘዙት	47.5	255.1	114.9	315.4	81.0	348.5	SPECIAL TRANSACTIONS NOT CLASSIFIED ACCORDING TO KIND
እንግሊዝኛ በዚህና በሌላ ሥፍራ ያልተመለከቱ የግብር ዕቃዎች	-	-	-	-	4.0	8.3	ANIMALS, n.e.s.
ግብር ዕቃዎች	...	278.4	115.0	326.1	91.1	373.8	ARMS AND AMMUNITIONS
ግብር ዕቃዎች	...	268,614.6	256,102.4	249,975.7	380,767.8	258,092.1	TOTAL
ግብር ዕቃዎች	...	268,614.6	256,102.4	249,975.7	380,767.8	258,092.1	TOTAL EXPORT
	(QTY TONS)	VALUE (000 E\$)	(QTY TONS)	VALUE (000 E\$)	(QTY TONS)	VALUE (000 E\$)	COMMODITY
	1966		1967		1968		

ከንግድ ግብርና የግብር ስር ያዘዙት የግብር ስር ያዘዙት የግብር ስር ያዘዙት
Source: Customs Head Office, Ministry of Finance

ገዢ ተቋሙ ለገዢ የሚደርሱ የገንዘብ ዕቃዎች የገንዘብ ተቋሙ ለገዢ
VALUE OF RE-EXPORTS, BY COMMODITY GROUP

ሠንጠረዥ ስ.5 / የጠለ/

TABLE II.5 (Contd.)

በሌት/በር

የዕቃው ስም	1958/9	1959/60	1960/1	
ክፍል 0. ምግብና የሕይወት እንስሳት				SECTION 0. FOOD AND LIVE ANIMALS
ረዝ	186,078	-	21,330	RICE
ገቢ	214	-	-	TEA
ፍረ በጥፋ የተያዘና ክፍረ የተዘጋጁ ድምር	-	-	72	FRUIT PRESERVED AND PREPARATIONS
	186,292	-	21,402	TOTAL
ክፍል 1. መጠጦችና ትምቢህ				SECTION 1. BEVERAGES AND TOBACCO
አልኮሎ ያላቸው መጠጦች	-	1,680	2,453	ALCOHOLIC BEVERAGES
የተዘጋጀ ትምቢህ	-	-	-	TOBACCO MANUFACTURES
ድምር	-	1,680	2,453	TOTAL
ክፍል 2. ለውጥሎ የሚገኙት የሰጠና ሌሎች ምግብ ክፍሎች				SECTION 2. CRUDE MATERIALS, INEDIBLE EXCEPT FUELS
በረት ነት የሌላቸው ቁጥጥሮች	7,299	15,960	18,831	NON-FERROUS METAL SCRAP
ሌሎች	-	-	10,986	OTHER CRUDE MINERALS
ድምር	7,299	15,960	29,817	TOTAL
ክፍል 3. ከሚገኙት የውጭ ነጥቶች ማለጋገጫ ዘይታቸው ተቋሙ ነገሮች				SECTION 3. MINERAL FUELS, LUBRICANTS AND RELATED MATERIALS
የውጭ ነጥብ	2,940	-	-	COAL
የፒትሮሊም ምግብ	4,882	41,693	1,683,842	PETROLEUM PRODUCTS
የታዘበ ጋዝ	-	41,799	60,000	COMPRESSED GAS
ድምር	7,822	83,492	1,743,842	TOTAL
ክፍል 5. ኬሚካሎችና ኬሚካሎች የተሠሩ				SECTION 5. CHEMICAL ELEMENTS AND COMPOUNDS
ለገ አርጋ ነክ ኬሚካሎች፣ አላይን ተቸፍ፣ ለከሰይድና የጠላጃን ወው	105	152	8,464	INORGANIC CHEMICALS: ELEMENTS, OXIDES AND HALOGEN SALTS
የሚገኙት ረገድና የከሰሰ የፒትሮሊም ምግብ የፍጥረት ጋዝ ያልተሰናፍቀው ኬሚካሎች	330	-	-	MINERAL TAR AND CRUDE CHEMICALS FROM COAL, PETROLEUM AND NATURAL GAS
የቀለም ተቸፍ ተቸፍና ለ ነዳግ የሚገኙት	-	-	2,058	PIGMENTS, PAINTS, VARNISHES AND RELATED MATERIALS
ወደጋ ነጥብና የፋርማሲ ዕቃዎች	255	10,123	8,260	MEDICINAL AND PHARMACEUTICAL PRODUCTS
ለትዕይንት የሚያገለግሉ ተቸፍና የወጭ ሽግግር	262	-	-	ESSENTIAL OILS, AND ESSENCES
ሽግግር የውጭ ሽግግር	-	700	-	PERFUMERY AND COSMETICS
የገንዘብ ስጦትና ፓላሽ	354	700	-	SOAPS, CLEANSING AND POLISHING PREPARATIONS
ኬሚካል የሆኑት ዕቃዎችና ከነሱም የተገኘ / በሌላ ስም ያልተሰጠው	30,400	3,464	20,883	CHEMICAL MATERIALS AND PRODUCTS n.e.s.
ድምር	31,626	14,419	39,665	TOTAL
ክፍል 6. በዓይነት የተደረገው የውጭ ስጦት				SECTION 6. MANUFACTURED GOODS, CLASSIFIED CHIEFLY BY MATERIAL
ከላክቲክ የተዘጋጁ ዕቃዎች	-	-	-	MATERIALS OF RUBBER
የላክቲክ ዕቃዎች / በሌላ ስም ያልተሰጠው	88,988	12,069	528,252	ARTICLES OF RUBBER, n.e.s.
ከአገጣጠኑ የተሠሩ ዕቃዎች	-	33	1,311	WOOD MANUFACTURES
	1966	1967	1968	COMMODITY

ቤል ጭ አገር ገንዘብ
EXTERNAL TRADE.

ዝገባው አገዳጅ የጭ ስጋዎች የገን በጭባባ ስጋዎች የጭ ደብ
VALUE OF RE-EXPORTS, BY COMMODITY GROUP

ሠገጦሪዎች ስ.5 / የተጠለ/

TABLE H.5 (Contd.)

በአተ/በር

የዕቃው ስም	1958/9	1959/60	1960/9	
ክፍል 6. በላይ ነገሮች የጭ ደብ በተጠቃሚ				SECTION 6. MANUFACTURED GOODS, CLASSIFIED CHIEFLY BY MATERIAL
የሰነድ ሰነድ	-	-	227	PAPER AND PAPERBOARD
ወረቀት የወረቀት ሰነድ	-	1,030	94	ARTICLES MADE OF PAPER PULP OR OF PAPERBOARD
ጠርቶ ጠርቶ ረተሰና ስር	-	-	-	TEXTILE YARN AND THREAD
የተረጎሙ የገባ ስጋዎች	-	-	16	COTTON FABRICS, WOVEN
ስጋዎች ለላይ የተረጎሙ ጠርቶ ጠርቶ የገባ ስጋዎች	-	-	757	TEXTILE FABRICS, WOVEN (NOT INCLUDING COTTON FABRICS)
ከሌላ ወይም በከፊል ከጠርቶ ጠርቶ የተረጎሙ ስጋዎች	37,850	-	125	MADE-UP ARTICLES, WHOLLY OR CHIEFLY OF TEXTILE MANUFACTURE, n.e.s.
የሰነድ ሰነድ ስጋዎችና የሌሎች ጭንቀቶች ስጋዎች	-	-	25	CLAY CONSTRUCTION MATERIALS AND REFRACTORY CONSTRUCTION MATERIALS
ከሳይንስ የተረጎሙ / በሌላ ስጋ ያልተሰጡ	-	-	-	MINERAL MANUFACTURES, n.e.s.
ጭንቀት	180	-	-	GLASS
ከሌሎች የተረጎሙ ስጋዎች	637	-	-	GLASSWARE
የሰነድ ሰነድ	-	446	2,546	POTTERY
የሰነድ ሰነድ ወይም ዘገገ ማጠቃለያ ተርጉሞች ያሉት ስጋዎች	-	-	-	IRON AND STEEL BARS, RODS, ANGLES, SHAPES, AND SECTIONS
ዘርገ የተረጎሙ ስጋዎችና የተረጎሙ	-	-	-	UNIVERSALS, PLATES AND SHEETS OF IRON OR STEEL
ከሰነድ የተረጎሙ የሌሎች ስጋዎች	90	-	-	HOOP AND STRIP OF IRON OR STEEL
የሰነድ ሰነድ የሌሎች ስጋዎች	-	-	50,433	RAILS AND RAILWAY TRACK CONSTRUCTION MATERIAL OF IRON OR STEEL
ወሰን ስጋዎች ስጋዎች ስጋዎች ተገባ ስጋዎች	-	-	-	TUBES PIPES AND FITTINGS OF IRON OR STEEL
የሰነድ ሰነድ	-	-	1,020	COPPER AND BRASS
በረከት ስጋዎችና ሌሎች ሌሎች ስጋዎች	-	5,725	-	SILVER PLATINUM AND OTHER METALS OF THE PLATINUM GROUP
በሌላ ስጋ ያልተሰጡ	-	-	1,020	MISCELLANEOUS NON-FERROUS METALS
አሌሚኒየም	4,560	223	-	ALUMINIUM
የሰነድ ሰነድ ስጋዎችና ሌሎች ስጋዎች	-	310	6,166	HOUSE FRAMES, DOORS, WINDOWS AND FITTINGS, AND OTHER BUILDING REQUISITES
ለሰነድ ሰነድ የሰነድ ሰነድ ከሰነድ የተረጎሙ ስጋዎች	99,782	26,510	51,473	METAL CONTAINERS FOR STORAGE AND TRANSPORT
ከሰነድ የተረጎሙ / በሌላ ስጋ ያልተሰጡ ሌሎች ስጋዎች	-	418	-	WIRE PRODUCTS (EXCLUDING ELECTRIC) AND FENCING GRILLS
ለሰነድ ሰነድ ስጋዎች ሌሎች ስጋዎች	300	14,560	3,584	TOOLS FOR USE IN THE HAND OR IN MACHINES
ለሰነድ ሰነድ ስጋዎች ሌሎች ስጋዎች	-	-	-	CUTLERY
ከሰነድ የተረጎሙ ስጋዎች	-	2,531	912	HOUSEHOLD EQUIPMENT OF BASE METALS
ከሰነድ የተረጎሙ ስጋዎች / በሌላ ስጋ ያልተሰጡ	166	13,836	1,470	MANUFACTURES OF METAL, n.e.s.
ጭንቀት	232,853	77,691	649,431	TOTAL
ክፍል 7. ስጋዎችና የተገባ ስጋዎች ስጋዎች				SECTION 7. MACHINERY AND TRANSPORT EQUIPMENT
የሰነድ ሰነድ ስጋዎች	-	78,755	-	POWER GENERATING MACHINERY
የሰነድ ሰነድ ስጋዎችና ሌሎች ስጋዎች	93,440	51,758	25,686	AGRICULTURAL MACHINERY AND IMPLEMENTS
የሰነድ የሰነድ ስጋዎች	21,549	4,304	9,045	OFFICE MACHINES
	1966	1967	1968	COMMODITY

ዝቅተኛ አገደገና የወጡ ዕቃዎች ዋጋ በውሰባዬ ዕቃዎች የተወጸበ
VALUE OF RE-EXPORTS, BY COMMODITY GROUP

ሠገጠረዥ ስ.5 / የተጠለ/

TABLE H.5 (Contd.)

በኢት/ብር IN ETH.S

የዕቃው ግድ ዓይነት	1958/9	1959/60	1960/1	
ክፍል 8. ሌሎች ልዩ ልዩ በፋብሪካ የተሠራ ዕቃዎች				SECTION 8. MISCELLANEOUS MANUFACTURED ARTICLES
የአሕፈት ቤትና የአሕፈት ወደብር ዕቃዎች	20,594	21,797	3,925	OFFICE AND STATIONERY SUPPLIES, n.e.s.
የኪነ ገበያ ሥራዎች ገንታዎችን ዕቃዎችና የቅብር ስብሰባ ገም ይወጥራል	-	-	20	WORKS OF ART, COLLECTORS' PIECES AND ANTIQUES (INCLUDING STAMPS OF PHILATELIC INTEREST)
ገባገጠኞች የወርቅ የብር ሥራዎች	-	800	11,190	JEWELLERY AND GOLDSMITHS' AND SILVERSMITHS' WARES
ከፋብሪካ የተሠራ ዕቃዎች በዚህ ውስጥ በሌላ ሥፍራ ያልተወሰነው	-	2,259	372	MANUFACTURED ARTICLES, n.e.s.
ጭምር	1,212,429	92,625	88,961	TOTAL
ክፍል 9. በግድ ዓይነት ተለይተው ያልተወሰነው ዕቃዎች				SECTION 9 COMMODITIES NOT CLASSIFIED ACCORDING TO KIND
ግድ ዓይነት ያለ ተለያ ልዩ የገንዘብ ሽያጭ	93,941	137,859	63,150	SPECIAL TRANSACTIONS
የጦር መሣሪያዎችና ግድ ተኞች	1,865	300	-	FIREARMS AND AMMUNITION
ቀንሰናሽ ገንዘብ /ከወርቅ ያልሆነ/ በሕግ ያልተገደበው	-	-	-	COIN (OTHER THAN GOLD COIN) NOT BEING LEGAL TENDER
ጭምር	95,806	138,159	63,150	TOTAL
ዝቅተኛ የወጡ ዕቃዎች ጭምር	8,417,847	2,724,067	7,933,224	TOTAL RE-EXPORT
	1966	1967	1968	COMMODITY

ከገንዘብ ዊኔስቲክ የገጠረዥ ዋና መሥሪያ ቤት የተገኘ
Source: Customs Head Office, Ministry of Finance.

የገቢ ገንዶ ዕቃዎች በአገልግሎታቸው ግድ ዓይነት*
END-USE CLASSIFICATION OF IMPORTS*

TABLE H.6

በዓሊዩን የኢት.ብር IN ES MILLION

የዕቃዎች አይነት	1958/9		1959/60		1960/1		
	የዕቃው ዋጋ	ከመቶ	የዕቃው ዋጋ	ከመቶ	የዕቃው ዋጋ	ከመቶ	
ያልተሰናዳ ዕቃዎች	24.9	6.2	16.0	4.5	22.8	5.3	RAW MATERIAL
በክፍል የተዘጋጀ ዕቃዎች	56.4	14.0	60.4	16.9	68.1	15.7	SEMI FINISHED GOODS
ነጻይ	27.5	6.8	31.5	8.8	27.0	6.2	FUEL
መኪናዎችና የተራገሰገረት መሣሪያዎች	166.8	41.2	103.8	29.0	154.4	35.7	MACHINERY & TRANSPORT EQUIPMENT
አላቋ ያልሆኑ ዕቃዎች	26.1	6.5	17.5	4.9	24.8	5.7	DURABLE CONSUMER GOODS
አላቋ ዕቃዎች	97.8	24.1	81.0	22.7	19.7	4.6	NON-DURABLE CONSUMER GOODS
ግብ	80.1	19.7	28.2	7.9	55.6	12.9	FOOD
ሌሎች ዕቃዎች ከግብ ሌላ	17.7	4.4	52.8	14.8	6.6	1.5	GOODS OTHER THAN FOOD
ልዩ ልዩ	4.8	1.2	47.2	13.2	53.5	12.4	MISCELLANEOUS ITEMS
ጭምር	404.3	100.0	357.4	100.0	432.5	100.0	TOTAL
	VALUE	%	VALUE	%	VALUE	%	
	1966		1967		1968		

* የግድ ዓይነት መጨረሻ ታህሣሥ 30 ቀን መሆኑን ያመለክታል
*Year ending 10 January

ሰለ ወጥ አገር ንግድ
EXTERNAL TRADE

የገቢ ንግድ ዕቃ ዋጋና ከየወጣት አገር የዳይገዳ
VALUE OF IMPORTS, BY COUNTRY OF ORIGIN

ሠንጠረዥ ቩ.7

TABLE H.7

ሰገህ የልተ/ባር ዩ.ደ.000

የወጣት አገር	1958/9	1959/60	1960/1	
<u>አፍሪካ</u>	3,922	3,613	6,306	<u>AFRICA</u>
ኪንያ	1,685	1,759	2,541	KENYA
ሱዳን	622	164	1,162	SUDAN
ታንዛንያ	471	528	271	TANZANIA
ሌሎች	1,144	1,162	2,332	OTHERS
<u>አሜሪካ</u>	33,539	33,751	80,331	<u>AMERICA</u>
ዩናይትድ ስቴትስ	33,174	33,623	80,094	UNITED STATES
ሌሎች	365	128	237	OTHERS
<u>አስያ</u>	104,058	101,916	97,651	<u>ASIA</u>
ጃፓን	52,277	48,760	40,740	JAPAN
ኢራን	15,289	15,024	12,969	IRAN
ኢንዲያ	5,229	5,250	6,393	INDIA
ቻይና /ሞን ሳንዳ/	6,429	5,973	6,506	CHINA (MAIN LAND)
ሳውዲ አረቢያ	3,020	1,736	1,327	SAUDI ARABIA
ሀንገ ቦንገ	4,347	4,136	4,286	HONG KONG
አስራኤል	5,502	6,030	9,825	ISRAEL
ሴይሎን	2,463	1,637	1,564	CEYLON
ፓኪስታን	1,636	1,633	1,107	PAKISTAN
ሌሎች	7,866	12,137	12,934	OTHERS
<u>ሎርፕ</u>	258,731	214,704	245,520	<u>EUROPE</u>
አጣሊያ	77,619	67,689	77,179	ITALY
ጆርጎን ደርመን	44,485	50,024	48,701	GERMANY, FED.R.
አንገሊዝ	36,693	27,578	40,654	UNITED KINGDOM
ፈረንሳይ	13,902	11,893	21,410	FRANCE
ሆላንድ	38,127	12,380	12,489	NETHERLANDS
ቸኮስሎቫኪያ	6,933	5,267	5,000	CZECHOSLOVAKIA
ዩግዎስላቪያ	3,188	3,651	1,434	YUGOSLAVIA
ቤልጅግ	6,410	4,906	6,706	BELGIUM
ስዊድን	3,735	4,769	5,604	SWEDEN
ስዊስሮላንድ	3,993	4,406	4,915	SWITZERLAND
አውስትሪያ	4,806	5,888	4,312	AUSTRIA
የተባበረው የሰብ የተ ጎበረተ	6,517	4,149	4,611	U.S.S.R.
ዲንማርክ	3,261	4,678	3,582	DENMARK
ሀንጋሪ	2,347	1,879	2,022	HUNGARY
ኖርዌይ	1,166	1,514	1,703	NORWAY
ፖላንድ	2,146	1,563	2,401	POLAND
ሌሎች	3,403	2,470	2,797	OTHERS
<u>ሰሜን አሜሪካ</u>	1,084	660	623	<u>OCEANIA</u>
አገሩ ያልተለየ	2,916	2,725	2,103	NOT REPORTED
<u>የገቢ ዕቃዎች ስጦታ</u>	404,250	357,369	432,534	<u>TOTAL IMPORTS</u>
	1966	1967	1968	COUNTRY OF DESTINATION

ከገንዘብ ግብርና የሥራ ስራ ወጪ ስራ የተገኘ

Source: Customs Head Office, Ministry of Finance

የወጭና ገቢ ተቋራጭ የወጪዎች የገንዘብ ዕቃ የጋ በተላኩበት አገር የዲያሎሳት
VALUE OF EXPORTS AND RE-EXPORTS BY COUNTRY OF DESTINATION

ሰንጠረዥ ሸ.8

TABLE H.8

በሺህ የሌት/ብር

ዕቃው የዲያሎሳት አገር	1958/9	1959/60	1960/1	
<u>አፍሪካ</u>	17,213	11,670	15,085	<u>AFRICA</u>
ደቡብ	9,834	7,716	10,229	AFARS AND ISSAS
ሱዳን	3,024	1,442	2,508	SUDAN
የተባበሩት የአረብ ሪፐብሊክ	1,482	989	954	UNITED ARAB REPUBLIC
ሌሎች	2,873	1,523	1,394	OTHERS
<u>አሜሪካ</u>	122,267	109,020	114,117	<u>AMERICA</u>
ዩናይትድ ስቴትስ	122,131	108,960	114,020	UNITED STATES
ሌሎች	136	60	97	OTHERS
<u>አስያ</u>	46,302	50,698	55,024	<u>ASIA</u>
ደቡብ የሙን	6,439	6,398	4,800	SOUTHERN YEMEN
ሳውዲ አረቢያ	14,937	13,909	17,529	SAUDI ARABIA
ጃፓን	11,730	10,885	11,471	JAPAN
ሰይሎን	4,152	3,925	7,605	CEYLON
አሙራክስ	3,532	4,868	3,857	ISRAEL
ሲባኖስ	2,243	4,581	3,513	LEBANON
ሌሎች	3,269	6,132	6,249	OTHERS
<u>አውሮፓ</u>	91,421	80,905	80,887	<u>EUROPE</u>
አጣሊያ	25,376	20,968	16,414	ITALY
አንገላዝ	12,682	10,605	9,712	UNITED KINGDOM
የዝላብያ	1,206	330	558	YUGOSLAVIA
ጆርጅያ	15,578	13,636	21,819	GERMANY, FED. R.
ኔዘርላንድስ	6,788	5,034	4,883	NETHERLANDS
ፈረንሳይ	8,940	9,168	9,330	FRANCE
ገሪክ	3,087	1,962	2,354	GREECE
ኖርዌይ	2,823	1,884	1,688	NORWAY
የተባበረው የሶቭየት ሕብረት	5,513	7,592	7,675	U.S.S.R.
ሰዊድን	1,186	1,906	1,070	SEDEN
ቸክዮስሎቫካያ	52	-	20	CZECHOSLOVAKIA
ስዊስላንድ	1,204	1,593	2,260	SWITZERLAND
ቤልጅግ	770	690	818	BELGIUM
ሌሎች	6,178	5,538	2,286	OTHERS
<u>አሽጋላንያ</u>	188	96	451	<u>OCEANIA</u>
አገሩ ያልተለየ	131	311	461	NOT REPORTED
የወጪና ገቢ ተቋራጭ አገገገና የወጪ ዕቃዎች ዲያሎሳት	277,522	252,700	266,025	TOTAL EXPORTS AND RE-EXPORTS
	1966	1967	1968	COUNTRY OF DESTINATION

ከገንዘብ ዲፕሎማሲ የገጠሙት ዋና ጠቅላይ ሚኒስትር የተገኘ
Source: Customs Head Office, Ministry of Finance.

ሰለ ወጭ አገር ንገድ
EXTERNAL TRADE

አንዳንድ የገቢ ዕቃዎችን ዋጋ በየመጣበት አገር የሚያሳይ
VALUE OF MAJOR COMMODITIES OF IMPORTS BY COUNTRY OF ORIGIN

ሠንጠረዥ ሸ.9

TABLE H.9

በሺህ የሌት/ብር E\$'000

የመጣበት አገር	1958/9	1959/60	1960/1	
<u>ተሽከርካሪ መኪናዎች</u>	41,206.3	40,469.4	39,685.9	<u>ROAD MOTOR VEHICLES</u>
አጣሪያ	20,858.7	16,538.9	17,384.8	ITALY
ዎሪራብ ጀርመን	9,989.7	12,325.6	9,785.6	W. GERMANY
አገገሊዝ	2,979.7	2,811.9	3,293.2	UNITED KINGDOM
ፈረንሳይ	2,347.1	2,256.2	2,734.1	FRANCE
ዩናይትድ ስቴትስ	2,082.8	3,846.9	4,147.1	UNITED STATES
የተባባረው ስፐየት ህብረት	412.8	293.8	364.5	U.S.S.R.
ስዊድን	513.9	147.2	173.5	SWEDEN
ሌሎች	2,021.6	2,448.9	1,803.1	OTHERS
<u>ፕትሮሊየም</u>	26,326.6	24,571.6	26,692.4	<u>PETROLEUM PRODUCTS</u>
ኢራን	14,424.0	13,126.0	12,734.1	IRAN
ዩናይትድ ስቴትስ	2,448.7	2,924.0	2,678.7	UNITED STATES
ባዌላ አረብያ	2,891.2	1,703.1	1,190.4	SAUDI ARABIA
አጣሪያ	2,639.6	2,946.6	1,421.1	ITALY
ደቡብ ሃይማኖት	1,490.8	1,557.5	947.6	SOUTHERN YEMEN
አገገሊዝ	1,157.9	1,418.0	1,487.5	UNITED KINGDOM
ሌሎች	1,274.4	896.5	6,237.0	OTHERS
<u>ለልዩ ልዩ አገልግሎት የሚያገለግሉ</u>	9,791.0	15,531.3	24,942.1	<u>MACHINES FOR SPECIAL INDUSTRIES</u>
ፈረንሳይ	604.9	891.4	749.1	FRANCE
አጣሪያ	3,078.8	3,492.9	3,321.1	ITALY
ዎሪራብ ጀርመን	1,605.3	2,326.7	2,486.0	W. GERMANY
ዩናይትድ ስቴትስ	565.0	2,297.0	10,057.0	U.S. AMERICA
አገገሊዝ	979.9	503.2	5,472.7	UNITED KINGDOM
ኔዘርላንድስ	617.4	539.0	1,313.6	NETHERLANDS
ዲንማርክ	748.4	1,113.7	761.6	DENMARK
ስዊድን	436.7	696.6	196.4	SWEDEN
ጃፓን	43.7	791.7	84.7	JAPAN
ዩጎስላቪያ	36.3	200.9	41.7	YUGOSLAVIA
ህንድ	9.5	181.9	30.5	INDIA
ሌሎች	1,065.1	496.3	427.7	OTHERS
<u>የላቦቲካ ዕቃዎች</u>	13,054.6	13,186.0	12,214.5	<u>RUBBER ARTICLES N.E.S.</u>
ጃፓን	7,161.1	7,036.5	6,832.4	JAPAN
አገገሊዝ	922.4	951.4	1,233.7	UNITED KINGDOM
አጣሪያ	1,477.7	1,733.3	917.8	ITALY
ዎሪራብ ጀርመን	936.1	615.6	335.3	W. GERMANY
አሥራኤል	424.4	934.4	1,036.2	ISRAEL
ዩናይትድ ስቴትስ	499.2	405.8	297.8	UNITED STATES
ፈረንሳይ	715.7	457.1	501.5	FRANCE
ጅይና / ሞንጎሊያ	217.6	311.6	267.1	CHINA MAIN LAND
ሌሎች	700.4	740.3	792.7	OTHERS
	1966	1967	1968	COUNTRY OF ORIGIN

ሰንጠረዥ ቩ.9 / የተጠላ/

TABLE II.9 (Contd.)

በሺህ የሊት/ባር የ\$1000

የመጣት አገር	1958/9	1959/60	1960/1	
<u>ልብስ</u>	15,058.8	14,406.1	14,366.0	<u>CLOTHING</u>
ፑይና /ግን ሳንዶ/	2,801.8	2,460.4	3,005.6	CHINA MAIN LAND
ጃፓን	2,251.0	2,450.8	1,982.6	JAPAN
ሀንገ ኮንግ	1,752.0	2,067.4	1,622.3	HONG KONG
ዎሪስ ደርመን	1,606.6	1,384.6	837.2	WEST GERMANY
ኤንዶ	891.3	940.9	1,099.7	INDIA
ኢጣሊያ	1,303.9	1,176.6	989.8	ITALY
ፖላንድ	487.8	316.2	307.4	POLAND
ቸክዎስሎቫኪያ	844.3	699.4	492.1	CZECHOSLOVAKIA
አንገሊዝ	455.0	496.2	880.2	UNITED KINGDOM
አሥራኤል	574.8	860.9	1,214.4	ISRAEL
ሀንጋሪ	690.6	558.1	760.1	HUNGARY
ዩናይትድ ስቴትስ	694.2	405.2	356.5	UNITED STATES
ደቡብ ኮሪያ	31.0	4.4	229.1	KOREA SOUTH
ሌሎች	654.5	585.0	589.0	OTHERS
	1966	1967	1968	COUNTRY OF ORIGIN

አንዳንድ የንግድ ዕቃዎች ጥገና በተላከበት አገር የዓይነት
 VALUE OF MAJOR COMMODITIES OF EXPORTS BY COUNTRY OF DESTINATION

ሰንጠረዥ ቩ.10

TABLE II.10

በሺህ የሊት/ባር የ\$1000

ዕቃው የሚደርሰበት አገር	1958/9	1959/60	1960/1	
<u>ቡና</u>	155,673	139,181	152,962	<u>COFFEE</u>
ዩናይትድ ስቴትስ	113,449	102,930	107,718	UNITED STATES
ዎሪስ ደርመን	6,647	4,870	12,256	WEST GERMANY
ኢጣሊያ	5,789	4,068	4,470	ITALY
ደቡብ የሙን	1,787	1,028	429	SOUTHERN YEMEN
ሰውያን አረብያ	3,781	1,833	5,354	SAUDI ARABIA
ጃፓን	4,119	4,345	4,734	JAPAN
ፈረንሳይ	2,919	3,277	3,572	FRANCE
ኖርዌይ	2,805	1,879	1,684	NORWAY
ስዊድን	1,101	1,729	969	SWEDEN
ረሲያ	569	2,858	3,425	U.S.S.R.
ስፓን	969	2,237	-	SPAIN
ፑይና/ግን ሳንዶ/	266	1,538	1,123	CHINA MAINLAND
ሌሎች	11,472	6,589	7,228	OTHERS
<u>ቀኝ ለጠ ያለ ተለፈ</u>	35,737	29,837	24,916	<u>HIDES & SKINS UNDRRESSED</u>
አንገሊዝ	7,389	6,058	5,983	UNITED KINGDOM
ኢጣሊያ	10,634	7,895	5,695	ITALY
	1966	1967	1968	COUNTRY OF DESTINATION

ስለ ውጭ አገር ገንዶ
EXTERNAL TRADE

አገላገይ የገንድ ዕቃ የገበያ ጠቀላላ አገር የጥቅም ለከተ
VALUE OF MAJOR COMMODITIES OF EXPORTS BY COUNTRY OF DESTINATION

ጠቅላይ ሠ.ገ.ዕ / የጥቅም / TABLE II.10 (Contd.) ጠቅላይ የአገር/ባር ዩ.ዲ.ዲ.ፊ.ፊ.

የዕቃው የጥቅም አገር	1958/9	1959/60	1960/1	
				<u>HIDES & SKINS UNDRESSED</u>
				(CONTD.)
<u>የገንድ ለቅ ያሳተፈ / የጥቅም</u>				
ዳይግስ ስጥግ	2,888	2,865	1,082	UNITED STATES
ፈረንሳይ	3,795	3,869	2,374	FRANCE
ደቡብ ጀርመን	2,927	2,609	2,979	WEST GERMANY
ረብያ	4,568	3,812	3,776	U.S.S.R.
ገሪክ	367	407	291	GREECE
ሊባኖስ	355	733	569	LEBANON
አረብ	70	304	359	IRAN
ሌሎች	2,744	1,285	1,808	OTHERS
<u>የብታ አሰጣጥ</u>	21,687	20,700	21,439	<u>OIL SEEDS</u>
ዳይግስ ስጥግ	2,715	1,080	265	UNITED STATES
አዲስ ማሪያ	2,074	2,512	2,195	ITALY
ጃፓን	4,885	3,962	4,446	JAPAN
ገሪክ	1,000	712	1,184	GREECE
ደቡብ ሃይማኖት	2,472	2,750	2,576	SOUTHERN YEMEN
አገጥሞ	1,397	1,064	652	UNITED KINGDOM
ሊባኖስ	460	2,617	2,024	LEBANON
ሰውያን ሳውዲ አረቢያ	1,112	1,299	1,280	SAUDI ARABIA
ደቡብ ጀርመን	727	729	602	WEST GERMANY
ኢስራኤል	602	1,648	1,232	ISRAEL
ረብያ	374	922	474	U.S.S.R.
ጆርጅ / ጃንጋላንዳ	685	883	-	CHINA /MAINLAND/
ህንድ	-	574	28	INDIA
ሌሎች	3,184	2,142	4,481	OTHERS
<u>ተጠቃሚ ወይን የተቀረጸ ስጥግ</u>	23,688	22,087	23,686	<u>VEGETABLES, FRESH, FROZEN</u>
ደቡብ ጀርመን	3,400	3,742	3,896	WEST GERMANY
የአፍሪካ ስጥግ ገዛት	1,324	955	722	TERRITORY OF AFARS AND ISSAS
አዲስ ማሪያ	1,491	688	280	ITALY
ሰሎን	3,715	3,329	7,147	CEYLON
ሰውያን ሳውዲ አረቢያ	2,071	1,991	2,128	SAUDI ARABIA
አገጥሞ	1,368	2,150	1,192	UNITED KINGDOM
ፈረንሳይ	977	722	1,054	FRANCE
ጃፓን	1,569	1,449	1,004	JAPAN
ደቡብ ሃይማኖት	796	1,029	488	SOUTHERN YEMEN
ሰላን	1,657	975	966	SUDAN
ኢስራኤል	477	603	209	ISRAEL
ሊባኖስ	719	710	148	LEBANON
ዳር ሳውዲ አረቢያ	395	980	1,013	JORDAN
ገብጽ	940	858	815	EGYPT
ሌሎች	2,811	1,840	2,624	OTHERS
	1966	1967	1968	COUNTRY OF DESTINATION

ከገንዘብ ጥቅም ጋር የተገኘው የጥቅም ሰነድ ሰነድ የተገኘ
Source: Customs Head Office, Ministry of Finance

አገሪ ንግድ መሥሪያ የተሰጠ የውጭ አገር ጸገዛሬ ፈቃድ በዕቃው ዓይነት የሚያሳይ
IMPORT FOREIGN EXCHANGE PERMITS UTILISED BY TYPE OF COMMODITY

ሠንጠረዥ ቩ.11 /ሀ/ TABLE H.11 (a)

በጊህ የአት/ባር ES '000

የዕቃው ዓይነት	1958/9	1959/60	1960/1	
የምግብ ሽቀጦች	26,174	22,197	20,495	FOOD
ለጣጣዎች	1,293	1,304	1,296	FOOTWEAR
ለቤት ዕቃዎች	12,140	11,056	8,289	HOUSEHOLD GOODS
ለአገልግሎት ውጤቶችና መሣሪያዎች				INDUSTRIAL PRODUCTS AND SUPPLIES
ለኤሌክትሪክ መሣሪያዎች	14,248	13,487	14,913	ELECTRICAL MATERIALS
ለአገልግሎት መሣሪያዎች መገጣጠሚያዎች	41,378	51,955	50,296	MACHINERY AND TOOLS
ለሚኒራሎች ነጻዎችና ግለሰብ ቅባቶች መሣሪያ ነገሮች	25,148	17,653	7,980	MINERALS, FUELS, LUBRICANTS AND RELATED MATERIALS
ለሳ በታ ያለ ኩላሊት ያለ ተሰናፋ ዕቃ ዎችና ያለ ቀላቸውና የሳለ ቀላቸው	38,754	56,664	81,187	RAW MATERIALS, N.E.S. AND FINISHED AND SEMI-FINISHED PRODUCTS
ለተሽከርካሪዎችና ወለ የወጣዎች የውጭ ገጣና የውስጥ ሳስቲክ	52,588	59,630	48,993	VEHICLES, SPARE PARTS FOR VEHICLES, TYRES AND TUBES
ለመድኃኔቶች ለጥርስና ለሕክምና መሣ ሪያዎች	8,293	8,913	9,713	MEDICINES, MEDICAL AND DENTAL EQUIPMENT
ለጽሕፈት ዕቃዎች ለመጽሐፍቶችና ለመሳሕፍት ለሕንጻ መሣሪያዎች	5,734	6,075	6,557	STATIONERY, BOOKS AND PERIODICALS
	21,241	18,926	20,352	BUILDING MATERIALS
ለጨርቅ ጨርቅና ለጨርቅ ጨርቅ ውጤቶች				TEXTILE AND TEXTILE PRODUCTS
ለባርድ ለባቦች	448	595	318	BLANKETS
ለጥረ ጥጥ	8,018	3,000	5,137	COTTON, RAW
ለዱርና ግግ	5,649	6,661	6,366	COTTON YARN
ለካኪ ጨርቅ	1,230	953	264	DRILL KHAKI
ለመብረቅ ጨርቅ	247	31	21	DRILL, WHITE
ለቃጣ ከረጢት	654	797	818	GUNNY BAGS
ለጠር ጨርቅና ከነሱ ለተሠረ ዕቃዎች	11,110	11,726	11,440	HABERDASHERY
ከረዋገ ለተሠረ ዕቃዎች	3,377	1,998	1,235	RAYON GOODS
ለአመደግ ጨርቅ	31	-	-	SHEETING, GREY
ለአላጋ ለባቦና ለገጣጣ ለፖፕሊን ጨርቅ	3,961	3,204	2,544	SHIRTING, SHEETING AND POPLIN
ለሱፍ ለባቦ	1,064	2,299	1,523	WOLLEN SUITING
በሌላ በታ ያለ ኩላሊት የሱፍ ጨርቅ	2,334	3,031	2,017	WOLLEN, N.E.S.
በሌላ በታ ያለ ኩላሊት ጨርቅ ጨርቅ	9,675	6,212	3,758	TEXTILES, N.E.S.
ሌሎች ዕቃዎች	33,133	25,321	30,808	OTHERS
አገሪ ዕቃዎች የተረቀቁ ጠቅላላ ድምር	327,922	333,688	326,320	TOTAL PERMITS
	1966	1967	1968	COMMODITY

ስለ ወጭ አገር ንግድ
EXTERNAL TRADE

ለወጭ ንግድ ተፈትዶ የተሰጠው የወጭ አገር ምዝገባ በየዓመቱ ዓይነት
EXPORT FOREIGN EXCHANGE PERMITS ISSUED, BY TYPE OF COMMODITY

ሰንጠረዥ 11 /ለ/

TABLE H.11 (b)

በሺህ የልተ/ባር ዩ.ኤ. '000

የዓመቱ ዓይነት	1958/9	1959/60	1960/1	
<u>ለአርባና ለደገና ለጻፍ ለራዕዮ ወጪ ተች</u>				<u>PRODUCTS OF AGRICULTURE FORESTRY, AND WILD LIFE</u>
ለሰዎ	1,379	1,826	2,014	BEESWAX
ለአህል	201	808	239	CEREALS
ለወተ	2,732	2,558	3,010	CHAT
ለዘባዶ	956	915	1,089	CIVET
ለቡና	161,551	147,297	158,848	COFFEE
ለአገ ጥላል	263	191	184	EGGS
ለልዩ ልዩ የምግብ ዓይነቶች በዘርዘር ያል.	2,633	3,412	4,946	FOODSTUFFS, N.E.S.
ለአተክልተና ለፍራፍራዎች	8,275	9,736	7,982	FRUITS AND VEGETABLES
ለጥጥ	12,003	6,822	3,823	HIDES
ለጭ ከባቶች	827	998	1,858	LIVESTOCK
ለቀባት አህላቶች	25,099	25,115	26,345	OIL SEEDS
ለጥራጥረ	23,889	22,624	27,992	PULSES
ለፍ የል ጥጥ	13,473	10,191	8,587	SKINS OF GOATS
ለባገ ጥጥ	15,533	13,689	13,002	SKINS OF SHEEP
በሌላ ቦታ ያልተሰጠው ጥጥ	1,473	1,573	1,421	SKINS, N.E.S.
ዶቦር	270,287	247,755	261,340	TOTAL
<u>ለአገ ጥጥ ወጪ ተች</u>				<u>MANUFACTURED PRODUCTS</u>
የምግብ ዓይነቶች በሌላ ቦታ ያልተሰጠው	8,485	4,285	5,314	FOOD PRODUCTS, N.E.S.
ለዘይት ጥጥ	5,516	5,508	5,250	OIL CAKES
ለጥጥ	-	-	1,284	FUEL
ዶቦር	14,001	9,793		TOTAL
<u>ለግንጠራቶች</u>				<u>MINERALS</u>
ለወጪ	1,297	1,252	1,181	SALT
ለልዩ ልዩ	7,238	7,096	9,607	MISCELLANEOUS
በጠቅላላው የተፈቀደው ዶቦር	292,823	266,706	283,976	TOTAL PERMITS
	1966	1967	1968	COMMODITY

ከባለፈው ዓመት የወጭ አገር ምዝገባ ወጪ ጠቅላላው ከፍላ የተገኘ
Source: Exchange Control Office, National Bank.

ወንጠረዥ ቦ.12

TABLE B.12

ቦታ ተገቢ

Figure 103

	1957	1958	1959	1960	1961	1962	
ብሪዘን	1,064.5	1,018.6	1,038.7	1,060.3	1,072.8	1,139.8	BRAZIL
ቦሩንዲ	14.8	16.3	16.6	16.9	14.4	15.6	BURUNDI
ኮሎምቢያ	355.5	340.2	346.9	354.1	358.9	381.2	COLOMBIA
ቦንጉ / ሊ.ሪ. /	56.2	64.5	65.8	67.7	51.3	62.0	CONGO (D.R.)
ኮስታሪካ	56.2	53.8	54.8	56.0	56.4	59.9	COSTARICA
ዶሚካካን ሪፐብሊክ	24.7	25.2	26.9	27.5	26.7	28.3	DOMINICAN R.
ኢኮዶር	32.6	32.7	35.3	33.2	38.4	40.9	ECUADOR
ኤሊሳቫዶር	84.5	87.6	96.0	98.0	97.4	101.9	ELSALVADOR
ኢትዮጵያ	69.5	71.0	72.3	73.8	76.6	81.4	ETHIOPIA
ጊኒኒያ	79.5	80.1	85.7	83.7	92.3	98.0	GUATEMALA
ሐይቲ	24.8*	24.7	26.0	26.6	25.1	26.7	HAITI
ዎንዳራስ	16.9*	16.1*	24.2	24.8*	21.9	23.1	HONDURAS
ኢንዲያ	20.0	21.9	23.8	21.8	21.7	26.0	INDIA
ኢንዶኔዥያ	69.5	66.5	67.9	61.4	69.6	73.9	INDONESIA
ኪንያ	30.6*	29.2*	44.7	45.6	44.1	46.8	KENYA
ሜክሲኮ	89.2	85.4	87.1	86.6	90.2	45.9	MEXICO
ናሮናገንዳ	24.8	25.7	28.4	28.3	28.2	30.0	NICARAGUA
ኦሜሪካ	254.3	261.4	273.1	281.2	280.9	298.9	OMACAF
ፔሩ	31.5	33.3	37.1	37.0	37.9	40.3	PERU
ፖርቱጋል	129.4	132.8	143.0	149.5	142.3	151.2	PORTUGAL
ሩዋንዳ	14.8	12.0	12.3	12.5	12.0	13.0	RWANDA
ታንዛኒያ	25.8	26.1	28.1	26.4	35.9	38.1	TANZANIA
ህጋንዳ	111.6	115.0	120.8	124.3	122.0	129.6	UGANDA
ቨንዚዌላ	28.1	27.0	27.4	28.0	16.7	17.3	VENZUELA
ሌሎች	25.1	27.2	28.8	31.5	41.3	43.8	OTHERS
ጠቅላይ	2,734.4	2,694.3	2,811.7	2,856.7	2,875.0	3,060.6	TOTAL
	1964/5	1965/6	1966/7	1967/8	1968/9	1969/70	

*አባል ያልነበሩ አገሮች
*Non-member countries

ከኢትዮጵያ ባዳ ቦታ ስለተሰጠው ስርዓት ስለተዘጋጀው ክፍል የተገኘ
*Source: National Coffee Board of Ethiopia, Statistics Section

ክፍል ቀ. ዓመታዊ የሀገር ሀብት ውጤት

የኢትዮጵያ ዓመታዊ የሀገር ሀብት ገምት ለግዘገጃት በመጀመሪያ ሙከራ የተደረገው በ1945 ዓ.ም ሲሆን ሙከራ ያደረገውም መሥሪያ ቤት የኢትዮጵያ መንግሥት ባንክ ነው። ከዚያም በኋላ የግላ ኔግ ቦርድና የኢትዮጵያ ባንክ ይህንኑ የመሰሉ አራት ሙከራዎች አድርገዋል። ይህን እንጂ ስለ ከነዚህ ጥናቶች ዓላማና የአሠራር ዘዴ የሚያስረጁ ዝርዝር መገለጫዎች ለግንገጃት አልተገኙም።

ከየሜኒስትሩ ተወጣጥቶ የተቋቋመ የአስተዳደር ተከላካይ ኮሚቴ በ1956 ዓ.ም አድርጎ በነበረው ስብ ሰባ የዚህን ሥራ ኃላፊ ነት በአስተዳደር ጠቅላይ ጽ/ቤት ላይ ስለጠላው፣ ጽሕፈት ቤት ገገጥን ለመፈጸም ባደረገው ሙከራ በዚያኑ ዓመት ከ1953/4 እስከ 1955/6 ዓ.ም ላለው የሠሰት ዓመታት ጊዜ በኋላ የሚጣራ የብሔራዊ ሀብት ገምት አዘጋጅቶ አወጣ። አሁን አንድ አንድ አነስተኛ የሆኑ የአሠራር ዘዴዎችን ከለወጠ በኋላ ቀደም ያዘጋጀውን የሠሰት ዓመታት ገምት ከግብግብም በላይ ለአንዳንድ ክፍሎች እስከ 1961/62 ዓ.ም ድረስ ያለውን የሀብት አስተዳደር ለቅርብ ለገገጥን።

ለገገጥ የጽሑፍ መሠረታዊ መረጃዎች መሠረት በጣዕና ሀገር ሀብትን ገምት ለግዘገጃት በሠሰት ዓ ይ ነት የአሠራር ዘዴዎች መጠቀም ይቻላል። እነዚህም፣

- 1ኛ/ ሰላሳ ስድስት የሆኑት የኢኮኖሚክ ክፍለ አካሎች የሚያፈሩትን የዕቃዎችና የገልጋሎቶች ዋጋ ጠቅላላ ድምር በጣውጧት፣
- 2ኛ/ በሰላሳ ስድስት የኢኮኖሚክ ክፍለ አካሎች የሚሠሩት ሰዎች የሚያገኙትን ገቢ ጠቅላላ ድምር በጣው ጣት፣
- 3ኛ/ በሰላሳ ስድስት የኢኮኖሚክ ክፍለ አካሎች የሚሠሩት ሰዎች ያወጡትን ዓመታዊ ወጪና በቁጠራ መልክ ያስቆጠሩትን ገንዘብ ድምር በጣውጧት።

የኢትዮጵያን ዓመታዊ የሀገር ሀብት ለግዘገጃት በብዛት ጥቅም ላይ የዋለው የአሠራር ዘዴ በአንቀጽ አንድ እንደተጠቀሰው ሲሆን በአንቀጽ ሠሰት የተመለከተው ደገግ ያገለገለው ለአስተዳደር ለመከላከያ ለት ምሕርት ለሕክምናና የጤና ድርጅቶችን ለመሰባሰት የኢኮኖሚክ ክፍለ አካሎች ነው። በሁለተኛው አንቀጽ የታየው የአሠራር ዘዴ የገልጋሎቶችን ብቻ ለግጥም ለረገጥ ሲሆን በብዛት ለጥቅም ላይ አልዋለም። ጠቅላላው የዕቃዎችና ገልጋሎቶች ዋጋ በየመደቡ የኢኮኖሚክ ክፍለ አካል ተለይቶ የታየ ሲሆንም፣ አቃዎችን ወይም ገልጋሎቶችን ላስገኙት ሰዎች የተከፈለውን ደግሞና አበሰ የመሰባሰትን ገቢዎች ከፋፍሎ አያሳይም። በአንቀጽ ሠሰት መሠረት በወጪ መልክ የተዘጋጀው የሀገሪቱ ሀብት በዕቃዎችና በገልጋሎቶች ዓይነት ተለይቶ ያልተሰጠ ከመሆኑም በላይ ለገልገሎት የተደረጉ ወጪዎችም ገምት ለደረሰበት የተገኘው ከጠቅላላው ወጪ ሌሎች የታወቁ ወጪዎችን በጣጥና ነሰ ነው።

የሀገር ሀብት ገምት ለወጣቱን በቀላሉ ለመገለጽ የዋና ዋና አንቀጾች ትርጉምና ግብራሪያ ከዚህ በ ታች ተገልጿል።

ጠቅላላው የሀገር ውስጥ ሀብት ውጤት በገበያ ዋጋ: በገጠሥ ነገሥት ገዛት ውስጥ የተሠሩትን ዕቃዎችና የተፈጸሙትን ገልጋሎቶች በገበያ ዋጋ የሚያጠቃሉ ሲሆን የከፊት ገቢ ለተጠቃሚው አይደለም ለከተሉ ስለሆነ ስለሆነ ስለሆነ የአሠራር ዘዴ ደገፍ የገለገሉ የሙያዎች የዓላጭ ዕቃ ወዲያቸው ጠቅላላው የሀገር ውስጥ ከፊት ከጠቃሚው በዕቃዎችና በገልጋሎቶች ገንዶ ያለው የለውጥ ማዘገጥ ስያሜ ሲይዝ ፈ ተጠቃሚው ውጤት ያሰገናሉ ።

ጠቅላላው የሀገር ውስጥ ሀብት ውጤት በተሠራበት ዋጋ: ይህ ውጤት የሚገኘው በገበያ ዋጋ ከተጠቃሚው ውጤት ላይ ቀጥተኛ ያለሆኑ ቀረጠቶች ተቀንሰው የሙያዎች ዕርዳታዎች /ሰበሰቢ/ ነው ።

ጠቅላላው የሀገር ሀብት ውጤት በገበያ ዋጋ: የኢትዮጵያ ዜጎች በሀገር ውስጥም ሆነ በውጭ ሀገር የሠሩትን ዕቃዎችና የተፈጸሙትን ገልጋሎቶች በገበያ ዋጋ የሚያጠቃሉ ሲሆን የከፊት ገቢ ለተጠቃሚው አይደለም ለከተሉ ስለሆነ ስለሆነ ስለሆነ የሀገር ውስጥ ሀብት ውጤት ጋር የሚለያይው ከሌሎች ለገርቶ የተገኘውን የተጠቃሚው የሥራ ገቢ ስለሚጨምር ነው ።

ከሌሎች ሀገሮች የተገኘ የተጠቃሚው የሥራ ገቢ: ሌሎች ወለደና ትርፍ የሚሰጡትን የሥራ ገቢዎች ለኢትዮጵያ የተከፈሉትና ለገንዘብ ለሌሎች ሀገሮች ወዲያ የተደረገትን በጥቅም ነስ የተገኘ ሂሳብ ነው ።

ዓላጭ ለሀገር ዕቃዎች ገልጫ ወዲያ: ለቤተሰብ ወይም ለገሰ ድርጅቶች ጥቅም የሞሉ ዕቃዎችና ገልጋሎቶች ጠቅላላ ዋጋ ሲሆን በሰጠታ መልክ ከውጭ ለገር የሙሉን ዕቃዎች የተጠቃሚው ዋጋም ይጨምራል ። ከመረትና ከሕገግዳዎች በስተቀር ግንኙነቱም ለቤተሰብ ጥቅም የሞሉትን ዕቃዎችና ገልጋሎቶችን ያጠቃላል ።

ዓላጭ ለሀገር ዕቃዎች የሙያዎች ወዲያ: ለሙያዎች ጥቅም የሞሉትን ዕቃዎችና ገልጋሎቶችን ጠቅላላ ዋጋ ይገልጻል፣ ይህም የሠራተኞችን ደመወዝና ለቤተሰብ ሙያዎች የገዛቸውን ዕቃዎች ዋጋ ሲያጠቃላ ለ የሙያዎች ሽያጭን ገን ተቀናሽ ያደርጋል ። የተዘወረ ወዲያቸው ለወለደና ለእርዳታ የተከፈሉ የሙያዎች ሂሳብ በዚህ አገጥሞ ውስጥ አይገቡም ።

ጠቅላላ የግዴታ ቀን ቀሩ የከፊት ከጠቃሚው: ቤተሰቦች፣ ድርጅቶችና ለገንዘብ ሙያዎች የገዛቸውን ወይም የሠሩትን ዓላጭ ያለሆኑ ገቢ ለተጠቃሚው ዋጋ ይገልጻል ። ለነዚህም ገቢ ለተጠቃሚው ለገንዘብ ሙያዎች የተፈጸሙትን የተፈጸሙትን የተፈጸሙትን የተፈጸሙትን ።

SECTION I. NATIONAL ACCOUNTS

The first attempt in the compilation of National Accounts of Ethiopia was in 1952 by the state Bank of Ethiopia. Later four such attempts were made by the Planning Board and the Bank. But for none of those series could proper documentation be obtained giving explanations for the concepts and methodology used.

In 1964, by the instruction of the Inter-Ministerial Committee of Statisticians, the Central Statistical Office undertook the responsibility to compile the National Accounts, and in the same year produced provisional estimates for the period 1961-1963. These estimates have now been revised and the series for certain parts of the section extended up to 1969 with little changes in basic concepts and methodology.

In principle, in the measurement of national accounts three basic approaches may be applied depending upon the available statistics i.e. Production, Income and expenditure approaches. (i) The production approach takes production as total value of goods and services originating in the various industries which make up the economy. (ii) the income approach considers production as the sum of income received by those producing these goods and services, and (iii) the expenditure takes the total expenditure (including savings) incurred by the resident of the country in their consumption of goods and services.

In Ethiopia's National Accounts the production approach has been used for most of sector accounts, while the expenditure approach, is applied in case of Public Administration, Defence, Education, Medical and Health services. The Income approach, is hardly used except in some service sectors like domestic service etc. The total value of goods and services thus arrived at have been given according to the industry or services producing them. But no aggregate income breakdown by type of factor income producing them have been attempted. The expenditure side of Ethiopia's National Account is given with the private expenditure arrived at as a residual; and no classification of expenditure by type of products and services is made.

The concepts and definitions of major aggregates used in the National accounts are given below:

Gross Domestic Product (GDP) at Market Prices is the market value of the goods and services, produced within the territory of Ethiopia, before any allowance is made for the consumption of fixed capital. It is equal to the sum of consumption expenditure by private consumers and government gross domestic capital formation, and net export of goods and services.

Gross Domestic Product (GDP) at Factor cost is less from Gross Domestic Product market prices by the amount equal to the difference between indirect taxes and subsidies.

Gross National Product (GNP) at Market Prices is the market value of goods and services before deduction of provision for the consumption of fixed capital, attributable to the factors of production supplied by the residents of Ethiopia. It is equal to the sum of consumption expenditure and gross domestic capital formation, and net export of goods and services plus net factor income received from abroad. It differs from the Gross Domestic Product at Market Prices by the amount of net factor income from abroad.

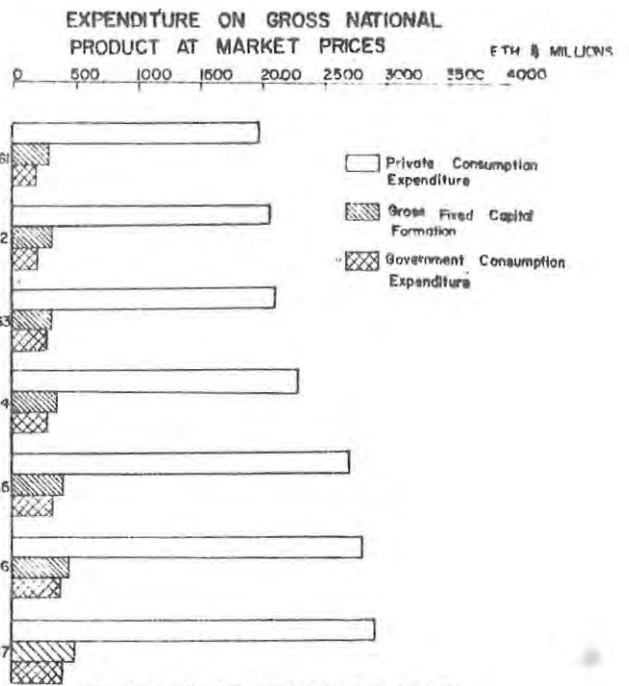
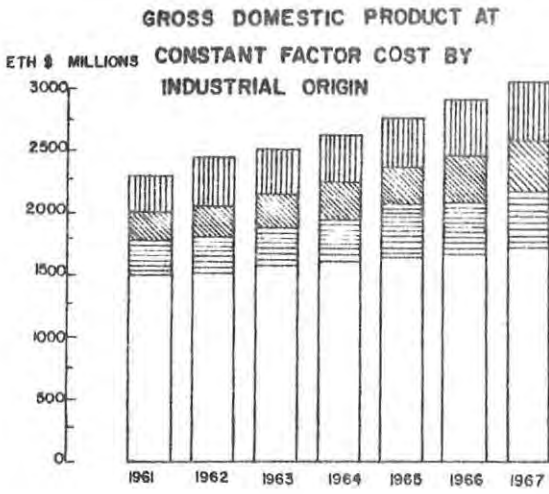
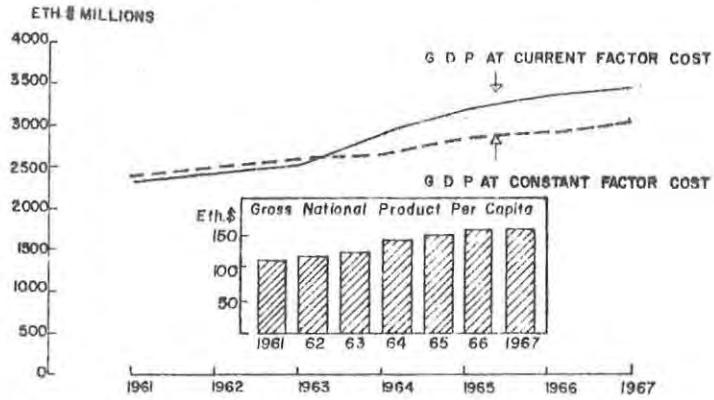
Net Factor Income from Abroad is excess of factor incomes (interest, dividends, profits, etc.) paid abroad over factor incomes received from abroad.

Private Consumption Expenditure is the value of goods and services (purchased or self-produced) consumed by households and private non-profit institutions plus the net value of gifts in kind received from abroad. It includes consumption of goods, whatever their durability, with exception of land and building which are included in capital expenditure.

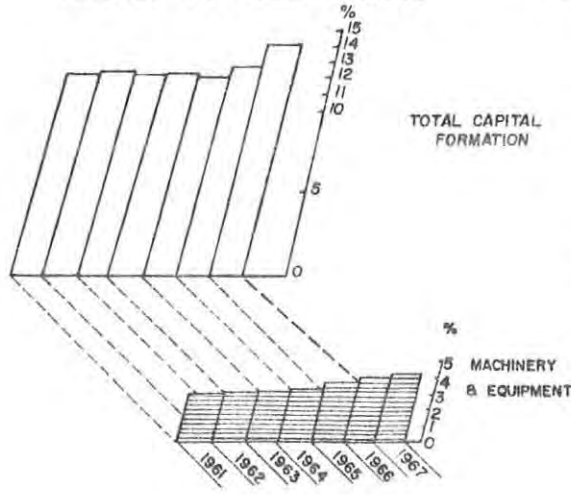
Government Consumption Expenditure represents the current expenditure on goods and services by central and municipal governments. It comprises compensation of employees, purchases by government from local enterprises and from abroad, less sales by government of goods and services. Government consumption expenditure excludes transfer payments, interest paid by government and subsidies.

Gross fixed Capital Formation includes the value of the purchases and own account construction of fixed assets (land, civil construction and works, machinery and equipment) by enterprises, households, private non-profit institutions and government.

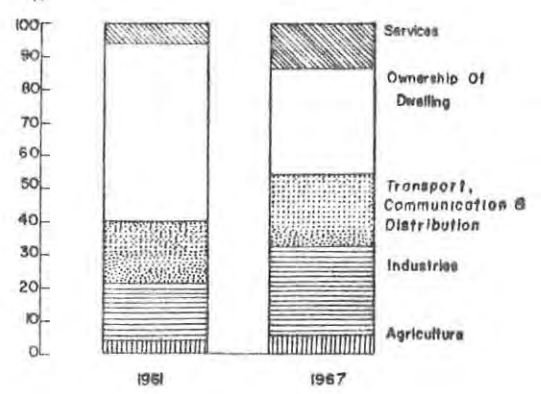
THE MOVEMENT OF GROSS DOMESTIC PRODUCT



GROSS DOMESTIC CAPITAL FORMATION AS PERCENT OF GROSS NATIONAL PRODUCT AT MARKET PRICES



GROSS FIXED CAPITAL FORMATION BY INDUSTRIAL USE



የሀገር ሀብት ስብሰባ ማጠቃለያ
SUMMARY OF NATIONAL ACCOUNTS STATISTICS

ሠንጠረዥ ቁ.1 TABLE I.1

በጊላ ዓ.አ. የአተ/ባር ETH. \$ MILLION

	1953/4	1954/5	1955/6	1956/7	1957/8	1958/9	1959/60	
1. ጠቅላላ የሀገር ውስጥ ሀብት ውጤት በተሠራበት ዓ.አ.	2,323.3	2,406.9	2,510.5	2,801.6	3,193.3	3,388.0	3,488.1	1. GROSS DOMESTIC PRODUCT AT CURRENT FACTOR COST
2. ከሌሎች አገሮች የተገኘ ገቢ	-18.4	-9.8	-13.8	-15.4	-9.5	-12.7	-16.5	2. NET INCOME FROM ABROAD
3. ጠቅላላ የሀገር ሥራ ሀብት ውጤት በተሠራበት ዓ.አ. /1+2/	2,304.9	2,397.1	2,496.7	2,786.2	3,183.8	3,375.3	3,471.6	3. GROSS NATIONAL PRODUCT AT FACTOR COST (1+2)
4. ቀጥተኛ ያልሆኑ ተቀባይነት	111.1	127.0	137.1	174.5	202.1	220.8	227.7	4. INDIRECT TAXES (NET OF SUBSIDIES)
5. ጠቅላላ የሀገር ውስጥ ሀብት ውጤት በገቢ ያ ዓ.አ. /3+4/	2,416.0	2,524.1	2,633.8	2,960.7	3,385.9	3,596.1	3,699.3	5. GROSS NATIONAL PRODUCT AT MARKET PRICES (3+4)
6. ጠቅላላ የግዴታ ተጠቃሚ ስጦታ	284.2	308.2	311.9	353.2	400.3	447.7	511.4	6. GROSS FIXED CAPITAL FORMATION
ከዚህም የውረት የሥራ ገንዘብ	208.9	227.4	226.4	253.1	273.8	304.5	361.9	LAND, BUILDING AND WORKS
የፋብሪካና የተራገሰገሰ ስጦታ	75.3	80.8	85.5	100.1	126.5	143.2	149.5	MACHINERY AND TRANSPORT EQUIPMENT
7. የሀብት ከፍተኛ ለማራ /የቀጥታ ከገቢ ተጠቃሚ/	10.9	8.7	8.8	9.9	10.7	10.9	10.1	7. INCREASE IN STOCKS (LIVE STOCK ONLY)
8. ጠቅላላ የሀገር ስጦታ ከፍተኛ /6+7/	295.1	316.9	320.7	363.1	411.0	458.6	521.5	8. GROSS DOMESTIC CAPITAL FORMATION (6+7)
9. ጠቅላላ የስጦታ ከፍተኛ ከጠቅላላ የሀገር ውስጥ ሀብት ውጤት ጋር ሲመጣጠን /በገቢ ያ ዓ.አ./	12.2	12.6	12.2	12.3	12.1	12.8	14.1	9. GROSS DOMESTIC CAPITAL FORMATION AS PERCENT OF GROSS NATIONAL PRODUCT AT MARKET PRICES
10. የሀገር ውስጥ ሀብት ዓመታዊ ውጤት በአንድ ወከፍ ስብሰባ /በገቢ ያ ዓ.አ. በአተ/ባር/	114.2	117.2	120.2	132.8	149.2	155.4	156.3	10. GROSS NATIONAL PRODUCTS PER CAPITA (AT MARKET PRICES ETH.\$)
11. የ1953/4 ዓ.አ. ለገደ ሙቶ በግሰብ የገቢ ያ ዓ.አ. ማዘገጃ	100.0	99.2	100.1	106.5	115.6	116.5	113.6	11. IMPLICIT PRICE INDEX (1961 = 100)
12. የሀገር ሀብት ውጤት ዓመታዊ ዕድገት ያለፈውን ዓመት ለገደ ሙቶ በግሰብ በ1953/4 ዓ.አ. ያደገ	-	4.5	3.4	4.9	5.0	5.3	5.6	12. ANNUAL RATE OF GROWTH IN REAL GROSS DOMESTIC PRODUCT AT 1961 PRICES (WITH PREVIOUS YEAR AS 100)
	1961	1962	1963	1964	1965	1966	1967	

ዓመታዊ የሀገር ሀብት
NATIONAL ACCOUNTS

ጠቅላላው የሀገር ውስጥ ሥራ ያዘገጠ በሥራው ዓይነትና በተሠራበት ዋጋ
GROSS DOMESTIC PRODUCT BY INDUSTRIAL ORIGIN AT CURRENT FACTOR COST

ሠንጠረዥ ቁ.2 TABLE 1.2

በዲላዩን የሌት/ብር ETH.\$ MILLION

	1953/4	1954/5	1955/6	1956/7	1957/8	1958/9	1959/60	
<u>ክሊርቲ:</u>	1504.5	1510.4	1562.3	1716.2	1972.8	2037.1	2016.9	<u>AGRICULTURE</u>
በአርባ	1434.4	1439.1	1488.1	1640.7	1896.0	1957.9	1931.5	AGRICULTURE
በደገ	65.9	67.4	70.0	71.8	72.2	73.6	79.6	FORESTING
በአደገ	1.3	1.5	2.1	1.0	1.3	1.6	1.5	HUNTING
በአዛ ማገገር	2.9	2.4	2.1	2.7	3.3	4.0	4.3	FISHING
<u>በአገልግሎት ያዘገጠ</u>	286.6	315.6	329.7	369.7	410.6	458.6	546.2	<u>INDUSTRIES</u>
በሣርገና ደገገ ዳወባት	3.5	3.7	4.2	5.4	9.4	11.6	12.1	MINING & QUARRYING
በጠቅላላ ያዘገጠ	43.9	55.6	61.5	76.1	94.5	108.2	149.4	MANUFACTURING
በአገልግሎት ሥራና ተገንቦ ለገንባታ ያዘገጠ	98.4	101.4	103.5	118.1	126.6	136.7	149.2	HANDICRAFT & SMALL SCALE INDUSTRY
በአገልግሎት ሥራ ያዘገጠ	130.8	144.5	148.6	156.5	165.8	187.2	217.6	BUILDING & CONSTRUCTIONS
በኃይል ማገገጥ	10.2	10.4	11.9	13.6	14.3	14.9	17.9	ELECTRICITY & WATER
<u>በገንዘብ ሥራ</u>	139.7	150.4	162.9	204.4	227.0	256.1	245.9	<u>WHOLESALE AND RETAIL TRADE</u>
<u>በግንባታ ሥራ</u>	70.7	76.4	81.9	96.7	111.0	119.4	123.4	<u>TRANSPORT & COMMUNICATION</u>
<u>በሌሎች አገልግሎቶች</u>	321.8	354.1	373.7	414.6	471.9	516.8	555.7	<u>OTHER SERVICES</u>
በባንክ ለገንባታ ሥራና በሣይን ስጦታ	20.2	22.4	25.2	28.0	33.8	39.6	40.6	BANKING, INSURANCE & REAL ESTATE
በሥራ ለገንባታ ሥራ ያዘገጠ	88.9	110.1	114.2	124.7	155.8	165.8	178.8	PUBLIC ADMINISTRATION & DEFENCE
በሥራ ለገንባታ ሥራ ያዘገጠ	99.9	103.1	106.5	110.1	113.9	123.5	131.5	OWNERSHIP OF DWELLINGS
በተምህርት ለገንባታ ሥራ ያዘገጠ	20.5	22.1	25.9	40.0	45.5	53.2	60.4	EDUCATIONAL SERVICES
በሥራ ለገንባታ ሥራ ያዘገጠ	13.8	14.6	16.5	18.8	20.7	21.9	23.3	MEDICAL & HEALTH SERVICES
በሥራ ለገንባታ ሥራ ያዘገጠ	51.2	51.7	52.3	53.0	54.2	55.2	56.6	DOMESTIC SERVICES
በሌሎች	27.3	30.1	33.1	40.0	48.0	57.6	64.5	OTHER
GDP	2323.3	2406.9	2510.5	2801.6	3193.3	3388.0	3488.1	TOTAL
	1961	1962	1963	1964	1965	1966	1967	

ወንጠረዥ ቁ.3 TABLE 1.3

ETH. \$ MILLION

በዓለ የገ የለተ/ባለ

	1953/4	1954/5	1955/6	1956/7	1957/8	1958/9	1959/60	
ገላጭ የዓለቷ ሂሳብ ወጪ	1983.2	2073.8	2122.7	2359.9	2714.0	2873.0	2888.3	PRIVATE CONSUMPTION EXPENDITURE
የገንዘብ የዓለቷ ሂሳብ ወጪ	187.5	198.6	255.6	282.6	335.7	376.0	384.2	GOVERNMENT CONSUMPTION EXPENDITURE
የዓለቷ የገንዘብ ገቢ ስጦታ	284.2	308.2	311.9	353.2	400.3	447.7	511.4	GROSS DOMESTIC FIXED CAPITAL FORMATION
የህብት ስጦታ ጥገና / የጽዳቅ ስጦታ	10.9	8.7	8.8	9.9	10.7	10.9	10.1	INCREASE IN(STOCKS LIVESTOCK ONLY)
የዓለቷ ሂሳብ ወጪና የገንዘብ ስጦታ	2465.8	2589.3	2699.0	3005.6	3460.7	3707.6	3794.0	EXPENDITURE ON CONSUMPTION AND GROSS DOMESTIC CAPITAL FORMATION
በውጭ ገንዘብ ዕቃዎችና ገቢ ስጦታ የተገኘ	237.5	272.4	289.9	345.9	390.9	397.8	376.5	EXPORT OF GOODS AND SERVICES
የገቢ ዕቃዎችና ገቢ ስጦታ ወጪ ስጦታ	268.9	327.8	341.3	375.4	456.2	496.6	454.7	LESS: IMPORTS OF GOODS & SERVICES
የሀገር ውስጥ የሥራ ውጤት ወጪ በገበያ ዋጋ	2434.4	2533.9	2647.6	2976.1	3395.4	3608.8	3715.8	EXPENDITURE ON GROSS DOMESTIC PRODUCT AT MARKET PRICES
በሌሎች አገሮች የተገኘ የተጣራ ገቢ	-18.4	-9.8	-13.8	-15.4	-9.5	-12.7	-16.5	NET FACTOR INCOME PAYMENTS FROM ABROAD
የሀገር የሥራ ውጤት ጠቅላላ ወጪ	2416.0	2524.1	2633.8	2960.7	3385.9	3596.1	3699.3	EXPENDITURE ON GROSS NATIONAL PRODUCT
								<u>PERCENTAGE DISTRIBUTION</u>
<u>በገቢ ስጦታ ስጦታ</u>								
የሀገር የሥራ ውጤት ጠቅላላ ወጪ	100.0	100.0	100.0	100.0	100.0	100.0	100.0	GROSS NATIONAL PRODUCT
ገላጭ የሀገር ሂሳብ ወጪ	82.1	82.2	80.6	79.7	80.2	79.9	78.1	PRIVATE CONSUMPTION EXPENDITURE
የገንዘብ የሀገር ሂሳብ ወጪ	7.8	7.9	9.7	9.5	9.9	10.4	10.4	GOVERNMENT CONSUMPTION EXPENDITURE
የሀገር ሂሳብ ወጪና የገንዘብ ስጦታ	12.2	12.5	12.2	12.3	12.1	12.8	14.1	GROSS CAPITAL FORMATION
በውጭ ገንዘብ ዕቃዎችና ገቢ ስጦታ የተገኘ	9.8	10.8	11.0	11.7	11.6	11.1	10.2	EXPORT OF GOODS AND SERVICES
የገቢ ዕቃዎችና ገቢ ስጦታ ወጪ ስጦታ	-11.1	-13.0	-13.0	-12.7	-13.5	-13.8	-12.3	IMPORT OF GOODS AND SERVICES
በሌሎች አገሮች የተገኘ የተጣራ ገቢ	-0.8	-0.4	-0.5	-0.5	-0.3	-0.4	-0.5	NET FACTOR INCOME FROM ABROAD
	1961	1962	1963	1964	1965	1966	1967	

ዓመታዊ የሀገር ሀብት
NATIONAL ACCOUNTS

የመንግሥት ገቢና ወጪ - ዓሳቂ የሃብት
CENTRAL GOVERNMENT REVENUE AND EXPENDITURE - CURRENT ACCOUNT

ሠገጠኛ ቁ. 4/ሀ/

TABLE 1. 4(a)

ዓሳቂ የላት/ባር ETH. \$ MILLION

	1955/6	1956/7	1957/8	1958/9	1959/60	1960/1	1961/2	
ገቢ								RECEIPTS
1. ከመንግሥት ገብረትና ዳርጅቶች ገቢ	25.8	28.8	22.0	24.7	32.2	31.4	39.9	1. INCOME FROM PROPERTY AND ENTREPRENEURSHIP
2. የመንግሥት ዐላ ወለዶች / ተክናገ/	4.9	4.5	6.3	7.0	7.5	8.4	8.0	2. LESS: INTEREST ON PUBLIC DEBT
3. የታዘዘ ገቢዎች	139.2	177.6	205.2	224.3	231.8	238.2	239.4	3. INDIRECT TAXES
4. የታዘዘ ገቢዎች	46.0	56.9	59.1	63.2	77.1	76.6	97.7	4. DIRECT TAXES
5. የጠረጴጅ ወጭ	-	2.7	3.0	3.3	3.6	4.0	5.5	5. CONTRIBUTIONS TO PENSIONS FUND
6. ከሌሎች አገሮች የተዘጋጀ ገቢ	46.1	53.2	83.6	100.6	86.3	78.0	74.0	6. CURRENT TRANSFERS FROM THE REST OF THE WORLD
7. ሌሎች የተዘጋጀ ገቢ የሃብት	3.9	6.2	6.5	8.3	7.9	9.5	9.7	7. OTHER CURRENT TRANSFERS
የገዛያዊ የሃብት ጠቅላላ ገቢ	256.1	320.9	373.1	417.4	431.4	429.3	458.2	TOTAL CURRENT REVENUE
ወጪ								EXPENDITURE
8. የዓሳቂ የሃብት ወጭ	227.7	271.6	324.1	364.0	371.1	391.7	399.6	8. CONSUMPTION EXPENDITURE
ሀ/ሰላሳዊ አገልግሎት	176.1	185.4	226.7	243.7	270.8	278.2	286.0	a) CIVIL
1. ለሰላሳዊ	142.9	120.2	153.3	158.9	178.5	180.3	184.3	I CENTRAL ADMINISTRATION
2. ለተምህርትና ጥናት	23.3	44.5	50.3	60.6	66.0	70.9	74.9	II EDUCATION AND RESEARCH
3. ለጤና ጥበቃ	10.4	20.7	23.1	24.2	26.3	27.0	26.3	III HEALTH SERVICES
ለ/ሌሎች አገልግሎት	51.6	86.2	97.4	120.3	100.3	113.5	113.6	b) DEFENCE
9. የመንግሥት ዐርሳታ	2.1	3.1	3.1	3.5	4.1	2.3	2.7	9. SUBSIDIES
10. በአገር ውስጥ የተዘጋጀ የሃብት	3.9	5.7	7.7	7.3	9.1	10.8	13.0	10. CURRENT DOMESTIC TRANSFERS
ሀ/ለተምህርትና ጥናት	1.2	1.5	1.7	2.2	1.3	1.3	1.5	a) EDUCATION & RESEARCH
ለ/ሌሎች ጥበቃ	0.3	0.3	0.3	0.3	0.3	0.3	0.3	b) HEALTH
ለ/ሌሎች	2.4	3.9	5.7	4.8	6.8	9.1	10.8	c) PENSIONS EXPENDITURE
ወ/ሌሎች	-	-	-	-	0.7	0.1	0.1	d) OTHER
11. ሌሎች አገሮች የተዘጋጀ ወጪ	0.6	2.1	2.3	1.7	1.4	1.0	0.9	11. CURRENT TRANSFERS TO THE REST OF THE WORLD
12. ሌሎች የተዘጋጀ ወጪዎች	0.5	-	-	-	-	-	-	12. CURRENT TRANSFERS TO NON-CENTRAL GOVERNMENT AGENCIES
13. ሌሎች ወጪዎች	17.7	-	-	-	-	-	-	13. OTHER EXPENDITURE
ጠቅላላ ወጪ	252.5	282.5	337.2	376.5	385.7	405.8	415.9	TOTAL CURRENT EXPENDITURE
ከወጪ ቀፊ	21.3	38.4	35.9	40.9	45.7	23.5	42.3	SAVING (CURRENT SURPLUS)
	1963	1964	1965	1966	1967	1968	1969	

የግብርና ስብሰባ ሰነድ
CENTRAL GOVERNMENT: CAPITAL ACCOUNT

ሠንጠረዥ 4.4/ለ/

TABLE 4.4 (b)

በግሉ ዓ. ስብሰባ

ETIOP. \$ MILLION

	1955/6	1956/7	1957/8	1958/9	1959/60	1960/1	1961/2	
ገቢ								RECEIPTS
1. ተረፈ የሥራ	21.3	38.4	35.9	40.9	45.7	23.5	42.3	1. SAVING (CURRENT SURPLUS)
2. የውጭ ለገር በዳር	64.7	26.4	10.7	38.4	27.5	26.1	23.6	2. EXTERNAL BORROWING
3. በሌላ ለገር በገቢ የተዘጋጀ ስጦታ	0.5	0.5	4.3	4.1	5.6	9.5	11.2	3. CAPITAL TRANSFERS FROM THE REST OF THE WORLD
4. የሌገር ውስጥ በዳር	3.4	7.5	2.0	0.1	1.0	11.7	3.6	4. INTERNAL BORROWING
ሀ/ከግብርና ገቢ	0.6	-	-	0.1	-	0.2	0.1	a) REALIZATION OF STATE ASSETS
ለ/ከተገባው ገንዘብ	1.8	0.5	-	-	-	-	-	b) ISSUE OF COINS
ለ/ከግብርና ገቢ ስጦታ	1.0	7.0	2.0	-	1.0	11.5*	3.5*	c) SALE OF GOVERNMENT BONDS
5. ሌሎች ደንበኛ ያልሆኑ ገቢዎች	-	-	-	-	-	7.9	4.3	5. OTHER EXTRAORDINARY REVENUE (UNSPECIFIED)
6. ሠጠን ገቢዎች	1.3	6.8	2.9	4.3	7.5	9.3*	13.2*	6. TREASURY BILLS, ETC.
7. የገንዘብ ሰነድ ለውጥ / ተጨማሪ	8.7	5.4	8.0	4.6	14.7	6.0	10.6	7. NET CHANGE IN CASH BALANCES (INCREASE "-")
8. ግብርና	7.4	-12.0	-5.0	-5.3	-6.2	+12.6	-4.7	8. BALANCING ITEM
ጠቅላላ የገቢ ገቢ/1-8/	107.3	73.0	58.8	87.1	95.8	106.6	104.1	TOTAL RECEIPTS (1 - 8)
ውጪ								EXPENDITURE
9. ለግብርና ዓ. የተጠረፈ	7.6	8.6	10.7	4.4	17.9	25.6	28.2	9. REPAYMENT OF PRINCIPAL OF PUBLIC DEBT
10. ለግብርና ዳር ዳር የተዘጋጀ የሥራ	30.1	34.8	23.7	59.1	43.9	43.5	26.8	10. CAPITAL TRANSFER TO OR INVESTMENT IN PUBLIC CORPORATIONS
ሀ/ለግብርና ለሌላ ግቢ	18.7	19.2	17.2	25.7	29.2	22.5	14.7	a) ROAD AND OTHER TRANSPORT
ለ/ለግብርና	11.4	15.2	6.5	24.8	14.7	13.0	7.5	b) MANUFACTURING INDUSTRY
ለ/ሌሎች	-	0.5	-	8.6	-	8.0	4.6	c) OTHER
11. የገንዘብ ሰነድ ውጪ	35.9	22.2	17.3	16.5	23.2	35.5	45.0	11. DIRECT CAPITAL EXPENDITURE
ሀ/ለግብርና	2.4	3.8	3.1	3.9	6.7	10.1	8.5	a) AGRICULTURE
ለ/ለግብርና	1.2	1.3	1.6	0.7	1.2	1.4	1.7	b) MINING
ለ/ለግብርና ግቢ	25.1	9.2	4.2	1.3	2.3	1.6	0.2	c) TRANSPORT & COMMUNICATIONS
ለ/ለግብርና ለግቢ ለግቢ	4.9	4.2	4.4	4.7	7.1	11.0	27.1	d) EDUCATION, HEALTH AND COMMUNITY DEVELOPMENT
ለ/ለግብርና ግቢ	-	3.0	2.7	2.4	3.2	4.0	2.0	e) PUBLIC BUILDINGS
ለ/ለግብርና	3.2	3.6	5.2	4.5	2.7	7.4	5.5	f) OTHER
12. ለግብርና የገንዘብ ዳር ዳር በዳር	28.3	-	-	-	-	-	0.2	12. LOANS TO PUBLIC CORPORATIONS
13. ለገንዘብ ሰነድ ዳር ዳር የተጠረፈ	-	4.5	3.3	6.3	10.0	2.0	4.0	13. SUBSCRIPTION TO CAPITAL OF FINANCIAL INSTITUTIONS
ሀ/ለግብርና ለግቢ ለግቢ ለግቢ	-	3.8	2.3	1.8	9.6	2.0	3.0	a) INVESTMENT BANK OF ETHIOPIA
ለ/ለግብርና ገቢ	-	0.7	1.0	1.0	-	-	1.0	b) DEVELOPMENT BANK
ለ/ለግብርና ለግቢ ለግቢ	-	-	-	3.5	0.4	-	-	c) AFRICAN DEVELOPMENT BANK
14. ሌሎች	-	-	-	0.8	0.8	-	-	14. OTHERS
ጠቅላላ የገቢ ውጪ	107.3	73.0	58.8	87.1	95.8	106.6	104.1	TOTAL CAPITAL EXPENDITURE
	1963	1964	1965	1966	1967	1968	1969	

*Needs revision.

ሠንጠረዥ 1.6 TABLE I.6

በዓለ ላይ የላቲ/ቢ ETH. \$ MILLION

	1955/56	1956/57	1957/58	1958/59	1959/60	1960/61	1961/62	
1. ከጠቅላላ ገንዘብ ዕቃዎችና ገልጋሎቶች የተገኘ	289.7	345.9	390.4	397.8	376.5	427.4	442.5	I. EXPORTS OF GOODS AND NON-FACTOR SERVICES
1. ከጠቅላላ ገንዘብ አስጠጋጅ	223.3	263.1	291.8	280.7	257.3	274.9	300.8	1. EXPORTS F.O.B.
2. ከግብርና ከአገልግሎት ገቢ	-	-	-	1.0	-	2.5	3.0	2. FREIGHT & INSURANCE
3. ከሌሎች የግንባታ ገቢዎች	17.1	29.9	33.0	36.5	44.7	50.5	50.9	3. OTHER TRANSPORT
4. ከገዛ የተገኘ ገቢ	4.9	5.3	6.8	9.8	8.7	14.3	14.7	4. TRAVEL
5. ለግንባታ ገቢ ሂሳብ	38.9	32.0	39.5	38.6	37.8	36.9	39.4	5. GOVERNMENT N.E.S.
6. ከሌሎች ገልጋሎቶች	5.5	15.6	19.3	31.2	28.0	48.3	33.7	6. OTHER SERVICES
2. ጠቅላላ ከአገልግሎት የተገኘ ገቢ ሂሳብ	5.1	6.4	9.8	10.9	10.4	10.5	12.8	II. INTEREST, DIVIDENDS AND PROFITS RECEIVED
3. ሌሎች ከጠቅላላ ገቢ የተዘጋጀ ገቢዎች	31.1	34.1	53.0	54.3	42.2	58.3	61.5	III. OTHER TRANSFER FROM THE REST OF THE WORLD
1. ለቤተሰብ	11.4	12.2	18.6	21.8	14.3	20.9	24.1	1. TO HOUSEHOLDS
2. ለግንባታ	19.7	21.9	34.4	32.5	27.9	37.4	37.4	2. TO GENERAL GOVERNMENT
4. በገዛ ያለው ሂሳብ ላይ ያለው ገደብ	53.2	28.0	42.5	81.8	78.9	77.8	22.5	IV. DEFICIT OF THE NATION ON CURRENT ACCOUNT
የገዛ ያለው ሂሳብ ለግንባታ ገቢ	379.1	414.4	495.7	544.8	508.0	574.0	539.3	CURRENT RECEIPTS FROM ABROAD
5. ለገቢ ገንዘብ ዕቃዎችና ገልጋሎቶች የጠቀሰ	341.3	375.4	456.2	496.6	454.7	512.1	472.7	V. IMPORTS OF GOODS AND NON-FACTOR SERVICES
1. ለገቢ ገንዘብ አስጠጋጅ	241.7	271.7	330.9	355.8	314.7	362.9	326.1	1. IMPORTS F.O.B.
2. ለግብርና ለአገልግሎት ጠቃሚ	31.9	35.8	44.8	48.6	43.1	69.5	62.1	2. FREIGHT AND INSURANCE
3. ለሌሎች ግንባታ	16.3	15.2	17.7	19.3	19.1	13.8	14.5	3. OTHER TRANSPORTATION
4. ለገዛ ጠቃሚ	13.5	14.8	15.5	18.8	15.8	14.9	16.9	4. TRAVEL
5. የግንባታ ጠቃሚ ሂሳብ	20.6	19.7	24.1	25.4	27.8	27.3	25.0	5. GOVERNMENT N.E.S.
6. ሌሎች ገልጋሎቶች	17.3	18.0	23.2	28.7	34.2	23.7	28.1	6. OTHER SERVICES
6. ለጠቅላላ ከአገልግሎት የተከፈለ	18.9	21.8	19.3	23.6	26.9	33.0	33.0	VI. INTEREST, DIVIDENDS AND PROFITS PAID
7. ሌሎች ጠቃሚ ሂሳብ የተዘጋጀ ጠቃሚዎች	18.9	17.2	20.2	24.6	26.4	28.9	33.6	VII. OTHER TRANSFERS TO THE REST OF THE WORLD
1. ከቤተሰብና ከገንዘብ አጭቶ	16.5	14.7	17.1	21.5	24.4	26.9	31.6	1. FROM HOUSEHOLDS AND CORPORATIONS
2. ከግንባታ	2.4	2.5	3.1	3.1	2.0	2.0	2.0	2. FROM GENERAL GOVERNMENT
የገዛ ያለው ሂሳብ ለግንባታ ጠቃሚ	379.1	414.4	495.7	544.8	508.0	574.0	539.3	DISPOSAL OF CURRENT RECEIPTS
8. የገዛ ያለው ሂሳብ ገደብ ማስተካከያ								VIII. FINANCING OF THE DEFICIT OF THE NATION ON CURRENT ACCOUNT
1. በተጨማሪ ገንዘብና በጠቅላላ ገቢ ሂሳብ ላይ የተደገፈ የተጠቃሚ ጥገና / ጥገና	-1.1	-26.9	-40.7	-14.8	35.3	-7.8	-11.1	1. NET DECREASE IN RESERVES AND OTHER EXTERNAL BALANCES (INCREASE "-")
2. ከሌሎች አገሮች የተገኘ የተጠቃሚ ጥገና	61.9	50.4	78.2	95.0	41.3	75.3	31.7	2. NET BORROWING FROM THE REST OF THE WORLD
U/ ከጠቅላላ ሀገር ስጦታ ስጦታ የተጠቃሚ ጥገና / ጥገና	0.1	5.8	-8.1	-7.4	9.8	0.4	-17.7	a) NET DECREASE IN ASSET ABROAD (INCREASE "-")
Λ/ ከጠቅላላ ሀገር ከግንባታ ጠቃሚ ላይ የተደገፈ የተጠቃሚ ጥገና	61.8	44.6	86.3	102.4	31.5	74.9	49.4	b) NET INCREASE ON LIABILITIES TO THE REST OF THE WORLD
3. ስህተት ማስተካከያ ገደብ	-7.6	4.5	5.0	1.6	2.3	10.3	1.9	3. ERRORS AND OMISSIONS
4. ለግንባታ ገደብ	53.2	28.0	42.5	81.9	78.9	77.8	22.5	4. TOTAL DEFICIT
	1963	1964	1965	1966	1967	1968	1969	

SECTION J. PUBLIC FINANCE AND EMPLOYMENT

This section presents tables relating to the revenues and expenditures of the government.

The Ethiopian fiscal year is used. (See the note on the calendar, page XIV).

Tables J. 8 and 9. Data shown for the Central Government include figures on all employees paid by the head offices of the various Ministries and Government agencies in Addis Ababa. Excluding the employees of the Ministry of Defence, police and security forces and the Ecclesiastical Office. However, the Municipality of Addis Ababa, has been included in these figures.

The autonomous authorities and private firms included are:-

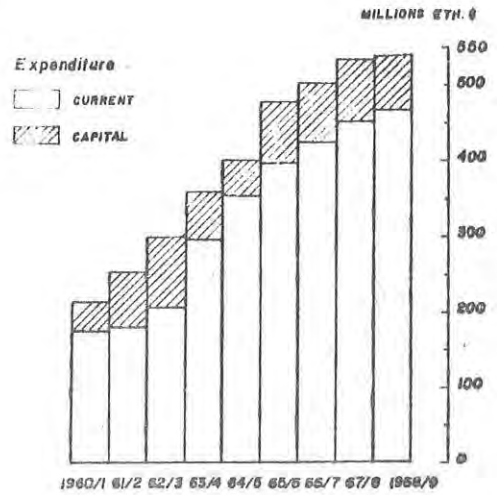
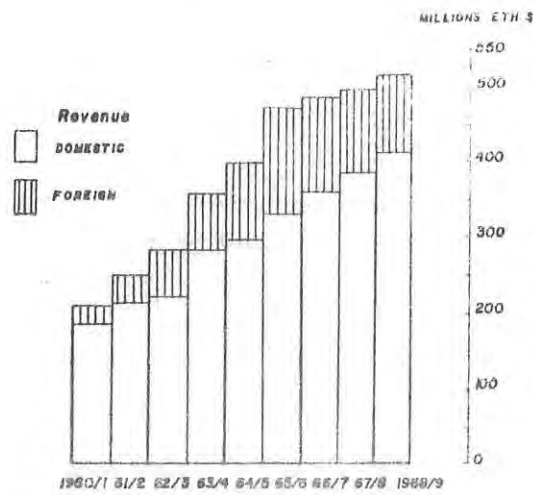
Addis Ababa	Electric Light and Power Authority,
Central Medical Stores,	Ethiopian Airlines
Commercial Bank of Ethiopia	Imperial Highway Authority,
Development Bank,	Telecommunications Board,
Investment Bank,	**Tobacco Monopoly
*H.S.I. University	*H.S.I. Foundation
*National Lottery	*Ethio-Franco Railway
*Grain Corporation	*National Coffee Board and
*National Bank of Ethiopia	*Mortgage Company of Ethiopia

The table is derived from Central Statistical Office calculations based on the payroll records of the Central Treasury, Ministry of Finance, and on the payroll records of the autonomous Authorities.

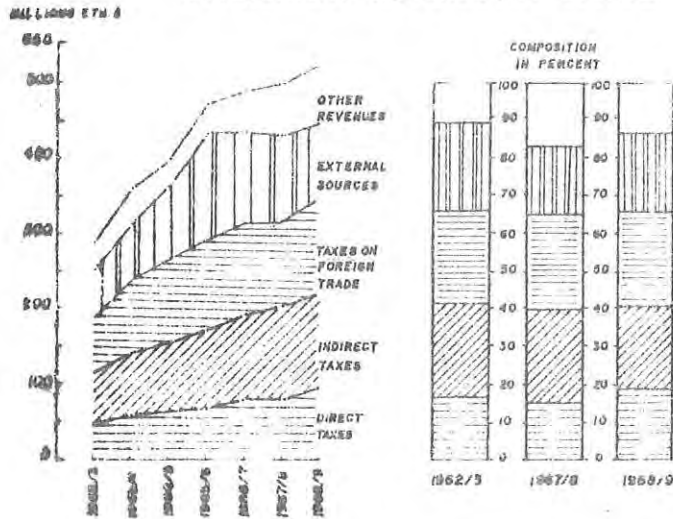
*Not included in the 1965 table.

**Not included in the 1966, 1967, 1968, 1969 tables

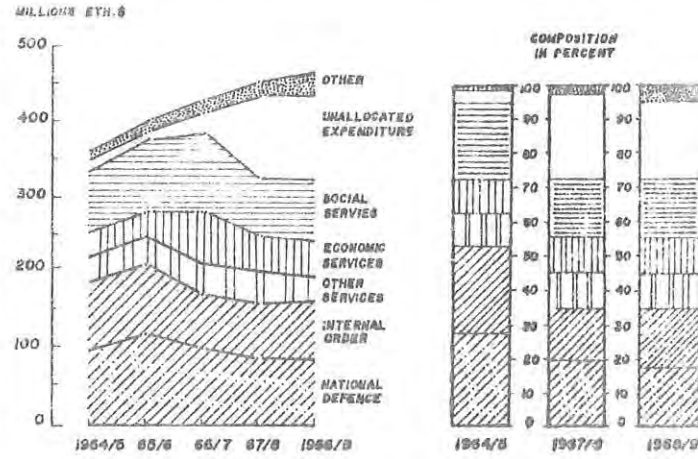
CENTRAL GOVERNMENT REVENUE AND EXPENDITURE



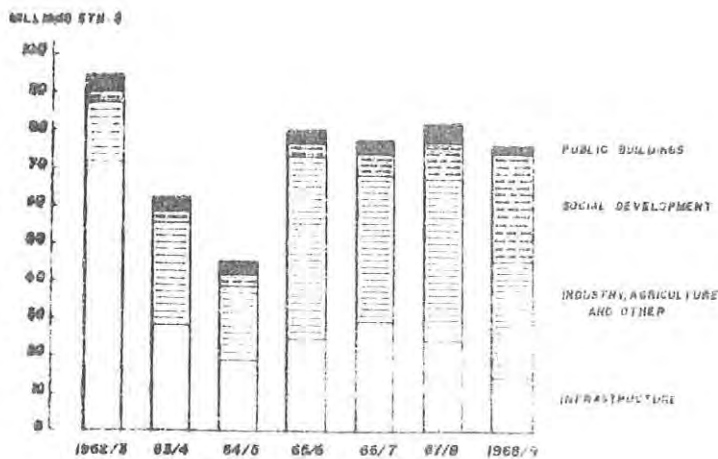
GOVERNMENT REVENUE, BY SOURCE



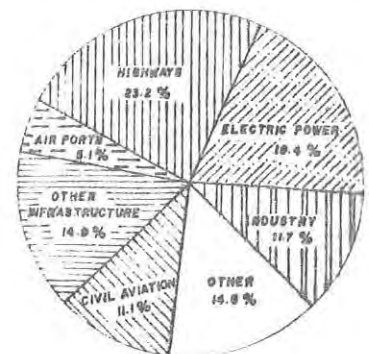
CURRENT GOVERNMENT EXPENDITURE



GOVERNMENT CAPITAL EXPENDITURE



UTILIZATION OF FOREIGN LOANS UP TO JUNE, 30th 1969.



ስለ ግንባታ ገንዘብ
PUBLIC FINANCE

የግንባታ ገቢና ወጪ
CENTRAL GOVERNMENT REVENUE AND EXPENDITURE

ሠንጠረዥ ቦ.1

TABLE J.1

በሚሊዮን የሊት/ብር

E.\$ MILLION

	ገቢ			ወጪ			
	ጾቆር	ከሀገር ውስጥ	ከውጭ አገር	ጾቆር	ደብዳቤ ሥራ ማስከፈጃ	የከፍተኛ ወጪ	
1943	89.0	79.6	9.4	97.0	81.0	16.0	1950/1
1944	89.8	84.3	5.5	84.4	72.4	12.0	1951/2
1945	108.3	105.2	3.1	85.4	81.1	4.3	1952/3
1946	133.8	131.5	2.3	111.2	93.0	17.2	1953/4
1947	120.2	117.6	2.6	122.7	112.7	10.0	1954/5
1948	124.0	123.0	1.0	124.8	115.7	9.1	1955/6
1949	145.2	137.7	7.5	145.0	130.0	15.0	1956/7
1950	168.0	141.2	26.8	175.5	146.1	29.4	1957/8
1951	197.8	148.1	49.7	212.9	162.6	50.3	1958/9
1952	150.3	134.2	16.1	157.6	136.9	20.7	1959/60
1953	209.0	184.6	24.4	213.1	176.5	36.6	1960/1
1954	252.8	215.4	37.4	253.1	181.8	71.3	1961/2
1955	283.5	218.8	64.7	299.5	205.2	94.3	1962/3
1956	339.8	279.7	80.1	359.3	297.8	61.5	1963/4
1957	396.4	297.8	98.6	400.8	356.5	44.3	1964/5
1958	473.4	330.3	143.1	477.8	397.7	80.1	1965/6
1959	489.3	369.9	119.4	503.0	425.8	77.1	1966/7
1960	499.3	385.7	113.6	534.2	453.2	81.0	1967/8
1961	514.2	405.4	118.8	544.7	468.8	75.9	1968/9
	TOTAL	DOMESTIC	FOREIGN	TOTAL	SALARY & OPERATING COST	CAPITAL EXPENDITURE	
	REVENUE			EXPENDITURE			

በገንዘብ ሚኒስቴር የሥነ-ምግባርና የገቢዎች ዋና ኃላፊዎች የተገኘ

Source: Administration and Revenue Department, Ministry of Finance.

ሰላ ወገን ገንዘብ
PUBLIC FINANCE

የወገን ገንዘብ ገቢ በገቢው ዓይነት*
GOVERNMENT REVENUE BY SOURCE*

ሠንጠረዥ በ.2

TABLE J.2

ሰዓሊ ዓገ ዓለት/በር

ES\$ MILLION

	1957	1958	1959	1960	1961	
<u>ቀጥታ ገቢዎች</u>	59.1	63.2	77.1	76.6	97.7	<u>DIRECT TAXES</u>
ከሥራ ገቢ	32.5	35.9	49.5	59.6	79.1	INCOME TAX
ከመረት	5.6	5.9	6.3	5.7	5.8	LAND TAX
ከአሥራት	10.3	10.5	10.6	1.6	1.7	TITHE ON LAND
ከትምህርት ትክክል	4.9	5.1	5.0	4.4	5.0	EDUCATION TAX
ከጤና ትክክል	5.5	5.5	5.5	5.0	5.6	HEALTH TAX
ከከብት ገቢ	0.3	0.3	0.2	0.3	0.5	CATTLE TAX
<u>ቀጥታ ያልሆኑ ገቢዎች</u>	93.2	104.8	111.8	125.3	111.1	<u>INDIRECT TAXES</u>
ከትራንዛክሽን ትክክል	41.4	45.9	49.4	52.8	43.1	TRANSACTION TAX
ከነጻዬ ቀረጥ	22.6	26.5	26.0	37.4	33.2	MOTOR FUEL TAX
ከአለባል አከባይነት ትክክል	16.1	16.9	18.6	18.9	17.8	ALCOHOL EXCISE TAX
ከትገባህ ዋናፖላ ገቢና ትክክል	3.7	5.0	7.2	4.9	5.0	TOBACCO & TOBACCO MONOPOLY EARNINGS
ከጭብር ቀረጥ	3.5	4.2	4.4	4.5	4.7	STAMP DUTIES
ከጨው ቀረጥ	5.9	6.3	6.2	6.8	7.2	SALT TAX
<u>በግልጽ ቀረጥ ገቢዎች</u>	113.2	122.0	124.6	112.9	128.3	<u>TAXES ON FOREIGN TRADE</u>
የገቢ ዕቃ ቀረጥ	68.9	81.0	77.8	71.4	70.8	IMPORT DUTIES
የወጪ ዕቃ ቀረጥ	28.0	20.1	21.6	21.1	19.0	EXPORT DUTIES
ሌላ ሌላ ገቢዎች	1.3	1.1	1.0	0.7	0.7	MISCELLANEOUS CHARGES
አከባይነት ትክክል	15.0	19.8	24.2	19.7	37.8	EXCISE TAXES
<u>ከወገን ገንዘብ ገቢ</u>	9.8	12.8	18.1	18.9	26.1	<u>REVENUE FROM STATE PROPERTY</u>
<u>ሌሎች ገቢዎች</u>	20.6	21.0	28.4	29.8	23.5	<u>OTHER REVENUE</u>
ከጻገኝነትና ወጪ	2.8	3.2	3.7	3.7	3.7	COURT FEES AND FINES
ከፖስታ ገቢ	2.6	2.8	2.9	3.1	3.2	POSTAL REVENUE
ከወገን ገንዘብ ወሥሪያ ቤቶች ገቢ	10.2	10.5	13.5	13.5	15.3	EARNINGS OF GOVER. MINISTRIES
ሌላ ሌላ ገቢዎች	5.0	4.5	8.3	9.5	1.3	MISCELLANEOUS REVENUE
<u>የውጭ አገር ዕርዳታ</u>	87.9	104.7	91.9	87.5	85.2	<u>EXTERNAL ASSISTANCE</u>
<u>የከፍተኛ ገቢዎች</u>	12.7	38.3	28.5	37.2	28.0	<u>CAPITAL RECEIPTS</u>
ከወገን ገንዘብ በገዳ ሽያጭ	2.0	-	1.0	11.1	-	SALES OF GOVERNMENT BONDS
ከሌላ ሌላ የውጭ አገር ብድር	10.7	38.3	27.5	26.1	28.0	PROCEED FROM EXTERNAL LOANS
<u>የጭረት ገቢ</u>	-	6.5	8.9	11.1	14.3	<u>PENSIONS REVENUE</u>
የገቢው ጠቀላላ ድምር	396.4	473.3	489.3	499.3	514.2	<u>TOTAL REVENUE</u>
	1964/5	1965/6	1966/7	1967/8	1968/9	

* የዓመት መጨረሻ ሰኔ 30 ነው
*Year ending 7 July

ከገንዘብ ግደብና የሥራ ገቢዎች ዋና ኃላፊነት የተገኘ
Source: Administration and Revenue Department, Ministry of Finance.

ሰላ ወገን ገንዘብ
PUBLIC FINANCE

የወገን ገንዘብ ወጪ
CURRENT GOVERNMENT EXPENDITURE

ሠንጠረዥ ቦ. 3

TABLE J.3

በግሊ ዋጋ የአት/ብር

ETH.\$ MILLION

	1958	1959	1960	1961	
<u>ጠቅላላ አገልግሎት</u>	244.3	209.2	200.6	206.5	<u>GENERAL SERVICES</u>
ለአስተዳደር በጠቅላላው	13.8	14.8	15.2	17.6	GENERAL GOVERNMENT
ለአገር ወብላክያ	118.6	98.4	86.8	86.8	NATIONAL DEFENCE
ለፍርድ ለአገር ውስጥ ጥበቃ	89.3	70.7	69.6	75.1	INTERNAL ORDER & JUSTICE
ለውጭ አገር ገንጻት	6.4	7.3	7.3	8.0	FOREIGN RELATIONS
ለገንዘብ ለፊናንስ	15.2	18.0	21.7	19.0	FINANCE & PLANNING
<u>ለኢኮኖሚ አገልግሎት</u>	37.6	73.6	47.8	50.1	<u>ECONOMIC SERVICES</u>
ለእርሻ	7.9	36.1	9.1	10.0	AGRICULTURE
ለገንዘብ አገልግሎት	4.0	5.0	4.7	4.8	INDUSTRY & COMMERCE
ለሥራና ወገኖች	25.7	32.5	34.0	35.3	PUBLIC WORKS & COMMUNICATION
<u>ለሕዝባዊ አገልግሎት</u>	92.8	99.2	74.6	78.8	<u>SOCIAL SERVICES</u>
ለትምህርትና ለባህሉ	63.2	65.0	50.8	54.9	EDUCATION AND CULTURE
ለጤና ጥበቃ	25.0	27.0	19.8	18.9	PUBLIC HEALTH
ለሰብአዊ ጉዳዮች	4.6	4.2	4.0	5.0	SOCIAL AFFAIRS
<u>የወገን ገንዘብ የጠረጴጫ ወጪ</u>	3.2	5.4	7.1	8.8	<u>CONTRIBUTION TO PENSION FUND</u>
<u>ለጠረጴጫ የተከፈለ</u>	6.5	8.9	11.1	14.3	<u>PENSION EXPENDITURE</u>
<u>ለልዩ ልዩ ወጪዎች</u>	12.3	28.7	112.0	110.3	<u>UNALLOCATED EXPENDITURE</u>
ድምር	397.6	423.8	453.2	468.8	TOTAL
	1965/6	1966/7	1867/8	1968/9	

የወገን ገንዘብ ወጪ አወገደብ
COMPOSITION OF CURRENT GOVERNMENT EXPENDITURE

ሠንጠረዥ ቦ. 4

TABLE J.4

በግሊ የአት/ብር

ETH.\$ '000

1961	ደመወዝና አባል	ለውጤት ለውጫዎች ለዕቃዎች	ለሌሎች ወጪዎች	የውጭ አገር ለርዳታና ብድር	ጎረገት	ድምር	
<u>ጠቅላላ አገልግሎት</u>	151,924	30,616	21,266	-	2,733	206,539	<u>1968/9</u> <u>GENERAL SERVICES</u>
ለአስተዳደር በጠቅላላው	8,329	550	6,977	-	1,798	17,654	GENERAL GOVERNMENT
ለአገር ወብላክያ	65,791	17,492	3,505	-	-	86,788	NATIONAL DEFENCE
ለፍርድ ለአገር ውስጥ ጥበቃ	58,346	10,453	6,295	-	-	75,094	INTERNAL ORDER & JUSTICE
ለውጭ አገር ገንጻት	4,496	671	2,653	-	233	8,053	FOREIGN RELATIONS
ለገንዘብ ለፊናንስ	14,962	1,450	1,836	-	702	18,950	FINANCE & PLANNING
<u>ለኢኮኖሚ አገልግሎት</u>	28,152	3,569	17,406	-	1,006	50,133	<u>ECONOMIC SERVICES</u>
ለእርሻ	6,717	1,243	1,716	-	306	9,982	AGRICULTURE
ለገንዘብ አገልግሎት	2,764	507	1,539	-	-	4,811	INDUSTRY & COMMERCE
ለሥራና ወገኖች	18,670	1,819	14,151	-	700	35,340	PUBLIC WORKS & COMMUN- TION
<u>ለሕዝባዊ አገልግሎት</u>	43,110	4,404	25,772	-	5,523	78,809	<u>SOCIAL SERVICES</u>
ለትምህርትና ለባህሉ	33,132	1,049	19,021	-	1,715	54,917	EDUCATION & CULTURE
ለጤና ጥበቃ	7,636	2,935	6,100	-	2,184	18,855	PUBLIC HEALTH
ለሰብአዊ ጉዳዮች	2,342	420	651	-	1,624	5,037	SOCIAL AFFAIRS
<u>የወገን ገንዘብ የጠረጴጫ ወጪ</u>	-	-	8,744	-	-	8,744	<u>CONTRIBUTION TO PENSION FUND</u>
<u>ለጠረጴጫ የተከፈለ</u>	-	-	14,291	-	-	14,291	<u>PENSION EXPENDITURE</u>
<u>ለልዩ ልዩ ወጪዎች</u>	-	-	32,060	74,000	4,180	110,240	<u>UNALLOCATED EXPENDITURE</u>
ድምር	223,186	38,589	119,539	74,000	13,442	468,756	TOTAL
	EMOLU- MENTS	MACHINERY EQUIPMENT AND SUPPLIES	OTHER CHARGES	EXTERNAL AID & LOANS	GRANTS AND CONTRIBU- TIONS		

የግንዛቤ ወጪ አመጣጥ
COMPOSITION OF CURRENT GOVERNMENT EXPENDITURE

ሠንጠረዥ በ.4 / የዋጋ/

TABLE 3.4 (Contd.)

በቢሮ የሰጠ/በር

ETB. \$'000

	ደመወዝና አበል	ለመኪና ምቹ ለመሣሪያ ምቹና ለዕቃዎች	ሌሎች ወጪዎች	የውጭ አገር እርዳታና በደር	ዳረገት	ደምር	
							1967/8
<u>1960</u>							<u>GENERAL SERVICE</u>
<u>ጠቅላላ አገልግሎት</u>	138,148	32,678	25,225	-	4,350	200,602	GENERAL GOVERNMENT
ለአስተዳደር በጠቅላላው	7,925	636	6,679	-	-	15,240	NATIONAL DEFENCE
ለአገር መከላከያ	60,050	20,343	6,393	-	-	86,786	INTERNAL ORDER & JUSTICE
ለፍርድና ለአገር ውስጥ ጥበቃ	53,605	9,604	6,341	-	-	69,550	FOREIGN RELATIONS
ለውጭ አገር ገንጻት	4,263	477	2,563	-	-	7,303	FINANCE & PLANNING
ለጥገናና ለፈናገስ	12,305	1,818	3,249	-	4,350	21,723	<u>ECONOMIC SERVICES</u>
<u>ለኮንስትራክሽን አገልግሎት</u>	16,285	4,097	26,436	-	967	47,785	AGRICULTURE
ለኮንስትራክሽን	5,870	1,540	1,379	-	274	9,063	INDUSTRY & COMMERCE
ለገንዘብና አገልግሎት	2,435	650	1,613	-	-	4,698	PUBLIC WORKS & COMMUNICA- TION
ለሥራና መገናኛ	7,980	1,907	23,444	-	693	34,024	<u>SOCIAL SERVICES</u>
<u>ለሕዝባዊ አገልግሎት</u>	36,763	5,601	29,212	-	3,095	74,671	EDUCATION & CULTURE
ለተምህርትና ለባህሉ	27,500	1,780	21,273	-	279	50,840	PUBLIC HEALTH
ለጤና ጥበቃ	7,244	3,370	7,371	-	1,790	19,775	SOCIAL AFFAIRS
ለሰብአ ጉዳዮች	2,019	443	568	-	1,026	4,056	CONTRIBUTION TO PENSION FUND
የግንዛቤ የጠረጎም ወጪ	-	-	7,087	-	-	7,087	<u>PENSION EXPENDITURE</u>
ለጠረጎም የተከፈለ	-	-	11,074	-	-	11,074	<u>UNALLOCATED EXPENDITURE</u>
ለልዩ ልዩ ወጪዎች	-	-	28,182	78,000	5,863	112,045	TOTAL
ደምር	191,196	42,576	127,216	78,000	14,275	453,230	
							1966/7
<u>1959</u>							<u>GENERAL SERVICES</u>
<u>ጠቅላላ አገልግሎት</u>	126,037	24,354	27,824	26,728	4,572	209,215	GENERAL GOVERNMENT
ለአስተዳደር በጠቅላላው	7,513	779	6,219	80	166	14,575	NATIONAL DEFENCE
ለአገር መከላከያ	54,811	7,303	9,337	25,000	-	98,451	INTERNAL ORDER & JUSTICE
ለፍርድና ለአገር ውስጥ ጥበቃ	49,373	12,294	7,659	1,380	-	70,706	FOREIGN RELATIONS
ለውጭ አገር ገንጻት	4,048	517	2,783	-	-	7,348	FINANCE & PLANNING
ለጥገናና ለፈናገስ	10,292	1,461	1,826	268	4,106	17,953	<u>ECONOMIC SERVICES</u>
<u>ለኮንስትራክሽን አገልግሎት</u>	14,205	5,011	24,607	28,358	1,438	73,617	AGRICULTURE
ለኮንስትራክሽን	4,785	1,326	1,791	27,743	458	36,103	INDUSTRY & COMMERCE
ለገንዘብና አገልግሎት	1,985	852	1,756	395	-	4,988	PUBLIC WORKS & COMMUNICA- TION
ለሥራና መገናኛ	7,435	2,833	21,060	220	978	32,526	<u>SOCIAL SERVICES</u>
<u>ለሕዝባዊ አገልግሎት</u>	30,781	5,451	4,840	30,532	27,606	99,210	EDUCATION & CULTURE
ለተምህርትና ለባህሉ	22,130	1,960	2,613	22,004	19,253	67,960	PUBLIC HEALTH
ለጤና ጥበቃ	6,789	3,189	1,349	8,332	7,364	27,023	SOCIAL AFFAIRS
ለሰብአ ጉዳዮች	1,862	302	878	196	989	4,227	CONTRIBUTION TO PENSION FUND
የግንዛቤ የጠረጎም ወጪ	-	-	5,361	-	-	5,361	<u>PENSION EXPENDITURE</u>
ለጠረጎም የተከፈለ	-	-	8,944	-	-	8,944	<u>UNALLOCATED EXPENDITURE</u>
ለልዩ ልዩ ወጪዎች	-	-	1,023	-	28,456	29,479	TOTAL
ደምር	171,023	34,816	72,599	87,518	61,770	425,826	
	ENROL- MENTS	MACHINERY EQUIPMENT AND SUPPLIES	OTHER CHARGES	EXTERNAL AID & LOANS	GRANTS AND CONTRIBU- TION	TOTAL	

በገንዘብ ሚኒስቴር የአስተዳደር የገቢዎች ዋና ፈረዘቢዳን የተገኘ
Source: Administration and Revenue Department, Ministry of Finance.

በሌ ወገን ገንዘብ
PUBLIC FINANCE

ለ ታዳሮች ገንዘብ የተደረገ የካፒታል ወጪ*
CAPITAL EXPENDITURE, BY SECTOR AND PROJECT*

ሠንጠረዥ በ.5

TABLE J.5

በሚሊዮን የሊት/ብር E\$ MILLION

	1959	1960	1961	
<u>ለ ሰብሳቢ ልማት</u>	6.0	11.1	27.1	<u>SOCIAL DEVELOPMENT</u>
ለ ሕዝባዊ ነፃ ሰዳገት	0.3	1.0	1.6	NATIONAL COMMUNITY DEVELOPMENT
ለ ተምህርት	2.2	6.0	12.5	EDUCATION
ለ ጤና ጥበቃ	3.5	4.1	8.9	PUBLIC HEALTH
ሌሎች	-	-	4.1	OTHERS
<u>ለ ኢኮኖሚ ልማት</u>	67.9	65.9	46.9	<u>ECONOMIC DEVELOPMENT</u>
<u>/ሀ/ ለ ገንጠታ ስጦታዎች</u>	29.2	23.0	14.8	<u>(A) INFRASTRUCTURE</u>
1. ለ ሰብሳቢ አገልግሎት	0.4	0.2	-	1. CIVIL AVIATION
2. ለ አዳዲስ ጉዳይ	28.2	21.6	12.0	2. HIGHWAYS
3. ለ ራዲዮ ጣቢያ	0.4	1.1	0.2	3. BROADCASTING NETWORK
4. ለ ፖስታ ቤት	-	-	1.5	4. POST OFFICE
5. ለ አሰባሰብ ወይን	0.2	0.1	1.1	5. ASSAB PORT (AIR PORT)
<u>/ለ/ ለ ገንጠታ ስጦታዎች</u>	15.9	13.4	6.0	<u>(B) INDUSTRY</u>
1. ለ ግዕዝ	1.2	0.4	0.8	1. MINING
2. ለ ፍጠራ ስጦታዎች	14.4	13.0		2. MANUFACTURING
ለ አሰባሰብ የ ነጻ ግዳይ ግብረ ገቢ	9.3	7.3	4.2	OIL REFINERY IN ASSAB
ለ ጨርቅ ጨርቅ ፍጠራ ስጦታ	1.5	-	-	TEXTILE FACTORY
ለ ጥፍ ፍጠራ ስጦታ	1.3	1.0	-	WOOL FACTORY
ለ ገቢ ፍጠራ ስጦታ	0.1	-	-	SISAL FACTORY
ለ ሀገራዊ ጥገና	1.6	-	-	CATERING INDUSTRY
ሌሎች	0.9	4.7	1.4	OTHERS
<u>/ጠ/ ለ ስጦታ</u>	2.9	10.6	6.0	<u>(C) AGRICULTURE</u>
1. ለ ግዳይ ነጻ ስጦታ ስጦታዎች ለ ስጦታ ስጦታዎችና ባሕር ስጦታ ስጦታ	1.2	-	-	1. FARMS PILOT CENTRES AND RURAL CO-OPERATIVES
2. ለ ስጦታ ስጦታ ስጦታ ስጦታ ስጦታ	1.4	9.3	2.8	2. OTHER PROJECT OF THE MINISTRY OF AGRICULTURE
3. ለ ጨርቅ ስጦታ ስጦታ	-	-	2.1	3. CHILALO REGIONAL DEVELOPMENT PROJECT
4. ለ ስጦታ ስጦታ ስጦታ ስጦታ	0.3	1.3	1.1	4. AGRICULTURAL RESEARCH
	1966/67	1967/68	1968/69	

በሌ ወገን ስራ ገንዘብ
PUBLIC FINANCE

ለገንዘብ ገዢዎች የተደረገ የስፔሻል ወጪ*
CAPITAL EXPENDITURE, BY SECTOR AND PROJECT*

ሠንጠረዥ በ.5 / የቀጠለ/

TABLE J.5 (Contd.)

ፎ. MILLION

	1959	1960	1961	
ወ/ሌሎች	14.3	9.4	13.0	(D) OTHERS
1. ለውሃ ቆራ ፕሮጀክቶች	0.8	0.9	-	1. WATER DRILLING PROJECTS
2. ለአዋሽ ሸለቆ ፕሮጀክት	1.0	0.5	1.9	2. AWASH VALLEY
3. ለአዳቦ ፕሮጀክት ጥናት	0.1	-	1.7	3. NEW PROJECTS STUDY
4. ለአፍሪካ ልማት ባንክ	0.4	-	-	4. DEVELOPMENT BANK OF AFRICA
5. ለአት የጸያ መርከብ ኮሚሽን	1.6	1.3	1.0	5. ETHIOPIAN SHIPPING COMPANY CORPORATION
6. ለአገር ሥራ ግብዓት ኮርፖሬሽን	9.6	2.0	3.0	6. ETHIOPIAN INVESTMENT CORPORATION
7. ለሙሉ ሆቴል	-	-	2.0	7. HILTON HOTEL
8. ለአህሉ ግንባር	-	0.5	-	8. GRAIN CORPORATION
9. ለአት የጸያ ልማት ባንክ	0.8	4.2	1.0	9. DEVELOPMENT BANK OF ETHIOPIA
10. ለፊንቻ ገደብ	-	-	1.1	10. FINCHA DAM
11. ሌሎች	-	-	1.3	11. OTHERS
/ሰ/በውጭ አገር ዐርሳታ የመኪና ሆኑ ሌሎች ፕሮጀክቶች	5.6	9.5	7.1	(E) OTHER PROJECTS COVERED BY EXTERNAL ASSISTANCE
12. ለሬዲዮ	0.2	0.5	-	12. BROADCASTING STATIONS
13. ለአውራ ጉዳይ ፕሮግራም	-	-	1.6	13. HIGHWAYS PROGRAM SURVEY ETC.
14. ለወለጋና ባላቤ ግድግዳ ጥናት	-	-	0.9	14. WOLLEGA SIDAMO GEOLOGICAL SURVEY
15. ለአገር ምርመራ	3.3	1.4	1.2	15. AGRICULTURAL RESEARCH
16. ለዋቤ ሸበሌና ተከዜ ወንዝ	-	-	0.9	16. WABI SHEBELI AND TEKEZE
17. ለቅላሎ ክፍለ ልማት ፕሮጀክት	-	-	1.2	17. CHILALO REGIONAL DEVELOPMENT PROJECTS
18. ሌሎች	2.1	7.6	1.3	18. OTHERS
<u>ለውገን ስራ ገንዘብ ግደብ</u>	<u>3.2</u>	<u>4.0</u>	<u>1.9</u>	<u>PUBLIC BUILDINGS</u>
1. ለቢሮ	1.9	4.0	1.9	1. ADMINISTRATIVE BUILDINGS
2. ሌሎች	1.3	-	-	2. OTHERS
<u>ለስፔሻል ወጪ ደምር</u>	<u>77.1</u>	<u>81.0</u>	<u>75.9</u>	<u>TOTAL CAPITAL EXPENDITURE</u>
	1966/7	1967/8	1968/9	

ስፔሻል ወጪ ላይ የተደረገው ግንዘብ ለውገን ስራ ገንዘብ የተገኘ

Sources: Central Accounting Department, Ministry of Finance

	የተጠቃሚ ብር	ጠባ ሆኖ የተሠራበት	ጠባ ሆኖ የተሠራበት	ተመለሰ የተከፈለ	ያልተከፈለ ዕል	
ብላገተርናቸናል ዳርዳት	533,050	195,879	137,171	37,315	158,327	MULTILATERAL
ብዓለዎ ለግት ባንክ	244,500	140,943	103,557	36,508	104,198	INTERNATIONAL BANK FOR RECONSTRUCTION AND DEVELOPMENT
ብዓለዎ የሌግት ግህበር	71,000	41,086	29,914	-	41,086	INTERNATIONAL DEVELOPMENT ASSOCIATION
ብዓለዎ የፈናገስ ዳርዳት	17,550	13,850	3,700	807	13,043	INTERNATIONAL FINANCE CORPORATION
ብላገ ለ ዋ ለገርዳ	785,478	381,454	404,024	122,628	258,729	BILATERAL
ከተባበሩት የአዳሪባ ወገን	305,993	218,405	87,588	69,308	149,097	UNITED STATES
ከታላቋ ብሬታንያ	15,533	3,364	12,171	1,598	1,669	UNITED KINGDOM
ከምዕራብ ደርጃ	30,756	16,539	34,217	7,174	9,365	WEST GERMANY
ከሶቪየት ግንባ	251,259	44,266	206,993	6,677	57,589	SOVIET UNION
ከጥዘላባካይ	29,087	5,668	23,420	3,393	2,274	CZECHOSLOVAKIA
ከዮግዝላቪያ	35,767	27,473	8,293	14,056	13,417	YUGOSLAVIA
ከቤልጅጅ	2,208	2,208	-	1,284	924	BELGIUM
ከፈረንሳይ	2,066	2,066	-	1,559	507	FRANCE
ከሀንዳ	178	178	-	178	-	INDIA
ከእስራኤል	1,287	1,287	-	1,187	100	ISRAEL
ከአዳልያ	29,646	24,015	5,631	413	23,602	ITALY
ከጃፓን	6,036	6,036	-	3,640	2,397	JAPAN
ከዛርላንድ	27,323	27,323	-	10,703	16,621	THE NETHERLANDS
ከስፓን	172	172	-	94	77	SPAIN
ከስዊድን	28,165	2,454	25,711	1,364	1,090	SWEDEN
ወቅላላ ዳርዳ	1,118,528	577,333	541,195	159,943	417,056	GRAND TOTAL
	AMOUNT PLEDGED	UTILIZED	UNUTILIZED	REPAYMENTS	NET INDEBTEDNESS	
	LOAN & CREDIT					

የኢትዮጵያ የጋራ ለገር ዕል አስጠ በ 23 1969 ዓ.ም
ETHIOPIA'S EXTERNAL DEBT UP TO JUNE 30, 1969 BY SOURCE AND SECTOR

ሠገጠርዝ ቤ.6 /ለ/ TABLE 3.6 (b) ብርሃ የአተ/ብር ETH.\$'000

	የተጠቃሚ ብር	ጠባ ሆኖ የተሠራበት	ጠባ ሆኖ የተሠራበት	ተመለሰ የተከፈለ	ያልተከፈለ ዕል	
ክፍል 1 የወገን ገንዘብ ዳርዳት						PART 1. PUBLIC SECTOR
ብዓለዎ የሌግት ባንክና የሌግት ግህበር	315,500	182,029	133,471	36,508	145,284	IBRD & IDB
ከተባበሩት የአዳሪባ ወገን	304,228	216,640	87,588	69,178	147,462	UNITED STATES
ከምዕራብ ደርጃ	49,397	15,180	34,217	6,596	8,582	FEDERAL REPUBLIC OF GERMANY
ከሶቪየት ግንባ	25,259	44,266	206,993	6,677	37,589	SOVIET UNION
ከጥዘላባካይ	29,017	5,598	23,420	3,376	2,222	CZECHOSLOVAKIA
ከዮግዝላቪያ	35,767	27,473	8,293	14,056	13,417	YUGOSLAVIA
ከቤልጅጅ	684	684	-	675	9	BELGIUM
ከፈረንሳይ	1,150	1,150	-	918	232	FRANCE
ከእስራኤል	1,287	1,287	-	1,187	100	ISRAEL
ከአዳልያ	28,408	22,777	5,631	-	22,777	ITALY
ከዛርላንድ	27,237	27,237	-	10,702	16,535	THE NETHERLANDS
ከስዊድን	27,847	2,136	25,711	1,159	976	SWEDEN
ከታላቋ ብሬታንያ	12,540	540	12,000	250	239	UNITED KINGDOM
የክፍል 1 ዳርዳ	1,084,321	546,997	537,324	151,284	395,424	TOTAL PART 1
ክፍል 2 የገላ ዳርዳት						PART 2. PRIVATE SECTOR
ብዓለዎ የፈናገስ ዳርዳት	17,550	13,850	3,700	807	13,043	IFC
ከተባበሩት የአዳሪባ ወገን	1,765	1,765	-	130	1,635	UNITED STATES
ከምዕራብ ደርጃ	1,359	1,359	-	577	782	FEDERAL REPUBLIC OF GERMANY
ከቤልጅጅ	1,525	1,525	-	610	915	BELGIUM
ከጥዘላባካይ	70	70	-	17	53	CZECHOSLOVAKIA
ከፈረንሳይ	916	916	-	641	275	FRANCE
ከሀንዳ	178	178	-	178	-	INDIA
ከአዳልያ	1,238	1,238	-	413	825	ITALY
ከጃፓን	6,036	6,036	-	3,640	2,397	JAPAN
ከዛርላንድ	86	86	-	-	86	THE NETHERLANDS
ከስፓን	172	172	-	94	77	SPAIN
ከስዊድን	318	318	-	205	113	SWEDEN
ከታላቋ ብሬታንያ	2,995	2,824	171	1,348	1,431	UNITED KINGDOM
የክፍል 2 ዳርዳ	31,208	30,337	3,871	8,660	21,632	TOTAL PART 2
ወቅላላ ዳርዳ /1+2/	1,118,528	577,334	541,195	159,944	417,056	GRAND TOTAL (1+2)
	AMOUNT PLEDGED	DISBURSED UP TO 30.6.69	BALANCE UNDISBURSED UP TO 30.6.69	REPAYMENTS UP TO 30.6.69	OUTSTANDING INDEBTEDNESS UP TO 30.6.69	
	LOAN & CREDIT					

እስከ ሰኔ 23 ቀን 1960 ዓ.ም የነበረውን የላት የቆይ የሚዘጋጅ ለገር ብድር በዋሰን ለገልገሎት ለይቶ የሚያሳይ
UTILIZATION OF FOREIGN LOANS UPTO JUNE 30, 1969

ሠንጠረዥ ቦ.7

TABLE J.7

በሺህ የላት/ብር ETH. \$'000

	ብድሮች		
	የገንዘብ ልክ በሺህ የላት/ብር	ከመቶ	
<u>መሠረታዊ እቅዶች</u>	556,938	62.6	<u>INFRASTRUCTURE</u>
ለመብራት ኃይል	172,290	19.4	ELECTRIC POWER
ለቴሌኮሙኒኬሽን	47,604	5.3	TELECOMMUNICATION
ለአውራጃ ጉዳይ	206,267	23.2	HIGHWAYS
ለአይሮፕላን ማረፊያዎች	45,654	5.1	AIRPORTS
ለባሕር ወይን	14,890	1.7	SEA-PORTS
ለጤና ጥበቃ	47,906	5.4	PUBLIC HEALTH
ለትምህርትና ለሶሻል አገልግሎት	22,327	2.5	EDUCATION & SOCIAL AMENITIES
<u>ግመላለሻ</u>	126,274	14.2	<u>TRANSPORTATION</u>
ለባህር አገልግሎት	99,037	11.1	CIVIL AVIATION
ለገንዘብ መርከቦች	27,237	3.1	MERCHANT MARINE
<u>እርሻ</u>	22,734	2.5	<u>AGRICULTURE</u>
ባገር ቤት ለእርሻ ገብረት ሥራ	495	0.1	RURAL COOPERATIVES
ለእህል ገንዘብ ማከራከሪያ	2,596	0.3	GRAIN MARKETING & DISTRIBUTION
ለሽንገራ አገልግሎት ረከል	13,800	1.5	SUGAR CANE PLANTATION
ለጠቅላላ ልማት	5,843	0.6	GENERAL DEVELOPMENT
<u>አገልግሎት ሰጪ ማዕዘን</u>	104,100	11.7	<u>INDUSTRY & MINING</u>
ለማዕዘን	3,437	0.4	MINING
ለዘይት ማጣሪያ	39,121	4.4	PETROLUM REFINERY
ለሰሜን ተቆራካሪ	12,176	1.4	CEMENT PLANTS
ለጨርቅ ጨርቅ ተቆራካሪ	9,064	1.0	CLOTHING & TEXTILES
ለወረቀት ተቆራካሪ	10,750	1.2	PAPER MILL
ለሆቴሎችና ለጉራገም ሥራ	9,250	1.0	HOTELS & TOURISM
ሌሎች	20,303	2.3	OTHERS
<u>ለልዩ ልዩ አገልግሎት</u>	21,553	2.4	<u>MISCELLANEOUS</u>
ለባደት ድጋፍ	18,347	2.0	BUDGET SUPPORT
የመንግሥት ህንጻዎች	3,206	0.4	PUBLIC BUILDINGS
<u>የባንክና የፊናንስ ድርጅቶች</u>	57,947	6.6	<u>BANK & FINANCIAL INSTITUTIONS</u>
ለኢትዮጵያ ልማት ባንክ	22,028	2.5	DEVELOPMENT BANK OF ETHIOPIA
ለአገር ሥራ ማስፈጸም ማህበር	29,974	3.4	INVESTMENT CORPORATION
ለኢትዮጵያ ገንዘብ ባንክ	5,945	0.7	COMMERCIAL BANK OF ETHIOPIA
ጠቅላላ	889,546	100.0	TOTAL
	AMOUNT (IN 000ETH.\$)	PERCENTAGE OF TOTAL	
	LOANS		

በገንዘብ ማዕከላዊ የክፍሎችና የብድር ክፍል የተገኘ
Source: Credit and Loan Department, Ministry of Finance

በሌሎች ስራ
EMPLOYMENT

አዲስ አበባ የሚገኙትን የመንግሥት፣ ወኪል መሥሪያ ቤቶችና ዲርጅቶችን ከ1957-1961 ዓ.ም የሚያዘጋጅ

ወር የሠራተኞች ጠቅላላ ብዛትና የተከፈለውን ጠቅላላ ደመወዝ የሚያሳይ
PERSONS EMPLOYED AND SALARIES PAID BY THE CENTRAL GOVERNMENT
AND AUTONOMOUS AUTHORITIES IN ADDIS ABABA IN APRIL 1965-1969

ሠንጠረዥ በ. 8 TABLE J.8

ዓመት ምዕረቅ	የመንግሥት ሠራተኞች		ወኪል መሥሪያ ቤቶችና ዲርጅቶች		YEAR
	የሠራተኞች ብዛት	ጠቅላላ ደመወዝ በሺ ኢት.ብር	የሠራተኞች ብዛት	ጠቅላላ ደመወዝ በሺ ኢት.ብር	
1957	15,803	3,223.3	9,461	2,367.1	1965
1958	16,280	3,257.3	11,309	3,120.2	1966
1959	19,520	3,568.0	11,595	3,200.4	1967
1960	16,589	3,526.6	12,263	3,525.9	1968
1961	17,287	3,927.8	13,826	4,176.3	1969
	EMPLOYEES	EMOLUMENTS (000 Eth.\$)	EMPLOYEES	EMOLUMENTS (000 Eth.\$)	
	CENTRAL GOVERNMENT		AUTONOMOUS AUTHORITIES AND SELECTED PRIVATE FIRMS		

አዲስ አበባ የሚገኙትን የመንግሥት፣ ወኪል መሥሪያ ቤቶችና ዲርጅቶችን የ1961 ዓ.ም የሚያዘጋጅ ወር የሠራተኞች ብዛትና የደመወዝ ለቤ የሚያሳይ

PERSONS EMPLOYED AND SALARIES PAID BY THE CENTRAL GOVERNMENT
AND AUTONOMOUS AUTHORITIES IN ADDIS ABABA IN APRIL 1969, BY LEVEL OF INCOME

ሠንጠረዥ በ.9 /U/TABLE J.9 (a)

የወር ደመወዝ አመዳሰብ /በኢት/ብር/	የመንግሥት ሠራተኞች			ወኪል መሥሪያ ቤቶችና ዲርጅቶች			INCOME GROUP (E\$ PER MONTH)
	የሠራተኞች ብዛት		ጠቅላላ ደመወዝ በሺ ኢት.ብር	የሠራተኞች ብዛት		ጠቅላላ ደመወዝ በሺ ኢት.ብር	
	ብዛት	%		ብዛት	%		
ከ25 በታች	406	2.4	7.7	50	0.4	0.8	UNDER 25
25 - 49	3,085	17.8	115.1	1,723	12.4	68.9	25 - 49
50 - 74	2,539	14.7	163.4	1,387	10.0	85.7	50 - 74
75 - 99	1,212	7.0	100.7	1,141	8.3	99.4	75 - 99
100 - 149	1,760	10.2	209.8	1,544	11.2	186.6	100 - 149
150 - 199	1,665	9.6	281.4	1,119	8.1	185.7	150 - 199
200 - 249	1,439	8.3	312.7	1,013	7.3	229.2	200 - 249
250 - 299	891	5.2	236.2	1,181	8.5	323.5	250 - 299
300 - 349	1,003	5.8	316.9	724	5.2	230.9	300 - 349
350 - 399	583	3.4	213.6	755	5.5	281.0	350 - 399
400 - 449	344	2.0	141.9	563	4.1	237.9	400 - 449
450 - 499	224	1.3	103.4	376	2.7	176.4	450 - 499
500 - 599	504	2.9	269.4	634	4.6	347.3	500 - 599
600 - 699	469	2.7	297.1	495	3.6	316.6	600 - 699
700 - 799	542	3.1	403.8	318	2.3	240.9	700 - 799
800 - 899	167	1.0	138.1	160	1.2	134.7	800 - 899
900 - 999	138	0.8	131.4	150	1.1	140.5	900 - 999
1000 - 1499	176	1.0	202.6	254	1.8	308.5	1000 - 1499
1500 እና በዚያ በላይ	140	0.8	282.6	239	1.7	581.8	1500 AND OVER
ጅምር	17,287	100.0	3,927.8	13,826	100.0	4,176.3	TOTAL
	NUMBER	%	EMOLUMENTS (IN '000E\$)	NUMBER	%	EMOLUMENTS (IN '000E\$)	
	EMPLOYEES			EMPLOYEES			
	CENTRAL GOVERNMENT			AUTONOMOUS AUTHORITIES AND SELECTED PRIVATE FIRMS			

አዲስ አበባ የሚገኙትን የመንግሥት፣ ወኪል መሥሪያ ቤቶችና ደርጅቶችን የ1960 ዓ.ም የሚያዘዩን ወር የሠራተኞች ብዛትና የደመወዝ ልክ የሚያሳይ

PERSONS EMPLOYED AND SALARIES PAID BY THE CENTRAL GOVERNMENT AND AUTONOMOUS AUTHORITIES IN ADDIS ABABA IN APRIL 1968, BY LEVEL OF INCOME

ሠንጠረዥ በ.9 /ለ/ TABLE J.9 (b)

የወር ደመወዝ ስመ ዳደር /በአት/በር/	የመንግሥት ሠራተኞች			ወኪል መሥሪያ ቤቶችና ደርጅቶች			INCOME GROUP
	የሠራተኞች ብዛት		ጠቀላላ ደመወዝ /በሺህ/	የሠራተኞች ብዛት		ጠቀላላ ደመወዝ /በሺህ/	
	በ ቁጥር	%		በ ቁጥር	%		
ከ25 በታች	810	4.9	11.5	2	0.2	0.0	UNDER 25
25 - 49	3,174	19.1	118.3	1,536	12.5	60.2	25 - 49
50 - 74	2,426	14.6	152.9	1,169	9.5	73.0	50 - 74
75 - 99	1,038	6.2	87.6	1,092	8.9	94.6	75 - 99
100 - 149	1,701	10.2	204.1	1,502	12.2	185.4	100 - 149
150 - 199	1,723	10.4	285.8	937	8.0	168.1	150 - 199
200 - 249	1,118	6.7	242.3	1,012	8.3	228.5	200 - 249
250 - 299	889	5.4	234.2	881	7.2	242.0	250 - 299
300 - 349	863	5.2	268.8	754	6.1	242.8	300 - 349
350 - 399	459	2.8	165.7	605	4.9	223.4	350 - 399
400 - 449	263	1.6	107.6	518	4.2	219.1	400 - 449
450 - 499	194	1.2	89.4	372	3.0	177.3	450 - 499
500 - 599	517	3.1	281.0	369	4.6	313.6	500 - 599
600 - 699	360	2.2	228.3	392	3.2	255.9	600 - 699
700 - 799	530	3.2	396.6	248	2.0	195.4	700 - 799
800 - 899	131	0.8	108.3	146	1.2	124.4	800 - 899
900 - 999	144	0.9	136.4	117	1.0	112.2	900 - 999
1000 - 1499	131	0.8	161.1	214	1.7	260.7	1000 - 1499
1500 - እና በዚያ በላይ ደምር	118	0.7	246.7	161	1.3	349.3	1500 - AND OVER
	16,589	100.0	3,526.6	12,263	100.0	3,525.9	TOTAL
	NUMBER	%	PERSONAL EMOLUMENTS (IN '000E\$)	NUMBER	%	PERSONAL EMOLUMENTS (IN '000E\$)	INCOME GROUP
	EMPLOYEES			EMPLOYEES			
	CENTRAL GOVERNMENT			AUTONOMOUS AUTHORITIES AND SELECTED PRIVATE FIRMS			

ሰለ መረጃው ገጽ 132 ይጠቀሳል
Source: See page 134

FINANCES OF THE MUNICIPALITIES
UNDER THE ADMINISTRATION OF THE MINISTRY OF INTERIOR, BY PROVINCE*
የ1960 ዓ.ም የከተማዎች ብዛት በገቢ መጠን
DISTRIBUTION OF MUNICIPALITIES BY SIZE OF REVENUE 1967/8

ሠንጠረዥ በ.10 /ሀ/

TABLE J.10 (a)

ጠቅላይ ገዛት	የግዛታዊ ገቢ ብዛት	የገቢ መደብ / በገሀ የኢት/ብር/						ገቢ ለውጭ ያልተመለከተ	
		ከ100 በላይ	ከ50-99	ከ25-49	ከ5-24	ከ5 በታች			
አረቢ	10	1	1	1	7	-	-	ARUSSI	
ባሌ	10	-	-	1	6	-	3	BALE	
ቤጌሚደር	11	1	1	-	5	3	1	BEGEMIDIR	
ገሙንፋ	6	-	1	-	2	2	1	GEMU GOFA	
ጎጃም	19	1	1	1	4	10	2	GOJJAM	
ዘረርጌ	23	2	-	1	8	3	9	HARARGE	
አላባቦር	9	-	2	-	5	1	1	ILLUBABOR	
ክፋ	9	1	1	-	6	-	1	KAFFA	
ሸዋ	44	2	2	5	17	7	11	SHOA	
ሲዳሞ	18	-	4	3	9	-	2	SIDAMO	
ትገረ	15	1	-	3	6	4	1	TIGRE	
ወላጋ	12	-	3	-	4	2	3	WOLLEGA	
ወሎ	13	1	-	1	4	3	4	WOLLO	
ደምር	199	10	16	16	83	35	39	TOTAL	
	NUMBER OF MUNICIPALITIES	100 & OVER	50-99	25-49	5-24	UNDER 5	NOT STATED	PROVINCE	
SIZE OF REVENUE (IN'000 ETH.\$)									

በ1960 ዓ.ም የከተማዎች ብዛት በወጪ መጠንና በጠቅላይ ገዛት
DISTRIBUTION OF MUNICIPALITIES BY SIZE OF EXPENDITURE, BY PROVINCE 1967/8

ሠንጠረዥ በ.10 /ለ/

TABLE J.10 (b)

ጠቅላይ ገዛት	የግዛታዊ ገቢ ብዛት	የወጪ መደብ በገሀ የኢት/ብር/						ወጪ ያልተመለከተ	
		ከ100 በላይ	ከ50-99	ከ25-49	ከ5-24	ከ5 በታች			
አረቢ	10	-	1	2	6	1	-	ARUSSI	
ባሌ	10	-	-	-	4	3	3	BALE	
ቤጌሚደር	11	1	-	-	3	6	1	BEGEMIDIR	
ገሙንፋ	6	-	1	1	2	2	1	GEMU GOFA	
ጎጃም	19	1	-	-	4	19	3	GOJJAM	
ዘረርጌ	23	2	1	1	6	5	9	HARARGE	
አላባቦር	9	-	1	1	4	2	1	ILLUBABOR	
ክፋ	9	1	-	-	4	1	2	KAFFA	
ሸዋ	44	2	3	3	15	10	11	SHOA	
ሲዳሞ	18	-	4	4	8	1	2	SIDAMO	
ትገረ	15	1	-	-	9	4	1	TIGRE	
ወላጋ	12	-	1	1	2	5	3	WOLLEGA	
ወሎ	13	1	-	-	4	4	4	WOLLO	
ደምር	199	9	12	13	71	63	41	TOTAL	
	NUMBER OF MUNICIPALITIES	100 & OVER	50-99	25-49	5-24	UNDER 5	NOT STATED	PROVINCE	
SIZE OF REVENUE (IN'000 ETH.\$)									

የገቢና የጭጭ ግብዓት ስጦታ ስጦታ ገዛት
SUMMARY OF REVENUE & EXPENDITURE BY PROVINCES

ሰላ ጠገን ገዛት ገዛት
PUBLIC FINANCE

ሠንጠረዥ በ.11

TABLE J.11

በጊዜ የልተ/ብር ETH. \$'000

ጠቅላይ ገዛት	1959		1960		
	ገቢ	ጭጭ	ገቢ	ጭጭ	
አረቢ	298.2	236.7	340.6	248.8	ARUSSI
ባሌ	119.7	84.2	107.7	40.3	BALE
በገምብር	333.5	326.8	355.2	281.7	BEGHEMDER
ገጭገጭ	59.1	67.4	86.6	60.0	GEMU GOFFA
ገጭገጭ	281.2	1,290.2	381.6	1,497.0	GOJAM
ሰረር	966.1	1,226.4	752.0	864.2	HARARGE
አሰባቦር	145.1	110.8	198.5	112.0	ILLUBABOR
ከፋ	379.9	442.4	592.7	355.7	KAFA
ሸዋ	1,060.4	1,060.1	1,498.3	1,016.9	SHOA
ሲዳሞ	539.9	440.8	554.5	412.3	SIDAMO
ትገረ	355.4	274.3	395.4	306.8	TIGRE
ወለጋ	127.2	138.7	251.4	145.9	WOLLEGA
ወሎ	253.1	170.0	197.7	166.5	WOLLO
ጭጭ	4,918.8	5,868.8	5,712.2	5,508.1	TOTAL
	REVENUE	EXPENDITURE	REVENUE	EXPENDITURE	PROVINCE
	1966/7		1967/8		

በአገር ገዛት ግብዓት የግዛት ግብዓት ክፍል
Source: Municipality department Ministry of Interior

* የአዲስ አበባና የአስመራ ግዛት ግብዓት ግብዓት ግብዓት
*Excluding Addis Ababa and Asmara Municipalities

የግንባታ ገንዘብ
PUBLIC FINANCE

የአዲስ አበባ ግዛጃ ስፔሻል ገበያ ወደ
REVENUE AND EXPENDITURE MUNICIPALITY OF ADDIS ABABA

ወገን ስ. 12 / 0/

TABLE J. 12 (a)

በጊዜ የሰጠ/በር

ፊ.ፊ.ፊ.

	1959	1960	1961	
ገቢ				REVENUE
በግንባታ ተጠቃሚ	1,004	1,683	1,082	CUSTOMS DUTIES
በግንባታ	483	534	520	SANITARY REVENUE
በግንባታ	399	514	559	RENTAL REVENUE
በግንባታ ሥራ ረገድ	1,634	1,662	1,731	BUSINESS LICENSE FEES
በግንባታ ሥራ ረገድ ለግንባታ ሥራ	677	799	1,308	CAR LICENSE FEES
ሌሎች ገቢዎች	2,928	3,840	3,780	ALL OTHER REVENUES
የገቢ ወጪ	7,125	9,032	8,980	TOTAL REVENUE
ወጪ				EXPENDITURE
ገንዘብ ወጪ	5,002	6,446	5,337	CURRENT EXPENDITURE
ለግንባታ ሰጠ	2,527	2,886	3,345	PERSONAL EMOLUMENTS
ገንዘብ	2,354	2,689	3,176	WAGES AND SALARIES
ሰጠ	173	199	169	ALLOWANCES
ለግንባታ ሥራ ረገድ ዕቃዎች	2,475	2,558	1,992	EQUIPMENTS AND SUPPLIES
ሰጠ ዕቃዎች	430	140	121	OFFICE SUPPLIES
ሌሎች ለግንባታ ሥራ ረገድ ዕቃዎች	2,045	2,418	1,871	OTHER EQUIPMENT & SUPPLIES
የገንዘብ ወጪ	2,419	4,529	3,866	CAPITAL EXPENDITURE
ለግንባታ ሥራ ረገድ ለግንባታ ሥራ	2,240	3,736	3,255	BUILDING AND CONSTRUCTION
ለግንባታ ሥራ ረገድ ለግንባታ ሥራ	179	793	611	MACHINERY AND EQUIPMENT
የወጪ ወጪ	7,421	9,975	9,203	TOTAL EXPENDITURE
	1966/7	1967/8	1968/9	

የአዲስ አበባ ግዛጃ ስፔሻል ገበያ
Source: Municipality of Addis Ababa

የአሙራ ግዛጃ ስፔሻል ገበያ ወደ
REVENUE AND EXPENDITURE MUNICIPALITY OF ASMARA

ወገን ስ. 12 / 0/

TABLE J. 12 (b)

በጊዜ የሰጠ/በር ፊ.ፊ.ፊ.

	1959	1960	1961	
ገቢ				REVENUE
በግንባታ ተጠቃሚ	140.5	829.5	299.7	CUSTOMS DUTIES
በግንባታ	150.8	156.7	163.9	SANITARY REVENUE
በግንባታ	49.1	42.3	44.2	RENTAL REVENUE
በግንባታ ሥራ ረገድ	95.8	94.9	99.3	BUSINESS LICENSE FEES
በግንባታ ሥራ ረገድ ለግንባታ ሥራ	140.5	149.6	150.3	CAR LICENSE FEES
ሌሎች ገቢዎች	2,721.6	3,042.4	3,049.2	ALL OTHER REVENUES
የገቢ ወጪ	3,298.3	4,315.4	3,836.6	TOTAL REVENUE
ወጪ				EXPENDITURE
ገንዘብ ወጪ	1,654.8	1,702.0	1,939.5	CURRENT EXPENDITURE
ለግንባታ ሰጠ	690.1	763.4	821.2	PERSONAL EMOLUMENTS
ለግንባታ ሥራ ረገድ ዕቃዎች	964.7	998.6	1,118.3	EQUIPMENT AND SUPPLIES
ሰጠ ዕቃዎች	24.8	10.0	9.9	OFFICE SUPPLIES
ሌሎች ለግንባታ ሥራ ረገድ ዕቃዎች	939.9	988.6	1,108.4	OTHER EQUIPMENT & SUPPLIES
የገንዘብ ወጪ	1,405.0	1,672.8	1,447.3	CAPITAL EXPENDITURE
ለግንባታ ሥራ ረገድ ለግንባታ ሥራ	1,381.0	1,641.7	1,405.0	BUILDING AND CONSTRUCTION
ለግንባታ ሥራ ረገድ ለግንባታ ሥራ	24.0	31.1	44.3	MACHINERY AND EQUIPMENT
የወጪ ወጪ	3,059.8	3,434.8	3,386.8	TOTAL EXPENDITURE
	1966/7	1967/8	1968/9	

የአሙራ ግዛጃ ስፔሻል ገበያ
Source: Municipality of Asmara

ከፍል ተ. የባንክ ሥራዎችና የአብቶሪሳ ሚዛን

በለ ገንዘብ: አንድ የኢትዮጵያ ብር የገባ ባንክ ስጦታ ቁጥር 0.355468 ገራም ሲሆን፣ በአዲሲያን ገንዘብ ምዝገባ ስጦታ 40 ሳንቲም ነው።

በለ ባንክ፣ የኢትዮጵያ መንግሥት ባንክ እስከ ጥር 1956 ዓ.ም ድረስ ብጩዊ ባንክና የገንዘብ ሚኒስቴር ወኪል በመሆን የባንክ ናቶችና ቅንብሮችን ለማሳተፍና በውጭ አገር ምዝገባ ባለሙሉ ሥልጣን በመሆን ሲሠራ ቁጽ ታላቅ፣ እስከ ገራሽ ከተሞች ላይ ድረስ የገንዘብ ባንክ ሥራ ይሠራ ነበር።

በአዋጅ ቁጥር 206፣ 1955 ዓ.ም በወጣው ነጋሪት ጋዜጣ መሠረት የኢትዮጵያ መንግሥት ባንክ ቁርቅ የኢትዮጵያ ብጩዊ ባንክ ከጥር 1956 ዓ.ም ጀምሮ ተቋቋመ። የኢትዮጵያ ብጩዊ የኢትዮጵያ ጠቅላይ ባንክ ሲሆን የገንዘብ ሚኒስቴር ወኪል ሆኖ ገንዘቦችን ያተማል። የገንዘብ ባንክም ስሙ እንደሚያመለክተው ሁሉ ማንኛውንም የባንክ ሥራዎች ያከናውናል። ስለ ገንዘብ ባንኮች በየሠንጠረዥ የቀረቡት እስተጋብረው ከዚህ በታች የተዘረዘሩትን ባንኮች ያጠቃላሉ፦

1. የኢትዮጵያ ገንዘብ ባንክ
2. የአዲስ አበባ ባንክ
3. የሮማ ባንክ /አሥመራ/
4. የናፖል ባንክ /አሥመራ/

የሰማት ባንክ:

የኢትዮጵያ የሰማት ባንክ በ1943 ዓ.ም ፓርቲ ተቀጥቶ፣ በአንጻራት ሪፖርት ለሰማት ሥራ ለመርገፍና የገላ ባለገንዘብ ችግር በማስተካከል ገንዘባቸውን በጥቅም ላይ እንዲያውሉት፣ እንዲሁም ለአደጋ ለአንጻራት ሪፖርት ወይም የተወሰነ ጥናት ላላቸው የገንዘብ ባንኮች በአጭርና በረዥም ጊዜ ያት የሚሰጡ ገንዘብ ለመስጠት ተቋቋመ። ብድሮች የሚሰጡት የሥራ ውጤታቸው ለታላቅ የአካባቢ ሚዛን ማረጋገጫ ሲሆን ይኸውም በባንክ/በአደጋ ሪፖርት፣ በሌላ ህብት ወይም በተቋቋሙ ወሳሪ ዋስትና ነው።

ለአደጋ ብድሮች ወለቶ በዓመት በመቶ ሰባት ሲሆን ለአንጻራት ሪፖርት ብድሮች ስምንት በመቶ ነው። የብድሩም ገንዘብ ከኢ. \$500 እስከ ኢ. \$3 ሚሊዮን ወይም በላይ ሲሆን መጠኑ የሚወሰነው እንደ አንጻራት ሪፖርት ዓይነት ነው። በለ ብድር ገንዘብ አከፋፈል ባንኩ ያለው ዓላማ የተቋቋሙ አንጻራት ሪፖርት ከሚያስገኙ ገቢ ሲሆን፣ ብድሩ ተከፍሎ የሚያልቅበት ዘመን የሚወሰነው እንደ አንጻራት ሪፖርት የሥራ ዓይነት ነው።

ሠንጠረዥ ተ. 4/ሀ እና ተ. 4/ለ በተሰጡት ብድሮች ውስጥ በየዓመቱ መጨረሻ ያልተከፈሉትን፣ የብድር ችግር ባላቸው መጠን፣ ብድሮች ለምን እንደዋሉ ያመለክታል።

ሠንጠረዥ ተ. 7: ከሌሎች አገሮች ጋር ያለው የገንዘብ ከፍ ያለ ሚዛን

ሀ. ዕቃዎችና ገልጋሎቶች:

ተራ ቁጥር 1. የዕቃዎች ገንዘብ ወጪ ዕቃ: /ከብና በስተቀር/ የግንዛቤ ላይኛውን ከሚያሳዩው ዋጋ በላይ በመቶ 6 ከፍ ያለበት ምክንያት የአገር ውስጥ የሚሰጡ ዋጋ በማሰብ ነው።

ገቢ ዕቃ: በግንዛቤ ላይኛውን ላይ ከተሰጠው የባንክ መጋጠሚያውን በመቶ አሥር እና የአገራዊ ገቢና በጉዳት በኩል የሚሰጠው ወጪ በመቶ አንድ ተቀንሷል።

ተራ ቁጥር 2. ለገንዘብ አገልግሎት ያልተደሰ ወርቅ: በገንዘብ ባለሙያ ወርቅ ይዘቷ ያለውን ለውጥና በተጨማሪም ወደ ውጭ የተላከውን ወርቅ መጠን ያመለክታል።

ተራ ቁጥር 3. የዕቃዎች ማሰባጨዋ ወጪና አገራዊ ገቢ: የባንክ ማጋጠሚያ ከጠቅላላው የገቢ ዕቃዎች ዋጋ ላይ በመቶ አሥር አራት ተገምቷል። የባንክ ላይ አገራዊ ገቢ በጠቅላላው የገቢ ዕቃዎች ዋጋ ላይ በመቶ አንድ ነፃብ አንድ ተገምቷል።

ተራ ቁጥር 4. ሌሎች የተራጎሰጎሰ ወይም የተዘገገው የኢትዮጵያን ዓየር ጠገን ገቢና /ከረዳት/ ወይም /ዳቢት/ ይወጣል። አንደዚህም ገቢው /ከረዳት/ በምጽዋና በአሰብ ወይም በሌሎች የኢትዮጵያ ጠርክብ ግህበትና ሌሎች የውጭ አገር ጠርክቦች፣ በኢትዮጵያ ውስጥ ቢሉት አውሮጳውን ግረፊዎች ከአረፉት አውሮጳዎች የተገኘውን ያጠቃልላል። ከ1954 ዓ.ም ጀምሮ ወይም /ዳቢት/ በኢትዮጵያ የግንባታና የጠርክብ ወኪሎች ወይ ወይም አገር የሚሰጡትን ይወጣል።

ተራ ቁጥር 5. የገዛ ወይም የገቢ የተዘገገው በኢትዮጵያ በኩል ለገንዘብ ሆነ ለሌላውም ሆነ የሚተላለፉት ጠገን ያጠቃልላል። በወይ የተዘገገው የኢትዮጵያ ተግባራት በውጭ አገር ያወጡትን ለውጋጋ ም በውጭ አገር ምንዘራ የተከፈለውን ያጠቃልላል።

ተራ ቁጥር 6. የአገገሰት ገቢ ሂሳብ፣ በገቢ የተዘገገው የኢትዮጵያ ብሔራዊ ባንክ በውጭ አገር ባለው ተግባር ገንዘብና በቀስትና በያዘው ገቢ የተገኘው ወለድ ያጠቃልላል። በወይ በኩል የተዘገገው ጠገን ለ ተገቢው የከፈለውን ወለድና የውጭ አገር ኮሚሽን ያተረፉትን ያጠቃልላል።

ተራ ቁጥር 7. የውገን ሂሳብ፣ በገቢ የተዘገገው በኢትዮጵያ የሚገኙ የሌሎችም ገቢና የቀረበው ሚሲዮን የሚ ያወጡትን ሂሳብ ያጠቃልላል። በወይ የተዘገገው በውጭ አገር የኢትዮጵያ የሌሎችም ገቢና የቀረበው ሚሲዮን ያደረጉትን ወይ ያጠቃልላል።

ተራ ቁጥር 8. ሌሎች፣ ከውጭ አገር የአገገሰት ኮሚሽን ለኢትዮጵያ ነዋሪዎች የተከፈለውን /ከረዳት/ አንዲሁ ም ለአገገሰት ወሎችና ገዳታዎች የኢትዮጵያ ነዋሪዎች የከፈሉትን /ዳቢት/ ይወጣል። በተጨማሪም በሌላ ቦታ ያለ ተመሳሳይ ልዩ ልዩ አገልግሎቶች ያጠቃልላል።

ለ. የተዘወረ ክፍያዎች፡

ተራ ቁጥር 9. የገላ ክፍያዎች፣ የሃይማኖት ሚሲዮን የገላ ዳርጅቶች አንዲሁም የአገገሰት ገቢ ስጦታና ያሰገገውን ህብት /ከገቢ/ በውጭ ያጠቃልላል።

ተራ ቁጥር 10. የውገን ክፍያዎች፣ በገቢ የተዘገገው፣ ከሃይማኖት አገርና ከአገገሰት ስጦታ ዳርጅቶች የተ ገኙትን አርዳታዎች ያጠቃልላል። በወይ የተዘገገው የኢትዮጵያ ጠገን ለአገገሰት ስጦታ ዳርጅቶች የሚከፈለውን ዳር ሽና የተደረጉትን ሌሎች ዐርዳታዎች ያጠቃልላል።

መ. የከገቢ ሂሳብ ዘውድ፡

ተራ ቁጥር 11. የረጅም ዘመን የገላ ከገቢ፣ በኢትዮጵያ የተደረገውን የገቢ ገንዘብና የከገቢ ዕቃዎች ቀጥ ተኛ አገገሰት ለገንዘብ አገገሰት የተደረገውን ለሌሎች አገገሰት ይወጣል። በኢትዮጵያ ያ ሉ የገላ ኮሚሽን በረጅም ጊዜ የሚከፈሉት ዕቃዎች ገምትና የውጭ አገር ከገቢ የሚጠራበት ክፍያ በዕዳ ወይ ተይዟል።

ተራ ቁጥር 12. የአገር ዘመን የገላ ከገቢ፣ የኢትዮጵያ ነጋዴዎች ከውጭ አገር ነጋዴዎች ጋር ያደረጉትን የ ገንዘብ ክፍያ ለውጭ ያጠቃልላል።

ተራ ቁጥር 13. የውገን ከገቢ ከባድ የተወሰደውን /ከረዳት/ ለባድ የተከፈለውን /ዳቢት/ ያጠቃልላል።

ተራ ቁጥር 14. ዋናዎች ገንዘብ ነክ ዳርጅቶች፣ በህብት ዕድገት የተዘገገው በውጭ ይዘታ ግዛት ወይም ለአ ገገሰት ስጦታ ያጠቃልላል። በዕዳ አድገት የተዘገገው ለአገገሰት ስጦታ ያጠቃልላል። በዕዳ አድገት የተዘገገው የደ ረገ ክፍያ በኢትዮጵያ ብርና በውጭ ወይም የብሔራዊ ባንክ የወርቅና የውጭ አገር ገንዘብ ይዘታውን ተግባር ያጠቃል ላል።

ተራ ቁጥር 15. ሌሎች ገንዘብ ነክ ዳርጅቶች፣ በኢትዮጵያ ውስጥ የሚሠሩ የአገር ውስጥና የውጭ አገር ገንዘብ ባ ገቢ ያላቸውን የህብትና የዕዳ ዕድገት መጠን ያሳያል።

SECTION K. BANKING AND BALANCE OF PAYMENTS

Currency: The Ethiopian dollar is equal in value to 0.355468 grammes of fine Gold and is worth 40 US cents at par.

Banks: Prior to January 1964, the State Bank was the central bank with the power, as agent of the Ministry of Finance, to issue bank notes and coins and was the sole authorized dealer in foreign exchange. It was also up to that date that the State Bank was engaged in commercial banking activities. By the Monetary and Banking Proclamation No. 206 of 1963, the State Bank was dissolved, and the National Bank of Ethiopia and the Commercial Bank of Ethiopia were formed w.e.f. 1st January 1964. The National Bank is the central bank of Ethiopia and the currency issuing authority, as agent of the Ministry of Finance. The Commercial Bank, as its name indicates, undertakes all general bankig business. The figures for commercial banks in the tables cover the following banks:

1. Commercial Bank of Ethiopia,
2. Addis Ababa Bank,
3. Banco di Roma (Asmara),
4. Banco di Napoli (Asmara),

DEVELOPMENT BANK:

The Development Bank of Ethiopia was established in May 1951 by Imperial Charter to assist in the development of industrial and agricultural production and to foster the investment of private capital for production purposes by the granting of medium and long-term loans and credits to industrial, agricultural, or business enterprises for specific productive projects.

Loans are granted for economically feasible projects, either on personal guarantees, or mortgage of land and property, plant and machinery, etc. The rate of interest on agricultural loans is 7 percent per annum, and that on industrial loans 8 percent. The amount of the loan ranges from E\$500 to E\$3 million or more, depending on the industrial project concerned. The duration of such loans is also dependent upon the nature of the projects, it being the policy of the Bank that the repayment of loans should be made out of the current earnings of such projects.

Tables K.4 (a) and K. 4 (b) give the balance of loans granted, outstanding at the end of the year, and the number, value, and detailed use of the loans.

Table K.7. BALANCE OF PAYMENTS

A. GOODS AND SERVICES:

Item 1. Merchandise Transactions: Exports f.o.b.: Customs trade valuation plus 6 percent of the total value of exports excluding coffee to cover internal transportation costs. Imports f.o.b.: Customs trade valuations less and estimated 10 percent for ocean freight and 1 percent for insurance and transit charges through Djibouti.

Item 2. Non-monetary gold movements: The figures equal changes in non-monetary gold holdings plus exports of gold where such occurred.

Item 3. Freight and insurance: Ocean freight for imports is an estimated 14.0 per cent of the total c.i.f. value of imports. Ocean insurance is estimated at 1.1 per cent of the total c.i.f. value of imports.

Item 4. Other transportation: The entries cover receipts (credit) and expenditures (debit) abroad of the Ethiopian Air Lines; also receipts (credit) from Ethiopian Shipping Lines & foreign ships calling at Massawa and Assab ports, and from foreign aircraft landing at Ethiopian airports; beginning 1962 debits include remittances abroad by travel and shipping agents in Ethiopia.

Item 5. Travel: The credit entry covers expenditure in Ethiopia by travellers from abroad. The debit entry covers expenditures by Ethiopian students abroad and foreign exchange provided for travel expenses.

Item 6. Investment income: The credit entries cover interest earned on foreign deposits and securities held by the National Bank of Ethiopia. The debit entries cover interest payments by the Central Government on loans, and the profits of the major foreign companies operating in Ethiopia.

Item 7. Government, not included elsewhere: The credit entries cover expenditure of foreign diplomatic and consular missions in Ethiopia. The debit entries cover Ethiopian consular and diplomatic expenditures abroad.

Item 8. Other services: The item covers insurance claims (credit) by Ethiopian residents on foreign insurance companies, and non-merchandise premiums and claims (debit) paid by Ethiopian residents. It further covers transfers for services which cannot be identified separately for inclusion elsewhere.

B. TRANSFER PAYMENTS:

Item 9 Private: All donations and imports of capital by religious and private organizations as well as individuals are covered under this item.

Item 10. Central Government: The credit entries cover grants received from various Governments, and International Agencies. The debit entries cover Ethiopia's contribution to International Agencies and other grants by the Ethiopian Government.

D. CAPITAL MOVEMENTS:

Item 11. Private long-term: The entries cover changes in foreign direct investment in Ethiopia in the form of cash and capital goods, re-invested capital and new foreign investment. Estimated repayments of long-term credit owed by private companies in Ethiopia and foreign capital amortization are debited under liabilities.

Item 12. Private short term: The entries cover changes in commercial credits by Ethiopian merchants from foreign merchants.


Item 13. Central Government long-term: The entries cover loan withdrawals (credit) and loan repayments (debits).

E. EXTERNAL RESERVES AND MONETARY INSTITUTIONS:

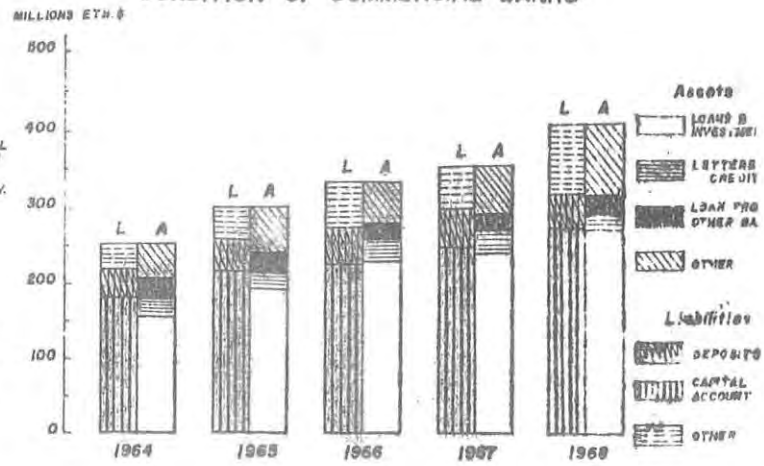
Item 14. Central monetary institutions: Credit entries under these headings cover increase in liabilities resulting from subscription payments to the International Monetary Fund in Ethiopian dollars, or decreases in holdings of gold, International Bank of Reconstruction and Development bonds, and other securities of the National Bank. Debit entries under assets represent increase in Ethiopian subscriptions to the International Monetary Fund in gold and Ethiopian dollars, or increases in gold and foreign exchange holdings of the National Bank.

Item 15. Other Monetary Institutions: The entries represent net change in foreign assets and liabilities of the Domestic foreign Commercial banks operating in Ethiopia.


CONDITION OF NATIONAL BANK




CONDITION OF COMMERCIAL BANKS



COMPONENTS OF TOTAL MONEY SUPPLY

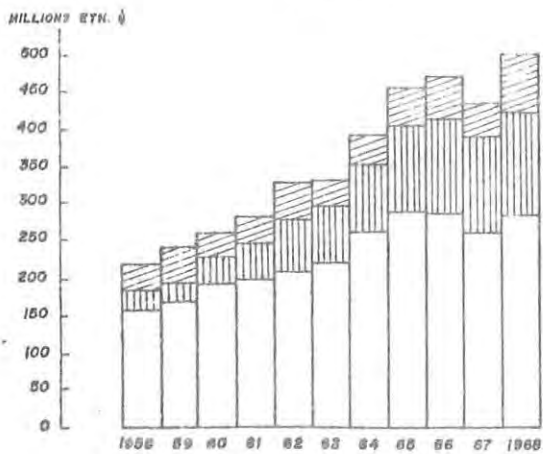


LOANS GRANTED BY DEVELOPMENT BANK FROM 1951 TO JUNE 1968

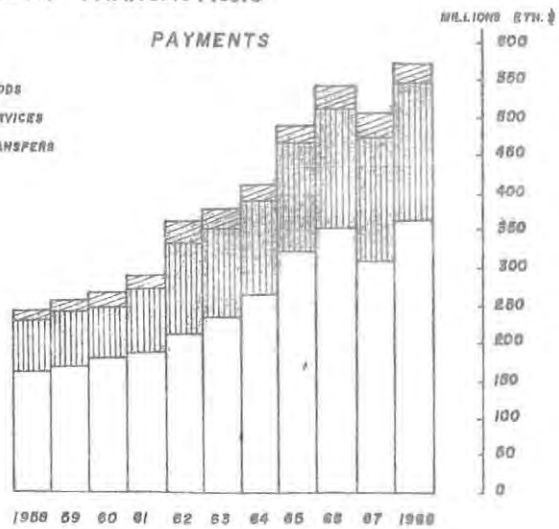


BALANCE OF PAYMENTS, CURRENT TRANSACTIONS

RECEIPTS



PAYMENTS



አጠቃላይ የብሔራዊ ባንክ የሂሳብ መገለጫ
CONSOLIDATED STATEMENT OF CONDITION OF NATIONAL BANK

ሠንጠረዥ ተ.1 TABLE K.1

በሺህ የኢት/ብር ES'000

	1959		1960		1961	
	ሰኔ	ታህሣሥ	ሰኔ	ታህሣሥ		
ሀብቶች						ASSETS
የኢንተርናሽናል መወጣት ደንብ ሂሳብ	196,458	149,775	172,649	154,067		INTERNATIONAL RESERVE FUND
በቀዳሚያ የተከፈሉና ያልተጣሩ ሂሳቦች	1,375	5,603	4,615	13,921		ADVANCES AND UNCLEARED EFFECTS
በኢንተርናሽናል ድርጅቶች የተደረገ ሊገበዝበው ይችላል	51,332	51,332	51,333	51,333		INVESTMENTS IN INTERNATIONAL INSTITUTIONS
የኢትዮጵያ ልማት ባንክ	400	300	300	250		DEVELOPMENT BANK OF ETHIOPIA
የኢትዮጵያ መንግሥት ገዳይ	119,931	136,876	142,832	142,459		ETHIOPIAN GOVERNMENT OBLIGATION
የብር ቅንብሮች ገንዘቦች	3,622	4,268	6,238	8,582		SILVER COINS
ሌሎች ሂሳቦች	6,923	5,363	6,438	5,697		OTHER ACCOUNTS
የሀብት ድምር	380,039	353,517	384,405	376,309		TOTAL ASSETS
ዕዳዎች						LIABILITIES
በሥራ ላይ የሚገኙ ናቸው	228,635	214,636	247,307	243,735		NOTES IN CIRCULATION
ሌሎች በቅርብ ተጠያቂ ዕዳዎች	71,119	69,919	60,681	60,574		OTHER SIGHT LIABILITIES
የገንዘብ ክፍላት ደብዳቤዎች	5,819	3,274	2,835	2,286		COMMERCIAL LETTERS OF CREDIT
የኢንተርናሽናል ድርጅቶች በሰጡ የግዴታ የወረደ የውጭ ሰነዶች	36,219	36,211	36,203	36,202		INTERNATIONAL INSTITUTIONS (NON-TRANSFERABLE PROMISSORY NOTES)
ለናት ገንዘብ ጥሳታዎች ተቀጣጭ	5,721	2,159	2,159	2,956		PROVISION FOR PRINTING NOTES
ሌሎች ሂሳቦች	7,854	-	7,902	-		OTHER ACCOUNTS
የካፒታልና የጠቅላላ መወጣት ደንብ ሂሳብ	24,672	27,318	27,318	30,556		CAPITAL AND GENERAL RESERVE FUND
የዕዳዎች ድምር	380,039	353,517	384,405	376,309		TOTAL LIABILITIES
	JUNE	DECEMBER	JUNE	DECEMBER		
	1967		1968			

ከኢትዮጵያ ብሔራዊ ባንክ የኢኮኖሚ ጥናት ክፍል የተገኘ
Source: Department of Economic Research, National Bank

ስለ ባንኮች ሥራ
BANKING

አጠቃላይ የገንዘብ ባንኮች የሥነ ህይወት ሁኔታ ጠቅላይ
CONSOLIDATED STATEMENT OF CONDITION OF COMMERCIAL BANKS

ሠንጠረዥ ተ.2 TABLE K.2

	1959		1960		
	በ ኂ	ታህሣሥ	በ ኂ	ታህሣሥ	
<u>ASSETS</u>					
<u>የገንባሪና የጥረ ገንዘብ ሀብቶች</u>					
በአገር ያለ ጥረ ገንዘብ	15,575	15,101	18,787	19,223	CASH ON HAND
ያለ ተባብሮ የአገር ውስጥ ሥነ ጥቅም	12,384	11,584	12,013	13,353	DOMESTIC UNCLEARED EFFECTS
ያለ ተባብሮ የውጭ አገር ሥነ ጥቅም	5,248	5,878	4,821	5,679	FOREIGN UNCLEARED EFFECTS
በአገር ውስጥ ቀናሽ የተደረገባቸው ሰነዶች	10,981	10,553	11,043	11,025	BILLS DISCOUNTED (DOMESTIC)
በደርጅና በቀዳሚያ የተከፈሉ ሥነ ጥቅም	182,194	200,179	214,541	240,659	LOANS AND ADVANCES
አገልግሎት	30,792	30,910	34,459	36,053	INVESTMENTS
የባንክ ቤት የጤር ዕቃዎች ለሌሎች ቋሚ ገንባሪ ጥቅም	6,547	7,855	9,931	10,553	PREMISES, FURNITURE AND OTHER FIXED ASSETS
ሌሎች በውጭ አገር የሚገኙ ሀብቶች	2,507	2,504	2,504	2,159	OTHER FOREIGN ASSETS
ለገንዘብ ክረኝነት የደገበኛች ዕገ	20,939	28,441	25,279	22,187	LIABILITIES OF CUSTOMERS FOR LETTERS OF CREDIT, ACCEPTANCES ETC.
ሌሎች ሥነ ጥቅም	2,757	2,574	4,262	4,633	OTHER CONTINGENT ASSETS
በብጩ ደብዳቤ ባንክ ተቀጣጭ ገንዘብ	19,970	21,859	18,975	23,305	DEPOSITS WITH NATIONAL BANK
በአገር ውስጥና በውጭ አገር ባንኮች የሚገኙ ሀብቶች	27,515	17,721	26,591	35,127	DUE FROM OTHER DOMESTIC AND FOREIGN BANKS
ጠቅላላ ደምር	337,212	355,139	383,206	423,937	TOTAL ASSETS
<u>LIABILITIES</u>					
<u>ዕገ ደብዳቤ</u>					
በተጠየቀ ጊዜ የሚከፈል ተቀጣጭ	152,161	145,785	152,995	150,692	DEMAND DEPOSITS
ተቀጣጭና ለተወሰነ ጊዜ በአደራ ያለ	95,833	102,842	116,923	125,145	SAVING AND TIME DEPOSITS
የተቀጣጭ ገንዘብ ደምር	247,994	248,627	269,918	275,837	TOTAL DEPOSITS
ባንኩ የጥናው ጠቅላላ ደብዳቤ ባንክ ሥነ ጥቅም	42,150	52,852	43,836	50,630	CAPITAL AND HEAD OFFICE ACCOUNTS
ሌሎች ሥነ ጥቅም	26,129	17,594	35,798	42,047	OTHER ACCOUNTS
የተረጋገጠ የገንዘብ ክረኝነት	20,939	28,441	25,279	22,187	LETTERS OF CREDIT, ACCEPTANCES ETC.
በደር	-	7,625	8,375	33,236	BORROWINGS
የዕገ ደብዳቤ ደምር	337,212	355,139	383,206	423,937	TOTAL LIABILITIES
	JUNE	DEC.	JUNE	DEC.	
	1967		1968		

ከአገልግሎት ባንክ የሥነ ህይወት ጥናት ክፍል የተገኘ
Source: Economic Research Department, National Bank

የገንዘብ መጠንና ዘርዘር
SIZE AND COMPOSITION OF MONEY

ወንጌረዥ ተ. 3 TABLE K.3

	ጠቅላላ ገንዘብ/ባህሉ ዋን የሌተ.ብር/			በገር በገንዘብ /ጠቅላላ ገንዘብ=100/		
	ጠቅላላ ባህሉ ላይ ያሉ ኛ ተቆኝ ቀንገሮች ገንዘቦች	የገሉ ተጠያይቅ ተቆሚያ		ኛ ተቆኝ ቀንገሮች ገንዘቦች	ተቆሚያ	
ታህሣሥ 22 1957	303.3	221.7	81.6	73.1	26.9	1964 DECEMBER
ታህሣሥ 22 1958	350.1	253.9	96.2	72.5	27.5	1965 DECEMBER
ታህሣሥ 22 1959	363.7	267.5	96.2	73.5	26.5	1966 DECEMBER
ታህሣሥ 22 1960	356.1	250.7	105.3	70.4	29.6	1967 DECEMBER
ጥር 1961	361.7	261.7	100.0	72.4	27.6	1968 JANUARY
የካቲት	382.7	278.5	104.3	72.8	27.2	FEBRUARY
ጠቅላይ	389.7	285.4	104.3	73.2	26.8	MARCH
ዲያር	389.1	283.0	106.1	72.7	27.3	APRIL
ገንቦት	384.5	276.8	107.7	72.0	28.0	MAY
ሰኔ	385.3	276.8	108.5	71.8	28.2	JUNE
ጃምሌ	379.6	269.0	110.7	70.9	29.1	JULY
ክርክር	371.6	261.0	110.6	70.2	29.8	AUGUST
መስከረም	365.9	255.0	110.9	69.7	30.3	SEPTEMBER
ጥቅምት	365.2	252.4	112.8	69.1	30.9	OCTOBER
ሀዳር	362.8	259.6	103.2	71.6	28.4	NOVEMBER
ታህሣሥ	383.8	273.8	110.0	71.3	28.7	DECEMBER
	TOTAL	CIRCULATING CURRENCY	PRIVATE DEMAND DEPOSIT	CURRENCY	DEPOSIT	
	MONEY (MILLION E.\$)			PERCENT TOTAL MONEY-100		

አንዳንድ የቆሚያና ገዘለቂ ተቆሚያ ሂሳቦች
SELECTED DEPOSIT ITEMS

ወንጌረዥ ተ. 4 TABLE K.4 በባህሉ ዋን የሌተ/ብር

	የቆሚያ ተቆሚያ	ገዘለቂ ተቆሚያ /30 ዓኝተና ባህሉ/	በባህሉ ዋን የሌተ ተቆሚያ		
			ከባህሉ ዋን ባንክ	ከገንዘብ ባንክ	
ታህሣሥ 22 1957	35.0	33.2	51.1	11.7	1964 DECEMBER
ታህሣሥ 22 1958	43.0	28.2	56.2	16.6	1965 DECEMBER
ታህሣሥ 22 1959	53.9	31.8	64.9	12.8	1966 DECEMBER
ታህሣሥ 22 1960	67.3	33.0	45.2	13.6	1967 DECEMBER
ጥር 1961	68.0	34.8	41.8	15.9	1968 JANUARY
የካቲት	69.6	36.5	41.0	14.7	FEBRUARY
ጠቅላይ	72.1	36.9	42.4	14.6	MARCH
ዲያር	73.7	37.2	46.3	14.7	APRIL
ገንቦት	76.0	40.6	45.8	14.9	MAY
ሰኔ	77.7	39.2	39.3	13.0	JUNE
ጃምሌ	78.8	38.0	39.3	11.7	JULY
ክርክር	80.4	40.6	36.7	13.4	AUGUST
መስከረም	80.9	40.1	36.4	12.7	SEPTEMBER
ጥቅምት	81.6	40.9	33.4	13.3	OCTOBER
ሀዳር	82.8	39.6	33.5	12.6	NOVEMBER
ታህሣሥ	86.1	39.1	34.5	12.1	DECEMBER
	SAVING DEPOSITS	TIME DEPOSITS (30 DAYS & OVER)	NATIONAL BANK	COMMERCIAL BANK	
	GOVERNMENT DEPOSITS WITH				

በሌተ ዓኝተ በባህሉ ዋን የሌተ ተቆሚያ ሂሳብ ስፍራ የተገኘ
Source: Economic Research Department, National Bank.

ሰለ ባንቅቶ ሥራ
BANKING

ሰሥራ ላይ ያለ ገንዘብ መጠን
VOLUME OF MONEY IN CIRCULATION

ሠገጠረዥ ተ.5

TABLE K.5

ሰዓሊ ዓገ የሌት/ባር

ES MILLION

	1960		1961		
	መጋቢት 23	ሰኔ 22	መስከረም 20	ታህሣሥ 22	
ሰሥራ ላይ ያሉ ናቶና ቅጣሶች ገንዘቦች	285.4	276.8	255.0	273.8	NOTES AND COINS IN CIRCULATION
የሠሰት ወር ለዩነት	+34.7	-8.6	-21.8	+18.8	QUARTERLY CHANGE
ተጠያቂ ተቀጣጭ	104.3	108.5	110.9	110.0	DEMAND DEPOSITS
የሠሰት ወር ለዩነት	-1.0	+4.2	+2.4	-0.9	QUARTERLY CHANGE
ሰገንዘብ መጠን	389.7	385.3	365.9	383.8	VOLUME OF MONEY
የሠሰት ወር የተጣራ ለዩነት	+33.7	-4.4	-19.4	+17.9	NET QUARTERLY CHANGE
<u>ለዩነት ሰዘርዘር</u>					<u>COMPOSITION OF CHANGE</u>
<u>የገላ ደርጅቶች:</u>					<u>PRIVATE SECTOR:</u>
የከረዲት ዕድገት	23.9	-6.0	-8.8	+36.5	INCREASE IN CREDIT
ባሰቸኪይ ተጠያቂ ያለሆነ ተቀጣጭ ሲቀነስ	8.7	7.9	+4.1	+4.2	LESS INCREASE IN NON-SIGHT DEPOSITS
የሠሰት ወር ለዩነት	15.2	-13.9	-12.9	32.3	QUARTERLY CHANGE
<u>የመገንጠት ደርጅቶች</u>					<u>PUBLIC SECTOR:</u>
የከረዲት ዕድገት	-3.9	10.2	7.0	-7.6	INCREASE IN CREDIT
ከተቀጣጭ ገንዘብ ላይ ጭጭ ሲቀነስ	-1.8	-4.7	-3.2	-2.7	LESS INCREASE IN DEPOSITS
የሠሰት ወር ለዩነት	-2.1	14.9	10.2	-4.9	QUARTERLY CHANGE
የመገንጠትና የገላ የተጣራ ሂሳብ	13.1	1.0	-2.7	27.4	NET PRIVATE AND PUBLIC SECTOR
ሰውጭ ለገር ተቀጣጭ	+28.4	+0.7	-4.6	-16.7	EFFECT OF EXTERNAL RESERVES
ያለ ተዘረዘረ	-7.8	-6.1	-12.1	+7.2	UNCLASSIFIED ITEMS
ሰገንዘብ መጠን የሠሰት ወር የተጣራ ለዩነት	33.7	-4.4	-19.4	17.9	NET QUARTERLY CHANGE
	31 MAR.	30 JUN.	30 SEP.	31 DEC.	
	1968				

ከሌት የሌት የሰጠው የባንቅ የሥራ ሰጠው ሰጠው ሰጠው
Source: Economic Research Department, National Bank.

ብሔራዊ ባንክና ባንኮች የተደረገ የሥጦታ ወጣት ክሬዲት
DOMESTIC CREDIT BY THE NATIONAL BANK & COMMERCIAL BANKS

ሠንጠረዥ ተ.6

TABLE K.6

በዓሊዓገ የሥጦታ/ብር ETH.\$ MILLION

ዓመት	ወር	የጠቅላይ ስምር	የጠቅላይ ገቢ		የጠቅላይ ያለሀኝ ገቢ				ወር	ዓመት
			ብሔራዊ ባንክ	ባንኮች ባንክ	ብድርና ጠቅላይ የተከፈሉ ሪፖርት	የተደረገው ብድር	ጠቅላይ	የሥጦታ		
1957	22	271.2	112.9	-	138.5	12.8	6.2	0.8	1964	DECEMBER
1958	22	307.6	111.3	0.9	140.7	24.6	29.4	0.6	1965	DECEMBER
1959	23	347.9	117.9	0.5	188.9	11.2	29.1	0.4	1966	DECEMBER
1960	22	378.8	136.9	-	200.2	10.6	30.9	0.3	1967	DECEMBER
1961	ጥር	397.2	134.7	0.1	217.6	10.3	34.1	0.3	1968	JANUARY
	የባለቤቱ	407.4	135.0	0.1	227.8	10.1	34.1	0.3		FEBRUARY
	መጋቢት	399.0	132.8	0.2	221.4	10.2	34.0	0.3		MARCH
	ሚያዝያ	389.0	136.8	0.3	207.6	10.2	33.7	0.3		APRIL
	ገንቦት	399.8	139.8	0.5	214.6	10.9	33.8	0.3		MAY
	ሰኔ	403.2	142.8	0.5	214.5	11.0	34.0	0.3		JUNE
	ጥቅምት	393.1	142.8	0.5	204.2	11.2	34.1	0.3		JULY
	ክብረት	398.4	148.8	0.5	203.8	10.8	34.4	0.3		AUGUST
	መስከረም	401.5	149.8	0.5	205.7	10.5	34.6	0.3		SEPTEMBER
	ጥቅምት	407.8	148.8	0.4	213.1	10.3	34.9	0.3		OCTOBER
	ህዳር	422.2	150.8	0.6	224.0	11.9	34.7	0.3		NOVEMBER
	ታህሳስ	430.4	142.5	0.4	240.7	11.0	35.7	0.3		DECEMBER
TOTAL			NATIONAL BANK	COMMERCIAL BANK	LOANS & ADVANCES	BILLS DISCOUNTED	INVESTMENT	WITH DEVELOPMENT BANK		
			CLAIMS ON CENTRAL GOVERNMENT BY		CLAIMS ON OTHER THAN CENTRAL GOVERNMENT					

የተጠቃ የወርቅና የውጭ ሥጦታ ሥንዘድ ተቀጣጣይ
NET GOLD AND FOREIGN EXCHANGE HOLDINGS

ሠንጠረዥ ተ.7

TABLE K.7

በዓሊዓገ የሥጦታ/ብር ETH.\$ MILLION

ዓመት	ወር	የጠቅላይ ስምር	የውጭ ሥጦታ ሥንዘድ ተቀጣጣይ			ወርቅ / ተጠቃሪ ገንዘብና ባለ ዓገ/	በዓለም ባንክ የወርቅ ድርጅት ተቀጣጣይ	ወር	ዓመት	
			ወር	ብሔራዊ ባንክ	ባንኮች ባንክ					
										TOTAL
1957	22	180.6	164.5	136.3	28.3	6.7	9.4	1964	DECEMBER	
1958	22	214.3	196.8	175.3	21.4	8.1	9.4	1965	DECEMBER	
1959	22	206.6	185.0	174.5	10.5	9.7	11.9	1966	DECEMBER	
1960	22	162.8	142.5	137.1	5.4	11.4	11.9	1967	DECEMBER	
1961	ጥር	164.1	140.6	136.1	4.5	11.5	11.9	1968	JANUARY	
	የባለቤቱ	169.0	145.6	137.3	8.3	11.5	11.9		FEBRUARY	
	መጋቢት	191.2	162.4	143.9	18.5	16.8	11.9		MARCH	
	ሚያዝያ	206.0	177.2	148.4	28.8	16.8	11.9		APRIL	
	ገንቦት	199.0	169.7	150.9	18.8	17.3	11.9		MAY	
	ሰኔ	191.9	162.6	154.9	7.7	17.3	11.9		JUNE	
	ጥቅምት	200.0	170.3	152.9	17.4	17.7	11.9		JULY	
	ክብረት	192.5	162.9	141.8	21.1	17.7	11.9		AUGUST	
	መስከረም	187.4	157.3	139.0	18.3	18.0	11.9		SEPTEMBER	
	ጥቅምት	182.9	151.0	133.4	17.5	20.0	11.9		OCTOBER	
	ህዳር	170.8	138.5	135.7	2.8	20.4	11.9		NOVEMBER	
	ታህሳስ	170.7	138.4	132.7	5.7	20.4	11.9		DECEMBER	
TOTAL			TOTAL	NATIONAL BANK	COMMERCIAL BANK	GOLD (COIN & BULLION)	IMP GOLD TRANCHE (NET)			
			Net Foreign Exchange Holdings							

በሥነ ምግባርና የብሔራዊ ባንክ የሥነ ምግባርና የጥናት ክፍል የተገኘ
Source: Economic Research Department, National Bank.

በሰ ባንኮቻ ሥራ
BANKING

የገንዘብ ባንኮቻ ያደረጉት ብድሮች የቀዳሚያ ዘዴ ያቻሉ፣ በቀናጥ የገዛባቸው ሰነዶችና የልግነት ወጪዎች ዝርዝር
ANALYSIS OF LOANS, ADVANCES, BILLS DISCOUNTED AND INVESTMENT BY COMMERCIAL BANKS

ሠንጠረዥ ተ.8 TABLE K.8

በግሌ የገ የሌት/ብር E\$ MILLION

	1959	1960	1961	
	ታህሣሥ 22	ታህሣሥ 22	ታህሣሥ 22	
<u>ለአገልግሎት</u>	46.2	59.5	57.0	<u>INDUSTRIAL</u>
ለጨርቃ ጨርቅ	24.0	24.0	24.2	TEXTILES
ለሌሎች /ለወፍጮ ለመርከብ ለመሣሰሉት/	22.2	35.5	32.8	OTHER (FLOUR MILLS, SHIPPING ETC.)
<u>ለአርባ</u>	12.6	10.1	26.8	<u>AGRICULTURAL</u>
ለጥቅ ለሰባር ለአርባ ሥራ	7.5	8.0	24.1	COTTON, SUGAR, FARMING
ለሥጋ ለፍራፍራ ለአትክልት	5.1	2.1	2.7	MEAT, FRUITS, VEGETABLES
<u>ወይ ወይም አገር ለተሸጡ ዕቃዎች</u>	35.0	30.5	49.2	<u>EXPORT</u>
ለቡና	17.4	10.7	24.1	COFFEE
ለቀባት ለሀሎች	4.9	6.0	7.1	OIL SEEDS
ለአሀሳና ጥሬጥረ	4.0	3.9	4.8	CEREALS AND PULSES
ለቀጥና ለሌሎች	4.1	3.9	5.0	HIDES AND SKINS
ለሌሎች	4.6	6.0	8.2	OTHER
<u>ከውሎ ለተገዙ ዕቃዎች</u>	42.7	43.7	49.1	<u>IMPORT</u>
ለሕገጃ መሣሪያዎች	4.0	3.3	4.9	BUILDING MATERIALS
ለተሸከርካሪዎችና ለመለወጫ ዕቃዎች	12.1	9.3	13.9	VEHICLES AND SPARE PARTS
ለጨርቃ ጨርቅ	4.8	5.3	3.3	TEXTILES
ለመኪናዎችና ለመሣሪያዎች	3.0	3.8	10.2	MACHINERY AND TOOLS
ለሌሎች	18.8	22.0	16.8	OTHER
<u>ለሥራዎችና ለግዴታዎቻቸው ገብረዎች</u>	43.4	44.1	46.8	<u>CONSTRUCTION AND REAL ESTATE</u>
ለሕገጃዎች ለመገንጠያ ለደሰዳዎችና ለገደቦች	13.4	14.9	17.5	BUILDINGS, ROADS, BRIDGES, DAMS
ለቦታ መገዛና ለቤት መሥሪያና ግደባ	30.0	29.2	29.3	REAL ESTATE (LOAN FOR ACQUISITION OF PROPERTY AND CONSTRUCTION OF NEW HOUSES AND REPAIRS)
<u>ለአገር ውስጥ ገንዘብ</u>	45.7	48.5	53.9	<u>LOCAL TRADE</u>
ለግንጋዥ	4.9	4.5	8.0	TRANSPORT
ለቡና	9.3	8.1	9.2	COFFEE
ለቀባት ጥሬጥረ	1.0	1.4	2.2	OIL SEEDS
ለአሀሳና ጥሬጥረ	7.7	7.2	6.3	CEREALS AND PULSES
ለቀጥና ለሌሎች	0.7	2.1	1.1	HIDES AND SKINS
ለሌሎች	22.1	25.2	27.1	OTHER
<u>የገሰ ብድር /ለመኪና ለቤት ዕቃ መገዛ/</u>	3.6	5.0	4.6	<u>PERSONAL LOANS (CARS, FURNITURE)</u>
ደምር	229.2	241.4	287.4	TOTAL
	31 DEC	31 DEC	31 DEC	
	1966	1967	1968	

ከሌት የጽያ ብጩ ደ ባንኮ የአኮኖሚ ጥናት ክፍል የተገኘ
Source: Economic Research Department, National Bank.

1944-1961 ዓ.ም የኢትዮጵያ ልማት ባንክ የሰጠ ሂደት በባይዲ ለይተ የሚያስገባ
LOANS GRANTED BY THE DEVELOPMENT BANK 1951 - 1968 BY TYPE OF LOAN

ሠንጠረዥ ተ.9

TABLE K.9

በጊህ የልተ/ቦር IN US\$'000

	የአገልግሎት ባይዲ		የአርቫ ባይዲ				ሌሎች ባይዲ		ጭር		
			ለአርቫ ልማት		የሱና ባይዲ						
	የባይዲ ብዛት	የገንዘብ ልክ	የባይዲ ብዛት	የገንዘብ ልክ	የባይዲ ብዛት	የገንዘብ ልክ	የባይዲ ብዛት	የገንዘብ ልክ	የባይዲ ብዛት	የገንዘብ ልክ	
1944-1951	175	9,294	1,171	2,636	981	3,958	153	868	2,480	16,756	1951-1958
1952	42	1,299	207	1,002	188	508	10	26	447	2,835	1959
1953	28	2,941	95	1,034	130	425	9	21	262	4,421	1960
1954	5	143	24	363	71	886	-	-	100	1,392	1961
1955	29	1,410	27	498	43	158	19	24	118	2,090	1962
1956	17	2,763	74	747	20	90	24	39	135	3,639	1963
1957	16	2,334	43	903	19	433	37	81	115	3,751	1964
1958	16	2,657	29	932	21	422	47	189	113	4,200	1965
1959	7	406	33	634	3	30	12	75	55	1,145	1966
1960	12	469	110	1,295	24	350	7	60	153	2,174	1967
1961	11	1,657	53	788	9	59	19	172	92	2,676	1968
1944-1961	358	25,373	1,866	10,832	1,509	7,319	337	1,555	4,070	45,079	1951-1968
	NUMBER	AMOUNT	NUMBER	AMOUNT	NUMBER	AMOUNT	NUMBER	AMOUNT	NUMBER	AMOUNT	
	INDUSTRIAL		AGRICULTURAL DEVELOPMENT		COFFEE		OTHER LOAN		TOTAL		
			AGRICULTURAL								

የኢትዮጵያ ልማት ባንክ የሰጠው የአገልግሎትና የአርቫ ባይዲ ጭማሪ
የመከፈያ ገዢና የባይዲ ዓይነት

DISTRIBUTION OF INDUSTRIAL & AGRICULTURAL LOANS GRANTED BY DEVELOPMENT BANK OF ETHIOPIA
ACCORDING TO SIZE, TERMS AND ALLOCATION OF LOANS

ሠንጠረዥ ተ.10

TABLE K.10

በጊህ የልተ/ቦር US\$'000

የባይዲ ጭማሪ / ባይዲ ልክ	የአገልግሎት ባይዲ		የአርቫ ባይዲ		ጭር		
	የባይዲ ብዛት	የገንዘብ ልክ	የባይዲ ብዛት	የገንዘብ ልክ	የባይዲ ብዛት	የገንዘብ ልክ	
ከ50,000 በታች	283	4,081	3,345	13,618	3,628	17,699	SIZE OF THE LOANS (IN ETH.\$)
ከ50,001-250,000	38	4,721	27	2,737	65	7,458	BELOW 50,000
ከ250,000 በላይ	37	16,570	3	1,795	40	18,365	FROM 50,001-250,000 ABOVE 250,000
ባይዲ የሚከፈለበት ገዢ							TERMS OF LOANS
ከ1 ዓመት በታች	20	1,381	13	339	33	1,720	LESS THAN A YEAR
ከ1-5 ዓመት	262	8,563	2,411	12,373	2,673	20,936	1 - 5 YEARS
ከ5-10 ዓመት	75	13,928	948	4,313	1,023	18,241	5 - 10 YEARS
ከ10 ዓመት በላይ	1	1,500	3	1,125	4	2,625	OVER 10 YEARS
ባይዲ የተሰጠው							ALLOCATION OF LOANS
ለአዲስ ሥራዎች ማስፈጸም	167	13,844	209	5,569	376	19,413	NEW ENTERPRISE
ለቀዳሚ ሥራዎች ማስፈጸም	191	11,528	3,166	12,581	3,357	24,109	EXISTING ENTERPRISE
	NUMBER	AMOUNT	NUMBER	AMOUNT	NUMBER	AMOUNT	
	INDUSTRIAL		AGRICULTURAL		TOTAL		

ስራ ስርዓት የልማት ባንክ የአስተዳደር ኮሚቴ የተገኘ
Source: Statistics and Research Department, Development Bank.

ስለ ባንኮች ሥራ
BANKING

ከ1944-1961 ዓ.ም የኢትዮጵያ ልማት ባንክ የባህር ሂሳብ በብድር
ለይተ የሚያገባ

LOANS GRANTED BY THE DEVELOPMENT BANK 1951 - 1968 BY TYPE OF LOAN

ሠንጠረዥ ተ.11 TABLE K.11

	የብድር ብዛት	በሺህ የኢት ብር	ከጠቅላላው በመቶ	
<u>ለእርሻ</u>	3,375	18,150	40.2	<u>AGRIGULTURAL</u>
ጠቅላላ እርሻ	581	9,358	20.7	GENERAL AGRICULTURE
የቡና ብድሮች	1,509	7,318	16.2	COFFEE
ትናንሽ የእርሻ ብድሮች	1,285	1,474	3.3	SMALL AGRICULTURE LOAN
<u>ለአገልግሎትና ለአገልግሎት</u>	358	25,372	56.3	<u>INDUSTRIAL AND SERVICE</u>
ለምገባ	151	4,260	9.4	FOOD
ለዓባይ ጋንጎቻቸው	17	877	1.9	BAKERY
ለእህል ወፍሮቻቸው	103	1,187	2.6	BLOUR MILLS
ለዘይት ፋብሪካዎቻቸው	31	2,196	4.9	OIL MILLS
<u>ለጨርቅ ጨርቅ አገልግሎት</u>	22	8,385	18.6	<u>TEXTILE INDUSTRY</u>
<u>ሌሎች</u>	169	11,678	26.0	<u>OTHER INDUSTRIES</u>
ለሀንጻ መሣሪያዎች	-	-	-	BUILDING MATERIALS
ለብረታ ብረትና ለአገልግሎት ሥራ	20	255	0.6	METAL AND WOOD WORKS
ለአላትሪክ ኃይል መስጫዎች	-	-	-	POWER PLANTS
ለቀጥታ ለጫማ ፋብሪካዎች	6	865	1.9	TANNERIES AND SOE FACTORY
ለአገልግሎት መሰጠት	52	1,289	2.9	SAW MILLS
ለሌሎች የአገልግሎት ብድሮች	111	9,269	20.6	OTHER INDUSTRIAL LOANS
ለትራንስፖርት	16	1,049	2.3	TRANSPORTATION
<u>ሌሎች ብድሮች</u>	337	1,555	3.5	<u>OTHER LOANS</u>
ጭር	4,070	45,077	100.0	GRAND TOTAL
	NUMBER OF LOANS	ETH. \$'000	PERCENT-AGES	

ከኢትዮጵያ የልማት ባንክ የአስተዳደር ክፍል ጥናት ክፍል የተገኘ
Source: Statistics and Research Department Development Bank:

የገንዘብ ክፍያ ሚዛን ግጥም
SUMMARY OF THE BALANCE OF PAYMENTS OF ETHIOPIA

የተጠራው ለ ዩኒት በዓሊ ዩን የሊት/ብር
-Net transactions in Eth.\$ millions

ሠንጠረዥ ተ.12

TABLE K. 12

	ገዢዎች ሂሳብ				ጠቅላላ የገንዘብ ስንቅጥጥ			በገንዘብ ነገ ጭነቶች ተቀጣጥሮ ሂሳብና ጭነት			የተጠራ ገዢዎች	
	የዕቃዎች ገቢ	ገልጋሎቶች	የተዘጋጀ ክፍያዎች	የተጠራ ብልጫ	ጠቅላላ	የገላ	የሙንገሥት	ጠቅላላ	በዋና ዋና ዎች	በሌሎች		
1951/2	-12.7	-46.6	39.1	-20.2	4.4	1.2	3.2	14.5	12.6	1.9	1.3	1959
1952/3	2.4	-29.4	14.2	-12.6	22.9	1.5	21.4	-9.6	-11.3	1.7	-0.7	1960
1953/4	-9.3	-40.5	18.3	-31.5	35.5	21.6	13.9	-4.1	-3.1	-1.0	0.1	1961
1954/5	-13.8	-52.7	25.9	-40.6	74.8	12.8	62.0	-22.9	-22.9	-	-11.3	1962
1955/6	-18.4	-47.0	12.6	-53.2	63.0	24.9	38.1	-2.2	-0.9	-1.3	-7.6	1963
1956/7	-8.8	-36.1	16.9	-28.0	49.7	40.8	8.9	-26.2	-26.7	0.5	4.5	1964
1957/8	-39.1	-36.2	32.8	-42.5	71.8	26.4	45.4	-34.3	-40.9	6.4	5.0	1965
1958/9	-75.1	-36.4	29.7	-81.8	72.3	16.0	36.3	7.9	-3.2	11.1	1.6	1966
1959/60	-57.4	-37.3	15.8	-78.9	33.2	6.8	26.4	43.4	35.3	8.1	2.3	1967
1960/61	-88.0	-19.2	29.4	-77.8	75.3	16.1	59.2	-7.8	-4.5	3.3	10.3	1968
1961/62	-25.3	-25.1	27.9	-22.5	31.7	-5.0	36.7	-11.1	-10.4	-0.7	1.9	1969
	TRADE BALANCE FOB	SERVICES	TRANS-FER PAYMENTS	NET SURPLUS	TOTAL	PRIVATE	CENTRAL GOVERNMENT	TOTAL	CENTRAL MONETARY	OTHER INSTITUTION	NET ERRORS AND OMISSION	
	CURRENT ACCOUNT				CAPITAL MOVEMENT			MONETARY SECTOR CAPITAL & GOLD				

ለተዋጋ በሌሎች ለገጥ ታር ያላት የገንዘብ ክፍያ ሚዛን
BALANCE OF PAYMENTS OF ETHIOPIA

ሠንጠረዥ ተ.13

TABLE K. 13

ገዢዎች ሂሳብ
A) CURRENT ACCOUNT

በዓሊ ዩን የሊት/ብር ETH.\$ MILLION

	1960/61			1961/62			
	ገቢ	ጭነት	የተጠራ ገቢ	ገቢ	ጭነት	የተጠራ ገቢ	
ሀ. ለዕቃዎችና ገልጋሎቶች							A. GOODS AND SERVICES
1. የዕቃዎች ገቢ	266.0	362.9	-96.9	297.6	326.1	-28.5	1. MERCHANDISE TRANSACTIONS
2. በገንዘብ ያልተለወጠ ወርቅ	8.9	-	8.9	3.2	-	3.2	2. NON-MONETARY GOLD
3. የዕቃዎች ማጣገፍ ጭነትና ለገጥ	2.5	69.5	-67.0	3.0	62.1	-59.1	3. FREIGHT AND INSURANCE
4. ሌሎች የተራገቡ ገቢዎች	50.5	13.8	36.7	50.9	14.5	36.4	4. OTHER TRANSPORTATION
5. የገዢ ወጪዎች	14.3	14.9	-0.6	14.7	16.9	-2.2	5. TRAVEL
6. የሙንገሥት ሂሳብ	10.5	33.0	-22.5	12.8	33.0	-20.2	6. INVESTMENT INCOME
7. የሙንገሥት ሂሳብ	36.9	27.3	9.6	39.4	25.0	14.4	7. GOVERNMENT, N.E.I.
8. ሌሎች	48.3	23.7	24.6	33.7	28.1	5.6	8. OTHER SERVICES
ጭነት	437.9	545.1	-107.2	455.3	505.7	-50.4	TOTAL GOODS AND SERVICES
ለ. ወደ ጭነት ለገጥ የተዘጋጀ ክፍያዎች							B. TRANSFER PAYMENTS
9. የገላ ክፍያዎች	-	-	-	-	-	-	9. PRIVATE
በሌሎች ሙንገሥት ታር ሌሎች	20.9	26.9	-6.0	24.1	31.6	-7.5	FOREIGN GOVERNMENT OTHER
ዐ. የሙንገሥት ክፍያዎች							10. CENTRAL GOVERNMENT
በሌሎች ሙንገሥት ታር	31.3	-	31.3	34.2	-	34.2	INTER-GOVERNMENTAL
በተጠቃሚት ሙንገሥት ታር	6.1	2.0	4.1	3.2	2.0	1.2	UNITED NATIONS
የተዘጋጀ ክፍያዎች ጭነት	58.3	28.9	29.4	61.5	33.6	27.9	TOTAL TRANSFER PAYMENTS
ሐ. የገዢዎች ሂሳብ የተጠራ ብልጫ /ሀተላ/			-77.8			-22.5	C. NET SURPLUS ON CURRENT ACCOUNT (A+B)
	CREDIT (RECEIPTS)	DEBIT (PAYMENTS)	NET (CREDITS)	CREDIT (RECEIPTS)	DEBIT (PAYMENTS)	NET (CREDITS)	
	1968			1969			

በሌ ባንኮች ሥራ
BANKING

ለት ዋና ያለ ስሌቶች ለገርጥ ጋር ያላት የገንዘብ ከፍ ያለ ጫን
BALANCE OF PAYMENTS OF ETHIOPIA

የባንኮች ሂሳብ
B) CAPITAL ACCOUNT

ሠንጠረዥ ተ. 13/የቀጠለ/

TABLE K. 13 (Contd.)

በጊዜ ያን የሊት.ብር

ETH.\$ MILLION

	1960/61			1961/62			
	የዕዳዎች ተጨማሪ ዕድገት	የሀብት ተጨማሪ ዕድገት	የተጠራው የዕድገት ለየነት	የዕዳዎች ተጨማሪ ዕድገት	የሀብት ተጨማሪ ዕድገት	የተጠራው የዕድገት ለየነት	
መ. የባንኮች ሂሳብ ዘመናዊ							D. CAPITAL MOVEMENTS
11. የረዥም ዘመን የገል ባንኮች	112.4	4.7	18.9	14.0	3.6	10.4	11. PRIVATE LONG TERM
12. የአጭር ዘመን የገል ባንኮች	1.2	4.0	-2.8	2.3	17.7	-15.4	12. PRIVATE SHORT TERM
13. የመንግሥት ባንኮች	87.6	28.4	59.2	69.1	32.4	36.7	13. CENTRAL GOVERNMENT
ደምር	112.4	37.1	75.3	85.4	53.7	31.7	TOTAL CAPITAL MOVEMENTS
ሠ. በውጭ ለገር ተቀጣሪ ሂሳብና መዋጮ							E. MONETARY INSTITUTIONS
14. ዋና ዋናዎች ገንዘብ ነክ ደርድቶች	10.0	14.5	-4.5	6.5	16.9	-10.4	14. CENTRAL MONETARY INSTITUTIONS
የአይ.ኤም.ኤፍ. መዋጮ	-	-	-	-	-	-	ACCOUNTS WITH I.M.F.
በገንዘብ የሚለወጥ ሀብት ተቀጣሪ ሂሳብ	-	4.2	-4.2	2.6	-	2.6	MARKETABLE ASSETS
ሌሎች ሀብት ዕዳዎች	-	1.1	-1.1	0.8	-	0.8	DEPOSITS
በገንዘብ የሚታሰብ ወርቅ	-	8.9	-8.9	-	3.2	-3.2	OTHER FOREIGN ASSETS AND LIABILITIES
ደምር	-	-	-	-	-	-	GOLD
15. ሌሎች ገንዘብ ነክ ደርድቶች	18.8	22.1	-3.3	9.3	10.0	-0.7	15. OTHER MONETARY INSTITUTIONS
ተቀጣሪ ሂሳብ	18.7	19.0	-0.3	9.3	-	9.3	DEPOSITS
ሌሎች የውጭ ሀብትና ዕዳዎች	0.1	-	0.1	-	3.4	-3.4	OTHER FOREIGN ASSETS AND LIABILITIES
ብድሮች	-	3.1	-3.1	-	-6.6	-6.6	LOANS
በመጠባበቅ ያለ ገንዘብ የተጠራ ለየነት /14+15/	-	-	-7.8	-	-	-11.1	NET CHANGE IN MONETARY RESERVES (14+15)
ረ. የባንኮች ወጭ የተጠራ ደምር /መ+ሠ/	-	-	67.5	-	-	20.6	F. NET CHANGE ON CAPITAL ACCOUNT (D+E)
ሰ. የተጠራ ስህተት ወይም ገደረት	-	-	10.3	-	-	1.9	G. NET ERRORS & OMISSIONS
	LIABILI- TIES (NET INCREASE)	ASSETS (NET INC- REASE)	NET	LIABILI- TIES (NET INCREASE)	ASSETS (NET INC- REASE)	NET	
		1968		1969			

SECTION M. PRICES

Tables M.1 and M.2 Indices of the prices of import and export commodities, collected by the National Bank of Ethiopia from selected wholesalers and customs Trade Returns.

Table M. 3 shows the wholesale prices of selected import commodities collected by the Department of Economic Research of the National Bank at monthly intervals. The series presented refer to average annual prices in Addis Ababa.

Table M. 4 Wholesale prices of agricultural commodities in selected towns are also collected by the National Bank. The statistics presented in this table are annual averages for the years 1966, 1967 and 1968.

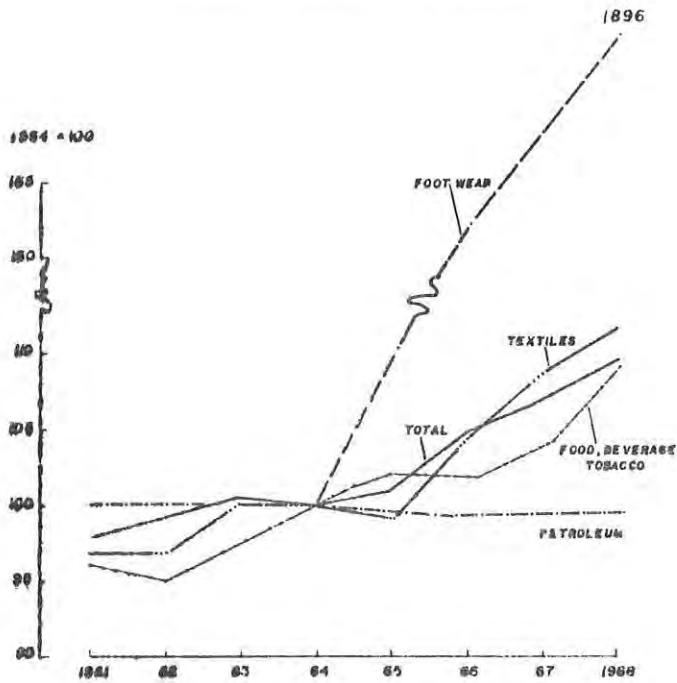
Tables M. 5 and M.6 give New York spot price of selected types of coffee and the average Addis Ababa prices of coffee for export.

Coffee known as "Djima, Usually Good Quality" in New York are blends of all types of Ethiopian Coffee other than coffee from Harargie, whereas the Addis Ababa prices quoted for "Jimas" are for coffee from Kafa province only.

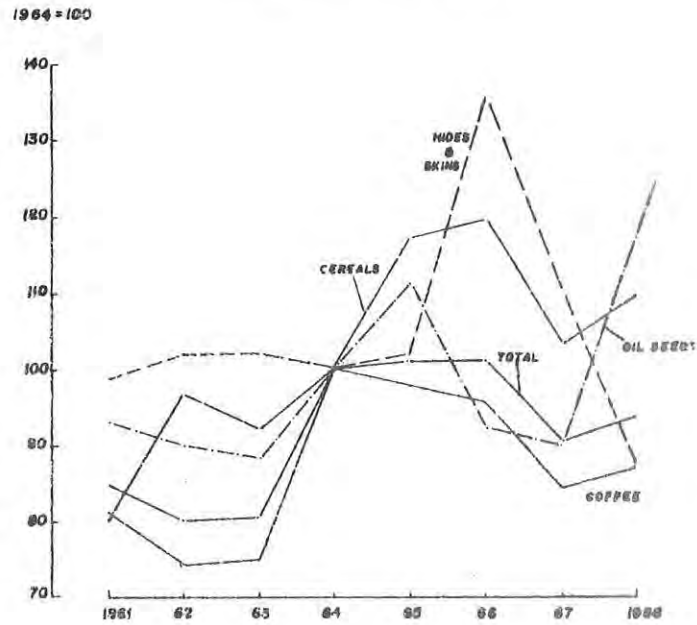
Table M. 7 Here the Central Statistical Office presents a retail Price Index for Addis Ababa for the years 1967 and 1968. The information are based on Household Consumption and Expenditure Survey of 1964 and on the monthly retail prices collected by the Central Statistical Office. The index applies to Households belonging to E\$100 - 400 income groups.

Table M. 8 Shows average Addis Ababa retail prices for some major items. They are averages of prices in Addis Ketema and other parts of the town, most of them are collected from at least six quotations to calculate the Retail Price Index prepared by the Central Statistical Office.

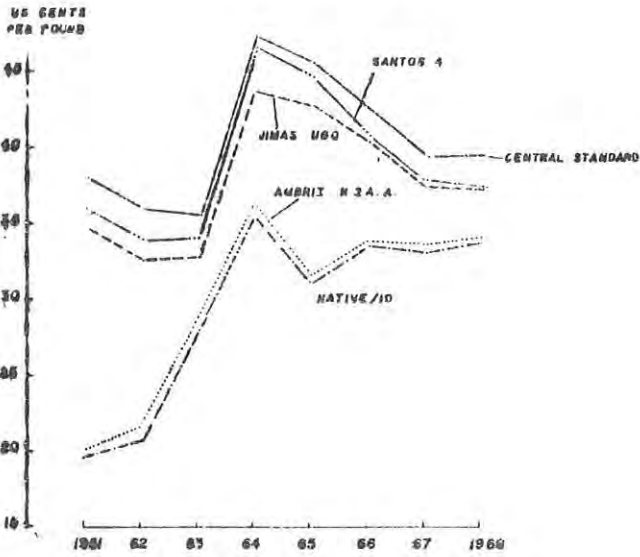
INDICES OF WHOLESALE PRICES OF IMPORTED COMMODITIES




INDICES OF WHOLESALE PRICES OF EXPORT COMMODITIES



SPOT COFFEE PRICES FOR THE NEW YORK MARKET



RETAIL PRICE INDEX FOR ADDIS ABABA



ሠገጠረዥ 1.1

TABLE M.1

1956/57 ዓ.ም = 100 1964-1965

የዕቃው ዓይነት	1952/3	1953/4	1954/5	1955/6	1957/8	1958/9	1959/60	1960/1	
የቤት ሥራ ዕቃዎች	100.9	99.7	106.5	106.1	102.1	101.3	107.6	117.4	BUILDING MATERIALS
የቤት ውስጥ ኦሊክትሪክ ማሳሪያዎች	111.2	115.8	117.3	119.8	ELECTRICAL EQUIPMENT, DOMESTIC
ምግብ መጠጥና ትምህርት	100.0	96.0	94.9	97.3	101.5	101.7	104.5	109.0	FOOD BEVERAGES AND TOBACCO
ጨጫና የእገር ሾራብ	109.1	163.5	170.5	189.6	FOOT WEAR
ማቀለሚያዎች	98.6	98.0	96.5	104.9	DYES
የተባይ መከላከያዎችና መቆጣጠሪያዎች	98.5	95.2	99.0	96.3	INSECTICIDES AND DISINFECTANTS
የተራገባሪት ማሳሪያዎች	102.8	105.7	105.9	106.4	TRANSPORT EQUIPMENT
ጨርቅ ጨርቅ	96.1	94.6	96.9	100.1	99.1	104.6	108.8	111.5	TEXTILES
ገጭዎችና የውስጥ ላስቲክ ቀለሞች	106.4	107.7	107.0	101.1	101.2	96.9	97.8	98.6	TYRES AND TUBES
ጠረቀቅ	98.8	95.7	101.2	102.8	PAINTS
ወረቀት	116.2	115.1	108.1	101.6	105.2	113.2	113.5	115.3	PAPER
የፒትሮሊየም ውጤቶች	109.5	100.0	100.0	100.0	99.6	99.6	99.6	99.6	PETROLIUM PRODUCTS
የፋርማሲ ዕቃዎችና መድኃኒቶች	117.1	112.5	106.8	104.1	102.2	103.4	100.1	98.6	PHARMACEUTICALS
ሰጠና	105.2	89.4	100.4	100.5	102.4	108.9	109.1	110.6	SOAP
የገቢ ዕቃዎች ዋጋ ጠቅላላ ኢንዱክስ	102.0	97.9	99.4	100.3	101.0	104.8	107.1	109.6	GENERAL INDEX OF IMPORTS
	1960	1961	1962	1963	1965	1966	1967	1968	COMMODITIES

ሰለዳስ ለበባ የዋና ዋና የውጭ ገንዘብ ዕቃዎች የደምላ ዋጋ ኢንዱክስ
INDICES OF WHOLESALE PRICES IN ADDIS ABABA OF MAJOR EXPORT COMMODITIES

ሠገጠረዥ 1.2

TABLE M.2

1956/7 ዓ.ም = 100 1964-1965

የዕቃው ዓይነት	1952/3	1953/4	1954/5	1955/6	1957/8	1958/9	1959/60	1960/1	
ሰጦ	95.3	98.9	98.9	99.3	98.2	107.3	163.5	151.6	BEESWAX
በርበረ	112.8	186.7	143.3	130.4	BERBERE
አሀል	78.3	80.0	96.6	92.0	117.1	119.5	103.1	109.6	CEREALS
ዝባዳ	98.0	112.4	101.5	98.5	102.1	107.0	107.9	106.2	CIVET
ቡና	80.4	81.2	74.2	74.8	97.5	95.6	84.4	86.9	COFFEE
ቀኝ ሌጠ	109.1	98.7	101.9	102.1	101.9	135.7	110.6	87.5	HIDES AND SKINS
የከባት ቀኝ	140.5	119.1	116.1	115.9	80.5	133.6	109.3	74.3	CATTLE
የፍ የል ሌጠ	116.7	76.6	92.8	105.2	119.4	187.6	137.0	97.2	GOAT
የባገ ሌጠ	83.8	107.0	102.3	92.1	100.3	109.0	97.3	87.2	SHEEP
አጣጥ	96.0	107.0	118.0	134.2	INCENCE
ተኩስ የቀዝቀዛና በቁር ቁር የታገገ ሥጋ	100.0	99.4	98.3	98.9	MEAT FRESH FROZEN AND CANNED
የቀባት አሀሎች	99.4	93.1	90.0	87.7	111.4	92.3	89.9	124.6	OIL SEEDS
የዘይት ጭጭ	99.9	94.7	87.7	65.8	OIL SEED CAKE
ጥራጥራ	111.6	81.7	80.1	90.0	120.8	99.4	109.7	111.8	PULSES
ጨው	99.1	93.4	91.4	95.6	SALT
ሰክር	99.3	99.3	99.6	100.3	SUGAR
የውጭ ዕቃዎች ዋጋ ጠቅላላ ኢንዱክስ	86.9	84.7	79.9	80.5	101.0	101.1	90.4	93.6	GENERAL INDEX OF EXPORTS
	1960	1961	1962	1963	1965	1966	1967	1968	COMMODITY

በአዲስ አበባ የአገልግሎት የገቢ ገንዘብ ዕቃዎች የድምጽ ዋጋ
 WHOLESALe PRICES IN ADDIS ABABA OF SELECTED IMPORT COMMODITIES

ሰለ ዕቃዎች ዋጋ
 PRICES

ሠንጠረዥ 1.3

TABLE M.3

ሰለተ/ሰር ጸጻ

የዕቃው ስም	1958/9	1959/60	1960/1		
<u>የቤት ጠረፎ ዕቃዎች</u>			<u>BUILDING MATERIALS</u>		
የቤት ከገንጠል የሮ የሮ አገልግሎት 5.5 ኪሎ የሆነ	0 ቁጥር	4.34	4.90	5.97	CORRUGATED IRON SHEETS per piece 5.5 kg.
ፋይብር አገልግሎት 1.20x3.00 ሜትር የሆነ	0 ቁጥር	6.00	6.36	6.65	HARD BOARD per piece 1.20 x 3.00 metre
የሰጣር	በኪሎ	0.57	0.62	0.66	NAILS per kilogram
የዘይት የለዎ	በኪሎ	1.56	1.73	1.74	OIL PAINT per kilogram
<u>የኤሌክትሮኒክ ዕቃዎች</u>			<u>ELECTRICAL GOODS</u>		
የኤሌክትሮኒክ ሽቦ የተሰፈነ 1000 ሾልት ባለ 15 ካሪ ሜ.ሜ.	በሜትር	0.09	0.09	0.11	ELECTRIC WIRE, INSULATED per metre 1,000 volt 15 ² m.m.
የኤሌክትሮኒክ ባቡር ባለ 450 ቫት 220 ሾልት	በቁጥር	15.00	16.00	16.00	ELECTRIC IRON per piece 450 watt 220 volt
የኤሌክትሮኒክ ሎም ቡር ባለ 25 ቫት 220 ሾልት	በቁጥር	0.53	0.50	0.55	INCANDESCENT BULB per piece 25 watt 220 volt
<u>የገቢ ጠቃሚ ዕቃዎች</u>			<u>FOOD, DRINKS AND TOBACCO</u>		
የቫንዲያ ቲቤ 50 ባለ 1 ጆንዶን የሆነ	በሣጥን	131.21	138.78	142.26	KENYA BUTTER per case 50 x 1 lb.
የወይራ ዘይት 40 ባለ 1 ኪሎ የሆነ	በሣጥን	132.50	110.00	110.00	OLIVE OIL per case 40 x 1 kilogram
የወይን ጠቅ 1 x 12 ቦታ	በደርዘን	101.95	103.00	103.75	PORT WINE per case 1 x 12 bottles
ተሮ / የታገገ ሞሃ/ 48 ባለ 16 ሎንዶን የሆነ	በሣጥን	32.41	34.37	35.53	TUNA FISH per case 48 x 16 ounce
ዌስኪ / ሎንዶን ላገደ/ 1 x 12 ቦታ	በደርዘን	192.08	186.00	191.74	WHISKY, HIGHLAND per case 1 x 12 bottles
<u>ጠቃሚ</u>			<u>FOOTWEAR</u>		
በፊ ጫማ	በደርዘን	43.83	46.00	59.00	CANVAS SHOES per dozen
የላቲን ጫማ	በደርዘን	45.83	46.00	46.00	RUBBER SHOES per dozen
<u>የሕክምና ዕቃዎች</u>			<u>MEDICAL SUPPLIES</u>		
ፊፊቲ ቲብት	በኪሎ	0.91	1.20	0.99	D.D.T. POWDER per kilogram
ፕብሲሊን ቲብት 4 ሜሊ ላይ የሆነ	በብሊት	0.46	0.48	0.46	PENICILIN POWDER 4,000,000 per vial
ቪታሚን ቢ ኮምፕሌክስ	በቶ	6.80	5.29	5.24	VITAMIN B. COMPLEX per 100.
<u>ወረቀት</u>			<u>PAPER</u>		
የአየር ፖስት ወረቀት	በኪሎ	1.68	1.67	1.65	AIRMAIL PAPER per kilogram
የጋዜጣ ወረቀት	በኪሎ	0.79	0.79	0.82	NEWSPRINT per kilogram
የግራም ወረቀት	በኪሎ	1.11	1.11	1.15	WOOD-FREE WRITING PAPER per kilogram
<u>የፕትሮሊየም ወጤቶች</u>			<u>PETROLEUM PRODUCTS</u>		
ቤንዚን	በ5 ሊትር	2.10	2.10	2.10	BENZINE (MOTOR GASOLINE) per 5 litre
ድይዲይ ናይትሮ ጋዘ	በ5 ሊትር	1.93	1.93	1.93	DIESEL OIL AND KEROSENE per 5 litre
ግራስ / ቲባት/	በ5 ኪሎ	10.00	10.00	10.00	GREASE OIL per 5 kilogram
		1966	1967	1968	COMMODITY

ሰለ ዕቃዎች ዋጋ
PRICES

የአገላገይ የገቢ ዕቃዎች የድምሳ የገበያ ሰለጣኝ አበባ
WHOLESALE PRICES IN ADDIS ABABA OF SELECTED IMPORT COMMODITIES

ሠገጠረዥ 1.3 / የቀጠለ/

TABLE M.3 (Contd.)

በሊት/ብር ዩ\$

የዕቃው ስም	1958/9	1959/60	1960/1		
<u>ባሕር</u>			<u>SOAP</u>		
አዎ ወካክለኛ ወጠን	26.50	26.33	27.00	OMO MEDIUM SIZE	per case
48 ባለ 8 አውገስ የሆነ				48 x 8 ounce	
ላከስ የገላ ባሕር	44.09	44.73	45.35	TOILET SOAP, LUX	per case
144 ባለ 3 አውገስ የሆነ				144 x 3 1/2 ounce	
የሰበሰባ ግጭቷ ባሕር	27.58	28.00	28.00	WASHING SOAP	30 kilogram
<u>ጠር ቅርጽ</u>			<u>TEXTILES</u>		
<u>ባሕር</u>			<u>COTTON GOODS</u>		
የደገገን ባሕር 28 አገፍ	76.83	77.97	79.25	COTTON DYED, JAPAN 28 in.	40 yds.
የደገገን ባሕር 41 አገፍ	117.31	121.50	122.07	COTTON DYED, JAPAN 41 in.	40 yds.
የደገገን ነጭ ወብረት 28 አገፍ	41.85	43.31	43.00	SATIN BLEACHED, JAPAN 28 in.	30 yds.
የአገር ሽፊት	23.38	24.00	24.00	SOCKS	per dozen
የሰፊት ክር ቁ. x372-2850	5.80	5.83	6.20	THREAD NO. x372 - 2850	per box
በር ወሰን ግ/ፍ 70/ 40/1	23.57	23.10	25.50	YARN, GREY NO. 40/1	10 lbs.
ነጭ ግ/ፍ 70/ 40/1	15.40	14.68	22.50	YARN, WHITE NO, 40/1	5 lbs.
ጥሬ ጥጥ	177.50	175.00	180.00	RAW COTTON	per 100 kilogram
<u>ሰጭ ሠፊት</u>			<u>SYNTHETIC FIBERS:</u>		
ናይሎን ሰጭ 36 አገፍ	40.28	43.53	47.11	NYLON TAFFETTA	36 in. 25 yds.
የደገገን ሰጭ 36 አገፍ	34.34	40.92	40.63	RAYON, JAPAN	36 in. 25 yds.
የጥላፍ ክር	8.26	8.20	8.07	SILK YARN	per kilogram
የሰጭ የውስጥ ሰጭ	30.00	30.00	40.00	SLIPS, LADIES	per dozen
የሰጭ የአገር ሽፊት ናይሎን	24.00	24.00	24.00	STOCKINGS, LADIES, NYLON	per dozen
በሰጭ ሰጭ ጥጥ የተሠራ ብርጭ	16.69	16.64	18.00	WASTE WOOL, RAYON AND COTTON	per piece
ሰጭ ሰጭ 60x90 አገፍ የሆነ				BLANKET 60 x 90 in.	
ሰጭ ጠር ቅርጽ ሰጭ	30.00	31.25	35.00	WORSTED WOOLEN PIECE GOODS	per metre
56 አሰስ 58 አገፍ የሆነ				56 - 58 in. width	
<u>ገጽዎች የውስጥ ላሰብቻ</u>			<u>TYRES AND TUBES</u>		
590-13 ሲ.አ. ፒ ባለ 4 ክር የሆነ	52.22	52.55	52.33	590-13 D.L.P 4 ply	per piece
560-15 አፍ. ሲ ባለ 6 ክር የሆነ	53.50	55.67	55.67	560-15 H.D. 6 ply	per piece
750-16 ረጅም ባለ 6 ክር የሆነ	129.20	129.00	129.00	750-16 RUM 6 ply	per piece
825-20 ባለ 12 ክር የሆነ	282.33	282.33	283.33	825-20 12 ply	per piece
1100-20 ባለ 14 ክር የሆነ	494.67	499.53	525.50	1100-20 14 ply	per piece
1200-20 ናይሎን ባለ 16 ክር የሆነ	634.83	635.00	635.00	1200-20 NYLON 16 ply	per piece
<u>ተሽከርካሪዎች</u>			<u>VEHICLES</u>		
ላንያ "አባጋግ" ከተሰጠው	41,300.00	41,300.00	41,300.00	LANCIA "ESAGAMMA"	per piece
				WITH TRAILER	
ላንድሮቮር ባለውስጥ ትገን	10,140.00	10,161.00	10,225.00	LAND ROVER STATION WAGON	per piece
				(Short wheel base)	
ሞርቲላስ ቢንዲ ኤ.ጂ.አ. 390	19,900.00	19,900.00	19,000.00	MERCEDES BENZ A.G.O. 390	per piece
ሶፐል ስብርቱ ባለ 4 ክር	8,200.00	8,250.00	8,300.00	OPEL REKORD 4 doors	per piece
ሞላስ የገን 1300	5,486.00	5,500.00	5,540.00	VOLKS WAGEN 1300	per piece
	1966	1967	1968	COMMODITY	

ሰጠረዥ ሰጠ የኢኮኖሚ ጥናት ክፍል የተገኘ
Source: Department of Economic Research, National Bank.

የአገላገይ ከተማዎች የአርባ ወጭች የዕቃዎች ዋጋ
WHOLESALE PRICES OF AGRICULTURAL COMMODITIES IN SELECTED TOWNS

ሠንጠረዥ 1.4 TABLE M.4

በአተ/ባር ዩ\$

የዕቃው ስም	ከተማው	አሥመራ			ደሲ			የዕቃው ስም
		1958/9	1959/60	1960/1	1958/9	1959/60	1960/1	
<u>አህል</u> /በኩንታል/								<u>CEREALS</u> (per quintal)
ገብስ		...	18.82	14.75	17.50	16.00	12.00	BARLEY
በቀሎ		23.89	19.33	15.20	17.63	18.67	10.50	MAIZE
ዓገላ		22.88	21.42	13.37	23.13	17.42	11.17	SORGHUM
ጠፍ/ጥፍር/		...	26.08	24.25	27.00	24.67	22.67	TEFF - BROWN
ጠፍ/ባርገፍ/		...	30.67	30.54	28.58	26.75	25.25	TEFF - MIXED
ጠፍ/ገፍ/		40.73	36.33	39.25	32.00	29.17	30.92	TEFF - WHITE
ሰንጻ		27.00	25.18	24.45	22.33	18.92	21.75	WHEAT
<u>ቡና*</u>	/በፈረሰላ/	30.19	29.33	23.38	25.75	COFFEE* (per 17 kgs.)
<u>የገሳ ለብ</u>								<u>HIDES AND SKINS</u>
የብብተ	/በፈረሰላ/	12.61	11.68	7.94	12.78	11.65	8.44	CATTLE (per 17 kgs.)
የፍ የል	/በብረዳ/	45.33	38.18	26.33	54.33	37.67	26.58	GOAT (per 20 pcs.)
የብገ	/በብረዳ/	...	42.40	41.00	46.25	41.67	34.00	SHEEP (per 20 pcs.)
<u>የዓባብ አህሉት</u> /በኩንታል/								<u>OIL SEEDS</u> (per quintal)
ጉሎ		...	31.50	36.83	9.83	9.67	9.58	CASTOR
ተሰባ		26.20	25.56	30.37	25.83	26.79	26.50	LINSEED
ሰፍፍቄ		24.00	MUSTARD
ኔግ		30.48	30.67	36.41	29.25	24.92	30.72	NEUG
የገግ ገዢ		18.43	22.65	25.58	11.00	17.09	14.92	RAPESEED
ሰለጥ		41.50	...	43.43	41.25	SESAME
<u>የፍጥረት</u> /በኩንታል/								<u>PULSES</u> (per quintal)
ሰንገራ		21.11	23.42	21.58	17.00	16.17	16.75	CHICK PEAS
አደገገራ		...	30.00	29.71	17.25	11.08	12.08	HARICOT BEANS
ባዳላ		23.85	20.08	18.29	15.88	13.29	12.92	HORSE BEANS
ጾብር		33.55	34.42	36.57	26.92	24.96	30.63	LENTILS
አቲ		22.39	18.75	18.31	16.25	14.17	14.75	PEAS
		1966	1967	1968	1966	1967	1968	COMMODITY
		ASMARA			DESSE			TOWN

* ያልተጠጠረ
*Uncleaned.

ሰለ ዐቃቃቸ ዋጋ
PRICES

የሰገላገዳ ስተዋቃቸ የሰርሻ ጤጠቸ የጅምላ ዋጋ
WHOLESALE PRICES OF AGRICULTURAL COMMODITIES IN SELECTED TOWNS

ሠገጠረዥ ገ.4 / የቀጠለ/ TABLE M.4 (Contd.)

በሰተ/በር ዩቆ

የዐቃቃ ሳይ ነተ	ስተዋ	ደረጃ ዋ			ገንጾር			COMMODITY
		1958/9	1959/60	1960/1	1958/9	1959/60	1960/1	
<u>አሀል</u>	/በሱን ታል/							<u>CEREALS</u> (per quintal)
ገበሰ		23.73	17.83	17.25	17.64	16.00	14.75	BARLEY
በ ቀሎ		21.27	15.17	12.50	17.64	18.00	16.54	MAIZE
ዓሽላ		23.45	19.17	13.50	17.33	19.25	14.25	SORGHUM
ጤፍ /ጥ ቁር/		29.18	24.25	22.67	24.94	23.00	20.04	TEFF - BROWN
ጤፍ /በር ገፍ/		33.00	27.75	27.42	26.27	24.00	21.54	TEFF - MIXED
ጤፍ /ነጭ/		40.09	32.17	32.83	28.08	27.00	24.92	TEFF - WHITE
ሰገዳ		26.09	23.17	24.83	22.33	22.00	20.54	WHEAT
<u>ሱፍ</u>	/በፈረሱ/	28.45	27.58	25.00	34.76	27.00	28.95	COFFEE* (per 17 kgs.)
<u>ቀኝ ስጠ</u>								<u>HIDES AND SKINS</u>
የበባተ	/በፈረሱ/	9.55	12.25	13.25	12.31	9.92	6.32	CATTLE (per 17 kgs.)
የፍ የል	/በኮረጃ/	13.18	19.50	20.33	49.33	32.50	23.42	GOAT (per 20 pcs.)
የበገ	/በኮረጃ/	14.18	19.08	20.33	45.00	35.25	36.00	SHEEP (per 20 pcs.)
<u>የቀባተ አሀሎቸ</u>	/በሱን ታል/							<u>OIL SEEDS</u> (per quintal)
ገሎ		21.18	23.00	23.83	CASTOR
ተሰባ		31.09	32.17	22.92	19.33	17.04	21.42	LINSEED
በፍፍቁ		MUSTARD
ነገ		32.00	34.08	31.58	25.29	23.96	28.79	NEUG
የገጠገ ዘር		21.27	21.33	32.00	RAPESEED
ሰለጥ		SESAME
<u>ጥረጥረ</u>	/በሱን ታል/							<u>PULSES</u> (per quintal)
ሸገበራ		21.18	19.50	19.58	16.88	19.25	17.73	SHICK PEAS
አይገገረ		22.55	21.58	21.42	17.71	15.20	15.00	HARICOT BEANS
ባ ቆላ		19.18	16.00	15.67	19.40	16.57	14.90	HORSE BEANS
ሶበር		33.91	33.33	33.67	28.41	27.67	29.92	LENTILS
አቱር		22.18	19.58	18.67	17.17	16.17	15.37	PEAS
		1966	1967	1968	1966	1967	1968	
		DIRE DAWA			GONDAR			TOWN

* ያል ተጠጠረ
*Uncleaned.

የአገላገል ከተማዎች የእርሻ ወጠቶች የጅምላ ዋጋ
WHOLESALE PRICES OF AGRICULTURAL COMMODITIES IN SELECTED TOWNS

ሠንጠረዥ ፯.4 / የተጠለ/ TABLE M.4 (Contd.)

በሰለ/በር ቤ\$

የዕቃው ስም	ከተማ	ጎረ			ጃጅጋ			COMMODITY
		1958/9	1959/60	1960/1	1958/9	1959/60	1960/1	
<u>አሀል</u>	/በኮንታ/							CEREALS (per quintal)
ገበበ		...	21.67	...	20.18	15.71	11.00	BARLEY
ባዳሌ		18.00	15.73	17.50	22.54	17.21	10.50	MAIZE
ማሽላ		28.36	22.58	12.42	SORGHUM
ጠፍ/ጥቁር/		35.11	...	34.83	39.73	38.83	36.31	TEFF - BROWN
ጠፍ/ሰርገኛ/		45.44	...	39.00	41.59	40.90	39.16	TEFF - MIXED
ጠፍ/ካፍ/		52.45	...	44.58	43.91	42.50	40.67	TEFF - WHITE
በገላ		38.40	44.09	41.33	30.55	24.83	24.25	WHEAT
<u>ቡና</u>	/በፈረሶላ/	24.82	20.17	21.36	36.18	32.90	32.16	COFFEE* (per 17 kgs.)
<u>ቆሽት ሊብ</u>								HIDES AND SKINS
የከበት	/በፈረሶላ/	9.09	7.79	6.00	...	13.33	19.00	CATTLE (per 17 kgs.)
የፍ የለ	/በኮንታ/	23.00	17.95	15.08	16.00	GOAT (per 20 pcs.)
የበገ	/በኮንታ/	35.80	32.00	29.67	23.27	19.50	19.33	SHEEP (per 20 pcs.)
<u>የቆሽት አሀላቶ</u>	/በኮንታ/							OIL SEEDS (per quintal)
ተሰባ		34.68	34.80	38.42	LINSEED
<u>ጥሬጥሬ</u>	/በኮንታ/							PULSES (per quintal)
ጠገብ		33.09	25.50	24.30	20.56	CHICK PEAS
ባዳላ		25.75	24.70	26.33	HORSE BEANS
ጾስር		44.45	25.21	36.85	38.21	LENTILS
አተር		37.20	...	20.33	PEAS
<u>ባቶ</u>	/በፈረሶላ/	31.91	38.25	38.00	41.30	34.00	32.40	WAX (per 17 kgs.)
		1966	1967	1968	1966	1967	1968	
		GORE			JIJIGA			TOWN

* ያልተጠጠረ
*Uncleaned.

ሰለ ዐቃቃቸ ዋጋ
PRICES

የሰገገገድ ከቲቸ የሰርቫ ዕብቲቸ የጆሞላ ዋጋ
WHOLE PRICES OF AGRICULTURAL COMMODITIES IN SELECTED TOWNS

ሠገጠረዥ ገ.4 / የተጠለ/ TABLE M.4 (Contd.)

በሊት/ባር ሄ\$

የዐቃቃ ላይ ነት	በተግ	ባሕር ዳር			ዳላ			COMMODITY
		1958/9	1959/60	1960/1	1958/9	1959/60	1960/1	
<u>አሀላ</u>	/በኩንታላ/							<u>CEREALS</u> (per quintal)
ገብስ		...	13.00	15.00	BARLEY
በዋሎ		...	15.00	20.00	...	16.75	13.39	MAIZE
ዛቦላ		21.25	SORGHUM
ጤፍ / ጥ ዋር /		21.00	22.14	21.08	29.17	25.22	25.16	TEFF-BROWN
ጤፍ / በር ገኛ /		24.20	22.90	24.63	34.50	30.83	28.67	TEFF-MIXED
ጤፍ / ነቁ /		...	27.95	28.75	38.67	35.58	33.16	TEFF-WHITE
ሰን ዳ		...	21.00	21.20	WHEAT
<u>ቡፍ *</u>	/በረረሱላ/	...	34.00	...	24.73	18.83	22.03	<u>COFFEE*</u> (per 17 kgs.)
<u>የዳፍ ልዞ</u>								<u>HIDES AND SKINS</u>
የከብተ	/በረረሱላ/	...	8.50	...	11.83	9.40	6.00	CATTLE (per 17 kgs.)
የፍ የላ	/በቦረጃ/	...	35.00	...	35.83	24.15	15.20	GOAT (per 20 pcs)
የባገ	/በቦረጃ/	...	35.00	...	40.17	32.33	27.83	SHEEP (per 20 pcs)
<u>የተባተ አሀላቸ</u>								<u>OIL SEEDS</u> (per quintal)
ገሎ		CASTOR
ተላባ		17.50	15.25	21.25	LINSEED
ነገ		24.60	23.41	28.08	NEUG
ገሞን ዘር		16.00	RAPESEED
<u>ፕራፕረ</u>	/በኩንታላ/							<u>PULSES</u> (per quintal)
ሽንብራ		CHICK PEAS
አይንጋረ		HARICOT BEANS
ባ ዋላ		HORSE BEANS
ጆብር		...	13.00	LENTILES
አተር		18.29	PEAS
<u>ቡጆ</u>	/በረረሱላ/	27.93	36.46	42.12	<u>BEESWAX</u> (per 17 kgs.)
<u>ባርባረ</u>	/በረረሱላ/	10.12	10.17	60.81	17.08	18.87	17.42	<u>RED PEPPER</u> (per 17 kgs.)
		1966	1967	1968	1966	1967	1968	
		ጋልቲካ ዐላጽ			ወዘላ			TOWN

* ያለ ተጠጠረ
*Uncleaned.

የአገላገይ ከቅቶ የሥርባ የጅምላ ቀጋ
WHOLE PRICES OF AGRICULTURAL COMMODITIES IN SELECTED TOWNS

ሠገጠረዥ 4.4 / የቀጠለ / TABLE M.4 (Contd.)

በአተ/ቦር ጃ

የዐቃቃ ጃይ ነት	ከተማ	ነቅቶ			ሻሽጦ ኔ			COMMODITY
		1958/9	1959/60	1960/1	1958/9	1959/60	1960/1	
<u>አሀሳ</u>	/በኩገታ/							CEREALS (per quintal)
ገበሰ		13.82	15.33	13.92	BARLEY
በቆሎ		18.75	17.00	14.42	...	11.63	11.12	MAIZE
ግሸላ		16.91	SORGHUM
ጤፍ/ጥቁር/		23.33	28.00	23.58	24.83	TEFF-BROWN
ጤፍ/ሰርገኛ/		25.36	24.36	...	31.55	26.58	26.92	TEFF-MIXED
ጤፍ/ነጭ/		38.91	33.42	32.92	TEFF-WHITE
ሰገዳ		28.50	WHEAT
<u>ቡኛ*</u>	/በረረሱላ/	26.91	21.18	25.33	33.10	33.29	29.50	COFFEE* (per 17 kgs.)
<u>ቶገኛ ለጠ</u>								HIDES AND SKINS
የከባት	/በረረሱላ/	11.75	9.55	6.56	11.18	9.50	6.00	CATTLE (per 17 kgs.)
የፍ የላ	/በኮረጃ/	35.61	21.78	13.95	GOAT (per 20 pcs)
የባገ	/በኮረጃ/	37.67	29.13	25.77	SHEEP (per 20 pcs)
<u>የቀባት አሀሎቸ</u>								OIL SEEDS (per quintal)
ጉሎ		15.15	CASTOR
ተሰባ		18.50	LINSEED
ነገ		NEUG
ገጠገ HC		RAPESEED
<u>ጥረጥረ</u>	/በኩገታ/							PULSES (per quintal)
ሸገብራ		19.75	18.14	20.38	18.00	CHICK PEAS
አደገጋረ		17.00	20.00	20.40	20.18	HARICOT BEANS
ባቆላ		18.42	17.64	18.58	HORSE BEANS
ጾሰር		42.70	50.00	50.00	LENTILES
አቱር		16.58	PEAS
<u>ቡጅ</u>	/በረረሱላ/	28.50	36.64	40.58	13.60	14.45	85.00	BEESWAX (per 17 kgs.)
<u>ቦርቦረ</u>	/በረረሱላ/	20.50	20.46	18.00	RED PEPPER (per 17 kgs.)
		1966	1967	1968	1966	1967	1968	
		NEKENTE			SHASHAMENE			TOWN

* ያለ ተጠጠረ
*Uncleaned.

ሰለ ዐቃዎች ዋጋ
PRICES

የአገላገይ በታች የእርሻ ውጤቶች የጅምላ ዋጋ
WHOLESALE PRICES OF AGRICULTURAL COMMODITIES IN SELECTED TOWNS

ሠገጠረዥ 1.4 / የቀጠለ / TABLE M.4 (Contd.)

በአት/በር ቱጅ

የዐቃው ዓይነት	ከተማ	ጠረር			ጫቀሌ			COMMODITY
		1958/9	1959/60	1960/1	1958/9	1959/60	1960/1	
<u>አሀሏ</u>	/በኩንታላ/							CEREALS (per quintal)
ገበሰ		19.85	20.30	15.83	20.77	19.42	12.53	BARLEY
በቀሌ		21.60	16.13	12.96	...	20.00	13.75	MAIZE
ዓሽላ		25.00	19.95	16.57	19.89	SORGHUM
ጤፍ / ሰብር /		29.50	26.33	27.67	28.86	27.25	25.50	TEFF-BROWN
ጤፍ / ሰብር ገኛ/		34.25	29.83	31.75	33.36	29.42	26.58	TEFF - MIXED
ጤፍ / ነጭ/		42.58	36.42	39.17	58.54	33.08	32.75	TEFF WHITE
ሰገዳ		26.53	26.88	30.25	24.52	24.50	21.58	WHEAT
<u>ቡና*</u>	/በፈረሰላ/	33.31	29.75	27.46	COFFEE* (per 17 kgs.)
<u>ቀጥረ ለጠ</u>								HIDES AND SKINS
የከብት	/በፈረሰላ/	12.58	10.42	8.46	8.79	12.40	5.59	CATTLE (per 17 kgs.)
የፍ የል	/በኮረጃ/	22.58	24.41	17.92	46.32	35.00	23.96	GOAT (" 20 pes)
የባገ	/በኮረጃ/	19.08	20.63	15.50	44.55	37.33	34.42	SHEEP (" 20 pes)
<u>የቀባት አሀሎች</u>								OIL SEEDS (per quintal)
ገሌ		...	20.80	...	19.75	CASTOR
ተላባ		16.00	20.67	LINSEED
ነገ		18.23	NEUG
ገጭ ገር		19.75	...	RAPE SEED
<u>ጥሬጥሬ</u>	/በኩንታላ/							PULSES (per quintal)
ሸገብሬ		...	19.67	CHICK PEAS
አይገገሬ		...	19.50	HARICOT BEANS
ባቁላ		...	17.38	17.63	HORSE BEANS
ጾሰር		...	33.38	34.90	...	29.00	...	LENTILES
አተር		21.67	20.25	19.67	PEAS
<u>ቡጾ</u>	/በፈረሰላ/	28.18	BEESWAX (per 17 kgs.)
<u>ቦርቦረ</u>	/በፈረሰላ/	19.32	21.19	17.75	RED PEPPER (per 17 kgs.)
		1966	1967	1968	1966	1967	1968	
		HARAR			MEKELE			TOWN

* ያልተጠጠረ
*Uncleaned

ከባለፈው ዓመት የሰጠው የኢኮኖሚ ጥናት ክፍል የተገኘ
Source: Department of Economic Research, National Bank

የአውሮጳ የቡና ገበያ ቀጋ
SPOT COFFEE PRICES FOR THE NEW YORK MARKET

ሠንጠረዥ ፲.5

TABLE M.5

ለጋንዳንቶ ፖርቲዮ ቡና በአሜሪካ ስገጭ U.S. CENTS PER POUND

	1953/4	1954/5	1955/6	1956/7	1957/8	1958/9	1959/60	1960/1	
<u>ብራዚል</u>									<u>BRAZIL</u>
ሰገብ 4	36.01	33.96	34.11	44.66	44.71	40.83	37.82	37.43	SANTOS TYPE 4
ፖራ 4	34.78	32.68	32.94	45.32	43.19	39.59	36.92	36.56	PARANA TYPE 4
<u>ኤል ሰልቫዶር</u>									<u>EL SALVADOR</u>
ሰገታራል አባታገባርዬ	37.93	35.86	35.44	47.20	45.55	42.54	39.42	39.55	CENTRAL STANDARD
<u>ቦንጎ</u>									<u>CONGO</u>
ርቡባታ ኦገ 2ቢ	19.30	...	29.37	35.82	29.86	ROBUSTA N 2B
<u>ኢትዮጵያ</u>									<u>ETHIOPIA</u>
ጃዓ /ጥሩ ዓይነት/	34.75	32.68	32.75	43.75	42.76	40.44	36.83	37.53	DJIMMA'S UGQ
<u>የፖርቱጋል ምዕራብ አፍሪካ</u>									<u>PORTUGUESE WEST AFRICA</u>
አምቦሪ ያዝ አገገላላ	19.93	21.55	28.73	36.38	31.59	33.98	33.83	34.25	AMBRIZ N.2AA
<u>ሁጋንዳ</u>									<u>UGANDA</u>
ደብሊዩ ስ/10	18.92	21.07	28.14	35.82	31.33	33.88	33.81	...	W & C/10
ኒቲብ /10	18.48	20.63	27.86	35.56	31.12	33.61	33.51	33.96	NATIVE/10
	1961	1962	1963	1964	1965	1966	1967	1968	

በአዲስ አበባ ገበያ ያልተጠጠረ ቡና ቀጋ
ADDIS ABABA UNCLEANED COFFEE PRICES

ሠንጠረዥ ፲.6

TABLE M.6

ፈረሶላቅ በአት/ብር ETH. \$ PER 17 KGS

	1953/4	1954/5	1955/6	1956/7	1957/8	1958/9	1959/60	1960/1	
ጃዓ	22.78	20.96	21.51	27.76	26.20	27.09	22.54	24.68	DJIMMA
ባላቆ	22.98	21.09	21.72	29.11	28.18	27.02	22.48	24.45	SIDAMO
ወለጋ	23.34	21.75	22.27	29.69	28.72	28.18	23.45	25.52	WOLLEGA
ሐረር	26.80	23.98	23.44	32.41	30.45	30.95	30.25	28.12	HARAR
ኢሎባቦር	22.65	20.59	21.07	27.05	27.69	27.05	22.25	25.07	ILLOBABOR
የድዳና ስላቆ**	26.50	24.96	22.14	30.20	30.49	29.80	25.55	27.11	DJIMMA & SIDAMO*
የሐረር*	28.90	25.75	24.96	34.38	33.45	32.65	32.54	30.86	HARAR*
	1961	1962	1963	1964	1965	1966	1967	1968	

*በአይ የተለዘ
*Hand picked

ከቡና ቦርድ ጋር መሥሪያ ቤት የተገኘ
Source: National Coffee Board

ሰለ ዕቃዎች ዋጋ
PRICES

የአዲስ አበባ የፕሮጅክት ዋጋ ሁኔታ የሚገልጽ መወዛዥ /አገልግሎት/ ለ1959/60 እና 1960/1 ዓ.ም.
RETAIL PRICE INDEX FOR ADDIS ABABA IN 1967 AND 1968*

ሠንጠረዥ 1.7 TABLE M.7

1955/6 ዓ.ም=100 1963=100

	የካቲት	ሚያዝያ	ሰኔ	ነሐሴ	ጥቅምት	ታህሣሥ	የዓመት አገልግሎት	
<u>1959/60</u>								<u>1967</u>
<u>ጠቅላላ መወዛዥ</u>	128.1	132.2	129.7	131.1	127.9	125.2	127.8	<u>GENERAL INDEX</u>
ምግብ	135.5	141.3	136.6	137.6	132.1	126.6	133.2	FOOD
የቤት ዕቃዎች	126.3	130.2	130.2	134.3	134.0	134.3	130.2	HOUSEHOLD ITEMS
ሰብስቦ	121.3	121.6	122.9	124.5	123.8	125.2	123.0	CLOTHING
ግብርና	100.0	100.0	100.0	100.0	100.0	100.0	100.0	TRANSPORTATION
ሕክምና	107.8	107.8	107.8	107.8	108.1	119.3	109.8	MEDICAL CARE
ገጽሀና	140.4	140.4	148.4	148.4	148.4	155.8	146.8	PERSONAL CARE
ለምገባና ለወዛዥ	112.4	112.4	112.4	112.4	116.3	116.3	113.7	READING & RECREATION
ሌሎች ዕቃዎችና ገልጋሎቶች	111.3	111.2	111.2	110.8	110.9	110.7	111.0	OTHER GOODS & SERVICES
<u>1960/1</u>								<u>1968</u>
<u>ጠቅላላ መወዛዥ</u>	129.5	128.7	129.5	127.7	126.7	125.8	128.0	<u>GENERAL INDEX</u>
ምግብ	134.7	132.7	134.5	131.8	130.4	128.9	132.3	FOOD
የቤት ዕቃዎች	132.8	135.3	134.8	132.5	131.8	130.3	132.8	HOUSEHOLD ITEMS
ሰብስቦ	124.3	122.8	121.7	122.1	122.4	122.3	122.7	CLOTHING
ግብርና	100.0	100.0	100.0	100.0	100.0	100.0	100.0	TRANSPORTATION
ሕክምና	119.3	119.2	119.3	119.3	119.3	119.2	119.3	MEDICAL CARE
ገጽሀና	155.8	155.8	155.8	155.8	155.8	155.8	155.8	PERSONAL CARE
ለምገባና ለወዛዥ	116.3	116.3	116.3	116.3	116.3	123.5	117.5	READING AND RECREATION
ሌሎች ዕቃዎችና ገልጋሎቶች	110.3	110.3	110.3	110.6	110.0	109.9	110.3	OTHER GOODS AND SERVICES
<u>ምግብ አገልግሎት</u>								<u>FOOD ITEMS</u>
<u>1959/60</u>								<u>1967</u>
አህል	115.7	122.5	126.0	142.6	132.0	130.3	127.4	CEREALS
ሥጋ	142.3	157.3	139.7	151.4	133.3	139.4	141.6	MEAT
ዓሣ	125.0	125.0	125.0	125.0	125.0	125.0	125.0	FISH
ወተትና ወጤት	180.8	188.0	170.2	144.6	141.0	134.6	156.3	DAIRY PRODUCE
አትክልትና ፍሬፍሬ	138.5	147.0	148.2	128.2	114.3	104.4	124.5	FRUITS AND VEGETABLES
ጥሬጥሬ	106.2	112.6	113.0	124.6	131.8	109.0	114.3	PULSES
ቅመጣ ቅመጦ	175.0	183.6	178.2	201.2	212.5	130.8	176.6	SPICES
ምገባ/ልዩ ልዩ/	124.9	121.5	121.2	121.0	120.5	120.8	121.2	OTHER FOOD ITEMS
መጠጦችና ትምባህ	108.2	110.8	112.0	112.0	112.8	113.2	111.5	DRINKS AND TOBACCO
<u>1960/1</u>								<u>1968</u>
አህል	130.1	129.2	126.5	133.0	130.2	125.4	128.9	CEREALS
ሥጋ	144.0	154.5	151.9	139.8	144.5	149.2	147.9	MEAT
ዓሣ	125.0	125.0	125.0	125.0	125.0	125.0	125.0	FISH
ወተትና ወጤት	153.4	142.9	154.3	140.2	137.6	137.5	144.0	DAIRY PRODUCE
አትክልትና ፍሬፍሬ	129.6	129.0	154.4	139.7	120.5	115.5	130.8	FRUITS AND VEGETABLES
ጥሬጥሬ	122.6	113.9	118.0	117.1	115.9	116.0	117.4	PULSES
ቅመጣ ቅመጦ	146.0	147.3	144.7	148.8	151.5	149.6	154.0	SPICES
ምገባ/ልዩ ልዩ/	129.8	127.5	123.4	125.7	126.7	126.9	125.7	OTHER FOOD ITEMS
መጠጦችና ትምባህ	113.5	113.5	113.3	113.3	113.3	113.3	113.4	DRINKS AND TOBACCO
	FEB.	APRIL	JUNE	AUG.	OCT.	DEC.	YEARLY AVERAGE	

*ክብት ከፊይ በስተቀር
*Excluding house rent

በአዲስ አበባ የዋና ዋና የምግብ ሸቀጦች መካከለኛ የቸር ቷር ዋጋ 1960/1 ዓ.ም
RETAIL PRICES OF MAJOR FOOD ITEMS IN ADDIS ABABA IN 1960

ሠንጠረዥ 1.8 TABLE M. 8

የሊት/ባር ዩ.ዲ.

መስፈሪያው	የካቲት	ጳጉሜ	ሰኔ	ነሐሴ	ጥቅምት	ታህሣሥ	የዓመት መሀከለኛ ዋጋ		
መጠኖች								BEVERAGES	
የቆዳ ገባር ገሰ ቢራ	350 ሲሲ	0.45	0.45	0.45	0.45	0.45	0.45	BEER, ST. GEORGE	350 cc
ያልተቀላ ቦና	ኪሎ	2.01	2.00	2.00	2.00	1.98	2.00	COFFEE, GREEN	kg.
ጠላ	ሊትር	0.10	0.10	0.10	0.10	0.10	0.10	TELLA	ltr.
አሀሴቶችና ከአሀሴ የዓገኝ								CEREALS AND CEREAL PRODUCTS	
ያልተፈጠረ ገብስ	ኪሎ	0.18	0.18	0.17	0.18	0.18	0.17	BARLEY UNMILLED	kg.
ጎቦ	350 ገራም	0.21	0.21	0.21	0.21	0.21	0.22	BREAD	350 gms.
ጥቁር የጤፍ ቶፎት	ኪሎ	0.30	0.28	0.28	0.29	0.29	0.24	TEFF, FLOUR, BLACK	kg.
ያልተፈጠረ ነጭ ጤፍ	ኪሎ	0.40	0.42	0.42	0.43	0.43	0.41	TEFF, WHITE UNMILLED	kg.
ያልተፈጠረ ነጭ ሰገዳ	ኪሎ	0.31	0.32	0.31	0.34	0.32	0.35	WHEAT, WHITE UNMILLED	kg.
ፍሬፍሬዎችና አትክልት								FRUITS AND VEGETABLES	
ጫካ	ኪሎ	0.50	0.50	0.50	0.50	0.50	0.48	BANANAS	kg.
ነጭ ሸገክርት	ኪሎ	0.71	0.65	0.74	0.66	0.69	0.55	GARLIC	kg.
ቀይ ሸገክርት	ኪሎ	0.34	0.38	0.47	0.49	0.34	0.34	ONIONS	kg.
ያሬያ	ኪሎ	0.74	0.46	0.58	0.22	0.31	0.47	PEPPER, GREEN (KARLA)	kg.
ዳገቶች	ኪሎ	0.19	0.16	0.15	0.15	0.17	0.14	POTATOES	kg.
ሥጋና የወተት ጡጦት								MEAT AND DAIRY PRODUCTS	
የሸገጥ ሥጋ	ኪሎ	1.27	1.28	1.34	1.26	1.22	1.24	BEEF, LOIN	kg.
የወርቅ ሥጋ	ኪሎ	0.68	0.70	0.72	0.72	0.73	0.66	BEEF, SHANK	kg.
ጥረ ቀቢ	ኪሎ	3.34	3.06	3.34	2.95	2.85	2.86	BUTTER, UNREFINED	kg.
የአገር ጡሰት ደር	አገታ	1.55	1.50	1.44	1.48	1.50	1.46	POULTRY, LOCAL	Bird
በገ/ከገደ አሰከ 15 ኪሎ	አገታ	16.20	17.50	17.07	15.60	16.23	16.93	SHEEP, LIVE (10 - 15 kg)	Animal
ጥሬጥረ								PULSES	
ሸግብራ	ኪሎ	0.22	0.17	0.20	0.18	0.19	0.23	CHICK PEAS	kg.
ባቆላ	ኪሎ	0.15	0.15	0.15	0.16	0.15	0.14	HORSE BEANS	kg.
ዳብሰት አተር	ኪሎ	0.25	0.24	0.23	0.24	0.25	0.20	PEAS, MIXED	kg.
ቆይታ ቆይታ ጤጥና ስኬር								SPICES AND CONDIMENTS	
የተጠራ የጎገ ዘይት	ሊትር	1.50	1.25	1.16	1.26	1.37	1.52	SEUG OIL, REFINED	ltr.
ቀገደ ቦርቦረ	ኪሎ	5.62	6.07	5.93	5.77	6.42	5.99	PEPPER, BLACK	kg.
ያልተደቀሰ ቦርቦረ	ኪሎ	1.61	1.05	1.04	1.17	1.05	1.12	PEPPER, RED WHOLE	kg.
ጤጥ	ኪሎ	0.25	0.25	0.25	0.25	0.25	0.25	SALT	kg.
ስኬር	ኪሎ	0.65	0.65	0.65	0.65	0.65	0.65	SUGAR	kg.
		FEB.	APRIL	JUNE	AUG.	OCT.	DEC.	YEARLY AVERAGE	UNIT

ከአስተሳሰብ ጠቅላይ ጽ/ቤት የተገኘ
Source: Central Statistical Office

ክፍል - ነ በለ ጤና ጥበቃ

ከዚህ ለገጽ ሥር ያሉት ሠገጦች ከጤና ጥበቃ ዲክሎሬሽን ጋር በመተባበር የተዘጋጁ ናቸው።

ሠገጥ 1.1 ይህ ሠገጥ በሌሎች ሆስፒታሎች፣ ሌሎችም፣ ክሊኒኮችና የጤና ጣቢያዎች ያለውን ስጦታ ተስተካክሎ ያሳያል።

ሠገጥ 1.2 እና 1.3 የደክተሮችንና በሕክምና ሥራ ላይ የሚገኙትን ሠራተኞች ቁጥር ያሳያሉ።

ሠገጥ 1.4 እና 5 በየሆስፒታሉ በሰዓት በሽጎች ብዛትና በሌሎች ሌሎችም በሽጎች የሞተ ገንዘብ የሚመለከተው ስጦታ ተስተካክሎ ሆስፒታሎች፣ ክሊኒኮችና የጤና ለጠባባቂ ጣቢያዎች በየጊዜው ለሕዝብ ጤና ጥበቃ ዲክሎሬሽን ከሚያቀርቡት መገለጫ ነው። ምናልባት ለገንዘብ መገለጫ ላይ ስሙ በሌሎች የታከሙት ብዛት ዝቅ ብሎ ሊታይ ይችላል።

ሠገጥ 1.6 በዚህ ሠገጥ የተመለከተው በተላላፊ በሽጎች መከላከያ ደርጅት በልዩ ልዩ በሽጎች ጥበቃ ስጦታ ተስተካክሎ በየወሩ በሚቀርበው ሪፖርት መሠረት ነው።

SECTION N. HEALTH

The tables under this section have been compiled in consultation with the Ministry of Public Health.

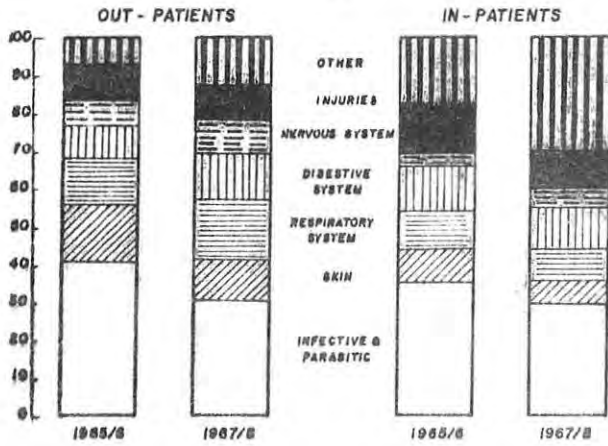
Table N.1 Medical and public health facilities is shown in this table.

Table N.2 and N.3 The number of doctors and other medical personnel is shown in these tables.

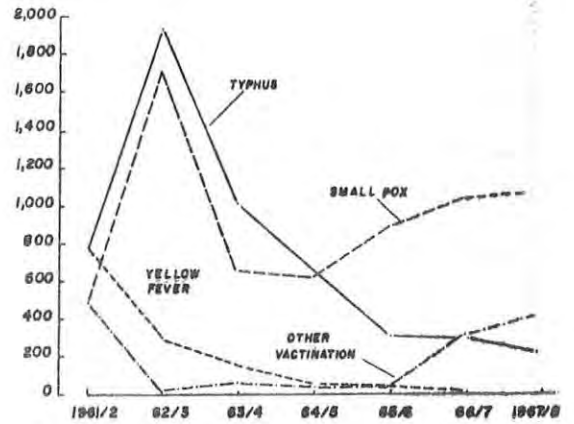
Tables N.4 and 5. statistics relating to patients treated and deaths from notifiable diseases are compiled by the Ministry of Public Health from periodic reports from hospitals, clinics, and health centres all of which may not have reported as regularly as required and to that extent the figures represent an underestimate of cases treated.

Table N. 6. is based on monthly reports by the anti-Epidemic Control Service of the Number of people vaccinated.

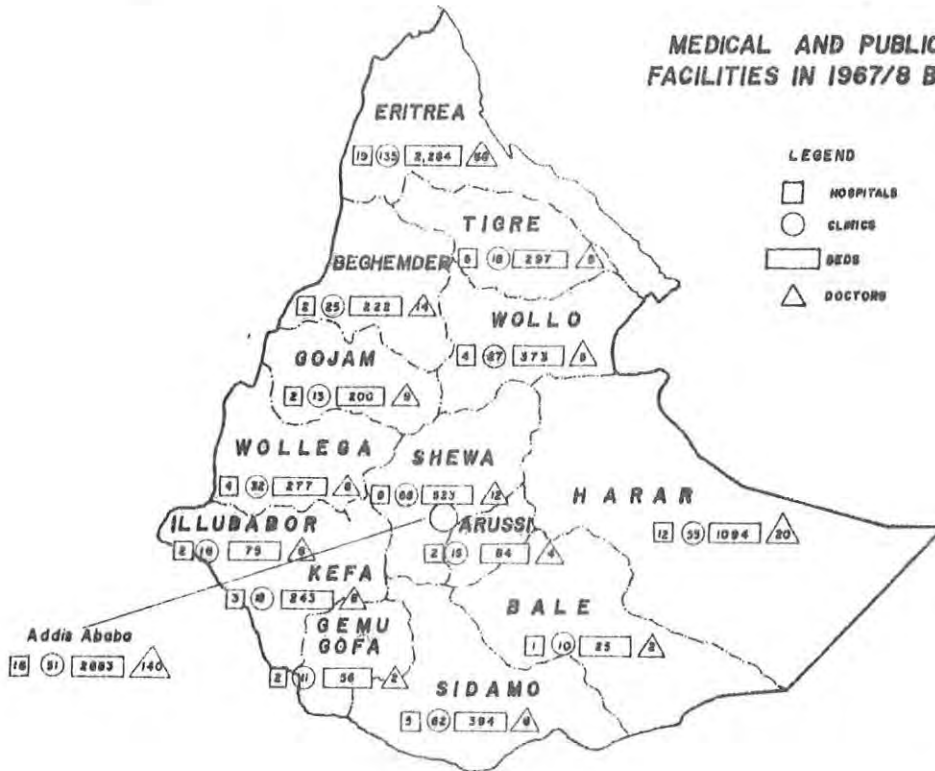
PATIENTS TREATED FOR CERTAIN COMMON DISEASES IN %



PEOPLE VACCINATED BY THE ANTI EPIDEMIC CONTROL SERVICE



MEDICAL AND PUBLIC HEALTH FACILITIES IN 1967/8 BY PROVINCE



ሰለ ጤና ጥበቃ
HEALTH

በ1960 ዓ.ም በየጠቅላይ ገዛት የሚገኙ የሕክምና የጤና ጥበቃ አገልግሎት ድርጅቶች
MEDICAL AND PUBLIC HEALTH FACILITIES IN 1968 , BY PROVINCE

ሠንጠረዥ 1.1

TABLE N.1

ቦታዊ ቁጥር NUMBER

ጠቅላይ ገዛት	ሀገር/ቀበሌ	አሰጋጅ	ክሊኒክ	የጤና ጣቢያዎች	
አረቢ	2	84	15	2	ARUSSI
ባሌ	1	25	10	1	BALE
በጊምቦር	2	222	25	6	BEGHEMDE
ኦርትራ	19	2,284	135	5	ERITREA
ገሙ ገሩ	2	56	11	4	GEMU GOFFA
ገጃም	2	200	13	5	GOJAM
ዘረርጌ	12	1,094	55	6	HARARGE
ኢሉባቦር	2	75	16	5	ILLUBABOR
ክፋ	3	243	19	6	KEFA
ሸዋ	9	523	68	11	SHOA
አዲስ አበባ	16	2,883	51	-	ADDIS ABABA
ሲዳሞ	5	394	62	4	SIDAMO
ተገራ	5	297	18	7	TIGRE
ወለጋ	4	277	32	4	WOLLEGA
ወሌ	4	373	27	5	WOLLO
ጭር	88	9,030	557	71	TOTAL
	HOSPITALS	BEDS	CLINICS	HEALTH CENTRES	PROVINCE

በ1960 ዓ.ም በየጠቅላይ ገዛት የሚገኙትን ጣከኞችና የሕክምና ሠራተኞች ቦታዊ ቁጥር
MEDICAL AND PARA-MEDICAL PERSONNEL 1968 , BY PROVINCE

ሠንጠረዥ 1.2

TABLE N.2

ቦታዊ ቁጥር NUMBER

ጠቅላይ ገዛት	ደክተር	የጥርስ ጣከኞች	ፋርማሲስቶች		አስተዳዳሪዎች		የጤና ጣከኞች	የጸዳት ተቆጣጣሪ	ድረ-ጠቅላይ		PROVINCE
			ከፍተኛ	ረዳት	ከፍተኛ	የሀገረሰብ			ከፍተኛ	ዘቅተኛ	
አረቢ	4	-	-	-	11	7	3	5	18	44	ARUSSI
ባሌ	2	-	-	-	7	2	1	1	9	11	BALE
በጊምቦር	14	-	1	-	10	6	5	8	28	56	BEGHEMDE
ኦርትራ	68	5	22	21	108	6	4	7	206	326	ERITREA
ገሙ ገሩ	2	-	-	-	6	7	5	6	10	25	GEMU GOFFA
ገጃም	9	-	-	-	9	8	5	9	37	56	GOJAM
ዘረርጌ	20	1	2	1	22	11	5	13	42	197	HARARGE
ኢሉባቦር	6	-	-	-	4	10	8	9	11	47	ILLUBABOR
ክፋ	8	-	-	-	8	5	9	6	14	61	KEFA
ሸዋ	12	-	1	2	14	19	7	18	111	146	SHOA
አዲስ አበባ	140	6	24	17	233	16	11	36	163	548	ADDIS ABABA
ሲዳሞ	6	-	-	1	25	6	6	6	57	101	SIDAMO
ተገራ	5	-	-	-	12	11	7	2	36	70	TIGRE
ወለጋ	8	-	1	1	35	6	5	5	37	37	WOLLEGA
ወሌ	5	-	-	1	5	5	6	5	17	47	WOLLO
ጭር	309	12	51	44	509	125	91	136	796	1,771	TOTAL
	DOCTORS	DENTISTS	GRADED PHARMACISTS	ASSISTANT	GRADED NURSES	COMMUNITY	HEALTH OFFICERS	SANITARIANS	ADVANCED DRESSERS	ELEMENTARY	PROVINCE

ከጤና ጥበቃ ሚኒስቴር የተገኘ
Source: Ministry of Public Health.

ለሕዝብ ጤና አገልግሎት በሌተ ዓለፉ የሰለጠኑ
MEDICAL PERSONNEL TRAINED IN ETHIOPIA

ሠንጠረዥ 1.3

TABLE N.3

ቦታ ቁጥር NUMBER

ዓመት ደረጃ	አባታዊ ጥያቄዎች		የጤና ጠራጣሪዎች	ሳንታሪያንስ	ቴክኒከኖች		ድረሰርዎች		1947/8 1948/9 1949/50 1950/1 1951/2 1952/3 1953/4 1954/5 1955/6 1956/7 1957/8 1958/9 1959/60 1960/1 1961/2 1962/3 1963/4 1964/5 1965/6 1966/7 1967/8 1968/9
	ነርቦች	የሀገረ ሰብ ነርቦች			በሳቦራተሪ ከፍላ	በራዲዮ ከፍላ	ከፍተኛ	ዘቅተኛ	
1940	-	-	-	-	-	-	6	34	1947/8
1941	1	-	-	-	-	-	-	7	1948/9
1942	-	-	-	-	-	-	-	55	1949/50
1943	1	-	-	-	-	-	-	17	1950/1
1944	1	-	-	-	-	-	-	8	1951/2
1945	17	-	-	-	-	-	20	45	1952/3
1946	5	-	-	-	-	-	32	85	1953/4
1947	36	-	-	-	-	-	72	67	1954/5
1948	13	-	-	-	-	-	52	89	1955/6
1949	25	-	-	-	3	-	48	95	1956/7
1950	33	15	20	12	3	-	6	104	1957/8
1951	49	13	29	19	13	-	55	267	1958/9
1952	29	12	17	21	2	-	93	70	1959/60
1953	46	17	18	23	-	-	45	116	1960/1
1954	30	13	7	23	6	-	44	106	1961/2
1955	44	17	13	30	12	14	53	92	1962/3
1956	53	22	15	-	-	10	53	82	1963/4
1957	40	28	10	25	4	19	39	162	1964/5
1958	60	20	13	15	34	12	44	174	1965/6
1959	57	28	21	18	41	34	69	223	1966/7
1960	83	29	23	27	23	14	69	222	1967/8
1961	67	33	24	29	44	11	66	281	1968/9
	GRADED	COMMUNITY	HEALTH	SANIT-	LABORA-	X-RAY	ADVANCED	ELEMENTARY	YEAR
	NURSES		OFFICERS	SRIANS	TECHNICIANS		DRESSERS		

ከሕዝብ ጤና ጥበቃ ጣኅነት ጥተገኝ
Source: Ministry of Public Health.

ሰለ ጤና ጥበቃ
HEALTH

ጠቅላይ የሚገባቸው በሽታዎች ከደካሚያቸው ውስጥ የዎች በሽታዎች ባዘዙ
DEATHS AMONG IN-PATIENTS SUFFERING FROM DISEASES UNDER THE VARIOUS GROUPS

ሠንጠረዥ ነ.4

TABLE N.4

ቦታ ቁጥር NUMBER

የበሽታው ስም	1958	1959	1960	
ልዩ ልዩ ተሳሳፊና የቁረቱኛ ነፍሳት በሽታዎች	595	693	463	INFECTIVE AND PARASITIC DISEASES
አብጠት ወይም ተጥላላ	62	75	83	NEOPLASM
የሰውነት የምግብ መገኛ-ሽርና የደም ምግብ በሽታ አለርጂ	202	300	235	ALLERGIES, ENDOCRINE, METABOLIC AND NUTRITIONAL DISEASES, AND DISEASES OF THE BLOOD FORMING ORGANS
የአገገል መናወጃና የሰውነት ስብር መገደል	40	16	25	MENTAL, PSYCHONEUROTIC, AND PERSONALITY DISORDERS
የጅመትና የአካል ስብር በሽታዎች	85	72	57	DISEASES OF THE NERVOUS SYSTEM AND SENSE ORGANS
የደም መዘዋወሪያ ጠላቶች በሽታዎች	138	109	77	DISEASES OF THE CIRCULATORY SYSTEM
የመተንፈሻ ጠላቶች በሽታዎች	241	214	121	DISEASES OF THE RESPIRATORY SYSTEM
የምግብ ጣዳቀቋያ ጠላቶች በሽታዎች	491	389	287	DISEASES OF THE DIGESTIVE SYSTEM
የመራጫና የሽገት ጠላቶች በሽታዎች	75	58	43	DISEASES OF THE GENITO-URINARY SYSTEM
የነፍሱ ጤር ነት የምጥ የወሊድና የአራሱ ነት በሽታዎች	68	72	46	DISEASES OF PREGNANCY, CHILDBIRTH AND PUERPERIUM, AND NORMAL DELIVERIES
የቀጥ የአጥገትና የመገባባቱ ጠላቶች በሽታዎች	35	27	21	DISEASES OF THE SKIN, CELLULAR TISSUE, BONES AND ORGANS OF MOVEMENT
አብር የተወለደ ገዳላት	4	18	2	CONGENITAL MALFORMATIONS
የአራሱ ነት ገዛ ጠገቅ	88	57	39	DISEASES OF EARLY INFANCY
የአርጃናና በደገብ ያልታወቀ የበሽታ ሁኔታዎች	76	75	47	SENILITY AND ILL-DEFINED CONDITIONS
ጣገኛውም በሰውነት የሚደርስ ለደጋ	186	200	157	INJURIES FROM EXTERNAL CAUSES
ጠቅላይ	2,386	2,375	1,703	TOTAL
	1965/6	1966/7	1967/8	DISEASE GROUP

ከጤና ጥበቃ ግዛት የተገኘ
Source: Ministry of Public Health.

በአገላገይ በታወቁ በሽታዎች የታከሙ ሰዎች ብዛት*
PATIENTS TREATED FOR CERTAIN COMMON DISEASES*

ሠንጠረዥ 1.5

TABLE N.5

ብ ቁጥር NUMBER

የበሽታው ስም	የታከሙ ሰዎች ብዛት			በህስጥታል ተገኝተው የታከሙ ሰዎች ብዛት			DISEASES GROUP
	1958	1959	1960	1958	1959	1960	
ሳ.ዩ.ሲ.ዩ ተሳሳፊና የጤረ ተኛ ነፍሳት በሽታዎች	1,340,431	235,680	257,333	46,141	21,746	14,393	INFECTIVE AND PARASITIC DISEASES
አብጠት ወይም ተቀጥሳ	13,601	5,395	5,019	1,075	1,398	875	NEOPLASMA
የባህሪ የምግብ መገሰሰርና የደም ምግባር በሽታ አለርጂ	45,154	28,350	23,759	4,145	4,615	2,920	ALLERGIES, ENDOCRINE, AND NUTRITIONAL DISEASES, AND DISEASES OF THE BLOOD FORMING ORGANS
የአገገን ግንዛቤና የባህሪ ስነ-ምግባር ስነ-ምግባር	5,425	5,352	7,614	1,307	1,182	938	MENTAL, PSYCHONEUROTIC, AND PERSONALITY DISORDERS
የጭንቀትና የአእምሮ ስነ-ምግባር በሽታዎች	233,407	54,793	72,731	4,674	3,405	2,197	DISEASES OF THE NERVOUS SYSTEM AND SENSE ORGANS
የደም መዘዋወሪያ ባህሪ በሽታዎች	18,087	8,538	10,579	1,944	1,781	1,314	DISEASES OF THE CIRCULATORY SYSTEM
የመተንገስ ባህሪ በሽታዎች	385,983	114,215	132,245	12,679	10,072	4,431	DISEASES OF THE RESPIRATORY SYSTEM
የምግብ ግንዛቤና የባህሪ ስነ-ምግባር በሽታዎች	294,737	123,004	104,875	16,049	10,779	5,724	DISEASES OF THE DIGESTIVE SYSTEM
የመሥሪያና የአባላዘርግ የሽግግር ባህሪ በሽታዎች	31,500	16,443	18,651	3,773	3,736	2,298	DISEASES OF THE GENITO-URINARY SYSTEM
የነፍስ ጤር ነት የምግብ የወሊ ልጅ የአራባት በሽታዎች	23,941	19,422	20,251	8,640	7,663	6,551	DISEASES OF PREGNANCY, CHILDBIRTH AND PUERPERIUM AND NORMAL DELIVERIES
የቀዳጅ የአጥገትና የመገባባቂያ ባህሪ በሽታዎች	517,152	82,469	96,644	11,793	4,607	3,039	DISEASES OF THE SKIN, CELLULAR TISSUE, BONES AND ORGANS OF MOVEMENT
አብሮ የተወለደ ጌልላት	1,682	349	282	144	108	99	CONGENITAL MALFORMATIONS
የአራባት ንዜ ጠገቅ	12,458	3,204	4,376	279	122	177	DISEASES OF EARLY INFANCY
የአርጅናና በደገብ ያለ ታወቀ የበሽታ ሁኔታዎች	64,310	12,689	11,815	1,922	1,647	651	SENILITY AND ILL-DEFINED CONDITIONS
የጥገናውም በሰውነት የሚደርስ አደጋ	304,907	77,998	75,018	17,192	7,532	4,714	INJURIES FROM EXTERNAL CAUSE
ጭር	3,292,775	787,901	841,192	131,757	80,393	50,321	TOTAL
	1965/6	1966/7	1967/8	1965/6	1966/7	1967/8	DISEASES GROUPE
	OUT-PATIENTS			IN-PATIENTS			

* የኢትዮጵያ አይገባም

*Data for Eritrea not included

ስጤና ጥበቃ ሚኒስቴር የተገኘ

Source: Ministry of Public Health.

ሰላ ጤና ጥበቃ
HEALTH

በሕዝብ ጤና ጥበቃ ጊዜያዊ የተላላፊ በሽታ መከላከያ ኮፍሳ የከተሉት ሰዎች ብዛት
NUMBER OF PEOPLE VACCINATED BY THE ANTI-EPIDEMIC CONTROL SERVICE OF THE MINISTRY OF PUBLIC HEALTH

ሠገጠረዥ 1.6 TABLE N.6

	የተሰባ በሽታ	የፈንጣጣ በሽታ	የተቃጣጥ በሽታ	የተከተከ በሽታ	የባህ ወባ በሽታ	የእጠይ ጤሻ በሽታ	የኮሌራ በሽታ	ቢ.ሲ.ጂ	
1954	775.4	493.1	3.5	3.9	513.6	34.5	1.8	...	1961/2
1655	1,937.6	1,710.1	90.4	23.3	294.8	599.6	-	...	1962/3
1956	1,011.4	665.0	17.5	10.8	150.7	28.6	0.6	...	1963/4
1957	645.8	621.4	28.9	4.9	54.0	9.2	0.5	...	1964/5
1958	318.0	888.9	24.5	10.5	9.9	7.3	4.2	...	1965/6
1959	300.5	1,052.4	2.7	2.6	2.4	3.4	0.2	147.7	1966/7
1960	275.9	1,457.3	3.8	-	-	4.7	-	429.8	1967/8
1961	217.2	1,060.1	2.6	-	-	4.8	-	416.7	1968/9
<u>1961</u>									<u>1968/9</u>
አረቢ	19,953	19,544	-	-	-	-	-	12,774	ARUSSI
ባሌ	103	2,308	-	-	-	-	-	-	BALE
በገምድር	8,509	49,023	-	-	-	27	-	25,437	BEGHEMENDER
ኦርትዮ	9	302,143	-	-	-	-	-	159,719	ERITREA
ገጠማዊ	4,279	15,659	-	-	-	-	-	3,130	GEMU GOFFA
ጉጃም	-	5,612	-	-	-	-	-	1,975	GOJAM
ሰረገ	21,075	117,662	2,617	-	-	99	-	1,838	HARARGE
ኢሉባቦር	-	19,546	-	-	-	38	-	10,750	ILLUBABOR
ቦሩ	40	67,333	-	-	-	182	-	14,241	KEFA
ሸዋ	116,672	287,836	-	-	-	3,694	-	53,458	SHOA
ሲዳሞ	6,043	77,095	-	-	-	77	-	3,502	SIDAMO
ትገረ	10,010	39,457	-	-	-	17	-	86,659	TIGRE
ወለጋ	9,480	8,009	-	-	-	126	-	40,774	WOLLEGA
ወሎ	21,075	48,917	-	-	-	569	-	2,478	WOLLO
ጭር	217,248	1,060,144	2,617	-	-	4,829	-	416,735	TOTAL
	TYPHUS	SMALL POX	TYPHOLD	WHOOPING COUGH	YELOW FEVER	RABIES	CHOLERA	OTHER VACTINATION	

ከጤና ጥበቃ ጊዜያዊ የተገኘ
Source: Ministry of Public Health.

ክፍል ፮ - ስለ ትምህርት

የትምህርት ቤቶች ዓይነት፡

የሙንገሥት ትምህርት ቤቶች የሚባሉት፡ በትምህርት ሚኒስቴር፣ በጤና ጥበቃ ሚኒስቴር፣ በአርባ ሚኒስቴር፣ በመገናኛ ሚኒስቴር፣ በፖስታ ቴሌፎንና ቴሌግራፍ ሚኒስቴርና እንዲሁም እነዚህን በመሰብሰቡ የሙንገሥት መሥሪያ ቤቶች ቁጥጥር ሥር የሚተዳደሩ ትምህርት ቤቶችንና የቀ. ኃ. ሥላሴን ዩኒቨርሲቲ የሚያጠቃሉ ሲሆን፣ በተጨማሪም በአለፏት ዓመታት በወጡት አተዋቸው ስጥ "የሠፈር ትምህርት ቤቶች" ተብለው የተጠቀሱትን ሁሉ ይጨምራል።

የገልጽ ትምህርት ቤቶች የተባሉት፡ የሙንገሥት ዕርዳታ በግንገትም ሆነ ወይም ባለግንገት በአገዳጅ ሰው ወይም ሰዎችና በሃይማኖትም ሆነ በልዩ ልዩ ኅብረታዊ ድርጅቶች የሚሰጡ ትምህርት ቤቶች ናቸው።

የሚሰጡ ትምህርት ቤቶች የተባሉት፡ የሙንገሥት ዕርዳታ በግንገትም ሆነ ወይም ባለግንገት በከርሰቷዎቹ የሚሰጡ ድርጅት የሚከሄዱ ትምህርት ቤቶች ናቸው።

የቤት ክህነት ትምህርት ቤቶች የተባሉት፡ የኢትዮጵያ ስርዓተ-መንግሥት ቤተ ክርስቲያን የምታስተዳድሩ ትምህርት ቤቶች ናቸው። ምንም እንኳን ቤተ ክህነት አገላለጽ ጊዜ የሚከተለው የትምህርት ሚኒስቴርን የትምህርት መሥሪያ ቤቱንም አብዛኛውን ጊዜ ያላጣው የገቢ የጸሐፊትንና የሃይማኖት ትምህርትን ማስተማር ነው። በዚህ መጻጫት ውስጥ የተሰጠው አስታሉክ በክርስቲያን የትምህርት ሚኒስቴር ሥርዓተ ትምህርት የሚከተሉትን ት/ቤቶች ብቻ ነው።

ልዩ ትምህርት ቤቶች የሚባሉት፡ ቢያንስ አገዳጅ ልዩ ደረጃ ያላቸው አገዳጅ የመሥራት ማሰልጠኛ ስልጠና የሰጡ ተክክሮች የሥነ ተገባር፣ የጤናና የገንዘብ ትምህርት ቤቶችን የመሰብሰቡ ናቸው።

የትምህርት ቤት ደረጃዎች አመዳደብ የትምህርትና የሥነ ጥበብ ሚኒስቴር በግንባሩ ባወጣው የትምህርት ደረጃ አብፋፈል መሠረት ነው። ይኸውም፡- የመጀመሪያ ደረጃ ከ1ኛ-6ኛ ክፍል፣ ሙሰብላኛ ደረጃ ከ7ኛ-8ኛ ክፍል፣ ከ9ኛ ደረጃ ከ9ኛ-12ኛ ክፍል ነው።

SECTION O. EDUCATION

Government schools are schools operated by the Ministries of Education, Public Health, Agriculture, Communications, Posts, Telegraph and Telephone, etc. and, Haile Selassie I University. Community schools which were treated separately in previous publications are now included in this section.

Private schools are schools operated by a private person or institution, or a religious organisation with or without assistance from the Government.

Mission schools are schools operated by religious missions with or without assistance from the Government.

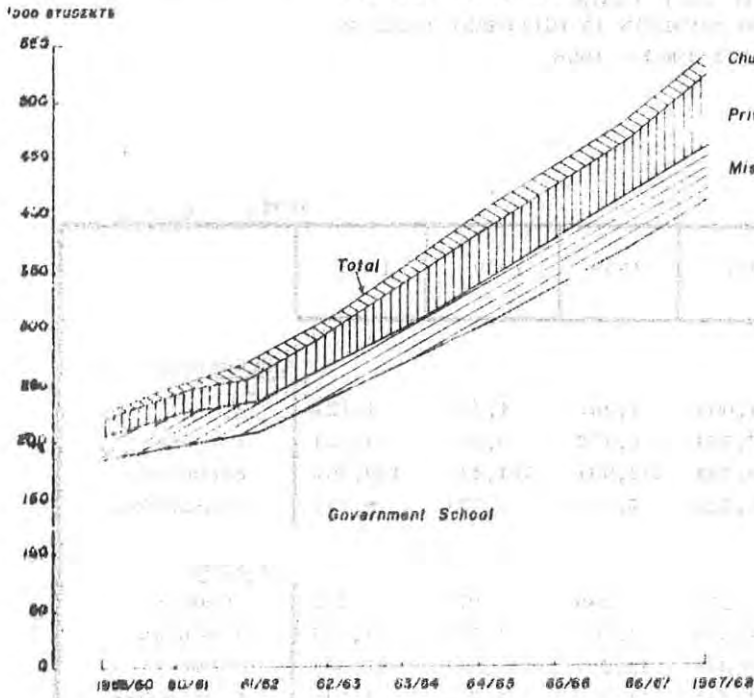
Church schools are schools maintained and operated by the Ethiopian Orthodox Church. Most of these schools teach reading, writing, and religion but some follow the Ministry of Education curriculum. The data on church schools in the tables include only the latter.

Specialized schools are schools having at least one grade in a specialized subject, such as agriculture, commerce, health, teacher training, technical and vocational training, etc.

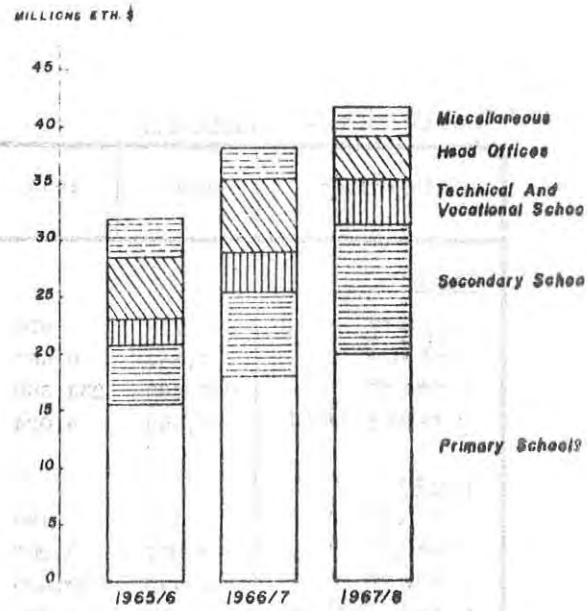
GRADES:

In the tables, grades have been grouped according to the system established by the Ministry of Education. Under the system, the primary grades are grades 1 to 6, the junior secondary include grades 7 and 8, and the senior secondary cover grades 9 to 12.


NUMBER OF STUDENTS BY TYPE OF SCHOOL 1959-1967



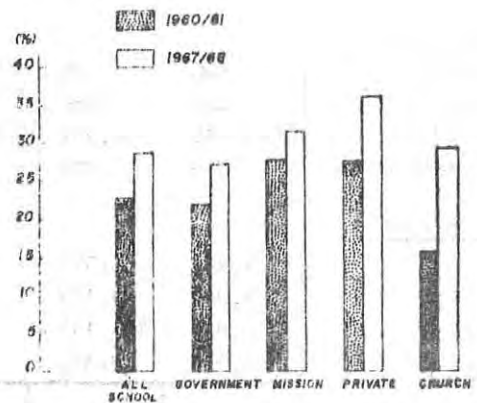
EXPENDITURE ON GOVERNMENT SCHOOLS (Excluding University)




STUDENTS ENROLLED BY GRADES




PERCENTAGE OF FEMALES OF THE TOTAL NUMBER OF STUDENTS BY TYPE OF SCHOOL



AVERAGE NUMBER OF STUDENTS PER TEACHER



ETHIOPIAN STUDENTS ABROAD BY COUNTRY AND SUBJECT OF STUDY



ስለ ትምህርት
EDUCATION

በ1954 እስከ 1960 ዓ.ም በአት ያጸጸ ውስጥ ያሉትን የትምህርት ቤቶች መምህራን ተግባራዊ የመግቢያ ክፍሎች በዚህ
በትምህርት ቤቶች ላይ ነት ለይተ የሚያሳይ
NUMBER OF SCHOOLS, TEACHERS, AND STUDENTS IN DIFFERENT TYPES OF
SCHOOLS OF ETHIOPIA 1961 - 1968

ሠንጠረዥ 3.1

TABLE 0.1

ብዛት NUMBER

ትምህርት ቤቶች	1954	1955	1956	1957	1958	1959	1960	
<u>የመንግሥት</u>								<u>GOVERNMENT</u>
ት/ቤቶች	778	870	943	1,006	1,067	1,116	1,121	SCHOOLS
መምህራን	5,857	6,665	6,540	7,334	8,152	9,036	9,724	TEACHERS
ተግባራዊ	207,380	234,360	265,464	299,384	332,901	371,416	409,367	STUDENTS
የመግቢያ ክፍሎች	5,369	6,024	6,146	6,527	7,055	7,731	8,444	CLASSROOMS
<u>የሚገባ</u>								<u>MISSION</u>
ት/ቤቶች	185	199	214	238	268	271	289	SCHOOLS
መምህራን	1,077	1,207	1,170	1,353	1,507	1,551	1,673	TEACHERS
ተግባራዊ	27,118	30,029	32,627	38,038	42,294	46,562	47,351	STUDENTS
የመግቢያ ክፍሎች	933	1,065	1,035	1,141	1,256	1,323	1,315	CLASSROOMS
<u>የገላ</u>								<u>PRIVATE</u>
ት/ቤቶች	138	193	277	300	325	315	356	SCHOOLS
መምህራን	747	999	1,171	1,386	1,457	1,578	1,857	TEACHERS
ተግባራዊ	19,596	28,768	38,122	41,930	44,067	45,929	60,347	STUDENTS
የመግቢያ ክፍሎች	728	963	1,084	1,213	1,237	1,297	1,690	CLASSROOMS
<u>የቤተ ክርስቲያን</u>								<u>CHURCH</u>
ት/ቤቶች	150	99	122	123	107	106	120	SCHOOLS
መምህራን	383	288	499	402	375	377	445	TEACHERS
ተግባራዊ	14,739	10,981	17,198	17,732	17,332	16,282	18,160	STUDENTS
የመግቢያ ክፍሎች	313	294	320	376	362	356	389	CLASSROOMS
<u>ሁሉም ት/ቤቶች</u>								<u>ALL SCHOOLS</u>
ት/ቤቶች	1,231	1,365	1,556	1,667	1,767	1,808	1,886	SCHOOLS
መምህራን	8,064	9,159	9,380	10,475	11,491	12,541	13,699	TEACHERS
ተግባራዊ	268,833	304,142	355,411	397,084	436,594	480,189	535,225	STUDENTS
የመግቢያ ክፍሎች	7,343	8,346	8,585	9,257	9,910	10,713	11,873	CLASSROOMS
	1961/2	1962/3	1963/4	1964/5	1965/6	1966/7	1967/8	SCHOOLS

ከትምህርት ግንባታ የትምህርት ስርዓት ለስታቲስቲክስ ክፍል የተገኘ

Source: Bureau of Educational Research and Statistics, Ministry of Education.

በሌ ትምህርት
EDUCATION

በሌ ትምህርት ቤቶች የተመዘገቡትን ተማሪዎች ብዛት በትምህርት ቤቱ ዓይነትና ደረጃ ለይቶ የሚያሳይ
STUDENT ENROLMENT, BY GRADES AND TYPE OF SCHOOL

ሠንጠረዥ 7.2

TABLE 0.2

ብዛት NUMBER

የትምህርት ደረጃ	የመንግሥት	የሚሰዩን	የግል	የቤተ ክርስቲያን	ጭር	
						1965/6
1958						
ከ1 እስከ 6	283,275	38,584	40,189	16,702	378,750	1 - 6
7 እና 8	24,435	2,440	1,569	368	28,812	7 AND 8
ከ9 እስከ 12	18,530	984	1,850	262	21,626	9 - 12
ልዩ ት/ቤቶች	4,405	286	459	-	5,150	SPECIALIZED SCHOOLS
ከፍተኛ ት/ቤቶች	2,256	-	-	-	2,256*	INSTITUTIONS OF HIGHER LEARNING
ጭር	332,901	42,294	44,067	17,332	436,594	TOTAL
						1966/7
1959						
ከ1 እስከ 6	312,207	41,742	40,240	15,521	409,710	1 - 6
7 እና 8	30,836	2,957	2,277	410	36,480	7 AND 8
ከ9 እስከ 12	20,423	1,131	1,924	351	23,832	9 - 12
ልዩ ት/ቤቶች	5,122	732	820	-	6,674	SPECIALIZED SCHOOLS
ከፍተኛ ት/ቤቶች	2,828	-	665	-	3,493*	INSTITUTIONS OF HIGHER LEARNINGS
ጭር	371,416	46,562	45,929	16,282	480,189	TOTAL
						1967/8
1960						
ከ1 እስከ 6	338,737	41,600	54,912	17,208	452,457	1 - 6
7 እና 8	38,394	3,031	2,736	616	44,777	7 AND 8
ከ9 እስከ 12	23,374	1,337	1,643	336	26,690	9 - 12
ልዩ ት/ቤቶች	5,651	1,360	1,056	-	8,067	SPECIALIZED SCHOOLS
ከፍተኛ ት/ቤቶች	3,211	23	...	-	3,234*	INSTITUTIONS OF HIGHER LEARNING
ጭር	409,367	47,351	60,347	18,160	535,225	TOTAL
	GOVERNMENT	MISSION	PRIVATE	CHURCH	TOTAL	GRADES
						SCHOOL

በአሥመራ የሚገኘው የግል ዩኒቨርሲቲ መረጃ አልተገኘም

Figures for Private University of Asmara are not available

*በዩኒቨርሲቲ ለገልገሉት ላይ የሚገኙትን /1958=2007 1959=2687 1960=349/ ተማሪዎች ይጨምራል
*Including the Students on Ethiopian University Services. (1965/6=200; 1966/7=268; 1967/8=349)

ከትምህርት ጥናትና ለብድርና ለጥናት ስራ ስራ ክፍል የተገኘ
Source: Bureau of Educational Research and Statistics, Ministry of Education.

ሰለ ትምህርት
EDUCATION

የተዘገቡ ተማሪዎችን በዘድቅ በጾታና በደረጃ ለይቶ የሚያሳይ
STUDENT ENROLMENT, BY GRADES AND SEX

ሠንጠረዥ ፳.፮ TABLE 0.3

ቦታ ቁጥር NUMBER

	1958	1959	1960	
<u>ከ1ኛ እስከ 6ኛ ክፍል</u>				<u>GRADES 1 - 6</u>
ወንድ	273,593	293,331	318,087	MALE
ሴት	105,157	116,379	134,370	FEMALE
ደምር	378,750	409,710	452,457	TOTAL
<u>7ኛና 8ኛ ክፍል</u>				<u>GRADES 7 AND 8</u>
ወንድ	21,834	27,261	32,825	MALE
ሴት	6,978	9,219	11,952	FEMALE
ደምር	28,812	36,480	44,777	TOTAL
<u>ከ9ኛ እስከ 12ኛ ክፍል</u>				<u>GRADES 9 - 12</u>
ወንድ	17,615	19,526	21,807	MALE
ሴት	4,011	4,306	4,883	FEMALE
ደምር	21,626	23,832	26,690	TOTAL
<u>ለፃ ትምህርት ቤቶች</u>				<u>SPECIALIZED SCHOOLS</u>
ወንድ	4,138	6,511	5,884	MALE
ሴት	1,012	163	2,183	FEMALE
ደምር	5,150	6,674	8,067	TOTAL
<u>ከፍተኛ ትምህርት</u>				<u>INSTITUTIONS OF HIGHER LEARNING</u>
ወንድ	...	3,326	...	MALE
ሴት	...	167	...	FEMALE
ደምር	2,256*	3,493*	3,234*	TOTAL
ጠቅላላ የተማሪዎች ደምር	436,594	480,189	535,225	TOTAL STUDENTS
	1965/6	1966/7	1967/8	

*በ የቪቲሮስት አገልግሎት ላይ ያሉትን ተማሪዎች ይጨምራል
*Including Students on Ethiopian University Services.

ከትምህርት ጥናትና የትምህርት ጥናትና አስተዳደር ኮሌግ ከፍል የተገኘ
Source: Bureau of Educational Research and Statistics, Ministry of Education.

ሰለ ትምህርት
EDUCATION

በ1954 እስከ 1960 ዓ.ም ያሉትን ተማሪዎች መካከለኛ ቁጥር በት/ቤተኛ፣ አስተማሪዎችና የመማሪያ ክፍሎች ለደ ት የሚያሳይ

AVERAGE NUMBER OF STUDENTS PER SCHOOL, PER TEACHER, PER CLASSROOM
IN DIFFERENT TYPES OF SCHOOLS 1961 - 1968

ሠንጠረዥ ፮.4 TABLE 0.4

በ ቁጥር NUMBER

ትምህርት ቤቶች	1954	1955	1956	1957	1958	1959	1960	
<u>የመንግሥት ት/ቤተኛ</u>								<u>GOVERNMENT SCHOOL</u>
ት/ቤተ	266.6	269.4	285.6	297.6	312.0	332.8	365.2	SCHOOL
መምህር	35.4	35.2	41.2	40.8	40.8	41.1	42.1	TEACHER
ክፍል	38.6	38.9	43.8	45.0	47.2	48.0	48.5	CLASSROOM
<u>የሚሰጥ ት/ቤተኛ</u>								<u>MISSION</u>
ት/ቤተ	146.6	150.9	152.5	159.8	157.8	171.8	163.8	SCHOOL
መምህር	25.2	24.9	27.9	28.1	28.1	30.0	28.3	TEACHER
ክፍል	29.1	28.2	31.5	33.3	33.6	35.2	36.0	CLASSROOM
<u>የገላ ት/ቤተኛ</u>								<u>PRIVATE</u>
ት/ቤተ	142.0	149.1	137.6	139.8	135.6	145.8	176.0	SCHOOL
መምህር	26.2	28.8	32.6	30.1	30.2	29.1	32.5	TEACHER
ክፍል	26.9	29.9	35.2	34.6	35.6	35.4	35.7	CLASSROOM
<u>የቤተ ክርስቲያን ት/ቤተኛ</u>								<u>CHURCH</u>
ት/ቤተ	113.4	110.9	141.0	144.2	161.9	153.6	151.3	SCHOOL
መምህር	38.5	38.1	34.5	44.1	46.2	43.2	40.8	TEACHER
ክፍል	47.1	37.4	53.7	47.2	48.0	45.7	46.8	CLASSROOM
<u>ሁሉንም ት/ቤተኛ</u>								<u>ALL TYPES OF SCHOOL</u>
ት/ቤተ	218.4	222.8	229.7	238.2	247.1	265.6	283.8	SCHOOL
መምህር	33.3	33.2	38.1	37.9	38.0	38.3	39.1	TEACHER
ክፍል	36.6	36.5	41.6	42.9	44.1	44.8	45.1	CLASSROOM
	1961/2	1962/3	1963/4	1964/5	1965/6	1966/7	1967/8	SCHOOLS

በትምህርት ሚኒስቴር የትምህርት ጥናትና አስተዳደር ኮሚሽን ክፍል የተገኘ።
Source: Bureau of Educational Research and Statistics, Ministry of Education.

ሰለ ትምህርት
EDUCATION

ከ1954 እስከ 1960 በሰለ ልዩ ትምህርት/ቤተ-ትምህርት የተዘገገው ተግባር በዘጠኝ በጾታ ለጾታ የሚገኝበት
NUMBER OF STUDENTS BY TYPE OF SCHOOL AND SEX 1961 - 1968

ሠገጠረዥ ፳.5

TABLE 0.5

ቦታ ቁጥር NUMBER

ት/ቤተ	1954	1955	1956	1957	1958	1959	1960	
<u>የመንግሥት</u>								<u>GOVERNMENT</u>
ጾታ	207,380	234,360	265,464	299,384	332,901	371,416	409,367	TOTAL
ሴት	48,134	56,149	64,967	74,643	85,411	97,636	111,319	FEMALE
ወንድ	159,246	178,211	200,497	224,741	247,490	213,780	298,048	MALE
<u>የግብደግ</u>								<u>MISSION</u>
ጾታ	27,118	30,033	32,627	38,038	42,294	46,562	47,351	TOTAL
ሴት	8,203	8,955	9,906	11,060	12,584	13,763	14,943	FEMALE
ወንድ	18,915	21,074	22,721	26,978	29,710	32,799	32,408	MALE
<u>የገሰ</u>								<u>PRIVATE</u>
ጾታ	19,596	28,768	38,122	41,930	44,067	45,929	60,347	TOTAL
ሴት	6,438	9,475	11,976	13,002	14,255	15,247	21,806	FEMALE
ወንድ	13,158	19,293	26,146	28,928	29,812	30,682	38,541	MALE
<u>የቤተ ክርስቲያን</u>								<u>CHURCH</u>
ጾታ	14,739	10,981	17,198	17,832	17,332	16,282	18,160	TOTAL
ሴት	2,588	2,784	3,539	4,224	4,918	4,881	5,320	FEMALE
ወንድ	12,151	8,197	13,659	13,508	12,414	11,401	12,840	MALE
<u>ሁሉም ት/ቤተ</u>								<u>ALL SCHOOLS</u>
ጾታ	268,853	304,142	333,411	397,084	436,594	480,189	535,225	TOTAL
ሴት	65,566	77,563	90,388	102,929	117,158	131,527	153,388	FEMALE
ወንድ	203,467	226,779	267,023	294,155	319,436	348,662	381,837	MALE
	1961/2	1962/3	1963/4	1964/5	1965/6	1966/7	1967/8	SCHOOLS

ከትምህርት ግብደግ የትምህርት ጥናትና አስተዳደር ክፍል የተገኘ
Source: Bureau of Educational Research and Statistics, Ministry of Education.

በሰ ትምህርት
EDUCATION

በሰ ትምህርት/ቤተ የተማሪዎች ተኮራሪ የሰ ትምህርት የሰነድ የሰነድ
በ1954 - 1960 ዓ.ም
PERCENTAGE DISTRIBUTION OF STUDENTS BY TYPE OF SCHOOL AND SEX
1961 - 1968

ሠንጠረዥ 5.6 TABLE 0.6 በ ፕሮሰንት PERCENTAGE

ትምህርት ቤቶች	1954	1955	1956	1957	1958	1959	1960	
<u>የመንግሥት</u>								<u>GOVERNMENT</u>
ጊዮር	77.1	77.1	74.4	75.4	76.2	77.3	76.5	TOTAL
ሴት	23.2	24.0	24.0	24.9	25.6	26.3	27.2	FEMALE
ወንድ	76.8	76.0	76.0	75.1	74.4	73.7	72.8	MALE
<u>የሜሲዮን</u>								<u>MISSION</u>
ጊዮር	10.1	9.9	9.1	9.6	9.7	9.7	8.8	TOTAL
ሴት	30.2	29.8	30.6	29.1	29.8	30.0	31.6	FEMALE
ወንድ	69.8	70.2	69.4	70.9	70.2	70.0	68.4	MALE
<u>የገሰ</u>								<u>PRIVATE</u>
ጊዮር	7.3	9.3	10.7	10.6	10.1	9.6	11.3	TOTAL
ሴት	32.9	32.9	31.4	31.0	32.3	33.2	36.1	FEMALE
ወንድ	67.1	67.1	68.6	69.0	67.7	66.8	63.9	MALE
<u>የቤተ ክርስቲያን</u>								<u>CHURCH</u>
ጊዮር	5.5	3.6	4.8	4.4	4.0	3.4	3.4	TOTAL
ሴት	18.0	25.4	20.6	23.8	28.4	30.0	29.3	FEMALE
ወንድ	82.0	74.6	79.4	76.2	71.6	70.0	70.7	MALE
<u>ሁሉም ትምህርት ቤቶች</u>								<u>ALL SCHOOLS</u>
ጊዮር	100.0	100.0	100.0	100.0	100.0	100.0	100.0	TOTAL
ሴት	24.3	25.4	23.3	25.9	26.8	27.4	28.7	FEMALE
ወንድ	75.7	74.6	76.7	74.1	73.2	72.6	71.3	MALE
	1961/2	1962/3	1963/4	1964/5	1965/6	1966/7	1967/8	SCHOOLS

ከትምህርት ሚኒስቴር የትምህርት ተኮራሪ አስተባባሪ ክፍል የተገኘ
Source: Bureau of Educational Research and Statistics, Ministry of Education.

ሰለ ትምህርት
EDUCATION

ከ1951 እስከ 1960 ዓ.ም በአሥር ዓመታት ገዢ ዕቅድ በመንገድ ት/ቤተ የተማሪዎች ብዛት የሚያሳይ
NUMBER OF STUDENTS IN GOVERNMENT SCHOOLS BY GRADES (1958/9 - 1967/8)

ወንጌረት ፳.7

TABLE 0.7

ቦታ ቁጥር NUMBER

ደረጃ	1951	1952	1953	1954	1955	1956	1957	1958	1959	1960	
አገራዊ ደረጃ											PRIMARY
1	61,184	65,119	69,253	68,141	83,180	95,480	94,043	95,002	98,834	103,753	1
2	31,377	33,004	36,858	39,094	41,351	47,161	55,719	60,845	64,352	66,341	2
3	23,196	25,457	26,408	28,234	30,710	30,490	41,115	48,207	54,272	57,168	3
4	15,858	18,197	19,784	20,636	22,466	26,607	29,078	34,274	41,607	47,559	4
5	10,324	12,045	12,846	14,069	15,398	17,810	21,812	25,109	29,956	35,563	5
6	7,471	8,878	9,656	10,359	11,305	12,892	15,669	19,838	23,186	28,353	6
ድምር	149,410	162,700	174,805	180,533	204,410	230,440	257,436	283,275	312,207	338,737	TOTAL
የታማኝ ደረጃ											JUNIOR SECONDARY
7	5,842	6,545	7,135	7,895	8,891	9,330	11,375	13,407	18,067	20,801	7
8	5,095	6,310	6,428	7,190	7,652	8,555	8,976	11,028	12,769	17,593	8
ድምር	10,937	12,855	13,563	15,085	16,543	17,885	20,351	24,435	30,836	38,394	TOTAL
ድንበይ ደረጃ*											*SENIOR SECONDARY
9	3,524	3,140	3,567	4,755	5,586	6,751	8,730	8,520	9,545	10,707	9
10	2,097	2,568	2,230	3,004	3,380	4,818	5,459	7,091	7,011	8,303	10
11	1,353	1,604	1,867	1,823	2,156	2,549	3,566	4,471	5,599	5,888	11
12	700	979	869	1,212	1,244	1,395	2,199	2,853	3,390	4,127	12
ድምር	7,474	8,291	8,533	10,794	12,366	15,513	19,954	22,935	25,545	29,025	TOTAL
የከፍተኛ ትምህርት											HIGHER INSTITUTION
አገራዊ ትምህርት	318	316	356	333	402	853	844	996	1,293	1,273	FIRST YEAR
ሁለተኛ ደረጃ ትምህርት	172	249	263	259	212	280	464	549	631	775	SECOND YEAR
ሶስተኛ ደረጃ ትምህርት	143	147	185	205	228	249	169	301	437	493	THIRD YEAR
አራተኛ ደረጃ ትምህርት	127	115	157	171	199	244	166	210	199	321	FOURTH YEAR
ድምር	760	827	939	968	1,041	1,626	1,643	2,056	2,560	2,862	TOTAL
ጠቅላላ ድምር	168,579	184,675	197,840	207,380	234,360	265,464	299,384	332,701	371,148	409,018	GRAND TOTAL
	1958/9	1959/60	1960/1	1961/2	1962/3	1963/4	1964/5	1965/6	1966/7	1967/8	GRADE

*ጠቅላላው ማሰልጠኛ ገዢ የሙያ ምያዥና የቴክኒክ ትምህርት ተማሪዎችን ያጠቃልላል ።
*Teacher Training Institute, Vocational and Technical Schools Included.

ከትምህርት ሚኒስቴር የትምህርት ጥናት እና ስታቲስቲክስ ድጋፍ የተገኘ
Source: Bureau of Educational Research and Statistics, Ministry of Education

ለመንግሥት ትምህርት ቤቶች ወጪ/ የገበርሰቲኩን አይጫርዎ/1958-1960
EXPENDITURE ON GOVERNMENT SCHOOLS (EXCLUDING UNIVERSITY) 1965/6-1967/8

ሠንጠረዥ ፮.8

TABLE 0.8

በሺህ የኢት/ብር E\$'000

	ደመወዝና አበሰ	ሌሎች ወጪዎች	የካፒታል ወጪዎች	ጠቅላላ ወጪ	
<u>1960</u>					<u>1967/8</u>
ለ ዋና መሥሪያ ቤቶች	2,546	1,325	-	3,871	HEAD OFFICES
ለ ስድስት ደረጃ	18,586	1,219	191	19,996	PRIMARY SCHOOLS
ለ ሁለተኛ ደረጃ	7,693	1,181	2,333	11,207	SECONDARY SCHOOLS
ለ ቲክኒክ ለመርጠሙያና ለመምህራን ግብረጠኛ	2,851	1,052	-	3,903	TECHNICAL-VOCATIONAL AND T.T.I.
ለ ሌሎች	-	-	-	2,476	MISCELLANEOUS
ጠቅላላ	31,676	4,777	2,524	41,453	TOTAL
<u>1959</u>					<u>1966/7</u>
ለ ዋና መሥሪያ ቤቶች	2,493	1,521	2,500	6,514	HEAD OFFICES
ለ ስድስት ደረጃ	16,162	1,561	401	18,124	PRIMARY SCHOOLS
ለ ሁለተኛ ደረጃ	5,986	1,143	-	7,129	SECONDARY SCHOOLS
ለ ቲክኒክ ለመርጠሙያና ለመምህራን ግብረጠኛ	2,134	1,323	17	3,474	TECHNICAL-VOCATIONAL AND T.T.I.
ለ ሌሎች	-	-	-	2,528	MISCELLANEOUS
ጠቅላላ	26,775	5,548	2,918	37,769	TOTAL
<u>1958</u>					<u>1965/6</u>
ለ ዋና መሥሪያ ቤቶች	3,026	1,269	777	5,072	HEAD OFFICES
ለ ስድስት ደረጃ	13,787	1,509	163	15,459	PRIMARY SCHOOLS
ለ ሁለተኛ ደረጃ	4,537	728	21	5,286	SECONDARY SCHOOLS
ለ ቲክኒክ ለመርጠሙያና ለመምህራን ግብረጠኛ	1,790	809	55	2,654	TECHNICAL-VOCATIONAL AND T.T.I.
ለ ሌሎች	-	-	-	3,316	MISCELLANEOUS
ጠቅላላ	23,140	4,315	1,016	31,787	TOTAL
	SALARIES AND ALLOWANCES	OTHER EXPENDITURE	CAPITAL EXPENDITURE	TOTAL	

ስነ-ምግባር ላይ የተመሰረተ የትምህርት ጥናትና አስተሳሰብ ክፍል የተገኘ

Source: Bureau of Educational Research and Statistics, Ministry of Education

ስለ ትምህርት
EDUCATION

በአገሪቹና በሁለተኛ ደረጃ የተመዘገቡትን ተግራጃቸው በዘጠኝ ዓይነት ተምህርት ቤቶች ላይ በትምህርት ቤቶች የሚገኙ
STUDENTS ENROLLED IN PRIMARY AND ACADEMIC SECONDARY SCHOOLS, BY TYPE OF SCHOOL AND PROVINCE

ሠንጠረዥ 7.9

TABLE 0.9

በ ቁጥር ቁጥር

መቶአይ ገዛት	የመንግሥት	የጳጳስ ቤት	የገሰ	የቤተ ክርስቲያን	ጠቅላይ	በ ቁጥር ቁጥር
1960						1967/8
አረብ	17,151	1,231	-	552	18,934	ARUSSI
ባሌ	5,890	1,113	-	-	7,003	BALE
በጎምድር	22,780	1,337	184	73	24,376	BEGHEMENDER
ኦርትዶ	53,439	9,859	19,361	3,399	86,058	ERITREA
ገሙ ገሙ	8,499	763	-	550	9,812	GEMU GOFFA
ገጃም	25,515	203	-	1,038	26,756	GOJAM
ሰረርገ	25,054	2,886	4,513	720	33,173	HARARGE
ኪሊባቦር	15,593	111	287	281	16,272	ILLUBABOR
ክፋ	13,244	2,024	344	320	15,932	KEFA
ሸዋ	66,905	6,435	3,020	1,633	77,993	SHOA
አዲስ አበባ	55,531	7,062	23,260	3,375	89,228	ADDIS ABABA
ሲዳሞ	23,704	4,546	1,410	1,287	30,947	SIDAMO
ቲገረ	19,343	1,801	327	3,232	24,703	TIGRE
ወለጋ	25,660	5,582	6,030	1,301	38,573	WOLLEGA
ወሎ	22,197	1,015	555	399	24,166	WOLLO
ጠቅላይ	400,505	45,968	59,291	18,160	523,924	TOTAL
1959						1966/7
አረብ	14,256	1,010	-	566	15,832	ARUSSI
ባሌ	5,270	787	-	-	6,057	BALE
በጎምድር	20,002	1,461	160	-	21,623	BEGHEMENDER
ኦርትዶ	51,296	9,413	17,549	3,252	81,510	ERITREA
ገሙ ገሙ	7,610	854	-	241	8,705	GEMU GOFFA
ገጃም	21,652	193	-	761	22,606	GOJAM
ሰረርገ	22,205	2,848	3,372	530	28,955	HARARGE
ኪሊባቦር	13,227	84	781	255	14,347	ILLUBABOR
ክፋ	14,181	2,417	269	477	17,344	KEFA
ሸዋ	59,376	6,890	2,669	1,361	70,296	SHOA
አዲስ አበባ	50,791	6,891	12,936	1,810	72,428	ADDIS ABABA
ሲዳሞ	23,149	4,868	838	1,289	30,144	SIDAMO
ቲገረ	17,977	2,056	314	3,833	24,180	TIGRE
ወለጋ	23,896	5,369	4,875	1,576	35,716	WOLLEGA
ወሎ	18,578	689	681	331	20,279	WOLLO
ጠቅላይ	363,466	45,830	44,444	16,282	470,022	TOTAL
	GOVERNMENT	MISSION	PRIVATE	CHURCH	TOTAL	PROVINCE TYPE OF SCHOOL

ከትምህርት ጥናትና የትምህርት ጥናትና ለስታቲስቲክስ ክፍል የተገኘ

Source: Bureau of Educational Research and Statistics, Ministry of Education.

በ ቀዳማዊ ኃይለ ሥላሴ ዩኒቨርሲቲ በልዩ ልዩ ትምህርት የምስክር ወረቀት የተቀበሉ
GRADUATES OF HAILE SELASSIE I UNIVERSITY, BY FIELD OF STUDY

በ ቁጥር NUMBER

ሠንጠረዥ 3.10 TABLE 0.10

	1958	1959	1960	
ከአርቫ ቦሌጅ				AGRICULTURE COLLEGE OF:
ቢቸላር ሥነ ሳይንስ ዲግሪ/ቢ.አስ.ሲ./ በአርቫ አኮኖሚክስና ገንዘብ	14	13	14	BACHELOR OF SCIENCE DEGREES(B.Sc.)
በአርቫ መሳሪያዎችና ቴክኖሎጂ	6	4	2	AGRICULTURAL ECONOMICS AND BUSINESS
በከበት አርባታ ሳይንስ	17	16	10	AGRICULTURAL ENGINEERING AND TECHNOLOGY
በጠቅላላ አርቫ	1	-	-	ANIMAL SCIENCE
በእጽዋት ሳይንስ	20	16	12	GENERAL AGRICULTURE
				PLANT SCIENCE
ከአርተስ ፋክልቲ				ART FACULTY OF:
ቢቸላር ሥነ አርተስ ዲግሪ/ቢ.አ./ በአኮኖሚክስ	15	18	13	BACHELOR OF ARTS DEGREES (B.A.)
በአኮኖሚክስና በፖለቲካ ሳይንስ	-	1	7	ECONOMICS
በእንግሊዝ ሊቲራሪ	1	2	1	ECONOMICS AND POLITICAL SCIENCE
በኢትዮጵያ ቋንቋ	-	1	1	ENGLISH LITERATURE
በፈረንሳይ ቋንቋ	-	-	1	ETHIOPIAN LANGUAGE
በጆግራፊ	3	5	3	FRENCH
በታሪክ	-	2	1	GEOGRAPHY
በፖለቲካ ሳይንስ	2	5	10	HISTORY
በፓብሊክ አድሚኒስትሬሽን	9	-	-	POLITICAL SCIENCE
በአክሲዮን	13	-	-	PUBLIC ADMINISTRATION
ዲፕሎማ				EXTENSION
በአኮኖሚክስ	-	-	2	DIPLOMAS
በፖለቲካ ሳይንስ	6	5	6	ECONOMICS
በላይብራሪ ሳይንስ	-	-	12	POLITICAL SCIENCE
አክሲዮን ስር ቴሌኒት	6	-	-	LIBRARY SCIENCE
				EXTENSION CERTIFICATES
ከእንግሊዝ ቦሌጅ				BUILDING COLLEGE:
በእንግሊዝ መሳሪያዎች ዲግሪ/ቢ.አስ.ሲ./	22	-	-	BUILDING ENGINEERING DEGREES
በእንግሊዝ መሳሪያዎች ዲፕሎማ	8	21	25	BUILDING ENGINEERING DIPLOMAS
ከገንዘብ ሥራ አመራር ቦሌጅ				BUSINESS ADMINISTRATION COLLEGE OF:
ቢቸላር ዲግሪ/ቢ.ቢ.አ. ስ.ቢ.ሰዎ/ በአኮኖሚክስ	-	12	29	BACHELOR DEGREES (B.B.A & B.Com.)
በጠቅላላ አኮኖሚክስ	3	-	8	ACCOUNTING
በኮሚርስ	15	7	3	BUSINESS ADMINISTRATION
በዳይሬክቶሬት	-	11	31	COMMERCE
ዲፕሎማ				MANAGEMENT
በአኮኖሚክስ	5	40	46	DIPLOMAS
በሰብራሪ ስራ	18	16	39	ACCOUNTING
				SECRETARIAL
	1966	1967	1968	

ስለ ትምህርት
EDUCATION

በ ተምህርት ዓመት 1960 ዓ.ም. የተገኙት ስለ ትምህርት ዓይነት በሰነድ ለተገኙት የትምህርት
GRADUATES OF HAILE SELASSIE I UNIVERSITY, BY FIELD OF STUDY

ሠንጠረዥ ፲.10 / የተጠለ/

TABLE 0.10 (Contd.)

በ ትምህርት ቤቅ ቁጥር

	1958	1959	1960	
ከአገልግሎት ተከፋይ:				EDUCATION FACULTY OF:
ባቶሎ ስድስት ዓመት/ቢ.ኤ./	10	21	33	BACHELOR OF ARTS DEGREES (B.A.)
ባቶሎ ስድስት ዓመት/ቢ.ኤ.ሰ./	5	-	5	BACHELOR OF SCIENCE DEGREES (B.Sc.)
ግልጽ	134	174	220	DIPLOMAS
ከሙያዊ ተከፋይ:				ENGINEERING COLLEGE OF:
ባቶሎ ስድስት ዓመት/ቢ.ኤ.ሰ./				BACHELOR OF SCIENCE DEGREES (B.Sc.)
ግልጽ				ARCHITECT
ግልጽ				CIVIL ENGINEERING
ግልጽ				ELECTRICAL ENGINEERING
ግልጽ				MECHANICAL ENGINEERING
ግልጽ	33	42	18	DIPLOMAS
ከህግ ተከፋይ:				LAW FACULTY OF:
ባቶሎ ስድስት ዓመት/ኤ.ኤ.ሰ./	8	29	17	BACHELOR OF LAW (LL.B.)
ግልጽ	-	76	99	DIPLOMAS
ሰነድ	188	22	-	CERTIFICATES
ከሙያዊ ተከፋይ:				MEDICINE FACULTY OF:
ባቶሎ ስድስት ዓመት/ቢ.ኤ.ሰ./	3	3	5	BACHELOR OF PHARMACY DEGREES (B.S.Pharm.)
ግልጽ	-	-	6	DOCTOR OF MEDICINE (MD)
ከሙያዊ ተከፋይ:				PUBLIC HEALTH COLLEGE OF:
ባቶሎ ስድስት ዓመት/ቢ.ኤ.ሰ./	23	33	31	BACHELOR OF PUBLIC HEALTH (B.S.P.H.)
ግልጽ	45	47	62	DIPLOMAS
ሰነድ	10	14	17	CERTIFICATES
ከሙያዊ ተከፋይ:				SCIENCE FACULTY OF:
ባቶሎ ስድስት ዓመት/ቢ.ኤ.ሰ./				BACHELOR OF SCIENCE DEGREES (B.Sc.)
ግልጽ				BIOLOGY
ግልጽ				CHEMISTRY
ግልጽ				GEOLOGY
ግልጽ				MATHEMATICS
ግልጽ				PHYSICS
ግልጽ				DIPLOMAS
ግልጽ				GEOLOGY
ግልጽ				CERTIFICATES
ግልጽ				STATISTICS
ከሙያዊ ተከፋይ:				SOCIAL WORKS SCHOOL OF:
ባቶሎ ስድስት ዓመት/ቢ.ኤ.ሰ./	-	-	7	BACHELOR OF ARTS DEGREES (B.A.)
ግልጽ	11	7	10	DIPLOMAS
ከሙያዊ ተከፋይ:				THEOLOGICAL COLLEGE:
ባቶሎ ስድስት ዓመት/ቢ.ኤ.ሰ./	4	-	2	BACHELOR OF THEOLOGY (B.Th.)
ግልጽ	1	1	2	DIPLOMAS
ጠቅላላ	679	718	863	TOTAL
	1966	1967	1968	

በ1960 ዓ.ም በጭ አገር በትምህርት ላይ ያሉትን አትዳዳጆችን በዳገጥነት ልገርና በትምህርት ዓይነት ለይተ የዳያሳይ
ETHIOPIAN STUDENTS ABROAD, BY COUNTRY AND FIELD OF STUDIES, 1968

ሠገጠረዥ 7.11 TABLE 0.11 በ ቁጥር NUMBER

አገር	የትምህርት ዓይነት	ሀገራዊ የህግ ስር	ሀገራዊ ትምህርት	ሀገራዊ ስር	የትምህርት ዓይነት	የትምህርት ዓይነት	ሌሎች	ጠቅላይ	አገር
አፍሪካ									
ቦንጎ ቦንጎቫ	1	-	-	-	-	-	-	1	CONGO KINSHASA
ጋና	-	1	-	-	-	-	-	1	GHANA
ከንያ	-	2	-	3	1	-	-	6	KENYA
ማዳጋስካር	-	2	-	-	-	-	-	2	MADAGASCAR
ናይጄር	-	-	-	-	1	-	-	1	NIGERIA
ሲየራሌዮን	-	-	-	1	-	-	-	1	SIERRALEONE
ታንዛኒያ	-	1	1	-	-	-	-	2	TANZANIA
የተ/ዓረብ ሬፑብሊክ	43	2	50	10	3	-	-	108	U. A. R.
ዩጋንዳ	-	-	1	-	-	-	-	1	UGANDA
ዛምቢያ	1	-	-	-	-	-	-	1	ZAMBIA
አሜሪካ									
ካናዳ	2	2	4	2	-	-	-	10	CANADA
ኪዩባ	-	-	1	-	-	-	-	1	CUBA
ዩ.ኤስ.ኤ.	198	101	60	69	69	26	-	523	U. S. A.
አሲያ									
ሀንድ	4	-	-	-	3	-	-	7	INDIA
ኢራክ	1	-	-	-	-	-	-	1	IRAQ
ኢስራኤል	4	2	5	9	2	1	-	23	ISRAEL
ጃፓን	-	5	-	-	-	-	-	5	JAPAN
ዮርዳኒያ	1	1	1	-	-	-	-	3	JORDAN
ሊባኖስ	4	3	14	1	3	1	2	28	LEBANON
ፓኪስታን	2	-	-	-	-	-	-	2	PAKISTAN
ፊሊፒንስ	-	-	1	-	-	-	-	1	PHILIPPINES
ሳውዲ አራቢያ	31	-	-	-	-	-	-	31	SAUDI ARABIA
አውስትራሊያ									
አውስትራሊያ	2	-	-	-	-	-	-	2	AUSTRALIA
ሆሮፓ									
ሃንግሪ	3	2	3	1	3	-	-	12	AUSTRIA
ቤልጅጊየም	4	-	2	1	-	-	-	7	BELGIUM
ቦልጋሪያ	2	1	3	6	11	2	-	25	BULGARIA
ቀይጥራስ	3	1	-	-	3	-	-	7	CYPRUS
ቸኮስሎቫኪያ	2	14	4	7	7	2	-	36	CZECHOSLOVAKIA
ደንማርክ	9	-	-	2	2	-	-	15	DENMARK
ፊንላንድ	-	1	-	-	-	-	-	1	FINLAND
ፈረንሳይ	54	51	35	10	20	8	15	193	FRANCE
ጀርመን	27	60	15	3	13	-	-	118	GERMANY
ገሪክ	8	-	3	21	-	-	-	32	GREECE
ሀላንድ	7	4	-	5	5	-	-	21	HOLLAND
ሀንጋሪ	4	3	6	3	11	2	-	29	HUNGARY
አጣሊያ	57	32	10	6	2	2	5	114	ITALY
ኖርዌይ	-	-	1	3	-	-	-	4	NORWAY
ፖላንድ	9	48	-	14	11	2	1	85	POLAND
ፖርቱጋል	1	-	-	-	-	-	-	1	PORTUGAL
ረግራን	7	4	5	2	-	4	-	22	RUMANIA
ስፓን	5	-	-	-	-	-	-	5	SPAIN
ስዊድን	10	8	2	10	6	10	-	46	SWEDEN
ስዊስላንድ	2	-	-	1	4	-	-	7	SWITZERLAND
አሜሪካ	65	12	24	2	12	4	-	119	U. K.
ሩሲያ	13	52	6	9	36	15	-	131	U. S. S. R.
ዩግዎስላቪያ	9	30	10	5	-	2	7	63	YUGOSLAVIA
ጠቅላይ	595	445	267	206	228	81	30	1,852	TOTAL
	HUMANITIES AND SOCIAL SCIENCE	ENGINEERING	MEDICAL SCIENCE	AGRI-CULTURE	EDUCATION AND FINE ARTS	NATURAL SCIENCE	OTHERS	TOTAL	COUNTRY
									SUBJECT

የትምህርት ጥናትና የትምህርት ስርዓት ስራ ስራ ቢሮ
Source: Bureau of Educational Research and Statistics, Ministry of Education,

ፍርድ ቤቶች: በ1934 ዓ.ም በመጀመሪያ ዓመት በቀጥታ 2: በሌላ ገጽ ሥራ ለካሄዱ በነጋሪት ጋዜ ላይ በወጣው ለዋጅ መሠረት ከፍተኛው ፍርድ ቤት ከጠ/ገዛት ፍርድ ቤቶች የሚከተሉትን የይገባኝ ጉዳዮች ይሰጣ ነበር:: እንዲሁም ከፍተኛው ፍርድ ቤት በአዲስ አበባና አሰራላጊ በሆነ ጊዜም በየጠቅላይ ገዛት ጭና ከተጻፉት በመዘዋወር ያሰጥል ነበር::

ነገር ገን በ1955 ዓ.ም በሌላ ፍርድ ቤቶች መሸሸል የወጣው ለዋጅ /22ኛ ዓመት ቀጥታ 7/ ከጻፉ ዘያ 27/1955 ዓ.ም ጀምሮ የከፍተኛው ፍርድ ቤት በየጠቅላይ ገዛትና በአዲስ አበባም እንዲቋቋም ሲወሰን፣ ከዚያ በፊት የነበሩትን የጠ/ገዛት ፍርድ ቤቶች ሸርክቶታል::

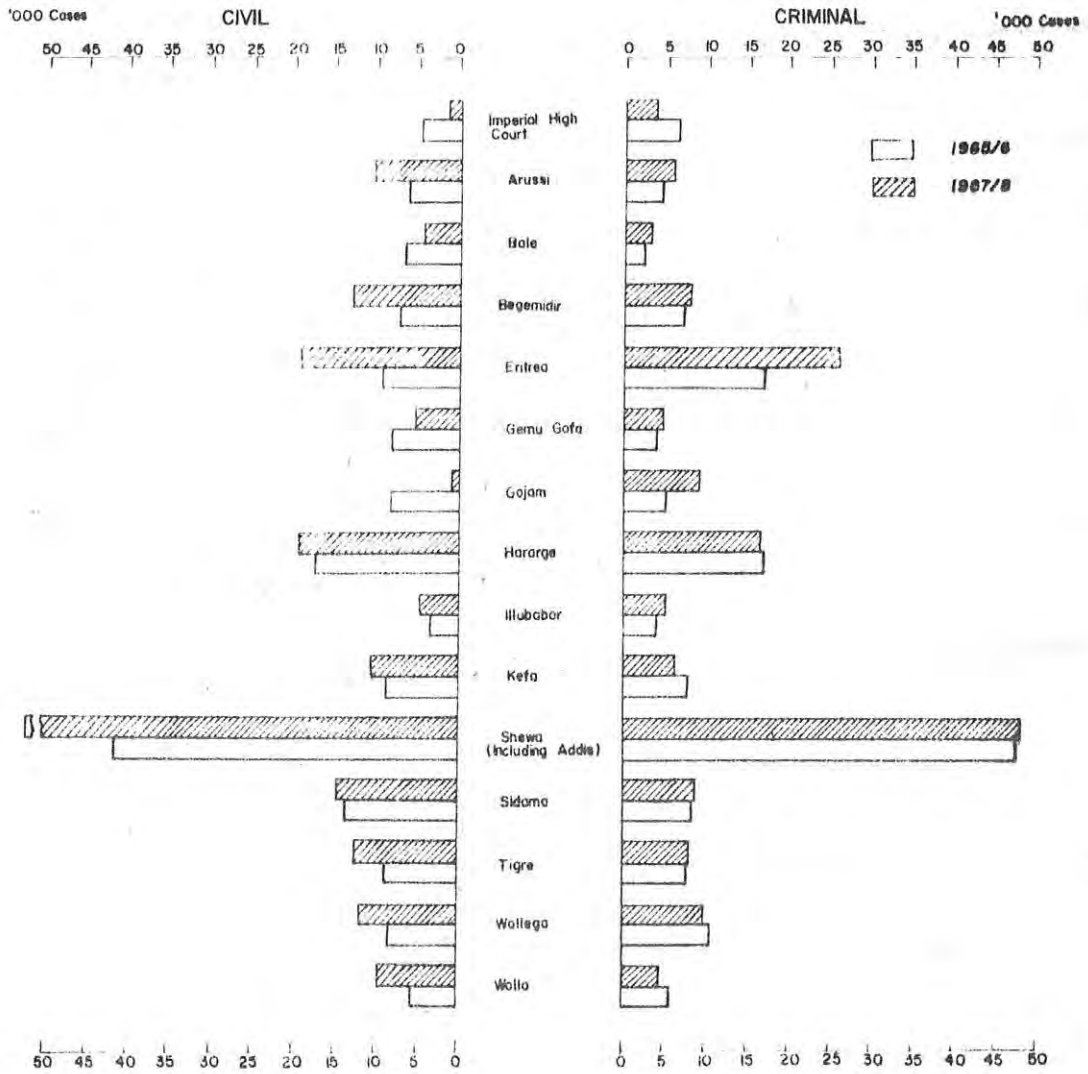
በዚህም መሠረት ከ1956 ዓ.ም ጀምሮ ከሁሉን በፊት ወረዳ ፍርድ ቤቶች ጥርብ ወደ አውራጃ ፍርድ ቤት ይመሩ የነበረው ጉዳይ በየገዛት በወረዳ ፍርድ ቤቶች ይታያል፣ በጠቅላይ ገዛት ፍርድ ቤቶች የሚቀርቡ ጉዳዮች በየገዛት ለአውራጃው ፍርድ ቤቶች እንዲቀርቡ ተደርጎል፣ በአውራጃ ፍርድ ቤቶች የታዩ ጉዳዮች በአዲሱ ለዋጅ መሠረት ወደ ተቋቋሙ የጠቅላይ ገዛት ከፍተኛ ፍርድ ቤት ይከፈላሉ::

SECTION P. LAW AND ORDER

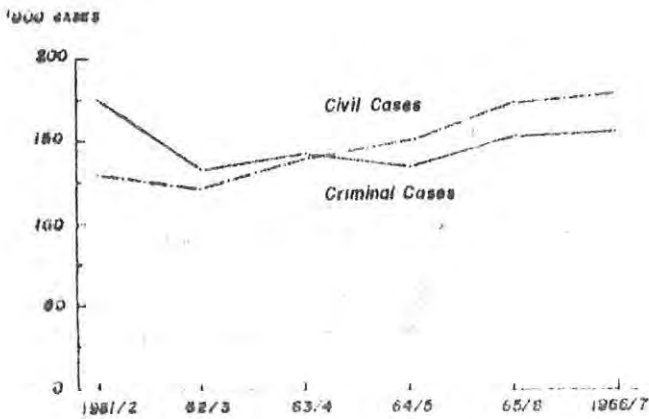
THE COURTS: Under the terms of the Administration of Justice Proclamation, 1942 (Negarit Gazette, 1st year, No. 2), the High Court heard appeals from decisions of the province courts and also had, and still has, original jurisdiction. The High Court sat in Addis Ababa and in the provincial capitals when necessary. According to the Courts Proclamation, 1962 (Negarit Gazette, 22nd year, No. 7), from 5 May 1963, the High Court sits permanently in the provinces as well as in Addis Ababa and the province courts have been abolished.

Thus, cases which formerly were presented to district courts and then to sub-province courts now go to the district courts. Cases which formerly were presented to province courts now go to sub-province courts, and appeals from decisions of the sub-province courts are presented directly to the reorganised High Court.

CASES DECIDED, BY COURT AND PROVINCE

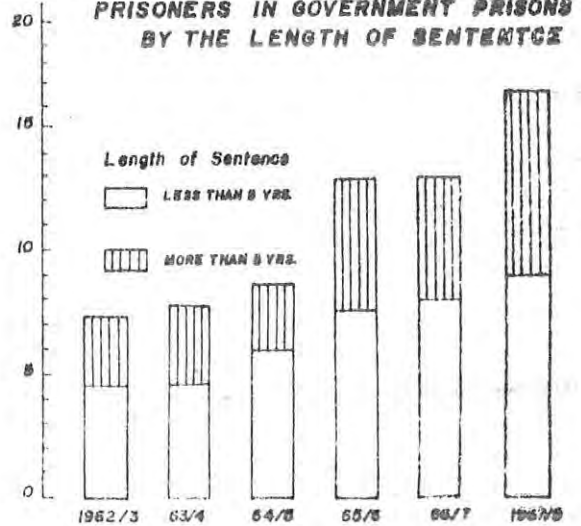


CIVIL AND CRIMINAL CASES DECIDED



1000 PRISONERS

PRISONERS IN GOVERNMENT PRISONS BY THE LENGTH OF SENTENCE



በ1956 - 1960 ዓ.ም የጠበቀች ባዛት በጠቅላይ ገዛት የዲያባይ
ADVOCATES BY PROVINCE, 1963/4 - 1967/8

ሠንጠረዥ ለ.1

TABLE P.1

ባ ቁጥር NUMBER

ጠቅላይ ገዛት	1956	1957	1958	1959	1960	
ላሩሲ	212	202	192	209	231	ARUSSI
ባሌ	...	68	68	51	76	BALE
በጊዎደር	13	13	13	17	17	BEGHEMDER
ኦርትራ	41	41	41	61	62	ERITREA
ገጫጌ	25	25	25	25	25	GEMU GOFA
ገጃም	28	25	29	30	40	GOJAM
ዘረርገ	91	91	91	90	92	HARARGE
ኢሉባቦር	23	30	21	25	26	ILLUBABOR
ክፋ	63	62	76	95	81	KEFFA
ሸዋ	852	750	757	924	858	SHOA
ሲዳሞ	210	212	218	223	229	SIDAMO
ትገራ	11	11	12	21	25	TIGRE
ወለጋ	162	174	201	201	202	WOLLEGA
ወሌ	167	206	165	187	194	WOLLO
ጭር	1,898	1,910	1,909	2,149	2,158	TOTAL
	1963/4	1964/5	1965/6	1966/7	1967/8	PROVINCE

በ1960 ዓ.ም የጠበቀች ባዛት በፍርድ ቤቶች ላይ በጠቅላይ ገዛት
ADVOCATES, BY TYPE OF COURT AND PROVINCE, 1967/8

ሠንጠረዥ ለ.2

TABLE P.2

ባ ቁጥር NUMBER

ጠቅላይ ገዛት	በከፍተኛው ፍርድ ቤት	በአውራጃ ፍርድ ቤት	በወረዳ ፍርድ ቤት	ጭር	
ላሩሲ	35	118	78	231	ARUSSI
ባሌ	5	23	48	76	BALE
በጊዎደር	8	8	1	17	BEGHEMDER
ኦርትራ	52	8	2	62	ERITREA
ገጫጌ	-	4	21	25	GEMUGOFA
ገጃም	2	19	19	40	GOJAM
ዘረርገ	13	40	39	92	HARARGE
ኢሉባቦር	5	12	9	26	ILLUBABOR
ክፋ	15	47	19	81	KEFFA
ሸዋ	155	258	445	858	SHOA
ሲዳሞ	44	100	85	229	SIDAMO
ትገራ	5	17	3	25	TIGRE
ወለጋ	8	50	144	202	WOLLEGA
ወሌ	6	86	102	194	WOLLO
ጭር	353	790	1,015	2,158	TOTAL
	HIGH COURT	SUB-PROVINCE COURTS	DISTRICT COURTS	TOTAL	PROVINCE

በፍርድ ቤት ላይ የተገኘ
Source: Ministry of Justice

በፍትሕ ብሔር ከሰ የቀረቡ ጉዳዮች በዓይነታቸው ለይተ የሚያሳዩ
CIVIL CASES, BY COURT AND PROVINCE

ሠንጠረዥ አ.3

TABLE P.3

ዓ.ተ.ር

NUMBER

ዓመት ምህረት ፍርድ ቤትና ጠቅላይ ገዛት	ጉዳዮች				1963/4 1964/5 1965/6 1966/7 1967/8
	በዘመኑ የቀረቡ	ጠቅላይ የተ ሰጠባቸው*	በይግባኝ የቀረቡ	ፍርድ የተሰ ጠባቸው	
1956	139,710	140,321	11,356	11,407	
1957	151,146	147,693	11,056	10,420	
1958	174,125	167,719	11,203	10,738	
1959	263,356	133,367	16,439	10,415	
1960	520,222	367,996	25,228	15,963	
<u>1960</u>					<u>1967/8</u>
ጠቅላይ ገዛት ነገሥት የጠቅላይ ገዛት ከፍተኛ ፍ/ቤቶች**	-	-	3,177	1,745	IMPERIAL SUPREME COURT PROVINCE COURTS**
አረብ	12,960	10,774	662	450	ARISSI
ባሌ	6,095	4,961	97	59	BALE
በጊዳር	19,384	12,540	1,247	1,032	BEHEMIDER
ኦርታራ	258,321	190,861	10,382	6,550	ERITREA
ገጠጉ	7,913	5,500	252	163	GEMU GOFFA
ገዳም	20,649	1,016	1,685	849	GOJAM
ሰረገ	24,613	19,610	642	432	HARARGE
አላባቦር	7,218	4,744	218	183	ILLUBADOR
ከፋ	15,102	10,931	258	157	KEFA
ሸዋ	77,542	60,618	2,947	2,186	SHOA
ሲዳሞ	18,651	14,184	880	479	SIDAMO
ተገራ	21,284	12,238	1,652	1,104	TIGRE
ወላጋ	16,693	11,886	462	188	WOLLEGA
ወሌ	13,547	7,923	659	380	WOLLO
ለጋገን ለስተዳደር	268	210	8	6	OGADEN ADMINISTRATION
ጋራ	520,222	367,996	25,228	15,963	TOTAL
	LODGED	DECIDED*	APPEALED	JUDGED	YEAR, COURT PROVINCE
	CASES				

*ከዓመት ወይም ዓመት የሚተላለፉ ጉዳዮች በጠፍራቸው በዓመት ለፍርድ ከሚቀርቡት ጉዳዮች ጠቅላይ የተሰጠባቸው ይታያል።

*In any given year, the number of cases decided may exceed the number lodged due to the transfer of pending cases from previous years.

**በጠቅላይ ገዛት ከፍተኛ ፍ/ቤቶችና በታላ ግባሌ ፍ/ቤቶች የቀረቡትን ጉዳዮች ይጨምራል።

**Includes the high court and the kadi council of each province.

ከፍርድ ጋራ ጋራ የተገኘ
Source:- Ministry of Justice.

ሠንጠረዥ ለ.4 TABLE P.4

ቦታዊ ቁጥር NUMBER

ዓመት ምህረት ፍርድ ቤትና ጠቅላይ ገዛት	ጉዳዮች				ቦታዊ ቁጥር NUMBER
	በዘመኑ የቀረቡ	ወቅት የተጠበቁ	በይገባ ገደቡ የቀረቡ	ፍርድ የተሰጠባቸው	
1956	143,529	153,075	9,017	8,410	1963/4
1957	135,574	131,814	9,130	8,473	1964/5
1958	154,040	156,660	9,106	9,613	1965/6
1959	168,670	126,393	68,150	5,423	1966/7
1960	323,352	154,199	18,788	11,900	1967/8
<u>1960</u> ጠቅላይ ገዛት ነገሥት የጠቅላይ ገዛት ከፍተኛ ፍ/ቤተ	-	-	3,501	1,398	1967/8 IMPERIAL SUPREME COURT PROVINCE COURTS
አረብ	6,754	5,451	577	533	ARUSSI
ባሌ	2,662	2,243	88	69	BALE
በጊምቦር	10,910	8,524	851	740	BEGHEMDEF
አርትራ	160,624	26,131	7,735	5,533	ERITREA
ገጭ ገጭ	4,663	3,814	120	112	GEMU GOFFA
ገጭ	12,732	9,220	884	562	GOJAM
ሐረርጌ	17,221	15,264	608	445	HARARGE
ሌሊባሮ	4,293	3,055	131	108	ILLUBABOR
ክፋ	8,778	6,228	236	133	KEFA
ሸዋ	54,559	45,132	1,894	762	SHOA
ሰዳሞ	9,962	7,938	590	284	SIDAMO
ተገራ	11,655	7,773	836	622	TIGRE
ወላጋ	13,471	9,874	426	345	WOLLEGA
ወሎ	4,600	3,143	302	245	WOLLO
ለጋገን ለስተዳደር	468	409	9	9	OGADEN ADMINISTRATION
ጠቅላይ	323,352	154,199	18,788	11,900	TOTAL
	LODGED	DECIDED*	APPEALED	JUDGED	YEAR, COURT PROVINCE
	CASES				

*ከዓመት ወይ ዓመት የሚተላለፉ ጉዳዮች በመኖራቸው በየዓመት ለፍርድ ከሚቀርቡት ጉዳዮች ውስጥ ያገኙት ብልጫ ለኖራቸው ይቻላል

*In any given year, the number of cases decided may exceed the number lodged due to the transfer of pending cases from previous years.

ከፍርድ ዲጋስትሪ የተገኘ
Source:- Ministry of Justice.

በአሥር ቢቸ የወገኙ ለሥረዳቸ በዘቸና የሰሥራት ዘመን
PRISONERS PERSENT IN GOVERNMENT PRISONS BY LENGTH OF SENTENCE

ሠገጠረዥ አ.5

TABLE P.5

ቦ ቁጥር NUMBER

የሰሥራት ዘመን መቀላይ ገዛት	1957		1958		1959		1960		1961		PROVINCE	
	ከ5 ዓመት		ከ5 ዓመት		ከ5 ዓመት		ከ5 ዓመት		ከ5 ዓመት			LENGTH OF SENTENCE
	በታች	በላይ	በታች	በላይ	በታች	በላይ	በታች	በላይ	በታች	በላይ		
አረሲ	239	328	311	270	303	275	252	279	295	290	ARUSSI	
ባሌ	146	69	95	85	103	223	80	268	147	396	BALE	
በገምድር	72	133	339	392	317	346	298	358	324	409	BEGHEMEDER	
አርትራ	511	342	533	394	536	356	652	417	466	490	ERITREA	
ገጠጉፋ	264	244	223	135	231	231	294	277	225	295	GEMUGOFFA	
ገጃዎ	129	225	239	252	407	315	370	336	399	297	GOJAM	
ሰረርገ	508	344	760	433	810	746	485	725	781	690	HARARGE	
የሶጋጎን											OGADEN	
አስተዳደር	446	-	809	-	25	-	18	-	10	-	ADMINISTRATION	
አሰባቦር	305	362	143	54	87	163	191	223	268	156	ILLUBABOR	
ከፋ	313	345	375	357	319	367	268	341	248	367	KEFA	
ሸዎ	487	178	749	284	659	744	547	672	780	685	SHOA	
አዳሰ አበባ	1,142	1,058	1,022	1,105	999	1,220	952	1,274	758	1,394	ADDIS ABABA	
ርቢ የአርቫ											ROBI FARM	
ባቢያ	229	369	241	321	301	330	295	310	297	311	VILLAGE	
ሲዳሞ	558	269	652	355	576	321	296	469	331	488	SIDAMO	
ተገረ	111	63	350	381	346	363	355	336	405	381	TIGRE	
ወላጋ	169	279	289	321	366	320	525	369	546	390	WOLLEGA	
ወሎ	342	230	456	298	475	447	449	443	458	550	WOLLO	
ጭር	5,971	2,838	7,586	5,437	6,860	6,767	6,327	7,097	6,738	7,589	TOTAL	
	LESS THAN 5 YEARS	MORE THAN 5 YEARS	LESS THAN 5 YEARS	MORE THAN 5 YEARS	LESS THAN 5 YEARS	MORE THAN 5 YEARS	LESS THAN 5 YEARS	MORE THAN 5 YEARS	LESS THAN 5 YEARS	MORE THAN 5 YEARS	PROVINCE	
	1964/5		1965/6		1966/7		1967/8		1968/9		LENGTH OF SENTENCE	

ከአገር ገዛት ዳኔሰቲ የወሀኒ ቢቸ አስተዳደር ጸ/ቢት የተገኘ
Source:- Prisons Administration, Ministry of Interior

ሰለ ሕገና ደንብ
LAW AND ORDER

በ 1961 ዓ. ም. በአሥር ቤት የሚገኙ አሥረኛቸው ባዛት በጾታና በአሥራት ዘመን ለይተ የሚገኙበት
PRISONERS PRESENT IN GOVERNMENT PRISONS IN 1968/9 BY SEX AND LENGTH OF SENTENCE

ሠንጠረዥ ኦ.6

TABLE P.6

ቦታ ቁጥር NUMBER

ጠቅላይ ገዛት	ከ 5 ዓመት በታች የሆነ አሥራት			ከ 5 ዓመት በላይ የሆነ አሥራት			የተቀጠረ ባቦቸ			ድምር	PROVINCE
	አት ያለ ያውያን		የውጭ ዘገታ*	አት ያለ ያውያን		የውጭ ዘገታ*	አት ያለ ያውያን		የውጭ ዘገታ*		
	ወንድ	ሴት		ወንድ	ሴት		ወንድ	ሴት			
አፍሪካ	293	2	-	288	2	-	374	-	-	959	ARUSSI
ባሌ	144	2	1	392	4	-	105	4	-	652	BALE
በጊምታ	314	10	-	407	2	-	647	2	-	1,382	BEGHEMDER
አርቲራ	452	7	7	485	2	3	274	12	-	1,242	ERITREA
ገጭ ገጭ	223	2	-	290	5	-	208	3	-	731	GEMUGOFFA
ገጭ	396	3	-	290	7	-	623	8	-	1,327	GOJAM
ዘርገ	764	17	-	683	6	1	522	14	2	2,009	HARARGE
የአጋጣጥ											OGADEN
አስተዳደር	9	1	-	-	-	-	37	3	-	50	ADMINISTRATION
አሉባቦር	268	-	-	152	4	-	207	6	-	637	ILLUBABOR
ክፋ	246	2	-	358	9	-	296	6	-	917	KEFA
ሸዋ	773	7	-	673	12	-	826	23	-	2,314	SHOA
አዲስ አበባ	748	8	2	1,378	13	3	1,186	26	5	3,369	ADDIS ABABA
ርቢ											ROBI FARM
ባቢያ	297	-	-	310	-	1	-	-	-	608	VILLAGE
ሲዳሞ	325	6	-	484	4	-	732	16	-	1,567	SIDAMO
ተገራ	398	7	-	376	5	-	222	1	-	1,009	TIGRE
ወለጋ	541	5	-	384	6	-	247	8	-	1,191	WOLLEGA
ወሎ	453	5	-	545	5	-	386	6	-	1,400	WOLLO
ድምር	6,644	84	10	7,495	86	8	6,892	138	7	21,364	TOTAL
	MEN	WOMEN	FOR-EIGNERS*	MEN	WOMEN	FOR-EIGNERS*	MEN	WOMEN	FOR-EIGNERS*	TOTAL	PROVINCE
	SENTENCES OF LESS THAN 5 YEARS			SENTENCES OF MORE THAN 5 YEARS			CASES POSTPONED				

* የታሰሩት የውጭ አገር ዘገታ ወገኖቻቸው ብቻ መሆናቸውን ያመለክታል
*Only men have been sentenced.

ከአገር ገዛት ጭነት የወሀኔ ቤቶች አስተዳደር ጸ/ቤት የተገኘ
Source:- Prisons Administration, Ministry of Interior.

ወ. ረ ቫ ያ

<u>ገጽ</u>	<u>ሠንጠረዥ</u>	<u>ዓይነት</u>	<u>ድምር</u>	<u>የተሰጠው</u>	<u>ወላይ የነበረበት</u>	
43	ሐ.1	5	11	1,454.0	145.4	
134	በ.1	1	14	339.8	359.8	
137	በ.4	2	12	1,780	1788	
137	በ.4	2	21	7,303	9,303	
139	በ.5	የገንዘብ በዘተ በዓለ የገ የሐተ/በር				
154	ተ.2	የገንዘብ በዘተ በሀህ የሐተ/በር				

CORRIGENDA

<u>Page</u>	<u>Table No.</u>	<u>Column</u>	<u>Line</u>	<u>Printed</u>	<u>Should be read</u>
43	C.1	5	11	1,454.0	145.4
134	J.1	1	14	339.8	359.8
137	J.4	2	12	1780	1788
137	J.4	2	21	7,303	9303
111	H.8	-	Value of exports are in E\$'000		
154	K.2	-	Statement of Commercial Banks are in E\$'000		