


FEDERAL DEMOCRATIC REPUBLIC OF ETHIOPIA

CENTRAL STATISTICAL AGENCY

PRODUCERS' PRICES OF AGRICULTURAL  
PRODUCTS AT ZONE LEVEL

Monthly Statistical Report  
DECEMBER 2005 (TAHISAS 1998)



ADDIS ABABA  
MARCH 2006



C-3/5 ACC-002568

CONTENTS

267/98

C-45

000546


FEDERAL DEMOCRATIC REPUBLIC OF ETHIOPIA

CENTRAL STATISTICAL AGENCY

PRODUCERS' PRICES OF AGRICULTURAL  
PRODUCTS AT ZONE LEVEL

Monthly Statistical Report

DECEMBER 2005 (TAHISAS 1998)



ADDIS ABABA

MARCH 2006

---

359 STATISTICAL BULLETIN 359

---


FEDERAL DEMOCRATIC REPUBLIC OF ETHIOPIA

CENTRAL STATISTICAL AGENCY

PRODUCERS' PRICES OF AGRICULTURAL  
PRODUCTS AT ZONE LEVEL

Monthly Statistical Report  
DECEMBER 2008 (TAHISAB 1999)

ADDIS ABABA  
MARCH 2009



359 STATISTICAL BULLETIN 359

PREPARED AND PRINTED BY  
CENTRAL STATISTICAL AGENCY  
P.O. BOX 1143, ADDIS ABABA  
Tel. 251 11 155 30 11

# CONTENTS

	PAGE
I. Introduction .....	(II)
II. Objectives .....	(III)
III. Scope and Coverage .....	(IV)
IV. Method of Data Collection .....	(IV)
V. Definitions .....	(IX)
VI. Note .....	(IX)

## Statistical Tables

Table 1 - Average Producers' Prices of Agricultural Products in Rural Areas by Zone, Tigray and Afar Regions, DECEMBER 2005 (TAHISAS 1998) .....	3
Table 2 - Average Producers' Prices of Agricultural Products in Rural Areas by Zone, Amhara Region, DECEMBER 2005 (TAHISAS 1998) .....	11
Table 3- Average Producers' Prices of Agricultural Products in Rural Areas by Zone, Oromiya Region, DECEMBER 2005 (TAHISAS 1998) .....	19
Table 4- Average Producers' Prices of Agricultural Products in Rural Areas by Zone, Somali and Benishangul Gumuz Regions, DECEMBER 2005 (TAHISAS 1998) .....	27
Table 5a - Average Producers' Prices of Agricultural Products in Rural Areas of ten Zones of SNNP Region, DECEMBER 2005 (TAHISAS 1998) .....	35
Table 5b - Average Producers' Prices of Agricultural Products in Rural Areas of Special Weredas/Zone of SNNP Region, DECEMBER 2005 (TAHISAS 1998) .....	43
Table 6 - Average Producers' Prices of Agricultural Products in Rural Areas by Zone, Gambela, Harari, Addis Ababa and Dire Dawa Regions, DECEMBER 2005 (TAHISAS 1998) .....	51

## I. Introduction

The Central Statistical Authority (CSA) has been conducting the Rural Integrated Household Survey Program (RIHSP) since 1980/81 (1973 Ethiopian Calendar). As part of the RIHSP the rural producers' prices of agricultural products survey is being conducted on a monthly basis since June 1981 in selected Farmers' Associations, (currently Enumeration Areas, EAs).

In an effort to fulfill data users demand, the CSA has been providing price data at zone level since September 1997. This report provides information on monthly average producers' prices of agricultural products on the basis of the current administrative hierarchy, i.e., Regions and zones. Due to lack of adequate space to accommodate the data for all zones and Regions over one page, the price data of the zones and Regions are presented in six tables as follows:

**Table 1** refers to monthly average producers' prices of agricultural products in Tigray Region at zone level (i.e., North West Tigray, Western Tigray, Central Tigray, Eastern Tigray and Southern Tigray zones) and Afar Region and two of its zones ( zone 1 and zone 3).

**Table 2** presents monthly average producers' prices of agricultural products in Amhara Region by zone (i.e., North Gondar, South Gondar, North Wello, South Wello, North Shewa, East Gojam, West Gojam, Wag Hemra, Awi and Oromiya Zones).

**Table 3** presents monthly average producers' prices of agricultural products in Oromiya Region and its zones (i.e., West Wellega, East Wellega, Illubabor, Jimma, West Shewa, North Shewa, East Shewa, Arssi, West Harerge, East Harerge, Bale, Borena and South West Shewa Zones).

**Table 4** displays monthly average producers' prices of agricultural products in Somali Region and three of its zones (i.e., Shinile, Jigjiga and Liben) and Benishangul-Gumuz Region and its zones (i.e., Metekel, Asosa and Kamashi zones).

**Table (5a)** presents monthly average producers' prices of agricultural products in Southern Nations, Nationalities and Peoples, SNNP, Region and its zones (i.e., Gurage, Hadiya, Kembat- Tembaro, Sidama, Gedeo, Wolayita and South Omo Zones and Shaka, Kaffa and Gamogofa special weredas).

**Table (5b)** refers to monthly average producers' prices of agricultural products in Southern Nations, Nationalities and Peoples, SNNP, Region and its zones (i.e., Bench-Maji, Yem special wereda, Amaro special wereda, Burji special wereda, Konso special wereda, Dirashe special wereda, Dawro special wereda, Basketo special wereda, Konta special wereda, Siltie special wereda, and Alaba special wereda).

**Table 6** provides monthly average producers' prices of agricultural products in Gambella Region and its zones (i.e., zone 1 and zone 2), Harari Region, Addis Ababa Administrative Council and its zones (i.e., zone 3 and zone 6), Dire Dawa Administrative Council and national average.

Earlier issues on the monthly producers' prices include Statistical Bulletins 44, 59, 65, 85, 95, 105, 116, 122, 137, 142, 148, 149, 155, 162, 166, 173, 176, 181, 188, 190, 199, 211, 212, 219, 239, 240, 241, 250, 251, 260, 268, 273, 277, 291, 292, 293, 294, 298, 300, 303, 306, 311, 312, 314, 315, 316, 318, 322, 324, 326, 328, 333, 334, 336, 338, 341, 343, 344, 353, 354 and 357.

## II. Objectives

The objectives of the survey are to:

- help policy makers take decisions on production and distribution of agricultural products;
- study the level of producers' price of agricultural products charged by farmers;
- study the disparities between prices at various distribution levels;
- study changes in the economy;

- help in the valuation of output for national accounts;
- construct producers' price indices and volume of production with respect to agricultural products.

### III. Scope and Coverage

The scope and coverage of the agricultural producers' price survey are constantly under review and necessary improvements are effected from time to time in an effort to incorporate commodities mostly produced by private peasants. Consequently, starting from September 1998, the number of rural enumeration areas covered in price survey has reduced from 1420 to 446. The survey currently covers about 99 selected agricultural products in about 446 Enumeration Areas at country level as compared to 65 products in 361 Farmers' Association Areas in June 1981.

The major groups of agricultural products covered by the survey include cereals, pulses, oil seeds, vegetables and fruits, potatoes and other tubers, dairy products and eggs, spices, other food items and stimulants, livestock, and hides and skins.

### IV. Method of Data Collection

Agricultural producers' price is collected from private peasant households or producers' cooperatives in the selected EAs in each month of the Ethiopian Calendar year, (September to August). Information on producers' price could only be collected from peasants or producers' cooperatives if and only if their own produce is sold during the survey month. For each agricultural product a maximum of three quantity and price quotations are collected from three different private peasants or producers' cooperatives. A Kitchen balance is used to measure the quantities sold by the producer. The data collection on producers' price is done over the 30 days of the month depending upon the work load of the enumerator and the selling habits of the producers.

**Table A: Distribution of Planned and Covered EAs by Reporting level**

**December 2005**

Reporting Level	Number of Sample EAs	
	Planned	Covered
Tigray	33	29
North West Tigray	6	5
Central Tigray	9	7
East Tigray	7	7
South Tigray	8	7
Western Tigray	3	3
Affar	6	4
Zone 1	3	2
Zone 3	3	2
<b>Amhara</b>	<b>67</b>	<b>47</b>
North Gondar	4	3
South Gondar	2	2
North Wello	8	8
South Wello	14	8
North Shewa	16	9
East Gojam	6	5
West Gojam	6	4
Wag Hemra	3	2
Awi	1	1
Oromiya zone	7	5

Table A (Continued):

Reporting Level	Number of Sample EAs	
	Planned	Covered
<b>Oromiya</b>	<b>151</b>	<b>114</b>
West Wellega	17	16
East Wellega	17	11
Illubabor	11	7
Jimma	11	8
West Shewa	10	6
North Shewa	10	7
East Shewa	10	4
Arssi	15	15
West Harerge	8	7
East Harerge	9	7
Bale	15	12
Borena	10	10
South West Shewa	8	4
<b>Somali</b>	<b>7</b>	<b>7</b>
Shinile	2	2
Jigjiga	3	3
Liben	2	2
<b>Benishangul-Gumuz</b>	<b>13</b>	<b>12</b>
Metekel	3	3
Asosa	5	4
Kamashi	5	5

Table A (Continued):

Reporting Level	Number of Sample EAs	
	Planned	Covered
<b>SNNP</b>	<b>96</b>	<b>77</b>
Gurage	8	7
Hadiya	4	3
Kembata-Tembaro	5	5
Sidama	8	8
Gedeo	4	4
Wolayta	7	6
South Omo	5	5
Shaka	3	3
Kaffa	8	4
Gamogofa	11	10
Bench-Maji	6	4
Yem special wereda	2	1
Amaro special wereda	2	1
Burji special wereda	2	1
Konso special wereda	2	1
Dirashe special wereda	2	1
Dawro special wereda	5	5
Basketo special wereda	2	2
Konta special wereda	2	2
Silte special wereda	6	4
Alaba Special wereda	2	2

Table A (Continued):

Reporting Level	Number of Sample EAs	
	Planned	Covered
Gambella	0	0
zone 1	0	0
zone 2	0	0
Harari	1	1
Addis Ababa	3	1
zone 3	2	1
zone 6	1	0
Dire Dawa	2	2
<b>TOTAL</b>	<b>379</b>	<b>294</b>

## V. Definitions

- **Producers' price:** Agricultural producers' price is defined as the price of the transaction carried out by the peasant/ producer at the first point of sale for a clearly specified agricultural product. In most cases this price July not correspond to the farm-gate price as the farmer sells his product at a place outside his farm.
- **Enumeration Area:** Enumeration Area in rural is a locality that is less than or equal to farmers' association areas and mostly consists of about 150-200 households.
- **Farmers' Association:-** It is the lowest administrative unit in a settled rural area with its own jurisdiction. It is an association of rural dwellers formed by the inhabitants of a given area whose members are engaged either in agricultural or non-agricultural activities.

## VI. Note

- ◆ The average column provides a simple arithmetic average price for each product.
- ◆ The symbol "-" is used for data not available or doubtful.



**Table 1: Average Producers' Prices of Agricultural Products in Rural Areas by Zone, Tigray and Afar Regions**

Product	Tigray Region		Afar Region	
	Zone	Price	Zone	Price
Wheat	...	...	...	...
Maize	...	...	...	...
Barley	...	...	...	...
Teff	...	...	...	...
Beans	...	...	...	...
Peas	...	...	...	...
Onions	...	...	...	...
Garlic	...	...	...	...
Tomatoes	...	...	...	...
Carrots	...	...	...	...
Spinach	...	...	...	...
Watermelon	...	...	...	...
Melons	...	...	...	...
Apples	...	...	...	...
Oranges	...	...	...	...
Lemons	...	...	...	...
Avocados	...	...	...	...
Bananas	...	...	...	...
Coconuts	...	...	...	...
Jackfruits	...	...	...	...
Guavas	...	...	...	...
Cherries	...	...	...	...
Pineapples	...	...	...	...
Mangoes	...	...	...	...
Avocados	...	...	...	...
Other fruits	...	...	...	...
Other vegetables	...	...	...	...



Table 1: Average Producers' Prices of Agricultural Products in Rural Areas by Zone, Tigray and Afar Regions (Cont'd)

December 2005  
Tahesase 1998

		P R I C E I N B I R R								
		K I L L I L A N D Z O N E S								
ITEM	UNIT	T I G R A Y					Tigray Average	A F F A R		Afar Average
		North West Tigray	Central Tigray	Eastern Tigray	Southern Tigray	Western Tigray		Zone 1	Zone 3	
<b>CEREALS UNMILLED</b>										
'TEFF' WHITE.....	Kg	3.14	2.91	3.01	2.82	2.87	2.95	-	2.61	2.61
'TEFF' MIXED.....	Kg	2.87	2.31	2.70	2.55	-	2.56	-	2.46	2.46
'TEFF' BLACK.....	Kg	2.10	2.44	2.04	2.39	2.78	2.37	-	-	-
WHEAT WHITE.....	Kg	-	2.16	2.14	2.10	2.13	2.13	-	-	-
WHEAT MIXED.....	Kg	-	-	1.51	-	-	1.51	-	-	-
WHEAT BLACK.....	Kg	-	-	1.97	1.74	-	1.80	-	-	-
BARLEY WHITE.....	Kg	2.55	2.51	1.62	1.85	2.40	1.95	-	-	-
BARLEY MIXED.....	Kg	-	-	1.52	1.80	-	1.69	-	-	-
BARLEY BLACK.....	Kg	-	-	1.84	1.72	-	1.77	-	-	-
BARLEY /FOR BEER/.....	Kg	-	-	-	-	-	-	-	-	-
'SENEF KOLO GEBIS'.....	Kg	-	-	-	-	-	-	-	-	-
MAIZE.....	Kg	1.18	1.58	-	1.55	1.58	1.42	.83	1.40	1.17
DURRAH.....	Kg	-	1.36	1.76	1.82	-	1.55	-	-	-
AFRICAN MILLET.....	Kg	2.49	2.57	-	2.27	2.12	2.38	-	-	-
SORGHUM YELLOW.....	Kg	1.52	-	-	1.56	1.46	1.53	-	1.91	1.91
SORGHUM WHITE.....	Kg	1.40	1.93	-	1.55	1.09	1.62	-	2.00	2.00
SORGHUM RED.....	Kg	1.28	1.41	-	1.52	1.21	1.38	-	1.72	1.72
SORGHUM MIXED.....	Kg	1.67	1.32	-	1.45	-	1.48	-	1.56	1.56
OATS WITH COVER.....	Kg	-	-	-	5.62	-	5.62	-	-	-
RICE /LOCAL/.....	Kg	-	-	-	-	-	-	-	-	-
HULLED BERLEY /'TEMEZH'/.....	Kg	-	-	-	-	-	-	-	-	-
<b>PULSES UNMILLED</b>										
HORSE BEANS.....	Kg	2.57	2.62	-	1.77	2.49	2.41	-	-	-
CHICK PEAS.....	Kg	2.94	2.83	-	2.78	-	2.89	-	-	-
PEAS WHITE.....	Kg	2.22	2.29	1.93	-	-	2.10	-	-	-
PEAS MIXED.....	Kg	-	-	-	-	-	-	-	-	-
SOYA BEANS.....	Kg	-	-	-	2.50	-	2.50	-	-	-
LENTILS.....	Kg	-	3.30	3.39	3.35	-	3.33	-	-	-





Table 1: Average Producers' Prices of Agricultural Products in Rural Areas by Zone, Tigray and Afar Regions (Cont'd)

December 2005  
Tahesase 1998

P R I C E I N B I R R										
K I L L I L A N D Z O N E S										
ITEM	UNIT	T I G R A Y					Tigray Average	A F F A R		Afar Average
		North Tigray	Central Tigray	Eastern Tigray	Southern Tigray	Western Tigray		Zone 1	Zone 3	
CHILLIES.....	Kg	10.12	-	-	-	-	10.12	-	-	-
CORIANDER.....	Kg	-	-	-	-	-	-	-	-	-
'SENAFICH'.....	Kg	-	2.50	-	-	-	2.50	-	-	-
BASIL /DRY/.....	Kg	-	-	-	-	-	-	-	-	-
SAVORY /DRY/.....	Kg	-	-	-	-	-	-	-	-	-
RUE /NOT DRY/.....	Kg	-	-	-	-	-	-	-	-	-
<b>LIVESTOCK</b>										
SHEEP/CASTRATED/.....	No	-	190.00	315.00	294.45	-	277.67	198.33	200.00	198.75
LAMB.....	No	-	156.67	153.33	135.00	-	148.39	76.17	101.25	86.20
OTHER SHEEP/10-15Kg/.....	No	-	187.00	150.00	142.67	-	154.85	130.00	143.75	135.00
GOAT/CASTRATED/.....	No	315.75	250.50	-	285.00	300.00	278.61	-	276.67	276.67
KID.....	No	136.88	147.09	101.67	135.73	133.50	136.13	81.07	95.83	87.88
OTHER GOAT/10-15Kg/.....	No	181.82	143.89	155.00	113.00	-	154.48	123.75	151.25	132.92
CALF/1-2Years/.....	No	575.00	365.00	-	-	-	470.00	-	-	-
HEIFER/2-4Years/.....	No	1050.00	707.50	400.00	571.43	670.00	711.76	-	400.00	400.00
COW/4 Years & Above/.....	No	993.75	490.00	690.00	638.33	1010.00	749.44	-	-	-
BULL/2-4Years/.....	No	1150.00	900.00	-	653.00	-	880.42	-	500.00	500.00
OX/4 Years & Above/.....	No	1078.00	717.37	791.67	941.43	1283.33	891.85	-	1300.00	1300.00
PULLET/LOCAL/.....	No	13.22	14.12	15.50	15.74	16.55	14.80	-	-	-
HEN/LOCAL/.....	No	19.77	16.92	16.43	12.64	20.88	16.85	-	8.50	8.50
COCKEREL/LOCAL/.....	No	15.32	11.46	11.67	10.72	16.90	13.16	-	8.00	8.00
COCK/LOCAL/.....	No	21.38	18.22	18.07	17.69	20.56	18.79	-	7.67	7.67
<b>DRAUGHT ANIMALS</b>										
DONKEY /MALE/.....	No	630.00	424.00	-	390.00	-	470.91	-	300.00	300.00
HORSE /MALE/.....	No	-	-	-	-	-	-	-	-	-
MULE /MALE/.....	No	-	-	-	2000.00	-	2000.00	-	-	-
CAMEL /MALE/.....	No	-	2425.00	-	1383.33	-	1643.75	-	1300.00	1300.00

Table 1: Average Producers' Prices of Agricultural Products in Rural Areas by Zone, Tigray and Afar Regions (Cont'd)

December 2005  
Tahesase 1998

P R I C E   I N   B I R R										
K I L L I L   A N D   Z O N E S										
I T E M	U N I T	T I G R A Y					Tigray Average	A F F A R		Afar Average
		North West Tigray	Central Tigray	Eastern Tigray	Southern Tigray	Western Tigray		Zone 1	Zone 3	
<b>DAIRY PRODUCTS &amp; EGGS</b>										
MILK/UNPASTEURIZED/.....	Lt	-	-	2.17	-	-	2.17	-	4.40	4.40
BUTTER/UNREFINED/.....	Kg	42.19	28.33	29.18	33.11	-	33.46	-	24.00	24.00
CHEESE/COTTAGE/.....	Kg	-	-	-	-	-	-	-	-	-
EGGS/LOCAL/.....	DOZEN	5.22	4.19	4.08	4.13	6.48	4.54	-	4.00	4.00
<b>HIDES AND SKINS</b>										
BOVINE HIDES.....	No	19.33	21.75	-	20.64	-	20.67	-	-	-
SHEEP SKINS/DRY/.....	No	-	20.80	25.00	22.56	-	22.31	-	-	-
GOAT SKINS/DRY/.....	No	9.75	10.50	12.00	13.43	6.17	10.70	-	-	-
<b>OTHERS</b>										
BUCKTHORN LEAVES/DRIED/.....	Kg	3.08	5.44	6.20	.38	6.56	4.91	-	-	-
'CHAT'.....	Kg	-	-	32.02	-	-	32.02	-	-	-
COFFEE BEANS.....	Kg	-	-	-	-	-	-	-	-	-
COFFEE WHOLE.....	Kg	-	-	-	-	-	-	-	-	-
HONEY /NOT REFINED/.....	Kg	16.36	16.57	-	14.23	-	15.87	-	-	-



2022  
2021

Crop/Animal Product	Zone					Average
	North	West	South	East	South	
Wheat	1.20	1.15	1.10	1.18	1.12	1.15
Maize	1.30	1.25	1.20	1.28	1.22	1.25
Teff	1.40	1.35	1.30	1.38	1.32	1.35
Barley	1.50	1.45	1.40	1.48	1.42	1.45
Oats	1.60	1.55	1.50	1.58	1.52	1.55
Beans	1.70	1.65	1.60	1.68	1.62	1.65
Pulses	1.80	1.75	1.70	1.78	1.72	1.75
Oilseeds	1.90	1.85	1.80	1.88	1.82	1.85
Vegetables	2.00	1.95	1.90	1.98	1.92	1.95
Fruits	2.10	2.05	2.00	2.08	2.02	2.05
Meat	2.20	2.15	2.10	2.18	2.12	2.15
Dairy	2.30	2.25	2.20	2.28	2.22	2.25
Other	2.40	2.35	2.30	2.38	2.32	2.35

**Table 2: Average Producers' Prices of Agricultural Products in Rural Areas by Zone, Amhara Region**



Table 2: Average Producers' Prices of Agricultural Products in Rural Areas by Zone, Amhara Region (Cont'd)

December 2005  
Tahesase 1998

		PRICE IN BIRR										
		K I L L I L A N D Z O N E S										
		A M H A R A										
ITEM	UNIT	North Gondar	South Gondar	North Wello	South Wello	North Shewa	East Gojam	West Gojam	Wag Hemra	Awí	Oromiya	Amhara Average
<b>CEREALS UNMILLED</b>												
'TEFF' WHITE.....	Kg	2.68	2.69	3.24	3.07	2.83	2.27	2.25	-	1.90	2.64	2.66
'TEFF' MIXED.....	Kg	2.24	2.31	3.25	2.83	2.77	2.34	2.14	-	-	2.79	2.49
'TEFF' BLACK.....	Kg	1.96	2.21	2.79	2.67	2.17	1.66	2.17	2.50	1.79	2.50	2.23
WHEAT WHITE.....	Kg	2.11	1.93	2.26	2.26	2.10	1.50	1.42	1.93	1.30	-	1.90
WHEAT MIXED.....	Kg	2.33	1.85	2.22	1.88	2.29	1.71	-	-	-	-	2.01
WHEAT BLACK.....	Kg	1.72	1.92	1.97	-	2.44	2.19	-	1.83	1.30	-	1.95
BARLEY WHITE.....	Kg	1.65	1.72	2.41	2.75	1.74	1.57	1.30	1.99	-	1.88	1.96
BARLEY MIXED.....	Kg	1.74	1.74	2.34	1.97	1.71	1.71	1.78	-	1.59	-	1.89
BARLEY BLACK.....	Kg	1.57	-	1.76	2.42	1.76	1.62	1.36	2.06	1.87	-	1.78
BARLEY /FOR BEER/.....	Kg	-	1.45	-	-	-	-	-	-	-	-	1.45
'SENEF KOLO GEBIS'.....	Kg	-	-	-	-	-	1.79	-	-	-	-	1.79
MAIZE.....	Kg	1.04	1.39	-	2.03	2.06	1.39	1.19	-	1.07	1.38	1.32
DURRAH.....	Kg	1.53	1.33	1.27	1.82	1.63	-	1.86	-	-	-	1.58
AFRICAN MILLET.....	Kg	2.47	1.71	-	-	-	-	1.55	2.14	1.29	2.21	1.80
SORGHUM YELLOW.....	Kg	-	-	1.95	1.83	1.79	1.19	-	-	-	1.81	1.81
SORGHUM WHITE.....	Kg	1.14	1.38	2.11	1.94	1.83	-	-	1.75	-	1.53	1.72
SORGHUM RED.....	Kg	1.34	1.34	2.11	2.21	-	-	-	1.67	-	-	1.77
SORGHUM MIXED.....	Kg	-	1.59	1.93	1.61	-	-	-	-	-	1.53	1.68
OATS WITH COVER.....	Kg	-	-	-	1.15	-	-	-	-	-	-	1.15
RICE /LOCAL/.....	Kg	-	-	-	-	-	-	-	-	-	-	-
HULLED BERLEY /'TEHEZH'/.....	Kg	2.08	-	-	-	-	-	-	-	-	-	2.08
<b>PULSES UNMILLED</b>												
HORSE BEANS.....	Kg	1.97	1.74	1.96	1.81	1.65	1.77	1.78	1.57	1.36	-	1.77
CHICK PEAS.....	Kg	1.77	2.02	2.38	1.78	2.05	1.83	1.50	-	-	1.96	1.91
PEAS WHITE.....	Kg	-	2.03	2.00	1.76	-	2.07	2.00	1.76	-	-	1.97
PEAS MIXED.....	Kg	2.04	2.15	2.50	2.33	2.30	1.97	2.06	1.76	2.27	-	2.16
SOYA BEANS.....	Kg	-	-	-	-	-	-	-	-	-	-	-
LENTILS.....	Kg	3.14	2.95	3.07	3.58	3.45	3.37	-	2.91	-	-	3.33
HARICOT BEANS.....	Kg	-	1.18	-	1.76	-	1.61	-	-	-	-	1.48

Table 2: Average Producers' Prices of Agricultural Products in Rural Areas by Zone, Amhara Region (Cont'd)

December 2005  
Tahesase 1998

PRICE IN BIRR

		KILLIL AND ZONES										
		AMHARA										
ITEM	UNIT	North Gondar	South Gondar	North Wello	South Wello	North Shewa	East Gojam	West Gojam	Wag Hemra	Awl	Oromiya	Amhara Average
LIMA BEANS.....	Kg	-	-	2.60	1.78	-	-	-	-	-	.99	1.47
VETCH.....	Kg	-	1.55	-	1.31	-	1.26	1.45	-	-	-	1.33
FENUGREEK.....	Kg	-	-	3.09	3.23	-	3.51	-	-	5.10	-	3.41
<b>OIL SEEDS</b>												
NIGER SEED.....	Kg	2.46	2.96	-	3.24	-	2.75	2.75	2.46	-	-	2.82
LINSEED WHITE.....	Kg	-	-	-	-	-	-	-	-	-	-	-
LINSEED BLACK.....	Kg	4.35	2.55	-	3.89	2.83	1.79	-	1.96	-	-	3.04
SESAME SEED.....	Kg	-	-	-	2.74	3.83	3.66	-	-	-	3.01	3.47
SUNFLOWER.....	Kg	-	1.69	-	2.24	1.70	-	1.38	-	-	-	1.73
RAPE SEED.....	Kg	1.55	1.56	-	1.71	1.28	1.97	1.44	-	1.30	3.10	1.64
CASTOR BEANS.....	Kg	-	-	-	-	-	-	-	-	-	-	-
GROUND NUTS.....	Kg	-	1.39	-	-	-	-	-	-	-	-	1.39
<b>VEGETABLES</b>												
ETHIOPIAN KALE.....	Kg	-	-	-	-	-	-	-	-	-	-	-
CABBAGE.....	Kg	-	-	.50	-	-	2.82	-	-	-	-	2.24
LETTUCE.....	Kg	-	-	-	-	-	-	-	-	-	-	-
SPINACH.....	Kg	-	-	-	-	-	.30	-	-	-	-	.30
CARROT.....	Kg	-	-	1.19	-	-	-	-	-	-	-	1.19
TOMATO.....	Kg	-	-	-	1.84	-	-	-	-	-	-	1.84
ONION.....	Kg	-	1.97	-	3.17	1.43	2.61	-	-	-	-	1.94
GARLIC.....	Kg	1.85	1.82	1.71	3.56	2.69	1.92	3.50	-	1.17	-	2.24
PEPPER GREEN.....	Kg	-	-	-	1.46	-	4.94	-	-	-	1.75	2.49
GREEN PEAS.....	Kg	-	-	-	-	-	-	-	-	-	-	-
BEET ROOT.....	Kg	-	-	-	-	-	1.05	-	-	-	-	1.05
CAULIFLOWER.....	Kg	-	-	.93	-	-	-	-	-	-	-	.93
PUMPKIN.....	Kg	-	-	-	-	-	-	-	-	.48	-	.48
SUGAR CANE.....	Kg	-	-	-	5.16	.76	-	-	-	-	-	2.96

Table 2: Average Producers' Prices of Agricultural Products in Rural Areas by Zone, Amhara Region (Cont'd)

December 2005  
Tahasase 1998

		K I L L I L A N D Z O N E S										
		A M H A R A										
ITEM	UNIT	North Gondar	South Gondar	North Wello	South Wello	North Shewa	East Gojam	West Gojam	Wag Hemra	Awii	Oromiya	Amhara Average
<b>FRUITS</b>												
BANANA.....	Kg	-	2.32	-	-	1.91	-	-	-	-	-	2.08
ORANGE.....	Kg	-	2.03	-	3.08	-	-	-	-	-	-	2.66
LEMON.....	Kg	-	-	-	1.52	1.15	-	-	-	.56	-	1.19
MANDARINE.....	Kg	-	-	-	-	-	-	-	-	-	-	-
PAPAYA.....	Kg	-	-	-	-	.80	-	-	-	-	1.06	1.03
GRAPES.....	Kg	-	-	-	-	-	-	-	-	-	-	-
MANGO.....	Kg	-	-	-	-	-	-	-	-	-	-	-
GUAVA.....	Kg	-	-	-	5.28	-	-	-	-	-	-	5.28
AVOCADO.....	Kg	-	-	-	-	-	-	-	-	-	-	-
CITRON.....	Kg	-	-	-	-	-	-	-	-	-	1.38	1.38
PINE APPLE.....	Kg	-	-	-	-	-	-	-	-	-	-	-
CACTUS /BELES/.....	Kg	-	-	-	-	-	-	-	-	-	-	-
<b>POTATOES AND OTHER TUBERS</b>												
POTATO.....	Kg	-	1.00	-	.55	-	.46	.60	-	.83	-	.63
SWEET POTATO.....	Kg	-	-	-	-	-	-	-	-	-	-	-
'KOCHO'/UNPROCESSED/.....	Kg	-	-	-	-	-	-	-	-	-	-	-
'BULA'.....	Kg	-	-	-	-	-	-	-	-	-	-	-
'GODERE'.....	Kg	-	-	-	-	-	-	-	-	-	-	-
<b>SPICES</b>												
PEPPER WHOLE.....	Kg	5.25	6.64	-	9.72	-	2.16	4.45	-	-	4.26	5.83
GINGER /NOT DRY/.....	Kg	1.28	-	-	-	-	-	-	-	-	-	1.28
WHITE CUMIN.....	Kg	3.10	-	6.82	-	-	-	-	-	-	-	4.34
BLACK CUMIN.....	Kg	-	-	-	-	-	-	-	-	-	-	-
TUMERIC /UNMILLED/.....	Kg	-	-	-	-	-	-	-	-	-	-	-
CARDAMON.....	Kg	-	-	-	-	-	-	-	-	-	-	-
FENUGREEK.....	Kg	-	-	-	1.30	-	-	-	-	-	-	.30
CHILLIES.....	Kg	-	-	-	-	-	-	-	-	-	3.07	3.07

Table 2: Average Producers' Prices of Agricultural Products in Rural Areas by Zone, Amhara Region (Cont'd)

December 2005  
Tahasase 1998

		PRICE IN BIRR										
		KILLIL AND ZONES										
ITEM	UNIT	AMHARA										Amhara Average
		North Gondar	South Gondar	North Wello	South Wello	North Shewa	East Gojam	West Gojam	Wag Hemra	Awl	Oromiya	
CORIANDER.....	Kg	-	1.87	-	-	-	-	-	-	3.33	-	2.24
'SENAFICH'.....	Kg	-	1.28	-	2.06	-	-	-	-	-	-	1.80
BASIL /DRY/.....	Kg	6.42	-	-	3.57	-	2.31	3.75	-	-	-	4.21
SAVORY /DRY/.....	Kg	-	-	-	-	-	-	-	-	-	-	-
RUE /NOT DRY/.....	Kg	-	-	1.00	-	-	-	-	-	3.33	-	2.17
<b>LIVESTOCK</b>												
SHEEP/CASTRATED/.....	No	-	260.00	240.00	232.22	205.00	415.00	-	-	-	-	233.92
LAMB.....	No	119.33	121.86	122.86	93.43	103.13	120.00	118.75	109.33	81.13	99.50	107.94
OTHER SHEEP/10-15Kg/.....	No	185.63	140.00	145.50	117.53	145.32	110.17	141.00	103.00	240.00	130.63	138.13
GOAT/CASTRATED/.....	No	350.00	-	280.00	301.43	178.00	80.00	250.00	260.00	-	320.00	258.18
KID.....	No	99.45	83.50	119.44	78.92	84.11	97.86	87.33	105.75	75.00	97.42	92.12
OTHER GOAT/10-15Kg/.....	No	160.83	114.83	128.67	162.10	129.17	200.00	104.58	108.33	120.00	153.60	136.36
CALF/1-2Years/.....	No	400.00	-	315.00	245.00	220.00	225.00	-	-	-	419.67	344.85
HEIFER/2-4Years/.....	No	512.50	702.50	645.00	550.00	583.33	500.00	500.00	-	-	612.50	599.52
COW/4 Years & Above/.....	No	770.00	-	722.50	612.22	884.38	726.00	855.71	-	495.17	736.67	728.72
BULL/2-4Years/.....	No	591.00	1070.00	440.00	707.69	636.00	900.00	530.00	-	663.33	716.60	676.79
OX/4 Years & Above/.....	No	1163.75	1042.78	1018.33	1189.50	862.33	1086.47	924.13	674.00	916.67	1060.38	1009.83
PULLET/LOCAL/.....	No	8.33	6.80	6.38	7.79	7.00	10.08	11.00	6.50	10.50	7.63	7.72
HEN/LOCAL/.....	No	10.50	12.80	8.68	11.29	9.71	12.38	14.71	7.42	12.67	10.27	10.89
COCKEREL/LOCAL/.....	No	11.39	8.20	6.00	6.75	15.19	13.42	9.67	6.00	9.00	9.98	10.00
COCK/LOCAL/.....	No	15.18	13.94	9.93	11.56	17.81	15.63	18.25	10.00	17.33	14.29	14.00
<b>DRAUGHT ANIMALS</b>												
DONKEY /MALE/.....	No	554.38	-	255.00	278.00	327.50	416.00	518.33	320.00	250.00	-	408.62
HORSE /MALE/.....	No	-	-	-	-	-	-	600.00	-	530.00	-	565.00
MULE /MALE/.....	No	-	1300.00	-	1500.00	-	-	-	-	-	-	1433.33
CAMEL /MALE/.....	No	-	-	-	-	-	-	-	-	-	-	-

Table 2: Average Producers' Prices of Agricultural Products in Rural Areas by Zone, Amhara Region (Cont'd)

December 2005  
Tahesase 1998

		K I L L I L   A N D   Z O N E S										
		A M H A R A										
ITEM	UNIT	North Gondar	South Gondar	North Wello	South Wello	North Shewa	East Gojam	West Gojam	Wag Hemra	Awí	Oromiya	Amhara Average
<b>DAIRY PRODUCTS &amp; EGGS</b>												
MILK/UNPASTEURIZED/.....	Lt	-	-	-	-	-	-	-	-	-	2.00	2.00
BUTTER/UNREFINED/.....	Kg	21.80	20.63	23.63	22.36	28.39	27.87	21.67	-	24.14	29.85	25.21
CHEESE/COTTAGE/.....	Kg	-	-	-	-	-	-	-	-	-	-	-
EGGS/LOCAL/.....	DOZEN	3.98	3.55	3.68	3.42	3.96	3.99	4.06	3.14	3.71	4.16	3.78
<b>HIDES AND SKINS</b>												
BOVINE HIDES.....	No	-	50.00	-	29.40	-	-	-	-	-	20.00	31.00
SHEEP SKINS/DRY/.....	No	-	-	-	22.57	-	30.00	-	-	9.00	-	23.36
GOAT SKINS/DRY/.....	No	8.50	12.00	14.00	13.50	-	12.00	-	12.20	-	12.67	12.57
<b>OTHERS</b>												
BUCKTHORN LEAVES/DRIED/.....	Kg	7.45	3.81	8.19	2.94	3.46	3.16	3.42	-	3.77	-	3.96
'CHAT'.....	Kg	-	-	-	-	-	-	-	-	-	9.64	9.64
COFFEE BEANS.....	Kg	16.22	13.33	-	-	-	-	17.00	-	-	-	15.65
COFFEE WHOLE.....	Kg	-	-	-	13.20	5.39	-	-	-	-	7.06	8.53
HONEY /NOT REFINED/.....	Kg	9.60	9.07	15.60	15.10	10.93	11.67	8.95	10.62	10.00	19.33	11.51



P R O D U C E R S' P R I C E S

**Table 3: Average Producers' Prices of Agricultural Products in Rural Areas by Zone, Oromiya Region**

Crop	Z O N E S										Average
	East	North	West	South	West	North	West	South	West	South	
<b>CEREALS AND GRAIN</b>											
Wheat	1.25	1.35	1.45	1.55	1.65	1.75	1.85	1.95	2.05	2.15	2.25
Barley	1.10	1.20	1.30	1.40	1.50	1.60	1.70	1.80	1.90	2.00	2.10
Oats	1.05	1.15	1.25	1.35	1.45	1.55	1.65	1.75	1.85	1.95	2.05
Millet	0.95	1.05	1.15	1.25	1.35	1.45	1.55	1.65	1.75	1.85	1.95
Sorghum	0.85	0.95	1.05	1.15	1.25	1.35	1.45	1.55	1.65	1.75	1.85
Maize	0.75	0.85	0.95	1.05	1.15	1.25	1.35	1.45	1.55	1.65	1.75
<b>LEGUMES AND PULSES</b>											
Beans	1.50	1.60	1.70	1.80	1.90	2.00	2.10	2.20	2.30	2.40	2.50
Pulses	1.40	1.50	1.60	1.70	1.80	1.90	2.00	2.10	2.20	2.30	2.40
<b>FRUITS AND VEGETABLES</b>											
Tomatoes	2.50	2.60	2.70	2.80	2.90	3.00	3.10	3.20	3.30	3.40	3.50
Onions	2.40	2.50	2.60	2.70	2.80	2.90	3.00	3.10	3.20	3.30	3.40
Carrots	2.30	2.40	2.50	2.60	2.70	2.80	2.90	3.00	3.10	3.20	3.30
Green Peas	2.20	2.30	2.40	2.50	2.60	2.70	2.80	2.90	3.00	3.10	3.20
Other Veg	2.10	2.20	2.30	2.40	2.50	2.60	2.70	2.80	2.90	3.00	3.10
<b>ANIMAL PRODUCTS</b>											
Milk	1.80	1.90	2.00	2.10	2.20	2.30	2.40	2.50	2.60	2.70	2.80
Meat	1.70	1.80	1.90	2.00	2.10	2.20	2.30	2.40	2.50	2.60	2.70
Eggs	1.60	1.70	1.80	1.90	2.00	2.10	2.20	2.30	2.40	2.50	2.60
Other	1.50	1.60	1.70	1.80	1.90	2.00	2.10	2.20	2.30	2.40	2.50

Table 3: Average Producers' Prices of Agricultural Products in Rural Areas by Zone, Oromiya Region (continued)



Table 3: Average Producers' Prices of Agricultural Products in Rural Areas by Zone, Oromiya Region (Cont'd)

December 2005  
Tahesase 1998

PRICE IN BIRR

ITEM	UNIT	KILLIL AND ZONES													Oromiya Average
		O R O M I Y A													
		West Wellega	East Wellega	Illu-babor	Jimma	West Shewa	North Shewa	East Shewa	Arssi	West Harerge	East Harerge	Bale	Borena	North West Shewa	

CEREALS UNMILLED

'TEFF' WHITE.....	Kg	2.45	1.98	1.77	1.84	2.06	3.00	2.92	2.72	-	-	2.02	-	2.75	2.50
'TEFF' MIXED.....	Kg	2.28	1.79	1.73	1.70	1.80	2.32	2.82	2.52	-	-	1.84	-	2.55	2.12
'TEFF' BLACK.....	Kg	2.44	1.52	1.76	1.66	1.84	2.30	2.24	2.36	-	-	1.99	-	2.40	2.00
WHEAT WHITE.....	Kg	1.90	1.20	1.76	1.66	1.57	1.87	2.01	1.83	2.07	2.50	1.81	-	1.88	1.77
WHEAT MIXED.....	Kg	1.87	1.52	2.33	-	1.70	1.82	-	-	2.08	-	1.73	-	1.67	1.81
WHEAT BLACK.....	Kg	-	-	-	-	1.89	1.80	-	-	-	-	1.65	-	2.01	1.88
BARLEY WHITE.....	Kg	1.52	-	-	1.38	1.34	1.94	1.49	1.33	1.47	1.39	1.35	-	1.70	1.47
BARLEY MIXED.....	Kg	1.20	1.30	1.28	1.42	1.63	1.59	-	-	-	-	1.30	-	-	1.31
BARLEY BLACK.....	Kg	-	1.57	1.50	-	1.55	1.59	-	-	-	-	1.33	-	1.20	1.50
BARLEY /FOR BEER/.....	Kg	-	-	-	-	-	-	-	1.56	-	-	1.50	-	-	1.52
'SENEF KOLO GEBIS'.....	Kg	-	-	-	-	-	-	-	-	-	-	2.64	-	-	2.64
MAIZE.....	Kg	.89	1.29	.86	1.13	.90	-	1.27	1.36	1.12	1.55	1.19	1.34	1.33	1.13
DURRAH.....	Kg	.63	1.32	-	-	-	1.49	1.04	1.36	-	-	1.47	-	-	.98
AFRICAN MILLET.....	Kg	1.23	1.12	.80	1.60	-	-	1.90	-	-	-	-	-	1.50	1.28
SORGHUM YELLOW.....	Kg	-	.73	-	-	-	-	-	-	1.40	-	-	-	-	.90
SORGHUM WHITE.....	Kg	1.12	1.08	.83	1.22	.94	2.36	-	1.32	1.35	-	-	-	-	1.28
SORGHUM RED.....	Kg	1.13	.91	.88	1.18	1.16	1.30	-	1.29	1.18	1.67	2.00	-	-	1.15
SORGHUM MIXED.....	Kg	1.16	.37	1.49	1.08	-	1.49	-	-	1.19	1.00	-	-	-	1.15
OATS WITH COVER.....	Kg	-	-	-	-	-	-	-	-	-	-	-	-	-	-
RICE /LOCAL/.....	Kg	-	-	-	-	-	-	-	-	-	-	-	-	-	-
HULLED BERLEY /'TEMEZH'/..	Kg	-	-	-	-	-	-	-	-	-	-	-	-	-	-

PULSES UNMILLED

HORSE BEANS.....	Kg	2.03	2.53	2.06	1.36	1.61	1.77	1.70	1.84	1.57	1.33	1.89	-	1.86	1.91
CHICK PEAS.....	Kg	1.33	-	2.00	-	-	-	2.05	-	-	-	1.79	-	2.05	1.91
PEAS WHITE.....	Kg	2.84	8.43	2.03	1.48	-	-	3.14	1.69	-	-	1.97	-	3.00	2.95
PEAS MIXED.....	Kg	2.83	1.82	2.14	1.51	1.90	2.15	-	1.50	-	-	-	-	2.50	2.07
SOYA BEANS.....	Kg	-	3.30	-	-	-	-	-	-	-	-	-	-	-	3.30
LENTILS.....	Kg	-	-	-	-	2.59	6.98	-	3.40	-	2.60	2.73	-	4.50	3.97

Table 3: Average Producers' Prices of Agricultural Products in Rural Areas by Zone, Oromiya Region (Cont'd)

December 2005  
Tahesase 1998

PRICE IN BIRR

		KILLIL AND ZONES													Oromiya Average
		O R O M I Y A													
ITEM	UNIT	West Wellega	East Wellega	Illu- babor	Jimma	West Shewa	North Shewa	East Shewa	Arssi	West Harerge	East Harerge	Bale	Borena	North West Shewa	
<b>OIL SEEDS</b>															
HARICOT BEANS.....	Kg	1.45	2.19	.65	-	-	-	1.53	1.23	1.21	-	1.88	1.87	-	1.49
LIMA BEANS.....	Kg	1.33	-	1.70	-	-	-	-	-	1.26	1.19	-	-	-	1.37
VETCH.....	Kg	1.84	-	-	-	-	1.71	1.40	-	-	-	-	-	1.44	1.51
FENUGREEK.....	Kg	2.50	3.17	5.63	-	-	-	-	3.46	-	5.26	-	-	6.00	4.27
<b>VEGETABLES</b>															
ETHIOPIAN KALE.....	Kg	.79	-	.96	.60	.63	-	-	1.50	-	-	.42	-	-	.57
CABBAGE.....	Kg	-	-	-	2.48	-	-	-	1.00	-	1.08	-	-	-	1.67
LETTUCE.....	Kg	-	-	-	-	-	-	-	-	-	.64	-	-	-	.64
SPINACH.....	Kg	-	-	-	-	-	-	-	-	-	-	-	-	-	-
CARROT.....	Kg	-	.95	-	-	-	-	-	-	-	1.08	.60	-	-	.91
TOMATO.....	Kg	2.63	-	.60	-	-	-	.65	.82	2.63	2.03	1.04	-	-	1.53
ONION.....	Kg	-	3.04	3.57	-	-	3.00	1.32	.68	2.38	3.22	2.12	-	-	2.36
GARLIC.....	Kg	2.55	2.46	6.27	-	3.58	5.76	-	-	-	5.88	-	-	-	3.97
PEPPER GREEN.....	Kg	2.51	1.51	2.17	2.64	-	-	-	1.00	1.67	4.91	-	-	-	2.62
GREEN PEAS.....	Kg	-	-	-	-	-	-	-	-	-	-	-	-	-	-
BEEF ROOT.....	Kg	1.60	.74	1.14	1.33	-	-	-	.45	-	-	.99	-	-	1.16
CAULIFLOWER.....	Kg	-	-	-	-	-	-	-	-	-	-	-	-	-	-
PUMPKIN.....	Kg	.33	.62	.50	.25	-	-	-	-	-	.25	-	.28	-	.41
SUGAR CANE.....	Kg	.50	.37	.31	.31	-	-	-	.46	.77	-	.32	-	-	.48

Table 3: Average Producers' Prices of Agricultural Products in Rural Areas by Zone, Oromiya Region (Cont'd)

December 2005  
Tahasase 1998

PRICE IN BIRR

ITEM	UNIT	K I L L I L L A N D Z O N E S													Oromiya Average
		O R O M I Y A													
		West Wellega	East Wellega	Illu-babor	Jimma	West Shewa	North Shewa	East Shewa	Arssi	West Harerge	East Harerge	Bale	Borena	North West Shewa	
<b>FRUITS</b>															
BANANA.....	Kg	.60	.79	.76	1.16	1.76	.65	1.06	1.14	1.55				.91	
ORANGE.....	Kg	.64		1.23									.76	.91	
LEMON.....	Kg	.29		.97						.89				.61	
MANDARINE.....	Kg														
PAPAYA.....	Kg	.90	1.65		.53	.89	1.41	1.27	.81	.75				.86	
GRAPES.....	Kg	-	-	-	-	-	-	-	-	-	-	-	-	-	
MANGO.....	Kg	-	-	-	-	-	-	-	-	4.05	2.0	-	-	4.05	
GUAVA.....	Kg			.48						.75				.66	
AVOCADO.....	Kg	-	-	-	-	-	-	-	-	-	-	-	-	-	
CITRON.....	Kg	-	-	-	-	-	-	-	-	-	-	-	-	-	
PINE APPLE.....	Kg	-	-	-	3.95	-	-	-	-	-	-	-	-	3.95	
CACTUS /BELES/.....	Kg	-	-	-	-	-	-	-	-	-	-	-	-	-	
<b>POTATOES AND OTHER TUBERS</b>															
POTATO.....	Kg	1.00		.80		.90	.48	1.35	.47					.88	
SWEET POTATO.....	Kg	.45	.73	.38	.47			.38	1.16	.58				.58	
'KOCHO'/UNPROCESSED/.....	Kg	-	-	.18	.71	-	-	-	.28	-			.61	.59	
'BULA'.....	Kg	-	-	-	1.35	-	-	-	-	-			-	1.35	
'GODERE'.....	Kg	-	-	.62										.62	
<b>SPICES</b>															
PEPPER WHOLE.....	Kg	4.02	5.91	5.68	5.80	10.00	3.14	3.81	6.00					5.39	
GINGER /NOT DRY/.....	Kg	1.43	3.61											2.52	
WHITE CUMIN.....	Kg	-	16.67											16.67	
BLACK CUMIN.....	Kg	-	9.44	7.69		3.57	8.50		7.55					7.92	
TUMERIC /UNMILLED/.....	Kg	-	-	-	-	-	-	-	-	-	-	-	-	-	
CARDAMON.....	Kg	2.33												2.33	
FENUGREEK.....	Kg	-	-	-	-	-	-	-	-	-	-	6.00		6.00	

Table 3: Average Producers' Prices of Agricultural Products in Rural Areas by Zone, Oromiya Region (Cont'd)

December 2005  
Tahesase 1998

PRICE IN BIRR

K I L L I L A N D Z O N E S															
O R O M I Y A															
ITEM	UNIT													North West Shewa	Oromiya Average
		West Wellega	East Wellega	Illu-babor	Jimma	West Shewa	North Shewa	East Shewa	Arssi	West Harerge	East Harerge	Bale	Borena		
CHILLIES.....	Kg	2.04	-	5.00	-	-	-	-	-	-	-	-	-	-	2.54
CORIANDER.....	Kg	-	2.38	-	-	-	-	-	-	-	-	1.75	-	-	1.91
'SENAFICH'.....	Kg	-	-	-	-	-	-	-	-	-	-	-	-	-	-
BASIL /DRY/.....	Kg	5.00	4.13	-	-	-	9.38	-	-	-	-	-	-	-	5.53
SAVORY /DRY/.....	Kg	-	-	-	-	-	-	-	-	-	-	-	-	-	-
RUE /NOT DRY/.....	Kg	-	23.50	-	-	-	-	-	-	-	-	-	-	-	23.50
<b>LIVESTOCK</b>															
SHEEP/CASTRATED/.....	No	275.00	166.25	262.50	242.22	325.00	-	-	210.83	-	-	-	175.67	283.33	232.71
LAMB.....	No	132.36	133.88	118.00	128.75	120.27	140.17	138.18	118.02	132.50	100.00	115.33	104.71	156.00	127.77
OTHER SHEEP/10-15Kg/.....	No	162.69	171.86	69.00	142.50	204.88	118.63	118.33	109.83	166.00	139.17	89.60	55.00	-	133.59
GOAT/CASTRATED/.....	No	-	-	300.00	-	206.67	490.00	170.00	-	351.43	347.00	226.67	206.00	167.50	297.86
KID.....	No	104.19	78.08	101.25	136.67	82.29	57.16	99.50	101.67	110.83	120.50	106.73	100.74	100.00	101.82
OTHER GOAT/10-15Kg/.....	No	75.00	130.00	95.00	65.00	-	189.33	100.71	66.67	122.14	107.67	80.31	55.00	-	100.63
CALF/1-2Years/.....	No	403.33	300.00	315.00	346.00	383.57	-	400.00	550.00	300.00	220.00	254.55	150.00	-	322.35
HEIFER/2-4Years/.....	No	728.57	497.50	468.25	450.00	720.00	392.83	407.50	385.00	800.00	508.00	472.19	446.00	-	510.15
COW/4 Years & Above/.....	No	866.88	625.56	542.50	625.00	707.50	778.11	749.17	807.00	794.00	888.33	636.78	592.78	-	713.40
BULL/2-4Years/.....	No	812.00	604.00	535.00	524.29	961.43	642.20	432.50	670.63	1272.86	900.00	541.50	618.38	-	681.79
OX/4 Years & Above/.....	No	1005.38	1079.78	1003.57	1037.78	1463.46	1400.53	1180.63	1400.40	2062.19	1920.00	1059.72	1091.67	975.00	1276.54
PULLET/LOCAL/.....	No	13.90	9.67	7.00	7.30	11.57	9.50	9.00	7.25	4.88	7.75	4.48	5.85	-	8.37
HEN/LOCAL/.....	No	16.43	13.75	12.00	10.55	14.14	15.76	10.60	10.45	5.75	5.00	6.80	7.78	16.31	11.77
COCKEREL/LOCAL/.....	No	21.25	12.80	10.00	10.00	15.17	13.75	13.57	9.50	8.50	11.38	6.90	8.06	24.00	13.04
COCK/LOCAL/.....	No	23.54	18.55	17.35	17.23	24.15	22.82	17.10	16.00	9.30	10.26	11.80	16.29	25.38	18.00
<b>DRAUGHT ANIMALS</b>															
DONKEY /MALE/.....	No	476.67	320.00	590.00	-	-	316.67	467.50	373.33	455.00	400.00	487.86	600.00	447.50	453.54
HORSE /MALE/.....	No	-	-	680.00	850.00	-	-	1270.00	580.00	-	-	756.67	-	812.50	776.19
MULE /MALE/.....	No	-	-	1000.00	-	-	-	-	-	-	-	1100.00	-	-	1050.00
CAMEL /MALE/.....	No	-	-	-	-	-	-	-	-	-	-	1437.50	875.00	-	1325.00

Table 3: Average Producers' Prices of Agricultural Products in Rural Areas by Zone, Oromiya Region (Cont'd)

December 2005  
Tahasase 1998

## P R I C E I N B I R R

ITEM	UNIT	K I L L I L A N D Z O N E S													Oromiya Average
		O R O M I Y A													
		West Wellega	East Wellega	Illu- babor	Jimma	West Shewa	North Shewa	East Shewa	Arssi	West Harerge	East Harerge	Bale	Borena	North West Shewa	
<b>DAIRY PRODUCTS &amp; EGGS</b>															
MILK/UNPASTEURIZED/.....	Lt	-	-	-	3.01	1.70	-	-	1.00	3.21	2.54	2.56	2.82	-	2.57
BUTTER/UNREFINED/.....	Kg	23.95	24.49	25.84	27.13	30.65	30.24	24.71	29.26	26.59	31.07	26.14	19.81	20.56	26.32
CHEESE/COTTAGE/.....	Kg	-	-	2.27	3.41	-	7.03	-	-	-	-	-	-	8.19	5.32
EGGS/LOCAL/.....	DOZEN	5.70	4.69	4.11	4.26	4.52	4.41	3.89	4.11	3.36	3.61	3.19	3.82	4.67	4.24
<b>HIDES AND SKINS</b>															
BOVINE HIDES/.....	No	-	-	-	-	-	30.00	-	-	-	-	-	-	-	30.00
SHEEP SKINS/DRY/.....	No	-	-	-	-	28.33	28.70	-	9.50	-	-	-	1.83	-	19.46
GOAT SKINS/DRY/.....	No	-	-	-	-	11.33	-	-	-	-	-	-	2.00	7.50	6.88
<b>OTHERS</b>															
BUCKTHORN LEAVES/DRIED/...	Kg	2.13	1.00	-	4.23	5.28	-	1.75	2.36	-	18.75	4.76	-	-	4.78
'CHAT'/.....	Kg	8.89	1.70	2.69	10.68	-	-	-	7.72	14.91	20.19	8.71	-	-	12.64
COFFEE BEANS/.....	Kg	12.01	47.40	11.30	10.85	-	-	-	-	14.42	14.44	-	-	-	19.66
COFFEE WHOLE/.....	Kg	4.56	-	4.36	4.93	-	-	-	6.50	6.25	3.75	5.90	-	-	5.59
HONEY /NOT REFINED/.....	Kg	6.84	7.00	6.05	10.81	7.80	13.33	15.55	-	17.75	16.67	9.47	-	-	10.00



Table 4: Average Producers' Prices of Agricultural Products in Rural Areas by Zone, Somali and Benishangul Gumuz Regions (2008/09)

2008  
2009

Crop	Somali		Benishangul Gumuz		Average
	2008	2009	2008	2009	
Wheat	1.20	1.30	1.10	1.25	1.21
Maize	1.15	1.25	1.05	1.20	1.16
Barley	1.10	1.20	1.00	1.15	1.11
Teff	1.05	1.15	0.95	1.10	1.06
Beans	1.00	1.10	0.90	1.05	1.01
Peas	0.95	1.05	0.85	1.00	0.97
Onions	0.90	1.00	0.80	0.95	0.92
Potatoes	0.85	0.95	0.75	0.90	0.87
Garlic	0.80	0.90	0.70	0.85	0.82
Tomatoes	0.75	0.85	0.65	0.80	0.77
Cucumbers	0.70	0.80	0.60	0.75	0.72
Carrots	0.65	0.75	0.55	0.70	0.67
Spinach	0.60	0.70	0.50	0.65	0.62
Broccoli	0.55	0.65	0.45	0.60	0.57
Peppers	0.50	0.60	0.40	0.55	0.52
Avocados	0.45	0.55	0.35	0.50	0.47
Apples	0.40	0.50	0.30	0.45	0.42
Oranges	0.35	0.45	0.25	0.40	0.37
Lemons	0.30	0.40	0.20	0.35	0.32
Limes	0.25	0.35	0.15	0.30	0.27
Guavas	0.20	0.30	0.10	0.25	0.22
Pineapples	0.15	0.25	0.05	0.20	0.17
Mangoes	0.10	0.20	0.05	0.15	0.12
Watermelons	0.05	0.15	0.05	0.10	0.07
Cantaloupes	0.05	0.15	0.05	0.10	0.07
Strawberries	0.05	0.15	0.05	0.10	0.07
Raspberries	0.05	0.15	0.05	0.10	0.07
Blueberries	0.05	0.15	0.05	0.10	0.07
Blackberries	0.05	0.15	0.05	0.10	0.07
Cherries	0.05	0.15	0.05	0.10	0.07
Peaches	0.05	0.15	0.05	0.10	0.07
Plums	0.05	0.15	0.05	0.10	0.07
Apricots	0.05	0.15	0.05	0.10	0.07
Pears	0.05	0.15	0.05	0.10	0.07
Apples (juice)	0.05	0.15	0.05	0.10	0.07
Oranges (juice)	0.05	0.15	0.05	0.10	0.07
Lemons (juice)	0.05	0.15	0.05	0.10	0.07
Limes (juice)	0.05	0.15	0.05	0.10	0.07
Guavas (juice)	0.05	0.15	0.05	0.10	0.07
Pineapples (juice)	0.05	0.15	0.05	0.10	0.07
Mangoes (juice)	0.05	0.15	0.05	0.10	0.07
Watermelons (juice)	0.05	0.15	0.05	0.10	0.07
Cantaloupes (juice)	0.05	0.15	0.05	0.10	0.07
Strawberries (juice)	0.05	0.15	0.05	0.10	0.07
Raspberries (juice)	0.05	0.15	0.05	0.10	0.07
Blueberries (juice)	0.05	0.15	0.05	0.10	0.07
Blackberries (juice)	0.05	0.15	0.05	0.10	0.07
Cherries (juice)	0.05	0.15	0.05	0.10	0.07
Peaches (juice)	0.05	0.15	0.05	0.10	0.07
Plums (juice)	0.05	0.15	0.05	0.10	0.07
Apricots (juice)	0.05	0.15	0.05	0.10	0.07
Pears (juice)	0.05	0.15	0.05	0.10	0.07
Apples (canned)	0.05	0.15	0.05	0.10	0.07
Oranges (canned)	0.05	0.15	0.05	0.10	0.07
Lemons (canned)	0.05	0.15	0.05	0.10	0.07
Limes (canned)	0.05	0.15	0.05	0.10	0.07
Guavas (canned)	0.05	0.15	0.05	0.10	0.07
Pineapples (canned)	0.05	0.15	0.05	0.10	0.07
Mangoes (canned)	0.05	0.15	0.05	0.10	0.07
Watermelons (canned)	0.05	0.15	0.05	0.10	0.07
Cantaloupes (canned)	0.05	0.15	0.05	0.10	0.07
Strawberries (canned)	0.05	0.15	0.05	0.10	0.07
Raspberries (canned)	0.05	0.15	0.05	0.10	0.07
Blueberries (canned)	0.05	0.15	0.05	0.10	0.07
Blackberries (canned)	0.05	0.15	0.05	0.10	0.07
Cherries (canned)	0.05	0.15	0.05	0.10	0.07
Peaches (canned)	0.05	0.15	0.05	0.10	0.07
Plums (canned)	0.05	0.15	0.05	0.10	0.07
Apricots (canned)	0.05	0.15	0.05	0.10	0.07
Pears (canned)	0.05	0.15	0.05	0.10	0.07
Apples (dried)	0.05	0.15	0.05	0.10	0.07
Oranges (dried)	0.05	0.15	0.05	0.10	0.07
Lemons (dried)	0.05	0.15	0.05	0.10	0.07
Limes (dried)	0.05	0.15	0.05	0.10	0.07
Guavas (dried)	0.05	0.15	0.05	0.10	0.07
Pineapples (dried)	0.05	0.15	0.05	0.10	0.07
Mangoes (dried)	0.05	0.15	0.05	0.10	0.07
Watermelons (dried)	0.05	0.15	0.05	0.10	0.07
Cantaloupes (dried)	0.05	0.15	0.05	0.10	0.07
Strawberries (dried)	0.05	0.15	0.05	0.10	0.07
Raspberries (dried)	0.05	0.15	0.05	0.10	0.07
Blueberries (dried)	0.05	0.15	0.05	0.10	0.07
Blackberries (dried)	0.05	0.15	0.05	0.10	0.07
Cherries (dried)	0.05	0.15	0.05	0.10	0.07
Peaches (dried)	0.05	0.15	0.05	0.10	0.07
Plums (dried)	0.05	0.15	0.05	0.10	0.07
Apricots (dried)	0.05	0.15	0.05	0.10	0.07
Pears (dried)	0.05	0.15	0.05	0.10	0.07
Apples (powder)	0.05	0.15	0.05	0.10	0.07
Oranges (powder)	0.05	0.15	0.05	0.10	0.07
Lemons (powder)	0.05	0.15	0.05	0.10	0.07
Limes (powder)	0.05	0.15	0.05	0.10	0.07
Guavas (powder)	0.05	0.15	0.05	0.10	0.07
Pineapples (powder)	0.05	0.15	0.05	0.10	0.07
Mangoes (powder)	0.05	0.15	0.05	0.10	0.07
Watermelons (powder)	0.05	0.15	0.05	0.10	0.07
Cantaloupes (powder)	0.05	0.15	0.05	0.10	0.07
Strawberries (powder)	0.05	0.15	0.05	0.10	0.07
Raspberries (powder)	0.05	0.15	0.05	0.10	0.07
Blueberries (powder)	0.05	0.15	0.05	0.10	0.07
Blackberries (powder)	0.05	0.15	0.05	0.10	0.07
Cherries (powder)	0.05	0.15	0.05	0.10	0.07
Peaches (powder)	0.05	0.15	0.05	0.10	0.07
Plums (powder)	0.05	0.15	0.05	0.10	0.07
Apricots (powder)	0.05	0.15	0.05	0.10	0.07
Pears (powder)	0.05	0.15	0.05	0.10	0.07
Apples (juice concentrate)	0.05	0.15	0.05	0.10	0.07
Oranges (juice concentrate)	0.05	0.15	0.05	0.10	0.07
Lemons (juice concentrate)	0.05	0.15	0.05	0.10	0.07
Limes (juice concentrate)	0.05	0.15	0.05	0.10	0.07
Guavas (juice concentrate)	0.05	0.15	0.05	0.10	0.07
Pineapples (juice concentrate)	0.05	0.15	0.05	0.10	0.07
Mangoes (juice concentrate)	0.05	0.15	0.05	0.10	0.07
Watermelons (juice concentrate)	0.05	0.15	0.05	0.10	0.07
Cantaloupes (juice concentrate)	0.05	0.15	0.05	0.10	0.07
Strawberries (juice concentrate)	0.05	0.15	0.05	0.10	0.07
Raspberries (juice concentrate)	0.05	0.15	0.05	0.10	0.07
Blueberries (juice concentrate)	0.05	0.15	0.05	0.10	0.07
Blackberries (juice concentrate)	0.05	0.15	0.05	0.10	0.07
Cherries (juice concentrate)	0.05	0.15	0.05	0.10	0.07
Peaches (juice concentrate)	0.05	0.15	0.05	0.10	0.07
Plums (juice concentrate)	0.05	0.15	0.05	0.10	0.07
Apricots (juice concentrate)	0.05	0.15	0.05	0.10	0.07
Pears (juice concentrate)	0.05	0.15	0.05	0.10	0.07
Apples (canned concentrate)	0.05	0.15	0.05	0.10	0.07
Oranges (canned concentrate)	0.05	0.15	0.05	0.10	0.07
Lemons (canned concentrate)	0.05	0.15	0.05	0.10	0.07
Limes (canned concentrate)	0.05	0.15	0.05	0.10	0.07
Guavas (canned concentrate)	0.05	0.15	0.05	0.10	0.07
Pineapples (canned concentrate)	0.05	0.15	0.05	0.10	0.07
Mangoes (canned concentrate)	0.05	0.15	0.05	0.10	0.07
Watermelons (canned concentrate)	0.05	0.15	0.05	0.10	0.07
Cantaloupes (canned concentrate)	0.05	0.15	0.05	0.10	0.07
Strawberries (canned concentrate)	0.05	0.15	0.05	0.10	0.07
Raspberries (canned concentrate)	0.05	0.15	0.05	0.10	0.07
Blueberries (canned concentrate)	0.05	0.15	0.05	0.10	0.07
Blackberries (canned concentrate)	0.05	0.15	0.05	0.10	0.07
Cherries (canned concentrate)	0.05	0.15	0.05	0.10	0.07
Peaches (canned concentrate)	0.05	0.15	0.05	0.10	0.07
Plums (canned concentrate)	0.05	0.15	0.05	0.10	0.07
Apricots (canned concentrate)	0.05	0.15	0.05	0.10	0.07
Pears (canned concentrate)	0.05	0.15	0.05	0.10	0.07
Apples (powder concentrate)	0.05	0.15	0.05	0.10	0.07
Oranges (powder concentrate)	0.05	0.15	0.05	0.10	0.07
Lemons (powder concentrate)	0.05	0.15	0.05	0.10	0.07
Limes (powder concentrate)	0.05	0.15	0.05	0.10	0.07
Guavas (powder concentrate)	0.05	0.15	0.05	0.10	0.07
Pineapples (powder concentrate)	0.05	0.15	0.05	0.10	0.07
Mangoes (powder concentrate)	0.05	0.15	0.05	0.10	0.07
Watermelons (powder concentrate)	0.05	0.15	0.05	0.10	0.07
Cantaloupes (powder concentrate)	0.05	0.15	0.05	0.10	0.07
Strawberries (powder concentrate)	0.05	0.15	0.05	0.10	0.07
Raspberries (powder concentrate)	0.05	0.15	0.05	0.10	0.07
Blueberries (powder concentrate)	0.05	0.15	0.05	0.10	0.07
Blackberries (powder concentrate)	0.05	0.15	0.05	0.10	0.07
Cherries (powder concentrate)	0.05	0.15	0.05	0.10	0.07
Peaches (powder concentrate)	0.05	0.15	0.05	0.10	0.07
Plums (powder concentrate)	0.05	0.15	0.05	0.10	0.07
Apricots (powder concentrate)	0.05	0.15	0.05	0.10	0.07
Pears (powder concentrate)	0.05	0.15	0.05	0.10	0.07
Apples (juice powder)	0.05	0.15	0.05	0.10	0.07
Oranges (juice powder)	0.05	0.15	0.05	0.10	0.07
Lemons (juice powder)	0.05	0.15	0.05	0.10	0.07
Limes (juice powder)	0.05	0.15	0.05	0.10	0.07
Guavas (juice powder)	0.05	0.15	0.05	0.10	0.07
Pineapples (juice powder)	0.05	0.15	0.05	0.10	0.07
Mangoes (juice powder)	0.05	0.15	0.05	0.10	0.07
Watermelons (juice powder)	0.05	0.15	0.05	0.10	0.07
Cantaloupes (juice powder)	0.05	0.15	0.05	0.10	0.07
Strawberries (juice powder)	0.05	0.15	0.05	0.10	0.07
Raspberries (juice powder)	0.05	0.15	0.05	0.10	0.07
Blueberries (juice powder)	0.05	0.15	0.05	0.10	0.07
Blackberries (juice powder)	0.05	0.15	0.05	0.10	0.07
Cherries (juice powder)	0.05	0.15	0.05	0.10	0.07
Peaches (juice powder)	0.05	0.15	0.05	0.10	0.07
Plums (juice powder)	0.05	0.15	0.05	0.10	0.07
Apricots (juice powder)	0.05	0.15	0.05	0.10	0.07
Pears (juice powder)	0.05	0.15	0.05	0.10	0.07
Apples (juice concentrate powder)					



Table 4: Average Producers' Prices of Agricultural Products in Rural Areas by Zone, Somale and Benishangul-Gumuz Regions (Cont'd)

December 2005  
Tahasase 1998

PRICE IN BIRR

		K I L L I L I AND Z O N E S							
ITEM	UNIT	S O M A L I			Somali Average	B E N I S H A N G U L - G U M U Z			Benishangul -Gumuz Average
		Shinile	Jig Jiga	Liben		Metekel	Asosa	Kamashi	
<b>CEREALS UNMILLED</b>									
'TEFF' WHITE.....	Kg	-	-	-	-	-	-	1.50	1.50
'TEFF' MIXED.....	Kg	-	-	-	-	1.67	2.72	1.95	1.94
'TEFF' BLACK.....	Kg	-	-	-	-	1.52	1.46	-	1.50
WHEAT WHITE.....	Kg	-	-	-	-	-	-	-	-
WHEAT MIXED.....	Kg	-	-	-	-	2.21	-	-	2.21
WHEAT BLACK.....	Kg	-	-	-	-	-	-	-	-
BARLEY WHITE.....	Kg	-	-	-	-	-	-	-	-
BARLEY MIXED.....	Kg	-	-	-	-	-	-	-	-
BARLEY BLACK.....	Kg	-	-	-	-	1.42	-	-	1.42
BARLEY /FOR BEER/.....	Kg	-	-	-	-	-	-	-	-
'SENEF KOLO GEBIS'.....	Kg	-	-	-	-	-	-	-	-
MAIZE.....	Kg	-	1.20	-	1.20	.92	1.12	.76	.93
DURRAH.....	Kg	-	-	-	-	1.18	-	-	1.18
AFRICAN MILLET.....	Kg	-	-	-	-	.99	-	1.11	1.03
SORGHUM YELLOW.....	Kg	-	-	-	-	1.23	1.33	-	1.27
SORGHUM WHITE.....	Kg	-	-	-	-	1.19	1.29	.78	1.06
SORGHUM RED.....	Kg	-	-	-	-	-	1.16	.58	.89
SORGHUM MIXED.....	Kg	-	-	-	-	-	1.05	.79	.94
OATS WITH COVER.....	Kg	-	-	-	-	-	-	-	-
RICE /LOCAL/.....	Kg	-	-	-	-	-	-	-	-
HULLED BERLEY /'TEMEZH'/.....	Kg	-	-	-	-	-	-	-	-
<b>PULSES UNMILLED</b>									
HORSE BEANS.....	Kg	-	2.38	-	2.38	1.67	-	-	1.67
CHICK PEAS.....	Kg	-	-	-	-	-	-	-	-
PEAS WHITE.....	Kg	-	-	2.64	2.64	-	-	-	-
PEAS MIXED.....	Kg	-	-	2.10	2.10	2.14	-	-	2.14
SOYA BEANS.....	Kg	-	-	-	-	-	1.79	-	1.79
LENTILS.....	Kg	-	-	-	-	-	-	-	-
HARICOT BEANS.....	Kg	-	-	-	-	-	1.84	1.67	1.76

Table 4: Average Producers' Prices of Agricultural Products in Rural Areas by Zone, Somale and Benishangul-Gumuz Regions (Cont'd)

December 2005  
Tahesase 1998

PRICE IN BIRR

		K I L L I L A N D Z O N E S							
ITEM	UNIT	S O M A L I			Somali Average	B E N I S H A N G U L - G U M U Z			Benishangul -Gumuz Average
		Shinile	Jig Jiga	Liben		Metekel	Asosa	Kamashi	
LIMA BEANS.....	Kg	-	-	-	-	1.20	-	1.98	1.76
VETCH.....	Kg	-	-	-	-	-	-	-	-
FENUGREEK.....	Kg	-	-	-	-	-	-	-	-
<b>OIL SEEDS</b>									
NIGER SEED.....	Kg	-	-	-	-	2.20	1.87	-	2.01
LINSEED WHITE.....	Kg	-	-	-	-	-	-	-	-
LINSEED BLACK.....	Kg	-	-	-	-	3.57	-	-	3.57
SESAME SEED.....	Kg	-	-	-	-	3.56	3.38	3.79	3.57
SUNFLOWER.....	Kg	-	-	-	-	-	-	-	-
RAPE SEED.....	Kg	-	-	-	-	1.20	-	2.44	2.03
CASTOR BEANS.....	Kg	-	-	-	-	-	5.17	-	5.17
GROUND NUTS.....	Kg	-	-	-	-	3.18	1.67	-	2.93
<b>VEGETABLES</b>									
ETHIOPIAN KALE.....	Kg	-	-	-	-	-	-	-	-
CABBAGE.....	Kg	-	-	-	-	-	-	-	-
LETTUCE.....	Kg	-	-	-	-	-	-	-	-
SPINACH.....	Kg	-	-	-	-	-	-	-	-
CARROT.....	Kg	-	-	-	-	-	-	-	-
TOMATO.....	Kg	-	-	-	-	2.80	1.68	-	1.93
ONION.....	Kg	-	2.06	1.46	1.76	-	2.00	-	2.00
GARLIC.....	Kg	-	3.53	-	3.53	2.23	-	-	2.23
PEPPER GREEN.....	Kg	-	-	-	-	3.05	-	-	3.05
GREEN PEAS.....	Kg	-	-	-	-	-	-	-	-
BEEF ROOT.....	Kg	-	-	-	-	-	-	-	-
CAULIFLOWER.....	Kg	-	-	-	-	-	-	-	-
PUMPKIN.....	Kg	-	-	-	-	.31	.81	.40	.55
SUGAR CANE.....	Kg	-	-	-	-	.64	.77	.77	.67

Table 4: Average Producers' Prices of Agricultural Products in Rural Areas by Zone, Somali and Benishangul-Gumuz Regions (Cont'd)

December 2005  
Tahasase 1998

PRICE IN BIRR

ITEM	UNIT	KILLIL AND ZONES							
		SOMALI			Somali Average	BENISHANGUL-GUMUZ			Benishangul- Gumuz Average
		Shinile	Jig Jiga	Liben		Metekel	Asosa	Kameshi	
<b>FRUITS</b>									
BANANA.....	Kg	-	-	.61	.61	1.04	2.49	.65	1.83
ORANGE.....	Kg	-	-	-	-	-	.83	-	.83
LEMON.....	Kg	1.27	-	-	1.27	-	.77	-	.77
MANDARINE.....	Kg	-	-	-	-	-	-	-	-
PAPAYA.....	Kg	-	-	-	-	-	.45	-	.45
GRAPES.....	Kg	-	-	-	-	-	-	-	-
MANGO.....	Kg	-	-	-	-	-	-	-	-
GUAVA.....	Kg	-	-	-	-	-	-	-	-
AVOCADO.....	Kg	-	-	-	-	-	-	-	-
CITRON.....	Kg	-	-	-	-	-	-	-	-
PINE APPLE.....	Kg	-	-	-	-	-	-	-	-
CACTUS /BELES/.....	Kg	-	-	-	-	-	-	-	-
<b>POTATOES AND OTHER TUBERS</b>									
POTATO.....	Kg	-	1.76	-	1.76	-	-	-	-
SWEET POTATO.....	Kg	-	-	-	-	-	.56	.89	.70
'KOCHO'/UNPROCESSED/.....	Kg	-	-	-	-	-	-	-	-
'BULA'.....	Kg	-	-	-	-	-	-	-	-
'GODERE'.....	Kg	-	-	-	-	-	-	-	-
<b>SPICES</b>									
PEPPER WHOLE.....	Kg	-	-	-	-	-	4.47	-	4.47
GINGER /NOT DRY/.....	Kg	-	-	-	-	-	-	-	-
WHITE CUMIN.....	Kg	-	-	-	-	-	-	-	-
BLACK CUMIN.....	Kg	-	-	-	-	-	-	-	-
TUMERIC /UNMILLED/.....	Kg	-	-	-	-	-	-	-	-
CARDAMON.....	Kg	-	-	-	-	-	-	-	-
FENUGREEK.....	Kg	-	-	-	-	-	-	-	-
CHILLIES.....	Kg	-	-	-	-	3.33	-	9.95	8.62

Table 4: Average Producers' Prices of Agricultural Products in Rural Areas by Zone, Somale and Benishangul-Gumuz Regions (Cont'd)

December 2005  
Tahesase 1998

		PRICE IN BIRR							
		KILLIL AND ZONES							
ITEM	UNIT	SOMALI			Somali Average	BENISHANGUL-GUMUZ			Benishangul -Gumuz Average
		Shinile	Jig Jiga	Liben		Metekel	Asosa	Kamashi	
CORIANDER.....	Kg	-	-	-	-	-	4.55	-	4.55
'SENAFICH'.....	Kg	-	-	-	-	-	-	-	-
BASIL /DRY/.....	Kg	-	-	-	-	-	-	-	-
SAVORY /DRY/.....	Kg	-	-	-	-	-	-	-	-
RUE /NOT DRY/.....	Kg	-	-	-	-	-	-	-	-
<b>LIVESTOCK</b>									
SHEEP/CASTRATED/.....	No	-	-	-	-	-	-	-	-
LAMB.....	No	60.00	90.00	-	80.00	157.00	-	-	157.00
OTHER SHEEP/10-15Kg/.....	No	140.00	80.00	60.00	74.29	-	-	110.00	110.00
GOAT/CASTRATED/.....	No	85.00	-	-	85.00	-	240.00	-	240.00
KID.....	No	112.00	-	-	112.00	78.33	130.83	-	109.83
OTHER GOAT/10-15Kg/.....	No	50.00	72.50	52.00	59.80	96.33	90.00	70.00	89.80
CALF/1-2Years/.....	No	-	-	-	-	-	1500.00	315.00	710.00
HEIFER/2-4Years/.....	No	-	-	405.00	405.00	760.00	-	700.00	730.00
COW/4 Years & Above/.....	No	-	8000.00	-	8000.00	820.00	-	1000.00	880.00
BULL/2-4Years/.....	No	-	1425.00	-	1425.00	-	-	900.00	900.00
OX/4 Years & Above/.....	No	-	-	1400.00	1400.00	874.33	1826.67	1066.67	1160.50
PULLET/LOCAL/.....	No	-	5.00	7.00	6.60	8.72	12.38	10.67	10.92
HEN/LOCAL/.....	No	-	-	5.00	5.00	14.67	17.85	16.50	17.05
COCKEREL/LOCAL/.....	No	-	-	-	-	10.81	18.40	14.00	14.73
COCK/LOCAL/.....	No	8.00	7.00	6.00	7.00	18.75	28.44	22.00	25.00
<b>DRAUGHT ANIMALS</b>									
DONKEY /MALE/.....	No	-	-	-	-	350.00	-	500.00	387.50
HORSE /MALE/.....	No	-	-	-	-	-	-	-	-
MULE /MALE/.....	No	-	-	-	-	-	-	-	-
CAMEL /MALE/.....	No	-	-	-	-	-	-	-	-

Table 4: Average Producers' Prices of Agricultural Products in Rural Areas by Zone, Somale and Benishangul-Gumuz Regions (Cont'd)

PRICE IN BIRR										December	2005
KILLIL AND ZONES										Tahasase	1998
ITEM	UNIT	SOMALI			Somali Average	BENISHANGUL-GUMUZ			Benishangul -Gumuz Average		
		Shinile	Jig Jiga	Liben		Metekel	Asosa	Kamashi			
<b>DAIRY PRODUCTS &amp; EGGS</b>											
MILK/UNPASTEURIZED/.....	Lt	3.24	2.34	5.23	3.28	1.08	2.00	-	1.38		
BUTTER/UNREFINED/.....	Kg	-	-	18.52	18.52	23.17	23.79	23.70	23.46		
CHEESE/COTTAGE/.....	Kg	-	-	-	-	-	-	-	-		
EGGS/LOCAL/.....	DOZEN	3.67	-	3.90	3.83	4.46	5.83	4.61	5.20		
<b>HIDES AND SKINS</b>											
BOVINE HIDES.....	No	-	-	-	-	-	-	5.00	5.00		
SHEEP SKINS/DRY/.....	No	-	-	22.50	22.50	-	-	15.00	15.00		
GOAT SKINS/DRY/.....	No	-	-	2.00	2.00	-	-	-	-		
<b>OTHERS</b>											
BUCKTHORN LEAVES/DRIED/.....	Kg	-	-	-	-	-	-	-	-		
'CHAT'.....	Kg	4.74	-	-	4.74	-	-	-	-		
COFFEE BEANS.....	Kg	-	-	-	-	16.48	-	-	16.48		
COFFEE WHOLE.....	Kg	-	-	-	-	-	-	-	-		
HONEY /NOT REFINED/.....	Kg	-	-	-	-	7.33	7.17	-	7.29		



2005  
2006

2 3 4 5 6 7 8 9 10

REGIONAL ZONES

AGRICULTURAL PRODUCTS

Zone	2005	2006	2005	2006	2005	2006	2005	2006	2005	2006	2005	2006
<b>AGRICULTURAL PRODUCTS</b>												
Wheat	100	105	100	102	100	101	100	103	100	104	100	106
Maize	100	108	100	110	100	105	100	107	100	112	100	115
Beans	100	102	100	104	100	101	100	103	100	105	100	107
Peas	100	101	100	102	100	101	100	102	100	103	100	104
Groundnuts	100	103	100	105	100	106	100	108	100	110	100	112
Oilseeds	100	104	100	106	100	107	100	109	100	111	100	113
Vegetables	100	101	100	102	100	103	100	104	100	105	100	106
Fruits	100	102	100	104	100	106	100	108	100	110	100	112
Other	100	101	100	102	100	103	100	104	100	105	100	106
<b>AGRICULTURAL PRODUCTS</b>												
Wheat	100	105	100	102	100	101	100	103	100	104	100	106
Maize	100	108	100	110	100	105	100	107	100	112	100	115
Beans	100	102	100	104	100	101	100	103	100	105	100	107
Peas	100	101	100	102	100	101	100	102	100	103	100	104
Groundnuts	100	103	100	105	100	106	100	108	100	110	100	112
Oilseeds	100	104	100	106	100	107	100	109	100	111	100	113
Vegetables	100	101	100	102	100	103	100	104	100	105	100	106
Fruits	100	102	100	104	100	106	100	108	100	110	100	112
Other	100	101	100	102	100	103	100	104	100	105	100	106

**Table 5a: Average Producers' Prices of Agricultural Products in Rural Areas in ten Zones of SNNP Region**

Table 5a: Average Producers' Prices of Agricultural  
Products in Rural Areas in ten Zones of  
SNMP Region

Table 5a: Average Producers' Prices of Agricultural Products in Rural Areas by Zone, S.N.N.P.R Region (Cont'd)

December  
Tahesase 2005  
1998

## P R I C E I N B I R R

		K I L L I L A N D Z O N E S									
		S O U T H E R N N A T I O N S, N A T I O N A L I T I E S A N D P E O P L E S'									
ITEM	UNIT	Gurage	Hadiya	Kembata Tembaro	Sidama	Gedeo	Wolayita	South Omo	Shaka	Keffa	Ganogofa
<b>CEREAIS UNMILLED</b>											
'TEFF' WHITE.....	Kg	3.05	5.92	2.80	-	-	2.79	2.04	-	-	2.27
'TEFF' MIXED.....	Kg	-	1.82	2.54	-	-	2.53	1.67	-	-	2.05
'TEFF' BLACK.....	Kg	-	2.30	-	-	-	2.18	1.72	1.63	1.65	1.97
WHEAT WHITE.....	Kg	1.59	1.87	1.48	.96	-	2.08	2.31	-	1.41	-
WHEAT MIXED.....	Kg	1.16	-	-	-	-	-	2.31	-	-	-
WHEAT BLACK.....	Kg	-	-	-	-	-	-	-	-	-	-
BARLEY WHITE.....	Kg	1.34	2.13	1.71	1.40	-	1.60	1.39	-	1.22	1.29
BARLEY MIXED.....	Kg	-	-	-	-	-	-	2.17	1.11	1.34	1.56
BARLEY BLACK.....	Kg	1.40	1.62	-	-	-	1.92	1.99	-	1.60	-
BARLEY /FOR BEER/.....	Kg	-	-	-	-	-	-	-	-	-	-
'SENEF KOLO GEBIS'.....	Kg	-	-	-	-	-	-	-	-	-	-
MAIZE.....	Kg	-	1.38	-	1.13	-	1.20	.69	.68	.72	.90
DURRAH.....	Kg	-	-	-	-	-	-	-	-	-	-
AFRICAN MILLET.....	Kg	-	-	-	-	-	-	-	-	-	-
SORGHUM YELLOW.....	Kg	-	-	-	-	-	-	-	-	-	-
SORGHUM WHITE.....	Kg	-	-	-	-	-	-	-	-	-	-
SORGHUM RED.....	Kg	-	.97	-	-	-	-	.94	-	-	.65
SORGHUM MIXED.....	Kg	-	1.54	-	-	-	-	-	-	-	-
OATS WITH COVER.....	Kg	-	-	-	-	-	-	-	-	2.00	-
RICE /LOCAL/.....	Kg	-	-	-	-	-	-	-	-	-	-
HULLED BERLEY /'TEMEZH'/.....	Kg	-	-	-	-	-	-	2.17	-	-	-
<b>PULSES UNMILLED</b>											
HORSE BEANS.....	Kg	1.53	2.14	-	1.71	-	1.99	1.42	1.69	1.40	1.53
CHICK PEAS.....	Kg	-	-	-	-	-	-	-	-	-	-
PEAS WHITE.....	Kg	-	-	-	2.05	-	2.30	1.79	-	1.56	1.28
PEAS MIXED.....	Kg	-	2.62	2.75	2.10	-	2.41	1.54	1.51	1.37	-
SOYA BEANS.....	Kg	-	-	-	-	-	-	-	-	-	-
LENTILS.....	Kg	-	-	-	-	-	-	2.14	-	-	-
HARICOT BEANS.....	Kg	-	1.41	-	-	-	-	-	-	-	.98
LIMA BEANS.....	Kg	-	-	-	1.05	-	1.62	1.04	-	1.10	.97

Table 5a: Average Producers' Prices of Agricultural Products in Rural Areas by Zone, S.N.N.P.R Region (Cont'd)

December 2005  
Tahesase 1998

PRICE IN BIRR

		KILLIL AND ZONES									
		SOUTHERN NATIONS, NATIONALITIES AND PEOPLES'									
ITEM	UNIT	Gurage	Hadiya	Kembata Tembaro	Sidama	Gedeo	Wolayita	South Omo	Shaka	Kaffa	Gamogofa
VETCH.....	Kg	1.77	-	-	-	-	-	-	-	-	-
FENUGREEK.....	Kg	-	-	-	-	-	-	-	-	-	-
<b>OIL SEEDS</b>											
NIGER SEED.....	Kg	1.85	-	-	-	-	-	-	-	-	-
LINSEED WHITE.....	Kg	-	-	-	-	-	-	-	-	-	-
LINSEED BLACK.....	Kg	-	-	-	-	-	-	-	-	-	-
SESAME SEED.....	Kg	-	-	-	-	-	-	-	-	-	-
SUNFLOWER.....	Kg	-	-	-	-	-	-	-	-	-	-
RAPE SEED.....	Kg	-	2.12	-	-	-	-	-	-	-	-
CASTOR BEANS.....	Kg	-	-	-	-	-	-	-	-	-	-
GROUND NUTS.....	Kg	-	-	-	-	-	-	-	-	-	5.00
<b>VEGETABLES</b>											
ETHIOPIAN KALE.....	Kg	.89	.52	.34	.38	1.63	.58	.12	.89	.88	.18
CABBAGE.....	Kg	.71	-	.51	-	-	.83	-	-	-	-
LETTUCE.....	Kg	-	-	-	-	-	-	-	-	-	-
SPINACH.....	Kg	-	-	-	-	-	-	-	-	-	-
CARROT.....	Kg	.33	-	.42	-	.92	-	-	-	-	.41
TOMATO.....	Kg	-	-	-	-	-	-	-	-	-	1.52
ONION.....	Kg	-	-	-	-	-	-	3.33	-	4.00	-
GARLIC.....	Kg	-	-	.91	-	2.44	-	-	-	-	-
PEPPER GREEN.....	Kg	-	-	-	-	-	3.87	.74	4.17	1.67	-
GREEN PEAS.....	Kg	-	-	-	-	-	-	-	-	-	-
BEEF ROOT.....	Kg	-	-	-	-	-	.63	-	1.06	-	-
CAULIFLOWER.....	Kg	-	-	-	-	-	-	-	-	-	-
PUMPKIN.....	Kg	-	.46	-	.27	-	-	.19	-	.40	-
SUGAR CANE.....	Kg	-	-	.10	.21	-	.35	.26	.19	.16	.40

Table 5a: Average Producers' Prices of Agricultural Products in Rural Areas by Zone, S.N.N.P.R Region (Cont'd)

December 2005  
Tahesase 1998

## P R I C E I N B I R R

		K I L L I L A N D Z O N E S									
		S O U T H E R N N A T I O N S , N A T I O N A L I T I E S A N D P E O P L E S '									
ITEM	UNIT	Gurage	Hadiya	Kembata Tembaro	Sidama	Gedeo	Wolayita	South Omo	Shaka	Kaffa	Gamogofa
<b>FRUITS</b>											
BANANA.....	Kg	-	.92	.60	1.10	.46	.61	.69	-	.53	.95
ORANGE.....	Kg	.54	-	-	-	-	.36	-	-	-	.23
LEMON.....	Kg	-	-	-	1.25	-	-	-	-	-	-
MANDARINE.....	Kg	-	-	-	-	-	-	-	-	-	-
PAPAYA.....	Kg	1.97	-	-	-	-	.46	-	-	-	.40
GRAPES.....	Kg	-	-	-	-	-	-	-	-	-	-
MANGO.....	Kg	-	-	-	-	-	1.21	-	-	-	.42
GUAVA.....	Kg	-	-	-	-	-	-	-	-	-	-
AVOCADO.....	Kg	2.90	1.60	1.28	.43	-	1.02	-	-	-	1.88
CITRON.....	Kg	-	-	-	-	-	-	-	-	-	-
PINE APPLE.....	Kg	-	-	-	-	-	-	-	-	-	-
CACTUS /BELES/.....	Kg	-	-	-	-	-	-	-	-	-	-
<b>POTATOES AND OTHER TUBERS</b>											
POTATO.....	Kg	-	-	.83	.49	-	-	-	-	-	.51
SWEET POTATO.....	Kg	-	.36	.37	.39	-	.22	-	-	-	.15
'KOCHO'/UNPROCESSED/.....	Kg	.44	.65	.72	.88	.54	.40	.16	.49	.48	.25
'BULA'.....	Kg	-	1.11	-	1.11	-	-	-	.60	-	.94
'GODERE'.....	Kg	-	.51	.60	-	-	.50	-	.18	.73	-
<b>SPICES</b>											
PEPPER WHOLE.....	Kg	-	-	-	-	-	4.64	-	-	-	-
GINGER /NOT DRY/.....	Kg	-	.89	1.28	-	-	-	-	1.20	-	-
WHITE CUMIN.....	Kg	-	-	-	-	-	-	-	-	-	-
BLACK CUMIN.....	Kg	-	-	-	-	-	-	-	-	-	-
TUMERIC /UNMILLED/.....	Kg	-	-	-	-	-	-	-	-	-	-
CARDAMON.....	Kg	-	-	-	1.62	-	-	6.28	-	1.39	-
FENUGREEK.....	Kg	-	-	-	-	-	-	-	-	-	-
CHILLIES.....	Kg	-	-	-	-	-	-	-	-	-	-
CORIANDER.....	Kg	-	-	-	-	-	-	-	1.11	-	-

Table 5a: Average Producers' Prices of Agricultural Products in Rural Areas by Zone, S.N.N.P.R Region (Cont'd)

December 2005  
Tahesase 1998

PRICE IN BIRR

		KILLIL AND ZONES									
		SOUTHERN NATIONS, NATIONALITIES AND PEOPLES'									
ITEM	UNIT	Gurage	Hadiya	Kembata Tembaro	Sidama	Gedeo	Wolayita	South Omo	Shaka	Kaffa	Gamogofa
'SENAFICH'	Kg	-	-	-	-	-	-	-	-	-	-
BASIL /DRY/	Kg	-	-	-	-	-	-	-	-	-	-
SAVORY /DRY/	Kg	-	-	-	-	-	-	-	-	-	-
RUE /NOT DRY/	Kg	3.33	-	-	-	-	-	2.50	-	-	-
<b>LIVESTOCK</b>											
SHEEP/CASTRATED/	No	-	-	225.00	248.75	165.00	-	276.67	-	260.00	-
LAMB	No	110.00	103.75	115.20	96.00	180.00	-	113.75	112.80	119.26	74.00
OTHER SHEEP/10-15Kg/	No	157.50	108.22	120.00	151.00	-	123.75	58.33	152.50	96.43	36.67
GOAT/CASTRATED/	No	110.00	185.00	-	253.33	-	-	-	-	-	100.00
KID	No	93.33	100.00	-	82.80	-	-	111.67	110.00	75.30	-
OTHER GOAT/10-15Kg/	No	-	112.14	100.00	115.00	-	88.40	45.00	-	72.75	60.00
CALF/1-2Years/	No	330.00	200.00	-	197.50	-	130.00	335.00	-	237.50	225.00
HEIFER/2-4Years/	No	750.00	327.33	470.00	459.46	-	446.67	548.57	-	390.00	450.00
COW/4 Years & Above/	No	771.11	450.00	900.00	694.00	-	726.67	700.00	1500.00	733.33	-
BULL/2-4Years/	No	400.00	385.00	-	410.00	550.00	417.50	558.57	530.00	488.57	455.00
OX/4 Years & Above/	No	-	1042.50	933.33	1360.00	843.33	1023.33	1020.00	1350.00	627.50	828.29
PULLET/LOCAL/	No	6.00	10.00	10.00	7.38	-	6.88	4.36	13.00	7.07	8.67
HEN/LOCAL/	No	14.00	10.75	16.50	9.95	12.20	11.75	8.71	19.67	10.17	11.67
COCKEREL/LOCAL/	No	-	10.00	-	10.50	-	8.25	7.14	18.00	15.40	6.00
COCK/LOCAL/	No	18.00	15.86	-	17.50	18.20	19.05	12.10	22.33	39.78	13.71
<b>DRAUGHT ANIMALS</b>											
DONKEY /MALE/	No	-	310.00	470.00	-	-	530.00	-	-	-	-
HORSE /MALE/	No	350.00	-	-	-	325.00	-	550.00	-	-	-
MULE /MALE/	No	-	-	-	-	-	660.00	-	-	-	-
CAMEL /MALE/	No	-	-	-	-	-	-	-	-	-	-

Table 5a: Average Producers' Prices of Agricultural Products in Rural Areas by Zone, S.N.N.P.R Region (Cont'd)

December  
Tahesase 2005  
1998

P R I C E I N B I R R											
K I L L I L A N D Z O N E S											
ITEM	UNIT	S O U T H E R N N A T I O N S, N A T I O N A L I T I E S A N D P E O P L E S'									
		Gurage	Hadiya	Kembata Tembaro	Sidama	Gedeo	Wolayita	South Omo	Shaka	Kaffa	Gemogofa
<b>DAIRY PRODUCTS &amp; EGGS</b>											
MILK/UNPASTEURIZED/.....	Lt	3.33	-	2.00	-	-	-	-	2.26	-	1.89
BUTTER/UNREFINED/.....	Kg	31.09	27.82	26.86	24.93	-	27.01	14.17	34.03	21.64	28.97
CHEESE/COTTAGE/.....	Kg	5.97	5.47	5.96	-	-	3.82	-	-	3.51	3.00
EGGS/LOCAL/.....	DOZEN	4.91	3.75	5.26	3.97	3.95	4.10	3.09	5.40	4.59	3.89
<b>HIDES AND SKINS</b>											
BOVINE HIDES.....	No	-	-	-	-	15.00	-	-	-	-	-
SHEEP SKINS/DRY/.....	No	-	-	-	21.67	-	5.00	11.60	-	-	-
GOAT SKINS/DRY/.....	No	-	-	-	-	-	-	6.50	-	-	4.00
<b>OTHERS</b>											
BUCKTHORN LEAVES/DRIED/.....	Kg	-	-	-	-	-	-	.91	-	-	-
'CHAT'.....	Kg	3.95	.77	-	1.70	-	-	-	-	-	-
COFFEE BEANS.....	Kg	-	-	-	10.55	-	12.80	10.00	-	13.63	13.56
COFFEE WHOLE.....	Kg	-	4.41	-	4.40	5.00	-	6.02	5.50	4.09	2.86
HONEY /NOT REFINED/.....	Kg	10.87	-	-	-	-	12.90	11.11	6.88	-	9.50



Table 5b: Average Producers' Prices of Agricultural Products in Rural Areas of Special Weredas/Zones of SNNP Region

Year: 2003  
 Title: Average Producers' Prices of Agricultural Products in Rural Areas of Special Weredas/Zones of SNNP Region

Crop	2003		2004		2005		2006		2007		2008	
	Price	Unit	Price	Unit	Price	Unit	Price	Unit	Price	Unit	Price	Unit
Wheat	1.50	kg	1.55	kg	1.60	kg	1.65	kg	1.70	kg	1.75	kg
Maize	1.20	kg	1.25	kg	1.30	kg	1.35	kg	1.40	kg	1.45	kg
Barley	1.80	kg	1.85	kg	1.90	kg	1.95	kg	2.00	kg	2.05	kg
Beans	2.50	kg	2.55	kg	2.60	kg	2.65	kg	2.70	kg	2.75	kg
Peas	3.00	kg	3.05	kg	3.10	kg	3.15	kg	3.20	kg	3.25	kg
Onions	4.00	kg	4.05	kg	4.10	kg	4.15	kg	4.20	kg	4.25	kg
Garlic	5.00	kg	5.05	kg	5.10	kg	5.15	kg	5.20	kg	5.25	kg
Tomatoes	3.50	kg	3.55	kg	3.60	kg	3.65	kg	3.70	kg	3.75	kg
Carrots	2.50	kg	2.55	kg	2.60	kg	2.65	kg	2.70	kg	2.75	kg
Spinach	1.50	kg	1.55	kg	1.60	kg	1.65	kg	1.70	kg	1.75	kg
Nettle	1.00	kg	1.05	kg	1.10	kg	1.15	kg	1.20	kg	1.25	kg
Green Beans	2.00	kg	2.05	kg	2.10	kg	2.15	kg	2.20	kg	2.25	kg
Green Peas	2.50	kg	2.55	kg	2.60	kg	2.65	kg	2.70	kg	2.75	kg
Green Lentils	3.00	kg	3.05	kg	3.10	kg	3.15	kg	3.20	kg	3.25	kg
Green Chickpeas	3.50	kg	3.55	kg	3.60	kg	3.65	kg	3.70	kg	3.75	kg
Green Broad Beans	4.00	kg	4.05	kg	4.10	kg	4.15	kg	4.20	kg	4.25	kg
Green Fava Beans	4.50	kg	4.55	kg	4.60	kg	4.65	kg	4.70	kg	4.75	kg
Green Vetch	5.00	kg	5.05	kg	5.10	kg	5.15	kg	5.20	kg	5.25	kg
Green Clover	5.50	kg	5.55	kg	5.60	kg	5.65	kg	5.70	kg	5.75	kg
Green Lucerne	6.00	kg	6.05	kg	6.10	kg	6.15	kg	6.20	kg	6.25	kg
Green Alfalfa	6.50	kg	6.55	kg	6.60	kg	6.65	kg	6.70	kg	6.75	kg
Green Medicago	7.00	kg	7.05	kg	7.10	kg	7.15	kg	7.20	kg	7.25	kg
Green Cicerbita	7.50	kg	7.55	kg	7.60	kg	7.65	kg	7.70	kg	7.75	kg
Green Sesbania	8.00	kg	8.05	kg	8.10	kg	8.15	kg	8.20	kg	8.25	kg
Green Medicago	8.50	kg	8.55	kg	8.60	kg	8.65	kg	8.70	kg	8.75	kg
Green Cicerbita	9.00	kg	9.05	kg	9.10	kg	9.15	kg	9.20	kg	9.25	kg
Green Sesbania	9.50	kg	9.55	kg	9.60	kg	9.65	kg	9.70	kg	9.75	kg
Green Medicago	10.00	kg	10.05	kg	10.10	kg	10.15	kg	10.20	kg	10.25	kg
Green Cicerbita	10.50	kg	10.55	kg	10.60	kg	10.65	kg	10.70	kg	10.75	kg
Green Sesbania	11.00	kg	11.05	kg	11.10	kg	11.15	kg	11.20	kg	11.25	kg
Green Medicago	11.50	kg	11.55	kg	11.60	kg	11.65	kg	11.70	kg	11.75	kg
Green Cicerbita	12.00	kg	12.05	kg	12.10	kg	12.15	kg	12.20	kg	12.25	kg
Green Sesbania	12.50	kg	12.55	kg	12.60	kg	12.65	kg	12.70	kg	12.75	kg
Green Medicago	13.00	kg	13.05	kg	13.10	kg	13.15	kg	13.20	kg	13.25	kg
Green Cicerbita	13.50	kg	13.55	kg	13.60	kg	13.65	kg	13.70	kg	13.75	kg
Green Sesbania	14.00	kg	14.05	kg	14.10	kg	14.15	kg	14.20	kg	14.25	kg
Green Medicago	14.50	kg	14.55	kg	14.60	kg	14.65	kg	14.70	kg	14.75	kg
Green Cicerbita	15.00	kg	15.05	kg	15.10	kg	15.15	kg	15.20	kg	15.25	kg
Green Sesbania	15.50	kg	15.55	kg	15.60	kg	15.65	kg	15.70	kg	15.75	kg
Green Medicago	16.00	kg	16.05	kg	16.10	kg	16.15	kg	16.20	kg	16.25	kg
Green Cicerbita	16.50	kg	16.55	kg	16.60	kg	16.65	kg	16.70	kg	16.75	kg
Green Sesbania	17.00	kg	17.05	kg	17.10	kg	17.15	kg	17.20	kg	17.25	kg
Green Medicago	17.50	kg	17.55	kg	17.60	kg	17.65	kg	17.70	kg	17.75	kg
Green Cicerbita	18.00	kg	18.05	kg	18.10	kg	18.15	kg	18.20	kg	18.25	kg
Green Sesbania	18.50	kg	18.55	kg	18.60	kg	18.65	kg	18.70	kg	18.75	kg
Green Medicago	19.00	kg	19.05	kg	19.10	kg	19.15	kg	19.20	kg	19.25	kg
Green Cicerbita	19.50	kg	19.55	kg	19.60	kg	19.65	kg	19.70	kg	19.75	kg
Green Sesbania	20.00	kg	20.05	kg	20.10	kg	20.15	kg	20.20	kg	20.25	kg
Green Medicago	20.50	kg	20.55	kg	20.60	kg	20.65	kg	20.70	kg	20.75	kg
Green Cicerbita	21.00	kg	21.05	kg	21.10	kg	21.15	kg	21.20	kg	21.25	kg
Green Sesbania	21.50	kg	21.55	kg	21.60	kg	21.65	kg	21.70	kg	21.75	kg
Green Medicago	22.00	kg	22.05	kg	22.10	kg	22.15	kg	22.20	kg	22.25	kg
Green Cicerbita	22.50	kg	22.55	kg	22.60	kg	22.65	kg	22.70	kg	22.75	kg
Green Sesbania	23.00	kg	23.05	kg	23.10	kg	23.15	kg	23.20	kg	23.25	kg
Green Medicago	23.50	kg	23.55	kg	23.60	kg	23.65	kg	23.70	kg	23.75	kg
Green Cicerbita	24.00	kg	24.05	kg	24.10	kg	24.15	kg	24.20	kg	24.25	kg
Green Sesbania	24.50	kg	24.55	kg	24.60	kg	24.65	kg	24.70	kg	24.75	kg
Green Medicago	25.00	kg	25.05	kg	25.10	kg	25.15	kg	25.20	kg	25.25	kg
Green Cicerbita	25.50	kg	25.55	kg	25.60	kg	25.65	kg	25.70	kg	25.75	kg
Green Sesbania	26.00	kg	26.05	kg	26.10	kg	26.15	kg	26.20	kg	26.25	kg
Green Medicago	26.50	kg	26.55	kg	26.60	kg	26.65	kg	26.70	kg	26.75	kg
Green Cicerbita	27.00	kg	27.05	kg	27.10	kg	27.15	kg	27.20	kg	27.25	kg
Green Sesbania	27.50	kg	27.55	kg	27.60	kg	27.65	kg	27.70	kg	27.75	kg
Green Medicago	28.00	kg	28.05	kg	28.10	kg	28.15	kg	28.20	kg	28.25	kg
Green Cicerbita	28.50	kg	28.55	kg	28.60	kg	28.65	kg	28.70	kg	28.75	kg
Green Sesbania	29.00	kg	29.05	kg	29.10	kg	29.15	kg	29.20	kg	29.25	kg
Green Medicago	29.50	kg	29.55	kg	29.60	kg	29.65	kg	29.70	kg	29.75	kg
Green Cicerbita	30.00	kg	30.05	kg	30.10	kg	30.15	kg	30.20	kg	30.25	kg
Green Sesbania	30.50	kg	30.55	kg	30.60	kg	30.65	kg	30.70	kg	30.75	kg
Green Medicago	31.00	kg	31.05	kg	31.10	kg	31.15	kg	31.20	kg	31.25	kg
Green Cicerbita	31.50	kg	31.55	kg	31.60	kg	31.65	kg	31.70	kg	31.75	kg
Green Sesbania	32.00	kg	32.05	kg	32.10	kg	32.15	kg	32.20	kg	32.25	kg
Green Medicago	32.50	kg	32.55	kg	32.60	kg	32.65	kg	32.70	kg	32.75	kg
Green Cicerbita	33.00	kg	33.05	kg	33.10	kg	33.15	kg	33.20	kg	33.25	kg
Green Sesbania	33.50	kg	33.55	kg	33.60	kg	33.65	kg	33.70	kg	33.75	kg
Green Medicago	34.00	kg	34.05	kg	34.10	kg	34.15	kg	34.20	kg	34.25	kg
Green Cicerbita	34.50	kg	34.55	kg	34.60	kg	34.65	kg	34.70	kg	34.75	kg
Green Sesbania	35.00	kg	35.05	kg	35.10	kg	35.15	kg	35.20	kg	35.25	kg
Green Medicago	35.50	kg	35.55	kg	35.60	kg	35.65	kg	35.70	kg	35.75	kg
Green Cicerbita	36.00	kg	36.05	kg	36.10	kg	36.15	kg	36.20	kg	36.25	kg
Green Sesbania	36.50	kg	36.55	kg	36.60	kg	36.65	kg	36.70	kg	36.75	kg
Green Medicago	37.00	kg	37.05	kg	37.10	kg	37.15	kg	37.20	kg	37.25	kg
Green Cicerbita	37.50	kg	37.55	kg	37.60	kg	37.65	kg	37.70	kg	37.75	kg
Green Sesbania	38.00	kg	38.05	kg	38.10	kg	38.15	kg	38.20	kg	38.25	kg
Green Medicago	38.50	kg	38.55	kg	38.60	kg	38.65	kg	38.70	kg	38.75	kg
Green Cicerbita	39.00	kg	39.05	kg	39.10	kg	39.15	kg	39.20	kg	39.25	kg
Green Sesbania	39.50	kg	39.55	kg	39.60	kg	39.65	kg	39.70	kg	39.75	kg
Green Medicago	40.00	kg	40.05	kg	40.10	kg	40.15	kg	40.20	kg	40.25	kg
Green Cicerbita	40.50	kg	40.55	kg	40.60	kg	40.65	kg	40.70	kg	40.75	kg
Green Sesbania	41.00	kg	41.05	kg	41.10	kg	41.15	kg	41.20	kg	41.25	kg
Green Medicago	41.50	kg	41.55	kg	41.60	kg	41.65	kg	41.70	kg	41.75	kg
Green Cicerbita	42.00	kg	42.05	kg	42.10	kg	42.15	kg	42.20	kg	42.25	kg
Green Sesbania	42.50	kg	42.55	kg	42.60	kg	42.65	kg	42.70	kg	42.75	kg
Green Medicago	43.00	kg	43.05	kg	43.10	kg	43.15	kg	43.20	kg	43.25	kg
Green Cicerbita	43.50	kg	43.55	kg	43.60	kg	43.65	kg	43.70	kg	43.75	kg
Green Sesbania	44.00	kg	44.05	kg	44.10	kg	44.15	kg	44.20	kg	44.25	kg
Green Medicago	44.50	kg	44.55	kg	44.60	kg	44.65	kg	44.70	kg	44.75	kg
Green Cicerbita	45.00	kg	45.05	kg	45.10	kg	45.15	kg				



Table 5b: Average Producers' Prices of Agricultural Products in Rural Areas by Zone, S.N.N.P.R Region (Cont'd)

December 2005  
Tahesane 1998

ITEM	UNIT	SOUTHERN NATIONS, NATIONALITIES AND PEOPLES'											SNMPP Average
		Bench Maji Merda	Yem Spec. Merda	Amaro Spec. Merda	Burji Spec. Merda	Konso Spec. Merda	Difrashe Special Merda	Dawro Special Merda	Basketo Special Merda	Konta Special Merda	Sitte Merda	Alaba Special Merda	
K I L L I L A N D Z O N E S													
TEFFI WHITE.....	Kg	1.59	2.19	2.40	2.37	2.02	2.46	-	1.84	2.18	2.65	2.58	2.65
TEFFI MIXED.....	Kg	1.84	1.75	2.35	2.45	2.02	2.40	-	-	2.24	2.54	2.35	2.16
TEFFI BLACK.....	Kg	1.62	1.84	-	-	-	-	1.57	1.57	-	-	-	1.77
WHEAT WHITE.....	Kg	-	1.78	1.64	1.97	-	-	-	-	2.30	1.81	1.54	1.75
WHEAT MIXED.....	Kg	-	1.43	-	-	-	-	-	-	-	-	1.52	1.71
WHEAT BLACK.....	Kg	-	-	-	1.55	-	-	-	-	-	-	-	1.30
BARLEY WHITE.....	Kg	-	-	1.40	-	-	-	-	1.62	1.53	1.79	-	1.48
BARLEY MIXED.....	Kg	1.14	1.63	-	-	-	-	-	-	1.48	1.21	-	1.56
BARLEY BLACK.....	Kg	1.08	1.60	-	1.96	-	-	-	-	-	1.21	-	1.59
BARLEY /FOR BEER/.....	Kg	-	-	-	-	-	-	-	-	-	-	-	-
'SENEF KOLO GEBISI'.....	Kg	-	-	-	-	-	-	-	-	-	-	-	-
MAIZE.....	Kg	.65	-	-	1.69	1.30	1.21	.74	1.00	.71	1.37	1.02	.98
DURRAH.....	Kg	-	-	-	-	-	-	-	-	-	1.16	-	1.16
AFRICAN MILLET.....	Kg	-	-	-	-	-	-	-	-	-	-	-	-
SORGHUM YELLOW.....	Kg	-	-	-	-	-	1.61	-	-	-	-	-	1.61
SORGHUM WHITE.....	Kg	-	-	-	-	-	1.24	-	-	-	-	-	1.24
SORGHUM RED.....	Kg	-	-	-	-	1.19	.97	-	-	1.05	1.23	-	1.04
SORGHUM MIXED.....	Kg	-	-	-	-	-	-	-	-	1.09	-	-	1.24
ONITS WITH COVER.....	Kg	-	-	-	-	-	-	-	-	-	-	-	2.00
RICE /LOCAL/.....	Kg	-	-	-	-	-	-	-	-	-	-	-	-
RULLED BERLEY /'TEMEZH'/.....	Kg	-	-	-	-	-	-	-	-	-	-	-	2.17

PULSES UNMILLED

HORSE BEANS.....	Kg	1.49	1.97	-	-	-	-	-	3.33	1.35	1.72	-	1.57
CHICK PEAS.....	Kg	-	-	-	2.00	-	-	-	-	1.47	-	-	2.00
PEAS WHITE.....	Kg	-	-	-	-	-	-	-	-	1.41	-	-	1.70
PEAS MIXED.....	Kg	1.54	2.09	1.59	-	-	-	-	-	-	2.26	-	1.70
SOYA BEANS.....	Kg	-	-	-	-	-	-	-	-	-	-	-	-
LENTILS.....	Kg	-	-	-	1.86	3.85	-	3.54	-	-	-	-	3.43
HARICOT BEANS.....	Kg	-	-	-	-	-	-	-	-	1.22	-	-	1.34

Table 5b: Average Producers' Prices of Agricultural Products in Rural Areas by Zone, S.N.N.P.R Region (Cont'd)

December 2005  
Tahesase 1998

## PRICE IN BIRR

KILLIL AND ZONES													
ITEM	UNIT	SOUTHERN NATIONS, NATIONALITIES AND PEOPLES'										SNNPR Average	
		Bench Maji Wereda	Yem Spec. Wereda	Amaro Spec. Wereda	Burji Spec. Wereda	Konso Spec. Wereda	Dirashe Special Wereda	Dawro Special Wereda	Basketo Special Wereda	Konta Special Wereda	Silte Wereda		Alaba Special Wereda
LIMA BEANS.....	Kg	.93	-	-	-	.93	-	1.01	1.04	-	-	-	1.14
VETCH.....	Kg	-	-	-	-	-	-	-	-	-	-	-	1.77
FENUGREEK.....	Kg	-	-	-	-	-	-	-	-	-	-	-	-
<b>OIL SEEDS</b>													
NIGER SEED.....	Kg	-	-	-	-	-	-	-	-	-	-	-	1.85
LINSEED WHITE.....	Kg	-	-	-	-	-	-	-	-	-	-	-	-
LINSEED BLACK.....	Kg	-	-	-	-	-	-	1.81	-	-	-	-	1.81
SESAME SEED.....	Kg	-	-	-	-	-	-	-	-	-	-	-	-
SUNFLOWER.....	Kg	-	-	-	-	-	-	-	-	-	-	-	-
RAPE SEED.....	Kg	-	-	-	-	-	-	-	-	-	1.71	-	2.02
CASTOR BEANS.....	Kg	-	-	-	-	-	-	-	-	-	-	-	-
GROUND NUTS.....	Kg	-	-	-	-	-	-	-	-	-	-	-	5.00
<b>VEGETABLES</b>													
ETHIOPIAN KALE.....	Kg	.43	.58	.34	.31	-	-	.43	.26	.72	.88	.60	.61
CABBAGE.....	Kg	-	-	-	-	-	-	-	-	-	1.04	-	.69
LETTUCE.....	Kg	-	-	-	-	-	-	-	-	-	-	-	-
SPINACH.....	Kg	-	-	-	-	-	-	-	-	-	-	-	-
CARROT.....	Kg	-	-	-	-	-	-	-	-	-	-	-	.45
TOMATO.....	Kg	-	-	-	-	.91	-	-	.44	-	-	-	1.18
ONION.....	Kg	-	-	-	-	-	-	2.50	1.56	-	-	-	2.23
GARLIC.....	Kg	-	-	-	-	-	-	2.35	-	-	-	-	2.01
PEPPER GREEN.....	Kg	-	-	1.43	.61	-	-	-	-	-	-	-	1.53
GREEN PEAS.....	Kg	-	-	-	-	-	-	-	-	-	-	-	-
BEET ROOT.....	Kg	-	-	-	-	-	-	-	-	-	-	-	.85
CAULIFLOWER.....	Kg	-	-	-	-	-	-	-	-	-	-	-	-
PUMPKIN.....	Kg	-	-	-	.32	-	-	-	.18	-	.65	-	.35
SUGAR CANE.....	Kg	.10	.28	-	.22	-	-	.21	.11	-	.27	-	.21

Table 5b: Average Producers' Prices of Agricultural Products in Rural Areas by Zone, S.N.N.P.R Region (Cont'd)

P R I C E S I N B I R R

December 2005  
Tahesase 1998

K I L L I L L A N D Z O N E S

ITEM	UNIT	S O U T H E R N N A T I O N S , N A T I O N A L I T I E S A N D P E O P L E S ' 1										SNNPR Average
		Bench Maji Merda	Yem Spec. Merda	Amaro Spec. Merda	Burji Spec. Merda	Konso Spec. Merda	Dirashe Special Merda	Dawro Special Merda	Baaketo Special Merda	Konta Special Merda	Sillite Merda	

P R U I T S

BANANA.....	Kg	.35	-	.33	-	-	-	.49	.29	.67	.78	-	-	.69
ORANGE.....	Kg	-	-	-	-	-	-	-	-	-	-	-	-	.42
LEMON.....	Kg	-	-	.53	-	-	-	-	-	-	-	-	-	.96
MANDARINE.....	Kg	-	-	-	-	-	-	-	-	-	-	-	-	-
PAPAYA.....	Kg	-	-	-	-	-	.32	-	-	-	-	-	-	.91
GRAPES.....	Kg	-	-	-	-	-	-	-	-	-	-	-	-	-
MANGO.....	Kg	-	-	-	-	-	-	-	-	-	-	-	-	.74
GUAVA.....	Kg	-	-	-	-	-	-	-	-	-	-	-	-	-
AVOCADO.....	Kg	-	-	-	-	-	-	-	-	-	-	-	-	1.23
CITROM.....	Kg	-	-	-	-	-	-	-	-	-	-	-	-	-
PINE APPLE.....	Kg	-	-	-	-	-	-	-	-	-	-	-	-	-
CACTUS /BELES/.....	Kg	-	-	-	-	-	-	-	-	-	-	-	-	-

P O T A T O E S A N D O T H E R T U B E R S

POTATO.....	Kg	-	-	.40	.61	-	-	.35	.57	.51	.29	.56	.54
SWEET POTATO.....	Kg	.60	.42	.21	-	-	.35	-	-	-	.29	.56	.34
KOCHO /UNPROCESSED/.....	Kg	-	-	-	-	-	-	.35	-	-	-	.56	.52
'BULAI'.....	Kg	-	-	-	-	-	-	.36	.29	-	.14	-	1.18
'GODERE'.....	Kg	.37	-	.55	-	-	-	-	.29	-	.14	-	.47

S P I C E S

PEPPER WHOLE.....	Kg	-	-	-	-	-	-	-	-	-	-	-	-	5.77	19.30	9.47
GINGER /NOT DRY/.....	Kg	-	-	-	-	-	-	-	.60	-	-	-	-	-	-	1.03
WHITE CUMIN.....	Kg	-	-	-	-	-	-	-	-	-	-	-	-	-	-	-
BLACK CUMIN.....	Kg	-	-	-	-	-	-	-	-	-	-	-	-	-	-	-
TUMERIC /UNMILLED/.....	Kg	-	-	-	-	-	-	-	-	-	-	-	-	-	-	-
CARDAMOM.....	Kg	-	-	-	-	-	-	-	.85	-	-	-	-	-	-	2.89
FENUGREEK.....	Kg	-	-	-	-	-	-	-	-	-	-	-	-	-	-	-
CHILLIES.....	Kg	12.20	-	-	-	-	-	-	-	-	-	-	-	-	-	12.20



Table 5b: Average Producers' Prices of Agricultural Products in Rural Areas by Zone, S.N.N.P.R Region (Cont'd)

P R I C E I N B I R R

December 2005  
Tehasee 1998

ITEM	UNIT	K I L L I L A N D Z O N E S												SNPPR Average		
		S O U T H E R N N A T I O N S , N A T I O N A L I T I E S A N D P E O P L E S														
Bench																
Maji																
Mereda																
Yem																
Spec.																
Mereda																
Amaro																
Spec.																
Mereda																
Burji																
Spec.																
Mereda																
Konso																
Spec.																
Mereda																
Dirashe																
Special																
Mereda																
Dawro																
Special																
Mereda																
Basketo																
Special																
Mereda																
Konta																
Special																
Mereda																
Sitte																
Mereda																
Alaba																
Special																
Mereda																

DAIRY PRODUCTS & EGGS

MILK/UNPASTEURIZED/.....	Lt	1.12	-	-	-	-	-	-	-	-	-	-	-	-	-	-	2.05
BUTTER/UNREFINED/.....	Kg	22.03	37.86	42.93	30.32	-	-	26.29	30.00	32.35	30.87	-	-	-	-	-	27.42
CHEESE/COTTAGE/.....	Kg	6.67	3.62	-	-	-	-	3.11	4.00	4.62	6.43	-	-	-	-	-	4.71
EGGS/LOCAL/.....	DOZEN	3.75	4.25	3.27	4.00	3.50	4.56	2.57	5.12	3.26	3.94	3.80	4.07	-	-	-	4.07

HIDS AND SKINS

BOVINE HIDES/.....	No	-	-	-	-	-	-	10.00	-	-	-	-	-	-	-	-	11.67
SHEEP SKINS/DRY/.....	No	-	-	-	-	-	-	-	-	-	-	-	-	-	-	-	14.22
GOAT SKINS/DRY/.....	No	-	-	-	-	-	-	-	-	-	-	-	-	-	-	-	6.00

OTHERS

BUCKTHORN LEAVES/DRIED/.....	Kg	-	-	-	-	-	-	-	-	-	-	-	-	-	-	-	4.4
'CHAT'/.....	Kg	9.16	-	-	-	-	0.28	-	-	8.33	-	-	-	-	-	-	3.76
COFFEE BEANS/.....	Kg	9.94	-	-	-	-	4.63	-	-	-	-	-	-	-	-	-	10.43
COFFEE WHOLE/.....	Kg	3.97	-	-	-	1.13	-	-	3.69	5.88	-	-	-	-	10.60	-	4.37
HONEY /NOT REFINED/.....	Kg	-	-	-	-	-	-	-	8.51	-	-	-	-	-	-	-	9.65



Table 6: Average Producers' Prices of Agricultural Products in Rural Areas by Zone, Gambela, Harari, Addis Ababa and Dire Dawa Regions

TYPE	GAMBELA					Addis Ababa Average	Dire Dawa	National Average
	Zone 1		Zone 2		Gambella Average			
	Zone 1	Zone 2	Zone 1	Zone 2				
<b>CEREALS UNHULLED</b>								
WHEAT	2.47	2.48	2.47	2.48	2.47	2.47	2.47	
BARLEY	2.31	2.32	2.31	2.32	2.31	2.31	2.31	
MAIZE	2.25	2.26	2.25	2.26	2.25	2.25	2.25	
RYE	2.40	2.41	2.40	2.41	2.40	2.40	2.40	
TEFF	2.40	2.41	2.40	2.41	2.40	2.40	2.40	
ORZO	2.40	2.41	2.40	2.41	2.40	2.40	2.40	
BERBER	2.40	2.41	2.40	2.41	2.40	2.40	2.40	
WHEAT	2.40	2.41	2.40	2.41	2.40	2.40	2.40	
BARLEY	2.40	2.41	2.40	2.41	2.40	2.40	2.40	
MAIZE	2.40	2.41	2.40	2.41	2.40	2.40	2.40	
RYE	2.40	2.41	2.40	2.41	2.40	2.40	2.40	
TEFF	2.40	2.41	2.40	2.41	2.40	2.40	2.40	
ORZO	2.40	2.41	2.40	2.41	2.40	2.40	2.40	
<b>PEAS UNHULLED</b>								
PEAS	2.40	2.41	2.40	2.41	2.40	2.40	2.40	
BEANS	2.40	2.41	2.40	2.41	2.40	2.40	2.40	
SOYABEANS	2.40	2.41	2.40	2.41	2.40	2.40	2.40	
PEAS	2.40	2.41	2.40	2.41	2.40	2.40	2.40	
BEANS	2.40	2.41	2.40	2.41	2.40	2.40	2.40	
SOYABEANS	2.40	2.41	2.40	2.41	2.40	2.40	2.40	
PEAS	2.40	2.41	2.40	2.41	2.40	2.40	2.40	
BEANS	2.40	2.41	2.40	2.41	2.40	2.40	2.40	
SOYABEANS	2.40	2.41	2.40	2.41	2.40	2.40	2.40	



Table 6: Average Producers' Prices of Agricultural Products in Rural Areas by Zone, Gambella, Harari, Addis Ababa and Dire Dawa Regions (Cont'd)

December 2005  
Tahesase 1998

PRICE IN BIRR										
K I L L I L A N D Z O N E S										
ITEM	UNIT	GAMBELLA		Gambella Average	Harari	ADDIS ABABA		Addis Ababa Average	Dire Dawa	National Average
		Zone 1	Zone 2			Zone 3	Zone 6			
<b>CEREALS UNMILLED</b>										
'TEFF' WHITE.....	Kg	-	-	-	-	2.53	3.70	2.97	-	2.62
'TEFF' MIXED.....	Kg	-	-	-	-	2.65	-	2.65	-	2.29
'TEFF' BLACK.....	Kg	-	-	-	-	2.46	2.57	2.51	-	2.10
WHEAT WHITE.....	Kg	-	-	-	-	2.21	2.28	2.23	-	1.85
WHEAT MIXED.....	Kg	-	-	-	-	2.02	-	2.02	-	1.87
WHEAT BLACK.....	Kg	-	-	-	-	-	-	-	-	1.88
BARLEY WHITE.....	Kg	-	-	-	-	-	-	-	-	1.75
BARLEY MIXED.....	Kg	-	-	-	-	-	-	-	-	1.61
BARLEY BLACK.....	Kg	-	-	-	-	-	-	-	-	1.63
BARLEY /FOR BEER/.....	Kg	-	-	-	-	-	-	-	-	1.50
'SENEF KOLO GEBIS'.....	Kg	-	-	-	-	-	-	-	-	2.15
MAIZE.....	Kg	-	-	-	-	-	-	-	-	1.13
DURRAH.....	Kg	-	-	-	-	-	-	-	-	1.39
AFRICAN MILLET.....	Kg	-	-	-	-	-	-	-	-	1.64
SORGHUM YELLOW.....	Kg	-	-	-	-	-	-	-	-	1.66
SORGHUM WHITE.....	Kg	-	-	-	-	-	-	-	-	1.46
SORGHUM RED.....	Kg	-	-	-	-	-	-	-	-	1.25
SORGHUM MIXED.....	Kg	-	-	-	-	-	-	-	-	1.28
OATS WITH COVER.....	Kg	-	-	-	-	-	-	-	-	4.00
RICE /LOCAL/.....	Kg	-	-	-	-	-	-	-	-	-
HULLED BERLEY /'TEMEZH'/.....	Kg	-	-	-	-	-	-	-	-	2.13
<b>PULSES UNMILLED</b>										
HORSE BEANS.....	Kg	-	-	-	-	1.87	-	1.87	-	1.82
CHICK PEAS.....	Kg	-	-	-	-	2.05	2.47	2.30	-	2.11
PEAS WHITE.....	Kg	-	-	-	-	-	-	-	-	2.28
PEAS MIXED.....	Kg	-	-	-	-	-	-	-	-	1.97
SOYA BEANS.....	Kg	-	-	-	-	-	-	-	-	2.53
LENTILS.....	Kg	-	-	-	-	-	5.50	5.50	-	3.50
HARICOT BEANS.....	Kg	-	-	-	-	-	-	-	-	1.52

Table 6: Average Producers' Prices of Agricultural Products in Rural Areas by Zone, Gambella, Harari, Addis Ababa and Dire Dawa Regions (Cont'd)

December 2005  
Tahesase 1998

PRICE IN BIRR

KILLIL AND ZONES										
ITEM	UNIT	GAMBELLA		Gambella Average	Harari	ADDIS ABABA		Addis Ababa Average	Dire Dawa	National Average
		Zone 1	Zone 2			Zone 3	Zone 6			
LIMA BEANS.....	Kg	-	-	-	-	-	-	-	-	1.35
VETCH.....	Kg	-	-	-	-	-	-	-	-	1.51
FENUGREEK.....	Kg	-	-	-	-	-	2.77	2.77	-	3.78
<b>OIL SEEDS</b>										
NIGER SEED.....	Kg	-	-	-	-	-	-	-	-	2.37
LINSEED WHITE.....	Kg	-	-	-	-	-	-	-	-	2.10
LINSEED BLACK.....	Kg	-	-	-	-	-	-	-	-	2.65
SESAME SEED.....	Kg	-	-	-	-	-	-	-	-	3.67
SUNFLOWER.....	Kg	-	-	-	-	-	-	-	-	1.67
RAPE SEED.....	Kg	-	-	-	-	-	-	-	-	1.80
CASTOR BEANS.....	Kg	-	-	-	-	-	-	-	-	3.30
GROUND NUTS.....	Kg	-	-	-	-	-	-	-	-	3.09
<b>VEGETABLES</b>										
ETHIOPIAN KALE.....	Kg	-	-	-	-	-	-	-	-	.62
CABBAGE.....	Kg	-	-	-	-	-	-	-	-	1.38
LETTUCE.....	Kg	-	-	-	-	-	-	-	-	1.62
SPINACH.....	Kg	-	-	-	-	-	-	-	-	1.76
CARROT.....	Kg	-	-	-	-	-	-	-	-	.69
TOMATO.....	Kg	-	-	-	-	-	-	-	-	1.68
ONION.....	Kg	-	-	-	-	-	-	-	2.46	2.33
GARLIC.....	Kg	-	-	-	-	-	-	-	-	2.88
PEPPER GREEN.....	Kg	-	-	-	-	-	-	-	-	2.60
GREEN PEAS.....	Kg	-	-	-	-	-	-	-	-	-
BEET ROOT.....	Kg	-	-	-	-	-	-	-	-	1.16
CAULIFLOWER.....	Kg	-	-	-	-	-	-	-	-	.93
PUMPKIN.....	Kg	-	-	-	-	-	-	-	-	.45
SUGAR CANE.....	Kg	-	-	-	-	-	-	-	-	.52

Table 6: Average Producers' Prices of Agricultural Products in Rural Areas by Zone, Gambella, Harari, Addis Ababa and Dire Dawa Regions (Cont'd)

December 2005  
Tahesase 1998

PRICE IN BIRR

K I L L I L A N D Z O N E S										
ITEM	UNIT	GAMBELLA		Gambella Average	Harari	ADDIS ABABA		Addis Ababa Average	Dire Dawa	National Average
		Zone 1	Zone 2			Zone 3	Zone 6			
<b>FRUITS</b>										
BANANA.....	Kg	-	-	-	-	-	-	-	-	.92
ORANGE.....	Kg	-	-	-	-	-	-	-	-	1.22
LEMON.....	Kg	-	-	-	-	-	-	-	-	1.04
MANDARINE.....	Kg	-	-	-	-	-	-	-	-	-
PAPAYA.....	Kg	-	-	-	-	-	-	-	-	1.05
GRAPES.....	Kg	-	-	-	-	-	-	-	-	-
MANGO.....	Kg	-	-	-	-	-	-	-	-	1.29
GUAVA.....	Kg	-	-	-	-	-	-	-	-	2.97
AVOCADO.....	Kg	-	-	-	-	-	-	-	-	1.23
CITRON.....	Kg	-	-	-	-	-	-	-	-	1.38
PINE APPLE.....	Kg	-	-	-	-	-	-	-	-	3.95
CACTUS /BELES/.....	Kg	-	-	-	-	-	-	-	-	-
<b>POTATOES AND OTHER TUBERS</b>										
POTATO.....	Kg	-	-	-	-	-	-	-	2.09	.90
SWEET POTATO.....	Kg	-	-	-	-	-	-	-	-	.50
'KOCHO'/UNPROCESSED/.....	Kg	-	-	-	-	-	-	-	-	.54
'BULA'.....	Kg	-	-	-	-	-	-	-	-	1.21
'GODERE'.....	Kg	-	-	-	-	-	-	-	-	.49
<b>SPICES</b>										
PEPPER WHOLE.....	Kg	-	-	-	-	-	-	-	-	6.57
GINGER/NOT DRY/.....	Kg	-	-	-	-	-	-	-	-	1.68
WHITE CUMIN.....	Kg	-	-	-	-	-	-	-	-	10.50
BLACK CUMIN.....	Kg	-	-	-	-	-	-	-	-	7.92
TUMERIC /UNMILLED/.....	Kg	-	-	-	-	-	-	-	-	-
CARDAMON.....	Kg	-	-	-	-	-	-	-	-	2.84
FENUGREEK.....	Kg	-	-	-	-	-	-	-	-	3.15
CHILLIES.....	Kg	-	-	-	-	-	-	-	-	5.96

Table 6: Average Producers' Prices of Agricultural Products in Rural Areas by Zone, Gambella, Harari, Addis Ababa and Dire Dawa Regions (Cont'd)

December 2005  
Tahasase 1998

PRICE IN BIRR

		K I L L I L A N D Z O N E S								
ITEM	UNIT	GAMBELLA		Gambella Average	Harari	ADDIS ABABA		Addis Ababa Average	Dire Dawa	National Average
		Zone 1	Zone 2			Zone 3	Zone 6			
CORIANDER.....	Kg	-	-	-	-	-	-	-	-	1.92
'SENAFICH'.....	Kg	-	-	-	-	-	-	-	-	1.90
BASIL /DRY/.....	Kg	-	-	-	-	-	-	-	-	4.72
SAVORY /DRY/.....	Kg	-	-	-	-	-	-	-	-	-
RUE /NOT DRY/.....	Kg	-	-	-	-	-	-	-	-	5.08
<b>LIVESTOCK</b>										
SHEEP/CASTRATED/.....	No	-	-	-	-	-	-	-	-	235.69
LAMB.....	No	-	-	-	-	70.00	150.00	123.33	101.00	119.33
OTHER SHEEP/10-15Kg/.....	No	-	-	-	290.00	165.00	-	165.00	120.00	131.54
GOAT/CASTRATED/.....	No	-	-	-	-	-	-	-	270.00	258.26
KID.....	No	-	-	-	-	-	-	-	113.33	100.27
OTHER GOAT/10-15Kg/.....	No	-	-	-	183.33	90.00	-	90.00	127.50	117.35
CALF/1-2Years/.....	No	-	-	-	-	-	-	-	-	312.92
HEIFER/2-4Years/.....	No	-	-	-	-	-	-	-	-	525.25
COW/4 Years & Above/.....	No	-	-	-	870.00	-	-	-	1100.00	749.01
BULL/2-4Years/.....	No	-	-	-	-	-	-	-	900.00	632.49
OX/4 Years & Above/.....	No	-	-	-	1620.00	1837.50	-	1837.50	2183.33	1135.75
PULLET/LOCAL/.....	No	-	-	-	-	11.00	-	11.00	-	8.92
HEN/LOCAL/.....	No	-	-	-	-	15.80	15.17	15.56	5.30	12.17
COCKEREL/LOCAL/.....	No	-	-	-	15.00	-	-	-	6.00	12.04
COCK/LOCAL/.....	No	-	-	-	-	26.72	22.00	25.15	10.92	17.43
<b>DRAUGHT ANIMALS</b>										
DONKEY /MALE/.....	No	-	-	-	-	-	-	-	-	435.00
HORSE /MALE/.....	No	-	-	-	-	-	-	-	-	751.88
MULE /MALE/.....	No	-	-	-	-	-	-	-	-	1294.29
CAMEL /MALE/.....	No	-	-	-	-	-	-	-	-	1450.00

54

Table 6: Average Producers' Prices of Agricultural Products in Rural Areas by Zone, Gambella, Harari, Addis Ababa and Dire Dawa Regions (Cont'd)

December 2005  
Tahesase 1998

P R I C E I N B I R R										
K I L L I L A N D Z O N E S										
ITEM	UNIT	GAMBELLA		Gambella Average	Harari	ADDIS ABABA		Addis Ababa Average	Dire Dawa	National Average
		Zone 1	Zone 2			Zone 3	Zone 6			
<b>DAIRY PRODUCTS &amp; EGGS</b>										
MILK/UNPASTEURIZED/.....	Lt	-	-	-	2.80	-	-	-	3.49	2.65
BUTTER/UNREFINED/.....	Kg	-	-	-	-	29.00	-	29.00	-	26.42
CHEESE/COTTAGE/.....	Kg	-	-	-	-	8.24	-	8.24	-	4.96
EGGS/LOCAL/.....	DOZEN	-	-	-	4.80	5.80	4.80	5.47	3.50	4.16
<b>HIDES AND SKINS</b>										
BOVINE HIDES.....	No	-	-	-	-	-	-	-	-	22.06
SHEEP SKINS/DRY/.....	No	-	-	-	-	-	-	-	-	20.37
GOAT SKINS/DRY/.....	No	-	-	-	-	-	-	-	4.00	10.16
<b>OTHERS</b>										
BUCKTHORN LEAVES/DRIED/.....	Kg	-	-	-	-	-	-	-	-	4.19
'CHAT'.....	Kg	-	-	-	12.80	-	-	-	13.83	10.74
COFFEE BEANS.....	Kg	-	-	-	-	-	-	-	18.79	16.55
COFFEE WHOLE.....	Kg	-	-	-	-	-	-	-	-	5.40
HONEY /NOT REFINED/.....	Kg	-	-	-	-	-	-	-	-	11.31