

13514

ኢትዮጵያ

ዓመታዊ የስታቲስቲክስ መጽሔት

፲፱፻፹፪

ETHIOPIA

STATISTICAL ABSTRACT

1990

የዓመታዊ የስታቲስቲክስ ባለሥልጣን  
CENTRAL STATISTICAL AUTHORITY

4



**ኢ ት ዮ ጵ ያ**

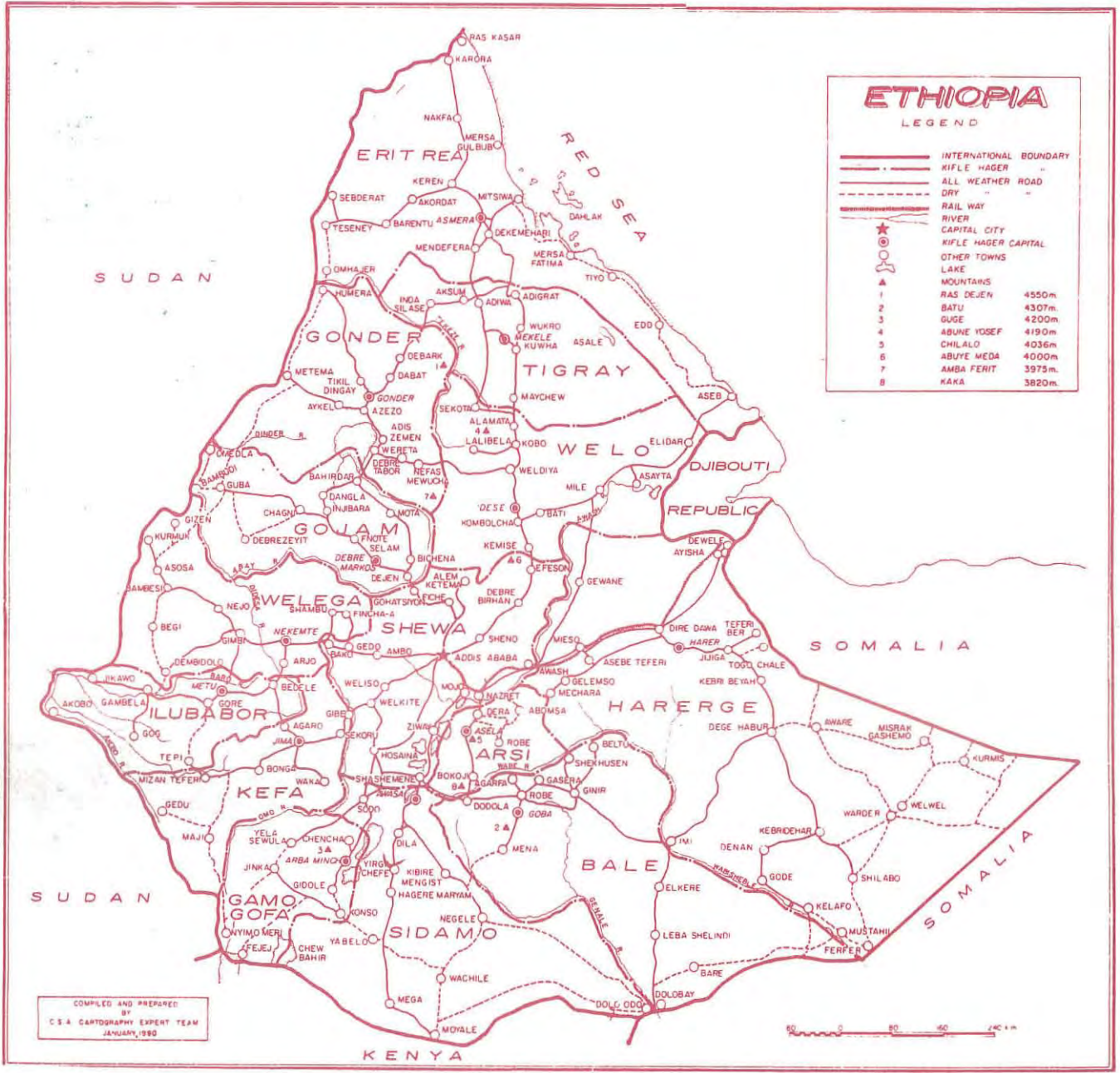
**ዓመታዊ የስታቲስቲክስ መጽሔት**

**፲፱፻፹፪**

**ETHIOPIA**

**STATISTICAL ABSTRACT**

**1990**



# ETHIOPIA

## LEGEND

- INTERNATIONAL BOUNDARY
- KIFLE HAGER
- ALL WEATHER ROAD
- DRY
- RAIL WAY
- RIVER
- ★ CAPITAL CITY
- KIFLE HAGER CAPITAL
- OTHER TOWNS
- △ LAKE
- ▲ MOUNTAINS
- 1 RAS DEJEN 4550m
- 2 BATU 4307m
- 3 GUGE 4200m
- 4 ABUNE YOSEF 4190m
- 5 CHILALO 4036m
- 6 ABUYE MEKA 4000m
- 7 AMBA FERIT 3975m
- 8 KAKA 3820m

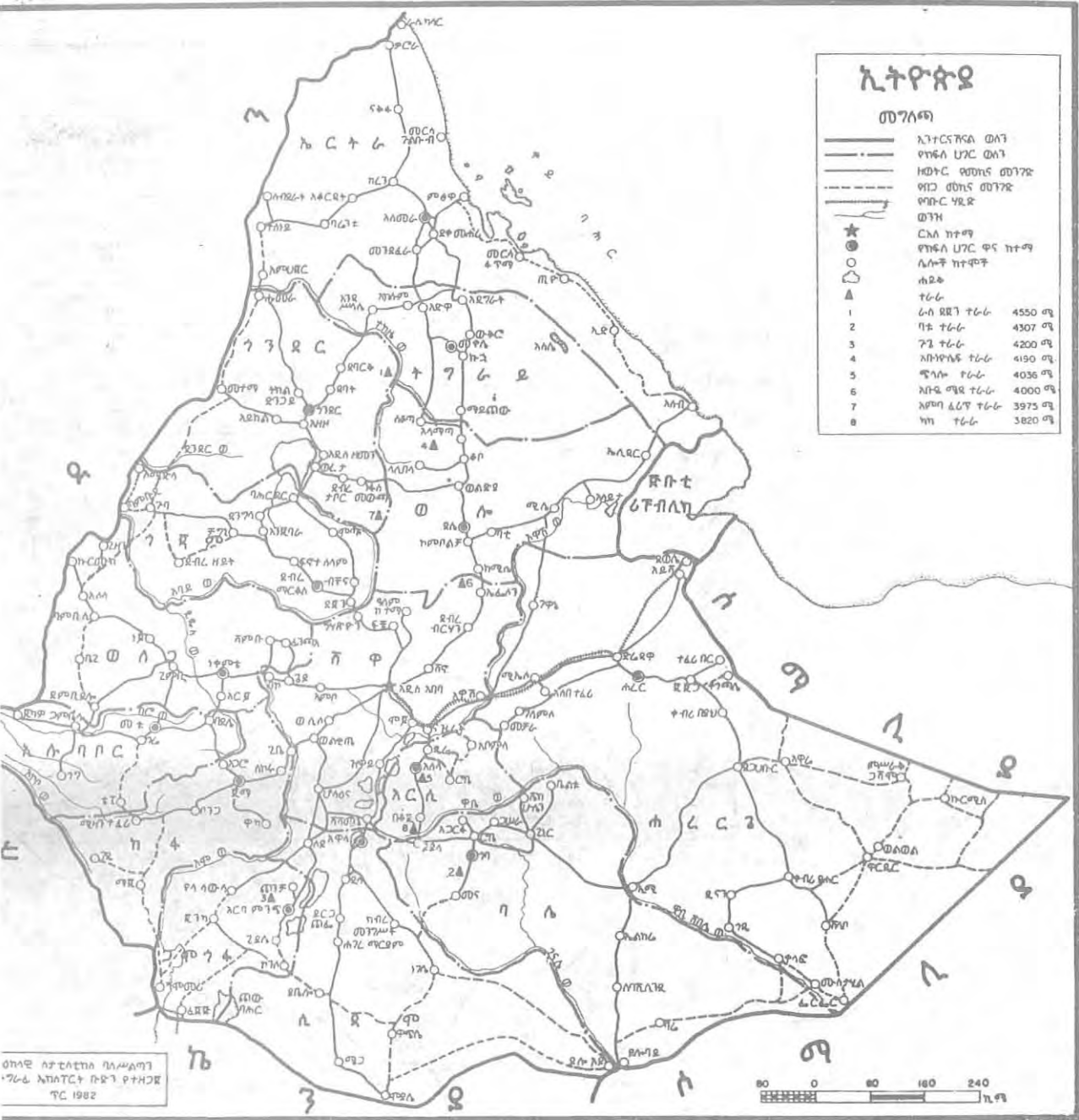
COMPILED AND PREPARED  
BY  
C.S.A. CARTOGRAPHY EXPERT TEAM  
JANUARY, 1980

0 80 160 240 km

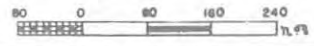
# ኢትዮጵያ

## መገለጫ

	ኢንፎርሜሽን ወገን
	የጥቅል ሀገር ወገን
	ዘወትር የመከሰተ መገንጠያ
	የባር መገንጠያ መገንጠያ
	የባር-ሀገር ወገን
	ደብዳቤ
	የጥቅል ሀገር ወገን
	አጠቃላይ ከተሞች
	ሐይቅ
	ተራራ
1	ራስ ደንገ ተራራ 4550 ሜ
2	ባታ ተራራ 4307 ሜ
3	ገገ ተራራ 4200 ሜ
4	አብይአቶ ተራራ 4190 ሜ
5	ዳሳለኝ ተራራ 4036 ሜ
6	አብይ ማይ ተራራ 4000 ሜ
7	አሙን ልሪፕ ተራራ 3975 ሜ
8	ህዝ ተራራ 3820 ሜ



ወንጌል ለገብርኤል ስላሙን  
 ገራራ አካባቢ ተገንጠያ ገንጠያ  
 ገር 1982




ወ ቅ ድ ም

ይህ ለሥራ ዘጠነኛው ዓመታዊ የስታቲስቲክስ መጽሔት አንዳለፈት ተመሳሳይ አትሞች ሁሉ በአጣርኛና በአገልግሎት ተዘጋጅቶ ቀርቧል። መጽሔቱ ስለ አገሪቱ የሰብአዊና ኢኮኖሚ ሁኔታ የሚገለጹ ለዩ ለዩ ስታቲስቲካዊ መረጃዎች የያዘ ስለሆነ ለፖለቲካ ለሌሎች ፕሮግራሞች ዘገጅትና ገምገማ ብለው ለምርመራ ተገባሮች በመነሻነት ያገለገላል ተብሎ ይታወቃል።

የረዘም ጊዜ ዕቅድና በተከታታይ ዘመናት የሚታወቁትን የአጭርና የመካከለኛ ዘመን የሰብአዊና የኢኮኖሚ አቅደች ለማዘጋጀት ትክክለኛና ለስተጻጻፊ ስታቲስቲካዊ መረጃዎችን መሰብሰብና ሥርዓት ባለው መንገድ ለተጠቃሚዎች ማቅረብ የወቅቱ ተቀዳሚ ተገባር ነው። የሚከተለው ስታቲስቲክስ ባለሥልጣን በሚያሰለስ ሁኔታ ጥራቱን በማሻሻልና ወቅታዊነቱን በመጠበቅ ተፈላጊ የሆኑ ስታቲስቲካዊ መረጃዎች ለማቅረብ በርካታ የስታቲስቲክስ ሥራዎችን አከናውኗል። በሚከናወንም ላይ ይገኛል። በአንዳኛም ባለሥልጣኑ የተጠለበቱን ኃላፊነት ለመወጣት አንዲትል በተለይም ይህ መጽሔት ወቅቱን ጠብቆ አንዲታተም ከሚኒስቴር ማ/ቤተኛ፣ ከመንገሥት ድርጅቶች፣ ከሕዝባዊያን ድርጅቶችና ከገለሰ ሦቶም ጭምር ከፍተኛ ትብብር ማገኘት ለስፈላጊ ይሆናል። በመሆኑም የሚመለከታቸው ሁሉ ተፈላጊውን መረጃ በወቅቱ በማቅረብ በኩል ከምንጊዜውም የበለጠ ትብብር አንዲያደርጉ ባለሥልጣኑ በዚህ አገልግሎት ለማሰብ ይወዳል።

የአገሪቱን የሰብአዊና የኢኮኖሚ ሁኔታ በበለጠ በመረዳት በትክክለኛ መረጃ ላይ የተመሠረተ የሌሊት ዕቅዶችን ለመቀየስ አንዲታል የሚከተለው ስታቲስቲክስ ባለሥልጣን በተለይ ከ1972 ጀምሮ በርካታ የሰብአዊና የኢኮኖሚ ጥናቶችን ሲያካሂድ የቆየ ሲሆን ከነዚህም መካከል ዓመታዊ የአርባ ጥናትና የተለያዩ የኢኮኖሚና የሰብአዊ ጥናቶች ይገኛሉ። አንዲሁም በዓይነቱና በይዘቱ የመጀመሪያ የነበረውና በገንቦት ወር 1976 የተካሄደው የሕዝብና ቤት ቆጠራ ውጤት የሕዝብን መረጃ በተመለከተ ተደም ሲል የነበረው የመረጃ አጥረት የተቃለለ ሲሆን ዋናው ሪፖርት በአሁኑ ወቅት ተዘጋጅቶ በመሠረወት ላይ ስለሆነ ይህንን በተመለከተ በቂ ስታቲስቲካዊ መረጃ አንደሚኖር ይገመታል። ይህንን ተመሳሳይ ቆጠራ በአገራችን በገንቦት ወር 1986 ለሁለተኛ ጊዜ ለማካሄድ ለስፈላጊው ቅድመ ዘገጅት በመከናወን ላይ ይገኛል።

በመጨረሻም ለመጽሔቱ ዘገጅት የሚያስፈልጉት ስታቲስቲካዊ መረጃዎች ለመሥሪያ ቤታችን በማቅረብ ረገድ የተባበሩን የመንገሥት ማ/ቤተኛ፣ ሕዝባዊ ድርጅቶችና ገለሰሶች አንዲሁም ለመጽሔቱ ዘገጅት ለስተዋዳኝ ያበረከቱትን የማ/ቤተኛን ሠራተኞች ለመሰገናለሁ።

ከሰለምተ ገር  
  
አብዱላሂ ጠሰን /ዩ/ር/  
የባለሥልጣኑ ማ/ቤተ ኪዳኖ አስተባባሪ

## F O R E W O R D

The nineteenth issue of the Statistical Abstract, as in the past is prepared in Amharic and English languages. The publication presents a wide range of data illustrating various socio-economic conditions of the country. The statistical information contained in the publication provides background information for policy and programme formulation, evaluation and the conduct of research work.

For the purpose of launching the long term socio-economic development plan and the subsequent short-term and medium-term plans, the collection of accurate and reliable data and the analysis and presentation of the same is the main task of current statistical development. In this respect the Central Statistical Authority has made significant progress in furnishing the required statistical data by conducting several statistical studies. As regards to the timely publication of the Statistical Abstract, the Central Statistical Authority can discharge its responsibility only if it obtains the active and timely participation of the concerned ministries, government agencies, mass organizations as well as individuals who provide the basic inputs to this publication. Hence the office urges all those concerned to enlist further cooperation for the timely publication of the Statistical Abstract.

In the 1980's several socio-economic surveys were conducted in rural parts of the country which include annual agricultural surveys and household economic and social surveys. The Population and Housing Census conducted in May 1984 and the subsequent publication of results of the census is believed to have removed some of the bottlenecks in our knowledge on the population of the country. Similarly, essential preparatory activities have been made to launch the second Population and Housing Census of Ethiopia in May 1994.

In conclusion, compliments are due to the various government ministries, agencies mass organizations and individuals for their cooperation in providing the required data for the preparation of this Statistical Abstract as well as to the staff of the Central Statistical Authority for their efforts involved in producing this edition.

Abdulahi Hasen (Ph.D.)

ግ ገ ገ

ከ1959 ጀምሮ ባለጥቅረጥ አየታተሙ የግዛታዊው ዓመታዊው የስታቲስቲክስ ጽሑፍ ዋና ዓላማ የሀገሪቱን የግብርናና ኢኮኖሚያዊ ሁኔታዎች በአጠቃላይ የሚገለጹ ስታቲስቲካዊ መረጃዎችን ለማቅረብ ነው። ጽሑፉ በዘመን ብቻ ሳይወሰን ለሌሎች ስታቲስቲክስ ነክ ጽሑፎች ሁሉ አገደ መገለጻዊ መሪያ ሆኖ ለገለገለ ይችላል።

ቀደም ሲል በተከታታይ ከቀረቡት ተጠቅሞች ጽሑፎች መረጃዎች ተሻሻለውና ስንጠረዳቸው ታክለው የቀረቡ ሲሆኑ አብዛኛዎቹ የሶስት ዓመታት ተከታታይ መረጃዎችን የያዙ ናቸው።

በጽሑፎች ውስጥ የቀረቡት መረጃዎች ከአገሉ ምግቦች የተገኙ ናቸው። አመራረባቸውና አቀራረባቸው የግዕዝካላዊ-ስታቲስቲክስ ባለሥልጣን ኃላፊነት ሲሆን መረጃው የተገኘበት ምንጭ ተገልጿል። በዘመን በአሥራ ዘጠነኛው ጽሑፍ የተመለከቱት መረጃዎች አብዛኛዎቹ ከ1981-1983 ባሉት ዓመታት የተከረከ ሆኖ ለሌሎች ለ1984 መረጃዎች ቀርቦታል።

ግዕዝካላዊ ስታቲስቲክስ ባለሥልጣን ለጽሑፉ ዘገጅት ለስተዋዳኝ ለባህሪው ሁሉ ምስጋናውን አያቀርብ የጽሑፉን የወደፊት መሻሻል በግልጽ የግንኛውንም ገንቢ ሃሳብ ለመቀበል ዘገጁ መሆኑን ይገልጻል።

የግዕዝካላዊ ስታቲስቲክስ ባለሥልጣን  
ጥር 1985

PREFACE

The Statistical Abstract published since 1963, is intended to present a summary of statistical information on the social and economic conditions of the country. The Statistical Abstract being one of the principal statistical publications of the country, is expected to serve as a convenient statistical reference as well as a guide to other statistical publications.

Where necessary tables included in previous issues are revised by up-dating continuing series and adding new tables. For most parts of the sections trend data are shown for 3 years period.

The contents of the Abstract are taken from a large number of sources and the Central Statistical Authority is responsible for the selection and presentation of the materials. Most of the tables presented in the nineteenth Statistical Abstract refers to the years 1989 - 1991 and some tables contain data for the year 1992.

The Central Statistical Authority wishes to thank all those who have cooperated in the preparation of the publication. Furthermore, suggestions and comments which may contribute to the improvement of future publications is welcome.

የኢትዮጵያ ባርታ	
ጠቅላይ .....	I
ጠገቢያ .....	III
ጣወል .....	IV
ሰለ ቀን ጠቅጠሪያ ጣሰታወሻ .....	XXVIII

ክፍለ ሀ. ምድርና አየር

ጠገለል .....	1
ሠንጠረዦች:-	
ሀ.1 - የኢትዮጵያ ዋና ዋና ወንዞች ርዝመት .....	5
ሀ.2 - የኢትዮጵያ ዋና ዋና ስይቆች ጠጠን ገምት .....	5
ሀ.3 - የኢትዮጵያ ዋና ዋና ተራራዎች ክፍታ .....	6
ሀ.4 - ብጤራዊ ፓርኮች፣ ከለሎችና ጠጠላዎች .....	7
ሀ.5 - የዋና ዋና የአየር ምርጫ ጠጠላዎች ላቲቲውድ ለንገቲውድ፣ ከፍተኛ የዘና ጠጠን .....	8
ሀ.6 - የዋና ዋና የአየር ምርጫ ጠጠላዎች አጣካይ ከፍተኛ ዘቅተኛ የአየር ጠባይ ሁኔታ የዘና ጠቅላላ ጠጠን በወር .....	9
ሀ.6. 1 አዲስ አበባ .....	9
ሀ.6. 2 አሞራ .....	9
ሀ.6. 3 ባሕር ዳር .....	10
ሀ.6. 4 ኮምቦላቻ .....	10
ሀ.6. 5 ደብረ ጣርቆስ .....	11
ሀ.6. 6 ደብረ ዘይት .....	11
ሀ.6. 7 ድረዳዋ .....	12
ሀ.6. 8 ሮቢ .....	12
ሀ.6. 9 ጌ .....	13
ሀ.6. 10 ጅግ .....	13
ሀ.6. 11 ወንጂ .....	14

ፍለ ለ. ሰለ ስዘብ

ጠገለል (1984) .....	15
-------------------	----

ግ ው ወ

ገጽ

ለ.2 - የልዘበ ብዛት በፀታ፣ ስፋትና በኪሎ ሜትር ባረ የሠፈረው ሰው ብዛት ..... 36

ለ.3.1 - ጠቅላላ የኢትዮጵያ ልዘበ ብዛት በዕድሜ መደብና በጾታ፣ 1984 ..... 39

ለ.3.2 - የገጠር ነዋሪ የልዘበ ብዛት በዕድሜ መደብና በጾታ፣ 1984 ..... 39

ለ.3.3 - የከተማ ነዋሪ ልዘበ ብዛት በዕድሜ መደብና በጾታ፣ 1984 ..... 40

ለ.4 - የገጠርና የከተማ ነዋሪ የልዘበ ብዛት የከተማ ልዘበ በወት ሲታሠብ በክ/ሀገር፣ 1984 ..... 41

ለ.5 - የከተሞች የልዘበ ብዛት በጾታና በክ/ሀገር፣ 1984 ... 42

ለ.6 - የየዓመቱ የወደፊት የኢትዮጵያ ልዘበ ብዛት ትንበያ በጾታ፣ በገጠርና በከተማ፣ 1984-2012 ..... 51

ክፍለ ግ. ስለ ገብርና

ግለሰብ ..... 52

ሠገጠረዦች፡-

ግ.1 - የታሪክው ጠረጣጥ ስፋትና የዋና ዋና ሰብሎች ምርት ገምት . 58

ግ.2 - በቡናና ሻይ ለግት ሚኒስቴር የተወረደው ቡና መጠንና የመጠን ክፍለ ሀገር ..... 58

ግ.3 - ለከብት ልዘብና የተቀመጠ ወደጋነት ምጣን፣ የተከተሉ ከብቶች ብዛትና በከትባት ሥራ ላይ የሚገኙ ሠራተኞች ፡፡ 59

ግ.4.ሀ - የከብት የብገና የፍየላ ብዛት ገምት በክፍለ ሀገር፣ 1980 ዓ.ም (የገለ ገብረዎች ይዘታ ብቻ) ..... 60

ግ.4.ለ - የከብት፣ የብገና የፍየላ ብዛት ገምት በክፍለ ሀገር፣ 1981 ዓ.ም (የገለ ገብረዎች ይዘታ ብቻ)..... 61

ግ.4.ጠ - የከብት፣ የብገና የፍየላ ብዛት ገምት በክፍለ ሀገር፣ 1982 (የገለ ገብረዎች ይዘታ ብቻ) ..... 62

ግ.5.ሀ - የፈረሶች፣ የብቅሎችና ለሀዎች ብዛት ገምት በክፍለ ሀገር 1980 (የገለ ገብረዎች ይዘታ ብቻ) ..... 63

ግ.5.ለ - የፈረሶች፣ የብቅሎችና ለሀዎች ብዛት ገምት በክፍለ ሀገር 1981 ዓ.ም (የገለ ገብረዎች ይዘታ ብቻ) ... 64

ግ ው ጣ

	<u>ገጽ</u>
ጡ.5.ጠ — የፈረሰና፡ የብቅለ-ግኝትና የአሀዶች ብዛት ገምት በክ/ሀገር፣ 1982 (የገለ ገበረጊዮች ይዘታ ብቻ) .....	65
ጡ.6.ሀ — የደር ብዛት ገምት በክፍለ ሀገር፣ 1980 .....	66
ጡ.6.ለ — የደር ብዛት ገምት በክ/ሀገር 1981 እና 1982 (የገለ ገበረጊዮች ይዘታ ብቻ) .....	67
ጡ.7 — የገበረ ግህበራት ብዛት በአስተዳደር አካባቢ /ራስ ገዛ፣ 1981/1982 .....	68
ጡ.8 — የቤተሰብ ኑር ግቫቫያ ዘዳ ሠራተኞች ብዛት በክፍለ ሀገር፣ 1981 —1983 .....	69

ክፍለ ሠ. ስለ ግዕድን

ጡገለጣ .....	70
ሠንጠረዦች፡—	
ሠ.1 — የወርቅ ምርት ጠጠንና ጠቅላላ ዋጋ፣ 1973 — 1982 .	72
ሠ.2 — የኘላቲኒየም ምርት ጠጠንና ጠቅላላ ዋጋ፣ 1973 — 1982	72
ሠ.3 — ለግዕድን ፍለጋና ግሰፋፊያ የተደረገ ጠዋዕለ ነዋይ፣ 1978 — 1982 .....	73
ሠ.4 — የጠዋዕለ ነዋይ ምንጭ 1978 — 1982 .....	73

ክፍለ ረ. ስለ ግምረቻና አሌክትሪክ ኢንዱስትሪ

ጡገለጣ .....	74
ሠንጠረዦች፡—	
ረ.1.ሀ — በ1980 የፋብሪካዎችና የተቀጠሩ ሠራተኞች ብዛት በይዘታ .	81
ረ.1.ለ — የ1981 የፋብሪካዎችና የተቀጠሩ ሠራተኞች ብዛት በይዘታ .	83
ረ.2.ሀ — የኢንዱስትሪዎች አቋም ሁኔታ ግጠቃለያ በይዘታ፣ 1979 — 1980 .....	85
ረ.2.ለ — የኢንዱስትሪዎች አቋም ሁኔታ ግጠቃለያ በይዘታ፣ 1980 — 1981 .....	87
ረ.3.ሀ — በ1980 የፋብሪካዎችና የሠራተኞች ጠቅላላ ብዛት በሠራተኞች ብዛት ጠደብ .....	89
ረ.3.ለ — በ1981 የፋብሪካዎችና የሠራተኞች ጠቅላላ ብዛት በሠራተኞች ብዛት ጠደብ .....	91
ረ.4 — በፋብሪካ የተሰሩ የዋና ዋና ዕቃዎች ምርት፣ 1979—1981	93

ግ ው ሷ

ረ.6.ሀ - የ1980 ጠቅላላ የፋብሪካዎች ውጤት ዋጋ በሠራተኞች ብዛት ጠይብ ..... 96

ረ.6.ለ - በ1981 ጠቅላላ የፋብሪካዎች ውጤት ዋጋ በሠራተኞች ብዛት ጠይብ ..... 98

ረ.7.ሀ - ደመወዝና ምንጭ ጠቅላላ የሥራ ውጤት ዋጋና ተጨማሪ ዋጋ በይዘታቸው 1980 ..... 100

ረ.7.ለ - ደመወዝና ምንጭ ጠቅላላ የሥራ ውጤት ዋጋና ተጨማሪ ዋጋ በይዘታቸው 1981 ..... 102

ረ.8 - የኦሊምፒክ ጠባቂዎች የግጥም ችሎታና ያመነው የኦሊምፒክ ሪከርድ 1975-1981 ..... 104

ረ.9 - የኦሊምፒክ ኢንፎርሜሽን የሥራ ክፍት ግለጫ (የገለጫ ድርጅቶችን አይወድቅም) 1980-1981 ..... 104

ረ.10.ሀ- የኦሊምፒክ ኢንፎርሜሽን ቋሚ ገቢ 1980 ..... 105

ረ.11.ሀ- በ1980 ለግድም ገቢ የተደረገው ወጪና የገንዘብ ምንጭ 105

ረ.10.ለ- የኦሊምፒክ ኢንፎርሜሽን ቋሚ ገቢ 1981 ..... 106

ረ.11.ለ- በ1981 ለግድም ገቢ የተደረገው ወጪና የገንዘብ ምንጭ 106

ረ.12.ሀ- የኦሊምፒክ ጠባቂዎች የግጥም ችሎታና በየጠባቂው የመነሻው ኦሊምፒክ ሪከርድ 1980 ..... 107

ረ.12.ለ- የኦሊምፒክ ጠባቂዎች የግጥም ችሎታና በየጠባቂው የመነሻው ኦሊምፒክ ሪከርድ 1981 ..... 108

ከፍለ ሰ. ሰለ ስገጥሞች፡

ግለጫ ..... 109

ሠንጠረዦች፡-

ሰ.1.ሀ - በአዲስ አበባ ከተማ የቤት ሥራ ፈቃድ የተሰጣቸው አዳዲስ ስገጥሞች፡ 1981-1982 ..... 112

ሰ.2.ሀ - በአዲስ አበባ ከተማ የቤት ሥራ ፈቃድ የተሰጣቸው አዳዲስ ስገጥሞች በዋጋ አድጋሚ፡ 1981 - 1982 ..... 112

ከፍለ ስ. ትራንስፖርትና ግጥም

ግለጫ ..... 114

ሠንጠረዦች፡-

ስ.1 - የኢትዮጵያ አየር ግጥም ግድም ቤት የሥራ ክፍት 1979 - 1982 ..... 119

ገ ው ዳ

ሸ.2 - በአዲስ አበባና በአሥጦራ ዓለም አቀፍ አይርፕላን ማረፊያዎች የተደረገው የአየር ትሬሬክ፣ 1979 - 1982 ..... 120

ሸ.3.ሀ - በአዲስ አበባ ዓለም አቀፍ አይርፕላን ማረፊያ የተደረገው የአየር ትሬሬክ፣ 1980 - 1982 (የአይርፕላን/አንቅስቃሴና የግንገዳዎች ብዛት) .. 121

ሸ.3.ለ - በአዲስ አበባ ዓለም አቀፍ አይርፕላን ማረፊያ የተደረገ የአየር ትሬሬክ፣ 1980 - 1982 (በአይርፕላን የተጓዙ ዕቃና ፖስታ) ..... 122

ሸ.4.ሀ - በአሥጦራ ዓለም አቀፍ አይርፕላን ማረፊያ የተደረገው የአየር ትሬሬክ 1980 - 1982 (የአየር አንቅስቃሴና የግንገዳዎች ብዛት)..... 123

ሸ.4.ለ - በአሥጦራ ዓለም አቀፍ አይርፕላን ማረፊያ የተደረገው የአየር ትሬሬክ፣ 1980 - 1982 (በአይርፕላን የተጓዙ ዕቃና ፖስታ) ..... 124

ሸ.5 - የክረምትና የበጎ ግንገዳዎች በጥገና ጠባቂ፣ 1980 - 1982 ..... 125

ሸ.6.ሀ - ለአውራ ጉዳና ሥራዎች የተገኘ ገንዘብ፣ 1980 - 1982 ..... 126

ሸ.6.ለ - የትሬስፖርት ስርዓት ለገንዘብ ገንዘብ ለጠቃ ቀደም፣ 1980 - 1982 ..... 127

ሸ.7 - የአገዳ ማትሪክ ተገ ጥነት ታሪፍ በዋና ዋና የግዴታ ግንገዳዎች ..... 127

ሸ.8 - የተሰጠ የግንገዳ ፈቃድ፣ 1979 - 1982 ..... 128

ሸ.9.ሀ - በኢትዮጵያ ተሽከርካሪ ግዴታዎች ያደረሱት ለደጋ፣ 1980 - 1982 ..... 129

ሸ.9.ለ - በአዲስ አበባ ከተማ ተሽከርካሪ ግዴታዎች ያደረሱት ለደጋ፣ 1980 - 1982 ..... 129

ሸ.10 - የኢትዮጵያ የጅቡቲ የምድር ባቡር ሥራ ክገውገ፣ 1980 - 1982 ..... 130

ሸ.11 - በኢትዮጵያ የጅቡቲ የምድር ባቡር የተጓዙት የገንደ ዕቃዎች ብዛትና ዓይነት፣ 1980 - 1982 ..... 131

ሸ.12 - የኢትዮጵያና የጅቡቲ የምድር ባቡር የአገልግሎት የገቢ ገንደ ዕቃዎች የትሬስፖርት ታሪፍ፣ 1980- 1982 .. 132

ግ ው ጣ

ገጽ

ሸ.13	- የኢትዮጵያና የጅቡቲ የምድር ባቡር የአንዳንድ ወጥ ዕቃዎች የትራንስፖርት ታሪፍ፣ 1980 - 1982	133
ሸ.14	- የወደቦች ስታቲስቲክስ ግጥም፣ 1979— 1982	134
ሸ.15	- የቴሌኮሚኒኬሽን ባለሥልጣን የሥራ ክንውን 1980 - 1982 .....	135
ሸ.16	- የፖስታ አገልግሎት ስታቲስቲክስ .....	135

ክፍለ ቀ. የወጥ አገር ንገድ

ጠገለጣ .....	136
ሠንጠረዦች፣	

ቀ.1	- የገቢ፣ የወጪና ገብተው አንደገና የወጡ የንገድ ዕቃዎች ጧዛን .....	142
ቀ.2	- የገቢና የወጥ ንገድ ዕቃዎች ዋጋ በተጠባሰቤ ዕቃዎች አጠቃላይ .....	143
ቀ.3	- ወደ አገር የገቡ ዕቃዎች ብዛትና ዋጋ በተጠባሰቤ ዕቃዎች አጠቃላይ .....	144
ቀ.4	- የወጥ ንገድ ዕቃዎች ብዛትና ዋጋ በተጠባሰቤ ዕቃዎች አጠቃላይ .....	155
ቀ.5	- ገብተው አንደገና የወጡ ዕቃዎች ዋጋ በተጠባሰቤ ዕቃ ዎች አጠቃላይ .....	162
ቀ.6	- የገቢ ንገድ ዕቃዎች በአገልግሎታቸው ዓይነት .....	165
ቀ.7	- የገቢ ንገድ ዕቃ ዋጋና የጠባባት አገር .....	166
ቀ.8	- የወጪና ገብተ ተጠላሶ የወጣው የንገድ ዕቃ ዋጋና የተላከበት አገር .....	167
ቀ.9	- አንዳንድ የገቢ ዕቃዎች ዋጋና የጠባባት አገር .....	168
ቀ.10	- አንዳንድ የወጪ ንገድ ዕቃ ዋጋና የተላከበት አገር .	169
ቀ.11	- ለገቢ ንገድ ጠረጎም የተሰጠ የወጥ አገር ምንዛሪ ፈቃድ በዕቃው ዓይነት .....	171
ቀ.12	- ለወጥ ንገድ ተፈቅዶ የተሰጠው የወጥ አገር ምንዛሪ በየዕቃው ዓይነት .....	172

ግ ው ል

ክፍለ በ. ዓጋታዊ የሀገር ሀብት ውጤት

ግለጫ .....	173
ሠንጠረዦች:-	
በ.1 — የሀገር ሀብት ውጤት ግጠቃለያ .....	179
በ.2 — ጠቅላላ የሀገር ውስጥ ምርት በግብርና የሊኮሎል ዘርፍና በጊዜው በተሰራበት ዋጋ .....	180
በ.3 — ጠቅላላ የጠራዊ ምርት ላይ የተደረገ ወደ በጊዜው የገባ ዋጋ .....	181
በ.4 — ጠቅላላ የሀገር ውስጥ ምርት በግብርና የሊኮሎል ዘርፍና በ1973 በተሰራበት ጠደብ ዋጋ .....	182

ክፍለ ተ. የግንገሥት ገንዘብ (ፓብሊክ ፋይናንስ)

ግለጫ .....	183
ሠንጠረዦች:-	
ተ.1 — የግንገሥት ገቢና ወደ .....	190
ተ.2 — የግንገሥት ገቢ፣ በገቢው ዓይነት .....	191
ተ.3 — የግንገሥት ወደ፣ በወደ ዓይነት .....	192
ተ.4 — የግንገሥት ጠደብ ወደ .....	193
ተ.5 — የግንገሥት ጠደብ ወደ ለጠደብ በምክንያትና በዓይነት ..	194
ተ.6 — የከፍተኛ ወደ በገንዘብ ምንጭ በሥራው ዓይነት፣ 1980 ..	196
ተ.7 — የግዘጋጃ ቤቶች ብዛት በገቢ ጠደብና በክፍለ ሀገር ከ1980 የበጀት ዓመት .....	199
ተ.8 — የግዘጋጃ ቤቶች ብዛት በወደ ጠደብና በክፍለ ሀገር 1980 በበጀት ዓመት .....	202
ተ.9 — የግዘጋጃ ቤቶች የገቢና ወደ ግጠቃለያ በክፍለ ሀገር .....	205
ተ.10 — በከተማ ለግትና ቤት ሚኒስቴር ሥር የግዘጋጃ ቤቶች ገቢና ወደ .....	206
ተ.11 — የአሥራ ግዘጋጃ ቤት ገቢና ወደ .....	207
ተ.12 — የአዲስ አበባ ግዘጋጃ ቤት ገቢና ወደ .....	208
ተ.13 — የአሰብ ግዘጋጃ ቤት ገቢና ወደ .....	209

ክፍለ ቸ. የባንክ ሥራዎችና የአከፋፈል ሚዛን

ግለጫ .....	210
ሠንጠረዦች:-	
ቸ.1 — ለጠቃላይ የብድራዊ ባንክ የሂሳብ ግለጫ .....	219

ገ ዑ ዓ

		<u>ገጽ</u>
ቸ.2	— አጠቃላይ የገገድ ባንኮች የሂሳቡ ሁኔታ ግለጻ .....	220
ቸ.3	— የሌሎች የገንዘብ ነክ ድርጅቶች የሂሳብ ሁኔታ ግለጻ .....	221
ቸ.4	— የገንዘብ ጫናና ዘርዘር .....	222
ቸ.5	— አገልግሎት ይቀጠባል ጊዜያዊ ተቀጣጥሮ ሂሳቦች .....	222
ቸ.6	— በሥራ ላይ ያሉ የወረቀትና የቅንሰናሽ ገንዘቦች ዘርዘር .....	223
ቸ.7	— በሥራ ላይ ያለ ገንዘብ ጫና .....	224
ቸ.8	— በብሔራዊ ባንክና በገገድ ባንኮች የተደረገ የአገር ውስጥ ክረዳት	227
ቸ.9	— የተጣራ የወርቅና የውጭ አገር ያንዘሪ ተቀጣጥሮ .....	227
ቸ.10	— የገገድ ባንኮች ያደረጉት ብድሮች፣ የቅድሚያ ክፍያዎች፣ በቅናሽ የገዛቸው ሰነዶችና የሌሎች ወጪዎች .....	228
ቸ.11	— የወንገሥት የአገር ውስጥ ዕዳ በአባዳሪዎች .....	229
ቸ.12	— በአርባና ኢንዱስትሪ ለግት ባንክ የተፈቀዱ የተሰጡ ብድሮች ብዛትና ጫና .....	230
ቸ.13	— የተፈቀዱ ብድሮች በሥራ ዓይነታቸው .....	230
ቸ.14	— በተባዳሪዎች ላይ ያሉ ብድሮች በሥራ ዓይነታቸው .....	231
ቸ.15	— በተባዳሪዎች ላይ ያሉ ብድሮች በሥራ ክፍላቸው .....	232
ቸ.16	— ኢትዮጵያ ከሌሎች አገሮች ጋር ያላት የገንዘብ ክፍያ ጣዘን ጣጠቃለያ .....	233
ቸ.17	— ኢትዮጵያ ከሌሎች አገሮች ጋር ያላት የገንዘብ ክፍያ ጣዘን ...	234

ገ. ስለ ወደገን (ኢንቨስትመንት)

ግለጻ .....		235
ወንጠረዦች፡-		
ገ.1	— የሕይወት ወደገን አረባንና ለወደገን የተከፈለ ጣጠቃለያ .....	239
ገ.2	— የሕይወት ያለሆነ ወደገን አረባንና ለወደገን የተከፈለ ጣጠቃለያ ..	239
ገ.3	— የሕይወት ያለሆነ ወደገን ዓጭታዊ ገቢና ወጪ በሥራ ወይን .....	240
ገ.4.ሀ	— የሕይወት ወደገን የሂሳብ ጣዘን (ሀብቶች) .....	242
ገ.4.ለ	— ገዳታዎች .....	242
ገ.5.ሀ	— የሕይወት ያለሆነ ወደገን የሂሳብ ጣዘን (ሀብቶች) .....	243
ገ.5.ለ	— ገዳታዎች .....	243
ገ.6	— የሕይወት ዋስትና ሁኔታ የሚያጠቃለት ግለጻ .....	244

ግ ዑ ዓ

ክፍለ ነ. ስለ ዕቃዎች ዋጋ

ወገላዊ .....	246
ሠንጠረዦች:-	
ነ.1 - የአዲስ አበባ የችርቻሮ ዋጋ ሁኔታ የሚገለጽ መዘኛ (አንዳክሰ) በ1982/83 እና በ1983/84 .....	248
ነ.2.ሀ - የአዲስ አበባ የዋና ዋና የምገባ ሽቀጦች አጣካሻ የችርቻሮ ዋጋ፣ 1982/83 .....	249
ነ.2.ለ - በአዲስ አበባ የዋና ዋና የምገባ ሽቀጦች አጣካሻ የችርቻሮ ዋጋ፣ 1983/84 .....	250
ነ.3 - የኒውዮርክ የቡና ገበያ ዋጋ .....	251
ነ.4 - በአዲስ አበባ ያለታጠበ ቡና የጀምላ ዋጋ .....	251

ክፍለ ኘ. ስለ ጤና ጥበቃ

ወገላዊ .....	252
ሠንጠረዦች:-	
ኘ.1 - በየራስ ገዝ/አስተዳደር አካባቢው የሚገኙ የህክምናና የጤና ጥበቃ አገልግሎት ድርጅቶች (የፖሊስና የጦር ኃይሎችን አይወደድም) 1983 .....	255
ኘ.2 - በየራስ ገዝ/አስተዳደር አካባቢው የሚገኙ ጠኪዎችና የህክምና ሠራተኞች ብዛት (ፖሊስና ጦር ኃይሎችን አይወደድም) 1983 .....	256
ኘ.3 - ለጤና አገልግሎት በኢትዮጵያ የሰለጠኑ ባለሙያዎች ብዛትና የተወረቁበት ዓመት .....	257
ኘ.4 - ከተለያዩ የበሽታ ዓይነቶች ምክንያት በተወለደባቸው የታከሙ ሰዎች ብዛት .....	258
ኘ.5 - የተለላፊ በሽታ ጠኪዎች የተከተሉ ሰዎች ብዛት በከትባት ዓይነት .....	259
ኘ.6/ሀ/ - የተለላፊ በሽታ ጠኪዎች የተከተሉ ሰዎች ብዛት በራስ ገዝ/አስተዳደር አካባቢና በከትባት ዓይነት፣ 1982 .....	259
ኘ.6/ለ/ - የተለላፊ በሽታ ጠኪዎች የተከተሉ ሰዎች ብዛት በራስ ገዝ/	

ግ ዑ ዳ

ክፍለ አ. ስለ ትምህርት

ወገለዳ ..... 261

ሠንጠረዦች፡-

- አ.1 - የወንገሥትና የወንገሥት ያለሆኑ ትምህርት ቤቶችና የወምህራን፣ የተግራዎችና የወግሪያ ክፍሎች ብዛት ..... 265
- አ.2 - በወንገሥትና የወንገሥት ባለሆኑ ትምህርት ቤቶች የተወዘገቡት ተግራዎች ብዛት በክፍለ ደረጃ ..... 265
- አ.3 - የተወዘገቡ ተግራዎች ብዛት በክፍለ ደረጃና በጾታ ..... 266
- አ.4 - ለየትምህርት ቤት፣ ወምህርና ወግሪያ ክፍለ የግደርሰው ተግራዎች ብዛት ..... 266
- አ.5 - በወንገሥትና የወንገሥት ባለሆኑ ትምህርት ቤቶች የተግራዎች ብዛት በፀታ ..... 267
- አ.6 - በወንገሥትና የወንገሥት ያለሆኑ ትምህርት ቤቶች የወንድና የሴት ተግራዎች ብዛት ስርዓት በፐርሰንት ..... 267
- አ.7 - በት/ቤቶች የተወዘገቡት ተግራዎች ብዛት በክፍለ ደረጃ ..... 268
- አ.8.ሀ - በአንደኛና በቀለም ሁለተኛ ደረጃ ት/ቤቶች የተወዘገቡት ተግራዎች ብዛት በራስ ገዝ/አስተዳደር አካባቢ፣ 1981 ..... 269
- አ.8.ለ - በአንደኛና በቀለም ሁለተኛ ደረጃ ት/ቤቶች የተወዘገቡት የተግራዎች ብዛት በራስ ገዝ/አስተዳደር አካባቢ፣ 1982 ..... 270
- አ.9.ሀ - በከፍተኛ ትምህርት ተቋሞች የተወዘገቡ ተግራዎች ብዛት፣ 1981 ..... 271
- አ.9.ለ - በከፍተኛ ትምህርት ተቋሞች በጾታ ትምህርት የተወዘገቡ ተግራዎች ብዛት፣ 1981 ..... 272
- አ.10.ሀ - በከፍተኛ ትምህርት ተቋሞች የተወዘገቡ ተግራዎች ብዛት፣ 1982 ..... 273
- አ.10.ለ - በከፍተኛ ትምህርት ተቋሞች በግታ ትምህርት የተወዘገቡ ተግራዎች ብዛት፣ 1982 ..... 274
- አ.11.ሀ - በከፍተኛ ትምህርት ተቋሞች በለዩ ለዩ ትምህርት ወሰኮች የተወረቁ 1981 ..... 275
- አ.11.ለ - በከፍተኛ ትምህርት ተቋሞች በለዩ ለዩ የትምህርት ወሰኮች በግታ ትምህርት የተወረቁ፣ 1981 ..... 279
- አ.12.ሀ - ከከፍተኛ ትምህርት ተቋሞች በለዩ ለዩ የትምህርት ወሰኮች የተወረቁ፣ 1982 ..... 281
- አ.12.ለ - ከከፍተኛ የትምህርት ተቋሞች በለዩ ለዩ የትምህርት ወሰኮች በግታ ትምህርት የተወረቁ፣ 1982 ..... 286

አ.13 — ለከፍተኛ ትምህርት ወደ ወጭ ሀገር የተላኩ ኢትዮጵያውያን ተግራጾች ብዛት በትምህርት ጭሰክ ..... 288

አ.14.ሀ — ለከፍተኛ ትምህርት ወደ ወጭ ሀገር የተላኩ ኢትዮጵያውያን ተግራጾች ብዛት በትምህርት ጭሰኮችና ባሉበት አገር፣ 1981 ..... 289

አ.14.ለ — ለከፍተኛ ትምህርት ወደ ወጭ የተላኩ ኢትዮጵያውያን ተግራጾች ብዛት በትምህርት ጭሰኮችና ባሉበት አገር፣ 1981 ..... 290

ብፍለ ከ. ሕገና ደንብ

መገለጫ ..... 291

ሠንጠረዦች፡-

ከ.1 — የጠበቆች ብዛት በከፍለ ሀገር ..... 295

ከ.2.ሀ — የጠበቆች ብዛት በፍርድ ቤት ዓይነትና በከፍለ ሀገር 1981 ..... 296

ከ.2.ለ — የጠበቆች ብዛት በፍርድ ቤት ዓይነትና በከፍለ ሀገር 1982 ..... 297

ከ.3 — ለፍርድ ቤቶች በጦሉ የቀረቡና የታዩ የወንጀለኛና የፍትሰጪ ጉዳዮች ጠቅላላ ብዛትና ይህ ብዛት በ1965 ከቀረቡት ሲነጻጸር (የ1965ን አንደ 100 በመቁጠር) ..... 298

ከ.4.ሀ — ለፍርድ ቤቶች በጦሉ የቀረቡና የታዩ የወንጀለኛና የፍትሰጪ ጉዳዮች ጠቅላላ ብዛት በከፍለ ሀገር፣ 1981 ..... 299

ከ.4.ለ — ለፍርድ ቤቶች በጦሉ የቀረቡና የታዩ የወንጀለኛና የፍትሰጪ ጉዳዮች ጠቅላላ ብዛት በራስ ገዝ/አስተዳደር አካባቢ 1982 ..... 300

ከ.5 — ለፍርድ ቤቶች በጦሉ የቀረቡና የታዩ የፍትሰጪ ጉዳዮች ጠቅላላ ብዛትና ይህ ብዛት በ1965 ከቀረቡት ጋር ሲነጻጸር (የ1965ን አንደ 100 በመቁጠር) ..... 301

ከ.6.ሀ — በ1981 ለፍርድ ቤቶች በጦሉ የቀረቡና የታዩ የፍትሰጪ ጉዳዮች ጠቅላላ ብዛት በከፍለ ሀገር ..... 302

ከ.6.ለ — በ1982 ለፍርድ ቤቶች በጦሉ የቀረቡና የታዩ የፍትሰጪ ጉዳዮች ጠቅላላ ብዛት ራስ ገዝ/አስተዳደር አካባቢ ..... 303

ከ.7.ሀ — በፍትሰጪ ጉዳዮች ክስና በይገባኝ የቀረቡት ጉዳዮች ብዛት በውሳኔ ዓይነትና በከፍለ ሀገር፣ 1981 ..... 304

ከ.7.ለ — በፍትሰጪ ጉዳዮች ክስና በይገባኝ የቀረቡት ጉዳዮች ብዛት በውሳኔ ዓይነትና ራስ ገዝ/አስተዳደር አካባቢ 1982 ..... 305

ከ.8 — በፍትሰጪ ጉዳዮች ክስ የቀረቡት ጉዳዮች ብዛት በውሳኔ ዓይነት ... 306

ግ ዑ ወ ዒ

ገጽ

ከ.9. - ለፍርድ ቤቶች በሙሉ የቀረቡና የታዩ የወንጀል ጉዳዮች  
 ጠቅላላ ብዛትና ይህ ብዛት በ1965 ከቀረቡት ጋር  
 ሲነጻጸር (የ1965ን አንድ 100 በመቁጠር) ..... 307

ከ.10.ሀ - በ1981 ለፍርድ ቤቶች በሙሉ የቀረቡና የታዩ የወንጀል  
 ጉዳዮች ጠቅላላ ብዛት በከፍለ ሀገር ..... 308

ከ.10.ለ - በ1982 ለፍርድ ቤቶች በሙሉ የቀረቡና የታዩ የወንጀል  
 ጉዳዮች ጠቅላላ ብዛት በሬስ ገዘ/አስተዳደር አካባቢ .. 309

ከ.11.ሀ - በወንጀል በወጀወሪያ ክስና በይገባኝ የቀረቡት ጉዳዮች  
 ብዛት በወሳኔ ዓይነትና በከፍለ ሀገር፣ 1981 ..... 310

ከ.11.ለ - በወንጀል በወጀወሪያ ክስና በይገባኝ የቀረቡት ጉዳዮች  
 ብዛት በወሳኔ ዓይነትና ሬስ ገዘ/አስተዳደር አካባቢ 1982 311

ከ.12 - በወንጀል ክስ የቀረቡት ጉዳዮች በወሳኔ ዓይነት ..... 312

ከ.13 - የአስረኞች ብዛት በአስረት አርዘግኔ ..... 313

ከ.14.ሀ - የአስረኞች ብዛት በጾታና በአስረት ዘመን፣ 1981 ... 314

ከ.14.ለ - የአስረኞች ብዛት በጾታና በአስረት ዘመን፣ 1982 ... 315

ከፍለ ሹ. ስለ ሰፖርትና ሲኒሞ

ግለሰብ ..... 316

ወንጀላዊ፡-

ሹ.1 - የሰፖርት ክለቦች ወይም ጉዳዮች ብዛት በሬስ ገዘ/አስተዳ  
 ደር አካባቢ ..... 317

ሹ.2.ሀ - የሰፖርተኞች ብዛት በሰፖርት ዓይነትና በሬስ ገዘ/አስተዳ  
 ደር አካባቢ 1982 ..... 318

ሹ.2.ለ - የሰፖርተኞች ብዛት በሰፖርት ዓይነትና በሬሲ ገዘ/አስተዳ  
 ደር አካባቢ 1983 ..... 319

ሹ.3 - የተለያዩ የሰፖርት ዓይነቶች ጉዳዮች ብዛት በሬስ ገዘ/አስ  
 ተዳደር አካባቢ ..... 320

ሹ.4 - በተለያዩ የሰፖርት ዓይነቶች አስለጠፍኞች ብዛት በሬስ ገዘ/  
 አስተዳደር አካባቢ ..... 321

ሹ.5 - ከወጭ አገር የገቡና ለተጠላካዮች የቀረቡ ባለ 35ሞ  
 ረጅም የገደ ፊልሞች ብዛት ..... 322

C O N T E N T S

	<u>PAGE</u>
Map of Ethiopia	
Foreword .....	II
Preface .....	III
Contents .....	XVI
Notes on the calendar .....	XXIX

SECTION A. LAND AND CLIMATE

Notes and definitions .....	1
Tables:	
A.1 - Length of major rivers in Ethiopia	5
A.2 - Approximate size of major lakes in Ethiopia .....	5
A.3 - Height of major mountains in Ethiopia .....	6
A.4 - National parks, game reserves and sanctuaries .....	7
A.5 - Average annual rainfall, latitude, longitude and altitude of major weather stations .....	8
A.6 - Average maximum and minimum temperatures, total rainfall of major weather stations by month .....	9
A.6.1 Addis Ababa .....	9
A.6.2 Asmara .....	9
A.6.3 Bahir Dar .....	10
A.6.4 Combolcha .....	10
A.6.5 Debre Markos .....	11
A.6.6 Debre Zeit .....	11
A.6.7 Dire Dowa .....	12
A.6.8 Robe .....	12
A.6.9 Gore .....	13
A.6.10 Jimma .....	13
A.6.11 Wonji .....	14

C O N T E N T S

	<u>PAGE</u>
<u>SECTION B. POPULATION</u>	
Notes and definitions .....	16
Tables:	
B.1 - Population estimates by Region, Awraja and Wereda 1992 .....	20
B.2 - Population Size by Sex, Area and Density by Region and Awraja; 1992 .....	36
B.3.1- Total Population of Ethiopia by Age group and sex 1992 .....	39
B.3.2 Rural Population of Ethiopia by age and sex 1992 .....	39
B.3.3- Urban Population of Ethiopia by Age group and sex .....	40
B.4 - Rural and Urban population size, percent urban by region, 1992 .....	41
B.5 - Population size estimates of towns by sex and region, 1992 .....	42
B.6 - Annual Population projection of Ethiopia by sex, rural and urban areas 1992 - 2020...	51
<u>SECTION D. AGRICULTURE</u>	
Notes and definitions .....	52
Tables:	
D.1 - Area under cultivation, yield and production of major crops .....	58
D.2 - Coffee inspected by the Ministry of Coffee and Tea Development by region .....	58
D.3 - Vaccine production, cattle vaccinated and veterinary personnel .....	59
D.4.a- Estimated number of cattle, sheep and goats by region 1987/88/For Private Holdings/ ....	60
D.4.b- Estimated number of cattle, sheep; goats by region 1988/89 /For Private holdings/ .....	61
D.4.c- Estimated number of cattle, sheep; goats by region 1989/90 /For Private holdings/ .....	62
D.5.a- Estimated number of horses, mules and asses by region 1987/88 /For private Holdings/ ...	63

C O N T E N T S

	<u>PAGE</u>
D.5.b- Estimated number of horses, mules and asses by region 1988/89 /For Private Holdings/ .....	64
D.5.c- Estimated number of horses, mules and asses by region 1989/90 /For Private Holdings/.....	65
D.6.a- Estimated number of poultry by region 1987/88 /For private Holdings/ .....	66
D.6.b- Estimated number of poultry by region 1988/89 - 1989/90 /For Private Holdings/ ....	67
D.7 - Number of farmers associations by region 1988/89 - 1989/90 .....	68
D.8 - Number of Home Economics Personnel by region 1988/89 - 1990/91 .....	69
 <u>SECTION E. MINING</u>	
Notes and definitions .....	70
Tables:	
E.1 - Quantity and value of production of gold 1980/81 - 1989/90.....	72
E.2 - Quantity and value of production of platinum, 1980/81 - 1989/90 .....	72
E.3 - Investment in mining, 1985/86 - 1989/90 .....	73
E.4 - Source of investment fund, 1985/86-1989/90 ...	73
 <u>SECTION F. MANUFACTURING AND ELECTRICITY INDUSTRY</u>	
Notes and definitions .....	76
Tables:	
F.1.a- Number of establishments and number of employees by ownership, 1987/88 .....	81
F.1.b- Number of establishments and number of employees by ownership, 1988/89 .....	83
F.2.a- Summary of operations of manufacturing industry by ownership, 1986/87-1987/88 .....	85
F.2.b- Summary of operations of manufacturing industry by ownership, 1987/88-1988/89 .....	87
F.3.a- Number of establishments and number of persons engaged by size of establishment, 1987/88 .....	89

C O N T E N T S

	<u>PAGE</u>
F.3.b- Number of establishments and number of persons engaged by size of establishment, 1988/89 .....	91
F.4 - Production of major manufactured articles, 1986/87 - 1988/89 .....	93
F.5 - Sugar Production and consumption, 1973/74 - 1988/89 .....	95
F.6.a- Gross value of production by size group, 1987/88 .....	96
F.6.b- Gross value of production by size group, 1988/89 .....	98
F.7.a- Wages and salaries, gross value of production and value added by ownership, 1987/88 .....	100
F.7.b- Wages and salaries, gross value of Production and value added by ownership, 1988/89 .....	102
F.8 - Installed generating capacity and electric energy production, 1980/81 - 1988/89 .....	104
F.9 - Summary of operations of electricity, industry (public utilities only), 1987/88 - 1988/89 .....	104
F.10.a- Fixed capital assets in electricity industry, 1987/88 .....	105
F.11.a- Investment and sources of investment in electricity industry, 1987/88 .....	105
F.10.b- Fixed capital assets in electricity industry 1988/89 .....	106
F.11.b- Investment and sources of investment in electricity industry, 1988/89 .....	106
F.12.a- Installed generating capacity and electric energy production by station 1987/88 .....	107
F.12.b- Installed generating capacity and electric energy production by station 1988/89 .....	108

C O N T E N T S

	<u>PAGE</u>
<u>SECTION G. CONSTRUCTION</u>	
Notes and definitions .....	109
Tables:	
G.1.a- Building permits of new construction in Addis Ababa, 1988/89 - 1989/90 .....	112
G.2.a- Building permits for new construction in Addis Ababa by value of buildings, 1988/89 - 1989/90 .....	112
<u>SECTION H. TRANSPORT AND COMMUNICATIONS</u>	
Notes and definitions .....	115
Tables:	
H.1 - Ethiopian Airlines operation, 1986/87 - 1989/90 .....	119
H.2 - Air traffic at Addis Ababa and Asmara international airports, 1986/87-1989/90 ..	120
H.3.a- Air traffic at Bole Addis Ababa international airport, 1987/88 - 1989/90 (air craft movements and passengers carried)...	121
H.3.b- Air traffic at Addis Ababa international airport, 1987/88 - 1989/90 / Freight and mail carried/ .....	122
H.4.a- Air traffic at Asmara international airport, 1987/88 - 1989/90 (Air craft movement and passengers carried) .....	123
H.4.b- Air traffic at Asmara international airport, 1987/88 - 1989/90 (Freight and mail carried).	124
H.5 - All weather roads by maintenance district 1987/88 - 1989/90 .....	125
H.6.a- Funds obtained for the construction of highways, 1987/88 - 1989/90 .....	126
H.6.b- Use of fund by the Ethiopian Transport Construction Authority, 1987/88-1989/90 ....	127
H.7 - Highway transport tariff on principal roads per metric ton .....	127
H.8 - Driving licences issued, 1986/87-1989/90....	128
H.9.a- Motor-vehicle accidents in Ethiopia, 1987/88 - 1989/90 .....	129

C O N T E N T S

	<u>PAGE</u>
H.9.b- Motor-vehicle accidents in Addis Ababa, 1987/88 - 1989/90 .....	129
H.10 - Operations of the Ethio-Djibouti Railway, 1987/88 - 1989/90 .....	130
H.11 - Freight carried on the Ethio-Djibouti Railway by type of commodity, 1987/88- 1989/90 .....	131
H.12 - Freight rates on the Ethio-Djibouti Railway for selected import goods, 1987/88-1989/90....	132
H.13 - Freight rates on the Ethio-Djibouti railway for selected export goods, 1987/88-1989/90 ...	133
H.14 - Summary of port operations statistics, 1986/87 - 1989/90 .....	134
H.15 - Operations of Telecommunications Authority, 1987/88 - 1989/90 .....	135
H.16 - Postal Services statistics .....	135
 <u>SECTION I. EXTERNAL TRADE</u>	
Notes and definitions .....	137
Tables:	
I.1 - Total value of imports, exports and re-exports and visible balance of trade .....	142
I.2 - Value of imports and exports by commodity section .....	143
I.3 - Quantity and value of imports by commodity group .....	144
I.4 - Quantity and value of exports by commodity group .....	155
I.5 - Value of re-exports by commodity group .....	162
I.6 - End-use classification of imports .....	165
I.7 - Value of imports by country of origin .....	166
I.8 - Value of exports and re-exports by country of destination .....	167
I.9 - Value of major commodities of imports by country of origin .....	168
I.10 - Value of major commodities of exports by country of destination .....	169
I.11 - Foreign exchange permits utilized for import by type of commodity .....	171
I.12 - Foreign exchange permits authorized for export by type of commodity .....	172

C O N T E N T S

	<u>PAGE</u>
<u>SECTION J. NATIONAL ACCOUNTS</u>	
Notes and definitions .....	175
Tables:	
J.1 - Summary of national accounts statistics ..	179
J.2 - Gross domestic product by industrial origin at current factor cost .....	180
J.3 - Expenditure on gross national product at current market prices .....	181
J.4 - Gross domestic product by industrial origin at constant factor cost of 1980/81 .....	182
<u>SECTION K. PUBLIC FINANCE</u>	
Notes and definitions .....	183
Tables:	
K.1 - Central Government revenue and expenditure.	190
K.2 - Government revenue by source .....	191
K.3 - Government expenditure by purpose .....	192
K.4 - Current Government expenditure .....	193
K.5 - Composition of current Government expendi- ture by purpose and type .....	194
K.6 - Capital expenditure by source of finance and purpose, 1987/88 .....	196
K.7 - Number of municipalities by revenue group and administrative region, fiscal year, 1987/88 .....	199
K.8 - Number of municipalities by expenditure group and administrative region, fiscal year, 1987/88 .....	202
K.9 - Summary of revenue and expenditure of municipalities by regions .....	205
K.10 - Revenue and expenditure of municipalities under the Ministry of Urban Development and Housing .....	206
K.11 - Revenue and expenditure of municipality of Asmara .....	207
K.12 - Revenue and expenditure of municipality of Addis Ababa .....	208
K.13 - Revenue and expenditure of municipality of Assab .....	209

C O N T E N T S

	<u>PAGE</u>
<u>SECTION L. BANKING AND BALANCE OF PAYMENTS</u>	
Notes and definitions .....	212
Tables:	
L.1 - Consolidated statement of condition of National Bank .....	219
L.2 - Consolidated statement of condition of Commercial Banks .....	220
L.3 - Statement of condition of other financial institutions .....	221
L.4 - Size and compositions of money .....	222
L.5 - Selected deposit items .....	222
L.6 - Circulating notes and coins by denominations	223
L.7 - Money supply (Narrow money) .....	224
L.8 - Domestic credit by the National Bank and Commercial Banks .....	227
L.9 - Net gold and foreign exchange holdings .....	227
L.10 - Loans, advances, bills discounted and investment by Commercial Banks .....	228
L.11 - Internal debt of Government by holders .....	229
L.12 - Number and amount of loans approved and disbursed by Agricultural and Industrial Development Bank .....	230
L.13 - Loans approved by activities .....	230
L.14 - Outstanding loans distributed by activities	231
L.15 - Outstanding loans distributed by sectors ...	232
L.16 - Summary of the balance of payments of Ethiopia .....	233
L.17 - Balance of payments of Ethiopia .....	234
<u>SECTION M. INSURANCE</u>	
Notes and definitions .....	235
Tables:	
M.1 - Summary of premium and claims of life insurance .....	239
M.2 - Summary of premium and claims of non-life insurance .....	239
M.3 - Income and expenditure of non-life insurance by line of Insurance .....	240
M.4 - Balance sheet of life insurance (assets)	242

C O N T E N T S

	<u>PAGE</u>
M.4.b- Liabilities .....	242
M.5.a- Balance sheet of non-life insurance (assets)	243
M.5.b- Liabilities .....	243
M.6 - Statement of life portfolio .....	244
 <u>SECTION N. PRICES</u>	
Notes and definitions .....	246
Tables:	
N.1 - Retail price index for Addis Ababa in 1990 and 1991.....	248
N.2.a- Average retail price of major food items in Addis Ababa 1990 .....	249
N.2.b- Average retail prices of major food items in Addis Ababa, 1991 .....	250
N.3 - Spot coffee prices in the New York market..	251
N.4 - Wholesale prices of unwashed coffee in Addis Ababa .....	251
 <u>SECTION O. HEALTH</u>	
Notes and definitions .....	252
Tables:	
O.1 - Medical and health facilities by autonomous/ administrative region / Excluding Police and Armed Forces/ 1990/91 .....	255
O.2 - Medical personnel by autonomous/administr- ative region /Excluding Police and Armed Forces/ .....	256
O.3 - Number of health personnel trained in Ethiopia by year of graduation .....	257
O.4 - Out-patients treated for various diseases groups .....	258
O.5 - Number of persons vaccinated by type of vaccination .....	259
O.6.a- Number of persons vaccinated by autonomous/ administrative region and type of vaccination 1989/90 .....	259
O.6.b- Number of persons vaccinated by autonomous/ administrative region and type of vaccination 1990/91 .....	260

C O N T E N T S

	<u>PAGE</u>
<u>SECTION P. EDUCATION</u>	
Notes and definitions .....	262
Tables:	
P.1 - Number of schools, teachers, students and classrooms in government and non-government schools .....	265
P.2 - Student's enrollment by level in government and non-government schools .....	265
P.3 - Student's enrollment by level and sex .....	266
P.4 - Average number of students per school, per teacher and per classroom .....	266
P.5 - Number of students by sex in government and non-government schools .....	267
P.6 - Percentage distribution of students by sex in government and non-government schools ..	267
P.7 - Number of students in schools by grade ....	268
P.8.a- Students enrolled in primary and academic secondary schools by autonomous/administrative region 1988/89 .....	269
P.8.b- Students enrolled in primary and academic secondary schools by autonomous/administrative region 1989/90 .....	270
P.9.a- Student's enrollment in institutes of higher learning, 1988/89 .....	271
P.9.b- Extension (evening) student enrollment in institutes of higher learning 1988/89 .....	272
P.10.a- Student enrollment in institutes of higher learning, 1989/90 .....	273
P.10.b- Extension (evening) students in institutes of higher learning, 1989/90 .....	274
P.11.a- Graduates of institutes of higher learning by field of study, 1988/89 .....	275
P.11.b- Extension graduates of institutes of higher learning by field of study, 1988/89 .....	279
P.12.a- Graduates of institutes of higher learning by field of study, 1989/90 .....	281
P.12.b- Extension graduates of institutes of higher learning by field of study, 1989/90 .....	286
P.13 - Number of Ethiopian students sent for higher education by field of study .....	288

C O N T E N T S

	<u>PAGE</u>
P.14.a- Number of Ethiopian students sent for higher education by field of study and country, 1988/89 .....	289
P.14.b- Number of Ethiopian students sent for higher education by type of Programme field of study and country 1989/90 .....	290
 <u>SECTION Q. LAW AND ORDER</u>	
Notes and definitions .....	291
Tables:	
Q.1 - Number of advocates by administrative region .....	295
Q.2.a- Number of advocates by type of court and region, 1988/89 .....	296
Q.2.b- Number of advocates by type of court and region, 1989/90 .....	297
Q.3 - Number of criminal and civil cases lodged in all courts and this number compared with that in 1972/73 taking the latter as 100....	298
Q.4.a- Number of criminal and civil cases lodged in all courts by region, 1988/89 .....	299
Q.4.b- Number of criminal and civil cases lodged in all courts by autonomous/administrative region, 1989/90 .....	300
Q.5 - Number of civil cases lodged in all courts, and this number compared with that in 1972/73 taking the latter as 100 .....	301
Q.6.a- Number of civil cases lodged in all courts by region, 1988/89 .....	302
Q.6.b- Number of civil cases lodged in all courts by autonomous/administrative region 1989/90.	303
Q.7.a- Number of new and appealed civil cases by status of decision and administrative region, 1988/89 .....	304
Q.7.b- Number of new and appealed civil cases by status of decision and autonomous administrative region, 1989/90 .....	305
Q.8 - Number of civil cases by status of decision.	306
Q.9 - Number of criminal cases lodged in all courts and this number compared with that in 1972/73 taking the latter as 100 .....	307
Q.10.a- Number of criminal cases lodged in all courts by region 1988/89	308

C O N T E N T S

	<u>PAGE</u>
Q.10.b- Number of criminal cases lodged in all courts by autonomous/administrative region 1989/90 .....	309
Q.11.a- Number of new and appealed criminal cases by status of decision and administrative region, 1988/89 .....	310
Q.11.b- Number of new and appealed criminal cases by status of decision and autonomous administrative region, 1989/90 .....	311
Q.12 - Number of criminal cases by status of decision .....	312
Q.13 - Number of prisoners by length of sentence	313
Q.14.a- Number of prisoners by sex and length of sentence, 1988/89 .....	314
Q.14.b- Number of prisoners by sex and length of sentence, 1989/90 .....	315

SECTION R. SPORTS

Notes and definitions .....	316
Tables:	
R.1 - Number of sports clubs or teams by autonomous/administrative region .....	317
R.2.a- Number of sportsmen by type of sports and autonomous/administrative region 1989/90 .	318
R.2.b- Number of sportsmen by type of sports and autonomous/administrative region 1990/91..	319
R.3 - Number of sports referees by administrative autonomous region.....	320
R.4 - Number of sports coaches by autonomous/administrative region .....	321
R.5 - Number of imported and exhibited 35mm commercial films .....	322

ሰለ ቀን አቆጣጠር ማስታወሻ

በአገራችን ልዩ የስታቲስቲክስ ክፍሎች የተለየ የቀን አቆጣጠር በመከተል ስታቲስቲክስ ያዘጋጁሉ፡፡ ቀጥሎ የሚገኘው ሠንጠረዥ በአውሮፓውያን /በገሪጌውያን/ የቀን አቆጣጠር ረገድ ያለውን ገንጥነት የሚመለከት ነው፡፡

በመጽሐቱ ውስጥ በየተኛውም ሥፍራ ቀጥሮ በገሪጌውያን የቀን አቆጣጠር ዘገታው ሲገኝ የኢትዮጵያ አቆጣጠር ጊዜው ዘገታ ሲታይ እንደዚሁም ቀጥሮ በኢትዮጵያ የቀን አቆጣጠር መሠረት ዘገታው እንደሆነ የገሪጌውያን የቀን አቆጣጠር ዘገታ ይታያል፡፡ ለምሳሌ /አ.ኢ.አ./ 1982 ዓ.ም.፣ በኢትዮጵያ አቆጣጠር ከታህሣሥ 23/1974 እስከ ታህሣሥ 22/1975 ዓ.ም. ያለው ጊዜ በመሆኑ፣ በሠንጠረዥ ላይ የተመለከተው 1974/75 ዓ.ም ተገላጭ ነው፡፡ በዚህ ዓይነት በኢትዮጵያ 1974 ዓ.ም. አ.ኢ.አ. ከመሰከረም 11/1981 ዓ.ም. እስከ መሰከረም 10/1982 ዓ.ም. ባለው ጊዜ ውስጥ ስለሆነ የተጻፈው 1981/82 ዓ.ም. ተገላጭ ነው፡፡

በገሪጌውያን አቆጣጠር	በ ኢ ት ዮ ጵ ያ የ ዓ መ ተ ና የ ቀ ን አ ቆ ጣ ጠ ር			
	ወራ ቶች	የየወረ ቀኖች	የገንዘብ ዓመት	የበጀት ዓመት
ጁን 8, 1983	.....			ሰኔ 1, 1975
ሰገሰት				
ሴፕቴምበር 11	መሰከረም 1, 1975	30		
ሰኔ ተገቢ	ጥቅምት	30		
ኖቬምበር	ኅዳር	30		
ዲሴምበር	ታህሣሥ	30		
ጁን 1, 1983	ታህሣሥ 23			
ጁን 9	ጥር	30	ጥር 1, 1975	
ፌብሩላሪ	የካቲት	30		
ማርች	መጋቢት	30		
ኢፕሪል	ሚያዝያ	30		
ሜይ	ገንቦት	30		
ጁን	ሰኔ	30		
ጁን 7	ሰኔ	30		ሰኔ 30, 1976
ሰገሰት	ነሐሴ	30		
ሴፕቴምበር 11	ጳጉሜ 6	5 ወይም 6		
	መሰከረም 1, 1976			
ሰኔ ተገቢ	ጥቅምት			
ኖቬምበር	ኅዳር			
ዲሴምበር 31	ታህሣሥ 21			
ጁን 9, 1984	.....			ታህሣሥ 30, 1976

1983 እንደ ገሪጌውያን የቀን አቆጣጠር

1975 እንደ ኢትዮጵያ የቀን አቆጣጠር

1975/76 የኢትዮጵያ የገንዘብ ዓመት

1976 የኢትዮጵያ የበጀት ዓመት

NOTES OF THE CALENDAR

In Ethiopia various authorities use different calendar years in compilation of statistical series. The following table sets out the relation between the Ethiopian and Gregorian years. In the Ethiopian year there are 12 months of 30 days each and a short month, Pagume, which has 5 days for three consecutive years and 6 days on the fourth year. The trade year and the fiscal year are also shown in the table.

Throughout the Abstract when figures were obtained for the Gregorian year a split year is shown in the Ethiopian calendar, and inversely, split Gregorian years are shown where the data are for Ethiopian years. For Example 1982 in the Ethiopian calendar is the period between Tahsas 23, 1974 to Tahsas 22, 1975 E.C. Likewise, 1974 E.C. covers the Gregorian year between September 11, 1981 and September 10, 1982 and is shown as 1981/82

Gregorian Calendar	Ethiopian Calendar Year			
	Months	Number of days	Trade Year	Fiscal Year
August 8, 1983				Hamel 1, 1975
September 11 .....	Meskerem 1, 1975	30		1976 ETHIOPIAN FISCAL YEAR
October	Tikmit	30		
November	Hidar	30		
December	Tahsas			
January 1, 1983	Tahsas 23			
January 9 .....	Tir	30	Tir 1, 1983	
February	Yekatit	30		
March	Megabit	30		
April	Miazia	30		
May	Guenbot	30		
June	Sene	30		
July 7 .....	Hamle	30		Sene 30, 1976
August	Nahassie	30		1983 ETHIOPIAN TRADE YEAR
September 11	Pagume 6	5 or 6		
October	Meskerem 1, 1976			
November	Tikimt			
December 31	Hidar			
January 9, 1984 .....	Tahsas 21			Tahsas 30, 1976

ከፍል ሀ. ምድርና አየር

ጅራት ለክልል የሚገለጹት ወረጃዎች ስለ ወንዞች ርዝመት፣ ስለ ሰፊ ቀኝ መጠን፣ ስለ ተራራዎች ከፍታና ለንግድም ስለ ብሔራዊ ፓርኮችና ከሌሎች ስፋትና አቀማመጥ ነው።  
ነጻጻይቱ ወረጃዎች በተከከለ ተሰፍረው የተገኙ ባይሆንም የኢትዮጵያ ኪርታ ሥራ ባለሥልጣን ከታሰቡ ንግዶች የሰበሰባቸው ናቸው።

- ሀ.1 የኢትዮጵያ ዋና ዋና ወንዞች ርዝመት
- ሀ.2 የኢትዮጵያ ዋና ዋና ሰፊ ቀኝ መጠን ገምት
- ሀ.3 የኢትዮጵያ ዋና ዋና ተራራዎች ከፍታ
- ሀ.4 ብሔራዊ ፓርኮች፣ ክልሎችና መጠለያዎች

ገለ አየር ጠባይ ሁኔታ ለብዙዎች የረጅም ዘመን የዘናጋና የአየር ጠባይ ሁኔታ መገለጫ ያገኘት አስቸጋሪ ነው።

ሀ.5 የተመለከተ ባይሆንም የብሔራዊ ጤና ትምህርት ለገልገሎት ደርጅት የተሟላ ወረጃዎች ባይቋረጡ የሚሰበሰቡ ተኩሮች ናቸው።

ሀ.6.1 - ሀ.6.11 የአሥራ አንድ የተመለከቱ ባይሆንም ከ1981/82 - 1983/84 የየወራት ለ ነጠታና ከፍተኛ ሙቀት በሚገኝ ሲንትገራድ የዘናጋ መጠን በሚለ ሜትር ያሳያል።  
ባይሆንም የተመለከተ ልዩ ልዩ የአየር ጠባይ ሁኔታ ሲሉሉትም የኢትዮጵያ ራስገዛና አስተዳደር አካባቢዎች ነው።

SECTION A. LAND AND CLIMATE

Land The data under Land include length of rivers, size of lakes height of mountains, location of National Parks and game reserves. Some of the information given are not based on actual measurement but have been collected from various reliable sources by the Ethiopian Mapping Authority.

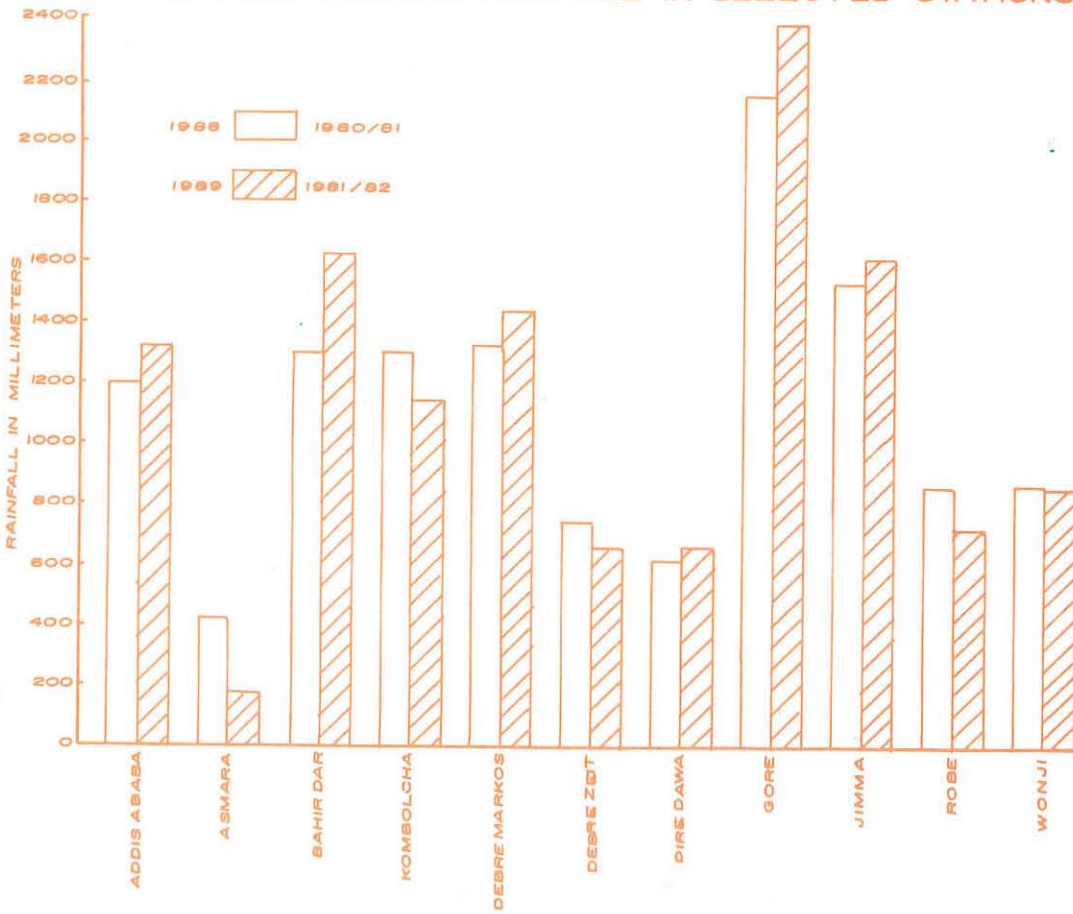
- Table A.1 Length of major rivers in Ethiopia
- Table A.2 Approximate size of major lakes in Ethiopia
- Table A.3 Height of major mountains in Ethiopia
- Table A.4 Location of National Parks, game reserves and sanctuaries

Climate: For many stations it is difficult to obtain long-term records of temperature and rainfall.

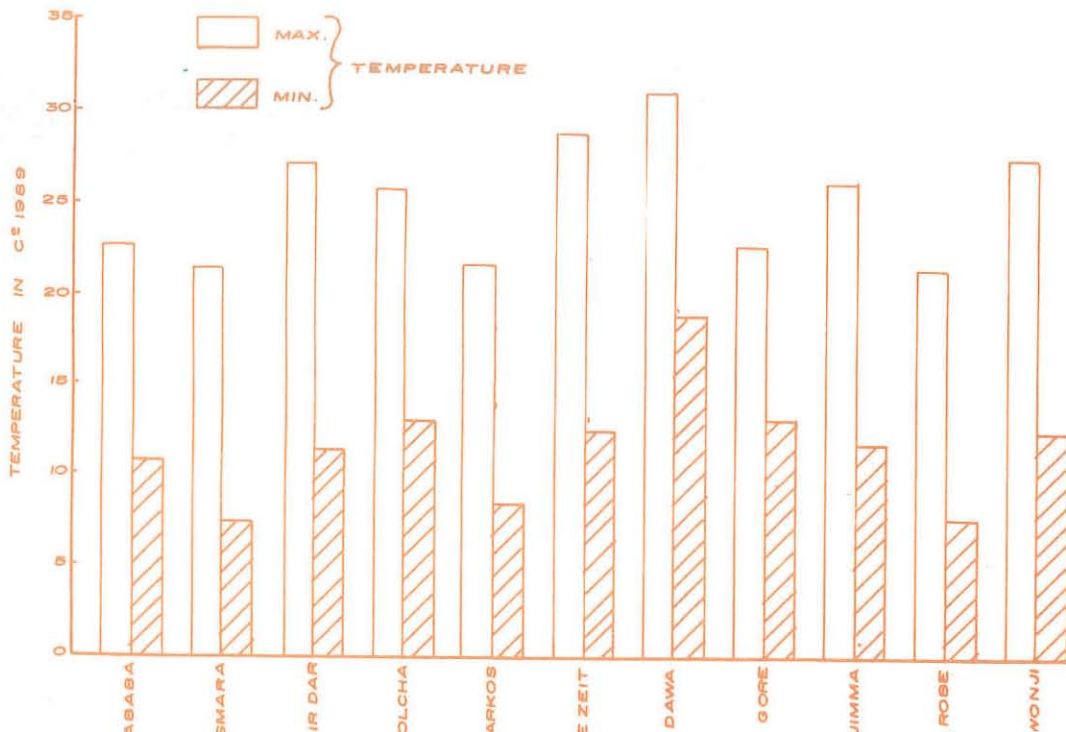
Table A.5 The stations selected are those for which the National Meteorological Services Agency Supplied data continuously

Table A.6.1-A.6.11 Gives, for eleven selected stations monthly maximum and minimum Temperatures in degrees centigrade and monthly rainfall in millimetres from 1989-1991.

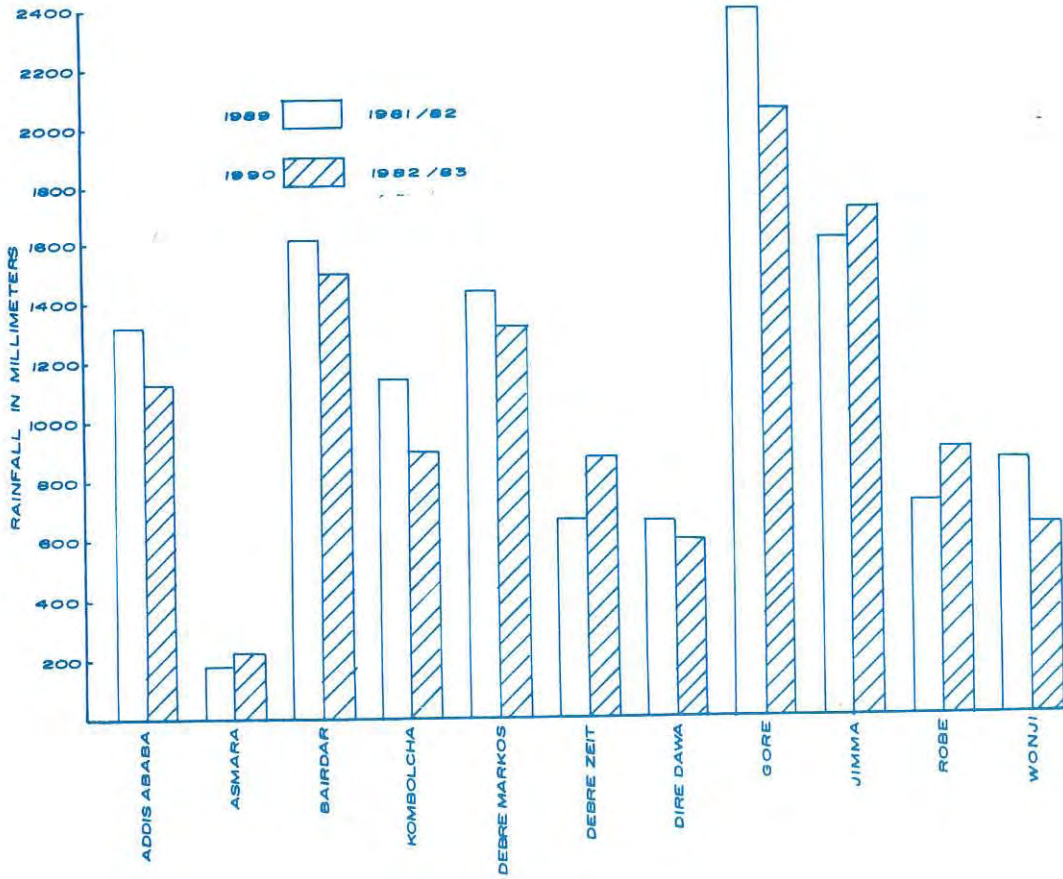
### A6.1-A6.11 ANNUAL RAINFALL IN SELECTED STATIONS



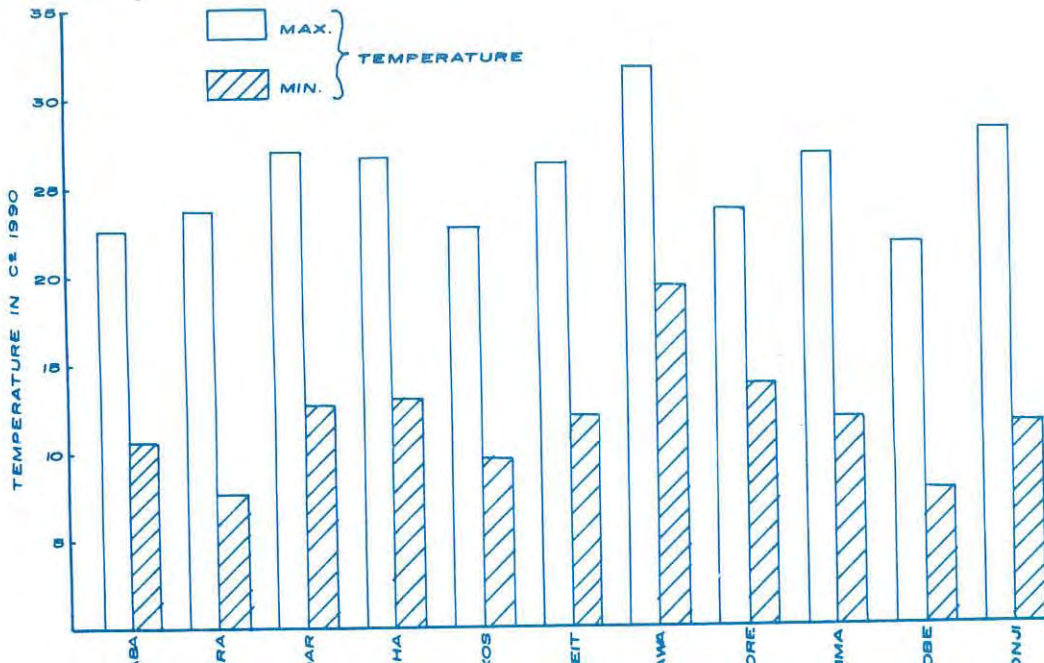
### MAXIMUM AND MINIMUM TEMPERATURE IN SELECTED STATIONS



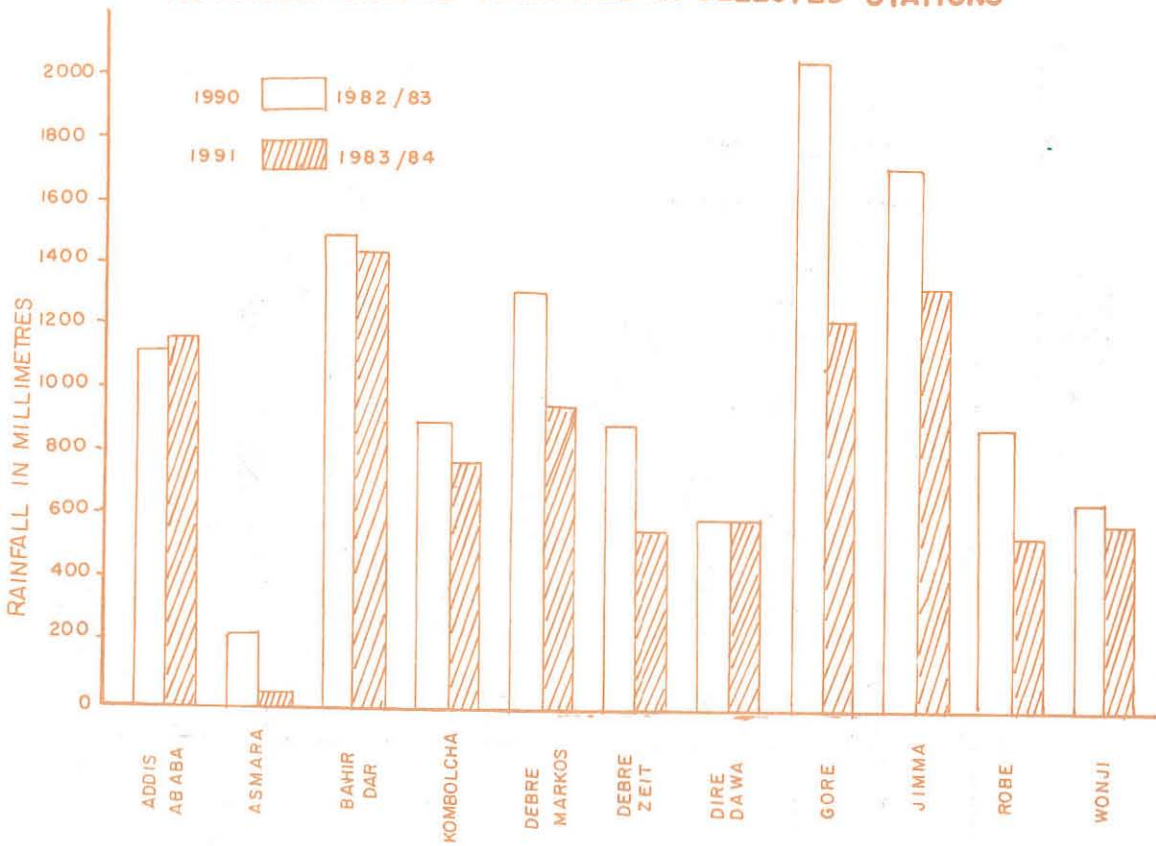
A6.I-A6.II ANNUAL RAINFALL IN SELECTED STATIONS



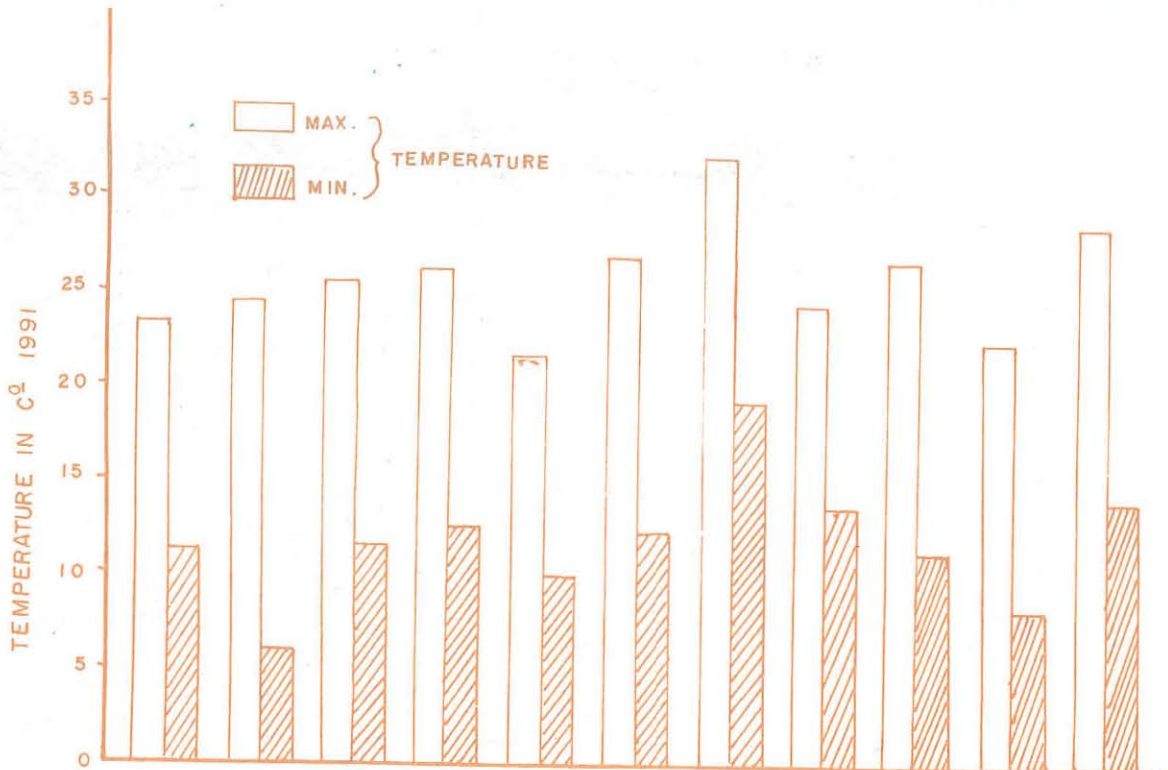
MAXIMUM AND MINIMUM TEMPERATURE IN SELECTED STATIONS



### A6.I.- A6.II ANNUAL RAINFALL IN SELECTED STATIONS



### MAXIMUM AND MINIMUM TEMPERATURE IN SELECTED STATIONS



የኢትዮጵያ ዋና ዋና ወንዞች ርዝመት  
 LENGTH OF MAJOR RIVERS IN ETHIOPIA

ሠንጠረዥ ሀ.1 TABLE A.1

የወንዝ ስም	ርዝመት በኪሎ ሜትር			የወንዝ ስም
	ጠቅላላ	ኢትዮጵያ ውስጥ	ከኢትዮጵያ ውጭ	
አባይ	1,450	800	650	ABAY
ዋቤ ሸበሌ	1,130	1,000	130	WABI SHEBELE
ገናሌ	858	480	378	GENALE
አዋሽ	1,200	1,200	-	AWASH
ሎማ	760	760	-	OMO
ቲኬዜ	608	608	-	TEKEZE
መረብ	440	440	-	MEREB
ባሮ	277	277	-	BARO
አንገረብ	220	220	-	ANGEREB
	TOTAL	INSIDE ETHIOPIA	OUTSIDE ETHIOPIA	NAME OF RIVER
LENGTH IN KM.				

የኢትዮጵያ ዋና ዋና ስፊት ዋና ዋና ስፊት ስፊት ስፊት  
 APPROXIMATE SIZE OF MAJOR LAKES IN ETHIOPIA

ሠንጠረዥ ሀ.2 TABLE A.2

የስፊት ስም	ርዝመት በኪሎ ሜትር	ወርድ በኪሎ ሜትር	ስፊት በኪሎ ሜትር ካሬ	ከፍተኛ ጥልቀት በሜትር	ከፍታ በሜትር	ስም
አባያ	60	20	1,160	13	1,268	ABAYA
አቢያታ	17	15	205	14	1,573	ABIYATA
አሸንጌ	5	4	20	25	2,409	ASHENGE
አዋሻ	16	9	129	10	1,708	AWASA
ቢሽዮታ	...	...	...	85	...	BISHOFTU
ሻሞ	26	22	551	10	1,235	CHAMO
ሐይቅ	7	5	35	23	2,030	HAYK
ቀታ	20	15	250	9	...	KOKA
ላንጋኖ	18	16	230	46	1,585	LANGANO
ሻላ	28	12	409	250	1,567	SHALA
ታና	70	60	3,600	9	1,840	TANA
ዘዋይ	25	20	434	4	1,846	ZIWAY
	LENGTH (KM)	WIDTH (KM)	AREA (KM <sup>2</sup> )	MAXIMUM DEPTH (M)	ALTITUDE (M)	NAME OF LAKES

የኢትዮጵያ ዋና ዋና ተረራዎች ከፍ ታ  
HEIGHT OF MAJOR MOUNTAINS IN ETHIOPIA

ሠገጠኒዝ ሀ.3

TABLE A.3

የተረራው ስም	ከፍ ለ ሀገረ	ከፍ ታው በሜትር		
ራስ ሳጠገ	ጉገደር	4550	RAS DASHEN	GONDER
ሳገላ	ጉገደር	4532	LAGEDA	GONDER
አናሉ	ጉገደር	4480	ANALU	GONDER
ወላናብር	ጉገደር	4472	WEYNOBER	GONDER
አባያራድ	ጉገደር	4460	ABA YARED	GONDER
ጠፋው ለHC	ጉገደር	4456	TEFAWLEZER	GONDER
ቧሂት	ጉገደር	4437	BWAHIT	GONDER
ወሱሪያ	ጉገደር	4360	HESERYA	GONDER
ካራ	አርሲ	4340	KARRA	ARSI
ባት	ባሉ	4307	BATU	BALE
አገቶሉ	አርሲ	4300	ANKELO	ARSI
ቦሉ	ወሉ	4300	KOLO	WELO
ሳሌባ	ወሉ	4276	LALIBELA	WELO
ጉሩ	ጉገደር	4231	GUNA	GONDER
ጉጌ	ጋሙ ገፋ	4200	GUGE	GAMO GOFA
አቡነ ያሴ	ቲሉ	4190	ABUNE YOSEF	WELO
ሄይ	ጉገደር	4173	HEY	GONDER
ብር ሃገ	ጉገደር	4154	BIRHAN	GOJAM
ባላ	አርሲ	4133*	BEDA	ARSI
ባሉ	ጉገደር	4100	TALO	GOJAM
አምባራሳ	ጉገደር	4077	AMBA RAS	GONDER
ካር ኔ	ጉገደር	4070	KARNI	GOJAM
ኡራ ታ	ጉገደር	4066	URATA	GOJAM
ቲሳሉ	አርሲ	4036	CHILALO	ARSI
አቡ ያሴ	ጠዋ	4000	ABUYEMEDA	SHEWA
ሰላ	ትገራይ	3988*	SEDI	TIGRAY
አምባ ረሪት	ወሉ	3975	AMBA FERIT	WELO
የወለ	ወሉ	3859*	YEWEL	WELO
ካባ	አርሲ	3820*	KAKA	ARSI
አዲ ገደሰ	ወሉ	3819	ATSE GEDEL	WELO
ጉራ ጌ	ጠዋ	3719	GURAGE	SHEWA
ያጠ	ጠዋ	3677	NOTI	SHEWA
አም ኔያሳ	ጉገደር	3664	AMONEWAS	GOJAM
ጉጉ	አርሲ	3623	CUGU	ARSI
አም ሳላት	ጉገደር	3619*	AHEDAHIT	GOJAM
የወራ	ወሉ	3611*	YEWERA	WELO
ደሉ	ሲሳዎ	3600	DELO	SIDAMO
አባ ታ ጉሳያ	ጠዋ	3599*	ASTA GOMAYA	SHEWA
ወ ገዘዘ	ጠዋ	3596*	MEGEZEZ	SHEWA
አራት ወከራከር	ጉገደር	3577*	ARAT MEKERAKER	GOJAM
አምባሳሳ	ወሉ	3567*	AMBASEL	WELO
ካገቺ	ጉገደር	3500	KANCHI	GONDER
አምባ	ጠዋ	3485	AMBA	SHEWA
ቦራዘ	ጉገደር	3476	BERAZ	GOJAM
አባ ተግ	ጉገደር	3468	ABEKEHA	GOJAM
ጋራውላ ታ	ሐረር ጌ	3392	GARAMULETA	HARERGE
ሰገደ	ጉገደር	3355	SEGEDO	GOJAM
ባላ ሮጌ	ጠዋ	3350	BADA ROGE	SHEWA
አዲ ፋሪስ	ጉገደር	3341	ATSE FARIS	GONDER
ፋጋጌ	አርሲ	3310	FAGAJI	ARSI
ሊጋ	ጉገደር	3246	LIGA	GONDER
ሳጉሌ	ጉገደር	3228	DAGUE	GOJAM
ጋራጠግ	ሐረር ጌ	3170	GARATITA	HARERGE
ሰበሰ	ሐረር ጌ	3130	SABEL	HARERGE
ወገታር	ሐረር ጌ	3060	MYKTAR	HARERGE
ሲራር ታ	ሐረር ጌ	3060	SERIRTA	HARERGE
ቸፍ	ጉገደር	3058	CHEF	GOJAM
ዘቋሳ	ጠዋ	2989	ZIKWALA	SHEWA
		HEIGHT (M)	NAME OF MOUNTAIN	REGION

\* ከፍ ታው ያልተረጋገጠ

\* Height Not Verified

ከ ኢትዮጵያ ካርታ ሥራ ቤቅ ለሥራ ለገገ የተገኘ

Source: Ethiopia Mapping Authority

ብሔራዊ ፓርኮች፣ ክልሎችና መጠለያዎች  
 NATIONAL PARKS, GAME RESERVES AND SANCTUARIES

ሠገጠረዥ ሀ.4

TABLE A.4

ብሔራዊ ፓርኮች ክልሎችና መጠለያዎች	ክፍለ ሀገር	ቦታ ተኮራሪ ሜትር ካሬ		
ብሔራዊ ፓርኮች			NATIONAL PARKS	
አዋጠ	ሸዋ	720	AWASH	SHEWA
ሰሜን	ጉንደር	150	SIMEN	GONDER
ሰሜን ሸለቆ ጠይቆች	ሸዋ	650	RIFT VALLEY	SHEWA
አዎ	ከፋ	3,450	OMO	KEFA
የባሌ ተራራዎች	ባሌ	3,000	BALE MTS.	BALE
ደንከሳ	ሐረርጌ	3,000	DANAKIL	HARERGE
ጫጉ	ጋዎ ገፋ	2,200	MAGO	GAMO GOFFA
ነጭባር	ጋዎ ገፋ	700	NACHISAR	GAMO GOFFA
ጻሀሳክ	ድይጎራ	1,500	DAHLAK	ERITREA
የዳር አራዊት ክልሎች			GAME RESERVES	
አዋጠ	ሸዋ	700	AWASH WEST	SHEWA
አሳደጌ	ሐረርጌ	800	ALDEGHE	HARERGE
ባሌ	ባሌ	2,100	BALE	BALE
ጋዎቤሳ	ኢሉባቦር	10,800	GAMBELLA	ILUBABOR
ጫጉ	ጋዎ ገፋ	3,400	MAGO	GAMO GOFFA
ገዋኔ	ሐረርጌ	800	GEWANE	HARERGE
ሚሌ - ተገጻህ	ወሶ	2,000	MILLE-TENDAHO	WELO
ሰርዶ	ወሶ	1,000	SERDO	WELO
ሰጠፋኔ	ጋዎ ገፋ	4,500	STEFANIE	GAMO GOFFA
የብ	ኦርተራ	1,800	YOB	ERITREA
ናቅፋ	ኦርተራ	1,400	NAKFA	ERITREA
ጭራ	ትገራይ	600	CHIRE	TIGRAY
ጋሽ ሰቴት	ኦርተራ	11,600	GASH-SETIT	ERITREA
መጠለያዎች			SANCTUARIES	
ሐረርጌ	ሐረርጌ	6,000	HARAR	HARERGE
ያቤሎ	ሲዳሞ	1,200	YABELLO	SIDAMO
		AREA IN SQ.KM.	NATIONAL PARKS, GAME RESERVES AND SANCTUARIES	REGION

ጥንታዊነት፣ ከአዋጠ፣ ከሰሜን፣ ከአዎ፣ ከሰሜን ሸለቆና ከባሌ በስተቀር የቀረጡ ቦታዎች ቦታ ተኮራሪው በአቅራቢያው ገጭት የተሰጠ ነው።

NOTE: Area figures are approximate, except for Awash, Simen, Omo, Rift Valley Lakes and Bale

ከገብርና ሚኒስቴር ከደገና ዳር አራዊት ጥበቃና ልማት መዳሪያ የተገኘ።

Source: Ministry of Agriculture, Forestry and Wild Life Protection and Development Department

የዓሩ ዓሩ የአየር ድርጅት ጣቢያዎች ላይ ተገኝተው ለሥነ ምግባር ክፍል የዘርፍ መጠን  
 AVERAGE ANNUAL RAINFALL, LATITUDE, LONGITUDE AND ALTITUDE OF MAJOR WEATHER STATIONS

ሠንጠረዥ ሀ.5 TABLE A.5

የአየር ድርጅት ጣቢያ	ላቲቲዩድ	ሎንጊቲዩድ	ከፍታ / ስጦታ	አጠቃላይ የዘርፍ መጠን / ስጦታ	የዓመት ብዛት	የዘርፍ መጠን / ስጦታ		STATIONS
						የከፍተኛው ዓመት	የታችኛው ዓመት	
	LATI-TUDE <sup>A</sup>	LONGI-TUDE <sup>A</sup>	ALTITUDE (meters)	AVERAGE RAINFALL (milli-meters)	NO. OF YEARS	THE HIGHEST YEAR	THE LOWEST YEAR	
RAINFALL (in millimeters)								
አዲስ አበባ	09°02'	38°44'	2408	1170.4	46	1481.7(1977)	902.2(1953)	ADDIS ABABA
አሥመራ	15°17'	38°55'	2325	512.4	60	860.8(1980)	176.7(1989)	ASMARA
ባሕር ላይ	11°36'	37°25'	1802	1405.7	30	2036.7(1973)	844.6(1982)	BAHIRDAR
ኮምቦሊቻ	11°94'	39°45'	1903	1036.2	38	1301.0(1964)	561.3(1984)	COMBOLCHA
ደብረ ግር ቀስ	10°22'	37°43'	2509	1316.4	37	1935.4(1958)	1053.0(1978)	DEBRE MARKOS
ደብረ ዘይት	08°44'	38°58'	1850	841.4	38	1268.7(1966)	378.1(1952)	DEBRE ZEIT
ድረ ገዳ	09°45'	41°52'	1160	620.0	39	902.5(1967)	357.3(1984)	DIRE DAWA
ጎረ	08°10'	35°25'	2002	2242.3	38	3448.6(1969)	1633.0(1968)	GORE
ጅማ	07°39'	36°50'	1740	1480.1	36	2077.6(1963)	1130.1(1979)	JIMMA
ወንጌ	08°31'	39°15'	1500	783.6	40	1176.0(1958)	421.0(1980)	WENJI

ጣቢያው የከፍተኛ ከተሰሉ ለስከ 1983/84 ድረስ ነው።

NOTE: Number of years of observations is till 1991

በቀጥታ ውስጥ የታሰቡት ዓመቶች ስጦታዎች በአውሮፓውያን የዘመን አቅባቢ ናቸው።

The years shown in brackets are in Gregorian Calendar.

\* ከምድር ሰፊ በሰ ተሰጧን

\* North of Equator

\*\* ከጎረጎረ በሰ ተምሥራቅ

\*\* East of Greenwich

ከሰጠው የ የዲግሪ/ሰከንድ ለጎረጎረ ድርጅት የተገኘ

Source: National Meteorological Services Agency

የዋና ዋና የአየር ስርጩራ ጠቢያዎች አጠቃላይ ከፍ ተኛና ዝቅ ተኛ የአየር ጠባይ ሁኔታ፣ የዝናው ጠቅላላ መጠን በወር  
 AVERAGE MAXIMUM AND MINIMUM TEMPERATURES, TOTAL RAINFALL OF MAJOR WEATHER STATIONS BY MONTH

አዳጋ አበባ  
 ADDIS ABABA

ሠገጠረዥ ሀ.6.1 TABLE A.6.1

ወር	1981/82			1982/83			1983/84			MONTH
	የአየር ጭቀት		የዝናም መጠን	የአየር ጭቀት		የዝናም መጠን	የአየር ጭቀት		የዝናም መጠን	
	ከፍ ተኛ	ዝቅ ተኛ		ከፍ ተኛ	ዝቅ ተኛ		ከፍ ተኛ	ዝቅ ተኛ		
ጥር	23.0	7.8	0.8	23.3	0.1	0.8	24.5	10.4	8.3	JANUARY
የኅዳር	23.0	9.9	75.9	22.6	11.9	155.9	24.2	11.6	69.5	FEBRUARY
መጋቢት	24.5	12.2	76.5	23.5	11.4	59.2	24.3	12.4	106.6	MARCH
ሚያዝያ	22.4	11.9	153.6	23.5	11.9	106.4	25.0	13.0	34.7	APRIL
ገንቦት	24.8	12.0	0.5	25.4	12.2	20.0	25.9	13.3	55.3	MAY
ሰኔ	23.7	11.2	120.7	23.5	10.9	88.8	23.6	12.1	190.6	JUNE
ሐምሌ	20.5	11.3	357.7	21.2	11.4	218.7	20.4	12.0	248.3	JULY
ነሐሴ	21.3	11.2	325.3	20.9	11.1	268.6	20.9	11.9	262.6	AUGUST
መስከረም	21.1	10.3	187.7	21.2	11.3	184.0	22.1	11.6	121.9	SEPTEMBER
ጥቅምት	22.4	10.2	14.5	22.5	9.5	16.2	22.9	9.7	3.4	OCTOBER
ኅዳር	22.9	8.9	0.0	23.0	9.2	6.0	22.9	8.3	0.0	NOVEMBER
ታህሣሥ	22.3	10.5	7.6	22.9	7.7	0.0	22.3	8.9	50.0	DECEMBER
የዓመት	22.7	10.6	1320.8	22.8	10.6	1124.6	23.3	11.3	1151.2	ANNUAL
	MAX.	MIN.	RAIN	MAX.	MIN.	RAIN	MAX.	MIN.	RAIN	
	TEMPERATURE			TEMPERATURE			TEMPERATURE			
	1989			1990			1991			

አሰመራ  
 ASMARA

ሠገጠረዥ ሀ.6.2 TABLE A.6.2

ወር	1981/82			1982/83			1983/84			MONTH
	የአየር ጭቀት		የዝናም መጠን	የአየር ጭቀት		የዝናም መጠን	የአየር ጭቀት		የዝናም መጠን	
	ከፍ ተኛ	ዝቅ ተኛ		ከፍ ተኛ	ዝቅ ተኛ		ከፍ ተኛ	ዝቅ ተኛ		
ጥር	22.6	4.6	0.0	22.3	3.1	0.8	23.9	3.9	0.0	JANUARY
የኅዳር	22.7	6.0	0.0	22.5	2.7	0.0	24.2	3.9	0.4	FEBRUARY
መጋቢት	22.7	6.8	7.0	25.2	6.7	33.8	26.0	6.4	2.8	MARCH
ሚያዝያ	20.0	8.5	20.7	24.6	9.1	1.6	25.2	9.9	36.2	APRIL
ገንቦት	21.6	7.6	7.8	26.3	9.8	0.0	X	X	X	MAY
ሰኔ	22.6	7.5	X	25.7	9.9	26.4	X	X	X	JUNE
ሐምሌ	21.5	8.6	47.2	22.3	11.2	110.8	X	X	X	JULY
ነሐሴ	21.2	8.0	76.1	23.5	11.1	23.9	X	X	X	AUGUST
መስከረም	20.2	8.5	5.0	23.6	9.2	18.2	X	X	X	SEPTEMBER
ጥቅምት	19.5	7.5	7.2	22.6	9.2	0.0	X	X	X	OCTOBER
ኅዳር	20.1	7.0	5.7	22.6	6.8	0.0	X	X	X	NOVEMBER
ታህሣሥ	20.5	8.0	X	22.3	5.2	0.0	X	X	X	DECEMBER
የዓመት	21.3	7.4	(176.7)	23.6	7.8	215.5	(24.8)	(6.0)	(39.4)	ANNUAL
	MAX.	MIN.	RAIN	MAX.	MIN.	RAIN	MAX.	MIN.	RAIN	
	TEMPERATURE			TEMPERATURE			TEMPERATURE			
	1989			1990			1991			

- ( ) መረጃው የተጫነ ባይሆንም ተከክለ አገደሆነ ታስቧል
- ( ) Data are incomplete but assumed to be representative
- X መረጃ አልተገኘም
- X Data not available

ግብ ታወቀ? የዝናም መጠን የተጠጠው በሚሊ. ሜትር ነው።

NOTE: The amount of rainfall is given in millimeters

የዓየር ጭቀት የተጠጠው በላግራ ሲንተግራድ ነው።

Temperature is given in degrees centigrade.

የዋና ዋና የአየር ቶርመራ ጣቢያዎች አዓጣይ፣ ከፍተኛና ዝቅተኛ የአየር ጠባይ ሁኔታ፣ የዘርፍ ጠቅላላ መጠን  
 AVERAGE, MAXIMUM AND MINIMUM TEMPERATURES, TOTAL RAINFALL OF MAJOR WEATHER STATIONS BY MONTH

ባሕር ዳር  
 BAHIR DAR

ሠገጠረዥ ሀ.፭.3 TABLE A.6.3

ወር	1981/82			1982/83			1983/84			MONTH
	የአየረ ሙቀት		የዘርፍ መጠን	የአየረ ሙቀት		የዘርፍ መጠን	የአየረ ሙቀት		የዘርፍ መጠን	
	ከፍተኛ	ዝቅተኛ		ከፍተኛ	ዝቅተኛ		ከፍተኛ	ዝቅተኛ		
ጥር	25.6	6.3	0.0	27.0	10.1	4.3	27.0	6.3	0.0	JANUARY
የካቲት	27.0	7.8	0.0	26.6	10.6	0.3	27.9	9.4	X	FEBRUARY
መጋቢት	27.7	9.9	7.9	28.7	14.0	3.1	X	X	X	MARCH
ሚያዝያ	28.4	10.5	9.8	29.3	14.0	6.9	X	X	X	APRIL
ገንቦት	28.2	13.1	123.0	29.8	15.5	15.9	X	X	X	MAY
ሰኔ	26.5	14.2	184.9	27.9	15.6	96.7	25.3	13.9	173.1	JUNE
ሐምሌ	24.1	13.6	417.9	24.5	14.5	632.5	23.7	14.7	557.2	JULY
ነሐሴ	25.3	13.9	513.0	24.7	14.0	482.1	23.8	14.2	368.1	AUGUST
መስከረም	24.9	12.9	290.9	25.0	13.6	226.2	25.3	13.3	245.6	SEPTEMBER
ጥቅምት	28.5	13.0	66.0	26.8	12.0	40.0	26.2	13.2	100.5	OCTOBER
ኅዳር	29.3	9.5	0.0	27.0	9.8	0.0	26.1	10.8	0.1	NOVEMBER
ታህሣሥ	X	X	1.2	27.3	6.4	0.0	25.9	9.1	1.8	DECEMBER
የዓመት	(26.9)	(11.3)	(1614.6)	27.1	12.5	1508.0	(25.7)	(11.7)	(1446.4)	ANNUAL
	MAX.	MIN.	RAIN	MAX.	MIN.	RAIN	MAX.	MIN.	RAIN	
	TEMPERATURE			TEMPERATURE			TEMPERATURE			
	1989			1990			1991			

ኮምቦሎቻ  
 COMBOLCHA

ሠገጠረዥ ሀ.፭.4 TABLE A.6.4

ወር	1981/82			1982/83			1983/84			MONTH
	የአየረ ሙቀት		የዘርፍ መጠን	የአየረ ሙቀት		የዘርፍ መጠን	የአየረ ሙቀት		የዘርፍ መጠን	
	ከፍተኛ	ዝቅተኛ		ከፍተኛ	ዝቅተኛ		ከፍተኛ	ዝቅተኛ		
ጥር	23.2	10.0	11.8	23.6	10.8	20.9	25.9	11.5	4.0	JANUARY
የካቲት	24.2	11.8	43.7	23.1	14.4	99.0	25.5	13.3	35.1	FEBRUARY
መጋቢት	25.3	13.1	116.3	25.3	13.7	123.4	26.0	14.2	112.6	MARCH
ሚያዝያ	24.0	13.9	146.8	25.9	13.9	116.4	27.8	14.0	15.4	APRIL
ገንቦት	27.1	13.6	2.2	29.8	14.7	5.1	27.5	14.4	36.4	MAY
ሰኔ	30.4	14.9	18.5	31.4	15.6	0.0	X	X	X	JUNE
ሐምሌ	28.2	15.6	240.0	28.0	15.5	193.3	27.7	15.8	175.6	JULY
ነሐሴ	26.9	14.8	249.5	28.0	15.3	115.9	26.7	15.4	204.7	AUGUST
መስከረም	25.3	14.2	174.1	26.2	14.3	211.6	26.4	13.7	116.0	SEPTEMBER
ጥቅምት	24.8	11.6	23.8	25.6	10.4	7.9	25.2	10.3	26.7	OCTOBER
ኅዳር	25.1	8.7	0.0	25.7	9.3	0.0	24.9	7.9	0.0	NOVEMBER
ታህሣሥ	22.3	13.1	103.9	25.2	7.6	0.0	24.2	9.6	34.6	DECEMBER
የዓመት	25.6	12.9	1130.6	26.5	13.0	893.5	(26.2)	(12.7)	(761.1)	ANNUAL
	MAX.	MIN.	RAIN	MAX.	MIN.	RAIN	MAX.	MIN.	RAIN	
	TEMPERATURE			TEMPERATURE			TEMPERATURE			
	1989			1990			1991			

( ) መረጃው የተጻፈ ባይሆንም ተከክሶ አገልግሎት ይሰጣል  
 ( ) Data are incomplete but assumed to be representative  
 X መረጃ አላተገኘም  
 X Data not available

የዋና ዋና የአየር ጾር መሬት ጠባይ ለጣቢያዎች አጠቃላይ ከፍ ተኛና ዝቅ ተኛ የአየር ጠባይ ሁኔታ፣ የዘር ሙሉ ጠቅላላ መጠን በወር  
 AVERAGE MAXIMUM AND MINIMUM TEMPERATURES, TOTAL RAINFALL OF MAJOR WEATHER STATIONS BY MONTH

ደብረ ጣር ቀጠ  
 DEBRE MARKOS

ሠንጠረዥ U.6.5 TABLE A.6.5

ወር	1981/82			1982/83			1983/84			MONTH
	የአየር ሙቀት		የዘር ሙሉ መጠን	የአየር ሙቀት		የዘር ሙሉ መጠን	የአየር ሙቀት		የዘር ሙሉ መጠን	
	ከፍ ተኛ	ዝቅ ተኛ		ከፍ ተኛ	ዝቅ ተኛ		ከፍ ተኛ	ዝቅ ተኛ		
ጥቅምት	23.3	6.0	6.5	23.7	7.9	4.8	24.7	9.9	8.8	JANUARY
ፈቃር	23.7	8.0	22.8	24.4	9.0	24.3	25.4	9.8	3.8	FEBRUARY
ጳጉሜ	23.6	8.9	141.9	25.1	9.8	52.1	X	X	X	MARCH
ሚያ	22.6	9.0	91.0	25.0	10.3	70.2	X	X	X	APRIL
ጠቅላይ	23.3	9.4	23.0	24.9	11.3	32.9	X	X	X	MAY
ሰኔ	20.5	8.6	163.1	21.3	9.8	148.8	20.4	11.3	113.9	JUNE
ሰኞ	18.5	9.0	355.4	18.7	10.3	333.2	18.0	11.3	221.3	JULY
ከምስረታ	19.1	8.8	330.7	18.8	10.1	353.3	18.6	10.9	311.8	AUGUST
ጥቅምት	20.2	8.7	204.4	19.9	9.7	275.8	20.4	10.4	168.0	SEPTEMBER
ከምስረታ	21.5	7.8	10.4	21.8	8.8	11.3	22.0	9.4	50.8	OCTOBER
ከምስረታ	23.3	7.1	7.7	23.3	9.1	20.8	22.9	8.5	32.5	NOVEMBER
ከምስረታ	22.0	8.8	85.9	24.1	8.3	0.0	22.6	8.6	51.0	DECEMBER
ዓመት	21.8	8.3	1442.8	22.6	9.5	1327.5	(21.7)	(10.0)	(961.9)	ANNUAL
	MAX.	MIN.	RAIN	MAX.	MIN.	RAIN	MAX.	MIN.	RAIN	MONTH
	TEMPERATURE			TEMPERATURE			TEMPERATURE			
	1989		1990		1991					

ደብረ ዘይት  
 DEBRE ZEIT

ሠንጠረዥ U.6.6 TABLE A.6.6

ወር	1981/82			1982/83			1983/84			MONTH
	የአየር ሙቀት		የዘር ሙሉ መጠን	የአየር ሙቀት		የዘር ሙሉ መጠን	የአየር ሙቀት		የዘር ሙሉ መጠን	
	ከፍ ተኛ	ዝቅ ተኛ		ከፍ ተኛ	ዝቅ ተኛ		ከፍ ተኛ	ዝቅ ተኛ		
ጥቅምት	27.8	8.6	0.9	26.5	10.0	0.0	27.0	10.5	0.0	JANUARY
ፈቃር	29.4	14.6	12.2	26.3	13.8	123.2	27.0	12.0	37.6	FEBRUARY
ጳጉሜ	29.6	13.1	35.1	26.7	12.9	58.2	27.9	12.7	53.7	MARCH
ሚያ	29.5	17.2	47.0	26.5	13.2	86.4	29.0	12.5	7.9	APRIL
ጠቅላይ	31.4	11.9	0.4	29.0	12.6	36.5	29.9	12.8	1.9	MAY
ሰኔ	31.2	12.7	59.0	27.6	11.2	76.0	28.9	13.0	48.2	JUNE
ሰኞ	26.5	13.5	183.7	24.6	13.5	224.0	23.4	14.0	169.7	JULY
ከምስረታ	26.2	12.4	171.7	23.9	13.6	173.2	23.6	13.7	191.4	AUGUST
ጥቅምት	27.0	12.7	135.2	24.8	13.2	102.4	25.1	12.4	50.1	SEPTEMBER
ከምስረታ	27.5	10.1	21.2	26.8	10.4	0.0	25.7	8.5	4.6	OCTOBER
ከምስረታ	27.8	9.7	0.0	26.8	9.8	0.0	X	X	X	NOVEMBER
ከምስረታ	27.8	12.0	3.3	26.2	8.6	0.0	X	X	X	DECEMBER
ዓመት	28.5	12.4	669.7	26.3	11.9	879.9	(27.1)	(12.2)	(565.1)	ANNUAL
	MAX.	MIN.	RAIN	MAX.	MIN.	RAIN	MAX.	MIN.	RAIN	MONTH
	TEMPERATURE			TEMPERATURE			TEMPERATURE			
	1989		1990		1991					

- ( ) መረጃው የተጻፈ ባይሆንም ተከክለው አገልግሎት ታገቧል
- ( ) Data are incomplete but assumed to be representative
- X መረጃ አለተገኘም
- X Data not available

የባለቤቱን የዘር ሙሉ የተጠመው በሚሊ ሜትር ነው።

NOTE: The amount of rainfall is given in millimeters

የዓና ዓና የአየር ምርመራ ጣቢያዎች አጣባቢ፣ ከፍ ተኖር ዘቅ ተኖ የአየር ጠባይ ሁኔታ፣ የዘርፍ ጠቅላላ መጠን በወር

AVERAGE, MAXIMUM AND MINIMUM TEMPERATURE, TOTAL RAINFALL OF MAJOR WEATHER STATIONS BY MONTH

ድረ ዓዋ  
DIRE DAWA

ሠገጠረዥ U.6.7 TABLE A.6.7

ወር	1981/82			1982/83			1983/84			MONTH
	የአየር ሙቀት		የዘርፍ መጠን	የአየር ሙቀት		የዘርፍ መጠን	የአየር ሙቀት		የዘርፍ መጠን	
	ከፍ ተኖ	ዘቅ ተኖ		ከፍ ተኖ	ዘቅ ተኖ		ከፍ ተኖ	ዘቅ ተኖ		
ጥር	26.8	14.2	0.0	28.7	15.4	49.2	29.4	16.5	18.2	JANUARY
የባቲ	28.7	16.0	25.4	27.5	17.9	135.2	30.3	17.9	94.2	FEBRUARY
መጋቢት	30.4	18.3	83.5	29.4	18.2	67.5	30.7	19.8	160.7	MARCH
ዲያር	28.5	19.1	249.9	30.5	19.6	116.5	32.3	20.2	61.7	APRIL
ገንቦት	33.3	20.7	4.5	34.6	22.7	24.5	33.7	21.2	57.7	MAY
ቦሌ	34.7	22.3	11.6	35.4	22.3	7.2	34.8	22.9	X	JUNE
ጃምታ	32.6	21.0	60.8	33.4	20.9	69.1	32.8	21.8	26.0	JULY
ነሴር	33.1	20.4	128.9	33.1	21.1	83.8	33.3	21.4	70.4	AUGUST
መስከረም	32.9	21.0	44.4	33.6	21.7	38.8	34.1	21.8	45.7	SEPTEMBER
ጥቅምት	32.5	19.1	30.9	32.8	18.9	3.6	32.8	18.3	18.8	OCTOBER
ከሐምሌ	30.2	15.8	0.0	X	X	X	30.2	15.7	0.0	NOVEMBER
ታሰኞ	28.6	16.0	21.7	28.8	14.4	0.0	28.0	15.6	51.3	DECEMBER
የዓመት	31.0	18.7	661.6	(31.6)	(19.4)	(595.4)	31.9	19.4	(604.7)	ANNUAL
	MAX.	MIN.	RAIN	MAX.	MIN.	RAIN	MAX.	MIN.	RAIN	MONTH
	TEMPERATURE			TEMPERATURE			TEMPERATURE			
	1989		1990		1991					

ርቦ  
ROBE

ሠገጠረዥ U.6.8 TABLE A.6.8

ወር	1981/82			1982/83			1983/84			MONTH
	የአየር ሙቀት		የዘርፍ መጠን	የአየር ሙቀት		የዘርፍ መጠን	የአየር ሙቀት		የዘርፍ መጠን	
	ከፍ ተኖ	ዘቅ ተኖ		ከፍ ተኖ	ዘቅ ተኖ		ከፍ ተኖ	ዘቅ ተኖ		
ጥር	22.6	4.6	0.0	21.8	5.2	38.6	23.3	5.8	4.1	JANUARY
የባቲ	22.7	5.9	18.5	22.2	8.5	85.3	23.4	7.2	26.0	FEBRUARY
መጋቢት	22.7	6.8	91.8	21.6	8.1	69.5	23.4	8.3	72.1	MARCH
ዲያር	19.9	8.9	159.7	21.2	9.1	101.4	21.5	9.4	62.7	APRIL
ገንቦት	21.6	8.2	11.4	22.9	8.5	44.2	22.4	9.5	100.3	MAY
ቦሌ	22.6	7.5	36.3	23.7	7.8	39.8	23.9	8.5	14.4	JUNE
ጃምታ	21.5	8.6	139.3	22.5	8.6	57.7	21.6	9.1	94.9	JULY
ነሴር	21.2	8.0	10.1	21.4	9.1	174.4	21.4	8.9	54.1	AUGUST
መስከረም	20.2	8.5	77.6	21.0	8.5	150.3	21.7	8.0	88.6	SEPTEMBER
ጥቅምት	19.5	7.5	83.1	20.0	7.6	88.7	20.8	7.2	21.1	OCTOBER
ከሐምሌ	20.1	6.9	39.1	20.1	6.3	44.4	21.7	5.9	6.4	NOVEMBER
ታሰኞ	20.5	8.0	45.7	21.5	4.8	12.6	X	X	X	DECEMBER
የዓመት	21.3	7.5	721.6	21.7	7.7	906.9	(22.3)	(8.0)	(544.7)	ANNUAL
	MAX.	MIN.	RAIN	MAX.	MIN.	RAIN	MAX.	MIN.	RAIN	MONTH
	TEMPERATURE			TEMPERATURE			TEMPERATURE			
	1989		1990		1991					

( ) መረጃው የተጻፈ ባይሆንም ተከክሎ አንደሆነ ታስቧል

( ) Data are incomplete but assumed to be representative

X መረጃ አለ ተገኝም

X Data not available

ዓባታዎቹ፣ የዘርፍ መጠን የተሰጠው በጣሚ ሜትር ነው።

NOTE: The amount of rainfall is given in millimeters.

የዋና ዋና የአየር ጾርመራ ጠቢቃዎች አጠቃላይ፣ ከፍ ተኛና ዝቅ ተኛ የአየር ጠባይ ሁኔታ፣ የዘናው ጠቅላላ መጠን በወር

AVERAGE, MAXIMUM AND MINIMUM TEMPERATURES, TOTAL RAINFALL OF MAJOR WEATHER STATIONS BY MONTH

ጎረ  
GORE

ሠገጠረዥ U.6.9 TABLE A.6.9

ወር	1981/82			1982/83			1983/84			MONTH
	የአየረ ሙቀት		የዘናዎ መጠን	የአየረ ሙቀት		የዘናዎ መጠን	የአየረ ሙቀት		የዘናዎ መጠን	
	ከፍ ተኛ	ዝቅ ተኛ		ከፍ ተኛ	ዝቅ ተኛ		ከፍ ተኛ	ዝቅ ተኛ		
ጥር	25.0	11.7	69.3	24.9	12.9	36.6	25.7	13.7	19.2	JANUARY
የባቲ	22.3	11.3	141.8	23.7	13.8	18.9	27.4	14.8	13.6	FEBRUARY
መጋቢት	24.8	13.3	45.6	25.9	13.1	20.8	26.6	14.8	48.6	MARCH
ሚያዝያ	24.7	13.6	3.3	26.4	14.8	75.2	X	X	X	APRIL
ገንቦት	23.1	13.4	264.4	24.3	14.0	171.5	X	X	X	MAY
ሰኔ	22.0	12.8	263.5	22.0	12.9	428.2	22.8	13.2	178.8	JUNE
ጥቅምት	20.9	12.6	122.4	20.8	13.2	272.7	20.8	12.9	339.0	JULY
ክረምት	21.1	16.4	404.4	22.0	12.9	355.2	21.4	12.7	258.6	AUGUST
መስከረም	20.9	10.9	352.6	22.2	12.8	370.9	23.0	12.9	244.1	SEPTEMBER
ጥቅምት	22.3	13.0	393.8	23.9	13.6	200.0	23.6	12.7	110.9	OCTOBER
ከሐምሌ	23.1	13.6	489.4	24.2	14.4	73.0	X	X	X	NOVEMBER
ታህሣሥ	22.6	12.8	32.0	25.3	14.7	28.7	X	X	X	DECEMBER
የዓመት	22.7	13.0	2582.5	23.8	13.6	2051.7	(23.9)	(13.5)	(1212.8)	ANNUAL
	MAX.	MIN.	RAIN	MAX.	MIN.	RAIN	MAX.	MIN.	RAIN	
	TEMPERATURE			TEMPERATURE			TEMPERATURE			
	1989			1990			1991			

ጊማ  
JIMMA

ሠገጠረዥ U.6.10 TABLE A.6.10

ወር	1981/82			1982/83			1983/84			MONTH
	የአየረ ሙቀት		የዘናዎ መጠን	የአየረ ሙቀት		የዘናዎ መጠን	የአየረ ሙቀት		የዘናዎ መጠን	
	ከፍ ተኛ	ዝቅ ተኛ		ከፍ ተኛ	ዝቅ ተኛ		ከፍ ተኛ	ዝቅ ተኛ		
ጥር	22.8	7.4	27.8	26.9	8.0	24.6	27.9	10.2	79.4	JANUARY
የባቲ	27.6	9.4	46.8	26.4	12.4	46.0	28.2	11.0	80.9	FEBRUARY
መጋቢት	27.9	11.5	138.2	27.6	12.5	132.9	28.3	11.9	61.9	MARCH
ሚያዝያ	26.4	13.3	178.9	27.7	13.1	56.0	28.6	12.2	169.0	APRIL
ገንቦት	26.8	11.9	102.2	27.3	12.7	193.6	27.6	13.0	12.8	MAY
ሰኔ	25.5	12.9	178.6	25.5	13.8	320.1	25.9	13.3	222.8	JUNE
ጥቅምት	24.2	13.3	232.0	24.4	13.2	279.6	23.8	13.7	199.7	JULY
ክረምት	25.2	13.3	213.3	24.8	13.5	280.2	24.1	13.1	244.3	AUGUST
መስከረም	25.1	13.4	204.1	25.4	13.5	244.6	25.6	12.9	139.6	SEPTEMBER
ጥቅምት	26.3	11.0	106.8	27.1	10.0	22.9	26.8	9.5	50.7	OCTOBER
ከሐምሌ	26.8	8.8	28.3	27.5	9.7	92.5	27.9	6.8	7.8	NOVEMBER
ታህሣሥ	26.1	11.5	170.0	27.9	6.3	18.7	26.6	7.3	78.6	DECEMBER
የዓመት	25.9	11.5	1627.0	26.5	11.6	1711.7	26.8	11.2	1347.5	ANNUAL
	MAX.	MIN.	RAIN	MAX.	MIN.	RAIN	MAX.	MIN.	RAIN	
	TEMPERATURE			TEMPERATURE			TEMPERATURE			
	1989			1990			1991			

x መረጃ አለ ተገኘም

X : Data not available

( ) : መረጃው የተጻፈው ባይሆንም ተከክሎ አንደሆነ ታስቦ

የዋና ዋና የአየር ምርመራ ጣቢያዎች አጠቃላይ ከፍ ተኛና ዝቅተኛ የአየር ጠባይ ሁኔታ፣ የዝናም ጠቅላላ መጠን በወር

AVERAGE MAXIMUM AND MINIMUM TEMPERATURES, TOTAL RAINFALL OF MAJOR WEATHER STATIONS BY MONTH

ወገን  
WONJI

ሠንጠረዥ ሀ.6.11

TABLE A.6.11

ወር	1981/82			1982/83			1983/84			የወር
	የአየር ሙቀት		የዝናም መጠን	የአየር ሙቀት		የዝናም መጠን	የአየር ሙቀት		የዝናም መጠን	
	ከፍ ተኛ	ዝቅተኛ		ከፍ ተኛ	ዝቅተኛ		ከፍ ተኛ	ዝቅተኛ		
ጥር	25.8	6.6	0.0	27.4	9.4	0.0	28.5	13.9	0.0	JANUARY
የባቲ	26.4	11.5	18.2	X	X	X	28.5	14.2	31.4	FEBRUARY
መጋቢት	29.1	13.2	70.7	X	X	X	29.5	15.2	188.5	MARCH
ሚያዝያ	27.1	14.0	91.7	27.9	11.6	109.7	29.4	14.2	0.7	APRIL
ገንቦት	30.4	11.3	7.1	30.8	12.7	18.3	X	X	X	MAY
ቦሌ	29.4	14.8	68.5	30.6	10.5	8.1	30.6	16.3	82.9	JUNE
ሐምሌ	25.8	13.5	187.4	26.5	14.3	240.7	26.4	15.5	177.0	JULY
ነሐሴ	26.4	13.7	318.7	25.8	14.3	259.1	X	X	X	AUGUST
መስከረም	27.0	13.1	91.2	X	X	X	27.6	13.2	85.7	SEPTEMBER
ጥቅምት	X	X	X	27.8	8.2	3.6	28.0	8.9	7.5	OCTOBER
ኅዳር	X	X	X	X	X	X	X	X	X	NOVEMBER
ታሠቢ	26.1	12.1	1.7	26.6	9.7	0.0	X	X	X	DECEMBER
የዓመት	(27.3)	(12.4)	(855.2)	(27.9)	(11.3)	(639.5)	(28.6)	(13.9)	(573.7)	ANNUAL
	MAX.	MIN.	RAIN	MAX.	MIN.	RAIN	MAX.	MIN.	RAIN	MONTH
	TEMPERATURE			TEMPERATURE			TEMPERATURE			
	1989		1990		1991					

- ( ) መረጃው የተጻፈው ባይሆንም ተከታታይ እንደሆነ ታስቧል
- ( ) Data are incomplete but assumed to be representative
- X መረጃ አልተገኘም
- X Data not available

ማሳሰቢያ: የዝናም መጠን የተጠበቀ በሚሊ ሜትር ነው።  
NOTE: The amount of rainfall is given in millimeters

የአየር ሙቀት ሰከንት የተጠበቀ በሚሊ ስኬል ሲገለጽ ነው።  
Temperature is given in degree centigrade.

ስብሰብረው የሚገኙትን አገልግሎት ድርጅት የተገኘ።  
Source: National Meteorological Services Agency

ክፍለ ለ-ሰለጠኛ 1984

በዚህ መጻፊት የቀረቡት መረጃዎች የተገኙት በገንቦት 1976 በኢትዮጵያ የተካሄደውን የህዝብና የቤቶች ቁጠራ ውጤት መሠረት በጣድረገ ነው። የ1984 የህዝብ ብዛት ገምትም የተገኘው ይህንኑ የቁጠራ ውጤት በመጠቀም የህዝብ ብዛት ትንበያ በጣድረገ ነው። በዚህ መሠረት የጠምሌ ወር 1984 የኢትዮጵያ ጠቅላላ የህዝብ ብዛት ገምት 55,117,300 ሲሆን ከዚህ 47,026,500 የገጠር እንዲሁም 8,090,800 የከተማ ነዋሪዎች ናቸው። ይህም ውጤት የተገኘው የከተማ ነዋሪዎች ማህበራት የተቋቋሙት ሥፍራዎችን በጤሉ በከተማነት በመቁጠር ነው። በተጨማሪ የሥራና ከተማ ልማት ግብር በከተማነት ለጫምታቸው 322 ዋና ዋና ከተሞች የ1984 ዓ.ም. የህዝብ ብዛት ገምት ቀርቧል።

በዚህ መጻፊት የቀረቡት ህዝብን የሚመለከቱ መረጃዎች ቀጥሎ የተመለከቱት ናቸው። የክፍለ ሀገራት፣ የአውራጃዎችና የወረዳዎች ህዝብ ብዛት በጾታ፣ የክፍለ ሀገራትና አውራጃዎች የህዝብ ብዛት በጾታ፣ የቀዳ ስፋት በኪሎ ሜትር ካሬ እና በያንዳንዱ ኪሎ ሜትር በአጣካይ የሠፈረው ህዝብ ብዛት፣ የአገሪቱ የህዝብ ብዛት በጾታና በዕድሜ መደብ በጠቅላላ፣ በገጠርና በከተማ፣ የዋና ዋና ከተሞች ህዝብ ብዛት ገምት በጾታ፣ እንዲሁም የህዝብ ብዛት ትንበያ ናቸው። እነዚህም መረጃዎች የተሰጡት ከዚህ በታች በተመለከቱት የሠንጠረዦች ዘርዘር መሠረት ነው።

ሠንጠረዥ ለ.1

የክፍለ ሀገራት፣ የአውራጃዎችና የወረዳዎች ህዝብ ብዛት ገምት፣

ሠንጠረዥ ለ.2

የህዝብ ብዛት በጾታ፣ የቀዳ ስፋት፣ የሠፈረው ህዝብ ብዛት በኪሎ ሜትር ካሬ፣ በክፍለ ሀገርና በአውራጃ በወረዳዎች።

ሠንጠረዥ ለ.3.1

ጠቅላላ የኢትዮጵያ ህዝብ ብዛት በዕድሜ መደብና በጾታ፣

ሠንጠረዥ ለ.3.2

የገጠር ነዋሪ የኢትዮጵያ ህዝብ ብዛት በዕድሜ መደብና በጾታ፣

ሠንጠረዥ ለ.3.3

የከተማ ነዋሪ የኢትዮጵያ ህዝብ ብዛት በዕድሜና በጾታ፣

ሠንጠረዥ ለ.4

የገጠርና የከተማ ነዋሪ የህዝብ ብዛት እና የከተማ ህዝብ ከመቶ፣

ሠንጠረዥ ለ.5

የዋና ዋና ከተሞች የህዝብ ብዛት በጾታና በክፍለ ሀገር፣

ሠንጠረዥ ለ.6

የየዓመቱ የኢትዮጵያ ህዝብ ብዛት ትንበያ በጾታ፣ በገጠርና በከተማ፣ 1984 - 2012፣

SECTION B. POPULATION: 1992

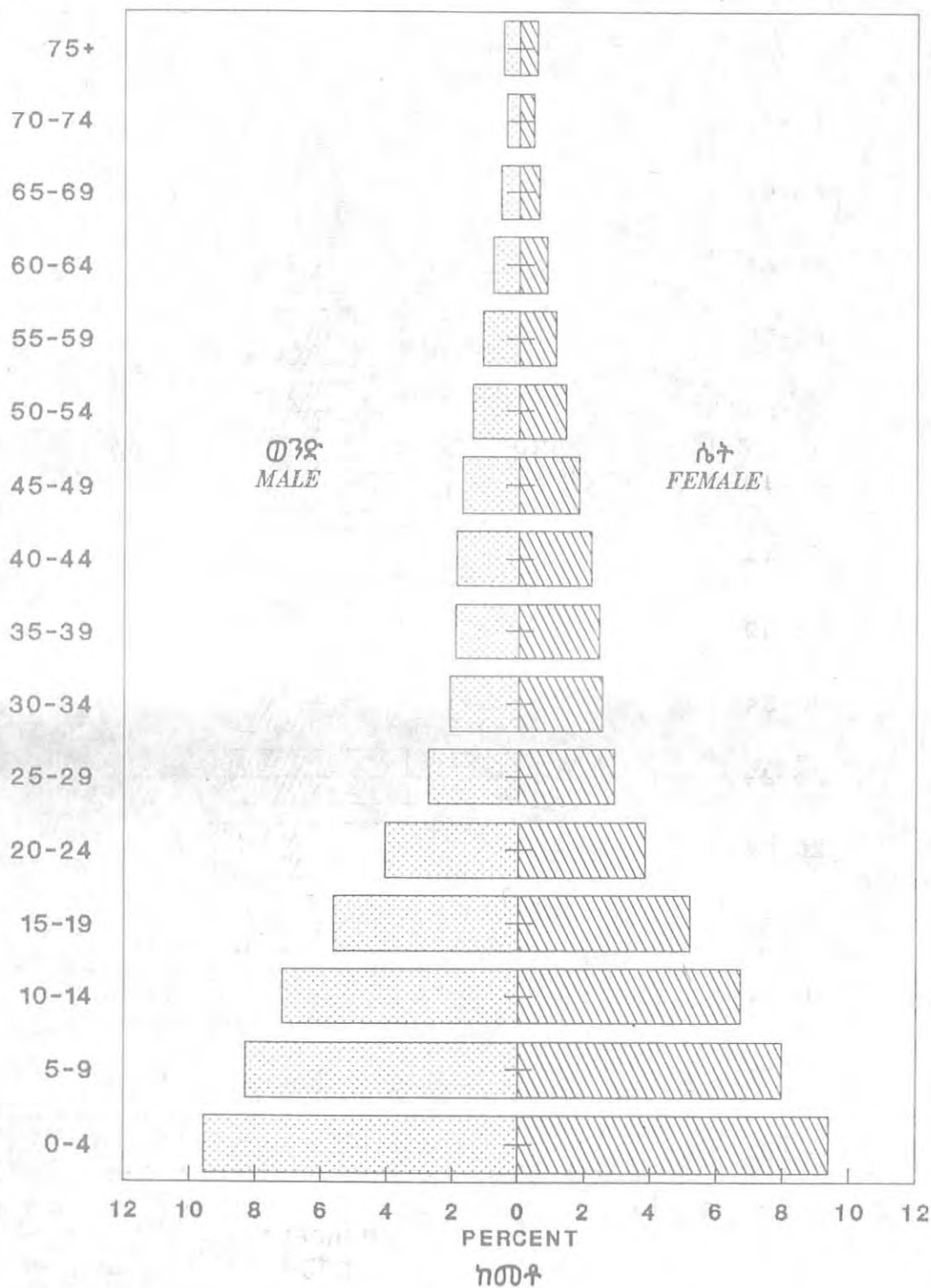
The population estimates in this issue are based mainly on the results of the May 1984 population and Housing Census of Ethiopia. The population estimates for 1992 are derived by projecting the 1984 population census results. The total population of the country for July 1992 was estimated to be 55,117,300 persons of which 47,026,500 were rural and 8,090,800 were urban. Urban areas refer to all localities in which Urban Dwellers Associations have been formed. A list of 322 major towns that have been accorded urban status by the ministry of Work and Urban Development are also presented with their 1992 population estimates.

The population data in this issue include population estimates of the region, awrajas and weredas by sex; population estimates by sex, area in square kilometer and density by region and awraja; population by sex and age-group for the total country, rural and urban areas; rural and urban population size by region; estimated population size of major towns by sex; and population projection. The list of tables in which these data is presented are given below.

- |                    |   |
|--------------------|---|
| <u>Table B.1</u>   | Population Estimates by Region, Awraja and Wereda.                  |
| <u>Table B.2.1</u> | Population Estimates by Sex, Area and Density by Region and Awraja. |
| <u>Table B.2.2</u> | Total Population of Ethiopia by Age Group and Sex.                  |
| <u>Table B.2.3</u> | Rural Population of Ethiopia by Age Group and Sex.                  |
| <u>Table B.3</u>   | Urban Population of Ethiopia by Age Group and Sex.                  |
| <u>Table B.4</u>   | Rural and Urban Population and Proportion Urban.                    |
| <u>Table B.5</u>   | Population Estimates for major Towns by Sex and Regions.            |
| <u>Table B.6</u>   | Population Projection of Ethiopia by Sex and Rural                  |

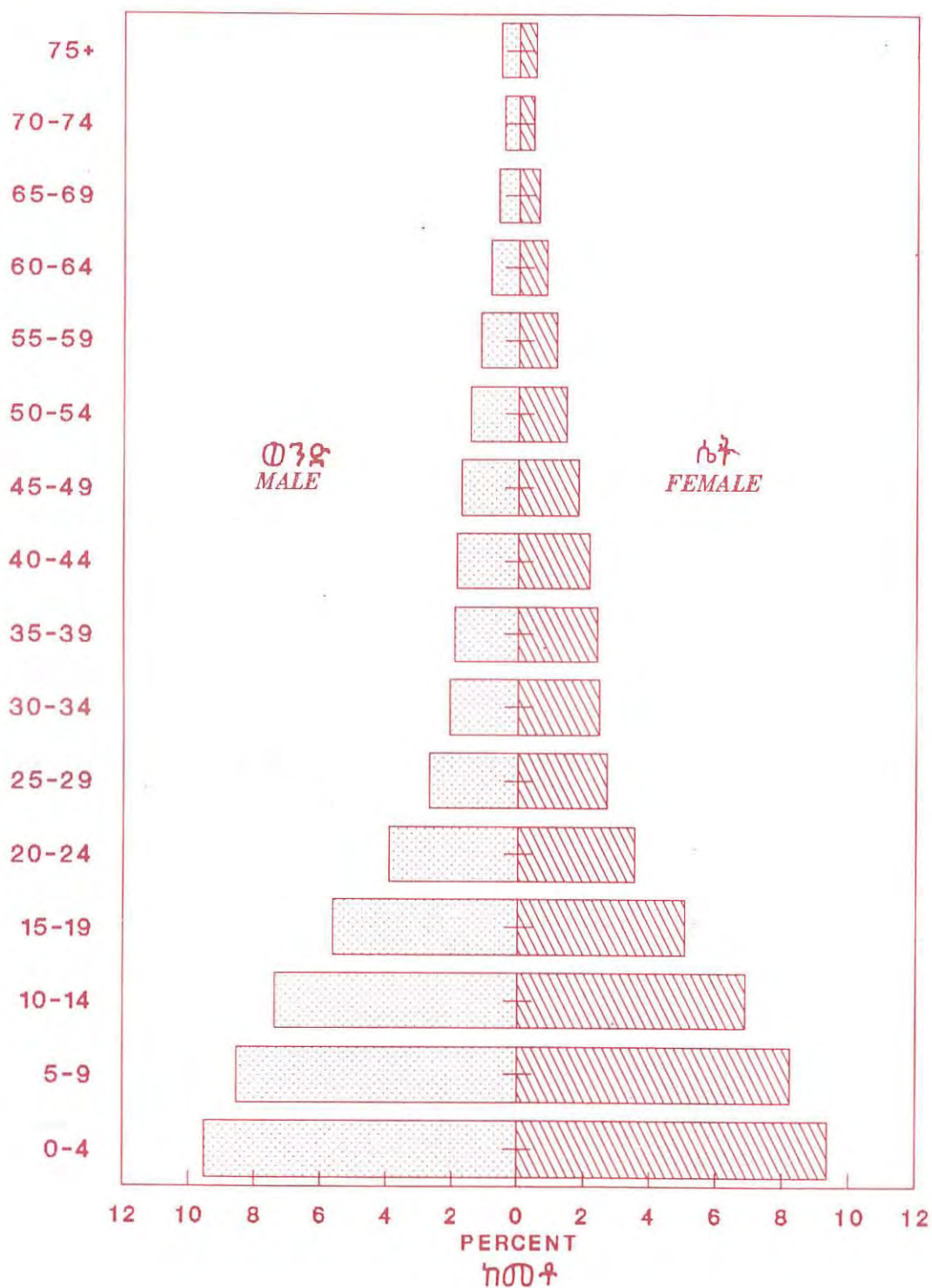
የኢትዮጵያ ሕዝብ ፕራሚድ 1984  
 TOTAL POPULATION PYRAMID, 1992

የዕድሜ ክልል  
 AGE GROUP



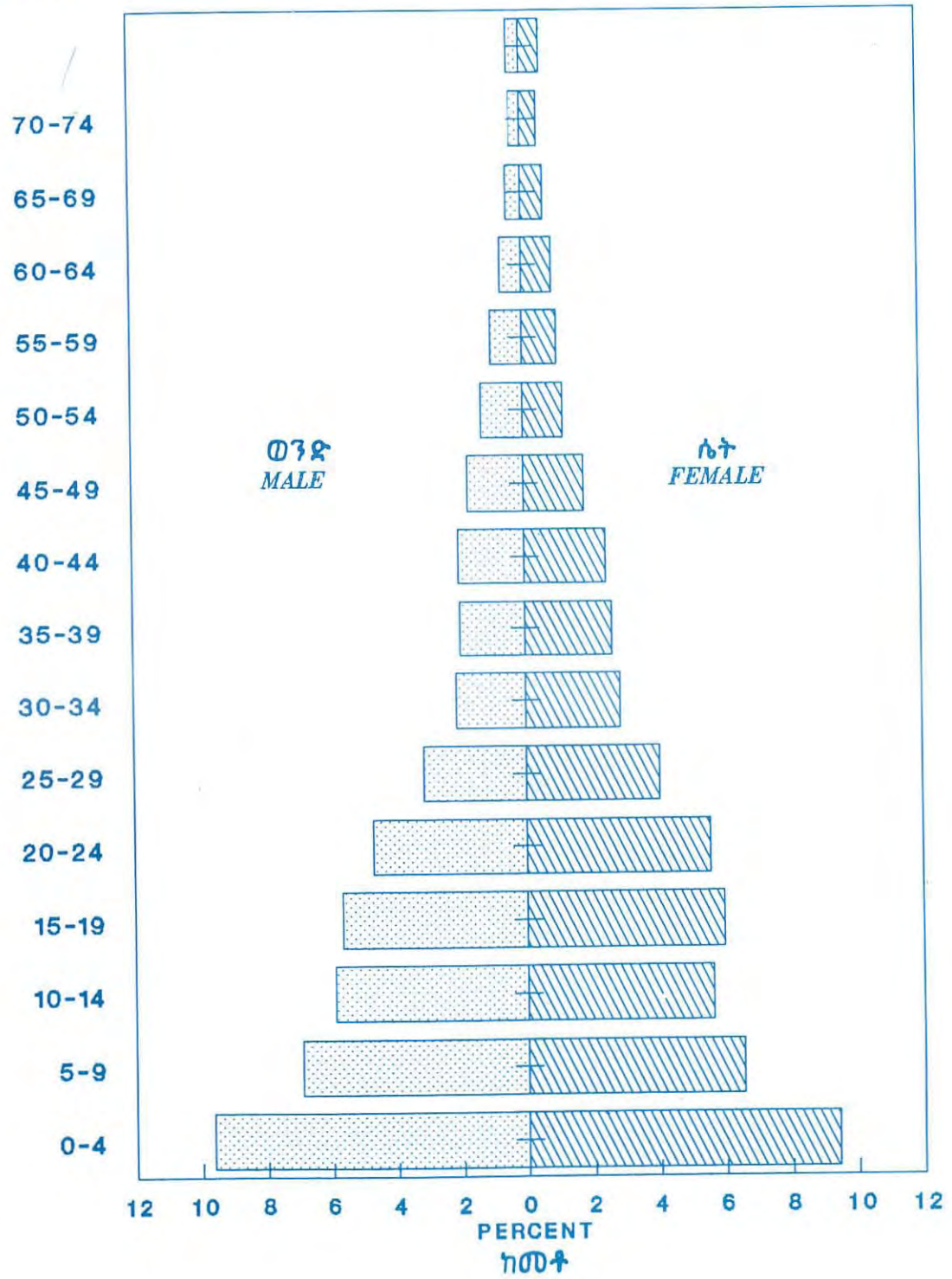
የገጠር ሕዝብ ፒራሚድ 1984  
RURAL POPULATION PYRAMID, 1992

የዕድሜ ክልል  
AGE GROUP



# የከተማ ሕዝብ ፒራሚድ 1984 URBAN POPULATION PYRAMID, 1992

የዕድሜ ክልል  
AGE GROUP



የክፍለ ሃገራት፣ የአውራጃዎችና የወረዳዎች ሕዝብ ብዛት ገምት-1984

POPULATION ESTIMATES BY REGION,AWRAJA AND WEREDA,1992

ክፍለ ሃገር/አውራጃ/ወረዳ	የሕዝብ ብዛት			
	ወንድ	ሴት	ጊሮ	
<b>አርሲ ክፍለ ሀገር</b>	1,066,400	1,070,800	2,137,200	<b>ARSSI REGION</b>
<b>አርባ ጉጉ አውራጃ</b>	224,395	221,216	445,611	<b>ARBAGUGU AWRAJA</b>
አባባ	27,243	26,190	53,433	ASSEKO
ቤሌ	30,859	30,405	61,264	CHOLE
ጉሉልቻ	57,270	56,133	113,403	GOLOLCHA
ገና	26,552	26,817	53,369	GUNA
ጀጃ	48,462	47,662	96,124	JEJU
ወርቲ	34,009	34,009	68,018	MERTI
<b>ቅላሎ አውራጃ</b>	622,181	627,599	1,249,780	<b>CHILALO AWRAJA</b>
ዲገሉና ጢዶ	47,789	49,656	97,445	DIGELUNA TIJO
ደደታ	37,586	36,853	84,439	DODOTA
ገደብ	50,001	51,225	101,226	GEDEB
ሃክሳ	58,930	58,367	117,297	HITOSA
ከፈሌ	75,060	75,375	150,435	KOFFELE
ሎና ቢቢሎ	57,823	58,771	116,594	LIMUNA BILBILO
ሙኔሳ	67,043	67,879	134,922	MUNESSA
ሰሪ	49,263	48,722	97,985	SERIE
ሸርካ	74,432	74,601	149,033	SHERKA
ጢዮ	63,168	65,996	129,164	TIYO
ዘዋይና ዱገዳ	41,086	40,154	81,240	ZEWAYNA DUGEDA
<b>ቲቸዎ አውራጃ</b>	219,824	221,985	441,809	<b>TICHO AWRAJA</b>
አሚኛ	29,896	30,270	60,166	AMIGNA
ሮቤ	52,383	52,571	104,954	ROBE
ሴሪ	32,767	33,424	66,191	SERU
ሱዲ	58,859	59,683	118,542	SUDIE
ጠና	45,919	46,037	91,956	TENA
<b>ባሌ ክፍለ ሀገር</b>	665,900	677,700	1,343,600	<b>BALE REGION</b>
<b>ዶሎ አውራጃ</b>	65,975	67,842	133,817	<b>DOLO AWRAJA</b>
አረና ቡልቀ	10,155	10,070	20,225	ARENA BULK
ባርባሪ	13,022	13,268	26,290	BERBERE
ጉራዳሞሌ	11,241	11,958	23,199	GORADAMOLE
መና	15,403	15,482	30,885	MENA
መዳወላቦ	16,154	17,064	33,218	MEDAWELEBO
<b>ኪካራ አውራጃ</b>	128,546	124,714	253,260	<b>ELKERE AWRAJA</b>
<b>ገናሌ አውራጃ</b>	149,179	150,898	300,077	<b>GENALE AWRAJA</b>
አዳባ	35,756	37,545	73,301	ADABA
ደደላ	60,777	59,750	120,527	DODOLA
ከከሳ	29,769	30,100	59,869	KOKOSA
ነንሳቦ	22,877	23,503	46,380	NENESABO
	<b>MALE</b>	<b>FEMALE</b>	<b>TOTAL</b>	<b>REGION/</b>

ሠንጠረዥ ለ.1

TABLE B.1

የክፍለ ሀገራት፣ የአውራጃዎችና የወረዳዎች ሕዝብ ብዛት ገምት-1984  
POPULATION ESTIMATES BY REGION,AWRAJA AND WEREDA,1992

ክፍለ ሀገር/አውራጃ/ወረዳ	POPULATION			
	MALE	FEMALE	TOTAL	
<u>ባሌ የቀጠለ</u>				<u>BALE(contd)</u>
መንደሩ አውራጃ	201,386	213,990	415,376	MENDEYU AWRAJA
አጋርፋ	28,553	30,369	58,922	AGARFA
ዲንሽ	26,126	28,806	54,932	DINSHO
ጋሰራ	23,206	24,168	47,374	GASERA
ገባ	34,360	38,060	72,420	GOBA
ገሮ	66,515	38,884	75,399	GURO
ሲናና	52,626	53,703	106,329	SINANA
ዋቤ አውራጃ	120,814	110,256	241,070	WABI AWRAJA
ጊነር	65,614	66,006	131,620	GINIR
ገሎሎቻ	31,902	29,740	61,642	GOLOLCHA
ላገሂዳ	15,428	16,433	31,861	LEGEHIDA
ራያተ	7,870	8,077	15,947	RAYATU
<u>ጉንደር ክፍለ ሀገር</u>	2,054,900	1,978,700	4,033,600	<u>GONDAR REGION</u>
ቅልጋ አውራጃ	231,488	220,639	452,127	CHILGA AWRAJA
አለፋ ጤቀሳ	89,403	84,363	173,766	ALEFA TAKUSA
ቅልጋ	97,992	93,788	191,780	CHILGA
ማጠቢያ	20,182	19,455	39,637	MATEBIYA
መተማ	11,163	10,746	21,909	METEMA
ቋራ	12,748	12,287	25,035	QUARA
ደብረ ታቦር አውራጃ	503,185	470,277	973,462	DEBRE TABOR AWRAJA
ደራ	109,479	102,578	212,057	DERA
አስቲ	162,491	145,764	308,255	ESTIE
ፋርጣ	132,226	128,099	260,325	FARTA
ፎገራ	98,989	93,836	192,825	FOGERA
ገይንት አውራጃ	243,432	229,409	472,841	GAYINT AWRAJA
ላይ ገይንት	86,101	82,405	168,506	LAY GAYINT
ሰማዳ	109,300	101,405	210,705	SIMADA
ታቸ ገይንት	48,031	45,599	93,630	TACH GAYINT
ጉንደር ዙሪያ አውራጃ	392,829	385,628	778,457	GONDAR ZURIA AWRAJA
ደንቢያ	112,216	105,633	217,849	DENBIA
ጉንደር ዙሪያ	172,618	175,866	348,484	GONDAR ZURIA
ላይ አርማቅሆ	76,195	73,703	149,898	LAY ARMACHIHO
ታቸ አርማቅሆ	31,800	30,426	62,226	TACH ARMACHIHO
	MALE	FEMALE	TOTAL	REGION/ AWRAIA/WEREDA
	POPULATION			

የክፍለ ሀገራት፣ የአውራጃዎችና የወረዳዎች ሕዝብ ብዛት ገምት-1984

POPULATION ESTIMATES BY REGION,AWRAJA AND WEREDA,1992

ክፍለ ሀገር/አውራጃ/ወረዳ	የሕዝብ ብዛት			
	ወንድ	ሴት	ጊሮ	
<u>ጉንደር የቀጠለ</u>				<u>GONDAR(contd)</u>
ሊቦ አውራጃ	234,150	233,138	467,288	LIBO AWRAJA
በለሳ	52,797	55,466	108,263	BELESA
አብናት	77,730	76,565	154,295	EBNAT
ከምከም	103,623	101,107	204,730	KEMKEM
ሰሜን አውራጃ	190,422	187,146	377,568	SEMMEEN AWRAJA
በየዳ	29,550	29,233	58,783	BEYEDA
ደባርቀ	25,394	24,592	49,986	DEBARK
ደብ ባሀር	34,187	33,116	67,303	DEB BAHIR
ጃናምራ	61,760	61,098	122,858	JANAMORA
ጠለምት	39,531	39,107	78,638	TELEMT
ወገራ አውራጃ	259,394	252,463	511,857	WEGERA AWRAJA
ዳባት	61,102	60,455	121,557	DABAT
ሰቲት	28,237	24,082	52,319	SETIT
ወገራ	80,174	82,312	162,486	WEGERA
ወልቃይት	44,084	41,988	86,072	WELKAYIT
ጠገዳ	45,797	43,626	89,423	TEGEDE
<u>ጋምገፋ ክፍለ ሀገር</u>	874,100	865,000	1,739,100	<u>GOMO GOFA REGION</u>
ጋም አውራጃ	296,652	293,546	590,198	GAMO AWRAJA
አርባ ምንጭ ዙሪያ	72,251	64,646	136,897	ARBA MINCH ZURIA
በረዳ	28,758	28,553	57,311	BOREDA
ጠንቻ ዙሪያ	48,690	57,635	106,325	CHENCHA ZURIA
ደራ ማሌ	27,525	26,502	54,027	DERA MALO
ዲታ	41,547	41,806	83,353	DITA
ቁባ	51,971	48,038	100,009	KUCHA
ምራብ አባያ	25,910	26,366	52,276	MIRAB ABAYA
ጋርዳላ አውራጃ	231,174	223,699	454,873	GARDULA AWRAJA
በንኮ	59,420	56,218	115,638	BONKE
ጋርዳላ ዙሪያ	51,965	49,474	101,439	GARDULA ZURIA
ጉማይዳ	11,317	11,721	23,038	GUMAIDE
ከምባ	53,690	49,776	103,466	KEMBA
ከንሰ	54,782	56,510	111,292	KONSO
ገለብና ሀመር ባከ አውራጃ	124,677	125,258	249,935	GELEBENA HAMER BACKO AWRAJA
ባከ ጋዘር	74,624	74,541	149,165	BAKO GAZER
በና ኩሌ	9,681	10,458	20,139	BENAKULE
ገለብ	23,065	21,868	44,933	GELEB
ሀመር	13,323	13,988	27,311	HAMER
ሙርሲ ቦዲ	3,984	4,403	8,387	MURSI BODI
	MALE	FEMALE	TOTAL	REGION/ AWRAJA/WEREDA
	POPULATION			

ህገጠረዥ ለ.1

TABLE B.1

የክፍለ ሀገራት፣ የአውራጃዎችና የወረዳዎች ሕዝብ ብዛት ገምት-1984  
POPULATION ESTIMATES BY REGION, AWRAJA AND WEREDA, 1992

ክፍለ ሀገር/አውራጃ/ወረዳ	የሕዝብ ብዛት			
	ወንድ	ሴት	ጊዞር	
<u>ጋሞ ጉፋ የቀጠለ</u>				<u>GAMO GOFA(contd)</u>
ጉፋ አውራጃ	221,597	222,497	444,094	GOMA AWRAJA
ባሰቤቶ	40,929	41,323	82,252	BASKETO
ጉፋ ዙሪያ	80,387	79,859	160,246	GOMA ZURIA
መሳኩባ	43,233	45,217	88,450	MELAKOZA
ሁባማሌ	27,597	26,973	54,570	UBAMALE
ዘላ	29,451	29,125	58,576	ZALA
<u>ኦሮትራ ክፍለ ሀገር</u>	1,678,000	1,689,500	3,367,500	<u>ERITREA REGION</u>
አካለ ገዛይ	205,994	207,995	413,989	AKALEGUZAY
አቀር ዳት	143,608	144,514	288,122	AKORDAT
ጋሸና ሰቲት	142,317	143,350	285,667	GASHENA SETIT
ሰማሴን	494,175	496,608	990,783	HAMASSIEN
ከረን	172,499	174,113	346,612	KEREN
ቀይ ባሕር	99,447	100,404	199,851	KEY BAHIR
ሣሀል	189,495	190,398	379,893	SAHEL
ሰራዬ	230,465	232,118	462,583	SERAYE
<u>ጎጃም ክፍለ ሀገር</u>	2,257,700	2,209,900	4,467,600	<u>GOJJAM REGION</u>
አገው ምድር አውራጃ	225,003	220,593	445,696	AGEWMEDER AWRAJA
አንከቫ	67,019	65,970	132,989	ANKESHA
ባንጃ	79,996	75,741	155,737	BANJA
ዳንገላ	78,088	78,882	156,970	DANGLA
ባሕር ዳር አውራጃ	479,318	465,465	944,783	BAHIR DAR AWRAJA
አቸፈር	110,170	102,614	212,784	ACHEFER
ባሕር ዳር ዙሪያ	144,944	145,906	290,850	BAHIR DAR ZURIA
ሜሻ	105,878	101,131	207,009	MECHA
ይሌማና ደንባ	118,326	115,814	234,140	YELEMANA DENSA
ብቸና አውራጃ	221,440	214,139	435,579	BICHENA AWRAJA
ደባይ ተለተገን	50,913	48,108	99,021	DEBAY TELATGEN
እናርድ እናውጋ	66,824	66,267	133,091	ENARGE ENAWGA
እናሜይ	61,049	60,152	121,201	ENEMAY
ሸባላ ቦረንታ	42,654	39,612	82,266	SHEBEL BERENTA
ደብረማር ቀስ አውራጃ	418,325	417,738	836,063	DEBER MARKCOS AWRAJA
አንደድ	49,827	48,222	98,049	ANEDED
አቀሰላ	49,708	48,217	97,925	AWEBEL
ባሰ ሊባን	51,765	50,806	102,571	BASO LIBEN
ደጀን	50,574	51,081	101,655	DEJEN
ጎዛመን	82,108	87,044	169,152	GOZAMEN
መታክላ	83,040	82,598	165,638	MACHAKEL
	MALE	FEMALE	TOTAL	REGION/ AWRAJA/WEREDA
	POPULATION			

ሠንጠረዥ ለ.1                      TABLE B.1  
 የክፍለ ሀገራት፣ የአውራጃዎችና የወረዳዎች ሕዝብ ብዛት ገምት-1984  
 POPULATION ESTIMATES BY REGION,AWRAJA AND WEREDA,1992

ክፍለ ሀገር/አውራጃ/ወረዳ	የሕዝብ ብዛት			
	ወንድ	ሴት	ጊዜያዊ	
<u>ጌንዎ የቀጠለ ሰናን</u>	51,303	49,770	101,073	<u>GOJJAM(contd)</u> SENAME
ቀላ ደጋ ዳዎት አውራጃ	464,228	457,193	921,411	KOLA DEGA DAMOT AWRAJA
ቡሪ ሸኩዳድ	97,674	98,587	196,261	BURE SHEKUDAD
ደጋ ዳዎት	64,671	64,056	128,727	DEGA DAMOT
ደምበጃ	44,379	44,347	88,726	DEMBECHA
ጊጉሳ ወንበርማ	55,003	55,531	110,534	GUAGUSA WENBEREMA
ጃቢ ጠሀናን	87,693	85,029	172,722	JABI TEHENAN
ቋሪት	69,987	68,771	138,758	QUARIT
ሰከላ	44,821	40,872	85,693	SEKELA
መተከል አውራጃ	201,674	196,955	398,629	METEKEL AWRAJA
ዳንገር	14,297	14,010	28,307	DANGUR
ድባጤ	29,718	29,592	59,310	DEBATHE
ጊንጊ	65,393	63,700	129,093	GUANGUA
ጉባ	4,933	3,680	8,613	GUBA
ማንዳራ	11,785	10,874	22,659	MANDURA
ወምበራ	44,334	42,866	87,200	WOMBERA
መጣ አውራጃ	247,612	237,817	485,429	MOTTA AWRAJA
ቢጉን	37,785	36,592	74,377	BIBOGNE
እነብሴ ሰርምድር	60,983	54,127	115,110	ENESESIE SARMEDER
ሁለት አጅ እነሴ	95,338	94,501	189,839	HULET EJU ENESSE
ሲሰ እነሴ	53,506	52,597	106,103	SISO ENESSE
<u>ሰረጌ ክፍለ ሀገር</u>	2,750,700	2,629,400	5,380,100	<u>HARARGE REGION</u>
ጠርጠር አውራጃ	496,888	446,107	942,995	CHERCHER AWRAJA
አፍደም	12,157	11,507	23,664	AFDEM
ቆሮ	155,328	145,979	301,307	CHERO
ደባ	45,761	43,407	89,168	DOBA
ገቀኔ	55,830	49,496	105,326	GEWANIE
መኢሰ	38,625	36,874	75,499	MEISSO
መሰላ	59,621	57,638	117,259	MESELA
ምስራቅ አዋሽ	65,653	40,052	105,705	MISRAK AWASH
ጡሎ	63,913	61,154	125,067	TULO
ደጋሀቡር አውራጃ	256,606	254,831	511,437	DEGAHABUR AWRAJA
ድራዳዋ ኢሳና ገርገራ አውራጃ	275,587	268,740	544,327	DIRE DAWA ISSANA GURGURA AWRAJA
ኤረር	55,594	54,787	110,381	ARER
አይሻ	47,705	47,264	94,969	AYSHA
ደንበላ	15,622	15,516	31,138	DENBEL
ገርገራ	122,349	119,943	242,292	GURGURA
ሼኒላ	34,317	31,230	65,547	SHENILE
	MALE	FEMALE	TOTAL	REGION/ AWRAJA/WEREDA
	POPULATION			

ሠገጠረዥ ለ.1

TABLE B.1

የክፍለ ሀገራት፣ የአውራጃዎችና የወረዳዎች ሕዝብ ብዛት ገምት-1984  
POPULATION ESTIMATES BY REGION, AWRAJA AND WEREDA, 1992

ክፍለ ሀገር/አውራጃ/ወረዳ	የሕዝብ ብዛት			
	ወንድ	ሴት	ጊሮ	
<u>ሰረገጌ የቀጠለ</u>				<u>HARARGE (contd)</u>
ጋራሙለታ አውራጃ	195,012	181,894	376,906	GARAMULETA AWRAJA
በደኖ	68,945	66,459	135,404	BEDENO
ገለሰላ	12,144	12,010	24,154	GELA ODA
ገራቀ	81,213	74,284	155,497	GERAWA
ኩርፋ ሠሌ	22,990	19,260	42,250	KURFA CHELIE
መ የሙሉቄ	9,720	9,881	19,601	MEYE MULUKIE
ጌዲ አውራጃ	54,756	54,251	109,007	GODIE AWRAJA
ጉርሱም አውራጃ	120,062	115,063	235,125	GURSUM AWRAJA
ባቢሌ	26,282	22,646	48,928	BABILE
ፊቅ	18,995	18,515	37,510	FIK
ጉርሱም	58,956	58,473	117,429	GURSUM
ሰመር	15,829	15,429	31,258	HAMERO
ሰብሮ አውራጃ	268,020	251,132	519,152	HABRO AWRAJA
አንጃር	25,327	24,019	49,346	ANCHAR
ቦኪ	32,215	30,911	63,126	BOKIE
ዳሮሎ	34,289	33,202	67,491	DAROLEBU
ገባ ቀርቻ	35,198	33,773	68,971	GUBA KORECHA
ሰብሮ	83,356	77,509	160,865	HABRO
ቀኒ	57,635	51,718	109,353	KUNI
ሰረገ ሐሪያ አውራጃ	411,379	401,344	812,723	HARAR ZURIA AWRAJA
አለማያ	93,461	89,888	183,349	ALEMMAYA
ፊዲስ	57,540	54,609	112,149	FEDIS
ሁንደኒ	84,850	86,807	171,657	HUNDENIE
ጃርሶ	38,208	36,810	75,018	JARSO
ኮምቦሊቻ	50,788	49,652	100,440	KOMBOLCHA
ቀርሳ	86,532	83,578	170,110	KERSA
ጃጃጋ አውራጃ	144,540	139,635	284,175	JIJIGA AWRAJA
ሀርሺን	15,915	15,808	31,723	HARSHIN
ጃጃጋ	95,806	92,951	188,757	JIJIGA
ቀብሪ በያህ	10,620	9,873	20,493	KEBRI BEYAH
ተፈሪ በር	22,199	21,003	43,202	TEFERI BER
ቀብሪ ደሀር አውራጃ	60,829	60,292	121,121	KEBRIDEHAR AWRAJA
ቀላቆ አውራጃ	54,303	53,899	108,202	KELAFO AWRAJA
ወበራ አውራጃ	265,078	255,555	520,633	WEBERA AWRAJA
	MALE	FEMALE	TOTAL	REGION/ AWRAJA/WEREDA
	POPULATION			

የክፍለ ሀገራት፣ የአውራጃዎችና የወረዳዎች ሕዝብ ብዛት ገምት-1984  
POPULATION ESTIMATES BY REGION,AWRAJA AND WEREDA,1992

ክፍለ ሀገር/አውራጃ/ወረዳ	የሕዝብ ብዛት			
	ወንድ	ሴት	ጊዎር	
<u>ጠረርጓ የቀጠለ</u>				<u>HARARGE(contd)</u>
ጠለንቀ/ጫታ	97,199	93,575	190,774	CHELENKO/META
ደደር	109,059	104,048	213,107	DEDER
ጌሮጌተ	48,585	47,886	96,471	GOROGOTU
መልካ ባሉ	10,235	10,046	20,281	MELKA BALO
ወልወልና ዋርደር አውራጃ	147,640	146,657	294,297	WELWELENA WARDER AWRAJA
<u>ኢሉባቦር ክፍለ ሀገር</u>	678,300	671,700	1,350,000	<u>ILLUBABOR REGION</u>
<u>ቡኖ አውራጃ</u>	263,475	263,251	526,726	BUNO AWRAJA
በደሌ	33,428	34,441	67,869	BEDELE
ቦርቻ	19,696	18,134	37,830	BORECHA
ቤራ	36,840	36,044	72,884	CHORA
ዳዳሳ	31,782	32,149	63,931	DEDESA
ዳጋ	15,301	16,190	31,491	DEGA
ገፄ	25,815	25,957	51,772	GECHI
ገማይ	23,158	22,831	45,989	GUMAY
ሰጠማ	40,733	41,148	81,881	SETEMA
ሲገዎ	33,837	33,762	67,599	SIGIMO
<u>ጋምቤላ አውራጃ</u>	63,453	60,598	124,051	GAMBELA AWRAJA
አቦቦ	16,013	15,316	31,329	ABOBO
አኮቦ	8,137	8,190	16,327	AKOBO
ጋምቤላ	12,576	11,814	24,390	GAMBELA
ገገናደር	11,138	10,350	21,488	GOGNAJORO
ኢተገገ	6,049	6,038	12,087	ITANG
ጃገዎ	9,540	8,890	18,430	JIKAWA
<u>ጌራ አውራጃ</u>	84,348	87,991	172,339	GORE AWRAJA
አሌ	26,943	28,359	55,302	ALE
ቡራ	21,870	22,754	44,624	BURE
ዳዳ ላሉ	15,381	15,569	30,950	DADU LALO
ሀሉ	9,511	9,673	19,184	HALU
ሳይለም	10,643	11,636	22,279	SAYLEM
<u>ሞቻ አውራጃ</u>	87,224	82,245	169,469	MOCHA AWRAJA
አንደርቻ	10,239	10,521	20,760	ANDERACHA
ጌደራ	11,831	11,215	23,046	GODERE
ማሻ	15,566	14,560	30,126	MASHA
ኖኖ	6,514	6,704	13,218	NONO
ሰሌ	6,870	7,083	13,953	SELE
የኪ	36,204	32,162	68,366	YEKI
ሰርና ገባ አውራጃ	179,800	177,615	357,415	SORENAGEBA AWRAJA
	MALE	FEMALE	TOTAL	REGION/ AWRAJA/WEREDA
	POPULATION			

ገንጠረዥ ለ. 1

TABLE B.1

የክፍለ ሀገራት፣ የአውራጃዎችና የወረዳዎች ሕዝብ ብዛት ገምት-1984

POPULATION ESTIMATES BY REGION, AWRAJA AND WEREDA, 1992

ክፍለ ሀገር/አውራጃ/ወረዳ	የሕዝብ ብዛት			
	ወንድ	ሴት	ጊሮ	
<u>ላባባር የቀጠለ</u>				<u>ILLUBABOR(contd)</u>
በቸ	9,900	9,897	19,797	BECHÖ
ቢሉ	12,401	12,367	24,768	BILO
ዳሪሙ	35,632	36,185	71,817	DARIMU
ደረኒ	15,085	15,115	30,200	DORENI
ሁረሙ	19,684	19,425	39,109	HURUMU
መታ	39,906	36,857	76,763	METU
ሱኔና ሰይ	26,597	27,100	53,697	SUPENA SODO
ያዩ	20,595	20,669	41,264	YAYU
<u>ገፋ ክፍለ ሀገር</u>	1,624,800	1,587,500	3,212,300	<u>KEFFA REGION</u>
<u>ጊሚራ አውራጃ</u>	93,021	86,835	179,856	GIMIRA AWRAJA
ጉራ ፈርዳ	11,999	9,123	21,122	GURAFERDA
ሽቦ	9,850	9,948	19,798	SHEKO
ጠመንጃ ያዥ	71,172	67,764	138,936	TEMENJA YAJ
<u>ጋሚ አውራጃ</u>	644,900	627,975	1,272,875	JIMMA AWRAJA
ዲዳ	108,699	104,099	212,798	DEDO
ጋሚ	53,568	53,274	106,842	JIMMA
ጃንጀሮ	19,177	19,024	38,201	JANJERO
ቀርሃ	67,835	66,413	134,248	KERSA
ጣና	71,457	67,197	138,654	MANA
አዎና ዳ	88,556	84,212	172,768	OMONADA
ሰቃ ጠቀርሳ	123,984	121,876	245,859	SEKA CHEKORSA
ሰቦሩ	69,574	69,862	139,436	SEKORU
ጠፎ አፈታ	42,051	42,018	84,069	TIRO AFETA
<u>ገፋ አውራጃ</u>	344,307	342,616	686,923	KEFFA AWRAJA
ጠና	50,370	48,733	99,103	CHENA
ጠታ	14,520	13,205	27,725	CHETA
ዳቻ	49,228	50,440	99,668	DECHA
ገዋታ	24,105	24,705	48,810	GEWATA
ጊምቦ	29,771	30,664	60,435	GIMBO
መንጀዎ	50,266	48,524	98,790	MENJEW
ሽዋ ጊሚራ	46,662	45,970	92,632	SHEWA GIMIRA
ጠሉ	27,935	28,845	56,780	TELLO
ተንሹ ጌሻ	19,005	18,319	37,324	TINISHU GESHA
ተሰቁ ጌሻ	32,445	33,211	65,656	TILUKU GESHA
<u>ጉሉ ከንታ አውራጃ</u>	176,783	176,008	352,791	KULU KONTA AWRAJA
ኪላ	28,004	29,631	57,635	EILA
ጌናቦሳ	25,071	26,203	51,274	GENABOSA
ሎሚ	34,253	34,198	68,451	LOMME
	MALE	FEMALE	TOTAL	REGION/ AWRAJA/WEREDA
	POPULATION			

ሠንጠረዥ ለ.1 TABLE B.1 የአውራጃዎችና የወረዳዎች ሕዝብ ብዛት ፲፱፻፸፪-1984 POPULATION ESTIMATES BY REGION,AWRAJA AND WEREDA,1992

ክፍለ ሀገር/አውራጃ/ወረዳ	የሕዝብ ብዛት			
	ወንድ	ሴት	ጊሮ	
<u>ከፋ የቀጠለ</u>				<u>KEFFA(contd)</u>
ማረቃ	36,914	34,226	71,140	MAREKA
ቶላ	32,396	31,421	63,817	TOCHA
ወሽዬ	20,145	20,329	40,474	WESHAYE
<u>ሊሙ አውራጃ</u>	323,398	312,783	636,181	LIMU AWRAJA
ጌራ	36,157	35,934	72,091	GERA
ጎማ	121,427	113,885	235,312	GOMA
ሊሙ ሰቃ	72,531	71,463	143,994	LIMU SEKA
ሊሙ ጎሳ	93,283	91,501	184,784	LIMU KOSA
<u>ማጂና ጎልዲያ አውራጃ</u>	42,391	41,283	83,674	MAJINA GOLDIA AWRAJA
ቤሮ	4,801	5,007	9,808	BERO
ጌሻ	4,548	4,122	8,670	GESHA
ጎልዲያ	8,453	7,808	16,261	GOLDIA
ኩሪት	3,711	3,702	7,413	KURIT
መሰላ ማጂ	6,236	6,469	12,705	MEHAL MAJI
ሻሻ	5,544	4,697	10,241	SHASHA
ጥርማጥጊ	9,098	9,478	18,576	TIRMATID
<u>ሽዋ ክፍለ ሀገር</u>	5,087,600	5,190,600	10,278,200	<u>SHEWA REGION</u>
<u>ጨቦና ጉራጌ አውራጃ</u>	741,158	761,129	1,502,287	CHEBONA GURAGE AWRAJA
አመያ	42,510	44,173	86,683	AMEYA
በቸ	25,180	25,456	50,636	BECHO
ቸሰ	62,883	64,671	127,554	CHEHA
ዳዎ	39,119	27,318	66,437	DAWO
አነጭርና አነር	88,089	90,300	178,389	ENEMORENA ENER
ገሮ	65,647	63,131	128,778	GORO
ገመር	117,457	130,639	248,096	GUMER
ኪሎ	21,556	19,911	41,467	ILO
አዢና ወለኔ	97,503	104,586	2,020,891	IZANA WELENE
ጎከር ገዳባና	32,169	33,660	65,829	KOKER GEDABANO
ቶሊ	24,129	23,719	47,848	TOLE
ወሊሰ	82,592	87,782	170,374	WELISO
ወንጌ	40,086	42,953	83,039	WENCHI
<u>ሀይቆችና ቡታጅራ አውራጃ</u>	813,571	832,190	1,645,761	HAIKOCHENA BUTAJERA AWRAJA
አላባ	81,626	84,707	166,333	ALABA
አርሲ ነገሌ	59,197	62,148	121,345	ARSSI NEGELE
ቦራ	20,477	20,841	41,318	BORA
ዳሎቻ	63,756	67,004	130,760	DALOCHA
ዱገዳ	45,945	47,530	93,475	DUGDA
	MALE	FEMALE	TOTAL	REGION/ AWRAJA/WEREDA
	POPULATION			

ሠንጠረዥ ለ.1 TABLE B.1 የአውራጃዎችና የወረዳዎች ሕዝብ ብዛት ገምት-1984 POPULATION ESTIMATES BY REGION,AWRAJA AND WEREDA,1992

ክፍለ ሀገር/አውራጃ/ወረዳ	የሕዝብ ብዛት			
	ወንድ	ሴት	ጊዜያዊ	
<u>ሸዋ የቀጠለ</u>				<u>SHEWA(contd)</u>
ቀንዳሰቲቲ	37,677	38,760	76,437	KENDALTITI
ሰንፍር	46,067	48,881	94,948	LANFERO
መስቃንና ማረቀ	114,030	118,624	232,654	MESKANENA MAREKO
ሸሸመኔ	118,606	116,557	235,163	SHASHEMENE
ሰሰጤ	55,095	59,481	114,576	SILTI
ሰራር	77,608	78,868	156,476	SIRARO
ሰዶ	53,993	47,711	101,704	SODO
ዘዋይ አካባቢ	39,494	41,078	80,572	ZEWAY AKABABI
<u>ጃባትና ሜላ አውራጃ</u>	536,282	562,284	1,098,566	JEBATENA MECHA AWRAJA
አምቦ አካባቢ	93,630	101,521	195,151	AMBO AKABABI
ባክ ተቤ	47,478	47,468	94,946	BAKU TIBE
ጠሊያ	83,918	84,953	168,871	CHELIYA
ዳኖ	28,054	29,403	57,457	DANO
ደንዲ	85,240	90,239	175,479	DENDI
ገንደ በረተ	65,451	71,546	136,997	GENDE BERET
ጆሊኛ	66,728	70,481	137,209	JELDU
ኖኖ	46,323	45,243	91,566	NONO
ጥቁር አገጭኒ	19,460	21,430	40,890	TIKUR ENCHINI
<u>ክምባታና ሀድያ አውራጃ</u>	745,657	777,909	1,523,566	KEMBATANA HADIA AWRAJA
አንጋሣ	68,488	71,943	140,431	ANGACHA
ቃላ ቢራ	60,544	64,847	125,391	KACHA BIRA
ቀዲያ ጋሚላ	70,098	73,257	143,355	KEDIDA GAMILA
ኮንቴብ	147,396	150,326	297,722	KONTEB
ሊሙ	143,592	155,643	299,235	LIMU
አም ሸለቆ	63,493	63,571	127,064	OMO SHELEKO
ሲቄ	76,262	81,404	157,666	SIKE
ጥምባር	115,784	116,918	232,702	TIMBARO
<u>መናገሻ አውራጃ</u>	503,305	512,503	1,015,808	MENAGESHA AWRAJA
አዳአበርጋ	74,539	46,340	120,879	ADA BERGA
አዲስ አለም	34,971	35,776	70,747	ADDIS ALEM
አቋቋ	84,771	87,008	171,779	AKAKI
አሌሊት	22,676	22,596	45,272	ALELTU
አለምገና	72,483	74,414	146,897	ALEMGENA
በረሀ	41,216	41,817	83,033	BEREH
ጊዳ	27,275	27,785	55,060	GIDA
ቀርባና ማሊማ	16,794	16,764	33,558	KERESANA MALIMA
ሜታ ሮቢ	49,637	49,783	99,420	META ROBI
ሙሉ	13,752	13,845	27,597	MULO
	MALE	FEMALE	TOTAL	REGION/ AWRAJA/WEREDA
	POPULATION			

ሠገጠረዥ ለ.1

TABLE B.1

የክፍለ ሀገራት፣ የአውራጃዎችና የወረዳዎች ሕዝብ ብዛት ገምት-1984

POPULATION ESTIMATES BY REGION,AWRAJA AND WEREDA,1992

ክፍለ ሀገር/አውራጃ/ወረዳ	የሕዝብ ብዛት			
	ወንድ	ሴት	ጊዜያዊ	
<u>ሸዋ የቀጠለ</u>				<u>SHEWA(contd)</u>
ሱሉሰታ	46,130	47,666	93,796	SULULTA
ወለመራ	46,061	48,709	94,770	WELMERA
መንዘና ገሼ አውራጃ	166,974	171,494	338,468	MENZENA GESHE AWRAJA
አንጾቢያ	15,679	16,067	31,746	ANTSOKIYA
ጌራ ምድር	43,740	45,591	89,331	GERA MIDER
ገሼ	23,972	24,383	48,355	GISHE
ቀያ ገብርኤል	23,376	23,726	47,102	KEYA GEBRIEL
ሰሎ ምድር	15,054	15,326	30,380	LALO MIDER
ማማ ምድር	35,120	36,313	71,433	MAMA MIDER
መዘዘ	10,033	10,088	20,121	MEZEZO
መርሰቤቲ አውራጃ	173,782	170,453	344,235	MERHABETE AWRAJA
ቢቤ ቢሎ	11,482	11,930	23,412	BETA BILO
ደራ	74,580	69,902	144,482	DERA
ላይ ቤት	33,366	33,902	67,268	LAY BET
ሚዳ	24,701	25,099	49,800	MIDA
ታች ቤት	18,987	18,600	37,587	TACH BET
ወረዋና ዋጂቶ	10,666	11,020	21,686	WEREMONA WAJITO
ሰላሌ አውራጃ	322,173	326,029	648,202	SELALE AWRAJA
ደብረ ሊባኖስ	22,938	22,427	45,365	DEBERE LIBANOSE
ደገም	42,440	42,658	85,098	DEGEM
አንባሮ	29,813	28,844	58,657	ENSARO
ገራር ጃርሶ	43,320	45,601	88,921	GIRAR JARSO
ሂዳቤ አቦቲ	33,224	33,730	66,954	HIDABU ABOTE
ኩዩ	48,556	50,435	98,991	KUYU
ወራጃርሶ	55,267	55,340	110,607	WERAJARSO
ወጫሌ	24,314	25,298	49,612	WOCHALE
ያያ ጉላሌ	22,301	21,696	43,997	YAYA GULELE
ተጉለትና ቡሳጋ አውራጃ	375,637	370,961	746,598	TEGULETENA BULEGA AWRAJA
አቢቸና ጥሰ	28,934	29,357	58,291	ABICHUNATIO
አንጉለላና ጠራ	26,096	25,556	51,652	ANGULALENA TARA
አንታቦር	36,065	36,584	72,649	ANKOBER
አባገርት	19,462	19,160	38,622	ASSAGERT
ባሰና ወረዳ	76,373	79,119	155,492	BASONA WERANA
ዳላቻ	12,283	12,372	24,655	DULECHA
ሀገረ ማርያም	17,075	16,232	33,307	HAGER MARIAM
ከሰም	8,466	8,112	18,578	KESSEM
ቅምብቤት	36,190	37,442	73,632	KIMIBIBET
ዋጃና ወደራ	31,563	31,358	62,921	MAJANA WADERA
ዋረትና ጅረ	47,415	39,081	86,496	MORETENA JIRU
	MALE	FEMALE	TOTAL	REGION/ AWRAJA/WEREDA
	POPULATION			

ሠንጠረዥ ለ.1 TABLE B.1  
 ክፍለ ሀገራት፣ የአውራጃዎችና የወረዳዎች ሕዝብ ብዛት ገምት-1984  
 POPULATION ESTIMATES BY REGION, AWRAJA AND WEREDA, 1992

ለ ሀገር/አውራጃ/ወረዳ	የሕዝብ ብዛት			
	ወንድ	ሴት	ጊዎር	
<u>የቀጠለ</u>				<u>SHEWA(contd)</u>
ሳያ ደብርና ዋዩ	35,715	36,588	72,303	SAYA DEBIRENA WAYO
ትና ጥመገ አውራጃ	208,407	212,862	421,269	YEFATENA TIMUGA AWRAJA
ቡራ ዋዳይ ተ	9,335	9,403	18,738	BURE MEDITE
እፍራታና ድሴ	70,082	71,358	141,440	EIFIRATANA JILE
ፈርሳ	9,412	9,569	18,981	FURSSA
ገምዛ	30,897	31,652	62,549	GEMEZA
ቀወት	40,907	42,103	83,010	KEWET
ማፈድ	47,774	48,777	96,551	MAFUD
<u>ርና ከረዩ አውራጃ</u>	500,654	492,786	993,440	YERERENA KEREYU AWRAJA
አዳአ	96,450	100,653	197,103	ADA
አዳማ	140,560	144,822	285,382	ADAMA
በረኸ	10,441	10,516	20,957	BERHET
በሰት	55,318	53,136	108,454	BOSSET
ፈንታሌ	49,666	43,054	92,720	FENTALE
ገምቢቸ	25,346	24,555	49,901	GEMBICHU
ሊንገ ዘቋላ	27,369	27,027	54,396	LIBEN ZEKUALA
ሎማ	46,851	46,568	93,419	LOME
መንጃር	31,296	25,684	56,980	MENJAR
ሽንኮራ	17,357	16,771	34,128	SHENKORA
<u>ጌሰ አበባ ክፍለ ሀገር</u>	1,026,900	1,084,600	2,111,500	ADDIS ABABA REGION
<u>ጎብ አስተዳደር</u>	92,300	87,000	179,300	ASSAB REGION
<u>ዳም ክፍለ ሀገር</u>	2,559,200	2,543,800	5,103,000	SIDAMO REGION
<u>ራሮ አውራጃ</u>	278,704	275,336	554,040	ARERO AWRAJA
አራሮ	15,146	15,475	30,621	ARERO
ቡርጅ	19,087	19,584	38,671	BURGE
ድራ	45,816	42,265	88,081	DEREI
ሰገረማር ያም	134,537	132,929	267,466	HAGEREMARIM
ሞያሌ	17,209	17,479	34,688	MOYALE
ተሰተሌ	19,121	19,003	38,124	TELETELE
ያቤሌ	27,788	28,601	56,389	YABELO
<u>ራና አውራጃ</u>	70,168	73,322	143,490	BORENA AWRAJA
ዶሎ ዶዶ	14,801	15,512	30,313	DOLO ODO
ሊንገ	55,367	57,810	113,177	LIBEN
<u>ዳሳ አውራጃ</u>	424,500	416,947	841,447	GEDIO AWRAJA
አማሮ	39,195	38,632	77,827	AMARO
ቡሌ	57,642	57,352	114,994	BULE
	MALE	FEMALE	TOTAL	REGION/ AWRAJA/WEREDA
	POPULATION			

ሠንጠረዥ ለ.1                      TABLE B.1  
የክፍለ ሀገራት፣ የአውራጃዎችና የወረዳዎች ሕዝብ ብዛት ግምት-1984  
POPULATION ESTIMATES BY REGION,AWRAJA AND WEREDA,1992

ክፍለ ሀገር/አውራጃ/ወረዳ	የሕዝብ ብዛት			
	ወንድ	ሴት	ድምር	
<u>ሲዳሞ የቀጠለ</u>				<u>SIDAMO(contd)</u>
ፍሰሀ ገነት	73,091	70,295	143,386	FESEHA GENET
ወናጌ	150,712	151,403	302,115	WENAGO
ይርጋ ጤሬ	103,860	99,265	203,125	YERGACHEFFE
<u>ጀምጀም አውራጃ</u>	183,829	184,371	368,200	GEMJEM AWRAJA
አዶላ	39,250	39,200	78,450	ADOLA
ቦሪ	41,340	42,348	83,688	BORE
አዶ ቫካሳ	32,385	30,441	62,826	ODO SHAKISO
ሆራጋ	59,001	60,234	119,235	URGA
ዋደራ	11,853	12,148	24,001	WADERA
<u>ሲዳሞ አውራጃ</u>	959,426	939,399	1,898,825	SIDAMA AWRAJA
አለታ ወንዶ	171,162	168,746	339,908	ALETA WENDO
አርቤጌና	65,243	62,784	128,027	ARBEGONA
አርራሳ	17,943	15,431	33,374	ARORESA
አዋሳ ዙሪያ	150,570	145,409	295,979	AWASSA ZURIYA
በንሳ	84,565	83,709	168,274	BENSA
ዳሌ	167,931	165,243	333,174	DALE
ሀገረሰላም	97,839	99,387	197,226	HAGERESELAM
ሸበዲኖ	204,173	198,690	402,863	SHEBEDINO
<u>ወላይታ አውራጃ</u>	642,573	654,424	1,296,997	WELAYTA AWRAJA
ቦሌሳ	145,633	148,225	293,858	BOLUS
ዳሞት ጋሌ	110,864	115,571	226,435	DAMOT GALE
ዳሞት ወይዳ	85,723	85,031	170,754	DAMOT WEYEDA
ሁምቦ	54,900	54,597	109,497	HUMBO
ሰፋ	58,328	60,683	119,011	OFFA
ኮይሻ	73,366	73,819	147,185	KOYESHA
ሶዶ ዙሪያ	113,759	116,498	230,257	SODO ZURIYA
<u>ትገራይ ክፍለ ሀገር</u>	1,499,300	1,473,100	2,972,400	<u>TIGRAY REGION</u>
አድዋ አውራጃ	310,538	306,300	616,838	ADWA AWRAJA
አጋሜ አውራጃ	219,067	215,789	434,856	AGAME AWRAJA
አክሱም አውራጃ	191,138	188,016	379,154	AXUM AWRAJA
አንደርታ አውራጃ	226,983	221,889	448,872	INDERTA AWRAJA
ክልተ አውላሎ አውራጃ	132,071	128,435	260,506	KILETE AWULALO AWRAJA
ራያና አዘቦ አውራጃ	71,717	70,927	142,644	RAYANA AZEBO AWRAJA
ሸሪ አውራጃ	175,598	172,438	348,036	SHIRE AWRAJA
ተምቤን አውራጃ	172,188	169,306	341,494	TEMBEN AWRAJA
	MALE	FEMALE	TOTAL	REGION/ AWRAJA/WEREDA
	POPULATION			

ሠገጠረዥ ለ.1 TABLE B.1  
 የክፍለ ሀገራት፣ የአውራጃዎችና የወረዳዎች ሕዝብ ብዛት ገምት-1984  
 POPULATION ESTIMATES BY REGION,AWRAJA AND WEREDA,1992

ክፍለ ሀገር/አውራጃ/ወረዳ	የሕዝብ ብዛት			
	ወንድ	ሴት	ጊዜ	
<u>ወለጋ ክፍለ ሀገር</u>	1,700,200	1,650,700	3,350,900	<u>WELLEGA REGION</u>
አርጆ አውራጃ	120,971	124,640	245,611	ARJO AWRAJA
ዳቦ ሀና	18,097	18,243	36,340	DABO HENA
ጅማ አርጆ	36,483	38,505	74,988	JIMA ARJO
ሌቃ ዳለቻ	29,407	30,858	60,265	LIEKA DULECHA
መታ	10,076	9,976	20,052	MEKO
ኑኑ ቁምባ	22,182	22,575	44,757	NUNU KUMBA
ባቺ	4,726	4,483	9,209	SACHI
አሶሳ አውራጃ	168,872	161,777	330,649	ASOSA AWRAJA
አሶሳ	66,126	60,347	126,473	ASOSA
ቤጊ	77,810	79,311	157,121	BIEGI
ጊዛን	19,904	17,201	37,105	GIZEN
ኩርሙክ	5,032	4,918	9,950	KURMUK
ጊምቤ አውራጃ	537,242	513,794	1,051,036	GHIMBI AWRAJA
አይራ ጉሊሶ	34,393	32,237	66,630	AYRA GULISO
ቦጂ ጠቀርሳ	32,621	31,984	64,605	BOJI CHEKORSA
ቦጂ ድርመጂ	24,728	24,515	49,243	BOJI DRMEJI
ጊምቤ	64,392	64,506	128,898	GHIMBI
ዘረ	32,490	30,201	62,691	HARU
ጃርሶ	41,462	39,250	80,712	JARSO
ላሎ አሶቤ	36,585	35,136	71,721	LALO ASEBIE
መነሱ	88,704	80,593	169,297	MENESIBU
ነጆ	69,149	64,330	133,479	NEJO
ኖሎ ካባ	74,160	72,972	147,132	NOLIE KABA
ሃቦድ	38,558	38,070	76,628	YUBDO
ዞሮ ጉዳረ አውራጃ	316,558	308,207	624,765	HORO GUDRU AWRAJA
አባይ ጠመን	15,555	15,419	30,974	ABAY CHAMEN
አቤደንገሮ	19,223	19,625	38,848	ABIE DANGURA
አሙሩ	15,848	16,880	32,728	AMURU
ኔባንቲ	13,992	12,959	26,951	EBANTU
ጊዳክጃሙ	54,147	51,260	104,407	GIDAKIREMU
ጅማ ገነቲ	45,746	45,575	91,321	GIMA GENETE
ጉዳረ	52,415	52,229	104,644	GUDRU
ዞሮ	38,257	36,384	72,641	HORO
ጃርደጋ ጃርቲ	18,129	17,386	35,515	JARDEGA JARTI
ሊሙ	43,246	43,490	86,736	LIMU
ቂሌም አውራጃ	318,885	306,166	625,051	KELEM AWRAJA
አንፍሎ	35,525	30,809	66,334	ANFILO
ዳሎ	34,475	31,461	65,936	DALIE
ዳሎ ዋበራ	44,839	43,909	88,748	DALIE WABERA
	MALE	FEMALE	TOTAL	REGION/ AWRAJA/WEREDA
	POPULATION			

ክፍለ ሀገራት፣ የአውራጃዎችና የወረዳዎች ሕዝብ ብዛት ገምት-1984  
POPULATION ESTIMATES BY REGION,AWRAJA AND WEREDA,1992

ክፍለ ሀገር/አውራጃ/ወረዳ	የሕዝብ ብዛት			
	ወንድ	ሴት	ድምር	
<b>ወለጋ የቀበሌ</b>				<u>WELLEGA(ontd)</u>
ጋዎ ጃቤ	21,803	21,497	43,300	GAWA KIEBIE
ጊዳሜ	32,426	30,666	63,092	GIDAMI
ሀዋ ገለገ	26,889	26,301	53,190	HEWA GELAN
ጃማ ሀር	16,792	16,329	33,121	JIMA HARO
ላሎ ዊሌ	26,411	26,115	52,526	LALO KILE
የማሎጊ ወለላ	17,983	17,734	35,717	YEMALOGIE WELEL
ሰዩ	61,742	61,345	123,087	SEYO
<b>ነቀምት አውራጃ</b>	237,672	236,116	473,788	NEKEMTE AWRAJA
በነያ በቪ	18,678	18,973	37,651	BONEY BASHIE
ዲጋ	23,689	23,333	46,922	DIGA
ጎቡ ሰዩ	15,174	15,064	30,238	GOBU SOYO
ጎዲያ ቤላ	17,873	18,070	35,943	GUDYA BILA
ጎቶ ጊዳ	50,210	51,102	101,312	GUTO GIDA
ሲቡ ሲሪ	36,593	37,198	73,791	SIBU SIRE
ሰሲጋ	29,772	26,515	56,287	SOSIGA
ዋሚ ሀገሎ	18,682	18,320	37,002	WAMI HEGELO
ዋዩ ተቋ	27,001	27,641	54,642	WAYU TUKA
<b>ወሎ ክፍለ ሀገር</b>	2,050,300	2,040,700	4,091,000	<u>WELLO REGION</u>
<b>አምባሰላ አውራጃ</b>	217,986	217,957	435,943	AMBASSEL AWRAJA
አምባሰላ	66,840	64,983	131,823	AMBASSEL
ተሁላ ደሪ	80,864	83,216	164,080	TEHULDERE
ወረባባ	70,282	69,758	140,040	WEREBABU
<b>አውሳ አውራጃ</b>	121,297	117,051	238,348	AWSSA AWRAJA
አፋምቦ	17,224	16,876	34,100	AFAMBO
አውሳ	30,675	29,195	59,870	AWSSA
ዳብቲ	28,210	25,872	54,082	DUBTI
ኢሊዳር	31,019	30,698	61,717	ELIDAR
ሚሊ	14,169	14,410	28,579	MILAE
<b>በረና አውራጃ</b>	264,483	260,108	524,591	BORENA AWRAJA
ደብረሲና	100,259	99,473	199,732	DEBRESINA
ክላሳ	64,274	64,050	128,324	KELELA
ባይንት	99,950	96,585	196,535	SAYINT
<b>ደሴ ዙሪያ አውራጃ</b>	195,146	204,162	399,308	DESSIE ZURIA AWRAJA
ደሴ ዙሪያ	139,860	145,985	285,845	DESSIE ZURIA
ኩታበር	55,286	58,177	113,463	KUTABER
<b>ቋሎ አውራጃ</b>	228,395	225,124	453,519	KALU AWRAJA
አሰቡክ	39,516	40,583	80,099	ALBUKO
አርጡማ	10,709	10,183	20,892	ARTUMA
	MALE	FEMALE	TOTAL	REGION/ AWRAJA/WEREDA
	POPULATION			

ሠንጠረዥ ለ.1 TABLE B.1  
 የክፍለ ሀገራት፣ የአውራጃዎችና የወረዳዎች ሕዝብ ብዛት ገምት-1984  
 POPULATION ESTIMATES BY REGION,AWRAJA AND WEREDA,1992

ክፍለ ሀገር/አውራጃ/ወረዳ	የሕዝብ ብዛት			REGION/ AWRAJA/WEREDA
	ወንድ	ሴት	ጠቅላይ	
<u>ወሎ የቀጠለ</u>				WELLO(contd)
ባቲ	47,177	45,699	92,876	BATI
ደወይ ራሀመድ	16,026	16,714	32,740	DEWEY RAHMED
እስዩ ጉሳ	20,293	20,387	40,680	ESEYO GOLA
ቃሎ	94,674	91,558	186,232	KALU
<u>ላታ አውራጃ</u>	215,884	204,585	420,469	LASTA AWRAJA
ቡታና	56,982	55,638	112,620	BUTANA
ጊደን	78,081	75,449	153,530	GIDAN
ሜኬት	80,821	73,498	154,319	MEKET
<u>ራያና ቀቦ አውራጃ</u>	97,174	100,254	197,428	RAYANA KOBO AWRAJA
አላማቤ	27,318	26,876	54,194	ALAMATA
ቀቦ	69,856	73,378	143,234	KOBO
<u>ዋደላ ደላንታ አውራጃ</u>	125,357	118,784	244,141	WEDLA DLANTA AWRAJA
ዳውንቲ	76,097	70,094	146,191	DAWINT
ደላንታ	49,260	48,690	97,950	DELANTA
<u>ዋግ አውራጃ</u>	123,678	127,778	251,456	WAG AWRAJA
ድሃና	29,211	28,953	58,164	DEHANA
ሰቆጤ	35,625	35,372	70,997	SEKOTA
ወፍላ	58,842	63,453	122,295	WEFLA
<u>ወረኤኑ አውራጃ</u>	192,566	194,818	387,384	WERHIMENU AWRAJA
ላጋምቦ	66,016	67,141	133,157	LEGAMBO
ሜክደላ	74,944	73,178	148,122	MEKDELA
ጥንታ	51,606	54,499	106,105	TENTA
<u>ወረኤሎ አውራጃ</u>	118,478	123,958	242,436	WEREILLU AWRAJA
ጃማ	40,286	41,386	81,672	JAMA
ላገሂዳ	39,820	41,424	81,244	LEGEHIDA
ወረኤሎ	38,372	41,148	79,520	WEREILLU
<u>የጅ አውራጃ</u>	149,856	146,121	295,977	YEJU AWRAJA
ጉባላፎቶ	65,391	61,599	126,990	GUBALAFTO
ሀብራ	84,465	84,522	168,987	HABRA
	MALE	FEMALE	TOTAL	REGION/ AWRAJA/WEREDA
	POPULATION			

የሕዝብ ብዛት በጾታ፣ በከተማና በካሪ ካራ የሰፈረው ሰው ብዛት  
በክ/ሀገር፣ በአውራጃ፣ 1984

POPULATION SIZE BY SEX, AREA AND DENSITY BY REGION AND AWRAJA:1992

ሠገጠረዥ ለ. 2. TABLE B.2.

ክፍለሀገርና አውራጃ	የሕዝብ ብዛት			ከተማ ካሪ ማ/ር	በካሪ የሰፈረው ሰው	
	ወንድ	ሴት	ጊዜ			
<u>አርሲ</u>	1,070,800	1,066,400	2,137,200	23674.7	90.3	ARSSI
አርባጉጉ	224,189	221,397	445,586	5387.5	82.7	ARBAGUGU
ቁለሉ	626,535	623,224	1,249,759	11243.5	111.2	CHILALO
ጢቶ	220,076	221,779	441,855	7043.7	62.7	TICHO
<u>ባሌ</u>	665,900	677,700	1,343,600	127052.8	10.6	BALE
ደሉ	65,975	67,842	133,817	24997.0	5.4	DOLLO
አልከሪ	128,546	124,714	253,260	59723.2	4.2	ELKERE
ገናሌ	149,179	150,898	300,077	5489.7	54.7	GENALE
መንድሃ	201,386	213,990	415,376	10918.2	38.0	MENDEYU
ዋቢ	120,814	110,256	241,070	25924.7	9.3	WABI
<u>ጎንደር</u>	2,054,900	1,978,700	4,033,600	79579.4	50.7	GONDER
ጥላጋ	231,488	220,639	452,127	21280.5	21.2	CHILGA
ደብረ ታቦር	503,185	470,277	973,462	6375.8	152.7	DEBRE TABOR
ጋይንት	243,432	229,409	472,841	4410.2	107.2	GAYINT
ጎንደር ዙሪያ	392,829	385,628	778,457	10237.7	76.0	GONDER ZURIA
ሊቦ	234,150	233,138	467,288	6292.6	74.3	LIBO
ሰሜን	190,422	187,146	377,568	12181.3	31.0	SEMEN
ወገራ	259,394	252,463	511,857	18801.3	27.2	WEGERA
<u>ጎጂ ገላ</u>	874,100	865,000	1,739,100	40347.8	43.1	GAMO GOFFA
ጎጂ	296,652	293,546	590,198	5384.6	109.6	GAMO
ጎርጎሳ	231,174	223,699	454,873	6875.9	66.2	GARDULA
ጎለብና ሰመርባስ	124,677	125,258	249,935	22146.7	11.3	GELEBENA HAMER BACKO
ገላ	221,597	222,497	444,094	5940.6	74.8	GOFA
<u>ኢትዮጵያ</u>	1,678,000	1,689,500	3,367,500	93679.1	35.9	ERITREA
አካላዊ	205,994	207,995	413,989	7382.2	56.1	AKALEGUZAY
አቀር ጎረቤት	143,608	144,514	288,122	29895.3	9.6	AKORDAT
ጋሽና ሰቲት	142,317	143,350	285,667	18053.1	15.8	GASHENA SETIT
አማራ	494,175	496,608	990,783	3960.3	250.2	HAMSSIEN
ክረን	172,499	174,113	346,612	3515.5	98.6	KEREN
ቀይ ባህር/ዎፀ ዋ/	99,447	100,404	199,851	3838.9	52.1	KEY BAHIR (MASSAWA)
ሰሜን	189,495	190,398	379,893	18889.2	20.1	SAHEL
ሰራሃ	230,465	232,118	462,583	8144.6	56.8	SERAYE
<u>ጎጃም</u>	2,257,700	2,209,900	4,467,600	61224.3	73.0	GOJJAM
አገውዳር	225,003	220,593	445,596	3799.0	117.3	AGEWMEDER
ባህር ጎርቤት	479,318	465,465	944,783	8274.6	114.2	BAHIR DAR
ቢሻን	221,440	214,139	435,579	3124.6	139.4	BICHENA
ደብረ ጣር ቀስ	418,325	417,738	836,063	6901.8	121.1	DEBR MARKCOS
ቀላ ደጋ ጎረቤት	464,228	457,193	921,411	6533.3	141.0	KOLA DEGA DAMOT
መተከል	201,674	196,955	398,629	28681.1	13.9	METEKEL
ሞጃ	247,612	237,817	485,429	3909.9	124.2	MOTTA
	MALE	FEMALE	TOTAL	AREA IN	DENSITY	REGION AND AWRAJA
	POPULATION			KM		

የሕዝብ ብዛት በፆታ፣ በፋትና ኪሎ ሜትር ካራ የሰፈረው ሰው ብዛት  
በክ/ሀገር፣ በአውራጃ፣ 1984

POPULATION SIZE BY SEX, AREA AND DENSITY BY REGION AND AWRAJA:1992

ሠገጠረዥ ለ. 2. TABLE B.2.

ክፍለሀገርና አውራጃ	የሕዝብ ብዛት			ፋት ኪሎ ሜ/ር	ካራ የሰፈረው ሰው	
	ወንድ	ሴት	ደምር			
ሰረርጌ	2,750,700	2,629,400	5,380,100	272636.9	19.7	HARARGE
ሸርሸር	496,888	446,107	942,995	21577.4	43.7	CHERCHER
ደጋሀቡር	256,606	254,831	511,437	46467.4	11.0	DEGAHABUR
ድራዳዋ	275,587	268,740	544,327	29244.5	18.6	DIRE DAWA
ጋራሙላ ታገዳ	195,012	181,894	376,906	11091.0	34.0	GARAMULETA
ገርሱም	54,756	54,251	109,007	25136.1	4.3	GODIE
ሀብር	120,062	115,063	235,125	13635.2	17.2	GURSUM
ሀብር	268,020	251,132	519,152	11611.1	44.7	HABRO
ሰረር ዙሪያ	411,379	401,344	812,723	4632.3	175.4	HARAR ZURIA
ገገጋ	144,540	139,635	284,175	11523.7	24.7	JIJIGA
ቀበሌዊ ሃር	60,829	60,292	121,121	26278.0	4.6	KEBRIDEHAR
ቀላኛ	54,303	53,899	108,202	17126.0	6.3	KELAFO
ወበራ	265,078	255,555	520,633	3250.3	160.2	WEBERA
ወለወለና ዋርዳር	147,640	146,657	294,297	51064.2	5.8	WELWELENA WARDER
<b>ኢላባቦር</b>	678,300	671,700	1,350,000	46367.1	29.1	ILLUBABOR
ቡኖ	263,475	263,251	526,726	7540.9	69.8	BUNO
ጋምቤላ	63,453	60,598	124,051	24276.2	5.1	GAMBELA
ገራ	84,348	87,991	172,339	4019.9	42.9	GORE
ሞቻ	87,224	82,245	169,469	6594.3	25.7	MOCHA
ሰርናገባ	179,800	177,615	357,415	3935.8	90.8	SORENAGEBA
<b>ክፍ</b>	1,624,800	1,587,500	3,212,300	56633.6	56.7	KEFFA
ጊሚራ	93,021	86,835	179,856	7383.4	24.4	GIMIRA
ጊሚራ	464,900	627,975	1,272,875	8897.2	143.1	JIMMA
ክፍ	344,307	342,616	686,923	11174.8	61.5	KEFFA
ኩሉ ከገታ	176,783	176,008	352,791	6704.3	52.6	KULO KONTA
ሊሙ	323,398	312,783	636,181	7672.6	82.9	LIMU
ሚና ጉላዲያ	42,391	41,283	83,674	14801.3	5.7	MAJINA GOLDIA
<b>ሸዋ</b>	5,087,600	5,190,600	10,278,200	85093.6	120.8	SHEWA
ሸባና ገራጌ	741,158	761,129	1,502,287	9144.2	164.3	CHEBONA GURAGE
ሸይቆና ቡታጅራ	813,571	832,190	1,645,761	11739.1	140.2	HAIKOCHENA BUTAJERA
ጅባትና ጫጫ	536,282	562,284	1,098,566	11580.3	9.5	JEBATENA MECHA
ከምባታና ሀዲያ	745,657	777,909	1,523,566	5296.2	287.7	KEMBATANA HADIA
መናገሻ	503,305	512,503	1,015,808	8915.7	113.9	MENAGESHA
መንዘና ገሼ	166,974	171,494	338,468	3877.4	87.3	MENZENA GESHE
መርሃቤቲ	173,782	170,453	344,235	3485.0	98.8	MERHABETE
ሰላሌ	322,173	326,029	648,202	5292.3	122.5	SELALE
ተገለትና ቡላጋ	375,637	370,961	746,598	9379.8	79.6	TEGULETENA BULEGA
ይፋትና ጥጫ	208,407	212,862	421,269	6763.1	62.3	YEFATENA TIMUGA
የረርና በረቆ	500,654	492,786	993,440	9620.6	103.3	YERERENA KEREYU
<b>አዲስ አበባ</b>	1,026,900	1,084,600	2,111,500	222.0	9511.3	ADDIS ABEBA
<b>አባብ አስተዳደር</b>	92,300	87,000	179,300	27464.5	6.5	ASSEB ADMINSTRATION
	MALE	FEMALE	TOTAL	AREA IN	DENSITY	REGION AND AWRAJA
	POPULATION			KM		

የሕዝብ ብዛት በጾታ፣ ስፋትና ኪሎ ሜትር ካራ የሰፈረው ሰው ብዛት በክ/ሀገር፣ በአውራጃ፣ 1984

POPULATION SIZE BY SEX, AREA AND DENSITY BY REGION AND AWRAJA:1992  
ሠገጠረዥ ለ. 2. TABLE B.2.

ክፍለሀገርና አውራጃ	የሕዝብ ብዛት			ስፋት ኪሎ ሜ/ር	ኪሎ ሜትር ካራ የሰፈረው ሰው	REGION AND AWRAJA
	ወንድ	ሴት	ጭር			
ሲዳሞ	2,559,200	2,543,800	5,103,000	119760.4	42.6	SIDAMO
አረሮ	278,704	275,336	554,040	56834.2	9.7	ARERO
ቦረና	70,168	73,322	143,490	37183.6	3.9	BORENA
ገደ	424,500	416,947	841,447	5890.2	142.9	GEDIO
ጀምጀም	183,829	184,371	368,200	8586.7	42.9	JEMJEM
ሲዳሞ	959,426	939,399	1,898,825	6793.6	279.5	SIDAMO
ወላይታ	642,573	654,424	1,296,997	4472.0	290.0	WELAYTA
<b>ተገራይ</b>	<b>1,499,300</b>	<b>143,100</b>	<b>2,972,400</b>	<b>64921.3</b>	<b>45.8</b>	<b>TIGRAY</b>
አዲቆ	310,538	306,300	616,838	3935.0	156.8	ADWA
አጋሜ	219,067	215,789	434,856	4889.0	88.9	AGAME
አከሎ	191,138	188,016	379,154	3399.2	111.5	AXUM
አገደርታ	226,983	221,889	448,872	20765.5	21.6	INDERTA
ክልተ አውሳሎ	132,071	128,435	260,506	13546.1	19.2	KILETE AWULALO
ራዖና አዘቦ	71,717	70,927	142,644	7195.5	19.8	RAYANA AZEBO
ገረ	175,598	172,438	348,036	7208.0	48.3	SHIRE
ተምቦገ	172,188	169,306	341,494	3983.0	85.7	TEMBEN
<b>ወለጋ</b>	<b>1,700,200</b>	<b>1,650,700</b>	<b>3,350,900</b>	<b>70481.0</b>	<b>47.5</b>	<b>WELLEGA</b>
አርጀ	120,971	124,640	245,611	4073.6	60.3	ARJO
አሰሳ	168,872	161,777	330,649	15250.8	21.7	ASOSA
ገምቢ	537,242	513,794	1,051,036	16828.3	62.5	GHIMBI
ሆር ገዱረ	316,558	308,207	624,765	16578.6	37.7	HORO GUDRU
ቁለም	318,885	306,166	625,051	10739.9	58.2	KELEM
ነቀምተ	237,672	236,116	473,788	7009.8	67.6	NEKEMTE
<b>ወሎ</b>	<b>2,050,300</b>	<b>2,040,700</b>	<b>4,091,000</b>	<b>82143.6</b>	<b>49.8</b>	<b>WELLO</b>
አምባሰላ	217,986	217,957	435,943	2495.6	174.7	AMBASSEL
አዋሳ	121,297	117,051	238,348	30898.7	7.7	AWSSA
ቦረና	264,483	260,108	524,591	5622.4	93.3	BORENA
ደሴ ዙሪያ	195,146	204,162	399,308	1962.8	203.4	DESSIE ZURIA
ቃሎ	228,395	225,124	453,519	5060.7	89.6	KALU
ላሰታ	215,884	204,585	420,469	5581.8	75.3	LASTA
ራዖና ቀበ	97,174	100,254	197,428	8388.7	23.5	RAYANA KOBO
ዋዲላ ደላገታ	125,357	118,784	244,141	2471.6	98.8	WEDLA DELANTA
ዋገ	123,678	127,778	251,456	7859.5	32.0	WAG
ወረኤኑ	192,566	194,818	387,384	3338.7	116.0	WERHIMENU
ወረኢሉ	118,478	123,958	242,436	2329.1	104.1	WEREILLU
የጁ	149,856	146,121	295,977	6134.0	48.3	YEJU
<b>ጠቅላላ ጭር</b>	<b>27,666,600</b>	<b>27,450,700</b>	<b>55,117,300</b>	<b>1,251,282</b>	<b>44.0</b>	<b>GRAND TOTAL</b>
	MALE	FEMALE	TOTAL	AREA IN	DENSITY	
	POPULATION			KM		

ጠቅላላ የኢትዮጵያ ሕዝብ ብዛት በዕድሜ መደብና በጾታ፣ 1984/በጊ/  
TOTAL POPULATION OF ETHIOPIA BY AGE GROUP AND SEX ,1992(in thousand)

ሠንጠረዥ ለ 3.1 TABLE B 3.1

ዕድሜ	ጠቅላላ የሕዝብ ብዛት		ወንድ		ሴት		
	ቁጥር	ቦመት ሲታሰብ	ቁጥር	ቦመት ሲታሰብ	ቁጥር	ቦመት ሲታሰብ	
0-4	10426.4	18.9	5260.6	19.0	5165.8	18.8	0-4
5-9	8977.7	16.3	4580.5	16.6	4397.2	16.0	5-9
10-14	7649.3	13.9	3952.7	14.3	3696.6	13.5	10-14
15-19	5972.5	10.8	3111.9	11.2	2860.6	10.4	15-19
20-24	4352.0	7.9	2240.3	8.1	2111.7	7.7	20-24
25-29	3120.4	5.7	1527.1	5.5	1593.3	5.8	25-29
30-34	2551.9	4.6	1163.9	4.2	1388.0	5.1	30-34
35-39	2408.3	4.4	1076.5	3.9	1331.8	4.9	35-39
40-44	2262.8	4.1	1053.7	3.8	1209.1	4.4	40-44
45-49	1953.7	3.5	958.3	3.5	995.4	3.6	45-49
50-54	1566.3	2.8	790.7	2.9	775.6	2.8	50-54
55-59	1232.5	2.2	621.8	2.2	610.7	2.2	55-59
60-64	923.8	1.7	460.6	1.7	463.2	1.7	60-64
65-69	669.2	1.2	333.9	1.2	335.3	1.2	65-69
70-74	471.0	0.9	238.4	0.9	232.6	0.8	70-74
75ና ጣይ	579.5	1.1	295.7	1.1	283.8	1.0	75+
ድምር	55117.3	100.0	27666.6	100.0	27450.7	100.0	TOTAL
	NUMBER	PERCENT	NUMBER	PERCENT	NUMBER	PERCENT	AGE
	BOTH SEXES		MALE		FEMALE		

የገጠር ነዋሪ የኢትዮጵያ የሕዝብ ብዛት በዕድሜ መደብና በጾታ፣ 1984/በጊ/  
RURAL POPULATION OF ETHIOPIA BY AGE GROUP AND SEX ,1992(in thousand)

ሠንጠረዥ ለ 3.2 TABLE 3.2

ዕድሜ	ጠቅላላ የሕዝብ ብዛት		ወንድ		ሴት		
	ቁጥር	ቦመት ሲታሰብ	ቁጥር	ቦመት ሲታሰብ	ቁጥር	ቦመት ሲታሰብ	
0-4	8884.0	18.9	4481.7	18.9	4402.3	18.9	0-4
5-9	7887.4	16.8	4021.2	16.9	3866.2	16.6	5-9
10-14	6715.5	14.3	3475.9	14.6	3239.6	13.9	10-14
15-19	5031.4	10.7	2653.8	11.2	2377.6	10.2	15-19
20-24	3521.5	7.5	1859.7	7.8	1661.8	7.1	20-24
25-29	2538.8	5.4	1272.2	5.4	1266.6	5.4	25-29
30-34	2147.9	4.6	990.9	4.2	1157.0	5.0	30-34
35-39	2032.4	4.3	912.4	3.8	1120.0	4.8	35-39
40-44	1896.8	4.0	887.0	3.7	1009.8	4.3	40-44
45-49	1667.0	3.5	818.3	3.4	848.7	3.6	45-49
50-54	1364.5	2.9	685.8	2.9	678.7	2.9	50-54
55-59	1069.3	2.3	542.3	2.3	527.0	2.3	55-59
60-64	794.2	1.7	404.1	1.7	390.1	1.7	60-64
65-69	576.6	1.2	295.6	1.2	281.0	1.2	65-69
70-74	402.9	0.9	210.1	0.9	192.8	0.8	70-74
75ና በላይ	496.3	1.1	261.1	1.1	235.2	1.0	75+
ድምር	47026.5	100.0	23772.1	100.0	23254.4	100.0	TOTAL
	NUMBER	PERCENT	NUMBER	PERCENT	NUMBER	PERCENT	AGE
	BOTH SEXES		MALE		FEMALE		

የከተማው ነዋሪ የሲት ዩኒቲዎች ሕዝብ ብዛት በዕድሜ መደብና በጾታ፣ 1984/በሺ/  
 URBAN POPULATION OF ETHIOPIA BY AGE GROUP AND SEX ,1992(in thousand)  
 ሠንጠረዥ ለ . 3.3 TABLE B 3.3

ዕድሜ	ጠቀላላ የሕዝብ ብዛት		ወንድ		ሴት		
	ቁጥር	ቦመት ሲታሰብ	ቁጥር	ቦመት ሲታሰብ	ቁጥር	ቦመት ሲታሰብ	
0-4	1542.4	19.1	778.9	20.0	763.5	18.2	0-4
5-9	1090.3	13.5	559.3	14.4	531.0	12.7	5-9
10-14	933.8	11.5	476.8	12.2	457.0	10.9	10-14
15-19	941.1	11.6	458.1	11.8	483.0	11.5	15-19
20-24	830.5	10.3	380.6	9.8	449.9	10.7	20-24
25-29	581.6	7.2	254.9	6.5	326.7	7.8	25-29
30-34	404.0	5.0	173.0	4.4	231.0	5.5	30-34
35-39	375.9	4.6	164.1	4.2	211.8	5.0	35-39
40-44	366.0	4.5	166.7	4.3	199.3	4.7	40-44
45-49	286.7	3.5	140.0	3.6	146.7	3.5	45-49
50-54	201.8	2.5	104.9	2.7	96.9	2.3	50-54
55-59	163.2	2.0	79.5	2.0	83.7	2.0	55-59
60-64	129.6	1.6	56.5	1.5	73.1	1.7	60-64
65-69	92.6	1.1	38.3	1.0	54.3	1.3	65-69
70-74	68.1	0.8	28.3	0.7	39.8	0.9	70-74
75ናበላይ	83.2	1.0	34.6	0.9	48.6	1.2	75+
ጠቅላይ	8090.8	100.0	3894.5	100.0	4196.3	100.0	TOTAL
	NUMBER	PERCENT	NUMBER	PERCENT	NUMBER	PERCENT	AGE
	BOTH SEXES		MALE		FEMALE		

የገጠናና የከተማ ነዋሪ የሕዝብ ብዛት፣ የከተማ ሕዝብ በመቶ ሲታሰብ በክፍለ ሀገር፣ 1984  
RURAL AND URBAN POPULATION SIZE, PERCENT URBAN BY REGION, 1992

ሠንጠረዥ ለ.4 TABLE B.4

ክፍለ ሀገር	የሕዝብ ብዛት			የከተማው ሕዝብ ድርጅት በመቶ	
	ጠቅላላ	የገጠና ሕዝብ	የከተማ ሕዝብ		
አርሲ	2,137,200	1,910,400	226,800	10.6	ARSSI
ባሌ	1,343,600	1,201,000	142,600	10.6	BALE
ጌንደር	4,033,600	3,611,000	422,600	10.5	GONDAR
ኢርትራ	3,367,500	2,713,200	654,300	19.4	ERITREA
ጋም ገፋ	1,739,100	1,609,500	129,600	7.5	GAMO GOFFA
ጌጃም	4,467,600	3,983,100	484,500	10.8	GOJJAM
ሐረርጌ	5,380,100	4,778,500	601,600	11.2	HARARGE
ሊሎባቦር	1,350,000	1,221,700	128,300	9.5	ILLUBABOR
ክፋ	3,212,300	2,941,000	271,300	8.4	KEFFA
ሸዋ	10,278,200	8,958,200	1,320,000	12.8	SHEWA
ሲዳሞ	5,103,000	4,670,000	433,000	8.5	SIDAMO
ተገራይ	2,972,400	2,558,200	414,200	13.9	TIGRAY
ወለጋ	3,350,900	3,061,500	289,400	8.6	WELLEGA
ወሎ	4,091,000	3,688,400	402,600	9.8	WELLO
አዲስ አበባ	2,111,500		2,111,500	100.0	ADDIS ABABA
አሰብ	179,300	120,800	58,500	32.6	ASSEB
ዴቦር	55,117,300	47,026,500	8,090,800	14.7	TOTAL
	TOTAL	RURAL	URBAN	PERCENT	REGION
		POPULATION		URBAN	

ሠንጠረዥ ለ.5 TABLE B.5

POPULATION SIZE ESTIMATES OF TOWNS BY SEX AND REGION: 1992

የከተሞች የሕዝብ ብዛት በጾታና በክፍለ ሀገር፣ 1984

ክፍለ ሀገርና ከተማ	የሕዝብ ብዛት			
	ወንድ	ሴት	ጊዮር	
<u>አርባ</u>				<u>ARSSI</u>
አርባ ቆ	1,865	2,196	4,061	ARBOYE
አቦመሳ	6,186	6,562	12,748	ABOMESSA
አቦመሳ	2,986	3,509	6,495	SAGURE
ሳጉራ	4,009	4,602	8,611	DERA
ዳራ	5,909	6,296	12,204	HURUTA
ሁረ ታ	4,384	4,435	8,819	ASSASA
አባባ	4,146	4,739	8,885	ETEYA
ኢተያ	5,553	4,548	9,101	KOFFELE
ኮራ	1,400	1,481	2,881	KORE
ቆጋጃ	4,659	4,802	9,461	BOKAJE
ካርሳ	2,192	2,628	4,820	KERSA
ቀርባ	3,925	4,471	8,396	FELEGE BERHAN
ፈለገ ብር ሃን	3,560	4,188	7,748	GOBESSA
ገጌባ	27,311	30,351	57,662	ASELA
ሶቤ	5,843	6,163	12,006	ROBE
አገላቸ	2,259	1,774	4,033	AGOLCHA
ጠቸ	1,882	2,257	4,139	TICHO
ጊዮር /17 ከተሞች/	88,069	95,002	182,070	TOTAL(17 TOWNS)
<u>ባሌ</u>				<u>BALE</u>
መና	2,606	2,380	4,986	MENA
አዳባ	6,551	7,598	14,149	ADDBA
ደደሳ	7,488	7,674	15,162	DODOLA
ገባ	19,264	22,148	41,412	GOBA
ገራ	2,784	3,199	5,983	GORRO
ሮቤ	10,443	10,695	21,138	ROBI
ጊነር	7,584	7,498	15,082	GINIR
ገራ	1,800	1,950	3,750	JARA
ገሠራ	1,329	1,606	2,935	GASERA
ጊዮር /9 ከተሞች/	59,849	64,748	124,597	TOTAL(9 TOWNS)
<u>ጎንደር</u>				<u>GONDAR</u>
ደላጊ	2,693	2,851	5,544	DELGI
አይከላ	3,950	4,762	8,712	AYKEL
አምባሳ	1,491	1,649	3,140	AMBASAME
ሰውሴት	4,130	4,486	8,616	HAMUSIT
መካነ ኢየሱስ	5,122	5,924	11,046	MEKANE YESUS
ደብረ ታቦር	13,552	14,228	27,780	DEBRE TABOR
ወረታ	8,123	8,217	16,340	WERETA
ወገዳ	1,499	1,944	3,443	WEGDA
ነፋስ መውጫ	5,323	6,164	11,487	NEFAS MEWCHA
ግሪጎር	3,079	3,853	6,932	CHAHIT
ግሪጎር	2,234	2,539	4,773	GORGORA
ገራ	5,485	6,632	12,117	KOLADBA
ገራ	69,271	77,506	146,777	GONDAR
	MALE	FEMALE	TOTAL	REGION AND TOWN

ሠገጠረዥ ለ.5 TABLE B.5  
 POPULATION SIZE ESTIMATES OF TOWNS BY SEX AND REGION: 1992  
 የከተሞች የሕዝብ ብዛት በጾታና በክፍለ ሀገር፣ 1984

ክፍለ ሀገርና ከተማ	የሕዝብ ብዛት			
	ወንድ	ሴት	ጭር	
<u>ጌንደር የቀጠለ</u>				<u>GONDAR(contd)</u>
ማክሰኝት	2,770	3,455	6,225	MAKSEGNET
ተክል ዱንጋይ	1,545	2,057	3,602	TIKEL DINGAY
አብናት	6,059	8,017	14,076	EBNAT
አዲስ ዘመን	7,950	8,884	16,834	ADDIS ZEMEN
ደባርቀ	7,177	8,502	15,679	DEBARK
አዳርቀይ	2,523	2,869	5,392	ADERKAY
ማይፀምሪ	2,585	2,760	5,345	MAYTSEMRI
ዳባት	6,689	8,185	14,874	DABAT
ሀመራ	9,596	9,559	19,155	HUMERA
አዎባ ጊዳር ጊባ	2,454	3,319	5,773	AMBAGEOGIS
አገፍራዝ	2,982	3,296	6,278	INFRANZ
ጭር/24 ከተሞች/	178,282	201,658	379,940	TOTAL(24 TOWNS)
<u>ኦርቲራ</u>				<u>ERITREA</u>
ዳዲቀይሕ	6,528	7,699	14,227	ADI KEYEH
ደቀመሳሪ	5,320	7,061	12,381	DEKEMEHHARI
ሰገነይቲ	2,127	2,885	5,012	SEGENEYTI
ሰገነጌ	2,958	3,789	6,747	SENATE
አቀርዳት	4,529	5,337	9,866	AKORDAT
ተሰነይ	1,951	2,369	4,320	TESENEY
አሥመራ	221,951	257,858	479,809	ASMARA
ከረን	20,920	24,040	44,960	KEREN
ጊንጻዕ	5,862	6,743	12,605	GINDOE
ሞጽዋ	13,208	13,962	27,170	MESSEWA
ዳዲካ	3,547	4,105	7,652	ADIKUALA
ደባርቀ	584	752	1,336	DIBARWA
መንደራራ	9,387	11,380	20,767	MEDEFERA
ጌንጎ/ባራንቲ	1,951	2,369	4,320	GOGNE/BARENTU
ጭር /14 ከተሞች/	300,823	350,349	651,172	TOTAL(14 TOWNS)
<u>ጋሞ ገፋ</u>				<u>GAMO GOFFA</u>
አርባ ምንጭ	18,899	18,529	37,428	ARBA MINCH
ጠንቻ	3,787	4,443	8,230	CHENCHA
ጊዳሌ	8,246	8,572	16,818	GIDOLE
በቀውሌ	2,068	2,039	4,107	BEKEWULE
ጂንባ	4,969	4,551	9,520	JINKA
ቡላቂ	1,916	1,947	3,863	BULKI
ሳውላ	7,949	7,392	15,341	SAWLA
ጭር /7 ከተሞች/	47,834	47,473	95,307	TOTAL(7 TOWNS)
	MALE	FEMALE	TOTAL	REGION AND TOWN
	POPULATION			

ሠንጠረዥ ለ.5 TABLE B.5

POPULATION SIZE ESTIMATES OF TOWNS BY SEX AND REGION: 1992

የከተሞች የሕዝብ ብዛት በጾታና በክፍለ ሀገር፣ 1984

ክፍለ ሀገርና ከተማ	የሕዝብ ብዛት			
	ወንድ	ሴት	ጠቅላይ	
<u>ጌጃም</u>				<u>GOJJAM</u>
አንጀባራ	1,036	1,319	2,355	ENJEBARA
ዳንገላ	9,429	11,931	21,360	DANGLA
ዳርበቴ	4,060	5,037	9,097	DUR BETE
ባሕር ዳር	48,378	54,322	102,700	BAHIR DAR
ዘጌ	941	1,173	2,114	ZEGE
መራዊ	4,183	5,563	9,746	MERAWI
አዳት	5,429	6,575	12,004	ADIET
ደብረ ወርቅ	5,831	6,901	12,732	DEBRE WORK
ቢቸና	6,809	8,091	14,900	BICHENA
ሊማሚ	3,021	3,525	6,546	LUMAME
የጃቤ	2,027	2,575	4,602	YEJUBE
ደጀን	6,212	7,354	13,566	DEJEN
ደብረ ማርቀስ	35,709	41,412	77,121	DEBRE MARKOS
አማኑሳ	2,329	2,927	5,256	AMANUAILA
ደብረ ኤልያስ	2,154	3,037	5,191	DEBERE ELIAS
ቡራ	7,079	8,274	15,353	BURIE
ደምበጢ	5,125	5,680	10,805	DEMBECHA
ጃጋ	3,746	4,813	8,559	JIGA
ፍኖተ ሰላም	6,877	8,661	15,538	FENOTE SELAM
ጫንጋ ወንጌ	2,062	2,196	4,258	MENTA WEHA
ቻገኒ	7,535	8,564	16,099	CHAGENI
ደብረ ዘይት	1,563	1,882	3,445	DEBRE ZEIT
ጠርቆ ለማርያም	3,673	4,482	8,155	MERTO LEMARIAM
ገምጃ ቤት	10,053	11,749	21,802	MOTTA
	2,507	3,519	6,026	GIMJA BET
ጠቅላይ / 25 ከተሞች/	187,768	221,562	409,330	TOTAL(25 TOWNS)
<u>ሰረርጌ</u>				<u>HARARGE</u>
ዳለም ማያ	5,740	5,726	11,466	ALEM MAYA
አሰበ ተረሪ	12,929	12,907	25,836	ASEB TEFERI
አሰበት	4,076	3,669	7,745	ASEBOT
ሜኤስ	2,737	2,692	5,429	MEISSO
ሰርና	6,070	5,972	12,042	HIRNA
ደጋሰብር	1,486	1,525	3,011	DEGAHABUR
ሰረር	3,658	3,550	7,208	ARER
አይቫ	2,583	2,910	5,493	AYSHA
ደራዳዋ	86,249	87,339	173,588	DIRÉ DAWA
በደና	2,485	2,452	4,937	BEDENO
ገራዋ	2,954	2,707	5,661	GERAWA
ጌዳ	1,391	1,430	2,821	GODIE
ባቢሌ	2,581	2,762	5,343	BABILE
	MALE	FEMALE	TOTAL	REGION AND TOWN
	POPULATION			

ሠንጠረዥ ለ.5 TABLE B.5  
POPULATION SIZE ESTIMATES OF TOWNS BY SEX AND REGION: 1992

የከተሞች የሕዝብ ብዛት በጾታና በክፍለ ሀገር፣ 1984

ክፍለ ሀገርና ከተማ	የሕዝብ ብዛት			REGION AND TOWN
	ወንድ	ሴት	ጊዜ	
<u>ሰሜን-ደቡብ</u>				<u>HARARGE(contd)</u>
ፈናን ቤሩ	5,612	5,445	11,057	FEGNAN BIRA
ገለምቦ	6,735	6,000	12,735	GELEMSO
መቻራ	2,700	2,504	5,204	MECHARA
በዲሳ	6,174	5,352	11,526	BEDISA
አዲሳ	2,749	2,752	5,501	ADELIE
ዓለማዳ	5,740	5,726	11,466	ALEMMAYA
አወደይ	3,220	2,863	6,083	AWEDAY
ባቴ	2,842	2,778	5,620	BATIE
ሰሜን	53,871	55,799	109,670	HARAR
ሰሜን	3,500	3,423	6,923	MELKA RAFU
መሰከራ	1,022	1,057	2,079	KERSA
ቀርባ	21,076	21,898	42,974	JIJIGA
ጃጃጋ	2,897	2,815	5,712	CHELENKO
ወለንቀ	4,630	4,304	8,934	DEDER
ደደር	1,975	1,829	3,804	HARAWACHA
ሰሜን				
ጊዜ /28 ከተሞች/	259,682	260,186	519,868	TOTAL(28 TOWNS)
<u>አላባባ</u>				<u>ILLUBABOR</u>
በደሰ	6,825	6,603	13,428	BEDELE
ቁምባቤ	2,849	2,614	5,463	KUMBABE
ደገቤ	2,024	1,866	3,890	DENBI
ገፔ	2,028	1,804	3,832	GECHI
ጋምቤላ	4,371	3,672	8,043	GAMBELA
ጉራ	5,934	6,439	12,373	GORE
ቴፒ	4,779	3,635	8,414	TEPI
ተፒ	2,246	2,216	4,462	HURUMU
ሁረሙ	12,662	11,631	24,293	METTU
መገታ	2,292	2,207	4,499	YAYU
ያያ	2,885	2,595	5,480	TOBBA
ተባ				
ጊዜ /11 ከተሞች/	48,895	45,282	94,177	TOTAL(11 TOWNS)
<u>ክፍ</u>				<u>KEFFA</u>
መዛን ተፈሪ	5,197	5,041	10,238	MIZAN TEFERI
ሼካ	2,320	2,504	4,824	SHEKI
ጋምቤላ	53,568	53,274	106,842	JIMMA
ሰርቦ	1,433	1,537	2,970	SERBO
ሃቡ	2,162	2,056	4,218	YABU
የቡ	2,233	2,419	4,652	ASENDABO
ሰሜን	2,149	2,314	4,463	SEKA
ሰቃ	3,150	2,277	5,427	SHEBE
ቦንጋ	5,307	5,682	10,989	BONGA
ገንጋ	1,466	1,768	3,234	GIMBO
ጊዜ				
	MALE	FEMALE	TOTAL	REGION AND TOWN
	POPULATION			

ሠንጠረዥ ለ.5 TABLE B.5

POPULATION SIZE ESTIMATES OF TOWNS BY SEX AND REGION: 1992

የከተሞች የሕዝብ ብዛት በጾታና በክፍለ ሀገር፣ 1984

ክፍለ ሀገርና ከተማ	የሕዝብ ብዛት			
	ወንድ	ሴት	ጭር	
<u>ክፍለ የቀጠለ</u>				<u>KEFFA(contd)</u>
ቀካ	2,717	2,653	5,370	WAKA
ጫጫ	3,251	2,610	5,861	CHACHA
ገምቤ	2,631	2,402	5,033	GEMBE
አጋር	17,269	15,420	32,689	AGARO
ሌሎ ገነት	4,644	4,295	8,939	LIMU GENET
ማጂ	1,487	1,421	2,908	MAJJI
<u>ጭር /16 ከተሞች/</u>	<u>110,984</u>	<u>107,673</u>	<u>218,657</u>	<u>TOTAL(16 TOWNS)</u>
<u>ሸዋ</u>				<u>SHEWA</u>
ጊንዶ	1,516	2,109	3,625	GINDO
ተሉ ቦሎ	3,461	4,101	7,562	TULU BOLO
አንድበር	1,242	1,539	2,781	ENDIBER
ወሰቂጤ	6,541	6,782	13,323	WELIKITE
ቴጂ	1,163	1,449	2,612	TEJI
ጊዳገ	13,274	15,156	28,430	GHION
ቀሊቶ	7,543	7,887	15,430	KIJLUTO
ነገሌ	11,594	12,299	23,893	NEGELE
አለም ጤና	3,727	4,294	8,021	ALEM TENA
ሜቂ	8,787	9,871	18,658	MEKI
ቡታ ገራ	10,852	11,336	22,188	BUTA JIRA
ሸሸሜኔ	26,293	28,038	54,331	SHASHEMENE
አዳሚ ተሉ	1,841	1,962	3,803	ADAMI TULU
ዘዋይ	4,638	4,761	9,399	ZEWAY
ሰገረ ሕይወት	14,185	15,354	29,539	HAGER HIWOT
ባኮቲቤ	4,982	5,582	10,564	BAKO TIBE
ሸቦታ	1,922	2,617	4,539	SHEBOKA
አጃጂ	3,184	3,425	6,609	IJJAJI
ጊደ	3,326	3,569	6,895	GEDO
ሸኖ	652	756	1,408	SHENO
ጊንጫ	5,074	5,655	10,729	GINCHI
ወለንኮሚ	2,694	3,466	6,160	WELENKOMI
ሸንሸካ	3,719	3,703	7,422	SHINSHICHO
ሆሳና	12,355	13,989	26,344	HOSANA
ሸኔ	3,966	4,453	8,419	SHONE
አዲስ አለም	4,612	5,428	10,040	ADDIS ALEM
በሰቃ	45,485	48,648	94,133	BESEKA
ኮቴቤ	4,934	4,209	9,143	KOTEBE
አለም ገና	2,279	2,468	4,747	ALEMGNA
አዋገ ሙሉካ	950	1,347	2,297	AWASH MELKA
ገፈርሳ ጤቆ	3,383	3,667	7,050	GEFERSA BURAYU
ሰበታ	10,220	10,845	21,065	SEBETA
ኮቴቤ	5,619	5,688	11,307	KOTEBE
	MALE	FEMALE	TOTAL	REGION AND TOWN
	POPULATION			

ሠንጠረዥ ለ.5 TABLE B.5

POPULATION SIZE ESTIMATES OF TOWNS BY SEX AND REGION: 1992

የከተሞች የሕዝብ ብዛት በጾታና በክፍለ ሀገር፣ 1984

ክፍለ ሀገርና ከተማ	የሕዝብ ብዛት			
	ወንድ	ሴት	ጭር	
<b>ሸዋ የቀበሌ</b>				<b>SHEWA(contd)</b>
ሰንዳፋ	2,699	3,187	5,886	SENDAFA
ጫንጬ	2,045	2,695	4,740	CHANCHO
ሀለታ ገነት	10,111	12,073	22,184	HOLETA GENET
መሐለ ጫዳ	3,582	4,055	7,637	MEHAL MEDA
ዓለም ከተማ	5,261	6,343	11,604	ALEM KETEMA
ፍቺ	12,932	15,778	28,710	FICHE
ገብረ ጌታ	5,518	7,106	12,624	GEBERE GURACHA
ጌሀ ጺዳን	2,334	3,234	5,568	GOHA TSHION
ደብረ ብርሃን	2,334	3,234	5,568	GOHA TSHION
ሸና	2,452	3,212	5,664	SHENO
አንዋሪ	3,046	3,508	6,554	ENEWARI
አፈሰን	4,281	5,068	9,349	EFESON
ከራ ቀሪ	4,281	5,068	9,349	EFESON
ሸዋ ሮቢት	3,258	3,983	7,241	KARRA KORIE
ደብረ ሲና	8,209	9,639	17,848	SHEWA ROBIT
ደብረ ዘይት	3,731	5,080	8,811	DEBRE SENA
ጽኑም	44,584	50,214	94,798	DEBREZIT
ናዘራት	2,507	3,437	5,944	DUKEM
ሸዋ ዓለም ጤና	62,786	68,799	131,585	NAZERIT
ወንጌ ገፈርሳ	3,030	3,078	6,108	SHEWA ALEM TENA
ወንጌ ሸዋ	6,249	6,723	12,972	WENJI GEFERSA
ወለንጤቲ	23,949	22,329	46,278	WENJI SHEWA
አዋሽ	6,420	7,296	13,716	WELENCHET
መተሐራ	3,695	4,055	7,750	AWASH
ቀቆ	5,193	5,132	10,325	METEHARA
ጌራቤሳ/አገክበር	2,649	2,703	5,352	KOKA
ገጆ	11,727	13,323	25,050	MOJO
ዓሎቻ	794	1,132	1,926	GORIBELLA/ANKOBER
	1,987	2,295	4,282	GOJO
	5,249	2,335	4,384	DALOCHA
<b>ጭር /62 ከተሞች/</b>	<b>506,428</b>	<b>557,780</b>	<b>1,061,008</b>	<b>TOTAL(62 TOWNS)</b>
<b>ሲዳሞ</b>				<b>SIDAMO</b>
ጫን	2,825	3,199	6,024	MEGA
ሐገረ ጫን	6,103	6,470	12,573	HAGERE MARIAM
ዎያሌ	2,806	3,127	5,933	MOYALE
ያቤሎ	5,655	5,105	10,760	YABELO
ነገሌ	9,223	10,075	19,298	NEGELE
ቡሌ	2,079	2,027	4,106	BULE
ሰሌ	2,684	2,376	5,060	CHELELEKTU
ጩላጸት	1,271	1,451	2,722	FESEHA GENET
ፍሰሽ ገነት	2,173	2,080	4,253	GEDEB
ገደብ	20,722	18,884	39,606	DILA
ዲላ				
	MALE	FEMALE	TOTAL	REGION AND TOWN
	POPULATION			

ሠንጠረዥ ለ.5 TABLE B.5

POPULATION SIZE ESTIMATES OF TOWNS BY SEX AND REGION: 1992

የከተሞች የሕዝብ ብዛት በጾታና በክፍለ ሀገር፣ 1984

ክፍለ ሀገርና ከተማ	የሕዝብ ብዛት			
	ወንድ	ሴት	ጠቅላይ	
<u>ሲዳሞ የቀጠለ</u>				<u>SIDAMO(contd)</u>
ወናገ	2,978	3,326	6,304	WENAGO
ይርጋ ጩሬ	7,078	6,894	13,972	YERGACHEFFE
ክብረመንገሥት	12,083	12,325	24,408	KEBREMENGIST
ቦሪ	3,387	3,664	7,051	BORE
ሻኪሳ	6,423	6,195	12,618	SHAKISO
ኮንተማ	2,742	2,984	5,726	CONTEMA
አለታ ወንደ	9,179	8,979	18,158	ALETA WENDO
አርቤገና	1,535	1,585	3,110	AREBEGONA
አዋሳ	31,441	31,502	62,943	AWASSA
ወንደገነት	1,718	1,894	3,612	WENDOGENET
ዳዩ	3,398	3,443	6,841	DAYU
ይርጋ ዓለም	16,905	17,112	34,017	YERGA ALEM
አገረሰላም	3,123	3,209	6,332	HAGERESELAM
ለኩ	6,212	6,079	12,291	LEKU
አረካ	3,847	4,055	7,902	AREKA
ቦዲቲ	3,695	3,829	7,524	BODITI
ቤሌ	1,912	1,877	3,789	BELE
ቦሌ	20,681	21,329	42,010	SODO
ቶፊ	2,062	1,802	3,864	TEFERI KELLA
ተፈሪ ኮላ	1,970	2,063	4,033	TELTLE
ተለተሌ	1,937	1,990	3,927	SOYEMA
ሰዓላ	1,114	1,048	2,162	SELUM
ሰሌም	1,339	1,386	2,725	GESUBA
ገሰሳ	1,190	1,405	2,595	TEBELA/WEBELA
ጠባላ/ወበላ				
ጠቅላይ /34 ከተሞች/	203,490	204,769	408,249	TOTAL(34 TOWNS)
<u>ትግራይ</u>				<u>TIGRAY</u>
አዲ አቡን	2,624	3,386	6,010	ABI ABUN
አድዋ	11,247	13,358	24,605	ADWA
ቤዛት	2,955	3,363	6,318	BEZET
ነብላት	2,434	2,769	5,203	NEBELET
ራማ	2,192	2,507	4,699	RAMA
አዲገራት	15,916	18,018	33,934	ADIGRAT
ሰውዘን	5,555	4,421	9,976	HAWZEIN
ዚላ አንበሳ	1,922	2,314	4,236	ZALA ANBESA
አክሱም	14,446	16,366	30,812	AXUM
ሜሀበረ ጳጳ	2,347	2,671	5,018	MAHBERE TIGE
መቀለ	50,314	57,357	107,671	MEKELE
ኩሳ	4,045	5,651	9,696	QUIHA
ፍሪወይሪ	3,055	2,085	5,140	FERE WOYINI
ወቅር	10,369	12,306	22,675	WUKRO
	MALE	FEMALE	TOTAL	REGION AND TOWN

ሠንጠረዥ ለ.5 TABLE B.5

POPULATION SIZE ESTIMATES OF TOWNS BY SEX AND REGION: 1992

የከተሞች የሕዝብ ብዛት በጾታና በክፍለ ሀገር፣ 1984

ክፍለ ሀገርና ከተማ	የሕዝብ ብዛት			
	ወንድ	ሴት	ጊዜ	
<u>ትግራይ የቀጠለ</u>				<u>TIGRAY(contd)</u>
ዓዲ ሸሀ	2,957	3,900	6,857	ADI SHEHO
ቀርበታ	4,077	4,399	8,476	KERBETA
ማይጠው	10,700	13,294	23,994	MAYICHEW
መርሳ	3,467	4,478	7,945	MERSA
ወይራ ውሃ	4,016	4,772	8,788	WEHA WEHA
ኢንግባጅ	5,409	4,296	9,705	ENDABAGUNA
እንግ በላሴ	10,201	11,648	21,849	ENDA SELLASIE
ሰለክለባ	1,583	1,959	3,542	SELEKLAKA
ጉያ/አብዳ	9,092	9,172	18,264	GUYA/ABIADI
ሰገረ ሰላም	3,043	3,463	6,506	HAGERE SELAM
ፍሪወይኒ/ሰንጃጣ	3,055	2,085	5,140	FERE WOYENI/SENKATA
አገላ	4,016	3,715	7,731	AGULAE
አገላ	2,389	2,619	5,008	ANTICHO
ጊዜ /27 ከተሞች/	193,426	216,372	409,798	TOTAL(27 TOWNS)
<u>ወለጋ</u>				<u>WELLEGA</u>
አርጆ	3,296	3,781	7,077	ARJO
አሰሳ	3,838	3,568	7,406	ASOSA
ቢጊ	1,975	1,915	3,890	BIEGI
ጉላሰ	1,911	1,954	3,865	GULISO
ቢላ	2,983	2,968	5,951	BILLA
ጊምቢ	13,331	12,740	26,071	GHIMBI
እናንጉ	1,869	2,080	3,949	ENANGO
መንጃ	5,866	5,289	11,155	MENDI
ነጆ	5,398	5,740	11,138	NEJO
ፊንጋላ	3,593	3,936	7,529	FINCHUO
አሃና	3,423	3,202	6,625	AYANA
ሰራቶ	2,522	3,104	5,626	HARATU
ሸምቡ	9,094	6,687	15,781	SHAMBU
ሙጊ	4,306	3,842	8,148	MUGI
አሌም ተፈሪ	1,042	1,012	2,054	ALEM TEFERI
ታቆ	1,709	1,582	3,291	KAKE
ጊዳሚ	2,267	2,388	4,655	GIDAME
ደምቢ ደሎ	13,102	12,634	25,736	DEMBI DOLO
ነቀሞት	25,785	26,628	52,413	NEKEMTE
ሲራ	3,342	3,690	7,032	SIRE
ጉቲ	497	531	1,028	GUY
ጅራ	1,886	2,235	4,121	JERE
ጊዜ /22 ከተሞች/	113,035	111,506	224,541	TOTAL(22 TOWNS)
<u>ወሎ</u>				<u>WELLO</u>
ወቃሌ	3,909	2,321	6,230	WECHALE
ሰይቀ	3,249	4,134	7,383	HAYIK
	MALE	FEMALE	TOTAL	REGION AND TOWN
	POPULATION			

ሠንጠረዥ ለ.5 TABLE B.5

POPULATION SIZE ESTIMATES OF TOWNS BY SEX AND REGION: 1992

የከተሞች የህዝብ ብዛት በጾታና በክፍለ ሀገር፣ 1984

ክፍለ ሀገርና ከተማ	የህዝብ ብዛት			REGION AND TOWN
	ወንድ	ሴት	ጅምር	
<u>ወሎ የቀጠለ</u>				<u>WELLO(contd)</u>
አሳይታ	5,475	4,910	10,385	ASAYITA
ዳብቲ	3,310	2,771	6,081	DUBTI
መካኔ ሰላም	382	522	904	MEKANE SELAM
ደሴ	50,697	56,013	106,710	DESSIE
ባቲ	6,914	7,775	14,689	BATI
ክሚሴ	3,333	3,518	6,851	KEMISE
ኮምበላቻ	14,122	13,701	27,823	KOMBOLCHA
ላሊበላ	3,305	4,286	7,591	LALIBELA
ላሊማ	8,421	10,194	18,615	ALAMATA
ዋጋ	2,188	2,708	4,896	WAJA
ጎቦይህ	2,247	2,515	4,762	GOBEYU
ኮቦ	8,883	10,149	19,032	KOBO
ሮብ	1,539	1,756	3,295	ROBIT
ዌገሎቲና	2,083	2,516	4,599	WEGELTENA
ሰቆሞ	3,535	4,953	8,488	SEKOTA
ኮሮም	9,069	12,494	21,563	KOREM
ገረታ	1,509	1,835	3,344	TENTA
ተንታ	3,689	4,117	7,806	WEREILLU
ወረዲያ	10,175	12,611	22,786	WELDIYA
መርሳ	3,920	4,332	8,252	MERSA
ወርጌሳ	2,960	3,686	6,646	WURGESA
ዘርቡ	696	785	1,481	HARBU
ጅምር /24 ከተሞች/	155,610	174,602	330,212	TOTAL(24 TOWNS)
አዲስ አበባ	1,026,900	1,084,600	2,111,500	ADDIS ABABA
አሰብ	30,000	28,500	58,500	ASSEB
ጠቅላላ ጅምር /322 ከተሞች/	3,894,500	4,196,300	8,090,800	GRAND TOTAL (322 TOWNS)
	MALE	FEMALE	TOTAL	REGION AND TOWN
	POPULATION			

የየዓመት የወይዘት የሲታዎች ሕዝብ ብዛት ተገባዎች በጾታ፣  
 በገጠናና በከተማ 1984-2012/በሺ/

ANNUAL POPULATION PROJECTION OF ETHIOPIA BY SEX, RURAL  
 AND URBAN AREAS: 1992-2020(in thousand)

ሠንጠረዥ ለ.6 TABLE B.6

ዓመት	ጾታ	የሕዝብ ብዛት			M	F	T
		ገጠና	ከተማ	ጠቅላይ			
1984	ወ	23,772.1	3,894.5	27,666.6	M		1992
	ሴ	23,254.4	4,196.3	27,450.7	F		
	ጾ	47,026.5	8,090.8	55,117.3	T		
1985	ወ	24,435.8	4,120.4	28,556.2	M		1993
	ሴ	23,921.8	4,421.6	28,343.4	F		
	ጾ	48,357.6	8,542.0	56,899.6	T		
1986	ወ	25,108.3	4,358.3	29,466.6	M		1994
	ሴ	24,593.3	4,661.5	29,254.8	F		
	ጾ	49,701.6	9,019.8	58,721.4	T		
1987	ወ	25,787.1	4,610.2	30,397.3	M		1995
	ሴ	25,271.6	4,915.6	30,187.2	F		
	ጾ	51,058.7	9,525.8	60,584.5	T		
1992	ወ	29,503.6	6,303.5	35,807.1	M		2000
	ሴ	28,965.5	6,606.4	35,571.9	F		
	ጾ	58,469.1	12,909.9	71,379.0	T		
1997	ወ	33,974.2	8,622.4	42,596.6	M		2005
	ሴ	33,359.9	8,928.2	42,288.1	F		
	ጾ	67,334.1	17,550.6	84,884.7	T		
2002	ወ	38,986.9	11,634.1	50,621.0	M		2010
	ሴ	38,236.3	11,944.7	50,181.0	F		
	ጾ	77,223.2	23,578.8	100,802.0	T		
2007	ወ	44,144.0	15,611.0	59,755.0	M		2015
	ሴ	43,183.4	15,936.6	59,120.0	F		
	ጾ	87,327.4	31,547.6	118,875.0	T		
2012	ወ	49,119.8	20,690.2	69,810.0	M		2020
	ሴ	48,021.7	21,018.3	69,040.0	F		
	ጾ	97,141.5	41,708.5	138,850.0	T		
		RURAL	URBAN	TOTAL	SEX	YEAR	
		POPULATION					

በፍለ ወ. - በለ ገብርና

ሠገጠረዥ ወ.1 የ1981 እና የ1982 መረጃ ለዋና ዋና ሰብሎች የታሪክው መረት በፋት፣ ውጤትና ጠቀሳሳ ምርት መጠን ለጥዘታይት የተቻለው የግዕዝ ስጦታ በታሪክ ተከታ ስለሆነው ስጦታ ስንገራው መረጃ መሠረት ነው።

ምርት ውጤት መጠን እና የታሪክው መረት በፋት የሚያሳይ የውጭ ገቢና በባለገ ወቅት ከመገንባት ስርዓቶች፣ ከአምራቶች የሕብረት ሥራ ግንባታ፣ በገለ ገብረገብ የተገኘውን ምርትና የታሪክውን መረት ይጨምራል። የታሪክው ስጦታ በፋትና የምርት መጠን የሊርተራንና የተገራይን ለይጨምር።

የገንባሩ አገዳ መረጃ የተገኘው በኢትዮጵያ ስጦታ ድርጅት ነው።

ሠገጠረዥ ወ.2 በሰብሳቢ የሚረገገውን የጥገና ያመለክታል። ወይ ውሳኔ አገር የሚገኘውን ሁሉ በብናና ሻይ ለግት ሚኒስቴር መመርመር አለበት። ተረጎሟል የጥራት ደረጃ የያዘ ሰብሳቢ ወይ ውሳኔ አገር እንዲሳክ የሚያስቸልው በመ/ቤት ሠር ተፈሪት ሲሰጠው፣ ይህን አጭራት ያለ ተገኝውን ገን ጥራት ተገቢውን እንዲቀርብ ወይም በአገር ውስጥ እንዲሻገር ይጀረጋል። በዚህ ምክንያት በሠገጠረዥ የተመለከተው የብና መጠን ከተመረተው መጠን ለባለገ ይቸሳል ግለት ነው።

ሠገጠረዥ ወ.3 በ1981 - 1983 ለብዙ ስኬቶች የተጠመደውን መጠን፣ የተከተሉ ስብቶች በዘገተና በብዙ ስኬቶች ሥራ ላይ የተሰጠውን ሠራተኞች ብዛት ያመለክታል።

ሠገጠረዥ ወ.4 - 6 የጥገና ስብቶች የሌሎች ስብቶች የገር ብዛት መረጃ የተገኘው የግዕዝ ስጦታ በታሪክ ተከታ ስለሆነው ከ1980 - 1982 ስንገራው ጥናት ነው። በዚህ መጠን ውስጥ በሌሎች ስብቶች የገር ብዛት መረጃ የታሪክው የገለ ገብረገብ የሚመለከት ብቻ ነው።

ሠገጠረዥ ወ.7 በከፍለ ሀገር የተጠቃሚ የብሉ ገብረ ግንባታ ብዛት የ1981 እና 1982 የሚያሳይ ነው።

ሠገጠረዥ ወ.8 ከ1981 - 1983 በከፍለ ሀገረ የሚገኙ የባለገና ስንገራ ስኬቶችና ወኪሎች ብዛት የሚያሳይ ነው።

SECTION D. AGRICULTURE

Table D.1 Data on area, yield and production of major crops for 1988/89 and 1989/90 are based on the results of the crop production survey conducted by Central Statistical Authority.

The production and area figures include state and co-operative farms, private peasant holdings for main and belg season. Data on Area and production is excluding Eritrea and Tigray.

Data on sugar cane were obtained from the Ethiopian Sugar Corporation.

Table D.2 Refer to coffee inspection. All coffee intended for export has to be inspected by the Ministry of Coffee and Tea Development. The Coffee which is of the prescribed degree of purity is given the Ministry's Export certificate. The coffee that does not meet the standard is either sent back for recleaning or sold locally. Thus, because of double counting, the amount of coffee shown on these tables could be more than the actual amount of coffee produced in the Country.

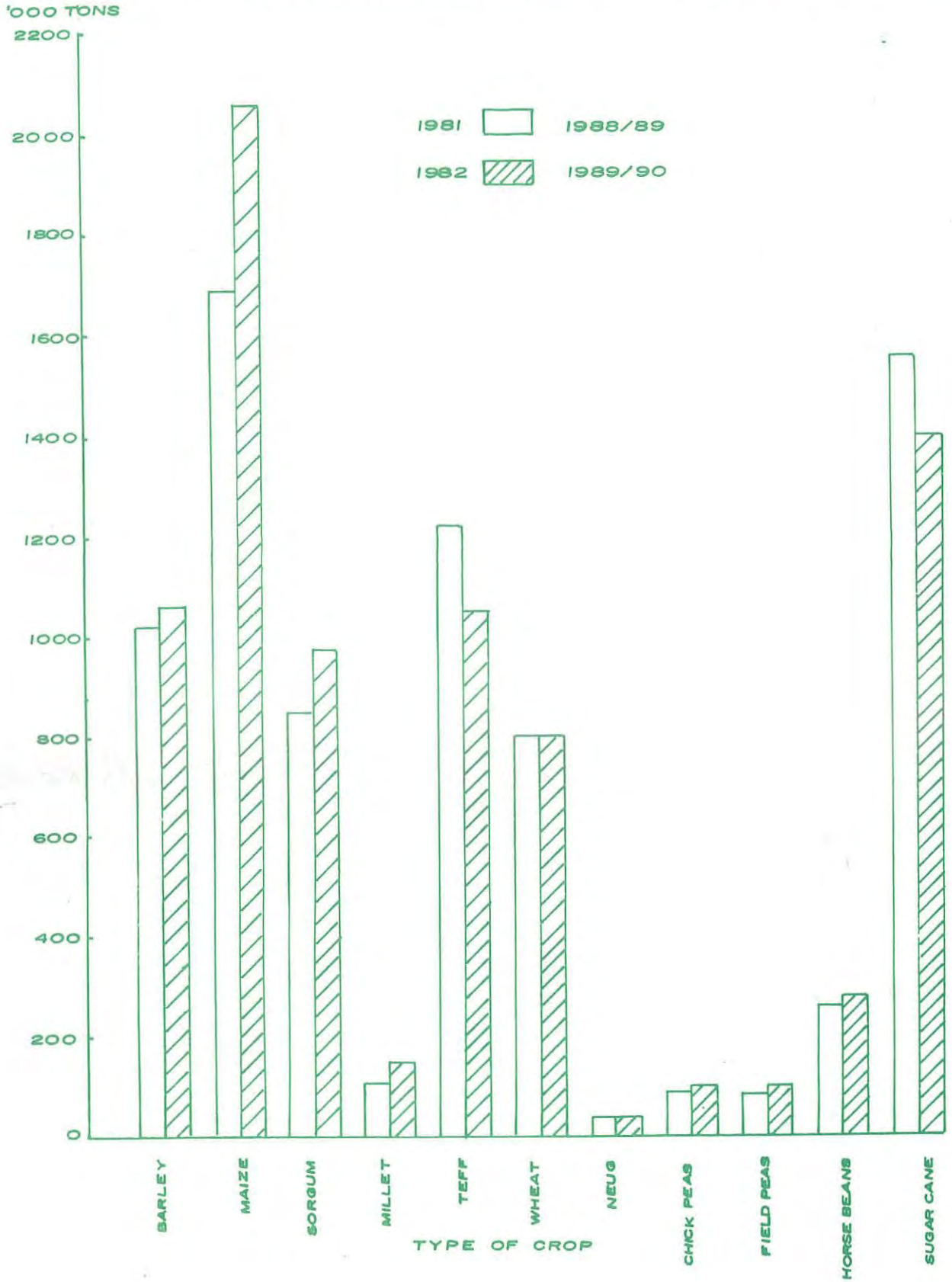
Table D.3 Refers to vaccine production, number of cattle vaccinated and number of veterinary personnel, 1988/89 - 1990/91

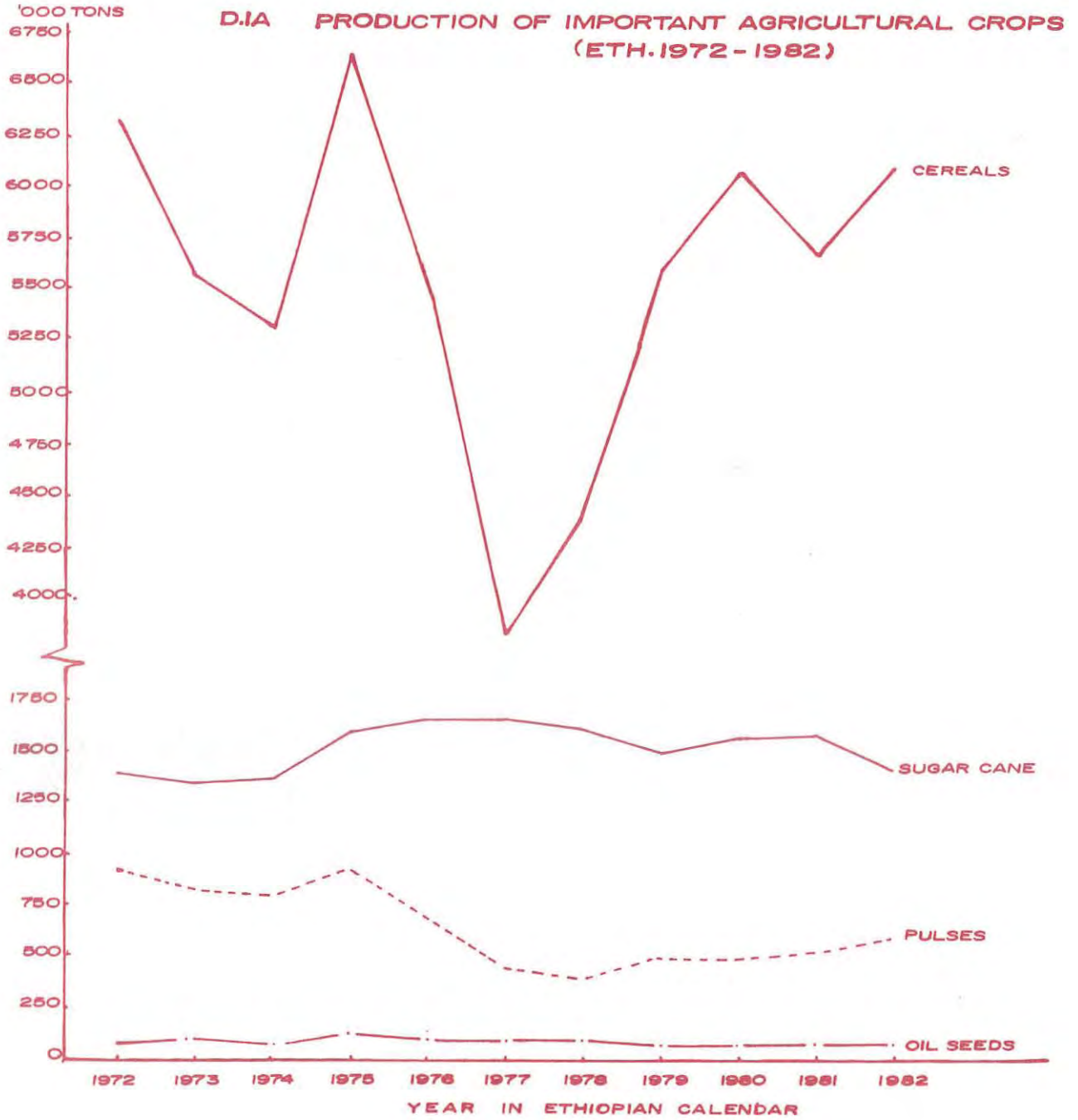
Table D.4-6 Data on the number of cattle, other livestock and poultry are based on the results of the survey conducted by the Central Statistical Authority in 1987/88 - 1989/90. The figures given are for private peasant holdings only.

Table D.7 Refers to number of Farmers Associations by Region till 1988/89 and 1989/90.

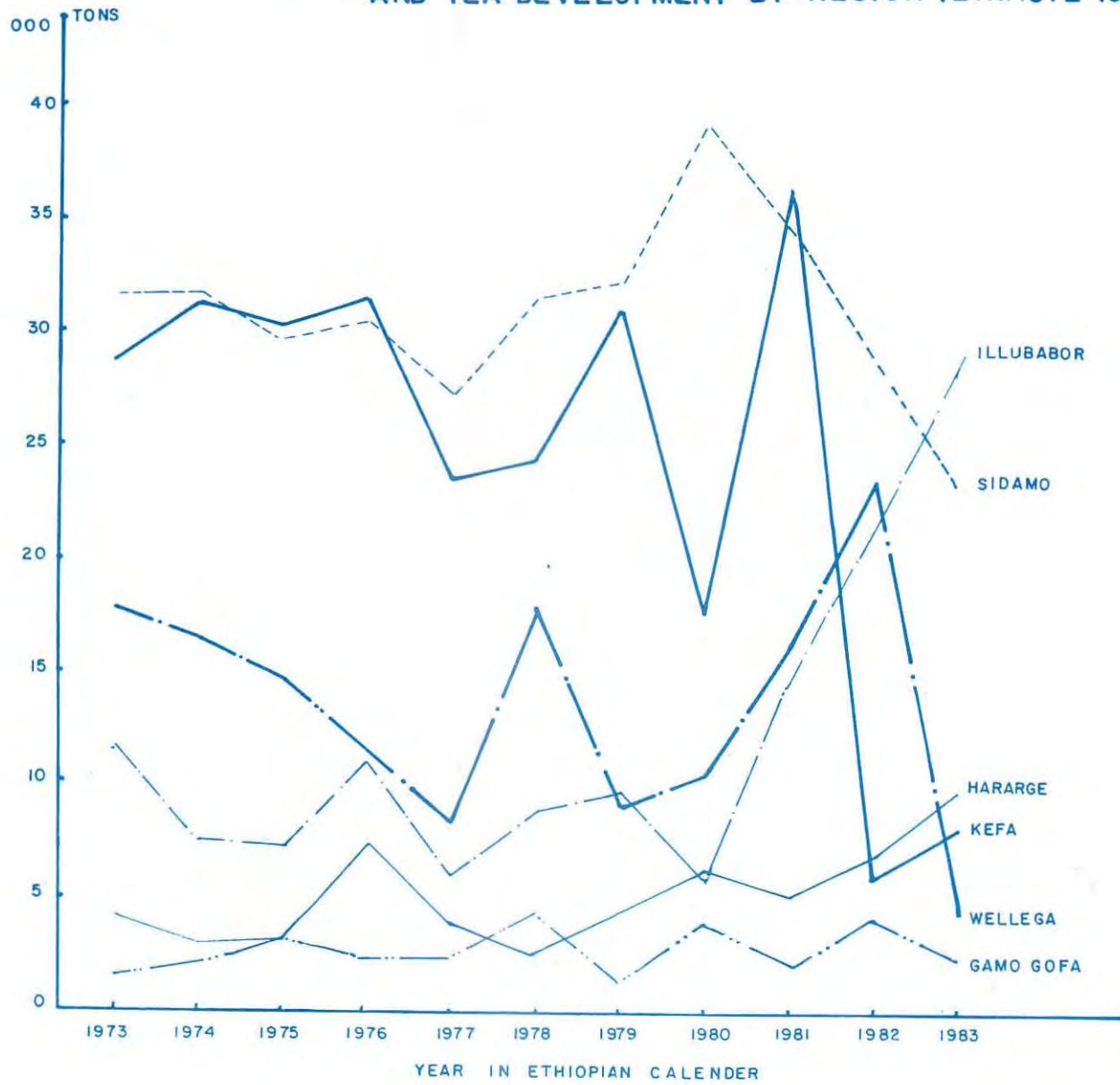
Table D.8 Shows the number of home economics personnel by administrative region 1988/89 - 1990/91.

D-1 PRODUCTION OF MAIN CROPS 1988/89 - 1989/90

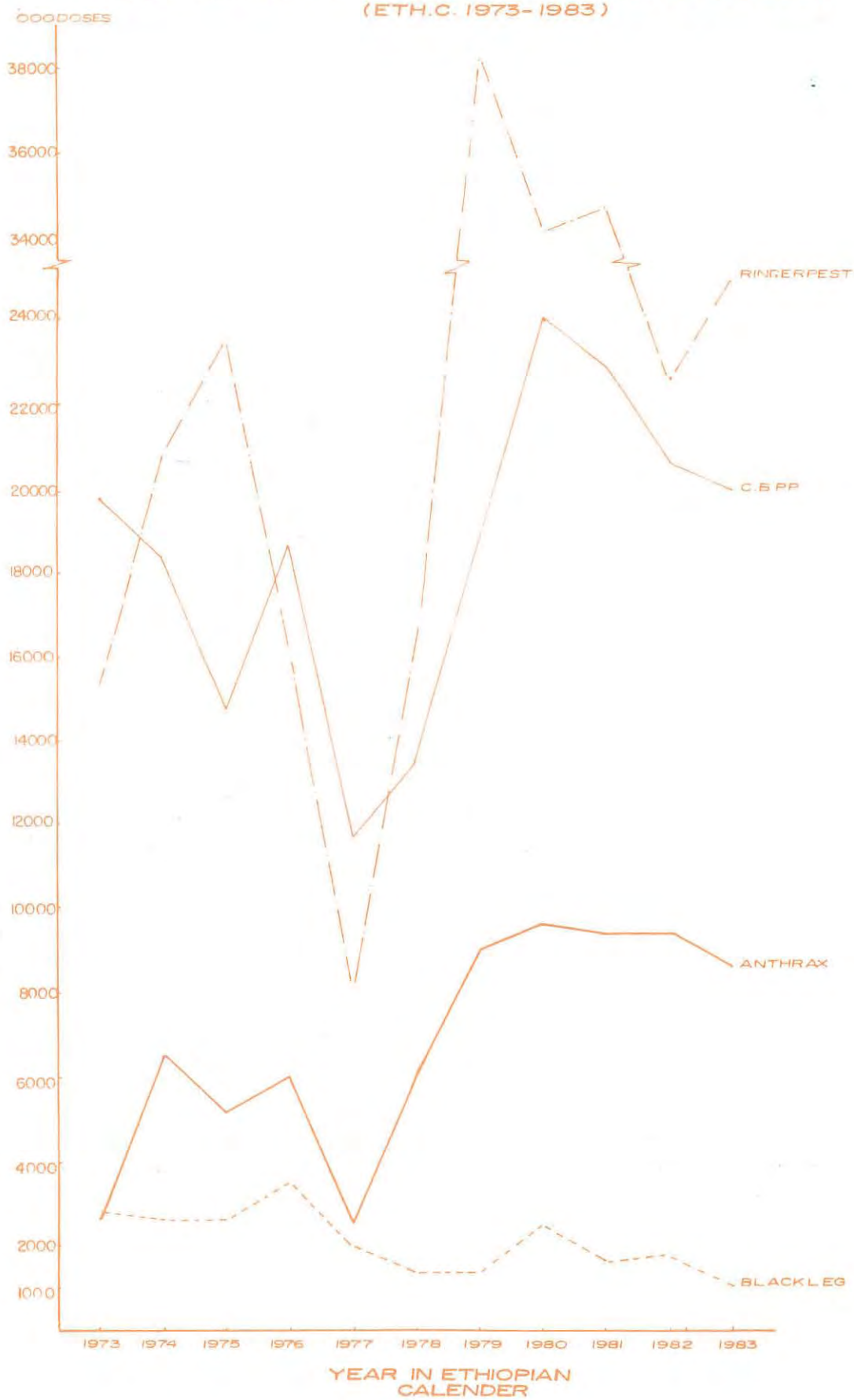




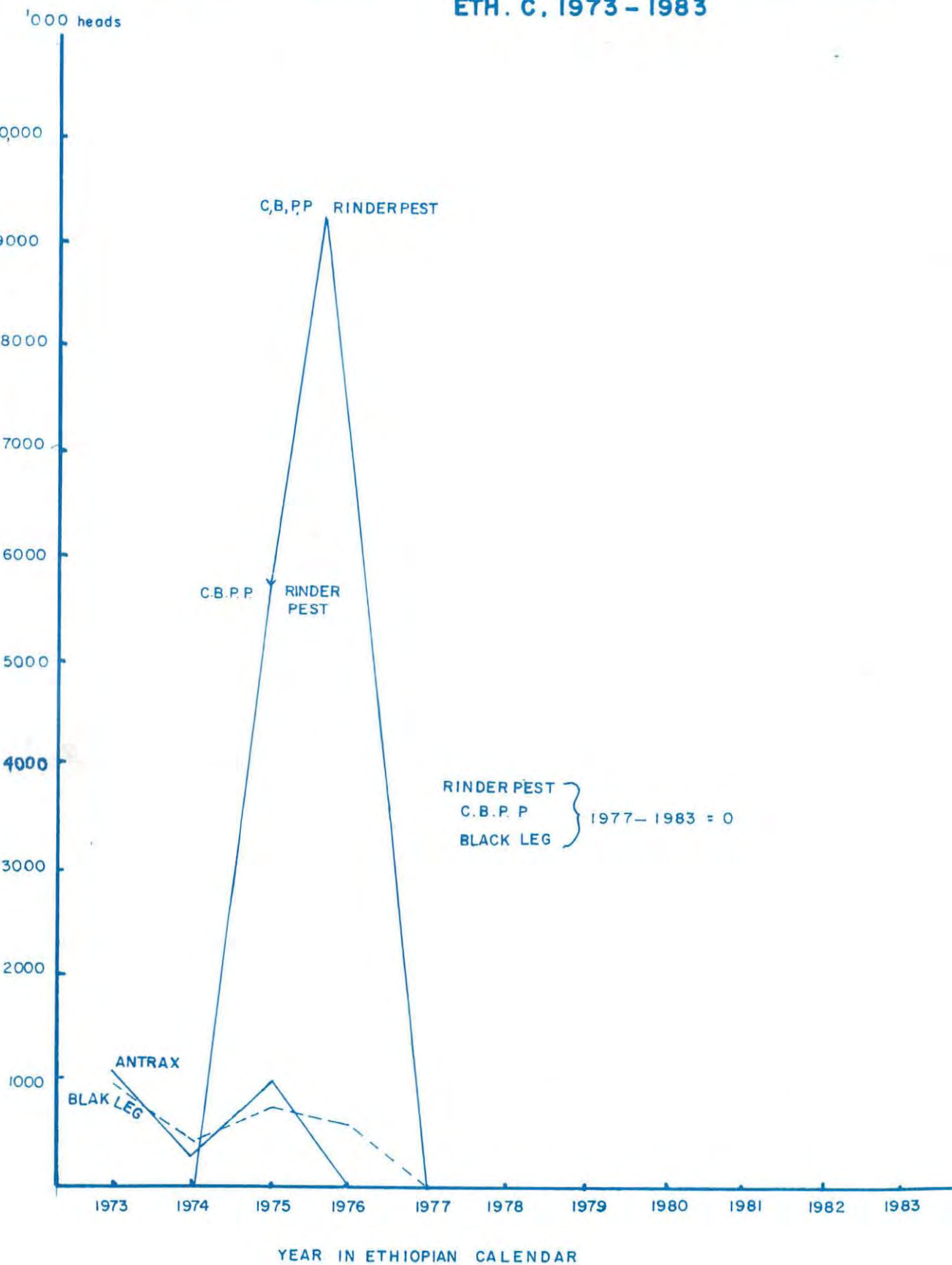
D.2 COFFEE INSPECTED BY THE MINISTRY OF COFFEE AND TEA DEVELOPMENT BY REGION (ETH.1972-1982)



D.3A AMOUNT OF VACCINE PRODUCTION ('000 DOSES)  
(ETH.C. 1973-1983)



**D. 3B. NUMBER OF CATTLE VACCINATED ('000 HEADS)  
ETH. C. 1973 - 1983**



የታሪክው ወረት ስፋትና የዋና ዋና ስብሌቶች ስርተ ገምት\*  
 AREA UNDER CULTIVATION, YIELD AND PRODUCTION OF MAJOR CROPS\*

ሠገጠረዥ ሜ. 1

TABLE D.1

የሰበሰበ ዓይነት	1981			1982			
	የታሪክው ወረት ስፋት /በሺህ ሴካር/	የምግግን ሴካር /በኩንታል/	ጠቅላላ ምርት /በሺህ ተን/	የታሪክው ወረት ስፋት ሴካር/	የምግግን ሴካር ተን/	ጠቅላላ ምርት /በሺህ ተን/	
<b>አሀሌቶች</b>							<b>CEREALS</b>
ገባብ	958.5	10.6	1018.2	912.1	11.7	1063.0	BARLEY
ባቃሌ	1021.1	16.5	1688.7	1277.8	16.1	2055.6	MAIZE
ግሽላ	627.1	13.5	849.2	738.3	13.2	972.8	SORGHUM
ዳንባ	133.0	8.4	112.2	154.8	9.9	152.5	MILLET
ጤፍ	1461.2	8.3	1217.7	1227.0	8.5	1046.1	TEEF
ሰንጻ	647.6	12.4	799.9	605.1	13.2	798.8	WHEAT
<b>የቅባት አሀሌቶች</b>							<b>OIL SEEDS</b>
ተሰባ	50.3	3.8	18.9	69.8	4.9	34.0	LINSEED (FLAX)
ሃገ	129.5	3.2	40.8	132.5	3.2	42.4	NEUG
ሰሊጥ	11.3	3.6	4.1	2.2	1.8	0.4	SESAME
<b>ጥሬ ጥሬ</b>							<b>PULSES</b>
ሽንብራ	126.0	6.8	85.1	121.4	8.3	101.3	CHICK PEAS
አተር	88.9	8.8	78.4	87.5	11.0	96.6	FIELD PEAS
አደገጋረ	93.4	7.6	71.0	110.1	7.5	83.0	HARICOT BEANS
ባቃላ	227.3	11.3	257.9	227.5	12.3	279.5	HORSE BEANS
ሶሰር	37.8	7.4	27.9	39.4	7.6	29.9	LENTILS
<b>ሌሎች አዘርዕት</b>							<b>OTHER CROPS</b>
ሽንብራ አገጻ	14.8	1056.1	1563.0	14.9	940.3	1401.1	SUGAR CANE
	AREA ( '000 ha)	YIELD ( qt/ha )	PRODUCTION ( '000 tons)	AREA ( '000 ha)	YIELD ( qt/ha )	PRODUCTION ( '000 tons)	CROP
	1988/89			1989/90			

\* ኢርትራጊና ተገራይገ አይጨምርም  
 \* EXCLUDING ERITREA AND TIGRAY

ቡናና ቫይ ለግት ዲካኒቲ የመረመረው ስና መጠጥና የቅባት ክፍለሀገር  
 COFFEE INSPECTED BY THE MINISTRY OF COFFEE AND TEA DEVELOPMENT, BY REGION

ሠገጠረዥ ሜ. 2

TABEL D.2

ባ ተ ገ TONS

ዓመት	ዱምር	ጋምባ	ሰረርገ	ሊባቦር	ክፋ	ሸዋ	ሲዳሞ	ወለጋ	ባ ተ ገ TONS
1969	66,279	1,705	4,742	5,256	17,735	2,757	22,302	11,782	1976/77
1970	90,294	2,171	12,569	8,290	28,248	3,020	26,816	9,180	1977/78
1971	98,112	1,959	9,399	7,885	31,147	2,176	30,059	15,487	1978/79
1972	94,936	2,895	9,829	7,187	27,148	3,665	31,701	12,511	1979/80
1973	97,344	1,584	4,152	11,805	28,863	2,163	31,084	17,693	1980/81
1974	94,254	2,033	3,047	7,517	31,238	2,098	31,742	16,579	1981/82
1975	90,364	3,216	3,019	7,360	30,161	2,041	29,836	14,731	1982/83
1976	94,791	2,191	7,462	11,086	31,618	436	30,498	11,500	1983/84
1977	71,029	2,123	3,719	6,109	23,413	38	27,371	8,256	1984/85
1978	89,289	4,133	2,547	8,787	24,261	283	31,572	17,706	1985/86
1979	88,135	1,301	4,426	9,807	30,923	340	32,261	9,077	1986/87
1980	83,257	3,637	6,331	5,698	17,468	339	39,295	10,439	1987/88
1981	109,172	1,991	4,993	14,896	36,387	126	34,861	15,918	1988/89
1982	90,570	4,088	6,929	21,442	5,839	91	28,790	23,391	1989/90
1983	77,227	2,196	9,861	29,167	8,025	151	23,385	4,442	1990/91
TOTAL		GANO GOFA	HARERGE	ILUBABOR	KEFA	SHEWA	SIDAMO	WELEGA	

ሜ. 2 ቡናና ቫይ ለግት ዲካኒቲ የተገገ

D.2 Source: Ministry of Coffee and Tea Development

ለከብት ሕክምና የተቆመ መድኃኒት መጠን፣ የተከተሉ ከብተኞች ብዛትና በከተባተ ሥራ ላይ የሚገኙ ሠራተኞች\*

VACCINE PRODUCTION, CATTLE VACCINATED AND VETERINARY PERSONNEL\*

ሠገጠረዥ መ.3 TABLE D.3

	1981	1982	1983	
የተቆመ መድኃኒት ብዛት /በሺህ ይዘ/				VACCINE PRODUCTION ('000 DOSES)
ለደስታ	34672	30562	29655	RINDERPEST
ለሰምባ	30951	20572	20154	C.B.P.P.
ለአባ ገርባ	1573	1754	1056	BLACKLEG
ለገሮርሰ	1436	1265	1268	HAEMORRHAGIC SEPTICEMIA
ለአባሰገገ	9035	9376	8654	ANTHRAX
ድምር	74667	63529	60787	TOTAL
የተከተሉ ከብተኞች ብዛት /በሺህ/				CATTLE VACCINATED ('000)
በደስታ	0	0	0	RINDERPEST
በሰምባ	0	0	0	C.B.P.P.
ደስታና ሰምባ	8513	17147	7711	RINDERPEST C.B.P.P.
አባ ገርባ	0	0	0	BLACKLEG
ገሮርሰ	0	0	0	HAEMORRHAGIC SEPTICEMIA
ለአባሰገገ	0	0	0	ANTHRAX
ድምር	8513	17147	7711	TOTAL
የከብት ሕክምና ባለሙያዎች ብዛት				
ጠኪዎች	218	276	304	DOCTORS
የውጭ አገር	0	0	0	FOREIGN
ኢትዮጵያውያን	218	276	304	ETHIOPIAN
ረዳተ የከብት ጠኪዎች	700	762	832	ANIMAL HEALTH ASSISTANTS
ቴክኒሻኖች	44	44	44	TECHNICIANS
ረዳተ ቴክኒሻኖች	27	35	35	ASS. TECHNICIANS
ከታቢያዎች	992	992	992	VACCINATORS
ሥጋ መርጻሪዎች	179	184	187	MEAT INSPECTORS
ድምር	2160	2293	2394	TOTAL
	1988/89	1989/90	1990/91	

የዓመት መጨረሻ ሰኔ 30

\* Year ending 7 July

ከገብርና፣ ሚኒስቴር የተገኘ።

Source: Ministry of Agriculture.

የከብት፣ የባና የፍ የል ብዛት ገምት በክፍል ሀገር 1980.9.ፆ.  
 / የገለ ገበረዎች ይዘት ብቻ/  
 ESTIMATED NUMBER OF CATTLE, SHEEP AND GOATS BY REGION 1987/88  
 ( FOR PRIVATE HOLDINGS )

ሠገጠረዥ ጠ.4ሀ

TABLE D.4A

ክፍል ሀገር	1980			
	ከብት /በሺህ/	ባን /በሺህ/	ፍ የል /በሺህ/	
አርቢ	1834.7	864.9	251.1	ARSI
ባሌ	1006.5	206.5	129.4	BALE
አርተራ	-	-	-	ERITREA
ጋም ገፋ	788.7	377.9	204.0	GAMO GOFA
ገጃም	1958.6	754.2	252.7	GOJAM
ገንደር	1278.3	508.1	296.5	GONDER
ዘረርጌ	1386.9	269.9	499.3	HARERGE
ኢህባቦር	348.5	109.0	26.4	ILUBABOR
ክፋ	1502.4	342.8	269.2	KEFA
ሸዋ	6591.6	2115.4	1738.7	SHEWA
ሲዳም	3115.4	888.6	444.7	SIDAMO
ተገራይ	-	-	-	TIGRAY
ወለጋ	1662.8	278.3	173.2	WELEGA
ወሎ	1359.5	2752.7	763.9	WELO
ጭር	22833.9	9468.3	5049.1	TOTAL
	CATTLE (000)	SHEEP (000)	GOATS (000)	REGION
	1987/88			

በዘላኛ አካባቢ የሚገኙትን አይጫዎርዎ

Excluding Nomadic Areas

- ጠረጴጅ አልተገኘም

- Data not available

ለከብት ሕክምና የተቋመ መድኃኒት መጠን፣ የተከተሉ ከብቶች ብዛትና በከተላት ሥራ ላይ የሚገኙ ሠራተኞች\*

VACCINE PRODUCTION, CATTLE VACCINATED AND VETERINARY

PERSONNEL\*

ሠንጠረዥ መ. 3 TABLE D.3

	1981	1982	1983	
የተቋመ መድኃኒት ብዛት /በሺህ ይዘ/				VACCINE PRODUCTION ('000 DOSES)
ለደብታ	34672	30562	29655	RINDERPEST
ለባምባ	30951	20572	20154	C.B.P.P.
ለአባ ጉርባ	1573	1754	1056	BLACKLEG
ለጉርርባ	1436	1265	1268	HAEMORRHAGIC SEPTICEMIA
ለአባሰገገ	9035	9376	8654	ANTHRAX
ጅምር	74667	63529	60787	TOTAL
የተከተሉ ከብቶች ብዛት /በሺህ/				CATTLE VACCINATED ('000)
በደብታ	0	0	0	RINDERPEST
በባምባ	0	0	0	C.B.P.P.
ደብታና ባምባ	8513	17147	7711	RINDERPEST C.B.P.P.
አባ ጉርባ	0	0	0	BLACKLEG
ጉርርባ	0	0	0	HAEMORRHAGIC SEPTICEMIA
ለአባሰገገ	0	0	0	ANTHRAX
ጅምር	8513	17147	7711	TOTAL
የከብት ሕክምና ባለሙያዎች ብዛት				
ሰጠዎች	218	276	304	DOCTORS
የውጭ አገር	0	0	0	FOREIGN
ኢትዮጵያውያን	218	276	304	ETHIOPIAN
ረዳተ የከብት ሰጠዎች	700	762	832	ANIMAL HEALTH ASSISTANTS
ተከላኪዎች	44	44	44	TECHNICIANS
ረዳተ ተከላኪዎች	27	35	35	ASS. TECHNICIANS
ከታቢያዎች	992	992	992	VACCINATORS
ሥጋ መርጫሪዎች	179	184	187	MEAT INSPECTORS
ጅምር	2160	2293	2394	TOTAL
	1988/89	1989/90	1990/91	

የዓመት መጨረሻ በኑ 30

\* Year ending 7 July

ከንብርና፣ ጭነትና የተገኘ።

Source: Ministry of Agriculture.

የከተማ የገጠና የፍ የል ብዛት ገምት በከፍለ ሀገር 1981 ዓ.ም.  
 / የገል ገበሬያቸ ይዘታ ብቻ/  
 ESTIMATED NUMBER OF CATTLE, SHEEP AND GOATS BY REGION 1988/89  
 ( FOR PRIVATE HOLDINGS )

ሠንጠረዥ መ. 4ለ

TABLE D.4B

ከፍለ ሀገር	1981			REGION
	ከብት /በሺህ/	በገ /በሺህ/	ፍ የል /በሺህ/	
አርሲ	1698.9	814.1	240.9	ARSI
ባሌ	900.1	198.5	144.1	BALE
ኦሮሞ	-	-	-	ERITREA
ሰሜን ስዊላ	1469.3	492.4	329.8	NORTH OMO
ደቡብ ስዊላ	53.6	20.0	14.1	SOUTH OMO
ምዕራብ ጉጭ	829.1	382.0	96.0	EAST GOJAM
ምዕራብ ጉጭ	1215.6	454.1	119.5	WEST GOJAM
መብረክ	240.8	40.3	60.2	METEKEL
ሰሜን ጉንደር	445.6	47.0	86.9	NORTH GONDER
ደቡብ ጉንደር	751.8	376.3	170.1	SOUTH GONDER
ድረ ዳዋ	41.7	21.3	52.8	DIRE DAWA
ምዕራብ ሰሜን	748.8	156.3	345.6	EAST HARERGE
ምዕራብ ሰሜን	604.4	96.8	210.4	WEST HARERGE
ጋምቤላ	16.9	6.6	16.0	GAMBELA
ኢሌባቦር	1089.4	348.7	143.6	ILUBABOR
ክፍለ	432.2	157.6	103.9	KEFA
አዲስ አበባ	443.3	157.7	25.9	ADDIS ABABA
ምዕራብ ቮታ	398.5	91.4	164.3	EAST SHEWA
ሰሜን ቮታ	1223.7	1065.9	449.8	NORTH SHEWA
ደቡብ ቮታ	2458.3	435.8	601.3	SOUTH SHEWA
ምዕራብ ቮታ	1792.7	366.4	115.4	WEST SHEWA
ቦረና	361.8	113.2	203.0	BORENA
ሲዳሞ	2388.4	458.4	491.7	SIDAMO
ቲግራይ	-	-	-	TIGRAY
አሰሳ	135.4	36.4	27.6	ASOSA
ወሌገላ	930.1	206.1	84.0	WELEGA
ሰሜን ወሌ	601.0	928.8	307.9	NORTH WELO
ደቡብ ወሌ	1005.6	1366.2	491.7	SOUTH WELO
ድምር	22277.0	8838.5	5096.5	TOTAL
	CATTLE	SHEEP	GOATS	
	('000)	('000)	('000)	
	1988/89			

በከተማ አካባቢ የሚገኙትን አይወጡም  
 Excluding Nomadic Area

- መረጃ አልተገኘም
- Data not available

የከተማ የገባና ፍ የል ብዛት ገምት በከፍለ ሀገር 1982 ዓ.ም.  
/ የግል ገባረጃዎች ይዘት ብቻ/

ESTIMATED NUMBER OF CATTLE, SHEEP AND GOATS BY REGION 1989/90  
( FOR PRIVATE HOLDINGS )

ሠገጠረዥ ሜ.4ሰ TABLE D.4C

ከፍለ ሀገር	1982			REGION
	ብብት /ብሺህ/	ብገ /ብሺህ/	ፍ የል /ብሺህ/	
አርቢ	1748.1	958.4	272.5	ARSI
ባሌ	983.4	225.8	186.6	BALE
ኤርትራ	-	-	-	ERITREA
ሰሜን ስዊድ	1409.6	531.4	363.5	NORTH OMO
ደቡብ ስዊድ	49.2	17.7	34.8	SOUTH OMO
ምስራቅ ገጃም	829.2	425.3	133.3	EAST GOJAM
ምዕራብ ገጃም	1114.7	408.8	91.4	WEST GOJAM
ሜቲኬል	164.2	13.4	53.4	METEKEL
ሰሜን ጌንደር	452.3	24.8	118.9	NORTH GONDER
ደቡብ ጌንደር	568.0	239.8	96.0	SOUTH GONDER
ድራዳዋ	39.4	30.6	74.5	DIRE DAWA
ምስራቅ ሰረርጌ	755.0	185.8	377.7	EAST HARERGE
ምዕራብ ሰረርጌ	589.0	82.8	241.8	WEST HARERGE
ጋምቤላ	18.9	10.3	25.4	GAMBELA
ኪቢባቦር	1256.7	373.0	187.5	ILUBABOR
ክፋ	410.0	212.1	88.9	KEFA
አዲስ አበባ	449.2	141.0	49.2	ADDIS ABABA
ምስራቅ ሸዋ	321.2	58.6	117.0	EAST SHEWA
ሰሜን ሸዋ	1230.6	1193.7	394.0	NORTH SHEWA
ደቡብ ሸዋ	2033.6	344.4	606.4	SOUTH SHEWA
ምዕራብ ሸዋ	1796.4	429.4	189.7	WEST SHEWA
ቦረና	441.7	98.7	272.9	BORENA
ሲዳሞ	2522.4	422.5	712.8	SIDAMO
ቲግራይ	-	-	-	TIGRAY
አሶሳ	106.8	62.6	11.1	ASOSA
ወሌገላ	1357.6	268.5	98.1	WELEGA
ሰሜን ወሌ	483.7	913.4	217.4	NORTH WELO
ደቡብ ወሌ	1204.7	1787.8	671.0	SOUTH WELO
ጅምር	22335.6	9462.6	5685.8	TOTAL
	CATTLE	SHEEP	GOATS	
	(000)	(000)	(000)	
	1989/90			

በዘላኝ አካባቢ የሚገኙትን አይወጡም  
Excluding Nomadic Areas

- መረጃ አልተገኘም  
- Data not available

የፈረሶች፣ የበቀሎዎችና አሀዎች ብዛት ገምት በክፍለ ሀገር 1980 ዓ.ም.  
/ የገሰ ገባረዎች ወዘተ ብቻ/

ESTIMATED NUMBER OF HORSES, MULES AND ASSES BY REGION 1987/88  
( FOR PRIVATE HOLDINGS )

ሠንጠረዥ መ.5ሀ

TABLE D.5A

ክፍለ ሀገር	1980			REGION
	ፈረሶች /በሺህ/	በቀሎዎች /በሺህ/	አሀዎች /በሺህ/	
አርሲ	214.9	11.5	141.6	ARSI
ባሌ	78.1	9.0	61.8	BALE
ኢርትራ	-	-	-	ERITREA
ጋሞ ገፋ	28.1	10.0	16.0	GAMO GOFA
ገጃጽ	85.5	12.1	240.1	GOJAM
ገንደር	50.0	18.2	155.1	GONDER
ሰረጌ	2.1	3.9	177.6	HARERGE
ኢሳባባ	19.6	2.3	2.3	ILUBABOR
ክፋ	44.7	20.6	18.3	KEFA
ሸዋ	333.6	77.8	705.8	SHEWA
ሲዳሞ	201.8	19.9	134.4	SIDAMO
ተገራይ	-	-	-	TIGRAY
ወለጋ	16.1	13.1	71.1	WELEGA
ወሎ	139.6	41.5	255.5	WELO
ድምር	1214.1	239.9	1979.6	TOTAL
	HORSES (000)	MULES (000)	ASSES (000)	
	1987/88			

በዘላቂ አካባቢ የሚገኙትን አይጨምርም

Excluding Nomadic Areas

- መረጃ አልተገኘም

- Data not available

የፈረሶች፣ የቀሌዎችና ለህ ዩቸ ብዛት ገምት በክፍለ ሀገር 1981 ዓ.ም.  
/ የገላ ገበረዎች ይዘታ ብቻ/

ESTIMATED NUMBER OF HORSES, MULES AND ASSES BY REGION 1988/89  
( FOR PRIVATE HOLDINGS )

ሠንጠረዥ መ. 5ለ

TABLE D.5B

ክፍለ ሀገር	1981			REGION
	ፈረሶች /በሺህ/	ቀሌዎች /በሺህ/	ለህ ዩቸ /በሺህ/	
አርሲ	183.0	13.6	127.6	ARSI
ባሌ	63.0	9.7	74.4	BALE
ኦሮሙታ	-	-	-	ERITREA
ሰሜን ስዊሳ	37.1	14.0	29.2	NORTH OMO
ደቡብ ስዊሳ	2.5	0.2	0.9	SOUTH OMO
ምስራቅ ጌጃም	47.8	3.5	100.0	EAST GOJAM
ምዕራብ ጌጃም	91.4	8.2	90.7	WEST GOJAM
መተከል	0.0	1.3	19.5	METEKEL
ሰሜን ጎንደር	11.0	2.9	60.1	NORTH GONDER
ደቡብ ጎንደር	34.1	8.4	90.0	SOUTH GONDER
ድረ ዳዋ	0.0	0.2	6.4	DIRE DAWA
ምስራቅ ሐረርጌ	5.8	1.1	102.9	EAST HARERGE
ምዕራብ ሐረርጌ	1.3	0.5	86.8	WEST HARERGE
ጋምቤላ	0.0	0.2	0.6	GAMBELA
ኢሌዳቦር	50.6	17.1	18.7	ILUBABOR
ክፍለ	16.1	2.9	0.8	KEFA
አዳካ አበባ	27.5	3.7	62.0	ADDIS ABABA
ምስራቅ ሸዋ	2.8	3.3	101.6	EAST SHEWA
ሰሜን ሸዋ	40.8	13.6	227.8	NORTH SHEWA
ደቡብ ሸዋ	77.1	22.4	252.5	SOUTH SHEWA
ምዕራብ ሸዋ	112.4	5.9	60.8	WEST SHEWA
ቦረና	10.0	3.2	16.9	BORENA
ሲዳሞ	151.4	7.5	90.6	SIDAMO
ቲግራይ	-	-	-	TIGRAY
አባይ	0.0	0.9	11.7	ASOSA
ወለጋ	6.0	6.0	42.7	WELEGA
ሰሜን ወሌ	56.8	13.0	88.6	NORTH WELO
ደቡብ ወሌ	56.4	44.0	160.3	SOUTH WELO
ድምር	1084.9	207.3	1924.1	TOTAL
	HORSES ('000)	MULES ('000)	ASSES ('000)	
	1988/89			

በዘላቅ ለዘላቅ የሚገኙትን ለይደደምርም

Excluding Nomadic Areas

- መረጃ አልተገኘም

- Data not available

የፈረታዊ የብቅሎችና ለህጻን ብዛት ገምት በክፍለ ሀገር 1982 ዓ.ም.  
/ የገለገሉ ገበሬዎች ይዘት ብቻ /

ESTIMATED NUMBER OF HORSES, MULES AND ASSES BY REGION  
1989/90 (FOR PRIVATE HOLDINGS)

ሠንጠረዥ ወ. 5ሰ

TABLE D.5C

ክፍለ ሀገር	1982			
	ፈረታዊ /በጊህ/	ብቅሎች /በጊህ/	ለህጻን /በጊህ/	
አርሲ	199.3	12.6	136.0	ARSI
ባሌ	61.0	11.0	71.8	BALE
ኦሮሙሳ	-	-	-	ERITREA
ሰሜን ስዊላ	25.3	11.1	31.6	NORTH OMO
ደቡብ ስዊላ	2.6	0.8	1.6	SOUTH OMO
ምስራቅ ጎጃም	33.2	1.8	92.3	EAST GOJAM
ምዕራብ ጎጃም	88.4	4.5	91.1	WEST GOJAM
ሙቱክሌ	0.0	0.5	10.4	METEKEL
ሰሜን ጉንደር	2.7	1.8	56.1	NORTH GONDER
ደቡብ ጉንደር	29.1	9.1	50.2	SOUTH GONDER
ድረ-ዳዋ	0.0	0.1	7.2	DIRE DAWA
ምስራቅ ሰላሳ	4.2	0.6	102.5	EAST HARERGE
ምዕራብ ሰላሳ	2.5	0.8	78.7	WEST HARERGE
ጋምቤላ	0.4	0.2	0.5	GAMBELA
ኢሉባቦር	51.1	20.3	25.8	ILUBABOR
ክፍ	25.9	1.5	0.7	KEFA
አዲስ አበባ	25.6	2.7	61.6	ADDIS ABABA
ምስራቅ ሸዋ	1.2	4.8	79.2	EAST SHEWA
ሰሜን ሸዋ	57.0	8.4	207.8	NORTH SHEWA
ደቡብ ሸዋ	93.9	12.3	160.1	SOUTH SHEWA
ምዕራብ ሸዋ	117.5	8.1	64.5	WEST SHEWA
ቦረና	11.1	3.5	15.8	BORENA
ሲዳሞ	120.1	17.8	111.3	SIDAMO
ቲግራይ	-	-	-	TIGRAY
አሶሳ	0.0	0.2	9.5	ASOSA
ወላጋ	5.5	7.7	48.8	WELEGA
ሰሜን ወሌ	49.6	12.1	74.0	NORTH WELO
ደቡብ ወሌ	90.5	32.0	191.3	SOUTH WELO
ጅምር	1097.7	186.3	1780.4	TOTAL
	HORSES (000)	MULES (000)	ASSES (000)	REGION
	1989/90			

በዘላኝ አካባቢ የሚገኙትን አይጠምርም  
Excluding Nomadic Areas

- ወረጃ አልተገኘም
- Data not available

የደር ብዛት ገምት በክፍለ ሀገር 1980 ዓ.ም.  
/ የገላ ገበሬዎች ይዘት ብቻ/

ESTIMATED NUMBER OF POULTRY BY REGION 1987/88  
( FOR PRIVATE HOLDINGS )

ሠገጠረዥ መ.6ሀ TABLE D.6A

ክፍለ ሀገር	የደር ብዛት /በሺህ/	
	1980	
አርቢ	530.9	ARSI
ባሌ	175.9	BALE
ኢርትራ	-	ERITREA
ጋም ገፋ	558.9	GAMO GOFA
ጉጃም	1814.2	GOJAM
ጉንደር	1315.1	GONDER
ዘረርጌ	1576.8	HARERGE
ኢሉባቦር	628.9	ILUBABOR
ክፋ	1969.7	KEFA
ሸዋ	6009.7	SHEWA
ሲዳሞ	2592.2	SIDAMO
ትግራይ	-	TIGRAY
ወለጋ	1773.7	WELEGA
ወሎ	2296.9	WELO
ድምር	21249.9	TOTAL
	1987/88	REGION
	NUMBER OF POULTRY ( '000 )	

- መረጃ አልተገኘም

- Data not available

የደር በዛት ገምት በክፍለ ሀገር 1981 እና 1982 ዓ.ም.  
 / የገላ ገበረኞች ይዘታ በቻ/  
 ESTIMATED NUMBER OF POULTRY BY REGION 1988/89, 1989/90  
 (FOR PRIVATE HOLDINGS)

ሠንጠረዥ መ.6ለ TABLE D.6B

ክፍለ ሀገር	የደር በዛት /በጠሀ/		
	1981	1982	
አርሲ	552.0	853.9	ARSI
ባሌ	176.8	285.4	BALE
ኦርትራ	-	-	ERITREA
ሰሜን ስዊዳ	1135.2	901.5	NORTH OMO
ደቡብ ስዊዳ	88.6	81.3	SOUTH OMO
ምሥራቅ ጉጃም	404.8	556.4	EAST GOJAM
ምዕራብ ጉጃም	1081.0	1395.0	WEST GOJAM
መብራክ	291.1	209.0	METEKEL
ሰሜን ጉንደር	430.0	599.7	NORTH GONDER
ደቡብ ጉንደር	666.0	519.7	SOUTH GONDER
ድረ ዳዋ	39.0	64.1	DIRE DAWA
ምሥራቅ ሐረርጌ	523.6	909.6	EAST HARERGE
ምዕራብ ሐረርጌ	710.2	832.0	WEST HARERGE
ጋምቤላ	115.9	118.9	GAMBELA
ሊላባቦር	1063.4	1218.4	ILUBABOR
ክፍ	941.2	822.6	KEFA
አዲስ አበባ	202.9	309.6	ADDIS ABABA
ምሥራቅ ቸዋ	344.4	408.7	EAST SHEWA
ሰሜን ቸዋ	1329.2	1246.1	NORTH SHEWA
ደቡብ ቸዋ	2744.4	2309.4	SOUTH SHEWA
ምዕራብ ቸዋ	885.9	942.1	WEST SHEWA
ቦረና	131.9	198.8	BORENA
ሲዳሞ	1222.5	1571.7	SIDAMO
ቲግራይ	-	-	TIGRAY
አሶሳ	232.5	200.6	ASOSA
ወሌገ	1038.8	1185.2	WELEGA
ሰሜን ወሌ	799.2	807.9	NORTH WELO
ደቡብ ወሌ	1373.0	2453.4	SOUTH WELO
ጭር	18523.5	21001.0	TOTAL
	1988/89	1989/90	REGION
	NUMBER OF POULTRY ('000)		

- መረጃ አልተገኘም  
 - Data not available

የገበረ ግብረት ብዛት በአስተዳደር አካባቢ/ራስ ገዝ 1981-1982

NUMBER OF FARMER'S ASSOCIATIONS BY ADMINISTRATIVE REGION  
1988/89 - 1989/90

ሠንጠረዥ ወ.7

TABLE D.7

አስተዳደር አካባቢ /ራስ ገዝ/	የገበረ ግብረት ብዛት		
	1981	1982	
አርቢ	1034	1040	ARSI
ባሌ	486	490	BALE
አሰብ	116	112	ASSEB
ኦሮሳ	461	459	ERITREA
ሰሜን ስዊላ	1119	1132	NORTH OMO
ደቡብ ስዊላ	142	142	SOUTH OMO
ምዕራብ ጉጃም	747	747	EAST GOJAM
ምዕራብ ጉጃም	734	731	WEST GOJAM
መቱክላ	289	247	METEKEL
ሰሜን ጉንደር	488	-	NORTH GONDER
ደቡብ ጉንደር	316	219	SOUTH GONDER
ድረዳዋ	31	30	DIRE DAWA
ሐገዲን	103	140	OGADEN
ምዕራብ ሰረርጌ	1038	790	EAST HARERGE
ምዕራብ ሰረርጌ	174	190	WEST HARERGE
ጋምቤላ	137	136	GAMBELA
ኪህባቦር	686	745	ILUBABOR
ባፋ	488	487	KEFA
አዲስ አበባ	346	350	ADDIS ABABA
ምሥራቅ ሸዋ	549	550	EAST SHEWA
ሰሜን ሸዋ	1474	1501	NORTH SHEWA
ደቡብ ሸዋ	1251	1253	SOUTH SHEWA
ምዕራብ ሸዋ	1671	1666	WEST SHEWA
ቦረና	240	242	BORENA
ሲዳሞ	473	478	SIDAMO
ተገራይ	-	-	TIGRAY
አሰሳ	214	253	ASOSA
ወላጋ	1094	1215	WELEGA
ሰሜን ወሌ	386	-	NORTH WELO
ደቡብ ወሌ	728	748	SOUTH WELO
ድምር	17015	16093	TOTAL
	1988/89	1989/90	ADMINISTRATIVE REGION
	NUMBER OF FARMER'S ASSOCIATIONS		

ከገብርና ሚኒስቴር የተገኘ

Source: Ministry of Agriculture

## የቤተሰብ ነር ግብዓት ዘዳ ሠራተኞች ብዛት በክፍለ ሀገር 1981-1983

NUMBER OF HOME ECONOMICS PERSONNEL BY REGION 1988/89 -- 1990/91

ክፍለ ሀገር	1981		1982		1983		NUMBER
	የባለተና ሳይንስ ሊክስ ፐርት	ወኪሎች	የባለተና ሳይንስ ሊክስ ፐርት	ወኪሎች	የባለተና ሳይንስ ሊክስ ፐርት	ወኪሎች	
	H.E. EXPERTS	AGENTS	H.E. EXPERTS	AGENTS	H.E. EXPERTS	AGENTS	
አርቢ	27	8	27	8	27	8	ARSI
ባሌ	13	14	13	14	13	14	BALE
ኦርትራ	10	25	10	25	10	25	ERITREA
ጋሞ ገፋ	30	4	30	4	30	4	GAMO GOFA
ገጃም	35	3	35	3	35	3	GOJAM
ጎንደር	26	0	26	0	26	0	GONDER
ሰረርጌ	25	4	25	4	24	4	HARERGE
ሊህባቦር	17	2	17	2	17	2	ILUBABOR
ክፋ	11	0	11	0	11	0	KEFA
ሾዋ	73	3	73	3	73	3	SHEWA
ሲዳሞ	21	3	21	3	21	3	SIDAMO
ትገራይ	15	0	15	0	0	0	TIGRAY
ወለጋ	25	4	25	4	25	4	WELEGA
ወሌ	30	0	30	0	30	0	WELO
ዶቦር	358	70	358	70	342	70	TOTAL
							REGION
	1988/89		1989/90		1990/91		

ከገባርና ግህነት የተገኘ::

Source: Ministry of Agriculture

### ከፍለ ሠ - ማዕድን

የማዕድን ሥራ የሚመለከተው መረጃ የተገኘው ከማዕድንና ኢነርጂ ሚኒስቴር ነው። የዘመኑ አቅጣጫ በኢትዮጵያ የበጀት ዓመት መሠረት ነው።

በሠንጠረዥ ሠ.1 እና ሠ.2:- በአካሄድ ሠንጠረዥ የተመለከተው ከ1973-1982 ያለውን የማዕድን ምርት መጠንና ዋጋ ነው። ስለ ዋጋውም የቀረበው ሂሳብ የውጤትን ጠቅላላ ዋጋ ያመለክታል።

ሠንጠረዥ ሠ.3 እና ሠ.4:- አካሄድ ሠንጠረዥ የሚያመለክት ከ1978-1982 ለማዕድን ፍለጋና ማስፈጸም የመዋሰን ገቢ ወጭ፣ የወጭ ምንጭና የአወጣጡም ሁኔታ ነው።

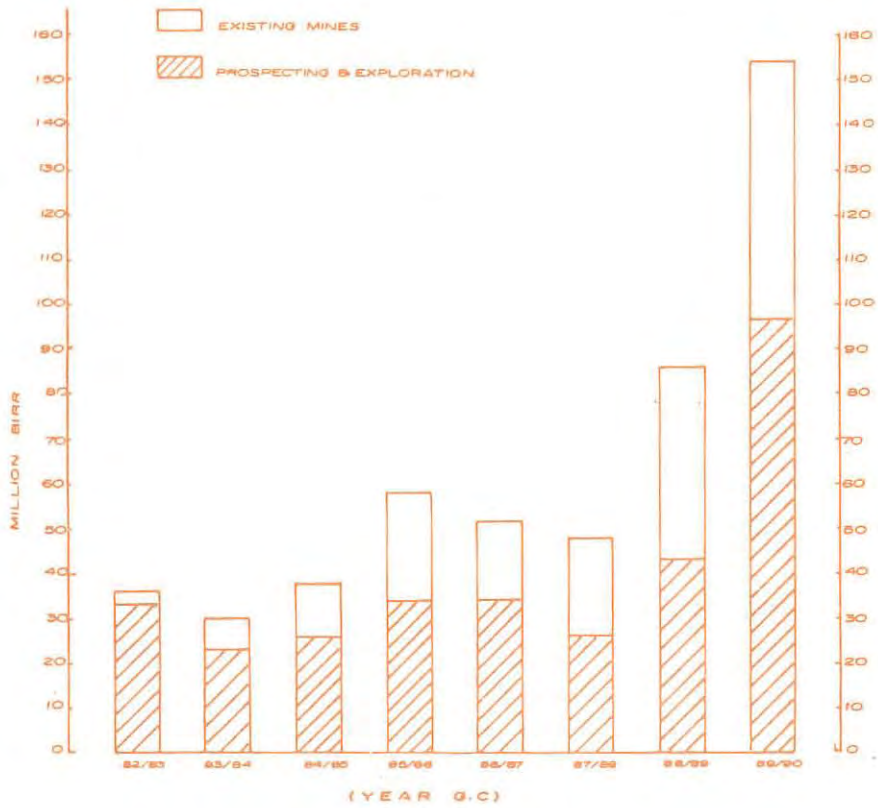
### SECTION E. MINING

The statistics relating to mining was obtained from the Ministry of Mines and Energy. The year refers to the Ethiopian fiscal year (i.e. from July 8 to July 7)

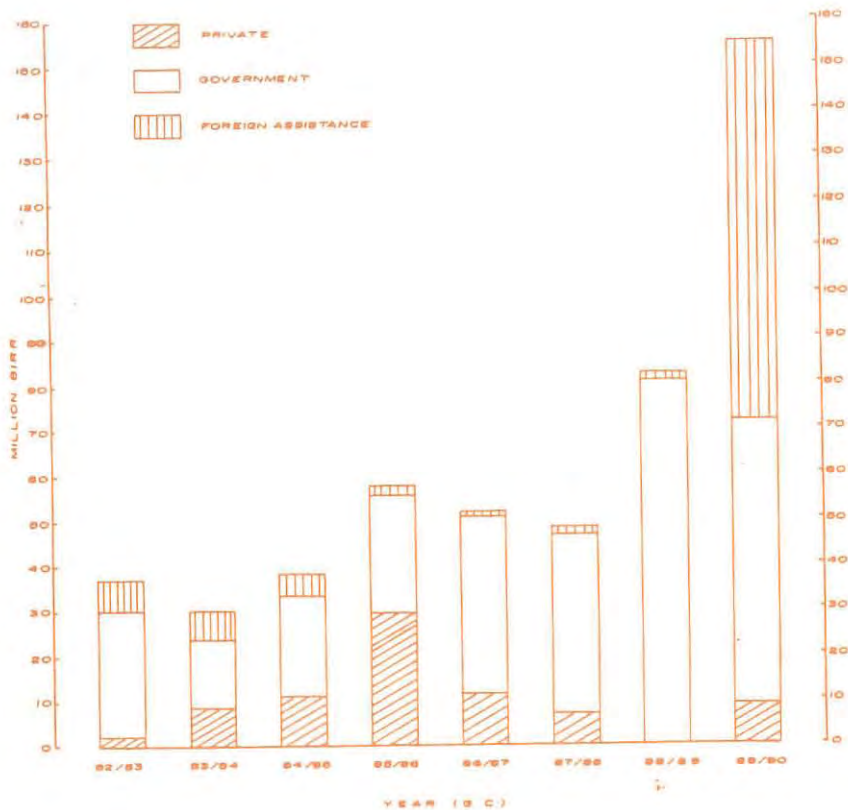
Table E.1 and E.2:- give the volume and value of mineral production for the year 1980/81 - 1989/90. The value figures are gross values of production.

Table E.3 and E.4:- show the volume and sources of investment fund in mining for the years 1985/86 - 1989/90.

E-1(a) ALLOCATION OF INVESTMENT IN MINING



E-1(b) SOURCE OF INVESTMENT IN MINING



የጦርቶ ምርት መጠንና ጠቅላላ ዋጋ፣ 1973 - 1982  
 QUANTITY AND VALUE OF PRODUCTION OF GOLD, 1980/81 - 1989/90

ሠንጠረዥ ሠ.1 TABLE E.1

ዓመት ምዕረቅ	መጠን /በኪሎ/	ጠቅላላ ዋጋ /በሺህ ብር/	
1973	371.0	10,302.7	1980/81
1974	492.1	13,782.7	1981/82
1975	463.0	13,140.0	1982/83
1976	661.6	16,936.8	1983/84
1977	918.2	19,373.4	1984/85
1978	923.0	20,951.7	1985/86
1979	643.3	17,983.2	1986/87
1980	728.3	21,243.2	1987/88
1981	745.5	20,410.9	1988/89
1982	848.1	21,476.3	1989/90
	QUANTITY (KG)	VALUE (IN '000 BIRR)	YEAR

የፕላቲኒየም ምርት መጠንና ጠቅላላ ዋጋ፣ 1973 - 1982  
 QUANTITY AND VALUE OF PRODUCTION OF PLATINIUM, 1980/81 - 1989/90

ሠንጠረዥ ሠ.2 TABLE E.2

ዓመት ምዕረቅ	መጠን /በኪሎ/	ጠቅላላ ዋጋ /በሺህ ብር/	
1973	-	-	1980/81
1974	1.4	29.8	1981/82
1975	1.7	43.2	1982/83
1976	0.2	4.2	1983/84
1977	0.1	3.3	1984/85
1978	2.4	49.7	1985/86
1979	1.0	31.2	1986/87
1980	1.5	54.9	1987/88
1981	-	-	1988/89
1982	-	-	1989/90
	QUANTITY (KG)	VALUE (IN '000 BIRR)	YEAR

ለግዕድን ፍለጋና ግብረሬታ የተደረገው የግዕድን ገቢ፣ 1978 - 1982

INVESTMENT IN MINING, 1985/86 - 1989/90

ሠገጠረዥ ሠ.3

TABLE E.3

(IN '000 BIRR)

ዓመት ያህረት	በሥራ ላይ ላሉ ግዕድናት የተደረገው የግዕድን ገቢ	ለግዕድን ፍለጋና ያርጦራ የተደረገው የግዕድን ገቢ	ጠቅላይ	
1978	23,656.5	33,954.4	57,611.0	1985/86
1979	17,231.0	34,323.0	51,554.0	1986/87
1980	21,973.0	25,990.0	47,963.0	1987/88
1981	43,245.0	43,180.0	86,425.0	1988/89
1982	58,161.0	96,593.0	154,754.0	1989/90
	INVESTMENT IN EXISTING MINES	PROSPECTING AND EXPLORATION INVESTMENT	TOTAL	YEAR

የግዕድን ገቢ ምንጭ፣ 1978 - 1982

SOURCE OF INVESTMENT FUND, 1985/86 - 1989/90

ሠገጠረዥ ሠ.4

TABLE E.4

(IN '000 BIRR)

	1978	1979	1980	1981	1982	
ከግንባታ ባንክ የተገኘ	26,074.2	38,989.0*	39,435.0*	80,833.0*	62,632.0*	GOVERNMENT BUDGET
ከውጭ የተገኘ ዕርዳታ	1,964.1	993.0	1,423.0	1,421.0	83,246.0**	FOREIGN ASSISTANCE
ከገላ ሀብት ጭፍ	29,572.7	11,572.0	7,105.0	-	8,876.0	PRIVATE CAPITAL
ጠቅላላ ጠቅላይ	57,611.0	51,554.0	47,963.0	82,254.0	154,754.0	GRAND TOTAL
	1985/86	1986/87	1987/88	1988/89	1989/90	

ከግዕድን ሊነርጂ ጊዕኑትር የተገኘ

Source: Ministry of Mines and Energy

\* ከአገር ውስጥ ባንክ ብድርን ያጠቃልላል

\* Includes Local Bank Loan

\*\* ከውጭ አገር ባንክ ብድርን ያጠቃልላል

\*\* Includes Foreign Bank Loan

ከፍላ ረ. በሰ ማረጋገጥ ለሌክትሪክ ኢንፎርሜሽን

የማረጋገጥ ኢንፎርሜሽን:-

ይህ የኢንፎርሜሽን ስታቲስቲክስ ለዘገታ የቻለው የግዕዝ ስታቲስቲክስ ባለሥልጣን ከሚያከናውነው ዓመታዊ የኢንፎርሜሽን ጥናት ነው።

መረጃዎች ሁሉ የቀረቡት በኢትዮጵያ የባንክ ጥናት ለቀጣይ መሠረት ነው። በኢትዮጵያ ወይም በአውሮፓ ውስጥ የቀን ለቀጣይ መሠረት መረጃዎችን የሰጡ አገልግሎት ኢንፎርሜሽን ስርዓት ወራት ለማስተካከል የተደረገው የለም።

በየጊዜው የሚካሄደው የኢንፎርሜሽን ጥናት የሚመለከተው በጥቅም ገደብ የሚንቀሳቀስ መሣሪያ የሚጠቀሙትን ለሥርና ከአሥር በላይ ሠራተኞች ያሉዋቸውን ፋብሪካዎች ነው።

ስለኢንፎርሜሽን የቀረቡት ሠንጠረዦች የ1979፣ የ1980 እና የ1981 ዓመታዊ የሥራ ክግግር ይገልጻሉ።

የቋላት ተርጓሚ:-

ፋብሪካ:- ማለት የታወቀ አድራሻ ናርት በአገሩ ባለቤት ወይም አስተዳደር ሥር የሚሠራ /አገደ ጻብ ቤት፣ የአገጣጠም ስርዓት ወዘተ... ያለ/ ድርጅት ነው።

የተቀጠረ ሠራተኞች ብዛት:- በደመወዝ መከረኛ ላይ የተመዘገቡ በጊዜያዊነትም ሆነ በቋሚነት የሚያገለገሉትን የድርጅት ሠራተኞች በሙሉ ያጠቃላሉ።

የሠራተኞች ጠቅላላ ብዛት:- ተቀጥረው ከሚያገለገሉ ሠራተኞች በተጨማሪ የድርጅት ባለቤቶችና ሸርኮች እንዲሁም ያለ ደመወዝ የሚያገለገሉትን የቤተሰብ አባላት ያጠቃላሉ።

ደመወዝና ጥንታ:- የሚያጠቃላለው ጥናት በሚመለከተው ዓመት ውስጥ በጥረ ገንዘብና በዓይነት ለሠራተኞች የተደረገውን ክፍያ ሲሆን የቀን አበሳና የመኪና አለባብን አይወጥም።

ጠቅላላ የሥራ ውጤት ዋጋ:- የሚያመለክተው በዓመት ውስጥ በፋብሪካዎች ተዘጋጅተው ለገበያ የወጡትንና የተሸጡ ሸቀጦች ጠቅላላ ዋጋ፣ ተሠርተው ያሉ ቀና በመሠረት ላይ ያሉ ዕቃዎች ዋጋ በዓመት መጀመሪያና በዓመት መጨረሻ ያሏቸው ልዩነት፣ ፋብሪካው ለሌሎች ከሰጠው አገልግሎቶችና የጥገና ሥራዎች የተገኘ ገቢ፣ በተገዙበት ሁኔታ ተመሳሳይ ከተሸጡት ዕቃዎች ገቢ እንዲሁም ለፋብሪካው አገልግሎት በፋብሪካው ሠራተኞች የተሰጠ ቋሚ ገቢ ለተቀጠሉት ጠቅላላ ዋጋ ነው። ጠቅላላ የሥራ ውጤት ዋጋ የተሰጣው በአምራች ዋጋ መሠረት ሲሆን ቀጥታ ያለሆኑ የታከሰ ክፍያዎች ሲወጡ ድጋግ አይወጡም።

የኢንፎርሜሽን ወጪ:- የፋብሪካውን ውጤት ለማዘጋጀት ለጥረ ዕቃዎች፣ ለ ነጻጅ፣ ለሌክትሪክ፣ ለሚደገፍ ለመጠገን በተገዙበት ሁኔታ ተመሳሳይ ለሚሸጡ ዕቃዎች የተደረገ ወጪና ሌሎች ድርጅቶች ለሰጡት አገልግሎት የተደረገውን ክፍያ ያጠቃላሉ።

ተጨማሪ ዋጋ:- የሚለው የተገኘው ጠቅላላ የሥራ ውጤት ዋጋ ላይ የኢንፎርሜሽን ወጪዎችን በመቀነስ ነው።

መዋዕለ ገደብ /ኢንፎርሜሽን/:- የሚባለው በጥናት ዓመት የኢንፎርሜሽን ሥራ ለማስፋፋት አዲስም ሆነ ያገለገለ ዕቃ በተገዛበት ዋጋ ታስቦ የቀረበ ሂሳብ ነው። ከተገዛበት ዋጋ ሌላ የጥራት ቀረጥ፣ ሌሎች ታከሮች፣ የባለቤትነት መብት ማዘወሪያ፣ የማህበራዊና የሚያደግ ወጪዎች ሁሉ ይገኙበታል። በተጨማሪም የኢንፎርሜሽን ሠራተኞች ቤቶችን እና ልዩ ልዩ ስጦታዎችን ለመሥራት፣ የፋብሪካ መኪናዎችን ለማዘጋጀትና ለመገጣጠም፣ ክፍተት ለመጠገን ለማድረግ፣ ለሸጭ ለመሥራትና ለማደብ የተደረጉ የሠራተኛ ወጭና የመሣሪያዎች ጠቅላላ ዋጋ በዚህ ውስጥ ይገባል።

የማይንቀሳቀስ ገብረት ዋጋ:- የማይንቀሳቀስ ገብረት ዋጋ ሲባል ይህ ድርጅት ከሌላ ድርጅት ያገኘውም ሆነ እራሱ ባለገብረት የሠራው እንደ ዓመትና በላይ ሊያገለገል የሚችል ሥራውን የሚያንቀሳቀስበት በሰው የተመዘገበ የጠቅላላ ሀብት ገምት ነው። ይህንኑም በተጠቀሰው የጥናት ዓመት መጨረሻ ላይ የሚኖረው ገምት ሲሆን የሚሸጠው በዓመት መጀመሪያ በነበረው ገምት ላይ በጥናት ዓመት ውስጥ የተጨመረ ጋራ ገብረቶች ዋጋ በመደመር በዓመት ውስጥ የተሸጠና ከጥቅም ውጪ የሆኑ ዕቃዎች -ዋጋ እንዲሁም የዓመትን የአገልግሎት ዋጋ በመቀነስ ነው፤ ቀላል ጥገናና እንክብካቤን አይጨምርም።

የመንገድ ይዘታ:- በዚህ ርዕስ ሥር የሚጠቃሉት በሙሉ በክፍል በመንገድ ይዘታ ሥር የሚገኙ ፋብሪካዎች ናቸው።

የኢሌክትሪክ እንቅስቃሴ:-

የኢሌክትሪክ እንቅስቃሴ መረጃ የተገኘው የማዕከላዊ ስታቲስቲክስ ባለሥልጣን በየዓመት ከሚያካሂደው ጥናት ሲሆን የመረጃ ዎንጭቶ የኢትዮጵያ ኢሌክትሪክ መብራትና ኃይል ባለሥልጣን እና የኢርትራ ራስ ገዝ ኢሌክትሪክ መስጫ ድርጅት ናቸው። መረጃዎችም የሚመለከቱት በተጠቀሱት ድርጅቶች አማካይ ነት የሚከናወነውን የኢሌክትሪክ ኃይል ስርዓት በቻ ነው።

የቋላት ተርጉም:-

የማመገጫ ችሎታ:- የተተከሉ ሀይረተሮችና የዲዛል ጭተሮች የኢሌክትሪክ የማመገጫ ችሎታ።

ታሪፍ:- የተለያዩ ደገቦች በኢሌክትሪክ ኃይል ፍጆታቸው ዓይነት እንዲከፍሉ የተወሰነ ዋጋ።

ተራ ታሪፍ:- ለመኖሪያ ቤቶች ለድርጅት ሠራተኞችና ለመንገድ መብራት የተወሰኑ ታሪፍን ያጠቃልላል።

የኢንቀስቃሴ ታሪፍ:- የአነስተኛና የተላላቅ ኢንቀስቃሴዎችን፣ የቦይለሮችን፣ የገብርናና የገንዘብ ታሪፍን ያጠቃልላል።

SECTION F. MANUFACTURING AND ELECTRICITY INDUSTRY

MANUFACTURING:

The statistics on Manufacturing Industry are obtained through the Annual Survey of Manufacturing Industries conducted by the Central Statistical Authority.

All data in this section are shown according to Ethiopian Fiscal Year. No attempt was made to adjust figures of firms which submitted information on the basis of Ethiopian or Gregorian Calendar Year.

The tables deal mainly with the results of the Annual Survey for the year 1979, 1980 and 1981 E.F.Y (1986/87, 1987/88 and 1988/89 G.C.).

The survey covers those establishments which have 10 persons engaged and above and use power driven machines.

Main Definitions Used:

An Establishment: is defined as the whole of the premises under the same ownership or management at a particular address (e.g. a bakery, a sawmill, etc...).

Number of employees: includes all persons on the payroll whether seasonal or temporary. The number of seasonal and temporary workers has been adjusted to give equivalent of full-time workers.

Number of persons engaged: includes paid employees and working proprietors, active partners and unpaid family workers.

Wages and salaries: includes all payments in cash or in kind made to employees during the reference year in connection with work done for the establishment, excluding car allowance and per diem.

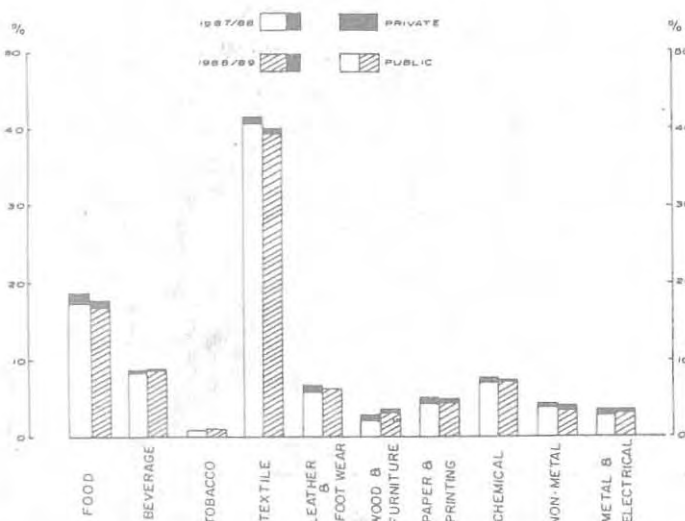
Gross value of production: includes the sales value of all products of the establishment, the net change between the beginning and end of the reference period in the value of finished goods and the value of work in-progress, the value of industrial services rendered to others, the value of goods bought and resold without any transformation or processing and the value of fixed assets produced during the reference period by the unit for its own use. The valuation of gross value of production is in terms of producers' values where indirect taxes are included in the value of sales of the establishment and the value of subsidies received is excluded.

Industrial costs: includes the cost of raw materials, auxiliary materials, fuels, and other supplies consumed, cost of industrial services rendered by others, cost of goods bought and resold without any transformation or processing and cost of electricity consumed.

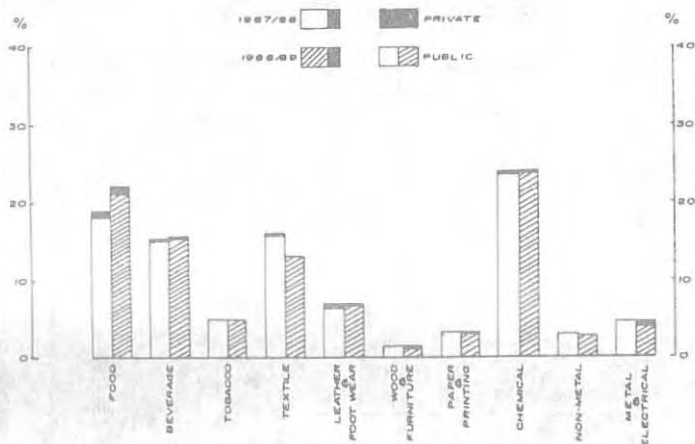
Value added: is the difference between gross value of production and industrial cost. (i.e., Census value added at market price).

Investment (New Capital Expenditure During the Year): is the value of all fixed assets as well as second-hand assets bought during the reference year. The value of such fixed assets should include the purchase price (less discounts received) including taxes, custom duties, transportation, assembly and other installation costs. It includes the cost of installation, alterations and renovations made by the employees of the establishments on machineries, buildings and the like.

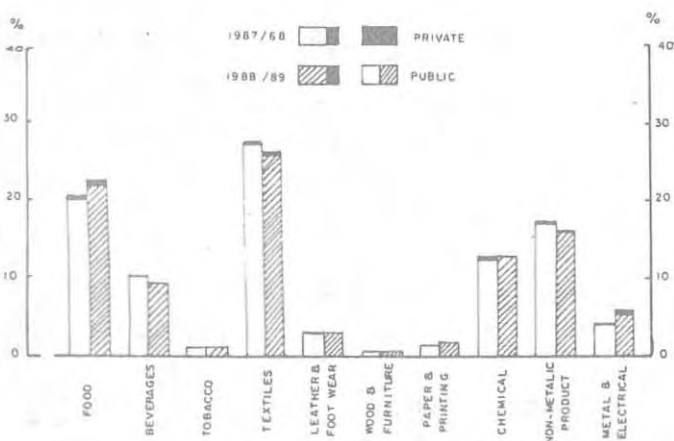
F1. PATTERN OF MANUFACTURING INDUSTRY 1987/88-1988/89 GC  
F1(a) EMPLOYMENT



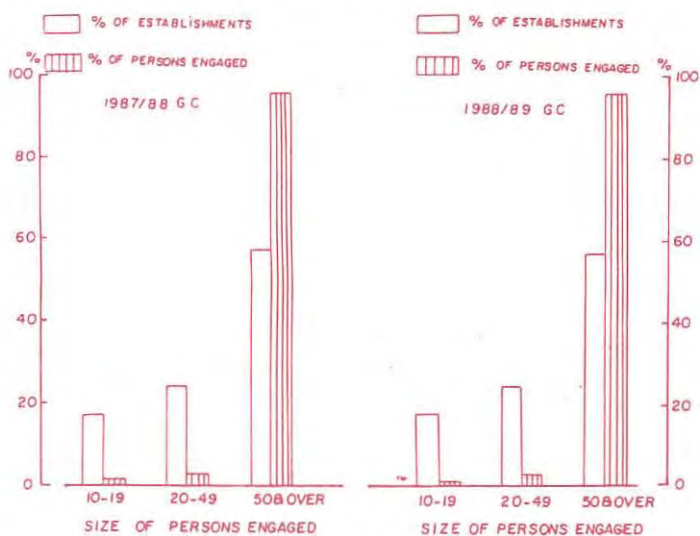
F1(b) GROSS VALUE OF PRODUCTION



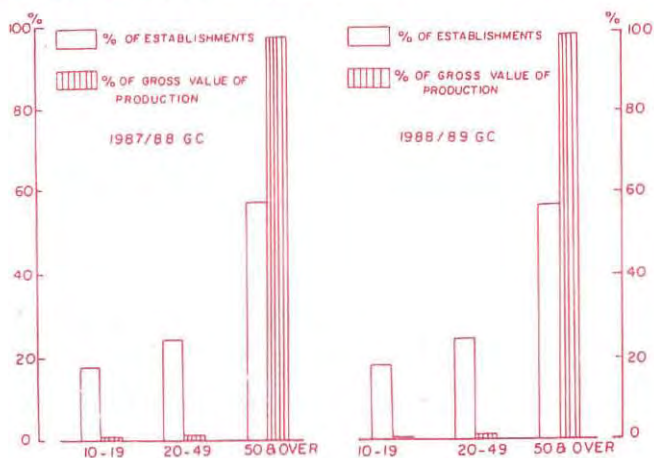
F1(c) FIXED ASSET



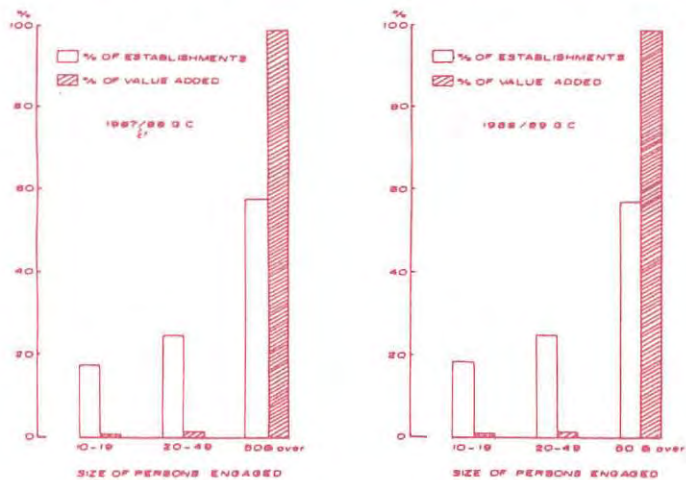
CLASSIFICATION OF MANUFACTURING ESTABLISHMENTS  
 F-2 (a) % OF PERSONS ENGAGED BY SIZE OF PERSONS ENGAGED



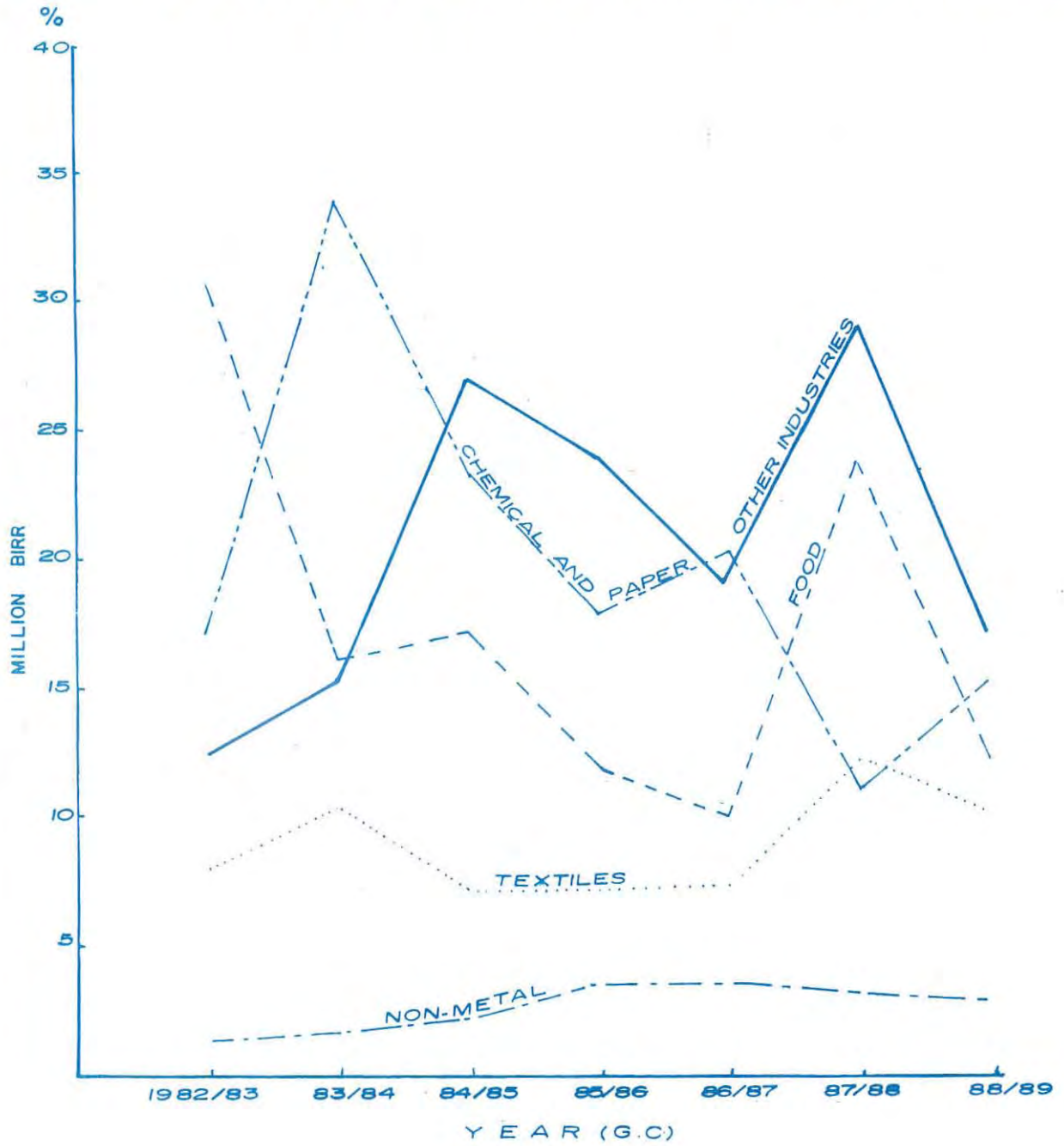
F-2 (b) % OF GROSS VALUE OF PRODUCTION BY SIZE OF PERSONS ENGAGED



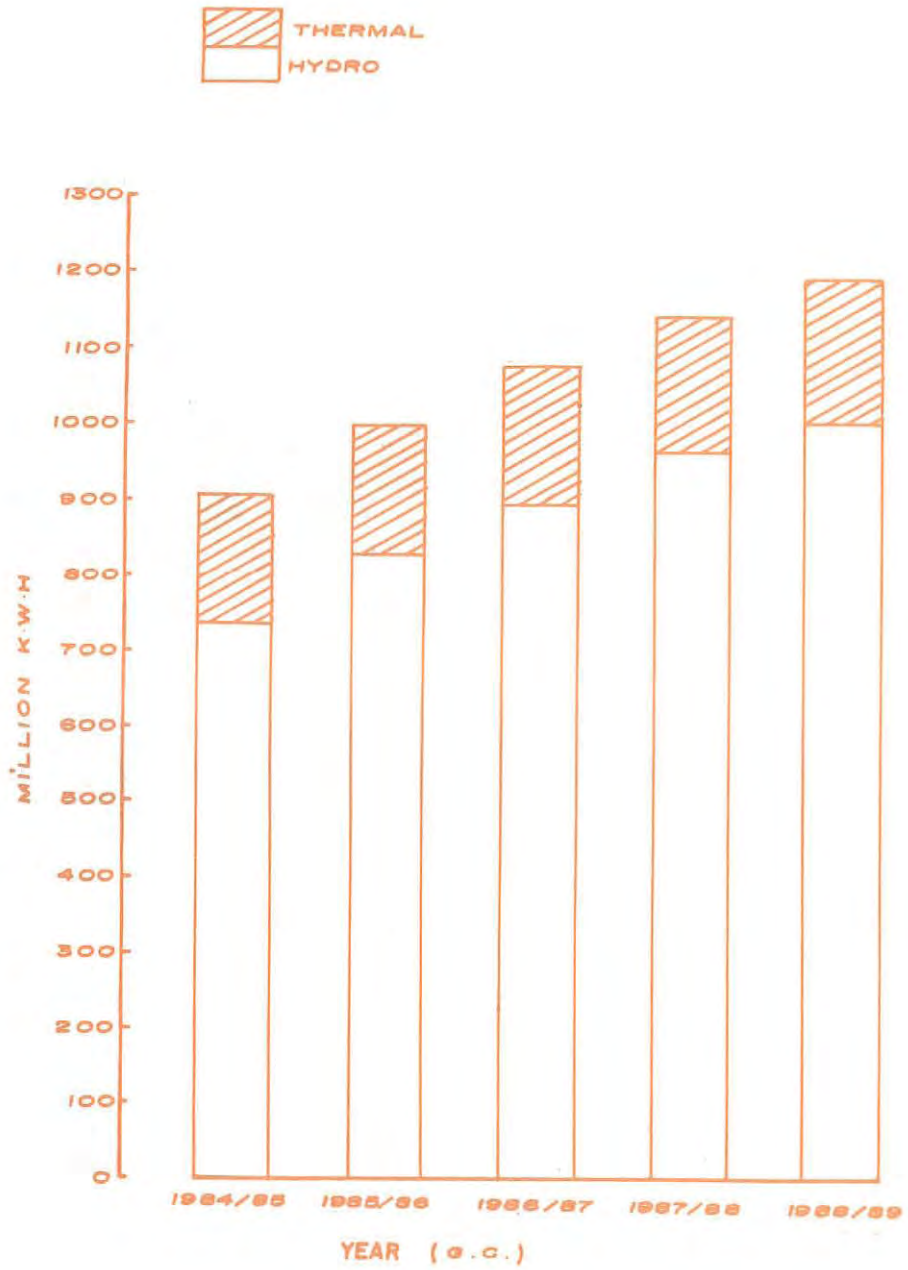
F-2 (c) % OF VALUE ADDED BY SIZE OF PERSONS ENGAGED



F.3 - INVESTMENT IN MANUFACTURING INDUSTRIES



## F-4 PRODUCTION OF ELECTRICITY



በ1980 የፋብሪካዎችና የተቀጠረ ሠራተኞች ብዛት በይዘታ  
 NUMBER OF ESTABLISHMENTS AND NUMBER OF EMPLOYEES BY OWNERSHIP, 1987/88

ሠገጠኒዥ ረ.1.ሀ TABLE F.1.a

የኢንዱስትሪ ዓይነት	የፋብሪካዎች ብዛት			የተቀጠረ ሠራተኞች ብዛት			
	የጠቅላይ	የገላ	ድምር	የጠቅላይ	የገላ	ድምር	
<u>የግብር ፋብሪካዎች</u>	67	69	136	16,705	1,593	18,298	<u>FOOD MANUFACTURING</u>
ሥጋ ግዛጋይተና መጠበቅ	11	-	11	4,714	-	4,714	SLAUGHTERING, PREPARING AND PRESERVING OF MEAT
ወተና የወተተ ተዋላኮ	2	-	2	268	-	268	MANUFACTURE OF DAIRY PRODUCTS
ከእግረሰብና ከአህሉ የግገኛ ተባቶ	12	3	15	2,371	110	2,481	MANUFACTURE OF VEGETABLES AND ANIMAL OILS AND FATS
የአህሉ ወናሎዎች	18	-	18	3,640	-	3,640	GRAIN MILL PRODUCTS
የላቦ መገገሪያዎች	14	60	74	1,498	1,371	2,869	MANUFACTURE OF BAKERY PRODUCTS
የሶስት ፋብሪካዎችና ከሶስት የግዛጋዎች ግብዓት	4	6	10	3,299	112	3,411	SUGAR FACTORIES, REFINERIES AND SUGAR CONFECTIONERY
ሌሎች ግብዓት	3	-	3	638	-	638	MANUFACTURE OF FOOD PRODUCTS N.E.C
የእግረሰብ መኖ ግዛጋዎች	3	-	3	277	-	277	MANUFACTURE OF PREPARED ANIMAL FEEDS
<u>የመጠጥ ፋብሪካዎች</u>	22	7	29	8,600	263	8,863	<u>BEVERAGE INDUSTRIES</u>
አለባብ ግግራተና መጠጠጥ	5	3	8	774	127	901	DISTILLING, RECTIFYING AND BLENDING OF SPIRITS
የወይን ጠጅ መጠጠጥ	3	-	3	752	-	752	WINE INDUSTRIES
አረጃዎች መጠጠጥና ድጋጅ ግዛጋዎች /ሲ/	5	-	5	3,389	-	3,389	MALT LIQUORS AND MALT (BEER)
ሶስት ግግራተና ጠባብ	9	4	13	3,685	136	3,821	SOFT DRINKS AND CARBONATED WATER INDUSTRIES
<u>ከተዋገህ የግራግ ውጤቶች</u>	2	-	2	925	-	925	<u>TOBACCO MANUFACTURES</u>
<u>የጨርቅ ጨርቅ ፋብሪካዎች</u>	24	25	49	36,760	646	37,406	<u>MANUFACTURE OF TEXTILES</u>
መኖተላ ለብብ መሥሪተና ግግራተ	18	1	19	31,059	69	31,128	SPINNING, WEAVING AND FINISHING OF TEXTILES
ጉራብ መሥሪተ	3	22	25	1,374	558	1,932	KNITTING MILLS
ገመዶችና ሲንጉዎች መሥሪተ	3	2	5	4,327	19	4,346	CORDAGE, ROPE AND TWINE INDUSTRIES
<u>የተባረ ለብብ</u>	5	6	11	3,169	288	3,457	<u>MANUFACTURE OF WEARING APPAREL EXCEPT FOOTWEAR</u>
ቀዳዎችን መረቀና ግራግ	8	2	10	3,049	93	3,142	TANNERIES AND LEATHER FINISHING
ከቀዳ የተሠሩ ግግራተ	5	13	18	2,599	616	3,215	MANUFACTURE OF FOOTWEAR (LEATHER)
አገጣጠኖች የአገጣጠኖች የሰጠ ዕቃዎች	7	7	14	1,388	177	1,565	MANUFACTURE OF WOOD AND CORK PRODUCTS
የአገጣጠኖች የሰጠ ቃጣጥና የሰጠ መሥሪያዎች	4	14	18	785	644	1,429	MANUFACTURE OF FURNITURE AND FIXTURE
የወረቀተና ከወረቀተ የግራግ ዕቃዎች	3	4	7	1,337	116	1,453	MANUFACTURE OF PAPER AND PAPER PRODUCTS
ግተግግ ሲቶችና ጠባብ ፋብሪካዎች	8	13	21	2,857	476	3,333	PRINTING, PUBLISHING AND ALLIED INDUSTRIES
በኢንዱስትሪ የግራግ ግግራተ ከግራግ ዕቃዎች በስተቀር	3	-	3	319	-	319	MANUFACTURE OF BASIC INDUSTRIAL CHEMICALS EXCEPT FERTILIZERS
	PUBLIC	PRIVATE	TOTAL	PUBLIC	PRIVATE	TOTAL	INDUSTRIAL GROUP
	NUMBER OF ESTABLISHMENTS			NUMBER OF EMPLOYEES			

በ1980 የፋብሪካዎችና የተቀረፀ ሠራተኛ ብዛት በይዘት  
 NUMBER OF ESTABLISHMENTS AND NUMBER OF EMPLOYEES BY OWNERSHIP; 1987/88

ሠገጠረዥ ረ.ገ.ሀ / የተጠለ / TABLE F.1.a (Contd.)

የኢንባስትሪ ባይዥት	የፋብሪካዎች ብዛት			የተቀረፀ ሠራተኛ ብዛት			
	የጠቅላይ	የገለ	ድምር	የጠቅላይ	የገለ	ድምር	
የሌሎች ኪሚካሎች ጭጠት	9	4	13	1,998	135	2,133	<u>MANUFACTURE OF OTHER CHEMICAL PRODUCTS</u>
የለቦችና ጉምላቸው	2		2	227	-	227	MANUFACTURE OF PAINTS, VARNISHES AND LACQUERS
ሃይማኖት ሌሎች ግልጽ ያቸው የውበት ጭጠታዎች	5	2	7	924	65	989	MANUFACTURE OF SOAP, COSMETICS, PERFUMES AND OTHER CLEANING PREPARATIONS
ሌሎች ኪሚካሎች	2	2	4	847	70	917	MANUFACTURE OF CHEMICAL PRODUCTS N.E.C.
የነጻይ ግጥራዎች	1	-	1	1,433	-	1,433	<u>PETROLEUM REFINERY</u>
የላቲክ ስጥግ	2	3	5	1,764	140	1,904	<u>MANUFACTURE OF RUBBER PRODUCTS</u>
የፕላስቲክ ስጥግ	4	5	9	1,519	152	1,671	<u>MANUFACTURE OF PLASTIC PRODUCTS</u>
ጫናተኛና የውበት ስጥግ	2	-	2	675	-	675	<u>MANUFACTURE OF GLASS AND GLASS PRODUCTS</u>
በረታ ብረት ያለሁት የግዕድ ጭጠታዎች	14	18	32	3,178	673	3,851	<u>MANUFACTURE OF OTHER NON-METALLIC MINERAL PRODUCTS</u>
ለሕንጻ ሥራ የግህት ጭጠታዎች	8	15	23	1,017	482	1,499	MANUFACTURE OF STRUCTURAL CLAY PRODUCTS
ቢሮዎች ስራ ሌሎች ጭጠታዎች	4	2	6	1,573	166	1,739	MANUFACTURE OF CEMENT, LIME AND PLASTER
ሌሎች በረታ ብረት ያለሁት የግዕድ ጭጠታዎች	2	1	3	588	25	613	MANUFACTURE OF NON-METALLIC MINERAL PRODUCTS N.E.C.
በረታ ብረት	3	-	3	990	-	990	<u>IRON AND STEEL, BASIC INDUSTRIES</u>
ከግብርናዎችና ከፋብሪካ ጭጠታዎች ለገንዘብ ስጥግ የተሠሩ ስጥግ	12	13	25	1,595	405	2,000	<u>MANUFACTURE OF FABRICATED METAL PRODUCTS EXCEPT MACHINERY AND EQUIPMENT</u>
ከብረት የተሠሩ የግብርና ስጥግ	8	1	9	719	38	757	MANUFACTURE OF CUTLERY, HAND-TOOLS AND GENERAL HARDWARE
የሕንጻ ጭጠታዎች በረታ ብረት	-	9	9	-	315	315	MANUFACTURE OF STRUCTURAL METAL PRODUCTS
ጭጠታዎችና የፋብሪካ ጭጠታዎች ያለሁት ሌሎች የብረት ብረት ስጥግ	4	3	7	876	52	928	MANUFACTURE OF FABRICATED METAL PRODUCTS EXCEPT MACHINERY AND EQUIPMENT N.E.C.
የሌሎች ስጥግ ጭጠታዎች	1	2	3	75	34	109	<u>MANUFACTURE OF ELECTRICAL MACHINERY, APPARATUS, APPLIANCES AND SUPPLIES</u>
የተገኘ ስጥግ ጭጠታዎች ጭጠታዎች	2	1	3	243	259	502	<u>ASSEMBLY OF MOTOR VEHICLES</u>
ድምር	208	206	414	91,963	6,710	98,673	TOTAL
	PUBLIC	PRIVATE	TOTAL	PUBLIC	PRIVATE	TOTAL	
	NUMBER OF ESTABLISHMENTS			NUMBER OF EMPLOYEES			INDUSTRIAL GROUP

የ1987 የብሪታኒያና የተጠራ ሠራተኞች ብዛት ብዛት  
 NUMBER OF ESTABLISHMENTS AND NUMBER OF EMPLOYEES BY OWNERSHIP, 1988/89

ሠገጠረዥ ረ.1.ለ TABLE F.1.b

የኢንዱስትሪ ዓይነት	የብሪታኒያ ብዛት			የተጠራ ሠራተኞች ብዛት			
	የጠቅላይ	የገለ	ድምር	የጠቅላይ	የገለ	ድምር	
<u>የምግብ ብሪታኒያ</u>	66	68	134	16,901	1,537	18,438	<u>FOOD MANUFACTURING</u>
ሥጋ ግዛጅ እና መጠቀሚያ	11	-	11	5,125	-	5,125	SLAUGHTERING, PREPARING AND PRESERVING OF MEAT
ወተና የወተ ተዋላኝ	2	-	2	182	-	182	MANUFACTURE OF DAIRY PRODUCTS
ከአገባባትና ከአህል የጫገኝ ተባቶ	12	4	16	2,184	122	2,306	MANUFACTURE OF VEGETABLES AND ANIMAL OILS AND FATS
የአህል ወፍጭ	17	-	17	3,782	-	3,782	GRAIN MILL PRODUCTS
የዓብ መገገጫ	14	58	72	1,448	1,303	2,751	MANUFACTURE OF BAKERY PRODUCTS
የባካር ብሪታኒያና ከባካር የጫገኝ ምግብ	4	6	10	3,306	112	3,418	SUGAR FACTORIES, REFINERIES AND SUGAR CONFECTIONERY
ሌሎች ምግብ	3	-	3	695	-	695	MANUFACTURE OF FOOD PRODUCTS N.E.C.
የአገባባት ወፍ ግዛጅ	3	-	3	179	-	179	MANUFACTURE OF PREPARED ANIMAL FEEDS
<u>የመጠጥ ብሪታኒያ</u>	22	7	29	8,869	280	9,149	<u>BEVERAGE INDUSTRIES</u>
አለባብ ግግራትና መጠጥ	5	3	8	790	137	927	DISTILLING, RECTIFYING AND BLENDING OF SPIRITS
የወይን ጠጅ መጠጥ	3	-	3	749	-	749	WINE INDUSTRIES
አረፊትና መጠጥና ድፍድፍ ግዛጅ /ቤት/	5	-	5	3,484	-	3,484	MALT LIQUORS AND MALT (BEER)
ለባላባ መጠጥና ጠባብ	9	4	13	3,846	143	3,989	SOFT DRINKS AND CARBONATED WATER INDUSTRIES
<u>ከተምባህ የጫራ ወጤቶች</u>	2	-	2	966	-	966	<u>TOBACCO MANUFACTURES</u>
<u>የጨርቃ ጨርቃ ብሪታኒያ</u>	24	23	47	35,164	555	35,719	<u>MANUFACTURE OF TEXTILES</u>
መፍተሽ ለብሪታኒያና ግግራት	18	1	19	29,506	47	29,553	SPINNING, WEAVING AND FINISHING OF TEXTILES
ጥራት መሥሪያ	3	20	23	1,432	488	1,920	KNITTING MILLS
ገጠጥና ሲገገጥ መሥሪያ	3	2	5	4,226	20	4,246	CORDAGE, ROPE AND TWINE INDUSTRIES
<u>የተባራ ለብሪታኒያ</u>	5	6	11	4,435	301	4,736	<u>MANUFACTURE OF WEARING APPAREL EXCEPT FOOTWEAR</u>
የዓቶች መሥሪያ ግራት	8	2	10	3,374	97	3,471	TANNERIES AND LEATHER FINISHING
ከዓቶች የተሠራ ጫግ	5	12	17	2,633	524	3,157	MANUFACTURE OF FOOTWEAR (LEATHER)
<u>አገጣጥሞ የአገጣጥሞ የብሪታኒያ ግግራት</u>	7	5	12	2,694	126	2,820	<u>MANUFACTURE OF WOOD AND CORK PRODUCTS</u>
የአገጣጥሞ የብሪታኒያ ግግራትና የብሪታኒያ መሥሪያ	4	21	25	810	800	1,610	MANUFACTURE OF FURNITURE AND FIXTURE
<u>የወረቀትና ከወረቀት የጫራ ግግራት</u>	3	4	7	1,326	107	1,433	<u>MANUFACTURE OF PAPER AND PAPER PRODUCTS</u>
<u>ግግራትና ግግራትና ተጠባባይ ብሪታኒያ</u>	8	14	22	3,099	497	3,596	<u>PRINTING, PUBLISHING AND ALLIED INDUSTRIES</u>
<u>ብሪታኒያ የጫራ ከግግራት ከግግራት ግግራት</u>	3	-	3	336	-	336	<u>MANUFACTURE OF BASIC INDUSTRIAL CHEMICALS EXCEPT FERTILIZERS</u>
	PUBLIC	PRIVATE	TOTAL	PUBLIC	PRIVATE	TOTAL	INDUSTRIAL GROUP
	NUMBER OF ESTABLISHMENTS			NUMBER OF EMPLOYEES			

በ1981 የፋብሪካዎችና የተጠራ ሠራተኞች ብዛት በይዘት  
 NUMBER OF ESTABLISHMENTS AND NUMBER OF EMPLOYEES BY OWNERSHIP, 1988/89

ሠገጠረዥ ረ.ገ.ሰ / የግጠላ / F.1.b (Contd.)

የሥራ ባለቤት ዓይነት	የፋብሪካዎች ብዛት			የተጠራ ሠራተኞች ብዛት			
	የግንባታ	የገለ	ድምር	የግንባታ	የገለ	ድምር	
<u>የሌሎች ከግብአት ውጤት</u>	9	6	15	2,084	164	2,248	<u>MANUFACTURE OF OTHER CHEMICAL PRODUCTS</u>
የላቆችና ጉምላቸው	2	-	2	240	-	240	MANUFACTURE OF PAINTS, VARNISHES AND LACQUERS
ህመናዎች፣ ሌሎች ግልጽዎችና የውስጥ መጠጫዎች	5	4	9	979	95	1,074	MANUFACTURE OF SOAP, COSMETICS, PERFUMES AND OTHER CLEANING PREPARATIONS
ሌሎች ከግብአት	2	2	4	865	69	934	MANUFACTURE OF CHEMICAL PRODUCTS N.E.C.
<u>የነፃ ግጠራ</u>	1	-	1	1,471	-	1,471	<u>PETROLEUM REFINERY</u>
<u>የላቦቲካ ዕቃዎች</u>	2	2	4	1,801	48	1,849	<u>MANUFACTURE OF RUBBER PRODUCTS</u>
<u>የፕላስቲክ ዕቃዎች</u>	4	5	9	1,453	145	1,598	<u>MANUFACTURE OF PLASTIC PRODUCTS</u>
<u>መጠጫዎችና የመጠጫ ዕቃዎች</u>	2	-	2	812	-	812	<u>MANUFACTURE OF GLASS AND GLASS PRODUCTS</u>
<u>ብረት ብረት ያለሁት የግዕድ ግጠራ</u>	12	17	29	2,873	632	3,505	<u>MANUFACTURE OF OTHER NON-METALLIC MINERAL PRODUCTS</u>
ለሕንጻ ሥራ የሚሁኑ ግጠራ	6	14	20	874	487	1,361	MANUFACTURE OF STRUCTURAL CLAY PRODUCTS
ቢሮዎች፣ ናሬና ሌሎች መለጠፊያዎች	4	2	6	1,438	119	1,557	MANUFACTURE OF CEMENT, LIME AND PLASTER
ሌሎች ብረት ብረት ያለሁት የግዕድ ግጠራ	2	1	3	561	26	587	MANUFACTURE OF NON-METALLIC MINERAL PRODUCTS N.E.C.
<u>ብረት ብረት</u>	3	-	3	922	-	922	<u>IRON AND STEEL BASIC INDUSTRIES</u>
<u>ከመኪናዎችና ፋብሪካ ወሳሪዎች ለገቢ ብረት የተሠሩ ዕቃዎች</u>	12	12	24	1,800	399	2,199	<u>MANUFACTURE OF FABRICATED METAL PRODUCTS EXCEPT MACHINERY AND EQUIPMENT</u>
ከብረት የተሠሩ የቅጣት ዕቃዎች	7	1	8	727	33	760	MANUFACTURE OF CUTLERY, HAND-TOOLS AND GENERAL HARDWARE
የሕንጻ መሥሪያ ቤብረት ብረት	-	8	8	-	295	295	MANUFACTURE OF STRUCTURAL METAL PRODUCTS
መኪናዎችና የፋብሪካ ወሳሪዎች ያለሁት ሌሎች የብረት ብረት ዕቃዎች	5	3	8	1,073	71	1,144	MANUFACTURE OF FABRICATED METAL PRODUCTS EXCEPT MACHINERY AND EQUIPMENT N.E.C.
<u>የሌሎች ከግብአት ዕቃዎችና መለጠጫዎች</u>	1	1	2	84	28	112	<u>MANUFACTURE OF ELECTRICAL MACHINERY, APPARATUS, APPLIANCES AND SUPPLIES</u>
<u>የተጠካርካሪ መኪናዎች መገጠጫ</u>	2	1	3	228	306	534	<u>ASSEMBLY OF MOTOR VEHICLES</u>
ድምር	205	206	411	94,135	6,546	100,681	TOTAL
	PUBLIC	PRIVATE	TOTAL	PUBLIC	PRIVATE	TOTAL	INDUSTRIAL GROUP
	NUMBER OF ESTABLISHMENTS			NUMBER OF EMPLOYEES			

የኢጣላትሪያ ስፔሊያሊዝን ግንባታ ስራዎች 1979 - 1980  
 SUMMARY OF OPERATIONS OF MANUFACTURING INDUSTRY BY OWNERSHIP, 1986/87 - 1987/88

ሠገጠረዥ ረ.2.ሀ TABLE F.2.a

	1979			1980			
	የጠቅላይ	የገሰ	ድምር	የጠቅላይ	የገሰ	ድምር	
<u>ጠቅላላ የሥራ ስራዎች ስር</u>							<u>GROSS VALUE OF PRODUCTION</u> <u>(IN '000 BIRR)</u>
የግብ	575,854	25,226	601,080	604,433	29,833	634,266	FOOD
የጠጠ	458,147	8,426	466,573	508,663	7,028	515,691	BEVERAGES
የተቃባሪ	164,302	-	164,302	166,959	-	166,959	TOBACCO
የጠርቻ ጠርቶ	513,938	10,932	524,870	535,752	9,721	545,473	TEXTILES
የቶላና የጣጣ	174,390	6,468	180,858	216,062	17,522	233,584	LEATHER AND FOOTWEAR
የአገጠተና የቤተ ቅግግ	35,300	6,579	41,879	37,981	7,714	45,695	WOOD AND FURNITURE
የወረቀት	49,608	1,495	51,103	43,076	1,281	44,357	PAPER
የጣተጣ	59,784	6,445	66,229	56,066	6,449	62,515	PRINTING
የከጣጣ	806,797	14,133	820,930	794,637	12,891	807,528	CHEMICAL
ብረት ብረት ያለሁት ግዕድና ተ	79,336	4,803	84,139	91,152	5,115	96,267	NON-METALLIC MINERAL PRODUCTS
የብረት ብረትና የሌሊትሪክ	144,316	62,973	207,289	143,279	61,043	204,322	METAL AND ELECTRICAL
ድምር	3,061,772	147,480	3,209,252	3,198,060	158,597	3,356,657	TOTAL
<u>ደዘና ደገገ / ስር</u>							<u>WAGES AND SALARIES</u> <u>(IN '000 BIRR)</u>
የግብ	46,981	3,291	50,272	50,596	3,480	54,076	FOOD
የጠጠ	27,189	1,026	28,215	30,657	929	31,586	BEVERAGES
የተቃባሪ	2,970	-	2,970	2,845	-	2,845	TOBACCO
የጠርቻ ጠርቶ	94,764	2,300	97,064	100,788	2,251	103,039	TEXTILES
የቶላና የጣጣ	15,833	1,155	16,988	17,560	1,489	19,049	LEATHER AND FOOTWEAR
የአገጠተና የቤተ ቅግግ	6,980	1,635	8,615	7,645	2,294	9,939	WOOD AND FURNITURE
የወረቀት	4,275	335	4,610	4,490	330	4,820	PAPER
የጣተጣ	9,600	2,162	11,762	10,595	2,342	12,937	PRINTING
የከጣጣ	33,757	2,249	36,006	36,278	2,501	38,779	CHEMICAL
ብረት ብረት ያለሁት ግዕድና ተ	11,672	1,164	12,836	10,542	1,258	11,800	NON-METALLIC MINERAL PRODUCTS
የብረት ብረትና የሌሊትሪክ	9,846	5,701	15,547	12,072	5,721	17,793	METAL AND ELECTRICAL
ድምር	263,867	21,018	284,882	284,068	22,595	306,663	TOTAL
<u>የግደገገ ገቢት / ስር</u>							<u>FIXED CAPITAL ASSETS</u> <u>(IN '000 BIRR)</u>
የግብ	156,290	4,417	160,687	161,416	4,376	165,792	FOOD
የጠጠ	88,723	581	89,304	82,114	459	82,573	BEVERAGES
የተቃባሪ	5,790	-	5,790	7,763	-	7,763	TOBACCO
የጠርቻ ጠርቶ	231,157	2,226	233,382	220,302	2,129	222,431	TEXTILES
የቶላና የጣጣ	23,092	1,015	24,109	24,799	810	25,609	LEATHER AND FOOTWEAR
የአገጠተና የቤተ ቅግግ	4,285	1,295	5,580	4,752	1,178	5,930	WOOD AND FURNITURE
የወረቀት	5,486	723	6,209	4,748	901	5,649	PAPER
የጣተጣ	7,079	1,788	8,867	7,966	1,747	9,713	PRINTING
የከጣጣ	102,119	2,045	104,164	99,474	2,634	102,108	CHEMICAL
ብረት ብረት ያለሁት ግዕድና ተ	146,720	1,401	148,121	137,271	1,623	138,894	NON-METALLIC MINERAL PRODUCTS
የብረት ብረትና የሌሊትሪክ	26,977	8,085	35,062	32,517	9,139	41,656	METAL AND ELECTRICAL
ድምር	797,698	23,582	821,282	783,122	24,996	808,118	TOTAL
	PUBLIC	PRIVATE	TOTAL	PUBLIC	PRIVATE	TOTAL	
	1986/87			1987/88			

የኢንዱስትሪ ስራ ስነ ስርዓት ስርዓት በደብዳቤ 1979 - 1980  
 SUMMARY OF OPERATIONS OF MANUFACTURING INDUSTRY BY OWNERSHIP, 1986/87 - 1987/88

ሠገጠኛ ረ.2.ሀ / የተጠለ/ TABLE F.2.a (Contd.)

	1979			1980			
	የጠቅላይ	የገለ	ድምር	የጠቅላይ	የገለ	ድምር	
<u>የዕለ ገቢ ለግዴታዎች ገቢ</u> <u>/በጠቅላይ/</u>							<u>INVESTMENT IN FIXED ASSETS</u> <u>(IN '000 BIRR)</u>
የገቢ	9,860	119	9,979	24,098	29	24,127	FOOD
የጠቅላይ	6,326	121	6,447	8,627	9	8,636	BEVERAGES
የተገቢ	755	-	755	3,649	-	3,649	TOBACCO
የጠቅላይ	5,700	51	5,751	12,642	137	12,779	TEXTILES
የተገቢ	495	10	4,705	4,193	4	4,197	LEATHER AND FOOTWEAR
የአገልግሎት ገቢ	1,245	33	1,278	1,709	48	1,757	WOOD AND FURNITURE
የጠቅላይ	687	6	693	205	-	205	PAPER
የጠቅላይ	2,213	43	2,256	831	35	866	PRINTING
የከግቢ	17,126	49	17,175	10,673	41	10,714	CHEMICAL
በረታ በረታ ያለሆኑ ግዴታዎች	3,511	112	3,623	2,974	143	3,117	NON-METALLIC MINERAL PRODUCTS
የበረታ በረታ የሌሎች	2,678	3,412	6,090	9,265	2,102	11,367	METAL AND ELECTRICAL
ድምር	54,796	3,956	58,752	78,866	2,548	81,414	TOTAL
<u>የሠራተኞች ብዛት /በጠቅላይ/</u>							<u>NUMBER OF EMPLOYEES</u>
የገቢ	16,526	1,526	18,052	16,705	1,593	18,298	FOOD
የጠቅላይ	8,461	285	8,746	8,600	263	8,863	BEVERAGES
የተገቢ	846	-	846	925	-	925	TOBACCO
የጠቅላይ	38,340	1,109	39,449	39,929	934	40,863	TEXTILES
የተገቢ	5,214	436	5,650	5,648	709	6,357	LEATHER AND FOOTWEAR
የአገልግሎት ገቢ	2,094	526	2,620	2,173	821	2,994	WOOD AND FURNITURE
የጠቅላይ	1,350	103	1,453	1,337	116	1,453	PAPER
የጠቅላይ	2,672	467	3,139	2,857	476	3,333	PRINTING
የከግቢ	6,895	468	7,363	7,033	427	7,460	CHEMICAL
በረታ በረታ ያለሆኑ ግዴታዎች	3,748	568	4,316	3,853	673	4,526	NON-METALLIC MINERAL PRODUCTS
የበረታ በረታ የሌሎች	2,708	675	3,383	2,903	698	3,601	METAL AND ELECTRICAL
ድምር	88,854	6,163	95,017	91,963	6,710	98,673	TOTAL
	PUBLIC	PRIVATE	TOTAL	PUBLIC	PRIVATE	TOTAL	
	1986/87			1987/88			

የኢትዮጵያ ስነ ምግብና ስራ ስራ ባለቤቶች 1980 - 1981  
 SUMMARY OF OPERATIONS OF MANUFACTURING INDUSTRY BY OWNERSHIP, 1987/88 - 1988/89

ሠገጠኛ ረ.2.ለ TABLE F.2.b

	1980			1981			
	የጠቅላይ	የገለ	ድምር	የጠቅላይ	የገለ	ድምር	
<u>ጠቅላላ የፍጠራ ስራ ውጤት</u> <u>/በሺህ ብር/</u>							<u>GROSS VALUE OF PRODUCTION</u> <u>(IN '000 BIRR)</u>
የምግብ	604,433	29,833	634,266	736,803	30,041	766,844	FOOD
የጤማ	508,663	7,028	515,691	531,346	8,335	539,681	BEVERAGES
የተምባህ	166,959	-	166,959	169,086	-	169,086	TOBACCO
የጨርቅ ጨርቅ	535,752	9,721	545,473	451,198	9,440	460,638	TEXTILES
የቀጥታ የጣማ	216,062	17,522	233,584	238,981	15,931	254,912	LEATHER AND FOOTWEAR
የአገልግሎት የቤት ተባብሮ	37,981	7,714	45,695	37,413	8,683	46,096	WOOD AND FURNITURE
የወረቀት	43,076	1,284	44,357	45,946	1,474	47,420	PAPER
የጣተኝ	56,066	6,449	62,515	59,828	6,039	65,867	PRINTING
የኬሚካል	794,637	12,891	807,528	833,104	7,557	840,661	CHEMICAL
የብረት ብረት ያለሆኑ ግዕድናት	91,152	5,115	96,267	99,426	5,197	104,623	NON-METALLIC MINERAL PRODUCTS
የብረት ብረትና የኤሌክትሪክ	143,279	61,043	204,322	131,006	47,086	178,092	METAL AND ELECTRICAL
ድምር	3,198,060	158,597	3,356,657	3,334,137	139,783	3,473,920	TOTAL
<u>ደግሞ ድጋግ /በሺህ ብር/</u>							<u>WAGES AND SALARIES</u> <u>(IN '000 BIRR)</u>
የምግብ	50,596	3,480	54,076	52,655	3,149	55,804	FOOD
የጤማ	30,657	929	31,586	32,846	959	33,805	BEVERAGES
የተምባህ	2,845	-	2,845	3,027	-	3,027	TOBACCO
የጨርቅ ጨርቅ	100,788	2,251	103,039	101,088	2,193	103,281	TEXTILES
የቀጥታ የጣማ	17,560	1,489	19,049	21,443	1,449	22,892	LEATHER AND FOOTWEAR
የአገልግሎት የቤት ተባብሮ	7,645	2,294	9,939	10,149	2,645	12,794	WOOD AND FURNITURE
የወረቀት	4,490	330	4,820	5,024	305	5,329	PAPER
የጣተኝ	10,595	2,342	12,937	10,263	2,250	12,513	PRINTING
የኬሚካል	36,278	2,501	38,779	38,455	1,781	40,236	CHEMICAL
የብረት ብረት ያለሆኑ ግዕድናት	10,542	1,258	11,800	10,751	1,215	11,966	NON-METALLIC MINERAL PRODUCTS
የብረት ብረትና የኤሌክትሪክ	12,072	5,721	17,793	11,913	5,206	17,119	METAL AND ELECTRICAL
ድምር	284,068	22,596	306,663	297,614	21,152	318,766	TOTAL
<u>የግዴታ ተባብሮ ገቢ /በሺህ ብር/</u>							<u>FIXED CAPITAL ASSETS</u> <u>(IN '000 BIRR)</u>
የምግብ	161,416	4,376	165,792	169,837	4,303	174,140	FOOD
የጤማ	82,114	459	82,573	71,830	380	72,210	BEVERAGES
የተምባህ	7,763	-	7,763	7,589	-	7,589	TOBACCO
የጨርቅ ጨርቅ	220,302	2,129	222,431	203,947	1,979	205,926	TEXTILES
የቀጥታ የጣማ	24,799	810	25,609	22,898	1,178	24,076	LEATHER AND FOOTWEAR
የአገልግሎት የቤት ተባብሮ	4,752	1,178	5,930	4,061	1,289	5,350	WOOD AND FURNITURE
የወረቀት	4,748	901	5,649	5,389	558	5,947	PAPER
የጣተኝ	7,966	1,747	9,713	7,901	1,959	9,860	PRINTING
የኬሚካል	99,474	2,634	102,108	99,956	2,779	102,735	CHEMICAL
የብረት ብረት ያለሆኑ ግዕድናት	137,271	1,623	138,894	124,792	1,588	126,380	NON-METALLIC MINERAL PRODUCTS
የብረት ብረትና የኤሌክትሪክ	32,517	9,139	41,656	41,690	10,532	52,221	METAL AND ELECTRICAL
ድምር	783,122	24,996	808,118	759,888	26,544	786,432	TOTAL
	PUBLIC	PRIVATE	TOTAL	PUBLIC	PRIVATE	TOTAL	
	1987/88			1988/89			

የኢንዱስትሪ ዎች ለጋራ ሆኑት ሰጠው ዓመት 1980 - 1981  
 SUMMARY OF OPERATIONS OF MANUFACTURING INDUSTRY BY OWNERSHIP, 1987/88 - 1988/89

ሠጠው ረ.2.ለ / የተሰጠ / TABLE F.2.b (Contd.)

	1980			1981			
	የጠቅላይ	የግለ	ድምር	የጠቅላይ	የግለ	ድምር	
<u>በጠቅላይ ገቢ ለጠቅላይ ተቀባይ ገቢ</u> <u>/በጠቅላይ ገቢ/</u>							<u>INVESTMENT IN FIXED ASSETS</u> <u>(IN '000 BIRR)</u>
የምግብ	24,098	29	24,127	12,905	16	12,921	FOOD
የጠቅላይ	8,627	9	8,636	3,870	31	3,901	BEVERAGES
የተዋግሀ	3,649	-	3,649	3,729	-	3,729	TOBACCO
የጨርቅ ጨርቅ	12,642	137	12,779	9,940	119	10,059	TEXTILES
የቀላል የጨርቅ	4,193	4	4,197	3,294	240	3,534	LEATHER AND FOOTWEAR
የአገልግሎት የቤት ተቀባይ	1,709	48	1,757	699	30	729	WOOD AND FURNITURE
የግራፍት	205	-	205	1,390	-	1,390	PAPER
የጥቅም	831	35	866	863	25	888	PRINTING
የኮሚሽን	10,673	41	10,714	13,028	28	13,056	CHEMICAL
በረታ በረታ ያለሁት ግዕድና ተ	2,974	143	3,117	2,848	120	2,968	NON-METALLIC MINERAL PRODUCTS
የሰጠው በረታና የሌሎች ሌሎች	9,265	2,102	11,367	3,116	2,768	5,884	METAL AND ELECTRICAL
ድምር	78,866	2,548	81,414	55,682	3,377	59,059	TOTAL
<u>የሠራተኞች ብዛት /በጠቅላይ/</u>							<u>NUMBER OF EMPLOYEES</u>
የምግብ	16,705	1,593	18,298	16,901	1,537	18,438	FOOD
የጠቅላይ	8,600	263	8,863	8,869	280	9,149	BEVERAGES
የተዋግሀ	925	-	925	966	-	966	TOBACCO
የጨርቅ ጨርቅ	39,929	934	40,863	39,599	856	40,455	TEXTILES
የቀላል የጨርቅ	5,648	709	6,357	6,007	621	6,628	LEATHER AND FOOTWEAR
የአገልግሎት የቤት ተቀባይ	2,173	821	2,994	3,504	926	4,430	WOOD AND FURNITURE
የግራፍት	1,337	116	1,453	1,326	107	1,433	PAPER
የጥቅም	2,857	476	3,333	3,099	497	3,596	PRINTING
የኮሚሽን	7,033	427	7,460	7,145	357	7,502	CHEMICAL
በረታ በረታ ያለሁት ግዕድና ተ	3,853	673	4,526	3,685	632	4,317	NON-METALLIC MINERAL PRODUCTS
የሰጠው በረታና የሌሎች ሌሎች	2,903	698	3,601	3,034	733	3,767	METAL AND ELECTRICAL
ድምር	91,963	6,710	98,673	94,135	6,546	100,681	TOTAL
	PUBLIC	PRIVATE	TOTAL	PUBLIC	PRIVATE	TOTAL	
	1987/88			1988/89			

በ1980 የፋብሪካዎችና የሠራተኞች ጠቅላላ ብዛት በሠራተኞች ብዛት መደብ  
 NUMBER OF ESTABLISHMENTS AND NUMBER OF PERSONS ENGAGED BY SIZE OF ESTABLISHMENT, 1987/88

ሠገጠረዥ ፭.3.ሀ TABLE F.3.a

የኢንዱስትሪ ዓይነት	የፋብሪካዎች ብዛት በሠራተኞች ብዛት መደብ			የሠራተኞች ጠቅላላ ብዛት በሠራተኞች ብዛት መደብ			
	10 - 19	20 - 49	50 እና በላይ	10 - 19	20 - 49	50 እና በላይ	
<u>የምግብ ፋብሪካዎች</u>	26	43	67	387	1,209	16,795	<u>FOOD MANUFACTURING</u>
ሥጋ ግዛጋይተና መጠቀሚያ	-	-	11	-	-	4,714	SLAUGHTERING, PREPARING AND PRESERVING OF MEAT
ጭንቅታ የወተተ ተዋጽኦ	-	-	2	-	-	268	MANUFACTURE OF DAIRY PRODUCTS
ከእግረሰባትና ከእህል የሚገኙ ቅጣቶች	1	2	12	14	81	2,390	MANUFACTURE OF VEGETABLES AND ANIMAL OILS AND FATS
የእህል ወናጭዎች	-	-	18	-	-	3,640	GRAIN MILL PRODUCTS
የላቦ መገገጫዎች	23	37	14	346	1,034	1,569	MANUFACTURE OF BAKERY PRODUCTS
የባህር ፋብሪካዎችና ከባህር የሚዘጋጁ ምግቦች	2	4	4	27	94	3,299	SUGAR FACTORIES, REFINERIES AND SUGAR CONFECTIONERY
ሌሎች ምግቦች	-	-	3	-	-	638	MANUFACTURE OF FOOD PRODUCTS N.E.C.
የእግረሰባት መና ግዛጋዎች	-	-	3	-	-	277	MANUFACTURE OF PREPARED ANIMAL FEEDS
<u>የመጠጥ ፋብሪካዎች</u>	1	3	25	17	99	8,772	<u>BEVERAGE INDUSTRIES</u>
አሰባሰብ ግግረትና መጠጥ	-	2	6	-	66	843	DISTILLING, RECTIFYING AND BLENDING OF SPIRITS
የወይን ጠጅ መጠጥ	-	-	3	-	-	752	WINE INDUSTRIES
አረጃዎች መጠጥና ድፍ ድፍ ግዛጋዎች /ብረ/	-	-	5	-	-	3,389	MALT LIQUORS AND MALT (BEER)
ለሰላሳ መጠጥና ጠባቂዎች	1	1	11	17	33	3,788	SOFT DRINKS AND CARBONATED WATER INDUSTRIES
<u>ከተምባህ የሚሠሩ ጭጫቶች</u>	-	-	2	-	-	925	<u>TOBACCO MANUFACTURES</u>
<u>የጨርቅ ጨርቅ ፋብሪካዎች</u>	16	5	28	237	164	37,061	<u>MANUFACTURE OF TEXTILES</u>
መና ለሰላሳ ጠባቂዎችና ግግረት	-	-	19	-	-	31,129	SPINNING, WEAVING AND FINISHING OF TEXTILES
ጥራት ጠባቂዎች	14	5	6	207	164	1,605	KNITTING MILLS
ገመዶችና ሲገገጫዎች ጠባቂዎች	2	-	3	30	-	4,327	CORDAGE, ROPE AND TWINE INDUSTRIES
<u>የተባረ ለብሶች</u>	1	-	10	11	-	3,454	<u>MANUFACTURE OF WEARING APPAREL EXCEPT FOOTWEAR</u>
ቀዳዎችን መረጃ ግለሰብ	1	-	9	13	-	3,130	TANNERIES AND LEATHER FINISHING
ከቀዳ የተሠሩ ጨዋዎች	4	4	10	62	137	3,042	MANUFACTURE OF FOOTWEAR (LEATHER)
አገጣጠሙ የአገጣጠሙ የሰጠ ዕቃዎች	2	5	7	26	170	1,388	MANUFACTURE OF WOOD AND CORK PRODUCTS
የአገጣጠሙ የቤት ቅጣቶችና የቤት መሥሪያዎች	2	9	7	29	280	1,129	MANUFACTURE OF FURNITURE AND FIXTURE
የወረቀትና ከወረቀት የሚሠሩ ዕቃዎች	2	1	4	29	25	1,405	MANUFACTURE OF PAPER AND PAPER PRODUCTS
የተግባር ቤቶችና ተጠባቂ ፋብሪካዎች	2	9	10	25	312	3,016	PRINTING, PUBLISHING AND ALLIED INDUSTRIES
በኢንዱስትሪ የሚሠሩ ከግዛሎች ከግዛሎች ጋር በተያያዘ	-	1	2	-	34	285	MANUFACTURE OF BASIC INDUSTRIAL CHEMICALS EXCEPT FERTILIZERS
	10 - 19	20 - 49	50 & OVER	10 - 19	20 - 49	50 & OVER	INDUSTRIAL GROUP
	NUMBER OF ESTABLISHMENTS BY SIZE GROUP			DISTRIBUTION OF PERSONS ENGAGED BY SIZE GROUP			

በ1980 የፋብሪካዎችና የሠራተኞች ጠቅላላ ብዛት በሠራተኞች ብዛት መደብ  
 NUMBER OF ESTABLISHMENTS AND NUMBER OF PERSONS ENGAGED BY SIZE OF ESTABLISHMENT, 1987/88

ሠገጠረዥ ረ.3.ሀ / የተጠለ / TABLE F.3.a (Contd.)

የኢንዱስትሪ ዓይነት	የፋብሪካዎች ብዛት በሠራተኞች ብዛት መደብ			የሠራተኞች ጠቅላላ ብዛት በሠራተኞች ብዛት መደብ			
	10 - 19	20 - 49	50 እና በላይ	10 - 19	20 - 49	50 እና በላይ	
<u>የሌሎች ከግብረት ውጤት</u>	2	-	11	31	-	2,107	<u>MANUFACTURE OF OTHER CHEMICAL PRODUCTS</u>
ቀለሞችና ጉምላቸው	-	-	2	-	-	227	MANUFACTURE OF PAINTS, VARNISHES AND LACQUERS
ሃጠና ያቸው ሌሎች ግጽግዎችና የውበት መጠቃዎች	1	-	6	18	-	974	MANUFACTURE OF SOAP, COSMETICS PERFUMES AND OTHER CLEANING PREPARATIONS
ሌሎች ከግብረት	1	-	3	13	-	906	MANUFACTURE OF CHEMICAL PRODUCTS N.E.C.
<u>የነጻጽ ግጠራ</u>	-	-	1	-	-	1,433	<u>PETROLEUM REFINERY</u>
<u>የላቲክ ዕቃዎች</u>	-	2	3	-	47	1,865	<u>MANUFACTURE OF RUBBER PRODUCTS</u>
<u>የፕላስቲክ ዕቃዎች</u>	1	4	4	12	142	1,519	<u>MANUFACTURE OF PLASTIC PRODUCTS</u>
<u>መስተዋትና የመስተዋት ዕቃዎች</u>	-	-	2	-	-	675	<u>MANUFACTURE OF GLASS AND GLASS PRODUCTS</u>
<u>ብረት ብረት ያለሁኑ የግዕድ ግጠና</u>	8	7	17	111	213	3,554	<u>MANUFACTURE OF OTHER NON-METALLIC MINERAL PRODUCTS</u>
ለገንጠል ሥራ የሚሁኑ ግጠና	7	6	10	100	187	1,237	MANUFACTURE OF STRUCTURAL CLAY PRODUCTS
ቢግታቸው ስራ ሌሎች መለባደጃዎች	1	-	5	11	-	1,729	MANUFACTURE OF CEMENT, LIME AND PLASTER
ሌሎች ብረት ብረት ያለሁኑ የግዕድ ግጠና	-	1	2	-	26	588	MANUFACTURE OF NON-METALLIC MINERAL PRODUCTS N.E.C.
<u>ብረት ብረት</u>	-	-	3	-	-	990	<u>IRON AND STEEL BASIC INDUSTRIES</u>
<u>ከጠቃሚ ያቸው ፋብሪካዎች መሣሪያዎች ለላ ከብረት የተሠራ ዕቃዎች</u>	4	8	13	55	272	1,689	<u>MANUFACTURE OF FABRICATED METAL PRODUCTS EXCEPT MACHINERY AND EQUIPMENT</u>
ከብረት የተሠራ የግብርን ዕቃዎች	-	2	7	-	88	670	MANUFACTURE OF CUTLERY, HAND-TOOLS AND GENERAL HARDWARE
የገንጠል መሥሪያ ብረት ብረት	2	5	2	28	154	143	MANUFACTURE OF STRUCTURAL METAL PRODUCTS
ጠቃሚ ያቸው የፋብሪካ መሣሪያዎች ያለሁኑ ሌሎች የብረት ብረት ዕቃዎች	2	1	4	27	30	876	MANUFACTURE OF FABRICATED METAL PRODUCTS EXCEPT MACHINERY AND EQUIPMENT N.E.C.
<u>የኢሌክትሪክ ዕቃዎችና መለጠጫዎች</u>	1	1	1	10	25	75	<u>MANUFACTURE OF ELECTRICAL MACHINERY, APPARATUS, APPLIANCES AND SUPPLIES</u>
<u>የተገኘውን መኪናዎች መገጠጫ</u>	-	-	3	-	-	502	<u>ASSEMBLY OF MOTOR VEHICLES</u>
<b>ጠቅላላ</b>	73	102	239	1,055	3,129	94,811	<b>TOTAL</b>
	10 - 19	20 - 49	50 & OVER	10 - 19	20 - 49	50 & OVER	<b>INDUSTRIAL GROUP</b>
	NUMBER OF ESTABLISHMENTS BY SIZE GROUP			DISTRIBUTION OF PERSONS ENGAGED BY SIZE GROUP			

በ1981 የፋብሪካዎችና የሠራተኞች ጠቅላላ ብዛት በሠራተኞች ብዛት መደብ  
 NUMBER OF ESTABLISHMENTS AND NUMBER OF PERSONS ENGAGED BY SIZE OF ESTABLISHMENT, 1988/89

ሠገጠኛ ረ.3.ለ

TABLE F.3.b

የኢንዱስትሪ ዓይነት	የፋብሪካዎች ብዛት በሠራተኞች ብዛት መደብ			የሠራተኞች ጠቅላላ ብዛት በሠራተኞች ብዛት መደብ			
	10 - 19	20 - 49	50 እና በላይ	10 - 19	20 - 49	50 እና በላይ	
<u>የምግብ ፋብሪካዎች</u>	27	41	66	380	1,089	17,030	<u>FOOD MANUFACTURING</u>
ሥጋ ግዛጋይተና መጠቀሚያ	-	-	11	-	-	5,125	SLAUGHTERING, PREPARING AND PRESERVING OF MEAT
ወተትና የወተት ተዋጽኦ	-	-	2	-	-	182	MANUFACTURE OF DAIRY PRODUCTS
ከአገላለጽና ከአህል የሚገኙ ቀባቶች	2	1	13	27	34	2,249	MANUFACTURE OF VEGETABLES AND ANIMAL OILS AND FATS
የአህል ወፍጮዎች	-	-	17	-	-	3,782	GRAIN MILL PRODUCTS
የጎበዥ ግብርናዎች	23	36	13	327	961	1,512	MANUFACTURE OF BAKERY PRODUCTS
የስኬር ፋብሪካዎች ከስኬር የሚገኙ ምግቦች	2	4	4	26	94	3,306	SUGAR FACTORIES, REFINERIES AND SUGAR CONFECTIONERY
ሌሎች ምግቦች	-	-	3	-	-	695	MANUFACTURE OF FOOD PRODUCTS N.E.C.
የአገላለጽ መፍ ግዛጋዎች	-	-	3	-	-	179	MANUFACTURE OF PREPARED ANIMAL FEEDS
<u>የመጠጥ ፋብሪካዎች</u>	1	3	25	16	93	9,040	<u>BEVERAGE INDUSTRIES</u>
አሰብሎች ግብረተና መጠጥ	-	2	6	-	67	860	DISTILLING, RECTIFYING AND BLENDING OF SPIRITS
የወይን ጠጅ መጠጥ	-	-	3	-	-	749	WINE INDUSTRIES
አረጃዎች መጠጥና ድፍድፍ ግዛጋዎች /ቢረ/	-	-	5	-	-	3,484	MALT LIQUORS AND MALT (BEER)
ለሰላሳ መጠጥና ጠባቦች	1	1	11	16	26	3,947	SOFT DRINKS AND CARBONATED WATER INDUSTRIES
<u>ከተምባህ የሚሠሩ ውጤቶች</u>	-	-	2	-	-	966	<u>TOBACCO MANUFACTURES</u>
<u>የጨርቅ ጨርቅ ፋብሪካዎች</u>	14	6	27	207	213	35,344	<u>MANUFACTURE OF TEXTILES</u>
መፍተሽ ለብብ መሥሪተና ግዛጋዎች	-	1	18	-	47	29,506	SPINNING, WEAVING AND FINISHING OF TEXTILES
ጥሬ ጨርቅ	12	5	6	183	166	1,612	KNITTING MILLS
ገመዶችና ሲንገዎች መሥሪተ	2	-	3	24	-	4,226	CORDAGE, ROPE AND TWINE INDUSTRIES
<u>የተሰራ ለብብ</u>	1	-	10	11	-	4,726	<u>MANUFACTURE OF WEARING APPAREL EXCEPT FOOTWEAR</u>
ቀጠላዎችን መሥሪተና ግዛጋዎች	1	-	9	14	-	3,458	TANNERIES AND LEATHER FINISHING
ከቀጠላ የተሠራ ጣጣዎች	4	4	9	72	158	2,946	MANUFACTURE OF FOOTWEAR (LEATHER)
አገጣጠሙ የአገጣጠሙ የሰጠ ዕቃዎች	2	3	7	27	102	2,694	MANUFACTURE OF WOOD AND CORK PRODUCTS
የአገጣጠሙ የቤት ተባብሮችና የቤት መሥሪያዎች	9	8	8	123	273	1,228	MANUFACTURE OF FURNITURE AND FIXTURE
የወረቀተና ከወረቀት የሚሠሩ ዕቃዎች	2	1	4	29	25	1,379	MANUFACTURE OF PAPER AND PAPER PRODUCTS
ግተኛ ቤቶችና ተወሳሰቢ ፋብሪካዎች	3	9	10	39	309	3,254	PRINTING, PUBLISHING AND ALLIED INDUSTRIES
በኢንዱስትሪ የሚሠሩ ከሚከተሉት ከግጥሞች ጋር ተቃራኒ	-	1	2	-	33	303	MANUFACTURE OF BASIC INDUSTRIAL CHEMICALS EXCEPT FERTILIZERS
	10 - 19	20 - 49	50 & OVER	10 - 19	20 - 49	50 & OVER	INDUSTRIAL GROUP
	NUMBER OF ESTABLISHMENTS BY SIZE GROUP			DISTRIBUTION OF PERSONS ENGAGED BY SIZE GROUP			

በ1981 የፋብሪካዎችና የሠራተኞች ጠቅላላ ብዛት በሠራተኞች ብዛት መደብ  
 NUMBER OF ESTABLISHMENTS AND NUMBER OF PERSONS ENGAGED BY SIZE OF ESTABLISHMENT, 1988/89

ሠጠረዥ ፭.3.ሐ / የተጠለ / TABLE F.3.b (Contd.)

የሊገተኑት ግብር	የፋብሪካዎች ብዛት በሠራተኞች ብዛት መደብ			የሠራተኞች ጠቅላላ ብዛት በሠራተኞች ብዛት መደብ			
	10 - 19	20 - 49	50 እና በላይ	10 - 19	20 - 49	50 እና በላይ	
<u>የሌሎች ኪሚካሎች ውጤት</u>	3	2	10	41	71	2,141	<u>MANUFACTURE OF OTHER CHEMICAL PRODUCTS</u>
የለዎቹ ጉዳዮች	-	-	2	-	-	240	MANUFACTURE OF PAINTS, VARNISHES AND LACQUERS
ህመና ያቸው ሌሎች ግለሰቦችና የውስጥ መስጫዎች	2	2	5	29	71	979	MANUFACTURE OF SOAP, COSMETICS PERFUMES AND OTHER CLEANING PREPARATIONS
ሌሎች ኪሚካሎች	1	-	3	12	-	922	MANUFACTURE OF CHEMICAL PRODUCTS N.E.C.
<u>የነጻይ ግጠራ</u>	-	-	1	-	-	1,471	<u>PETROLEUM REFINERY</u>
<u>የላቦቲካ ዕቃዎች</u>	-	2	2	-	48	1,801	<u>MANUFACTURE OF RUBBER PRODUCTS</u>
<u>የፕላስቲክ ዕቃዎች</u>	1	4	4	12	135	1,453	<u>MANUFACTURE OF PLASTIC PRODUCTS</u>
<u>ወበተኞችና የወበተኞች ዕቃዎች</u>	-	-	2	-	-	812	<u>MANUFACTURE OF GLASS AND GLASS PRODUCTS</u>
<u>በረታ በረታ ያለሁት የግዕድ ግጠራ</u>	5	9	15	76	291	3,162	<u>MANUFACTURE OF OTHER NON-METALLIC MINERAL PRODUCTS</u>
ለሕንጻ ሥራ የግህፅ ግጠራ	4	8	8	62	264	1,058	MANUFACTURE OF STRUCTURAL CLAY PRODUCTS
ቢሻንቲ፣ ናፈና ሌሎች ወለሰኛዎች	1	-	5	14	-	1,543	MANUFACTURE OF CEMENT, LIME AND PLASTER
ሌሎች በረታ በረታ ያለሁት የግዕድ ግጠራ	-	1	2	-	27	561	MANUFACTURE OF NON-METALLIC MINERAL PRODUCTS N.E.C.
<u>በረታ በረታ</u>	-	-	3	-	-	922	<u>IRON AND STEEL BASIC INDUSTRIES</u>
<u>ከመኪና ያቸው ከፋብሪካ ወላጅ ያቸው ለ ከበረታ የተሠሩ ዕቃዎች</u>	2	8	14	26	244	1,934	<u>MANUFACTURE OF FABRICATED METAL PRODUCTS EXCEPT MACHINERY AND EQUIPMENT</u>
ከበረታ የተሠሩ የታገቱ ዕቃዎች	-	1	7	-	34	727	MANUFACTURE OF CUTLERY, HAND-TOOLS AND GENERAL HARDWARE
የሕንጻ መሥሪያ ቤቶች በረታ በረታ	1	5	2	14	151	134	MANUFACTURE OF STRUCTURAL METAL PRODUCTS
መኪና ያቸው የፋብሪካ ወላጅ ያቸው ለሌሎች የበረታ በረታ ዕቃዎች	1	2	5	12	59	1,073	MANUFACTURE OF FABRICATED METAL PRODUCTS EXCEPT MACHINERY AND EQUIPMENT N.E.C.
<u>የሌሎች ኪሚካሎች ዕቃዎችና ግጠራዎች</u>	-	1	1	-	28	84	<u>MANUFACTURE OF ELECTRICAL MACHINERY, APPARATUS, APPLIANCES AND SUPPLIES</u>
<u>የተሸከሙት መኪናዎች ግጠራ</u>	-	-	3	-	-	534	<u>ASSEMBLY OF MOTOR VEHICLES</u>
<b>ድምር</b>	<b>75</b>	<b>102</b>	<b>234</b>	<b>1,073</b>	<b>3,112</b>	<b>96,682</b>	<b>TOTAL</b>
	10 - 19	20 - 49	50 & OVER	10 - 19	20 - 49	50 & OVER	<b>INDUSTRIAL GROUP</b>
	NUMBER OF ESTABLISHMENTS BY SIZE GROUP			DISTRIBUTION OF PERSONS ENGAGED BY SIZE GROUP			

በፋብሪካ የተሠሩ የጽና ዕቃዎች ምርት፣ 1979 - 1981  
 PRODUCTION OF MAJOR MANUFACTURED ARTICLES, 1986/87 - 1988/89

ሠገጠኒኙ ረ.4

TABLE P.4

የዕቃው ስም	መሠረድ	1979	1980	1981		
<b>ጾገባ</b>					<b>FOOD</b>	
ሥጋ	/በተገ/	1,451	915	901	MEAT	(TONS)
የአተክለተ ሸርባ	/በተገ/	2,512	3,784	5,518	VEGETABLE SOUP	(TONS)
ዘገገና ሸር ወጥ	/በተገ/	5,676	8,683	15,746	ZIGIN AND SHIRO WETT	(TONS)
የቦር ተከገገ ጥግጫ	/በተገ ተገር/	-	144	20	ORANGE JUICE	(CANS)
ግርግላት	/በተገ/	503	1,040	2,625	MARMELEDE	(TONS)
የተግባሩ ድለሀ	/በተገ/	2,402	1,469	2,114	TOMATO PASTE	(TONS)
ወተገ ፓስተሪይዜድ	/በህክተ ሊተር/	127,708	146,567	145,064	MILK PASTEURISED	(H.L.)
ተቢ	/በተገ/	798	465	835	BUTTER AND GREE	(TONS)
አይቦ	/በተገ/	208	153	122	CHEESE	(TONS)
የጾገባ ዘይት	/በተገ/	17,711	13,908	11,311	EDIBLE OIL	(TONS)
ፋገጫ	/በተገ/	33,067	37,225	29,166	OIL CAKES	(TONS)
ተደተ /የቦገገ/	/በተገ/	181,410	194,858	200,975	FLOUR (WHEAT)	(TONS)
ተደተ /የሊ/	/በተገ/	14,282	16,994	10,484	FLOUR (OTHERS)	(TONS)
ፋፋ፣ ጫ፣ አይገተ፣ ጾገገ	/በተገ/	11,320	11,742	14,257	FABA, DUBE, EDGET, MITIN	(TONS)
ግባር ሄ፣ ፓቦገ	/በተገ/	18,498	19,188	17,940	MACARONI AND PASTA	(TONS)
ቦቦቦተ	/በተገ/	172	108	87	BISCUITS	(TONS)
ገሊገ	/በተገ/	9,967	8,825	14,250	GALETTA	(TONS)
ገቦ	/በተገ/	31,092	44,492	44,762	BREAD	(TONS)
ቦባር	/በተገ/	167,784	175,084	177,974	SUGAR	(TONS)
ጾሊቦቦ	/በተገ/	57,740	60,918	60,196	MOLASSES	(TONS)
ከቦባር የተሠሩ ጻፋጥ ጾገቦች	/በተገ/	4,269	4,409	4,171	SWEETS	(TONS)
ጻፋ /የጾገባ/	/በተገ/	162,006	166,682	177,367	SALT (EDIBLE)	(TONS)
ጻፋ /የሊ/	/በተገ/	5,739	8,166	10,500	SALT (DENATURED)	(TONS)
የአገባባት ጻፍ	/በተገ/	28,816	28,294	30,138	ANIMAL FEEDS	(TONS)
<b>ጫጥ</b>					<b>BEVERAGES</b>	
ቢረ	/በህክተ ሊተር/	796,887	876,729	776,604	BEER	(H.L.)
የወይን ጫጥ	/በህክተ ሊተር/	103,216	103,003	103,461	WINE	(H.L.)
የአሳቦላ ጫጥ	/በህክተ ሊተር/	62,222	49,687	62,518	LIQUORS	(H.L.)
አሳቦላ	/በህክተ ሊተር/	7,977	10,995	8,476	ALCOHOL	(H.L.)
ለቦሊባ ጫጥ	/በህክተ ሊተር/	784,597	942,025	804,893	LEMONADE	(H.L.)
የግሊገላ/ጫጥ/ ወገ	/በህክተ ሊተር/	257,319	280,071	239,583	MINERAL WATER	(H.L.)
የቢረ ቦተላ	/በተገ/	10,487	11,008	10,407	MALT	(TONS)
<b>ተጾባህ</b>					<b>TOBACCO</b>	
ቢገረተ	/በጾህ ተጾር/	3,039,967	2,971,580	2,710,730	CIGARETTES	('000 PCS.)
ተጾባህ /የፒፓ/	/በኩህ/	1,879	1,276	177	PIPE TOBACCO	(K.G)
የግገገክ ተጾባህ	/በኩህ/	42,666	48,732	22,625	CHEWING TOBACCO	(K.G)
<b>ጫጥ ጫጥ</b>					<b>TÉXTILES</b>	
ከተጥ የግዘገጃ ጫጥ	/በጾህ ጻተር ካረ/	87,201	95,804	67,644	COTTON FABRICS	('000 SQ.M)
ከሮይላገ የግዘገጃ ጫጥ	/በጾህ ጻተር ካረ/	5,698	5,700	5,229	NYLON FABRICS	('000 SQ.M)
ከተጥ የግሠረ ድርፍ ግገ	/በተገ/	11,123	9,168	6,848	COTTON YARN	(TONS)
ቦርድ ለቦቦ /የቦር/	/በተጾር/	415,865	450,819	463,802	BLANKET (WOOLEN)	(PCS.)
ቦርድ ለቦቦ /ከጻፍኛ ተጥ/	/በተጾር/	813,374	773,532	662,379	BLANKET (WASTE COTTON)	(PCS.)
ጾገግፍ	/በግጥር ካረ/	32,686	39,304	31,000	CARPETS	(SQ.M)
ጾገገ	/በጾህ ተጾር/	14,318	13,318	14,408	GUNNY BAGS	('000 PCS.)
ከሾራቦ የግሠረ ለቦቦች	/በድርዘገ/	584,371	634,688	777,899	HOSIERIES	(DOZEN)
		1986/87	1987/88	1988/89	COMMODITY	UNIT

በሰበሰባ የተሠሩ የጥናት ዓይነቶች ምርት 1979 - 1981  
 PRODUCTION OF MAJOR MANUFACTURED ARTICLES, 1986/87 - 1988/89

ሠጥጠሪያ 2.4 / የጥቅም / TABLE F.4 (Contd.)

የዓይነት ስም	መለሰያ	1979	1980	1981	የጥቅም ስም	ህብት
<b>የጥናት ስም</b>					<b>LEATHER AND FOOTWEAR</b>	
የጥናት ስም	/በጥንቃቄ/	1,905,761	2,206,773	2,219,249	LEATHER SHOES	(PAIRS)
የጥናት ስም	/በጥንቃቄ/	4,195,553	4,220,994	4,221,321	CANVAS AND RUBBER SHOES	(PAIRS)
የጥናት ስም	/በጥንቃቄ/	5,028,294	4,981,504	6,516,741	PLASTIC FOOTWEAR	(PAIRS)
የጥናት ስም	/በጥንቃቄ/	11,618	12,969	15,600	LEATHER (UPPER AND LINING)	('000 SQ.M)
የጥናት ስም	/በጥንቃቄ/	351	283	239	LEATHER SOLE	(TONS)
የጥናት ስም	/በጥንቃቄ/	8,250	9,740	12,028	SEMI-PROCESSED SKINS	('000 PCS.)
የጥናት ስም	/በጥንቃቄ/	-	7	-	GARMENT (LEATHER)	('000 SQ.M)
የጥናት ስም	/በጥንቃቄ/	5,582	6,794	7,506	CRUST AND NET BLUE HIDES	('000 SQ.FT)
<b>አገልግሎት</b>					<b>WOOD</b>	
ጠርቦ	/በጥንቃቄ/	6,250	5,113	3,971	TIMBER	(M <sup>3</sup> )
የጥናት ስም	/በጥንቃቄ/	3,071	3,986	3,130	PLY WOOD	(M <sup>3</sup> )
ባንቻ	/በጥንቃቄ/	8,485	9,067	8,177	PARTICLE BOARD	(M <sup>3</sup> )
<b>ከጥናት</b>					<b>CHEMICAL</b>	
የጥናት ስም	/በጥንቃቄ/	212,091	166,352	202,537	GAS OIL	(TONS)
የጥናት ስም	/በጥንቃቄ/	121,123	98,953	121,292	REGULAR BENZINE	(TONS)
የጥናት ስም	/በጥንቃቄ/	328,392	295,183	359,835	FUEL OIL	(TONS)
የጥናት ስም	/በጥንቃቄ/	16,979	3,218	2,282	DIESEL OIL	(TONS)
የጥናት ስም	/በጥንቃቄ/	16,970	13,049	7,943	ASPHALT	(TONS)
የጥናት ስም	/በጥንቃቄ/	56,356	61,518	59,446	MATCHES	('000 BOXES)
የጥናት ስም	/በጥንቃቄ/	21,281	16,098	12,007	SOAP	(TONS)
የጥናት ስም	/በጥንቃቄ/	704	779	770	CARBON DIOXIDE	(TONS)
የጥናት ስም	/በጥንቃቄ/	170,359	226,609	183,799	OXYGEN	(M <sup>3</sup> )
የጥናት ስም	/በጥንቃቄ/	251	183	122	PLASTIC CRATES	('000 PCS)
የጥናት ስም	/በጥንቃቄ/	2,987	2,854	1,777	PAINTS	('000 LTRS.)
የጥናት ስም	/በጥንቃቄ/	123	138	45	VARNISHES AND LACQUERS	('000 LTRS.)
የጥናት ስም	/በጥንቃቄ/	235,828	244,842	240,343	CAPSULES OF 100	('000 PCS)
የጥናት ስም	/በጥንቃቄ/	372,463	393,663	459,750	TABLETS OF 100	('000 PCS)
የጥናት ስም	/በጥንቃቄ/	7,422	9,618	9,078	ANTIBIOTICS OF 100V	('000 PCS)
የጥናት ስም	/በጥንቃቄ/	142	132	181	SYRUPS	('000 LTRS.)
የጥናት ስም	/በጥንቃቄ/	162	132	200	OINTMENT	(TONS)
የጥናት ስም	/በጥንቃቄ/	55,233	4,746	8,823	INJECTIONS OF 100A	('000 PCS)
የጥናት ስም	/በጥንቃቄ/	115,460	116,036	83,072	TYRES	(PCS)
የጥናት ስም	/በጥንቃቄ/	84,548	54,636	47,921	TUBES	(PCS)
የጥናት ስም	/በጥንቃቄ/	4,813	7,169	7,202	ELECTRIC WIRES	('000 METERS)
የጥናት ስም	/በጥንቃቄ/	1,002	720	632	POLYTHELENE PRODUCTS	(TONS)
የጥናት ስም	/በጥንቃቄ/	269	174	365	CANDLES	(TONS)
የጥናት ስም	/በጥንቃቄ/	8,270	14,181	6,804	BALL PEN	('000 PCS)
		1986/87	1987/88	1988/89	COMMODITY	UNIT

በፈጠራ የተሠሩ የድ ድ ዐቃቃቸ ፎርት 1979 - 1981  
 PRODUCTION OF MAJOR MANUFACTURED ARTICLES, 1986/87 - 1988/89

ሠገጠረዥ ረ.4 / የግጥም / TABLE F.4 (Contd.)

የዐቃቃቸ ግጥም	ጠቅላላ	1979	1980	1981		
<u>በፈጠራ የተሠሩ የግጥም ግጥሞች</u>					<u>NON-METALLIC MINERAL PRODUCTION</u>	
ሲሚንት	/ባት/	350,321	405,504	441,552	CEMENT	(TONS)
የሲሚንት ጭቅና አሸገሳቸ	/ባሽህ ተገር/	2,453	2,216	1,574	CEMENT BLOCKS AND TUBES	('000 PCS.)
የሲሚንት የግልላ ገባፍቸ	/ባሞተር ባረ/	218,216	216,986	217,798	CEMENT FLOOR TILES	(SQ.M)
የጠባላ ጠባ	/ባሽህ ተገር/	14,304	27,381	30,458	BRICKS OF CLAY	('000 PCS.)
የተቃጠለ ፍራ	/ባት/	5,623	3,967	2,631	LIME	(TONS)
በርጭቃቸ / የጠባቃቸ/	/ባሽህ ተገር/	1,188	426	766	GLASSES	('000 PCS.)
ጠርጫቸ / የጠባቃቸ/	/ባሽህ ተገር/	9,338	13,982	21,379	GLASS BOTTLES	('000 PCS.)
<u>የበፈጠራ የተሠሩ የግጥም ግጥሞች</u>					<u>METAL</u>	
የበፈጠራ ዘንገቸ	/ባት/	15,961	10,513	10,093	IRON BARS	(TONS)
ጠባቃቸ	/ባት/	1,180	890	1,438	WIRES	(TONS)
ደብዳቤቸ	/ባት/	4,641	4,528	2,937	NAILS	(TONS)
የበፈጠራ ክፍለ ገርብ	/ባት/	19,419	23,299	14,665	IRON SHEETS	(TONS)
ገርብ	/ባሽህ ገርብ/	4,295	4,669	3,475	CROWN CORK	('000 GROSS)
ባለባቢ	/ባት/	205	194	202	MOTOR VEHICLE SPRING	(TONS)
		1986/87	1987/88	1988/89	COMMODITY	UNIT

የባሽህ ለገንባታ ፎርትና በተቃጠለ ላይ የዋላ 1966 - 1981  
 SUGAR PRODUCTION AND CONSUMPTION\*, 1973/74 - 1988/89

ሠገጠረዥ ረ.5 TABLE F.5 /ባት/ (TONS)

ዓመት	የባሽህ ፎርት	በተቃጠለ ላይ የዋላ	ዓመት	የባሽህ ፎርት	በተቃጠለ ላይ የዋላ	ዓመት	
1966	120,658	110,138	1973/74	1974	145,469	140,874	
1967	128,640	104,197**	1974/75	1975	177,745	150,939	
1968	123,287	108,521	1975/76	1976	186,124	156,200	
1969	124,106	104,672	1976/77	1977	180,330	127,725	
1970	159,759	103,401	1977/78	1978	181,196	135,586	
1971	155,336	149,362	1978/79	1979	167,784	152,408	
1972	153,504	155,582	1979/80	1980	175,084	175,084	
1973	154,036	138,735	1980/81	1981	177,974	159,053	
	PRODUCTION	CONSUMPTION	YEAR		PRODUCTION	CONSUMPTION	YEAR

\* ዓመት የግጥም ግጥም አ.አ.አ. በ ነጠባ ላይ  
 \* Year Ending 31 August

\*\* የተሻሻለ  
 \*\* Revised

አዲስ አበባ ከኮር ስርገራ ገንባታ  
 Source: Ethiopian Sugar Corporation

የ1980 ጠቅላላ የፋብሪካዎች ውጤት ዋጋ በሠራተኞች ብዛት ጠቅላይ  
GROSS VALUE OF PRODUCTION BY SIZE GROUP, 1987/88

ሠገጠረዥ ረ.ፍ.ሀ

TABLE F.6.a

/በሺህ ብር/

(IN '000 BIRR)

የኢንዱስትሪ ዓይነት	የሠራተኞች ብዛት ጠቅላይ			
	10 - 19	20 - 49	50 እና በላይ	
<u>የግብር ፋብሪካዎች</u>	7,176	21,157	605,933	<u>FOOD MANUFACTURING</u>
ሥጋ ግዛጋይትና ጠጠቅ	-	-	95,193	SLAUGHTERING, PREPARING AND PRESERVING OF MEAT
ወተና የወተ ተዋላኮ	-	-	14,492	MANUFACTURE OF DAIRY PRODUCTS
ከአገሳትና ከአሀል የግገኞች ተባቶች	141	3,501	54,073	MANUFACTURE OF VEGETABLES AND ANIMAL OILS AND FATS
የአሀል ወፍጮዎች	-	-	169,225	GRAIN MILL PRODUCTS
የግብ ጠገገሪያዎች	6,665	16,131	46,017	MANUFACTURE OF BAKERY PRODUCTS
የሶኪር ፋብሪካዎችና ከሶኪር የግዛጋዎች ግብዎች	370	1,525	176,210	SUGAR FACTORIES, REFINERIES AND SUGAR CONFECTIONERY
ሌሎች ግብዎች	-	-	45,331	MANUFACTURE OF FOOD PRODUCTS N.E.C.
የአገሳት ጠፍ ግዛጋዎች	-	-	5,392	MANUFACTURE OF PREPARED ANIMAL FEEDS
<u>የጠጠቅ ፋብሪካዎች</u>	168	3,571	511,952	<u>BEVERAGE INDUSTRIES</u>
አለብሎች ግጣራትና ጠፍ	-	3,354	44,567	DISTILLING, RECTIFYING AND BLENDING OF SPIRITS
የወይን ጠፍ ጠፍ	-	-	19,977	WINE INDUSTRIES
አረፊዎች ጠፍ ጠፍና ደፍ ደፍ ግዛጋዎች /ቢራ/	-	-	312,562	MALT LIQUORS AND MALT (BEER)
ለሰላሳ ጠጠቆችና ጠባቢዎች	168	217	134,846	SOFT DRINKS AND CARBONATED WATER INDUSTRIES
<u>ከተዋገህ የግሠረ ውጤቶች</u>	-	-	166,959	<u>TOBACCO MANUFACTURES</u>
<u>የጨርቅ ጨርቅ ፋብሪካዎች</u>	1,721	1,599	466,146	<u>MANUFACTURE OF TEXTILES</u>
ጠፍ ተለፍ ለብሰ ጠፍ ጠፍ ግጠጣት	-	-	408,160	SPINNING, WEAVING AND FINISHING OF TEXTILES
ፕራብ ጠፍ ጠፍ	1,507	1,599	10,440	KNITTING MILLS
ገጠፊዎችና ሲባንዎች ጠፍ ጠፍ	214	-	47,546	CORDAGE, ROPE AND TWINE INDUSTRIES
<u>የተሰፊ ለብሰዎች</u>	109	-	75,898	<u>MANUFACTURE OF WEARING APPAREL EXCEPT FOOTWEAR</u>
ቀጥታዎች ጠፍ ጠፍ ግሰፋት	134	-	166,671	TANNERIES AND LEATHER FINISHING
<u>ከቀጥ የተሠረ ጨርቅዎች</u>	1,056	1,544	64,179	<u>MANUFACTURE OF FOOTWEAR (LEATHER)</u>
<u>አገጣጠሞች፣ የአገጣጠሞች የሰጠ ዕቃዎች</u>	388	1,946	26,220	<u>MANUFACTURE OF WOOD AND CORK PRODUCTS</u>
<u>የአገጣጠሞች የቤት ተባቶችና የቤት ጠፍ ጠፍ</u>	150	2,643	14,348	<u>MANUFACTURE OF FURNITURE AND FIXTURE</u>
<u>የወረቀትና ከወረቀት የግሠረ ዕቃዎች</u>	569	187	43,601	<u>MANUFACTURE OF PAPER AND PAPER PRODUCTS</u>
<u>ግተግግ ስፋቶችና ተጠባባይ ፋብሪካዎች</u>	304	4,459	57,752	<u>PRINTING, PUBLISHING AND ALLIED INDUSTRIES</u>
<u>በኢንዱስትሪ የግሠረ ከግብዎች ከግብዎች ጠፍ ጠፍ</u>	-	447	6,714	<u>MANUFACTURE OF BASIC INDUSTRIAL CHEMICALS EXCEPT FERTILIZERS</u>
	10 - 19	20 - 49	50 & OVER	INDUSTRIAL GROUP
	SIZE GROUP			

በ1980 ጠቅላላ የፋብሪካዎች ውጤት ዋጋ በሠራተኞች ብዛት መደብ  
GROSS VALUE OF PRODUCTION BY SIZE GROUP, 1987/88

ሠገጠረዥ ረ.6.ሀ / የቀጠለ/

TABLE F.6.a (Contd.)

/በሺህ ብር/ (IN '000 BIRR)

የኢንዱስትሪ ዓይነት	የሠራተኞች ብዛት መደብ			
	10 - 19	20 - 49	50 እና በላይ	
<u>የሌሎች ኪሚካሎች ውጤት</u>	946	-	107,357	<u>MANUFACTURE OF OTHER CHEMICAL PRODUCTS</u>
ቀለሞችና ገምሳታዎች	-	-	14,239	MANUFACTURE OF PAINTS, VARNISHES AND LACQUERS
ሃመና ዎች፣ ሌሎች ጣጥጫዎችና የውበት መስጫዎች	338	-	49,743	MANUFACTURE OF SOAP, COSMETICS, PERFUMES AND OTHER CLEANING PREPARATIONS
ሌሎች ኪሚካሎች	608	-	43,375	MANUFACTURE OF CHEMICAL PRODUCTS N.E.C.
<u>የነጻይ ጣጣሪያ</u>	-	-	578,510	<u>PETROLEUM REFINERY</u>
<u>የላቦቲካ ዕቃዎች</u>	-	1,688	60,645	<u>MANUFACTURE OF RUBBER PRODUCTS</u>
<u>የፕላስቲክ ዕቃዎች</u>	236	1,836	49,149	<u>MANUFACTURE OF PLASTIC PRODUCTS</u>
<u>መስተዋትና የመስተዋት ዕቃዎች</u>	-	-	8,151	<u>MANUFACTURE OF GLASS AND GLASS PRODUCTS</u>
<u>ብረት ብረት ያልሆኑ የጣዕዳን ውጤቶች</u>	826	3,622	83,668	<u>MANUFACTURE OF OTHER NON-METALLIC MINERAL PRODUCTS</u>
ለሕንጻ ሥራ የጣህኑ ጠባቶች	583	2,813	5,356	MANUFACTURE OF STRUCTURAL CLAY PRODUCTS
ቢሮዎች፣ ኖራና ሌሎች መለባሰብ ዎች	224	809	74,461	MANUFACTURE OF CEMENT, LIME AND PLASTER
ሌሎች ብረት ብረት ያልሆኑ የጣዕዳን ውጤቶች	19	-	3,851	MANUFACTURE OF NON-METALLIC MINERAL PRODUCTS N.E.C.
<u>ብረት ብረት</u>	-	-	79,867	<u>IRON AND STEEL BASIC INDUSTRIES</u>
<u>ከመኪናዎች ከፋብሪካ መሣሪያዎች ለላ ከብረት የተሠሩ ዕቃዎች</u>	484	4,430	53,904	<u>MANUFACTURE OF FABRICATED METAL PRODUCTS EXCEPT MACHINERY AND EQUIPMENT</u>
ከብረት የተሠሩ የጣጣሪያ ዕቃዎች	-	964	15,665	MANUFACTURE OF CUTLERY, HAND-TOOLS AND GENERAL HARDWARE
የሕንጻ መሥሪያ ቤቅ ብረት ብረት	191	1,909	3,303	MANUFACTURE OF STRUCTURAL METAL PRODUCTS
መኪናዎችና የፋብሪካ መሣሪያዎች ያልሆኑ ሌሎች የብረት ብረት ዕቃዎች	293	1,557	34,936	MANUFACTURE OF FABRICATED METAL PRODUCTS EXCEPT MACHINERY AND EQUIPMENT N.E.C.
<u>የኢሌክትሪክ ዕቃዎችና መለዋወጫዎች</u>	79	648	2,010	<u>MANUFACTURE OF ELECTRICAL MACHINERY, APPARATUS, APPLIANCES AND SUPPLIES</u>
<u>የተሽከርካሪ መኪናዎች መገጣጠሚያ</u>	-	-	62,900	<u>ASSEMBLY OF MOTOR VEHICLES</u>
ጅምር	14,346	49,777	3,292,534	TOTAL
	10 - 19	20 - 49	50 & OVER	INDUSTRIAL GROUP
	SIZE GROUP			

በ1981 ጠቅላላ የፋብሪካዎች ውጤት የገበያ ስራ ዋጋ በሰው ኃይል በሰው ኃይል  
GROSS VALUE OF PRODUCTION BY SIZE GROUP, 1988/89

ሠገጠኛ ረ.6.ሰ

TABLE F.6.b

/በሺህ በር/ (IN '000· BIRR)

የኢንዱስትሪ ዓይነት	የሠራተኞች ብዛት መደብ			
	10 - 19	20 - 49	50 እና በላይ	
<u>የምግብ ፋብሪካዎች</u>	8,380	20,624	737,840	<u>FOOD MANUFACTURING</u>
ሥጋ ግዛጋይትና መጠቀስ	-	-	146,243	SLAUGHTERING, PREPARING AND PRESERVING OF MEAT
ወተትና የወተት ተዋጽኦ	-	-	15,080	MANUFACTURE OF DAIRY PRODUCTS
በአገላለጽና ከአሀል የሚገኙ ቅባቶች	1,343	2,958	50,482	MANUFACTURE OF VEGETABLES AND ANIMAL OILS AND FATS
የአሀል ወፍጮዎች	-	-	199,243	GRAIN MILL PRODUCTS
የጎብኝት ግብይት	6,643	15,740	58,848	MANUFACTURE OF BAKERY PRODUCTS
የሰብስቦ ፋብሪካዎችና ከሰብስቦ የሚገኙ ምግቦች	394	1,517	210,433	SUGAR FACTORIES, REFINERIES AND SUGAR CONFECTIONERY
ሌሎች ምግቦች	-	-	50,777	MANUFACTURE OF FOOD PRODUCTS N.E.C.
የአገላለጽ መፍ ግዛጋይት	-	409	6,734	MANUFACTURE OF PREPARED ANIMAL FEEDS
<u>የመጠጥ ፋብሪካዎች</u>	277	4,770	534,634	<u>BEVERAGE INDUSTRIES</u>
አሰብሎች ግግራትና መጥመጥ	-	4,647	58,005	DISTILLING, RECTIFYING AND BLENDING OF SPIRITS
የወይን ጠጅ መጥመጥ	-	-	22,294	WINE INDUSTRIES
አረጃዎች መጥመጥና ዲፍዲፍ ግዛጋይት /ሲራ/	-	-	311,617	MALT LIQUORS AND MALT (BEER)
ሰብሳቢ መጠጦችና ጠባሎች	277	123	142,718	SOFT DRINKS AND CARBONATED WATER INDUSTRIES
<u>ከተምባሀ የሚሠሩ ውጤቶች</u>	-	-	169,086	<u>TOBACCO MANUFACTURES</u>
<u>የጨርቅ ጨርቅ ፋብሪካዎች</u>	1,687	2,008	382,592	<u>MANUFACTURE OF TEXTILES</u>
መፍተሽ ለብሰ መሥራትና ግጥሞች	-	250	328,235	SPINNING, WEAVING AND FINISHING OF TEXTILES
ጅራብ መሥራት	1,524	1,758	11,893	KNITTING MILLS
ገመዶችና ሲንጉዎች መሥራት	163	-	42,464	CORDAGE, ROPE AND TWINE INDUSTRIES
<u>የተሰሩ ለብሰዎች</u>	109	-	74,242	<u>MANUFACTURE OF WEARING APPAREL EXCEPT FOOTWEAR</u>
<u>ቀጥተኛ ግልጽ ግለፋት</u>	158	-	186,276	<u>TANNERIES AND LEATHER FINISHING</u>
<u>ከቀጥተኛ የተሠሩ ግጥሞች</u>	878	3,065	64,534	<u>MANUFACTURE OF FOOTWEAR (LEATHER)</u>
<u>አገጣጠም፣ የአገጣጠምና የሌሎች ዕቃዎች</u>	339	419	26,680	<u>MANUFACTURE OF WOOD AND CORK PRODUCTS</u>
<u>የአገጣጠም የቤት ቅባቶችና የቤት መሥሪያዎች</u>	1,009	2,772	14,876	<u>MANUFACTURE OF FURNITURE AND FIXTURE</u>
<u>የወረቀትና ከወረቀት የሚሠሩ ዕቃዎች</u>	744	186	46,490	<u>MANUFACTURE OF PAPER AND PAPER PRODUCTS</u>
<u>ግጥም ስራዎችና ተወሳኪ ፋብሪካዎች</u>	454	3,568	61,845	<u>PRINTING, PUBLISHING AND ALLIED INDUSTRIES</u>
<u>በኢንዱስትሪ የሚሠሩ ከሚከተሉት ከግጥም ዕቃዎች በስተቀር</u>	-	426	6,231	<u>MANUFACTURE OF BASIC INDUSTRIAL CHEMICALS EXCEPT FERTILIZERS</u>
	10 - 19	20 - 49	50 & OVER	INDUSTRIAL GROUP
	SIZE GROUP			

የ1981 ጠቅላላ የፋብሪካዎች ውጤት ዋጋ በሠራተኞች ብዛት መደብ  
GROSS VALUE OF PRODUCTION BY SIZE GROUP, 1988/89

ሠገጠረዥ ረ.ፍ.ላ / የቀጠለ /

TABLE F.6.b (Contd.)

/በሺህ ብር/

(IN '000 BIRR)

የኢንዱስትሪ ዓይነት	የሠራተኞች ብዛት መደብ			
	10 - 19	20 - 49	50 እና በላይ	
<u>የሌሎች ኪሚካሎች ውጤት</u>	966	1,675	90,020	<u>MANUFACTURE OF OTHER CHEMICAL PRODUCTS</u>
ቀለሞችና ጉምላታዎች	-	-	11,865	MANUFACTURE OF PAINTS, VARNISHES AND LACQUERS
ሃሙናዎች፣ ሌሎች ግጽጽዎችና የውበት መስጫዎች	966	1,223	35,195	MANUFACTURE OF SOAP, COSMETICS, PERFUMES AND OTHER CLEANING PREPARATIONS
ሌሎች ኪሚካሎች	-	452	42,960	MANUFACTURE OF CHEMICAL PRODUCTS N.E.C.
<u>የነጻጽ ጣጣሪ ያ</u>	-	-	638,952	<u>PETROLEUM REFINERY</u>
<u>የሊሳቲክ ዕቃዎች</u>	-	1,765	52,098	<u>MANUFACTURE OF RUBBER PRODUCTS</u>
<u>የፕላስቲክ ዕቃዎች</u>	193	1,322	47,013	<u>MANUFACTURE OF PLASTIC PRODUCTS</u>
<u>ጠብቀትና የጠብቀት ዕቃዎች</u>	-	-	13,264	<u>MANUFACTURE OF GLASS AND GLASS PRODUCTS</u>
<u>ብረት ብረት ያለሆኑ የግዕድን ውጤቶች</u>	793	2,464	88,104	<u>MANUFACTURE OF OTHER NON-METALLIC MINERAL PRODUCTS</u>
ለሕንጻ ሥራ የሚሆኑ ጠብቶች	496	2,452	7,846	MANUFACTURE OF STRUCTURAL CLAY PRODUCTS
ሲሚንቶች፣ ፍራና ሌሎች መለብኛዎች	297	-	76,965	MANUFACTURE OF CEMENT, LIME AND PLASTER
ሌሎች ብረት ብረት ያለሆኑ የግዕድን ውጤቶች	-	12	3,293	MANUFACTURE OF NON-METALLIC MINERAL PRODUCTS N.E.C.
<u>ብረት ብረት</u>	-	-	67,052	<u>IRON AND STEEL BASIC INDUSTRIES</u>
<u>ከመኪናዎችና ከፋብሪካ መሣሪያዎች ሊከብረት የተሠሩ ዕቃዎች</u>	320	6,292	53,593	<u>MANUFACTURE OF FABRICATED METAL PRODUCTS EXCEPT MACHINERY AND EQUIPMENT</u>
ከብረት የተሠሩ የቅጣቅጥ ዕቃዎች	-	1,813	13,809	MANUFACTURE OF CUTLERY HAND-TOOLS AND GENERAL HARDWARE
የሕንጻ መሥሪያ ብረት ብረቶች	121	2,024	3,287	MANUFACTURE OF STRUCTURAL METAL PRODUCTS
መኪናዎችና የፋብሪካ መሣሪያዎች ያለሆኑ ሌሎች የብረት ብረት ዕቃዎች	199	2,455	36,497	MANUFACTURE OF FABRICATED METAL PRODUCTS EXCEPT MACHINERY AND EQUIPMENT N.E.C.
<u>የኤሌክትሪክ ዕቃዎችና መለዋወጫዎች</u>	-	576	2,192	<u>MANUFACTURE OF ELECTRICAL MACHINERY, APPARATUS, APPLIANCES AND SUPPLIES</u>
<u>የተሽከርካሪ መኪናዎች መገጠጫ</u>	-	-	48,067	<u>ASSEMBLY OF MOTOR VEHICLES</u>
ጭር	16,307	51,932	3,405,681	TOTAL
	10 - 19	20 - 49	50 & OVER	INDUSTRIAL GROUP
	SIZE GROUP			

ደዋዘና ሥራ ጠቅላላ የሥራ ውጤት የገንዘብ ተጨማሪ ዋጋ በይዘታት 1980  
 WAGES AND SALARIES, GROSS VALUE OF PRODUCTION AND VALUE ADDED BY OWNERSHIP, 1987/88

ሠገጠረዥ ረ.7.ሀ

TABLE F.7.a

/በጺሀ በር/

(IN '000 BIRR)

የሊንጎብተሪ ዓይነት	ደዋዘና ሥራ		ጠቅላላ የሥራ ውጤት		ተጨማሪ ዋጋ		
	የሠራተኞች	የገለ	የሠራተኞች	የገለ	የሠራተኞች	የገለ	
<u>የምግብ ፈጠራዎች</u>	59,596	3,480	604,433	29,838	187,969	7,045	<u>FOOD MANUFACTURING</u>
ሥጋ ግዘጋጅተና መጠቀስ	9,300	-	95,193	-	27,155	-	SLAUGHTERING, PREPARING AND PRESERVING OF MEAT
ወተተና የወተተ ተዋጽኦ	911	-	14,492	-	5,754	-	MANUFACTURE OF DAIRY PRODUCTS
ከአገላለጽና ከአህል የሚገኙ ተባቶች	7,413	310	53,529	4,186	17,509	905	MANUFACTURE OF VEGETABLES AND ANIMAL OILS AND FATS
የአህል ወፍጮች	9,109	-	169,225	-	34,934	-	GRAIN MILL PRODUCTS
የገባ መገገሪያዎች	2,910	2,938	45,061	23,752	13,995	5,637	MANUFACTURE OF BAKERY PRODUCTS
የባህር ፈጠራዎችና ከባህር የሚገኙ ምግቦች	17,116	232	176,210	1,895	74,031	503	SUGAR FACTORIES, REFINERIES AND SUGAR CONFECTIONERY
ሌሎች ምግቦች	3,210	-	45,331	-	13,229	-	MANUFACTURE OF FOOD PRODUCTS N.E.C.
የአገላለጽ ወፍ ግዘጋጅ	627	-	5,392	-	1,362	-	MANUFACTURE OF PREPARED ANIMAL FEEDS
<u>የመጠጥ ፈጠራዎች</u>	30,657	929	508,663	7,028	104,753	1,257	<u>BEVERAGE INDUSTRIES</u>
አለባቤ ግጥራትና መጠጥ	3,282	408	42,735	5,186	6,829	691	DISTILLING, RECTIFYING AND BLENDING OF SPIRITS
የወይን ጠጅ መጠጥ	2,521	-	19,977	-	7,019	-	WINE INDUSTRIES
አረፊዎች መጠጥና ድፍድፍ ግዘጋጅተ /ቤ/	13,541	-	312,562	-	45,355	-	MALT LIQUORS AND MALT (BEER)
ለባህር መጠጥና ጠባሎች	11,313	521	133,389	1,842	45,550	566	SOFT DRINKS AND CARBONATED WATER INDUSTRIES
<u>ከተምባህ የሚገኝ ውጤቶች</u>	2,845	-	166,959	-	34,635	-	<u>TOBACCO MANUFACTURES</u>
<u>የጨርቅ ጨርቅ ፈጠራዎች</u>	92,877	1,141	464,288	5,178	159,753	1,500	<u>MANUFACTURE OF TEXTILES</u>
መፍተሻ ለባህር መሥሪተና ግጥላት	81,247	124	407,903	257	139,256	186	SPINNING, WEAVING AND FINISHING OF TEXTILES
ጥሬ ጨርቅ	2,772	994	8,839	4,707	1,567	1,166	KNITTING MILLS
ገመዶችና ሲገገገግ መሥሪተ	8,858	23	47,546	214	18,930	148	CORDAGE, ROPE AND TWINE INDUSTRIES
<u>የተሰራ ለባህር</u>	7,911	1,110	71,464	4,543	12,013	1,795	<u>MANUFACTURE OF WEARING APPAREL EXCEPT FOOTWEAR</u>
<u>የገገገገግ መሥሪተና ግጥላት</u>	9,567	236	156,798	10,007	55,409	1,264	<u>TANNERIES AND LEATHER FINISHING</u>
<u>ከገገገገግ የተሠራ ግጥላት</u>	7,993	1,253	59,264	7,515	16,721	2,088	<u>MANUFACTURE OF FOOTWEAR (LEATHER)</u>
<u>አገገገገግ የአገገገገግ የሌሎች ዕቃዎች</u>	4,709	642	26,219	2,335	11,872	1,406	<u>MANUFACTURE OF WOOD AND CORK PRODUCTS</u>
<u>የአገገገገግ የቤተ ተባቶችና የቤተ መሥሪያዎች</u>	2,936	1,652	11,762	5,379	6,071	2,511	<u>MANUFACTURE OF FURNITURE AND FIXTURE</u>
<u>የወረተተና ከወረተተ የሚገኝ ዕቃዎች</u>	4,490	330	43,076	1,281	11,180	552	<u>MANUFACTURE OF PAPER AND PAPER PRODUCTS</u>
<u>ግተግግ ቤተተና ተግባራዊ ፈጠራዎች</u>	10,595	2,342	56,066	6,449	30,091	3,080	<u>PRINTING, PUBLISHING AND ALLIED INDUSTRIES</u>
<u>በሊንጎብተሪ የሚገኝ ሲገገገገግ ከግጥላት ከግጥራት ግጥላት</u>	1,204	-	7,161	-	4,239	-	<u>MANUFACTURE OF BASIC INDUSTRIAL CHEMICALS EXCEPT FERTILIZERS</u>
	PUBLIC	PRIVATE	PUBLIC	PRIVATE	PUBLIC	PRIVATE	
	WAGES AND SALARIES		GROSS VALUE OF PRODUCTION		VALUE ADDED		INDUSTRIAL GROUP

ደዋዘና ዶገጥ፣ ጠቀላላ የሥራ ውጤት የገና ተዘግሪ የገን በይዘታ፣ 1980  
 WAGES AND SALARIES, GROSS VALUE OF PRODUCTION AND VALUE ADDED BY OWNERSHIP, 1987/88

ሠገጠረዥ ረ.ፖ.ሀ / የቀጠለ / TABLE F.7.a (Contd.) / በጊህ በር / (IN '000 BIRR)

የሊንጎታሪ ባይት	ደዋዘና ዶገጥ		ጠቀላላ የሥራ ውጤት የገን		ተዘግሪ የገን		
	የወገገሥተ	የገሰ	የወገገሥተ	የገሰ	የወገገሥተ	የገሰ	
የሌሎች ኪሚካሎች ውጤት	6,555	1,175	101,461	6,842	33,328	2,888	MANUFACTURE OF OTHER CHEMICAL PRODUCTS
የላዎችና ገዎላቦች	869	-	14,239	-	3,976	-	MANUFACTURE OF PAINTS, VARNISHES AND LACQUERS
ሃጠናዎች፣ ሌሎች ግጽግዎችና የውበት መጠጫዎች	3,055	454	49,204	877	19,311	329	MANUFACTURE OF SOAP, COSMETICS, PERFUMES AND OTHER CLEANING PREPARATIONS
ሌሎች ኪሚካሎች	2,631	721	38,018	5,965	10,041	2,559	MANUFACTURE OF CHEMICAL PRODUCTS N.E.C.
የነጻይ ግጫ	15,082	-	578,510	-	199,262	-	PETROLEUM REFINERY
የላቦቲካ ዕቃዎች	8,326	783	58,356	3,977	19,615	2,021	MANUFACTURE OF RUBBER PRODUCTS
የፕላስቲክ ዕቃዎች	5,111	543	49,149	2,072	18,808	684	MANUFACTURE OF PLASTIC PRODUCTS
ወበትዎችና የወበትዎች ዕቃዎች	2,385	-	8,151	-	738	-	MANUFACTURE OF GLASS AND GLASS PRODUCTS
በረታ በረታ ያለሁት የግዕድግ ውጤቶች	8,157	1,258	83,001	5,115	31,417	2,297	MANUFACTURE OF OTHER NON-METALLIC MINERAL PRODUCTS
ለሕገግ ሥራ የግህት ጠቦች	1,796	859	4,718	4,034	1,300	1,959	MANUFACTURE OF STRUCTURAL CLAY PRODUCTS
ቢሮዎች፣ ናሬና ሌሎች መለባሪያዎች	5,130	376	74,432	1,062	28,334	327	MANUFACTURE OF CEMENT, LIME AND PLASTER
ሌሎች በረታ በረታ ያለሁት የግዕድግ ውጤቶች	1,231	23	3,851	19	1,783	11	MANUFACTURE OF NON-METALLIC MINERAL PRODUCTS N.E.C.
በረታ በረታ	4,892	-	79,867	-	16,018	-	IRON AND STEEL BASIC INDUSTRIES
ከወኪናዎችና ከፋብሪካ መሣሪያዎች ለ ከበረታ የተሠሩ ዕቃዎች	5,887	2,287	50,792	8,026	17,744	3,995	MANUFACTURE OF FABRICATED METAL PRODUCTS EXCEPT MACHINERY AND EQUIPMENT
ከበረታ የተሠሩ የቅጣት ዕቃዎች	2,338	149	15,856	773	7,499	378	MANUFACTURE OF CUTLERY, HAND-TOOLS AND GENERAL HARDWARE
የሕገግ መሥሪያ ቤታት በረታ ተቀኝ	-	1,745	-	5,403	-	2,739	MANUFACTURE OF STRUCTURAL METAL PRODUCTS
ወኪናዎችና የፋብሪካ መሣሪያዎች ያለሁት ሌሎች የበረታ በረታ ዕቃዎች	3,549	393	34,936	1,850	10,245	878	MANUFACTURE OF FABRICATED METAL PRODUCTS EXCEPT MACHINERY AND EQUIPMENT N.E.C.
የሌሎች ዕቃዎችና መለጠጫዎች	317	175	2,010	727	1,010	309	MANUFACTURE OF ELECTRICAL MACHINERY, APPARATUS, APPLIANCES AND SUPPLIES
የተጠቀሰው ወኪናዎችና መገጠሚያ	976	3,259	10,610	52,290	2,319	21,960	ASSEMBLY OF MOTOR VEHICLES
ጠቅላላ	284,068	22,595	3,198,060	158,597	974,965	56,652	TOTAL
	PUBLIC	PRIVATE	PUBLIC	PRIVATE	PUBLIC	PRIVATE	INDUSTRIAL GROUP
	WAGES AND SALARIES		GROSS VALUE OF PRODUCTION		VALUE ADDED		

ደዎዘና ዶገላ፣ ጠቅላላ የሥራ ውጤት ዋጋና ተጨማሪ ዋጋ በይዘታቸው 1981  
 WAGES AND SALARIES, GROSS VALUE OF PRODUCTION AND VALUE ADDED BY OWNERSHIP, 1988/89

ሠገጠረዥ ረ.7.ለ TABLE F.7.b /በሺህ ባር/ (IN '000 BIRR)

የሊገላበት ላይ ነት	ደዎዘና ዶገላ		ጠቅላላ የሥራ ውጤት ዋጋ		ተጨማሪ ዋጋ		
	የሥራ ገዢ	የገለ	የሥራ ገዢ	የገለ	የሥራ ገዢ	የገለ	
<u>የምግብ ፋብሪካዎች</u>	52,655	3,149	736,803	30,041	217,103	6,618	<u>FOOD MANUFACTURING</u>
ሥጋ ግዘጋጅትና መጠቀሚያ	10,967	-	146,243	-	57,605	-	SLAUGHTERING, PREPARING AND PRESERVING OF MEAT
ወተትና የወተት ተዋጽኦ	507	-	15,080	-	4,131	-	MANUFACTURE OF DAIRY PRODUCTS
ከእግረትና ከአሀል የሚገኙ ቀጠቶች	6,419	323	49,835	4,948	13,385	704	MANUFACTURE OF VEGETABLES AND ANIMAL OILS AND FATS
የአሀል ወርቆዎች	10,367	-	199,243	-	34,925	-	GRAIN MILL PRODUCTS
የላብ ግጥም ደብዳቤዎች	3,610	2,595	58,049	23,182	16,024	5,437	MANUFACTURE OF BAKERY PRODUCTS
የሶስት ፋብሪካዎችና ከሶስት የሚዘጋጁ ዶገቶች	17,105	231	210,433	1,911	76,239	477	SUGAR FACTORIES, REFINERIES AND SUGAR CONFECTIONERY
ሌሎች ዶገቶች	3,345	-	50,777	-	12,292	-	MANUFACTURE OF FOOD PRODUCTS N.E.C.
የአገልግሎት ወጪ ግዘጋጅ	335	-	7,143	-	2,502	-	MANUFACTURE OF PREPARED ANIMAL FEEDS
<u>የመጠጥ ፋብሪካዎች</u>	32,846	959	531,346	8,335	88,295	1,338	<u>BEVERAGE INDUSTRIES</u>
አለባቤዎች ግጥምና መጠጥ	3,548	460	56,165	6,487	8,276	875	DISTILLING, RECTIFYING AND BLENDING OF SPIRITS
የወይን ጠቅላይ ግጥም	2,621	-	22,294	-	7,387	-	WINE INDUSTRIES
አረቂዎች መጠጥና ድፍድፍ ግዘጋጅ /ባር/	14,696	-	311,617	-	40,906	-	MALT LIQUORS AND MALT (BEER)
ለሰላሳ መጠጥና ጠባቢዎች	11,981	499	141,270	1,848	31,726	463	SOFT DRINKS AND CARBONATED WATER INDUSTRIES
<u>ከተዋጋ የሚሠሩ ውጤቶች</u>	3,027	-	169,086	-	36,616	-	<u>TOBACCO MANUFACTURES</u>
<u>የጠርቆ ጨርቅ ፋብሪካዎች</u>	91,907	1,091	380,988	5,299	125,204	1,647	<u>MANUFACTURE OF TEXTILES</u>
መጠጥ ለሰላሳ መሥሪታና ግጥም	80,057	139	328,235	250	109,081	161	SPINNING, WEAVING AND FINISHING OF TEXTILES
ጥገና መሥሪታ	2,794	927	10,289	4,886	2,591	1,371	KNITTING MILLS
ገጠሞችና ሲገገኞች መሥሪታ	9,056	25	42,464	163	13,532	115	CORDAGE, ROPE AND TWINE INDUSTRIES
<u>የተሰራ ለሰላሳ</u>	9,181	1,102	70,210	4,141	17,307	1,393	<u>MANUFACTURE OF WEARING APPAREL EXCEPT FOOTWEAR</u>
<u>ቀጠቶችን መሥሪታ ግጥም</u>	12,147	212	178,083	8,352	51,173	1,327	<u>TANNERIES AND LEATHER FINISHING</u>
<u>ከቀጠቶች የተሠራ ወጪዎች</u>	9,296	1,237	60,898	7,579	15,457	2,273	<u>MANUFACTURE OF FOOTWEAR (LEATHER)</u>
<u>አገልግሎት የአገልግሎት የሰላሳ ዕቃዎች</u>	7,200	518	25,797	1,641	11,897	836	<u>MANUFACTURE OF WOOD AND CORK PRODUCTS</u>
<u>የአገልግሎት የሰላሳ ቀጠቶችና የሰላሳ መሥሪታዎች</u>	2,949	2,127	11,616	7,042	5,830	3,565	<u>MANUFACTURE OF FURNITURE AND FIXTURE</u>
<u>የወረቀትና ከወረቀት የሚሠሩ ዕቃዎች</u>	5,024	305	45,946	1,474	9,603	539	<u>MANUFACTURE OF PAPER AND PAPER PRODUCTS</u>
<u>ግጥምና ሰላሳ የሰላሳ ፋብሪካዎች</u>	10,263	2,250	59,828	6,039	31,759	3,577	<u>PRINTING, PUBLISHING AND ALLIED INDUSTRIES</u>
<u>በሊገላበት የሚሠሩ ከሚገኙ ከላይኛዎች በስተቀር</u>	1,290	-	6,658	-	3,866	-	<u>MANUFACTURE OF BASIC INDUSTRIAL CHEMICALS EXCEPT FERTILIZERS</u>
	PUBLIC	PRIVATE	PUBLIC	PRIVATE	PUBLIC	PRIVATE	
	WAGES AND SALARIES		GROSS VALUE OF PRODUCTION		VALUE ADDED		INDUSTRIAL GROUP

ደዋዘና ያገገጥ ጠቅላላ የሥራ ውጤት የገና ተወግሪ የገቢ ወጪያት 1981  
 WAGES AND SALARIES, GROSS VALUE OF PRODUCTION AND VALUE ADDED BY OWNERSHIP, 1988/89 .

ሠገጠኛ ረ.ገ.ሰ / የቀጠለ / TABLE F.7.b (Contd.) / በጊዜ በር / (IN '000 BIRR)

የኢንባስትሪት ዓይነት	ደዋዘና ያገገጥ		ጠቅላላ የሥራ ውጤት		ተወግሪ የገቢ		
	የጠቅላላ	የገለ	የጠቅላላ	የገለ	የጠቅላላ	የገለ	
<u>የሌሎች ኪሚካሎች ውጤት</u>	7,239	1,009	88,383	4,277	25,969	1,417	<u>MANUFACTURE OF OTHER CHEMICAL PRODUCTS</u>
የአዎቶና ገጽታዎች	1,053	-	11,865	-	1,347	-	<u>MANUFACTURE OF PAINTS, VARNISHES AND LACQUERS</u>
ሃጠና ያገገጥ ሌሎች ግልጽ ያገገጥ የውበት መጠጫዎች	3,348	471	35,195	2,189	11,046	804	<u>MANUFACTURE OF SOAP, COSMETICS, PERFUMES AND OTHER CLEANING PREPARATIONS</u>
ሌሎች ኪሚካሎች	2,838	538	41,323	2,088	13,576	613	<u>MANUFACTURE OF CHEMICAL PRODUCTS N.E.C.</u>
<u>የነጻይ ግጭት</u>	18,063	-	638,952	-	271,838	-	<u>PETROLEUM REFINERY</u>
<u>የላባቲን ዕቃዎች</u>	6,853	303	52,098	1,765	15,771	874	<u>MANUFACTURE OF RUBBER PRODUCTS</u>
<u>የፕላስቲክ ዕቃዎች</u>	5,010	469	47,013	1,515	14,933	410	<u>MANUFACTURE OF PLASTIC PRODUCTS</u>
<u>መጠጥፍ የውበት ዕቃዎች</u>	2,791	-	13,264	-	2,780	-	<u>MANUFACTURE OF GLASS AND GLASS PRODUCTS</u>
<u>በረታ በረታ ያለሁኑ የግዕድገ ውጤቶች</u>	7,960	1,215	86,162	5,197	28,828	2,413	<u>MANUFACTURE OF OTHER NON-METALLIC MINERAL PRODUCTS</u>
ለሕንጻ ሥራ የሚሁኑ ጠባቶች	1,577	941	6,547	4,246	3,261	2,074	<u>MANUFACTURE OF STRUCTURAL CLAY PRODUCTS</u>
ቢሮዎች ፍራጅ ሌሎች መለባባሶች	5,170	253	76,322	940	23,884	331	<u>MANUFACTURE OF CEMENT, LIME AND PLASTER</u>
ሌሎች በረታ በረታ ያለሁኑ የግዕድገ ውጤቶች	1,213	21	3,293	11	1,683	8	<u>MANUFACTURE OF NON-METALLIC MINERAL PRODUCTS N.E.C.</u>
<u>በረታ በረታ</u>	4,102	-	67,051	-	7,212	-	<u>IRON AND STEEL INDUSTRIES</u>
<u>ጠጠር ያገገጥ ፋብሪካ መሣሪያዎች ለ ስጦታ የተሠሩ ዕቃዎች</u>	6,493	2,251	51,293	8,912	18,744	4,267	<u>MANUFACTURE OF FABRICATED METAL PRODUCTS EXCEPT MACHINERY AND EQUIPMENT</u>
ስጦታ የተሠሩ የባላባስ ዕቃዎች	2,490	185	14,796	825	6,742	367	<u>MANUFACTURE OF CUTLERY, HAND-TOOLS AND GENERAL HARDWARE</u>
የሕንጻ መሥሪያ በረታ በረታ	-	1,625	-	5,432	-	2,782	<u>MANUFACTURE OF STRUCTURAL METAL PRODUCTS</u>
ጠጠር ያገገጥ የፋብሪካ መሣሪያዎች ያለሁኑ ሌሎች የበረታ በረታ ዕቃዎች	4,003	441	36,497	2,655	12,002	1,118	<u>MANUFACTURE OF FABRICATED METAL PRODUCTS EXCEPT MACHINERY AND EQUIPMENT N.E.C.</u>
<u>የኢሌክትሮኒክ ዕቃዎችና መለጠጫዎች</u>	346	151	2,192	576	970	223	<u>MANUFACTURE OF ELECTRICAL MACHINERY, APPARATUS, APPLIANCES AND SUPPLIES</u>
<u>የተገኘበት ጠጠር ያገገጥ መገጠሚያ</u>	912	2,804	10,470	37,598	3,426	16,355	<u>ASSEMBLY OF MOTOR VEHICLES</u>
<b>ጠቅላላ</b>	<b>297,614</b>	<b>21,152</b>	<b>3,334,137</b>	<b>139,783</b>	<b>1,004,581</b>	<b>49,072</b>	<b>TOTAL</b>
	<b>PUBLIC</b>	<b>PRIVATE</b>	<b>PUBLIC</b>	<b>PRIVATE</b>	<b>PUBLIC</b>	<b>PRIVATE</b>	<b>INDUSTRIAL GROUP</b>
	<b>WAGES AND SALARIES</b>		<b>GROSS VALUE OF PRODUCTION</b>		<b>VALUE ADDED</b>		

የኢትዮጵያ የኃይል ፍጥነት ምዕራፍ የኢትዮጵያ የኃይል ፍጥነት ምዕራፍ 1973 - 1981  
 INSTALLED GENERATING CAPACITY AND ELECTRIC ENERGY PRODUCTION, 1980/81 - 1988/89

ሠንጠረዥ 2.8 TABLE F.8

ዓመት ምዕራፍ	የኢትዮጵያ የኃይል ፍጥነት / በኪ.ዊ.ት /			የኃይል ፍጥነት / በሺህ ኪ.ዊ.ት ሰዓት /			ዓመት
	ከጭን ጣቢያ	ከነጻይ ጣቢያ	ጭር	ከጭን ጣቢያ	ከነጻይ ጣቢያ	ጭር	
1973	215,752	79,274	295,086	511,536	137,525	649,061	1980/81
1974	199,752	79,409	279,161	576,283	155,670	731,953	1981/82
1975	206,732	84,291	291,023	601,925	154,481	756,406	1982/83
1976	206,732	81,910	288,642	656,912	166,671	823,583	1983/84
1977	206,732	95,657	302,589	737,133	169,503	906,636	1984/85
1978*	219,524	84,967	307,493	828,867	170,388	998,655	1985/86*
1979	219,524	91,677	311,201	895,457	181,625	1,077,082	1986/87
1980	334,078	96,686	430,764	966,064	182,558	1,148,622	1987/88
1981	372,328	99,685	469,013	1,003,971	191,097	1,195,068	1988/89
	HYDRO	THERMAL	TOTAL	HYDRO	THERMAL	TOTAL	YEAR
INSTALLED GENERATING CAPACITY (KW)			PRODUCTION ('000 KWH)				

\* የተሻሻለ  
 \* Revised

የኢትዮጵያ ኢንግሊድ የሥራ ከገጠን ግብር / የገለ ገቢዎችን አይወጥም / 1980 - 1981  
 SUMMARY OF OPERATIONS OF ELECTRICITY INDUSTRY (PUBLIC UTILITIES ONLY), 1987/88 - 1988/89

ሠንጠረዥ 2.9 TABLE F.9

		1980	1981		
የኢትዮጵያ የኃይል ፍጥነት	/ በ ቆይታ /	43	43	NUMBER OF STATIONS	(NOS)
የሠራተኞች ብዛት	/ በ ቆይታ /	9,226	10,300	NUMBER OF EMPLOYEES	(NOS)
የኢትዮጵያ የኃይል ፍጥነት ምዕራፍ	/ በኪ.ዊ.ት /	430,764	469,013	INSTALLED GENERATING CAPACITY	(KW)
የኃይል ፍጥነት ምዕራፍ	/ በሺህ ኪ.ዊ.ት ሰዓት /	1,148,622	1,195,068	PRODUCTION OF ELECTRICITY	(IN '000 KWH)
ግብር ለገለጸ መጠኖች	/ በኪ.ዊ.ት /			TRANSMISSION FACILITIES	(KV)
230 ሺህ ስልጠና መጠኖች		458	457	230 KV. LINES	
132 ሺህ ስልጠና መጠኖች		1,777	1,783	132 KV. LINES	
66 ሺህ ስልጠና መጠኖች				66 KV. LINES	
50 ሺህ ስልጠና መጠኖች		1,338**	1,343**	50 KV. LINES	
45 ሺህ ስልጠና መጠኖች				45 KV. LINES	
15 ሺህ ስልጠና መጠኖች		5,111	5,384	15 KV. LINES	
5.5 ሺህ ስልጠና መጠኖች		170	174	5.5 KV. LINES	
380/220 ስልጠና መጠኖች		6,198	6,456	380/220 KV. LINES	
የተሸጠ ኢትዮጵያ	/ በሺህ ኪ.ዊ.ት ሰዓት /	962,037	1,129,764	ELECTRICITY SOLD	(IN '000 KWH)
በተጠቃሚ ተገቢ		267,417	327,039	GENERAL TARIFF	
በኢንግሊድ ተገቢ		694,620	802,725	INDUSTRIAL TARIFF	
የገቢ ገቢ	/ በሺህ ብር /	202,513	216,276	REVENUE FROM SALES OF ELECTRICITY	(IN '000 BIRR)
በተጠቃሚ ተገቢ		39,320	43,944	GENERAL TARIFF	
በኢንግሊድ ተገቢ		163,193	172,332	INDUSTRIAL TARIFF	
ደመወድ ገቢ	/ በሺህ ብር /	31,825	34,699	WAGES AND SALARIES PAID	(IN '000 BIRR)
ለዕቃ የተደረገ ወጪ	/ በሺህ ብር /	11,650	12,812	COST OF MATERIALS	(IN '000 BIRR)
ለነጻይ የተደረገ ወጪ	/ በሺህ ብር /	34,127	34,064	COST OF FUEL	(IN '000 BIRR)
የግዴታ ተገቢ ገቢ ለገለጸ ገቢ	/ በሺህ ብር /	1,070,353	1,169,607	TOTAL FIXED ASSETS	(IN '000 BIRR)
በአገልግሎት ላይ የሚገኙ		451,137	984,096	FIXED CAPITAL ASSETS	
በመከናወን ላይ ያሉ		619,216	185,511	CAPITAL WORK IN PROGRESS	
ከግብር ተገቢ ገቢ ለገለጸ ገቢ ላይ ያሉ የገቢ ገቢ ዕቃዎች		-	-	CAPITAL GOODS IN TRANSIT	
በግብር ገቢ ለገለጸ ገቢ ላይ ያሉ		174,780	723,442	INVESTMENT IN FIXED ASSETS	(IN '000 BIRR)
		1987/88	1988/89		

\*\* 66 ሺህ፣ 50 ሺህ እና 45 ሺህ ስልጠና መጠኖችን ይወጥራል  
 \*\* Includes 66, 50 and 45 KV. Lines

የሌሎች ሊንቀሳቀሱ የገንዘብ 1988  
 FIXED CAPITAL ASSETS IN ELECTRICITY INDUSTRY, 1987/88

ሠጠረዥ ረ.10.ሀ TABLE F.10.A /በጊህ በር/ (IN '000 BIRR)

	በ1979 መጨረሻ ጠቅላይ የግብር	በ1980 የላገልገሉት ክፍት	በ1980* የተጠፋ ከላገልገሉት ውጭ የሆኑ	በ1980 ለገንዘብ የግብር ገቢ	በ1980 መጨረሻ ጠቅላይ የግብር	
	BOOK VALUE END OF 1986/87	DEPRECIATION IN 1987/88	SOLD AND DISPOSED IN 1987/88*	INVESTMENT IN 1987/88	BOOK VALUE END OF 1987/88	
ወንጀልና ወንጀል ያለሁት ሕንጻዎች	32,334	1,414	-	466	31,386	RESIDENTIAL AND NON-RESIDENTIAL BUILDINGS
ሌሎች የገንባታና ሥራዎች	149,104	6,252	-	2,197	145,049	OTHER CONSTRUCTION AND WORKS
የግብርና ወንጀል ያላቸው ዕቃዎች	236,465	12,586	9	8,722	232,592	MACHINERY AND EQUIPMENT
ተሽከርካሪዎች	45,556	19,786	-	13,713	39,483	VEHICLES
በወንጀል ላይ ያሉ ሥራዎች	479,778	-	9,585	149,023	619,216	CONSTRUCTION IN PROGRESS
ሌሎች	2,331	363	-	659	2,627	OTHERS
<b>ጠቅላይ</b>	<b>945,568</b>	<b>40,401</b>	<b>9,594</b>	<b>174,780</b>	<b>1,070,353</b>	<b>TOTAL</b>

\* ወደ ሌሎች ለገባት የተላለፈው ይጨምራል  
 \* Includes transfer to other accounts

በ1980 ለወንጀል ገቢ የተደረገው ወጪና የገንዘብ ምንጭ  
 INVESTMENT AND SOURCES OF INVESTMENT IN ELECTRICITY INDUSTRY, 1987/88

ሠጠረዥ ረ.11.ሀ TABLE F.11.a /በጊህ በር/ (IN '000 BIRR)

	ጠቅላይ	በውጭ በደርና አርባታ	ከሀገር ውስጥ የተገኘ			
			ከውጭ ገቢ በጀት	ገንዘብ	ከገንዘብ	
ወንጀልና ወንጀል ያለሁት ሕንጻዎች	466	-	288	178	-	RESIDENTIAL AND NON-RESIDENTIAL BUILDINGS
ሌሎች የገንባታና ሥራዎች	2,197	-	1,758	439	-	OTHER CONSTRUCTION AND WORKS
የግብርና ወንጀል ያላቸው ዕቃዎች	8,723	-	5,624	3,099	-	MACHINERY AND EQUIPMENT
ተሽከርካሪዎች	13,713	-	-	13,713	-	VEHICLES
በወንጀል ላይ ያሉ ሥራዎች	149,023	39,379	79,611	30,033	-	CONSTRUCTION IN PROGRESS
ሌሎች	659	-	-	659	-	OTHERS
<b>ጠቅላይ</b>	<b>174,781</b>	<b>39,379</b>	<b>87,281</b>	<b>48,121</b>	<b>-</b>	<b>TOTAL</b>
	<b>TOTAL</b>	<b>FOREIGN LOANS AND GRANT</b>	<b>GOVERNMENT BUDGET</b>	<b>OWN FUND</b>	<b>BANK LOAN</b>	
			<b>DOMESTIC SOURCES</b>			

የኢኮኖሚ ሊገጥሙ ደንብ 1981  
 FIXED CAPITAL ASSETS IN ELECTRICITY INDUSTRY, 1988/89

ሠጠረዥ ረ.10.ላ TABLE F.10.b /በሺህ ብር/ (IN '000 BIRR)

	በ1988 መጨረሻ መዘገብ የሚያገኝ	በ1981 የአገልግሎት ቶርክ	በ1981* የተጠቀሱ በአገልግሎት ውጭ የሆኑ	በ1981 ለ ደንብ ገቢ የዋለ መግደል ገደብ	በ1981 መጨረሻ መዘገብ የሚያገኝ	
	BOOK VALUE END OF 1987/88	DEPRECIATION IN 1988/89	SOLD AND DISPOSED IN 1988/89*	INVESTMENT IN 1988/89	BOOK VALUE END OF 1988/89	
ወረቀት ወረቀት ያለሁ ሕንጻዎች	31,386	2,359	-	61,047	90,074	RESIDENTIAL AND NON-RESIDENTIAL BUILDINGS
ሌሎች የከገበተረከገን ሥራዎች	145,049	9,822	-	297,324	432,551	OTHER CONSTRUCTION AND WORKS
የጣዎረጃ ወሳሪዎችና ዕቃዎች	232,592	15,925	4	205,173	421,836	MACHINERY AND EQUIPMENT
ተሽከርካሪዎች	39,483	19,141	604	16,861	36,599	VEHICLES
በመከናወን ላይ ያሉ ሥራዎች	619,216	-	575,918	142,213	185,511	CONSTRUCTION IN PROGRESS
ሌሎች	2,627	415	-	824	3,036	OTHERS
<b>ድምር</b>	<b>1,070,353</b>	<b>47,662</b>	<b>576,526</b>	<b>723,442</b>	<b>1,169,607</b>	<b>TOTAL</b>

\* ወደ ሌሎች አካውንት የተላለፈውን ይጨምራል  
 \* Includes transfer to other accounts

በ1981 ለመግደል ገደብ የተደረገው ወጪና የገንዘብ ጥገና  
 INVESTMENT AND SOURCES OF INVESTMENT IN ELECTRICITY INDUSTRY, 1988/89

ሠጠረዥ ረ.11.ላ TABLE F.11.b /በሺህ ብር/ (IN '000 BIRR)

	ድምር	ከውጭ በድርጅት አርዳታ	ከሀገር ውስጥ የተገኘ			
			ከመንግሥት በጀት	ከገለ	ከባንክ	
ወረቀት ወረቀት ያለሁ ሕንጻዎች	61,047	3,255	48,832	8,960	-	RESIDENTIAL AND NON-RESIDENTIAL BUILDINGS
ሌሎች የከገበተረከገን ሥራዎች	297,325	271,445	25,880	-	-	OTHER CONSTRUCTION AND WORKS
የጣዎረጃ ወሳሪዎችና ዕቃዎች	205,173	28,023	173,193	3,957	-	MACHINERY AND EQUIPMENT
ተሽከርካሪዎች	16,861	16,861	-	-	-	VEHICLES
በመከናወን ላይ ያሉ ሥራዎች	142,212	8,159	67,269	66,784	-	CONSTRUCTION IN PROGRESS
ሌሎች	824	-	-	824	-	OTHERS
<b>ድምር</b>	<b>723,442</b>	<b>327,742</b>	<b>315,174</b>	<b>80,525</b>	<b>-</b>	<b>TOTAL</b>
	<b>TOTAL</b>	<b>FOREIGN LOANS AND GRANT</b>	<b>DOMESTIC SOURCES</b>			

የሌሊት ለኮንሰም ብቻ የሚገኝ የኃይል ፍጥነት ስጦታ የሚገኝ የሰው ሌሊት ለኮንሰም 1980  
 INSTALLED GENERATING CAPACITY AND ELECTRIC ENERGY PRODUCTION BY STATION, 1987/88 G.C.

ሠጠረዥ ረ.12.ሀ

TABLE F.12.a

ባይታይ	የገቢዎች ብዛት	የሚገኝ ፍጥነት / ስጦታ /			የሰው ሌሊት ለኮንሰም / ስጦታ ስጦታ			STATIONS
		ከውጭ ባይታይ	ከሰው ሌሊት ለኮንሰም	ጠቅላይ	ከውጭ ባይታይ	ከሰው ሌሊት ለኮንሰም	ጠቅላይ	
አዲስ አበባ	285,014 <sup>(1)</sup>	-	-	-	-	-	-	ADDIS ABABA
አዲራ	1,859	-	1,015	1,015	-	507	507	ADIGRAT
አጋር	-	-	-	-	-	1,474	1,474	AGARO
አለቃጫ	-	-	2,000	2,000	-	60	60	ALEMAYA
አሥጫ	58,018	-	65,199	65,199	-	134,543	134,543	ASMARA
አባይ ታ	464	-	456	456	-	169	169	ASSAYTA
አሰባ	581	-	310	310	-	314	314	ASSOSSA
አሰሰ	4,537	-	4,870	4,870	-	20,077	20,077	ASSAB
አዋግ 2	-	32,000	100	32,100	76,526	-	76,526	AWASH II
አዋግ 3	-	32,000	-	32,000	78,926	-	78,926	AWASH III
አሰሰ	3,362	-	1,081	1,081	-	1,066	1,066	AXUM
ባቦ	768	-	348	348	-	321	321	BACCO
ባህር ጎር	15,592	11,520	-	11,520	35,737	-	35,737	BAHAR DAR
ቦንጋ	546	-	270	270	-	161	161	BONCA
ቦኑ ቦይሌ	767	116	374	490	204	395	599	BUNO BEDELLE
ደብረ ግርብ	4,415	184	1,818	2,002	-	3,143	3,143	DEBRE MARKOS
ደብረ ደሌ	1,560	160	306	466	498	483	981	DEMBI DOLO
ደረ ጎዋ	-	-	4,500	4,500	-	165	165	DIRE DAWA
ፍቺ	1,961	-	541	541	-	530	530	FICHE
ፊንቻ	-	100,000	200	100,200	650,025	-	650,025	FINCHA
ጋምቤላ	512	-	1,123	1,123	-	1,428	1,428	GAMBELLA
ጊምቢ	1,454	-	510	510	-	771	771	GIMBI
ገዢ	2,264	148	721	869	186	1,948	2,134	GHION
ገዳ	-	-	443	443	-	285	285	GODIE
ጊዢ	183	-	306	306	-	90	90	GIDDER
ጊዞ	-	-	-	-	32	1,012	1,044	JIMMA
ከብረ ጠገሥት	-	-	-	-	-	87	87	KIBRE MENGIST
ቆታ	-	43,200	120	43,320	53,219	-	53,219	KOKA
ጠገሥት	5,336	-	2,387	2,387	-	6,094	6,094	MEKELLE
ጠገሥት	-	114,750	-	114,750	70,711	-	70,711	MELKA WAKANA
ጠገሥት	2,168	-	1,503	1,503	-	2,230	2,230	METTU
ጠገሥት	259	-	301	301	-	142	142	MOYALLE
ነገሥት ቦረና	1,598	-	869	869	-	1,499	1,499	NEGELE BORENA
ነገሥት	3,174	-	1,486	1,486	-	3,203	3,203	NEKEMTE
ሲትት ሀጠራ	542	-	150	150	-	66	66	SEITIT HUMERA
ወለደያ	938	-	509	509	-	295	295	WOJYIA
ጠገሥት	-	-	2,870	2,870	-	-	-	STAND BY
ጠቅላይ	397,872	334,078	96,686	430,764	966,064	182,558	1,148,622	TOTAL
TOTAL NUMBER OF CONSUMERS		HYDRO	THERMAL	TOTAL	HYDRO	THERMAL	TOTAL	STATIONS
		CAPACITY (KW)			PRODUCTION ('000 KWH)			

የአዋግ 2፣ የአዋግ 3፣ የፊንቻ፣ የቆታና የሌሎች ከተሞች ደንበኞችን ይጨምራል  
 (1) Includes consumers in Awash II, Awash III, Fincha, Koka and other towns

የኢኮኖሚ ጥሬ ሰው ሀብት የጥሬ ሰው ሀብት የጥሬ ሰው ሀብት የጥሬ ሰው ሀብት  
 INSTALLED GENERATING CAPACITY AND ELECTRIC ENERGY PRODUCTION BY STATION, 1988/89

ሠጥረዥ 12.12.ለ TABLE F.12.b

ጣቢያ	የገቢዎች ብዛት	የጥሬ ሰው ሀብት / በሰው ሀብት /			የጥሬ ሰው ሀብት / በሰው ሀብት / በጥሬ ሰው ሀብት /			
		ከጥሬ ሰው ሀብት	ከሰው ሀብት	ጥሬ ሰው ሀብት	ከጥሬ ሰው ሀብት	ከሰው ሀብት	ጥሬ ሰው ሀብት	
አዲስ አበባ	308,139 <sup>(1)</sup>	-	-	-	-	-	-	ADDIS ABABA
አዲገራት	1,859	-	1,015	1,015	-	39	39	ADIGRAT
አለምግያ	-	-	2,000	2,000	-	282	282	ALEMAYA
አሥጫ	60,175	-	65,199	65,199	-	145,848	145,848	ASMARA
አባይ ታ	534	-	456	456	-	176	176	ASSAYTA
አቦባ	724	-	310	310	-	369	369	ASSOSSA
አቦባ	4,740	-	4,870	4,870	-	22,056	22,056	ASSAB
አዋጠ 2	-	32,000	100	32,100	60,945	-	60,945	AWASH II
አዋጠ 3	-	32,000	-	32,000	53,100	-	53,100	AWASH III
አክሱም	-	-	1,081	1,081	-	-	-	AXUM
ባቦ	789	-	348	348	-	309	309	BACCO
ባህር ላር	16,911	11,520	-	11,520	31,376	-	31,376	BARHIR DAR
ቦንጋ	529	-	270	270	-	138	138	BONGA
ቡኖ ቦይሌ	873	116	374	490	190	535	725	BUNO BEDELE
ደብረ ጻር ቀስ	4,677	184	1,818	2,002	-	3,320	3,320	DEBRE MARKOS
ደገ ሀብር	359	-	270	270	-	116	116	DEGEHABOR
ደምቢ ዶሎ	1,713	160	306	466	507	458	965	DEMBI DOLO
ድረ ላዩ	-	-	4,500	4,500	-	687	687	DIRE DAWA
ፍቺ	2,100	-	541	541	-	452	452	FICHE
ፊንቻ	-	100,000	200	100,200	471,706	-	471,706	FINCHA
ጎምቤላ	558	-	1,123	1,123	-	1,338	1,338	GAMBELLA
ገዳገ	2,314	148	721	869	343	1,918	2,261	GHION
ጊምቢ	1,552	-	510	510	-	917	917	GIMBI
ጊኒር	363	-	306	306	-	141	141	GINEER
ጎጃ	331	-	443	443	-	295	295	GODIE
ቱባራ ደህር	246	-	147	147	-	30	30	KEBRI DEHAR
ቶጋ	-	43,200	120	43,320	56,003	-	56,003	KOKA
ጫቶላ	5,338	-	2,387	2,387	-	3,569	3,569	MEKELLE
ጫላባ ዋና	-	153,000	-	153,000	329,801	-	329,801	MELKA WAKANA
ጫቶ	2,243	-	1,503	1,503	-	2,689	2,689	METTU
ጫቶላ	394	-	301	301	-	207	207	MOYALLE
ነገሌ ቦረና	1,688	-	869	869	-	1,516	1,516	NEGELE BORENA
ነቀቀት	3,500	-	1,486	1,486	-	3,409	3,409	NEKEMITE
ቤተ ሀጫ	583	-	150	150	-	11	11	SETIT HUMERA
ወለድያ	957	-	509	509	-	272	272	WOLDIA
መጠባበቅ	-	-	2,452	2,452	-	-	-	STAND BY
ጥሬ ሰው ሀብት	424,189	372,328	96,685	469,013	1,003,972	191,097	1,195,068	TOTAL
	TOTAL NUMBER OF CONSUMERS	HYDRO	THERMAL	TOTAL	HYDRO	THERMAL	TOTAL	STATIONS
		CAPACITY (KW)			PRODUCTION ('000 KWH)			

የአዋጠ 2፣ የአዋጠ 3፣ የፊንቻ፣ የቶጋና የሌሎች ከተሞች ደንበኞችን ይጨምራል  
 (1) Includes consumers in Awash II, Awash III, Fincha, Koka and other towns

### ክፍል ሰ - ሰለ ሕንጻዎች

የሕንጻዎች ሥራ የሚመለከተው መረጃ የተገኘው ከአዲስ አበባ አስተዳደር አካባቢ ጽ/ቤት ነው። የዘመኑ አቆጣጠር በኢትዮጵያ ዘመን አቆጣጠር መሠረት ነው።

ሠንጠረዥ ሰ.1:- በዚህ ሠንጠረዥ የተመለከተው በ1981 እና 1982 በአዲስ አበባ ከተማ የቤት ሥራ ፈቃድ የተሰጣቸው አዳዲስ ሕንጻዎች በዚያቸው፣ ዋጋቸውንና የወለሉ ስፋት /በካሬ ሜትር/ ነው።

ሠንጠረዥ ሰ.2:- የሚያመለክተው በአዲስ አበባ ከተማ የቤት ሥራ ፈቃድ የተሰጣቸው አዳዲስ ሕንጻዎች አገደዋጋቸው አመጻጸብ ነው።

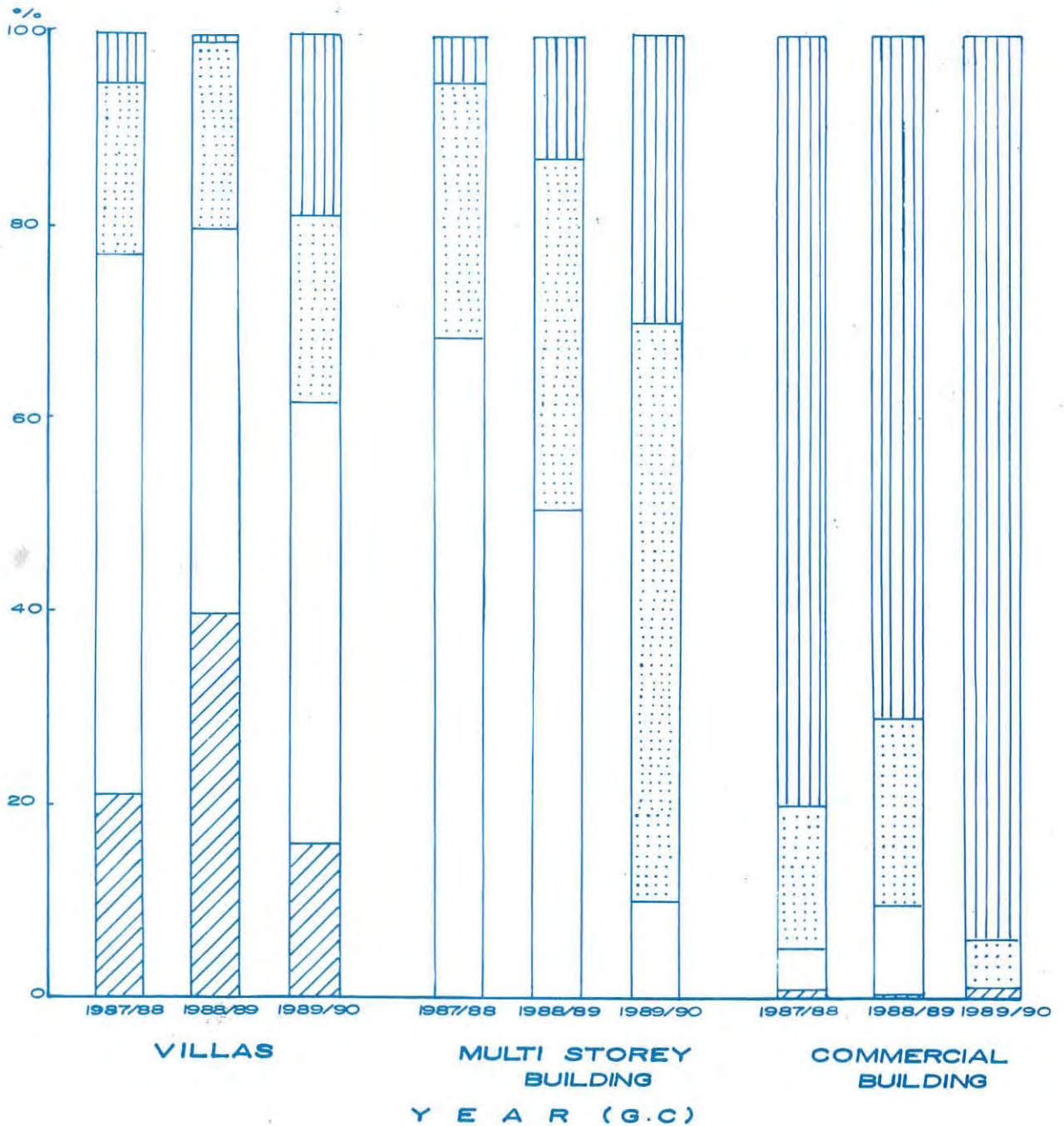
### SECTION G - CONSTRUCTION

The statistics relating to construction was obtained from the Addis Ababa Administrative Region Office. The year refers to the Ethiopian Calendar year.

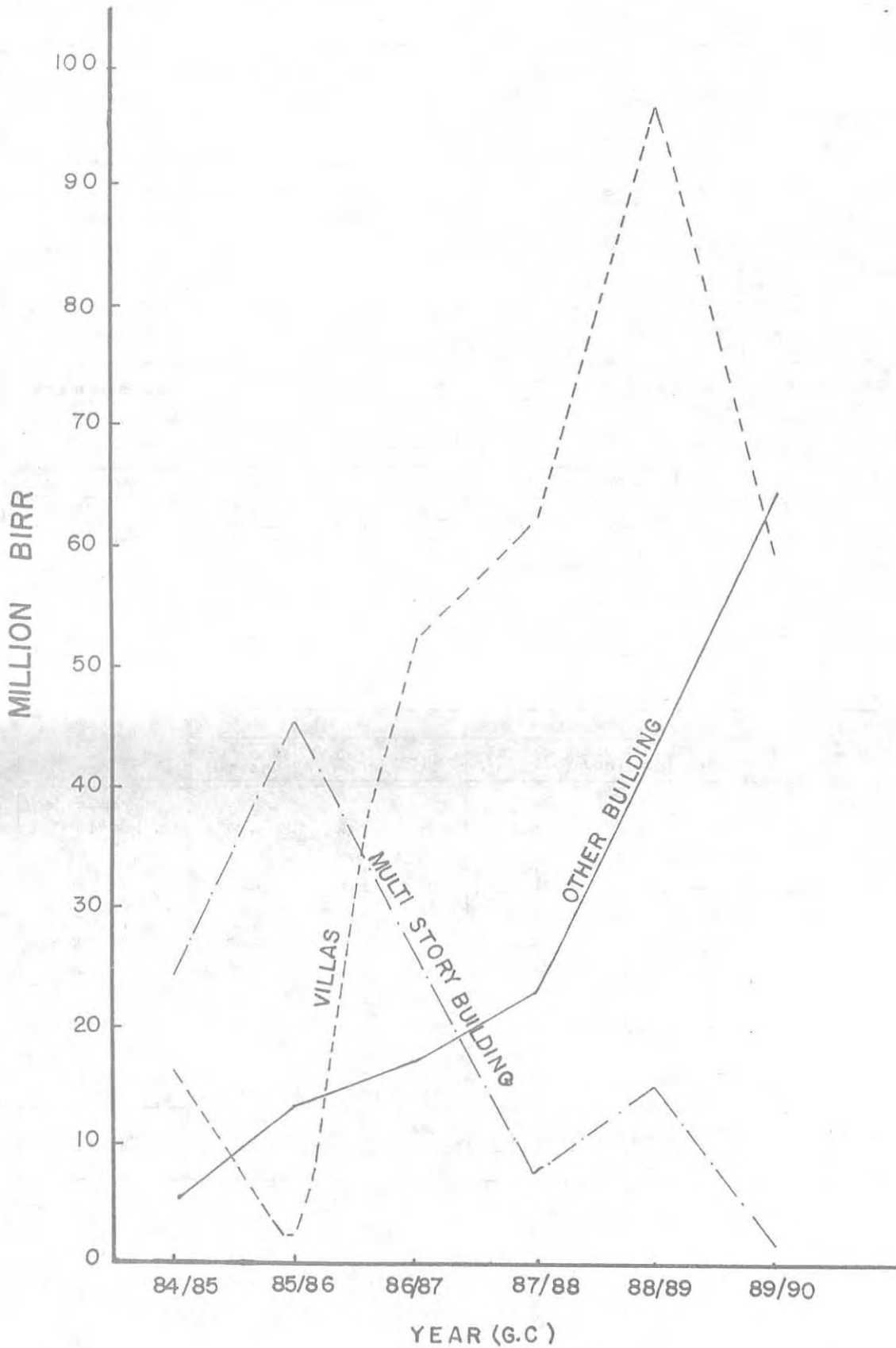
Table G.1: gives the number of building permits, their costs and floor area for New Constructions in Addis Ababa, during the years 1988/89 and 1989/90.

Table G.2: indicates the building permits for New Construction by type of construction and value range.

### G. 2 COMPOSITION OF NEW CONSTRUCTION IN ADDIS ABEBA BY VALUE OF BUILDING



### G. 1 BUILDING PERMITS FOR NEW CONSTRUCTION IN ADDIS ABABA



በአዲስ አበባ ከተማ የቤተ ሥራ ፈጅቶ የተሰጣቸው አዲስ ሕንጻዎች 1981 - 1982  
 BUILDING PERMITS FOR NEW CONSTRUCTION IN ADDIS ABABA, 1988/89 - 1989/90

ሠጠረዥ ሰ.1.ሀ TABLE G.1.a

የሕንጻው ዓይነት	1981			1982			
	ብዛት	ዋጋ /ብሺህ ብር/	የወለል ስፋት በካሬ ሜትር	ብዛት	ዋጋ /ብሺህ ብር/	የወለል ስፋት በካሬ ሜትር	
ቪላዎች	5,229	97,974	363,396	1,916	59,396	163,283	VILLAS
ናቶ ቤቶች	365	14,835	42,954	17	1,340	3,000	MULTI-STORY BUILDINGS
ንግድ ቤቶች	153	15,708	36,311	134	31,142	64,803	COMMERCIAL BUILDINGS
የቤንዚን ጣዕናዎች	-	-	-	-	-	-	PETROL STATIONS
የሌንጎቶ ሕንጻዎች	13	11,355	18,238	-	-	-	INDUSTRIAL BUILDINGS
ተምህርት ቤቶች	-	-	-	6	9,146	7,986	SCHOOLS
አጥርቶ	147	2,223	-	144	1,615	-	FENCES
ለጣዕና	-	-	-	317	18,912	-	MAINTENANCES
ጋራዎች	4	400	943	6	890	3,488	GARAGES
ቤተክርስቲያናትና ጠባቢዎች	-	-	-	-	-	-	CHURCHES AND MOSQUES
የግዕድ ቤቶች	1	11	55	-	-	-	SERVICES QUARTERS
ሌሎች	15	17,281	16,636	10	2,346	6,921	OTHERS
ጅምር	5,927	159,787	478,533	2,550	124,787	249,481	TOTAL
	NUMBER	COST ('000 BIRR)	FLOOR AREA (SQ.M)	NUMBER	COST ('000 BIRR)	FLOOR AREA (SQ.M)	TYPE OF CONSTRUCTION
	1988/89			1989/90			

በአዲስ አበባ ከተማ የቤተ ሥራ ፈጅቶ የተሰጣቸው አዲስ ሕንጻዎች በዋጋ አጠቃላይ 1981 - 1982  
 BUILDING PERMITS FOR NEW CONSTRUCTION IN ADDIS ABABA BY VALUE OF BUILDINGS, 1988/89 - 1989/90

ሠጠረዥ ሰ.2.ሀ TABLE G.2.a

የዋጋ አጠቃላይ	1981			1982			
	ብዛት	ዋጋ /ብሺህ ብር/	የወለል ስፋት በካሬ ሜትር	ብዛት	ዋጋ /ብሺህ ብር/	የወለል ስፋት በካሬ ሜትር	
ቪላዎች							VILLAS
ከ5 - ብቻ	268	1,025	12,055	91	560	5,150	LESS THAN 5
5 - 10	907	6,247	62,232	90	825	5,734	5 - 10
10 - 15	1,250	15,279	76,353	196	2,746	11,405	10 - 15
15 - 20	922	15,702	60,181	295	5,614	20,242	15 - 20
20 - 30	806	18,158	58,705	692	18,998	55,027	20 - 30
30 - 40	693	21,868	59,518	248	9,051	22,039	30 - 40
40 - 50	183	7,763	17,035	106	5,077	12,097	40 - 50
50 - 100	187	10,882	16,458	166	11,946	22,551	50 - 100
100 - 200	8	1,050	859	32	4,579	9,038	100 - 200
ጅምር	5,229	97,974	363,396	1,916	59,396	163,283	TOTAL
	NUMBER	COST ('000 BIRR)	FLOOR AREA (SQ.M)	NUMBER	COST ('000 BIRR)	FLOOR AREA (SQ.M)	VALUE RANGE ('000 BIRR)
	1988/89			1989/90			

በአዲስ አበባ ከተማ የቤት ሥራ ረገድ የተሰጣቸው አዲስ ሕንጻዎች በዋጋ አወጣጥ 1981 - 1982  
 BUILDING PERMITS FOR NEW CONSTRUCTION IN ADDIS ABABA BY VALUE OF BUILDINGS, 1988/89 - 1989/90

ሠገጠረዥ ቦ.2.ሀ / የየጠለ/ TABLE G.2.a (Contd.)

የዋጋ አወጣጥ	1981			1982			
	ብዛት	የዋጋ /በጥሪ ቦር/	የወለል ስፋት በካራ ሞተር	ብዛት	የዋጋ /በጥሪ ቦር/	የወለል ስፋት በካራ ሞተር	
<b>ፍጥ ቦታ</b>							<b>MULTI-STORY BUILDINGS</b>
20 - 30	27	580	2,312	-	-	-	20 - 30
30 - 40	232	7,077	13,458	4	145	576	30 - 40
40 - 50	41	1,665	2,934	1	45	183	40 - 50
50 - 100	57	3,611	21,892	9	750	1,662	50 - 100
100 - 200	6	658	946	3	400	579	100 - 200
200 እና በላይ	2	1,243	1,412	-	-	-	200 & OVER
<b>ድምር</b>	<b>365</b>	<b>14,834</b>	<b>42,954</b>	<b>17</b>	<b>1,340</b>	<b>3,000</b>	<b>TOTAL</b>
<b>ገንዘብ ቦታ</b>							<b>COMMERCIAL BUILDINGS</b>
<b>ከ5 በታች</b>							<b>LESS THAN 5</b>
5 - 10	-	-	-	4	36	563	5 - 10
10 - 15	6	64	635	3	38	868	10 - 15
15 - 20	2	30	1,178	8	160	2,113	15 - 20
20 - 30	39	856	3,356	8	221	2,138	20 - 30
30 - 40	16	496	2,957	5	189	861	30 - 40
40 - 50	19	775	2,581	10	500	2,192	40 - 50
50 - 100	35	2,300	8,780	34	2,715	13,898	50 - 100
100 - 200	17	2,333	7,646	30	4,825	15,608	100 - 200
200 እና በላይ	17	8,848	9,054	32	22,458	26,562	200 & OVER
<b>ድምር</b>	<b>153</b>	<b>15,708</b>	<b>36,311</b>	<b>134</b>	<b>31,142</b>	<b>64,803</b>	<b>TOTAL</b>
	<b>NUMBER</b>	<b>COST ('000 BIRR)</b>	<b>FLOOR AREA (SQ.M)</b>	<b>NUMBER</b>	<b>COST ('000 BIRR)</b>	<b>FLOOR AREA (SQ.M)</b>	<b>VALUE RANGE ('000 BIRR)</b>
	1988/89			1989/90			

በአዲስ አበባ አስተዳደር አካባቢ ጸ/ቤት የተገኘ  
 Source: Addis Ababa Administrative Region Office

ከፍል ሽ- ተራገሰፖርትና ወገኖች

ሠገጠረዥ ሸ.1 :- የኢትዮጵያ ለየር ወገኖች የሥራ ክፍትን ይገልጻል :: ወረኞች የሀገር ውስጥና የአገሪቱ ሽናል በረራዎችን ያጠቃልላሉ ::

ሠገጠረዥ ሸ.2 -ሸ.4 :- ስለ ለየር ተራገሰፖርት መሠረታዊ ወረኞችን የሚጠቅሙ ሲሆን፣ የቀረቡትም ወረኞች የአካባቢ አበባና የአሥራ ስድስት የዓለም አቀፍ አይሮፕላን ጣረፊያዎች ብቻ የሚመለከቱ ናቸው :: ስለ ወገኖቻችን ቀጥሎ ስለ ቁነት መጠን የቀረበው ወረኛ የገንዘብ አይሮፕላኖችን ብቻ የሚመለከት ሲሆን የአይሮፕላን አንቀስቃሴ ገን ጣፍውንም አይሮፕላን ያጠቃልላል ::

ሠገጠረዥ ሸ.5 :- ከረዕዮተኛ ከባታ የሚያገለገሉትን ወገኖች ርዘትና ዘርዘር ሁኔታ በኢትዮጵያ ተራገሰፖርት ስርዓተ-ሰነድ ባለሥልጣን መሥሪያ ቤት የጥገና ጣቢያዎች ለይቶ ያመለክታል :: አገገን ሥራ የወገኖች ርዘት ተገቢ የሚታዩትን በወገኖች መሥመር ለውጥ ያከፍታል ማለት ነው ::

ሠገጠረዥ ሸ.6:- በጠቅላላው ለአውራጃ ጉዳይ ሥራዎች የሚሰጡ ገንዘብና ለምን ሥራ አገልግሎት ለይቶ ያሰጋል ::

ሠገጠረዥ ሸ.7 :- በዓፄ ዮሐንስ ለውራ ወገኖች ለአገገን ጥቅም ተገቢ የሚሆኑትን የሚከፈሉትን የግንባታ ጥገና ይገልጻል ::

ሠገጠረዥ ሸ.8 እና ሸ.9 :- በኢትዮጵያ ውስጥ የወገኛ ፈቃድ የተሰጠውን በዎች በዚያው ለገንዘብ የተሸከርከረ መኪናዎች የአደረሱትን አደጋ ያስረዳሉ ::

ሠገጠረዥ ሸ.10 እና ሸ.11:- የኢትዮጵያና ኢትዮጵያ የምድር ባቡርን የሥራ ክፍት ይገልጻል ::

ሠገጠረዥ ሸ.12 እና ሸ.13:- ለአገገን የተወረጡ የገንዘብ ዕቃዎች የሚከፈሉትን የባቡር ተራገሰፖርት ጥገና ያሰጋል ::

ሠገጠረዥ ሸ.14:- በኢትዮጵያ ወደቦች በሌላውኛው ስራዎች መሠረታዊ ወረኞችን ያመለክታል ::

ሠገጠረዥ ሸ.15 እና ሸ.16:- የቴሌፎን ፣ የቴሌግራፍ ወገኖችና የፖስታ ባቡርን ከሰገን ያሰጋል ::

## SECTION H. TRANSPORT AND COMMUNICATIONS

Table H.1: refers to operations of Ethiopian Airlines both domestically and internationally.

Tables H.2 - H.4 pertains to basic statistics concerning international traffic at Addis Ababa and Asmara airports. However, figures on passengers and freight refer only to commercial planes while figures on aircraft movement refer to all airplanes.

Table H.5: shows length of all-weather roads by Highway maintenance district. Decrease of certain roads is due to change of alignment.

Table H.6: gives the cumulative investment in highway operations up to the reference periods specified, by source and use of fund.

Table H.7 refers to transport tariffs per metric ton on principal roads.

Tables H.8 and H.9: relate to data on driving licences issued and motor vehicle accidents.

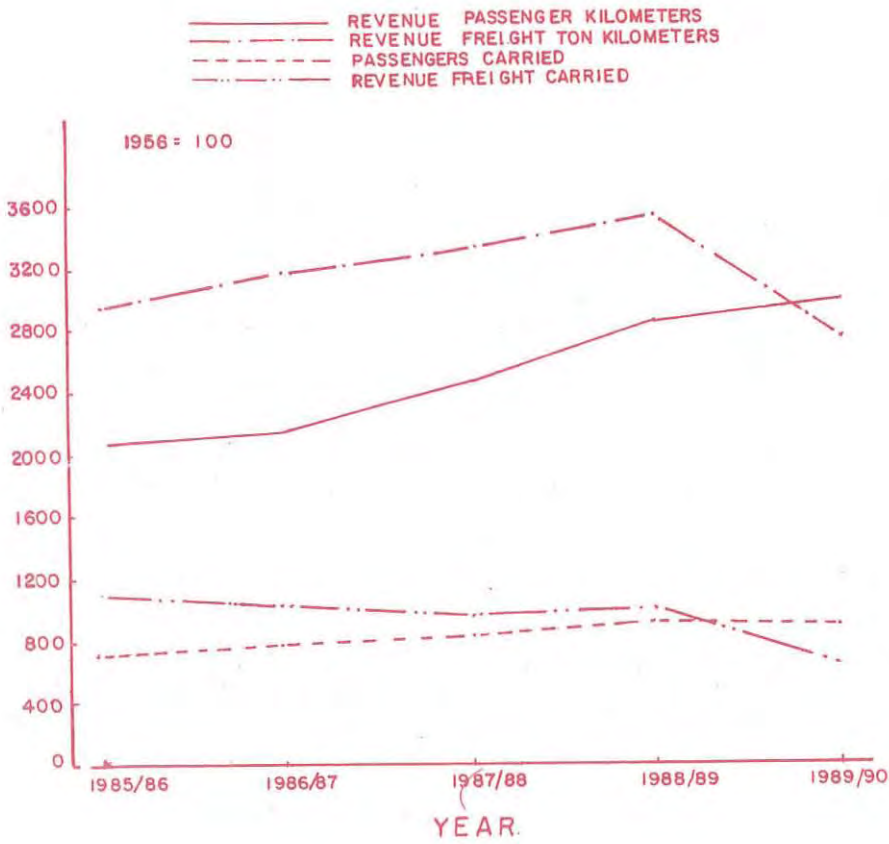
Tables H.10 and H.11: give data on the operations of the Ethio-Djibouti Railway.

Tables H.12 and H.13: show railway freight rates for selected import and export items.

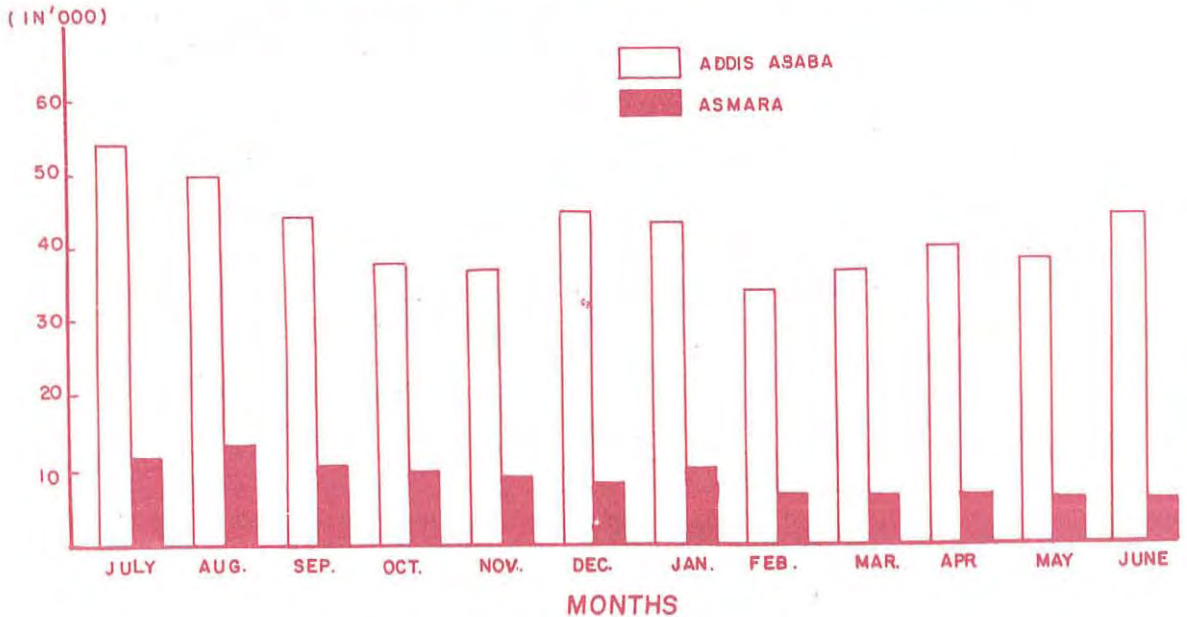
Table H.14: pertains to basic statistics concerning the activities of sea ports.

Tables H.15 and H.16: deal with telecommunications and postal services statistics.

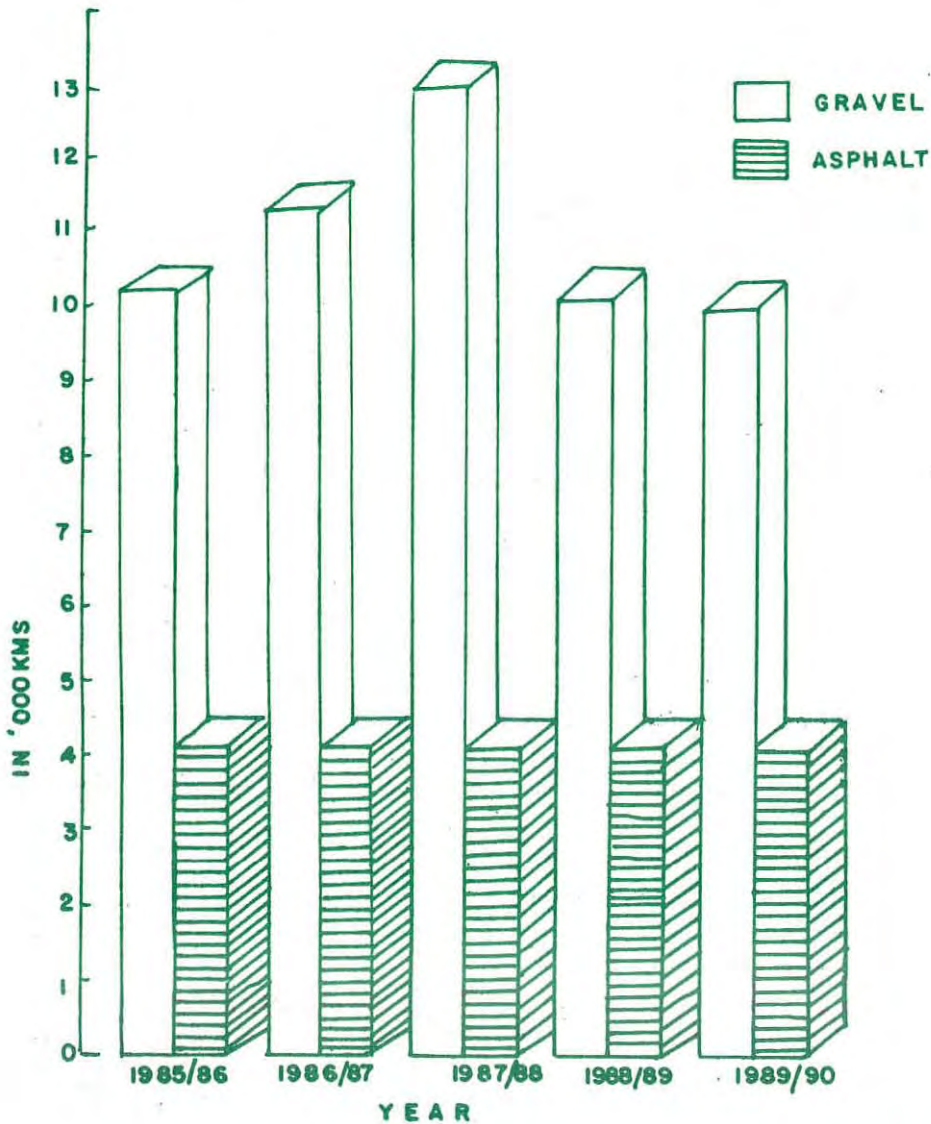
### H-1- INDICES OF ETHIOPIAN AIRLINES OPERATIONS



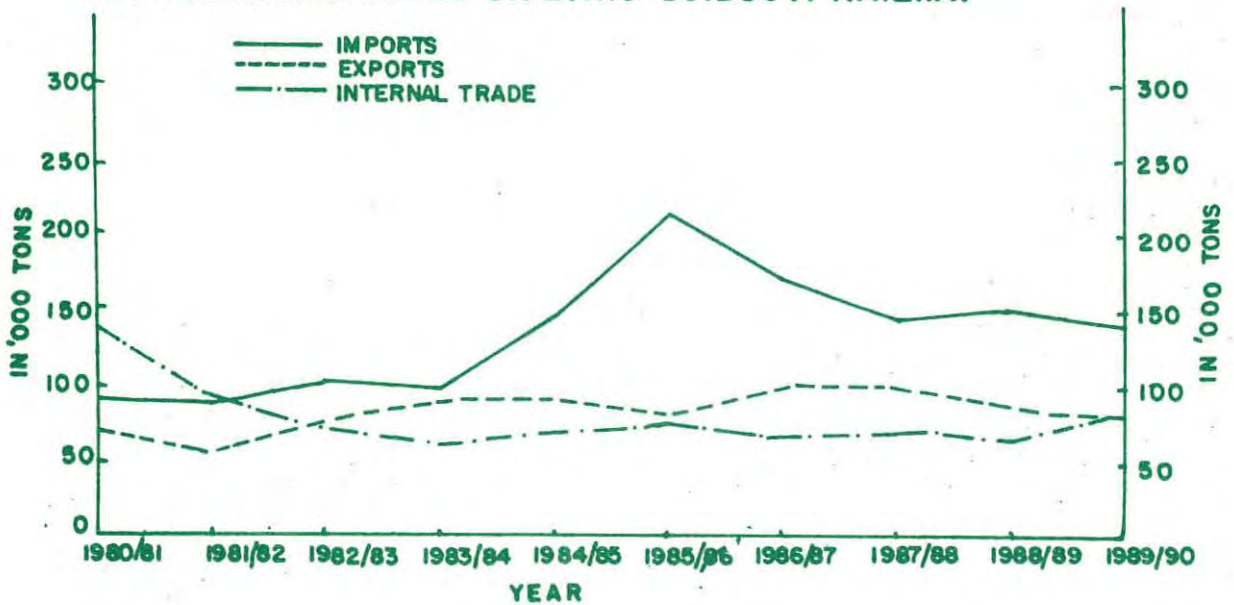
### H-2- PASSENGERS CARRIED AT ADDIS ABABA AND ASMARA AIRPORTS (1989/90)



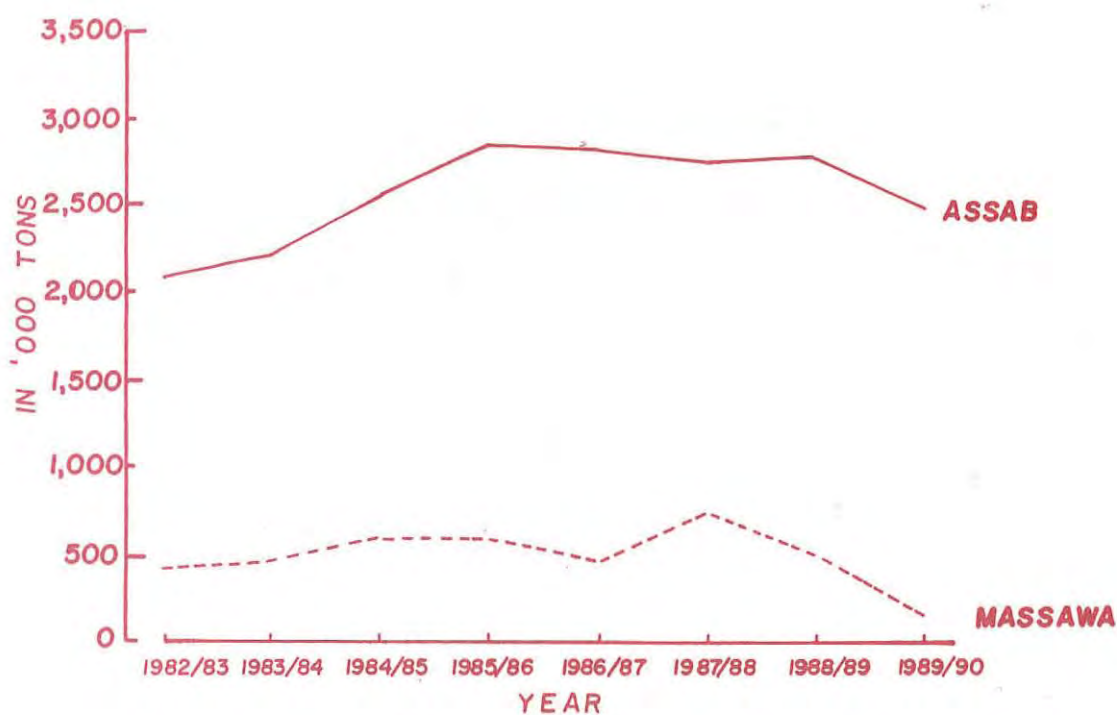
### H.3 ALL WEATHER ROADS BY TYPE IN KMS.



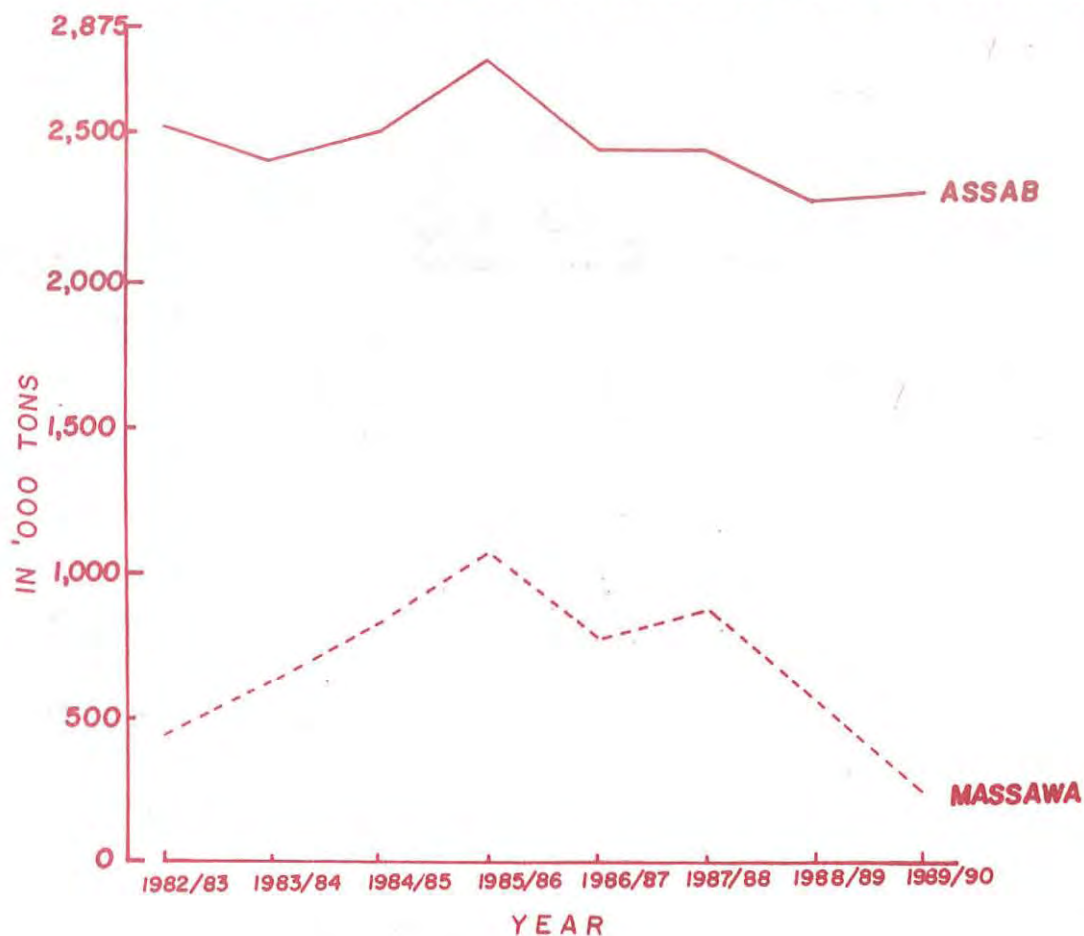
### H.4 FREIGHT CARRIED ON ETHIO-DJIBOUTI RAILWAY



### H.5- SEAPORTS CARGOES LOADED AND UNLOADED



### H.6- NET REGISTERED TONNAGE OF SHIPS CALLED & DEPARTED



የኢትዮጵያ አየር መንገድ ስራ አፈጻጸም 1979\* - 1982\*  
ETHIOPIAN AIRLINES OPERATIONS 1986/87 - 1989/90\*

ሠንጠረዥ ቩ.1 TABLE H.1

	1979	1980	1981	1982		
የከፋይ ማገገሚያ ቦዳ / ቦታ /					PASSENGERS CARRIED	(NUMBER)
የኢትዮጵያ አየር መንገድ	343,311	378,670	412,603	422,629	INTERNATIONAL	
የሀገር ውስጥ	207,465	204,640	227,825	208,739	DOMESTIC	
አገልግሎት ተገቢ የሥራ ስራ ለውጥ	550,776	583,310	640,428	631,368	TOTAL	
የኢትዮጵያ አየር መንገድ	3,049	3,241	3,447	3,509	AVERAGE KILOMETERS PER PASSENGER	
የሀገር ውስጥ	417	424	466	494	INTERNATIONAL	
አገልግሎት	2,062	2,253	2,386	2,512	DOMESTIC	
አገልግሎት ተገቢ የሥራ ስራ ለውጥ					AVERAGE	
የኢትዮጵያ አየር መንገድ	1,046,829	1,227,453	1,422,082	1,483,125	REVENUE PASSENGER KILOMETERS	('000)
የሀገር ውስጥ	87,104	86,690	106,062	103,117	INTERNATIONAL	
አገልግሎት	1,133,933	1,314,143	1,528,144	1,586,242	DOMESTIC	
የሥራ ስራ ለውጥ					TOTAL	
የኢትዮጵያ አየር መንገድ	20,895	22,488	24,005	20,098	REVENUE FREIGHT CARRIED	(LONG TON)
የሀገር ውስጥ	30,875	26,253	25,941	12,801	INTERNATIONAL	
አገልግሎት	51,770	48,741	49,946	32,899	DOMESTIC	
አገልግሎት ተገቢ የሥራ ስራ ለውጥ					TOTAL	
የኢትዮጵያ አየር መንገድ	62,466	71,139	75,360	63,406	REVENUE FREIGHT TON-KILOMETERS	('000)
የሀገር ውስጥ	21,392	17,959	18,224	9,810	INTERNATIONAL	
አገልግሎት	83,858	89,098	93,584	73,216	DOMESTIC	
አገልግሎት ተገቢ የሥራ ስራ ለውጥ	1,816	23,461	25,205	12,404	TOTAL	
የኢትዮጵያ አየር መንገድ	49.2	56**	56.1**	54.8**	REVENUE PLANE-KILOMETERS	('000)
የሥራ ስራ ለውጥ	3,475	3,452	3,394	3,350	PAYLOAD FACTOR	(%)
የሥራ ስራ ለውጥ					EMPLOYEES	(NUMBER)
የሥራ ስራ ለውጥ	222,784	273,335	306,044	335,014	OPERATING REVENUE	('000 BIRR)
የሥራ ስራ ለውጥ	77,463	78,482	81,798	79,252	PASSENGER	
የሥራ ስራ ለውጥ	82,293	101,973	113,479	149,104	FREIGHT	
የሥራ ስራ ለውጥ	382,540	454,790	501,321	563,370	OTHERS	
የሥራ ስራ ለውጥ					TOTAL	
የሥራ ስራ ለውጥ	109,844	132,082	141,862	273,086	OPERATING EXPENSES	('000 BIRR)
የሥራ ስራ ለውጥ	224,552	277,017	287,402	206,205	FLYING	
የሥራ ስራ ለውጥ	334,396	409,099	429,264	479,291	OTHERS	
የሥራ ስራ ለውጥ	20,006	17,601	25,274	85,304	TOTAL	
የሥራ ስራ ለውጥ	200,197	246,982	392,783	359,501	ADJUSTED NET PROFIT	('000 BIRR)
የሥራ ስራ ለውጥ	144,166	168,866	288,909	223,153	CURRENT ASSETS	('000 BIRR)
የሥራ ስራ ለውጥ	56,031	78,166	103,874	136,348	CURRENT LIABILITIES	('000 BIRR)
የሥራ ስራ ለውጥ	34,316	276,537	25,550	40,346	NET WORKING CAPITAL	('000 BIRR)
የሥራ ስራ ለውጥ	3,910	6,640	13,151	6,307	CAPITAL EXPENDITURES	('000 BIRR)
የሥራ ስራ ለውጥ	38,226	283,177	38,701	46,653	TRANSPORT EQUIPMENT (AIRCRAFT VEHICLES, ETC.)	('000 BIRR)
የሥራ ስራ ለውጥ	2,379	2,520	2,757	2,945	OTHERS	('000 BIRR)
የሥራ ስራ ለውጥ	349,232	499,461	474,903	474,582	TOTAL	
የሥራ ስራ ለውጥ					INVESTMENT AT COST	('000 BIRR)
የሥራ ስራ ለውጥ					FIXED ASSETS AFTER DEPRECIATION	('000 BIRR)
	1986/87	1987/88	1988/89	1989/90		

\* የዓመት መጨረሻ ሰኔ 23 ነው።  
\* Year Ending June 30

\*\* የጋር ተኮር ጥገና ይወጣል  
\*\* Including Charter  
ከኢትዮጵያ አየር መንገድ ስራ አፈጻጸም ተተገኘ  
Source: Ethiopian Airlines

በአዲስ አበባና በአሥራ ላሎ አዳዲስ አበባ አየር ማረፊያዎች የተደረገው የአየር ተራፊብ 1979±1982\*  
 AIR TRAFFIC AT ADDIS ABABA AND ASMARA INTERNATIONAL AIRPORTS 1986/87\*- 1989/90\*

ሠጠረዥ ሸ.2 TABLE H.2

	1979	1980	1981	1982		
<b>አዲስ አበባ</b>					<b>ADDIS ABABA</b>	
የአየርፕላን አገባቢ /በየቀኑ/					AIRCRAFT MOVEMENT	(NUMBER)
ገቢ	14,570	15,436	16,012	8,688	IN	
ወጪ	14,604	15,470	15,996	8,708	OUT	
ድምር	29,174	30,906	32,008	17,396	TOTAL	
የወገንደኛ ባዘት /በየቀኑ/					PASSENGER CARRIED	(NUMBER)
ገቢ	201,414	219,494	238,748	247,257	IN	
ወጪ	199,296	217,409	239,677	253,767	OUT	
ተራገዘተ	2,387	2,583	4,006	1,804	IN TRANSIT	
ድምር	403,097	439,486	482,431	502,828	TOTAL	
የዕቃ ጥነት ባዘት /በተገ/					FREIGHT CARRIED	(TONS)
ገቢ	23,556	22,739	23,124	16,167	IN	
ወጪ	27,465	25,743	24,363	15,591	OUT	
ተራገዘተ	17	13	6	-	IN TRANSIT	
ድምር	51,038	48,495	47,493	31,758	TOTAL	
የፖስታ ባዘት /በተገ/					MAIL CARRIED	(TONS)
ገቢ	651	619	665	559	IN	
ወጪ	456	376	326	200	OUT	
ተራገዘተ	-	-	-	-	IN TRANSIT	
ድምር	1,107	995	991	759	TOTAL	
<b>አሥራ</b>					<b>ASMARA</b>	
የአየርፕላን አገባቢ /በየቀኑ/					AIRCRAFT MOVEMENT	(NUMBER)
ገቢ	12,745	17,289	10,908	3,361	IN	
ወጪ	12,708	17,318	10,914	3,397	OUT	
ድምር	25,453	34,607	21,822	6,758	TOTAL	
የወገንደኛ ባዘት /በየቀኑ/					PASSENGERS CARRIED	(NUMBER)
ገቢ	58,526	57,694	56,449	49,453	IN	
ወጪ	59,159	62,240	50,270	55,544	OUT	
ተራገዘተ	-	-	-	-	IN TRANSIT	
ድምር	117,685	119,934	106,719	104,997	TOTAL	
የዕቃ ጥነት ባዘት /በተገ/					FREIGHT CARRIED	(TONS)
ገቢ	22,733	20,228	20,237	9,707	IN	
ወጪ	10,128	8,331	10,731	6,537	OUT	
ድምር	32,861	28,559	30,968	16,244	TOTAL	
የፖስታ ባዘት /በተገ/					MAIL CARRIED	(TONS)
ገቢ	216	114	68	50	IN	
ወጪ	57	44	25	28	OUT	
ድምር	273	158	93	78	TOTAL	
	1986/87	1987/88	1988/89	1989/90		

በአየር ተራገቦች ባለሥልጣን የተገኘ  
 Source: Civil Aviation Authority

\* የዓመት መጨረሻ ሰኔ 30 ነው  
 \* Year Ending July 7

በሌ አሰ አበባ ዓለም አቀፍ አይርገሳ ግረፊ ያ የተደረገው የአየር ተራፊ 1980-1982\*

AIR TRAFFIC AT BOLE ADDIS ABABA INTERNATIONAL AIR PORT, 1987/88\* - 1989/90\*

የአይርገሳ አገባብና የወገደኛቸ ብዛት  
AIRCRAFT MOVEMENTS AND PASSENGERS CARRIED

ሠንጠረዥ ሸ.3/ሀ/

TABLE H.3 (a)

በ ታላቅ

NUMBER

ወ ር	የአይርገሳ አገባብ			የወገደኛቸ ብዛት				1987/88 1988/89 1989/90
	ገቢ	ወጪ	ድምር	ገቢ	ወጪ	ተራገዘተ	ድምር	
<b>1980</b>								
ሐምሌ	1,143	1,115	2,258	27,183	25,942	271	53,396	JULY
ነሐሴ	1,124	1,124	2,248	21,654	21,784	210	43,648	AUGUST
መስከረም	1,092	1,089	2,181	20,875	20,137	5	41,037	SEPTEMBER
ጥቅምት	1,238	1,228	2,466	17,157	16,630	226	34,013	OCTOBER
ኅዳር	1,216	1,213	2,429	15,949	15,271	7	31,227	NOVEMBER
ታህሣሥ	1,472	1,473	2,945	21,188	21,997	219	43,404	DECEMBER
ጥር	1,232	1,236	2,468	17,161	16,008	206	33,375	JANUARY
የካቲት	1,351	1,364	2,715	14,695	13,867	228	28,790	FEBRUARY
ጳጉሜ	1,499	1,500	2,999	14,506	14,754	330	29,590	MARCH
ሚያዝያ	1,283	1,309	2,592	15,518	17,400	251	33,169	APRIL
ገንቦት	1,326	1,370	2,696	16,317	16,169	264	32,750	MAY
ሰኔ	1,460	1,449	2,909	17,291	17,450	366	35,107	JUNE
ድምር	15,436	15,470	30,906	219,494	217,409	2,583	439,486	TOTAL
<b>1981</b>								
ሐምሌ	1,147	1,136	2,283	24,823	24,846	296	49,965	JULY
ነሐሴ	1,439	1,444	2,883	22,099	21,408	205	43,712	AUGUST
መስከረም	1,357	1,346	2,703	21,381	20,725	335	42,441	SEPTEMBER
ጥቅምት	1,501	1,492	2,993	17,891	18,207	267	36,365	OCTOBER
ኅዳር	1,325	1,314	2,639	17,426	17,382	551	35,359	NOVEMBER
ታህሣሥ	1,424	1,411	2,835	23,352	23,389	353	47,094	DECEMBER
ጥር	1,330	1,329	2,659	20,580	20,884	593	42,057	JANUARY
የካቲት	1,330	1,318	2,648	17,702	17,614	328	35,644	FEBRUARY
ጳጉሜ	1,295	1,313	2,608	19,293	18,694	365	38,352	MARCH
ሚያዝያ	1,320	1,329	2,649	17,643	19,815	154	37,612	APRIL
ገንቦት	1,274	1,274	2,548	17,053	17,296	278	34,627	MAY
ሰኔ	1,270	1,290	2,560	19,505	19,417	281	39,203	JUNE
ድምር	16,012	15,996	32,008	238,748	239,677	4,006	482,431	TOTAL
<b>1982</b>								
ሐምሌ	602	612	1,213	26,216	27,206	184	53,606	JULY
ነሐሴ	553	544	1,097	24,515	25,235	215	49,965	AUGUST
መስከረም	599	600	1,199	21,423	22,724	14	44,161	SEPTEMBER
ጥቅምት	682	659	1,341	18,818	19,154	265	38,237	OCTOBER
ኅዳር	608	617	1,225	17,982	18,261	401	36,644	NOVEMBER
ታህሣሥ	581	598	1,179	21,601	23,239	-	44,840	DECEMBER
ጥር	702	702	1,404	21,778	21,087	-	42,865	JANUARY
የካቲት	657	659	1,316	16,577	17,159	-	33,736	FEBRUARY
ጳጉሜ	1,005	1,010	2,015	17,948	19,141	-	37,089	MARCH
ሚያዝያ	944	945	1,889	19,601	20,067	232	39,900	APRIL
ገንቦት	898	892	1,790	18,887	18,853	308	38,048	MAY
ሰኔ	857	870	1,727	21,911	21,641	185	43,737	JUNE
ድምር	8,688	8,708	17,396	247,257	253,767	1,804	502,828	TOTAL
	IN	OUT	TOTAL	IN	OUT	TRANSIT	TOTAL	
	AIRCRAFT MOVEMENT			PASSENGERS CARRIED				

በአየር ተራገቦች ገለጻ ላይ የተገኘ  
Source: Civil Aviation Authority

\* የዓመት መጨረሻ ሰኔ 30 ነው።  
\* Year Ending July 7

በአዲስ አበባ ዓለፉ አጭ አራርጎን ግራሬያ የተደረገ የአየር ተረፈቦች 1980\* - 1982\*  
 AIR TRAFFIC AT ADDIS ABABA INTERNATIONAL AIR PORT, 1987/88\* - 1989/90\*

በአራርጎን የተጓዙ ዕጅ ገባታ  
 FREIGHT AND MAIL CARRIED

ሠገጠረዥ ቪ.3/ለ / Table H.3(b)

ወር	በአራርጎን የተጓዙ ዕጅ በዛተ				በአራርጎን የተጓዙ የገባታ በዛተ			1987/88 1988/89 1989/90
	ገቢ	ወጪ	ተራገዛተ	ደምር	ገቢ	ወጪ	ደምር	
<u>1980</u>								
ሐምሌ	2,635	2,436	-	5,071	53	47	100	JULY
ነሐሴ	1,547	2,328	1	3,876	58	43	101	AUGUST
መስከረም	1,955	2,082	-	4,037	44	28	72	SEPTEMBER
ጥቅምት	1,484	1,028	-	3,512	58	32	90	OCTOBER
ገዳሴ	1,473	2,526	-	2,999	60	27	87	NOVEMBER
ታህሣሥ	2,265	2,580	1	4,846	15	14	29	DECEMBER
ጥር	2,574	2,991	2	5,567	65	25	90	JANUARY
የካቲት	1,892	1,765	1	3,658	52	8	60	FEBRUARY
ጳጉሜ	2,056	2,650	4	4,710	24	58	82	MARCH
ሚያዝያ	1,501	1,944	1	3,446	48	33	81	APRIL
ገንቦት	1,555	1,714	1	3,270	88	28	116	MAY
ሰኔ	1,801	1,700	-	3,501	54	34	88	JUNE
ደምር	22,738	25,743	11	48,492	619	377	996	TOTAL
<u>1981</u>								
ሐምሌ	1,295	933	2	2,230	57	44	101	JULY
ነሐሴ	1,659	1,327	-	2,986	48	32	80	AUGUST
መስከረም	1,598	1,566	3	3,167	52	22	74	SEPTEMBER
ጥቅምት	1,692	1,599	1	3,292	58	26	84	OCTOBER
ገዳሴ	1,932	2,129	-	4,061	61	26	87	NOVEMBER
ታህሣሥ	2,103	2,389	-	4,492	63	31	94	DECEMBER
ጥር	2,685	2,809	-	5,494	67	31	98	JANUARY
የካቲት	1,870	1,209	-	3,079	62	22	84	FEBRUARY
ጳጉሜ	2,434	3,079	-	5,513	65	30	95	MARCH
ሚያዝያ	2,141	2,579	-	4,720	43	26	69	APRIL
ገንቦት	1,884	2,196	-	4,080	46	17	63	MAY
ሰኔ	1,831	2,546	-	4,377	42	19	61	JUNE
ደምር	23,124	24,361	6	47,491	664	326	990	TOTAL
<u>1982</u>								
ሐምሌ	1,103	1,936	-	3,039	41	25	66	JULY
ነሐሴ	1,572	1,336	-	2,908	43	26	69	AUGUST
መስከረም	1,263	1,452	-	2,715	39	15	54	SEPTEMBER
ጥቅምት	1,498	1,527	-	3,025	50	19	69	OCTOBER
ገዳሴ	1,498	1,799	-	3,297	45	12	57	NOVEMBER
ታህሣሥ	1,601	1,936	-	3,537	52	14	66	DECEMBER
ጥር	1,905	1,923	-	3,829	54	22	76	JANUARY
የካቲት	946	1,276	-	2,223	45	12	57	FEBRUARY
ጳጉሜ	1,269	782	-	2,052	53	11	64	MARCH
ሚያዝያ	1,183	604	-	1,787	43	8	51	APRIL
ገንቦት	1,323	540	-	1,863	45	9	54	MAY
ሰኔ	1,005	478	-	1,483	49	28	77	JUNE
ደምር	16,166	1,559	-	31,758	559	201	759	TOTAL
	IN	OUT	TRANSIT	TOTAL	IN	OUT	TOTAL	MONTH
	FREIGHT CARRIED				MAIL CARRIED			

በአየር ተራገቦች ባለሥልጣን የተገኘ  
 Source: Civil Aviation Authority

\* የጸደቀው ወር ሰኔ 30 1ኛ ምዕራፍ  
 \* Year Ending Jyly 7

በአሰጣጥ ላይ ለሚገኝ ለአዲስ አበባ የተገኘው የአየር ተራፊት 1980\* - 1982\*  
 AIR TRAFFIC AT ASMARA INTERNATIONAL AIR PORT, 1980/81\* - 1982/83\*

የአየር አገልግሎት የገቢዎች ብዛት  
 AIRCRAFT MOVEMENT AND PASSENGERS CARRIED

ሠጠረዥ ሸ.4/ሀ/ TABLE H.4 (a)

ብዛት NUMBER

ወር	የአዲስ አበባ አገልግሎት			የገቢዎች ብዛት				1987/88
	ገቢ	ወጪ	ጠቅላይ	ገቢ	ወጪ	ተራፊት	ጠቅላይ	
<b>1980</b>								
ሰኞ	869	865	1,734	7,537	7,123	-	14,660	JULY
ሰኞ	971	965	1,936	6,268	6,492	-	12,760	AUGUST
ጥቅምት	893	935	1,828	5,414	6,171	-	11,585	SEPTEMBER
ጥቅምት	1,113	1,113	2,226	4,852	5,201	-	10,053	OCTOBER
ኅዳር	1,025	1,029	2,054	4,249	4,586	-	8,835	NOVEMBER
ጥቅምት	1,757	1,758	3,515	4,653	5,201	-	9,854	DECEMBER
ጥር	1,666	1,664	3,330	4,762	4,777	-	9,539	JANUARY
ፀደቅ	1,308	1,304	2,612	4,221	5,536	-	9,757	FEBRUARY
ጥር	2,295	2,284	4,579	4,046	4,846	-	8,892	MARCH
ጥር	2,072	2,073	4,145	3,773	4,164	-	7,937	APRIL
ጥር	2,143	2,148	4,291	3,679	3,735	-	7,414	MAY
ጥር	1,177	1,180	2,357	4,240	4,408	-	8,648	JUNE
ጠቅላይ	17,289	17,318	34,607	57,694	62,240	-	119,934	TOTAL
<b>1981</b>								
ሰኞ	668	679	1,347	5,354	5,642	-	10,996	JULY
ሰኞ	747	737	1,484	5,624	5,749	-	11,373	AUGUST
ጥቅምት	1,065	1,067	2,132	5,292	5,074	-	10,366	SEPTEMBER
ጥቅምት	1,125	1,116	2,241	4,981	4,420	-	9,401	OCTOBER
ኅዳር	1,152	1,152	2,304	4,414	4,236	-	8,650	NOVEMBER
ጥቅምት	1,142	1,145	2,287	4,806	5,033	-	9,839	DECEMBER
ጥር	1,132	1,135	2,267	5,370	1,493	-	6,863	JANUARY
ፀደቅ	1,052	1,054	2,106	4,674	1,556	-	6,230	FEBRUARY
ጥር	1,103	1,105	2,208	3,660	4,929	-	8,589	MARCH
ጥር	628	628	1,256	4,076	3,688	-	7,764	APRIL
ጥር	519	523	1,042	3,523	3,794	-	7,317	MAY
ጥር	575	573	1,148	4,675	4,656	-	9,331	JUNE
ጠቅላይ	10,908	10,914	21,822	56,449	50,270	-	106,719	TOTAL
<b>1982</b>								
ሰኞ	189	190	379	6,376	5,589	-	11,965	JULY
ሰኞ	194	194	388	6,348	6,419	-	12,767	AUGUST
ጥቅምት	193	194	387	5,692	5,729	-	11,421	SEPTEMBER
ጥቅምት	177	171	348	4,731	4,783	-	9,514	OCTOBER
ኅዳር	179	192	371	4,159	4,465	-	8,624	NOVEMBER
ጥቅምት	101	105	206	3,816	4,103	-	7,919	DECEMBER
ጥር	194	192	386	4,984	4,709	-	9,693	JANUARY
ፀደቅ	400	416	816	3,023	4,296	-	7,319	FEBRUARY
ጥር	501	511	1,012	2,723	4,057	-	6,780	MARCH
ጥር	461	461	922	3,133	4,067	-	7,200	APRIL
ጥር	410	410	820	2,166	3,353	-	5,519	MAY
ጥር	362	361	723	2,302	3,974	-	6,276	JUNE
ጠቅላይ	3,361	3,397	6,758	49,453	55,544	-	104,997	TOTAL
	IN	OUT	TOTAL	IN	OUT	TRANSIT	TOTAL	
	AIRCRAFT MOVEMENT			PASSENGERS CARRIED				

በአየር ማረፊያ ተቆጣጣሪ ተቋም የተገኘ  
 Source: Civil Aviation Authority

\* የጥቅምት ወር ስንት 30 ነው።  
 \* Year Ending July 7

በአሥጫ ላይ ለጥናት ለሚያገለግል የተገኘው የአየር ተራፊቅ፣ 1980\* - 1982\*  
 AIR TRAFFIC AT ASMARA INTERNATIONAL AIR PORT, 1987/88 - 1989/90

በአሚርካን የተጓዘ ዕጅ ገቢ  
 FREIGHT AND MAIL CARRIED

ሠገጠኛ ስ.4/ለ/ TABLE H.4 (b)

በ ተገገጠ በ ገጠጠ

ወር	በአሚርካን የተጓዘ ዕጅ ገቢ			በአሚርካን የተጓዘ ገቢ ገጠጠ			IN TONS
	ገቢ	ወጪ	ድምር	ገቢ	ወጪ	ድምር	
<u>1980</u>							<u>1987/88</u>
ሐምሌ	2,208	626	2,834	23	3	26	JULY
ነሐሴ	2,038	568	2,606	18	15	33	AUGUST
መስከረም	1,758	177	1,935	9	1	10	SEPTEMBER
ጥቅምት	1,446	465	1,911	9	3	12	OCTOBER
ንሐሴ	910	475	1,385	6	2	8	NOVEMBER
ታህሣሥ	1,814	1,138	2,952	6	2	8	DECEMBER
ጥር	2,048	155	2,203	3	2	5	JANUARY
የካቲት	1,501	1,152	2,653	5	3	8	FEBRUARY
ጳጉሜ	1,801	1,226	3,027	6	2	8	MARCH
ጥቅምት	1,557	544	2,101	12	2	14	APRIL
ገንቦት	1,395	826	2,221	7	5	12	MAY
ሰኔ	1,750	979	2,729	10	3	13	JUNE
ድምር	20,226	8,331	28,557	114	43	157	TOTAL
<u>1981</u>							<u>1988/89</u>
ሐምሌ	580	373	953	13	2	15	JULY
ነሐሴ	1,038	413	1,451	11	2	13	AUGUST
መስከረም	1,285	703	1,988	5	3	8	SEPTEMBER
ጥቅምት	975	695	1,670	6	2	8	OCTOBER
ንሐሴ	1,408	947	2,355	1	4	5	NOVEMBER
ታህሣሥ	1,656	1,038	2,694	3	3	6	DECEMBER
ጥር	2,515	1,478	3,993	7	1	8	JANUARY
የካቲት	2,360	881	3,241	4	2	6	FEBRUARY
ጳጉሜ	2,058	1,118	3,176	5	2	7	MARCH
ጥቅምት	1,758	1,191	2,949	7	2	9	APRIL
ገንቦት	2,172	970	3,142	2	1	3	MAY
ሰኔ	2,433	925	3,358	3	1	4	JUNE
ድምር	20,238	10,732	30,970	67	25	92	TOTAL
<u>1982</u>							<u>1989/90</u>
ሐምሌ	1,522	665	2,188	4	1	5	JULY
ነሐሴ	1,202	595	1,797	4	1	5	AUGUST
መስከረም	1,359	633	1,992	4	3	7	SEPTEMBER
ጥቅምት	914	635	1,550	3	4	7	OCTOBER
ንሐሴ	1,149	777	1,926	5	3	7	NOVEMBER
ታህሣሥ	1,232	763	1,995	6	4	10	DECEMBER
ጥር	1,157	962	2,119	4	3	7	JANUARY
የካቲት	623	338	961	5	-	5	FEBRUARY
ጳጉሜ	220	320	540	4	4	8	MARCH
ጥቅምት	65	357	421	4	3	7	APRIL
ገንቦት	168	383	551	2	1	3	MAY
ሰኔ	94	108	202	6	1	7	JUNE
ድምር	9,705	6,536	16,242	51	28	78	TOTAL
	IN	OUT	TOTAL	IN	OUT	TOTAL	
	FREIGHT CARRIED			MAIL CARRIED			

ሰነድ ተራፊቅ ላይ ለጥናት ለሚያገለግል የተገኘው  
 Source: Civil Aviation Authority

\* የግምት ወረቀት ሰኔ 30 ነው።  
 \* Year Ending July 7

የከረዳ የባህን ጠገን ጠገን ባህን 1980\*-1982\*  
 ALL WEATHER ROADS BY MAINTENANCE DISTRICT 1987/88 - 1989/90\*

ወገን ጠገን ስ.5

TABLE H.5

በቤላ ገተር IN KMS.

የገንዘብ ባህን	በረተ**	አስፋልት	ጠቅላላ ድምር	
<b>1980</b>				<b>1987/88</b>
አለም ገና	1,813	1,212	3,025	ALEMGENA
ቦምብ ገና	424	697	1,121	COMBOLCHA
ሻሻሌ ስ	1,068	683	1,751	SHASHEMENE
ድረ ሳዩ	1,238	393	1,631	DIRE DAWA
ገንደር	681	15	696	GONDER
ደብረ ግር ቀን	873	96	969	DEBITE MARKOS
ጂግ	1,011	353	1,364	JIMA
አሙራ	332	567	899	ASMARA
አገገራት	607	48	655	ADIGRAT
ድምር	8,047	4,064	12,111	SUB-TOTAL
የገጠር ጠገን	4,809	-	4,809	RURAL ROADS
ጠቅላላ ድምር	12,856	4,064	16,920	GRAND TOTAL
<b>1981</b>				<b>1988/89</b>
አለም ገና	1,813	1,212	3,025	ALEMGENA
ቦምብ ገና	424	697	1,121	COMBOLCHA
ሻሻሌ ስ	1,068	683	1,751	SHASHEMENE
ድረ ሳዩ	1,238	393	1,631	DIRE DAWA
ገንደር	681	15	696	GONDER
ደብረ ግር ቀን	873	96	969	DEBITE MARKOS
ጂግ	1,011	353	1,364	JIMA
አሙራ	332	567	899	ASMARA
አገገራት	607	48	655	ADIGRAT
ድምር	8,047	4,064	12,111	SUB-TOTAL
የገጠር ጠገን	2,065	-	2,065	RURAL ROADS
ጠቅላላ ድምር	10,112	4,064	14,176	GRAND TOTAL
<b>1982</b>				<b>1989/90</b>
አለም ገና	919	1,250	2,169	ALEMGENA
ቦምብ ገና	424	697	1,121	COMBOLCHA
ሻሻሌ ስ	1,080	683	1,763	SHASHEMENE
ድረ ሳዩ	1,238	393	1,631	DIRE DAWA
ገንደር	681	15	696	GONDER
ደብረ ግር ቀን	927	96	1,023	DEBITE MARKOS
ጂግ	1,136	353	1,489	JIMA
አሙራ	332	567	899	ASMARA
አገገራት	607	48	655	ADIGRAT
ድምር	7,344	4,102	11,446	SUB-TOTAL
የገጠር ጠገን	2,629	-	2,629	RURAL ROADS
ጠቅላላ ድምር	9,973	4,102	14,075	GRAND TOTAL
	GRAVEL**	ASPHALT	TOTAL	MAINTENANCE DISTRICT

\* የግድት ዓመት ሰኔ 30 ቀን

\* Year Ending July 7

\*\* የገጠር ጠገን ርዕሰ ገንዘብ ስር ተጨምሮ ስ

\*\* The length of rural roads is added to the gravel

ሰጠ ጠገን ተጠቅሞ ለጠገን ጠገን ጠገን ጠገን

Source: Ethiopian Transport Construction Authority

ለአውራ ገንዘብ ሥራዎች የተገኘ ገንዘብ፣ 1980\* - 1982\*  
 FUNDS OBTAINED FOR THE CONSTRUCTION OF HIGHWAYS, 1987/88\* - 1989/90\*

ሠንጠረዥ ሸ.6/ሀ/ TABLE H.6 (a)

በሚሊዮን ቢር IN MILLION BIRR

	በጀት	ብድር	ድምር	
<u>1980</u>				<u>1987/88*</u>
አገደኛ የአውራ ገንዘብ ፕሮግራም	-	-	-	FIRST HIGHWAY PROGRAMME
ለጊዜያዊ ፕሮግራም	0.9	0.8	1.7	INTERIM PERIOD
ሁለተኛው የአውራ ገንዘብ ፕሮግራም	-	-	-	SECOND HIGHWAY PROGRAMME
ሶስተኛው የአውራ ገንዘብ ፕሮግራም	-	-	-	THIRD HIGHWAY PROGRAMME
አራተኛው የአውራ ገንዘብ ፕሮግራም	-	-	-	FOURTH HIGHWAY PROGRAMME
አምስተኛው የአውራ ገንዘብ ፕሮግራም	-	-	-	FIFTH HIGHWAY PROGRAMME
ስድስተኛው የአውራ ገንዘብ ፕሮግራም	-	-	-	SIXTH HIGHWAY PROGRAMME
ስባተኛው የአውራ ገንዘብ ፕሮግራም	-	-	-	SEVENTH HIGHWAY PROGRAMME
ጾም ገደብ የአውራ ገንዘብ ፕሮግራም	-	38.1	38.1	EIGHTH HIGHWAY PROGRAMME
ወደባዊ ሌሎች ፕሮጀክቶች	87.6	17.1	104.7	RECURRENT AND OTHER PROJECTS
ሌሎች ገቢዎች	-	-	-	OTHER REVENUES
ወደ ያልተደረገ ገንዘብ ቢቀነስ	-	-	-	LESS UNCASHED APPROPRIATION
ድምር	88.5	56.0	144.5	TOTAL
<u>1981</u>				<u>1988/89</u>
አገደኛው የአውራ ገንዘብ ፕሮግራም	-	-	-	FIRST HIGHWAY PROGRAMME
ለጊዜያዊ ፕሮግራም	-	-	-	INTERIM PERIOD
ሁለተኛው የአውራ ገንዘብ ፕሮግራም	-	-	-	SECOND HIGHWAY PROGRAMME
ሶስተኛው የአውራ ገንዘብ ፕሮግራም	-	-	-	THIRD HIGHWAY PROGRAMME
አራተኛው የአውራ ገንዘብ ፕሮግራም	-	-	-	FOURTH HIGHWAY PROGRAMME
አምስተኛው የአውራ ገንዘብ ፕሮግራም	-	-	-	FIFTH HIGHWAY PROGRAMME
ስድስተኛው የአውራ ገንዘብ ፕሮግራም	-	-	-	SIXTH HIGHWAY PROGRAMME
ስባተኛው የአውራ ገንዘብ ፕሮግራም	-	-	-	SEVENTH HIGHWAY PROGRAMME
ጾም ገደብ የአውራ ገንዘብ ፕሮግራም	-	-	-	EIGHTH HIGHWAY PROGRAMME
ወደባዊ ሌሎች ፕሮጀክቶች	-	-	-	RECURRENT AND OTHER PROJECTS
ሌሎች ገቢዎች	-	-	-	OTHER REVENUES
ወደ ያልተደረገ ገንዘብ ቢቀነስ	-	-	-	LESS UNCASHED APPROPRIATION
ድምር	-	-	-	TOTAL
<u>1982</u>				<u>1989/90</u>
አገደኛው የአውራ ገንዘብ ፕሮግራም	-	-	-	FIRST HIGHWAY PROGRAMME
ለጊዜያዊ ፕሮግራም	-	-	-	INTERIM PERIOD
ሁለተኛው የአውራ ገንዘብ ፕሮግራም	-	-	-	SECOND HIGHWAY PROGRAMME
ሶስተኛው የአውራ ገንዘብ ፕሮግራም	-	-	-	THIRD HIGHWAY PROGRAMME
አራተኛው የአውራ ገንዘብ ፕሮግራም	-	-	-	FOURTH HIGHWAY PROGRAMME
አምስተኛው የአውራ ገንዘብ ፕሮግራም	-	-	-	FIFTH HIGHWAY PROGRAMME
ስድስተኛው የአውራ ገንዘብ ፕሮግራም	-	-	-	SIXTH HIGHWAY PROGRAMME
ስባተኛው የአውራ ገንዘብ ፕሮግራም	-	-	-	SEVENTH HIGHWAY PROGRAMME
ጾም ገደብ የአውራ ገንዘብ ፕሮግራም	-	-	-	EIGHTH HIGHWAY PROGRAMME
ወደባዊ ሌሎች ፕሮጀክቶች	-	-	-	RECURRENT AND OTHER PROJECTS
ሌሎች ገቢዎች	-	-	-	OTHER REVENUES
ወደ ያልተደረገ ገንዘብ ቢቀነስ	-	-	-	LESS UNCASHED APPROPRIATION
ድምር	-	-	-	TOTAL
	BUDGET	LOAN	TOTAL	

\* የጸደቀበት ወቅት ሰኔ 30 ነው።

\* Year Ending July 7

ከአገልግሎት ተራጎሮች ተገቢነት ለመጠበቅ የተገኘ

Source: Ethiopian Transport Construction Authority



የተሰጠ የግን ረታዎች 1979\* - 1982\*  
DRIVING LICENCES ISSUED, 1986/87\* - 1989/90\*

ሠገጠረዥ ሸ.8 TABLE H.8

	1979	1980	1981	1982	
<u>የግን ረታዎች ሳይኑት</u>					
1ኛ ደረጃ/ለዋተር ማከለቻ/					<u>TYPE OF LICENCE</u>
አካላት	423	566	596	517	FIRST CLASS (MOTORCYCLES)
አሥጦራ	184	144	173	150	ADDIS ABABA
ሌሎች ክፍሎች	11	48	161	51	ASMARA
2ኛ ደረጃ/ለሰጠ ጭነት/	228	374	262	316	OTHERS
አካላት	13,040	14,432	13,489	13,450	SECOND CLASS (PRIVATE CARS)
አሥጦራ	4,810	4,393	4,595	5,491	ADDIS ABABA
ሌሎች ክፍሎች	2,186	4,080	2,934	2,130	ASMARA
3ኛ ደረጃ/በሰጠ ለግን ረታዎች/	6,030	7,265	6,565	6,734	OTHERS
አካላት	2,283	2,269	2,042	2,319	THIRD CLASS (PETROL-ENGINE TRUCKS)
አሥጦራ	762	1,634	1,169	1,086	ADDIS ABABA
ሌሎች ክፍሎች	2,985	3,362	3,354	3,329	ASMARA
4ኛ ደረጃ/በሰጠ ለግን ረታዎች/	2,707	3,193	3,009	2,636	OTHERS
አካላት	568	893	971	759	FOURTH CLASS (DIESEL ENGINE TRUCKS)
አሥጦራ	2,186	4,080	2,934	2,130	ADDIS ABABA
ሌሎች ክፍሎች	6,044	5,959	5,960	5,829	ASMARA
3ኛ ደረጃ/በሰጠ ለግን ረታዎች/	6,030	7,265	6,565	6,734	OTHERS
አካላት	2,283	2,269	2,042	2,319	THIRD CLASS (PETROL-ENGINE TRUCKS)
አሥጦራ	762	1,634	1,169	1,086	ADDIS ABABA
ሌሎች ክፍሎች	2,985	3,362	3,354	3,329	ASMARA
4ኛ ደረጃ/በሰጠ ለግን ረታዎች/	2,707	3,193	3,009	2,636	OTHERS
አካላት	568	893	971	759	FOURTH CLASS (DIESEL ENGINE TRUCKS)
አሥጦራ	501	694	517	312	ADDIS ABABA
ሌሎች ክፍሎች	1,638	1,606	1,521	1,565	ASMARA
5ኛ ደረጃ/በግን ጭነት ስጦታ/	1,398	1,463	1,428	1,165	OTHERS
አካላት	242	215	336	267	FIFTH CLASS (TRUCK WITH TRAILLERS)
አሥጦራ	306	476	351	161	ADDIS ABABA
ሌሎች ክፍሎች	850	772	741	737	ASMARA
6ኛ ደረጃ /ተሰጠ ለግን ረታዎች/	130	259	92	143	OTHERS
አካላት	-	2	3	-	SIXTH CLASS (TRACTORS, BULLDOZERS ETC.)
አሥጦራ	-	-	-	-	ADDIS ABABA
ሌሎች ክፍሎች	130	256	89	143	ASMARA
					OTHERS
	1986/87	1987/88	1988/89	1989/90	

\* የግን ረታዎች ስንት 30 ነው።  
\* Year Ending July 7  
በግን ረታዎች ስንት ስለሚገኝ የተገኘ።  
Source: Road Transport Authority

በኢትዮጵያ ተሽከርካሪ መኪናዎች ያደረጉት ስደጋ፣ 1980\* - 1982\*  
 MOTOR-VEHICLE ACCIDENTS IN ETHIOPIA, 1987/88\* - 1989/90\*

ሠገጠረዥ ሺ.9 /ሀ / TABLE H.9 (a)

	1980	1981	1982	
<u>ጠቅላላ ስደጋ</u>	10,255	8010	...	<u>TOTAL ACCIDENT</u>
ከባድ የመቀጠል ስደጋ	2,501	1460	...	SERIOUS
ቀላል የመቀጠል ስደጋ	2,748	1533	...	LIGHT
የሞት ስደጋ	1,215	1052	...	FATAL
የገንብረት ጉዳት	3,791	3965	...	PROPERTY DAMAGE
<u>የሞት ብዛት</u>	1,215	1052	...	<u>NUMBER OF DEATH</u>
ወጣቶች	711	403	...	YOUTH
መስከለኛ ዐደጫ**	358	559	...	ADULT**
ሸጣገሌዎች	146	90	...	AGED
<u>የተገዳት ብዛት</u>	5,249	2993	...	<u>NUMBER OF PEOPLE INJURED</u>
ወጣቶች	3,247	1135	...	YOUTH
መስከለኛ ዐደጫ**	1,482	1617	...	ADULT**
ሸጣገሌዎች	520	241	...	AGED
	1987/88	1988/89	1989/90	

በአዲስ አበባ ከተማ ተሽከርካሪ መኪናዎች ያደረጉት ስደጋ፣ 1980\* - 1982\*  
 MOTOR-VEHICLE ACCIDENTS IN ADDIS ABABA, 1987/88\* - 1989/90\*

ሠገጠረዥ ሺ.9 /ለ / TABLE H.9 (b)

	1980	1981	1982	
<u>ጠቅላላ ስደጋ</u>	4,144	4,038	...	<u>TOTAL ACCIDENT</u>
ከባድ የመቀጠል ስደጋ	597	475	...	SERIOUS
ቀላል የመቀጠል ስደጋ	1,070	909	...	LIGHT
የሞት ስደጋ	177	200	...	FATAL
የገንብረት ጉዳት	2,300	2,454	...	PROPERTY DAMAGE
<u>የሞት ብዛት</u>	177	200	...	<u>NUMBER OF DEATH</u>
ወጣቶች	94	59	...	YOUTH
መስከለኛ ዐደጫ**	48	116	...	ADULT**
ሸጣገሌዎች	35	25	...	AGED
<u>የተገዳት ብዛት</u>	1,667	1,384	...	<u>NUMBER OF PEOPLE INJURED</u>
ወጣቶች	983	639	...	YOUTH
መስከለኛ ዐደጫ**	458	648	...	ADULT**
ሸጣገሌዎች	226	97	...	AGED
	1987/88	1988/89	1989/90	

\* የዓመት መጨረሻ በ ነገ 30 ነው።  
 \* Year Ending July 7

... መረጃ አልተገኘም  
 ... DATA NOT AVAILABLE

የኢትዮጵያ የጅቡቲ የምድር ባቡር ሥራ በገጣጣ ፣ 1980\* - 1982\*  
 OPERATIONS OF THE ETHIO-DJIBOUTI RAILWAY, 1987/88 - 1989/90

ሠገጠረዥ ስ.10	TABLE H.10	በ ገ ገ IN TONS			
		1980	1981	1982	
የሰላሳ ርዕደት / በሰላሳ ዓተር/		761	761	761	LENGTH OF TRACK (KMS)
የባቡር ተሽከርካሪዎች ብዛት / በዓተር/				-	ROLLING STOCK (NUMBER)
በኢንፎሊት ጋይሳ የሚሄዱ		7	7	-	STEAM LOCOMOTIVES AND LOCOMOTORS
በህዳሴ ለላከተሪብ ጋይሳ የሚሄዱ		34	34	17	DIESEL-ELECTRIC LOCOMOTIVES
የወገን ሰጪ ፈርን ብዛት		63	63	36	PASSENGER CARS
የዕቃ ግንባታ ፈርን ብዛት		678	678	590	FREIGHT CARS
ሌተሪ		6	6	6	AUTORAILS
ሌሎች የባቡር ተሽከርካሪዎች የሠራተኞች ብዛት / በዓተር /		10	10	7	OTHERS (NUMBER)
ኢትዮጵያውያን		2,247	2,227	2,236	EMPLOYEES ETHIOPIAN
የውጭ ለገር ተሰላፎች		367	368	356	FOREIGNER
ድምር		2,614	2,595	2,592	TOTAL
ባቡር ለገደብ የተጓዙ ኪሎ ሜትር ስፔሽ/		...	...	...	REVENUE TRAIN-KILOMETERS ('000)
የወገን ሰጪ ብዛት					PASSENGERS CARRIED (' 000)
በ1ኛና በ2ኛ ግዕድ		143	154.4	160	1 <sup>st</sup> and 2 <sup>nd</sup> CLASS
በ3ኛ ግዕድ		1,169	940.2	908.9	3 <sup>rd</sup> CLASS
ድምር		1,312	1,094.6	968.9	TOTAL
የወገን ሰጪ የተጓዙ ኪሎ ሜትር/በሚሊዩን/		342	297.6	277.0	PASSENGER-KILOMETERS (MILLION)
አያገገጥሎ የወገን ሰጪ የተጓዙው መስከረም/ዓ		261	272.9	285.9	AVERAGE KMS. PER PASSENGER
የጥገና ዕቃ ብዛት		316	299.0	295.4	FREIGHT CARRIED ('000 TONS)
ገቢ		146	147.5	139.0	IMPORTS
ወጪ		150	87.2	77.9	EXPORTS
በሀገር ውስጥ የተሰጠ		70	64.3	78.5	INTERNAL TRAFFIC
የገንዘብ ተራራ/በሚሊዩን ተገ ኪ/ዓ/		141	128.6	126.1	COMMERCIAL TRAFFIC/MILLION TON-KILOMETERS/
አያገገጥሎ ተገ ለገንዘብ በግዴታ ለሰጠ የተረጋገጠው ገቢ መስከረም ወጪት / በኪሎ ሜትር / በኪሎ ሰር /		445	430.2	426.9	AVERAGE KMS. PER TON OF COMMERCIAL TRAFFIC REVENUE ('000 BIRR)
የወገን ሰጪ		12,537	16,220.9	16,040.0	PASSENGER
የዕቃ ጥገና		16,836	11,376.6	10,886.9	FREIGHT
የሌሎች		4,268	940.2	868.1	OTHERS
ጠቅላላ ገቢ		33,641	28,537.7	27,795.0	TOTAL REVENUE
<u>ወ ጪ</u>					<u>EXPENDITURE</u>
ሰራተኞች		16,315	15,816.5	16,776.3	PERSONNEL
ሌሎች ሰራተኞች ለሌሎች ነገሮች		10,032	11,983.9	11,260.9	MATERIAL AND OTHER
ጠቅላላ የሥራ ግብዓት		26,347	27,800.4	28,037.2	TOTAL OPERATING EXPENSES
ለሥራዎች ግደብ ለሥራ መባባስ		3,393	3,652.3	3,722.4	PROVISION FOR WORKS AND RENEWAL OF EQUIPMENT
ጠቅላላ ወጪ		29,740	31,452.7	31,759.6	TOTAL EXPENDITURE
		1987/88	1988/89	1989/90	

... ወረጃ ለሌተኛዎች  
 ... Data Not Available

\* የግደብ ወጪ ሰኔ 30 ነው።  
 \* Year Ending July 7

በኢትዮጵያ የጌት የዎድ ባቦር የተጓዙ የገዳ ዕጋዎች በዚህ ዓመት 1980-1982\*  
 FREIGHT CARRIED ON THE ETHIO-DJIBOUTI RAILWAY, BY TYPE OF COMMODITY, 1987/88\* - 1989/90\*

ሠጠረዥ ሺ.11

TABLE H.11

በ ተገ

IN TONS

	1980	1981	1982	
<u>ገቢ ገደብ</u>				<u>IMPORTS</u>
ጾገብና የሥራ ክፍት	52,994	64,380	56,926	FOOD AND LIVE ANIMALS
ጫጫና ተግባራዊ	2	18	569	BEVERAGES AND TOBACCO
ያለተባባሰው ዕጋዎች በሌሎች በባለቤቱ	216	291	1,226	CRUDE MATERIALS; EXCEPT FUELS
ሌሎች ፣ ግለሰብ ተገቢዎች ጠቅላላ ስጦታዎች	41,702	40,610	39,178	FUELS, LUBRICANTS AND RELATED MATERIALS**
የአገልግሎት የአተኩረት ዘዴዎች ስጦታ	-	-	3,497	ANIMAL AND VEGETABLE OILS AND FATS
ከሚገለጹ	4,931	2,728	-	CHEMICALS
በተጨማሪ የተሰጡ ዕጋዎች	36,977	27,842	22,076	MANUFACTURED ARTICLES
የጠቅላላ ዕጋዎች የተሰጠውን ጠቅላላ ዕጋዎች	2,092	1,799	2,701	MACHINERY AND TRANSPORT EQUIPMENT
ለ ግለሰብ ዕጋዎች/በሌሎች ግለሰብ ተገቢዎች	6,932	9,803	12,824	MISCELLANEOUS ARTICLES, N.E.S.
ደምር	145,846	147,471	138,997	TOTAL
<u>ወጪ ገደብ</u>				<u>EXPORTS</u>
ጾገብና የሥራ ክፍት	93,164	84,725	76,248	FOOD AND LIVE ANIMALS
ጫጫና ተግባራዊ	180	115	126	BEVERAGES AND TOBACCO
ያለተባባሰው ዕጋዎች በሌሎች በባለቤቱ	98	423	18	CRUDE MATERIALS, EXCEPT FUELS
ሌሎች ፣ ግለሰብ ተገቢዎች ጠቅላላ ስጦታዎች	19	116	-	FUELS, LUBRICANTS AND RELATED MATERIALS
የአገልግሎት የአተኩረት ዘዴዎች ስጦታ	-	-	-	ANIMAL AND VEGETABLE OILS AND FATS
ከሚገለጹ	10	62	-	CHEMICALS
በተጨማሪ የተሰጡ ዕጋዎች	365	165	156	MANUFACTURED ARTICLES
የጠቅላላ ዕጋዎች የተሰጠውን ጠቅላላ ዕጋዎች	182	117	86	MACHINERY AND TRANSPORT EQUIPMENT
ለ ግለሰብ ዕጋዎች/በሌሎች ግለሰብ ተገቢዎች	5,631	1,465	1,291	MISCELLANEOUS ARTICLES, N.E.S.
ደምር	99,649	87,188	77,925	TOTAL
<u>የአገር ውስጥ ገደብ</u>				<u>INTERNAL TRADE</u>
ጾገብና የሥራ ክፍት	41,880	38,275	49,399	FOOD AND LIVE ANIMALS
ጫጫና ተግባራዊ	1,060	856	1,031	BEVERAGES AND TOBACCO
ያለተባባሰው ዕጋዎች በሌሎች በባለቤቱ	6,562	8,268	7,426	CRUDE MATERIALS, EXCEPT FUELS
ሌሎች ፣ ግለሰብ ተገቢዎች ጠቅላላ ስጦታዎች	476	745	707	FUELS, LUBRICANTS AND RELATED MATERIALS
የአገልግሎት የአተኩረት ዘዴዎች ስጦታ	-	-	117	ANIMAL AND VEGETABLE OILS AND FATS
ከሚገለጹ	1,929	209	-	CHEMICALS
በተጨማሪ የተሰጡ ዕጋዎች	13,184	12,416	12,866	MANUFACTURED ARTICLES
የጠቅላላ ዕጋዎች የተሰጠውን ጠቅላላ ዕጋዎች	2,787	1,584	4,681	MACHINERY AND TRANSPORT EQUIPMENT
ለ ግለሰብ ዕጋዎች/በሌሎች ግለሰብ ተገቢዎች	2,448	2,021	2,238	MISCELLANEOUS ARTICLES, N.E.S.
ደምር	70,326	64,374	78,465	TOTAL
	1987/88	1988/89	1989/90	

\* የግድት ዓመት ሰኔ 30 ነው።

\* Year Ending July 7

በኢትዮጵያ የጌት የዎድ ባቦር የተጓዙ የገዳ ዕጋዎች

\*\* Includes re-entering Ethiopia via Djibouti from Assab

Source: Ethio-Djibouti Railway

የኢትዮጵያ የጅቡቲ የኮንቲኔር ባርቲ ለተለያዩ የገቢ ገንዶች ዕቃዎች የተረገጠ ገደብ 1980\* - 1982\*  
 FREIGHT RATES ON THE ETHIO-DJIBOUTI RAILWAY FOR SELECTED IMPORT GOODS, 1987/88\* - 1989/90\*

ሠገጠኛ ቤ.12

TABLE H.12

ባርቲ ትን ስር BITR PER TON

የዕቃው ስም	1980	1981	1982	
<u>በጅቡቲ ለበዘ ለገቢ ለበዘ</u>				<u>DJIBOUTI - ADDIS APABA</u>
<u>ለሕንጻ ጠሥሪያ የሚያገለገሉ ጠሥሪያዎች ዕቃዎች</u>				<u>BUILDING MATERIALS AND SUPPLIES</u>
የባት ጠሥሪያ ዕቃዎች	80.40	80.40	80.40	BUILDING MATERIALS
ቢሞንት	80.40	80.40	80.40	CEMENT
የባት በገገ ተር ተር	80.40	80.40	80.40	CORRUGATED IRON SHEETS
<u>ምገባ</u>				<u>FOOD</u>
ፍረፍረያዎች ለተባባተ	145.00	145.00	145.00	FRESH FRUITS AND VEGETABLES
ረዘ	59.40	59.40	59.40	RICE
ጨው	45.05	45.05	45.05	SALT
ባዳር	67.40	67.40	67.40	SUGAR
<u>ተሽከርካሪ ጠኩሮች ፣ ገንዘብ ጠሥሪያዎች</u>				<u>MOTOR-VEHICLES, FUEL AND EQUIPMENT</u>
ተሽከርካሪ ጠኩሮች	184.40	184.40	184.40	MOTOR-VEHICLES
ቡንዚን	120.40	120.40	120.40	BENZINE
ግለሰባዊ ዘይት	104.40	104.40	104.40	LUBRICATING OILS
የውስጥ ስጦታዎች የውጭ ገጽ	131.40	131.40	131.40	TYRES AND TUBES
<u>ጨው ጠሥሪያ</u>				<u>TEXTILES</u>
ጥጥ ጥረ	71.75	71.75	71.75	COTTON; RAW
ዶርና ግገ	71.75	71.75	71.75	COTTON; YARN
<u>በጅቡቲ ለበዘ ዶርና</u>				<u>DJIBOUTI - DIRE DAWA</u>
<u>ለሕንጻ ጠሥሪያ የሚያገለገሉ ጠሥሪያዎች ዕቃዎች</u>				<u>BUILDING MATERIALS AND SUPPLIES</u>
የባት ጠሥሪያ ዕቃዎች	33.90	33.90	33.90	BUILDING MATERIALS
ቢሞንት	33.90	33.90	33.90	CEMENT
የባት በገገ ተር ተር	33.90	33.90	33.90	CORRUGATED IRON SHEETS
<u>ምገባ</u>				<u>FOOD</u>
ፍረፍረያዎች ለተባባተ	60.60	60.60	60.60	FRESH FRUITS AND VEGETABLES
ረዘ	33.90	33.90	33.90	RICE
ጨው	33.90	33.90	33.90	SALT
ባዳር	41.00	41.00	41.00	SUGAR
<u>ተሽከርካሪ ጠኩሮች ፣ ገንዘብ ጠሥሪያዎች</u>				<u>MOTOR-VEHICLES, FUEL AND EQUIPMENT</u>
ተሽከርካሪ ጠኩሮች	74.20	74.20	74.20	MOTOR VEHICLES
ቡንዚን	50.20	50.20	50.20	BENZINE
ግለሰባዊ ዘይት	43.45	43.45	43.45	LUBRICATING OILS
የውስጥ ስጦታዎች የውጭ ገጽ	54.00	54.00	54.00	TYRES AND TUBES
<u>ጨው ጠሥሪያ</u>				<u>TEXTILES</u>
ጥጥ ጥረ	31.85	31.85	31.85	COTTON; RAW
ዶርና ግገ	31.85	31.85	31.85	COTTON; YARN
	1987/88	1988/89	1989/90	COMMODITY

\* የግድት ጠቅላይ ስነ 30 ነው ::  
 \* Year Ending July 7

የኢትዮጵያ የጅቡቲ የኮንቲኔር ባርቲ ለተለያዩ የገቢ ገንዶች  
 Source: Ethio-Djibouti Railway

የኢትዮጵያና የጅቡቲ የዶላር ባቡር የአገላገል ወጭ ዕቃዎች የትራንስፖርት ታሪፍ፣ 1980\* - 1982\*  
 FREIGHT RATES ON THE ETHIO-DJIBOUTI RAILWAY FOR SELECTED EXPORT GOODS, 1987/88\* - 1989/90\*

ወገን ስም	ባቡር ባቡር			BIRR PER TON
የዕድሜ ዓይነት	1980	1981	1982	
<u>አዲስ አበባ ጅቡቲ</u>				
ባቡር	65.15	65.15	65.15	<u>ADDIS ABABA - DJIBOUTI</u>
የግብር ተጠቃሚ/ባቡር ባቡር	50.30	50.30	50.30	BEESWAX
አሀል	73.50	73.50	73.50	CATTLE, LIVE (PER M <sup>2</sup> )
ወጥ	235.30	235.30	235.30	CEREALS
ቡና	73.50	73.50	73.50	CHAT
ቶቶ	58.80	58.80	58.80	COFFEE
ፍሬፍሬዎችና አትክልት	147.40	147.40	147.40	FLOUR
ቶቶ ሊብ	85.50	85.50	85.50	FRESH FRUITS AND VEGETABLES
የግብር አሀሎች ጥገና	53.10	53.10	53.10	HIDES AND SKINS
የግብር አሀሎች ጥገና	73.50	73.50	73.50	OIL CAKE
<u>ድብረት ጅቡቲ</u>				
ባቡር	33.90	33.90	33.90	<u>DIRE DAWA - DJIBOUTI</u>
የግብር ተጠቃሚ/ባቡር ባቡር	21.80	21.80	21.80	BEESWAX
ቶቶ	43.45	43.45	43.45	CATTLE, LIVE (PER M <sup>2</sup> )
አሀል	25.80	25.80	25.80	HIDES
ወጥ	95.55	95.55	95.55	CEREALS
ቡና	50.20	50.20	50.20	CHAT
ቶቶ	33.90	33.90	33.90	COFFEE
ፍሬፍሬዎችና አትክልት	60.60	60.60	60.60	FLOUR
የፍሬፍሬዎች ጥገና ሊብ	48.00	48.00	48.00	FRESH FRUITS AND VEGETABLES
የግብር አሀሎች ጥገና	24.50	24.50	24.50	GOAT AND SHEEP SKINS
የግብር አሀሎች ጥገና	33.90	33.90	33.90	OIL CAKE
ጥገና	33.90	33.90	33.90	OILSEEDS
				FULSES
	1987/88	1988/89	1989/90	COMMODITY

\* የግብር ተጠቃሚ በጥር 30 ነው።  
 \* Year Ending July 7

የኢትዮጵያ ጅቡቲ የዶላር ባቡር ማስተካከያ ጥገና  
 Source: Ethio-Djibouti Railway

የወይዘት ለቦታቲካስ ማጠቃለያ 1979\* - 1982\*  
 SUMMARY OF PORT OPERATIONS STATISTICS, 1986/87\* - 1989/90\*

ሠገጠረዥ ሸ. 14 TABLE H.14

	1979	1980	1981	1982**	
<u>አበባ</u>					<u>ASSAB</u>
የጦርከቦች ብዛት	562	595	579	498	NUMBER OF SHIPS ENTERED
የተዘዘገበ የተባራ ቶን	2,441,256	2,456,194	2,285,542	2,309,040	NET REGISTERED TONNAGE
የተዘዘገበ ጠቀሳሳ ቶን	4,187,699	4,343,276	4,028,456	3,877,712	GROSS REGISTERED TONNAGE
ከጦርከቦች የተራገፈ ቁነት/ቦታ/	2,219,741	2,176,343	2,186,261	1,939,747	CARGO UNLOADED (TONS)
ከጦርከቦች የተሞላ /ቦታ/	600,042	574,402	612,143	560,523	CARGO LOADED (TONS)
የወገደኞች ብዛት /ቦታ/					PASSENGERS (NUMBER)
ገቢ	-	-	17	19	IN
ወጪ	-	-	420	17	OUT
<u>ፖፅዋ</u>					<u>MASSAWA</u>
የተዘዘገበ የተባራ ቶን	209	258	242	92	NUMBER OF SHIPS ENTERED
የተዘዘገበ የተባራ ቶን	786,681	879,498	581,213	241,842	NET REGISTERED TONNAGE
የተዘዘገበ ጠቀሳሳ ቶን	1,263,717	1,457,199	1,005,927	419,841	GROSS REGISTERED TONNAGE
ከጦርከቦች የተራገፈ ቁነት /ቦታ/	430,744	686,899	458,850	159,118	CARGO UNLOADED (TONS)
ከጦርከቦች የተሞላ /ቦታ/	39,083	53,534	44,476	18,137	CARGO LOADED (TONS)
የወገደኞች ብዛት /ቦታ/					PASSENGERS (NUMBER)
ገቢ	264		303	139	IN
ወጪ	128	-	128	86	OUT
	1986/87	1987/88	1988/89	1989/90**	

\* የዓመት መጨረሻ በኋላ 30 ነው።  
 \* Year Ending July 7

\*\* የፖፅዋ ወይን ለገታቦታሲ ቦታቲካስ የለምበት ወራት ብቻ ነው።  
 /ከጠቃሌ 1981 ዓ.ም. ለበስ ሀገር 1982 ዓ.ም./

\*\* Statistics of port operation at Massawa includes only for five months (From July 1989 to November 1989 )

ከባሕር ተራቦገርት ባለሥልጣን የተገኘ  
 Source: Marine Transport Authority

የቴሌኮሙኒኬሽን ባለሥልጣን የሥራ ክፍት 1980\* - 1982\*  
 OPERATIONS OF TELECOMMUNICATIONS AUTHORITY 1987/88\* - 1989/90\*

ሠንጠረዥ ሸ.15 TABLE H.15

	1980	1981	1982	
<b>የቴሌፎኖች ብዛት</b>	135,413	145,836	155,988	<b>NUMBER OF TELEPHONES</b>
አካላዊ	84,471	93,093	99,431	ADDIS ABABA
አሥጦራ	12,375	12,385	12,402	ASHARA
ባለሌሎች ሥፍራዎች	38,567	40,358	44,155	OTHER LOCALITIES
<b>የቴሌግራም ተፈጻሚነት ብዛት</b> /ብሺ/	395,718	351,356	368,288	<b>NUMBER OF CALLS</b> ('000)
ሀ/ የከተማ ውስጥ ተፈጻሚነት	390,305	346,040	362,763	a- <b>LOCAL</b> ('000)
አካላዊ	201,803	191,027	227,645	ADDIS ABABA
አሥጦራ	42,418	17,810	17,517	ASHARA
ባለሌሎች ሥፍራዎች	146,084	137,203	117,601	OTHER LOCALITIES
ለ/ የሀገር ውስጥ ተፈጻሚነት	4,941	4,644	4,363	b- <b>INTERURBAN</b> ('000)
አካላዊ	772	806	151**	ADDIS ABABA
አሥጦራ	164	185	52**	ASHARA
ባለሌሎች ሥፍራዎች	4,005	3,653	4,160	OTHER LOCALITIES
ለ/ ለገቢ ለገቢ ለገቢ ለገቢ ተፈጻሚነት	472	672	1,162	c- <b>INTERNATIONAL (OUTGOING)</b> ('000)
ለ/ ለገቢ ለገቢ ለገቢ ለገቢ ተፈጻሚነት	...	-	-	d- <b>INTERNATIONAL (INCOMING)</b> ('000)
<b>የተላለፈ ቴሌግራም ብዛት</b> /ብሺ/	343	306	447	<b>NUMBER OF TELEGRAM</b> ('000)
የሀገር ውስጥ	306	269	291	DOMESTIC
ለገቢ ለገቢ ለገቢ ለገቢ	15	16	140	INTERNATIONAL (OUTGOING)
ለገቢ ለገቢ ለገቢ ለገቢ	22	21	16	INTERNATIONAL (INCOMING)
<b>የሠራተኞች ብዛት</b>	5,593	5,884	5,930	<b>NUMBER OF EMPLOYEES</b>
አገልግሎት	5,593	5,884	5,930	ETHIOPIAN
የውጭ ሀገር ተጠቃሚዎች	-	-	-	FOREIGNERS
የአገልግሎት ገቢ	132,199+	127,011	152,060	SERVICE REVENUE ('000)
የካፒታል ወጪ	822,114	111,095	130,098	CAPITAL EXPENDITURE ('000)
	1987/88	1988/89	1989/90	

\* የጳጳስ ወር መጨረሻ በ ጳጳስ 30 ዓ.ም. ፡፡ + ያሉ ተጠቃሚ ሂሳብ  
 \* Year Ending July 7 + Unaudited

\*\* ወይ 16 ተኩሳት ከተማዎች ብቻ የተደረገ የቴሌግራም ተፈጻሚነት  
 \*\* Traffic made only to 16 main towns.

ከ ቴሌኮሙኒኬሽን ባለሥልጣን የተገኘ  
 Source: Telecommunications Authority

የገቢ ለገቢ ለገቢ ለገቢ ለገቢ ለገቢ  
 POSTAL SERVICES STATISTICS \*

ሠንጠረዥ ሸ.16 TABLE H.16

	1979	1980	1981	1982	
<b>የደብዳቤዎች ብዛት</b> /ብሺ/					<b>LETTERS</b> ('000)
የሀገር ውስጥ	23,253	23,770	24,014	22,984	DOMESTIC
የውጭ ሀገር					INTERNATIONAL
ገቢ	6,004	5,117	6,216	6,109	IN
ወጪ	4,700	4,150	5,286	5,090	OUT
ድምር	33,957	33,037	35,516	34,183	TOTAL
<b>የተላለፉት ብዛት</b> † /ብሺ/					<b>PARCELS</b> † ('000)
የሀገር ውስጥ	61	30	32	26	DOMESTIC
የውጭ ሀገር					INTERNATIONAL
ገቢ	80	95	98	89	IN
ወጪ	9	13	8	8	OUT
ድምር	150	138	138	123	TOTAL
	1986/87	1987/88	1988/89	1989/90	

\* የጳጳስ ወር መጨረሻ በ ጳጳስ 30 ዓ.ም. ፡፡ + ለ ስኞት የተላለፉት ደብዳቤዎችና ጠቅላላ ፡፡  
 \* Year Ending July 7 + Includes 2<sup>nd</sup> class letters and packets  
 ከአገልግሎት ገቢ ለገቢ ለገቢ ለገቢ ለገቢ የተገኘ  
 Source: Ethiopian Postal Service Authority.

ከፍላ ቀ - የውጭ አገር ንገድ

የውጭ አገር ንገድ ስታቲስቲክስ በሀገሪቱ ውስጥ በሚገኙት የግብርና ቦርድና ጣቢያዎች፣ የአይርፕላን ጣሪፊዎችና ፖስታ ቤቶች በኩል የሚገቡትንና የሚወጡትን የንገድ ዕቃዎች ሲያመለክት መረጃውም የተገኘው ከግብርና ሌክሳይዥ ቀረጥ አስተዳደር መ/ቤት ነው።

ከጥር 1954 ዓ.ም ጀምሮ የኢትዮጵያ ንገድ ዕቃዎች አመጣጥ የኢንተርናሽናል የንገድ ዕቃዎችን አከፋፈል አገልግሎት ተደርጎአል። ከጥር 1971 ዓ.ም. ጀምሮ ተሻሽሎ በቀረበው የኢንተርናሽናል የዕቃዎች አመጣጥ መሠረት የኢትዮጵያ ንገድ ዕቃዎች አመጣጥ ተሻሽሏል። የጣዕከላዊ ስታቲስቲክስ ባለሥልጣን ጣሻሻያውን ተቀብሎ በሥራ ላይ አውሏል። ጠቅላላው ንገድ በ10 ዋና ዋና ክፍሎች ሲመደብ እነዚህም፡- ክፍሎች አንደኛው በ177 ገዢዎች ክፍሎች ተከፍለው ነበር። ከጥር 1971 ዓ.ም. ጀምሮ ገን 239 ገዢዎች ክፍሎች ይመደባሉ።

ገቢ ንገድ:- ገቢ ንገድ ጣለት ከውጭ አገር በቀጥታ መጥቶ ለንገድ የቀለ ወይም ሀገር ውስጥ ከገባ በኋላ በመጋዘን ውስጥ የተከፈለ የንገድ ዕቃ ነው። ይህም አንደኛው የሚወጡትን ሽቀጦች ይጨምራል።

ገብተው ተመልሰው የሚወጡ ዕቃዎች ጣለት:- ለውጭ ሰይደረገባቸው በገብተው አካላት ተመልሰው የሚወጡት የንገድ ዕቃዎች ናቸው።

ወጪ ዕቃዎች:- ይህም ከኢትዮጵያ ወጪ ዕቃዎችን የሚያመለክት ሲሆን፣ ተሻሽለውና ታደሰው ተመልሰው የሚወጡትን ገቢ ዕቃዎች ይጨምራል።

በንገድ ስታቲስቲክስ ውስጥ የተመለከተት የሚከተሉት ናቸው።

የንገድ የሆኑትና ያልሆኑት የንገድ ዕቃዎች፣ በብድር ወይም በዕርገት ገንዘብ የተገዙት ዕቃዎች፣ በኩሌ ፖስታ የገቡት ሽቀጦች፣ መርከቦች፣ ለገዝ የሚያስፈልጋቸው ነገሮች አንደኛው ነጻ፣ መለየወጫ፣ የመርከቦች ምገብ የመሳሰሉት ናቸው።

በንገድ ስታቲስቲክስ ውስጥ ያልተመለከተት የሚከተሉት ናቸው።

ወርቅ፣ ለአጭር ጊዜ የገቡ ዕቃዎች፣ የመንገደኞች የገል ጋዘ፣ ለኢንፎርሜሽን ለቀንሰል መልዕክቶች ከውጭ የሚገቡ ዕቃዎችና የሲኒማ ፊልሞች ናቸው።

ቀረጥ ስለሚከፈልበት ዕቃ ያጋ:- በገቢው ዕቃ ላይ የኢንፎርሜሽንና የመርከብን መጓጓዣ ቀን አስከፊ ኢትዮጵያ ወደብ እና ግብርና ጣቢያዎች ድረስ ያለውን ሲጨምር ለጌታት ገን ሊጸና የሚችለው በግብር ራሲዮን ላይ ሲገለጽ ብቻ ነው። ስለዚህ በባቡር ወደ ኢትዮጵያ ለሚገቡት ዕቃዎች ከጌታት አስከፊ ኢትዮጵያ መረፍ ድረስ የተራገዘት፣ የኢንፎርሜሽንና የጣቢያ ቀን ቀረጥ የሚከፈልበት ዕቃ ቀን ውስጥ አይገቡም።

በወጪ ዕቃ:- አስከፊ ኢትዮጵያ ወደብ የግብርና ጣቢያዎች ድረስ ያለው የዕቃ ቀን ሲሆን በጌታት በኩል ለሚሳኩት ዕቃዎች ገን አስከፊ ባቡር ጣቢያ ድረስ ያለው ቀን ሲሆን የዕቃ መጨመሩ ቀን ኢንፎርሜሽንና አንዲሁም በባቡር ጣቢያው አስከፊ ወደብ ድረስ ያለውን ጣና ትውግም ወጭ አይጨምርም።

ገቢ ዕቃዎች የመጠበቅ ሀገር:- ዕቃው የተመረተበት ወይም የተዘጋጀበት ሀገር ጣለት ነው። ለዚህም አንዲት አስመጣጫ ከገቢው ኋላ ሲገለጽ ጋር የባለፋብሪካውን ፋክቲ ጣቀረብ ይገደዳል።

ዕቃው የተሰጠበት ሀገር:- ከመዘገብ ለመረጃ በተቻለ መጠን ዕቃው በመጨረሻ የሚደርስበት ሀገር ነው። የግብርና መ/ቤት ወደ ጌታት ሌደን በሚሳኩት የውጪ ንገድ ዕቃዎች ላይ ለቀጥታ ያደርጋል።

በዓመታዊ የስታቲስቲክስ መጽሔቶች ውስጥ ስለ ንገድ የሚቀርቡት መረጃዎች በጣም ታላቅ መልኩ ነው። በዘርዘር የሚያገባ የአንዳንድ ሠንጠረዦች ሲኖሩም በኢንተርናሽናል የንገድ ዕቃዎች አከፋፈል ዘርዘር መሠረት ለዋና ዋና ክፍሎች ብቻ መረጃውን ሲያቀርቡ ስለገዢዎች ክፍሎች መገለጫ አይጠቀሙም። ዘርዘር መረጃውን የሚሹ አገባቢዎች በግብርና ዋና መሥሪያ ቤት በየዓመቱ የሚታወቁትን የስታቲስቲክስ መጽሔት ለጠቀሙ ይቸሳሉ።

ጣባቢያ፡- ሌ.ቦ.ያ. ሌላ ቦታ ያልተመለከተ ጣለት ነው።  
" - " ጣለት የውጭ ንገድ የለም፣ ወይም ከተመለከተው መለኪያ ከገጣሽ በታች ጣለት ነው።

SECTION I. EXTERNAL TRADE

The trade statistics refer to goods entering to all customs ports, stations, airports, and post office in the country. The original information is obtained from the Customs and Excise Tax Administration.

The Ethiopian Commodity Trade Classification (ECTC), based on the Standard International Trade Classification (SITC) revised, was introduced as from January 1962. In 1977, the Customs revised its ECTC based on the SITC (revision 2). In accordance with the customs revision the Central Statistical Authority has also revised its external trade (Commodity) classification. The classification consists of ten sections. The sections which used to be sub-divided into 177 divisions, are now sub-divided into 239 divisions. Figures on foreign trade refer to year ending December 31.

IMPORTS: Are goods entered at the time of importation for consumption or warehousing into Ethiopia, including goods which are subsequently re-exported or re-directed.

RE-EXPORTS: Are imported goods subsequently re-exported without change of form, including ships' or aircraft's stores.

EXPORTS: Are Ethiopian products, including imports which are exported after being transformed, improved or repaired.

COVERAGE:Included are:

All Government and non-Government transactions, goods financed by grants and loans, postal trade, bunkers' and ships' stores.

Excluded are:

Gold, temporary imports, personal of passengers, goods imported by Diplomatic, Consular Missions and cinema films.

VALUATION

a) Imports - c.i.f. Ethiopian Ports and customs stations, but c. i. f. - Djibouti values are accepted if so shown on the declaration. Thus, transit charges, insurance and freight charges for railway carriage between Djibouti and the border of Ethiopia are not included in values of imports using this route.

b) Exports - f.o.b. Ethiopian ports and customs stations, but goods dispatched through Djibouti are valued at f.o.b. the Ethiopian customs station of clearance on the Ethio-Djibouti Railway and hence exclude freight, insurance, and other charges from the loading station to the border.

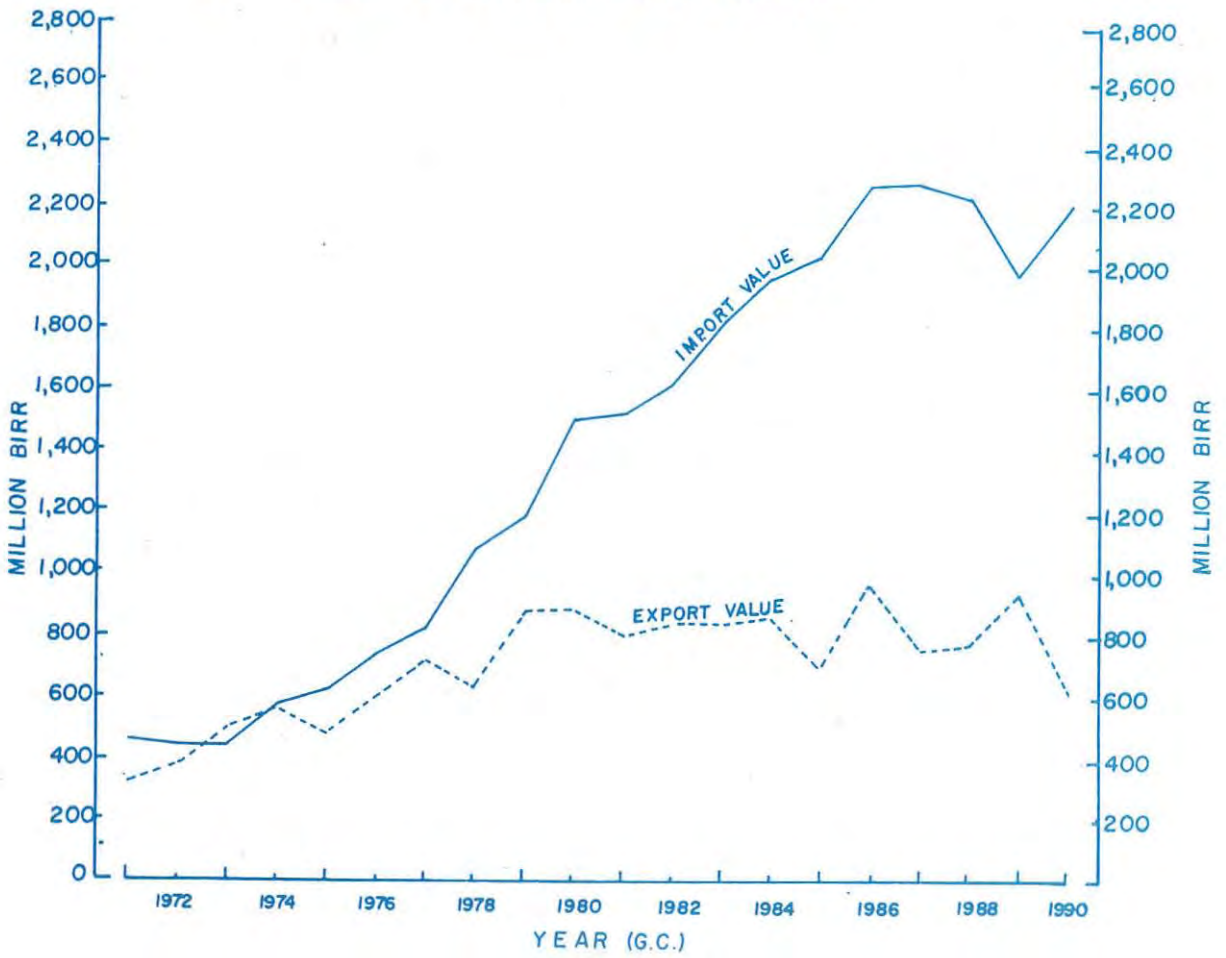
COUNTRY OF ORIGIN - The importers are obliged to submit manufacturer's invoices with import declarations. Generally, the country of origin is then the country in which goods were grown or produced.

Destination - Is the country of final destination to the extent identifiable from records. Special care in this matter is given by the customs Authorities to exports consigned to Djibouti and Aden.

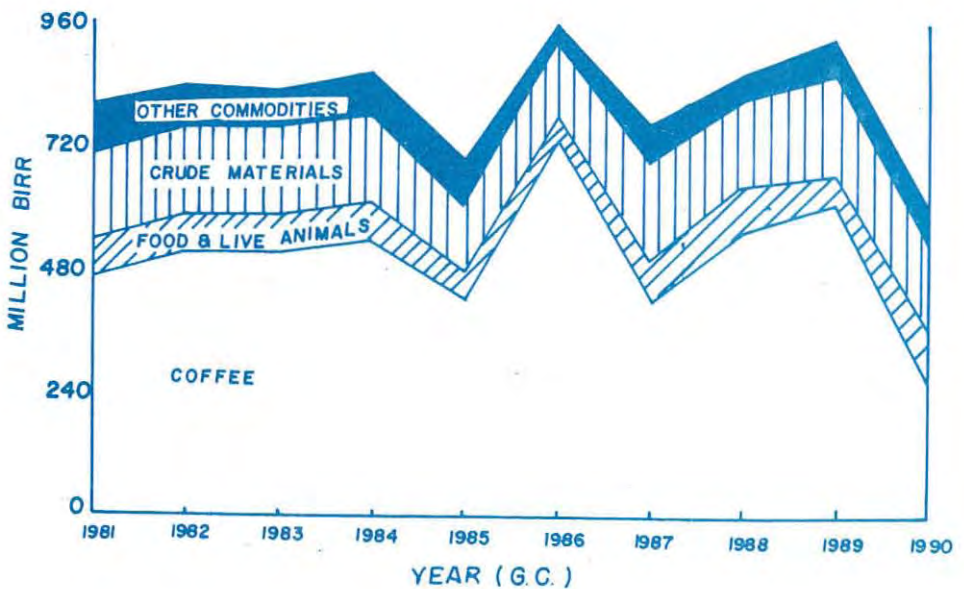
The trade statistics published in the annual abstracts are summary figures and even the detail tables given only up to the three digit level of the International Trade Classification. For more detailed information, readers are referred to Annual Trade Statistics bulletin published by the Customs and Excise Tax Administration Office.

- N.B. - N.E.S. means Not Elsewhere Specified  
 - The Symbol "-" means either no trade, or trade less than half the unit shown.

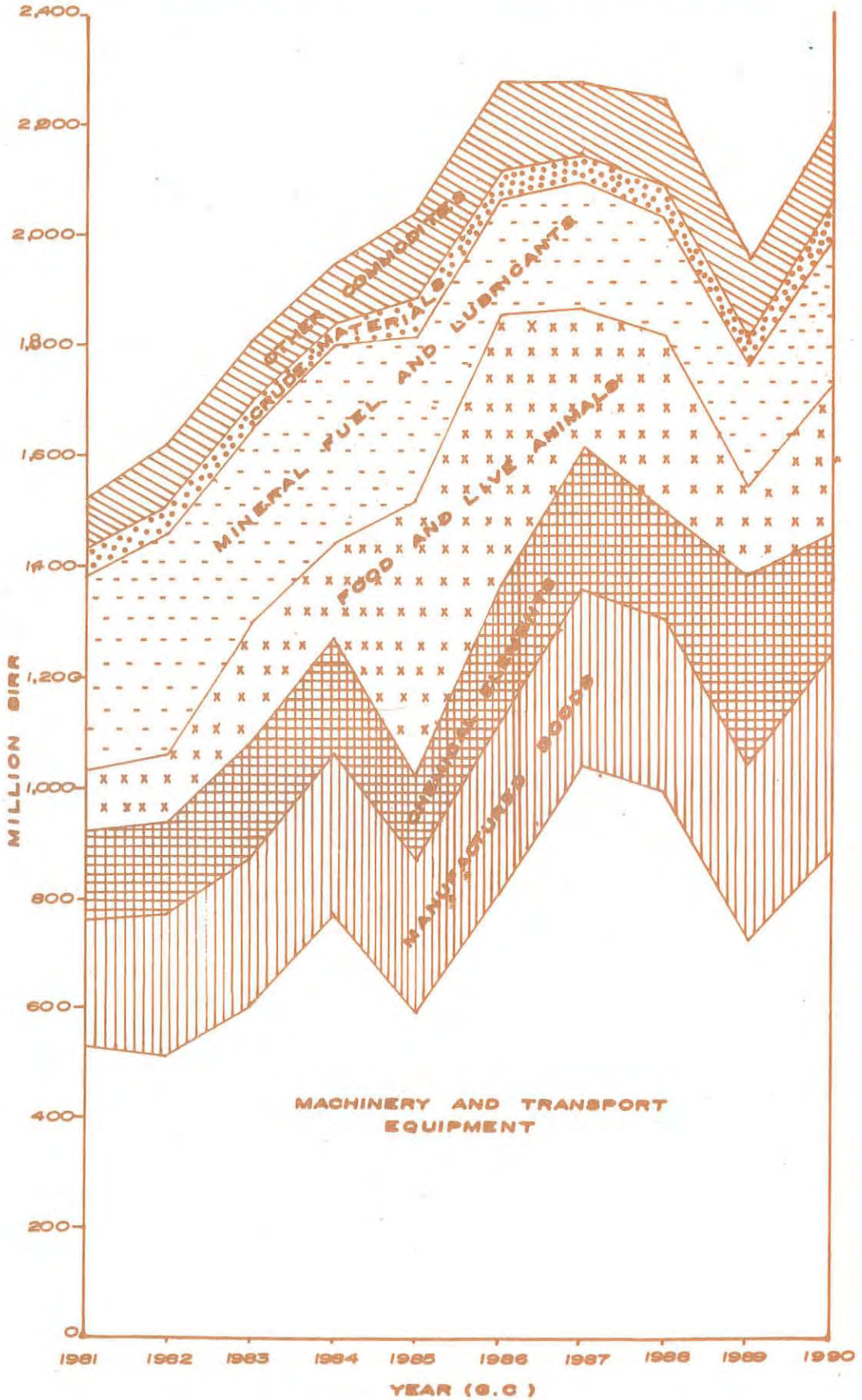
### I.1 - VALUE OF IMPORT AND EXPORT



### I.2 - COMPOSITION OF EXPORT VALUE



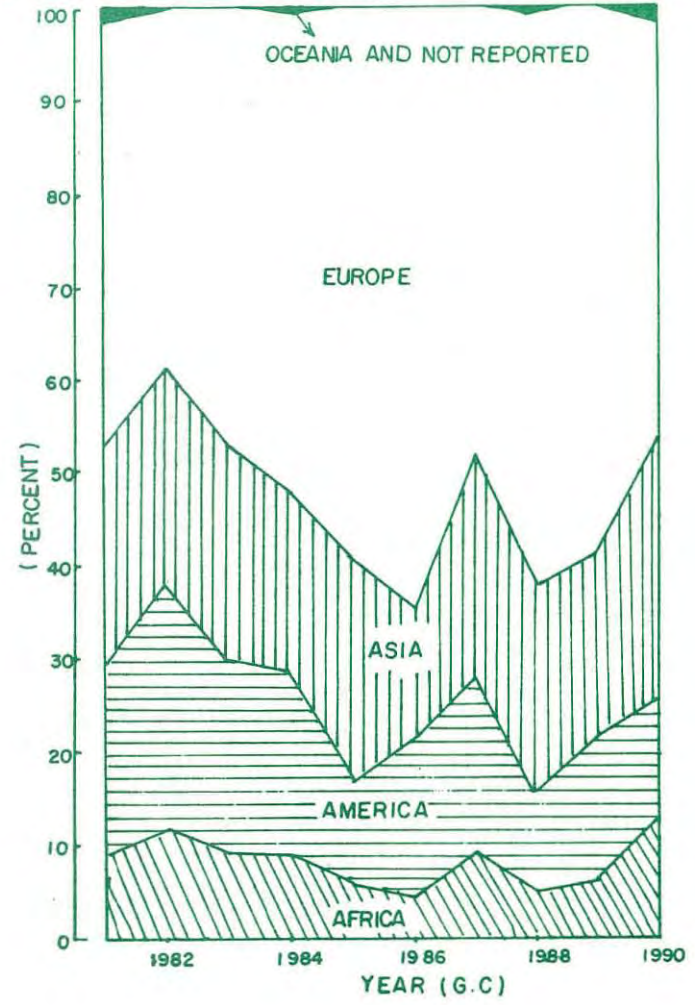
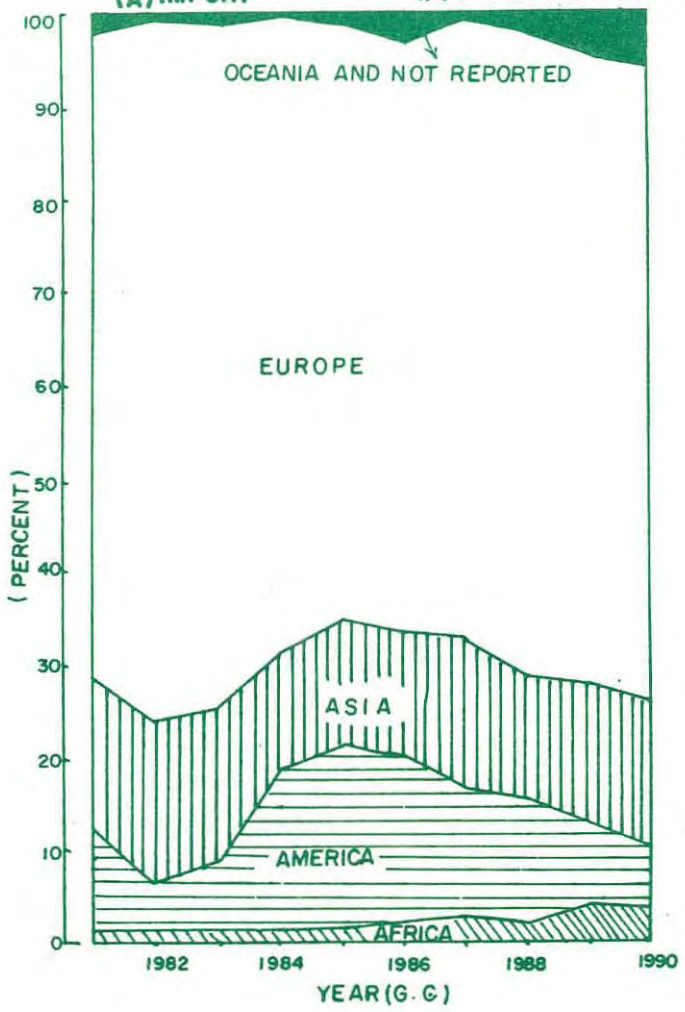
1.3 COMPOSITION OF IMPORT VALUES



(A) IMPORT

1.4 PERCENTAGE DISTRIBUTION OF TRADE BY GEOGRAPHICAL AREA

(B) EXPORT & RE-EXPORT



የገቢ ፣ የወጪና ገብተው አገደገና የወጡ የገንድ ዕቃዎች ሚዛን

TOTAL VALUE OF IMPORTS, EXPORTS AND RE-EXPORTS AND VISIBLE BALANCE OF TRADE

ሠንጠረዥ ቁ.1

TABLE I.1

በሚሊዮን ብር

MILLION BIRR

ዓመት ሠራረት	የገቢ ገንድ	የወጪና ገብተው የወጣ ገንድ	የገንድ ሚዛን የሚታይ	
1958/59	404.3	277.0	-127.3	1966
1959/60	357.4	252.7	-104.7	1967
1960/61	432.5	266.0	-166.5	1968
1961/62	388.3	298.1	-90.2	1969
1962/63	429.1	305.9	-123.2	1970
1963/64	469.5	314.4	-155.1	1971
1964/65	435.6	387.3	-48.3	1972
1965/66	448.2	499.5	+51.3	1973
1966/67	586.0	556.2	-29.8	1974
1967/68	613.1	478.3	-134.8	1975
1968/69	736.7	603.9	-132.8	1976
1969/70	810.9	722.0	-88.9	1977
1970/71	1,080.8	640.9	-439.9	1978
1971/72	1,174.6	873.9	-300.7	1979
1972/73	1,493.3	879.1	-614.2	1980
1973/74	1,526.6	805.1	-721.5	1981
1974/75	1,623.4	836.3	-787.1	1982
1975/76	1,813.3	833.0	-980.3	1983
1976/77	1,951.1	863.6	-1,087.5	1984
1977/78	2,046.4	699.2	-1,347.2	1985
1978/79	2,278.7	961.3	-1,317.4	1986
1979/80	2,279.5	767.2	-1,512.3	1987
1980/81	2,245.9	871.7	-1,374.2	1988
1981/82	1,972.1	935.0	-1,037.1	1989
1982/83	2,227.5	613.8	-1,613.7	1990
	IMPORTS	EXPORTS AND RE-EXPORTS	VISIBLE BALANCE OF TRADE	YEAR

የገቢና የወጪ ገንዶ ዕጋዎች የገበያ ጠቅላይ ዕጋዎች አጠቃላይ  
 VALUE OF IMPORTS AND EXPORTS BY COMMODITY SECTION

ሠገጠረዥ የ.2 TABLE I.2

በሺህ በር IN '000 BIRR

የዕጋው ዓይነት	1979/80	1980/81	1981/82	1982/83	
<b>የገቢ ገንድ</b>					<b>IMPORTS</b>
ግብርና የሥራ ስጦታዎች	247,608	309,794	161,018	268,736	FOOD AND LIVE ANIMALS
ጠቃሚና ተዋግህ	15,623	29,631	27,629	21,137	BEVERAGES AND TOBACCO
ለግብር የሚያስፈልጉ ያልተሰጡ ተዕዛዞች	49,790	50,957	53,650	71,380	CRUDE MATERIALS, INEDIBLE EXCEPT FUELS
ከሚያስፈልጉ የሥራ ገንድ ግብርና ዘይታዎች	226,314	222,681	223,422	265,130	MINERAL FUELS, LUBRICANTS AND RELATED MATERIALS
የአገር ገንድ የአገልግሎት ዘይታዎች ስጦታ	19,741	46,324	25,920	39,802	ANIMAL AND VEGETABLE OILS AND FATS
ከሚያስፈልጉ የገንዘብ ዕቃዎች	262,659	199,354	353,044	225,237	CHEMICAL ELEMENTS AND COMPOUNDS
በዓይነት ዓይነት የተደረገው ስጦታዎች	323,002	306,620	306,706	357,898	MANUFACTURED GOODS, CLASSIFIED CHIEFLY BY MATERIAL
ጠቃሚና የተሰጠው ግብርና ዕቃዎች	1,037,461	995,500	729,497	884,417	MACHINERY AND TRANSPORT EQUIPMENT
ለግብርና የተሰጠው ግብርና ዕቃዎች	97,111	84,920	91,105	93,801	MISCELLANEOUS MANUFACTURED ARTICLES
በዓይነት ዓይነት የተሰጠው ግብርና ዕቃዎች	226	181	178	-	COMMODITIES AND TRANSACTIONS NOT CLASSIFIED ELSEWHERE
<b>ጠቅላይ</b>	<b>2,279,535</b>	<b>2,245,962</b>	<b>1,972,169</b>	<b>2,227,538</b>	<b>TOTAL</b>
<b>የወጪ ገንድ</b>					<b>EXPORTS</b>
ግብርና የሥራ ስጦታዎች	504,638	652,867	669,533	376,693	FOOD AND LIVE ANIMALS
ጠቃሚና ተዋግህ	1,042	579	936	2,511	BEVERAGES AND TOBACCO
ለግብር የሚያስፈልጉ ያልተሰጡ ተዕዛዞች	196,948	164,178	189,335	158,001	CRUDE MATERIALS, INEDIBLE EXCEPT FUELS
ከሚያስፈልጉ የሥራ ገንድ ግብርና ዘይታዎች	44,038	26,292	37,359	42,444	MINERAL FUELS, LUBRICANTS AND RELATED MATERIALS
የአገር ገንድ የአገልግሎት ዘይታዎች ስጦታ	1,416	3,471	1,743	1,458	ANIMAL AND VEGETABLE OILS AND FATS
ከሚያስፈልጉ የገንዘብ ዕቃዎች	6,575	10,574	9,383	12,416	CHEMICAL ELEMENTS AND COMPOUNDS
በዓይነት ዓይነት የተደረገው ስጦታዎች	1,106	2,062	13,409	9,164	MANUFACTURED GOODS, CLASSIFIED CHIEFLY BY MATERIAL
ጠቃሚና የተሰጠው ግብርና ዕቃዎች	17	18	52	37	MACHINERY AND TRANSPORT EQUIPMENT
ለግብርና የተሰጠው ግብርና ዕቃዎች	10,215	10,502	12,349	10,417	MISCELLANEOUS MANUFACTURED ARTICLES
በዓይነት ዓይነት የተሰጠው ግብርና ዕቃዎች	1,210	1,134	923	675	COMMODITIES AND TRANSACTIONS NOT CLASSIFIED ELSEWHERE
<b>ጠቅላይ</b>	<b>767,205</b>	<b>871,677</b>	<b>935,024</b>	<b>613,816</b>	<b>TOTAL</b>
	1987	1988	1989	1990	COMMODITY

ወይ አገር የገቡ ዕቃዎች ባዘነገር ግን በጠቅላይ ዕቃዎች አጠቃላይ  
 QUANTITY AND VALUE OF IMPORTS BY COMMODITY GROUP

ሠገጠርዝ የ.3 TABLE I.3

የዕቃዎች ግራም ባይት	1980/81		1981/82		1982/83		SECTION 0. FOOD AND LIVE ANIMALS
	ባዘነገር በ ቶን	ዋጋ/ባሺህ ቦር /	ባዘነገር በ ቶን	ዋጋ/ባሺህ ቦር /	ባዘነገር በ ቶን	ዋጋ/ባሺህ ቦር /	
ከፍላ ዕ. ምግብና የሥራ ክብቶች							LIVE ANIMALS
የሥራ ክብቶች	5.5	156.8	-	-	-	-	MEAT, FRESH OR FROZEN
ሥጋ ተኮስ ወይም በበረዶ የተዘተዘ	288.3	1,497.9	592.8	1,377.6	-	-	MEAT, DRIED, SALTED OR SMOKED
ሥጋ የደረግ በወው ወይም በጠጠ የተዘጋጀ	11.6	43.8	-	-	0.9	21.1	MEAT AND EDIBLE OFFALS PREPARED OR PRESERVED N.E.S.; FISH EXTRACTS
ለጠጣ የሚቻል የተዘጋጀ ሥጋ ወይም አገላጩ በላሽ የተጠበቀ የአሣ ወጤቶች/ሊ.ቦ.ያ/	3.6	117.1	88.8	618.1	402.6	552.0	MILK AND CREAM
ወተትና ከራዎ	18,831.1	28,496.3	4,489.2	13,174.4	13,153.8	25,518.1	BUTTERY
ቶን	223.1	542.5	66.0	114.6	138.8	415.7	CHEESE
አይብ	7.3	28.8	9.0	81.7	23.9	129.0	EGGS
አገጣጠሙ	-	-	-	0.7	-	1.5	FISH FRESH, CHILLED OR FROZEN
ሣሣ ተኮስ ወይም የተዘተዘ	-	-	0.6	1.2	-	-	FISH DRIED, SALTED, SMOKED FISH
ሣሣ የደረግ ወይም በጠጠ የተዘጋጀ	24.0	118.9	0.4	1.3	20.3	179.0	CRUSTACEANS AND MOLLUSCS
ውሃ ወጣት የሚረገጥ የሚጠቀሙ አገጣጠሞች	-	-	-	0.1	-	-	FISH, CRUSTACEANS AND MOLLUSCS, PREPARED OR PRESERVED, N.E.S.
የተዘጋጁ ወይም አገላጩ የተጠበቁ የሣሣ ወጣት አገጣጠሞች /ሊ.ቦ.ያ/	-	-	235.7	1,856.1	-	-	WHEAT, UNMILLED
ቦገላ ያለተፈጠመ	454,936.0	197,611.0	150,359.7	96,950.3	289,338.9	157,964.0	RICE
ረዘ	489.6	472.5	621.1	471.6	947.7	826.5	BARLEY, UNMILLED
ገብስ ያለተፈጠመ	-	-	-	-	-	-	MAIZE, UNMILLED
በቆላ ያለተፈጠመ	843.0	332.5	739.5	1,299.5	38.9	131.9	CEREALS, UNMILLED, N.E.S.
ለላ አህሉ ያለተፈጠመ	188.8	427.9	76.5	147.3	1,600.2	1,660.5	MEAL AND FLOUR OF WHEAT AND FLOUR OF MESLIN
የቦገላ ተወትት ገርዶፍ	32,837.7	20,560.2	35,770.4	16,677.0	28,402.4	26,338.8	MEAL AND FLOUR OF CEREALS, N.E.S.
የለላ አህሉ ግራም ባይት ተወት	5,352.2	1,610.6	5,392.4	2,454.2	20,630.4	17,161.1	CEREAL PREPARATIONS AND PREPARATIONS OF FLOUR OR STARCH OF FRUITS OR VEGETABLES
ከአህሉ፣ ከፍላፍራ ወይም ከአተክላት ተወትት አጣጣሪ የተዘጋጁ/ጥራት/	2,223.6	8,563.8	769.2	2,507.8	1,513.6	7,620.5	VEGETABLES, FRESH, FROZEN OR SIMPLY PRESERVED (INCL. LEGUMINOUS VEGETABLES)
አተክላትና ነጠ ወይም ወይም አገላጩ በጥላላ ዘላ የተዘጋጁ /ሊ.ቦ.ያ/	15,189.4	19,852.6	1,258.7	3,179.9	4,235.9	6,368.4	VEGETABLES, ROOTS AND TUBERS, PREPARED OR PRESERVED, N.E.S.
አተክላትና ለፈጠራ በደገብ ወይም አገላጩ በጥላላ ዘላ የተዘጋጁ /ሊ.ቦ.ያ/	3.9	75.4	2.5	4.4	8.7	47.9	FRUITS AND NUTS (NOT INC. OIL NUTS) FRESH OR DRIED
ፍራፍራዎች ነጠ ወይም ወይም የደረግ /የዘይት ነጠ አይወጥም/	631.1	1,010.0	327.7	582.8	320.4	555.3	FRUIT, RESERVED AND FRUIT PREPARATIONS
ፍራፍራ በገረ የተያዙ ከፍላፍራ የተዘጋጁ	31.4	144.3	4.4	31.9	102.0	380.8	SUGAR AND HONEY
በባርና ግር	2,287.2	5,601.1	1,143.6	1,312.1	3,828.9	2,782.1	SUGAR CONFECTIONERY AND OTHER SUGAR PREPARATIONS (EXCEPT CHOCOLATE CONFECTIONERY)
በባር የተዘጋጁ ጣፋጾችና ሌላቸ	6.6	18.6	0.5	6.8	0.1	1.5	COFFEE
በባር የተዘጋጁ/የጥባታ ጣፋጾችን የግደወጥም/	-	-	1.6	2.7	-	-	COCOA
ቦና	0.1	0.7	-	0.2	-	0.3	CHOCOLATE AND OTHER FOOD PREPARATIONS CONTAINING COCOA, N.E.S.
ባባያ	9.0	88.1	21.5	229.9	3.7	57.8	
ጥላታና ሌላቸ በባባያ ጋር የተዘጋጁ የምግብ ግራም ባይት/ሊ.ቦ.ያ/							COMMODITY
	(QTY. TONS)	VALUE (IN '000 BIRR)	(QTY. TONS)	VALUE (IN '000 BIRR)	(QTY. TONS)	VALUE (IN '000 BIRR)	
	1988		1989		1990		

ወይ አገር የገቡ ዕቃዎች በዛትና የጋ በተወሰነው ዕቃዎች አወገደ  
 QUANTITY AND VALUE OF IMPORTS BY COMMODITY GROUP

ሠገጠረዥ ቁ.3/የተጠለ/ TABLE 1.3 (CONTD.)

የዕቃው ስም	1980/81		1981/82		1982/83		COMMODITY
	በዛት በ ተን	ዋጋ/በሺህ በር/	በዛት በ ተን	ዋጋ/በሺህ በር/	በዛት በ ተን	ዋጋ/በሺህ በር/	
<b>SECTION 0. FOOD AND LIVE ANIMALS</b>							
ከፍተኛ ጫና የሆኑ ጠብቶች							
ቫይ ተጠላር ጫና	1,887.5	9,288.0	479.9	1,962.1	832.8	7,406.5	TEA AND MATE
ታዳሚ ተጫዋ	5.7	29.5	53.2	223.4	0.9	18.7	SPICES
ለአገባቶች የሚሠጥ ጫና	30.4	222.9	13.5	106.8	-	-	FEEDING STUFF FOR ANIMALS
ጫና ጋራ የጫና ጫና ተቀባይ	1.1	9.5	74.2	153.5	5.4	29.7	MARGARINE AND SHORTENINGS
የተሠሩ ተጫና ለላቶች የሚጠቀሙ ነገር/ሊ.ቦ.ያ/	2,483.6	12,872.5	2,160.6	15,487.7	3,051.2	12,568.1	FOOD PREPARATIONS, EDIBLE PRODUCTS AND PREPARATIONS, N.E.S.
ድምር	538,859.4	309,793.8	204,753.2	161,018.2	368,602.4	268,736.8	TOTAL
<b>SECTION 1. BEVERAGES AND TOBACCO</b>							
ለአገባቶች የሚጠቀሙ ጫና /ሊ.ቦ.ያ/	15.1	22.5	0.1	0.7	3.7	29.5	NON-ALCOHOLIC BEVERAGES N.E.S.
ለአገባቶች የሚጠቀሙ ጫና ተጫና ጫና ተቀባይ	1,106.7	18,850.0	1,550.8	23,427.1	1,798.2	16,541.0	ALCOHOLIC BEVERAGES
ተጫና ጫና ተቀባይ	2,148.4	5,361.1	731.6	3,665.5	808.2	3,869.9	TOBACCO, UNMANUFACTURED
ተጫና ጫና ተቀባይ	217.1	5,397.7	24.4	535.6	27.9	696.3	TOBACCO, MANUFACTURED
ድምር	3,487.3	29,631.3	2,306.9	27,628.9	2,638.0	21,136.7	TOTAL
<b>SECTION 2. CRUDE MATERIALS INEDIBLE, EXCEPT FUELS</b>							
የብቻ ለጫና ጫና ጫና ጫና ጫና /ሊ.ቦ.ያ/	0.1	0.5	-	-	-	-	HIDES AND SKINS, RAW (EXCEPT FURSKINS)
ጫና ጫና ጫና ጫና ጫና	-	-	-	-	-	-	FURSKINS, UNRESSED
የብቻ ለጫና ጫና ጫና ጫና ጫና /ሊ.ቦ.ያ/	33.0	268.4	130.0	126.0	11.0	74.2	OIL SEEDS AND OLEAGIOUS FRUITS OF A KIND USED FOR THE EXTRACTION OF SOFT FIXED VEGETABLE OILS (EXCL. FLOURS AND MEALS)
የብቻ ለጫና ጫና ጫና ጫና ጫና /ሊ.ቦ.ያ/	200.0	3,141.8	517.3	860.5	981.1	2,002.4	OIL SEEDS AND OLEAGIOUS FRUITS OF A KIND USED FOR THE EXTRACTION OF OTHER FIXED VEGETABLE OILS
በአገባቶች ዘፍ የሚጠቀሙ ጫና /ሊ.ቦ.ያ/	1,208.4	3,280.0	2,106.5	6,533.5	1,614.3	4,617.1	NATURAL RUBBER LATEX NATURAL RUBBERS AND SIMILAR NATURAL GUMS
በሌሎች ጫና ጫና ጫና ጫና ጫና	1,277.4	3,330.2	1,283.4	3,845.3	1,667.5	5,812.3	SYNTHETIC RUBBER
በሌሎች ጫና ጫና ጫና ጫና ጫና	0.5	4.5	38.2	745.5	20.9	772.1	CORK, NATURAL, RAW AND WASTE
የብቻ ለጫና ጫና ጫና ጫና ጫና /ሊ.ቦ.ያ/	-	-	4.0	3.1	0.4	0.2	FUEL WOOD, WOOD CHARCOAL (EXCLUDING WOOD WASTE)
ጫና ጫና ጫና ጫና ጫና ጫና	-	-	-	-	226.8	1,034.0	WOOD IN THE ROUGH OR ROUGHLY SQUARED: PULPWOOD (INCL. CHIPS AND WOOD WASTE)
ለሌሎች ጫና ጫና ጫና ጫና ጫና ጫና	169.1	251.1	105.0	213.4	52.0	15.7	OTHER WOOD IN THE ROUGH OR ROUGHLY SQUARED
የተጠቀሙ ጫና ጫና ጫና ጫና ጫና ጫና	309.2	880.8	81.1	31.2	157.4	284.7	WOOD SHAPED OR SIMPLY WORKED
ለሌሎች ጫና ጫና ጫና ጫና ጫና ጫና	4,850.8	6,914.6	6,163.4	10,941.1	5,768.2	11,551.6	PULP AND WASTE PAPER
ጫና	-	-	-	-	0.1	0.2	SILK
ጫና	0.1	1.7	2,874.7	5,360.0	2,051.6	10,853.7	COTTON
	(QTY. TONS)	VALUE (IN '000 BIRR)	(QTY. TONS)	VALUE (IN '000 BIRR)	(QTY. TONS)	VALUE (IN '000 BIRR)	
	1988		1989		1990		

ወደ ለገር የገቡ ዕቃዎች በዛታና የጋ በመባባይ ዕቃዎች አዳዲስ  
 QUANTITY AND VALUE OF IMPORTS BY COMMODITY GROUP

ሠገጠረዥ ቁ. 3 / የጠለ / TABLE 1.3 (CONTD.)

የዕቃው ግዴታ	1980/81		1981/82		1982/83		
	በዛት በ ቶን	የጋ/በሺህ ቦር /	በዛት በ ቶን	የጋ/በሺህ ቦር /	በዛት በ ቶን	የጋ/በሺህ ቦር /	
<b>ክፍል 2. ለጠለ የግዴታ ያላተና ት ዕቃዎች በላይ በበተኖር</b>							
በተገ ያጣ	4,497.8	3,000.0	29,992.8	4,998.6	1,661.8	1,602.1	SECTION 2. CRUDE MATERIALS INEDIBLE, EXCEPT FUELS
የአተሰብ ተኖ ጥረት ገጥና ያጣገ ባይወደር	2,395.3	4,786.8	2,299.9	1,910.9	1,481.8	1,343.8	JUTE VEGETABLE FIBRES EXCEPT COTTON AND JUTE
በው ሠራሽ ጥረት ለግጠገገገ የግጠገገ	1,090.2	5,615.7	194.9	1,176.4	370.1	2,040.0	SYNTHETIC FIBRES SUITABLE FOR SPINNING
ላሳ በው ሠራሽ ጥረት ለግጠገገገ የግጠገገ ተረረ	1,158.7	2,174.5	444.8	781.4	698.6	1,230.7	OTHER MAN-MADE FIBRE SUITABLE FOR SPINNING AND WASTE
ባፍና ላሳ የአገባባት ፀገር	157.4	261.7	777.8	1,351.2	238.0	377.0	WOOL AND OTHER ANIMAL HAIR
አርጌ ለባባቶና ጩታ ጩታ ተኖ የተባባሰ ለባባ	1,109.5	7,888.2	1,257.5	8,210.4	742.8	7,779.5	OLD CLOTHING AND OTHER OLD TEXTILE ARTICLES: RAGS
የወረተ ግገገገ ያላተና ት	-	-	3,019.0	166.7	16,021.2	12,374.8	FERTILIZERS, CRUDE
ድገገ ለባ ጥ ጠጠር	7.5	20.2	5.7	15.2	239.3	391.9	STONE, SAND AND GRAVEL
ድገገ የድገ በረ ተኖ	-	-	-	-	-	-	SULPHUR AND UNROSTED IRON PYRITES
ያላተና ት የግገ ድገገ / የሌገገገ ለላግዘ ጥጥር /	-	-	0.8	4.2	-	-	NATURAL ABRASIVES (INCL. INDUSTRIAL DIAMONDS)
ለላቶ ያላተከገገ ግገገ	7,154.4	7,954.5	731.3	3,302.8	499.9	533.1	OTHER CRUDE MINERALS
የበረተ ለረርና ድገገ	256.1	281.9	24.0	25.4	388.7	429.3	IRON ORE AND CONCENTRATES
የበረተ በረተ ተርፍረረና ጥጥር	-	-	364.6	269.7	-	-	WASTE AND SCRAP METAL OF IRON OR STEEL
የጥጥር የተር የጥ ድገገና አረር	-	-	-	-	-	-	ORES AND CONCENTRATES OF URANIUM AND THORIUM
በረተ ት የላሳ ጥጥር ርባሽ የግገገ ገገር ገገር	21.9	73.7	-	-	-	-	ORES AND CONCENTRATES OF NON-FERROUS BASE METALS
በረተ ት የላሳ ጥጥር ጥጥር ተረረ የግገገ ገገር ገገር / ለ.ቦ. ያ /	1.5	15.2	74.2	587.7	1,748.5	4,173.0	NON-FERROUS METAL SCRAP AND WASTE, N.E.S.
የበበረ/በወርተ ላሳ/ የግገገ ገገር ገገር ተረረና ጥጥር	-	-	-	-	-	-	ORES AND CONCENTRATES OF PRECIOUS METAL, WASTE AND SCRAPS (EXCEPT GOLD)
ያላተከገገ የአገባባት ወጠ ተኖ / ለ.ቦ. ያ /	0.1	4.0	0.1	4.6	46.4	118.0	CRUDE ANIMAL MATERIALS, N.E.S.
ያላተከገገ የአተሰብ ወጠ ተኖ / ለ.ቦ. ያ /	141.1	806.6	114.8	2,184.9	91.7	1,969.0	CRUDE VEGETABLE MATERIALS N.E.S.
ድገገ	26,040.1	50,956.6	52,605.8	53,649.7	36,780.1	71,380.4	TOTAL
<b>ክፍል 3. በግገገ የወጡ ላይ ግለሰብ ዘይቶና ተወባባይ ነገር</b>							
የግገገ ስለላ	1.3	2.0	30.5	19.5	14.3	7.2	COAL, LIGNITE AND PEAT
የተባረ የድገገ ስለላና ዘግጥ ሪተረተ ባርባ	1.0	12.0	34.6	35.2	2.6	2.2	BRIQUETTES: COKE AND SEMI- COKE OF COAL, LIGNITE OR PEAT: RETORT CARBON
ፕትርላ የፍድፍና በበረሰ የተባረ	767,278.5	182,204.8	759,757.9	178,953.2	702,733.6	233,686.4	PETROLEUM, CRUDE AND PARTLY REFINED
የፕትርላ የጥ ወጠ ተኖ	17,195.4	34,474.0	21,997.7	41,098.8	30,680.8	27,373.2	REFINED PETROLEUM PRODUCTS
የፕትርላ የጥ ዘግጥ ወጠ ተኖ / ለ.ቦ. ያ /	4,734.8	5,948.5	1,316.5	3,192.1	2,158.0	4,050.9	RESIDUAL PETROLEUM PRODUCTS N.E.S.
የተረተርና በተባረ የተሠራ ገዘ የሌለበተረሰ ገይላ	3.8	39.3	18.2	123.1	5.1	10.0	GAS NATURAL AND MANUFACTURED
ድገገ	789,214.8	222,680.6	783,155.4	223,421.9	735,594.4	265,129.9	ELECTRIC CURRENT
							TOTAL
	(QTY. TONS)	VALUE IN '000 BIRR)	(QTY. TONS)	VALUE IN '000 BIRR)	(QTY. TONS)	VALUE IN '000 BIRR)	COMMODITY
	1988		1989		1990		

ወደ ለገር የገቡ ዕቃዎች ባዛትና ዋጋ በመባባይ ዕቃዎች ለውጥ

QUANTITY AND VALUE OF IMPORTS BY COMMODITY GROUP

ሠንጠረዥ ፩.3 / የጠለ/ TABLE I.3 (CONTD.)

የዕቃው ስም	1980/81		1981/82		1982/83		
	ባዛት በ ቶን	ዋጋ/በሺህ ቦር/	ባዛት በ ቶን	ዋጋ/በሺህ ቦር/	ባዛት በ ቶን	ዋጋ/በሺህ ቦር/	
<b>ክፍል 4. የእንግዳሌት የአተኩረት ዘይት ስብር ስድ</b>							<b>SECTION 4. ANIMAL AND VEGETABLE OILS, FATS AND WAXES</b>
አንገሳቸው የተገኙ ዘይትና ቀባቸው	100.2	163.1	394.3	1,079.2	210.0	330.1	ANIMAL OILS AND FATS
የአተኩረት ዘይት ለባባባ	7,478.3	15,298.1	1,887.4	4,475.2	5,744.1	10,245.2	FIXED VEGETABLE OILS, SOFT
ሌሎች የአተኩረት ዘይቶች	18,229.5	29,532.5	*7,283.0	20,360.9	13,846.2	29,175.4	OTHER FIXED VEGETABLE OILS
የእንግዳሌት የአተኩረት ዘይት፣ ቀባት በእንግዳሌት የአተኩረት የተገኙ ስድ	1,363.4	1,330.8	0.9	5.0	25.0	51.2	ANIMAL AND VEGETABLE OILS AND FATS, PROCESSED, AND WAXES OF ANIMAL OR VEGETABLE ORIGIN
<b>ጾቆ</b>	<b>27,171.4</b>	<b>46,324.5</b>	<b>9,565.6</b>	<b>25,920.3</b>	<b>19,825.3</b>	<b>39,801.9</b>	<b>TOTAL</b>
<b>ክፍል 5. በግብርና ተወግዶ ውጤቶች/ሊ.ቦ.ያ/</b>							<b>SECTION 5. CHEMICALS AND RELATED PRODUCTS, N.E.S.</b>
አይደርስም ባርቦኖችና ሌሎች የግብርና /ሊ.ቦ.ያ/	-	-	23.2	64.5	-	-	HYDROCARBONS, N.E.S. AND THEIR DERIVATIVES
አላባላቸው ፊናሎችና ሌሎች የግብርና	2,246.4	2,526.6	1,201.4	1,901.5	63.7	102.8	ALCOHOLS, PHENOLS, PHENOLS- ALCOHOLS AND THEIR DERIVATIVES
ካርቦክሲክ አሲዶችና ሌሎች የግብርና	42.0	153.4	955.2	1,506.2	170.8	349.6	CARBOXYLIC ACIDS AND THEIR DERIVATIVES
ከናይትሮጅን ተገኝተው የተሠሩ	-	-	-	-	-	-	NITROGEN-FUNCTION COMPOUNDS
ከሲቦኒክ ሎጂክስና ከሌሎች የተሠሩ	-	-	-	-	-	-	ORGANO-INORGANIC AND HETEROCYCLIC COMPOUNDS
ሌሎች ስርገብ በግብርና	444.2	1,250.3	433.7	2,055.2	168.5	1,012.4	OTHER ORGANIC CHEMICALS
አንገሳቸው በግብርና ለሌሎች አካላት የተሠሩ	7,182.1	13,745.0	9,258.6	16,645.5	9,798.1	16,216.9	INORGANIC CHEMICAL ELEMENTS, OXIDES AND HALOGEN SALTS
ሌሎች አንገሳቸው በግብርና ስርገብ በሌሎች የተሠሩ	13,237.2	25,842.2	13,167.0	26,021.1	10,202.8	25,953.3	OTHER INORGANIC CHEMICALS: ORGANIC AND INORGANIC COMPOUNDS OF PRECIOUS METALS
ሬዲዮ አካላትና ገንጠታ ያላቸው ዕቃዎች	-	-	-	-	-	-	RADIO ACTIVE AND ASSOCIATED MATERIALS
በውሃ ወይም በተጠቃሚ የተገኙ ሌሎች የሌሎች	480.9	4,878.3	1,805.1	7,826.8	148.6	1,230.5	SYNTHETIC ORGANIC DYE STUFFS, NATURAL INDIGO AND COLOUR LAKES
የግብርና የግብርና ለገሰጡ የግብርና የግብርና	405.1	14,510.5	3,593.8	9,913.4	4,528.9	13,680.6	DYEING AND TANNING EXTRACTS AND SYNTHETIC TANNING MATERIALS
የሌሎች ግብርና ፣ የሌሎች ግብርና የግብርና	1,092.4	7,018.4	1,466.0	8,560.9	1,034.7	5,593.1	PIGMENTS, PAINTS, VARNISHES AND RELATED MATERIALS
ወይን ላቸው የሩቅ ግብርና ዕቃዎች	3,216.2	44,196.8	5,780.9	69,423.0	14,532.9	52,542.6	MEDICAL AND PHARMACEUTICAL PRODUCTS
ለግብርና የግብርና የግብርና ፣ ሌሎች የግብርና	82.1	1,065.5	121.2	798.4	24.0	557.4	ESSENTIAL OILS, PERFUME AND FLAVOUR MATERIALS
ሌሎች የፊት ቀባቸው የግብርና ግብርና ሌሎች የግብርና ግብርና/በሌሎች በግብርና	119.0	1,630.7	154.1	1,905.1	246.9	2,518.9	PERFUMERY, COSMETICS, DENTIFRICES AND OTHER TOILET PREPARATIONS (EXCEPT SOAPS)
ሌሎች ግብርና ፣ ወይን ላቸው ሌሎች ወይን ላቸው	6,348.6	8,876.1	17,525.4	21,310.6	16,591.0	20,638.6	SOAPS, CLEANING AND POLISHING PREPARATIONS
የግብርና የግብርና የግብርና የተሠሩ	44,928.5	32,477.3	207,564.2	125,957.8	60,136.8	33,357.7	FERTILIZERS, MANUFACTURED
ሬዲዮ ግብርና ሌሎች የግብርና ያላቸው ርቶቶ	361.3	2,040.1	158.4	1,523.5	190.5	1,864.3	EXPLOSIVES AND PYROTECHNIC PRODUCTS
የግብርና የግብርና የግብርና የግብርና	551.9	1,078.4	835.1	2,332.6	178.2	692.1	CONDENSATION, POLYCONDENSATION AND POLYADDITION PRODUCTS
የግብርና የግብርና የግብርና የግብርና	2,151.1	6,530.6	2,541.8	8,666.0	2,691.1	8,412.6	POLYMERIZATION AND COPOLYMERIZA- TION PRODUCTS
የግብርና ወይን ላቸው	-	-	-	-	-	0.9	REGENERATED CELLULOSE, CELLULOSE NITRATE, CELLULOSE ACETATE, AND OTHER CELLULOSE ESTERS
	(QTY. TONS)	VALUE (IN '000) BIRR)	(QTY. TONS)	VALUE (IN '000) BIRR)	(QTY. TONS)	VALUE (IN '000) BIRR)	
	1988		1989		1990		

ወደ አገር የገቡ ዕቃዎች በዛትና የጋ በመሰባሰብ ዕቃዎች አጠቃላይ

QUANTITY AND VALUE OF IMPORTS BY COMMODITY GROUP

ሠንጠረዥ ፩.3 / የጠ/ጠ/ጠ/ጠ I.3 (CONTD.)

የዕቃው ዓይነት	1980/81		1981/82		1982/83		
	በዛት በትን	የጋ/በሺህ በር/	በዛት በትን	የጋ/በሺህ በር/	በዛት በትን	የጋ/በሺህ በር/	
<u>ክፍለ 5. ከግብአትና መሰብሰቢያ</u> <u>ወጣቶች/አ.ቡ.ያ/</u>							<u>SECTION 5. CHEMICALS AND RELATED PRODUCTS, N.E.S.</u>
ለሌሎች የሠራተኞች ጥቅም ለተገኘው ንግድ የተሠሩ ዕቃዎች	281.5	1,117.1	96.9	312.4	136.6	647.8	OTHER ARTIFICIAL RESINS AND PLASTIC MATERIALS
የተገባው የተገኘው የፈገገው የሌሎች የውጤት ጥቅም ዕቃዎች	2,362.0	25,954.8	9,371.5	35,080.5	6,610.1	32,154.0	DISINFECTANTS, INSECTICIDES, FUNGICIDES, WEED-KILLERS, ANTI-SPROUTING PRODUCTS, RAT POISONS AND SIMILAR PRODUCTS
ለጥቅም ለሚውሉ ለገጠሞች ጥቅም ዕቃዎች	846.5	1,428.4	1,585.4	4,862.6	1,002.0	2,426.7	STARCHES INSULIN AND WHEAT GLUTEN: ALBUMINOID SUBSTANCES: GLUES
በሌሎች የተገኘው የሌሎች ለጥቅም ለሚውሉ ዕቃዎች	400.0	2,233.2	1,943.9	6,376.9	1,250.4	5,284.4	MISCELLANEOUS CHEMICAL PRODUCTS, N.E.S.
<b>ጭማሪ</b>	86,779.0	199,353.7	279,582.8	353,044.4	129,706.6	225,237.2	TOTAL
<u>ክፍለ 6. በግብአትና የተገኘው የተገኘው</u> <u>በሌሎች የተሠሩ ዕቃዎች</u>							<u>SECTION 6. MANUFACTURED GOODS CLASSIFIED CHIEFLY BY MATERIAL</u>
የላቲን ጥቅም	-	1.0	12.6	30.8	45.9	213.4	LEATHER
በሌሎች የተሠሩ ዕቃዎች	255.4	3,091.2	406.5	4,324.0	374.5	4,969.4	MANUFACTURES OF LEATHER OR OF ARTIFICIAL LEATHER
ጭማሪ የተገኘው የተገኘው የተገኘው	-	-	-	-	-	-	FURSKINS, TANNED OR DRESSED (INCL. DYED)
በሌሎች የተሠሩ ዕቃዎች	722.7	4,426.2	784.8	3,919.4	542.4	4,354.8	MATERIALS OF RUBBER
በሌሎች የተሠሩ ለግብአትና የተገኘው የተገኘው	7,765.4	47,028.5	2,750.8	18,085.3	3,214.8	29,419.0	RUBBER TYRES, TYRE CASES AND TREADS, INNER TUBES AND FLAPS FOR WHEELS OF ALL KINDS
በሌሎች የተሠሩ ዕቃዎች/አ.ቡ.ያ/	133.8	2,130.8	245.0	3,097.9	238.9	3,144.4	ARTICLES OF RUBBER, N.E.S.
በሌሎች የተሠሩ ዕቃዎች	24.1	408.6	1.5	41.7	-	0.3	CORK MANUFACTURES
በሌሎች የተገኘው የተገኘው የተገኘው	175.1	648.5	1,134.2	2,968.6	1,349.6	2,314.8	VENEERS, PLYWOOD BOARDS "EMPROVED" OR RECONSTITUTED WOOD AND OTHER WOOD, WORKED N.E.S.
በሌሎች የተሠሩ ዕቃዎች/አ.ቡ.ያ/	696.1	2,208.3	579.4	1,309.8	154.0	993.9	WOOD MANUFACTURES, N.E.S.
ወረራትና የወረራት ጥቅም	5,179.1	9,064.0	10,125.7	20,217.7	7,277.6	16,828.5	PAPER AND PAPER BOARD IN BULK
በወረራት ጥቅም	3,931.7	13,415.1	5,232.3	19,422.1	4,067.8	16,495.5	ARTICLES MADE OF PAPER BOARD
የወረራት ጥቅም ለተገኘው ንግድ	1,196.9	10,849.9	1,947.7	17,145.2	1,683.4	14,754.3	TEXTILE YARN AND THREAD
የተገኘው የተገኘው የተገኘው	170.5	2,223.1	319.4	1,799.2	71.4	555.8	COTTON FABRICS, WOVEN
በሌሎች የተገኘው የተገኘው የተገኘው	239.3	3,217.0	75.2	2,762.5	288.5	5,144.1	TEXTILE FABRICS, WOVEN, OF MAN-MADE FIBRES (OTHER THAN COTTON FABRICS)
በሌሎች የተገኘው የተገኘው የተገኘው	262.4	579.2	39.4	500.1	2.4	24.7	TEXTILE FABRICS, WOVEN OTHER THAN OF MAN-MADE AND COTTON FIBRES
	(QTY. TONS)	VALUE IN '000 BIRR)	(QTY. TONS)	VALUE IN '000 BIRR)	(QTY. TONS)	VALUE IN '000 BIRR)	
	1988		1989		1990		

ወደ አገር የገቡ ዕቃዎች ባዛትና የገባ ወጪዎች ስምደባ  
 QUANTITY AND VALUE OF IMPORTS BY COMMODITY GROUP

ሠንጠረዥ ፩.3 / የተጠለ / TABLE I.3 (CONTD.)

የዕቃው ስም	1980/81		1981/82		1982/83		SECTION 6. MANUFACTURED GOODS CLASSIFIED CHIEFLY BY MATERIAL
	ባዛት በትን	የገባ ወጪ በር/	ባዛት በትን	የገባ ወጪ በር/	ባዛት በትን	የገባ ወጪ በር/	
ከፍለ ር. በግዴታ ተገቢ የተደረገ በተጠቃሚ የተሠሩ ዕቃዎች							SECTION 6. MANUFACTURED GOODS CLASSIFIED CHIEFLY BY MATERIAL
ጥሬ ገቢ ወይን ገንዘብ	-	-	0.1	6.1	1.2	29.7	KNITTED OR CROCHETED FABRICS
ገቢ ገቢ ያለው ተገንጠ የወርቅ ዕቃዎች ስራና ጥላቻ የወጣብ	11.6	318.6	3.8	127.3	2.6	95.9	TULLE, LACE, EMBROIDERY, RIBBONS, TRIMMINGS AND SMALL WARES
ለ ጸ ለ ጸ የወርቅ ወርቅ ዕቃዎች የወጣብ ህግ/ከሰባቸ ስበተር/	1,030.5	8,963.6	964.6	8,004.5	454.3	6,358.7	SPECIAL TEXTILES FABRICS AND RELATED PRODUCTS (EXCLUDING CLOTHING)
ከውጥ ወይን በከፊል ከወርቅ ወርቅ የተሠሩ ዕቃዎች/ሊ.ቦ.ያ/	3,034.7	15,441.2	692.7	6,199.5	1,116.7	11,919.6	MADE-UP ARTICLES, WHOLLY OR CHIEFLY OF TEXTILE MANUFACTURES N.E.S.
ጸገግ ጥገና የወጣብ	25.0	507.6	36.9	848.7	45.2	1,542.4	FLOOR COVERINGS, ETC.
ኖራ ፣ ሲግገን በተጠቃሚ የተዘጋጁ የባህሪ ወይን ዕቃዎች ስበተር ከውጥ የተ ስበተር	1,068.1	403.3	1,761.2	6,155.7	3,382.4	3,131.3	LIME, CEMENT, AND FABRICATED BUILDING MATERIALS EXCEPT GLASS AND CLAY MATERIALS
የሽከራ ለላቸ ጠገባ የሆኑ የባህ ወይን ዕቃዎች	676.6	1,626.0	1,850.6	2,685.9	1,595.5	2,429.2	CLAY CONSTRUCTION MATERIALS AND REFRACTORY CONSTRUCTION MATERIALS
ከግዴታ የተሠሩ ዕቃዎች/ሊ.ቦ.ያ/ ወጥተ	1,329.7	6,300.2	717.5	3,520.5	984.1	4,322.8	MINERAL MANUFACTURES, N.E.S.
ከውጥ የተሠሩ ዕቃዎች	193.6	590.7	1,329.7	1,830.8	2,133.9	3,547.3	GLASS
የሽከራ ሥራ ዕቃዎች	720.1	2,169.9	801.0	3,404.8	1,897.4	3,811.6	GLASSWARE
የሽከራ ሥራ ዕቃዎች	271.3	1,068.6	593.7	2,403.2	307.9	1,135.9	POTTERY
አገሩ የከበረ ድጋግ ዕቃዎች/የተሠሩ ወይን ያለተሠሩ/	6.7	91.0	-	-	-	-	PEARLS, PRECIOUS AND SEMI- PRECIOUS STONES, UNWORKED OR WORKED
ያለተሠሩ በረት ፣ የባህሪ ስጋጅ የባህሪ ስጋጅ ጥገና ፣ የባህሪ ጥገና	121.4	203.5	707.5	1,466.9	115.5	205.9	PIG IRON, SPLEGELEISEN, SPONGE IRON OR STEEL FONDERS AND SHOT, AND FERRO-ALLOYS
የባህሪ ስጋጅ ስጋጅ ስጋጅ ስጋጅ የተሠሩ ስጋጅ ስጋጅ ስጋጅ	1,149.5	1,444.0	91.8	165.5	535.1	903.1	INGOTS AND OTHER PRIMARY FORMS, OR IRON OR STEEL
የባህሪ ስጋጅ ወይን ስጋጅ ስጋጅ ወይን ስጋጅ ስጋጅ ስጋጅ	20,855.8	20,698.9	25,100.7	23,855.6	8,393.5	10,171.2	IRON AND STEEL BARS, REES, ANGLES SHAPES AND SECTIONS
ዘርገ የባህሪ ዕቃዎች የርጥራዎች	22,857.0	36,438.6	29,079.7	35,961.3	13,539.0	25,314.8	UNIVERSAL PLATES AND SHEETS OF IRON OR STEEL
ከባህሪ የተሠሩ የሰባቸ ስጋጅ የሰባቸ ስጋጅ ስጋጅ	3,356.4	2,992.0	946.8	1,550.6	490.3	1,969.1	HOOPE AND STRIP OF IRON AND STEEL
የባህሪ ስጋጅ ስጋጅ ስጋጅ ስጋጅ ስጋጅ ስጋጅ	19.1	27.1	0.5	3.3	-	-	RAILS AND RAILWAY TRACK CONSTRUCTIONAL MATERIALS OF IRON AND STEEL
የባህሪ ስጋጅ ስጋጅ ስጋጅ	1,433.0	1,863.6	601.5	1,251.3	390.7	1,188.2	IRON AND STEEL WIRE (EXCLUDING WIRE ROD)
ወጥጦ በረት ስጋጅ ስጋጅ ስጋጅ ተገቢ ስጋጅ ስጋጅ ስጋጅ	6,636.1	16,346.2	10,830.9	13,447.2	6,389.2	18,458.1	TUBES, PIPES AND FITTINGS OF IRON AND STEEL
በግዴታ በውጥ የተሠሩ ስጋጅ ያለተሠሩ የተሠሩ ስጋጅ ስጋጅ/ሊ.ቦ.ያ/	5.1	35.3	1.2	1.2	-	-	IRON AND STEEL CASTINGS AND FORGINGS, UNWORKED, N.E.S
በርና ገቢ ስጋጅ ስጋጅ ስጋጅ ስጋጅ ከገቢ ስጋጅ ስጋጅ ስጋጅ	0.1	0.9	-	9.0	-	-	SILVER, PLATINUM AND OTHER METALS OF THE PLATINUM GROUP
ወጥጦ	178.4	816.5	218.0	1,736.4	409.7	3,385.6	COPPER
ህገ	230.3	1,054.4	10.7	226.9	-	0.1	NICKEL
አላሚኒየም	577.3	3,057.9	661.4	4,404.0	651.9	4,253.7	ALUMINIUM
	(QTY. TONS)	VALUE IN ' 000 BIRR)	(QTY. TONS)	VALUE IN ' 000 BIRR)	(QTY. TONS)	VALUE IN ' 000 BIRR)	COMMODITY
	1988		1989		1990		

ወደ አገር የገቡ ዕቃዎች ባዛትና የጋ በተወሰኑ ዕቃዎች አመጣጡ  
 QUANTITY AND VALUE OF IMPORTS BY COMMODITY GROUP

ሠገጠኛ የ. 3 / የጠለ/ TABLE I.3 (CONTD.)

የዕቃው ስም	1980/81		1981/82		1982/83		COMMODITY
	ባዛት በትን	የጋ/በሺህ ቦር/	ባዛት በትን	የጋ/በሺህ ቦር/	ባዛት በትን	የጋ/በሺህ ቦር/	
<b>ክፍል 6. በዓይነት የተወጡ የተዘጋጁ ስፔሻላይዥን የተሠሩ ዕቃዎች</b>							<b>SECTION 6: MANUFACTURED GOODS CLASSIFIED CHIEFLY BY MATERIALS</b>
አርባ	344.3	2,076.6	375.7	832.2	3.8	91.2	LEAD
ዚንክ	1,288.8	3,091.2	76.1	258.4	7.7	34.2	ZINC
ቶር ቶር	22.7	102.7	2.2	11.2	0.8	2.4	TIN
ዩራኒየም ቶር የምር የዓዛህ ቀይጦች	-	-	-	-	-	-	URANIUM, THORIUM AND THEIR ALLOYS
ለ ሌሎች ስፔሻላይዥን የሌላው ግብር	-	0.4	6.0	59.3	-	-	MISCELLANEOUS NON-FERROUS METALS
ከባሪ የተሠሩ የአገልግሎት ዕቃዎች /ሌ.ቦ.ያ/	6,398.6	30,252.3	4,341.4	13,420.2	8,575.3	42,867.6	FINISHED STRUCTURAL PARTS AND STRUCTURES N.E.S.
ለግብር የተወጡ የሌላው ግብር የሚያገለገሉ ከባሪ የተሠሩ ዕቃዎች	3,473.8	16,085.6	5,780.9	24,174.3	6,194.6	29,894.7	METAL CONTAINERS FOR STORAGE AND TRANSPORT
ከባሪ የተሠሩ ዕቃዎች /ከአለባብ ለ/ አር ለአቶር የሚሆኑ ሽቦች ጋራ የሚገኙ	937.9	3,627.0	2,717.4	12,189.5	4,825.9	33,142.7	WIRE PRODUCTS (EXCLUDING ELECTRIC) AND FENCING GULLS
የሽቦች ተርጉሞች ፣ ሽቦችና ሌሎች የሚገኙ ከባሪ የተሠሩ ከሌሎች ስፔሻላይዥን የተሠሩ	1,373.5	3,632.6	558.7	3,874.1	2,296.8	11,005.8	NAILS, SCREWS, NUTS, BOLTS, RIVETS AND SIMILAR ARTICLES OF IRON, STEEL OR COPPER
በአገልግሎት የተሠሩ ለሚሰጡ ስፔሻላይዥን የተሠሩ ለሌሎች ስፔሻላይዥን የተሠሩ	536.5	8,960.7	1,373.3	18,651.4	1,444.8	15,702.0	TOOLS FOR USE IN THE HAND OR IN MACHINES
ለውጭ የተሠሩ ለውጭ የሚያገለገሉ ዕቃዎች	83.6	1,776.9	348.3	1,399.9	113.4	1,382.9	CUTLERY
ከባሪ የተሠሩ የሌሎች ዕቃዎች	530.5	4,225.2	548.3	4,701.8	592.1	5,553.9	HOUSEHOLD EQUIPMENT OF BASE METAL
ከባሪ የተሠሩ ዕቃዎች/ሌ.ቦ.ያ/ ደብዳቤ	1,772.0	10,237.4	2,367.6	12,243.0	3,857.4	14,832.9	MANUFACTURES OF METAL, N.E.S.
	103,302.0	306,619.6	119,153.9	306,705.8	90,060.2	357,897.8	TOTAL
<b>ክፍል 7. ማሳሪያና የተሰጠውን የተሰጠውን የተሰጠውን የተሰጠውን</b>							<b>SECTION 7. MACHINERY AND TRANSPORT EQUIPMENT</b>
አገልግሎት የሚያስፈልግ ማሳሪያና የተሰጠውን የተሰጠውን የተሰጠውን	121.6	1,242.0	87.2	2,186.2	121.5	2,644.7	STEAM AND VAPOUR GENERATING BOILERS AND PARTS THEREOF
ከአገልግሎት የሚያስፈልግ ማሳሪያና የተሰጠውን የተሰጠውን የተሰጠውን	25.3	352.5	-	0.5	17.6	292.3	STEAM AND VAPOUR POWER UNIT
ውስጣዊ የተሰጠውን የተሰጠውን የተሰጠውን የተሰጠውን /ሌ.ቦ.ያ/	240.1	5,908.8	188.4	5,745.5	240.7	1,993.7	INTERNAL COMBUSTION PISTON ENGINES AND PARTS, N.E.S. (DIESEL ENGINES)
አገልግሎት የተሰጠውን የተሰጠውን የተሰጠውን የተሰጠውን	0.1	40.2	2.0	142.8	0.1	11.0	ENGINES AND MOTORS, NON-ELECTRIC AND PARTS
ተሰጠውን የተሰጠውን የተሰጠውን የተሰጠውን	1,114.3	24,197.6	1,325.3	20,686.3	1,177.6	18,827.6	ROTATING ELECTRIC PLANT AND PARTS THEREOF
ለሌሎች የጋራ ማሳሪያና የተሰጠውን የተሰጠውን	0.8	5.6	13.1	243.3	14.1	1,297.0	OTHER POWER GENERATING MACHINERY AND PARTS THEREOF
የአገልግሎት ማሳሪያና የተሰጠውን የተሰጠውን	1,204.7	17,544.1	1,245.1	16,705.1	894.2	12,704.5	AGRICULTURAL MACHINERY AND PARTS THEREOF
የአገልግሎት ተሰጠውን	893.7	6,634.7	138.9	1,937.2	360.8	5,097.0	TRACTORS WHETHER OR NOT FITTED WITH POWER TAKEOFFS WINCHES OR PULLEYS
	(QTY. TONS)	VALUE IN '000 BIRR)	(QTY. TONS)	VALUE IN '000 BIRR)	(QTY. TONS)	VALUE IN '000 BIRR)	
	1988		1989		1990		

ወደ ኦገር የገቡ ዕቃዎች ባዛትና ዋጋ በተወሰኑ ዕቃዎች አወገደበ  
 QUANTITY AND VALUE OF IMPORTS BY COMMODITY GROUP

ሠገጠረዥ ቁ.3 / የጠለ/ TABLE I.3 (CONTD.)

የዕቃው ስም	1980/81		1981/82		1982/83		COMMODITY
	ባዛት በተገ	ዋጋ/ባሺህ ብር/	ባዛት በተገ	ዋጋ/ባሺህ ብር/	ባዛት በተገ	ዋጋ/ባሺህ ብር/	
ከፍለ ገ. መኪናዎችና የተፈገገረገጠ መሣሪያዎች							SECTION 7. MACHINERY AND TRANSPORT EQUIPMENT
ለኮንስትራክሽን የሚያገለገሉ መሣሪያ ዎችና መለኪያዎች /ሊ.ቦ.ያ/	7,390.6	92,950.2	4,614.1	90,986.5	3,679.3	36,521.9	CIVIL ENGINEERING PLANT AND CONTRACTORS' PLANT AND EQUIPMENT AND PARTS THEREOF, N.E.S.
የወርቅ ወርቅና የቀጥ መሣሪያዎችና መለኪያዎች/ሊ.ቦ.ያ/	2,891.3	60,582.7	1,918.1	38,130.6	2,157.1	52,473.7	TEXTILE AND LEATHER MACHINERY AND PARTS THEREOF, N.E.S.
ወረቀትና ፐፐር የሚሠሩ መሣሪያዎች	17.3	1,021.7	14.0	1,305.2	23.7	653.2	PAPER MILL AND PULP MILL MACHINERY AND PARTS THEREOF
የጥቅም የመጠኑ መረዘፍ መሣሪያ ዎችና መለኪያዎች/ሊ.ቦ.ያ/	41.4	1,703.9	40.3	2,074.1	27.1	1,126.5	PRINTING AND BOOKBINDING MACHINERY AND PARTS THEREOF
ለምገባ ግዛጋጃ መሣሪያዎች/ለቤተሰብ የሚያገለገሉ ስለሆኑ/ሊ.ቦ.ያ/	429.4	9,113.1	697.4	15,702.4	1,558.5	34,699.5	FOOD PROCESSING MACHINES (EXCL. DOMESTIC) AND PARTS THEREOF, N.E.S.
ለሌሎች ለሌሎች ለገንባታዎች ሥራ የሚያገለገሉ መሣሪያዎችና መለኪያዎች/ሊ.ቦ.ያ/	4,277.8	63,196.4	1,713.2	60,074.6	2,467.4	96,118.8	OTHER MACHINERY AND EQUIPMENT SPECIALIZED FOR PARTICULAR INDUSTRIES AND PARTS THEREOF, N.E.S.
ለብረት ብረት የሚያገለገሉ በአለባባሪነት ይደሉ የሚሠሩ መሣሪያዎችና መለኪያዎች	472.8	11,918.5	1,553.3	16,111.0	860.0	19,944.0	MACHINE-TOOLS FOR WORKING METAL OR METAL CARBIDES AND PARTS THEREOF
ለሌሎች ለብረት ብረት ሥራ የሚያገለገሉ መሣሪያዎችና መለኪያዎች	223.0	1,964.9	141.6	1,077.9	335.1	6,964.4	METAL WORKING MACHINERY (OTHER THAN MACHINE-TOOLS) AND PARTS THEREOF
ለጭዳ ለጭዳ ለጭዳ የሚያገለገሉ መሣሪያ ዎችና መለኪያዎች/ሊ.ቦ.ያ/	232.6	4,570.7	487.7	9,981.6	352.9	9,938.3	HEATING AND COOLING EQUIPMENT AND PARTS THEREOF, N.E.S.
ፈጣሪ የሚያስፈልጉ የሚያስፈልጉ ጋራ /ባህሪ ተርጉሞች ስለሆኑ/ሊ.ቦ.ያ/	660.5	19,228.7	717.8	10,581.7	775.5	13,454.7	PUMPS FOR LIQUIDS (INCL. MOTOR AND TURBO-PUMPS), PARTS, N.E.S.
ጋራ/ፈጣሪ ጋራ/ፈጣሪ ለጋራ/ፈጣሪ /ባህሪ ተርጉሞች ስለሆኑ/ሊ.ቦ.ያ/	717.2	6,302.1	419.2	11,022.8	459.8	11,180.5	PUMPS (OTHER THAN PUMPS FOR LIQUIDS) AND COMPRESSORS; FANS AND BLOWERS; CENTRIFUGES FILTERING AND PURIFYING APPARATUS; AND PARTS THEREOF, N.E.S.
በጥቅም የሚሠሩ የዕቃ ግንባታ መሣሪያ ዎች ለፍትህ ስራ ስራ የሚያገለገሉ መለኪያ ዎች/ሊ.ቦ.ያ/	1,129.7	16,748.5	1,372.5	14,953.0	1,636.9	21,549.4	MECHANICAL HANDLING EQUIPMENT AND PARTS THEREOF, N.E.S.
ለሌሎች ከአለባባሪነት የሚሠሩ መሣሪያዎች ለ ሌሎች የሚያገለገሉ መሣሪያዎችና መለኪያዎች	272.7	6,817.3	454.3	7,160.6	595.0	14,991.2	OTHER NON-ELECTRICAL MACHINERY, TOOLS AND MECHANICAL APPARATUS AND PARTS THEREOF, N.E.S.
በአለባባሪነት የሚሠሩ መሣሪያዎች መለኪያዎች/ሊ.ቦ.ያ/	576.6	9,668.6	991.3	18,647.5	1,180.0	13,191.3	NON-ELECTRIC PARTS AND ACCESSORIES OF MACHINERY, N.E.S.
የቢሮ የጽሕፈት መኪናዎችና የመገባባሪ መረጃ ግንባታ መሣሪያዎች ስለሆኑ/ሊ.ቦ.ያ/	100.0	4,246.1	135.5	5,203.5	295.2	5,244.5	OFFICE MACHINERY
የቢሮ የጽሕፈት መኪናዎችና የመገባባሪ መረጃ ግንባታ መሣሪያዎች ስለሆኑ/ሊ.ቦ.ያ/	20.1	3,379.2	18.9	4,410.3	46.1	3,772.4	AUTOMATIC DATA PROCESSING MACHINES AND UNITS THEREOF
ለቢሮ የጽሕፈት መኪናዎችና የመገባባሪ መረጃ ግንባታ መሣሪያዎች ስለሆኑ/ሊ.ቦ.ያ/	41.8	3,328.7	61.4	4,631.4	56.8	3,354.1	PARTS AND ACCESSORIES FOR OFFICE MACHINES, N.E.S.
ተለያዮች	102.5	5,558.9	150.7	6,103.0	130.8	5,746.5	TELEVISION RECEIVERS
ራዲዮዎች	56.1	4,577.6	55.5	3,103.0	33.3	1,915.0	RADIO BROADCAST RECEIVERS (INCL. RECEIVERS INCORPORATING SOUND RECORDERS OR REPRODUCTIONS)
	(QTY. TONS)	VALUE IN ' 000 BIRR	(QTY. TONS)	VALUE IN ' 000 BIRR	(QTY. TONS)	VALUE IN ' 000 BIRR	
	1988		1989		1990		

ወደ ስገር የገቡ ዕቃዎች ባዘተና የገበያ ጠቅላላ ዕቃዎች ለውጥ

QUANTITY AND VALUE OF IMPORTS BY COMMODITY GROUP

ሠጠርቱ ቁ. 3 / የጠለ/ TABLE I.3 (CONTD.)

የዕቃው ጻፅ ነገር	1980/81		1981/82		1982/83		
	ባዘተ በትን	ዋጋ/ባሺህ በር/	ባዘተ በትን	ዋጋ/ባሺህ በር/	ባዘተ በትን	ዋጋ/ባሺህ በር/	
<u>ስፍራ 7. መኪናዎችና የተራገቡ/ርተ መሣሪያዎች</u>							<u>SECTION 7. MACHINERY AND TRANSPORT EQUIPMENT</u>
ገራጫናፍፍ የድምጽ መቀረጫ መሣሪያዎችና የመግባቢያ	11.1	1,730.0	31.5	3,997.6	30.4	3,625.6	GRAMOPHONES, DICTATING MACHINES AND OTHER SOUND RECORDERS AND REPRODUCTS AND RELATED
የተለጠው/ህገገን መሣሪያዎችና መለኪያ ወይንታዎች /ሊ.ቦ.ያ/	537.6	44,510.2	1,667.5	53,448.9	1,114.2	36,841.2	TELECOMMUNICATIONS EQUIPMENT N.E.S. PARTS AND ACCESSORIES N.E.S.
የኤሌክትሪክ ኃይል መሣሪያዎችና የኤሌክትሪክ መቆጣጠሪያ	450.3	4,031.6	356.6	3,624.6	337.6	4,414.9	ELECTRIC POWER MACHINERY AND SWITCH GEAR
ለሌላ ግብረ ገና ግጥም ስጦት የመግባቢያ የኤሌክትሪክ ዕቃዎች	1,505.9	20,493.0	2,242.6	24,473.1	3,031.7	28,061.6	OTHER ELECTRICAL APPARATUS FOR MAKING AND BREAKING OR PROTECTING ELECTRICAL CIRCUITS E.T.C.
የኤሌክትሪክ ግብረ ገና መሣሪያዎች	3,642.7	14,158.3	3,099.6	18,517.3	3,088.4	18,815.8	EQUIPMENT FOR DISTRIBUTING ELECTRICITY
ለሕክምና የሚያገለግሉ የኤሌክትሪክ የሚረዱ ዕቃዎችና የረዲዮ ሌህጋል መሣሪያዎች	0.5	124.0	11.3	802.7	6.0	433.9	ELECTRIC APPARATUS FOR MEDICAL PURPOSES AND RADIOLOGICAL APPARATUS
ለቤት ውስጥ ለገለገሉት የሚሰጡ የኤሌክትሪክ ዕቃዎች	1,197.6	8,634.0	780.9	8,020.8	651.1	8,322.9	DOMESTIC ELECTRICAL EQUIPMENT
የረዲዮ ስጦቶች ለሌላ የረዲዮ ዕቃዎች	0.2	9.9	12.1	380.0	1.4	174.9	RADIO VALVES, TUBES AND TRANSISTORS, CATHODE RAY TUBES OTHER THERMIONIC, AND TUBE
ለሌላ የኤሌክትሪክ መሣሪያዎች	1,987.0	10,450.0	2,839.3	15,117.4	3,569.9	19,913.8	OTHER ELECTRICAL MACHINERY AND APPARATUS
አውቶቦቢ/ጠላክባ ግልጽ ለሻ ተሽከርካሪ ለሳ/ባወና ዕቃ በሌላ ላይ ለሚገኝ የተረፈ ተሽከርካሪዎች ጥምር	2,936.1	51,134.8	2,674.9	49,621.8	7,055.5	87,141.2	PASSENGER MOTOR CARS (OTHER THAN PUBLIC-SERVICE TYPE) INCLUDING VEHICLES DESIGNED FOR THE TRANSPORT OF BOTH PASSENGERS AND GOODS
የቀዘት ግንባታ ተሽከርካሪዎችና ለሌላ ለገልግሎት የተረፈ ባላዎ ተር- ተሽከርካሪዎች	10,706.9	162,783.9	5,165.7	58,197.8	5,706.0	68,080.5	MOTOR VEHICLES FOR THE TRANSPORT OF GOODS AND SPECIAL PURPOSE MOTOR VEHICLES
የሌላ ተሽከርካሪ መኪናዎች/ ሊ.ቦ.ያ/	2,592.6	40,488.3	172.6	3,020.3	679.5	9,527.2	ROAD MOTOR VEHICLES, N.E.S.
የሌላ ተሽከርካሪ መኪናዎችና ተራብተር የሚያስፈልጉ መለኪያዎች /ሊ.ቦ.ያ/	5,723.8	98,686.4	3,184.6	87,834.9	4,059.6	71,001.9	PARTS AND ACCESSORIES N.E.S. OF ROAD MOTOR VEHICLES AND TRACTORS
ጦተር ቢስኮፍት ለሌላ ጦተር ያለ ገደብ የሌለው ቢስኮፍት የሌላ ባንኮን ሠረገሳዎች ጥምር	726.0	1,570.2	176.0	2,562.3	95.5	2,499.8	MOTORCYCLES, MOTOR SCOOTERS AND OTHER CYCLES MOTORIZED AND NON-MOTORIZED, INVALID CARRIAGES
ተባቢዎች ለሌላ ጦተር የሌለው ተሽከርካሪዎች ባለቤት የተረፈ የሚገኝ ገናፍ/ሊ.ቦ.ያ/	3,492.2	29,333.7	2,688.3	22,449.7	1,925.7	13,775.7	TRAILERS AND OTHER VEHICLES, NOT MOTORIZED, N.E.S. AND SPECIALY DESIGNED AND EQUIPPED TRANSPORT CONTAINERS
የሌላ ተሽከርካሪዎች	1,229.8	9,471.7	29.2	1,254.5	33.7	3,215.9	RAILWAY VEHICLES
አየርፕላኖችና መለኪያዎች	209.3	113,242.6	23.0	2,404.0	116.8	109,995.0	AIRCRAFT AND PARTS
ጦርነቶች ደላጊዎች	60.6	1,843.9	82.5	4,861.4	36.1	2,867.6	SHIPS AND BOATS
ጥምር	60,264.2	995,499.8	43,795.0	729,496.9	51,036.2	884,417.1	TOTAL
	(QTY. TONS)	VALUE (IN '000 BIRR)	(QTY. TONS)	VALUE (IN '000 BIRR)	(QTY. TONS)	VALUE (IN '000 BIRR)	COMMODITY
	1988		1989		1990		

ወደ ኦገር የገቡ ዕቃዎች በዛትና የጋ በመባባይ ዕቃዎች አመጣጥ

QUANTITY AND VALUE OF IMPORTS BY COMMODITY GROUP

ሠገጠረዥ የ.3 / የጻጸለ / TABLE I.3 (CONTD.)

የዕቃው ስም	1980/81		1981/82		1982/83		
	በዛት በ ቶን	የጋ/በሺህ ቦር /	በዛት በ ቶን	የጋ/በሺህ ቦር /	በዛት በ ቶን	የጋ/በሺህ ቦር /	
<b>ክፍል 8 ለጥለጥ በረቢዳ</b>							
<b>የተሠሩ ዕቃዎች</b>							
በኦር ቴሌቫዥን ፕላስቲክ የተሠሩ ዕቃዎች/ሌ.ቦ.ያ/	4,230.8	17,784.3	3,138.9	20,913.8	3,417.3	19,964.6	SECTION 8. MISCELLANEOUS MANUFACTURED ARTICLES
የለጆች ጋሪዎች አቫንገሊቶች ወይን ማሽኖችና የሰገርተ ዕቃዎች	172.5	462.5	279.2	2,027.6	27.4	1,408.4	ARTICLES OR ARTIFICIAL PLASTIC MATERIALS, N.E.S.
የአሕፈተ ወሳሪ ያዎች/ሌ.ቦ.ያ/	289.9	3,616.8	623.3	5,336.8	448.1	4,696.7	PERAMBULATORS, TOYS, GAMES AND SPORTING GOODS
የቤት ጥበብ ሥራዎች ጥገታውያን ዕቃዎችና ጥቅሮች	4.9	134.0	0.2	28.1	-	4.6	OFFICE AND STATIONERY SUPPLIES, N.E.S.
ገቢ ገቢዎች የወርቅ ሥራዎች ወይን ሥራዎች	1.2	14.6	0.6	81.7	0.1	7.1	WORKS OF ART COLLECTORS PIECES, ANTIQUES AND STAMPS
የወረቀት ወሳሪ ያዎችና ወለቶች ዎች/የፍጥነት ጥገታዎችና የወቅታዊ ጥገታ	11.7	675.9	29.6	1,083.0	28.9	798.5	JEWELLERY AND GOLD SMITHS' AND SILVER SMITH, WARES
በረቢዳ የተሠሩ ዕቃዎች /ሌ.ቦ.ያ/	249.7	1,598.9	450.4	3,312.1	111.8	1,496.7	MUSICAL INSTRUMENTS, PARTS AND ACCESSORIES THEREOF (INCL. PHONOGRAPH RECORDS AND THE LIKE)
<b>ድምር</b>	<b>8,478.5</b>	<b>84,920.3</b>	<b>8,077.4</b>	<b>91,104.6</b>	<b>7,248.8</b>	<b>93,800.8</b>	MANUFACTURED ARTICLES N.E.S.
<b>SECTION 9. COMMODITIES AND TRANSACTIONS NOT ELSEWHERE IN THE SITC</b>							
<b>SECTION 9. በግዴታ የተሰጡ ተለይተው ያልታዩበት ዕቃዎች</b>							
በግዴታ የተሰጡ ያልተለዩ የገቢዎች ጥቅሮች	-	-	-	-	-	-	POSTAL PACKAGES NOT CLASSIFIED ACCORDING TO KIND
ግዴታ የተሰጡ ያልተለዩ ለጥለጥ የገቢዎች ስጦታዎች	0.5	8.8	-	-	-	-	SPECIAL TRANSACTIONS AND COMMODITIES NOT CLASSIFIED ACCORDING TO KIND
አገባብ/የተለየ አገባብ ጥገታ /ሌ.ቦ.ያ	-	-	-	-	-	-	LIVE ANIMALS (INCL. ZOO ANIMALS) N.E.S.
የወርቅ ትንቢት ያዎች የወርቅ ወሳሪ ያዎችና ጥገታ	15.0	120.0	14.9	177.5	-	-	ARMOUR FIGHTING VEHICLES, ARMS OF WAR AND AMMUNITION
የገቢዎች ገንዘብ/በወርቅ ከተሠሩ ሠራ ለሥ /ሌገባዎች የግዴታ ገለገል	-	-	-	-	-	-	COIN (OTHER THAN GOLD COIN), NOT BEING LEGAL TENDER
ወርቅ ገንዘብ ያልሆነ / የወርቅ አረር አይወርቅም/	0.4	52.4	-	-	-	-	GOLD, NON-MONETARY (EXCL. GOLD ORES AND CON- CENTRATES)
<b>ድምር</b>	<b>15.9</b>	<b>181.2</b>	<b>14.9</b>	<b>177.5</b>	<b>-</b>	<b>-</b>	TOTAL
<b>የገቢ ዕቃዎች ድምር</b>	<b>1,643,613</b>	<b>2245962</b>	<b>1,503,012</b>	<b>1,972,168</b>	<b>1,441,493</b>	<b>2,227,538</b>	TOTAL IMPORT
	(QTY. TONS)	VALUE (IN '000 BIRR)	(QTY. TONS)	VALUE (IN '000 BIRR)	(QTY. TONS)	VALUE (IN '000 BIRR)	COMMODITY
	1988		1989		1990		

የወጪ ገደ ዕጋዎች በዛትና ዋጋ በተወሰነው ዕጋዎች አወጣጥ

QUANTITY AND VALUE OF EXPORTS BY COMMODITY GROUP

ሠገጠረዥ ቁ.4

TABLE I.4

የዕጋው ስም	1980/81		1981/82		1982/83		COMMODITY
	በዛት በትን	ዋጋ/በሺህ ብር/	በዛት በትን	ዋጋ/በሺህ ብር/	በዛት በትን	ዋጋ/በሺህ ብር/	
ክር ልዑክ የግሎብ የግሎብ ከብ ተገኝ							SECTION 0. FOOD AND LIVE ANIMALS
የግሎብ ከብ ተገኝ	15674.5	29825.8	6839.9	14413.2	4673.8	9989.1	LIVE ANIMALS
ሥጋ ተከባ ወይም በብረድ የተዘጋጀ	932.2	3291.5	201.9	764.6	208.4	814.6	MEAT, FRESH OR FROZEN
ሥጋ የደረተ በሙሉ ወይም በጤን የተዘጋጀ	527.7	370.2	11.0	43.4	-	-	MEAT, DRIED, SALTED OR SMOKED
ሊባል የሚቻል የተዘጋጀ ሥጋ ወይም ለገንዘብ ለገንዘብ የተዘጋጀ የሌላ ወጪ ተገኝ/ሊ.ቦ.ያ/	75.5	375.4	92.4	584.1	-	-	MEAT AND EDIBLE OFFALS, PREPARED OR PRESERVED N.E.S. FISH EXTRACTS
ወተት ከረም	-	-	-	-	-	-	MILK AND CREAM
ቅቢ	2.3	41.9	1.5	19.8	4.0	25.7	BUTTER
አይብ	-	-	-	-	-	-	CHEESE
እንግሊዝ	0.2	0.8	-	-	-	-	EGGS
ዓሣ ተከባ ወይም የተዘጋጀ	6.4	2.0	35.6	48.3	-	-	FISH, FRESH, CHILLED OR FROZEN
ዓሣ የደረተ ወይም በጤን የተዘጋጀ	-	-	-	-	32.9	39.8	FISH, DRIED SALTED SMOKED
ውሃ ወጣት የሚረጋ የሚሰጥ አገልግሎት	-	-	-	-	-	-	CRUSTACEANS AND MOLLUSCS
የተዘጋጀ ወይም ለገንዘብ ለገንዘብ የተዘጋጀ ዓሣዎች የውሃ ወጣት አገልግሎት ሊ.ቦ.ያ/ በገሌ ያለተፈጸመ	-	-	-	-	-	-	FISH CRUSTACEANS AND MOLLUSCS, PREPARED OR PRESERVED, N.E.S.
ረዥ	-	-	-	-	-	-	WHEAT, UNMILLED
ገብብ ያለተፈጸመ	-	-	198.0	32.0	-	-	RICE
በቆላ ያለተፈጸመ	-	-	-	-	-	-	BARLEY, UNMILLED
ሊሳ ለሀላ ያለተፈጸመ	4.4	11.7	2.6	8.6	18.6	15.9	MAIZE, UNMILLED
የቦገላ ጥጥር ገርዶፍ	-	-	-	-	-	-	CEREALS, UNMILLED, N.E.S.
የሊሳ ለሀላ ዓይነት ጥጥር	-	-	2.4	11.9	11.8	69.7	MEAL AND FLOUR OF WHEAT AND FLOUR OF MESLIN
በአሀላ፣ ከፍረፍረ ወይም በአተከላት ተገኝተና አጣጣጥ የተዘጋጁ የገብብ ጥጥር	-	0.1	-	0.1	0.2	0.7	MEAL AND FLOUR OF CEREALS, N.E.S.
አተከላት ተከባ፣ የተዘጋጀ ወይም ለገንዘብ ለገንዘብ የተዘጋጀ በጥላላ ዘላ የተዘጋጁ/የፈጠረዎች ጥጥር/	35157.0	32197.8	20363.4	21099.6	43469.4	52280.1	CEREAL PREPARATIONS AND PREPARATIONS OF FLOUR OR STARCH OF FRUITS OR VEGETABLES
አተከላት ሥራ ሥርዓት በደገብ ወይም ለገንዘብ ለገንዘብ የተዘጋጀ በጥላላ ዘላ የተዘጋጁ/ሊ.ቦ.ያ/	501.1	1090.4	1.0	6.9	3.6	18.3	VEGETABLES, FRESH, FROZEN OR SIMPLY PRESERVED (INCLUDING LEGUMINOUS VEGETABLES)
ፍረፍረ ዓይነት የተዘጋጀ የተዘጋጀ የተዘጋጀ	1656.3	841.0	2994.5	2048.7	2715.7	1275.7	VEGETABLES, ROOTS AND TUBERS, PREPARED OR PRESERVED, N.E.S.
ፍረፍረ በጥላ የተዘጋጀ ከፍረፍረ የተዘጋጀ	-	-	-	-	-	-	FRUITS AND NUTS (NOT INCLUDING OIL NUTS) FRESH OR DRIED
ስኳርና ግራ	29143.0	16532.6	29582.9	16909.0	45607.2	36541.6	FRUIT PRESERVED AND FRUIT PREPARATIONS
በስኳር የተዘጋጀ ግራ ለላት በስኳር የተዘጋጀ የተዘጋጀ ግራ ለላት ለደወገን ለደወገን	-	-	-	-	-	-	SUGAR AND HONEY
ቡና	84494.2	564176.8	102445.7	608246.8	64506.5	272222.2	SUGAR CONFECTIONERY AND OTHER SUGAR PREPARATIONS (EXCEPT CHOCOLATE CONFECTIONERY)
ጥቃቅ ጥቃቅ	414.5	2348.3	863.1	4599.0	1186.5	2805.4	COFFEE
	(QTY. TONS)	VALUE (IN '000 BIRR)	(QTY. TONS)	VALUE (IN '000 BIRR)	(QTY. TONS)	VALUE (IN '000 BIRR)	
	1988		1989		1990		

የወጪ ገንዶ ዕቃዎች ብዛትና የገንዘብ ዕቃዎች እወጣት  
 QUANTITY AND VALUE OF EXPORTS BY COMMODITY GROUP

ሠንጠረዥ ቁ.4 / የጠለ/ TABLE I.4 (CONTD.)

	1980/81		1981/82		1982/83		
	ብዛት በትን	የገ/በሺ በር/	ብዛት በትን	የገ/በሺ በር/	ብዛት በትን	የገ/በሺ በር/	
<b>ክፍል 0. የጭንቀትና የጭንቀት</b>							<b>SECTION 0. FOOD AND LIVE ANIMALS</b>
ለአገልግሎት የሚያገለግል ጭንቀት	4115.5	1424.6	1833.6	606.5	1610.5	491.0	FEEDING STUFF FOR ANIMALS
የተጠቃሚዎች ለሌሎች የሚያገለግል ጭንቀት /ሌ.ቦ.ያ/	79.6	335.9	41.3	90.9	49.2	103.5	FOOD PREPARATIONS N.E.S. EDIBLE PRODUCTS AND PREPARATIONS, N.E.S.
<b>ድምር</b>	182784.4	652866.8	165512.8	669533.4	164098.3	376693.3	<b>TOTAL</b>
<b>ክፍል 1. መጠጥጫና ተቃባይ</b>							<b>SECTION 1. BEVERAGES AND TOBACCO</b>
አልኮሎል የሌለው መጠጥጫ /ሌ.ቦ.ያ/	-	-	-	-	-	-	NON-ALCOHOLIC BEVERAGES N.E.S.
አልኮሎል ያለው መጠጥጫ	260.0	578.6	443.3	936.4	1136.5	2511.4	ALCOHOLIC BEVERAGES
ተቃባይ ያልተዘጋጀ	-	-	-	-	-	-	TOBACCO UNMANUFACTURED
ተቃባይ የተዘጋጀ	-	-	-	-	-	-	TOBACCO MANUFACTURED
<b>ድምር</b>	260.0	578.6	443.3	936.4	1136.5	2511.4	<b>TOTAL</b>
<b>ክፍል 2. ለውጭ የሚላኩ ያልተሠሩ ጭንቀት በገንዘብ በብዛት</b>							<b>SECTION 2. CRUDE MATERIALS EXCEPT FUELS</b>
የጥቅም ለውጭ ያልተሠሩ ጭንቀት /ሌ.ቦ.ያ/	8213.4	128531.0	9750.2	136498.7	7558.7	125804.7	HIDES AND SKINS, RAW (EXCEPT FURSKINS)
ጭንቀት ለውጭ ያልተሠሩ	-	1.5	-	1.5	0.1	1.0	FURSKINS, UNRESSED
የቀባይ ለውጭ ያልተሠሩ ጭንቀት ለውጭ ያልተሠሩ ጭንቀት /ተተገን በከፍተኛ ስኬት/	9941.8	15823.4	8417.4	13307.7	2956.6	4635.3	OIL SEEDS AND OLEAGINOUS FRUITS OF A KIND USED FOR THE EXTRACTION OF SOFT FIXED VEGETABLE OILS (EXCL. FLOUR AND MEALS)
የቀባይ ለውጭ ያልተሠሩ ጭንቀት ለውጭ ያልተሠሩ ጭንቀት	98.5	52.0	609.2	372.4	30.1	24.7	OIL SEEDS AND OLEAGINOUS FRUITS OF A KIND USED FOR THE EXTRACTION OF OTHER FIXED VEGETABLE OILS
ከሰብስብ ዘይቤ የሚገኝ ረባሽ ፣ በውሃ ወይም በሌላ ስራ ላይ የተጠቀመ	-	-	-	-	-	-	NATURAL RUBBER LATEX NATURAL RUBBERS AND SIMILAR NATURAL GUMS
የግንደ አገልግሎት የሌለው ከባለ /ተራራ አገልግሎት ስራ/	-	-	-	-	-	-	FUEL WOOD, WOOD CHARCOAL (EXCLUDING WOOD WASTE)
የገንዘብ ወይም የግንዘብ ገለጻ /ፍቅሬታ ጥራት አገልግሎት ጥምር/	-	-	-	-	-	-	WOOD IN THE ROUGH OR ROUGHLY SQUARED, PULP WOOD (INCL. CHIPS AND WOOD WASTE)
ለሌሎች ገንዘብ ወይም የግንዘብ አገልግሎት	-	-	-	-	-	-	OTHER WOOD IN THE ROUGH OR ROUGHLY SQUARED
የተጠቃሚዎች ወይም በሌሎች የተዘጋጀ አገልግሎት	-	-	-	-	-	-	WOOD, SHAPED OR SIMPLY WORKED
ጠር	-	-	-	-	-	-	SILK
ጥጥ	3349.7	1787.2	1311.7	1077.1	135.0	873.2	COTTON
ጥጥ ለውጭ ያልተሠሩ ጭንቀት	17.0	34.3	23.0	56.6	15.0	37.4	WOOL AND OTHER ANIMAL HAIR
አርጎ ለውጭ ያልተሠሩ ጭንቀት የተጠቃሚዎች ለውጭ ያልተሠሩ	7.6	124.9	16.2	166.8	8.3	84.6	OLD CLOTHING AND OTHER OLD TEXTILE ARTICLES RAGS
ግንዘብ ወይም ገርድ/	-	-	-	-	-	-	FERTILIZERS (CRUDE)
ድንጋይ፣ ለሽግግር ጠጠር ድገት የድግ በረቱ	931.5	763.7	339.2	397.5	123.5	284.6	STONE, SAND AND GRAVEL
ለሌሎች ያልተዘጋጁ ግንዘብ	-	-	-	-	-	-	SULPHUR AND UNROASTED IRON PYRITES
ለሌሎች ያልተዘጋጁ ግንዘብ	-	-	-	-	-	-	OTHER CRUDE MINERALS
	VALUE (QTY. TONS) (IN '000 BIRR)	VALUE (QTY. TONS) (IN '000 BIRR)	VALUE (QTY. TONS) (IN '000 BIRR)	VALUE (QTY. TONS) (IN '000 BIRR)	VALUE (QTY. TONS) (IN '000 BIRR)	VALUE (QTY. TONS) (IN '000 BIRR)	COMMODITY
	1988	1989	1989	1990	1990	1990	

የግብርና ስጦት ስጦት የገቢት ስጦት ስጦት ስጦት ስጦት  
 QUANTITY AND VALUE OF EXPORTS BY COMMODITY GROUP

ሠገጠረዥ ቁ.4 / የግብርና / TABLE I.4 (CONTD.)

የዕቃው ስም	1980/81		1981/82		1982/83		
	ባዘተ በ ቶን	ዋጋ/ባዕሌ ቦር/	ባዘተ በ ቶን	ዋጋ/ባዕሌ ቦር/	ባዘተ በ ቶን	ዋጋ/ባዕሌ ቦር/	
<b>ክፍል 2. ለውበል የግብርና ያለተ</b>							
<b>ሠናት ስጦት ስጦት ስጦት ስጦት ስጦት</b>							
የባረጋ ብረት ተርፍሬፍ ክርፍሬፍ	-	-	-	-	-	-	SECTION 2. CRUDE MATERIALS INEDIBLE EXCEPT FUELS
የድጋ የምና የተር የም ድጋጋይና አፈር	-	-	-	-	-	-	WASTE AND SCRAP METAL OF IRON OR STEEL
ብረት ስጦት የሌላ ምርት ስጦት የግብርና ገቢት ስጦት	71.9	126.6	-	-	-	-	ORES AND CONCENTRATES OF URANIUM AND THORIUM
ብረት ስጦት የሌላ ምርት ክርፍሬፍ ተሬሬ የግብርና ገቢት ስጦት /ሌ.ቦ.ያ/ ያለተዘጋጅ የሌላ ስጦት ስጦት /ሌ.ቦ.ያ/	-	-	-	-	-	-	ORES AND CONCENTRATES OF NON-FERROUS BASE METALS
ያለተዘጋጅ የሌላ ስጦት ስጦት /ሌ.ቦ.ያ/	11.8	2499.5	28.5	3169.2	43.2	1928.0	NON-FERROUS METAL SCRAP AND WASTE, N.E.S.
ሌላ ስጦት የሌላ ስጦት ስጦት /ሌ.ቦ.ያ/	2471.6	13408.1	4831.3	32309.4	3051.8	24327.2	CRUDE ANIMAL MATERIALS, N.E.S.
ሌላ ስጦት የሌላ ስጦት ስጦት	18473.8	1025.6	8695.5	1978.4	-	-	CRUDE VEGETABLE MATERIALS, N.E.S.
ድምር	43588.6	164177.9	34022.2	189335.3	13922.3	158000.7	OTHER CRUDE MATERIALS
<b>ክፍል 3. ስጦት ስጦት ስጦት ስጦት ስጦት</b>							
<b>የግብርና ስጦት ስጦት ስጦት ስጦት ስጦት</b>							
የግብርና ስጦት	-	-	-	-	-	-	SECTION 3. MINERAL FUELS, LUBRICANTS AND RELATED MATERIALS
የተገሬ የድጋጋ ስጦት ስጦት ስጦት ፊት ስጦት ስጦት	-	-	-	-	-	-	COAL, LIGNITE AND PEAT
የተገሬ የድጋጋ ስጦት ስጦት ስጦት /ሌ.ቦ.ያ/	207700.4	26292.0	216331.7	37359.0	209512.7	42443.9	BRIQUETTES COKE AND SEMI- COKE OF COAL LIGNITE OR PEAT; RETORT CARBON PETROLEUM PRODUCTS
የተገሬ የድጋጋ ስጦት ስጦት ስጦት /ሌ.ቦ.ያ/	-	-	-	-	-	-	RESIDUAL PETROLEUM PRODUCTS, N.E.S.
የተገሬ የድጋጋ ስጦት ስጦት ስጦት	-	-	-	-	-	-	GAS, NATURAL AND MANUFACTURED
የሌላ ስጦት ስጦት ስጦት	-	-	-	-	-	-	ELECTRIC CURRENT
ድምር	207700.4	26292.0	216331.7	37359.0	209512.7	42443.9	TOTAL
<b>ክፍል 4. የሌላ ስጦት ስጦት ስጦት ስጦት ስጦት</b>							
<b>የሌላ ስጦት ስጦት ስጦት ስጦት ስጦት</b>							
የሌላ ስጦት ስጦት ስጦት ስጦት ስጦት	5341.6	850.7	1761.2	245.0	-	-	SECTION 4. ANIMAL AND VEGETABLE OILS, FATS AND WAXES
ሌላ ስጦት ስጦት ስጦት ስጦት ስጦት	30.0	8.4	-	-	-	-	FIXED VEGETABLE OILS, SOFT
የሌላ ስጦት ስጦት ስጦት ስጦት ስጦት የተገሬ የድጋጋ ስጦት ስጦት ስጦት ስጦት	392.6	2611.5	324.5	1498.0	215.4	1458.1	OTHER FIXED VEGETABLE OILS
ድምር	5764.2	3470.6	2085.7	1743.0	215.4	1458.1	ANIMAL AND VEGETABLE OILS AND FATS: PROCESSED, AND WAXED OF ANIMAL OR VEGETABLE ORIGIN
<b>ክፍል 5. ስጦት ስጦት ስጦት ስጦት ስጦት</b>							
<b>የሌላ ስጦት ስጦት ስጦት ስጦት ስጦት</b>							
ሌላ ስጦት ስጦት ስጦት ስጦት ስጦት ስጦት ስጦት ስጦት ስጦት ስጦት	-	-	-	-	-	-	SECTION 5. CHEMICALS AND RELATED PRODUCTS
ሌላ ስጦት ስጦት ስጦት ስጦት ስጦት ስጦት ስጦት ስጦት ስጦት ስጦት	-	-	-	-	-	-	INORGANIC CHEMICAL ELEMENTS, OXIDES AND HALOGEN SALTS
የተገሬ የድጋጋ ስጦት ስጦት ስጦት ስጦት ስጦት ስጦት ስጦት ስጦት ስጦት	-	-	-	-	66.6	6779.2	OTHER INORGANIC CHEMICALS: ORGANIC AND INORGANIC COM- POUNDS OF PRECIOUS METALS
ድምር	-	-	-	-	66.6	6779.2	DYING AND TANNING EXTRACTS AND SYNTHETIC TANNING MATERIALS
	(QTY. TONS)	VALUE (IN ' 000 BIRR)	(QTY. TONS)	VALUE (IN ' 000 BIRR)	(QTY. TONS)	VALUE (IN ' 000 BIRR)	COMMODITY
	1988		1989		1990		

የወጪ ገዢ ዕቃዎች ባዘተና የጋ በተወሰኑ ዕቃዎች ለውጥ  
 QUANTITY AND VALUE OF EXPORTS BY COMMODITY GROUP

ሠገጠረዥ ፩.፭ / የግጠላ/ TABLE I.4 (CONTD.)

የዕቃው ስም	1980/81		1981/82		1982/83		COMMODITY
	ባዘተ በ ቶን	ዋጋ/ባሺህ ቦር/	ባዘተ በ ቶን	ዋጋ/ባሺህ ቦር/	ባዘተ በ ቶን	ዋጋ/ባሺህ ቦር/	
<b>ክፍል 5. ከሚገለጹት ተወሰኑት</b>							
የሌሎች ማዘጋጀት ፣ የሌሎች ሽር ወገን የወጣት	-	-	-	-	-	-	SECTION 5. CHEMICALS AND RELATED PRODUCTS
የወጪ ንጥረትና የፋርማሲ ዕቃዎች	0.6	78.7	0.4	28.7	30.8	187.0	PIGMENTS, PAINTS, VARNISHES AND RELATED MATERIALS
ለቀጠላ የሚያገለግሉ ተጠቃሚ ሽጭ ጭንቅ ስጦታ ነገሮች	136.4	10,441.5	103.9	9,354.4	54.4	5,449.3	MEDICINAL AND PHARMACEUTICAL PRODUCTS
ሽጭ የፊት ተጠቃሚ ፣ የጥርስ ወለዳጅ ለሌሎች የሚለገጹ ዘገጅ ተጠቃሚ / ከህመም በስተቀር/	14.7	54.0	-	-	-	-	ESSENTIAL OILS PERFUME AND FLAVOUR, MATERIALS
ህመም ያላቸው ጭንቅ ለሌሎች ወለዳጅ ያላቸው	-	-	-	-	-	-	FRUMERY, COSMETICS DENTIFRICES AND OTHER TOILET PREPARATIONS (EXCEPT SOAPS)
በሌላ ቦታ ተለይተው ያለ ተገለጹ ለሌላ ሌላ የከሚገለጹ ወጪ	-	-	-	-	-	-	SOAPS, CLEANING AND POLISHING PREPARATIONS
<b>ጠቅላላ</b>	<b>151.7</b>	<b>10,574.2</b>	<b>104.3</b>	<b>9,383.1</b>	<b>151.8</b>	<b>12,415.5</b>	MISCELLANEOUS CHEMICAL PRODUCTS, N.E.S.
<b>ክፍል 6. በግዴታ ተወሰኑት የተወሰኑት</b>							
የላ የተዘጋጀ	-	-	-	1.5	1.0	73.4	LEATHER
ከላ የተወሰኑ ዕቃዎች	4.7	362.8	6.8	432.7	11.8	979.9	MANUFACTURES OF LEATHER OR OF ARTIFICIAL LEATHER
ፀገጭ የላ ያላቸው የተለፈ/በ የሌሎች የተነበሩ ጭንቅ	-	-	-	-	-	-	FURSKINS, TANNED OR DRESSED (INCL. DYED)
ለማገናኛው ተሽከርካሪ የሚሆኑ ከላ ጠቅ የተወሰኑ የወጪ ጭንቅ	-	-	-	-	-	-	RUBBER TYRES, TYRE CASES AND THREADS, INNER TUBES AND FLAPS FOR WHEELS OR ALL KINDS
ከላ ጠቅ የተወሰኑ ዕቃዎች/ሌ.ቦ.ያ/	-	-	-	-	-	-	ARTICLES OF RUBBER, N.E.S.
ሰበ የላገጠተ ስም ፀገግቶ የላገጠተ በሌላ የላገጠተ ወጪ ተጠቃሚ /ሌ.ቦ.ያ/	-	-	-	-	-	-	VENEERS, PLYWOOD BOARDS, "INSPECTED" OR RECONSTITUTED WOOD AND OTHER WOOD, WORKED N.E.S.
ከላገጠተ የተወሰኑ ዕቃዎች/ሌ.ቦ.ያ/	-	-	-	0.7	-	-	WOOD MANUFACTURES, N.E.S
ወረቀትና የወረቀት ሰላሳ	-	-	3.6	46.4	-	-	PAPER AND PAPER BOARD IN BULK
ከወረቀት ጠላት ወይም ከወረቀት በሌላ የተወሰኑ ዕቃዎች	-	-	-	0.3	-	-	ARTICLES MADE OF PAPER PULP OF PAPER OR OF PAPER BOARD
የጠርቃ ጠርቃ ፈተላና ከር	164.9	897.8	308.1	1,517.9	94.5	347.9	TEXTILE YARN AND THREAD
የተፈተኑ የጥጥ ሽጭ ያላቸው	53.6	396.4	381.9	2,259.1	494.4	4,251.4	COTTON FABRICS, WOVEN
ከባድ ሠራሽ ጭንቅ የተፈተኑ ጠርቃ ጠርቃ ተጠቃሚ/የጥጥ ጠርቃ ጠርቃ ጠርቃ ለይጠጥር/	-	0.1	-	-	-	-	TEXTILE FABRICS, WOVEN OF MAN-MADE FIBRE (OTHER THAN COTTON FABRICS)
ጠርቃ ጠርቃ ከባድ ሠራሽና ከጥጥ ጭንቅ ከተወሰኑት ሌላ	-	-	257.8	4,069.6	209.5	2,361.4	TEXTILE FABRICS, WOVEN OTHER THAN OF MAN-MADE COTTON FIBRES
	(QTY. TONS)	VALUE (IN '000 BIRR)	(QTY. TONS)	VALUE (IN '000 BIRR)	(QTY. TONS)	VALUE (IN '000 BIRR)	
	1982		1989		1990		

የወጪ ገደብ ዕቃዎች በዛትና የጋ በተወሰኑ ዕቃዎች አወገደብ  
 QUANTITY AND VALUE OF EXPORTS BY COMMODITY GROUP

ሠገጠረዥ ቁ. 4 / የግለሰብ / TABLE 1.4 (CONTD.)

የዕቃው ዓይነት	1980/81		1981/82		1982/83		
	በዛት በ ተገ	የጋ/በሺህ በር/	በዛት በ ተገ	የጋ/በሺህ በር/	በዛት በ ተገ	የጋ/በሺህ በር/	
<b>ክፍል 6. በግብርና የተወጡ በግብርና የተሠሩ ዕቃዎች</b>							<b>SECTION 6. MANUFACTURING GOODS CLASSIFIED CHIEFLY BY MATERIAL</b>
ሾራቦች ወይም ላገተሎች	-	-	97.9	75.0	-	-	KNITTED OR CROCHETED FABRICS
ለ ጽሑፍ የወርቅ ወርቅ ዕቃዎች የወጣብሎ ሠጥ/በግብርና በግብርና/	-	-	-	0.2	-	-	SPECIAL TEXTILE FABRICS AND RELATED PRODUCTS (EXCLUDING CLOTHING)
በወጣብሎ በክፍለ ክፍል ዕቃዎች የተሠሩ ዕቃዎች /ሌ.ቦ.ያ/	37.1	185.4	283.7	4,879.2	80.9	936.7	MADE-UP ARTICLES WHOLLY OR CHIEFLY OF TEXTILE MANUFACTURES ,N.E.S.
ምገባዎች የወጣብሎ	17.4	214.7	8.6	92.2	9.8	207.9	FLOOR COVERING; ETC.
ኖራ፤ በግብርና በግብርና የተዘጋጁ የገብት ምሳሌ ዕቃዎች በግብርና ከወጣብሎ በግብርና	-	-	-	-	20.0	4.4	LIME CEMENT AND FABRICATED BUILDING MATERIALS EXCEPT GLASS AND CLAY MATERIALS
የግብርና ለሌሎች ግብርና የሆኑ የገብት ምሳሌ ዕቃዎች	-	-	-	-	-	-	CLAY CONSTRUCTION MATERIALS AND REFRACTORY CONSTRUCTION MATERIALS
ከወጣብሎ የተሠሩ ዕቃዎች	-	-	-	-	-	-	GLASSWARE
የግብርና ምሳሌ ዕቃዎች	2.0	4.9	-	0.1	-	-	POTTERY
ዚንክ	-	-	-	-	-	-	ZINC
ከግብርና የተሠሩ የግብርና ዕቃዎች/ሌ.ቦ.ያ/	-	-	-	-	-	-	FINISHED STRUCTURAL PARTS AND STRUCTURES, N.E.S.
ለግብርና ወይም ለግብርና የግብርና ግብርና ከግብርና የተሠሩ ጋራ	-	-	-	-	-	-	METAL CONTAINERS FOR STORAGE AND TRANSPORT
ከግብርና የተሠሩ ዕቃዎች/ከሌሎች ለግብርና ለግብርና የሠጡ ግብርና ወረቀት የወጣብሎ	-	-	-	-	-	-	WIRE PRODUCTS (EXCLUDING ELECTRIC) AND FENCING GRILLS
ለወተረወጡ ለወጣብሎ የግብርና ዕቃዎች	-	-	0.4	25.3	-	-	CUTLERY
ከግብርና የተሠሩ የገብት ዕቃዎች	-	-	-	-	-	-	HOUSEHOLD EQUIPMENT OF BASE METAL
ከግብርና የተሠሩ ዕቃዎች /ሌ.ቦ.ያ/	-	-	-	-	-	-	MANUFACTURES OF METAL, N.E.S.
ለሌሎች በግብርና የተሠሩ ዕቃዎች ደምር	279.7	2,062.1	1,356.1	13,408.7	921.9	9,163.7	OTHER MANUFACTURED GOODS  TOTAL
<b>ክፍል 7. ግብርና የተገባረገሩት ወጣብሎ</b>							<b>SECTION 7. MACHINERY AND TRANSPORT EQUIPMENT</b>
የወርቅ ወርቅና የቀለም ምሳሌ ዕቃዎች ወጣብሎ/ሌ.ቦ.ያ/	-	-	-	0.7	-	0.7	TEXTILE AND LEATHER MACHINERY AND PARTS THEREOF, N.E.S.
ወረቀትና ገለገል የሠሩ ወጣብሎ ዕቃዎች	-	-	-	-	-	-	PAPER MILL AND PULP MILL MACHINERY AND PARTS THEREOF
የግብርና የወጣብሎ ወጣብሎ ወጣብሎ ዕቃዎች /ሌ.ቦ.ያ/	-	-	-	-	-	-	PRINTING AND BOOKBINDING MACHINERY AND PARTS THEREOF, N.E.S.
ለሌሎች ለግብርና ለግብርና ዕቃዎች ምሳሌ የግብርና ግብርና ወጣብሎ/ሌ.ቦ.ያ/	-	-	-	-	-	-	OTHER MACHINERY AND EQUIPMENT SPECIALIZED FOR PARTICULAR INDUSTRIES AND PARTS THEREOF, N.E.S.
	VALUE (QTY. TONS) ( IN' 000 BIRR)	VALUE (QTY. TONS) ( IN' 000 BIRR)	VALUE (QTY. TONS) ( IN' 000 BIRR)	VALUE (QTY. TONS) ( IN' 000 BIRR)	VALUE (QTY. TONS) ( IN' 000 BIRR)	VALUE (QTY. TONS) ( IN' 000 BIRR)	COMMODITY
	1988	1989	1988	1989	1988	1989	

የወጪ ገዢ ዕቃዎች ባዘተና የጋ በተወሰኑ ዕቃዎች ስጦታ  
 QUANTITY AND VALUE OF EXPORTS BY COMMODITY GROUP

ሠንጠረዥ ፩.4 / የተጠለ / TABLE I.4 (CONTD)

የዕቃው ስም	1980/81		1981/82		1982/83		COMMODITY
	ባዘተ በ ቶን	ዋጋ/ባሺህ ብር/	ባዘተ በ ቶን	ዋጋ/ባሺህ ብር/	ባዘተ በ ቶን	ዋጋ/ባሺህ ብር/	
<b>ክፍል 7. መኪናዎች የተራገቡት</b> <b>መሣሪያዎች</b>							<b>SECTION 7. MACHINERY AND TRANSPORT EQUIPMENT</b>
ለሌሎች የሌላውን ያልሆኑ መሣሪያ ዎች ለ ሌላ የመገኘት መሣሪያ ዎችና መለኪያዎች	-	-	-	-	-	-	OTHER NON-ELECTRICAL MACHINERY, TOOLS AND MECHANICAL APPARATUS AND PARTS THEREOF, N.E.S.
ገራጭዎች የደምፅ መሣሪያ ዎች የመገባት	-	-	-	0.9	-	-	GRAMAPHONES, DICTATING MACHINES, AND OTHER SOUND RECORDERS, AND REPRODUCTIONS AND RELATED
ለሌሎች ግብረ ወገን ግብት የመገባት የሌላውን ዕቃዎች	-	-	-	-	-	-	OTHER ELECTRICAL APPARATUS FOR MAKING AND BREAKING OR PROTECTING ELECTRICAL CIRCUITS ETC.
ለባት ወገን ለገለገሉት የግዛት የሌላውን ዕቃዎች	-	-	4.4	46.9	3.0	27.8	DOMESTIC ELECTRICAL EQUIPMENT
ለሌሎች የሌላውን መሣሪያዎች	-	-	-	-	-	-	OTHER ELECTRICAL MACHINERY AND APPARATUS
ለውጭ/አገር ውስጥ ግልጽ ገቢ ርካራዎች ለጋ/ባሺህ ዕቃ ስለገደቡ ህይወት ለግንባር የተሠሩ ተሽከርካሪዎች	-	-	-	-	-	-	PASSENGER MOTOR CARS (OTHER THAN PUBLIC SERVICE TYPE), INCLUDING VEHICLES DESIGNED FOR THE TRANSPORT OF BOTH PASSENGERS AND GOODS
የግንባር ግልጽ ገቢ ተሽከርካሪ ዎች ለሌላ ለገለገሉት የተሠሩ ግልጽ ተሽከርካሪዎች	-	-	-	-	-	-	MOTOR VEHICLES FOR THE TRANSPORT OF GOODS AND SPECIAL PURPOSE MOTOR VEHICLES
የግንባር ተሽከርካሪ መኪናዎች /ሌ.ቦ.ያ/	-	-	-	-	-	-	ROADS MOTOR VEHICLES, N.E.S.
ለግንባር ተሽከርካሪ መኪናዎች ተራብተር የሚያስፈልጉት ሌላ ወጪዎች/ሌ.ቦ.ያ/	-	-	-	-	-	8.5	PARTS AND ACCESSORIES, N.E.S. OF ROAD MOTOR VEHICLES AND TRACTORS
የተራ ባህሪ ለሌሎች ለሌሎች ያላቸው የሌላውን ባህሪ ለሌሎች የሌላውን ገቢ ለገለገሉት	-	-	-	1.2	-	-	MOTORCYCLES, MOTOR SCOOTERS AND OTHER CYCLES MOTORIZED AND NON-MOTORIZED; INVALID CARRIAGES
ተገቢዎች ለሌሎች የሌላውን ተሽከርካሪዎች በተለይ የተሠሩ የግንባር ገቢ /ሌ.ቦ.ያ/	-	-	-	-	-	-	TRAILORS AND OTHER VEHICLES, NOT MOTORIZED, N.E.S. AND SPECIALLY DESIGNED AND EQUIPPED TRANSPORT CONTAINERS
መርባቸው ለሌሎች	-	-	-	-	-	-	SHIPS AND BOATS
ለሌሎች መሣሪያዎች	2.0	18.3	0.1	2.5	-	-	OTHER MACHINERY
ደምር	2.0	18.3	4.6	52.2	3.0	37.0	TOTAL
<b>ክፍል 8. ሌሎች ለግብር የተሠሩ</b> <b>የተሠሩ ዕቃዎች</b>							<b>SECTION 8. MISCELLANEOUS MANUFACTURED ARTICLES</b>
የሌሎች የውሃ መውረጃ የውተር የቦር ሃገ መጠጫ ዕቃዎችና መገጠሚያዎች	-	-	-	0.6	-	-	SANITARY, PLUMBING HEATING AND LIGHTING FIXTURES AND FITTINGS
የባት ዕቃዎችና መለኪያዎች	6.7	29.2	4.0	102.4	12.0	86.7	FURNITURE, AND PARTS THEREOF
የገዢ ዕቃዎች የሌሎች ገቢዎች የመገባት	40.5	1,094.6	22.6	599.6	110.2	313.0	TRAVEL GOODS, HANDBAGS AND SIMILAR ARTICLES
ከጠቅላላው የተሠሩ ከጋሪ የሚ ለባት ለውጭ የሚሆኑ ለባቶች /ከገቢው በገንባት በባት/	95.2	1,592.3	5.5	121.7	78.3	1,345.0	OUTER GARMENTS, MEN'S AND BOY'S OF TEXTILE FABRICS (OTHER THAN KNITTED OR CROCHETED GOODS)
	(QTY. TONS)	VALUE (IN '000 BIRR)	(QTY. TONS)	VALUE (IN '000 BIRR)	(QTY. TONS)	VALUE (IN '000 BIRR)	
	1988		1989		1990		

የወጪ ገዢ ዕቃዎች በዛትና የጋ በጥቅም ዕቃዎች አወገደብ  
 QUANTITY AND VALUE OF EXPORTS BY COMMODITY GROUP

ሠንጠረዥ ቁ.4 / የጥጠላ/

TABLE I.4 (CONTD.)

የዕቃው ስም	1980/81		1981/82		1982/83		
	በዛት በጥ	የጋ/በሺህ ብር/	በዛት በጥ	የጋ/በሺህ ብር/	በዛት በጥ	የጋ/በሺህ ብር/	
<b>ክፍል 8. ሌሎች ሌሎች ስጦታዎች</b>							<b>SECTION 8. MISCELLANEOUS</b>
<b>የተሠሩ ዕቃዎች</b>							<b>MANUFACTURED ARTICLES</b>
ከወር ያወጡ የተሠሩ ስጦታዎች የሚለቡ ለሰባት ለሌሎች ለሌሎች የሚሰጡ ሌሎች	-	-	141.9	2159.6	96.0	1068.1	OUTER GARMENTS, WOMEN'S GIRLS' AND INFANTS' OF TEXTILE FABRICS
ከወር ያወጡ የተሠሩ የውስጥ ስጦታዎች	438.5	4903.4	433.8	6407.8	214.0	3410.2	UNDER GARMENTS OF TEXTILE FABRICS
ከሰባት የሚለቡ ከሽግግር በላይ የተሠሩ ስጦታዎች / በጥቅም ዕቃዎች	-	-	41.9	704.2	45.5	733.9	OUTER GARMENTS AND OTHER ARTICLES, KNITTED OR CROCHETED NOT ELASTIC NOR RUBBERIZED
ከሽግግር በላይ የተሠሩ የውስጥ ስጦታዎች	63.2	877.3	45.9	604.8	0.2	6.1	UNDER GARMENTS KNITTED OR CROCHETED
ከወር ያወጡ የተሠሩ ሌሎች ስጦታዎች	-	-	4.9	217.6	-	0.5	CLOTHING ACCESSORIES OF TEXTILE FABRICS
ከወር ያወጡ የተሠሩ ስጦታዎች ለሌሎች ስጦታዎች ስጦታዎች የሚደረጉ ጥናት ስጦታዎች	0.1	19.3	5.0	260.6	26.7	1485.3	ARTICLES OF APPAREL AND CLOTHING ACCESSORIES OF OTHER THAN TEXTILE FABRICS, HEADGEAR OF ALL MATERIALS
ጭምር	32.8	1900.1	15.2	788.1	13.6	850.0	FOOTWEAR
ከረቀቀ የሚያገድ ለገለገሉ የሚያገዱ ሌሎች ስጦታዎች	-	-	-	-	-	-	OPTICAL INSTRUMENTS AND APPARATUS
የሌሎች ሌሎች ስጦታዎች	-	-	-	-	-	-	MEDICAL INSTRUMENTS AND APPLIANCES
ጥቅም ስጦታዎች / ሌሎች ስጦታዎች	-	-	-	-	-	-	METERS AND COUNTERS, N.E.S.
ገፈፈው የሚለቡ የሚለቡ ሌሎች ስጦታዎች ለሌሎች ስጦታዎች የሚደረጉ ሌሎች ስጦታዎች	-	-	-	-	-	10.0	MEASURING, CHECKING, ANALYSING AND CONTROLLING INSTRUMENTS AND APPARATUS, PARTS AND ACCESSORIES
አጥፊ ስጦታዎች / ሌሎች ስጦታዎች	0.5	19.0	0.9	9.3	158.8	934.6	PRINTED MATTER
ከአጥፊ ስጦታዎች ስጦታዎች የተሠሩ ስጦታዎች / ሌሎች ስጦታዎች	-	-	-	0.2	0.9	3.7	ARTICLES OF ARTIFICIAL PLASTIC MATERIALS, N.E.S.
የሌሎች ገፈፈው ስጦታዎች ስጦታዎች ስጦታዎች	-	-	-	-	0.3	4.0	PERFORMULATORS, TOYS, GAMES AND SPORTING GOODS
የአሰራር ስጦታዎች / ሌሎች ስጦታዎች	-	-	-	-	-	0.2	OFFICE AND STATIONERY SUPPLIES, N.E.S.
የሲቪል ስጦታዎች የጥገና ስጦታዎች ስጦታዎች	8.9	66.3	29.3	372.3	10.0	160.5	WORKS OF ART, COLLECTORS' PIECES, ANTIQUES AND STAMPS
ገጣሚ ስጦታዎች ስጦታዎች ስጦታዎች	-	-	-	-	-	0.3	JEWELRY AND GOLD SMITHS' AND SMITHS' WARES
ከሰጠው የተሠሩ ስጦታዎች / ሌሎች ስጦታዎች	-	-	-	-	2.0	4.3	MANUFACTURED ARTICLES, N.E.S.
ጭምር	686.4	10501.5	750.9	12348.8	768.5	10417.2	TOTAL
<b>ክፍል 9. በዓይነት ስጦታዎች ተለይተው ያለው ስጦታዎች</b>							<b>SECTION 9. COMMODITIES AND TRANSACTIONS NOT CLASSIFIED ELSEWHERE IN THE SITC</b>
በየዓይነት ስጦታዎች ያለው ስጦታዎች	-	-	-	-	-	-	POSTAL PACKAGES NOT CLASSIFIED ACCORDING TO KIND
ዓይነት ስጦታዎች ያለው ስጦታዎች የገዢ ስጦታዎች	-	-	-	0.3	-	-	SPECIAL TRANSACTIONS AND COMMODITIES NOT CLASSIFIED ACCORDING TO KIND
አገላለጽ / የተለያዩ ስጦታዎች / ሌሎች ስጦታዎች	19.5	1134.2	12.7	923.0	89.7	674.6	LIVE ANIMALS (INCL. ZOO ANIMALS) N.E.S.
የጭምር ስጦታዎች ስጦታዎች ስጦታዎች	-	-	-	-	-	-	ARMoured FIGHTING VEHICLES; ARMS OF WAR AND AMMUNITION
የጭምር ስጦታዎች ስጦታዎች ስጦታዎች	-	-	-	-	-	-	COIN (OTHER THAN GOLD COIN) NOT BEING LEGAL TENDER
ወር ያወጡ ስጦታዎች ስጦታዎች ስጦታዎች	-	-	-	-	-	-	GOLD, NOT-MONETARY (EXCL. GOLD ORES AND CONCENTRATES)
ጭምር	19.5	1134.2	12.7	923.3	89.7	674.6	TOTAL
የወጪ ዕቃዎች ጭምር	441236.9	871676.1	420624.3	935023.2	390820.1	613815.3	TOTAL EXPORT
	VALUE (OY TONS)	(IN '000 BIRR)	VALUE (OY TONS)	(IN '000 BIRR)	VALUE (OY TONS)	(IN '000 BIRR)	COMMODITY
	1988		1989		1990		

ገቢ ተቃ ለገደገና የገቢ ዕቃዎች የጋ በተወሰነው ዕቃዎች ለውጥ  
 VALUE OF RE-EXPORTS BY COMMODITY GROUP

ሠገጠኛ ተ.5 / የተጠለ/ TABLE I.5 (CONTD.)

የዕቃው ስም	1980/81	1981/82	1982/83	በቦር በ BIRR
<b>ክፍል 6. በዓይነት የተወሰኑ የተወሰኑ የተወሰኑ የተወሰኑ</b>				<b>SECTION 6. MANUFACTURED GOODS, CLASSIFIED CHIEFLY BY MATERIAL</b>
በሰባ ገቢ የተዘጋጁ ዕቃዎች	-	-	-	MATERIALS OF RUBBER
የሰባ ገቢ ዕቃዎች/በሰባ ገቢ ያለው ገቢ/	-	-	-	ARTICLES OF RUBBER, N.E.S.
የአገጣጠም ገቢ/የአገጣጠም ገቢ	-	-	-	VENEER PLYWOOD BOARD
በአገጣጠም የተወሰኑ ዕቃዎች	-	-	-	WOOD MANUFACTURES
ወረቀት የወረቀት ገቢ	-	-	-	PAPER AND PAPERBOARD
ከወረቀት ገቢ ወይም ከወረቀት ገቢ የተወሰኑ ዕቃዎች	-	-	-	ARTICLES MADE OF PAPER OR OF PAPERBOARD
የተፈጥሮ የተገኙ ሽግግግግ	-	-	375	COTTON
በተገኘ ለሰባ የተፈጥሮ ወርቅ ወርቅ	-	-	-	TEXTILE FABRICS, WOVEN (NOT INCLUDING COTTON FABRICS)
በውስጥ ወይም በክፍል ከወርቅ ወርቅ የተወሰኑ ዕቃዎች	-	-	-	MADE-UP ARTICLES, WHOLLY OR CHIEFLY OF TEXTILE MANUFACTURE, N.E.S.
የገቢዎች የገቢዎች	-	-	-	FLOOR COVERING ETC.
የገቢዎች የገቢዎች የገቢዎች የገቢዎች	-	-	-	CLAY CONSTRUCTION MATERIALS AND REFRACTORY CONSTRUCTION MATERIALS
ወሰን የተ	-	-	-	GLASS
በወሰን የተ የተወሰኑ ዕቃዎች	-	-	-	GLASSWARE
የገቢዎች የገቢዎች	-	-	-	POTTERY
የገቢዎች የገቢዎች የገቢዎች የገቢዎች	-	-	-	RAILS AND RAILWAY TRACK CONSTRUCTION MATERIAL OF IRON OR STEEL
ወሰን ከፍተኛ የገቢዎች የገቢዎች የገቢዎች	-	-	-	TUBES, PIPES AND FITTINGS OF IRON OR STEEL
የገቢዎች የገቢዎች	-	-	-	COPPER AND BRASS
የገቢዎች የገቢዎች የገቢዎች የገቢዎች	-	-	-	SILVER PLATINUM AND OTHER METALS OF THE PLATINUM GROUP
በሰባ ገቢ ያለው ገቢ የገቢዎች የገቢዎች	-	-	-	MISCELLANEOUS NON-FEROUS METALS
ለገቢዎች	-	-	-	ALUMINIUM
የገቢዎች የገቢዎች የገቢዎች የገቢዎች	-	-	-	HOUSE FRAMES, DOORS, WINDOWS AND FITTINGS, AND OTHER BUILDING REQUISITES
ለገቢዎች ለገቢዎች የገቢዎች የገቢዎች	-	8,000	-	METAL CONTAINERS FOR STORAGE AND TRANSPORT
በገቢዎች/በገቢዎች ለሰባ/ ለሰባ የገቢዎች	-	-	-	WIRE PRODUCTS (EXCLUDING ELECTRIC) AND FENCING GRILLS
ለገቢዎች ወይም ለገቢዎች የገቢዎች ለሰባ	-	-	-	TOOLS FOR USE IN THE HAND OR IN MACHINES
ለገቢዎች ለገቢዎች የገቢዎች የገቢዎች	-	-	-	CUTLERY
በገቢዎች የተወሰኑ የገቢዎች	-	-	-	HOUSEHOLD EQUIPMENT OF BASE METALS
በገቢዎች የተወሰኑ ዕቃዎች/በሰባ ገቢ ያለው ገቢ/	-	-	-	MANUFACTURES OF METAL, N.E.S.
ወርቅ	-	8,000	375	TOTAL
<b>ክፍል 7. ወሰን ያላቸው የተፈጥሮ የተፈጥሮ</b>				<b>SECTION 7. MACHINERY AND TRANSPORT EQUIPMENT</b>
የገቢዎች የገቢዎች	-	-	-	POWER GENERATING MACHINERY
የገቢዎች ለገቢዎች የገቢዎች	-	-	-	AGRICULTURAL MACHINERY AND IMPLEMENTS
የገቢዎች ተፈጥሮ የገቢዎች	-	-	-	SPAREPARTS OF AGRICULTURAL TRACTORS
የገቢዎች የገቢዎች	-	-	-	OFFICE MACHINES
የገቢዎች የገቢዎች	-	-	-	METALWORKING MACHINERY
	1988	1989	1990	COMMODITY

ገቢ ተቃ ለገደገና የውጭ ዕቃዎች የጋ በተጠባባይ ዕቃዎች ለውገደብ  
 VALUE OF RE-EXPORTS BY COMMODITY GROUP

ሠገጠረዥ ቁ.5 / የተጠለ/ TABLE I.5 (CONTD.)

በቦር IN BIRR

የዕቃው ስም	1980/81	1981/82	1982/83	
<b>ክፍል 7. መኪናዎችና የተራገቡ ሰርቲፊካት ወሳሪ ዕቃዎች</b>				<b>SECTION 7. MACHINERY AND TRANSPORT EQUIPMENT</b>
የጠር ዳግ ጠርዖና የቀላ መሥሪያ ወሳሪ ዕቃዎች	-	-	-	TEXTILE AND LEATHER MACHINERY
ለልቅ ለገጠተራዎች ሥራ የሚያገለገሉ ወሳሪ ዕቃዎች	-	-	-	MACHINERY FOR SPECIAL INDUSTRY
ወሳሪ ዕቃዎችና የቤተ ዕቃዎች ስለሌሎች ሰርቲፊካት	-	-	-	MACHINERY AND APPLIANCES (OTHER THAN ELECTRIC AND MACHINERY PARTS N.E.S.)
የሌሎች ሰርቲፊካት ዕቃዎች	-	-	-	ELECTRICAL POWER MACHINERY
የተለያዩ ህክምና ወሳሪ ዕቃዎች	-	-	-	TELECOMMUNICATION APPARATUS
የቤተ ዕቃዎች ለገጠተራዎች የሌሎች ሰርቲፊካት ወሳሪ ዕቃዎች	-	-	-	DOMESTIC ELECTRICAL EQUIPMENT AND APPLIANCES
በሌሎች ሰርቲፊካት የሚሠሩ የሕክምናና የሌሎች ወሳሪ ዕቃዎች	-	-	-	ELECTRO-MEDICAL AND X-RAY APPARATUS
ለሳ የሌሎች ሰርቲፊካት ወሳሪ ዕቃዎች	-	-	-	OTHER ELECTRICAL MACHINERY AND APPARATUS
የሌሎች ተሽከርካሪዎች	-	-	15,000	RAILWAY VEHICLES
የገንዘብ ተሽከርካሪ መኪናዎች	-	-	-	ROAD MOTOR VEHICLES
የገንዘብ ተሽከርካሪዎች በባለቤቱ ለሳ	-	-	-	ROAD VEHICLES OTHER THAN MOTOR VEHICLES
የአይርፕላን ወለ ምዕቃዎች	-	-	-	AIRCRAFT AND PARTS
ወርከቶች ጀላባዎች	-	-	-	SHIPS AND BOATS
ለሌሎች ወሳሪ ዕቃዎች	-	-	-	OTHER MACHINERY
ድምር	-	-	15,000	TOTAL
<b>ክፍል 8. ሌሎች ለገጠተራዎች የተሠሩ ዕቃዎች</b>				<b>SECTION 8. MISCELLANEOUS MANUFACTURED ARTICLES</b>
ለገጠተራዎች የቤተ ዕቃዎች ዕቃዎች	-	-	-	SANITARY, PLUMBING, HEATING AND LIGHTING, FIXTURES AND FITTINGS
የቤተ ዕቃዎች	-	-	-	FURNITURE
የሌሎች ስጋዎች ለ ስድስት ወር የሚቆይ	-	-	-	TRAVEL GOODS, HANDBAGS AND SIMILAR ARTICLES
በገንዘብ ስጋዎች ስር የተሠሩ ሰርቲፊካት	-	-	-	CLOTHING OF COTTON, SILK, WOOL AND ARTIFICIAL SILK (INCLUDING KNITTED OR CROCHETED CLOTHING)
ወርካዎች ስጋዎች ስር ስር ስር	-	-	-	FOOTWEAR (EXCLUDING HEELS AND SOLES)
የባይገሎች የውጭ ዕቃዎች ወሳሪ ዕቃዎች	-	-	-	SCIENTIFIC AND PROFESSIONAL INSTRUMENTS
የፎቶግራፍና የቢሮ ግንባር ዕቃዎች	-	-	-	PHOTOGRAPHIC AND CINEMATOGRAPHIC SUPPLIES
የሌሎች የጠረጴዛና የገደብ ሰርቲፊካት	-	-	-	WATCHES AND CLOCKS
የድምጽ ማስተካከያ ወለ ምዕቃዎች	-	-	-	MUSICAL INSTRUMENTS, SOUND RECORDERS AND REPRODUCERS AND PARTS AND ACCESSORIES THEREOF
አተኞች ስጋዎች	-	-	-	PRINTED MATTER
በሌሎች ሰርቲፊካት ገንባታ የተሠሩ ዕቃዎች	-	-	-	ARTICLES OF ARTIFICIAL PLASTIC MATERIAL N.E.S.
ለሽንገሎች ወርካዎችና የሰርቲፊካት ዕቃዎች	-	-	-	PERAMBULATORS, TOYS, GAMES AND SPORTING GOODS
	1988	1989	1990	COMMODITY

ገቢ ተው ለገደገና የውጤት ዓገ በተወሰነው ዓመታት ለውጤት  
 VALUE OF RE-EXPORTS BY COMMODITY GROUP

ሠገጠረዥ ቁ.5/የግጠለ/ TABLE I.5 (CONTD.)

የዕ ያው ዓይነት	1980/81	1981/82	1982/83	በብር IN BIRR
<b>ክፍል 8. ለጽሑፍ ለውጤት የተሠሩ ዓይነቶች</b>				<b>SECTION 8. MISCELLANEOUS MANUFACTURED ARTICLES</b>
የጽሑፍ ለውጤት የጽሑፍ ወይን ስጦታዎች	-	-	-	OFFICE AND STATIONARY SUPPLIES N.E.S.
የኪነ ጥበብ ሥራዎች ጥገታውያን ዓይነቶች የውጤት ለውጤት ለውጤት	-	-	-	WORKS OF ART, COLLECTORS PIECES AND ANTIQUES (INCLUDING STAMPS OF PHILATELIC INTEREST)
ገባ ገባዎች፣ የውርዳታ ገባ ሥራዎች	-	-	-	JEWELLERY AND GOLDSMITHS' AND SILVERSMITHS' WORKS
ከፋብ ስጦታ የተሠሩ ዓይነቶች፣ በዚህ ውስጥ በሌላ ሥራ ለውጤት	-	-	-	MANUFACTURED ARTICLES, N.E.S.
ድምር	-	-	-	TOTAL
<b>ክፍል 9. በዓይነት ተለይተው ያሉ ስጦታዎች</b>				<b>SECTION 9. COMMODITIES NOT CLASSIFIED ACCORDING TO KIND</b>
ዓይነት ያለ ለጽሑፍ ለውጤት የገደገው ስጦታዎች	-	-	-	SPECIAL TRANSACTIONS
ዓይነት ያለ ለጽሑፍ ለውጤት ለውጤት	-	-	-	ANIMALS N.E.S.
የወር ስጦታዎች ጥይቶች	-	-	-	FIREARMS AND AMMUNITION
ጥገና ስጦታ ገንዘብ/ከውርዳታ ያሉ ስጦታ/ በሌላ ያሉ ስጦታዎች	-	-	-	COIN (OTHER THAN GOLD COIN) NOT BEING LEGAL TENDER
ድምር	-	-	-	TOTAL
ገቢ ተው የውጤት ድምር	-	8,000	31,099	TOTAL RE-EXPORT
	1988	1989	1990	COMMODITY

የገቢ ገደገው ዓይነት በሌላ ስጦታዎች ዓይነት  
 END - USE CLASSIFICATION OF IMPORTS

ሠገጠረዥ ቁ.6

TABLE I.6

በሚሊዮን ብር

IN MILLION BIRR

	1980/81		1981/82		1982/83		
	የዕ ያው ዓገ	ከመቶ	የዕ ያው ዓገ	ከመቶ	የዕ ያው ዓገ	ከመቶ	
	VALUE	%	VALUE	%	VALUE	%	
ያለ ጥገና ዓይነቶች	57.9	2.6	57.3	2.9	75.8	3.4	RAW MATERIALS
በከፊል የተዘጋጁ ዓይነቶች	267.9	11.9	393.9	20.0	262.7	11.8	SEMI-FINISHED GOODS
ነጻዎች	221.2	9.9	223.4	11.3	265.1	11.9	FUEL
ጠንቀቃ ያደረገው የተረጎጠው ስጦታዎች	1024.5	45.6	722.2	36.6	894.6	40.2	MACHINERY AND TRANSPORT EQUIPMENT
ሌሎች ያሉ ስጦታዎች	188.7	8.4	207.0	10.5	261.2	11.7	DURABLE CONSUMER GOODS
<b>ለውጤት ዓይነቶች</b>							<b>NON-DURABLE CONSUMER GOODS</b>
ጥገና	377.9	16.8	209.4	10.6	325.0	14.6	FOOD
ሌሎች ዓይነቶች ከጥገና ሌላ	104.1	4.6	152.9	7.8	139.3	6.2	GOODS OTHER THAN FOOD
ለጽሑፍ ለውጤት	3.7	0.2	6.0	0.3	3.8	0.2	MISCELLANEOUS ITEMS
ድምር	2245.9	100.0	1972.1	100.0	2227.5	100.0	TOTAL
	1988		1989		1990		

የወጪና ገቢ ትመልሶ የወጣ የገንዘብ ዕቃ ዋጋና የተሰጠበት አገር  
 VALUE OF EXPORTS AND RE-EXPORTS BY COUNTRY OF DESTINATION

ሠገጠረዥ ቁ.8

TABLE I.8

ባሺህ ብር

'000 BIRR

ዕቃው የሚደርሰበት አገር	1980/81	1981/82	1982/83	
<u>አፍሪካ</u>	<u>47,476.1</u>	<u>61,979.9</u>	<u>77,420.8</u>	<u>AFRICA</u>
ጃቡቲ	41,899.9	53,513.5	73,059.1	DJIBOUTI
ኪንያ	1,082.3	3,494.5	1,847.2	KENYA
ሱዳን	2,691.3	2,442.2	541.5	SUDAN
ሌሎች የፔግሌ አገሮች	447.7	361.7	33.9	OTHER PTA COUNTRIES
ሌሎች የአፍሪካ አገሮች	1,354.9	2,168.0	1,939.1	REST OF AFRICA
<u>አሜሪካ</u>	<u>92,815.3</u>	<u>141,233.6</u>	<u>83,224.9</u>	<u>AMERICA</u>
የኖይትስ ስቴትስ	85,399.8	134,861.7	65,673.2	UNITED STATES
ሌሎች	7,415.5	6,371.9	17,551.7	OTHERS
<u>አሲያ</u>	<u>189,643.7</u>	<u>181,135.1</u>	<u>169,074.5</u>	<u>ASIA</u>
ሕዝባዊ ቻይና	-	-	-	CHINA (PEOPLE'S REPUBLIC OF)
ክሰራሌ	9.9	140.9	830.8	ISRAEL
ጃፓን	106,598.3	99,722.3	90,471.7	JAPAN
ሊባኖስ	-	-	-	LEBANON
ባወላ አረቢያ	60,804.0	61,764.8	66,864.1	SAUDI ARABIA
ሰላንገክ	-	-	-	SRI LANKA
ዩጤን	17,865.1	5,035.5	3,557.1	YEMEN
ሌሎች	4,366.4	14,471.6	7,342.8	OTHERS
<u>አውሮፓ</u>	<u>538,982.3</u>	<u>549,953.6</u>	<u>277,208.2</u>	<u>EUROPE</u>
ቤልጅጊ-ሊክሰጦርገ	25,432.0	30,475.9	18,422.1	BELGIUM-LUX
ቸክዎስሎቫኪያ	4,928.4	3,192.3	3,762.6	CZECHOSLOVAKIA
ፈረንሳይ	25,507.7	45,368.4	16,623.5	FRANCE
ጀርመን	208,833.8	224,675.2	107,111.7	GERMANY
ገሪክ	682.3	468.6	14,211.4	GREECE
ኢጣሊያ	61,533.7	62,025.6	46,169.3	ITALY
ህርሳንዳ	49,038.6	53,462.9	15,908.8	NETHERLANDS
ኖርዌይ	192.3	4.1	6.6	NORWAY
ፖላንድ	-	42.0	-	POLAND
ስፔይን	2,042.1	1,877.7	2,057.9	SPAIN
ስዊድን	833.1	1,073.2	454.7	SWEDEN
ስዊስላንድ	1,277.5	113.6	240.5	SWITZERLAND
አገላንድ	15,246.0	16,507.4	17,835.1	UNITED KINGDOM
የተባበሩት የሰላም አገሮች	59,001.1	86,621.0	21,758.1	U.S.S.R.
ዮግዎስላቫያ	21,661.8	-	2,348.8	YUGOSLAVIA
ሌሎች	59,771.9	24,045.7	10,297.1	OTHERS
<u>ኦሻኒያ</u>	<u>521.4</u>	<u>473.9</u>	<u>70.4</u>	<u>OCEANIA</u>
አገረ ዓለቱ	2,237.9	247.8	6,817.1	NOT REPORTED
የወጪና ገቢው አገራት የወጪ ዕቃዎች ድምር	871,676.6	935,023.8	613,816.0	TOTAL EXPORT AND RE-EXPORT
	1988	1989	1990	COUNTRY OF DESTINATION

አገራዊ የገቢ ዕቃዎች የጋና የጭነት አገር  
 VALUE OF MAJOR COMMODITIES OF IMPORTS BY COUNTRY OF ORIGIN

ሠገጠኛ የ.9

TABLE I.9

ብሥ ብር

'000 BIRR

የጭነት አገር	1980/81	1981/82	1982/83	
<b>ተሽከርካሪ መኪና የኖር ጫላ ገጠሜዎች</b>	353,093	198,675	235,751	<b>ROAD VEHICLES AND PARTS</b>
ሊባሊያ	81,974	56,221	46,480	ITALY
ዎሪሪን ደርጃ	66,399	21,848	22,303	W.GERMANY
አገገላዝ	18,228	15,524	15,268	UNITED KINGDOM
ፈረንሳይ	3,582	4,509	2,427	FRANCE
ዩናይትድ ስቴትስ	1,111	1,154	1,393	UNITED STATES
የተገባው የብዥና ጭነት ጭነት	23,682	19,084	17,205	U.S.S.R.
ጃፓን	53,132	41,247	77,604	JAPAN
ሌሎች	104,985	39,088	53,071	OTHERS
<b>የተሰጠ የፍትህ ዕቃዎች</b>	222,627	223,244	265,111	<b>PETROLEUM AND PRODUCTS</b>
ሌሊ	-	-	-	IRAN
ዩናይትድ ስቴትስ	57	674	78	UNITED STATES
ባሕር አረቢያ	-	-	3,052	SAUDI ARABIA
ሊባሊያ	4,480	6,810	4,451	ITALY
ደቡብ የሙን	-	-	-	SOUTHERN YEMEN
አገገላዝ	23,931	17,386	8,057	UNITED KINGDOM
ኩዌት	10,071	-	-	KUWAIT
የተገባው የብዥና ጭነት ጭነት	172,357	179,683	233,703	U.S.S.R.
ሌሎች	11,731	18,691	15,770	OTHERS
<b>ለልዩ ልዩ አገልግሎት የሚያገለገሉ</b>	252,747	226,915	239,395	<b>MACHINERY SPECIALIZED FOR PARTICULAR INDUSTRIES AND PARTS</b>
ፈረንሳይ	2,925	2,960	3,447	FRANCE
ሊባሊያ	88,998	31,302	69,918	ITALY
ዎሪሪን ደርጃ	22,647	40,951	30,095	W.GERMANY
ዩናይትድ ስቴትስ	4,470	6,068	3,286	UNITED STATES
አገገላዝ	11,798	12,098	10,284	UNITED KINGDOM
ዛርላንድ	2,371	2,852	933	NETHERLANDS
ደንማርክ	2,044	1,245	1,771	DENMARK
ስዊድን	18,746	11,513	1,404	SWEDEN
ጃፓን	64,085	7,341	6,737	JAPAN
ዮግዝላቪያ	421	1,798	1,262	YUGOSLAVIA
ህንድ	496	1,483	39,328	INDIA
ሌሎች	33,748	107,304	70,930	OTHERS
<b>የሰጠ ዕቃዎች</b>	54,385	25,103	36,918	<b>RUBBER ARTICLES</b>
ጃፓን	20,343	11,196	16,712	JAPAN
አገገላዝ	1,496	743	2,321	UNITED KINGDOM
ሊባሊያ	3,220	2,452	6,021	ITALY
ዎሪሪን ደርጃ	2,015	3,295	2,125	W.GERMANY
ኢሥራኤል	156	54	1	ISRAEL
ዩናይትድ ስቴትስ	1,242	413	490	UNITED STATES
ፈረንሳይ	147	66	174	FRANCE
እዛን ደ ያይና	35	-	-	CHINA (PEOPLE'S REPUBLIC OF)
ሌሎች	25,731	6,884	9,074	OTHERS
	1988	1989	1990	COUNTRY OF ORIGIN

ለገባዎች የገቢ ዕቃዎች ዋጋ የመጣበት አገር  
 VALUE OF MAJOR COMMODITIES OF IMPORTS BY COUNTRY OF ORIGIN

ሠገጠኒቱ 9.9 / የተጠለ / TABLE 1.9 (CONTD.) በሺህ ብር '000 BIRR

የመጣበት አገር	1980/81	1981/82	1982/83	
<u>ለባብ</u>	4,585	7,721	16,741	<u>ARTICLES OF APPAREL AND CLOTHING ACCESSORIES</u>
ሕዘባ ወተ ገጅና	6	2	2	CHINA (PEOPLE'S REPUBLIC OF)
ጃፓን	96	286	59	JAPAN
ሆንግ ኮንግ	17	2	2	HONG KONG
ዎሪሰ ጀርመን	39	359	12,724	WEST GERMANY
ሀንድ	1	9	50	INDIA
ሲባሊያ	243	304	193	ITALY
ፖላንድ	-	-	-	POLAND
ቅዝላቫኪያ	-	-	1	CZECHOSLOVAKIA
አገገላዛ	1,484	628	648	UNITED KINGDOM
አሜሪካ	2	-	-	ISRAEL
ሀንጋሪ	2	-	-	HUNGARY
ዩናይትድ ስቴትስ	851	40	755	UNITED STATES
ደቡብ ኮሪያ	812	2,962	531	KOREA (SOUTH)
ሌሎች	1,032	3,129	1,776	OTHERS
	1988	1989	1990	COUNTRY OF ORIGIN

ለገባዎች የገቢ ገዢ ዕቃዎች ዋጋ የተላከበት አገር  
 VALUE OF MAJOR COMMODITIES OF EXPORTS BY COUNTRY OF DESTINATION

ሠገጠኒቱ 9.10 TABLE 1.10 በሺህ ብር '000 BIRR

ዕቃው የረረበበት አገር	1980/81	1981/82	1982/83	
<u>ብር</u>	564,177	608,247	272,222	<u>COFFEE</u>
ዩናይትድ ስቴትስ	54,231	116,293	37,854	UNITED STATES
ዎሪሰ ጀርመን	179,962	192,775	84,609	WEST GERMANY
ሲባሊያ	11,801	16,337	9,140	ITALY
ሻዊሲ አረቢያ	37,397	35,640	39,394	SAUDI ARABIA
ጃፓን	74,028	67,572	54,888	JAPAN
ፈረንሳይ	22,665	31,842	10,491	FRANCE
ኖርዌይ	85	-	-	NORWAY
ስዊድን	-	708	74	SWEDEN
የተባበሩት መንግሥታት	38,296	63,239	-	U.S.S.R.
ሕዘባ ወተ ገጅና	-	-	-	CHINA (PEOPLE'S REPUBLIC OF)
ሌሎች	145,712	83,841	35,692	OTHERS
<u>ሻንጭ ሰጠ ሃሳብ</u>	128,531	136,499	125,805	<u>HIDES AND SKINS UNRESSED</u>
አገገላዛ	6,400	8,861	12,859	UNITED KINGDOM
ሲባሊያ	44,688	30,919	28,550	ITALY
ስፓን	746	1,447	1,969	SPAIN
ፖላንድ	-	-	-	POLAND
	1988	1989	1990	COUNTRY OF DESTINATION

አገላገሉ የወጪ ገንዶች ዕቃ የጋና የተሰጠበት አገር  
 VALUE OF MAJOR COMMODITIES OF EXPORTS BY COUNTRY OF DESTINATION

ሠገጠኛ ቁ.10 /የቀጠለ/ TABLE I.10 (CONTD.)

በቪህ ባር '000 BIRR

ዕቃው የሚደርስበት አገር	1980/81	1981/82	1982/83	
<u>የጋና ለጠ ያሳተለፉ / የቀጠለ/</u>				<u>HIDES AND SKINS UNDRRESSED (CONTD.)</u>
ዳይገዳ ቦተቦ	15,361	8,137	17,498	UNITED STATES
ረረገባይ	1,299	10,119	1,472	FRANCE
ዎዕራብ ጀርመን	12,897	18,211	12,668	WEST GERMANY
የተባበረው የባሽ የተ ሕብረተ	1,016	-	-	U.S.S.R.
ገሪክ	358	466	533	GREECE
ሊባኖስ	-	-	-	LEBANON
ሊራን	-	-	-	IRAN
ጃፓን	29,128	29,116	34,682	JAPAN
ሌሎች	16,638	21,223	15,574	OTHERS
<u>የቀባት ለሀሴቶች</u>	15,875	13,680	4,660	<u>OILSEEDS</u>
ዳይገዳ ቦተቦ	7,512	2,807	1,023	UNITED STATES
ሊባሊያ	112	37	136	ITALY
ጃፓን	-	-	-	JAPAN
ገሪክ	-	-	-	GREECE
ደቡብ የጦን	-	-	-	SOUTHERN YEMEN
አገገላዝ	-	-	-	UNITED KINGDOM
ሊባኖስ	-	-	-	LEBANON
ባዎሊ አረቢያ	373	186	2,047	SAUDI ARABIA
ዎዕራብ ጀርመን	1,872	2,272	127	WEST GERMANY
አሥራሊል	-	-	-	ISRAEL
የተባበረው የባሽ የተ ሕብረተ	5,427	6,879	529	U.S.S.R.
ሌሎች	579	1,499	798	OTHERS
<u>ተኮሰ ወይም የተዘጠነ ለተኮሰ ቸቸ</u>	32,198	21,100	52,280	<u>VEGETABLES, FRESH, FROZEN</u>
ዎዕራብ ጀርመን	4,330	4,451	3,198	WEST GERMANY
ቤልጅገ-ሉክሰምበርግ	-	854	3,778	BELGIUM-LUX
ጅቡቲ	3,215	4,431	5,328	DJIBOUTI
ሊባሊያ	-	-	197	ITALY
ቦሪንገን	-	-	-	SRI LANKA
ባዎሊ አረቢያ	13	49	-	SAUDI ARABIA
አገገላዝ	3,283	621	1,499	UNITED KINGDOM
ረረገባይ	80	175	42	FRANCE
ህርሻገዳ	7,168	3,699	3,250	NETHERLANDS
ጃፓን	-	-	-	JAPAN
የጦን	1,516	296	279	YEMEN
ሱዳን	-	-	-	SUDAN
አሥራሊል	1	-	-	ISRAEL
ሊባኖስ	-	-	-	LEBANON
ጆርዳን	-	-	-	JORDAN
ሌሎች	12,592	6,524	34,709	OTHERS
	1968	1989	1990	COUNTRY OF DESTINATION

ለገቢ ገንዶ ጭራያ የተጠጠ የውጭ አገር ድጋግ ሊገደው ይችላል የደገው ዓይነት  
 FOREIGN EXCHANGE PERMITS UTILIZED FOR IMPORT BY TYPE OF COMMODITY

ሠገጠረዥ የ.11 TABLE I.11 በሚሊዮን ቢር IN MILLION BIRR

የዕይነት ዓይነት	1980/81	1981/82	1982/83	
<u>ድጋግ ለጭራያና ተዋጊዎች</u>	<u>92.8</u>	<u>56.8</u>	<u>40.4</u>	<u>FOOD, BEVERAGES AND TOBACCO</u>
ውተና ወጤቶች	7.3	7.8	0.6	DAIRY PRODUCTS
አሀልና የአሀል ወጤቶች	45.3	21.1	17.2	CEREAL AND CEREAL PRODUCTS
ቫይ	3.0	3.6	1.0	TEA
ሌሎች	37.2	24.3	21.6	OTHERS
<u>ጠርጭ ጠርጭና የወጣብሳት</u>	<u>43.1</u>	<u>42.1</u>	<u>48.8</u>	<u>TEXTILE AND RELATED PRODUCTS</u>
ጥረ ጥጥ	0.1	0.7	16.4	RAW COTTON
ጥረ ጥጥ ያዋቅ ጥረት	8.2	14.8	10.0	RAW WOOL, JUTE AND FIBRES
ድርና ግጥ	14.5	13.4	11.2	TEXTILE YARN AND THREAD
ጠርጭ ጠርጭ	3.1	2.3	1.9	TEXTILE FABRICS
ተጠርጭ የወጣ ጠርጭ ጠርጭ	6.9	5.8	1.4	FINISHED TEXTILE PRODUCTS
ሌሎች	10.3	5.1	7.9	OTHERS
<u>ጭራያ ያዋቅ የተራገብገርት ጭራያዎች</u>	<u>574.6</u>	<u>564.9</u>	<u>380.3</u>	<u>MACHINERY AND TRANSPORT EQUIPMENT</u>
የአርቫ ጭራያዎች	33.9	15.6	24.3	AGRICULTURAL MACHINERY
የኢንዱስትሪ ጭራያዎች	187.0	207.5	163.0	INDUSTRIAL MACHINERY
የኢሌክትሪክ ጭራያዎች	47.1	71.1	30.4	ELECTRICAL MACHINERY
የቴሌኮሙኒኬሽን ጭራያዎች	17.1	24.0	9.2	TELECOMMUNICATION APPARATUS
የጉሳና ተሽከርካሪ ጭራያዎች	146.4	99.2	57.5	ROAD MOTOR VEHICLES
የሌላው ተሽከርካሪ ያዋቅ ጭራያዎች ለሌላው ተሽከርካሪ ያዋቅ	1.4	6.8	12.5	RAILWAY VEHICLES AND NON-MOTOR VEHICLES
ሌሎች	141.7	140.7	83.4	OTHERS
<u>የከግባል ወጤቶች</u>	<u>235.7</u>	<u>203.9</u>	<u>168.4</u>	<u>CHEMICAL PRODUCTS</u>
ከግባልና የወረት ግብርና	187.2	146.4	107.5	CHEMICAL PRODUCTS AND FERTILIZERS
ጭራያዎችና የፋርሞሲ ዕቃዎች	36.1	38.4	37.9	MEDICAL AND PHARMACEUTICAL PRODUCTS
የጉሳና ሌሎች ያዋቅ ጭራያዎች	3.8	8.9	12.0	SOAPS AND TOILET PREPARATIONS
ሌሎች	8.6	10.2	11.0	OTHERS
<u>ሌሎች የገቢ ገንድ ዕቃዎች</u>	<u>503.8</u>	<u>431.0</u>	<u>545.9</u>	<u>OTHER IMPORTS</u>
ገላብጥና ከገላብጥ የተሠሩ ዕቃዎች	0.4	1.4	-	PLASTIC AND PLASTIC MANUFACTURES
የተዘጋጁ የግብርና ወጪዎች	4.5	2.9	6.1	LEATHER, LEATHER MANUFACTURE AND FOOT WEAR
ሳንቲና የሳንቲ ወጤቶች	23.3	20.2	25.9	RUBBER AND RUBBER PRODUCTS
ብረት ብረትና የብረት ብረት ወጤቶች	133.7	99.1	82.4	METAL AND METAL PRODUCTS
ፕትሮሊየምና የፕትሮሊየም ወጤቶች	251.2	199.6	293.4	PETROLEUM AND PETROLEUM PRODUCTS
የቤት ጭራያ ዕቃዎች በሌላ ቦታ ያልተገለጹ	2.9	3.3	4.5	BUILDING MATERIALS N.E.S.
ሌሎች	87.8	104.4	133.6	OTHERS
ጠቅላላ ለገቢ ገንድ የተጠጠ የውጭ ድጋግ ሊገደው ይችላል	1,450.0	1,298.8	1,183.8	TOTAL IMPORT PERMITS
	1988	1989	1990	COMMODITY

ከብሔራዊ ባንክ የውጭ አገር ድጋግ ሊገደው ይችላል ጭራያዎች የተገኘ  
 Source: National Bank, Foreign Exchange Control Department

ለውጥ ገንድ ተረዳ የተሰጠ የውጭ ለገር ያገዛረ በ የዕቃው ዓይነት

FOREIGN EXCHANGE PERMITS AUTHORIZED FOR EXPORT BY TYPE OF COMMODITY

ሠገጠረዥ ቁ.12 TABLE I.12

በሚሊዮን ብር

IN MILLION BIRR

የዕቃው ዓይነት	1980/81	1981/82	1982/83	
ቡና	477.8	537.3	270.0	COFFEE
የበገ ዓባ	87.4	82.1	82.8	SHEEP SKINS
የፍ የል ዓባ	33.8	37.3	25.4	GOAT SKINS
ዓባ	15.2	14.9	15.6	HIDES
ጥሬ ጥረ	25.7	21.9	47.1	PULSES
የቀባት ለሀሌቸ	22.2	9.0	5.8	OILSEEDS
የዘይት ጭጭ	3.4	0.1	-	OILCAKES
የቆዳ ከባቶች	39.1	20.3	12.5	LIVESTOCK
አተከላተና ፍሬፍሬዎች	10.2	7.9	9.4	FRUITS AND VEGETABLES
የምግብ ዓይነቶች	7.0	6.5	4.9	FOODSTUFFS AND PRODUCTS
በካርና ጫር	20.9	22.6	29.3	SUGAR AND HONEY
ጫት	26.9	38.8	34.6	CHAT
ነጻጅ	22.0	37.8	39.4	FUEL, OIL, ETC.
ገብተው ለገደገና የወጡ ዕቃዎች	-	0.3	-	RE-EXPORTS
ሌሎች	56.1	63.3	79.9	OTHERS
ጾምር	847.7	900.1	656.7	TOTAL
	1988	1989	1990	COMMODITY

ከባህሪ ደ ባገባ የውጭ ለገር ያገዛረ ወቅጣጠሪያ ወዳሪያ የተገኘ

Source: National Bank, Foreign Exchange Control Department.

ከፍል በ. ዓመታዊ የሀገር ሀብት ውጤት

የሀገር ሀብትን ገመት ለማዘጋጀት በሦስት ዓይነት የአሠራር ዘዴዎች መጠቀም ይቻላል።

እነዚህም፡-

- 1ኛ/ የማመረቻ ማከፋፈያና የአገልግሎት ድርጅቶች የጣሪያመር ተትን የዐቃዎችና የገልጋሪዎች ቀጋ ጠቅላላ ድምር በማውጣት፤
- 2ኛ/ በማመረቻ ማከፋፈያና የአገልግሎት ድርጅቶች የተሰረዙትን ዐቃዎችና ገልጋሪዎች በማውጣት ለተሰጠው የሠራተኛ ገልበጎና ሌላ የምርት ኃይል የተደረጉትን ከፍያዎች በመደመር፤
- 3ኛ/ ለመጨረሻ ጠቅላይ የዋሎትን ዐቃዎችና ገልጋሪዎች ቀጋ ድምር ከውጭ ሀገር የተገዙትን ዐቃዎችና ገልጋሪዎች ቀጋ በመቀነስ።

የኢትዮጵያ ዓመታዊ የሀገር ሀብት ለማዘጋጀት በባዘት ጥቅም ላይ የዋለው የአሠራር ዘዴ በተራ ቀጥሮ አገዳጅ አገደ ተጠቀሰው ቢሆን በተራ ቀጥሮ ሦስት የተሰለከው ደግሞ ያገለገለው ለአስተዳደር፣ ለመከላከያ፣ ለትምህርት፣ ለሕክምና ለጤናና ለመባባሎት የኢኮኖሚው ከፍላ አካላት ነው። በተራ ቀጥሮ ሁለት የታየው የአሠራር ዘዴ የገልጋሪዎች ብቻ ለማጠቃለል የረዳ ቢሆን በባዘት አጥቅም ላይ አልዋለም። ጠቅላላ የዐቃዎችና ገልጋሪዎች ቀጋ በየመደቡ የኢኮኖሚው ከፍላ አካል ተለይቶ የታየ ቢሆንም ዐቃዎቹን ወይም ገልጋሪዎቹን ለሰገኙት ሰዎች የተከፈለውን ደመወዝና አበል የመባባሎትን ገቢዎች ከፋፍሎ አያሳይም። በተራ ቀጥሮ ሦስት መሠረት በወጪ መልክ የተዘጋጀው የሀገሪቱ ሀብት በዐቃዎችና በገልጋሪዎች ዓይነት ተለይቶ ያልተጠጠ ከመሆኑም በላይ ሰገል ኑሮ የተደረጉ ወጪዎችም ገመት ሊደረስበት የተቻለው ከጠቅላላው ወጪ ሌሎች የታወቁ ወጪዎችን በማቀና ነስ ነው።

ከበጀት ዓመትና ከጠቅላላ መንገዳታዊ የልማት ፕላኖች ጋር ገንገኝነት አገዳፋረውና የፕላን ነገ ሥራ ላይ መቀልገን ለመቆጣጠር አገዳጅነታቸውን በማለት የባህሪዎቹ ሀብት ውጤትን መረጃዎች ከአውሮፓ የቀን አቆጣጠር ወደ በጀት ዓመት ጊዜ ማዛወር አስፈላጊ ሆኖ ተገኝቷል።

የሀገር ሀብት ገመት አወጣጡን ለመገለጽ የዋና ዋና አርአአት ክርገጦና ማብራሪያ ከዚህ በታች ተገልጿል።

ጠቅላላ የሀገር ውስጥ ጦርነት በገበያ ቀጋ፡- በሀገሪቱ ውስጥ የተሰሩትን ዐቃዎችና የተፈጸሙትን ገልጋሪዎች በገበያ ቀጋ የጣሪያጠቃልል ቢሆን የካፒታል ንብረት መቀነስን አይመለከትም። በሌላ ዓይነት የአሠራር ዘዴ ደግሞ የገልገል የመንገዳታ የአላቂ ዐቃዎችና ገልጋሪዎች ፍጆታ ወጪዎችን፣ ጠቅላላ የሀገር ውስጥ የካፒታል ክፍቶችን ገና በዐቃዎችና በገልጋሪዎች ገንዶ ያለውን የሰው ማዘን ቢደመሩ ተባብሮ ውጤት ያስገኛሉ።

ጠቅላላ የሀገር ውስጥ ጦርነት በተሠራበት ቀጋ፡- የሀገር ውስጥ ጦርነትን በማውጣት ላይ ለተሰማራው የሠራተኛ ገልበጎና ለሌሎች የጦርነት ኃይሎች የተደረገውን ከፍያና የካፒታል ዓመታዊ የአርጅና ወጪን ያጠቃልላል። ይህም በጊዜው የገበያ ቀጋ ከሚቀርበው ጠቅላላ የሀገር ውስጥ ጦርነት የሂደቱን ተጠን የሚሰጠው ቀጥተኛ ያልሆኑትን ታክቦች ስለማይወጡና መንገዳታ ለማመረቻ ድርጅቶች የሚባጣቸውን ድጋፍ ስለሚያጠቃልል ነው።

ጠቅላላ ብሔራዊ ጦርነት በገበያ ዋጋ፡- የኢትዮጵያ ነዋሪዎች በሀገር ውስጥም ሆነ በውጭ ሀገር የሠሩ አቶሙን ዕቃዎችና የፈጸሙ አቶሙን ገልጋሎቶች በገበያ ዋጋ የሚያጠቃልል ሲሆን የከፊታል ንብረት መቀነስን አይመለከትም። ይህ ውጤት ከጠቅላላው የሀገር ውስጥ ጦርነት በገበያ ዋጋ ጋር የሚለያየው ከውጭ አገር የተገኘውን የተጣራ የሥራና የንብረት ገቢ ስለሚጨምር ነው።

ከውጭ አገር የተገኘ የተጣራ የሥራና የንብረት ገቢ፡- አንደ ወለድና ትርፍ የመሰባሰቡትን የሥራና የንብረት ገቢዎች ለኢትዮጵያ የተከፈሉትን አንዲሁም ለሌሎች ሀገሮች ወጪ የተደረጉትን በጣቀና ነስ የተገኘ ሂሳብ ነው።

ገሳዊ የሰላቂ ዕቃዎችና ገልጋሎቶች ፍጆታ ወጪ፡- ለቤተሰብ ወይም አትራፊ ሰልፊዎች ድርጅቶች ጥቅም የዋሉ ዕቃዎችና ገልጋሎቶች ጠቅላላ ዋጋ ሲሆን በሰጠታ መልክ ከውጭ ሀገር የመጡትን ዕቃዎች የተጣራ ዋጋንም ይጨምራል።

መንገዳዊ የሰላቂ ዕቃዎችና ገልጋሎቶች ፍጆታ ወጪ፡- ለመንገዳት ጥቅም የዋሉትን ዕቃዎችና ገልጋሎቶች ጠቅላላ ዋጋ ይገልጻል። ይህም የሠራተኞችን ደመወዝና አበል፣ መንገዳት የገዛቸውን ሰላቂ ዕቃዎችና ገልጋሎቶች ዋጋ ሲያጠቃልል የመንገዳት ሽያጫችን ገን ተቀናሽ ያደርጋል። በድጋፍ መልክ የተደረጉትን ወጪዎች፣ ለወለድና ለአርዳታ የተከፈሉ የመንገዳት ሂሳብ በዚህ ርዕስ ውስጥ አይገቡም።

ጠቅላላ የሚደገቡትን ተገቢ ከገቢዎች፡- ቤተሰቦች፣ ድርጅቶችና አንዲሁም መንገዳት የገዛቸው ወይም የሠሩ አቶሙን ሰላቂ ዕቃዎችና ገልጋሎቶችን ዋጋ ይገልጻል። አንዲሁም ንብረቶች አንደ መረት፣ ሕንጻ፣ የፍብሪካና የመጓጓዣ መሣሪያዎችን የመሰባሰቡ ናቸው።

- ሚሰጡበት
1. አንደመ ተኛ ይታሰብ የነበረው የ1953 ዋጋ ከ1973 ጀምሮ ወደ 1973 መ ተኛ ተቀይሯል።
  2. የሀገር ሀብትን በሚመለከት የቀረበው መረጃ የተገኘው ከሚከተሉት ፕላን ብሔራዊ ስራ ጽ/ቤት ነው።

SECTION J. NATIONAL ACCOUNTS

In principle, in the measurement of national accounts aggregates three basic approaches may be applied depending upon the available statistics, i.e. production, income and expenditure approaches.

(i) The production approach takes production as the total value of goods and services less intermediate inputs originating in the various industries which make up the economy, (ii) the income approach considers production as the sum of the incomes received by those producing these goods and services, and (iii) the expenditure approach sums up the value of the final uses of goods and services reduced by the value of imports of goods and services.

In Ethiopia's National Accounts the production approach has been mainly used but the expenditure approach is applied in the case of Public Administration and Defence, Education, Medical and Health services. The income approach is hardly used except in some service sectors such as domestic services. The total value of goods and services thus arrived at has been given according to the industry producing them. But no breakdown by type of factor income has been attempted. In the expenditure side of Ethiopia's National Accounts private consumption expenditure is arrived at as a residual.

Since the reference period for the government budget and governmental plans in general is the Ethiopian Fiscal year (E.F.Y.) in order to facilitate the monitoring and evaluation of plan implementation it has been decided to change the reference period of national accounts data from G.C.Y. to E.F.Y. Accordingly, all national accounts tables except the Rest of The World Accounts have been compiled in the E.F.Y.

The concepts and definitions of major aggregates used in the National Accounts are given below:

Gross Domestic Product (GDP) at Market Prices is the market value of the goods and services, produced within the territory of Ethiopia, before any allowance is made for the consumption of fixed capital. It is equal to the sum of consumption expenditure by private consumers and government, gross domestic capital formation, and net export of goods and services.

Gross Domestic Product (GDP) at Factor Cost is the sum of incomes accruing from the production of goods and services. It differs from the Gross Domestic product at market price by the amount equal to indirect taxes less of subsidies.

Gross National Product (GNP) at Market Prices is the market value of goods and services before deduction of provision for the consumption of fixed capital, attributable to the factors of production supplied by residents of Ethiopia. It is equal to the sum of consumption expenditure, gross domestic capital formation, and net export of goods and services plus net factor income received from abroad. It differs from the Gross Domestic Product at Market Prices by the amount of net factor income from abroad.

Net Factor Income from Abroad is excess of factor incomes (interest, dividends, profits, etc.) paid abroad over factor incomes received from abroad.

Private Consumption Expenditure is the value of goods and services (purchased or self-produced) consumed by households and private non-profit institutions plus the net value of gifts in kind received from abroad.

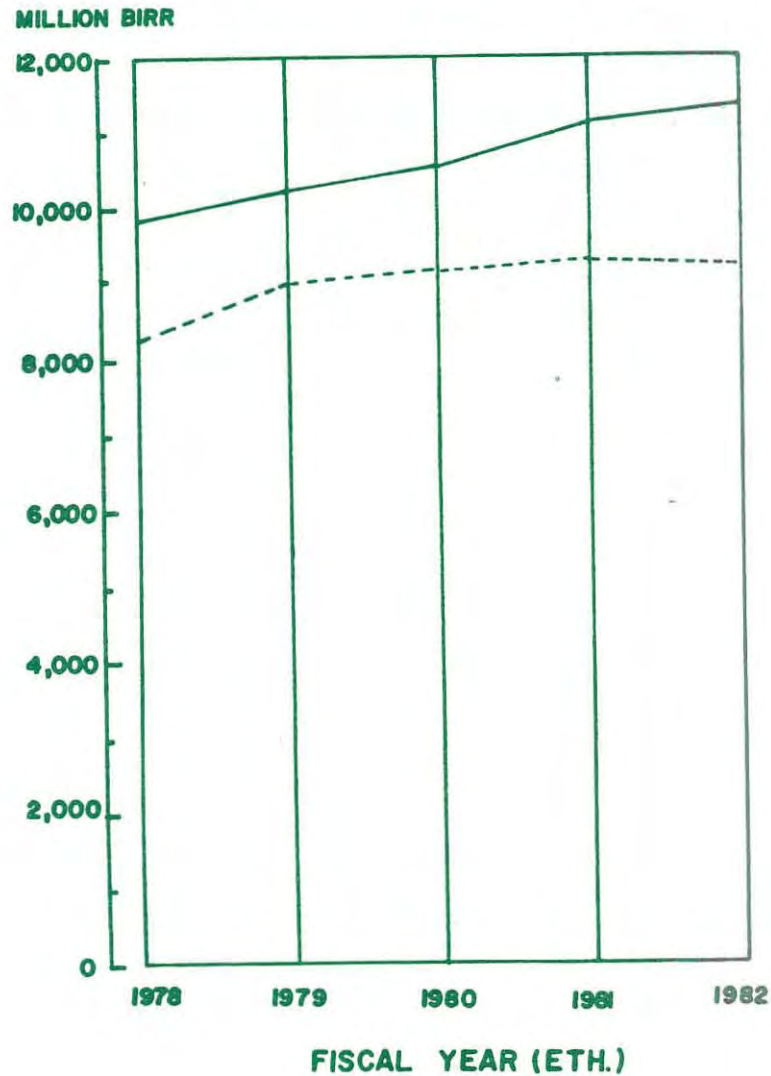
Government Consumption Expenditure represents the current expenditure on goods and services by central and municipal governments. It comprises compensation of employees, purchases by government from local enterprises and from abroad, less sales by government of goods and services. Government consumption expenditure excludes transfer payments, interest paid by government and subsidies.

Gross Fixed Capital Formation includes the value of the purchases and own account construction of fixed assets (land, civil construction and works, machinery and equipment) by enterprises, households, private non-profit institutions and government

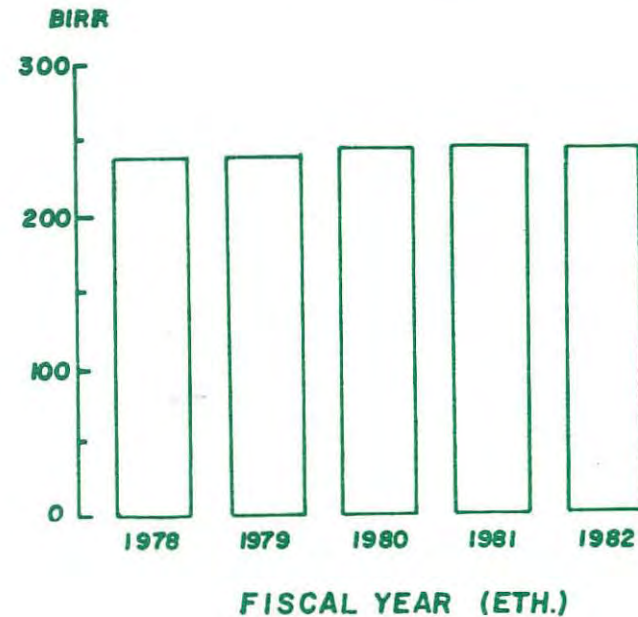
- N.B. 1. The base year 1960/61 = 100 is changed to 1980/81 = 100, since 1980/81.
2. Most of the figures relating to National Accounts have been revised because of continuous up-dating as better data become available.
  3. Data pertaining to National Accounts are obtained from Office of the National Committee for Central Planning.

### J.1 - THE MOVEMENT OF GROSS DOMESTIC PRODUCT

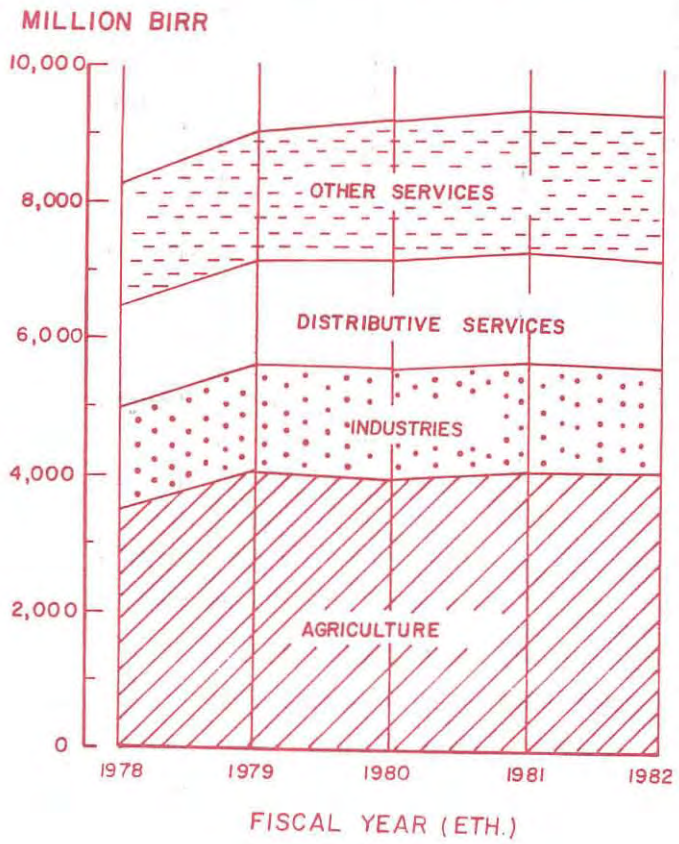
— GDP AT CURRENT FACTOR COST  
 - - - GDP AT CONSTANT FACTOR COST



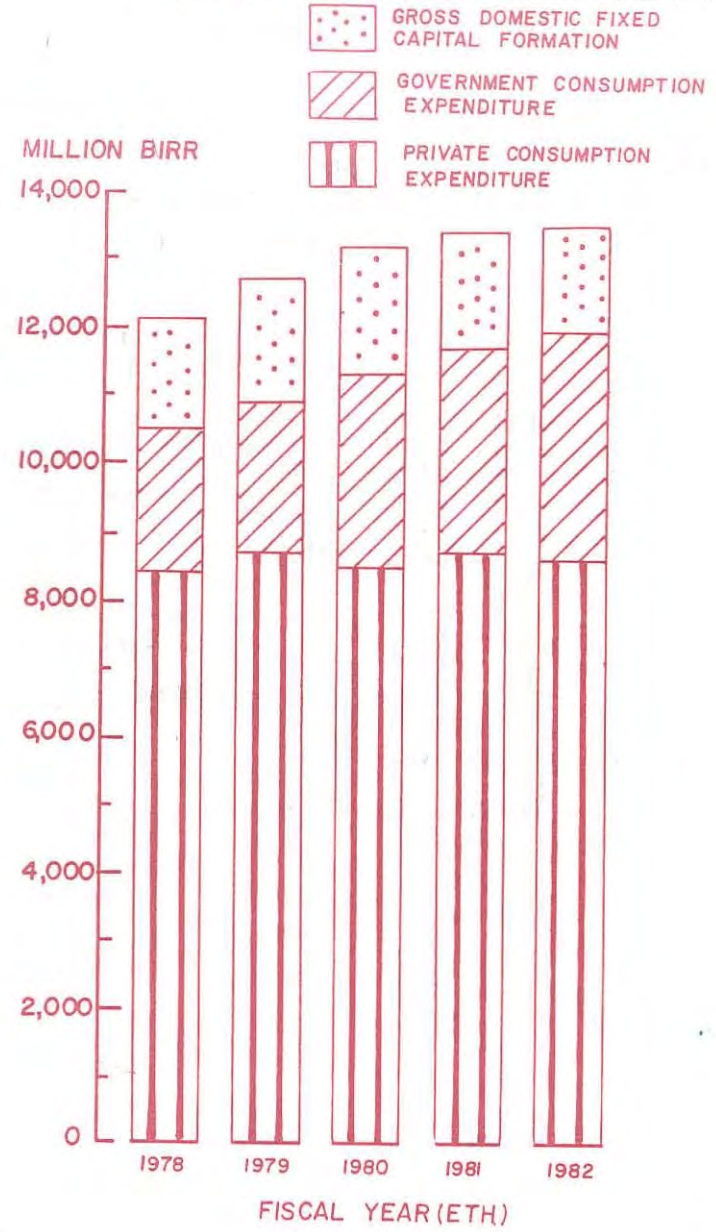
### J.2 - GNP PER CAPITA (AT MARKET PRICE)



J.3- GDP BY INDUSTRIAL ORIGIN AT CONSTANT FACTOR COST



J.4 - EXPENDITURE ON GROSS NATIONAL PRODUCT AT MARKET PRICES



የሀገር ሀብት ውጤት ማጠቃለያ  
SUMMARY OF NATIONAL ACCOUNTS STATISTICS

ሠንጠረዥ በ.1

TABLE J.1

በሚሊዮን ብር

IN MILLION BIRR

	1978 <sup>+</sup>	1979 <sup>+</sup>	1980 <sup>+</sup>	1981	1982	
1. ጠቅላላ የሀገር ውስጥ ምርት በገዢው በአሁኑኑ ዓመት	9,816.7	10,227.0	10,571.8	11,121.9	11,363.3	1. GROSS DOMESTIC PRODUCT AT CURRENT FACTOR COST
2. ከውጭ አገር የተገኘ የተጠራ የሥራና የገብረት ገቢ	-59.7	-98.1	-133.7	-171.8	-155.5	2. NET FACTOR INCOME FROM ABROAD
3. ጠቅላላ የጠራዊ ምርት በአሁኑኑ ዓመት /1+2/	9,757.0	10,128.9	10,438.1	10,950.1	11,207.8	3. GROSS NATIONAL PRODUCT AT FACTOR COST (1+2)
4. የተገኘ ያልሆኑ ተጨማሪ ገቢዎች	1,088.9	1,171.9	1,279.1	1,291.6	1,221.4	4. INDIRECT TAXES (NET OF SUBSIDIES)*
5. ጠቅላላ የጠራዊ ምርት በገበያ ዓመት /3+4/	10,845.9	11,300.8	11,717.2	12,241.7	12,429.2	5. GROSS NATIONAL PRODUCT AT MARKET PRICES (3+4)
6. ጠቅላላ የግዴታ የብቃት ስጦታዎች	1,563.3	1,796.8	1,872.6	1,660.8	1,534.7	6. GROSS FIXED CAPITAL FORMATION
ከዚህም የሙሉ: የሕንፃና የሥራ ግዳታዎች	-	-	-	-	-	LAND, BUILDING AND WORKS
የፈለገውና የትራንስፖርት መሣሪያዎች	-	-	-	-	-	MACHINERY AND TRANSPORT EQUIPMENT
7. በሽያጭ ወይም አጥቅም ላይ በመዋል ያልተጠሩ ዕቃዎች ከምትት ለማሳሰብ	-	-	-	-	-	7. INCREASE IN STOCKS**
8. ጠቅላላ የአገር ውስጥ ስጦታዎች /6+7/	1,563.3	1,796.8	1,872.6	1,660.8	1,534.7	8. GROSS DOMESTIC CAPITAL FORMATION (6+7)
9. ጠቅላላ የስጦታዎች ከጠቅላላ የውጭ ጠራዊ ምርት በገበያ ዓመት /ጋር ቢመጣጠን	14.4	15.9	16.0	13.6	12.3	9. GROSS DOMESTIC CAPITAL FORMATION AS PERCENT OF GROSS NATIONAL PRODUCT AT MARKET PRICES
10. ጠቅላላ የጠራዊ ምርት በሰዓት ውስጥ /ገበያ ዓመት በብር /***	237.1	239.5	241.2	244.0	240.5	10. GROSS NATIONAL PRODUCT PER CAPITA (AT MARKET PRICES IN BIRR)***
11. የ1973ን አገልግሎት የሚያሳይ የምርት ዋጋ መጠን	119.0	113.2	114.9	119.0	122.7	11. IMPLICIT PRICE INDEX (1980/81 = 100)
12. ጠቅላላ የአገር ውስጥ ምርት የመታወቅ ዕድገት ያሳይውን የመታወቅ አገልግሎት የሚያሳይ /በ1973 ዓመት	6.9	9.5	1.9	1.6	-0.9	12. ANNUAL RATE OF GROWTH IN REAL GROSS DOMESTIC PRODUCT AT 1980/81 PRICES (WITH PREVIOUS YEAR AS 100)
	1985/86	1986/87	1987/88	1988/89	1989/90	

\* ለማመራጸፍና ማከፈፈያ ድርጅቶች የተደረገ የመገንጠያ የደብዳቤ ወጪ ከተደረገ በኋላ  
 \* After the reduction of government subsidies to production and distribution organization  
 \*\* በሽያጭ ወይም አጥቅም ላይ በመዋል ያልተጠሩ ዕቃዎች ከምትት ለማሳሰብ የሚላው "—" ገቢ የተሞላው በቂ መረጃ ስላልተገኘለት አጥባቢ ገምት ለማድረግ ባለመቻሉ ነው።  
 \*\* The series of "—" meaning not available for "increase in stocks" is due to lack of information.

\*\*\* የሕዝብ ብዛት በ1976 ከተሰጠው ቁጠራ የተገኘ ቢሆን የጠራዊ ምርት አሃዝ ገንዘብ ተስተካክሎ።  
 \*\*\* While population data are based on the 1984 census returns, no corresponding adjustment is made on the G.N.P. figures.

+ የታረመ  
 + REVISED

ጠቅላላ የሀገር ውስጥ ምርት በመገመገሚያ ዓመታት ያሳያል ዘርፍ እና በገዛው በሥራው ጋር  
GROSS DOMESTIC PRODUCT BY INDUSTRIAL ORIGIN AT CURRENT FACTOR COST

ሠገጠረዥ በ.2

TABLE J.2

በሚሊዮን ብር

IN MILLION BIRR

	1978 <sup>+</sup>	1979 <sup>+</sup>	1980 <sup>+</sup>	1981	1982	
<u>ከአርባ</u>	4,370.4	4,361.6	4,307.6	4,594.7	4,699.6	<u>AGRICULTURE</u>
ከአርባ	4,125.1	4,103.6	4,035.1	4,305.6	4,391.5	AGRICULTURE
ከደገ	238.1	249.7	264.1	280.2	298.7	FORESTRY
ከአደገና ግሳ ግሳገር	7.2	8.3	8.4	8.9	9.4	HUNTING AND FISHING
<u>ከሊገገሰ ገሬዎች</u>	1,600.4	1,858.6	1,854.9	1,900.0	1,877.4	<u>INDUSTRIES</u>
ከግዕድገና ደገገይ ግዕድገት	15.3	12.0	14.3	14.5	15.9	MINING AND QUARRYING
ከሩባሰገዎች	708.5	904.5	879.5	898.8	880.7	MANUFACTURING
ከአጅ ጠባብ ሥራና ትገገሽ ሊገገሰ ገሬዎች	305.4	363.2	375.4	388.0	390.0	HANDICRAFT AND SMALL SCALE INDUSTRY
ከሕንጻዎችና መገንባት ሥራዎች	416.3	444.1	442.1	439.7	415.5	BUILDING AND CONSTRUCTION
ከመገባት፣ ከኢሌክትሪክ ኃይልና ውጋ	109.9	134.8	143.6	159.0	175.3	ELECTRICITY AND WATER
<u>ከግክሩራሪ ሥራ</u>	1,760.2	1,758.3	1,799.0	1,895.5	1,876.5	<u>DISTRIBUTIVE SERVICES</u>
ከጅምላና ቸርቻር ገንደ ሥራ	1,036.3	1,056.9	1,080.2	1,119.8	1,098.3	WHOLESALE AND RETAIL TRADE
ከመጓጓዣና መገናኛ	723.9	701.4	718.8	775.7	778.2	TRANSPORT AND COMMUNICATION
<u>ከልዩ ልዩ አገልግሎቶች</u>	2,085.7	2,248.5	2,610.3	2,731.7	2,909.8	<u>OTHER SERVICES</u>
ከባንክ፣ ሊገራገሰና የግደገ ተገባሪ ገብረት	304.5	359.9	430.3	411.7	400.1	BANKING, INSURANCE AND REAL ESTATE
ከአስተዳደርና መከላከያ	869.0	915.9	1,175.3	1,277.3	1,424.4	PUBLIC ADMINISTRATION AND DEFENCE
ከመኖሪያ ቤቶች ባለቤታት	238.2	246.1	255.1	260.3	270.9	OWNERSHIP OF DWELLINGS
ከትምህርት አገልግሎት	323.8	357.6	366.4	386.8	404.8	EDUCATIONAL SERVICES
ከሕክምናና የጤና አገልግሎቶች	73.7	82.2	86.2	91.1	95.1	MEDICAL AND HEALTH SERVICES
ከቤት ውስጥ አገልግሎቶች	71.6	72.4	73.1	73.9	74.6	DOMESTIC SERVICES
ከሌሎች	205.1	214.4	223.9	230.6	239.9	OTHERS
ድምር	9,816.7	10,227.0	10,571.8	11,121.9	11,363.3	TOTAL
	1985/86	1986/87	1987/88	1988/89	1989/90	

+ የታሪክ  
+ Revised

ጠቅላላ የጠራዊ ጾርት ስፔ የተደረገ ወጪ በገዛው የገበያ ዋጋ  
EXPENDITURE ON GROSS NATIONAL PRODUCT AT CURRENT MARKET PRICES

ሠገጠረዥ ቦ.3	TABLE J.3					በሚሊዮን ብር		IN MILLION BIRR
	1978 <sup>+</sup>	1979 <sup>+</sup>	1980 <sup>+</sup>	1981	1982			
ገላጭ የሀሳብ ዕቃዎች ገልጋሪዎች ፍጆታ ወጪ	8,375.9	8,623.2	8,421.1	8,654.5	8,531.7	PRIVATE CONSUMPTION EXPENDITURE		
ጠቅላላ የሀሳብ ዕቃዎች ገልጋሪዎች ፍጆታ ወጪ	2,103.3	2,230.2	2,846.4	3,040.2	3,340.1	GOVERNMENT CONSUMPTION EXPENDITURE		
ጠቅላላ የግዴታ ማጠቃለያ ስፔ የተደረገ ወጪ	1,563.3	1,796.8	1,872.6	1,660.8	1,534.7	GROSS DOMESTIC FIXED CAPITAL FORMATION		
በፍጆታና በከፊት ስፔ የተደረገ ወጪ	12,042.5	12,650.2	13,140.1	13,355.5	13,406.5	EXPENDITURE ON CONSUMPTION AND GROSS CAPITAL FORMATION		
ወደ ውጭ ከጠቅላላ ዕቃዎች ገልጋሪዎች የተገኘ	1,371.0	1,289.6	1,302.5	1,541.5	1,390.7	EXPORTS OF GOODS AND SERVICES		
ከውጭ አገር ለገቡ ዕቃዎች ገልጋሪዎች ወጪ ቢቀነስ	2,507.9	2,540.9	2,591.7	2,483.5	2,212.5	LESS IMPORTS OF GOODS AND SERVICES		
ጠቅላላ የሀገር ውስጥ ጾርት ወጪ በገበያ ዋጋ	10,905.6	11,398.9	11,850.9	12,413.5	12,584.7	EXPENDITURE ON GROSS DOMESTIC PRODUCT AT MARKET PRICES		
ከውጭ አገር የተገኘ የጠራዊ የሥራና የገብረት ገቢ	-59.7	-98.1	-133.7	-171.8	-155.5	NET FACTOR INCOME FROM ABROAD		
ጠቅላላ የጠራዊ ጾርት ስፔ የተደረገ ወጪ	10,845.9	11,300.8	11,717.2	12,241.7	12,429.2	EXPENDITURE ON GROSS NATIONAL PRODUCT		
<u>በገበያ ስፔ ቢቀነስ</u>						<u>PERCENTAGE DISTRIBUTION</u>		
ጠቅላላ የጠራዊ ጾርት ስፔ የተደረገ ወጪ	100.0	100.0	100.0	100.0	100.0	EXPENDITURE ON GROSS NATIONAL PRODUCT		
ገላጭ የሀሳብ ዕቃዎች ገልጋሪዎች ፍጆታ ወጪ	77.2	76.3	71.9	70.7	68.6	PRIVATE CONSUMPTION EXPENDITURE		
ጠቅላላ የሀሳብ ዕቃዎች ገልጋሪዎች ፍጆታ ወጪ	19.4	19.7	24.3	24.8	26.9	GOVERNMENT CONSUMPTION EXPENDITURE		
ጠቅላላ ከፊት ስፔ የተደረገ ወጪ	14.4	15.9	16.0	13.6	12.3	GROSS CAPITAL FORMATION		
ወደ ውጭ ከጠቅላላ ዕቃዎች ገልጋሪዎች የተገኘ	12.6	11.4	11.1	12.6	11.2	EXPORT OF GOODS AND SERVICES		
ከውጭ አገር ለገቡ ዕቃዎች ገልጋሪዎች የተደረገ ወጪ ቢቀነስ	23.1	22.5	22.1	20.3	17.8	LESS IMPORT OF GOODS AND SERVICES		
ከውጭ አገር የተገኘ የጠራዊ የሥራና የገብረት ገቢ	-0.6	-0.9	-1.1	-1.4	-1.3	NET FACTOR INCOME FROM ABROAD		
	1985/86	1986/87	1987/88	1988/89	1989/90			

+ የተረጎመ  
+ Revised

ጠቅላላ የሀገር ውስጥ ምርት በጠቅላላ የኢኮኖሚ ዘርፍ እና በ1973 በአራብት መደብ ቃጋ  
GROSS DOMESTIC PRODUCT BY INDUSTRIAL ORIGIN AT CONSTANT FACTOR COST OF 1980/81

TABLE J.4

በሚሊዮን ቢር IN MILLION BIRR

ሠገጠኛ ቦ. 4	1978 <sup>+</sup>	1979 <sup>+</sup>	1980 <sup>+</sup>	1981	1982	
<b>ከአርቫ</b>	3,480.6	4,008.7	3,923.7	4,011.4	4,020.5	<u>AGRICULTURE</u>
ከአርቫ	3,253.8	3,775.0	3,679.6	3,761.3	3,764.2	AGRICULTURE
ደገ	220.6	226.6	237.0	242.9	249.0	FORESTRY
ከአደገ እና ጻህ ጫሳገር	6.2	7.1	7.1	7.2	7.3	HUNTING AND FISHING
<b>ከኢንዱስትሪያት</b>	1,516.0	1,588.6	1,604.9	1,611.6	1,536.8	<u>INDUSTRIES</u>
ከጫዕገ እና ድገጋይ ጫጣት	14.2	11.1	13.2	13.4	14.4	MINING AND QUARRYING
ከፈብሳጭ	702.5	747.8	757.9	770.7	736.5	MANUFACTURING
ከአጅ ጥበብ ሥራና ትገብ ሊንዳስትሪያት	338.9	348.3	357.0	365.9	357.0	HANDICRAFT AND SMALL SCALE INDUSTRY
ከሕንጻዎችና ጫገዳ ሥራዎች	374.8	389.5	377.9	359.6	322.2	BUILDING AND CONSTRUCTION
ከጫገጥጥ ከኢኮኖሚ ጋራና ውሃ	85.6	91.9	98.9	102.0	106.7	ELECTRICITY AND WATER
<b>ከጫከፈፈል ሥራ</b>	1,464.2	1,540.1	1,596.1	1,627.4	1,566.8	<u>DISTRIBUTIVE SERVICES</u>
ከጫላ እና ቸርቻር ገዳ ሥራ	938.6	1,013.2	1,025.8	1,049.6	1,005.1	WHOLESALE AND RETAIL TRADE
ከጫገጥጥ እና ጫገጥጥ	525.6	526.9	570.3	577.8	561.7	TRANSPORT AND COMMUNICATION
<b>ከልዩ ልዩ አገልግሎቶች</b>	1,785.1	1,894.3	2,074.4	2,097.3	2,137.3	<u>OTHER SERVICES</u>
ከባንክ፣ ኢንሹራንስ እና የጫገጥጥ ገብረት	283.0	343.0	408.1	381.5	366.0	BANKING, INSURANCE AND REAL ESTATE
ከሕሰተኛ እና ጫከላክጋ	721.6	740.5	829.2	858.3	895.8	PUBLIC ADMINISTRATION AND DEFENCE
ከጫገጥጥ ቤቶች ባለቤቶች	224.9	230.1	236.1	238.5	244.5	OWNERSHIP OF DWELLINGS
ከምህርት አገልግሎት	233.5	248.7	261.7	275.4	281.6	EDUCATIONAL SERVICES
ከሕክምና እና የጫና አገልግሎቶች	63.9	68.0	69.8	71.8	73.9	MEDICAL AND HEALTH SERVICES
ከቤት ውስጥ አገልግሎቶች	71.6	72.4	73.1	73.9	74.6	DOMESTIC SERVICES
ሌሎች	186.6	191.6	196.4	197.9	200.9	OTHERS
<b>ጫገ</b>	8,245.9	9,031.7	9,199.1	9,347.7	9,261.4	<b>TOTAL</b>
<b>በ ፕርሰንቲጅ ቢቲቲ</b>						<u>PERCENTAGE DISTRIBUTION</u>
<b>ከአርቫ</b>	42.2	44.4	42.7	42.9	43.4	<u>AGRICULTURE</u>
አርቫ	39.5	41.8	40.0	40.2	40.6	AGRICULTURE
ደገ	2.7	2.5	2.6	2.6	2.7	FORESTRY
አደገ እና ጫ ጫሳገር	0.1	0.1	0.1	0.1	0.1	HUNTING AND FISHING
<b>ከኢንዱስትሪያት</b>	18.4	17.6	17.4	17.2	16.6	<u>INDUSTRIES</u>
ጫዕገ እና ድገጋይ ጫጣት	0.2	0.1	0.1	0.1	0.2	MINING AND QUARRYING
ፈብሳጭ	8.5	8.3	8.2	8.2	8.0	MANUFACTURING
አጅ ጥበብ ሥራ እና ትገብ ሊንዳስትሪያት	4.1	3.9	3.9	3.9	3.9	HANDICRAFT AND SMALL SCALE INDUSTRY
ሕንጻዎች እና ጫገዳ ሥራዎች	4.5	4.3	4.1	3.8	3.5	BUILDING AND CONSTRUCTION
ጫገጥጥ ከኢኮኖሚ ጋራና ውሃ	1.0	1.0	1.1	1.1	1.2	ELECTRICITY AND WATER
<b>ከጫከፈፈል ሥራ</b>	17.8	17.1	17.4	17.4	16.9	<u>DISTRIBUTIVE SERVICES</u>
ጫላ እና ቸርቻር ገዳ ሥራ	11.4	11.2	11.2	11.2	10.9	WHOLESALE AND RETAIL TRADE
ጫገጥጥ እና ጫገጥጥ	6.4	5.8	6.2	6.2	6.1	TRANSPORT AND COMMUNICATION
<b>ከልዩ ልዩ አገልግሎቶች</b>	21.6	21.0	22.6	22.4	23.1	<u>OTHER SERVICES</u>
ባንክ፣ ኢንሹራንስ እና የጫገጥጥ ገብረት	3.4	3.8	4.4	4.1	4.0	BANKING, INSURANCE AND REAL ESTATE
ሕሰተኛ እና ጫከላክጋ	8.8	8.2	9.0	9.2	9.7	PUBLIC ADMINISTRATION AND DEFENCE
ጫገጥጥ ቤቶች ባለቤቶች	2.7	2.5	2.6	2.6	2.6	OWNERSHIP OF DWELLINGS
ምህርት አገልግሎት	2.8	2.8	2.8	2.9	3.0	EDUCATIONAL SERVICES
ሕክምና እና የጫና አገልግሎቶች	0.8	0.8	0.8	0.8	0.8	MEDICAL AND HEALTH SERVICES
ቤት ውስጥ አገልግሎቶች	0.9	0.8	0.8	0.8	0.8	DOMESTIC SERVICES
ሌሎች	2.3	2.1	2.1	2.1	2.2	OTHERS
<b>ጫገ</b>	100.0	100.0	100.0	100.0	100.0	<b>TOTAL</b>
	1985/86	1986/87	1987/88	1988/89	1989/90	

+ የተረጎመ  
+ Revised

ከፍላ ተ. የመንግሥት ገንዘብ/ጠለክ ፋይናንስ/

ሠንጠረዥ ተ.1 - ተ.6:- የመንግሥት ገቢ፣ መደበኛ ወጪና የካፒታል ወጪ ይገልጻል ።

ሠንጠረዥ ተ.7 - እና ተ.13:- በከተማ ልማትና ቤተ ግዢ ተር ሥር የሚገኙት ግዛጋች ቤቶች፣ የአዲስ አበባ፣ የአሥመራን እና የአባባን ግዛጋች ቤቶች ገቢ፣ መደበኛ ወጪና የካፒታል ወጪ ያመለክታል ።

#### SECTION-K. PUBLIC FINANCE

Table K.1 - K.6: refer to the central government revenue, current expenditure and capital expenditure.

Table K.7 - K.13: refer to the revenue , current and capital expenditure of municipalities under the Ministry of Urban Development and Housing as well as municipalities of Addis Ababa, Asmara and Aseb.

Fixed capital assets: are those with a productive life of one year or more which are intended for the use of the establishment including fixed assets made by the establishment's own labour force for its own use. They are valued at book-value end of the reference year, that is, net book-value of the beginning plus new capital expenditure minus those sold and disposed, and the depreciation during the reference year. It excludes cost of repair and maintenance.

Public sector: included are all establishments owned by the state (i.e., fully and partially nationalized by the Government).

#### ELECTRICITY:

The statistics relating to electricity industry were obtained from the Ethiopian Electric Light and Power Authority and Eritrea Region Electricity Supply Agency through the annual survey conducted by the Central Statistical Authority. The data included here refer to public utilities only.

#### Main definitions used:

Capacity: capability of the installed generators and diesel engines to produce electric energy.

Tariff: fixed rate of payment where consumers are classified according to their consumption behaviour.

General Tariff: this includes domestic, staff rate and street lighting tariffs.

Industrial Tariff: includes small and large industrial, boiler, special rate, agricultural and commercial tariffs.

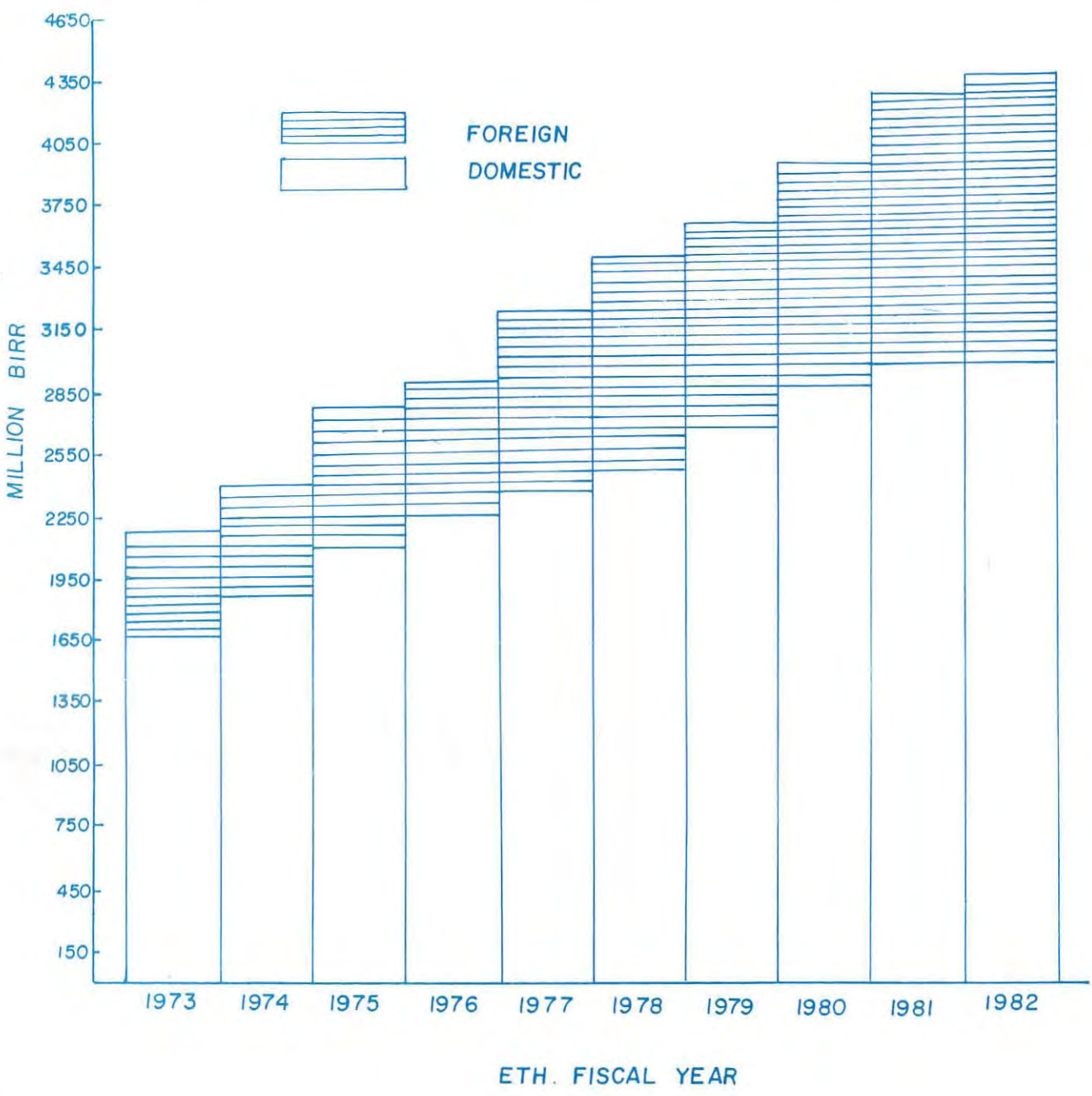
#### Notes:

K.V. - Kilo Volt

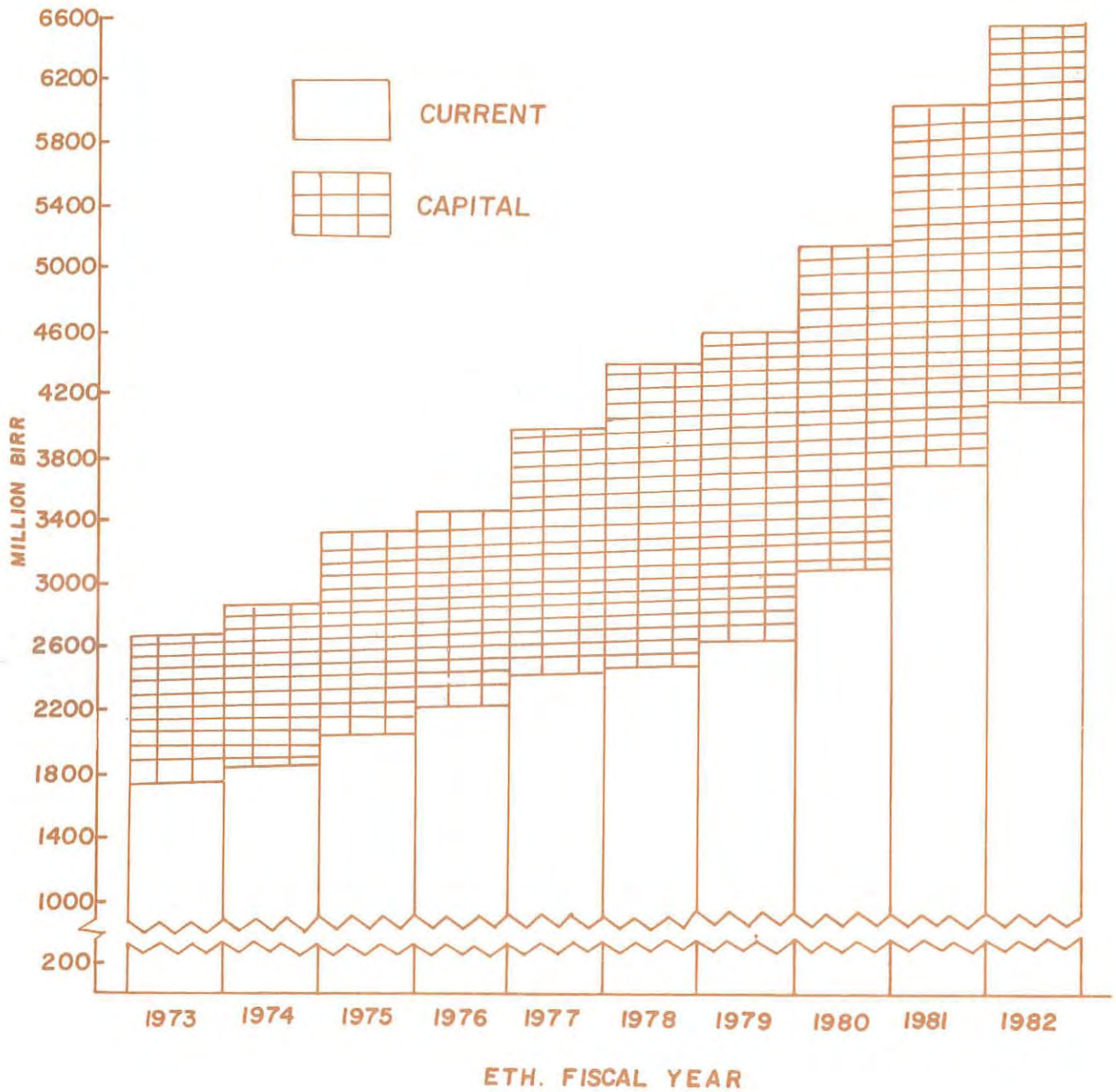
K.W. - Kilo Watt

KWH - Kilo Watt Hours

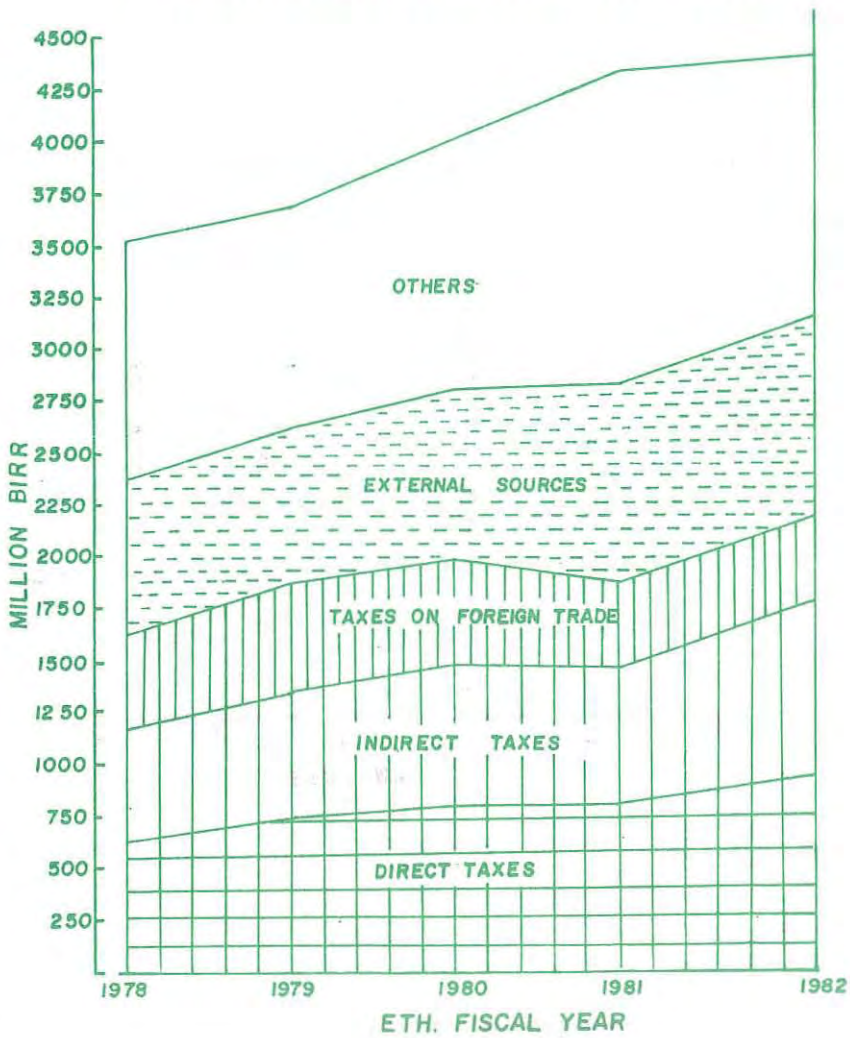
# K.1 CENTRAL GOVERNMENT REVENUE



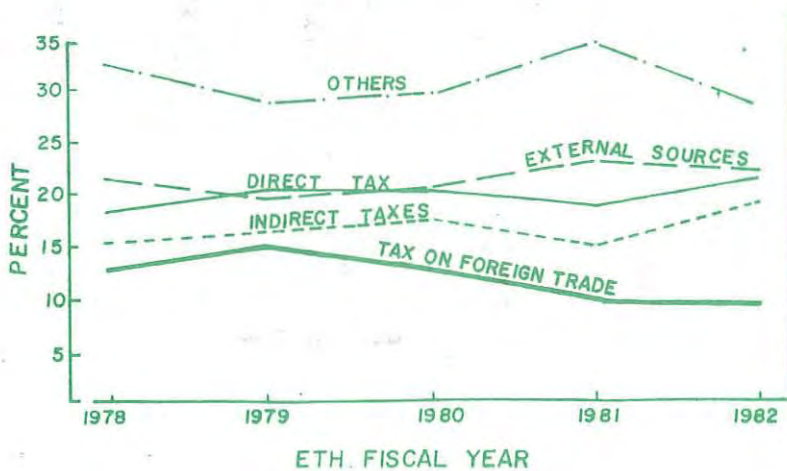
## K.2- CENTRAL GOVERNMENT EXPENDITURE



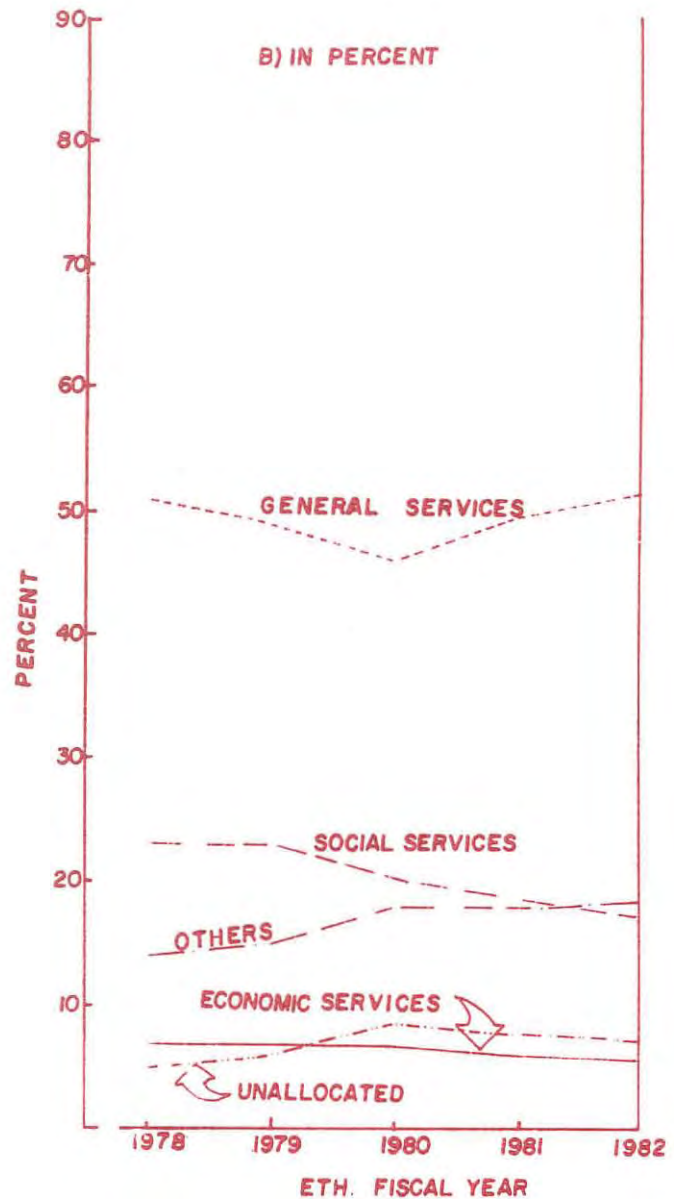
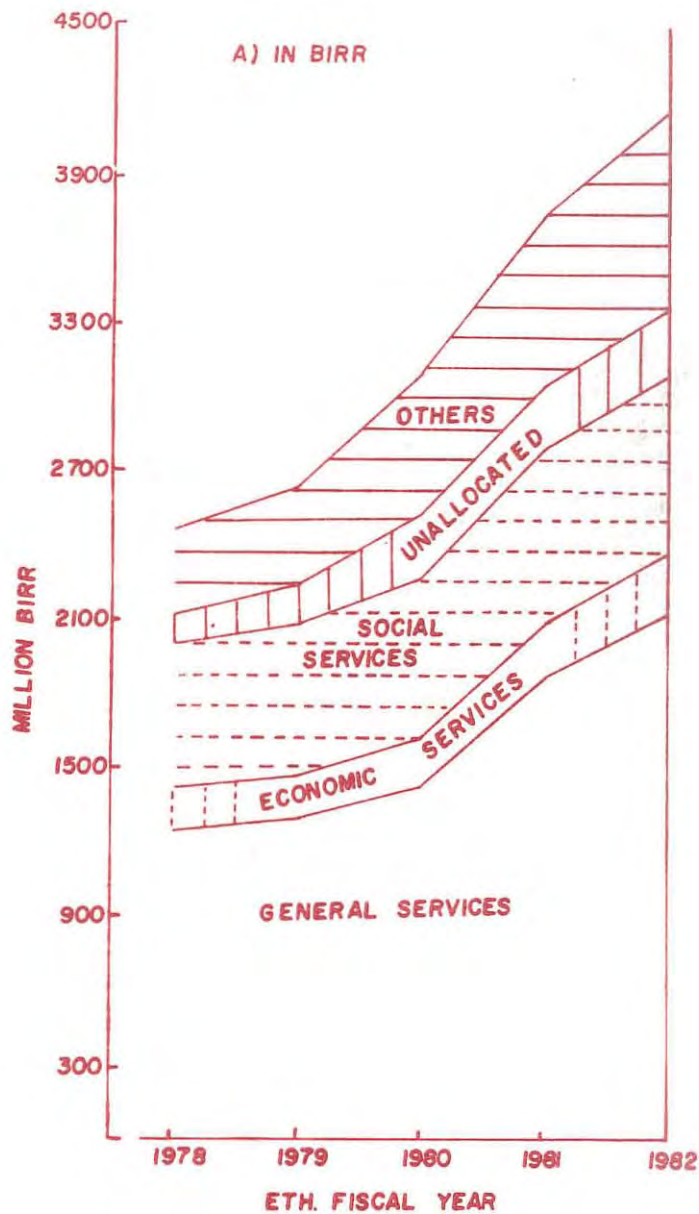
K.3- GOVERNMENT REVENUE BY SOURCE



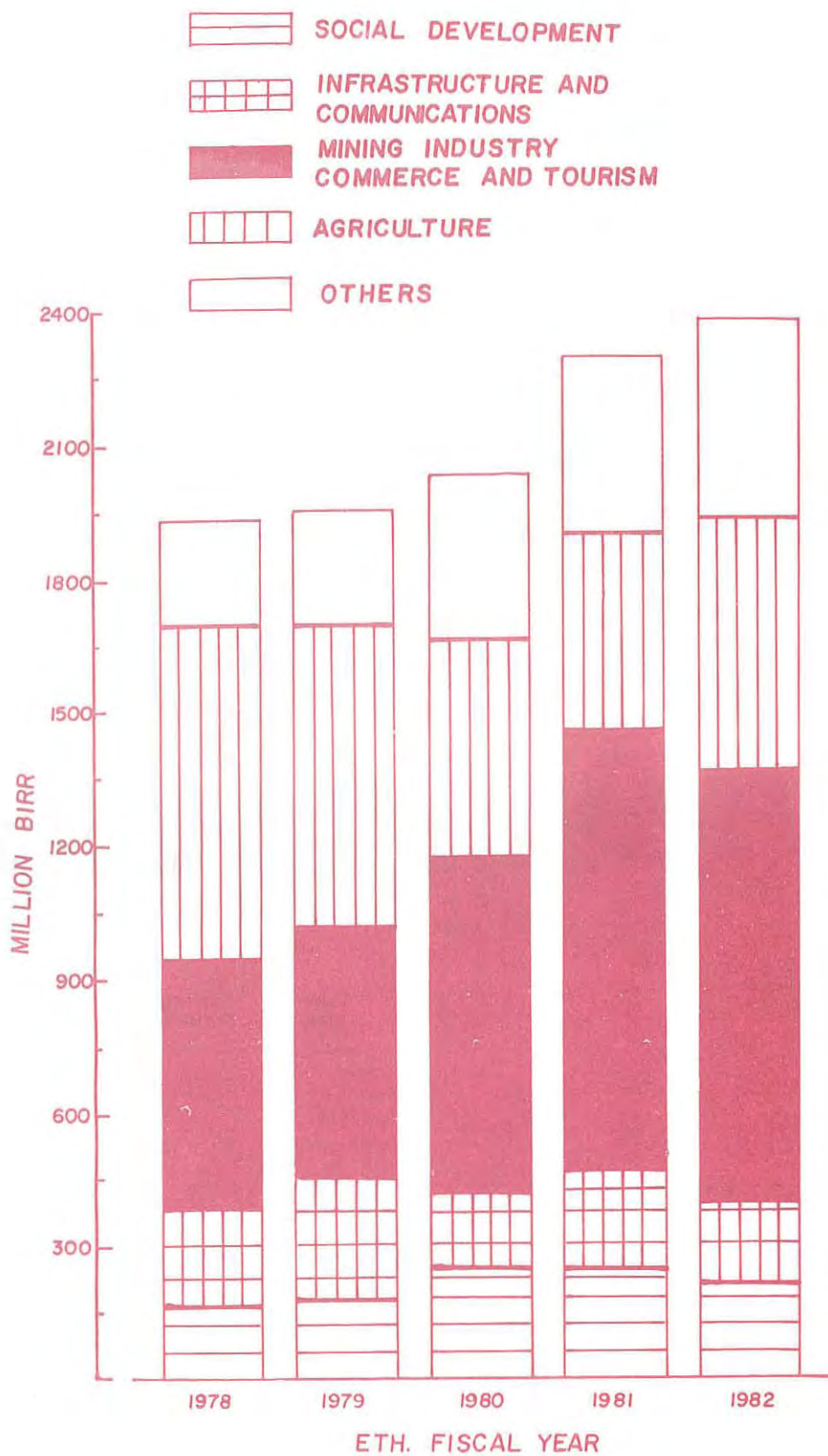
K.4- COMPOSITION OF GOVERNMENT REVENUE BY SOURCE IN PERCENT



### K5:- COMPOSITION OF CURRENT GOVERNMENT EXPENDITURE



## K 6 - GOVERNMENT CAPITAL EXPENDITURE



የጠቅላይ ገቢና ወጪ  
CENTRAL GOVERNMENT REVENUE AND EXPENDITURE\*

ሠንጠረዥ ተ.1 TABLE K.1 በሚሊዮን ብር IN MILLION BIRR

ዓመት ድምር	ድምር	ገቢ		ወጪ			ዓመት
		ከሀገር ውጥ	ከውጪ ሀገር	ድምር	የሥራ ሥራ ሥራ	የገንዘብ ወጪ	
1963	620.1	466.0	154.1	631.3	507.1	124.2	1970/71
1964	650.2	494.8	155.4	671.4	521.5	149.9	1971/72
1965	706.2	556.8	149.4	716.2	563.1	153.1	1972/73
1966	779.4	618.6	160.8	777.9	599.2	178.7	1973/74
1967	921.7	711.4	210.3	1,048.9	811.2	237.7	1974/75
1968	983.1	782.2	200.9	1,200.4	917.6	282.8	1975/76
1969**	1,125.1	844.9	280.2	1,465.7	987.1	478.6	1976/77**
1970**	1,399.1	1,146.9	252.2	1,600.9	1,149.0	451.9	1977/78**
1971**	1,769.3	1,399.4	369.9	2,118.8	1,513.2	605.6	1978/79**
1972**	1,971.8	1,555.2	416.6	2,365.0	1,654.6	710.4	1979/80**
1973**	2,184.2	1,665.4	518.8	2,678.4	1,741.1	937.3	1980/81**
1974**	2,406.9	1,859.6	547.3	2,887.7	1,838.6	1,049.1	1981/82**
1975**	2,777.8	2,100.0	677.8	3,325.2	2,043.5	1,281.7	1982/83**
1976**	2,897.6	2,255.3	642.3	3,459.8	2,224.8	1,235.0	1983/84**
1977**	3,243.0	2,381.1	861.9	3,983.1	2,419.3	1,563.8	1984/85**
1978**	3,525.7	2,479.0	1,046.7	4,398.4	2,466.9	1,931.5	1985/86**
1979**	3,681.9	2,697.8	984.1	4,593.9	2,638.8	1,955.1	1986/87**
1980**	3,995.7	2,894.4	1,101.3	5,133.1	3,097.1	2,036.0	1987/88**
1981**	4,328.2	3,047.9	1,280.3	6,042.2	3,758.5	2,283.7	1988/89**
1982**	4,417.6	2,985.4	1,432.2	6,539.1	4,153.5	2,385.6	1989/90**
	TOTAL	DOMESTIC	FOREIGN	TOTAL	SALARY AND OPERATING COST	CAPITAL EXPENDITURE	YEAR
		REVENUE		EXPENDITURE			

\* የዓመት መጨረሻ በሰኔ 30 ነው  
\* Year Ending July 7

\*\* የብድር ግምት  
\*\* Budget Estimate

Source:- 1. Ministry of Finance, Central Accounting Department  
2. Negarit Gazeta

የግንባታ ገቢ ፣ በገቢው የደገገ  
GOVERNMENT REVENUE BY SOURCE

ሠጠረዥ ተ.2

TABLE K.2

በሚሊዮን ቢር IN MILLION BIRR

	1977	1978	1979	1980	1981	1982	
<u>የተገቢዎች</u>	<u>597.5</u>	<u>641.0</u>	<u>742.0</u>	<u>796.0</u>	<u>805.2</u>	<u>945.0</u>	<u>DIRECT TAXES</u>
ሰሥራ ገቢ	545.0	592.0	690.0	744.0	724.2	900.0	INCOME TAX
ሰደግጠን ገቢ	150.0	177.0	186.0	197.0	218.0	268.0	PERSONAL INCOME TAX
ከሰራይ	-	-	-	-	-	-	RENT TAX
ከገንዶ	340.0	365.0	452.0	495.0	501.8	577.0	BUSINESS TAX
ከአርቫ	55.0	50.0	52.0	52.0	4.4	55.0	AGRICULTURAL TAX
ከጠረጣ	52.5	49.0	52.0	52.0	41.1	45.0	LAND USE TAX
ከአሥራተ	-	-	-	-	-	-	TITLE ON LAND
ከተምህርት ትምህርት	-	-	-	-	-	-	EDUCATION TAX
ከጤና ትምህርት	-	-	-	-	-	-	HEALTH TAX
ከከበት ትምህርት	-	-	-	-	-	-	CATTLE TAX
<u>የተገቢዎች ገቢዎች</u>	<u>527.1</u>	<u>529.0</u>	<u>598.1</u>	<u>689.8</u>	<u>659.5</u>	<u>841.1</u>	<u>INDIRECT TAXES</u>
ከተራገዛክባሽግ ትምህርት	85.0	89.0	90.0	99.0	97.0	110.0	TRANSACTION TAX
ከጎሳይ አከባቢ የረገጥ	43.0	40.0	41.0	41.0	42.0	45.0	EXCISE TAX ON PETROLEUM PRODUCT
ከአላባላ አከባቢ ትምህርት	155.0	150.0	181.7	234.3	210.0	271.7	ALCOHOL EXCISE TAX
ሌሎች አከባቢ ትምህርት	121.0	74.5	137.5	151.6	87.5	164.4	OTHER EXCISE TAXED
ከተገቢዎች ትምህርት ለ ሌላ ገቢ	12.1	60.5	13.5	9.1	83.0	100.0	TOBACCO TAXES AND FEES
ከተገቢዎች የፍጥረት የተገቢ ገቢ	-	-	-	-	-	-	TOBACCO MONOPOLY NET SURPLUS
ከሽያጭ ትምህርት	85.0	89.0	104.0	102.0	95.0	100.0	TURNOVER TAX
ከእገግ ትምህርት	-	-	-	-	-	-	CONSTRUCTION TAX
ከቅጠር የረገጥ	12.0	13.0	13.5	28.8	25.0	30.0	STAMP DUTIES
ከጤና የረገጥ	14.0	13.0	16.9	24.0	20.0	20.0	SALT TAX
<u>ከውጭ ለገር ገንዶ የረገጥ</u>	<u>527.1</u>	<u>450.2</u>	<u>552.3</u>	<u>499.0</u>	<u>399.6</u>	<u>404.3</u>	<u>TAXES ON FOREIGN TRADE</u>
ከገቢ አገጥሞ የረገጥ	172.0	135.5	148.0	213.0	155.3	177.5	IMPORT DUTIES
ከጠቃሚ አገጥሞ የረገጥ	206.6	195.6	265.0	114.4	141.6	79.8	EXPORT DUTIES
ከተራገዛክባሽግ ትምህርት	126.6	101.5	116.5	132.2	88.7	130.0	TRANSACTION TAX
ከውጭ ከግንባታ የአከባቢ የረገጥ	22.5	17.6	22.8	39.4	14.0	17.0	EXCISE TAX IMPORTED PRODUCTS
<u>ሌሎች ደገገገ ገቢዎች</u>	<u>594.9</u>	<u>504.9</u>	<u>582.5</u>	<u>751.6</u>	<u>774.1</u>	<u>627.0</u>	<u>OTHER CURRENT RECEIPTS</u>
ከጠቃሚ	24.0	24.9	25.5	28.0	47.5	36.0	CHARGES AND FEES
ከአገልግሎት አገልግሎት ሽያጭ	44.0	46.0	47.0	49.0	50.0	45.0	SALES OF GOODS AND SERVICES
ከተገቢዎች ከውጭ ከሰራይ	438.9	408.0	465.0	648.8	620.6	512.0	PROFITS, INTEREST AND DIVS
ሌሎች ሌሎች ገቢዎች	88.0	26.0	45.0	25.8	56.0	34.0	MISCELLANEOUS REVENUE
<u>ከጠቃሚ</u>	<u>27.0</u>	<u>29.0</u>	<u>30.0</u>	<u>31.0</u>	<u>32.0</u>	<u>41.0</u>	<u>CONTRIBUTION TO PENSIONS FUND</u>
<u>ከውጭ ለገር አገጥሞ</u>	<u>308.0</u>	<u>287.9</u>	<u>261.3</u>	<u>273.3</u>	<u>308.6</u>	<u>458.3</u>	<u>EXTERNAL ASSISTANCE</u>
<u>ከከፍተኛ ገቢዎች</u>	<u>566.4</u>	<u>771.8</u>	<u>748.9</u>	<u>855.0</u>	<u>999.2</u>	<u>1,000.8</u>	<u>CAPITAL RECEIPTS</u>
ከውጭ ለገር ብድርና ከረገጥ	553.9	758.8	722.9	828.0	971.7	973.8	EXTERNAL LOANS AND CREDITS
ሌሎች የከፍተኛ ገቢዎች	12.5	13.0	26.0	27.0	27.5	27.0	OTHER CAPITAL RECEIPTS
<u>ሌሎች/ሌ.ቦ.ያ./</u>	<u>95.0</u>	<u>312.0</u>	<u>166.9</u>	<u>100.0</u>	<u>350.0</u>	<u>100.0</u>	<u>OTHERS (N.E.S.)</u>
<u>ጠቅላላ የገቢ ደገገ</u>	<u>3,243.0</u>	<u>3,525.7</u>	<u>3,681.9</u>	<u>3,995.7</u>	<u>4,328.2</u>	<u>4,417.6</u>	<u>TOTAL REVENUE</u>
	1984/85	1985/86	1986/87	1987/88	1988/89	1989/90	

የግንባታ ደገገገ ገቢ 30 ነው

\* Year Ending July 7

ከገንባታ ግንባታ የተገኘ ግንባታ የተገኘ

Source:- 1. Ministry of Finance, Central Accounting Department

ከገንባታ ግንባታ የተገኘ

2. Negarit Gazeta

የግንባታ ወጪ ጠባቢ ዓይነት  
GOVERNMENT EXPENDITURE BY PURPOSE

ሠንጠረዥ ተ.3 TABLE K.3

በሚሊዮን ቢር IN MILLION BYRR

	1979*	1980*	1981*	1982*	
<u>ወጪ</u>					<u>EXPENDITURE</u>
ሀ. መደበኛ ወጪ	2,638.8	3,097.2	3,758.5	4,153.5	A. RECURRENT EXPENDITURE
1. ለጠቅላላ አገልግሎት	1,294.6	1,426.0	1,865.2	2,132.2	1. GENERAL SERVICES
2. ለግንባራ ደ አገልግሎት	602.9	637.2	703.5	717.5	2. SOCIAL SERVICES
3. ለአኮኖሚ አገልግሎት	178.4	205.2	224.8	237.7	3. ECONOMIC SERVICES
4. ለወረታ	116.9	126.1	135.0	148.2	4. PENSION
5. ለሌላ ዝናይ	279.7	433.5	542.1	617.5	5. PUBLIC DEBT
6. ለሌላ ሌላ ወጪያቸ	166.2	269.1	287.9	300.5	6. UNALLOCATED EXPENDITURE
ለ. የክፍተት ወጪ	1,955.1	2,036.0	2,283.7	2,385.6	B. CAPITAL EXPENDITURE
1. ለአኮኖሚ ለግት	1,744.0	1,842.2	2,011.2	2,135.7	1. ECONOMIC DEVELOPMENT
2. ለግንባራ ደ ሃር አድገት	174.5	174.1	256.2	208.6	2. SOCIAL DEVELOPMENT
3. ለጠቅላላ አገልግሎት	36.6	19.7	16.3	41.3	3. GENERAL SERVICES
ሐ. ለጠቅላላ ወጪ	4,593.9	5,133.2	6,042.2	6,539.1	C. TOTAL EXPENDITURE
<u>ገቢ</u>					<u>REVENUE</u>
ሀ. መደበኛ ገቢ	2,671.8	2,867.4	3,020.4	2,958.4	A. ORDINARY REVENUE
1. ከተገታ የረዎቻ	742.0	796.0	805.2	945.0	1. DIRECT TAXES
2. የተገታ ከሌሎች የረዎቻ	598.1	689.8	659.5	841.1	2. INDIRECT TAXES
3. ከወጭ አገር ገንዶ የረዎቻ	552.3	499.0	399.6	404.3	3. FOREIGN TRADE TAXES
4. የረገ ያለሆኑ ገቢያቸ	779.4	882.6	1,156.1	768.0	4. NON-TAX REVENUE
ለ. የክፍተት ገቢ	26.0	27.0	27.5	27.0	B. CAPITAL RECEIPTS
ሐ. የወጭ አገር አርጎታ	261.3	273.3	308.5	458.3	C. EXTERNAL ASSISTANCE
መ. ከወጭ የፊ	-	-	-	-	D. CASH BALANCE
ሠ. ብዳር	722.9	828.0	971.7	973.9	E. BORROWINGS
1. ከወጭ አገር	722.9	828.0	971.7	973.9	1. EXTERNAL
2. ከአገር ውስጥ	-	-	-	-	2. INTERNAL
ጠቅላላ ገቢ	3,681.9	3,995.7	4,328.2	4,417.6	F. TOTAL REVENUE
	1986/87*	1987/88*	1988/89*	1989/90*	

\* የዓመት መጨረሻ በኋላ 30 ዓመት

\* Year Ending July 7

በገንዘብ ሚኒስቴር የሥነ ምግባር የተገኘ

Source:- 1. Ministry of Finance, Central Accounting Department

ከኮንገራት ጋዜጣች የተገኘ

2. Negarit Gazeta

የጠገሥተ መደቦች ወጪ\*  
CURRENT GOVERNMENT EXPENDITURE\*

ሠገጠረዥ ተ.4

TABLE K.4

በሚሊዮን ብር

IN MILLION BIRR

	1978*	1979*	1980*	1981*	1982*	
<u>ጠቅላላ አገልግሎት</u>	<u>1,255.0</u>	<u>1,294.6</u>	<u>1,426.0</u>	<u>1,865.3</u>	<u>2,132.2</u>	<u>GENERAL SERVICES</u>
ለአባቶችና ጠቅላላው	96.7	104.1	107.3	105.4	146.5	GENERAL GOVERNMENT
ለአገር መከላከያ	896.8	922.1	1,051.1	1,494.4	1,741.1	NATIONAL DEFENCE
ለፍትህና ለአገር ውስጥ ጥበቃ	176.9	182.3	181.5	165.8	141.9	INTERNAL ORDER AND JUSTICE
ለውጭ አገር ገንዘብ	21.6	22.7	22.7	25.2	25.6	FOREIGN RELATIONS
ለፋይናንስና ለፕላን	63.0	63.4	62.9	74.4	77.0	FINANCE AND PLANNING
<u>ኢኮኖሚያዊ አገልግሎት</u>	<u>169.2</u>	<u>178.4</u>	<u>205.2</u>	<u>224.8</u>	<u>237.7</u>	<u>ECONOMIC SERVICES</u>
አገርና	71.9	77.9	106.5	116.8	124.0	AGRICULTURE
ለኢንዱስትሪ ለገንዘብ ለግዕድ-ገ	33.9	36.5	40.6	41.9	46.2	INDUSTRY COMMERCE AND MINING
ለሥራና ግንኙነት	63.4	64.0	58.1	66.1	67.5	PUBLIC WORKS AND COMMUNICATION
<u>ከህዝባዊ አገልግሎት</u>	<u>570.9</u>	<u>602.9</u>	<u>637.2</u>	<u>703.5</u>	<u>717.5</u>	<u>SOCIAL SERVICES</u>
ለተምህርትና ለባህላ	366.7	397.3	421.7	453.1	488.5	EDUCATION AND CULTURE
ለዜና ጥበቃ	115.7	125.8	133.4	141.4	149.8	PUBLIC HEALTH
ለባሽላ ጉዳዮች	88.5	79.8	82.0	109.0	79.1	SOCIAL AFFAIRS
<u>የጠረጣጥ ወጪ</u>	<u>108.6</u>	<u>116.9</u>	<u>126.1</u>	<u>135.0</u>	<u>148.2</u>	<u>PENSION EXPENDITURE</u>
<u>ዕዳ መክፈያ</u>	<u>236.5</u>	<u>279.7</u>	<u>433.5</u>	<u>542.1</u>	<u>621.5</u>	<u>PUBLIC DEBT</u>
ያገር ውስጥ ዕዳ	136.1	133.2	209.6	254.5	266.3	INTERNAL DEBT
ለጥቅም ገንዘብ መክፈያ	-	-	45.4	39.2	32.6	PRINCIPAL REPAYMENT
ለወለድ ለሌሎች ለጥቅም ወጪ	136.1	133.2	164.2	215.3	233.7	INTEREST AND CHARGES
የውጭ አገር ባድር	100.4	146.5	223.9	283.6	351.2	EXTERNAL DEBT
ለጥቅም ገንዘብ መክፈያ	62.0	92.5	145.1	195.9	251.6	PRINCIPAL REPAYMENT
ለወለድ ለሌሎች ለጥቅም ወጪ	38.4	54.0	78.8	87.7	99.5	INTEREST AND CHARGES
ለጥቅም ገንዘብ ወጪ	3.0	3.0	3.0	4.0	4.0	VARIOUS BANK CHARGES
<u>ለጥቅም ወጪዎች</u>	<u>123.7</u>	<u>163.2</u>	<u>266.1</u>	<u>287.9</u>	<u>296.5</u>	<u>UNALLOCATED</u>
<b>ጠቅላላ</b>	<b>2,466.9</b>	<b>2,638.8</b>	<b>3,097.1</b>	<b>3,758.5</b>	<b>4,153.5</b>	<b>TOTAL</b>
	1985/86*	1986/87*	1987/88*	1988/89*	1989/90*	

\* የዓመት መጨረሻ በኋላ 30 ዓመት

\* Year Ending July 7

ከገንዘብ ግዛት የሥነ ምግባር የተገኘ

Source:- 1. Ministry of Finance, Central Accounting Department

ከገንዘብ ግዛት የተገኘ

2. Negarit Gazeta

የግንዛቤ ደብዳቤ ወደ አጠቃላይ በጠቅላይነት በዓይነት  
COMPOSITION OF CURRENT GOVERNMENT EXPENDITURE BY PURPOSE AND TYPE\*

ሠገጠኛ ተ.5

TABLE K.5

በሚሊዮን ቢር

IN MILLION BIRR

1980*	ደውዘኛ አበላ	ለሰው ሰላሳ አገልግ ሎች	ለሰጠ ለሰጠ ለገባና ወሳኔ ስ ጥ	ለተሰጠ ካሬ ወይ ና ግጥም ለወሳኔ ስ ጥ	ለሰላሳ ዕገገጥ	ረባባ	ድ ሆ ር	1987/88*
	PERSONAL SERVICES	NON- PERSONAL SERVICES	MAINTENANCE OF PREMISES & EQUIPMENT	MOTOR VEHICLES & EQUIPMENT	MATERIAL AND SUPPLIES	CURRENT TRANSFER	TOTAL	
<u>1980*</u>								<u>1987/88*</u>
<u>ጠቅላላ አገልግሎት</u>	...	...	...	...	...	...	1,426.0	<u>GENERAL SERVICES</u>
ለአስተዳደር በጠቅላላው	...	...	...	...	...	...	107.8	<u>CENTRAL GOVERNMENT</u>
ለአገር ወከላዎች	...	...	...	...	...	...	1,051.1	<u>NATIONAL DEFENCE</u>
ለፍትህና ለአገር ወገን ጥበቃ	...	...	...	...	...	...	181.5	<u>INTERNAL ORDER &amp; JUSTICE</u>
ለውጭ አገር ገንዘብ	...	...	...	...	...	...	22.7	<u>FOREIGN RELATIONS</u>
ለፋይናንስና ለገንዘብ	...	...	...	...	...	...	62.9	<u>FINANCE AND PLANNING</u>
<u>ለኢኮኖሚ አገልግሎት</u>	...	...	...	...	...	...	205.2	<u>ECONOMIC SERVICES</u>
ገባርና	...	...	...	...	...	...	106.5	<u>AGRICULTURE</u>
ለኢንዱስትሪ ለገንዘብ ለግዕድገት	...	...	...	...	...	...	40.6	<u>INDUSTRY, COMMERCE AND MINING</u>
ለሥራና ወገን	...	...	...	...	...	...	58.1	<u>PUBLIC WORKS AND COMMUNICATION</u>
<u>ለሕዝባዊ አገልግሎት</u>	...	...	...	...	...	...	637.2	<u>SOCIAL SERVICES</u>
ለተምህርትና ለባሕሪ	...	...	...	...	...	...	421.7	<u>EDUCATION AND CULTURE</u>
ለጤና ጥበቃ	...	...	...	...	...	...	133.5	<u>PUBLIC HEALTH</u>
ለባሕሪ ጉዳይ	...	...	...	...	...	...	82.0	<u>SOCIAL AFFAIRS</u>
<u>የጤና ወጪ</u>	...	...	...	...	...	...	126.1	<u>PENSIONS EXPENDITURE</u>
ዕዳ ወጪ	...	...	...	...	...	...	463.5	<u>PUBLIC DEBT</u>
የውጭ ለርዳታ	...	...	...	...	...	...	-	<u>EXTERNAL ASSISTANCE</u>
ለ ሆ ለ ሆ ወዲያዎች	...	...	...	...	...	...	266.1	<u>UNALLOCATED</u>
ድምር	...	...	...	...	...	...	3,097.1	<u>TOTAL</u>

\* የዓመት መጨረሻ በ ነ. 30 ነው  
\* Year Ending July 7

\*\* የብጀት ገምት  
\*\* Budget Estimate

Source:- 1. Ministry of Finance, Central Accounting Department

... ወረቀት አለባቸው  
... Data Not Available

2. Negarit Gazeta

የገንዘብ ጭነት ወይም አገልግሎት ጠቅላይነት በሰነድ ቦይ  
COMPOSITION OF CURRENT GOVERNMENT EXPENDITURE BY PURPOSE AND TYPE

ሠንጠረዥ ተ.5/የጠለ/ TABLE 5-K (Contd)

በሚሊዮን ብር IN MILLION BIRR

1981*	ደወዘተ ለሰለ	ለሰው ለሰላም ለሰላም ለተቸ	ለሰጠ ለሰጠ ለሰጠ ለተቸ	ለተቸ ለተቸ ለተቸ ለተቸ	ለተቸ ለተቸ ለተቸ ለተቸ	ረሰ	ድ ድ ር	1988/89*
	PERSONAL SERVICES	NON-PERSONAL SERVICES	MAINTENANCE OF PREMISES & EQUIPMENT	MOTOR VEHICLES & EQUIPMENT	MATERIAL AND SUPPLIES	CURRENT TRANSFER	TOTAL	
<b>1981*</b>								<b>1988/89*</b>
<u>አጠቃላይ አገልግሎት</u>	...	...	...	...	...	...	1,865.3	<u>GENERAL SERVICES</u>
ለሰጠ ተቀባይ ጠቅላላው	...	...	...	...	...	...	105.4	GENERAL GOVERNMENT
ለሰጠ ጠቅላላው	...	...	...	...	...	...	1,494.4	NATIONAL DEFENCE
ለፍትህና ለሰጠ ወጣት ጠቅላላው	...	...	...	...	...	...	165.8	INTERNAL ORDER & JUSTICE
ለውጭ ለሰጠ ገንዘብ	...	...	...	...	...	...	25.2	FOREIGN RELATIONS
ለፋይናንስና ለሰጠ ገንዘብ	...	...	...	...	...	...	74.4	FINANCE AND PLANNING
<u>ኢኮኖሚ አገልግሎት</u>	...	...	...	...	...	...	224.8	<u>ECONOMIC SERVICES</u>
ለሰጠ ለውጭ ይዘት	...	...	...	...	...	...	116.8	AGRICULTURE & LAND REFORM
ለሰጠ ለሰጠ ለሰጠ ለሰጠ	...	...	...	...	...	...	41.9	INDUSTRY, COMMERCE & MINING
ለሰጠ ጠቅላላው	...	...	...	...	...	...	66.1	PUBLIC WORKS & COMMUNICATION
<u>ከተማዎች አገልግሎት</u>	...	...	...	...	...	...	703.5	<u>SOCIAL SERVICES</u>
ለተቀባይ ጠቅላላው	...	...	...	...	...	...	453.1	EDUCATION AND CULTURE
ለጤና ጠቅላላው	...	...	...	...	...	...	141.4	PUBLIC HEALTH
ለሰጠ ጠቅላላው	...	...	...	...	...	...	109.0	SOCIAL AFFAIRS
<u>አጠቃላይ ወጪ</u>	...	...	...	...	...	...	135.0	<u>PENSIONS EXPENDITURE</u>
<u>ለሰጠ ወጪ</u>	...	...	...	...	...	...	542.1	<u>PUBLIC DEBT</u>
<u>የውጭ ለውጭ</u>	...	...	...	...	...	...	-	<u>EXTERNAL ASSISTANCE</u>
<u>ለውጭ ወጪ</u>	...	...	...	...	...	...	287.9	<u>UNALLOCATED</u>
ድምር	...	...	...	...	...	...	3,758.5	TOTAL
<b>1982*</b>								<b>1989/90*</b>
<u>አጠቃላይ አገልግሎት</u>	...	...	...	...	...	...	2,132.2	<u>GENERAL SERVICES</u>
ለሰጠ ተቀባይ ጠቅላላው	...	...	...	...	...	...	146.5	GENERAL GOVERNMENT
ለሰጠ ጠቅላላው	...	...	...	...	...	...	1,741.1	NATIONAL DEFENCE
ለፍትህና ለሰጠ ወጣት ጠቅላላው	...	...	...	...	...	...	141.9	INTERNAL ORDER & JUSTICE
ለውጭ ለሰጠ ገንዘብ	...	...	...	...	...	...	25.6	FOREIGN RELATIONS
ለፋይናንስና ለሰጠ ገንዘብ	...	...	...	...	...	...	77.0	FINANCE AND PLANNING
<u>ኢኮኖሚ አገልግሎት</u>	...	...	...	...	...	...	237.7	<u>ECONOMIC SERVICES</u>
ለሰጠ ለውጭ ይዘት	...	...	...	...	...	...	124.0	AGRICULTURE & LAND REFORM
ለሰጠ ለሰጠ ለሰጠ ለሰጠ	...	...	...	...	...	...	46.2	INDUSTRY, COMMERCE & MINING
ለሰጠ ጠቅላላው	...	...	...	...	...	...	67.5	PUBLIC WORKS & COMMUNICATION
<u>ከተማዎች አገልግሎት</u>	...	...	...	...	...	...	717.5	<u>SOCIAL SERVICES</u>
ለተቀባይ ጠቅላላው	...	...	...	...	...	...	488.5	EDUCATION AND CULTURE
ለጤና ጠቅላላው	...	...	...	...	...	...	149.8	PUBLIC HEALTH
ለሰጠ ጠቅላላው	...	...	...	...	...	...	79.1	SOCIAL AFFAIRS
<u>አጠቃላይ ወጪ</u>	...	...	...	...	...	...	148.2	<u>PENSIONS EXPENDITURE</u>
<u>ለሰጠ ወጪ</u>	...	...	...	...	...	...	621.5	<u>PUBLIC DEBT</u>
<u>የውጭ ለውጭ</u>	...	...	...	...	...	...	-	<u>EXTERNAL ASSISTANCE</u>
<u>ለውጭ ወጪ</u>	...	...	...	...	...	...	296.5	<u>UNALLOCATED</u>
ድምር	...	...	...	...	...	...	4,153.6	TOTAL

\* የገንዘብ ጭነት በ ሰኔ 30 ቀን

\*\* ዓመት ለገቢ

በገንዘብ ጭነት የሰነድ ጥቅም

\*\* የገንዘብ ጭነት

\*\* Budget Estimate

... ደረጃ አለብን

... Data Not Available

Sources:- 1. Ministry of Finance, Central Accounting Department

በገንዘብ ጭነት የተገኘ

2. Negarit Gazette

የካቲት ወ.ወ. በገንዘብ ምንጭና ለሥራው ዓይነት 1980  
 CAPITAL EXPENDITURE BY SOURCE OF FINANCE AND PURPOSE, 1987/88

ሠንጠረዥ ተ.6 TABLE K.6

በሚሊዮን ቢር IN MILLION BIRR

ሠንጠረዥ ተ.6	TABLE K.6				በሚሊዮን ቢር IN MILLION BIRR
	ከአገር ወጣተ የገንዘብ ምንጭ	ከውጭ አገር አርዳታ	ከውጭ አገር ብድር	ጁ ያ ር	
<b>አጠቃላይ ለማት</b>	<b>98.7</b>	<b>29.6</b>	<b>69.8</b>	<b>198.2</b>	<b>SOCIAL DEVELOPMENT</b>
ሀ/ ለተምህርት	30.0	8.4	41.0	79.4	a) EDUCATION
ለ/ ለጤና ጥበቃ	37.3	9.0	7.3	53.6	b) PUBLIC HEALTH
ለ/ ለሰብአዊ	31.4	12.2	21.5	65.2	c) SOCIAL AFFAIRS
<b>አጠቃላይ ለማት</b>	<b>825.6</b>	<b>243.7</b>	<b>758.1</b>	<b>1,827.4</b>	<b>ECONOMIC DEVELOPMENT</b>
ሀ/ ለኢንፍራስትራስትራኪር ለውጫዎች	132.1	0.9	86.5	219.4	a) <b>INFRASTRUCTURE AND COMMUNICATION</b>
1. ለመገንጠያ ሥራ	84.7	-	34.6	119.3	1. ROAD CONSTRUCTION
2. ለአየር ግረፊያ	26.9	0.8	1.3	28.9	2. AIRPORTS
3. ለባሕር ወደብ	16.6	0.1	10.3	27.1	3. SEAPORTS
4. ለውጫዎች	-	-	40.3	40.3	4. COMMUNICATION
5. ሌሎች	3.8	-	-	3.8	5. OTHERS
ለ/ ለግዕድ ለገንዘብ ለውጫዎች	212.9	81.6	466.1	760.5	b) <b>MINING INDUSTRY, COMMERCE AND TOURISM</b>
1. ለግዕድ	82.1	73.0	321.6	476.6	1. MINING
2. ለኢንዱስትሪና ለገንዘብ	128.0	8.6	144.5	281.1	2. INDUSTRY AND COMMERCE
3. ለተጨማሪ ግብረገብ	2.8	-	-	2.8	3. TOURISM DEVELOPMENT
4. ለሽለጭ ለማት	-	-	-	-	4. VALLEYS DEVELOPMENT
ለ/ ለአርባና የሕዝብ ግብረገብ	288.4	58.9	137.6	485.0	c) <b>AGRICULTURE AND SETTLEMENT</b>
1. የገብርና ጥናት	5.2	-	-	5.2	1. AGRICULTURE AND SETTLEMENT
2. ለአርባ ጥናት ጠባቂ	29.3	2.6	9.3	41.2	2. AGRICULTURAL STUDIES
3. ለአርባ ግብረገብ ፕሮጀክት	-	-	-	-	3. AGRICULTURAL DEVELOPMENT PROJECT
4. የሠረፈ ፕሮግራም	72.1	-	-	72.1	4. SETTLEMENT
5. የአገባባትና ዓሳ ሀብት ለማት	37.0	19.7	28.5	85.3	5. ANIMAL AND FISHERY RESOURCES DEVELOPMENT
6. የውጫዎች ለርባዎችና ለርባ መገንጠያ	29.2	10.5	41.7	81.4	6. STATE FARMS AND AGRICULTURAL ROADS
7. ሌሎች	115.6	26.1	58.2	200.0	7. OTHERS
ለ/ ለውሃ ለማት ግብረገብ	185.7	102.3	67.9	355.9	d) <b>WATER RESOURCES DEVELOPMENT</b>
ሠ/ ለገንዘብ ድርጅት	6.5	-	-	6.5	e) <b>FINANCIAL AGENCIES</b>
<b>አጠቃላይ ለገንዘብ ለውጫዎች ለውጫዎች</b>	<b>10.4</b>	<b>-</b>	<b>-</b>	<b>10.4</b>	<b>GENERAL SERVICES AND PUBLIC BUILDINGS</b>
ሀ/ ለጠቅላላ ለገንዘብ ለውጫዎች	-	-	-	-	a) GENERAL SERVICES
ለ/ ለውጫዎች ለውጫዎች	10.4	-	-	10.4	b) PUBLIC BUILDINGS
<b>የካቲት ወ.ወ. ድምር</b>	<b>934.7</b>	<b>273.3</b>	<b>827.9</b>	<b>2,036.0</b>	<b>TOTAL CAPITAL EXPENDITURE</b>
	LOCAL FUNDS	EXTERNAL ASSISTANCE	EXTERNAL LOANS	TOTAL	

\* የዓመት መጨረሻ ሰኔ 30 ነው  
 \* Year Ending July 7  
 በገንዘብ ግብረገብ የሥራ ግብረገብ የተገኘ

Source:- 1. Ministry of Finance, Central Accounting Department  
 ከገንዘብ ግብረገብ የተገኘ  
 2. Negarit Gazeta

የገንዘብ ወጪ ለውጥ በጥቅም አይነት በዓይነት  
COMPOSITION OF CURRENT GOVERNMENT EXPENDITURE BY PURPOSE AND TYPE

ሠንጠረዥ 5.5/ የጥቅም ለ/ TABLE 5.5 (Contd)

በሚሊዮን ቢር IN MILLION BIRR

1981*	ደውዘና ለበሰ	ለበው ላላህት ለገሬ ለተ	ለበት ለላገር ለገባና ጭገሬ ያገ	ለተከር ስራ ጭና ያገና ለጭገሬ ያገ	ለላላጭ ዐዳዳገ	ረበበ	ድ ዶ ር	1988/89*
	PERSONAL SERVICES	NON-PERSONAL SERVICES	MAINTENANCE OF PREMISES & EQUIPMENT	MOTOR VEHICLES & EQUIPMENT	MATERIAL AND SUPPLIES	CURRENT TRANSFER	TOTAL	
<b>1981*</b>								
<u>ለጠቅላላ ስገራገላት</u>	...	...	...	...	...	...	1,865.3	<u>GENERAL SERVICES</u>
ለሰብዓዊ ጠቅላላው	...	...	...	...	...	...	105.4	GENERAL GOVERNMENT
ለላገር ጭባባ	...	...	...	...	...	...	1,494.4	NATIONAL DEFENCE
ለፍትህና ለላገር ወጣት ገባ	...	...	...	...	...	...	165.8	INTERNAL ORDER & JUSTICE
ለውጭ ላገር ገንዘብ	...	...	...	...	...	...	25.2	FOREIGN RELATIONS
ለፋይናንስና ለገንዘብ	...	...	...	...	...	...	74.4	FINANCE AND PLANNING
<u>ለኢኮኖሚ ስገራገላት</u>	...	...	...	...	...	...	224.8	<u>ECONOMIC SERVICES</u>
ለአርሻና ለጭረት ይዘት	...	...	...	...	...	...	116.8	AGRICULTURE & LAND REFORM
ለኢንዱስትሪ ለገንዘብ ለግዕድ	...	...	...	...	...	...	41.9	INDUSTRY, COMMERCE & MINING
ለሥራና ጭገሬ	...	...	...	...	...	...	66.1	PUBLIC WORKS & COMMUNICATION
<u>ለሕዝብ ጭ ስገራገላት</u>	...	...	...	...	...	...	703.5	<u>SOCIAL SERVICES</u>
ለተምህርትና ለግህሉ	...	...	...	...	...	...	453.1	EDUCATION AND CULTURE
ለጤና ገባ	...	...	...	...	...	...	141.4	PUBLIC HEALTH
ለሰብዓዊ ገንዘብ	...	...	...	...	...	...	109.0	SOCIAL AFFAIRS
<u>ለጤና ወጪ</u>	...	...	...	...	...	...	135.0	<u>PENSIONS EXPENDITURE</u>
<u>ለላይ ጭገሬ</u>	...	...	...	...	...	...	542.1	<u>PUBLIC DEBT</u>
<u>የውጭ ስርዓት</u>	...	...	...	...	...	...	-	<u>EXTERNAL ASSISTANCE</u>
<u>ለ ድ ለ ድ ወጪ ያገ</u>	...	...	...	...	...	...	287.9	<u>UNALLOCATED</u>
ድዎር	...	...	...	...	...	...	3,758.5	TOTAL
<b>1982*</b>								
<u>ለጠቅላላ ስገራገላት</u>	...	...	...	...	...	...	2,132.2	<u>GENERAL SERVICES</u>
ለሰብዓዊ ጠቅላላው	...	...	...	...	...	...	146.5	GENERAL GOVERNMENT
ለላገር ጭባባ	...	...	...	...	...	...	1,741.1	NATIONAL DEFENCE
ለፍትህና ለላገር ወጣት ገባ	...	...	...	...	...	...	141.9	INTERNAL ORDER & JUSTICE
ለውጭ ላገር ገንዘብ	...	...	...	...	...	...	25.6	FOREIGN RELATIONS
ለፋይናንስና ለገንዘብ	...	...	...	...	...	...	77.0	FINANCE AND PLANNING
<u>ለኢኮኖሚ ስገራገላት</u>	...	...	...	...	...	...	237.7	<u>ECONOMIC SERVICES</u>
ለአርሻና ለጭረት ይዘት	...	...	...	...	...	...	124.0	AGRICULTURE & LAND REFORM
ለኢንዱስትሪ ለገንዘብ ለግዕድ	...	...	...	...	...	...	46.2	INDUSTRY, COMMERCE & MINING
ለሥራና ጭገሬ	...	...	...	...	...	...	67.5	PUBLIC WORKS & COMMUNICATION
<u>ለሕዝብ ጭ ስገራገላት</u>	...	...	...	...	...	...	717.5	<u>SOCIAL SERVICES</u>
ለተምህርትና ለግህሉ	...	...	...	...	...	...	488.5	EDUCATION AND CULTURE
ለጤና ገባ	...	...	...	...	...	...	149.8	PUBLIC HEALTH
ለሰብዓዊ ገንዘብ	...	...	...	...	...	...	79.1	SOCIAL AFFAIRS
<u>ለጤና ወጪ</u>	...	...	...	...	...	...	148.2	<u>PENSIONS EXPENDITURE</u>
<u>ለላይ ጭገሬ</u>	...	...	...	...	...	...	621.5	<u>PUBLIC DEBT</u>
<u>የውጭ ስርዓት</u>	...	...	...	...	...	...	-	<u>EXTERNAL ASSISTANCE</u>
<u>ለ ድ ለ ድ ወጪ ያገ</u>	...	...	...	...	...	...	296.5	<u>UNALLOCATED</u>
ድዎር	...	...	...	...	...	...	4,153.6	TOTAL

\* የዓመት መጨረሻ በ 30 ነጭ  
 \* Year Ending July 7  
 ገንዘብ ግህሉ ገንዘብ ግዴታዎች የተገኘ  
 Sources:- 1. Ministry of Finance, Central Accounting Department  
 በ 1981 ዓ.ም. ገንዘብ የተገኘ  
 2. Negarit Gazette

\*\* የበጀት ገምገማ  
 \*\* Budget Estimate  
 ... ጭገሬ ለሰጠው  
 ... Data Not Available

የካቲት ወር በገንዘብ ምንጭ በሥራው ፃይት 1987\*  
CAPITAL EXPENDITURE BY SOURCE OF FINANCE AND PURPOSE, 1988/89\*

ሠገጠረዥ ተ.6 / የገጠላ/TABLE K.6 (CONTD)

በሚሊዮን ብር IN MILLION BIRR

	ከአገር ወጣት የገንዘብ ምንጫ		ከውጭ አገር ኦርጋናይሽን		ጠቅላይ	
	አገር	ውጭ	አገር	ውጭ		
<b>አጠቃላይ</b>	145.3	26.0	74.3	246.5		<b>SOCIAL DEVELOPMENT</b>
ሀ/ ለትምህርት	27.1	8.9	35.9	71.9		a) EDUCATION
ለ/ ለጤና ጥበቃ	32.7	12.9	3.1	48.7		b) PUBLIC HEALTH
ለ/ ለሥነ ምግባር	85.5	5.1	35.4	125.9		c) SOCIAL AFFAIRS
<b>ሌሎች</b>	865.8	273.0	913.4	2,041.9		<b>ECONOMIC DEVELOPMENT</b>
ሀ/ ለኢንፍራስትራስትራክቸር ስራዎች	122.4	5.3	93.8	221.5		a) INFRASTRUCTURE AND COMMUNICATION
1. ለሙሽን ስራ	74.6	4.9	30.3	109.8		1. ROAD CONSTRUCTION
2. ለአየር ማረፊያ	15.2	0.4	-	15.6		2. AIRPORTS
3. ለባሕር ወይን	4.9	-	4.9	9.8		3. SEAPORTS
4. ለቴሌፎን	10.5	-	42.2	52.7		4. COMMUNICATION
5. ሌሎች	17.2	-	16.4	33.6		5. OTHERS
ለ/ ለሞያ ስራ ለገንዘብ ምንጫ ስራዎች	287.9	93.6	604.6	986.1		b) MINING INDUSTRY, COMMERCE AND TOURISM
1. ለሞያ ስራ	104.0	67.1	414.8	585.9		1. MINING
2. ለኢንዱስትሪ ስራዎች	172.7	21.8	186.0	380.5		2. INDUSTRY AND COMMERCE
3. ለቴሌፎን ምንጫ ስራዎች	1.5	-	-	1.5		3. TOURISM DEVELOPMENT
4. ለቫሊ ስራዎች	9.7	4.7	3.8	18.2		4. VALLEY DEVELOPMENT
ለ/ ለአገር ስራ የሕዝብ ግብረት	236.1	89.5	121.2	447.0		c) AGRICULTURE AND SETTLEMENT
1. የገብርና ጥናት	5.3	0.6	-	5.9		1. AGRICULTURAL STUDIES
2. ለአገር ስራ ጥናት ግብረት	36.7	1.9	5.4	44.0		2. AGRICULTURAL RESEARCH
3. ለአገር ስራ ምንጫ ስራዎች ፕሮጀክት	95.1	60.1	36.9	192.1		3. AGRICULTURAL DEVELOPMENT PROJECT
4. የሠራ ፕሮግራም	6.8	4.9	-	11.7		4. SETTLEMENT
5. የአገር ስራ ጥናት ምንጫ ስራዎች	33.0	11.5	16.0	60.5		5. ANIMAL AND FISHERY RESOURCES DEVELOPMENT
6. የግንባራ ስራ ስራዎች ስራዎች	31.4	10.5	62.9	105.0		6. STATE FARMS AND AGRICULTURAL ROADS
7. ሌሎች	27.8	-	-	27.8		7. others
ለ/ ለውሃ ስራ ስራዎች	193.8	84.4	93.8	372.0		d) WATER RESOURCES DEVELOPMENT
ለ/ ለገንዘብ ስራዎች	15.3	-	-	15.3		e) FINANCIAL AGENCIES
<b>ጠቅላላ ስራ ስራዎች ስራዎች</b>	12.4	4.0	-	16.4		<b>GENERAL SERVICES AND PUBLIC BUILDINGS</b>
ሀ/ ለጠቅላላ ስራ ስራዎች	-	-	-	-		a) GENERAL SERVICES
ለ/ ለግንባራ ስራ ስራዎች	12.4	4.0	-	16.4		b) PUBLIC BUILDINGS
<b>ጠቅላላ</b>	1,013.2	303.9	987.7	2,304.8		<b>TOTAL CAPITAL EXPENDITURE</b>
የካቲት ወር ደብዳቤ	LOCAL FUNDS	EXTERNAL ASSISTANCE	EXTERNAL LOANS	TOTAL		

\* የግንባራ ስራ ስራዎች በ ነ 30 ወር

\* Year Ending July 7

በገንዘብ ምንጫ የሕዝብ ግንባራ ስራዎች

Source:- 1. Ministry of Finance, Central Accounting Department

በክፍት ጋዜጣ የተገኘ

2. Negarit Gazeta

የካቲት ወ.ወ. በገንዘብ ምንጭ ለሥራው ገቢ የተደገፈው 1982 \*  
CAPITAL EXPENDITURE BY SOURCE OF FINANCE AND PURPOSE, 1989/90 \*

ሠንጠረዥ ተ.6 / የተጠለ / TABLE K.6 (CONTD.)

በሚሊዮን ቢር IN MILLION BIRR

	ከአገር ውስጥ የገንዘብ ምንጫ	ከውጭ አገር ለርዳታ	ከውጭ አገር ብቻ	ጠቅላይ	
<b>ሥራዎች ለማግኘት</b>	70.6	47.5	90.3	208.4	<b>SOCIAL DEVELOPMENT</b>
ሀ/ ለትምህርት	28.6	23.5	54.4	106.5	a) EDUCATION
ለ/ ለጤና ጥበቃ	31.2	7.2	9.0	47.4	b) PUBLIC HEALTH
ለ/ ለሥነ ምግባር	10.8	16.8	26.9	54.5	c) SOCIAL AFFAIRS
<b>ኢኮኖሚ ለማግኘት</b>	866.0	386.0	883.5	2,135.6	<b>ECONOMIC DEVELOPMENT</b>
ሀ/ ለኃይል ማስተላለፍ ሥራዎች	103.6	7.7	76.5	187.8	a) <b>INFRASTRUCTURE AND COMMUNICATION</b>
1. ለግንባታ ሥራ	70.1	4.2	36.0	110.3	1. ROAD CONSTRUCTION
2. ለአየር ግረሬያ	11.4	0.5	-	11.9	2. AIRPORTS
3. ለባሕር ወይን	8.6	0.2	17.8	26.6	3. SEAPORTS
4. ለጥቅም	6.8	2.2	22.7	31.7	4. COMMUNICATION
5. ሌሎች	6.7	0.6	-	7.3	5. OTHERS
ለ/ ለግዕዝ ስጦታዎች ገንዘብ	333.1	71.9	561.3	966.3	b) <b>MINING INDUSTRY, COMMERCE AND TOURISM</b>
1. ለግዕዝ	120.9	47.6	280.5	449.0	1. MINING
2. ለስጦታዎች ገንዘብ	202.5	10.3	280.8	493.6	2. INDUSTRY AND COMMERCE
3. ለጥቅም ግብረገብ	0.5	-	-	0.5	3. TOURISM DEVELOPMENT
4. ለሽለጭ ለማግኘት	9.2	14.0	-	23.2	4. VALLEY DEVELOPMENT
ለ/ ለኃይል ማስተላለፍ ሥራዎች	238.2	187.6	146.8	572.6	c) <b>AGRICULTURE AND SETTLEMENT</b>
1. የገበያ ጥናት	6.2	0.2	-	6.4	1. AGRICULTURAL STUDIES
2. ለአርባ ጥናት ግብያ	32.7	13.4	5.5	51.6	2. AGRICULTURAL RESEARCH
3. ለአርባ ግብረገብ ፕሮጀክት	83.2	81.1	59.3	223.6	3. AGRICULTURAL DEVELOPMENT PROJECT
4. የሠራተኛ ፕሮግራም	18.8	30.3	-	49.1	4. SETTLEMENT
5. የአገልግሎት ግብያ ስጦታ	33.7	9.5	20.8	64.0	5. ANIMAL AND FISHERY RESOURCES DEVELOPMENT
6. የግንባታ ሥራ ለማግኘት ለርባ ምንጫ	62.1	43.2	57.6	162.9	6. STATE FARMS AND AGRICULTURAL ROADS
7. ሌሎች	1.5	9.9	3.6	15.0	7. OTHERS
ለ/ ለውሃ ለማግኘት ሥራዎች	178.4	118.7	98.7	395.8	d) <b>WATER RESOURCES DEVELOPMENT</b>
ለ/ ለገንዘብ ጽ/ቤቶች	12.4	-	-	12.4	e) <b>FINANCIAL AGENCIES</b>
<b>ሥራዎች ለማግኘት ለሥነ ምግባር ስጦታዎች</b>	31.8	9.8	-	41.6	<b>GENERAL SERVICES AND PUBLIC BUILDINGS</b>
ሀ/ ለሥነ ምግባር ስጦታዎች	5.2	7.6	-	12.8	a) GENERAL SERVICES
ለ/ ለሥነ ምግባር ስጦታዎች	26.6	2.2	-	28.8	b) PUBLIC BUILDINGS
<b>የካቲት ወ.ወ. ጠቅላይ</b>	968.2	443.5	973.8	2,385.6	<b>TOTAL CAPITAL EXPENDITURE</b>
	LOCAL FUNDS	EXTERNAL ASSISTANCE	EXTERNAL LOANS	TOTAL	

\* የግብር ማስረጃ ሰኔ 30 1990

\* Year Ending July 7

Source:- 1. Ministry of Finance, Central Accounting Department

ከ 1984 ዓ.ም. የተገኘ  
2. Negarit Gazeta



የግዛጎች ቤቶች ብዛት\* በገቢ መጠንና በክፍለ ሀገር፣ 1980 የበጀት ዓመት  
 NUMBER OF MUNICIPALITIES\* BY REVENUE GROUP AND ADMINISTRATIVE REGION, FISCAL YEAR, 1987/88

ሠገጠረዥ ተ.7 TABLE K.7

ክ/ሀገር	የግዛጎች ቤቶች ብዛት**	የገቢ መደብ/በሺህ ቦር/					
		ከ100 በላይ	ከ50-99	ከ25-49	ከ5-24	ከ5 በታች	
አርሲ	10	5	3	1	1	-	ARSI
ባሌ	10	7	2	-	1	-	BALE
ኤርትራ	7	7	-	-	-	-	ERITREA
ጋሞ ጎፋ	6	3	3	-	-	-	GAMO GOFA
ጎጃም	19	11	3	2	3	-	GOJAM
ጎንደር	11	6	3	2	-	-	GONDER
ሐረርጌ	-	-	-	-	-	-	HARERGE
ሊህንግቦር	7	3	3	1	-	-	ILUBABOR
ክፋ	7	7	-	-	-	-	KEFA
ሸዋ	-	-	-	-	-	-	SHEWA
ሲዳሞ	18	16	-	2	-	-	SIDAMO
ተገራይ	-	-	-	-	-	-	TIGRAY
ወለጋ	12	9	2	1	-	-	WELEGA
ወሌ	10	6	3	1	-	-	WELO
ድምር	117	80	22	10	5	-	TOTAL

NUMBER OF MUNICIPALITIES\*\*      100 AND OVER      50-99      25-49      5-24      UNDER 5      ADMINISTRATIVE REGION

AMOUNT OF REVENUE (IN '000 BIRR)

\* ሂሳብ ክፍል ለመስጠት ግዛጎች ቤቶች ብቻ የቀረበ

\* Only for those municipalities which submitted their accounts

\*\* የአላስ አበባ፣ ለሥራጌና ለሰብጎ አይጫድሩ

\*\* Excluding Addis Ababa, Asmara and Aseb

ከግዛጎች ቤቶች የተገኘ

Source: Municipalities

የጣዘጋች ቤቶች ብዛት\* በገቢ መደብና በክፍለ ሀገር፣ 1981 የበጀት ዓመት

NUMBER OF MUNICIPALITIES\* BY REVENUE GROUP AND ADMINISTRATIVE REGION, FISCAL YEAR, 1988/89

ሠንጠረዥ ተ.7/የቀጠለ/ TABLE K.7 (contd.)

ክ/ሀገር	የጣዘጋች ቤቶች** ብዛት	የገቢ መደብ/በሺህ ብር/					ADMINISTRATIVE REGION
		ከ100 በላይ	ከ50-99	ከ25-49	ከ5-24	ከ5 በታች	
አርሲ	10	7	2	1	-	-	ARSI
ባሌ	-	-	-	-	-	-	BALE
ኦሮሳ	6	6	-	-	-	-	ERITREA
ጋሞ ጎፋ	8	5	2	1	-	-	GAMO GOFA
ጎጃም	19	10	5	3	1	-	GOJAM
ንጉረ	-	-	-	-	-	-	GONDER
አረርጌ	16	13	2	-	1	-	HARERGE
ሊላባቦር	11	5	4	2	-	-	ILUBABOR
ክፋ	5	4	-	1	-	-	KEFA
ሻዎ	38	26	7	5	-	-	SHEWA
ሲዳሞ	-	-	-	-	-	-	SIDAMO
ተገራይ	-	-	-	-	-	-	TIGRAY
ወላጋ	-	-	-	-	-	-	WELEGA
ወሌ	4	3	1	-	-	-	WELO
ጅምር	117	79	23	13	2	-	TOTAL
	NUMBER** OF MUNICI-PALITIES	100 AND OVER	50-99	25-49	5-24	UNDER 5	
AMOUNT OF REVENUE (IN '000 BIRR)							

\* ሂሳብ ተሰጥቶ ሳይሆን የጣዘጋች ቤቶች ብቻ የቀረቡ

\* Only for those municipalities which submitted their accounts

\*\* የአዳስ አበባ፣ አሙድራና አሰባን አይጨምርም

\*\* Excluding Addis Ababa, Asmara and Aseb

ከጣዘጋች ቤቶች የተገኘ

Source: Municipalities

የግዛጋኝ ቤቶች ብዛት\* በገቢ መጠንና በክፍለ ሃገር፣ 1982 የበጀት ዓመት  
 NUMBER OF MUNICIPALITIES\* BY REVENUE GROUP AND ADMINISTRATIVE REGION, FISCAL YEAR, 1989/90

ሠገጠረዥ ቱ7/የቀጠለ/		TABLE K.7 (Contd.)						
ክ/ሃገር	የግዛጋኝ ቤቶች** ብዛት	የገቢ መደብ/በሺህ ብር/						
		ከ100 በላይ	ከ50-99	ከ25-49	ከ5-24	ከ5 በታች		
አርሲ	-	-	-	-	-	-	ARSI	
ባሌ	-	-	-	-	-	-	BALE	
ኤርትራ	7	6	1	-	-	-	ERITREA	
ጋምባራ	8	6	1	1	-	-	GAMO GOFA	
ጎጃም	-	-	-	-	-	-	GOJAM	
ንጉረ	2	2	-	-	-	-	GONDER	
ሐረርጌ	-	-	-	-	-	-	HARERGE	
ኢሉባቦር	1	1	-	-	-	-	ILUBABOR	
ክፍ	9	6	1	1	-	1	KEFA	
ሸዋ	39	24	9	5	1	-	SHEWA	
ሲዳሞ	7	5	1	-	1	-	SIDAMO	
ተገራይ	-	-	-	-	-	-	TIGRAY	
ወለጋ	-	-	-	-	-	-	WELEGA	
ወሌ	4	3	1	-	-	-	WELO	
ድምር	77	53	14	7	2	1	TOTAL	
	NUMBER** OF MUNICI-PALITIES	100 AND OVER	50-99	25-49	5-24	UNDER 5	ADMINISTRATIVE REGION	
	AMOUNT OF REVENUE (IN '000 BIRR)							

\* ሂሳብ ተወጥሎ ሳይሆን ለግዛጋኝ ቤቶች ብቻ የቀረበ

\* Only for those municipalities which submitted their accounts

\*\* የአዲስ አበባ፣ ለሥራወርና ለሰብን ለይጤርም

\*\* Excluding Addis Ababa, Asmara and Aseb

ከግዛጋኝ ቤቶች የተገኘ

Source: municipalities

የግዛታዎች ቤቶች ብዛት\* በጋራ ወጪዎችና በዘርፍ ሃገር፣ 1988 ዓ.ም. የገንዘብ ዓመት

NUMBER OF MUNICIPALITIES\* BY EXPENDITURE GROUP AND ADMINISTRATIVE REGION, FISCAL YEAR, 1987/88

ህንጻው ተ.8

TABLE K.8

ክ/ ሃገር	የግዛታዎች ቤቶች** ብዛት	የጋራ ወጪ / በሺህ ብር /					ADMINISTRATIVE REGION
		ከ100 በላይ	ከ50-99	ከ25-49	ከ5-24	ከ5 በታች	
አርሲ	10	3	5	2	-	-	ARSI
ባሌ	10	6	2	1	1	-	BALE
አርቲራ	7	6	1	-	-	-	ERITREA
ጋምባራ	6	2	4	-	-	-	GAMO GOFA
ጎጃም	19	12	3	-	4	-	GOJAM
ጌንደር	11	4	6	1	-	-	GONDER
ሐረርጌ	-	-	-	-	-	-	HARERGE
ኢሉባቦር	7	2	3	2	-	-	ILUBABOR
ክፋ	7	6	-	1	-	-	KEFA
ሸዋ	-	-	-	-	-	-	SHEWA
ሲዳሞ	18	12	4	2	-	-	SIDAMO
ትገራይ	-	-	-	-	-	-	TIGRAY
ወላጋ	12	7	4	1	-	-	WELEGA
ወሌ	10	5	3	2	-	-	WELO
ድምር	117	65	35	12	5	-	TOTAL
	NUMBER OF MUNICI- PALITIES	100 AND OVER	50-99	25-49	5-24	UNDER 5	ADMINISTRATIVE REGION
AMOUNT OF EXPENDITURE (IN '000 BIRR)							

\* ሂሳብ ስራውን ሳያስገቡ ግዛታዎች ቤቶች ብቻ የቀረቡ

\* Only for those municipalities which submitted their accounts,

\*\* የአዲስ አበባ፣ አሥመራና አሰባን አይጨምርም

\*\* Excluding Addis Ababa, Asmara and Aseb

ከግዛታዎች ቤቶች የተገኘ

Source: Municipalities

የግዛጋች ቤቶች ብዛት\* በጋራ መጠንና በክፍለ ሀገር፣ 1981 የጠጀት ዓመት  
 NUMBER OF MUNICIPALITIES\* BY EXPENDITURE GROUP AND ADMINISTRATIVE REGION, FISCAL YEAR, 1988/89

ሠንጠረዥ ተ.8 / የቀጠለ / TABLE K.8 (Contd.)

ክ/ሀገር	የግዛጋች ቤቶች** ብዛት	የጋራ መጠን / በሺህ ብር /					ADMINISTRATIVE REGION
		ከ100 በላይ	ከ50-99	ከ25-49	ከ5-24	ከ5 በታች	
አርሲ	10	6	3	1	-	-	ARSI
ባሌ	-	-	-	-	-	-	BALE
ኦሮሳ	6	6	-	-	-	-	ERITREA
ጋሞ ጎፋ	8	5	3	-	-	-	GAMO GOFA
ጎጃም	19	6	8	3	2	-	GOJAM
ንጉደር	-	-	-	-	-	-	GONDER
ሐረርጌ	16	11	4	-	1	-	HARERGE
ኢሌባቦር	11	6	2	1	1	1	ILUBABOR
ክፋ	5	4	-	-	1	-	KEFA
ሸዋ	38	21	11	6	-	-	SHEWA
ሲዳሞ	-	-	-	-	-	-	SIDAMO
ተገራይ	-	-	-	-	-	-	TIGRAY
ወለጋ	-	-	-	-	-	-	WELEGA
ወሌ	4	3	1	-	-	-	WELO
ድምር	117	68	32	11	5	1	TOTAL
	NUMBER** OF MUNICI-PALITIES	100 AND OVER	50-99	25-49	5-24	UNDER 5	
AMOUNT OF REVENUE (IN '000 BIRR)							

\* ሂሳብ ተቃባይ ሳይሆን ግዛጋች ቤቶች ብቻ የቀረቡ  
 \* Only for those municipalities which submitted their accounts

\*\* የአዲስ አበባ፣ አሥመራና አበባን ያይደሉት  
 \*\* Excluding Addis Ababa, Asmara and Aseb

ከግዛጋች ቤቶች የተገኘ  
 Source: Municipalities

የግዛጋችን ቤቶች ብዛት\* በወጪ መጠንና በክፍለ ሀገሮች 1982 የበጀት ሃሳብ

NUMBER OF MUNICIPALITIES\* BY EXPENDITURE GROUP AND ADMINISTRATIVE REGION, FISCAL YEAR, 1989/90

ሠንጠረዥ ተ.8 / የተጠለ / TABLE K.8 (Contd.)

ክ/ሃገር	የግዛጋችን ቤቶች** ብዛት	የወጪ መጠን/በጊዜ ብር/					ADMINISTRATIVE REGION
		ከ100 በላይ	ከ50-99	ከ25-49	ከ5-24	ከ5-በታች	
አርሲ	-	-	-	-	-	-	ARSI
ባሌ	-	-	-	-	-	-	BALE
ኢርትራ	7	5	2	-	-	-	ERITREA
ጋምባራ	8	3	3	1	1	-	GAMO GOFA
ጎጃም	-	-	-	-	-	-	GOJAM
ጎንደር	2	2	-	-	-	-	GONDER
ሐረርጌ	-	-	-	-	-	-	HARERGE
ኢሉባቦር	1	-	1	-	-	-	ILUBABOR
ክፍላ	9	6	1	2	-	-	KEFA
ሸዋ	39	14	13	9	3	-	SHEWA
ሲዳሞ	7	4	2	1	-	-	SIDAMO
ተገራይ	-	-	-	-	-	-	TIGRAY
ወለጋ	-	-	-	-	-	-	WELEGA
ወሌ	4	2	2	-	-	-	WELO
ድምር	77	36	24	13	4	-	TOTAL
	NUMBER** OF MUNICI-PALITIES	100 AND OVER	50-99	25-49	5-24	UNDER 5	ADMINISTRATIVE REGION

AMOUNT OF EXPENDITURE ('000 BIRR)

\* ሂሳብ ተቅርብ ለጸላከተት ግዛጋችን ቤቶች የቀረበ  
 \* Only for those municipalities which submitted their accounts

\*\* የአዳስ አበባ፣ አሥመራና አሰባን አይጨምርም  
 \*\* Excluding Addis Ababa, Asmara and Aseb

ከግዛጋችን ቤቶች የተገኘ  
 Source: Municipalities

የጣዘጋጃ ቤቶች የገቢና የውጪ ጥጠቃለያ በክፍለ ሃገር \*  
 SUMMARY OF REVENUE AND EXPENDITURE OF MUNICIPALITIES BY REGIONS \*

ክፍለ ሃገር **	1980 ***		1981 ***		1982 ***		ADMINISTRATIVE REGION **
	ገቢ	ውጪ	ገቢ	ውጪ	ገቢ	ውጪ	
	REVENUE	EXPENDITURE	REVENUE	EXPENDITURE	REVENUE	EXPENDITURE	
አርሲ	1420	1088	3256	1999	-	-	ARSI
ባሌ	2617	2669	-	-	-	-	BALE
ኤርትራ	1812	1346	2968	2438	1427	1516	ERITREA
ጋምባራ	881	1168	1438	1073	1481	960	GAMO GOFA
ጎጃም	3345	3400	-	-	-	-	GOJAM
ጉንደር	2620	2011	-	-	1453	1386	GONDER
ዘረርጌ	-	-	12033	9529	-	-	HARERGE
ኢሳባር	953	925	1988	1682	135	60	ILUBABOR
ኩፋ	3394	3018	2291	2158	2971	2849	KEFA
ሸዋ	-	-	17658	12873	14333	9393	SHEWA
ሲዳሞ	4659	3883	-	-	2039	1673	SIDAMO
ትገራይ	-	-	-	-	-	-	TIGRAY
ወለጋ	2202	2188	-	-	-	-	WELEGA
ወሌ	2500	2628	2134	1365	2092	1311	WELO
ጅምር	26403	24324	43766	33117	25931	19148	TOTAL
	1985/86 ***		1986/87 ***		1987/88 ***		

\* አዲስ-አበባ አሥመራንና አሰባን አይጠቅሙም

\* Excluding Addis Ababa, Asmara and Aseb

\*\* ሂሳብ ችግር ላይ ለከተሉት ጣዘጋጃ ቤቶች ብቻ የቀረበ

\*\* Only for those municipalities which submitted their accounts

\*\*\* የዓመት መጨረሻ ሰኔ 30 ነው

\*\*\* Year Ending July 7

ከጣዘጋጃ ቤቶች የተገኘ

Source: Municipalities

በከተማ ልዩነትና ቤት ጫላት ሥር የሚገኙ ግዛጎች ቤተ ገቢና ወጪ\*  
 REVENUE AND EXPENDITURE OF MUNICIPALITIES UNDER THE MINISTRY OF URBAN DEVELOPMENT AND HOUSING\*

ሠገጠው ተ.10

TABLE K-10

-በሺ ወር

IN '000 BIRR

	1980**	1981	1982	
<b>ገቢ</b>				<b>REVENUE</b>
<b>ገቢ</b>	11,828	20,672	13,282	<b>TAXES</b>
ከገንዘብ ክፍያ ጋር የተያያዘ ገቢ	89	283	288	FUEL AND CUSTOM DUTIES
ከሕንጻዎች ጋር የተያያዘ ገቢ	2,454	6,351	3,445	TAXES ON IMMOVABLE PROPERTY
ከወጪዎች ጋር የተያያዘ ገቢ	1,016	1,966	1,703	CATTLE SALES TAX
ከገንዘብ ልዩነት ጋር የተያያዘ ገቢ	6,906	7,721	4,411	ISSUANCE AND RENEWAL OF BUSINESS LICENSE AND BUSINESS TAX
ሌሎች	1,363	4,351	3,435	OTHERS
<b>ከሥራዎች ጋር የተያያዘ ገቢ</b>	<b>4,565</b>	<b>6,734</b>	<b>5,315</b>	<b>CHARGES AND FEES</b>
ከተሰጠው ሥራ ጋር የተያያዘ ገቢ	1,743	1,468	1,031	VEHICLES AND DRIVING LICENSE FEE
ከተሰጠው ሥራ ጋር የተያያዘ ገቢ	1,228	2,348	2,014	LAND SURVEY, REGISTRATION AND BUILDING PERMIT
ከሥራ ጋር የተያያዘ ገቢ	902	1,191	1,031	SLAUGHTERING
ከሥራ ጋር የተያያዘ ገቢ	547	1,052	643	SANITATION
ሌሎች	145	675	596	OTHERS
<b>ከዕቃዎች ጋር የተያያዘ ገቢ</b>	<b>1,339</b>	<b>1,237</b>	<b>467</b>	<b>SALE OF GOODS AND SERVICES</b>
ከውሃ	444	173	198	WATER
ከኃይል	891	1,059	269	ELECTRICITY
ከሰው ሰው ጋር የተያያዘ ገቢ	4	5	-	FIRE PROTECTION
ከጋራ	-	-	-	GARAGE
<b>ከገንዘብ ልዩነት ጋር የተያያዘ ገቢ</b>	<b>3,845</b>	<b>5,846</b>	<b>1,570</b>	<b>RENTAL INCOME</b>
<b>ከሥራ ጋር የተያያዘ ገቢ</b>	<b>14</b>	<b>5</b>	<b>02</b>	<b>INTEREST</b>
<b>ሌሎች</b>	<b>4,810</b>	<b>9,071</b>	<b>3,190</b>	<b>MISCELLANEOUS</b>
ከገንዘብ ልዩነት ጋር የተያያዘ ገቢ	446	512	289	SALES AND RENT OF FIXED ASSETS
ከገንዘብ ልዩነት ጋር የተያያዘ ገቢ	85	136	39	CONTRIBUTIONS
ከገንዘብ ልዩነት ጋር የተያያዘ ገቢ	-	-	-	SUBSIDY FROM CENTRAL GOVERNMENT
ሌሎች	4,279	8,423	2,862	OTHERS
የገቢ ድምር	26,401	43,565	23,824	TOTAL REVENUE
<b>ወጪ</b>				<b>EXPENDITURE</b>
<b>ወጪዎች ወጪ</b>	<b>17,346</b>	<b>22,410</b>	<b>12,582</b>	<b>CURRENT EXPENDITURE</b>
ይዘት ለሰጠው ገንዘብ	7,023	9,642	5,106	SALARIES AND ALLOWANCES
ለሰጠው ዕቃዎች ጋር የተያያዘ ገቢ	8,903	11,779	7,038	MATERIALS AND SERVICES
ረባሪ	1,420	989	438	TRANSFER
<b>የከተማ ወጪ</b>	<b>6,979</b>	<b>15,088</b>	<b>3,642</b>	<b>CAPITAL EXPENDITURE</b>
ለሰጠው ገንዘብ ጋር የተያያዘ ገቢ	98	2,069	35	BUILDING ESTIMATION AND PURCHASING
ለሰጠው ገንዘብ ጋር የተያያዘ ገቢ	3,800	7,690	1,365	BUILDING ROAD AND BRIDGE CONSTRUCTION
ለውሃ ግባቢ ጋር የተያያዘ ገቢ	29	24	31	WATER SUPPLY AND PIPE LINE EXTENSION
ኃይል	140	119	761	ELECTRICITY
ሌሎች	1,640	2,320	893	MACHINERY AND EQUIPMENT
ሌሎች	1,272	2,866	557	OTHERS
የወጪ ድምር	24,325	37,498	16,224	TOTAL EXPENDITURE
	1987/86**	1988/89	1989/90	

\* ለሰጠው ገንዘብ ጋር የተያያዘ ገቢና ወጪ ለርዕዮተኛ ግዛጎች ብቻ የተሰጠ ነው

\* Only for those municipalities which reported the details of their accounts

\*\* የግንባታ ዓመት ገቢ ነው

\*\* Year Ending July 7

ገንዘብ ጋር የተያያዘ ገቢ

Source: municipalities

የአሥራ ግዛጃ ቤተ ገቢና ወጪ  
REVENUE AND EXPENDITURE OF MUNICIPALITY OF ASMARA

ሠንጠረዥ ተ.11 TABLE K.11

በሺህ ብር IN '000 BIRR

	1979*	1980*	1981*	1982*	
<u>ገቢ</u>					<u>REVENUE</u>
<u>ገቢ</u>	4,678	5,960	4,260	3,550	<u>TAXES</u>
ከሸጥ ቀረጥ	337	285	265	-	SALES TAX
ከሌገጠተሪ ፣ ከገገድ ፣ ከኪነ ጥበብና ከሥራ ገቢ	2,511	3,612	593	2,391	INDUSTRY, COMMERCE, ARTS AND PROFESSION
ከላይና ከግራም 1% ቀረጥ	1,014	1,251	-	-	FUEL AND 1% CUSTOMS TAX
ከገቢረት ገቢ	677	617	517	745	PROPERTY TAX
ከሕንጻና ከተገና ሥራ ገቢ	6	45	2,728	288	CONSTRUCTION AND MAINTENANCE WORK TAX
ከተገድ ከባት ሽያጭ የግብዓት ገቢ ቀረጥ	114	124	134	126	CATTLE REGISTRATION TAX
ከግብጾ ጭን ገቢ	19	26	23	-	ADVERTISING TAX
<u>ከረገድ ከሌሎች ከሪያገዳት የተገኘ ገቢ</u>	2,723	2,585	305	531	<u>CHARGES AND FEES</u>
ከተከርካሪ ጫና ገዳት ረገድ	-	-	20	-	VEHICLES AND DRIVING LICENSE FEE
ከጸገት	307	297	-	308	SANITATION FEE
ከጭና ከሥጋ ግጥሚያ	198	210	221	223	SLAUGHTERING AND MEAT DELIVERY FEE
ከላባት ለገገድ ጫና ገዳት	64	59	64	-	PROTECTION AGAINST FIRE AND FIRE EXTINGUISHING FEE
ሌሎች	2,154	2,019	-	-	OTHERS
<u>ከኪራይ የተገኘ ገቢ</u>	382	6,916	248	3,642	<u>RENTAL INCOME</u>
<u>ሌሎች ገቢዎች</u>	328	231	3,669	4,200	<u>MISCELLANEOUS</u>
የገቢ ድምር	8,111	15,692	8,482	11,923	TOTAL REVENUE
<u>ወጪ</u>					<u>EXPENDITURE</u>
<u>ወይንና ወጪ</u>	4,461	10,933	5,286	9,350	<u>CURRENT EXPENDITURE</u>
ለደብዳቤ ለባለ	2,691	9,664	3,232	6,526	SALARIES, WAGES AND ALLOWANCES
ለቢሮ ዕቃዎች	924	265	100	237	OFFICE SUPPLIES
ለሌሎች ለሳይ ጫና ገዳትና ዕቃዎች	633	739	558	2,587	OTHER EQUIPMENT AND SUPPLIES
ለረባሪ	-	-	-	-	CURRENT TRANSFER
ለሌሎች ሌሎች ወጪዎች	213	265	1,396	-	MISCELLANEOUS
<u>የከፈተኛ ወጪ</u>	544	3,466	2,906	325	<u>CAPITAL EXPENDITURE</u>
ለሕንጻዎችና ሌሎች ሥራዎች	490	3,207	2,306	227	BUILDING AND CONSTRUCTION
ለጫና ዎችና ጫና ገዳት	54	259	600	98	MACHINERY AND EQUIPMENT
ለሌሎች የከፈተኛ ወጪዎች	-	-	-	-	OTHER CAPITAL EXPENDITURE
ጠቅላላ የወጪ ድምር	5,005	14,399	8,192	9,675	TOTAL EXPENDITURE
	1986/87*	1987/88*	1988/89	1989/90	

\* የዓመት መጨረሻ በኋላ 30 ነው  
\* Year Ending July 7

ከአሥራ ግዛጃ ቤተ የተገኘ  
Source: Municipality of Asmara

የአዳዲስ አበባ ግዛታችን ስጦታ ወጪ  
REVENUE AND EXPENDITURE OF MUNICIPALITY OF ADDIS ABABA

ሠንጠረዥ ተ.12

TABLE K.12

በሺህ በር IN '000 BIRR

	1980*	1981*	1982	
<u>ገቢ</u>				<u>REVENUE</u>
የግዴታ ገቢ	1,296	459	-	<u>IMPORT DUTIES</u>
<u>ገቢ</u>	<u>4,136</u>	<u>4,401</u>	<u>9,578</u>	<u>TAXES</u>
ከገቢ/ወረቀት/ገቢ	3,122	3,427	6,640	LAND TAX
ከሕንጻ ገቢ	-	-	-	BUILDING TAX
ከከበት ሽያጭ የረገጥ	592	556	567	TAX ON SALE OF ANIMALS
ከጤና ታክስ	-	-	-	HEALTH TAX
ከሌሎች	422	418	2,371	OTHERS
<u>ከረዳድ ክፍያዎች ከሌሎች የተገኘ</u>	<u>7,294</u>	<u>7,530</u>	<u>7,079</u>	<u>CHARGES AND FEES</u>
ከገንዘብ ሥራ ረዳድ	4,909	4,877	4,974	BUSINESS LICENSE FEES
ከተሽከርካሪ ጭነት ረዳድ	540	444	403	VEHICLES AND DRIVING LICENSE FEES
ከወጪ ግብይት ስራ ረዳድ	535	866	375	LAND SURVEY AND REGISTRATION FEES
ከሌሎች	1,171	1,193	1,277	SANITATION FEES
ከሌሎች	139	150	50	OTHERS
<u>ከክፍያ ገቢ</u>	<u>2,981</u>	<u>3,080</u>	<u>1,221</u>	<u>RENTAL INCOME</u>
ከገቢ ስራ	3,007	1,966	41	<u>SALE OF PROPERTIES</u>
ከሌሎች ጭነት ሰጪ	71	-	-	<u>INTEREST AND DIVIDENDS</u>
<u>ሌሎች ገቢዎች</u>	<u>18,120</u>	<u>9,889</u>	<u>17,367</u>	<u>MISCELLANEOUS</u>
የገቢ ድምር	36,905	27,325	35,286	TOTAL REVENUE
<u>ወጪ</u>				<u>EXPENDITURE</u>
<u>ደንበኛ ወጪ</u>	<u>16,905</u>	<u>17,394</u>	<u>22,778</u>	<u>CURRENT EXPENDITURE</u>
<u>ለደንበኛ ስራ</u>	<u>10,980</u>	<u>11,207</u>	<u>13,128</u>	<u>PERSONAL EMOLUMENTS</u>
ደግሞ	10,445	10,680	15,522	WAGES AND SALARIES
ስራ	535	527	606	ALLOWANCES
<u>ለሌሎች ስራዎች</u>	<u>2,787</u>	<u>2,895</u>	<u>2,369</u>	<u>OFFICE SUPPLIES</u>
ለሌሎች	-	-	-	<u>CURRENT TRANSFER</u>
ለሌሎች ወጪዎች	3,138	3,292	7,281	<u>OTHER EXPENDITURES</u>
የገንዘብ ወጪዎች	19,730	9,024	8,425	<u>CAPITAL EXPENDITURE</u>
ለግንዘብ ሥራና ጥገና	13,273	6,558	7,873	ROAD CONSTRUCTION AND MAINTENANCE
ጭነት ጭነት	5,641	2,356	552	MACHINERY AND EQUIPMENT
ለሌሎች የገንዘብ ወጪዎች	816	110	-	OTHER CAPITAL EXPENDITURE
የወጪ ድምር	36,635	26,418	31,203	TOTAL EXPENDITURE
	1987/88*	1988/89*	1989/90	

\* የግዴታ ወጪ ስራ ስለ 30 ነጥብ  
\* Year Ending July 7

የአዳዲስ አበባ ግዛታችን ስጦታ ወጪ  
Source: Municipalities of Addis Ababa

የአበበ ግዛጋችን ቤተ ገብና ወጪ  
REVENUE AND EXPENDITURE OF MUNICIPALITY OF ASEB

ሠንጠረዥ ተ.13 TABLE K.13

በሺህ በር IN' 000 BIRR

	1980*	1981*	1982*	
<u>ገቢ</u>	609	...	...	<u>REVENUE</u>
<u>ገቢ</u>				<u>TAXES</u>
ከሳይን ከግሥት የረገጥ ከሸጫ ሸጭ	-	...	...	FUEL AND CUSTOM DUTIES
ከግዴታ የገባ ገቢ	-	...	...	TAXES ON IMMOVABLE PROPERTY
ከከበተ ገቢ ያረገ	65	...	...	CATTLE SALES TAX
ከገንዘብ ረገጥ ገቢና ከገንዘብ ሥራ ገቢ	544	...	...	ISSUANCE AND RENEWAL OF BUSINESS LICENSE AND BUSINESS TAX
ከሌሎች	-	...	...	OTHERS
<u>ከረገጥ ከሌሎች ከገቢዎች የተገኘ ገቢ</u>	201	...	...	<u>CHARGES AND FEES</u>
ከተሸከርካሪ ማዘገብና ማረጋገጫ ማዘገብ ረገጥ	14	...	...	VEHICLES AND DRIVING LICENCE FEE
ከርበት ወጪ የተሸጠ ከመሰጠት ገቢና ከአገልግሎት ከወጪ ማዘገብና ከርበት ረገጥ	8	...	...	LAND SURVEY, REGISTRATION AND BUILDING PERMIT
ከግዴታ	87	...	...	SLAUGHTERING
ከጸገት	92	...	...	SANITIZATION
ከሌሎች	-	...	...	OTHERS
<u>ከዕቃዎች ገቢዎች ሸጭ</u>	50	...	...	<u>SALE OF GOODS AND SERVICES</u>
ከውሃ	4	...	...	WATER
ከብረት	46	...	...	ELECTRICITY
ከአባት አደጋ መከላከያ	-	...	...	FIRE PROTECTION
ከገራዥ	-	...	...	GARAGE
ከከረገጥ	1,669	...	...	RENTAL INCOME
<u>ከባንክ ምርት የወለዱ ገቢ</u>	-	...	...	<u>INTEREST</u>
<u>ከሌሎች ሌሎች</u>	131	...	...	<u>MISCELLANEOUS</u>
ከተገባዎችና ከግዴታ የገባ ገቢ	20	...	...	SALES AND RENT OF FIXED ASSETS
ከደርጅትና ከሌሎች ገቢ	2	...	...	CONTRIBUTIONS
ከመገንጠያ የተሰጠ የገቢ ድጋፍ	-	...	...	SUBSIDY FROM CENTRAL GOVERNMENT
ከሌሎች	109	...	...	OTHERS
ገቢ ድምር	2,660	...	...	TOTAL REVENUE
<u>ወጪ</u>				<u>EXPENDITURE</u>
<u>ደንበኞች ወጪ</u>	1,199	...	...	<u>CURRENT EXPENDITURE</u>
ደንበኞች አለግጥ	450	...	...	SALARIES AND ALLOWANCES
ለአገልግሎት ዕቃዎች ገቢዎች	749	...	...	MATERIALS AND SERVICES
ረባሪ	-	...	...	TRANSFERS
<u>የባንክ ወጪ</u>	2,379	...	...	<u>CAPITAL EXPENDITURE</u>
ለአገልግሎት ገቢ	-	...	...	BUILDING ESTIMATION AND PURCHASING
ለአገልግሎት ገቢ ለመገንጠያ ለደንበኞች	2,165	...	...	BUILDING ROAD AND BRIDGE CONSTRUCTION
ለውሃ ግባቢያና ግባባ	-	...	...	WATER SUPPLY AND PIPE LINE EXTENSION
ለብረት	-	...	...	ELECTRICITY
ለወጪ ያረገጥ ዕቃዎች	204	...	...	MACHINERY AND EQUIPMENT
ሌሎች	10	...	...	OTHERS
ወጪ ድምር	3,578	...	...	TOTAL EXPENDITURE
	1987/88**	1988/89**	1989/90**	

\* የግዴታ ወጪ ስለ 30 ነው  
\*\* Year Ending July 7  
ከአበበ ግዛጋችን ቤተ ገቢ የተገኘ  
Source: Municipality of Assab

... ደረጃ አለተገኘ  
... Data not available

የኢንቨስትመንት ገቢ ሂሳብ፣ በገቢ የተመዘገበው የኢትዮጵያ ብሔራዊ ባንክ በውጭ ሀገር ባለው ተቀጣጭ ገንዘብና በዋስትና በያዘው ገብረት የተገኘውን ወለድ ያጠቃልላል። በወጪ በኩል የተመዘገበው መንገዥ ለተበደረው የክፈለውን ወለድና የውጭ አገር ኮባን ያዎች ያተረፉትን ያጠቃልላል።

የመንገዥ ሂሳብ፣ በገቢ የተመዘገበው በኢትዮጵያ የግዢና የጥሬ ምርት የቀንባላ ጫሊዮችና የዓለም አቀፍ ድርጅቶች ያደረጉትን ወጭ ያጠቃልላል። በወጪ የተመዘገበው በውጭ አገር የግዢና የጥሬ ምርት የቀንባላ ጫሊዮችና ጫሊዮች ለንግድም የቲክኒክ ዕርዳታና በባጠቃ ወሰኑ የተገኙትን ሌሎች የአገልግሎቶች ወጪ ይጨምራል።

ሌሎች፣ ከውጭ አገር የኢንቨራንሽን ኮባን ለኢትዮጵያ ነዋሪዎች የተከፈለውንና /ከራዲት/ ለንግድም ለኢንቨራንሽን ወሎችና ገዳታዎች የኢትዮጵያ ነዋሪዎች የክፈሉትን /ጫሊ/ ይጨምራል። በተጨማሪም በሌላ ቦታ ያልተመለከተውን ልዩ ልዩ አገልግሎቶች ያጠቃልላል።

ለ. የተዘወረ ከፍ ያዎች፣

የገል ከፍ ያዎች፣ የሃይማኖት ጫሊዮች የገል ድርጅቶች ለንግድም የአያንዳንዱን ሰው ሰጠታና ያስገቡትንም ሀብት /ካፒታል/ በመሳሪያ ያጠቃልላል።

የመንገዥ ከፍ ያዎች፣ በገቢ የተመዘገበው፣ ከግና ቸውም ሀገሮችና ከኢንተርናሽናል ድርጅቶች የተገኙትን ለርዳታዎች ያጠቃልላል።

ለ. የካፒታል ሂሳብ ዘውድ፣

የአጭር ዘመን የገል ካፒታል፣ የኢትዮጵያ ነጋዴዎች ከውጭ አገር ነጋዴዎች ጋር ያደረጉትን የገንድ ብሬዲቶች ለውጥ ያመለክታል። ለንግድም በውጭ ሀገር ባንኮች የኢትዮጵያ አየር መንገድና የኢትዮጵያ ገንድ መርከብ ያሳቸው ተቀጣጭ ሂሳብ ልዩ ነት ያመለክታል።

የመንገዥ ካፒታል፣ ከብድሩ የተወሰደውንና/ከራዲት/ ለብድሩ የተከፈለውን/ጫሊ/ ያጠቃልላል።

መ. ገንዘብ ነክ ድርጅቶች፣

ጭ የግዳዎች ገንዘብ ነክ ድርጅቶች፣ በገቢ የተመለከተው ባንኩ በውጭ ሀገር ያለውን ሀብትና ያለበትን ዕዳ ልዩነት ያመለክታል።

ሌሎች ገንዘብ ነክ ድርጅቶች፣ በኢትዮጵያ ውስጥ የሚሠሩ የገንድ ባንኮች ያሳቸውን የሀብትና የዕዳ መጠን ያሳያል።

SECTION L. BANKING AND BALANCE OF PAYMENTS

Currency: The Birr is equal in value to 0.355468 grams of fine gold and is worth 48 US Cents at par.

Banks: prior to January 1964, the State Bank was the Central Bank with the power, as agent of the Ministry of Finance, to issue Bank notes and coins and was the sole authorized dealer in foreign exchange. It was also up to that date that the State Bank was engaged in commercial banking activities. By the Monetary and Banking proclamation No. 206 of 1963, the State Bank was dissolved, and the National Bank of Ethiopia and the Commercial Bank of Ethiopia were formed w.e.f. 1st January 1984. The National Bank is the Central Bank of Ethiopia and the currency issuing authority, as agent of the Ministry of Finance. The commercial bank, as its name indicates, undertakes all general banking business. The commercial Bank of Ethiopia S.C. and Addis Bank merged in 1980 by proclamation No. 184 of 1980.

Table L.3: Other Financial Institutions include Agricultural and Industrial Development Bank and Savings and Mortgage Corporation. However, Savings and Home Ownership Public Association and Savings and Mortgage Corporation have been replaced by the Housing and Savings Bank as of November 7, 1975.

Tables L.12,13 and 14: AGRICULTURAL AND INDUSTRIAL DEVELOPMENT BANK

On the 28th August 1970 by decree No. 55, the Agricultural and Industrial Development Bank S.C. was formed to take over the liabilities and assets of the former Development Bank of Ethiopia and the shares of Ethiopian Investment Corporation.

Table L. 16: BALANCE OF PAYMENTS

A. GOODS AND SERVICES

Merchandise Transactions: Exports Valued f.o.b. data on exports are compiled as reported by the Customs and Excise Tax Administration and Imports c.i.f. Customs trade valuations.

Non-Monetary Gold: The credit figure represents gold purchased by the National Bank from the Ethiopian Treasury .

Other Transportation: The entries cover receipts (credit) and expenditure (debit) abroad the Ethiopian Air Lines, also receipts (credit) from Ethiopian Commercial Shipping Corporation and foreign ships calling at Massawa and Assab ports, and from foreign aircraft landing at Ethiopian Airports; beginning 1962. Debits include remittances abroad by travel and shipping agents in Ethiopia.

Travel: The credit entry covers expenditure in Ethiopia by travellers from abroad. The debit entry covers expenditures by Ethiopians travelling abroad and foreign exchange provided for travel expenses.

Investment Income: The credit entries cover interest earned on foreign deposits and securities held by the National Bank of Ethiopia. The debit entries cover interest payment by the Central Government on loans, and the profits and dividends of the major foreign companies operating in Ethiopia.

Government, not included elsewhere: The credit entries cover expenditure of foreign diplomatic and consular missions and international institutions in Ethiopia. The debit entries cover Ethiopian consular and diplomatic expenditure, and technical assistance contra entry of service received in a form of grants.

Other services: The item covers insurance claims (credit) by Ethiopian residents on foreign insurance companies, and non-merchandise premiums and claims (credit) paid by Ethiopian residents. It further covers transfer for services which cannot be identified separately for inclusion elsewhere.

#### B. TRANSFER PAYMENTS

Private: All donations and imports of capital by religious and private organizations as well as individuals are covered under this item.

Central Government: The credit entries cover grants received from various Governments, and International Agencies.

#### C. CAPITAL MOVEMENTS

Private short-term: The entries cover changes in commercial credits by Ethiopian merchants from foreign merchants, and changes in deposits of Ethiopian Airlines, and Ethiopian shipping lines held in foreign banks.

Central Government long-term: The entries cover loan withdrawals (credit) and loan repayments (debits)

#### D. MONETARY INSTITUTIONS

Central Monetary Institutions: Credit entries include decline in foreign assets and increases in foreign liabilities of the Central Bank.

Other Monetary Institutions: The entries represent net change in foreign assets liabilities of Commercial Banks operating in Ethiopia.

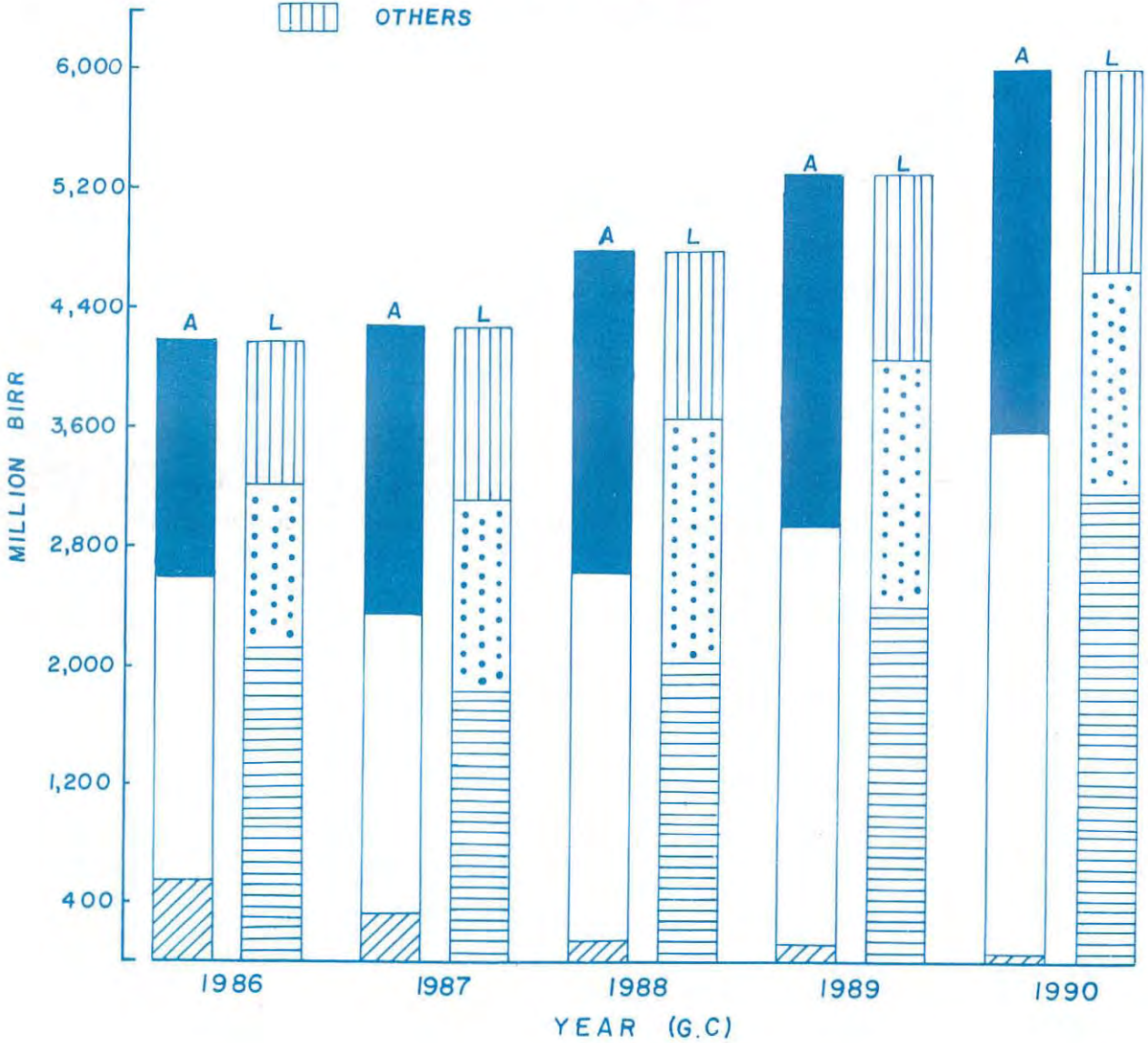
## L.I - CONDITION OF NATIONAL BANK

### ASSETS (A)

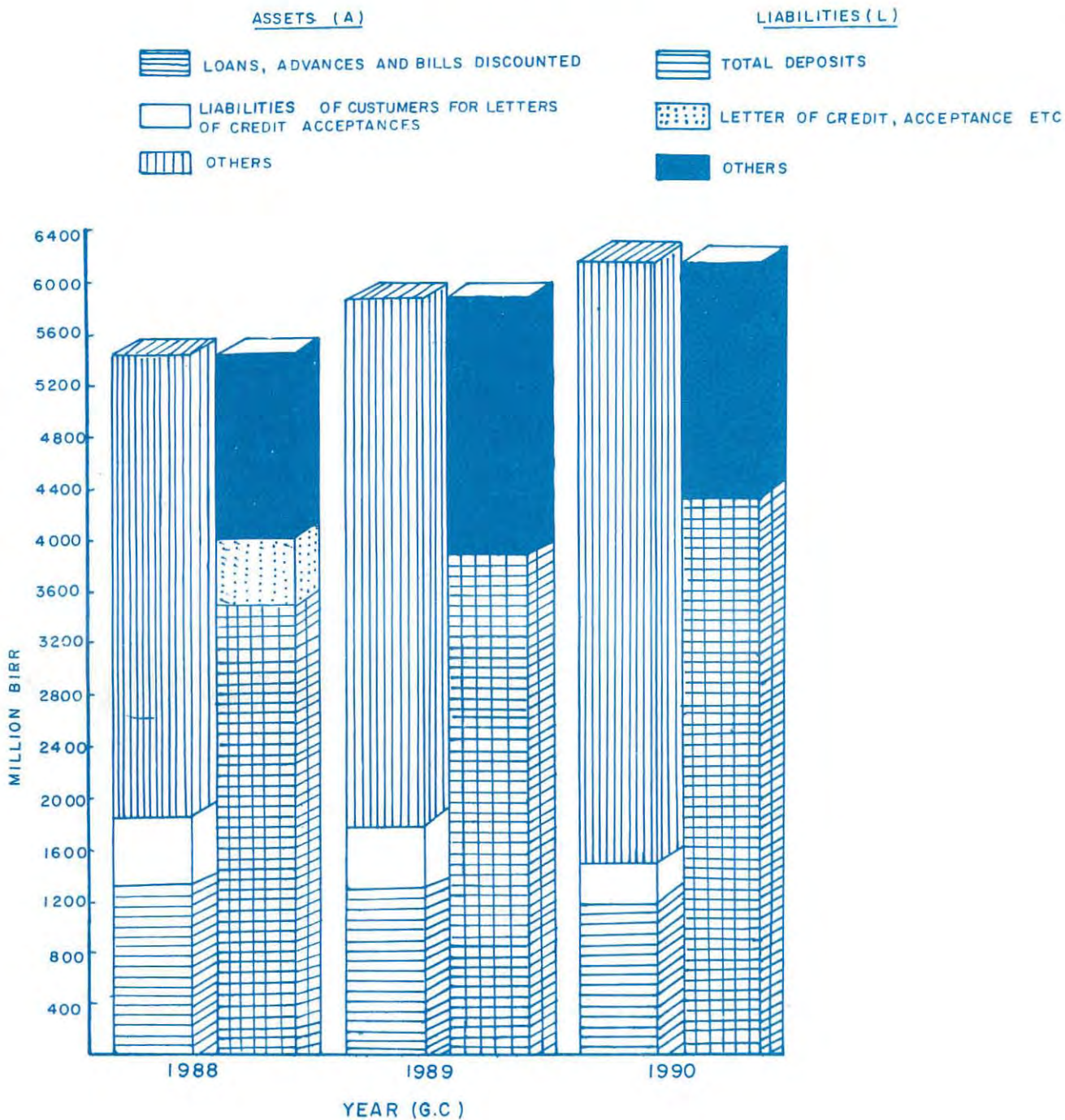
-  INTERNATIONAL RESERVE FUND
-  ETHIOPIAN GOVERNMENT OBLIGATION
-  OTHERS

### LIABILITIES (L)

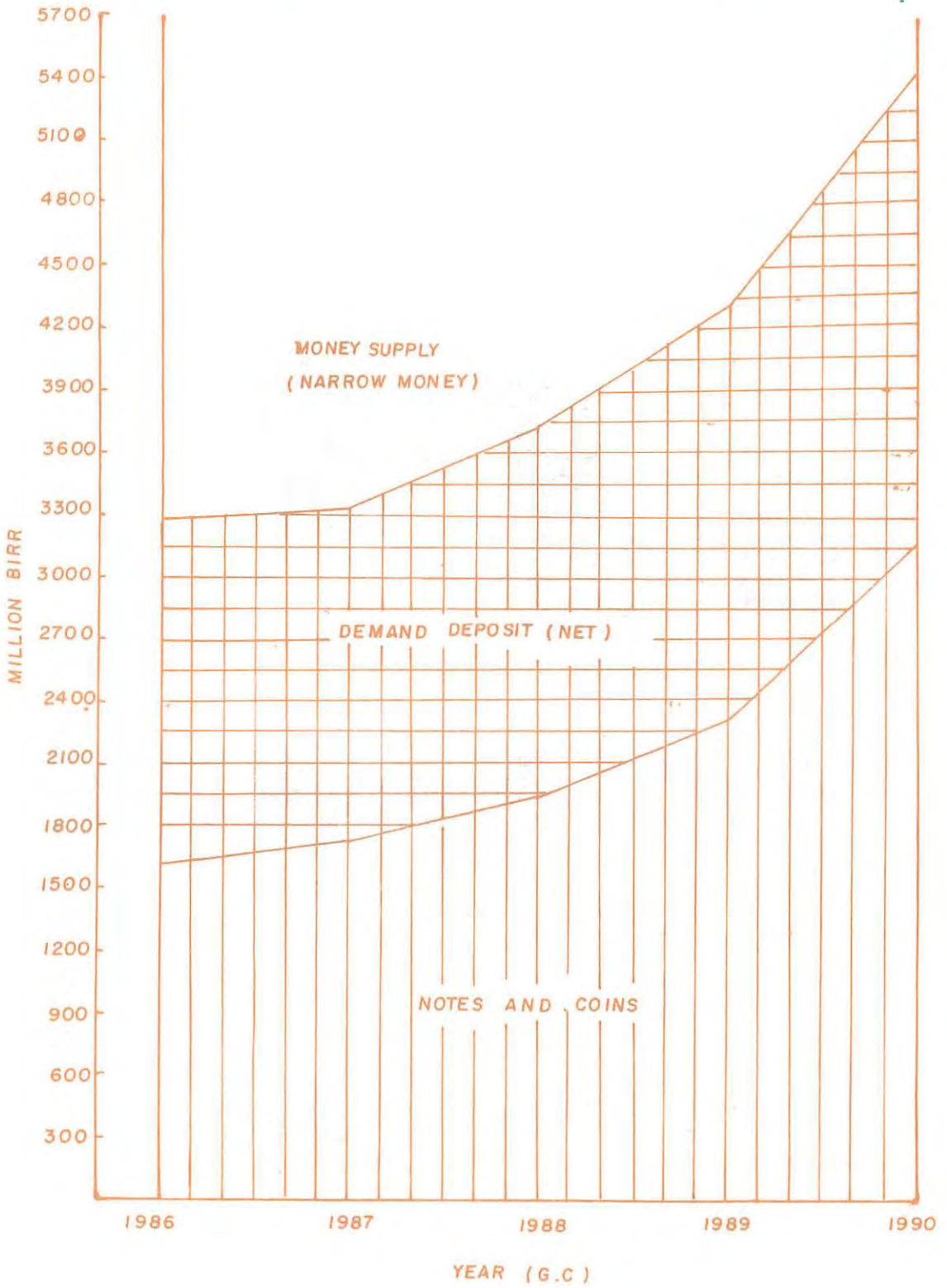
-  CURRENCY IN CIRCULATION
-  OTHER SIGHT LIABILITIES
-  OTHERS



## L.2 CONDITION OF COMMERCIAL BANK



L.3 COMPOSITION OF MONEY SUPPLY(NARROW MONEY)

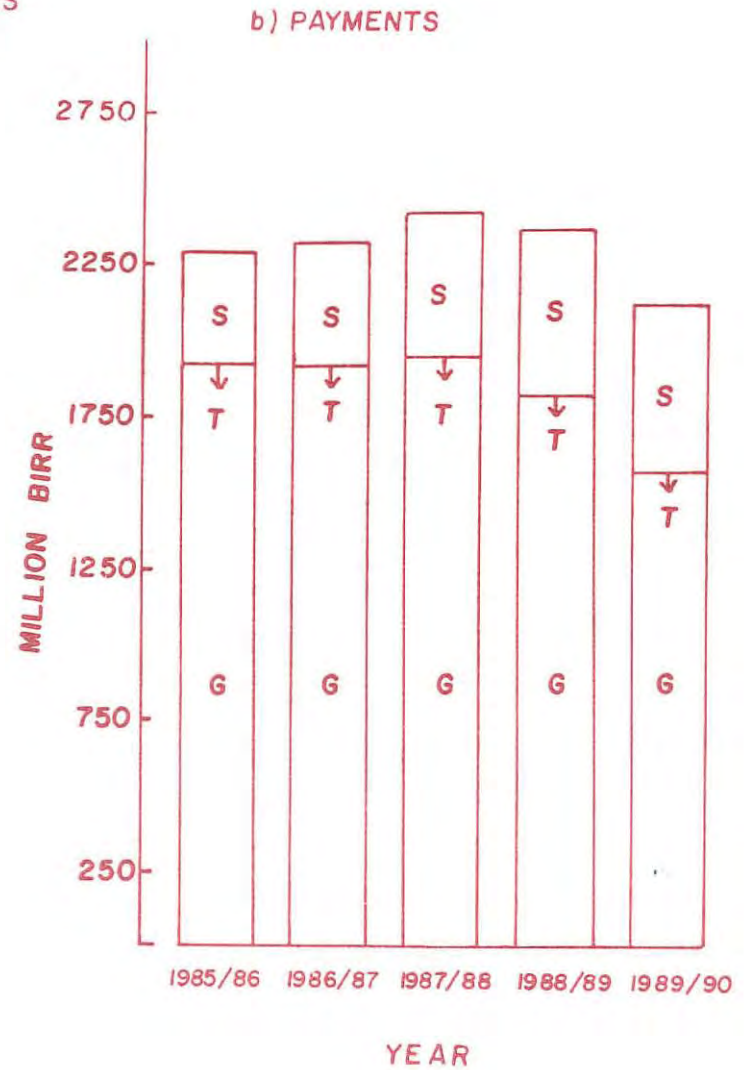
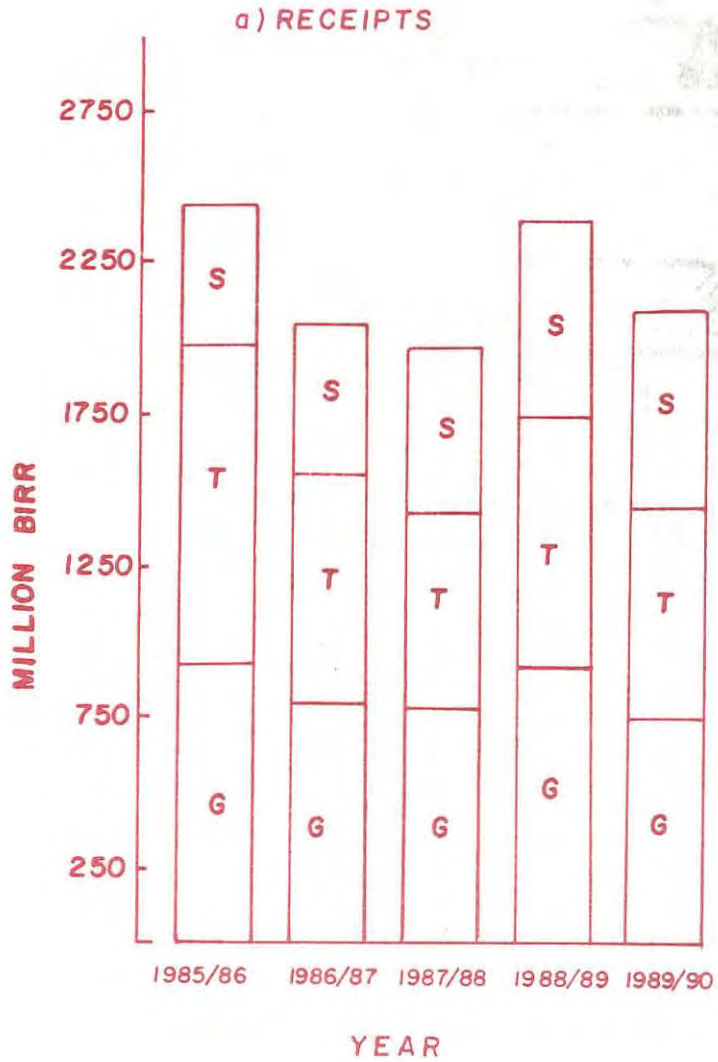




# L 5 BALANCE OF PAYMENTS, CURRENT TRANSACTION

## KEY

- T TRANSFERS
- S SERVICES
- G GOODS



አጠቃላይ የብሔራዊ ባንክ የሂሳብ ጠቅላይ  
 CONSOLIDATED STATEMENT OF CONDITION OF NATIONAL BANK

ሠንጠረዥ ፋ.1 TABLE L.1

በሚሊዮን ብር IN MILLION BIRR

	1981		1982		1983		
	ብ ነ	ታህሣሥ	ብ ነ	ታህሣሥ	ብ ነ	ታህሣሥ	
<u>ሀብቶች</u>							<u>ASSETS</u>
ኢንተርናሽናል ጠባባባ ደንብ ሂሳብ	242.2	177.0	169.0	131.0	45.3	67.2	INTERNATIONAL RESERVE FUND
በቀዳሚ የተከፈለና ያሳተፈ ሂሳቦች	1,690.1	1,785.9	1,859.4	1,944.7	2,008.8	2,063.6	ADVANCES AND UNCLEARED EFFECTS
በኢንተርናሽናል ድርጅቶች የተደረገ ለንብብተግገት	186.4	186.4	186.4	186.3	186.5	186.3	INVESTMENTS IN INTERNATIONAL INSTITUTIONS
ለገንዘብ ክፍያ ለሚገኙ ሰዓት	49.2	59.6	63.4	92.9	49.8	65.0	CUSTOMERS LIABILITY ON DOCUMENTARY CREDITS
የኢትዮጵያ ጠቅላይ ገቢ	2,510.1	2,481.1	2,584.1	2,835.1	3,431.6	3,552.6	ETHIOPIAN GOVERNMENT OBLIGATION
የብር ተገባሪ ገንዘቦች	7.9	8.1	8.5	8.6	8.5	8.5	SILVER COINS
የጠቅላይ ገቢ ሀብቶች	1.1	1.4	1.3	1.6	1.9	2.4	FIXED ASSETS
ሌሎች ሂሳቦች	122.1	134.9	162.1	119.9	74.0	102.7	OTHER ACCOUNTS
<b>የሀብት ድምር</b>	<b>4,809.1</b>	<b>4,834.4</b>	<b>5,034.2</b>	<b>5,320.1</b>	<b>5,806.4</b>	<b>6,048.3</b>	<b>TOTAL ASSETS</b>
<u>ዕዳቶች</u>							<u>LIABILITIES</u>
በሥራ ላይ የሚገኝ ገንዘብ	1,996.5	2,056.8	2,260.4	2,431.4	2,807.5	3,189.8	CURRENCY IN CIRCULATION
ሌሎች በቀርብ ተጠያቂ ዕዳቶች	1,709.6	1,640.4	1,633.3	1,652.9	1,826.6	1,475.5	OTHER SIGHT LIABILITIES
የገንዘብ ክፍያ ለሚገኙ ደብዳቤዎች	63.2	82.4	81.2	104.8	54.3	88.3	COMMERCIAL LETTERS OF CREDIT
የኢንተርናሽናል ድርጅቶች በባለቤቱ	164.3	164.3	144.8	144.8	146.0	146.0	INTERNATIONAL INSTITUTIONS (NON-TRANSFERABLE PROMISSORY NOTES)
የጠቅላይ ገቢ የሚገኙ ሰዓት							
ተጠያቂ	470.6	430.7	467.2	466.9	520.6	520.6	PROVISIONS
ሌሎች ሂሳቦች	55.2	142.3	153.7	220.2	145.3	326.8	OTHER ACCOUNTS
የባለቤቱ የጠቅላይ ገቢ ጠባባባ ደንብ ሂሳብ	349.7	317.5	293.6	299.1	306.1	301.3	CAPITAL AND GENERAL RESERVE FUND
<b>የዕዳታዎች ድምር</b>	<b>4,809.1</b>	<b>4,834.4</b>	<b>5,034.2</b>	<b>5,320.1</b>	<b>5,806.4</b>	<b>6,048.3</b>	<b>TOTAL LIABILITIES</b>
	JUNE	DEC.	JUNE	DEC.	JUNE	DEC.	
	1988		1989		1990		

አጠቃላይ የገንዘብ ሁኔታ ጠቅላይ ሪፖርት  
 CONSOLIDATED STATEMENT OF CONDITION OF COMMERCIAL BANK

ሠንጠረዥ ቶ.2 TABLE L.2

ቢሊዮን ቢር IN MILLION BIRR

	1980		1981		1982		1983		
	ቢር	ታህሣሥ	ቢር	ታህሣሥ	ቢር	ታህሣሥ	ቢር	ታህሣሥ	
<u>የገንዘብ ሁኔታ የገራ ገንዘብ ሀብቶች</u>									<u>ASSETS</u>
በአገሪቱ ያለ ገራ ገንዘብ	98.6	102.0	95.4	95.7	74.6	113.2			CASH ON HAND
ያላተባሩ የአገሬ ወጣት ህጎች	563.6	571.5	496.7	673.5	717.4	728.3			DOMESTIC UNCLEARED EFFECTS
ያላተባሩ የውጭ አገር ህጎች	63.8	63.6	114.9	50.5	70.8	49.9			FOREIGN UNCLEARED EFFECTS
የኢትዮጵያ ጠቅላይ ገንዘብ ባንክ ስጦታ	539.9	539.9	1,868.5	1,868.5	2,239.3	2,639.2			ETHIOPIAN GOVERNMENT TREASURY BILLS
በደርጅ ፣ በተደጋጋሚ የተከረሰ ህጎችና ቅናሽ የተደረገባቸው ስጦታ	1,345.3	1,313.8	1,190.0	1,268.5	1,192.8	1,171.8			LOANS, ADVANCES AND BILLS DISCOUNTED
ሊገባቸው የሚችሉ	959.2	959.2	7.6	7.6	7.6	7.6			INVESTMENTS
የባንኩ በተጨማሪ የሰጠ ዕቃዎች ለሌሎች ጋራ ገቢዎች	83.0	85.0	85.3	86.4	88.0	90.0			PREMISES, FURNITURE AND OTHER FOREIGN ASSETS
ሌሎች ከውጭ አገር የሚገኙ ሀብቶች	-	-	1,299.5	1,217.8	1,257.3	950.49			OTHER FOREIGN ASSETS
ለገንዘብ ከረገደ የደንበኞች ዕቃ	581.8	523.4	508.2	490.3	360.2	299.1			LIABILITIES OF CUSTOMERS FOR LETTERS OF CREDIT, ACCEPTANCES ETC.
ሌሎች ህጎች	71.6	77.5	-	-	-	-			OTHER CONTINGENT ASSETS
ከባንኩ ጋር ባለው ተገቢ ገንዘብ	1,092.7	1,032.0							DEPOSITS WITH NATIONAL BANK
ከሌሎች ወጣትና ከውጭ አገር ባንኮች የሚገኙ ህጎች	232.4	183.7	101.1	101.1	101.1	101.1			DUE FROM OTHER DOMESTIC AND FOREIGN BANKS
<b>የሀብቶች ድምር</b>	<b>5,631.9</b>	<b>5,451.6</b>	<b>5,767.2</b>	<b>5,859.9</b>	<b>6,109.1</b>	<b>6,150.6</b>			<b>TOTAL ASSETS</b>
<u>ዕቃዎች</u>									<u>LIABILITIES</u>
በተጠየቀ ገንዘብ የሚገኙ ተገቢዎች	2,258.8	2,058.5	2,330.7	2,263.9	2,496.0	2,490.3			DEMAND DEPOSITS
ተገቢዎች ለገንዘብ ገንዘብ በአገሪቱ ያለ	1,483.2	1,442.6	1,552.9	1,605.6	1,705.4	1,826.1			SAVING AND TIME DEPOSITS
የተገቢዎች ገንዘብ ድምር	3,742.0	3,501.1	3,883.6	3,869.5	4,201.4	4,316.4			<b>TOTAL DEPOSITS</b>
የባንኩ ህጎች	106.2	149.4	112.8	145.2	104.0	137.8			CAPITAL FUNDS
ሌሎች ህጎች	1,201.9	1,277.7	1,770.8	1,845.2	1,803.7	1,696.4			OTHER ACCOUNTS
የተረጋገጡ የገንዘብ ከረገደ	581.8	523.4	-	-	-	-			LETTERS OF CREDIT, ACCEPTANCES ETC.
በደርጅ	-	-	-	-	-	-			BORROWINGS
<b>የዕቃዎች የባንኩ ድምር</b>	<b>5,631.9</b>	<b>5,451.6</b>	<b>5,767.2</b>	<b>5,859.9</b>	<b>6,109.1</b>	<b>6,150.6</b>			<b>TOTAL LIABILITIES AND CAPITAL</b>
	JUNE	DEC.	JUNE	DEC.	JUNE	DEC.			
	1988		1989		1990				

ከኢትዮጵያ ባንክ ጋር ባለው ተገቢ ገንዘብ ላይ የተገኘ  
 Source: National Bank of Ethiopia, Accounts Department

የሌሎች ገንዘብ ነጠ ድርጅቶች የሂሳብ ሁኔታ መገለጫ  
STATEMENT OF CONDITION OF OTHER FINANCIAL INSTITUTIONS

ሠንጠረዥ ፑ.3 TABLE L.3

በሚሊዮን ቢር IN MILLION BIRR

	1980		1981		1982		1983		
	በ ነ	ታህሣሥ	በ ነ	ታህሣሥ	በ ነ	ታህሣሥ	በ ነ	ታህሣሥ	
<u>ሀብቶች</u>									
በጥሬ ገንዘብና በሌሎች ባንኮች ገንዘብ	235.4	207.8	254.80	350.7	305.9	330.7	<u>ASSETS</u>		
በውጭ አገር ያሉ ሀብቶች	7.0	1.8	-0.80	2.7	13.7	6.5	CASH AND BALANCE WITH DOMESTIC BANKS		
በመንግሥት ላይ ያለ ተጠያቂ ገንዘብ	63.1	63.1	57.00	49.9	49.9	46.7	FOREIGN ASSETS		
በገላ ድርጅቶች ላይ ያለ ተጠያቂ ገንዘብ	2,002.3	2,119.6	2389.00	2478.5	2618.3	2643.4	CLAIMS ON GOVERNMENT		
ሌሎች ሀብቶች	-	-	-	-	454.6	423.7	CLAIMS ON NON-CENTRAL GOV'T		
የሀብቶች ድምር	2,307.8	2,392.3	2700.00	2881.8	3442.4	3451.0	OTHER ASSETS		
<u>ዕቃዎች</u>									
ለተወበነ ጊዜ በአደራ ያለና ተጠያቂ ገንዘብ	510.7	556.7	576.80	656.7	653.2	677.3	<u>LIABILITIES</u>		
የገንዘብ ሂሳብ	96.3	127.9	159.70	154.4	192.3	86.9	TIME AND SAVING DEPOSITS		
የባንኮች ብድር	1,708.8	1,813.4	1877.00	1946.6	2027.3	2065.1	CAPITAL ACCOUNTS		
የመንግሥት ብድር	27.4	34.4	36.40	28.4	28.6	28.2	CREDIT FROM BANKS		
የውጭ አገር ብድር	119.2	130.8	139.30	151.6	206.3	233.3	CREDIT FROM GOVERNMENT		
ሌሎች ሂሳቦች	-154.6	-270.9	-89.20	-55.9	334.7	360.2	FOREIGN ADVANCES AND LOANS		
የዕቃዎች ድምር	2,307.8	2,392.3	2700.00	2881.8	3442.4	3451.0	OTHER ITEMS (NET)		
<u>TOTAL ASSETS</u>									
<u>TOTAL LIABILITIES</u>									
	JUNE	DEC.	JUNE	DEC.	JUNE	DEC.			
	1988		1989		1990				

ከኢትዮጵያ ባለፈው ገንዘብ የአኮኖሚ ጥናትና የጥገና መኖሪያ የተገኘ

Source: National Bank of Ethiopia, Economic Research and Planning Department

የገንዘብ መጠንና ዘርዘር  
SIZE AND COMPOSITION OF MONEY

ሠገጠረዥ ፑ.4 TABLE L.4

	ጠቅላላ ገንዘብ/በሚሊዮን ቦር/			በጠቅላላ ገንዘብ = 100/			
	ድምር	ጠቅላላ ገንዘብ ምንም ሆኖ ስለገንዘብ	የገለጸ ተጠያቂ ተቃራኒ	የገንዘብ ተጠያቂ ገንዘብ	ተቃራኒ		
ታህሣሥ 22 1978	2743.8	1417.6	1326.2	51.6	48.4	1985	DECEMBER
ታህሣሥ 22 1979	3314.2	1600.4	1713.8	48.2	51.8	1986	DECEMBER
ታህሣሥ 22 1980	3390.7	1744.1	1646.6	51.4	48.6	1987	DECEMBER
ታህሣሥ 22 1981	3778.2	1962.4	1815.8	51.9	48.1	1988	DECEMBER
ታህሣሥ 22 1982	4376.3	2340.5	2035.8	53.5	46.5	1989	DECEMBER
ጥር 22 1982	4463.4	2484.7	1978.7	55.7	44.3	1990	JANUARY
የካቲት	4521.6	2581.5	1940.1	57.1	42.9		FEBRUARY
ጳጉሜ	4633.5	2633.6	1999.9	56.9	43.1		MARCH
ሚያዝያ	4730.9	2679.8	2059.1	56.6	43.4		APRIL
ገንቦት	4839.7	2719.4	2120.3	56.2	43.8		MAY
ሰኔ	5061.8	2808.1	2253.7	55.5	44.5		JUNE
ሰኞ	5219.2	2823.9	2395.3	54.2	45.8		JULY
ሰኞ	5242.3	2861.3	2391.0	54.6	45.4		AUGUST
ጳጉሜ 1983	5276.4	2916.6	2359.8	55.3	44.7		SEPTEMBER
ጥቅምት	5280.2	2977.8	2302.4	56.4	43.6		OCTOBER
ኅዳር	5340.0	3055.9	2284.1	57.3	42.7		NOVEMBER
ታህሣሥ	5451.8	3189.8	2262.0	58.6	41.4		DECEMBER
	TOTAL	CIRCULATING CURRENCY	PRIVATE DEMAND DEPOSIT	CURRENCY	DEPOSIT		
	MONEY (MILLION BIRR)			PERCENT TOTAL MONEY= 100			

አገልግሎት የሚሰጡ ገንዘብ ተቃራኒ የሚገኙ የተቃራኒ የገንዘብ አይነቶች  
SELECTED DEPOSIT ITEMS

ሠገጠረዥ ፑ.5 TABLE L.5

በሚሊዮን ቦር IN MILLION BIRR

	የጠቅላላ ተቃራኒ	ገንዘብ ተቃራኒ /30 ቀን የሚገኝ በባይ/	የገንዘብ ተቃራኒ			
			ከጠቅላላ የገንዘብ	ከገንዘብ ተቃራኒ		
ታህሣሥ 22 1978	858.5	362.8	338.6	81.3	1985	DECEMBER
ታህሣሥ 22 1979	960.6	140.6	374.1	123.2	1986	DECEMBER
ታህሣሥ 22 1980	1107.0	171.5	313.3	130.2	1987	DECEMBER
ታህሣሥ 22 1981	1291.7	150.9	387.4	149.6	1988	DECEMBER
ታህሣሥ 22 1982	1474.7	142.2	362.5	148.8	1989	DECEMBER
ጥር 22 1982	1485.3	126.3	394.9	164.1	1990	JANUARY
የካቲት	1474.9	127.8	375.7	170.4		FEBRUARY
ጳጉሜ	1492.1	124.7	374.6	164.8		MARCH
ሚያዝያ	1503.4	136.3	380.7	165.0		APRIL
ገንቦት	1529.4	128.6	383.5	152.5		MAY
ሰኔ	1574.5	130.8	455.9	167.4		JUNE
ሰኞ	1594.5	132.1	332.0	160.3		JULY
ሰኞ	1607.3	133.0	348.4	138.7		AUGUST
ጳጉሜ 1983	1620.7	132.6	359.2	147.9		SEPTEMBER
ጥቅምት	1635.6	131.8	387.3	141.3		OCTOBER
ኅዳር	1649.1	133.1	409.4	146.4		NOVEMBER
ታህሣሥ	1692.1	133.9	453.2	153.1		DECEMBER
	SAVING DEPOSITS	TIME DEPOSITS (30 DAYS AND OVER)	NATIONAL BANK	COMMERCIAL BANK		
			GOVERNMENT DEPOSITS WITH			

ከላይ የተገለጹት ገንዘብ ተቃራኒ የሚገኙ የገንዘብ መጠንና ዘርዘር የተገኘው የገንዘብ ተቃራኒ የሚገኝ የገንዘብ መጠንና ዘርዘር ነው።  
Source: National Bank of Ethiopia, Economic Research and Planning Department

... ወረጃ አሳይተንም  
... Data Not Available

በሥራ ላይ ያሉ የወረቀት ትንበያ ገንዘቦች ዝርዝር  
CIRCULATING NOTES AND COINS BY DENOMINATIONS

ሠጠረዥ ፑ.6 TABLE L.6

በሚሊዮን ብር IN MILLION BIRR

ዝርዝር ገንዘቦች	1980		1981		1982		1983	
	ሰኔ	ታህሣሥ	ሰኔ	ታህሣሥ	ሰኔ	ታህሣሥ	ሰኔ	ታህሣሥ
<u>ሀ/ የወረቀት ገንዘቦች</u>								
1 ብር	1,956.7	2,017.7	2762.5	2389.8	2762.5	...	a) <u>NOTES</u>	1 BIRR
5 "	177.0	185.6	186.1	184.7	186.1	...	5 "	
10 "	63.0	72.2	86.4	83.1	86.4	...	10 "	
50 "	568.0	552.2	677.2	599.2	677.2	...	50 "	
100 "	237.5	245.2	470.0	346.8	470.0	...	100 "	
911.2	962.5	1342.8	1176.0	1342.8	...			
<u>ለ/ ትንበያ ገንዘቦች</u>	42.8	44.1	49.5	47.2	49.5	...	b) <u>COINS</u>	
1 ጠገሮ	0.3	0.3	0.38	0.37	0.38	...	1 CENTS	
5 "	10.3	10.7	12.3	11.8	12.3	...	5 "	
10 "	15.3	15.8	17.7	16.9	17.7	...	10 "	
25 "	7.9	8.0	8.5	8.2	8.5	...	25 "	
50 "	9.0	9.3	10.6	9.9	10.6	...	50 "	
17,999.5	2,061.8	2812.0	2437.0	2812.0	...		TOTAL NOTES AND COINS	
ጠቅላላ ድምር	JUNE	DEC.	JUNE	DEC.	JUNE	DEC.		
	1988		1989		1990			

ጠቅላይ ባንክ የኢትዮጵያ የፋይናንስና የጥሬ ጥቅም ምርመራና ፈጠራ

Source: National Bank of Ethiopia, Economic Research and Planning Department

... ወረቀት ስልጠና

... DATA NOT AVAILABLE

ሠጠረዥ ቶ.7

TABLE L.7

በሚሊዮን ብር IN MILLION BIRR

	1980		1981		
	ጠቅላይ 23	ብር 22	ጠቅላይ 20	ታህሣሥ 23	
ጠቅላይ ላይ ያለ ፍተሻና ተገባሪ ገንዘቦች	1,829.0	1908.3	1882.7	1962.4	NOTES AND COINS IN CIRCULATION
የባለቤት ወር ልዩነት	84.9	79.3	-25.6	79.7	QUARTERLY CHANGE
ተጠቃይ ተጠቃሪ	1,811.1	2002.5	1955.7	1815.8	DEMAND DEPOSITS
የባለቤት ወር ልዩነት	164.5	191.4	-46.8	-139.9	QUARTERLY CHANGE
የገንዘብ መጠን	3640.1	3910.8	3838.4	3778.2	SUPPLY
የባለቤት ወር የተጣራ ልዩነት	249.4	270.7	-72.4	-60.2	NET QUARTERLY CHANGE
<u>ልዩነት በዘርዘር</u>					<u>COMPOSITION OF CHANGE</u>
<u>የገልጺ ድርጅቶች</u>					<u>PRIVATE SECTOR</u>
የከረገጥ ዕድገት	271.6	-108.5	-101.8	162.1	INCREASE IN CREDIT
ባለቤቱ ተጠቃይ ያልሆነ ተጠቃሪ	5.8	-55.2	-61.1	-53.6	LESS INCREASE IN NON-SIGHT DEPOSITS
ሲታገድ					
የባለቤት ወር ልዩነት	277.4	-163.7	-162.9	108.5	QUARTERLY CHANGE
<u>የጠቅላይ ድርጅቶች</u>					<u>PUBLIC SECTOR</u>
የከረገጥ ዕድገት	185.8	325.6	-61.0	31.9	INCREASE IN CREDIT
ከተጠቃሪ ገንዘብ ላይ ጥግራ ሲታገድ	-97.9	35.8	111.8	-143.2	LESS INCREASE IN DEPOSITS
የባለቤት ወር ልዩነት	87.9	361.4	50.8	-111.3	QUARTERLY CHANGE
የጠቅላይና የገልጺ የተጣራ ሂሳብ	365.3	197.7	-112.1	-2.8	NET PRIVATE AND PUBLIC SECTOR
በውጭ ለገር ተጠቃሪ	2.8	-64.1	-27.6	-52.7	EFFECT OF EXTERNAL RESERVES
ያሌ ተዘረዘረ	-1891.1	-1718.2	-1539.1	-1687.1	UNCLASSIFIED ITEMS
በገንዘብ መጠን የባለቤት ወር የተጣራ ልዩነት	-198.7	172.9	179.1	-147.9	NET QUARTERLY CHANGE
	31 MAR.	30 JUN.	30 SEP.	31 DEC.	
	1988				

\* ከአገራዊ የገንዘብ ባንክ በተገኘው መረጃ መሠረት

\* Based on Data obtained from National Bank of Ethiopia

MONEY SUPPLY (NARROW MONEY)  
 በሥራ ላይ ያለ ገንዘብ መጠን

ሠገጠረዥ ቱ.ገ/የተጠለ/

TABLE L.7 (Contd.)

በሚሊዮን ቢር IN MILLION BIRR

	1981		1982		
	መጋቢት 23	ጥቅምት 22	መስከረም 20	ታህሳስ 23	
በሥራ ላይ ያሉ ናቶች ቀጠና ገንዘቦች	2140.3	2181.8	2158.4	2340.5	NOTES AND COINS IN CIRCULATION
የባባተ ወር ለዳተ	177.9	41.5	-23.4	182.1	QUARTERLY CHANGE
ተጠያቂ ተጠጭ	1881.0	1992.6	2095.5	2035.8	DEMAND DEPOSITS
የባባተ ወር ለዳተ	65.2	111.6	102.9	-59.7	QUARTERLY CHANGE
በገንዘብ መጠን	4021.3	4174.4	4253.9	4376.3	SUPPLY
የባባተ ወር የተጣራ ለዳተ	243.1	153.1	79.5	122.4	NET QUARTERLY CHANGE
<u>ለዳተ በዘርዘር</u>					
<u>የገሪ ድርጅቶች</u>					
የክረገት ዕድገት	246.7	-199.2	-59.7	126.6	INCREASE IN CREDIT
ባባተ ወር ተጠያቂ ያሉ ሆነ ተጠጭ ሲታዩ	-10.1	-77.9	-30.3	-56.0	LESS INCREASE IN NON-SIGHT DEPOSITS
የባባተ ወር ለዳተ	236.6	-277.1	-90.0	71.6	QUARTERLY CHANGE
<u>የመንግሥት ድርጅቶች</u>					
የክረገት ዕድገት	59.8	414.1	-90.1	71.0	INCREASE IN CREDIT
በተጠጭ ገንዘብ ላይ የሚሰጥ ሲታዩ	26.6	-55.5	125.2	-70.6	LESS INCREASE IN DEPOSITS
የባባተ ወር ለዳተ	86.4	358.6	35.1	-0.4	QUARTERLY CHANGE
የመንግሥትና የገሪ የተጣራ ሂሳብ	323.0	81.5	-54.9	70.2	NET PRIVATE AND PUBLIC SECTOR
በውጭ ለገር ተጠጭ	137.6	63.5	-74.9	-60.9	EFFECT OF EXTERNAL RESERVES
ያራተኛ ዘርዘር	-1,847.5	-1,894.6	-1,738.9	-1,848.4	UNCLASSIFIED ITEMS
በገንዘብ መጠን የባባተ ወር የተጣራ ለዳተ	160.4	47.1	155.7	-109.5	NET QUARTERLY CHANGE
	31 MAR.	30 JUN.	30 SEP.	31 DEC.	
	1989				

\* በኢትዮጵያ ባንክ የተገኘው መረጃ መሠረት

\* Based on Data obtained from National Bank of Ethiopia

MONEY SUPPLY\* (NARROW MONEY)

ሠገጠረዥ ት.7 / የቀጠለ/ TABLE L.7 (CONTD.)

በሚሊዮን ቢር IN MILLION BIRR

	1982		1983		
	ጠቅላይ 23	ሰኔ 22	ጠቅላይ 20	ታህሣሥ 23	
በሥራ ላይ ያሉ ናቶች ትገባና ሽ ገንዘቦች	2,633.6	2,808.1	2,916.6	3,189.8	NOTES AND COINS IN CIRCULATION
የሰባት ወር ለቆየት	293.1	174.5	108.5	273.2	QUARTERLY CHANGE
ተጠያይ ተቀጣጭ	1,999.9	2,253.7	2,359.8	2,262.0	DEMAND DEPOSITS
የሰባት ወር ለቆየት	-35.9	253.8	106.1	-97.8	QUARTERLY CHANGE
በገንዘብ ጭጣጥ	4,633.5	5,061.8	5,276.4	5,451.8	SUPPLY
የሰባት ወር የተባራ ለቆየት	257.2	428.3	214.6	175.4	NET QUARTERLY CHANGE
<u>ለቆየት በዘርዘር</u>					<u>COMPOSITION OF CHANGE</u>
<u>የገራ ድርጅቶች</u>					<u>PRIVATE SECTOR</u>
የክራዲት ዕድገት	63.2	-120.3	-74.1	108.1	INCREASE IN CREDIT
ባለገባው ተጠያይ ያሉ ሆኑ ተቀጣጭ ሲቀነስ	0.1	-88.5	-48.0	-72.7	LESS INCREASE IN NON-SIGHT DEPOSITS
የሰባት ወር ለቆየት	63.3	-208.8	-122.1	35.4	QUARTERLY CHANGE
<u>የጠቅላይ ድርጅቶች</u>					<u>PUBLIC SECTOR</u>
የክራዲት ዕድገት	291.2	676.1	191.0	330.0	INCREASE IN CREDIT
ከተቀጣጭ ገንዘብ ላይ ጭጣጥ ሲቀነስ	-28.1	-83.9	116.2	-99.2	LESS INCREASE IN DEPOSITS
የሰባት ወር ለቆየት	263.1	592.2	74.8	230.8	QUARTERLY CHANGE
የጠቅላይ ነገራ የተባራ ሂሳብ	326.4	383.4	-47.3	266.2	NET PRIVATE AND PUBLIC SECTOR
በውጭ ለገር ተቀጣጭ	5.9	-8.4	-0.4	-26.7	EFFECT OF EXTERNAL RESERVES
ያሉ ተዘረዘሩ	-1,855.7	-1,885.5	-1,740.2	-1,903.5	UNCLASSIFIED ITEMS
በገንዘብ ጭጣጥ የሰባት ወር የተባራ ለቆየት	-7.3	-29.8	145.3	-163.3	NET QUARTERLY CHANGE
	31 MAR.	30 JUN.	30 SEP.	31 DEC.	
	1990				

\* ከኢትዮጵያ ባለገራ ድርጅት ጋር በተገኘው መረጃ ጠቅላይ ገጽ ላይ  
 \* Based on Data obtained from National Bank of Ethiopia

በብሔራዊ ባንክና በገንዘብ ባንኮች የተደረገ የሥጦታ ወጪ ክፍያ  
DOMESTIC CREDIT BY THE NATIONAL BANK AND COMMERCIAL BANKS

ሠገጠረዥ ቁ.8 TABLE L.8

በሚሊዮን ብር IN MILLION BIRR

	ደቦር	የወገን ገቢ		የወገን ምንጭ ገቢ			
		ለብሔራዊ ባንክ	ለገንዘብ ባንክ	በደርጅና በገንዘብ የተሰጠ ሂሳብ	የተደረገው በገንዘብ	የሰጠው ለዲያት	
TOTAL		CLAIMS ON CENTRAL GOVERNMENT		CLAIMS ON OTHER THAN CENTRAL GOVERNMENT			
ታህሣሥ 22 1978	4,638.3	1,338.3	1,369.9	1,928.9	-	1.2	1985 DECEMBER
ታህሣሥ 22 1979	5,080.5	1,650.0	1,325.5	2,103.8	-	1.2	1986 DECEMBER
ታህሣሥ 22 1980	6,128.9	2,020.1	1,476.4	2,631.2	-	1.2	1987 DECEMBER
ታህሣሥ 22 1981	6,834.6	2,481.1	1,497.7	2,854.6	-	1.2	1988 DECEMBER
ታህሣሥ 22 1982	7,673.8	2,835.1	1,868.5	2,969.0	-	1.2	1989 DECEMBER
ጥር 22 1982	7,802.3	2,929.1	1,859.0	3,013.7	-	1.0	1990 JANUARY
የባንክ ተኮር	7,876.9	2,987.1	1,859.0	3,029.8	-	1.0	FEBRUARY
ጠቅላይ	8,028.0	3,143.6	1,851.2	3,032.2	-	1.0	MARCH
ጳጉሜ	8,114.8	3,267.6	1,839.3	3,006.9	-	1.0	APRIL
ገንቦት	8,205.6	3,369.6	1,839.2	2,995.8	-	1.0	MAY
ሰኔ	8,583.8	3,431.6	2,239.3	2,911.9	-	1.0	JUNE
ሰኞ	8,585.9	3,512.6	2,231.6	2,840.7	-	1.0	JULY
ሰኞ	8,630.3	3,565.6	2,231.6	2,832.1	-	1.0	AUGUST
ጠቅላይ 1983	8,700.7	3,222.6	2,639.3	2,837.8	-	1.0	SEPTEMBER
ጥቅምት	8,787.0	3,298.6	2,639.3	2,848.1	-	1.0	OCTOBER
ኅዳር	9,394.0	3,412.6	2,638.4	3,342.0	-	1.0	NOVEMBER
ታህሣሥ	9,138.8	5,552.6	2,639.3	2,945.9	-	1.0	DECEMBER

የተባራ የወርቅና የውጭ ሥጦታ ሥጦታ ተቆይታ  
NET GOLD AND FOREIGN EXCHANGE HOLDINGS

ሠገጠረዥ ቁ.9 TABLE L.9

በሚሊዮን ብር IN MILLION BIRR

	ጠቅላላ ደቦር	የተባራ የውጭ ሥጦታ ተቆይታ			ወርቅ / የገንዘብ ገንዘብ በሚሊዮን	በግንባታ ለውጭ የገንዘብ ደርቫ ተቆይታ	
		ደቦር	በብሔራዊ ባንክ	ገንዘብ ባንክ			
GRAND TOTAL		NET FOREIGN EXCHANGE HOLDING			GOLD (COIN AND BULLION)	IMF GOLD TRANCHE (NET)	
ታህሣሥ 22 1978	253.8	312.1	281.3	30.8	44.0	-102.3	1985 DECEMBER
ታህሣሥ 22 1979	478.9	572.1	492.0	80.1	44.0	-137.2	1986 DECEMBER
ታህሣሥ 22 1980	213.6	298.2	256.7	41.5	44.0	-128.6	1987 DECEMBER
ታህሣሥ 22 1981	72.1	130.3	57.0	73.3	44.0	-102.2	1988 DECEMBER
ታህሣሥ 22 1982	107.8	72.0	-1.3	73.3	35.8	-	1989 DECEMBER
ጥር 22 1982	74.4	44.8	-4.9	49.7	29.6	-	1990 JANUARY
የባንክ ተኮር	66.4	41.0	-14.1	55.1	25.4	-	FEBRUARY
ጠቅላይ	78.0	54.6	-28.1	82.7	23.4	-	MARCH
ጳጉሜ	79.8	61.6	-33.6	85.2	18.2	-	APRIL
ገንቦት	102.7	79.6	-24.1	103.7	23.1	-	MAY
ሰኔ	69.6	46.5	-30.4	76.9	23.1	-	JUNE
ሰኞ	116.1	93.0	-4.8	97.8	23.1	-	JULY
ሰኞ	87.6	68.0	-6.7	74.7	19.6	-	AUGUST
ጠቅላይ 1983	69.2	49.6	-15.3	64.9	19.6	-	SEPTEMBER
ጥቅምት	41.8	22.2	0.3	21.9	19.6	-	OCTOBER
ኅዳር	64.3	44.7	23.2	21.5	19.6	-	NOVEMBER
ታህሣሥ	42.5	22.9	7.8	15.1	19.6	-	DECEMBER

ከላይ የተዘረዘሩት በብሔራዊ ባንክና በገንዘብ ባንኮች የተደረገው የሥጦታ ወጪ ክፍያ ነው።

Source: National Bank of Ethiopia, Economic Research and planning Division

የገንዘብ ባንኮች ያደረጉ ባይሮች ፣ የተደግፉ ከፍ ያዎች ፣ ገቢዎችን የገዘዙ ገቢ ሰነዶችና የሌሎች ወጪዎች  
 LOANS, ADVANCES, BILLS DISCOUNTED AND INVESTMENT BY COMMERCIAL BANKS

ሠገጠረዥ ቱ.10 TABLE I.10

በሚሊዮን ቢር IN MILLION BIRR

	1980	1981	1982	
	በ ነ 23	በ ነ 23	በ ነ 23	
<u>ለተለፉት ለገንጠታ</u>	160.8	207.2	184.7	<u>LARGE SCALE INDUSTRY</u>
ለጠር ያ ጠር ቀ	39.3	40.1	37.9	TEXTILES AND CLOTHING
ለሌሎች	121.5	167.1	146.8	OTHERS
<u>ለአገልግሎት ለገንጠታና ለገንዘብ ለገንጠታ</u>	3.2	3.9	4.5	<u>SMALL SCALE AND COTTAGE INDUSTRY</u>
<u>ለስርዓት</u>	71.6	58.9	49.5	<u>AGRICULTURAL</u>
ለተከለ	28.8	29.2	23.0	PLANTATION
ለከበተ ስርዓት	1.0	1.4	1.4	LIVESTOCK
ለሌሎች	41.8	28.3	25.1	OTHERS
<u>ወይ ወይስ ለገር ለተሸጡ ዕቃዎች</u>	156.7	235.4	173.7	<u>EXPORT</u>
ለቡና	42.5	91.6	60.6	COFFEE
ለተባተ ስህላቶችና ጥሬ ጥሬ	74.8	75.5	64.5	OILSEEDS AND PULSES
ለቆይ ለሌሎች	11.5	17.5	13.3	HIDES AND SKINS
ለሌሎች	27.9	50.8	35.3	OTHERS
<u>ከወጭ ለተገዙ ዕቃዎች</u>	329.3	278.4	296.1	<u>IMPORT</u>
ለሕንጻ ግብይት ያዎች	-	-	-	BUILDING MATERIALS
ለገብዥ	3.6	-	-	FUEL
ለጠር ያ ጠር ቀ	3.8	4.8	3.6	TEXTILES
ለጠር ያዎችና ለወሃ ስራዎች	33.1	46.3	52.0	MACHINERY AND EQUIPMENT
ለሌሎች	288.8	227.3	240.5	OTHERS
<u>ለከፍተኛ ለገንጠታ ለገንጠታ ለገንጠታ</u>	178.8	194.1	205.5	<u>CONSTRUCTION AND REAL ESTATE</u>
ለጠር ያ ጠር ቀ ለገንጠታ ለገንጠታ	-	-	-	RESIDENTIAL AND COMMERCIAL BUILDING
ለተገንጠታ	-	-	-	ADVANCED CONTRACTORS
<u>ለግብይት ለገንጠታ</u>	117.9	85.5	68.5	<u>TRANSPORT AND COMMUNICATION</u>
<u>ለገንጠታ ወገን ገንዘብ</u>	272.8	194.9	183.8	<u>INTERNAL TRADE</u>
ለቡና	6.8	17.4	13.2	COFFEE
ለስህላ	82.7	13.4	11.9	CEREALS
ለቆይ ለሌሎች	1.5	1.2	1.0	HIDES AND SKINS
ለሌሎች	170.8	152.2	146.5	OTHERS
ለሀገራዊ ጥሬ ጥሬ	11.0	10.7	11.2	HOTELS AND TOURISM
<u>የገር ባይሮ/ለጠር ያ ለበተ ዕቃ ወጪ/</u>	11.1	10.9	10.6	<u>PERSONAL LOANS (CARS, FURNITURE)</u>
<u>ለገንጠታ ወጪዎች</u>	17.7	16.8	15.9	<u>FINANCIAL AGENCIES</u>
<b>ጠቅላይ</b>	<b>1,319.9</b>	<b>1,286.0</b>	<b>1,192.8</b>	<b>TOTAL</b>
	30 JUNE	30 JUNE	30 JUNE	
	1988	1989	1990	

... ወረን ለሌተኛዎች

... Data Not Available

ከሌተኛዎች ገንዘብ ባንክ የተገኘ

Source: Commercial Bank of Ethiopia

የጠባብ ወጪ ሰነድ ስጦታ ሰነድ  
INTERNAL DEBT OF GOVERNMENT BY HOLDERS

ሠጠረዥ ፑ.11 TABLE L.11 በሚሊዮን ቢር IN MILLION BIRR

ለጠባብ ወጪ ሰነድ	1980		1981		1982		1983		
	በ ነ	ጁህህ	በ ነ	ጁህህ	በ ነ	ጁህህ	በ ነ	ጁህህ	
	1988		1989		1990				
<u>ከኢትዮጵያ ባንክ ጋር</u>	2,510.1	2,481.1	2370.0	2835.1	3431.6	3552.5	<u>NATIONAL BANK OF ETHIOPIA</u>		
በቀጥታ በቀድሞ የተሰጠ	1,476.0	1,447.0	1450.0	1701.0	2015.0	2126.0	DIRECT ADVANCES		
በጋራ ሲገባ	44.0	42.0	-	40	40	38.0	PROMISORY NOTES		
በጥቅም ጋራ/ጠባብ ወጪ/	990.1	992.1	920.0	1094.1	1286.6	1388.5	SECURITIES (BONDS)		
<u>ከገንዘብ ባንኮች</u>	1,497.8	1,497.7	1868.6	1368.7	2239.3	2639.2	<u>COMMERCIAL BANKS</u>		
በጥቅም ጋራ/ጠባብ ወጪ/	957.9	957.9	1328.7	1328.7	1699.4	2099.4	SECURITIES (ECNDS)		
ጠባብ ወጪ ሲገባ	539.9	539.8	539.9	539.9	539.9	539.8	TREASURY BILLS		
<u>ከጠባብ ወጪ ጋር/ጠባብ ወጪ/</u>	-	-	-	-	-	-	<u>INTER GOVERNMENT DEPARTMENT DEBT (BONDS)</u>		
<u>ሌሎች</u>	318.0	352.8	174.2	174.2	174.2	174.2	<u>OTHERS</u>		
በጥቅም ጋራ/ጠባብ ወጪ/	168.8	178.6	174.2	174.2	174.2	174.2	SECURITIES (BONDS)		
ጠባብ ወጪ ሲገባ	149.2	174.2	-	-	-	-	TREASURY BILLS		
<b>ጠቅላይ</b>	4,325.9	4,331.6	4412.6	4878.0	5845.1	6365.9	<b>TOTAL</b>		
	JUNE	DEC.	JUNE	DEC.	JUNE	DEC.	HOLDERS		
	1988		1989		1990				

ከኢትዮጵያ ባንክ ጋር የሰነድ ስጦታ ሰነድ የጥናትና የጥናት ዘርፍ የተገኘ  
Source: National Bank of Ethiopia, Economic Research and Planning Division

በአርቫና አገላለጽ ለግዛት ባንክ የተሰጡ በደርቶ በዘጠኝ መጠን\*  
 NUMBER AND AMOUNT OF LOANS APPROVED AND DISBURSED BY AGRICULTURAL AND INDUSTRIAL  
 DEVELOPMENT BANK\*

ሠገጠኒዝ ፑ.12 TABLE L.12 በሺህ ብር '000 BIRR

የሥራው ክፍል	1980			1981			1982			SECTOR
	የተሰጠ በደር		የተሰጠ በደር	የተሰጠ በደር		የተሰጠ በደር	የተሰጠ በደር		የተሰጠ በደር	
	ብዛት በጥር	የገንዘብ ልክ		ብዛት በጥር	የገንዘብ ልክ		ብዛት በጥር	የገንዘብ ልክ		
	NUMBER	AMOUNT	DIS-	NUMBER	AMOUNT	DIS-	NUMBER	AMOUNT	DIS-	
LOANS APPROVED		DURSED	LOANS APPROVED		BURSED	LOANS APPROVED		BURSED		
1987/88			1988/89			1989/90				
አረባ	1,381	261,960	317,512	1,517	221,118	189,996	1,404	204,287	219,342	AGRICULTURAL
አስገላለጽ	19	129,350	3,740	33	120,403	90,908	29	57,545	67,066	INDUSTRIAL
አስገላለጽ ተቻሎ ሌሎች ሥራዎች	12	3,050	20,946	21	5,942	26,716	13	3,560	21,722	SERVICES AND OTHERS
ድምር	1,412	394,360	342,198	1,571	347,463	307,620	1,446	265,392	308,130	TOTAL

የተሰጡ በደርቶ በሥራ ዓይነቶች  
 LOANS APPROVED BY ACTIVITIES

ሠገጠኒዝ ፑ.13 TABLE L.13 በሺህ ብር '000 BIRR

የሥራው ስም	1980	1981	1982	ACTIVITIES
ሀ. አረባና አስገላለጽ	261,960	221,118	204,287	A. AGRICULTURE AND LIVESTOCK
ለ. አጠቃላይ አስገላለጽ	129,350	120,403	-	B. MANUFACTURING INDUSTRIES
1. ለምግብ ሥራ	45	10,741	8,601	1. FOOD STUFFS
2. ለመጠጥ ሥራ	37,724	1,528	28,962	2. BEVERAGES
3. ለጨርቅ ጨርቅና ለመባባስ ሥራዎች	73,565	14,483	-	3. TEXTILES AND ALLIED INDUSTRIES
4. ለአገልግሎት ሥራ	356	445	-	4. WOOD
5. ለወረቀትና ለግጥም ሥራዎች	8,000	518	3,299	5. PAPER AND PRINTING
6. ለጥቃቅም/ኮሚኒኬሽን ሥራ	-	-	13,130	6. CHEMICALS
7. ለበርጭቅ ለሸከላና ለድገጋይ ሥራ	133	87,851	10,160	7. GLASS, CLAY AND STONE
8. ለብረት ብረት ሥራ	7,554	338	-	8. METAL WORKING
9. ለቆሃና ለቆሃ ግሊፋት ሥራ	1,665	-	-	9. LEATHER AND TANNING
10. ሌሎች	308	4,499	2,537	10. OTHERS
ሐ. ለህንጻዎች ሥራ	-	998	32	C. CONSTRUCTION
መ. ለግንባታ/አስገላለጽ ሥራ	-	-	-	D. TRANSPORTATION
ሠ. ለህዝብ አገልግሎት ለግብይት ድርጅቶች	3,050	4,944	3,466	E. SERVICES
ረ. ለሌሎች ለቆ ሥራዎች	-	-	62	F. MISCELLANEOUS
ድምር	394,360	347,463	265,392	TOTAL
	1987/88	1988/89	1989/90	

\* የዓመት መጨረሻ በኅዳር 30 ነው

\* Year Ending July 7

በአርቫና አገላለጽ ለግዛት ባንክ ህዳር 30 ዓ.ም. የተገኘ  
 Source: Agricultural and Industrial Development Bank Annual Report

በተገባሪ ያሪ ያሎ ብድር በ የሥራ ግብይት  
 OUTSTANDING LOANS DISTRIBUTED BY ACTIVITIES\*

ሠገጠረዥ ፑ.14 TABLE L.14

በሺ በር '000 BIRR

የሥራ ግብይት	1980**	1981**	1982**	
ሀ. ለእርሻና ለከብት እርባታ	1,581,822	1,693,778	1,821,642	A. <u>AGRICULTURE AND LIVESTOCK</u>
ለ. ለፋብሪካ ለገንጠትና ለሌሎች	180,806	270,028	331,174	B. <u>MANUFACTURING INDUSTRIES</u>
1. ለምግብ ሥራ	38,664	36,224	31,604	1. FOOD STUFFS
2. ለመጠቀሚያ	15,682	23,177	36,840	2. BEVERAGES
3. ለጨርቃ ጨርቅና ለወቅብ ሥራ	78,608	118,901	137,726	3. TEXTILES AND ALLIED INDUSTRIES
4. ለእርሻ ሥራ	1,213	1,418	1,465	4. WOOD
5. ለሠራተኛ ለግብይት ሥራ	2,147	6,755	11,229	5. PAPER AND PRINTING
6. ለኮሚኒኬሽን/ሥራ	-	2,235	8,259	6. CHEMICALS
7. ለብረትና ለብረት ለድንጋሪ ሥራ	17,406	47,393	68,510	7. GLASS, CLAY AND STONE
8. ለብረት ለብረት ሥራ	2,946	9,501	9,549	8. METAL WORKING
9. ለቀላል ለቀላል ግብይት ሥራ	17,319	17,873	18,401	9. LEATHER AND TANNING
10. ሌሎች	6,821	6,551	7,591	10. OTHERS
ለ. ለገንጠት ሥራ	10,856	10,966	18,167	C. <u>CONSTRUCTION</u>
ወ. ለግብይት/ተገባሪነት	39,309	25,490	20,272	D. <u>TRANSPORTATION</u>
ሠ. ለግብይት ለገንጠት የግብይት ድርጅቶች	5,793	26,037	11,490	E. <u>SERVICES</u>
ረ. ለሌሎች ልዩ ልዩ ሥራ	56,018	65,910	87,875	F. <u>MISCELLANEOUS</u>
ሰ. ለግብይት ገብረት	6,346	6,346	6,346	G. <u>REAL ESTATE</u>
ጠቅላይ ጠቅላይ	1,880,950	2,098,555	2,296,966	TOTAL
	1987/88**	1988/89**	1989/90**	

\*\* Unaudited

\* የግብይት ወቅት በ ነ 30 ነው

\* Year Ending July 7

ከእርሻና ለገንጠት ለግብይት ገንብ ግብይት ድርጅት የተገኘ  
 Source: Agricultural and Industrial Development Bank Annual Report

በተገባሪ ያደ ለሥራ ገቢዎች በዋራ ድጋግ ገቢዎች  
 OUTSTANDING LOANS DISTRIBUTED BY SECTORS\*

ሠንጠረዥ ቶ.15 TABLE L.15

በሺህ ብር '000 BIRR

ዋራ ድጋግ	1980**	1981**	1982**	
ሀ. ለአርሻ	1,581,822	1,693,778	1,821,642	A. AGRICULTURE
1. ለመንግሥት	1,529,422	1,606,475	1,711,189	1. STATE
2. ለግንባራ	51,374	85,686	106,964	2. COOPERATIVES
3. ለገሰ	1,026	1,617	3,489	3. PRIVATE
ለ. ለሌሎች ሥራዎች	180,806	270,028	331,174	B. INDUSTRIES
1. ለመንግሥት	170,499	258,571	316,976	1. STATE
2. ለግንባራ	766	725	1,009	2. COOPERATIVES
3. ለገሰ	9,541	10,732	13,189	3. PRIVATE
ለ. ለህንጻዎች	17,202	17,312	24,513	C. CONSTRUCTION
1. ለመንግሥት	6,346	6,346	6,346	1. STATE
2. ለግንባራ	-	-	-	2. COOPERATIVES
3. ለገሰ	10,856	10,966	18,167	3. PRIVATE
ወ. ለውጫ	39,309	25,490	20,272	D. TRANSPORT
1. ለመንግሥት	38,808	24,991	19,773	1. STATE
2. ለግንባራ	-	-	-	2. COOPERATIVES
3. ለገሰ	501	499	499	3. PRIVATE
ሠ. ለሌሎች ሥራዎች	5,793	26,037	11,490	E. SERVICES
1. ለመንግሥት	3,619	12,361	1,792	1. STATE
2. ለግንባራ	-	-	-	2. COOPERATIVES
3. ለገሰ	2,174	13,676	9,698	3. PRIVATE
ረ. ለግብርና ሃይራ ግብርና	-	65,910	87,875	F. MINES AND ENERGY RESOURCES
1. ለመንግሥት	56,018	65,910	87,875	1. STATE
2. ለግንባራ	-	-	-	2. COOPERATIVES
3. ለገሰ	-	-	-	3. PRIVATE
ጠቅላይ	1,880,950	2,098,555	2,296,966	TOTAL
	1987/88**	1988/89**	1989/90**	SECTORS

\*\* Unaudited

\* የጥቅም ዓመት ለጋራ ገቢዎች

\* Year Ending July 7

በአርሻና ለሥራ ገቢዎች ባንክ የተገኘ  
 Source: Agricultural and Industrial Development Bank

ኢትዮጵያ በሌሎች አገሮች ጋር ያሳተ የገንዘብ ጠቅላይ ማጠቃለያ  
SUMMARY OF THE BALANCE OF PAYMENT OF ETHIOPIA

የተጠቃሚ ልዩነት በሚሊዮን ብር  
NET TRANSACTIONS IN MILLION BIRR

ሠንጠረዥ ቶ. 16 TABLE L.16

ዓመት /ሪት	ዝያዔ ሂሳብ				የገቢ ሂሳብ			በገንዘብ ነጠላ ድርጅቶች ተቋማት ሂሳብና ጠቅላይ			የተጠቃሚ ገቢ ጠቅላይ በሪት	ዓመት
	የዕቃዎች ገቢ	ገቢ ገቢ ተ	የተዘጋጅ ጠቅላይ	የተጠቃሚ በብር	ጠቅላይ	የገቢ	የጠቅላይ ገቢ	ጠቅላይ	በገንዘብ ገቢ	በሌሎች		
1970/71	-269.8	-136.8	173.4	-233.2	50.5	-39.2	89.7	179.5	157.2	22.3	3.2	1978
1971/72	-163.7	-179.3	168.7	-174.3	170.3	-47.0	217.3	7.8	74.9	-67.1	-3.8	1979
1972/73	-381.4	-188.3	162.5	-407.2	218.7	64.3	154.4	200.5	150.0	83.5	-52.0	1980
1973/74	-501.5	-132.2	342.0	-291.7	547.0	-50.0	597.0	-196.6	-209.7	13.1	-58.7	1981
1974/75	-566.9	-142.7	180.8	-528.8	250.1	34.4	215.7	193.9	222.3	-28.4	84.8	1982
1975/76	-727.7	-184.2	450.6	-461.3	332.9	-50.6	383.5	41.4	36.6	4.8	87.0	1983
1976/77	-898.2	-217.4	685.7	-429.9	391.5	24.9	366.6	101.9	98.2	3.7	-63.5	1984
1977*	-992.2	-179.4	917.6	-254.0	423.7	87.6	336.1	-95.8	-139.0	43.2	-73.9	1984/85*
1978*	-1,012.0	-184.6	1,040.7	-155.9	547.5	-26.5	574.0	-347.0	-285.0	-62.0	-44.6	1985/86*
1979*	-1,129.9	-191.8	745.0	-576.7	395.4	20.0	375.4	43.6	35.5	8.1	137.7	1986/87*
1980*	-1,182.9	-227.8	634.2	-776.5	591.8	10.0	581.8	383.3	355.6	27.7	-198.6	1987/88*
1981*	-896.8	-204.4	822.1	-279.1	438.4	-110.9	549.3	47.3	51.2	-3.9	-131.3	1988/89*
1982*	-811.9	-165.5	690.0	-277.3	231.7	-136.8	368.5	-153.1	-72.6	-80.5	-504.3	1989/90*
	TRADE BALANCE FOB	SERVI- CES	TRANSFER PAYMENTS	NET SURPLUS	TOTAL	PRIVATE	CENTRAL GOVERN- MENT	TOTAL	CENTRAL MONET- ARY	OTHER INSTITU- TIONS	NET ERRORS AND COMMISSION	YEAR
	CURRENT ACCOUNT				CAPITAL ACCOUNT			RESERVES IN MONETARY INSTITUTIONS				

\* የዓመት መጨረሻ በኋላ 30 ነው

\* Year Ending July 7

በኢትዮጵያ በጠቅላይ ገቢ ጠቅላይ ማጠቃለያ የተገኘ

Source: Economic Research and Planning Department, National Bank of Ethiopia

ኢትዮጵያ በሌሎች አገሮች ጋር ያሳተ የገንዘብ ክፍያ ግዛግ  
BALANCE OF PAYMENTS OF ETHIOPIA

ሠገጠረዥ ፍ.17

TABLE L.17

በሚሊዮን ቢር IN MILLION BIRR.

	1980*	1981*	1982*	
1. የዕቃዎች ገንዶ ግዛግ	-1,501.3	-1192.2	-1067.3	1. TRADE BALANCE
ወጪ ገንዶ ለፍ.ሱ.ቢ.	773.3	918.2	756.9	EXPORT, F.O.B.
ቦና	439.0	626.4	405.4	COFFEE
ኮቦና ሌላ	334.3	291.8	351.5	NON-COFFEE
በገንዘብ ያራተለው ወርቅ	-	-	-	NON-MONETARY GOLD
ገቢ ገንዶ ቢ.አይ.አፍ.ኮዚሁ	-2,274.6	-2110.4	-1824.2	IMPORT C.I.F. OF WHICH
ለዕቃዎች ግብዓትና ሊንሾራገብ የቻለ	(-318.4)	(-295.4)	(-255.4)	FREIGHT AND INSURANCE
2. ገልጋሎቶች				2. SERVICES
ገዝ	5.9	-4.2	-7.4	TRAVEL
ገቢ	16.1	11.4	16.1	CREDIT
ወጪ	10.2	15.6	23.5	DEBIT
ሌላ ተራገባሪት	127.4	176.2	186.9	OTHER TRANSPORT
ገቢ	301.8	371.5	432.3	CREDIT
ወጪ	174.4	195.3	245.4	DEBIT
ከግንዛቤ ሂሳብ ሱ.ቢ.ያ.	61.0	69.1	58.0	GOVERNMENT N.I.L.
ገቢ	76.4	87.3	79.6	CREDIT
ወጪ	15.4	18.2	21.6	DEBIT
ሥራ ላይ የሃላ ገንዘብ	-133.7	-171.8	-155.5	INVESTMENT INCOME
ገቢ	24.2	12.2	10.1	CREDIT
ወጪ	145.5	184.0	165.6	DEBIT
ሌሎች ገልጋሎቶች	17.6	21.7	7.9	OTHER SERVICES
ገቢ	134.6	168.1	105.8	CREDIT
ወጪ	117.0	146.4	97.9	DEBIT
ገልጋሎቶች/የተጣራ/	78.2	91.0	89.9	SERVICES (NET)
3. የተጣራ የዕቃዎችና ገልጋሎቶች ገቢ /1+2/	-1423.1	-1101.2	-977.4	3. NET GOODS AND SERVICES (1+2)
4. የተዘጋጀ ክፍያዎች				4. TRANSFER
ከገሪ	245.3	389.1	354.6	PRIVATE
ገቢ	252.8	391.4	359.2	CREDIT
ወጪ	7.2	2.3	4.6	DEBIT
ከግንዛቤ	388.7	433.0	335.4	PUBLIC
ገቢ	388.7	433.0	335.4	CREDIT
ወጪ	-	-	-	DEBIT
የተጣራ የተዘጋጀ ክፍያዎች	634.0	822.1	690.0	TRANSFER (NET)
5. የገንዘብ ሂሳብ የተጣራ በር.ባ/3+4/	-789.1	-279.1	-277.3	5. BALANCE ON C/A (3+4)
6. ጥረ ገንዘብ ያራሀጎ የረዘብ ዘመን ከግንዛቤ	667.5	549.3	368.5	6. NON-MONETARY LONG-TERM CAPITAL
ከግንዛቤ	667.5	549.3	368.5	GOVERNMENT
ገቢ	-	-	-	CREDIT
ወጪ	-	-	-	DEBIT
7. የመሠረታዊ ሂሳቦች ግዛግ	-106.8	270.2	81.1	7. BASIC BALANCES
8. የአገር ዘመን የገሪ ባገታ	-97.4	-110.9	-136.8	8. SHORT-TERM CAPITAL (NET)
9. የተጣራ ቢ.ተ. ወይን ገደብ	-179.1	-201.5	-486.4	9. NET ERRORS AND OMISSIONS
10. የተጣራ የጋ ጥግራ	-	-	-	10. REVALUATION OF RESERVES
11. ሌን.ሲ.አር. ተጣጥፎ	-	-	-	11. S.D.R. ALLOCATION
12. የአጠቃላይ ሂሳቦች ግዛግ /7+8+9+10+11/	-383.3	-42.2	-542.1	12. OVERALL BALANCE (7+8+9+10+11)
13. የተጣራ የገንዘብ አገባብ	383.3	42.2	151.3	13. NET MONETARY MOVEMENTS
	1987/88*	1988/89*	1989/90*	

\* የግድት ዓመት ሰኔ 30 ወጥ

\* Year Ending July 7

በባህሪ ደብዳቤ የኢኮኖሚ ጥናትና ፕላን ደ/ሪ ያተገኘ

Source: Economic Research and Planning Department, National Bank of Ethiopia

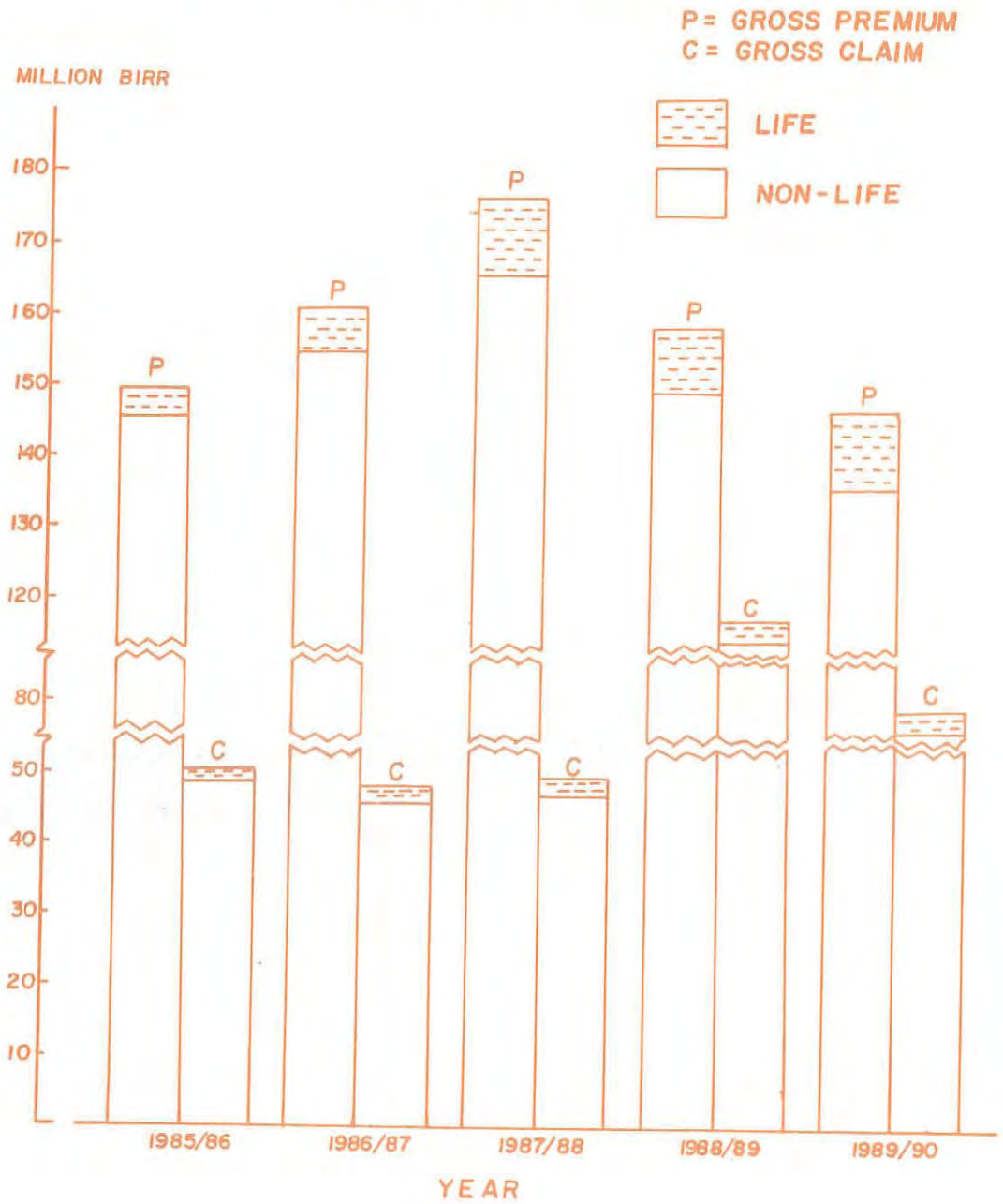
ክፍል ና. ስለመድን/ሊንሻራንስ/

ከዚህ በፊት በሀገሪቱ አሥራ ሦስት የተለያዩ የመድን ከጣንያዎች በሥራ ላይ አንደኛው ይታወቃል ። ነገር ግን በጥቅምት 1968 ዓ.ም. የመድን ከጣንያዎች ከተወረሱ በኋላ " የኢትዮጵያ የመድን ድርጅት " በመባል አሥራ ሦስተኛው በአንድ ላይ ተጠቃለዋል ።

SECTION M. INSURANCE





Formerly there were thirteen insurance companies operating in the Nation . . . However, since the nationalization of the insurance companies in November 1975 all the thirteen are consolidated into one corporation under the name of "Ethiopian Insurance Corporation".

## M.I - GROSS PREMIUM & CLAIMS OF LIFE & NON-LIFE INSURANCE



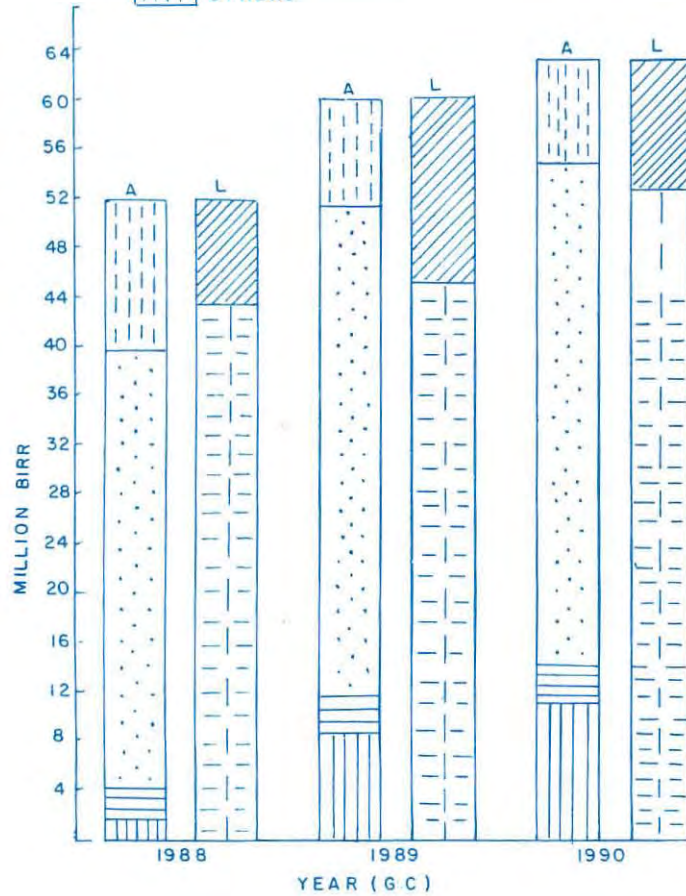
### M2 :- LIFE INSURANCE ASSETS & LIABILITIES

KEY FOR ASSETS (A)

-  MORTGAGES
-  POLICY HOLDERS LOAN ON LIFE POLICIES
-  FIXED DEPOSITS
-  OTHERS

KEY FOR LIABILITIES (L)

-  INSURANCE FUNDS
-  OTHERS



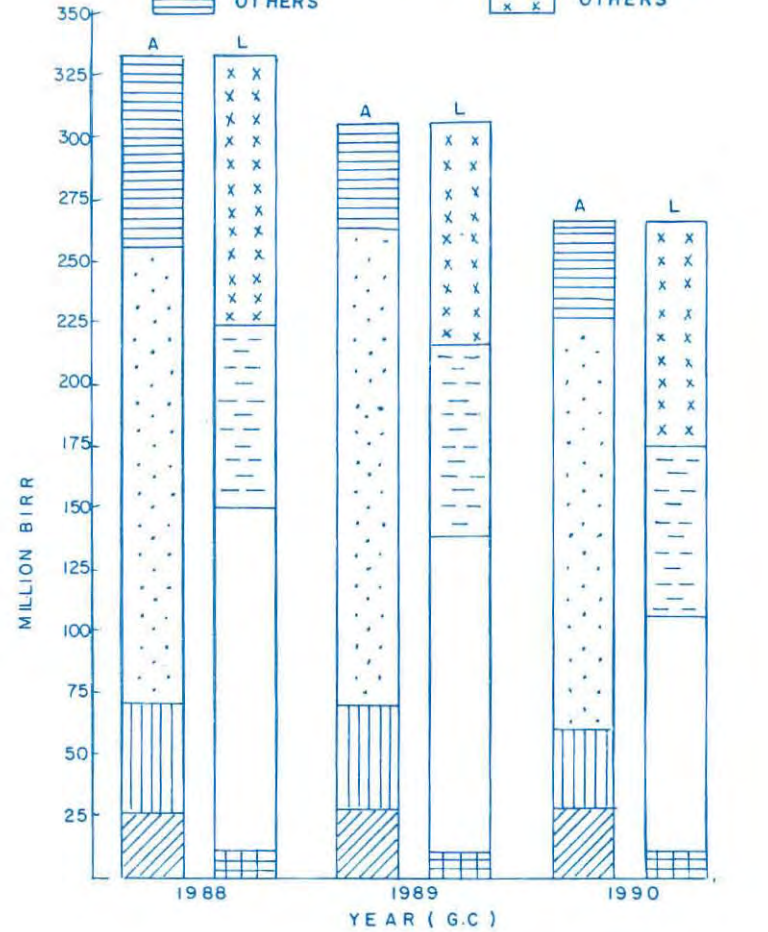
### M3:- NON-LIFE INSURANCE ASSETS & LIABILITIES

KEY FOR ASSETS (A)

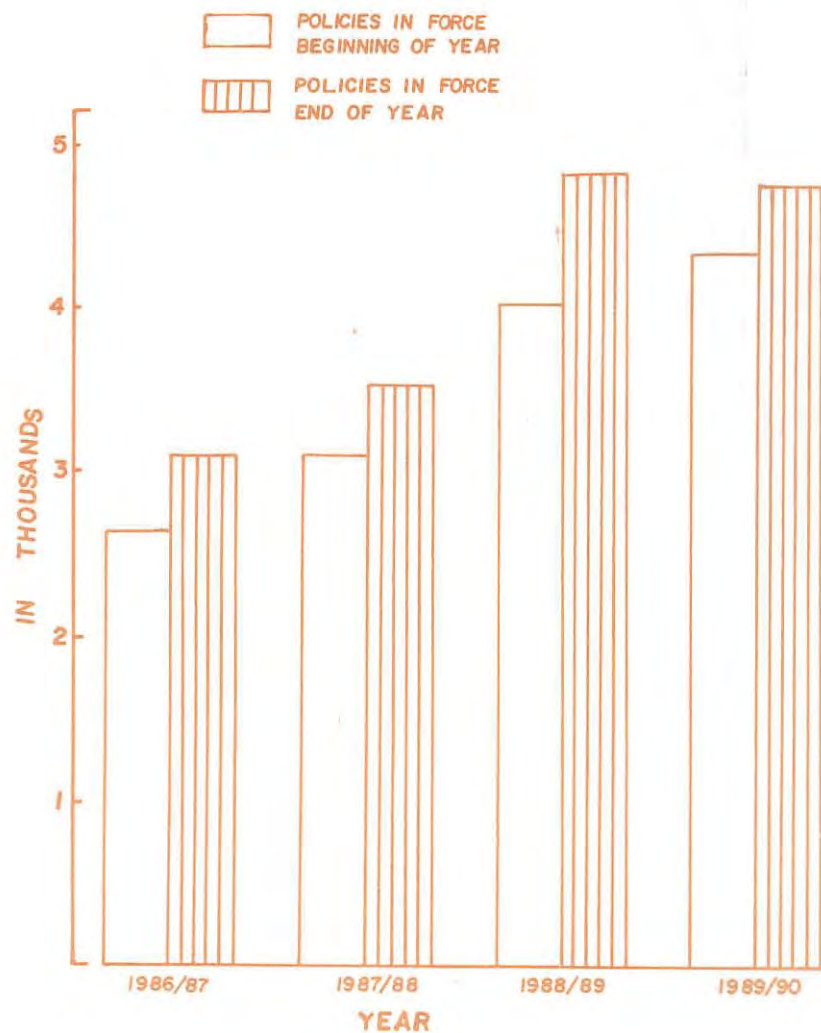
-  BUILDING
-  OUTSTANDING PREMIUM
-  FIXED DEPOSITS
-  OTHERS

KEY FOR LIABILITIES (L)

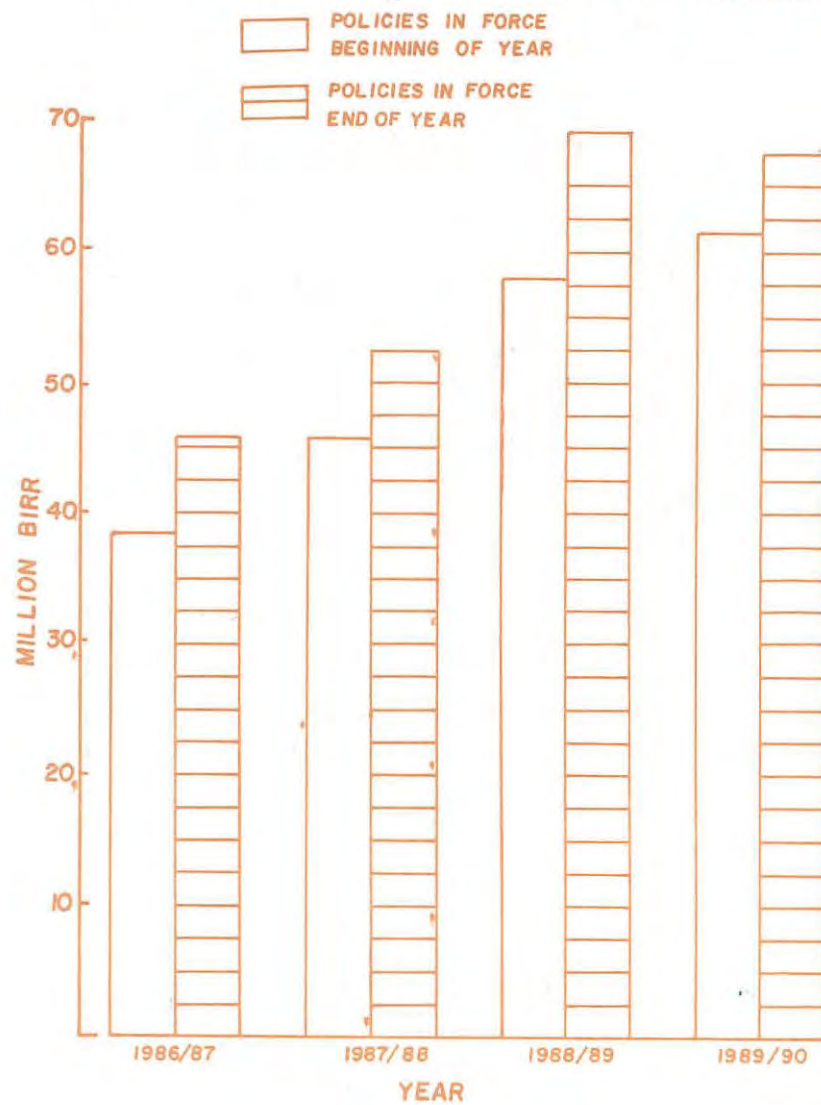
-  PAID UP CAPITAL
-  INSURANCE FUND
-  CLAIMS NOT PAID
-  OTHERS



M.4 - NUMBER OF LIFE INSURANCE POLICIES



M.5 - AMOUNT OF LIFE INSURANCE POLICIES



የሕይወት መድን ስርዐትና ለመድን የተከፈለ ግጠኝነት  
SUMMARY OF PREMIUM AND CLAIMS OF LIFE INSURANCE

ሠገጠረዥ 1.1      TABLE M.1      በሚሊዮን ብር      IN MILLION BIRR

ዓመት ምዕረጥ*	1976	1977	1978	1979	1980	1981	1982	
<b>ገቢ</b>								<b>INCOME</b>
ጠቅላላ ስርዐት	4.1	4.3	4.2	6.4	11.3	9.0	11.0	GROSS PREMIUM
ለጠለፋ መድን የተከፈለ ሲቶነስ	0.4	0.4	0.5	0.3	0.4	-	1.0	LESS REINSURANCE CEDED
የተጣራ ስርዐት	3.7	3.8	3.7	6.1	10.9	9.0	10.0	NET PREMIUM
<b>ወጪ</b>								<b>OUT GO</b>
ጠቅላላ ለመድን የተከፈለ	2.1	2.4	1.9	2.6	2.7	3.0	3.0	GROSS CLAIMS
ከጠለፋ መድን በጤ የተከፈለውና የተለበጠ ሲቶነስ	0.2	0.3	0.1	-	-	-	-	LESS REINSURANCE RECOVERIES
የተጣራ ለመድን ውሳኔ ገዳታ የተከፈለ	1.9	2.1	1.7	2.6	2.7	3.0	3.0	NET CLAIMS
	1983/84	1984/85	1985/86	1986/87	1987/88	1988/89	1989/90	YEAR*

የሕይወት ያልሆነ መድን ስርዐትና ለመድን የተከፈለ ግጠኝነት  
SUMMARY OF PREMIUM AND CLAIMS OF NON-LIFE INSURANCE

ሠገጠረዥ 1.2      TABLE M.2      በሚሊዮን ብር      IN MILLION BIRR

ዓመት ምዕረጥ*	1976	1977	1978	1979	1980	1981	1982	
<b>ገቢ</b>								<b>INCOME</b>
ጠቅላላ ስርዐት	133.4	129.4	145.7	155.3	166.4	150.2	136.7	GROSS PREMIUM
ለጠለፋ መድን የተከፈለ ሲቶነስ	31.8	32.7	38.7	38.5	41.0	29.3	24.8	LESS REINSURANCE CEDED
የተጣራ ስርዐት	101.6	96.7	107.0	116.8	125.4	120.9	111.9	NET PREMIUM
<b>ወጪ</b>								<b>OUT GO</b>
ጠቅላላ ለመድን የተከፈለ	45.8	45.6	48.9	46.1	47.4	114.5	78.1	GROSS CLAIMS
ከጠለፋ መድን በጤ የተከፈለውና የተለበጠ ሲቶነስ	10.0	2.2	8.8	11.8	5.8	59.7	10.7	LESS REINSURANCE RECOVERIES
የተጣራ ለመድን ውሳኔ ገዳታ የተከፈለ	35.8	43.4	40.1	34.3	41.6	54.8	67.4	NET CLAIMS
	1983/84	1984/85	1985/86	1986/87	1987/88	1988/89	1989/90	YEAR*

\* የዓመት መጨረሻ በ ነ 23 ነው።  
\* Year Ending June 23

ስሌት የላይ መድን ደርጅት የተገኘ  
Source Ethiopian Insurance Corporation

የአይወተ ያለሆነ ወይን የግብር ገቢና ወጪ በሥራ ወይን  
 INCOME AND EXPENDITURE OF NON-LIFE INSURANCE BY LINE OF INSURANCE

ሠንጠረዥ 1.3

TABLE M.3

በብሉ በር

IN' 000 BIRR

1980*	የአባተ	የሞተር ተክከርካሪ	የጦርከብና የአይርፕላን	የሠራተኞች ገዛ	የሌሎች ሌሎች	1987/88*
<b>ገቢ</b>						<b>INCOME</b>
ጠቅላላ አርቦን	17,409	66,576	51,777	14,427	16,199	GROSS PREMIUM
ከአተዋገድ ውጭ ለጠለፋ ወይን የተከፈለ	10,500	122	28,154	18	1,954	REINSURANCE OUTSIDE ETHIOPIA
የተባረ አርቦን	6,909	66,454	23,623	14,409	14,245	NET PREMIUM
ከገቢዎች የተገኘ	7,192	9	9,075	-	599	COMMISSIONS RECEIVED
ሌላ ገቢ	-	-	-	-	-	OTHER INCOME
ለግዴታ ወይን ለመጠበቅ የነበረ	4,525	70,808	25,940	7,501	6,341	RESERVE BEGINNING OF YEAR
<b>ድምር</b>	<b>18,626</b>	<b>137,271</b>	<b>58,638</b>	<b>21,910</b>	<b>21,185</b>	<b>TOTAL</b>
<b>ወጪ</b>						<b>EXPENDITURE</b>
ለወይን ገዳታ የተከፈለ የግዴታ	367	36,523	1,669	3,645	2,479	CLAIMS PAID AND OUTSTANDING
በጠለፋ ወይን ለግዴታ የተከፈለውን ለተጠቃሚ ሲተካ	(318)	(321)	1,584	-	28	LESS REINSURANCE RECOVERIES
የተባረ ለወይን ውጭ ገዳታ የተከፈለ	685	36,844	85	3,645	2,451	NET CLAIMS
ለገቢዎች የተከፈለ	-	-	-	-	-	COMMISSIONS PAID
የሥራ ግብዓት	436	1,660	1,291	361	403	MANAGEMENT EXPENSES
በግዴታ ወይን ለመጠበቅ የነበረ	5,255	92,352	26,221	7,349	7,265	RESERVE END OF YEAR
ሌሎች ወጪያት	-	-	-	-	-	OTHER EXPENSES
ወደ ተርፍና ከሥራ ላይ የተላከ	12,250	6,415	31,041	10,555	11,066	TRANSFERED TO PROFIT AND LOSS ACCOUNT
<b>ድምር</b>	<b>18,626</b>	<b>137,271</b>	<b>58,638</b>	<b>21,910</b>	<b>21,185</b>	<b>TOTAL</b>
	FIRE	MOTOR	MARINE AND AVIATION	WORKERS COMPENSATION	MISCELLANEOUS	

\* የግዴታ ወይን ለግዴታ ሰኔ 23 ነው

\* Year Ending June 30

- ( ) ተጽኦ
- ( ) Negative

በአተዋገድ ወይን ለግዴታ የተገኘ

Source: Ethiopian Insurance Corporation

የአይወት ያሳሆነ ድርጅት የገቢና ወጪ ስራ መደብ  
INCOME AND EXPENDITURE OF NON-LIFE INSURANCE BY LINE OF INSURANCE

ሠንጠረዥ 1.3/ የገጠማ TABLE M.3 (CONT'D.)

በሺ ስር

IN '000 BIRR

1981*	1988/89*					1982*	1989/90*				
	የሰባት	የዋ ተር ተሽከርካሪ	የወርከበና የአውሮፕላን	የሠራተኞች ስራ	የሌሎች ሌሎች		INCOME	EXPENDITURE			
<b>1981*</b>						<b>1988/89*</b>					
<u>ገቢ</u>						<u>INCOME</u>					
ጠቅላላ አርቦን	18,695	63,647	37,680	13,681	16,512	GROSS PREMIUM					
ከሌተ የሌያ ወጭ ለጠለፋ ድርጅት የተከረለ	10,432	38	16,238	3	2,572	REINSURANCE OUTSIDE ETHIOPIA					
የተገባ ለርቦን	8,263	63,609	21,442	13,678	13,940	NET PREMIUM					
ባቦሚያን የተገኘ	7,435	-	7,397	-	1,443	COMMISSIONS RECEIVED					
ሌላ ገቢ	-	-	-	-	-	OTHER INCOME					
በዓመት መጀመሪያ ለመጠባበቂያ የነበረ	5,255	72,352	26,221	7,349	7,265	RESERVE BEGINNING OF YEAR					
<b>ድምር</b>	<b>20,953</b>	<b>135,961</b>	<b>55,060</b>	<b>21,027</b>	<b>22,648</b>	<b>TOTAL</b>					
<u>ወጪ</u>						<u>EXPENDITURE</u>					
ለድርጅት ገንዘብ የተከረለና የሚከረለ	1,540	37,348	79,723	6,220	4,377	CLAIMS PAID AND OUTSTANDING					
ከጠለፋ ድርጅት ለወጪ የተከረለውና የተመለሰው ሲታይ	(255)	(458)	71,463	-	(768)	LESS REINSURANCE RECOVERIES					
የተገባ ለድርጅት ወጪ ገንዘብ የተከረለ	1,795	37,806	8,260	6,220	5,145	NET CLAIMS					
ለባቦሚያን የተከረለ	1	7	33	1	-	COMMISSIONS PAID					
የሠራ ጠባብኝ	568	1,941	1,149	417	504	MANAGEMENT EXPENSES					
በዓመት መጨረሻ ለመጠባበቂያ የነበረ	6,535	82,441	23,801	6,976	7,109	RESERVE END OF YEAR					
ሌሎች ወጪያት	-	-	-	-	-	OTHER EXPENSES					
ወደ ተርፍና ኪነ ሥነ ምግብ የተዛወረ	12,054	13,766	21,817	7,413	9,890	TRANSFERRED TO PROFIT AND LOSS ACCOUNT					
<b>ድምር</b>	<b>20,953</b>	<b>135,961</b>	<b>55,060</b>	<b>21,027</b>	<b>22,648</b>	<b>TOTAL</b>					
<b>1982*</b>						<b>1989/90*</b>					
<u>ገቢ</u>						<u>INCOME</u>					
ጠቅላላ አርቦን	17,308	61,203	29,122	11,857	17,218	GROSS PREMIUM					
ከሌተ የሌያ ወጪ ለጠለፋ ድርጅት የተከረለ	9,240	124	13,039	14	2,404	REINSURANCE OUTSIDE ETHIOPIA					
የተገባ ለርቦን	8,068	61,079	16,083	11,843	14,814	NET PREMIUM					
ባቦሚያን የተገኘ	5,789	11	5,415	-	839	COMMISSIONS RECEIVED					
ሌላ ገቢ	-	-	-	-	-	OTHER INCOME					
በዓመት መጀመሪያ ለመጠባበቂያ የነበረ	6,535	82,441	23,801	6,976	7,109	RESERVE BEGINNING OF YEAR					
<b>ድምር</b>	<b>20,392</b>	<b>143,531</b>	<b>45,299</b>	<b>18,819</b>	<b>22,762</b>	<b>TOTAL</b>					
<u>ወጪ</u>						<u>EXPENDITURE</u>					
ለድርጅት ገንዘብ የተከረለና የሚከረለ	4,048	47,037	18,265	3,902	5,874	CLAIMS PAID AND OUTSTANDING					
ለጠለፋ ድርጅት ለወጪ የተከረለውና የተመለሰው ሲታይ	3,735	(760)	6,812	1	685	LESS REINSURANCE RECOVERIES					
የተገባ ለድርጅት ወጪ ገንዘብ የተከረለ	313	47,797	11,453	3,901	5,189	NET CLAIMS					
ለባቦሚያን የተከረለ	-	2	-	-	-	COMMISSIONS PAID					
የሠራ ጠባብኝ	616	2,180	1,037	422	613	MANAGEMENT EXPENSES					
በዓመት መጨረሻ ለመጠባበቂያ የነበረ	6,914	86,150	17,852	6,040	7,555	RESERVE END OF YEAR					
ሌሎች ወጪያት	-	-	-	-	-	OTHER EXPENSES					
ወደ ተርፍና ኪነ ሥነ ምግብ የተዛወረ	12,549	7,402	14,957	8,456	9,405	TRANSFERRED TO PROFIT AND LOSS ACCOUNT					
<b>ድምር</b>	<b>20,392</b>	<b>143,531</b>	<b>45,299</b>	<b>18,819</b>	<b>22,762</b>	<b>TOTAL</b>					
	FIRE	MOTOR	MARINE AND AVIATION	WORKERS COMPENSATION	MISCELLANEOUS						

\* የዓመት መጨረሻ በ ጳ 23 ነው  
\* Year Ending June 30

( ) ተፋሽ  
( ) Negative

በሌተ የሌያ ድርጅት የተገኘ  
Source: Ethiopian Insurance Corporation

የአይወተ መድገ የሂሳብ ጣዛገ  
BALANCE SHEET OF LIFE INSURANCE

ሀ ብ ቶ ፑ  
ASSETS

ሠገጠረዥ 1.4/ሀ/ TABLE M.4 (a)	በክ 23			በጊዜ ባር IN '000 BIRR
	1980	1981	1982	
አገልጋዮች	-	-	-	BUILDINGS
ተሽከርካሪ መኪና ጋራ ዕቃዎችና መሳሪያዎች	27	39	70	MOTOR VEHICLES, FURNITURE AND EQUIPMENT
በግንባታና የተያዘ	1,623	8,577	11,130	MORTGAGES
በአይወተ መድገ ወላጅ ግንባታና ስራዎች ላይ የሚወሰድበት በይዘት	2,550	2,788	3,148	POLICY-HOLDERS' LOAN ON LIFE POLICIES
ሌሎች በይዘቶች	50	50	-	OTHER LOANS
የግንባታና የገንዘብ በይዘቶች	-	-	-	GOVERNMENT SECURITIES
ይርሻጋዎች/አክሲዮኖች/	-	-	-	SHARES
ሌሎች የገንዘብ በይዘቶች	-	-	-	OTHER SECURITIES
በወኪሎች ያለ ሂሳብ	-	31	24	AGENTS' BALANCES
ገቢ የሚገባ አርባገ	-	-	-	OUTSTANDING PREMIUM
ወላጅ ፣ የተርፍ ድርሻና ስራ	1,216	1,298	1,247	INTEREST, DIVIDENDS AND RENTIS
ከተገኘው ያለውን ለመው የሚከፈል ፀገ	286	157	106	DEBTORS
በአይወተ ያለ የራሱ ገንዘብ	19	7	24	CASH ON HAND
በባንክ ያለ / ተገባዮች ሂሳብ/	10,975	7,153	6,949	CURRENT ACCOUNTS
ለተወሰነ ጊዜ የተጠበቀ	35,401	40,055	40,455	FIXED DEPOSITS
ሌሎች ሀብቶች	28	28	15	OTHER ASSETS
ይጠቅም	51,775	60,183	63,168	TOTAL
	JUNE 30 1988	JUNE 30 1989	JUNE 30 1990	

ገ ጻ ጋ ጋ ፑ  
LIABILITIES

ሠገጠረዥ 1.4/ለ/ TABLE M.4 (b)	በክ 23			በጊዜ ባር IN '000 BIRR
	1980	1981	1982	
የተከፈለ የባለ ድርሻዎች ጥሬ ገንዘብ	-	-	-	PAID-UP CAPITAL
ለመድገ የተከፈለ ገንዘብ	43,310	45,146	52,568	INSURANCE FUNDS
አይወተ	42,633	44,469	51,894	LIFE
ሌሎች	677	677	674	OTHERS
በተርፍና ስራ ሂሳብ የፈጸመ	-	-	-	BALANCE OF PROFIT AND LOSS ACCOUNT
ተከፈሉት ጋራ ጥሬ ገንዘብ	1,198	1,259	1,178	CLAIMS ADMITTED BUT NOT PAID
ለጠለፋ ግንባታና በወይዘት የሚከፈል	318	141	476	DUE REINSURERS
ለሌሎች ግንባታና የሚከፈል	1,638	1,696	1,843	DUE SUNDRY CREDITORS
ለገቢ ግብር የሚከፈል	-	-	-	DUE INCOME TAX
ሌሎች	5,311	11,941	7,103	OTHERS
ይጠቅም	51,775	60,183	63,168	TOTAL
	JUNE 30 1988	JUNE 30 1989	JUNE 30 1990	

በኢትዮጵያ የሕይወት ግንባታና የገንዘብ  
Source: Ethiopian Insurance Corporation

የአይወተ ያልሆነ ጭን የሂሳብ ማዘጋጀት  
BALANCE SHEET OF NON-LIFE INSURANCE  
ሀብቶች

ASSETS

ሠገጠረዥ 1.5/U/TABLE M.5 (a)

በሺህ ብር IN' 000 BIRR

	በ ነ 23	በ ነ 23	በ ነ 23	
	1980	1981	1982	
አገልግያዎች	25,798	27,347	28,067	BUILDINGS
ተሽከርካሪ ጭን ሰጪ ዕቃዎች ጭን ሰጪ ዕቃዎች	2,707	2,732	2,730	MOTOR VEHICLES, FURNITURE AND EQUIPMENT
ሌሎች ባደርገው	-	-	-	OTHERS LOANS
የግንዛቤ የገንዘብ ሰነዶች	-	-	-	GOVERNMENT SECURITIES
ድርሻዎች /አክሲዮኖች/ ሌሎች የገንዘብ ሰነዶች	1,259	1,259	1,159	SHARES
በወኪሎች ያለ ሂሳብ	-	-	-	OTHER SECURITIES
ገቢ የሚሰጥ አርባገ	45,064	41,053	31,320	AGENTS' BALANCES
ወለድ፣ የተርፍ ድርሻና ኪራይ	4,367	4,508	1,143	OUTSTANDING PREMIUM
በተገባሪ ዕቃዎች ለጭን ሰጪ የሚከፈል በላይ ያለ ጥረ ገንዘብ	2,167	3,568	2,509	INTEREST, DIVIDENDS AND RENTS
በባንክ ያለ/ተገባሪ ሂሳብ	50,628	17,732	15,824	DEBTORS
በባንክ ያለ/ተገባሪ ሂሳብ	5,311	8,271	7,107	CASH ON HAND
ለተወሰነ ጊዜ የተጠመ	185,176	194,542	166,793	CURRENT ACCOUNTS
ሌሎች ሀብቶች	10,817	5,157	7,602	FIXED DEPOSITS
ድምር	333,294	306,169	264,250	OTHER ASSETS
				TOTAL
	JUNE 30	JUNE 30	JUNE 30	
	1988	1989	1990	

ገንዘብ ሰነዶች  
LIABILITIES

ሠገጠረዥ 1.5/A/

TABLE M.5 (b)

በሺህ ብር

IN' 000 BIRR

	በ ነ 23	በ ነ 23	በ ነ 23	
	1980	1981	1982	
የተከፈለ የባለድርሻዎች ጭን ገንዘብ	11,000	11,000	11,000	PAID-UP CAPITAL
ለጭን የተከፈለ ገንዘብ	138,441	126,862	94,512	INSURANCE FUNDS
አካባቢ	5,255	6,535	6,915	FIRE
ለጭን የተከፈለ	92,352	82,441	56,150	MOTOR VEHICLE
አካባቢ	-	-	-	ACCIDENT
ለጭን የተከፈለ ለሰጪ ጭን ሰጪ ሰነድ	7,349	6,976	6,040	EMPLOYERS' LIABILITIES
ለጭን የተከፈለ ለአውሮፕላን	26,221	23,801	17,852	MARINE AND AVIATION
ሌሎች	7,264	7,109	7,555	OTHERS
በተርፍና ኪራይ የቀረ	27,707	23,197	17,654	BALANCE OF PROFIT AND LOSS ACCOUNT
ተከፈለ የጭን ገንዘብ ሰነድ	74,005	78,234	68,602	CLAIMS ADMITTED BUT NOT PAID
አካባቢ	1,484	2,292	1,503	FIRE
ለጭን/ለጭን	51,029	47,787	41,491	MOTOR
አካባቢ	-	-	-	ACCIDENT
ለጭን የተከፈለ ለሰጪ ጭን ሰጪ ሰነድ	5,462	6,446	5,059	EMPLOYERS' LIABILITIES
ለጭን የተከፈለ ለአውሮፕላን	5,397	10,613	11,825	MARINE AND AVIATION
ሌሎች	5,341	6,003	5,023	OTHERS
በአገር ውጭ የሚገኝ የጭን ገንዘብ ሰነድ	5,292	5,093	3,701	INWARD BUSINESS
ለጭን የተከፈለ ለሰጪ ጭን ሰጪ ሰነድ	34,545	28,133	21,330	DUE REINSURERS
ለጭን የተከፈለ ለሰጪ ጭን ሰጪ ሰነድ	6,364	6,995	6,980	DUE SUNDRY CREDITORS
ለጭን የተከፈለ ለሰጪ ጭን ሰጪ ሰነድ	32,110	23,245	34,301	DUE INCOME TAX
ሌሎች	9,122	8,503	9,871	OTHERS
ድምር	333,294	306,169	264,250	TOTAL
	JUNE 30	JUNE 30	JUNE 30	
	1988	1989	1990	

በኢትዮጵያ ጭን ድርጅት የተገኘ

Source: Ethiopian Insurance Corporation

የክፍያ ተጠቅሞች ሆሊዲ የሚያሰጡት ወገን ለውጥ  
STATEMENT OF LIFE PORTFOLIO

ሠገጠረዥ 7.6 TABLE M.6

ብዕረ ብር

IN' 000 BIRR

የህይወት ግብዓት	በሰውነት ለሆኑ የሚከፈሉ		ለጠቅላላ የሆኑ ገዢ ሲኖሩት ወይም ለሆኑ የሚከፈሉ		ሌሎች		ድምር		
	ብዛት	የግብዓት ስም	ብዛት	የግብዓት ስም	ብዛት	የግብዓት ስም	ብዛት	የግብዓት ስም	
<b>1981*</b>									
1. በዓመት መጀመሪያ የነበሩት የሰውነት ሆሊዲ	20	327	3,617	52,283	406	5,327	4,043	57,937	1. POLICIES IN FORCE BEGINNING OF YEAR
2. አዲስ የተሰጡ የሰውነት ሆሊዲ	4	90	991	12,193	43	1,915	1,038	14,198	2. NEW POLICIES ISSUED
3. አገደበበር የሆኑ	-	-	160	2,239	-	-	160	2,239	3. REINSTATEMENTS
4. ሌሎች	-	-	34	279	54	889	88	1,168	4. OTHERS
5. ድምር	24	417	4,802	66,994	503	8,131	5,329	75,542	5. TOTAL
6. ዕድሜያዊ የሆኑ የሰውነት ሆሊዲ	-	-	24	256	-	-	24	256	6. MATURITIES
7. በሰውነት ተቀጥቶ የሰውነት ሆሊዲ	-	-	76	847	-	-	76	847	7. SURRENDERS
8. በሆስፒታል አገደበበር የተጠየቁ	-	-	23	366	2	48	25	414	8. DEATH CLAIMS
9. በሰውነት ሆሊዲ ላይ የሚደረግ የሆኑ የጥያቄ መብቶች	1	10	233	3,235	29	273	263	3,518	9. LAPSES
10. ሌሎች	-	-	88	1,573	-	-	88	1,573	10. OTHERS
11. ድምር	1	10	444	6,277	31	321	476	6,608	11. TOTAL
12. በዓመት መጨረሻ የነበሩት የሰውነት ሆሊዲ/5 ሲቀነስ 11/	23	407	4,358	60,717	472	7,810	4,853	68,934	12. POLICIES IN FORCE END OF YEAR (5 LESS 11)
13. የጠለቁ የሰውነት ሆሊዲ	...	...	...	...	...	...	...	...	13. POLICIES REINSURED
14. በገብረት መቆየት የተገዙ የሰውነት ሆሊዲ	-	-	2	710	150	231,889	152	232,599	14. GROUP POLICIES IN FORCE
<b>1982*</b>									
1. በዓመት መጀመሪያ የነበሩት የሰውነት ሆሊዲ	23	407	3,871	53,545	472	7,810	4,366	61,760	1. POLICIES IN FORCE BEGINNING OF YEAR
2. አዲስ የተሰጡ የሰውነት ሆሊዲ	2	15	855	11,685	28	217	885	11,917	2. NEW POLICIES ISSUED
3. አገደበበር የሆኑ	-	-	133	1,949	-	-	133	1,949	3. REINSTATEMENTS
4. ሌሎች	-	-	29	145	62	1,195	91	1,340	4. OTHERS
5. ድምር	25	422	4,888	67,322	562	9,222	5,475	76,966	5. TOTAL
6. ዕድሜያዊ የሆኑ የሰውነት ሆሊዲ	-	-	27	398	-	-	27	398	6. MATURITIES
7. በሰውነት ተቀጥቶ የሰውነት ሆሊዲ	-	-	100	1,597	-	-	100	1,597	7. SURRENDERS
8. በሆስፒታል አገደበበር የተጠየቁ	-	-	5	90	-	-	5	90	8. DEATH CLAIMS
9. በሰውነት ሆሊዲ ላይ የሚደረግ የሆኑ የጥያቄ መብቶች	3	70	416	4,675	18	461	437	5,206	9. LAPSES
10. ሌሎች	-	-	91	1,676	33	377	124	2,053	10. OTHERS
11. ድምር	3	70	639	8,436	51	838	693	9,344	11. TOTAL
12. በዓመት መጨረሻ የነበሩት የሰውነት ሆሊዲ/5 ሲቀነስ 11/	22	352	4,249	58,886	511	8,384	4,782	67,622	12. POLICIES IN FORCE END OF YEAR (5 LESS 11)
13. የጠለቁ የሰውነት ሆሊዲ	...	...	...	...	...	...	...	...	13. POLICIES REINSURED
14. በገብረት መቆየት የተገዙ የሰውነት ሆሊዲ	-	-	2	710	154	304,824	156	305,534	14. GROUP POLICIES IN FORCE
	SUM NO. ASSURED		NO.	SUM ASSURED	NO.	SUM ASSURED	NO.	SUM ASSURED	LIFE PORTFOLIO
	WHOLE LIFE		ENDOWMENT	OTHERS		TOTAL			

\* የዓመት መጨረሻ በ ሰኔ 23 ነው  
\* Year Ending June 30

... መረጃ አልተገኘም  
... Dat not available

በኢትዮጵያ የሰውነት ሆሊዲ ማህበረ ባንክ  
Source: Ethiopian Insurance Corporation

የሕይወት የጎት ሁኔታ የሚያውለበት ጠገላጣ

STATEMENT OF LIFE PORTFOLIO

ሠገጠረዥ 1.6/ የጠለ/ TABLE M.6 (CONTD.)

በሺህ በር IN'000 BIRR

የሕይወት የጎት	ባለጠድቲ ባዎት የሚከረለ		ለባለጠድቲ የውላ ገዛ ቢያለት ገይዖ ባዎት የሚከረለ		ሌሌቸ		ድዎር		
	ባዛት	የጎት ስርዓት ለባ	ባዛት	የጎት ስርዓት ለባ	ባዛት	የጎት ስርዓት ለባ	ባዛት	የጎት ስርዓት ለባ	
<b>1979*</b>									
1. በዓመት መጀመሪያ የነበረት የጠድግ ውላቸ	15	232	2,389	33,746	252	4,455	2,656	38,433	1. POLICIES IN FORCE BEGINNING OF YEAR
2. አላህ የተጠጡ የጠድግ ውላቸ	2	30	575	9,333	56	591	633	9,954	2. NEW POLICIES ISSUED
3. አገደ ነበር የሆኑ	-	-	132	2,215	-	-	132	2,215	3. REINSTATEMENTS
4. ሌሌቸ	-	-	23	147	36	86	59	233	4. OTHERS
5. ድዎር	17	262	3,119	45,441	344	5,132	3,480	50,835	5. TOTAL
6. ዕድሜያዎች የጠገ ጎት ስርዓቶች	-	-	26	353	-	-	26	353	6. MATURITIES
7. በጠድቲ ተገባዎች የተሰረዙ ውላቸ	-	-	71	894	-	-	71	894	7. SURRENDERS
8. በጠገ አደጋ አገዛዝ ለሆነው የተጠየቀ	1	5	16	220	-	-	17	225	8. DEATH CLAIMS
9. ባለጠድግ ገደብ የጠገ ጎት ስርዓቶች	-	-	190	2,525	-	-	190	2,525	9. LAPSES
10. ሌሌቸ	-	-	59	1,029	-	-	59	1,029	10. OTHERS
11. ድዎር	1	5	362	5,021	-	-	363	5,026	11. TOTAL
12. በዓመት መጨረሻ የነበረት የጠድግ ውላቸ / 5 ቢያነበ 11/	16	257	2,757	40,420	344	5,132	3,117	45,809	12. POLICIES IN FORCE END OF YEAR (5 LESS 11)
13. የጠለፋ ጠድግ ያሳገዙ ውላቸ	...	...	...	...	...	...	...	...	13. POLICIES REINSURED
14. በጎበረት ወይንም የተገዙ ድዎቶች	-	-	2	735	68	119,800	70	120,535	14. GROUP POLICIES IN FORCE
<b>1980*</b>									
1. በዓመት መጀመሪያ የነበረት የጠድግ ውላቸ	16	257	2,575	40,420	344	5,132	3,117	45,809	1. POLICIES IN FORCE BEGINNING OF YEAR
2. አላህ የተጠጡ የጠድግ ውላቸ	4	70	721	10,533	21	106	746	10,709	2. NEW POLICIES ISSUED
3. አገደ ነበር የሆኑ	-	-	110	1,155	-	-	110	1,155	3. REINSTATEMENTS
4. ሌሌቸ	-	-	29	175	41	89	70	264	4. OTHERS
5. ድዎር	20	327	3,617	52,283	406	5,327	4,043	57,937	5. TOTAL
6. ዕድሜያዎች የጠገ ጎት ስርዓቶች	-	-	30	490	-	-	30	490	6. MATURITIES
7. በጠድቲ ተገባዎች የተሰረዙ ውላቸ	-	-	76	808	-	-	76	808	7. SURRENDERS
8. በጠገ አደጋ አገዛዝ ለሆነው የተጠየቀ	-	-	13	183	-	-	13	183	8. DEATH CLAIMS
9. ባለጠድግ ገደብ የጠገ ጎት ስርዓቶች	1	5	278	2,402	21	248	300	2,655	9. LAPSES
10. ሌሌቸ	-	-	70	1,331	-	-	70	1,331	10. OTHERS
11. ድዎር	1	5	467	5,214	21	248	489	5,467	11. TOTAL
12. በዓመት መጨረሻ የነበረት የጠድግ ውላቸ / 5 ቢያነበ 11/	19	322	3,150	47,069	385	5,079	3,554	52,470	12. POLICIES IN FORCE END OF YEAR (5 LESS 11)
13. የጠለፋ ጠድግ ያሳገዙ ውላቸ	...	...	...	...	...	...	...	...	13. POLICIES REINSURED
14. በጎበረት ወይንም የተገዙ ድዎቶች	-	-	2	735	83	144,898	85	145,633	14. GROUP POLICIES IN FORCE
	NO.	SUM ASSURED	NO.	SUM ASSURED	NO.	SUM ASSURED	NO.	SUM ASSURED	LIFE PORTFOLIO
	WHOLE LIFE		ENDOWMENT		OTHERS		TOTAL		

\* የዓመት መጨረሻ በ ነ 23 ነው

\* Year Ending June 30

... ዳረጃ አሳተገኝ

... Data Not Available

በኢትዮጵያ የሕይወት ጥገና ጠቅላይ ቤት የተገኘ

Source: Ethiopian Insurance Corporation

ክፍል 1. ሰለዐ ያደኙ ቀን

ሠገጠረዥ 1.1:- በ1955/56 ዓ.ም. ከተደረገው የቢተባባ የኑሮ ወጭ ጥናት የተገኘውን ወጭ እና በየወሩ የሚጠበቀውን የቫርቻሮ ቀን መሠረት በማድረግ የማዕከላዊ ስታቲስቲክስ ባለሥልጣን ያዘጋጀውን የ1982/83 እና የ1983/84 ዓ.ም. የአዲስ አበባ ከተማ የቫርቻሮ ገበያ ቀን መመዘኛ /ኢንዱስትሪ/ ያሰጋል። ይህም በተለይ የሚያገለግለው የወር ገቢያቸው አስከ አራት መቶ ገር ለሚደርሱ ቢተባባኝ ነው።

ሠገጠረዥ 1.2 /ሀ/ እና 1.2/ለ/ :-

በአዲስ አበባ ከተማ ከገበያዎች እና ከገርሰዕደቶች የተሰበሰቡትን የምግብ ዓይነቶች አማካይ የቫርቻሮ ቀን ለ1982/83 እና ለ1983/84 ዓ.ም. ያመለክታሉ። መረጃው በየወሩ ለአዲስ አበባ ከተማ የምግብ ቀን መመዘኛ /ኢንዱስትሪ/ ለማዘጋጀት ከመርካቶ፣ ከፒያባ፣ ከሰለሴ እና ከድርቆስ ገበያዎች ከተሰበሰበው የተወሰደ ነው።

ሠገጠረዥ 1.3፣ 1.4/ሀ/ እና 1.4/ለ/ :-

እነዚህ ሠገጠረዥዎች የሚያመለክቱት ለመረጡ የቡና ዓይነቶች የጎረቤቱ ገበያ ቀን እና በሀገር ውስጥ የተሸጠውን ያልታወቀ ቡና የአዲስ አበባ ገበያ አማካይ የጅምሰ ቀን ነው። ሠገጠረዥ 1.4/ለ/ የሚያመለክተው በአዲሱ አስተዳደር አካባቢ /ራስገዛ ያለውን የጅምሰ ቀን ነው። በጎረቤቱ ገበያ የጅምሰ ቡና በመባል የታወቀው ከሰረገ ቡና በስተቀር ጫናቸው ዓይነት የኢንዱስትሪ ቡና ቢሆን በአዲስ አበባ ገበያ ጎን የጅምሰ ቡና ተባብሮ የሚጠራው ከከፋ ክፍለ ሀገር የሚመጣው ብቻ ነው። ቀንዎቹ የሚጠበቁትን በቡና ዓመት ማለት ከጥቅምት አስከ መስከረም ባለው ጊዜ ነው።

SECTION N. PRICES

Table N.1:

Shows retail price indices for Addis Ababa for the years 1990 and 1991. The information is based on the retail prices collected monthly by the Central Statistical Authority. The index applies to households belonging to income group less than 400.00 Birr per month.

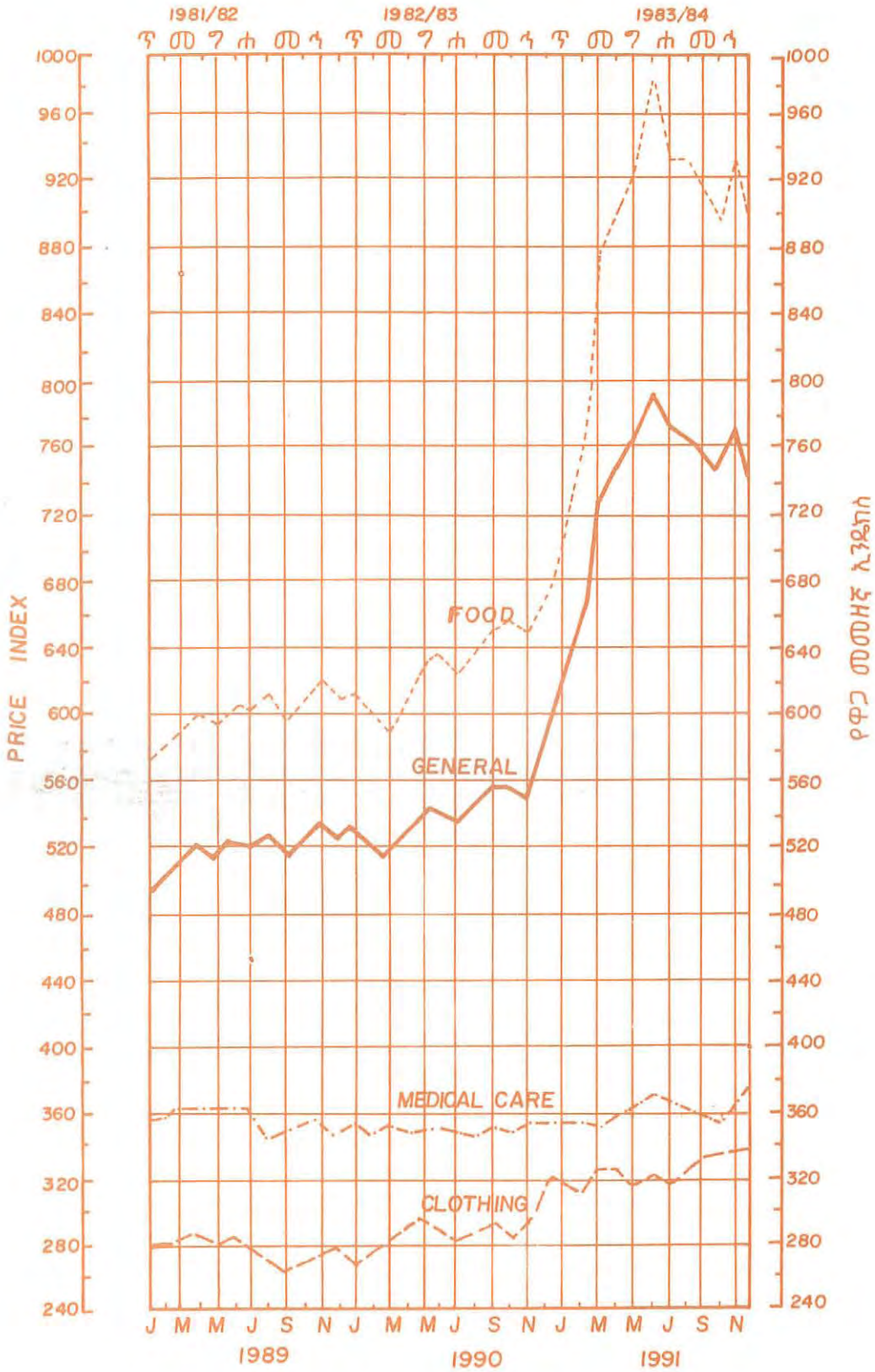
Table N.2(a) and N.2(b):

Show Addis Ababa retail prices of some major food items for the years 1990 and 1991. They are average prices in Merkato, Piazza, Selassie and Kirkos areas.

Table N.3, N.4(a) and N.4(b):

Show the New York Market spot prices of selected types of coffee and the average Addis Ababa wholesale prices of unwashed coffee. Table N.4(b) refers to the newly formed Administrative/Autonomous Regions. Coffee known as "Jimma" usually good quality, in New York Market, is a blend of all types of Ethiopian Coffee except Coffee from Hararghe. On the other hand, the Addis Ababa prices quoted for "Jimma" refer to coffee from Keffa Administrative Region only. The period 1984-1991 refers to coffee years that starts on October and ending in September.

የአዲስ አበባ የቸርቻሮ ዋጋ መመዘኛ (ኢንዱክስ)  
 (የቤት ኪራይን አይጨምርም)  
 1955/56=100  
 RETAIL PRICE INDEX FOR ADDIS ABABA  
 (Excluding House Rent)  
 1963=100



የአዲስ አበባ የጥሬ ገቢ ዋጋ ሁኔታ የግልጽ መዘኛ/ሊንዳከስ/ጥቅምት 1982/83 እና በ1983/84  
 RETAIL PRICE INDEX\* FOR ADDIS ABABA IN 1990 AND 1991

ሠገጠረዥ 1.1

TABLE N.1

1955/56 = 100 1963 = 100

1982/83	1982/83							1990
	የከተማ	ሚያዝያ	በህ	ገሰቢ	ጥቅምት	ታህሣሥ	የዓመት ሊንዳከስ	
<b>ጠቅላላ መዘኛ</b>	522.4	525.8	547.6	546.4	555.8	593.8	544.2	<b>1990</b>
<b>ጠቅላላ መዘኛ</b>	605.3	605.5	637.7	638.8	652.9	668.2	630.1	<b>GENERAL INDEX</b>
የቤት ዕቃዎች	596.5	599.8	619.3	598.7	608.0	766.2	623.2	FOOD
ልብስ	274.4	284.5	286.0	287.4	278.5	319.3	285.2	HOUSEHOLD ITEMS
ግብር	173.7	179.7	179.7	183.2	183.2	184.3	180.6	CLOTHING
ሕክምና	345.3	349.6	351.2	348.6	349.5	351.8	350.0	TRANSPORTATION
የገል ገለጫ	528.0	520.4	495.9	526.5	526.5	514.2	514.5	MEDICAL CARE
የገባባና መዘናኛ	256.1	277.7	277.7	305.3	304.6	309.4	284.3	PERSONAL CARE
ሌሎች ዕቃዎች ገልጋሪዎች	356.5	372.2	373.0	378.8	385.8	366.7	372.3	READING AND RECREATION
								OTHER GOODS AND SERVICES
<b>1983/84</b>	<b>1983/84</b>							<b>1991</b>
<b>ጠቅላላ መዘኛ</b>	661.4	744.8	794.0	765.1	747.5	740.8	738.7	<b>GENERAL INDEX</b>
ጠቅላላ መዘኛ	770.5	900.7	983.8	936.9	897.6	897.3	890.6	FOOD
የቤት ዕቃዎች	815.3	855.7	861.4	843.8	859.0	820.5	847.5	HOUSEHOLD ITEMS
ልብስ	309.6	328.2	320.8	323.2	330.0	336.7	324.5	CLOTHING
ግብር	184.3	179.7	179.7	182.8	182.8	179.7	181.5	TRANSPORTATION
ሕክምና	350.9	358.1	372.4	363.4	355.6	373.1	360.6	MEDICAL CARE
የገል ገለጫ	525.0	552.5	590.8	578.5	629.1	676.5	588.9	PERSONAL CARE
የገባባና መዘናኛ	309.4	310.9	361.5	350.0	347.9	352.5	335.7	READING AND RECREATION
ሌሎች ዕቃዎች ገልጋሪዎች	387.4	390.1	374.0	394.6	419.0	398.6	391.4	OTHER GOODS AND SERVICES
<b>1982/83</b>	<b>1982/83</b>							<b>1990</b>
<b>የጠቅላላ ዓይነት</b>	605.3	605.5	637.7	638.8	652.9	668.2	630.1	<b>FOOD ITEMS</b>
አሀል	577.1	511.5	543.6	570.3	600.4	590.5	564.2	CEREALS
ሥጋ	549.8	625.0	617.9	653.9	652.6	700.2	631.5	MEAT
ዓሣ	750.0	810.0	810.0	810.0	810.0	810.0	810.4	FISH
ወተትና የወተት ተዋጊዎች	628.5	660.4	643.7	641.1	655.6	705.9	646.6	DAIRY PRODUCE
አክሲዮን ፍሬዎች	584.7	556.9	590.1	617.0	586.0	656.6	582.2	FRUITS AND VEGETABLES
ጥሬ ጥሬ	763.3	622.0	649.9	684.7	738.4	685.7	687.1	PULSES
ቅመም ቅመም	1636.9	1645.1	1689.4	1605.8	1660.0	1885.0	1654.7	SPICES
የገባባ/ልዩ ልዩ/	546.9	594.8	716.5	659.0	658.6	602.8	630.2	OTHER FOOD ITEMS
መጠጥና ገምባህ	389.1	395.2	428.4	430.5	435.5	437.1	418.8	DRINKS AND TOBACCO
<b>1983/84</b>	<b>1983/84</b>							<b>1991</b>
<b>የጠቅላላ ዓይነት</b>	770.5	900.7	983.8	936.9	897.6	897.3	890.6	<b>FOOD ITEMS</b>
አሀል	634.6	737.6	956.7	964.6	869.1	893.9	830.3	CEREALS
ሥጋ	741.5	815.7	870.8	990.8	913.8	1000.4	882.8	MEAT
ዓሣ	1088.0	1473.0	1250.0	1250.0	1250.0	1250.0	1239.2	FISH
ወተትና የወተት ተዋጊዎች	808.1	1175.9	1112.9	868.0	842.3	908.8	962.8	DAIRY PRODUCE
አክሲዮን ፍሬዎች	853.6	952.4	1095.3	911.5	880.7	701.8	914.1	FRUITS AND VEGETABLES
ጥሬ ጥሬ	781.5	846.0	1048.2	1067.0	1060.1	1127.4	969.8	PULSES
ቅመም ቅመም	2338.2	2489.1	2659.7	2713.0	2613.8	2256.2	2408.3	SPICES
የገባባ/ልዩ ልዩ/	738.0	755.4	813.3	767.1	771.6	714.2	758.7	OTHER FOOD ITEMS
መጠጥና ገምባህ	528.0	554.2	565.7	557.5	598.1	593.6	760.9	DRINKS AND TOBACCO
	FEB.	APRIL	JUNE	AUG.	OCT.	DEC.	YEARLY AVERAGE	

\* ከቤት ኪራይ በስተቀር  
 \* Excluding House Rent

የዓመት ሊንዳከስ የዲግሎማቲክ የ12 ወራት አማካኪ ገጠ።  
 The Yearly Average Refers to an Average Over 12 Months

ከዳታዎች ስታቲስቲካል ባሕሪ ገጠ።  
 Source: Central Statistical Authority

በአዲስ አበባ የዋና ዋና የጭገባ ሸ ጭቶ አጣካይ የቸር ቸር ዋጋ፣ 1982/83

AVERAGE RETAIL PRICE OF MAJOR FOOD ITEMS IN  
ADDIS ABABA 1990

ሠገጠራዊ ገጽ / U /		TABLE N.2(a)							ባብር		IN BIRR	
የ	ይ	ገ	ገ	ገ	ገ	ገ	ገ	ገ	ገ	ገ	ገ	ገ
ገ	ገ	ገ	ገ	ገ	ገ	ገ	ገ	ገ	ገ	ገ	ገ	ገ
ገ	ገ	ገ	ገ	ገ	ገ	ገ	ገ	ገ	ገ	ገ	ገ	ገ
<b>CEREALS AND CEREAL PRODUCTS</b>												
አሁን እና ከአሁን የሚገኙ	ኪሎ	1.49	1.39	1.53	1.63	1.72	1.53	1.55	kg.	TEFF, WHITE UNMILLED		
ያልፈው ነጭ ጫፍ	"	1.14	1.18	1.28	1.37	1.50	1.40	1.29	"	WHEAT, WHITE UNMILLED		
ያልፈው ነጭ ሰገዳ	"	1.00	0.90	0.83	0.85	0.83	1.03	0.92	"	BARLEY UNMILLED (MIXED)		
ያልፈው ገብስ/ዳብረት/	"	1.41	1.15	1.25	1.34	1.42	1.30	1.31	"	TEFF, FLOUR (BLACK)		
ጥቁር የጫፍ ፍጅት	"	0.29	0.29	0.29	0.29	0.28	0.29	0.29	350gm	BREAD		
የባህርይ	350 ገ.											
<b>PULSES (UNMILLED)</b>												
ጥራት/ያልፈው/	ኪሎ	1.26	1.21	1.13	1.25	1.27	1.08	1.19	kg.	HORSE BEANS		
ባህርይ	"	1.23	0.98	1.02	1.07	1.22	1.20	1.11	"	CHICK PEAS		
አገር	"	1.44	1.13	1.23	1.28	1.35	1.23	1.27	"	PEAS BLACK		
<b>FRUITS AND VEGETABLES</b>												
ፍሬፍሬዎች እና እንክልት	ኪሎ	1.10	1.06	0.99	1.01	1.01	1.28	1.05	kg.	POTATOES		
ዳገት	"	1.59	1.44	1.60	1.74	1.67	1.65	1.57	"	ONIONS		
የዳገት ስገር	"	3.02	3.33	3.19	3.09	2.88	3.64	3.11	"	GARLIC		
ነጭ ስገር	"	2.47	2.05	2.57	2.53	2.13	3.77	2.50	"	PEPPER, GREEN (KARIA)		
ዳሬ	"	1.38	1.45	1.48	1.50	1.47	1.47	1.46	"	BANANAS		
መዝ	"											
<b>SPICES AND CONDIMENTS</b>												
የጥቁር የህገ ዘይት	ኪሎ	6.54	6.89	7.99	9.67	9.07	9.31	7.81	kg.	PEPPER, RED WHOLE		
ያልፈው ስገር	"	84.85	84.17	83.34	72.23	77.78	91.67	81.70	"	PEPPER, BLACK		
የጥቁር ስገር	"	3.95	3.84	4.05	3.68	4.08	3.83	3.84	"	SUGAR		
ጫፍ	"	1.83	1.65	1.88	1.77	1.55	1.85	1.76	"	SALT		
የጥቁር የህገ ዘይት	ሊትር	6.19	5.98	6.25	6.04	6.25	6.45	6.18	Lt.	NEUG OIL, REFINED		
<b>MEAT AND DAIRY PRODUCTS</b>												
ሥጋ እና የወተት ውሴት	ኪሎ	6.50	6.94	7.33	7.44	7.50	9.17	7.26	kg.	BEEF, LOIN		
የሰገጥ ሥጋ	"	6.43	6.14	6.64	6.79	7.16	8.01	6.62	"	BEEF, SHANK		
የወርቅ ሥጋ	"	15.27	15.50	15.40	15.33	15.40	16.50	15.35	"	BUTTER, UNREFINED		
ያልተጠረ ጫፍ	"	54.17	63.93	61.82	66.11	65.25	68.44	63.66	each	SHEEP, ALIVE (10-15kg)		
በገ/ከገደ አሰከ 15 ኪሎ/	አያገገገጥ											
ዳር/ያበሽ/	"	8.04	10.44	9.00	9.04	8.75	10.67	9.16	"	POULTRY, LOCAL		
<b>DRINKS AND DRINK CONSTITUENTS</b>												
ጤሰኛ እና ስጦጥ የሚገባ ገብ	350 ሲሊ	1.30	1.30	1.39	1.37	1.35	1.35	1.34	350 c.c.	BEER, PILSNER		
ጤሰኛ	ሊትር	0.81	0.81	0.82	0.80	0.80	0.85	0.82	Lt.	TELLA		
ያልተቀሰ ጫፍ	ኪሎ	8.09	9.78	12.88	11.67	11.40	9.67	10.65	kg.	COFFEE, GREEN		
		FEB.	APR.	JUNE	AUG.	OCT.	DEC.	YEARLY AVERAGE	UNIT	COMMODITY		

የዓመት አጣካይ የሚያሰከው የ12 ወራት አጣካይ ገብ።  
THE YEARLY AVERAGE REFERS TO AN AVERAGE OVER 12 MONTHS

ከዓዛዘን ስገጥ ገብ በሥልጣን የተገኘ  
SOURCE: CENTRAL STATISTICAL AUTHORITY

በአዲስ አበባ የጥፍ ዋና የግዥ ሽያጭ አገልግሎት የጥርጥር ዋጋ 1983/84

AVERAGE RETAIL PRICE OF MAJOR FOOD ITEMS IN  
ADDIS ABABA 1991

ሠገጠረዥ 1.2/ለ/

TABLE N.2(b)

በብር IN BIRR

የ ደ ነ ት	መሰረዳ	የካቲት	ሚያዝያ	ሰኔ	ነሐሴ	ጥቅምት	ኅዳር	የዓመት አማካኝ		
<b>CEREALS AND CEREAL PRODUCTS</b>										
አሁሎች እና ከአሁል የሚገኙ										
ያልፈው ነጥ ጠፍ	ኪሎ	1.63	1.82	2.38	2.55	2.35	2.17	2.15	kg.	TEFF, WHITE UNMILLED
ያልፈው ነጥ ሰገዳ	"	2.25	1.50	1.73	2.23	2.40	2.50	2.05	"	WHEAT, WHITE UNMILLED
ያልፈው ገብስ/ዳብረት/	"	1.03	1.27	1.68	1.77	1.68	1.70	1.50	"	BARLEY UNMILLED (MIXED)
ጥፋት የጠፍ ጥቂት	"	1.48	1.61	2.17	2.22	1.58	1.92	1.79	"	TEFF, FLOUR (BLACK)
የቦ የሰገዳ	350 ግ.	0.29	0.29	0.29	0.29	0.28	0.28	0.29	350gm.	BREAD
<b>PULSES (UNMILLED)</b>										
ጥረት/ያልፈው/										
ባጠገ	ኪሎ	1.33	1.48	1.75	1.77	1.75	1.63	1.59	kg.	- HORSE BEANS
ሸጠረ	"	1.33	1.50	1.83	2.00	2.00	2.50	1.82	"	CHICK PEAS
አጥር	"	1.40	1.45	1.85	1.77	1.75	1.62	1.61	"	PEAS BLACK
<b>FRUITS AND VEGETABLES</b>										
ፍሬፍሬዎች እና ስንጠልት										
ደገት	ኪሎ	1.32	1.43	1.14	1.04	1.24	1.09	1.26	kg.	POTATOES
ጭ ሸገኮርት	"	2.14	2.93	3.11	2.86	2.64	1.89	2.68	"	ONIONS
ነጥ ሸገኮርት	"	4.74	3.97	5.57	4.12	4.18	3.58	4.28	"	GARLIC
ቃሬያ	"	6.22	3.32	6.25	2.68	2.89	4.00	4.10	"	PEPPER, GREEN (KARIA)
ጫካ	"	1.50	1.97	2.31	2.05	2.00	2.00	1.95	"	BANANAS
<b>SPICES AND CONDIMENTS</b>										
ቅጠጭ ቅጠጭ ጠውና ሰከር										
ያልፈው ቀጠ. በርበሬ	ኪሎ	10.05	13.59	15.66	15.46	13.54	14.53	12.79	kg.	PEPPER, RED WHOLE
ጥገደ በርበሬ	"	118.75	111.67	120.83	125.00	125.00	98.33	113.67	"	PEPPER, BLACK
ሰከር	"	5.05	5.55	5.88	5.83	7.18	5.56	5.96	"	SUGAR
ጠው	"	2.10	2.46	3.00	1.99	2.07	1.86	2.24	"	SALT
የተጠፈ የነገ ዘይት	ሊትር	8.86	9.21	9.83	9.46	9.28	9.28	9.15	Lt.	NEUG OIL, REFINED
<b>MEAT AND DAIRY PRODUCTS</b>										
ሥጋ እና የወተት ወጣት										
የሸገጥ ሥጋ	ኪሎ	8.80	11.17	14.00	14.75	14.00	14.08	12.46	kg.	BEEF, LOIN
የወርቅ ሥጋ	"	8.01	10.55	12.17	13.12	12.39	12.30	11.21	"	BEEF, SHANK
ያልተጠፈ ዳቦ	"	19.13	29.33	27.17	20.33	19.67	21.67	23.19	"	BUTTER, UNREFINED
ባገ/ባገዳ አሰከ 15 ኪሎ/	አያገገገጥ	74.13	77.33	79.00	92.17	84.17	95.42	83.60	each	SHEEP, ALIVE (10-15kg.)
ደር/ያባሽ/	"	9.90	11.78	14.08	14.83	14.55	13.75	13.01	"	POULTRY, LOCAL
<b>DRINKS AND DRINK CONSTITUENTS</b>										
ጫጫት እና ለጫጫት የሚያገለግሉ										
ፕላስቲክ ቢሬ	350 ቢሊ	2.50	2.38	3.11	2.81	3.45	3.00	2.68	350 c.c.	BEER, PILSNER
ጠሳ	ሊትር	1.00	0.99	1.02	1.00	1.18	1.20	1.09	Lt.	TELLA
ያልተጠፈ ቡና	ኪሎ	11.33	11.00	11.80	11.33	10.40	10.20	10.96	kg.	COFFEE, GREEN
		FEB.	APR.	JUNE	AUG.	OCT.	DEC.	YEARLY AVERAGE	UNIT	COMMODITY

የዓመት አማካኝ የሚያመለክተው የ12 ወራት አማካኝ ነው።  
THE YEARLY AVERAGE REFERS TO AN AVERAGE OVER 12 MONTHS

ከማዕከላዊ ስጋ ጥንቃቄ ገለጻልግ የተገኘ  
SOURCE: CENTRAL STATISTICAL AUTHORITY

የህዳር ወር የብድር ገበያ ዋጋ  
SPOT COFFEE PRICES IN THE NEW YORK MARKET

ሠገጠረዥ ነ.3

TABLE N.3

ሰኔ 1999 ዓ.ም. ገቢዎች በአሜሪካ ሠገጠረዥ U.S. CENTS PER POUND

	1976/77	1977/78	1978/79	1979/80	1980/81	1981/82	1982/83	1983/84	
<u>ብራዚል</u>									<u>BRAZIL</u>
ባንቶን 4	...	131.00	175.00	89.59	115.92	112.67	66.79	76.30	SANTOS TYPE 4
ፓራና 4	...	...	145.50	...	...	...	...	...	PARANA TYPE 4
<u>ኢትዮጵያ</u>									<u>ETHIOPIA</u>
ሲንታራ አሰጋገር	143.58	138.58	197.01	125.73	131.20	125.26	77.63	85.40	CENTRAL STANDARD
<u>ኮሎምቢያ</u>									<u>COLOMBIA</u>
ማሞስ	147.58	144.83	220.13	132.21	144.02	136.78	83.21	88.23	MAMA
<u>ሊትዋኒያ</u>									<u>ETHIOPIA</u>
ጃማ/ጥሩ ዓይነት/	142.18	128.84	182.23	131.83	121.40	113.67	80.01	78.26	JIMMA'S UGQ
<u>አንጎላ</u>									<u>ANGOLA</u>
አሞብሪካ ላን 2ኛ	...	...	...	...	104.75	...	...	...	AMBRIZ N.2AA
<u>ዩጋንዳ</u>									<u>UGANDA</u>
ደቡብ-ደቡብ /10	...	...	...	...	...	...	...	...	W.AND C/10
ኒቫሽ /10	...	...	...	...	...	...	...	...	NATIVE /10
	1984	1985	1986	1987	1988	1989	1990	1991	

... መረጃው አልተገኘም  
... DATA NOT AVAILABLE

ከብድር ሽጭ ልማት ሚኒስቴር የተገኘ  
SOURCE: MINISTRY OF COFFEE AND TEA DEVELOPMENT.

በአዲስ አበባ ያልገጠበ ብድር የሽጭ ዋጋ  
WHOLESALE PRICES OF UNWASHED COFFEE IN  
ADDIS ABABA

ሠገጠረዥ ነ.4 /ሀ/

TABLE N.4(a)

ፈረንሳይ ብር BIRR PER 17 KGS.

	1976/77	1977/78	1978/79	1979/80	1980/81	1981/82	1982/83	
ክሩ	44.97	47.82	64.21	45.65	49.96	45.76	49.58	KEFFA
ቢላዎ	44.78	48.84	71.85	42.00	52.70	48.45	50.30	SIDAMO
ወለጋ	49.88	52.61	70.46	49.68	53.78	52.53	57.16	WELLEGA
ኢሱባቦር	45.87	46.84	72.10	42.10	53.93	46.30	52.43	ILLUBABOR
ሸዋ	44.72	48.50	65.52	43.04	47.73	49.83	47.09	SHEWA
ጋሞ ገሩ	44.96	48.48	63.65	43.77	49.62	49.46	51.23	GAMO GOFA
	1984	1985	1986	1987	1988	1989	1990	REGION

ሠገጠረዥ ነ.4 /ለ/ TABLE N.4(b)

ፈረንሳይ ብር BIRR PER 17 KGS.

	1983/84	
ክሩ	51.45	KEFFA
ቢላዎ	56.35	SIDAMO
ቦራና	69.40	BORENA
ወለጋ	71.80	WELLEGA
ጋሞቤ	75.74	GAMBELA
ኢሱባቦር	52.70	ILLUBABOR
ደቡብ ሸዋ	59.60	S. SHOA
ምዕራብ ሸዋ	52.95	W. SHOA
ብላን ስዋ	59.84	N. CMD
	1991	ADM. /REGION

ከብድር ሽጭ ልማት ሚኒስቴር የተገኘ  
SOURCE: MINISTRY OF COFFEE AND TEA DEVELOPMENT.

ክፍል ፮ - ስለ ጤና ጥበቃ

በዚህ ክፍል ያለው መረጃ ከጤና ጥበቃ ሚኒስቴር የተገኘ ነው። በሠንጠረዥ የተረጉት በየራሱ ገዢና አስተዳደር አካባቢው የሚገኙ የሕክምናና የጤና አገልግሎት ደርጅቶች፣ የሕክምና ሠራተኞች፣ በሕክምና አገልግሎት በኢትዮጵያ ውስጥ የሰለጠኑ ሰዎች በጥያቄው ዓይነት፣ በተሳሳፊ በሽታዎች መከላከያ በየራሱ ገዢና አስተዳደር አካባቢው የተከተሉ ሰዎች ብዛትና፣ የተሰላሰሩ በሽታዎች ብዛት በበሽታ ዓይነት ያጠቃላላል። ስለሆነም፣ በዚህ ክፍል ውስጥ የሚከተሉት ምልክቶች ተርጎም በገጽ ተው ተጽፏል።

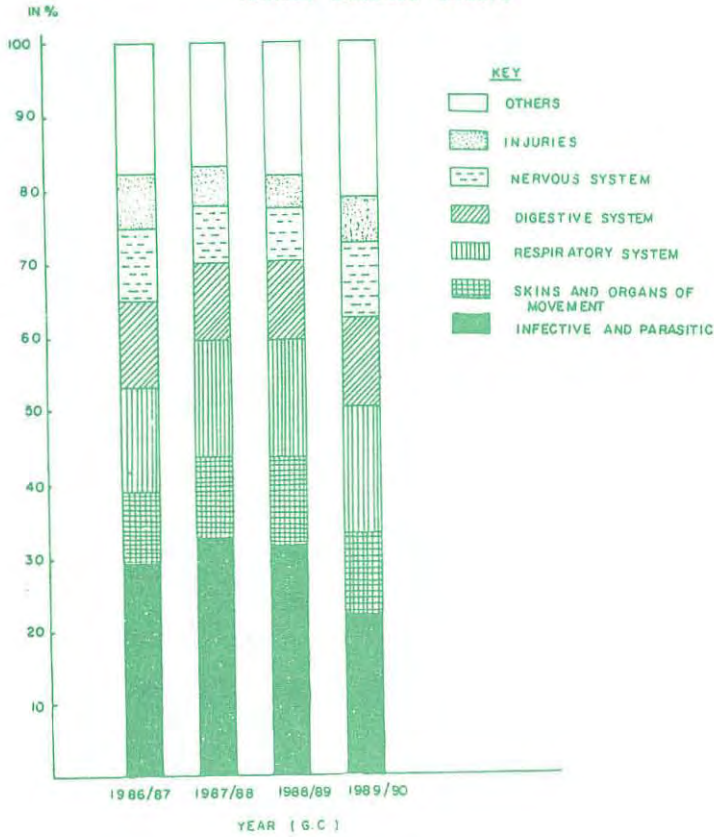
- ምንም መረጃ ያያል የሌለው
- ... መረጃ ያያል ሌላው አለታለሙ

SECTION 0. HEALTH

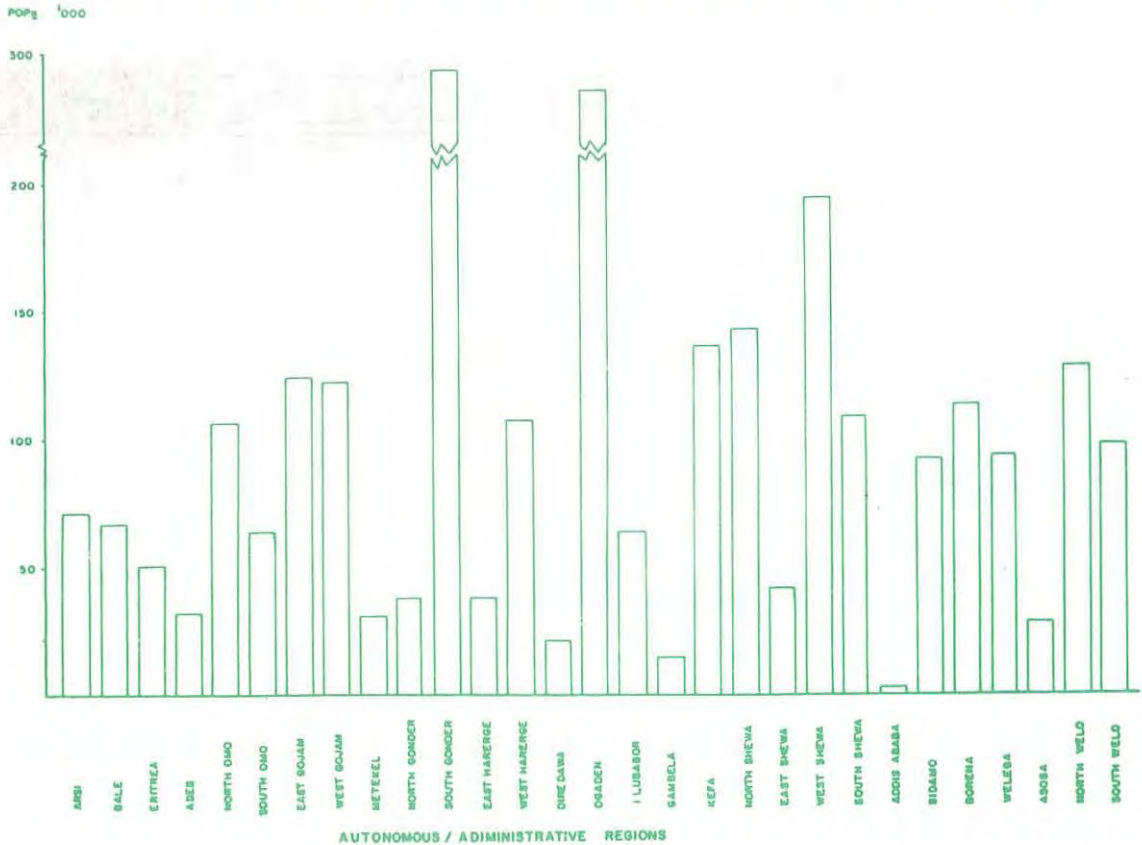
This section has been compiled from data obtained from the Ministry of Health. The data presented in the tables comprise mainly of medical and public health facilities available in the country, medical personnel and their distribution in the autonomous and administrative regions, number of health personnel trained in Ethiopia by category, number of persons vaccinated by type and autonomous/ administrative region and out-patients treated for various disease groups. In this section the following symbols have the indicated meanings.

- Data nil
- ... Data not available


01 - PERCENTAGE BREAKDOWN OF OUT-PATIENTS TREATED FOR VARIOUS DISEASE GROUPS



02 - POPULATION PER DOCTOR IN DIFFERENT AUTONOMOUS/ADMINISTRATIVE REGIONS 1990/91



03 - POPULATION PER NURSE IN DIFFERENT AUTONOMOUS / ADMINISTRATIVE REGIONS - 1990/91



AUTONOMOUS / ADMINISTRATIVE REGIONS

በ የራስ ገዝ/ አስተዳደር አካባቢ የሚገኙ የሕክምናና የጤና ጥበቃ አገልግሎት ድርጅቶች/የፖሊስና የጦር ኃይሎችን አይወደቁም/1983  
 MEDICAL AND HEALTH FACILITIES BY AUTONOMOUS/ADMINISTRATIVE REGION (EXCLUDING POLICE AND ARMED FORCES)1990/91

ሠንጠረዥ ፕ.1

TABLE 0.1

ራስ ገዝ/ አስተዳደር አካባቢ	ሀሰፒታል	አሳጋፎች	ከሊህነቶች	የጤና ባህሪያዎች	
አርሲ	2	205	110	7	ARSI
ባሌ	1	118	83	5	BALE
ኢርትራ	15	2,684	173	6	ERITREA
አሰብ	2	270	25	2	ASEB
ሰሜን ስዎ	4	260	106	10	NORTH OMO
ደቡብ ስዎ	-	-	18	2	SOUTH OMO
ምሥራቅ ጌጃም	1	62	59	3	EAST GOJAM
ምዕራብ ጌጃም	2	249	66	4	WEST GOJAM
ጠብላ	1	103	23	2	METEKEL
ሰሜን ንጉደር	3	481	77	8	NORTH GONDER
ደቡብ ንጉደር	1	80	56	5	SOUTH GONDER
ምሥራቅ ስረርጌ	6	672	79	3	EAST HARERGE
ምዕራብ ስረርጌ	1	60	48	4	WEST HARERGE
ድረ-ጎዳ	2	208	25	2	DIREDAWA
ሶጋላን	2	90	20	3	OGADEN
ኢሊባቦር	2	346	136	10	ILUBABOR
ጋምቤላ	1	156	39	1	GAM-BELA
ክፋ	1	60	70	5	KEFA
ሰሜን ሸዋ	1	50	89	7	NORTH SHEWA
ምሥራቅ ሸዋ	4	399	73	2	EAST SHEWA
ምዕራብ ሸዋ	3	132	69	3	WEST SHEWA
ደቡብ ሸዋ	2	377	69	6	SOUTH SHEWA
አዲስ አበባ	14	3,257	144	15	ADDIS ABABA
ሲዳሞ	3	240	138	6	SIDAMO
ቦረና	1	113	42	4	BORENA
ቲግራይ	4	557	102	10	TIGRAY
ወላጋ	5	344	172	8	WELEGA
አሰሳ	1	100	38	4	ASCOSA
ሰሜን ወሎ	1	88	56	5	NORTH WELO
ደቡብ ወሎ	3	345	87	8	SOUTH WELO
<b>ጭር</b>	<b>89</b>	<b>12,106</b>	<b>2,292</b>	<b>160</b>	<b>TOTAL</b>
	HOSPITAL	BEDS	HEALTH STATIONS	HEALTH CENTERS	AUTONOMOUS/ ADMINISTRATIVE REGION

በ የራስ ገዝ/አስተዳደር አካባቢ የሚገኙ ሕኪሞችና የሕክምና ሠራተኞች ብዛት / የፖሊስና የጦር ኃይሎችን አይወግዱም/1983  
 MEDICAL PERSONNEL OF AUTONOMOUS/ADMINISTRATIVE REGION (EXCLUDING POLICE AND ARMED FORCES) 1990/91

ሠገጠረዥ ፕ.2 TABLE 0.2

ክፍለ ሀገር	ሕኪሞች	የጤና ጠ/ኮንሮች	ፋርማሲስቶች	የጤና ተቆጣጣሪ ሾፊ	ነርቦች	የጤና ረዳተኞች / ጠ/ላ ባለሙያዎች / ይወግዱም	ተከህኒያኞች			
							ባለቤት ረዳተኞች	ባለጤ	ፋርማሲስት	
አርቢ	28	-	6	10	88	366	10	5	6	ARSI
ባሌ	15	-	4	5	70	266	11	3	6	BALE
ኢርትራ	62	2	8	12	267	522	14	17	1	ERITREA
አሰብ	15	3	2	7	47	121	5	3	5	ASEB
ሰሜን ስዋ	27	-	5	10	91	364	12	4	8	NORTH OMO
ደቡብ ስዋ	4	-	1	2	8	49	1	-	1	SOUTH OMO
ምሥራቅ ጉንጃም	13	-	1	6	28	167	5	2	4	EAST GOJAM
ምዕራብ ጉንጃም	17	3	-	10	62	196	5	2	6	WEST GOJAM
ሜቱኬል	13	-	4	6	26	80	5	2	-	METEKEL
ሰሜን ጉንደር	51	-	2	11	109	192	29	6	5	NORTH GONDER
ደቡብ ጉንደር	6	1	-	8	40	169	6	3	3	SOUTH GONDER
ምሥራቅ ስረርጌ	70	-	7	6	92	254	23	8	8	EAST HARENJE
ምዕራብ ስረርጌ	13	-	1	3	34	166	4	2	3	WEST HARENJE
ድረ-ጎረቤት	22	-	3	6	24	116	9	3	4	DIREDAWA
ሶጋን	3	1	1	1	9	42	1	1	1	OGADEN
ኢህባሮ	46	-	7	14	121	495	25	9	11	ILUBABOR
ጋምቤላ	12	-	2	5	26	177	5	1	5	GAMBELA
ክፍለ	8	-	3	5	30	187	3	1	1	KEFA
ሰሜን ሻዌላ	17	-	3	9	55	215	6	1	4	NORTH SHEWA
ምሥራቅ ሻዌላ	23	5	6	7	101	331	15	8	12	EAST SHEWA
ምዕራብ ሻዌላ	15	-	4	7	50	177	11	3	6	WEST SHEWA
ደቡብ ሻዌላ	28	-	6	6	110	261	13	6	5	SOUTH SHEWA
አዲስ አበባ	1,020	79	276	196	1,646	3,460	323	127	152	ADDIS ABABA
ሲዳሞ	34	-	5	6	116	369	11	5	7	SIDAMO
ቦረና	6	-	3	6	32	136	4	1	4	BORENA
ቲገራይ	-	-	-	-	-	-	-	-	-	TIRGAY
ዌሌጌ	30	-	7	8	131	559	14	5	7	WELEGA
አሶሳ	19	-	2	4	37	146	3	1	1	ASOSA
ሰሜን ዌሎ	12	-	3	4	35	117	5	-	1	NORTH WELO
ደቡብ ዌሎ	29	-	5	9	90	345	15	9	6	SOUTH WELO
ጭቅ	1,658	94	377	389	3,575	10,045	593	238	283	TOTAL
	DOCTORS	HEALTH OFFICERS	PHARMACY ATTENDANTS AND PHARMACISTS	SANITARIANS	NURSES	HEALTH ASSISTANTS (INCLUDING JUNIOR)	LABORATORY	X-RAY	PHARMACY	AUTONOMOUS/ ADMINISTRATIVE REGION
							TECHNICIANS			

ለሕዝብ ስራ ለገለገሉት በሊት ቱኦ ያ የሰለጠኑ ባለፉት ዓመታት የተሰለጠኑ የሕክምና ሰሪዎች ብዛት  
 NUMBER OF HEALTH PERSONNEL TRAINED IN ETHIOPIA BY YEAR OF GRADUATION

ሠጠረዥ ፲.፮ TABLE 0.3

ዓመት Year	ሰሪዎች Doctors	የሕክምና Health Officers	ፋርማሲስቶች Pharmacists	የሰሪዎች ብዛት Nurses		የሕክምና ተግባራዊ Sanitarians	ተከላኪዎች Technicians		የሕክምና ረዳተኞች Health Assistants	የሕክምና ረዳተኞች Junior Health Assistants	ዓመት Year
				ሪጅስትርድዎች Registered	የሀገረባባይ Community		ባለግራፊዎች Laboratory	በራዲዮ X-Ray			
1955	-	13	-	44	17	30	12	14	53	92	1962/63
1956	-	13	-	53	22	-	-	10	53	82	1963/64
1957	-	10	3	40	28	25	4	19	39	162	1964/65
1958	-	13	1	60	20	15	34	12	44	174	1965/66
1959	-	21	2	57	28	18	41	34	89	223	1966/67
1960	-	29	3	83	30	29	23	14	69	222	1967/68
1961	6	25	5	67	33	25	44	11	66	281	1968/69
1962	4	43	2	87	40	30	20	-	106	243	1969/70
1963	20	40	10	74	29	25	23	15	119	240	1970/71
1964	18	39	11	69	27	21	1	1	125	263	1971/72
1965	15	4	15	57	13	14	10	-	110	229	1972/73
1966	9	36	23	107	32	16	21	8	98	249	1973/74
1967	-	-	6	-	-	-	-	-	-	-	1974/75
1968	22	42	10	58	29	30	27	12	258	414	1975/76
1969	-	14	-	240	28	-	50	-	117	861	1976/77
1970	-	-	-	143*	-	17	52	-	509	982	1977/78
1971	4	25	15	142*	-	22	13	-	296	85	1978/79
1972	23	3	-	179*	-	31	39	68	1,334	59	1979/80
1973	27	-	47	99	-	-	61	8	1,128	-	1980/81
1974	17	-	40	201*	-	26	45	27	114	-	1981/82
1975	43	-	37	252*	-	24	45	-	748	-	1982/83
1976	119	-	81	277*	-	25	48	34	1,610	-	1983/84
1977	216	-	65	277*	-	-	29	-	277	-	1984/85
1978	153	-	36	466*	-	-	-	-	992	-	1985/86
1979	426	134	28	355*	-	36	-	30	1,486	178	1986/87
1980	270	-	81	433*	-	54	28	35	1,060	-	1987/88
1981	248	-	69	422*	-	35	36	30	901	-	1988/89
1982	202	-	21	372*	-	68	52	20	750	-	1989/90
1983	204	-	28	249*	-	48	23	-	143	-	1990/91

\*ሪጅስትርድና ሀገረባባይ የሰሪዎች ብዛት

\*Includes both registered and community nurses

ለተለያዩ የበሽታ ዓይነቶች ማከንያት በመሰላሰብ የታከሙ በዎች ብዛት  
 OUTPATENTS TREATED FOR VARIOUS DISEASES GROUPS

ሠገጠረዥ ፺.4 TABLE 0.4

የበሽታው ዓይነት	የበሽታዎች ብዛት				
	1979	1980	1981	1982	
ልዩ ልዩ የተሳሳፊና የጥገኛ ነፋሳት በሽታዎች	959,564	1,083,578	694,273	629,104	INFECTIVE AND PARASITIC DISEASES
አብጠተ ወይም ተቀጻሳ	10,339	8,521	5,013	11,171	NEOPLASMA
የሰውነት የምገባ መገሰሰርና የደም ምገጫ በሽታ፣ አሳርጌ	157,147	147,696	97,659	160,410	ALLERGIES, ENDOCRINE, AND NUTRITIONAL DISEASE, AND DISEASES OF THE BLOOD FORMING ORGANS
የአገገል ጭናወጽና የሰውነት ሕብር መገደል	30,966	18,348	12,071	27,740	MENTAL PSYCHONEUROTIC AND PERSONALITY DISORDERS
የጅምትና የአእምሮ ሕዋት በሽታዎች	319,864	245,824	156,948	282,813	DISEASES OF THE NERVOUS SYSTEM AND SENSE ORGANS
የደም መዘ ጭራያ ብላቶች በሽታዎች	70,112	46,590	31,299	53,815	DISEASES OF THE CIRCULATORY SYSTEM
የመተገላታ ብላቶች በሽታዎች	453,599	514,719	347,483	477,463	DISEASES OF THE RESPIRATORY SYSTEM
የምገባ ጭቀቂያ ብላቶች በሽታዎች	378,501	350,155	232,581	341,998	DISEASES OF THE DIGESTIVE SYSTEM
የመሬቢያና የሽጉት ብላቶች በሽታዎች	136,146	127,614	100,908	148,162	DISEASES OF THE GENITOURINARY SYSTEM
የነፋሰ ጠርኒት የምጥፎ የጭሊድና የአፈሰነት በሽታዎች	48,008	29,696	16,237	41,885	DISEASES OF PREGNANCY, CHILD-BIRTH AND PURPERIUM AND NORMAL DELIVERIES
የቀጥፎ የአጥገትና የመገባባታ ብላቶች በሽታዎች	318,173	355,039	256,298	307,942	DISEASES OF THE SKIN, CELLULAR TISSUE, BONES AND ORGANS OF MOVEMENT
አብር የተጠለደ ጉዳላት	1,306	569	257	436	CONGENITAL MALFORMATIONS
የአፈሰነት ጊዜ ጠገቶ	4,055	6,639	1,912	3,433	DISEASE OF EARLY INFANCY
በአርጅናና በደገብ ያልተገለጹ የበሽታ ሁኔታዎች	113,047	166,077	124,730	143,512	SENILITY AND ILL-DEFINED CONDITIONS
ጣገኛውም በሰውነት የሚደርስ አደጋ ድምር	240,478	170,946	93,611	169,844	INJURIES FROM EXTERNAL CAUSE
	3,241,305	3,272,011	2,171,280	2,799,728	TOTAL
	1986/87	1987/88	1988/89	1989/90	DISEASE GROUP
	PATIENTS				

የተሳሳ ስርዓት ጠቅላይ የተከተሉ ሰዎች ብዛት በስተባት ዓይነት  
NUMBER OF PERSONS VACCINATED BY TYPE OF VACCINATION

ሠንጠረዥ ፲.5

TABLE 0.5

በፊሊ

IN '000

የስተባት ዓይነት	1975/76	1976/77	1977/78	1979	1980	1981	1982	1983	
ዲ.ፒ.ቲ.	114.3	140.7	163.0	255.7	438.6	244.2	406.9	456.7	D.P.T.
የቢቆ ጭባ በስተባት*	22.8	...	119.5	...	147.5	149.4	103.7	109.1	YELLOW FEVER*
የኩሌራ በስተባት*	27.9	...	153.7	...	5.6	4.2	-	-	CHOLERA*
ቢ.ሲ.ጂ.	213.4	232.3	284.4	337.6	650.5	413.8	673.8	586.8	B.C.G.
ኩፍጥ	214.7	255.9	246.5	135.9	469.1	242.0	345.0	345.0	MEASLES
ሶፖላ	115.1	166.0	159.0	135.6	442.7	246.3	403.1	450.0	POLIO
ዳንገንጅ ቲስ	118.7	...	...	-	943.4	-	128.5	143.8	MENINGITIS
ቲ.ቲ.	55.5	61.5	70.7	61.5	195.0	394.5	332.3	170.8	T.T.
	1983/84	1984/85	1985/86	1986/87	1987/88	1988/89	1989/90	1990/91	TYPE OF VACCINATION

\* ለዓለም አቀፍ ጉዞዎች ስርዓት የተከተሉ ሰዎች ነጭ፡፡

\* Vaccination given for International Travellers only.

የተሳሳ ስርዓት ጠቅላይ የተከተሉ ሰዎች ብዛት በራስ ገዛ/ስርዓተ-ሰርዓት አካባቢና በስተባት ዓይነት 1982  
NUMBER OF PERSONS VACCINATED BY AUTONOMOUS/ADMINISTRATIVE REGION AND TYPE OF VACCINATION 1989/90

ሠንጠረዥ ፲.6/ሀ/ TABLE 0.6 (a)

ራስ ገዛ/ ስርዓተ-ሰርዓት አካባቢ	ቢ.ሲ.ጂ	ኩፍጥ	ዲ.ፒ.ቲ.	ሶፖላ	ቲ.ቲ.	
አርቢ	38,498	17,383	23,020	22,980	21,890	ARSI
ባሌ	27,908	16,130	19,714	19,625	15,485	BALE
ኦሮሙሳ	19,323	10,714	13,372	13,638	5,167	ERITREA
አሰበ	2,113	1,317	1,551	1,469	2,591	ASEB
ሰሜን ስዋ	45,079	21,157	24,771	23,586	17,734	NORTH OMO
ደቡብ ስዋ	2,925	947	666	668	717	SOUTH OMO
ዳሞራት ጉጌ	13,566	6,791	7,005	6,895	4,791	EAST GOJAM
ዳዕራብ ጉጌ	21,979	9,526	11,703	10,165	11,474	WEST GOJAM
ጠቅላላ	7,676	4,322	5,307	5,309	3,904	METEKEL
ሰሜን ጉንጅር	13,681	6,135	6,959	7,039	4,471	NORTH GONDER
ደቡብ ጉንጅር	3,002	1,198	1,354	1,180	1,051	SOUTH GONDER
ዳሞራት ሕረርጌ	50,392	24,017	30,948	30,477	10,247	EAST HARERGE
ዳዕራብ ሕረርጌ	18,371	7,752	9,048	9,131	7,998	WEST HARERGE
ድረ-ላዩ	6,031	3,207	4,324	4,324	2,241	DIREDAWA
ሰጋጎን	1,794	943	916	885	859	OGADEN
ኢሊታቦር	58,283	33,020	42,451	42,642	50,935	ILUBABOR
ጋምቤላ	4,159	1,803	2,155	2,086	2,113	GAMBELA
ክፋ	28,144	13,720	16,402	15,958	11,547	KEFA
ሰሜን ሸዋ	14,096	8,348	8,688	9,192	9,337	NORTH SHEWA
ዳሞራት ሸዋ	12,990	6,598	6,948	6,964	7,813	EAST SHEWA
ዳዕራብ ሸዋ	27,126	11,900	13,671	13,529	8,939	WEST SHEWA
ደቡብ ሸዋ	56,803	27,557	26,682	26,507	22,482	SOUTH SHEWA
አዲስ አበባ	43,005	24,941	29,711	29,905	19,535	ADDIS ABABA
ሲዳሞ	76,914	41,803	50,656	50,695	49,336	SIDAMO
ቦረና	21,198	10,930	11,615	11,456	5,189	BORENA
ትገራይ	...	...	...	...	...	TIGRAY
ወረታ	42,500	24,439	27,958	27,958	23,400	WELEGA
አሰበ	2,066	955	828	831	1,823	ASOSA
ሰሜን ወሌዳ	883	365	416	445	62	NORTH WELO
ደቡብ ወሌዳ	13,304	7,091	7,903	7,583	9,113	SOUTH WELO
ጭቆ	673,809	345,009	406,942	403,122	332,284	TOTAL
	B.C.G.	MEASLES	D.P.T.	POLIO	T.T.	AUTONOMOUS/ ADMINISTRATIVE REGION

የተሳሳሪ በገታ መከላከያ የተከተሉ ሰዎች ብዛት በራስ ገዝ/አስተዳደር አካባቢና በከተባት ዓይነት 1983

NUMBER OF PERSONS VACCINATED BY AUTONOMOUS/ADMINISTRATIVE REGION AND TYPE OF VACCINATION, 1990/91

ሠገጠኒዥ ፕ.6 /ለ/ TABLE 0.6 (b)

ራስ ገዝ/ አስተዳደር አካባቢ	ቢ.ሲ.፺.	ኩፍፕ	ዲ. I. t.	ሶፖቫ	t. t.	
አርሲ	36,163	18,714	26,866	26,833	12,119	ARSI
ባሌ	19,943	14,261	16,784	16,431	5,540	BALE
ኢርትራ	8,901	7,634	9,060	8,173	2,022	ERITREA
አበባ	1,660	1,142	1,143	1,116	768	ASEB
ሰሜን ስዋ	44,034	27,726	35,211	34,484	12,607	NORTH OMO
ደቡብ ስዋ	6,213	3,348	4,197	4,197	1,684	SOUTH OMO
ምሥራቅ ጉንጃም	15,841	8,438	10,217	9,852	3,360	EAST GOJAM
ምዕራብ ጉንጃም	16,833	8,684	10,579	10,828	3,726	WEST GOJAM
ሜቱኬል	3,366	2,438	3,165	3,165	734	METEKEL
ሰሜን ጉንደር	7,853	4,523	6,133	6,026	2,190	NORTH GONDER
ደቡብ ጉንደር	348	103	70	69	59	SOUTH GONDER
ምሥራቅ ስረርጌ	44,721	23,797	29,515	28,811	7,522	EAST HARERGE
ምዕራብ ስረርጌ	19,678	7,849	11,486	11,334	3,478	WEST HARERGE
ዲረዳዋ	6,075	4,552	4,460	4,465	1,748	DIREDAWA
ዕጋደን	1,732	1,047	1,203	1,237	709	OGADEN
ሊህባቦር	51,137	31,968	44,427	44,620	14,110	ILUBABOR
ጋምቤላ	2,444	1,811	2,359	2,359	559	GAMBELA
ክፋ	21,484	12,117	17,548	17,312	3,636	KEFA
ሰሜን ሸዋ	13,326	8,114	8,763	8,664	5,199	NORTH SHEWA
ምሥራቅ ሸዋ	14,565	8,039	9,148	9,148	4,121	EAST SHEWA
ምዕራብ ሸዋ	32,896	15,598	22,435	22,454	8,564	WEST SHEWA
ደቡብ ሸዋ	59,195	29,822	46,138	43,594	23,011	SOUTH SHEWA
አዲስ አበባ	38,083	25,085	31,987	31,640	13,628	ADDIS ABABA
ሲዳሞ	60,123	39,871	55,121	54,952	21,401	SIDAMO
ቦረና	16,352	9,657	13,446	13,244	4,490	BORENA
ተገራይ	...	...	...	...	...	TIGRAY
ወሌገ	30,027	21,298	26,230	26,230	9,600	WELEGA
አሶሳ	418	57	202	135	360	ASOSA
ሰሜን ወሌ	-	-	-	-	-	NORTH WELO
ደቡብ ወሌ	13,398	7,313	8,837	8,633	3,899	SOUTH WELO
<b>ጭር</b>	<b>586,809</b>	<b>345,011</b>	<b>456,730</b>	<b>450,006</b>	<b>170,844</b>	<b>TOTAL</b>
	B.C.G.	MEASLES	D.P.T.	POLIO	T.T.	AUTONOMOUS/ ADMINISTRATIVE REGION

ከፍል ለ - በለ ተምህርት

የተምህርት ቤቶች ዓይነት፤

የሙንገሥት ተምህርት ቤቶች የተባሉት፡- በተምህርት ዲክላቴር፣ በጤና ጥበቃ ዲክላቴር፣ በገብርና ዲክላቴር፣ በተራገብገርትና ወገኖች ዲክላቴር፣ አገላለጽ ለነዚህን በወቅቱ የሙንገሥት ወሥሪያ ቤቶች ቁጥጥር ሥር የሜተሳደሩ ተምህርት ቤቶችንና የአካላት አበባን ሌሎች የኢንፎርሜሽንና ጥራት ያጠቃላላል፡፡

የሙንገሥት ያልሆኑ ተምህርት ቤቶች፡- የሕዝብ፣ የሚሴዳን፣ የቤተ ክህነት፣ የድርጅቶችና የውሃ ከሚኒቴ ተምህርት ቤቶችን ያጠቃላላል፡፡ በዚህ ወገኑ ውስጥ የተሰጡት የሙንገሥት ተምህርት ቤቶችን የሚመለከቱ ወረጃዎች የተምህርት ዲክላቴርን ሥርዓተ ተምህርት የሚከተሉ ተምህርት ቤቶችን የሚመለከቱ ብቻ ናቸው፡፡

የሕዝብ ተምህርት ቤቶች የተባሉት፡- የሙንገሥት ፅርዓታት በግንኙነት ሆነ ወይም ባለግንኙነት በውስጣቸው የሚጠሩት ተግራም ጥራት የገንዘብ ክፍያ ኃይል ውሉ በውሉ በየአካባቢያቸው በሚገኙት ተገላጋይ ሕዝቦች ቁጥጥር የሚጠሩ ተ/ቤቶች ናቸው፡፡ የሕዝብ ተምህርት ቤቶች ት/1968 ዓ.ም. በፊት የገለ ነበሩ፡፡

የሚሴዳን ተምህርት ቤቶች የተባሉት፡- የሙንገሥት ፅርዓታት በግንኙነት ሆነ ባለግንኙነት በሃይማኖት ዲሴዳን ድርጅት የሚገኙ ተምህርት ቤቶች ናቸው፡፡

የቤተ ክህነት ተምህርት ቤቶች የተባሉት፡- የኢትዮጵያ ስር ቶይክስ ቤተ ክርስቲያን የምታስተዳድሩት ተምህርት ቤቶች ናቸው፡፡ ሆኖም አገሪቷ ቤተ ክህነት አገላለጽ ጊዜ የሚከተለው የተምህርት ዲክላቴርን የተምህርት ወሥሪያ ቢሆንም አብዛኛውን ጊዜ ዓላማው የገባባ፣ የጸሐፊትንና የሃይማኖት ተምህርትን ግብተኛ ነው፡፡

የውሃ ከሚኒቴዎች ተ/ቤቶች የተባሉት፡- በሌላ ሌላ የውሃ አገሮች የሙንገሥት ለየተረፉ ወይም ሳይረፉ ለሚመለከታቸው አገሮች ዜጎች ለጸጸው የተቋቋሙ ተ/ቤቶች ናቸው፡፡ ሆኖም የሌሎች አገሮች ተወላጆች ለጸጹ ለበሌ ለየከፈሉ ሊጠሩባቸው ይችላሉ፡፡

የድርጅት ተ/ቤቶች የተባሉት፡- በሌላ ሌላ ድርጅቶች ለየተረፉ ወይም ሳይረፉ በድርጅት ውስጥ ለሚሠሩ ሠራተኞች ለጸጹ የተቋቋሙ ተ/ቤቶች ናቸው፡፡ ሆኖም የሌሎች ለጸጹ ለበሌ ለየከፈሉ ሊጠሩባቸው ይችላሉ፡፡

የተምህርት ቤት ደረጃዎች አወጣጥ፡- የተምህርት ቤት ደረጃዎች አወጣጥ የተምህርት ዲክላቴር በግብግብ ባወጣው የተምህርት ደረጃ አከፋፈል ወሠረት ነው ይሸው፡፡ የወደወራሪ ደረጃ ከ15-65 ከፍለ፣ ወለስተኛ ሁለተኛ ደረጃ ከ75-85 ከፍለ፣ ከፍተኛ ሁለተኛ ደረጃ ከ95-125 ከፍል ነው፡፡ በዚህ ከፍል ውስጥ ሠረዘ /- / ግለት ምንም ወረጃ የለም ግለት ነው፡፡

ወረጃው የተገኘው ከተምህርት ዲክላቴርና ከከፍተኛ ተምህርት ዋና ወሥሪያ ነው፡፡

SECTION P. EDUCATION

Government Schools: are schools operated by the Ministries of Education, Public Health, Agriculture, Transportation and Communications, Addis Ababa Universities and Colleges etc.

Non-Government Schools : Include public, Religious Missions, Orthodox Church, Foreign Communities and different Organizations' Schools. The data in this category refer to schools which follow the Ministry of Education Curriculum.

Public Schools : are schools operated by the population of the localities in which they are found and which are financed by student fees with or without assistance from the Government. All public schools were private before 1975.

Mission Schools : are schools operated by religious missions with or without assistance from the government.

Church Schools : are schools maintained and operated by the Ethiopian Orthodox Church.

Foreign Community Schools : are schools operated by various foreign communities primarily for their children. Of course children who do not belong to such communities may also enroll if there is room.

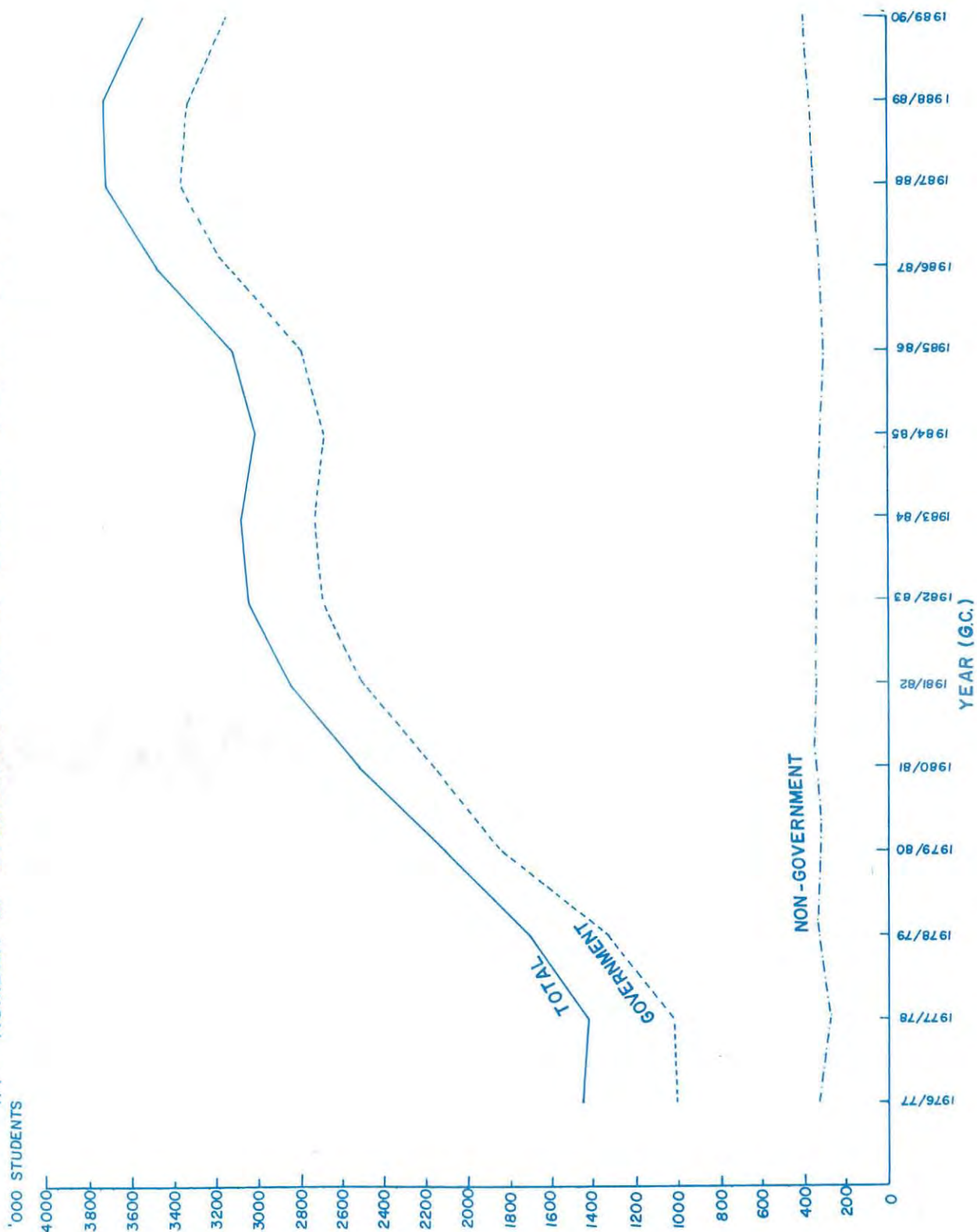
Organization Schools : are schools operated by different organizations mainly for children of adults who work in them. However, other children may also enroll if there is room.

GRADES :

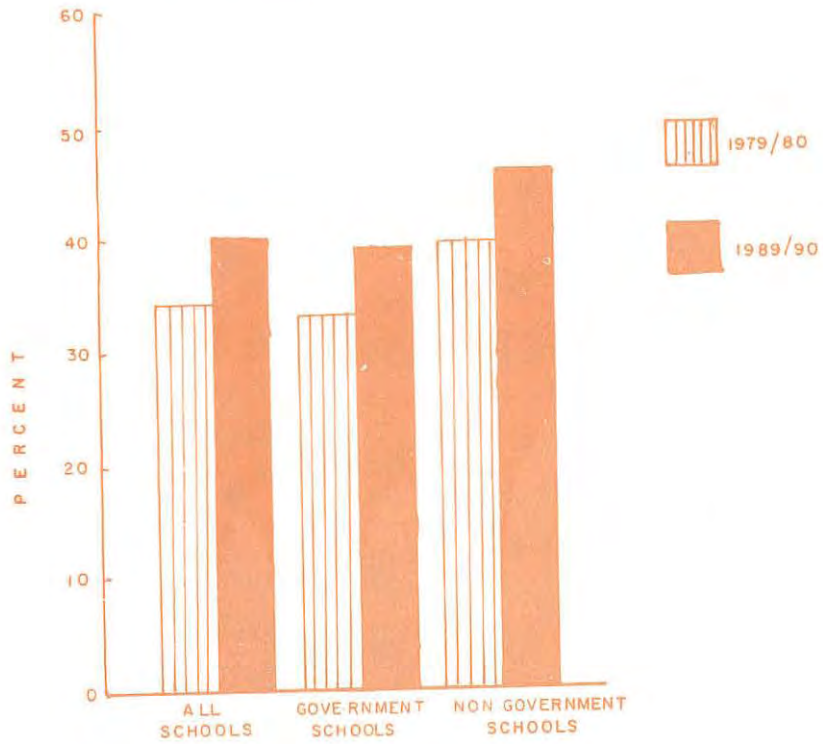
In the tables, grades have been grouped according to the system established by the Ministry of Education. Under the system, the primary grades are grades 1 to 6, the junior secondary includes grades 7 and 8, and the senior secondary covers grades 9 to 12. In this section the symbol dash (-) means that data are nil.

Sources of data are the Ministry of Education and Higher Education Main Department.

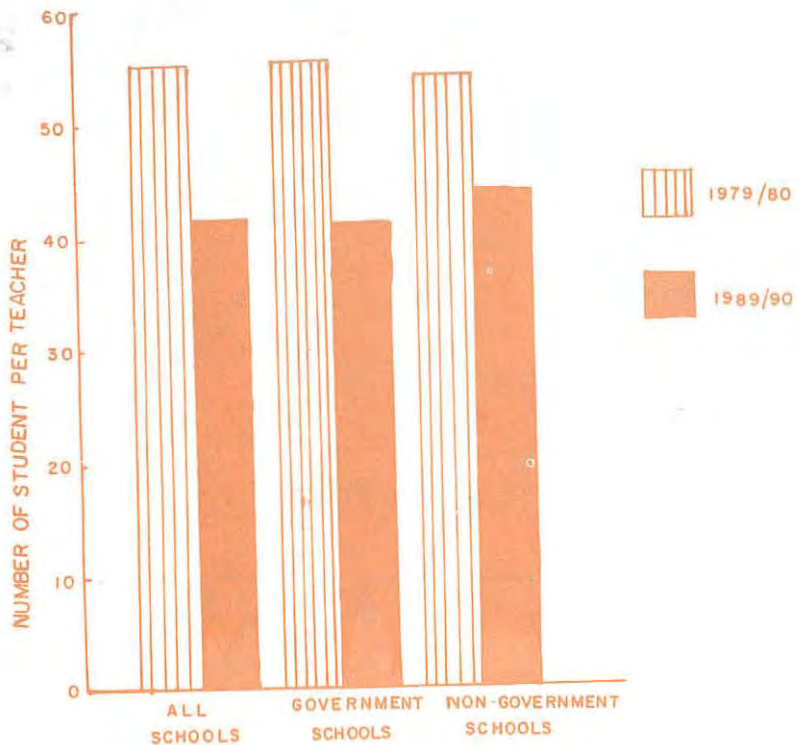
P.1 - NUMBER OF STUDENTS BY TYPE OF SCHOOLS 1976/77 -1989/90



**P.2 - PROPORTION OF FEMALE STUDENTS BY TYPE OF SCHOOL**



**P.3 - COMPARISON OF AVERAGE NUMBER OF STUDENTS PER TEACHER**



የወንጌላዊና የወንጌላዊ ያለሁት ተምህርት ቤቶችና የወንጌላዊ የተማሪ ምኞትና የወንጌላዊ ክፍሎች ብዛት \*  
 NUMBER OF SCHOOLS, TEACHERS, STUDENTS AND CLASS ROOMS IN GOVERNMENT AND NON-GOVERNMENT SCHOOLS \*

ሠንጠረዥ አ.1 TABLE P.1

ተምህርት ቤቶች	1976	1977	1978	1979	1980	1981	1982	
<b>የወንጌላዊ</b>								<b>GOVERNMENT</b>
ተ/ቤቶች	7,201	7,721	8,218	8,291	8,911	9,122	8,830	SCHOOLS
ወንጌላዊ	53,635	56,585	60,001	67,525	70,538	78,949	76,669	TEACHERS
ተማሪ ምኞት	2,732,852	2,695,139	2,793,571	3,145,259	3,377,902	3,368,751	3,168,681	STUDENTS
የወንጌላዊ ክፍሎች	-	-	-	61,261	67,122	-	-	CLASS ROOMS
<b>የወንጌላዊ ያለሁት</b>								<b>NON-GOVERNMENT</b>
ተ/ቤቶች	961	889	891	796	798	800	752	SCHOOLS
ወንጌላዊ	6,213	6,116	6,139	6,342	6,448	7,586	8,280	TEACHERS
ተማሪ ምኞት	344,096	315,265	310,724	333,609	348,881	360,255	363,795	STUDENTS
የወንጌላዊ ክፍሎች	-	-	-	5,411	5,625	-	-	CLASS ROOMS
<b>ጠቅላይ</b>								<b>TOTAL</b>
ተ/ቤቶች	8,162	8,610	9,109	9,087	9,709	9,922	9,582	SCHOOLS
ወንጌላዊ	59,848	62,701	66,140	73,867	76,986	86,535	84,949	TEACHERS
ተማሪ ምኞት	3,076,948	3,010,404	3,104,295	3,478,868	3,726,783	3,729,006	3,532,476	STUDENTS
የወንጌላዊ ክፍሎች	-	-	-	66,672	72,747	-	-	CLASS ROOMS
	1983/84	1984/85	1985/86	1986/87	1987/88	1988/89	1989/90	SCHOOLS

\* ክፍተት ተ/ቤቶችን አይካተትም፡፡

\* Does not include Institutions of higher learning.

የተምህርት ቤቶች በደረጃ የተከፈለ የተማሪ ምኞት ብዛት በወንጌላዊና በወንጌላዊ ያለሁት ተምህርት ቤቶች  
 STUDENTS ENROLLMENT BY LEVEL IN GOVERNMENT AND NON-GOVERNMENT SCHOOLS

ሠንጠረዥ አ.2 TABLE P.2

የተምህርት ደረጃ	የወንጌላዊ	የወንጌላዊ ያለሁት	ጠቅላይ	
<b>1980</b>				<b>1987/88</b>
ከ1 እስከ 6	2,585,731	298,302	2,884,033	1 - 6
7 እና 8	420,807	43,209	464,016	7 AND 8
ከ9 እስከ 12	371,364	7,370	378,734	9 - 12
ዩኒቨርሲቲ ምኞት *	17,093	-	17,093	UNIVERSITIES *
ጠቅላይ	3,394,995	348,881	3,743,876	TOTAL
<b>1981</b>				<b>1988/89</b>
ከ1 እስከ 6	2,549,040	306,090	2,855,130	1 - 6
7 እና 8	401,584	45,879	447,463	7 AND 8
ከ9 እስከ 12	418,127	8,211	426,338	9 - 12
ዩኒቨርሲቲ ምኞት *	17,204	-	17,204	UNIVERSITIES *
ጠቅላይ	3,385,955	360,180	3,746,135	TOTAL
<b>1982</b>				<b>1989/90</b>
ከ1 እስከ 6	2,356,947	305,267	2,662,214	1 - 6
7 እና 8	369,030	49,466	418,496	7 AND 8
ከ9 እስከ 12	442,704	9,062	451,766	9 - 12
ዩኒቨርሲቲ ምኞት *	17,040	-	17,040	UNIVERSITIES *
ጠቅላይ	3,185,721	363,795	3,549,516	TOTAL
	GOVERNMENT	NON-GOVERNMENT	TOTAL	SCHOOL GRADES

\* የዩኒቨርሲቲ ተማሪ ምኞት ብዛት የዓታና የደህረ ደረጃ ተማሪ ምኞትን አይካተትም፡፡

\* The number of University students does not include those enrolled in the extension and post graduate programmes.

የተዘጋጅ ተግባራዊ ብዛት በክፍል ደረጃና በፊት  
STUDENT ENROLLMENT BY LEVEL AND SEX

ሠገጠረዥ አ.3

TABLE P.3

ብዛት ቁጥር NUMBER

	1980	1981	1982	
<u>ከ1ኛ እስከ 6ኛ ክፍል</u>				<u>GRADES 1 - 6</u>
ወንድ	1,787,079	1,742,686	1,611,288	MALE
ሴት	1,096,954	1,112,444	1,050,926	FEMALE
ጠቅላላ	2,884,033	2,855,130	2,662,214	TOTAL
<u>7ኛና 8ኛ ክፍል</u>				<u>GRADES 7 AND 8</u>
ወንድ	279,778	263,701	238,651	MALE
ሴት	184,238	183,762	170,845	FEMALE
ጠቅላላ	464,016	447,463	418,496	TOTAL
<u>ከ9ኛ እስከ 12ኛ ክፍል</u>				<u>GRADES 9 - 12</u>
ወንድ	236,192	258,839	269,142	MALE
ሴት	142,542	167,574	182,624	FEMALE
ጠቅላላ	378,734	426,413	451,766	TOTAL
<u>ዩኒቨርሲቲዎች*</u>				<u>UNIVERSITIES*</u>
ወንድ	15,289	15,364	15,191	MALE
ሴት	1,804	1,840	1,849	FEMALE
ጠቅላላ	17,093	17,204	17,040	TOTAL
ጠቅላላ የተግባራዊ ጠቅላላ	3,743,876	3,746,210	3,549,516	TOTAL STUDENTS
	1987/88	1988/89	1989/90	

\* የዩኒቨርሲቲ ተግባራዊ ብዛት የግብርና የድህረ ምረቃ ተግባራዊ ለይዘቶች ነው።

\* The number of university students does not include those enrolled in the extension and post graduate programmes.

ለ የተምህርት ቤቶች፣ ጠቅላላና ጠቅላላ ክፍል የሚደርሰው ተግባራዊ ጠቅላላ ብዛት\*  
AVERAGE NUMBER OF STUDENTS PER SCHOOL, PER TEACHER AND PER CLASS ROOM\*

ሠገጠረዥ አ.4

TABLE P.4

ተ/ቤተ	1976	1977	1978	1979	1980	1981	1982	
<u>የወንጌላዊት</u>								<u>GOVERNMENT SCHOOL</u>
ተ/ቤተ	379.5	349.1	340.0	379.4	379.1	369.3	358.9	SCHOOL
ጠቅላላ	51.0	47.6	46.6	46.6	47.9	42.7	41.3	TEACHER
ክፍል	-	-	-	51.3	50.3	-	-	CLASS ROOM
<u>የወንጌላዊት ያልሆኑት</u>								<u>NON-GOVERNMENT</u>
ተ/ቤተ	358.1	354.6	348.7	419.1	437.2	450.3	483.8	SCHOOL
ጠቅላላ	55.4	51.5	50.6	52.6	54.1	47.5	43.9	TEACHER
ክፍል	-	-	-	61.7	62.0	-	-	CLASS ROOM
<u>ጠቅላላ</u>								<u>TOTAL</u>
ተ/ቤተ	377.0	349.6	340.8	382.8	383.8	375.8	368.7	SCHOOL
ጠቅላላ	51.4	48.0	46.9	47.1	48.4	43.1	41.6	TEACHER
ክፍል	-	-	-	52.2	51.2	-	-	CLASS ROOM
	1983/84	1984/85	1985/86	1986/87	1987/88	1988/89	1989/90	SCHOOLS

\*:ክፍል ተ/ቤተን ለይዘት አይደለም

\* Does not include institutions of higher learning.

... በደንበኞችና የወንጌላዊ ባለሀብት ተምህርት ቤቶች የተማሪዎች ብዛት ባይቻል\*\*  
 NUMBER OF STUDENTS BY SEX IN GOVERNMENT AND NON-GOVERNMENT SCHOOLS\*

ሠጠረዥ አ. 5 TABLE P.5

ተ/ቤተ	1976	1977	1978	1979	1980	1981	1982	
<b>የወንጌላዊ</b>								<b>GOVERNMENT</b>
ጠቅላይ	2,732,852	2,695,139	2,793,571	3,145,259	3,377,902	3,368,751	3,168,681	TOTAL
ሴት	993,123	1,017,038	1,071,796	1,192,675	1,266,198	1,299,075	1,245,761	FEMALE
ወንድ	1,739,729	1,678,101	1,721,775	1,952,584	2,111,704	2,069,676	1,922,920	MALE
<b>የወንጌላዊ የሀሳብ</b>								<b>NON-GOVERNMENT</b>
ጠቅላይ	344,096	315,265	310,724	333,609	348,881	360,255	363,795	TOTAL
ሴት	151,021	143,650	131,683	151,193	157,536	164,705	167,634	FEMALE
ወንድ	193,075	171,615	169,041	182,416	191,345	195,550	196,161	MALE
<b>ጠቅላይ</b>								<b>TOTAL</b>
ጠቅላይ	3,076,948	3,010,404	3,104,295	3,478,868	3,726,783	3,729,006	3,532,476	TOTAL
ሴት	1,144,144	1,160,688	1,213,479	1,343,868	1,423,734	1,463,780	1,413,395	FEMALE
ወንድ	1,932,804	1,849,716	1,890,816	2,135,000	2,303,049	2,265,226	2,119,081	MALE
	1983/84	1984/85	1985/86	1986/87	1987/88	1988/89	1989/90	SCHOOLS

\* ከዚህ ተ/ቤተ ለም ታላላቅ::

\* Does not include institutions of higher learning.

በወንጌላዊና የወንጌላዊ ባለሀብት ተምህርት ቤቶች የወንድና የሴት ተማሪዎች ብዛት ስርዓት በፒሰንት \*  
 PERCENTAGE DISTRIBUTION OF STUDENTS BY SEX IN GOVERNMENT AND NON-GOVERNMENT SCHOOLS \*

ሠጠረዥ አ. 6 TABLE P.6

ተ/ቤተ	1976	1977	1978	1979	1980	1981	1982	
<b>የወንጌላዊ</b>								<b>GOVERNMENT</b>
ጠቅላይ	88.8	89.5	90.0	90.4	90.6	90.3	89.7	TOTAL
ሴት	36.3	37.7	38.4	37.9	37.5	38.6	39.3	FEMALE
ወንድ	63.7	62.3	61.6	62.1	62.5	61.4	60.7	MALE
<b>የወንጌላዊ የሀሳብ</b>								<b>NON-GOVERNMENT</b>
ጠቅላይ	11.2	10.5	10.0	9.6	9.4	9.7	10.3	TOTAL
ሴት	43.9	45.6	45.6	45.3	45.2	45.7	46.1	FEMALE
ወንድ	56.1	54.4	54.4	54.7	54.8	54.3	53.9	MALE
<b>ጠቅላይ</b>								<b>TOTAL</b>
ጠቅላይ	100.0	100.0	100.0	100.0	100.0	100.0	100.0	TOTAL
ሴት	37.2	38.6	39.1	38.6	38.2	39.3	40.0	FEMALE
ወንድ	62.8	61.4	60.9	61.4	61.8	60.7	60.0	MALE
	1983/84	1984/85	1985/86	1986/87	1987/88	1988/89	1989/90	SCHOOLS

\* ከዚህ ተ/ቤተ ለም ታላላቅ::

\* Does not include institutions of higher learning.

በትምህርት ቤቶች የተዘገቡት ተግል ምድቶች ባዛት በክፍል ደረጃ

NUMBER OF STUDENTS IN SCHOOLS BY GRADE

ሠገጠረዥ አ.7 TABLE P.7

ክፍል	1974	1975	1976	1977	1978	1979	1980	1981	1982	
<b>አገገኛ ደረጃ</b>										<b>PRIMARY</b>
1	733,723	794,825	756,511	750,247	835,560	998,701	1,009,041	916,168	800,360	1
2	437,040	498,840	446,285	402,606	406,928	474,699	538,736	555,651	498,051	2
3	344,034	439,720	416,715	365,462	346,260	377,902	421,038	450,927	440,931	3
4	230,941	347,378	366,717	337,065	310,768	319,965	340,091	357,859	363,709	4
5	166,021	240,038	291,071	293,224	281,634	284,254	289,203	289,149	284,421	5
6	139,338	190,249	219,815	259,361	267,628	280,996	285,924	285,376	274,742	6
ዲዎር	2,051,097	2,511,050	2,497,114	2,408,065	2,448,778	2,736,517	2,884,033	2,855,130	2,662,214	TOTAL
<b>ግልብተኛ</b>										<b>JUNIOR</b>
<b>ሁለተኛ ደረጃ</b>										<b>SECONDARY</b>
7	127,331	154,177	166,499	177,708	207,636	231,081	240,386	263,701	206,359	7
8	92,439	123,880	137,082	142,480	155,496	192,965	223,630	183,762	212,137	8
ዲዎር	219,770	278,057	303,581	320,188	363,132	424,046	464,016	447,463	418,496	TOTAL
<b>ከፍተኛ ሁለተኛ ደረጃ</b>										<b>SENIOR SECONDARY</b>
9	83,995	95,323	101,448	108,686	120,283	136,885	166,400	176,898	171,167	9
10	64,024	68,529	76,422	72,250	72,438	81,537	98,079	113,709	121,608	10
11	49,250	55,239	58,020	66,992	58,196	60,372	69,776	86,060	96,111	11
12	34,590	39,004	40,363	40,223	41,468	39,511	44,474	49,746	62,880	12
ዲዎር	231,859	257,095	276,253	282,151	292,385	318,305	378,734	426,413	451,766	TOTAL
<b>ዩኒቨርሲቲ</b>										<b>UNIVERSITY</b>
አገገኛ ዓመት	5,185	-	6,052	7,374	5,913	5,596	6,023	6,085	6,242	FIRST YEAR
ሁለተኛ ዓመት	5,139	-	5,356	5,032	6,920	5,407	5,115	5,463	5,131	SECOND YEAR
ሦስተኛ ዓመት	2,212	-	2,041	2,401	2,718	3,425	2,738	2,693	2,738	THIRD YEAR
አራተኛ ዓመት	2,247	-	2,024	1,924	2,403	2,530	2,729	2,364	2,347	FOURTH YEAR
አምሥተኛ ዓመት*	133	-	303	358	472	643	488	599	582	FIFTH YEAR*
ሌሎች	69	-	-	-	-	-	-	-	-	OTHERS
ዲዎር	14,985	16,108	15,776	16,815	18,157	17,601	17,093	17,204	17,040	TOTAL
ጠቅላላ ዲዎር	2,517,711	3,062,310	3,092,724	3,027,193	3,122,731	3,496,469	3,743,876	3,746,210	3,549,516	GRAND TOTAL
	1981/82	1982/83	1983/84	1984/85	1985/86	1986/87	1987/88	1988/89	1989/90	

\* የምሕንድና የሕክምና የሕግ ትምህርት ተግል ምድቶች በታች: ሀኪም የ1979 ፣ 1980 ፣ 1981 እና 1982 የሩሲያ ተግል ምድቶች ሲሆኑ የ1974 ገን የሕግና የሕክምና ብቻ ምድቶች ናቸው።

\* Technology, Medical and Law students only. But that of 1986/87, 1987/88, 1988/89 and 1989/90 include Pharmacy students, while that figure for 1981/82 includes Law and Medical students only.

በአገገደኛና በቀለም ሠለተኛ ደረጃ ተ/ቦቶች የተመዘገቡት ተግራፆች ብዛት በራባገዝ/ አስተዳደር አካባቢ፣ 1981

STUDENTS ENROLLED IN PRIMARY AND ACADAMIC SECONDARY SCHOOLS BY AUTONOMOUS/ ADMINISTRATIVE REGION, 1988/89

ሠገጠረዥ አ.8/ሀ/ TABLE P.8(a)

ራባገዝ/ አስተዳደር አካባቢ	የመንግሥት	የመንግሥት ያልሆኑ	ጠቅላይ	
አርሲ	219,045	4,552	223,597	ARSI
ባሌ	113,059	591	113,650	BALE
ኤርትራ	155,225	43,471	198,696	ERITREA
አሰብ	15,051	820	15,871	ASEB
ሰሜን ስዎ	199,938	5,780	205,718	NORTH OMO
ደቡብ ስዎ	9,320	167	9,487	SOUTH OMO
ምሥራቅ ጉጃም	103,733	208	103,941	EAST GOJAM
ምዕራብ ጉጃም	137,959	353	138,312	WEST GOJAM
መተከለ	32,140	-	32,140	METEKEL
ሰሜን ጉንደር	75,985	828	76,813	NORTH GONDER
ደቡብ ጉንደር	54,240	574	54,814	SOUTH GONDER
ምሥራቅ ሐረርጌ	121,462	4,297	125,759	EAST HARERGE
ምዕራብ ሐረርጌ	71,513	875	72,388	WEST HARERGE
ድራጎዋ	22,085	5,193	27,278	DIREDAWA
ለጋጌን	6,186	-	6,186	OGADEN
ኢሉባቦር	233,802	-	233,802	ILUBABOR
ጋምቤላ	20,360	1,170	21,530	GAMBELA
ክፋ	88,531	-	88,531	KEFA
ሰሜን ሸዋ	141,079	118	141,197	NORTH SHEWA
ምሥራቅ ሸዋ	76,532	15,049	91,581	EAST SHEWA
ምዕራብ ሸዋ	214,776	2,146	216,922	WEST SHEWA
ደቡብ ሸዋ	201,095	46,399	247,494	SOUTH SHEWA
አዲስ አበባ	299,151	180,039	479,190	ADDIS ABABA
ሲዳሞ	176,049	14,294	190,343	SIDAMO
ቦረና	23,950	5,399	29,349	BORENA
ተገራይ	82,233	5,903	88,136	TIGRAY
ወለጋ	221,668	15,173	236,841	WELEGA
አሰባ	30,693	2,304	32,997	ASOSA
ሰሜን ወሎ	61,198	1,378	62,576	NORTH WELO
ደቡብ ወሎ	160,693	3,174	163,867	SOUTH WELO
ጠቅላይ	3,368,751	360,255	3,729,006	TOTAL
	GOVERNMENT	NON- GOVERNMENT	TOTAL	AUTONOMOUS/ ADMINISTRATIVE REGION

በአገገዳኛና በቀለም ሁለተኛ ደረጃ ተ/ቤተኛ የተመዘገቡት የተግራም ቤተ  
 ስራ/አስተዳደር አካባቢ፣ 1982

STUDENTS ENROLLED IN PRIMARY AND ACADEMIC SECONDARY SCHOOLS BY AUTONOMOUS/  
 ADMINISTRATIVE REGION 1989/90

ሠገጠረዥ አ.8/ለ/ TABLE P.8(b)

ራስገዛ/ አስተዳደር አካባቢ	የመንግሥት	የመንግሥት ያልሆኑ	ጠቅላይ	
አርቤ	212,949	4,257	217,206	ARSI
ባሌ	107,821	595	108,416	BALE
ኤርትራ	163,638	44,505	208,143	ERITREA
አበባ	16,704	748	17,452	ASIF
ሰሜን ስዎ	191,591	5,793	197,384	NORTH OMO
ደቡብ ስዎ	9,751	105	9,856	SOUTH OMO
ምሥራቅ ጌንጃም	101,328	278	101,606	EAST GOJAM
ምዕራብ ጌንጃም	136,288	-	136,288	WEST GOJAM
ጫተከሰ	27,437	-	27,437	METEKEL
ሰሜን ጌንደር	62,235	879	63,114	NORTH GONDER
ደቡብ ጌንደር	54,240	574	54,814	SOUTH GONDER
ምሥራቅ ጠረጎን	119,247	4,398	123,645	EAST HARERGE
ምዕራብ ጠረጎን	68,523	770	69,293	WEST HARERGE
ድሬዳዋ	23,022	5,289	28,311	DIREDAWA
አጋዳጎ	2,698	-	2,698	OGADEN
ኢሊዩቦር	212,868	152	213,020	ILUBABOR
ጋምቤላ	18,379	283	18,662	GAMBELA
ቡሩ	80,146	-	80,146	KEFA
ሰሜን ቨዋ	127,424	137	127,561	NORTH SHEWA
ምሥራቅ ቨዋ	81,876	15,932	97,808	EAST SHEWA
ምዕራብ ቨዋ	209,343	2,703	212,046	WEST SHEWA
ደቡብ ቨዋ	190,394	44,277	234,671	SOUTH SHEWA
አዲስ አበባ	309,768	186,243	496,011	ADDIS ABABA
ሲዳሞ	157,066	12,996	170,062	SIDAMO
ቦረና	23,661	5,887	29,548	BORENA
ተገራይ	82,233	5,903	88,136	TIGRAY
ወለጋ	208,723	14,791	223,514	WELEGA
አሰሳ	30,693	2,304	32,997	ASOSA
ሰሜን ወሌ	61,198	1,378	62,576	NORTH WELO
ደቡብ ወሌ	77,437	2,618	80,055	SOUTH WELO
ጠቅላይ	3,168,681	363,795	3,532,476	TOTAL
	GOVERNMENT	NON- GOVERNMENT	TOTAL	AUTONOMOUS/ ADMINISTRATIVE REGION

በከፍተኛ ትምህርት ተቋማት የተመዘገቡ ተግራ ምድብ ብዛት \*1981  
STUDENT ENROLLMENT IN INSTITUTIONS OF HIGHER LEARNING, 1988/89

ሠገጠረዥ አ.9/ሀ/ TABLE p.9(a)

አገልግሎት/ክ/ቤት/ፋኩሳት	ለግሪ	ለግራም	ድምር	
<u>አዲስ አበባ ዩኒቨርሲቲ</u>	7,179	2,250	9,429	<u>ADDIS ABABA UNIVERSITY</u>
አጭ ጠላብ ትምህርት ቤቅ	-	592	592	AWASSA JUNIOR COLLEGE OF AGRI.
ባሕር ዳር ጠምሀራገ ቤቅ	203	452	655	BAHIR DAR TEACHERS COLLEGE
ሌላገገን ፋኩሳት	218	356	574	FACULTY OF EDUCATION
ቦሽላ ባይገባ ቤቅ	1,970	-	1,970	COLLEGE OF SOCIAL SCIENCES
ሕግ ፋኩሳት	244	-	244	FACULTY OF LAW
ከቋንቋ ጥናት ተቋም	357	-	357	INSTITUTE OF LANGUAGE STUDIES
ባይገባ ፋኩሳት	2,222	-	2,222	FACULTY OF SCIENCE
ባይብረሪ ባይገባ	-	112	112	LIBRARY SCIENCE
ሕክምና ፋኩሳት/ገንደር/	355	268	623	COLLEGE OF MEDICAL SCIENCE (GONDER)
ሕክምና ፋኩሳት አዲስ አበባ	443	-	443	FACULTY OF MEDICINE (ADDIS ABABA)
ፋርማሲ	150	-	150	SCHOOL OF PHARMACY
ቲክኖሎጂ ፋኩሳት	858	292	1,150	FACULTY OF TECHNOLOGY
የከባት ሕክምና ፋኩሳት /ደብረ ዘይት/	159	178	337	FACULTY OF VETERINARY MEDICINE (DEBRE ZEIT)
<u>አሥመራ ዩኒቨርሲቲ</u>	1,250	243	1,493	<u>ASMARA UNIVERSITY</u>
ቦሽላ ባይገባ ፋኩሳት	465	243	708	FACULTY OF SOCIAL SCIENCE
ከቋንቋ ጥናት ተቋም	81	-	81	INSTITUTE OF LANGUAGE STUDIES
የተፈጥሮ ባይገባ ፋኩሳት	646	-	646	FACULTY OF NATURAL SCIENCE
የአርሻ ባይገባ ፋኩሳት	58	-	58	FACULTY OF AGRICULTURAL SCIENCE
አምቦ ጠላብ ትምህርት ቤቅ	-	212	212	AMBO JUNIOR COLLEGE OF AGRI.
ጌማ ጠላብ ትምህርት ቤቅ	-	403	403	JIMA JUNIOR COLLEGE OF AGR.
ፀገይ ገነት የደገ ቤቅ	-	137	137	WONDO GENET COLLEGE OF FORESTRY
ከብራ ጠምሀራገ ትምህርት ቤቅ	-	1,001	1,001	KOTEEE COLLEGE OF TEACHERS' EDUCATION
አርባምንጭ ጭሃ ቲክኖሎጂ ተቋም	179	169	348	ARBA MINCH WATER TECHNOLOGY INST.
ጠላብ ትምህርት የገንደር ሥራ ቤቅ	-	1,121	1,121	JUNIOR COLLEGE OF COMMERCE
ፖሊቴክኒክ ስገባት./ባሕር ዳር/	-	518	518	BAHIR DAR POLYTECHNIC INSTITUTE
ጌማ የጤና ባይገባ ተቋም	339	399	738	JIMMA HEALTH SCIENCE INSTITUTE
የከተማ ፕላን ቤቅ **	10	204	214	COLLEGE OF URBAN PLANNING **
<u>ዓለጣጥ ገብርና ዩኒቨርሲቲ</u>	1,590	-	1,590	<u>ALEMAYA AGRICULTURAL UNIVERSITY</u>
አርሻ ፋኩሳት	1,559	-	1,559	FACULTY OF AGRICULTURE
የደገ ፋኩሳት	31	-	31	FACULTY OF FORESTRY
<u>ከድሀረ ምረቃ ት/ቤት</u>	503	-	503	<u>SCHOOL OF GRADUATE STUDIES</u>
<u>ዓለጣጥ ገብርና ዩኒቨርሲቲ</u>	75	-	75	<u>ALEMAYA AGRICULTURAL UNIVERSITY</u>
የአርሻ ፋኩሳት	75	-	75	FACULTY OF AGRICULTURE
<u>አዲስ አበባ ዩኒቨርሲቲ</u>	428	-	428	<u>ADDIS ABABA UNIVERSITY</u>
ቦሽላ ባይገባ ቤቅ	51	-	51	COLLEGE OF SOCIAL SCIENCE
ከቋንቋ ጥናት ተቋም	52	-	52	INSTITUTE OF LANGUAGE STUDIES
የተፈጥሮ ባይገባ ፋኩሳት	100	-	100	FACULTY OF NATURAL SCIENCE
ሕክምና ፋኩሳት	187	-	187	FACULTY OF MEDICINE
የቲክኖሎጂ ፋኩሳት	11	-	11	FACULTY OF TECHNOLOGY
ሌላገገን ፋኩሳት	27	-	27	EDUCATION FACULTY
አጠቃላይ ድምር	11,050	6,657	17,707	GRAND TOTAL
	DEGREE	DIPLOMA	TOTAL	INSTITUTION/COLLEGE/FACULTY

\* የተመዘገቡ ተግራ ምድብ ብዛት የጠቅላላ ጠቅላይ አዲስ ተመዘገቢያን፣ በድጋሚ ተመዘገቢያንና ከተገኘው ሲቪላ ትር በጠቅላላ የተመዘገቡትን ያጠቃላላል፡፡

\*The information on student enrollment consists of new admissions, readmissions and students continuing from the previous semester.

\*\* ተደጋጅ የግዛገኝ ቤት የቲክኒክ ቤቅ በጠባላ ይታወቅ ነበር፡፡

\*\* Earlier known as Municipal Technical College.

በከፍተኛ ትምህርት ተቋማት በጣታ ትምህርት የተዘገቡ ተማሪዎች ብዛት 1981\*  
 EXTENSION (EVENING) STUDENT ENROLLMENT IN INSTITUTES OF HIGHER LEARNING, \* 1988/89

ሠገጠረዥ አ.9/ለ/

TABLE P.9(b)

ኢንስቲትዩት/ኮሌጅ/ፋኩሳት	ለ ዲግሪ	ለ ዲፕሎማ	ድምር	
<u>አዲስ አበባ ዩኒቨርሲቲ</u>	2,829	2,659	5,488	<u>ADDIS ABABA UNIVERSITY</u>
አዋግ ጠለሰተኛ የእርግ ኮሌጅ	-	49	49	AWASSA JUNIOR COLLEGE OF AGRICUL.
ባሕር ዳር ጠምሀራን ኮሌጅ	-	298	298	BAHIR DAR TEACHERS COLLEGE
ኢዲዮጋጋ ፋኩሳት	165	205	370	FACULTY OF EDUCATION
ከቋንቋዎች ጥናት ተቋም	229	153	382	INSTITUTE OF LANGUAGE STUDIES
ሕግ ፋኩሳት	-	259	259	FACULTY OF LAW
ሳይብሪሪ ሳይንስ	-	107	107	LIBRARY SCIENCE
ሶሻል ሳይንስ ኮሌጅ	1,978	336	2,314	COLLEGE OF SOCIAL SCIENCE
ፋርማሲ	-	-	-	SCHOOL OF PHARMACY
ሳይንስ ፋኩሳት	-	455	455	FACULTY OF SCIENCE
ቴክኖሎጂ ፋኩሳት	457	797	1,254	FACULTY OF TECHNOLOGY
<u>ዓለጣጃ ገብርና ዩኒቨርሲቲ</u>	59	499	558	<u>ALEMAYA AGRICULTURE UNIVERSITY</u>
የተፈጥሮ ሶሻል ሳይንስ ክፍል	-	499	499	NATURAL AND SOCIAL SCIENCES DIVISION
እርግ ፋኩሳት	59	-	59	FACULTY OF AGRICULTURE
<u>አሥመራ ዩኒቨርሲቲ</u>	1,006	1,033	2,039	<u>ASMARA UNIVERSITY</u>
ሶሻል ሳይንስ ፋኩሳት	1,001	942	1,943	FACULTY OF SOCIAL SCIENCE
ቋንቋዎች ጥናት ተቋም	5	91	96	INSTITUTE OF LANGUAGE STUDIES
<u>ጂማ ጠለሰተኛ የእርግ ኮሌጅ</u>	-	68	68	<u>JIMA JUNIOR COLLEGE OF AGRI.</u>
<u>ጠለሰተኛ የገንዘብ ሥራ ኮሌጅ</u>	-	2,202	2,202	<u>JUNIOR COLLEGE OF COMMERCE</u>
<u>ከተቤ ጠምሀራን ትምህርት ኮሌጅ</u>	-	942	942	<u>KOTEBE COLLEGE OF TEACHERS' EDUCATION</u>
<u>አምቦ ጠለሰተኛ የእርግ ኮሌጅ</u>	-	114	114	<u>AMBO JUNIOR COLLEGE OF AGRI.</u>
ጠቅላላ ድምር	3,894	7,517	11,411	GRAND TOTAL
	DEGREE	DIPLOMA	TOTAL	INSTITUTION/COLLEGE/FACULTY

\* የተዘገቡ ተማሪዎች ብዛት የጣታ ጠቅላላ ጠቅላላ ለአዲስ ተዘጋጅተው በድጋሚ ተዘጋጅተውና ከቀዳሚው ሲሜስ ተኮሮ በጣታ የተዘገቡትን ያጠቃልላል::

\*The information on enrollment consists of new admissions, readmissions and students continuing from the previous semester.



በስፍ ትኛ ተምህርት ተቋማት በጣታ ተምህርት የተዘገቡ ተግራፆች በዘታ\* 1982  
 EXTENSION (EVENING) STUDENT IN INSTITUTES OF HIGHER LEARNING\*, 1989/90

ሠገጠረዥ አ.10/ለ/ TABLE P.10(b)

ኢንስቲትዩትን /ኮሌጅ/ፋኩሳት	ለ ዲግሪ	ለ ዲፕሎማ	ጁም	
<u>አዲስ አበባ ዩኒቨርሲቲ</u>	3,382	3,510	6,892	<u>ADDIS ABABA UNIVERSITY</u>
አጭ ጠለሰ ትኛ የእርሻ ኮሌጅ	-	164	164	AWASSA JUNIOR COLLEGE OF AGRICULTURE
ባሕር ጳር ጠምሀራን ኮሌጅ	-	371	371	BAHIR DAR TEACHERS COLLEGE
ኢትዮጵያ ፋኩሳት	268	267	535	FACULTY OF EDUCATION
ኮቋንቋ ጥናት ተቋም	263	251	514	INSTITUTE OF LANGUAGE STUDIES
ሕግ ፋኩሳት	-	275	275	FACULTY OF LAW
ሳይብሪሪ ሳይንስ	-	137	137	LIBRARY SCIENCE
ሶሻል ሳይንስ ኮሌጅ	2,209	410	2,619	COLLEGE OF SOCIAL SCIENCES
ፋርማሲ	-	-	-	SCHOOL OF PHARMACY
ሳይንስ ፋኩሳት	-	594	594	FACULTY OF SCIENCE
ቴክኖሎጂ ፋኩሳት	642	1,041	1,683	FACULTY OF TECHNOLOGY
<u>ዓለግዳ እርሻ ኮሌጅ</u>	45	688	733	<u>ALEMAYA UNIVERSITY OF AGRI.</u>
የተፈጥሮ ሶሻል ሳይንስ ክፍል	-	686	686	NATURAL AND SOCIAL SCIENCE DIVISION
እርሻ ፋኩሳት	45	2	47	FACULTY OF AGRICULTURE
<u>አሥጦራ ዩኒቨርሲቲ</u>	1,170	1,087	2,257	<u>ASMARA UNIVERSITY</u>
ሶሻል ሳይንስ ፋኩሳት	1,161	1,033	2,194	FACULTY OF SOCIAL SCIENCE
ቋንቋ ጥናት ተቋም	9	54	63	INSTITUTE OF LANGUAGE STUDIES
<u>ጠለሰ ትኛ የገንዘብ ሥራ ኮሌጅ</u>	-	2,142	2,142	<u>JUNIOR COLLEGE OF COMMERCE</u>
<u>ከተቤ ጠምሀራን ተምህርት ኮሌጅ</u>	-	1,292	1,292	<u>KOTEBE COLLEGE OF TEACHERS' EDUCATION</u>
<u>አምቦ ጠለሰ ትኛ እርሻ ኮሌጅ</u>	-	174	174	<u>AMBO JUNIOR COLLEGE OF AGRI.</u>
<u>ጅማ ጠለሰ ትኛ እርሻ ኮሌጅ</u>	-	110	110	<u>JIMMA JUNIOR COLLEGE OF AGRI.</u>
አጠቃላይ ጁም	4,597	9,003	13,600	GRAND TOTAL
	DEGREE	DIPLOMA	TOTAL	INSTITUTION/ COLLEGE/ FACULTY

\* የተዘጋጁ ተግራፆችን በዘታ የጠቀሰው ጁም አዲስ ተዘጋጅቶችንና ከ ቀዳሜ ሲሜስ ተከትሎ የተዘረቡትን ያጠቃልላል፡፡  
 \* The information on student enrollment consists of new admissions, readmissions and students continuing from the previous semester.

ከከፍ ተምህርት ተቋማት በሰነድ ስልጣን የተምህርት መስጠት የተመረቁ 1981  
GRADUATES OF INSTITUTES OF HIGHER LEARNING BY FIELD OF STUDY, 1988/89

ሠገጠኛዎች ለ.11/ሀ/1 / TABLE P.11(a)

የተመረቁት የተምህርት ዓይነት	በዲግሪ	በዲፕሎማ	ጠቅላይ	
<u>ዓለግ የ ገብርና ቁህጽር ስራ</u>				<u>ALEMAYA AGRICULTURAL UNIVERSITY</u>
አርቫ ፋኩልቲ	287	3	290	FACULTY OF AGRICULTURE
አርቫ ሊኮኖሚክስ	66	-	66	AGRICULTURAL ECONOMICS
አርቫ መስገዳሰነት	55	-	55	AGRICULTURAL ENGINEERING
አንገሳት ሳይንስ	61	2	63	ANIMAL SCIENCE
የዕፅዋት ሳይንስ	105	1	106	PLANT SCIENCE
<u>አዳሰ አበባ ቁህጽር ስራ</u>				<u>ADDIS ABABA UNIVERSITY</u>
አዋጅ መሰብሰቢያ አርቫ ዘላጅ	-	229	229	AWASSA JUNIOR COLLEGE OF AGRI.
የአርቫ ምሕንድስና ተከናዎኝ	-	41	41	AGRICULTURAL ENGINEERING AND TECHNOLOGY
የአንገሳት ሳይንስና ተከናዎኝ	-	54	54	ANIMAL SCIENCE AND TECHNOLOGY
የባሰተና ሳይንስና ተከናዎኝ	-	23	23	HOME SCIENCE AND TECHNOLOGY
የዕፅዋት ሳይንስና ተከናዎኝ	-	55	55	PLANT SCIENCE AND TECHNOLOGY
የአጠቃላይ አርቫ	-	56	56	GENERAL AGRICULTURE
ባሕር ገር መምህራን ዘላጅ	61	209	270	BAHIR DAR TEACHERS COLLEGE
የጉልላት ተምህርት	-	21	21	ADULT EDUCATION
ሥነ ሕይወት /ባዮሎጂ/	-	34	34	BIOLOGY
ኮሚኒካሽን /ኪሚስትሪ/	-	28	28	CHEMISTRY
ግጥም ተከታ	-	31	31	MATHEMATICS
ፕላንና ሳይንስ	61	-	61	PEDAGOGICAL SCIENCE
ፊዚክስ	-	16	16	PHYSICS
ግራፊክስ	-	36	36	GEOGRAPHY
እንግሊዝኛ	-	24	24	ENGLISH
አጣርኛ	-	19	19	AMHARIC
ኢኮኖሚክስ ፋኩልቲ	50	135	185	FACULTY OF EDUCATION
ኢኮኖሚክስ አዲሲዎች/ሰነድ	11	78	89	EDUCATIONAL ADMINISTRATION
ሥነ ሰብና /ሳይክሎጂ/	22	-	22	PSYCHOLOGY
አውቶሞቲቭ	-	10	10	AUTOMOTIVE
ንግድ ሥራ ተምህርት	17	-	17	BUSINESS EDUCATION
ኢሌክትሪሲቲ	-	6	6	ELECTRICITY
ድራፍቲንግ	-	12	12	DRAFTING
ሜታል	-	6	6	METAL
የእግደት ሥራ	-	4	4	WOOD
ንግድ ሥራ ተከናዎኝ	-	19	19	BUSINESS TECHNOLOGY
ሰብዓዊ ሳይንስ ዘላጅ	365	-	365	COLLEGE OF SOCIAL SCIENCES
አካውንቲንግ	79	-	79	ACCOUNTING
ኢኮኖሚክስ	72	-	72	ECONOMICS
ሰብዓዊ ሳይንስ ሰነድ አስተዳደር	24	-	24	SOCIOLOGY AND SOCIAL ADMINISTRATION
	DEGREE	DIPLOMA	TOTAL	FIELD OF GRADUATION

ከከፍ ተምህርት ተቋማት በሰ.ዲ.ሰ.ዲ የተምህርት ጠባቂ የተረፉት 1981  
GRADUATES OF INSTITUTES OF HIGHER LEARNING BY FIELD OF STUDY, 1988/89

ሠንጠረዥ አ.11/ሀ/ / የቀጠለ/ TABLE F.11(a) (contd.)

የተረፉት የተምህርት ዓይነት	በዲግሪ	በዲፕሎማ	ጠቅላይ	
ግራፊክስ	51	-	51	GEOGRAPHY
ታሪክ	28	-	28	HISTORY
ግንባታ	55	-	55	MANAGEMENT
የሕዝብ አስተዳደር	25	-	25	PUBLIC ADMINISTRATION
ፍልስፍና	10	-	10	PHILOSOPHY
ፖለቲካ ሳይንስና ኢንተርናሽናል ግንኙነት	21	-	21	POLITICAL SCIENCE AND INT. RELATION
<u>ሕግ ፋኩልቲ</u>	78	-	78	<u>FACULTY OF LAW</u>
ሕግ	78	-	78	LAW
<u>በቋንቋዎች ጥናት ተቋም</u>	130	-	130	<u>INSTITUTE OF LANGUAGE STUDIES</u>
የኢትዮጵያ ቋንቋዎች ሥነ ጽሑፍ	38	-	38	ETHIOPIAN LANG. AND LITERATURE
የውጭ ቋንቋዎች ሥነ ጽሑፍ	61	-	61	FOREIGN LANG. AND LITERATURE
ሥነ ልሳን	15	-	15	LINGUISTICS
ሥነ ኪነት	16	-	16	THEATRE AND ARTS
<u>ሳይንስ ፋኩልቲ</u>	397	-	397	<u>FACULTY OF SCIENCE</u>
ሥነ ሕይወት /ባዮሎጂ/	62	-	62	BIOLOGY
ትጫማ /ኬሚስትሪ/	68	-	68	CHEMISTRY
ግራፊክስ	44	-	44	GEOLOGY
ግጥም	94	-	94	MATHEMATICS
ፊዚክስ	85	-	85	PHYSICS
አስታሌቲክስ	44	-	44	STATISTICS
<u>ሕክምና ፋኩልቲ /ጉንደር/</u>	62	67	129	<u>COLLEGE OF MEDICAL SCIENCE (GONDER)</u>
ሳይንስ ሳይንስ	-	27	27	SANITARY SCIENCE
አጠቃላይ ነርሲንግ	-	40	40	COMPREHENSIVE NURSING
ሕክምና	62	-	62	MEDICINE (MD.)
<u>ሕክምና ፋኩልቲ /አዲስ አበባ/</u>	92	48	140	<u>FACULTY OF MEDICINE (ADDIS ABABA)</u>
አዲስ አበባ ነርሲንግ	-	48	48	ADVANCED NURSING
ሕክምና	92	-	92	MEDICINE
<u>ሳይንሲክ ሳይንስ</u>	-	36	36	<u>LIBRARY SCIENCE</u>
<u>ፋርማሲ</u>	33	-	33	<u>SCHOOL OF PHARMACY</u>
<u>ቴክኖሎጂ ፋኩልቲ</u>	178	48	226	<u>FACULTY OF TECHNOLOGY</u>
አርክቴክቸርና የከተማ ገንባ	22	-	22	ARCHITECTURE AND TOWN PLANNING
ሕንፃ ቴክኖሎጂ	-	48	48	BUILDING TECHNOLOGY
ሲቪል ጠጠራ	58	-	58	CIVIL ENGINEERING
ሜካኒካል ጠጠራ	37	-	37	MECHANICAL ENGINEERING
ኬሚካል ጠጠራ	25	-	25	CHEMICAL ENGINEERING
ኢሌክትሮኒክስ ጠጠራ	36	-	36	ELECTRICAL ENGINEERING
	DEGREE	DIPLOMA	TOTAL	FIELD OF GRADUATION

ከከፍ ተምህርት ተቋማት በሰ.ዲ.ሰ.ዲ የተምህርት መስጠት የሚረቁ 1981  
GRADUATES OF INSTITUTES OF HIGHER LEARNING BY FIELD OF STUDY 1988/89

ሠንጠረዥ አ.11/ሀ/ /የጠለ/ TABLE P.11(a) (contd.)

የሚረቁት የተምህርት ዓይነት	በዲግሪ	በዲፕሎማ	ድምር	
የከብት ሕክምና ፋኩልቲ /ደብረዘይት/ የከብት ሕክምና ባይገሰ አሥመራ ዩኒቨርሲቲ	16 16 293	61 61 90	77 77 383	<u>FACULTY OF VETERINARY MEDICINE</u> (DEBRE ZEIT) VETERINARY SCIENCE  <u>ASMARA UNIVERSITY</u>
ሶሻል ባይገሰ ፋኩልቲ	108	90	198	<u>FACULTY OF SOCIAL SCIENCE</u>
አካውንቲንግ	37	75	112	ACCOUNTING
ኢኮኖሚክስ	44	-	44	ECONOMICS
ማኔጅመንት	27	-	27	MANAGEMENT
ሲክረታርያል ባይገሰ	-	15	15	SECRETARIAL SCIENCE
ቦቋን ቋጾች ጥናት ተቋም	29	-	29	<u>INSTITUTE OF LANGUAGE STUDIES</u>
እንግሊዘኛ	29	-	29	ENGLISH
ባይገሰ ፋኩልቲ	156	-	156	<u>FACULTY OF SCIENCE</u>
ሥነ ሕይወት /ባዮሎጂ/	65	-	65	BIOLOGY
ኮሚካ/ኪሚስትሪ/	33	-	33	CHEMISTRY
ማቴሞቲክስ	31	-	31	MATHEMATICS
ፊዚክስ	27	-	27	PHYSICS
አምቦ ጠላስ ተምህርት አርቫ ቦሌዳ	-	107	107	<u>AMBO JUNIOR COLLEGE OF AGRI.</u>
አጠቃላይ አርቫ	-	107	107	GENERAL AGRICULTURE
ጅማ ጠላስ ተምህርት አርቫ ቦሌዳ	-	208	208	<u>JIMA JUNIOR COLLEGE OF AGRICULTURE</u>
አጠቃላይ አርቫ	-	176	176	GENERAL AGRICULTURE
የዕፅዋት ባይገሰ	-	32	32	PLANT SCIENCE
ቦታዊ ጥምህራን ተምህርት ቦሌዳ	-	474	474	<u>KOTEBE COLLEGE OF TEACHERS' EDUCATION</u>
ሥነ ሕይወት/ባዮሎጂ/	-	40	40	BIOLOGY
ንግድ ሥራ ተምህርት	-	27	27	BUSINESS EDUCATION
ኮሚካ /ኪሚስትሪ/	-	43	43	CHEMISTRY
ኢሌክትሪሲቲ	-	18	18	ELECTRICITY
እንግሊዘኛ ቋንቋ	-	44	44	ENGLISH LANGUAGE
የኢትዮጵያ ቋንቋዎችና ሥነ ጽሑፍ	-	36	36	ETHIOPIAN LANG. AND LITERATURE
ጂኦግራፊ	-	47	47	GEOGRAPHY
ጤናና የሕገሰ ጣሰሰጠኛ ተምህርት	-	30	30	HEALTH AND PHYSICAL EDUCATION
ታሪክ	-	45	45	HISTORY
የባላትና ኢኮኖሚክስ	-	15	15	HOME ECONOMICS
ማቴሞቲክስ	-	42	42	MATHEMATICS
የብረታ ብረት ቴክኖሎጂ	-	18	18	METAL TECHNOLOGY
ፊዚክስ	-	26	26	PHYSICS
ፖለቲካል ኢንጅነሪንግ	-	43	43	POLITICAL EDUCATION
ጠላስ ተምህርት የንግድ ሥራ ቦሌዳ	-	249	249	<u>JUNIOR COLLEGE OF COMMERCE</u>
አካውንቲንግ	-	102	102	ACCOUNTING
ባንክና ፋይናንስ	-	29	29	BANK AND FINANCE
ሲክረታርያል ባይገሰ	-	68	68	SECRETARIAL SCIENCE
ዕቃ ገዢና ባገባይ ጣኒጅመንት	-	50	50	PURCHASING AND SUPPLY MANAGEMENT
	DEGREE	DIPLOMA	TOTAL	FIELD OF GRADUATION

ከከፍ ተምህርት ተቋማት በሰነድ ለሰነድ የተምህርት ወሰን የተረፉ 1989  
 GRADUATES OF INSTITUTES OF HIGHER LEARNING BY FIELD OF STUDY, 1988/89

ሠንጠረዥ አ.11/ሀ / የቀሰለ / TABLE P.11(a) (contd.)

የተረፉት የተምህርት ዓይነት	ድግሪ	ዲፕሎማ	ጠቅላይ	የትምህርት ዓይነት
<u>ፖሊ-ቴክኒክ ኢንስቲትዩት/ባህር ሳር/</u>	-	106	106	<u>BAHIR DAR POLYTECHNIC INST.</u>
አገር ጠባይክ ቴክኖሎጂ	-	17	17	AGROMECHANIC TECHNOLOGY
ኤሌክትሪካል ቴክኖሎጂ	-	28	28	ELECTRICAL TECHNOLOGY
ኢንዱስትሪያል ሎጂ	-	19	19	INDUSTRIAL CHEMISTRY
ሜታል ቴክኖሎጂ	-	18	18	METAL TECHNOLOGY
የጠርቃ ጠርቃ ቴክኖሎጂ	-	15	15	TEXTILE TECHNOLOGY
የእግደት ሥራ ቴክኖሎጂ	-	9	9	WOOD TECHNOLOGY
<u>ጃማ የጤና ባይገሰ ተቋም</u>	-	85	85	<u>JIMA INSTITUTE OF HEALTH SCIENCE</u>
የአጠቃላይ ነርሲንግ	-	85	85	COMPREHENSIVE NURSING
<u>ከተማ ፕላን ኮሌጅ</u>	17	32	49	<u>COLLEGE OF URBAN PLANNING**</u>
ከፍተኛ ቴክኒኪያን	-	32	32	HIGHER TECHNICIANS
ከተማ ፕላን	17	-	17	TOWN PLANNING
<u>አርባ ምንጭ ጭሃ ቴክኖሎጂ ተቋም</u>	-	86	86	<u>ARBA MINCH WATER TECHNOLOGY INST.</u>
የሃይድራውሊክስ ጠቅላላ	-	26	26	HYDRAULICS ENGINEERING
ኢርሪገሽንና ድረ-ጅም ጠቅላላ	-	20	20	IRRIGATION AND DRAINAGE ENGINEERING
የተር ባፕላይና ባይተሪ ጠቅላላ	-	19	19	WATER SUPPLY AND SANITARY ENGINEERING
ቦይላ ሳብራቶሪ ቴክኒኪያን	-	21	21	SOIL LABORATORY TECHNICIAN
<u>ወንዞች ገነት የደገ ኮሌጅ</u>	-	53	53	<u>WONDO GENET COLLEGE OF FORESTRY</u>
ደገ	-	53	53	FORESTRY
<u>ከጭረ ሥራ ት/ባት</u>	121	-	121	<u>SCHOOL OF GRADUATE STUDIES</u>
<u>ዓለማዊ ገበርና ዩኒቨርሲቲ</u>	11	-	11	<u>ALJHAYLA AGRICULTURAL UNIVERSITY</u>
አርባ ፋኩሳቲ	11	-	11	FACULTY OF AGRICULTURE
አገላለጽ ባይገሰ	2	-	2	SCIENCE
አገር ኢኮኖሚክስ	6	-	6	AGRO-ECONOMICS
የዕጅብ ባይገሰ	3	-	3	PLANT SCIENCE
<u>አዲስ አበባ ዩኒቨርሲቲ</u>	110	-	110	<u>ADDIS ABABA UNIVERSITY</u>
<u>የሰሻል ባይገሰ ኮሌጅ</u>	10	-	10	<u>COLLEGE OF SOCIAL SCIENCE</u>
ኢኮኖሚ ልማትና ፕላን	4	-	4	DEVE. AND PLANNING
ጊዮግራፊ	4	-	4	GEOGRAPHY
ዲሞግራፊ	2	-	2	DEMOGRAPHY
<u>ከግብይት ጥናት ተቋም</u>	11	-	11	<u>INSTITUTE OF LANG. STUDIES</u>
ሥነ ሰነድ	4	-	4	LINGUISTICS
የውጭ ግብይትና ሥነ ጽሑፍ	7	-	7	FOREIGN LANGUAGES AND LITERATURE
<u>ቴክኖሎጂ ፋኩሳቲ</u>	9	-	9	<u>FACULTY OF TECHNOLOGY</u>
ቢሮ ጠቅላላ	4	-	4	CIVIL ENGINEERING
ኤሌክትሪካል ጠቅላላ	5	-	5	ELECTRICAL ENGINEERING
<u>የተፈጥሮ ባይገሰ ፋኩሳቲ</u>	37	-	37	<u>FACULTY OF NATURAL SCIENCE</u>
ሥነ ሕይወት /ባዮሎጂ/	6	-	6	BIOLOGY
ኬሚስትሪ /ኬሚስትሪ/	11	-	11	CHEMISTRY
ግጥም ጥናት	12	-	12	MATHEMATICS
ፊዚክስ	5	-	5	PHYSICS
ስታቲስቲክስ	3	-	3	STATISTICS
<u>ሕክምና ፋኩሳቲ</u>	43	-	43	<u>FACULTY OF MEDICINE</u>
የውስጥ ሕክምና	3	-	3	INTERNAL MEDICINE
ግንደ-ግንደ ሕክምና	7	-	7	GYNEACOLOGY AND OBSTETRICS
ሶፕላኦሎጂ	7	-	7	OPHTHALMOLOGY
ፖሊክሊኒክና የሕፃናት ሕክምና	3	-	3	PAEDIATRICS AND CHILD HEALTH
ፖብሊክ ጤክኒክ	18	-	18	PUBLIC HEALTH
ፖሎኒክ	1	-	1	PATHOLOGY
ጥገና ጥናት	4	-	4	SURGERY
አጠቃላይ ጠቅላላ	2,180	2,326	4,506	GRAND TOTAL
	DEGREE	DIPLOMA	TOTAL	FIELD OF GRADUATION

በከፍተኛ ትምህርት ተቋማት በሰ.ዲ.ሰ.ዲ የትምህርት ጠባቂዎች በግታ ትምህርት የተሰጠው፣ 1981  
 EXTENSION GRADUATES OF INSTITUTES OF HIGHER LEARNING BY FIELD OF STUDY, 1988/89

ሠገጠረዥ አ.11/ለ/

TABLE P.11 (b)

የተሰጠበት የትምህርት ዓይነት	በደገፊ	በዲፕሎማ	ጠቅላይ	ግብይት
<u>ዓለግዳ ገብርና ዩኒቨርሲቲ</u>	-	6	6	<u>ALEMAYA AGRICULTURAL UNIVERSITY</u>
አርሻ ፋኩሳት	-	6	6	FACULTY OF AGRICULTURE
አርሻ ኢኮኖሚክስ	-	6	6	AGRICULTURAL ECONOMICS
<u>አዲስ አበባ ዩኒቨርሲቲ</u>	182	332	514	<u>ADDIS ABABA UNIVERSITY</u>
<u>ጠምራጉ ተ/ት ኮሌጅ/ባሕር ገር/</u>	-	54	54	<u>BAHIR DAR TEACHERS' COLLEGE</u>
አማርኛ	-	17	17	AMHARIC
እንግሊዘኛ	-	2	2	ENGLISH
ግጥም	-	11	11	MATHEMATICS
ግራፊክስ	-	24	24	GEOGRAPHY
ኮሌጅ ፋኩሳት	7	39	46	<u>FACULTY OF EDUCATION</u>
ኢኮኖሚክስ አዲስ አበባ	7	22	29	EDUCATIONAL ADMIN.
ቴክኒካል ጠምራጉ ግብይት	-	17	17	TECHNICAL TEACHERS' EDUCATION
<u>ባሕር ገር ኮሌጅ</u>	160	46	206	<u>COLLEGE OF SOCIAL SCIENCE</u>
አካውንቲንግ	57	21	78	ACCOUNTING
ኢኮኖሚክስ	18	-	18	ECONOMICS
ግራፊክስ	3	-	3	GEOGRAPHY
ታሪክ	4	-	4	HISTORY
ግንባታ	24	-	24	MANAGEMENT
ፖለቲካ ግንባታና የግንባታ ግንባታ	20	-	20	POLITICAL SCIENCE AND INTERNATIONAL RELATION
ሶሻሎሎጂና የግንባታ አስተዳደር	19	-	19	SOCIOLOGY AND SOCIAL ADMINISTRATION
የአስተዳደር ግንባታ	15	-	15	PUBLIC ADMINISTRATION
ሱፐርቫይዘር ግንባታ	-	25	25	SUPERVISORY MANAGEMENT
<u>የሕግ ፋኩሳት</u>	-	59	59	<u>FACULTY OF LAW</u>
ሕግ	-	59	59	LAW
<u>ባሕር ገር ትምህርት ቤት ተቋም</u>	15	16	31	<u>INSTITUTE OF LANGUAGE STUDIES</u>
የኢትዮጵያ ቋንቋዎች ሥነ ጽሑፍ	3	2	5	ETHIOPIAN LANGUAGE AND LITERATURE
የውጭ ቋንቋዎች ሥነ ጽሑፍ	12	14	26	FOREIGN LANGUAGE AND LITERATURE
	DEGREE	DIPLOMA	TOTAL	FIELD OF GRADUATION

ከከፍ ተምህርት ተቋማት በሰነድ ስር የተምህርት ጠባብ የተሰጠ 1982  
 EXTENSION GRADUATES OF INSTITUTES OF HIGHER LEARNING BY FIELD OF STUDY, 1988/89

ሠጠረዥ አ.11/ለ/ / የቀመሰ / TABLE p.11(b) (contd.).

የተምህርት ተቋም	የተምህርት ዓይነት	ደረጃ	ደረጃ	ደረጃ	ደረጃ
ሳይብሪሪ ባይገባ	-	10	10	LIBRARY SCIENCE	
ሳይብሪሪ ባይገባ	-	10	10	LIBRARY SCIENCE	
የባይገባ ፋኩልቲ	-	38	38	FACULTY OF SCIENCE	
ባዮሎጂ /ሥነ ሕይወት/	-	5	5	BIOLOGY	
ኮሚጥ /ኪምስትሪ/	-	9	9	CHEMISTRY	
እስታቲስቲክስ	-	21	21	STATISTICS	
ማቴማቲክስ	-	3	3	MATHEMATICS	
አዋጅ ጠላስቲኛ ስርገብ ኮሌጅ	-	21	21	AWASSA JUNIOR COLLEGE OF AGRICULTURE	
የስርገብ ምህንድስና	-	1	1	AGRICULTURAL ENGINEERING	
የእንስሳት ባይገባና ተከናዎኝ	-	1	1	ANIMAL SCIENCE AND TECHNOLOGY	
የባላትና ባይገባና ተከናዎኝ	-	1	1	HOME SCIENCE AND TECHNOLOGY	
የዕፅዋት ባይገባና ተከናዎኝ	-	1	1	PLANT SCIENCE AND TECHNOLOGY	
አጠቃላይ ስርገብ	-	17	17	GENERAL AGRICULTURE	
ተከናዎኝ ፋኩልቲ	-	49	49	FACULTY OF TECHNOLOGY	
ሲቪል ጠላስቲኛ	-	26	26	CIVIL ENGINEERING	
ኤሌክትሪክ ጠላስቲኛ	-	7	7	ELECTRICAL ENGINEERING	
ሜካኒካል ጠላስቲኛ	-	16	16	MECHANICAL ENGINEERING	
አሥጦራ ዩኒቨርሲቲ	79	185	264	ASMARA UNIVERSITY	
ሶሻል ባይገባ ፋኩልቲ	79	161	240	FACULTY OF SOCIAL SCIENCE	
አካውንቲንግ	39	57	96	ACCOUNTING	
ኢኮኖሚክስ	12	-	12	ECONOMICS	
ማኒጅመንት	28	66	94	MANAGEMENT	
ሕግ	-	38	38	LAW	
ከቋንቋዎች ጥናት ተቋም	-	24	24	INSTITUTE OF LANGUAGE STUDIES	
ፈረንሳይኛ	-	24	24	FRENCH	
ጁላ ጠላስቲኛ የስርገብ ኮሌጅ	-	-	-	JIMMA JUNIOR COLLEGE OF AGRICULTURE	
ጠላስቲኛ የገንዘብ ሥራ ኮሌጅ	-	431	431	JUNIOR COLLEGE OF COMMERCE	
ባንክና ፋይናንስ	-	52	52	BANKING AND FINANCE	
አካውንቲንግ	-	149	149	ACCOUNTING	
ዕቃዎችና ባይገባ ማኒጅመንት	-	56	56	PURCHASING AND SUPPLY MANAGEMENT	
ሲክሪታሪያል ባይገባ	-	174	174	SECRETARIAL SCIENCE	
ኮቴቤ ጠምህራን ማሰልጠኛ ኮሌጅ	-	71	71	KOTEBE COLLEGE OF TEACHERS'	
EDUCATION					
እንግሊዝኛ	-	21	21	ENGLISH LANGUAGE	
ጂዮግራፊ	-	8	8	GEOGRAPHY	
የገንዘብ ሥራ ተምህርት	-	16	16	BUSINESS EDUCATION	
የኢትዮጵያ ቋንቋዎች	-	26	26	ETHIOPIAN LANGUAGES	
አጠቃላይ ድምር	261	1,025	1,286	GRAND TOTAL	
DEGREE		DIPLOMA	TOTAL	FIELD OF GRADUATION	

ከከፍተኛ ትምህርት ተቋማት በሰነድ ለጽሑፍ የትምህርት ወሰን የተመረቁ 1982  
GRADUATION OF INSTITUTES OF HIGHER LEARNING BY FIELD OF STUDY, 1989/90

ሠገጠረዥ አ.12/ሀ/ TABLE p.12 (a)

	የዲግሪ	በዲፕሎማ	ጠቅላይ	
<u>አዲስ አበባ ዩኒቨርሲቲ</u>	1,263	804	2,067	<u>ADDIS ABABA UNIVERSITY</u>
አጭ ጠለሰተኛ የእርሻ ኮሌጅ	-	209	209	<u>AWASSA JUNIOR COLLEGE OF AGRICULTURE</u>
የእርሻ ምሕንድስና ተከናዎኝ	-	55	55	AGRICULTURAL ENGINEERING AND TECHNOLOGY
አሀል ምርትና ክብካቤ	-	1	1	CROP PRODUCTION AND PROTECTION
የአንገት ሳይንስና ተከናዎኝ	-	45	45	ANIMAL SCIENCE AND TECHNOLOGY
የባላትና ሳይንስ ተከናዎኝ	-	21	21	HOME ECONOMICS AND TECHNOLOGY
የዕፅዋት ሳይንስና ተከናዎኝ	-	36	36	PLANT SCIENCE AND TECHNOLOGY
አጠቃላይ እርሻ	-	49	49	GENERAL AGRICULTURE
አተክላትና ፍሬፍሬ ምርትና ክብካቤ	-	2	2	HORTICULTURE PRODUCTION AND PROTECTION
<u>ባሕር ዳር ጠምሀራገ ኮሌጅ</u>	42	162	204	<u>BAHIR DAR TEACHERS COLLEGE</u>
የጉልላት ትምህርት	-	17	17	ADULT EDUCATION
ሥነ ሕይወት /ባዮሎጂ/	-	24	24	BIOLOGY
ትጫ /ኪሚስትሪ/	-	32	32	CHEMISTRY
ግጥም	-	28	28	MATHEMATICS
ፕዳጎጂ ሳይንስ	42	-	42	PEDAGOGICAL SCIENCE
ፊዚክስ	-	23	23	PHYSICS
ግራፊ	-	13	13	GEOGRAPHY
እንግሊዘኛ	-	16	16	ENGLISH
አጣርኛ	-	9	9	AMHARIC
<u>ሌሊንግ ፋኩልቲ</u>	50	133	183	<u>FACULTY OF EDUCATION</u>
ሌሊንግና አድሚኒስትሬሽን	16	87	103	EDUCATIONAL ADMINISTRATION
ሥነ ልቦና /ባይኮሎጂ/	16	-	16	PSYCHOLOGY
አውቶ ተገ	-	5	5	AUTOMOTIVE
ንግድ ሥራ ትምህርት	18	21	39	BUSINESS EDUCATION
ኢሌክትሪኒቲ	-	6	6	ELECTRICITY
ድራፍ ቲንግ	-	6	6	DRAFTING
ግብር	-	7	7	METAL
የአገጣጠም ሥራ	-	1	1	WOOD
<u>ሶሻል ሳይንስ ኮሌጅ</u>	330	-	330	<u>COLLEGE OF SOCIAL SCIENCES</u>
አካውንቲንግ	87	-	87	ACCOUNTING
ኢኮኖሚክስ	67	-	67	ECONOMICS
ሶሻሎሎጂና ሶሻል አስተዳደር	16	-	16	SOCIOLOGY AND SOCIAL ADMINISTRATION
ግራፊ	32	-	32	GEOGRAPHY
ታሪክ	18	-	18	HISTORY
ግንባታ	61	-	61	MANAGEMENT
ፍልስፍና	10	-	10	PHILOSOPHY
ፖለቲካ ሳይንስና ኢንተ.ንገጥን	18	-	18	POLITICAL SCIENCE AND INT.RELATION
የሕዝብ አስተዳደር	21	-	21	PUBLIC ADMINISTRATION
<u>ሕግ ፋኩልቲ</u>	49	-	49	<u>FACULTY OF LAW</u>
ሕግ	49	-	49	LAW
	DEGREE	DIPLOMA	TOTAL	FIELD OF GRADUATION

በከፍተኛ ትምህርት ተቋማት በሰፊ ለሰፊ የትምህርት መስጠት የተረፉ 1982  
 GRADUATES OF INSTITUTES OF HIGHER LEARNING BY FIELD OF STUDY, 1989/90

ሠንጠረዥ አ.12/ሀ/ / የጠለ TABLE.pl2 (a) (contd.)

የተረፉት የትምህርት ዓይነት	ባ.ፊ.ፊ.	ባ.ፊ.ፊ.ግ.	ድምር	
<u>የከበት ሕክምና ፋኩልቲ</u> <u>/ደብረዘይት/</u>	22	97	119	<u>FACULTY OF VETERINARY MEDICINE</u> <u>(DEBRE ZEIT)</u>
የእንስሳት ጤና አጠባበቅ	-	96	96	ANIMAL HEALTH
አካባቢ ተገንጋ	-	1	1	ACCOUNTING
የከበት ሕክምና	22	--	22	VETERINARY MEDICINE
<u>ከ ቋንቋዎች ጥናት ተቋም</u>	81	-	81	<u>INSTITUTE OF LANGUAGE STUDIES</u>
የኢትዮጵያ ቋንቋዎች ሥነ ጽሑፍ	37	-	37	ETHIOPIAN LANG. AND LITERATURE
የውጭ ቋንቋዎች ሥነ ጽሑፍ	38	-	38	FOREIGN LANG. AND LITERATURE
ሥነ ኪነት	6	-	6	THEATRE AND ARTS
<u>ሳይብሪሪ ባይገሰ</u>	-	39	39	<u>LIBRARY SCIENCE</u>
<u>ባይገሰ ፋኩልቲ</u>	391	-	391	<u>FACULTY OF SCIENCE</u>
ሥነ ሕይወት /ባዮሎጂ/	53	-	53	BIOLOGY
ኮሚካል /ኪሚስትሪ/	74	-	74	CHEMISTRY
ግጥም	46	-	46	GEOLOGY
ግጥም ትምህርት	79	-	79	MATHEMATICS
ፊዚክስ	82	-	82	PHYSICS
አስታላክ ትምህርት	57	-	57	STATISTICS
<u>ሕክምና ፋኩልቲ /ጉንደር/</u>	86	81	167	<u>COLLEGE OF MEDICAL SCIENCE (GONDER)</u>
አጠቃላይ ነርሲንግ	-	43	43	COMPREHENSIVE NURSING
ባዩትሪክ ባይገሰ	-	38	38	SANITARY SCIENCE
ሕክምና	86	-	86	MEDICINE (M.D)
<u>ሕክምና ፋኩልቲ /አዲስ አበባ/</u>	52	-	52	<u>FACULTY OF MEDICINE (ADDIS ABABA)</u>
ሕክምና	52	-	52	MEDICINE
ፋርማሲ	21	-	21	SCHOOL OF PHARMACY
<u>ቴክኖሎጂ ፋኩልቲ</u>	139	83	222	<u>FACULTY OF TECHNOLOGY</u>
አርኪቴክቸርና የከተማ ፕላን	22	-	22	ARCHITECTURE AND TOWN PLANNING
ሕንጻ ቴክኖሎጂ	-	83	83	BUILDING TECHNOLOGY
ሲቪል ግንባታ	48	-	48	CIVIL ENGINEERING
ሜካኒካል ግንባታ	22	-	22	MECHANICAL ENGINEERING
ኬሚካል ግንባታ	19	-	19	CHEMICAL ENGINEERING
ኢሌክትሪክ ግንባታ	28	-	28	ELECTRICAL ENGINEERING
	DEGREE	DIPLOMA	TOTAL	FIELD OF GRADUATION

ከከፍ ተኛ ተምህርት ተቋማት በሰነድ ስር የተምህርት ወሰኖች የሙሉ ጥቅር 1982  
GRADUATES OF INSTITUTES OF HIGHER LEARNING BY FIELD OF STUDY, 1989/90

ሠገጠረዥ አ.12/ሀ/ / የቀጠለ TABLE p.12(a) (contd.)

የሙሉ ጥቅር የተምህርት ዓይነት	በደገፊ	በደገሎች	ጠቅላይ	ግብይት
<u>ዓለማዊ ገብርና ዩኒቨርሲቲ</u>	392	-	392	<u>ALEMAYA UNIVERSITY OF AGRIC.</u>
<u>አርቫ ፋኩልቲ</u>	392	-	392	<u>FACULTY OF AGRICULTURE</u>
አርቫ ኢኮኖሚክስ	102	-	102	AGRICULTURAL ECONOMICS
አርቫ ምሕንድስና	58	-	58	AGRICULTURAL ENGINEERING
የእንስሳት ሳይንስ	124	-	124	ANIMAL SCIENCE
የዕፅዋት ሳይንስ	108	-	108	PLANT SCIENCE
<u>አሙራ ግብርና</u>	297	91	370	<u>ASMARA UNIVERSITY</u>
<u>ሶሻል ሳይንስ ፋኩልቲ</u>	102	91	193	<u>FACULTY OF SOCIAL SCIENCE</u>
አካውንቲንግ	44	60	104	ACCOUNTING
ኢኮኖሚክስ	39	-	39	ECONOMICS
ማኒጅሜንት	19	-	19	MANAGEMENT
ሲክረታሪያት ሳይንስ	-	31	31	SECRETARIAL SCIENCE
<u>ከቋንቋዎች ጥናት ተቋም</u>	27	-	27	<u>INSTITUTE OF LANGUAGE STUDIES</u>
እንግሊዘኛ	27	-	27	ENGLISH
<u>ሳይንስ ፋኩልቲ / የቴሌግራፊ /</u>	125	-	125	<u>FACULTY OF SCIENCE /NATURAL/</u>
ሥነ ሕይወት /ባዮሎጂ/	29	-	29	BIOLOGY
ኮሚካል /ኪሚስትሪ/	34	-	34	CHEMISTRY
ማቴማቲክስ	25	-	25	MATHEMATICS
ፊዚክስ	28	-	28	PHYSICS
ማሪን ባዮሎጂ	9	-	9	MARINE BIOLOGY
<u>ሳይንስ ፋኩልቲ /አርቫ/</u>	-	25	25	<u>FACULTY OF SCIENCE (AGRICULTURE)</u>
የዕፅዋት ሳይንስ	-	32	32	PLANT SCIENCE
አፈርና ውሃ ጥበቃ	-	12	12	SOIL AND WATER CONSERVATION
<u>አምቦ ግብርና አርቫ ኮሌጅ</u>	-	93	93	<u>AMBO JUNIOR COLLEGE OF AGRICULTURE</u>
የአርቫ ግብርና	-	20	20	AGRICULTURAL TEACHERS
አጠቃላይ አርቫ	-	73	73	GENERAL AGRICULTURE
<u>ጊሙ ግብርና አርቫ ኮሌጅ</u>	-	158	158	<u>JIMMA JUNIOR COLLEGE</u>
አጠቃላይ አርቫ	-	124	124	GENERAL AGRICULTURE
የዕፅዋት ሳይንስ	-	34	34	PLANT SCIENCE
<u>ኮቴቤ ግብርና ተምህርት ኮሌጅ</u>	-	308	308	<u>KOTEBE COLLEGE OF TEACHERS' EDUCATION</u>
ሥነ ሕይወት /ባዮሎጂ/	-	33	33	BIOLOGY
ንግድ ሥራ ተምህርት	-	12	12	BUSINESS EDUCATION
ኮሚካል /ኪሚስትሪ/	-	28	28	CHEMISTRY
ኢሌክትሮኒክስ ቴክኖሎጂ	-	13	13	ELECTRICAL TECHNOLOGY
እንግሊዘኛ ቋንቋ	-	43	43	ENGLISH LANGUAGE
የኢትዮጵያ ቋንቋ	-	20	20	ETHIOPIAN LANGUAGE
ግብግብ	-	32	32	GEOGRAPHY
ጤናና የአካል ግልጽነት ተምህርት	-	14	14	HEALTH AND PHYSICAL EDUCATION
	DEGREE	DIPLOMA	TOTAL	FIELD OF GRADUATION

ከከፍ ተምህርት ተቋማት በሰ.ዲ.ሰ.ዲ የተምህርት መስጫ የተረፉ 1982  
 GRADUATES OF INSTITUTES OF HIGHER LEARNING BY FIELD OF STUDY, 1989/90

ሠገጠረዥ አ.12/ሀ/ /የተጠለ/ TABLE P.12 (a) (contd.)

የተረፉት የተምህርት ፀይነት	በዲግሪ	በዲፕሎማ	ጠቅላይ	
ታሪክ	-	21	21	HISTORY
የባላትና ሳይንስ	-	24	24	HOME SCIENCE
ጥ.ጥ.ጥ.ጥ	-	32	32	MATHEMATICS
የብረታ ብረት ተከናዎኝ	-	16	16	METAL TECHNOLOGY
ፊዚክስ	-	20	20	PHYSICS
<u>መለሰ ተኞ የንግድ ሥራ ኮሌጅ</u>	-	315	315	<u>JUNIOR COLLEGE OF COMMERCE</u>
አካውንቲንግ	-	119	119	ACCOUNTING
ባንክና ፋይናንስ	-	35	35	BANKING AND FINANCE
ሲክሪታሪያል ሳይንስና የቢሮ ግዴታ	-	79	79	SECRETARIAL SCIENCE AND OFFICE MANAGEMENT
ዕቃዎችና ሰጥሎ ግዴታ	-	41	41	PURCHASING AND SUPPLY MANAGEMENT
ግርዛታዊ ግዴታ	-	23	23	MARKETING MANAGEMENT
ፕሮሰዳ ግዴታ	-	18	18	PERSONNEL MANAGEMENT
<u>የከተማ ፕላን ኮሌጅ</u>	-	26	26	<u>COLLEGE OF URBAN PLANNING</u>
ከፍ ተኞ ተከህኒያን	-	26	26	HIGHER TECHNICAN
<u>ፖሊቲካክ ሊንግዥድ ዩኒቨርሲቲ/ባ.ዲ.ዳ/</u>	-	161	161	<u>BAHIR DAR POYTECHNIC INST.</u>
የአርባ ግዴታ	-	31	31	AGRO MECHANICS
የኢንዱስትሪ ኮሎሚ	-	30	30	INDUSTRIAL CHEMISTRY
የኤሌክትሪክ ተከናዎኝ	-	31	31	ELECTRICAL TECHNOLOGY
የአገጠን ተከናዎኝ	-	14	14	WOOD TECHNOLOGY
የጠርቃ ጠርቃ ተከናዎኝ	-	24	24	TEXTILE TECHNOLOGY
የብረታ ብረት ተከናዎኝ	-	31	31	METAL TECHNOLOGY
<u>ጂ.ግ. የጤና ሳይንስ ተቋም</u>	-	97	97	<u>JIMA INSTITUTE OF HEALTH SCIENCE</u>
የአጠቃላይ ኮሪሲንግ	-	54	54	COMPREHENSIVE NURSING
ፋርማሲ ተከህኒያን	-	26	26	PHARMACY TECHNICIANS
ሳብራ ተከህኒያን	-	17	17	LABORATORY TECHNICIANS
<u>አርባ ምጥ ጭሃ ተከናዎኝ ተቋም</u>	-	76	76	<u>ARBA MINCH WATER TECHNOLOGY INST.</u>
ሊብራሪ ሳይንስና ስራ ስራ ስራ	-	40	40	IRRIGATION AND DRAINAGE ENG.
ዋተር ሰጥሎና ሳይንስ ስራ ስራ	-	36	36	WATER SUPPLY AND SANITARY ENG.
<u>ወንድ ገነት የደን ኮሌጅ</u>	-	52	52	<u>WONDO GENET COLLEGE OF FORESTRY</u>
ደን	-	52	52	FORESTRY
	DEGREE	DIPLOMA	TOTAL	FIELD OF GRADUATION

ከከፍተኛ ትምህርት ተቋማት በሰዓሳዊ የትምህርት መስጫት የተሰጡ 1982  
GRADUATES OF INSTITUTES OF HIGHER LEARNING BY FIELD OF STUDY, 1989/90

ሠጠረዥ አ.12/ሀ/ / የትምህርት / TABLE P.12(a) (contd.)

የትምህርት ተቋም ስም	ዲግሪ	ዲፕሎማ	ጠቅላይ	የትምህርት መስጫ
<u>ከድህረ ምረቃ ት/ቤት</u>	117	-	117	<u>SCHOOL OF GRADUATE STUDIES</u>
<u>አዲስ አበባ ዩኒቨርሲቲ</u>	108	-	108	<u>ADDIS ABABA UNIVERSITY</u>
<u>ከሶሻል ሳይንስ ኮሌጅ</u>	12	-	12	<u>COLLEGE OF SOCIAL SCIENCE</u>
የኢኮኖሚ ልማትና ፕላን	3	-	3	ECONOMIC DEVE. AND PLANNING
ጊዮግራፊ	3	-	3	GEOGRAPHY
ታሪክ	3	-	3	HISTORY
ዲሞግራፊ	3	-	3	DEMOGRAPHY
<u>ከቋንቋዎች ጥናት ተቋም</u>	16	-	16	<u>INSTITUTE OF LANGUAGE STUDIES</u>
ሥነ ልሳን	4	-	4	LINGUISTICS
አንገሊዘኛን አንደ ሠላጅ ቋንቋ	8	-	8	TEFL
ሥነ ጽሑፍ	4	-	4	LITERATURE
<u>የተፈጥሮ ሳይንስ ፋኩልቲ</u>	40	-	40	<u>FACULTY OF NATURAL SCIENCE</u>
ሥነ ሕይወት/ባዮሎጂ/	10	-	10	BIOLOGY
ቅጣት /ኬሚስትሪ/	10	-	10	CHEMISTRY
ጂዮሎጂ	3	-	3	GEOLOGY
ማቴማቲክስ	8	-	8	MATHEMATICS
ፊዚክስ	5	-	5	PHYSICS
ስታቲስቲክስ	4	-	4	STATISTICS
<u>ሕክምና ፋኩልቲ</u>	31	-	31	<u>FACULTY OF MEDICINE</u>
ገደ ያተሪከሰና የሕፃናት ጤና	4	-	4	PAEDIATRICS K.CHILD HEALTH
ቀይ ጥገና	2	-	2	SURGERY
ፓተሎጂ	1	-	1	PATHOLOGY
የውስጥ ሕክምና	9	-	9	INTERNAL MEDICINE
ሶስተኛ ሕክምና ገደናኮሎጂ	5	-	5	OBSTETRICS AND GYNAECOLOGY
ሶፕታሎጂ	5	-	5	OPHTHALMOLOGY
ሪዲዮሎጂ	5	-	5	RADIOLOGY
<u>የቴክኖሎጂ ፋኩልቲ</u>	4	-	4	<u>FACULTY OF TECHNOLOGY</u>
ሲቪል ምሕንድስና	4	-	4	CIVIL ENGINEERING
<u>ኢንፎርሜሽን ፋኩልቲ</u>	5	-	5	<u>FACULTY OF EDUCATION</u>
ካሪኩለምና ኢንስትራክሽን	1	-	1	CURRICULUM AND INSTRUCTION
ሥነ ልቦና /ባዮሎጂ/	4	-	4	EDUCATIONAL PSYCHOLOGY
<u>ዓለማዊ የግንባርና ዩኒቨርሲቲ</u>	9	-	9	<u>ALEMAYA UNIVERSITY OF AGR.</u>
<u>አርቫ ፋኩልቲ</u>	9	-	9	<u>FACULTY OF AGRICULTURE</u>
አንገሳዊ ሳይንስ	3	-	3	ANIMAL SCIENCE
የዕጅዋት ሳይንስ	4	-	4	PLANT SCIENCE
አርቫ ኢኮኖሚክስ	2	-	2	ACRICULTURAL ECONOMICS
አጠቃላይ ጠቅላይ	2,051	2,181	4,232	GRAND TOTAL
	DEGREE	DIPLOMA	TOTAL	FIELD OF GRADUATION

ከከፍ ተምህርት ተቋማት በሰዓሊ ሰዓሊ የተምህርት መስኮች በግታ ተምህርት የከፈሉት 1982  
EXTENSION GRADUATES OF INSTITUTES OF HIGHER LEARNING BY FIELD OF STUDY, 1989/90

ሠገጠረዥ አ.12/ለ/

TABLE P.12(b)

የከፈሉት የተምህርት ዓይነት	ባህሪ	ባህሪ/ሌላ	ድምር	
<u>አዲስ አበባ ዩኒቨርሲቲ</u>	175	315	490	<u>ADDIS ABABA UNIVERSITY</u>
አጭ መሰሪያት የአርባ ዘመናዊ	-	2	2	<u>AWASSA JUNIOR COLLEGE OF AGRICUL.</u>
የአገገግት ስራ ስራና ቴክኖሎጂ	-	1	1	ANIMAL SCIENCE AND TECHNOLOGY
አሀል ምርትና ክብካቤ	-	1	1	CROP PRODUCTION & PROTECTION
<u>ባሕር ዳር መምህራን ዘመናዊ</u>	-	43	43	<u>BAHIR DAR TEACHERS' COLLEGE</u>
እንግሊዝኛ	-	33	33	ENGLISH
ግጥም	-	1	1	GEOGRAPHY
ግጥም ተምህርት	-	3	3	MATHEMATICS
ግጥም ተምህርት	-	6	6	ADULT EDUCATION
<u>ከሌላውን ፋኩሊቲ</u>	3	14	17	<u>FACULTY OF EDUCATION</u>
ኢኮኖሚና ስራ ስራ ተምህርት	3	2	5	EDUCATIONAL ADMIN.
ቴክኖሎጂ መምህራን ግጥም	-	1	1	TECHNICAL TEACHERS' EDUCATION
የገንዘብ ሥራ ተምህርት	-	11	11	BUSINESS EDUCATION
ድራፍ ቴክኖሎጂ	-	1	1	DRAFTING TECHNOLOGY
<u>ባሕር ዳር ስራ ስራ</u>	147	48	195	<u>COLLEGE OF SOCIAL SCIENCE</u>
አካውንቲንግ	55	23	78	ACCOUNTING
ኢኮኖሚክስ	23	-	23	ECONOMICS
ግጥም	6	-	6	GEOGRAPHY
ግጥም	22	-	22	MANAGEMENT
ፖለቲካ ስራ ስራ የሕዝብ ገንጠታ	16	-	16	POLITICAL SCIENCE AND PUBLIC ADMINISTRATION
ፊደል	3	-	3	HISTORY
ባሕር ዳር ስራ ስራ ስራ ስራ	17	-	17	SOCIOLOGY & SOCIAL ADMINISTRATION
የሰነድ ስራ ስራ	1	-	1	ADMINISTRATION SCIENCE
ሱፐርቪዥን ግጥም	-	24	24	SUPERVISORY MANAGEMENT
የሕዝብ ስራ ስራ	4	-	4	PUBLIC ADMINISTRATION
ሴክሬታሪያት ስራ ስራ	-	1	1	SECRETARIAL SCIENCE
<u>ሰነድ ስራ ስራ</u>	-	12	12	<u>LIBRARY SCIENCE</u>
<u>የሕግ ፋኩሊቲ</u>	-	61	61	<u>FACULTY OF LAW</u>
ሕግ	-	61	61	LAW
<u>ከ ቋንቋ ጥናት ተቋም</u>	25	19	44	<u>INSTITUTE OF LANGUAGE STUDIES</u>
የኢትዮጵያ ቋንቋ ሥነ ጽሑፍ	11	3	14	ETHIOPIAN LANGUAGE AND LITERATURE
የውጭ ቋንቋ ሥነ ጽሑፍ	14	16	30	FOREIGN LANGUAGE AND LITERATURE
<u>የሰነድ ፋኩሊቲ</u>	-	42	42	<u>FACULTY OF SCIENCE</u>
ሥነ ሕይወት / ስራ ስራ	-	4	4	BIOLOGY
ጥጣር / ስራ ስራ	-	6	6	CHEMISTRY
አሽታቲቭ ቴክኖሎጂ	-	14	14	STATISTICS
ግጥም ስራ ስራ	-	1	1	MATHEMATICS
ኮምፒውተር ስራ ስራ	-	17	17	COMPUTER SCIENCE
	DEGREE	DIPLOMA	TOTAL	FIELD OF GRADUATION

ከከፍ ተኛ ትምህርት ተቋማት በሰነድ ስራ ላይ የትምህርት መስጠት በጣታ ትምህርት የተሰጠበት 1982  
 EXTENSION GRADUATES OF INSTITUTES OF HIGHER LEARNING BY FIELD OF STUDY, 1989/90

ሠንጠረዥ ለ.12/ለ/ / የተጠለ/ TABLE P.12(b) (contd.)

የተሰጠበት የትምህርት ዓይነት	በዲግሪ	በዲፕሎማ	ጠቅላይ	
<u>ተከናዎኝ ፋኩልቲ</u>	-	74	74	<u>FACULTY OF TECHNOLOGY</u>
ሲቪል መሳሪያዎች	-	41	41	CIVIL ENGINEERING
ኤሌክትሪክ መሳሪያዎች	-	13	13	ELECTRICAL ENGINEERING
ሜካኒካል መሳሪያዎች	-	20	20	MECHANICAL ENGINEERING
<u>ዓለማዊ ገብርና ዩኒቨርሲቲ</u>	-	130	130	<u>ALEMAYA UNIVERSITY OF AGRICULTURE</u>
የተፈጥሮ ሰብሳቢ ስራዎች / ተከታታይ ትምህርት/	-	129	129	NATURAL AND SOCIAL SCIENCE DIVISION (CONTINUED EDUCATION)
አካውንቲንግ	-	69	69	ACCOUNTING
ማኔጅመንት	-	60	60	MANAGEMENT
<u>አርቫ ፋኩልቲ</u>	1	-	1	<u>FACULTY OF AGRICULTURE</u>
አርቫ ኢኮኖሚክስ	1	-	1	AGRICULTURAL ECONOMICS
<u>አሥራ ዩኒቨርሲቲ</u>	110	134	244	<u>ASMARA UNIVERSITY</u>
<u>ሰብሳቢ ስራዎች ፋኩልቲ</u>	108	131	239	<u>FACULTY OF SOCIAL SCIENCE</u>
አካውንቲንግ	49	61	110	ACCOUNTING
ኢኮኖሚክስ	14	-	14	ECONOMICS
ሕግ	-	2	2	LAW
ማኔጅመንት	45	67	112	MANAGEMENT
ሲክራታሪያት ስራዎች	-	1	1	SECRETARIAL SCIENCE
<u>ከቋንቋዎች ጥናት ተቋም</u>	2	3	5	<u>INSTITUTE OF LANGUAGE STUDIES</u>
እንግሊዘኛ	2	-	2	ENGLISH
ፈረንሳይኛ	-	3	3	FRENCH
<u>ዳብረት የገንዘብ ሥራ ኮሌጅ</u>	-	421	421	<u>JUNIOR COLLEGE OF COMMERCE</u>
አካውንቲንግ	-	145	145	ACCOUNTING
ባንክና ፋይናንስ	-	61	61	BANKING AND FINANCE
ሲክራታሪያት ስራዎችና ሰፊ ሰነድ	-	112	112	SECRETARIAL SCIENCE AND OFFICE MANAGEMENT
ማርኬቲንግ ማኔጅመንት	-	103	103	MARKETING MANAGEMENT
<u>ኮቴቤ መምህራን ማሰልጠኛ ኮሌጅ</u>	-	245	245	<u>KOTEBE COLLEGE OF TEACHERS' EDUCATION</u>
ሥነ ሕይወት/ባዮሎጂ	-	1	1	BIOLOGY
ንግድ ሥራ ትምህርት	-	136	136	BUSINESS EDUCATION
እንግሊዘኛ	-	42	42	ENGLISH
ማቴማቲክስ	-	5	5	MATHEMATICS
ግራፊካ	-	11	11	GEOGRAPHY
ሀም ኢኮኖሚክስ	-	21	21	HOME ECONOMICS
የኢትዮጵያ ቋንቋዎች	-	29	29	ETHIOPIAN LANGUAGES
አጠቃላይ ጠቅላይ	285	1,245	1,530	GRAND TOTAL
	DEGREE	DIPLOMA	TOTAL	FIELD OF GRADUATION

ለስፍተኛ ትምህርት ወደ ውጭ አገር የተላኩ ኢትዮጵያውያን ተግባራዊ ብዛት በትምህርት መስክ  
 NUMBER OF ETHIOPIAN STUDENTS SENT FOR HIGHER EDUCATION BY FIELD OF STUDY

ሠንጠረዥ አ.13

TABLE P.13

ዓመት ምህረት	ሶሻል ሳይንስ	የተፈጥሮ ሳይንስ	የጤና ሳይንስ	የአርቫ ሳይንስ	መስገላሰነትና ቴክኖሎጂ	ስነ ጥበብ	ስፖርት	ያልተገለጹ	ጠቅላይ	
1969	151	47	162	176	125	3	-	2	666	1976/77
1970	136	45	113	113	208	11	-	42	668	1977/78
1971	63	84	72	123	83	7	-	48	480	1978/79
1972	163	117	248	266	341	20	-	80	1,235	1979/80
1973	386	195	262	174	569	19	-	-	1,605	1980/81
1974	477	125	270	164	359	19	-	-	1,414	1981/82
1975	309	241	187	203	344	32	-	47	1,363	1982/83
1976									1,837	1983/84
1977	117	79	123	202	243	-	-	64	828	1984/85
1978	129	71	60	241	305	26	-	43	875	1985/86
1979	88	73	30	200	300	17	-	136	844	1986/87
1980	117	76	6	226	203	2	-	84	714	1987/88
1981	149	106	42	276	214	15	13	-	815	1000/89
1982	110	85	23	177	153	14	3	-	565	1989/90
	SOCIAL SCIENCES	NATURAL SCIENCES	MEDICAL SCIENCES	AGRICUL- TURAL SCIENCES	ENGINEER- ING AND TECHNOLOGY	ARTS	SPORT	UN- SPECIFIED	TOTAL	YEAR

ለስነ ጥናት ትምህርት ለሚሰጡ ስድስት ዓመታት የተላኩ ስድስት ዓመታት ተግባር ያደገበት ብዛት በትምህርት መስጫና ባሕርት አገር 1981  
 NUMBER OF ETHIOPIAN STUDENTS SENT FOR HIGHER EDUCATION BY FIELD OF STUDY AND COUNTRY, 1980/89

ሠገጠኛ አ.14/ሀ/

TABLE P.14(a)

አገር	የትምህርት ዓይነት							የትምህርት ዓይነት	ጠቅላይ ቁጥር	ገጠማዊ
	ሶሻል ሳይንስ	የተፈጥሮ ሳይንስ	የጤና ሳይንስ	የአርኪ ሳይንስ	ግንባታና ቴክኖሎጂ	ስነ ጥበብ	ስፖርት			
<b>አፍሪካ</b>										
ቤኒሻንጉል	-	-	-	-	-	-	-	13	13	BELGIUM
ቡርኪናፎ	4	5	-	16	8	-	-	1	34	BULGARIA
ቲቫቲ	5	6	-	16	16	2	2	6	53	CZECHOSLOVAKIA
ጅርጅን/ዳሞራቶ	11	11	-	27	26	-	-	32	107	G.D.R.
ጅርጅን ደቡብ	-	-	-	-	-	-	-	1	1	F.R.GERMANY
ሁጋሪ	1	1	-	7	3	-	-	-	12	HUNGARY
ኔዘርላንድ	-	-	-	-	-	-	-	34	34	NETHERLAND
ኖርዌይ	-	-	-	-	-	-	-	14	14	NORWAY
ፖላንድ	-	3	-	6	5	-	-	-	14	POLAND
ሶቪየት ኡክሬን	88	55	20	165	109	13	11	50	511	U.S.S.R.
<b>ጠቅላይ</b>	<b>109</b>	<b>81</b>	<b>20</b>	<b>237</b>	<b>167</b>	<b>15</b>	<b>13</b>	<b>151</b>	<b>793</b>	<b>TOTAL</b>
<b>አሰጣጥ</b>										
አዲስ ስራ	-	3	-	2	1	-	-	-	6	P.R.OF CHINA
ኢንዲያ	2	1	-	1	4	-	-	8	16	INDIA
<b>ጠቅላይ</b>	<b>2</b>	<b>4</b>	<b>-</b>	<b>3</b>	<b>5</b>	<b>-</b>	<b>-</b>	<b>8</b>	<b>22</b>	<b>TOTAL</b>
<b>ጠቅላይ ጠቅላይ</b>	<b>111</b>	<b>85</b>	<b>20</b>	<b>240</b>	<b>172</b>	<b>15</b>	<b>13</b>	<b>159</b>	<b>815</b>	<b>GRAND TOTAL</b>
	SOCIAL SCIENCES	NATURAL SCIENCES	MEDICAL SCIENCES	AGRICULTURAL SCIENCES	ENGINEERING AND TECHNOLOGY	ARTS	SPORTS	POST GRAGUATE PROGRAMME	TOTAL	COUNTRY
UNDER-GRADUATE PROGRAMME										

ለስፍ ተምህርት ፀደ ዲቶ የተገኙ ሊት የአያዎያን ተግራ ምቹ በዛተ በተምህርት ጠባቸና ባሎተ ለገሪ 1982  
 NUMBER OF ETHIOPIAN STUDENTS SENT FOR HIGHER EDUCATION BY TYPE OF PROGRAMME, FIELD OF STUDY AND COUNTRY 1989/90

ሠገጠረዥ ለ.14/አ/

TABLE P.14(b)

አገር	የተደጋ ምረጃ ፕሮግራም							የድህረ ምረጃ ፕሮግራም	ድምር
	በሽላ ባይገባ	የተረገፍ ባይገባ	የጤና ባይገባ	የአርቫ ባይገባ	ጠብገህነትና ቴክኖሎጂ	በጎ ጥበብ	ስፖርት		
<u>አፍሪካ</u>									
ገብፀ	2	-	-	-	-	-	-	-	2 EGYPT
ድምር	2	-	-	-	-	-	-	-	2 TOTAL
<u>አውሮፓ</u>									
ቤልጂየም	-	-	-	-	-	-	-	16	16 BELGIUM
ቡልጋሪያ	1	3	-	8	6	2	-	2	22 BULGARIA
ቺኮስሎቫኪያ	3	5	-	22	18	4	-	-	52 CZECHOSLOVAKIA
ፈረንሳይ	3	2	-	-	-	-	-	-	5 FRANCE
ደርጃጎ/ምሥራቅ/	4	3	-	10	9	-	-	22	48 G.D.R.
ደርጃጎ/ምዕራብ/	2	-	-	-	-	-	-	1	3 F.R.GERMANY
ሁንጋሪ	-	-	-	1	4	-	-	-	5 HUNGARY
ጃፓን	-	-	-	-	-	-	-	1	1 JAPAN
ኮሪያ	-	-	-	-	-	-	1	-	1 KOREA
ሄርላንድ	-	-	-	-	-	-	-	35	35 NETHERLANDS
ፖላንድ	1	3	-	6	5	-	-	7	22 POLAND
ሩሜንያ	-	-	-	1	-	-	-	-	1 ROMANIA
ሶቪየት ጠብረተ	45	52	-	98	87	6	2	35	325 U.S.S.R.
ድምር	59	68	-	146	129	12	3	119	536 TOTAL
<u>አስያ</u>									
ጠብባ ደ ቻይና	-	-	-	-	3	-	-	4	7 P.R.OF CHINA
ህንድ	2	1	-	3	4	-	-	10	20 INDIA
ድምር	2	1	-	3	7	-	-	14	27 TOTAL
አጠቃላይ ድምር	63	69	-	149	136	12	3	133	565 GRAND TOTAL
	SOCIAL SCIENCES	NATURAL SCIENCES	MEDICAL SCIENCES	AGRICULTURAL SCIENCES	ENGINEERING AND TECHNOLOGY	ARTS	SPORTS	POST GRADUATE PROGRAMME	TOTAL COUNTRY
UNDER - GRADUATE PROGRAMME									

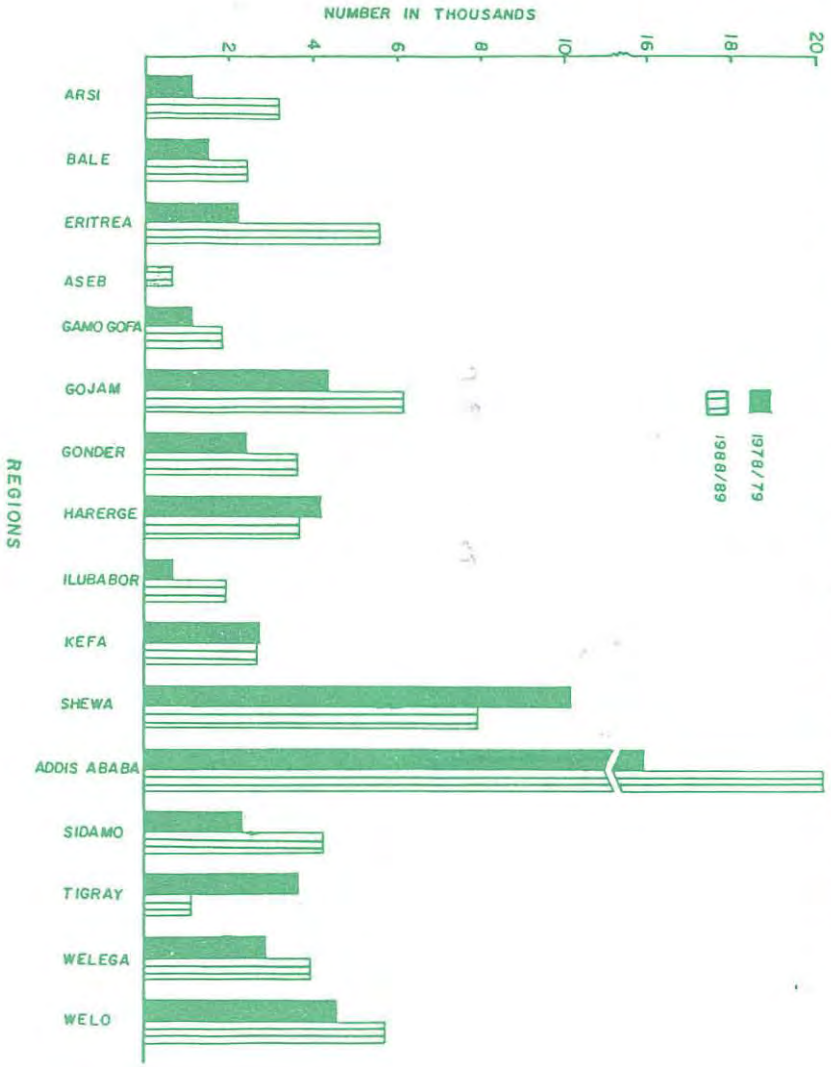
ክፍል ከ - ሕገና ደንብ

በዚህ ክፍል ውስጥ የተሰጡት ጠረጴዎች የተገኙት ከሕገና ፍትሕ ሚኒስቴርና ወሀኒ ቤቶች አስተዳደር ጽሕፈት ቤት ነው። ጠረጴዎቹ ባለፉት ጥቂት ዓመታት በተለያዩ ፍርድ ቤቶች በየክፍለ ሀገሩ ሲሠሩ የነበሩትን ጠበቆች ብዛት፣ ባለፉት ዓመታት በወገኛልና በፍትሕ ብሔር ከሰ ወደ ፍርድ ቤቶች የቀረቡ የታዩትን ጉዳዮች ብዛት፣ በፍትሕ ብሔር ከሰ በየክፍለ ሀገሩ ወደ ፍርድ ቤቶች የቀረቡትን ጉዳዮች ብዛት በወጣኔ ዓይነት፣ በየክፍለ ሀገሩ ወደ ፍርድ ቤቶች የቀረቡትን የወገኛል ክስቶች ብዛት በወጣኔ ዓይነት፣ በፍትሕ ብሔር ከሰ በየክፍለ ሀገሩ በይገባኝ የቀረቡትን ጉዳዮች ብዛት በወጣኔ ዓይነትና ለገደዘህም በየክፍለ ሀገሩ የነበሩትን ለሥራ ረኛቶች ብዛት በአሥራት ዘመን ያጠቃልላሉ። በለሆነም፣ በዚህ ክፍል ውስጥ ሠረዘ /\_\_\_/ ግለት ያገኘ ጠረጴ የለም ግለት ነው።

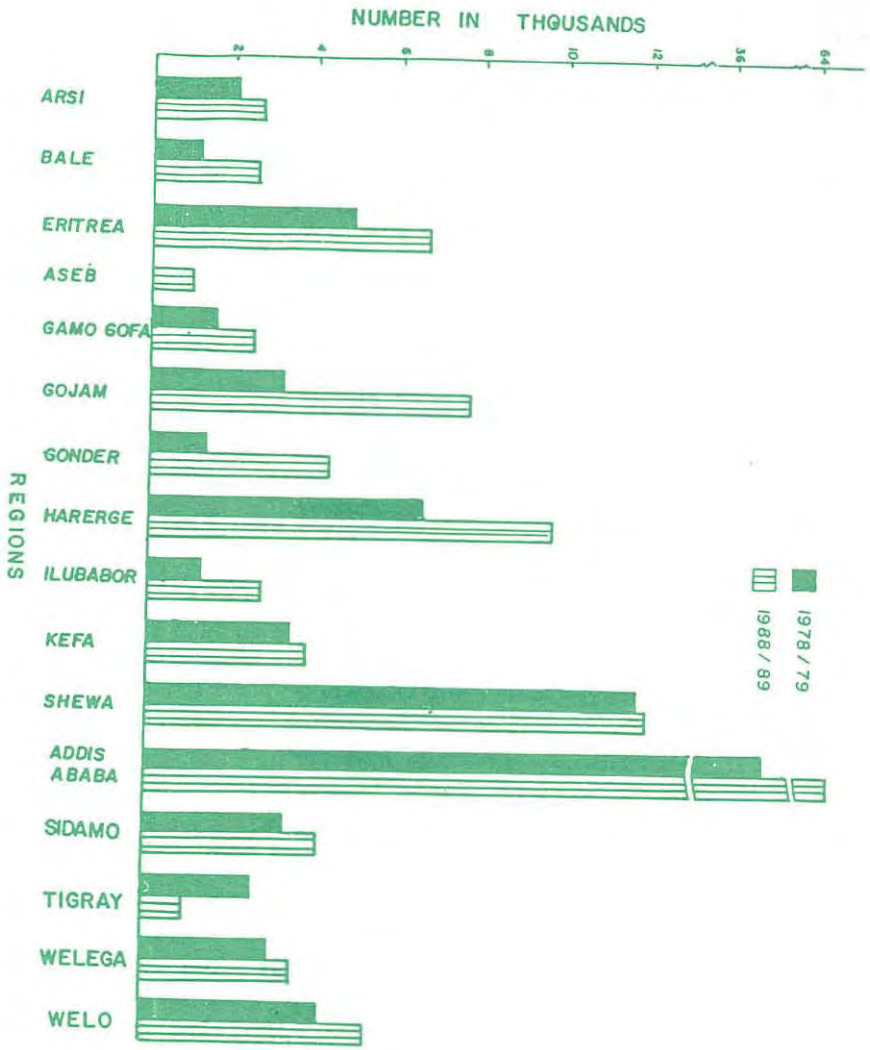
SECTION Q - LAW AND ORDER

The sources for the data in this section are the Ministry of Law and Justice and the Prisons Administration. The data presented in the tables pertain mainly to the number of advocates, who worked in the different courts, by region, number of civil cases that were handled by the courts by status of decision, number of both criminal and civil cases that were lodged and seen by the different courts, number of criminal cases handled by the courts by status of decision, number of appeals that were handled by the courts by status of decision and number of prisoners in the different regions by length of sentences. In this section the symbol dash (-) means that data are nil.

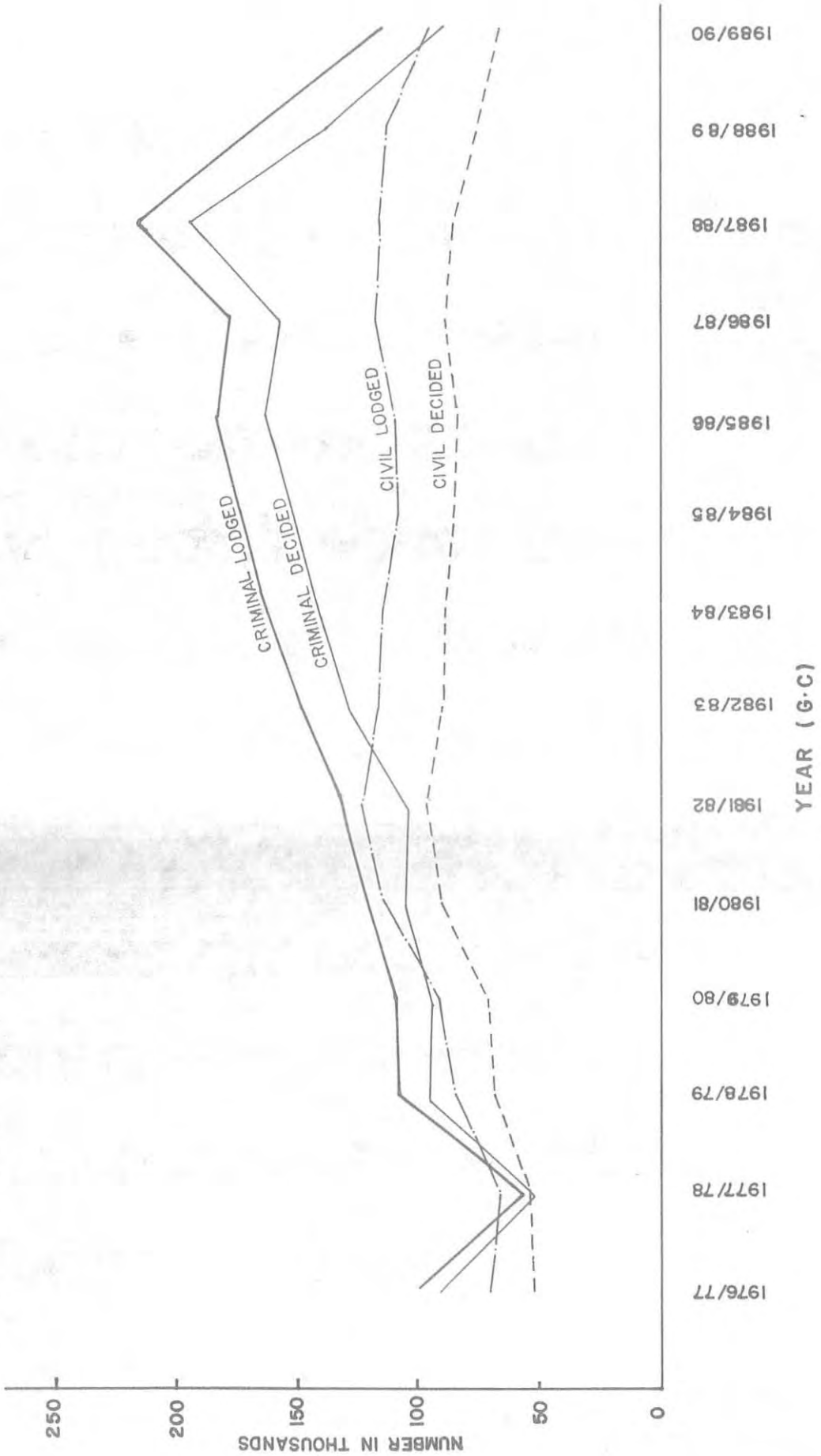
O1 - NUMBER OF NEW AND APPEALED CIVIL CASES DECIDED BY REGION

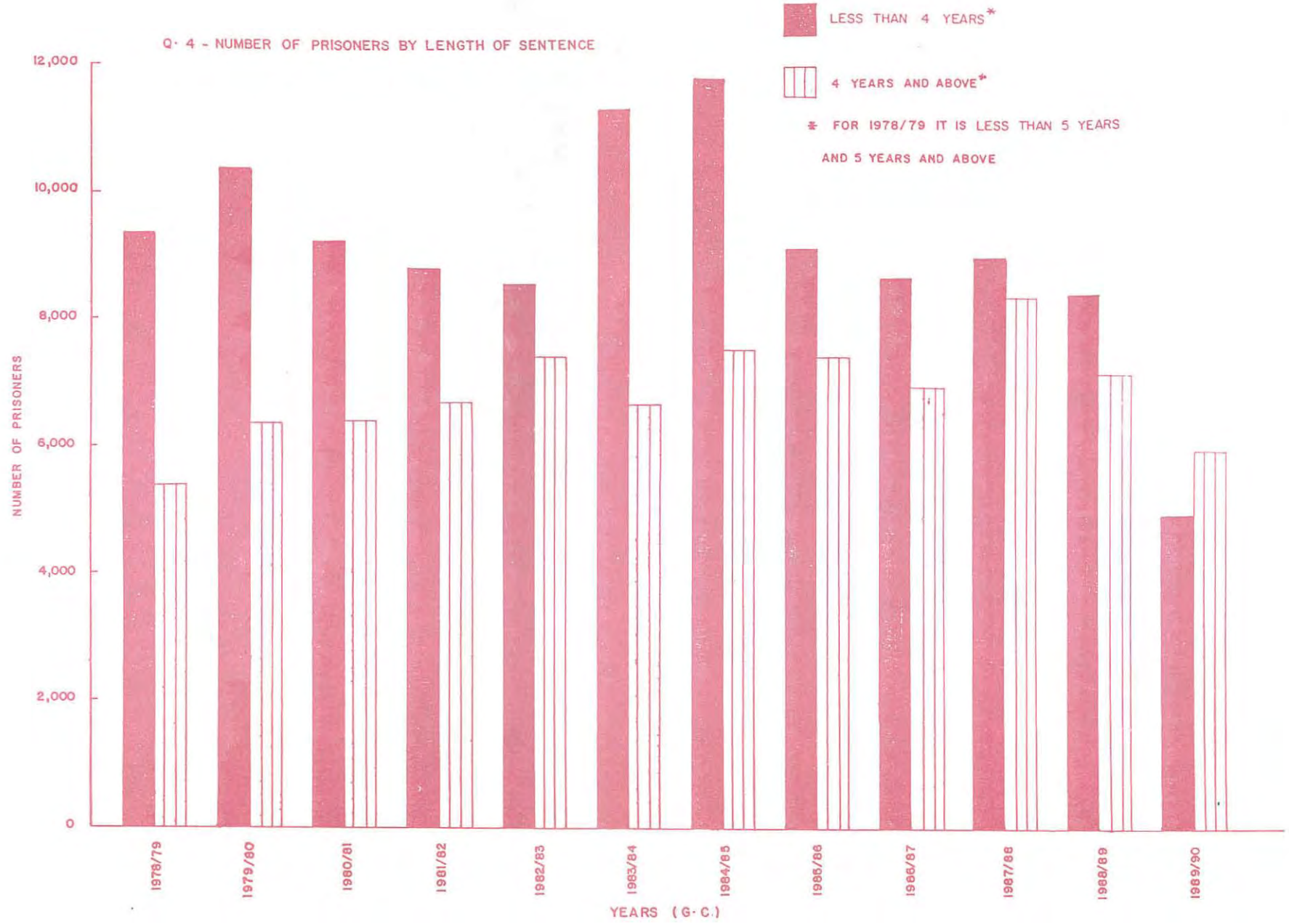


O2 - NUMBER OF NEW AND APPEALED CRIMINAL CASES DECIDED BY REGION



O-3 - NUMBER OF CIVIL AND CRIMINAL CASES LODGED AND DECIDED BY YEAR





የጠበቃ ብዛት በክፍለ ሀገር  
NUMBER OF ADVOCATES BY ADMINISTRATIVE REGION

ሠጠረዥ ከ.1 TABLE Q.1

ክፍለ ሀገር	1978	1979	1980	1981	1982	
አርሲ	46	51	50	49	49	ARSI
ባሌ	19	22	21	21	23	BALE
ኦርቲራ	30	30	41	34	35	ERITREA
ጋም ገፉ	6	7	7	7	8	GAMO GOFA
ጌጃም	16	19	20	18	11	GOJAM
ጌንደር	14	18	18	20	17	GONDER
ዘረርጌ	18	23	25	26	31	HARERGE
ኢሊባቦር	7	9	9	10	10	ILUBABOR
ክፋ	20	19	26	21	26	KEFA
ሸዋ*	366	361	366	365	416	SHEWA*
ሲዳሞ	23	27	27	20	16	SIDAMO
ተገራይ	14	18	18	13	8	TIGRAY
ወለጋ	38	39	23	42	39	WELEGA
ወሌ	19	20	18	21	18	WELO
<b>ጠቅላይ</b>	<b>636</b>	<b>663</b>	<b>669</b>	<b>667</b>	<b>707</b>	<b>TOTAL</b>
	1985/86	1986/87	1987/88	1988/89	1989/90	

\* አዲስ አበባን ጨምሮ

\*Including Addis Ababa

## የጠበቆች ብዛት በፍርድ ቤት ዓይነትና በክፍለ ሀገር፣ 1981

NUMBER OF ADVOCATES BY TYPE OF COURT AND REGION, 1988/89

ሠገጠረዥ ከ.2/ሀ/

TABLE Q.2(a)

ክፍለ ሀገር	ጠቅላይና ከፍተኛ ፍርድ ቤቶች	አውራጃ ፍርድ ቤት	ወረዳ ፍርድ ቤት	ጠቅላይ	
አርቤ	17	24	8	49	ARSI
ባሌ	3	10	8	21	BALE
ኦሮሚያ	27	4	3	34	ERITREA
ጋሞ ገላ	1	4	2	7	GAMO GOFA
ጎጃም	7	11	-	18	GOJAM
ጎንደር	9	8	3	20	GONDER
ዘረርን	12	9	5	26	HARERGE
ኢሊባቦር	3	6	1	10	ILUBABOR
ክፍ	7	11	3	21	KEFA
ሸዋ*	256	97	12	365	SHEWA *
ሲዳሞ	7	10	3	20	SIDAMO
ተገራይ	2	8	3	13	TIGRAY
ወለጋ	6	25	11	42	WELEGA
ወሎ	4	12	5	21	WELO
ጠቅላይ	361	239	67	667	TOTAL
	SUPREME AND HIGH COURTS	AWRAJA COURT	WEREDA COURT	TOTAL	ADMINISTRATIVE REGION

\* አዲስ አበባን ወምር፡፡

\* Including Addis Ababa.

## የጠበቀ ጠዛት ጠፍሮች ቤት ዓይነትና ጠክፍለ ሀገር፣ 1982

NUMBER OF ADVOCATES BY TYPE OF COURT AND REGION, 1989/90

ሠጠረዥ ከ.2/ከ/

TABLE C.2(b)

ክፍለ ሀገር	ጠቀላይና ከፍተኛ ፍርድ ቤቶች	አውራጃ ፍርድ ቤት	ወረዳ ፍርድ ቤት	ጠቅላይ ጠዛት	
አርቤ	16	27	6	49	ARSI
ባሌ	3	12	8	23	BALE
አርተራ	29	3	3	35	ERITREA
ጋም ጉፋ	2	4	2	8	GAMO GOFA
ጉጃም	6	5	-	11	GOJAM
ጉንደር	9	5	3	17	GONDER
ዘረርን	14	12	5	31	HARERGE
ኢሊባቦር	3	6	1	10	ILUBABOR
ከፋ	7	16	3	26	KEFA
ሸዋ*	294	110	12	416	SHEWA*
ሴዳሞ	6	7	3	16	SIDAMO
ተገራይ	1	4	3	8	TIGRAY
ወለጋ	6	27	6	39	WELEGA
ወሎ	4	9	5	18	WELO
ጠቅላይ	400	247	60	707	TOTAL
	SUPREME AND HIGH COURTS	AWRAJA COURT	WEREDA COURT	TOTAL	ADMINISTRATIVE REGION

\* አዲስ አበባን ወይም

\* Including Addis Ababa

ለፍርድ ቤቶች በጠላኝ የቀረቡ የታዩ የጭንጨላና የፍትህ ብጩ ጉዳዮች ጠቅላላ ብዛትና ይህ ብዛት በ1965 ከቀረቡት ጋር ሲነፃፀር/የ1965ን እንደ 100 ጠመቶጠር/  
 NUMBER OF CRIMINAL AND CIVIL CASES LODGED IN ALL COURTS AND THIS NUMBER COMPARED WITH THAT IN 1972/73 TAKING THE LATTER AS 100

ሠንጠረዥ ከ.3 TABLE Q.3

ዘመን	በዘመኑ የቀረቡ ጉዳዮች		በዘመኑ ጭላኔ የተሰጠባቸው ጉዳዮች		ለ ተከታታይ ዘመን በቀጠሮ የተሰለፉ ጉዳዮች		1972/73
	ጠቅላላ ብዛት*	በ1965 ከቀረቡት ጠቅላላ ብዛት ጋር ሲነፃፀር	ጠቅላላ ብዛት	በ1965 ከቀረቡት ጋር ሲነፃፀር	ጠቅላላ ብዛት	በ1965 ከቀረቡት ጋር ሲነፃፀር	
1965	587,866	100.00	429,777	100.00	158,089	100.00	1972/73
1966	564,399	96.00	416,394	96.89	148,005	93.62	1973/74
1967	547,247	93.09	520,143	121.03	27,104	17.14	1974/75
1968	311,593	53.00	278,821	64.88	32,772	20.73	1975/76
1969	170,251	28.96	142,816	33.23	27,435	17.35	1976/77
1970	119,173	20.27	102,220	23.78	16,953	10.72	1977/78
1971	191,636	32.60	163,827	38.12	27,809	17.59	1978/79
1972	198,900	33.83	166,130	38.65	32,770	20.73	1979/80
1973	235,087	39.99	195,360	45.46	39,727	25.13	1980/81
1974	253,254	43.08	200,742	46.71	52,512	33.22	1981/82
1975	264,544	45.00	218,727	50.89	45,817	28.98	1982/83
1976	275,833	46.92	230,102	53.54	45,731	28.93	1983/84
1977	281,286	47.85	237,288	55.21	43,998	27.83	1984/85
1978	291,490	49.58	245,060	57.02	46,430	29.37	1985/86
1979	294,781	50.14	243,627	56.69	51,154	32.36	1986/87
1980	328,865	55.94	277,379	64.54	51,486	32.57	1987/88
1981	274,638	46.72	209,950	48.85	64,688	40.92	1988/89
1982	207,948	35.37	154,565	35.96	53,383	33.77	1989/90
	DURING EACH YEAR*	COMPARED WITH THAT IN 1972/73	DECIDED CASES	DECIDED CASES COMPARED WITH THAT IN 1972/73	PENDING CASES	PENDING CASES COMPARED WITH THAT IN 1972/73	YEAR
	NUMBER OF CASES LODGED						

\* በዘመኑ የቀረቡ ጉዳዮች ጠቅላላ ብዛት:-

- 1/ በዚያው ዓመት እንደ የቀረቡት ጉዳዮች
- 2/ በቀዳሚው ዓመት በእነዚህ ተርቦቶች በዚያ ዓመት የጠቀሱት ዕድሳ ስላሉ ጉዳዮች የተሰለፉት ጉዳዮች
- 3/ በዚያው ዓመት በይገባኝ የቀረቡት ጉዳዮች
- 4/ በቀዳሚው ዓመት በይገባኝ ተርቦቶች በዚያ ዓመት የጠቀሱት ዕድሳ ስላሉ ጉዳዮች የተሰለፉት ጉዳዮች በጠላኝ ያጠቃላሉት ጉዳዮች::

\*Number of cases lodged during each year includes:

- 1) New cases lodged within the given year
- 2) New cases lodged but not considered during the previous year and hence transferred
- 3) Cases brought to the relevant courts as a result of appealing during the given year
- 4) Cases brought to the relevant courts as a result of appealing during the previous year but stayed pending until the given year

ለፍርድ ቤቶች በጭነት የቀረቡ የታዩ የፀገደሰና የፍትሕ ብሔር ጉዳዮች ጠቅላላ ብዛት በክፍለ ሀገር፣ 1989  
 NUMBER OF CRIMINAL AND CIVIL CASES LODGED IN ALL COURTS BY REGION, 1988/89

ሠገጠረዥ ከ.4 /U/ TABLE Q.4(a)

ክፍለ ሀገር	በዘመኑ የቀረቡ ጉዳዮች ጠቅላላ ብዛት*	በጠቅላላ ከቀረቡት ጉዳዮች የየክፍለ ሀገሩ ድርሻ በ ፐርሰንት	በዘመኑ ፀገደ ሰና የተጠበቀ ጉዳዮች ጠቅላላ ብዛት	ፀገደ ሰና ከተጠበቀ ጉዳዮች የየክፍለ ሀገሩ ድርሻ በ ፐርሰንት	ለ ተዘታዩ ዘመን የተሰጡ ከፍተኛ ጉዳዮች ጠቅላላ ብዛት	በጠቅላላ በተሰጡ ለፍት ጉዳዮች የየክፍለ ሀገሩ ድርሻ በ ፐርሰንት	ADMINISTRATIVE REGION
አርሲ	7,708	2.81	5,979	2.85	1,729	2.67	ARSI
ባሌ	6,501	2.37	5,080	2.42	1,421	2.20	BALE
ኢርትራ	15,021	5.47	12,374	5.89	2,647	4.09	ERITREA
አሰባ	2,038	0.74	1,633	0.78	405	0.63	ASEB
ጋሞ ጉፋ	6,199	2.26	4,310	2.05	1,889	2.92	GAMO GOFA
ጋጃም	18,153	6.61	13,912	6.63	4,241	6.56	COJAM
ጉንደር	10,832	3.94	8,051	3.83	2,781	4.30	GONDER
ሐረርጌ	18,197	6.63	13,418	6.39	4,779	7.39	HARERGE
ሊሊቤላ	5,971	2.17	4,777	2.28	1,194	1.84	ILLUBABOR
ክፋ	8,926	3.25	6,561	3.13	2,365	3.65	KEFA
ሸዋ	28,335	10.32	19,979	9.52	8,356	12.92	SHEWA
አዲስ አበባ	107,860	39.27	84,535	40.26	23,325	36.06	ADDIS ABABA
ሲዳሞ	11,047	4.02	8,531	4.06	2,516	3.89	SIDAMO
ቲግራይ	3,240	1.18	2,083	0.99	1,157	1.79	TIGRAY
ወለጌ	9,728	3.54	7,603	3.62	2,125	3.28	WELEGA
ወሎ	14,882	5.42	11,124	5.30	3,758	5.81	WELLO
ጭር	274,638	100.00	209,950	100.00	64,688	100.00	TOTAL
	NUMBER OF CASES LODGED DURING THE YEAR*	SHARE OF EACH REGION OUT OF TOTAL LODGED CASES IN PERCENT	DECIDED CASES	SHARE OF EACH REGION OUT OF TOTAL DECIDED CASES IN PERCENT	PENDING CASES	SHARE OF EACH REGION OUT OF TOTAL PENDING CASES IN PERCENT	ADMINISTRATIVE REGION

\* በዘመኑ የቀረቡ ጉዳዮች ጠቅላላ ብዛት፡-  
 1/በዚያ ዓመት አዲስ የቀረቡት፤  
 2/በቀዳሚ ዓመት በአዲስ ቀርቦ በዚያ ዓመት የታየው ዕድሰ ሰዓት ስር የተሰጡት፤  
 3/በዚያ ዓመት በይገባኝ የቀረቡት፤  
 4/በቀዳሚ ዓመት በይገባኝ ቀርቦ በዚያ ዓመት የታየው ዕድሰ ሰዓት ስር የተሰጡትን በጭነት ያጠቃልላል፡፡

\*Number of cases lodged during the year includes:  
 1) New cases lodged within the given year  
 2) New cases lodged but not considered during the previous year and hence transferred  
 3) Cases brought to the relevant courts as a result of appealing during the given year  
 4) Cases brought to the relevant courts as a result of appealing during the previous year but stayed pending until the given year

ላዩርና ሲቪል ባሕርይ የቀረቡ የታዩ የግንደላና የፍትሕ ብሔር ጉዳዮች ጠቅላላ ብዛት በራስ ገዝ/አስተዳደር አካባቢ፣1982  
 NUMBER OF CRIMINAL AND CIVIL CASES LODGED IN ALL COURTS BY AUTONOMOUS/ADMIN. REGION, 1989/90

ሠንጠረዥ ከ.4/ለ/ TABLE Q.4(b)

ራስ ገዝ/ አስተዳደር አካባቢ	በዘመኑ የቀረቡ ጉዳዮች ጠቅላላ ብዛት*	በጠቅላላ ከቀ ረቡት ጉዳዮች የየክፍለ ሀ ገረ ድርጅት በ ፐርሰንት	በዘመኑ ውስጥ የተጠበቀ ጉዳዮች ጠቅላላ ብዛት	ውስጥ ከተጠበቀ ጉዳዮች የየክፍለ ሀገረ ድርጅት በ ፐርሰንት	ለ ተከታይ ዘመን የተ ላለፉ ጉዳ ዮች ጠቅ ላላ ብዛት	በጠቅላላ ከቀ ላፉት ጉዳዮች የየክፍለ ሀገረ ድርጅት በ ፐርሰንት	
አርሲ	7,236	3.48	5,390	3.49	1,846	3.46	ARSI
ባሌ	4,645	2.23	3,671	2.37	974	1.82	BALE
አርቲሪ	19,604	9.43	16,655	10.78	2,949	5.52	ERITREA
አሰብ	3,009	1.45	2,317	1.50	692	1.30	ASEB
ሰሜን ስዋ	7,340	3.53	5,310	3.44	2,030	3.80	NORTH OMO
ደቡብ ስዋ	107	0.05	66	0.04	41	0.08	SOUTH OMO
ምሥራቅ ጉንጃም	7,466	3.59	4,311	2.79	3,155	5.91	EAST GOJAM
ምዕራብ ጉንጃም	7,405	3.56	5,698	3.69	1,707	3.20	WEST GOJAM
ጠብላ	1,075	0.52	750	0.48	325	0.61	METEKEL
ሰሜን ጉንደር	5,661	2.72	4,330	2.80	1,331	2.49	NORTH GONDER
ደቡብ ጉንደር	1,109	0.53	366	0.24	743	1.39	SOUTH GONDER
ምሥራቅ ስረርጌ	6,969	3.35	5,538	3.58	1,431	2.68	EAST HARARGE
ምዕራብ ስረርጌ	5,779	2.78	4,564	2.95	1,215	2.28	WEST HARARGE
ድረገጥ	1,639	0.79	1,083	0.70	556	1.04	DIREDAWA
ሶጋላን	536	0.26	406	0.26	130	0.24	OGADEN
ኢሊባቦር	7,679	3.69	5,735	3.71	1,944	3.64	ILUBABOR
ጋምቤላ	1,072	0.52	802	0.52	270	0.51	GAMBELA
ክፉ	3,993	1.92	2,916	1.89	1,077	2.02	KEFA
ሰሜን ሼዋ	7,549	3.63	4,580	2.96	2,969	5.56	NORTH SHEWA
ምሥራቅ ሸዋ	9,976	4.80	6,549	4.24	3,427	6.42	EAST SHEWA
ምዕራብ ሸዋ	7,890	3.79	5,234	3.39	2,656	4.98	WEST SHEWA
ደቡብ ሸዋ	5,691	2.74	4,169	2.70	1,522	2.85	SOUTH SHEWA
አዲስ አበባ	57,596	27.70	45,242	29.27	12,354	23.14	ADDIS ABABA
ሲዳሞ	7,603	3.66	5,603	3.62	2,000	3.75	SIDAMO
ቦረና	2,263	1.09	1,769	1.14	494	0.92	BORENA
ትገራይ	-	-	-	-	-	-	TIGRAY
ዌሌጋ	9,008	4.33	6,190	4.00	2,818	5.28	WELEGA
አሰሳ	575	0.28	350	0.23	225	0.42	ASOSA
ሰሜን ዌሎ	357	0.17	26	0.02	331	0.62	NORTH WELO
ደቡብ ዌሎ	7,116	3.42	4,945	3.20	2,171	4.07	SOUTH WELO
ድምር	207,948	100.00	154,565	100.00	53,383	100.00	TOTAL
	NUMBER OF CASES LODGED DURING THE YEAR*	SHARE OF EACH REGION OUT OF TOTAL LODGED CASES IN PERCENT	DECIDED CASES	SHARE OF EACH REGION OUT OF TOTAL DECIDED CASES IN PERCENT	PENDING CASES	SHARE OF EACH REGION OUT OF TOTAL PENDING CASES IN PERCENT	AUTONOMOUS/ ADMINISTRATIVE REGION

\* በዘመኑ የቀረቡ ጉዳዮች ጠቅላላ ብዛት:-  
 1/ በዚያ ዓመት አዲስ የቀረቡትን፣  
 2/ በቀዳሚ ዓመት በአዲስ ተርቦቹ በዚያ ዓመት የታዩት ዕድህ ሰላሳገጠግ ጉዳዮች የተላለፉትን፣  
 3/ በዚያ ዓመት በይገባ ጉዳዮች የቀረቡትን፣  
 4/ በቀዳሚ ዓመት በይገባ ጉዳዮች ተርቦቹ በዚያ ዓመት የታዩት ዕድህ ሰላሳገጠግ ጉዳዮች የተላለፉትን በጠቅላላ ጠቅላላ ስር፡፡

\* Number of cases lodged during the year includes:  
 1) New cases lodged within the given year  
 2) New cases lodged but not considered during the previous year and hence transferred  
 3) Cases brought to the relevant courts as a result of appealing during the given year  
 4) Cases brought to the relevant courts as a result of appealing during the previous year but stayed pending until the given year

ለፍርድ ቤቶች በጠላት የቀረቡ የታዩ የፍትሕ ብሔር ጉዳዮች ጠቅላላ ብዛትና ይህ ብዛት በ1965 ከቀረቡት ጋር ሲነፃፀር/የ1965ን እንደ 100 በመብራር/

NUMBER OF CIVIL CASES LODGED IN ALL COURTS, AND THIS NUMBER COMPARED WITH THAT IN 1972/73 TAKING THE LATTER AS 100

ሠንጠረዥ ከ.5 TABLE Q.5

ዘመን	በዘመኑ የቀረቡ ጉዳዮች		በዘመኑ ውጣኔ የተሰጠባቸው ጉዳዮች		ለተከታዩ ዘመን በጠር የተሰለፉ ጉዳዮች		1972/73
	ጠቅላላ ብዛት*	በ1965 ከቀረቡት ጋር ሲነፃፀር	ጠቅላላ ብዛት	በ1965 ከቀረቡት ጋር ሲነፃፀር	ጠቅላላ ብዛት	በ1965 ከቀረቡት ጋር ሲነፃፀር	
1965	373,004	100.00	266,913	100.00	106,091	100.00	1972/73
1966	364,193	97.64	253,970	95.15	110,223	103.89	1973/74
1967	334,048	89.56	307,688	115.28	26,360	24.85	1974/75
1968	130,864	35.08	113,607	42.56	17,257	16.27	1975/76
1969	70,631	18.94	52,119	19.53	18,512	17.45	1976/77
1970	66,115	17.73	53,316	19.98	12,799	12.06	1977/78
1971	84,887	22.76	67,806	25.40	17,081	16.10	1978/79
1972	91,365	24.49	71,133	26.65	20,232	19.07	1979/80
1973	114,820	30.78	89,695	33.60	25,125	23.68	1980/81
1974	123,527	33.12	95,506	35.78	28,021	26.41	1981/82
1975	117,995	31.63	90,039	33.73	27,556	25.97	1982/83
1976	114,808	30.78	88,863	33.29	25,945	24.46	1983/84
1977	108,363	29.05	85,020	31.85	23,343	22.00	1984/85
1978	109,020	29.23	83,414	31.25	25,606	24.14	1985/86
1979	117,388	31.47	87,682	32.85	29,706	28.00	1986/87
1980	114,595	30.72	85,286	31.95	29,309	27.63	1987/88
1981	112,268	30.10	75,269	28.20	36,699	34.87	1988/89
1982	94,855	25.43	65,900	24.69	28,955	27.29	1989/90
	DURING EACH YEAR*	COMPARED WITH THAT IN 1972/73	DECIDED CASES	DECIDED CASES COMPARED WITH THAT IN 1972/73	PENDING CASES	PENDING CASES COMPARED WITH THAT IN 1972/73	YEAR
	NUMBER OF CASES LODGED						

\* በዘመኑ የቀረቡ ጉዳዮች ጠቅላላ ብዛት፡-

- 1/ በዚያው ዓመት በአዲስነት የቀረቡትን የፍትሕ ብሔር ከሰጡ
- 2/ በቀዳሚው ዓመት በአዲስ ቀርቦ በዚያ ዓመት የወታደራዊ ሰላሳገጠኞች የተሰለፉትን የፍትሕ ብሔር ከሰጡ
- 3/ በዚያው ዓመት በፍትሕ ብሔር ከሰበሰቡት የቀረቡትን
- 4/ በቀዳሚው ዓመት በፍትሕ ብሔር ከሰበሰቡት የቀረቡትን የወታደራዊ ሰላሳገጠኞች የተሰለፉትን በጠላት ያጠቃልላሉ፡፡

\*Number of cases lodged each year includes:

- 1) New civil cases lodged within the given year
- 2) New civil cases lodged but not considered during the previous year and hence transferred
- 3) Civil cases brought to the relevant courts as a result of appealing during the given year
- 4) Civil cases brought to the relevant courts as a result of appealing during the previous year but stayed pending until the given year

በ1989 ለፍርድ ቤቶች በጠቅላላ የቀረቡ የፍትህ ጉዳዮች ብዛት በክፍለ ሀገር  
 NUMBER OF CIVIL CASES LODGED IN ALL COURTS BY REGION, 1988/89

ሠንጠረዥ ከ.6/ሀ/ TABLE Q.6(a)

ክፍለ ሀገር	በዘመነ የቀረቡ ጉዳዮች ብዛት*	በጠቅላላ ጉዳዮች የቀረቡ ጉዳዮች ሀገራዊ ፍርድ ቤቶች ብዛት	በዘመነ የተሰጠው ጉዳዮች ብዛት	ዕድሜ ከተጠበቀው ጉዳዮች የቀረቡ ጉዳዮች ሀገራዊ ፍርድ ቤቶች ብዛት	ለተገኙ ዘመን/ለ1982/ የተሰጡ ጉዳዮች ብዛት	በጠቅላላ በተሰጡ ጉዳዮች ክፍለ ሀገራዊ ፍርድ ቤቶች ብዛት	
	NUMBER OF CASES LODGED DURING THE YEAR*	SHARE OF EACH REGION OUT OF TOTAL LODGED CASES IN PERCENT	DECIDED CASES	SHARE OF EACH REGION OUT OF TOTAL DECIDED CASES IN PERCENT	PENDING CASES	SHARE OF EACH REGION OUT OF TOTAL PENDING CASES IN PERCENT	ADMINISTRATIVE REGION
አርቢ	4,264	3.80	3,212	4.27	1,052	2.84	ARSI
ባሌ	3,246	2.89	2,429	3.23	817	2.21	BALE
ኦሮሙያ	7,329	6.53	5,045	7.50	1,684	4.55	ERITREA
አባባ	851	0.76	643	0.85	208	0.56	ASEB
ጋምቦፋ	2,672	2.38	1,815	2.41	857	2.32	GAMO GOFA
ጌንጾ	8,352	7.44	6,175	8.20	2,177	5.88	GOJAM
ጌንደር	4,953	4.41	3,658	4.86	1,295	3.50	GONDER
ጠረጌ	6,008	5.35	3,730	4.96	2,277	6.15	HARERGE
ኢህባሮ	2,585	2.30	1,995	2.65	590	1.60	ILUBABOR
ክፋ	3,701	3.30	2,689	3.57	1,012	2.74	KEFA
ሸዋ	12,150	10.82	7,993	10.62	4,157	11.24	SHEWA
አዲስ አበባ	36,077	32.13	20,211	26.85	15,866	42.88	ADDIS ABABA
ሲዳሞ	5,286	4.71	4,245	5.64	1,041	2.81	SIDAMO
ቲግራይ	1,916	1.71	1,092	1.45	824	2.23	TIGRAY
ዌሌጋ	4,811	4.28	3,985	5.30	826	2.23	WELEGA
ዌሎ	8,067	7.19	5,752	7.64	2,315	6.26	WELO
<b>ጭማር</b>	<b>112,268</b>	<b>100.00</b>	<b>75,269</b>	<b>100.00</b>	<b>36,998</b>	<b>100.00</b>	<b>TOTAL</b>

\* በዘመነ የቀረቡ ጉዳዮች ብዛት:-  
 1/ በዚያ ዓመት በአዲስ የቀረቡት የፍትህ ጉዳዮች ብዛት  
 2/ በቀዳሚ ዓመት በአዲስ የርቡ በዚያ ዓመት የጋራ ዕረጋገጫ የተሰጡ የፍትህ ጉዳዮች ብዛት  
 3/ በዚያ ዓመት በፍትህ ጉዳዮች ከሰበሰቡ የቀረቡት ጉዳዮች  
 4/ በቀዳሚ ዓመት በፍትህ ጉዳዮች ከሰበሰቡ የርቡ በዚያ ዓመት የጋራ ዕረጋገጫ የተሰጡ የፍትህ ጉዳዮች ብዛት

\*Number of cases lodged during the year includes:  
 1) New civil cases lodged within the year  
 2) New civil cases lodged but not considered during the previous year and hence transferred  
 3) Civil cases brought to the relevant courts as a result of appealing during the given year  
 4) Civil cases brought to the relevant courts as a result of appealing during the previous year but stayed pending until the given year.

በ1982 ለፍርድ ቤቶች በዋና የቀረቡ የታዩ የፍትህ ጉዳዮች ጠቅላላ ብዛት በራስ ገዝ/አስተዳደር አካባቢ  
 NUMBER OF CIVIL CASES LODGED IN ALL COURTS, BY AUTONOMOUS/ADMIN. REGION, 1989/90

ሠገጠረዥ ከ.6/ለ/ TABLE Q.6(b)

ራስ ገዝ/ አስተዳደር አካባቢ	በዘመኑ የቀረቡ ጉዳዮች ጠቅላላ ብዛት	በጠቅላላ ከቀረቡት ጉዳዮች የየክፍለ ሀገሩ ድርጅት በፕሮሰጎች	በዘመኑ ያገኙ የተሰጠባቸው ጉዳዮች ጠቅላላ ብዛት	ያገኙ ከተሰጠባቸው ጉዳዮች የየክፍለ ሀ ገሩ ድርጅት በፕሮሰጎች	ለተከታታይነት /1983/ የተ ሰጡት ጉዳዮች ጠቅላላ ብዛት	በጠቅላላ ከተ ሰጡት ጉዳዮች የየክፍ ለ ሀገሩ ድርጅት በፕሮሰጎች	
አርሲ	4,039	4.26	2,892	4.39	1,147	3.96	ARSI
ባሌ	2,688	2.84	2,086	3.17	602	2.08	BALE
ኢርትራ	7,249	7.64	5,446	8.26	1,803	6.23	ERITREA
አሰብ	1,537	1.62	1,113	1.69	424	1.46	ASEB
ሰሜን ስዎ	3,527	3.72	2,650	4.02	877	3.03	NORTH OMO
ደቡብ ስዎ	57	0.06	32	0.05	25	0.09	SOUTH OMO
ምሥራቅ ጉጃም	3,539	3.73	2,652	4.02	887	3.06	EAST GOJAM
ምዕራብ ጉጃም	3,615	3.81	2,767	4.20	848	2.93	WEST GOJAM
ጠብሳ	370	0.39	271	0.41	99	0.34	METEKEL
ሰሜን ጉንደር	2,965	3.13	2,284	3.47	681	2.35	NORTH GONDER
ደቡብ ጉንደር	410	0.43	141	0.21	269	0.93	SOUTH GONDER
ምሥራቅ ስረርጌ	3,163	3.34	2,319	3.52	844	2.91	EAST HARARGE
ምዕራብ ስረርጌ	2,486	2.62	1,896	2.88	590	2.04	WEST HARARGE
ድረ ጎዳ	1,152	1.22	808	1.23	344	1.19	DIREDAWA
ሶጋን	179	0.19	140	0.21	39	0.11	OGADEN
ኢሊባቦር	4,298	4.53	3,020	4.58	1,278	4.41	ILUBABOR
ጋምቤላ	483	0.51	366	0.56	117	0.40	GAMBELA
ክፋ	1,404	1.48	1,013	1.54	391	1.35	KEFA
ሰሜን ሸዋ	3,973	4.19	2,248	3.41	1,725	5.96	NORTH SHEWA
ምሥራቅ ሸዋ	4,509	4.75	2,789	4.23	1,720	5.94	EAST SHEWA
ምዕራብ ሸዋ	3,436	3.62	2,163	3.28	1,273	4.40	WEST SHEWA
ደቡብ ሸዋ	2,417	2.55	1,567	2.38	850	2.94	SOUTH SHEWA
አዲስ አበባ	24,086	25.39	15,882	24.10	8,204	28.33	ADDIS ABABA
ሲዳሞ	3,455	3.64	2,379	3.61	1,076	3.72	SIDAMO
ቦረና	883	0.93	695	1.05	188	0.65	BORENA
ትገራይ	-	-	-	-	-	-	TIGRAY
ወላጋ	5,031	5.30	3,571	5.42	1,460	5.04	WELEGA
አሰሳ	181	0.19	119	0.18	62	0.21	ASOSA
ሰሜን ወሎ	78	0.08	11	0.02	67	0.23	NORTH WOLO
ደቡብ ወሎ	3,645	3.84	2,580	3.91	1,065	3.68	SOUTH WOLO
ጭር	94,855	100.00	65,900	100.00	28,955	100.00	TOTAL
	NUMBER OF CASES LODGED DURING THE YEAR*	SHARE OF EACH REGION OUT OF TOTAL LODGED CASES IN PERCENT	DECIDED CASES	SHARE OF EACH REGION OUT OF TOTAL DECIDED CASES IN PERCENT	PENDING CASES	SHARE OF EACH REGION OUT OF TOTAL PENDING CASES IN PERCENT	AUTONOMOUS/ ADMINISTRATIVE REGION

\* በዘመኑ የቀረቡ ጉዳዮች ጠቅላላ ብዛት፤

- 1/ በዚያው ዓመት በአዲስነት የቀረቡትን የፍትህ ጉዳዮች ብዛት ከባቸው፤
- 2/ በቀዳሚው ዓመት በአዲስ ተርቦቹ በዚያው ዓመት የታዩት ዕድሳ ለሰጠው የተሰጡትን የፍትህ ጉዳዮች ብዛት ከባቸው፤
- 3/ በዚያው ዓመት በፍትህ ጉዳዮች ከባቸው በዚያው ዓመት የታዩት ዕድሳ ለሰጠው የተሰጡትን የፍትህ ጉዳዮች ብዛት ከባቸው፤
- 4/ በቀዳሚው ዓመት በፍትህ ጉዳዮች ከባቸው በዚያው ዓመት የታዩት ዕድሳ ለሰጠው የተሰጡትን የፍትህ ጉዳዮች ብዛት ከባቸው፤

\* Number of cases lodged during the year includes:

- 1) New civil lodged within the year
- 2) New civil lodged but not considered during the previous year and hence transferred
- 3) Civil cases brought to the relevant courts as a result of appealing during the previous year
- 4) Civil cases brought to relevant courts as a result of appealing during the previous year but stayed pending until the given year

በድንበይ ብሔር በመጀመሪያ ክስና በደገባ ላይ የተረጉ ጉዳዮች ብዛት በውክኔ ዓይነትና በክፍለ ሀገር 1989\*  
 NUMBER OF NEW AND APPEALED CIVIL CASES BY STATUS OF DECISION AND ADMINISTRATIVE REGION, 1988/89\*

ሠገጠረዥ ከ.7/ሀ/ TABLE Q.7(a)

ክፍለ ሀገር	ከጋረጤ ዓመት የተሰለፉ ጉዳዮች		አዲስ የተረጉ ጉዳዮች		በፍርድ የተወሰኑ ጉዳዮች		በቀጠሮ የተሰለፉ ጉዳዮች		
	በመጀመሪያ ክስ	በደገባ	በመጀመሪያ ክስ	በደገባ	በመጀመሪያ ክስ	በደገባ	በመጀመሪያ ክስ	በደገባ	
አርቤ	902	33	3,099	233	3,052	160	949	103	ARSI
ባሌ	616	43	2,475	112	2,299	130	792	25	BALE
ኦርታሪ	1,333	-	5,996	-	5,045	-	1,684	-	ERITREA
አበብ	145	21	636	49	613	30	168	40	ASEB
ጋሞ ጉፋ	613	56	1,905	98	1,739	76	779	78	GAMO GOFA
ጋጃም	1,762	196	5,983	411	5,902	273	1,843	334	GOJAM
ጉንደር	1,268	164	3,133	388	3,305	353	1,096	199	GONDER
ሐረርጌ	1,801	299	3,667	241	3,477	253	1,991	287	HARERGE
ሊሊቤላ	505	19	1,991	70	1,930	65	566	24	ILUBABOR
ክፋ	951	94	2,525	131	2,548	141	928	84	KEFA
ሸዋ	3,963	109	7,879	199	7,807	186	4,035	122	SHEWA
አዲስ አበባ	6,860	1,009	25,726	2,482	19,206	1,005	13,380	2,486	ADDIS ABABA
ሲዳሞ	1,191	69	3,832	194	4,047	198	976	65	SIDAMO
ተገራይ	385	27	1,440	64	1,033	59	792	32	TIGRAY
ወለጋ	839	169	3,592	211	3,697	288	734	92	WELEGA
ወሌ	1,830	175	5,650	412	5,389	363	2,091	224	WELO
ጅምር	24,964	2,483	79,529	5,295	71,689	3,580	32,804	4,195	TOTAL
	NEWLY LODGED	APPEALED	NEWLY LODGED	APPEALED	NEWLY LODGED	APPEALED	NEWLY LODGED	APPEALED	ADMINISTRATIVE REGION
	CASES FROM LAST YEAR		CASES DURING THE YEAR		DECIDED CASES		PENDING CASES		

\* በ የክፍለ ሀገሩ በጠቅላይ፣ በክፍተኛ፣ በአውራጃና በወረዳ፣ በሽሪሃ፣ በጋላና በፍርድ ቤቶች የተረጉት ጉዳዮች ያጠቃልላል፡፡

\* Includes the supreme, high courts, Awraja, Wereda courts and the Kadi councils of each administrative region.

በፍትህ ብሔር በመጀመሪያ ከሰና በይገባኝ የቀረቡት ጉዳዮች ብዛት በውጣኔ ዓይነትና በራስ ገዝ/አስተዳደር አካባቢ፡፡1982\*  
 NUMBER OF NEW AND APPEALED CIVIL CASES BY STATUS OF DECISION AND AUTONOMOUS/ADMIN. REGION, 1989/90\*

ሠገጠረዥ ከ.7/ለ/ TABLE Q.7(b)

ክፍለ ሀገር	ከላፈው ዓመት የተሰለፉ ጉዳዮች		አሁን የቀረቡ ጉዳዮች		በፍርድ የተወሰኑ ጉዳዮች		በግጦር የተሰለፉ ጉዳዮች		
	በመጀመሪያ ከሰ	በይገባኝ	በመጀመሪያ ከሰ	በይገባኝ	በመጀመሪያ ከሰ	በይገባኝ	በመጀመሪያ ከሰ	በይገባኝ	
አርቤ	590	76	3,208	165	2,690	202	1,108	39	ARSI
ባሌ	315	27	2,242	104	1,978	108	579	23	BALE
ኦርትዶ	1,211	302	5,208	528	4,931	515	1,488	315	ERITREA
አሰብ	291	-	1,200	46	1,094	19	397	27	ASEB
ሰሜን ስዎ	731	91	2,607	98	2,496	154	842	35	NORTH OMO
ደቡብ ስዎ	27	-	30	-	32	-	25	-	SOUTH OMO
ምሥራቅ ጉንጃም	949	246	2,194	150	2,355	297	788	99	EAST GOJAM
ምዕራብ ጉንጃም	643	97	2,730	145	2,623	144	750	98	WEST GOJAM
ጫተክሊ	49	8	290	23	256	15	83	16	METEKEL
ሰሜን ጉንደር	392	121	2,165	287	1,992	292	565	116	NORTH GONDER
ደቡብ ጉንደር	200	23	163	24	116	25	247	22	SOUTH GONDER
ምሥራቅ ጠረርጓ	422	12	2,618	111	2,221	98	819	25	EAST HARARGE
ምዕራብ ጠረርጓ	198	27	2,089	172	1,758	138	529	61	WEST HARARGE
ድራጎዋ	368	54	683	47	752	56	299	45	DIREDAWA
ሀገላን	7	-	172	-	140	-	39	-	OGADEN
ኪህባቦር	664	85	3,332	217	2,856	164	1,140	138	ILUABOR
ጋምቤላ	-	-	467	16	353	13	114	3	GAMBELA
ክፋ	123	5	1,241	35	986	27	378	13	KEFA
ሰሜን ሸዋ	747	69	2,809	348	2,024	224	1,532	193	NORTH SHEWA
ምሥራቅ ሸዋ	703	71	3,354	381	2,468	321	1,589	131	EAST SHEWA
ምዕራብ ሸዋ	471	7	2,867	91	2,090	73	1,248	25	WEST SHEWA
ደቡብ ሸዋ	259	2	2,130	26	1,550	17	839	11	SOUTH SHEWA
አዲስ አበባ	5,111	1,616	14,797	2,562	13,467	2,415	6,441	1,763	ADDIS ABABA
ሲዳሞ	425	13	2,947	70	2,315	64	1,057	19	SIDAMO
ቦረና	150	10	695	28	673	22	172	16	BORENA
ተገራይ	-	-	-	-	-	-	-	-	TIGRAY
ወሌጋ	487	74	4,059	411	3,266	305	1,280	180	WELEGA
አሰባ	22	-	159	-	119	-	62	-	ASOSA
ሰሜን ወሌ	26	32	-	20	3	8	23	44	NORTH WELO
ደቡብ ወሌ	763	111	2,514	257	2,365	215	912	153	SOUTH WELO
ጭር	16,344	3,179	68,970	6,362	59,969	5,931	25,345	3,610	TOTAL
	NEWLY LODGED	APPEALED	NEWLY LODGED	APPEALED	NEWLY LODGED	APPEALED	NEWLY LODGED	APPEALED	AUTONOMOUS/ ADMINISTRATIVE REGION
	CASES FROM LAST YEAR		CASES DURING THE YEAR		DECIDED CASES		PENDING CASES		

\* በ የክፍለ ሀገረ በጠቅላይ፣ በከፍተኛ፣ በአውራጃና በወረዳ፣ በሽራጎች በታላቁ በናዓሳ ፍርድ ቤቶች የቀረቡት ጉዳዮች ያጠቃላሉ፡፡  
 \* Includes the supreme, high courts, Awraja, Wereda courts and the Kadi councils of each - administrative region.

በፍትሕ ብሔር ከሰ የቀረቡት ጉዳዮች ብዛት በውሳኔ ዓይነት\*\*  
 NUMBER OF CIVIL CASES BY STATUS OF DECISION

ሠንጠረዥ ከ.8 TABLE Q.8

ዘመን	በዘመኑ የቀረቡ ስድስ ጉዳዮች	በስድስነት ከቀረቡት በዘመኑ ውስጥ የተሰጠባቸው ጉዳዮች*	በዘመኑ በይገባኝ የቀረቡ ጉዳዮች	በይገባኝ ከቀረቡት በዘመኑ ፍርድ የተሰጠባቸው ጉዳዮች*	
1973	83,973	79,976	10,944	9,719	1980/81
1974	87,973	84,762	11,294	10,744	1981/82
1975	79,319	79,436	10,219	10,603	1982/83
1976	79,135	80,130	8,745	8,733	1983/84
1977	74,962	76,391	8,872	8,629	1984/85
1978	77,078	75,302	9,175	8,112	1985/86
1979	84,495	79,561	8,305	8,121	1986/87
1980	82,444	79,766	6,098	5,520	1987/88
1981	79,529	71,689	5,292	3,580	1988/89
1982	68,970	59,969	6,362	5,931	1989/90
	NEW CASES LODGED DURING THE YEAR	DECIDED FROM ALL NEW CASES*	CASES APPEALED DURING THE YEAR	CASES JUDGED FROM ALL APPEALED CASES*	YEAR

\* ከዓመት ወይም ዓመት የሚተሳሰሩ ጉዳዮች በመኖራቸው በዓመት ለፍርድ ከሚቀርቡት ጉዳዮች ውስጥ ያገኙ ብለዋል ሊኖሩ ተችተዋል፡፡

\* In any given year, the number of cases decided may exceed the number lodged due to the transfer of pending cases from previous year.

\*\* በየክፍለ ሀገሩ ጠቅላይ፣ ከፍተኛ፣ ለውራጃና ወረዳ፣ በሽሪ ግድብ ታዲያ በናዓሚ ፍርድ ቤቶች የቀረቡትን ጉዳዮች ያጠቃልላል፡፡

\*\* Includes the supreme, high courts, Awraja, Wereda courts and the Kadi councils of each administrative region.

ለፍርድ ቤቶች በጠላት የቀረቡ የታዩ የጭንጨላ ጉዳዮች ጠቅላላ ብዛትና ይህ ብዛት በ1965 ከቀረቡት ጋር ሲነፃፀር የ1965ን እንደ 100 በመቆጠር  
 NUMBER OF CRIMINAL CASES LODGED IN ALL COURTS AND THIS NUMBER COMPARED WITH THAT IN 1972/73 TAKING THE LATTER AS 100.

ሠገጠረዥ ከ.9 TABLE Q.9

ዘመን	በዘመኑ የቀረቡ ጉዳዮች		በዘመኑ ውጣኒ የተሰጠባቸው ጉዳዮች		ለተገታዩ ዘመን በቆጠር የተሰለፉ ጉዳዮች		1972/73
	ጠቅላላ ብዛት*	በ1965 ከቀረቡት ጋር ሲነፃፀር	ጠቅላላ ብዛት	በ1965 ከቀረቡት ጋር ሲነፃፀር	ጠቅላላ ብዛት	በ1965 ከቀረቡት ጋር ሲነፃፀር	
1965	214,862	100.00	162,864	100.00	51,998	100.00	1972/73
1966	200,206	93.18	162,424	99.73	37,782	72.66	1973/74
1967	213,199	99.23	212,455	130.45	744	1.43	1974/75
1968	180,729	84.11	165,214	101.44	15,515	29.84	1975/76
1969	99,620	46.36	90,697	55.69	8,923	17.16	1976/77
1970	53,058	24.69	48,904	30.03	4,154	7.99	1977/78
1971	106,749	49.68	96,021	58.96	10,728	20.63	1978/79
1972	107,535	50.05	94,997	58.33	12,538	24.11	1979/80
1973	120,267	55.97	105,665	64.88	14,602	29.08	1980/81
1974	129,727	60.38	105,236	64.62	24,491	47.10	1981/82
1975	146,949	68.39	128,688	79.01	18,261	35.12	1982/83
1976	161,025	74.94	141,239	86.72	19,786	38.05	1983/84
1977	172,923	80.48	152,268	93.49	20,655	39.72	1984/85
1978	182,470	84.92	161,646	99.25	20,824	40.05	1985/86
1979	177,393	82.56	155,945	95.75	21,448	41.25	1986/87
1980	214,270	99.72	192,093	117.95	22,177	42.65	1987/88
1981	162,370	75.57	134,681	82.70	27,689	53.25	1988/89
1982	113,093	52.64	88,665	54.44	24,428	46.98	1989/90
	DURING EACH YEAR*	COMPARED WITH THAT IN 1972/73	DECIDED CASES	DECIDED CASES COMPARED WITH THAT IN 1972/73	PENDING CASES	PENDING CASES COMPARED WITH THAT IN 1972/73	YEAR
	NUMBER OF CASES LODGED						

\* በዘመኑ የቀረቡ ጉዳዮች ጠቅላላ ብዛት:-

- 1/ በዚያው ዓመት በአጭሮ የቀረቡት የጭንጨላ ክስቶች
- 2/ በቀዳሚው ዓመት በአገሪቱ ተርቦ በዚያ ዓመት የታዩት ዕድላ ሰላገጠጣቸው የተሰለፉት የጭንጨላ ክስቶች
- 3/ በዚያው ዓመት በጭንጨላ ክስ በይገባኝ የቀረቡት ጉዳዮች
- 4/ በቀዳሚው ዓመት በጭንጨላ ክስ በይገባኝ ተርቦ በዚያው ዓመት የታዩት ዕድላ ሰላገጠጣቸው የተሰለፉት ጉዳዮች ያጠቃላላል፡፡

\* Number of cases lodged during each year includes:

- 1) New criminal cases lodged within the given year
- 2) New criminal cases lodged but not considered during the previous year and hence transferred
- 3) Criminal cases brought to the relevant courts as a result of appealing during the given year
- 4) Criminal cases brought to the relevant courts as a result of appealing during the previous year but stayed pending until the given year

በ1981 ለፍርድ ቤቶች በጠቅላይ የቀረቡ የታዩ የጭንጨላ ጉዳዮች ጠቅላላ ብዛት በክፍለ ሀገር  
 NUMBER OF CRIMINAL CASES LODGED IN ALL COURTS BY REGION 1988/89

ሠገጠረዥ ከ.19 /U/ TABLE Q.10(a)

ክፍለ ሀገር	በዘመኑ የቀረቡ ጉዳዮች ጠቅላላ ብዛት*	በጠቅላላ ከቀረቡት ጉዳዮች የየክፍለ ሀገሩ ፍርድ ቤቅ በ ፐርሰንት	በዘመኑ ጭንጨላ የተጠበቀ ጉዳዮች ጠቅላላ ብዛት	ጭንጨላ ከተጠበቀ ጉዳዮች የየክፍለ ሀገሩ ፍርድ ቤቅ በ ፐርሰንት	ለተታዩ የተሰጡ ጉዳዮች ጠቅላላ ብዛት	በጠቅላላ በተሰጡ ጉዳዮች የየክፍለ ሀገሩ ፍርድ ቤቅ በ ፐርሰንት	
አርቢ	3,444	2.12	2,767	2.05	677	2.45	ARSI
ባሌ	3,255	2.00	2,651	1.97	604	2.18	BALE
ኢርትራ	7,692	4.74	6,729	5.00	963	3.48	ERITREA
አሰብ	1,187	0.73	990	0.74	197	0.71	ASEB
ጋም ጉፋ	3,527	2.17	2,495	1.85	1,032	3.73	GAMO GOFA
ጉጃም	9,801	6.04	7,737	5.74	2,064	7.45	GOJAM
ጉንደር	5,879	3.62	4,393	3.26	1,486	5.37	GONDER
ዘረርጌ	12,189	7.51	9,688	7.19	2,501	9.03	HARERGE
ኢሌባቦር	3,386	2.08	2,782	2.06	604	2.18	ILUBABOR
ቦሌ	5,225	3.22	3,872	2.88	1,353	4.89	KEFA
ሸዋ	16,185	9.97	11,986	8.90	4,199	15.16	SHEWA
አዲስ አበባ	71,783	44.21	64,324	47.76	7,459	26.94	ADDIS ABABA
ሲዳሞ	5,761	3.55	4,286	3.18	1,475	5.33	SIDAMO
ትገራይ	1,324	0.81	991	0.74	333	1.20	TIGRAY
ወለጋ	4,917	3.03	3,618	2.69	1,299	4.69	WELEGA
ወሌ	6,815	4.20	5,372	3.99	1,443	5.21	WELO
<b>ጭር</b>	<b>162,370</b>	<b>100.00</b>	<b>134,681</b>	<b>100.00</b>	<b>27,689</b>	<b>100.00</b>	<b>TOTAL</b>
	NUMBER OF CASES LODGED DURING THE YEAR	SHARE OF EACH REGION OUT OF TOTAL LODGED CASES IN PERCENT	DECIDED CASES	SHARE OF EACH REGION OUT OF TOTAL DECIDED CASES IN PERCENT	PENDING CASES	SHARE OF EACH REGION OUT OF TOTAL PENDING CASES IN PERCENT	ADMINISTRATIVE REGION

\* በዘመኑ የቀረቡ ጉዳዮች ጠቅላላ ብዛት፡-  
 1/ በዚያው ዓመት በአዲስ የቀረቡትን የጭንጨላ ክስቶች፤  
 2/ በቀዳሚው ዓመት በአዲስ ተርቦቹ በዚያው ዓመት የታዩት ፅድቅ ሰላገጣዎች የተሰጡትን የጭንጨላ ክስቶች፤  
 3/ በዚያው ዓመት በጭንጨላ ክስ በይገባኝ የቀረቡትን፤  
 4/ በቀዳሚው ዓመት በጭንጨላ ክስ በይገባኝ ተርቦቹ በዚያው ዓመት የታዩት ፅድቅ ሰላገጣዎች የተሰጡትን በጠቅላላ ያጠቃላላል፡፡

\* Number of cases lodged during the year:  
 1) New criminal cases lodged within the year  
 2) New criminal cases lodged but not considered during the previous year and hence transferred  
 3) Criminal cases brought to the relevant courts as a result of appealing during the given year  
 4) Criminal cases brought to the relevant courts as a result of appealing during the previous year but stayed pending until the given year

በ1982 ለፍርድ ቤቶች በጦራ የተረገፉ የታዩ የግዴታ ጉዳዮች ጠቅላላ ብዛት በራሰገዝ/አስተዳደር አካባቢ  
 NUMBER OF CRIMINAL CASES LODGED IN ALL COURTS BY AUTONOMOUS/ADMINISTRATIVE REGION, 1989/90

ሠገጠኛ ከ.10/ለ/ TABLE Q.10(b)

ራሰ ገዝ/አስተዳደር አካባቢ	በዘመኑ የተረገፉ ጉዳዮች ጠቅላላ ብዛት	በጠቅላላ ከተረገፉ ጉዳዮች የየክፍለ ሀገሩ ፍርድ ቤቅ በፕሮሰገት	በዘመኑ ውስጥ የተሰጠባቸው ጉዳዮች ጠቅላላ ብዛት	ዳኝነት ከተሰጠባቸው ጉዳዮች የየክፍለ ሀገሩ ፍርድ ቤቅ በፕሮሰገት	ለተቀረጹ የተሰጡ ጉዳዮች ጠቅላላ ብዛት	በጠቅላላ ከተሰጡ ጉዳዮች የየክፍለ ሀገሩ ፍርድ ቤቅ በፕሮሰገት	
አርቢ	3,197	2.83	2,498	2.82	699	2.86	ARSI
ባሌ	1,957	1.73	1,585	1.79	372	1.52	BALE
ኢርትራ	12,355	10.93	11,209	12.64	1,146	4.69	ERITREA
አሰብ	1,472	1.30	1,204	1.36	268	1.10	ASEB
ሰሜን ስዋ	3,813	3.37	2,660	3.00	1,153	4.72	NORTH OMO
ደቡብ ስዋ	50	0.04	34	0.04	16	0.07	SOUTH OMO
ምሥራቅ ጉንጃም	3,927	3.47	1,659	1.87	2,268	9.28	EAST GOJAM
ምዕራብ ጉንጃም	3,790	3.35	2,931	3.31	859	3.52	WEST GOJAM
ሜቲኬል	705	0.62	479	0.54	226	0.92	METEKEL
ሰሜን ንጉረ	2,696	2.38	2,046	2.31	650	2.66	NORTH GONDER
ደቡብ ንጉረ	699	0.62	225	0.25	474	1.94	SOUTH GONDER
ምሥራቅ ሰረርጌ	3,806	3.37	3,219	3.63	587	2.40	EAST HARARJE
ምዕራብ ሰረርጌ	3,293	2.91	2,668	3.01	625	2.56	WEST HARARJE
ዲረዳዋ	487	0.43	275	0.31	212	0.87	DIREDAWA
ሰጋጎን	357	0.32	266	0.30	91	0.37	OGADEN
ሊሊቤሎ	3,381	2.99	2,715	3.06	666	2.73	ILUABOR
ጋምቤላ	589	0.52	436	0.49	153	0.63	GAMBELA
ክፍ	2,589	2.29	1,903	2.15	686	2.81	KEFA
ሰሜን ሻዋ	3,576	3.16	2,332	2.63	1,244	5.09	NORTH SHEWA
ምሥራቅ ሻዋ	5,467	4.83	3,760	4.24	1,707	6.99	EAST SHEWA
ምዕራብ ሻዋ	4,454	3.94	3,071	3.46	1,383	5.66	WEST SHEWA
ደቡብ ሻዋ	3,274	2.89	2,602	2.93	672	2.75	SOUTH SHEWA
አዲስ አበባ	33,510	29.63	29,360	33.11	4,150	16.99	ADDIS ABABA
ሲዳሞ	4,148	3.67	3,224	3.64	924	3.78	SIDAMO
ቦረና	1,380	1.22	1,074	1.21	306	1.25	BORENA
ቲግራይ	-	-	-	-	-	-	TIGRAY
ዌሌጋ	3,977	3.52	2,619	2.95	1,358	5.56	WELEGA
አሰሳ	394	0.35	231	0.26	163	0.67	ASOSA
ሰሜን ዌሎ	279	0.25	15	0.02	264	1.08	NORTH WELO
ደቡብ ዌሎ	3,471	3.07	2,365	2.67	1,106	4.53	SOUTH WELO
ጅምር	113,093	100.00	88,665	100.00	24,428	100.00	TOTAL
	NUMBER OF CASES LODGED DURING THE YEAR*	SHARE OF EACH REGION OUT OF TOTAL LODGED CASES IN PERCENT	DECIDED CASES	SHARE OF EACH REGION OUT OF TOTAL DECIDED CASES IN PERCENT	PENDING CASES	SHARE OF EACH REGION OUT OF TOTAL PENDING CASES IN PERCENT	AUTONOMOUS/ ADMINISTRATIVE REGION

\* በዘመኑ የተረገፉ ጉዳዮች ጠቅላላ ብዛት:-

- 1/ በዚያ ዓመት በአዲስ የተረገፉ የግዴታ ክስቶች፤
- 2/ በተጓዥ ዓመት በአዲስ ተርቦ በዚያ ዓመት የታዩ ስልጠና ሰጪዎች የተሰጡ የግዴታ ክስቶች፤
- 3/ በዚያ ዓመት በግዴታ ክስ ስደገባቸው የተረገፉ፤
- 4/ በተጓዥ ዓመት በግዴታ ክስ ስደገባቸው ተርቦ በዚያ ዓመት የታዩ ስልጠና ሰጪዎች የተሰጡ የግዴታ ክስቶች ጠቅላላ ብዛት፡፡

\* Number of cases lodged during the year includes:

- 1) New criminal cases lodged within the year
- 2) New criminal cases lodged but not considered during the previous year and hence transferred
- 3) Criminal cases brought to the relevant courts as a result of appealing during the given year
- 4) Criminal cases brought to the relevant courts as a result of appealing during the previous year but stayed pending until the given year

በጠቅላይ ልምድ ስር በደንብ የተረጉ ጉዳዮች ብዛት በጭህፊ ዓይነትና በክፍለ ሀገር 1981  
 NUMBER OF NEW AND APPEALED CRIMINAL CASES BY STATUS OF DECISION AND ADMINISTRATIVE REGION, 1988/89

ሠንጠረዥ ከ.11/ሀ/TABLE Q.11 (a)

ክፍለ ሀገር	ከላለው ዓመት የተሰለፉ ጉዳዮች		አዲስ የተረጉ ጉዳዮች		በፍርድ የተወሰኑ ጉዳዮች		በተጠር የተሰለፉ ጉዳዮች		ADMINISTRATIVE REGION
	በጠቅላይ ልምድ ከስ	በደንብ	በጠቅላይ ልምድ ከስ	በደንብ	በጠቅላይ ልምድ ከስ	በደንብ	በጠቅላይ ልምድ ከስ	በደንብ	
	NEWLY LODGED	APPEALED	NEWLY LODGED	APPEALED	NEWLY LODGED	APPEALED	NEWLY LODGED	APPEALED	
አርቢ	614	71	2,524	235	2,501	266	637	40	ARSI
ባሌ	488	26	2,620	121	2,542	109	566	38	BALE
ኢርትራ	5,212	3	2,469	8	6,724	5	957	6	ERITREA
አባባ	146	19	988	34	956	34	178	19	ASEB
ጋሞ ጉፋ	832	47	2,532	116	2,379	116	985	47	GAMO GOFA
ጉጋም	1,745	148	7,369	539	7,283	454	1,831	233	GOJAM
ጉንደር	1,183	91	4,348	257	4,188	205	1,343	143	GONDER
ዘረርጌ	1,648	176	10,116	249	9,483	205	2,281	220	HARERGE
ሊሊቤ	559	47	2,645	135	2,663	119	541	63	ILUBABOR
ክፋ	815	41	4,220	149	3,748	124	1,287	66	KEFA
ሸዋ	3,352	276	11,740	817	11,215	771	3,877	322	SHEWA
አዲስ አበባ	2,866	526	66,727	1,664	63,236	1,088	6,357	1,102	ADDIS ABABA
ሲዳሞ	1,166	76	4,331	188	4,117	169	1,380	95	SIDAMO
ተገራይ	176	28	1,070	50	951	40	295	38	TIGRAY
ወላጋ	1,212	63	3,373	269	3,377	241	1,208	91	WELEGA
ወሎ	1,282	51	5,198	284	5,118	254	1,362	81	WELO
ጭር	23,296	1,689	132,270	5,115	130,481	4,200	25,085	2,604	TOTAL
	NEWLY LODGED	APPEALED	NEWLY LODGED	APPEALED	NEWLY LODGED	APPEALED	NEWLY LODGED	APPEALED	ADMINISTRATIVE REGION
	CASES FROM LAST YEAR		CASES DURING THE YEAR		DECIDED CASES		PENDING CASES		

በወንጀል በመጀመሪያ በስና በይገባኝ የቀረቡት ጉዳዎች ብዛት በውሳኔ ዓይነትና በራስ ገዝ/አስተዳደር አካባቢ 1982  
 NUMBER OF NEW AND APPEALED CRIMINAL CASES BY STATUS OF DECISION AND AUTONOMOUS/ADMIN. REGION 1989/90

ሠንጠረዥ ከ.11/ለ/ TABLE Q.11(b)

ክፍለ ሀገር	ከላረው ዓመት የተሰለፉ ጉዳዎች		አዲስ የቀረቡ ጉዳዎች		በፍርድ የተወሰኑ ጉዳዎች		በጥበር የተሰለፉ ጉዳዎች		
	በመጀመሪያ ከስ	በይገባኝ	በመጀመሪያ ከስ	በይገባኝ	በመጀመሪያ ከስ	በይገባኝ	በመጀመሪያ ከስ	በይገባኝ	
አርሲ	432	8	2,590	167	2,377	121	645	54	ARSI
ባሌ	242	28	1,635	52	1,514	71	363	9	BALE
ኦርተራ	702	142	11,056	455	10,819	390	939	207	ERITREA
ለባብ	216	16	1,210	30	1,172	32	254	14	ASEB
ሰሜን ስዊድን	815	31	2,892	75	2,588	72	1,119	34	NORTH OMO
ደቡብ ስዊድን	5	-	45	-	34	-	16	-	SOUTH OMO
ምሥራቅ ጉጃም	1,322	157	2,304	144	1,454	205	2,172	96	EAST GOJAM
ምዕራብ ጉጃም	540	88	3,013	149	2,766	165	787	72	WEST GOJAM
መተከል	182	2	496	25	471	8	207	19	METEKEL
ሰሜን ጉንደር	415	88	2,105	88	1,938	108	582	68	NORTH GONDER
ደቡብ ጉንደር	368	21	298	12	220	5	446	28	SOUTH GONDER
ምሥራቅ ሸረርጌ	156	57	3,508	85	3,119	100	545	42	EAST GONDER
ምዕራብ ሸረርጌ	549	16	2,655	73	2,610	58	594	31	WEST GONDER
ድራጎዋ	229	13	206	39	253	22	182	30	DIREDAWA
አገዳገ	16	-	341	-	266	-	91	-	OGADEN
ኢሲባር	361	72	2,870	78	2,617	98	614	52	ILUBABOR
ጋምቤላ	-	-	579	10	428	8	151	2	GAMBELA
ክፋ	194	-	2,362	33	1,885	18	671	15	KEFA
ሰሜን ሸዋ	497	82	2,642	355	2,070	262	1,069	175	NORTH SHEWA
ምሥራቅ ሸዋ	807	64	4,383	213	3,631	129	1,559	148	EAST SHEWA
ምዕራብ ሸዋ	366	74	3,765	249	2,872	199	1,259	124	WEST SHEWA
ደቡብ ሸዋ	250	6	2,984	54	2,574	28	640	32	SOUTH SHEWA
አዲስ አበባ	2,876	495	29,222	917	28,420	940	3,678	472	ADDIS ABABA
ሲዳሞ	774	41	3,234	99	3,117	107	891	33	SIDAMO
ቦረና	225	7	1,119	29	1,047	27	297	9	BORENA
ተገራይ	-	-	-	-	-	-	-	-	TIGRAY
ወለጋ	962	84	2,736	195	2,394	225	1,304	54	WELEGA
አባባ	130	4	260	-	231	-	159	4	ASOSA
ሰሜን ወሌ	233	5	31	10	11	4	253	11	NORTH WELO
ደቡብ ወሌ	1,080	76	2,192	123	2,228	137	1,044	62	SOUTH WELO
ጅምር	14,924	1,677	92,733	3,759	85,126	3,539	22,531	1,897	TOTAL
	NEWLY LODGED	APPEALED	NEWLY LODGED	APPEALED	NEWLY LODGED	APPEALED	NEWLY LODGED	APPEALED	AUTONOMOUS/ ADMINISTRATIVE REGION
	CASES FROM LAST YEAR		CASES DURING THE YEAR		DECIDED CASES		PENDING CASES		

በጭንጭሰ ክስ የቀረቡት ጉዳዮች በጭህነት ዓይነት  
 NUMBER OF CRIMINAL CASES BY STATUS OF DECISION

ሠንጠረዥ ከ:12 TABLE Q.12

ዘመን	በዘመኑ የቀረቡ ለኋላ ጉዳዮች	በአኋላ ክስ የቀረቡት በዘመኑ ጭህነት የተሰጠባቸው ጉዳዮች*	በዘመኑ በደገባ የቀረቡ ጉዳዮች	በደገባ ክስ የቀረቡት በዘመኑ ቆርታ የተሰጠባቸው ጉዳዮች *	
1973	99,234	97,304	8,548	8,361	1980/81
1974	106,451	96,614	8,971	8,622	1981/82
1975	114,137	120,517	8,325	8,171	1982/83
1976	135,936	134,601	6,999	6,638	1983/84
1977	146,086	144,959	7,677	7,309	1984/85
1978	155,501	154,732	7,399	6,918	1985/86
1979	150,446	149,260	6,774	6,683	1986/87
1980	188,706	186,504	5,846	5,589	1987/88
1981	132,270	130,481	5,115	4,200	1988/89
1982	92,733	85,126	3,759	3,539	1989/90
	NEW CASES LODGED DURING THE YEAR	DECIDED FROM ALL NEW CASES*	CASES APPEALED DURING THE YEAR	CASES JUDGED FROM ALL APPEALED CASES*	YEAR

\* ከዓመት ወደ ዓመት የሚተሳለፉ ጉዳዮች በጭህነት በየዓመቱ ለቆርታ ክስ የቀረቡት ጉዳዮች ጭህነት ያገኙት በሰጧ ለኖራቸው ይተሳሉ፡፡

\* In any given year the number of cases decided may exceed the number lodged due to the transfer of pending cases from previous year.

የአሥረኛቸ በዘተ በአሥራት እርዳታ\*  
NUMBER OF PRISONERS BY LENGTH OF SENTENCE\*

ሠገጠረዥ ከ.13 TABLE Q.13

ክፍለ ሀገር	ዘመናዊ የአሥራት እርዳታ										ADMINISTRATIVE REGION
	1977		1978		1979		1980		1981		
	4 ዓመት በይዘት በታች	ከ4 ዓመት በላይ	4 ዓመት በይዘት በታች	ከ4 ዓመት በላይ	4 ዓመት በይዘት በታች	ከ4 ዓመት በላይ	4 ዓመት በይዘት በታች	ከ4 ዓመት በላይ	4 ዓመት በይዘት በታች	ከ4 ዓመት በላይ	
	4 YEARS AND LESS	MORE THAN 4 YEARS	4 YEARS AND LESS	MORE THAN 4 YEARS	4 YEARS AND LESS	MORE THAN 4 YEARS	4 YEARS AND LESS	MORE THAN 4 YEARS	4 YEARS AND LESS	MORE THAN 4 YEARS	
አርሲ	491	160	267	128	329	161	280	199	254	176	ARSI
ባሌ	320	116	274	112	268	123	218	126	221	120	BALE
ኢርትራ	366	315	517	355	438	346	360	453	476	466	ERITREA
አሰብ አበተገደር	12	3	78	11	48	30	24	10	39	19	ASEB ADM.
ጋም ፑፋ	429	486	404	377	500	773	493	753	466	639	GAMO GOFA
ጎጃም	1,097	505	1,026	544	997	540	1,017	424	709	408	GOJAM
ጎንደር	374	250	327	304	215	190	564	384	335	394	GONDER
ዘረርጌ	1,403	395	1,095	608	993	479	1,252	484	1,434	462	HARERGE
ሲባባር	567	195	421	221	331	236	324	262	539	382	ILUBABOR
ክፋ	709	559	388	558	517	526	560	511	430	392	KEFA
ሸዋ	2,007	1,238	1,377	1,178	960	954	986	1,214	1,418	1,323	SHEWA
አዲስ አበባ	1,182	1,288	1,023	1,184	942	1,386	913	2,313	455	1,497	ADDIS ABABA
ርቢ እርሻ ባቢያ	281	454	312	351	288	399	454	366	378	370	ROBI FARM STATION
ሲዳሞ	551	490	520	552	468	583	605	644	438	472	SIDAMO
ትገራይ	282	192	299	102	344	116	60	74	-	-	TIGRAY
ዌሌጋ	871	236	453	320	534	408	507	421	435	426	WELEGA
ዌሎ	880	628	349	499	476	396	328	472	346	426	WELO
ጭር	11,822	7,510	9,130	7,404	8,648	7,651	8,945	9,110	8,375	7,984	TOTAL
	4 YEARS AND LESS	MORE THAN 4 YEARS	4 YEARS AND LESS	MORE THAN 4 YEARS	4 YEARS AND LESS	MORE THAN 4 YEARS	4 YEARS AND LESS	MORE THAN 4 YEARS	4 YEARS AND LESS	MORE THAN 4 YEARS	
	1984/85		1985/86		1986/87		1987/88		1988/89		
	YEAR AND LENGTH OF SENTENCE										

\* በተጠር ያሉትን አሥረኛቸ አይጨምርም  
\* Does not include detainees with pending cases

የአሥረኛቸ በዘገተ በፀታና በአሥራተ ዘመን፣ 1981\*  
 NUMBER OF PRISONERS BY SEX AND LENGTH OF SENTENCE, 1988/89\*

ሠገጠረዥ ከ.14/ሀ/ TABLE Q.14(a)

ክፍለ ሀገር	የሳን ፍርድ 4 ዓመት ና ከ4 ዓመት በታች		ከሳን ፍርድ ከ4 ዓመት በላይ		ዕድሜ ለክ ፍርድ		የጥተ ፍርድ		የተቆረሩ ክባቸ		ጠቅላይ ቁጥር	
	ግጥም	ሴት	ግጥም	ሴት	ግጥም	ሴት	ግጥም	ሴት	ግጥም	ሴት		
	MEN	WOMEN	MEN	WOMEN	MEN	WOMEN	MEN	WOMEN	MEN	WOMEN		
አርቢ	246	8	120	9	43	1	3	-	178	5	613	ARSI
ባሌ	210	11	98	7	12	1	2	-	206	16	563	BALE
ኢርትራ	466	10	442	9	12	-	3	-	1,174	100	2,216	ERITREA
አበብ	39	-	19	-	-	-	-	-	56	1	115	ASEB
ጋሞ ጉፋ	444	22	578	10	50	-	1	-	762	15	1,882	GAMO GOFA
ጉጋም	692	17	346	14	45	-	3	-	1,447	25	2,589	COJAM
ጉንደር	329	6	367	2	15	1	9	-	1,169	22	1,920	CONDER
ሐረርጌ	1,404	30	383	6	59	3	11	-	1,262	12	3,170	HARERGE
ኢሊባቦር	518	21	312	13	53	2	8	-	797	33	1,757	ILUBABOR
ክፋ	408	22	320	15	53	2	8	-	790	25	1,643	KEFA
ሸዋ	1,363	55	1,192	36	89	3	3	-	1,457	36	4,234	SHEWA
አዲስ አበባ	437	18	1,254	54	156	6	27	-	2,826	95	4,873	ADDIS ABABA
ርቢ አርገ ጣቢያ	378	-	370	-	-	-	-	-	-	-	748	ROBI FARM VILLAGE
ሲዳሞ	421	17	409	18	43	2	-	-	1,474	37	2,421	SIDAMO
ተገራይ	-	-	-	-	-	-	-	-	-	-	-	TIGRAY
ዌሌጋ	427	8	366	6	45	4	4	1	889	33	1,783	WELEGA
ዌሎ	336	12	339	7	65	1	14	-	989	35	1,798	WELO
ጠቅላይ	8,118	257	6,915	206	740	26	96	1	15,476	490	32,325	TOTAL
	MEN	WOMEN	MEN	WOMEN	MEN	WOMEN	MEN	WOMEN	MEN	WOMEN	TOTAL	ADMINISTRATIVE REGION
	SENTENCE OF 4 OR LESS YEARS		SENTENCE OF MORE THAN 4 YEARS		LIFE TIME PRISONER		DEATH SENTENCE		PENDING CASES			

\* ከጥር 1 ቀን ለስከ ሰኔ 30 ቀን 1981 ዓ.ም. ገደብ 6 ወርቸ በታይ ይጠላታል፡፡

\* Covers from 9 Jan. 1989 to 9 June 1989.

የአሥረኛች በዛት በአሥራት አርዘጣኝ\*  
NUMBER OF PRISONERS BY LENGTH OF SENTENCE\*

ሠገጠረዥ ከ.13 TABLE Q.13

ክፍለ ሀገር	ዘመናዊ የአሥራት አርዘጣኝ										ADMINISTRATIVE REGION
	1977		1978		1979		1980		1981		
	4 ዓመት በይዘት በታች	ከ4 ዓመት በላይ	4 ዓመት በይዘት በታች	ከ4 ዓመት በላይ	4 ዓመት በይዘት በታች	ከ4 ዓመት በላይ	4 ዓመት በይዘት በታች	ከ4 ዓመት በላይ	4 ዓመት በይዘት በታች	ከ4 ዓመት በላይ	
	4 YEARS AND LESS	MORE THAN 4 YEARS	4 YEARS AND LESS	MORE THAN 4 YEARS	4 YEARS AND LESS	MORE THAN 4 YEARS	4 YEARS AND LESS	MORE THAN 4 YEARS	4 YEARS AND LESS	MORE THAN 4 YEARS	
አርሲ	491	160	267	128	329	161	280	199	254	176	ARSI
ባሌ	320	116	274	112	268	123	218	126	221	120	BALE
ኢርትራ	366	315	517	355	438	346	360	453	476	466	ERITREA
አበበ አበተዳደር	12	3	78	11	48	30	24	10	39	19	ASEB ADM.
ጋሞ ፔፎ	429	486	404	377	500	773	493	753	466	639	GAMO COFA
ጎጃም	1,097	505	1,026	544	997	540	1,017	424	709	408	GOJAM
ጎንደር	374	250	327	304	215	190	564	384	335	394	GONDER
ዘረርጌ	1,403	395	1,095	608	993	479	1,252	484	1,434	462	HARERGE
ሊህንቡር	567	195	421	221	331	236	324	262	539	382	ILUBABOR
ከፋ	709	559	388	558	517	526	560	511	430	398	KEFA
ሸዋ	2,007	1,238	1,377	1,178	960	954	986	1,214	1,418	1,323	SHEWA
አዲስ አበባ	1,182	1,288	1,023	1,184	942	1,386	913	2,313	455	1,497	ADDIS ABABA
ርቢ አርቫ ባቢያ	281	454	312	351	288	399	454	366	378	370	ROBI FARM STATION
ቢሳቦ	551	490	520	552	468	583	605	644	438	472	SIDAMO
ተገራይ	282	192	299	102	344	116	60	74	-	-	TIGRAY
ወለጋ	871	236	453	320	534	408	507	421	435	426	WELEGA
ወሎ	880	628	349	499	476	396	328	472	348	426	WELO
ጭር	11,822	7,510	9,130	7,404	8,648	7,651	8,945	9,110	8,375	7,984	TOTAL
	4 YEARS AND LESS	MORE THAN 4 YEARS	4 YEARS AND LESS	MORE THAN 4 YEARS	4 YEARS AND LESS	MORE THAN 4 YEARS	4 YEARS AND LESS	MORE THAN 4 YEARS	4 YEARS AND LESS	MORE THAN 4 YEARS	ADMINISTRATIVE REGION
	1984/85		1985/86		1986/87		1987/88		1988/89		
	YEAR AND LENGTH OF SENTENCE										

\* በተጠር ያሉትን አሥረኛች አይጨምርም  
\* Does not include detainees with pending cases



ክፍል ለ - ስለ ስፖርትና ቢዲዮ

በዚህ ክፍል ያሉት መረጃዎች ከባሕሪና ስፖርት ጉዳይ ሚኒስቴር የተገኙ ናቸው፡፡ በሠገጠረዞች የቀረቡት ስፖርትን የመለከት መረጃዎች በሀገሪቱ ውስጥ በተጀምሩት በጤራዊ ፈጻሪ ሸኛትና ስፖርት መ/ቤቶች በየክፍለ ሀገሩ ተዘገበው የሚወገዱትን ከሰባቶ /ቡድኖች/ እና ስፖርተኞች በዘገተ በስፖርት ዓይነት፣ በየክፍለ ሀገሩ የሚገኙ የጻፎችና የአሠልጣኛዎች በዘገተ የሚያጠቃሉ ሲሆን፣ ፊልሞችን የመለከት መረጃዎች ደገፍ ከውጭ ስፖርት የገቡ ለመለከት የቀረቡ ፊልሞችን ያጠቃላሉ፡፡ ስለሆነም፣ በዚህ ክፍል ውስጥ የሚካተቱት ምልክቶች ትርጉም በገና ቸው ተጻፏል፡፡

- = ምንም መረጃዎች የሌሉም
- ... = መረጃዎች ሊገኙ አልቻሉም

SECTION R - SPORTS AND CINEMA

The source for the data in this section is the Ministry of Culture and Sports Affairs. The data on Sports presented in the tables pertain mainly to the number of clubs or teams, that are under the national sport federation and national sport council by region, number of sportsmen by type of sports and administrative region, number of referees and coaches by administrative region, and the data on cinemas refer to the number of imported and exhibited films. In this section the following symbols have the indicated meanings.

- = Data nil
- ... = Data not available

የቦጎር ተ ከለቦቻ ወይም ቦጎር ተ ቦዛተ በራቦገዝ/አቦተዳደር አካባቢ  
 NUMBER OF SPORTS CLUBS OR TEAMS BY AUTONOMOUS/ADMINISTRATIVE REGION

ሠገጠረዥ ስ.1 TABLE R.1

ራቦገዝ/አቦተዳደር አካባቢ	ዘመን		
	1982	1983	
አርቢ	16*	12	ARSI
ባሌ	3	3	BALE
ኤርትራ	261*	28	ERITREA
አቦብ	7	24	ASEB
ቦሜን ስቆ	2	2	NORTH OMO
ደቡብ ስቆ	9*	9	SOUTH OMO
ምሥራቅ ጌጃም	19*	19	EAST GOJAM
ምዕራብ ጌጃም	-	-	WEST GOJAM
ሜተከሰ	21*	21	METEHEL
ቦሜን ጌንደር	8	-	NORTH GONDER
ደቡብ ጌንደር	-	-	SOUTH GONDER
ምሥራቅ ሸረርጌ	10*	10	EAST HARERGE
ምዕራብ ሸረርጌ	-	-	WEST HARERGE
ድራጎዋ	7	7	DIREDAWA
ኦጋደን	7	7	OGADEN
ሊሊባቦር	6	13	ILUBABOR
ጋምቤላ	6	6	GAMBELA
ክፋ	-	4	KEFA
ቦሜን ሸዋ	43*	43	NORTH SHEWA
ምሥራቅ ሸዋ	10	7	EAST SHEWA
ምዕራብ ሸዋ	5	5	WEST SHEWA
ደቡብ ሸዋ	-	-	SOUTH SHEWA
አዲስ አበባ	38	34**	ADDIS ABABA
ሲዳሞ	8	84	SIDAMO
ቦረና	9*	8	BORENA
ቲግራይ	-	-	TIGRAY
ወላጋ	-	-	WELEGA
አቦባ	4	4	ASOSA
ቦሜን ወሌ	-	-	NORTH WELO
ደቡብ ወሌ	-	-	SOUTH WELO
ጠቅላይ	499	350	TOTAL
	1989/90	1990/91	AUTONOMOUS/ ADMINISTRATIVE REGION
	YEAR		

\* በአውራጃ ደረጃ የተመዘገቡ ቦጎር ተን ያጠቃልላል::

\* Includes sports teams registered at awraja level.

\*\* በ1ኛ፣ በ2ኛና በ3ኛ ህዝብ ይገኙት ቦጎር ተዎች::

\*\* Only those in 1<sup>st</sup>, 2<sup>nd</sup> and 3<sup>rd</sup> division.

የሰፍር ተኝቶ በዚት በሰፍር ተ 9ይነተና በራሰገዝ/ አሰተጻፈር አካባቢ 1982  
 NUMBER OF SPORTSMEN BY TYPE OF SPORTS AND AUTONOMOUS/ADMINISTRATIVE REGION, 1989/90\*

ሠገጠረዥ ቡ.2/ሀ/ TABLE R.2(a)

ራስ ገዝ/ አሰተጻፈር አካባቢ	የሰፍር ተ 9ይነተ														ጠቅላይ	ጠቅላይ
	አተላታሰ	በሰሰላተ	ጠጫ	ውጋ ዓና	ከሰይተ ዓኅነት	ቶርባተ ዎስ	ቡጫ ገገ	አገር ዎስ	ዓጻ ተሠ	አፎ ዎስ	ጠረጠዥ ተሠ	ጠረጠ ዎስ	ሌላ**	ጠቅላይ		
አርሲ	230	4	-	-	-	160	-	192	-	40	100	160	-	886	ARSI	
ባሌ	-	-	-	-	-	20	-	63	-	-	-	44	-	127	BALE	
አርቶራ	195	105	31	46	40	156	-	420	20	48	60	132	31	1,284	ERITREA	
አሰብ.	100	12	24	-	-	48	-	188	8	-	14	64	-	458	ASEB	
ሰዓን አዎ	3	2	-	-	-	-	-	37	-	10	6	28	2	88	NORTH OMO	
ደቡብ አዎ	57	-	-	-	-	55	-	97	-	34	22	72	-	337	SOUTH OMO	
ዎሥራተ ጌጃዎ	115	-	-	-	-	-	-	405	-	36	45	144	-	745	EAST GOJAM	
ዎዕራብ ጌጃዎ	-	-	-	-	-	-	-	-	-	-	-	-	-	-	WEST GOJAM	
ጫተከላ	30	-	-	-	-	-	-	111	-	-	22	61	-	224	METEKEL	
ሰዓን ጌገይር	81	-	3	-	-	48	-	151	-	62	31	151	-	527	NORTH GONDER	
ደቡብ ጌገይር	-	-	-	-	-	-	-	-	-	-	-	-	-	-	SOUTH GONDER	
ዎሥራተ ጠረጠገ	54	-	-	-	-	83	-	202	14	24	34	142	-	553	EAST HARERGE	
ዎዕራብ ጠረጠገ	-	-	-	-	-	-	-	-	-	-	-	-	-	-	WEST HARERGE	
ደራጃዎ	132	12	6	21	-	36	-	980	16	28	62	130	-	1,423	DIREDAWA	
ሰጋጃን	200	-	-	-	-	-	-	175	-	-	-	105	-	480	OGADEN	
ሊሊባላ	74	26	-	-	-	40	-	468	-	-	20	260	-	888	ILUABECR	
ጋምባላ	-	-	-	-	-	10	-	77	-	-	5	32	-	124	GAMBELA	
ክፋ	-	-	-	-	-	-	-	-	-	-	-	-	-	-	KEFA	
ሰዓን ሸዋ	111	-	-	-	-	191	-	598	-	152	219	682	-	1,953	NORTH SHEWA	
ዎሥራተ ሸዋ	-	-	-	-	-	20	-	160	-	-	18	72	-	270	EAST SHEWA	
ዎዕራብ ሸዋ	-	-	-	-	-	-	-	90	-	-	-	-	-	90	WEST SHEWA	
ደቡብ ሸዋ	-	-	-	-	-	-	-	-	-	-	-	-	-	-	SOUTH SHEWA	
አዲስ አበባ	818	26	120	173	43	126	-	1,250	46	136	162	354	39	3,293	ADDIS ABABA	
ቢሳሌ	144	-	-	-	-	48	-	277	-	24	24	60	56	633	SIDAMO	
ቦረና	130	-	-	-	-	119	-	173	-	96	46	142	-	706	BORENA	
ተገራይ	-	-	-	-	-	-	-	-	-	-	-	-	-	-	TICRAY	
ወላጋ	-	-	-	-	-	-	-	-	-	-	-	-	-	-	WELEGA	
አሰባ	5	-	-	-	-	10	-	31	-	-	12	22	-	80	ASOSA	
ሰዓን ወሌ	-	-	-	-	-	-	-	-	-	-	-	-	-	-	NORTH WELO	
ደቡብ ወሌ	-	-	-	-	-	-	-	-	-	-	-	-	-	-	SOUTH WELO	
ጠቅላይ	2,479	187	194	240	83	1,170	-	6,145	104	690	902	2,857	128	15,169	TOTAL	
	ATHLETICS	CYCLING	BOX- ING	SWIM- ING	WEIGHT LIFTING	BASKET BALL	BOWL- ING	FOOT BALL	GROUND TENNIS	HAND BALL	TABLE TENNIS	VOLLEY BALL	OTHERS**	TOTAL	AUTONOMOUS/ ADMINISTRATIVE REGION	
	TYPE OF SPORTS															

\* አገገጃዎ ክፍላተ ሃገርን በጫላከት አገገጃዎ ዓዎይቶ ባይ የሆነው ስክገጃት በአዲስ ክፍላተ ሃገር በአገገጃዎ የሰፍር ተ 9ይነተቶ በሰሰላብ/በባላብ/ ደረጃ የሙዚገቡ ሰፍር ተኝቶ ባለጫኛ ሆኑ ነው።

\* Some columns are empty with respect to some of the regions because there are no sportsmen registered as members of clubs or teams in the respective types of sports.

\*\* ዎተር በሰሰላተ፣ ጫና ዓባ ሰፍር ተገገ ምጽላላ።

\*\* Includes Motor cycling, mass sport and chess.

የሰፈር ተኝቶ በዚያ በሰፈር ተ 98 ዓተና በራሰገዝ/አስተጻፈር አካባቢ 1983  
 NUMBER OF SPORTSMEN BY TYPE OF SPORTS AND AUTONOMOUS/ADMINISTRATIVE REGION, 1990/91\*

ሠገጠረዥ ቤ. 2/ለ/ TABLE R.2(b)

ራሰገዝ/ አስተጻፈር አካባቢ	የሰፈር ተ 98 ዓተ													ጠቅላይ ጠቅላይ	ጠቅላይ ጠቅላይ
	አተላቲቲክስ	ባርሲንግ	ቡክሲንግ	ቡክሲንግ	ቡክሲንግ	ቡክሲንግ	ቡክሲንግ	ቡክሲንግ	ቡክሲንግ	ቡክሲንግ	ቡክሲንግ	ቡክሲንግ	ቡክሲንግ		
አርቤ	230	4	-	-	-	60	-	200	-	40	50	124	-	708	ARSI
ባሌ	-	-	-	-	-	20	-	63	-	-	-	44	-	127	BALE
ኤርተራ	41	28	5	-	4	43	-	210	5	28	12	39	36	451	ERITREA
አባባ	480	-	35	-	-	180	-	456	42	-	45	180	32	1,450	ASEB
ቦሌ	3	2	-	-	-	-	-	37	-	10	6	28	2	88	NORTH OMO
ደቡብ	90	-	-	-	-	24	-	100	-	48	24	48	-	334	SOUTH OMO
ምሥራቅ ጌጃም	115	-	-	-	-	-	-	405	-	36	45	108	-	709	EAST GOJAM
ምዕራብ ጌጃም	-	-	-	-	-	-	-	-	-	-	-	-	-	-	WEST GOJAM
ወተከል	30	-	-	-	-	-	-	111	-	-	22	16	-	179	MEITEKEL
ቦሌ	-	-	-	-	-	-	-	-	-	-	-	-	-	-	NORTH GONDER
ደቡብ	-	-	-	-	-	-	-	-	-	-	-	-	-	-	SOUTH GONDER
ምሥራቅ ሸርጌ	54	-	-	-	-	83	-	202	14	24	34	142	-	553	EAST HARERGE
ምዕራብ ሸርጌ	-	-	-	-	-	-	-	-	-	-	-	-	-	-	WEST HARERGE
ድራጎቶ	132	12	6	21	-	36	-	980	16	28	62	130	-	1,423	DIREDAWA
አገላግ	200	-	-	-	-	-	-	175	-	-	-	105	-	480	OGADEN
ሊሊበሪ	134	29	-	-	-	30	-	488	-	30	16	236	-	963	ILLUABOR
ጎረቤት	-	-	-	-	-	10	-	77	-	-	5	32	-	124	GAMBELA
ቦሌ	30	-	-	-	-	-	-	80	-	-	-	36	-	146	KEFA
ቦሌ	111	-	-	-	-	191	-	598	-	152	219	682	-	1,953	NORTH SHEWA
ምሥራቅ ሸቆ	126	-	-	8	-	-	-	112	-	20	14	40	-	320	EAST SHEWA
ምዕራብ ሸቆ	-	-	-	-	-	-	-	90	-	-	-	-	-	90	WEST SHEWA
ደቡብ ሸቆ	-	-	-	-	-	-	-	-	-	-	-	-	-	-	SOUTH SHEWA
አዲስ አበባ	663	18	81	134	38	107	-	1,041	33	130	116	296	9	2,666	ADDIS ABABA
ቤኒሻንጉል	3,780	30	15	70	15	1,224	-	1,680	25	1,212	840	1,284	336	10,511	SIDAMO
ቦሌ	178	-	-	-	-	36	-	144	-	36	-	84	-	478	BORENA
ተገራይ	-	-	-	-	-	-	-	-	-	-	-	-	-	-	TIGRAY
ወላጋ	-	-	-	-	-	-	-	-	-	-	-	-	-	-	WELEGA
አባባ	5	-	-	-	-	10	-	31	-	-	9	22	-	77	ASOSA
ቦሌ	-	-	-	-	-	-	-	-	-	-	-	-	-	-	NORTH WELO
ደቡብ	-	-	-	-	-	-	-	-	-	-	-	-	-	-	SOUTH WELO
ጠቅላይ	6,402	123	142	233	57	2,054	-	7,280	135	1,794	1,519	3,676	415	23,830	TOTAL
	ATHLETICS	CYCLING	BOX- ING	SWIMM- ING	WEIGHT LIFTING	BASKET BALL	BOWL- ING	FOOT- BALL	GROUND TENNIS	HAND BALL	TABLE TENNIS	VOLLEY BALL	OTHERS**	TOTAL	AUTONOMOUS/ ADMINISTRATIVE REGION

\* አገላግ ከኖላት ሃገርን በጭላከት አገላግል ማለት ባይቻልም የሆኑት ምክንያት በአዲስ አበባ ከኖላት ሃገር በአገላግል የሰፈር ተ 98 ዓተ ተኝቶ በሰፈር ተ/ቦሌ/ ደረጃ የተዘገገው ሰፈር ተኝቶ ባለጭራቱ ነው።  
 \* Some Columns are empty with respect to Some of the regions because there are no Sportsmen registered as members of clubs or teams in the respective types of sports.  
 \*\* ቆተር በሰፈር ተኝቶ ውስጥ ማለት - ሰፈር ተኝቶ ያልተካተተ።  
 \*\* Includes motor cycling, mass sport and chess.

የተለያዩ የሥፔርት ማረጋገጫ ማረጋገጫ ባለቤቶች በራሰገዝ/አስተዳደር አካባቢ  
NUMBER OF SPORTS REFEREES BY AUTONOMOUS/ADMINISTRATIVE REGION

ሠንጠረዥ ስ.3

TABLE R.3

ራሰገዝ/አስተዳደር አካባቢ	ዘመን		
	1982	1983	
አርቤ	29	26	ARSI
ባሌ	20	20	BALE
ኤርትራ	187	70	ERITREA
አበብ	32	30	ASEB
ሰሜን ስዋ	22	22	NORTH OMO
ደቡብ ስዋ	20	31	SOUTH OMO
ምሥራቅ ጌጃም	113	113	EAST GOJAM
ምዕራብ ጌጃም	-	-	WEST GOJAM
መተከል	18	18	METEKEL
ሰሜን ጌንደር	56	-	NORTH GONDER
ደቡብ ጌንደር	-	-	SOUTH GONDER
ምሥራቅ ሸረርጌ	54	54	EAST HARERGE
ምዕራብ ሸረርጌ	-	-	WEST HARERGE
ድራጎዋ	80	80	DIREDAWA
ሰጋጃን	1	1	OGADEN
ኢሊባቦር	147	41	ILUBABOR
ጋምቤላ	15	17	GAMBELA
ክፋ	24	24	KEFA
ሰሜን ሸዋ	36	286	NORTH SHEWA
ምሥራቅ ሸዋ	68	40	EAST SHEWA
ምዕራብ ሸዋ	-	-	WEST SHEWA
ደቡብ ሸዋ	20	20	SOUTH SHEWA
አዲስ አበባ	326	370	ADDIS ABABA
ሲዳሞ	41	85	SIDAMO
ቦረና	21	28	BORENA
ተገራይ	-	-	TIGRAY
ወለጋ	-	-	WELEGA
አሰሳ	14	14	ASOSA
ሰሜን ወሌ	-	-	NORTH WELO
ደቡብ ወሌ	-	-	SOUTH WELO
<b>ጭማሪ</b>	1,344	1,390	TOTAL
	1989/90	1990/91	AUTONOMOUS/ ADMINISTRATIVE REGION
	YEAR		

በተለያዩ የሰፈር ተገዳሪ ለሠልጣኛ ብዛት በራስ-ገዝ/አስተዳደር አካባቢ  
 NUMBER OF SPORTS COACHES BY AUTONOMOUS/ADMINISTRATIVE REGION

ሠንጠረዥ ሺ.4 TABLE R.4

ራስ ገዝ/ አስተዳደር አካባቢ	ዘመን		
	1982	1983	
አርቢ	5	4	ARSI
ባሌ	-	2	BALE
ኦሮሞ	45	28	ERITREA
አሰብ	19	31	ASEB
ሰሜን ስዊ	-	-	NORTH OMO
ደቡብ ስዊ	-	21	SOUTH OMO
ምሥራቅ ጉጃም	8	9	EAST GOJAM
ምዕራብ ጉጃም	25	-	WEST GOJAM
ሙታላ	-	-	METEKEL
ሰሜን ጉንደር	36	-	NORTH GONDER
ደቡብ ጉንደር	-	-	SOUTH GONDER
ምሥራቅ ሰረገጌ	-	-	EAST HARERGE
ምዕራብ ሰረገጌ	-	-	WEST HARERGE
ድራደዋ	11	11	DIREDAWA
ሰጋጃጎ	-	-	OGADEN
ሊሊባቦር	7	6	ILUBABOR
ጋምቤላ	2	2	GAMBELA
ክፋ	-	-	KEFA
ሰሜን ሸዋ	2	3	NORTH SHEWA
ምሥራቅ ሸዋ	4	9	EAST SHEWA
ምዕራብ ሸዋ	-	-	WEST SHEWA
ደቡብ ሸዋ	-	-	SOUTH SHEWA
አዲስ አበባ	89	89	ADDIS ABABA
ሲዳሞ	15	19	SIDAMO
ቦረና	12	-	BORENA
ተገራይ	-	-	TIGRAY
ወለጋ	-	-	WELEGA
አሰባ	5	5	ASOSA
ሰሜን ወሌ	-	-	NORTH WELO
ደቡብ ወሌ	-	-	SOUTH WELO
ጅምር	287	239	TOTAL
	1989/90	1990/91	AUTONOMOUS/ ADMINISTRATIVE REGION
	Y E A R		

ክፍት ለገር የገባና ለተሰማረ የፈረስ ባሉ 35 ሜትር ረዳ የገገዱ ፊልም ብዛት  
 NUMBER OF IMPORTED AND EXHIBITED 35mm COMMERCIAL FILMS

ሠንጠረዥ ስ.5 TABLE R.5

ዘመን	ክፍት የመጡ ፊልሞች ብዛት/ርዕሶች/	በከራይ የተሠራው ከከራይ ፊልሞች ብዛት*	የተገኘ ገቢ /ብር/	የፊልም ተሰማረቶች ብዛት	ከተሰማረቶች የተገኘ ገቢ /ብር/	
	NUMBER. OF IMPORTED FILMS (TITLES).	NUMBER OF FILMS DISTRIBUTED*	RENTAL FEES (BIRR)	NUMBER OF FILM ATTENDACE	BOX-OFFICE RECEIPTS	YEAR
1978	100	1,065	416,470.96	5,294,995	7,594,711.83	1985/86
1979	212	1,339	451,718.99	5,239,443	7,861,511.30	1986/87
1980	130	1,451	328,505.68	4,523,620	6,353,269.40	1987/88
1981	133	1,302	142,295.00	3,670,640	5,547,903.50	1988/89
1982	23	1,690	135,080.00	2,948,449	4,632,943.81	1989/90

\* ይህ የሚያመለክተው ለገንገላት ፊልም የተከራየበትን ጊዜ ብዛት ጨምሮ በጠቅላላ ስንት ፊልሞች ለሲኒማ ቤቶች ለገደቱ ነው።  
 \* This refers to the number of films rented to the cinema owners including number of times were rented.