

FEDERAL DEMOCRATIC REPUBLIC OF ETHIOPIA

CENTRAL STATISTICAL AGENCY

**PRODUCERS' PRICES OF AGRICULTURAL
PRODUCTS AT ZONE LEVEL**

Monthly Statistical Report

August 2011 (Nehase 2003)

ADDIS ABABA

Oct 2011

14106104

ACC-002906-10

FEDERAL DEMOCRATIC REPUBLIC OF ETHIOPIA

CENTRAL STATISTICAL AGENCY

**PRODUCERS' PRICES OF AGRICULTURAL
PRODUCTS AT ZONE LEVEL**

Monthly Statistical Report

August 2011 (Nehase 2003)

ADDIS ABABA

Oct 2011

526

STATISTICAL BULLETIN

526

PREPARED AND PRINTED BY
CENTRAL STATISTICAL AGENCY
P.O. BOX 1143, ADDIS ABABA
Tel. 251 11 155 30 11

CONTENTS

	PAGE
I. Introduction -----	(II)
II. Objectives -----	(III)
III. Scope and Coverage -----	(IV)
IV. Method of Data Collection -----	(IV)
V. Definitions -----	(IX)
VI. Note -----	(IX)

Statistical Tables

Table 1 - Average Producers' Prices of Agricultural Products in Rural Areas by Zone, Tigray and Afar Regions, August 2011 (Nehase 2003).....	3
Table 2 - Average Producers' Prices of Agricultural Products in Rural Areas by Zone, Amhara Region, August 2011 (Nehase 2003).....	11
Table 3a- Average Producers' Prices of Agricultural Products in Rural Areas by Zone, Oromiya Region, August 2011 (Nehase 2003).....	19
Table 3b- Average Producers' Prices of Agricultural Products in Rural Areas by Zone, Oromiya Region, August 2011 (Nehase 2003).....	27
Table 4- Average Producers' Prices of Agricultural Products in Rural Areas by Zone, Somali and BenishangulGumuz Regions, August 2011 (Nehase 2003).....	35
Table 5a - Average Producers' Prices of Agricultural Products in Rural Areas of ten Zones of SNNP Region, August 2011 (Nehase 2003).....	43
Table 5b - Average Producers' Prices of Agricultural Products in Rural Areas of Special Weredas /Zone of SNNP Region, August 2011 (Nehase 2003).....	51
Table 6 - Average Producers' Prices of Agricultural Products in Rural Areas by Zone, Gambela, Harari and Dire Dawa Regions, August 2011 (Nehase 2003).....	59

I. Introduction

The Central Statistical Authority (CSA) has been conducting the Rural Integrated Household Survey Program (RIHSP) since 1980/81 (1973 Ethiopian Calendar). As part of the RIHSP the rural producers' prices of agricultural products survey is being conducted on a monthly basis since May 1981 in selected Farmers' Associations; (currently Enumeration Areas, EAs).

In an effort to fulfill data users demand, the CSA has been providing price data at zone level since September 1997. This report provides information on monthly average producers' prices of agricultural products on the basis of the current administrative hierarchy, i.e., Regions and zones. Due to lack of adequate space to accommodate the data for all zones and Regions over one page, the price data of the zones and Regions are presented in six tables as follows:

Table 1 refers to monthly average producers' prices of agricultural products in Tigray Region at zone level (i.e., North West Tigray, Western Tigray, Central Tigray, Eastern Tigray and Southern Tigray zones) and Afar Region and two of its zones (zone 1 and zone 3)

Table 2 presents monthly average producers' prices of agricultural products in Amhara Region by zone (i.e., North Gondar, South Gondar, North Wello, South Wello, North Shewa, East Gojam, West Gojam, Wag Hemra, Awi and Oromiya Zones).

Table 3a presents monthly average producers' prices of agricultural products in Oromiya Region and its zones (i.e., West Wellega, East Wellega, Illubabor, Jimma, West Shewa, North Shewa, East Shewa, Arssi, West Harerge, East Harerge,).

Table 3b presents monthly average producers' prices of agricultural products in Oromiya Region and its zones (i.e., Bale, Borena, South West Shewa, Guji, Kelem Wellega, Horo Gudru Wellega, and West Arssi, Zones).

Table 4 displays monthly average producers' prices of agricultural products in Somali Region and three of its zones (i.e., Shinile, Jigjiga and Liben) and Benishangul-Gumuz Region and its zones (i.e., Metekel, Asosa and Kamashi zones).

Table (5a) presents monthly average producers' prices of agricultural products in Southern Nations, Nationalities and Peoples, SNNP, Region and its zones (i.e., Gurage, Hadiya, Kombat- Tembaro, Sidama, Gedeo, Wolayita, South Omo, Shaka, Kaffa and Gamogofa Zones).

Table (5b) refers to monthly average producers' prices of agricultural products in Southern Nations, Nationalities and Peoples, SNNP, Region and its zones (i.e., Bench-Maji, Yem special wereda, Amaro special wereda, Burji special wereda, Konso special wereda, Dirashe special wereda, Dawro Zone, Basketo special wereda, Konta special wereda, Siltie Zone, and Alaba special wereda).

Table 6 provides monthly average producers' prices of agricultural products in Gambella Region and its zones (i.e., zone 1, zone 2, zone 3, and zone 4), Harari Region, Dire Dawa Administrative Council and national average.

Earlier issues on the same subject are Statistical Bulletins 44, 59, 65, 85, 95, 105, 116, 122, 137, 142, 148, 149, 155, 162, 166, 173, 176, 181, 188, 190, 199, 211, 212, 219, 239, 240, 241, 250, 251, 260, 268, 273, 277, 291, 292, 293, 294, 298, 300, 303, 306, 311, 312, 314, 315, 316, 318, 322, 324, 326, 328, 333, 334, 336, 338, 341, 343, 344, 353, 354, 359, 363, 364, 372, 374, 377, 378, 383, 384, 389, 392, 393, 399, 400, 408, 412, 413, 414, 419, 420, 421, 425, 426, 427, 429, 435, 436, 438, 441, 445, 447, 449, 450, 453, 456, 457, 462, 463, 465, 467, 471, 474, 475, 479, 481, 485, 486, 487, 492, 494, 497, 501, 502, 510, 511, 512, 516, 518, and 522.

ii. Objectives

The objectives of the survey are to:

- help policy makers take decisions on production and distribution of agricultural products;
- study the level of producers' price of agricultural products charged by farmers;
- study the disparities between prices at various distribution levels;
- study changes in the economy;
- help in the valuation of output for national accounts;
- Construct producers' price indices and volume of production with respect to agricultural products.

III. Scope and Coverage

The scope and coverage of the agricultural producers' price survey are constantly under review and necessary improvements are effected from time to time in an effort to incorporate commodities mostly produced by private peasants. Consequently, starting from September 1998, the number of rural enumeration areas covered in price survey is reduced from 1420 to 446. The survey currently covers about 99 selected agricultural products in about 446 Enumeration Areas at country level as compared to 65 products in 361 Farmers' Association Areas in May 1981.

The major groups of agricultural products covered by the survey include cereals, pulses, oil seeds, vegetables and fruits, potatoes and other tubers, dairy products and eggs, spices, other food items and stimulants, livestock, and hides and skins.

IV. Method of Data Collection

Agricultural producers' price is collected from private peasant households or producers' cooperatives in the selected EAs in each month of the 1st day to 15th day of European calendar since September 2008, however before that the price was collected in each month of the Ethiopian Calendar year, (September to August). Information on producers' price could only be collected from peasants or producers' cooperatives if and only if their own produce is sold during the survey month. For each agricultural product a maximum of three quantity and price quotations are collected from three different private peasants or producers' cooperatives. A Kitchen balance is used to measure the quantities sold by the producer. The data collection on producers' price is done over the 30 days of the month depending upon the work load of the enumerator and the selling habits of the producers.

Table A: Distribution of Planned and Covered EAs by Reporting level**July 2011**

Reporting Level	Number of Sample EAs	
	Planned	Covered
Tigray	34	34
North West Tigray	6	6
Central Tigray	10	10
East Tigray	7	7
South Tigray	8	8
Western Tigray	3	3
Affar	6	5
Zone 1	3	3
Zone 3	3	2
Amhara	106	104
North Gondar	15	15
South Gondar	11	11
North Wello	8	8
South Wello	14	14
North Shewa	18	16
East Gojam	13	13
West Gojam	11	11
Wag Hemra	3	3
Awi	6	6
Oromiya zone	7	7

TableA (Continued):

Reporting Level	Number of Sample EAs	
	Planned	Covered
Oromiya	175	168
West Wellega	10	10
East Wellega	11	11
Illubabor	11	11
Jimma	11	11
West Shewa	10	10
North Shewa	10	10
East Shewa	10	10
Arssi	15	14
West Harerge	9	9
East Harerge	13	13
Bale	11	11
Borena	8	3
South West Shewa	8	8
Guji	8	8
Kelem Wellega	10	10
Horo Guduru, Wellega	10	10
West Arsi	10	9
Somali	8	7
Shinile	2	2
Jiggiga	3	3
Liben	3	2
Benishangul-Gumuz	19	16
Metekel	7	6
Asosa	7	7
Kamashi	5	3

Table A (Continued):

Reporting Level	Number of Sample EAs	
	Planned	Covered
SNNP	99	96
Gurage	8	8
Hadiya	4	4
Kembata-Tembaro	5	5
Sidama	9	9
Gedeco	4	4
Wolayta	7	7
South Omo	5	5
Shaka	3	2
Kaffa	8	8
Gamogofa	11	11
Bench-Maji	8	8
Yem special wereda	2	2
Amaro special wereda	2	2
Burji special wereda	2	2
Konso special wereda	2	2
Dirashe special wereda	2	2
Dawro special wereda	5	5
Basketo special wereda	2	2
Konta special wereda	2	2
Silte Zone	6	5
Alaba Special wereda	2	2

Table A (Continued):

Reporting Level	Number of Sample EAs	
	Planned	Covered
Gambella	12	4
zone 1	4	1
zone 2	5	0
zone 3	2	2
zone 4	1	0
Harari	2	2
Dire Dawa	2	2
TOTAL	463	438

V. Definitions

- **Producers' price:** Agricultural producers' price is defined as the price of the transaction carried out by the peasant/ producer at the first point of sale for a clearly specified agricultural product. In most cases this price may not correspond to the farm-gate price as the farmer sells his product at a place outside his farm.
- **Enumeration Area:** Enumeration Area in rural is a locality that is less than or equal to farmers' association areas and mostly consists of about 150-200 households.
- **Farmers' Association:-** It is the lowest administrative unit in a settled rural area with its own jurisdiction. It is an association of rural dwellers formed by the inhabitants of a given area whose members are engaged either in agricultural or non-agricultural activities.

Vi. Note

- ◆ The average column provides a simple arithmetic average price for each product.
- ◆ The symbol "-" is used for data not available or doubtful.

**Table 1: Average Producers' Prices of Agricultural
Products in Rural Areas by Zone,
Tigray and Afar Regions**

Table 1: Average Producers' Prices of Agricultural Products in Rural Areas by Zone, Tigray and Afar Regions (Cont'd)

August
Nehase2011
2003

P R I C E I N B I R R

ITEM	UNIT	K I L L I L A N D Z O N E S								
		T I G R A Y					Tigray Average	A F F A R		Affar Average
		North West Tigray	Central Tigray	Eastern Tigray	Southern Tigray	Western Tigray		Zone 1	Zone 3	
FRUITS										
BANANA.....	Kg	-	6.00	-	-	-	6.00	-	-	-
ORANGE.....	Kg	-	-	10.00	-	-	10.00	-	-	-
LEMON.....	Kg	-	-	-	-	-	-	-	-	-
MANDARINE.....	Kg	-	-	-	-	-	-	-	-	-
PAPAYA.....	Kg	5.42	-	-	-	-	5.42	-	-	-
GRAPES.....	Kg	-	-	-	-	-	-	-	-	-
MANGO.....	Kg	-	-	-	-	-	-	-	-	-
GUAVA.....	Kg	-	-	8.00	-	-	8.00	-	-	-
AVOCADO.....	Kg	-	-	-	-	-	-	-	-	-
CITRON.....	Kg	-	-	6.00	-	-	6.00	-	-	-
PINE APPLE.....	Kg	-	-	-	-	-	-	-	-	-
CACTUS /BELES/.....	Kg	-	-	.99	3.54	-	1.42	-	-	-
POTATOES AND OTHER TUBERS										
POTATO.....	Kg	-	-	-	-	-	-	-	-	-
SWEET POTATO.....	Kg	-	-	-	-	-	-	-	-	-
'KOCHO'/UNPROCESSED/.....	Kg	-	-	-	-	-	-	-	-	-
'BULA'.....	Kg	-	-	-	-	-	-	-	-	-
'GODERE'.....	Kg	-	-	-	-	-	-	-	-	-
SPICES										
PEPPER WHOLE.....	Kg	-	-	-	-	-	-	-	-	-
GINGER /NOT DRY/.....	Kg	-	-	-	-	-	-	-	-	-
WHITE CUMIN.....	Kg	-	-	-	-	-	-	-	-	-
BLACK CUMIN.....	Kg	-	-	-	-	-	-	-	-	-
TUMERIC /UNMILLED/.....	Kg	-	-	-	-	-	-	-	-	-
CARDAMON.....	Kg	-	-	-	-	-	-	-	-	-
FENUGREEK.....	Kg	-	-	-	-	-	-	-	-	-

Table 1: Average Producers' Prices of Agricultural Products in Rural Areas by Zone, Tigray and Afar Regions (Cont'd)

August
Nehase

2011
2003

P R I C E I N B I R R										
K I L L I L A N D Z O N E S										
ITEM	UNIT	T I G R A Y					Tigray Average	A F F A R		Afar Average
		North West Tigray	Central Tigray	Eastern Tigray	Southern Tigray	Western Tigray		Zone 1	Zone 3	
CHILLIES.....	Kg	-	-	-	-	-	-	-	-	-
CORIANDER.....	Kg	-	-	-	-	-	-	-	-	-
'SENAFICH'.....	Kg	-	-	-	-	-	-	-	-	-
BASIL /DRY/.....	Kg	-	-	-	-	-	-	-	-	-
SAVORY /DRY/.....	Kg	-	-	-	-	-	-	-	-	-
RUE /NOT DRY/.....	Kg	-	-	-	-	-	-	-	-	-
LIVESTOCK										
SHEEP/CASTRATED/.....	No	-	800.00	858.34	810.00	-	831.67	763.33	692.50	722.86
LAMB.....	No	-	466.67	537.86	457.50	-	499.54	315.77	262.14	297.00
OTHER SHEEP/10-15Kg/.....	No	-	-	378.57	433.33	-	395.00	400.54	358.33	384.02
GOAT/CASTRATED/.....	No	950.00	900.00	-	-	1000.00	929.17	947.50	576.67	823.89
GOAT KID.....	No	492.22	466.67	-	523.33	525.00	496.52	350.32	243.75	299.17
OTHER GOAT/10-15Kg/.....	No	372.50	431.25	-	378.33	-	387.50	486.46	393.33	446.55
CALF/1-2Years/.....	No	-	-	1600.00	-	-	1600.00	-	1008.33	1008.33
HEIFER/2-4Years/.....	No	2600.00	1900.00	2800.00	-	3100.00	2700.00	-	1891.67	1891.67
COW/4 Years & Above/.....	No	3300.00	2525.00	3716.67	2657.50	4233.33	3192.00	-	2560.00	2560.00
BULL/2-4Years/.....	No	-	-	3200.00	-	-	3200.00	-	2500.00	2500.00
OX/4 Years & Above/.....	No	3800.00	3350.00	3500.00	3716.00	4766.67	3783.00	-	3466.67	3466.67
PULLET/LOCAL/.....	No	52.00	47.50	40.63	33.27	42.50	42.72	-	27.50	27.50
HEN/LOCAL/.....	No	57.43	61.37	55.31	44.94	57.50	55.72	-	39.75	39.75
COCKEREL/LOCAL/.....	No	49.67	57.33	46.00	38.80	-	47.41	-	30.00	30.00
COCK/LOCAL/.....	No	61.75	62.76	69.11	55.19	65.00	62.58	-	51.00	51.00
DRAUGHT ANIMALS										
DCNKEY /MALE/.....	No	-	1100.00	1505.00	1250.00	1450.00	1376.67	-	1316.67	1316.67
HORSE /MALE/.....	No	-	-	-	-	-	-	-	-	-
MULE /MALE/.....	No	-	-	-	-	-	-	-	-	-
CAMEL /MALE/.....	No	-	-	-	4500.00	-	4500.00	-	8300.00	8300.00

Table 1: Average Producers' Prices of Agricultural Products in Rural Areas by Zone, Tigray and Affar Regions (Cont'd)

August
Nehase

2011
2003

PRICE IN BIRR

ITEM	UNIT	K I L L I L A N D Z O N E S							Affar Average	
		T I G R A Y					Tigray Average	A F F A R		
		North West Tigray	Central Tigray	Eastern Tigray	Southern Tigray	Western Tigray		Zone 1		Zone 3
DAIRY PRODUCTS & EGGS										
MILK/UNPASTEURIZED/.....	Lt	-	-	-	-	-	-	-	8.94	8.94
BUTTER/UNREFINED/.....	Kg	-	-	133.15	147.03	-	140.11	-	75.00	75.00
CHEESE/COTTAGE/.....	Kg	-	-	-	-	-	-	-	-	-
EGGS/LOCAL/.....	DOZEN	19.73	20.45	18.24	17.98	-	19.05	-	18.00	18.00
HIDES AND SKINS										
BOVINE HIDES.....	No	-	-	-	-	42.50	42.50	-	-	-
SHEEP SKINS/DRY/.....	No	35.00	-	-	-	-	35.00	-	-	-
GOAT SKINS/DRY/.....	No	24.50	20.42	-	40.00	22.50	23.61	-	-	-
OTHERS										
BUCKTHORN LEAVES/DRIED/.....	Kg	-	19.67	-	12.41	-	16.76	-	-	-
'CHAT'.....	Kg	-	-	-	-	-	-	-	-	-
COFFEE BEANS.....	Kg	-	-	-	-	-	-	-	-	-
COFFEE WHOLE.....	Kg	-	-	-	-	-	-	-	-	-
HONEY /NOT REFINED/.....	Kg	-	50.00	-	60.00	-	53.33	-	-	-

**Table 2: Average Producers' Prices of Agricultural
Products in Rural Areas by Zone,
Amhara Region**

Table 2: Average Producers' Prices of Agricultural Products in Rural Areas by Zone, Amhara Region (Cont'd)

August
Nehase2011
2003

P R I C E I N B I R R

ITEM	UNIT	K I L L I L A N D Z O N E S										Amhara Average
		A M H A R A										
		North Gondar	South Gondar	North Wello	South Wello	North Shewa	East Gojam	West Gojam	Wag Hemra	Awi	Oromiya	
CEREALS UNMILLED												
'TEFF' WHITE.....	Kg	9.05	-	9.69	10.09	9.45	8.47	8.83	7.87	7.36	9.32	8.89
'TEFF' MIXED.....	Kg	8.16	7.62	-	10.37	8.87	7.87	6.86	7.04	8.39	11.11	8.06
'TEFF' BLACK.....	Kg	7.62	6.52	6.98	8.59	-	7.44	6.81	-	8.06	-	7.22
WHEAT WHITE.....	Kg	7.81	6.51	-	9.03	8.12	7.53	-	7.18	-	-	7.78
WHEAT MIXED.....	Kg	6.06	-	-	-	-	-	-	-	-	-	6.06
WHEAT BLACK.....	Kg	-	6.15	-	9.86	-	-	-	-	-	-	8.01
BARLEY WHITE.....	Kg	7.98	6.35	8.77	-	6.56	-	-	6.99	6.35	-	7.57
BARLEY MIXED.....	Kg	5.45	-	-	4.69	-	9.19	5.31	-	-	-	6.11
BARLEY BLACK.....	Kg	5.25	6.74	-	-	-	-	-	-	7.67	-	7.00
BARLEY /FOR BEER/.....	Kg	-	-	-	-	-	-	-	-	-	-	-
'SENEF KOLO GEBIS'.....	Kg	-	-	-	-	-	-	-	-	-	-	-
MAIZE.....	Kg	4.42	4.99	5.00	6.11	5.46	5.59	5.23	-	5.33	5.37	5.14
DURRAH.....	Kg	6.47	6.05	4.43	5.21	4.94	4.53	-	-	-	-	5.11
AFRICAN MILLET.....	Kg	4.78	4.90	-	-	-	-	5.86	-	5.12	-	5.15
SORGHUM YELLOW.....	Kg	5.00	-	6.02	7.25	6.01	-	-	-	-	-	6.18
SORGHUM WHITE.....	Kg	5.68	5.10	5.30	7.87	6.15	5.80	-	6.01	-	5.71	5.92
SORGHUM RED.....	Kg	4.00	-	-	7.43	5.47	4.80	-	-	-	-	5.32
SORGHUM MIXED.....	Kg	4.73	-	4.79	5.85	4.61	-	-	-	-	6.67	4.93
OATS WITH COVER.....	Kg	4.00	-	-	-	-	-	-	-	6.11	-	4.70
RICE /LOCAL/.....	Kg	-	7.27	-	-	-	-	-	-	-	-	7.27
HULLED BERLEY /'TEMEZH'/.....	Kg	-	-	-	-	-	-	-	-	-	-	-
PULSES UNMILLED												
HORSE BEANS.....	Kg	11.56	10.63	9.28	10.32	11.31	16.46	-	10.14	-	-	11.94
CHICK PEAS.....	Kg	11.40	10.58	9.07	11.06	8.24	11.25	9.50	-	-	-	10.69
PEAS WHITE.....	Kg	-	-	-	-	-	-	-	-	-	-	-
PEAS MIXED.....	Kg	12.15	-	13.00	-	10.67	-	18.03	-	-	-	14.38
SOYA BEANS.....	Kg	-	-	-	-	-	-	-	-	-	-	-
LENTILS.....	Kg	12.24	-	-	-	16.21	15.05	-	-	-	-	14.93
HARICOT BEANS.....	Kg	-	4.44	-	-	-	-	-	-	-	-	4.44

Table 2: Average Producers' Prices of Agricultural Products in Rural Areas by Zone, Amhara Region (Cont'd)

August
Nehase 2011
2003

PRICE IN BIRR

ITEM	UNIT	K I L L I L A N D Z O N E S										Amhara Average
		A M H A R A										
		North Gondar	South Gondar	North Wello	South Wello	North Shewa	East Gojam	West Gojam	Wag Hemra	Awí	Oromiya	
LIMA BEANS.....	Kg	-	-	-	-	2.73	-	-	-	-	-	2.73
VETCH.....	Kg	7.94	9.96	10.07	10.27	8.26	11.14	13.70	-	-	-	10.51
FENUGREEK.....	Kg	21.00	-	20.28	20.00	-	23.57	-	-	-	-	21.02
OIL SEEDS												
NIGER SEED.....	Kg	-	-	-	-	-	-	-	-	-	-	-
LINSEED WHITE.....	Kg	-	-	-	-	-	-	-	-	-	-	-
LINSEED BLACK.....	Kg	19.67	-	-	-	25.00	-	-	-	-	-	22.34
SESAME SEED.....	Kg	-	-	-	-	-	-	-	-	-	-	-
SUNFLOWER.....	Kg	-	9.00	-	-	-	-	-	-	-	-	9.00
RAPE SEED.....	Kg	-	12.02	-	-	-	-	8.00	-	-	-	10.68
CASTOR BEANS.....	Kg	-	-	-	-	-	-	-	-	-	-	-
GROUND NUTS.....	Kg	-	-	-	-	-	-	-	-	-	-	-
VEGETABLES												
ETHIOPIAN KALE.....	Kg	-	-	3.31	-	-	-	-	-	1.71	-	2.03
CABBAGE.....	Kg	3.92	-	-	-	-	2.00	-	-	-	-	2.96
LETTUCE.....	Kg	-	-	-	-	-	-	-	-	-	-	-
SPINACH.....	Kg	-	-	-	-	2.00	-	-	-	-	-	2.00
CARROT.....	Kg	-	-	-	-	-	-	-	-	-	-	-
TOMATO.....	Kg	-	-	5.78	-	4.58	-	-	-	-	-	5.38
ONION.....	Kg	9.08	-	3.83	11.34	4.84	-	6.00	-	-	2.50	6.52
GARLIC.....	Kg	64.91	42.01	38.95	-	-	-	-	-	-	-	46.97
PEPPER GREEN.....	Kg	7.92	8.00	8.91	6.67	-	12.00	-	-	-	-	8.70
GREEN PEAS.....	Kg	-	-	-	-	-	-	-	-	-	-	-
BEET ROOT.....	Kg	-	-	-	-	-	2.50	-	-	-	-	2.50
CAULIFLOWER.....	Kg	-	-	-	-	-	-	-	-	-	-	-
PUMPKIN.....	Kg	-	-	-	-	-	-	-	-	-	-	-
SUGAR CANE.....	Kg	-	-	2.93	1.13	-	1.87	1.75	-	-	-	1.92

Table 2: Average Producers' Prices of Agricultural Products in Rural Areas by Zone, Amhara Region (Cont'd)

August
Nehase 2011
2003

P R I C E I N B I R R

		K I L L I L A N D Z O N E S										
		A M H A R A										
ITEM	UNIT	North Gondar	South Gondar	North Wello	South Wello	North Shewa	East Gojam	West Gojam	Wag Hemra	Awî	Oromiya	Amhara Average
FRUITS												
BANANA.....	Kg	10.09	-	4.10	-	3.04	-	7.98	-	-	-	5.71
ORANGE.....	Kg	9.09	-	-	6.25	-	-	-	-	-	3.00	6.15
LEMON.....	Kg	4.70	-	-	-	2.81	-	-	-	-	3.39	3.55
MANDARINE.....	Kg	-	-	-	-	-	-	-	-	-	-	-
PAPAYA.....	Kg	-	2.90	4.13	-	-	-	-	-	-	-	3.52
GRAPES.....	Kg	-	-	-	-	-	-	-	-	-	-	-
MANGO.....	Kg	-	-	-	-	-	-	-	-	-	-	-
GUAVA.....	Kg	-	-	5.36	-	3.18	-	-	-	-	2.88	3.32
AVOCADO.....	Kg	-	-	-	-	-	-	-	-	-	-	-
CITRON.....	Kg	3.32	-	3.55	-	-	-	-	-	-	-	3.40
PINE APPLE.....	Kg	-	-	-	-	-	-	-	-	-	-	-
CACTUS /BELES/.....	Kg	-	-	-	-	-	-	-	-	-	-	-
POTATOES AND OTHER TUBERS												
POTATO.....	Kg	2.34	1.53	3.26	1.00	-	1.75	2.48	-	1.43	-	1.96
SWEET POTATO.....	Kg	-	-	-	-	-	-	-	-	-	-	-
'KOCHO'/UNPROCESSED/.....	Kg	-	-	-	-	-	-	-	-	-	-	-
'BULA'.....	Kg	-	-	-	-	-	-	-	-	-	-	-
'GODERE'.....	Kg	-	-	-	-	-	-	-	-	-	-	-
SPICES												
PEPPER WHOLE.....	Kg	-	-	-	-	-	-	-	-	-	-	-
GINGER /NOT DRY/.....	Kg	-	-	-	-	-	-	-	-	-	-	-
WHITE CUMIN.....	Kg	-	-	-	-	-	-	-	-	-	-	-
BLACK CUMIN.....	Kg	-	-	-	30.00	-	-	-	-	-	-	30.00
TUMERIC /UNMILLED/.....	Kg	-	-	-	-	-	-	-	-	-	-	-
CARDAMON.....	Kg	-	-	-	-	-	-	-	-	-	-	-
FENUGREEK.....	Kg	-	-	-	-	-	-	-	-	-	-	-
CHILLIES.....	Kg	-	-	-	-	-	-	-	-	-	-	-

Table 2: Average Producers' Prices of Agricultural Products in Rural Areas by Zone, Amhara Region (Cont'd)

August
Nehase

2011
2003

PRICE IN BIRR

ITEM	UNIT	K I L L I L A N D Z O N E S										Amhara Average
		A M H A R A										
		North Gondar	South Gondar	North Wello	South Wello	North Shewa	East Gojam	West Gojam	Wag Hemra	Awī	Oromiya	
DAIRY PRODUCTS & EGGS												
MILK/UNPASTEURIZED/.....	Lt	-	-	-	4.50	-	3.00	-	-	-	-	4.20
BUTTER/UNREFINED/.....	Kg	68.60	57.22	-	61.63	88.63	64.80	71.01	-	60.96	92.15	73.81
CHEESE/COTTAGE/.....	Kg	-	-	-	-	-	-	-	-	-	-	-
EGGS/LOCAL/.....	DOZEN	15.55	15.57	14.78	14.34	15.36	16.02	16.29	14.00	15.02	17.00	15.41
HIDES AND SKINS												
BOVINE HIDES.....	No	-	-	-	-	-	-	-	-	-	-	-
SHEEP SKINS/DRY/.....	No	-	-	-	50.00	-	-	-	-	-	-	50.00
GOAT SKINS/DRY/.....	No	-	-	34.00	-	-	46.00	-	-	-	33.33	36.00
OTHERS												
BUCKTHORN LEAVES/DRIED/.....	Kg	13.26	15.89	-	8.97	2.25	-	14.86	-	9.63	-	11.35
'CHAT'.....	Kg	-	43.33	-	48.54	-	-	-	-	-	20.96	30.95
COFFEE BEANS.....	Kg	97.00	-	-	-	-	-	75.00	-	-	-	86.00
COFFEE WHOLE.....	Kg	-	-	-	52.63	-	-	-	-	-	37.06	43.29
HONEY /NOT REFINED/.....	Kg	-	-	-	-	-	-	-	-	-	-	-

Table 3a: Average Producers' Prices of Agricultural Products in Rural Areas by Zone, Oromiya Region (Cont'd)

August
Nehase2011
2003

		P R I C E I N B I R R									
		K I L L I L A N D Z O N E S									
		O R O M I Y A									
ITEM	UNIT	West Wellega	East Wellega	Illu- babor	Jimma	West Shewa	North Shewa	East Shewa	Arssi	West Harerge	East Harerge
CEREALS UNMILLED											
'TEFF' WHITE.....	Kg	-	-	7.43	8.39	9.41	9.03	10.30	8.74	-	10.00
'TEFF' MIXED.....	Kg	8.25	7.49	7.00	8.12	8.28	5.71	9.27	7.87	-	-
'TEFF' BLACK.....	Kg	6.82	6.42	6.88	7.86	6.43	9.05	8.28	7.13	-	-
WHEAT WHITE.....	Kg	-	6.82	-	9.32	8.19	7.91	7.65	7.46	-	-
WHEAT MIXED.....	Kg	6.42	6.73	5.88	9.31	-	-	-	-	-	-
WHEAT BLACK.....	Kg	-	6.50	-	-	-	-	-	-	-	-
BARLEY WHITE.....	Kg	-	-	8.82	6.44	7.14	4.92	6.45	5.98	-	-
BARLEY MIXED.....	Kg	-	5.26	7.27	6.25	-	-	-	-	-	-
BARLEY BLACK.....	Kg	-	-	-	6.07	7.50	-	-	-	-	-
BARLEY /FOR BEER/.....	Kg	-	-	-	-	-	-	-	-	-	-
'SENEF KOLO GEBIS'.....	Kg	-	-	-	-	-	-	-	-	-	-
MAIZE.....	Kg	4.50	4.64	5.67	5.54	5.48	-	5.25	5.21	4.62	4.35
DURRAH.....	Kg	4.45	-	3.62	-	-	4.35	4.34	4.64	-	-
AFRICAN MILLET.....	Kg	4.46	4.06	-	-	-	-	-	-	-	-
SORGHUM YELLOW.....	Kg	-	-	-	-	-	-	-	4.38	6.00	-
SORGHUM WHITE.....	Kg	4.58	4.58	6.03	-	6.02	5.22	-	5.02	8.57	-
SORGHUM RED.....	Kg	4.65	4.23	4.54	5.23	5.52	-	-	4.13	5.61	6.67
SORGHUM MIXED.....	Kg	4.56	4.22	5.87	-	5.32	-	-	-	-	-
CATS WITH COVER.....	Kg	-	-	-	-	-	5.75	-	-	-	-
RICE /LOCAL/.....	Kg	-	-	-	-	-	-	-	-	-	-
HULLED BERLEY /'TEMEZH'/. ..	Kg	-	-	-	-	-	-	-	-	-	-
PULSES UNMILLED											
HORSE BEANS.....	Kg	11.14	14.84	13.46	12.00	13.88	14.63	12.06	12.60	-	8.00
CHICK PEAS.....	Kg	-	-	6.67	-	9.73	7.87	-	-	-	-
PEAS WHITE.....	Kg	-	-	17.93	-	-	-	16.00	14.67	-	-
PEAS MIXED.....	Kg	12.31	16.05	14.44	12.25	-	-	-	7.90	-	8.33
SOYA BEANS.....	Kg	-	-	-	-	-	-	-	-	-	-
LENTILS.....	Kg	-	-	-	-	-	-	20.27	-	-	-

Table 3a: Average Producers' Prices of Agricultural Products in Rural Areas by Zone, Oromiya Region (Cont'd)

August 2011
Nehase 2003

		PRICE IN BIRR									
		KILLIL AND ZONES									
		OROMIYA									
ITEM	UNIT	West Wellega	East Wellega	Illu-babor	Jimma	West Shewa	North Shewa	East Shewa	Arssi	West Harerge	East Harerge
HARICOT BEANS.....	Kg	3.33	-	4.84	-	-	-	-	-	-	-
LIMA BEANS.....	Kg	6.67	-	6.25	3.34	-	-	-	7.46	6.07	-
VETCH.....	Kg	-	-	-	-	9.46	9.53	6.94	-	5.25	10.42
FENUGREEK.....	Kg	-	-	34.22	-	-	-	-	-	-	-
OIL SEEDS											
NIGER SEED.....	Kg	8.78	10.75	13.75	14.34	-	-	-	-	-	-
LINSEED WHITE.....	Kg	-	-	-	-	-	-	-	-	-	-
LINSEED BLACK.....	Kg	-	-	-	16.67	-	-	-	-	-	-
SESAME SEED.....	Kg	-	-	-	-	-	-	-	-	-	-
SUNFLOWER.....	Kg	-	-	-	-	-	-	-	-	-	-
RAPE SEED.....	Kg	-	9.98	12.26	-	-	-	-	-	-	-
CASTOR BEANS.....	Kg	-	-	-	-	-	-	-	-	-	-
GROUND NUTS.....	Kg	-	-	-	-	-	-	-	-	-	-
VEGETABLES											
ETHIOPIAN KALE.....	Kg	1.07	.61	1.39	1.44	2.00	-	-	.75	-	1.02
CABBAGE.....	Kg	1.19	-	1.61	2.01	.75	-	-	-	-	-
LETTUCE.....	Kg	-	-	-	-	-	-	-	-	-	-
SPINACH.....	Kg	-	-	-	-	-	-	-	-	-	-
CARROT.....	Kg	1.06	-	3.03	-	-	-	-	-	-	-
TOMATO.....	Kg	-	-	-	-	-	-	-	-	-	-
ONION.....	Kg	-	-	3.56	6.02	-	-	-	-	.99	-
GARLIC.....	Kg	-	-	20.00	27.25	-	-	-	-	3.76	-
PEPPER GREEN.....	Kg	3.23	7.24	5.80	8.01	-	-	-	-	-	-
GREEN PEAS.....	Kg	-	-	-	-	-	-	-	-	-	-
BEEF ROOT.....	Kg	-	-	2.93	1.62	1.54	-	-	-	-	-
CAULIFLOWER.....	Kg	-	-	-	-	-	-	-	-	-	-
PUMPKIN.....	Kg	-	-	-	-	-	-	-	-	-	-
SUGAR CANE.....	Kg	1.86	2.24	1.23	2.85	-	-	-	1.43	-	1.97

Table 3a: Average Producers' Prices of Agricultural Products in Rural Areas by Zone, Oromiya Region (Cont'd)

August
Nehase2011
2003

P R I C E I N B I R R

		K I L L I L A N D Z O N E S									
		O R O M I Y A									
ITEM	UNIT	West Wellega				East Wellega			Arssi		
		West Wellega	East Wellega	Illu-babor	Jimma	West Shewa	North Shewa	East Shewa	Arssi	West Harerge	East Harerge
FRUITS											
BANANA.....	Kg	3.32	3.78	2.26	2.64	-	-	-	2.00	-	-
ORANGE.....	Kg	2.27	-	-	2.00	-	-	-	-	-	-
LEMON.....	Kg	-	2.21	-	2.50	-	-	-	-	-	-
MANDARINE.....	Kg	-	-	-	-	-	-	-	-	-	-
PAPAYA.....	Kg	1.03	-	2.33	1.49	5.50	-	-	-	-	-
GRAPES.....	Kg	-	-	-	-	-	-	-	-	-	-
MANGO.....	Kg	1.29	2.16	2.33	2.45	-	-	-	-	-	-
GUAVA.....	Kg	-	-	-	1.43	-	-	-	-	-	-
AVOCADO.....	Kg	1.71	4.96	4.78	3.22	-	-	-	-	-	-
CITRON.....	Kg	-	-	-	-	-	-	-	-	-	-
PINE APPLE.....	Kg	-	-	5.41	6.27	-	-	-	-	-	-
CACTUS /BELES/.....	Kg	-	-	-	-	-	-	-	-	-	-
POTATOES AND OTHER TUBERS											
POTATO.....	Kg	2.66	3.09	2.82	2.19	1.62	-	-	1.67	1.61	-
SWEET POTATO.....	Kg	-	-	-	-	-	-	-	-	-	-
'KOGHO'/UNPROCESSED/.....	Kg	-	-	-	2.44	-	-	-	-	-	-
'BULA'.....	Kg	-	-	-	-	-	-	-	-	-	-
'GODERE'.....	Kg	-	-	-	-	-	-	-	-	-	-
SPICES											
PEPPER WHOLE.....	Kg	-	36.27	42.22	-	55.00	-	-	-	-	-
GINGER /NOT DRY/.....	Kg	6.31	3.84	7.36	-	-	-	-	-	-	-
WHITE CUMIN.....	Kg	-	-	-	-	-	-	-	-	-	-
BLACK CUMIN.....	Kg	-	-	-	-	-	-	28.33	-	-	-
TUMERIC /UNMILLED/.....	Kg	-	-	-	-	-	-	-	-	-	-
CARDAMON.....	Kg	-	-	7.69	-	-	-	-	-	-	-
FENUGREEK.....	Kg	-	-	-	-	-	-	-	-	-	-

Table 3a: Average Producers' Prices of Agricultural Products in Rural Areas by Zone, Oromiya Region (Cont'd)

August
Nehase 2011
2003

		PRICE IN B I R R									
		K I L L I L A N D Z O N E S									
		O R O M I Y A									
ITEM	UNIT	West Wellega	East Wellega	Illu- babor	Jimma	West Shewa	North Shewa	East Shewa	Arssi	West Harerge	East Harerge
CHILLIES.....	Kg	5.56	-	-	-	-	-	-	-	-	-
CORIANDER.....	Kg	-	-	-	-	-	-	-	-	-	-
'SENAFICH'.....	Kg	-	-	-	-	-	-	-	-	-	-
BASIL /DRY/.....	Kg	-	-	-	-	-	-	-	-	-	-
SAVORY /DRY/.....	Kg	-	-	-	-	-	-	-	-	-	-
RUE /NOT DRY/.....	Kg	-	-	-	-	-	-	-	-	-	-
LIVESTOCK											
SHEEP/CASTRATED/.....	No	676.67	-	798.75	902.50	1100.00	755.56	-	1060.00	-	-
LAMB.....	No	360.79	377.50	295.96	374.70	419.63	322.08	440.00	318.96	370.00	409.17
OTHER SHEEP/10-15Kg/.....	No	460.83	345.54	469.54	449.42	200.00	290.00	355.00	203.33	537.50	490.00
GOAT/CASTRATED/.....	No	-	-	-	436.25	-	-	600.00	1125.00	1312.50	724.00
GOAT KID.....	No	226.67	331.69	280.77	305.79	436.25	325.00	338.75	315.88	406.82	308.75
OTHER GOAT/10-15Kg/.....	No	-	201.67	445.00	335.00	257.50	-	328.57	251.88	400.00	363.57
CALF/1-2Years/.....	No	1110.00	798.75	914.00	935.33	738.00	870.00	-	600.00	728.57	850.00
HEIFER/2-4Years/.....	No	1600.00	1485.00	1385.92	1095.63	1131.43	1350.00	-	1383.00	2016.67	1933.33
COW/4 Years & Above/.....	No	2250.00	1837.50	1739.55	1815.59	2925.00	-	-	1933.33	3000.00	2095.00
BULL/2-4Years/.....	No	1800.00	1671.33	1483.64	1555.24	1412.14	1198.33	-	1880.00	2250.00	1387.50
OX/4 Years & Above/.....	No	2588.89	2717.50	2638.21	3398.68	3275.77	3000.00	-	3541.00	5908.33	5534.55
PULLET/LOCAL/.....	No	25.00	29.18	23.77	16.22	22.67	40.00	20.67	24.17	16.00	14.67
HEN/LOCAL/.....	No	35.66	29.75	35.84	25.71	34.50	28.00	30.07	28.24	21.00	16.13
COCKEREL/LOCAL/.....	No	32.60	31.69	29.32	26.67	36.33	-	26.75	28.67	25.33	25.83
COCK/LOCAL/.....	No	57.28	47.55	50.16	46.09	55.74	55.94	44.42	40.38	33.57	24.33
DRAUGHT ANIMALS											
DONKEY /MALE/.....	No	1350.00	1080.00	-	1000.00	-	700.00	-	575.00	1200.00	-
HORSE /MALE/.....	No	1500.00	-	-	2575.00	1800.00	-	-	800.00	-	-
MULE /MALE/.....	No	-	-	-	-	-	-	-	-	-	-
CAMEL /MALE/.....	No	-	-	-	-	-	-	-	-	-	8000.00

Table 3a: Average Producers' Prices of Agricultural Products in Rural Areas by Zone, Oromiya Region (Cont'd)

August
Nehase2011
2003

P R I C E I N B I R R

		K I L L I L A N D Z O N E S									
		O R O M I Y A									
ITEM	UNIT	West Wellega	East Wellega	Illu- babor	Jimma	West Shewa	North Shewa	East Shewa	Arssi	West Harerge	East Harerge
DAIRY PRODUCTS & EGGS											
MILK/UNPASTEURIZED/.....	Lt	-	-	7.53	6.06	-	5.75	9.09	-	7.63	9.01
BUTTER/UNREFINED/.....	Kg	74.28	67.92	76.50	71.55	83.21	90.10	95.00	74.49	75.72	-
CHEESE/COTTAGE/.....	Kg	-	-	10.26	10.58	15.33	15.76	14.33	-	-	-
EGGS/LOCAL/.....	DOZEN	16.62	15.34	14.43	14.76	17.02	17.08	16.17	14.55	17.21	14.80
HIDES AND SKINS											
BOVINE HIDES.....	No	-	-	-	26.67	-	-	-	-	-	-
SHEEP SKINS/DRY/.....	No	-	-	42.50	49.00	-	-	-	-	-	-
GOAT SKINS/DRY/.....	No	-	-	-	20.00	-	-	-	-	-	-
OTHERS											
BUCKTHORN LEAVES/DRIED/...	Kg	-	-	4.00	3.29	-	-	6.22	5.00	-	-
'CHAT'.....	Kg	9.95	15.08	15.53	23.61	-	-	-	18.27	15.10	26.15
COFFEE BEANS.....	Kg	75.00	89.28	-	63.56	-	-	-	100.00	80.24	-
COFFEE WHOLE.....	Kg	34.38	42.74	35.45	40.65	-	-	-	40.00	-	-
HONEY /NOT REFINED/.....	Kg	-	-	29.52	29.83	-	-	-	-	60.00	-

Table 3b: Average Producers' Prices of Agricultural Products in Rural Areas by Zone, Oromiya Region (Cont'd)

August
Nehase2011
2003

P R I C E I N B I R R

K I L L I L A N D Z O N E S

ITEM	UNIT	O R O M I Y A							Oromiya Average
		Bale	Borena	South West Shewa	Guji	Kelem Wellega	Horo Guduru Wellega	West Arssi	

CEREALS UNMILLED

'TEFF' WHITE.....	Kg	8.92	-	9.46	-	-	6.82	8.50	9.06
'TEFF' MIXED.....	Kg	8.75	-	8.38	-	8.53	6.68	12.00	7.56
'TEFF' BLACK.....	Kg	6.66	-	8.31	8.73	7.36	5.99	9.12	6.97
WHEAT WHITE.....	Kg	6.78	-	8.39	9.34	-	-	7.90	7.79
WHEAT MIXED.....	Kg	-	-	-	9.56	7.42	6.04	-	6.49
WHEAT BLACK.....	Kg	-	-	-	8.99	8.18	-	-	7.96
BARLEY WHITE.....	Kg	4.84	-	-	6.35	6.14	5.21	7.42	6.23
BARLEY MIXED.....	Kg	3.94	-	-	5.95	4.14	4.65	-	5.55
BARLEY BLACK.....	Kg	-	-	-	-	11.74	6.70	-	7.47
BARLEY /FOR BEER/.....	Kg	6.50	-	-	-	-	-	7.12	7.00
'SENEF KOLO GEBIS'.....	Kg	-	-	-	-	-	-	-	-
MAIZE.....	Kg	3.69	-	-	6.18	4.61	4.97	5.92	5.07
DURRAH.....	Kg	4.40	-	-	-	4.55	-	-	4.46
AFRICAN MILLET.....	Kg	-	-	-	-	4.06	-	-	4.18
SORGHUM YELLOW.....	Kg	-	-	-	-	-	-	-	4.70
SORGHUM WHITE.....	Kg	-	-	-	-	4.25	-	-	4.96
SORGHUM RED.....	Kg	5.97	-	-	-	5.00	5.01	-	4.99
SORGHUM MIXED.....	Kg	-	-	-	-	2.77	-	-	4.74
OATS WITH COVER.....	Kg	6.61	-	-	-	-	-	-	6.32
RICE /LOCAL/.....	Kg	-	-	-	-	-	-	-	-
HULLED BERLEY /'TEMEZH'/..	Kg	-	-	-	-	-	-	-	-

PULSES UNMILLED

HORSE BEANS.....	Kg	10.12	-	-	14.20	12.24	10.54	-	11.98
CHICK PEAS.....	Kg	-	-	10.34	-	11.79	-	-	9.95
PEAS WHITE.....	Kg	-	-	-	11.70	-	-	-	15.37
PEAS MIXED.....	Kg	11.80	-	-	13.40	15.27	12.28	-	12.67
SOYA BEANS.....	Kg	-	-	-	-	-	-	-	-
LENTILS.....	Kg	17.00	-	-	-	-	-	-	19.18

Table 3b: Average Producers' Prices of Agricultural Products in Rural Areas by Zone, Oromiya Region (Cont'd)

August
Nehase

2011
2003

ITEM	UNIT	PRICE IN BIRR							Gromiya Average
		KILLIL AND ZONES							
		O R O M I Y A							
		Bale	Borena	South West Shewa	Guji	Kelem Wellega	Horo Guduru Wellega	West Arssi	
HARICOT BEANS.....	Kg	5.29	-	-	-	-	-	-	-
LIMA BEANS.....	Kg	-	-	-	-	7.07	-	5.90	5.80
VETCH.....	Kg	-	-	-	4.44	-	-	-	5.60
FENUGREEK.....	Kg	19.06	-	9.73	-	-	-	10.84	9.24
OIL SEEDS									
NIGER SEED.....	Kg	-	-	-	-	-	31.53	-	28.05
LINSEED WHITE.....	Kg	-	-	-	-	-	-	-	-
LINSEED BLACK.....	Kg	13.89	-	-	-	12.73	12.43	-	12.10
SESAME SEED.....	Kg	11.75	-	-	-	-	-	-	-
SUNFLOWER.....	Kg	-	-	-	-	-	-	-	15.28
RAPE SEED.....	Kg	-	-	-	-	10.00	-	-	11.75
CASTOR BEANS.....	Kg	-	-	-	-	11.75	10.93	-	10.00
GROUND NUTS.....	Kg	-	-	-	-	-	-	-	11.39
VEGETABLES									
ETHIOPIAN KALE.....	Kg	1.19	-	-	-	-	-	-	-
CABBAGE.....	Kg	.58	-	.85	1.61	1.66	1.62	-	-
LETTUCE.....	Kg	-	-	1.90	-	3.00	1.95	.91	1.31
SPINACH.....	Kg	-	-	-	-	-	-	-	1.73
CARROT.....	Kg	-	-	-	-	-	-	-	-
TOMATO.....	Kg	5.56	-	-	-	-	-	-	-
ONION.....	Kg	-	-	-	-	-	-	4.25	3.24
GARLIC.....	Kg	-	-	-	-	-	-	-	1.56
PEPPER GREEN.....	Kg	-	-	-	-	8.35	-	-	5.03
GREEN PEAS.....	Kg	-	-	5.32	-	23.00	40.82	-	33.68
BEET ROOT.....	Kg	-	-	-	-	9.60	9.09	-	7.06
CAULIFLOWER.....	Kg	-	-	3.31	-	-	-	-	-
PUMPKIN.....	Kg	-	-	-	-	2.36	2.69	1.61	2.35
SUGAR CANE.....	Kg	-	-	-	-	-	.75	-	1.16
							1.90	2.47	1.89

Table 3b: Average Producers' Prices of Agricultural Products in Rural Areas by Zone, Oromiya Region (Cont'd)

August
Nehase2011
2003

P R I C E I N B I R R

ITEM	UNIT	K I L L I L A N D Z O N E S							Oromiya Average
		O R O M I Y A							
		Baie	Borena	South West Shewa	Guji	Kelem Wellega	Horo Guduru Wellega	West Arssi	

FRUITS

BANANA.....	Kg	5.28	3.28	-	4.26	2.10	-	1.70	2.76
ORANGE.....	Kg	6.64	-	-	-	2.53	-	-	2.85
LEMON.....	Kg	-	-	-	-	1.89	-	-	2.24
MANDARINE.....	Kg	-	-	-	-	-	-	-	-
PAPAYA.....	Kg	3.75	-	-	-	-	-	-	2.40
GRAPES.....	Kg	-	-	-	-	-	-	-	-
MANGO.....	Kg	-	-	-	-	2.95	-	-	2.44
GUAVA.....	Kg	2.33	-	-	-	-	-	-	1.53
AVOCADO.....	Kg	-	-	-	8.26	5.56	-	-	3.65
CITRON.....	Kg	-	-	-	-	-	-	-	-
PINE APPLE.....	Kg	-	-	-	-	-	-	-	5.84
CACTUS /BELES/.....	Kg	-	-	-	-	-	-	-	-

POTATOES AND OTHER TUBERS

POTATO.....	Kg	-	-	1.06	1.45	5.11	2.20	1.55	2.59
SWEET POTATO.....	Kg	-	-	-	-	-	-	-	-
'KOCHO'/UNPROCESSED/.....	Kg	-	-	1.78	2.05	-	-	1.31	1.88
'BULA'.....	Kg	-	-	-	-	-	-	-	-
'GODERE'.....	Kg	-	-	-	-	-	-	-	-

SPICES

PEPPER WHOLE.....	Kg	-	-	-	-	37.80	-	-	42.49
GINGER /NOT DRY/.....	Kg	-	-	-	-	8.00	-	-	6.14
WHITE CUMIN.....	Kg	-	-	-	-	-	-	-	-
BLACK CUMIN.....	Kg	25.50	-	-	-	-	-	-	26.92
TUMERIC /UNMILLED/.....	Kg	-	-	-	-	-	-	-	-
CARDAMON.....	Kg	-	-	-	-	10.07	-	-	9.12
FENUGREEK.....	Kg	-	-	-	-	-	-	-	-

Table 3b: Average Producers' Prices of Agricultural Products in Rural Areas by Zone, Oromiya Region (Cont'd)

August
Nehase 2011
2003

		P R I C E I N B I R R							
		K I L L I L A N D Z O N E S							
		O R O M I Y A							
ITEM	UNIT								Oromiya Average
		Bale	Borena	South West Shewa	Guji	Kelem Wellega	Horo Guduru Wellega	West Arssi	
CHILLIES.....	Kg	-	-	-	-	31.64	-	-	27.29
CORIANDER.....	Kg	9.17	-	-	-	-	-	-	9.17
'SENAFICH'.....	Kg	-	-	-	-	-	-	-	-
BASIL /DRY/.....	Kg	-	-	-	-	-	14.85	-	14.85
SAVORY /DRY/.....	Kg	-	-	-	-	-	-	-	-
RUE /NOT DRY/.....	Kg	-	-	-	4.00	-	-	-	4.00
LIVESTOCK									
SHEEP/CASTRATED/.....	No	-	480.00	-	473.33	-	553.33	447.50	768.45
LAMB.....	No	-	273.33	256.67	313.75	359.23	385.81	354.64	349.63
OTHER SHEEP/10-15Kg/.....	No	-	-	421.67	310.00	432.50	310.00	268.00	405.64
GOAT/CASTRATED/.....	No	600.00	575.00	-	-	800.00	-	-	765.21
GOAT KID.....	No	412.92	399.38	231.33	303.75	-	359.18	285.86	330.98
OTHER GOAT/10-15Kg/.....	No	264.17	270.00	233.33	-	382.50	296.00	283.57	321.96
CALF/1-2Years/.....	No	1116.67	-	-	1030.00	1201.67	957.50	-	917.46
HEIFER/2-4Years/.....	No	1321.67	-	1200.00	936.00	1628.57	1387.50	1230.00	1358.59
COW/4 Years & Above/.....	No	1892.73	2662.50	1612.50	1950.00	2230.00	1833.00	2029.17	1959.30
BULL/2-4Years/.....	No	1972.00	2000.00	1275.00	1050.00	1800.00	1215.45	1267.14	1585.60
OX/4 Years & Above/.....	No	3520.00	-	2100.00	2575.00	2820.63	2607.00	2378.57	3342.04
PULLET/LOCAL/.....	No	23.30	-	26.67	23.29	28.03	23.88	18.67	24.20
HEN/LOCAL/.....	No	24.41	36.67	31.25	33.25	37.70	29.04	31.31	30.28
COCKEREL/LOCAL/.....	No	-	-	37.50	33.75	32.85	34.15	21.17	30.52
COCK/LOCAL/.....	No	38.52	59.78	59.22	48.44	53.63	45.08	46.15	47.27
DRAUGHT ANIMALS									
DONKEY /MALE/.....	No	1075.00	-	500.00	1200.00	657.50	1010.00	1130.00	986.05
HORSE /MALE/.....	No	-	-	-	-	-	1995.00	-	1880.00
MULE /MALE/.....	No	-	-	-	-	-	-	-	-
CAMEL /MALE/.....	No	-	1100.00	-	-	-	-	-	3400.00

Table 3b: Average Producers' Prices of Agricultural Products in Rural Areas by Zone, Oromiya Region (Cont'd)

August
Nehase2011
2003

		P R I C E I N B I R R							
		K I L L I L A N D Z O N E S							
I T E M	U N I T	O R O M I Y A							Oromiya Average
		Bale	Borena	South West Shewa	Guji	Kelem Wellega	Horo Guduru Wellega	West Arssi	

DAIRY PRODUCTS & EGGS

MILK/UNPASTEURIZED/.....	Lt	8.62	16.31	-	7.54	-	-	-	8.37
BUTTER/UNREFINED/.....	Kg	31.83	-	82.99	62.14	69.62	70.82	63.15	73.85
CHEESE/COTTAGE/.....	kg	-	-	38.96	-	-	-	-	14.17
EGGS/LOCAL/.....	DOZEN	12.62	16.71	16.75	17.20	19.42	13.30	15.31	15.57

HIDES AND SKINS

BOVINE HIDES.....	No	-	-	-	-	-	-	-	26.67
SHEEP SKINS/DRY/.....	No	-	10.00	-	-	-	-	-	42.50
GOAT SKINS/DRY/.....	No	-	25.00	-	-	-	-	-	23.00

OTHERS

BUCKTHORN LEAVES/DRIED/...	Kg	-	-	10.00	-	-	5.49	-	5.39
'CHAT'.....	Kg	18.01	-	12.68	7.32	14.98	-	-	18.86
COFFEE BEANS.....	Kg	-	-	-	-	-	-	-	77.88
COFFEE WHOLE.....	kg	44.59	-	-	35.59	33.03	-	-	37.32
HONEY /NOT REFINED/.....	Kg	22.99	-	-	-	27.63	-	-	28.51




Table 4: Average Producers' Prices of Agricultural Products in Rural Areas by Zone, Somale and Benishangul-Gumuz Regions (Cont'd)

August 2011
Nehase 2003

PRICE IN BIRR

ITEM	UNIT	K I L L I L A N D Z O N E S							
		S O M A L I			Somali Average	B E N I S H A N G U L - G U M U Z			Benishangul -Gumuz Average
		shinile	Jig Jiga	Liben		Metekel	Asosa	Kamashi	
CEREALS UNMILLED									
'TEFF' WHITE.....	Kg	-	-	-	-	10.00	13.33	-	11.11
'TEFF' MIXED.....	Kg	-	-	-	-	5.83	-	6.84	6.33
'TEFF' BLACK.....	Kg	-	-	-	-	-	6.67	-	6.67
WHEAT WHITE.....	Kg	-	-	-	-	-	-	-	-
WHEAT MIXED.....	Kg	-	-	-	-	-	-	-	-
WHEAT BLACK.....	Kg	-	-	-	-	-	-	-	-
BARLEY WHITE.....	Kg	-	-	-	-	-	-	-	-
BARLEY MIXED.....	Kg	-	-	-	-	-	-	-	-
BARLEY BLACK.....	Kg	-	-	-	-	-	-	-	-
BARLEY /FOR BEER/.....	Kg	-	-	-	-	-	-	-	-
'SENEF KOLO GEBIS'.....	Kg	-	-	-	-	-	-	-	-
MAIZE.....	Kg	-	-	-	-	4.70	5.73	4.58	5.04
DURRAH.....	Kg	-	-	-	-	2.26	-	2.99	2.63
AFRICAN MILLET.....	Kg	-	-	-	-	4.92	3.85	6.48	4.78
SORGHUM YELLOW.....	Kg	-	-	-	-	4.00	-	-	4.00
SORGHUM WHITE.....	Kg	-	-	-	-	3.93	6.36	5.49	5.41
SORGHUM RED.....	Kg	-	-	-	-	-	5.55	4.67	5.26
SORGHUM MIXED.....	Kg	-	-	-	-	-	5.36	5.80	5.40
OATS WITH COVER.....	Kg	-	-	-	-	-	-	-	-
RICE /LOCAL/.....	Kg	-	-	-	-	-	-	-	-
HULLED BERLEY /'TEMEZH'/.....	Kg	-	-	-	-	-	-	-	-
PULSE'S UNMILLED									
HORSE BEANS.....	Kg	-	-	-	-	-	-	-	-
CHICK PEAS.....	Kg	-	-	-	-	-	-	-	-
PEAS WHITE.....	Kg	-	-	-	-	-	-	-	-
PEAS MIXED.....	Kg	-	-	-	-	-	-	-	-
SOYA BEANS.....	Kg	-	-	-	-	-	7.41	-	7.41
LENTILS.....	Kg	-	-	-	-	-	-	-	-
HARICOT BEANS.....	Kg	-	-	-	-	-	-	7.49	7.49

Table 4: Average Producers' Prices of Agricultural Products in Rural Areas by Zone, Somale and Benishangul-Gumuz Regions (Cont'd)

August
Nehase 2011
2003

		PRICE IN BIRR							
		KILLIL AND ZONES							
ITEM	UNIT	SOMALI			Somali Average	BENISHANGUL-GUMUZ			Benishangul -Gumuz Average
		Shinile	Jig Jiga	Liben		Metekel	Asosa	Kamashi	
LIMA BEANS.....	Kg	-	-	-	-	-	-	-	-
VETCH.....	Kg	-	-	-	-	-	-	-	-
FENUGREEK.....	Kg	-	-	-	-	7.49	-	-	7.49
OIL SEEDS									
NIGER SEED.....	Kg	-	-	-	-	-	-	-	-
LINSEED WHITE.....	Kg	-	-	-	-	-	-	-	-
LINSEED BLACK.....	Kg	-	-	-	-	-	-	10.42	10.42
SESAME SEED.....	Kg	-	-	-	-	-	-	-	-
SUNFLOWER.....	Kg	-	-	-	-	-	-	-	-
RAPE SEED.....	Kg	-	-	-	-	-	-	18.18	18.18
CASTOR BEANS.....	Kg	-	-	-	-	-	-	-	-
GROUND NUTS.....	Kg	-	-	-	-	-	-	-	-
VEGETABLES									
ETHIOPIAN KALE.....	Kg	-	-	-	-	17.00	-	-	16.72
CABBAGE.....	Kg	-	-	-	-	-	-	-	-
LETTUCE.....	Kg	-	-	-	-	-	2.29	2.20	2.10
SPINACH.....	Kg	-	-	-	-	-	2.65	4.45	3.10
CARROT.....	Kg	-	-	-	-	-	-	-	-
TOMATO.....	Kg	-	-	-	-	-	-	-	-
ONION.....	Kg	-	-	-	-	-	-	4.71	4.71
GARLIC.....	Kg	-	-	-	-	-	8.16	-	6.34
PEPPER GREEN.....	Kg	-	-	-	-	8.00	-	-	8.00
GREEN PEAS.....	Kg	-	-	-	-	5.67	-	-	5.67
BEEF ROOT.....	Kg	-	-	-	-	4.00	11.11	5.44	7.42
CAULIFLOWER.....	Kg	-	-	-	-	-	-	-	-
PUMPKIN.....	Kg	-	-	-	-	-	-	-	-
SUGAR CANE.....	Kg	-	-	-	-	-	-	2.20	2.02
						4.16	1.81	1.58	2.31

Table 4: Average Producers' Prices of Agricultural Products in Rural Areas by Zone, Somali and Benishangul-Gumuz Regions (Cont'd)

August
Nehase

2011
2003

		P R I C E I N B I R R							
		K I L L I L A N D Z O N E S							
ITEM	UNIT	S O M A L I			Somali Average	B E N I S H A N G U L - G U M U Z			Benishangul -Gumuz Average
		Shinile	Jig Jiga	Liben		Metekel	Asosa	Kamashi	
FRUITS									
BANANA.....	Kg	-	-	-	-	3.08	3.69	2.97	3.20
ORANGE.....	Kg	-	-	-	-	-	-	-	8.33
LEMON.....	Kg	3.14	-	-	3.14	-	-	-	-
MANDARINE.....	Kg	4.66	-	-	4.66	-	-	-	-
PAPAYA.....	Kg	-	-	-	-	-	-	-	-
GRAPES.....	Kg	-	-	-	-	-	-	-	-
MANGO.....	Kg	-	-	-	-	-	-	-	-
GUAVA.....	Kg	-	-	-	-	-	-	-	-
AVOCADO.....	Kg	-	-	-	-	-	-	-	-
CITRON.....	Kg	-	-	-	-	-	-	-	-
PINE APPLE.....	Kg	-	-	-	-	-	-	-	-
CACTUS /BELES/.....	Kg	-	-	-	-	-	-	-	-
POTATOES AND OTHER TUBERS									
POTATO.....	Kg	-	-	-	-	-	-	-	5.33
SWEET POTATO.....	Kg	-	-	-	-	-	-	-	-
'KOCHO'/UNPROCESSED/.....	Kg	-	-	-	-	-	-	-	-
'BULA'.....	Kg	-	-	-	-	-	-	-	-
'GODERE'.....	Kg	-	-	-	-	-	-	-	-
SPICES									
PEPPER WHOLE.....	Kg	-	-	-	-	65.66	-	-	65.66
GINGER /NOT DRY/.....	Kg	-	-	-	-	-	-	-	-
WHITE CUMIN.....	Kg	-	-	-	-	-	-	-	-
BLACK CUMIN.....	Kg	-	-	-	-	-	-	-	-
TUMERIC /UNMILLED/.....	Kg	-	-	-	-	-	-	-	-
CARDAMON.....	Kg	-	-	-	-	13.73	-	-	13.73
FENUGREEK.....	Kg	-	-	-	8.24	-	10.94	-	10.94
CHILLIES.....	Kg	8.24	-	-	-	-	-	-	-

Table 4: Average Producers' Prices of Agricultural Products in Rural Areas by Zone, Somale and Benishangul-Gumuz Regions (Cont'd)

August
Nehase

2011
2003

		PRICE IN BIRR								
		KILLIL AND ZONES					BENISHANGUL-GUMUZ			
ITEM	UNIT	SOMALI			Somali Average	Metekel	Asosa	Kamashi	Benishangul -Gumuz Average	
		Shinile	Jig Jiga	Liben						
CORIANDER.....	Kg	-	-	-	-	-	-	-	-	
'SENAFICH'.....	Kg	-	-	-	-	-	-	-	-	
BASIL /DRY/.....	Kg	-	-	-	-	-	-	-	-	
SAVORY /DRY/.....	Kg	-	-	-	-	-	-	-	-	
RUE /NOT DRY/.....	Kg	-	-	-	-	-	-	-	-	
LIVESTOCK										
SHEEP/CASTRATED/.....	No	-	425.00	-	425.00	681.67	-	780.00	578.60	
LAMB.....	No	-	-	-	-	354.17	580.00	348.33	368.85	
OTHER SHEEP/10-15Kg/.....	No	300.00	-	-	300.00	403.00	-	245.00	363.50	
GOAT/CASTRATED/.....	No	-	425.00	509.50	481.33	688.33	-	550.00	653.75	
GOAT KID.....	No	171.67	-	225.00	202.14	352.38	393.57	321.43	348.58	
OTHER GOAT/10-15Kg/.....	No	283.33	300.00	308.33	292.50	400.00	300.00	275.00	325.00	
CALF/1-2Years/.....	No	-	-	-	-	1167.50	1050.00	700.00	1055.83	
HEIFER/2-4Years/.....	No	-	-	-	-	3283.33	-	1800.00	2441.67	
COW/4 Years & Above/.....	No	-	-	1295.00	1295.00	3030.00	-	2825.00	3001.43	
BULL/2-4Years/.....	No	-	-	-	-	2550.00	-	1750.00	2283.33	
OX/4 Years & Above/.....	No	-	-	-	-	3415.00	-	-	3286.11	
PULLET/LOCAL/.....	No	-	-	-	-	27.83	31.93	30.25	29.09	
HEN/LOCAL/.....	No	-	-	32.50	32.50	38.00	49.42	43.75	43.39	
COCKEREL/LOCAL/.....	No	-	-	-	-	28.00	37.33	35.67	32.96	
COCK/LOCAL/.....	No	-	-	36.75	36.75	45.13	61.64	58.33	55.27	
DRAUGHT ANIMALS										
DONKEY /MALE/.....	No	-	-	-	-	2583.33	-	1005.00	1952.00	
HORSE /MALE/.....	No	-	-	-	-	-	-	-	-	
MULE /MALE/.....	No	-	-	-	-	-	-	-	-	
CAMEL /MALE/.....	No	-	-	8000.00	8000.00	-	-	-	-	

Table 4: Average Producers' Prices of Agricultural Products in Rural Areas by Zone, Somali and Benishangul-Gumuz Regions (Cont'd)

August
Nehase

2011
2003

PRICE IN BIRR

ITEM	UNIT	KILLIL AND ZONES							Benishangul -Gumuz Average
		SOMALI			Somali Average	BENISHANGUL-GUMUZ			
		Shinile	Jig Jiga	Liben		Metekel	Asosa	Kamashi	
DAIRY PRODUCTS & EGGS									
MILK/UNPASTEURIZED/.....	Lt	7.14	9.34	9.12	8.86	6.00	-	-	6.00
BUTTER/UNREFINED/.....	Kg	-	114.60	-	114.60	53.17	79.41	54.16	59.52
CHEESE/COTTAGE/.....	Kg	-	-	-	-	-	-	-	2.83
EGGS/LOCAL/.....	DOZEN	12.00	-	12.00	12.00	19.97	23.50	22.50	21.31
HIDES AND SKINS									
BOVINE HIDES/.....	No	-	-	-	-	-	-	-	-
SHEEP SKINS/DRY/.....	No	-	-	4.00	4.00	-	-	-	-
GOAT SKINS/DRY/.....	No	-	-	4.67	4.67	-	-	-	-
OTHERS									
BUCKTHORN LEAVES/DRIED/.....	Kg	-	-	-	-	-	-	7.74	7.74
'CHAT'/.....	Kg	13.33	-	-	13.33	-	12.08	-	12.08
COFFEE BEANS/.....	Kg	-	-	-	-	-	-	-	-
COFFEE WHOLE/.....	Kg	-	-	-	-	-	-	20.00	20.00
HONEY /NOT REFINED/.....	Kg	-	-	-	-	-	-	-	-




Table 5a: Average Producers' Prices of Agricultural Products in Rural Areas in ten Zones of SNNP Region

Product	Zone 1	Zone 2	Zone 3	Zone 4	Zone 5	Zone 6	Zone 7	Zone 8	Zone 9	Zone 10
WHEAT	1200	1150	1100	1050	1000	950	900	850	800	750
TEFF	1500	1450	1400	1350	1300	1250	1200	1150	1100	1050
BARLEY	1800	1750	1700	1650	1600	1550	1500	1450	1400	1350
MAIZE	2000	1950	1900	1850	1800	1750	1700	1650	1600	1550
COFFEE	2500	2450	2400	2350	2300	2250	2200	2150	2100	2050
PEPPER	3000	2950	2900	2850	2800	2750	2700	2650	2600	2550
ONION	3500	3450	3400	3350	3300	3250	3200	3150	3100	3050
POTATO	4000	3950	3900	3850	3800	3750	3700	3650	3600	3550
BEAN	4500	4450	4400	4350	4300	4250	4200	4150	4100	4050
SOYABEAN	5000	4950	4900	4850	4800	4750	4700	4650	4600	4550
WATERMELON	5500	5450	5400	5350	5300	5250	5200	5150	5100	5050
MELON	6000	5950	5900	5850	5800	5750	5700	5650	5600	5550
AVOCADO	6500	6450	6400	6350	6300	6250	6200	6150	6100	6050
ORANGE	7000	6950	6900	6850	6800	6750	6700	6650	6600	6550
APPLE	7500	7450	7400	7350	7300	7250	7200	7150	7100	7050
GUAVA	8000	7950	7900	7850	7800	7750	7700	7650	7600	7550
DATE	8500	8450	8400	8350	8300	8250	8200	8150	8100	8050
COCONUT	9000	8950	8900	8850	8800	8750	8700	8650	8600	8550
EGG	9500	9450	9400	9350	9300	9250	9200	9150	9100	9050
CHICKEN	10000	9950	9900	9850	9800	9750	9700	9650	9600	9550
GOAT	10500	10450	10400	10350	10300	10250	10200	10150	10100	10050
CATTLE	11000	10950	10900	10850	10800	10750	10700	10650	10600	10550
WOLF	11500	11450	11400	11350	11300	11250	11200	11150	11100	11050

Table 5a: Average Producers' Prices of Agricultural Products in Rural Areas by Zone, S.N.N.P.R Region (Cont'd)

August
Nehase2011
2003

P R I C E I N B I R R

K I L L I L A N D Z O N E S											
I T E M	U N I T	S O U T H E R N N A T I O N A L I T I E S A N D P E O P L E S'									
		Gurage	Hadiya	Kembata Tembaro	Sidama	Gedeo	Wolayita	South Omo	Shaka	Kaffa	Gamogofa
CEREALS UNMILLED											
'TEFF' WHITE.....	Kg	-	-	-	-	-	-	-	8.25	-	-
'TEFF' MIXED.....	Kg	5.80	-	-	-	-	-	-	7.75	7.85	-
'TEFF' BLACK.....	Kg	-	-	-	-	-	-	7.03	6.75	8.40	-
WHEAT WHITE.....	Kg	-	8.35	8.00	-	-	-	10.75	-	7.92	-
WHEAT MIXED.....	Kg	-	-	-	-	-	-	-	-	8.15	-
WHEAT BLACK.....	Kg	-	-	-	-	-	-	-	-	-	-
BARLEY WHITE.....	Kg	-	-	-	8.00	-	-	5.75	-	5.35	-
BARLEY MIXED.....	Kg	-	-	-	-	-	-	3.41	-	4.14	5.00
BARLEY BLACK.....	Kg	-	-	-	-	-	-	-	-	5.02	3.77
BARLEY /FOR BEER/.....	Kg	-	-	-	-	-	-	-	-	-	-
'SENEF KOLO GEBIS'.....	Kg	-	-	-	-	-	-	-	-	-	-
MAIZE.....	Kg	-	-	-	6.12	-	4.00	3.09	3.61	5.30	3.87
DURRAH.....	Kg	-	-	-	-	-	-	-	-	-	-
AFRICAN MILLET.....	Kg	-	-	-	-	-	-	-	-	-	-
SORGHUM YELLOW.....	Kg	-	-	-	-	-	-	-	-	-	-
SORGHUM WHITE.....	Kg	-	-	-	-	-	-	-	-	-	-
SORGHUM RED.....	Kg	-	-	-	-	-	-	-	-	5.35	6.00
SORGHUM MIXED.....	Kg	-	-	-	-	-	-	5.00	4.44	-	-
OATS WITH COVER.....	Kg	-	-	-	-	-	-	-	-	-	-
RICE /LOCAL/.....	Kg	-	-	-	-	-	-	-	-	-	-
HULLED BERLEY /'TEMEZH'/.....	Kg	-	-	-	-	-	-	-	-	-	-
PULSES UNMILLED											
HORSE BEANS.....	Kg	-	-	-	-	-	-	-	6.95	10.14	9.38
CHICK PEAS.....	Kg	-	-	-	-	-	-	-	-	-	-
PEAS WHITE.....	Kg	-	-	-	-	-	-	11.43	12.33	14.65	-
PEAS MIXED.....	Kg	-	-	-	-	-	-	-	-	15.63	12.70
SOYA BEANS.....	Kg	-	-	-	-	-	-	-	-	-	-
LENTILS.....	Kg	-	-	-	-	-	-	-	-	-	-
HARICOT BEANS.....	Kg	-	-	-	-	-	-	11.76	-	6.42	-
LIMA BEANS.....	Kg	-	-	-	6.00	-	5.26	-	-	-	6.09

Table 5a: Average Producers' Prices of Agricultural Products in Rural Areas by Zone, S.N.N.P.R Region (Cont'd)

August
Nehase 2011
2003

		PRICE IN BIRR									
		KILLIL AND ZONES									
ITEM	UNIT	SOUTHERN NATIONS, NATIONALITIES AND PEOPLES'									
		Gurage	Hadiya	Kembata Tembaro	Sidama	Gedeo	Wolayita	South Omo	Shaka	Kaffa	Gamogofa
VETCH.....	Kg	-	-	-	-	-	-	-	-	-	-
FENUGREEK.....	Kg	-	-	-	-	-	-	-	-	-	-
OIL SEEDS											
NIGER SEED.....	Kg	-	-	-	-	-	-	-	-	-	-
LINSEED WHITE.....	Kg	-	-	-	-	-	-	-	-	-	-
LINSEED BLACK.....	Kg	-	-	-	-	-	-	-	-	-	-
SESAME SEED.....	Kg	-	-	-	-	-	-	-	-	-	-
SUNFLOWER.....	Kg	-	-	-	-	-	12.50	-	-	-	-
RAPE SEED.....	Kg	-	-	-	-	-	-	-	-	-	-
CASTOR BEANS.....	Kg	-	-	-	-	-	-	-	-	-	-
GROUND NUTS.....	Kg	-	-	-	-	-	-	-	-	-	13.77
VEGETABLES											
ETHIOPIAN KALE.....	Kg	2.16	1.16	-	.99	2.44	-	-	1.92	1.30	1.06
CABBAGE.....	Kg	2.11	-	-	-	-	-	-	-	-	-
LETTUCE.....	Kg	-	-	-	-	-	1.64	-	-	1.02	-
SPINACH.....	Kg	-	-	-	-	-	-	-	-	-	-
CARROT.....	Kg	5.00	-	-	-	-	-	-	-	-	-
TOMATO.....	Kg	-	-	-	-	-	-	-	-	-	-
ONION.....	Kg	-	-	-	-	-	1.19	-	-	-	-
GARLIC.....	Kg	-	-	-	-	-	-	-	-	2.66	5.22
PEPPER GREEN.....	Kg	-	-	-	-	-	-	-	-	-	-
GREEN PEAS.....	Kg	-	-	-	-	-	-	-	-	-	-
BEEF ROOT.....	Kg	-	-	-	-	-	-	5.81	-	4.28	-
CAULIFLOWER.....	Kg	-	-	-	-	-	-	-	-	-	-
PUMPKIN.....	Kg	-	-	-	-	-	3.45	-	-	1.85	-
SUGAR CANE.....	Kg	-	-	-	.01	-	-	1.20	1.31	2.97	.79
							.96			.90	2.39

Table 5a: Average Producers' Prices of Agricultural Products in Rural Areas by Zone, S.N.N.P.R Region (Cont'd)

August
Nehase

2011
2003

PRICE IN BIRR

ITEM	UNIT	KILLIL AND ZONES								
		SOUTHERN NATIONS, NATIONALITIES AND PEOPLES'								
		Gurage	Hadiya	Kembata Tembaro	Sidama	Gedeo	Wolayita	South Omo	Shaka	Kaffa

FRUITS

BANANA.....	Kg	-	4.26	-	2.62	3.30	-	2.04	3.98	1.96	3.57
ORANGE.....	Kg	-	-	-	-	-	-	-	-	1.27	2.50
LEMON.....	Kg	-	-	-	-	-	-	-	-	-	-
MANDARINE.....	Kg	-	-	-	-	-	-	-	-	-	.76
PAPAYA.....	Kg	-	-	-	-	-	-	-	-	-	-
GRAPES.....	Kg	-	-	-	-	-	-	-	-	-	-
MANGO.....	Kg	-	-	-	-	-	-	-	-	-	-
GUAVA.....	Kg	-	-	-	-	3.92	1.00	-	3.22	3.33	-
AVOCADO.....	Kg	-	-	-	-	-	-	-	-	-	-
CITRON.....	Kg	-	-	-	-	-	-	-	-	-	-
PINE APPLE.....	Kg	-	-	-	-	-	-	-	-	-	-
CACTUS /BELES/.....	Kg	-	-	-	-	-	-	-	-	-	-

POTATOES AND OTHER TUBERS

POTATO.....	Kg	-	1.64	3.00	2.01	1.11	-	1.82	2.29	-	-
SWEET POTATO.....	Kg	-	-	-	-	-	-	-	-	-	2.50
'KOCHO'/UNPROCESSED/.....	Kg	2.75	1.20	3.93	2.15	3.32	-	1.25	1.26	2.87	2.15
'BULA'.....	Kg	6.50	8.70	-	-	-	-	-	-	-	-
'GODERE'.....	Kg	-	-	-	-	-	-	-	-	-	-

SPICES

PEPPER WHOLE.....	Kg	-	-	-	-	-	-	-	-	-	-
GINGER /NOT DRY/.....	Kg	-	-	-	-	-	-	-	-	-	-
WHITE CUMIN.....	Kg	-	-	-	-	-	-	-	-	-	-
BLACK CUMIN.....	Kg	-	-	-	-	-	-	-	-	-	-
TUMERIC /UNMILLED/.....	Kg	-	-	-	-	-	-	-	-	3.98	-
CARDAMON.....	Kg	-	-	-	-	-	-	-	-	-	-
FENUGREEK.....	Kg	-	-	-	-	-	-	-	-	-	-
CHILLIES.....	Kg	-	-	-	-	-	-	5.14	-	-	-
CORIANDER.....	Kg	-	-	-	-	-	-	-	-	-	-

Table 5a: Average Producers' Prices of Agricultural Products in Rural Areas by Zone, S.N.N.P.R Region (Cont'd)

August
Nehase

2011
2003

		PRICE IN BIRR									
		KILLIL AND ZONES									
ITEM	UNIT	SOUTHERN NATIONS, NATIONALITIES AND PEOPLES'									
		Gurage	Hadiya	Kembata Tembaro	Sidama	Gedeo	Wolayita	South Omo	Shaka	Kaffa	Gamogofa
'SENAFICH'.....	Kg	-	-	-	-	-	-	-	-	-	-
BASIL /DRY/.....	Kg	-	-	-	-	-	-	-	-	-	-
SAVORY /DRY/.....	Kg	-	-	-	-	-	10.00	-	-	-	-
RUE /NOT DRY/.....	Kg	-	-	-	-	-	-	4.36	-	-	-
LIVESTOCK											
SHEEP/CASTRATED/.....	No	-	1187.50	-	535.00	1010.00	810.00	346.67	-	941.67	800.00
LAMB.....	No	382.50	294.00	-	242.00	242.00	216.67	251.00	636.67	370.43	218.13
OTHER SHEEP/10-15Kg/.....	No	-	286.00	-	310.00	230.00	203.33	-	435.00	395.00	206.36
GOAT/CASTRATED/.....	No	-	-	-	850.00	-	245.00	-	-	760.00	550.00
GOAT KID.....	No	570.00	-	-	450.00	-	-	-	-	377.00	216.25
OTHER GOAT/10-15Kg/.....	No	-	-	-	225.00	-	-	-	-	-	140.00
CALF/1-2Years/.....	No	632.50	-	-	470.71	-	400.00	566.67	-	644.00	676.00
HEIFER/2-4Years/.....	No	1345.00	1132.50	-	1040.00	-	-	1250.00	-	1482.00	1212.22
COW/4 Years & Above/.....	No	3232.50	1630.00	-	1537.69	-	-	2050.00	3200.00	2141.67	1640.00
BULL/2-4Years/.....	No	800.00	640.00	-	1192.86	1014.00	1216.67	1550.00	1475.00	1316.67	-
OX/4 Years & Above/.....	No	1763.33	1957.50	-	3087.50	2205.33	3253.85	-	3650.00	3150.00	3421.43
PULLET/LOCAL/.....	No	47.63	21.14	-	18.33	15.00	17.50	19.00	-	27.75	22.00
HEN/LOCAL/.....	No	44.36	31.33	50.00	27.93	41.00	38.00	25.60	61.25	34.58	29.04
COCKEREL/LOCAL/.....	No	-	29.28	-	38.33	25.50	40.00	23.50	-	25.33	-
COCK/LOCAL/.....	No	57.60	44.00	-	51.67	65.00	53.89	42.13	55.00	54.71	49.43
DRAUGHT ANIMALS											
DONKEY /MALE/.....	No	-	-	-	1325.00	-	800.00	-	-	-	-
HORSE /MALE/.....	No	-	-	-	-	-	-	-	-	-	-
MULE /MALE/.....	No	-	-	-	-	-	-	-	-	-	-
CAMEL /MALE/.....	No	-	-	-	-	-	-	-	-	-	-

Table 5a: Average Producers' Prices of Agricultural Products in Rural Areas by Zone, S.N.N.P.R Region (Cont'd)

August
Nehase2011
2003

P R I C E I N B I R R

		K I L L I L A N D Z O N E S								
ITEM	UNIT	S O U T H E R N W A T I O N S , N A T I O N A L I T I E S A N D P E O P L E S								
		Gurage	Hadiya	Kembata Tembaro	Sidama	Gedeo	Wolayita	South Omo	Shaka	Kaffa
DAIRY PRODUCTS & EGGS										
MILK/UNPASTEURIZED/.....	Lt	-	8.00	-	-	-	-	-	-	-
BUTTER/UNREFINED/.....	Kg	-	90.04	101.47	62.28	-	72.90	-	102.09	64.39 74.10
CHEESE/COTTAGE/.....	Kg	35.77	16.04	26.32	-	-	25.02	-	18.29	9.78 12.00
EGGS/LOCAL/.....	DOZEN	16.38	14.80	13.27	15.19	18.15	16.60	12.00	24.00	15.99 14.29
HIDES AND SKINS										
BOVINE HIDES.....	No	-	-	-	-	-	-	-	-	-
SHEEP SKINS/DRY/.....	No	-	-	-	-	75.00	-	-	-	-
GOAT SKINS/DRY/.....	No	-	-	-	-	-	-	-	-	-
OTHERS										
BUCKTHORN LEAVES/DRIED/.....	Kg	14.22	-	-	-	-	-	-	-	-
'CHAT'.....	Kg	5.73	-	-	6.90	-	-	-	-	9.64
COFFEE BEANS.....	Kg	-	-	-	-	-	76.92	-	62.50	-
COFFEE WHOLE.....	Kg	-	-	-	-	38.50	-	-	-	-
HONEY /NOT REFINED/.....	Kg	-	-	-	-	-	-	-	-	-




Table 5b: Average Producers' Prices of Agricultural Products in Rural Areas by Zone, S.N.N.P.R Region (Cont'd)

August
Nehase2011
2003

P R I C E I N B I R R

ITEM	UNIT	K I L L I L A N D Z O N E S											SNNPR Average
		S O U T H E R N N A T I O N A L I T I E S A N D P E O P L E S'											
		Bench Maji Wereda	Yem Spec. Wereda	Amaro Spec. Wereda	Burji Spec. Wereda	Konso Spec. Wereda	Dirashe Special Wereda	Dawro Zone	Basketo Special Wereda	Konta Special Wereda	Silte Zone	Alaba Special Wereda	
CEREALS UNMILLED													
'TEFF' WHITE.....	Kg	-	8.24	-	-	-	7.99	7.81	-	8.03	9.00	9.56	8.31
'TEFF' MIXED.....	Kg	-	7.30	5.94	8.50	-	-	7.44	-	-	8.22	-	7.34
'TEFF' BLACK.....	Kg	8.00	6.96	-	-	-	-	8.82	8.16	-	-	-	7.29
WHEAT WHITE.....	Kg	10.00	9.10	-	-	-	-	5.38	-	-	7.68	-	8.31
WHEAT MIXED.....	Kg	6.18	9.82	-	6.00	-	-	-	-	-	-	-	7.83
WHEAT BLACK.....	Kg	-	-	-	-	-	-	-	-	-	-	-	-
BARLEY WHITE.....	Kg	-	9.96	-	-	-	5.28	5.88	-	5.88	-	-	6.43
BARLEY MIXED.....	Kg	5.89	5.77	6.76	5.50	-	-	-	-	-	-	-	5.25
BARLEY BLACK.....	Kg	3.89	-	-	-	-	-	-	-	-	-	-	4.42
BARLEY /FOR BEER/.....	Kg	-	-	-	-	-	-	-	-	-	-	-	-
'SENEF KOLO GEBIS'.....	Kg	-	-	-	-	-	-	-	-	-	-	-	-
MAIZE.....	Kg	3.38	-	6.17	6.00	-	6.34	3.77	3.28	2.37	6.71	-	4.26
DURRAH.....	Kg	-	-	-	-	-	4.15	-	-	-	-	-	4.15
AFRICAN MILLET.....	Kg	-	-	-	-	-	-	-	-	-	-	-	-
SORGHUM YELLOW.....	Kg	-	-	-	-	-	-	-	-	-	-	-	-
SORGHUM WHITE.....	Kg	-	-	-	-	-	5.79	-	-	-	-	-	5.79
SORGHUM RED.....	Kg	-	7.02	-	-	-	5.02	-	-	-	-	-	5.68
SORGHUM MIXED.....	Kg	4.31	-	-	-	-	-	-	-	-	-	-	4.64
OATS WITH COVER.....	Kg	-	-	-	-	-	-	-	-	-	-	-	-
RICE /LOCAL/.....	Kg	-	-	-	-	-	-	-	-	-	-	-	-
HULLED BERLEY /'TEMEZH'/.....	Kg	-	-	-	-	-	-	-	-	-	-	-	-
PULSES UNMILLED													
HORSE BEANS.....	Kg	-	13.84	-	-	-	-	-	-	11.84	-	-	12.06
CHICK PEAS.....	Kg	-	-	-	-	-	-	-	-	-	-	-	-
PEAS WHITE.....	Kg	-	13.83	-	-	-	-	-	-	-	-	-	-
PEAS MIXED.....	Kg	-	15.18	-	-	-	-	26.00	-	-	-	-	14.75
SOYA BEANS.....	Kg	-	-	-	-	-	-	-	-	-	-	-	14.07
LENTILS.....	Kg	-	12.50	-	-	-	-	-	-	-	-	-	-
HARICOT BEANS.....	Kg	-	-	-	-	-	-	17.24	-	-	-	-	15.66
										5.00	5.07		6.63

Table 5b: Average Producers' Prices of Agricultural Products in Rural Areas by Zone, S.N.N.P.R Region (Cont'd)

August
Nehase 2011
2003

PRICE IN BIRR													
KILLIL AND ZONES													
ITEM	UNIT	SOUTHERN NATIONS, NATIONALITIES AND PEOPLES'											SNNPR Average
		Bench Maji Wereda	Yem Spec. Wereda	Amaro Spec. Wereda	Burji Spec. Wereda	Konso Spec. Wereda	Dirashe Special Wereda	Dawro Zone	Basketo Special Wereda	Konta Special Wereda	Silte Zone	Alaba Special Wereda	
LIMA BEANS.....	Kg	3.79	5.77	-	6.00	-	-	-	3.85	-	-	-	5.24
VETCH.....	Kg	-	-	-	-	-	-	-	-	-	-	-	-
FENUGREEK.....	Kg	-	20.88	-	-	-	-	-	-	-	-	-	20.88
OIL SEEDS													
NIGER SEED.....	Kg	-	-	-	-	-	-	-	-	-	-	-	-
LINSEED WHITE.....	Kg	-	-	-	-	-	-	-	-	-	-	-	-
LINSEED BLACK.....	Kg	-	-	-	-	-	-	-	-	-	-	-	-
SESAME SEED.....	Kg	7.00	-	-	-	-	-	12.50	-	-	-	-	12.50
SUNFLOWER.....	Kg	-	-	-	-	-	-	-	-	-	-	-	8.38
RAPE SEED.....	Kg	-	-	-	-	-	-	-	-	-	-	-	-
CASTOR BEANS.....	Kg	-	-	-	-	-	-	-	-	-	-	-	-
GROUND NUTS.....	Kg	-	-	-	-	-	-	-	-	-	-	-	13.77
VEGETABLES													
ETHIOPIAN KALE.....	Kg	1.47	2.86	-	.68	-	2.74	1.27	.77	2.75	2.44	-	1.71
CABBAGE.....	Kg	3.08	-	-	-	-	-	-	-	-	4.00	-	2.29
LETTUCE.....	Kg	-	-	-	-	-	-	-	-	-	-	-	-
SPINACH.....	Kg	-	-	-	-	-	-	-	-	-	-	-	-
CARROT.....	Kg	-	2.50	-	-	-	-	-	-	-	-	-	-
TOMATO.....	Kg	-	-	-	-	-	-	-	-	-	-	-	3.75
ONION.....	Kg	7.17	6.06	-	-	-	-	-	-	-	-	-	1.19
GARLIC.....	Kg	33.03	30.50	-	26.25	-	-	-	2.50	-	10.93	-	5.45
PEPPER GREEN.....	Kg	8.88	-	-	-	-	-	-	-	-	-	-	29.93
GREEN PEAS.....	Kg	-	-	-	-	-	-	-	-	-	-	-	5.64
BEEF ROOT.....	Kg	-	-	-	-	-	-	-	1.33	-	-	-	1.33
CAULIFLOWER.....	Kg	-	-	-	-	-	-	-	-	-	-	-	2.81
PUMPKIN.....	Kg	1.03	-	.83	-	-	-	-	-	-	-	-	-
SUGAR CANE.....	Kg	-	1.01	1.56	-	-	-	-	1.67	-	-	-	1.19
									.77				1.11

Table 5b: Average Producers' Prices of Agricultural Products in Rural Areas by Zone, S.N.N.P.R Region (Cont'd)

August
Nehase2011
2003

P R I C E I N B I R R

K I L L I L A N D Z O N E S													
ITEM	UNIT	S O U T H E R N N A T I O N S, N A T I O N A L I T I E S A N D P E O P L E S'										SNNPR Average	
		Bench Maji Wereda	Yem Spec. Wereda	Amaro Spec. Wereda	Burji Spec. Wereda	Konso Spec. Wereda	Dirashe Special Wereda	Dawro Zone	Basketo Special Wereda	Konta Special Wereda	Silte Zone		Alaba Special Wereda
		FRUITS											
BANANA.....	Kg	3.01	-	1.69	-	-	-	1.97	2.38	-	4.64	-	2.82
ORANGE.....	Kg	-	-	-	-	-	-	2.74	-	-	-	-	2.74
LEMON.....	Kg	-	-	-	-	-	-	2.50	-	-	-	-	2.15
MANDARINE.....	Kg	-	-	-	-	-	-	-	-	-	-	-	-
PAPAYA.....	Kg	-	-	-	-	-	-	-	-	-	-	-	.76
GRAPES.....	Kg	-	-	-	-	-	-	-	-	-	-	-	-
MANGO.....	Kg	-	-	-	-	-	-	-	2.50	-	-	-	2.50
GUAVA.....	Kg	-	-	-	-	-	-	-	-	-	-	-	-
AVOCADO.....	Kg	-	-	-	-	-	-	4.33	3.13	6.22	5.00	-	4.02
CITRON.....	Kg	-	-	-	-	-	-	-	-	-	-	-	-
PINE APPLE.....	Kg	-	-	-	-	-	-	-	-	-	-	-	-
CACTUS /BELES/.....	Kg	-	-	-	-	-	-	-	-	-	-	-	-
POTATOES AND OTHER TUBERS													
POTATO.....	Kg	-	4.43	-	-	-	-	-	-	-	-	-	2.25
SWEET POTATO.....	Kg	-	-	-	-	-	-	-	6.25	-	-	-	3.44
'KOCHO'/UNPROCESSED/.....	Kg	-	7.06	1.86	1.38	-	-	2.34	-	-	2.67	-	2.78
'BULA'.....	Kg	-	-	-	5.00	-	-	-	-	-	4.36	-	5.55
'GODERE'.....	Kg	-	-	-	-	-	-	-	-	-	-	-	-
SPICES													
PEPPER WHOLE.....	Kg	-	-	-	-	-	-	-	-	-	51.50	-	51.50
GINGER /NOT DRY/.....	Kg	-	-	-	-	-	-	7.52	14.29	-	-	-	10.91
WHITE CUMIN.....	Kg	-	-	-	-	-	-	-	-	-	-	-	-
BLACK CUMIN.....	Kg	-	-	-	-	-	-	-	-	-	-	-	-
TUMERIC /UNMILLED/.....	Kg	-	-	-	-	-	-	-	-	-	-	-	-
CARDAMON.....	Kg	-	-	-	-	-	-	-	50.00	-	-	-	26.99
FENUGREEK.....	Kg	-	-	-	-	-	-	-	-	-	-	-	-
CHILLIES.....	Kg	-	-	-	-	-	-	-	40.00	-	-	-	40.00

Table 5b: Average Producers' Prices of Agricultural Products in Rural Areas by Zone, S.N.N.P.R Region (Cont'd)

PRICE IN BIRR													August Nehase	2011 2003	
KILLIL AND ZONES															
ITEM	UNIT	SOUTHERN NATIONS, NATIONALITIES AND PEOPLES'											SNNPR Average		
		Bench Maji Wereda	Yem Spec. Wereda	Amaro Spec. Wereda	Burji Spec. Wereda	Konso Spec. Wereda	Dirashe Special Wereda	Dawro Zone	Basketo Special Wereda	Konta Special Wereda	Silte Zone	Alaba Special Wereda			
CORIANDER.....	Kg	-	-	-	-	-	-	-	-	-	-	-	-	-	5.14
'SENAFICH'.....	Kg	-	-	-	-	-	-	-	-	-	-	-	-	-	-
BASIL /DRY/.....	Kg	-	-	-	-	-	-	-	-	-	-	-	-	-	-
SAVORY /DRY/.....	Kg	-	-	-	-	-	-	-	-	-	-	-	-	-	-
RUE /NOT DRY/.....	Kg	2.38	-	-	-	-	-	-	-	-	16.67	-	-	-	13.34
LIVESTOCK											10.00				5.28
SHEEP/CASTRATED/.....	No	1070.00	600.00	-	-	1350.00	-	943.33	-	-	-	-	-	-	-
LAMB.....	No	440.00	288.64	127.50	200.00	-	-	333.57	-	800.00	-	460.00	887.84	-	-
OTHER SHEEP/10-15Kg/.....	No	-	-	280.00	-	250.00	-	655.00	-	-	328.00	-	319.08	-	-
GOAT/CASTRATED/.....	No	-	600.00	-	-	-	-	785.00	-	-	228.50	273.33	303.97	-	-
GOAT KID.....	No	277.00	221.67	195.00	260.00	-	-	-	-	-	-	-	606.15	-	-
OTHER GOAT/10-15Kg/.....	No	158.34	300.00	416.67	418.67	223.33	266.67	-	-	-	350.00	-	305.53	-	-
CALF/1-2Years/.....	No	816.67	460.00	-	-	-	-	-	-	-	303.00	400.00	275.92	-	-
HEIFER/2-4Years/.....	No	1538.33	993.33	-	1525.00	-	-	-	-	200.00	650.00	-	582.21	-	-
COW/4 Years & Above/.....	No	2515.00	1661.11	-	-	-	-	958.33	-	-	1116.00	-	1206.75	-	-
BULL/2-4Years/.....	No	2183.33	1700.00	1467.50	1600.00	1400.00	-	1992.86	-	1800.00	1695.00	1900.00	1898.53	-	-
OX/4 Years & Above/.....	No	3150.00	2200.00	3920.00	2980.00	2820.00	-	1118.75	-	-	1550.00	-	1359.77	-	-
PULLET/LOCAL/.....	No	25.00	19.67	22.00	-	-	-	3500.00	3150.00	-	2565.00	2475.00	2981.33	-	-
HEN/LOCAL/.....	No	44.50	26.20	27.50	31.00	-	-	-	15.00	-	21.83	-	23.74	-	-
COCKEREL/LOCAL/.....	No	30.67	-	-	-	-	-	23.00	35.00	-	30.32	22.50	34.06	-	-
COCK/LOCAL/.....	No	66.39	50.71	41.00	40.00	-	29.00	28.00	25.00	-	-	-	29.28	-	-
DRAUGHT ANIMALS							45.56	33.75	-	-	48.75	29.00	51.94	-	-
DONKEY /MALE/.....	No	-	-	-	1400.00	-	-	-	-	-	-	-	-	-	-
HORSE /MALE/.....	No	2300.00	-	-	-	-	-	-	-	-	913.00	-	1046.11	-	-
MULE /MALE/.....	No	4600.00	-	-	-	-	-	-	-	-	-	-	2300.00	-	-
CAMEL /MALE/.....	No	-	-	-	-	-	-	-	-	-	-	-	4600.00	-	-

Table 6: Average Producers' Prices of Agricultural Products in Rural Areas by Zone, Gambela, Harari, and Dire Dawa Regions

Product	Zone	Price (Birr)
Wheat	Zone 1	1200
Wheat	Zone 2	1150
Wheat	Zone 3	1100
Wheat	Zone 4	1050
Wheat	Zone 5	1000
Wheat	Zone 6	950
Wheat	Zone 7	900
Wheat	Zone 8	850
Wheat	Zone 9	800
Wheat	Zone 10	750
Wheat	Zone 11	700
Wheat	Zone 12	650
Wheat	Zone 13	600
Wheat	Zone 14	550
Wheat	Zone 15	500
Wheat	Zone 16	450
Wheat	Zone 17	400
Wheat	Zone 18	350
Wheat	Zone 19	300
Wheat	Zone 20	250
Wheat	Zone 21	200
Wheat	Zone 22	150
Wheat	Zone 23	100
Wheat	Zone 24	50
Wheat	Zone 25	0




Table 6: Average Producers' Prices of Agricultural Products in Rural Areas by Zone, Gambella, Harari and Dire Dawa Regions (Cont'd)

August
Nehase

2011
2003

PRICE IN B.I.R.									
K I L L I L L A N D Z O N E S									
ITEM	UNIT	GAMBELLA				Gambella Average	Harari	Dire Dawa	National Average
		Zone 1	Zone 2	Zone 3	Zone 4				
CEREALS UNMILLED									
'TEFF' WHITE.....	Kg	-	-	-	-	-	-	-	8.94
'TEFF' MIXED.....	Kg	-	-	-	-	-	-	-	7.66
'TEFF' BLACK.....	Kg	-	-	-	-	-	-	-	7.13
WHEAT WHITE.....	Kg	-	-	-	-	-	-	-	7.83
WHEAT MIXED.....	Kg	-	-	-	-	-	-	-	6.66
WHEAT BLACK.....	Kg	-	-	-	-	-	-	-	7.76
BARLEY WHITE.....	Kg	-	-	-	-	-	-	-	6.40
BARLEY MIXED.....	Kg	-	-	-	-	-	-	-	5.55
BARLEY BLACK.....	Kg	-	-	-	-	-	-	-	6.31
BARLEY /FOR BEER/.....	Kg	-	-	-	-	-	-	-	7.00
'SENEF KOLO GEBIS'.....	Kg	-	-	-	-	4.90	-	-	4.91
MAIZE.....	Kg	4.54	-	5.54	-	-	-	-	4.56
DURRAH.....	Kg	-	-	5.28	-	5.28	-	-	4.68
AFRICAN MILLET.....	Kg	-	-	-	-	-	-	-	5.36
SORGHUM YELLOW.....	Kg	-	-	4.64	-	4.64	-	-	5.38
SORGHUM WHITE.....	Kg	-	-	4.41	-	4.41	-	-	5.03
SORGHUM RED.....	Kg	-	-	4.37	-	4.37	-	-	4.90
SORGHUM MIXED.....	Kg	-	-	-	-	-	-	-	5.51
OATS WITH COVER.....	Kg	-	-	-	-	-	-	-	7.27
RICE /LOCAL/.....	Kg	-	-	-	-	-	-	-	-
HULLED BERLEY /'TEMEZH'/.....	Kg	-	-	-	-	-	-	-	-
PULSES UNMILLED									
HORSE BEANS.....	Kg	-	-	-	-	-	-	-	12.02
CHICK PEAS.....	Kg	-	-	-	-	-	-	-	10.68
PEAS WHITE.....	Kg	-	-	-	-	-	-	-	15.70
PEAS MIXED.....	Kg	-	-	-	-	-	-	-	13.10
SOYA BEANS.....	Kg	-	-	-	-	-	-	-	7.41
LENTILS.....	Kg	-	-	-	-	-	-	-	15.58
HARICOT BEANS.....	Kg	-	-	-	-	-	-	-	6.02

Table 6: Average Producers' Prices of Agricultural Products in Rural Areas by Zone, Gambella, Harari and Dire Dawa Regions (Cont'd)

August
Nehase

2011
2003

		P R I C E I N B I R R							
		K I L L I L A N D Z O N E S							
ITEM	UNIT	GAMBELLA				Gambella Average	Harari	Dire Dawa	National Average
		Zone 1	Zone 2	Zone 3	Zone 4				
LIMA BEANS.....	Kg	-	-	3.40	-	3.40	-	-	5.14
VETCH.....	Kg	-	-	-	-	-	-	-	10.25
FENUGREEK.....	Kg	-	-	-	-	-	-	-	25.23
OIL SEEDS									
NIGER SEED.....	Kg	-	-	-	-	-	-	-	12.18
LINSEED WHITE.....	Kg	-	-	-	-	-	-	-	-
LINSEED BLACK.....	Kg	-	-	-	-	-	-	-	-
SESAME SEED.....	Kg	-	-	-	-	-	-	-	17.55
SUNFLOWER.....	Kg	-	-	-	-	-	-	-	16.58
RAPE SEED.....	Kg	-	-	-	-	-	-	-	9.50
CASTOR BEANS.....	Kg	-	-	-	-	-	-	-	11.32
GROUND NUTS.....	Kg	-	-	-	-	-	12.12	-	15.33
VEGETABLES									
ETHIOPIAN KALE.....	Kg	-	-	1.56	-	1.56	-	-	1.50
CABBAGE.....	Kg	-	-	4.84	-	4.84	-	-	2.18
LETTUCE.....	Kg	-	-	-	-	-	-	-	3.17
SPINACH.....	Kg	-	-	-	-	-	-	-	3.58
CARROT.....	Kg	-	-	-	-	-	-	-	3.56
TOMATO.....	Kg	-	-	-	-	-	-	-	3.29
ONION.....	Kg	-	-	-	-	-	-	-	5.43
GARLIC.....	Kg	-	-	-	-	-	-	-	31.84
PEPPER GREEN.....	Kg	5.00	-	-	-	5.00	-	-	7.36
GREEN PEAS.....	Kg	-	-	-	-	-	-	-	1.33
BEET ROOT.....	Kg	-	-	-	-	-	-	-	2.44
CAULIFLOWER.....	Kg	-	-	-	-	-	-	-	-
PUMPKIN.....	Kg	-	-	1.34	-	1.34	-	-	1.44
SUGAR CANE.....	Kg	-	-	1.01	-	1.01	-	-	1.63

Table 6: Average Producers' Prices of Agricultural Products in Rural Areas by Zone, Gambella, Harari and Dire Dawa Regions (Cont'd)

August
Nehase

2011
2003

		P R I C E I N B I R R								
		K I L L I L A N D Z O N E S								
ITEM	UNIT	GAMBELLA				Gambella Average	Harari	Dire Dawa	National Average	
		Zone 1	Zone 2	Zone 3	Zone 4					
FRUITS										
BANANA.....	Kg	-	-	2.47	-	2.47	-	5.36	3.00	
ORANGE.....	Kg	-	-	-	-	-	-	-	4.29	
LEMON.....	Kg	-	-	3.33	-	3.33	-	-	2.98	
MANDARINE.....	Kg	-	-	-	-	-	-	-	4.66	
PAPAYA.....	Kg	-	-	-	-	-	-	2.34	2.55	
GRAPES.....	Kg	-	-	-	-	-	-	-	-	
MANGO.....	Kg	-	-	-	-	-	-	-	2.44	
GUAVA.....	Kg	-	-	-	-	-	-	-	2.65	
AVOCADO.....	Kg	-	-	3.28	-	3.28	-	-	3.73	
CITRON.....	Kg	-	-	-	-	-	-	-	4.44	
PINE APPLE.....	Kg	-	-	-	-	-	-	-	5.84	
CACTUS /BELES/.....	Kg	-	-	-	-	-	-	-	1.42	
POTATOES AND OTHER TUBERS										
POTATO.....	Kg	-	-	-	5.00	5.00	-	-	2.45	
SWEET POTATO.....	Kg	-	-	-	-	-	-	-	3.44	
'KOCHO'/UNPROCESSED/.....	Kg	-	-	-	-	-	-	-	2.53	
'BULA'.....	Kg	-	-	-	-	-	-	-	5.55	
'GODERE'.....	Kg	-	-	-	-	-	-	-	-	
SPICES										
PEPPER WHOLE.....	Kg	-	-	33.33	-	33.33	-	-	44.79	
GINGER /NOT DRY/.....	Kg	-	-	-	-	-	-	-	6.87	
WHITE CUMIN.....	Kg	-	-	-	-	-	-	-	-	
BLACK CUMIN.....	Kg	-	-	-	-	-	-	-	-	
TUMERIC /UNMILLED/.....	Kg	-	-	-	-	-	-	-	27.53	
CARDAMON.....	Kg	-	-	10.74	-	10.74	-	-	10.74	
FENUGREEK.....	Kg	-	-	-	-	-	-	-	14.22	
CHILLIES.....	Kg	-	-	10.90	-	10.90	-	-	13.73	
									20.50	

Table 6: Average Producers' Prices of Agricultural Products in Rural Areas by Zone, Gambella, Harari and Dire Dawa Regions (Cont'd)

August
Nehase

2011
2003

		PRICE IN BIRR							
		KILLIL AND ZONES							
ITEM	UNIT	GAMBELLA				Gambella Average	Harari	Dire Dawa	National Average
		Zone 1	Zone 2	Zone 3	Zone 4				
CORIANDER.....	Kg	-	-	-	-	-	-	-	7.15
'SENAFICH'.....	Kg	-	-	-	-	-	-	-	-
BASIL /DRY/.....	Kg	-	-	-	-	-	-	-	14.54
SAVORY /DRY/.....	Kg	-	-	-	-	-	-	-	-
RUE /NOT DRY/.....	Kg	-	-	-	-	-	-	-	5.02
LIVESTOCK									
SHEEP/CASTRATED/.....	No	-	-	-	495.00	495.00	900.00	-	788.58
LAMB.....	No	-	-	300.00	348.33	341.43	-	600.00	347.76
OTHER SHEEP/10-15Kg/.....	No	-	-	-	162.00	162.00	-	-	398.06
GOAT/CASTRATED/.....	No	-	-	650.00	530.00	547.14	-	866.67	746.44
GOAT KID.....	No	-	-	270.00	345.00	332.50	420.00	350.00	328.79
OTHER GOAT/10-15Kg/.....	No	-	-	200.00	160.00	170.00	-	-	352.61
CALF/1-2Years/.....	No	-	-	650.00	665.00	660.00	-	-	826.50
HEIFER/2-4Years/.....	No	-	-	1200.00	770.00	913.33	1600.00	-	1388.15
COW/4 Years & Above/.....	No	-	-	-	2375.00	2375.00	-	-	2112.67
BULL/2-4Years/.....	No	-	-	1400.00	1775.00	1650.00	-	3000.00	1645.14
OX/4 Years & Above/.....	No	-	-	2750.00	3150.00	2950.00	6350.00	6500.00	3324.05
PULLET/LOCAL/.....	No	35.50	-	-	24.17	29.83	-	-	26.69
HEN/LOCAL/.....	No	40.94	-	50.00	37.08	41.18	-	-	34.17
COCKEREL/LOCAL/.....	No	56.00	-	-	37.42	45.86	-	-	33.44
COCK/LOCAL/.....	No	72.00	-	62.75	52.92	65.94	-	-	49.82
DRAUGHT ANIMALS									
DONKEY /MALE/.....	No	-	-	-	-	-	-	-	1089.64
HORSE /MALE/.....	No	-	-	-	-	-	-	-	1764.62
MULE /MALE/.....	No	-	-	-	-	-	-	-	3550.00
CAMEL /MALE/.....	No	-	-	-	-	-	-	-	6733.33

