

513

FEDERAL DEMOCRATIC REPUBLIC OF ETHIOPIA

CENTRAL STATISTICAL AGENCY

የብድራት ሚኒስቴር
የብድራት ሚኒስቴር
Central Statistical Agency
Library

REPORT ON
MONTHLY AVERAGE RETAIL PRICES OF
GOODS AND SERVICES

MARCH 2011 (MEGABIT 2003)

15/11/03

C-4/5 Acc-003909

FEDERAL DEMOCRATIC REPUBLIC OF ETHIOPIA

CENTRAL STATISTICAL AGENCY

የመኖሪያ ስምጥኑ ለጽሑፍ
ቤተ መጻሕፍት
Central Statistical Agency
Library

REPORT ON
MONTHLY AVERAGE RETAIL PRICES OF
GOODS AND SERVICES

MARCH 2011 (MEGABIT 2003)

ADDIS ABABA
MAY 2011

513

STATISTICAL BULLETIN

513

15/11/03

C-4/5 Acc-003909

FEDERAL DEMOCRATIC REPUBLIC OF ETHIOPIA

CENTRAL STATISTICAL AGENCY

የማዕከላዊ ስታቲስቲካል ኢንሻቲዩት
ቤተ መጻሕፍት
Central Statistical Agency
Library

REPORT ON
MONTHLY AVERAGE RETAIL PRICES OF
GOODS AND SERVICES

MARCH 2011 (MEGABIT 2003)

CONTENTS

	PAGE
I. Introduction.....	(IV)
II. Objectives.....	(VII)
III. Scope and Coverage.....	(VII)
IV. Method of Data Collection.....	(VII)
V. Definitions.....	(IX)
VI. Note.....	(X)

PART I

AVERAGE RETAIL PRICES OF GOODS AND SERVICES

Table 1: - Average Retail Prices of Goods and Services by Region and Selected Market Places - Group 1 Market Places	5
Table 2:- Average Retail Prices of Goods and Services by Region and Selected Market Places- Group 2 Market Places.....	29
Table 3:- Average Retail Prices of Goods and Services by Region and Selected Market Places- Group 3 Market Places.....	53
Table 4:- Average Retail Prices of Goods and Services by Region and Selected Market Places - Group 4 Market Places.....	77
Table 5:- Average Retail Prices of Goods and Services by Region and Selected Market Places - Group 5 Market Places.....	101
Table 6:- Average Retail Prices of Goods and Services by Region and Selected Market Places - Group 6 Market Places.....	125

Table 7:- Average Retail Prices of Goods and Services by Region and Selected Market Places - Group 7 Market Places.....149

Table 8:- Average Retail Prices of Goods and Services by Region and Selected Market Places - Group 8 Market Places.....173

Table 9:- Average Retail Prices of Goods and Services by Region and Selected Market Places - Group 9 Market Places.....197

Table 10:- Average Retail Prices of Goods and Services by Region and Selected Market Places - Group 10 Market Places.....221

Table 11:- Average Retail Prices of Goods and Services by Region and Selected Market Places - Group 11 Market Places.....245

PART II

AVERAGE PRICES OF HOTEL SERVICES

PAGE

Table 1: Average I Prices of Hotel Services by Region and Selected Market Places - Group 1 Market Places.....	271
Table 2: Average I Prices of Hotel Services by Region and Selected Market Places - Group 2 Market Places.....	275
Table 3: Average I Prices of Hotel Services by Region and Selected Market Places - Group 3 Market Places.....	279
Table 4: Average I Prices of Hotel Services by Region and Selected Market Places - Group 4 Market Places.....	283
Table 5: Average I Prices of Hotel Services by Region and Selected Market Places - Group 5 Market Places.....	287
Table 6: Average I Prices of Hotel Services by Region and Selected Market Places - Group 6 Market Places.....	291
Table 7: Average I Prices of Hotel Services by Region and Selected Market Places - Group 7 Market Places.....	295
Table 8: Average I Prices of Hotel Services by Region and Selected Market Places - Group 8 Market Places.....	299
Table 9: Average I Prices of Hotel Services by Region and Selected Market Places - Group 9 Market Places.....	303
Table 10: Average I Prices of Hotel Services by Region and Selected Market Places - Group 10Market Places.....	307
Table 11: Average I Prices of Hotel Services by Region and Selected Market Places - Group 11 Market Places.....	311

I. INTRODUCTION

The monthly retail price data collection first started in Addis Ababa together with the Household Income, Consumption and Expenditure Survey of 1963 by dividing the city into four market zones (in fact, since September 1996 the city has been divided into 12 market zones). However, due to the ever increasing demand for the data, the scope and coverage of the survey was increased stage by stage. Hence, the geographical coverage of the survey was expanded to cover all the fourteen Regional capitals in 1975, twenty three urban Market Places (nine major urban Market Places were selected considering the prevalence of extensive market transaction) in 1978. Moreover, in 1996 further improvements have been made on the selection of the urban Market Places in such a way that all the regional capitals are to be included and this has increased the number to reach a total of 26 urban Market Places.

In rural areas, the retail price survey was launched together with the Rural Integrated Household Survey Program (RIHSP) in 1980/81. As part of the RIHSP, the price survey was carried out on quarterly basis starting from May 1981 to July 1987 and on monthly basis since September 1987. The survey was used to conduct in the markets of selected Farmers' Association (FAs), the then Enumeration Areas (EAs) or on nearby market places where residents of the FAs or EAs purchase most of goods and services for consumption and/other purposes. Thus, from 1981 to 1985/6 the survey was conducted on 500 randomly selected FAs in the sedentary areas of the country except Tigray.

Between 1986/87 and 1996/97 the survey has been conducted in about 760 EAs and in the year 1997/98 the number of EAs to be covered by the survey were substantially increased to 1420. But, considering the substantial number of EA's to be covered and thereby huge amount of data to be collected, the processing and timely publishing of the data were not manageable. Hence, after conducting an intensive exercise on the quality of the data, the CSA realized that the sample EA's in which the price data are to be collected could be substantially reduced without affecting the quality of the resulting Consumer Price Index (CPI). Consequently, the CSA has arrived at a decision to reduce the sample EA's in which the price data to be collected from 1420 to 446 EA's starting from September 1998. Note that the Regional State of Tigray was covered by the rural retail price survey since 1994.

Moreover, further improvements have been made starting from July 2001 on the number of market outlets to be covered for this exercise. As a result, the price survey data collection had been restricted and basically focused on a market based survey approach by selecting 119 representative market outlets. The shift to more representative markets was implemented with the aim of achieving acceptable coverage of urban markets for each Region by dropping many remote rural markets. As a result, unnecessary time lag in the production of the average retail price report is expected to be minimized.

1. This report provides average retail price of goods and services by Selected Market Places together with regional average price on the basis of the current administrative hierarchy, i.e., Killil (regional states). Due to lack of space to accommodate all Towns/Market Places in one page, towns are categorized into eleven groups:
 - **Group 1:-** consists of Selected Market Places for Tigray, and Afar Regional State, namely: Endasilase, Endabaguna, Adwa, Axum, Adigrat, Wukiro, Mai-Chew, Mekele, Ayisaeta, Dubti, Melka Werer and Awash Sebat Kilo.
 - **Group 2:-** consists of Selected Market Places for Amhra Regional State, namely: Chuait, Gondar, Esete, Debre Tabor, Kobo, Weldiya, Kombolcha, Dessie, Shewa Robit, Debre Birhan
 - **Group 3:-** consists of Selected Market Places for Amhra Regional State, namely: Mota, Debre Markos, Adete, Bahir Dar, Sekota, Amde Werk, Dangla, Chagni, Kemise, and Bati.
 - **Group 4:-** consists of Selected Market Places for Oromia Regional State, namely: Ghimbi, Dembi Dolo, Shambu, Nekemte, Bedele, Metu, Jima, Agaro, Ambo, Weliso, Ejere and Fiche.
 - **Group 5:-** consists of Selected Market Places for Oromia Regional State, namely: Nazareth, Shashemene, Diksise, Asela, Asebe Teferi, Bedessa, Alemaya, Boreda, Adaba, Robe, Hagere Mariam and Negele Borena.
 - **Group 6:-** consists of Selected Market Places for Somalie and Benishangul Gumuz Regional States, namely: Shinele, Arere, Jig Jiga, Hartshek, Dollo, Moyale, Mambook, Mender Sebat, Assosa, Bambasi, Kemashi, and Agelo Meti.

- **Group 7:-** consists of Selected Market Places for SNNP Regional State, namely: Welkite, Butajira, Hosahna, Shone, Doyugena, Alaba, Awasa, Hagere Selam, Dilla, and Yirgacheffe.
- **Group 8:-** consists of Selected Market Places for SNNP Regional State, namely: Welayita Sodo, Bodite, Jinka, Dimeka, Masha, Tepi, Bonga, Chana, Arba Minch, and Sawla.
- **Group 9:-** consists of Selected Market Places for SNNP Regional State, namely: Shewa Bench, Mizan Teferi, Deri, Amaro Kelle, Soyama, Karat, Gidole, Waka, Beste Chere, Lasoka, and Amaya.
- **Group 10:-** consists of Selected Market Places for City of Addis Ababa Administration, namely: Merkato, Kera, Zenebe Werk, Gergi, Saris, Kotebe, Ferensay Legasione, Shola/Yeka, Asko, Adisu Gebeya, Efoyita Gebeya, and Akakai.
- **Group 11:-** consists of Selected Market Places for Gambela Regional State, Harar People Regional State and Dire Dawa Administrative Council namely: Gambela, Shebo Kiro, Akashi, Kefira, Saban, Melkajebdu, Shewa ber and Arategna.

Earlier issues on the monthly retail prices include:

Average Retail Prices of Goods and Services in Selected Urban Centers (August 1975 – June 2001) Statistical Bulletin 18, 28, 32, 41, 54, 66, 71, 80, 81, 114, 127, 144, 145, 146, 147, 150, 156, 165, 168, 177, 185, 187, 197, 198, 220, 221, 242, 243, 249, 252, 253 and 263.

Average Retail Prices of Goods and Services in Selected Rural Areas (May 1981 – June 2001) Statistical Bulletin 37, 45, 57, 64, 83, 91, 93, 96, 106, 107, 115, 117, 124, 138, 143, 151, 153, 157, 164, 167, 175, 186, 195-1, 195-2, 201-1, 201-2, 202-2, 203-1, 203-2, 208-1, 208-2, 209-1, 209-2, 218-1, 222-1, 235-1, 235-2, 236-1, 236-2, 237-1, 237-2, 238-1, 238-2, 254-1, 254-2, 255-1, 256-1 and 256-2.

Average Retail Prices of Goods and Services in Selected Market Places Statistical Bulletin 266, 267, 269, 270, 272, 274, 275, 276 (Volume I, II, IV, V, VI, VII, VIII, IX and X), 287, 288, 289, 290, 295, 296, 297, 299, 304, 307, 308, 309, 313, 317, 320, 323, 325, 327, 330, 332, 350, 352, 355, 358, 360, 362, 366, 368, 370, 371, 375, 376, 379, 382, 385, 390, 391, 395, 396, 397, 398, 401, 404, 405, 406, 407, 410, 411, 415, 416, 418, 422, 423, 424, 428, 432, 433, 434, 437, 440, 442, 444, 448, 451, 452, 454, 455, 458, 461, 466, 470, 473, 476, 478 and --- in their respective order.

II. OBJECTIVES

The main objectives of the survey are to:

- study the level of retail prices;
- Assess the disparity of prices in each Region and Market Places .
- study changes in the economy;
- provide data for national accounts and researchers;
- Prepare Monthly Consumer Price Indices (CPI) at Regional and country Level .

III. SCOPE AND COVERAGE

The retail price survey, covers the collection of prices of major agricultural and industrial goods including food, drinks, drink constituents, tobacco, clothing and footwear, building materials, energy, household equipment, medical care, transportation, education, recreation, farm equipment, hotel services (food and accommodation) and other goods and services obtained from various outlets. Hence, about 400 items (above 140,000 price quotations) were covered by the survey monthly

In Addis Ababa, retail prices were collected from four major market areas, i.e., Merkato, Kirkos, Silasie and Piazza Markets until 1998. However, starting from September 1998 considering the population increase from 443,728 in 1961 to 2,354,000 in 1998 and subsequent expansion of Addis Ababa in terms of surface area, 12 markets are selected out of the potential 27 market places in the city. Retail prices are collected from these markets and the average represents Addis Ababa's price data. On the other hand, in Harar prices are collected in Shewa Ber and Arategna. Meanwhile, the market places for Dire Dawa Administrative council are Kefira, sabian and Melka jebdu

IV. METHOD OF DATA COLLECTION

The retail prices of goods and services are collected from major outlets in selected urban Market Places/market places by enumerators with the use of kitchen balance and measuring tape. The outlets include open markets, kiosks, groceries, butcheries, pharmacies, super markets and other service giving establishments where households

purchase most of their goods and services for household consumption and other purposes.

Retail prices of goods and services are collected from traders. However, sometimes, prices are also obtained from consumers at the time of purchase. In addition, wages of domestic servants and Daily Laborer charges are obtained from households. For each item a maximum of three price quotations are collected from three retailers on the same day. The enumerators always collect the monthly retail prices of goods and services by interviewing the retailers and by actually measuring the weight of the items on the spot for about 15 days. Starting from September 2002, an attempt was made to reduce the time lag between the data collection and the CPI data dissemination at Country and regional level by adjusting slightly the period of data collection. That is, instead of collecting price data from 8th through 22nd days of the month in question, the newly adjusted time frame is the 1st day through 15th days of European Calendar month under consideration.

Since an interview method of data collection is utilized rather than actual purchase and recording of prices, it may result, in some instances, in exaggeration or under estimation of prices. However, since enumerators are well-trained and permanently assigned to every market place and reside there, they have a good chance to familiarize themselves with the market and be on friendly terms with traders, owners of establishments and households. Thus, it can be expected that respondents were cooperative and provide reliable information over time.

Finally, it has to be recalled that, since the start of the collection of price data in 1963, retail prices in this Bulletin as well as in previous Bulletins indicate the free market prices prevailing in the market places under study.

V. Definitions

Urban Market Places: It is generally defined as a locality with 2,000 or more inhabitants. However, for the purpose of the 1994 Population and Housing Census Map Work, urban Market Places include the following regardless of the number of inhabitants¹.

- a) All administrative capitals,
 - i) regional capitals,
 - ii) zone capitals not included in (i),
 - iii) wereda capitals not included in (i) and (ii),
 - iv) Localities with urban development associations not included in (i), (ii), and (iii).
- b) Municipal towns not included in (a) above,
- c) All localities that are not included either in (a) or (b) above, having a population of 1,000 or more persons, and whose inhabitants are primarily engaged in non-agricultural activities.

Note that localities with population of less than 1,000 persons should be considered as rural. However, for the purpose of this survey the selected urban Market Places in general satisfy the following conditions:

- A capital of an administrative region,
- An industrial Market Places and/or,
- A Market Places for trade and commercial activities.

Retail Price: A retail price is the money cost to the final purchaser of a specified unit of sale. It is inclusive of all sales and excise taxes.

Hotel: Hotel is an establishment rendering combined services of rooming, food and drinks on a fee basis.

¹Transitional government of Ethiopia, Central Statistical Authority, 1992,

PART I

PART I

Group 1

Market Places

(Endasilase, Endabaguna, Adwa, Axum, Adigrat, Wukiro, Mai-Chew, Mekele, Ayisaeta, Dubti, Melka Werer and Awash Sebat Kilo.)

Table 1 : Average Retail Price of Goods and Services by Region and Selected Market Places - Group 1 Market Places Cont'd)

March 2011
Megabit 2003

R E G I O N A N D M A R K E T P L A C E S															
ITEM	UNIT	T I G R A Y								A F A R				AFAR AVERAGE	
		Enda- silase	Enda- baguna	Adwa	Axum	Adigrat	Wukiro	Mai- chew	Mekelle	TIGRAY AVERAGE	Ayisaeta	Dubti	Melka Werers		Awash Sebat killo
P R I C E I N B I R R															
CEREALS UNMILLED															
'Teff' White	Kg	8.00	9.08	9.20	8.61	-	9.00	6.72	8.63	8.42	-	9.00	8.50	9.00	8.78
'Teff' Mixed.....	Kg	7.33	8.10	8.35	8.50	7.20	7.56	6.00	7.50	7.53	8.50	6.75	7.50	7.47	7.52
'Teff' Black (Red).....	Kg	6.60	6.46	7.20	6.72	5.83	5.61	5.12	5.60	6.11	7.00	7.30	6.16	6.92	6.71
Wheat White.....	Kg	7.24	-	5.30	4.39	6.00	5.29	4.50	5.76	5.43	8.32	7.50	7.00	6.10	7.12
Wheat Mixed.....	Kg	-	-	-	-	-	-	-	-	-	-	-	-	-	-
Wheat Black (Red).....	Kg	5.56	7.84	-	-	4.98	6.25	5.86	7.00	6.00	-	-	-	5.00	5.00
Barley White.....	Kg	4.79	5.56	6.23	5.45	5.23	5.23	4.17	6.93	5.39	7.00	6.00	6.00	6.00	6.28
Barley Mixed.....	Kg	-	-	-	-	-	-	3.66	-	3.66	-	5.74	-	5.43	5.56
Barley Black.....	Kg	-	-	-	-	6.13	5.06	-	6.12	5.75	-	-	-	5.33	5.33
Barley for Beer.....	Kg	-	-	-	-	-	-	-	-	-	-	-	-	6.17	6.17
Maize (White).....	Kg	3.17	3.09	3.27	3.85	3.80	3.63	3.81	3.70	3.53	3.00	3.74	4.00	4.00	3.65
Durrah.....	Kg	-	-	-	-	-	3.00	-	4.33	3.61	-	7.00	-	-	7.00
Sorghum Yellow.....	Kg	3.46	-	4.33	3.48	-	-	3.39	5.00	3.88	7.00	5.50	-	4.33	5.51
Sorghum White.....	Kg	5.65	5.48	4.07	6.52	-	-	-	4.77	5.23	-	5.00	5.50	5.57	5.45
Sorghum Red.....	Kg	-	4.38	4.27	4.16	-	-	2.97	4.70	4.05	-	-	-	4.30	4.30
African Millet.....	Kg	3.62	3.65	5.20	4.40	5.00	4.35	-	5.50	4.48	-	-	-	-	-
Rice (Imported).....	Kg	16.00	15.00	15.00	16.49	13.00	13.33	16.00	13.40	14.65	13.33	13.33	13.66	12.75	13.26
Oats.....	Kg	-	-	-	-	-	-	-	-	-	-	-	-	-	-
Hulled Barley.....	Kg	-	-	9.14	10.62	-	-	-	-	9.85	-	-	-	-	-
CEREALS MILLED															
'Teff' White.....	Kg	-	-	-	-	-	8.19	-	7.83	7.97	9.00	9.16	10.00	-	9.30
'Teff' Mixed.....	Kg	-	-	-	-	-	-	-	6.32	6.32	8.50	7.00	8.25	-	8.15
'Teff' Black (Red).....	Kg	-	-	-	-	-	8.33	-	-	8.33	7.16	-	8.00	-	7.49
Wheat White.....	Kg	-	-	-	-	-	6.64	8.79	-	7.64	-	6.00	-	-	6.00
Wheat Mixed.....	Kg	-	-	-	-	-	-	8.06	-	8.06	-	-	-	-	-
Barley White.....	Kg	-	-	-	-	-	-	6.28	-	6.28	-	-	-	-	-
Barley Mixed.....	Kg	-	-	-	-	-	-	6.25	-	6.25	-	-	-	-	-

Table 1 : Average Retail Price of Goods and Services by Region and Selected Market Places - Group 1 Market Places Cont'd)

March
Megabit 2011
2003

R E G I O N A N D M A R K E T P L A C E S															
ITEM	UNIT	T I G R A Y								TIGRAY AVERAGE	A F A R			AFAR AVERAGE	
		Enda- silase	Enda- baguna	Adwa	Axum	Adigrat	Wukiro	Mai- chew	Mekelle		Ayisaeta	Dubti	Melka Werers		Awash Sebat killo
P R I C E I N B I R R															
Maize (White).....	Kg	-	-	-	-	4.16	5.14	6.90	5.13	5.25	4.00	-	4.50	-	4.24
Oats.....	Kg	14.66	16.00	-	15.33	17.31	14.66	12.00	-	14.90	-	-	-	-	-
Sorghum.....	Kg	-	-	-	-	-	-	-	5.83	5.83	8.00	5.00	-	-	6.32
Durrah.....	Kg	-	-	-	-	-	-	-	-	-	-	-	-	-	-
'Furno Duket' Locally Processed..	Kg	10.00	10.00	10.00	10.32	8.33	8.80	9.00	8.87	9.39	9.00	8.00	7.00	-	7.96
PULSES UNMILLED															
Horse Beans.....	Kg	7.63	8.45	8.00	8.17	8.00	8.00	7.42	9.33	8.11	7.83	7.50	8.32	8.57	8.16
Peas White.....	Kg	-	-	-	-	-	-	9.11	-	9.11	-	-	10.32	9.25	9.77
Peas Green(dry).....	Kg	-	-	9.80	-	8.83	9.26	-	9.16	9.26	-	8.00	-	9.37	9.00
Peas Mixed.....	Kg	-	-	-	6.57	-	-	8.50	-	7.48	-	-	-	-	-
Soya Beans.....	Kg	-	-	-	-	-	-	7.48	-	7.48	-	-	-	-	-
Chick Peas.....	Kg	8.99	9.68	10.56	9.42	9.00	8.30	7.48	9.00	9.01	8.83	9.00	8.66	8.90	8.82
Lentils.....	Kg	16.33	14.00	14.00	12.37	16.00	14.37	13.53	13.66	14.23	13.33	14.66	14.00	14.33	14.07
Haricot Beans.....	Kg	10.90	-	-	-	-	-	-	-	10.90	-	-	6.16	6.00	6.08
Lima Beans.....	Kg	-	-	-	-	-	-	-	-	-	-	-	-	6.00	6.00
Vetch.....	Kg	5.52	-	4.24	6.93	6.40	6.14	6.89	6.13	5.99	6.00	6.24	7.16	6.50	6.60
Fenugreek(Green).....	Kg	29.63	44.13	31.25	24.03	24.00	21.26	17.46	25.99	26.75	27.32	30.00	-	18.49	24.36
PULSES MILLED OR SPLIT															
Horse Beans Milled.....	Kg	-	-	13.00	12.00	12.00	14.64	12.00	-	12.69	-	-	-	13.66	13.66
Peas Milled.....	Kg	-	-	-	-	-	-	-	-	-	-	24.00	16.49	18.12	-
Chick Peas Milled.....	Kg	-	-	-	-	-	-	-	-	-	-	-	-	-	-
Mixed Pulses Milled.....	Kg	-	-	-	-	-	-	-	-	-	-	-	-	15.33	15.33
Vetch Milled.....	Kg	-	-	-	-	-	-	-	-	-	-	-	17.23	13.66	15.34
Peas Split.....	Kg	13.33	-	-	-	-	-	15.00	15.00	14.42	13.33	15.00	14.00	14.56	14.23
Peas Split(Roasted).....	Kg	-	-	-	-	-	13.94	-	16.59	15.21	-	-	-	14.66	14.66
Horse Beans Split(Roasted).....	Kg	11.66	12.00	-	-	-	-	-	-	11.83	-	-	-	12.66	12.66
Lentils Split.....	Kg	20.65	18.00	20.33	24.00	19.31	23.66	25.00	22.00	21.49	20.00	20.00	18.00	20.00	19.48

Table 1 : Average Retail Price of Goods and Services by Region and Selected Market Places - Group 1 Market Places Cont'd)

March
Megabit 2011
2003

ITEM	UNIT	R E G I O N A N D M A R K E T P L A C E S													
		T I G R A Y									A F A R				AFAR AVERAGE
		Enda- silase	Enda- baguna	Adwa	Axum	Adigrat	Wukiro	Mai- chew	Mekelle	TIGRAY AVERAGE	Ayisaeta	Dubti	Melka Werers	Awash Sebat killo	
P R I C E I N B I R R															
Vetch Split(Roasted).....	Kg	-	-	-	-	-	10.52	-	10.39	10.45	-	-	-	11.66	11.66
Chick Peas Split(Roasted).....	Kg	-	-	-	-	-	-	-	17.65	17.65	-	-	-	-	-
Fenugreek Milled.....	Kg	48.27	40.00	66.67	44.99	35.00	-	40.00	50.00	47.68	30.00	40.00	-	40.00	34.64
OIL SEEDS															
Niger Seed.....	Kg	10.29	9.84	7.89	11.11	-	-	-	14.93	10.58	12.00	16.00	-	-	13.86
Linseed White.....	Kg	-	-	-	-	-	-	-	-	-	-	-	-	-	-
Linseed Red.....	Kg	12.00	9.87	8.06	9.84	10.00	11.35	6.90	12.97	10.10	13.33	16.00	16.00	18.66	15.86
Sesame Seed Red.....	Kg	18.66	-	-	-	-	-	-	24.00	21.16	20.00	-	-	-	20.00
Sunflower.....	Kg	10.64	8.47	7.79	9.30	-	-	5.32	8.96	8.23	11.32	-	-	13.66	12.44
Castor Beans.....	Kg	9.29	8.33	5.20	11.00	6.95	-	4.55	-	7.21	-	-	-	6.51	6.51
Rape Seed.....	Kg	11.21	13.85	9.39	15.07	12.66	14.18	-	14.00	12.70	-	14.98	12.32	13.33	13.50
Ground Nut Shelled.....	Kg	16.64	14.00	16.00	17.33	17.31	-	15.00	16.62	16.09	17.31	20.00	18.00	18.98	18.42
PREPARED CEREAL PRODUCTS															
Spaghetti (Local) Without Egg....	Kg	21.94	20.00	20.00	20.00	18.00	19.33	20.00	15.34	19.23	18.00	16.97	16.00	16.00	16.70
Pastini.....	Kg	18.57	20.00	23.00	20.00	18.00	19.73	20.00	17.66	19.56	-	17.89	18.00	20.00	18.70
Macaroni (Local) Without Egg....	Kg	14.00	14.00	14.00	14.00	14.00	13.66	14.00	13.33	13.87	13.00	12.66	12.00	12.16	12.45
'Fafa' Flour.....	kg	-	-	-	-	-	-	-	24.00	24.00	-	-	-	-	-
'Dube' Flour.....	kg	-	-	-	-	-	-	-	-	-	-	-	-	-	-
BREAD AND OTHER PREPARED FOODS															
'Enjera' ('Teff' Mixed).....	325gm	-	2.24	2.29	1.65	1.58	2.47	2.46	1.91	2.05	2.55	3.18	2.10	-	2.57
'Dabo' (Traditional Ambasha)..	350gm	-	-	-	-	-	3.29	1.25	4.61	2.67	-	7.62	-	-	7.62
'Dabo' (Traditional Sheleto)..	350gm	-	-	-	-	-	-	-	-	-	-	-	-	2.34	2.34
Bread Wheat (Bakery).....	350gm	4.06	4.42	4.92	3.50	2.92	4.45	2.92	3.00	3.71	4.05	4.78	3.50	-	4.08
Biscuits	150gm	3.54	3.21	3.21	3.21	3.21	3.21	3.21	3.21	3.25	3.21	3.21	3.21	3.21	3.21

Table 1 : Average Retail Price of Goods and Services by Region and Selected Market Places - Group 1 Market Places Cont'd)

March
Megabit 2011
2003

R E G I O N A N D M A R K E T P L A C E S															
ITEM	UNIT	T I G R A Y								TIGRAY AVERAGE	A F A R			AFAR AVERAGE	
		Enda- silase	Enda- baguna	Adwa	Axum	Adigrat	Wukiro	Mai- chew	Mekelle		Ayisaeta	Dubti	Melka Werers		Awash Sebat killo
P R I C E I N B I R R															
MEAT															
Beef	Kg	35.00	-	-	-	40.00	-	36.00	40.00	38.24	-	-	-	-	-
Camel Meat	Kg	-	-	-	-	-	-	-	-	-	-	-	-	-	-
FISH AND FISH PRODUCTS															
Fish Fresh.....	Kg	-	-	-	-	-	-	-	-	-	-	-	-	-	-
Sardines (Imported).....	125gm	14.33	-	13.83	12.49	-	-	-	17.00	14.00	-	-	-	-	-
DIARY PRODUCTS AND EGG															
Cow Milk (Unpasteurized).....	Lt	7.00	8.00	10.00	7.65	-	5.56	6.00	7.65	7.29	8.05	9.82	9.09	9.09	8.92
Cow Milk (pasteurized).....	Lt	-	-	-	-	-	-	-	11.00	11.00	-	-	-	22.00	22.00
Camel Milk.....	Lt	-	-	-	-	-	-	-	-	-	16.00	-	-	-	16.00
Goat Milk.....	Lt	-	-	-	-	-	-	-	-	-	-	-	-	-	-
Powdered Milk (Me&My).....	450gm	78.66	95.63	72.75	-	72.00	73.13	-	65.00	77.67	-	-	78.75	70.88	74.71
Yoghurt (Traditional).....	Lt	12.12	-	8.00	-	18.52	23.08	12.50	17.88	13.67	11.59	9.82	12.12	17.65	12.77
Cheese Cottage.....	Kg	-	-	-	-	-	-	-	-	-	-	-	18.18	-	18.18
Egg (Traditional).....	Dozen	17.59	18.00	15.00	18.00	12.00	12.00	12.00	15.00	14.73	19.78	18.00	18.00	18.00	18.43
OILS AND FATS															
Butter Unrefined.....	Kg	-	-	-	-	-	-	-	-	-	120.00	97.47	90.00	80.00	93.50
Cooking Oil (Imported).....	Lt	-	26.22	24.89	31.64	25.33	24.78	24.33	28.67	26.44	26.17	-	27.44	-	26.92
Cooking Oil (Local).....	Lt	50.49	42.42	-	48.48	-	-	-	-	47.00	-	-	-	-	-
Vegetable Butter(Sheno & Shady)..	Kg	65.17	-	77.78	-	-	-	-	70.32	70.90	55.56	55.56	62.91	60.74	59.23

Table 1 : Average Retail Price of Goods and Services by Region and Selected Market Places - Group 1 Market Places Cont'd)

March 2011
Megabit 2003

R E G I O N A N D M A R K E T P L A C E S															
ITEM	UNIT	T I G R A Y								TIGRAY AVERAGE	A F A R			AFAR AVERAGE	
		Enda- silase	Enda- baguna	Adwa	Axum	Adigrat	Wukiro	Mai- chew	Mekelle		Ayisaeta	Dubti	Melka Werers		Awash Sebat killo
P R I C E I N B I R R															
SPICES															
Pepper Whole.....	Kg	36.32	-	34.66	44.66	37.32	40.00	33.00	35.00	37.11	-	40.99	38.97	40.00	39.85
Black Pepper(Local).....	Kg	-	120.00	159.00	139.00	158.75	157.48	84.67	166.41	135.60	-	300.00	150.00	178.32	183.58
Long Pepper(Local).....	Kg	30.65	-	40.00	24.99	24.65	34.76	25.00	35.73	30.30	-	-	45.00	29.32	36.32
White Cumin(Bishop's Weed)Local..	Kg	21.31	50.00	34.33	18.98	24.99	30.65	16.00	40.00	27.64	30.00	40.00	35.33	40.00	36.00
Black Cumin(Local).....	Kg	60.66	45.00	80.00	54.99	55.23	60.00	60.00	60.00	58.82	80.00	48.00	60.66	63.99	62.22
Ginger Dry(Local).....	Kg	71.63	48.00	79.33	60.32	64.98	62.30	40.00	69.52	60.74	-	-	-	70.00	70.00
Ginger Wet(Local).....	Kg	30.00	-	21.66	18.29	18.64	20.00	20.00	18.57	20.73	12.00	21.91	20.00	20.98	18.66
Cloves(Imported).....	Kg	130.00	120.00	156.99	138.49	140.00	118.31	120.00	123.24	129.95	140.00	-	152.48	158.99	153.50
Cinnamon(Imported).....	Kg	100.00	73.29	78.30	49.32	76.52	87.46	65.00	83.20	72.68	80.00	-	78.30	80.00	79.27
Cardamon(Local).....	Kg	71.63	78.30	80.66	64.32	73.19	78.30	80.00	76.52	75.18	80.00	100.00	78.30	88.66	84.26
Tumeric Flour(Local).....	Kg	54.23	40.00	62.66	47.97	41.60	50.92	30.00	54.51	48.61	-	-	-	-	-
Chillies Whole.....	Kg	24.99	59.53	39.32	40.00	-	-	-	-	39.11	41.70	-	30.00	30.00	32.58
Basil Dry.....	Kg	-	-	7.70	-	-	-	3.76	-	5.38	58.28	48.00	35.00	40.00	43.82
POTATOES, OTHER TUBERS AND STEMS															
Potato.....	Kg	5.83	6.00	6.00	6.50	6.00	6.83	7.00	7.00	6.38	6.00	6.65	8.65	6.00	6.75
Sweet Potato.....	Kg	-	-	-	-	-	-	8.00	-	8.00	5.00	-	5.16	5.07	5.08
'Kocho' (Unprocessed).....	Kg	-	-	-	-	-	-	-	-	-	-	-	-	-	-
'Bula'.....	Kg	-	-	-	-	-	-	-	-	-	-	-	-	-	-
COFFEE, TEA, CHAT AND BUCK-THORN LEAVES															
Tea Leaves(Local).....	100gm	2.41	2.50	3.00	3.00	2.88	2.86	3.00	2.57	2.77	2.75	2.74	3.00	2.91	2.85
Coffee Whole.....	Kg	-	22.29	-	-	-	-	-	-	22.29	-	-	-	-	-
Coffee Beans.....	Kg	99.33	100.00	120.00	106.56	103.23	93.30	80.00	104.75	100.31	80.00	84.85	90.00	83.30	84.43
Coffee Leaves.....	Kg	-	-	-	-	-	-	-	-	-	-	-	7.70	11.12	9.26
Buck Thorn Leaves.....	Kg	36.62	38.24	-	24.00	24.00	30.00	-	24.00	28.89	-	12.51	8.34	9.10	9.54
'Chat'.....	Kg	213.12	100.00	100.00	164.92	60.00	-	-	-	115.59	69.84	-	52.68	47.21	55.79

Table 1 : Average Retail Price of Goods and Services by Region and Selected Market Places - Group 1 Market Places Cont'd)

March
Megabit 2011
2003

R E G I O N A N D M A R K E T P L A C E S															
ITEM	UNIT	T I G R A Y								TIGRAY AVERAGE	A F A R			AFAR AVERAGE	
		Enda- silase	Enda- baguna	Adwa	Axum	Adigrat	Wukiro	Mai- chew	Mekelle		Ayisaeta	Dubti	Melka Werers		Awash Sebat killo
P R I C E I N B I R R															
Malt-Barley.....	Kg	10.46	17.25	16.83	8.57	15.11	18.96	10.00	18.23	13.86	-	-	12.50	8.00	8.94
Malt-Wheat.....	Kg	-	-	-	-	-	19.28	13.04	-	15.85	-	-	11.11	9.00	9.49
OTHER FOOD ITEMS															
Salt.....	Kg	3.00	3.57	3.00	3.00	4.00	3.00	5.00	4.00	3.51	3.00	3.00	4.00	3.00	3.22
Sugar.....	Kg	16.66	17.00	16.00	15.10	15.00	15.00	15.00	15.00	15.58	15.00	-	16.00	14.50	15.15
Honey.....	Kg	55.98	61.62	95.00	66.63	126.58	78.30	45.00	101.48	74.88	74.83	-	-	45.00	58.03
Canned Tomato (Local).....	410gm	19.31	11.71	-	14.63	15.92	-	12.00	16.88	14.78	-	-	19.31	-	19.31
Dry Yeast(Baking powder).....	350gm	70.00	70.00	70.00	70.00	70.00	70.00	70.00	70.00	70.00	-	70.00	70.00	70.00	70.00
FOOD TAKEN AWAY FROM HOME															
Cup of Tea.....	No	1.00	1.00	1.00	1.00	1.00	1.00	1.00	1.50	1.05	1.00	1.00	.75	1.00	.93
Cup of Coffee.....	No	3.00	3.00	3.00	2.32	2.15	2.82	2.50	3.00	2.70	2.50	3.00	1.50	3.00	2.41
Cup of Milk.....	No	3.00	3.00	2.25	2.82	2.15	2.15	2.50	3.00	2.58	3.32	3.00	3.00	3.00	3.08
'Key Wot Yebere'.....	One Meal	-	-	-	-	-	-	12.00	15.43	13.27	-	-	-	-	-
'Key Wot Yebeg/Yefyel'.....	One Meal	16.31	-	12.32	15.33	15.33	-	12.00	15.28	14.33	19.31	18.00	15.00	14.66	16.37
'Yebeg Tibs'.....	One Meal	18.97	-	16.00	17.66	20.00	-	16.00	24.25	18.59	25.00	20.00	20.00	20.00	21.38
'Fasting Meal Without fish'.....	One Meal	14.30	12.00	11.29	12.32	11.29	12.00	9.00	14.98	12.02	10.00	10.95	8.00	11.60	9.96
'Yebeg Kikil'.....	One Meal	15.00	-	13.00	15.33	15.64	-	12.00	17.41	14.60	-	17.00	14.00	13.92	14.36
COST OF MILLING															
Cereals.....	100Kg	30.00	35.00	10.00	25.00	30.00	25.00	15.00	30.00	23.36	20.00	30.00	15.00	20.00	20.65
Pulses.....	100Kg	40.00	40.00	15.00	30.00	50.00	75.00	35.00	30.00	36.02	27.39	50.00	25.00	25.00	30.71
Pepper Whole.....	100Kg	200.00	200.00	70.00	200.00	150.00	200.00	200.00	200.00	169.21	125.00	100.00	150.00	125.00	123.48

Table 1 : Average Retail Price of Goods and Services by Region and Selected Market Places - Group 1 Market Places, Cont'd)

March 2011
Megabit 2003

R E G I O N A N D M A R K E T P L A C E S															
ITEM	UNIT	T I G R A Y								TIGRAY AVERAGE	A F A R			AFAR AVERAGE	
		Enda- silase	Enda- baguna	Adwa	Axum	Adigrat	Wukiro	Mai- chew	Mekelle		Ayisaeta	Dubti	Melka Werers		Awash Sebat killo
P R I C E I N B I R R															
BEVERAGES - NON ALCOHOLIC															
Ambo Mineral Water.....	500cc	6.00	6.00	6.00	6.00	5.31	6.00	5.00	5.00	5.65	5.00	5.00	5.00	4.83	4.96
Mineral Water.....	Lt	6.00	7.00	6.00	6.32	4.00	6.65	6.00	7.32	6.08	6.00	5.18	7.00	8.32	6.52
Coca Cola/Fanta.....	300cc	6.00	5.50	6.00	5.50	5.08	5.50	5.00	5.00	5.43	5.00	5.00	5.00	4.51	4.87
Pepsi Cola/Mirinda.....	300cc	6.00	5.50	6.00	5.50	5.08	5.50	5.00	5.00	5.43	5.00	5.00	5.00	4.83	4.96
BEVERAGES - ALCOHOLIC															
Araki (Local).....	900cc	35.00	35.00	31.66	30.99	34.00	35.33	34.00	31.15	33.35	-	70.00	-	50.00	55.93
Cognac (Local).....	900cc	-	-	32.66	30.99	-	-	-	31.15	31.59	-	-	-	-	-
Brandy (Local).....	900cc	-	-	-	-	-	-	-	31.15	31.15	-	-	-	-	-
Gin (Local).....	900cc	35.97	35.00	31.33	31.99	34.00	35.33	30.26	31.15	33.07	-	70.00	-	50.00	55.93
Saris Wine (Normal).....	750cc	36.97	-	35.00	30.99	33.25	28.00	24.00	27.97	30.59	40.00	-	-	35.00	37.42
'Katikalla'.....	Lt	15.30	-	-	14.66	-	16.67	16.00	13.89	15.40	30.34	22.47	25.00	21.69	24.38
Beer (Bedele).....	330cc	8.00	-	-	7.50	-	-	-	-	7.75	-	-	-	-	-
Beer (Harar).....	330cc	8.00	-	-	7.50	7.00	-	7.00	7.10	7.31	7.50	12.25	7.50	7.10	8.08
Beer (Meta Abo).....	330cc	8.00	7.50	7.50	7.50	7.00	-	7.00	7.10	7.36	-	-	7.50	7.10	7.34
'Tella'.....	Lt	1.36	1.33	4.11	1.67	1.71	2.50	1.76	2.60	1.92	2.35	2.94	2.35	1.76	2.31
'Tej' (Mead).....	Lt	14.06	-	10.00	5.31	7.28	6.10	7.58	10.51	8.27	3.03	4.55	5.77	3.85	4.15
CIGARETTES AND TOBACCO															
CIGARETTES															
Nyala.....	Packet	10.00	10.00	10.00	10.00	10.00	10.00	6.00	7.65	9.07	-	10.00	10.00	9.28	9.69
Gissila.....	Packet	-	-	-	-	-	-	-	-	-	-	-	-	-	-
Rothmans/England/.....	Packet	20.00	20.00	20.00	20.00	-	28.23	-	23.30	21.73	-	25.00	-	22.89	23.40
Marlboro.....	Packet	-	-	-	-	-	-	-	-	-	-	-	-	-	-

Table 1 : Average Retail Price of Goods and Services by Region and Selected Market Places - Group 1 Market Places Cont'd)

March 2011
Megabit 2003

R E G I O N A N D M A R K E T P L A C E S															
ITEM	UNIT	T I G R A Y								A F A R				AFAR AVERAGE	
		Enda- silase	Enda- baguna	Adwa	Axum	Adigrat	Wukiro	Mai- chew	Mekelle	TIGRAY AVERAGE	Ayisaeta	Dubti	Melka Werers		Awash Sebat killo
P R I C E I N B I R R															
TOBACCO															
'Gaya'.....	Kg	-	-	-	-	-	-	-	-	-	68.87	38.73	22.31	16.23	30.75
CLOTHING AND FOOT WEAR															
CLOTHING															
Abujedid(Akaki/Bahir Dar)91cm.	Meter	14.33	10.00	15.33	15.33	17.00	18.64	-	16.00	15.00	20.00	-	-	-	20.00
Abujedid(Komb./Arba Min.)150cm	Meter	24.33	-	20.33	23.33	29.32	28.00	12.00	24.65	22.37	-	28.00	2.63	29.33	10.37
Khaki(S-10,000 Twil)150cm.....	Meter	-	-	-	42.00	-	-	-	-	42.00	-	-	-	-	-
Khaki(Akaki).....	Meter	-	-	-	33.99	-	-	-	-	33.99	-	-	-	-	-
Wool-England 100%.....	Meter	-	-	-	-	-	-	-	286.67	286.67	-	-	-	-	-
Tetron(A.Minch).....	Meter	48.27	44.81	-	30.99	54.85	-	-	60.00	44.86	-	-	-	-	-
Poplin(Dire Dawa)105cm.....	Meter	15.66	19.31	21.66	16.97	-	20.00	-	-	18.51	-	-	-	-	-
Poplin(Komb./Arba Minch)150cm.	Meter	26.96	-	27.66	19.49	-	57.00	15.00	42.28	26.55	35.00	-	45.33	42.49	
Nylon(Mojo).....	Meter	20.65	15.00	23.65	24.99	-	24.66	13.00	-	19.71	-	-	-	-	-
Polyster(Arba Minch/Awasa)....	Meter	59.33	-	-	-	-	39.32	-	-	48.30	-	-	-	-	-
Jersi.....	Meter	-	48.66	21.66	37.50	-	-	-	-	33.66	-	-	-	-	-
Cotton.....	Kg	18.64	20.00	20.00	22.00	22.36	20.00	15.00	24.00	19.98	-	-	-	-	-
Hisufi.....	Meter	67.64	55.00	-	56.96	56.62	62.45	-	-	60.11	-	-	-	-	-
Kefai.....	Meter	-	-	-	-	-	-	-	-	-	-	-	-	-	-
Kashemire.....	Meter	-	-	35.33	41.99	40.66	41.65	33.00	51.61	40.29	-	-	-	-	-
Deriya.....	Meter	-	-	-	-	-	-	-	-	-	26.67	-	54.33	40.87	
COST OF TAILORING															
Woolen Suit (Men).....	No	259.62	-	200.00	304.96	380.00	450.00	400.00	359.73	308.22	-	-	-	-	-
Khaki/Teteron Suit (Men).....	No	131.39	36.59	61.62	79.58	78.30	81.63	70.00	82.43	73.69	-	-	123.24	123.24	
Khaki/Teteron Suit (Boys).....	No	76.63	23.21	44.32	44.81	38.26	43.27	50.00	34.76	42.26	-	-	51.61	51.61	

Table 1 : Average Retail Price of Goods and Services by Region and Selected Market Places - Group 1 Market Places Cont'd)

March 2011
Megabit 2003

ITEM	UNIT	R E G I O N A N D M A R K E T P L A C E S												
		T I G R A Y								A F A R				
		Enda- silase	Enda- baguna	Adwa	Axum	Adigrat	Wukiro	Mai- chew	Mekelle	TIGRAY AVERAGE	Ayisaeta	Dubti	Melka Werers	Awash Sebat killo
P R I C E I N B I R R														
READY-MADE / FOR ADULTS														
'Netela'.....	No	128.06	109.70	-	115.98	73.19	113.24	50.00	-	93.66	-	-	-	-
'Gabi'.....	No	289.89	-	346.63	189.82	406.56	269.88	200.00	393.22	288.06	-	-	-	-
Shirts Long Sleeved (Local).....	No	-	138.19	-	-	-	-	100.00	-	117.55	-	-	-	-
Shirts Long Sleeved (Imported)...	No	158.21	169.80	134.58	179.81	159.79	136.58	120.00	149.11	149.82	109.54	-	98.30	159.79
Shirts Short Sleeved (Imported)...	No	96.55	109.70	118.17	151.54	153.26	163.27	116.57	149.78	130.25	76.52	44.72	80.00	-
Socks (Cotton) Imported.....	Pair	14.33	8.62	10.00	13.28	16.51	25.00	10.00	23.21	14.11	9.28	13.96	18.17	14.30
Sweater (Local) Men.....	No	182.52	-	-	-	129.74	-	-	203.47	165.01	-	-	-	-
Sweater (Local) Women.....	No	71.63	109.70	-	-	-	-	-	189.74	107.22	-	-	-	-
Shash (Imported).....	No	15.33	-	19.66	13.98	14.30	9.65	16.66	15.28	14.70	25.00	-	-	25.00
Singlets (Local) White.....	No	33.97	31.58	25.00	27.59	30.00	33.25	35.00	22.36	29.66	21.54	30.00	-	23.40
Jeans Trouser.....	No	279.88	256.62	237.85	264.97	289.89	306.41	253.29	300.00	272.66	274.95	256.90	-	280.00
Woolen Suit.....	No	833.00	-	-	-	-	-	-	-	833.00	-	-	-	-
'Kemisna Netela'.....	No	582.85	-	439.92	438.99	382.59	264.91	420.00	719.39	444.84	-	240.00	-	240.00
Sweater-Men (Imported).....	No	168.12	-	142.48	174.93	293.18	169.71	183.27	256.36	198.17	-	-	-	-
Sweater-Women (Imported).....	No	124.93	-	134.91	127.48	173.27	180.00	163.27	205.99	156.62	-	-	-	-
Nylon Dress.....	No	106.56	154.95	-	-	-	-	-	-	128.50	-	-	-	-
Tetron Trouser.....	No	-	-	-	-	-	-	-	194.94	194.94	-	-	-	-
Leather Jacket.....	No	-	-	-	-	-	750.00	-	432.67	496.46	-	-	-	-
Under Wear China.....	No	-	-	37.61	32.27	-	32.40	25.00	29.32	30.95	28.00	40.00	-	33.47
Polyester Suit.....	No	-	-	-	-	-	-	-	-	-	-	-	-	-
Khaki Short.....	No	13.92	-	-	-	-	-	-	-	13.92	-	-	-	-
T-Shirts.....	No	66.63	74.89	126.03	144.94	76.52	110.00	126.58	106.56	100.43	84.69	56.46	81.63	96.55
Jogging Suit(sport tuta).....	No	154.95	189.82	-	182.92	-	203.28	180.00	359.91	203.42	-	170.00	-	183.08
Khaki Jacket.....	No	192.94	-	247.86	258.26	279.88	276.63	220.00	326.01	256.04	-	-	-	268.26
Geldem.....	No	49.32	-	-	-	56.46	-	60.00	64.87	57.38	256.62	200.00	293.18	250.00
Mekremia.....	No	-	-	-	-	60.00	-	-	-	60.00	71.51	72.11	-	89.63
Polyester skirt.....	No	-	-	-	80.00	-	-	-	-	80.00	-	-	-	-
Pants(for men).....	No	-	-	26.57	17.54	31.58	40.90	15.00	36.59	26.29	28.23	24.66	20.00	30.00

Table 1 : Average Retail Price of Goods and Services by Region and Selected Market Places - Group 1 Market Places Cont'd)

March 2011
Megabit 2003

R E G I O N A N D M A R K E T P L A C E S														
ITEM	UNIT	T I G R A Y								A F A R				AFAR AVERAGE
		Enda- silase	Enda- baguna	Adwa	Axum	Adigrat	Wukiro	Mai- chew	Mekelle	TIGRAY AVERAGE	Ayisaeta	Dubti	Melka Werers	
P R I C E I N B I R R														
READY-MADE / FOR CHILDREN														
Sweater (Local) for Boys.....	No	49.83	-	-	-	-	-	-	99.67	70.47	-	-	-	-
Socks (Imported) Cotton.....	Pair	14.66	4.00	4.64	5.00	10.00	10.00	7.00	9.28	7.38	-	-	7.00	7.32
Jeans Trouser.....	No	-	-	-	184.93	196.61	-	200.00	189.82	193.48	-	200.00	-	200.00
Shirt Long Sleeved(Imported)Boys.	No	29.32	-	-	-	79.58	84.85	81.63	85.73	66.24	50.00	100.00	-	81.63
Sweater (England) for Girls.....	No	54.23	-	69.88	-	-	-	90.00	134.16	77.62	-	-	-	-
Kemise(for children)	No	87.94	174.95	-	71.40	239.86	184.95	96.64	225.72	140.17	106.56	81.43	-	93.15
Baby Cloths(Complete).....	No	88.30	121.51	120.92	101.48	159.79	120.00	90.00	103.23	111.24	84.85	81.03	-	119.72
T-Shirt.....	No	29.32	23.21	-	-	-	36.59	56.46	62.45	37.49	-	40.00	-	44.72
Jeans trouser and Jacket.....	No	174.85	148.31	-	164.92	243.15	191.57	64.98	159.79	153.63	-	200.00	-	139.76
FOOTWEAR (MEN AND WOMEN)														
Anbessa Leather Shoes Men(Local)Pair		199.83	-	164.95	147.48	-	176.60	-	170.00	172.75	-	-	-	-
Leather Shoes Men (Croft).....	Pair	-	-	-	-	899.07	-	-	598.61	733.62	-	-	-	-
Walking Shoes(Imp.) Non-Leather	Pair	184.95	221.58	-	144.91	266.62	181.65	176.60	123.24	182.57	-	180.00	-	283.29
Canvas Shoes (Local) Men.....	Pair	77.46	141.41	-	85.00	-	-	-	-	106.29	-	-	-	-
Canvas Shoes (China) Men.....	Pair	-	-	84.90	94.87	153.26	98.30	60.00	101.48	95.09	-	124.90	-	84.90
Plastic Shoes (Local) Women....	Pair	15.33	13.00	16.00	13.66	14.00	11.66	12.00	11.00	13.23	10.66	-	13.00	15.98
Slippers Sponge Adult (China)..	Pair	22.96	-	20.00	17.98	-	20.00	20.00	-	20.13	15.66	17.49	-	25.65
Boots for Men Plastic (Local)..	Pair	55.98	-	-	39.66	-	-	35.00	-	42.67	-	-	-	-
Sendel Plastic Shoes (Imp.)....	Pair	-	-	16.00	18.98	20.95	14.33	25.00	16.00	18.21	25.98	24.66	25.00	23.63
Cost of Mending Shoes sole(Men).Pair		31.58	-	27.66	33.25	36.59	30.65	35.00	36.59	32.90	-	-	35.00	40.00
Shoe leather,Women(China).....	Pair	73.29	141.53	124.93	104.88	160.00	166.60	90.00	196.61	125.84	180.00	-	-	180.00
Shoe leather,Women(Local).....	Pair	111.64	114.93	71.63	80.00	93.22	96.55	116.57	94.91	97.80	80.00	67.45	-	71.40
Shoe leather,Children(Local)....	Pair	91.64	-	73.06	92.47	109.70	126.58	82.46	84.27	93.51	-	-	113.24	113.24
Plastic shoe(Childern).....	Pair	12.93	11.32	14.00	13.66	10.32	9.65	11.00	9.65	11.45	-	18.64	10.00	12.32
Shoe leather,Children(Imported).Pair		57.63	-	-	104.88	93.22	144.91	156.59	139.04	108.51	-	-	-	74.89
Shoe sendel(Plastic) Childern...Pair		-	-	14.00	11.66	17.33	9.65	17.00	13.33	13.55	18.00	18.64	20.00	13.98

Table 1 : Average Retail Price of Goods and Services by Region and Selected Market Places - Group 1 Market Places Cont'd)

March 2011
Megabit 2003

ITEM	UNIT	R E G I O N A N D M A R K E T P L A C E S												AFAR AVERAGE
		T I G R A Y								A F A R				
		Enda- silase	Enda- baguna	Adwa	Axum	Adigrat	Wukiro	Maye- chew	Mekelle	TIGRAY AVERAGE	Ayisaeta	Dubti	Melka Werer	

P R I C E I N B I R R

CONSTRUCTION MATERIALS, WATER, AND
FUEL AND POWER

CONSTRUCTION MATERIALS

Cement/Bag/(Local).....	50Kg	161.65	203.28	150.00	-	186.65	193.32	125.00	192.17	176.71	-	-	-	201.50	201.50
Lime.....	Kg	4.00	5.00	3.00	3.74	3.30	2.50	3.00	2.83	3.33	-	-	-	-	-
Lime/Jeso(Local).....	Kg	7.00	8.00	7.32	6.65	7.27	10.00	6.00	6.00	7.19	1.50	-	.65	1.06	1.07
Nail (7cm - 12cm).....	Kg	22.96	26.00	24.33	32.33	23.33	23.99	24.00	21.66	24.66	23.66	-	28.00	23.66	25.03
Nail With Cape.....	Kg	35.66	35.00	31.96	35.66	33.65	32.00	34.00	32.62	33.79	37.95	-	35.33	32.99	35.05
Corrugated Iron Sheet (.2mm).....	No	97.33	105.00	106.64	115.66	-	107.00	95.00	92.00	102.38	100.00	-	105.00	106.00	103.80
Wood for House Construction('Atana')..	No	57.63	44.81	42.62	61.36	38.26	39.32	20.00	32.60	40.05	35.00	-	30.00	32.98	32.69
Wall Paints-Super (Fluid) Normal.....	4Kg	130.00	-	99.92	101.64	95.99	100.66	101.00	100.52	103.76	108.31	-	-	108.99	108.65
Wall Paints-Super (Fluid) Plastic.....	4Kg	94.91	92.00	203.28	242.64	191.65	185.00	-	185.33	161.21	200.00	-	-	111.98	129.46
Coarse Aggregate Gravel.....	Meter Cube	-	-	100.00	-	170.00	194.16	-	178.42	153.87	-	-	-	-	-
Hollow Concrete Block(15x20x40 cm Cube)No		7.60	-	6.00	10.97	7.33	7.08	-	8.78	7.82	-	-	-	8.50	8.50
Bricks (25cm x 12cm x 6cm).....	No	-	-	-	-	-	-	-	2.30	2.30	-	-	-	-	-
Floor Board 4m Length.....	No	259.62	111.33	-	-	-	-	-	-	170.01	114.89	-	-	-	114.89
Iron Pipe 6mt. (1/2 inch Wide) Local..	No	178.32	180.00	-	-	-	-	-	-	178.74	159.69	-	-	-	159.69
Chipwood (125cm x 250cm x 8mm).....	No	191.65	-	161.65	-	125.00	132.32	122.00	126.64	143.78	120.00	-	-	130.00	123.24
Sand.....	Meter Cube	-	-	-	-	170.00	147.89	-	185.39	167.04	-	-	-	165.00	165.00
Gutter N ^o 33.....	Meter	-	-	-	-	-	-	-	60.00	60.00	-	-	-	-	-
Window Glass (50cm x 50cm x 3mm).....	No	39.32	-	53.00	42.75	42.50	38.57	50.00	40.83	42.07	-	-	-	-	-
Water Tanker,Roto (1 meter cube).....	No	-	-	-	-	-	2650.00	-	2632.91	2637.18	-	-	-	-	-
Stone for House Construction..	Meter Cube	-	-	88.89	101.89	59.15	97.46	-	93.74	86.69	-	-	-	75.00	75.00
Mega Paints.....	4Kg	130.00	-	103.31	110.33	95.99	100.66	108.57	96.98	106.04	-	-	98.66	108.97	103.69
Nefas seleke Paints.....	4Kg	-	-	-	-	-	-	-	100.00	100.00	-	-	99.33	-	99.33
"Yewellel Nitaf"(Cement Made Tile).....	No	-	-	-	-	62.00	-	-	57.10	59.50	-	-	-	-	-
"Yewellel Nitaf"(Plastic Made Tile)....	No	.68	-	-	-	-	-	-	-	.68	-	-	-	-	-
Key (With hand).....	No	-	-	168.32	269.00	209.54	222.99	180.00	146.59	193.50	147.48	-	-	250.00	175.85
Door made of iron.....	No	-	-	-	-	899.85	753.05	600.00	548.48	687.19	1549.19	-	-	-	1549.19

Table 1 : Average Retail Price of Goods and Services by Region and Selected Market Places - Group 1 Market Places - Cont'd)

March 2011
Megabit 2003

ITEM	UNIT	R E G I O N A N D M A R K E T P L A C E S													
		T I G R A Y								A F A R				AFAR AVERAGE	
		Enda- silase	Enda- baguna	Adwa	Axum	Adigrat	Wukiro	Maye- chew	Mekelle	TIGRAY AVERAGE	Ayisaeta	Dubti	Melka Werer		Awash Sebat killo
P R I C E I N B I R R															
WATER															
Water.....	Meter Cube	-	-	2.00	3.50	2.50	3.50	3.00	2.30	2.74	1.50	1.50	1.50	1.50	1.50
FUEL AND POWER															
Fire Wood.....	Meter Cube	-	-	-	-	-	-	-	-	-	174.63	130.24	-	-	150.81
Charcoal.....	Kg	4.25	3.02	1.73	2.37	1.80	-	2.92	3.08	2.62	2.64	3.27	-	-	2.94
Dung Cake.....	Kg	-	-	-	-	-	.80	-	-	.80	-	-	-	-	-
Kerosine.....	Lt	14.28	-	14.21	14.23	14.13	14.80	-	14.05	14.31	-	-	-	13.89	13.89
Diesel.....	Lt	16.60	-	16.53	16.55	16.45	16.40	-	16.37	16.48	-	-	-	16.19	16.19
Electric.....	K.Watt	.27	.27	.27	.27	.27	.27	.27	.27	.27	.27	.27	.27	.27	.27
Matches.....	Box	-	-	-	-	-	-	-	-	-	-	-	-	-	-
Candles.....	No	-	-	-	-	-	-	-	-	-	-	-	-	-	-
Buthane Gas (Shell).....	12.5 Kg	-	-	-	-	-	-	-	510.42	510.42	-	-	-	-	-
Eveready Drycell.....	No	5.31	6.00	4.50	5.00	5.00	5.16	3.50	4.64	4.84	4.33	4.16	4.00	-	4.16
FURNITURE, FURNISHING, HOUSEHOLD EQUIPMENT AND OPERATION															
CHAIRS, TABLES, ETC.															
Table Wanza (Machine made) Varnished..	No	759.87	-	1749.52	848.53	654.21	1332.51	-	-	1008.17	-	-	-	1215.09	1215.09
Table Wanza (Hand made) Not Varnished..	No	759.87	-	-	-	-	748.89	-	-	754.36	-	-	-	-	-
Chairs Wanza (Machine Made) Varnished..	No	134.82	-	400.00	394.21	208.84	482.74	-	548.48	311.93	324.04	184.93	-	139.76	192.52
Chairs Wanza (Hand Made) Varnished....	No	151.42	-	-	-	-	-	-	-	151.42	-	-	-	-	-
Cupboard Wanza (2 doors) Varnished....	No	2949.14	-	2649.69	2398.61	2598.72	2432.88	2183.21	2532.90	2525.51	2692.58	2249.44	1783.18	1766.03	2022.58
Double Bed Wanza (120cm) Varnished....	No	1948.70	-	-	2515.90	-	-	1532.62	-	1958.65	2598.08	2000.00	1566.49	1215.09	1686.54
Sofas (Complete).....	No	9415.41	-	-	-	-	-14000.00	-	-	11481.11	-	-	-	-	-
Book Shelves Wanza (3 Shelves) no Door	No	-	-	1249.33	974.68	886.21	1006.62	866.35	1829.15	1102.26	-	-	-	598.61	598.61
Chest of Drawer	No	-	-	-	748.33	1746.58	1249.33	1300.00	2532.90	1463.97	-	1224.74	-	1165.70	1188.97

Table 1 : Average Retail Price of Goods and Services by Region and Selected Market Places - Group 1 Market Places Cont'd)

March 2011
Megabit 2003

ITEM	UNIT	R E G I O N A N D M A R K E T P L A C E S													AFAR AVERAGE
		T I G R A Y									A F A R				
		Enda- silase	Enda- baguna	Adwa	Axum	Adigrat	Wukiro	Maye- chew	Mekelle	TIGRAY AVERAGE	Ayisaeta	Dubti	Melka Werer	Awash Sebat killo	
P R I C E I N B I R R															
FURNISHINGS & REPAIRS															
Bed Sheet (Non-Patterned Bahir Dar) 1.90m x 2.50m.....	Pair	164.95	114.93	-	-	224.94	182.66	90.00	-	143.24	-	-	-	-	
Bed Sheet(Patterned Kombolcha) 1.90m x 2.50m.....	Pair	188.23	179.81	-	-	240.00	-	150.00	186.43	179.68	-	-	-	-	
Bed Cover(Patterned Kombolcha).....	No	109.70	83.30	-	-	-	-	-	-	95.59	-	-	-	-	
Blanket Woolen(Debre B.)160cm x 220cm. No		191.48	174.95	263.29	196.61	195.00	203.28	150.00	180.00	192.12	-	-	-	-	
Mattress-Sponge (A.A Foam) 120cm.....	No	883.01	-	554.98	623.00	734.01	769.87	900.00	699.81	728.28	-	850.00	-	850.00	
Towel-Local (Kombolcha).....	No	22.24	-	-	25.65	-	-	-	55.00	26.91	-	-	-	-	
Curtains.....	meter	76.63	-	66.63	61.62	70.00	85.00	50.00	73.29	66.45	78.30	43.99	45.00	86.64	62.32
EARTHEN WARE															
Plastic tile.....	meter	61.62	-	42.66	44.81	40.00	57.45	50.00	-	48.35	39.32	39.32	35.00	50.00	40.56
Water Pot.....	No	32.46	29.96	16.66	23.99	-	-	-	20.00	24.54	-	-	-	-	
'Jebena' Medium Size.....	No	6.32	5.00	3.00	4.00	5.00	6.00	10.00	9.97	5.71	15.00	15.33	15.00	12.66	14.41
'Mitad' (Griddle of Clay).....	No	25.00	23.00	34.66	27.33	29.32	25.00	30.00	26.57	27.41	80.00	100.00	60.00	45.66	61.80
Local Stove '(Lakech)'.....	No	33.97	32.97	28.31	49.97	37.97	35.97	50.00	39.32	37.90	-	50.00	29.32	55.66	42.61
Cup for Coffee (China).....	No	3.63	5.00	3.32	3.00	3.00	3.50	4.00	3.00	3.51	3.32	3.46	4.00	3.32	3.52
Plate Clay (imported).....	No	9.28	-	-	16.98	19.31	-	-	-	14.49	12.00	-	-	-	12.00
STRAW, BAMBOO AND OTHERS															
'Sefed'.....	No	16.64	32.27	24.33	49.97	25.00	25.33	30.00	63.29	30.68	14.66	22.49	30.00	16.29	19.82
Sack 100Kg Capacity.....	No	6.00	8.00	6.00	6.32	6.00	6.00	6.00	6.50	6.32	7.00	-	-	7.65	7.38
METAL WARE															
Cooking Pan Medium (Local).....	No	86.64	60.00	50.66	41.65	44.32	54.66	45.00	44.81	52.02	68.29	-	103.23	-	83.96
Tray (Nickel) Medium N# 45 Local.....	No	10.00	20.00	44.32	33.31	35.65	45.00	35.00	38.31	29.88	36.97	38.99	-	45.98	40.66
Electric 'Mitad' Aluminium.....	No	-	-	850.00	902.88	965.49	800.00	650.00	782.97	819.48	-	-	-	-	-

Table 1 : Average Retail Price of Goods and Services by Region and Selected Market Places - Group 1 Market Places Cont'd)

March 2011
Megabit 2003

R E G I O N A N D M A R K E T P L A C E S															
ITEM	UNIT	T I G R A Y								A F A R				AFAR AVERAGE	
		Enda- silase	Enda- baguna	Adwa	Axum	Adigrat	Wukiro	Maye- chew	Mekelle	TIGRAY AVERAGE	Ayisaeta	Dubti	Melka Werer		Awash Sebat killo
P R I C E I N B I R R															
Gas Stove (Kerosine) China.....	No	-	-	64.66	91.64	88.30	98.30	100.00	89.73	87.91	-	100.00	-	98.33	98.74
Permuze(Japan).....	No	118.31	-	-	-	-	-	-	-	118.31	-	130.00	-	-	130.00
Refregator.....	No	5949.58	-	-	-	5000.00	-	-	5649.78	5680.87	-	-	-	-	-
PLASTIC WARE (LOCAL MADE)															
Jerrycan (20 Litres).....	No	18.29	23.66	-	-	-	-	45.00	-	26.91	-	-	-	-	-
Bucket (20 Litres).....	No	36.97	35.00	35.33	35.99	33.00	33.66	35.00	30.28	34.35	35.97	35.00	35.00	40.66	36.73
GLASS WARE															
Glass for Tea (Duralax).....	No	-	-	5.00	5.00	4.00	4.83	4.00	4.00	4.45	-	8.00	-	-	8.00
OTHER HOUSEHOLD EQUIPMENT															
Kerosine Lamp.....	No	36.31	-	24.33	33.99	35.00	29.66	30.00	41.65	32.58	36.47	-	-	-	36.47
'Kuraz' Small Local Kerosine Lamp.....	No	3.63	3.00	2.00	4.64	2.82	4.00	2.00	3.48	3.07	-	-	-	-	-
Flash Light.....	No	14.66	10.00	14.66	13.98	19.31	16.66	15.00	17.98	15.03	18.64	-	22.00	15.66	18.59
Electric Bulb Philips(40/60 Watt).....	No	3.63	5.00	5.00	5.31	4.31	5.00	4.00	4.00	4.49	5.00	4.47	5.31	5.00	4.98
HOUSEHOLD OPERATION															
Hard Soap (Local).....	200gm	5.33	5.00	4.30	-	5.25	-	2.73	5.45	4.56	3.50	-	5.60	-	4.64
Hard Soap (Imported).....	200gm	5.46	5.46	6.50	6.75	6.16	6.00	4.80	5.09	5.70	5.25	4.80	6.40	-	5.44
Detergent (Omo).....	50gm	3.16	5.00	2.50	3.33	2.00	-	3.33	-	3.09	-	.88	.75	-	.78
Incense.....	Kg	43.27	51.61	-	46.95	-	85.00	38.00	54.11	48.21	45.98	-	-	-	45.98
Sandal Wood.....	No	.31	.25	.40	.43	.27	.50	.30	-	.34	.30	.39	.30	.40	.34
Toilet Paper (Mamko).....	Roll	6.00	9.00	5.00	6.65	7.27	5.00	4.00	7.57	6.12	7.00	8.00	6.00	6.00	6.34
Detergent(Zahira).....	50gm	1.62	1.75	1.38	1.66	1.50	-	1.50	-	1.56	-	1.75	-	1.38	1.46

Table 1 : Average Retail Price of Goods and Services by Region and Selected Market Places - Group 1 Market Places Cont'd)

March 2011
Megabit 2003

ITEM	UNIT	R E G I O N A N D M A R K E T P L A C E S													AFAR AVERAGE
		T I G R A Y									A F A R				
		Enda- silase	Enda- baguna	Adwa	Axum	Adigrat	Wukiro	Maye- chew	Mekelle	TIGRAY AVERAGE	Ayisaeta	Dubti	Melka Werer	Awash Sebat killo	
P R I C E I N B I R R															
DRY CLEANING															
Dry Cleaning (Suit Men).....	No	30.00	-	24.00	20.98	25.33	20.00	25.00	29.72	25.36	-	-	-	-	-
DOMESTIC SERVICE															
Maid Servant.....	Month	129.74	89.63	146.12	114.47	169.39	159.40	100.00	182.92	132.68	200.00	250.00	136.58	300.00	212.75
Unskilled Service (Daily Laborer)..	Day	41.60	46.61	25.00	35.00	35.00	35.00	30.00	35.00	34.86	30.00	30.00	25.00	30.00	28.66
Salary for Guard	Month	-	-	-	-	-	-	-	-	-	-	-	-	-	-
MEDICAL CARE															
Ampicillin(250 mg) Local.....	56 Caps	30.71	33.60	-	56.00	22.40	-	16.80	25.99	27.09	39.20	28.00	-	47.09	39.50
Tetracycline (250 mg) Local.....	56 Caps	15.81	28.00	18.49	19.47	14.00	9.70	14.00	12.06	16.01	17.40	18.50	18.49	21.92	19.11
Penicillin injection(4 Mu. Local)..	Buttle	-	-	5.45	7.11	6.60	6.09	6.00	7.16	6.39	5.48	10.00	9.00	-	7.76
Chloramphenicol(250mg) Local.....	56 Caps	-	23.30	20.35	15.81	16.80	12.55	-	14.68	16.89	20.35	22.40	20.35	30.86	23.20
Paracetamol(500mg) Local.....	20 Pills	5.65	-	4.00	3.91	2.52	2.29	3.33	2.62	3.32	4.00	4.00	6.00	4.00	4.43
Cough Syrup (Efadykse) Local.....	125cc	21.54	18.00	10.00	10.63	11.29	13.00	18.00	11.32	13.75	12.97	12.00	15.98	18.33	14.88
Bactrim(480mg) Local.....	30 Pills	14.48	14.48	12.00	8.92	9.32	5.06	12.00	5.45	9.55	9.91	6.87	6.87	-	7.76
Vermox(100mg) Local.....	12 Pills	-	4.99	2.59	3.39	4.16	1.47	2.00	2.83	2.89	5.24	4.00	3.30	-	4.12
Mezel(250mg) Local.....	30 Caps	-	9.00	10.90	4.24	7.97	5.87	6.00	6.96	7.16	9.91	8.49	12.93	11.23	10.72
Asprin (300 mg) Local.....	20 Pills	6.32	6.32	4.00	2.88	2.52	2.00	2.00	2.00	3.23	4.00	4.00	4.58	4.00	4.15
Insulin(Lente).....	Buttle	-	-	-	-	-	-	-	60.00	60.00	-	.73	-	-	.73
Amoxicillin(500mg).....	16 Caps	4.25	16.00	12.80	11.59	11.71	11.46	11.20	11.98	10.74	13.79	4.80	16.00	13.30	11.74
Magnesium Oxide.....	30 Pills	-	-	6.00	3.43	3.78	3.43	6.00	4.33	4.37	7.86	-	6.00	6.00	6.57
Fasider Tablet.....	1 Pills	-	-	-	-	-	-	1.50	1.00	1.36	-	-	-	-	-
OTHER MEDICAL EXPENSES															
Doctor's Fee (Government).....	per visit	7.00	-	5.00	5.00	5.92	5.12	5.00	5.59	5.42	2.00	3.00	1.00	2.00	1.86
Doctor's Fee (Private).....	per visit	15.00	5.00	15.00	13.10	15.00	10.00	15.00	15.00	13.57	10.00	15.00	-	10.00	11.23
Injection (Service Charge).....	Once	-	-	2.00	2.00	1.00	-	-	2.29	1.83	2.00	1.00	1.00	2.00	1.47

Table 1 : Average Retail Price of Goods and Services by Region and Selected Market Places - Group 1 Market Places Cont'd)

March
Megabit 2011
2003

ITEM	UNIT	R E G I O N A N D M A R K E T P L A C E S												AFAR AVERAGE	
		T I G R A Y								A F A R					
		Enda- silase	Enda- baguna	Adwa	Axum	Adigrat	Wukiro	Maye- chew	Mekelle	TIGRAY AVERAGE	Ayisaeta	Dubti	Melka Werer		Awash Sebat killo
P R I C E I N B I R R															
Labratory Test Fee (Private).....	Once	-	-	20.00	7.32	9.44	6.00	-	10.00	10.36	10.00	7.00	5.00	10.00	7.56
Bed Charge (gov.).....	per day	25.00	-	8.00	20.00	20.00	15.00	10.00	20.00	15.75	-	5.00	-	-	5.00
X-Ray(For TB).....	Once	-	-	-	42.43	54.77	-	-	81.43	60.35	-	-	-	-	-
Bed Charge (Private).....	per day	-	-	-	30.00	70.00	-	-	94.35	70.68	30.00	-	-	-	30.00
TRANSPORT AND COMMUNICATION															
TRANSPORT															
Benzene.....	Lt	18.60	-	18.67	18.65	-	-	-	18.88	18.70	-	-	-	19.05	19.05
Motor Oil (Mobil).....	Lt	65.00	-	55.00	65.00	65.00	65.97	-	64.93	62.83	80.00	-	-	64.80	69.52
Car Washing and Greasing.....	Once	-	-	60.00	50.00	-	-	-	60.00	58.20	-	-	-	80.00	80.00
Bus Fare (per km).....	Tarif	-	-	.26	.24	.25	.28	.24	.23	.25	-	-	-	-	-
Bus Fare (within Town)	Trip	-	-	-	-	-	-	-	-	-	-	-	-	-	-
Taxi Fare	Trip	1.00	-	1.75	1.00	-	-	-	1.90	1.26	-	-	-	-	-
Air Plane (To Addis Ababa)	Trip	1030.00	-	-	970.00	-	-	-	881.00	958.36	-	-	-	-	-
Animal Transport fare.....	Trip	-	-	-	-	-	-	-	-	-	-	-	-	-	-
Cart Fare.....	Trip	-	-	-	3.30	2.00	-	-	2.00	2.36	1.00	1.00	-	2.00	1.26
COMMUNICATION															
Telephone Charge (with town).....	Period	.20	-	.20	.20	.20	.20	.20	.20	.20	-	.20	-	.25	.22
Telephone Charge to Addia Ababa....	Period	1.40	1.40	4.20	4.20	4.20	3.60	3.60	4.20	2.81	4.15	4.83	4.14	4.14	4.31
Telephone Line Installation Charge..	Once	283.10	283.30	283.30	283.30	283.30	283.30	355.75	283.30	291.45	283.30	283.30	283.30	283.30	283.30
Mobile Apparatus(Nokia6200).....	No	-	-	-	-	-	-	-	593.26	593.26	-	-	-	-	-
Mobile call from Tel.....	Period	1.50	-	2.55	2.16	5.25	2.16	2.55	2.55	2.34	2.49	2.49	2.48	2.40	2.46
Internet Service.....	10hrs/month	-	-	106.00	106.00	106.00	106.00	106.00	106.00	106.00	48.30	48.30	48.30	48.30	48.30

Table 1 : Average Retail Price of Goods and Services by Region and Selected Market Places - Group 1 Market Places Cont'd)

March 2011
Megabit 2003

ITEM	UNIT	R E G I O N A N D M A R K E T P L A C E S												
		T I G R A Y								A F A R				AFAR AVERAGE
		Enda- silase	Enda- baguna	Adwa	Axum	Adigrat	Wukiro	Maye- chew	Mekelle	TIGRAY AVERAGE	Ayisaeta	Dubti	Melka Werer	

P R I C E I N B I R R

ENTERTAINMENT AND EDUCATION

EQUIPMENT AND ACCESSORIES

T.V. Set Philips 21 inch(Colored)..... No	3924.28	-	3149.74	4224.93	3900.00	4100.00	-	4000.00	3790.25	-	-	-	-	-
Cassette Recorded Original(Local Music)No	11.29	12.00	10.00	10.00	10.00	12.00	10.00	10.63	10.71	13.49	12.00	10.00	10.00	11.01
Radio Set Philips 3 Band..... No	226.32	193.10	-	-	-	-	-	-	209.05	-	-	-	-	-
Tape Recorder National (2 Speaker).... No	436.49	-	-	-	-	-	-	-	436.49	-	-	-	-	-
Expense for Photograph(Passport size)4Pho	7.00	6.00	5.00	4.00	8.00	6.00	8.00	8.00	6.33	6.00	6.00	6.00	7.00	6.26
Newspaper (Addis Zemen)..... No	-	-	-	3.16	-	-	-	2.00	2.82	-	-	-	-	-
Theater Entrance Fee Once	-	-	-	-	-	-	-	20.00	20.00	-	-	-	-	-
VCD-Player(Mayato Japan).....No	739.86	-	-	-	-	-	-	-	739.86	-	-	-	-	-
VCD Cassette rent.....Once	2.00	3.00	3.00	2.00	2.00	2.00	2.00	2.00	2.21	3.00	5.00	3.00	3.00	3.29

EDUCATION

Exercise Book (50 Leaves) Local..... No	4.00	4.50	3.00	4.00	4.00	4.25	4.00	-	3.94	6.50	5.00	4.50	4.16	4.81
Pencil (China)..... No	.50	1.00	1.00	-	1.00	2.00	1.00	2.00	1.10	-	-	1.50	-	1.50
Ball Point-Bic England..... No	2.50	2.00	2.25	2.16	2.41	2.50	2.25	2.25	2.29	-	-	2.00	1.50	1.73
Day School Fee-Public(Grade 7 & 8)..Month	-	-	130.00	-	50.00	55.00	-	121.36	86.12	-	-	-	-	-
Day School Fee-Private(Grade 9-10)..Month	-	-	-	-	-	-	-	167.27	167.27	-	-	-	-	-
Night School Fee-Government(Gr.9-10)Month	25.00	-	30.00	25.00	35.00	40.00	25.00	36.59	31.68	75.00	60.00	70.00	90.00	72.97
School Uniform Fee No	57.63	-	63.00	96.55	153.26	-	90.00	-	86.47	-	-	-	-	-
Night School Fee-Private(Grade9-10).Month	-	-	-	-	-	-	-	-	-	-	-	-	-	-
Night College Fee-Private.....Credit/hr	-	-	-	-	45.00	-	45.00	50.00	47.94	-	-	-	-	-

PERSONAL CARE AND EFFECTS

PERSONAL CARE

GIV Toilet Soap..... 90gm	4.83	6.00	-	5.63	4.00	5.63	5.63	5.63	5.29	5.90	5.34	6.75	6.00	6.05
Blade-INDIA..... No	1.00	.50	1.00	.43	.83	.66	.50	.73	.67	1.00	1.00	1.00	-	1.00

Table 1 : Average Retail Price of Goods and Services by Region and Selected Market Places - Group 1 Market Places Cont'd)

March 2011
Megabit 2003

R E G I O N A N D M A R K E T P L A C E S															
ITEM	UNIT	T I G R A Y									A F A R				AFAR AVERAGE
		Enda-silase	Enda-baguna	Adwa	Axum	Adigrat	Wukiro	Maye-chew	Mekelle	TIGRAY AVERAGE	Ayisaeta	Dubti	Melka Werer	Awash Sebat killo	
P R I C E I N B I R R															
Hair Dressing (Traditional).....	No	13.92	10.00	10.00	10.00	10.00	10.00	5.00	10.00	9.56	6.26	6.26	7.00	10.00	7.24
Hair Dressing (Modern).....	No	13.10	15.00	15.00	16.51	15.00	21.54	14.00	15.98	15.61	25.00	-	20.00	20.00	20.76
Barbery (Mens Hair Cut).....	No	6.32	6.00	5.00	5.00	6.60	5.00	3.00	6.60	5.30	10.00	10.00	6.00	7.32	8.14
Zenith Hair Oil(Liquids Form).....	330cc	15.00	16.00	16.00	16.00	15.00	15.00	15.50	14.66	15.39	15.66	15.33	15.00	15.00	15.24
Zenith Hair Oil(Non-Liquids Form)..	330cc	15.33	15.00	15.50	16.00	15.00	15.00	15.50	14.98	15.28	15.66	15.33	15.33	-	15.44
Shaving Machine (medium)	No	-	-	50.00	72.46	10.00	61.62	60.00	60.00	43.51	-	-	-	66.49	66.49
Perfume	100cc	39.32	44.81	44.32	37.28	-	33.66	30.65	42.62	38.62	-	-	-	-	-
Parafin Hair Oil.....	330cc	21.33	-	18.70	20.34	24.75	19.23	-	19.75	20.59	-	-	33.00	-	33.00
Shoe Polish(Black/Brown).....	Once	2.00	2.00	1.00	2.00	1.82	2.00	2.00	2.00	1.81	3.00	2.00	3.00	2.00	2.45
Modes(Disposable napkins).....	Packet	14.66	12.00	10.00	12.97	12.00	12.00	14.00	12.66	12.46	13.66	12.66	12.00	15.00	13.28
PERSONAL EFFECTS															
Umbrella-Men Medium (Local).....	No	29.32	26.66	34.66	26.99	40.00	39.66	60.00	53.28	35.67	-	-	45.00	-	45.00
Umbrella-Women Medium (Imported).....	No	37.61	78.08	32.33	35.33	40.00	37.33	80.00	40.00	44.73	60.00	60.00	53.28	40.00	50.38
Hand Bag (Imported Synthetic).....	No	91.46	-	179.81	162.87	166.60	182.48	-	200.00	157.94	160.00	-	71.63	181.56	119.69
Belt (Local) Machine Made.....	No	39.32	-	34.32	37.61	40.00	39.32	-	78.08	42.90	-	-	-	-	-
Belt (Local) Hand Made.....	No	-	30.65	-	-	-	-	-	-	30.65	-	-	6.00	-	6.00
JEWELLERY															
Seiko-21 Jewels Automatic (Men).....	No	-	-	-	-	-	-	-	-	-	-	-	-	-	-
Seiko-21 Jewels Automatic (Women).....	No	-	-	-	-	-	-	-	-	-	-	-	-	-	-
Earrings (4gm 18 carat Local).....	Pair	2816.57	-	-	-	-	-	-	-	2816.57	-	-	-	-	-
Neck Laces (6gm 18 carat Local).....	No	4298.66	-	-	-	-	-	-	-	4298.66	-	-	-	-	-
Rings (4gm 18 carat Local).....	No	2816.57	-	-	-	-	-	-	-	2816.57	-	-	-	-	-
Bracelet 20gm (18 carat Local).....	No	14149.20	-	-	-	-	-	-	-	14149.20	-	-	-	-	-

Table 1 : Average Retail Price of Goods and Services by Region and Selected Market Places - Group 1 Market Places Cont'd)

March 2011
Megabit 2003

ITEM	UNIT	R E G I O N A N D M A R K E T P L A C E S												AFAR AVERAGE
		T I G R A Y								A F A R				
		Enda- silase	Enda- baguna	Adwa	Axum	Adigrat	Wukiro	Maye- chew	Mekelle	TIGRAY AVERAGE	Ayisaeta	Dubti	Melka Werer	

P R I C E I N B I R R

LIVESTOCK AND DRAUGHT ANIMALS

LIVESTOCK

Sheep (10-15Kg).....	No	356.27	296.40	249.87	463.17	246.62	406.32	303.08	526.26	343.83	300.00	196.26	258.84	364.79	267.97
Goat (10-15Kg).....	No	469.72	372.77	194.96	349.62	266.37	359.63	216.61	337.83	309.26	346.54	198.32	270.00	391.62	296.57
Heifer (2-4 Years).....	No	876.42	914.58	1349.38	1684.93	2431.47	1915.66	863.28	2179.28	1403.14	2249.44	-	-	-	2249.44
Cow (4 Years and Above).....	No	2646.32	2060.68	1649.49	2159.56	2758.92	2415.15	1165.70	3464.40	2186.67	3398.53	-	1722.25	-	2260.34
Bull (2-4 Years).....	No	1016.40	1862.42	2249.63	2635.22	2431.47	1925.69	1248.05	2530.30	1894.48	-	-	1609.73	-	1609.73
Ox (4 Years and Above).....	No	3849.78	2758.92	2883.24	3182.72	3260.13	2515.90	1698.56	5899.43	3075.81	4533.09	-	2211.10	-	3165.93
Hen (Indigenous).....	No	29.32	54.85	37.66	46.32	31.58	42.62	28.00	34.76	37.21	45.00	60.00	35.00	27.26	36.15
Cock (Indigenous).....	No	37.61	43.27	47.65	59.86	48.27	51.61	39.32	54.85	47.27	51.61	60.00	40.00	37.63	44.15

DRAUGHT ANIMALS

Donkey.....	No	1049.21	1081.51	1299.36	1099.88	832.03	836.25	750.00	1513.22	1045.78	-	-	-	-	-
Horse.....	No	-	-	-	-	-	2774.89	-	4731.70	3822.16	-	-	-	-	-
Mule.....	No	-	-	-	-	-	2900.00	-	5065.80	4406.41	-	-	-	-	-

FARM EQUIPMENT (INDUSTRIAL PRODUCT)

Sickel.....	No	16.64	14.33	20.33	25.99	20.00	-	20.00	-	19.22	25.00	-	25.00	20.00	24.09
Pick Axe ('Doma').....	No	29.32	-	53.99	58.98	66.49	58.28	18.00	61.62	45.46	50.00	-	-	45.00	48.27
'Gejera'.....	No	-	-	49.32	60.00	-	-	-	-	51.80	47.43	-	40.00	52.44	45.37

FARM EQUIPMENT (HAND MADE)

'Mofer'.....	No	-	-	-	157.48	-	-	-	129.74	140.20	-	-	-	-	-
'Kember'.....	No	-	-	-	-	-	-	-	91.26	91.26	-	-	-	-	-
'Digr'.....	No	-	-	-	-	-	-	-	5.31	5.31	-	-	-	-	-
Plough.....	No	83.30	109.70	92.64	103.96	93.22	83.30	30.00	106.56	82.68	-	-	-	-	-
Sickel.....	No	9.28	-	-	5.94	-	-	5.00	-	6.51	15.00	-	-	-	15.00

Table 1 : Average Retail Price of Goods and Services by Region and Selected Market Places - Group 1 Market Places Cont'd)

March 2011
Megabit 2003

R E G I O N A N D M A R K E T P L A C E S															
I T E M	U N I T	T I G R A Y								A F A R				A F A R A V E R A G E	
		Enda- silase	Enda- baguna	Adwa	Axum	Adigrat	Wukiro	Maye- chew	Mekelle	TIGRAY AVERAGE	Ayisaeta	Dubti	Melka Werer		Awash Sebat killo
P R I C E I N B I R R															
'Wegel'.....	No	-	8.00	-	11.66	7.00	7.83	10.00	10.63	9.03	-	-	-	-	-
'Erfe'.....	No	-	-	-	32.60	-	-	-	26.57	29.43	-	-	-	-	-
MISCELLANEOUS GOODS AND SERVICES															
Coffin (Medium Quality).....	No	-	-	-	-	-	816.33	-	850.00	824.62	1000.00	774.60	-	-	843.43
Charge for Money Transfer.....	Once	13.00	-	13.00	13.00	13.00	13.00	13.00	13.00	13.00	13.00	13.00	-	13.00	13.00
Photocopy.....	per page	.56	.50	.75	.57	.50	.50	.50	.50	.54	1.00	1.00	.50	.50	.73
Wedding Invitation Card.....	per page	-	-	-	-	-	-	-	1.72	1.72	-	-	-	-	-

Group 2

Market Places

(Chwait, Gondar, Esete, Debre Tabor, Kobo, Weldiya,
Kombolcha, Dessie, Shewa Robit, Debre Birhan.)

Table 2 : Average Retail Price of Goods and Services by Region and Selected Market Places - Group 2 Market Places Cont'd)

ITEM	UNIT	REGION AND MARKET PLACES									
		A M H A R A									
		Chuahit	Gondar	Esete	Debre-Tabor	Kobo	Weldiya	Kombolcha	Dessie	Shewa-Robit	Debre-Birhan
PRICE IN BIRR											
CEREALS UNMILLED											
'Teff' White	Kg	7.57	8.66	6.73	-	8.16	7.91	8.42	7.69	8.59	8.50
'Teff' Mixed.....	Kg	6.50	7.33	6.67	6.70	7.49	7.18	7.96	7.34	8.00	7.10
'Teff' Black (Red).....	Kg	5.50	-	6.02	5.80	6.39	5.95	7.19	6.46	6.50	6.50
Wheat White.....	Kg	-	5.43	4.71	6.73	6.79	6.92	7.39	6.26	7.67	5.92
Wheat Mixed.....	Kg	-	-	-	-	-	-	7.16	5.53	7.07	-
Wheat Black (Red).....	Kg	5.00	-	3.70	5.56	6.09	6.76	7.01	-	5.41	5.00
Barley White.....	Kg	-	5.66	5.28	5.70	6.87	6.48	5.65	5.84	5.33	5.00
Barley Mixed.....	Kg	4.83	-	-	6.56	6.67	5.02	5.43	5.21	4.22	4.00
Barley Black.....	Kg	-	5.00	3.81	6.65	-	5.05	-	-	-	4.00
Barley for Beer.....	Kg	-	-	5.20	-	-	-	-	-	-	-
Maize (White).....	Kg	4.00	3.73	3.40	3.87	2.95	3.63	4.44	4.04	-	3.37
Durrah.....	Kg	3.50	3.50	2.96	2.94	3.15	3.36	4.78	4.40	6.71	4.00
Sorghum Yellow.....	Kg	-	4.00	-	-	4.02	3.91	5.48	4.88	6.19	5.00
Sorghum White.....	Kg	5.16	4.00	-	3.94	4.33	3.89	5.40	4.96	4.25	5.00
Sorghum Red.....	Kg	5.16	3.50	-	3.91	3.47	3.36	4.63	4.03	-	3.50
African Millet.....	Kg	4.16	4.00	4.50	3.90	-	-	-	-	-	-
Rice (Imported).....	Kg	-	-	-	13.00	13.40	13.00	13.00	13.00	12.80	13.19
Oats.....	Kg	-	-	-	-	-	5.65	7.86	5.16	-	-
Hulled Barley.....	Kg	-	11.66	10.34	8.53	-	9.23	-	-	13.56	6.50
CEREALS MILLED											
'Teff' White.....	Kg	-	-	-	-	-	-	-	-	-	-
'Teff' Mixed.....	Kg	-	-	-	-	-	-	-	-	-	-
'Teff' Black (Red).....	Kg	-	-	-	-	-	-	-	-	-	-
Wheat White.....	Kg	-	-	-	-	-	-	-	8.00	-	-
Wheat Mixed.....	Kg	-	-	-	-	-	-	-	-	-	-
Barley White.....	Kg	-	-	-	-	-	-	-	10.00	-	-
Barley Mixed.....	Kg	-	-	-	-	-	-	-	-	-	-

Table 2 : Average Retail Price of Goods and Services by Region and Selected Market Places - Group 2 Market Places Cont'd)

		March 2011 Megabit 2003									
		R E G I O N A N D M A R K E T P L A C E S									
ITEM	UNIT	A M H A R A									
		Chuahit	Gondar	Esete	Debre-Tabor	Kobo	Weldiya	Kombolcha	Dessie	Shewa-Robit	Debre-Birhan
		P R I C E I N B I R R									
Maize (White).....	Kg	-	-	-	-	-	-	-	8.00	-	-
Oats.....	Kg	-	13.64	20.00	16.64	-	13.49	-	15.33	-	14.66
Sorghum.....	Kg	-	-	-	-	-	-	-	10.00	-	-
Durrah.....	Kg	-	-	-	-	-	-	-	-	-	-
'Furno Duket' Locally Processed..	Kg	10.00	10.00	10.66	10.00	10.00	8.35	9.00	9.83	9.00	8.00
PULSES UNMILLED											
Horse Beans.....	Kg	7.50	8.16	7.93	6.87	7.96	6.62	8.84	7.18	6.67	7.13
Peas White.....	Kg	-	-	-	-	-	-	-	-	-	10.00
Peas Green(dry).....	Kg	-	8.53	8.43	8.37	9.42	8.91	-	-	-	8.42
Peas Mixed.....	Kg	-	-	-	-	10.68	10.77	9.53	8.59	-	-
Soya Beans.....	Kg	-	-	-	-	-	-	-	-	-	-
Chick Peas.....	Kg	7.50	8.16	7.14	7.46	7.46	7.96	8.59	6.94	7.95	6.92
Lentils.....	Kg	-	14.33	12.50	12.45	12.38	12.44	14.34	12.62	15.28	14.98
Haricot Beans.....	Kg	-	-	-	-	-	2.40	4.10	6.95	-	-
Lima Beans.....	Kg	-	-	-	-	-	5.16	9.79	10.66	5.17	-
Vetch.....	Kg	4.00	-	4.57	5.13	6.70	5.76	6.41	5.90	6.63	-
Fenugreek(Green).....	Kg	21.83	25.33	26.10	20.00	18.87	23.44	25.82	23.31	26.97	18.76
PULSES MILLED OR SPLIT											
Horse Beans Milled.....	Kg	-	24.31	-	-	-	31.32	-	14.98	-	15.43
Peas Milled.....	Kg	-	-	-	-	-	-	-	-	-	-
Chick Peas Milled.....	Kg	-	-	-	-	-	-	-	24.00	-	-
Mixed Pulses Milled.....	Kg	-	16.00	-	-	-	-	-	33.97	18.76	13.33
Vetch Milled.....	Kg	-	-	-	-	-	-	-	-	-	-
Peas Split.....	Kg	-	-	-	-	-	-	-	-	12.63	16.24
Peas Split(Roasted).....	Kg	14.00	15.00	14.00	14.00	-	17.66	-	14.08	13.50	12.66
Horse Beans Split(Roasted).....	Kg	12.00	11.32	12.00	14.00	-	15.66	-	12.82	9.97	9.94
Lentils Split.....	Kg	20.00	21.31	20.00	18.00	21.66	22.33	19.00	20.98	17.66	19.31

Table 2 : Average Retail Price of Goods and Services by Region and Selected Market Places - Group 2 Market Places Cont'd)

ITEM	UNIT	R E G I O N A N D M A R K E T P L A C E S									
		A M H A R A									
		Chuahit	Gondar	Esete	Debre-Tabor	Kobo	Weldiya	Kombolcha	Dessie	Shewa-Robit	Debre-Birhan
P R I C E I N B I R R											
Vetch Split(Roasted).....	Kg	-	-	-	-	-	15.33	-	11.92	-	8.87
Chick Peas Split(Roasted).....	Kg	-	-	-	-	-	17.33	-	14.00	-	-
Fenugreek Milled.....	Kg	-	48.27	40.00	36.00	-	44.81	54.45	56.62	60.00	37.42
OIL SEEDS											
Niger Seed.....	Kg	11.00	16.00	10.34	11.32	19.86	13.47	12.68	17.71	18.47	14.64
Linseed White.....	Kg	-	-	-	-	-	24.01	-	17.86	-	-
Linseed Red.....	Kg	-	16.00	8.93	9.73	20.61	16.01	16.22	15.23	21.43	13.30
Sesame Seed Red.....	Kg	-	23.45	-	-	21.85	16.89	25.36	23.89	26.87	19.31
Sunflower.....	Kg	7.08	12.00	-	12.24	12.93	10.01	15.81	12.10	9.84	12.00
Castor Beans.....	Kg	-	-	9.79	6.04	-	10.42	8.45	7.25	14.10	10.00
Rape Seed.....	Kg	8.65	12.00	7.41	9.18	16.36	12.97	14.64	13.63	20.55	10.00
Ground Nut Shelled.....	Kg	-	16.33	16.00	16.00	-	17.98	17.62	15.25	15.66	17.95
PREPARED CEREAL PRODUCTS											
Spaghetti (Local) Without Egg....	Kg	20.00	10.00	-	18.80	19.00	18.80	19.00	18.50	-	18.73
Pastini.....	Kg	-	10.00	20.00	20.00	18.97	20.00	-	18.66	16.00	17.93
Macaroni (Local) Without Egg....	Kg	14.00	14.00	14.00	13.00	-	13.00	12.16	13.00	12.80	12.66
'Fafa' Flour.....	kg	-	-	-	-	-	24.98	-	-	-	24.98
'Dube' Flour.....	kg	-	-	-	-	-	-	-	-	-	14.00
BREAD AND OTHER PREPARED FOODS											
'Enjera' ('Teff' Mixed).....	325gm	2.01	1.93	1.91	1.68	2.72	2.90	2.16	2.32	2.03	2.47
'Dabo' (Traditional Ambasha)..	350gm	-	4.57	-	-	-	1.97	3.34	3.40	-	2.19
'Dabo' (Traditional Sheleto)..	350gm	2.72	1.81	-	-	1.86	2.02	-	2.70	2.84	2.24
Bread Wheat (Bakery).....	350gm	5.83	3.00	2.69	3.37	2.76	3.25	3.50	3.44	4.05	4.20
Biscuits	150gm	3.21	3.21	6.00	3.21	3.75	4.13	3.21	3.21	3.21	3.21

March 2011
Megabit 2003

Table 2 : Average Retail Price of Goods and Services by Region and Selected Market Places - Group 2 Market Places Cont'd)

March 2011
Megabit 2003

ITEM	UNIT	R E G I O N A N D M A R K E T P L A C E S									
		A M H A R A									
		Chuahit	Gondar	Esete	Debre-Tabor	Kobo	Weldiya	Kombolcha	Dessie	Shewa-Robit	Debre-Birhan
P R I C E I N B I R R											
MEAT											
Beef	Kg	-	-	30.00	-	-	36.00	40.00	40.00	40.00	-
Camel Meat	Kg	-	-	-	-	-	-	-	-	-	-
FISH AND FISH PRODUCTS											
Fish Fresh.....	Kg	-	-	-	-	-	-	-	-	-	-
Sardines (Imported).....	125gm	-	18.64	-	12.16	-	19.72	20.17	24.31	-	20.00
DIARY PRODUCTS AND EGG											
Cow Milk (Unpasteurized).....	Lt	-	7.10	5.31	5.00	6.58	6.83	6.00	7.00	10.35	5.00
Cow Milk (pasteurized).....	Lt	-	8.83	-	-	-	-	24.00	25.32	-	-
Camel Milk.....	Lt	-	-	-	-	-	-	-	-	-	-
Goat Milk.....	Lt	-	-	-	-	-	-	-	-	-	-
Powdered Milk (Me&My).....	450gm	-	79.87	-	78.75	-	78.75	72.98	81.73	73.13	77.05
Yoghurt (Traditional).....	Lt	-	-	-	5.00	-	15.51	9.38	8.29	-	8.85
Cheese Cottage.....	Kg	-	-	-	-	-	-	-	-	-	-
Egg (Traditional).....	Dozen	12.00	18.00	15.00	10.80	10.34	12.00	13.99	12.00	15.00	12.00
OILS AND FATS											
Butter Unrefined.....	Kg	-	-	67.45	68.66	80.60	72.46	84.90	80.00	116.29	80.00
Cooking Oil (Imported).....	Lt	34.00	-	25.50	-	-	-	28.85	30.00	30.00	-
Cooking Oil (Local).....	Lt	38.00	-	30.00	35.66	-	-	40.00	34.33	-	32.33
Vegetable Butter(Sheno & Shady)..	Kg	-	75.88	-	66.67	64.76	67.40	65.92	67.77	72.22	65.92

Table 2 : Average Retail Price of Goods and Services by Region and Selected Market Places - Group 2 Market Places Cont'd)

March 2011
Megabit 2003

ITEM	UNIT	R E G I O N A N D M A R K E T P L A C E S								
		A M H A R A								
		Chuahit	Gondar	Esete	Debre-Tabor	Kobo	Weldiya	Kombolcha	Dessie	Shewa-Robit

P R I C E I N B I R R

VEGETABLES AND FRUITS
VEGETABLES (FRESH)

Ethiopian Kale.....	Kg	-	4.29	1.33	2.31	3.02	8.12	4.51	4.77	1.61	3.95
Cabbage.....	Kg	-	3.83	3.74	2.64	2.82	10.96	2.16	2.35	2.96	3.67
Lettuce.....	Kg	-	-	4.16	5.37	9.25	5.56	3.13	3.82	-	4.70
Spinach.....	Kg	-	3.65	2.41	1.40	3.04	10.01	3.65	2.88	4.60	3.92
Carrot.....	Kg	-	9.32	-	8.49	3.90	8.49	4.46	3.67	6.00	5.00
Tomatoes.....	Kg	4.00	3.83	4.93	3.00	3.16	3.30	3.04	5.00	5.00	6.00
Onions.....	Kg	6.00	6.16	7.32	6.50	8.62	7.00	6.00	6.00	7.00	6.50
Garlics.....	Kg	-	34.32	29.63	35.00	36.14	46.61	37.66	37.28	42.89	30.00
Leaks.....	Kg	-	-	-	-	-	-	-	-	-	-
Pepper Green.....	Kg	15.00	20.00	16.00	20.00	17.24	18.98	20.00	25.13	35.42	8.83
Pumpkin.....	Kg	-	2.59	.91	.84	2.38	1.81	-	1.70	2.10	.93
Green Peas.....	Kg	-	-	-	-	-	-	-	-	-	10.00
Beet Root.....	Kg	-	4.00	5.81	5.40	3.21	11.16	2.54	2.47	2.93	4.00
Cauliflower.....	Kg	-	-	-	-	-	-	-	-	-	-

FRUITS FRESH

Banana.....	Kg	-	5.80	3.49	-	6.16	5.80	7.00	5.55	5.27	5.33
Orange.....	Kg	-	8.30	-	-	5.99	8.00	7.16	6.00	10.00	10.00
Lemon.....	Kg	-	6.68	17.71	-	15.42	21.54	7.65	9.89	8.62	4.13
Tangerine.....	Kg	-	-	-	-	-	-	-	-	-	-
Papaya.....	Kg	-	9.00	-	-	-	7.00	7.65	7.16	3.30	7.00
Grapes.....	Kg	-	-	-	-	-	-	-	-	-	-
Avocado.....	Kg	-	9.00	-	-	-	-	7.65	7.83	-	8.00
Mango.....	Kg	-	9.00	-	5.50	-	8.00	8.00	7.16	-	8.00
Cactus.....	Kg	-	-	-	-	-	-	-	-	-	-

Table 2 : Average Retail Price of Goods and Services by Region and Selected Market Places - Group 2 Market Places Cont'd)

March 2011
Megabit 2003

ITEM	UNIT	R E G I O N A N D M A R K E T P L A C E S									
		A M H A R A									
		Chuahit	Gondar	Esete	Debre-Tabor	Kobo	Weldiya	Kombolcha	Dessie	Shewa-Robit	Debre-Birhan
P R I C E I N B I R R											
SPICES											
Pepper Whole.....	Kg	-	43.33	38.66	38.00	39.32	58.28	42.98	34.66	43.33	36.00
Black Pepper(Local).....	Kg	-	193.10	-	80.00	-	158.21	141.08	148.31	-	126.58
Long Pepper(Local).....	Kg	34.00	40.00	23.66	25.00	23.66	29.96	-	25.33	24.00	23.66
White Cumin(Bishop's Weed)Local..	Kg	25.00	40.00	6.25	5.00	28.23	28.31	36.34	28.99	30.00	31.64
Black Cumin(Local).....	Kg	40.00	80.00	49.66	58.28	57.63	39.32	58.28	59.66	56.62	55.58
Ginger Dry(Local).....	Kg	-	80.00	-	-	60.00	68.66	68.29	64.87	-	60.00
Ginger Wet(Local).....	Kg	-	17.31	9.65	12.00	18.64	20.00	20.00	14.33	17.31	18.95
Cloves(Imported).....	Kg	-	123.24	100.00	140.00	122.00	158.21	135.65	130.97	130.00	120.00
Cinnamon(Imported).....	Kg	48.00	81.63	100.00	80.00	64.33	57.98	72.48	74.00	68.99	66.28
Cardamon(Local).....	Kg	70.99	75.00	67.97	68.29	70.00	78.30	73.29	75.00	64.25	72.30
Tumeric Flour(Local).....	Kg	-	40.00	36.58	35.00	39.32	40.66	60.00	39.19	29.66	40.00
Chillies Whole.....	Kg	-	61.62	-	-	-	31.61	34.11	19.00	44.63	28.00
Basil Dry.....	Kg	20.00	30.00	33.21	30.00	38.38	27.81	40.41	39.32	28.96	24.27
POTATOES, OTHER TUBERS AND STEMS											
Potato.....	Kg	3.00	5.33	3.00	4.00	4.99	8.00	5.34	6.32	6.00	6.00
Sweet Potato.....	Kg	-	-	-	4.00	3.31	9.27	2.35	2.55	2.56	5.00
'Kocho' (Unprocessed).....	Kg	-	-	-	-	-	-	-	-	-	-
'Bula'.....	Kg	-	-	-	-	-	-	-	-	-	-
COFFEE, TEA, CHAT AND BUCK-THORN LEAVES											
Tea Leaves(Local).....	100gm	2.75	2.60	2.60	2.60	2.57	2.60	2.50	3.16	2.73	1.32
Coffee Whole.....	Kg	-	-	-	-	-	13.54	34.96	-	-	-
Coffee Beans.....	Kg	100.00	103.23	91.64	100.00	100.00	76.63	79.33	59.98	76.63	90.00
Coffee Leaves.....	Kg	-	-	-	-	-	-	-	-	-	-
Buck Thorn Leaves.....	Kg	12.40	15.00	18.73	22.73	8.09	11.78	10.94	6.75	4.87	8.33
'Chat'.....	Kg	206.46	193.10	107.47	-	93.96	125.11	33.40	54.63	58.72	47.48

Table 2 : Average Retail Price of Goods and Services by Region and Selected Market Places - Group 2 Market Places Cont'd)

March 2011
Megabit 2003

R E G I O N A N D M A R K E T P L A C E S											
ITEM	UNIT	A M H A R A									
		Chuahit	Gondar	Esete	Debre-Tabor	Kobo	Weldiya	Kombolcha	Dessie	Shewa-Robit	Debre-Birhan
P R I C E I N B I R R											
Malt-Barley.....	Kg	9.58	-	4.52	8.05	11.65	11.78	16.40	9.53	5.07	11.56
Malt-Wheat.....	Kg	-	8.00	4.72	-	-	12.51	15.81	11.37	-	-
OTHER FOOD ITEMS											
Salt.....	Kg	3.00	4.00	2.50	3.32	2.63	2.01	3.00	3.50	3.00	3.00
Sugar.....	Kg	-	-	14.90	-	14.87	14.80	14.55	-	-	-
Honey.....	Kg	-	50.00	-	50.00	94.87	47.29	66.63	60.64	58.66	74.83
Canned Tomato (Local).....	410gm	23.43	18.00	-	15.97	15.62	12.38	13.33	19.66	17.98	17.31
Dry Yeast(Baking powder).....	350gm	-	70.00	-	70.00	70.00	70.00	70.00	87.50	70.00	81.23
FOOD TAKEN AWAY FROM HOME											
Cup of Tea.....	No	1.00	1.14	1.00	1.00	1.00	1.00	1.31	1.50	1.00	1.00
Cup of Coffee.....	No	-	3.00	2.00	2.00	2.00	2.66	2.66	2.50	3.00	3.00
Cup of Milk.....	No	-	3.50	2.50	2.00	2.50	3.00	3.00	3.00	3.30	3.00
'Key Wot Yebere'.....	One Meal	-	-	-	-	-	-	16.49	12.66	15.00	-
'Key Wot Yebeg/Yefyel'.....	One Meal	-	-	12.00	-	14.66	2.34	15.43	18.33	15.00	16.29
'Yebeg Tibs'.....	One Meal	-	23.21	14.00	-	15.66	17.66	20.65	21.98	20.00	18.29
'Fasting Meal Without fish'.....	One Meal	8.00	14.66	10.00	9.65	10.00	11.29	13.61	12.27	12.25	12.66
'Yebeg Kikil'.....	One Meal	-	-	-	-	12.66	15.66	15.43	14.66	15.00	16.31
COST OF MILLING											
Cereals.....	100Kg	-	31.75	31.58	20.00	25.00	20.00	15.00	16.87	20.00	13.92
Pulses.....	10CKg	20.00	50.00	50.00	20.00	50.00	50.00	26.57	43.09	20.00	30.00
Pepper Whole.....	100Kg	100.00	100.00	116.04	100.00	100.00	100.00	100.00	86.18	200.00	125.00

Table 2 : Average Retail Price of Goods and Services by Region and Selected Market Places - Group 2 Market Places Cont'd)

March 2011
Megabit 2003

R E G I O N A N D M A R K E T P L A C E S											
ITEM	UNIT	A M H A R A									
		Chuahit	Gondar	Esete	Debre-Tabor	Kobo	Weldiya	Kombolcha	Dessie	Shewa-Robit	Debre-Birhan
P R I C E I N B I R R											
BEVERAGES - NON ALCOHOLIC											
Ambo Mineral Water.....	500cc	-	5.00	6.00	6.00	4.66	5.00	5.00	4.20	5.00	4.07
Mineral Water.....	Lt	10.00	7.32	8.00	8.00	7.00	6.00	6.00	5.00	6.32	6.32
Coca Cola/Fanta.....	300cc	7.00	4.20	4.20	-	4.50	-	4.20	4.20	4.20	4.13
Pepsi Cola/Mirinda.....	300cc	5.00	4.20	4.20	4.20	4.50	4.50	4.20	4.20	4.20	4.13
BEVERAGES - ALCOHOLIC											
Araki (Local).....	900cc	40.00	40.00	38.00	40.00	32.64	36.32	42.98	39.66	40.00	40.90
Cognac (Local).....	900cc	-	-	-	-	-	-	-	39.66	40.00	40.90
Brandy (Local).....	900cc	-	-	-	-	-	-	-	39.66	40.00	40.90
Gin (Local).....	900cc	40.00	50.00	38.00	40.00	34.00	35.99	42.98	39.66	40.00	40.90
Saris Wine (Normal).....	750cc	35.00	30.91	35.00	30.00	30.00	28.99	27.66	33.25	30.98	30.00
'Katikalla'.....	Lt	13.33	18.72	13.48	15.56	15.34	17.95	33.71	25.36	20.00	20.00
Beer (Bedele).....	330cc	-	7.00	-	-	-	-	-	7.66	-	-
Beer (Harar).....	330cc	-	-	-	-	-	7.10	7.00	7.10	7.07	7.00
Beer (Meta Abo).....	330cc	-	-	7.10	-	7.00	7.17	-	7.10	7.07	7.03
'Tella'.....	Lt	1.76	1.79	2.44	1.79	1.76	1.88	2.44	2.44	1.87	2.50
'Tej' (Mead).....	Lt	-	-	8.99	13.48	7.06	4.88	5.26	5.43	6.08	6.60
CIGARETTES AND TOBACCO											
CIGARETTES											
Nyala.....	Packet	10.00	10.00	10.00	10.00	10.00	10.00	10.00	10.00	10.00	10.00
Gissila.....	Packet	-	-	-	-	-	-	-	-	-	-
Rothmans/England/.....	Packet	-	30.00	25.00	30.00	-	20.00	20.00	25.00	25.00	25.00
Marlboro.....	Packet	-	30.00	-	-	-	-	-	-	-	-

Table 2 : Average Retail Price of Goods and Services by Region and Selected Market Places - Group 2 Market Places Cont'd)

		March 2011 Megabit 2003									
		R E G I O N A N D M A R K E T P L A C E S									
ITEM	UNIT	A M H A R A									
		Chuahit	Gondar	Esete	Debre- Tabor	Kobo	Weldiya	Kombolcha	Dessie	Shewa- Robit	Debre- Birhan
		P R I C E I N B I R R									
TOBACCO											
'Gaya'.....	Kg	-	-	-	-	164.32	35.24	118.88	155.13	150.00	-
CLOTHING AND FOOT WEAR											
CLOTHING											
Abujedid(Akaki/Bahir Dar)91cm.	Meter	-	-	-	-	-	-	-	-	-	-
Abujedid(Komb./Arba Min.)150cm	Meter	18.00	24.66	27.50	27.00	25.50	22.33	23.33	24.00	26.30	25.00
Khaki(S-10,000 Twil)150cm.....	Meter	-	-	-	-	-	36.31	52.00	-	-	-
Khaki(Akaki).....	Meter	-	-	-	-	-	-	-	-	-	-
Wool-England 100%.....	Meter	-	500.00	-	-	-	-	-	416.44	-	-
Tetron(A.Minch).....	Meter	-	55.00	65.00	-	-	-	55.00	56.20	-	60.00
Poplin(Dire Dawa)105cm.....	Meter	-	-	-	-	-	-	17.00	-	21.94	-
Poplin(Komb./Arba Minch)150cm.	Meter	-	45.00	42.43	-	-	38.31	35.99	40.00	40.00	42.00
Nylon(Mojo).....	Meter	-	30.00	-	-	30.00	24.66	-	25.00	-	22.49
Polyster(Arba Minch/Awasa)....	Meter	-	-	-	-	-	-	55.00	-	-	-
Jersi.....	Meter	-	-	42.99	-	-	43.32	45.00	39.66	45.00	45.00
Cotton.....	Kg	8.00	19.31	20.00	20.00	19.68	14.33	30.65	20.33	23.38	-
Hisufi	Meter	-	-	-	-	-	-	-	-	-	-
Kefai.....	Meter	-	-	-	-	-	-	100.00	149.94	-	-
Kashemire.....	Meter	-	56.62	43.47	-	-	-	42.00	40.99	45.00	45.00
Deriya.....	Meter	-	-	-	-	-	-	-	-	-	-
COST OF TAILORING											
Woolen Suit (Men).....	No	-	382.59	-	650.00	-	382.59	331.41	416.02	400.00	300.00
Khaki/Teteron Suit (Men).....	No	-	156.39	-	-	134.16	189.82	173.27	109.70	156.39	300.00
Khaki/Teteron Suit (Boys).....	No	-	46.42	-	-	109.54	118.17	134.94	81.63	100.00	-

Table 2 : Average Retail Price of Goods and Services by Region and Selected Market Places - Group 2 Market Places Cont'd)

ITEM	UNIT	R E G I O N A N D M A R K E T P L A C E S									
		A M H A R A									
		Chuahit	Gondar	Esete	Debre-Tabor	Kobo	Weldiya	Kombolcha	Dessie	Shewa-Robit	Debre-Birhan
P R I C E I N B I R R											
READY-MADE / FOR ADULTS											
'Netela'.....	No	73.99	83.30	72.45	101.64	91.46	94.91	-	79.90	120.00	186.61
'Gabi'.....	No	151.65	193.10	178.03	203.28	182.52	189.82	144.94	142.65	250.00	373.21
Shirts Long Sleeved (Local).....	No	-	-	154.92	-	52.44	-	-	-	-	-
Shirts Long Sleeved (Imported)....	No	120.00	166.60	144.91	149.78	109.70	174.95	189.82	134.94	143.26	131.39
Shirts Short Sleeved (Imported)...	No	-	139.76	124.90	132.19	43.09	124.93	166.60	119.93	143.26	134.91
Socks (Cotton) Imported.....	Pair	10.00	11.66	11.45	15.00	18.97	13.98	19.57	15.66	10.63	16.87
Sweater (Local) Men.....	No	-	-	-	-	-	-	-	107.84	-	-
Sweater (Local) Women.....	No	-	-	-	150.00	-	-	-	96.28	-	60.00
Shash (Imported).....	No	14.66	19.31	-	32.40	16.94	23.99	15.98	15.66	15.00	15.00
Singlets (Local) White.....	No	-	45.00	-	59.16	-	-	-	-	30.00	35.00
Jeans Trouser.....	No	-	269.62	274.95	273.29	279.52	289.89	291.60	289.97	256.62	259.62
Woolen Suit.....	No	-	-	-	-	-	-	-	2700.00	-	-
'Kemisna Netela'.....	No	150.00	332.47	-	380.58	252.51	289.89	326.01	351.66	250.00	200.00
Sweater-Men (Imported).....	No	-	256.12	-	269.16	-	188.14	-	234.96	-	200.00
Sweater-Women (Imported).....	No	-	216.30	-	161.34	59.79	-	-	209.84	-	130.00
Nylon Dress.....	No	-	-	-	-	-	-	-	-	-	-
Tetron Trouser.....	No	-	-	-	-	-	-	-	-	-	-
Leather Jacket.....	No	-	1449.14	-	1129.24	-	806.49	-	816.33	-	933.03
Under Wear China.....	No	-	-	32.40	30.00	36.59	38.31	35.99	37.61	35.00	35.00
Polyester Suit.....	No	-	-	-	-	-	-	-	-	-	1455.00
Khaki Short	No	-	-	-	-	-	-	-	-	-	-
T-Shirts	No	44.32	76.52	104.88	96.23	91.46	119.93	120.00	82.64	76.52	106.27
Jogging Suit(sport tuta)	No	-	232.08	224.94	218.28	279.52	239.86	256.50	282.66	270.00	246.62
Khaki Jacket	No	-	279.52	-	282.31	279.82	249.87	236.33	249.97	254.95	286.51
Geldem	No	-	-	-	-	402.81	314.64	383.30	246.62	206.46	-
Mekremia.....	No	-	76.52	-	-	-	-	-	-	69.88	50.00
Polyester skirt.....	No	-	-	-	255.26	-	-	-	-	-	146.59
Pants(for men).....	No	17.29	19.31	22.36	28.23	26.57	25.30	30.00	33.25	26.57	28.23

March 2011
Megabit 2003

Table 2 : Average Retail Price of Goods and Services by Region and Selected Market Places - Group 2 Market Places Cont'd)

		March Megabit 2011 2003								
R E G I O N A N D M A R K E T P L A C E S										
ITEM	UNIT	A M H A R A								
		Chuahit	Gondar	Esete	Debre-Tabor	Kobo	Weldiya	Kombolcha	Dessie	Shewa-Robit
P R I C E I N B I R R										
READY-MADE / FOR CHILDREN										
Sweater (Local) for Boys..... No	-	-	-	90.00	-	-	-	73.29	-	-
Socks (Imported) Cotton..... Pair	4.00	10.63	10.95	5.48	7.27	9.55	-	6.00	5.00	6.00
Jeans Trouser..... No	-	-	-	-	260.00	-	-	-	-	-
Shirt Long Sleeved(Imported)Boys. No	-	76.63	67.45	62.45	-	64.87	-	61.62	66.63	56.62
Sweater (England) for Girls..... No	-	-	-	-	52.44	-	-	-	-	120.00
Kemise(for children) No	109.70	275.89	-	95.83	91.46	-	171.65	174.95	123.24	153.26
Baby Cloths(Complete)..... No	72.46	76.63	132.29	100.00	91.26	99.67	97.98	98.30	100.00	88.30
T-Shirt..... No	-	31.58	50.00	54.77	88.11	40.90	-	48.27	36.59	53.13
Jeans trouser and Jacket..... No	152.48	199.33	227.49	200.00	169.86	196.26	173.27	169.95	183.27	120.00
FOOTWEAR (MEN AND WOMEN)										
Arbessa Leather Shoes Men(Local)Pair	-	251.00	-	315.82	-	-	-	337.64	170.00	323.30
Leather Shoes Men (Croft)..... Pair	200.00	700.00	-	-	-	-	669.80	693.27	650.00	658.45
Walking Shoes(Imp.) Non-Leather Pair	210.00	256.50	-	226.47	222.40	239.86	263.04	254.97	-	243.29
Canvas Shoes (Local) Men..... Pair	-	-	60.00	60.00	-	83.30	-	-	-	-
Canvas Shoes (China) Men..... Pair	-	103.23	123.31	114.89	-	72.30	68.29	-	190.00	75.00
Plastic Shoes (Local) Women... Pair	14.00	12.00	12.00	12.00	-	13.33	5.24	12.00	13.00	14.33
Slippers Sponge Adult (China).. Pair	-	-	-	22.33	23.45	22.99	24.33	20.65	-	20.00
Boots for Men Plastic (Local).. Pair	-	-	-	62.45	-	-	-	-	-	-
Sendel Plastic Shoes (Imp.).... Pair	-	26.65	-	27.33	-	24.99	39.66	26.33	44.00	30.00
Cost of Mending Shoes sole(Men).Pair	-	50.00	31.96	30.33	-	38.26	34.32	35.00	40.00	40.00
Shoe leather,Women(China).....Pair	-	279.88	-	169.85	-	-	158.21	164.95	169.39	230.00
Shoe leather,Women(Local).....Pair	70.00	132.76	94.87	80.00	94.87	124.93	81.63	84.33	85.00	78.30
Shoe leather,Children(Local)....Pair	-	123.24	115.00	103.23	132.99	118.17	-	137.50	120.00	80.00
Plastic shoe(Childern).....Pair	12.00	15.33	10.95	11.00	-	11.66	10.32	12.00	10.00	10.63
Shoe leather,Children(Imported).Pair	-	136.35	-	-	99.50	-	-	-	-	130.00
Shoe sendel(Plastic) Childern...Pair	-	13.33	-	17.00	-	13.33	33.99	17.00	38.00	-

Table 2 : Average Retail Price of Goods and Services by Region and Selected Market Places - Group 2 Market Places Cont'd)

		March Megabit									
		2011 2003									
R E G I O N A N D M A R K E T P L A C E S											
A M H A R A											
ITEM	UNIT	Chuahit	Gondar	Esete	Debre-Tabor	Kobo	Weldiya	Kombolcha	Dessie	Shewa-Robit	Debre-Birhan
P R I C E I N B I R R											
CONSTRUCTION MATERIALS, WATER, AND FUEL AND POWER											
CONSTRUCTION MATERIALS											
Cement/Bag/(Local).....	50Kg	-	238.32	220.00	212.37	200.00	97.47	211.66	214.99	214.16	214.15
Lime.....	Kg	-	-	-	-	-	-	-	-	-	-
Lime/Jeso(Local).....	Kg	-	-	1.00	1.13	1.60	1.47	1.46	2.40	1.17	1.05
Nail (7cm - 12cm).....	Kg	-	24.00	21.00	22.00	22.99	24.00	22.00	21.74	22.00	23.33
Nail With Cape.....	Kg	-	35.00	30.00	-	32.97	40.66	32.00	31.99	35.00	32.00
Corrugated Iron Sheet (.2mm).....	No	-	93.00	112.00	105.00	103.50	108.70	101.80	101.67	95.00	97.67
Wood for House Construction('Atana')..	No	27.26	26.30	-	15.98	-	25.30	27.26	23.66	39.33	24.66
Wall Paints-Super (Fluid) Normal.....	4Kg	-	98.00	-	204.94	94.28	98.00	110.09	97.66	-	-
Wall Paints-Super (Fluid) Plastic....	4Kg	-	185.00	-	-	-	115.00	182.00	184.45	196.61	112.99
Coarse Aggregate Gravel.....	Meter Cube	-	259.62	-	-	-	-	150.00	255.00	-	220.00
Hollow Concrete Block(15x20x40 cm Cube)No		-	14.16	-	-	-	-	10.50	11.08	8.00	7.75
Bricks (25cm x 12cm x 6cm).....	No	-	-	-	-	-	-	-	-	-	-
Floor Board 4m Length.....	No	-	130.00	-	110.00	-	119.93	96.55	92.64	90.00	70.99
Iron Pipe 6mt. (1/2 inch Wide) Local..	No	-	234.95	-	180.00	-	-	207.83	197.75	-	-
Chipwood (125cm x 250cm x 8mm).....	No	-	-	-	121.64	-	148.31	123.24	118.66	137.48	95.00
Sand.....	Meter Cube	-	275.00	-	-	-	112.00	75.00	132.69	-	303.82
Gutter N ^o 33.....	Meter	-	-	-	-	-	61.62	81.30	89.91	-	54.33
Window Glass (50cm x 50cm x 3mm).....	No	-	-	-	-	-	33.99	35.00	31.48	-	-
Water Tanker,Roto (1 meter cube).....	No	-	3432.02	-	-	-	2600.00	-	2500.00	-	-
Stone for House Construction..	Meter Cube	-	97.87	-	-	-	135.00	62.50	104.88	-	85.71
Mega Paints.....	4Kg	-	90.00	105.00	100.00	-	98.00	96.33	105.35	-	95.33
Nefas seleke Paints.....	4Kg	-	135.00	-	-	-	-	-	-	-	112.94
"Yewellel Nitaf"(Cement Made Tile).....No		-	-	-	-	-	-	-	-	-	-
"Yewellel Nitaf"(Plastic Made Tile)....No		-	-	-	-	-	-	-	-	-	-
Key (With hand).....	No	-	-	-	-	-	259.87	243.25	161.44	-	147.48
Door made of iron.....	No	-	1465.90	503.55	548.48	-	876.42	912.33	1249.33	-	539.18

Table 2 : Average Retail Price of Goods and Services by Region and Selected Market Places - Group 2 Market Places Cont'd)

March 2011
Megabit 2003

R E G I O N A N D M A R K E T P L A C E S											
ITEM	UNIT	A M H A R A									
		Chuahit	Gondar	Esete	Debre-Tabor	Kobo	Weldiya	Kombolcha	Dessie	Shewa-Robit	Debre-Birhan
P R I C E I N B I R R											
WATER											
Water.....	Meter Cube	5.50	4.00	3.50	3.50	2.50	2.00	2.10	1.90	2.50	2.00
FUEL AND POWER											
Fire Wood.....	Meter Cube	-	145.86	273.35	368.34	164.36	230.21	329.47	521.14	278.83	162.08
Charcoal.....	Kg	-	4.85	6.20	4.06	4.77	5.25	5.09	5.41	4.63	7.23
Dung Cake.....	Kg	-	-	.57	.22	-	-	.43	-	-	.73
Kerosine.....	Lt	-	14.26	12.54	14.13	13.88	13.87	13.76	13.87	13.88	13.95
Diesel.....	Lt	-	16.58	14.12	16.45	16.20	16.19	16.07	16.10	16.20	16.27
Electric.....	K.Watt	-	.27	-	.27	.27	.27	.27	.27	.27	.27
Matches.....	Box	-	-	-	-	-	-	-	-	-	-
Candles.....	No	-	-	-	-	-	-	-	-	-	-
Buthane Gas (Shell).....	12.5 Kg	-	-	-	-	-	-	-	479.17	-	460.00
Eveready Drycell.....	No	5.00	5.00	5.00	5.00	5.65	7.00	3.83	3.66	4.00	4.42
FURNITURE, FURNISHING, HOUSEHOLD EQUIPMENT AND OPERATION											
CHAIRS, TABLES, ETC.											
Table Wanza (Machine made) Varnished..	No	-	682.92	524.40	404.12	624.50	474.56	782.97	616.22	-	553.10
Table Wanza (Hand made) Not Varnished..	No	-	-	-	-	-	-	-	-	-	-
Chairs Wanza (Machine Made) Varnished..	No	-	256.50	324.96	265.66	324.04	374.44	424.51	341.71	-	396.57
Chairs Wanza (Hand Made) Varnished....	No	-	-	-	-	-	-	-	-	-	-
Cupboard Wanza (2 doors) Varnished....	No	-	3324.70	1574.80	2189.76	2665.03	2549.67	2598.72	2596.25	1500.00	2200.00
Double Bed Wanza (120cm) Varnished....	No	-	2656.65	1499.17	1200.00	1766.03	2332.86	2715.95	2532.90	1732.70	2023.07
Sofas (Complete).....	No	-	7829.74	6699.25	7829.74	-	8320.34	8264.10	8000.00	-	7829.74
Book Shelves Wanza (3 Shelves) no ⁿ Door	No	-	-	721.11	731.86	924.66	873.09	765.17	899.07	700.00	716.28
Chest of Drawer	No	-	-	1174.73	1352.67	1319.09	1224.74	1582.09	2532.90	-	1497.77

Table 2 : Average Retail Price of Goods and Services by Region and Selected Market Places - Group 2 Market Places Cont'd)

March 2011
Megabit 2003

R E G I O N A N D M A R K E T P L A C E S										
ITEM	UNIT	A M H A R A								
		Chuahit	Gondar	Esete	Debre-Tabor	Kobo	Weldiya	Kombolcha	Dessie	Shewa-Robit
P R I C E I N B I R R										
FURNISHINGS & REPAIRS										
Bed Sheet (Non-Patterned Bahir Dar)										
1.90m x 2.50m..... Pair	-	123.24	166.41	174.93	-	-	-	-	-	221.65
Bed Sheet(Patterned Kombolcha)										
1.90m x 2.50m..... Pair	-	173.27	-	209.76	-	239.86	276.15	278.32	-	-
Bed Cover(Patterned Kombolcha)..... No	-	-	-	-	-	-	-	-	-	-
Blanket Woolen(Debre B.)160cm x 220cm. No	-	196.61	-	212.97	200.00	244.97	184.95	184.95	-	172.00
Mattress-Sponge (A.A Foam) 120cm..... No	-	716.28	894.99	850.00	850.00	659.95	739.95	819.96	800.00	809.47
Towel-Local (Kombolcha)..... No	-	34.32	62.45	63.16	-	39.79	49.16	49.32	-	-
Curtains.....meter	-	73.29	40.00	-	-	79.90	71.63	65.66	80.00	80.00
EARTHEN WARE										
Plastic tile.....meter	-	41.60	35.99	34.32	35.97	50.00	48.91	45.66	43.27	43.27
Water Pot..... No	-	-	10.97	13.28	20.00	18.98	-	-	-	24.63
'Jebena' Medium Size..... No	-	7.00	-	4.00	10.00	7.65	9.32	10.00	6.00	6.00
'Mitad' (Griddle of Clay)..... No	-	41.60	18.17	22.96	61.62	28.46	48.27	34.32	38.97	42.62
Local Stove '(Lakech)'. No	-	46.61	-	35.99	36.65	48.32	30.65	54.66	24.99	35.00
Cup for Coffee (China)..... No	-	2.82	3.32	3.50	3.00	3.30	3.00	2.97	3.00	2.74
Plate Clay (imported)..... No	-	11.66	-	23.96	-	13.49	9.32	12.32	-	-
STRAW, BAMBOO AND OTHERS										
'Sefed'..... No	-	25.96	15.00	14.28	22.33	18.29	34.32	29.66	23.66	24.31
Sack 100Kg Capacity..... No	-	7.00	6.00	5.33	5.16	5.65	6.00	8.00	5.00	6.65
METAL WARE										
Cooking Pan Medium (Local)..... No	-	44.32	35.00	38.26	57.63	53.99	43.32	48.32	40.00	39.32
Tray (Nickel) Medium N ^o 45 Local..... No	-	35.65	58.66	40.98	33.97	35.33	31.64	35.00	35.00	32.97
Electric 'Mitad' Aluminium..... No	-	1363.51	-	-	-	-	800.00	848.53	950.00	882.11

Table 2 : Average Retail Price of Goods and Services by Region and Selected Market Places - Group 2 Market Places Cont'd)

March 2011
Megabit 2003

R E G I O N A N D M A R K E T P L A C E S											
ITEM	UNIT	A M H A R A									
		Chuahit	Gondar	Esete	Debre-Tabor	Kobo	Weldiya	Kombolcha	Dessie	Shewa-Robit	Debre-Birhan
P R I C E I N B I R R											
Gas Stove (Kerosine) China.....	No	-	86.64	-	98.30	89.91	110.00	86.64	90.00	83.30	71.63
Permuze(Japan).....	No	-	239.79	-	139.64	-	-	-	-	-	-
Refregrator.....	No	-	4065.59	-	5500.00	-	6274.95	5500.00	5200.00	-	5000.00
PLASTIC WARE (LOCAL MADE)											
Jerrycan (20 Litres).....	No	-	20.00	19.98	24.31	-	-	-	-	-	35.00
Bucket (20 Litres).....	No	-	38.66	32.33	33.00	33.31	34.66	34.66	33.99	35.00	32.60
GLASS WARE											
Glass for Tea (Duralax).....	No	-	5.66	3.66	5.66	4.66	5.31	4.66	4.50	5.00	4.00
OTHER HOUSEHOLD EQUIPMENT											
Kerosine Lamp.....	No	-	37.50	-	35.00	-	40.66	32.66	-	-	-
'Kuraz' Small Local Kerosine Lamp.....	No	-	3.00	1.82	2.00	-	4.00	-	3.83	1.50	-
Flash Light.....	No	-	21.31	12.00	-	18.44	13.98	16.33	15.66	11.11	15.33
Electric Bulb Philips(40/60 Watt).....	No	5.00	5.00	4.50	4.00	4.83	4.00	4.00	4.00	4.00	4.00
HOUSEHOLD OPERATION											
Hard Soap (Local).....	200gm	-	4.33	-	-	4.27	5.80	3.20	3.18	3.16	-
Hard Soap (Imported).....	200gm	5.30	5.77	7.00	6.96	5.71	5.83	6.30	5.65	6.17	3.43
Detergent (Omo).....	50gm	-	5.00	-	3.33	2.92	-	-	6.67	3.33	3.50
Incense.....	Kg	-	50.00	-	50.00	-	47.62	-	48.27	30.00	45.40
Sandal Wood.....	No	-	.50	.50	.46	.50	.40	.30	.50	.40	.32
Toilet Paper (Mamko).....	Roll	7.61	8.00	7.00	7.50	7.33	7.83	7.65	8.00	8.00	7.66
Detergent(Zahira).....	50gm	1.63	1.63	1.75	1.50	1.52	1.54	1.56	1.63	1.53	1.67

Table 2 : Average Retail Price of Goods and Services by Region and Selected Market Places - Group 2 Market Places Cont'd)

March 2011
Megabit 2003

R E G I O N A N D M A R K E T P L A C E S											
ITEM	UNIT	A M H A R A									
		Chuahit	Gondar	Esete	Debre-Tabor	Kobo	Weldiya	Kombolcha	Dessie	Shewa-Robit	Debre-Birhan
P R I C E I N B I R R											
DRY CLEANING											
Dry Cleaning (Suit Men).....	No	-	25.00	-	-	-	40.00	18.97	24.66	-	19.31
DOMESTIC SERVICE											
Maid Servant.....	Month	-	86.18	36.34	56.46	84.34	193.10	282.31	144.94	100.00	115.00
Unskilled Service (Daily Laborer)..	Day	-	25.00	17.54	18.00	28.23	25.00	25.00	25.00	40.00	26.57
Salary for Guard	Month	-	-	-	-	-	-	265.66	184.95	-	-
MEDICAL CARE											
Ampicillin(250 mg) Local.....	56 Caps	34.29	29.35	21.42	-	21.00	22.25	22.37	20.63	25.99	23.30
Tetracycline (250 mg) Local.....	56 Caps	11.20	16.80	16.37	16.80	15.34	14.64	14.94	12.06	15.81	15.81
Penicillin injection(4 Mu. Local).Buttle		8.00	6.50	5.40	5.00	6.85	7.00	6.32	5.33	7.56	7.16
Chloramphenicol(250mg) Local.....	56 Caps	19.40	15.66	19.60	-	16.59	14.64	15.81	13.00	17.40	18.89
Paracetamol(500mg) Local.....	20 Pills	4.00	1.65	4.00	4.00	3.30	4.00	2.00	2.00	4.00	2.38
Cough Syrup (Efadykse) Local.....	125cc	13.00	10.63	11.22	-	12.49	9.65	10.00	8.57	11.66	12.90
Bactrim(480mg) Local.....	30 Pills	8.49	6.87	7.35	6.00	8.47	5.68	6.00	5.83	9.00	6.00
Vermox(100mg) Local.....	12 Pills	4.16	2.00	2.00	3.00	4.00	2.00	2.00	1.82	3.39	2.00
Mezel(250mg) Local.....	30 Caps	8.49	9.00	9.00	9.00	10.90	10.43	6.46	7.50	7.86	6.83
Asprin (300 mg) Local.....	20 Pills	4.00	1.31	3.46	4.00	3.30	2.00	2.00	2.00	2.88	1.86
Insulin(Lente).....	Buttle	-	63.29	-	-	-	62.45	60.00	64.56	60.00	70.00
Amoxacillin(500mg).....	16 Caps	16.00	12.80	48.00	12.80	13.49	10.11	11.30	10.89	11.12	12.85
Magnesium Oxide.....	30 Pills	6.00	4.33	6.00	6.00	6.00	3.00	4.60	3.43	6.00	3.00
Fasider Tablet.....	1 Pills	-	-	-	-	-	-	1.95	1.36	3.00	2.00
OTHER MEDICAL EXPENSES											
Doctor's Fee (Government).....	per visit	-	4.47	3.00	4.00	3.00	5.00	4.00	7.75	3.00	3.00
Doctor's Fee (Private).....	per visit	-	20.80	-	5.00	10.00	16.51	10.00	28.23	10.00	10.00
Injection (Service Charge).....	Once	-	2.00	1.00	2.00	1.59	2.00	1.00	2.00	3.00	1.82

Table 2 : Average Retail Price of Goods and Services by Region and Selected Market Places - Group 2 Market Places Cont'd)

		March 2011 Megabit 2003									
		R E G I O N A N D M A R K E T P L A C E S									
		A M H A R A									
ITEM	UNIT	Chuahit	Gondar	Esete	Debre-Tabor	Kobo	Weldiya	Kombolcha	Dessie	Shewa-Robit	Debre-Birhan
		P R I C E I N B I R R									
Laboratory Test Fee (Private).....	Once	-	5.65	-	5.00	5.00	5.85	5.00	7.94	5.00	7.94
Bed Charge (gov.).....	per day	-	10.00	5.00	5.00	4.00	-	5.00	15.00	-	5.00
X-Ray(For TB).....	Once	-	80.00	-	-	-	-	-	53.13	-	-
Bed Charge (Private).....	per day	-	42.17	-	-	-	80.00	-	58.48	-	-
TRANSPORT AND COMMUNICATION											
TRANSPORT											
Benzene.....	Lt	-	18.31	-	18.41	-	18.67	18.79	18.77	-	-
Motor Oil (Mobil).....	Lt	-	53.00	-	-	64.26	65.00	64.66	64.80	64.40	64.60
Car Washing and Greasing.....	Once	-	33.25	-	-	-	122.47	57.50	56.33	-	40.00
Bus Fare (per km).....	Tarif	-	.24	-	-	-	.25	.27	.27	-	-
Bus Fare (within Town)	Trip	-	2.00	-	-	-	-	-	-	-	-
Taxi Fare	Trip	-	1.00	-	-	2.00	1.00	1.45	1.45	-	1.00
Air Plane (To Addis Ababa)	Trip	-	734.00	-	-	-	-	-	-	-	-
Animal Transport fare.....	Trip	-	-	-	-	-	48.27	-	-	-	-
Cart Fare.....	Trip	-	1.00	-	-	-	1.00	1.00	1.00	1.00	1.00
COMMUNICATION											
Telephone Charge (with town).....	Period	-	.20	.20	-	-	.20	.20	.20	.20	.20
Telephone Charge to Addis Ababa....	Period	-	-	4.15	4.15	4.20	4.20	4.20	4.20	4.20	1.50
Telephone Line Installation Charge..	Once	-	283.30	283.30	283.30	283.30	283.30	283.30	283.30	283.30	283.30
Mobile Apparatus(Nokia6200).....	No	-	-	-	-	500.00	-	-	575.47	-	550.00
Mobile call from Tel.....	Period	-	2.16	2.55	2.25	2.55	2.55	2.16	2.16	2.85	2.70
Internet Service.....	10hrs/month	-	106.00	-	100.00	46.00	46.00	69.00	69.00	-	-

Table 2 : Average Retail Price of Goods and Services by Region and Selected Market Places - Group 2 Market Places Cont'd)

March 2011
Megabit 2003

R E G I O N A N D M A R K E T P L A C E S										
ITEM	UNIT	A M H A R A								
		Chuahit	Gondar	Esete	Debre-Tabor	Kobo	Weldiya	Kombolcha	Dessie	Shewa-Robit
P R I C E I N B I R R										
ENTERTAINMENT AND EDUCATION										
EQUIPMENT AND ACCESSORIES										
T.V. Set Philips 21 inch(Colored)..... No	-	3565.44	-	3800.00	-	3576.61	3664.53	3882.83	3774.92	3933.05
Cassette Recorded Original(Local Music)No	-	10.00	11.00	10.66	12.49	10.00	10.00	10.00	12.00	12.00
Radio Set Philips 3 Band..... No	-	330.00	230.00	250.00	-	-	329.39	350.00	340.00	-
Tape Recorder National (2 Speaker).... No	-	-	-	-	-	-	-	750.00	-	-
Expense for Photograph(Passport size)4Pho	-	6.00	-	10.00	8.00	6.00	8.00	9.65	10.00	-
Newspaper (Addis Zemen)..... No	-	-	-	-	-	-	-	-	2.00	-
Theater Entrance Fee Once	-	-	-	-	-	-	-	-	-	-
VCD-Player(Mayato Japan).....No	-	874.64	825.00	-	-	-	-	-	-	-
VCD Cassette rent.....Once	-	2.00	-	2.00	2.29	2.00	3.00	3.00	2.00	3.00
EDUCATION										
Exercise Book (50 Leaves) Local..... No	-	-	4.00	-	-	-	4.50	-	4.00	4.00
Pencil (China)..... No	-	2.00	1.00	-	-	1.57	1.50	1.50	1.50	1.66
Ball Point-Bic England..... No	1.73	2.50	2.50	2.25	2.25	2.25	2.50	2.25	3.00	2.50
Day School Fee-Public(Grade 7 & 8)..Month	-	-	-	-	-	-	-	-	-	-
Day School Fee-Private(Grade 9-10)..Month	-	181.10	-	-	45.00	41.00	-	149.67	-	-
Night School Fee-Government(Gr.9-10)Month	-	35.00	-	48.00	-	-	39.00	39.00	40.00	27.50
School Uniform Fee No	-	-	-	-	143.01	134.94	128.18	134.94	-	-
Night School Fee-Private(Grade9-10).Month	-	-	-	-	-	-	-	-	-	-
Night College Fee-Private.....Credit/hr	-	268.01	-	150.00	-	-	-	-	-	-
PERSONAL CARE AND EFFECTS										
PERSONAL CARE										
GIV Toilet Soap..... 90gm	5.90	5.63	5.63	5.63	5.63	5.43	5.43	5.06	5.63	5.63
Blade-INDIA..... No	-	1.00	1.00	1.00	.91	.75	.75	.75	1.00	.83

Table 2 : Average Retail Price of Goods and Services by Region and Selected Market Places - Group 2 Market Places Cont'd)

March 2011
Megabit 2003

R E G I O N A N D M A R K E T P L A C E S											
ITEM	UNIT	A M H A R A									
		Chuahit	Gondar	Esete	Debre-Tabor	Kobo	Weldiya	Kombolcha	Dessie	Shewa-Robit	Debre-Birhan
		P R I C E		I N		B I R R					
Hair Dressing (Traditional).....	No	-	5.00	7.00	10.00	11.45	10.26	5.00	6.65	6.65	9.28
Hair Dressing (Modern).....	No	-	19.31	10.32	20.00	20.00	19.98	20.00	20.00	25.00	17.21
Barbery (Mens Hair Cut).....	No	-	9.32	5.00	5.65	5.00	5.65	10.00	10.00	5.00	5.04
Zenith Hair Oil(Liquids Form).....	330cc	18.14	15.33	15.66	14.66	15.00	15.33	14.83	15.66	15.00	15.33
Zenith Hair Oil(Non-Liquids Form)..	330cc	18.14	16.66	14.66	14.49	15.33	14.66	14.83	15.66	15.33	15.00
Shaving Machine (medium)	No	-	61.62	-	60.00	-	31.07	-	-	80.00	78.30
Perfume	100cc	-	34.32	-	40.00	-	38.99	-	43.32	-	-
Parafin Hair Oil.....	330cc	-	19.80	-	21.94	23.04	23.64	19.80	21.45	-	21.45
Shoe Polish(Black/Brown).....	Once	-	2.00	2.00	3.00	2.00	2.00	2.00	2.00	2.00	2.00
Modes(Disposable napkins).....	Packet	13.00	12.00	-	12.00	-	-	-	-	13.92	13.19
PERSONAL EFFECTS											
Umbrella-Men Medium (Local).....	No	42.00	46.61	45.99	40.00	45.00	42.28	47.66	42.62	40.00	45.00
Umbrella-Women Medium (Imported).....	No	40.00	79.90	60.00	75.00	63.29	68.94	63.29	73.29	50.00	61.62
Hand Bag (Imported Synthetic).....	No	-	225.72	-	34.64	193.10	196.26	152.83	159.95	-	153.26
Belt (Local) Machine Made.....	No	-	113.24	67.45	33.25	-	-	73.19	57.55	43.27	54.77
Belt (Local) Hand Made.....	No	-	-	-	-	-	8.32	-	-	-	-
JEWELLERY											
Seiko-21 Jewels Automatic (Men).....	No	-	-	-	-	-	-	-	-	-	-
Seiko-21 Jewels Automatic (Women).....	No	-	-	-	-	-	-	-	-	-	-
Earrings (4gm 18 carat Local).....	Pair	-	2800.00	-	-	-	2600.00	-	2569.91	-	2720.00
Neck Laces (6gm 18 carat Local).....	No	-	4200.00	-	-	-	3900.00	-	3854.86	-	4080.00
Rings (4gm 18 carat Local).....	No	-	2800.00	-	-	-	2600.00	-	2569.91	-	2720.00
Bracelet 20gm (18 carat Local).....	No	-	-	-	-	-	13000.00	-	12849.55	-	13600.00

Table 2 : Average Retail Price of Goods and Services by Region and Selected Market Places - Group 2 Market Places Cont'd)


March 2011
Megabit 2003

R E G I O N A N D M A R K E T P L A C E S											
ITEM	UNIT	A M H A R A									
		Chuahit	Gondar	Esete	Debre-Tabor	Kobo	Weldiya	Kombolcha	Dessie	Shewa-Robit	Debre-Birhan
P R I C E I N B I R R											
LIVESTOCK AND DRAUGHT ANIMALS											
LIVESTOCK											
Sheep (10-15Kg).....	No	-	272.57	218.56	268.20	322.69	299.55	296.40	333.27	223.28	366.45
Goat (10-15Kg).....	No	-	206.46	340.20	258.20	245.43	274.97	292.62	304.97	206.61	286.39
Heifer (2-4 Years).....	No	-	1465.90	1049.51	1581.09	1519.74	1159.18	1613.43	2147.23	1749.52	2795.23
Cow (4 Years and Above).....	No	-	2064.56	2189.76	2394.43	2494.66	1878.98	1914.75	3316.08	2366.19	3313.58
Bull (2-4 Years).....	No	-	1265.77	726.85	1993.31	1643.59	2025.99	3303.72	2299.64	2666.25	2932.11
Ox (4 Years and Above).....	No	-	3260.13	3158.18	3162.19	3365.36	2656.23	4413.92	3849.78	3666.36	4817.41
Hen (Indigenous).....	No	-	29.32	25.96	34.96	21.60	27.26	37.94	37.65	30.65	29.96
Cock (Indigenous).....	No	-	38.26	30.86	36.96	23.30	24.99	35.99	42.99	45.66	40.90
DRAUGHT ANIMALS											
Donkey.....	No	-	965.49	949.12	1014.78	1178.79	909.53	-	986.59	1016.40	823.08
Horse.....	No	-	-	1792.56	2080.78	-	-	-	3149.74	-	1538.98
Mule.....	No	-	-	4854.47	4098.78	-	4099.19	-	4549.82	-	-
FARM EQUIPMENT (INDUSTRIAL PRODUCT)											
Sickel.....	No	-	-	25.00	60.00	-	-	51.66	52.63	-	-
Pick Axe ('Doma').....	No	-	63.16	-	55.00	-	68.29	48.99	57.98	-	61.62
'Gejera'.....	No	-	53.28	-	-	-	-	52.00	47.62	60.00	-
FARM EQUIPMENT (HAND MADE)											
'Mofer'.....	No	-	-	-	-	118.88	73.06	53.13	-	153.26	-
'Kember'.....	No	-	-	32.40	-	60.00	-	-	-	-	-
'Digr'.....	No	-	-	6.71	-	9.49	9.97	6.49	5.80	4.66	5.00
Plough.....	No	-	61.62	92.52	-	63.29	72.30	68.29	144.94	90.00	75.00
Sickel.....	No	-	9.28	-	-	-	13.49	-	-	-	-

Table 2 : Average Retail Price of Goods and Services by Region and Selected Market Places - Group 2 Market Places Cont'd)

March 2011
Megabit 2003

R E G I O N A N D M A R K E T P L A C E S											
ITEM	UNIT	A M H A R A									
		Chuahit	Gondar	Esete	Debre-Tabor	Kobo	Weldiya	Kombolcha	Dessie	Shewa-Robit	Debre-Birhan
P R I C E I N B I R R											
'Wegel'.....	No	-	11.66	19.93	8.00	20.00	9.65	18.29	32.27	13.00	10.00
'Erfe'.....	No	-	-	-	-	7.27	8.32	7.32	-	4.64	-
MISCELLANEOUS GOODS AND SERVICES											
Coffin (Medium Quality).....	No	-	716.28	-	500.00	-	503.18	750.00	-	-	223.61
Charge for Money Transfer.....	Once	-	13.50	13.00	13.25	13.00	13.00	13.00	13.00	13.00	13.00
Photocopy.....	per page	-	.50	.75	.50	.50	.50	.40	.35	.50	.50
Wedding Invitation Card.....	per page	-	.75	-	-	-	3.00	-	.99	-	-



Group 3

Market Places

(Mota, Debre Markos, Dembecha, Bahir Dar, Sekota, Amde Werk,
Dangla, Chagni, Kemise, and Bati.)

Table 3 : Average Retail Price of Goods and Services by Region and Selected Market Places - Group 3 Market Places Cont'd)

March
Megabit 2011
2003

R E G I O N A N D M A R K E T P L A C E S												
ITEM	UNIT	A M H A R a										AMHARA AVERAGE
		Mota	Debre- markos	Dembecha	Bahir- Dar	Sekota	Amde Work	Danigla	Chagni	Kemise	Bati	
P R I C E I N B I R R												
CEREALS UNMILLED												
'Teff' White	Kg	6.19	6.41	5.59	8.50	7.39	7.08	5.53	5.75	8.38	8.91	7.34
'Teff' Mixed.....	Kg	6.12	2.59	4.98	6.00	7.04	6.63	5.10	5.25	8.24	8.31	6.45
'Teff' Black (Red).....	Kg	6.19	4.62	4.61	5.50	6.31	5.89	4.73	4.77	8.42	7.93	5.98
Wheat White.....	Kg	4.99	4.73	4.99	5.93	6.39	6.86	5.51	5.40	7.08	6.72	6.05
Wheat Mixed.....	Kg	-	-	-	-	-	-	-	-	7.23	6.59	6.58
Wheat Black (Red).....	Kg	-	6.53	-	-	5.95	-	5.46	-	7.21	6.30	5.82
Barley White.....	Kg	-	5.33	-	6.83	4.78	6.24	7.85	5.50	7.16	5.63	5.92
Barley Mixed.....	Kg	-	-	-	5.52	4.57	-	-	-	6.46	5.94	5.22
Barley Black.....	Kg	7.70	5.85	-	-	4.36	-	5.11	4.50	6.55	-	5.20
Barley for Beer.....	Kg	-	-	-	-	-	-	-	-	-	-	5.20
Maize (White).....	Kg	3.00	3.80	2.94	3.00	3.95	-	3.50	2.80	4.48	4.13	3.58
Durrah.....	Kg	-	3.63	-	-	-	3.49	-	-	5.17	5.74	3.98
Sorghum Yellow.....	Kg	4.68	-	-	-	3.97	3.29	-	-	5.01	5.23	4.57
Sorghum White.....	Kg	-	-	-	5.00	3.66	3.36	3.33	2.87	4.51	4.88	4.21
Sorghum Red.....	Kg	3.16	-	-	-	2.69	3.33	-	-	3.55	4.21	3.67
African Millet.....	Kg	3.84	-	3.46	3.66	-	-	3.32	2.80	-	5.00	3.75
Rice (Imported).....	Kg	13.66	12.70	12.97	13.00	13.60	12.80	14.00	-	13.83	13.33	13.22
Oats.....	Kg	-	6.63	8.70	-	-	-	10.71	4.50	-	-	6.72
Hulled Barley.....	Kg	9.79	-	-	9.65	-	-	-	-	-	-	9.57
CEREALS MILLED												
'Teff' White.....	Kg	-	-	-	-	-	-	-	-	-	-	-
'Teff' Mixed.....	Kg	-	-	-	-	-	-	-	-	-	-	-
'Teff' Black (Red).....	Kg	-	-	-	-	-	-	-	-	-	-	-
Wheat White.....	Kg	-	-	-	-	-	-	-	-	-	-	8.00
Wheat Mixed.....	Kg	-	-	-	-	-	-	-	-	-	-	-
Barley White.....	Kg	-	-	-	-	-	-	-	-	-	-	10.00
Barley Mixed.....	Kg	-	-	-	-	-	-	-	-	-	-	-

Table 3 : Average Retail Price of Goods and Services by Region and Selected Market Places - Group 3 Market Places Cont'd)

March 2011
Megabit 2003

R E G I O N A N D M A R K E T P L A C E S												
ITEM	UNIT	A M H A R a										AMHARA AVERAGE
		Mota	Debre- markos	Dembecha	Bahir- Dar	Sekota	Amde Work	Danigla	Chagni	Kemise	Bati	
P R I C E I N B I R R												
Maize (White).....	Kg	-	-	-	-	-	-	-	-	-	-	8.00
Oats.....	Kg	14.66	15.33	13.30	19.66	-	-	17.66	12.00	-	-	15.41
Sorghum.....	Kg	-	-	-	-	-	-	-	-	-	-	10.00
Durrah.....	Kg	-	-	-	-	-	-	-	-	-	-	-
'Furno Duket' Locally Processed..	Kg	10.00	9.32	8.56	9.00	10.00	8.30	10.00	9.32	11.00	8.50	9.41
PULSES UNMILLED												
Horse Beans.....	Kg	7.39	6.90	7.22	8.30	7.52	6.14	6.88	9.16	7.96	7.58	7.48
Peas White.....	Kg	9.28	-	-	8.53	-	-	-	-	-	-	9.05
Peas Green(dry).....	Kg	9.38	9.24	8.88	9.50	7.72	-	9.18	10.00	-	-	8.90
Peas Mixed.....	Kg	-	-	-	-	-	7.90	-	-	8.83	8.29	9.17
Soya Beans.....	Kg	-	-	-	-	-	-	-	-	-	-	-
Chick Peas.....	Kg	7.89	6.45	7.64	7.83	7.32	6.63	8.41	8.16	8.16	8.33	7.64
Lentils.....	Kg	15.66	14.00	14.00	14.66	12.13	9.78	14.00	14.00	12.61	14.29	13.42
Haricot Beans.....	Kg	4.11	8.43	-	6.00	6.01	-	-	7.50	4.53	4.95	4.97
Lima Beans.....	Kg	4.89	-	-	7.00	-	-	-	-	8.54	7.34	7.03
Vetch.....	Kg	6.12	4.73	5.53	5.83	-	-	6.36	6.00	6.31	6.55	5.71
Fenugreek(Green).....	Kg	22.33	28.00	25.66	26.99	23.71	28.15	23.33	25.33	22.64	23.59	23.85
PULSES MILLED OR SPLIT												
Horse Beans Milled.....	Kg	-	-	-	-	-	-	18.00	-	-	-	20.52
Peas Milled.....	Kg	13.33	18.33	24.91	-	-	-	18.64	16.66	-	-	18.00
Chick Peas Milled.....	Kg	-	-	-	16.00	-	-	-	-	-	-	17.71
Mixed Pulses Milled.....	Kg	-	-	-	14.33	20.33	-	-	14.00	23.46	-	18.36
Vetch Milled.....	Kg	-	9.32	-	14.33	-	-	-	12.00	19.37	-	13.27
Peas Split.....	Kg	-	16.00	15.33	14.33	-	-	12.00	-	-	-	14.33
Peas Split(Roasted).....	Kg	13.33	15.00	16.00	15.00	13.66	-	-	14.66	-	-	14.37
Horse Beans Split(Roasted).....	Kg	12.49	-	-	12.00	-	-	12.00	-	-	-	12.09
Lentils Split.....	Kg	18.98	17.17	18.64	19.00	20.66	25.00	18.00	19.66	19.66	20.00	19.62

Table 3 : Average Retail Price of Goods and Services by Region and Selected Market Places - Group 3 Market Places Cont'd)

March 2011
Megabit 2003

R E G I O N A N D M A R K E T P L A C E S												
ITEM	UNIT	A M H A R a									AMHARA AVERAGE	
		Mota	Debre- markos	Dembecha	Bahir- Dar	Sekota	Amde Work	Danigla	Chagni	Kemise		Bati
P R I C E I N B I R R												
Vetch Split(Roasted).....	Kg	-	-	-	12.00	-	-	-	-	-	-	11.81
Chick Peas Split(Roasted).....	Kg	-	-	-	13.61	-	-	-	-	-	-	14.89
Fenugreek Milled.....	Kg	35.00	40.00	37.13	47.62	36.65	40.00	37.96	35.00	40.00	50.00	42.74
OIL SEEDS												
Niger Seed.....	Kg	8.83	13.85	13.24	12.00	9.91	14.24	8.65	-	14.46	20.01	13.31
Linseed White.....	Kg	-	-	-	20.66	-	-	-	-	-	-	21.58
Linseed Red.....	Kg	14.18	12.33	15.14	10.32	9.68	10.47	9.37	14.49	14.00	15.58	13.40
Sesame Seed Red.....	Kg	14.29	36.39	-	21.63	10.00	-	-	-	15.35	18.25	19.99
Sunflower.....	Kg	10.23	16.28	-	9.65	5.64	5.47	-	-	13.72	15.05	10.89
Castor Beans.....	Kg	-	6.00	3.63	-	-	-	6.97	-	7.06	-	7.77
Rape Seed.....	Kg	7.89	12.68	10.72	9.65	5.23	4.01	6.00	10.00	13.19	11.69	10.27
Ground Nut Shelled.....	Kg	15.00	14.30	15.33	15.66	18.49	-	13.00	14.66	18.66	20.00	16.19
PREPARED CEREAL PRODUCTS												
Spaghetti (Local) Without Egg....	Kg	22.00	19.42	16.00	19.00	19.20	15.80	19.00	20.00	22.00	18.00	18.15
Pastini.....	Kg	20.65	17.31	20.00	16.00	20.00	19.60	17.00	20.00	18.64	19.31	17.97
Macaroni (Local) Without Egg....	Kg	13.00	12.66	13.50	12.60	13.60	13.40	13.00	12.00	13.66	12.97	13.09
'Fafa' Flour.....	kg	-	-	-	-	-	-	-	-	-	-	24.98
'Dube' Flour.....	kg	-	-	-	-	15.00	-	-	-	-	-	14.66
BREAD AND OTHER PREPARED FOODS												
'Enjera' ('Teff' Mixed).....	325gm	1.73	1.78	2.05	1.76	2.48	3.28	1.73	1.97	2.49	2.35	2.14
'Dabo' (Traditional Ambasha)..	350gm	3.00	1.50	1.62	2.92	2.29	3.43	2.92	1.72	-	-	2.55
'Dabo' (Traditional Sheleto)..	350gm	-	1.63	1.54	-	3.41	-	-	-	1.64	1.67	2.12
Bread Wheat (Bakery).....	350gm	4.58	2.77	3.76	3.50	4.49	3.69	3.50	4.21	3.50	3.50	3.55
Biscuits	150gm	3.21	3.21	3.21	3.75	3.21	3.21	3.21	3.75	3.54	3.21	3.45

Table 3 : Average Retail Price of Goods and Services by Region and Selected Market Places - Group 3 Market Places Cont'd)

March 2011
Megabit 2003

R E G I O N A N D M A R K E T P L A C E S												
ITEM	UNIT	A M H A R A									AMHARA AVERAGE	
		Mota	Debre- markos	Dembecha	Bahir- Dar	Sekota	Amde Work	Danigla	Chagni	Kemise		Bati
P R I C E I N B I R R												
MEAT												
Beef	Kg	40.00	-	-	-	40.00	-	-	35.00	40.00	40.00	37.91
Camel Meat	Kg	-	-	-	-	-	-	-	-	37.88	59.52	47.48
FISH AND FISH PRODUCTS												
Fish Fresh.....	Kg	-	-	-	8.00	-	-	-	-	-	-	8.00
Sardines (Imported).....	125gm	-	-	-	25.33	-	-	-	24.00	12.26	23.29	20.20
DIARY PRODUCTS AND EGG												
Cow Milk (Unpasteurized).....	Lt	6.25	8.05	5.44	7.00	10.00	-	5.65	6.00	8.00	14.00	6.88
Cow Milk (pasteurized).....	Lt	-	-	-	-	-	-	-	-	-	-	16.00
Camel Milk.....	Lt	-	-	-	-	-	-	-	-	-	-	-
Goat Milk.....	Lt	-	-	-	-	-	-	-	-	-	-	-
Powdered Milk (Me&My).....	450gm	95.63	73.87	-	81.79	72.90	87.14	-	-	80.58	-	79.39
Yoghurt (Traditional).....	Lt	6.25	9.09	-	28.00	16.00	-	5.65	14.81	14.86	14.29	11.46
Cheese Cottage.....	Kg	6.00	-	-	15.98	-	-	8.00	9.11	-	-	10.50
Egg (Traditional).....	Dozen	12.00	14.60	12.00	16.36	9.20	5.17	12.00	12.00	12.00	12.00	12.09
OILS AND FATS												
Butter Unrefined.....	Kg	79.33	79.33	76.63	64.00	88.29	73.68	70.00	80.00	65.00	91.95	78.35
Cooking Oil (Imported).....	Lt	-	25.67	-	-	24.50	24.13	-	-	28.55	28.00	27.88
Cooking Oil (Local).....	Lt	36.00	36.00	32.00	36.00	-	-	39.32	36.99	-	-	35.31
Vegetable Butter(Sheno & Shady)..	Kg	61.11	69.98	-	64.44	61.11	72.22	67.78	72.22	57.35	65.92	66.44

Table 3 : Average Retail Price of Goods and Services by Region and Selected Market Places - Group 3 Market Places Cont'd

March
Megabit 2011
2003

REGION AND MARKET PLACES												
ITEM	UNIT	A M H A R a									AMHARA AVERAGE	
		Mota	Debre- markos	Dembecha	Bahir- Dar	Sekota	Amde Work	Danigla	Chagni	Kemise		Bati
PRICE IN BIRR												
VEGETABLES AND FRUITS												
VEGETABLES (FRESH)												
Ethiopian Kale.....	Kg	2.72	3.38	1.80	1.58	-	-	2.10	1.97	2.86	7.24	2.95
Cabbage.....	Kg	5.07	3.28	2.49	3.50	3.97	3.26	4.64	4.00	1.49	2.57	3.33
Lettuce.....	Kg	2.21	1.85	2.30	2.90	-	-	2.42	-	5.10	-	3.71
Spinach.....	Kg	2.09	2.05	1.98	3.00	2.33	7.69	2.61	-	3.58	3.18	3.05
Carrot.....	Kg	7.25	3.83	5.65	8.00	8.16	3.10	6.00	4.00	4.54	5.81	5.57
Tomatoes.....	Kg	4.00	3.66	3.30	2.50	4.83	4.01	4.82	3.00	2.35	2.66	3.70
Onions.....	Kg	10.00	10.66	9.65	5.31	10.97	10.00	7.00	7.00	5.41	6.65	7.30
Garlics.....	Kg	39.32	31.32	30.10	39.32	35.66	41.11	33.99	34.66	59.46	58.33	37.82
Leaks.....	Kg	-	-	-	-	-	-	-	-	-	-	-
Pepper Green.....	Kg	20.00	13.66	8.85	20.00	9.38	17.91	10.00	12.00	35.42	21.20	16.90
Pumpkin.....	Kg	-	1.20	1.05	.88	-	-	1.63	-	-	3.40	1.45
Green Peas.....	Kg	-	-	-	-	-	-	-	-	-	-	10.00
Beet Root.....	Kg	-	3.69	3.47	5.65	8.83	-	6.00	4.00	3.52	5.99	4.45
Cauliflower.....	Kg	-	-	-	-	-	-	-	-	-	-	-
FRUITS FRESH												
Banana.....	Kg	4.88	5.50	7.00	7.00	6.20	4.43	8.00	6.85	5.50	7.10	5.76
Orange.....	Kg	12.41	7.32	5.37	10.00	8.70	-	-	5.00	8.16	8.00	7.77
Lemon.....	Kg	25.00	7.56	13.07	16.70	6.88	3.76	3.77	-	15.84	11.86	9.87
Tangerine.....	Kg	-	-	-	-	-	-	-	-	-	-	-
Papaya.....	Kg	5.90	4.01	3.56	8.00	2.74	3.27	-	3.87	3.09	4.37	4.83
Grapes.....	Kg	-	-	-	-	-	-	-	-	-	-	10.00
Avocado.....	Kg	-	8.49	-	10.00	-	-	-	-	-	-	8.49
Mango.....	Kg	8.41	8.77	5.37	8.00	9.00	-	-	7.83	10.00	8.00	7.80
Cactus.....	Kg	-	-	-	-	-	-	-	-	-	-	-

Table 3 : Average Retail Price of Goods and Services by Region and Selected Market Places - Group 3 Market Places Cont'd)

March
Megabit 2011
2003

ITEM	UNIT	R E G I O N A N D M A R K E T P L A C E S										AMHARA AVERAGE
		A M H A R a										
		Mota	Debre- markos	Dembecha	Bahir- Dar	Sekota	Amde Work	Danigla	Chagni	Kemise	Bati	
P R I C E I N B I R R												
SPICES												
Pepper Whole.....	Kg	36.66	37.33	32.00	18.57	40.33	40.00	37.66	34.00	45.00	46.33	38.27
Black Pepper(Local).....	Kg	136.08	129.33	130.00	143.26	-	-	-	134.94	133.25	129.74	138.88
Long Pepper(Local).....	Kg	20.00	24.00	25.61	24.33	26.64	27.39	26.00	24.65	-	-	25.78
White Cumin(Bishop's Weed)Local..	Kg	21.31	27.85	25.61	28.65	29.32	24.45	30.00	28.60	36.59	40.00	25.10
Black Cumin(Local).....	Kg	54.31	60.00	60.00	50.00	62.30	50.00	56.32	60.00	48.98	60.00	55.31
Ginger Dry(Local).....	Kg	-	80.00	80.00	120.00	69.33	-	-	-	66.63	63.25	71.41
Ginger Wet(Local).....	Kg	14.33	16.00	14.66	11.32	18.00	26.57	15.00	18.00	19.31	19.31	16.45
Cloves(Imported).....	Kg	120.00	115.00	128.31	121.64	124.93	-	137.48	133.25	116.57	123.93	127.02
Cinnamon(Imported).....	Kg	65.98	65.20	78.30	68.66	72.64	-	60.99	80.00	73.29	70.94	70.38
Cardamon(Local).....	Kg	66.98	70.00	76.52	70.00	63.99	80.00	70.00	80.00	61.62	73.19	71.09
Tumeric Flour(Local).....	Kg	33.97	40.00	35.09	33.97	38.31	50.00	34.66	40.00	38.26	35.00	38.43
Chillies Whole.....	Kg	-	28.65	-	42.62	-	-	-	-	18.17	36.62	32.42
Basil Dry.....	Kg	29.32	40.00	45.43	28.65	16.99	15.84	26.66	28.65	38.26	38.26	29.91
POTATOES, OTHER TUBERS AND STEMS												
Potato.....	Kg	3.00	3.00	2.50	2.66	6.16	7.30	2.50	2.50	5.74	6.90	4.36
Sweet Potato.....	Kg	-	-	-	3.83	-	-	4.00	-	1.69	8.06	3.73
'Kocho' (Unprocessed).....	Kg	-	-	-	-	-	-	-	-	-	-	-
'Bula'.....	Kg	-	-	-	28.65	-	-	-	-	-	-	28.65
COFFEE, TEA, CHAT AND BUCK-THORN LEAVES												
Tea Leaves(Local).....	100gm	2.75	2.50	2.50	2.60	2.65	2.70	2.50	2.60	2.83	2.69	2.56
Coffee Whole.....	Kg	-	-	-	-	-	-	-	-	17.16	31.79	22.54
Coffee Beans.....	Kg	98.30	85.67	83.20	120.00	56.99	51.32	98.65	98.99	73.29	81.63	83.20
Coffee Leaves.....	Kg	-	-	-	-	-	13.07	-	-	-	-	13.07
Buck Thorn Leaves.....	Kg	34.61	11.18	13.66	19.93	16.99	9.75	18.77	13.68	9.25	3.44	11.89
'Chat'.....	Kg	143.26	139.04	120.00	86.18	73.96	57.45	193.10	100.00	47.25	32.62	87.03

Table 3 : Average Retail Price of Goods and Services by Region and Selected Market Places - Group 3 Market Places Cont'd)

March 2011
Megabit 2003

ITEM	UNIT	R E G I O N A N D M A R K E T P L A C E S										AMHARA AVERAGE
		A M H A R a										
		Mota	Debre- markos	Dembecha	Bahir- Dar	Sekota	Amde Work	Danigla	Chagni	Kemise	Bati	
P R I C E I N B I R R												
Malt-Barley.....	Kg	8.10	-	-	7.32	9.37	-	7.41	5.68	18.82	8.34	9.05
Malt-Wheat.....	Kg	8.50	10.01	-	12.32	-	-	10.54	10.03	18.82	-	10.80
OTHER FOOD ITEMS												
Salt.....	Kg	3.00	3.00	3.00	3.00	4.00	4.64	3.00	3.00	2.48	2.91	3.05
Sugar.....	Kg	-	-	-	-	15.20	15.55	14.50	14.50	17.31	14.55	15.09
Honey.....	Kg	36.66	49.30	43.66	45.00	54.99	40.00	45.00	45.00	61.62	76.52	53.12
Canned Tomato (Local).....	410gm	18.00	16.33	17.49	19.31	15.00	-	15.83	22.00	17.00	18.64	17.06
Dry Yeast(Baking powder).....	350gm	70.00	-	70.00	70.00	87.50	70.00	70.00	70.00	70.00	70.00	72.83
FOOD TAKEN AWAY FROM HOME												
Cup of Tea.....	No	1.00	1.31	1.00	1.00	1.00	.50	1.00	1.00	1.00	1.00	1.02
Cup of Coffee.....	No	2.15	2.97	2.32	3.00	2.15	1.59	2.00	3.00	3.00	2.82	2.47
Cup of Milk.....	No	2.50	2.97	-	3.00	2.82	-	2.00	3.00	3.50	2.82	2.62
'Key Wot Yebere'.....	One Meal	-	-	-	-	-	-	-	-	-	15.00	14.33
'Key Wot Yebeg/Yefyel'.....	One Meal	12.00	14.66	-	14.66	12.32	11.29	14.00	15.00	15.33	20.00	12.77
'Yebeg Tibs'.....	One Meal	14.00	16.98	-	17.33	6.73	12.97	17.00	17.00	18.00	22.00	16.64
'Fasting Meal Without fish'.....	One Meal	7.65	9.86	8.00	10.63	7.83	6.32	11.29	9.28	8.88	12.00	10.09
'Yebeg Kikil'.....	One Meal	-	15.00	-	15.00	-	10.00	14.00	-	15.00	15.00	14.65
COST OF MILLING												
Cereals.....	100Kg	14.00	20.00	15.00	20.00	20.00	28.84	12.00	30.00	20.00	21.54	20.01
Pulses.....	100Kg	14.00	30.00	20.00	40.00	30.00	50.00	42.17	50.00	20.00	28.84	31.70
Pepper Whole.....	100Kg	75.00	100.00	100.00	100.00	200.00	300.00	100.00	100.00	100.00	100.00	112.86

Table 3 : Average Retail Price of Goods and Services by Region and Selected Market Places - Group 3 Market Places Cont'd)

March 2011
Megabit 2003

R E G I O N A N D M A R K E T P L A C E S												
ITEM	UNIT	A M H A R a									AMHARA AVERAGE	
		Mota	Debre- markos	Dembecha	Bahir- Dar	Sekota	Amde Work	Danigla	Chagni	Kemise		Bati
P R I C E I N B I R R												
BEVERAGES - NON ALCOHOLIC												
Ambo Mineral Water.....	500cc	-	4.73	4.20	4.20	5.00	-	4.45	-	5.00	4.16	4.75
Mineral Water.....	Lt	7.32	8.62	8.00	8.00	7.00	6.65	8.00	8.00	6.15	6.00	7.09
Coca Cola/Fanta.....	300cc	-	4.20	4.20	4.20	5.00	5.50	4.20	4.13	-	-	4.37
Pepsi Cola/Mirinda.....	300cc	-	4.20	4.20	4.20	5.00	5.50	4.20	4.13	-	4.50	4.37
BEVERAGES - ALCOHOLIC												
Araki (Local).....	900cc	36.00	40.66	35.66	37.33	45.00	48.27	37.29	45.00	-	45.00	39.76
Cognac (Local).....	900cc	-	-	-	37.33	45.00	-	-	-	-	-	39.84
Brandy (Local).....	900cc	-	-	-	37.00	45.00	-	-	-	-	-	40.14
Gin (Local).....	900cc	36.00	40.66	35.66	37.00	45.00	48.27	37.29	45.00	-	45.00	40.58
Saris Wine (Normal).....	750cc	30.00	37.97	13.58	28.00	35.00	-	31.58	35.09	39.32	31.58	30.53
'Katikalla'.....	Lt	16.35	16.47	12.87	13.48	25.66	30.00	15.10	16.09	16.85	25.27	18.26
Beer (Bedele).....	330cc	-	7.00	7.10	7.00	7.35	-	-	7.07	-	-	7.15
Beer (Harar).....	330cc	-	7.00	7.10	7.00	7.35	-	-	-	7.10	7.10	7.07
Beer (Meta Abo).....	330cc	7.30	7.00	7.10	7.00	-	-	-	7.07	-	-	7.09
'Tella'.....	Lt	1.52	2.09	1.52	1.76	1.18	1.33	1.52	1.47	1.88	1.97	1.81
'Tej' (Mead).....	Lt	9.26	17.74	-	11.70	5.26	4.88	14.29	11.54	5.00	7.14	7.39
CIGARETTES AND TOBACCO												
CIGARETTES												
Nyala.....	Packet	10.00	10.00	10.00	10.00	10.00	10.00	10.00	10.00	10.00	8.00	9.88
Gissila.....	Packet	-	-	-	-	-	-	-	-	-	-	-
Rothmans/England/.....	Packet	23.21	20.00	25.00	20.00	20.00	20.00	25.00	25.00	25.00	20.00	23.25
Marlboro.....	Packet	30.00	-	-	50.00	-	-	-	-	-	-	36.33

Table 3 : Average Retail Price of Goods and Services by Region and Selected Market Places - Group 3 Market Places Cont'd)

March
Megabit

2011
2003

R E G I O N A N D M A R K E T P L A C E S												
ITEM	UNIT	A M H A R a										AMHARA AVERAGE
		Mota	Debre- markos	Dembecha	Bahir- Dar	Sekota	Amde Work	Danigla	Chagni	Kemise	Bati	
P R I C E I N B I R R												
TOBACCO												
'Gaya'.....	Kg	42.86	60.00	100.00	-	-	-	-	-	154.32	126.86	105.45
CLOTHING AND FOOT WEAR												
CLOTHING												
Abujudid(Akaki/Bahir Dar)91cm.	Meter	-	-	-	-	-	-	-	-	-	-	-
Abujudid(Komb./Arba Min.)150cm	Meter	27.97	23.26	27.66	23.19	26.00	26.50	25.50	25.00	23.96	22.49	24.55
Khaki(S-10,000 Twil)150cm.....	Meter	-	49.55	-	-	35.50	-	-	-	60.00	-	45.68
Khaki(Akaki).....	Meter	-	-	-	-	-	-	-	-	-	-	-
Wool-England 100%.....	Meter	-	250.00	-	-	-	-	-	-	-	-	343.50
Tetron(A.Minch).....	Meter	-	48.60	-	50.00	60.00	-	42.00	-	-	-	53.69
Poplin(Dire Dawa)105cm.....	Meter	-	-	-	20.33	-	-	-	-	-	-	19.65
Poplin(Komb./Arba Minch)150cm.	Meter	-	35.99	37.28	38.66	40.50	35.00	40.00	40.00	-	38.00	39.13
Nylon(Mojo).....	Meter	-	-	-	24.66	22.83	-	-	-	25.00	-	25.58
Polyster(Arba Minch/Awasa)....	Meter	-	50.66	-	-	40.00	-	-	-	-	-	49.12
Jersi.....	Meter	42.00	41.65	46.32	40.00	35.83	45.00	42.00	43.47	-	-	42.49
Cotton.....	Kg	15.33	28.46	24.00	12.00	-	6.25	17.66	-	12.11	14.59	16.22
Hisufi	Meter	-	-	-	46.33	54.00	-	-	-	-	-	48.14
Kefai.....	Meter	-	-	-	63.16	-	42.43	-	-	150.00	100.00	95.95
Kashemire.....	Meter	40.00	40.66	-	39.32	-	46.61	-	-	-	-	43.74
Deriya.....	Meter	-	18.33	-	-	-	-	-	-	-	41.63	31.67
COST OF TAILORING												
Woolen Suit (Men).....	No	-	350.00	-	225.85	-	-	450.00	-	332.47	-	354.79
Khaki/Teteron Suit (Men).....	No	103.23	115.23	163.05	243.29	133.31	83.20	164.92	-	93.30	50.00	139.72
Khaki/Teteron Suit (Boys).....	No	56.46	77.89	102.88	121.64	88.30	56.46	67.45	-	41.60	30.00	77.72

Table 3 : Average Retail Price of Goods and Services by Region and Selected Market Places - Group 3 Market Places Cont'd)

March 2011
Megabit 2003

R E G I O N A N D M A R K E T P L A C E S												
ITEM	UNIT	A M H A R a										AMHARA AVERAGE
		Mota	Debre- markos	Dembecha	Bahir- Dar	Sekota	Ame Work	Danigla	Chegni	Kemise	Bati	
P R I C E I N B I R R												
READY-MADE / FOR ADULTS												
'Netela'.....	No	61.62	106.56	96.55	91.64	80.95	83.20	121.64	88.30	83.30	-	91.60
'Gabi'.....	No	143.26	213.12	193.10	183.27	169.95	173.27	243.29	181.56	166.60	166.60	186.18
Shirts Long Sleeved (Local).....	No	-	-	-	-	-	57.45	-	-	-	90.00	79.23
Shirts Long Sleeved (Imported)....	No	96.64	110.36	122.96	179.95	144.30	78.30	103.23	128.31	150.00	143.01	133.38
Shirts Short Sleeved (Imported)....	No	-	97.40	112.47	154.95	121.64	120.00	94.91	133.31	116.57	144.91	118.97
Socks (Cotton) Imported.....	Pair	9.65	7.61	11.29	22.24	15.98	10.97	13.66	13.28	15.00	13.92	13.34
Sweater (Local) Men.....	No	-	50.56	84.85	114.93	-	-	84.90	-	-	-	85.33
Sweater (Local) Women.....	No	-	46.54	44.72	76.97	-	-	64.25	-	-	-	67.24
Shash (Imported).....	No	12.93	18.64	15.33	20.65	-	-	17.33	13.98	15.00	15.64	16.88
Singlets (Local) White.....	No	51.61	33.25	-	-	55.30	-	58.28	-	-	17.54	39.13
Jeans Trouser.....	No	246.62	259.87	276.63	309.89	254.97	286.17	266.62	289.89	296.63	286.51	276.34
Woolen Suit.....	No	-	-	-	-	-	-	-	-	-	-	2700.00
'Kemisna Netela'.....	No	159.79	162.87	206.46	369.38	209.96	259.87	163.27	269.88	163.27	159.69	238.57
Sweater-Men (Imported).....	No	-	196.26	94.91	329.27	-	-	196.26	-	-	168.82	205.36
Sweater-Women (Imported).....	No	-	116.30	116.57	196.61	-	-	149.78	-	-	-	146.95
Nylon Dress.....	No	-	-	-	-	-	-	-	-	-	-	-
Tetron Trouser.....	No	-	-	-	-	-	-	-	-	-	-	-
Leather Jacket.....	No	-	850.00	800.00	779.83	-	-	-	-	-	-	924.72
Under Wear China.....	No	19.31	22.33	24.31	33.31	34.50	-	23.66	24.66	35.00	30.65	30.20
Polyester Suit.....	No	-	-	-	-	-	-	-	-	-	-	1455.00
Khaki Short.....	No	-	-	-	-	-	-	-	-	-	-	-
T-Shirts.....	No	61.62	49.83	73.19	103.23	92.64	69.66	67.64	74.89	103.23	88.11	82.08
Jogging Suit(sport tuta).....	No	193.10	185.91	286.51	309.89	247.49	204.94	181.65	276.63	232.08	223.61	239.08
Khaki Jacket.....	No	-	239.44	219.39	359.91	249.97	-	209.84	289.89	269.62	242.72	260.15
Geldem.....	No	-	-	55.00	-	-	-	-	71.63	200.00	296.63	209.85
Mekremia.....	No	-	-	-	-	-	-	68.29	184.95	-	-	80.48
Polyester skirt.....	No	-	-	-	-	-	-	-	-	-	-	193.44
Pants(for men).....	No	20.00	19.93	18.29	23.99	23.30	12.49	23.99	31.58	23.21	23.21	23.30

Table 3 : Average Retail Price of Goods and Services by Region and Selected Market Places - Group 3 Market Places (cont'd)

March 2011
Megabit 2003

ITEM	UNIT	R E G I O N A N D M A R K E T P L A C E S										AMHARA AVERAGE
		A M H A R a										
		Mota	Debre- markos	Dembecha	Bahir- Dar	Sekota	Amde Work	Danigla	Chagni	Kemise	Bati	
P R I C E I N B I R R												
READY-MADE / FOR CHILDREN												
Sweater (Local) for Boys.....	No	-	38.89	-	109.70	-	-	33.25	-	-	-	58.83
Socks (Imported) Cotton.....	Pair	5.94	4.93	6.00	6.83	7.49	6.32	6.00	8.96	6.65	9.28	6.75
Jeans Trouser.....	No	103.23	-	-	203.28	152.48	-	116.57	-	-	-	145.29
Shirt Long Sleeved(Imported)Boys..	No	51.61	59.86	67.82	47.62	-	60.00	53.28	-	61.62	69.82	61.13
Sweater (England) for Girls.....	No	-	59.86	-	141.41	-	-	54.85	-	-	-	75.26
Kemise(for children)	No	78.30	79.90	91.46	119.93	-	-	96.64	119.93	163.05	180.90	124.95
Baby Cloths(Complete).....	No	86.64	69.88	79.58	84.90	72.64	74.89	144.94	88.30	96.64	100.00	90.76
T-Shirt.....	No	30.00	38.89	33.25	39.97	40.00	-	37.61	-	48.27	59.79	43.52
Jeans trouser and Jacket.....	No	153.26	149.78	206.61	168.22	189.96	174.85	184.95	171.45	170.00	219.39	176.94
FOOTWEAR (MEN AND WOMEN)												
Arbessa Leather Shoes Men(Local)Pair	-	-	321.61	160.00	300.06	-	160.00	-	250.00	250.00	-	276.32
Leather Shoes Men (Croft).....	Pair	-	-	-	600.00	-	-	-	600.00	-	-	606.72
Walking Shoes(imp.) Non-Leather Pair	193.10	193.10	233.00	263.04	250.00	240.00	-	263.04	265.66	259.81	239.02	
Canvas Shoes (Local) Men.....	Pair	-	-	-	-	-	75.00	-	-	-	-	68.61
Canvas Shoes (China) Men.....	Pair	-	-	-	124.93	68.29	77.46	-	60.00	70.00	72.46	85.39
Plastic Shoes (Local) Women....	Pair	10.66	11.32	13.66	12.32	15.49	16.00	12.32	13.00	12.00	12.66	12.24
Slippers Sponge Adult (China)..	Pair	23.66	19.31	20.00	24.66	23.16	-	21.98	18.00	20.00	-	21.66
Boots for Men Plastic (Local)..	Pair	-	68.29	71.63	52.29	34.50	-	-	58.28	-	-	57.77
Sendel Plastic Shoes (Imp.)....	Pair	17.66	17.66	20.65	24.66	22.99	28.00	20.98	27.66	43.66	33.00	26.99
Cost of Mending Shoes sole(Men).Pair	-	-	28.23	36.00	37.28	35.00	38.62	30.00	-	29.32	42.43	35.44
Shoe leather,Women(China).....	Pair	-	171.60	-	196.61	-	75.00	-	170.00	166.65	179.26	176.63
Shoe leather,Women(Local).....	Pair	76.63	76.52	81.63	78.30	-	85.00	86.64	76.63	100.00	94.87	87.38
Shoe leather,Children(Local)....	Pair	80.00	93.30	91.46	81.63	-	-	76.63	106.56	-	-	99.14
Plastic shoe(Childern).....	Pair	11.32	10.00	12.32	12.00	9.65	12.00	11.32	10.32	12.00	12.00	11.36
Shoe leather,Children(Imported).Pair	-	-	-	-	84.90	-	-	-	-	-	120.00	109.13
Shoe sendel(Plastic) Childern...Pair	15.66	13.64	11.66	15.66	15.98	25.00	14.66	-	35.00	20.00	20.00	18.46

Table 3 : Average Retail Price of Goods and Services by Region and Selected Market Places - Group 3 Market Places Cont'd)

March 2011
Megabit 2003

R E G I O N A N D M A R K E T P L A C E S											
I T E M	U N I T	A M H A R a									A M H A R A A V E R A G E
		Mota	Debre- markos	Dembecha	Bahir- Dar	Sekota	Amde Work	Danigla	Chagni	Kemise	

P R I C E I N B I R R

CONSTRUCTION MATERIALS, WATER, AND
FUEL AND POWER

CONSTRUCTION MATERIALS

Cement/Bag/(Local).....	50Kg	220.00	206.65	214.96	216.66	212.33	-	220.00	220.00	210.83	-	203.99
Lime.....	Kg	-	-	-	-	-	-	-	-	-	-	-
Lime/Jeso(Local).....	Kg	1.25	.86	.77	1.15	1.77	-	1.42	1.48	1.50	1.88	1.33
Nail (7cm - 12cm).....	Kg	24.00	22.33	22.33	22.96	22.66	25.00	22.00	23.33	25.00	21.66	22.86
Nail With Cape.....	Kg	34.00	31.64	-	34.66	32.33	35.00	30.66	34.00	35.00	31.32	33.48
Corrugated Iron Sheet (.2mm).....	No	91.95	94.55	101.66	105.00	94.00	110.70	104.33	92.00	102.00	101.96	100.32
Wood for House Construction('Atana')..	No	13.64	17.21	26.57	14.64	34.99	18.29	18.98	26.33	26.57	16.62	22.58
Wall Paints-Super (Fluid) Normal.....	4Kg	-	95.43	95.99	115.00	98.30	-	-	114.00	103.31	98.00	105.10
Wall Paints-Super (Fluid) Plastic.....	4Kg	-	188.43	195.00	215.00	-	95.00	-	200.00	210.00	184.00	173.80
Coarse Aggregate Gravel.....	Meter Cube	382.61	194.94	162.48	219.99	-	-	-	-	161.65	-	200.92
Hollow Concrete Block(15x20x40 cm Cube)No		-	8.25	-	8.50	10.50	-	-	-	10.18	-	10.09
Bricks (25cm x 12cm x 6cm).....	No	-	2.82	-	4.50	-	-	-	-	4.00	3.50	3.61
Floor Board 4m Length.....	No	75.00	51.61	74.00	154.95	-	-	-	-	102.47	117.26	94.14
Iron Pipe 6mt. (1/2 inch Wide) Local..	No	-	183.32	-	203.28	-	-	180.00	-	-	-	197.46
Chipwood (125cm x 250cm x 8mm).....	No	118.31	101.49	-	144.94	142.48	-	123.31	-	125.00	126.64	126.06
Sand.....	Meter Cube	-	285.71	-	258.46	-	-	-	-	70.00	114.78	144.30
Gutter N ^o 33.....	Meter	-	53.32	-	-	63.99	-	-	-	95.00	58.83	67.35
Window Glass (50cm x 50cm x 3mm).....	No	28.72	31.66	35.00	36.00	-	-	-	-	37.50	25.00	32.82
Water Tanker,Roto (1 meter cube).....	No	-	-	-	4033.06	-	-	-	-	-	-	3272.91
Stone for House Construction..	Meter Cube	-	78.95	68.42	35.00	108.15	-	-	-	100.00	160.00	93.24
Mega Paints.....	4Kg	99.00	95.33	95.99	114.67	-	-	99.67	114.00	105.00	98.00	100.31
Nefas seleke Paints.....	4Kg	-	115.00	-	115.00	-	-	-	-	100.00	-	114.57
"Yewellel Nitaf"(Cement Made Tile).....	No	-	-	-	3.47	-	-	-	-	-	-	3.47
"Yewellel Nitaf"(Plastic Made Tile)....	No	-	-	-	11.97	-	-	-	-	-	-	11.97
Key (With hand).....	No	-	156.65	-	246.62	-	-	-	-	150.00	210.86	198.93
Door made of iron.....	No	-	648.72	-	782.97	959.95	950.00	-	-	466.08	-	760.74

Table 3 : Average Retail Price of Goods and Services by Region and Selected Market Places - Group 3 Market Places Cont'd)

ITEM	UNIT	R E G I O N A N D M A R K E T P L A C E S										March	2011	
		A M H A R a										Megabit	2003	
		Mota	Debre- markos	Dembecha	Bahir- Dar	Sekota	Amde Work	Danigla	Chagni	Kemise	Bati	AMHARA AVERAGE		
P R I C E I N B I R R														
WATER														
Water.....	Meter Cube	3.00	2.45	3.25	2.90	3.00	3.20	2.90	2.30	2.50	3.25	2.81		
FUEL AND POWER														
Fire Wood.....	Meter Cube	193.85	274.91	111.91	227.11	147.92	116.92	433.72	121.21	331.64	380.49	228.73		
Charcoal.....	Kg	4.62	4.22	2.40	3.32	3.34	1.65	2.64	2.91	5.04	5.51	4.13		
Dung Cake.....	Kg	.65	.30	-	-	.77	.66	-	-	-	-	.52		
Kerosine.....	Lt	14.34	14.29	14.33	14.20	14.26	-	14.27	14.35	13.83	-	14.01		
Diesel.....	Lt	16.66	16.60	16.65	16.53	16.58	-	16.59	16.67	16.15	-	16.29		
Electric.....	K.Watt	.27	-	.27	.27	.27	.27	.27	.27	.27	.27	.27		
Matches.....	Box	-	-	-	-	-	-	-	-	-	-	-		
Candles.....	No	-	-	-	-	-	-	-	-	-	-	-		
Buthane Gas (Shell).....	12.5 Kg	-	-	-	298.96	-	-	-	-	-	-	403.91		
Eveready Drycell.....	No	-	4.16	3.83	5.31	5.00	5.48	5.00	-	3.91	4.00	4.66		
FURNITURE, FURNISHING, HOUSEHOLD EQUIPMENT AND OPERATION														
CHAIRS, TABLES, ETC.														
Table Wanza (Machine made) Varnished..	No	564.62	748.89	382.59	1111.99	771.62	-	440.54	566.19	714.00	543.87	597.67		
Table Wanza (Hand made) Not Varnished..	No	-	-	-	-	-	-	-	-	-	-	-		
Chairs Wanza (Machine Made) Varnished..	No	363.42	315.82	332.47	590.83	264.97	-	359.73	195.95	208.01	241.01	316.50		
Chairs Wanza (Hand Made) Varnished....	No	-	-	-	-	-	-	-	-	-	-	-		
Cupboard Wanza (2 doors) Varnished....	No	2500.00	2125.32	1864.34	3762.89	1853.29	-	1686.87	2198.48	3158.18	2454.32	2324.36		
Double Bed Wanza (120cm) Varnished....	No	1565.95	812.06	965.49	2630.41	1963.29	-	1300.00	1283.11	2295.77	1632.66	1732.39		
Sofas (Complete).....	No	7318.61	8329.95	6662.57	11597.78	8414.75	-	8000.00	-	7829.74	10000.00	8154.70		
Book Shelves Wanza (3 Shelves) no.Door	No	861.77	800.00	516.76	1018.33	783.31	-	432.67	648.72	843.43	709.40	746.18		
Chest of Drawer	No	1600.00	1430.13	645.93	2170.83	866.58	-	-	-	1292.66	1951.24	1400.67		

Table 3 : Average Retail Price of Goods and Services by Region and Selected Market Places - Group 3 Market Places Cont'd)

March 2011
Megabit 2003

R E G I O N A N D M A R K E T P L A C E S											
ITEM	UNIT	A M H A R a									AMHARA AVERAGE
		Mota	Debre- markos	Dembecha	Bahir- Dar	Sekota	Amde Work	Danigla	Chagni	Kemise	
P R I C E I N B I R R											
FURNISHINGS & REPAIRS											
Bed Sheet (Non-Patterned Bahir Dar)											
1.90m x 2.50m..... Pair	172.48	-	160.00	214.96	154.92	-	150.00	174.95	-	-	170.59
Bed Sheet(Patterned Kombolcha)											
1.90m x 2.50m..... Pair	-	-	-	-	204.94	-	167.48	-	293.30	265.00	232.30
Bed Cover(Patterned Kombolcha)..... No	-	-	-	-	-	-	-	-	-	-	-
Blanket Woolen(Debre B.)160cm x 220cm. No	-	176.60	-	181.65	202.48	200.00	-	188.32	250.00	-	198.42
Mattress-Sponge (A.A Foam) 120cm..... No	-	-	-	706.60	567.49	-	-	724.57	782.97	750.00	751.26
Towel-Local (Kombolcha)..... No	-	-	57.45	-	67.45	-	-	-	60.00	-	51.06
Curtains.....meter	-	70.87	75.00	78.30	-	-	85.00	-	66.63	77.46	72.38
EARTHEN WARE											
Plastic tile.....meter	39.32	35.31	35.00	40.00	42.28	-	37.66	35.00	43.27	45.98	40.63
Water Pot..... No	29.96	17.31	21.94	30.26	12.15	15.00	11.66	12.97	-	-	17.36
'Jebena' Medium Size..... No	-	7.00	9.32	6.00	5.33	2.82	7.83	13.33	10.00	10.00	7.27
'Mitad' (Griddle of Clay)..... No	18.64	35.27	17.93	25.66	15.15	14.66	22.33	14.98	40.00	43.27	28.05
Local Stove '(Lakech)'..... No	-	28.23	-	32.33	32.64	32.97	-	-	45.98	60.00	36.88
Cup for Coffee (China)..... No	3.00	2.91	3.08	4.50	3.00	3.00	3.00	3.00	3.00	3.00	3.10
Plate Clay (imported)..... No	-	9.86	-	33.31	18.49	-	-	-	12.00	16.00	14.64
STRAW, BAMBOO AND OTHERS											
'Sefed'..... No	13.92	16.49	17.97	20.00	26.30	-	20.65	14.98	18.64	9.86	19.52
Sack 100Kg Capacity..... No	5.65	5.65	5.16	6.32	5.00	5.65	6.66	5.00	7.00	6.83	5.93
METAL WARE											
Cooking Pan Medium (Local)..... No	38.66	42.86	38.26	66.97	56.32	40.98	39.97	45.00	46.61	44.32	44.64
Tray (Nickel) Medium N ^o 45 Local..... No	51.61	38.13	31.46	35.66	36.50	38.00	35.33	34.66	35.66	33.99	37.05
Electric 'Mitad' Aluminium..... No	850.00	883.01	-	1049.21	-	-	-	-	-	-	963.06

Table 3 : Average Retail Price of Goods and Services by Region and Selected Market Places - Group 3 Market Places Cont'd)

ITEM	UNIT	R E G I O N A N D M A R K E T P L A C E S										March Megabit	2011 2003
		A M H A R a										AMHARA AVERAGE	
		Mota	Debre- markos	Dembecha	Bahir- Dar	Sekota	Amde Work	Danigla	Chagni	Kemise	Bati		
P R I C E I N B I R R													
Gas Stove (Kerosine) China.....	No	73.29	70.94	86.64	92.31	96.64	80.00	77.64	90.00	91.64	87.46	86.54	
Permuze(Japan).....	No	-	-	-	219.96	120.00	-	-	-	150.00	-	178.16	
Refragator.....	No	-	5900.00	-	-	-	-	-	6400.00	-	-	5221.03	
PLASTIC WARE (LOCAL MADE)													
Jerrycan (20 Litres).....	No	-	-	-	46.32	-	-	-	-	-	-	27.51	
Bucket (20 Litres).....	No	32.00	33.64	33.00	35.33	35.33	39.32	34.99	34.66	35.97	34.32	34.52	
GLASS WARE													
Glass for Tea (Duralax).....	No	-	4.83	6.50	8.83	8.25	-	3.58	-	5.00	4.66	5.03	
OTHER HOUSEHOLD EQUIPMENT													
Kerosine Lamp.....	No	26.57	26.57	30.00	40.66	34.99	38.00	-	-	-	33.00	33.40	
'Kuraz' Small Local Kerosine Lamp.....	No	-	-	-	-	4.08	-	-	-	-	-	12.68	
Flash Light.....	No	-	14.66	14.66	12.66	12.00	12.97	16.66	13.98	14.66	17.33	14.66	
Electric Bulb Philips(40/60 Watt).....	No	5.00	4.00	4.00	4.31	4.00	4.00	4.00	5.00	4.31	4.48	4.28	
HOUSEHOLD OPERATION													
Hard Soap (Local).....	200gm	-	4.00	4.00	-	5.90	5.73	-	3.64	3.75	-	4.14	
Hard Soap (Imported).....	200gm	-	7.27	7.15	6.00	5.88	6.00	4.80	-	6.52	7.00	5.95	
Detergent (Omo).....	50gm	3.33	3.33	2.08	1.07	3.33	2.17	4.17	-	-	-	3.15	
Incense.....	Kg	40.66	36.94	34.76	64.33	76.49	-	34.99	48.27	45.00	50.00	45.30	
Sandal Wood.....	No	.50	.30	.33	.53	.27	.30	.30	.30	.50	.36	.39	
Toilet Paper (Mamko).....	Roll	8.16	8.00	-	7.50	8.16	6.78	8.00	7.49	7.66	8.00	7.69	
Detergent(Zahira).....	50gm	1.53	1.63	1.63	1.38	1.63	1.57	1.19	1.50	1.79	1.75	1.57	

Table 3 : Average Retail Price of Goods and Services by Region and Selected Market Places - Group 3 Market Places Cont'd)

March 2011
Megabit 2003

ITEM	UNIT	R E G I O N A N D M A R K E T P L A C E S										AMHARA AVERAGE
		A M H A R a										
		Mota	Debre- markos	Dembecha	Bahir- Dar	Sekota	Ame Work	Danigla	Chagni	Kemise	Bati	
P R I C E I N B I R R												
DRY CLEANING												
Dry Cleaning (Suit Men).....	No	35.00	27.66	-	25.00	-	-	25.00	-	-	-	24.68
DOMESTIC SERVICE												
Maid Servant.....	Month	53.13	92.83	100.00	175.44	44.81	46.61	96.55	79.58	228.94	142.28	96.82
Unskilled Service (Daily Laborer)..	Day	28.23	30.00	25.00	32.27	17.54	23.21	25.00	27.26	25.00	25.96	25.30
Salary for Guard	Month	-	-	-	372.77	-	-	-	-	200.00	175.87	230.05
MEDICAL CARE												
Ampicillin(250 mg) Local.....	56 Caps	21.86	25.50	-	25.04	28.00	-	39.20	22.40	28.00	22.40	24.94
Tetracycline (250 mg) Local.....	56 Caps	11.46	21.17	17.00	19.40	28.00	-	20.25	16.40	14.00	15.34	15.94
Penicillin injection(4 Mu. Local)..	Buttle	6.95	7.32	7.32	6.95	10.00	-	7.65	6.50	6.65	6.00	6.75
Chloramphenicol(250mg) Local.....	56 Caps	14.64	24.00	18.56	20.35	33.60	-	20.97	17.39	16.80	22.40	18.11
Paracetamol(500mg) Local.....	20 Pills	3.63	3.30	4.00	3.30	4.00	4.00	4.00	4.00	3.00	2.00	3.11
Cough Syrup (Efadykse) Local.....	125cc	12.00	12.32	10.00	12.32	22.00	-	13.56	11.29	12.83	12.63	11.68
Bactrim(480mg) Local.....	30 Pills	6.46	9.00	7.86	6.00	9.00	-	7.23	6.93	6.00	8.47	7.08
Vermox(100mg) Local.....	12 Pills	3.17	3.56	3.63	2.00	-	-	4.00	3.63	2.00	3.00	2.71
Mezel(250mg) Local.....	30 Caps	9.00	11.94	8.47	9.91	12.00	-	10.43	8.85	6.96	9.91	8.92
Asprin (300 mg) Local.....	20 Pills	4.00	3.87	3.30	2.88	2.00	4.00	4.00	4.00	2.00	2.88	2.73
Insulin(Lente).....	Buttle	-	75.00	-	79.37	-	-	-	-	70.00	50.00	65.36
Amoxacillin(500mg).....	16 Caps	10.93	13.31	12.80	12.24	16.00	-	14.40	12.80	12.34	12.91	12.84
Magnesium Oxide.....	30 Pills	6.00	6.24	-	5.45	6.00	-	-	6.00	6.00	9.00	5.19
Fasider Tablet.....	1 Pills	-	3.33	-	1.67	-	-	-	-	1.67	-	1.86
OTHER MEDICAL EXPENSES												
Doctor's Fee (Government).....	per visit	3.00	4.31	3.00	3.00	5.00	3.00	3.00	3.00	4.00	3.00	3.80
Doctor's Fee (Private).....	per visit	7.94	13.10	7.07	21.54	5.00	-	10.00	10.00	10.00	10.00	11.58
Injection (Service Charge).....	Once	2.00	1.82	2.00	2.00	1.00	1.00	1.00	1.00	2.00	1.26	1.60

Table 3 : Average Retail Price of Goods and Services by Region and Selected Market Places - Group 3 Market Places Cont'd)

March 2011
Megabit 2003

R E G I O N A N D M A R K E T P L A C E S												
ITEM	UNIT	A M H A R a										AMHARA AVERAGE
		Mota	Debre- markos	Dembecha	Bahir- Dar	Sekota	Ame Work	Danigla	Chagni	Kemise	Bati	
P R I C E I N B I R R												
Labratory Test Fee (Private).....	Once	7.75	9.09	5.00	8.38	-	-	6.00	5.00	5.00	5.00	6.13
Bed Charge (gov.).....	per day	5.00	3.00	5.00	-	5.00	5.00	5.00	5.00	5.00	6.00	5.38
X-Ray(For TB).....	Once	-	52.92	-	45.00	-	-	-	70.00	-	-	58.60
Bed Charge (Private).....	per day	-	38.73	20.00	58.48	-	-	45.00	-	-	-	47.79
TRANSPORT AND COMMUNICATION												
TRANSPORT												
Benzene.....	Lt	-	18.63	18.59	18.43	18.73	-	18.49	-	-	-	18.59
Motor Oil (Mobil).....	Lt	64.00	65.00	65.00	65.00	65.00	-	63.84	65.00	65.00	-	63.64
Car Washing and Greasing.....	Once	-	72.68	-	50.00	130.00	-	-	-	75.00	-	62.13
Bus Fare (per km).....	Tarif	-	.28	-	-	-	-	-	.28	.24	-	.27
Bus Fare (within Town)	Trip	-	-	-	1.00	-	-	-	-	-	-	1.19
Taxi Fare	Trip	-	1.00	-	2.00	1.00	-	-	-	-	-	1.29
Air Plane (To Addis Ababa)	Trip	-	-	-	652.00	-	-	-	-	-	-	691.79
Animal Transport fare.....	Trip	-	-	-	-	98.30	56.46	-	-	-	-	64.47
Cart Fare.....	Trip	-	1.00	-	-	-	-	-	-	1.00	1.00	1.00
COMMUNICATION												
Telephone Charge (with town).....	Period	.20	.20	-	.20	.20	-	.20	.20	.20	.20	.20
Telephone Charge to Addia Ababa....	Period	-	4.20	4.20	3.25	4.20	1.40	4.20	4.14	4.20	4.20	3.67
Telephone Line Installation Charge..	Once	283.30	283.30	283.30	284.30	283.30	-	283.30	283.30	283.30	283.30	283.36
Mobile Apparatus(Nokia6200).....	No	532.80	516.14	420.00	-	-	-	-	-	479.58	-	519.86
Mobile call from Tel.....	Period	-	2.16	-	-	2.55	-	-	-	2.16	2.16	2.37
Internet Service.....	10hrs/month	-	106.00	-	180.00	46.00	-	106.00	-	-	-	90.99

Table 3 : Average Retail Price of Goods and Services by Region and Selected Market Places - Group 3 Market Places Cont'd)

March 2011
Megabit 2003

R E G I O N A N D M A R K E T P L A C E S												
ITEM	UNIT	A M H A R a										AMHARA AVERAGE
		Mota	Debre- markos	Dembecha	Bahir- Dar	Sekota	Amde Work	Danigla	Chagni	Kemise	Bati	

P R I C E I N B I R R

ENTERTAINMENT AND EDUCATION

EQUIPMENT AND ACCESSORIES

T.V. Set Philips 21 inch(Colored)..... No	-	3824.92	-	4965.09	-	-	-	4000.00	3916.60	3750.00	3884.66
Cassette Recorded Original(Local Music)No	12.66	12.00	11.32	10.00	12.00	12.00	12.00	12.00	10.00	12.00	11.20
Radio Set Philips 3 Band..... No	-	376.10	293.18	228.94	425.00	-	-	-	360.00	300.00	314.91
Tape Recorder National (2 Speaker).... No	-	974.68	-	-	-	-	-	-	-	-	893.16
Expense for Photograph(Passport size)4Pho	8.00	5.65	6.00	10.00	10.00	8.37	5.00	10.00	6.48	7.48	7.74
Newspaper (Addis Zemen)..... No	-	-	-	2.00	2.00	-	-	-	-	-	2.00
Theater Entrance Fee Once	-	-	-	22.36	-	-	-	-	-	-	22.36
VCD-Player(Mayato Japan).....No	850.00	-	-	853.32	824.98	-	-	-	-	-	848.04
VCD Cassette rent.....Once	2.29	3.00	2.00	3.00	2.00	2.29	2.00	3.00	2.00	3.00	2.39

EDUCATION

Exercise Book (50 Leaves) Local..... No	-	-	-	3.95	4.00	-	4.00	-	4.83	-	4.15
Pencil (China)..... No	2.00	1.50	2.08	1.50	2.00	-	2.00	-	1.08	-	1.60
Ball Point-Bic England..... No	-	2.25	2.25	2.25	2.25	2.25	2.75	2.50	2.33	2.25	2.36
Day School Fee-Public(Grade 7 & 8)..Month	-	-	-	-	-	-	-	-	-	-	-
Day School Fee-Private(Grade 9-10)..Month	-	-	-	150.00	-	-	-	-	-	-	117.70
Night School Fee-Government(Gr.9-10)Month	50.00	60.00	30.00	25.00	30.00	-	-	40.00	70.00	47.50	38.41
School Uniform Fee No	-	-	-	-	160.00	-	-	-	130.00	129.61	134.92
Night School Fee-Private(Grade9-10).Month	-	-	-	-	-	-	-	-	-	-	-
Night College Fee-Private.....Credit/hr	-	-	-	-	-	-	-	-	-	-	231.81

PERSONAL CARE AND EFFECTS

PERSONAL CARE

GIV Toilet Soap..... 90gm	6.17	5.63	5.63	5.63	4.68	5.43	6.75	5.63	5.43	5.63	5.59
Blade-INDIA..... No	1.00	.83	.53	1.00	.75	.46	.75	1.00	.75	-	.82

Table 3 : Average Retail Price of Goods and Services by Region and Selected Market Places - Group 3 Market Places (Cont'd)

March 2011
Megabit 2003

ITEM	UNIT	R E G I O N A N D M A R K E T P L A C E S										AMHARA AVERAGE
		A M H A R a										
		Mota	Debre- markos	Dembecha	Bahir- Dar	Sekota	Amde Work	Danigla	Chagni	Kemise	Sati	
P R I C E I N B I R R												
Hair Dressing (Traditional).....	No	6.60	7.65	7.61	8.62	3.32	3.00	9.28	5.00	5.00	8.88	6.75
Hair Dressing (Modern).....	No	18.00	18.95	17.31	25.00	18.95	25.00	20.00	18.00	15.00	15.00	18.61
Barbery (Mens Hair Cut).....	No	3.00	4.58	3.00	9.28	5.00	5.00	4.00	4.64	6.00	8.00	5.59
Zenith Hair Oil(Liquids Form).....	330cc	16.00	14.66	14.66	16.68	15.00	15.66	15.50	16.33	14.66	15.33	15.41
Zenith Hair Oil(Non-Liquids Form)..	330cc	13.20	12.38	12.10	13.20	14.66	15.66	13.20	13.47	14.66	15.33	14.51
Shaving Machine (medium)	No	-	46.61	66.14	63.29	-	-	63.29	-	-	-	57.32
Perfume	100cc	-	-	-	-	-	-	40.66	-	43.27	38.99	39.91
Parafin Hair Oil.....	330cc	-	-	-	23.64	21.04	23.91	-	-	23.10	21.94	21.96
Shoe Polish(Black/Brown).....	Once	2.00	2.00	1.82	2.00	2.00	3.00	2.00	2.00	2.00	2.00	2.08
Modes(Disposable napkins).....	Packet	13.00	12.66	12.00	12.00	-	-	12.00	12.32	-	-	12.53
PERSONAL EFFECTS												
Umbrella-Men Medium (Local).....	No	35.00	49.83	31.66	29.32	34.66	30.00	56.32	45.00	37.66	43.27	41.10
Umbrella-Women Medium (Imported).....	No	70.00	59.86	44.32	79.90	36.65	40.00	90.00	81.43	61.62	48.27	61.63
Hand Bag (Imported Synthetic).....	No	-	171.07	144.91	196.61	167.48	-	-	164.95	156.39	184.39	159.58
Belt (Local) Machine Made.....	No	37.61	51.44	31.58	58.28	-	-	49.97	42.62	-	42.43	50.83
Belt (Local) Hand Made.....	No	-	29.32	-	33.31	26.99	-	28.31	28.65	7.00	6.65	18.86
JEWELLERY												
Seiko-21 Jewels Automatic (Men).....	No	-	-	-	-	-	-	-	-	-	-	-
Seiko-21 Jewels Automatic (Women).....	No	-	-	-	-	-	-	-	-	-	-	-
Earrings (4gm 18 carat Local).....	Pair	-	2800.00	-	3120.00	-	-	-	-	-	-	2760.54
Neck Laces (6gm 18 carat Local).....	No	-	4200.00	-	4680.00	-	-	-	-	-	-	4140.81
Rings (4gm 18 carat Local).....	No	-	2800.00	-	3120.00	-	-	-	-	-	-	2760.54
Bracelet 20gm (18 carat Local).....	No	-	14000.00	-	15600.00	-	-	-	-	-	-	13753.80

Table 3 : Average Retail Price of Goods and Services by Region and Selected Market Places - Group 3 Market Places Cont'd)

March 2011
Megabit 2003

R E G I O N A N D M A R K E T P L A C E S												
ITEM	UNIT	A M H A R A										AMHARA AVERAGE
		Mota	Debre- markos	Dembecha	Bahir- Dar	Sekota	Amde Work	Danigla	Chagni	Kemise	Bati	

P R I C E I N B I R R

LIVESTOCK AND DRAUGHT ANIMALS

LIVESTOCK

Sheep (10-15Kg).....	No	229.75	365.03	366.45	264.97	286.48	279.52	353.30	359.91	279.14	275.89	294.10
Goat (10-15Kg).....	No	206.28	333.03	249.87	182.92	253.26	178.13	306.41	342.93	293.18	325.73	262.49
Heifer (2-4 Years).....	No	798.96	1613.43	1227.16	1999.40	1672.78	1174.73	1746.18	1309.67	1147.76	1096.96	1464.05
Cow (4 Years and Above).....	No	2528.02	1685.11	2525.08	3049.73	1976.51	1734.40	2281.77	2282.48	1583.16	1728.19	2227.15
Bull (2-4 Years).....	No	849.02	1825.16	1896.04	2229.27	1728.69	2025.99	1998.33	1397.61	1283.11	3016.03	1822.77
Ox (4 Years and Above).....	No	3114.98	2681.35	3286.45	3813.98	2326.60	2543.58	3082.70	2615.93	3805.83	3249.74	3252.53
Hen (Indigenous).....	No	30.65	34.61	37.24	36.31	19.63	9.32	33.64	38.99	23.96	29.90	28.72
Cock (Indigenous).....	No	39.32	37.19	44.97	46.32	25.64	7.65	41.65	41.65	28.65	30.97	32.91

DRAUGHT ANIMALS

Donkey.....	No	890.67	1014.78	1033.53	1569.08	761.53	1078.37	789.44	1064.87	796.99	855.63	969.05
Horse.....	No	-	2097.62	-	-	-	-	-	-	-	-	2067.10
Mule.....	No	-	-	-	1915.66	-	3741.66	3098.92	-	-	-	3596.85

FARM EQUIPMENT (INDUSTRIAL PRODUCT)

Sickel.....	No	-	-	-	55.33	24.49	-	-	-	21.54	46.65	39.31
Pick Axe ('Doma').....	No	55.00	57.63	59.79	58.28	-	-	57.63	53.28	51.61	52.36	57.31
'Gejera'.....	No	45.00	-	-	37.61	-	-	55.98	42.43	49.75	45.00	48.04

FARM EQUIPMENT (HAND MADE)

'Mofer'.....	No	-	-	-	-	73.06	-	-	-	73.19	37.42	78.34
'Kember'.....	No	-	-	44.72	-	27.26	-	23.30	-	29.32	-	31.16
'Digr'.....	No	-	-	13.42	-	4.25	-	8.96	-	4.64	3.30	6.13
Plough.....	No	63.29	73.19	71.63	76.97	65.30	81.63	47.62	60.00	70.00	61.62	72.31
Sickel.....	No	-	6.65	5.65	10.97	-	-	5.65	4.00	13.66	13.92	8.31

Group 4

Market Places

**(Ghimbi, Dembi Dolo, Shambu, Nekemte, Bedele, Metu, Jima, Agaro,
Ambo, Weliso, Ejere and Fiche.)**




Table 4 : Average Retail Price of Goods and Services by Region and Selected Market Places - Group 4 Market Places Cont'd)

March 2011
Megabit 2003

ITEM	UNIT	R E G I O N A N D M A R K E T P L A C E S											
		O R O M I Y A											
		Ghimbi	Dembi-dolo	Shambu	Nekemte	Bedele	Metu	Jimma	Agaro	Ambo	Weliso	Ejere	Fiche
P R I C E I N B I R R													
CEREALS UNMILLED													
'Teff' White	Kg	9.20	7.73	5.56	8.93	-	-	8.03	-	7.82	7.42	8.59	6.97
'Teff' Mixed.....	Kg	6.70	6.50	5.17	7.57	7.50	6.24	6.27	5.88	6.07	6.19	7.35	6.51
'Teff' Black (Red).....	Kg	5.18	6.00	4.12	5.53	5.81	5.00	6.17	5.43	5.27	5.28	5.85	5.54
Wheat White.....	Kg	5.80	-	-	6.00	6.66	6.80	7.15	6.51	5.78	5.51	6.25	5.76
Wheat Mixed.....	Kg	-	6.21	4.22	-	5.65	6.00	5.29	-	-	-	-	-
Wheat Black (Red).....	Kg	-	-	4.26	3.97	5.65	5.83	5.88	-	6.52	-	6.88	5.60
Barley White.....	Kg	5.80	-	4.48	6.03	6.65	6.33	6.04	5.88	4.77	4.94	5.00	6.12
Barley Mixed.....	Kg	-	5.50	3.92	3.51	4.64	6.00	-	5.29	4.18	4.11	-	4.58
Barley Black.....	Kg	4.67	5.00	3.81	5.00	4.16	6.00	4.70	5.25	4.24	4.38	-	5.17
Barley for Beer.....	Kg	-	-	-	-	-	-	-	-	-	-	-	-
Maize (White).....	Kg	2.75	1.80	2.47	3.25	2.50	2.50	3.02	2.59	3.66	3.79	2.86	2.94
Durrah.....	Kg	-	-	-	3.22	-	1.82	3.52	-	-	3.37	2.76	-
Sorghum Yellow.....	Kg	-	-	-	-	-	-	-	3.57	-	-	3.84	4.11
Sorghum White.....	Kg	2.73	1.70	-	3.22	3.00	3.00	4.99	2.35	6.00	4.72	3.90	3.55
Sorghum Red.....	Kg	-	1.50	-	3.22	2.53	3.00	3.52	2.35	2.51	3.04	-	3.14
African Millet.....	Kg	3.73	-	-	3.22	3.30	4.00	4.70	-	5.86	-	-	-
Rice (Imported).....	Kg	13.77	13.50	13.00	14.00	12.81	14.00	13.66	14.00	13.00	13.15	14.00	12.00
Oats.....	Kg	-	-	-	-	-	-	-	-	3.37	8.22	-	6.90
Hulled Barley.....	Kg	-	-	-	-	-	-	-	-	5.86	7.06	7.52	7.22
CEREALS MILLED													
'Teff' White.....	Kg	-	-	-	-	-	-	-	-	-	-	-	-
'Teff' Mixed.....	Kg	-	-	-	-	-	-	-	-	-	-	-	-
'Teff' Black (Red).....	Kg	-	-	-	-	-	-	-	-	-	-	-	8.84
Wheat White.....	Kg	-	-	-	-	-	-	-	-	-	-	-	-
Wheat Mixed.....	Kg	-	-	-	-	-	-	-	-	-	-	-	-
Barley White.....	Kg	-	-	-	15.00	-	-	-	-	-	-	-	-
Barley Mixed.....	Kg	-	-	-	10.00	-	-	-	-	-	-	-	-

Table 4 : Average Retail Price of Goods and Services by Region and Selected Market Places - Group 4 Market Places Cont'd)

		March 2011											
		Megabit 2003											
		REGION AND MARKET PLACES											
ITEM	UNIT	O R O M I Y A											
		Ghimbi	Dembi-dolo	Shambu	Nekemte	Bedele	Metu	Jimma	Agaro	Ambo	Weliso	Ejere	Fiche
		PRICE IN BIRR											
Maize (White).....	Kg	3.68	-	-	2.99	4.62	3.07	5.24	4.50	-	4.92	-	-
Oats.....	Kg	-	20.00	-	15.66	-	14.00	-	-	12.32	12.97	-	15.66
Sorghum.....	Kg	-	-	-	-	-	-	-	-	-	-	-	6.66
Durrah.....	Kg	-	-	-	-	-	-	-	-	-	-	-	-
'Furno Duket' Locally Processed..	Kg	9.00	10.00	10.00	9.65	9.36	9.00	9.00	9.00	8.00	8.83	9.00	8.33
PULSES UNMILLED													
Horse Beans.....	Kg	-	7.14	6.98	7.26	6.66	7.65	25.30	7.50	7.81	7.81	8.99	7.80
Peas White.....	Kg	-	8.00	-	-	7.00	8.00	8.50	-	7.55	7.81	-	10.93
Peas Green(dry).....	Kg	-	-	-	9.00	7.00	-	8.16	7.50	10.11	8.06	9.95	8.33
Peas Mixed.....	Kg	-	7.50	7.67	-	7.00	8.00	26.08	-	-	7.81	-	7.73
Soya Beans.....	Kg	-	-	-	-	-	10.00	10.00	-	-	-	-	-
Chick Peas.....	Kg	10.00	-	10.00	6.00	10.00	8.65	10.00	9.32	8.44	7.09	7.24	7.17
Lentils.....	Kg	-	16.00	15.92	12.00	16.00	16.00	13.98	14.66	16.49	12.37	-	12.46
Haricot Beans.....	Kg	-	4.41	-	-	6.17	5.37	6.00	8.00	-	6.75	-	-
Lima Beans.....	Kg	-	10.89	-	-	-	-	-	-	-	-	3.25	-
Vetch.....	Kg	-	-	-	5.53	5.83	6.00	5.58	6.00	5.58	5.17	5.50	5.67
Fenugreek(Green).....	Kg	29.32	30.00	33.33	-	23.96	23.31	25.95	24.33	25.94	21.31	27.00	22.91
PULSES MILLED OR SPLIT													
Horse Beans Milled.....	Kg	-	-	-	-	-	-	-	-	-	-	-	14.66
Peas Milled.....	Kg	14.00	20.00	-	18.00	18.00	14.00	20.98	15.66	18.00	14.33	-	15.49
Chick Peas Milled.....	Kg	-	-	-	-	-	-	-	-	-	-	-	-
Mixed Pulses Milled.....	Kg	12.32	15.66	11.73	12.00	12.00	10.00	14.14	12.00	-	-	-	11.32
Vetch Milled.....	Kg	-	-	-	12.00	-	9.34	-	-	12.00	10.00	-	-
Peas Split.....	Kg	13.30	17.33	13.30	15.00	12.00	12.32	13.33	13.66	12.00	13.33	14.64	14.00
Peas Split(Roasted).....	Kg	-	-	-	16.00	13.00	-	14.00	-	15.00	14.00	-	14.00
Horse Beans Split(Roasted).....	Kg	-	-	-	-	-	-	-	-	-	-	-	12.00
Lentils Split.....	Kg	18.64	20.00	18.33	18.00	18.64	18.00	17.66	18.00	17.66	18.00	20.00	19.66

Table 4 : Average Retail Price of Goods and Services by Region and Selected Market Places - Group 4 Market Places Cont'd)

March
Megabit 2011
2003

ITEM	UNIT	R E G I O N A N D M A R K E T P L A C E S											
		O R O M I Y A											
		Ghimbī	Dembi- dolo	Shambu	Nekemte	Bedele	Metu	Jimma	Agaro	Ambo	Weliso	Ejere	Fiche
P R I C E I N B I R R													
Vetch Split(Roasted).....	Kg	-	-	-	-	-	-	-	-	-	-	-	-
Chick Peas Split(Roasted).....	Kg	-	-	-	-	-	-	-	-	-	-	-	-
Fenugreek Milled.....	Kg	40.00	46.98	65.31	56.00	50.00	46.61	48.99	44.33	-	49.97	-	38.99
OIL SEEDS													
Niger Seed.....	Kg	-	7.38	7.95	9.00	10.00	12.00	10.63	10.00	19.68	13.37	7.83	15.58
Linseed White.....	Kg	-	-	-	-	-	20.00	-	-	-	-	-	-
Linseed Red.....	Kg	-	16.54	-	23.21	12.00	12.00	14.23	12.32	16.91	14.29	9.46	12.04
Sesame Seed Red.....	Kg	-	20.00	-	-	-	20.00	-	17.66	-	-	18.19	17.21
Sunflower.....	Kg	-	-	-	-	12.00	13.56	11.29	12.66	-	15.43	9.23	10.91
Castor Beans.....	Kg	-	-	-	7.00	-	-	-	-	-	-	-	-
Rape Seed.....	Kg	9.28	7.00	6.43	5.63	8.00	9.00	9.00	8.62	16.91	10.63	-	11.13
Ground Nut Shelled.....	Kg	16.00	16.00	-	-	18.00	15.00	-	12.66	15.66	18.97	-	-
PREPARED CEREAL PRODUCTS													
Spaghetti (Local) Without Egg....	Kg	19.93	17.49	21.74	16.00	16.64	18.00	16.00	16.00	17.31	18.46	18.00	18.20
Pastini.....	Kg	19.31	20.00	20.00	18.64	16.97	18.00	10.48	-	18.64	18.64	-	17.66
Macaroni (Local) Without Egg....	Kg	12.90	13.00	12.99	13.00	12.00	13.00	13.33	13.00	12.32	13.00	12.32	13.30
'Fafa' Flour.....	kg	-	-	-	-	-	-	-	-	-	-	-	-
'Dube' Flour.....	kg	-	-	-	-	15.00	-	-	-	-	-	-	-
BREAD AND OTHER PREPARED FOODS													
'Enjera' ('Teff' Mixed).....	325gm	2.99	1.93	1.73	2.84	3.13	1.75	2.08	2.33	2.75	2.17	1.78	1.81
'Dabo' (Traditional Ambasha)..	350gm	-	-	-	-	-	1.64	-	-	3.87	1.68	2.59	1.78
'Dabo' (Traditional Sheleto)..	350gm	-	-	-	-	-	-	3.39	-	1.75	1.62	-	1.09
Bread Wheat (Bakery).....	350gm	4.21	3.28	3.05	3.50	2.44	4.05	3.39	3.63	3.05	3.76	3.50	1.52
Biscuits	150gm	3.21	3.21	4.29	3.21	3.25	3.21	3.21	3.21	4.50	4.50	3.21	2.65

Table 4 : Average Retail Price of Goods and Services by Region and Selected Market Places - Group 4 Market Places Cont'd)

March
Megabit 2011
2003

R E G I O N A N D M A R K E T P L A C E S													
ITEM	UNIT	O R O M I Y A											
		Ghimbi	Dembi-dolo	Shambu	Nekemte	Bedele	Metu	Jimma	Agaro	Ambo	Weliso	Ejere	Fiche
P R I C E I N B I R R													
MEAT													
Beef	Kg	35.00	35.00	30.00	35.00	30.00	35.00	35.00	34.00	37.00	37.00	-	-
Camel Meat	Kg	-	-	-	-	-	-	-	-	-	-	-	-
FISH AND FISH PRODUCTS													
Fish Fresh.....	Kg	-	-	-	-	-	-	-	-	-	-	-	-
Sardines (Imported).....	125gm	22.00	-	-	20.00	-	-	12.00	-	22.33	-	-	-
DIARY PRODUCTS AND EGG													
Cow Milk (Unpasteurized).....	Lt	5.71	7.60	7.89	6.96	5.80	8.56	7.16	8.00	6.32	7.00	-	6.00
Cow Milk (pasteurized).....	Lt	-	-	-	-	-	-	16.00	-	-	-	-	-
Camel Milk.....	Lt	-	-	-	-	-	-	-	-	-	-	-	-
Goat Milk.....	Lt	-	-	-	-	-	-	-	-	-	-	-	-
Powdered Milk (Me&My).....	450gm	76.83	88.09	82.67	82.46	50.00	83.24	73.13	84.38	66.63	64.33	78.00	64.87
Yoghurt (Traditional).....	Lt	-	14.64	-	-	11.09	12.00	10.63	-	9.32	5.09	-	-
Cheese Cottage.....	Kg	-	-	-	-	-	11.30	15.40	14.03	-	15.33	-	14.44
Egg (Traditional).....	Dozen	18.00	24.00	18.25	15.20	13.92	15.94	15.00	18.00	17.59	15.68	11.19	12.00
OILS AND FATS													
Butter Unrefined.....	Kg	70.00	70.00	75.00	80.00	71.63	65.00	79.33	70.00	80.00	86.29	51.87	59.75
Cooking Oil (Imported).....	Lt	-	25.77	-	28.00	24.67	27.67	30.00	28.88	28.33	27.00	24.33	-
Cooking Oil (Local).....	Lt	-	-	36.00	30.30	-	34.65	40.00	34.00	33.97	36.00	34.99	38.66
Vegetable Butter(Sheno & Shady)..	Kg	66.51	61.11	-	72.22	-	71.09	66.67	-	55.56	67.40	-	67.40

Table 4 : Average Retail Price of Goods and Services by Region and Selected Market Places - Group 4 Market Places Cont'd)

		R E G I O N A N D M A R K E T P L A C E S											March Megabit	2011 2003
ITEM	UNIT	O R O M I Y A												
		Ghimbi	Dembi- dolo	Shambu	Nekemte	Bedele	Metu	Jimma	Agaro	Ambo	Weliso	Ejere	Fiche	
P R I C E I N B I R R														
VEGETABLES AND FRUITS														
VEGETABLES (FRESH)														
Ethiopian Kale.....	Kg	-	2.81	2.57	3.37	3.95	4.74	2.92	2.24	3.38	3.39	2.22	3.45	
Cabbage.....	Kg	5.72	4.95	1.88	5.00	3.88	3.68	2.49	4.14	3.23	3.58	6.68	8.32	
Lettuce.....	Kg	-	17.88	-	8.72	-	-	6.26	-	-	8.23	-	-	
Spinach.....	Kg	-	1.54	-	7.34	-	-	4.34	-	4.26	2.86	3.52	3.68	
Carrot.....	Kg	6.00	4.45	3.84	6.00	6.94	5.94	4.45	6.00	6.99	5.23	5.48	6.00	
Tomatoes.....	Kg	7.83	1.69	8.00	5.00	3.33	9.53	6.89	5.65	3.65	2.41	7.32	7.00	
Onions.....	Kg	7.00	12.00	6.65	7.66	8.00	9.20	7.25	7.00	7.00	8.25	7.00	6.00	
Garlics.....	Kg	45.00	60.00	43.09	40.66	58.89	40.00	23.90	43.27	63.92	32.10	30.96	40.66	
Leaks.....	Kg	-	-	-	-	-	-	7.71	-	-	-	-	-	
Pepper Green.....	Kg	7.90	6.40	20.28	6.40	9.69	30.08	9.13	20.00	17.71	15.87	23.33	20.65	
Pumpkin.....	Kg	1.16	1.23	1.59	2.51	1.11	1.62	1.28	1.73	-	1.14	-	1.70	
Green Peas.....	Kg	-	-	-	15.66	-	-	16.00	12.32	11.29	8.97	-	-	
Beet Root.....	Kg	5.00	4.65	3.62	5.00	3.99	-	8.84	5.00	5.45	2.96	1.30	6.00	
Cauliflower.....	Kg	-	-	-	-	-	-	-	-	-	-	-	-	
FRUITS FRESH														
Banana.....	Kg	4.84	-	7.00	-	3.57	2.27	10.00	5.00	5.10	5.30	5.83	5.50	
Orange.....	Kg	-	-	-	-	-	5.00	-	5.31	-	-	-	7.60	
Lemon.....	Kg	13.46	-	19.08	30.15	5.37	20.28	18.26	13.07	21.84	8.06	5.58	7.15	
Tangerine.....	Kg	-	-	-	-	-	-	-	-	-	-	-	-	
Papaya.....	Kg	9.72	6.44	-	5.65	2.14	2.07	2.88	2.93	12.00	4.45	-	7.36	
Grapes.....	Kg	-	-	-	-	-	-	-	-	-	-	-	-	
Avocado.....	Kg	4.38	-	-	7.00	-	-	8.34	-	9.65	8.00	-	-	
Mango.....	Kg	3.27	17.71	-	6.00	2.70	-	-	-	12.00	8.00	6.67	6.83	
Cactus.....	Kg	-	-	-	-	-	-	-	-	-	-	-	-	

Table 4 : Average Retail Price of Goods and Services by Region and Selected Market Places - Group 4 Market Places Cont'd)

March 2011
Megabit 2003

R E G I O N A N D M A R K E T P L A C E S													
ITEM	UNIT	O R O M I Y A											
		Ghimbi	Dembido	Shambu	Nekemte	Bedele	Metu	Jimma	Agaro	Ambo	Weliso	Ejere	Fiche
P R I C E I N B I R R													
SPICES													
Pepper Whole.....	Kg	-	25.00	35.00	34.33	38.66	32.00	38.66	36.31	42.00	40.00	40.00	46.33
Black Pepper(Local).....	Kg	-	106.56	143.26	-	130.00	-	-	113.31	126.37	120.00	-	118.31
Long Pepper(Local).....	Kg	-	-	24.00	-	25.32	-	20.00	-	25.69	22.89	-	26.99
White Cumin(Bishop's Weed)Local..	Kg	27.95	23.21	25.33	25.00	26.60	28.60	26.96	30.00	31.28	28.23	22.24	33.99
Black Cumin(Local).....	Kg	52.41	40.00	57.30	34.00	56.46	50.00	70.00	60.00	56.24	60.00	58.93	56.32
Ginger Dry(Local).....	Kg	-	-	-	-	-	-	-	-	45.00	60.00	-	66.48
Ginger Wet(Local).....	Kg	11.32	5.30	16.00	2.83	2.40	12.00	7.90	10.00	15.66	15.64	14.00	18.25
Cloves(Imported).....	Kg	118.31	150.00	120.00	120.00	120.00	123.24	130.00	110.00	126.37	146.59	-	113.99
Cinnamon(Imported).....	Kg	68.66	80.00	68.29	120.00	65.00	66.63	22.14	65.00	64.66	65.00	-	66.98
Cardamon(Local).....	Kg	61.98	70.00	62.96	65.00	70.00	56.46	68.29	60.00	66.32	70.00	80.00	71.33
Tumeric Flour(Local).....	Kg	-	48.27	37.42	-	33.97	30.00	29.96	30.00	40.00	30.00	-	44.21
Chillies Whole.....	Kg	26.49	15.33	-	26.50	25.66	25.00	22.00	20.65	24.96	30.00	-	32.40
Basil Dry.....	Kg	32.60	33.97	50.00	20.00	25.32	26.57	-	22.00	28.65	31.32	-	-
POTATOES, OTHER TUBERS AND STEMS													
Potato.....	Kg	5.00	4.00	3.10	4.00	6.35	7.70	3.81	4.00	4.67	2.81	3.54	6.00
Sweet Potato.....	Kg	1.60	1.83	-	-	2.15	1.65	1.54	4.56	-	2.56	-	-
'Kocho' (Unprocessed).....	Kg	-	-	-	-	-	-	5.00	-	5.04	3.40	-	-
'Bula'.....	Kg	-	-	-	-	-	9.10	6.12	14.50	6.12	9.44	-	-
COFFEE, TEA, CHAT AND BUCK-THORN LEAVES													
Tea Leaves(Local).....	100gm	2.70	3.00	2.65	3.00	2.43	2.66	2.66	2.50	3.19	3.32	3.25	2.55
Coffee Whole.....	Kg	31.83	29.15	-	46.98	35.00	35.00	-	35.00	-	34.29	-	-
Coffee Beans.....	Kg	75.00	70.00	74.33	75.00	75.00	75.00	79.33	65.00	86.64	90.95	90.00	81.95
Coffee Leaves.....	Kg	-	-	-	-	-	-	-	-	-	-	-	-
Buck Thorn Leaves.....	Kg	-	9.62	8.35	-	8.34	5.17	-	15.50	10.73	8.58	8.68	9.02
'Chat'.....	Kg	21.15	48.10	34.73	57.88	56.09	28.85	29.79	61.55	35.77	14.70	84.52	16.46

Table 4 : Average Retail Price of Goods and Services by Region and Selected Market Places - Group 4 Market Places Cont'd)

March 2011
Megabit 2003

ITEM	UNIT	R E G I O N A N D M A R K E T P L A C E S											
		O R O M I Y A											
		Ghimbi	Dembi-dolo	Shambu	Nekemte	Bedele	Metu	Jimma	Agaro	Ambo	Weliso	Ejere	Fiche
P R I C E I N B I R R													
Malt-Barley.....	Kg	-	-	-	6.19	7.23	-	-	11.21	-	8.49	-	6.40
Malt-Wheat.....	Kg	-	-	-	-	-	-	9.15	11.35	8.47	-	8.47	
OTHER FOOD ITEMS													
Salt.....	Kg	3.00	3.50	3.00	3.16	3.00	3.50	3.63	3.50	2.58	3.00	3.00	3.00
Sugar.....	Kg	14.80	15.20	14.57	14.60	15.00	16.00	16.49	16.00	16.50	16.25	14.50	14.25
Honey.....	Kg	50.00	30.00	-	45.00	36.00	35.97	38.00	40.00	-	40.00	78.13	-
Canned Tomato (Local).....	410gm	16.66	15.00	17.33	15.00	18.45	17.00	16.33	16.00	19.66	16.00	-	16.00
Dry Yeast(Baking powder).....	350gm	70.00	70.00	62.84	70.00	70.00	70.00	70.00	70.00	58.33	75.41	70.00	70.00
FOOD TAKEN AWAY FROM HOME													
Cup of Tea.....	No	1.50	1.00	1.00	1.31	1.50	1.26	1.50	1.00	1.16	1.00	1.00	1.25
Cup of Coffee.....	No	2.50	2.00	2.00	3.00	2.50	2.00	3.00	2.66	2.50	2.50	2.00	2.50
Cup of Milk.....	No	3.00	3.00	2.00	3.00	3.00	2.82	4.00	2.66	3.00	2.50	-	2.50
'Key Wot Yebere'.....	One Meal	-	12.00	10.00	-	11.19	12.00	15.00	15.00	15.00	-	-	-
'Key Wot Yebeg/Yefyel'.....	One Meal	14.46	12.00	11.00	15.00	11.19	12.00	16.49	15.00	14.97	15.00	-	-
'Yebeg Tibs'.....	One Meal	17.24	16.00	14.00	17.00	15.00	17.95	17.49	15.00	18.64	18.44	-	-
'Fasting Meal Without fish'.....	One Meal	10.63	6.00	8.00	10.63	8.62	10.63	10.91	6.32	11.29	10.26	7.88	12.00
'Yebeg Kikil'.....	One Meal	15.33	16.00	11.66	15.00	10.00	14.00	16.00	14.00	17.66	15.00	-	-
COST OF MILLING													
Cereals.....	100Kg	15.00	25.00	25.00	21.54	25.00	20.00	23.00	18.00	20.00	25.00	11.45	20.00
Pulses.....	100Kg	15.00	25.00	50.00	21.54	25.00	43.80	23.00	25.00	26.57	25.00	10.00	25.00
Pepper Whole.....	100Kg	200.00	150.00	100.00	200.00	100.00	100.00	82.55	82.55	141.16	100.00	-	100.00

Table 4 : Average Retail Price of Goods and Services by Region and Selected Market Places - Group 4 Market Places Cont'd)

ITEM	UNIT	R E G I O N A N D M A R K E T P L A C E S											
		O R O M I Y A											
		Ghimbi	Dembi-dolo	Shambu	Nekemte	Bedele	Metu	Jimma	Agaro	Ambo	Weliso	Ejere	Fiche
P R I C E I N B I R R													
BEVERAGES - NON ALCOHOLIC													
Ambo Mineral Water.....	500cc	5.00	4.50	4.65	4.65	5.00	5.00	4.88	4.73	4.33	4.25	4.13	4.50
Mineral Water.....	Lt	7.00	11.32	7.65	6.65	7.65	8.00	8.94	8.49	7.61	7.00	7.00	8.00
Coca Cola/Fanta.....	300cc	4.83	4.80	4.65	4.65	4.18	5.00	4.46	4.73	4.50	4.25	4.60	4.50
Pepsi Cola/Mirinda.....	300cc	4.83	4.80	4.65	4.65	4.18	5.00	4.60	4.73	4.50	4.25	4.60	4.50
BEVERAGES - ALCOHOLIC													
Araki (Local).....	900cc	40.00	57.30	45.00	40.00	53.13	50.00	50.00	-	41.00	-	39.00	39.32
Cognac (Local).....	900cc	-	-	-	40.00	53.13	-	50.00	-	41.00	-	-	39.32
Brandy (Local).....	900cc	-	-	-	-	-	50.00	50.00	-	41.00	-	-	39.32
Gin (Local).....	900cc	40.00	57.30	45.00	40.00	53.13	50.00	50.00	-	41.00	-	35.00	39.32
Saris Wine (Normal).....	750cc	35.33	34.66	30.00	28.00	30.00	35.00	24.21	33.25	33.97	32.60	-	31.32
'Katikalla'.....	Lt	10.00	20.71	20.33	15.15	18.18	10.72	30.30	22.22	22.33	21.33	24.86	24.00
Beer (Bedele).....	330cc	7.50	7.95	7.57	7.70	6.50	7.00	7.70	7.21	7.60	7.20	-	7.50
Beer (Harar).....	330cc	7.50	-	-	7.70	-	-	7.70	-	7.60	-	-	7.50
Beer (Meta Abo).....	330cc	7.50	7.95	7.57	7.70	-	-	7.70	7.60	7.60	7.20	7.00	7.50
'Tella'.....	Lt	2.00	2.22	2.14	2.27	1.04	2.00	1.79	1.81	2.00	2.11	2.34	5.43
'Tej' (Mead).....	Lt	4.00	5.56	3.95	4.04	3.85	6.00	6.00	5.33	4.47	5.77	3.85	7.69
CIGARETTES AND TOBACCO													
CIGARETTES													
Nyala.....	Packet	10.00	10.00	8.00	10.00	10.00	10.00	10.00	10.00	8.62	8.62	10.00	10.00
Gissila.....	Packet	2.00	-	-	-	2.00	2.50	-	2.50	-	-	-	2.29
Mathmans/England/.....	Packet	-	20.00	20.00	25.00	20.00	25.00	20.00	20.00	-	20.00	24.49	-
.....	Packet	-	-	-	-	-	-	20.00	-	-	-	-	-

March 2011
Megabit 2003

Table 4 : Average Retail Price of Goods and Services by Region and Selected Market Places - Group 4 Market Places Cont'd)

		REGION AND MARKET PLACES											
		O R D O M I Y A											
ITEM	UNIT	Ghimbi	Dembidolo	Shambu	Nekemte	Bedele	Metu	Jimma	Agaro	Ambo	Weliso	Ejere	Fiche
PRICE IN BIRR													
TOBACCO													
'Gaya'.....	Kg	-	-	-	40.00	20.00	43.09	-	25.00	57.74	-	16.14	17.56
CLOTHING AND FOOT WEAR													
CLOTHING													
Abujedid(Akaki/Bahir Dar)91cm.	Meter	-	17.00	-	-	-	-	-	-	-	-	-	-
Abujedid(Komb./Arba Min.)150cm	Meter	25.00	25.00	28.96	25.00	-	30.00	24.66	30.00	12.22	28.00	30.00	30.00
Khaki(S-10,000 Twil)150cm.....	Meter	-	-	-	-	35.00	60.00	-	-	-	-	-	-
Khaki(Akaki).....	Meter	-	-	-	-	-	-	-	-	-	-	-	-
Wool-England 100%.....	Meter	-	-	-	-	200.00	194.94	-	-	-	-	-	-
Tetron(A.Minch).....	Meter	-	-	-	-	-	56.46	-	-	-	-	-	-
Poplin(Dire Dawa)105cm.....	Meter	-	23.98	-	-	-	30.00	-	-	-	-	-	-
Poplin(Komb./Arba Minch)150cm.	Meter	-	-	40.00	35.00	20.00	45.00	38.00	40.00	41.97	40.00	-	38.62
Nylon(Mojo).....	Meter	-	25.00	-	22.66	-	30.00	-	20.00	25.66	-	28.00	25.99
Polyster(Arba Minch/Awasa)....	Meter	-	-	-	-	-	50.00	-	-	-	-	-	-
Jersi.....	Meter	-	-	-	-	45.00	50.00	-	-	-	50.00	-	46.98
Cotton.....	Kg	-	-	-	9.11	-	-	-	-	26.00	-	-	24.00
Hisufi.....	Meter	-	-	-	-	-	-	-	-	-	-	-	-
Kefai.....	Meter	-	-	-	-	-	-	-	-	-	-	-	-
Kashemire.....	Meter	-	45.00	-	43.00	35.00	-	35.50	42.30	-	-	-	46.98
Deriya.....	Meter	-	20.00	14.14	-	-	-	-	-	28.88	-	-	-
COST OF TAILORING													
Woolen Suit (Men).....	No	288.45	382.59	-	400.00	416.02	445.13	400.00	448.14	430.89	315.82	-	250.00
Khaki/Tetron Suit (Men).....	No	-	-	-	-	42.43	445.13	350.00	-	-	150.00	-	171.45
Khaki/Tetron Suit (Boys).....	No	58.28	-	-	-	232.08	-	250.00	74.33	86.64	78.30	-	88.30

Table 4 : Average Retail Price of Goods and Services by Region and Selected Market Places - Group 4 Market Places Cont'd)

March 2011
Megabit 2003

		R E G I O N A N D M A R K E T P L A C E S										
ITEM	UNIT	O R O M I Y A										
		Ghimbi	Dembi-dolo	Shambu	Nekemte	Bedele	Metu	Jimma	Agaro	Ambo	Weliso	Ejere

P R I C E I N B I R R

READY-MADE / FOR ADULTS

'Netela'.....	No	-	-	-	123.24	-	118.32	144.91	-	150.00	-	-	188.32
'Gabi'.....	No	-	265.66	-	246.49	-	226.04	303.30	189.82	276.63	-	-	294.75
Shirts Long Sleeved (Local).....	No	-	96.55	-	-	69.88	56.62	70.00	-	-	-	-	-
Shirts Long Sleeved (Imported)....	No	136.58	146.59	130.00	196.61	383.28	189.82	148.31	116.64	151.42	101.48	116.30	156.54
Shirts Short Sleeved (Imported)...	No	104.92	150.00	-	196.61	133.25	122.72	116.57	108.31	118.17	-	-	151.54
Socks (Cotton) Imported.....	Pair	13.28	15.00	15.94	18.64	10.63	14.66	15.00	19.31	16.33	15.94	11.19	19.31
Sweater (Local) Men.....	No	-	96.55	101.48	-	59.86	113.24	122.47	-	-	-	-	145.00
Sweater (Local) Women.....	No	-	66.49	56.62	-	51.61	110.00	72.46	-	-	-	-	161.17
Shash (Imported).....	No	12.00	19.31	-	23.21	16.51	18.64	-	30.00	29.32	19.31	29.59	37.28
Singlets (Local) White.....	No	33.25	38.26	40.00	41.60	28.23	36.59	37.42	20.00	28.65	-	-	28.65
Jeans Trouser.....	No	275.89	263.29	293.18	323.30	253.29	333.10	273.29	263.29	318.32	273.29	280.00	269.88
Woolen Suit.....	No	-	-	-	-	-	-	-	-	-	-	-	-
'Kemisna Netela'.....	No	157.67	250.00	336.43	196.61	253.29	218.63	274.95	180.00	386.55	389.87	330.00	449.70
Sweater-Men (Imported).....	No	150.00	193.10	-	263.16	129.74	263.16	259.81	-	-	-	-	304.49
Sweater-Women (Imported).....	No	148.20	150.00	139.76	191.48	161.55	186.61	174.93	-	-	-	-	229.13
Nylon Dress.....	No	-	-	-	-	-	106.56	-	-	-	-	-	-
Tetron Trouser.....	No	-	-	-	-	-	-	170.00	-	-	-	-	-
Leather Jacket.....	No	-	866.35	1000.00	916.37	-	-	-	-	-	-	-	-
Under Wear China.....	No	27.59	-	26.57	33.25	21.54	31.58	28.96	25.00	-	-	-	36.97
Polyester Suit.....	No	-	-	-	-	-	-	-	-	-	-	-	-
Khaki Short.....	No	-	-	-	-	-	-	-	-	-	-	-	-
T-Shirts.....	No	107.72	92.83	78.30	108.15	84.90	84.69	104.88	45.00	81.63	81.63	66.38	89.91
Jogging Suit(sport tuta).....	No	172.13	223.28	213.12	333.10	241.59	269.88	269.00	-	331.56	226.62	-	194.31
Khaki Jacket.....	No	243.15	259.62	306.52	253.29	-	283.29	252.49	264.97	258.26	199.83	241.01	283.29
Geldem.....	No	53.28	70.00	-	-	73.29	40.00	-	45.00	-	-	-	43.27
Mekremia.....	No	-	-	74.89	116.57	-	83.30	82.64	100.00	76.63	52.44	-	-
Polyester skirt.....	No	-	200.00	-	196.61	-	259.87	-	-	-	-	-	-
Pants(for men).....	No	28.23	15.00	26.57	34.66	21.54	35.00	26.46	16.51	29.32	21.54	15.00	23.21

Table 4 : Average Retail Price of Goods and Services by Region and Selected Market Places - Group 4 Market Places (Cont'd)

March
Megabit 2011
2003

ITEM	UNIT	R E G I O N A N D M A R K E T P L A C E S											
		O R O M I Y A											
		Ghimbi	Dembi- dolo	Shambu	Nekemte	Bedele	Metu	Jimma	Agaro	Ambo	Weliso	Ejere	Fiche
P R I C E I N B I R R													
READY-MADE / FOR CHILDREN													
Sweater (Local) for Boys.....	No	-	46.61	58.28	-	48.27	61.62	58.48	-	-	-	50.99	62.45
Socks (Imported) Cotton.....	Pair	5.94	6.00	7.32	7.65	5.65	7.65	6.65	10.63	8.62	6.32	5.31	6.00
Jeans Trouser.....	No	146.59	189.74	-	-	159.79	-	182.48	-	-	-	-	-
Shirt Long Sleeved(Imported)Boys..	No	-	67.45	-	63.29	51.61	66.63	65.33	60.00	73.29	-	70.00	-
Sweater (England) for Girls.....	No	-	73.19	39.19	118.17	49.83	104.92	76.49	-	-	-	-	67.64
Kemise(for children)	No	99.67	193.10	92.83	261.53	-	83.30	104.88	118.31	171.55	91.64	84.90	127.52
Baby Cloths(Complete).....	No	108.31	100.00	100.00	108.31	129.74	98.30	110.00	91.64	98.30	98.30	95.00	94.28
T-Shirt.....	No	35.97	25.00	36.59	71.63	35.33	48.27	47.43	36.59	59.86	-	31.58	33.25
Jeans trouser and Jacket.....	No	143.01	200.00	166.41	184.95	209.84	176.60	216.65	176.60	193.10	166.60	139.25	174.95
FOOTWEAR (MEN AND WOMEN)													
Anbessa Leather Shoes Men(Local)Pair		243.15	300.00	296.63	162.00	-	-	267.49	278.32	290.00	271.66	-	253.29
Leather Shoes Men (Croft).....	Pair	753.32	650.00	-	636.60	-	263.16	-	-	-	-	-	-
Walking Shoes(Imp.) Non-Leather	Pair	209.84	300.00	153.26	368.28	65.00	229.58	112.47	200.00	270.00	259.87	222.40	174.95
Canvas Shoes (Local) Men.....	Pair	-	-	-	-	66.63	113.24	92.47	-	-	-	-	-
Canvas Shoes (China) Men.....	Pair	71.63	96.55	80.00	-	109.70	140.00	126.45	65.00	76.63	101.48	-	76.63
Plastic Shoes (Local) Women....	Pair	11.32	15.00	11.66	12.00	12.00	12.00	12.00	11.00	12.00	12.00	13.00	12.00
Slippers Sponge Adult (China)..	Pair	23.33	23.96	25.00	22.33	-	20.00	22.00	-	-	23.30	-	-
Boots for Men Plastic (Local)..	Pair	-	56.62	73.29	-	-	65.00	80.00	65.00	-	-	-	-
Sendel Plastic Shoes (Imp.)....	Pair	14.66	-	-	17.31	15.66	20.00	25.00	18.00	-	-	-	-
Cost of Mending Shoes sole(Men).Pair		32.27	30.00	24.31	30.00	-	36.59	33.25	45.00	33.25	30.00	28.46	26.64
Shoe leather,Women(China).....	Pair	68.29	146.59	-	228.25	173.27	166.60	130.00	118.31	171.55	-	-	161.65
Shoe leather,Women(Local).....	Pair	73.29	94.91	80.00	113.00	78.30	81.63	86.64	101.64	96.55	94.91	73.19	102.54
Shoe leather,Children(Local)....	Pair	96.64	133.25	106.56	84.00	116.57	96.64	111.64	101.48	123.24	76.63	82.77	146.12
Plastic shoe(Childern).....	Pair	10.00	7.65	10.32	10.00	11.00	10.00	11.49	9.00	9.65	10.00	12.00	10.66
Shoe leather,Children(Imported).Pair		54.85	146.59	-	121.64	74.89	116.57	78.99	110.00	-	-	-	97.47
Shoe sendel(Plastic) Childern...Pair		13.00	-	-	12.00	13.33	15.00	15.00	13.00	16.33	10.32	-	7.65

Table 4 : Average Retail Price of Goods and Services by Region and Selected Market Places - Group 4 Market Places Cont'd)

March 2011
Megabit 2003

ITEM	UNIT	R E G I O N A N D M A R K E T P L A C E S											
		O R O M I Y A											
		Ghimbi	Dembi-dolo	Shambu	Nekemte	Bedele	Metu	Jimma	Agaro	Ambo	Weliso	Ejere	Fiche
P R I C E I N B I R R													
CONSTRUCTION MATERIALS, WATER, AND FUEL AND POWER													
CONSTRUCTION MATERIALS													
Cement/Bag/(Local).....	50Kg	240.00	250.00	226.25	235.00	22.33	258.32	137.65	238.32	215.00	211.17	-	231.65
Lime.....	Kg	3.60	4.00	-	-	-	4.00	3.50	-	-	-	-	-
Lime/Jeso(Local).....	Kg	1.84	2.67	1.90	-	1.03	1.50	1.17	1.25	2.64	1.84	-	-
Nail (7cm - 12cm).....	Kg	24.00	24.33	24.00	24.00	24.00	24.00	23.98	23.31	22.00	23.00	24.00	22.66
Nail With Cape.....	Kg	34.64	36.00	35.00	34.00	35.00	35.55	35.00	33.97	34.33	34.17	30.00	32.00
Corrugated Iron Sheet (.2mm).....	No	92.33	91.00	91.33	107.00	85.00	107.13	97.67	92.33	89.67	103.00	-	97.62
Wood for House Construction('Atana')..	No	-	-	-	-	18.17	15.00	15.00	20.00	15.33	13.33	-	17.62
Wall Paints-Super (Fluid) Normal.....	4Kg	-	99.67	100.00	98.00	98.00	99.00	-	-	115.00	111.90	98.00	96.00
Wall Paints-Super (Fluid) Plastic.....	4Kg	-	199.33	215.00	190.00	210.00	186.75	-	193.32	200.00	182.30	-	212.00
Coarse Aggregate Gravel.....	Meter Cube	-	-	-	-	-	-	-	266.62	260.00	-	-	-
Hollow Concrete Block(15x20x40 cm Cube)No	-	-	15.00	-	10.00	-	20.00	-	-	9.00	-	-	9.00
Bricks (25cm x 12cm x 6cm).....	No	-	-	-	3.75	-	-	-	-	-	-	-	-
Floor Board 4m Length.....	No	-	-	-	-	-	-	-	-	-	-	-	-
Iron Pipe 6mt. (1/2 inch Wide) Local..	No	200.00	-	-	-	-	230.00	-	-	180.00	-	-	-
Chipwood (125cm x 250cm x 8mm).....	No	146.59	138.31	-	-	-	150.00	-	-	160.00	-	-	-
Sand.....	Meter Cube	-	-	-	192.75	-	150.00	-	320.00	-	-	-	-
Gutter № 33.....	Meter	45.00	-	-	48.00	-	72.46	-	-	-	-	-	-
Window Glass (50cm x 50cm x 3mm).....	No	-	-	-	-	-	-	18.00	35.00	-	-	-	-
Water Tanker, Roto (1 meter cube).....	No	-	-	-	-	-	-	-	-	-	-	-	-
Stone for House Construction..	Meter Cube	146.59	-	-	129.10	-	120.00	-	-	-	155.56	-	98.30
Mega Paints.....	4Kg	98.50	99.67	-	-	98.00	99.00	-	95.00	115.00	111.90	-	96.00
Nefas seleke Paints.....	4Kg	-	-	-	-	-	112.91	-	-	-	112.90	-	-
"Yewellel Nitaf"(Cement Made Tile).....	No	-	-	-	-	-	-	110.00	-	-	-	-	-
"Yewellel Nitaf"(Plastic Made Tile).....	No	-	-	-	-	-	-	-	-	-	-	-	-
Key (With hand).....	No	246.62	246.62	-	171.65	150.00	170.00	154.92	-	250.00	296.99	-	210.00
Door made of iron.....	No	566.19	582.85	-	632.89	900.00	1456.64	1048.81	1250.00	313.30	308.11	-	829.47

Table 4 : Average Retail Price of Goods and Services by Region and Selected Market Places - Group 4 Market Places Cont'd)

ITEM	UNIT	R E G I O N A N D M A R K E T P L A C E S											
		O R O M I Y A											
		Ghimbi	Dembi-dolo	Shambu	Nekemte	Bedele	Metu	Jimma	Agaro	Ambo	Weliso	Ejere	Fiche
P R I C E I N B I R R													
WATER													
Water.....	Meter Cube	4.00	5.25	2.75	.28	3.75	3.30	1.05	3.00	3.00	3.00	1.75	2.70
FUEL AND POWER													
Fire Wood.....	Meter Cube	-	215.23	117.53	71.40	156.29	107.89	-	91.31	128.76	207.77	128.58	170.19
Charcoal.....	Kg	1.26	8.20	3.43	2.78	4.05	3.23	4.89	8.15	4.15	4.42	4.18	2.25
Dung Cake.....	Kg	-	-	-	-	-	-	-	-	-	-	-	-
Kerosine.....	Lt	14.05	12.86	-	14.30	14.44	14.53	12.60	14.36	14.14	14.14	-	14.14
Diesel.....	Lt	16.67	14.39	16.62	16.62	16.76	16.85	14.18	16.68	16.46	16.46	-	16.46
Electric.....	K.Watt	.27	.27	.27	.27	-	.27	.27	.27	.27	.27	.27	.27
Matches.....	Box	-	-	-	-	-	-	-	-	-	-	-	-
Candles.....	No	-	-	-	-	-	-	-	-	-	-	-	-
Buthane Gas (Shell).....	12.5 Kg	-	-	-	-	-	-	-	-	-	-	-	-
Eveready Drycell.....	No	7.16	-	4.00	4.00	3.50	3.91	-	3.50	4.00	3.66	4.00	3.75
FURNITURE, FURNISHING, HOUSEHOLD EQUIPMENT AND OPERATION													
CHAIRS, TABLES, ETC.													
Table Wanza (Machine made) Varnished..	No	466.08	593.26	-	573.31	582.85	388.86	648.07	1200.00	616.22	591.61	200.00	616.22
Table Wanza (Hand made) Not Varnished..	No	-	-	-	-	582.85	-	-	-	-	-	-	-
Chairs Wanza (Machine Made) Varnished..	No	386.55	166.60	-	653.32	123.24	107.84	324.04	450.00	286.51	223.61	-	251.59
Chairs Wanza (Hand Made) Varnished....	No	-	-	-	-	306.52	-	-	-	-	-	-	-
Cupboard Wanza (2 doors) Varnished....	No	2500.00	3000.00	2000.00	3216.58	2532.90	2483.22	3741.66	3066.30	2696.20	1897.37	-	2815.98
Double Bed Wanza (120cm) Varnished....	No	1565.95	2500.00	2097.62	1966.10	1532.62	1530.34	2349.47	1800.00	1783.18	1349.07	1600.00	2500.00
Sofas (Complexe).....	No	8746.43	9000.00	-	9280.95	8000.00	7932.77	6949.82	2959.45	8320.34	9246.62	-	8552.61
Book Shelves Wanza (3 Shelves) no Door	No	481.13	865.35	500.00	896.65	594.39	696.58	558.57	1200.00	849.02	670.82	-	1327.61
Chest of Drawer	No	1232.45	1500.00	-	-	1096.96	1159.78	1749.29	2154.43	1032.28	1095.45	-	1561.59

Table 4 : Average Retail Price of Goods and Services by Region and Selected Market Places - Group 4 Market Places Cont'd)

March
Megabit 2011
2003

ITEM	UNIT	R E G I O N A N D M A R K E T P L A C E S										
		O R O M I Y A										
		Ghimbi	Dembi-dolo	Shambu	Nekemte	Bedele	Metu	Jimma	Agaro	Ambo	Weliso	Ejere
P R I C E I N B I R R												
FURNISHINGS & REPAIRS												
Bed Sheet (Non-Patterned Bahir Dar)												
1.90m x 2.50m..... Pair	150.00	200.00	-	191.57	136.58	176.65	-	143.26	-	-	-	-
Bed Sheet(Patterned Kombolcha)												
1.90m x 2.50m..... Pair	250.00	230.00	254.95	400.00	150.00	193.28	-	200.00	288.32	-	-	169.95
Bed Cover(Patterned Kombolcha)..... No	-	-	-	-	169.95	-	-	-	-	-	-	-
Blanket Woolen(Debre B.)160cm x 220cm. No	233.14	180.00	198.32	203.28	250.00	210.00	244.95	188.32	188.32	206.46	-	159.95
Mattress-Sponge (A.A Foam) 120cm..... No	780.00	-	750.00	809.88	800.00	766.31	579.66	656.60	746.66	864.87	-	714.98
Towel-Local (Kombolcha)..... No	63.29	53.13	-	45.00	-	96.55	-	-	-	-	51.61	-
Curtains.....meter	88.30	80.00	88.30	73.29	96.45	79.16	71.63	55.00	78.30	73.99	55.29	69.33
EARTHEN WARE												
Plastic tile.....meter	40.00	35.00	35.97	35.66	35.00	45.00	53.66	46.98	58.28	40.66	-	34.32
Water Pot..... No	25.99	27.59	-	15.28	30.33	20.65	12.00	33.25	14.33	13.98	13.32	15.92
'Jebena' Medium Size..... No	6.83	7.00	13.33	6.00	12.66	12.00	-	15.64	16.66	7.65	3.00	10.00
'Mitad' (Griddle of Clay)..... No	34.64	50.00	60.98	42.28	60.00	56.62	49.32	40.00	53.28	45.29	26.89	39.79
Local Stove '(Lakech)..... No	33.99	35.00	25.33	23.30	36.59	50.00	35.00	39.32	16.66	40.66	22.24	26.99
Cup for Coffee (China)..... No	3.00	3.00	3.08	3.00	4.00	3.00	3.00	3.00	3.00	2.98	3.16	2.50
Plate Clay (imported)..... No	-	5.83	-	7.00	23.21	11.66	9.00	-	-	-	-	16.00
STRAW, BAMBOO AND OTHERS												
'Sefed'..... No	19.31	24.31	22.99	15.30	22.00	17.33	-	23.21	25.66	36.59	-	29.33
Sack 100Kg Capacity..... No	5.00	5.00	5.00	6.00	5.00	5.00	5.00	8.62	5.00	6.16	6.00	6.50
METAL WARE												
Cooking Pan Medium (Local)..... No	53.28	51.61	50.66	50.66	86.64	63.29	89.67	40.00	49.32	46.61	-	74.89
Tray (Nickel) Medium N° 45 Local..... No	32.60	38.66	-	38.66	44.81	34.66	33.65	35.00	40.00	41.32	-	-
Electric 'Mitad' Aluminium..... No	-	-	-	869.88	-	1200.00	1124.72	-	774.60	737.39	-	789.94

Table 4 : Average Retail Price of Goods and Services by Region and Selected Market Places - Group 4 Market Places Cont'd)

		March 2011											
		Megabit 2003											
		R E G I O N A N D M A R K E T P L A C E S											
ITEM	UNIT	O R O M I Y A											
		Ghimbi	Dembi-dolo	Shambu	Nekemte	Bedele	Metu	Jimma	Agaro	Ambo	Weliso	Ejere	Fiche
		P R I C E I N B I R R											
Gas Stove (Kerosine) China.....	No	90.00	86.53	-	91.64	76.63	81.63	75.99	80.00	80.00	75.00	82.46	99.33
Permuze(Japan).....	No	-	-	-	-	-	-	-	-	-	-	-	77.46
Refregreator.....	No	-	-	-	-	-	5200.00	-	-	-	-	-	-
PLASTIC WARE (LOCAL MADE)													
Jerrycan (20 Litres).....	No	-	-	-	-	-	-	-	-	-	-	-	33.97
Bucket (20 Litres).....	No	35.66	35.97	34.66	35.99	38.66	33.00	33.99	35.00	34.33	33.00	34.33	34.29
GLASS WARE													
Glass for Tea (Durablex).....	No	5.00	8.65	-	10.00	6.00	7.00	4.66	5.00	10.63	7.32	-	12.00
OTHER HOUSEHOLD EQUIPMENT													
Kerosine Lamp.....	No	-	35.00	53.99	44.32	36.59	43.27	26.32	25.00	25.00	-	-	38.00
'Kuraz' Small Local Kerosine Lamp.....	No	2.82	2.00	3.16	2.00	3.00	2.00	3.00	3.00	2.66	3.74	-	2.00
Flash Light.....	No	16.29	15.33	8.00	-	20.00	20.00	-	13.00	15.66	15.33	14.81	-
Electric Bulb Philips(40/60 Watt).....	No	4.00	4.00	4.00	4.00	4.64	4.66	5.00	4.00	4.66	4.00	4.00	4.50
HOUSEHOLD OPERATION													
Hard Soap (Local).....	200gm	3.20	4.00	3.20	3.20	4.00	-	4.07	4.33	-	-	-	5.70
Hard Soap (Imported).....	200gm	6.00	6.33	6.67	5.60	4.00	-	-	6.19	6.50	6.10	-	7.05
Detergent (Omo).....	50gm	3.33	-	2.21	2.50	2.50	2.50	3.33	2.50	4.17	4.03	2.96	-
Incense.....	Kg	36.34	50.00	35.00	40.66	40.00	44.32	-	-	-	-	-	46.48
Sandal Wood.....	No	.46	.50	.50	.50	.30	.50	.50	.40	.28	.46	.30	.50
Toilet Paper (Mamko).....	Roll	7.83	7.00	8.00	7.00	7.00	7.83	8.00	-	7.66	7.16	6.00	7.00
Detergent(Zahira).....	50gm	1.62	1.75	1.66	1.00	1.75	1.71	1.67	1.63	1.59	1.61	1.50	1.53

Table 4 : Average Retail Price of Goods and Services by Region and Selected Market Places - Group 4 Market Places Cont'd)

March 2011
Megabit 2003

ITEM	UNIT	R E G I O N A N D M A R K E T P L A C E S											
		O R O M I Y A											
		Ghimbí	Dembi-dolo	Shambu	Nekemte	Bedele	Metu	Jimma	Agaro	Ambo	Weliso	Ejere	Fiche
P R I C E I N B I R R													
DRY CLEANING													
Dry Cleaning (Suit Men).....	No	24.00	28.23	-	25.00	20.00	20.98	22.26	24.00	23.92	25.00	-	23.99
DOMESTIC SERVICE													
Maid Servant.....	Month	89.63	150.00	93.22	181.71	69.52	112.92	100.00	98.30	126.58	175.44	100.00	100.00
Unskilled Service (Daily Laborer)...	Day	20.00	30.00	18.17	20.00	21.54	30.00	20.00	29.72	15.66	13.92	20.00	19.66
Salary for Guard	Month	-	-	-	-	175.87	-	200.00	-	382.59	215.44	-	-
MEDICAL CARE													
Ampicillin(250 mg) Local.....	56 Caps	26.83	29.75	-	39.20	42.85	21.94	11.20	22.22	22.40	23.43	-	27.03
Tetracycline (250 mg) Local.....	56 Caps	19.47	16.80	16.80	17.69	18.49	13.10	10.86	17.59	19.60	16.64	-	15.98
Penicillin injection(4 Mu. Local).Buttle		6.95	7.27	7.75	6.00	7.32	6.16	6.48	7.00	8.00	7.32	-	7.33
Chloramphenicol(250mg) Local.....	56 Caps	-	16.80	22.40	16.80	20.35	20.08	16.80	20.35	19.60	16.80	-	19.23
Paracetamol(500mg) Local.....	20 Pills	4.00	4.00	3.00	3.63	4.00	3.30	3.46	2.00	3.63	3.63	-	4.00
Cough Syrup (Efadykse) Local.....	125cc	11.60	12.16	-	10.32	15.30	11.29	10.95	12.00	9.65	12.63	-	12.78
Bactrim(480mg) Local.....	30 Pills	7.86	9.00	7.35	6.00	6.00	8.47	6.71	7.73	9.00	6.00	-	8.47
Vermox(100mg) Local.....	12 Pills	2.62	4.00	2.45	2.00	4.00	2.29	2.00	2.00	1.20	2.00	-	4.25
Mezel(250mg) Local.....	30 Caps	9.00	9.00	10.39	9.00	10.90	9.00	8.02	8.85	10.50	8.47	-	10.90
Asprin (300 mg) Local.....	20 Pills	4.00	2.00	2.83	2.00	4.00	2.29	2.00	2.00	3.30	2.00	-	2.29
Insulin(Lente).....	Buttle	60.00	67.45	-	60.00	-	-	-	-	-	65.00	-	70.00
Amoxacillin(500mg).....	16 Caps	11.20	16.00	12.80	11.71	12.24	11.15	11.68	10.67	12.80	13.31	-	13.35
Magnesium Oxide.....	30 Pills	6.00	6.87	4.24	3.00	9.00	6.00	3.00	3.00	6.00	3.93	-	5.45
Fasider Tablet.....	1 Pills	-	2.00	-	-	-	-	1.67	1.67	-	1.33	-	1.72
OTHER MEDICAL EXPENSES													
Doctor's Fee (Government).....	per visit	3.87	4.47	5.00	4.00	5.00	5.00	10.00	3.00	2.00	2.00	1.00	5.00
Doctor's Fee (Private).....	per visit	6.46	6.30	5.00	10.00	5.00	11.45	10.00	5.00	10.00	7.94	-	16.51
Injection (Service Charge).....	Once	1.00	2.00	.63	1.00	1.00	1.00	2.00	1.00	2.00	1.00	.79	1.26

Table 4 : Average Retail Price of Goods and Services by Region and Selected Market Places - Group 4 Market Places Cont'd)

March 2011
Megabit 2003

R E G I O N A N D M A R K E T P L A C E S													
ITEM	UNIT	O R O M I Y A											
		Ghimbi	Dembi- doio	Shambu	Nekemte	Bedele	Metu	Jimma	Agaro	Ambo	Weliso	Ejere	Fiche
P R I C E I N B I R R													
Labratory Test Fee (Private).....	Once	6.21	10.00	5.00	6.00	5.00	6.84	5.00	5.00	8.62	6.84	7.50	10.00
Bed Charge (gov.).....	per day	15.00	6.00	12.00	7.00	-	8.00	14.00	-	8.00	-	-	8.00
X-Ray(For TB).....	Once	58.00	-	50.00	100.00	40.00	60.00	43.09	-	64.81	-	-	70.00
Bed Charge (Private).....	per day	18.47	30.00	-	35.57	-	-	31.58	-	25.00	25.00	-	70.00
TRANSPORT AND COMMUNICATION													
TRANSPORT													
Benzene.....	Lt	19.08	-	-	19.12	19.26	19.35	17.23	19.11	18.96	18.96	-	18.96
Motor Oil (Mobil).....	Lt	69.67	66.00	-	65.00	65.00	64.87	64.80	62.97	65.00	64.80	-	64.80
Car Washing and Greasing.....	Once	-	-	-	-	41.83	40.00	-	25.00	60.00	35.00	-	54.77
Bus Fare (per km).....	Tarif	.24	.23	-	.22	.26	-	.19	.18	.29	.30	-	.30
Bus Fare (within Town)	Trip	-	-	-	1.00	-	-	1.00	-	-	-	-	-
Taxi Fare	Trip	1.40	-	-	1.40	-	-	1.00	-	1.50	1.00	-	1.40
Air Plane (To Addis Ababa)	Trip	-	-	-	-	-	-	590.00	-	-	-	-	-
Animal Transport fare.....	Trip	-	-	-	-	-	30.00	-	-	-	-	-	-
Cart Fare.....	Trip	-	-	-	-	3.00	3.00	1.00	1.00	-	1.00	-	1.00
COMMUNICATION													
Telephone Charge (with town).....	Period	.10	-	.10	.10	.20	.20	.60	.20	.25	.20	-	.25
Telephone Charge to Addis Ababa....	Period	4.20	4.20	-	4.20	4.15	4.20	2.20	4.20	1.50	1.50	1.50	1.50
Telephone Line Installation Charge..	Once	355.75	355.75	355.75	-	355.75	283.30	357.00	355.75	283.10	355.75	283.30	283.30
Mobile Apparatus(Nokia6200).....	No	553.31	-	-	-	-	-	-	-	-	-	-	-
Mobile call from Tel.....	Period	2.16	2.55	2.55	2.16	2.55	5.25	-	2.16	2.70	2.70	2.70	2.70
Internet Service.....	10hrs/month	109.00	109.00	109.00	109.00	111.00	111.00	111.00	111.00	-	-	-	-

Table 4 : Average Retail Price of Goods and Services by Region and Selected Market Places - Group 4 Market Places Cont'd)

March 2011
Megabit 2003

ITEM	UNIT	R E G I O N A N D M A R K E T P L A C E S										
		O R O M I Y A										
		Ghimbi	Dembi-dolo	Shambu	Nekemte	Bedele	Metu	Jimma	Agaro	Ambo	Weliso	Ejere
P R I C E I N B I R R												
ENTERTAINMENT AND EDUCATION												
EQUIPMENT AND ACCESSORIES												
T.V. Set Philips 21 inch(Colored)..... No	-	-	-	3916.60	-	4200.00	-	3482.77	-	-	-	-
Cassette Recorded Original(Local Music)No	12.00	12.00	12.00	12.00	11.29	12.00	9.00	11.29	12.00	12.00	-	10.00
Radio Set Philips 3 Band..... No	330.00	-	-	-	-	-	294.96	-	353.30	-	-	-
Tape Recorder National (2 Speaker).... No	-	350.00	-	-	-	-	-	-	-	-	-	-
Expense for Photograph(Passport size)4Pho	4.00	5.00	4.00	3.33	8.00	5.00	5.00	-	8.00	8.00	-	6.00
Newspaper (Addis Zemen)..... No	-	-	-	-	-	-	2.00	-	-	-	-	-
Theater Entrance Fee Once	-	-	-	-	-	20.00	-	-	-	-	-	-
VCD-Player(Mayato Japan).....No	-	-	-	-	-	-	894.99	-	-	-	-	-
VCD Cassette rent.....Once	2.29	3.00	-	2.00	2.00	3.00	2.00	1.00	1.59	2.00	2.00	2.50
EDUCATION												
Exercise Book (50 Leaves) Local..... No	4.15	4.50	4.92	-	4.00	-	4.50	-	4.00	4.50	4.00	3.95
Pencil (China)..... No	1.50	1.00	2.00	2.00	1.25	2.08	1.00	-	1.91	1.82	-	1.25
Ball Point-Bic England..... No	2.38	3.00	2.47	2.93	2.82	2.50	2.00	2.50	2.50	2.66	2.16	2.25
Day School Fee-Public(Grade 7 & 8)..Month	-	-	-	-	-	-	-	-	-	-	-	-
Day School Fee-Private(Grade 9-10)..Month	85.00	40.40	-	147.63	-	-	-	-	-	-	-	-
Night School Fee-Government(Gr.9-10)Month	40.00	70.00	-	50.00	70.00	50.00	40.00	70.00	55.00	35.00	-	-
School Uniform Fee No	-	-	-	-	-	-	-	-	-	136.58	-	-
Night School Fee-Private(Grade9-10)..Month	40.00	-	-	-	-	-	-	-	-	-	-	-
Night College Fee-Private.....Credit/hr	-	-	-	52.44	-	-	-	-	-	2.50	-	-
PERSONAL CARE AND EFFECTS												
PERSONAL CARE												
GIV Toilet Soap..... 90gm	5.63	5.63	5.63	5.63	4.50	5.63	5.06	5.63	5.81	5.24	5.81	5.63
Blade-INDIA..... No	1.00	1.00	1.00	1.00	.50	1.00	.75	1.00	.75	.91	.57	1.00

Table 4 : Average Retail Price of Goods and Services by Region and Selected Market Places - Group 4 Market Places Cont'd)

March 2011
Megabit 2003

ITEM	UNIT	R E G I O N A N D M A R K E T P L A C E S											
		O R O M I Y A											
		Ghimbi	Dembi-dolo	Shambu	Nekemte	Bedele	Metu	Jimma	Agaro	Ambo	Weliso	Ejere	Fiche
		P R I C E I N B I R R											
Hair Dressing (Traditional).....	No	9.28	6.65	4.22	5.59	4.22	5.94	5.65	5.00	6.65	7.00	10.00	10.63
Hair Dressing (Modern).....	No	18.00	20.00	20.00	20.00	20.00	16.51	20.00	15.00	20.33	16.66	20.00	20.00
Barbery (Mens Hair Cut).....	No	5.00	6.00	4.00	5.00	5.00	5.00	5.65	5.00	5.00	5.00	4.31	5.00
Zenith Hair Oil(Liquids Form).....	330cc	15.66	18.70	17.23	15.00	15.33	15.33	15.00	15.00	15.00	15.00	15.16	15.00
Zenith Hair Oil(Non-Liquids Form)..	330cc	15.66	16.50	16.86	15.00	16.00	15.66	15.00	15.00	15.00	15.00	15.50	15.00
Shaving Machine (medium)	No	-	-	-	-	78.30	61.24	56.62	-	63.29	72.46	-	75.00
Perfume	100cc	-	-	48.27	35.65	-	-	40.00	35.00	46.61	-	-	45.00
Parafin Hair Oil.....	330cc	21.91	23.10	23.64	24.75	21.99	21.45	21.45	-	-	19.19	-	19.80
Shoe Polish(Black/Brown).....	Once	2.00	3.00	2.00	2.00	3.00	2.00	2.00	2.00	2.00	2.00	1.50	2.00
Modes(Disposable napkins).....	Packet	14.66	-	-	-	12.00	12.00	11.66	13.00	-	-	-	-
PERSONAL EFFECTS													
Umbrella-Men Medium (Local).....	No	56.46	43.27	35.97	43.66	78.30	50.00	65.00	50.00	39.32	42.28	45.59	40.90
Umbrella-Women Medium (Imported).....	No	116.57	35.00	48.27	61.62	78.30	100.00	60.00	48.27	43.27	53.28	68.18	61.62
Hand Bag (Imported Synthetic).....	No	183.27	186.43	189.82	186.56	200.00	183.27	82.46	184.69	171.65	164.95	-	159.95
Belt (Local) Machine Made.....	No	46.61	-	38.26	50.00	60.00	61.62	-	-	38.26	41.60	-	41.60
Belt (Local) Hand Made.....	No	-	-	-	-	-	-	50.00	-	-	-	-	-
JEWELLERY													
Seiko-21 Jewels Automatic (Men).....	No	-	-	-	-	-	-	-	-	-	-	-	-
Seiko-21 Jewels Automatic (Women).....	No	-	-	-	-	-	-	-	-	-	-	-	-
Earrings (4gm 18 carat Local).....	Pair	-	3000.00	-	-	-	-	-	-	2800.00	2800.00	-	-
Neck Laces (6gm 18 carat Local).....	No	-	4500.00	-	-	-	-	-	-	4200.00	4200.00	-	-
Rings (4gm 18 carat Local).....	No	-	3000.00	-	-	-	-	-	-	2800.00	2800.00	-	-
Bracelet 20gm (18 carat Local).....	No	-	15000.00	-	-	-	-	-	-	-	14000.00	-	-

Table 4 : Average Retail Price of Goods and Services by Region and Selected Market Places - Group 4 Market Places Cont'd)

March
Megabit 2011
2003

ITEM	UNIT	R E G I O N A N D M A R K E T P L A C E S											
		O R O M I Y A											
		Ghimbi	Dembi- dolo	Shambu	Nekemte	Bedele	Metu	Jimma	Agaro	Ambo	Weliso	Ejere	Fiche
P R I C E I N B I R R													
LIVESTOCK AND DRAUGHT ANIMALS													
LIVESTOCK													
Sheep (10-15Kg).....	No	309.89	382.79	329.60	292.83	289.89	373.21	393.22	284.97	473.24	306.52	228.02	349.62
Goat (10-15Kg).....	No	286.63	344.50	231.96	186.24	259.87	299.89	259.81	273.32	325.02	276.63	165.71	129.91
Heifer (2-4 Years).....	No	1197.22	1096.50	-	1113.34	1966.10	1067.07	1249.00	1782.23	-	1352.71	899.96	1659.42
Cow (4 Years and Above).....	No	1515.40	1280.81	-	1546.33	2498.67	1830.85	2279.90	1949.57	-	1829.15	1275.19	2730.52
Bull (2-4 Years).....	No	1449.43	1538.32	-	1678.03	2229.89	1290.32	-	2531.92	-	1397.61	2122.95	2044.50
Ox (4 Years and Above).....	No	2798.81	2331.80	-	3213.48	2566.23	2550.59	4000.00	3059.69	-	3026.43	3796.49	3831.32
Hen (Indigenous).....	No	39.32	38.26	29.32	22.57	30.99	39.32	27.59	30.65	35.33	49.83	26.12	30.65
Cock (Indigenous).....	No	59.33	66.49	46.32	47.29	50.92	58.28	48.27	45.98	46.61	56.62	46.44	44.21
DRAUGHT ANIMALS													
Donkey.....	No	1297.43	1499.04	-	1500.00	-	1552.79	-	1300.00	-	1096.96	949.79	1052.38
Horse.....	No	-	-	-	1342.20	-	1829.15	-	-	-	2530.30	-	-
Mule.....	No	-	-	-	-	-	3761.00	-	-	-	5241.48	-	-
FARM EQUIPMENT (INDUSTRIAL PRODUCT)													
Sickel.....	No	23.00	20.00	-	15.00	36.59	20.00	-	23.00	-	50.99	-	-
Pick Axe ('Doma').....	No	63.29	45.00	-	56.62	75.00	50.00	-	-	48.27	57.45	-	-
'Gejera'.....	No	46.42	20.65	-	48.66	50.00	78.30	70.00	45.00	-	47.43	-	-
FARM EQUIPMENT (HAND MADE)													
'Mofer'.....	No	-	20.65	-	-	-	-	-	-	-	-	-	-
'Kember'.....	No	-	17.66	-	-	-	-	-	-	-	-	-	-
'Digr'.....	No	-	11.29	-	-	-	-	-	-	-	4.64	-	-
Plough.....	No	30.99	53.28	-	48.27	33.25	34.32	-	31.58	42.62	33.97	-	63.87
Sickel.....	No	8.33	-	-	10.63	-	-	-	6.00	10.63	7.65	-	-

Table 4 : Average Retail Price of Goods and Services by Region and Selected Market Places - Group 4 Market Places Cont'd)

		R E G I O N A N D M A R K E T P L A C E S											
		O R O M I Y A											
ITEM	UNIT	Ghimbi	Dembi- dolo	Shambu	Nekemte	Bedele	Metu	Jimma	Agaro	Ambo	Weliso	Ejere	Fiche
		P R I C E I N B I R R											
'Wegel'.....	No	10.32	15.00	-	12.00	20.00	9.32	-	10.00	10.32	8.32	-	-
'Erfe '.....	No	-	5.00	-	-	-	-	-	-	-	-	-	-
MISCELLANEOUS GOODS AND SERVICES													
Coffin (Medium Quality).....	No	-	-	350.00	-	377.98	516.14	-	-	433.31	424.26	150.00	144.22
Charge for Money Transfer.....	Once	13.00	13.00	13.00	13.00	13.00	13.00	13.00	13.00	13.00	13.00	-	13.00
Photocopy.....	per page	.50	.50	.75	.46	.60	.50	.46	.50	.40	.50	1.00	.35
Wedding Invitation Card.....	per page	-	-	-	-	-	-	-	1.50	-	-	-	-

March 2011
Megabit 2003

Group 5

Market Places

(Nazareth, Shashemene, Diksise, Asela, Asebe Teferi, Bedessa, Alemaya, Boreda, Adaba, Robe, Hagere Mariam and Negele Borena.)

Table 5 : Average Retail Price of Goods and Services by Region and Selected Market Places - Group 5 Market Places Cont'd)

March 2011
Megabit 2003

R E G I O N A N D M A R K E T P L A C E S													
ITEM	UNIT	O R O M I Y A											OROMIYA AVERAGE
		Nazareth	Shashe- mene	Diksise	Asella	Asebe- Teferi	Bedessa	Alemaya	Boreda	Adaba	Robe	Hagere- Mariam	

P R I C E I N B I R R

CEREALS UNMILLED

'Teff' White	Kg	7.83	8.50	-	-	8.40	6.33	9.68	11.00	-	-	8.66	8.00	8.01
'Teff' Mixed.....	Kg	6.99	7.50	5.33	7.13	7.37	6.03	8.33	8.00	-	5.92	7.66	7.00	6.67
'Teff' Black (Red).....	Kg	6.00	6.33	4.82	6.10	6.33	7.50	7.16	8.00	6.49	7.69	-	-	5.83
Wheat White.....	Kg	5.83	6.50	4.56	6.20	6.49	6.06	7.83	-	6.09	6.01	6.50	5.80	6.16
Wheat Mixed.....	Kg	5.50	6.43	4.27	-	-	-	-	-	-	5.24	6.00	-	5.45
Wheat Black (Red).....	Kg	5.83	5.83	4.58	-	6.00	4.76	6.25	6.40	-	-	-	4.29	5.41
Barley White.....	Kg	5.83	5.00	4.27	5.83	6.00	5.66	7.00	6.00	4.31	4.88	-	5.29	5.52
Barley Mixed.....	Kg	5.16	4.16	4.27	3.83	-	-	-	-	4.26	4.59	6.00	5.46	4.59
Barley Black.....	Kg	5.16	5.00	4.38	3.83	6.24	-	6.75	-	-	7.14	5.20	5.42	4.88
Barley for Beer.....	Kg	6.00	6.00	4.74	5.00	6.50	-	-	-	4.38	-	-	-	5.32
Maize (White).....	Kg	3.76	4.00	4.21	3.50	4.16	4.62	4.00	4.00	3.75	3.44	3.50	4.27	3.31
Durrah.....	Kg	3.23	4.00	-	3.66	-	4.77	-	-	3.31	4.19	-	-	3.35
Sorghum Yellow.....	Kg	4.50	-	-	-	-	-	-	-	-	-	-	-	3.99
Sorghum White.....	Kg	4.50	-	-	-	5.50	5.86	6.33	-	-	-	4.50	4.29	3.90
Sorghum Red.....	Kg	3.32	4.00	-	-	4.50	6.15	4.83	5.00	-	-	-	4.29	3.35
African Millet.....	Kg	-	-	-	-	5.96	5.96	-	-	-	-	-	-	4.45
Rice (Imported).....	Kg	12.60	12.65	13.00	13.00	14.00	13.66	13.00	13.13	13.33	15.00	13.66	15.00	13.44
Oats.....	Kg	9.50	-	-	-	-	-	-	-	-	4.38	10.00	6.38	6.53
Hulled Barley.....	Kg	-	-	-	-	-	-	-	-	-	-	-	-	6.88

CEREALS MILLED

'Teff' White.....	Kg	-	-	-	10.00	-	-	-	-	-	-	-	-	10.00
'Teff' Mixed.....	Kg	-	-	-	-	9.00	-	-	-	-	-	-	-	9.00
'Teff' Black (Red).....	Kg	-	-	-	8.00	-	-	-	-	-	-	-	-	8.62
Wheat White.....	Kg	-	-	-	7.00	-	-	-	-	-	-	-	-	7.00
Wheat Mixed.....	Kg	-	-	-	-	-	-	-	-	-	-	-	-	-
Barley White.....	Kg	-	-	-	-	-	-	-	-	-	-	-	16.00	15.39
Barley Mixed.....	Kg	-	-	-	-	-	-	-	-	-	-	-	12.00	10.95

Table 5 : Average Retail Price of Goods and Services by Region and Selected Market Places - Group 5 Market Places Cont'd)

March
Megabit 2011
2003

R E G I O N A N D M A R K E T P L A C E S														
ITEM	UNIT	O R O M I Y A											OROMIYA AVERAGE	
		Nazareth	Shashe- mene	Diksise	Asella	Asebe- Teferi	Bedessa	Alemaya	Boreda	Adaba	Robe	Hagere- Mariam		Negele- Borena
P R I C E I N B I R R														
Maize (White).....	Kg	-	-	-	6.00	5.00	5.00	5.00	4.50	-	-	5.00	6.48	4.54
Oats.....	Kg	16.33	15.30	12.00	16.00	15.87	-	-	-	-	-	11.49	13.66	14.43
Sorghum.....	Kg	-	-	-	-	-	-	-	-	-	-	-	-	6.66
Durrah.....	Kg	-	-	-	-	-	-	-	-	-	-	-	-	-
'Furno Duket' Locally Processed..	Kg	7.83	8.00	7.66	8.16	8.65	9.00	8.66	9.00	8.66	8.33	8.00	9.00	8.73
PULSES UNMILLED														
Horse Beans.....	Kg	8.50	8.00	6.32	7.40	8.83	7.06	8.00	7.00	7.17	7.60	8.96	12.00	8.04
Peas White.....	Kg	-	-	8.40	9.33	-	-	-	-	6.15	-	-	-	8.08
Peas Green(dry).....	Kg	9.16	9.83	6.94	9.47	8.25	6.03	9.83	7.00	10.24	10.24	9.32	11.00	8.67
Peas Mixed.....	Kg	9.16	9.83	7.31	-	-	-	-	-	-	-	8.00	11.00	8.79
Soya Beans.....	Kg	-	-	-	9.33	-	-	-	-	-	-	-	-	9.77
Chick Peas.....	Kg	9.00	8.83	-	10.00	8.75	8.96	10.00	9.00	8.57	8.22	10.00	8.55	8.71
Lentils.....	Kg	15.33	13.00	14.12	15.94	13.75	14.00	16.33	12.00	15.45	13.83	15.33	15.00	14.48
Karicot Beans.....	Kg	4.90	7.00	-	5.88	-	8.96	7.66	6.42	-	-	7.00	8.26	6.50
Lima Beans.....	Kg	4.07	-	-	-	-	8.96	-	-	-	-	6.50	-	6.03
Vetch.....	Kg	6.16	6.08	5.19	6.00	7.00	6.50	-	8.00	2.66	6.36	-	5.65	5.64
Fenugreek(Green).....	Kg	30.65	27.59	22.12	30.00	22.99	26.32	24.33	25.66	21.10	23.44	25.61	30.00	25.73
PULSES MILLED OR SPLIT														
Horse Beans Milled.....	Kg	10.26	14.00	-	14.00	-	-	-	-	-	-	15.33	-	13.52
Peas Milled.....	Kg	19.93	16.00	-	-	-	16.00	16.33	22.22	16.00	20.00	17.33	-	17.18
Chick Peas Milled.....	Kg	19.93	-	-	-	-	-	-	-	-	-	-	-	19.93
Mixed Pulses Milled.....	Kg	-	11.32	-	15.00	16.64	16.00	-	-	-	-	13.64	13.66	13.00
Vetch Milled.....	Kg	11.66	10.83	-	-	-	-	-	-	12.49	-	-	-	11.07
Peas Split.....	Kg	11.66	13.66	11.32	15.00	15.00	14.00	14.66	-	12.32	16.33	-	9.65	13.43
Peas Split(Roasted).....	Kg	12.66	14.00	-	15.00	15.00	14.00	14.66	-	-	-	15.00	14.66	14.14
Horse Beans Split(Roasted).....	Kg	11.66	11.32	-	13.00	11.97	11.97	-	-	-	-	-	-	11.97
Lentils Split.....	Kg	18.64	18.00	17.33	19.00	19.66	18.98	20.00	18.00	18.00	20.00	18.00	20.00	18.67

Table 5 : Average Retail Price of Goods and Services by Region and Selected Market Places - Group 5 Market Places Cont'd)

March 2011
Megabit 2003

R E G I O N A N D M A R K E T P L A C E S														
ITEM	UNIT	O R O M I Y A											OROMIYA AVERAGE	
		Nazareth	Shashe- mene	Diksise	Aseila	Asebe- Teferi	Bedessa	Alemaya	Boreda	Adaba	Robe	Hagere- Mariam		Negele- Borena
P R I C E I N B I R R														
Vetch Split(Roasted).....	Kg	11.00	11.00	-	-	12.00	11.66	-	-	-	-	-	11.66	11.37
Chick Peas Split(Roasted).....	Kg	16.33	-	-	-	-	-	-	-	-	-	-	-	16.33
Fenugreek Milled.....	Kg	48.27	48.27	30.00	35.97	-	-	27.66	44.44	40.00	40.00	70.00	-	45.65
OIL SEEDS														
Niger Seed.....	Kg	16.83	15.00	13.66	12.00	12.00	16.00	16.00	-	28.62	27.29	12.00	14.98	12.97
Linseed White.....	Kg	24.00	-	-	26.30	-	-	-	-	-	-	-	24.00	23.41
Linseed Red.....	Kg	14.33	15.00	12.10	14.00	18.26	15.04	15.66	12.00	17.67	16.08	14.33	19.31	14.67
Sesame Seed Red.....	Kg	18.33	40.00	-	30.00	-	-	-	20.50	-	-	-	24.00	21.84
Sunflower.....	Kg	12.97	12.00	11.86	12.00	11.66	14.00	12.32	-	15.42	11.32	13.92	14.64	12.42
Castor Beans.....	Kg	8.40	3.49	7.95	7.52	9.38	6.26	-	6.12	13.35	13.96	-	16.67	8.35
Rape Seed.....	Kg	12.00	11.66	14.25	12.63	14.94	10.17	15.66	12.00	14.43	14.73	13.33	12.00	10.84
Ground Nut Shelled.....	Kg	15.66	15.00	-	16.00	18.33	17.17	-	17.33	20.00	18.00	17.66	-	16.57
PREPARED CEREAL PRODUCTS														
Spaghetti (Local) Without Egg....	Kg	16.66	-	14.74	18.00	-	-	-	-	19.00	21.31	19.33	19.00	17.91
Pastini.....	Kg	15.66	17.33	-	18.00	20.00	18.00	20.65	-	17.00	20.00	20.00	20.00	18.08
Macaroni (Local) Without Egg....	Kg	12.00	12.00	12.00	13.00	12.16	-	12.66	12.32	12.32	13.00	13.00	13.00	12.67
'Fafa' Flour.....	kg	-	-	-	-	-	-	-	-	-	-	-	-	-
'Dube' Flour.....	kg	-	-	-	-	-	-	-	-	-	-	-	-	15.00
BREAD AND OTHER PREPARED FOODS														
'Enjera' ('Teff' Mixed).....	325gm	2.60	1.85	2.03	1.53	2.36	-	-	-	2.01	2.60	1.79	1.99	2.15
'Dabo' (Traditional Ambasha)..	350gm	3.39	3.35	-	2.72	-	-	-	-	-	2.88	3.94	1.87	2.60
'Dabo' (Traditional Sheleto)..	350gm	3.09	-	1.87	1.94	2.34	-	-	1.75	-	-	-	-	2.05
Bread Wheat (Bakery).....	350gm	3.28	2.39	-	2.00	4.58	4.58	3.50	3.10	4.05	4.21	3.50	2.50	3.25
Biscuits	150gm	3.21	3.21	6.00	3.21	3.21	-	2.50	1.50	4.50	4.50	4.29	3.21	3.41

Table 5 : Average Retail Price of Goods and Services by Region and Selected Market Places - Group 5 Market Places Cont'd)

March
Megabit 2011
2003

ITEM	UNIT	R E G I O N A N D M A R K E T P L A C E S												OROMIYA AVERAGE
		O R O M I Y A												
		Nazareth	Shashe- mene	Diksise	Asella	Asebe- Teferi	Bedessa	Alemaya	Boreda	Adaba	Robe	Hagere- Mariam	Negele- Borena	
P R I C E I N B I R R														
MEAT														
Beef	Kg	46.00	45.00	36.00	40.00	40.00	40.00	40.00	50.00	32.00	35.00	35.00	35.00	36.58
Camel Meat	Kg	-	-	-	-	-	-	-	-	-	-	30.00	58.00	41.71
FISH AND FISH PRODUCTS														
Fish Fresh.....	Kg	25.00	35.00	-	-	-	-	-	-	-	-	-	-	27.19
Sardines (Imported).....	125gm	13.66	-	-	20.00	-	-	-	-	13.66	-	-	16.49	17.11
DIARY PRODUCTS AND EGG														
Cow Milk (Unpasteurized).....	Lt	10.00	7.00	-	4.60	9.38	11.54	12.06	8.33	7.35	10.00	20.00	12.95	8.18
Cow Milk (pasteurized).....	Lt	15.33	15.00	-	-	-	-	-	-	-	-	-	-	15.37
Camel Milk.....	Lt	-	-	-	-	7.23	-	-	-	-	-	10.11	9.46	8.70
Goat Milk.....	Lt	-	-	-	-	-	-	-	-	-	-	-	-	-
Powdered Milk (Me&My).....	450gm	76.83	79.86	-	77.99	90.00	87.14	-	-	77.63	73.13	90.74	90.00	76.78
Yoghurt (Traditional).....	Lt	14.00	10.71	-	10.00	15.42	11.54	-	13.64	9.38	14.81	16.67	20.00	11.59
Cheese Cottage.....	Kg	21.25	25.00	8.26	11.65	-	-	-	-	5.63	8.27	-	-	12.65
Egg (Traditional).....	Dozen	18.00	16.20	15.00	15.00	15.00	15.00	15.00	12.93	15.00	15.00	18.00	15.00	15.64
OILS AND FATS														
Butter Unrefined.....	Kg	82.31	100.00	92.51	80.00	114.00	96.87	90.00	77.78	119.33	108.31	110.00	110.54	82.99
Cooking Oil (Imported).....	Lt	24.33	26.67	26.67	25.44	-	27.22	28.33	28.33	30.88	30.67	28.88	30.00	27.42
Cooking Oil (Local).....	Lt	33.28	33.97	33.24	36.00	-	34.00	-	-	34.99	30.59	-	-	34.41
Vegetable Butter(Sheno & Shady)..	Kg	60.37	71.09	-	75.56	-	72.22	57.03	50.00	71.85	65.92	70.00	58.98	65.83

Table 5 : Average Retail Price of Goods and Services by Region and Selected Market Places - Group 5 Market Places Cont'd)

March 2011
Megabit 2003

ITEM	UNIT	R E G I O N A N D M A R K E T P L A C E S											OROMIYA AVERAGE	
		O R O M I Y A												
		Nazareth	Shashe- mene	Diksise	Asella	Asebe- Teferi	Bedessa	Alemaya	Boreda	Adaba	Robe	Hagere- Mariam		Negele- Borena
P R I C E I N B I R R														
VEGETABLES AND FRUITS														
VEGETABLES (FRESH)														
Ethiopian Kale.....	Kg	5.00	5.32	4.23	3.95	3.06	2.55	3.86	2.31	2.41	4.09	4.60	11.27	3.49
Cabbage.....	Kg	3.35	3.76	3.20	4.85	3.03	2.72	3.54	3.87	3.02	4.91	4.29	6.88	3.94
Lettuce.....	Kg	10.32	19.57	-	14.17	21.08	-	5.71	11.11	-	-	-	-	11.79
Spinach.....	Kg	5.48	8.14	-	5.88	3.49	2.70	3.45	-	-	5.77	-	-	4.18
Carrot.....	Kg	6.32	6.00	3.16	4.32	6.93	5.88	8.14	6.78	2.23	6.19	6.00	6.00	5.44
Tomatoes.....	Kg	4.16	6.00	4.24	2.73	5.27	6.39	6.00	8.00	8.00	7.60	8.32	6.32	5.43
Onions.....	Kg	5.00	-	7.11	14.22	7.53	12.77	8.33	10.00	8.00	7.00	7.32	-	7.95
Garlics.....	Kg	48.27	45.00	66.67	61.33	38.26	40.00	48.98	-	26.85	35.01	45.00	56.62	43.35
Leaks.....	Kg	-	6.00	-	7.00	-	-	5.70	6.90	-	-	7.00	7.00	6.67
Pepper Green.....	Kg	16.64	25.00	16.00	20.71	26.45	24.04	16.67	10.03	13.67	20.00	11.66	24.66	15.87
Pumpkin.....	Kg	1.44	1.54	-	2.73	-	2.45	-	2.07	-	3.02	-	-	1.71
Green Peas.....	Kg	15.33	12.00	-	22.00	-	-	-	-	-	-	-	-	13.54
Beet Root.....	Kg	5.31	5.00	5.09	5.80	5.10	3.42	6.36	9.27	1.64	3.19	4.00	6.00	4.42
Cauliflower.....	Kg	-	-	-	-	-	-	-	-	-	-	-	-	-
FRUITS FRESH														
Banana.....	Kg	5.00	4.00	5.66	5.00	3.52	4.48	7.00	-	6.00	4.00	5.83	5.00	4.94
Orange.....	Kg	10.63	-	-	-	-	-	-	-	12.51	14.47	-	-	8.54
Lemon.....	Kg	15.30	7.00	-	21.54	8.04	8.87	15.84	27.52	7.70	7.15	4.23	18.77	11.63
Tangerine.....	Kg	-	-	-	-	-	-	-	-	-	-	-	-	-
Papaya.....	Kg	7.32	8.00	-	6.00	7.42	3.70	-	-	6.50	10.24	3.47	8.43	5.44
Grapes.....	Kg	-	-	-	-	-	-	-	-	-	-	-	-	-
Avocado.....	Kg	5.83	7.65	-	-	10.00	-	-	-	6.00	7.15	-	-	7.09
Mango.....	Kg	6.65	10.00	-	7.00	11.00	6.42	-	-	8.70	8.75	7.26	10.86	7.50
Cactus.....	Kg	-	-	-	-	-	-	-	-	1.93	-	-	-	1.93

Table 5 : Average Retail Price of Goods and Services by Region and Selected Market Places - Group 5 Market Places Cont'd)

March 2011
Megabit 2003

ITEM	UNIT	R E G I O N A N D M A R K E T P L A C E S											OROMIYA AVERAGE	
		O R O M I Y A												
		Nazareth	Shashe- mene	Diksisse	Asella	Asebe- Teferi	Bedessa	Alemaya	Boreda	Adaba	Robe	Hagere- Mariam		Negele- Borena
P R I C E I N B I R R														
SPICES														
Pepper Whole.....	Kg	40.66	38.66	38.66	41.33	30.27	33.00	34.33	35.00	40.66	38.00	46.48	-	37.05
Black Pepper(Local).....	Kg	119.33	140.00	-	150.00	140.00	138.56	-	-	90.00	150.00	120.00	150.00	127.83
Long Pepper(Local).....	Kg	-	25.00	34.17	-	40.00	23.30	26.98	30.00	30.00	22.00	26.98	-	25.53
White Cumin(Bishop's Weed)Local..	Kg	24.33	36.59	27.59	36.34	27.14	26.99	36.59	50.00	58.02	28.15	32.65	29.32	29.86
Black Cumin(Local).....	Kg	60.66	66.63	45.83	60.00	56.28	63.29	61.62	60.00	50.09	56.59	70.00	68.04	57.42
Ginger Dry(Local).....	Kg	53.28	76.52	62.45	60.00	-	65.00	68.29	60.00	68.29	53.28	-	-	61.90
Ginger Wet(Local).....	Kg	15.33	20.00	15.30	24.00	18.00	15.33	20.00	21.54	20.00	22.00	18.29	14.00	13.07
Cloves(Imported).....	Kg	169.95	141.65	114.89	130.00	139.64	137.48	136.65	-	119.33	-	129.61	160.00	129.77
Cinnamon(Imported).....	Kg	68.29	70.00	74.89	70.00	76.52	75.89	66.63	-	63.99	-	70.00	70.00	66.98
Cardamon(Local).....	Kg	62.30	68.29	71.40	70.66	80.00	72.46	70.00	70.00	72.30	73.19	70.00	80.00	68.93
Tumeric Flour(Local).....	Kg	40.66	56.46	-	40.00	-	36.97	-	50.00	-	36.59	39.32	40.00	37.82
Chillies Whole.....	Kg	30.65	35.00	26.57	30.00	30.00	32.40	36.74	30.57	42.28	29.66	26.57	-	27.78
Basil Dry.....	Kg	32.00	28.23	31.30	40.00	30.65	26.64	26.66	-	55.03	60.57	28.23	24.66	31.85
POTATOES, OTHER TUBERS AND STEMS														
Potato.....	Kg	6.00	6.00	3.20	6.06	5.83	6.39	6.00	7.07	9.87	6.44	6.00	6.00	5.21
Sweet Potato.....	Kg	4.16	1.88	-	6.76	-	3.24	1.54	1.80	4.37	3.28	3.09	5.88	2.73
'Kocho' (Unprocessed).....	Kg	-	3.06	-	6.53	-	-	-	-	-	-	1.45	11.56	4.56
'Bula'.....	Kg	20.65	5.29	-	12.95	-	-	-	-	6.25	7.61	9.49	14.82	9.34
COFFEE, TEA, CHAT AND BUCK-THORN LEAVES														
Tea Leaves(Local).....	100gm	2.50	3.41	2.91	2.50	3.95	3.95	2.91	1.10	3.44	3.75	4.38	3.00	2.90
Coffee Whole.....	Kg	-	-	70.59	-	25.73	25.73	-	-	-	48.68	35.97	40.00	35.30
Coffee Beans.....	Kg	86.64	86.64	86.64	93.22	76.52	64.07	75.33	70.00	80.00	75.00	86.64	85.33	78.94
Coffee Leaves.....	Kg	-	-	7.64	-	5.00	7.19	-	-	-	-	-	-	7.01
Buck Thorn Leaves.....	Kg	10.54	18.23	24.04	15.80	19.66	12.23	-	-	10.03	9.11	-	23.82	11.66
'Chat'.....	Kg	77.99	89.61	44.76	59.00	101.90	46.94	71.27	40.58	55.58	57.36	28.07	62.72	45.15

Table 5 : Average Retail Price of Goods and Services by Region and Selected Market Places - Group 5 Market Places Cont'd)

March
Megabit 2011
2003

ITEM	UNIT	R E G I O N A N D M A R K E T P L A C E S											OROMIYA AVERAGE	
		O R O M I Y A												
		Nazareth	Shashe- mene	Diksise	Asella	Asebe- Teferi	Bedessa	Alemaya	Boreda	Adaba	Robe	Hagere- Mariam		Negele- Borena
P R I C E I N B I R R														
Malt-Barley.....	Kg	9.68	12.69	-	8.34	19.07	-	-	-	-	-	10.00	-	9.16
Malt-Wheat.....	Kg	10.00	11.78	-	7.63	-	-	-	-	-	-	10.00	-	9.51
OTHER FOOD ITEMS														
Salt.....	Kg	2.50	3.00	3.00	3.00	2.82	3.00	3.66	2.82	3.00	4.00	3.00	3.30	3.09
Sugar.....	Kg	14.20	15.05	-	-	15.00	16.00	16.00	18.00	16.00	17.33	17.00	18.00	15.70
Honey.....	Kg	59.86	52.41	43.51	65.00	70.00	50.00	85.00	85.73	36.99	45.00	36.33	70.00	47.96
Canned Tomato (Local).....	410gm	17.33	16.66	-	32.00	-	-	15.33	-	18.98	16.88	18.00	16.00	17.34
Dry Yeast(Baking powder).....	350gm	70.00	70.00	-	80.13	70.00	-	87.50	70.00	70.00	70.00	70.00	70.00	70.45
FOOD TAKEN AWAY FROM HOME														
Cup of Tea.....	No	.90	1.65	1.00	1.50	1.14	1.00	1.00	1.00	1.00	1.00	1.00	1.00	1.14
Cup of Coffee.....	No	3.50	3.30	2.24	3.00	3.00	3.50	3.00	2.66	2.00	2.50	2.82	3.00	2.63
Cup of Milk.....	No	3.50	3.30	2.32	3.00	3.00	3.00	3.00	2.50	2.00	2.50	3.00	3.00	2.81
'Key Wot Yebere'.....	One Meal	15.00	13.99	-	14.66	-	-	-	-	-	10.63	-	10.00	12.67
'Key Wot Yebeg/Yefyel'.....	One Meal	15.00	13.99	-	14.98	13.96	12.00	14.00	-	10.00	-	-	12.00	13.26
'Yebeg Tibs'.....	One Meal	20.00	14.69	-	17.33	17.49	14.00	14.00	15.00	13.00	11.00	-	15.00	15.73
'Fasting Meal Without fish'.....	One Meal	15.00	14.98	4.93	10.26	12.21	10.00	12.66	7.00	5.00	7.00	8.57	7.83	9.12
'Yebeg Kikil'.....	One Meal	15.00	13.99	-	15.00	13.96	12.00	14.00	-	11.00	10.63	-	15.00	13.90
COST OF MILLING														
Cereals.....	100Kg	20.00	30.00	43.09	20.00	25.00	20.00	25.00	20.00	15.00	20.00	34.64	35.00	22.15
Pulses.....	100Kg	20.00	30.00	43.09	15.00	25.00	25.00	25.00	15.00	25.00	25.00	46.42	35.00	24.98
Pepper Whole.....	100Kg	150.00	150.00	100.00	100.00	150.00	100.00	100.00	122.47	100.00	100.00	150.00	-	118.05

Table 5 : Average Retail Price of Goods and Services by Region and Selected Market Places - Group 5 Market Places Cont'd)

March 2011
Megabit 2003

R E G I O N A N D M A R K E T P L A C E S														
ITEM	UNIT	O R O M I Y A											OROMIYA AVERAGE	
		Nazareth	Shashe- mene	Diksise	Asella	Asebe- Teferi	Bedessa	Alemaya	Boreda	Adaba	Robe	Hagere- Mariam		Negele- Borena
P R I C E I N B I R R														
BEVERAGES - NON ALCOHOLIC														
Ambo Mineral Water.....	500cc	4.16	4.40	-	4.83	4.50	4.50	-	-	4.50	4.60	4.31	5.00	4.58
Mineral Water.....	Lt	7.33	6.00	7.32	7.00	8.00	8.00	7.00	7.00	8.00	7.32	7.32	6.00	7.49
Coca Cola/Fanta.....	300cc	3.75	4.40	4.47	4.55	4.50	4.50	4.50	4.83	4.60	4.60	5.31	5.00	4.59
Pepsi Cola/Mirinda.....	300cc	3.79	4.40	4.47	4.55	4.50	4.50	4.50	4.83	4.60	4.60	5.31	5.00	4.59
BEVERAGES - ALCOHOLIC														
Araki (Local).....	900cc	39.66	35.52	53.09	41.57	40.00	43.47	40.00	56.62	50.00	50.00	40.00	40.00	44.56
Cognac (Local).....	900cc	39.66	35.52	50.79	41.57	-	-	-	-	-	50.00	-	-	43.27
Brandy (Local).....	900cc	39.66	35.52	50.79	41.57	40.00	-	-	-	-	50.00	-	-	43.11
Gin (Local).....	900cc	39.66	35.52	49.94	41.57	40.00	43.47	41.32	56.62	50.00	50.00	40.00	40.00	44.42
Saris Wine (Normal).....	750cc	28.65	25.00	-	30.00	28.00	35.00	30.00	-	31.33	30.00	25.00	25.50	30.32
'Katikalla'.....	Lt	20.00	16.64	17.66	18.00	20.43	16.09	19.07	20.00	17.42	19.37	20.15	16.00	18.59
Beer (Bedele).....	330cc	7.13	-	7.30	-	-	-	-	-	-	8.50	8.00	8.00	7.51
Beer (Harar).....	330cc	7.13	7.30	7.30	7.19	7.00	7.00	7.20	7.00	7.50	7.50	8.00	8.00	7.41
Beer (Meta Abo).....	330cc	7.13	7.30	7.30	7.19	7.00	-	7.20	-	-	-	8.00	-	7.44
'Tella'.....	Lt	2.35	2.41	2.03	2.35	2.50	2.30	2.22	4.21	2.33	3.49	2.35	2.30	2.30
'Tej' (Mead).....	Lt	6.00	5.77	4.35	6.00	4.00	6.00	-	6.06	4.76	9.52	6.00	6.00	5.28
CIGARETTES AND TOBACCO														
CIGARETTES														
Nyala.....	Packet	10.00	8.00	8.00	10.00	10.00	10.00	10.00	-	8.00	10.00	10.00	10.00	9.47
Gissila.....	Packet	-	-	2.15	-	-	-	-	-	-	-	-	-	2.23
Rothmans/England/.....	Packet	22.89	20.00	-	20.00	25.00	20.00	25.00	-	-	-	30.00	-	22.31
Marlboro.....	Packet	-	-	-	-	-	-	-	-	-	-	-	-	20.00

Table 5 : Average Retail Price of Goods and Services by Region and Selected Market Places - Group 5 Market Places Cont'd)

March 2011
Megabit 2003

ITEM	UNIT	R E G I O N A N D M A R K E T P L A C E S											OROMIYA AVERAGE	
		O R O M I Y A												
		Nazareth	Shashe- mene	Diksise	Asella	Asebe- Teferi	Bedessa	Alemaya	Boreda	Adaba	Robe	Hagere- Mariam		Negele- Borena
P R I C E I N B I R R														
TOBACCO														
'Gaya'.....	Kg	-	27.52	51.64	-	-	-	-	-	22.52	-	-	27.73	
CLOTHING AND FOOT WEAR														
CLOTHING														
Abujedid(Akaki/Bahir Dar)91cm.	Meter	20.65	-	25.00	-	19.02	16.48	17.58	17.58	-	20.00	-	16.00	18.37
Abujedid(Komb./Arba Min.)150cm	Meter	24.66	24.99	30.00	18.00	16.67	-	-	-	35.00	25.99	25.33	27.00	24.72
Khaki(S-10,000 Twil)150cm.....	Meter	42.28	45.33	-	40.00	-	-	-	-	-	-	-	-	44.50
Khaki(Akaki).....	Meter	-	-	-	-	-	-	-	-	-	-	-	-	-
Wool-England 100%.....	Meter	249.87	-	-	-	-	-	-	-	-	-	-	-	218.41
Tetron(A.Minch).....	Meter	52.99	50.66	-	58.23	-	-	-	-	-	-	-	-	54.52
Poplin(Dire Dawa)105cm.....	Meter	21.30	20.00	-	18.00	33.33	-	-	-	-	-	-	-	23.34
Poplin(Komb./Arba Minch)150cm.	Meter	31.32	40.66	-	35.00	10.83	-	-	-	-	-	-	40.00	34.96
Nylon(Mojo).....	Meter	-	-	-	18.00	-	-	-	-	-	-	-	20.00	23.93
Polyster(Arba Minch/Awasa)....	Meter	43.59	50.33	-	-	-	-	-	-	-	-	-	-	47.87
Jersi.....	Meter	45.33	40.00	-	35.00	-	-	-	-	45.33	39.32	-	-	43.84
Cotton.....	Kg	18.29	20.00	-	20.00	-	-	-	-	14.00	14.00	-	-	17.01
Hisufi	Meter	-	-	-	-	-	-	-	-	-	47.97	-	-	47.97
Kefai.....	Meter	-	35.33	-	-	-	-	-	-	65.00	-	-	51.61	45.34
Kashemire.....	Meter	43.65	41.32	42.43	34.32	50.00	40.00	50.00	-	45.00	40.00	45.00	-	42.28
Deriya.....	Meter	19.95	20.65	-	31.10	16.67	16.67	20.00	18.87	-	-	21.89	25.00	20.87
COST OF TAILORING														
Woolen Suit (Men).....	No	339.70	401.66	-	365.93	400.00	-	-	-	393.22	365.93	450.00	-	382.98
Khaki/Teteron Suit (Men).....	No	181.71	193.10	204.08	161.65	150.00	-	-	-	173.21	206.46	300.00	-	194.89
Khaki/Teteron Suit (Boys).....	No	89.63	136.08	-	-	-	-	-	-	-	183.27	200.00	-	116.20

Table 5 : Average Retail Price of Goods and Services by Region and Selected Market Places - Group 5 Market Places Cont'd)

March
Megabit 2011
2003

ITEM	UNIT	R E G I O N A N D M A R K E T P L A C E S											OROMIYA AVERAGE	
		O R O M I Y A												
		Nazareth	Shashe- mene	Dikise	Asella	Asehe- Teferi	Bedessa	Alemaya	Boreda	Adaba	Robe	Hagere- Mariam		Negele- Borena
P R I C E I N B I R R														
READY-MADE / FOR ADULTS														
'Netela'.....	No	84.90	123.24	175.44	76.63	-	-	-	-	-	-	-	-	124.47
'Gabi'.....	No	253.29	265.52	377.98	193.10	-	-	-	-	221.58	349.90	220.00	-	260.16
Shirts Long Sleeved (Local).....	No	-	66.49	74.33	-	94.91	-	-	-	-	-	-	-	74.57
Shirts Long Sleeved (Imported)...	No	156.13	143.26	103.85	129.27	143.26	154.95	141.65	126.58	134.94	173.27	131.65	196.61	146.44
Shirts Short Sleeved (Imported)...	No	124.93	123.24	89.44	113.24	167.48	151.65	91.64	123.24	114.93	134.94	95.99	176.60	126.42
Socks (Cotton) Imported.....	Pair	15.64	15.33	12.56	18.64	13.28	13.28	14.66	15.00	15.66	13.98	13.66	19.31	15.07
Sweater (Local) Men.....	No	104.46	73.29	45.00	-	-	-	-	-	-	-	-	-	91.10
Sweater (Local) Women.....	No	84.90	78.30	120.00	-	47.43	-	-	-	-	-	-	-	78.25
Shash (Imported).....	No	13.61	16.98	12.16	15.00	17.98	-	13.33	12.00	30.65	28.31	20.33	29.32	19.93
Singlets (Local) White.....	No	26.64	31.58	25.00	-	-	-	-	-	31.96	35.00	-	57.45	32.66
Jeans Trouser.....	No	289.89	293.18	246.62	293.18	276.63	293.30	300.00	273.17	281.66	309.89	310.00	276.63	285.03
Woolen Suit.....	No	-	-	-	-	-	-	-	-	-	-	-	1200.00	1200.00
'Kemisna Netela'.....	No	268.26	242.72	204.08	293.18	229.42	298.32	-	-	-	269.88	189.82	270.00	257.16
Sweater-Men (Imported).....	No	253.03	292.25	75.00	232.08	-	-	-	-	-	-	-	276.63	222.02
Sweater-Women (Imported).....	No	208.09	308.64	64.81	145.37	-	-	-	-	-	-	-	184.93	169.65
Nylon Dress.....	No	64.87	-	-	56.62	-	-	-	-	-	-	-	-	73.15
Tetron Trouser.....	No	131.52	-	-	-	-	-	-	-	-	-	-	-	140.24
Leather Jacket.....	No	955.41	1183.10	-	-	1000.00	-	-	-	-	900.00	-	-	973.47
Under Wear China.....	No	23.21	27.32	-	24.31	-	30.00	-	-	-	-	20.00	-	27.03
Polyester Suit.....	No	-	-	-	-	-	-	-	-	-	-	-	-	-
Khaki Short	No	-	-	27.39	-	-	-	-	-	-	-	-	-	27.39
T-Shirts	No	79.90	133.25	41.76	76.63	88.30	90.00	68.29	70.00	88.30	88.30	64.87	146.59	82.58
Jogging Suit(sport tuta)	No	316.42	371.34	189.74	272.70	-	224.96	243.29	-	234.96	211.01	-	276.63	249.12
Khaki Jacket	No	281.60	276.15	200.00	376.10	294.96	-	221.65	-	244.97	208.93	-	273.29	260.18
Geldem	No	79.90	84.90	-	93.30	60.00	100.00	63.29	45.00	45.00	58.28	83.30	-	61.78
Mekremia.....	No	-	-	112.00	142.28	51.61	70.00	71.63	-	104.92	116.57	-	124.90	87.55
Polyester skirt.....	No	-	-	-	156.59	-	-	-	-	-	-	-	-	200.01
Pants(for men).....	No	24.66	31.58	19.93	21.54	19.31	35.65	25.33	20.00	33.97	28.23	17.33	24.31	23.97

Table 5 : Average Retail Price of Goods and Services by Region and Selected Market Places - Group 5 Market Places Cont'd)

March 2011
Megabit 2003

ITEM	UNIT	R E G I O N A N D M A R K E T P L A C E S											OROMIYA AVERAGE	
		O R O M I Y A												
		Nazareth	Shashe- mene	Diksise	Asella	Asebe- Teferi	Bedessa	Alemaya	Boreda	Adaba	Robe	Hagere- Mariam		Negele- Borena
P R I C E I N B I R R														
READY-MADE / FOR CHILDREN														
Sweater (Local) for Boys..... No	76.63	41.60	-	45.00	-	-	-	-	-	-	61.62	-	-	54.54
Socks (Imported) Cotton..... Pair	5.65	9.28	5.00	6.32	7.61	7.00	8.62	4.66	8.32	9.28	7.32	8.62	6.99	
Jeans Trouser..... No	131.52	106.27	-	106.27	150.00	-	-	-	-	189.82	-	-	145.04	
Shirt Long Sleeved(Imported)Boys. No	61.62	60.00	-	48.27	60.00	50.00	73.29	48.27	-	65.00	61.62	-	60.77	
Sweater (England) for Girls..... No	64.87	-	64.81	63.29	-	-	-	-	-	51.61	-	-	66.98	
Kemise(for children) No	89.91	168.69	70.94	156.59	113.24	122.47	-	-	-	141.65	133.31	184.93	122.90	
Baby Cloths(Complete)..... No	93.30	103.23	83.94	85.00	81.63	111.64	-	-	88.30	100.00	90.00	124.90	98.53	
T-Shirt..... No	44.21	58.28	26.57	18.64	-	-	58.28	-	-	43.27	-	57.45	39.97	
Jeans trouser and Jacket..... No	174.95	196.26	126.03	156.59	168.32	168.32	164.95	146.65	149.94	196.61	154.95	156.59	169.69	
FOOTWEAR (MEN AND WOMEN)														
Amhessa Leather Shoes Men(Local)Pair	348.53	256.28	-	275.89	300.00	316.63	-	-	144.94	136.65	-	176.60	243.19	
Leather Shoes Men (Croft)..... Pair	736.56	522.93	-	432.67	-	-	-	-	-	509.90	-	-	529.23	
Walking Shoes(imp.) Non-Leather Pair	201.57	-	218.98	180.00	151.65	218.32	-	-	-	194.94	-	269.88	198.30	
Canvas Shoes (Local) Men..... Pair	-	113.80	71.40	-	-	-	-	-	-	-	60.00	-	79.63	
Canvas Shoes (China) Men..... Pair	82.31	83.20	84.90	53.28	-	-	83.30	70.00	86.99	91.64	-	156.59	88.49	
Plastic Shoes (Local) Women.... Pair	14.98	12.00	12.32	8.00	13.00	12.32	13.33	12.00	12.00	13.33	13.33	15.00	12.31	
Slippers Sponge Adult (China).. Pair	20.65	20.00	-	20.00	19.31	18.33	17.33	-	21.30	20.00	-	26.46	21.21	
Boots for Men Plastic (Local).. Pair	71.63	58.28	54.77	41.60	-	71.66	66.63	60.00	57.63	60.00	60.00	-	61.94	
Sendel Plastic Shoes (Imp.).... Pair	24.99	22.65	-	15.30	29.50	-	25.66	26.32	-	-	17.00	30.65	20.72	
Cost of Mending Shoes sole(Men).Pair	33.99	28.23	20.80	25.00	41.60	29.32	46.61	-	40.00	38.26	-	33.99	31.51	
Shoe leather,Women(China).....Pair	131.52	93.22	73.19	156.59	160.00	160.00	-	-	-	-	141.65	-	134.94	
Shoe leather,Women(Local).....Pair	84.90	135.65	60.00	91.64	143.01	100.00	-	-	84.90	90.00	104.92	124.90	92.91	
Shoe leather,Children(Local)....Pair	86.45	113.42	-	68.29	98.30	93.30	-	90.00	114.93	108.15	81.63	132.76	101.61	
Plastic shoe(Childern).....Pair	17.66	9.00	11.29	10.00	10.00	11.00	12.00	10.00	10.00	13.00	8.00	9.32	10.38	
Shoe leather,Children(Imported).Pair	-	126.33	-	54.85	87.46	93.30	91.64	133.31	96.55	-	126.58	72.46	96.39	
Shoe sendel(Plastic) Childern...Pair	16.98	-	16.49	10.63	-	-	22.66	15.00	-	11.32	13.33	8.96	13.17	

Table 5 : Average Retail Price of Goods and Services by Region and Selected Market Places - Group 5 Market Places Cont'd)

March 2011
Megabit 2003

ITEM	UNIT	R E G I O N A N D M A R K E T P L A C E S												OROMIYA AVERAGE
		O R O M I Y A												
		Nazareth	Shashe- mene	Diksise	Asella	Asebe- Teferi	Bedessa	Alenaya	Boreda	Adaba	Robe	Hagere- Mariam	Negele- Borena	
P R I C E I N B I R R														
CONSTRUCTION MATERIALS, WATER, AND FUEL AND POWER														
CONSTRUCTION MATERIALS														
Cement/Bag/(Local).....	50Kg	183.27	219.96	-	194.00	185.00	210.00	210.00	-	226.65	211.65	210.00	280.00	191.92
Lime.....	Kg	-	3.00	-	-	-	2.43	5.00	-	-	-	-	-	3.67
Lime/Jeso(Local).....	Kg	.59	1.00	2.40	2.00	1.27	1.50	-	-	1.81	2.14	1.08	1.25	1.49
Nail (7cm - 12cm).....	Kg	26.00	22.65	23.33	22.00	24.66	25.00	25.33	28.00	24.00	24.00	23.00	24.00	23.91
Nail With Cape.....	Kg	34.00	32.27	32.27	32.00	34.33	35.31	-	35.00	34.66	35.33	35.00	35.00	34.07
Corrugated Iron Sheet (.2mm).....	No	103.96	105.74	89.00	100.29	-	-	-	-	92.33	90.33	95.00	-	96.27
Wood for House Construction('Atana')..	No	20.65	14.33	19.93	19.31	26.46	22.63	-	20.00	12.66	15.66	21.31	25.00	17.89
Wall Paints-Super (FLuid) Normal.....	4Kg	112.00	117.33	118.00	112.00	101.64	101.64	100.57	125.71	-	-	90.00	100.00	103.76
Wall Paints-Super (Fluid) Plastic....	4Kg	185.00	211.82	-	185.00	200.00	204.96	203.32	-	260.00	-	190.00	200.00	201.16
Coarse Aggregate Gravel.....	Meter Cube	130.00	340.00	-	-	-	-	-	-	-	-	-	-	209.29
Hollow Concrete Block(15x20x40 cm Cube)	No	6.00	6.99	-	5.50	6.00	-	7.00	-	-	8.12	-	-	8.69
Bricks (25cm x 12cm x 6cm).....	No	2.50	3.00	-	3.00	-	-	-	-	-	3.50	-	-	2.95
Floor Board 4m Length.....	No	61.62	78.30	-	68.29	92.20	-	110.00	-	74.89	91.64	101.64	180.00	85.71
Iron Pipe 6mt. (1/2 inch Wide) Local..	No	194.96	-	-	170.00	-	-	-	-	-	150.00	-	-	192.46
Chipwood (125cm x 250cm x 8mm).....	No	131.65	161.65	-	-	-	-	-	-	140.00	-	-	-	145.79
Sand.....	Meter Cube	140.00	-	-	-	-	-	-	-	-	-	-	-	178.37
Gutter N# 33.....	Meter	110.00	65.00	-	90.00	92.20	-	-	-	-	-	-	61.62	68.95
Window Glass (50cm x 50cm x 3mm).....	No	30.00	29.14	-	30.00	25.00	-	-	-	-	-	38.00	34.00	28.49
Water Tanker,Roto (1 meter cube).....	No	-	-	-	-	3500.00	3500.00	-	-	-	-	-	-	3500.00
Stone for House Construction..	Meter Cube	61.62	34.07	-	80.00	80.00	-	-	-	-	-	-	-	89.55
Mega Paints.....	4Kg	110.00	105.48	-	112.00	95.00	104.92	100.19	125.71	112.51	110.86	-	99.67	104.51
Nefas seleke Paints.....	4Kg	112.33	112.50	-	-	125.00	-	-	-	-	-	-	-	113.91
"Yewellel Nitaf"(Cement Made Tile)....	No	104.92	-	-	-	-	-	-	-	-	-	-	-	106.17
"Yewellel Nitaf"(Plastic Made Tile)....	No	93.30	-	50.00	-	-	-	-	-	-	-	-	-	79.83
Key (With hand).....	No	174.95	153.26	-	136.08	180.00	180.00	126.58	-	-	253.29	128.31	-	180.54
Door made of iron.....	No	716.65	-	533.10	750.00	-	-	-	-	-	650.00	336.63	933.03	667.66

Table 5 : Average Retail Price of Goods and Services by Region and Selected Market Places - Group 5 Market Places Cont'd)

March 2011
Megabit 2003

ITEM	UNIT	R E G I O N A N D M A R K E T P L A C E S												OROMIYA AVERAGE
		O R O M I Y A												
		Nazareth	Shashe- mene	Diksise	Asella	Asebe- Teferi	Bedessa	Alemaya	Boreda	Adaba	Robe	Hagere- Mariam	Negele- Borena	
P R I C E I N B I R R														
WATER														
Water.....	Meter Cube	4.05	2.50	3.00	4.10	3.29	2.85	2.50	-	1.50	2.50	3.50	5.00	2.64
FUEL AND POWER														
Fire Wood.....	Meter Cube	173.07	161.97	-	203.27	-	114.44	-	-	145.76	170.30	417.96	231.90	151.75
Charcoal.....	Kg	6.67	4.50	11.11	1.80	6.99	4.92	4.78	6.26	4.33	4.61	2.63	3.85	4.12
Dung Cake.....	Kg	.90	-	.40	.39	-	-	-	-	-	1.58	-	-	.69
Kerosine.....	Lt	13.97	14.13	-	14.04	13.76	13.78	13.65	-	-	14.28	17.85	-	14.06
Diesel.....	Lt	16.29	16.45	-	16.35	16.08	16.10	15.97	-	16.54	16.60	14.16	16.85	16.22
Electric.....	K.Watt	.27	.27	-	.27	.27	.27	.27	-	-	.27	.27	.27	.27
Matches.....	Box	-	-	-	-	-	-	-	-	-	-	-	-	-
Candles.....	No	-	-	-	-	-	-	-	-	-	-	-	-	-
Buthane Gas (Shell).....	12.5 Kg	453.13	-	-	-	-	-	-	-	-	-	-	-	453.13
Eveready Drycell.....	No	3.50	4.00	-	4.00	3.50	3.50	-	-	3.75	4.00	3.50	4.00	3.90
FURNITURE, FURNISHING, HOUSEHOLD EQUIPMENT AND OPERATION														
CHAIRS, TABLES, ETC.														
Table Wanza (Machine made) Varnished..	No	422.84	573.88	-	666.26	645.09	-	870.00	500.00	425.06	382.59	433.16	464.76	543.06
Table Wanza (Hand made) Not Varnished..	No	336.43	269.16	-	-	-	-	-	-	-	-	-	-	375.11
Chairs Wanza (Machine Made) Varnished..	No	196.26	215.44	-	173.27	-	-	420.00	150.00	275.89	300.00	303.30	514.78	257.19
Chairs Wanza (Hand Made) Varnished....	No	161.44	-	-	-	254.95	380.00	-	-	-	-	-	-	243.35
Cupboard Wanza (2 doors) Varnished....	No	2656.65	1350.66	-	2029.56	1766.03	1849.32	2100.00	1800.00	1966.10	2000.00	2822.30	3249.62	2378.24
Double Bed Wanza (120cm) Varnished....	No	2298.55	1039.12	-	1864.34	1732.70	1400.00	2300.00	2000.00	1300.00	1449.43	1456.10	2049.39	1742.14
Sofas (Complete).....	No	8320.34	8623.35	-	8000.00	7594.36	9000.00	8500.00	7000.00	9966.55	11656.95	8348.65	9500.00	8073.11
Book Shelves Wanza (3 Shelves) no Door	No	666.26	676.35	-	616.22	598.61	700.00	800.00	500.00	726.37	900.00	846.42	898.61	747.62
Chest of Drawer	No	1698.04	914.58	-	1532.62	965.49	-	1350.00	1400.00	1273.17	1132.37	2198.48	1949.36	1364.24

Table 5 : Average Retail Price of Goods and Services by Region and Selected Market Places - Group 5 Market Places Cont'd)

ITEM	UNIT	R E G I O N A N D M A R K E T P L A C E S											OROMIYA AVERAGE	
		O R O M I Y A												
		Nazareth	Shashe- mene	Diksise	Asella	Asebe- Teferi	Bedessa	Alemaya	Boreda	Adaba	Robe	Hagere- Mariam		Negele- Borena
P R I C E I N B I R R														
FURNISHINGS & REPAIRS														
Bed Sheet (Non-Patterned Bahir Dar) 1.90m x 2.50m.....	Pair	168.32	174.95	-	156.59	-	167.48	172.32	-	-	-	170.00	170.00	166.53
Bed Sheet(Patterned Kombolcha) 1.90m x 2.50m.....	Pair	203.28	199.83	-	256.62	144.91	-	224.31	-	-	-	101.90	184.93	198.92
Bed Cover(Patterned Kombolcha).....	No	-	-	149.67	-	-	-	-	-	-	-	-	-	161.53
Blanket Woolen(Debre B.)160cm x 220cm.	No	199.83	237.23	-	189.82	194.94	-	203.28	-	-	-	-	160.00	202.48
Mattress-Sponge (A.A Foam) 120cm.....	No	429.30	659.85	-	380.00	-	-	866.58	-	-	573.26	650.00	-	663.38
Towel-Local (Kombolcha).....	No	61.62	-	-	45.00	-	-	-	-	69.88	56.62	-	-	52.34
Curtains.....	meter	83.30	39.79	64.15	51.61	51.61	48.32	53.28	-	35.99	45.00	75.99	71.63	64.33
EARTHEN WARE														
Plastic tile.....	meter	34.66	48.27	-	37.32	35.00	35.00	-	-	37.50	39.32	45.00	41.60	40.11
Water Pot.....	No	16.29	11.60	7.27	13.92	-	30.00	-	-	14.66	25.99	23.21	-	17.79
'Jebena' Medium Size.....	No	10.00	15.00	3.00	7.00	11.66	17.33	15.33	-	5.00	6.49	-	-	8.95
'Mitad' (Griddle of Clay).....	No	33.31	61.62	44.81	35.00	10.32	35.00	45.00	25.00	29.96	44.21	21.54	25.50	37.94
Local Stove '(Lakech).....	No	45.33	35.00	-	49.83	31.58	39.32	48.32	50.00	35.33	35.00	31.58	60.00	34.65
Cup for Coffee (China).....	No	4.00	3.00	3.00	3.00	3.50	3.16	3.83	2.50	4.00	5.00	3.00	3.50	3.21
Plate Clay (imported).....	No	23.33	-	-	10.00	-	-	14.33	15.00	9.65	13.98	11.32	-	11.98
STRAW, BAMBOO AND OTHERS														
'Sefed'.....	No	21.94	26.55	31.58	20.00	30.31	23.99	28.65	20.00	37.96	24.30	20.00	25.33	24.24
Sack 100Kg Capacity.....	No	6.83	6.00	6.00	6.00	6.00	6.00	5.00	7.00	5.00	5.00	6.00	9.65	5.85
METAL WARE														
Cooking Pan Medium (Local).....	No	46.61	41.60	47.43	78.30	50.56	70.00	45.66	50.00	35.99	39.97	80.00	82.46	55.31
Tray (Nickel) Medium N° 45 Local.....	No	40.66	32.66	33.25	30.00	35.97	35.97	40.66	35.00	32.99	40.00	26.57	-	35.89
Electric 'Mitad' Aluminium.....	No	776.39	499.73	-	850.00	-	-	-	-	-	-	700.00	1200.00	811.79

Table 5 : Average Retail Price of Goods and Services by Region and Selected Market Places - Group 5 Market Places Cont'd)

March 2011
Megabit 2003

ITEM	UNIT	R E G I O N A N D M A R K E T P L A C E S											OROMIYA AVERAGE	
		O R O M I Y A												
		Nazareth	Shashe- mene	Diksise	Asella	Asebe- Teferi	Bedessa	Alemaya	Boreda	Adaba	Robe	Hagere- Mariam		Negele- Borena
P R I C E I N B I R R														
Gas Stove (Kerosine) China.....	No	85.66	78.30	75.00	80.00	81.63	80.00	81.63	91.64	87.98	82.33	76.63	90.00	82.54
Permuze(Japan).....	No	-	-	-	50.00	75.00	-	-	-	-	-	-	-	61.90
Refregator.....	No	5415.70	-	-	4666.43	-	-	-	-	-	-	5700.00	5600.00	5180.82
PLASTIC WARE (LOCAL MADE)														
Jerrycan (20 Litres).....	No	18.29	15.66	-	-	-	-	-	-	-	-	-	24.49	21.89
Bucket (20 Litres).....	No	34.64	34.32	32.00	37.00	35.00	36.65	40.66	35.00	32.33	34.99	35.00	35.00	35.01
GLASS WARE														
Glass for Tea (Duralax).....	No	5.33	5.00	4.64	5.00	5.00	6.00	6.00	-	8.00	6.00	6.00	7.00	6.26
OTHER HOUSEHOLD EQUIPMENT														
Kerosine Lamp.....	No	29.59	29.22	-	51.61	-	40.00	-	-	37.50	33.00	33.31	26.33	34.05
'Kuraz' Small Local Kerosine Lamp.....	No	2.00	3.00	2.88	3.00	-	3.00	2.41	1.50	2.00	2.00	3.00	2.00	2.48
Flash Light.....	No	-	15.66	20.65	14.00	-	-	18.64	-	-	15.94	10.58	16.00	15.57
Electric Bulb Philips(40/60 Watt).....	No	4.33	4.66	4.00	5.00	5.00	4.16	5.00	3.83	4.16	5.00	4.00	5.00	4.38
HOUSEHOLD OPERATION														
Hard Soap (Local).....	200gm	5.33	-	-	5.00	-	-	-	-	-	-	-	-	4.12
Hard Soap (Imported).....	200gm	5.73	5.81	5.75	6.19	-	-	-	-	-	-	7.00	5.46	5.98
Detergent (Omo).....	50gm	.63	-	2.00	-	-	-	-	-	-	-	2.00	4.17	2.54
Incense.....	Kg	43.98	49.32	-	40.66	-	30.00	-	-	48.66	46.00	44.66	35.96	42.76
Sandal Wood.....	No	.30	.50	.33	.40	.30	.25	.35	-	.50	.50	.50	.40	.40
Toilet Paper (Mamko).....	Roll	6.16	7.50	6.66	8.00	7.25	8.32	6.33	5.00	8.32	7.65	6.65	8.00	7.18
Detergent(Zahira).....	50gm	1.63	1.63	-	1.63	1.63	1.63	1.63	1.50	1.75	1.75	-	1.67	1.60

Table 5 : Average Retail Price of Goods and Services by Region and Selected Market Places - Group 5 Market Places Cont'd)

March 2011
Megabit 2003

R E G I O N A N D M A R K E T P L A C E S														
ITEM	UNIT	O R O M I Y A											OROMIYA AVERAGE	
		Nazareth	Shashe- mene	Diksise	Asella	Asebe- Teferi	Bedessa	Alemaya	Boreda	Adaba	Robe	Hagere- Mariam		Negele- Borena
P R I C E I N B I R R														
DRY CLEANING														
Dry Cleaning (Suit Men).....	No	28.00	35.00	-	25.66	32.00	-	-	-	25.00	22.33	25.00	35.00	25.39
DOMESTIC SERVICE														
Maid Servant.....	Month	300.00	168.69	-	153.26	184.69	165.10	239.79	-	119.72	115.98	186.43	200.00	139.39
Unskilled Service (Daily Laborer)..	Day	30.00	28.23	25.00	20.00	43.09	40.00	36.59	28.23	25.00	25.00	26.57	25.00	24.53
Salary for Guard	Month	350.00	-	-	232.08	-	-	-	-	-	-	-	184.93	243.66
MEDICAL CARE														
Ampicillin(250 mg) Local.....	56 Caps	22.40	16.80	39.20	22.40	42.85	-	22.40	36.29	25.99	22.40	28.00	-	26.88
Tetracycline (250 mg) Local.....	56 Caps	17.69	14.88	16.80	15.81	16.80	14.68	14.45	16.80	14.68	15.03	19.40	16.80	16.30
Penicillin injection(4 Mu. Local).Buttle		6.65	6.99	7.00	6.00	6.65	6.95	5.31	5.00	6.49	6.65	6.00	7.48	6.68
Chloramphenicol(250mg) Local.....	56 Caps	16.80	18.02	18.00	13.81	29.75	11.20	14.00	16.80	18.49	16.64	25.04	-	18.31
Paracetamol(500mg) Local.....	20 Pills	2.80	2.62	4.00	3.00	3.46	4.00	3.00	3.63	4.00	4.00	4.00	4.00	3.47
Cough Syrup (Efadykse) Local.....	125cc	11.04	10.66	129.00	10.49	9.97	10.48	4.83	5.31	12.00	12.00	12.00	15.00	11.54
Bactrim(480mg) Local.....	30 Pills	5.43	5.57	9.00	7.40	9.91	7.86	6.87	9.00	9.91	9.00	9.00	7.86	7.66
Vermox(100mg) Local.....	12 Pills	1.82	1.93	3.00	2.00	-	3.46	2.00	4.00	2.62	3.00	4.00	3.00	2.54
Mezel(250mg) Local.....	30 Caps	7.40	7.64	9.00	7.86	9.00	7.86	6.67	9.00	7.86	7.86	9.00	6.87	8.59
Asprin (300 mg) Local.....	20 Pills	2.00	2.00	4.00	2.00	4.00	4.00	2.00	-	3.17	5.24	4.00	-	2.71
Insulin(Lente).....	Buttle	65.98	60.00	-	67.64	-	-	-	-	55.00	-	-	-	63.52
Amoxacillin(500mg).....	16 Caps	11.57	11.46	11.97	11.20	12.80	12.24	14.40	11.97	12.80	11.66	12.80	12.80	12.33
Magnesium Oxide.....	30 Pills	3.23	3.43	6.00	3.00	6.00	6.00	3.00	9.00	6.00	6.00	6.00	6.00	4.88
Fasider Tablet.....	1 Pills	1.67	-	-	-	-	-	-	-	1.49	1.67	2.00	-	1.70
OTHER MEDICAL EXPENSES														
Doctor's Fee (Government).....	per visit	5.00	5.00	3.00	5.00	5.00	3.00	2.00	2.00	2.00	5.00	5.00	5.00	3.76
Doctor's Fee (Private).....	per visit	20.00	22.89	5.00	20.00	20.00	-	-	-	10.00	10.00	10.00	12.60	10.32
Injection (Service Charge).....	Once	2.00	2.29	.71	2.62	2.00	1.00	1.00	1.00	1.00	1.00	1.00	1.00	1.20

Table 5 : Average Retail Price of Goods and Services by Region and Selected Market Places - Group 5 Market Places Cont'd)

March 2011
Megabit 2003

ITEM	UNIT	R E G I O N A N D M A R K E T P L A C E S											OROMIYA AVERAGE	
		O R O M I Y A												
		Nazareth	Shashe- mene	Diksise	Asella	Asebe- Teferi	Bedessa	Alemaya	Boreda	Adaba	Robe	Hagere- Mariam		Negele- Borena
P R I C E I N B I R R														
Labratory Test Fee (Private).....	Once	5.00	10.00	-	7.00	10.00	5.00	-	-	6.00	5.00	5.00	6.65	6.49
Bed Charge (gov.).....	per day	15.00	-	-	30.00	15.00	-	5.00	-	-	-	30.00	15.00	11.12
X-Ray(For TB).....	Once	69.88	68.04	-	49.32	100.00	-	-	-	-	-	67.45	60.00	60.49
Bed Charge (Private).....	per day	60.00	56.46	-	31.58	30.00	-	-	-	-	-	-	-	34.51
TRANSPORT AND COMMUNICATION														
TRANSPORT														
Benzene.....	Lt	18.95	19.07	-	19.01	19.13	-	19.28	-	-	19.22	17.35	16.77	18.83
Motor Oil (Mobil).....	Lt	64.80	64.80	-	64.80	65.00	-	75.00	-	65.00	65.00	66.00	66.00	65.46
Car Washing and Greasing.....	Once	44.40	28.23	-	60.00	60.00	-	40.00	-	-	-	90.00	50.00	42.05
Bus Fare (per km).....	Tarif	.23	.23	-	.31	.20	-	-	-	-	.28	.23	.35	.25
Bus Fare (within Town)	Trip	1.00	-	-	-	-	-	-	-	-	-	-	-	1.00
Taxi Fare	Trip	2.10	-	-	1.50	-	-	1.00	-	-	1.00	1.00	-	1.22
Air Plane (To Addis Ababa)	Trip	-	-	-	-	-	-	-	-	-	-	-	-	590.00
Animal Transport fare.....	Trip	-	28.23	-	-	-	-	-	-	23.21	19.31	-	-	24.82
Cart Fare.....	Trip	2.00	2.00	2.62	1.00	2.00	2.00	-	-	2.00	2.00	-	2.00	1.69
COMMUNICATION														
Telephone Charge (with town).....	Period	.20	.20	-	.20	.20	.20	.20	.20	.20	.20	-	-	.19
Telephone Charge to Addis Ababa.....	Period	1.20	1.39	1.40	1.40	4.20	4.20	4.15	4.20	4.20	4.20	-	-	2.69
Telephone Line Installation Charge..	Once	283.30	283.30	283.30	283.30	283.30	283.30	283.70	283.70	283.30	283.30	-	-	305.72
Mobile Apparatus(Nokia6200).....	No	606.16	459.79	-	-	-	-	-	-	-	-	-	-	536.25
Mobile call from Tel.....	Period	.72	-	-	-	-	-	2.55	-	2.70	2.70	-	-	2.43
Internet Service.....	10hrs/month	69.00	69.00	-	117.30	111.00	-	-	-	-	82.00	-	-	100.66

Table 5 : Average Retail Price of Goods and Services by Region and Selected Market Places - Group 5 Market Places Cont'd)

March
Megabit 2011
2003

ITEM	UNIT	R E G I O N A N D M A R K E T P L A C E S											OROMIYA AVERAGE	
		O R O M I Y A												
		Nazareth	Shashe- mene	Diksise	Asella	Asebe- Teferi	Bedessa	Alemaya	Boreda	Adaba	Robe	Hagere- Mariam		Negele- Borena
P R I C E I N B I R R														
ENTERTAINMENT AND EDUCATION														
EQUIPMENT AND ACCESSORIES														
T.V. Set Philips 21 inch(Colored)..... No	3298.99	3999.17	-	3500.00	-	-	-	-	-	-	4249.71	-	-	3747.45
Cassette Recorded Original(Local Music)No	12.00	9.00	-	11.00	10.00	12.00	12.00	12.00	13.00	12.00	10.00	12.00	11.34	
Radio Set Philips 3 Band..... No	308.20	-	-	-	450.00	350.00	-	374.17	-	356.54	-	414.97	355.83	
Tape Recorder National (2 Speaker).... No	-	-	-	-	1500.00	1350.00	-	1000.00	-	-	-	-	991.21	
Expense for Photograph(Passport size)4Pho	10.00	4.00	-	8.00	-	-	6.67	-	-	-	4.00	8.00	5.80	
Newspaper (Addis Zemen)..... No	-	-	-	2.00	-	-	-	-	-	2.00	-	-	2.00	
Theater Enterance Fee Once	20.00	-	-	-	-	-	-	-	-	-	-	-	20.00	
VCD-Player(Mayato Japan).....No	-	-	-	-	-	631.66	-	-	-	-	-	-	726.14	
VCD Cassette rent.....Once	2.00	2.00	2.00	2.00	2.00	2.00	3.00	3.00	2.00	2.00	2.00	3.11	2.14	
EDUCATION														
Exercise Book (50 Leaves) Local..... No	4.05	4.60	4.00	3.90	-	-	-	-	-	-	5.00	-	4.28	
Pencil (China)..... No	2.00	1.65	1.23	2.00	2.00	2.24	2.00	-	2.50	2.00	2.00	-	1.69	
Ball Point-Bic England..... No	2.41	2.60	3.00	2.10	2.66	3.00	3.00	2.00	2.50	2.50	2.00	3.00	2.51	
Day School Fee-Public(Grade 7 & 8)..Month	45.00	-	-	-	-	-	-	-	-	-	-	-	45.00	
Day School Fee-Private(Grade 9-10)..Month	165.10	144.61	-	-	-	-	-	-	-	-	-	-	127.94	
Night School Fee-Government(Gr.9-10)Month	-	45.00	-	45.00	50.00	-	-	-	-	40.00	-	31.50	48.52	
School Uniform Fee No	-	109.36	-	-	144.94	-	70.00	200.00	124.90	121.64	126.33	-	131.64	
Night School Fee-Private(Grade9-10).Month	-	55.00	-	-	-	-	-	-	-	-	-	-	46.90	
Night College Fee-Private.....Credit/hr	70.00	65.00	-	31.58	59.16	-	-	-	-	150.00	-	-	44.31	
PERSONAL CARE AND EFFECTS														
PERSONAL CARE														
GIV Toilet Soap..... 90gm	5.63	5.63	389.41	450.00	5.63	6.00	5.63	6.56	6.75	6.75	6.75	4.50	8.13	
Blade-INDIA..... No	.50	.50	-	.83	.50	.50	.50	-	1.00	.75	.46	.50	.72	

Table 5 : Average Retail Price of Goods and Services by Region and Selected Market Places - Group 5 Market Places Cont'd)

March 2011
Megabit 2003

R E G I O N A N D M A R K E T P L A C E S														
ITEM	UNIT	O R O M I Y A											OROMIYA AVERAGE	
		Nazareth	Shashe- mene	Diksise	Asella	Asebe- Teferi	Bedessa	Alemaya	Boreda	Adaba	Robe	Hagere- Mariam		Negele- Borena
P R I C E I N B I R R														
Hair Dressing (Traditional).....	No	20.00	11.29	-	10.00	6.65	7.00	7.00	-	8.96	10.00	10.00	7.00	7.54
Hair Dressing (Modern).....	No	20.00	17.93	-	12.00	20.00	20.00	-	-	20.00	18.00	25.00	20.00	18.80
Barbery (Mens Hair Cut).....	No	8.00	7.00	3.30	5.00	4.31	4.00	6.32	5.00	4.00	6.00	6.00	5.00	5.07
Zenith Hair Oil(Liquids Form).....	330cc	13.16	14.00	-	15.00	15.33	15.33	16.00	15.33	19.14	18.33	16.00	16.00	15.64
Zenith Hair Oil(Non-Liquids Form)..	330cc	-	14.00	-	15.00	15.33	-	15.66	15.33	-	-	16.00	16.66	15.47
Shaving Machine (medium)	No	43.09	-	-	-	-	-	75.00	75.00	73.29	54.77	-	-	64.41
Perfume	100cc	30.65	-	3779.76	35.00	29.66	-	27.33	30.00	33.00	35.00	42.28	28.65	49.14
Parafin Hair Oil.....	330cc	22.54	13.00	-	19.80	23.91	21.99	21.99	21.45	23.06	27.18	-	23.64	21.64
Shoe Polish(Black/Brown).....	Once	2.00	2.00	-	1.00	2.00	2.00	2.00	2.00	2.00	2.00	1.50	1.00	1.90
Modes(Disposable napkins).....	Packet	-	-	11.60	-	12.66	14.00	12.00	10.00	12.00	-	15.00	13.00	12.67
PERSONAL EFFECTS														
Umbrella-Men Medium (Local).....	No	69.88	46.61	47.18	38.97	53.99	38.31	57.30	40.00	41.65	39.32	40.66	57.45	47.04
Umoprella-Women Medium (Imported).....	No	59.33	35.00	48.17	52.41	77.46	80.00	46.61	-	66.32	65.00	40.66	67.45	58.31
Hand Bag (Imported Synthetic).....	No	128.06	222.40	42.86	193.10	-	-	176.65	-	159.95	159.79	110.00	209.76	157.17
Belt (Local) Machine Made.....	No	-	58.28	21.90	-	70.00	-	53.28	-	-	56.62	48.27	35.00	45.97
Belt (Local) Hand Made.....	No	-	43.27	-	-	-	-	-	-	-	-	-	-	45.84
JEWELLERY														
Seiko-21 Jewels Automatic (Men).....	No	-	-	-	-	-	-	-	-	-	-	-	-	-
Seiko-21 Jewels Automatic (Women).....	No	-	-	-	-	-	-	-	-	-	-	-	-	-
Earrings (4gm 18 carat Local).....	Pair	2920.00	2800.00	-	3653.14	-	-	-	-	-	-	-	-	2992.12
Neck Laces (6gm 18 carat Local).....	No	4380.00	4200.00	-	5479.71	-	-	-	-	-	-	-	-	4488.17
Rings (4gm 18 carat Local).....	No	2920.00	2800.00	-	3653.14	-	-	-	-	-	-	-	-	2992.12
Bracelet 20gm (18 carat Local).....	No	14600.00	14000.00	-	18265.69	-	-	-	-	-	-	-	-	15191.45

Table 5 : Average Retail Price of Goods and Services by Region and Selected Market Places - Group 5 Market Places Cont'd)

March 2011
Megabit 2003

ITEM	UNIT	R E G I O N A N D M A R K E T P L A C E S												OROMIYA AVERAGE
		O R O M I Y A												
		Nazareth	Shashe- mene	Diksise	Asella	Asebe- Teferi	Bedessa	Alemaya	Boreda	Adaba	Robe	Hagere- Mariam	Negele- Borena	
P R I C E I N B I R R														
LIVESTOCK AND DRAUGHT ANIMALS														
LIVESTOCK														
Sheep (10-15Kg).....	No	325.73	196.26	340.39	253.29	386.46	463.24	383.13	376.10	179.81	258.26	-	326.63	317.47
Goat (10-15Kg).....	No	293.07	173.27	200.00	306.52	366.45	433.16	443.00	466.50	206.61	229.85	263.29	359.91	271.68
Heifer (2-4 Years).....	No	907.75	1215.09	1014.78	1465.90	1914.75	2915.42	2663.71	2374.73	1099.24	1181.67	1682.17	2498.67	1467.23
Cow (4 Years and Above).....	No	1984.89	1713.62	1532.62	1683.17	1692.12	2715.95	3631.21	3030.79	1449.43	1422.26	2191.80	1998.33	1911.94
Bull (2-4 Years).....	No	1188.78	2014.07	1552.79	1263.27	3146.43	3416.10	4099.19	3858.74	1014.78	1019.10	1829.22	2698.76	1876.74
Ox (4 Years and Above).....	No	3876.98	3117.35	4379.52	2966.29	4728.90	2210.42	5665.29	6615.87	2682.60	2463.47	3628.02	3030.79	3329.63
Hen (Indigenous).....	No	23.99	23.51	22.24	26.57	22.57	19.31	15.33	13.66	15.98	24.88	32.57	19.31	26.20
Cock (Indigenous).....	No	28.31	36.59	35.33	33.97	35.31	31.97	25.99	26.57	24.99	36.65	64.14	28.23	40.95
DRAUGHT ANIMALS														
Donkey.....	No	977.85	1114.95	660.39	-	1445.85	1212.37	1332.51	1113.34	809.47	912.96	1074.71	1149.27	1124.17
Horse.....	No	1993.31	1508.40	1962.64	-	-	-	-	-	2249.63	2249.63	-	-	1921.10
Mule.....	No	3551.62	-	4481.40	-	-	3549.30	-	-	-	-	-	-	4067.69
FARM EQUIPMENT (INDUSTRIAL PRODUCT)														
Sickel.....	No	59.98	58.28	52.63	53.28	-	53.66	29.32	35.00	50.92	46.61	15.49	22.49	34.40
Pick Axe ('Doma').....	No	51.61	40.00	-	51.61	150.00	-	-	-	49.96	60.00	25.00	42.43	53.11
'Gejera'.....	No	45.98	50.00	32.40	50.00	-	-	56.62	-	43.99	45.00	31.32	38.99	45.23
FARM EQUIPMENT (HAND MADE)														
'Mofer'.....	No	-	64.87	-	-	-	-	-	-	-	60.00	-	-	39.27
'Kember'.....	No	-	41.60	-	-	-	-	-	-	26.98	72.46	-	-	32.97
'Digr'.....	No	-	10.00	6.21	-	-	-	-	-	3.66	7.83	-	-	6.73
Plough.....	No	61.62	25.00	33.74	46.61	74.89	73.29	86.53	86.64	47.97	67.64	50.66	40.00	47.57
Sickel.....	No	16.98	15.00	-	21.54	-	-	-	-	-	-	-	-	11.14

Table 5 : Average Retail Price of Goods and Services by Region and Selected Market Places - Group 5 Market Places Cont'd)

March 2011
Megabit 2003

R E G I O N A N D M A R K E T P L A C E S														
ITEM	UNIT	O R O M I Y A												OROMIYA AVERAGE
		Nazareth	Shashe- mene	Diksise	Asella	Asebe- Teferi	Bedessa	Alemaya	Boreda	Adaba	Robe	Hagere- Mariam	Negele- Borena	
P R I C E I N B I R R														
'Wegel'.....	No	8.32	15.00	-	15.00	14.49	15.00	-	-	15.00	25.00	20.00	6.32	12.61
'Erfe '.....	No	-	3.30	-	-	-	-	-	-	-	-	-	-	4.06
MISCELLANEOUS GOODS AND SERVICES														
Coffin (Medium Quality).....	No	196.26	189.82	-	180.00	300.00	-	-	400.00	283.06	473.31	-	-	288.27
Charge for Money Transfer.....	Once	13.00	13.00	-	13.00	13.00	13.00	13.00	-	13.00	13.00	13.00	13.00	13.00
Photocopy.....	per page	.30	.50	1.00	.37	.50	1.00	.50	1.00	.50	.50	.50	.40	.50
Wedding Invitation Card.....	per page	1.00	-	-	-	-	-	-	-	-	-	-	-	1.11

Group 6

Market Places

(Shinele, Arere, Jig Jiga, Hartshek, Dollo, Moyale, Mambook, Mender Sebat, Assosa, Bambasi, Kemashi, and Agelo Meti.)




Table 6 : Average Retail Price of Goods and Services by Region and Selected Market Places - Group 6 Market Places Cont'd)

March 2011
Megabit 2003

ITEM	UNIT	R E G I O N A N D M A R K E T P L A C E S													
		S O M A L I E						SOMALI AVERAGE	B E N I S H A N G U L - G U M U Z						BENI- GUMUZ AVERAGE
		Shinile	Arere	Jigjiga	Hartshek	Dolo	Moyale		Mambook	Mender- Sebat	Asossa	Bambasi	Kemashi	Agelo- meti	
P R I C E I N B I R R															
CEREALS UNMILLED															
'Teff' White	Kg	9.65	-	9.50	-	-	-	9.58	6.00	6.00	9.33	-	-	-	6.95
'Teff' Mixed.....	Kg	8.00	8.00	7.50	-	-	-	7.83	5.00	5.80	7.66	7.10	6.82	5.78	6.33
'Teff' Black (Red).....	Kg	-	7.25	6.50	-	-	-	6.79	4.50	5.33	7.00	6.35	5.80	5.22	5.68
Wheat White.....	Kg	-	7.50	7.96	-	-	-	7.77	6.00	5.83	6.50	9.76	5.15	-	6.51
Wheat Mixed.....	Kg	-	-	-	-	-	-	-	-	-	-	-	5.42	5.17	5.34
Wheat Black (Red).....	Kg	5.00	6.33	5.91	7.70	-	4.79	5.92	-	-	-	-	-	-	-
Barley White.....	Kg	-	7.48	5.62	-	-	-	8.00	6.89	5.00	-	6.33	-	3.92	5.34
Barley Mixed.....	Kg	-	-	-	-	-	-	-	-	-	-	7.17	4.72	6.10	6.08
Barley Black.....	Kg	-	-	-	-	-	-	-	-	5.00	5.00	6.50	-	-	5.34
Barley for Beer.....	Kg	-	-	12.32	-	-	8.00	9.93	-	-	-	-	-	-	-
Maize (White).....	Kg	4.00	4.00	4.28	-	6.04	4.00	4.40	2.20	2.91	2.82	2.03	1.71	1.74	2.19
Durrah.....	Kg	-	-	-	-	-	-	-	-	-	-	-	-	-	-
Sorghum Yellow.....	Kg	-	-	-	-	5.58	-	5.58	-	-	-	-	-	-	-
Sorghum White.....	Kg	6.00	4.83	5.98	5.87	5.92	6.50	5.75	2.20	-	2.82	2.10	1.69	1.88	2.10
Sorghum Red.....	Kg	5.00	4.31	4.03	-	5.66	-	4.71	-	-	2.82	1.85	1.92	1.89	2.19
African Millet.....	Kg	-	-	-	-	-	10.00	10.00	3.50	3.00	4.00	2.68	2.52	2.33	2.95
Rice (Imported).....	Kg	13.33	13.66	14.33	14.00	13.33	13.98	13.75	13.30	13.00	13.66	16.00	16.00	-	14.30
Oats.....	Kg	-	-	-	-	-	12.00	12.00	-	-	-	-	-	-	-
Hulled Barley.....	Kg	-	-	-	-	-	-	-	-	-	-	-	-	-	-
CEREALS MILLED															
'Teff' White.....	Kg	-	-	-	-	12.00	10.00	10.95	-	-	-	-	-	-	-
'Teff' Mixed.....	Kg	-	11.22	-	-	-	-	11.22	-	-	-	-	-	-	-
'Teff' Black (Red).....	Kg	-	-	-	-	-	-	-	-	-	-	-	-	-	-
Wheat White.....	Kg	-	-	-	8.00	-	-	8.00	-	-	-	-	-	-	-
Wheat Mixed.....	Kg	-	6.75	8.25	-	-	-	7.46	-	-	-	-	-	-	-
Barley White.....	Kg	-	-	-	-	-	-	-	-	-	-	-	-	-	-
Barley Mixed.....	Kg	-	-	-	-	-	-	-	-	-	-	-	-	-	-

Table 6 : Average Retail Price of Goods and Services by Region and Selected Market Places - Group 6 Market Places Cont'd)

March 2011
Megabit 2003

ITEM	UNIT	R E G I O N A N D M A R K E T P L A C E S													
		S O M A L I E						SOMALI AVERAGE	B E N I S H A N G U L - G U M U Z						BENI- GUMUZ AVERAGE
		Shinile	Arere	Jigjiga	Hartshek	Dolo	Moyale		Mambook	Mender- Sebat	Asossa	Bambasi	Kemashi	Agelo- meti	
P R I C E I N B I R R															
Maize (White).....	Kg	-	4.83	7.65	-	7.18	6.00	6.32	-	-	-	-	-	-	-
Oats.....	Kg	-	-	-	-	-	-	-	18.00	-	16.00	-	-	-	16.77
Sorghum.....	Kg	-	5.65	-	8.00	-	-	6.16	-	-	-	-	-	-	-
Durrah.....	Kg	-	-	-	-	-	-	-	-	-	-	-	-	-	-
'Furno Duket' Locally Processed..	Kg	10.00	10.00	11.32	9.00	10.32	9.00	9.91	10.00	9.83	9.65	9.00	9.50	10.00	9.66
PULSES UNMILLED															
Horse Beans.....	Kg	-	8.00	9.83	12.00	-	10.00	10.04	8.00	8.65	8.33	6.60	8.20	8.93	8.03
Peas White.....	Kg	-	-	-	-	-	-	-	-	-	-	-	-	-	-
Peas Green(dry).....	Kg	-	8.00	-	-	-	10.00	9.46	8.50	9.32	-	-	-	-	8.90
Peas Mixed.....	Kg	-	-	10.32	12.00	-	-	10.96	-	-	8.25	-	-	-	8.25
Soya Beans.....	Kg	-	-	-	-	-	-	-	-	6.50	8.34	6.01	-	4.90	6.46
Chick Peas.....	Kg	11.00	10.32	10.00	12.00	-	10.00	10.55	-	9.00	9.00	7.90	-	-	8.57
Lentils.....	Kg	15.33	14.00	13.66	18.00	16.00	16.00	15.39	14.00	13.66	14.66	14.00	-	17.50	14.34
Haricot Beans.....	Kg	-	-	10.97	10.49	10.44	12.00	11.00	6.00	-	8.29	4.52	7.32	7.14	6.52
Lima Beans.....	Kg	-	-	-	-	13.52	10.00	11.63	-	-	15.45	11.01	13.82	9.79	12.57
Vetch.....	Kg	-	-	11.66	-	-	-	11.66	6.50	5.50	-	-	-	-	5.98
Fenugreek(Green).....	Kg	30.00	30.00	30.65	-	20.00	40.00	29.29	26.66	27.66	26.30	26.00	40.00	60.15	31.84
PULSES MILLED OR SPLIT															
Horse Beans Milled.....	Kg	-	-	-	-	-	20.00	20.00	-	-	-	-	-	-	-
Peas Milled.....	Kg	-	-	-	-	20.00	20.00	20.00	16.00	-	16.00	-	-	-	16.00
Chick Peas Milled.....	Kg	-	-	-	-	-	-	-	-	-	-	-	-	-	-
Mixed Pulses Milled.....	Kg	13.07	-	14.66	13.00	-	16.00	14.20	14.00	-	13.00	-	13.30	11.29	12.84
Vetch Milled.....	Kg	15.00	10.63	-	-	-	-	12.20	12.32	10.00	-	-	-	-	11.10
Peas Split.....	Kg	12.00	9.32	12.32	10.95	-	10.00	10.92	-	-	13.15	12.33	14.48	-	13.29
Peas Split(Roasted).....	Kg	-	-	13.33	-	-	-	13.33	-	14.00	13.16	13.33	-	14.00	13.54
Horse Beans Split(Roasted).....	Kg	-	-	13.66	-	-	-	13.66	-	10.98	-	-	-	-	10.98
Lentils Split.....	Kg	20.00	20.65	20.00	22.00	22.49	20.00	20.74	20.00	18.66	18.33	18.00	19.49	-	18.84

Table 6 : Average Retail Price of Goods and Services by Region and Selected Market Places - Group 6 Market Places Cont'd)

March 2011
Megabit 2003

ITEM	UNIT	R E G I O N A N D M A R K E T P L A C E S													
		S O M A L I E						SOMALI AVERAGE	B E N I S H A N G U L - G U M U Z					BENI- GUMUZ AVERAGE	
		Shinile	Arere	Jigjiga	Hartshek	Dolo	Moyale		Mambook	Mender- Sebat	Asossa	Bambasi	Kemashi		Agelo- meti
P R I C E I N B I R R															
Vetch Split(Roasted).....	Kg	-	-	12.32	-	-	-	12.32	-	-	11.16	12.00	-	-	11.49
Chick Peas Split(Roasted).....	Kg	-	-	13.49	-	-	-	13.49	-	-	-	-	-	-	-
Fenugreek Milled.....	Kg	40.00	40.00	40.66	-	-	53.28	44.81	40.00	-	50.00	40.00	48.00	-	44.42
OIL SEEDS															
Niger Seed.....	Kg	-	-	20.65	-	-	16.00	18.17	-	12.00	12.30	8.83	-	-	10.63
Linseed White.....	Kg	-	-	-	-	-	-	-	-	-	-	-	-	-	-
Linseed Red.....	Kg	-	15.62	20.65	14.42	-	20.00	17.77	-	-	11.25	12.33	-	-	11.78
Sesame Seed Red.....	Kg	-	-	-	-	-	-	-	-	-	14.15	15.83	15.75	15.16	-
Sunflower.....	Kg	-	10.00	12.32	15.00	-	12.00	11.92	6.00	-	-	-	-	-	6.00
Castor Beans.....	Kg	-	5.56	10.00	-	-	-	7.91	-	-	10.20	5.47	4.69	4.35	5.52
Rape Seed.....	Kg	-	10.32	10.97	11.66	16.00	12.00	11.53	8.00	8.65	10.25	12.98	10.72	7.70	9.55
Ground Nut Shelled.....	Kg	-	-	-	-	-	18.17	18.17	12.00	13.00	-	-	-	-	12.49
PREPARED CEREAL PRODUCTS															
Spaghetti (Local) Without Egg....	Kg	-	-	-	-	-	-	-	20.00	-	21.31	-	-	-	20.65
Pastini.....	Kg	-	-	-	-	-	-	-	-	20.00	22.98	20.00	-	-	21.44
Macaroni (Local) Without Egg....	Kg	13.00	12.66	13.66	14.00	14.00	-	13.45	14.00	13.00	13.00	13.00	12.81	14.00	13.25
'Fafa' Flour.....	kg	-	-	-	-	-	-	-	-	-	-	-	-	-	-
'Dube' Flour.....	kg	-	-	-	-	-	-	-	-	-	-	-	-	-	-
BREAD AND OTHER PREPARED FOODS															
'Enjera' ('Teff' Mixed).....	325gm	-	-	-	-	3.33	2.83	3.07	2.08	2.32	-	-	2.30	1.67	2.07
'Dabo' (Traditional Ambasha)..	350gm	-	5.00	3.07	-	-	-	4.12	-	-	-	-	-	-	-
'Dabo' (Traditional Sheleto)..	350gm	-	-	-	-	-	1.62	1.62	-	-	-	-	-	-	-
Bread Wheat (Bakery).....	350gm	5.83	4.38	4.21	-	3.76	3.51	4.27	3.50	3.50	6.20	4.21	3.29	3.79	4.03
Biscuits	150gm	2.50	3.75	3.21	6.25	4.29	3.54	3.77	3.21	3.75	-	-	-	-	3.47

Table 6 : Average Retail Price of Goods and Services by Region and Selected Market Places - Group 6 Market Places Cont'd)

March
Megabit

2011
2003

ITEM	UNIT	R E G I O N A N D M A R K E T P L A C E S													
		S O M A L I E						SOMALI AVERAGE	B E N I S H A N G U L - G U M U Z						BENI- GUMUZ AVERAGE
		Shinile	Arere	Jigjiga	Hartshek	Dolo	Moyale		Mambook	Mender- Sebat	Asossa	Bambasi	Kemashi	Agelo- meti	
P R I C E I N B I R R															
MEAT															
Beef	Kg	-	-	48.00	54.85	-	35.00	45.17	35.00	-	40.00	40.00	32.00	30.00	35.16
Camel Meat	Kg	-	-	58.28	60.00	50.00	35.00	52.08	-	-	-	-	-	-	-
FISH AND FISH PRODUCTS															
Fish Fresh.....	Kg	-	-	-	-	-	-	-	-	-	-	-	-	-	-
Sardines (Imported).....	125gm	-	-	-	-	-	24.31	24.31	-	-	-	-	-	-	-
DIARY PRODUCTS AND EGG															
Cow Milk (Unpasteurized).....	Lt	9.41	12.05	10.00	11.67	7.69	16.61	10.91	-	4.49	10.63	10.00	6.06	-	7.46
Cow Milk (pasteurized).....	Lt	27.32	12.05	-	-	-	-	18.14	-	-	-	-	-	-	-
Camel Milk.....	Lt	8.24	12.05	10.00	11.67	10.34	11.76	10.59	-	-	-	-	-	-	-
Goat Milk.....	Lt	9.41	12.05	-	-	10.34	-	10.54	-	-	-	-	-	-	-
Powdered Milk (Me&My).....	450gm	-	-	90.00	-	-	100.00	94.87	83.25	73.13	73.13	85.50	-	-	78.37
Yoghurt (Traditional).....	Lt	-	-	15.19	20.00	-	-	16.27	-	14.29	20.00	14.01	9.52	-	15.09
Cheese Cottage.....	Kg	-	-	-	-	-	-	-	-	4.67	-	-	-	-	4.67
Egg (Traditional).....	Dozen	21.00	18.00	18.00	30.00	18.00	19.95	20.46	18.00	12.00	18.00	13.74	18.00	13.42	15.43
OILS AND FATS															
Butter Unrefined.....	Kg	-	100.00	84.90	-	-	106.56	96.31	75.00	63.98	71.63	76.29	66.88	71.43	70.37
Cooking Oil (Imported).....	Lt	28.33	-	27.21	30.00	-	31.66	29.25	-	-	28.33	31.67	31.67	-	30.80
Cooking Oil (Local).....	Lt	-	28.22	-	-	-	-	28.22	-	36.00	56.18	-	-	-	48.43
Vegetable Butter(Sheno & Shady)..	Kg	55.56	55.56	46.98	46.22	28.33	76.29	48.65	-	72.22	66.67	-	-	-	68.02

Table 6 : Average Retail Price of Goods and Services by Region and Selected Market Places - Group 6 Market Places Cont'd)

March 2011
Megabit 2003

R E G I O N A N D M A R K E T P L A C E S														
ITEM	UNIT	S O M A L I E						B E N I S H A N G U L - G U M U Z						BENI-GUMUZ AVERAGE
		Shinile	Arere	Jigjiga	Hartshek	Dolo	Moyale	SOMALI AVERAGE	Mambook	Mender-Sebat	Asossa	Bambasi	Kemashi	

P R I C E I N B I R R

VEGETABLES AND FRUITS
VEGETABLES (FRESH)

Ethiopian Kale.....	Kg	4.09	-	8.59	-	-	8.00	6.55	6.00	3.13	2.39	2.35	5.70	2.21	3.32
Cabbage.....	Kg	6.00	7.49	4.81	6.14	-	4.64	5.70	5.00	5.00	1.71	-	5.98	-	4.00
Lettuce.....	Kg	5.04	14.30	10.28	-	-	-	8.55	-	-	4.98	-	-	-	4.98
Spinach.....	Kg	-	7.50	8.30	-	-	-	7.97	-	-	4.89	-	-	-	4.89
Carrot.....	Kg	10.36	10.01	7.65	9.28	-	9.65	9.29	5.00	5.00	7.41	3.45	5.00	8.70	5.51
Tomatoes.....	Kg	5.69	3.00	7.65	10.00	7.32	9.65	6.72	8.00	3.00	6.86	5.18	6.00	3.83	5.19
Onions.....	Kg	7.70	8.00	8.65	13.33	7.00	8.65	8.69	12.00	9.65	7.00	8.00	10.00	15.56	10.02
Garlics.....	Kg	50.00	40.00	41.60	45.00	60.00	50.00	46.89	30.00	40.00	45.00	60.57	57.54	46.42	45.38
Leaks.....	Kg	6.82	8.35	7.65	10.32	-	-	8.19	-	-	-	-	-	-	-
Pepper Green.....	Kg	27.52	17.33	23.21	-	15.04	40.55	23.22	12.49	11.66	14.39	12.57	10.03	15.38	12.31
Pumpkin.....	Kg	-	-	3.18	-	-	-	3.18	-	-	1.45	1.31	1.89	-	1.53
Green Peas.....	Kg	-	-	15.00	-	-	-	15.00	-	-	-	-	-	-	-
Beet Root.....	Kg	5.68	8.48	7.65	8.88	-	8.00	7.65	5.00	5.00	12.23	-	5.00	8.00	6.37
Cauliflower.....	Kg	-	-	-	-	-	-	-	-	-	-	-	-	-	-

FRUITS FRESH

Banana.....	Kg	8.00	8.03	8.65	10.00	4.76	5.62	6.97	5.97	3.34	5.57	7.60	1.80	1.53	3.53
Orange.....	Kg	-	7.00	15.00	-	-	-	12.40	-	7.65	4.84	2.14	5.14	4.44	4.49
Lemon.....	Kg	25.00	10.03	21.54	20.00	13.07	13.35	15.91	3.01	3.16	-	2.55	-	-	2.89
Tangerine.....	Kg	-	-	-	-	-	-	-	-	-	-	-	-	-	-
Papaya.....	Kg	-	-	9.15	-	9.30	-	9.23	2.72	2.23	3.58	2.14	2.79	3.33	2.68
Grapes.....	Kg	-	-	-	-	-	-	-	-	-	-	-	-	-	-
Avocado.....	Kg	-	-	12.32	-	-	9.33	11.03	-	-	7.28	-	5.14	5.41	5.82
Mango.....	Kg	-	-	10.63	-	7.24	6.68	8.01	8.58	-	7.44	-	-	2.76	5.60
Cactus.....	Kg	-	-	-	-	-	-	-	-	-	-	-	-	-	-

Table 6 : Average Retail Price of Goods and Services by Region and Selected Market Places - Group 6 Market Places Cont'd)

March
Megabit 2011
2003

ITEM	UNIT	R E G I O N A N D M A R K E T P L A C E S													
		S O M A L I E						SOMALI AVERAGE	B E N I S H A N G U L - G U M U Z						BENI- GUMUZ AVERAGE
		Shinile	Arere	Jigjiga	Hartshek	Dolo	Moyale		Mambook	Mender- Sebat	Asossa	Bambasi	Kemashi	Agelo- meti	
P R I C E I N B I R R															
SPICES															
Pepper Whole.....	Kg	-	-	36.66	-	-	-	36.66	-	-	31.99	24.33	-	-	27.90
Black Pepper(Local).....	Kg	-	-	127.32	-	80.00	-	113.35	-	160.00	134.55	154.92	100.00	57.14	111.81
Long Pepper(Local).....	Kg	-	-	33.31	-	-	-	33.31	30.00	24.00	45.79	54.77	81.65	66.67	41.68
White Cumin(Bishop's Weed)Local..	Kg	-	30.00	32.27	-	40.00	40.00	35.41	-	-	28.98	27.32	-	61.72	35.07
Black Cumin(Local).....	Kg	-	60.00	67.64	-	40.00	78.30	65.92	60.00	49.97	52.63	46.42	81.65	86.18	59.97
Ginger Dry(Local).....	Kg	-	-	76.63	80.00	-	60.00	69.43	-	-	-	-	-	-	-
Ginger Wet(Local).....	Kg	-	-	19.31	-	-	16.00	17.58	14.00	20.00	9.72	12.02	14.39	17.75	13.96
Cloves(Imported).....	Kg	-	-	128.31	-	130.00	-	128.73	-	-	126.33	126.58	100.00	152.63	130.69
Cinnamon(Imported).....	Kg	-	-	69.33	-	50.00	-	63.89	-	-	73.19	64.63	81.65	110.06	80.66
Cardamon(Local).....	Kg	-	-	70.00	-	87.46	80.00	77.81	80.00	75.00	67.64	69.82	100.00	200.00	86.45
Tumeric Flour(Local).....	Kg	-	-	14.49	-	-	-	14.49	50.00	39.32	-	-	-	66.67	47.00
Chillies Whole.....	Kg	-	-	30.65	-	-	-	30.65	-	-	58.33	-	43.68	33.33	43.95
Basil Dry.....	Kg	-	-	30.65	-	-	15.00	21.44	-	28.60	30.28	38.15	-	36.36	32.83
POTATOES, OTHER TUBERS AND STEMS															
Potato.....	Kg	6.26	7.32	6.00	8.00	8.00	6.00	6.87	3.00	3.30	3.50	3.49	4.00	3.56	3.46
Sweet Potato.....	Kg	-	2.08	1.61	-	4.00	4.31	2.76	-	-	-	1.11	1.73	2.02	1.63
'Kocho' (Unprocessed).....	Kg	-	-	-	-	-	-	-	-	-	-	-	-	-	-
'Bula'.....	Kg	-	-	-	-	-	13.07	13.07	-	-	-	-	-	-	-
COFFEE, TEA, CHAT AND BUCK-THORN LEAVES															
Tea Leaves(Local).....	100gm	6.25	3.50	3.83	4.50	3.00	2.66	3.84	2.75	2.83	2.91	2.82	-	-	2.83
Coffee Whole.....	Kg	-	-	-	-	21.94	43.14	30.77	-	-	-	31.75	23.94	36.60	30.13
Coffee Beans.....	Kg	55.03	60.00	76.63	88.30	83.20	80.00	72.79	70.00	98.33	76.63	82.00	84.85	70.99	80.21
Coffee Leaves.....	Kg	21.54	14.94	11.61	-	-	-	15.52	-	-	-	-	-	-	-
Buck Thorn Leaves.....	Kg	-	-	6.33	-	-	-	6.33	12.91	17.27	10.03	12.57	7.70	8.45	11.24
'Chat'.....	Kg	77.07	56.68	61.50	90.26	-	-	70.17	-	-	32.30	9.00	29.16	32.26	21.35

Table 6 : Average Retail Price of Goods and Services by Region and Selected Market Places - Group 6 Market Places Cont'd)

March 2011
Megabit 2003

ITEM	UNIT	R E G I O N A N D M A R K E T P L A C E S													
		S O M A L I E						SOMALI AVERAGE	B E N I S H A N G U L - G U M U Z					BENI- GUMUZ AVERAGE	
		Shinile	Arere	Jigjiga	Hartshek	Dolo	Moyale		Mambook	Mender- Sebat	Asossa	Bambasi	Kemashi		Agelo- meti
P R I C E I N B I R R															
Malt-Barley.....	Kg	-	-	-	-	-	-	-	11.54	4.93	-	-	-	-	6.10
Malt-Wheat.....	Kg	-	-	-	-	-	-	-	-	-	-	-	-	-	
OTHER FOOD ITEMS															
Salt.....	Kg	4.31	4.00	-	-	3.77	5.00	4.18	3.50	3.00	3.50	4.83	3.50	3.30	3.56
Sugar.....	Kg	17.00	17.00	18.66	16.66	18.00	20.00	17.85	14.90	18.00	16.00	16.00	15.83	16.00	15.87
Honey.....	Kg	-	-	71.63	-	-	-	71.63	40.00	-	-	-	-	-	40.00
Canned Tomato (Local).....	410gm	-	-	13.15	-	-	20.00	16.22	-	-	15.66	-	17.00	-	16.18
Dry Yeast(Baking powder).....	350gm	-	70.00	-	-	-	-	70.00	70.00	70.00	70.00	70.00	70.00	115.57	76.90
FOOD TAKEN AWAY FROM HOME															
Cup of Tea.....	No	1.00	.75	2.00	1.00	1.00	1.00	1.07	1.00	1.00	1.14	.75	1.00	.50	.87
Cup of Coffee.....	No	1.50	1.25	3.00	2.00	2.74	2.82	2.07	2.00	2.66	3.00	1.50	1.82	1.00	1.87
Cup of Milk.....	No	2.00	-	3.00	2.00	3.00	3.30	2.68	-	2.00	3.30	2.00	2.00	-	2.32
'Key Wot Yebere'.....	One Meal	-	-	20.00	-	-	13.00	15.44	10.00	-	-	11.00	12.00	10.49	10.65
'Key Wot Yebeg/Yefyel'.....	One Meal	-	12.00	20.00	15.00	-	13.00	15.40	10.00	10.00	13.86	11.00	13.00	10.95	11.36
'Yebeg Tibs'.....	One Meal	-	15.00	20.00	20.00	-	14.00	17.20	13.00	13.00	18.97	15.00	16.00	13.00	14.60
'Fasting Meal Without fish'.....	One Meal	6.00	5.65	15.64	10.00	8.00	8.00	8.26	7.00	7.00	12.81	8.00	7.32	6.00	7.88
'Yebeg Kikil'.....	One Meal	-	-	17.66	13.42	-	13.00	15.31	10.00	-	13.86	12.00	-	12.00	11.62
COST OF MILLING															
Cereals.....	100Kg	25.00	25.00	40.00	-	35.00	40.00	31.81	30.00	25.00	20.00	25.00	25.00	50.00	27.87
Pulses.....	100Kg	-	25.00	40.00	-	-	-	31.62	50.00	30.00	50.00	25.00	-	-	37.00
Pepper Whole.....	100Kg	-	100.00	100.00	-	-	-	100.00	100.00	150.00	100.00	55.00	-	-	87.04

Table 6 : Average Retail Price of Goods and Services by Region and Selected Market Places - Group 6 Market Places Cont'd)

March 2011
Megabit 2003

ITEM	UNIT	R E G I O N A N D M A R K E T P L A C E S													
		S O M A L I E						SOMALI AVERAGE	B E N I S H A N G U L - G U M U Z						BENI- GUMUZ AVERAGE
		Shinile	Arere	Jigjiga	Hartshek	Dolo	Moyale		Mambook	Mender- Sebat	Asossa	Bambasi	Kemashi	Agelo- meti	

P R I C E I N B I R R

BEVERAGES - NON ALCOHOLIC

Ambo Mineral Water.....	500cc	-	-	-	-	6.65	5.00	5.77	-	-	5.65	6.00	5.00	-	5.65
Mineral Water.....	Lt	6.00	6.48	6.65	6.00	10.00	7.00	6.76	10.00	8.00	8.00	8.00	8.00	-	8.42
Coca Cola/Fanta.....	300cc	5.00	5.00	4.42	6.00	6.32	5.00	5.25	4.60	-	5.00	5.50	5.00	5.50	5.08
Pepsi Cola/Mirinda.....	300cc	-	-	4.42	-	6.32	5.00	5.19	4.60	4.86	5.00	5.50	5.00	5.50	5.04

BEVERAGES - ALCOHOLIC

Araki (Local).....	900cc	-	55.00	48.98	-	60.00	44.66	50.33	45.00	46.61	39.32	40.00	-	-	43.16
Cognac (Local).....	900cc	-	-	-	-	-	-	-	-	-	-	-	-	-	-
Brandy (Local).....	900cc	-	-	-	-	-	44.33	44.33	-	-	-	-	-	-	-
Gin (Local).....	900cc	-	55.00	52.29	-	60.00	42.94	50.77	45.00	45.00	39.32	40.00	-	-	42.71
Saris Wine (Normal).....	750cc	-	30.00	33.25	-	-	33.97	33.07	-	-	36.59	40.00	-	-	37.92
'Katikalla'.....	Lt	-	28.33	33.71	28.09	22.47	22.47	26.28	22.00	18.35	15.64	15.00	12.12	11.24	15.37
Beer (Bedele).....	330cc	-	-	6.60	-	10.00	10.48	9.06	7.50	-	7.73	7.50	7.00	7.50	7.44
Beer (Harar).....	330cc	8.00	7.33	7.65	8.00	10.00	8.00	8.03	-	-	7.60	-	-	-	7.60
Beer (Meta Abo).....	330cc	-	-	-	-	-	8.00	8.00	7.50	-	7.73	7.50	-	-	7.58
'Tella'.....	Lt	-	2.41	2.80	-	-	4.62	3.15	1.85	1.43	2.35	2.00	1.22	2.50	1.83
'Tej' (Mead).....	Lt	-	-	5.77	7.69	-	5.56	5.94	-	-	7.54	4.00	4.76	4.55	4.95

CIGARETTES AND TOBACCO

CIGARETTES

Nyala.....	Packet	-	-	-	-	10.00	8.16	8.85	10.00	10.00	10.00	10.00	10.00	10.00	10.00
Gissila.....	Packet	-	-	-	-	-	-	-	-	-	-	-	-	-	-
Rothmans/England/.....	Packet	-	-	-	-	-	-	-	-	30.00	-	-	-	-	30.00
Marlboro.....	Packet	-	-	-	-	-	-	-	-	-	-	-	-	-	-

Table 6 : Average Retail Price of Goods and Services by Region and Selected Market Places - Group 6 Market Places Cont'd)

March 2011
Megabit 2003

ITEM	UNIT	R E G I O N A N D M A R K E T P L A C E S													
		S O M A L I E						SOMALI AVERAGE	B E N I S H A N G U L - G U M U Z					BENI- GUMUZ AVERAGE	
		Shinile	Arere	Jiggiga	Hartshek	Dolo	Moyale		Mambook	Mender- Sebat	Asossa	Bambasi	Kemashi		Agelo- meti
P R I C E I N B I R R															
TOBACCO															
'Gaya'.....	Kg	-	-	-	-	100.00	-	100.00	-	-	-	-	40.55	30.08	34.92
CLOTHING AND FOOT WEAR															
CLOTHING															
Abujudid(Akaki/Bahir Dar)91cm.	Meter	-	16.00	22.94	-	22.22	20.00	21.00	-	-	15.00	18.00	20.00	20.00	17.93
Abujudid(Komb./Arba Min.)150cm	Meter	-	-	27.39	-	-	-	27.39	22.00	26.00	25.00	23.96	30.00	-	24.87
Khaki(S-10,000 Twil)150cm.....	Meter	-	-	-	-	-	-	-	-	-	-	-	-	-	-
Khaki(Akaki).....	Meter	-	-	-	-	-	-	-	-	-	-	-	-	-	-
Wool-England 100%.....	Meter	-	-	-	-	-	-	-	-	-	-	-	-	-	-
Tetron(A.Minch).....	Meter	-	-	-	-	-	-	-	-	-	-	-	-	-	-
Poplin(Dire Dawa)105cm.....	Meter	-	-	-	-	-	-	-	-	-	18.97	-	-	-	18.97
Poplin(Komb./Arba Minch)150cm.	Meter	-	-	-	-	-	-	-	-	-	40.00	-	-	-	40.00
Nylon(Mojo).....	Meter	-	-	-	-	-	-	-	-	-	-	-	-	-	-
Polyster(Arba Minch/Awasa)....	Meter	-	-	-	-	-	-	-	-	-	-	-	-	-	-
Jersi.....	Meter	-	-	-	-	-	-	-	-	-	-	-	-	-	-
Cotton.....	Kg	-	-	-	-	-	-	-	-	3.51	-	-	-	-	3.51
Hisufi	Meter	-	-	-	-	-	-	-	-	-	-	-	-	-	-
Kefai.....	Meter	-	-	-	-	-	-	-	-	-	-	-	-	-	-
Kashemire.....	Meter	-	-	45.66	-	-	-	45.66	-	-	45.00	40.00	-	-	43.69
Deriya.....	Meter	-	13.33	19.05	19.56	18.89	-	17.50	-	-	23.33	-	-	-	23.33
COST OF TAILORING															
Woolen Suit (Men).....	No	-	-	400.00	-	-	-	400.00	350.00	-	-	-	-	-	350.00
Khaki/Teteron Suit (Men).....	No	-	-	-	-	-	-	-	220.00	-	-	-	-	-	220.00
Khaki/Teteron Suit (Boys).....	No	-	-	-	-	-	-	-	55.00	-	-	-	-	-	55.00

Table 6 : Average Retail Price of Goods and Services by Region and Selected Market Places - Group 6 Market Places Cont'd)

March 2011
Megabit 2003

R E G I O N A N D M A R K E T P L A C E S															
ITEM	UNIT	S O M A L I E						B E N I S H A N G U L - G U M U Z							
		Shinile	Arere	Jigjiga	Hartshek	Dolo	Moyale	SOMALI AVERAGE	Mambook	Mender-Sebat	Asossa	Bambasi	Kemashi	Agelometi	BENI-GUMUZ AVERAGE
P R I C E I N B I R R															
READY-MADE / FOR ADULTS															
'Netela'.....	No	-	-	-	-	-	-	-	-	-	-	-	75.00	-	75.00
'Gabi'.....	No	-	-	-	-	-	-	-	-	-	-	-	160.00	-	160.00
Shirts Long Sleeved (Local).....	No	-	-	-	-	-	-	-	-	-	-	-	-	-	-
Shirts Long Sleeved (Imported)...	No	-	67.45	176.60	-	81.99	153.26	115.70	163.27	104.88	156.59	142.30	134.94	-	141.54
Shirts Short Sleeved (Imported)...	No	-	-	159.79	-	73.32	144.94	119.31	169.80	92.47	156.59	76.63	-	-	119.71
Socks (Cotton) Imported.....	Pair	9.00	8.32	15.00	-	18.64	20.00	14.14	15.00	10.63	20.00	12.66	15.64	10.63	13.73
Sweater (Local) Men.....	No	-	-	-	-	-	-	-	-	-	-	-	-	-	-
Sweater (Local) Women.....	No	-	-	-	-	-	-	-	-	-	-	-	-	-	-
Shash (Imported).....	No	-	15.33	19.31	20.00	29.32	14.66	19.10	-	-	20.00	14.33	16.51	10.00	15.54
Singlets (Local) White.....	No	-	-	-	-	-	-	-	-	-	36.59	-	25.00	-	33.27
Jeans Trouser.....	No	-	-	306.52	-	174.95	299.89	252.41	273.17	274.95	313.19	279.52	280.00	-	284.79
Woolen Suit.....	No	-	-	-	-	-	-	-	-	-	-	-	-	-	-
'Kemisna Netela'.....	No	-	-	324.04	-	-	315.82	319.08	-	190.00	474.34	250.00	200.00	-	292.40
Sweater-Men (Imported).....	No	-	-	-	-	-	-	-	-	-	209.76	-	-	-	209.76
Sweater-Women (Imported).....	No	-	-	-	-	-	-	-	-	-	-	140.00	-	-	140.00
Nylon Dress.....	No	-	-	-	-	-	-	-	-	-	-	-	-	-	-
Tetron Trouser.....	No	-	-	-	-	-	-	-	-	-	-	-	-	-	-
Leather Jacket.....	No	-	-	850.00	-	-	-	850.00	-	-	974.68	-	-	-	974.68
Under Wear China.....	No	-	-	-	-	-	33.25	33.25	-	-	38.26	-	-	-	38.26
Polyester Suit.....	No	-	-	-	-	-	-	-	-	-	-	-	-	-	-
Khaki Short	No	-	-	-	-	-	-	-	-	-	-	-	-	-	-
T-Shirts	No	-	-	149.78	-	-	116.57	132.13	74.89	84.90	123.24	84.90	81.63	53.13	81.29
Jogging Suit(sport tuta)	No	-	-	233.00	-	-	266.62	249.25	-	-	275.89	250.00	280.00	-	266.87
Khaki Jacket	No	-	-	259.87	-	-	296.63	277.64	-	282.49	272.57	255.00	-	-	272.79
Geldem	No	-	70.00	61.62	69.88	79.33	-	69.93	-	-	69.28	-	-	-	69.28
Mekremia.....	No	-	-	70.00	-	-	-	70.00	70.00	-	-	-	-	-	70.00
Polyester skirt.....	No	-	-	-	-	-	-	-	-	-	229.13	-	-	-	229.13
Pants(for men).....	No	-	13.92	19.31	16.29	16.66	35.00	19.12	27.59	23.63	30.00	29.32	20.00	17.24	24.14

Table 6 : Average Retail Price of Goods and Services by Region and Selected Market Places - Group 6 Market Places Cont'd)

March 2011
Megabit 2003

R E G I O N A N D M A R K E T P L A C E S													
ITEM	UNIT	S O M A L I E					SOMALI AVERAGE	B E N I S H A N G U L - G U M U Z					BENI- GUMUZ AVERAGE
		Shinile	Arere	Jigjiga	Hartshek	Dolo		Moyale	Mambook	Mender- Sebat	Asossa	Bambasi	

P R I C E I N B I R R

READY-MADE / FOR CHILDREN

Sweater (Local) for Boys..... No	-	-	-	-	-	-	-	-	-	-	-	100.00	-	100.00
Socks (Imported) Cotton..... Pair	7.00	5.00	14.30	-	10.00	6.00	8.32	9.65	7.00	6.65	3.16	5.94	5.48	5.97
Jeans Trouser..... No	-	-	293.18	-	133.99	-	198.20	-	-	190.00	-	-	-	190.00
Shirt Long Sleeved(Imported)Boys. No	-	-	-	-	64.33	-	64.33	-	-	91.46	-	-	-	91.46
Sweater (England) for Girls..... No	-	-	-	-	-	-	-	-	-	-	-	-	-	-
Kemise(for children) No	-	-	-	-	-	88.30	88.30	-	-	214.48	117.47	-	-	158.73
Baby Cloths(Complete)..... No	-	-	61.62	63.29	-	98.30	72.65	80.00	82.46	116.57	93.12	120.00	-	94.91
T-Shirt..... No	-	-	77.46	-	39.32	-	51.57	44.81	-	69.52	-	44.81	-	51.88
Jeans trouser and Jacket..... No	-	-	-	-	140.99	128.31	134.50	156.59	122.47	216.30	147.48	-	-	162.30

FOOTWEAR (MEN AND WOMEN)

Arbessa Leather Shoes Men(Local)Pair	-	-	-	-	-	-	-	-	280.00	-	-	-	-	280.00
Leather Shoes Men (Croft)..... Pair	-	-	-	-	-	-	-	-	-	800.00	-	-	-	800.00
Walking Shoes(imp.) Non-Leather Pair	-	-	189.82	-	173.32	-	181.38	190.00	-	-	-	-	-	190.00
Canvas Shoes (Local) Men..... Pair	-	-	-	-	-	-	-	-	-	-	-	-	-	-
Canvas Shoes (China) Men..... Pair	-	-	-	-	-	-	-	77.46	-	92.47	-	-	-	84.63
Plastic Shoes (Local) Women.... Pair	16.00	13.66	19.31	24.66	-	16.33	17.62	14.00	13.33	13.00	13.00	12.32	14.00	13.26
Slippers Sponge Adult (China).. Pair	16.00	16.00	19.31	-	13.66	-	16.12	-	-	19.31	-	-	-	19.31
Boots for Men Plastic (Local).. Pair	-	-	-	-	-	-	-	-	-	-	-	-	40.00	40.00
Sandel Plastic Shoes (Imp.).... Pair	35.00	35.00	47.62	63.29	-	-	43.83	-	27.66	-	-	32.98	-	29.68
Cost of Mending Shoes sole(Men).Pair	-	-	30.00	-	-	-	30.00	-	-	35.00	-	35.00	-	35.00
Shoe leather,Women(China).....Pair	-	-	-	-	-	181.65	181.65	-	-	153.26	-	-	-	153.26
Shoe leather,Women(Local).....Pair	-	-	-	-	-	113.24	113.24	84.90	81.63	123.24	90.00	79.58	-	90.64
Shoe leather,Children(Local)....Pair	-	-	118.31	121.64	-	-	119.97	94.87	104.88	134.91	88.30	124.93	-	107.64
Plastic shoe(Childern).....Pair	15.00	10.63	13.92	-	-	14.00	13.28	11.32	13.66	11.29	10.00	11.32	-	11.46
Shoe leather,Children(Imported).Pair	-	-	-	-	-	-	-	-	-	-	-	-	-	-
Shoe sendel(Plastic) Childern...Pair	20.00	20.00	-	-	-	-	20.00	-	-	-	-	20.80	20.00	20.48

Table 6 : Average Retail Price of Goods and Services by Region and Selected Market Places - Group 6 Market Places Cont'd)

March 2011
Megabit 2003

R E G I O N A N D M A R K E T P L A C E S													
ITEM	UNIT	S O M A L I E					SOMALI AVERAGE	B E N I S H A N G U L - G U M U Z					BENI- GUMUZ AVERAGE
		Shinile	Arere	Jigjiga	Hartshek	Dolo		Moyale	Mambook	Mender- Sebat	Asossa	Bambasi	

P R I C E I N B I R R

CONSTRUCTION MATERIALS, WATER, AND
FUEL AND POWER

CONSTRUCTION MATERIALS

Cement/Bag/(Local).....	50Kg	200.00	200.00	-	-	-	-	200.00	210.00	235.00	250.00	-	-	-	-	231.07
Lime.....	Kg	3.00	-	4.64	4.47	-	4.60	4.37	-	-	-	-	-	-	-	-
Lime/Jeso(Local).....	Kg	-	-	4.64	-	-	5.00	4.82	1.50	1.71	1.45	1.25	-	-	-	1.46
Nail (7cm - 12cm).....	Kg	40.00	30.00	-	-	29.32	24.33	28.66	24.00	24.00	22.89	24.65	28.00	27.93	25.02	
Nail With Cape.....	Kg	45.00	35.00	34.65	36.47	40.00	39.32	37.74	35.00	36.00	34.76	38.26	38.00	50.00	37.10	
Corrugated Iron Sheet (.2mm).....	No	-	-	-	-	-	-	-	92.00	98.00	106.64	93.00	100.00	-	97.83	
Wood for House Construction('Atana')..	No	-	20.00	34.32	39.79	53.48	30.37	35.55	35.00	40.00	10.63	9.65	-	-	16.86	
Wall Paints-Super (Fluid) Normal.....	4Kg	125.71	129.28	113.31	-	-	210.00	144.98	-	98.99	102.54	99.00	100.00	-	100.44	
Wall Paints-Super (Fluid) Plastic....	4Kg	-	-	213.32	-	210.00	110.00	160.25	-	195.00	206.61	194.94	-	-	199.88	
Coarse Aggregate Gravel.....	Meter Cube	-	-	-	-	-	-	-	-	-	-	-	-	-	-	
Hollow Concrete Block(15x20x40 cm Cube)No		-	-	-	-	-	-	-	-	-	10.00	-	-	-	10.00	
Bricks (25cm x 12cm x 6cm).....	No	-	-	4.00	-	-	-	4.00	-	-	5.00	-	-	-	5.00	
Floor Board 4m Length.....	No	-	-	218.32	-	-	-	218.32	-	180.00	-	-	-	-	180.00	
Iron Pipe 6mt. (1/2 inch Wide) Local..	No	-	-	-	-	-	-	-	-	-	205.77	200.00	-	-	204.31	
Chipwood (125cm x 250cm x 8mm).....	No	-	-	-	-	-	-	-	-	-	143.01	-	-	-	143.01	
Sand.....	Meter Cube	-	-	130.00	-	-	-	130.00	-	-	138.05	-	-	-	138.05	
Gutter N° 33.....	Meter	-	-	-	-	-	-	-	-	-	-	-	-	-	-	
Window Glass (50cm x 50cm x 3mm).....	No	-	-	-	-	-	-	-	-	-	-	-	-	-	-	
Water Tanker, Roto (1 meter cube).....	No	-	-	1800.00	-	-	-	1800.00	-	-	-	-	-	-	-	
Stone for House Construction..	Meter Cube	-	-	140.00	-	-	-	140.00	-	-	126.14	57.14	45.00	-	87.61	
Mega Paints.....	4Kg	-	-	116.64	-	-	-	116.64	-	98.99	99.00	-	-	-	99.00	
Nefas seleke Paints.....	4Kg	-	-	-	-	-	-	-	-	-	-	-	-	-	-	
"Yewellel Nitaf"(Cement Made Tile)....	No	-	-	-	-	-	-	-	-	-	-	-	-	-	-	
"Yewellel Nitaf"(Plastic Made Tile)....	No	-	-	-	-	-	-	-	-	-	-	-	-	-	-	
Key (With hand).....	No	-	-	-	-	-	-	-	-	-	273.86	214.48	270.00	-	247.65	
Door made of iron.....	No	-	-	1898.24	-	-	-	1898.24	-	-	363.42	400.00	-	-	372.24	

Table 6 : Average Retail Price of Goods and Services by Region and Selected Market Places - Group 6 Market Places Cont'd)

March 2011
Megabit 2003

ITEM	UNIT	R E G I O N A N D M A R K E T P L A C E S													
		S O M A L I E						SOMALI AVERAGE	B E N I S H A N G U L - G U M U Z						BENI- GUMUZ AVERAGE
		Shinile	Arere	Jigjiga	Hartshek	Dolo	Moyale		Mambook	Mender- Sebat	Asossa	Bambasi	Kemashi	Agelo- meti	
P R I C E I N B I R R															
WATER															
Water.....	Meter Cube	-	4.00	-	-	-	5.00	4.47	6.00	-	4.57	5.67	8.00	-	5.94
FUEL AND POWER															
Fire Wood.....	Meter Cube	54.08	-	155.12	-	143.36	-	106.34	71.31	50.19	-	-	56.37	67.55	61.85
Charcoal.....	Kg	-	2.44	2.15	2.21	2.31	4.96	2.66	.76	2.97	2.43	4.17	4.06	-	2.48
Dung Cake.....	Kg	-	-	-	-	-	-	-	-	-	-	-	-	-	-
Kerosine.....	Lt	-	-	16.06	-	-	14.63	15.33	-	-	14.58	-	-	-	14.58
Diesel.....	Lt	-	-	13.74	-	-	16.88	15.23	-	-	16.90	-	-	-	16.90
Electric.....	K.Watt	-	-	.27	-	.27	-	.27	.27	.27	.27	.27	.27	.27	.27
Matches.....	Box	-	-	-	-	-	-	-	-	-	-	-	-	-	-
Candles.....	No	-	-	-	-	-	-	-	-	-	-	-	-	-	-
Buthane Gas (Shell).....	12.5 Kg	-	-	-	-	-	-	-	-	-	505.21	-	-	-	505.21
Eveready Drycell.....	No	4.00	3.50	-	-	3.50	-	3.66	-	-	3.66	4.00	4.31	4.00	3.99
FURNITURE, FURNISHING, HOUSEHOLD EQUIPMENT AND OPERATION															
CHAIRS, TABLES, ETC.															
Table Wanza (Machine made) Varnished..	No	-	-	1491.06	-	-	730.61	1043.74	-	-	548.48	300.00	-	-	471.68
Table Wanza (Hand made) Not Varnished..	No	-	-	-	-	-	-	-	-	-	-	-	-	-	-
Chairs Wanza (Machine Made) Varnished..	No	-	-	448.14	-	-	191.57	293.00	-	-	474.34	300.00	-	-	407.16
Chairs Wanza (Hand Made) Varnished..	No	-	-	-	-	-	-	-	-	-	-	-	-	-	-
Cupboard Wanza (2 doors) Varnished....	No	-	-	2289.43	-	-	2000.00	2168.94	-	-	3301.93	3000.00	-	-	3223.71
Double Bed Wanza (120cm) Varnished....	No	-	-	2232.84	-	-	1723.37	2013.10	-	-	2236.07	1800.00	-	-	2080.08
Sofas (Complete).....	No	-	-	8000.00	-	-	7000.00	7483.31	-	-	-	-	-	-	-
Book Shelves Wanza (3 Shelves) no Door	No	-	-	1159.78	-	-	548.48	797.57	-	-	824.26	750.00	-	-	805.03
Chest of Drawer	No	-	-	2064.56	-	-	1732.05	1924.51	-	-	1449.14	-	-	-	1449.14

Table 6 : Average Retail Price of Goods and Services by Region and Selected Market Places - Group 6 Market Places Cont'd)

March 2011
Megabit 2003

ITEM	UNIT	R E G I O N A N D M A R K E T P L A C E S												
		S O M A L I E					SOMALI AVERAGE	B E N I S H A N G U L - G U M U Z					BENI- GUMUZ AVERAGE	
		Shinile	Arere	Jigjiga	Hartshek	Dolo		Moyale	Mambook	Mender- Sebat	Asossa	Bambasi		Kemashi
P R I C E I N B I R R														
FURNISHINGS & REPAIRS														
Bed Sheet (Non-Patterned Bahir Dar)														
1.90m x 2.50m.....	Pair	-	-	-	-	-	-	-	-	164.92	180.00	-	-	169.80
Bed Sheet(Patterned Kombolcha)														
1.90m x 2.50m.....	Pair	-	-	-	-	194.96	194.96	-	-	264.58	-	-	-	264.58
Bed Cover(Patterned Kombolcha).....	No	-	-	-	-	-	-	-	-	-	-	-	-	-
Blanket Woolen(Debre B.)160cm x 220cm. No		-	-	181.05	-	-	181.05	-	-	193.10	196.61	-	-	194.85
Mattress-Sponge (A.A Foam) 120cm.....	No	-	-	-	-	-	-	-	-	750.00	-	-	-	750.00
Towel-Local (Kombolcha).....	No	-	-	-	-	-	-	-	-	-	-	-	-	-
Curtains.....	meter	-	60.00	49.32	51.46	31.83	-	44.67	-	-	73.29	-	-	73.29
EARTHEN WARE														
Plastic tile.....	meter	-	30.00	30.00	27.78	-	-	29.03	40.99	35.00	55.00	-	-	42.89
Water Pot.....	No	-	-	-	-	-	35.00	35.00	-	17.66	32.10	-	36.99	45.00
'Jebena' Medium Size.....	No	15.00	-	20.00	-	-	15.66	17.28	-	12.32	11.29	10.00	20.33	12.97
'Mitad' (Griddle of Clay).....	No	-	-	61.62	-	60.00	29.32	46.33	40.00	27.66	35.65	29.32	32.18	19.31
Local Stove '(Lakech).....	No	-	-	-	-	49.65	-	49.65	29.66	-	36.59	-	45.00	34.45
Cup for Coffee (China).....	No	4.00	3.63	4.00	5.65	4.00	3.16	4.01	3.50	3.66	3.00	2.82	3.66	3.32
Plate Clay (imported).....	No	-	-	-	-	-	-	-	-	-	-	-	-	-
STRAW, BAMBOO AND OTHERS														
'Sefed'.....	No	-	-	32.27	-	-	20.00	25.40	-	15.00	15.66	15.00	36.31	19.32
Sack 100Kg Capacity.....	No	-	-	5.65	-	8.00	-	6.72	5.50	5.00	6.00	5.00	7.00	8.00
METAL WARE														
Cooking Pan Medium (Local).....	No	-	70.00	-	-	-	-	70.00	58.66	53.99	46.61	56.62	68.29	56.58
Tray (Nickel) Medium N ^o 45 Local.....	No	-	45.00	56.62	76.42	-	-	59.82	43.66	-	37.42	40.00	-	40.00
Electric 'Mitad' Aluminium.....	No	-	-	-	-	-	-	-	-	-	900.00	-	-	900.00

Table 6 : Average Retail Price of Goods and Services by Region and Selected Market Places - Group 6 Market Places Cont'd)

March 2011
Megabit 2003

R E G I O N A N D M A R K E T P L A C E S															
ITEM	UNIT	S O M A L I E					SOMALI AVERAGE	B E N I S H A N G U L - G U M U Z					BENI- GUMUZ AVERAGE		
		Shinile	Arere	Jigjiga	Hartshek	Dolo		Mambook	Mender- Sebat	Asossa	Bambasi	Kemashi		Agelo- meti	
P R I C E I N B I R R															
Gas Stove (Kerosine) China.....	No	-	100.00	108.15	-	-	-	106.05	-	-	75.00	-	-	-	75.00
Permuze(Japan).....	No	-	-	-	-	-	-	-	-	-	-	-	-	-	-
Refregrator.....	No	-	-	-	-	-	-	-	-	-	6800.00	-	-	-	6800.00
PLASTIC WARE (LOCAL MADE)															
Jerrycan (20 Litres).....	No	-	-	-	-	-	-	-	-	-	-	-	-	-	-
Bucket (20 Litres).....	No	-	40.00	52.29	61.62	-	34.66	47.27	35.00	34.66	34.32	35.00	38.26	35.00	35.37
GLASS WARE															
Glass for Tea (Duralax).....	No	-	-	12.16	-	6.00	8.96	8.68	-	-	5.65	8.00	-	-	6.49
OTHER HOUSEHOLD EQUIPMENT															
Kerosine Lamp.....	No	50.00	40.00	51.61	54.85	-	45.00	48.63	-	-	28.23	28.98	-	-	28.53
'Kuraz' Small Local Kerosine Lamp.....	No	2.00	3.00	-	-	-	-	2.45	-	-	2.24	-	2.00	-	2.15
Flash Light.....	No	15.00	15.28	22.24	19.31	-	20.00	18.15	20.98	14.33	16.97	23.65	18.97	-	18.82
Electric Bulb Philips(40/60 Watt).....	No	5.00	5.00	5.00	6.32	5.31	4.31	5.12	5.00	5.00	4.33	5.00	4.83	4.31	4.73
HOUSEHOLD OPERATION															
Hard Soap (Local).....	200gm	-	-	-	-	-	-	-	4.00	-	-	-	-	-	4.00
Hard Soap (Imported).....	200gm	-	-	-	-	5.48	-	5.48	-	-	5.94	6.09	-	-	6.00
Detergent (Omo).....	50gm	-	-	-	-	1.25	-	1.25	2.50	-	4.17	3.33	-	-	3.11
Incense.....	Kg	-	-	55.00	-	29.66	-	34.61	48.99	42.00	47.62	40.00	-	-	44.54
Sandal Wood.....	No	.30	.35	.25	.50	.50	.38	.37	.50	.40	.50	.50	.50	.50	.48
Toilet Paper (Mamko).....	Roll	5.65	6.00	7.32	-	6.00	7.65	6.51	8.00	8.00	7.86	8.00	-	-	7.95
Detergent(Zahira).....	50gm	1.75	1.50	-	-	-	-	1.62	-	1.69	1.71	1.50	1.52	1.83	1.65

Table 6 : Average Retail Price of Goods and Services by Region and Selected Market Places - Group 6 Market Places Cont'd)

March 2011
Megabit 2003

R E G I O N A N D M A R K E T P L A C E S															
ITEM	UNIT	S O M A L I E					SOMALI AVERAGE	B E N I S H A N G U L - G U M U Z						BENI- GUMUZ AVERAGE	
		Shinile	Arere	Jiggiga	Hartshek	Dolo		Moyale	Mambook	Mender- Sebat	Asossa	Bambasi	Kemashi		Agelo- meti
P R I C E I N B I R R															
DRY CLEANING															
Dry Cleaning (Suit Men).....	No	-	-	20.00	-	-	-	20.00	-	-	22.00	-	-	-	22.00
DOMESTIC SERVICE															
Maid Servant.....	Month	259.62	-	282.31	215.44	-	289.89	260.11	-	173.21	186.43	-	200.00	-	184.06
Unskilled Service (Daily Laborer)..	Day	30.00	20.00	35.00	38.26	48.27	38.26	33.77	25.00	25.00	26.57	25.00	25.00	26.57	25.58
Salary for Guard	Month	-	-	-	-	-	-	-	-	-	-	-	-	-	-
MEDICAL CARE															
Ampicillin(250 mg) Local.....	56 Caps	-	25.66	28.00	28.00	-	18.00	25.64	-	24.13	24.17	28.00	18.00	33.60	24.65
Tetracycline (250 mg) Local.....	56 Caps	-	19.40	16.80	14.46	-	15.00	16.54	14.00	16.80	16.53	18.00	11.00	16.00	15.80
Penicillin injection(4 Mu. Local).Buttle		6.00	7.00	8.32	7.48	-	7.00	7.40	-	6.00	7.27	9.28	8.00	8.00	7.58
Chloramphenicol(250mg) Local.....	56 Caps	16.80	16.80	18.49	22.86	-	15.00	18.34	22.40	16.80	19.49	18.00	18.00	16.91	18.57
Paracetamol(500mg) Local.....	20 Pills	2.00	3.46	4.00	4.47	-	4.00	3.68	4.00	4.00	2.88	4.00	4.00	4.00	3.78
Cough Syrup (Efadykse) Local.....	125cc	-	12.00	12.97	-	-	15.00	13.15	15.00	-	11.66	-	-	-	12.89
Bactrim(480mg) Local.....	30 Pills	6.00	9.00	6.00	7.50	-	12.00	7.45	-	9.91	9.00	9.00	10.39	10.39	9.67
Vermox(100mg) Local.....	12 Pills	2.00	3.00	4.16	4.00	-	4.00	3.52	-	4.00	1.73	4.00	3.46	4.00	3.40
Mezel(250mg) Local.....	30 Caps	7.50	7.35	9.00	10.00	-	12.00	8.91	15.00	9.00	10.39	10.63	8.57	9.43	10.43
Asprin (300 mg) Local.....	20 Pills	-	4.00	4.58	4.47	-	3.00	4.17	6.00	-	2.52	4.00	4.00	-	3.78
Insulin(Lente).....	Buttle	-	-	120.00	-	-	-	120.00	-	-	-	-	-	-	-
Amoxacillin(500mg).....	16 Caps	-	13.58	14.85	16.00	-	15.24	14.84	14.48	12.80	15.78	15.49	12.19	14.81	14.44
Magnesium Oxide.....	30 Pills	2.40	6.00	6.00	-	-	4.00	4.97	9.00	6.00	5.45	6.00	7.35	9.00	6.92
Fasider Tablet.....	1 Pills	-	-	1.77	1.67	-	2.33	1.85	-	-	-	-	-	-	-
OTHER MEDICAL EXPENSES															
Doctor's Fee (Government).....	per visit	-	1.00	3.00	-	2.00	3.00	2.06	5.00	4.00	4.00	-	4.00	-	4.23
Doctor's Fee (Private).....	per visit	-	-	27.39	-	-	-	27.39	-	5.00	-	-	-	-	5.00
Injection (Service Charge).....	Once	-	-	1.00	1.00	-	1.00	1.00	1.00	1.00	1.00	-	.35	.50	.73

Table 6 : Average Retail Price of Goods and Services by Region and Selected Market Places - Group 6 Market Places Cont'd)

March 2011
Megabit 2003

ITEM	UNIT	R E G I O N A N D M A R K E T P L A C E S													
		S O M A L I E						SOMALI AVERAGE	B E N I S H A N G U L - G U M U Z					BENI- GUMUZ AVERAGE	
		Shinile	Arere	Jigjiga	Hartshek	Dolo	Moyale		Mambook	Mender- Sebat	Asossa	Bambasi	Kemashi		Agelo- meti
		P R I C E I N B I R R													
Labratory Test Fee (Private).....	Once	-	-	20.00	7.07	10.00	-	11.89	5.00	5.00	3.46	3.00	4.00	-	4.01
Bed Charge (gov.).....	per day	-	-	5.00	-	-	-	5.00	5.00	4.00	4.00	-	-	-	4.31
X-Ray(For TB).....	Once	-	-	60.00	-	-	-	60.00	-	75.00	-	-	-	-	75.00
Bed Charge (Private).....	per day	-	-	50.00	-	-	-	50.00	-	30.00	-	-	-	-	30.00
TRANSPORT AND COMMUNICATION															
TRANSPORT															
Benzene.....	Lt	-	-	19.37	-	-	19.66	19.51	-	-	19.40	-	-	-	19.40
Motor Oil (Mobil).....	Lt	-	-	64.00	70.00	-	66.56	66.81	-	-	70.00	-	-	-	70.00
Car Washing and Greasing.....	Once	-	-	90.00	-	-	-	90.00	-	-	70.00	-	-	-	70.00
Bus Fare (per km).....	Tarif	-	-	.29	.33	-	-	.31	-	-	.25	-	-	-	.25
Bus Fare (within Town)	Trip	-	-	-	-	-	-	-	-	-	-	-	-	-	-
Taxi Fare	Trip	-	-	1.50	-	-	2.00	1.73	-	-	-	-	-	-	-
Air Plane (To Addis Ababa)	Trip	-	-	807.00	-	-	-	807.00	-	-	1044.00	-	-	-	1044.00
Animal Transport fare.....	Trip	-	-	-	-	-	-	-	-	-	-	-	-	-	-
Cart Fare.....	Trip	-	-	1.00	-	-	-	1.00	-	-	-	-	-	-	-
COMMUNICATION															
Telephone Charge (with town).....	Period	-	-	-	-	.20	.20	.20	-	-	.20	.20	-	-	.20
Telephone Charge to Addia Ababa....	Period	4.20	4.15	4.20	4.20	3.60	4.15	4.08	4.20	4.38	4.15	4.20	4.20	4.15	4.21
Telephone Line Installation Charge..	Once	283.30	-	283.30	283.30	283.30	283.30	283.30	283.30	283.30	283.30	-	355.75	-	299.90
Mobile Apparatus(Nokia6200).....	No	-	-	-	-	-	-	-	-	-	-	-	-	-	-
Mobile call from Tel.....	Period	-	-	-	-	2.25	2.70	2.46	-	-	2.55	-	-	-	2.55
Internet Service.....	10hrs/month	-	-	94.30	-	-	-	94.30	-	-	111.00	-	111.00	-	111.00

Table 6 : Average Retail Price of Goods and Services by Region and Selected Market Places - Group 6 Market Places Cont'd)

March 2011
Megabit 2003

R E G I O N A N D M A R K E T P L A C E S														
ITEM	UNIT	S O M A L I E					B E N I S H A N G U L - G U M U Z						BENI- GUMUZ AVERAGE	
		Shinile	Arere	Jigjiga	Hartshek	Dolo	Moyale	SOMALI AVERAGE	Mambook	Mender- Sebat	Asossa	Bambasi		Kemashi
P R I C E I N B I R R														
ENTERTAINMENT AND EDUCATION														
EQUIPMENT AND ACCESSORIES														
T.V. Set Philips 21 inch(Colored)..... No	-	-	-	-	-	-	-	-	-	-	-	-	-	-
Cassette Recorded Original(Local Music)No	-	-	12.00	-	15.00	10.63	11.76	12.00	12.00	13.00	10.00	13.00	-	12.15
Radio Set Philips 3 Band..... No	-	-	400.00	-	-	400.00	400.00	-	-	326.63	-	-	-	326.63
Tape Recorder National (2 Speaker).... No	-	-	980.00	-	-	-	980.00	-	-	-	-	-	-	-
Expense for Photograph(Passport size)4Pho	-	-	6.00	-	-	7.65	6.78	10.00	6.00	8.62	6.00	10.63	-	8.49
Newspaper (Addis Zemen)..... No	-	-	2.00	-	-	-	2.00	-	-	-	-	-	-	-
Theater Entrance Fee Once	-	-	-	-	-	-	-	-	-	-	-	-	-	-
VCD-Player(Mayato Japan).....No	-	-	-	-	589.92	-	589.92	-	-	700.00	-	-	-	700.00
VCD Cassette rent.....Once	-	2.00	-	3.00	5.00	3.00	2.80	3.00	4.00	3.00	3.00	-	-	3.22
EDUCATION														
Exercise Book (50 Leaves) Local..... No	-	-	-	-	-	-	-	-	-	-	-	4.50	4.00	4.24
Pencil (China)..... No	-	-	2.00	-	-	1.00	1.41	-	1.50	2.00	-	-	1.00	1.62
Ball Point-Bic England..... No	2.00	2.00	3.00	-	2.00	1.50	2.05	2.30	3.00	2.50	3.00	2.15	3.00	2.57
Day School Fee-Public(Grade 7 & 8)..Month	-	-	-	-	-	-	-	-	-	-	-	-	-	-
Day School Fee-Private(Grade 9-10)..Month	-	-	-	-	-	-	-	-	-	170.00	-	-	-	170.00
Night School Fee-Government(Gr.9-10)Month	-	-	60.00	-	-	-	60.00	-	-	40.00	-	-	-	40.00
School Uniform Fee No	-	-	153.26	244.95	-	-	184.88	-	-	-	-	-	-	-
Night School Fee-Private(Grade9-10).Month	-	-	-	-	-	-	-	-	-	-	-	-	-	-
Night College Fee-Private.....Credit/hr	-	-	-	-	-	-	-	-	-	-	-	-	-	-
PERSONAL CARE AND EFFECTS														
PERSONAL CARE														
GIV Toilet Soap..... 90gm	6.75	5.63	-	-	4.50	-	5.10	6.19	5.63	5.22	5.63	5.63	-	5.65
Blade-INDIA..... No	.50	.83	1.00	-	.50	.79	.70	1.00	.50	1.00	1.00	1.00	1.00	.89

Table 6 : Average Retail Price of Goods and Services by Region and Selected Market Places - Group 6 Market Places Cont'd)

March 2011
Megabit 2003

R E G I O N A N D M A R K E T P L A C E S															
ITEM	UNIT	S O M A L I E						SOMALI AVERAGE	B E N I S H A N G U L - G U M U Z						BENI- GUMUZ AVERAGE
		Shinile	Arere	Jigjiga	Hartshek	Dolo	Moyale		Mambook	Mender- Sebat	Asossa	Bambasi	Kemashi	Agelo- meti	
P R I C E I N B I R R															
Hair Dressing (Traditional).....	No	-	10.00	11.45	15.00	10.00	7.00	9.77	10.00	10.00	5.00	3.46	5.19	-	5.71
Hair Dressing (Modern).....	No	-	-	20.00	-	-	25.00	22.36	15.00	15.49	18.00	-	-	-	16.61
Barbery (Mens Hair Cut).....	No	5.00	5.31	10.00	10.00	10.00	5.00	7.00	5.00	5.00	5.00	4.00	5.00	4.64	4.76
Zenith Hair Oil(Liquids Form).....	330cc	16.00	17.00	15.66	18.29	18.64	16.00	16.89	16.33	15.33	15.00	16.00	18.44	18.00	16.36
Zenith Hair Oil(Non-Liquids Form)..	330cc	16.00	17.00	-	-	18.64	16.00	16.38	14.03	12.65	14.14	15.09	16.97	16.49	14.45
Shaving Machine (medium)	No	75.00	50.00	62.47	60.00	-	-	62.37	-	-	60.00	-	-	-	60.00
Perfume	100cc	-	-	-	-	-	-	-	-	-	57.45	-	-	-	57.45
Parafin Hair Oil.....	330cc	-	-	-	-	-	-	-	-	-	23.64	-	-	-	23.64
Shoe Polish(Black/Brown).....	Once	2.00	2.00	1.00	2.00	2.00	2.00	1.76	2.00	2.00	2.00	2.00	2.00	2.62	2.09
Modes(Disposable napkins).....	Packet	-	15.00	12.93	15.00	15.00	-	14.19	10.00	12.32	12.32	-	12.32	-	11.70
PERSONAL EFFECTS															
Umbrella-Men Medium (Local).....	No	-	-	57.45	-	45.33	45.00	47.96	38.66	45.98	46.61	51.61	43.27	-	45.02
Umbrella-Women Medium (Imported).....	No	-	-	-	-	-	-	-	55.98	80.99	86.53	73.29	56.62	80.00	69.50
Hand Bag (Imported Synthetic).....	No	-	-	169.71	-	-	164.92	167.30	-	-	189.74	150.00	-	-	175.44
Belt (Local) Machine Made.....	No	-	-	45.55	-	-	-	45.55	43.27	38.99	56.46	63.29	38.26	28.98	44.81
Belt (Local) Hand Made.....	No	-	-	-	-	-	-	-	-	33.47	-	-	-	-	33.47
JEWELLERY															
Seiko-21 Jewels Automatic (Men).....	No	-	-	-	-	-	-	-	-	-	-	-	-	-	-
Seiko-21 Jewels Automatic (Women).....	No	-	-	-	-	-	-	-	-	-	-	-	-	-	-
Earrings (4gm 18 carat Local).....	Pair	-	-	-	-	-	-	-	-	-	2600.00	-	-	-	2600.00
Neck Laces (6gm 18 carat Local).....	No	-	-	-	-	-	-	-	-	-	3900.00	-	-	-	3900.00
Rings (4gm 18 carat Local).....	No	-	-	-	-	-	-	-	-	-	2600.00	-	-	-	2600.00
Bracelet 20gm (18 carat Local).....	No	-	-	-	-	-	-	-	-	-	-	-	-	-	-

Table 6 : Average Retail Price of Goods and Services by Region and Selected Market Places - Group 6 Market Places Cont'd)

March 2011
Megabit 2003

R E G I O N A N D M A R K E T P L A C E S															
ITEM	UNIT	S O M A L I E						B E N I S H A N G U L - G U M U Z						BENI-GUMUZ AVERAGE	
		Shinile	Arere	Jigjiga	Hartshek	Dolo	Moyale	SOMALI AVERAGE	Mambook	Mender-Sebat	Asossa	Bambasi	Kemashi		Agelo-meti
P R I C E I N B I R R															
LIVESTOCK AND DRAUGHT ANIMALS															
LIVESTOCK															
Sheep (10-15Kg).....	No	289.89	303.08	286.39	432.67	149.94	347.60	287.73	376.46	299.89	309.57	321.61	-	-	325.60
Goat (10-15Kg).....	No	312.67	333.10	391.92	403.14	181.56	304.92	311.35	316.42	290.99	273.29	291.60	304.92	216.30	280.20
Heifer (2-4 Years).....	No	-	-	1497.77	2998.89	1624.11	-	1939.43	2005.32	1898.24	1565.95	1415.31	-	-	1704.28
Cow (4 Years and Above).....	No	-	-	3164.18	5161.40	1715.54	-	3037.23	2630.41	3048.06	1683.17	2347.56	-	-	2372.45
Bull (2-4 Years).....	No	-	-	3082.70	3098.92	1649.49	3120.78	2648.13	2094.91	2882.09	1565.44	1556.64	-	-	1958.50
Ox (4 Years and Above).....	No	-	-	5495.69	7329.49	-	-	6346.70	3115.50	3364.33	2930.71	2816.57	2725.68	2454.32	2886.83
Hen (Indigenous).....	No	-	-	20.65	22.24	24.66	26.92	23.50	37.61	37.61	37.61	28.31	32.93	49.75	36.11
Cock (Indigenous).....	No	-	-	27.26	33.25	34.64	41.60	33.81	43.99	39.97	53.28	53.92	57.63	56.46	50.42
DRAUGHT ANIMALS															
Donkey.....	No	-	-	858.89	1380.77	1239.26	-	1136.95	899.07	1249.33	1316.46	1216.44	-	1296.15	1176.87
Horse.....	No	-	-	-	-	-	-	-	-	-	-	-	-	-	-
Mule.....	No	-	-	-	-	-	-	-	-	-	-	-	-	-	-
FARM EQUIPMENT (INDUSTRIAL PRODUCT)															
Sickel.....	No	-	25.00	32.27	32.40	-	-	30.04	-	49.66	35.00	20.00	24.66	26.57	29.61
Pick Axe ('Doma').....	No	-	-	50.92	-	-	35.00	42.21	-	70.00	63.16	60.00	-	-	64.81
'Gejera'.....	No	-	-	51.61	-	-	46.61	49.05	-	50.00	50.00	44.32	-	-	47.79
FARM EQUIPMENT (HAND MADE)															
'Mofer'.....	No	-	-	-	-	-	-	-	-	-	-	-	-	-	-
'Kember'.....	No	-	-	-	-	-	-	-	-	-	-	-	-	-	-
'Digr'.....	No	-	-	-	-	-	-	-	-	-	-	-	-	-	-
Plough.....	No	-	-	77.46	169.71	-	-	114.65	60.00	50.00	-	-	-	-	55.78
Sickel.....	No	-	-	43.27	84.85	-	-	56.65	-	7.48	-	-	-	-	7.48

Table 6 : Average Retail Price of Goods and Services by Region and Selected Market Places - Group 6 Market Places Cont'd)

March 2011
Megabit 2003

R E G I O N A N D M A R K E T P L A C E S														
ITEM	UNIT	S O M A L I E					SOMALI AVERAGE	B E N I S H A N G U L - G U M U Z					BENI- GUMUZ AVERAGE	
		Shinile	Arere	Jiggiga	Hartshek	Dolo		Moyale	Mambook	Mender- Sebat	Asossa	Bambasi		Kemashi
P R I C E I N B I R R														
'Wegel'.....	No	-	-	-	-	-	-	10.00	9.49	-	-	-	-	9.79
'Erfe '.....	No	-	-	-	-	-	-	-	-	-	-	-	-	-
MISCELLANEOUS GOODS AND SERVICES														
Coffin (Medium Quality).....	No	-	-	419.52	-	-	419.52	-	-	748.33	-	547.72	-	640.22
Charge for Money Transfer.....	Once	-	-	13.00	-	13.00	13.00	-	-	13.00	13.00	13.00	-	13.00
Photocopy.....	per page	-	-	.50	-	1.00	.66	1.00	.50	.50	1.00	1.00	-	.73
Wedding Invitation Card.....	per page	-	-	1.56	-	-	1.56	-	-	-	-	-	-	-

Group 7

Market Places

**(Welkite, Butajira, Hosahna, Shone, Doyugena, Alaba, Awasa,
Hagere Selam, Dilla, and Yirgacheffe.)**

Table 7 : Average Retail Price of Goods and Services by Region and Selected Market Places - Group 7 Market Places Cont'd)

March 2011
Megabit 2003

R E G I O N A N D M A R K E T P L A C E S											
ITEM	UNIT	S N N P									
		Welikite	Butajira	Hosahna	Shone	Doyugena	Alaba	Awasa	Hagere-Selam	Dilla	Yirega-chefie
P R I C E I N B I R R											
CEREALS UNMILLED											
'Teff' White	Kg	-	7.93	8.90	7.50	7.50	7.50	8.48	8.70	8.43	9.15
'Teff' Mixed.....	Kg	6.83	5.95	6.73	6.53	6.50	7.00	6.92	7.16	7.50	8.67
'Teff' Black (Red).....	Kg	6.53	5.95	-	6.00	-	-	5.75	5.70	6.00	-
Wheat White.....	Kg	6.75	6.12	5.43	6.00	5.40	5.50	7.00	5.38	7.00	7.00
Wheat Mixed.....	Kg	-	-	-	6.00	-	-	-	-	-	-
Wheat Black (Red).....	Kg	-	7.99	-	-	-	-	6.58	-	6.50	7.00
Barley White.....	Kg	4.75	5.44	4.73	5.93	4.50	6.00	7.00	3.86	5.00	6.83
Barley Mixed.....	Kg	-	6.06	-	-	-	-	-	-	-	-
Barley Black.....	Kg	5.21	6.10	4.50	6.01	4.50	5.50	6.00	-	-	-
Barley for Beer.....	Kg	-	-	-	-	-	-	6.50	-	5.50	-
Maize (White).....	Kg	3.20	3.86	4.00	4.34	3.70	3.40	4.00	3.42	3.58	3.70
Durrah.....	Kg	-	-	-	-	-	-	-	-	-	-
Sorghum Yellow.....	Kg	-	7.11	-	-	-	-	-	-	-	-
Sorghum White.....	Kg	4.00	-	-	-	-	-	5.92	-	4.00	-
Sorghum Red.....	Kg	2.87	3.03	3.16	4.69	3.66	2.00	5.00	-	3.66	-
African Millet.....	Kg	10.47	8.45	-	-	-	4.20	6.33	-	-	-
Rice (Imported).....	Kg	12.60	12.60	13.33	13.00	13.00	12.80	14.00	13.16	15.00	13.66
Oats.....	Kg	8.83	-	-	-	-	-	9.00	-	10.26	12.00
Hulled Barley.....	Kg	-	-	-	-	-	-	-	-	-	-
CEREALS MILLED											
'Teff' White.....	Kg	-	-	-	-	-	-	-	-	-	-
'Teff' Mixed.....	Kg	-	-	-	-	-	-	-	9.00	7.83	12.00
'Teff' Black (Red).....	Kg	-	-	-	-	-	-	-	8.00	-	-
Wheat White.....	Kg	-	-	-	-	-	-	-	-	7.00	-
Wheat Mixed.....	Kg	-	-	-	-	-	-	-	-	-	-
Barley White.....	Kg	-	-	-	-	-	-	-	-	-	-
Barley Mixed.....	Kg	-	-	-	-	-	-	-	-	-	-

Table 7 : Average Retail Price of Goods and Services by Region and Selected Market Places - Group 7 Market Places Cont'd)

March 2011
Megabit 2003

R E G I O N A N D M A R K E T P L A C E S											
ITEM	UNIT	S N N P									
		Welikite	Butajira	Hosahna	Shone	Doyugena	Alaba	Awasa	Hagere-Selam	Dilla	Yirega-chefie
P R I C E I N B I R R											
Maize (White).....	Kg	3.99	-	4.42	5.36	4.80	-	-	4.00	3.91	10.00
Oats.....	Kg	14.00	15.00	17.00	16.00	14.00	12.92	-	-	9.16	-
Sorghum.....	Kg	-	-	-	-	-	-	-	-	-	-
Durrah.....	Kg	-	-	-	-	-	-	-	-	-	-
'Furno Duket' Locally Processed..	Kg	8.00	-	9.00	8.16	7.70	8.50	8.00	8.65	7.83	9.32
PULSES UNMILLED											
Horse Beans.....	Kg	8.23	7.32	6.67	6.98	8.40	8.00	9.00	7.72	8.16	8.50
Peas White.....	Kg	-	11.02	-	-	6.90	-	-	-	-	-
Peas Green(dry).....	Kg	9.90	8.61	8.20	-	9.00	10.00	11.00	8.11	9.66	10.00
Peas Mixed.....	Kg	-	10.45	-	9.00	-	-	-	-	-	10.00
Soya Beans.....	Kg	8.62	-	-	-	-	-	14.00	-	-	-
Chick Peas.....	Kg	7.67	8.09	-	7.53	-	-	9.66	9.32	8.99	9.00
Lentils.....	Kg	13.33	14.18	14.83	12.00	15.00	16.00	16.00	-	13.00	16.00
Haricot Beans.....	Kg	-	6.05	7.00	5.27	6.98	16.00	8.00	-	7.66	8.00
Lima Beans.....	Kg	-	-	-	-	-	6.20	-	-	7.48	-
Vetch.....	Kg	4.66	5.97	-	-	-	-	7.66	-	5.00	7.00
Fenugreek(Green).....	Kg	23.96	26.43	16.00	25.00	30.65	-	25.00	26.65	21.00	24.99
PULSES MILLED OR SPLIT											
Horse Beans Milled.....	Kg	-	-	-	-	-	26.00	-	-	-	-
Peas Milled.....	Kg	-	-	20.00	16.00	16.00	-	17.66	-	16.97	16.00
Chick Peas Milled.....	Kg	-	-	-	-	-	-	-	-	-	-
Mixed Pulses Milled.....	Kg	-	-	15.83	14.00	12.75	16.00	13.30	-	-	-
Vetch Milled.....	Kg	-	12.00	-	-	-	-	12.00	9.32	-	12.00
Peas Split.....	Kg	12.32	14.00	12.00	10.00	-	13.00	14.83	12.66	12.00	13.00
Peas Split(Roasted).....	Kg	13.48	13.00	14.00	11.00	11.00	14.00	14.83	-	13.50	-
Horse Beans Split(Roasted).....	Kg	-	11.00	11.00	-	-	13.00	12.00	10.00	-	-
Lentils Split.....	Kg	17.66	18.00	18.00	16.00	16.67	18.00	18.00	17.33	17.33	18.00

Table 7 : Average Retail Price of Goods and Services by Region and Selected Market Places - Group 7 Market Places Cont'd)

March
Megabit 2011
2003

ITEM	UNIT	R E G I O N A N D M A R K E T P L A C E S									
		S N N P									
		Welikite	Butajira	Kosahna	Shone	Doyugena	Alaba	Awasa	Hagere-Selam	Dilla	Yirega-chefie
P R I C E I N B I R R											
Vetch Split(Roasted).....	Kg	-	-	-	-	-	11.00	10.66	-	-	-
Chick Peas Split(Roasted).....	Kg	-	-	-	-	-	-	13.00	-	-	-
Fenugreek Milled.....	Kg	70.00	50.00	53.28	40.00	40.00	-	45.00	-	39.32	60.00
OIL SEEDS											
Niger Seed.....	Kg	9.00	19.64	-	-	-	-	14.00	-	14.00	11.32
Linseed White.....	Kg	-	-	-	-	-	-	-	-	-	-
Linseed Red.....	Kg	14.00	17.67	-	11.94	10.98	13.33	15.83	10.25	14.66	12.00
Sesame Seed Red.....	Kg	20.00	-	-	-	-	-	-	-	-	-
Sunflower.....	Kg	9.00	12.81	-	-	-	13.00	14.00	-	12.49	10.97
Castor Beans.....	Kg	-	4.77	-	4.31	-	-	-	6.01	8.00	-
Rape Seed.....	Kg	12.33	13.96	14.00	6.16	15.66	10.00	12.49	14.00	11.66	12.00
Ground Nut Shelled.....	Kg	14.66	16.00	20.00	19.33	-	15.00	14.66	-	19.31	15.00
PREPARED CEREAL PRODUCTS											
Spaghetti (Local) Without Egg....	Kg	18.37	18.20	18.00	17.00	15.00	18.00	18.40	20.65	20.00	21.31
Pastini.....	Kg	20.00	15.66	20.00	18.00	-	20.00	18.00	-	-	-
Macaroni (Local) Without Egg....	Kg	12.00	12.66	12.00	13.00	12.00	12.45	13.35	13.00	13.00	-
'Fafa' Flour.....	kg	-	-	-	-	-	-	-	-	-	-
'Dube' Flour.....	kg	-	-	-	-	-	-	-	-	-	-
BREAD AND OTHER PREPARED FOODS											
'Enjera' ('Teff' Mixed).....	325gm	1.81	1.90	2.44	2.39	-	1.95	2.08	2.67	1.69	3.01
'Dabo' (Traditional Ambasha)..	350gm	-	-	2.83	-	-	5.40	-	-	-	-
'Dabo' (Traditional Sheleto)..	350gm	-	1.33	-	-	-	-	-	1.64	1.75	-
Bread Wheat (Bakery).....	350gm	3.09	3.50	3.50	2.92	3.76	3.89	3.76	2.77	2.80	4.38
Biscuits	150gm	3.21	3.56	3.21	3.21	3.21	3.21	3.21	3.21	4.50	3.21

Table 7 : Average Retail Price of Goods and Services by Region and Selected Market Places - Group 7 Market Places Cont'd)

March
Megabit 2011
2003

ITEM	UNIT	R E G I O N A N D M A R K E T P L A C E S									
		S N N P									
		Welikite	Butajira	Hosahna	Shone	Doyugena	Alaba	Awasa	Hagere-Selam	Dilla	Yirega-chefie
P R I C E I N B I R R											
MEAT											
Beef	Kg	-	38.00	40.00	38.00	40.00	40.00	42.00	40.00	35.32	33.96
Camel Meat	Kg	-	-	-	-	-	-	-	-	-	-
FISH AND FISH PRODUCTS											
Fish Fresh.....	Kg	-	-	-	-	-	-	10.36	-	16.43	-
Sardines (Imported).....	125gm	15.00	-	20.00	-	-	-	21.33	-	-	-
DIARY PRODUCTS AND EGG											
Cow Milk (Unpasteurized).....	Lt	8.93	8.91	6.00	7.58	-	7.58	7.00	6.06	10.00	12.00
Cow Milk (pasteurized).....	Lt	14.00	-	-	-	-	-	10.00	-	-	-
Camel Milk.....	Lt	-	-	-	-	-	-	-	-	-	-
Goat Milk.....	Lt	-	-	-	-	-	-	-	-	-	-
Powdered Milk (Me&My).....	450gm	77.24	-	75.00	-	-	72.75	72.90	-	72.00	-
Yoghurt (Traditional).....	Lt	10.71	12.08	10.00	12.00	-	9.38	11.25	-	10.00	12.00
Cheese Cottage.....	Kg	19.23	24.87	10.51	19.70	15.96	26.31	30.65	-	-	-
Egg (Traditional).....	Dozen	15.00	15.00	12.00	11.63	14.40	18.00	18.00	15.00	15.00	21.00
OILS AND FATS											
Butter Unrefined.....	Kg	80.00	73.29	84.33	84.85	68.03	100.00	90.00	100.00	101.99	103.23
Cooking Oil (Imported).....	Lt	-	-	-	25.89	-	24.17	27.99	27.33	29.33	29.11
Cooking Oil (Local).....	Lt	45.00	-	30.00	-	-	-	36.50	32.50	32.00	32.00
Vegetable Butter (Sheno & Shacy).....	Kg	71.09	65.18	65.54	48.52	-	72.22	70.00	65.00	66.67	72.22

Table 7 : Average Retail Price of Goods and Services by Region and Selected Market Places - Group 7 Market Places Cont'd)

March
Megabit 2011
2003

R E G I O N A N D M A R K E T P L A C E S											
I T E M	U N I T	S N N P									
		Welikite	Butajira	Hosahna	Shone	Doyugena	Alaba	Awasa	Hagere-Selam	Dilla	Yirega-chiefe
P R I C E I N B I R R											
VEGETABLES AND FRUITS											
VEGETABLES (FRESH)											
Ethiopian Kale.....	Kg	7.24	3.98	3.53	6.54	9.00	2.97	3.64	1.84	5.59	10.11
Cabbage.....	Kg	4.62	2.28	3.94	4.07	2.23	5.27	4.47	2.96	4.70	4.51
Lettuce.....	Kg	8.23	-	-	-	-	-	13.35	-	-	-
Spinach.....	Kg	-	4.34	3.26	-	-	-	4.66	-	-	-
Carrot.....	Kg	5.00	3.75	6.19	5.78	4.08	3.00	5.83	3.07	4.00	-
Tomatoes.....	Kg	4.00	6.00	5.00	7.00	6.00	7.00	4.66	8.00	6.32	8.96
Onions.....	Kg	6.00	6.00	7.00	7.00	16.33	7.00	5.33	6.33	-	7.00
Garlics.....	Kg	45.00	34.22	54.33	38.99	40.00	50.00	45.33	-	39.97	38.99
Leaks.....	Kg	-	-	-	-	-	-	-	-	6.00	-
Pepper Green.....	Kg	21.54	19.31	-	-	-	-	19.66	13.76	-	26.73
Pumpkin	Kg	1.77	2.17	1.50	-	-	1.82	-	-	-	-
Green Peas.....	Kg	14.30	12.32	-	-	-	-	12.00	-	-	-
Beet Root.....	Kg	4.00	4.18	5.82	2.71	5.00	4.00	6.03	3.85	4.00	5.00
Cauliflower.....	Kg	-	-	-	-	-	-	-	-	-	-
FRUITS FRESH											
Banana.....	Kg	5.00	4.00	3.50	4.80	5.00	3.18	4.00	4.63	5.00	6.13
Orange.....	Kg	-	-	-	-	-	-	8.00	-	8.00	-
Lemon.....	Kg	9.11	15.84	21.45	7.99	-	23.11	14.33	-	-	20.93
Tangerine.....	Kg	-	-	-	-	-	-	8.00	-	-	-
Papaya.....	Kg	4.04	2.40	-	-	-	6.57	3.99	-	-	-
Grapes.....	Kg	-	-	-	-	-	-	-	-	-	-
Avocado.....	Kg	8.00	10.00	6.00	7.00	5.00	6.96	11.66	-	4.00	7.36
Mango.....	Kg	10.00	7.00	6.00	5.83	6.00	4.17	8.00	-	6.95	5.54
Cactus.....	Kg	-	-	-	-	-	-	-	-	-	-

Table 7 : Average Retail Price of Goods and Services by Region and Selected Market Places - Group 7 Market Places Cont'd)

		March 2011 Megabit 2003									
		R E G I O N A N D M A R K E T P L A C E S									
ITEM	UNIT	S N N P									
		Welikite	Butajira	Hosahna	Shone	Doyugena	Alaba	Awasa	Hagere-Selam	Dilla	Yirega-chefie
		P R I C E I N B I R R									
SPICES											
Pepper Whole.....	Kg	34.32	35.33	40.66	-	-	20.33	37.66	-	37.33	38.00
Black Pepper(Local).....	Kg	110.00	120.00	123.31	135.00	-	140.00	131.65	-	125.00	-
Long Pepper(Local).....	Kg	21.31	-	-	32.00	25.00	23.33	23.00	-	21.31	22.99
White Cumin(Bishop's Weed)Local..	Kg	27.59	28.00	20.00	35.33	30.00	40.00	40.00	25.66	32.00	30.00
Black Cumin(Local).....	Kg	55.00	60.00	30.00	52.00	50.00	60.00	60.00	53.13	67.64	64.87
Ginger Dry(Local).....	Kg	-	-	25.00	-	-	-	-	-	-	-
Ginger Wet(Local).....	Kg	14.33	13.41	9.38	6.86	24.33	15.33	22.33	11.60	15.66	19.31
Cloves(Imported).....	Kg	116.57	120.00	150.00	135.00	110.00	120.33	118.31	143.26	113.31	130.00
Cinnamon(Imported).....	Kg	69.88	63.66	50.00	80.00	62.00	70.00	70.00	64.81	61.33	76.63
Cardamon(Local).....	Kg	70.00	69.33	60.00	74.67	65.00	68.33	73.99	80.00	78.30	70.00
Tumeric Flour(Local).....	Kg	40.00	-	-	-	-	11.00	-	-	30.00	38.66
Chillies Whole.....	Kg	26.96	55.79	30.00	25.66	25.00	30.33	31.32	-	28.65	28.65
Basil Dry.....	Kg	31.64	29.32	20.00	20.00	26.00	26.00	25.00	-	27.33	-
POTATOES, OTHER TUBERS AND STEMS											
Potato.....	Kg	4.00	6.00	6.00	4.81	1.90	5.00	5.42	4.69	6.00	-
Sweet Potato.....	Kg	-	3.43	2.95	-	-	.94	3.10	1.75	3.54	2.81
'Kocho' (Unprocessed).....	Kg	1.49	2.24	1.64	2.25	2.39	4.09	3.37	.89	3.91	-
'Bula'.....	Kg	5.99	10.69	6.98	10.93	7.12	11.43	8.29	6.00	12.66	-
COFFEE, TEA, CHAT AND BUCK-THORN LEAVES											
Tea Leaves(Local).....	100gm	2.60	2.60	2.50	3.00	3.00	3.00	2.55	3.00	3.13	3.75
Coffee Whole.....	Kg	52.98	64.26	-	13.17	-	-	-	26.14	-	30.00
Coffee Beans.....	Kg	88.30	91.64	94.33	75.67	80.00	85.33	82.99	80.00	72.00	78.32
Coffee Leaves.....	Kg	-	-	-	-	-	-	-	-	-	-
Buck Thorn Leaves.....	Kg	7.32	7.30	17.71	12.17	10.73	12.02	11.56	-	7.49	-
'Chat'.....	Kg	20.16	60.30	63.86	25.44	-	24.43	16.86	17.58	37.31	25.25

Table 7 : Average Retail Price of Goods and Services by Region and Selected Market Places - Group 7 Market Places Cont'd)

March 2011
Megabit 2003

R E G I O N A N D M A R K E T P L A C E S											
ITEM	UNIT	S N N P									
		Welikite	Butajira	Hosahna	Shone	Doyugena	Alaba	Awasa	Hagere-Selam	Dilla	Yirega-chefie
P R I C E I N B I R R											
Malt-Barley.....	Kg	10.73	12.25	13.05	-	10.51	4.76	-	4.81	-	-
Malt-Wheat.....	Kg	15.01	13.43	12.00	8.58	12.17	4.48	-	8.62	8.00	6.83
OTHER FOOD ITEMS											
Salt.....	Kg	3.00	3.08	4.00	3.00	3.00	3.00	3.00	2.89	3.16	3.50
Sugar.....	Kg	17.00	-	-	15.00	15.00	16.00	14.50	16.00	16.00	18.00
Honey.....	Kg	40.00	31.55	61.24	-	60.00	50.00	45.00	65.00	55.66	-
Canned Tomato (Local).....	410gm	33.31	-	15.33	-	17.57	-	20.00	-	17.00	-
Dry Yeast(Baking powder).....	350gm	-	70.00	70.00	70.00	87.50	105.00	87.50	70.00	-	70.00
FOOD TAKEN AWAY FROM HOME											
Cup of Tea.....	No	1.23	1.00	1.00	1.00	.75	1.00	1.50	1.00	1.00	1.14
Cup of Coffee.....	No	2.82	2.50	2.50	2.00	3.00	2.50	3.00	2.50	2.50	2.66
Cup of Milk.....	No	3.63	3.00	2.50	2.00	2.50	2.50	3.50	2.50	3.00	2.97
'Key Wot Yebere'.....	One Meal	-	12.00	14.66	12.00	10.00	12.00	17.93	12.00	-	16.00
'Key Wot Yebeg/Yefyel'.....	One Meal	-	15.00	-	12.00	-	14.00	17.93	12.00	16.00	-
'Yebeg Tits'.....	One Meal	-	20.65	18.00	13.49	-	15.33	21.54	13.00	18.00	-
'Fasting Meal Without fish'.....	One Meal	11.60	12.66	12.00	6.00	5.00	9.00	12.93	5.00	9.86	8.43
'Yebeg Kikil'.....	One Meal	-	15.33	16.00	12.49	-	13.00	19.31	-	18.00	-
COST OF MILLING											
Cereals.....	100Kg	30.00	21.54	40.00	30.00	30.00	20.00	30.00	30.00	25.00	35.00
Pulses.....	100Kg	30.00	21.54	40.00	30.00	40.00	15.00	30.00	30.00	50.00	35.00
Pepper Whole.....	100Kg	100.00	107.72	200.00	-	-	150.00	100.00	-	100.00	100.00

Table 7 : Average Retail Price of Goods and Services by Region and Selected Market Places - Group 7 Market Places Cont'd)

		March 2011									
		Megabit 2003									
		R E G I O N A N D M A R K E T P L A C E S									
ITEM	UNIT	S N N P									
		Welikite	Butajira	Hosahna	Shone	Doyugena	Alaba	Awasa	Hagere-Selam	Dilla	Yirega-chefie
		P R I C E I N B I R R									
BEVERAGES - NON ALCOHOLIC											
Ambo Mineral Water.....	500cc	4.20	4.20	4.50	4.50	4.50	4.50	4.20	5.00	4.70	5.00
Mineral Water.....	Lt	7.00	6.00	7.00	7.00	6.00	7.00	7.00	6.67	7.32	5.33
Coca Cola/Fanta.....	300cc	4.20	4.20	4.25	4.50	4.50	4.50	4.20	4.35	4.70	4.75
Pepsi Cola/Mirinda.....	300cc	4.20	4.50	4.25	4.50	4.50	4.50	4.20	4.35	4.70	4.43
BEVERAGES - ALCOHOLIC											
Araki (Local).....	900cc	39.66	56.00	42.00	55.00	-	43.00	40.33	45.00	60.90	40.00
Cognac (Local).....	900cc	39.66	56.00	-	-	-	-	40.00	-	-	40.00
Brandy (Local).....	900cc	39.66	56.00	-	-	-	42.66	40.33	-	-	-
Gin (Local).....	900cc	39.66	56.00	43.00	55.00	-	42.66	40.33	45.00	60.00	40.00
Saris Wine (Normal).....	750cc	28.31	30.00	30.00	26.00	-	30.00	27.50	30.00	30.00	31.20
'Katikalla'.....	Lt	27.78	23.09	13.00	18.66	25.00	15.19	20.97	14.97	-	8.89
Beer (Bedele).....	330cc	7.20	7.10	7.20	-	-	-	7.20	-	7.50	7.65
Beer (Harar).....	330cc	7.20	7.10	7.20	7.50	-	7.00	7.20	7.35	7.50	7.65
Beer (Meta Abo).....	330cc	7.20	7.10	7.20	7.50	-	7.00	7.20	7.35	7.74	7.50
'Tella'.....	Lt	2.22	1.95	1.72	1.76	1.35	1.18	3.14	1.22	2.69	2.22
'Tej' (Mead).....	Lt	6.00	4.29	3.85	7.14	6.00	6.82	6.00	3.85	3.30	4.17
CIGARETTES AND TOBACCO											
CIGARETTES											
Nyala.....	Packet	10.00	10.00	10.00	10.00	8.00	8.50	8.00	10.00	10.00	10.00
Gissila.....	Packet	5.00	-	-	-	-	-	-	-	-	-
Rothmans/England/.....	Packet	25.00	25.00	16.00	25.00	-	19.33	24.50	20.00	-	-
Marlboro.....	Packet	-	-	-	-	-	-	-	-	-	-

Table 7 : Average Retail Price of Goods and Services by Region and Selected Market Places - Group 7 Market Places Cont'd)

		R E G I O N A N D M A R K E T P L A C E S									
ITEM	UNIT	S N N P									
		Welikite	Butajira	Hosahna	Shone	Doyugena	Alaba	Awasa	Hagere-Selam	Dilla	Yirega-chefie
P R I C E I N B I R R											
TOBACCO											
'Gaya'.....	Kg	-	-	-	12.57	66.95	20.00	-	50.00	-	-
CLOTHING AND FOOT WEAR											
CLOTHING											
Abujedid(Akaki/Bahir Dar)91cm.	Meter	-	-	-	-	-	12.32	15.00	-	14.00	17.00
Abujedid(Komb./Arba Min.)150cm	Meter	25.96	26.65	23.00	22.00	-	28.00	24.66	-	17.32	25.00
Khaki(S-10,000 Twil)150cm.....	Meter	-	-	-	-	-	-	-	-	-	-
Khaki(Akaki).....	Meter	-	-	-	-	-	-	-	-	-	-
Wool-England 100%.....	Meter	-	-	-	-	-	-	-	-	-	-
Tetron(A.Minch).....	Meter	-	-	-	-	-	50.00	-	-	-	-
Poplin(Dire Dawa)105cm.....	Meter	-	-	17.66	-	-	18.49	-	-	30.00	-
Poplin(Komb./Arba Minch)150cm.	Meter	39.29	40.00	32.33	25.00	-	25.98	40.99	-	-	45.66
Nylon(Mojo).....	Meter	24.31	-	30.00	-	-	-	-	-	-	-
Polyster(Arba Minch/Awasa)....	Meter	-	-	-	-	-	-	45.33	-	-	-
Jersi.....	Meter	46.98	-	-	-	-	-	45.66	-	-	-
Cotton.....	Kg	-	-	20.00	-	-	-	-	-	-	8.23
Hisufi	Meter	-	-	-	-	-	-	-	-	-	-
Kefai.....	Meter	-	-	39.32	-	-	-	-	-	-	60.00
Kashemire.....	Meter	-	107.72	32.00	27.00	-	45.00	44.66	-	-	54.77
Deriya.....	Meter	25.00	-	34.83	-	-	-	25.00	-	-	-
COST OF TAILORING											
Woolen Suit (Men).....	No	374.17	386.55	-	-	-	126.58	393.22	-	315.82	-
Khaki/Teteron Suit (Men).....	No	184.39	189.82	95.00	78.30	-	80.00	120.00	-	109.70	215.44
Khaki/Teteron Suit (Boys).....	No	122.47	87.72	41.98	53.13	-	-	60.00	-	-	150.00

Table 7 : Average Retail Price of Goods and Services by Region and Selected Market Places - Group 7 Market Places Cont'd)

March 2011
Megabit 2003

ITEM	UNIT	R E G I O N A N D M A R K E T P L A C E S									
		S N N P									
		Welikite	Butajira	Hosahna	Shone	Doyugena	Alaba	Awasa	Hagere-Selam	Dilla	Yirega-chiefie
P R I C E I N B I R R											
READY-MADE / FOR ADULTS											
'Netela'.....	No	139.76	-	159.95	77.97	111.64	-	65.98	-	-	-
'Gabi'.....	No	349.90	293.07	343.20	-	243.29	-	216.61	286.63	192.45	406.56
Shirts Long Sleeved (Local).....	No	-	-	-	100.00	94.87	-	-	-	-	-
Shirts Long Sleeved (Imported).....	No	179.46	186.43	158.32	163.27	148.31	120.66	134.94	134.94	186.43	153.26
Shirts Short Sleeved (Imported).....	No	153.26	150.00	143.31	144.94	-	100.00	133.31	-	115.98	133.25
Socks (Cotton) Imported.....	Pair	15.94	19.31	8.65	12.32	14.00	12.32	12.32	12.93	28.23	26.57
Sweater (Local) Men.....	No	-	175.00	-	120.00	-	-	134.94	-	-	-
Sweater (Local) Women.....	No	-	-	-	-	-	-	121.64	-	-	-
Shash (Imported).....	No	12.66	31.58	-	22.33	15.00	14.66	22.66	15.00	24.10	25.00
Singlets (Local) White.....	No	-	-	-	38.00	35.00	-	-	-	34.76	44.81
Jeans Trouser.....	No	293.18	348.33	306.66	284.97	296.63	277.49	343.30	286.51	299.55	346.63
Woolen Suit.....	No	-	-	-	-	-	-	-	-	-	-
'Kemisna Netela'.....	No	359.91	142.30	371.57	-	-	284.96	233.29	-	377.98	416.48
Sweater-Men (Imported).....	No	-	-	106.56	180.00	-	-	154.92	-	250.00	-
Sweater-Women (Imported).....	No	-	-	163.32	-	-	-	142.48	-	-	-
Nylon Dress.....	No	-	-	-	-	-	-	-	-	-	-
Tetron Trouser.....	No	-	-	-	-	-	-	-	-	-	-
Leather Jacket.....	No	-	-	1033.06	-	-	-	-	-	-	-
Under Wear China.....	No	-	30.00	-	25.33	-	30.00	28.65	30.00	25.00	31.58
Polyester Suit.....	No	-	-	-	-	-	-	-	-	-	-
Khaki Short.....	No	-	-	-	-	-	-	-	-	-	-
T-Shirts.....	No	139.76	93.30	93.30	94.91	66.63	79.67	136.58	83.20	144.94	109.70
Jogging Suit(sport tuta).....	No	316.42	253.29	278.32	187.48	220.00	201.65	388.24	300.00	279.91	-
Khaki Jacket.....	No	-	350.00	123.31	-	-	230.00	416.48	-	276.00	286.51
Geldem.....	No	46.61	61.62	-	55.00	-	75.33	70.00	-	-	-
Mekremia.....	No	79.90	101.48	121.64	49.32	37.42	77.64	65.00	-	-	-
Polyester skirt.....	No	-	251.59	-	-	-	-	-	-	-	-
Pants(for men).....	No	26.57	39.32	12.66	20.30	25.00	24.66	28.65	25.00	31.58	34.76

Table 7 : Average Retail Price of Goods and Services by Region and Selected Market Places - Group 7 Market Places Cont'd)

March 2011
Megabit 2003

R E G I O N A N D M A R K E T P L A C E S											
ITEM	UNIT	S N N P									
		Welikite	Butajira	Hosahna	Shone	Doyugena	Alaba	Awasa	Hagere-Selam	Dilla	Yirega-chefie
P R I C E I N B I R R											
READY-MADE / FOR CHILDREN											
Sweater (Local) for Boys.....	No	85.00	-	-	-	-	-	103.23	-	-	-
Socks (Imported) Cotton.....	Pair	12.66	10.00	6.00	6.00	7.65	5.00	7.00	7.32	8.32	8.00
Jeans Trouser.....	No	-	-	116.64	-	-	-	-	-	-	-
Shirt Long Sleeved(Imported)Boys..	No	79.58	91.64	40.00	-	-	50.00	83.30	-	60.00	51.61
Sweater (England) for Girls.....	No	-	124.93	-	-	-	-	-	-	-	-
Kemise(for children)	No	124.93	141.53	126.64	141.65	-	105.58	269.88	129.61	183.27	169.80
Baby Cloths(Complete).....	No	164.65	148.31	158.32	80.00	-	100.00	88.30	103.23	123.24	136.58
T-Shirt.....	No	48.27	88.30	32.66	-	-	-	58.28	-	64.87	60.00
Jeans trouser and Jacket.....	No	196.26	234.95	200.00	155.97	150.00	150.99	176.60	200.00	216.61	189.82
FOOTWEAR (MEN AND WOMEN)											
Anbessa Leather Shoes Men(Local)Pair		281.48	-	286.66	176.60	-	-	168.32	146.59	-	280.00
Leather Shoes Men (Croft).....	Pair	-	874.64	-	-	-	-	638.28	-	-	750.00
Walking Shoes(imp.) Non-Leather	Pair	-	-	-	-	-	208.24	266.59	-	-	-
Canvas Shoes (Local) Men.....	Pair	71.63	-	-	-	-	-	85.00	-	44.81	-
Canvas Shoes (China) Men.....	Pair	153.26	-	50.00	47.50	110.00	-	70.00	-	160.00	-
Plastic Shoes (Local) Women....	Pair	12.00	15.00	13.33	13.66	25.00	14.66	14.23	15.00	15.00	13.66
Slippers Sponge Adult (China)..	Pair	22.96	-	25.00	20.33	21.66	20.33	22.33	-	18.64	-
Boots for Men Plastic (Local)..	Pair	57.63	-	-	-	-	-	-	-	43.09	60.00
Sendel Plastic Shoes (Imp.)....	Pair	-	-	12.66	18.00	-	-	-	-	-	-
Cost of Mending Shoes sole(Men).Pair		40.00	29.32	30.00	26.00	35.00	-	38.97	-	29.72	50.00
Shoe leather,Women(China).....	Pair	153.26	-	133.31	-	-	-	166.65	-	64.87	209.84
Shoe leather,Women(Local).....	Pair	111.49	126.64	101.64	160.00	70.00	89.33	118.31	96.55	-	91.64
Shoe leather,Children(Local)....	Pair	94.73	128.31	78.30	109.00	-	100.00	84.90	106.56	88.30	120.00
Plastic shoe(Childern).....	Pair	23.65	10.00	9.65	10.49	17.33	13.66	10.66	13.66	10.00	10.97
Shoe leather,Children(Imported)..	Pair	110.00	-	68.29	-	-	-	106.56	-	90.00	-
Shoe sendel(Plastic) Childern...Pair		-	-	10.00	12.00	-	-	-	-	-	-

Table 7 : Average Retail Price of Goods and Services by Region and Selected Market Places - Group 7 Market Places Cont'd)

ITEM	UNIT	R E G I O N A N D M A R K E T P L A C E S									
		S N N P									
		Welikite	Butajira	Hosahna	Shone	Doyugena	Alaba	Awasa	Hagere-Selam	Dilla	Yirega-chefie
P R I C E I N B I R R											
CONSTRUCTION MATERIALS, WATER, AND FUEL AND POWER											
CONSTRUCTION MATERIALS											
Cement/Bag/(Local).....	50Kg	221.65	225.00	224.00	-	230.00	215.00	204.53	-	258.88	210.83
Lime.....	Kg	-	-	3.00	-	-	-	-	-	1.50	-
Lime/Jeso(Local).....	Kg	1.21	1.88	-	1.00	.78	1.00	1.80	1.71	-	1.38
Nail (7cm - 12cm).....	Kg	22.33	23.00	24.66	22.33	22.00	24.33	24.00	25.32	24.50	24.00
Nail With Cape.....	Kg	31.32	15.78	32.00	37.00	32.00	35.33	32.00	37.32	37.72	37.96
Corrugated Iron Sheet (.2mm).....	No	101.92	-	98.00	110.00	94.00	145.00	101.33	-	103.29	102.00
Wood for House Construction('Atana')..	No	13.00	12.00	18.64	7.32	10.00	20.33	24.66	-	7.00	-
Wall Paints-Super (Fluid) Normal.....	4Kg	106.48	-	97.67	90.00	-	95.00	112.76	108.57	107.30	97.00
Wall Paints-Super (Fluid) Plastic....	4Kg	187.00	182.00	195.67	187.00	-	185.33	184.33	-	191.37	183.00
Coarse Aggregate Gravel.....	Meter Cube	-	-	-	-	-	-	-	-	-	-
Hollow Concrete Block(15x20x40 cm Cube)No		-	6.58	9.00	-	-	-	7.00	-	8.00	-
Bricks (25cm x 12cm x 6cm).....	No	-	-	-	-	-	-	-	-	3.36	-
Floor Board 4m Length.....	No	-	-	-	33.31	30.00	45.33	44.65	-	69.88	-
Iron Pipe 6mt. (1/2 inch Wide) Local..	No	173.13	-	-	-	-	-	-	-	198.92	-
Chipwood (125cm x 250cm x 8mm).....	No	122.47	-	150.00	-	-	116.00	-	-	114.93	-
Sand.....	Meter Cube	-	93.75	90.00	-	-	81.25	-	-	-	-
Gutter N ^o 33.....	Meter	-	-	-	-	-	-	71.33	-	89.95	-
Window Glass (50cm x 50cm x 3mm).....	No	35.19	-	34.66	-	-	30.00	36.33	-	-	45.00
Water Tanker,Roto (1 meter cube).....	No	2900.00	-	-	-	-	-	-	-	2749.55	-
Stone for House Construction..	Meter Cube	-	62.50	120.00	-	-	75.00	-	-	-	-
Mega Paints.....	4Kg	98.00	112.00	98.00	-	-	95.00	113.49	-	98.00	97.00
Nefas seleke Paints.....	4Kg	112.50	-	-	-	-	-	-	-	98.00	-
"Yewellel Nitaf"(Cement Made Tile).....No		-	-	-	-	-	-	87.50	-	-	-
"Yewellel Nitaf"(Plastic Made Tile)....No		-	-	-	-	-	-	-	-	-	-
Key (With hand).....	No	149.84	150.00	151.65	145.00	140.00	140.33	153.26	-	167.46	140.00
Door made of iron.....	No	-	-	603.33	506.58	789.94	841.66	419.92	-	786.61	-

Table 7 : Average Retail Price of Goods and Services by Region and Selected Market Places - Group 7 Market Places Cont'd)

ITEM	UNIT	R E G I O N A N D M A R K E T P L A C E S									
		S N N P									
		Welikite	Butajira	Hosahna	Shone	Doyugena	Alaba	Awasa	Hagere-Selam	Dilla	Yirega-chefie
P R I C E I N B I R R											
WATER											
Water.....	Meter Cube	12.50	2.25	2.50	3.00	12.50	.42	2.00	3.00	2.00	5.75
FUEL AND POWER											
Fire Wood.....	Meter Cube	112.55	150.83	159.55	124.41	204.96	415.90	-	126.24	-	120.14
Charcoal.....	Kg	4.51	4.77	3.49	6.17	2.60	4.42	5.92	3.27	1.43	4.58
Dung Cake.....	Kg	-	-	-	-	-	-	-	-	-	-
Kerosine.....	Lt	14.17	14.10	14.20	14.00	-	14.18	14.15	-	14.22	14.25
Diesel.....	Lt	16.49	16.42	16.50	-	-	16.50	16.47	-	16.54	16.57
Electric.....	K.Watt	.27	.27	.27	.27	-	.27	.27	.27	.27	.27
Matches.....	Box	-	-	-	-	-	-	-	-	-	-
Candles.....	No	-	-	-	-	-	-	-	-	-	-
Buthane Gas (Shell).....	12.5 Kg	-	-	-	-	-	-	473.96	-	-	-
Eveready Drycell.....	No	3.50	3.71	3.50	3.75	3.75	1.88	4.00	4.00	-	4.00
FURNITURE, FURNISHING, HOUSEHOLD EQUIPMENT AND OPERATION											
CHAIRS, TABLES, ETC.											
Table Wanza (Machine made) Varnished..	No	448.14	486.58	609.95	389.74	589.92	724.99	600.00	350.00	-	566.19
Table Wanza (Hand made) Not Varnished.	No	306.52	-	389.94	-	-	-	-	-	-	-
Chairs Wanza (Machine Made) Varnished.	No	300.00	306.63	300.00	234.96	127.48	346.66	236.48	150.00	359.63	-
Chairs Wanza (Hand Made) Varnished....	No	232.08	150.00	153.32	-	-	59.33	-	-	-	-
Cupboard Wanza (2 doors) Varnished....	No	2579.32	2649.69	3833.26	1646.55	3549.65	2809.99	1733.17	-	2168.14	2398.61
Double Bed Wanza (120cm) Varnished....	No	1548.35	1615.47	1833.18	1028.83	1500.00	1308.32	1165.70	932.17	1930.98	2129.74
Sofas (Complete).....	No	-	-	-	-	-	-	7329.49	-	9813.20	9330.32
Book Shelves Wanza (3 Shelves) no Door	No	416.02	476.22	1333.12	509.53	1450.00	910.63	582.85	-	1642.59	1025.99
Chest of Drawer	No	1310.37	1864.34	1166.43	849.02	1600.00	1513.30	1165.70	-	2051.97	2166.15

Table 7 : Average Retail Price of Goods and Services by Region and Selected Market Places - Group 7 Market Places Cont'd)

March 2011
Megabit 2003

		R E G I O N A N D M A R K E T P L A C E S									
ITEM	UNIT	S N N P									
		Welikite	Butajira	Hosahna	Shone	Doyugena	Alaba	Awasa	Hagere-Selam	Dilla	Yirega-chiefie
		P R I C E I N B I R R									
FURNISHINGS & REPAIRS											
Bed Sheet (Non-Patterned Bahir Dar)											
1.90m x 2.50m.....	Pair	164.95	214.96	103.31	113.31	-	-	152.48	-	189.82	180.00
Bed Sheet(Patterned Kombolcha)											
1.90m x 2.50m.....	Pair	224.50	343.20	168.99	157.48	-	197.66	-	-	-	-
Bed Cover(Patterned Kombolcha).....	No	101.48	-	99.92	-	-	-	-	-	-	-
Blanket Woolen(Debre B.)160cm x 220cm.	No	-	221.65	253.32	190.00	-	-	157.99	183.32	196.33	203.28
Mattress-Sponge (A.A Foam) 120cm.....	No	-	-	653.35	620.00	700.00	-	694.96	-	-	750.00
Towel-Local (Kombolcha).....	No	46.61	-	51.61	-	-	-	65.00	-	-	-
Curtains.....	meter	81.63	93.30	94.33	86.00	-	45.00	103.23	-	69.33	76.52
EARTHEN WARE											
Plastic tile.....	meter	53.32	42.00	51.61	39.33	-	55.00	49.66	40.00	56.62	-
Water Pot.....	No	14.64	15.00	14.66	6.49	7.65	8.66	32.97	-	-	26.57
'Jebena' Medium Size.....	No	10.32	5.83	17.66	3.30	7.00	10.00	10.00	5.31	19.93	20.00
'Mitad' (Griddle of Clay).....	No	47.62	21.63	24.31	19.93	25.00	15.66	28.65	25.00	24.10	32.60
Local Stove '(Lakech).....	No	39.32	63.29	33.65	25.99	30.00	34.66	19.66	-	23.21	38.26
Cup for Coffee (China).....	No	3.00	3.00	2.75	3.00	3.00	3.00	3.00	3.50	3.33	3.00
Plate Clay (imported).....	No	-	-	-	-	-	-	23.00	-	-	-
STRAW, BAMBOO AND OTHERS											
'Sefed'.....	No	20.30	69.88	28.31	18.29	44.66	15.33	13.98	-	21.54	18.88
Sack 100Kg Capacity.....	No	5.31	5.00	7.00	6.65	6.00	5.00	8.00	6.00	7.32	7.00
METAL WARE											
Cooking Pan Medium (Local).....	No	57.63	65.98	84.33	51.66	36.33	48.66	55.66	60.00	66.63	54.85
Tray (Nickel) Medium N ^o 45 Local.....	No	10.38	32.00	27.97	35.99	32.33	40.66	43.32	-	30.00	39.32
Electric 'Mitad' Aluminium.....	No	1100.00	-	720.00	-	-	-	983.05	-	-	-

Table 7 : Average Retail Price of Goods and Services by Region and Selected Market Places - Group 7 Market Places Cont'd)

March 2011
Megabit 2003

ITEM	UNIT	R E G I O N A N D M A R K E T P L A C E S									
		S N N P									
		Welikite	Butajira	Hosahna	Shore	Doyugena	Alaba	Awasa	Hagere-Selam	Dilla	Yiregacheffie
		P R I C E I N B I R R									
Gas Stove (Kerosine) China.....	No	93.30	85.00	84.33	74.67	-	79.67	87.67	96.64	80.00	80.00
Permuze(Japan).....	No	-	-	-	-	-	-	137.48	-	-	95.00
Refregerator.....	No	-	-	-	-	-	-	-	-	-	-
PLASTIC WARE (LOCAL MADE)											
Jerrycan (20 Litres).....	No	-	-	-	-	-	-	-	-	-	-
Bucket (20 Litres).....	No	32.99	32.00	37.28	40.66	34.66	35.33	37.63	40.00	32.97	36.65
GLASS WARE											
Glass for Tea (Duralax).....	No	5.16	4.92	5.00	5.50	5.00	4.53	8.00	-	7.78	9.00
OTHER HOUSEHOLD EQUIPMENT											
Kerosine Lamp.....	No	28.65	35.00	25.33	27.66	-	40.33	35.00	-	28.00	-
'Kuraz' Small Local Kerosine Lamp.....	No	3.81	5.00	2.00	2.00	3.00	3.00	-	-	3.00	3.00
Flash Light.....	No	13.33	13.83	16.33	-	-	-	-	-	15.00	-
Electric Bulb Philips(40/60 Watt).....	No	3.83	4.00	4.00	4.50	4.00	3.00	4.50	4.31	4.16	4.00
HOUSEHOLD OPERATION											
Hard Soap (Local).....	200gm	-	4.96	4.27	2.14	5.83	4.00	5.74	4.33	-	5.20
Hard Soap (Imported).....	200gm	5.68	-	6.00	6.50	8.00	5.60	5.74	-	6.66	-
Detergent (Omo).....	50gm	4.30	-	4.17	4.17	-	3.50	4.17	3.33	1.82	-
Incense.....	Kg	-	-	-	-	-	42.00	25.99	-	33.02	-
Sandal Wood.....	No	.46	.50	.40	.50	.50	.50	.50	.50	-	.50
Toilet Paper (Mamko).....	Roll	7.15	7.42	6.50	6.16	6.65	6.00	8.00	8.00	7.32	8.00
Detergent(Zahira).....	50gm	1.67	1.56	1.69	1.75	1.75	1.75	1.56	1.75	1.50	1.63

Table 7 : Average Retail Price of Goods and Services by Region and Selected Market Places - Group 7 Market Places Cont'd)

March 2011
Megabit 2003

R E G I O N A N D M A R K E T P L A C E S											
ITEM	UNIT	S N N P									
		Welikite	Butajira	Hosahna	Shone	Doyugena	Alaba	Awasa	Hagere- Selam	Dilla	Yirega- chefie
P R I C E I N B I R R											
DRY CLEANING											
Dry Cleaning (Suit Men).....	No	25.00	30.00	24.00	30.00	-	25.00	24.33	25.00	25.00	20.00
DOMESTIC SERVICE											
Maid Servant.....	Month	88.79	181.71	143.01	80.00	96.55	150.00	200.00	-	165.10	150.00
Unskilled Service (Daily Laborer)..	Day	25.00	25.00	30.00	25.00	25.00	25.00	23.21	20.00	18.17	25.00
Salary for Guard	Month	-	-	-	-	-	250.00	-	-	215.44	-
MEDICAL CARE											
Ampicillin(250 mg) Local.....	56 Caps	18.68	-	24.00	19.00	42.99	44.80	25.99	24.00	27.55	23.31
Tetracycline (250 mg) Local.....	56 Caps	14.68	-	22.40	14.00	12.49	14.00	14.88	17.39	16.80	17.25
Penicillin injection(4 Mu. Local).Buttle		7.65	6.16	6.00	5.00	8.00	6.00	6.32	12.00	7.32	7.56
Chloramphenicol(250mg) Local.....	56 Caps	17.40	17.18	-	-	21.00	19.60	20.49	-	18.36	22.65
Paracetamol(500mg) Local.....	20 Pills	3.30	3.00	2.00	4.00	3.46	4.00	2.82	4.00	2.62	3.00
Cough Syrup (Efadykse) Local.....	125cc	11.29	10.32	11.00	10.00	9.22	12.00	11.83	16.33	13.00	13.61
Bactrim(480mg) Local.....	30 Pills	6.32	6.00	8.20	-	9.49	6.00	6.00	12.86	8.71	6.87
Vermox(100mg) Local.....	12 Pills	2.00	2.00	-	3.00	3.00	2.00	2.00	4.00	2.00	2.29
Mezel(250mg) Local.....	30 Caps	7.86	7.86	8.20	7.50	8.22	7.50	8.14	9.00	9.00	9.00
Asprin (300 mg) Local.....	20 Pills	2.62	2.00	2.00	-	3.46	2.00	2.00	4.00	2.00	2.29
Insulin(Lente).....	Buttle	-	58.74	-	-	-	-	89.00	-	66.63	-
Amoxicillin(500mg).....	16 Caps	11.75	11.46	12.00	12.85	12.09	12.80	12.53	14.20	11.85	12.95
Magnesium Oxide.....	30 Pills	4.50	4.50	-	-	5.20	3.00	3.00	9.00	4.95	6.00
Fasider Tablet.....	1 Pills	2.00	-	-	2.67	1.29	2.00	1.77	-	1.61	2.00
OTHER MEDICAL EXPENSES											
Doctor's Fee (Government).....	per visit	3.00	3.87	5.00	3.00	2.00	3.00	5.00	4.00	5.92	2.00
Doctor's Fee (Private).....	per visit	5.00	10.00	10.00	5.00	-	10.00	15.00	-	10.00	5.00
Injection (Service Charge).....	Once	2.00	1.00	1.00	1.00	1.00	3.00	1.00	-	2.00	2.00

Table 7 : Average Retail Price of Goods and Services by Region and Selected Market Places - Group 7 Market Places Cont'd)

March 2011
Megabit 2003

ITEM	UNIT	R E G I O N A N D M A R K E T P L A C E S									
		S N N P									
		Welikite	Butajira	Hosahna	Shone	Doyugena	Alaba	Awasa	Hagere-Selam	Dilla	Yirega-chefie
		P R I C E I N B I R R									
Labratory Test Fee (Private).....	Once	5.59	6.00	20.00	7.32	-	5.00	5.00	-	7.94	5.00
Bed Charge (gov.).....	per day	-	12.00	6.00	-	-	-	20.00	-	15.97	-
X-Ray(For TB).....	Once	-	-	45.00	-	-	-	64.81	-	80.00	-
Bed Charge (Private).....	per day	15.00	-	-	-	-	-	50.00	-	26.57	15.00
TRANSPORT AND COMMUNICATION											
TRANSPORT											
Benzene.....	Lt	18.99	18.97	18.00	-	-	19.12	19.09	-	19.55	-
Motor Oil (Mobil).....	Lt	67.31	65.33	72.00	55.00	-	64.33	64.80	-	66.00	65.00
Car Washing and Greasing.....	Once	40.00	-	-	-	-	60.00	35.00	-	20.00	50.00
Bus Fare (per km).....	Tarif	.26	-	.65	.33	.25	-	.34	-	-	-
Bus Fare (within Town)	Trip	-	-	-	-	-	-	-	-	-	-
Taxi Fare	Trip	-	-	1.00	-	-	-	1.50	-	.50	-
Air Plane (To Addis Ababa)	Trip	-	-	-	-	-	-	-	-	-	-
Animal Transport fare.....	Trip	-	-	-	-	-	-	-	-	-	-
Cart Fare.....	Trip	2.00	2.00	-	1.00	-	1.00	2.00	-	1.00	-
COMMUNICATION											
Telephone Charge (with town).....	Period	.20	.20	.20	-	-	.20	.20	-	-	-
Telephone Charge to Addia Ababa....	Period	.50	1.50	1.52	4.80	4.20	5.40	3.60	4.20	1.40	3.60
Telephone Line Installation Charge..	Once	355.00	355.75	355.75	283.30	283.00	283.30	283.00	283.30	233.30	283.30
Mobile Apparatus(Nokia6200).....	No	-	-	-	-	-	-	-	-	-	-
Mobile call from Tel.....	Period	.90	2.16	.72	2.16	5.10	-	2.16	-	2.16	2.16
Internet Service.....	10hrs/month	-	111.00	11.10	-	-	-	69.00	-	4.18	-

Table 7 : Average Retail Price of Goods and Services by Region and Selected Market Places - Group 7 Market Places Cont'd)

March 2011
Megabit 2003

ITEM	UNIT	R E G I O N A N D M A R K E T P L A C E S									
		S N N P									
		Welikite	Butajira	Hosahna	Shone	Doyugena	Alaba	Awasa	Hagere-Selam	Dilla	Yirega-chiefie
P R I C E I N B I R R											
ENTERTAINMENT AND EDUCATION											
EQUIPMENT AND ACCESSORIES											
T.V. Set Philips 21 inch(Colored)..... No	-	4000.00	4193.32	-	-	-	4533.27	-	-	-	-
Cassette Recorded Original(Local Music)No	12.00	12.00	12.00	10.00	12.00	12.00	12.00	13.00	10.00	10.66	-
Radio Set Philips 3 Band..... No	-	-	-	-	-	-	285.00	-	-	-	-
Tape Recorder National (2 Speaker).... No	-	-	601.66	-	-	-	-	-	-	-	-
Expense for Photograph(Passport size)4Pho	6.00	12.00	8.00	7.65	6.00	7.00	6.00	8.00	6.32	8.00	-
Newspaper (Addis Zemen)..... No	-	-	-	-	-	-	2.00	-	3.20	-	-
Theater Enterance Fee Once	20.00	-	-	-	-	-	-	-	-	-	-
VCD-Player(Mayato Japan).....No	-	-	828.33	-	-	-	-	-	802.67	-	-
VCD Cassette rent.....Once	2.00	2.00	2.00	2.00	-	-	2.00	2.00	1.59	2.00	-
EDUCATION											
Exercise Book (50 Leaves) Local..... No	3.92	-	4.25	4.00	4.50	4.50	3.95	-	4.33	-	-
Pencil (China)..... No	1.50	1.50	1.70	1.00	-	1.53	2.00	-	1.00	.50	-
Ball Point-Bic England..... No	2.25	2.50	2.50	2.50	2.50	2.23	2.25	2.25	3.00	2.50	-
Day School Fee-Public(Grade 7 & 8)..Month	-	-	-	-	-	-	-	-	-	-	-
Day School Fee-Private(Grade 9-10)..Month	-	-	92.47	100.00	-	-	150.00	-	25.00	-	-
Night School Fee-Government(Gr.9-10)Month	38.00	45.00	45.00	-	-	25.00	28.00	-	14.66	65.00	-
School Uniform Fee No	-	-	-	-	-	191.65	168.32	-	-	-	-
Night School Fee-Private(Grade9-10).Month	-	-	-	-	-	-	-	-	-	-	-
Night College Fee-Private.....Credit/hr	-	-	-	-	-	-	-	-	-	-	-
PERSONAL CARE AND EFFECTS											
PERSONAL CARE											
GIV Toilet Soap..... 90gm	5.24	5.53	4.78	5.63	5.63	6.75	6.19	5.63	5.63	6.75	-
Blade-INDIA..... No	.60	.75	.50	.50	.50	.75	.75	-	1.00	.50	-

Table 7 : Average Retail Price of Goods and Services by Region and Selected Market Places - Group 7 Market Places Cont'd)

March 2011
Megabit 2003

R E G I O N A N D M A R K E T P L A C E S										
ITEM	UNIT	S N N P								
		Welikite	Butajira	Hosahna	Shone	Doyugena	Alaba	Awasa	Hagere-Selam	Dilla
P R I C E I N B I R R										
Hair Dressing (Traditional)..... No	7.00	5.00	14.30	8.94	10.00	8.00	9.28	-	5.65	7.00
Hair Dressing (Modern)..... No	6.74	20.00	25.00	17.49	20.00	25.00	20.00	20.00	20.00	20.00
Barbery (Mens Hair Cut)..... No	4.00	5.65	7.00	5.19	4.00	4.00	6.00	4.31	7.00	5.00
Zenith Hair Oil(Liquids Form)..... 330cc	14.66	16.31	17.96	17.00	16.00	15.00	15.92	15.33	15.00	15.66
Zenith Hair Oil(Non-Liquids Form).. 330cc	-	16.31	16.68	17.00	16.00	15.00	-	15.00	15.00	-
Shaving Machine (medium) No	65.00	-	7.00	32.50	-	-	60.00	-	15.94	-
Perfume100cc	-	-	-	27.66	-	-	-	-	32.33	-
Parafin Hair Oil.....330cc	-	-	21.45	-	-	49.50	21.45	-	-	-
Shoe Polish(Black/Brown).....Once	2.00	1.74	1.50	1.50	2.00	2.00	2.00	2.00	2.00	2.00
Modes(Disposable napkins).....Packet	12.97	14.00	12.00	10.00	10.00	12.00	12.00	-	12.00	12.00
PERSONAL EFFECTS										
Umbrella-Men Medium (Local)..... No	58.15	56.62	56.33	44.32	50.00	35.66	60.00	50.00	46.26	58.28
Umbrella-Women Medium (Imported)..... No	101.48	98.30	52.00	38.66	40.00	46.32	88.30	51.61	73.19	113.24
Hand Bag (Imported Synthetic)..... No	188.14	131.04	-	25.66	31.32	-	168.22	-	176.60	193.10
Belt (Local) Machine Made..... No	53.28	-	33.65	-	38.31	-	45.00	-	-	-
Belt (Local) Hand Made..... No	-	53.28	-	-	-	-	-	-	-	-
JEWELLERY										
Seiko-21 Jewels Automatic (Men)..... No	-	-	-	-	-	-	-	-	-	-
Seiko-21 Jewels Automatic (Women)..... No	-	-	-	-	-	-	-	-	-	-
Earrings (4gm 18 carat Local)..... Pair	2800.00	-	2700.00	-	-	-	2800.00	-	-	-
Neck Laces (6gm 18 carat Local) No	4200.00	-	4050.00	-	-	-	4200.00	-	-	-
Rings (4gm 18 carat Local)..... No	2800.00	-	2700.00	-	-	-	2800.00	-	-	-
Bracelet 20gm (18 carat Local)..... No	-	-	-	-	-	-	14000.00	-	-	-

Table 7 : Average Retail Price of Goods and Services by Region and Selected Market Places - Group 7 Market Places Cont'd)

		March 2011 Megabit 2003									
R E G I O N A N D M A R K E T P L A C E S											
ITEM	UNIT	S N N P									
		Welikite	Butajira	Hosahna	Shone	Doyugena	Alaba	Awasa	Hagere-Selam	Dilla	Yirega-chefie
P R I C E I N B I R R											
LIVESTOCK AND DRAUGHT ANIMALS											
LIVESTOCK											
Sheep (10-15kg).....	No	-	294.71	323.24	284.61	356.45	329.60	516.14	219.39	400.00	346.05
Goat (10-15kg).....	No	-	317.32	362.19	280.34	283.06	294.97	466.08	-	419.68	-
Heifer (2-4 Years).....	No	-	1433.87	831.30	1748.60	1381.91	1049.21	2332.49	1078.37	-	1479.73
Cow (4 Years and Above).....	No	-	1984.77	1894.16	2193.47	1799.54	2032.79	3315.57	1993.31	-	3685.53
Bull (2-4 Years).....	No	-	1640.75	971.52	1887.64	1615.47	1549.46	3813.98	1188.78	-	1721.03
Ox (4 Years and Above).....	No	-	3378.54	3436.53	3840.79	2916.00	2549.67	5282.96	3246.90	-	5590.46
Hen (Indigenous).....	No	35.97	25.96	30.92	23.96	33.32	24.31	21.63	32.27	31.58	36.59
Cock (Indigenous).....	No	43.27	49.83	40.45	40.28	50.98	35.33	40.00	50.92	51.30	53.28
DRAUGHT ANIMALS											
Donkey.....	No	-	956.09	1049.21	-	1249.33	1452.75	-	-	-	-
Horse.....	No	-	1829.15	2101.62	-	1815.61	2026.56	-	1312.70	-	-
Mule.....	No	-	-	2243.31	-	2963.22	2463.03	-	-	-	-
FARM EQUIPMENT (INDUSTRIAL PRODUCT)											
Sickel.....	No	50.00	55.00	55.66	52.00	55.50	53.33	50.00	30.00	20.98	11.24
Pick Axe ('Doma').....	No	53.28	60.00	53.99	-	-	45.00	53.28	-	65.00	-
'Gejera'.....	No	51.61	-	-	73.00	-	45.00	40.99	-	-	-
FARM EQUIPMENT (HAND MADE)											
'Mofer'.....	No	-	27.59	-	21.91	-	56.46	-	-	-	-
'Keriber'.....	No	-	15.00	-	17.31	-	25.33	-	-	-	-
'Digr'.....	No	-	7.50	-	3.32	-	6.16	-	-	-	-
Plough.....	No	-	27.59	65.99	35.65	-	30.00	-	-	-	-
Sickel.....	No	-	14.30	7.00	6.00	-	8.65	-	-	-	-

Table 7 : Average Retail Price of Goods and Services by Region and Selected Market Places - Group 7 Market Places Cont'd)

		March 2011 Megabit 2003									
		R E G I O N A N D M A R K E T P L A C E S									
ITEM	UNIT	S N N P									
		Welikite	Butajira	Hosahna	Shone	Doyugena	Alaba	Awasa	Hagere-Selam	Dilla	Yirega-chefie
		P R I C E I N B I R R									
'Wegel'.....	No	-	11.29	-	13.33	-	10.00	-	-	-	-
'Erfe '.....	No	-	-	-	-	-	-	-	-	-	-
MISCELLANEOUS GOODS AND SERVICES											
Coffin (Medium Quality).....	No	-	-	513.25	220.00	-	366.64	632.89	-	-	-
Charge for Money Transfer.....	Once	13.00	13.00	13.60	13.00	13.00	13.00	13.00	-	13.00	13.00
Photocopy.....	per page	.50	.43	.30	.50	.50	.50	.40	1.00	.50	.50
Wedding Invitation Card.....	per page	-	-	-	-	-	-	3.00	-	-	-

Group 8

Market Places

**(Welayita Sodo, Bodite, Jinka, Dimeka, Masha, Tepi, Bonga,
Chana, Arba Minch, and Sawla.)**

Table 8 : Average Retail Price of Goods and Services by Region and Selected Market Places - Group 8 Market Places Cont'd)

		March 2011 Megabit 2003									
		R E G I O N A N D M A R K E T P L A C E S									
ITEM	UNIT	S N N P									
		Welayita sodo	Bodite	Jinka	Dimeka	Masha	Tepi	Boniga	Chana	Arbam- minch	Sawla
		P R I C E I N B I R R									
CEREALS UNMILLED											
'Teff' White	Kg	8.00	7.26	7.85	8.00	9.15	9.50	8.00	7.50	8.00	-
'Teff' Mixed.....	Kg	7.23	6.00	6.29	-	7.83	8.00	7.16	6.83	7.50	6.50
'Teff' Black (Red).....	Kg	5.53	4.93	9.77	-	5.81	6.00	6.23	5.00	8.00	3.07
Wheat White.....	Kg	6.26	5.67	5.96	-	7.50	6.50	5.16	5.16	8.00	5.97
Wheat Mixed.....	Kg	-	-	-	-	-	6.00	-	-	-	-
Wheat Black (Red).....	Kg	6.00	-	5.45	-	6.50	6.50	4.86	5.16	7.00	6.15
Barley White.....	Kg	5.33	6.23	4.48	-	4.26	6.50	5.00	6.00	5.00	4.63
Barley Mixed.....	Kg	4.93	6.50	4.44	4.79	4.69	5.83	4.53	6.00	-	4.66
Barley Black.....	Kg	5.16	7.00	4.90	-	4.65	6.00	4.75	6.00	5.00	4.90
Barley for Beer.....	Kg	-	-	-	-	-	-	3.53	-	-	-
Maize (White).....	Kg	4.07	2.63	3.97	4.47	1.78	3.16	-	3.00	4.00	3.42
Durrah.....	Kg	-	-	-	-	-	-	-	2.15	-	-
Sorghum Yellow.....	Kg	-	-	-	-	-	-	-	-	6.00	-
Sorghum White.....	Kg	-	-	4.76	3.83	3.50	2.82	3.50	3.00	4.00	-
Sorghum Red.....	Kg	2.87	-	5.77	4.01	-	3.00	3.00	3.00	4.50	-
African Millet.....	Kg	-	-	5.40	4.45	-	3.83	3.47	3.50	8.00	-
Rice (Imported).....	Kg	14.33	12.00	13.00	16.00	13.30	14.00	13.33	7.43	14.00	13.16
Oats.....	Kg	-	-	-	-	-	-	-	-	-	-
Hulled Barley.....	Kg	8.00	-	7.31	7.06	-	-	-	-	6.00	7.94
CEREALS MILLED											
'Teff' White.....	Kg	-	-	-	9.10	-	10.00	-	-	-	-
'Teff' Mixed.....	Kg	-	-	-	-	9.32	8.50	-	-	-	-
'Teff' Black (Red).....	Kg	-	-	-	-	-	-	-	-	-	-
Wheat White.....	Kg	-	-	-	-	-	-	-	-	-	-
Wheat Mixed.....	Kg	-	-	-	-	7.00	-	-	-	-	-
Barley White.....	Kg	-	-	-	-	-	17.31	-	-	-	-
Barley Mixed.....	Kg	-	-	-	-	-	-	-	12.00	-	-

Table 8 : Average Retail Price of Goods and Services by Region and Selected Market Places - Group 8 Market Places Cont'd)

ITEM	UNIT	R E G I O N A N D M A R K E T P L A C E S									
		S N N P									
		Welayita sodo	Bodite	Jinka	Dimeka	Masha	Tepi	Boniga	Chana	Arbam- minch	Sawla
P R I C E I N B I R R											
Maize (White).....	Kg	5.61	2.70	-	5.70	-	3.50	-	-	6.00	4.65
Oats.....	Kg	20.58	-	-	-	-	18.00	-	12.00	-	-
Sorghum.....	Kg	-	-	-	-	-	-	-	-	-	-
Durrah.....	Kg	-	-	-	-	-	-	-	-	-	-
'Furno Duket' Locally Processed..	Kg	8.83	8.50	9.00	10.00	8.97	8.75	8.70	10.00	8.65	8.33
PULSES UNMILLED											
Horse Beans.....	Kg	7.30	8.00	9.19	-	7.30	7.33	7.66	7.16	7.33	6.85
Peas White.....	Kg	9.00	-	8.11	-	7.80	9.33	9.83	8.00	-	-
Peas Green(dry).....	Kg	8.83	9.00	7.89	7.14	7.58	-	8.00	-	9.32	-
Peas Mixed.....	Kg	8.83	-	7.72	-	7.62	9.16	8.50	8.00	9.32	8.45
Soya Beans.....	Kg	-	-	-	-	-	-	-	-	-	-
Chick Peas.....	Kg	8.33	9.00	12.66	-	12.00	10.00	11.29	10.00	9.00	8.65
Lentils.....	Kg	15.66	14.00	15.33	16.00	23.00	13.33	16.00	18.00	13.66	13.46
Haricot Beans.....	Kg	7.00	-	6.36	3.77	5.49	5.42	5.30	5.00	-	5.71
Lima Beans.....	Kg	-	-	-	-	-	-	-	-	6.00	-
Vetch.....	Kg	5.93	-	-	-	-	6.50	-	-	-	-
Fenugreek(Green).....	Kg	21.31	46.00	27.95	-	23.00	25.32	28.65	30.00	24.66	24.99
PULSES MILLED OR SPLIT											
Horse Beans Milled.....	Kg	-	-	-	-	-	-	14.00	-	-	-
Peas Milled.....	Kg	21.94	-	21.94	21.94	17.00	-	15.66	16.00	15.66	15.00
Chick Peas Milled.....	Kg	-	-	-	-	-	-	-	-	-	-
Mixed Pulses Milled.....	Kg	10.63	12.00	12.32	-	-	13.00	-	12.00	-	-
Vetch Milled.....	Kg	-	-	-	-	-	15.68	-	-	12.32	-
Peas Split.....	Kg	13.30	12.00	11.29	14.00	12.00	12.97	14.33	12.00	14.00	13.98
Peas Split(Roasted).....	Kg	14.00	14.00	-	-	-	12.00	-	-	14.00	-
Horse Beans Split(Roasted).....	Kg	10.49	11.00	-	-	-	-	-	-	-	-
Lentils Split.....	Kg	18.17	18.00	19.66	20.00	19.33	19.00	21.31	20.00	19.00	18.00

March
Megabit 2011
2003

Table 8 : Average Retail Price of Goods and Services by Region and Selected Market Places - Group 8 Market Places Cont'd)

		March 2011 Megabit 2003									
		R E G I O N A N D M A R K E T P L A C E S									
ITEM	UNIT	S N N P									
		Welayita sodo	Bodite	Jinka	Dimeka	Masha	Tepi	Boniga	Chana	Arbam- minch	Sawla
		P R I C E I N B I R R									
Vetch Split(Roasted).....	Kg	-	-	-	-	-	-	-	-	11.49	-
Chick Peas Split(Roasted).....	Kg	-	-	-	-	-	-	-	-	-	-
Fenugreek Milled.....	Kg	57.45	50.00	40.00	-	-	37.42	49.32	47.43	-	40.00
OIL SEEDS											
Niger Seed.....	Kg	12.00	15.00	-	-	-	13.66	16.00	-	12.32	-
Linseed White.....	Kg	-	-	9.11	-	-	-	-	-	-	-
Linseed Red.....	Kg	12.00	14.00	8.35	-	-	13.33	16.00	8.00	14.00	13.30
Sesame Seed Red.....	Kg	-	-	9.11	7.70	-	-	21.31	-	15.00	15.69
Sunflower.....	Kg	10.32	10.00	5.89	5.18	-	14.00	15.49	-	12.32	-
Castor Beans.....	Kg	10.00	-	6.28	-	-	-	-	9.13	-	-
Rape Seed.....	Kg	11.29	12.00	10.73	-	14.64	12.63	13.61	11.76	12.00	12.00
Ground Nut Shelled.....	Kg	16.00	-	-	-	-	12.00	-	-	18.00	8.52
PREPARED CEREAL PRODUCTS											
Spaghetti (Local) Without Egg....	Kg	19.49	16.00	17.31	20.00	16.60	17.00	16.33	18.00	20.00	15.66
Pastini.....	Kg	20.00	18.00	20.00	26.00	-	24.00	22.00	-	20.00	-
Macaroni (Local) Without Egg....	Kg	13.00	12.00	13.00	15.00	13.00	12.50	13.55	14.00	12.66	12.83
'Fafa' Flour.....	kg	-	-	-	-	-	30.00	-	-	-	-
'Dube' Flour.....	kg	-	-	-	-	-	-	-	-	-	-
BREAD AND OTHER PREPARED FOODS											
'Enjera' ('Teff' Mixed).....	325gm	1.34	-	2.44	-	1.78	2.01	2.60	-	2.22	-
'Dabo' (Traditional Ambasha)..	350gm	-	-	-	-	-	-	-	-	-	-
'Dabo' (Traditional Sheleto)..	350gm	1.38	-	-	-	-	-	2.92	-	-	2.76
Bread Wheat (Bakery).....	350gm	4.02	3.39	3.63	3.89	2.84	3.39	4.20	3.63	3.63	3.51
Biscuits	150gm	5.45	4.50	3.21	4.29	3.21	3.21	-	3.21	3.21	3.02

Table 8 : Average Retail Price of Goods and Services by Region and Selected Market Places - Group 8 Market Places Cont'd)

March 2011
Megabit 2003

R E G I O N A N D M A R K E T P L A C E S											
ITEM	UNIT	S N N P									
		Welayita sodo	Bodite	Jinka	Dimeka	Masha	Tepi	Boniga	Chana	Arbam- minch	Sawla
P R I C E I N B I R R											
MEAT											
Beef	Kg	40.00	40.00	-	-	-	30.00	-	26.00	-	-
Camel Meat	Kg	-	-	-	-	-	-	-	-	-	-
FISH AND FISH PRODUCTS											
Fish Fresh.....	Kg	-	-	-	-	-	-	-	-	39.14	-
Sardines (Imported).....	125gm	20.00	-	-	-	-	23.00	22.00	-	-	12.00
DIARY PRODUCTS AND EGG											
Cow Milk (Unpasteurized).....	Lt	5.00	-	9.29	8.20	6.06	6.06	8.05	5.56	7.17	9.09
Cow Milk (pasteurized).....	Lt	-	-	-	-	-	-	-	-	14.00	-
Camel Milk.....	Lt	-	-	-	-	-	-	-	-	-	-
Goat Milk.....	Lt	-	-	-	-	-	-	-	-	-	-
Powdered Milk (Me&My).....	450gm	73.13	120.00	79.81	98.40	73.13	75.89	80.24	-	78.75	81.56
Yoghurt (Traditional).....	Lt	10.91	-	8.62	-	14.76	15.79	12.20	-	16.00	12.50
Cheese Cottage.....	Kg	19.33	-	13.40	-	11.82	11.50	13.22	13.98	14.82	11.96
Egg (Traditional).....	Dozen	15.00	12.00	15.00	8.00	15.00	18.95	12.00	15.00	15.00	16.94
OILS AND FATS											
Butter Unrefined.....	Kg	85.00	90.00	110.00	53.20	70.00	75.33	80.00	85.00	95.00	90.00
Cooking Oil (Imported).....	Lt	29.15	28.00	29.43	-	-	-	26.67	-	27.44	29.95
Cooking Oil (Local).....	Lt	-	-	-	-	30.00	-	30.00	-	-	-
Vegetable Butter(Sheno & Shady)..	Kg	71.09	60.00	62.91	-	50.00	72.95	64.87	-	74.03	72.22

Table 8 : Average Retail Price of Goods and Services by Region and Selected Market Places - Group B Market Places Cont'd)

		March 2011 Megabit 2003									
		R E G I O N A N D M A R K E T P L A C E S									
ITEM	UNIT	S N N P									
		Welayita sodo	Bodite	Jinka	Dimeka	Masha	Tepi	Boniga	Chana	Arbam- minch	Sawla
		P R I C E I N B I R R									
VEGETABLES AND FRUITS											
VEGETABLES (FRESH)											
Ethiopian Kale.....	Kg	4.35	3.12	2.41	4.74	1.53	3.87	5.59	3.96	5.31	5.42
Cabbage.....	Kg	2.62	5.08	3.50	3.96	1.51	1.96	4.14	3.63	2.89	2.46
Lettuce.....	Kg	-	-	-	-	-	4.92	-	-	-	-
Spinach.....	Kg	-	-	-	-	1.98	4.62	-	-	-	-
Carrot.....	Kg	4.83	4.78	2.74	-	4.35	11.02	6.85	5.92	7.00	-
Tomatoes.....	Kg	5.65	4.15	8.96	9.28	7.39	4.08	7.41	2.93	4.00	5.77
Onions.....	Kg	6.83	11.50	16.86	9.65	14.66	10.92	10.24	19.88	6.50	7.00
Garlics.....	Kg	43.98	40.00	49.83	52.44	65.35	48.32	51.79	38.35	45.00	45.00
Leaks.....	Kg	-	-	-	-	-	-	-	-	-	-
Pepper Green.....	Kg	-	8.22	8.35	10.77	10.73	15.29	-	12.57	24.00	16.83
Pumpkin	Kg	-	-	2.08	1.11	-	1.09	2.34	2.20	3.77	1.83
Green Peas.....	Kg	-	-	-	-	-	-	-	-	-	-
Beet Root.....	Kg	4.00	2.59	3.38	-	4.36	1.52	6.37	5.19	4.00	2.03
Cauliflower.....	Kg	-	-	-	-	-	-	-	-	-	-
FRUITS FRESH											
Banana.....	Kg	3.83	3.82	3.35	1.85	2.61	2.91	4.00	1.40	3.37	3.01
Orange.....	Kg	-	-	8.15	-	4.75	7.51	5.88	3.67	-	-
Lemon.....	Kg	7.91	4.85	5.81	9.12	13.14	11.16	33.33	11.16	6.14	1.45
Tangerine.....	Kg	-	-	-	-	-	-	-	-	-	-
Papaya.....	Kg	-	2.37	3.21	2.30	5.94	1.50	1.61	1.38	4.58	2.10
Grapes.....	Kg	-	-	-	-	-	-	-	-	-	-
Avocado.....	Kg	4.11	-	10.19	-	3.06	4.17	5.56	2.71	8.34	10.03
Mango.....	Kg	5.00	6.99	8.35	2.46	-	4.77	-	4.21	8.16	-
Cactus.....	Kg	-	-	-	-	-	-	-	-	-	-

Table 8 : Average Retail Price of Goods and Services by Region and Selected Market Places - Group 8 Market Places Cont'd)

March
Megabit 2011
2003

R E G I O N A N D M A R K E T P L A C E S											
ITEM	UNIT	S N N P									
		Welayita sodo	Bodite	Jinka	Dimeka	Masha	Tepi	Boniga	Chana	Arbam- minch	Sawla
P R I C E I N B I R R											
SPICES											
Pepper Whole.....	Kg	38.66	31.32	35.00	-	-	35.00	33.97	30.00	38.00	-
Black Pepper(Local).....	Kg	122.72	-	120.00	-	100.00	-	140.00	140.00	-	132.99
Long Pepper(Local).....	Kg	20.98	-	30.00	-	33.33	-	30.65	-	-	21.54
White Cumin(Bishop's Weed)Local..	Kg	33.25	33.00	26.78	-	28.65	32.33	28.00	25.00	30.97	28.23
Black Cumin(Local).....	Kg	48.27	58.00	54.85	-	54.99	32.97	78.30	50.00	60.00	50.00
Ginger Dry(Local).....	Kg	-	-	-	-	-	40.00	-	-	-	-
Ginger Wet(Local).....	Kg	20.00	7.22	16.70	12.00	15.84	8.66	-	11.56	20.00	8.70
Cloves(Imported).....	Kg	120.00	150.00	122.47	-	100.00	116.57	180.00	140.00	126.58	124.55
Cinnamon(Imported).....	Kg	71.63	75.00	70.00	-	-	64.66	-	78.08	70.00	66.63
Cardamon(Local).....	Kg	74.89	70.00	50.00	-	65.00	51.61	71.63	50.00	70.00	-
Tumeric Flour(Local).....	Kg	-	-	-	-	-	-	-	-	-	-
Chillies Whole.....	Kg	43.27	-	30.28	-	69.21	-	54.77	15.00	45.00	80.18
Basil Dry.....	Kg	22.96	30.00	10.14	-	30.28	24.33	30.00	25.00	23.99	15.80
POTATOES, OTHER TUBERS AND STEMS											
Potato.....	Kg	5.00	2.47	6.23	4.30	3.86	4.14	5.10	8.06	7.00	5.56
Sweet Potato.....	Kg	1.60	1.52	1.34	1.46	3.39	.94	1.74	1.77	1.98	1.95
'Kocho' (Unprocessed).....	Kg	4.00	6.25	-	-	1.47	1.97	4.39	1.12	6.40	1.75
'Bula'.....	Kg	7.50	-	20.00	-	-	7.64	-	-	10.53	9.65
COFFEE, TEA, CHAT AND BUCK-THORN LEAVES											
Tea Leaves(Local).....	100gm	3.00	2.75	3.58	3.95	2.29	3.00	2.97	2.91	3.75	3.50
Coffee Whole.....	Kg	-	-	14.62	-	-	30.00	37.52	34.52	-	30.45
Coffee Beans.....	Kg	80.00	80.00	60.66	62.93	62.98	63.98	61.62	60.00	80.00	74.89
Coffee Leaves.....	Kg	-	-	9.41	-	-	-	-	5.98	12.02	-
Buck Thorn Leaves.....	Kg	15.43	14.39	-	-	-	6.83	-	6.09	5.66	2.96
'Chat'.....	Kg	-	-	18.41	-	33.05	58.71	57.84	58.38	-	27.09

Table 8 : Average Retail Price of Goods and Services by Region and Selected Market Places - Group 8 Market Places Cont'd)

March 2011
Megabit 2003

R E G I O N A N D M A R K E T P L A C E S											
ITEM	UNIT	S N N P									
		Welayita sodo	Bodite	Jinka	Dimeka	Masha	Tepi	Boniga	Chana	Arbam- minch	Sawla
P R I C E I N B I R R											
Malt-Barley.....	Kg	8.11	10.02	10.27	-	10.98	10.91	8.88	11.01	-	-
Malt-Wheat.....	Kg	7.50	10.47	-	-	-	-	-	-	-	-
OTHER FOOD ITEMS											
Salt.....	Kg	3.00	2.75	3.83	4.00	4.00	4.00	3.50	3.33	3.16	3.00
Sugar.....	Kg	14.35	-	20.00	-	15.00	-	15.07	18.00	14.37	15.00
Honey.....	Kg	30.00	-	36.59	20.00	34.00	36.00	43.98	30.00	50.00	-
Canned Tomato (Local).....	410gm	-	-	16.33	18.00	16.66	16.64	17.00	18.97	20.00	-
Dry Yeast(Baking powder).....	350gm	70.00	70.00	70.00	105.00	70.00	70.00	70.00	-	70.00	75.41
FOOD TAKEN AWAY FROM HOME											
Cup of Tea.....	No	1.00	1.00	1.00	1.00	1.00	1.00	2.29	1.00	1.00	1.00
Cup of Coffee.....	No	2.50	2.50	2.00	2.00	1.50	3.00	1.65	1.00	3.00	2.32
Cup of Milk.....	No	2.66	-	2.82	-	2.50	3.00	2.00	2.45	3.00	2.32
'Key Wot Yebere'.....	One Meal	13.98	11.00	-	-	-	-	-	-	-	-
'Key Wot Yebeg/Yefyel'.....	One Meal	13.98	11.00	-	-	12.00	13.33	14.87	10.00	-	-
'Yebeg Tibs'.....	One Meal	15.98	13.00	-	-	16.43	14.66	17.32	12.00	-	-
'Fasting Meal Without fish'.....	One Meal	9.58	6.00	7.00	7.00	8.00	9.28	11.93	5.00	9.20	6.48
'Yebeg Kikil'.....	One Meal	13.98	-	-	-	13.00	13.33	14.87	-	-	-
COST OF MILLING											
Cereals.....	100Kg	30.00	40.00	35.00	70.00	40.00	20.00	20.00	35.00	35.00	40.00
Pulses.....	100Kg	40.00	40.00	35.00	50.00	40.00	20.00	35.00	-	35.00	40.00
Pepper Whole.....	100Kg	130.00	60.00	100.00	-	200.00	100.00	100.00	200.00	120.00	200.00

Table 8 : Average Retail Price of Goods and Services by Region and Selected Market Places - Group 8 Market Places Cont'd)

March 2011
Megabit 2003

R E G I O N A N D M A R K E T P L A C E S											
ITEM	UNIT	S N N P									
		Welayita sodo	Bodite	Jinka	Dimeka	Masha	Tepi	Boniga	Chana	Arbam- minch	Sawla
P R I C E I N B I R R											
BEVERAGES - NON ALCOHOLIC											
Ambo Mineral Water.....	500cc	4.75	4.75	6.00	5.40	5.55	5.25	6.32	5.00	4.95	5.00
Mineral Water.....	Lt	5.00	7.00	6.32	8.00	8.00	9.28	8.00	8.00	7.00	8.00
Coca Cola/Fanta.....	300cc	4.75	4.75	5.40	5.40	5.20	5.03	5.07	5.00	4.95	4.86
Pepsi Cola/Mirinda.....	300cc	4.40	4.75	5.20	5.40	5.55	5.35	5.10	5.00	4.95	4.86
BEVERAGES - ALCOHOLIC											
Araki (Local).....	900cc	39.56	50.00	60.66	50.00	56.62	61.30	60.22	55.66	40.00	45.00
Cognac (Local).....	900cc	-	-	62.00	-	-	-	-	55.99	-	-
Brandy (Local).....	900cc	-	-	-	-	-	-	-	-	-	-
Gin (Local).....	900cc	39.56	50.00	60.66	50.00	56.62	61.30	60.22	55.66	40.00	45.00
Saris Wine (Normal).....	750cc	30.65	32.00	31.32	40.00	40.00	46.42	40.00	35.00	33.47	35.00
'Katikalla'.....	Lt	12.63	16.00	18.51	-	19.03	9.09	15.49	20.00	21.01	8.22
Beer (Bedele).....	330cc	7.67	7.75	8.40	9.00	7.25	7.35	7.60	7.50	7.85	-
Beer (Harar).....	330cc	7.67	7.75	8.40	9.00	-	8.00	7.85	7.50	7.85	7.66
Beer (Meta Abo).....	330cc	7.67	-	-	9.00	-	7.35	7.85	-	7.85	-
'Tella'.....	Lt	1.88	-	2.22	2.11	2.95	2.35	2.35	2.22	2.00	2.67
'Tej' (Mead).....	Lt	3.70	3.00	9.96	8.76	6.74	3.71	8.41	4.79	6.00	4.42
CIGARETTES AND TOBACCO											
CIGARETTES											
Nyala.....	Packet	10.00	10.00	10.00	10.00	10.00	10.00	10.00	10.00	10.00	10.00
Gissila.....	Packet	-	-	-	-	-	-	-	2.00	-	-
Rothmans/England/.....	Packet	-	-	21.54	25.00	-	-	-	-	25.00	23.21
Marlboro.....	Packet	-	-	-	-	-	-	-	-	20.00	-

Table 8 : Average Retail Price of Goods and Services by Region and Selected Market Places - Group 8 Market Places Cont'd)

		REGION AND MARKET PLACES									
ITEM	UNIT	S N N P									
		Welayita sodo	Bodite	Jinka	Dimeka	Masha	Tepi	Boniga	Chana	Arbam- minch	Sawla
		PRICE IN BIRR									
TOBACCO											
'Gaya'.....	Kg	86.18	36.46	-	-	13.79	25.00	-	12.02	-	51.09
CLOTHING AND FOOT WEAR											
CLOTHING											
Abujedid(Akaki/Bahir Dar)91cm.	Meter	-	-	-	-	20.98	-	-	-	-	-
Abujedid(Komb./Arba Min.)150cm	Meter	25.00	-	25.00	-	25.00	29.32	28.65	30.00	25.00	27.39
Khaki(S-10,000 Twil)150cm.....	Meter	-	-	-	-	-	-	63.29	-	-	60.00
Khaki(Akaki).....	Meter	-	-	-	-	-	-	-	-	-	-
Wool-England 100%.....	Meter	104.88	-	-	-	-	-	-	-	-	-
Tetron(A.Minch).....	Meter	-	-	60.00	-	-	-	63.29	-	60.00	-
Poplin(Dire Dawa)105cm.....	Meter	-	-	-	-	-	-	-	-	-	-
Poplin(Komb./Arba Minch)150cm.	Meter	38.26	-	-	-	-	45.00	-	35.00	45.00	44.72
Nylon(Mojo).....	Meter	-	-	-	-	-	-	33.25	20.00	25.00	-
Polyster(Arba Minch/Awasa)....	Meter	-	-	-	-	-	-	-	-	60.00	-
Jersi.....	Meter	-	-	58.28	-	-	48.27	53.28	-	50.00	-
Cotton.....	Kg	22.00	-	-	-	-	-	-	-	31.93	3.61
Hisufi	Meter	-	-	-	-	-	-	-	-	-	-
Kefai.....	Meter	-	-	-	-	-	-	-	-	-	-
Kashemire.....	Meter	-	-	-	-	-	-	52.44	-	-	-
Deriya.....	Meter	-	-	-	-	-	-	-	-	21.10	23.33
COST OF TAILORING											
Woolen Suit (Men).....	No	275.89	-	369.38	-	-	293.18	350.00	-	-	350.00
Khaki/Teteron Suit (Men).....	No	-	-	111.33	-	-	153.26	-	-	119.72	-
Khaki/Teteron Suit (Boys).....	No	-	-	71.40	-	-	120.00	-	-	51.61	-

Table 8 : Average Retail Price of Goods and Services by Region and Selected Market Places - Group 8 Market Places Cont'd)

March 2011
Megabit 2003

R E G I O N A N D M A R K E T P L A C E S											
ITEM	UNIT	S N N P									
		Welayita sodo	Bodite	Jinka	Dimeka	Masha	Tepi	Boniga	Chana	Arbam- minch	Sawla
P R I C E I N B I R R											
READY-MADE / FOR ADULTS											
'Netela'.....	No	144.91	-	88.30	-	-	-	-	-	64.87	70.00
'Gabi'.....	No	315.82	-	189.82	-	-	300.00	18.17	-	173.27	141.41
Shirts Long Sleeved (Local).....	No	-	-	103.23	-	70.00	-	124.90	-	-	-
Shirts Long Sleeved (Imported)...	No	156.59	150.00	132.76	124.90	150.00	146.59	161.65	106.56	155.77	159.40
Shirts Short Sleeved (Imported)...	No	153.03	-	109.70	124.90	-	146.12	146.59	-	-	129.61
Socks (Cotton) Imported.....	Pair	15.66	12.00	15.00	19.31	13.92	16.29	18.17	10.91	12.66	12.81
Sweater (Local) Men.....	No	-	-	120.00	-	-	-	200.00	-	130.00	-
Sweater (Local) Women.....	No	-	-	-	-	-	-	160.00	-	-	-
Shash (Imported).....	No	28.23	-	18.64	-	13.92	10.00	33.25	11.97	25.96	-
Singlets (Local) White.....	No	-	-	27.95	41.60	-	31.58	53.13	30.00	-	41.60
Jeans Trouser.....	No	263.16	266.37	300.00	294.96	280.00	308.64	296.63	306.52	300.00	272.70
Woolen Suit.....	No	-	-	-	-	-	-	-	-	-	-
'Kemisna Netela'.....	No	374.17	-	275.89	-	274.95	225.72	339.90	250.00	322.69	209.76
Sweater-Men (Imported).....	No	244.95	-	170.00	-	74.83	-	259.23	-	314.64	-
Sweater-Women (Imported).....	No	209.76	150.00	-	-	-	-	180.00	-	169.71	-
Nylon Dress.....	No	-	-	-	-	-	-	-	-	-	-
Tetron Trouser.....	No	-	-	-	-	-	-	240.00	-	-	-
Leather Jacket.....	No	648.07	1000.00	-	-	1500.00	-	900.00	-	-	-
Under Wear China.....	No	-	-	28.23	-	32.40	40.00	41.60	35.00	25.00	-
Polyester Suit.....	No	-	-	-	-	-	-	489.90	-	-	-
Khaki Short	No	-	-	-	-	-	-	-	-	-	-
T-Shirts	No	146.59	65.00	99.06	93.22	86.53	83.20	83.30	76.52	129.74	84.85
Jogging Suit(sport tuta)	No	304.96	229.85	264.97	-	254.95	160.00	-	-	326.01	300.00
Khaki Jacket	No	-	280.00	264.58	-	209.76	-	324.97	250.00	283.06	-
Geldem	No	-	-	66.63	-	-	85.00	50.00	-	60.00	-
Mekremia.....	No	61.62	-	-	-	-	64.81	67.45	-	46.61	-
Polyester skirt.....	No	-	-	185.66	225.72	-	-	146.59	-	174.93	-
Pants(for men).....	No	27.95	27.26	25.00	31.58	19.31	27.39	31.58	30.00	33.25	28.23

Table 8 : Average Retail Price of Goods and Services by Region and Selected Market Places - Group 8 Market Places Cont'd)

		March 2011 Megabit 2003									
		R E G I O N A N D M A R K E T P L A C E S									
ITEM	UNIT	S N N P									
		Welayita sodo	Bodite	Jinka	Dimeka	Masha	Tepi	Boniga	Chana	Arbam- minch	Sawla
		P R I C E I N B I R R									
READY-MADE / FOR CHILDREN											
Sweater (Local) for Boys..... No	-	-	-	-	-	-	-	-	-	-	-
Socks (Imported) Cotton..... Pair	9.28	5.65	7.32	5.31	7.00	6.65	10.00	5.00	7.48	6.32	
Jeans Trouser..... No	156.59	-	180.00	-	-	230.00	240.00	-	200.00	-	
Shirt Long Sleeved(Imported)Boys. No	82.46	94.91	53.28	60.00	38.99	64.81	50.00	-	67.45	-	
Sweater (England) for Girls..... No	144.91	-	-	-	-	-	-	-	-	-	
Kemise(for children) No	259.81	-	99.67	136.08	86.53	100.00	168.32	134.91	109.54	120.00	
Baby Cloths(Complete)..... No	114.89	164.95	100.00	119.58	100.00	106.27	-	-	109.54	96.55	
T-Shirt..... No	94.87	38.26	42.43	-	42.43	44.81	45.00	-	85.00	-	
Jeans trouser and Jacket..... No	189.74	222.57	169.80	189.74	173.27	169.80	246.62	150.00	160.00	140.00	
FOOTWEAR (MEN AND WOMEN)											
Anbessa Leather Shoes Men(Local)Pair	154.92	182.92	-	-	-	359.73	314.96	-	-	-	
Leather Shoes Men (Croft)..... Pair	-	-	-	-	-	-	-	-	700.00	750.00	
Walking Shoes(Imp.) Non-Leather Pair	293.18	324.36	239.57	-	254.95	233.14	-	-	259.62	-	
Canvas Shoes (Local) Men..... Pair	-	-	64.87	-	80.00	-	94.87	-	-	-	
Canvas Shoes (China) Men..... Pair	62.45	139.76	61.62	-	74.89	90.00	-	-	-	-	
Plastic Shoes (Local) Women.... Pair	13.33	12.00	13.33	19.31	12.00	12.00	13.00	12.00	14.00	12.32	
Slippers Sponge Adult (China).. Pair	20.00	-	20.00	22.57	25.00	20.65	-	-	20.00	20.00	
Boots for Men Plastic (Local).. Pair	52.44	-	61.62	-	70.00	88.30	76.63	-	-	-	
Sendel Plastic Shoes (Imp.).... Pair	22.33	17.66	18.98	25.00	-	20.00	-	-	20.00	19.66	
Cost of Mending Shoes sole(Men).Pair	30.00	20.00	38.26	-	-	-	-	-	25.00	27.39	
Shoe leather,Women(China).....Pair	153.26	158.21	179.26	200.00	-	78.30	156.59	-	206.46	151.97	
Shoe leather,Women(Local).....Pair	85.73	96.55	106.27	104.88	80.00	86.53	106.56	80.00	103.23	69.28	
Shoe leather,Children(Local)....Pair	129.74	-	106.27	130.00	120.00	132.76	119.72	130.00	90.00	94.87	
Plastic shoe(Childern).....Pair	10.32	10.00	9.65	21.54	10.00	10.00	10.00	10.00	12.00	10.66	
Shoe leather,Children(Imported).Pair	89.33	96.55	129.27	75.00	-	90.00	104.88	-	-	-	
Shoe sendel(Plastic) Childern...Pair	18.33	10.00	13.33	20.80	-	15.00	-	-	-	14.66	

Table 8 : Average Retail Price of Goods and Services by Region and Selected Market Places - Group 8 Market Places Cont'd)

March 2011
Megabit 2003

R E G I O N A N D M A R K E T P L A C E S											
ITEM	UNIT	S N N P									
		Welayita sodo	Bodite	Jinka	Dimeka	Masha	Tepi	Boniga	Chana	Arbam- minch	Sawl
P R I C E I N B I R R											
CONSTRUCTION MATERIALS, WATER, AND FUEL AND POWER											
CONSTRUCTION MATERIALS											
Cement/Bag/(Local).....	50Kg	213.32	205.00	241.66	-	280.00	246.00	257.49	275.00	240.00	233.29
Lime.....	Kg	-	-	-	-	-	-	-	-	-	-
Lime/Jeso(Local).....	Kg	1.07	1.50	1.33	2.16	1.80	1.50	1.30	1.77	1.10	2.40
Nail (7cm - 12cm).....	Kg	22.65	24.00	24.33	30.00	26.00	24.00	21.96	24.00	2.37	24.33
Nail With Cape.....	Kg	31.32	36.67	38.66	50.00	39.32	36.65	40.00	35.00	33.99	38.26
Corrugated Iron Sheet (.2mm).....	No	92.33	100.00	91.66	-	109.10	110.00	106.99	110.00	95.00	90.47
Wood for House Construction('Atana')..	No	7.83	-	13.33	-	13.92	20.00	22.24	15.33	20.00	6.65
Wall Paints-Super (Fluid) Normal.....	4Kg	93.30	100.00	225.63	-	115.00	100.00	106.56	104.88	-	116.16
Wall Paints-Super (Fluid) Plastic....	4Kg	185.00	200.00	194.87	-	-	200.00	204.94	224.94	200.00	200.00
Coarse Aggregate Gravel.....	Meter Cube	189.74	-	174.58	-	-	-	-	-	281.25	-
Hollow Concrete Block(15x20x40 cm Cube)No		8.25	-	-	-	-	-	-	-	9.00	-
Bricks (25cm x 12cm x 6cm).....	No	2.00	-	-	-	-	2.00	1.25	-	-	-
Floor Board 4m Length.....	No	-	-	-	-	-	-	-	-	84.85	-
Iron Pipe 6mt. (1/2 inch Wide) Local..	No	180.00	-	-	-	-	-	200.00	-	200.00	-
Chipwood (125cm x 250cm x 8mm).....	No	126.64	-	-	-	-	-	-	-	127.48	125.00
Sand.....	Meter Cube	100.00	-	35.00	-	-	-	-	-	-	-
Gutter N° 33.....	Meter	45.00	-	-	-	-	60.00	-	-	65.00	-
Window Glass (50cm x 50cm x 3mm).....	No	23.72	-	-	-	-	40.00	-	-	-	-
Water Tanker,Roto (1 meter cube).....	No	-	-	-	-	-	-	-	-	3000.00	-
Stone for House Construction..	Meter Cube	-	-	94.16	-	68.87	50.00	-	-	108.29	-
Mega Paints.....	4Kg	93.30	-	104.73	-	-	-	106.56	-	-	116.16
Nefas seleke Paints.....	4Kg	100.00	-	-	-	-	-	-	-	-	-
"Yewellel Nitaf"(Cement Made Tile).....	No	-	-	-	-	-	-	-	-	-	-
"Yewellel Nitaf"(Plastic Made Tile)....	No	31.64	-	-	-	-	-	-	-	-	-
Key (With hand).....	No	189.74	-	150.00	-	-	-	200.00	-	154.92	-
Door made of iron.....	No	-	-	-	-	1300.00	1449.14	-	1300.00	800.00	150.00

Table 8 : Average Retail Price of Goods and Services by Region and Selected Market Places - Group B Market Places Cont'd)

		R E G I O N A N D M A R K E T P L A C E S									
ITEM	UNIT	S N N P									
		Welayita sodo	Bodite	Jinka	Dimeka	Masha	Tepi	Boniga	Chana	Arbam- minch	Sawl
		P R I C E I N B I R R									
WATER											
Water.....	Meter Cube	1.85	12.50	3.00	8.00	4.00	4.00	2.50	5.00	2.00	3.25
FUEL AND POWER											
Fire Wood.....	Meter Cube	170.79	-	135.54	42.62	109.32	131.76	121.56	144.24	64.69	164.61
Charcoal.....	Kg	1.99	2.68	5.47	1.13	4.08	3.77	4.09	3.20	4.85	3.16
Dung Cake.....	Kg	-	-	-	-	-	-	-	-	-	-
Kerosine.....	Lt	14.24	12.51	14.52	-	-	14.53	-	-	14.33	14.36
Diesel.....	Lt	16.56	14.90	16.84	-	-	16.85	16.69	-	16.65	16.68
Electric.....	K.Watt	.27	-	.27	-	.27	-	.27	.27	.27	.27
Matches.....	Box	-	-	-	-	-	-	-	-	-	-
Candles.....	No	-	-	-	-	-	-	-	-	-	-
Buthane Gas (Shell).....	12.5 Kg	-	-	-	-	-	-	-	-	-	-
Eveready Drycell.....	No	4.00	3.75	4.00	4.00	3.50	4.08	4.00	4.00	4.74	4.00
FURNITURE, FURNISHING, HOUSEHOLD EQUIPMENT AND OPERATION											
CHAIRS, TABLES, ETC.											
Table Wanza (Machine made) Varnished..	No	447.21	482.74	648.72	-	500.00	448.14	624.50	350.00	400.00	400.00
Table Wanza (Hand made) Not Varnished.	No	-	-	199.83	-	450.00	-	-	-	-	300.00
Chairs Wanza (Machine Made) Varnished.	No	250.00	109.70	139.76	-	150.00	136.35	150.00	82.46	289.65	120.00
Chairs Wanza (Hand Made) Varnished....	No	-	60.00	63.16	-	119.58	106.27	120.00	-	-	74.83
Cupboard Wanza (2 doors) Varnished....	No	1897.37	8490.18	2347.56	-	3500.00	2666.25	3800.00	2200.00	2431.47	2000.00
Double Bed Wanza (120cm) Varnished....	No	848.53	1430.13	1265.77	-	1500.00	1565.95	2149.42	1800.00	1465.90	2500.00
Sofas (Complete).....	No	6480.74	-	7245.69	-	10000.00	-	-	-	9746.79	8000.00
Book Shelves Wanza (3 Shelves) no Door	No	489.90	795.81	682.92	-	700.00	678.24	-	700.00	600.00	500.00
Chest of Drawer	No	1396.42	1456.29	1081.51	-	1643.17	1792.56	2049.39	2200.00	1500.00	2000.00

Table 8 : Average Retail Price of Goods and Services by Region and Selected Market Places - Group 8 Market Places Cont'd)

ITEM	UNIT	R E G I O N A N D M A R K E T P L A C E S									
		S N N P									
		Welayita sodo	Bodite	Jinka	Dimeka	Masha	Tepi	Boniga	Chana	Arbam- minch	Sawl
		P R I C E I N B I R R									
FURNISHINGS & REPAIRS											
Bed Sheet (Non-Patterned Bahir Dar)											
1.90m x 2.50m.....	Pair	141.65	200.00	120.00	-	-	-	-	-	164.92	-
Bed Sheet(Patterned Kombolcha)											
1.90m x 2.50m.....	Pair	200.00	260.00	203.28	180.00	-	273.05	264.95	-	-	-
Bed Cover(Patterned Kombolcha).....	No	-	-	-	-	-	-	170.00	-	-	-
Blanket Woolen(Debre B.)160cm x 220cm. No		175.00	-	180.00	-	-	213.28	256.62	209.76	210.00	-
Mattress-Sponge (A.A Foam) 120cm.....	No	750.00	850.00	1116.42	-	-	865.35	800.00	-	754.98	-
Towel-Local (Kombolcha).....	No	30.00	-	61.36	-	61.62	-	-	-	70.00	-
Curtains.....	meter	78.30	-	90.00	94.87	90.00	88.30	-	-	-	-
EARTHEN WARE											
Plastic tile.....	meter	35.97	-	37.66	47.43	46.61	36.32	35.00	50.00	40.00	65.00
Water Pot.....	No	14.98	17.21	26.65	11.89	15.94	24.66	33.47	15.00	-	6.65
'Jebena' Medium Size.....	No	7.83	6.00	8.96	9.28	10.00	10.63	21.91	14.33	20.00	4.93
'Mitad' (Griddle of Clay).....	No	40.00	-	31.96	100.00	70.00	73.19	46.61	30.65	45.00	27.26
Local Stove '(Lakech).....	No	13.33	23.00	29.32	31.58	35.00	80.00	50.00	-	75.00	30.00
Cup for Coffee (China).....	No	3.48	-	3.00	4.00	3.50	3.24	3.66	3.00	3.00	2.74
Plate Clay (imported).....	No	-	11.29	18.64	-	-	10.95	-	-	-	-
STRAW, BAMBOO AND OTHERS											
'Sefed'.....	No	36.59	-	22.57	-	27.39	29.32	21.54	18.97	28.65	-
Sack 100Kg Capacity.....	No	5.31	6.00	6.49	5.00	5.00	5.00	6.32	5.31	6.65	5.00
METAL WARE											
Cooking Pan Medium (Local).....	No	83.30	80.00	53.28	59.86	45.32	41.60	48.27	48.27	45.33	40.00
Tray (Nickel) Medium N° 45 Local.....	No	30.00	27.26	36.59	41.60	38.66	37.61	16.17	40.00	38.66	36.65
Electric 'Mitad' Aluminium.....	No	874.64	-	-	-	-	-	-	-	1174.73	-

Table 8 : Average Retail Price of Goods and Services by Region and Selected Market Places - Group B Market Places Cont'd)

March 2011
Megabit 2003

R E G I O N A N D M A R K E T P L A C E S											
ITEM	UNIT	S N N P									
		Welayita sodo	Bodite	Jinka	Dimeka	Masha	Tepi	Boniga	Chana	Arbam- minch	Sawl
		P R I C E I N B I R R									
Gas Stove (Kerosine) China.....	No	87.46	-	98.30	100.00	-	90.00	-	90.00	98.30	82.16
Permuze(Japan).....	No	100.00	55.00	59.44	-	-	-	-	-	-	-
Refregator.....	No	5300.00	-	-	-	-	-	-	-	-	-
PLASTIC WARE (LOCAL MADE)											
Jerrycan (20 Litres).....	No	15.64	16.00	-	-	-	-	-	-	-	-
Bucket (20 Litres).....	No	33.97	30.00	33.65	40.90	38.26	35.97	35.66	40.00	35.66	33.97
GLASS WARE											
Glass for Tea (Durallex).....	No	9.00	3.83	-	6.48	7.94	5.00	-	-	9.00	-
OTHER HOUSEHOLD EQUIPMENT											
Kerosine Lamp.....	No	30.00	-	29.32	38.99	-	40.00	-	30.00	40.00	-
'Kuraz' Small Local Kerosine Lamp.....	No	-	-	2.47	-	-	3.00	3.00	3.63	2.00	2.82
Flash Light.....	No	-	8.00	-	13.33	-	6.93	4.64	-	-	-
Electric Bulb Philips(40/60 Watt).....	No	4.00	4.50	5.00	5.65	5.00	4.33	-	4.00	5.00	4.00
HOUSEHOLD OPERATION											
Hard Soap (Local).....	200gm	5.04	3.83	-	5.09	-	-	-	-	-	-
Hard Soap (Imported).....	200gm	7.00	5.83	6.00	5.87	-	5.50	5.83	-	6.09	5.93
Detergent (Omo).....	50gm	-	-	-	-	1.67	1.50	2.00	3.81	5.83	-
Incense.....	Kg	40.00	-	35.00	-	50.00	48.00	44.66	42.43	40.00	42.28
Sandal Wood.....	No	.50	-	.50	.50	.50	.50	-	.50	.50	.50
Toilet Paper (Mamko).....	Roll	7.00	7.50	7.83	7.49	8.00	8.00	8.00	-	8.32	7.83
Detergent(Zahira).....	50gm	1.56	1.56	1.83	1.63	1.55	1.75	1.60	1.58	1.75	1.62

Table 8 : Average Retail Price of Goods and Services by Region and Selected Market Places - Group 8 Market Places Cont'd)

March 2011
Megabit 2003

ITEM	UNIT	R E G I O N A N D M A R K E T P L A C E S									
		S N N P									
		Welayita sodo	Bodite	Jinka	Dimeka	Masha	Tepi	Boniga	Chana	Arban- minch	Sawl
P R I C E I N B I R R											
DRY CLEANING											
Dry Cleaning (Suit Men).....	No	25.00	-	15.00	-	-	29.58	-	-	26.57	30.00
DOMESTIC SERVICE											
Maid Servant.....	Month	74.89	-	121.64	150.00	66.49	121.64	121.64	100.00	74.89	106.27
Unskilled Service (Daily Laborer)..	Day	25.00	-	20.00	20.80	26.57	32.71	26.57	27.39	23.21	25.00
Salary for Guard	Month	250.00	-	-	-	-	180.00	-	-	-	-
MEDICAL CARE											
Ampicillin(250 mg) Local.....	56 Caps	15.92	22.50	26.22	28.00	-	33.00	31.66	23.00	28.00	-
Tetracycline (250 mg) Local.....	56 Caps	17.59	17.43	21.44	16.00	16.87	27.66	15.94	18.76	16.80	16.80
Penicillin injection(4 MU. Local)..	8Buttle	6.65	7.00	8.00	10.00	8.94	10.00	7.00	6.93	6.00	.06
Chloramphenicol(250mg) Local.....	56 Caps	19.36	16.80	21.08	28.00	24.00	26.99	20.58	19.90	20.35	22.40
Paracetamol(500mg) Local.....	20 Pills	4.00	4.00	4.00	4.00	4.00	4.00	4.00	4.00	4.00	4.00
Cough Syrup (Efadykse) Local.....	125cc	12.00	13.00	15.33	20.00	12.00	14.98	13.66	15.00	12.96	-
Bactrim(480mg) Local.....	30 Pills	6.46	6.00	9.21	15.00	15.86	7.27	9.00	12.00	6.87	9.00
Vermox(100mg) Local.....	12 Pills	2.00	2.00	4.58	4.00	4.00	3.30	3.30	4.00	2.00	3.00
Mezel(250mg) Local.....	30 Caps	7.71	9.01	13.60	15.00	11.43	12.00	9.00	9.00	9.00	9.00
Asprin (300 mg) Local.....	20 Pills	2.00	2.00	3.63	4.00	4.58	7.53	3.30	3.46	2.29	6.00
Insulin(Lente).....	Buttle	59.16	-	-	-	-	-	-	-	75.00	-
Amoxacillin(500mg).....	16 Caps	11.79	9.60	14.14	16.00	15.24	15.45	15.45	15.08	12.80	12.80
Magnesium Oxide.....	30 Pills	6.00	3.00	6.00	6.00	6.00	6.00	6.00	9.00	6.00	6.00
Fasider Tablet.....	1 Pills	-	2.00	-	2.33	-	2.31	1.67	1.67	1.83	-
OTHER MEDICAL EXPENSES											
Doctor's Fee (Government).....	per visit	4.24	3.00	8.00	3.00	5.00	5.00	5.00	3.00	5.00	4.00
Doctor's Fee (Private).....	per visit	21.54	-	3.11	-	-	10.00	10.00	5.00	6.30	10.00
Injection (Service Charge).....	Once	1.00	-	1.00	2.00	.57	1.00	1.00	1.00	2.00	1.00

Table 8 : Average Retail Price of Goods and Services by Region and Selected Market Places - Group 8 Market Places Cont'd)

		March 2011 Megabit 2003									
R E G I O N A N D M A R K E T P L A C E S											
ITEM	UNIT	S N N P									
		Welayita sodo	Bodite	Jinka	Dimeka	Masha	Tepi	Boniga	Chana	Arbam- minch	Sawl
		P R I C E I N B I R R									
Labratory Test Fee (Private).....	Once	10.00	-	5.00	5.00	5.00	5.31	15.00	5.00	5.59	5.31
Bed Charge (gov.).....	per day	35.00	10.00	21.00	-	-	-	13.00	-	20.00	12.00
X-Ray(For TB).....	Once	54.77	-	-	-	-	-	-	-	-	-
Bed Charge (Private).....	per day	69.28	-	-	5.00	-	-	-	-	22.36	20.00
TRANSPORT AND COMMUNICATION											
TRANSPORT											
Benzene.....	Lt	19.19	-	19.45	-	-	-	-	-	19.26	-
Motor Oil (Mobil).....	Lt	64.80	-	64.80	-	-	65.00	90.00	-	64.93	75.00
Car Washing and Greasing.....	Once	-	-	-	-	-	-	-	-	58.28	-
Bus Fare (per km).....	Tarif	-	-	.28	-	-	.28	.27	-	.27	-
Bus Fare (within Town)	Trip	-	-	-	-	-	-	-	-	-	-
Taxi Fare	Trip	2.00	-	-	-	-	-	2.00	-	1.85	-
Air Plane (To Addis Ababa)	Trip	-	-	-	-	-	-	-	-	677.00	-
Animal Transport fare.....	Trip	-	-	-	-	56.46	-	-	-	-	-
Cart Fare.....	Trip	-	-	-	-	-	2.00	-	-	-	-
COMMUNICATION											
Telephone Charge (with town).....	Period	.20	-	.20	-	.20	.20	.20	.20	.20	-
Telephone Charge to Addia Ababa....	Period	1.20	-	4.20	4.20	1.40	1.40	1.40	1.40	4.15	4.10
Telephone Line Installation Charge..	Once	283.30	-	283.30	-	283.30	283.30	283.30	283.30	283.30	283.30
Mobile Apparatus(Nokia6200).....	No	-	-	-	-	-	-	-	-	-	-
Mobile call from Tel.....	Period	2.16	-	4.50	-	.85	.85	.85	.85	-	2.70
Internet Service.....	10hrs/month	46.00	-	78.00	-	-	111.00	111.00	-	106.00	-

Table 8 : Average Retail Price of Goods and Services by Region and Selected Market Places - Group 8 Market Places Cont'd)

March 2011
Megabit 2003

R E G I O N A N D M A R K E T P L A C E S											
ITEM	UNIT	S N N P									
		Welayita sodo	Bodite	Jinka	Dimeka	Masha	Tepi	Boniga	Chana	Arbam- minch	Sawl
P R I C E I N B I R R											
ENTERTAINMENT AND EDUCATION											
EQUIPMENT AND ACCESSORIES											
T.V. Set Philips 21 inch(Colored).....	No	4000.00	-	-	-	-	-	4000.00	-	-	-
Cassette Recorded Original(Local Music)No		13.00	-	12.00	10.00	12.00	12.00	12.00	13.00	10.00	10.00
Radio Set Philips 3 Band.....	No	-	-	259.81	-	420.00	-	-	-	350.00	350.00
Tape Recorder National (2 Speaker)....	No	-	-	-	-	-	-	-	-	-	-
Expense for Photograph(Passport size)4Pho		4.00	8.00	8.62	10.00	10.00	6.00	10.00	-	4.00	6.00
Newspaper (Addis Zemen).....	No	-	-	-	-	-	-	-	-	-	-
Theater Entrance Fee	Once	-	-	-	-	-	-	-	-	-	-
VCD-Player(Mayato Japan).....	No	789.94	-	-	-	-	-	-	-	-	1000.00
VCD Cassette rent.....	Once	2.29	2.00	2.00	3.00	3.00	3.00	3.00	2.00	2.00	2.00
EDUCATION											
Exercise Book (50 Leaves) Local.....	No	4.00	3.50	-	4.52	4.83	4.50	2.73	4.00	-	-
Pencil (China).....	No	1.00	-	1.23	-	2.00	1.50	1.00	1.00	-	-
Ball Point-Bic England.....	No	2.36	2.00	2.00	2.00	3.00	3.00	2.50	2.74	2.00	2.25
Day School Fee-Public(Grade 7 & 8)..Month		-	-	-	-	-	-	-	-	-	-
Day School Fee-Private(Grade 9-10)..Month		130.00	-	-	-	-	-	-	-	-	-
Night School Fee-Government(Gr.9-10)Month		40.00	-	40.00	-	70.00	39.00	50.00	-	35.00	68.00
School Uniform Fee	No	-	-	171.55	-	-	-	-	-	-	-
Night School Fee-Private(Grade9-10)..Month		-	-	-	-	-	-	-	-	-	-
Night College Fee-Private.....Credit/hr		-	-	-	-	-	-	-	-	-	-
PERSONAL CARE AND EFFECTS											
PERSONAL CARE											
GIV Toilet Soap.....	90gm	-	-	5.63	5.63	5.63	5.63	6.75	-	5.63	5.22
Blade-INDIA.....	No	1.31	-	1.00	1.00	1.00	1.00	1.00	1.00	1.00	1.00

Table B : Average Retail Price of Goods and Services by Region and Selected Market Places - Group B Market Places Cont'd)

March 2011
Megabit 2003

R E G I O N A N D M A R K E T P L A C E S											
ITEM	UNIT	S N N P									
		Welayita sodo	Bodite	Jinka	Dimeka	Masha	Tepi	Boniga	Chana	Arbam- minch	Sawl
		P R I C E I N B I R R									
Hair Dressing (Traditional).....	No	5.94	6.00	8.62	-	5.00	5.00	10.00	10.00	7.00	8.24
Hair Dressing (Modern).....	No	18.95	18.64	21.54	-	15.00	20.00	25.00	25.00	25.00	20.00
Barbery (Mens Hair Cut).....	No	5.00	3.00	5.00	8.00	6.00	6.65	6.00	5.00	5.00	5.31
Zenith Hair Oil(Liquids Form).....	330cc	16.00	16.00	15.00	17.66	16.66	15.66	16.00	15.33	16.00	15.33
Zenith Hair Oil(Non-Liquids Form)..	330cc	16.00	16.00	15.33	18.00	17.00	16.00	16.33	15.33	16.00	15.66
Shaving Machine (medium)	No	67.08	-	56.46	90.00	69.62	60.00	-	-	75.00	-
Perfume	100cc	37.42	-	-	-	-	-	-	35.00	-	-
Parafin Hair Oil.....	330cc	19.80	-	-	-	-	25.29	-	17.00	23.29	-
Shoe Polish(Black/Brown).....	Once	2.00	1.00	2.00	2.00	2.00	2.00	3.00	2.00	2.00	2.00
Modes(Disposable napkins).....	Packet	1.20	12.00	13.33	13.49	14.66	13.66	14.30	15.00	12.32	11.97
PERSONAL EFFECTS											
Umbrella-Men Medium (Local).....	No	58.28	-	40.90	-	45.00	51.61	61.62	40.00	58.28	50.00
Umbrella-Women Medium (Imported).....	No	53.13	94.91	53.28	58.28	88.30	78.30	78.30	65.00	56.62	100.00
Hand Bag (Imported Synthetic).....	No	164.92	-	176.60	174.93	-	175.87	161.65	180.00	196.61	169.71
Belt (Local) Machine Made.....	No	114.89	-	54.85	54.85	50.00	53.13	68.29	60.00	54.77	63.25
Belt (Local) Hand Made.....	No	53.13	-	-	-	-	-	70.00	-	-	-
JEWELLERY											
Seiko-21 Jewels Automatic (Men).....	No	-	-	-	-	-	-	-	-	-	-
Seiko-21 Jewels Automatic (Women).....	No	-	-	-	-	-	-	-	-	-	-
Earrings (4gm 18 carat Local).....	Pair	2800.00	-	2000.00	-	-	-	-	-	-	3000.00
Neck Laces (6gm 18 carat Local).....	No	4200.00	-	3000.00	-	-	-	-	-	-	4500.00
Rings (4gm 18 carat Local).....	No	2800.00	-	2000.00	-	-	-	-	-	-	3000.00
Bracelet 20gm (18 carat Local).....	No	-	-	10000.00	-	-	-	-	-	-	15000.00

Table 8 : Average Retail Price of Goods and Services by Region and Selected Market Places - Group 8 Market Places Cont'd)

		March 2011									
		Megabit 2003									
R E G I O N A N D M A R K E T P L A C E S											
ITEM	UNIT	S N N P									
		Welayita sodo	Bodite	Jinka	Dimeka	Masha	Tepi	Boniga	Chana	Arbam- minch	Sawl
P R I C E I N B I R R											
LIVESTOCK AND DRAUGHT ANIMALS											
LIVESTOCK											
Sheep (10-15Kg).....	No	253.29	187.32	203.16	79.18	239.44	279.52	346.44	358.82	143.26	167.95
Goat (10-15Kg).....	No	209.84	136.53	238.11	137.53	259.23	259.87	289.83	296.40	179.81	186.56
Heifer (2-4 Years).....	No	-	1072.88	995.93	1000.59	1445.85	1026.46	1153.80	1197.22	-	1164.81
Cow (4 Years and Above).....	No	-	2329.39	1917.38	858.89	2598.08	3417.10	1925.82	2098.41	-	2682.91
Bull (2-4 Years).....	No	2114.94	973.30	2507.58	932.17	1499.44	1397.61	1754.23	1232.45	-	1302.44
Ox (4 Years and Above).....	No	3692.42	2231.34	3053.49	909.57	3198.96	3260.13	2998.89	3433.01	-	4094.66
Hen (Indigenous).....	No	19.31	18.64	22.24	11.89	38.26	39.79	23.21	31.58	24.31	24.10
Cock (Indigenous).....	No	38.26	38.26	39.97	24.66	53.28	54.85	-	41.60	48.27	34.76
DRAUGHT ANIMALS											
Donkey.....	No	-	922.96	1450.38	-	-	1597.91	-	1649.24	-	1389.23
Horse.....	No	-	-	-	-	2530.30	-	-	2098.41	-	-
Mule.....	No	-	-	-	-	3700.00	-	-	3749.67	-	-
FARM EQUIPMENT (INDUSTRIAL PRODUCT)											
Sickel.....	No	50.00	40.00	20.80	20.00	-	23.21	30.00	25.00	24.66	17.32
Pick Axe ('Doma').....	No	55.00	-	56.33	60.00	52.44	43.27	67.45	40.00	60.00	54.85
'Gejera'.....	No	50.00	-	46.61	46.61	80.00	78.30	86.64	75.00	50.00	38.79
FARM EQUIPMENT (HAND MADE)											
'Mofer'.....	No	-	-	-	-	17.54	-	-	16.00	-	-
'Kember'.....	No	-	-	-	-	20.00	-	-	-	-	-
'Digr'.....	No	-	-	-	-	20.00	-	-	11.29	-	-
Plough.....	No	35.97	35.00	56.62	-	35.00	70.00	35.00	35.00	-	-
Sickel.....	No	4.83	5.65	-	-	-	-	-	-	-	-

Group 9

Market Places

**(Shewa Bench, MizanTeferi, Deri, Amaro Kelle, Soyama, Karat,
Gidole, Tercha, Beste Chere, Lasoka, and Amaya.)**

Table 9 : Average Retail Price of Goods and Services by Region and Selected Market Places - Group 9 Market Places Cont'd)

March 2011
Megabit 2003

ITEM	UNIT	R E G I O N A N D M A R K E T P L A C E S										SNNPR AVERAGE	
		S N N P											
		Shewa- Bench	Mizan- Teferi	Deri	Amaro Kele	Soyama	Karate	Gidola	Tercha	Besite- chere	Lasoka		Amaya
P R I C E I N B I R R													
CEREALS UNMILLED													
'Teff' White	Kg	-	8.00	-	-	-	7.55	7.00	-	5.69	6.00	5.51	7.73
'Teff' Mixed.....	Kg	6.00	7.50	4.89	6.57	6.63	7.07	6.00	5.00	5.19	6.00	5.43	6.59
'Teff' Black (Red).....	Kg	4.50	5.33	4.48	5.68	-	-	-	4.75	4.95	5.89	5.00	5.51
Wheat White.....	Kg	4.40	8.00	-	6.89	5.14	-	6.73	5.00	5.92	6.67	4.18	5.95
Wheat Mixed.....	Kg	-	6.50	5.17	6.34	4.60	6.33	-	5.00	5.16	6.98	-	5.76
Wheat Black (Red).....	Kg	4.16	6.33	5.06	6.63	-	7.24	6.98	5.00	-	5.11	3.79	5.80
Barley White.....	Kg	-	7.00	5.00	5.72	5.63	5.94	4.88	5.00	5.96	4.42	4.12	5.29
Barley Mixed.....	Kg	5.56	6.00	4.94	-	-	-	-	4.50	6.00	4.23	4.26	5.12
Barley Black.....	Kg	-	5.83	-	6.15	4.90	-	5.80	4.50	-	4.55	3.97	5.27
Barley for Beer.....	Kg	-	-	-	-	-	-	-	-	-	-	-	4.89
Maize (White).....	Kg	2.80	3.00	3.30	3.02	3.26	4.57	4.47	3.00	3.17	2.20	2.60	3.36
Durrah.....	Kg	2.85	2.50	-	-	-	3.74	-	3.00	-	-	-	2.80
Sorghum Yellow.....	Kg	-	-	-	-	-	-	5.77	3.00	-	-	-	5.21
Sorghum White.....	Kg	3.07	2.50	-	-	3.29	4.98	4.51	3.00	-	-	-	3.69
Sorghum Red.....	Kg	-	2.50	2.06	3.50	2.12	2.24	3.15	2.75	2.78	-	3.04	3.14
African Millet.....	Kg	3.10	4.00	-	-	-	6.25	-	-	-	-	-	5.16
Rice (Imported).....	Kg	13.00	14.50	-	13.66	-	-	14.00	14.33	-	14.00	14.00	13.27
Oats.....	Kg	-	-	5.77	-	-	-	-	10.32	10.00	-	4.69	8.50
Hulled Barley.....	Kg	-	-	-	-	-	9.38	7.38	-	-	5.85	3.78	6.79
CEREALS MILLED													
'Teff' White.....	Kg	-	-	-	-	-	-	-	-	-	-	-	9.39
'Teff' Mixed.....	Kg	-	8.00	-	-	-	-	-	-	-	-	-	9.16
'Teff' Black (Red).....	Kg	-	-	-	-	-	-	-	-	-	-	-	8.00
Wheat White.....	Kg	-	-	-	-	-	-	-	-	-	-	-	7.00
Wheat Mixed.....	Kg	-	-	-	-	-	-	-	-	-	-	-	7.00
Barley White.....	Kg	-	16.00	-	-	-	-	-	-	-	-	-	16.64
Barley Mixed.....	Kg	-	16.00	-	-	-	-	-	-	-	-	-	13.86

Table 9 : Average Retail Price of Goods and Services by Region and Selected Market Places - Group 9 Market Places Cont'd)

March
Megabit 2011
2003

ITEM	UNIT	R E G I O N A N D M A R K E T P L A C E S											SNNPR AVERAGE
		S N N P											
		Shewa- Bench	Mizan- Teferi	Deri	Amaro Kele	Soyama	Karate	Gidola	Tercha	Besite- chere	Lasoka	Amaya	
P R I C E I N B I R R													
Maize (White).....	Kg	-	-	-	3.86	-	-	-	-	-	-	-	4.74
Oats.....	Kg	-	-	-	-	-	-	-	-	12.00	-	-	14.02
Sorghum.....	Kg	-	-	-	-	-	-	-	-	-	-	-	-
Durrah.....	Kg	-	-	-	-	-	-	-	-	-	-	-	-
'Furno Duket' Locally Processed..	Kg	9.32	9.00	9.00	8.50	9.00	-	8.93	9.00	9.00	8.16	8.00	8.70
PULSES UNMILLED													
Horse Beans.....	Kg	6.50	7.00	7.76	8.60	10.00	8.57	8.21	5.66	5.92	6.82	5.73	7.51
Peas White.....	Kg	8.33	8.50	-	-	-	-	-	6.00	-	-	-	8.32
Peas Green(dry).....	Kg	-	8.00	7.86	8.97	8.52	-	10.56	-	-	2.91	-	8.39
Peas Mixed.....	Kg	7.00	8.00	-	-	-	10.70	-	5.50	6.72	-	6.91	8.25
Soya Beans.....	Kg	-	-	-	-	-	-	-	-	-	-	-	10.99
Chick Peas.....	Kg	10.00	10.00	10.00	-	7.86	6.25	8.54	10.32	10.00	10.00	10.00	9.24
Lentils.....	Kg	17.31	16.00	16.34	13.77	17.71	15.47	15.91	16.00	16.00	14.64	15.98	15.40
Haricot Beans.....	Kg	4.87	4.00	-	5.98	-	6.25	6.67	-	4.88	6.37	5.19	6.12
Lima Beans.....	Kg	-	-	-	7.98	5.92	7.50	5.60	3.00	-	-	-	5.93
Vetch.....	Kg	-	6.50	-	-	-	-	-	-	-	-	-	6.08
Fenugreek(Green).....	Kg	27.93	26.65	27.60	30.65	30.00	33.33	-	20.00	26.00	28.65	22.24	25.95
PULSES MILLED OR SPLIT													
Horse Beans Milled.....	Kg	-	-	-	-	-	-	-	-	-	-	-	22.27
Peas Milled.....	Kg	-	14.00	18.82	16.64	20.00	20.00	20.00	11.66	-	24.49	-	17.61
Chick Peas Milled.....	Kg	-	-	-	-	-	-	-	-	-	-	-	-
Mixed Pulses Milled.....	Kg	12.00	12.32	12.00	11.66	-	-	-	11.66	12.00	12.49	10.00	12.38
Vetch Milled.....	Kg	-	11.00	-	-	-	-	-	-	-	-	-	11.91
Peas Split.....	Kg	-	15.00	13.66	12.66	16.00	13.86	12.97	12.00	-	-	-	13.00
Peas Split(Roasted).....	Kg	-	-	-	-	-	-	-	-	-	-	-	13.58
Horse Beans Split(Roasted).....	Kg	-	-	-	-	-	-	-	-	-	-	-	11.25
Lentils Split.....	Kg	20.00	19.31	18.00	17.00	20.00	20.00	20.00	18.00	18.00	20.00	18.00	18.52

Table 9 : Average Retail Price of Goods and Services by Region and Selected Market Places - Group 9 Market Places Cont'd)

March
Megabit 2011
2003

ITEM	UNIT	R E G I O N A N D M A R K E T P L A C E S										SNNPR AVERAGE	
		S N N P											
		Shewa- Bench	Mizan- Teferi	Deri	Amaro Kale	Soyama	Karate	Gidola	Tercha	Besite- chere	Lasoka		Amaya
P R I C E I N B I R R													
Vetch Split(Roasted).....	Kg	-	-	-	-	-	-	-	-	-	-	-	11.04
Chick Peas Split(Roasted).....	Kg	-	-	-	-	-	-	-	-	-	-	-	13.00
Fenugreek Milled.....	Kg	40.00	50.00	40.00	60.00	60.00	-	-	25.99	48.00	60.00	50.00	47.03
OIL SEEDS													
Niger Seed.....	Kg	-	12.32	-	-	-	-	-	-	-	-	-	13.49
Linseed White.....	Kg	-	-	-	-	-	-	17.50	-	-	-	-	10.73
Linseed Red.....	Kg	-	13.33	5.00	13.67	-	9.53	-	12.12	-	-	25.00	12.25
Sesame Seed Red.....	Kg	26.32	27.32	-	6.53	-	10.61	10.26	10.35	-	-	13.37	13.03
Sunflower.....	Kg	-	12.00	-	-	-	4.55	8.34	-	-	6.53	-	9.68
Castor Beans.....	Kg	-	-	-	3.13	-	-	-	-	-	3.00	-	5.51
Rape Seed.....	Kg	12.00	10.00	3.49	-	20.00	15.43	16.00	10.32	12.00	-	10.63	11.61
Ground Nut Shelled.....	Kg	-	12.32	-	-	-	20.00	15.00	-	-	-	-	15.37
PREPARED CEREAL PRODUCTS													
Spaghetti (Local) Without Egg....	Kg	17.66	17.33	18.00	18.00	-	17.41	18.97	16.00	16.00	16.33	16.00	17.66
Pastini.....	Kg	-	20.00	-	-	-	20.00	-	-	-	-	-	19.59
Macaroni (Local) Without Egg....	Kg	13.00	13.33	12.00	13.00	-	12.94	13.33	13.00	6.03	13.00	12.00	12.53
'Fafa' Flour.....	kg	-	-	-	-	-	-	26.00	-	-	-	-	27.93
'Dube' Flour.....	kg	-	-	-	-	-	-	-	-	-	-	-	-
BREAD AND OTHER PREPARED FOODS													
'Enjera' ('Teff' Mixed).....	325gm	-	1.91	1.11	2.21	2.38	2.03	1.81	-	-	2.00	-	2.03
'Dabo' (Traditional Ambasha)..	350gm	-	6.18	-	2.78	-	-	-	-	-	-	-	3.92
'Dabo' (Traditional Sheleto)..	350gm	-	-	.84	-	-	1.35	1.94	-	-	-	-	1.58
Bread Wheat (Bakery).....	350gm	2.63	3.63	3.05	3.43	3.19	4.13	4.21	2.84	3.19	4.21	3.34	3.45
Biscuits	150gm	3.89	3.21	3.21	3.21	4.50	3.54	4.10	4.50	4.50	3.21	4.50	3.60

Table 9 : Average Retail Price of Goods and Services by Region and Selected Market Places - Group 9 Market Places Cont'd)

ITEM	UNIT	R E G I O N A N D M A R K E T P L A C E S										March	2011
		S H N P										Megabit	2003
		Shewa-Bench	Mizan-Teferi	Deri	Amaro Kele	Soyama	Karate	Gidola	Tercha	Besit-chere	Lasoka	Amaya	SNNPR AVERAGE
P R I C E I N B I R R													
MEAT													
Beef	Kg	-	30.00	-	32.00	28.00	32.85	32.00	-	35.00	30.00	-	35.08
Camel Meat	Kg	-	-	-	-	-	-	-	-	-	-	-	-
FISH AND FISH PRODUCTS													
Fish Fresh.....	Kg	-	-	-	-	-	-	-	-	-	-	-	19.14
Sardines (Imported).....	125gm	-	22.66	-	-	-	-	-	-	-	-	-	19.41
DIARY PRODUCTS AND EGG													
Cow Milk (Unpasteurized).....	Lt	5.07	8.00	-	8.47	-	10.09	6.06	-	-	6.06	-	7.41
Cow Milk (pasteurized).....	Lt	-	-	-	-	-	-	-	-	-	-	-	12.12
Camel Milk.....	Lt	-	-	-	-	-	-	-	-	-	-	-	-
Goat Milk.....	Lt	-	-	-	-	-	-	-	-	-	-	-	-
Powdered Milk (Me&My).....	450gm	-	73.19	-	-	75.00	83.62	73.75	-	-	-	-	79.54
Yoghurt (Traditional).....	Lt	-	15.00	-	-	-	-	12.00	-	-	-	-	11.89
Cheese Cottage.....	Kg	-	22.18	20.19	-	-	-	-	19.80	13.01	5.28	18.04	15.81
Egg (Traditional).....	Dozen	12.00	18.00	12.00	15.00	15.00	15.00	15.00	10.94	9.48	12.00	10.12	13.97
OILS AND FATS													
Butter Unrefined.....	Kg	63.36	73.29	114.86	85.03	116.57	-	100.00	121.64	90.00	52.31	96.71	85.86
Cooking Oil (Imported).....	Lt	-	-	-	-	28.00	-	-	25.00	26.67	-	26.66	27.41
Cooking Oil (Local).....	Lt	-	-	33.66	-	-	-	-	26.00	28.00	-	-	31.18
Vegetable Butter(Sheno & Shady)..	Kg	-	81.44	-	71.47	62.91	88.89	72.22	72.22	-	-	-	67.74

Table 9 : Average Retail Price of Goods and Services by Region and Selected Market Places - Group 9 Market Places Cont'd)

March 2011
Megabit 2003

R E G I O N A N D M A R K E T P L A C E S													
ITEM	UNIT	S N N P										SNNPR AVERAGE	
		Shewa- Bench	Mizan- Teferi	Deri	Amaro Kele	Soyama	Karate	Gidola	Tercha	Besite- chere	Lasoka		Amaya
P R I C E I N B I R R													
VEGETABLES AND FRUITS													
VEGETABLES (FRESH)													
Ethiopian Kale.....	Kg	2.66	9.69	3.53	4.23	9.45	4.03	2.59	6.53	5.93	3.52	5.28	4.43
Cabbage.....	Kg	2.93	3.83	-	4.80	4.60	5.18	4.06	5.00	-	-	1.82	3.49
Lettuce.....	Kg	-	-	-	-	-	-	-	-	-	-	-	8.14
Spinach.....	Kg	-	-	-	-	-	-	-	-	-	-	-	3.60
Carrot.....	Kg	-	5.00	-	5.00	-	9.10	5.47	5.00	-	-	4.71	5.00
Tomatoes.....	Kg	4.35	3.62	2.83	10.00	8.48	5.00	4.03	7.00	8.00	10.03	14.89	6.01
Onions.....	Kg	12.65	13.66	5.56	8.00	9.90	8.00	8.00	6.32	18.64	15.87	14.48	9.31
Garlics.....	Kg	50.00	40.00	13.96	30.08	25.74	50.00	53.64	48.27	40.00	66.77	-	42.72
Leaks.....	Kg	-	-	-	-	-	13.35	-	-	-	9.11	-	9.01
Pepper Green.....	Kg	10.81	15.04	-	12.02	-	20.28	22.36	-	13.05	7.19	4.85	13.45
Pumpkin.....	Kg	-	-	-	1.22	-	-	-	-	-	-	.64	1.70
Green Peas.....	Kg	-	-	-	-	-	-	-	-	-	-	-	12.84
Beet Root.....	Kg	8.02	4.00	-	6.00	6.24	6.75	2.65	5.00	3.00	3.02	5.97	4.14
Cauliflower.....	Kg	-	-	-	-	-	-	-	-	-	-	-	-
FRUITS FRESH													
Banana.....	Kg	2.15	1.68	2.31	1.49	7.79	3.78	3.22	2.76	3.41	1.67	1.83	3.19
Orange.....	Kg	-	1.86	2.99	-	-	-	-	-	-	-	1.54	4.28
Lemon.....	Kg	14.29	10.36	8.70	7.35	5.02	7.45	4.44	8.70	-	.88	4.00	8.27
Tangerine.....	Kg	-	-	-	-	-	-	-	-	-	-	-	8.00
Papaya.....	Kg	.93	.72	2.23	-	1.55	-	-	3.23	2.54	-	4.89	2.46
Grapes.....	Kg	-	-	-	-	-	-	-	-	-	-	-	-
Avocado.....	Kg	-	-	5.41	3.72	3.93	8.75	10.24	11.43	-	-	4.80	6.36
Mango.....	Kg	-	4.11	4.48	7.53	7.45	-	-	6.32	-	2.94	4.52	5.72
Cactus.....	Kg	-	-	-	-	-	-	-	-	-	-	-	-

Table 9 : Average Retail Price of Goods and Services by Region and Selected Market Places - Group 9 Market Places Cont'd)

March 2011
Megabit 2003

R E G I O N A N D M A R K E T P L A C E S													
ITEM	UNIT	S N N P										SNNPR AVERAGE	
		Shewa- Bench	Mizan- Teferi	Deri	Amaro Kele	Soyama	Karate	Gidola	Tercha	Besite- chere	Lasoka		Amaya
P R I C E I N B I R R													
SPICES													
Pepper Whole.....	Kg	-	30.33	-	-	-	-	-	-	-	27.00	-	33.79
Black Pepper(Local).....	Kg	-	86.18	-	-	106.64	-	-	-	140.00	-	-	121.85
Long Pepper(Local).....	Kg	10.00	30.00	25.00	-	27.00	-	-	16.87	-	-	-	22.86
White Cumin(Bishop's Weed)Local..	Kg	-	24.65	8.35	23.31	30.00	-	-	30.61	29.32	28.16	24.66	27.79
Black Cumin(Local).....	Kg	-	60.00	15.04	58.48	70.00	-	65.00	36.84	60.00	51.61	52.29	51.45
Ginger Dry(Local).....	Kg	-	-	-	-	-	14.00	-	-	-	-	-	20.85
Ginger Wet(Local).....	Kg	16.22	8.00	5.46	18.82	20.00	-	20.71	4.77	4.55	10.81	13.08	12.31
Cloves(Imported).....	Kg	-	126.58	50.00	-	110.00	-	-	-	140.00	140.00	-	125.48
Cinnamon(Imported).....	Kg	-	68.29	33.33	-	66.63	-	65.00	-	80.00	100.00	-	68.22
Cardamon(Local).....	Kg	10.32	60.00	50.00	80.00	70.00	-	-	70.64	80.00	60.00	78.57	62.21
Tumeric Flour(Local).....	Kg	-	-	-	-	45.00	-	-	-	-	-	-	30.65
Chillies Whole.....	Kg	-	52.53	22.31	-	-	71.55	64.63	13.65	17.24	50.17	-	35.14
Basil Dry.....	Kg	-	24.66	-	-	50.00	14.44	-	-	-	-	-	24.36
POTATOES, OTHER TUBERS AND STEMS													
Potato.....	Kg	6.00	4.00	-	6.00	6.32	7.00	7.83	5.65	5.00	7.51	10.43	5.27
Sweet Potato.....	Kg	-	2.14	.91	1.17	3.09	1.65	-	-	-	.91	.62	1.74
'Kocho' (Unprocessed).....	Kg	1.27	2.46	-	3.33	1.54	-	2.63	3.13	-	1.68	1.47	2.35
'Bula'.....	Kg	-	9.23	-	5.06	8.49	10.00	10.03	-	-	5.14	-	8.45
COFFEE, TEA, CHAT AND BUCK-THORN LEAVES													
Tea Leaves(Local).....	100gm	2.50	3.00	3.00	3.00	2.50	2.98	3.75	3.00	-	3.75	-	3.01
Coffee Whole.....	Kg	-	25.00	56.46	28.50	33.71	-	26.26	-	-	20.02	-	30.01
Coffee Beans.....	Kg	48.32	55.00	80.00	67.45	80.00	73.48	69.62	70.00	73.99	72.46	59.14	72.17
Coffee Leaves.....	Kg	1.30	-	-	-	-	3.90	5.27	-	-	-	-	5.12
Buck Thorn Leaves.....	Kg	-	14.64	-	-	1.98	6.26	-	-	-	-	-	8.14
'Chat'.....	Kg	42.76	-	41.99	-	23.41	20.10	27.82	23.45	10.39	16.23	21.76	28.85

Table 9 : Average Retail Price of Goods and Services by Region and Selected Market Places - Group 9 Market Places Cont'd)

March 2011
Megabit 2003

R E G I O N A N D M A R K E T P L A C E S													
ITEM	UNIT	S N N P										SNNPR AVERAGE	
		Shewa- Bench	Mizan- Teferi	Deri	Amaro Kele	Soyama	Karate	Gidola	Tercha	Besite- chere	Lasoka		Amaya
P R I C E I N B I R R													
Malt-Barley.....	Kg	7.91	12.63	8.97	-	7.14	-	-	-	11.57	8.38	-	9.30
Malt-Wheat.....	Kg	-	14.22	-	-	-	-	-	-	-	-	-	9.58
OTHER FOOD ITEMS													
Salt.....	Kg	4.00	5.00	3.00	3.00	5.24	4.31	4.00	3.63	3.83	3.00	3.30	3.45
Sugar.....	Kg	-	15.00	16.00	14.80	14.60	-	18.00	16.33	17.00	15.00	16.00	15.94
Honey.....	Kg	-	40.00	-	-	41.89	-	-	-	-	-	-	41.34
Canned Tomato (Local).....	410gm	-	16.66	-	-	22.33	-	-	13.98	-	-	-	18.31
Dry Yeast(Baking powder).....	350gm	70.00	70.00	70.00	70.00	140.00	91.73	70.00	70.00	70.00	87.50	70.00	76.11
FOOD TAKEN AWAY FROM HOME													
Cup of Tea.....	No	1.00	1.33	.50	.50	.50	1.00	1.00	1.00	1.00	.83	1.00	.98
Cup of Coffee.....	No	1.14	2.50	1.50	1.82	2.15	2.00	2.00	1.82	2.00	1.00	2.00	2.09
Cup of Milk.....	No	2.00	3.00	-	-	-	-	3.00	-	-	-	3.00	2.69
'Key Wot Yebere'.....	One Meal	-	-	-	-	10.00	-	-	-	10.00	12.00	-	12.48
'Key Wot Yebeg/Yefyel'.....	One Meal	-	13.00	-	11.00	10.00	-	-	-	10.00	-	-	12.90
'Yebeg Tibs'.....	One Meal	-	16.00	-	12.00	-	-	-	-	13.00	-	-	15.87
'Fasting Meal Without fish'.....	One Meal	8.00	13.21	4.00	6.00	5.00	6.00	6.00	6.54	5.00	5.00	5.00	7.39
'Yebeg Kikil'.....	One Meal	-	14.64	-	12.00	10.00	-	-	-	10.00	-	-	13.64
COST OF MILLING													
Cereals.....	100Kg	25.00	25.00	20.00	40.00	50.00	31.58	25.00	46.42	50.00	40.00	40.00	32.32
Pulses.....	100Kg	25.00	50.00	20.00	40.00	50.00	30.00	25.00	46.42	50.00	-	40.00	34.29
Pepper Whole.....	100Kg	100.00	125.00	-	-	-	-	-	128.31	-	300.00	-	126.00

Table 9 : Average Retail Price of Goods and Services by Region and Selected Market Places - Group 9 Market Places Cont'd)

March
Megabit 2011
2003

ITEM	UNIT	R E G I O N A N D M A R K E T P L A C E S											SNNPR AVERAGE
		S N N P											
		Shewa- Bench	Mizan- Teferi	Deri	Amaro Kele	Soyama	Karate	Gidola	Tercha	Besite- chere	Lasoka	Amaya	
P R I C E I N B I R R													
BEVERAGES - NON ALCOHOLIC													
Ambo Mineral Water.....	500cc	5.00	6.00	4.31	4.83	-	5.00	4.80	4.75	4.75	-	4.85	4.86
Mineral Water.....	Lt	8.00	8.00	-	6.00	7.00	6.65	-	7.00	-	8.00	-	7.01
Coca Cola/Fanta.....	300cc	4.93	5.00	4.66	4.43	4.50	5.00	4.80	4.95	4.75	5.00	5.00	4.74
Pepsi Cola/Mirinda.....	300cc	4.93	5.00	4.66	4.40	4.50	5.00	4.80	4.75	4.75	5.00	5.00	4.74
BEVERAGES - ALCOHOLIC													
Araki (Local).....	900cc	50.00	60.00	-	43.00	-	54.85	-	55.99	42.52	60.00	-	49.79
Cognac (Local).....	900cc	-	-	-	-	-	-	-	-	-	-	-	45.52
Brandy (Local).....	900cc	-	-	-	-	-	-	-	-	-	-	-	42.17
Gin (Local).....	900cc	50.00	60.00	-	43.00	-	54.85	-	55.99	42.52	60.00	-	49.54
Saris Wine (Normal).....	750cc	40.00	45.00	-	25.00	-	30.00	32.00	30.00	20.00	-	40.71	32.15
'Katikalla'.....	Lt	20.00	10.00	12.12	-	9.09	17.05	20.39	20.00	10.66	-	18.29	15.75
Beer (Bedele).....	330cc	7.50	7.50	8.00	-	-	7.90	-	7.85	7.50	8.00	7.75	7.64
Beer (Harar).....	330cc	-	7.50	-	-	7.70	7.90	8.00	7.85	7.50	8.00	-	7.65
Beer (Meta Abo).....	330cc	-	9.00	-	7.40	7.60	-	8.00	7.65	7.50	-	-	7.62
'Tella'.....	Lt	2.22	2.25	1.20	-	1.85	2.27	1.18	3.00	-	2.26	1.50	2.02
'Tej' (Mead).....	Lt	4.44	3.37	5.00	-	2.88	3.57	6.00	4.00	3.00	5.07	3.00	4.72
CIGARETTES AND TOBACCO													
CIGARETTES													
Nyala.....	Packet	10.00	10.00	10.00	-	10.00	-	10.00	10.00	10.00	10.00	10.00	9.79
Gissila.....	Packet	-	-	-	-	-	-	-	-	-	-	-	3.98
Rothmans/England/.....	Packet	-	-	-	-	-	20.00	-	-	-	20.00	-	21.99
Marlboro.....	Packet	-	-	-	-	-	-	-	-	-	-	-	20.00

Table 9 : Average Retail Price of Goods and Services by Region and Selected Market Places - Group 9 Market Places Cont'd)

March 2011
Megabit 2003

R E G I O N A N D M A R K E T P L A C E S													
ITEM	UNIT	S N N P										SNNPR AVERAGE	
		Shewa- Bench	Mizan- Teferi	Deri	Amaro Kele	Soyama	Karate	Gidola	Tercha	Besite- chere	Lasoka		Amaya
P R I C E I N B I R R													
TOBACCO													
'Gaya'.....	Kg	22.15	39.28	20.07	-	-	-	-	12.01	60.41	10.03	31.88	27.53
CLOTHING AND FOOT WEAR													
CLOTHING													
Abujedid(Akaki/Bahir Dar)91cm.	Meter	-	-	-	-	-	-	-	-	-	-	-	15.59
Abujedid(Komb./Arba Min.)150cm	Meter	25.00	31.58	20.00	-	35.00	-	30.00	-	-	-	-	26.25
Khaki(S-10,000 Twil)150cm.....	Meter	-	-	-	-	-	30.00	-	-	-	-	-	53.93
Khaki(Akaki).....	Meter	-	-	-	-	-	-	-	-	-	-	-	-
Wool-England 100%.....	Meter	-	-	-	-	-	-	-	-	-	-	-	104.88
Tetron(A.Minch).....	Meter	-	-	-	-	-	-	-	-	-	-	-	58.27
Poplin(Dire Dawa)105cm.....	Meter	-	-	20.00	-	-	-	-	-	-	-	-	19.65
Poplin(Komb./Arba Minch)150cm.	Meter	30.00	45.00	-	-	-	-	-	-	-	-	-	38.80
Nylon(Mojo).....	Meter	20.00	-	-	-	-	-	20.00	-	-	-	-	24.42
Polyster(Arba Minch/Awasa)....	Meter	-	-	-	-	-	-	-	-	-	-	-	48.62
Jersi.....	Meter	-	-	-	-	-	-	-	-	-	-	50.00	50.25
Cotton.....	Kg	-	-	-	5.69	-	2.11	12.20	-	-	14.64	-	10.27
Hisufi	Meter	-	-	-	-	-	-	65.00	-	-	-	-	65.00
Kefai.....	Meter	-	-	-	-	-	-	-	-	-	-	-	46.56
Kashemire.....	Meter	-	50.00	-	-	-	-	-	-	-	-	-	50.20
Deriya.....	Meter	-	58.87	-	-	-	-	-	-	-	-	-	30.94
COST OF TAILORING													
Woolen Suit (Men).....	No	-	332.47	-	-	-	-	-	-	-	-	-	305.40
Khaki/Teteron Suit (Men).....	No	-	153.26	80.00	-	-	120.00	120.00	-	-	144.91	-	125.17
Khaki/Teteron Suit (Boys).....	No	-	76.52	70.00	-	-	60.00	72.46	-	-	124.90	-	75.01

Table 9 : Average Retail Price of Goods and Services by Region and Selected Market Places - Group 9 Market Places Cont'd)

March 2011
Megabit 2003

R E G I O N A N D M A R K E T P L A C E S													
ITEM	UNIT	S N N P										SNNPR AVERAGE	
		Shewa- Bench	Mizan- Teferi	Deri	Amaro Kele	Soyama	Karate	Gidola	Tercha	Besite- chere	Lasoka		Amaya
P R I C E I N B I R R													
READY-MADE / FOR ADULTS													
'Netela'.....	No	-	-	-	-	-	-	77.89	80.00	124.90	53.60	92.46	90.66
'Gabi'.....	No	-	-	-	-	-	-	189.74	230.00	240.00	174.95	192.94	205.69
Shirts Long Sleeved (Local).....	No	-	63.16	-	-	-	-	80.00	149.78	-	-	-	94.75
Shirts Long Sleeved (Imported)...	No	129.61	166.60	100.00	143.26	138.31	-	123.24	173.27	136.58	146.37	140.00	147.31
Shirts Short Sleeved (Imported)...	No	-	123.24	-	109.54	-	146.59	100.00	103.23	126.58	109.70	155.00	129.25
Socks (Cotton) Imported.....	Pair	14.30	14.30	-	19.31	15.00	20.00	12.32	26.57	10.63	-	10.91	14.94
Sweater (Local) Men.....	No	-	96.55	-	-	-	-	-	-	64.81	-	-	121.44
Sweater (Local) Women.....	No	-	53.13	-	-	-	140.00	150.00	-	129.61	-	-	103.91
Shash (Imported).....	No	21.54	20.00	-	15.33	17.33	25.00	17.49	43.27	-	-	14.52	19.43
Singlets (Local) White.....	No	20.00	38.26	-	40.00	-	-	35.00	-	80.00	47.43	-	38.36
Jeans Trouser.....	No	286.51	253.29	240.00	283.06	269.88	-	280.00	239.86	259.62	279.52	269.81	288.13
Woolen Suit.....	No	-	-	-	-	-	-	-	-	-	-	-	-
'Kemisna Netela'.....	No	170.00	209.76	-	193.10	239.86	-	230.00	263.04	-	-	280.00	273.49
Sweater-Men (Imported).....	No	-	-	-	-	-	-	-	-	124.90	-	-	164.46
Sweater-Women (Imported).....	No	-	146.59	-	-	-	-	130.00	-	84.85	-	-	149.22
Nylon Dress.....	No	-	-	-	-	-	-	139.64	-	-	-	-	139.64
Tetron Trouser.....	No	-	-	-	-	-	-	-	-	-	-	-	240.00
Leather Jacket.....	No	-	1000.00	-	-	-	-	-	949.12	670.82	-	-	914.79
Under Wear China.....	No	25.00	24.31	-	19.31	35.00	-	-	48.27	34.64	40.00	-	30.06
Polyester Suit.....	No	-	-	-	-	-	-	-	-	273.86	-	-	366.28
Khaki Short	No	-	-	-	-	-	-	-	-	-	-	-	-
T-Shirts	No	73.19	76.52	77.46	83.20	80.00	89.63	83.20	74.89	83.20	-	95.00	91.35
Jogging Suit(sport tuta)	No	-	296.63	260.00	300.00	216.61	300.00	-	322.69	350.00	154.92	90.00	260.62
Khaki Jacket	No	239.79	-	-	-	-	-	250.00	270.00	-	353.30	-	272.94
Geldem	No	-	56.46	-	-	-	-	-	-	-	-	-	60.51
Mekremia.....	No	-	143.26	-	-	-	-	35.00	-	-	-	-	69.77
Polyester skirt.....	No	-	-	-	-	-	-	-	-	-	-	-	194.76
Pants(for men).....	No	19.31	11.29	-	20.80	30.00	22.36	21.54	32.27	35.00	30.00	12.16	24.81

Table 9 : Average Retail Price of Goods and Services by Region and Selected Market Places - Group 9 Market Places Cont'd)

March 2011
Megabit 2003

ITEM	UNIT	R E G I O N A N D M A R K E T P L A C E S										SNNPR AVERAGE
		S N N P										
		Shewa- Bench	Mizan- Teferi	Deri	Amaro Kele	Soyama	Karate	Gidola	Tercha	Besite- chere	Lasoka	
P R I C E I N B I R R												
READY-MADE / FOR CHILDREN												
Sweater (Local) for Boys..... No	-	66.49	-	-	-	-	-	-	47.43	-	-	73.40
Socks (Imported) Cotton..... Pair	5.31	7.00	-	8.62	-	5.00	-	10.97	8.96	-	5.65	7.21
Jeans Trouser..... No	-	-	-	-	200.00	-	-	129.74	163.05	-	171.55	159.65
Shirt Long Sleeved(Imported)Boys. No	-	53.13	-	-	-	-	-	68.29	143.26	-	57.30	65.61
Sweater (England) for Girls..... No	-	-	-	-	-	-	-	-	-	-	-	132.57
Kemise(for children) No	113.24	143.26	-	-	186.65	120.00	120.00	84.90	-	-	-	135.87
Baby Cloths(Complete)..... No	103.23	20.80	-	106.56	106.64	80.00	104.88	81.21	89.63	91.46	99.67	101.99
T-Shirt..... No	20.00	43.09	-	-	-	-	-	48.27	48.99	-	-	50.42
Jeans trouser and Jacket..... No	220.00	176.60	150.00	164.92	-	80.00	140.00	169.80	172.71	190.00	159.79	178.48
FOOTWEAR (MEN AND WOMEN)												
Anbessa Leather Shoes Men(Local)Pair	-	353.30	-	153.26	-	-	-	-	297.20	-	-	230.67
Leather Shoes Men (Croft)..... Pair	-	883.01	-	-	-	-	-	-	-	-	-	766.85
Walking Shoes(Imp.) Non-Leather Pair	-	229.58	-	228.94	-	-	-	-	254.56	193.10	-	246.06
Canvas Shoes (Local) Men..... Pair	-	-	-	-	-	-	64.81	-	83.67	-	80.00	69.66
Canvas Shoes (China) Men..... Pair	-	60.00	-	-	-	-	-	-	129.61	-	-	85.22
Plastic Shoes (Local) Women.... Pair	13.33	12.00	12.00	12.00	14.00	-	14.33	29.32	12.00	13.33	12.00	13.95
Slippers Sponge Adult (China).. Pair	-	-	-	-	-	18.29	20.00	24.66	30.00	-	-	21.41
Boots for Men Plastic (Local).. Pair	-	71.63	-	55.00	-	-	-	-	-	-	64.87	63.27
Sendel Plastic Shoes (Imp.).... Pair	15.33	22.33	-	-	-	-	-	-	24.66	-	27.00	19.95
Cost of Mending Shoes sole(Men).Pair	-	-	28.23	-	-	35.00	25.00	-	20.00	30.00	-	29.48
Shoe leather,Women(China).....Pair	80.00	163.27	-	-	-	-	153.26	109.70	77.46	-	-	138.22
Shoe leather,Women(Local).....Pair	81.63	103.23	-	103.23	114.93	-	86.53	146.59	83.20	-	100.00	99.74
Shoe leather,Children(Local)....Pair	103.92	96.55	-	120.00	-	-	-	119.72	123.24	110.00	110.00	108.20
Plastic shoe(Childern).....Pair	10.00	10.00	10.00	10.32	12.00	-	13.00	21.63	10.00	12.32	10.32	11.78
Shoe leather,Children(Imported).Pair	-	113.24	-	-	-	-	-	88.30	83.67	-	-	95.27
Shoe sendel(Plastic) Childern...Pair	10.00	13.33	-	-	-	-	-	-	22.66	-	19.31	14.53

Table 9 : Average Retail Price of Goods and Services by Region and Selected Market Places - Group 9 Market Places Cont'd)

March 2011
Megabit 2003

ITEM	UNIT	R E G I O N A N D M A R K E T P L A C E S											SNNPR AVERAGE
		S N N P											
		Shewa- Bench	Mizan- Teferi	Deri	Amaro Kele	Soyama	Karate	Gidola	Tercha	Besite- chere	Lasoka	Amaya	
P R I C E I N B I R R													
CONSTRUCTION MATERIALS, WATER, AND FUEL AND POWER													
CONSTRUCTION MATERIALS													
Cement/Bag/(Local).....	50Kg	-	281.66	-	-	250.00	230.83	-	233.32	-	253.48	-	235.21
Lime.....	Kg	-	-	-	-	-	-	-	1.67	-	-	-	1.96
Lime/Jeso(Local).....	Kg	1.90	1.80	1.20	1.63	2.00	1.47	1.40	-	2.00	1.50	-	1.46
Nail (7cm - 12cm).....	Kg	28.00	26.99	24.00	22.00	26.00	24.33	25.00	22.33	25.00	28.65	23.66	22.57
Nail With Cape.....	Kg	40.00	40.00	31.58	30.97	40.00	-	35.00	26.33	-	40.00	33.00	34.49
Corrugated Iron Sheet (.2mm).....	No	-	108.60	-	-	103.67	-	-	93.67	89.00	-	-	101.11
Wood for House Construction('Atana')..	No	-	15.00	-	-	-	23.49	-	-	-	-	-	13.60
Wall Paints-Super (Fluid) Normal.....	4Kg	-	114.85	-	-	110.00	-	-	101.00	100.00	108.99	-	108.36
Wall Paints-Super (Fluid) Plastic.....	4Kg	-	184.50	-	101.10	-	200.00	-	-	-	-	-	187.90
Coarse Aggregate Gravel.....	Meter Cube	-	-	-	-	-	-	-	-	-	-	-	213.16
Hollow Concrete Block(15x20x40 cm Cube)No		-	14.00	-	-	-	-	-	-	-	-	-	8.11
Bricks (25cm x 12cm x 6cm).....	No	-	1.00	-	-	-	-	-	-	-	-	-	2.10
Floor Board 4m Length.....	No	-	-	-	68.64	-	-	-	50.00	-	-	-	49.16
Iron Pipe 6mt. (1/2 inch Wide) Local..	No	-	256.62	-	-	-	190.00	-	-	-	-	-	202.20
Chipwood (125cm x 250cm x 8mm).....	No	-	140.00	-	-	-	-	-	-	-	-	-	127.83
Sand.....	Meter Cube	-	150.00	-	-	-	-	-	-	-	-	118.75	80.95
Gutter N° 33.....	Meter	-	83.30	-	-	-	-	-	-	-	-	-	67.71
Window Glass (50cm x 50cm x 3mm).....	No	-	41.00	-	-	-	-	-	-	-	-	-	35.97
Water Tanker,Roto (1 meter cube).....	No	-	-	-	-	-	-	-	-	-	-	-	2847.81
Stone for House Construction..	Meter Cube	-	83.00	-	-	-	-	128.57	68.29	-	-	-	84.83
Mega Paints.....	4Kg	-	114.65	95.00	-	-	-	-	101.00	-	-	-	102.98
Nefas seleke Paints.....	4Kg	-	-	-	-	-	-	-	223.28	-	-	-	133.27
"Yewellel Nitaf"(Cement Made Tile).....No		-	-	-	-	-	-	-	-	-	-	-	87.50
"Yewellel Nitaf"(Plastic Made Tile).....No		-	-	-	-	-	-	-	21.14	-	-	-	25.87
Key (With hand).....	No	-	253.29	-	-	-	150.00	-	-	-	-	-	161.54
Door made of iron.....	No	-	1232.45	-	-	-	-	-	1249.33	-	-	-	774.07

Table 9 : Average Retail Price of Goods and Services by Region and Selected Market Places - Group 9 Market Places Cont'd)

ITEM	UNIT	R E G I O N A N D M A R K E T P L A C E S										SNNPR AVERAGE	
		S N N P											
		Shewa- Bench	Mizan- Teferi	Deri	Amaro Kele	Soyama	Karate	Gidola	Tercha	Besite- chere	Lasoka		Amaya
P R I C E I N B I R R													
WATER													
Water.....	Meter Cube	-	3.50	-	.30	-	6.00	1.00	7.50	10.77	-	7.50	3.67
FUEL AND POWER													
Fire Wood.....	Meter Cube	99.73	318.45	-	73.85	-	216.39	132.52	21.77	194.08	274.69	112.80	130.12
Charcoal.....	Kg	1.04	5.78	-	2.52	3.95	4.01	5.56	-	2.17	2.50	2.71	3.32
Dung Cake.....	Kg	-	-	-	-	-	-	-	-	-	-	-	-
Kerosine.....	Lt	-	14.52	-	-	-	14.41	-	-	-	-	-	14.21
Diesel.....	Lt	-	16.84	-	-	-	16.73	-	-	-	-	-	16.54
Electric.....	K.Watt	.27	.27	-	-	-	.27	.27	.27	.27	.27	.27	.27
Matches.....	Box	-	-	-	-	-	-	-	-	-	-	-	-
Candles.....	No	-	-	-	-	-	-	-	-	-	-	-	-
Buthane Gas (Shell).....	12.5 Kg	-	-	-	-	-	-	-	-	-	-	-	473.96
Eveready Drycell.....	No	4.00	4.00	3.83	-	4.16	4.00	4.50	-	-	4.00	3.83	3.83
FURNITURE, FURNISHING, HOUSEHOLD EQUIPMENT AND OPERATION													
CHAIRS, TABLES, ETC.													
Table Wanza (Machine made) Varnished..	No	432.67	448.14	300.00	-	800.00	300.00	424.26	548.43	382.59	386.46	-	476.02
Table Wanza (Hand made) Not Varnished.	No	-	-	-	-	-	-	-	500.00	-	-	-	342.23
Chairs Wanza (Machine Made) Varnished.	No	-	96.55	-	213.12	160.00	200.00	194.42	94.91	96.55	106.56	-	177.24
Chairs Wanza (Hand Made) Varnished....	No	123.24	-	150.00	-	-	-	-	90.00	-	-	-	104.35
Cupboard Wanza (2 doors) Varnished....	No	3000.00	2896.47	3000.00	-	2800.00	1800.00	2049.39	-	-	1300.00	-	2631.26
Double Bed Wanza (120cm) Varnished....	No	1800.00	1898.24	1000.00	839.88	1587.45	1400.00	948.68	1249.33	1263.27	959.44	-	1394.93
Sofas (Complete).....	No	-	9163.67	-	-	-	-	-	-	-	-	-	8502.34
Book Shelves Wanza (3 Shelves) no Door	No	664.94	932.17	1200.00	-	-	-	469.04	476.22	-	479.72	-	706.23
Chest of Drawer	No	1664.07	1732.70	1200.00	-	-	-	-	-	-	-	-	1526.03

Table 9 : Average Retail Price of Goods and Services by Region and Selected Market Places - Group 9 Market Places Cont'd)

ITEM	UNIT	R E G I O N A N D M A R K E T P L A C E S											March	2011
		S N N P											Megabit	2003
		Shewa- Bench	Mizan- Teferi	Deri	Amaro Kele	Soyama	Karate	Gidola	Tercha	Besite- chere	Lasoka	Amaya	SNNPR AVERAGE	
P R I C E I N B I R R														
FURNISHINGS & REPAIRS														
Bed Sheet (Non-Patterned Bahir Dar) 1.90m x 2.50m..... Pair	-	196.61	-	-	-	-	-	164.95	156.59	-	129.94	158.05		
Bed Sheet(Patterned Kombolcha) 1.90m x 2.50m..... Pair	-	286.63	-	140.00	-	-	-	181.65	198.88	-	174.95	215.58		
Bed Cover(Patterned Kombolcha)..... No	-	-	-	-	-	-	-	171.65	-	-	99.50	119.95		
Blanket Woolen(Debre B.)160cm x 220cm. No	-	216.61	-	-	214.94	-	-	319.58	213.12	-	-	213.63		
Mattress-Sponge (A.A Foam) 120cm..... No	-	1062.66	-	-	-	-	-	-	849.02	-	-	808.44		
Towel-Local (Kombolcha)..... No	-	63.16	-	-	-	-	-	63.29	48.27	-	74.89	56.64		
Curtains.....meter	-	46.42	-	-	43.33	-	-	36.59	132.76	-	-	76.34		
EARTHEN WARE														
Plastic tile.....meter	41.98	37.66	-	-	-	-	-	-	43.66	-	-	44.28		
Water Pot..... No	15.64	24.31	12.97	8.65	14.66	21.86	10.66	23.63	10.63	21.63	9.86	14.95		
'Jebena' Medium Size..... No	5.00	14.66	4.31	10.00	6.00	10.95	10.49	20.65	7.00	5.00	11.29	9.22		
'Mitad' (Griddle of Clay)..... No	13.64	45.00	22.57	15.00	26.57	60.00	28.23	61.62	50.00	27.26	39.32	31.90		
Local Stove '(Lakech)'. No	-	35.00	40.00	30.00	-	23.45	-	42.28	30.00	-	-	32.17		
Cup for Coffee (China)..... No	3.00	3.50	3.00	3.00	4.31	5.00	3.24	3.00	4.00	3.00	2.82	3.21		
Plate Clay (imported)..... No	-	15.00	-	-	-	-	-	5.65	23.98	-	-	13.45		
STRAW, BAMBOO AND OTHERS														
'Sefed'..... No	-	22.66	12.16	-	27.39	30.00	28.00	22.24	28.23	-	18.44	24.03		
Sack 100Kg Capacity..... No	5.00	5.00	8.00	7.00	10.00	7.00	6.00	5.00	5.00	6.00	5.83	5.98		
METAL WARE														
Cooking Pan Medium (Local)..... No	50.00	51.61	-	60.66	60.00	66.63	52.44	104.92	89.63	96.55	87.72	59.68		
Tray (Nickel) Medium N° 45 Local..... No	36.59	39.32	-	30.00	42.28	45.00	45.00	41.60	45.00	45.00	-	33.80		
Electric 'Mitad' Aluminium..... No	-	1024.70	-	-	-	-	-	-	-	-	-	958.39		

Table 9 : Average Retail Price of Goods and Services by Region and Selected Market Places - Group 9 Market Places Cont'd)

March 2011
Megabit 2003

R E G I O N A N D M A R K E T P L A C E S													
ITEM	UNIT	S N N P										SNNPR AVERAGE	
		Shewa- Bench	Mizan- Teferi	Deri	Amaro Kele	Soyama	Karate	Gidola	Tercha	Besite- chere	Lasoka		Amaya
P R I C E I N B I R R													
Gas Stove (Kerosine) China.....	No	-	80.00	-	-	-	87.46	-	78.30	-	90.00	-	86.22
Permuze(Japan).....	No	-	111.64	-	-	-	-	-	47.62	50.00	-	-	71.38
Refregrator.....	No	-	5474.94	-	-	-	-	-	-	-	-	-	5386.76
PLASTIC WARE (LOCAL MADE)													
Jerrycan (20 Litres).....	No	-	-	-	-	-	-	-	13.98	20.00	-	15.00	16.00
Bucket (20 Litres).....	No	39.79	35.97	35.00	35.00	36.59	34.64	34.32	56.62	35.00	-	34.32	36.30
GLASS WARE													
Glass for Tea (Duralax).....	No	-	5.00	-	-	8.00	-	-	5.65	6.32	-	-	6.01
OTHER HOUSEHOLD EQUIPMENT													
Kerosine Lamp.....	No	-	31.32	-	-	-	45.00	-	43.98	32.00	-	50.00	33.37
'Kuraz' Small Local Kerosine Lamp.....	No	2.00	2.00	-	2.82	3.00	4.00	2.00	3.30	-	2.50	3.00	2.78
Flash Light.....	No	-	12.00	-	15.00	-	-	-	15.66	15.00	7.94	12.00	11.64
Electric Bulb Philips(40/60 Watt).....	No	5.00	5.00	4.00	5.00	5.00	5.00	4.64	4.31	5.00	5.00	4.00	4.43
HOUSEHOLD OPERATION													
Hard Soap (Local).....	200gm	-	-	3.64	-	-	-	-	7.50	-	-	-	4.54
Hard Soap (Imported).....	200gm	-	7.00	5.06	-	-	-	-	7.50	7.00	-	-	6.15
Detergent (Omo).....	50gm	-	2.00	3.33	3.33	-	-	-	3.00	-	-	-	2.94
Incense.....	Kg	-	30.00	-	-	-	-	-	30.00	-	-	-	37.44
Sandal Wood.....	No	.50	.50	.50	.50	.50	.50	.50	.50	.50	.50	-	.49
Toilet Paper (Mamko).....	Roll	7.00	7.00	6.00	6.00	8.00	8.65	7.00	9.00	8.00	6.00	6.00	7.37
Detergent(Zahira).....	50gm	1.69	1.75	-	1.59	1.75	1.61	1.87	1.75	-	1.75	1.50	1.66

Table 9 : Average Retail Price of Goods and Services by Region and Selected Market Places - Group 9 Market Places Cont'd)

March 2011
Megabit 2003

ITEM	UNIT	R E G I O N A N D M A R K E T P L A C E S											SNNPR AVERAGE	
		S N N P												
		Shewa- Bench	Mizan- Teferi	Deri	Amaro Kele	Soyama	Karate	Gidola	Tercha	Besite- chere	Lasoka	Amaya		
P R I C E I N B I R R														
DRY CLEANING														
Dry Cleaning (Suit Men).....	No	-	26.46	-	-	-	-	-	-	-	-	-	-	25.28
DOMESTIC SERVICE														
Maid Servant.....	Month	88.79	92.83	-	-	-	74.26	89.63	53.13	-	48.27	-	100.49	
Unskilled Service (Daily Laborer)...	Day	15.00	23.21	-	17.78	32.00	23.21	25.00	21.54	-	15.00	28.23	23.46	
Salary for Guard	Month	-	-	-	-	-	-	-	322.69	-	-	-	249.77	
MEDICAL CARE														
Ampicillin(250 mg) Local.....	56 Caps	28.00	22.00	24.00	44.80	17.31	21.69	-	-	21.00	28.00	-	25.32	
Tetracycline (250 mg) Local.....	56 Caps	21.91	14.64	11.20	25.99	13.21	22.40	11.20	11.20	17.50	16.80	-	16.96	
Penicillin injection(4 Mu. Local).Buttle		7.75	6.32	-	-	7.00	5.00	-	-	-	8.00	-	6.49	
Chloramphenicol(250mg) Local.....	56 Caps	-	19.31	16.00	28.00	17.93	17.71	16.80	11.20	21.00	16.80	-	19.63	
Paracetamol(500mg) Local.....	20 Pills	4.00	3.00	2.00	4.00	4.00	4.00	4.00	4.00	1.50	4.00	-	3.50	
Cough Syrup (Efadykse) Local.....	125cc	-	11.66	10.00	-	20.00	16.00	-	-	-	12.00	-	12.70	
Bactrim(480mg) Local.....	30 Pills	15.00	6.00	10.71	12.00	9.32	8.00	-	6.00	12.00	6.00	-	8.06	
Vermox(100mg) Local.....	12 Pills	5.48	3.00	3.00	6.00	4.00	4.00	4.00	-	-	4.00	-	2.92	
Mezel(250mg) Local.....	30 Caps	9.00	8.47	7.14	12.93	9.00	8.00	6.00	-	12.14	9.00	-	9.11	
Asprin (300 mg) Local.....	20 Pills	4.00	2.62	2.00	4.00	4.00	-	4.00	-	2.00	4.00	-	2.93	
Insulin(Lente).....	Buttle	-	-	-	-	-	-	-	-	-	-	-	65.26	
Amoxicillin(500mg).....	16 Caps	16.00	12.32	9.90	16.00	12.41	16.00	-	-	12.00	14.40	-	13.05	
Magnesium Oxide.....	30 Pills	12.00	4.95	6.00	6.00	6.00	6.00	6.00	-	-	9.00	-	5.44	
Fasider Tablet.....	1 Pills	-	1.33	-	-	-	-	-	-	-	1.67	-	1.82	
OTHER MEDICAL EXPENSES														
Doctor's Fee (Government).....	per visit	3.00	5.00	2.00	4.00	5.00	3.00	4.00	5.00	-	5.00	5.00	4.01	
Doctor's Fee (Private).....	per visit	-	7.07	-	3.46	5.00	4.47	-	-	-	-	-	7.36	
Injection (Service Charge).....	Once	1.00	1.00	-	1.00	1.00	2.00	2.00	1.00	-	1.00	-	1.23	

Table 9 : Average Retail Price of Goods and Services by Region and Selected Market Places - Group 9 Market Places Cont'd)

ITEM	UNIT	R E G I O N A N D M A R K E T P L A C E S										March Megabit	2011 2003
		S N N P										SNNPR AVERAGE	
		Shewa- Bench	Mizan- Teferi	Deri	Amaro Kele	Soyama	Karate	Gidola	Tercha	Besite- chere	Lasoka		
P R I C E I N B I R R													
Labratory Test Fee (Private).....	Once	-	10.00	-	5.00	5.00	5.92	5.00	-	-	-	-	6.50
Bed Charge (gov.).....	per day	-	7.00	-	3.00	-	6.00	15.00	6.00	-	10.00	5.00	10.91
X-Ray(For TB).....	Once	-	-	-	-	-	-	-	-	-	-	-	59.72
Bed Charge (Private).....	per day	-	-	-	15.00	-	17.32	-	-	-	-	-	23.91
TRANSPORT AND COMMUNICATION													
TRANSPORT													
Benzene.....	Lt	-	-	-	-	-	19.30	-	-	-	-	-	19.09
Motor Oil (Mobil).....	Lt	-	65.00	-	-	-	67.00	-	-	-	80.00	-	66.75
Car Washing and Greasing.....	Once	-	-	-	-	-	-	-	-	-	-	-	40.25
Bus Fare (per km).....	Tarif	-	.25	-	-	-	-	-	-	-	-	-	.34
Bus Fare (within Town)	Trip	-	-	-	-	-	-	-	-	-	-	-	-
Taxi Fare	Trip	-	1.00	-	-	-	-	-	-	-	-	-	1.21
Air Plane (To Addis Ababa)	Trip	-	-	-	-	-	-	-	-	-	-	-	677.00
Animal Transport fare.....	Trip	50.00	-	15.00	-	-	-	-	-	-	-	-	38.73
Cart Fare.....	Trip	-	1.00	-	-	-	-	-	-	-	-	-	1.41
COMMUNICATION													
Telephone Charge (with town).....	Period	-	.20	-	-	-	.20	-	-	-	-	-	.20
Telephone Charge to Addia Ababa....	Period	1.40	1.40	-	-	4.20	4.20	4.20	3.00	4.20	4.20	4.20	2.60
Telephone Line Installation Charge..	Once	283.30	283.30	-	283.30	283.30	283.30	283.30	283.30	230.30	-	283.30	286.23
Mobile Apparatus(Nokia6200).....	No	-	-	-	-	-	-	-	-	-	-	-	-
Mobile call from Tel.....	Period	.85	.85	-	2.70	2.70	2.70	-	2.50	2.40	2.25	2.16	1.77
Internet Service.....	10hrs/month	-	111.00	-	-	-	115.00	106.00	-	-	-	-	60.17

Table 9 : Average Retail Price of Goods and Services by Region and Selected Market Places - Group 9 Market Places Cont'd)

March 2011
Megabit 2003

ITEM	UNIT	R E G I O N A N D M A R K E T P L A C E S										SNNPR AVERAGE
		S N N P										
		Shewa- Bench	Mizan- Teferi	Deri	Amaro Kele	Soyama	Karate	Gidola	Tercha	Besite- chere	Lasoka	
P R I C E I N B I R R												
ENTERTAINMENT AND EDUCATION												
EQUIPMENT AND ACCESSORIES												
T.V. Set Philips 21 inch(Colored)..... No	-	4250.00	-	-	-	-	-	-	-	-	-	4218.53
Cassette Recorded Original(Local Music)No	12.00	13.00	-	-	-	10.95	12.00	13.66	12.00	12.00	10.00	11.65
Radio Set Philips 3 Band..... No	-	-	-	-	-	-	-	-	-	-	-	315.69
Tape Recorder National (2 Speaker).... No	-	-	-	-	-	-	-	-	-	-	-	601.66
Expense for Photograph(Passport size)4Pho	-	4.00	-	9.28	12.00	7.00	6.00	6.00	5.00	8.00	-	6.86
Newspaper (Addis Zemen)..... No	-	2.00	-	-	-	-	-	-	-	-	-	2.34
Theater Enterance Fee Once	-	-	-	-	-	-	-	-	-	-	-	20.00
VCD-Player(Mayato Japan).....No	1600.00	1016.40	-	-	950.00	-	-	-	-	-	-	915.98
VCD Cassette rent.....Once	2.00	3.00	-	2.00	2.00	2.00	-	2.00	-	2.00	-	2.16
EDUCATION												
Exercise Book (50 Leaves) Local..... No	4.00	5.00	4.00	4.00	-	-	-	4.50	4.00	-	4.00	4.12
Pencil (China)..... No	-	2.00	1.00	1.25	2.00	1.50	3.00	1.00	2.00	-	-	1.31
Ball Point-Bic England..... No	-	3.00	2.50	2.70	3.00	2.58	2.48	3.00	2.00	3.00	2.50	2.50
Day School Fee-Public(Grade 7 & 8)..Month	-	-	-	-	-	-	-	-	-	-	-	-
Day School Fee-Private(Grade 9-10)..Month	-	-	-	-	-	-	-	-	-	-	-	99.20
Night School Fee-Government(Gr.9-10)Month	-	40.00	-	80.00	-	-	-	60.00	-	60.00	65.00	39.54
School Uniform Fee No	-	-	-	-	-	-	-	202.96	-	-	-	183.07
Night School Fee-Private(Grade9-10).Month	-	-	-	-	-	-	-	-	-	-	-	-
Night College Fee-Private.....Credit/hr	-	-	-	-	-	-	-	-	-	-	-	-
PERSONAL CARE AND EFFECTS												
PERSONAL CARE												
GIV Toilet Soap..... 90gm	5.63	6.75	4.50	5.63	5.63	5.03	6.35	-	-	5.63	-	5.70
Blade-INDIA..... No	1.00	1.00	.75	1.00	.50	1.00	1.00	1.00	1.00	1.00	-	.84

Table 9 : Average Retail Price of Goods and Services by Region and Selected Market Places - Group 9 Market Places Cont'd)

March 2011
Megabit 2003

ITEM	UNIT	R E G I O N A N D M A R K E T P L A C E S											SNNPR AVERAGE		
		S N N P													
		Shewa- Bench	Mizan- Teferi	Deri	Amaro Kele	Soyama	Karate	Gidola	Tercha	Besite- chere	Lasoka	Amaya			
				P R I C E I N B I R R											
Hair Dressing (Traditional)..... No	5.00	7.00	-	6.00	-	5.00	7.00	12.97	5.00	-	-	7.19			
Hair Dressing (Modern)..... No	20.00	20.00	-	17.95	-	25.00	20.00	22.24	20.00	20.00	22.00	19.84			
Barbery (Mens Hair Cut)..... No	5.00	6.00	4.00	6.00	4.31	5.00	7.00	5.00	3.00	4.00	5.00	5.05			
Zenith Hair Oil(Liquids Form)..... 330cc	-	16.00	16.66	15.00	15.33	16.66	16.00	20.98	16.00	16.66	15.00	16.05			
Zenith Hair Oil(Non-Liquids Form).. 330cc	-	16.33	16.00	15.00	15.33	-	-	22.96	16.00	16.33	15.00	16.13			
Shaving Machine (medium) No	75.00	75.00	-	-	-	70.00	-	6.00	50.00	-	-	39.94			
Perfume100cc	-	38.26	-	-	-	30.00	-	-	-	-	-	33.17			
Parafin Hair Oil.....330cc	-	17.59	-	15.53	-	-	-	-	-	-	-	20.71			
Shoe Polish(Black/Brown).....Once	2.00	2.00	2.00	2.00	2.62	2.00	2.00	2.00	2.00	2.00	2.00	1.95			
Modes(Disposable napkins).....Packet	14.00	14.00	-	12.32	13.00	12.97	13.66	13.98	1.50	14.66	-	10.93			
PERSONAL EFFECTS															
Umbrella-Men Medium (Local)..... No	50.00	38.26	55.00	34.32	42.53	-	-	49.83	34.66	44.81	45.00	47.68			
Umbrella-Women Medium (Imported)..... No	65.00	63.16	40.00	43.27	47.29	75.00	40.00	64.87	43.27	52.63	41.60	61.30			
Hand Bag (Imported Synthetic)..... No	-	163.27	-	-	159.69	-	169.71	36.94	-	-	-	125.85			
Belt (Local) Machine Made..... No	-	53.13	-	-	-	35.00	47.43	71.63	-	-	-	53.58			
Belt (Local) Hand Made..... No	-	-	-	-	-	-	-	29.72	35.65	40.00	-	42.86			
JEWELLERY															
Seiko-21 Jewels Automatic (Men)..... No	-	-	-	-	-	-	-	-	-	-	-	-			
Seiko-21 Jewels Automatic (Women)..... No	-	-	-	-	-	-	-	-	-	-	-	-			
Earrings (4gm 18 carat Local)..... Pair	-	-	-	-	-	-	-	-	-	-	-	2696.52			
Neck Laces (6gm 18 carat Local)..... No	-	-	-	-	-	-	-	-	-	-	-	4044.78			
Rings (4gm 18 carat Local)..... No	-	-	-	-	-	-	-	-	-	-	-	2696.52			
Bracelet 20gm (18 carat Local)..... No	-	-	-	-	-	-	-	-	-	-	-	13270.74			

Table 9 : Average Retail Price of Goods and Services by Region and Selected Market Places - Group 9 Market Places Cont'd)

March 2011
Megabit 2003

ITEM	UNIT	R E G I O N A N D M A R K E T P L A C E S											SNNPR AVERAGE
		S N N P											
		Shewa- Bench	Mizan- Teferi	Deri	Amaro Kele	Soyama	Karate	Gidola	Tercha	Besite- chere	Lasoka	Amaya	
P R I C E I N B I R R													
LIVESTOCK AND DRAUGHT ANIMALS													
LIVESTOCK													
Sheep (10-15Kg).....	No	286.51	363.21	349.90	346.05	300.10	217.37	207.12	153.26	159.79	217.30	150.99	252.52
Goat (10-15Kg).....	No	319.58	296.63	233.00	263.04	322.69	190.94	231.07	169.80	151.42	193.94	131.77	240.66
Heifer (2-4 Years).....	No	914.58	1265.77	914.58	1143.28	1655.35	1697.06	1095.45	1096.96	548.48	1626.02	461.67	1149.59
Cow (4 Years and Above).....	No	1690.93	2532.90	1297.43	-	1966.10	2097.62	2053.68	1597.91	1597.91	1803.15	1572.44	2017.22
Bull (2-4 Years).....	No	1587.86	1565.95	1096.96	1510.68	2702.60	1249.00	1968.94	1197.22	2198.48	1566.60	1077.07	1551.53
Ox (4 Years and Above).....	No	2532.90	3565.44	2731.68	2262.09	3599.07	3086.38	3434.93	2259.90	1798.15	2703.77	1993.31	2954.52
Hen (Indigenous).....	No	18.25	41.60	30.11	20.65	30.68	17.93	21.18	19.93	15.98	33.96	17.83	25.26
Cock (Indigenous).....	No	33.74	53.13	42.62	38.97	31.62	33.87	29.72	32.27	24.27	42.62	30.49	39.81
DRAUGHT ANIMALS													
Donkey.....	No	-	-	-	-	1254.99	-	1396.42	1349.38	1227.16	1273.08	-	1273.38
Horse.....	No	2024.85	-	-	-	-	-	-	-	-	-	-	1935.11
Mule.....	No	-	-	-	-	-	-	-	-	3362.45	4085.81	-	3020.39
FARM EQUIPMENT (INDUSTRIAL PRODUCT)													
Sickel.....	No	-	20.00	-	-	23.51	20.00	-	51.61	65.00	25.00	-	32.26
Pick Axe ('Doma').....	No	-	68.29	-	-	65.00	-	-	42.28	52.44	-	-	54.36
'Gejera'.....	No	70.00	80.00	-	-	50.00	-	45.00	33.25	50.00	-	-	56.04
FARM EQUIPMENT (HAND MADE)													
'Mofer'.....	No	-	-	-	-	-	-	-	-	-	-	-	27.10
'Kember'.....	No	-	-	-	-	-	-	-	-	-	-	-	18.96
'Digr'.....	No	-	-	-	-	-	-	-	-	-	-	-	7.59
Plough.....	No	45.00	60.00	55.00	38.26	96.55	-	-	36.94	48.98	53.26	30.00	44.30
Sickel.....	No	-	-	-	13.92	15.64	-	-	22.24	11.45	-	15.00	9.90

Group 10

Market Places

**(Merkato, Kera, Zenebe Werk, Gergi, Saris, Kotebe,
Ferensay Legasione, Shola/Yeka, Asko, Adisu Gebeya,
Efoyita Gebeya, and Akakai.)**

Table 10 : Average Retail Price of Goods and Services by Region and Selected Market Places - Group 10 Market Places Cont'd)

March 2011
Megabit 2003

ITEM	UNIT	R E G I O N A N D M A R K E T P L A C E S												ADDIS ABABA AVERAGE
		A D D I S A B A B A												
		Merkato	Kera	Zenebe work	Gergi	Saris	Kotebe	Ferensay Legasion	Shola (yeka)	Asko	Addisu- Gebeya	Efoyita Gebeya	Akaki	
P R I C E I N B I R R														
CEREALS UNMILLED														
'Teff' White	Kg	8.91	9.83	9.00	8.60	9.50	9.10	9.33	9.37	9.56	9.60	9.16	8.50	9.20
'Teff' Mixed.....	Kg	7.59	8.33	8.33	7.60	8.33	6.73	8.53	7.93	7.70	8.00	8.00	7.83	7.89
'Teff' Black (Red).....	Kg	6.66	7.00	6.50	6.33	7.33	5.67	6.50	5.80	7.16	6.49	6.16	7.00	6.53
Wheat White.....	Kg	6.66	7.00	7.00	6.66	7.33	7.00	7.50	7.00	7.00	6.60	6.58	6.33	6.88
Wheat Mixed.....	Kg	-	-	-	-	-	-	-	-	-	-	-	-	-
Wheat Black (Red).....	Kg	8.32	8.00	7.83	7.83	7.75	7.16	7.83	8.00	8.16	8.75	8.00	6.16	7.76
Barley White.....	Kg	7.47	6.83	7.32	6.49	6.83	7.00	6.49	7.32	7.16	6.76	6.75	6.66	6.92
Barley Mixed.....	Kg	5.50	-	6.92	-	5.00	-	5.63	-	-	-	4.58	5.33	5.36
Barley Black.....	Kg	5.66	6.00	-	5.72	6.50	6.00	5.99	6.50	6.16	5.76	5.50	6.00	5.97
Barley for Beer.....	Kg	-	-	-	-	7.50	7.00	7.00	7.65	-	-	7.00	6.83	7.14
Maize (White).....	Kg	3.83	5.00	4.52	4.00	4.25	4.16	4.58	4.64	4.16	4.18	4.00	4.00	4.26
Durrah.....	Kg	6.32	8.00	5.03	7.00	4.24	5.65	5.00	7.32	5.31	5.33	6.32	4.48	5.67
Sorghum Yellow.....	Kg	6.14	6.00	6.50	6.66	6.16	6.65	6.15	7.00	7.66	6.66	5.50	5.48	6.36
Sorghum White.....	Kg	-	-	-	7.15	6.33	7.00	7.00	7.00	8.00	6.40	6.00	6.33	6.71
Sorghum Red.....	Kg	-	-	4.01	5.00	5.16	5.65	4.83	5.00	4.83	-	4.00	4.08	4.70
African Millet.....	Kg	7.16	6.50	6.50	6.50	2.99	7.00	6.33	7.00	6.83	6.83	5.83	6.00	6.16
Rice (Imported).....	Kg	12.50	12.40	13.66	13.00	5.80	13.00	12.00	12.50	12.43	12.40	12.66	12.80	11.85
Oats.....	Kg	-	-	-	-	-	-	-	-	-	-	-	-	-
Hulled Barley.....	Kg	16.00	-	-	-	-	-	9.00	15.00	-	-	-	-	12.93
CEREALS MILLED														
'Teff' White.....	Kg	-	-	-	11.85	-	11.00	-	11.14	-	-	-	-	11.47
'Teff' Mixed.....	Kg	-	-	-	10.83	-	7.20	-	9.75	-	-	-	-	9.77
'Teff' Black (Red).....	Kg	-	-	-	-	-	-	-	7.20	-	-	-	-	7.20
Wheat White.....	Kg	-	-	-	-	-	-	-	-	-	-	-	-	-
Wheat Mixed.....	Kg	-	-	-	-	-	-	-	-	-	-	-	-	-
Barley White.....	Kg	-	-	-	-	-	-	-	-	-	-	-	-	-
Barley Mixed.....	Kg	-	-	-	-	-	-	-	-	-	-	-	-	-

Table 10 : Average Retail Price of Goods and Services by Region and Selected Market Places - Group 10 Market Places Cont'd)

March
Megabit 2011
2003

ITEM	UNIT	R E G I O N A N D M A R K E T P L A C E S											ADDIS ABABA AVERAGE	
		A D D I S A B A B A												
		Merkato	Kera	Zenebe work	Gergi	Saris	Kotebe	Ferensay Legasion	Shola (yeka)	Asko	Addisu- Gebeya	Efoyita Gebeya		Akaki
P R I C E I N B I R R														
Maize (White).....	Kg	-	-	-	-	-	-	-	-	-	-	-	7.60	7.60
Oats.....	Kg	17.66	17.24	20.00	16.64	19.31	16.00	21.25	18.97	18.98	17.66	15.66	18.17	17.98
Sorghum.....	Kg	-	-	-	-	-	-	-	-	-	-	-	-	-
Durrah.....	Kg	-	-	-	-	-	-	-	-	-	-	-	-	-
'Furno Duket' Locally Processed..	Kg	8.50	8.66	9.00	9.00	8.83	-	8.49	9.00	8.16	9.00	9.00	9.00	8.78
PULSES UNMILLED														
Horse Beans.....	Kg	9.28	9.00	9.00	8.66	9.32	7.83	8.81	10.00	8.00	7.49	8.92	7.42	8.61
Peas White.....	Kg	13.00	-	12.00	12.32	15.49	13.00	12.32	14.00	13.66	10.00	12.93	9.93	12.40
Peas Green(dry).....	Kg	9.78	10.92	9.83	9.65	-	10.32	10.63	10.00	9.97	3.32	9.50	9.10	9.30
Peas Mixed.....	Kg	-	-	-	-	-	-	-	-	-	-	-	-	-
Soya Beans.....	Kg	12.00	10.00	11.00	10.00	12.00	10.00	10.63	10.63	10.97	11.75	9.32	8.81	10.55
Chick Peas.....	Kg	10.63	11.00	9.00	9.65	10.00	10.00	9.31	10.00	9.65	10.32	9.00	7.93	9.68
Lentils.....	Kg	15.00	14.00	14.00	15.66	16.33	15.00	14.66	15.33	15.00	13.33	14.16	11.05	14.40
Haricot Beans.....	Kg	-	-	-	9.65	-	-	-	12.00	8.00	-	-	7.00	9.61
Lima Beans.....	Kg	-	-	-	-	-	-	-	30.00	-	-	-	-	30.00
Vetch.....	Kg	-	-	6.00	-	-	-	-	-	-	-	-	5.13	5.46
Fenugreek(Green).....	Kg	26.30	29.32	28.65	31.23	36.97	25.32	29.32	33.64	32.93	28.19	23.66	25.82	29.05
PULSES MILLED OR SPLIT														
Horse Beans Milled.....	Kg	18.00	-	19.00	-	23.99	14.98	22.00	19.31	17.31	15.66	18.00	26.30	19.17
Peas Milled.....	Kg	19.31	19.31	20.00	20.00	17.66	-	-	22.65	19.66	-	20.00	-	19.78
Chick Peas Milled.....	Kg	-	-	20.00	25.00	-	-	-	20.00	-	-	20.65	-	21.59
Mixed Pulses Milled.....	Kg	-	-	-	-	-	15.92	20.65	-	-	17.33	-	13.33	16.60
Vetch Milled.....	Kg	-	-	-	-	-	-	-	-	-	-	-	-	-
Peas Split.....	Kg	14.66	12.97	14.00	15.33	15.00	14.66	14.66	13.66	14.33	13.33	14.00	16.00	14.36
Peas Split(Roasted).....	Kg	13.98	19.00	16.00	14.98	14.33	15.00	14.33	15.00	15.00	14.49	14.16	15.66	15.11
Horse Beans Split(Roasted).....	Kg	10.00	-	12.00	12.00	18.00	12.16	12.00	12.66	13.49	11.83	11.32	-	12.21
Lentils Split.....	Kg	20.98	20.00	18.00	19.66	19.66	20.00	19.66	20.00	20.00	19.66	20.00	18.33	19.65

Table 10 : Average Retail Price of Goods and Services by Region and Selected Market Places - Group 10 Market Places Cont'd)

March 2011
Megabit 2003

R E G I O N A N D M A R K E T P L A C E S														
ITEM	UNIT	A D D I S A B A B A												ADDIS ABABA AVERAGE
		Merkato	Kera	Zenebe work	Gergi	Saris	Kotebe	Ferensay Legasion	Shola (yeka)	Asko	Addisu- Gebeya	Efoyita Gebeya	Akaki	
P R I C E I N B I R R														
Vetch Split(Roasted).....	Kg	10.32	13.33	11.00	10.32	10.63	10.00	10.00	9.32	12.96	10.32	9.83	10.66	10.61
Chick Peas Split(Roasted).....	Kg	15.33	20.00	18.00	19.31	19.33	15.00	15.00	14.33	15.00	15.00	14.00	16.98	16.31
Fenugreek Milled.....	Kg	40.00	-	48.00	50.00	50.00	40.00	56.46	49.97	50.00	-	-	-	47.74
OIL SEEDS														
Niger Seed.....	Kg	14.66	15.00	13.00	13.66	15.30	14.00	15.43	15.33	16.98	15.33	14.00	13.33	14.59
Linseed White.....	Kg	25.00	22.00	-	24.66	24.33	20.00	25.00	23.99	24.66	24.49	20.00	20.49	23.43
Linseed Red.....	Kg	15.98	15.49	14.00	16.66	17.31	15.64	14.98	16.64	18.00	16.64	15.00	15.66	15.98
Sesame Seed Red.....	Kg	24.98	-	-	22.65	21.45	22.65	25.00	23.96	24.49	18.00	20.00	20.98	22.30
Sunflower.....	Kg	12.97	15.00	12.00	13.30	13.30	10.63	12.00	12.32	12.63	13.66	11.00	11.00	12.36
Castor Beans.....	Kg	-	-	-	-	-	-	-	-	-	-	-	-	-
Rape Seed.....	Kg	12.32	13.66	13.00	12.00	13.30	10.00	11.89	12.00	-	12.27	12.00	11.00	12.09
Ground Nut Shelled.....	Kg	20.00	-	-	-	22.98	-	-	23.98	20.98	-	18.00	-	20.78
PREPARED CEREAL PRODUCTS														
Spaghetti (Local) Without Egg....	Kg	18.00	18.00	18.00	18.00	18.00	18.00	18.33	11.34	18.00	18.00	18.33	18.00	17.37
Pastini.....	Kg	18.29	16.00	16.49	17.00	16.66	15.66	15.66	-	18.33	16.00	17.66	16.00	16.71
Macaroni (Local) Without Egg....	Kg	12.16	12.32	13.00	13.00	12.50	13.00	12.00	11.66	12.83	12.32	12.66	13.00	12.53
'Fafa' Flour.....	kg	26.00	-	24.00	-	20.00	24.00	-	-	22.58	20.00	20.65	-	22.05
'Dube' Flour.....	kg	-	-	-	-	-	-	-	-	-	-	-	-	-
BREAD AND OTHER PREPARED FOODS														
'Enjera' ('Teff' Mixed).....	325gm	-	-	-	3.75	-	1.64	1.75	2.26	-	-	-	-	2.22
'Dabo' (Traditional Ambasha)..	350gm	3.62	-	6.30	6.30	4.62	4.57	4.57	3.67	-	3.89	3.27	3.94	4.44
'Dabo' (Traditional Sheleto)..	350gm	-	-	-	-	-	2.03	-	-	3.25	-	-	-	2.78
Bread Wheat (Bakery).....	350gm	3.50	3.28	3.28	3.50	3.34	3.63	3.76	3.34	3.94	3.91	3.23	3.19	3.49
Biscuits	150gm	3.21	3.21	3.21	3.21	3.21	3.02	3.72	3.21	3.21	3.21	4.04	3.21	3.30

Table 10 : Average Retail Price of Goods and Services by Region and Selected Market Places - Group 10 Market Places Cont'd)

March
Megabit

2011
2003

ITEM	UNIT	R E G I O N A N D M A R K E T P L A C E S												ADDIS ABABA AVERAGE
		A D D I S A B A B A												
		Merkato	Kera	Zenebe work	Gergi	Saris	Kotebe	Ferensay Legasion	Shola (yeka)	Asko	Addisu- Gebeya	Efoyita Gebeya	Akaki	
P R I C E I N B I R R														
MEAT														
Beef	Kg	52.00	52.00	52.00	52.00	52.00	43.66	52.00	51.32	52.00	52.00	52.00	52.00	51.14
Camel Meat	Kg	-	-	-	60.00	-	-	-	-	-	-	-	-	60.00
FISH AND FISH PRODUCTS														
Fish Fresh.....	Kg	34.50	34.50	34.50	34.00	34.50	-	34.50	34.70	34.50	34.50	-	-	34.42
Sardines (Imported).....	125gm	-	-	22.66	-	20.00	-	-	-	18.50	19.98	-	-	20.25
DIARY PRODUCTS AND EGG														
Cow Milk (Unpasteurized).....	Lt	8.00	10.00	8.00	-	-	10.00	9.00	11.66	-	12.32	8.62	7.00	9.32
Cow Milk (pasteurized).....	Lt	11.00	12.00	12.16	12.00	12.32	12.00	12.32	-	12.00	-	12.33	13.00	12.11
Camel Milk.....	lt	-	-	-	12.00	-	-	-	-	-	-	-	-	12.00
Goat Milk.....	Lt	-	-	-	-	-	-	-	-	-	-	-	-	-
Powdered Milk (Me&My).....	450gm	65.57	73.13	73.87	73.13	72.75	-	73.50	75.75	72.71	73.13	-	-	72.50
Yoghurt (Traditional).....	Lt	8.00	-	8.00	-	-	11.11	9.00	-	-	-	6.67	14.17	9.22
Cheese Cottage.....	Kg	21.54	27.39	-	41.87	21.92	10.16	28.23	-	15.00	25.00	35.65	23.68	23.27
Egg (Traditional).....	Dozen	18.00	18.39	18.00	19.20	16.80	18.00	18.00	17.19	18.00	18.00	16.80	17.59	17.82
OILS AND FATS														
Butter Unrefined.....	Kg	81.63	90.00	95.00	100.00	95.00	88.30	93.22	81.63	104.88	75.00	93.30	80.00	88.08
Cooking Oil (Imported).....	Lt	30.66	-	23.75	28.33	29.33	-	-	-	-	-	-	23.75	27.40
Cooking Oil (Local).....	Lt	36.00	36.50	40.00	36.00	36.00	36.00	35.66	36.00	36.00	36.65	37.00	39.57	36.79
Vegetable Butter(Sheno & Shady).....	Kg	70.74	68.14	67.41	70.74	68.89	68.89	69.63	66.65	67.04	69.59	68.89	68.47	68.74

Table 10 : Average Retail Price of Goods and Services by Region and Selected Market Places - Group 10 Market Places Cont'd)

March 2011
Megabit 2003

R E G I O N A N D M A R K E T P L A C E S														
ITEM	UNIT	A D D I S A B A B A											ADDIS ABABA AVERAGE	
		Merkato	Kera	Zenebe work	Gergi	Saris	Kotebe	Ferensay Legasion	Shola (yeka)	Asko	Addisu- Gebeya	Efoyita Gebeya		Akaki
P R I C E I N B I R R														
VEGETABLES AND FRUITS														
VEGETABLES (FRESH)														
Ethiopian Kale.....	Kg	4.09	3.73	3.62	5.09	3.55	4.61	4.89	5.95	4.20	4.25	5.15	2.89	4.26
Cabbage.....	Kg	3.16	3.63	4.21	4.64	5.15	4.16	3.58	4.00	4.16	4.16	3.67	3.93	4.01
Lettuce.....	Kg	7.65	9.73	5.20	4.64	7.60	6.43	12.14	11.14	-	8.02	7.57	7.24	7.65
Spinach.....	Kg	2.10	3.06	1.97	-	2.33	4.44	2.68	4.55	3.64	3.98	2.31	1.28	2.73
Carrot.....	Kg	8.00	6.32	8.00	6.32	8.00	10.00	9.65	9.32	7.32	7.49	8.32	6.00	7.79
Tomatoes.....	Kg	4.93	4.16	5.83	6.00	5.65	4.00	4.00	6.00	5.65	4.66	4.31	5.00	4.96
Onions.....	Kg	5.48	4.92	6.00	7.00	5.66	5.50	6.00	6.00	6.16	4.83	6.00	6.00	5.77
Garlics.....	Kg	37.96	40.00	46.00	41.32	40.00	45.00	43.98	38.00	34.32	36.97	38.00	40.00	39.99
Leaks.....	Kg	5.62	-	-	-	-	-	-	-	-	-	3.95	-	4.71
Pepper Green.....	Kg	24.59	23.66	33.32	30.00	28.65	32.00	28.60	27.66	25.27	-	26.66	24.00	27.43
Pumpkin.....	Kg	-	-	-	-	-	1.67	-	3.57	-	-	-	1.37	2.37
Green Peas.....	Kg	8.62	6.65	8.00	8.00	9.28	9.28	7.00	10.00	8.96	7.83	7.33	10.63	8.40
Beet Root.....	Kg	4.00	2.95	4.64	4.00	4.00	5.00	5.13	5.00	6.00	4.00	4.36	3.77	4.30
Cauliflower.....	Kg	16.12	-	-	-	-	-	-	27.59	-	-	-	-	21.09
FRUITS FRESH														
Banana.....	Kg	5.00	5.00	5.00	5.00	5.00	5.00	5.00	5.00	5.00	5.00	5.00	5.00	5.00
Orange.....	Kg	7.50	7.50	7.50	-	7.50	7.50	-	11.66	7.50	9.00	7.50	-	8.08
Lemon.....	Kg	7.00	13.30	16.00	16.66	12.00	12.96	10.00	15.00	10.95	7.00	15.00	15.30	12.15
Tangerine.....	Kg	-	-	-	-	-	10.00	-	-	-	-	-	-	10.00
Papaya.....	Kg	10.00	8.00	11.29	10.32	8.32	8.62	9.65	11.66	10.63	8.49	9.28	9.65	9.63
Grapes.....	Kg	-	-	-	-	-	-	-	54.77	44.72	-	-	-	49.49
Avocado.....	Kg	8.00	7.65	10.00	7.00	7.65	6.65	9.65	9.32	7.96	6.16	8.00	7.65	7.90
Mango.....	Kg	10.32	8.65	8.32	7.32	9.65	8.32	7.83	10.00	7.65	6.00	8.32	7.32	8.22
Cactus.....	Kg	-	-	-	-	-	-	-	-	-	-	-	-	-

Table 10 : Average Retail Price of Goods and Services by Region and Selected Market Places - Group 10 Market Places Cont'd)

March 2011
Megabit 2003

R E G I O N A N D M A R K E T P L A C E S														
ITEM	UNIT	A D D I S A B A B A											ADDIS ABABA AVERAGE	
		Merkato	Kera	Zenebe work	Gergi	Saris	Kotebe	Ferensay Legasion	Shola (yeka)	Asko	Addisu- Gebeya	Efoyita Gebeya		Akaki
P R I C E I N B I R R														
SPICES:														
Pepper-Whole.....	Kg	38.66	45.00	37.66	38.00	42.66	40.00	38.66	42.66	39.32	40.00	38.66	38.00	39.88
Black Pepper(Local).....	Kg	142.80	146.59	160.00	-	129.07	126.58	154.27	132.08	156.59	149.78	146.37	-	143.08
Long Pepper(Local).....	Kg	22.58	-	-	-	-	-	-	30.00	-	-	-	-	26.03
White Cumin(Bishop's Weed)Local..	Kg	9.15	40.00	40.66	32.00	30.00	40.00	43.09	38.62	36.00	34.47	34.66	42.62	33.12
Black Cumin(Local).....	Kg	14.33	60.00	65.66	60.00	63.16	62.00	63.86	60.00	70.00	64.33	60.00	74.64	56.35
Ginger Dry(Local).....	Kg	73.17	63.16	-	60.00	80.00	-	70.00	78.84	66.32	-	50.66	-	65.66
Ginger Wet(Local).....	Kg	20.00	21.25	17.66	9.84	20.00	20.65	20.00	19.31	15.66	19.07	18.17	21.91	18.12
Cloves(Imported).....	Kg	120.00	132.99	160.00	140.00	130.00	130.00	155.54	166.41	153.26	132.99	146.37	138.65	141.05
Cinnamon(Imported).....	Kg	71.03	80.00	80.00	80.00	70.00	73.19	82.43	76.52	82.58	80.00	80.00	82.58	78.02
Cardamon(Local).....	Kg	69.98	69.33	66.33	60.00	67.98	73.29	74.89	76.52	76.29	70.00	70.00	83.94	71.31
Tumeric Flour(Local).....	Kg	37.29	49.32	49.66	-	55.86	29.32	25.50	40.00	50.00	-	40.00	50.63	41.94
Chillies Whole.....	Kg	30.61	30.00	28.00	30.00	36.00	-	31.32	30.00	28.33	29.32	30.00	34.61	30.52
Basil Dry.....	Kg	35.17	41.60	40.66	32.00	30.00	33.28	40.00	40.00	40.00	41.29	34.66	34.61	36.64
POTATOES, OTHER TUBERS AND STEMS														
Potato.....	Kg	5.31	5.16	6.16	5.31	6.00	5.50	5.00	5.00	6.32	6.00	5.00	6.00	5.54
Sweet Potato.....	Kg	2.91	-	-	2.48	-	3.73	2.05	-	-	-	2.24	2.34	2.53
'Kocho' (Unprocessed).....	Kg	14.66	-	14.07	16.00	13.00	16.00	-	12.00	-	-	7.44	13.00	12.72
'Bula'.....	Kg	15.66	15.66	14.00	17.00	14.00	16.00	20.00	14.66	15.00	-	15.00	20.00	16.00
COFFEE, TEA, CHAT AND BUCK-THORN LEAVES														
Tea Leaves(Local).....	100gm	2.81	3.44	2.75	3.75	3.50	2.66	3.44	3.43	3.47	3.48	3.75	3.32	3.30
Coffee Whole.....	Kg	50.00	-	-	-	-	-	-	-	-	-	-	-	50.00
Coffee Beans.....	Kg	101.64	98.65	96.64	100.00	93.22	88.65	96.55	93.99	94.87	90.00	90.00	95.67	94.91
Coffee Leaves.....	Kg	40.00	-	-	-	-	-	-	-	-	-	-	-	40.00
Buck Thorn Leaves.....	Kg	7.70	18.98	9.69	10.19	9.53	7.33	7.90	7.15	9.38	10.54	7.24	7.90	9.09
'Chat'.....	Kg	94.42	130.56	84.70	150.23	77.07	65.23	91.57	63.50	75.40	85.71	104.35	79.06	88.21

Table 10 : Average Retail Price of Goods and Services by Region and Selected Market Places - Group 10 Market Places Cont'd)

March 2011
Megabit 2003

R E G I O N A N D M A R K E T P L A C E S														
ITEM	UNIT	A D D I S A B A B A												ADDIS ABABA AVERAGE
		Merkato	Kera	Zenebe work	Gergi	Saris	Kotebe	Ferensay Legasion	Shola (yeka)	Asko	Addisu- Gebeya	Efoyita Gebeya	Akaki	
P R I C E I N B I R R														
Malt-Barley.....	Kg	8.02	24.16	8.58	24.04	13.08	12.77	13.05	13.67	13.96	11.32	9.59	12.02	12.92
Malt-Wheat.....	Kg	7.90	25.13	8.58	20.71	10.96	10.56	10.91	15.43	12.03	11.13	8.12	9.69	11.72
OTHER FOOD ITEMS														
Salt.....	Kg	2.66	2.75	2.75	2.50	2.91	2.37	2.75	2.50	2.91	2.66	2.83	2.82	2.70
Sugar.....	Kg	13.50	-	14.00	13.00	13.50	14.00	14.00	-	13.50	13.50	-	13.50	13.59
Honey.....	Kg	68.29	-	57.45	61.62	56.46	50.00	64.81	58.28	62.45	61.62	49.32	-	58.80
Canned Tomato (Local).....	410gm	16.54	17.31	17.66	18.00	16.00	16.00	17.33	-	17.75	18.64	16.24	15.49	16.99
Dry Yeast(Baking powder).....	350gm	70.00	70.00	87.50	70.00	70.00	58.33	70.00	70.00	58.33	70.00	70.00	67.69	68.99
FOOD TAKEN AWAY FROM HOME														
Cup of Tea.....	No	2.08	2.15	2.72	2.32	1.74	2.00	2.72	1.75	1.65	1.65	1.66	1.65	1.97
Cup of Coffee.....	No	3.66	3.79	4.16	3.63	3.66	3.41	3.96	3.11	3.16	3.66	3.66	3.11	3.56
Cup of Milk.....	No	4.16	4.30	4.88	4.64	4.12	4.00	4.12	3.74	3.62	3.83	4.16	3.46	4.08
'Key Wot Yebere'.....	One Meal	-	18.00	-	-	-	-	-	-	-	-	-	-	18.00
'Key Wot Yebeg/Yefyel'.....	One Meal	25.79	22.98	24.73	22.00	20.35	-	29.28	15.95	16.64	20.00	20.00	-	21.31
'Yebeg Tibs'.....	One Meal	29.87	24.99	26.95	28.00	23.24	-	30.14	33.43	19.93	21.49	21.45	-	26.03
'Fasting Meal Without fish'.....	One Meal	19.56	17.36	17.25	19.31	17.70	15.30	23.25	18.38	11.19	15.01	15.30	16.29	16.91
'Yebeg Kikil'.....	One Meal	25.03	19.63	20.98	22.00	18.97	-	28.22	19.35	16.64	20.00	20.00	-	20.97
COST OF MILLING														
Cereals.....	100Kg	16.51	18.17	20.00	20.00	20.00	20.00	20.00	20.00	15.00	25.00	15.33	17.00	18.67
Pulses.....	100Kg	16.51	21.54	20.00	20.00	30.00	20.00	20.00	9.28	20.00	30.65	20.00	20.00	19.91
Pepper Whole.....	100Kg	111.80	100.00	131.04	31.62	100.00	100.00	100.00	191.29	141.16	100.00	116.04	215.44	114.47

Table 10 : Average Retail Price of Goods and Services by Region and Selected Market Places - Group 10 Market Places Cont'd)

March
Megabit 2011
2003

REGION AND MARKET PLACES														
ITEM	UNIT	A D D I S A B A B A												ADDIS ABABA AVERAGE
		Merkato	Kera	Zenebe work	Gergi	Saris	Kotebe	Ferensay Legasion	Shola (yeka)	Asko	Addisu- Gebeya	Efoyita Gebeya	Akaki	
PRICE IN BIRR														
BEVERAGES - NON ALCOHOLIC														
Ambo Mineral Water.....	500cc	4.35	4.42	4.42	4.44	4.42	4.13	4.35	4.42	5.26	4.42	4.42	4.42	4.45
Mineral Water.....	Lt	5.94	6.00	7.00	6.00	6.00	6.00	6.49	7.00	6.32	6.83	7.00	6.00	6.37
Coca Cola/Fanta.....	300cc	4.20	4.20	4.20	4.20	4.20	4.10	4.20	4.20	4.20	4.20	4.20	4.20	4.19
Pepsi Cola/Mirinda.....	300cc	4.20	4.20	4.20	4.20	4.20	4.13	4.20	4.20	1.95	4.20	4.20	4.20	3.93
BEVERAGES - ALCOHOLIC														
Araki (Local).....	900cc	38.99	39.32	48.27	40.00	39.32	38.97	38.66	38.97	38.66	39.33	42.28	45.00	40.47
Cognac (Local).....	900cc	40.00	40.00	48.27	40.00	39.32	-	-	38.97	38.66	39.00	42.28	-	41.01
Brandy (Local).....	900cc	-	40.00	48.27	-	39.32	-	-	38.97	38.66	39.00	40.66	-	40.85
Gin (Local).....	900cc	38.99	39.32	48.27	40.00	39.32	39.61	57.66	40.00	38.66	39.33	42.28	-	41.91
Saris Wine (Normal).....	750cc	28.96	27.66	36.66	30.00	29.32	28.60	30.72	27.36	29.32	26.32	31.65	30.97	29.69
'Katikalla'.....	Lt	-	-	23.66	45.00	22.47	24.33	-	29.20	-	26.00	-	19.31	26.69
Beer (Bedele).....	330cc	7.10	-	7.10	7.10	-	7.20	7.17	7.10	7.10	-	7.10	7.10	7.12
Beer (Harar).....	330cc	-	7.10	7.10	7.10	7.10	-	-	7.10	-	-	7.10	7.10	7.10
Beer (Meta Abo).....	330cc	7.10	7.10	7.10	7.10	7.10	7.20	7.20	7.10	7.10	8.00	7.10	7.10	7.16
'Tella'.....	Lt	3.09	-	3.09	3.09	3.70	2.77	2.74	2.74	-	2.38	3.48	2.12	2.83
'Tej' (Mead).....	Lt	7.30	5.56	5.56	5.56	5.56	5.70	6.04	7.09	6.48	5.56	5.56	3.70	5.71
CIGARETTES AND TOBACCO														
CIGARETTES														
Nyala.....	Packet	8.62	10.00	10.00	10.00	10.00	10.00	9.28	9.28	-	8.00	10.00	8.62	9.41
Gissila.....	Packet	-	20.00	-	-	-	-	-	-	10.00	-	-	-	11.89
Rothmans/England/.....	Packet	20.00	-	25.00	20.00	20.00	20.00	20.00	20.00	23.21	20.00	23.21	-	21.07
Marlboro.....	Packet	-	-	-	-	20.00	20.00	-	23.00	22.36	-	-	-	21.48

Table 10 : Average Retail Price of Goods and Services by Region and Selected Market Places - Group 10 Market Places Cont'd)

March
Megabit 2011
2003

ITEM	UNIT	R E G I O N A N D M A R K E T P L A C E S											ADDIS ABABA AVERAGE	
		A D D I S A B A B A												
		Merkato	Kera	Zenebe work	Gergi	Saris	Kotebe	Ferensay Legasion	Shola (yeka)	Asko	Addisu- Gebeya	Efoyita Gebeya		Akaki
P R I C E I N B I R R														
TOBACCO														
'Gaya'.....	Kg	-	-	-	-	-	-	-	-	-	-	-	41.67	41.67
CLOTHING AND FOOT WEAR														
CLOTHING														
Abujedid(Akaki/Bahir Dar)91cm.	Meter	-	-	-	-	-	-	-	-	-	-	-	-	-
Abujedid(Komb./Arba Min.)150cm	Meter	22.99	25.65	24.66	28.00	30.00	-	24.33	24.33	26.00	26.33	26.00	25.61	
Khaki(S-10,000 Twil)150cm.....	Meter	50.66	-	-	-	-	25.33	-	-	-	-	-	35.82	
Khaki(Akaki).....	Meter	-	-	-	-	-	-	-	-	-	-	-	-	
Wool-England 100%.....	Meter	300.00	-	-	-	-	-	-	-	-	-	-	300.00	
Tetron(A.Minch).....	Meter	54.95	-	-	-	-	-	55.00	-	-	-	-	54.96	
Poplin(Dire Dawa)105cm.....	Meter	-	-	-	-	-	-	-	-	-	-	-	-	
Poplin(Komb./Arba Minch)150cm.	Meter	39.32	35.00	39.33	-	35.00	35.00	39.32	-	-	31.64	40.00	36.87	
Nylon(Mojo).....	Meter	-	-	-	-	-	-	24.33	-	-	17.49	-	21.32	
Polyster(Arba Minch/Awasa)....	Meter	54.95	-	-	-	-	-	38.95	-	-	-	-	50.42	
Jersi.....	Meter	-	-	-	-	-	-	45.00	-	-	42.50	-	43.98	
Cotton.....	Kg	25.00	-	-	-	30.00	-	-	-	-	-	25.00	26.34	
Hisufi	Meter	-	-	-	-	-	-	-	-	-	-	-	-	
Kefai.....	Meter	-	-	-	-	-	-	-	-	-	-	-	-	
Kashemire.....	Meter	-	-	-	-	-	-	-	-	-	43.00	-	43.00	
Deriya.....	Meter	29.43	-	-	-	-	-	-	-	-	38.86	-	33.82	
COST OF TAILORING														
Woolen Suit (Men).....	No	522.93	472.67	-	-	374.17	400.00	-	522.01	284.60	543.87	397.91	379.65	435.46
Khaki/Tetron Suit (Men).....	No	-	223.61	160.00	-	150.00	-	97.47	-	134.16	-	250.00	93.22	150.11
Khaki/Tetron Suit (Boys).....	No	-	120.00	80.00	-	-	-	74.83	-	89.44	-	200.00	83.20	101.71

Table 10 : Average Retail Price of Goods and Services by Region and Selected Market Places - Group 10 Market Places Cont'd)

March
Megabit 2011
2003

ITEM	UNIT	R E G I O N A N D M A R K E T P L A C E S											ADDIS ABABA AVERAGE	
		A D D I S A B A B A												
		Merkato	Kera	Zenebe work	Gergi	Saris	Kotebe	Ferensay Legasion	Shola (yeka)	Asko	Addisu- Gebeya	Efoyita Gebeya		Akaki
P R I C E I N B I R R														
READY-MADE / FOR ADULTS														
'Netela'.....	No	106.27	113.24	84.67	-	103.23	100.00	109.70	112.92	154.92	96.55	-	88.30	104.34
'Gabi'.....	No	266.62	-	270.00	-	282.31	250.00	354.26	306.52	319.37	286.51	-	263.29	289.25
Shirts Long Sleeved (Local).....	No	-	-	-	-	-	-	-	-	-	-	-	-	-
Shirts Long Sleeved (Imported)...	No	126.58	166.41	136.58	112.92	136.65	150.00	153.26	213.12	143.01	169.80	133.25	119.72	144.39
Shirts Short Sleeved (Imported)...	No	146.59	136.58	126.58	150.00	136.58	-	113.24	173.27	139.64	156.59	143.01	151.54	142.34
Socks (Cotton) Imported.....	Pair	12.00	18.17	16.94	18.17	19.31	-	14.30	27.66	15.94	23.21	15.00	15.33	17.38
Sweater (Local) Men.....	No	153.26	146.59	143.26	156.39	106.56	160.00	-	244.95	121.64	-	123.24	-	142.59
Sweater (Local) Women.....	No	80.00	-	-	132.99	-	150.00	-	-	-	-	73.29	-	101.33
Shash (Imported).....	No	18.64	18.29	20.65	15.33	15.66	12.00	16.66	15.94	20.00	15.64	14.33	15.00	16.38
Singlets (Local) White.....	No	30.00	31.58	-	38.26	-	-	25.33	25.00	-	-	32.40	28.23	29.70
Jeans Trouser.....	No	280.00	276.63	339.90	306.52	276.63	-	309.89	313.19	314.64	300.00	283.06	293.18	298.35
Woolen Suit.....	No	3500.00	-	-	-	-	-	-	-	-	-	-	-	3500.00
'Kemisna Netela'.....	No	300.00	293.18	343.30	350.00	332.47	-	293.18	329.27	324.04	309.68	-	382.59	322.91
Sweater-Men (Imported).....	No	300.00	269.81	346.63	211.42	276.63	-	-	304.96	280.00	269.62	273.17	200.00	272.50
Sweater-Women (Imported).....	No	174.93	-	168.32	134.16	-	150.00	-	173.27	-	-	173.27	-	164.54
Nylon Dress.....	No	-	-	-	-	-	-	-	-	-	-	-	-	-
Tetron Trouser.....	No	-	-	-	-	-	-	-	-	-	-	-	-	-
Leather Jacket.....	No	1341.81	-	1150.00	1500.00	1500.00	-	-	1500.00	-	1457.02	1850.00	-	1434.22
Under Wear China.....	No	25.00	32.93	25.50	-	-	-	26.66	29.32	28.65	28.65	25.65	26.57	27.64
Polyester Suit.....	No	-	-	-	-	-	-	-	-	-	-	-	-	-
Khaki Short	No	-	-	-	-	-	-	-	-	-	-	-	-	-
T-Shirts	No	106.56	116.57	126.58	109.70	96.55	-	113.24	153.26	91.65	150.00	129.74	76.52	114.04
Jogging Suit(sport tuta)	No	289.89	296.63	260.00	259.62	269.88	-	-	392.96	300.00	293.18	293.18	275.89	290.87
Khaki Jacket	No	231.65	293.18	256.50	269.62	289.65	-	-	469.17	324.04	293.18	276.63	250.00	288.80
Geldem	No	65.00	-	-	-	-	-	-	-	-	-	50.00	-	58.52
Mekremia.....	No	110.00	-	88.00	-	-	-	-	-	-	-	85.00	-	97.26
Polyester skirt.....	No	-	-	-	-	-	-	-	-	169.71	-	-	-	169.71
Pants(for men).....	No	30.00	31.58	35.00	30.00	33.25	-	36.94	34.66	38.26	38.26	28.23	22.89	32.31

Table 10 : Average Retail Price of Goods and Services by Region and Selected Market Places - Group 10 Market Places Cont'd)

ITEM	UNIT	R E G I O N A N D M A R K E T P L A C E S											March	2011
		A D D I S A B A B A											Megabit	2003
		Merkato	Kera	Zenebe work	Gergi	Saris	Kotebe	Ferensay Legasion	Shola (yeka)	Asko	Addisu- Gebeya	Efoyita Gebeya	Akaki	ADDIS ABABA AVERAGE
P R I C E I N B I R R														
READY-MADE / FOR CHILDREN														
Sweater (Local) for Boys..... No	68.00	-	100.00	63.29	-	60.00	-	-	44.72	62.45	63.29	-	62.11	
Socks (Imported) Cotton..... Pair	10.00	11.32	10.66	10.00	-	-	7.32	13.66	11.29	9.28	13.64	9.28	10.48	
Jeans Trouser..... No	-	-	-	-	164.92	150.00	-	168.12	175.44	-	-	146.59	162.13	
Shirt Long Sleeved(Imported)Boys. No	-	62.45	59.33	50.00	63.29	-	-	-	47.43	-	81.63	56.46	59.78	
Sweater (England) for Girls..... No	85.00	-	55.00	120.00	-	-	-	112.92	-	120.00	-	-	105.29	
Kemise(for children) No	110.00	141.53	109.70	106.56	136.58	93.22	103.23	199.33	173.21	143.26	126.58	96.55	123.77	
Baby Cloths(Complete)..... No	95.00	88.30	95.00	116.57	93.22	106.27	106.64	123.24	111.33	86.64	89.63	93.22	99.79	
T-Shirt..... No	69.28	38.26	56.62	38.26	88.30	-	43.09	71.63	57.45	-	51.61	68.29	55.79	
Jeans trouser and Jacket..... No	170.00	184.69	206.61	250.00	209.84	-	186.61	256.62	209.76	174.93	233.29	200.00	209.45	
FOOTWEAR (MEN AND WOMEN)														
Anbessa Leather Shoes Men(Local)Pair	340.19	317.00	156.59	186.43	194.94	-	172.13	230.26	230.00	206.28	169.71	209.54	207.31	
Leather Shoes Men (Croft)..... Pair	700.00	646.65	750.00	-	-	-	-	699.81	500.00	743.27	-	-	683.88	
Walking Shoes(Imp.) Non-Leather Pair	233.32	233.00	263.29	369.72	216.30	-	263.04	289.91	-	273.17	256.50	289.83	265.20	
Canvas Shoes (Local) Men..... Pair	63.29	-	-	-	-	-	-	-	67.45	-	-	-	64.92	
Canvas Shoes (China) Men..... Pair	83.30	87.31	79.67	-	70.00	-	-	81.63	149.67	75.00	73.29	78.66	83.95	
Plastic Shoes (Local) Women.... Pair	11.66	15.00	12.00	15.00	12.00	12.00	12.00	13.33	12.32	12.00	12.00	12.00	12.58	
Slippers Sponge Adult (China).. Pair	20.00	-	21.66	20.00	22.33	25.00	18.98	25.00	20.65	19.31	20.98	21.31	21.08	
Boots for Men Plastic (Local).. Pair	65.00	-	-	-	-	-	-	-	-	-	70.00	-	66.63	
Sendel Plastic Shoes (Imp.).... Pair	27.66	31.58	25.00	-	25.00	28.00	-	29.32	-	25.00	27.66	29.32	27.60	
Cost of Mending Shoes sole(Men).Pair	28.00	33.25	36.59	40.00	34.32	35.63	35.97	36.65	32.40	35.00	38.26	36.97	35.20	
Shoe leather,Women(China).....Pair	-	-	-	123.24	-	-	-	-	-	-	-	-	123.24	
Shoe leather,Women(Local).....Pair	104.60	111.00	83.30	166.41	101.64	-	134.65	115.41	84.90	117.29	116.57	89.63	108.93	
Shoe leather,Children(Local)....Pair	92.32	135.00	75.00	166.41	103.23	-	101.48	104.50	92.47	121.20	116.57	83.20	104.52	
Plastic shoe(Children).....Pair	10.00	12.32	10.66	12.66	10.00	10.00	11.66	10.66	10.00	10.66	-	10.00	10.74	
Shoe leather,Children(Imported).Pair	-	-	-	-	-	-	-	-	164.32	-	-	-	164.32	
Shoe sendel(Plastic) Children...Pair	24.31	-	-	-	20.00	-	-	-	-	-	25.33	-	23.51	

Table 10 : Average Retail Price of Goods and Services by Region and Selected Market Places - Group 10 Market Places Cont'd)

March 2011
Mégabit 2003

		R E G I O N A N D M A R K E T P L A C E S											
ITEM	UNIT	A D D I S A B A B A											ADDIS ABABA AVERAGE
		Merkato	Kera	Zenebe work	Gergi	Saris	Kotebe	Ferensay Legasion	Shola (yeka)	Asko	Addisu- Gebeya	Efoyita Gebeya	

P R I C E I N B I R R

CONSTRUCTION MATERIALS, WATER, AND
FUEL AND POWER

CONSTRUCTION MATERIALS

Cement/Bag/(Local).....	50Kg	-	220.00	-	-	-	-	222.49	-	-	200.00	-	212.50	214.49
Lime.....	Kg	2.60	-	-	-	-	-	-	-	-	-	-	-	2.60
Lime/Jeso(Local).....	Kg	.70	1.23	1.15	1.20	1.06	1.10	.71	2.60	.95	1.39	1.00	1.47	1.12
Nail (7cm - 12cm).....	Kg	24.66	24.00	27.60	23.33	24.31	24.00	24.00	25.00	22.65	27.32	22.66	24.00	24.42
Nail With Cape.....	Kg	33.97	35.33	38.00	32.00	33.32	33.32	32.93	35.00	31.28	35.97	30.98	34.66	33.93
Corrugated Iron Sheet (.2mm).....	No	103.33	99.33	-	106.00	94.67	-	100.00	-	-	-	93.99	106.00	100.43
Wood for House Construction('Atana')..	No	13.00	16.66	13.00	20.00	13.66	13.33	12.66	14.33	10.97	12.66	12.49	14.66	13.88
Wall Paints-Super (Fluid) Normal.....	4Kg	111.90	112.00	128.03	-	95.99	111.93	52.91	112.92	114.26	111.65	112.00	111.90	104.19
Wall Paints-Super (Fluid) Plastic....	4Kg	180.30	217.66	215.42	181.30	198.00	183.94	188.28	-	188.00	181.30	185.00	181.30	190.61
Coarse Aggregate Gravel.....	Meter Cube	427.63	317.06	372.30	395.26	326.53	431.56	418.26	-	262.95	327.30	330.67	343.90	357.00
Hollow Concrete Block(15x20x40 cm Cube)No		8.30	7.12	8.12	7.00	7.62	7.00	8.25	-	7.00	8.00	8.42	6.39	7.42
Bricks (25cm x 12cm x 6cm).....	No	2.50	2.50	3.00	2.17	2.63	2.00	-	2.60	2.00	1.73	2.66	2.41	2.32
Floor Board 4m Length.....	No	80.66	-	-	41.20	83.30	93.30	-	-	-	-	85.00	88.30	75.58
Iron Pipe 6mt. (1/2 inch Wide) Local..	No	-	-	-	-	239.79	-	-	-	-	-	-	-	239.79
Chipwood (125cm x 250cm x 8mm).....	No	-	-	-	175.00	163.32	171.00	-	-	-	-	169.67	-	169.04
Sand.....	Meter Cube	296.50	260.27	313.38	316.21	346.04	431.56	391.72	-	192.56	95.80	304.82	276.02	283.21
Gutter N# 33.....	Meter	55.00	-	45.00	45.00	44.32	51.61	-	-	39.95	46.61	-	26.21	42.53
Window Glass (50cm x 50cm x 3mm).....	No	-	30.81	28.37	35.00	28.31	30.00	-	-	29.50	30.41	-	33.00	30.73
Water Tanker,Roto (1 meter cube).....	No	2483.22	-	-	2500.00	-	2500.00	-	2500.00	-	-	-	-	2495.79
Stone for House Construction..	Meter Cube	-	-	-	-	-	-	-	-	-	-	-	-	-
Mega Paints.....	4Kg	106.63	-	-	-	96.99	-	109.44	112.92	-	-	112.00	111.90	107.71
Nefas seleke Paints.....	4Kg	111.90	112.00	-	115.00	115.00	111.93	112.00	112.92	112.00	111.65	112.00	111.90	112.71
"Yewellel Nitaf"(Cement Made Tile).....	No	-	-	-	-	-	-	-	-	-	-	-	-	-
"Yewellel Nitaf"(Plastic Made Tile)....	No	-	-	-	-	-	-	-	119.33	-	-	-	-	119.33
Key (With hand).....	No	128.31	145.61	164.95	139.25	166.60	146.59	159.40	-	180.00	171.45	139.83	144.91	151.18
Door made of iron.....	No	-	850.00	774.60	-	679.80	874.64	-	524.40	800.00	-	824.62	1000.00	751.54

Table 10 : Average Retail Price of Goods and Services by Region and Selected Market Places - Group 10 Market Places Cont'd)

March 2011
Megabit 2003

ITEM	UNIT	R E G I O N A N D M A R K E T P L A C E S												
		A D D I S A B A B A											ADDIS ABABA AVERAGE	
		Merkato	Kera	Zenebe work	Gergi	Saris	Kotebe	Ferensay Legasion	Shola (yeke)	Asko	Addisu- Gebeya	Efoyita Gebeya		Akaki
P R I C E I N B I R R														
WATER														
Water.....	Meter Cube	1.75	1.75	1.75	1.75	1.75	1.75	1.75	1.75	1.75	1.75	1.75	1.75	1.75
FUEL AND POWER														
Fire Wood.....	Meter Cube	251.74	-	-	259.86	599.52	496.00	296.30	392.43	-	226.27	-	-	326.74
Charcoal.....	Kg	5.73	4.49	4.18	-	4.78	5.89	4.89	6.45	6.75	5.66	3.58	3.63	4.99
Dung Cake.....	Kg	-	-	.89	2.61	-	.66	1.05	.85	-	-	1.74	-	1.17
Kerosine.....	Lt	14.05	14.05	14.01	14.05	14.50	14.05	-	14.05	14.05	14.05	14.05	14.05	14.09
Diesel.....	Lt	16.37	16.37	16.37	16.37	16.37	16.34	-	16.37	16.37	16.37	16.37	16.37	16.37
Electric.....	K.Watt	.27	.27	.27	.27	.27	.27	.27	.27	.27	.27	.27	.27	.27
Matches.....	Box	-	-	-	-	-	-	-	-	-	-	-	-	-
Candles.....	No	-	-	-	-	-	-	-	-	-	-	-	-	-
Buthane Gas (Shell).....	12.5 Kg	421.88	442.71	429.17	428.86	427.65	430.31	430.21	428.13	430.31	-	424.30	-	428.19
Eveready Drycell.....	No	3.50	3.50	4.00	4.00	3.50	3.91	3.83	4.33	4.00	3.58	3.41	4.00	3.80
FURNITURE, FURNISHING, HOUSEHOLD EQUIPMENT AND OPERATION														
CHAIRS, TABLES, ETC.														
Table Wanza (Machine made) Varnished..	No	-	1200.00	1698.04	-	1993.31	854.99	1600.00	-	748.33	748.89	1714.52	916.37	1204.16
Table Wanza (Hand made) Not Varnished.	No	-	-	-	-	-	-	-	-	-	-	-	-	-
Chairs Wanza (Machine Made) Varnished.	No	279.52	524.40	459.79	450.00	393.22	450.00	722.76	626.99	254.95	532.80	498.33	432.67	457.04
Chairs Wanza (Hand Made) Varnished....	No	-	-	-	-	-	-	-	-	-	-	-	-	-
Cupboard Wanza (2 doors) Varnished....	No	2432.88	2500.00	2384.15	2331.39	2316.55	2598.08	2823.23	3005.69	2397.92	2564.96	2598.72	2466.21	2530.58
Double Bed Wanza (120cm) Varnished....	No	1206.63	2397.92	2200.00	1866.06	2515.21	1573.21	2358.84	2499.45	1849.32	2431.47	2663.71	2298.55	2125.15
Sofas (Complete).....	No	-	7000.00	9000.00	7000.00	8246.21	-	8007.99	7256.26	5795.91	9163.67	9462.31	2449.49	7174.16
Book Shelves Wanza (3 Shelves) no Door	No	550.00	1200.00	748.89	1500.00	1062.66	1159.31	-	1709.27	924.66	698.81	1565.95	916.37	1071.76
Chest of Drawer	No	1800.00	1697.06	1593.99	1665.99	1497.77	2221.49	1652.14	1774.64	1048.81	1360.82	1730.70	1265.77	1569.99

Table 10 : Average Retail Price of Goods and Services by Region and Selected Market Places - Group 10 Market Places Cont'd)

March
Megabit 2011
2003

ITEM	UNIT	R E G I O N A N D M A R K E T P L A C E S												ADDIS ABABA AVERAGE
		A D D I S A B A B A												
		Merkato	Kera	Zenebe work	Gergi	Saris	Kotebe	Ferensay Legasion	Shola (yeka)	Asko	Addisu- Gebeya	Efoyita Gebeya	Akaki	
P R I C E I N B I R R														
FURNISHINGS & REPAIRS														
Bed Sheet (Non-Patterned Bahir Dar) 1.90m x 2.50m..... Pair	-	-	-	-	204.94	-	-	-	-	-	-	-	-	204.94
Bed Sheet(Patterned Kombolcha) 1.90m x 2.50m..... Pair	350.00	-	-	-	360.00	-	-	296.95	-	-	-	-	-	334.47
Bed Cover(Patterned Kombolcha)..... No	-	-	-	-	-	-	-	-	-	-	-	-	-	-
Blanket Woolen(Debre B.)160cm x 220cm. No	196.61	193.28	201.65	-	200.00	-	220.00	213.28	-	214.75	206.61	204.00	204.26	204.26
Mattress-Sponge (A.A Foam) 120cm..... No	768.30	794.47	765.70	743.00	-	794.00	789.10	709.60	790.00	-	-	835.00	775.45	775.45
Towel-Local (Kombolcha)..... No	-	-	-	-	-	-	-	46.61	-	-	-	-	-	46.61
Curtains.....meter	71.63	-	75.99	-	70.00	67.45	73.29	79.33	7.53	68.29	85.00	78.30	58.37	58.37
EARTHEN WARE														
Plastic tile.....meter	71.63	58.28	45.33	-	64.33	45.66	53.28	29.38	56.62	55.00	45.33	64.33	52.24	52.24
Water Pot..... No	87.94	-	-	-	-	-	-	-	-	-	-	-	87.94	87.94
'Jebena' Medium Size..... No	13.64	14.33	14.33	20.00	11.66	12.32	12.32	10.32	14.66	12.63	12.32	12.66	13.26	13.26
'Mitad' (Griddle of Clay)..... No	35.00	40.00	40.00	50.00	45.00	31.97	46.32	31.32	46.61	45.00	55.00	34.32	40.79	40.79
Local Stove '(Lakech)'. No	68.29	71.63	65.00	-	73.29	48.27	58.28	58.28	62.45	55.00	63.29	-	61.81	61.81
Cup for Coffee (China)..... No	3.58	3.32	3.50	3.50	3.00	3.00	3.32	3.00	3.16	3.00	3.00	3.00	3.19	3.19
Plate Clay (imported)..... No	20.00	-	-	-	20.00	-	-	17.66	-	-	-	-	18.96	18.96
STRAW, BAMBOO AND OTHERS														
'Sefed'..... No	30.00	16.00	21.66	30.00	21.45	-	27.33	28.60	28.98	24.66	-	29.32	26.30	26.30
Sack 100Kg Capacity..... No	5.00	-	6.00	5.00	6.00	-	-	6.32	-	-	6.00	6.33	5.78	5.78
METAL WARE														
Cooking Pan Medium (Local)..... No	55.00	62.30	69.33	75.00	68.29	66.63	63.29	10.77	55.00	61.62	72.30	65.00	55.64	55.64
Tray (Nickel) Medium N° 45 Local..... No	35.97	40.99	45.00	45.00	35.97	39.32	39.32	34.66	35.97	38.00	40.66	33.00	38.05	38.05
Electric 'Mitad' Aluminium..... No	776.39	-	850.00	1028.83	-	883.01	782.97	-	950.00	1083.07	850.00	-	896.27	896.27

Table 10 : Average Retail Price of Goods and Services by Region and Selected Market Places - Group 10 Market Places Cont'd)

March 2011
Megabit 2003

R E G I O N A N D M A R K E T P L A C E S														
I T E M	U N I T	A D D I S A B A B A												A D D I S A B A B A A V E R A G E
		Merkato	Kera	Zenebe work	Gergi	Saris	Kotebe	Ferensay Legasion	Shola (yeka)	Asko	Addisu- Gebeya	Efoyita Gebeya	Akaki	
P R I C E I N B I R R														
Gas Stove (Kerosine) China.....	No	90.00	85.99	85.00	90.00	90.00	84.90	86.64	81.63	85.00	78.32	85.00	19.31	75.62
Permuze(Japan).....	No	160.00	-	-	-	-	-	-	128.25	160.00	-	-	-	145.53
Refragrator.....	No	-	-	-	-	-	-	-	4800.00	-	-	-	-	4800.00
PLASTIC WARE (LOCAL MADE)														
Jerrycan (20 Litres).....	No	-	-	-	-	-	-	-	-	-	-	-	-	-
Bucket (20 Litres).....	No	35.00	35.00	35.00	40.00	35.97	34.32	32.00	32.33	39.32	33.66	34.32	33.00	34.91
GLASS WARE														
Glass for Tea (Durablex).....	No	5.00	5.00	5.00	5.00	4.66	5.30	5.16	4.83	5.00	4.50	4.83	4.00	4.87
OTHER HOUSEHOLD EQUIPMENT														
Kerosine Lamp.....	No	40.00	-	-	-	-	-	-	-	-	-	-	-	40.00
'Kuraz' Small Local Kerosine Lamp.....	No	3.00	-	-	-	-	3.00	-	-	-	-	-	7.00	3.55
Flash Light.....	No	-	-	-	-	-	-	-	-	-	-	-	-	-
Electric Bulb Philips(40/60 Watt).....	No	3.98	3.91	4.00	5.00	4.00	3.66	4.00	5.00	4.00	3.83	4.00	4.00	4.10
HOUSEHOLD OPERATION														
Hard Soap (Local).....	200gm	5.00	-	5.00	-	-	-	3.00	-	-	5.55	-	-	4.38
Hard Soap (Imported).....	200gm	-	-	5.65	6.00	2.65	-	-	5.95	4.93	5.65	6.00	6.41	5.18
Detergent (Omo).....	50gm	3.50	-	-	-	3.75	-	4.02	-	3.50	3.25	3.44	-	3.63
Incense.....	Kg	70.00	-	-	-	-	-	-	90.00	-	-	61.62	-	72.95
Sardal Wood.....	No	.43	.40	.40	.50	.50	.35	.50	.50	.43	.46	.46	.38	.44
Toilet Paper (Mamko).....	Roll	7.08	7.50	7.50	7.00	7.50	7.33	7.50	7.53	7.50	6.99	7.50	7.25	7.35
Detergent(Zahira).....	50gm	1.63	1.56	1.50	1.50	1.61	1.50	1.61	1.56	1.63	1.67	1.63	1.71	1.59

Table 10 : Average Retail Price of Goods and Services by Region and Selected Market Places - Group 10 Market Places Cont'd)

March 2011
Megabit 2003

ITEM	UNIT	R E G I O N A N D M A R K E T P L A C E S												ADDIS ABABA AVERAGE
		A D D I S A B A B A												
		Merkato	Kera	Zenebe work	Gergi	Saris	Kotebe	Ferensay Legasion	Shola (yeka)	Asko	Addisu- Gebeya	Efoyita Gebeya	Akaki	
P R I C E I N B I R R														
DRY CLEANING														
Dry Cleaning (Suit Men).....	No	31.58	28.26	33.81	28.96	26.57	30.61	32.40	38.59	28.19	34.17	25.96	27.59	30.30
DOMESTIC SERVICE														
Maid Servant.....	Month	332.47	322.69	350.00	300.00	365.93	384.17	272.57	293.18	223.61	273.86	282.31	232.08	300.86
Unskilled Service (Daily Laborer)...	Day	22.96	35.00	35.00	30.00	25.00	35.97	38.26	25.00	20.00	21.54	25.00	30.00	28.51
Salary for Guard	Month	250.00	306.52	300.00	350.00	250.00	365.93	-	386.55	284.60	289.83	359.73	-	315.89
MEDICAL CARE														
Ampicillin(250 mg) Local.....	56 Caps	-	21.56	25.20	-	28.79	44.80	28.00	29.63	-	27.62	44.74	19.24	29.50
Tetracycline (250 mg) Local.....	56 Caps	12.83	-	15.34	12.06	15.28	15.77	16.80	18.49	15.81	15.81	14.00	15.15	15.19
Penicillin injection(4 Mu. Local).Buttle		6.32	5.92	7.00	6.00	6.16	6.23	6.65	5.97	5.71	7.83	6.96	5.65	6.36
Chloramphenicol(250mg) Local.....	56 Caps	16.23	15.07	15.81	14.00	23.76	15.46	17.72	16.32	18.10	17.28	18.62	16.42	16.81
Paracetamol(500mg) Local.....	20 Pills	2.73	2.87	3.00	2.62	.94	2.80	3.00	2.97	2.82	3.00	2.76	3.23	2.63
Cough Syrup (Efadykse) Local.....	125cc	11.22	12.05	15.94	13.00	11.59	10.06	12.49	12.58	11.16	11.49	12.77	13.00	12.18
Bactrim(480mg) Local.....	30 Pills	6.00	5.25	6.96	-	7.23	6.00	6.96	6.00	6.00	7.97	6.46	7.66	6.68
Vermox(100mg) Local.....	12 Pills	2.00	1.82	2.00	2.00	2.00	2.00	2.00	2.00	2.00	2.62	2.15	3.00	2.14
Mezel(250mg) Local.....	30 Caps	6.46	3.55	8.47	7.50	7.50	8.22	8.02	8.47	8.47	6.67	7.84	7.86	7.23
Asprin (300 mg) Local.....	20 Pills	2.00	2.00	2.24	2.00	2.00	1.90	1.86	2.00	2.82	2.00	2.00	2.83	2.11
Insulin(Lente).....	Buttle	-	-	-	-	-	69.35	-	68.00	-	-	64.80	71.50	67.47
Amoxacillin(500mg).....	16 Caps	13.03	12.68	13.33	12.80	11.73	11.54	13.06	12.00	12.67	12.78	12.40	12.00	12.51
Magnesium Oxide.....	30 Pills	3.00	3.00	3.00	3.00	3.23	2.85	3.00	3.00	4.11	3.43	3.00	4.25	3.21
Fasider Tablet.....	1 Pills	1.58	1.57	1.50	-	-	-	-	1.50	-	-	-	1.62	1.56
OTHER MEDICAL EXPENSES														
Doctor's Fee (Government).....	per visit	5.00	-	10.00	-	-	-	5.00	5.00	5.00	5.00	5.00	-	5.40
Doctor's Fee (Private).....	per visit	21.09	21.54	18.90	20.00	20.00	10.00	18.17	40.41	15.00	14.14	19.57	8.43	18.11
Injection (Service Charge).....	Once	2.62	2.29	3.00	4.00	2.52	2.00	2.62	2.00	2.00	2.00	2.29	2.29	2.44

Table 10 : Average Retail Price of Goods and Services by Region and Selected Market Places - Group 10 Market Places Cont'd)

March 2011
Megabit 2003

ITEM	UNIT	R E G I O N A N D M A R K E T P L A C E S												ADDIS ABABA AVERAGE
		A D D I S A B A B A												
		Merkato	Kera	Zenebe work	Gergi	Saris	Kotebe	Ferensay Legasion	Shola (yeka)	Asko	Addisu- Gebeya	Efoyita Geheya	Akaki	
P R I C E I N B I R R														
Labratory Test Fee (Private).....	Once	12.49	7.37	6.32	6.00	8.43	7.83	8.00	9.65	8.37	10.95	7.83	7.83	8.18
Bed Charge (gov.).....	per day	12.20	-	26.66	-	-	-	40.00	40.00	8.00	20.00	3.00	-	19.46
X-Ray(For TB).....	Once	50.00	53.13	33.25	45.00	67.45	60.00	37.42	61.48	50.00	-	41.21	50.00	48.15
Bed Charge (Private).....	per day	104.00	86.18	52.41	100.00	75.18	-	-	124.93	60.00	70.71	106.27	-	85.39
TRANSPORT AND COMMUNICATION														
TRANSPORT														
Benzene.....	Lt	17.88	17.88	17.88	17.88	17.88	17.88	17.88	17.88	17.88	17.88	17.88	17.88	17.88
Motor Oil (Mobil).....	Lt	64.80	64.80	64.80	64.87	64.87	64.80	64.80	64.80	64.88	64.80	64.87	64.80	64.82
Car Washing and Greasing.....	Once	44.72	50.00	50.00	45.00	54.91	50.00	44.72	41.38	40.00	43.34	44.81	-	46.38
Bus Fare (per km).....	Tarif	-	-	-	-	-	-	-	-	-	-	.23	-	.23
Bus Fare (within Town)	Trip	1.80	1.80	1.80	1.80	1.80	1.60	1.80	1.80	-	1.80	1.80	2.70	1.91
Taxi Fare	Trip	1.15	1.15	1.15	1.15	1.15	1.15	1.15	1.15	1.15	1.15	1.15	2.35	1.28
Air Plane (To Addis Ababa)	Trip	-	-	-	-	-	-	-	-	-	-	-	-	-
Animal Transport fare.....	Trip	-	-	-	-	-	-	-	-	-	-	-	-	-
Cart Fare.....	Trip	-	-	-	-	-	1.00	-	-	-	-	-	2.00	1.41
COMMUNICATION														
Telephone Charge (with town).....	Period	.20	.20	.20	.20	.20	.20	.20	.20	.20	.20	.20	.20	.20
Telephone Charge to Addis Ababa....	Period	-	-	-	-	-	-	-	-	-	-	-	-	-
Telephone Line Installation Charge..	Once	-	283.30	283.30	283.30	283.30	283.30	283.30	283.30	283.30	283.30	283.30	283.30	283.30
Mobile Apparatus(Nokia6200).....	No	516.14	-	-	793.28	-	-	-	-	-	493.24	-	-	586.70
Mobile call from Tel.....	Period	2.52	2.52	2.52	2.52	2.52	2.52	2.52	2.52	2.52	2.52	2.52	2.52	2.52
Internet Service.....	10hrs/month	88.00	88.00	88.00	88.00	88.00	-	88.00	-	88.00	88.00	88.00	-	88.00

Table 10 : Average Retail Price of Goods and Services by Region and Selected Market Places - Group 10 Market Places Cont'd)

March
Megabit 2011
2003

ITEM	UNIT	R E G I O N A N D M A R K E T P L A C E S											ADDIS ABABA AVERAGE
		A D D I S A B A B A											
		Merkato	Kera	Zenebe work	Gergi	Saris	Kotebe	Ferensay Legasion	Shola (yeka)	Asko	Addisu- Gebeya	Efoyita Gebeya	
P R I C E I N B I R R													
ENTERTAINMENT AND EDUCATION													
EQUIPMENT AND ACCESSORIES													
T.V. Set Philips 21 inch(Colored)..... No	3886.66	3900.00	-	-	-	-	-	4200.00	-	3800.00	-	-	3921.33
Cassette Recorded Original(Local Music)No	12.00	12.00	12.00	12.00	12.00	-	12.00	12.32	12.00	12.00	12.00	12.00	12.03
Radio Set Philips 3 Band..... No	-	-	-	-	-	-	-	-	-	320.00	-	-	320.00
Tape Recorder National (2 Speaker).... No	1349.38	-	-	-	-	-	-	-	-	1200.00	-	-	1287.52
Expense for Photograph(Passport size)4Pho	5.94	10.00	10.00	6.00	6.00	8.88	-	10.00	7.65	8.74	10.00	8.00	8.12
Newspaper (Addis Zemen)..... No	2.00	-	-	-	-	-	2.00	-	-	-	-	-	2.00
Theater Entrance Fee Once	15.00	-	-	-	-	-	-	-	-	15.00	-	-	15.00
VCD-Player(Mayato Japan).....No	-	-	-	-	-	-	-	-	-	-	-	-	-
VCD Cassette rent.....Once	2.00	3.00	3.00	2.00	3.00	2.00	2.00	2.00	2.00	2.00	2.62	3.00	2.34
EDUCATION													
Exercise Book (50 Leaves) Local..... No	3.97	-	3.90	4.00	4.50	-	4.09	4.93	3.90	4.83	4.00	3.90	4.19
Pencil (China)..... No	1.98	1.66	1.75	2.00	2.00	-	1.50	1.58	1.50	1.62	2.00	1.91	1.77
Ball Point-Bic England..... No	2.20	2.15	2.20	2.20	2.25	-	2.20	2.40	-	2.50	3.00	2.50	2.35
Day School Fee-Public(Grade 7 & 8)..Month	38.47	-	44.67	-	43.24	-	56.24	76.91	-	-	35.00	-	49.94
Day School Fee-Private(Grade 9-10)..Month	256.92	400.00	254.56	-	-	308.54	-	370.00	-	234.00	260.00	252.70	280.05
Night School Fee-Government(Gr.9-10)Month	-	29.00	29.00	29.00	-	29.00	29.00	29.00	29.00	29.00	29.00	29.00	29.00
School Uniform Fee No	121.00	173.32	143.26	-	-	-	-	-	-	-	133.25	-	145.94
Night School Fee-Private(Grade9-10).Month	35.78	-	-	-	-	-	-	-	-	-	29.00	-	33.36
Night College Fee-Private.....Credit/hr	-	-	-	-	-	-	-	-	-	-	-	-	-
PERSONAL CARE AND EFFECTS													
PERSONAL CARE													
GIV Toilet Soap..... 90gm	5.81	5.43	5.63	5.63	5.63	5.34	5.63	5.53	5.63	5.48	5.53	5.63	5.58
Blade-INDIA..... No	.34	.83	1.00	.50	.75	.75	.78	-	.65	.75	.77	.75	.69

Table 10 : Average Retail Price of Goods and Services by Region and Selected Market Places - Group 10 Market Places Cont'd)

March 2011
Megabit 2003

		R E G I O N A N D M A R K E T P L A C E S													
		A D D I S A B A B A											ADDIS ABABA		
ITEM	UNIT	Merkato	Kera	Zenebe work	Gergi	Saris	Kotebe	Ferensay Legasion	Shola (yeka)	Asko	Addisu- Gebeya	Efoyita Gebeya	Akaki	AVERAGE	
		P R I C E I N B I R R													
Hair Dressing (Traditional).....	No	15.00	22.41	12.93	15.00	20.00	10.00	11.40	23.21	10.95	15.00	11.45	-	14.87	
Hair Dressing (Modern).....	No	15.00	22.24	20.00	15.00	21.54	16.00	15.00	25.00	15.00	15.94	15.94	21.54	17.87	
Barbery (Mens Hair Cut).....	No	6.95	9.44	8.38	8.62	6.00	7.65	4.00	12.00	6.65	4.64	8.00	6.00	7.06	
Zenith Hair Oil(Liquids Form).....	330cc	14.33	14.00	15.00	15.00	14.50	14.50	14.66	14.50	14.49	15.00	14.16	14.83	14.58	
Zenith Hair Oil(Non-Liquids Form)..	330cc	-	-	-	-	-	-	-	14.50	-	-	-	14.33	14.42	
Shaving Machine (medium)	No	65.95	-	-	73.29	80.00	60.00	75.00	-	-	73.74	70.82	-	72.41	
Perfume	100cc	45.00	-	40.66	-	-	-	-	-	-	38.26	45.00	50.00	42.69	
Parafin Hair Oil.....	330cc	17.16	19.80	19.80	19.80	21.90	19.80	19.80	19.23	19.23	-	28.59	17.81	20.34	
Shoe Polish(Black/Brown).....	Once	2.00	1.50	1.50	2.00	2.00	1.50	2.00	-	1.50	2.00	1.50	2.00	1.75	
Modes(Disposable Napkins).....	Packet	11.66	11.83	13.00	12.00	5.24	11.16	11.16	11.66	12.00	12.16	12.32	12.27	11.13	
PERSONAL EFFECTS															
Umbrella-Men Medium (Local).....	No	85.00	58.28	83.99	60.00	-	56.46	62.45	61.62	-	55.00	66.63	-	65.22	
Umbrella-Women Medium (Imported).....	No	63.29	61.62	57.63	50.00	48.27	48.99	51.61	51.61	-	45.00	51.61	53.13	52.84	
Hand Bag (Imported Synthetic).....	No	156.65	168.22	163.27	159.79	176.60	171.65	176.60	168.32	-	186.43	173.27	169.80	169.87	
Belt (Local) Machine Made.....	No	60.00	-	-	-	-	-	72.46	47.43	-	86.72	55.00	-	65.27	
Belt (Local) Hand Made.....	No	40.00	-	-	-	-	-	-	-	-	-	-	-	40.00	
JEWELLERY															
Seiko-21 Jewels Automatic (Men).....	No	532.80	-	-	-	-	-	-	-	-	424.26	-	-	486.40	
Seiko-21 Jewels Automatic (Women).....	No	-	-	-	-	-	-	-	-	-	-	-	-	-	
Earrings (4gm 18 carat Local).....	Pair	3416.59	3086.94	-	-	3450.00	-	-	3312.01	-	3434.39	-	2998.44	3268.32	
Neck Laces (6gm 18 carat Local).....	No	5124.88	4630.41	-	-	5175.00	-	-	4968.02	-	5151.59	-	4497.66	4902.48	
Rings (4gm 18 carat Local).....	No	3416.59	3086.94	-	-	3450.00	-	-	-	-	3434.39	-	2998.44	3259.03	
Bracelet 20gm (18 carat Local).....	No	17082.93	14332.10	-	-	17250.00	-	-	16560.06	-	17171.97	-	14992.19	16129.24	

Table 10 : Average Retail Price of Goods and Services by Region and Selected Market Places - Group 10 Market Places Cont'd)

March 2011
Megabit 2003

ITEM	UNIT	R E G I O N A N D M A R K E T P L A C E S												ADDIS ABABA AVERAGE
		A D D I S A B A B A												
		Merkato	Kera	Zenebe work	Gergi	Saris	Kotebe	Ferensay Legasion	Shola (yeka)	Asko	Addisu- Gebeya	Efoyita Gebeya	Akaki	
P R I C E I N B I R R														
LIVESTOCK AND DRAUGHT ANIMALS														
LIVESTOCK														
Sheep (10-15Kg).....	No	432.67	472.89	519.74	429.77	439.89	393.31	548.48	432.67	479.58	409.76	516.14	516.14	463.72
Goat (10-15Kg).....	No	-	516.65	534.42	-	232.07	434.87	-	532.80	-	439.77	532.80	433.31	440.32
Heifer (2-4 Years).....	No	-	2466.21	-	-	-	1699.51	-	-	1997.50	-	3000.00	2129.74	2125.74
Cow (4 Years and Above).....	No	-	-	-	-	-	2307.90	-	-	2345.21	-	-	2332.86	2326.54
Bull (2-4 Years).....	No	-	2581.95	-	-	-	1771.91	-	-	1993.31	-	2500.00	2931.79	2290.56
Ox (4 Years and Above).....	No	-	6328.87	-	-	-	4031.42	-	-	4947.73	-	4000.00	5161.40	4963.57
Hen (Indigenous).....	No	35.00	43.27	44.65	42.98	38.26	38.26	36.59	41.60	33.87	34.32	38.26	28.96	37.74
Cock (Indigenous).....	No	41.60	61.62	54.33	50.00	53.28	58.28	51.61	56.62	46.61	46.61	50.66	48.27	51.34
DRAUGHT ANIMALS														
Donkey.....	No	-	-	-	-	-	-	-	-	-	-	-	-	-
Horse.....	No	-	-	-	-	-	-	-	-	-	-	-	-	-
Mule.....	No	-	-	-	-	-	-	-	-	-	-	-	-	-
FARM EQUIPMENT (INDUSTRIAL PRODUCT)														
Sickel.....	No	60.00	-	-	-	54.66	45.00	-	-	-	52.00	45.00	-	49.35
Pick Axe ('Doma').....	No	58.28	55.00	74.87	55.00	51.48	58.28	60.00	58.28	-	55.00	55.00	53.28	57.26
'Gejera'.....	No	43.27	-	-	-	45.00	-	-	57.99	-	47.43	-	-	48.90
FARM EQUIPMENT (HAND MADE)														
'Mofer'.....	No	-	-	-	-	-	-	-	-	-	-	-	-	-
'Kember'.....	No	-	-	-	-	-	-	-	-	-	-	-	-	-
'Digr'.....	No	-	-	-	-	-	-	-	-	-	-	-	-	-
Plough.....	No	31.58	-	-	-	-	-	-	-	-	-	-	-	31.58
Sickel.....	No	-	-	-	-	-	-	-	-	-	-	-	-	-

Table 10 : Average Retail Price of Goods and Services by Region and Selected Market Places - Group 10 Market Places Cont'd)

March 2011
Megabit 2003

ITEM	UNIT	R E G I O N A N D M A R K E T P L A C E S												ADDIS ABABA AVERAGE	
		A D D I S A B A B A													
		Merkato	Kera	Zenebe work	Gergi	Saris	Kotebe	Ferensay Legasion	Shola (yeka)	Asko	Addisu- Gebeya	Efoyita Gebeya	Akaki		
P R I C E I N B I R R															
'Wegel'.....	No	8.00	-	-	-	-	-	-	-	-	-	-	-	-	8.00
'Erfe '.....	No	-	-	-	-	-	-	-	-	-	-	-	-	-	-
MISCELLANEOUS GOODS AND SERVICES															
Coffin (Medium Quality).....	No	253.29	-	424.26	320.00	400.00	346.63	199.83	346.63	-	-	350.00	315.82	307.50	
Charge for Money Transfer.....	Once	13.00	13.00	13.00	13.00	13.00	13.00	13.00	13.50	13.00	13.00	13.00	13.00	13.04	
Photocopy.....	per page	.38	.46	.40	.40	.50	.40	.46	.53	.40	.46	.40	.46	.44	
Wedding Invitation Card.....	per page	1.75	-	1.00	-	-	-	-	1.25	.95	1.27	-	-	1.28	

Group 11

Market Places

**(Gambela, Shebo Kiro, Meti, Harari Town, Dire
Dawa, Melka Jebdu,)**

Table 11 : Average Retail Price of Goods and Services by Region and Selected Market Places - Group 11 Market Places Cont'd)

March 2011
Megabit 2003

R E G I O N A N D M A R K E T P L A C E S										
ITEM	UNIT	G A M B E L L A			G A M B E L L A A V E R A G E	H A R A R I T O W N	D I R E D A W A		D I R E D A W A A V E R A G E	C O U N T R Y L E V E L A V E R A G E
		Gambella	Shebo- kire	Meti			Dire Dawa	Melka- Jebdu		

P R I C E I N B I R R

CEREALS UNMILLED

'Teff' White	Kg	-	-	8.66	8.66	11.00	9.00	9.49	9.43	8.11
'Teff' Mixed.....	Kg	9.83	8.50	7.00	8.32	8.00	7.00	7.75	7.43	6.91
'Teff' Black (Red).....	Kg	-	-	6.00	6.00	8.00	6.50	6.50	6.50	6.02
Wheat White.....	Kg	7.00	-	7.00	7.00	-	7.50	-	7.41	6.25
Wheat Mixed.....	Kg	-	-	-	-	-	-	-	-	5.76
Wheat Black (Red).....	Kg	-	-	6.00	6.00	6.40	5.00	6.62	5.43	6.04
Barley White.....	Kg	8.00	10.00	7.00	8.05	6.00	6.50	-	6.49	5.78
Barley Mixed.....	Kg	7.65	10.00	6.16	7.25	-	6.00	-	6.00	5.19
Barley Black.....	Kg	-	10.00	5.00	7.07	-	5.83	-	5.91	5.36
Barley for Beer.....	Kg	-	-	-	-	-	6.50	-	6.58	6.28
Maize (White).....	Kg	3.00	2.01	2.83	2.58	4.00	4.00	3.66	3.99	3.46
Durrah.....	Kg	-	-	-	-	-	4.50	-	4.58	4.09
Sorghum Yellow.....	Kg	-	-	-	-	-	-	-	6.00	5.05
Sorghum White.....	Kg	-	-	2.73	2.73	-	6.00	5.74	5.93	4.30
Sorghum Red.....	Kg	3.00	2.18	2.73	2.57	5.00	4.50	4.24	4.55	3.53
African Millet.....	Kg	-	-	3.19	3.19	-	7.00	-	7.08	4.69
Rice (Imported).....	Kg	15.33	15.33	13.00	14.51	13.13	12.50	13.00	12.83	13.33
Oats.....	Kg	-	-	12.63	12.63	-	-	-	-	7.59
Hulled Barley.....	Kg	-	-	-	-	-	-	-	-	8.41

CEREALS MILLED

'Teff' White.....	Kg	-	-	-	-	-	-	-	-	9.87
'Teff' Mixed.....	Kg	11.00	9.50	-	10.22	-	-	11.00	11.00	8.99
'Teff' Black (Red).....	Kg	-	-	-	-	-	-	-	-	7.91
Wheat White.....	Kg	-	-	-	-	-	-	-	-	7.29
Wheat Mixed.....	Kg	-	-	-	-	-	-	-	-	7.49
Barley White.....	Kg	-	-	20.00	20.00	-	-	-	-	13.54
Barley Mixed.....	Kg	-	-	-	-	-	-	-	-	10.76

Table 11 : Average Retail Price of Goods and Services by Region and Selected Market Places - Group 11 Market Places Cont'd)

March 2011
Megabit 2003

R E G I O N A N D M A R K E T P L A C E S										
ITEM	UNIT	G A M B E L L A			GAMBELLA AVERAGE	HARARI TOWN	D I R E D A W A		DIREDAWA AVERAGE	COUNTRY LEVEL AVERAGE
		Gambella	Shebo- kire	Meti			Dire Dawa	Melka- Jebdu		
P R I C E I N B I R R										
Maize (White).....	Kg	-	-	-	-	4.50	-	4.74	4.74	4.92
Oats.....	Kg	-	-	15.00	15.00	-	-	-	-	15.48
Sorghum.....	Kg	-	-	-	-	-	-	6.00	6.00	6.73
Durrah.....	Kg	-	-	-	-	-	-	-	-	-
'Furno Duket' Locally Processed..	Kg	9.32	10.00	9.00	9.43	9.00	8.66	8.65	9.03	9.00
PULSES UNMILLED										
Horse Beans.....	Kg	8.62	10.66	8.49	9.20	7.00	7.83	-	7.91	7.96
Peas White.....	Kg	-	-	9.66	9.66	-	-	-	-	9.48
Peas Green(dry).....	Kg	-	-	-	-	7.00	9.65	-	9.65	8.69
Peas Mixed.....	Kg	10.00	-	-	10.00	-	-	-	9.65	8.75
Soya Beans.....	Kg	-	-	-	-	-	20.00	-	20.00	9.71
Chick Peas.....	Kg	10.00	-	11.49	10.72	9.00	9.33	9.50	9.61	8.91
Lentils.....	Kg	15.66	15.66	16.00	15.77	12.00	15.66	14.00	14.83	14.52
Haricot Beans.....	Kg	5.56	-	-	5.56	6.42	6.83	5.74	6.54	6.49
Lima Beans.....	Kg	5.63	-	-	5.63	-	-	-	-	7.60
Vetch.....	Kg	-	-	6.50	6.50	8.00	6.50	-	6.90	6.01
Fenugreek(Green).....	Kg	36.59	40.00	26.30	32.17	25.66	23.00	22.25	23.33	26.44
PULSES MILLED OR SPLIT										
Horse Beans Milled.....	Kg	-	-	-	-	-	-	-	-	16.75
Peas Milled.....	Kg	26.00	-	-	26.00	22.22	20.00	-	17.70	18.11
Chick Peas Milled.....	Kg	-	-	-	-	-	-	-	-	20.61
Mixed Pulses Milled.....	Kg	16.00	15.00	-	15.49	-	13.66	14.29	13.85	13.92
Vetch Milled.....	Kg	-	-	8.96	8.96	-	14.00	-	14.00	12.06
Peas Split.....	Kg	-	12.66	14.00	13.18	-	11.00	-	11.49	13.33
Peas Split(Roasted).....	Kg	-	-	-	-	-	14.00	-	14.49	14.24
Horse Beans Split(Roasted).....	Kg	-	-	-	-	-	-	-	-	12.00
Lentils Split.....	Kg	20.00	20.00	18.64	19.54	18.00	19.66	-	18.98	19.26

Table 11 : Average Retail Price of Goods and Services by Region and Selected Market Places - Group 11 Market Places Cont'd)

March
Megabit

2011
2003

R E G I O N A N D M A R K E T P L A C E S										
ITEM	UNIT	G A M B E L L A			GAMBELLA AVERAGE	HARARI TOWN	D I R E D A W A		DIREDAWA AVERAGE	COUNTRY LEVEL AVERAGE
		Gambella	Shebo- kire	Meti			Dire Dawa	Mel'ka- Jebdu		
P R I C E I N B I R R										
Vetch Split(Roasted).....	Kg	-	-	-	-	-	11.00	-	11.48	11.13
Chick Peas Split(Roasted).....	Kg	-	-	-	-	-	-	-	12.00	15.58
Fenugreek Milled.....	Kg	-	-	-	-	44.44	33.25	36.99	36.87	44.62
OIL SEEDS										
Niger Seed.....	Kg	20.00	-	14.16	16.26	-	16.64	-	18.93	13.47
Linseed White.....	Kg	-	-	-	-	-	43.27	-	43.27	22.16
Linseed Red.....	Kg	17.24	24.00	14.16	16.61	12.00	19.31	12.50	16.44	13.72
Sesame Seed Red.....	Kg	17.24	18.97	20.00	18.67	20.50	35.00	-	35.00	18.86
Sunflower.....	Kg	-	-	16.67	16.67	-	12.00	-	10.95	11.02
Castor Beans.....	Kg	-	-	-	-	6.12	9.23	11.11	10.33	7.20
Rape Seed.....	Kg	10.00	14.00	11.66	11.52	12.00	11.00	16.67	12.12	11.31
Ground Nut Shelled.....	Kg	21.94	25.00	-	22.67	17.33	-	-	-	16.65
PREPARED CEREAL PRODUCTS										
Spaghetti (Local) Without Egg....	Kg	18.17	20.00	16.33	18.10	-	16.00	18.00	16.65	17.93
Pastini.....	Kg	27.85	-	20.00	24.40	-	16.00	-	16.49	18.56
Macaroni (Local) Without Egg....	Kg	14.00	14.66	13.00	13.87	12.32	12.00	13.00	12.49	12.85
'Fafa' Flour.....	kg	-	-	-	-	-	-	-	-	23.78
'Dube' Flour.....	kg	18.81	-	-	18.81	-	-	-	-	15.60
BREAD AND OTHER PREPARED FOODS										
'Enjera' ('Teff' Mixed).....	325gm	2.41	2.26	1.93	2.19	-	-	-	-	2.14
'Dabo' (Traditional Ambasha)..	350gm	-	-	-	-	-	-	-	-	3.15
'Dabo' (Traditional Sheleto)..	350gm	-	-	-	-	1.75	4.82	-	4.82	1.99
Bread Wheat (Bakery).....	350gm	4.21	-	3.50	3.84	3.10	4.38	3.29	3.81	3.54
Biscuits	150gm	3.21	4.29	3.21	3.54	1.50	3.21	3.75	3.38	3.41

Table 11 : Average Retail Price of Goods and Services by Region and Selected Market Places - Group 11 Market Places Cont'd)

March 2011
Megabit 2003

R E G I O N A N D M A R K E T P L A C E S										
ITEM	UNIT	G A M B E L L A			GAMBELLA AVERAGE	HARARI TOWN	D I R E D A W A		DIREDAWA AVERAGE	COUNTRY LEVEL AVERAGE
		Gambella	Shebo- kire	Meti			Dire Dawa	Melka- Jebdu		
P R I C E I N B I R R										
MEAT										
Beef	Kg	35.00	30.00	36.00	33.03	50.00	46.00	-	46.00	38.83
Camel Meat	Kg	-	-	-	-	-	46.00	-	46.00	48.10
FISH AND FISH PRODUCTS										
Fish Fresh.....	Kg	5.22	3.96	-	4.54	-	-	-	-	22.00
Sardines (Imported).....	125gm	23.96	-	-	23.96	-	-	-	-	18.48
DIARY PRODUCTS AND EGG										
Cow Milk (Unpasteurized).....	Lt	10.00	3.85	4.00	5.56	8.33	9.32	10.59	9.96	7.86
Cow Milk (pasteurized).....	Lt	-	-	-	-	-	26.00	-	24.98	14.61
Camel Milk.....	Lt	-	-	-	-	-	-	10.59	10.59	10.59
Goat Milk.....	Lt	-	-	-	-	-	-	-	-	10.54
Powdered Milk (Me&My).....	450gm	84.38	76.00	-	82.20	-	-	-	-	77.90
Yoghurt (Traditional).....	Lt	20.00	-	11.18	15.85	13.64	11.03	11.54	10.66	11.94
Cheese Cottage.....	Kg	-	-	16.83	16.83	-	40.00	-	40.00	15.57
Egg (Traditional).....	Dozen	21.00	12.00	24.00	18.22	12.93	15.00	18.00	16.94	14.99
OILS AND FATS										
Butter Unrefined.....	Kg	-	-	73.29	73.29	77.78	80.00	-	81.22	83.58
Cooking Oil (Imported).....	Lt	28.30	30.00	-	28.97	28.33	26.33	26.44	26.73	27.63
Cooking Oil (Local).....	Lt	-	-	-	-	-	-	-	-	35.45
Vegetable Butter(Sheno & Shady)..	Kg	74.03	72.22	-	73.57	50.00	51.10	-	51.84	64.85

Table 11 : Average Retail Price of Goods and Services by Region and Selected Market Places - Group 11 Market Places Cont'd)

March 2011
Megabit 2003

R E G I O N A N D M A R K E T P L A C E S										
ITEM	UNIT	G A M B E L L A			G A M B E L L A A V E R A G E	H A R A R I T O W N	D I R E D A W A		D I R E D A W A A V E R A G E	C O U N T R Y L E V E L A V E R A G E
		Gambella	Shebo- kire	Meti			Dire Dawa	Melka- Jebdu		

P R I C E I N B I R R

VEGETABLES AND FRUITS
VEGETABLES (FRESH)

Ethiopian Kale.....	Kg	5.04	7.66	2.57	4.63	2.31	4.15	-	4.16	3.88
Cabbage.....	Kg	5.45	10.06	7.27	7.36	3.87	4.00	8.02	5.58	3.87
Lettuce.....	Kg	9.53	-	-	9.53	11.11	4.18	8.48	5.88	6.72
Spinach.....	Kg	11.11	-	-	11.11	-	4.03	-	4.74	3.63
Carrot.....	Kg	7.65	10.00	10.78	9.21	6.78	7.00	5.69	6.73	5.84
Tomatoes.....	Kg	6.50	6.50	4.69	5.83	8.00	6.00	5.38	6.37	5.21
Onions.....	Kg	7.33	8.00	8.22	7.84	10.00	6.65	7.41	6.96	8.02
Garlics.....	Kg	-	-	47.65	47.65	121.14	35.00	-	37.42	42.56
Leaks.....	Kg	-	-	-	-	6.90	9.24	-	7.49	7.15
Pepper Green.....	Kg	15.00	12.00	13.47	13.43	10.03	20.00	17.75	20.32	16.60
Pumpkin.....	Kg	2.23	-	-	2.23	2.07	2.04	-	2.04	1.68
Green Peas.....	Kg	20.00	-	-	20.00	-	12.00	-	12.00	11.29
Beet Root.....	Kg	5.00	10.00	6.67	6.25	9.27	4.37	9.39	6.60	4.77
Cauliflower.....	Kg	-	-	-	-	-	-	-	-	21.09

FRUITS FRESH

Banana.....	Kg	6.83	-	2.01	3.71	-	6.50	8.00	6.97	4.65
Orange.....	Kg	-	-	-	-	-	7.50	-	7.50	7.10
Lemon.....	Kg	7.70	9.19	7.53	8.11	27.52	20.00	19.49	21.01	10.32
Tangerine.....	Kg	-	-	-	-	-	-	-	10.00	9.46
Papaya.....	Kg	3.31	3.72	1.60	2.70	-	10.00	-	10.00	4.48
Grapes.....	Kg	-	-	-	-	-	-	-	-	49.49
Avocado.....	Kg	-	-	3.95	3.95	-	10.00	-	9.30	7.16
Mango.....	Kg	5.45	4.95	-	5.19	-	10.00	10.00	10.00	7.28
Cactus.....	Kg	-	-	-	-	-	-	-	-	1.93

Table 11 : Average Retail Price of Goods and Services by Region and Selected Market Places - Group 11 Market Places Cont'd)

March
Megabit 2011
2003

R E G I O N A N D M A R K E T P L A C E S										
ITEM	UNIT	G A M B E L L A			GAMBELLA AVERAGE	HARARI TOWN	D I R E D A W A		DIREDAWA AVERAGE	COUNTRY LEVEL AVERAGE
		Gambella	Shebo- kire	Meti			Dire Dawa	Melka- Jebdu		
P R I C E I N B I R R										
SPICES										
Pepper Whole.....	Kg	-	-	38.66	38.66	35.00	40.00	-	40.00	36.93
Black Pepper(Local).....	Kg	-	-	-	-	-	150.00	-	150.00	131.55
Long Pepper(Local).....	Kg	-	-	-	-	30.00	24.66	-	24.66	27.65
White Cumin(Bishop's Weed)Local..	Kg	38.26	35.00	24.66	31.30	50.00	31.58	16.67	28.83	29.38
Black Cumin(Local).....	Kg	66.63	65.00	50.00	60.30	60.00	64.66	14.29	52.75	55.36
Ginger Dry(Local).....	Kg	-	-	-	-	60.00	61.62	-	61.62	61.67
Ginger Wet(Local).....	Kg	12.00	12.00	4.84	8.13	21.54	20.00	-	21.59	14.75
Cloves(Imported).....	Kg	-	-	-	-	-	141.65	-	141.65	129.31
Cinnamon(Imported).....	Kg	-	-	60.00	60.00	-	72.30	-	72.30	70.54
Cardamon(Local).....	Kg	78.30	42.86	-	67.35	70.00	74.89	-	77.40	70.24
Tumeric Flour(Local).....	Kg	-	-	-	-	50.00	40.00	-	40.00	39.31
Chillies Whole.....	Kg	-	35.35	67.32	52.03	30.57	25.00	-	30.25	32.61
Basil Dry.....	Kg	30.65	-	21.31	25.56	-	32.27	-	33.61	28.88
POTATOES, OTHER TUBERS AND STEMS										
Potato.....	Kg	5.50	5.83	4.11	5.09	7.07	6.50	4.96	6.09	5.22
Sweet Potato.....	Kg	1.33	-	1.54	1.43	1.80	4.75	-	4.75	2.45
'Kocho' (Unprocessed).....	Kg	-	-	-	-	-	15.00	-	15.00	3.81
'Bula'.....	Kg	-	-	7.26	7.26	-	17.00	-	17.00	10.67
COFFEE, TEA, CHAT AND BUCK-THORN LEAVES										
Tea Leaves(Local).....	100gm	2.91	3.00	3.00	2.97	1.10	3.75	3.75	4.13	2.91
Coffee Whole.....	Kg	-	-	30.00	30.00	-	-	-	-	31.30
Coffee Beans.....	Kg	80.00	80.00	62.98	73.87	70.00	80.00	66.59	72.46	80.21
Coffee Leaves.....	Kg	-	-	-	-	-	20.00	11.11	17.27	9.10
Buck Thorn Leaves.....	Kg	12.02	11.16	-	11.58	-	7.90	-	7.80	10.96
'Chat'.....	Kg	125.16	90.37	-	106.35	40.58	-	35.85	34.72	52.46

Table 11 : Average Retail Price of Goods and Services by Region and Selected Market Places - Group 11 Market Places Cont'd)

March
Megabit 2011
2003

R E G I O N A N D M A R K E T P L A C E S										
ITEM	UNIT	G A M B E L L A			GAMBELLA AVERAGE	HARARI TOWN	D I R E D A W A		DIREDAWA AVERAGE	COUNTRY LEVEL AVERAGE
		Gambella	Shebo- kire	Meti			Dire Dawa	Melka- Jebdu		
P R I C E I N B I R R										
Malt-Barley.....	Kg	-	-	-	-	-	15.00	-	15.00	10.24
Malt-Wheat.....	Kg	-	-	-	-	-	-	-	-	10.56
OTHER FOOD ITEMS										
Salt.....	Kg	4.00	4.48	4.00	4.15	2.82	3.00	3.00	3.16	3.25
Sugar.....	Kg	17.00	17.66	16.25	17.05	18.00	16.00	17.00	16.18	15.69
Honey.....	Kg	-	-	-	-	85.73	65.00	-	66.22	52.85
Canned Tomato (Local).....	410gm	17.66	18.00	14.00	16.45	-	15.00	14.33	15.32	17.09
Dry Yeast(Baking powder).....	350gm	70.00	70.00	70.00	70.00	70.00	70.00	-	70.00	72.45
FOOD TAKEN AWAY FROM HOME										
Cup of Tea.....	No	1.00	1.00	.83	.94	1.00	2.00	1.00	1.68	1.11
Cup of Coffee.....	No	2.50	2.82	1.00	1.92	2.66	3.50	1.50	2.68	2.43
Cup of Milk.....	No	3.63	2.00	2.00	2.44	2.50	3.66	2.00	3.46	2.85
'Key Wot Yebere'.....	One Meal	10.00	-	-	10.00	-	16.66	-	16.66	12.90
'Key Wot Yebeg/Yefyel'.....	One Meal	-	9.00	10.00	9.49	-	17.00	10.00	14.75	13.93
'Yebeg Tibs'.....	One Meal	12.00	11.00	12.00	11.85	15.00	25.46	12.00	22.59	17.06
'Fasting Meal Without fish'.....	One Meal	6.00	6.00	6.00	6.00	7.00	14.66	7.00	12.06	9.31
'Yebeg Kikil'.....	One Meal	10.00	9.00	10.00	9.56	-	17.00	-	15.95	14.53
COST OF MILLING										
Cereals.....	100Kg	20.00	50.00	25.00	25.08	20.00	25.00	15.00	19.57	24.45
Pulses.....	100Kg	-	-	25.00	25.00	15.00	25.00	-	22.36	28.89
Pepper Whole.....	100Kg	-	-	100.00	100.00	122.47	100.00	-	100.00	119.36

Table 11 : Average Retail Price of Goods and Services by Region and Selected Market Places - Group 11 Market Places Cont'd)

March 2011
Megabit 2003

R E G I O N A N D M A R K E T P L A C E S										
ITEM	UNIT	G A M B E L L A			GAMBELLA AVERAGE	HARARI TOWN	D I R E D A W A		DIREDAWA AVERAGE	COUNTRY LEVEL AVERAGE
		Gambella	Shebo- kire	Meti			Dire Dawa	Melka- Jebdu		
P R I C E I N B I R R										
BEVERAGES - NON ALCOHOLIC										
Ambo Mineral Water.....	500cc	5.49	-	6.00	5.74	-	4.33	-	4.29	4.84
Mineral Water.....	Lt	10.00	9.32	7.00	8.67	7.00	8.00	6.00	7.08	7.06
Coca Cola/Fanta.....	300cc	5.25	5.50	-	5.37	4.83	4.25	3.86	3.99	4.69
Pepsi Cola/Mirinda.....	300cc	5.25	5.50	5.50	5.42	4.83	4.33	-	4.09	4.64
BEVERAGES - ALCOHOLIC										
Araki (Local).....	900cc	37.32	39.32	60.00	44.49	56.62	43.33	-	46.55	44.00
Cognac (Local).....	900cc	-	-	-	-	-	-	-	-	41.84
Brandy (Local).....	900cc	-	-	-	-	-	-	-	-	41.80
Gin (Local).....	900cc	-	-	60.00	60.00	56.62	44.66	-	47.26	44.33
Saris Wine (Normal).....	750cc	36.59	-	-	36.59	-	35.00	-	35.00	31.36
'Katikalla'.....	Lt	14.61	22.86	10.00	14.95	20.00	38.89	-	32.87	18.43
Beer (Bedele).....	330cc	7.00	7.50	7.00	7.16	-	-	-	-	7.51
Beer (Harar).....	330cc	-	-	-	-	7.00	7.10	7.10	7.07	7.48
Beer (Meta Abo).....	330cc	7.50	7.50	-	7.50	-	7.10	-	7.07	7.38
'Tella'.....	Lt	2.35	3.95	2.00	2.65	4.21	2.27	2.35	2.29	2.17
'Tej' (Mead).....	Lt	5.97	5.95	3.00	4.44	6.06	4.67	-	3.03	5.58
CIGARETTES AND TOBACCO										
CIGARETTES										
Nyala.....	Packet	8.65	9.65	10.00	9.42	-	-	-	-	9.63
Gissila.....	Packet	-	-	-	-	-	-	-	-	3.46
Rothmans/England/.....	Packet	-	-	-	-	-	20.00	-	20.00	22.35
Marlboro.....	Packet	-	-	-	-	-	-	-	-	24.92

Table 11 : Average Retail Price of Goods and Services by Region and Selected Market Places - Group 11 Market Places Cont'd)

March 2011
Megabit 2003

R E G I O N A N D M A R K E T P L A C E S										
ITEM	UNIT	G A M B E L L A			G A M B E L L A AVERAGE	H A R A R I T O W N	D I R E D A W A		D I R E D A W A AVERAGE	C O U N T R Y L E V E L AVERAGE
		Gambella	Shebo- kire	Meti			Dire Dawa	Melka- Jebdu		
P R I C E I N B I R R										
TOBACCO										
'Gaya'.....	Kg	100.00	73.68	40.55	66.85	-	-	-	-	40.35
CLOTHING AND FOOT WEAR										
CLOTHING										
Abujedid(Akaki/Bahir Dar)91cm.	Meter	12.00	-	-	12.00	17.58	16.00	-	16.00	17.17
Abujedid(Komb./Arba Min.)150cm	Meter	30.00	-	35.00	31.91	-	26.33	-	26.33	24.68
Khaki(S-10,000 Twil)150cm.....	Meter	-	-	-	-	-	52.98	-	52.98	44.48
Khaki(Akaki).....	Meter	-	-	-	-	-	-	-	-	33.99
Wool-England 100%.....	Meter	-	-	-	-	-	-	-	-	255.09
Tetron(A.Minch).....	Meter	-	-	-	-	-	-	-	-	53.27
Poplin(Dire Dawa)105cm.....	Meter	45.00	-	-	45.00	-	25.00	-	25.00	21.81
Poplin(Komb./Arba Minch)150cm.	Meter	-	-	-	-	-	40.00	-	40.00	35.99
Nylon(Mojo).....	Meter	35.00	-	-	35.00	-	19.31	-	19.31	23.34
Polyster(Arba Minch/Awasa)....	Meter	-	-	-	-	-	59.33	-	59.33	49.18
Jersi.....	Meter	-	-	-	-	-	-	-	-	43.56
Cotton.....	Kg	-	-	-	-	-	-	-	-	15.61
Hisufi	Meter	-	-	-	-	-	-	-	-	56.48
Kefai.....	Meter	-	-	-	-	-	144.91	-	144.91	73.39
Kashemire.....	Meter	-	-	-	-	-	36.32	-	36.32	43.17
Deriya.....	Meter	-	-	-	-	18.87	18.33	14.66	16.76	23.10
COST OF TAILORING										
Woolen Suit (Men).....	No	-	-	-	-	-	400.00	-	400.00	364.17
Khaki/Teteron Suit (Men).....	No	150.00	-	181.71	173.21	-	120.00	-	120.00	133.93
Khaki/Teteron Suit (Boys).....	No	90.00	-	66.49	71.72	-	83.30	-	83.30	78.03

Table 11 : Average Retail Price of Goods and Services by Region and Selected Market Places - Group 11 Market Places Cont'd)

March 2011
Megabit 2003

R E G I O N A N D M A R K E T P L A C E S										
ITEM	UNIT	G A M B E L L A			GAMBELLA AVERAGE	HARARI TOWN	D I R E D A W A		DIREDAWA AVERAGE	COUNTRY LEVEL AVERAGE
		Gambella	Shebo- kire	Meti			Dire Dawa	Melka- Jebdu		

P R I C E I N B I R R

READY-MADE / FOR ADULTS

'Netela'..... No	-	-	-	-	-	-	-	-	98.88
'Gabi'..... No	-	-	-	-	-	286.63	-	286.63	227.00
Shirts Long Sleeved (Local)..... No	-	-	-	-	-	-	-	-	86.47
Shirts Long Sleeved (Imported)... No	156.59	136.58	142.80	145.09	126.58	119.72	-	119.72	140.95
Shirts Short Sleeved (Imported).. No	156.59	109.70	142.80	134.87	123.24	103.23	-	103.23	124.29
Socks (Cotton) Imported..... Pair	15.00	15.00	-	15.00	15.00	15.00	-	15.00	14.66
Sweater (Local) Men..... No	-	-	16.29	16.29	-	-	-	-	109.65
Sweater (Local) Women..... No	-	-	-	-	-	-	-	-	89.92
Shash (Imported)..... No	12.32	18.64	20.00	16.63	12.00	16.66	-	15.45	17.84
Singlets (Local) White..... No	-	-	44.81	44.81	-	-	-	-	34.12
Jeans Trouser..... No	266.62	-	289.89	278.01	273.17	336.54	-	336.54	283.04
Woolen Suit..... No	-	-	1500.00	1500.00	-	-	-	-	1699.30
'Kemisna Netela'..... No	-	-	160.00	160.00	-	356.54	-	348.02	274.73
Sweater-Men (Imported)..... No	-	-	-	-	-	-	-	-	208.53
Sweater-Women (Imported)..... No	-	-	-	-	-	-	-	-	155.04
Nylon Dress..... No	-	-	-	-	-	-	-	-	98.30
Tetron Trouser..... No	-	-	-	-	-	-	-	-	179.84
Leather Jacket..... No	-	-	850.00	850.00	-	-	-	-	993.46
Under Wear China..... No	-	-	36.59	36.59	-	-	12.00	12.00	29.43
Polyester Suit..... No	-	-	-	-	-	-	-	-	580.10
Khaki Short..... No	-	-	-	-	-	-	-	-	19.53
T-Shirts..... No	126.58	88.30	88.79	99.75	70.00	-	33.99	40.57	88.26
Jogging Suit(sport tuta)..... No	266.62	260.00	400.00	303.95	-	246.62	-	246.62	248.76
Khaki Jacket..... No	-	-	350.00	350.00	-	256.36	-	256.36	266.19
Geldem..... No	58.28	66.63	80.00	64.58	45.00	71.63	50.00	63.30	81.69
Mekremia..... No	-	-	-	-	-	120.00	-	120.00	79.01
Polyester skirt..... No	-	-	-	-	-	-	-	-	183.84
Pants(for men)..... No	30.00	36.59	30.00	32.05	20.00	23.96	14.66	17.40	24.69

Table 11 : Average Retail Price of Goods and Services by Region and Selected Market Places - Group 11 Market Places Cont'd)

March 2011
Megabit 2003

R E G I O N A N D M A R K E T P L A C E S										
ITEM	UNIT	G A M B E L L A			GAMBELLA AVERAGE	HARARI TOWN	D I R E D A W A		DIREDAWA AVERAGE	COUNTRY LEVEL AVERAGE
		Gambella	Shebo- kire	Meti			Dire Dawa	Melka- Jebdu		
P R I C E I N B I R R										
READY-MADE / FOR CHILDREN										
Sweater (Local) for Boys..... No	-	-	-	-	-	-	-	-	-	62.58
Socks (Imported) Cotton..... Pair	9.28	12.00	6.65	9.05	4.66	10.63	5.00	8.37	-	7.29
Jeans Trouser..... No	-	-	-	-	-	236.33	-	236.33	-	169.00
Shirt Long Sleeved(Imported)Boys. No	-	-	86.60	86.60	48.27	68.29	-	68.29	-	63.14
Sweater (England) for Girls..... No	-	-	-	-	-	-	-	-	-	79.87
Kemise(for children) No	-	-	115.98	115.98	-	176.60	-	176.60	-	128.09
Baby Cloths(Complete)..... No	-	-	116.57	116.57	-	63.29	-	62.45	-	97.28
T-Shirt..... No	-	42.43	80.00	52.41	-	76.52	-	76.52	-	46.60
Jeans trouser and Jacket..... No	173.27	-	189.74	179.68	146.65	246.62	-	246.62	-	173.60
FOOTWEAR (MEN AND WOMEN)										
Anbessa Leather Shoes Men(Local)Pair	-	-	-	-	-	201.00	-	201.00	-	228.91
Leather Shoes Men (Croft)..... Pair	-	-	-	-	153.26	256.62	-	256.62	-	562.04
Walking Shoes(Imp.) Non-Leather Pair	246.62	-	-	246.62	-	266.62	-	266.62	-	223.48
Canvas Shoes (Local) Men..... Pair	-	-	-	-	-	-	-	-	-	76.80
Canvas Shoes (China) Men..... Pair	-	71.63	-	71.63	70.00	61.62	-	61.62	-	86.76
Plastic Shoes (Local) Women.... Pair	19.31	30.00	12.00	19.09	12.00	15.66	14.66	15.13	-	13.28
Slippers Sponge Adult (China).. Pair	25.00	30.00	-	26.17	-	16.00	16.00	16.64	-	20.88
Boots for Men Plastic (Local).. Pair	-	-	65.00	65.00	60.00	-	-	-	-	59.29
Sendel Plastic Shoes (Imp.).... Pair	25.00	35.00	20.00	25.96	26.32	35.00	23.99	28.97	-	24.34
Cost of Mending Shoes sole(Men).Pair	35.00	-	-	35.00	-	35.00	-	35.00	-	33.09
Shoe leather,Women(China).....Pair	193.10	-	83.20	126.75	-	-	-	-	-	142.20
Shoe leather,Women(Local).....Pair	-	-	89.63	89.63	-	117.62	-	117.62	-	95.14
Shoe leather,Children(Local)....Pair	-	-	120.00	120.00	90.00	88.65	-	88.65	-	103.89
Plastic shoe(Childern).....Pair	15.33	25.00	10.00	15.65	10.00	15.00	14.33	16.26	-	11.49
Shoe leather,Children(Imported).Pair	-	-	-	-	133.31	99.67	-	99.67	-	100.83
Shoe sendel(Plastic) Childern...Pair	-	25.00	-	25.00	15.00	20.00	15.33	17.63	-	15.92

Table 11 : Average Retail Price of Goods and Services by Region and Selected Market Places - Group 11 Market Places Cont'd)

March 2011
Megabit 2003

R E G I O N A N D M A R K E T P L A C E S										
ITEM	UNIT	G A M B E L L A			GAMBELLA AVERAGE	HARARI TOWN	D I R E D A W A		DIREDAWA AVERAGE	COUNTRY LEVEL AVERAGE
		Gambella	Shebo- kire	Meti			Dire Dawa	Melka- Jebdu		

P R I C E I N B I R R

CONSTRUCTION MATERIALS, WATER, AND
FUEL AND POWER

CONSTRUCTION MATERIALS

Cement/Bag/(Local).....	50Kg	256.66	-	270.00	259.93	-	170.66	190.00	174.71	208.39
Lime.....	Kg	4.00	-	-	4.00	-	1.78	2.42	2.39	3.18
Lime/Jeso(Local).....	Kg	2.90	-	1.47	2.06	-	4.00	5.00	4.26	1.70
Nail (7cm - 12cm).....	Kg	25.00	30.65	24.00	26.40	28.00	24.33	28.00	24.82	23.94
Nail With Cape.....	Kg	39.32	40.66	39.32	39.76	35.00	32.00	34.00	32.98	34.70
Corrugated Iron Sheet (.2mm).....	No	-	-	105.00	105.00	-	94.33	-	94.33	99.99
Wood for House Construction('Atana')..	No	30.65	-	-	30.65	20.00	-	-	30.86	19.93
Wall Paints-Super (Fluid) Normal.....	4Kg	121.87	-	105.00	113.12	125.71	110.55	109.71	110.43	107.79
Wall Paints-Super (Fluid) Plastic....	4Kg	210.00	-	214.73	212.35	-	182.67	-	183.16	184.28
Coarse Aggregate Gravel.....	Meter Cube	-	-	-	-	-	-	-	-	248.60
Hollow Concrete Block(15x20x40 cm Cube)	No	10.00	-	-	10.00	-	5.00	-	5.55	8.34
Bricks (25cm x 12cm x 6cm).....	No	1.25	-	-	1.25	-	-	-	-	2.55
Floor Board 4m Length.....	No	-	-	-	-	-	108.31	-	114.66	87.42
Iron Pipe 6mt. (1/2 inch Wide) Local..	No	-	-	200.00	200.00	-	-	-	-	193.97
Chipwood (125cm x 250cm x 8mm).....	No	-	-	-	-	-	233.29	-	225.57	138.55
Sand.....	Meter Cube	100.00	-	-	100.00	-	-	-	-	167.04
Gutter N ^o 33.....	Meter	-	-	-	-	-	-	-	-	60.67
Window Glass (50cm x 50cm x 3mm).....	No	-	-	-	-	-	36.65	-	36.65	33.68
Water Tanker,Roto (1 meter cube).....	No	-	-	-	-	-	-	-	-	2781.64
Stone for House Construction..	Meter Cube	135.25	-	-	135.25	-	-	-	-	87.22
Mega Paints.....	4Kg	-	-	230.00	230.00	125.71	110.86	-	110.86	105.61
Nefas seleke Paints.....	4Kg	-	-	240.00	240.00	-	116.64	110.00	114.95	117.05
"Yewellel Nitaf"(Cement Made Tile)....	No	-	-	-	-	-	-	-	104.40	53.74
"Yewellel Nitaf"(Plastic Made Tile)....	No	-	-	-	-	-	130.00	-	130.00	28.15
Key (With hand).....	No	174.93	-	-	174.93	-	126.58	-	126.58	175.95
Door made of iron.....	No	400.00	-	-	400.00	-	-	-	-	730.62

Table 11 : Average Retail Price of Goods and Services by Region and Selected Market Places - Group 11 Market Places Cont'd)

March 2011
Megabit 2003

R E G I O N A N D M A R K E T P L A C E S										
ITEM	UNIT	G A M B E L L A			GAMBELLA AVERAGE	HARARI TOWN	D I R E D A W A		DIREDAWA AVERAGE	COUNTRY LEVEL AVERAGE
		Gambella	Shebo- kire	Meti			Dire Dawa	Melka- Jebdu		

P R I C E I N B I R R

WATER

Water.....	Meter Cube	4.00	7.50	4.00	4.93	-	1.25	-	1.25	2.81
------------	------------	------	------	------	------	---	------	---	------	------

FUEL AND POWER

Fire Wood.....	Meter Cube	348.30	125.30	145.96	185.37	482.77	328.93	-	328.93	168.27
Charcoal.....	Kg	3.64	2.83	4.38	3.56	6.26	3.26	3.62	3.47	3.69
Dung Cake.....	Kg	-	-	-	-	-	-	-	-	.71
Kerosine.....	Lt	12.98	-	-	12.98	-	13.62	-	13.62	14.12
Diesel.....	Lt	14.50	-	-	14.50	-	15.94	-	15.94	16.26
Electric.....	K.Watt	.27	.27	.27	.27	-	5.40	-	5.40	.28
Matches.....	Box	-	-	-	-	-	-	-	-	-
Candles.....	No	-	-	-	-	-	-	-	-	-
Buthane Gas (Shell).....	12.5 Kg	-	-	-	-	-	414.58	-	414.58	435.83
Eveready Drycell.....	No	4.00	4.16	3.83	3.99	-	3.75	3.83	3.66	4.06

FURNITURE, FURNISHING, HOUSEHOLD EQUIPMENT AND OPERATION

CHAIRS, TABLES, ETC.

Table Wanza (Machine made) Varnished..	No	482.74	-	531.33	506.45	500.00	1165.70	-	1165.70	608.15
Table Wanza (Hand made) Not Varnished..	No	-	-	-	-	-	-	-	-	405.26
Chairs Wanza (Machine Made) Varnished..	No	193.28	-	165.10	178.63	150.00	582.85	-	530.44	261.56
Chairs Wanza (Hand Made) Varnished....	No	-	-	-	-	-	-	-	-	132.82
Cupboard Wanza (2 doors) Varnished....	No	2000.00	-	2830.62	2379.33	1800.00	3232.99	-	2701.38	2427.80
Double Bed Wanza (120cm) Varnished....	No	2000.00	-	1327.61	1629.49	2000.00	2098.41	-	2065.34	1699.27
Sofas (Complete).....	No	9000.00	-	8485.28	8790.47	7000.00	9321.70	-	9302.42	8062.07
Book Shelves Wanza (3 Shelves) no Door	No	816.33	-	1025.99	915.17	500.00	883.01	-	896.27	781.59
Chest of Drawer	No	2000.00	-	1894.54	1946.55	1400.00	1532.62	-	1587.42	1477.19

Table 11 : Average Retail Price of Goods and Services by Region and Selected Market Places - Group 11 Market Places Cont'd)

ITEM	UNIT	R E G I O N A N D M A R K E T P L A C E S							March	2011
		G A M B E L L A			GAMBELLA AVERAGE	HARARI TOWN	D I R E D A W A		DIREDAWA AVERAGE	COUNTRY LEVEL AVERAGE
		Gambella	Shebo- kire	Meti			Dire Dawa	Melka- Jebdu		
P R I C E I N B I R R										
FURNISHINGS & REPAIRS										
Bed Sheet (Non-Patterned Bahir Dar)										
1.90m x 2.50m..... Pair		-	-	-	-	-	-	-	-	162.50
Bed Sheet(Patterned Kombolcha)										
1.90m x 2.50m..... Pair		213.12	-	350.00	241.26	-	-	-	-	218.06
Bed Cover(Patterned Kombolcha)..... No		-	-	-	-	-	-	-	-	123.82
Blanket Woolen(Debre B.)160cm x 220cm. No		-	-	200.00	200.00	-	-	-	-	201.73
Mattress-Sponge (A.A Foam) 120cm..... No		800.00	-	850.00	837.21	-	809.88	-	812.40	746.83
Towel-Local (Kombolcha)..... No		-	-	-	-	-	-	-	-	51.11
Curtains.....meter		78.30	123.24	100.00	98.82	-	61.62	-	33.08	66.01
EARTHEN WARE										
Plastic tile.....meter		41.98	40.00	37.96	39.95	-	46.61	-	24.61	42.26
Water Pot..... No		36.59	43.27	19.31	31.27	-	-	-	-	18.48
'Jebena' Medium Size..... No		30.00	23.96	10.63	19.69	-	15.00	-	15.00	9.63
'Mitad' (Griddle of Clay)..... No		20.65	49.32	64.87	40.42	25.00	50.00	-	47.43	34.69
Local Stove '(Lakech)'. No		-	-	-	-	50.00	68.29	-	69.91	39.07
Cup for Coffee (China)..... No		3.83	3.74	3.50	3.68	2.50	4.00	-	3.74	3.28
Plate Clay (imported)..... No		14.66	-	-	14.66	15.00	-	-	-	13.92
STRAW, BAMBOO AND OTHERS										
'Sefed'..... No		30.00	-	22.24	25.83	20.00	29.32	-	29.18	23.46
Sack 100Kg Capacity..... No		7.00	7.00	6.00	6.65	7.00	6.32	-	6.39	6.04
METAL WARE										
Cooking Pan Medium (Local)..... No		71.63	50.00	45.00	55.00	50.00	53.28	-	53.28	54.57
Tray (Nickel) Medium N° 45 Local..... No		40.00	45.00	37.61	39.62	35.00	43.27	-	43.27	36.45
Electric 'Mitad' Aluminium..... No		-	-	-	-	-	1000.00	-	1000.00	889.41

Table 11 : Average Retail Price of Goods and Services by Region and Selected Market Places - Group 11 Market Places Cont'd)

March 2011
Megabit 2003

R E G I O N A N D M A R K E T P L A C E S										
ITEM	UNIT	G A M B E L L A			GAMBELLA AVERAGE	HARARI TOWN	D I R E D A W A		DIREDAWA AVERAGE	COUNTRY LEVEL AVERAGE
		Gambella	Shebo- kire	Meti			Dire Dawa	Melka- Jebdu		
P R I C E I N B I R R										
Gas Stove (Kerosine) China.....	No	88.30	-	-	88.30	91.64	88.30	80.00	85.65	84.68
Permuze(Japan).....	No	-	-	-	-	-	-	-	-	103.84
Refregator.....	No	5300.00	-	-	5300.00	-	-	-	-	5428.54
PLASTIC WARE (LOCAL MADE)										
Jerrycan (20 Litres).....	No	-	-	-	-	-	-	-	-	22.19
Bucket (20 Litres).....	No	40.66	42.43	40.00	40.84	35.00	36.32	-	36.33	35.78
GLASS WARE										
Glass for Tea (Duralax).....	No	7.83	-	-	7.83	-	8.00	-	8.00	5.80
OTHER HOUSEHOLD EQUIPMENT										
Kerosine Lamp.....	No	-	35.00	37.42	36.59	-	51.61	45.00	49.87	35.40
'Kuraz' Small Local Kerosine Lamp.....	No	-	-	2.00	2.00	1.50	4.31	-	4.31	2.68
Flash Light.....	No	24.66	-	7.32	13.43	-	15.00	15.66	15.33	14.72
Electric Bulb Philips(40/60 Watt).....	No	4.64	5.00	4.31	4.64	3.83	4.00	4.66	4.53	4.43
HOUSEHOLD OPERATION										
Hard Soap (Local).....	200gm	4.48	5.33	-	4.89	-	-	-	-	4.36
Hard Soap (Imported).....	200gm	6.09	6.09	6.83	6.40	-	-	-	-	5.91
Detergent (Omo).....	50gm	5.00	4.17	2.00	3.29	-	3.13	-	3.36	2.87
Incense.....	Kg	-	30.00	30.00	30.00	-	50.00	-	50.00	43.69
Sandal Wood.....	No	.50	.50	.50	.50	-	.50	.32	.35	.42
Toilet Paper (Mamko).....	Roll	6.83	10.00	8.00	8.17	5.00	8.00	5.00	6.43	7.16
Detergent(Zahira).....	50gm	1.75	1.81	-	1.78	1.50	1.88	-	1.81	1.62

Table 11 : Average Retail Price of Goods and Services by Region and Selected Market Places - Group 11 Market Places Cont'd)

March
Megabit 2011
2003

R E G I O N A N D M A R K E T P L A C E S										
ITEM	UNIT	G A M B E L L A			GAMBELLA AVERAGE	HARARI TOWN	D I R E D A W A		DIREDAWA AVERAGE	COUNTRY LEVEL AVERAGE
		Gambella	Shebo- kire	Meti			Dire Dawa	Melka- Jebdu		
		P R I C E I N B I R R								
DRY CLEANING										
Dry Cleaning (Suit Men).....	No	-	-	-	-	-	25.00	-	25.00	26.07
DOMESTIC SERVICE										
Maid Servant.....	Month	193.10	-	109.54	153.92	-	232.08	193.10	208.45	140.43
Unskilled Service (Daily Laborer)..	Day	30.00	30.00	30.00	30.00	28.23	33.25	20.00	27.12	26.24
Salary for Guard	Month	-	-	-	-	-	259.62	-	259.62	261.35
MEDICAL CARE										
Ampicillin(250 mg) Local.....	56 Caps	29.32	28.00	-	28.98	36.29	16.80	-	19.40	26.41
Tetracycline (250 mg) Local.....	56 Caps	20.52	28.00	22.45	22.27	16.80	13.81	16.80	13.40	16.30
Penicillin injection(4 Mu. Local).	Buttle	8.88	9.00	10.00	9.26	5.00	6.00	-	6.00	6.57
Chloramphenicol(250mg) Local.....	56 Caps	21.94	28.00	22.85	23.16	16.80	16.80	16.80	17.17	18.59
Paracetamol(500mg) Local.....	20 Pills	4.00	4.00	4.00	4.00	3.63	2.29	4.00	2.63	3.36
Cough Syrup (Efadykse) Local.....	125cc	13.84	10.00	14.97	13.46	5.31	10.32	-	10.19	12.31
Bactrim(480mg) Local.....	30 Pills	9.91	9.00	11.62	10.28	9.00	6.46	9.00	6.56	7.94
Vermox(100mg) Local.....	12 Pills	3.56	3.00	4.47	3.73	4.00	2.00	1.80	1.96	2.80
Mezel(250mg) Local.....	30 Caps	9.91	10.00	10.39	10.08	9.00	6.96	9.00	7.92	8.71
Asprin (300 mg) Local.....	20 Pills	4.58	-	4.00	4.34	-	2.00	-	2.00	2.91
Insulin(Lente).....	Buttle	-	-	-	-	-	54.33	-	56.37	57.71
Amoxicillin(500mg).....	16 Caps	13.66	14.00	14.31	13.93	11.97	128.00	14.40	34.92	13.08
Magnesium Oxide.....	30 Pills	6.00	6.00	10.39	7.21	9.00	3.00	4.50	3.18	5.06
Fasider Tablet.....	1 Pills	2.03	-	2.49	2.20	-	1.67	-	1.67	1.79
OTHER MEDICAL EXPENSES										
Doctor's Fee (Government).....	per visit	7.00	-	5.00	5.92	2.00	5.00	1.00	2.24	3.72
Doctor's Fee (Private).....	per visit	2.00	-	-	2.00	-	20.00	-	21.54	10.50
Injection (Service Charge).....	Once	1.00	1.00	.63	.82	1.00	2.00	-	1.59	1.35

Table 11 : Average Retail Price of Goods and Services by Region and Selected Market Places - Group 11 Market Places Cont'd)

March 2011
Megabit 2003

R E G I O N A N D M A R K E T P L A C E S										
ITEM	UNIT	G A M B E L L A			H A R A R I T O W N	D I R E D A W A		D I R E D A W A A V E R A G E	C O U N T R Y L E V E L A V E R A G E	
		Gambella	Shebo- kire	Meti		GAMBELLA AVERAGE	Dire Dawa			Melka- Jebdu
P R I C E I N B I R R										
Labratory Test Fee (Private).....	Once	5.00	-	-	5.00	-	10.00	-	11.22	6.79
Bed Charge (gov.).....	per day	10.00	-	-	10.00	-	20.00	-	20.00	9.50
X-Ray(For TB).....	Once	-	-	-	-	-	50.00	-	50.00	56.96
Bed Charge (Private).....	per day	-	-	-	-	-	68.04	-	69.57	40.97
TRANSPORT AND COMMUNICATION										
TRANSPORT										
Benzene.....	Lt	17.55	-	-	17.55	-	19.28	-	19.28	18.62
Motor Oil (Mobil).....	Lt	-	-	-	-	-	74.95	-	74.95	65.80
Car Washing and Greasing.....	Once	40.00	-	-	40.00	-	59.44	-	59.44	50.82
Bus Fare (per km).....	Tarif	.25	-	-	.25	-	.25	-	.25	.26
Bus Fare (within Town)	Trip	-	-	-	-	-	.75	.75	.75	1.41
Taxi Fare	Trip	-	-	-	-	-	1.25	-	1.25	1.28
Air Plane (To Addis Ababa)	Trip	901.00	-	-	901.00	-	672.00	-	672.00	799.94
Animal Transport fare.....	Trip	-	-	-	-	-	-	-	-	36.59
Cart Fare.....	Trip	-	-	-	-	-	1.00	-	1.00	1.41
COMMUNICATION										
Telephone Charge (with town).....	Period	.20	.20	.20	.20	.20	.20	-	.20	.20
Telephone Charge to Addis Ababa....	Period	4.15	4.20	-	4.17	4.20	3.60	4.95	4.22	3.15
Telephone Line Installation Charge..	Once	355.75	355.75	283.00	329.63	283.70	285.00	-	285.00	291.03
Mobile Apparatus(Nokia6200).....	No	-	-	-	-	-	-	-	-	536.10
Mobile call from Tel.....	Period	2.55	2.55	-	2.55	5.20	2.02	-	2.02	2.27
Internet Service.....	10hrs/month	111.00	-	-	111.00	-	115.00	-	115.00	82.10

Table 11 : Average Retail Price of Goods and Services by Region and Selected Market Places - Group 11 Market Places Cont'd)

March 2011
Megabit 2003

R E G I O N A N D M A R K E T P L A C E S										
ITEM	UNIT	G A M B E L L A			GAMBELLA AVERAGE	HARARI TOWN	D I R E D A W A		DIREDAWA AVERAGE	COUNTRY LEVEL AVERAGE
		Gambella	Shebo- kire	Meti			Dire Dawa	Melka- Jebdu		

P R I C E I N B I R R

ENTERTAINMENT AND EDUCATION

EQUIPMENT AND ACCESSORIES

T.V. Set Philips 21 inch(Colored)..... No	4200.00	-	-	4200.00	-	-	-	-	3918.62
Cassette Recorded Original(Local Music)No	12.00	12.00	12.00	12.00	12.00	12.00	-	10.39	11.48
Radio Set Philips 3 Band..... No	350.00	-	-	350.00	374.17	-	-	-	327.58
Tape Recorder National (2 Speaker).... No	-	-	-	-	1000.00	-	-	-	888.77
Expense for Photograph(Passport size)4Pho	7.88	-	6.00	6.88	10.00	5.00	5.33	5.05	6.96
Newspaper (Addis Zemen)..... No	-	-	-	-	-	-	-	-	2.14
Theater Entrance Fee Once	-	-	-	-	-	-	-	-	18.72
VCD-Player(Mayato Japan).....No	-	-	-	-	-	-	-	-	847.90
VCD Cassette rent.....Once	3.00	3.00	2.00	2.52	3.00	2.00	2.00	2.00	2.34

EDUCATION

Exercise Book (50 Leaves) Local..... No	5.00	5.00	-	5.00	-	-	-	-	4.22
Pencil (China)..... No	1.00	-	1.00	1.00	-	2.00	-	2.00	1.51
Ball Point-Bic England..... No	2.00	-	2.50	2.24	2.00	2.00	2.00	2.00	2.39
Day School Fee-Public(Grade 7 & 8)..Month	-	-	-	-	-	75.00	60.00	67.08	58.73
Day School Fee-Private(Grade 9-10)..Month	-	-	-	-	-	119.93	-	143.15	141.59
Night School Fee-Government(Gr.9-10)Month	37.50	60.00	-	43.86	-	22.00	-	23.45	40.76
School Uniform Fee No	200.00	180.00	-	193.10	200.00	89.33	-	110.46	136.59
Night School Fee-Private(Grade9-10).Month	-	-	-	-	-	32.00	-	32.00	37.39
Night College Fee-Private.....Credit/hr	-	-	-	-	-	-	-	-	54.46

PERSONAL CARE AND EFFECTS

PERSONAL CARE

GIV Toilet Soap..... 90gm	6.75	5.63	5.63	5.98	6.56	5.63	-	5.86	6.14
Blade-INDIA..... No	1.00	1.00	1.00	1.00	-	.50	1.00	.71	.78

Table 11 : Average Retail Price of Goods and Services by Region and Selected Market Places - Group 11 Market Places Cont'd)

March 2011
Megabit 2003

R E G I O N A N D M A R K E T P L A C E S										
ITEM	UNIT	G A M B E L L A			GAMBELLA AVERAGE	HARARI TOWN	D I R E D A W A		DIREDAWA AVERAGE	COUNTRY LEVEL AVERAGE
		Gambella	Shebo- kire	Meti			Dire Dawa	Melka- Jebdu		
P R I C E I N B I R R										
Hair Dressing (Traditional).....	No	10.00	-	5.00	7.07	-	10.00	-	8.13	8.04
Hair Dressing (Modern).....	No	25.00	-	17.32	19.57	-	15.00	-	15.00	18.72
Barbery (Mens Hair Cut).....	No	8.00	8.00	6.00	7.18	5.00	7.00	5.00	6.26	5.59
Zenith Hair Oil(Liquids Form).....	330cc	17.66	18.00	15.00	16.83	15.33	15.00	15.66	15.76	15.70
Zenith Hair Oil(Non-Liquids Form)..	330cc	17.66	17.66	15.00	16.72	15.33	15.00	15.66	15.55	15.46
Shaving Machine (medium)	No	69.62	-	-	69.62	75.00	75.00	-	66.61	56.26
Perfume	100cc	38.26	-	48.27	42.98	30.00	30.00	-	30.00	41.00
Parafin Hair Oil.....	330cc	-	-	15.00	15.00	21.45	31.86	-	27.44	21.61
Shoe Polish(Black/Brown).....	Once	3.00	3.00	3.00	3.00	2.00	2.00	2.00	1.82	1.96
Modes(Disposable napkins).....	Packet	14.66	15.00	16.98	15.66	10.00	10.00	14.98	12.16	11.92
PERSONAL EFFECTS										
Umbrella-Men Medium (Local).....	No	51.61	68.29	53.28	57.27	40.00	73.29	-	66.61	46.85
Umbrella-Women Medium (Imported).....	No	46.61	63.29	74.89	60.45	-	50.00	-	50.00	58.22
Hand Bag (Imported Synthetic).....	No	174.95	-	179.26	177.09	-	192.94	-	218.91	152.68
Belt (Local) Machine Made.....	No	61.62	-	53.13	57.22	-	-	-	-	49.95
Belt (Local) Hand Made.....	No	-	-	-	-	-	11.29	-	11.29	25.74
JEWELLERY										
Seiko-21 Jewels Automatic (Men).....	No	-	-	-	-	-	-	-	-	475.44
Seiko-21 Jewels Automatic (Women).....	No	-	-	-	-	-	-	-	-	-
Earrings (4gm 18 carat Local).....	Pair	-	-	-	-	-	-	-	-	2895.30
Neck Laces (6gm 18 carat Local).....	No	-	-	-	-	-	-	-	-	4345.84
Rings (4gm 18 carat Local).....	No	-	-	-	-	-	-	-	-	2879.77
Bracelet 20gm (18 carat Local).....	No	-	-	-	-	-	-	-	-	14652.64

Table 11 : Average Retail Price of Goods and Services by Region and Selected Market Places - Group 11 Market Places (Cont'd)

March 2011
Megabit 2003

R E G I O N A N D M A R K E T P L A C E S										
ITEM	UNIT	G A M B E L L A			G A M B E L L A AVERAGE	H A R A R I T O W N	D I R E D A W A		D I R E D A W A AVERAGE	C O U N T R Y L E V E L AVERAGE
		Gambella	Shebo- kire	Meti			Dire Dawa	Melka- Jebdu		

P R I C E I N B I R R

LIVESTOCK AND DRAUGHT ANIMALS

LIVESTOCK

Sheep (10-15Kg).....	No	576.30	-	306.63	420.37	376.10	299.89	306.20	303.03	307.59
Goat (10-15Kg).....	No	576.30	385.87	289.89	400.96	466.50	339.90	282.81	310.05	283.25
Heifer (2-4 Years).....	No	1549.46	-	1874.83	1672.22	2374.73	-	-	2131.94	1445.91
Cow (4 Years and Above).....	No	3699.10	-	3298.99	3493.32	3030.79	-	-	1628.65	2148.80
Bull (2-4 Years).....	No	2498.67	-	2032.79	2253.72	3858.74	-	-	3727.72	1862.26
Ox (4 Years and Above).....	No	4420.84	2798.81	3298.99	3443.13	6615.87	-	-	5644.33	-
Hen (Indigenous).....	No	31.58	27.59	48.27	34.78	13.66	21.31	-	19.15	28.58
Cock (Indigenous).....	No	61.62	45.55	54.85	53.60	26.57	30.00	-	33.44	40.73

DRAUGHT ANIMALS

Donkey.....	No	-	-	-	-	1113.34	-	-	1682.17	1113.80
Horse.....	No	-	-	-	-	-	-	-	-	2069.68
Mule.....	No	-	-	-	-	-	-	-	2758.92	3535.11

FARM EQUIPMENT (INDUSTRIAL PRODUCT)

Sickel.....	No	20.00	-	25.00	22.36	35.00	18.29	25.00	18.71	31.18
Pick Axe ('Doma').....	No	61.62	-	60.00	60.81	-	58.28	-	58.28	54.26
'Gejera'.....	No	38.26	57.45	85.00	57.13	-	-	-	-	49.91

FARM EQUIPMENT (HAND MADE)

'Mofer'.....	No	-	-	-	-	-	-	-	-	53.25
'Kember'.....	No	-	-	-	-	-	-	-	-	31.36
'Digr'.....	No	-	-	-	-	-	-	-	-	6.73
Plough.....	No	-	-	50.00	50.00	86.64	-	-	-	56.73
Sickel.....	No	-	-	-	-	-	-	-	-	10.57

PART II

Group 1

Market Places

**(Endasilase, Endabaguna, Adwa, Axum, Adigrat, Wukiro, Mai-Chew,
Mekele, Ayisaeta, Dubti, Melka Werer and Awash Sebat Kilo.)**

11/11/11

11/11/11

11/11/11

11/11/11

Table 1 : Average Prices of Hotel Services by Region and Urban Market Places - Group 1 Market Places (Cont'd)

March 2011
Megabit 2003

R E G I O N A N D M A R K E T P L A C E S															
ITEM	UNIT	T I G R A Y							A F A R				AFAR AVERAGE		
		Enda- silase	Enda- baguna	Adwa	Axum	Adigrat	Wukiro	Mai- chew	Mekelle	TIGRAY AVERAGE	Ayisaeta	Dubti		Melka Werers	Awash Sebat killo
P R I C E I N B I R R															
BED ROOM															
First Class.....	Per Night	-	-	25.00	33.33	71.67	-	30.00	73.33	46.67	31.67	35.00	20.00	-	28.89
Second Class.....	"	-	-	22.50	25.00	45.00	60.00	20.00	53.33	37.65	20.00	32.50	15.00	-	21.67
Third Class.....	"	-	-	-	20.00	25.00	28.33	-	36.67	28.89	26.50	30.00	-	-	27.67
MENU															
'Yebeg Key Wot'.....	Single Meal	-	-	13.33	15.33	17.50	13.50	12.00	15.33	14.38	19.33	18.00	-	-	19.00
'Yebere Key Wot'.....	"	-	-	-	-	-	-	12.00	15.50	13.40	-	-	-	-	-
'Yebeg Alichu Wot'.....	"	-	-	-	15.33	-	-	12.00	-	13.67	-	-	-	-	-
'Yebere Alichu Wot'.....	"	-	-	-	-	-	-	12.00	-	12.00	-	-	-	-	-
'Doro Wot'.....	"	-	-	-	-	24.00	-	13.00	18.42	17.78	-	-	-	-	-
'Minchet Abish'.....	"	-	-	-	-	-	14.00	13.00	17.00	14.86	-	-	-	-	-
'Yebeg Kikil'.....	"	-	-	13.00	15.00	16.00	14.00	12.00	17.42	14.54	-	-	-	-	-
'Yebere Kikil'.....	"	-	-	-	-	-	-	12.00	-	12.00	19.00	17.00	-	-	18.33
'Tripa'.....	"	-	-	-	-	-	-	-	-	-	-	-	-	-	-
'Yebeg Tibs'.....	"	-	-	16.67	17.67	23.33	20.67	16.00	24.33	19.78	25.00	20.00	-	-	23.33
'Yebere Tibs'.....	"	-	-	-	13.00	-	-	15.00	22.00	16.67	-	-	-	-	-
'Yebeg Dullet'.....	"	-	-	10.00	-	17.67	12.33	10.00	13.33	12.67	13.50	13.00	-	-	13.33
'Yebere Dullet'.....	"	-	-	-	-	-	-	10.00	-	10.00	-	-	-	-	-
'Kitfo'.....	"	-	-	-	-	30.00	30.00	-	30.75	30.38	-	-	-	-	-
'Gored Gored'.....	"	-	-	-	-	30.00	-	-	35.00	33.33	20.00	-	-	-	20.00
'Tire Siga'.....	Kg.	-	-	-	-	50.00	39.33	40.00	53.33	46.00	-	-	-	-	-
Scrambled Egg.....	Single Meal	-	-	-	11.00	9.00	12.00	-	11.33	11.00	10.00	10.00	10.00	-	10.00
Scrambled Egg With Meat	"	-	-	-	-	-	17.67	-	16.00	16.83	22.50	20.00	-	-	21.67
'Enjera Firfir'.....	"	-	-	10.00	-	12.67	13.00	10.00	13.67	11.87	10.67	10.00	10.00	-	10.25
'Quanta Firfir'.....	"	-	-	-	-	22.00	25.00	12.00	17.75	17.03	-	-	15.00	-	15.00
'Doro Firfir'.....	"	-	-	-	-	-	-	-	20.00	20.00	-	-	-	-	-
'Zilzil Tibs'.....	"	-	-	-	-	39.00	-	-	48.00	42.00	-	-	-	-	-
'Goden Tibs'.....	"	-	-	-	-	20.00	-	-	14.00	17.00	-	-	-	-	-
'Milasna Sember Tibs'....	"	-	-	14.00	-	-	-	-	15.20	15.00	-	-	-	-	-

Table 1 : Average Prices of Hotel Services by Region and Urban Market Places - Group 1 Market Places (Cont'd)

March 2011
Megabit 2003

R E G I O N A N D M A R K E T P L A C E S														
ITEM	UNIT	T I G R A Y								A F A R				AFAR AVERAGE
		Enda- silase	Enda- baguna	Adwa	AXum	Adigrat	Wukiro	Mai- chew	Mekelle	TIGRAY AVERAGE	Ayisaeta	Dubti	Melka Werers	
P R I C E I N B I R R														
'Atiklt Besiga'.....	"	-	-	15.00	-	-	20.00	-	14.00	15.40	-	-	-	-
Roasted Lamb.....	"	-	-	-	-	-	40.00	-	-	40.00	-	-	-	-
Roasted Chicken.....	"	-	-	-	-	-	40.00	-	38.00	39.00	-	-	-	-
Spaghetti With Sauce...	"	-	-	11.33	15.00	17.33	14.67	12.00	15.67	14.33	10.67	10.67	10.00	10.44
Macaroni With Sauce...	"	-	-	11.00	13.33	11.00	12.00	12.00	15.00	12.77	10.67	-	10.00	10.33
Minestrone.....	"	-	-	-	12.00	-	13.00	-	12.50	12.43	12.00	-	-	12.00
Pastal Furno.....	"	-	-	-	-	-	-	12.00	19.00	16.67	-	-	-	-
Secondo Misto.....	"	-	-	-	-	-	-	12.00	-	12.00	-	-	-	-
Cotelet /Veal.....	"	-	-	-	-	30.00	35.00	-	28.00	29.80	-	-	-	-
Fasting Meal Without Fish	"	-	-	11.33	12.33	14.00	13.33	10.00	15.50	12.59	10.67	11.00	8.00	9.75
Fasting Meal With Fish	"	-	-	-	-	-	-	-	-	-	-	-	-	-
'Suff Fitfit'.....	"	-	-	-	-	-	10.00	10.00	13.67	12.20	12.00	10.00	7.00	8.83
'Assa Cotelet'.....	"	-	-	-	-	-	30.00	-	-	30.00	-	-	-	-
'Assa Lebleb'.....	"	-	-	-	-	-	-	-	-	-	-	-	15.00	15.00

Group 2

Market Places

(ChuaIt, Gondar, Esete, Debre Tabor, Kobo, Weldiya,
Kombolcha, Dessie, Shewa Robit, Debre Birhan.)

Table 2 : Average Prices of Hotel Services by Region and Urban Market Places - Group 2 Market Places (Cont'd)

March 2011
Megabit 2003

		R E G I O N A N D M A R K E T P L A C E S									
		A M H A R A									
ITEM	UNIT	Chuahit	Gondar	Esete	Debre-Tabor	Kobo	Weldiya	Kombolcha	Dessie	Shewa-Robit	Debre-Birhan
P R I C E I N B I R R											
BED ROOM											
First Class.....	Per Night	15.00	63.33	23.33	18.33	25.00	30.00	53.33	53.33	70.00	53.33
Second Class.....	"	-	41.67	-	15.00	16.67	25.00	43.33	45.00	40.00	38.33
Third Class.....	"	-	-	-	-	-	-	30.00	35.00	40.00	30.00
MENU											
'Yebeg Key Wot'.....	Single Meal	-	-	-	-	15.67	15.50	15.50	21.67	15.00	16.33
'Yebere Key Wot'.....	"	-	-	-	-	-	-	16.50	15.00	15.00	-
'Yebeg Alich Wot'.....	"	-	-	-	-	12.33	17.50	-	-	-	-
'Yebere Alich Wot'.....	"	-	-	-	-	-	-	-	-	-	-
'Doro Wot'.....	"	-	-	-	-	-	-	16.00	28.50	-	-
'Minchet Abish'.....	"	-	-	-	-	-	19.00	-	16.67	-	17.50
'Yebeg Kikil'.....	"	-	-	-	-	13.00	16.00	15.67	17.83	15.00	16.33
'Yebere Kikil'.....	"	-	-	-	-	-	-	-	-	15.00	-
'Tripa'.....	"	-	-	-	-	-	-	-	-	-	-
'Yebeg Tibs'.....	"	-	-	-	-	16.00	17.50	20.67	24.00	-	18.33
'Yebere Tibs'.....	"	-	-	-	-	-	-	-	-	-	-
'Yebeg Dullet'.....	"	-	-	-	-	-	13.00	12.00	12.50	12.00	14.33
'Yebere Dullet'.....	"	-	-	-	-	-	-	-	-	12.00	-
'Kitfo'.....	"	-	-	-	-	-	-	32.00	26.17	-	32.50
'Gored Gored'.....	"	-	-	-	-	-	-	-	-	-	-
'Tire Siga'.....	Kg.	-	-	-	-	-	-	40.00	40.00	-	-
Scrambled Egg.....	Single Meal	-	11.67	12.00	12.00	10.67	11.00	10.00	12.25	12.50	15.00
Scrambled Egg With Meat	"	-	-	-	-	-	-	20.00	27.00	20.00	18.00
'Enjera Firfir'.....	"	-	10.33	10.00	9.00	10.00	12.50	12.50	11.17	10.67	10.67
'Quanta Firfir'.....	"	-	-	-	-	-	14.50	17.00	16.67	18.00	16.00
'Doro Firfir'.....	"	-	-	-	-	-	-	-	-	-	-
'Zilzil Tibs'.....	"	-	-	-	-	-	-	-	-	-	-
'Goden Tibs'.....	"	-	-	-	-	-	-	-	-	-	-
'Milasna Sember Tibs'...	"	-	-	-	-	-	-	-	-	-	-

Table 2 : Average Prices of Hotel Services by Region and Urban Market Places - Group 2 Market Places (Cont'd)

March 2011
Megabit 2003

ITEM	UNIT	R E G I O N A N D M A R K E T P L A C E S									
		A M H A R A									
		Chuahit	Gondar	Esete	Debre-Tabor	Kobo	Weldiya	Kombolcha	Dessie	Shewa-Robit	Debre-Birhan
P R I C E I N B I R R											
'Atiklt Besiga'.....	"	-	-	-	-	-	-	-	-	-	-
Roasted Lamb.....	"	-	-	-	-	-	-	-	-	-	-
Roasted Chicken.....	"	-	-	-	-	-	-	80.00	-	-	-
Spaghetti With Sauce...	"	7.50	14.33	10.00	10.00	12.00	11.50	14.00	14.00	12.67	13.00
Macaroni With Sauce...	"	-	-	9.33	10.00	-	12.50	12.00	12.50	-	12.50
Minestrone.....	"	-	14.00	-	10.00	-	-	12.00	-	-	11.50
Pastal Furno.....	"	-	-	-	-	-	-	-	-	-	-
Secondo Misto.....	"	-	-	-	-	-	-	14.00	-	-	-
Cotelet /Veal.....	"	-	-	-	-	-	-	-	-	-	-
Fasting Meal Without Fish	"	8.00	14.67	10.00	9.50	10.00	13.50	13.67	12.33	12.33	12.67
Fasting Meal With Fish	"	-	-	-	-	-	-	-	-	-	25.00
'Suff Fitfit'.....	"	-	-	-	10.00	10.00	-	12.00	-	-	11.00
'Assa Wot'/Fish/.....	"	-	-	-	-	-	-	-	18.50	-	-
'Assa Cotelet'.....	"	-	-	-	-	-	-	-	23.00	-	27.50
'Assa Lebleb'.....	"	-	-	-	-	-	-	16.00	19.17	-	22.00

Group 3

Market Places

**(Mota, Debre Markos, Dembecha, Bahir Dar, Sekota, Amde Werk,
Dangla, Chagni, Kemise, and Bati.)**

Table 3 : Average Prices of Hotel Services by Region and Urban Market Places - Group 3 Market Places (Cont'd)

March 2011
Megabit 2003

R E G I O N A N D M A R K E T P L A C E S												
ITEM	UNIT	A M H A R A										AMHARA AVERAGE
		Mota	Debre- markos	Dembecha	Bahir- Dar	Sekota	Amde Work	Danigla	Chagni	Kemise	Bati	
P R I C E I N B I R R												
BED ROOM												
First Class.....	Per Night	13.33	31.67	20.00	50.00	30.00	20.00	28.33	35.00	43.33	65.00	36.14
Second Class.....	"	-	25.00	15.00	40.00	25.00	15.00	25.00	27.50	-	-	32.19
Third Class.....	"	-	-	-	-	-	-	-	-	40.00	50.00	37.50
MENU												
'Yebeg Key Wot'.....	Single Meal	12.00	14.67	-	14.67	12.67	11.33	14.00	15.00	20.00	20.00	15.28
'Yebere Key Wot'.....	"	-	-	-	-	-	-	-	-	-	-	15.75
'Yebeg Alichu Wot'.....	"	-	-	-	-	12.50	-	-	-	-	-	13.86
'Yebere Alichu Wot'.....	"	-	-	-	-	-	-	-	-	-	-	-
'Doro Wot'.....	"	-	-	-	-	12.67	-	-	-	-	-	16.50
'Minchet Abish'.....	"	-	-	-	-	15.00	-	-	-	20.00	-	17.56
'Yebeg Kikil'.....	"	-	15.00	-	15.00	13.00	-	14.00	-	-	16.00	15.23
'Yebere Kikil'.....	"	-	-	-	-	-	-	-	-	-	-	15.00
'Tripa'.....	"	-	-	-	12.33	-	-	-	-	-	-	12.33
'Yebeg Tibs'.....	"	14.00	17.00	-	17.33	16.00	13.00	17.00	17.00	22.00	22.00	17.90
'Yebere Tibs'.....	"	-	-	-	-	-	-	-	-	-	-	-
'Yebeg Dullet'.....	"	8.00	10.00	-	10.33	8.67	7.67	10.33	12.00	16.00	10.67	11.12
'Yebere Dullet'.....	"	-	-	-	-	-	-	-	-	-	-	12.00
'Kitfo'.....	"	-	-	-	-	-	-	-	-	35.00	-	30.69
'Gored Gored'.....	"	-	-	-	-	-	-	-	-	35.00	-	35.00
'Tire Siga'.....	Kg.	-	-	-	-	40.00	-	-	-	45.67	40.00	41.31
Scrambled Egg.....	Single Meal	-	-	-	-	8.67	8.00	10.00	10.00	14.50	10.67	10.99
Scrambled Egg With Meat	"	-	-	-	-	15.33	10.00	14.00	-	20.00	17.33	17.72
'Enjera Firfir'.....	"	-	-	8.00	-	9.33	7.00	10.00	9.33	12.33	11.67	10.21
'Quanta Firfir'.....	"	11.00	-	-	14.33	12.50	-	-	-	21.00	19.00	16.06
'Doro Firfir'.....	"	-	-	-	-	15.00	-	-	-	-	-	15.00
'Zilzil Tibs'.....	"	-	-	-	-	-	-	-	-	42.50	-	42.50
'Goden Tibs'.....	"	-	-	-	-	-	-	-	-	-	-	-
'Milasna Sember Tibs'....	"	-	-	-	-	-	-	-	-	15.00	-	15.00

Table 3 : Average Prices of Hotel Services by Region and Urban Market Places - Group 3 Market Places (Cont'd)

March
Megabit 2011
2003

R E G I O N A N D M A R K E T P L A C E S												
I T E M	U N I T	A M H A R A									A M H A R A A V E R A G E	
		Mota	Debre- markos	Dembecha	Bahir- Dar	Sekota	Amde Work	Danigla	Chagni	Kemise		Bati
P R I C E I N B I R R												
'Atiklt Besiga'.....	"	-	-	-	-	15.00	-	-	-	20.00	-	17.50
Roasted Lamb.....	"	-	-	-	-	-	-	-	-	35.00	-	35.00
Roasted Chicken.....	"	-	-	-	-	30.00	-	-	-	50.00	-	53.33
Spaghetti With Sauce...	"	8.50	11.50	10.00	12.00	9.67	8.00	10.67	9.67	15.00	14.50	11.51
Macaroni With Sauce...	"	-	-	-	12.67	9.50	7.67	10.67	-	15.00	12.00	11.00
Minestrone.....	"	-	-	-	-	-	-	-	-	-	-	11.86
Pastal Furno.....	"	-	-	-	-	-	-	-	-	-	-	-
Secondo Misto.....	"	-	-	-	-	-	-	-	-	-	-	14.00
Cotelet /Veal.....	"	-	-	-	-	-	-	-	-	-	-	-
Fasting Meal Without Fish	"	7.67	10.00	8.00	11.67	9.33	6.67	11.33	9.33	14.00	12.00	10.84
Fasting Meal With Fish	"	-	-	-	-	-	-	-	-	-	-	25.00
'Suff Fitfit'.....	"	-	-	-	-	9.00	-	-	10.00	-	-	10.55
'Assa Wot'/Fish/.....	"	-	-	-	13.33	-	-	-	-	-	23.00	16.93
'Assa Cotelet'.....	"	-	-	-	18.00	-	-	20.00	-	-	-	21.50
'Assa Lebleb'.....	"	-	-	-	18.67	-	-	17.00	-	-	-	18.86

Group 4

Market Places

**(Ghimbi, Dembi Doio, Shambu, Nekemte, Bedele, Metu, Jima, Agaro,
Ambo, Weliso, Ejere and Fiche.)**

Table 4 : Average Prices of Hotel Services by Region and Urban Market Places - Group 4 Market Places (Cont'd)

March 2011
Megabit 2003

ITEM	UNIT	R E G I O N A N D M A R K E T P L A C E S											
		O R O M I Y A											
		Ghimbi	Dembi-dolo	Shambu	Nekemte	Sedele	Metu	Jimma	Agaro	Ambo	Weliso	Ejere	Fiche
P R I C E I N B I R R													
BED ROOM													
First Class.....	Per Night	36.67	35.00	26.67	33.33	50.00	43.33	25.00	25.00	53.33	50.00	20.00	36.67
Second Class.....	"	32.50	30.00	20.00	25.00	26.67	38.33	23.00	17.50	40.00	45.00	-	26.67
Third Class.....	"	25.00	12.00	-	-	-	32.50	-	-	-	25.00	-	21.00
MENU													
'Yebeg Key Wot'.....	Single Meal	14.67	12.00	11.00	15.00	11.33	12.00	-	-	15.00	15.00	-	-
'Yebere Key Wot'.....	"	-	12.00	10.00	-	10.00	-	15.00	-	15.00	-	-	-
'Yebeg Alichu Wot'.....	"	-	12.00	-	-	12.00	-	-	-	15.00	15.00	-	-
'Yebere Alichu Wot'.....	"	-	12.00	-	-	-	-	15.00	-	15.00	-	-	-
'Doro Wot'.....	"	22.00	32.50	-	-	-	-	-	-	20.00	-	-	-
'Minchet Abish'.....	"	15.33	-	12.00	-	-	-	15.00	-	17.50	15.00	-	-
'Yebeg Kikil'.....	"	16.33	16.00	12.00	15.00	10.00	14.50	-	-	17.67	15.00	-	-
'Yebere Kikil'.....	"	-	16.00	-	-	10.00	-	-	-	-	-	-	-
'Tripa'.....	"	-	-	-	-	-	-	-	-	13.00	-	-	-
'Yebeg Tibs'.....	"	17.33	16.00	14.00	17.00	15.00	17.33	-	-	18.67	18.50	-	-
'Yebere Tibs'.....	"	-	16.00	-	-	-	-	20.00	-	-	-	-	-
'Yebeg Dullet'.....	"	12.33	8.00	9.00	12.00	7.00	9.33	-	-	13.33	13.00	-	-
'Yebere Dullet'.....	"	-	-	-	-	-	-	-	-	-	-	-	-
'Kitfo'.....	"	25.33	20.00	20.00	30.00	-	19.33	28.00	-	24.00	22.00	-	-
'Gored Gored'.....	"	25.00	-	20.00	-	-	19.00	-	-	-	-	-	-
'Tire Siga'.....	Kg.	40.00	-	36.00	-	-	-	40.00	-	41.00	45.00	-	-
Scrambled Egg.....	Single Meal	11.33	10.00	9.33	15.00	10.00	15.00	14.00	-	13.67	11.00	9.33	-
Scrambled Egg With Meat	"	-	12.00	12.00	-	10.00	20.00	15.00	-	14.67	13.00	-	-
'Enjera Firfir'.....	"	10.67	7.00	9.33	12.00	8.00	10.00	10.00	-	11.00	12.00	7.50	10.00
'Quanta Firfir'.....	"	14.33	-	12.00	-	-	12.00	-	-	14.00	-	-	-
'Doro Firfir'.....	"	-	-	-	-	-	-	-	-	-	-	-	-
'Zilzil Tibs'.....	"	-	-	-	-	-	-	20.00	-	20.50	-	-	-
'Goden Tibs'.....	"	-	-	-	-	-	-	-	-	-	-	-	-
'Milasna Sember Tibs'...	"	-	15.00	-	12.00	-	-	14.00	-	13.50	-	-	-

Table 4 : Average Prices of Hotel Services by Region and Urban Market Places - Group 4 Market Places (Cont'd)

March 2011
Megabit 2003

ITEM	UNIT	R E G I O N A N D M A R K E T P L A C E S											
		O R O M I Y A											
		Ghimbi	Dembi-dolo	Shambu	Nekemte	Bedele	Metu	Jimma	Agaro	Ambo	Weliso	Ejere	Fiche
P R I C E I N B I R R													
'Atiklt Besiga'.....	"	15.00	12.00	-	-	-	12.00	14.00	-	15.50	-	-	-
Roasted Lamb.....	"	-	-	-	-	-	-	-	-	20.00	-	-	-
Roasted Chicken.....	"	-	-	-	-	-	-	-	-	-	-	-	-
Spaghetti With Sauce...	"	10.00	9.00	-	12.00	10.00	12.00	11.00	7.00	11.33	12.33	8.33	12.00
Macaroni With Sauce...	"	-	8.00	-	12.00	10.00	12.00	13.00	8.00	-	13.50	-	-
Minestrone.....	"	-	-	-	-	-	-	9.00	8.00	-	-	-	-
Pastal Furno.....	"	-	-	-	-	-	-	-	-	-	-	-	-
Secondo Misto.....	"	-	-	-	-	-	-	-	-	-	-	-	-
Cotelet /Veal.....	"	-	-	-	-	-	-	-	-	-	-	-	-
Fasting Meal Without Fish	"	11.67	6.00	8.00	11.33	9.33	11.00	12.50	6.33	11.33	10.33	8.00	12.00
Fasting Meal With Fish	"	-	-	-	-	-	-	-	-	-	28.50	-	24.67
'Suff Fitfit'.....	"	-	-	-	-	-	-	10.00	7.00	-	10.00	7.00	10.00
'Assa Wot'/Fish/.....	"	-	-	-	-	-	-	20.00	-	14.00	18.00	-	15.00
'Assa Cotelet'.....	"	-	-	-	-	-	-	-	15.00	-	21.50	-	24.33
'Assa Lebleb'.....	"	-	-	-	-	-	-	20.00	-	18.00	15.00	-	20.33

Group 5

Market Places

(Nazareth, Shashemene, Diksise, Asela, Asebe Teferi, Bedessa, Alemaya, Boreda, Adaba, Robe, Hagera Mariam and Negele Borena.)

Table 5 : Average Prices of Hotel Services by Region and Urban Market Places - Group 5 Market Places (Cont'd)

March 2011
Megabit 2003

R E G I O N A N D M A R K E T P L A C E S														
ITEM	UNIT	O R O M I Y A												OROMIYA AVERAGE
		Nazareth	Shashe- mene	Diksise	Asella	Asebe- Teferi	Bedessa	Alemaya	Boreda	Adaba	Robe	Hagere- Mariam	Negele- Borena	
P R I C E I N B I R R														
BED ROOM														
First Class.....	Per Night	106.67	78.67	16.67	45.00	46.67	36.67	40.00	20.00	55.00	36.67	52.50	63.33	43.30
Second Class.....	"	49.67	37.67	10.00	33.33	31.67	25.00	40.00	-	33.33	-	40.00	45.00	32.67
Third Class.....	"	-	-	-	22.50	-	-	-	-	-	-	-	30.00	24.09
MENU														
'Yebeg Key Wot'.....	Single Meal	24.00	19.00	-	15.00	14.00	12.00	13.00	-	10.00	-	-	-	13.95
'Yebere Key Wot'.....	"	15.00	19.00	-	-	-	-	-	-	-	10.67	14.00	-	12.56
'Yebeg Alichu Wot'.....	"	24.00	19.00	-	-	14.00	-	14.00	-	10.00	-	-	-	15.63
'Yebere Alichu Wot'.....	"	15.00	19.00	-	-	-	-	-	-	-	10.67	14.00	-	13.54
'Doro Wot'.....	"	35.00	-	-	-	-	-	-	15.00	-	-	-	-	26.17
'Minchet Abish'.....	"	25.00	-	-	-	17.50	12.00	-	-	10.00	-	-	-	16.33
'Yebeg Kikil'.....	"	24.00	19.00	-	15.00	14.00	12.00	12.00	-	11.00	10.67	-	-	14.72
'Yebere Kikil'.....	"	15.00	19.00	-	-	-	-	-	-	-	-	-	-	15.25
'Tripa'.....	"	25.00	-	-	-	-	-	-	-	-	-	-	-	19.00
'Yebeg Tibs'.....	"	31.67	22.00	-	17.33	18.50	14.00	12.00	15.00	13.00	11.00	15.00	-	16.82
'Yebere Tibs'.....	"	46.00	-	-	-	-	-	-	-	-	-	-	-	29.43
'Yebeg Dullet'.....	"	19.00	16.00	-	12.00	14.00	-	12.00	-	8.00	8.00	-	-	11.18
'Yebere Dullet'.....	"	15.00	-	-	-	-	-	12.00	-	-	-	-	-	13.80
'Kitfo'.....	"	45.33	35.00	-	25.00	-	-	22.50	-	-	20.00	-	-	25.53
'Gored Gored'.....	"	-	-	-	-	20.00	-	-	-	10.00	11.00	-	-	18.15
'Tire Siga'.....	Kg.	46.00	-	-	40.00	-	-	50.00	-	-	-	35.00	-	41.00
Scrambled Egg.....	Single Meal	16.67	13.00	-	15.00	14.50	8.00	-	10.00	8.00	-	-	-	11.94
Scrambled Egg With Meat	"	20.00	19.00	-	15.00	18.00	-	15.00	-	-	-	-	-	15.10
'Enjera Firfir'.....	"	17.33	-	6.33	12.00	11.33	10.00	10.00	7.00	5.00	-	8.33	8.67	9.77
'Quanta Firfir'.....	"	22.67	-	-	16.50	-	-	-	-	13.00	-	-	-	15.67
'Doro Firfir'.....	"	30.00	-	-	-	-	-	-	-	-	-	-	-	30.00
'Zilzil Tibs'.....	"	44.00	-	-	-	-	-	-	-	-	-	-	-	34.50
'Goden Tibs'.....	"	20.00	-	-	-	-	-	-	-	-	-	-	-	20.00
'Milasna Sember Tibs'...	"	15.00	-	-	-	-	-	-	-	-	-	-	-	14.30

Table 5 : Average Prices of Hotel Services by Region and Urban Market Places - Group 5 Market Places (Cont'd)

March 2011
Megabit 2003

R E G I O N A N D M A R K E T P L A C E S														
ITEM	UNIT	O R O M I Y A											OROMIYA AVERAGE	
		Nazareth	Shashe- mene	Diksise	Asella	Asebe- Teferi	Bedessa	Alemaya	Boreda	Adaba	Robe	Hagere- Mariam		Negele- Borena
P R I C E I N B I R R														
'Atiklt Besiga'.....	"	21.00	19.00	-	-	-	-	-	-	-	-	-	-	15.29
Roasted Lamb.....	"	35.00	-	-	-	-	-	-	-	-	-	-	-	30.00
Roasted Chicken.....	"	45.00	-	-	-	-	-	-	-	-	-	-	10.00	33.33
Spaghetti With Sauce...	"	18.33	16.00	-	11.33	14.00	12.00	12.67	9.33	-	-	10.50	8.00	11.56
Macaroni With Sauce...	"	18.33	16.00	6.50	11.00	14.00	12.00	-	10.00	-	-	-	7.00	11.82
Minestrone.....	"	20.00	-	-	-	-	-	-	-	-	-	-	-	13.20
Pastal Furno.....	"	-	-	-	-	-	-	-	-	-	-	-	-	-
Secondo Misto.....	"	15.00	22.00	-	-	20.00	-	-	-	-	-	-	-	17.40
Cotelet /Veal.....	"	25.00	-	-	-	-	-	-	-	-	-	-	-	25.00
Fasting Meal Without Fish	"	18.33	15.00	5.33	11.67	12.33	10.00	12.67	7.00	5.00	7.00	9.00	7.33	9.89
Fasting Meal With Fish	"	33.33	24.33	-	-	-	10.00	-	-	-	-	-	-	23.86
'Suff Fitfit'.....	"	22.00	14.00	-	12.00	12.00	-	10.00	-	-	-	-	8.00	10.50
'Assa Wot'/Fish/.....	"	28.67	22.00	-	-	-	-	13.50	-	-	-	-	-	21.29
'Assa Cotelet'.....	"	31.67	23.00	-	-	-	-	-	-	-	-	-	-	24.58
'Assa Lebleb'.....	"	31.67	21.33	-	-	-	-	18.00	-	-	-	-	-	22.07

Group 6

Market Places

(Shinele, Arere, Jig Jiga, Hartshek, Dollo, Moyale, Mambook, Mender Sebat, Assosa, Bambasi, Kemashi, and Ageio Meti.)

Table 6 : Average Prices of Hotel Services by Region and Urban Market Places - Group 6 Market Places (Cont'd)

March 2011
Megabit 2003

R E G I O N A N D M A R K E T P L A C E S															
ITEM	UNIT	S O M A L I E						B E N : S H A N G U L - G U M U Z						BEN- GUMUZ AVERAGE	
		Shinile	Arere	Jigjiga	Hartshek	Dolo	Moyale	SOMALI AVERAGE	Mambook	Mender- Sebat	Asossa	Bambasi	Kemashi		Agelo- meti
P R I C E I N B I R R															
BED ROOM															
First Class.....	Per Night	-	-	78.33	18.33	20.00	35.00	37.92	20.00	21.67	110.00	30.00	20.00	25.00	39.38
Second Class.....	"	-	-	69.50	-	-	-	69.50	15.00	18.33	65.00	-	-	-	33.33
Third Class.....	"	-	-	48.00	-	-	-	48.00	10.00	-	30.00	-	-	-	23.33
MENU															
'Yebeq Key Wot'.....	Single Meal	-	-	20.00	15.00	14.00	13.00	17.00	11.00	10.00	14.00	11.00	13.00	-	11.60
'Yebere Key Wot'.....	"	-	-	20.00	-	-	13.00	18.25	-	-	-	11.00	-	10.50	10.67
'Yebeq Alichu Wot'.....	"	-	-	-	15.00	-	13.00	14.00	-	-	12.00	11.00	13.00	-	11.75
'Yebere Alichu Wot'.....	"	-	-	-	-	-	13.00	13.00	-	-	-	11.00	-	-	11.00
'Doro Wot'.....	"	-	-	-	-	-	-	-	-	-	-	20.00	20.00	16.00	18.00
'Minchet Abish'.....	"	-	-	18.50	-	-	-	18.50	-	-	15.50	15.00	13.00	-	14.75
'Yebeq Kikil'.....	"	-	-	17.67	13.50	14.00	13.00	15.29	-	-	14.00	12.00	-	-	13.00
'Yebere Kikil'.....	"	-	-	-	-	-	13.00	13.00	-	-	-	-	-	-	-
'Tripa'.....	"	-	-	-	-	-	-	-	-	-	12.00	-	-	-	12.00
'Yebeq Tibs'.....	"	-	-	20.00	20.00	16.00	14.00	18.57	14.00	13.00	19.00	15.00	16.00	13.00	15.00
'Yebere Tibs'.....	"	-	-	-	-	-	14.00	14.00	-	-	-	15.00	-	11.00	13.00
'Yebeq Dullet'.....	"	-	-	12.33	13.50	12.00	10.00	12.29	9.00	10.00	13.50	8.00	8.00	7.00	9.50
'Yebere Dullet'.....	"	-	-	-	-	-	-	-	-	-	-	-	-	-	-
'Kitfo'.....	"	-	-	25.00	-	-	20.00	22.50	-	-	24.50	17.50	-	-	21.00
'Gored Gored'.....	"	-	-	-	-	-	-	-	-	-	24.50	17.50	-	-	21.00
'Tire Siga'.....	Kg.	-	-	-	-	-	35.00	35.00	-	-	50.00	46.00	-	-	48.00
Scrambled Egg.....	Single Meal	-	-	12.67	-	14.00	13.00	13.00	-	9.00	13.50	11.00	10.00	7.50	10.38
Scrambled Egg With Meat	"	-	-	15.33	-	-	-	15.33	-	-	14.00	12.00	13.00	-	13.25
'Enjera Firfir'.....	"	-	-	10.00	9.33	10.00	8.50	9.44	-	6.67	14.00	10.00	8.00	8.00	9.45
'Quanta Firfir'.....	"	-	-	-	-	-	10.00	10.00	-	-	14.50	12.00	10.00	10.00	12.20
'Doro Firfir'.....	"	-	-	-	-	-	-	-	-	-	-	-	-	-	-
'Zilzil Tibs'.....	"	-	-	-	-	-	40.00	40.00	-	-	-	-	-	-	-
'Goden Tibs'.....	"	-	-	-	-	-	40.00	40.00	-	-	-	-	-	-	-
'Milasna Sember Tibs'...	"	-	-	-	-	-	15.00	15.00	-	-	15.00	15.00	-	-	15.00

Table 6 : Average Prices of Hotel Services by Region and Urban Market Places - Group 6 Market Places (Cont'd)

March 2011
Megabit 2003

R E G I O N A N D M A R K E T P L A C E S															
ITEM	UNIT	S O M A L I E					SOMALI AVERAGE	B E N I S H A N G U L - G U M U Z						BEN- GUMUZ AVERAGE	
		Shinile	Arere	Jigjiga	Hartshek	Dolo		Moyale	Mambook	Mender- Sebat	Asossa	Bambasi	Kemashi		Agelo- meti
P R I C E I N B I R R															
'Atiklt Besiga'.....	"	-	-	-	-	-	-	-	-	-	12.00	-	-	12.00	
Roasted Lamb.....	"	-	-	-	-	-	-	-	-	40.00	-	-	-	40.00	
Roasted Chicken.....	"	-	-	-	-	-	-	-	-	-	-	-	-	-	
Spaghetti With Sauce...	"	-	-	16.00	9.33	10.67	9.00	11.45	-	-	16.33	-	7.00	10.00	13.20
Macaroni With Sauce...	"	-	-	14.67	8.67	10.00	-	11.25	-	-	-	-	-	6.00	6.00
Minestrone.....	"	-	-	-	-	-	-	-	-	15.00	-	-	-	-	15.00
Pastal Furno.....	"	-	-	-	-	-	-	-	-	-	-	-	-	-	-
Secondo Misto.....	"	-	-	-	-	-	-	-	-	-	-	-	-	-	-
Cotelet /Veal.....	"	-	-	-	-	-	-	-	-	-	-	-	-	-	-
Fasting Meal Without Fish	"	-	-	15.67	10.00	8.00	8.00	10.42	8.00	7.00	13.00	10.00	7.00	6.00	8.47
Fasting Meal With Fish	"	-	-	-	-	-	-	-	-	-	-	-	-	-	-
'Suff Fitfit'.....	"	-	-	9.33	-	-	-	9.33	-	-	13.50	-	-	-	13.50
'Assa Wot' /Fish/.....	"	-	-	-	-	-	15.00	15.00	-	-	-	-	-	-	-
'Assa Cotelet'.....	"	-	-	-	-	-	-	-	-	-	-	-	-	-	-
'Assa Leleb'.....	"	-	-	-	-	-	20.00	20.00	-	-	-	-	-	-	-

Group 7

Market Places

**(Welkite, Butajira, Hosahna, Shone, Doyugena, Alaba, Awasa,
Hagere Selam, Dilla, and Yirgacheffe.)**

Table 7 : Average Prices of Hotel Services by Region and Urban Market Places - Group 7 Market Places (Cont'd)

March 2011
Megabit 2003

ITEM	UNIT	R E G I O N A N D M A R K E T P L A C E S									
		S N N P									
		Welkite	Butajira	Hosahna	Shone	Doyugena	Alaba	Awasa	Hagere-Selam	Dilla	Yirega-chefie
P R I C E I N B I R R											
BED ROOM											
First Class.....	Per Night	38.33	50.00	41.67	28.33	16.67	33.33	63.33	25.00	45.00	33.33
Second Class.....	"	32.50	33.33	33.33	25.00	-	25.67	45.00	20.00	36.67	20.00
Third Class.....	"	-	25.00	28.33	-	-	25.00	32.50	-	-	-
MENU											
'Yebeg Key Wot'.....	Single Meal	-	-	-	13.00	-	14.00	18.00	-	-	-
'Yebere Key Wot'.....	"	-	-	15.00	-	10.00	12.00	-	-	-	16.00
'Yebeg Alich Wot'.....	"	-	-	16.00	-	-	13.00	17.00	-	-	-
'Yebere Alich Wot'.....	"	-	-	-	-	-	-	-	-	-	16.00
'Doro Wot'.....	"	-	-	-	-	-	-	27.50	-	-	25.00
'Minchet Abish'.....	"	-	-	-	13.00	-	-	20.00	-	-	16.00
'Yebeg Kikil'.....	"	-	-	16.00	13.00	-	8.50	19.33	-	-	-
'Yebere Kikil'.....	"	-	-	-	-	-	13.00	-	-	-	-
'Tripa'.....	"	-	-	-	-	-	-	-	-	-	16.00
'Yebeg Tibs'.....	"	-	-	18.00	14.00	-	15.50	21.67	-	-	-
'Yebere Tibs'.....	"	-	-	-	-	13.00	14.00	-	-	-	20.00
'Yebeg Dullet'.....	"	-	-	15.00	10.00	-	9.00	13.00	-	-	-
'Yebere Dullet'.....	"	-	-	-	-	-	-	-	-	-	-
'Kitfo'.....	"	-	-	30.00	-	20.00	20.00	36.67	-	-	25.00
'Gored Gored'.....	"	-	-	-	14.00	-	14.00	40.00	-	-	-
'Tire Siga'.....	Kg.	-	48.00	-	-	43.00	-	46.00	-	-	-
Scrambled Egg.....	Single Meal	-	13.67	9.00	12.00	-	-	15.00	-	-	14.50
Scrambled Egg With Meat	"	-	-	10.00	-	-	-	17.33	-	-	20.00
'Enjera Firfir'.....	"	11.00	12.00	-	6.00	-	10.00	13.00	6.67	-	8.67
'Quanta Firfir'.....	"	-	-	-	-	-	-	20.00	-	-	-
'Doro Firfir'.....	"	-	-	-	-	-	-	25.00	-	-	-
'Zilzil Tibs'.....	"	-	-	-	-	-	14.00	-	-	-	-
'Goden Tibs'.....	"	-	-	-	-	-	-	-	-	-	-
'Milasna Sember Tibs'...	"	-	-	-	-	-	7.00	-	-	-	20.00

296
 2011
 2003
 M

Table 7 : Average Prices of Hotel Services by Region and Urban Market Places - Group 7 Market Places (Cont'd)

March 2011
 Megabit 2003

R E G I O N A N D M A R K E T P L A C E S											
ITEM	UNIT	S N N P									
		Welkite	Butajira	Hosahna	Shone	Doyugena	Alaba	Awasa	Hagere-Selam	Dilla	Yirega-chefie
P R I C E I N B I R R											
'Atiklt Besiga'.....	"	-	-	-	13.00	-	-	16.67	-	-	20.00
Roasted Lamb.....	"	-	-	-	-	-	-	-	-	-	-
Roasted Chicken.....	"	-	-	-	-	-	-	-	-	-	40.00
Spaghetti With Sauce...	"	12.33	12.00	12.00	6.00	-	11.00	14.33	7.67	12.50	10.67
Macaroni With Sauce...	"	12.33	12.33	10.00	6.00	-	11.00	-	7.00	-	12.50
Minestrone.....	"	12.67	-	-	-	-	-	-	-	-	-
Pastal Furno.....	"	-	-	-	-	-	-	-	-	-	-
Secondo Misto.....	"	-	-	-	13.00	-	-	-	-	-	-
Cotelet /Veal.....	"	-	-	-	-	-	-	-	-	-	-
Fasting Meal Without Fish	"	11.67	12.67	12.00	6.33	5.00	9.33	13.00	5.00	9.67	8.67
Fasting Meal With Fish	"	-	23.50	-	-	-	-	-	-	-	-
'Suff Fitfit'.....	"	10.00	-	-	-	-	-	-	-	8.00	-
'Assa Wot'/Fish/.....	"	15.00	22.50	-	-	-	-	20.00	-	15.00	-
'Assa Cotelet'.....	"	18.00	24.50	-	-	-	-	20.67	-	-	-
'Assa Lebleb'.....	"	15.00	22.00	-	-	-	-	20.67	-	17.00	-

Group 8

Market Places

**(Welayita Sodo, Bodite, Jinka, Dimeka, Masha, Tepi, Bonga,
Chana, Arba Minch, and Sawla.)**

Table 8 : Average Prices of Hotel Services by Region and Urban Market Places - Group 8 Market Places (Cont'd)

March 2011
Megabit 2003

ITEM	UNIT	R E G I O N A N D M A R K E T P L A C E S									
		S N N P									
		Welayita sodo	Bodite	Jinka	Dimeka	Masha	Tepi	Bonga	Chana	Arba- minch	Sawla
P R I C E I N B I R R											
BED ROOM											
First Class.....	Per Night	58.33	25.00	30.00	28.33	43.33	50.00	33.33	23.33	38.33	40.00
Second Class.....	"	33.33	20.00	25.00	-	27.50	33.33	46.67	-	25.00	28.33
Third Class.....	"	20.00	-	-	-	21.67	25.00	-	-	-	-
MENU											
'Yebeg Key Wot'.....	Single Meal	14.00	11.00	-	-	12.00	13.33	15.00	10.00	-	-
'Yebere Key Wot'.....	"	14.00	11.00	-	-	-	-	-	10.00	-	-
'Yebeg Aliche Wot'.....	"	14.80	-	-	-	12.00	13.00	15.00	10.00	-	-
'Yebere Aliche Wot'.....	"	14.00	-	-	-	-	-	-	-	-	-
'Doro Wot'.....	"	-	-	-	-	-	-	30.00	-	-	-
'Minchet Abish'.....	"	14.00	-	-	-	-	-	20.00	-	-	-
'Yebeg Kikil'.....	"	14.00	-	-	-	13.00	13.33	15.00	-	-	-
'Yebere Kikil'.....	"	14.00	-	-	-	-	-	-	-	-	-
'Tripa'.....	"	17.00	-	-	-	-	-	-	-	-	-
'Yebeg Tibs'.....	"	15.83	13.00	-	-	16.50	14.67	17.50	12.00	-	-
'Yebere Tibs'.....	"	14.50	13.00	-	-	-	-	-	-	-	-
'Yebeg Dullet'.....	"	14.33	-	-	-	8.00	9.33	12.50	6.00	-	-
'Yebere Dullet'.....	"	-	-	-	-	-	-	-	-	-	-
'Kitfo'.....	"	25.00	-	-	-	19.00	-	25.00	-	-	-
'Gored Gored'.....	"	11.00	13.00	-	-	18.00	-	-	-	-	-
'Tire Siga'.....	Kg.	40.00	-	-	-	-	-	-	-	-	-
Scrambled Egg.....	Single Meal	10.67	8.00	10.00	-	10.00	-	14.00	10.00	-	10.00
Scrambled Egg With Meat	"	12.67	-	-	-	12.00	-	17.00	12.00	-	-
'Enjera Firfir'.....	"	10.00	8.00	7.00	-	8.00	7.67	14.00	5.00	9.20	6.67
'Quanta Firfir'.....	"	-	-	-	-	13.00	-	20.00	-	-	-
'Doro Firfir'.....	"	-	-	-	-	-	-	-	-	-	-
'Zilzil Tibs'.....	"	17.00	-	-	-	-	-	25.00	-	-	-
'Goden Tibs'.....	"	-	-	-	-	-	-	-	-	-	-
'Milasna Sember Tibs'...	"	15.00	-	-	-	-	-	-	-	-	-

Table 8 : Average Prices of Hotel Services by Region and Urban Market Places - Group 8 Market Places (Cont'd)

March 2011
Megabit 2003

ITEM	UNIT	R E G I O N A N D M A R K E T P L A C E S									
		S N N P									
		Welayita sodo	Bodite	Jinka	Dimeka	Masha	Tepi	Bonga	Chana	Arba- minch	Sawla
P R I C E I N B I R R											
'Atiklt Besiga'.....	"	14.33	-	-	-	12.00	-	17.00	-	-	-
Roasted Lamb.....	"	-	-	-	-	-	-	25.00	-	-	-
Roasted Chicken.....	"	-	-	-	-	-	-	-	-	-	-
Spaghetti With Sauce...	"	9.33	5.00	7.67	7.00	10.00	8.67	16.50	6.00	9.20	7.33
Macaroni With Sauce...	"	9.33	-	-	-	-	-	14.00	6.00	-	7.50
Minestrone.....	"	15.00	-	-	-	-	-	20.00	-	-	-
Pastal Furno.....	"	-	-	-	-	-	-	-	-	-	-
Secondo Misto.....	"	-	11.00	-	-	-	-	-	-	-	-
Cotelet /Veal.....	"	-	-	-	-	-	-	-	-	-	-
Fasting Meal Without Fish	"	9.67	6.00	7.00	7.00	8.00	9.33	12.33	5.00	9.20	7.00
Fasting Meal With Fish	"	25.00	-	-	-	-	-	-	-	-	-
'Suff Fitfit'.....	"	10.00	-	6.00	-	-	-	-	-	-	6.00
'Assa Wot'/Fish/.....	"	20.00	-	10.00	10.00	-	-	-	-	17.00	-
'Assa Cotelet'.....	"	24.00	-	-	-	-	-	-	-	50.00	-
'Assa Lebleb'.....	"	25.00	-	-	-	-	-	-	-	29.33	-

Group 9

Market Places

(Shewa Bench, MizanTeferi, Deri, Amaro Kelle, Soyama, Karat, Gidole, Tercha, Beste Chere, Lasoka, and Amaya.)

Table 9 : Average Prices of Hotel Services by Region and Urban Market Places - Group 9 Market Places (Cont'd)

March 2011
Megabit 2003

ITEM	UNIT	R E G I O N A N D M A R K E T P L A C E S											SNNPR AVERAGE
		S N N P											
		Shewa- Bench	Mizan- Teferi	Deri	Amaro Kele	Soyama	Karat	Gicole	Waka	Beste- chere	Lasoka	Amaya	
P R I C E I N B I R R													
BED ROOM													
First Class.....	Per Night	25.00	83.33	-	25.00	30.00	43.33	27.50	-	-	23.33	13.33	37.27
Second Class.....	"	-	62.67	-	17.50	25.00	30.00	-	-	-	20.00	-	31.91
Third Class.....	"	-	52.00	-	-	-	-	-	-	14.00	-	-	26.95
MENU													
'Yebeg Key Wot'.....	Single Meal	11.00	14.00	-	11.00	-	-	-	-	10.00	-	-	13.32
'Yebere Key Wot'.....	"	-	-	-	-	10.00	-	-	-	10.00	12.00	-	12.50
'Yebeg Alichu Wot'.....	"	-	13.00	-	-	-	-	-	-	-	-	-	14.21
'Yebere Alichu Wot'.....	"	-	-	-	-	10.00	-	-	-	-	12.00	-	12.91
'Doro Wot'.....	"	-	-	-	-	-	-	-	-	15.00	-	-	25.00
'Minchet Abish'.....	"	-	13.00	-	-	-	-	-	-	9.00	-	-	14.58
'Yebeg Kikil'.....	"	-	14.67	-	12.00	-	-	-	-	10.00	-	-	13.93
'Yebere Kikil'.....	"	-	-	-	-	10.00	-	-	-	10.00	12.00	-	12.42
'Tripa'.....	"	-	-	-	-	-	-	-	-	-	-	-	16.67
'Yebeg Tibs'.....	"	13.00	16.33	-	12.00	-	-	-	-	13.00	-	-	15.88
'Yebere Tibs'.....	"	-	13.00	-	-	-	-	-	-	11.00	13.00	-	13.92
'Yebeg Dullet'.....	"	8.00	7.33	-	8.00	-	-	-	-	8.00	-	-	10.90
'Yebere Dullet'.....	"	-	-	-	-	-	-	-	-	-	-	-	-
'Kitfo'.....	"	-	20.00	-	-	-	-	-	-	-	-	-	25.62
'Gored Gored'.....	"	-	22.00	-	-	-	-	-	-	-	-	-	16.64
'Tire Siga'.....	Kg.	-	-	-	42.00	30.00	-	-	-	35.00	30.00	-	39.71
Scrambled Egg.....	Single Meal	10.00	12.67	-	12.00	-	9.00	-	-	10.00	-	-	11.26
Scrambled Egg With Meat	"	-	14.00	-	12.00	-	-	-	-	12.00	-	-	13.90
'Enjera Firfir'.....	"	7.50	11.33	-	6.67	-	6.00	-	-	6.00	-	5.00	8.49
'Quanta Firfir'.....	"	-	13.00	-	-	-	-	-	-	-	-	-	15.80
'Doro Firfir'.....	"	-	-	-	-	-	-	-	-	-	-	-	25.00
'Zilzil Tibs'.....	"	-	22.00	-	-	-	-	-	-	-	13.00	-	17.75
'Godan Tibs'.....	"	-	22.00	-	-	-	-	-	-	-	-	-	22.00
'Milasna Sember Tibs'...	"	-	16.00	-	-	-	-	-	-	10.00	7.00	-	13.64

Table 9 : Average Prices of Hotel Services by Region and Urban Market Places - Group 9 Market Places (Cont'd)

March
Megabit 2011
2003

ITEM	UNIT	R E G I O N A N D M A R K E T P L A C E S											SNNPR AVERAGE
		S N N P											
		Shewa- Bench	Mizan- Teferi	Deri	Amaro Kele	Soyama	Karat	Gidole	Waka	Beste- chere	Lasoka	Amaya	
P R I C E I N B I R R													
'Atiklt Besiga'.....	"	-	13.00	-	-	-	-	-	-	10.00	-	-	14.71
Roasted Lamb.....	"	-	-	-	-	-	-	-	-	-	-	-	25.00
Roasted Chicken.....	"	-	-	-	-	-	-	-	-	-	-	-	40.00
Spaghetti With Sauce...	"	7.67	13.00	-	7.00	10.75	6.67	6.00	-	6.00	6.00	6.00	9.08
Macaroni With Sauce...	"	-	10.00	-	-	-	6.50	-	-	6.00	-	-	9.54
Minestrone.....	"	-	-	-	7.00	-	-	-	-	-	-	-	13.89
Pastal Furno.....	"	-	-	-	-	-	-	-	-	-	-	-	-
Secondo Misto.....	"	-	-	-	-	-	-	-	-	-	-	-	12.00
Cotelet /Veal.....	"	-	-	-	-	-	-	-	-	-	-	-	-
Fasting Meal Without Fish	"	8.00	13.33	4.00	6.00	5.00	6.00	6.00	-	5.00	5.00	5.00	8.00
Fasting Meal With Fish	"	-	-	-	-	-	-	-	-	-	-	-	24.50
'Suff Fitfit'.....	"	-	10.00	-	-	-	-	-	-	-	-	-	9.23
'Assa Wot'/Fish/.....	"	-	-	-	-	-	-	-	-	-	-	-	17.29
'Assa Cotelet'.....	"	-	-	-	-	-	-	-	-	-	-	-	24.92
'Assa Leleb'.....	"	-	-	-	-	-	-	-	-	-	-	-	23.29

Group 10

Market Places

**(Merkato, Kera, Zenebe Werk, Gergi, Saris, Kotebe,
Ferensay Legasione, Shola/Yeka, Asko, Adisu Gebeya,
Efoyita Gebeya, and Akakai.)**




Table 10 : Average Prices of Hotel Services by Region and Urban Market Places - Group 10 Market Places (Cont'd)

March 2011
Megabit 2003

		R E G I O N A N D M A R K E T P L A C E S												
ITEM	UNIT	A D D I S A B A B A											ADDIS ABABA AVERAGE	
		Merkato	Kera	Zenebe work	Gergi	Saris	Kotebe	Ferensay Legasion	Shola (yeka)	Asko	Addisu- Gebeya	Efoyita Gebeya		Akaki
P R I C E I N B I R R														
BED ROOM														
First Class.....	Per Night	91.58	86.67	61.67	60.00	113.00	52.50	150.33	70.00	50.00	61.67	63.33	60.00	78.48
Second Class.....	"	69.67	71.67	50.00	50.00	90.00	37.50	105.50	60.00	40.00	53.67	50.00	40.00	61.50
Third Class.....	"	45.88	-	-	-	50.00	-	-	-	35.00	40.00	40.00	-	41.68
MENU														
'Yebeg Key Wot'.....	Single Meal	27.00	23.00	-	22.00	20.50	20.00	29.52	16.03	16.67	20.00	40.33	-	23.94
'Yebere Key Wot'.....	"	-	18.00	-	-	-	-	-	-	-	-	-	-	18.00
'Yebeg Alichu Wot'.....	"	35.00	21.00	-	22.00	20.50	-	-	-	16.67	-	20.33	-	21.07
'Yebere Alichu Wot'.....	"	-	-	-	-	-	-	-	-	-	-	-	-	-
'Doro Wot'.....	"	-	-	-	-	-	-	40.25	-	-	-	-	-	40.25
'Minchet Abish'.....	"	17.00	19.50	-	-	18.00	-	-	14.70	16.00	20.00	14.00	-	17.01
'Yebeg Kikil'.....	"	25.67	19.67	21.00	22.00	19.00	-	28.58	19.70	17.00	20.00	18.67	-	21.42
'Tripa'.....	"	-	-	-	-	-	-	-	-	-	-	-	-	-
'Yebeg Tibs'.....	"	30.33	25.00	27.00	28.00	24.00	-	30.18	36.33	19.33	21.50	22.00	-	26.63
'Yebere Tibs'.....	"	-	-	-	-	-	-	-	-	-	-	25.00	-	25.00
'Yebeg Dullet'.....	"	22.00	15.67	17.00	-	14.50	-	16.87	18.03	13.50	18.00	16.50	-	17.15
'Yebere Dullet'.....	"	-	-	-	-	-	-	-	-	15.00	-	-	-	15.00
'Kitfo'.....	"	43.33	50.00	38.33	-	42.50	-	45.08	38.50	35.00	49.00	35.00	-	42.40
'Gored Gored'.....	"	-	-	-	-	-	-	40.25	-	-	-	-	-	40.25
'Tire Siga'.....	Kg.	-	-	62.00	-	-	-	-	-	-	-	62.00	-	62.00
Scrambled Egg.....	Single Meat	10.00	13.00	15.00	11.67	15.00	-	11.50	13.93	12.67	13.50	14.00	14.00	13.20
Scrambled Egg With Meat	"	19.67	16.00	18.00	-	-	-	16.68	-	14.00	14.50	16.50	-	16.58
'Enjera Firfir'.....	"	17.33	13.00	16.67	14.67	14.33	-	-	13.27	10.00	12.00	11.50	12.33	13.58
'Quanta Firfir'.....	"	22.00	18.00	24.33	-	15.00	-	24.57	22.05	15.00	-	14.50	18.00	20.04
'Doro Firfir'.....	"	-	-	-	20.67	-	-	-	15.00	-	-	-	-	19.25
'Zilzil Tibs'.....	"	-	-	-	-	-	-	-	-	-	-	-	-	-
'Goden Tibs'.....	"	-	-	-	-	-	-	-	-	-	-	-	-	-
'Milasna Sember Tibs'....	"	24.00	-	-	-	-	-	-	-	-	17.00	-	-	20.50
'Atiklt Besiga'.....	"	26.00	-	-	-	-	-	-	14.00	-	-	17.00	-	19.50

Table 10 : Average Prices of Hotel Services by Region and Urban Market Places - Group 10 Market Places (Cont'd)

March 2011
Megabit 2003

ITEM	UNIT	R E G I O N A N D M A R K E T P L A C E S											ADDIS ABABA AVERAGE	
		A D D I S A B A B A												
		Merkato	Kera	Zenebe work	Gergi	Saris	Kotebe	Ferensay Legasion	Shola (yeka)	Asko	Addisu- Gebeya	Efoyita Gebeya		Akaki
P R I C E I N B I R R														
Roasted Lamb.....	"	40.00	-	-	-	-	-	-	-	28.00	-	-	36.00	
Roasted Chicken.....	"	-	-	-	-	-	-	39.00	-	-	-	-	39.00	
Spaghetti With Sauce...	"	20.00	19.00	18.00	18.00	15.33	14.00	20.70	15.65	12.33	16.00	15.00	14.00	16.47
Macaroni With Sauce...	"	22.00	-	18.00	-	-	13.50	-	25.00	12.00	12.00	14.33	14.00	15.94
Minestrone.....	"	20.00	-	-	-	-	-	-	-	14.00	13.00	-	-	15.67
Pastal Furno.....	"	-	25.00	-	-	-	-	-	30.00	-	-	-	-	27.50
Secondo Misto.....	"	19.00	22.00	-	-	-	-	-	25.50	-	21.67	-	-	22.43
Cotelet /Veal.....	"	-	-	-	-	-	-	-	39.00	-	-	-	-	39.00
Fasting Meal Without Fish	"	19.67	17.67	17.33	19.33	18.67	15.33	23.28	17.93	12.00	15.33	14.33	15.33	17.18
Fasting Meal With Fish	"	30.00	39.00	-	-	-	31.50	-	40.00	35.00	22.33	30.00	16.00	30.00
'Suff Fitfit'.....	"	22.00	15.00	-	-	16.00	10.00	-	14.98	5.00	-	12.50	11.67	13.16
'Assa Wot'/Fish/.....	"	33.00	28.50	-	23.50	-	20.00	-	15.00	18.00	-	18.00	18.00	21.29
'Assa Cotelet'.....	"	32.00	30.00	35.00	-	-	-	32.65	42.00	-	-	-	19.67	29.53
'Assa Lebleb'.....	"	26.00	24.00	27.00	-	22.67	21.50	-	25.90	22.00	20.50	18.00	20.67	22.94

Group 11

Market Places

**(Gambela, Shebo Kiro, Meti, Harari Town, Dire
Dawa, Melka Jebdu,)**

Table 11 : Average Prices of Hotel Services by Region and Urban Market Places - Group 11 Market Places (Cont'd)

March 2011
Megabit 2003

ITEM	UNIT	R E G I O N A N D M A R K E T P L A C E S									
		G A M B E L L A			G A M B E L L A A V E R A G E	H A R A R I T O W N	D I R E D A W A			D I R E D A W A A V E R A G E	C O U N T R Y L E V E L A V E R A G E
		Gambella	Shebo- kire	Meti			Dire Dawa (Kafira)	Dire Dawa (Sabian)	Melka- Jebdu		

P R I C E I N B I R R

BED ROOM

First Class.....	Per Night	31.67	20.00	-	25.83	50.00	63.33	90.00	-	76.67	43.95
Second Class.....	"	-	-	-	-	35.00	53.33	60.00	-	56.00	38.09
Third Class.....	"	-	-	-	-	-	47.50	40.00	-	45.00	30.59

MENU

'Yebeg Key Wot'.....	Single Meal	-	9.00	-	9.00	13.00	16.50	14.50	-	15.50	15.55
'Yebere Key Wot'.....	"	10.00	9.00	-	9.50	13.00	16.50	-	-	16.50	12.93
'Yebeg Alich Wot'.....	"	-	9.00	-	9.00	12.00	-	-	-	-	15.38
'Yebere Alich Wot'.....	"	10.00	9.00	-	9.50	-	-	-	-	-	12.41
'Doro Wot'.....	"	-	-	-	-	-	-	-	-	-	21.47
'Minchet Abish'.....	"	10.00	-	-	10.00	14.67	18.50	-	-	18.50	15.79
'Yebeg Kikil'.....	"	10.00	9.00	-	9.50	15.00	15.67	14.50	-	15.20	15.60
'Yebere Kikil'.....	"	10.00	9.00	-	9.50	-	15.67	-	-	15.67	13.15
'Tripa'.....	"	-	-	-	-	-	16.00	-	-	16.00	15.92
'Yebeg Tibs'.....	"	12.00	11.00	-	11.75	18.33	25.67	26.00	-	25.80	18.72
'Yebere Tibs'.....	"	12.00	11.00	-	11.50	15.00	16.67	20.00	-	18.00	16.98
'Yebeg Dullet'.....	"	9.00	9.00	-	9.00	13.00	14.67	-	-	14.67	12.09
'Yebere Dullet'.....	"	-	-	-	-	-	14.67	-	-	14.67	13.08
'Kitfo'.....	"	15.00	-	-	15.00	25.00	31.67	25.00	-	30.00	29.30
'Gored Gored'.....	"	-	-	-	-	25.00	30.00	-	-	30.00	20.98
'Tire Siga'.....	Kg.	41.33	35.00	-	38.17	55.33	-	-	-	-	43.42
Scrambled Egg.....	Single Meal	-	7.00	-	7.00	12.00	12.00	13.50	-	12.60	11.52
Scrambled Egg With Meat	"	-	-	-	-	13.00	14.33	18.50	-	16.00	15.77
'Enjera Firfir'.....	"	7.00	6.00	-	6.25	12.00	12.00	14.00	-	13.00	10.13
'Quanta Firfir'.....	"	-	-	-	-	18.00	22.00	-	-	22.00	16.93
'Doro Firfir'.....	"	-	-	-	-	-	-	-	-	-	20.88
'Zilzil Tibs'.....	"	-	-	-	-	-	32.50	22.00	-	29.00	28.42
'Goden Tibs'.....	"	-	-	-	-	-	-	-	-	-	21.40
'Milasna Sember Tibs'...	"	8.00	-	-	8.00	14.00	-	-	-	-	14.14

Table 11 : Average Prices of Hotel Services by Region and Urban Market Places - Group 11 Market Places (Cont'd)

March
Megabit 2011
2003

ITEM	UNIT	R E G I O N A N D M A R K E T P L A C E S								COUNTRY LEVEL AVERAGE	
		G A M B E L L A			G A M B E L L A AVERAGE	H A R A R I T O W N	D I R E D A W A				D I R E D A W A AVERAGE
		Gambella	Shebo- kire	Meti			Dire Dawa (Kafira)	Dire Dawa (Sabian)	Melka- Jebdu		
P R I C E I N B I R R											
'Atiklt Besiga'.....	"	10.00	-	-	10.00	-	-	-	-	-	15.43
Roasted Lamb.....	"	-	-	-	-	26.00	24.00	-	-	24.00	32.33
Roasted Chicken.....	"	-	-	-	-	26.00	-	-	-	-	40.27
Spaghetti With Sauce...	"	8.00	8.00	-	8.00	11.33	14.00	14.50	-	14.20	11.51
Macaroni With Sauce...	"	-	-	-	-	10.00	14.00	-	-	14.00	11.55
Minestrone.....	"	-	-	-	-	-	-	-	-	-	13.18
Pastal Furno.....	"	-	-	-	-	-	18.00	-	-	18.00	20.50
Secondo Misto.....	"	-	-	-	-	26.00	20.50	-	-	20.50	18.65
Cotelet /Veal.....	"	-	-	-	-	-	-	-	-	-	29.75
Fasting Meal Without Fish	"	6.00	6.00	-	6.00	12.67	13.67	14.00	-	13.75	10.43
Fasting Meal With Fish	"	-	-	-	-	-	30.00	-	-	30.00	26.46
'Suff Fitfit'.....	"	6.00	-	-	6.00	11.00	11.50	-	-	11.50	10.70
'Assa Wot'/Fish/.....	"	-	9.00	-	9.00	20.00	22.00	-	-	22.00	19.40
'Assa Cotelet'.....	"	-	-	-	-	26.00	37.00	-	-	37.00	25.65
'Assa Lebleb'.....	"	-	-	-	-	20.00	30.00	-	-	30.00	21.84

