


208-2

**THE FEDERAL DEMOCRATIC  
REPUBLIC OF ETHIOPIA**

**CENTRAL STATISTICAL AUTHORITY**



**REPORT ON**

**QUARTERLY AVERAGE RETAIL PRICE OF GOODS**

**AND SERVICES IN RURAL AREAS**

**BY KILLIL AND ZONE**

**SEPTEMBER 1998 – NOVEMBER 1998**

**(MESKEREM 1991 – HIDAR 1991)**

**ADDIS ABABA**


**FEBRUARY 1999**



3  
5 ACC-003213  
30/01/92

**THE FEDERAL DEMOCRATIC  
REPUBLIC OF ETHIOPIA**

**CENTRAL STATISTICAL AUTHORITY**



**REPORT ON**

**QUARTERLY AVERAGE RETAIL PRICE OF GOODS**

**AND SERVICES IN RURAL AREAS**

**BY KILLIL AND ZONE**

**SEPTEMBER 1998 – NOVEMBER 1998**


**(MESKEREM 1991 – HIDAR 1991)**

**ADDIS ABABA**

**FEBRUARY 1999**

THE FEDERAL DEMOCRATIC  
REPUBLIC OF ETHIOPIA

CENTRAL STATISTICAL AUTHORITY



REPORT ON

QUARTERLY AVERAGE RETAIL PRICE OF GOODS

AND SERVICES IN RURAL AREAS

BY KILLIL AND ZONE

SEPTEMBER 1988 - NOVEMBER 1988

(MESKEREM 1991 - HIDAR 1991)

ADDIS ABABA

FEBRUARY 1989

PREPARED AND PRINTED BY  
CENTRAL STATISTICAL AUTHORITY  
P.O. BOX 1143 ADDIS ABABA

Tel. 55-30-11

208-2

208-2

# CONTENTS

## PAGE

I. Introduction -----	(iii)
II. Objectives -----	(v)
III. Scope and Coverage -----	(v)
IV. Method of Data Collection -----	(x)
V. Definitions -----	(xi)
VI. Note -----	(xi)

## PART I

### Table 1 Part 1 - Quarterly Average Retail Price of Goods and Services in Rural Areas by Killil and zones:

September 1998 - November 1998

(Meskerem 1991 - Hidar 1991).

3-21

## PART II

### Table 1 Part 2 - Quarterly Average Retail Price of Goods and Services in Rural Areas by Killil and zones:

September 1998 - November 1998

(Meskerem 1991 - Hidar 1991).

25-43

## PART III

### Table 1 Part 3 - Quarterly Average Retail Price of Goods and Services in Rural Areas by Killil and zones:

September 1998 - November 1998

(Meskerem 1991 - Hidar 1991).

47-65

# PART IV

PAGE

PAGE

(iii)	Introduction	
(v)	Objectives	
(v)	Scope and Coverage	
(v)	Method of Data Collection	
(xi)	Definitions	
(xi)	Note	
	Table 1 Part 4 - Quarterly Average Retail Price of Goods and Services in Rural Areas by Killilil and zones: September 1998 - November 1998 (Meskerem 1991 - Hidar 1991).	69-87

# PART V

	Table 1 Part 5 - Quarterly Average Retail Price of Goods and Services in Rural Areas by Killilil and zones: September 1998 - November 1998 (Meskerem 1991 - Hidar 1991).	91-109
--	--	--------

# PART VI

	Table 1 Part 6 - Quarterly Average Retail Price of Goods and Services in Rural Areas by Killilil and zones: September 1998 - November 1998 (Meskerem 1991 - Hidar 1991).	113-131
--	--	---------

# **I. Introduction**

The Central Statistical Authority, CSA, has been conducting the Rural Integrated Household Survey Program, RIHSP, since 1980/81 (1973 Ethiopian Calendar, E.C.). As part of the RIHSP the price survey, that covers both retail and producers' prices, is being carried out on monthly basis since May 1981 in selected Farmer Associations, FAs, (currently Enumeration Areas, EAs) of the country. The survey was conducted on quarterly basis until July 1987 then on monthly basis since September 1987. The reports were made available at regional level up until July 1994.

However, the reporting level was revised and the rural retail price reports were made available at regional (killil) and group of zones level for the three larger regions (i.e., Oromiya, Amhara, and Southern Nations, Nationalities and Peoples) from November 1994 up until August 1998. In an effort to fulfill data users demand, the CSA expanded its sample size and started collecting price data in such a way that results of the survey can be provided at zone level starting from September 1998.

In the process of preparing the rural retail price report at zone level (for about 360 items of goods and services of each month) it is clear that the size of the report will be bulky and the printing and publishing activities would be time consuming. Hence, it was decided to prepare the report in two formats:-

- The first type of report provides quarterly average retail price of goods and services (i.e., from September to November 1998) at region (killil) and zone levels. This report would be disseminated at large to all data users.
- The second type of report that contain monthly retail price at regional and zone levels will be printed in a limited copy and will be made available at the CSA library in Addis Ababa and at all CSA branch statistical offices in the country.

Hence, this report provides average retail prices of goods and services in rural areas on **quarterly basis**.

Due to lack of adequate space to accommodate all killils and zones in one page the price data of the killils and zones are presented in six parts.

**Part I** - Consists of quarterly average retail price of Tigray killil (and its zones, i.e., Mirabawi Tigray, Mehakelegnaw Tigray, Misrakawi Tigray and Debubawi Tigray) and Affar killil (and its zones, i.e., zone 1, zone 3 and zone 5).

**Part II** - Consists of quarterly average retail price of Amhara killil (and its zones i.e., Semen Gondar, Debub Gondar, Semen Wello, Debub Wello, Semen Shewa, Misrak Gojam, Mirab Gojam, Wag Hemra, Awi and Oromiya).

**Part III** - Consists of quarterly average retail price of Oromiya killil (and its zones i.e., Mirab Wellega, Misrak Wellega, Illubabor, Jimma, Mirab Shewa, Semen Shewa, Misrak Shewa, Arssi, Mirab Harerge, Misrak Harerge, Bale and Borena).

**Part IV** - Consists of quarterly average retail price of Somali killil (and its zones i.e., Shinile, Jigjiga and Liben) and Benishangul-Gumuz killil (and its zones i.e., Metekel, Asosa and Kamashi).

**Part V** - Consists of quarterly average retail price of Southern Nations, Nationalities and Peoples killil (and its zones and special weredas i.e., Gurage, Hadiya, Kembata-Alaba-Tembaro, Sidama, Gedeo, Semen Omo, Debub Omo, Keficho-Shekicho, Bench-Maji, Yem special wereda, Amaro special wereda, Burji special wereda, Konso special wereda and Dirashe special wereda).

**Part VI** - Consists of quarterly average retail price of Gambella killil (and its zones i.e., zone 1, zone 2 and zone 4), Harari killil, Addis Ababa (and its zones i.e., zone 3 and zone 6), Dire Dawa and quarterly national average.

This twenty sixth issue updates Statistical Bulletin 203-2. Earlier issues on the same subject are Statistical Bulletins 37, 45, 57, 64, 83, 93, 96, 106, 107, 115, 117, 124, 138, 143, 151, 153, 157, 164, 167, 175, 186, 195-2, 200-2, 201-2 202-2 and 203-2.

## **II. Objectives**

The objectives of the survey are to:-

- study the level of retail prices charged by retailers;
- study the disparities between prices charged at various distribution levels;
- study changes in the economy;
- help in the valuation of output for national accounts;
- construct rural consumer price index.

## **III. Scope and Coverage**

The scope and coverage of the survey are constantly under review and necessary improvements are effected from time to time in an effort to incorporate commodities mostly consumed by the rural population. The geographic coverage of the survey was revised as of September 1988 to produce price reports in one Autonomous Region and 25 Administrative Regions. The geographical coverage

was revised once again in September 1995 and the present report is based on the current administrative hierarchy which is Killil (Regional States) and zones.

The major groups of items covered by the survey include food; drinks; cigarettes and tobacco; clothing and footwear; construction materials, water, and fuel and power; household equipment and durable household items; medical care; transport; personal care and effects; recreation, entertainment and reading and miscellaneous goods and services.

Information on retail prices of selected agricultural and industrial commodities is collected from retail outlets in the sample Enumeration Areas, (EAs). The allocation of EAs to the regions takes into account the population size of the regions/stratum and cost consideration. The number of EAs in each region has been considered to be a reasonable minimum size to provide meaningful estimates at regional and zone levels.

However, from September 1998 onwards the number of rural enumeration areas covered in price survey was reduced from 1420 in 1997 to 446. A careful analysis was made whether a reduction in the number of rural enumeration areas could affect the quality of the data. The result of the analysis showed no appreciable changes on the quality of the data after the reductions in rural enumeration areas.

### III. Scope and Coverage

The scope and coverage of the survey are constantly under review and necessary improvements are effected from time to time in an effort to incorporate commodities mostly consumed by the rural population. The geographic coverage of the survey was revised as of September 1988 to produce price reports in one Autonomous Region and 25 Administrative Regions. The geographical coverage

Table A (Continued)

Reporting Level	Sample Number of EAs			
	Planned	Actually covered		
		September 1998	October 1998	November 1998
<b>Oromiya</b>	<b>120</b>	<b>117</b>	<b>120</b>	<b>112</b>
Mirab Wellega	10	10	10	10
Misrak Wellega	10	10	10	10
Illubabor	10	9	10	10
Jimma	10	10	10	10
Mirab Shewa	10	10	10	10
Semen Shewa	10	10	10	9
Misrak Shewa	10	10	10	10
Arssi	10	9	10	5
Mirab Harerge	10	10	10	10
Misrak Harerge	10	9	10	10
Bale	10	10	10	8
Borena	10	10	10	10
<b>Somali</b>	<b>12</b>	<b>12</b>	<b>11</b>	<b>12</b>
Shinile	3	3	3	3
Jig-jiga	2	2	2	2
Liben	7	7	6	7
<b>Benshangul</b>	<b>25</b>	<b>24</b>	<b>25</b>	<b>24</b>
<b>Gumuz</b>				
Metekel	10	9	10	9
Asosa	6	6	6	6
Kamashi	9	9	9	9

Table A: Distribution of Planned and Actually Covered EAs by Killil and zone

Reporting Level	Sample Number of EAs			
	Planned	Actually covered		
		September 1998	October 1998	November 1998
<b>Tigray</b>	<b>40</b>	<b>39</b>	<b>39</b>	<b>35</b>
Mirabawi Tigray	10	9	9	7
Mehakelegnaw Tigray	10	10	10	8
Misrakawi Tigray	10	10	10	10
Debubawi Tigray	10	10	10	10
<b>Affar</b>	<b>7</b>	<b>7</b>	<b>7</b>	<b>7</b>
zone 1	1	1	1	1
zone 3	5	5	5	5
zone 5	1	1	1	1
<b>Amhara</b>	<b>100</b>	<b>98</b>	<b>96</b>	<b>96</b>
Semen Gondar	10	10	10	8
Debub Gondar	10	10	9	10
Semen Wello	10	10	8	10
Debub Wello	10	9	10	10
Semen Shewa	10	9	9	9
Misrak Gojam	10	10	10	10
Mirab Gojam	10	10	10	10
Wag Hemra	10	10	10	9
Awi	10	10	10	10
Oromiya zone	10	10	10	10

Table A (Continued)

Reporting Level	Sample Number of EAs			
	Planned	Actually covered		
		September 1998	October 1998	November 1998
<b>SNNP</b>	<b>119</b>	<b>111</b>	<b>114</b>	<b>114</b>
Gurage	10	10	10	9
Hadiya	10	8	10	8
Kembata-Alaba-Tembaro	10	7	7	10
Sidama	10	9	10	10
Gedeo	10	10	10	10
Semen Omo	10	10	10	9
Debub Omo	10	10	10	10
Keficho-Shekicho	10	10	10	10
Bench-Maji	10	10	9	10
Yem special wereda	5	5	5	5
Amaro special wereda	5	5	5	5
Burji special wereda	5	4	5	4
Konso special wereda	7	6	6	7
Derashe special wereda	7	6	6	7
<b>Gambella</b>	<b>8</b>	<b>8</b>	<b>8</b>	<b>8</b>
zone 1	3	3	3	3
zone 2	2	2	2	2
zone 4	3	3	3	3
<b>Harari</b>	<b>5</b>	<b>4</b>	<b>5</b>	<b>5</b>
<b>Addis Ababa</b>	<b>6</b>	<b>6</b>	<b>6</b>	<b>6</b>
zone 3	5	5	5	5
zone 6	1	1	1	1
<b>Dire Dawa</b>	<b>4</b>	<b>4</b>	<b>4</b>	<b>4</b>
<b>Total</b>	<b>446</b>	<b>432</b>	<b>437</b>	<b>423</b>

#### IV. Method of Data Collection

Each month of the Ethiopian Calendar (September to August) data collection staff of the CSA attempt to collect prices in retail markets for a list of about 360 items with the use of kitchen balance and measuring tape in the markets of the selected EAs or from adjacent market places where households purchase most of the goods and services for consumption and other purposes. For each item on the price list the data collector is expected to get a maximum of three prices from three different retailers or shops in the local market places.

As the enumerators are stationed nearby the market outlets, it is believed that they are familiar with the market places where various items can be purchased. If one retailer or shop does not have the items they continue searching until they find one that does. Although price is collected from traders, in some cases it is also obtained from consumer at the time of purchase. Retail price data is mainly collected on market days throughout the reference month considering the work load of the enumerators and in accordance with the purchasing habits of consumers in the selected EAs.

Since an interview method of data collection is utilized rather than an actual purchase and recording of price, it may result, in some instance, in exaggeration or under estimation of prices. However, as stated above, since enumerators are permanently assigned to each sample EA and reside there, they have a good chance of familiarizing themselves and be on friendly terms with retailers and owners of economic establishments the result of which is a reasonably reliable price information over time.

## V. Definitions

- **Retail Price:** A retail price is the money cost to the final purchaser of a specified unit of sale. It is inclusive of all sales and excise taxes.
- **Enumeration Area:** An Enumeration Area in rural areas is a locality that is less than or equal to a farmer's association area and mostly consists of about 150-200 households.
- **Farmers' Association:-** It is the lowest administrative unit in a settled rural area with its own jurisdiction. It is an association of rural dwellers formed by the inhabitants of a given area whose members are engaged either in agricultural or non-agricultural activities.

## VI. Note

1. The minimum that the balance can weigh is 10 grams. Thus, items which are sold in small quantities (like spices) and whose weight fall under 10 grams cannot be weighed as accurately as possible and as a result may affect the reliability of the price of these items in some respect.
2. The average column is a simple arithmetic average prices for each item.
3. The symbol "-" is used for data not available or doubtful.



Year	1991	1992	1993	1994
1991	1.25	1.25	1.25	1.25
1992	1.25	1.25	1.25	1.25
1993	1.25	1.25	1.25	1.25
1994	1.25	1.25	1.25	1.25

Year	1991	1992	1993	1994
1991	1.25	1.25	1.25	1.25
1992	1.25	1.25	1.25	1.25
1993	1.25	1.25	1.25	1.25
1994	1.25	1.25	1.25	1.25

# PART - I



Table 1 Part 1 :- (Cont'd) Quarterly Average Retail Price of Goods and Services in Rural Areas by Killil and Zone

September 1998 - November 1998  
Meskerem 1991 - Hidar 1991

## P R I C E I N B I R R

K I L L I L A N D Z O N E S										
ITEM	UNIT	T I G R A Y				Tigray Average	A F F A R			Affar Average
		Mirabawi Tigray	Mehakelegnaw Tigray	Misrakawi Tigray	Debubawi Tigray		Zone 1	Zone 3	Zone 5	
<b>CEREALS UNMILLED</b>										
'Teff' White .....	Kg	1.95	2.48	2.56	2.33	2.31	2.68	2.26	-	2.35
'Teff' Mixed.....	Kg	1.87	2.23	2.45	2.15	2.17	2.61	2.18	2.22	2.28
'Teff' Black (Red).....	Kg	1.78	1.99	2.30	2.05	2.04	2.38	2.03	-	2.11
Wheat White.....	Kg	2.32	2.33	1.98	1.88	2.11	2.51	2.13	-	2.22
Wheat Mixed.....	Kg	1.51	1.71	1.91	1.57	1.74	-	1.86	2.17	1.97
Wheat Black.....	Kg	1.93	2.05	1.98	1.86	1.95	-	1.85	-	1.85
Barley White.....	Kg	2.14	2.34	1.99	1.54	1.98	1.84	2.14	-	2.06
Barley Mixed.....	Kg	1.61	2.23	1.90	1.60	1.82	2.00	1.81	2.50	2.07
Barley Black.....	Kg	1.87	2.22	1.96	1.45	1.89	-	1.90	-	1.90
Barley for Beer.....	Kg	-	2.82	-	-	2.82	-	2.56	-	2.56
Maize.....	Kg	1.66	1.63	1.63	1.29	1.54	1.19	1.36	1.59	1.37
Durrah.....	Kg	-	1.77	1.75	1.67	1.74	-	1.28	-	1.28
Sorghum Yellow.....	Kg	1.50	1.83	-	1.80	1.70	2.46	1.89	2.14	2.02
Sorghum White.....	Kg	1.41	1.76	1.75	1.82	1.65	-	1.35	-	1.35
Sorghum Red.....	Kg	1.57	1.72	1.56	1.64	1.64	-	1.50	-	1.50
African Millet.....	Kg	1.48	1.99	1.97	2.14	1.81	-	-	-	-
Rice.....	Kg	5.94	5.71	6.10	5.41	5.77	5.00	4.94	-	4.96
Oats.....	Kg	-	-	1.89	-	1.89	-	3.86	-	3.86
Hulled Barley.....	Kg	-	3.64	2.05	-	2.44	2.89	-	-	2.89
<b>CEREALS MILLED</b>										
'Teff' White.....	Kg	-	-	3.92	-	3.92	3.13	2.87	-	3.00
'Teff' Mixed.....	Kg	-	-	3.53	-	3.53	2.94	2.66	-	2.79
'Teff' Black (Red).....	Kg	-	-	3.13	1.56	2.81	2.60	2.67	-	2.64
Wheat White.....	Kg	-	-	2.82	1.86	2.60	2.50	2.28	-	2.41
Wheat Mixed.....	Kg	-	-	2.28	1.81	2.13	-	2.00	-	2.00
Barley White.....	Kg	-	-	2.37	2.75	2.63	1.75	-	-	1.75
Barley Mixed.....	Kg	-	-	2.70	-	2.70	-	-	-	2.70

Table 1 Part 1 :- (Cont'd) Quarterly Average Retail Price of Goods and Services in Rural Areas by Killil and Zone

 September 1998 - November 1998  
 Meskerem 1991 - Hidar 1991

## PRICE IN BIRR

KILLIL AND ZONES										
ITEM	UNIT	TIGRAY				Tigray Average	AFFAR			Affar Average
		Mirabawi Tigray	Mehakelegnaw Tigray	Misrakawi Tigray	Debubawi Tigray		Zone 1	Zone 3	Zone 5	
<b>CEREALS MILLED</b>										
Maize.....	Kg	-	-	2.26	1.66	2.01	1.74	1.77	1.36	1.67
Oats.....	Kg	-	5.25	-	-	5.25	-	5.25	-	5.25
Sorghum.....	Kg	-	-	1.66	1.59	1.60	1.99	-	-	1.99
Durrah.....	Kg	-	-	2.31	1.58	1.68	-	-	-	-
'Furno Duket' Locally Processed..	Kg	4.48	4.05	-	-	4.29	3.41	3.48	-	3.45
<b>PULSES UNMILLED</b>										
Horse Beans.....	Kg	2.52	2.41	2.32	1.85	2.28	2.38	2.41	2.09	2.35
Peas White.....	Kg	2.33	2.55	2.14	2.13	2.27	-	2.42	-	2.42
Peas Black.....	Kg	2.24	2.43	-	2.12	2.26	-	2.26	-	2.26
Peas Mixed.....	Kg	2.09	2.35	2.21	2.07	2.17	-	2.28	-	2.28
Soya Beans.....	Kg	2.19	-	1.83	1.79	2.00	-	-	-	-
Chick Peas.....	Kg	2.53	2.64	2.33	2.14	2.40	2.50	2.02	1.74	2.05
Lentils.....	Kg	3.90	3.44	2.96	2.74	3.14	3.45	3.71	4.14	3.74
Haricot Beans.....	Kg	3.05	-	-	-	3.05	-	1.44	-	1.44
Lima Beans.....	Kg	1.71	1.60	1.71	-	1.65	2.02	1.18	1.57	1.45
Vetch.....	Kg	2.04	1.99	1.94	1.70	1.88	3.47	1.76	1.46	1.87
Fenugreek.....	Kg	4.52	4.49	5.00	3.68	4.49	3.31	4.04	3.86	3.83
<b>PULSES MILLED OR SPLIT</b>										
Horse Beans Milled.....	Kg	5.61	4.88	5.70	5.36	5.47	-	5.05	-	5.05
Peas Milled.....	Kg	5.25	7.07	4.22	5.41	5.13	-	4.83	-	4.83
Chick Peas Milled.....	Kg	5.74	5.69	4.98	-	5.69	-	-	-	-
Mixed Pulses Milled.....	Kg	5.53	4.62	-	5.31	5.18	3.43	-	-	3.43
Vetch Milled.....	Kg	-	4.99	4.92	5.37	5.14	3.37	4.28	-	3.80
Peas Split.....	Kg	4.16	4.57	5.56	4.69	4.68	3.94	5.38	-	5.02
Peas Split(Roasted).....	Kg	5.50	4.66	-	-	5.08	-	-	-	-
Horse Beans Split(Roasted).....	Kg	5.22	4.96	6.25	5.00	5.22	-	3.62	3.34	3.49
Lentils Split.....	Kg	6.25	6.24	5.58	5.21	5.99	5.48	6.10	7.47	6.16

Table 1 Part 1 :- (Cont'd) Quarterly Average Retail Price of Goods and Services in Rural Areas by Killil and Zone

September 1998 - November 1998  
 Meskerem 1991 - Hidar 1991

PRICE IN BIRR										
KILLIL AND ZONES										
ITEM	UNIT	TIGRAY				Tigray Average	AFFAR			Affar Average
		Mirabawi Tigray	Mehakelegnaw Tigray	Misrakawi Tigray	Debubawi Tigray		Zone 1	Zone 3	Zone 5	
Vetch Split(Roasted).....	Kg	4.00	-	2.40	-	3.20	-	-	2.14	2.14
Chick Peas Split(Roasted).....	Kg	4.00	-	-	4.50	4.00	3.83	8.17	-	6.00
Fenugreek Milled.....	Kg	-	-	-	-	-	-	-	-	-
<b>OIL SEEDS</b>										
Niger Seed.....	Kg	2.78	3.36	4.25	4.04	3.31	4.31	4.42	-	4.39
Linseed White.....	Kg	3.31	3.96	2.94	-	3.60	-	2.85	-	2.85
Linseed Black.....	Kg	3.86	2.96	2.84	2.80	3.11	3.48	3.48	3.25	3.45
Sesame Seed.....	Kg	2.63	2.81	-	3.79	3.16	3.73	2.91	3.55	3.26
Sunflower.....	Kg	3.59	2.83	-	2.91	3.00	3.00	2.81	2.11	2.66
Castor Beans.....	Kg	2.77	2.42	3.05	2.48	2.69	-	-	-	-
Rape Seed.....	Kg	3.12	3.32	3.66	3.56	3.33	3.06	3.13	-	3.11
Ground Nut Shelled.....	Kg	5.50	8.67	8.28	5.94	7.22	-	5.03	-	5.03
<b>PREPARED CEREAL PRODUCTS</b>										
Spaghetti (Local) Without Egg....	Kg	7.55	7.87	7.66	8.10	7.79	4.22	4.54	3.91	4.44
Pastini.....	Kg	-	-	13.04	10.13	12.07	-	9.00	-	9.00
Macaroni (Local) Without Egg....	Kg	5.62	5.93	5.97	5.78	5.84	4.94	4.90	4.47	4.87
'Fafa' Flour.....	kg	-	8.20	-	-	8.20	-	-	-	-
'Dube' Flour.....	kg	5.80	5.75	-	6.00	5.82	-	-	-	-
<b>BREAD AND OTHER PREPARED FOODS</b>										
'Enjera' ('Teff' Mixed).....	325gm	.96	1.01	.99	.88	.96	.92	1.32	.89	1.20
'Dabo' (Traditional Ambasha)..	350gm	.87	.73	.98	.77	.87	.85	.87	.38	.85
'Dabo' (Traditional Sheleto)..	350gm	.91	.92	1.58	.90	1.03	.70	.88	.48	.74
Bread Wheat (Bakery).....	350gm	1.07	1.49	1.59	1.28	1.39	1.04	1.37	-	1.30

Table 1 Part 1 :- (Cont'd) Quarterly Average Retail Price of Goods and Services in Rural Areas by Killilil and Zone

September 1998 - November 1998  
Meskerem 1991 - Hidar 1991

PRICE IN BIRR

K I L L I L I L A N D Z O N E S										
ITEM	UNIT	T I G R A Y				Tigray Average	A F F A R			Affar Average
		Mirabawi Tigray	Mehakelegnaw Tigray	Misrakawi Tigray	Debubawi Tigray		Zone 1	Zone 3	Zone 5	
<b>MEAT</b>										
Beef .....	Kg	9.77	10.73	10.03	10.17	10.20	11.68	12.80	9.41	12.24
<b>FISH AND FISH PRODUCTS</b>										
Fish Fresh.....	Kg	-	-	-	-	-	-	-	-	-
Sardines (Imported).....	125gm	-	7.00	-	-	7.00	6.29	-	-	6.29
<b>DIARY PRODUCTS AND EGG</b>										
Cow Milk (Unpasteurized).....	Lt	2.98	3.00	2.61	3.64	3.22	2.94	1.60	-	1.91
Cow Milk (pasteurized).....	Lt	-	-	2.14	-	2.14	2.94	-	-	2.94
Camel Milk.....	Lt	-	-	-	-	-	2.85	1.00	-	1.34
Goat Milk.....	Lt	-	-	-	-	-	2.92	1.00	-	1.90
Powdered Milk (Edget).....	450gm	18.00	17.36	-	15.95	17.46	-	-	-	-
Yoghurt (Traditional).....	Lt	4.55	5.00	3.95	-	4.33	4.22	-	-	4.22
Cheese Cottage.....	Kg	-	-	-	-	-	-	-	-	-
Egg (Traditional).....	Dozen	3.58	3.26	2.88	2.87	3.12	4.47	3.23	2.76	3.30
<b>OILS AND FATS</b>										
Butter Unrefined.....	Kg	14.66	21.65	19.84	21.08	19.87	22.45	20.98	13.52	20.32
Cooking Oil (Imported).....	Lt	8.68	8.78	8.69	8.55	8.70	10.44	9.44	7.50	9.52
Cooking Oil (Local).....	Lt	8.17	10.39	9.06	9.45	9.20	9.33	8.94	6.68	8.64

Table 1 Part 1 :- (Cont'd) Quarterly Average Retail Price of Goods and Services in Rural Areas by Killil and Zone

September 1998 - November 1998  
Meskerem 1991 - Hidar 1991

PRICE IN BIRR

KILLIL AND ZONES										
ITEM	UNIT	TIGRAY				Tigray Average	AFFAR			Affar Average
		Mirabawi Tigray	Mehakelegnaw Tigray	Misrakawi Tigray	Dehubawi Tigray		Zone 1	Zone 3	Zone 5	
<b>VEGETABLES AND FRUITS</b>										
<b>VEGETABLES (FRESH)</b>										
Ethiopian Kale.....	Kg	1.35	.79	.42	.67	.73	1.97	.83	1.00	1.16
Cabbage.....	Kg	1.85	1.37	1.19	1.03	1.25	1.32	1.76	-	1.54
Lettuce.....	Kg	1.53	.67	1.38	.80	1.06	2.19	-	-	2.19
Spinach.....	Kg	1.35	.84	.98	.64	.87	-	1.48	-	1.48
Carrot.....	Kg	2.78	2.23	1.95	1.01	1.87	2.80	1.66	1.41	1.96
Tomatoes.....	Kg	2.54	2.41	2.85	2.29	2.55	3.87	2.39	3.42	2.78
Onions.....	Kg	4.60	6.16	5.98	4.33	5.28	4.96	3.42	3.28	3.63
Garlics.....	Kg	5.29	7.30	7.09	5.17	6.20	7.53	8.28	5.92	7.80
Leaks.....	Kg	2.50	6.19	7.22	5.39	5.63	-	-	-	-
Pepper Green.....	Kg	4.25	3.75	4.07	3.06	3.69	4.66	2.80	2.47	3.07
Pumpkin.....	Kg	.65	.42	.32	.45	.48	-	.34	-	.34
Green Peas.....	Kg	-	-	-	-	-	-	-	-	-
Beet Root.....	Kg	3.09	3.09	3.21	2.07	2.95	1.64	1.15	1.43	1.41
Cauliflower.....	Kg	1.77	-	.63	-	1.31	-	-	-	-
<b>FRUITS FRESH</b>										
Banana.....	Kg	3.22	2.69	3.02	2.86	2.93	3.05	1.81	1.41	1.91
Orange.....	Kg	4.66	2.72	3.15	3.23	3.33	3.51	2.00	1.81	2.36
Lemon.....	Kg	2.69	1.55	2.90	2.39	2.28	2.30	2.24	2.78	2.30
Mandarine.....	Kg	-	1.81	-	2.72	2.39	3.30	2.57	-	2.96
Papaya.....	Kg	1.71	1.20	1.46	1.43	1.38	1.09	.93	1.11	1.03
Grapes.....	Kg	-	-	-	-	-	-	-	-	-
Avocado.....	Kg	-	-	-	-	-	-	-	-	-
Mango.....	Kg	-	-	-	-	-	-	-	-	-
Cactus.....	Kg	3.75	1.13	.97	1.46	1.28	-	-	-	-

7

Table 1 Part 1 :- (Cont'd) Quarterly Average Retail Price of Goods and Services in Rural Areas by Killilil and Zone

		P R I C E I N B I R R				September 1998 - Meskerem 1991	November 1998 - Hidar 1991			
K I L L I L I L A N D Z O N E S										
ITEM	UNIT	T I G R A Y				Tigray Average	A F F A R			Affar Average
		Mirabawi Tigray	Mehakelegnaw Tigray	Misrakawi Tigray	Debubawi Tigray		Zone 1	Zone 3	Zone 5	
<b>SPICES</b>										
Pepper Whole.....	Kg	10.47	10.61	11.58	8.32	9.99	8.34	9.07	8.65	8.85
Black Pepper(Local).....	Kg	-	20.83	27.78	-	25.00	-	25.00	-	25.00
Long Pepper(Local).....	Kg	13.03	17.12	13.43	15.45	14.81	-	-	-	-
White Cumin(Bishop's Weed)Local..	Kg	10.73	12.73	12.34	9.80	11.35	7.99	8.97	4.63	8.05
Black Cumin(Local).....	Kg	11.89	13.54	11.79	13.43	12.46	12.28	13.13	8.62	12.10
Ginger Dry(Local).....	Kg	11.15	12.93	12.28	12.34	12.29	11.69	6.79	8.49	8.13
Ginger Wet(Local).....	Kg	7.12	7.19	6.85	4.99	6.19	4.06	6.52	4.71	5.60
Cloves(Imported).....	Kg	22.00	24.37	18.92	19.13	22.11	20.00	23.42	11.11	21.06
Cinnamon(Imported).....	Kg	61.11	-	-	-	61.11	28.33	40.00	-	34.17
Cardamon(Local).....	Kg	12.22	13.46	13.60	17.05	13.86	12.39	13.85	13.05	13.29
Tumeric Flour(Local).....	Kg	7.74	6.56	8.40	7.29	7.42	3.92	11.01	7.66	9.14
Chillies Whole.....	Kg	13.74	12.58	-	7.78	12.76	13.07	13.82	-	13.59
Basil Dry.....	Kg	7.99	8.99	8.49	12.57	9.74	12.58	7.02	9.10	8.88
<b>POTATOES, OTHER TUBERS AND STEMS</b>										
Potato.....	Kg	1.96	2.37	1.75	1.40	1.83	1.99	1.59	1.55	1.66
Sweet Potato.....	Kg	.50	-	-	.76	.71	1.46	.83	1.05	1.06
'Kocho' (Unprocessed).....	Kg	-	-	-	-	-	-	5.46	-	5.46
'Bula'.....	Kg	-	-	-	-	-	-	10.58	-	10.58
<b>COFFEE, TEA, CHAT AND BUCK-THORN LEAVES</b>										
Tea Leaves(Local).....	100gm	1.95	2.00	1.96	1.96	1.97	2.00	1.96	1.92	1.96
Coffee Whole.....	Kg	-	-	11.67	1.56	6.61	-	13.75	-	13.75
Coffee Beans.....	Kg	14.05	13.27	14.31	14.53	14.08	12.78	13.83	14.86	13.83
Coffee Leaves.....	Kg	2.00	1.13	-	-	1.28	-	1.75	-	1.75
Buck Thorn Leaves.....	Kg	3.30	4.92	3.31	3.17	3.74	2.20	1.94	1.14	1.85
'Chat'.....	Kg	-	11.98	-	5.66	6.41	5.30	8.64	6.89	7.94

PRICE IN BIRR

K I L L I L A N D Z O N E S

ITEM	UNIT	T I G R A Y				Tigray Average	A F F A R			Affar Average
		Mirabawi Tigray	Mehakelegnaw Tigray	Misrakawi Tigray	Debubawi Tigray		Zone 1	Zone 3	Zone 5	
Malt-Barley.....	Kg	5.33	5.26	5.04	3.22	4.56	4.67	3.34	-	3.92
Malt-Wheat.....	Kg	-	-	4.21	4.13	4.17	-	2.82	-	2.82
<b>OTHER FOOD ITEMS</b>										
Salt.....	Kg	2.61	2.63	2.07	2.78	2.49	.98	2.07	1.75	1.96
Sugar.....	Kg	6.46	5.99	6.16	6.33	6.21	5.03	5.21	5.12	5.17
Honey.....	Kg	11.14	13.64	15.13	17.27	14.31	16.27	14.59	11.43	14.14
Canned Tomato (Local).....	410gm	8.30	7.76	-	6.95	7.81	5.78	6.22	-	6.16
<b>FOOD TAKEN AWAY FROM HOME</b>										
Cup of Tea.....	No	.26	.25	.26	.26	.26	.29	.31	.25	.30
Cup of Coffee.....	No	.89	.74	.67	.88	.80	.75	.75	-	.75
Cup of Milk.....	No	.58	.86	.63	.67	.68	1.00	.88	-	.92
'Key Wot Yebere'.....	One Meal	4.18	4.00	3.59	3.50	3.86	-	4.54	2.50	4.19
'Key Wot Yebeg/Yefyel'.....	One Meal	3.94	3.76	3.64	3.38	3.66	4.00	4.27	3.30	4.08
<b>COST OF MILLING</b>										
Cereals.....	100Kg	13.16	10.37	10.85	12.01	11.53	-	9.57	8.67	9.35
Pulses.....	100Kg	14.93	18.75	13.58	13.02	14.87	-	10.00	10.00	10.00
Pepper Whole.....	100Kg	97.73	79.34	90.50	77.60	87.73	100.00	86.11	71.67	85.00
<b>BEVERAGES - NON ALCHOLIC</b>										
Ambo Mineral Water.....	500cc	2.79	2.83	2.61	2.27	2.63	2.00	1.98	2.00	1.99
Bure Mineral Water.....	500cc	2.58	-	2.67	2.06	2.44	2.00	1.96	-	1.98
Coca Cola/Fanta.....	300cc	2.61	2.84	2.57	2.31	2.56	2.08	1.94	2.00	1.98
Pepsi Cola/Mirinda.....	300cc	2.65	2.88	2.60	2.29	2.62	2.08	1.93	2.00	1.96

Table 1 Part 1 :- (Cont'd) Quarterly Average Retail Price of Goods and Services in Rural Areas by Killil and Zone

		PRICE IN BIRR					September 1998 - November 1998 Meskerem 1991 - Hidar 1991			
		KILLIL AND ZONES								
ITEM	UNIT	TIGRAY				Tigray Average	AFFAR			Affar Average
		Mirabawi Tigray	Mehakelegnaw Tigray	Misrakawi Tigray	Debubawi Tigray		Zone 1	Zone 3	Zone 5	
<b>BEVERAGES - ALCOHOLIC</b>										
Araki (Local).....	900cc	22.85	27.62	25.54	23.46	25.43	19.50	27.83	-	25.75
Cognac (Local).....	900cc	-	32.80	32.00	-	32.57	-	30.89	-	30.89
Brandy (Local).....	900cc	23.00	25.00	-	-	23.50	-	31.56	-	31.56
Gin (Local).....	900cc	28.00	29.00	28.25	23.80	26.90	21.00	28.11	-	25.74
Saris Wine (Normal).....	750cc	-	-	-	10.00	10.00	-	6.48	-	6.48
'Katikalla'.....	Lt	9.38	12.00	14.51	9.15	10.06	13.12	8.58	7.09	9.01
Beer (Bedele).....	330cc	3.63	-	3.50	3.35	3.48	3.00	3.01	-	3.01
Beer (Harar).....	330cc	3.50	3.50	-	3.31	3.38	3.00	3.00	3.07	3.02
Beer (Meta Abo).....	330cc	3.68	3.76	3.50	3.31	3.57	3.00	3.17	3.12	3.12
'Tella'.....	Lt	.66	.81	.85	.77	.78	1.17	.73	.44	.76
'Tej' (Mead).....	Lt	2.94	2.66	3.06	2.60	2.83	1.33	1.49	2.00	1.49
<b>CIGARETTES AND TOBACCO</b>										
<b>CIGARETTES</b>										
Nyala.....	Packet	4.72	5.00	4.85	4.69	4.82	4.78	4.29	4.00	4.32
Gissila.....	Packet	2.00	-	-	-	2.00	-	1.58	3.00	1.81
Rothmans.....	Packet	9.79	9.64	9.64	9.19	9.56	6.50	7.58	7.33	7.41
<b>TOBACCO</b>										
'Gaya'.....	Kg	-	-	15.44	-	15.44	9.20	13.36	-	12.32

Table 1 Part 1 :- (Cont'd) Quarterly Average Retail Price of Goods and Services in Rural Areas by Killil and Zone

		P R I C E   I N   B I R R				September 1998 - November 1998 Meskerem 1991 - Hidar 1991				
K I L L I L   A N D   Z O N E S										
ITEM	UNIT	T I G R A Y				Tigray Average	A F F A R			Affar Average
		Mirabawi Tigray	Mehakelegnaw Tigray	Misrakawi Tigray	Debubawi Tigray		Zone 1	Zone 3	Zone 5	
<b>CLOTHING AND FOOT WEAR</b>										
<b>CLOTHING</b>										
Abujedid(Akaki/Bahir Dar)91cm. Meter		3.50	3.15	3.41	3.83	3.41	4.33	3.70	4.67	3.99
Abujedid(Komb./Arba Min.)150cm Meter		3.24	4.15	3.83	4.81	4.04	4.67	4.06	4.75	4.52
Khaki(S-10,000 Twil)110cm..... Meter		16.83	6.67	9.67	-	11.06	-	-	-	-
Khaki(Akaki)91cm..... Meter		-	6.63	13.50	-	8.92	-	-	-	-
Wool-England 100%..... Meter		-	-	-	-	-	-	-	-	-
Tetron(Arba Minch)..... Meter		22.08	-	-	14.00	20.06	-	-	-	-
Poplin(Dire Dawa)105cm..... Meter		6.71	6.46	6.76	7.17	6.67	5.75	6.11	-	6.05
Poplin(Komb./Arba Minch)150cm. Meter		6.83	7.56	8.69	6.25	7.74	-	-	-	-
Nylon(Mojo)..... Meter		11.24	9.68	10.31	9.88	10.37	-	10.00	11.00	10.67
Polyster(Arba Minch/Awasa).... Meter		17.22	12.69	11.68	13.33	12.92	-	-	-	-
Jersi..... Meter		18.33	14.59	14.18	15.59	15.04	-	11.92	-	11.92
Cotton..... Kg		3.28	4.72	5.62	5.84	4.60	2.79	3.10	3.72	3.22
<b>COST OF TAILORING</b>										
Woolen Suit (Men)..... No		-	261.67	-	236.36	241.79	-	267.50	-	267.50
Khaki Suit (Men)..... No		22.00	24.30	20.62	28.17	23.64	-	43.79	-	43.79
Khaki Suit (Boys)..... No		19.50	14.80	12.09	19.06	15.22	-	21.82	-	21.82
<b>READY-MADE / FOR ADULTS</b>										
'Netela'..... No		20.54	22.80	21.74	22.35	21.87	28.14	21.00	23.83	23.39
'Gabi'..... No		59.04	64.33	86.77	64.62	70.44	59.80	46.58	42.50	48.90
Shirts Long Sleeved (Local)..... No		24.29	26.33	26.25	33.67	26.68	34.67	25.63	-	28.09
Shirts Short Sleeved (Local)..... No		23.50	25.67	25.50	-	24.73	27.67	21.83	-	23.78
Shirts Long Sleeved (Imported)... No		45.93	52.88	61.33	68.88	56.03	52.78	62.17	-	58.14
Shirts Short Sleeved (Imported).. No		51.72	44.40	36.00	-	49.54	42.50	59.87	-	57.82

Table 1 Part 1 :- (Cont'd) Quarterly Average Retail Price of Goods and Services in Rural Areas by Killil and Zone

September 1998 - November 1998  
Meskerem 1991 - Hidar 1991

PRICE IN BIRR

KILLIL AND ZONES										
ITEM	UNIT	TIGRAY				Tigray Average	AFFAR			Affar Average
		Mirabawi Tigray	Mehakelegnaw Tigray	Misrakawi Tigray	Debubawi Tigray		Zone 1	Zone 3	Zone 5	
Socks (Cotton) Imported.....	Pair	10.97	8.90	11.52	10.21	10.50	10.67	11.33	-	11.17
Sweater (Local) Men.....	No	43.33	72.00	31.67	29.00	51.07	-	-	-	-
Sweater (Local) Women.....	No	51.00	37.50	-	-	45.60	-	-	-	-
Shash (Imported).....	No	10.38	9.72	13.96	13.88	11.88	17.50	13.38	20.25	15.32
Singlets (Local) White.....	No	13.50	10.37	12.85	14.78	12.42	14.67	10.24	-	11.41
Jeans Trouser.....	No	99.84	94.27	87.50	73.96	89.27	55.17	92.00	-	81.48
Woolen Suit.....	No	-	-	-	-	-	-	-	-	-
'Kemisna Netela'.....	No	135.00	104.13	100.48	155.63	120.92	142.50	126.67	-	130.63
Sweater-Men (Imported).....	No	80.00	120.00	-	81.00	89.38	-	-	-	-
Sweater-Women (Imported).....	No	-	125.00	-	75.00	112.50	-	-	-	-
Nylon Dress.....	No	33.09	-	11.33	78.67	37.29	-	-	-	-
Tetron Trouser.....	No	30.56	40.00	-	-	31.50	-	-	-	-
Leather Jacket.....	No	313.33	-	377.78	400.00	357.65	-	-	-	-
Under Wear China.....	No	23.79	24.00	15.46	24.67	20.88	-	13.50	-	13.50
<b>READY-MADE / FOR CHILDREN</b>										
Sweater (Local) for Boys.....	No	20.00	15.00	21.22	-	20.06	-	-	-	-
Socks (Imported) Cotton.....	Pair	9.94	5.58	5.61	7.45	6.94	8.43	7.33	-	7.81
Jeans Trouser.....	No	74.14	77.50	110.00	77.50	81.20	57.67	63.33	-	62.20
Shirt Long Sleeved(Imported)Boys.	No	31.20	20.67	-	87.50	35.00	35.63	41.53	-	39.48
Sweater (England) for Girls.....	No	-	-	29.00	-	29.00	37.00	-	-	37.00
Short for Boys.....	No	9.89	6.00	9.67	7.57	8.01	-	8.00	15.00	12.20

Table 1 Part 1 :- (Cont'd) Quarterly Average Retail Price of Goods and Services in Rural Areas by Killil and Zone

September 1998 - November 1998  
Meskerem 1991 - Hidar 1991

PRICE IN BIRR

ITEM	UNIT	K I L L I L   A N D   Z O N E S				Tigray Average	A F F A R			Affar Average
		T I G R A Y					Zone 1	Zone 3	Zone 5	
		Mirabawi Tigray	Mehakelegnaw Tigray	Misrakawi Tigray	Debubawi Tigray					

FOOTWEAR (MEN AND WOMEN)

Anbessa Leather Shoes Men(Local)Pair	52.42	82.50	-	-	59.94	-	75.00	-	75.00
Leather Shoes Men (Croft)..... Pair	166.33	-	-	-	166.33	-	-	-	-
Walking Shoes(Imp.) Non-Leather Pair	150.83	176.67	-	-	159.44	-	135.00	-	135.00
Canvas Shoes (Local) Men..... Pair	22.33	22.78	25.13	28.82	24.36	-	17.83	-	17.83
Canvas Shoes (China) Men..... Pair	25.07	20.60	26.72	24.00	24.65	22.67	24.38	32.67	25.79
Plastic Shoes (Local) Women.... Pair	11.09	11.00	11.02	11.40	11.10	9.83	11.83	10.61	11.40
Slippers Sponge Adult (China).. Pair	12.18	12.35	9.56	15.57	12.06	10.00	10.16	9.72	10.04
Boots for Men Plastic (Local).. Pair	-	33.00	34.50	-	34.00	-	-	-	-

Table 1 Part 1 :- (Cont'd) Average Retail Price of Goods and Services in Rural Areas by Killil and Zone

September 1998 - November 1998  
Meskerem 1991 - Hidar 1991

P R I C E I N B I R R

K I L L I L A N D Z O N E S										
ITEM	UNIT	T I G R A Y				Tigray Average	A F F A R			Affar Average
		Mirabawi Tigray	Mehakelegnaw Tigray	Misrakawi Tigray	Debubawi Tigray		Zone 1	Zone 3	Zone 5	

**CONSTRUCTION MATERIALS, WATER, AND FUEL AND POWER**

**CONSTRUCTION MATERIALS**

Cement/Bag/(Local).....	50Kg	50.64	49.03	47.38	36.31	45.71	33.00	29.14	-	30.55
Lime.....	Kg	-	1.62	1.28	.98	1.14	-	-	-	-
Nail (7cm - 12cm).....	Kg	10.95	9.60	10.49	9.74	10.18	14.75	9.39	8.54	9.48
Nail With Cape.....	Kg	11.45	11.40	12.00	11.06	11.47	12.00	10.21	11.04	10.60
Corrugated Iron Sheet (.2mm).....	No	32.72	41.90	41.90	39.07	39.52	-	38.00	-	38.00
Wood for House Construction('Atana')..	No	4.23	17.67	12.71	6.40	9.49	-	-	-	-
Wall Paints-Super (Fluid) Normal.....	4Kg	64.06	62.13	63.67	63.29	63.32	62.50	61.13	-	61.58
Wall Paints-Super (Fluid) Plastic....	4Kg	78.50	61.33	92.00	69.00	79.20	-	85.17	-	85.17
Coarse Aggregate Gravel.....	Meter Cube	88.75	-	-	-	88.75	-	-	-	-
Hollow Concrete Block(20x20x40 cm Cube)No		2.56	3.09	3.39	-	2.96	-	2.11	-	2.11
Bricks (25cm x 12cm x 6cm).....	No	-	-	-	-	-	-	-	-	-
Floor Board 4m Length.....	No	58.50	34.00	-	-	51.82	40.00	-	-	40.00
Iron Pipe 6mt. (1/2 inch Wide) Local..	No	40.00	45.50	42.67	41.83	42.28	39.67	44.00	-	41.40
Chipwood (125cm x 250cm x 8mm).....	No	-	-	63.33	-	63.33	-	-	-	-
Sand.....	Meter Cube	20.83	63.75	-	-	49.44	-	-	-	-
Gutter N <sup>a</sup> 32.....	Meter	-	-	-	-	-	-	-	-	-
Window Glass (50cm x 50cm x 3mm).....	No	-	17.00	-	-	17.00	-	-	-	-
Water Tanker (1meter cube).....	No	-	-	-	-	-	-	-	-	-
Stone for House Construction..	Meter Cube	30.00	34.04	-	-	33.54	-	-	-	-

**WATER**

Water.....	Meter Cube	7.03	6.49	5.57	4.92	5.95	8.11	9.96	-	9.59
------------	------------	------	------	------	------	------	------	------	---	------

PRICE IN BIRR

K I L L I L A N D Z O N E S										
ITEM	UNIT	T I G R A Y				Tigray Average	A F F A R			Affar Average
		Mirabawi Tigray	Mehakelegnaw Tigray	Misrakawi Tigray	Debubawi Tigray		Zone 1	Zone 3	Zone 5	

FUEL AND POWER

Fire Wood.....	Meter Cube	39.35	120.82	84.36	67.06	83.35	24.37	25.78	19.83	24.32
Charcoal.....	Kg	.59	1.17	1.26	1.12	1.06	.68	.89	-	.83
Dung Cake.....	Kg	-	-	2.77	-	2.77	-	-	-	-
Kerosine.....	Lt	2.76	3.11	3.33	2.85	3.05	3.87	2.12	2.13	2.44
Diesel.....	Lt	3.03	3.06	3.44	2.44	3.03	3.36	2.27	-	2.48
Electric.....	K.Watt	.68	.23	.29	.75	.48	.34	-	-	.34
Matches.....	Box	.29	.25	.25	.26	.26	.25	.25	.25	.25
Candles.....	No	.99	1.00	1.00	1.00	1.00	1.00	1.00	1.00	1.00
Buthane Gas (Shell).....	12.5 Kg	39.33	-	-	-	39.33	-	-	-	-
Eveready Drycell.....	No	1.88	1.83	1.76	1.84	1.83	2.00	1.93	1.75	1.91

FURNITURE, FURNISHING, HOUSEHOLD EQUIPMENT AND OPERATION

CHAIRS, TABLES, ETC.

Table Wanza (Machine made) Varnished..	No	-	435.00	-	-	435.00	-	-	-	-
Table Wanza (Hand made) Not Varnished..	No	-	275.00	-	-	275.00	-	-	-	-
Chairs Wanza (Machine Made) Varnished..	No	-	92.50	-	-	92.50	-	-	-	-
Chairs Wanza (Hand Made) Varnished....	No	-	60.00	-	-	60.00	-	-	-	-
Cupboard Wanza (2 doors) Varnished....	No	-	845.00	-	-	845.00	-	-	-	-
Double Bed Wanza (120cm) Varnished....	No	-	1800.00	-	455.00	604.44	-	-	-	-
Sofas (Complète).....	No	-	2475.00	-	-	2475.00	-	-	-	-
Book Shelves Wanza (3 Shelves) no Door No		169.33	356.67	-	-	263.00	-	-	-	-

FURNISHINGS & REPAIRS

Bed Sheet (Non-Patterned Bahir Dar)										
1.90m x 2.50m.....	Pair	43.35	43.40	34.75	40.64	40.11	58.67	38.83	-	41.67
Bed Sheet(Patterned Kombolcha)										
1.90m x 2.50m.....	Pair	49.29	55.00	-	-	51.00	57.40	-	-	57.40

Table 1 Part 1 :- (Cont'd) Average Retail Price of Goods and Services in Rural Areas by Killilil and Zone

September 1998 - November 1998  
Meskerem 1991 - Hidar 1991

PRICE IN BIRR

KILLILIL AND ZONES										
ITEM	UNIT	TIGRAY				Tigray Average	AFFAR			Affar Average
		Mirabawi Tigray	Mehakelegnew Tigray	Misrakawi Tigray	Debubawi Tigray		Zone 1	Zone 3	Zone 5	
Bed Cover(Patterned Kombolcha).....	No	42.17	-	48.00	42.33	43.67	-	-	-	-
Blanket Woolen(Debre B.)160cm x 220cm.	No	92.33	90.00	81.74	82.73	84.06	-	120.00	-	120.00
Mattress-Sponge (A.A Foam) 120cm.....	No	323.33	-	315.56	-	317.50	-	-	-	-
Towel-Local (Kombolcha).....	No	25.00	15.33	11.00	15.25	13.05	-	11.00	-	11.00
<b>EARTHEN WARE</b>										
Water Pot.....	No	5.58	6.43	6.93	7.20	6.54	-	5.41	5.00	5.27
'Jebena' Medium Size.....	No	1.54	1.45	2.12	2.49	1.91	4.06	2.30	2.78	2.76
'Mitad' (Griddle of Clay).....	No	7.77	5.71	7.57	8.98	7.41	16.63	11.55	13.22	13.23
Local Stove '(Lakech)'	No	4.88	8.00	-	-	6.75	-	9.50	-	9.50
Cup for Coffee (China).....	No	1.34	1.36	1.23	1.16	1.27	1.11	1.18	1.00	1.14
<b>STRAW, BAMBOO AND OTHERS</b>										
'Sefed'.....	No	5.78	7.58	9.29	7.94	7.93	5.50	6.29	5.29	5.90
Sack 100Kg Capacity.....	No	3.66	3.18	2.94	3.00	3.18	5.00	8.60	-	6.80
<b>METAL WARE</b>										
Cooking Pan Medium (Local).....	No	24.33	23.57	19.39	23.17	22.07	21.60	25.81	26.72	25.50
Tray (Nickel) Medium N <sup>o</sup> 45 Local.....	No	18.77	18.27	16.89	16.63	17.80	-	27.30	-	27.30
Electric 'Mitad' Aluminium.....	No	378.33	376.25	550.00	-	393.18	-	-	-	-
Gas Stove (Kerosine) China.....	No	38.23	32.33	40.06	39.68	39.00	41.17	40.17	37.67	39.56
<b>PLASTIC WARE (LOCAL MADE)</b>										
Jerrycan (20 Litres).....	No	28.30	29.70	27.27	26.64	27.66	21.00	20.92	23.44	21.53
Bucket (20 Litres).....	No	17.60	16.17	16.78	15.76	16.59	16.50	16.90	16.28	16.72

Table 1 Part 1 :- (Cont'd) Average Retail Price of Goods and Services in Rural Areas by Killilil and Zone

September 1998 - November 1998  
Meskerem 1991 - Hidar 1991

PRICE IN BIRR

ITEM	UNIT	K I L L I L A N D Z O N E S				Tigray Average	A F F A R			Affar Average
		T I G R A Y					Zone 1	Zone 3	Zone 5	
		Mirabawi Tigray	Mehakelegnaw Tigray	Misrakawi Tigray	Debubawi Tigray					
<b>GLASS WARE</b>										
Glass for Tea (Durablex).....	No	2.75	3.08	3.08	3.13	3.05	2.50	2.83	2.00	2.62
<b>OTHER HOUSEHOLD EQUIPMENT</b>										
Kerosine Lamp.....	No	24.89	21.58	20.55	20.48	22.00	27.25	20.64	24.00	22.16
'Kuraz' Small Local Kerosine Lamp.....	No	1.43	1.30	1.15	1.25	1.27	-	1.21	1.08	1.17
Flash Light.....	No	6.71	6.22	6.24	6.56	6.44	-	6.40	7.17	6.54
Electric Bulb Philips(40/60 Watt).....	No	3.93	3.19	3.25	3.38	3.53	-	3.50	-	3.50
<b>HOUSEHOLD OPERATION</b>										
Hard Soap (Local).....	200gm	1.96	1.84	1.76	1.89	1.86	1.33	1.89	1.52	1.73
Hard Soap (Imported).....	200gm	2.52	2.53	2.34	2.51	2.49	2.01	2.24	2.67	2.25
Detergent (Omo).....	50gm	1.43	1.21	1.14	1.15	1.20	1.00	1.32	2.00	1.30
Incense.....	Kg	15.06	13.00	13.90	20.13	16.03	13.94	13.26	-	13.42
Sandal Wood.....	No	.26	.25	.25	.26	.25	.26	.24	.30	.25
Toilet Paper (Mamko).....	Roll	3.08	3.03	3.02	3.00	3.05	3.00	3.10	3.25	3.11
<b>DRY CLEANING</b>										
Dry Cleaning (Suit Men).....	No	-	17.40	-	-	17.40	-	-	-	-
<b>DOMESTIC SERVICE</b>										
Maid Servant.....	Month	23.71	27.15	28.35	26.05	26.48	45.00	35.56	18.89	34.35
Unskilled Service (Daily Laborer).....	Day	8.57	7.54	8.11	6.85	7.76	7.56	6.73	6.89	6.87

Table 1 Part 1 :- (Cont'd) Average Retail Price of Goods and Services in Rural Areas by Killilil and Zone

September 1998 - November 1998  
Meskerem 1991 - Hidar 1991

PRICE IN BIRR

KILLILIL AND ZONES										
ITEM	UNIT	TIGRAY				Tigray Average	AFFAR			Affar Average
		Mirabawi Tigray	Mehakelegnaw Tigray	Misrakawi Tigray	Debubawi Tigray		Zone 1	Zone 3	Zone 5	
<b>MEDICAL CARE</b>										
Ampicillin(250 mg) Local.....	56 Caps	22.00	23.64	19.60	18.45	21.08	19.91	22.76	-	21.88
Dichlorophine(500 mg) Local.....	6 Pills	1.50	1.30	.74	1.39	1.26	1.87	2.04	-	1.97
Tetracycline(250mg) Local.....	56 Caps	9.39	11.07	9.09	10.22	9.96	13.69	12.27	-	12.70
Penicillin Injection(4 Mu. Local). Bottle		3.93	3.62	3.63	3.93	3.78	3.40	4.00	-	3.81
Chloramphenicol(250mg) Local.....	56 Caps	16.80	11.20	12.01	13.60	13.46	15.60	24.57	-	21.72
Dipron(500mg) Local.....	20 Pills	3.30	2.66	2.24	2.43	2.67	4.00	3.48	-	3.63
Cough Syrup (Berantine) Local.....	125cc	9.50	7.70	7.57	7.76	8.21	8.44	10.86	-	9.50
Bactrim(480mg) Local.....	30 Pills	12.00	7.07	7.00	6.24	7.65	9.19	15.25	-	12.83
Vermox(100mg) Local.....	12 Pills	2.86	2.75	1.20	2.10	2.69	3.00	2.56	-	2.73
Mezel(250mg) Local.....	30 Caps	5.87	5.47	4.94	4.98	5.39	9.00	6.50	-	7.41
Asprin (300 mg) Local.....	20 Pills	2.55	2.19	1.39	2.00	2.09	2.78	3.21	-	3.04
<b>OTHER MEDICAL EXPENSES</b>										
Doctor's Fee (Government).....	per visit	.50	.49	.88	.83	.71	1.00	-	-	1.00
Doctor's Fee (Private).....	per visit	1.50	12.50	7.00	10.00	8.67	-	10.00	-	10.00
Injection (Service Charge).....	Once	.83	2.25	1.19	1.29	1.23	1.00	.80	.75	.85
<b>TRANSPORT AND COMMUNICATION</b>										
<b>TRANSPORT</b>										
Benzene.....	Lt	-	2.35	2.36	-	2.35	-	2.44	-	2.44
Motor Oil (Mobil).....	Lt	-	16.28	15.24	14.10	15.78	18.82	15.13	-	16.06
Car Washing and Greasing.....	No	-	40.00	-	-	40.00	-	-	-	-
Animal Transport fare.....	Trip	27.73	25.56	9.00	20.00	22.58	-	25.47	-	25.47
Cart Fare.....	Trip	-	2.17	1.33	.81	1.25	-	.97	-	.97

Table 1 Part 1 :- (Cont'd) Average Retail Price of Goods and Services in Rural Areas by Killil and Zone

September 1998 - November 1998  
Meskerem 1991 - Hidar 1991

PRICE IN BIRR

KILLIL AND ZONES

ITEM	UNIT	TIGRAY				Tigray Average	AFFAR			Affar Average
		Mirabawi Tigray	Mehakelegnaw Tigray	Misrakawi Tigray	Debubawi Tigray		Zone 1	Zone 3	Zone 5	
<b>ENTERTAINMENT AND EDUCATION</b>										
<b>EQUIPMENT AND ACCESSORIES</b>										
T.V. Set Philips 21 inch(Colored)..... No		-	-	-	3700.00	3700.00	-	-	-	-
Cassette Recorded Original(Local Music)No		15.00	13.00	-	13.00	13.40	13.00	13.00	-	13.00
Radio Set Philips 3 Band..... No		149.42	-	168.75	-	154.25	-	174.00	-	174.00
Tape Recorder National (2 Speaker).... No		381.11	550.00	270.00	-	386.36	-	400.00	-	400.00
Expense for Photograph(Passport size)4Pho		3.85	4.29	3.46	3.00	3.62	4.00	4.50	-	4.09
Newspaper (Addis Zemen)..... No		-	.56	.53	.50	.54	-	.50	-	.50
<b>EDUCATION</b>										
Exercise Book (50 Leaves) Local..... No		2.43	2.27	2.22	2.10	2.25	1.29	1.74	1.86	1.71
Pencil (China)..... No		.33	.26	.28	.28	.28	.25	.25	.25	.25
Ball Point-Bic England..... No		1.00	1.02	1.02	1.00	1.01	1.00	1.00	1.00	1.00
Day School Fee-Public(Grade 7 & 8)..Month		-	-	9.00	-	9.00	-	-	-	-
Day School Fee-Private(Grade 9-12)..Month		-	-	-	-	-	-	-	-	-
Night School Fee-Government(Gr.9-12)Month		12.25	16.50	14.00	18.22	15.38	18.67	11.00	-	14.83
<b>PERSONAL CARE AND EFFECTS</b>										
<b>PERSONAL CARE</b>										
Lux Toilet Soap..... 90gm		3.60	3.60	3.79	3.53	3.60	3.70	3.39	-	3.50
Blade-TOPAZ..... No		.30	.25	.26	.26	.26	.26	.26	.27	.26
Hair Dressing (Traditional)..... No		2.91	2.79	2.96	2.56	2.82	1.94	1.22	1.00	1.41
Hair Dressing (Modern)..... No		6.67	5.73	6.67	6.20	6.27	-	7.33	-	7.33
Barbery (Mens Hair Cut)..... No		3.12	3.21	3.35	2.34	2.99	3.67	3.30	-	3.41
Paraffin Hair Oil..... 330cc		8.80	7.17	7.41	8.91	7.99	8.00	9.01	-	8.75
Zenith Hair Oil..... 330cc		8.81	8.44	8.50	9.08	8.68	8.37	7.99	8.00	8.08

Table 1 Part 1 :- (Cont'd) Average Retail Price of Goods and Services in Rural Areas by Killilil and Zone

September 1998 - November 1998  
Meskerem 1991 - Hidar 1991

PRICE IN BIRR

K I L L I L A N D Z O N E S										
ITEM	UNIT	T I G R A Y				Tigray Average	A F F A R			Affar Average
		Mirabawi Tigray	Mehakelegnaw Tigray	Misrakawi Tigray	Debubawi Tigray		Zone 1	Zone 3	Zone 5	
<b>PERSONAL EFFECTS</b>										
Umbrella-Men Medium (Local).....	No	26.58	24.17	23.30	24.95	24.96	30.00	26.67	24.17	25.91
Umbrella-Women Medium (Imported).....	No	24.10	27.27	23.78	23.78	24.64	20.50	26.33	24.33	24.73
Hand Bag (Imported Synthetic).....	No	-	-	-	-	-	-	-	-	-
Belt (Local) Machine Made.....	No	9.83	8.15	12.18	11.39	10.01	13.67	12.76	10.89	12.54
Belt (Local) Hand Made.....	No	3.12	2.88	4.37	2.93	3.41	-	2.38	4.00	2.66
<b>JEWELLERY</b>										
Seiko-21 Jewels Automatic (Men).....	No	419.00	-	340.00	-	389.38	-	447.50	-	447.50
Seiko-21 Jewels Automatic (Women).....	No	360.00	-	-	-	360.00	-	-	-	-
Earrings (4gm 18 carat Local).....	Pair	240.33	274.67	284.44	223.33	257.03	-	393.33	-	393.33
Neck Laces (6gm 21 carat Imported).....	No	540.00	545.00	546.67	515.00	537.78	-	660.00	-	660.00
Rings (4gm 18 carat Local).....	No	240.00	274.67	331.11	222.22	266.30	-	393.33	-	393.33
<b>LIVESTOCK AND DRAUGHT ANIMALS</b>										
<b>LIVESTOCK</b>										
Sheep (10-15Kg).....	No	67.03	71.10	53.68	50.39	60.10	51.56	37.47	34.11	39.26
Goat (10-15Kg).....	No	57.14	54.34	57.78	44.28	53.66	57.22	32.02	38.22	36.51
Heifer (2-4 Years).....	No	399.80	437.24	349.24	309.89	381.67	230.56	371.88	287.33	312.09
Cow (4 Years and Above).....	No	561.49	563.63	451.67	520.00	528.21	550.00	571.25	506.67	541.54
Bull (2-4 Years).....	No	420.38	492.81	493.97	362.39	440.96	275.56	363.89	354.44	339.44
Ox (4 Years and Above).....	No	633.66	630.84	582.26	521.58	595.38	682.22	805.33	607.78	717.88
Hen (Indigenous).....	No	7.17	7.43	7.51	5.37	6.86	7.67	5.06	3.94	5.41
Cock (Indigenous).....	No	8.72	9.04	9.63	7.38	8.72	9.67	7.75	4.58	7.71

Table 1 Part 1 :- (Cont'd) Average Retail Price of Goods and Services in Rural Areas by Killil and Zone

September 1998 - November 1998  
Meskerem 1991 - Hidar 1991

P R I C E I N B I R R

K I L L I L A N D Z O N E S										
ITEM	UNIT	T I G R A Y				Tigray Average	A F F A R			Affar Average
		Mirabawi Tigray	Mehakelegnaw Tigray	Misrakawi Tigray	Debubawi Tigray		Zone 1	Zone 3	Zone 5	
<b>DRAUGHT ANIMALS</b>										
Donkey.....	No	286.91	236.16	218.29	177.76	231.28	312.50	231.25	190.00	254.13
Horse.....	No	573.75	-	-	437.14	510.00	-	-	-	-
Mule.....	No	874.62	504.50	965.56	804.00	865.14	-	-	-	-
<b>FARM EQUIPMENT (INDUSTRIAL PRODUCT)</b>										
Sickel.....	No	12.82	7.78	8.31	12.28	10.21	5.00	11.50	-	10.88
Pick Axe ('Doma').....	No	11.55	12.25	17.20	12.33	13.98	-	14.58	-	14.58
'Gejera'.....	No	8.81	15.64	14.00	8.33	11.63	-	16.67	-	16.67
<b>FARM EQUIPMENT (HAND MADE)</b>										
'Mofer'.....	No	-	26.83	27.47	8.75	24.66	-	-	-	-
'Kember'.....	No	-	14.00	23.07	9.50	18.72	-	5.33	-	5.33
'Digr'.....	No	-	3.11	6.36	2.50	5.00	7.50	1.92	-	4.15
Plough.....	No	24.60	24.94	28.33	20.87	24.30	18.78	18.78	16.17	18.13
Sickel.....	No	4.80	4.07	4.61	3.12	4.21	5.00	3.89	2.33	3.30
'Wegel'.....	No	7.50	4.82	4.71	3.53	5.10	7.00	4.67	4.00	5.86
<b>MISCELLANEOUS GOODS AND SERVICES</b>										
Coffin (Medium Quality).....	No	-	-	-	-	-	-	-	-	-



Year	Event	Page	Year	Event	Page
1981	1981	101	1987	1987	101
1982	1982	102	1988	1988	102
1983	1983	103	1989	1989	103
1984	1984	104	1990	1990	104
1985	1985	105	1991	1991	105

# PART - II

## CONTENTS

1981	101
1982	102
1983	103
1984	104
1985	105
1986	106
1987	107
1988	108
1989	109
1990	110
1991	111

PART II

Table 1 Part 2 :- (Cont'd) Average Retail Price of Goods and Services in Rural Areas by Killil and Zone

September 1998 - November 1998  
Meskerem 1991 - Hidar 1991

PRICE IN BIRR

ITEM	UNIT	KILLIL AND ZONES										Amhara Average
		AMHARA										
		Semen Gondar	Debub Gondar	Semen Wello	Debub Wello	Semen Shewa	Misrak Gojam	Mirab Gojam	Wag Hemra	Awi	Oromiya	
<b>CEREALS UNMILLED</b>												
'Teff' White .....	Kg	1.84	1.76	1.99	2.05	2.13	1.92	1.62	2.04	1.66	2.10	1.91
'Teff' Mixed.....	Kg	1.77	1.71	2.02	1.99	2.05	1.79	1.51	2.03	1.62	1.97	1.83
'Teff' Black (Red).....	Kg	1.68	1.62	1.93	1.93	1.96	1.70	1.45	1.97	1.53	1.69	1.73
Wheat White.....	Kg	1.92	1.66	1.99	2.05	1.98	1.57	1.95	1.74	2.17	2.00	1.89
Wheat Mixed.....	Kg	1.70	1.19	1.98	1.93	1.94	1.70	1.71	1.46	2.17	2.08	1.89
Wheat Black.....	Kg	1.96	1.74	1.90	1.79	1.99	1.79	2.04	1.76	2.14	1.97	1.93
Barley White.....	Kg	1.22	1.38	1.97	1.68	1.84	1.43	1.23	1.73	1.57	2.32	1.65
Barley Mixed.....	Kg	1.17	1.30	1.83	1.68	1.75	1.26	1.06	1.93	1.52	2.25	1.56
Barley Black.....	Kg	1.04	1.51	1.93	1.70	1.75	1.41	1.13	2.04	1.41	2.62	1.56
Barley for Beer.....	Kg	-	-	-	-	-	-	-	-	-	-	-
Maize.....	Kg	1.12	1.24	1.32	1.47	1.33	1.14	.92	1.38	1.07	1.26	1.21
Durrah.....	Kg	1.18	1.43	1.68	1.80	1.67	1.50	1.17	1.81	1.16	1.88	1.58
Sorghum Yellow.....	Kg	1.57	1.25	1.87	1.76	1.98	1.42	1.27	1.82	1.06	1.62	1.68
Sorghum White.....	Kg	1.22	1.41	1.39	1.78	1.78	1.46	1.39	1.80	1.08	1.53	1.45
Sorghum Red.....	Kg	1.40	1.42	1.48	1.70	1.88	1.37	1.21	1.82	1.00	1.60	1.54
African Millet.....	Kg	1.35	1.51	1.65	1.96	-	1.50	1.49	-	1.28	1.91	1.49
Rice.....	Kg	4.77	5.16	6.00	-	4.95	4.85	4.96	-	-	6.00	5.03
Oats.....	Kg	2.07	-	-	-	1.00	1.56	1.83	-	1.56	1.63	1.70
Hulled Barley.....	Kg	2.16	-	2.04	-	1.05	1.82	3.15	-	1.86	-	2.04
<b>CEREALS MILLED</b>												
'Teff' White.....	Kg	-	-	-	-	-	-	-	-	-	-	-
'Teff' Mixed.....	Kg	-	-	-	-	-	-	-	-	-	-	-
'Teff' Black (Red).....	Kg	-	-	-	-	2.44	-	-	-	-	-	2.44
Wheat White.....	Kg	-	3.50	-	-	2.00	-	-	-	-	-	2.41
Wheat Mixed.....	Kg	-	-	2.12	2.23	2.08	-	2.20	-	-	2.27	2.20
Barley White.....	Kg	-	-	-	-	-	-	-	-	-	-	-
Barley Mixed.....	Kg	-	-	1.90	-	-	-	-	-	-	-	1.90

Table 1 Part 2 :- (Cont'd) Average Retail Price of Goods and Services in Rural Areas by Killilil and Zone

September 1998 - November 1998  
Meskerem 1991 - Hidar 1991

## P R I C E I N B I R R

ITEM	UNIT	K I L L I L I L A N D Z O N E S										Amhara Average
		A M H A R A										
		Semen Gondar	Debub Gondar	Semen Wello	Debub Wello	Semen Shewa	Misrak Gojam	Mirab Gojam	Wag Hemra	Awi	Oromiya	
Maize.....	Kg	-	-	2.00	1.91	2.24	-	1.50	-	-	1.86	2.00
Oats.....	Kg	4.50	4.72	-	-	2.21	4.14	5.39	-	4.50	2.11	4.67
Sorghum.....	Kg	-	-	-	-	-	-	-	-	-	-	-
Durrah.....	Kg	1.56	1.26	-	-	1.79	-	-	-	-	-	1.54
'Furno Duket' Locally Processed..	Kg	3.74	3.00	3.90	3.50	3.50	4.03	4.21	-	4.00	3.59	3.87
<b>PULSES UNMILLED</b>												
Horse Beans.....	Kg	1.52	1.40	1.76	1.65	1.91	1.47	1.67	1.43	2.06	2.07	1.69
Peas White.....	Kg	1.49	1.57	2.16	1.87	1.93	1.36	1.63	1.78	-	2.70	1.86
Peas Black.....	Kg	-	1.72	1.52	1.58	1.96	1.64	2.04	1.64	2.27	2.24	1.99
Peas Mixed.....	Kg	1.64	1.53	1.85	1.89	1.97	1.68	1.52	1.71	2.65	2.26	1.83
Soya Beans.....	Kg	-	-	2.45	-	-	-	2.99	-	-	-	2.55
Chick Peas.....	Kg	1.92	1.79	1.98	2.04	1.94	1.54	1.83	2.07	1.78	2.04	1.89
Lentils.....	Kg	2.79	2.49	2.55	2.73	3.22	2.94	3.30	1.98	-	2.88	2.70
Haricot Beans.....	Kg	.88	.69	-	1.01	.92	.65	.91	-	1.44	1.16	.97
Lima Beans.....	Kg	.91	1.03	.94	.94	1.56	.88	1.02	1.40	1.37	1.24	1.14
Vetch.....	Kg	1.20	1.30	1.49	1.32	1.18	.98	1.28	1.84	1.59	1.57	1.34
Fenugreek.....	Kg	3.14	2.87	2.95	2.28	2.57	4.25	3.74	5.39	5.72	3.04	3.63
<b>PULSES MILLED OR SPLIT</b>												
Horse Beans Milled.....	Kg	-	-	-	-	-	-	1.31	-	-	-	1.31
Peas Milled.....	Kg	5.75	5.00	-	-	-	-	4.71	-	4.90	-	4.93
Chick Peas Milled.....	Kg	4.89	-	-	-	-	-	-	-	-	-	4.89
Mixed Pulses Milled.....	Kg	4.12	4.51	6.43	6.18	4.72	-	4.10	-	6.03	4.29	4.63
Vetch Milled.....	Kg	3.08	2.50	4.38	4.89	4.52	2.65	3.72	-	-	3.84	3.76
Peas Split.....	Kg	-	-	4.61	-	5.07	-	4.80	-	4.48	4.09	4.52
Peas Split(Roasted).....	Kg	3.96	5.38	4.63	-	4.72	-	4.73	-	6.67	4.75	4.83
Horse Beans Split(Roasted).....	Kg	3.22	5.08	-	-	3.38	6.00	3.97	-	5.00	3.40	3.54
Lentils Split.....	Kg	5.61	6.30	-	-	5.62	6.10	6.17	-	6.57	5.49	5.91

Table 1 Part 2 :- (Cont'd) Average Retail Price of Goods and Services in Rural Areas by Killil and Zone

September 1998 - November 1998  
Meskerem 1991 - Hidar 1991

## P R I C E I N B I R R

## K I L L I L A N D Z O N E S

ITEM	UNIT	A M H A R A									Amhara Average	
		Semen Gondar	Debub Gondar	Semen Wello	Debub Wello	Semen Shewa	Misrak Gojam	Mirab Gojam	Wag Hemra	Awii		Oromiya
Vetch Split(Roasted).....	Kg	-	-	3.42	-	2.11	-	-	-	-	2.64	2.53
Chick Peas Split(Roasted).....	Kg	4.50	-	-	-	-	-	-	-	-	-	4.50
Fenugreek Milled.....	Kg	5.43	-	-	-	-	-	6.20	-	-	-	5.77
<b>OIL SEEDS</b>												
Niger Seed.....	Kg	2.87	2.03	3.02	2.63	3.29	2.18	2.22	2.48	2.69	4.00	2.63
Linseed White.....	Kg	-	1.87	2.22	4.37	-	-	2.65	-	-	-	2.70
Linseed Black.....	Kg	2.42	1.86	2.80	2.42	2.37	1.57	1.96	2.96	2.57	3.40	2.45
Sesame Seed.....	Kg	2.40	2.51	3.03	3.70	2.93	3.75	1.66	2.28	1.99	3.22	2.93
Sunflower.....	Kg	1.63	1.74	2.41	1.86	2.33	2.51	1.72	1.48	-	2.50	1.96
Castor Beans.....	Kg	1.01	.36	2.58	2.40	2.36	.46	.71	-	-	2.78	2.16
Rape Seed.....	Kg	1.65	1.70	3.14	2.28	2.50	1.73	1.67	2.17	1.80	3.28	2.07
Ground Nut Shelled.....	Kg	3.66	2.93	3.50	-	-	4.66	3.45	-	1.56	6.45	3.64
<b>PREPARED CEREAL PRODUCTS</b>												
Spaghetti (Local) Without Egg....	Kg	6.71	7.42	-	6.33	5.77	5.00	6.04	-	7.33	4.68	6.01
Pastini.....	Kg	8.13	6.97	-	-	8.67	8.00	7.72	-	8.00	6.99	7.77
Macaroni (Local) Without Egg....	Kg	5.18	5.01	5.00	5.48	4.98	5.06	5.19	5.79	5.08	4.74	5.09
'Fafa' Flour.....	kg	8.00	-	-	-	-	-	6.54	-	-	-	6.68
'Dube' Flour.....	kg	5.00	-	-	-	4.00	5.75	5.02	-	5.03	3.82	4.74
<b>BREAD AND OTHER PREPARED FOODS</b>												
'Enjera' ('Teff' Mixed).....	325gm	.71	.54	.95	1.00	.71	.70	.74	1.03	.71	.92	.77
'Dabo' (Traditional Ambasha)..	350gm	.45	-	.68	-	.70	.57	.53	.89	.50	.70	.59
'Dabo' (Traditional Sheleto)..	350gm	.62	.70	.70	-	.56	.56	.49	1.01	.59	.68	.67
Bread Wheat (Bakery).....	350gm	1.10	1.08	1.48	-	.95	1.63	1.27	-	1.46	1.08	1.26

Table 1 Part 2 :- (Cont'd) Average Retail Price of Goods and Services in Rural Areas by Killilil and Zone

September 1998 - November 1998  
Meskerem 1991 - Hidar 1991

PRICE IN BIRR

ITEM	UNIT	KILLILIL AND ZONES										Amhara Average
		A M H A R A										
		Semen Gondar	Debub Gondar	Semen Wello	Debub Wello	Semen Shewa	Misrak Gojam	Mirab Gojam	Wag Hemra	Awii	Oromiya	
<b>MEAT</b>												
Beef .....	Kg	6.70	9.23	7.93	-	12.00	9.35	8.13	-	8.56	5.55	8.08
<b>FISH AND FISH PRODUCTS</b>												
Fish Fresh.....	Kg	-	.99	-	-	-	-	1.19	-	-	-	1.12
Sardines (Imported).....	125gm	-	-	-	-	-	8.15	-	-	-	-	8.15
<b>DIARY PRODUCTS AND EGG</b>												
Cow Milk (Unpasteurized).....	Lt	1.90	1.40	2.00	1.50	-	3.06	1.82	-	2.80	1.54	1.99
Cow Milk (pasteurized).....	Lt	-	-	-	-	-	-	-	-	-	-	-
Camel Milk.....	Lt	-	-	-	-	-	-	-	-	-	-	-
Goat Milk.....	Lt	-	-	-	-	-	-	-	-	-	-	-
Powdered Milk (Edget).....	450gm	-	-	-	-	-	15.86	-	-	-	-	15.86
Yoghurt (Traditional).....	Lt	2.75	5.83	-	-	-	-	3.30	-	4.34	1.99	3.32
Cheese Cottage.....	Kg	-	-	-	-	-	-	-	-	-	-	-
Egg (Traditional).....	Dozen	2.76	2.28	2.50	2.33	2.88	2.78	2.93	1.95	2.68	2.85	2.59
<b>OILS AND FATS</b>												
Butter Unrefined.....	Kg	11.43	12.21	12.90	12.84	17.87	15.40	14.45	16.06	13.92	16.34	14.32
Cooking Oil (Imported).....	Lt	-	-	8.78	9.33	9.39	-	-	10.33	-	7.90	8.90
Cooking Oil (Local).....	Lt	8.77	9.01	8.50	10.50	9.50	9.17	8.75	12.03	9.13	8.05	9.05

Table 1 Part 2 :- (Cont'd) Average Retail Price of Goods and Services in Rural Areas by Killil and Zone

September 1998 - November 1998  
Meskerem 1991 - Hidar 1991

PRICE IN BIRR

KILLIL AND ZONES												
ITEM	UNIT	AMHARA										Amhara Average
		Semen Gondar	Debul Gondar	Semen Wello	Debul Wello	Semen Shewa	Misrak Gojam	Mirab Gojam	Wag Hemra	Awi	Oromiya	
<b>VEGETABLES AND FRUITS</b>												
<b>VEGETABLES (FRESH)</b>												
Ethiopian Kale.....	Kg	.52	.17	.73	.94	.58	.36	.52	-	.48	.85	.62
Cabbage.....	Kg	.82	1.17	.95	-	1.29	1.11	.97	1.53	.67	.93	.98
Lettuce.....	Kg	.82	-	-	2.32	-	-	1.45	-	-	2.04	1.25
Spinach.....	Kg	1.93	1.33	2.06	-	.56	.18	.21	.89	-	-	.96
Carrot.....	Kg	1.45	2.04	1.21	1.27	1.80	1.32	1.10	1.37	1.44	1.23	1.38
Tomatoes.....	Kg	1.52	2.50	1.20	1.25	2.54	1.74	1.35	1.76	.84	1.82	1.56
Onions.....	Kg	3.07	3.20	3.48	3.99	3.48	2.99	3.39	5.00	3.98	3.66	3.61
Garlics.....	Kg	3.89	3.81	3.65	4.14	4.25	4.97	4.13	5.65	4.59	5.83	4.49
Leaks.....	Kg	-	-	-	1.59	-	-	3.10	-	-	-	2.35
Pepper Green.....	Kg	1.88	2.45	2.42	2.39	1.90	2.23	1.12	3.23	1.56	1.80	2.08
Pumpkin.....	Kg	.27	.31	.41	.54	.47	.20	.24	1.20	.34	1.06	.42
Green Peas.....	Kg	-	-	-	-	1.21	-	-	-	-	-	1.21
Beet Root.....	Kg	1.00	-	1.39	-	1.29	1.47	1.40	-	1.40	1.51	1.42
Cauliflower.....	Kg	-	-	-	-	.48	-	-	-	.91	-	.70
<b>FRUITS FRESH</b>												
Banana.....	Kg	2.15	2.11	2.53	1.68	1.54	2.07	1.78	2.17	1.41	1.12	1.76
Orange.....	Kg	3.24	2.75	2.40	1.57	1.71	1.94	2.45	1.44	1.80	1.09	1.79
Lemon.....	Kg	1.83	1.28	1.87	1.02	1.32	2.36	.88	1.35	.67	.95	1.30
Mandarine.....	Kg	-	-	-	-	-	-	-	-	.45	1.67	1.47
Papaya.....	Kg	-	-	1.70	.64	.53	.60	2.16	.76	.71	.62	.93
Grapes.....	Kg	-	-	-	-	-	-	-	-	-	-	-
Avocado.....	Kg	-	-	-	-	-	-	3.46	-	-	-	3.46
Mango.....	Kg	-	-	-	-	-	-	-	-	-	-	-
Cactus.....	Kg	-	-	-	-	-	-	-	-	-	-	-

Table 1 Part 2 :- (Cont'd) Average Retail Price of Goods and Services in Rural Areas by Killil and Zone

September 1998 - November 1998  
Meskerem 1991 - Hidar 1991

PRICE IN BIRR

K I L L I L A N D Z O N E S												
A M H A R A												
ITEM	UNIT											Amhara Average
		Semen Gondar	Debub Gondar	Semen Wello	Debub Wello	Semen Shewa	Misrak Gojam	Mirab Gojam	Wag Hemra	Awii	Oromiya	
<b>SPICES</b>												
Pepper Whole.....	Kg	3.73	3.97	7.89	9.45	10.43	4.36	3.06	8.14	4.48	8.06	6.24
Black Pepper(Local).....	Kg	20.00	10.32	14.48	8.39	-	6.06	6.71	-	5.84	20.28	8.04
Long Pepper(Local).....	Kg	13.55	20.37	15.04	21.67	9.00	11.85	12.80	11.11	13.90	14.11	13.53
White Cumin(Bishop's Weed) Local.	Kg	6.41	6.53	7.87	7.33	9.19	7.39	5.93	9.50	7.71	7.33	7.40
Black Cumin(Local).....	Kg	8.98	10.45	11.41	9.71	11.42	14.62	9.66	12.66	9.90	9.02	10.73
Ginger Dry(Local).....	Kg	3.85	5.21	5.63	14.93	10.60	2.80	-	6.16	-	4.28	7.33
Ginger Wet(Local).....	Kg	2.24	3.32	4.06	4.30	4.52	2.91	2.56	7.18	2.00	3.82	3.51
Cloves(Imported).....	Kg	16.21	18.72	15.55	18.76	21.40	18.74	23.02	24.54	18.43	21.39	20.41
Cinnamon(Imported).....	Kg	40.00	-	87.50	-	-	27.83	48.33	-	-	37.50	41.78
Cardamon(Local).....	Kg	11.86	12.33	14.56	14.53	12.49	13.65	11.39	18.19	13.90	13.03	13.41
Tumeric Flour(Local).....	Kg	6.44	5.23	7.53	4.39	5.12	8.97	7.95	6.88	8.72	6.40	6.69
Chillies Whole.....	Kg	3.54	2.17	-	15.00	8.93	3.67	9.58	12.50	5.55	6.12	6.39
Basil Dry.....	Kg	3.99	5.00	6.63	8.58	4.42	8.38	5.70	8.61	5.22	6.81	6.44
<b>POTATOES, OTHER TUBERS AND STEMS</b>												
Potato.....	Kg	.94	.71	1.06	1.84	1.57	.46	.72	1.63	.52	1.56	.91
Sweet Potato.....	Kg	-	-	.82	.90	.90	-	.88	-	.39	.91	.83
'Kocho' (Unprocessed).....	Kg	-	-	-	-	-	-	-	-	-	-	-
'Bula'.....	Kg	-	-	-	-	-	-	-	-	-	-	-
<b>COFFEE, TEA, CHAT AND BUCK-THORN LEAVES</b>												
Tea Leaves(Local).....	100gm	1.83	1.88	1.90	1.93	1.94	1.77	1.75	2.02	1.74	1.87	1.86
Coffee Whole.....	Kg	-	-	7.78	8.93	10.06	13.33	-	-	-	7.77	8.69
Coffee Beans.....	Kg	13.57	12.60	13.11	11.17	14.34	13.71	12.34	14.94	12.94	14.17	13.24
Coffee Leaves.....	Kg	-	-	-	-	-	-	-	-	-	-	-
Buck Thorn Leaves.....	Kg	1.64	1.31	1.23	1.83	1.27	2.14	1.86	3.90	2.54	.90	1.94
'Chat'.....	Kg	4.64	9.53	-	3.46	6.60	10.56	25.46	-	-	4.40	7.68

Table 1 Part 2 :- (Cont'd) Average Retail Price of Goods and Services in Rural Areas by Killil and Zone

September 1998 - November 1998  
Meskerem 1991 - Hidar 1991

## P R I C E I N B I R R

ITEM	UNIT	K I L L I L A N D Z O N E S										Amhara Average
		A M H A R A										
		Semen Gondar	Debub Gondar	Semen Wello	Debub Wello	Semen Shewa	Misrak Gojam	Mirab Gojam	Wag Hemra	Aw	Oromiya	
Malt-Barley.....	Kg	2.62	2.35	3.06	3.96	2.83	1.31	2.19	-	-	3.81	2.67
Malt-Wheat.....	Kg	3.40	-	4.48	4.23	2.96	2.40	-	-	-	3.86	3.35
<b>OTHER FOOD ITEMS</b>												
Salt.....	Kg	1.95	1.96	2.09	1.91	1.56	1.88	2.08	2.95	2.77	1.81	2.08
Sugar.....	Kg	5.67	7.04	6.09	5.84	5.26	5.46	5.32	6.30	5.42	5.27	5.77
Honey.....	Kg	7.89	11.18	12.21	10.41	13.45	9.81	11.82	9.13	9.37	11.57	10.56
Canned Tomato (Local).....	410gm	8.07	7.18	7.32	-	7.32	7.52	10.81	-	7.13	7.67	8.26
<b>FOOD TAKEN AWAY FROM HOME</b>												
Cup of Tea.....	No	.26	.26	.27	.25	.27	.22	.24	.25	.21	.25	.25
Cup of Coffee.....	No	.65	.66	.64	-	.75	.71	.67	-	.70	.58	.68
Cup of Milk.....	No	.62	.57	1.00	-	.78	.94	.69	-	.70	.59	.68
'Key Wot Yebere'.....	One Meal	3.03	3.28	-	3.00	3.27	3.50	3.17	-	3.50	3.50	3.25
'Key Wot Yebeg/Yefyel'.....	One Meal	3.03	3.00	3.32	2.98	3.52	2.88	3.25	3.02	3.41	3.55	3.15
<b>COST OF MILLING</b>												
Cereals.....	100Kg	8.72	8.88	10.78	9.73	8.02	7.79	9.53	13.94	9.03	9.30	9.40
Pulses.....	100Kg	11.64	14.56	10.00	-	10.31	11.18	13.74	-	13.79	10.45	12.18
Pepper Whole.....	100Kg	50.75	49.85	55.00	66.67	75.68	52.50	49.78	-	43.91	75.16	55.72
<b>BEVERAGES - NON ALCHOLIC</b>												
Ambo Mineral Water.....	500cc	2.45	2.20	2.00	2.00	2.01	1.96	1.81	2.68	-	2.00	2.11
Bure Mineral Water.....	500cc	2.14	1.68	2.00	-	2.00	1.72	1.43	-	1.25	-	1.61
Coca Cola/Fanta.....	300cc	2.00	2.25	2.29	2.00	1.92	2.04	2.00	2.50	2.01	1.89	2.04
Pepsi Cola/Mirinda.....	300cc	2.03	2.21	2.25	1.98	1.92	2.02	2.03	2.50	2.06	1.90	2.05

Table 1 Part 2 :- (Cont'd) Average Retail Price of Goods and Services in Rural Areas by Killil and Zone

September 1998 - November 1998  
Meskerem 1991 - Hidar 1991

PRICE IN BIRR

KILLIL AND ZONES

ITEM	UNIT	A M H A R A										Amhara Average
		Semen Gondar	Debub Gondar	Semen Wello	Debub Wello	Semen Shewa	Misrak Gojam	Mirab Gojam	Wag Hemra	Aw	Oromiya	

BEVERAGES - ALCOHOLIC

Araki (Local).....	900cc	25.08	26.98	26.95	25.67	22.46	24.80	25.90	36.00	30.33	30.50	26.11
Cognac (Local).....	900cc	-	30.67	-	-	21.63	-	25.67	-	-	29.00	25.89
Brandy (Local).....	900cc	-	30.33	-	-	23.15	-	27.00	-	-	37.50	26.59
Gin (Local).....	900cc	25.54	29.45	27.40	26.18	22.83	23.59	25.63	-	27.71	33.29	25.98
Saris Wine (Normal).....	750cc	6.96	7.24	7.00	-	5.92	6.00	6.57	-	-	-	6.44
'Katikalla'.....	Lt	6.58	6.59	8.66	6.51	6.61	6.62	5.49	8.66	5.46	6.14	6.53
Beer (Bedele).....	330cc	3.45	3.28	-	-	3.00	3.03	3.33	-	3.33	3.50	3.31
Beer (Harar).....	330cc	3.50	-	-	3.25	3.00	-	3.25	-	-	-	3.29
Beer (Meta Abo).....	330cc	3.64	3.55	3.25	3.42	3.05	3.07	3.38	3.69	3.27	3.16	3.38
'Tella'.....	Lt	.59	.61	.58	.70	.62	.67	.53	.63	.52	.73	.61
'Tej' (Mead).....	Lt	3.48	3.58	2.83	1.57	1.80	3.00	3.56	1.72	3.67	1.74	2.55

CIGARETTES AND TOBACCO

CIGARETTES

Nyala.....	Packet	4.19	4.59	4.65	4.66	4.46	4.38	4.26	4.88	4.65	4.23	4.48
Gissila.....	Packet	1.63	1.13	1.00	1.76	1.09	1.81	1.62	-	2.00	1.61	1.58
Rothmans.....	Packet	8.16	8.12	8.10	7.30	7.82	7.67	8.06	10.00	8.22	7.09	7.96

TOBACCO

'Gaya'.....	Kg	-	-	7.34	6.28	7.12	10.78	-	-	10.37	7.58	7.65
-------------	----	---	---	------	------	------	-------	---	---	-------	------	------

Table 1 Part 2 :- (Cont'd) Average Retail Price of Goods and Services in Rural Areas by Killilil and Zone

September 1998 - November 1998  
Meskerem 1991 - Hidar 1991

## P R I C E I N B I R R

## K I L L I L A N D Z O N E S

ITEM	UNIT	A M H A R A										Amhara Average
		Semen Gondar	Dehub Gondar	Semen Wello	Dehub Wello	Semen Shewa	Misrak Gojam	Mirab Gojam	Wag Hemra	Awii	Oromiya	
<b>CLOTHING AND FOOT WEAR</b>												
<b>CLOTHING</b>												
Abujedid(Akaki/Bahir Dar)91cm. Meter		3.12	5.19	-	4.50	4.94	5.43	3.90	4.02	5.50	4.64	4.04
Abujedid(Komb./Arba Min.)150cm Meter		5.00	5.27	5.36	5.12	4.81	5.55	5.59	5.33	5.00	4.67	5.21
Khaki(S-10,000 Twil)110cm..... Meter		10.00	12.25	-	-	-	-	11.40	-	12.00	-	11.03
Khaki(Akaki)91cm..... Meter		8.15	11.33	-	-	-	13.00	9.67	-	11.28	-	10.70
Wool-England 100%..... Meter		-	-	-	-	-	-	180.00	-	-	-	180.00
Tetron(Arba Minch)..... Meter		-	-	-	-	15.00	14.10	15.46	-	19.83	-	15.76
Poplin(Dire Dawa)105cm..... Meter		5.79	5.96	5.00	-	5.80	5.60	5.98	-	10.50	-	5.87
Poplin(Komb./Arba Minch)150cm. Meter		-	-	-	-	-	10.63	10.67	-	11.75	-	10.77
Nylon(Mojo)..... Meter		11.48	10.17	10.00	8.00	10.00	11.45	10.13	-	9.17	8.78	10.66
Polyster(Arba Minch/Awasa).... Meter		12.44	12.54	-	12.13	14.63	13.50	12.00	15.00	10.50	-	12.84
Jersi..... Meter		-	15.00	12.00	-	11.43	11.62	12.13	-	11.46	-	11.80
Cotton..... Kg		3.35	3.68	4.58	4.47	5.36	4.60	3.97	3.43	4.05	3.37	4.04
<b>COST OF TAILORING</b>												
Woolen Suit (Men)..... No		-	-	-	-	-	-	208.33	-	-	-	208.33
Khaki Suit (Men)..... No		22.33	19.69	33.89	20.67	23.91	17.54	19.93	14.67	21.17	-	20.61
Khaki Suit (Boys)..... No		14.29	13.22	16.11	15.83	16.25	10.41	12.99	6.67	13.24	-	13.10
<b>READY-MADE / FOR ADULTS</b>												
'Netela'..... No		15.73	17.44	20.11	19.00	19.62	20.80	23.71	17.71	19.42	18.26	19.01
'Gabi'..... No		35.60	37.16	42.90	43.56	49.69	44.00	48.03	39.88	38.77	41.88	41.69
Shirts Long Sleeved (Local)..... No		26.20	25.00	35.00	-	35.75	20.00	26.10	-	-	-	27.05
Shirts Short Sleeved (Local)..... No		-	-	-	-	32.67	-	27.33	-	25.00	-	29.29
Shirts Long Sleeved (Imported)... No		42.50	61.00	41.67	-	48.00	41.00	51.43	-	65.83	44.15	49.95
Shirts Short Sleeved (Imported).. No		-	-	-	-	35.29	-	69.44	-	-	40.33	50.64

Table 1 Part 2 :- (Cont'd) Average Retail Price of Goods and Services in Rural Areas by Killil and Zone

September 1998 - November 1998  
Meskerem 1991 - Hidar 1991

PRICE IN BIRR

KILLIL AND ZONES												
ITEM	UNIT	AMHARA									Amhara Average	
		Semen Gondar	Debub Gondar	Semen Wello	Debub Wello	Semen Shewa	Misrak Gojam	Mirab Gojam	Wag Hemra	Awii		Oromiya
Socks (Cotton) Imported.....	Pair	8.02	9.00	10.50	7.10	11.16	8.18	8.39	-	8.80	6.38	8.47
Sweater (Local) Men.....	No	26.75	-	-	-	-	23.90	25.57	-	26.29	-	25.54
Sweater (Local) Women.....	No	27.33	-	-	-	-	-	-	-	-	-	27.33
Shash (Imported).....	No	11.95	10.27	8.10	9.36	14.42	9.21	11.01	10.00	15.50	13.05	11.47
Singlets (Local) White.....	No	9.39	10.05	-	-	10.33	10.10	10.25	-	11.47	10.07	10.30
Jeans Trouser.....	No	67.13	73.18	77.08	-	93.67	70.00	77.92	-	92.25	-	79.27
Woolen Suit.....	No	-	-	-	-	-	-	-	-	-	-	-
'Kemisna Netela'.....	No	67.50	73.33	116.00	-	-	97.50	103.45	-	106.67	-	98.81
Sweater-Men (Imported).....	No	-	155.00	-	-	-	99.00	119.38	-	127.78	-	121.25
Sweater-Women (Imported).....	No	-	-	-	-	-	-	128.00	-	-	-	128.00
Nylon Dress.....	No	-	-	-	-	-	-	-	-	-	-	-
Tetron Trouser.....	No	-	-	-	-	-	42.50	41.28	-	60.00	-	42.29
Leather Jacket.....	No	-	300.00	-	-	-	-	316.74	-	400.00	-	322.50
Under Wear China.....	No	15.11	20.96	-	-	-	14.93	18.71	-	19.25	14.05	17.71
<b>READY-MADE / FOR CHILDREN</b>												
Sweater (Local) for Boys.....	No	16.00	-	-	-	20.43	12.92	16.87	-	15.44	-	15.89
Socks (Imported) Cotton.....	Pair	-	4.30	-	-	7.88	4.50	4.34	-	3.75	5.59	5.04
Jeans Trouser.....	No	61.00	43.33	-	-	60.75	-	-	-	-	-	56.50
Shirt Long Sleeved(Imported)Boys.	No	-	35.00	-	-	40.00	-	-	-	-	-	39.17
Sweater (England) for Girls.....	No	-	-	-	-	-	-	-	-	-	-	-
Short for Boys.....	No	5.50	5.98	6.13	6.99	8.77	6.29	5.67	7.22	4.55	5.31	6.33

Table 1 Part 2 : (Cont'd) Average Retail Price of Goods and Services in Rural Areas by Killil and Zone

P R I C E   I N   B I R R

September 1998 - November 1998  
Meskerem 1991 - Hidar 1991

ITEM	UNIT	K I L L I L   A N D   Z O N E S										Amhara Average
		A M H A R A										
		Semen Gondar	Debub Gondar	Semen Wello	Debub Wello	Semen Shewa	Misrak Gojam	Mirab Gojam	Wag Hemra	Awi	Oromiya	

**FOOTWEAR (MEN AND WOMEN)**

Anbessa Leather Shoes Men(Local)Pair	-	-	-	-	-	60.00	68.86	-	-	-	67.59
Leather Shoes Men (Croft)..... Pair	-	-	-	-	-	-	200.00	-	180.00	-	192.00
Walking Shoes(Imp.) Non-Leather Pair	-	130.00	-	-	-	-	151.88	-	115.00	-	138.85
Canvas Shoes (Local) Men..... Pair	21.01	21.62	20.25	22.96	22.11	21.35	20.82	-	20.90	-	21.23
Canvas Shoes (China) Men..... Pair	24.17	21.50	23.75	19.44	-	26.94	23.60	-	19.40	-	23.44
Plastic Shoes (Local) Women.... Pair	10.36	9.83	11.15	11.02	11.55	10.54	9.65	12.48	9.82	10.61	10.64
Slippers Sponge Adult (China).. Pair	10.72	9.99	9.78	10.14	9.42	9.86	9.68	-	9.76	9.69	9.82
Boots for Men Plastic (Local).. Pair	53.50	-	43.33	-	41.00	41.83	45.22	-	42.31	-	44.31

Table 1 Part 2 :- (Cont'd) Average Retail Price of Goods and Services in Rural Areas by Killil and Zone

September 1998 - November 1998  
Meskerem 1991 - Hidar 1991

## P R I C E I N B I R R

ITEM	UNIT	K I L L I L A N D Z O N E S										Amhara Average
		A M H A R A										
		Semen Gondar	Debub Gondar	Semen Wello	Debub Wello	Semen Shewa	Misrak Gojam	Mirab Gojam	Wag Hemra	Awii	Oromiya	

CONSTRUCTION MATERIALS, WATER, AND  
FUEL AND POWER

## CONSTRUCTION MATERIALS

Cement/Bag/(Local).....	50Kg	50.00	42.63	34.00	-	34.75	35.35	42.92	-	35.44	-	40.66
Lime.....	Kg	1.06	.96	-	-	.82	-	1.10	-	1.03	-	1.00
Nail (7cm - 12cm).....	Kg	8.63	8.27	10.51	9.03	9.91	8.65	7.60	9.20	8.88	8.86	8.82
Nail With Cape.....	Kg	11.84	11.85	10.64	12.00	11.55	11.34	11.04	13.20	10.29	11.47	11.37
Corrugated Iron Sheet (.2mm).....	No	26.67	40.00	-	-	32.00	33.83	40.00	-	40.20	-	37.13
Wood for House Construction('Atana')..	No	3.71	-	3.41	-	3.20	3.87	4.38	3.17	2.72	-	3.79
Wall Paints-Super (Fluid) Normal.....	4Kg	-	62.83	61.00	-	61.30	63.33	61.00	-	63.00	62.00	61.74
Wall Paints-Super (Fluid) Plastic.....	4Kg	-	65.00	-	-	90.00	99.00	90.45	-	88.00	-	90.74
Coarse Aggregate Gravel.....	Meter Cube	-	-	-	-	-	-	-	-	-	-	-
Hollow Concrete Block(20x20x40 cm Cube)No	-	-	3.25	-	-	-	3.00	2.39	-	2.80	-	2.67
Bricks (25cm x 12cm x 6cm).....	No	-	-	-	-	-	-	1.45	-	-	-	1.45
Floor Board 4m Length.....	No	-	-	-	-	-	46.50	71.00	-	-	-	58.75
Iron Pipe 6mt. (1/2 inch Wide) Local..	No	-	40.67	40.00	-	40.43	-	38.89	-	41.17	-	40.08
Chipwood (125cm x 250cm x 8mm).....	No	-	-	-	-	-	-	94.67	-	-	-	94.67
Sand.....	Meter Cube	-	-	-	-	-	-	92.25	-	-	-	92.25
Gutter N <sup>2</sup> 32.....	Meter	-	-	-	-	-	-	30.00	-	-	-	30.00
Window Glass (50cm x 50cm x 3mm).....	No	-	-	-	-	-	-	13.17	-	-	-	13.17
Water Tanker (1meter cube).....	No	-	-	-	-	-	-	1050.00	-	-	-	1050.00
Stone for House Construction..	Meter Cube	-	-	-	-	-	14.33	33.34	-	-	-	25.19

## WATER

Water.....	Meter Cube	5.10	5.85	4.53	-	10.33	5.51	6.20	20.42	4.02	10.65	7.24
------------	------------	------	------	------	---	-------	------	------	-------	------	-------	------

Table 1 Part 2 :- (Cont'd) Average Retail Price of Goods and Services in Rural Areas by Killilil and Zone

September 1998 - November 1998  
Meskerem 1991 - Hidar 1991

P R I C E I N B I R R

K I L L I L A N D Z O N E S

A M H A R A

ITEM	UNIT	A M H A R A										Amhara Average
		Semen Gondar	Debub Gondar	Semen Wello	Debub Wello	Semen Shewa	Misrak Gojam	Mirab Gojam	Wag Hemra	Awii	Oromiya	

FUEL AND POWER

Fire Wood.....	Meter Cube	34.41	38.73	43.32	35.24	41.28	49.70	38.93	52.67	22.91	37.51	38.97
Charcoal.....	Kg	.71	1.41	.98	.59	1.08	.97	.91	-	1.47	.89	.96
Dung Cake.....	Kg	.15	.09	-	-	-	.26	-	-	-	-	.19
Kerosine.....	Lt	2.61	2.22	2.75	2.96	2.49	2.41	2.05	2.85	2.47	2.30	2.52
Diesel.....	Lt	3.27	3.18	2.94	3.45	2.04	3.16	2.54	4.04	2.65	2.82	3.01
Electric.....	K.Watt	.39	.26	.27	.34	.42	.35	.78	-	.30	.49	.46
Matches.....	Box	.26	.26	.28	.27	.32	.25	.24	.31	.24	.25	.27
Candles.....	No	.97	.96	1.00	1.00	.92	.97	.96	1.00	.92	1.00	.97
Buthane Gas (Shell).....	12.5 Kg	-	-	-	-	-	-	-	-	-	-	-
Eveready Drycell.....	No	1.77	1.80	1.81	1.77	1.74	1.73	1.73	2.00	1.76	1.71	1.78

FURNITURE, FURNISHING, HOUSEHOLD EQUIPMENT AND OPERATION

CHAIRS, TABLES, ETC.

Table Wanza (Machine made) Varnished..	No	165.71	155.00	220.00	-	-	175.00	185.12	-	300.00	-	182.45
Table Wanza (Hand made) Not Varnished.	No	128.20	-	-	-	-	182.50	99.55	-	-	-	123.30
Chairs Wanza (Machine Made) Varnished..	No	-	49.17	51.67	-	-	40.00	69.42	-	-	-	63.75
Chairs Wanza (Hand Made) Varnished....	No	30.00	48.33	-	-	-	38.33	49.06	-	-	-	47.00
Cupboard Wanza (2 doors) Varnished....	No	712.50	1041.67	1200.00	-	-	646.00	805.25	-	800.00	-	832.50
Double Bed Wanza (120cm) Varnished....	No	485.00	426.67	600.00	-	592.86	321.67	412.78	-	380.00	-	441.06
Sofas (Complete).....	No	-	-	-	-	-	-	3134.21	-	2100.00	-	3082.50
Book Shelves Wanza (3 Shelves) no Door	No	195.00	211.67	250.00	-	-	172.50	211.18	-	280.00	-	206.76

FURNISHINGS & REPAIRS

Bed Sheet (Non-Patterned Bahir Dar)												
1.90m x 2.50m.....	Pair	45.33	45.67	-	-	45.25	47.40	45.91	-	44.75	-	45.85
Bed Sheet(Patterned Kombolcha)												
1.90m x 2.50m.....	Pair	42.25	-	-	-	40.00	-	74.63	-	-	-	65.59

Table 1 Part 2 :- (Cont'd) Average Retail Price of Goods and Services in Rural Areas by Killilil and Zone

September 1998 - November 1998  
Meskerem 1991 - Hidar 1991

P R I C E I N B I R R

ITEM	UNIT	K I L L I L I L A N D Z O N E S										Amhara Average
		A M H A R A										
		Semen Gondar	Debub Gondar	Semen Wello	Debub Wello	Semen Shewa	Misrak Gojam	Mirab Gojam	Wag Hemra	Awī	Oromiya	
Bed Cover(Patterned Kombolcha).....	No	-	-	-	-	-	-	63.67	-	-	-	63.67
Blanket Woolen(Debre B.)160cm x 220cm. No		78.13	77.86	85.00	-	80.92	84.75	84.17	-	85.43	-	81.94
Mattress-Sponge (A.A Foam) 120cm.....	No	-	-	-	-	-	-	301.25	-	-	-	301.25
Towel-Local (Kombolcha).....	No	-	-	-	-	-	-	8.73	-	-	-	8.73
<b>EARTHEN WARE</b>												
Water Pot.....	No	6.33	4.39	4.52	3.21	3.01	5.13	4.48	4.43	3.01	3.86	4.19
'Jebena' Medium Size.....	No	1.92	1.21	1.74	1.20	1.51	2.05	1.54	1.85	.84	1.76	1.55
'Mitad' (Griddle of Clay).....	No	5.88	4.35	4.35	4.06	5.67	6.59	4.40	4.90	4.43	6.66	5.10
Local Stove '(Lakech)'	No	12.00	11.33	-	-	8.36	10.33	8.83	-	10.13	-	9.44
Cup for Coffee (China).....	No	.97	.93	1.02	2.99	.98	1.00	.95	1.10	2.97	.96	.98
<b>STRAW, BAMBOO AND OTHERS</b>												
'Sefed'.....	No	4.31	2.89	4.84	3.16	4.29	5.09	2.66	4.99	2.93	3.56	3.80
Sack 100Kg Capacity.....	No	3.79	-	-	-	4.67	5.00	5.27	-	4.00	3.00	4.49
<b>METAL WARE</b>												
Cooking Pan Medium (Local).....	No	18.88	17.85	24.25	-	23.13	26.19	22.61	-	24.85	36.77	23.26
Tray (Nickel) Medium N <sup>o</sup> 45 Local.....	No	18.00	17.94	20.00	-	17.50	-	-	18.25	-	17.75	17.97
Electric 'Mitad' Aluminium.....	No	-	-	-	-	-	-	377.78	-	-	-	377.78
Gas Stove (Kerosine) China.....	No	42.00	-	37.08	39.75	39.64	38.75	39.73	-	39.00	42.50	39.44
<b>PLASTIC WARE (LOCAL MADE)</b>												
Jerrycan (20 Litres).....	No	27.73	-	26.00	-	25.17	24.50	24.73	31.79	25.33	23.44	25.93
Bucket (20 Litres).....	No	14.94	15.33	16.22	16.00	15.20	15.83	15.33	17.26	15.47	15.70	15.66

Table 1 Part 2 :- (Cont'd) Average Retail Price of Goods and Services in Rural Areas by Killilil and Zone

September 1998 - November 1998  
Meskerem 1991 - Hidar 1991

P R I C E I N B I R R

K I L L I L A N D Z O N E S

A M H A R A

ITEM	UNIT	K I L L I L A N D Z O N E S										Amhara Average
		Semen Gondar	Dehub Gondar	Semen Wello	Dehub Wello	Semen Shewa	Misrak Gojam	Mirab Gojam	Wag Hemra	Awi	Oromiya	
<b>GLASS WARE</b>												
Glass for Tea (Durablex).....	No	2.76	2.50	2.50	2.35	1.94	2.26	3.00	3.50	2.65	2.41	2.52
<b>OTHER HOUSEHOLD EQUIPMENT</b>												
Kerosine Lamp.....	No	20.65	18.21	22.38	21.36	23.04	18.40	19.39	25.00	20.75	22.39	20.45
'Kuraz' Small Local Kerosine Lamp.....	No	1.39	1.24	1.26	1.05	1.15	.50	1.20	1.51	1.32	1.04	1.26
Flash Light.....	No	5.78	6.10	5.94	5.97	5.89	5.56	5.55	6.98	5.57	5.56	5.88
Electric Bulb Philips(40/60 Watt).....	No	-	-	3.00	-	3.00	-	3.20	-	-	-	3.08
<b>HOUSEHOLD OPERATION</b>												
Hard Soap (Local).....	200gm	1.85	1.94	1.86	1.85	1.77	1.86	1.74	2.04	1.80	1.81	1.85
Hard Soap (Imported).....	200gm	2.18	2.25	2.44	2.42	2.30	2.19	2.18	2.64	2.10	2.22	2.31
Detergent (Omo).....	50gm	1.24	1.27	1.44	1.29	1.66	1.28	1.29	1.50	1.34	1.48	1.35
Incense.....	Kg	8.19	14.56	10.18	5.35	14.27	9.29	10.83	10.60	8.30	16.55	10.53
Sandal Wood.....	No	.31	.26	.26	.26	.26	.24	.22	.25	.21	.25	.25
Toilet Paper (Mamko).....	Roll	3.01	3.12	3.22	-	3.01	3.01	3.13	3.00	2.97	2.92	3.06
<b>DRY CLEANING</b>												
Dry Cleaning (Suit Men).....	No	-	-	-	-	-	-	12.38	-	-	-	12.38
<b>DOMESTIC SERVICE</b>												
Maid Servant.....	Month	11.99	11.17	12.26	15.19	18.28	11.99	13.13	15.61	11.85	19.78	13.66
Unskilled Service (Daily Laborer)....	Day	4.59	3.88	4.18	3.99	6.07	4.85	4.92	5.81	3.94	5.63	4.75

Table 1 Part 2 :- (Cont'd) Average Retail Price of Goods and Services in Rural Areas by Killilil and Zone

September 1998 - November 1998  
Meskerem 1991 - Hidar 1991

PRICE IN BIRR

KILLILIL AND ZONES

AMHARA

ITEM	UNIT	AMHARA										Amhara Average
		Semen Gondar	Debub Gondar	Semen Wello	Debub Wello	Semen Shewa	Misrak Gojam	Mirab Gojam	Wag Hemra	Awii	Oromiya	
<b>MEDICAL CARE</b>												
Ampicillin(250 mg) Local.....	56 Caps	19.40	17.58	19.38	-	17.98	20.91	20.95	-	21.46	17.34	19.58
Dichlorophine(500 mg) Local.....	6 Pills	1.77	1.50	-	-	1.72	1.79	1.65	-	-	.91	1.69
Tetracycline(250mg) Local.....	56 Caps	10.47	9.56	10.76	9.33	8.09	10.65	11.45	-	11.57	9.95	10.57
Penicillin Injection(4 Mu. Local). Bottle		4.15	3.79	3.08	-	4.44	4.68	4.26	-	5.76	3.71	4.21
Chloramphenicol(250mg) Local.....	56 Caps	17.38	16.80	18.21	-	16.80	22.40	17.00	-	-	12.88	17.46
Dipron(500mg) Local.....	20 Pills	2.63	1.96	2.08	2.00	2.22	2.38	2.82	-	2.30	3.41	2.62
Cough Syrup (Berantine) Local.....	125cc	8.63	6.83	8.11	7.83	7.52	9.06	8.51	-	7.75	7.67	8.15
Bactrim(480mg) Local.....	30 Pills	11.40	10.50	-	-	-	-	7.64	-	-	15.00	10.43
Vermox(100mg) Local.....	12 Pills	1.91	1.70	1.20	-	2.69	2.45	2.25	-	1.91	2.05	2.10
Mezel(250mg) Local.....	30 Caps	5.68	4.26	6.00	5.50	4.50	5.21	6.00	-	5.50	4.64	5.47
Asprin (300 mg) Local.....	20 Pills	1.83	1.85	1.79	1.00	1.00	2.00	1.98	-	1.92	3.09	2.04
<b>OTHER MEDICAL EXPENSES</b>												
Doctor's Fee (Government).....	per visit	.83	.69	.63	.77	.64	.67	.67	.50	.50	.73	.68
Doctor's Fee (Private).....	per visit	2.50	10.00	-	-	6.88	2.64	10.83	-	-	3.00	7.35
Injection (Service Charge).....	Once	.71	.88	.63	-	.90	.56	.79	-	-	1.00	.78
<b>TRANSPORT AND COMMUNICATION</b>												
<b>TRANSPORT</b>												
Benzene.....	Lt	3.28	3.16	2.47	-	2.46	2.58	2.65	-	2.63	2.41	2.64
Motor Oil (Mobil).....	Lt	14.78	14.62	-	-	-	14.00	14.35	-	-	-	14.38
Car Washing and Greasing.....	No	-	32.33	-	-	-	-	25.00	-	-	-	26.83
Animal Transport fare.....	Trip	15.38	14.52	31.81	26.36	12.69	12.32	12.53	29.04	17.50	39.00	20.51
Cart Fare.....	Trip	.57	-	-	-	1.00	1.00	-	-	-	-	.79

Table 1 Part 2 :- (Cont'd) Average Retail Price of Goods and Services in Rural Areas by Killil and Zone

September 1998 - November 1998  
Meskerem 1991 - Hidar 1991

## P R I C E I N B I R R

## K I L L I L A N D Z O N E S

## A M H A R A

ITEM	UNIT	A M H A R A										Amhara Average
		Semen Gondar	Dehub Gondar	Semen Wello	Dehub Wello	Semen Shewa	Misrak Gojam	Mirab Gojam	Wag Hemra	Awī	Oromiya	
<b>ENTERTAINMENT AND EDUCATION</b>												
<b>EQUIPMENT AND ACCESSORIES</b>												
T.V. Set Philips 21 inch(Colored)..... No	-	-	-	-	-	-	3800.00	-	-	-	-	3800.00
Cassette Recorded Original(Local Music)No	13.00	13.00	13.00	-	13.00	13.00	13.00	-	13.00	13.00	13.00	13.00
Radio Set Philips 3 Band..... No	165.00	-	-	-	-	-	153.07	-	-	-	-	154.56
Tape Recorder National (2 Speaker).... No	-	-	-	-	-	-	700.00	-	-	-	-	700.00
No Expense for Photograph(Passport size)4Pho	3.11	3.85	3.00	3.00	4.29	3.67	3.99	-	4.00	3.67	3.74	3.74
Newspaper (Addis Zemen)..... No	-	-	-	-	.50	-	.50	-	-	-	-	.50
<b>EDUCATION</b>												
Exercise Book (50 Leaves) Local..... No	1.71	1.69	1.95	1.65	1.78	1.83	1.68	2.00	1.76	1.82	1.75	1.75
Pencil (China)..... No	.27	.28	.29	.27	.25	.30	.27	.36	.28	.30	.29	.29
Ball Point-Bic England..... No	.94	.90	1.00	1.00	.99	.94	.91	1.00	.85	.98	.96	.96
Day School Fee-Public(Grade 7 & 8)..Month	-	-	-	-	-	-	-	-	-	-	-	-
Day School Fee-Private(Grade 9-12)..Month	-	-	-	-	-	-	-	-	-	-	-	-
Night School Fee-Government(Gr.9-12)Month	14.50	13.56	18.00	-	15.33	14.40	15.18	-	-	-	-	15.08
<b>PERSONAL CARE AND EFFECTS</b>												
<b>PERSONAL CARE</b>												
Lux Toilet Soap..... 90gm	3.54	3.50	3.55	3.46	3.47	3.31	3.06	3.55	3.05	3.35	3.43	3.43
Blade-TOPAZ..... No	.25	.26	.28	.26	.27	.25	.25	.28	.25	.26	.26	.26
Hair Dressing (Traditional)..... No	.85	1.34	1.63	1.03	1.31	1.03	1.29	1.57	-	1.48	1.30	1.30
Hair Dressing (Modern)..... No	5.17	5.40	7.00	-	7.00	5.60	4.94	-	6.67	-	5.46	5.46
Barbery (Mens Hair Cut)..... No	1.79	2.64	3.00	2.00	2.19	2.43	1.71	-	2.50	2.00	2.13	2.13
Paraffin Hair Oil..... 330cc	8.86	8.29	8.63	-	8.15	7.85	9.25	-	9.47	8.00	8.43	8.43
Zenith Hair Oil..... 330cc	9.11	8.13	9.03	8.00	7.72	8.10	8.18	7.92	8.23	8.04	8.30	8.30

Table 1 Part 2 :- (Cont'd) Average Retail Price of Goods and Services in Rural Areas by Killil and Zone

September 1998 - November 1998  
Meskerem 1991 - Hidar 1991

P R I C E I N B I R R

K I L L I L A N D Z O N E S

A M H A R A

ITEM	UNIT	A M H A R A									Amhara Average	
		Semen Gondar	Debub Gondar	Semen Wello	Debub Wello	Semen Shewa	Misrak Gojam	Mirab Gojam	Wag Hemra	Awī		Oromiya
<b>PERSONAL EFFECTS</b>												
Umbrella-Men Medium (Local).....	No	27.11	26.81	28.44	29.20	27.70	26.99	26.61	-	27.62	25.57	27.30
Umbrella-Women Medium (Imported).....	No	-	21.44	25.00	-	26.64	22.77	24.85	-	23.69	-	24.18
Hand Bag (Imported Synthetic).....	No	-	-	-	-	-	-	113.20	-	-	-	113.20
Belt (Local) Machine Made.....	No	7.65	10.00	10.67	3.50	18.00	10.33	9.81	-	12.05	10.26	10.08
Belt (Local) Hand Made.....	No	3.00	2.30	3.57	2.08	3.83	3.03	2.27	3.67	3.00	1.80	2.69
<b>JEWELLERY</b>												
Seiko-21 Jewels Automatic (Men).....	No	-	-	-	-	-	-	470.00	-	-	-	470.00
Seiko-21 Jewels Automatic (Women).....	No	-	-	-	-	-	-	-	-	-	-	-
Earrings (4gm 18 carat Local).....	Pair	320.00	-	-	-	320.00	-	275.00	-	-	-	287.27
Neck Laces (6gm 21 carat Imported).....	No	528.00	-	-	-	-	-	503.33	-	-	-	512.14
Rings (4gm 18 carat Local).....	No	325.00	-	-	-	-	-	275.56	-	-	-	290.77
<b>LIVESTOCK AND DRAUGHT ANIMALS</b>												
<b>LIVESTOCK</b>												
Sheep (10-15Kg).....	No	56.98	64.29	42.48	43.70	44.34	55.58	72.92	44.23	68.09	48.72	54.34
Goat (10-15Kg).....	No	42.38	53.89	39.64	38.05	38.08	42.98	48.77	39.40	47.70	47.25	43.96
Heifer (2-4 Years).....	No	275.88	316.06	262.97	206.76	300.00	358.83	393.82	334.26	399.58	292.33	318.75
Cow (4 Years and Above).....	No	433.77	485.88	392.70	373.49	488.23	661.63	534.93	484.82	662.92	502.60	494.35
Bull (2-4 Years).....	No	296.17	374.27	276.72	276.38	330.49	466.48	391.11	337.36	421.08	337.90	350.36
Ox (4 Years and Above).....	No	467.12	543.93	447.56	518.03	665.25	740.09	520.28	486.58	739.28	725.26	562.57
Hen (Indigenous).....	No	5.67	4.47	4.33	4.37	5.65	6.38	7.11	2.85	6.17	5.28	5.22
Cock (Indigenous).....	No	7.94	6.14	5.48	5.33	8.04	7.94	9.64	3.57	8.39	6.46	6.89

Table 1 Part 2 :- (Cont'd) Average Retail Price of Goods and Services in Rural Areas by Killil and Zone

September 1998 - November 1998  
Meskerem 1991 - Hidar 1991

## P R I C E I N B I R R

K I L L I L A N D Z O N E S												
ITEM	UNIT	A M H A R A										Amhara Average
		Semen Gondar	Debub Gondar	Semen Wello	Debub Wello	Semen Shewa	Misrak Gojam	Mirab Gojam	Wag Hemra	Awii	Oromiya	
<b>DRAUGHT ANIMALS</b>												
Donkey.....	No	153.20	166.05	138.28	167.33	191.30	231.85	200.93	167.16	202.94	180.21	174.20
Horse.....	No	368.89	354.29	308.33	617.78	341.67	505.00	-	420.00	726.67	330.00	435.93
Mule.....	No	922.00	863.46	571.11	876.67	590.00	835.38	880.00	819.55	-	771.11	801.33
<b>FARM EQUIPMENT (INDUSTRIAL PRODUCT)</b>												
Sickel.....	No	14.43	14.50	15.19	12.50	14.40	14.44	12.69	5.87	14.44	10.00	13.35
Pick Axe ('Doma').....	No	12.00	-	13.00	-	-	20.11	13.82	-	17.14	-	15.86
'Gejera'.....	No	15.00	-	-	-	-	-	9.63	-	12.00	-	10.40
<b>FARM EQUIPMENT (HAND MADE)</b>												
'Mofer'.....	No	16.35	10.35	12.55	-	6.91	5.42	-	5.17	4.00	-	11.11
'Kember'.....	No	5.45	8.56	4.65	-	4.50	6.33	4.88	-	4.00	-	6.09
'Digr'.....	No	2.80	3.59	1.32	-	2.22	4.00	1.54	-	3.00	-	2.48
Plough.....	No	29.08	21.02	17.40	14.25	23.24	25.56	21.49	22.50	9.55	17.20	21.76
Sickel.....	No	3.71	2.56	4.28	3.44	3.62	3.29	2.23	4.02	1.86	3.24	3.19
'Wegel'.....	No	7.11	3.93	3.72	3.67	5.26	4.13	3.45	5.83	2.47	4.20	4.10
<b>MISCELLANEOUS GOODS AND SERVICES</b>												
Coffine (Medium Quality).....	No	-	341.67	-	-	130.00	225.00	156.31	-	-	-	201.41



# PART - III

III - PART

Table 1 Part 3 :- (Cont'd) Average Retail Price of Goods and Services in Rural Areas by Killil and Zone

September 1998 - November 1998  
Meskerem 1991 - Hidar 1991

PRICE IN BIRR

KILLIL AND ZONES

ITEM	UNIT	O R O M I Y A												Oromiya Average
		Mirab Wellega	Misrak Wellega	Illu-babor	Jimma	Mirab Shewa	Semen Shewa	Misrak Shewa	Arssi	Mirab Harerge	Misrak Harerge	Bale	Borena	
<b>CEREALS UNMILLED</b>														
'Teff' White .....	Kg	2.17	1.36	2.18	2.38	2.20	2.05	2.38	2.16	2.49	2.88	2.31	2.65	2.26
'Teff' Mixed.....	Kg	2.21	1.46	2.00	1.96	2.05	2.02	2.18	2.13	2.56	2.70	2.43	2.28	2.10
'Teff' Black (Red).....	Kg	2.12	1.42	2.04	1.91	1.79	1.93	2.00	2.09	2.31	2.50	2.33	1.99	1.97
Wheat White.....	Kg	1.98	1.68	2.18	2.01	1.64	1.99	1.79	1.61	1.84	2.28	1.57	2.06	1.87
Wheat Mixed.....	Kg	2.11	1.80	2.01	2.00	1.60	2.01	1.74	1.49	1.85	2.01	1.54	1.76	1.84
Wheat Black.....	Kg	2.11	1.46	1.91	2.01	1.81	2.11	1.89	1.52	1.79	2.03	1.43	1.92	1.85
Barley White.....	Kg	2.37	1.28	1.94	1.66	1.62	1.83	1.47	1.44	1.95	1.99	1.41	1.79	1.72
Barley Mixed.....	Kg	2.33	1.21	1.92	1.61	1.47	1.73	1.45	1.26	1.79	1.87	1.48	2.14	1.67
Barley Black.....	Kg	2.40	1.34	2.11	1.72	1.39	1.54	1.67	1.28	-	1.78	1.31	-	1.61
Barley for Beer.....	Kg	-	-	-	-	-	1.64	2.41	1.15	2.29	2.20	1.52	2.21	1.75
Maize.....	Kg	.98	.88	1.03	.75	1.12	1.25	.94	1.21	1.13	1.53	1.30	1.12	1.10
Durrah.....	Kg	1.29	1.15	1.53	.99	1.65	1.84	1.67	1.56	1.26	1.61	1.59	1.74	1.50
Sorghum Yellow.....	Kg	.96	-	-	.86	1.57	1.82	-	1.81	1.72	1.95	-	-	1.62
Sorghum White.....	Kg	1.29	1.30	1.58	1.19	1.40	1.84	-	-	1.63	1.94	1.94	1.72	1.48
Sorghum Red.....	Kg	1.20	1.10	1.49	1.25	1.45	1.85	1.69	1.90	1.59	1.94	1.72	1.59	1.56
African Millet.....	Kg	1.36	1.18	1.25	1.18	-	-	2.61	-	1.69	-	-	-	1.33
Rice.....	Kg	-	-	5.73	5.17	-	5.00	4.62	5.09	4.95	4.72	5.18	5.19	5.04
Oats.....	Kg	-	-	-	2.32	1.58	1.53	1.86	1.58	-	2.80	1.28	-	1.67
Hulled Barley.....	Kg	-	-	-	3.93	-	1.70	2.59	1.41	-	-	-	-	2.41
<b>CEREALS MILLED</b>														
'Teff' White.....	Kg	-	-	-	-	-	-	-	-	3.07	3.48	3.50	3.02	3.17
'Teff' Mixed.....	Kg	-	-	-	1.62	-	-	-	-	3.00	3.12	3.21	3.06	2.71
'Teff' Black (Red).....	Kg	-	-	2.98	1.64	-	2.53	-	2.49	2.37	-	3.02	2.50	2.40
Wheat White.....	Kg	-	-	4.65	-	-	1.93	-	1.76	2.84	2.63	2.40	-	2.61
Wheat Mixed.....	Kg	-	-	-	-	-	2.36	-	-	2.25	2.40	2.37	2.56	2.37
Barley White.....	Kg	-	-	-	-	-	-	-	-	3.34	-	2.08	-	2.38
Barley Mixed.....	Kg	-	-	-	-	-	-	-	-	-	-	2.88	2.85	2.86

Table 1 Part 3 :- (Cont'd) Average Retail Price of Goods and Services in Rural Areas by Killil and Zone

September 1998 - November 1998  
Meskerem 1991 - Hidar 1991

P R I C E I N B I R R

K I L L I L A N D Z O N E S														
ITEM	UNIT	O R O M I Y A											Oromiya Average	
		Mirab Wellega	Misrak Wellega	Illu-babor	Jimma	Mirab Shewa	Semen Shewa	Misrak Shewa	Arssi	Mirab Harerge	Misrak Harerge	Bale		Borena
Maize.....	Kg	1.58	1.40	1.40	1.20	1.33	-	1.75	1.60	1.82	1.84	1.74	1.74	1.55
Oats.....	Kg	6.00	-	4.18	3.78	-	-	4.08	4.50	-	-	-	-	4.33
Sorghum.....	Kg	-	-	1.51	-	-	-	-	-	1.59	2.16	-	-	2.01
Durrah.....	Kg	-	-	-	-	-	-	1.74	3.00	-	-	-	-	2.06
'Furno Duket' Locally Processed..	Kg	3.80	4.75	4.06	3.60	-	3.71	3.35	3.62	3.54	3.78	3.76	3.91	3.73
<b>PULSES UNMILLED</b>														
Horse Beans.....	Kg	2.14	1.80	2.77	2.22	1.67	1.83	1.85	1.80	2.19	2.01	2.14	2.02	2.05
Peas White.....	Kg	3.01	1.68	3.28	2.48	1.95	1.85	2.70	2.16	2.44	-	2.29	2.62	2.59
Peas Black.....	Kg	1.68	-	2.87	1.73	1.36	1.89	2.33	1.88	2.64	2.03	-	-	2.23
Peas Mixed.....	Kg	2.61	1.99	2.81	2.19	1.73	1.94	2.00	1.90	2.55	2.17	2.35	1.87	2.20
Soya Beans.....	Kg	-	-	-	-	-	-	-	-	-	-	-	-	-
Chick Peas.....	Kg	2.42	1.99	2.59	2.46	1.67	1.91	1.83	2.42	2.20	2.48	2.32	2.78	2.23
Lentils.....	Kg	5.17	5.00	4.50	4.87	3.45	2.92	3.03	3.06	3.23	3.22	3.09	4.37	3.59
Haricot Beans.....	Kg	1.35	.79	1.90	1.56	.84	.89	1.31	1.44	1.71	1.57	1.90	2.48	1.58
Lima Beans.....	Kg	1.72	-	1.75	1.38	.95	.92	.97	1.74	1.52	1.78	2.15	2.21	1.67
Vetch.....	Kg	3.13	1.62	1.78	1.78	1.24	1.20	1.26	1.42	1.94	1.74	1.69	-	1.48
Fenugreek.....	Kg	5.70	6.37	6.42	5.27	3.16	4.19	4.64	3.81	3.58	3.85	4.88	7.30	4.89
<b>PULSES MILLED OR SPLIT</b>														
Horse Beans Milled.....	Kg	4.00	4.73	3.94	3.86	3.23	3.11	3.26	3.91	4.35	3.47	5.45	3.73	3.92
Peas Milled.....	Kg	4.45	5.29	4.78	4.08	3.38	3.97	4.37	4.89	4.91	6.02	4.88	4.81	4.76
Chick Peas Milled.....	Kg	-	-	-	-	5.00	-	-	-	6.25	-	3.63	-	4.56
Mixed Pulses Milled.....	Kg	3.66	4.92	3.69	4.58	4.19	3.77	5.58	4.18	4.23	4.79	4.50	5.29	4.38
Vetch Milled.....	Kg	-	-	3.84	2.99	3.48	3.48	4.34	3.59	4.63	-	4.57	-	3.99
Peas Split.....	Kg	5.67	5.00	5.46	4.09	5.00	5.50	4.75	5.07	4.17	5.38	5.00	4.99	5.00
Peas Split(Roasted).....	Kg	-	-	-	5.18	6.00	3.70	4.97	5.00	4.20	-	4.50	-	4.75
Horse Beans Split(Roasted).....	Kg	3.86	3.40	3.86	3.73	-	4.00	4.13	4.06	3.70	3.49	5.00	-	3.84
Lentils Split.....	Kg	6.33	6.59	6.25	6.20	6.20	5.71	6.14	6.00	5.52	5.97	6.27	6.71	6.13

Table 1 Part 3 :- (Cont'd) Average Retail Price of Goods and Services in Rural Areas by Killil and Zone

K I L L I L A N D Z O N E S													September 1998 - Meskerem 1991	November 1998 Hidar 1991
ITEM	UNIT	O R O M I Y A											Oromiya Average	
		Mirab Wellega	Misrak Wellega	Illu- babor	Jimma	Mirab Shewa	Semen Shewa	Misrak Shewa	Arssi	Mirab Harerge	Misrak Harerge	Bale		Borena
Vetch Split(Roasted).....	Kg	-	-	-	3.29	1.82	-	2.42	-	-	-	5.78	-	2.77
Chick Peas Split(Roasted).....	Kg	-	-	-	-	-	-	-	-	-	-	-	-	-
Fenugreek Milled.....	Kg	9.00	-	8.39	6.97	-	8.00	9.25	9.25	6.97	9.25	11.95	-	8.60
<b>OIL SEEDS</b>														
Niger Seed.....	Kg	2.37	1.80	2.50	2.98	2.20	2.20	3.48	3.14	4.42	-	3.71	4.23	2.50
Linseed White.....	Kg	-	-	3.80	5.10	2.59	1.71	4.28	4.23	4.00	3.39	-	3.95	3.72
Linseed Black.....	Kg	2.88	1.86	3.11	3.18	1.89	1.86	3.70	2.48	3.76	3.62	2.71	3.77	3.07
Sesame Seed.....	Kg	3.92	2.07	4.22	3.51	-	4.34	5.31	4.00	2.85	3.00	-	-	3.66
Sunflower.....	Kg	-	-	3.47	2.46	2.65	2.09	3.06	3.17	2.83	-	3.44	3.38	2.79
Castor Beans.....	Kg	1.26	2.00	.64	-	1.08	2.74	-	1.61	1.64	1.13	3.05	2.21	1.83
Rape Seed.....	Kg	2.74	2.04	2.67	2.73	1.96	1.95	2.78	2.14	3.08	3.30	2.82	3.10	2.54
Ground Nut Shelled.....	Kg	-	-	5.35	5.45	-	5.94	5.42	4.25	4.09	2.95	5.44	5.31	5.20
<b>PREPARED CEREAL PRODUCTS</b>														
Spaghetti (Local) Without Egg....	Kg	5.24	5.57	4.78	5.49	6.43	5.30	4.40	4.92	4.57	5.99	5.29	5.08	5.17
Pastini.....	Kg	-	-	7.50	7.98	5.38	5.33	7.06	6.50	7.50	7.67	7.00	-	6.77
Macaroni (Local) Without Egg....	Kg	5.20	5.76	5.62	5.07	5.25	5.20	4.90	4.93	4.92	5.13	5.21	5.33	5.16
'Fafa' Flour.....	kg	5.38	-	-	7.29	-	7.40	8.35	9.06	-	-	7.00	10.81	7.53
'Dube' Flour.....	kg	5.32	5.33	4.99	5.35	4.00	4.77	3.78	3.85	3.50	-	4.03	5.05	4.62
<b>BREAD AND OTHER PREPARED FOODS</b>														
'Enjera' ('Teff' Mixed).....	325gm	.52	.85	.50	.51	.60	.83	.58	.85	.73	.64	-	.74	.65
'Dabo' (Traditional Ambasha)..	350gm	-	.56	1.06	.42	.68	-	.76	.62	.87	.81	.83	.65	.70
'Dabo' (Traditional Sheleto)..	350gm	-	.34	-	-	.26	.65	.57	.46	.73	.96	.82	.49	.65
Bread Wheat (Bakery).....	350gm	1.24	1.55	1.41	1.14	1.25	1.17	1.38	.90	1.17	1.36	1.03	1.10	1.20

Table 1 Part 3 :- (Cont'd) Average Retail Price of Goods and Services in Rural Areas by Killilil and Zone

		PRICE IN BIRR												September 1998 - November 1998
		KILLILIL AND ZONES												Meskerem 1991 - Hidar 1991
ITEM	UNIT	O R O M I Y A											Oromiya Average	
		Mirab Wellega	Misrak Wellega	Illu-babor	Jimma	Mirab Shewa	Semen Shewa	Misrak Shewa	Arssi	Mirab Harerge	Misrak Harerge	Bale		Borena
<b>MEAT</b>														
Beef .....	Kg	8.47	-	9.69	9.42	10.45	11.39	13.26	10.91	10.44	10.19	9.88	8.59	10.25
<b>FISH AND FISH PRODUCTS</b>														
Fish Fresh.....	Kg	-	-	-	-	-	-	2.15	-	-	-	-	-	2.15
Sardines (Imported).....	125gm	-	-	-	7.00	-	-	-	-	4.83	6.34	8.47	-	6.87
<b>DIARY PRODUCTS AND EGG</b>														
Cow Milk (Unpasteurized).....	Lt	2.34	-	2.25	2.30	2.96	2.64	2.72	3.12	1.97	1.65	2.32	1.70	2.07
Cow Milk (pasteurized).....	Lt	-	-	-	-	-	-	-	-	.70	2.90	-	-	1.80
Camel Milk.....	Lt	-	-	-	-	-	-	-	-	1.19	1.20	1.49	1.23	1.30
Goat Milk.....	Lt	-	-	-	-	-	-	-	-	2.28	-	-	-	2.28
Powdered Milk (Edget).....	450gm	-	-	8.51	15.00	16.50	-	-	12.00	-	-	-	12.71	13.22
Yoghurt (Traditional).....	Lt	2.66	-	5.65	-	2.94	2.83	3.55	3.51	3.84	3.67	5.43	3.73	3.70
Cheese Cottage.....	Kg	-	-	3.36	3.65	3.00	3.08	5.96	4.03	-	-	-	-	3.92
Egg (Traditional).....	Dozen	4.18	3.13	3.94	3.64	3.14	3.09	3.53	3.06	3.14	3.13	2.89	3.86	3.39
<b>OILS AND FATS</b>														
Butter Unrefined.....	Kg	16.01	15.13	18.95	16.51	19.46	18.10	24.33	24.66	18.21	14.67	18.85	20.10	18.80
Cooking Oil (Imported).....	Lt	8.64	8.19	10.47	9.28	-	9.09	9.46	8.95	8.86	9.29	10.73	8.47	9.14
Cooking Oil (Local).....	Lt	11.11	9.64	9.76	9.10	10.08	9.37	8.25	8.83	8.34	9.21	8.82	9.47	9.22

Table 1 Part 3 :- (Cont'd) Average Retail Price of Goods and Services in Rural Areas by Killil and Zone

September 1998 - November 1998  
Meskerem 1991 - Hidar 1991

PRICE IN BIRR

KILLIL AND ZONES

OROMIYA

ITEM	UNIT	OROMIYA											Oromiya Average	
		Mirab Wellega	Misrak Wellega	Illu-babor	Jimma	Mirab Shewa	Semen Shewa	Misrak Shewa	Arssi	Mirab Harerge	Misrak Harerge	Bale		Borena
<b>VEGETABLES AND FRUITS</b>														
<b>VEGETABLES (FRESH)</b>														
Ethiopian Kale.....	Kg	.30	.22	.42	.60	.81	.64	.67	.41	.93	.54	.41	.55	.52
Cabbage.....	Kg	.90	.70	1.22	.76	.96	1.01	1.02	.60	1.07	.56	.65	1.09	.84
Lettuce.....	Kg	-	-	.80	2.40	-	2.11	-	.48	-	.42	-	-	1.00
Spinach.....	Kg	-	-	.71	-	-	1.27	-	-	.31	.50	.18	.96	.77
Carrot.....	Kg	1.36	1.06	1.84	1.23	1.84	1.53	2.18	1.32	2.03	1.19	.97	1.83	1.47
Tomatoes.....	Kg	1.73	.42	.81	1.84	1.46	1.87	2.17	1.89	1.90	2.15	2.88	1.93	2.01
Onions.....	Kg	6.18	4.69	6.91	4.94	3.58	4.06	3.26	2.99	2.74	3.77	4.17	7.56	4.31
Garlics.....	Kg	7.15	4.39	8.77	8.45	6.15	5.62	6.12	4.38	7.00	6.46	4.55	5.68	6.19
Leaks.....	Kg	3.56	3.03	3.13	2.90	1.30	-	2.08	2.60	-	1.23	2.44	-	2.25
Pepper Green.....	Kg	1.44	1.28	2.01	1.69	2.14	2.30	2.45	1.71	2.91	2.85	1.45	1.79	2.00
Pumpkin.....	Kg	.27	.28	.50	.32	.40	.26	.59	.27	.39	.41	.51	.46	.38
Green Peas.....	Kg	-	-	-	5.24	-	-	-	-	-	-	-	-	5.24
Beet Root.....	Kg	1.40	1.21	1.33	1.20	1.54	1.42	1.36	.65	1.32	1.09	.94	1.25	1.16
Cauliflower.....	Kg	-	-	1.14	-	.51	-	-	-	-	-	-	.50	.63
<b>FRUITS FRESH</b>														
Banana.....	Kg	.59	.92	1.06	.84	1.94	1.62	1.98	1.61	1.02	1.16	1.32	.97	1.18
Orange.....	Kg	.82	-	1.03	.87	1.22	1.34	1.97	1.60	.85	1.40	1.92	3.05	1.34
Lemon.....	Kg	.57	.69	1.12	1.04	2.10	.84	3.23	1.48	1.37	2.23	1.97	1.84	1.40
Mandarine.....	Kg	-	-	-	-	1.56	-	-	1.11	-	1.52	2.42	-	1.54
Papaya.....	Kg	.55	-	.88	.82	-	1.04	1.57	.85	.75	.80	.96	1.59	.93
Grapes.....	Kg	-	-	-	-	-	-	-	-	-	-	-	-	-
Avocado.....	Kg	1.52	-	-	2.76	-	-	1.75	-	-	-	1.13	3.11	2.27
Mango.....	Kg	-	-	-	.77	-	-	-	-	2.46	-	2.00	-	1.74
Cactus.....	Kg	-	-	-	-	-	-	-	.75	.42	.51	-	-	.51

Table 1 Part 3 :- (Cont'd) Average Retail Price of Goods and Services in Rural Areas by Killil and Zone

September 1998 - November 1998  
Meskerem 1991 - Hidar 1991

PRICE IN BIRR

KILLIL AND ZONES

OROMIYA

ITEM	UNIT	OROMIYA											Oromiya Average	
		Mirab Wellega	Misrak Wellega	Illu-babor	Jimma	Mirab Shewa	Semen Shewa	Misrak Shewa	Arssi	Mirab Harerge	Misrak Harerge	Bale		Borena
<b>SPICES</b>														
Pepper Whole.....	Kg	5.62	6.01	5.80	6.40	7.92	9.72	7.89	6.33	8.17	7.83	5.13	8.23	7.18
Black Pepper(Local).....	Kg	3.40	14.35	21.35	-	-	14.40	5.42	23.08	-	11.56	-	-	16.39
Long Pepper(Local).....	Kg	14.33	13.98	21.60	20.42	17.19	17.56	18.97	20.01	16.68	14.58	20.00	17.18	17.68
White Cumin(Bishop's Weed) Local.....	Kg	8.91	11.35	12.30	7.97	9.22	8.95	9.79	12.02	11.49	13.13	9.28	8.30	9.96
Black Cumin(Local).....	Kg	11.50	10.67	12.13	10.44	11.50	11.60	11.56	10.72	11.22	14.69	9.92	12.67	11.37
Ginger Dry(Local).....	Kg	-	8.07	3.50	-	8.94	7.87	11.67	15.67	8.79	12.53	18.13	-	11.83
Ginger Wet(Local).....	Kg	.84	2.66	2.83	2.36	2.68	3.20	3.46	3.43	4.91	5.81	3.66	3.99	3.04
Cloves(Imported).....	Kg	24.52	22.27	26.91	22.84	18.42	22.39	17.88	20.49	18.66	14.58	24.32	30.04	22.52
Cinnamon(Imported).....	Kg	-	41.07	37.96	54.97	72.40	30.25	-	82.78	49.75	-	-	30.94	52.57
Cardamon(Local).....	Kg	17.35	16.75	11.46	13.79	16.58	13.73	14.24	16.95	14.51	14.74	19.19	13.63	15.30
Tumeric Flour(Local).....	Kg	5.56	7.15	6.21	6.27	6.59	7.04	6.68	6.93	6.06	6.81	6.58	7.17	6.52
Chillies Whole.....	Kg	5.32	12.05	7.94	5.43	8.13	10.40	8.46	11.59	6.07	8.00	9.84	11.59	8.23
Basil Dry.....	Kg	2.50	6.83	9.85	6.20	13.17	8.02	9.03	8.15	8.20	3.30	9.05	7.43	8.20
<b>POTATOES, OTHER TUBERS AND STEMS</b>														
Potato.....	Kg	1.53	1.23	1.97	1.35	.96	1.13	.95	1.22	1.60	1.19	1.09	1.22	1.25
Sweet Potato.....	Kg	.58	1.13	1.19	.72	.90	.96	.71	.88	.63	.88	.96	.81	.82
'Kocho' (Unprocessed).....	Kg	-	-	.60	.88	.48	-	1.33	1.05	-	-	.25	.57	.70
'Bula'.....	Kg	-	-	2.05	2.19	-	-	2.88	3.88	-	-	1.17	1.57	2.33
<b>COFFEE, TEA, CHAT AND BUCK-THORN LEAVES</b>														
Tea Leaves(Local).....	100gm	1.98	1.95	2.02	1.85	1.96	1.90	1.82	1.93	1.79	1.97	1.92	1.79	1.91
Coffee Whole.....	Kg	7.50	8.61	6.23	4.45	-	3.20	11.42	8.19	4.91	7.03	5.51	5.81	6.35
Coffee Beans.....	Kg	14.00	13.83	10.25	9.62	12.68	12.91	12.80	12.77	13.13	13.56	11.15	12.08	12.42
Coffee Leaves.....	Kg	-	-	-	-	-	-	-	4.77	2.86	5.16	3.64	4.17	4.30
Buck Thorn Leaves.....	Kg	1.37	2.82	2.26	4.33	2.98	2.87	2.88	2.62	2.18	1.45	1.53	3.86	2.55
'Chat'.....	Kg	5.05	3.24	5.38	6.67	-	7.32	9.49	7.90	3.13	3.48	4.78	4.53	5.44

Table 1 Part 3 :- (Cont'd) Average Retail Price of Goods and Services in Rural Areas by Killil and Zone

September 1998 - November 1998  
Meskerem 1991 - Hidar 1991

## P R I C E I N B I R R

## K I L L I L A N D Z O N E S

## O R O M I Y A

ITEM	UNIT	O R O M I Y A											Oromiya Average	
		Mirab Wellega	Misrak Wellega	Illu-babor	Jimma	Mirab Shewa	Semen Shewa	Misrak Shewa	Arssi	Mirab Harerge	Misrak Harerge	Bale		Borena
Malt-Barley.....	Kg	4.00	2.86	3.34	1.87	-	-	3.26	2.43	2.50	-	-	4.17	3.24
Malt-Wheat.....	Kg	-	-	-	2.58	3.08	3.44	2.78	2.81	-	-	-	3.22	3.06
<b>OTHER FOOD ITEMS</b>														
Salt.....	Kg	2.68	2.06	2.41	1.98	1.78	1.69	1.97	1.95	1.53	1.46	2.11	2.76	2.04
Sugar.....	Kg	5.71	5.42	6.82	6.11	5.77	5.52	5.23	5.03	5.21	5.39	5.30	5.72	5.58
Honey.....	Kg	-	6.76	11.22	11.83	-	12.38	13.85	14.32	15.04	16.85	9.13	13.72	12.64
Canned Tomato (Local).....	410gm	-	-	7.65	7.33	-	-	7.82	8.49	6.25	6.60	-	8.78	7.45
<b>FOOD TAKEN AWAY FROM HOME</b>														
Cup of Tea.....	No	.24	.24	.29	.27	.28	.27	.29	.28	.27	.25	.27	.29	.27
Cup of Coffee.....	No	.42	.50	.54	.56	.77	.70	.75	.71	.58	.50	.63	.57	.61
Cup of Milk.....	No	.63	-	.62	.64	.77	.75	.76	.74	.86	.58	.75	.82	.72
'Key Wot Yebere'.....	One Meal	4.08	3.40	3.79	3.75	3.19	3.30	3.48	3.35	3.15	3.47	3.33	4.61	3.58
'Key Wot Yebeg/Yefyel'.....	One Meal	4.30	3.41	3.94	4.11	5.00	3.67	4.26	3.52	3.46	3.68	3.31	4.24	3.83
<b>COST OF MILLING</b>														
Cereals.....	100Kg	12.81	11.74	12.73	13.18	9.56	8.97	11.29	9.66	16.22	12.48	10.98	18.40	12.21
Pulses.....	100Kg	12.89	14.12	11.04	14.73	9.85	9.82	10.88	11.05	14.09	18.76	10.42	15.33	11.70
Pepper Whole.....	100Kg	100.00	50.00	50.00	125.00	102.34	60.67	68.62	76.79	63.54	112.50	67.67	40.00	72.50
<b>BEVERAGES - NON ALCOHOLIC</b>														
Ambo Mineral Water.....	500cc	2.63	2.15	2.04	2.05	1.51	1.64	1.79	1.83	1.75	1.56	2.28	2.12	1.98
Bure Mineral Water.....	500cc	-	1.67	2.00	2.00	1.41	1.50	1.83	2.00	-	-	2.00	2.19	1.85
Coca Cola/Fanta.....	300cc	2.54	2.09	2.18	1.96	1.75	1.73	1.76	1.85	1.96	1.64	2.13	2.03	1.93
Pepsi Cola/Mirinda.....	300cc	2.49	2.09	2.15	1.97	1.76	1.73	1.77	1.88	1.94	1.65	2.16	2.08	1.97

Table 1 Part 3 :- (Cont'd) Average Retail Price of Goods and Services in Rural Areas by Killilil and Zone

		PRICE IN BIRR												September 1998 - November 1998
		KILLILIL AND ZONES												Meskerem 1991 - Hidar 1991
ITEM	UNIT	O R O M I Y A											Oromiya Average	
		Mirab Wellega	Misrak Wellega	Illu-babor	Jimma	Mirab Shewa	Semen Shewa	Misrak Shewa	Arssi	Mirab Harerge	Misrak Harerge	Bale		Borena
<b>BEVERAGES - ALCOHOLIC</b>														
Araki (Local).....	900cc	27.00	25.87	26.68	27.60	25.33	24.29	23.13	25.44	23.25	23.92	29.98	29.74	26.71
Cognac (Local).....	900cc	-	-	26.57	27.44	23.07	30.00	22.76	25.44	25.09	-	32.93	22.25	25.24
Brandy (Local).....	900cc	-	-	25.75	28.11	24.13	26.67	23.27	24.19	24.50	-	-	24.75	24.78
Gin (Local).....	900cc	26.41	22.00	25.05	26.29	22.85	26.24	23.33	24.27	29.24	27.36	29.95	27.68	26.29
Saris Wine (Normal).....	750cc	7.00	7.00	8.60	5.67	5.53	5.14	5.69	5.64	8.00	9.22	6.59	6.39	6.09
'Katikalla'.....	Lt	4.48	5.73	6.55	6.57	8.18	7.53	7.65	7.99	7.72	8.16	7.25	7.09	7.00
Beer (Bedele).....	330cc	3.27	3.00	2.63	2.99	3.06	3.10	3.01	2.99	-	-	3.02	3.26	3.06
Beer (Harar).....	330cc	-	-	-	-	3.00	-	3.00	3.00	3.02	2.88	3.18	3.27	3.05
Beer (Meta Abo).....	330cc	3.33	-	3.00	2.99	3.21	3.11	3.00	2.99	-	-	3.23	3.35	3.16
'Tella'.....	Lt	.68	.67	.78	.60	.62	.79	.69	.69	1.06	1.29	.83	.77	.78
'Tej' (Mead).....	Lt	2.36	1.66	2.09	1.75	2.15	2.02	1.85	1.66	2.54	1.83	1.69	1.45	1.85
<b>CIGARETTES AND TOBACCO</b>														
<b>CIGARETTES</b>														
Nyala.....	Packet	4.53	4.58	4.30	4.10	4.32	3.99	4.14	4.08	4.00	-	4.08	4.64	4.25
Gissila.....	Packet	1.41	1.48	1.55	1.04	1.52	1.44	1.31	1.17	1.00	-	1.32	1.86	1.36
Rothmans.....	Packet	9.70	8.75	9.15	9.00	9.05	8.03	8.25	8.14	6.20	5.89	8.84	9.33	8.30
<b>TOBACCO</b>														
'Gaya'.....	Kg	10.72	8.11	13.81	8.74	11.82	7.15	4.71	11.10	12.25	-	1.20	-	10.05

Table 1 Part 3 :- (Cont'd) Average Retail Price of Goods and Services in Rural Areas by Killilil and Zone

September 1998 - November 1998  
Meskerem 1991 - Hidar 1991

## P R I C E I N B I R R

## K I L L I L A N D Z O N E S

## O R O M I Y A

ITEM	UNIT	O R O M I Y A											Oromiya Average	
		Mirab Wellega	Misrak Wellega	Illu- babor	Jimma	Mirab Shewa	Semen Shewa	Misrak Shewa	Arssi	Mirab Harerge	Misrak Harerge	Bale		Borena
<b>CLOTHING AND FOOT WEAR</b>														
<b>CLOTHING</b>														
Abujedid(Akaki/Bahir Dar)91cm. Meter		4.34	4.92	4.89	4.47	4.08	4.80	3.36	4.39	3.19	3.40	4.03	3.50	4.09
Abujedid(Komb./Arba Min.)150cm Meter		6.14	6.00	6.90	5.42	6.23	5.50	5.08	5.54	-	-	6.06	5.25	5.85
Khaki(S-10,000 Twil)110cm..... Meter		5.00	6.67	15.00	9.00	-	-	-	11.00	-	6.00	5.25	12.33	9.38
Khaki(Akaki)91cm..... Meter		7.33	-	7.75	12.00	10.67	-	-	-	7.77	-	-	-	8.73
Wool-England 100%..... Meter		-	-	-	-	-	-	-	-	-	-	-	-	-
Tetron(Arba Minch)..... Meter		-	28.83	-	17.57	29.30	30.50	30.00	28.67	-	-	24.00	29.67	26.59
Poplin(Dire Dawa)105cm..... Meter		6.00	8.06	7.73	7.69	6.08	-	5.64	6.09	5.33	5.30	5.50	10.00	6.54
Poplin(Komb./Arba Minch)150cm. Meter		11.33	8.00	13.17	11.33	11.38	6.00	9.93	10.61	5.00	-	12.17	10.06	11.29
Nylon(Mojo)..... Meter		9.34	10.15	10.60	10.50	9.58	9.82	9.50	9.68	8.88	-	10.22	10.56	9.94
Polyster(Arba Minch/Awasa).... Meter		14.36	13.86	16.50	12.82	14.60	15.00	10.25	12.80	16.00	-	17.83	26.00	14.56
Jersi..... Meter		13.46	13.79	20.00	17.52	13.50	12.14	13.36	12.41	13.81	16.31	14.83	-	14.25
Cotton..... Kg		8.15	4.04	-	5.07	-	3.39	5.11	6.32	-	-	6.00	4.77	5.26
<b>COST OF TAILORING</b>														
Woolen Suit (Men)..... No		-	-	314.29	376.00	-	-	-	-	295.00	250.00	300.00	216.67	306.96
Khaki Suit (Men)..... No		35.96	16.11	27.92	41.23	18.31	25.20	52.78	42.29	61.00	32.08	48.11	52.25	36.37
Khaki Suit (Boys)..... No		20.63	10.11	18.48	27.42	9.94	15.26	35.45	24.88	36.25	20.13	24.56	18.00	21.40
<b>READY-MADE / FOR ADULTS</b>														
'Netela'..... No		20.11	15.83	32.33	22.23	24.13	20.52	22.11	28.38	35.67	-	20.89	21.85	22.78
'Gabi'..... No		55.21	41.50	65.68	65.60	61.52	48.46	57.80	58.88	56.36	-	53.32	62.47	56.94
Shirts Long Sleeved (Local)..... No		33.06	25.67	32.29	25.00	21.33	23.50	35.00	26.07	-	20.00	33.93	54.00	32.21
Shirts Short Sleeved (Local)..... No		21.50	-	33.83	-	-	-	-	24.11	-	-	30.00	41.89	32.65
Shirts Long Sleeved (Imported).... No		57.65	67.88	57.35	50.28	56.25	46.44	50.57	49.57	34.42	31.06	40.13	60.13	47.41
Shirts Short Sleeved (Imported).. No		50.00	-	55.58	62.50	55.00	-	-	37.20	39.71	33.67	36.33	62.09	49.58

Table 1 Part 3 :- (Cont'd) Average Retail Price of Goods and Services in Rural Areas by Killil and Zone

September 1998 - November 1998  
Meskerem 1991 - Hidar 1991

PRICE IN BIRR

KILLIL AND ZONES

ITEM	UNIT	O R O M I Y A												Oromiya Average
		Mirab Wellega	Misrak Wellega	Illu-babor	Jimma	Mirab Shewa	Semen Shewa	Misrak Shewa	Arssi	Mirab Harerge	Misrak Harerge	Bale	Borena	
Socks (Cotton) Imported.....	Pair	10.09	10.42	13.06	10.67	8.83	9.86	8.36	9.16	7.69	5.56	9.27	10.23	9.20
Sweater (Local) Men.....	No	-	-	39.67	28.82	-	34.64	32.80	35.91	-	33.33	34.47	22.33	34.63
Sweater (Local) Women.....	No	-	-	-	-	32.50	27.91	-	26.00	-	35.00	-	-	28.53
Shash (Imported).....	No	18.34	17.53	17.77	14.74	15.91	12.16	20.45	21.03	13.40	12.87	19.74	14.83	16.84
Singlets (Local) White.....	No	10.63	11.25	12.11	11.86	10.00	11.86	10.34	10.26	10.62	12.07	12.27	10.73	11.14
Jeans Trouser.....	No	97.93	78.89	101.71	79.17	76.67	99.41	90.68	75.14	77.54	67.50	91.95	107.31	87.74
Woolen Suit.....	No	-	-	-	800.00	-	-	-	-	-	-	-	-	800.00
'Kemisna Netela.....	No	78.24	102.00	131.46	137.22	73.21	94.77	78.82	100.16	109.69	-	145.25	156.11	109.52
Sweater-Men (Imported).....	No	-	-	124.33	132.78	-	-	107.50	138.70	140.00	-	103.00	-	125.40
Sweater-Women (Imported).....	No	-	-	110.00	119.44	-	-	-	-	-	-	133.00	-	121.76
Nylon Dress.....	No	17.67	-	27.91	25.06	29.56	40.86	24.85	19.00	-	-	26.00	-	27.30
Tetron Trouser.....	No	44.20	-	30.00	35.00	31.25	-	58.67	-	-	-	-	38.33	40.88
Leather Jacket.....	No	-	-	456.36	350.00	-	-	-	362.50	390.00	-	334.29	363.11	390.09
Under Wear,China.....	No	21.56	23.00	20.86	19.35	14.00	12.00	10.40	19.05	20.00	-	19.41	19.83	18.92
<b>READY-MADE / FOR CHILDREN</b>														
Sweater (Local) for Boys.....	No	-	25.00	18.25	14.04	14.63	16.28	17.43	23.58	25.00	-	16.70	-	17.91
Socks (Imported) Cotton.....	Pair	3.92	3.29	7.80	6.00	3.75	4.64	5.65	4.88	6.44	3.67	6.37	7.33	5.33
Jeans Trouser.....	No	86.67	-	73.44	-	56.67	-	-	60.36	49.73	50.00	-	59.95	60.01
Shirt Long Sleeved(Imported)Boys.	No	58.33	-	25.00	13.67	-	-	41.67	-	22.87	22.50	34.00	55.67	28.74
Sweater (England) for Girls.....	No	-	-	-	-	-	-	-	-	-	-	-	-	-
Short for Boys.....	No	5.09	3.92	7.20	6.08	4.94	5.55	6.00	5.54	6.75	9.69	3.83	8.30	6.12

56

Table 1 Part 3 :- (Cont'd) Average Retail Price of Goods and Services in Rural Areas by Killil and Zone

September 1998 - November 1998  
Meskerem 1991 - Hidar 1991

PRICE IN BIRR

KILLIL AND ZONES													
O R O M I Y A													
ITEM	UNIT												Oromiya Average
		Mirab Wellega	Misrak Wellega	Illu-babor	Jimma	Mirab Shewa	Semen Shewa	Misrak Shewa	Arssi	Mirab Harerge	Misrak Harerge	Bale	

FOOTWEAR (MEN AND WOMEN)

Anbessa Leather Shoes Men(Local)Pair	-	-	71.67	76.05	-	-	-	60.67	-	-	-	52.56	61.01
Leather Shoes Men (Croft)..... Pair	-	-	-	200.00	-	-	-	-	-	-	-	-	200.00
Walking Shoes(Imp.) Non-Leather Pair	-	-	181.67	146.25	-	-	148.75	-	107.86	-	-	-	144.40
Canvas Shoes (Local) Men..... Pair	22.73	22.00	23.04	22.22	20.94	21.06	20.77	21.63	20.62	20.36	21.90	23.08	21.58
Canvas Shoes (China) Men..... Pair	20.20	23.00	22.62	22.03	24.33	26.44	20.43	23.91	23.52	18.86	23.33	24.00	22.56
Plastic Shoes (Local) Women.... Pair	11.67	11.00	11.54	10.53	11.37	11.05	10.34	10.60	10.82	10.77	10.92	9.71	10.91
Slippers Sponge Adult (China).. Pair	11.27	11.05	10.90	10.87	8.71	11.38	9.26	9.37	9.61	8.38	10.69	11.58	10.00
Boots for Men Plastic (Local).. Pair	43.30	42.83	50.73	49.78	47.91	37.32	39.60	46.37	36.64	40.00	46.29	41.37	45.85

Table 1 Part 3 :- (Cont'd) Average Retail Price of Goods and Services in Rural Areas by Killilil and Zone

September 1998 - November 1998  
Meskerem 1991 - Hidar 1991

PRICE IN BIRR

ITEM	UNIT	K I L L I L A N D Z O N E S												Oromiya Average
		O R O M I Y A												
		Mirab Wellega	Misrak Wellega	Illu- babor	Jimma	Mirab Shewa	Semen Shewa	Misrak Shewa	Arssi	Mirab Harerge	Misrak Harerge	Bale	Borena	

CONSTRUCTION MATERIALS, WATER, AND  
FUEL AND POWER

CONSTRUCTION MATERIALS

Cement/Bag/(Local).....	50Kg	52.40	37.00	39.87	32.33	28.17	30.42	27.96	32.09	36.84	40.69	40.59	40.23	37.04
Lime.....	Kg	-	-	1.05	.82	.43	.60	.65	.50	1.00	1.08	.48	.96	.80
Nail (7cm - 12cm).....	Kg	8.50	10.71	9.30	9.68	9.08	9.28	7.73	9.38	10.06	10.11	8.28	9.13	9.27
Nail With Cape.....	Kg	11.96	12.52	12.52	12.56	12.30	11.05	10.70	11.74	11.11	12.34	11.32	11.97	11.76
Corrugated Iron Sheet (.2mm).....	No	30.00	-	40.23	41.21	-	38.33	37.60	32.07	30.25	29.00	-	32.43	36.00
Wood for House Construction('Atana')..	No	1.17	-	.82	2.97	6.00	-	6.00	2.75	-	9.33	5.00	2.10	3.75
Wall Paints-Super (Fluid) Normal.....	4Kg	74.38	-	62.59	59.78	60.00	58.00	59.68	62.14	65.36	59.25	73.33	57.91	62.29
Wall Paints-Super (Fluid) Plastic....	4Kg	-	-	94.00	89.89	90.00	-	90.61	92.00	98.75	87.50	90.00	92.44	91.47
Coarse Aggregate Gravel.....	Meter Cube	-	-	-	167.98	-	-	-	-	-	-	-	-	167.98
Hollow Concrete Block(20x20x40 cm Cube)No		-	-	3.84	3.25	-	-	1.56	-	-	1.95	-	2.57	2.40
Bricks (25cm x 12cm x 6cm).....	No	-	-	-	.33	-	-	-	-	1.50	-	-	-	.45
Floor Board 4m Length.....	No	-	12.67	31.67	-	-	-	-	17.17	-	-	-	23.40	21.74
Iron Pipe 6mt. (1/2 inch Wide) Local..	No	-	-	50.00	47.67	-	-	64.00	-	-	-	59.33	51.00	53.29
Chipwood (125cm x 250cm x 8mm).....	No	-	-	-	-	-	-	-	-	95.00	-	-	90.33	90.80
Sand.....	Meter Cube	-	-	-	93.33	-	-	-	-	-	-	-	-	93.33
Gutter N° 32.....	Meter	-	-	-	29.50	-	-	-	-	-	-	-	-	29.50
Window Glass (50cm x 50cm x 3mm).....	No	-	-	-	-	-	-	13.75	-	-	-	-	15.22	14.95
Water Tanker (1meter cube).....	No	-	-	-	762.00	-	-	-	-	-	-	-	-	762.00
Stone for House Construction..	Meter Cube	-	-	17.67	80.00	-	-	-	14.80	-	-	-	-	22.61

WATER

Water.....	Meter Cube	23.91	13.80	8.25	8.78	11.32	4.34	8.32	10.46	8.71	5.83	5.11	11.35	9.78
------------	------------	-------	-------	------	------	-------	------	------	-------	------	------	------	-------	------

Table 1 Part 3 :- (Cont'd) Average Retail Price of Goods and Services in Rural Areas by Killil and Zone

September 1998 - November 1998  
Meskerem 1991 - Hidar 1991

PRICE IN BIRR

KILLIL AND ZONES

OROMIYA

ITEM	UNIT	OROMIYA												Oromiya Average
		Mirab Wellega	Misrak Wellega	Illu-babor	Jimma	Mirab Shewa	Semen Shewa	Misrak Shewa	Arssi	Mirab Harerge	Misrak Harerge	Bale	Borena	

FUEL AND POWER

Fire Wood.....	Meter Cube	41.02	43.99	66.72	51.38	27.77	42.33	46.87	45.82	27.88	54.38	43.49	19.64	42.07
Charcoal.....	Kg	1.63	-	1.26	1.16	.55	.66	1.10	.86	1.67	.97	1.24	.69	.97
Dung Cake.....	Kg	-	-	-	-	.21	.11	.44	.26	-	-	1.08	-	.33
Kerosine.....	Lt	3.27	2.75	2.38	2.77	2.30	2.62	2.08	2.60	2.52	1.92	2.99	2.97	2.59
Diesel.....	Lt	3.77	3.16	3.15	3.19	2.44	3.08	2.14	2.85	2.08	2.05	3.28	3.59	2.99
Electric.....	K.Watt	2.77	-	.27	-	.21	.27	.32	.41	.23	-	.52	.28	.49
Matches.....	Box	.29	.32	.34	.25	.24	.25	.22	.25	.25	.26	.26	.28	.27
Candles.....	No	1.00	1.00	1.01	.99	.99	.96	.93	1.01	1.00	.98	1.01	1.00	.99
Buthane Gas (Shell).....	12.5 Kg	-	-	-	-	35.00	-	-	-	-	-	-	-	35.00
Eveready Drycell.....	No	1.99	1.89	2.07	1.81	1.76	1.75	1.77	1.76	1.74	1.70	1.81	1.81	1.83

FURNITURE, FURNISHING, HOUSEHOLD EQUIPMENT AND OPERATION

CHAIRS, TABLES, ETC.

Table Wanza (Machine made) Varnished..	No	-	-	262.35	241.11	-	-	175.00	-	222.50	-	-	248.00	239.27
Table Wanza (Hand made) Not Varnished..	No	60.60	-	300.00	-	200.00	-	-	-	-	-	-	250.00	80.89
Chairs Wanza (Machine Made) Varnished..	No	-	-	52.61	59.44	60.00	-	50.00	-	77.30	-	-	42.50	58.37
Chairs Wanza (Hand Made) Varnished....	No	39.58	70.00	60.00	-	-	-	-	-	-	-	-	35.00	42.32
Cupboard Wanza (2 doors) Varnished....	No	-	-	1049.41	793.33	700.00	-	1000.00	-	1000.00	-	-	-	966.15
Double Bed Wanza (120cm) Varnished....	No	-	-	478.00	369.00	400.00	-	400.00	-	670.83	-	-	361.67	476.25
Sofas (Complete).....	No	-	-	-	3500.00	-	-	-	-	-	-	-	-	3500.00
Book Shelves Wanza (3 Shelves) no Door	No	102.86	-	339.41	270.00	190.00	-	250.00	-	267.56	-	-	350.00	271.04

FURNISHINGS & REPAIRS

Bed Sheet (Non-Patterned Bahir Dar)														
1.90m x 2.50m.....	Pair	-	47.50	47.29	41.27	45.00	-	39.40	44.51	47.93	44.50	49.14	58.52	47.16
Bed Sheet(Patterned Kombolcha)														
1.90m x 2.50m.....	Pair	-	-	84.00	86.67	-	-	-	53.75	-	-	-	-	74.58

Table 1 Part 3 :- (Cont'd) Average Retail Price of Goods and Services in Rural Areas by Killilil and Zone

September 1998 - November 1998  
Meskerem 1991 - Hidar 1991

PRICE IN BIRR

ITEM	UNIT	K I L L I L A N D Z O N E S												
		O R O M I Y A												Oromiya Average
		Mirab Wellega	Misrak Wellega	Illu- babor	Jimma	Mirab Shewa	Semen Shewa	Misrak Shewa	Arssi	Mirab Harerge	Misrak Harerge	Bale	Borena	
Bed Cover(Patterned Kombolcha).....	No	-	-	-	80.00	40.00	-	-	-	-	-	-	-	60.00
Blanket Woolen(Debre B.)160cm x 220cm.....	No	79.77	82.89	85.10	81.46	83.84	78.52	83.00	86.81	81.30	80.64	99.48	96.67	84.90
Mattress-Sponge (A.A Foam) 120cm.....	No	310.00	-	297.50	297.22	-	-	333.00	-	301.67	281.47	297.71	318.33	298.21
Towel-Local (Kombolcha).....	No	13.00	-	3.00	10.25	-	-	12.50	15.33	-	-	-	9.22	11.19
<b>EARTHEN WARE</b>														
Water Pot.....	No	5.61	4.67	6.77	4.08	4.62	3.59	5.56	4.44	8.89	4.49	6.65	3.84	5.03
'Jebena' Medium Size.....	No	3.35	2.53	3.09	3.20	2.10	1.75	2.16	1.58	3.79	3.19	2.25	2.40	2.45
'Mitad' (Griddle of Clay).....	No	8.40	6.71	10.70	7.71	8.23	5.34	9.78	9.27	7.37	5.46	10.49	12.88	8.16
Local Stove '(Lakech)'.....	No	-	-	10.48	9.33	7.00	7.00	8.29	9.88	9.75	-	10.33	10.44	9.67
Cup for Coffee (China).....	No	1.07	1.02	1.02	1.01	1.02	.98	1.08	.99	1.23	1.29	1.14	1.14	1.08
<b>STRAW, BAMBOO AND OTHERS</b>														
'Sefed'.....	No	4.22	3.44	5.22	4.95	6.47	4.74	6.01	6.02	7.65	6.64	6.34	6.85	5.67
Sack 100Kg Capacity.....	No	8.00	-	5.81	6.58	-	-	8.33	9.20	8.69	9.06	7.00	7.27	7.67
<b>METAL WARE</b>														
Cooking Pan Medium (Local).....	No	35.96	26.24	30.04	26.29	22.15	21.19	26.21	33.87	30.44	38.41	24.06	26.33	28.54
Tray (Nickel) Medium N° 45 Local.....	No	26.50	18.67	12.17	16.65	19.75	17.71	19.25	16.24	17.67	-	17.00	11.33	17.00
Electric 'Mitad' Aluminium.....	No	-	-	-	-	-	-	-	-	-	-	-	-	-
Gas Stove (Kerosine) China.....	No	-	-	40.48	40.36	39.00	38.92	38.47	40.37	39.94	40.64	40.89	-	40.07
<b>PLASTIC WARE (LOCAL MADE)</b>														
Jerrycan (20 Litres).....	No	26.31	-	25.28	26.07	28.71	22.77	22.96	24.11	24.62	23.38	25.11	26.12	24.67
Bucket (20 Litres).....	No	18.31	16.94	17.28	16.07	16.38	15.03	15.54	15.93	17.23	17.53	16.58	17.50	16.71

Table 1 Part 3 :- (Cont'd) Average Retail Price of Goods and Services in Rural Areas by Killil and Zone

September 1998 - November 1998  
Meskerem 1991 - Hidar 1991

P R I C E I N B I R R

K I L L I L A N D Z O N E S

ITEM	UNIT	O R O M I Y A											Oromiya Average	
		Mirab Wellega	Misrak Wellega	Illu-babor	Jimma	Mirab Shewa	Semen Shewa	Misrak Shewa	Arssi	Mirab Harerge	Misrak Harerge	Bale		Borena
<b>GLASS WARE</b>														
Glass for Tea (Duralex).....	No	3.44	3.44	3.17	2.79	2.89	2.86	2.49	2.83	3.23	3.46	3.07	3.10	3.06
<b>OTHER HOUSEHOLD EQUIPMENT</b>														
Kerosine Lamp.....	No	23.32	18.53	20.63	15.22	23.17	19.30	19.88	21.19	19.13	25.62	21.50	24.19	20.67
'Kuraz' Small Local Kerosine Lamp.....	No	.99	.99	1.04	1.01	.97	.91	1.11	1.00	.98	.91	.98	1.06	1.00
Flash Light.....	No	6.22	6.38	6.65	6.08	6.12	5.76	6.28	6.34	6.56	6.30	6.36	6.53	6.29
Electric Bulb Philips(40/60 Watt).....	No	3.42	-	3.25	3.10	3.17	2.00	3.39	2.50	3.18	3.38	3.00	3.42	3.23
<b>HOUSEHOLD OPERATION</b>														
Hard Soap (Local).....	200gm	1.79	1.73	1.85	1.76	1.62	1.51	1.62	1.67	1.77	1.83	1.51	1.67	1.69
Hard Soap (Imported).....	200gm	2.28	2.47	2.29	2.20	2.18	2.22	2.02	2.21	2.04	2.37	2.24	2.47	2.25
Detergent (Omo).....	50gm	1.00	1.44	1.45	1.68	1.51	1.33	1.18	1.34	1.10	1.08	1.51	1.22	1.34
Incense.....	Kg	4.18	9.13	9.40	9.19	8.93	7.01	8.66	10.63	11.43	-	8.44	8.50	8.64
Sandal Wood.....	No	.28	.27	.25	.24	.24	.25	.24	.26	.16	.18	.25	.33	.24
Toilet Paper (Mamko).....	Roll	3.00	3.00	3.29	3.00	3.00	3.00	3.02	3.00	3.12	3.36	3.08	3.16	3.12
<b>DRY CLEANING</b>														
Dry Cleaning (Suit Men).....	No	-	-	-	15.50	-	-	15.00	-	-	-	-	-	15.33
<b>DOMESTIC SERVICE</b>														
Maid Servant.....	Month	23.49	19.39	22.96	25.56	20.68	21.63	33.50	26.35	37.00	35.52	30.23	36.86	27.62
Unskilled Service (Daily Laborer)....	Day	4.61	4.54	7.27	5.45	7.17	5.98	6.46	7.08	7.52	6.05	6.11	7.16	6.28

Table 1 Part 3 :- (Cont'd) Average Retail Price of Goods and Services in Rural Areas by Killil and Zone

September 1998 - November 1998  
Meskerem 1991 - Hidar 1991

P R I C E I N B I R R

K I L L I L A N D Z O N E S

ITEM	UNIT	O R O M I Y A												Oromiya Average
		Mirab Wellega	Misrak Wellega	Illu-babor	Jimma	Mirab Shewa	Semen Shewa	Misrak Shewa	Arssi	Mirab Harerge	Misrak Harerge	Bale	Borena	

**MEDICAL CARE**

Ampicillin(250 mg) Local.....	56 Caps	20.93	18.26	20.51	20.32	18.87	23.03	18.65	20.95	21.29	18.09	19.48	26.49	20.64
Dichlorophine(500 mg) Local.....	6 Pills	1.64	1.21	1.63	1.78	1.46	1.36	1.47	1.68	1.78	1.47	1.41	2.05	1.62
Tetracycline(250mg) Local.....	56 Caps	10.94	9.95	10.57	9.62	11.42	12.01	9.09	10.91	9.96	7.86	9.42	10.39	10.12
Penicillin Injection(4 Mu. Local). Bottle		5.06	4.27	4.24	4.62	4.32	4.60	3.78	4.67	4.54	4.00	3.87	4.78	4.42
Chloramphenicol(250mg) Local.....	56 Caps	19.59	13.39	16.18	15.87	14.83	11.90	14.71	16.60	18.61	10.28	12.40	19.35	16.00
Dipron(500mg) Local.....	20 Pills	3.28	2.89	2.43	2.68	3.09	3.51	2.74	2.69	2.65	1.91	2.35	3.62	2.79
Cough Syrup (Berantine) Local.....	125cc	9.34	10.64	7.69	7.79	8.79	8.29	7.92	9.11	8.68	7.31	8.46	10.19	8.63
Bactrim(480mg) Local.....	30 Pills	13.21	8.33	8.50	11.10	11.63	-	9.42	9.99	9.00	11.07	6.50	13.10	10.46
Vermox(100mg) Local.....	12 Pills	3.98	2.50	2.11	2.91	3.49	2.44	3.15	2.67	3.64	1.81	2.94	3.45	3.07
Mezel(250mg) Local.....	30 Caps	5.68	4.45	4.83	4.58	5.52	5.25	5.13	5.63	5.57	3.91	5.01	5.74	5.14
Asprin (300 mg) Local.....	20 Pills	2.63	2.25	1.48	2.00	2.21	2.54	2.33	2.26	2.48	1.35	1.94	2.81	2.24

**OTHER MEDICAL EXPENSES**

Doctor's Fee (Government)..... per visit		.75	-	.86	.50	.75	.79	.70	.50	.60	.92	.88	1.50	.84
Doctor's Fee (Private)..... per visit		-	-	8.25	14.67	5.00	2.20	6.05	2.60	8.00	5.00	-	10.00	7.55
Injection (Service Charge)..... Once		.55	.50	1.17	.76	1.16	1.44	1.02	.69	.76	.73	.77	1.41	.93

**TRANSPORT AND COMMUNICATION**

**TRANSPORT**

Benzene.....	Lt	4.15	-	2.40	2.60	-	-	2.51	-	2.48	2.59	3.00	3.34	2.84
Motor Oil (Mobil).....	Lt	18.00	-	14.63	14.05	-	-	13.92	-	14.33	14.36	-	-	14.52
Car Washing and Greasing.....	No	-	-	38.50	19.56	-	-	30.00	-	-	25.00	22.50	15.00	24.54
Animal Transport fare.....	Trip	13.45	11.70	15.33	14.48	15.60	12.86	-	9.00	10.88	6.88	10.62	17.00	12.33
Cart Fare.....	Trip	-	-	-	.50	2.50	-	.54	.79	-	-	.50	.50	.68

Table 1 Part 3 :- (Cont'd) Average Retail Price of Goods and Services in Rural Areas by Killil and Zone

September 1998 - November 1998  
Meskerem 1991 - Hidar 1991

PRICE IN BIRR

KILLIL AND ZONES

OROMIYA

ITEM	UNIT	OROMIYA											Oromiya Average	
		Mirab Wellega	Misrak Wellega	Illu-babor	Jimma	Mirab Shewa	Semen Shewa	Misrak Shewa	Arssi	Mirab Harerge	Misrak Harerge	Bale		Borena
<b>ENTERTAINMENT AND EDUCATION</b>														
<b>EQUIPMENT AND ACCESSORIES</b>														
T.V. Set Philips 21 inch(Colored)..... No		-	-	-	3625.00	-	-	-	-	-	-	-	-	3625.00
Cassette Recorded Original(Local Music)No		13.00	13.00	13.36	13.00	-	-	13.00	13.00	-	-	13.00	13.10	13.06
Radio Set Philips 3 Band..... No		165.00	-	168.46	145.11	-	-	158.64	157.77	163.58	-	174.22	159.15	161.25
Tape Recorder National (2 Speaker).... No		-	-	-	-	-	-	-	-	-	-	-	-	-
Expense for Photograph(Passport size)4Pho		5.00	-	3.90	3.67	4.00	3.00	3.50	4.46	3.67	3.70	3.94	4.00	3.94
Newspaper (Addis Zemen)..... No		-	-	.58	.50	-	-	-	-	-	-	-	1.00	.67
<b>EDUCATION</b>														
Exercise Book (50 Leaves) Local..... No		2.06	1.94	2.00	2.03	1.91	1.82	1.87	1.91	1.99	2.08	2.04	2.09	1.97
Pencil (China)..... No		.30	.29	.36	.29	.27	.28	.28	.27	.28	.27	.26	.31	.29
Ball Point-Bic England..... No		1.00	.99	1.00	.99	.99	.98	.98	.99	1.00	1.00	1.00	1.00	.99
Day School Fee-Public(Grade 7 & 8)..Month		-	-	-	-	1.00	-	-	-	-	-	-	-	1.00
Day School Fee-Private(Grade 9-12)..Month		20.05	-	-	-	-	-	-	-	-	-	-	-	20.05
Night School Fee-Government(Gr.9-12)Month		-	-	14.79	15.01	-	10.50	11.50	14.50	15.00	13.00	12.75	14.67	13.83
<b>PERSONAL CARE AND EFFECTS</b>														
<b>PERSONAL CARE</b>														
Lux Toilet Soap..... 90gm		3.42	3.50	3.57	3.50	3.51	3.21	3.60	3.33	3.65	3.58	3.37	3.25	3.49
Blade-TOPAZ..... No		.29	.28	.34	.29	.27	.28	.27	.27	.25	.25	.28	.31	.28
Hair Dressing (Traditional)..... No		1.40	.84	2.36	1.90	2.09	2.22	2.95	1.71	2.38	2.67	2.00	2.20	2.02
Hair Dressing (Modern)..... No		10.00	-	8.02	5.86	-	6.00	5.85	-	7.88	7.33	5.00	9.45	7.12
Barbery (Mens Hair Cut)..... No		2.26	1.43	3.23	2.58	1.73	1.76	2.70	2.01	3.08	2.72	1.86	2.45	2.35
Paraffin Hair Oil..... 330cc		10.00	-	8.83	8.50	7.95	7.96	7.64	8.55	8.67	7.75	8.29	8.44	8.27
Zenith Hair Oil..... 330cc		10.26	10.80	8.97	8.61	7.97	8.06	7.83	8.79	8.38	8.58	8.58	9.17	8.65

Table 1 Part 3 :- (Cont'd) Average Retail Price of Goods and Services in Rural Areas by Killilil and Zone

September 1998 - November 1998  
Meskerem 1991 - Hidar 1991

P R I C E I N B I R R

K I L L I L I A N D Z O N E S														
ITEM	UNIT	O R O M I Y A												Oromiya Average
		Mirab Wellega	Misrak Wellega	Illu-babor	Jimma	Mirab Shewa	Semen Shewa	Misrak Shewa	Arssi	Mirab Harerge	Misrak Harerge	Bale	Borena	
<b>PERSONAL EFFECTS</b>														
Umbrella-Men Medium (Local).....	No	29.21	29.45	30.71	28.14	27.17	25.81	-	28.32	27.29	23.67	28.59	26.31	28.22
Umbrella-Women Medium (Imported).....	No	29.11	28.27	29.59	28.06	24.11	25.67	18.50	26.83	27.60	24.25	27.57	26.49	27.03
Hand Bag (Imported Synthetic).....	No	-	-	-	142.78	-	-	-	-	-	-	-	-	142.78
Belt (Local) Machine Made.....	No	10.38	10.86	10.05	13.00	9.10	10.47	11.38	9.22	16.29	6.00	11.49	11.62	11.09
Belt (Local) Hand Made.....	No	3.82	4.00	2.93	1.86	2.79	2.25	4.68	3.57	2.14	1.64	7.33	-	2.82
<b>JEWELLERY</b>														
Seiko-21 Jewels Automatic (Men).....	No	-	-	400.00	-	-	-	-	-	-	283.33	-	-	341.67
Seiko-21 Jewels Automatic (Women).....	No	-	-	366.67	-	-	-	-	-	-	-	-	-	366.67
Earrings (4gm 18 carat Local).....	Pair	-	-	-	333.33	-	-	300.00	-	-	370.00	-	320.00	321.30
Neck Laces (6gm 21 carat Imported).....	No	-	-	-	600.00	-	-	-	-	-	-	-	-	600.00
Rings (4gm 18 carat Local).....	No	-	-	-	333.33	-	-	300.00	-	-	350.00	-	320.00	320.43
<b>LIVESTOCK AND DRAUGHT ANIMALS</b>														
<b>LIVESTOCK</b>														
Sheep (10-15Kg).....	No	54.15	52.46	70.42	58.66	57.65	57.11	60.06	53.83	59.94	53.77	45.81	47.79	55.86
Goat (10-15Kg).....	No	45.90	38.32	58.28	48.28	48.86	47.65	51.68	47.98	54.62	49.26	41.81	39.67	47.45
Heifer (2-4 Years).....	No	301.75	359.88	274.89	315.79	309.56	278.14	344.09	271.93	331.53	334.81	266.55	296.41	306.48
Cow (4 Years and Above).....	No	547.25	646.04	459.67	429.88	438.75	438.06	468.97	380.11	523.41	472.75	373.54	444.79	460.54
Bull (2-4 Years).....	No	356.55	387.84	347.61	356.12	419.31	387.69	442.58	297.36	440.68	483.43	296.08	347.53	376.77
Ox (4 Years and Above).....	No	619.74	592.63	638.98	605.34	720.14	679.17	847.74	672.64	992.46	910.00	556.22	622.41	709.39
Hen (Indigenous).....	No	8.01	6.66	10.37	6.39	5.99	5.57	6.30	4.55	3.67	2.95	4.71	6.26	5.94
Cock (Indigenous).....	No	12.98	10.02	13.78	10.04	10.57	9.45	9.99	7.14	5.33	4.35	7.46	10.44	9.30

Table 1 Part 3 :- (Cont'd) Average Retail Price of Goods and Services in Rural Areas by Killil and Zone

September 1998 - November 1998  
Meskerem 1991 - Hidar 1991

PRICE IN BIRR

KILLIL AND ZONES

OROMIYA

ITEM	UNIT	KILLIL AND ZONES											Oromiya Average	
		Mirab Wellega	Misrak Wellega	Illu-babor	Jimma	Mirab Shewa	Semen Shewa	Misrak Shewa	Arssi	Mirab Harerge	Misrak Harerge	Bale		Borena
<b>DRAUGHT ANIMALS</b>														
Donkey.....	No	317.03	300.40	425.00	318.20	207.73	198.89	270.71	256.32	319.43	261.52	284.82	322.09	286.34
Horse.....	No	-	490.00	585.56	542.50	561.11	495.56	367.08	590.31	400.00	-	415.50	683.82	542.16
Mule.....	No	1207.14	-	1093.53	877.89	-	-	-	1068.75	1000.00	-	1020.00	980.56	1018.93
<b>FARM EQUIPMENT (INDUSTRIAL PRODUCT)</b>														
Sickel.....	No	11.09	13.50	11.81	10.29	14.21	11.55	16.60	15.19	15.78	16.11	18.00	9.61	14.04
Pick Axe ('Doma').....	No	15.50	-	31.08	26.80	-	-	20.80	17.83	-	-	12.87	20.89	20.73
'Gejera'.....	No	-	-	24.68	32.22	-	-	19.97	22.70	19.25	-	19.51	14.00	23.47
<b>FARM EQUIPMENT (HAND MADE)</b>														
'Mofer'.....	No	4.36	-	-	-	8.50	-	11.60	7.80	-	-	12.14	11.00	9.99
'Kember'.....	No	2.72	-	-	-	5.50	2.50	7.50	10.33	-	-	6.77	9.67	6.50
'Digr'.....	No	2.47	-	-	-	1.06	2.00	-	2.13	12.00	27.00	2.13	1.75	2.55
Plough.....	No	9.22	13.67	10.47	9.13	8.69	16.82	11.11	14.78	13.89	24.44	19.15	21.19	15.07
Sickel.....	No	4.25	3.06	3.13	3.90	4.08	4.32	7.22	5.03	-	20.00	8.18	7.75	4.81
'Wegel'.....	No	4.06	5.13	4.30	4.85	3.88	5.20	8.00	4.24	4.57	4.43	4.32	5.19	4.63
<b>MISCELLANEOUS GOODS AND SERVICES</b>														
Coffine (Medium Quality).....	No	124.41	76.00	480.00	128.33	93.26	99.64	80.83	106.53	170.00	-	48.14	136.67	107.50



# PART - IV

PART - IV

Table 1 Part 4 :- (Cont'd) Average Retail Price of Goods and Services in Rural Areas by Killilil and Zone

September 1998 - November 1998  
Meskerem 1991 - Hidar 1991

PRICE IN BIRR									
KILLILIL AND ZONES									
ITEM	UNIT	SOMALI			Somali Average	BENISHANGUL-GUMUZ			Benishangul -Gumuz Average
		Shinile	Jig Jiga	Liben		Metekel	Asosa	Kamashi	
<b>CEREALS UNMILLED</b>									
'Teff' White .....	Kg	3.00	3.00	-	3.00	1.63	2.17	2.27	1.85
'Teff' Mixed.....	Kg	2.73	-	-	2.73	1.51	1.98	2.16	1.86
'Teff' Black (Red).....	Kg	2.51	-	-	2.51	1.46	1.96	1.97	1.72
Wheat White.....	Kg	2.25	1.74	3.12	2.15	2.36	1.65	1.93	2.07
Wheat Mixed.....	Kg	-	2.05	3.55	2.55	1.82	1.47	1.80	1.64
Wheat Black.....	Kg	2.03	-	-	2.03	1.37	1.47	-	2.17
Barley White.....	Kg	2.00	-	-	2.00	1.85	3.24	1.57	1.65
Barley Mixed.....	Kg	2.25	1.80	-	1.85	1.59	2.66	-	1.96
Barley Black.....	Kg	-	-	-	-	1.96	-	-	-
Barley for Beer.....	Kg	-	-	-	-	-	.83	.69	.80
Maize.....	Kg	1.35	1.72	1.64	1.61	1.06	-	1.36	1.21
Durrah.....	Kg	-	-	-	-	1.00	-	1.38	1.16
Sorghum Yellow.....	Kg	2.43	-	-	2.43	1.00	1.56	1.23	1.25
Sorghum White.....	Kg	2.36	-	1.71	2.36	1.05	1.43	1.54	1.48
Sorghum Red.....	Kg	1.96	-	-	1.88	1.80	1.32	1.34	1.23
African Millet.....	Kg	-	-	-	-	1.07	5.63	6.00	5.66
Rice.....	Kg	4.17	4.05	5.97	5.07	-	-	-	2.11
Oats.....	Kg	3.25	-	-	3.25	2.11	-	-	1.75
Hulled Barley.....	Kg	-	-	-	-	1.75	-	-	-
<b>CEREALS MILLED</b>									
'Teff' White.....	Kg	3.34	-	-	3.34	-	-	-	-
'Teff' Mixed.....	Kg	2.68	-	4.23	3.61	-	-	-	-
'Teff' Black (Red).....	Kg	3.07	-	-	3.07	-	-	-	-
Wheat White.....	Kg	2.54	2.57	3.96	2.77	-	-	-	-
Wheat Mixed.....	Kg	2.29	2.43	2.87	2.60	-	-	-	-
Barley White.....	Kg	-	-	-	-	2.62	-	4.00	2.81
Barley Mixed.....	Kg	-	-	-	-	-	-	-	-

Table 1 Part 4 :- (Cont'd) Average Retail Price of Goods and Services in Rural Areas by Killil and Zone

September 1998 - November 1998  
Meskerem 1991 - Hidar 1991

## P R I C E I N B I R R

K I L L I L A N D Z O N E S									
ITEM	UNIT	S O M A L I			Somali Average	B E N I S H A N G U L - G U M U Z			Benishangul -Gumuz Average
		Shinile	Jig Jiga	Liben		Metekel	Asosa	Kamashi	
Maize.....	Kg	1.83	2.18	2.49	2.27	-	-	1.59	1.59
Oats.....	Kg	3.50	-	-	3.50	4.47	5.00	-	4.54
Sorghum.....	Kg	2.32	-	2.41	2.33	-	-	-	-
Durrah.....	Kg	-	-	-	-	-	-	-	-
'Furno Duket' Locally Processed..	Kg	3.89	3.54	4.59	4.14	4.34	4.00	3.50	3.93
<b>PULSES UNMILLED</b>									
Horse Beans.....	Kg	3.14	4.57	-	3.49	2.21	2.76	1.80	2.27
Peas White.....	Kg	-	-	-	-	-	-	-	-
Peas Black.....	Kg	3.49	-	-	3.49	2.62	-	-	2.62
Peas Mixed.....	Kg	3.00	2.65	-	2.82	2.47	3.32	2.17	2.55
Soya Beans.....	Kg	-	-	3.50	3.50	-	1.39	-	1.39
Chick Peas.....	Kg	2.58	3.20	3.99	3.16	1.92	3.23	2.00	2.46
Lentils.....	Kg	4.95	3.10	5.98	4.89	3.54	4.18	4.50	4.19
Haricot Beans.....	Kg	1.28	1.85	3.82	3.25	1.33	.99	1.42	1.25
Lima Beans.....	Kg	1.14	1.80	2.69	2.44	1.59	1.77	1.86	1.71
Vetch.....	Kg	-	-	2.73	2.73	1.56	2.10	1.76	1.70
Fenugreek.....	Kg	4.95	4.00	6.39	5.16	5.66	5.14	5.08	5.34
<b>PULSES MILLED OR SPLIT</b>									
Horse Beans Milled.....	Kg	-	-	5.19	5.19	4.00	5.31	-	5.07
Peas Milled.....	Kg	5.28	6.74	5.67	5.88	4.83	3.29	4.14	4.48
Chick Peas Milled.....	Kg	-	-	-	-	-	-	-	-
Mixed Pulses Milled.....	Kg	4.28	7.54	-	4.86	4.65	5.64	6.00	5.42
Vetch Milled.....	Kg	3.87	-	-	3.87	4.54	6.69	3.86	4.35
Peas Split.....	Kg	4.99	-	5.11	5.07	4.67	5.53	5.20	5.16
Peas Split(Roasted).....	Kg	-	-	4.41	4.41	4.54	-	6.15	4.93
Horse Beans Split(Roasted).....	Kg	3.35	-	-	3.35	-	5.00	3.56	3.81
Lentils Split.....	Kg	6.42	7.00	7.34	7.05	6.26	6.19	6.14	6.18

Table 1 Part 4 :- (Cont'd) Average Retail Price of Goods and Services in Rural Areas by Killil and Zone

September 1998 - November 1998  
Meskerem 1991 - Hidar 1991

PRICE IN BIRR									
KILLIL AND ZONES									
ITEM	UNIT	SOMALI			Somali Average	BENISHANGUL-GUMUZ			Benishangul -Gumuz Average
		Shinile	Jig Jiga	Liben		Metekel	Asosa	Kamashi	
Vetch Split(Roasted).....	Kg	-	-	-	-	4.00	-	2.82	3.29
Chick Peas Split(Roasted).....	Kg	-	-	-	-	-	-	-	-
Fenugreek Milled.....	Kg	8.00	9.32	-	8.61	-	-	-	-
<b>OIL SEEDS</b>									
Niger Seed.....	Kg	-	-	-	-	2.37	2.12	1.85	2.18
Linseed White.....	Kg	-	-	-	-	-	2.78	4.16	3.13
Linseed Black.....	Kg	-	2.36	-	2.36	3.99	3.60	3.16	3.78
Sesame Seed.....	Kg	3.27	-	-	3.27	2.86	2.68	2.30	2.62
Sunflower.....	Kg	3.50	-	-	3.50	1.35	-	-	1.35
Castor Beans.....	Kg	2.31	-	-	2.31	2.55	2.74	1.42	2.41
Rape Seed.....	Kg	-	-	-	-	2.75	4.15	3.23	3.06
Ground Nut Shelled.....	Kg	-	-	8.89	8.89	3.85	6.31	-	4.58
<b>PREPARED CEREAL PRODUCTS</b>									
Spaghetti (Local) Without Egg....	Kg	5.48	-	8.25	6.15	8.00	5.00	5.08	5.13
Pastini.....	Kg	-	-	-	-	10.00	10.00	-	10.00
Macaroni (Local) Without Egg.....	Kg	5.00	6.68	6.04	5.79	5.20	5.39	5.50	5.35
'Fafa' Flour.....	kg	-	-	-	-	-	8.40	-	8.40
'Dube' Flour.....	kg	-	-	4.16	4.16	5.00	4.25	3.69	4.08
<b>BREAD AND OTHER PREPARED FOODS</b>									
'Enjera' ('Teff' Mixed).....	325gm	.77	1.03	1.68	1.30	.47	.42	-	.44
'Dabo' (Traditional Ambasha)..	350gm	.91	-	1.75	1.47	.59	-	2.18	1.38
'Dabo' (Traditional Sheleto)..	350gm	.71	.59	-	.65	.99	.43	-	.79
Bread Wheat (Bakery).....	350gm	1.12	1.05	1.70	1.32	1.45	1.35	1.33	1.36

Table 1 Part 4 :- (Cont'd) Average Retail Price of Goods and Services in Rural Areas by Killil and Zone

		PRICE IN BIRR							
		KILLIL AND ZONES							
ITEM	UNIT	SOMALI			Somali Average	BENISHANGUL-GUMUZ			Benishangul -Gumuz Average
		Shinile	Jig Jiga	Liben		Metekel	Asosa	Kamashi	
<b>MEAT</b>									
Beef .....	Kg	-	9.49	-	9.49	7.75	10.62	7.35	8.57
<b>FISH AND FISH PRODUCTS</b>									
Fish Fresh.....	Kg	-	-	2.29	2.29	5.97	-	-	5.97
Sardines (Imported).....	125gm	-	4.22	-	4.22	-	-	-	-
<b>DIARY PRODUCTS AND EGG</b>									
Cow Milk (Unpasteurized).....	Lt	2.09	1.77	1.87	1.91	-	2.22	-	2.22
Cow Milk (pasteurized).....	Lt	-	-	-	-	-	-	-	-
Camel Milk.....	Lt	2.11	1.68	1.75	1.82	-	-	-	-
Goat Milk.....	Lt	2.10	-	1.94	2.02	-	-	-	-
Powdered Milk (Edget).....	450gm	-	-	-	-	-	-	-	-
Yoghurt (Traditional).....	Lt	4.42	5.68	3.92	4.76	2.80	4.61	-	4.09
Cheese Cottage.....	Kg	1.22	-	-	1.22	-	-	-	-
Egg (Traditional).....	Dozen	4.45	4.83	3.86	4.15	3.12	4.57	4.04	3.90
<b>OILS AND FATS</b>									
Butter Unrefined.....	Kg	15.88	12.98	12.68	13.50	13.01	15.80	17.11	15.04
Cooking Oil (Imported).....	Lt	10.40	9.53	9.83	9.88	-	7.82	10.81	8.39
Cooking Oil (Local).....	Lt	9.22	-	11.83	11.09	10.04	9.74	10.73	10.12

Table 1 Part 4 :- (Cont'd) Average Retail Price of Goods and Services in Rural Areas by Killil and Zone

September 1998 - November 1998  
Meskerem 1991 - Hidar 1991

PRICE IN BIRR

ITEM	UNIT	KILLIL AND ZONES							
		SOMALI			Somali Average	BENISHANGUL-GUMUZ			Benishangul -Gumuz Average
		Shinile	Jig Jiga	Liben		Metekel	Asosa	Kamashi	

VEGETABLES AND FRUITS

VEGETABLES (FRESH)

Ethiopian Kale.....	Kg	.65	.22	-	.47	.22	.86	.59	.59
Cabbage.....	Kg	1.02	1.76	-	1.26	.69	.88	1.00	.89
Lettuce.....	Kg	1.12	2.60	-	1.49	-	.63	-	.63
Spinach.....	Kg	-	-	-	-	.77	1.89	-	1.66
Carrot.....	Kg	3.46	2.63	-	3.37	1.17	1.90	1.87	1.79
Tomatoes.....	Kg	2.90	4.29	1.10	2.89	.93	1.98	1.61	1.60
Onions.....	Kg	3.69	4.45	2.25	3.24	4.71	6.44	6.42	5.73
Garlics.....	Kg	7.82	7.31	-	7.68	7.15	8.83	8.36	7.96
Leaks.....	Kg	3.23	-	2.65	2.78	-	-	-	-
Pepper Green.....	Kg	2.86	3.87	5.38	3.62	1.80	1.34	2.13	1.78
Pumpkin.....	Kg	.69	.31	-	.63	.53	.32	.35	.41
Green Peas.....	Kg	1.61	-	-	1.61	-	-	-	-
Beet Root.....	Kg	1.52	2.45	1.87	1.79	-	1.54	1.53	1.54
Cauliflower.....	Kg	-	-	-	-	-	.61	.30	.49

FRUITS FRESH

Banana.....	Kg	1.90	2.46	1.28	1.64	1.05	1.60	.71	1.11
Orange.....	Kg	1.65	-	1.40	1.64	-	1.37	.85	1.16
Lemon.....	Kg	2.12	5.45	2.86	2.68	.62	.83	.58	.69
Mandarine.....	Kg	2.12	-	-	2.12	-	-	1.58	1.58
Papaya.....	Kg	1.35	-	1.55	1.46	-	1.09	.61	.98
Grapes.....	Kg	-	-	-	-	-	-	-	-
Avocado.....	Kg	-	-	-	-	-	-	-	-
Mango.....	Kg	4.11	-	2.49	2.73	-	-	-	-
Cactus.....	Kg	-	.77	-	.77	-	-	-	-

Table 1 Part 4 :- (Cont'd) Average Retail Price of Goods and Services in Rural Areas by Killil and Zone

September 1998 - November 1998  
Meskerem 1991 - Hidar 1991

## P R I C E I N B I R R

ITEM	UNIT	K I L L I L A N D Z O N E S							
		S O M A L I			Somali Average	B E N I S H A N G U L - G U M U Z			Benishangul - Gumuz Average
		Shinile	Jig Jiga	Liben		Metekel	Asosa	Kamashi	
<b>SPICES</b>									
Pepper Whole.....	Kg	-	-	-	-	3.85	5.87	8.51	5.99
Black Pepper(Local).....	Kg	-	-	-	-	-	30.55	13.75	20.95
Long Pepper(Local).....	Kg	16.66	-	-	16.66	10.05	13.94	15.24	11.03
White Cumin(Bishop's Weed) Local.	Kg	16.66	-	21.72	21.21	10.33	10.55	12.30	11.05
Black Cumin(Local).....	Kg	15.62	13.89	11.33	13.81	8.35	11.10	12.26	10.50
Ginger Dry(Local).....	Kg	8.75	15.83	11.78	12.29	-	-	-	-
Ginger Wet(Local).....	Kg	3.71	-	6.46	5.36	3.82	2.13	2.69	2.98
Cloves(Imported).....	Kg	25.00	-	42.40	39.50	14.29	22.08	25.00	17.69
Cinnamon(Imported).....	Kg	-	-	191.67	191.67	-	-	-	-
Cardamon(Local).....	Kg	15.28	-	15.13	15.23	14.44	13.68	17.42	14.67
Tumeric Flour(Local).....	Kg	11.35	11.86	6.92	10.02	11.53	6.90	7.86	7.99
Chillies Whole.....	Kg	-	-	-	-	6.24	5.28	7.97	6.41
Basil Dry.....	Kg	8.33	-	13.50	12.21	6.83	9.32	4.38	6.74
<b>POTATOES, OTHER TUBERS AND STEMS</b>									
Potato.....	Kg	1.65	2.56	2.42	2.12	.72	2.03	1.42	1.27
Sweet Potato.....	Kg	.91	1.05	-	.97	.71	.50	.46	.54
'Kocho' (Unprocessed).....	Kg	-	-	-	-	-	-	-	-
'Bula'.....	Kg	-	-	-	-	-	-	-	-
<b>COFFEE, TEA, CHAT AND BUCK-THORN LEAVES</b>									
Tea Leaves(Local).....	100gm	1.88	2.13	2.04	2.01	1.98	2.04	2.04	2.02
Coffee Whole.....	Kg	17.11	-	17.58	17.55	7.08	8.09	8.62	8.22
Coffee Beans.....	Kg	19.55	13.79	18.90	17.80	12.55	11.94	12.37	12.34
Coffee Leaves.....	Kg	16.67	-	-	16.67	-	-	-	-
Buck Thorn Leaves.....	Kg	-	3.20	-	3.20	2.38	3.95	2.62	3.06
'Chat'.....	Kg	8.75	14.75	13.32	12.49	15.07	8.46	5.00	8.04

Table 1 Part 4 :- (Cont'd) Average Retail Price of Goods and Services in Rural Areas by Killil and Zone

		PRICE IN BIRR								September 1998 - November 1998
		KILLIL AND ZONES								Meskerem 1991 - Hidar 1991
ITEM	UNIT	SOMALI			Somali Average	BENISHANGUL-GUMUZ			Benishangul -Gumuz Average	
		Shinile	Jig Jiga	Liben		Metekel	Asosa	Kamashi		
Malt-Barley.....	Kg	-	-	-	-	-	4.13	2.68	3.04	
Malt-Wheat.....	Kg	-	-	-	-	-	-	-	-	
<b>OTHER FOOD ITEMS</b>										
Salt.....	Kg	2.20	1.98	1.12	1.59	2.40	1.92	2.77	2.41	
Sugar.....	Kg	5.75	4.93	6.02	5.79	5.75	5.62	6.28	5.89	
Honey.....	Kg	25.00	23.33	-	24.50	6.32	5.57	-	6.14	
Canned Tomato (Local).....	410gm	6.24	6.57	8.99	7.80	-	9.59	-	9.59	
<b>FOOD TAKEN AWAY FROM HOME</b>										
Cup of Tea.....	No	.25	.50	.50	.43	.23	.33	.25	.26	
Cup of Coffee.....	No	.28	.50	.50	.42	.50	.65	.50	.61	
Cup of Milk.....	No	.47	.67	.68	.63	.70	.88	1.00	.90	
'Key Wot Yebere'.....	One Meal	4.00	3.00	-	3.67	3.22	4.85	3.34	3.63	
'Key Wot Yebeg/Yefyel'.....	One Meal	3.68	4.36	4.86	4.40	3.24	5.00	3.66	3.89	
<b>COST OF MILLING</b>										
Cereals.....	100Kg	14.29	15.00	13.07	13.84	10.70	16.14	14.71	13.50	
Pulses.....	100Kg	12.50	-	-	12.50	9.23	15.00	10.45	10.77	
Pepper Whole.....	100Kg	-	-	-	-	69.44	68.00	-	68.54	
<b>BEVERAGES - NON ALCOHOLIC</b>										
Ambo Mineral Water.....	500cc	-	-	3.59	3.59	2.00	2.53	2.38	2.43	
Bure Mineral Water.....	500cc	-	-	3.00	3.00	2.00	-	1.50	1.87	
Coca Cola/Fanta.....	300cc	1.81	2.00	3.41	2.45	2.28	2.45	2.20	2.32	
Pepsi Cola/Mirinda.....	300cc	1.94	2.00	3.37	2.99	2.24	2.50	2.35	2.35	

Table 1 Part 4 :- (Cont'd) Average Retail Price of Goods and Services in Rural Areas by Killil and Zone

September 1998 - November 1998  
Meskerem 1991 - Hidar 1991

		P R I C E I N B I R R							
		K I L L I L A N D Z O N E S							
ITEM	UNIT	S O M A L I			Somali Average	B E N I S H A N G U L - G U M U Z			Benishangul -Gumuz Average
		Shinile	Jig Jiga	Liben		Metekel	Asosa	Kamashi	
<b>BEVERAGES - ALCOHOLIC</b>									
Araki (Local).....	900cc	-	-	36.57	36.57	30.00	27.65	26.35	27.24
Cognac (Local).....	900cc	-	-	42.00	42.00	-	-	-	-
Brandy (Local).....	900cc	-	-	-	-	-	26.43	27.00	26.50
Gin (Local).....	900cc	-	-	43.50	43.50	24.03	27.47	25.95	25.83
Saris Wine (Normal).....	750cc	-	-	10.56	10.56	-	-	4.96	4.96
'Katikalla'.....	Lt	7.52	7.45	12.03	8.82	5.03	5.38	4.71	5.00
Beer (Bedele).....	330cc	-	-	4.72	4.72	-	3.27	3.31	3.30
Beer (Harar).....	330cc	3.00	3.00	4.72	3.66	-	-	-	-
Beer (Meta Abo).....	330cc	-	-	5.00	5.00	3.58	-	-	3.58
'Tella'.....	Lt	.93	1.22	1.26	1.11	.45	.93	.82	.68
'Tej' (Mead).....	Lt	1.81	1.51	2.21	2.10	1.80	2.70	1.87	2.07
<b>CIGARETTES AND TOBACCO</b>									
<b>CIGARETTES</b>									
Nyala.....	Packet	4.00	-	5.00	4.83	5.04	4.50	4.93	4.86
Gissila.....	Packet	-	-	-	-	2.00	1.95	1.48	1.77
Rothmans.....	Packet	-	-	10.00	10.00	10.00	10.00	9.43	9.76
<b>TOBACCO</b>									
'Gaya'.....	Kg	-	-	45.85	45.85	10.54	19.63	14.69	14.87

Table 1 Part 4 :- (Cont'd) Average Retail Price of Goods and Services in Rural Areas by Killil and Zone

September 1998 - November 1998  
Meskerem 1991 - Hidar 1991

P R I C E I N B I R R									
K I L L I L A N D Z O N E S									
ITEM	UNIT	S O M A L I			Somali Average	B E N I S H A N G U L - G U M U Z			Benishangul -Gumuz Average
		Shinile	Jig Jiga	Liben		Metekel	Asosa	Kamashi	
<b>CLOTHING AND FOOT WEAR</b>									
<b>CLOTHING</b>									
Abujedid(Akaki/Bahir Dar)91cm. Meter		3.28	-	4.00	3.73	5.64	3.61	4.48	4.31
Abujedid(Komb./Arba Min.)150cm Meter		-	-	4.50	4.50	7.00	6.17	-	6.25
Khaki(S-10,000 Twil)110cm..... Meter		-	-	-	-	-	-	12.00	12.00
Khaki(Akaki)91cm..... Meter		-	-	-	-	-	-	-	-
Wool-England 100%..... Meter		-	-	-	-	-	-	-	-
Tetron(Arba Minch)..... Meter		-	-	-	-	-	-	-	-
Poplin(Dire Dawa)105cm..... Meter		5.25	-	-	5.25	5.00	5.71	8.00	5.72
Poplin(Komb./Arba Minch)150cm. Meter		-	-	-	-	-	11.33	9.00	10.75
Nylon(Mojo)..... Meter		-	-	-	-	10.00	11.36	9.77	10.59
Polyster(Arba Minch/Awasa).... Meter		-	-	-	-	12.00	16.00	-	15.33
Jersi..... Meter		-	-	-	-	12.03	14.09	14.30	13.29
Cotton..... Kg		-	-	-	-	3.03	4.63	2.94	3.07
<b>COST OF TAILORING</b>									
Woolen Suit (Men)..... No		-	-	-	-	-	-	-	-
Khaki Suit (Men)..... No		-	50.00	-	50.00	30.00	38.78	-	36.58
Khaki Suit (Boys)..... No		-	30.00	-	30.00	14.00	25.33	-	20.80
<b>READY-MADE / FOR ADULTS</b>									
'Netela'..... No		-	-	-	-	16.12	25.27	17.47	17.98
'Gabi'..... No		-	-	-	-	33.74	58.00	38.78	39.12
Shirts Long Sleeved (Local)..... No		-	-	44.33	44.33	27.57	24.20	32.50	27.07
Shirts Short Sleeved (Local).... No		-	-	-	-	-	-	-	-
Shirts Long Sleeved (Imported)... No		-	52.29	39.26	43.06	42.25	44.77	57.14	47.96
Shirts Short Sleeved (Imported).. No		-	-	34.83	34.83	32.33	32.67	42.00	36.82

Table 1 Part 4 :- (Cont'd) Average Retail Price of Goods and Services in Rural Areas by Killilil and Zone

September 1998 - November 1998  
Meskerem 1991 - Hidar 1991

		P R I C E I N B I R R								
		K I L L I L A N D Z O N E S								
ITEM	UNIT	S O M A L I			Somali Average	B E N I S H A N G U L - G U M U Z			Benishangul -Gumuz Average	
		Shinile	Jig Jiga	Liben		Metekel	Asosa	Kamashi		
Socks (Cotton) Imported.....	Pair	-	7.78	10.47	9.85	8.44	10.94	8.50	9.04	
Sweater (Local) Men.....	No	-	-	-	-	31.86	27.50	-	29.53	
Sweater (Local) Women.....	No	-	-	25.00	25.00	44.33	29.33	-	36.83	
Shash (Imported).....	No	8.63	16.67	13.29	13.62	12.30	16.28	23.50	17.18	
Singlets (Local) White.....	No	-	-	14.00	14.00	12.43	12.10	11.67	12.22	
Jeans Trouser.....	No	55.00	71.43	82.50	76.97	82.11	94.69	107.86	94.03	
Woolen Suit.....	No	-	-	-	-	-	-	-	-	
'Kemisna Netela'.....	No	-	-	-	-	150.00	110.80	-	122.00	
Sweater-Men (Imported).....	No	-	-	-	-	-	127.50	-	127.50	
Sweater-Women (Imported).....	No	-	-	-	-	-	-	-	-	
Nylon Dress.....	No	-	-	-	-	-	-	-	-	
Tetron Trouser.....	No	-	48.33	-	48.33	47.50	57.50	-	54.17	
Leather Jacket.....	No	-	-	-	-	-	300.00	-	300.00	
Under Wear China.....	No	-	-	9.83	9.83	16.50	21.00	24.50	19.18	
<b>READY-MADE / FOR CHILDREN</b>										
Sweater (Local) for Boys.....	No	-	-	-	-	11.42	21.80	11.50	14.03	
Socks (Imported) Cotton.....	Pair	2.67	5.28	10.00	6.93	8.11	4.65	6.00	6.25	
Jeans Trouser.....	No	-	55.38	76.67	59.38	-	-	-	-	
Shirt Long Sleeved(Imported)Boys.	No	21.33	41.92	39.00	38.49	19.00	15.00	-	17.00	
Sweater (England) for Girls.....	No	-	-	-	-	-	-	-	-	
Short for Boys.....	No	-	15.00	-	15.00	7.25	6.60	5.40	6.11	

Table 1 Part 4 :- (Cont'd) Average Retail Price of Goods and Services in Rural Areas by Killilil and Zone

Table 1 Part 4 :- (Cont'd) Average Retail Price of Goods and Services in Rural Areas by Killilil and Zone

September 1998 - November 1998  
Meskerem 1991 - Hidar 1991

PRICE IN BIRR

ITEM	UNIT	K I L L I L I L     A N D     Z O N E S							
		S O M A L I			Somali Average	B E N I S H A N G U L - G U M U Z			Benishangul -Gumuz Average
		Shinile	Jig Jiga	Liben		Metekel	Asosa	Kamashi	

FOOTWEAR (MEN AND WOMEN)

Anbessa Leather Shoes Men(Local)Pair	-	-	-	-	66.67	-	-	66.67
Leather Shoes Men (Croft)..... Pair	-	-	-	-	-	-	-	-
Walking Shoes(imp.) Non-Leather Pair	-	-	-	-	-	-	-	-
Canvas Shoes (Local) Men..... Pair	19.33	-	-	19.33	21.51	22.77	22.08	21.89
Canvas Shoes (China) Men..... Pair	18.00	18.47	-	18.38	26.50	23.50	24.60	25.31
Plastic Shoes (Local) Women.... Pair	8.88	13.22	14.11	12.46	12.15	10.70	10.86	11.30
Slippers Sponge Adult (China).. Pair	9.48	7.36	7.66	8.13	10.54	10.30	10.44	10.45
Boots for Men Plastic (Local).. Pair	-	-	-	-	-	45.00	39.50	40.60

Table 1 Part 4 :- (Cont'd) Average Retail Price of Goods and Services in Rural Areas by Killilil and Zone

September 1998 - November 1998  
Meskerem 1991 - Hidar 1991

PRICE IN BIRR

KILLILIL AND ZONES									
ITEM	UNIT	SOMALI			Somali Average	BENISHANGUL-GUMUZ			Benishangul -Gumuz Average
		Shinile	Jig Jiga	Liben		Metekel	Asosa	Kamashi	

**CONSTRUCTION MATERIALS, WATER, AND  
FUEL AND POWER**

**CONSTRUCTION MATERIALS**

Cement/Bag/(Local).....	50Kg	62.50	45.00	-	50.83	43.00	55.33	-	52.25
Lime.....	Kg	1.25	.88	-	1.00	-	1.22	-	1.22
Nail (7cm - 12cm).....	Kg	11.25	13.00	11.23	11.78	9.30	8.14	9.13	8.91
Nail With Cape.....	Kg	14.13	14.00	18.00	14.65	11.29	12.21	12.50	12.03
Corrugated Iron Sheet (.2mm).....	No	-	45.00	-	45.00	-	43.43	-	43.43
Wood for House Construction('Atana')..	No	6.00	18.50	-	14.33	12.33	7.88	-	9.09
Wall Paints-Super (Fluid) Normal.....	4Kg	-	70.00	-	70.00	-	59.38	-	59.38
Wall Paints-Super (Fluid) Plastic.....	4Kg	-	-	-	-	-	103.33	-	103.33
Coarse Aggregate Gravel.....	Meter Cube	-	-	-	-	-	-	-	-
Hollow Concrete Block(20x20x40 cm Cube)No		-	-	-	-	-	-	-	-
Bricks (25cm x 12cm x 6cm).....	No	-	-	-	-	-	-	-	-
Floor Board 4m Length.....	No	-	34.50	-	34.50	-	-	-	-
Iron Pipe 6mt. (1/2 inch Wide) Local..	No	-	-	-	-	-	51.00	-	51.00
Chipwood (125cm x 250cm x 8mm).....	No	-	-	-	-	-	100.00	-	100.00
Sand.....	Meter Cube	-	-	-	-	-	-	-	-
Gutter N <sup>o</sup> 32.....	Meter	-	-	-	-	-	-	-	-
Window Glass (50cm x 50cm x 3mm).....	No	-	-	-	-	-	-	-	-
Water Tanker (1meter cube).....	No	-	-	-	-	-	-	-	-
Stone for House Construction..	Meter Cube	-	-	-	-	-	-	-	-

**WATER**

Water.....	Meter Cube	8.50	28.13	23.30	20.47	2.67	13.95	7.43	11.10
------------	------------	------	-------	-------	-------	------	-------	------	-------

Table 1 Part 4 :- (Cont'd) Average Retail Price of Goods and Services in Rural Areas by Killil and Zone

September 1998 - November 1998  
Meskerem 1991 - Hidar 1991

PRICE IN BIRR

ITEM	UNIT	K I L L I L A N D Z O N E S							
		S O M A L I			Somali Average	B E N I S H A N G U L - G U M U Z			Benishangul -Gumuz Average
		Shinile	Jig Jiga	Liben		Metekel	Asosa	Kamashi	

FUEL AND POWER

Fire Wood.....	Meter Cube	28.10	27.78	59.57	43.55	25.21	51.71	63.39	43.24
Charcoal.....	Kg	1.27	1.15	.65	.97	-	.90	.54	.78
Dung Cake.....	Kg	-	-	-	-	-	-	-	-
Kerosine.....	Lt	2.87	2.60	4.30	3.44	3.25	3.84	3.00	3.18
Diesel.....	Lt	4.00	2.69	3.81	3.48	3.69	4.17	3.65	3.83
Electric.....	K.Watt	-	-	-	-	-	.33	-	.33
Matches.....	Box	.25	.25	.39	.33	.34	.25	.33	.31
Candles.....	No	.94	-	1.16	1.08	1.00	1.00	1.00	1.00
Buthane Gas (Shell).....	12.5 Kg	-	-	-	-	-	-	-	-
Eveready Drycell.....	No	1.83	-	2.11	2.02	1.98	1.92	1.98	1.96

FURNITURE, FURNISHING, HOUSEHOLD EQUIPMENT AND OPERATION

CHAIRS, TABLES, ETC.

Table Wanza (Machine made) Varnished..	No	-	-	-	-	-	265.56	-	265.56
Table Wanza (Hand made) Not Varnished..	No	-	-	-	-	119.29	-	-	119.29
Chairs Wanza (Machine Made) Varnished..	No	-	-	-	-	-	74.44	-	74.44
Chairs Wanza (Hand Made) Varnished....	No	-	-	-	-	51.67	62.14	45.00	56.43
Cupboard Wanza (2 doors) Varnished....	No	-	-	-	-	-	1022.22	-	1022.22
Double Bed Wanza (120cm) Varnished....	No	-	-	-	-	-	535.71	-	535.71
Sofas (Complete).....	No	-	-	-	-	-	-	-	-
Book Shelves Wanza (3 Shelves) no Door	No	-	-	-	-	121.67	264.29	-	198.46

FURNISHINGS & REPAIRS

Bed Sheet (Non-Patterned Bahir Dar)	Pair	-	-	51.00	51.00	41.30	-	47.00	43.20
Bed Sheet(Patterned Kombolcha)	Pair	-	-	-	-	-	-	-	-
Bed Sheet (Non-Patterned Bahir Dar)	Pair	-	-	-	-	-	-	-	-

Table 1 Part 4 :- (Cont'd) Average Retail Price of Goods and Services in Rural Areas by Killil and Zone

September 1998 - November 1998  
Meskerem 1991 - Hidar 1991

P R I C E I N B I R R

ITEM	UNIT	K I L L I L A N D Z O N E S							
		S O M A L I			Somali Average	B E N I S H A N G U L - G U M U Z			Benishangul -Gumuz Average
		Shinile	Jig Jiga	Liben		Metekel	Asosa	Kamashi	
Bed Cover(Patterned Kombolcha)..... No	-	-	-	-	-	-	-	-	-
Blanket Woolen(Debre B.)160cm x 220cm. No	-	-	-	-	84.36	85.00	84.62	84.53	
Mattress-Sponge (A.A Foam) 120cm..... No	-	-	-	-	-	305.00	-	305.00	
Towel-Local (Kombolcha)..... No	-	-	-	-	15.33	-	-	15.33	
<b>EARTHEN WARE</b>									
Water Pot..... No	-	-	-	-	5.07	9.43	5.23	6.33	
'Jebena' Medium Size..... No	3.25	-	-	3.25	2.06	2.58	2.72	2.57	
'Mitad' (Griddle of Clay)..... No	-	-	-	-	5.47	7.69	6.41	6.54	
Local Stove '(Lakech)..... No	8.90	-	-	8.90	-	14.86	-	14.86	
Cup for Coffee (China)..... No	.98	1.83	1.88	1.61	1.06	1.09	1.10	1.08	
<b>STRAW, BAMBOO AND OTHERS</b>									
'Sefed'..... No	-	10.00	-	10.00	4.25	3.68	2.89	3.26	
Sack 100Kg Capacity..... No	-	-	5.33	5.33	-	-	-	-	
<b>METAL WARE</b>									
Cooking Pan Medium (Local)..... No	-	-	37.00	37.00	22.38	34.27	29.15	28.11	
Tray (Nickel) Medium N° 45 Local..... No	-	-	-	-	19.78	-	24.50	20.25	
Electric 'Mitad' Aluminium..... No	-	-	-	-	-	-	-	-	
Gas Stove (Kerosine) China..... No	40.25	-	-	40.25	-	40.00	-	40.00	
<b>PLASTIC WARE (LOCAL MADE)</b>									
Jerrycan (20 Litres)..... No	-	20.00	21.38	21.20	24.46	27.00	25.30	25.17	
Bucket (20 Litres)..... No	16.55	19.50	-	17.04	16.81	17.00	17.15	16.93	

Table 1 Part 4 :- (Cont'd) Average Retail Price of Goods and Services in Rural Areas by Killil and Zone

September 1998 - November 1998  
Meskerem 1991 - Hidar 1991

P R I C E I N B I R R

ITEM	UNIT	K I L L I L A N D Z O N E S							
		S O M A L I			Somali Average	B E N I S H A N G U L - G U M U Z			Benishangul -Gumuz Average
		Shinile	Jig Jiga	Liben		Metekel	Asosa	Kamashi	
<b>GLASS WARE</b>									
Glass for Tea (Durablex).....	No	3.67	-	3.87	3.80	-	3.01	3.38	3.13
<b>OTHER HOUSEHOLD EQUIPMENT</b>									
Kerosine Lamp.....	No	35.00	21.41	20.28	21.39	16.64	19.34	20.00	18.14
'Kuraz' Small Local Kerosine Lamp.....	No	1.00	1.17	3.25	1.82	1.50	1.03	1.37	1.26
Flash Light.....	No	6.79	6.89	7.43	7.24	5.97	6.04	6.17	6.06
Electric Bulb Philips(40/60 Watt).....	No	3.00	-	-	3.00	-	-	3.42	3.42
<b>HOUSEHOLD OPERATION</b>									
Hard Soap (Local).....	200gm	1.95	-	2.07	2.03	1.85	1.59	1.89	1.82
Hard Soap (Imported).....	200gm	2.42	2.83	2.72	2.63	2.23	2.14	2.38	2.28
Detergent (Onio).....	50gm	-	-	1.18	1.18	1.17	1.43	1.36	1.29
Incense.....	Kg	13.89	-	5.77	7.80	6.75	13.56	6.11	8.00
Sandet Wood.....	No	.19	.14	.40	.28	.23	.31	.24	.26
Toilet Paper (Mamko).....	Roll	3.05	3.36	3.25	3.27	3.28	3.29	-	3.29
<b>DRY CLEANING</b>									
Dry Cleaning (Suit Men).....	No	-	-	-	-	-	-	-	-
<b>DOMESTIC SERVICE</b>									
Maid Servant.....	Month	49.05	60.56	55.38	54.87	16.40	36.67	43.61	24.62
Unskilled Service (Daily Laborer)....	Day	8.32	11.06	8.11	8.76	4.86	5.28	7.03	5.63

Table 1 Part 4 :- (Cont'd) Average Retail Price of Goods and Services in Rural Areas by Killilil and Zone

September 1998 - November 1998  
Meskerem 1991 - Hidar 1991

PRICE IN BIRR

ITEM	UNIT	K I L L I L I L   A N D   Z O N E S							
		S O M A L I			Somali Average	B E N I S H A N G U L - G U M U Z			Benishangul -Gumuz Average
		Shinile	Jig Jiga	Liben		Metekel	Asosa	Kamashi	
<b>MEDICAL CARE</b>									
Ampicillin(250 mg) Local.....	56 Caps	18.65	22.66	16.06	18.32	19.35	17.45	16.41	18.00
Dichlorophine(500 mg) Local.....	6 Pills	2.00	-	2.00	2.00	1.78	1.51	1.59	1.61
Tetracycline(250mg) Local.....	56 Caps	8.91	13.44	12.56	11.36	13.65	11.25	9.07	11.37
Penicillin Injection(4 Mu. Local). Bottle		4.21	4.70	4.61	4.48	4.88	4.18	3.92	4.36
Chloramphenicol(250mg) Local.....	56 Caps	15.55	14.00	14.17	14.34	-	13.92	12.97	13.68
Dipron(500mg) Local.....	20 Pills	2.89	3.75	5.77	3.64	3.38	2.98	2.62	3.03
Cough Syrup (Berantine) Local.....	125cc	8.64	15.00	12.17	10.65	9.25	8.47	7.36	8.47
Bactrim(480mg) Local.....	30 Pills	12.00	6.75	8.13	8.37	-	12.60	12.00	12.50
Vermox(100mg) Local.....	12 Pills	2.88	2.17	2.85	2.77	3.43	4.25	3.20	3.67
Mezel(250mg) Local.....	30 Caps	4.62	7.06	5.86	5.72	7.18	5.50	4.76	5.84
Asprin (300 mg) Local.....	20 Pills	2.67	3.16	3.97	3.48	2.93	2.34	2.20	2.49
<b>OTHER MEDICAL EXPENSES</b>									
Doctor's Fee (Government).....	per visit	-	1.00	1.00	1.00	.50	2.00	.50	1.13
Doctor's Fee (Private).....	per visit	-	-	-	-	-	-	1.00	1.00
Injection (Service Charge).....	Once	.71	1.44	1.06	1.13	-	.50	.50	.50
<b>TRANSPORT AND COMMUNICATION</b>									
<b>TRANSPORT</b>									
Benzene.....	Lt	-	2.42	-	2.42	-	3.21	-	3.21
Motor Oil (Mobil).....	Lt	-	-	-	-	-	17.94	-	17.94
Car Washing and Greasing.....	No	-	-	-	-	-	-	-	-
Animal Transport fare.....	Trip	-	-	12.00	12.00	39.00	-	-	39.00
Cart Fare.....	Trip	-	-	12.67	12.67	-	-	-	-

Table 1 Part 4 :- (Cont'd) Average Retail Price of Goods and Services in Rural Areas by Killil and Zone

September 1998 - November 1998  
Meskerem 1991 - Hidar 1991

PRICE IN BIRR

KILLIL AND ZONES

ITEM	UNIT	SOMALI			Somali Average	BENISHANGUL-GUMUZ			Benishangul -Gumuz Average
		Shinile	Jig Jiga	Liben		Metekel	Asosa	Kamashi	
<b>ENTERTAINMENT AND EDUCATION</b>									
<b>EQUIPMENT AND ACCESSORIES</b>									
T.V. Set Philips 21 inch(Colored).....	No	-	-	-	13.00	14.00	13.67	-	13.73
Cassette Recorded Original(Local Music)No	-	-	13.00	-	-	-	170.00	-	170.00
Radio Set Philips 3 Band.....	No	-	-	-	-	-	-	-	-
Tape Recorder National (2 Speaker)....	No	-	-	-	-	6.00	4.93	3.33	5.00
Expense for Photograph(Passport size)4Pho	-	-	-	-	-	-	.50	-	.50
Newspaper (Addis Zemen).....	No	-	-	-	-	-	-	-	-
<b>EDUCATION</b>									
Exercise Book (50 Leaves) Local.....	No	2.20	-	2.32	2.26	1.98	2.08	2.26	2.11
Pencil (China).....	No	.27	.32	.39	.34	.32	.27	.38	.33
Ball Point-Bic England.....	No	.99	1.00	1.09	1.05	1.00	1.00	1.00	1.00
Day School Fee-Public(Grade 7 & 8)..Month	-	-	2.00	-	2.00	-	-	-	-
Day School Fee-Private(Grade 9-12)..Month	-	-	-	-	-	20.00	16.50	-	17.90
Night School Fee-Government(Gr.9-12)Month	-	-	-	-	-	-	-	-	-
<b>PERSONAL CARE AND EFFECTS</b>									
<b>PERSONAL CARE</b>									
Lux Toilet Soap.....	90gm	3.64	-	3.43	3.52	3.44	3.57	3.52	3.51
Blade-TOPAZ.....	No	.25	.25	.44	.36	.32	.28	.34	.31
Hair Dressing (Traditional).....	No	-	7.33	-	7.33	1.08	2.06	.88	1.56
Hair Dressing (Modern).....	No	-	-	-	-	-	5.00	2.00	4.70
Barbery (Mens Hair Cut).....	No	3.00	3.40	3.00	3.21	1.30	2.59	1.01	1.70
Paraffin Hair Oil.....	330cc	-	9.56	10.27	10.00	9.00	9.53	-	9.40
Zenith Hair Oil.....	330cc	8.91	8.94	10.17	9.53	8.58	10.34	9.49	9.47

Table 1 Part 4 :- (Cont'd) Average Retail Price of Goods and Services in Rural Areas by Killilil and Zone

September 1998 - November 1998  
Meskerem 1991 - Hidar 1991

PRICE IN BIRR

KILLILIL AND ZONES									
ITEM	UNIT	SOMALI			Somali Average	BENISHANGUL-GUMUZ			Benishangul -Gumuz Average
		Shinile	Jig Jiga	Liben		Metekel	Asosa	Kamashi	
<b>PERSONAL EFFECTS</b>									
Umbrella-Men Medium (Local).....	No	-	-	-	-	27.50	29.25	28.10	27.98
Umbrella-Women Medium (Imported).....	No	-	20.00	-	20.00	24.03	27.69	24.83	25.23
Hand Bag (Imported Synthetic).....	No	-	-	-	-	-	-	-	-
Belt (Local) Machine Made.....	No	15.00	-	10.00	11.25	10.30	11.04	10.38	10.68
Belt (Local) Hand Made.....	No	-	-	-	-	1.33	-	-	1.33
<b>JEWELLERY</b>									
Seiko-21 Jewels Automatic (Men).....	No	-	-	-	-	-	-	-	-
Seiko-21 Jewels Automatic (Women).....	No	-	-	-	-	-	-	-	-
Earrings (4gm 18 carat Local).....	Pair	-	-	-	-	-	306.67	-	306.67
Neck Laces (6gm 21 carat Imported)....	No	-	-	-	-	-	-	-	-
Rings (4gm 18 carat Local).....	No	-	-	-	-	-	290.00	-	290.00
<b>LIVESTOCK AND DRAUGHT ANIMALS</b>									
<b>LIVESTOCK</b>									
Sheep (10-15Kg).....	No	48.56	43.56	34.91	41.49	65.94	58.85	51.69	60.53
Goat (10-15Kg).....	No	51.85	33.50	36.10	40.67	50.10	44.07	42.05	46.34
Heifer (2-4 Years).....	No	360.00	261.00	474.44	342.50	474.81	311.67	370.94	382.11
Cow (4 Years and Above).....	No	-	476.67	595.56	521.25	703.56	473.59	586.25	578.75
Bull (2-4 Years).....	No	325.00	353.75	598.75	426.92	432.54	352.58	414.17	393.42
Ox (4 Years and Above).....	No	585.00	1118.89	1083.33	1035.00	682.00	625.00	562.35	629.62
Hen (Indigenous).....	No	3.59	3.21	4.62	4.13	6.65	8.86	7.07	7.39
Cock (Indigenous).....	No	5.44	4.92	5.84	5.57	8.31	12.82	11.68	10.60

Table 1 Part 4 :- (Cont'd) Average Retail Price of Goods and Services in Rural Areas by Killil and Zone

September 1998 - November 1998  
Meskerem 1991 - Hidar 1991

PRICE IN BIRR

KILLIL AND ZONES									
ITEM	UNIT	SOMALI			Somali Average	BENISHANGUL-GUMUZ			Benishangul -Gumuz Average
		Shinile	Jig Jiga	Liben		Metekel	Asosa	Kamashi	
<b>DRAUGHT ANIMALS</b>									
Donkey.....	No	-	195.31	195.93	195.61	228.50	345.18	300.33	287.37
Horse.....	No	-	-	-	-	-	-	-	-
Mule.....	No	-	-	-	-	-	-	-	-
<b>FARM EQUIPMENT (INDUSTRIAL PRODUCT)</b>									
Sickel.....	No	-	17.60	-	17.60	14.33	12.76	9.17	12.87
Pick Axe ('Doma').....	No	-	-	-	-	-	15.70	-	15.70
'Gejera'.....	No	-	-	-	-	-	18.11	20.67	18.75
<b>FARM EQUIPMENT (HAND MADE)</b>									
'Mofer'.....	No	-	-	-	-	-	-	-	-
'Kember'.....	No	-	-	-	-	-	-	-	-
'Digr'.....	No	-	-	-	-	-	-	-	16.50
Plough.....	No	-	18.25	-	18.25	-	16.50	-	-
Sickel.....	No	-	10.00	-	10.00	3.20	4.80	2.97	3.68
'Wegel'.....	No	-	-	-	-	7.00	9.00	-	8.67
<b>MISCELLANEOUS GOODS AND SERVICES</b>									
Coffine (Medium Quality).....	No	-	-	-	-	84.00	191.25	-	165.71



# PART - V

V. - PART V

Table 1 Part 5 :- (Cont'd) Average Retail Price of Goods and Services in Rural Areas by Killil and Zone

September 1998 - November 1998  
Meskerem 1991 - Hidar 1991

## P R I C E I N B I R R

K I L L I L A N D Z O N E S																
S O U T H E R N N A T I O N A L I T I E S A N D P E O P L E S ' R E G I O N																
ITEM	UNIT															SNNPR Average
		Gurage	Hadiya	Kembata Alaba Tembaro	Sidama	Gedeo	Semen Omo	Debub Omo	Keficho Shekicho	Bench Maji	Yem Spec. Wereda	Amaro Spec. Wereda	Burji Spec. Wereda	Konso Spec. Wereda	Dirashe Special Wereda	
<b>CEREALS UNMILLED</b>																
'Teff' White .....	Kg	2.34	2.05	2.11	2.80	2.91	2.03	2.61	1.84	2.16	1.76	2.40	2.23	2.55	2.20	2.24
'Teff' Mixed.....	Kg	2.19	2.04	1.92	2.64	2.71	1.91	2.47	2.00	2.07	1.73	2.13	2.03	2.10	2.12	2.09
'Teff' Black (Red).....	Kg	1.94	1.82	1.77	2.35	2.46	1.99	2.48	1.82	1.84	1.63	2.16	2.12	2.00	1.83	1.92
Wheat White.....	Kg	1.71	1.60	1.50	2.06	1.97	1.87	2.51	1.72	2.46	1.70	2.12	1.81	1.83	1.68	1.79
Wheat Mixed.....	Kg	1.58	1.63	1.45	1.83	2.16	1.72	2.27	1.36	1.74	1.56	2.31	1.71	1.84	1.59	1.68
Wheat Black.....	Kg	1.56	1.44	1.32	1.79	1.99	1.53	1.95	1.85	1.62	1.53	2.03	1.58	1.56	1.74	1.63
Barley White.....	Kg	1.65	1.60	1.73	2.04	2.00	1.75	1.41	1.34	1.80	1.68	1.81	1.41	1.54	1.42	1.63
Barley Mixed.....	Kg	1.82	1.49	1.72	1.45	1.44	1.70	1.49	1.38	1.47	1.71	2.07	1.33	1.80	1.58	1.59
Barley Black.....	Kg	1.73	1.55	1.87	-	-	1.75	1.44	1.32	1.74	1.64	-	-	1.57	1.61	1.62
Barley for Beer.....	Kg	-	-	1.88	1.69	2.17	-	-	-	-	-	-	-	-	-	1.83
Maize.....	Kg	1.02	.89	.80	.92	1.17	.64	.76	.56	.62	1.14	1.11	1.09	.97	.67	.85
Durrah.....	Kg	1.05	.87	1.07	-	-	-	.95	1.09	1.47	.98	-	-	.90	.90	1.01
Sorghum Yellow.....	Kg	-	-	-	-	-	.90	.40	1.91	-	-	-	1.12	1.14	1.48	1.11
Sorghum White.....	Kg	-	-	-	-	-	.50	1.07	1.30	1.97	1.40	-	1.10	1.29	1.03	1.26
Sorghum Red.....	Kg	.98	1.37	.97	-	-	.82	.95	1.11	1.03	1.35	-	.92	.75	.84	1.02
African Millet.....	Kg	1.12	-	1.39	-	1.73	-	1.35	1.43	1.42	1.55	-	-	1.42	1.27	1.40
Rice.....	Kg	5.15	4.63	5.15	4.97	5.00	6.00	5.50	5.00	4.50	5.06	5.00	5.84	-	5.00	5.14
Oats.....	Kg	-	2.96	1.90	3.25	-	3.63	-	-	3.96	1.98	-	-	-	3.58	2.67
Hulled Barley.....	Kg	1.50	-	-	-	-	-	2.08	-	-	1.19	-	-	1.69	1.93	1.91
<b>CEREALS MILLED</b>																
'Teff' White.....	Kg	3.10	-	-	3.19	3.23	-	-	-	-	-	-	-	-	-	3.17
'Teff' Mixed.....	Kg	-	-	-	2.93	2.95	-	-	-	-	-	-	-	-	-	2.93
'Teff' Black (Red).....	Kg	3.09	-	-	2.57	3.50	-	-	-	-	-	-	-	-	-	2.94
Wheat White.....	Kg	2.37	-	-	2.38	2.75	-	-	-	-	-	-	-	-	-	2.39
Wheat Mixed.....	Kg	-	-	-	2.11	-	-	-	-	-	-	-	-	-	-	2.11
Barley White.....	Kg	-	-	-	2.55	2.22	-	-	-	-	-	-	-	-	-	2.33
Barley Mixed.....	Kg	-	-	-	2.00	2.03	-	-	-	-	-	-	-	-	-	2.03

Table 1 Part 5 :- (Cont'd) Average Retail Price of Goods and Services in Rural Areas by Killilil and Zone

September 1998 - November 1998  
Meskerem 1991 - Hidar 1991

PRICE IN BIRR

ITEM	UNIT	KILLILIL AND ZONES													SNNPR Average	
		SOUTHERN NATIONS, NATIONALITIES AND PEOPLES' REGION														
		Gurage	Hadiya	Kembata Alaba Tembaro	Sidama	Gedeo	Semen Omo	Debub Omo	Keficho Shekicho	Bench Maji	Yem Spec. Wereda	Amaro Spec. Wereda	Burji Spec. Wereda	Konso Spec. Wereda		Dirashe Special Wereda
Maize.....	Kg	1.47	1.28	1.25	1.36	1.63	1.00	1.73	1.14	1.40	1.31	-	-	-	-	1.34
Oats.....	Kg	5.51	3.47	4.40	1.42	5.00	5.78	5.00	-	-	-	-	-	-	5.00	4.67
Sorghum.....	Kg	.81	-	-	-	-	-	1.80	-	1.85	1.93	-	-	-	-	1.60
Durrah.....	Kg	-	-	-	-	-	-	-	-	-	-	-	-	-	-	-
'Furno Duket' Locally Processed..	Kg	3.58	3.20	3.47	3.34	3.42	3.44	4.50	4.22	3.94	3.60	3.75	-	-	4.00	3.78
<b>PULSES UNMILLED</b>																
Horse Beans.....	Kg	1.82	1.85	1.99	2.28	2.58	2.06	3.75	2.17	1.83	2.20	2.73	1.90	1.59	1.71	2.14
Peas White.....	Kg	2.27	2.19	2.46	2.36	2.38	2.46	2.65	2.00	2.01	1.92	3.04	-	2.94	1.85	2.28
Peas Black.....	Kg	2.14	2.20	2.43	2.62	2.85	2.61	2.25	1.70	1.83	2.17	3.84	2.49	-	-	2.30
Peas Mixed.....	Kg	2.45	2.21	2.30	2.97	2.67	1.94	3.88	2.43	2.08	2.10	2.91	1.91	2.53	1.84	2.40
Soya Beans.....	Kg	-	-	-	-	-	-	-	-	3.00	-	-	-	1.43	.82	1.22
Chick Peas.....	Kg	1.92	2.26	2.36	2.21	2.42	2.39	2.50	2.88	2.79	2.91	2.55	2.12	2.61	2.15	2.36
Lentils.....	Kg	3.54	4.43	3.86	3.94	3.88	2.89	5.05	4.72	4.32	3.94	3.46	1.97	3.54	3.58	3.90
Haricot Beans.....	Kg	1.03	.96	1.24	1.50	2.63	-	1.86	1.98	1.43	1.67	-	1.99	1.36	1.11	1.58
Lima Beans.....	Kg	.89	.88	1.48	1.49	1.62	1.37	2.02	1.43	1.27	1.04	1.69	1.90	1.36	1.30	1.49
Vetch.....	Kg	1.61	-	-	-	1.53	-	-	1.94	1.75	-	-	-	-	1.75	1.72
Fenugreek.....	Kg	5.35	5.49	5.86	5.01	6.74	7.78	8.43	5.32	5.64	5.30	5.73	4.44	8.16	6.78	6.19
<b>PULSES MILLED OR SPLIT</b>																
Horse Beans Milled.....	Kg	-	4.12	5.40	4.12	4.85	5.51	-	4.35	4.99	4.44	5.00	-	-	-	4.67
Peas Milled.....	Kg	4.89	5.20	4.79	3.72	4.93	5.51	6.58	5.37	4.41	4.47	-	-	6.02	6.65	4.99
Chick Peas Milled.....	Kg	2.18	2.57	-	-	-	-	-	-	-	-	-	-	-	-	2.41
Mixed Pulses Milled.....	Kg	4.20	4.16	4.57	3.88	5.28	5.21	5.30	4.87	3.82	4.08	5.13	5.00	3.78	5.28	4.46
Vetch Milled.....	Kg	3.54	-	-	3.25	4.00	3.92	-	4.67	3.00	-	-	-	-	-	3.72
Peas Split.....	Kg	4.95	4.40	4.42	4.74	4.56	4.75	5.73	4.97	4.95	4.97	5.00	5.22	5.36	5.00	4.91
Peas Split(Roasted).....	Kg	5.00	4.43	4.21	3.94	4.83	-	5.63	4.35	-	-	-	-	-	5.00	4.66
Horse Beans Split(Roasted).....	Kg	3.43	3.24	3.75	2.38	-	-	-	4.17	4.20	3.50	-	-	4.50	-	3.74
Lentils Split.....	Kg	5.97	5.89	5.84	5.55	6.25	5.91	6.44	6.50	6.40	6.53	6.88	6.17	6.39	5.90	6.11

Table 1 Part 5 :- (Cont'd) Average Retail Price of Goods and Services in Rural Areas by Killilil and Zone

September 1998 - November 1998  
Meskerem 1991 - Hidar 1991

PRICE IN BIRR

		KILLILIL AND ZONES														
		SOUTHERN NATIONS, NATIONALITIES AND PEOPLES' REGION														
ITEM	UNIT	Garage	Hadiya	Kembata Alaba Tembaro	Sidama	Gedeo	Semen Omo	Debub Omo	Keficho Shekicho	Bench Maji	Yem Spec. Wereda	Amaro Spec. Wereda	Burji Spec. Wereda	Konso Spec. Wereda	Dirashe Special Wereda	SNNPR Average
		<p>Vetch Split(Roasted)..... Kg - - 2.74 - - - 2.75 - - - - - - - - - - - 2.74</p> <p>Chick Peas Split(Roasted)..... Kg - 2.26</p> <p>Fenugreek Milled..... Kg 13.27 8.78 8.55 10.54 11.45 8.00 8.86 5.58 8.90 5.50 - - - 9.89 9.00 9.26</p> <p><b>OIL SEEDS</b></p> <p>Niger Seed..... Kg 2.63 3.06 - - - - - 4.00 - - 3.70 - - - - - 4.23 3.38</p> <p>Linseed White..... Kg - 3.40 - - - 4.81 - - 3.00 5.76 - - - - - - - 3.88</p> <p>Linseed Black..... Kg 2.81 3.67 3.63 3.77 3.68 3.78 5.61 3.57 4.02 3.58 4.50 4.53 2.38 4.99 3.68</p> <p>Sesame Seed..... Kg - 3.50 - - - - - 4.54 4.17 5.27 5.31 - - - - - 2.51 2.99 4.33</p> <p>Sunflower..... Kg - 3.36 - - 3.10 2.85 - - 1.88 - - - 3.63 2.55 .98 1.28 2.09</p> <p>Castor Beans..... Kg - 2.05 1.84 1.38 2.53 .91 1.48 2.41 2.00 - - - - - .50 - 1.60</p> <p>Rape Seed..... Kg 3.35 2.87 3.01 2.75 2.96 2.12 2.43 3.05 3.63 2.17 3.32 1.63 1.88 1.59 2.62</p> <p>Ground Nut Shelled..... Kg - 4.00 4.64 4.33 4.89 4.06 4.25 4.50 - - 4.00 - - 5.00 5.00 - 4.45</p> <p><b>PREPARED CEREAL PRODUCTS</b></p> <p>Spaghetti (Local) Without Egg.... Kg 5.91 4.69 4.51 4.44 5.00 4.50 5.44 5.04 5.05 4.78 5.06 - - 5.19 - 4.88</p> <p>Pastini..... Kg - 7.50 - - - 10.00 - - - - - - - - - - - - 9.64</p> <p>Macaroni (Local) Without Egg.... Kg 4.96 4.72 4.88 5.00 5.30 4.92 5.46 5.94 5.53 5.02 5.42 5.14 5.80 - - 5.29</p> <p>'Fafa' Flour..... kg 5.00 4.94 - - 7.25 8.70 8.00 10.00 10.00 6.06 8.16 - - - - - 8.67 7.25</p> <p>'Dube' Flour..... kg 4.00 3.42 - - 4.58 5.58 7.00 5.25 4.63 4.82 3.42 - - - - - 5.92 4.76</p> <p><b>BREAD AND OTHER PREPARED FOODS</b></p> <p>'Enjera' ('Teff' Mixed)..... 325gm .68 .61 .60 .73 .48 .44 .93 .27 .68 .39 .57 .78 1.43 .66 .60</p> <p>'Dabo' (Traditional Ambasha).. 350gm - .41 .61 .29 .98 - - - - - - - .73 .42 - .63</p> <p>'Dabo' (Traditional Sheleto).. 350gm 1.06 .42 .51 .55 .78 .34 1.05 - 1.31 .58 - .68 .40 - .62</p> <p>Bread Wheat (Bakery)..... 350gm 1.41 .81 1.16 1.14 1.22 .83 1.78 1.28 1.42 1.68 - .80 - 1.26 1.20</p>														

Table 1 Part 5 :- (Cont'd) Average Retail Price of Goods and Services in Rural Areas by Killilil and Zone

September 1998 - November 1998  
Meskerem 1991 - Hidar 1991

PRICE IN BIRR

		KILLILIL AND ZONES														
		SOUTHERN NATIONS, NATIONALITIES AND PEOPLES' REGION														
ITEM	UNIT															SNNPR Average
		Gurage	Hadiya	Kembata Alaba Tembaro	Sidama	Gedeo	Semen Omo	Debub Omo	Keficho Shekicho	Bench Maji	Yem Spec. Wereda	Amaro Spec. Wereda	Burji Spec. Wereda	Konso Spec. Wereda	Dirashe Special Wereda	
<b>MEAT</b>																
Beef .....	Kg	11.31	12.10	14.79	7.60	8.58	9.73	6.65	8.72	8.64	8.25	7.79	12.36	4.87	6.90	9.19
<b>FISH AND FISH PRODUCTS</b>																
Fish Fresh.....	Kg	-	-	-	-	-	-	-	-	-	-	2.81	-	-	.86	1.40
Sardines (Imported).....	125gm	-	-	-	-	7.00	-	7.00	8.00	-	-	-	-	7.60	-	7.44
<b>DIARY PRODUCTS AND EGG</b>																
Cow Milk (Unpasteurized).....	Lt	3.10	2.00	3.03	2.52	3.51	-	1.41	2.48	1.26	-	-	5.38	-	-	2.80
Cow Milk (pasteurized).....	Lt	-	-	1.60	-	-	-	-	-	-	-	-	-	-	-	1.60
Camel Milk.....	Lt	-	-	-	-	-	-	-	-	-	-	-	-	-	-	-
Goat Milk.....	Lt	-	-	-	-	-	-	-	-	-	-	-	-	-	-	-
Powdered Milk (Edget).....	450gm	-	15.67	-	15.27	16.06	-	-	-	-	-	-	-	19.00	-	15.81
Yoghurt (Traditional).....	Lt	3.18	2.69	3.85	3.78	4.31	3.33	-	1.93	3.06	-	-	-	-	-	3.24
Cheese Cottage.....	Kg	5.45	4.16	3.73	6.57	-	2.96	2.73	3.34	2.92	4.79	-	-	-	-	3.86
Egg (Traditional).....	Dozen	3.44	3.29	3.26	3.70	4.48	3.17	2.60	3.71	3.40	3.17	3.04	3.10	2.37	2.57	3.26
<b>OILS AND FATS</b>																
Butter Unrefined.....	Kg	19.81	20.38	19.30	20.28	23.47	17.19	12.73	19.77	15.24	23.05	21.26	19.23	14.16	16.62	18.43
Cooking Oil (Imported).....	Lt	8.60	10.03	7.82	8.70	9.04	7.46	9.70	-	9.33	-	-	6.17	8.48	8.46	8.90
Cooking Oil (Local).....	Lt	9.03	9.85	9.23	8.80	8.92	8.80	11.65	10.46	9.72	9.20	11.18	9.07	11.64	8.32	9.54

Table 1 Part 5 :- (Cont'd) Average Retail Price of Goods and Services in Rural Areas by Killil and Zone

September 1998 - November 1998  
Meskerem 1991 - Hidar 1991

PRICE IN BIRR

ITEM	UNIT	KILLIL AND ZONES														SNNPR Average
		SOUTHERN NATIONS, NATIONALITIES AND PEOPLES' REGION														
		Gurage	Hadiya	Kembata Alaba Tembaro	Sidama	Gedeo	Semen Omo	Debub Omo	Keficho Shekicho	Bench Maji	Yem Spec. Wereda	Amaro Spec. Wereda	Burji Spec. Wereda	Konso Spec. Wereda	Dirashe Special Wereda	
<b>VEGETABLES AND FRUITS</b>																
<b>VEGETABLES (FRESH)</b>																
Ethiopian Kale.....	Kg	.67	.54	.44	.42	.63	.61	.23	.62	.50	.29	.74	.53	.58	.24	.51
Cabbage.....	Kg	.79	.83	.69	.97	1.06	1.12	.55	.85	1.09	.63	-	-	2.19	.39	.81
Lettuce.....	Kg	-	-	-	-	-	-	-	-	-	-	-	-	-	-	-
Spinach.....	Kg	-	-	-	-	-	-	-	-	-	-	-	-	-	-	-
Carrot.....	Kg	1.66	1.72	1.09	1.16	1.95	1.69	1.14	-	1.28	.76	-	.96	2.64	.74	1.41
Tomatoes.....	Kg	2.03	1.70	4.85	2.85	2.90	-	.82	-	-	1.39	-	1.38	1.18	.67	1.34
Onions.....	Kg	4.11	4.89	4.01	4.28	5.47	4.31	4.87	6.70	6.84	8.20	3.44	4.55	4.85	4.18	5.10
Garlics.....	Kg	6.61	8.91	9.14	7.11	4.75	7.25	-	8.13	10.98	7.31	5.83	3.63	8.16	6.61	7.64
Leaks.....	Kg	5.55	-	-	-	-	-	-	-	3.47	-	2.23	4.02	-	-	3.64
Pepper Green.....	Kg	2.67	1.74	1.10	2.86	2.98	1.83	1.23	2.22	2.64	1.07	-	2.51	2.87	1.58	2.19
Pumpkin.....	Kg	.23	.42	.38	.34	.24	.26	.25	.31	.31	.27	.25	.37	.22	.22	.31
Green Peas.....	Kg	-	-	-	-	-	-	-	-	-	-	-	-	-	-	-
Beet Root.....	Kg	1.71	1.05	.74	1.27	1.64	.96	1.38	1.67	1.75	1.18	-	.92	2.22	1.88	1.25
Cauliflower.....	Kg	-	-	-	-	.61	-	-	-	-	-	-	.58	-	-	.59
<b>FRUITS FRESH</b>																
Banana.....	Kg	1.43	1.09	.90	1.33	.95	.49	.39	.89	.33	.63	.85	.97	.78	.65	.79
Orange.....	Kg	1.43	1.58	1.37	1.65	-	.59	1.22	.65	.39	.54	-	.86	.99	1.53	1.03
Lemon.....	Kg	1.88	2.48	2.72	3.20	3.53	.86	.88	1.11	1.74	.91	1.41	1.01	.57	.50	1.42
Mandarine.....	Kg	.90	-	1.50	-	-	-	-	-	-	-	-	-	.50	-	1.21
Papaya.....	Kg	.98	.70	.87	2.06	.58	.30	.28	.28	.15	.43	.26	.42	.32	.31	.41
Grapes.....	Kg	-	-	-	1.51	-	.23	-	-	-	-	-	-	-	-	.55
Avocado.....	Kg	-	3.02	2.35	1.56	1.72	1.48	2.56	-	-	-	1.83	3.46	-	-	2.01
Mango.....	Kg	-	-	4.44	-	-	1.88	1.40	.74	.67	-	-	-	-	-	1.85
Cactus.....	Kg	-	.79	-	-	-	.57	-	-	-	-	-	-	-	-	.73

Table 1 Part 5 :- (Cont'd) Average Retail Price of Goods and Services in Rural Areas by Killil and Zone

September 1998 - November 1998  
Meskerem 1991 - Hidar 1991

## P R I C E I N B I R R

K I L L I L A N D Z O N E S																
ITEM	UNIT	S O U T H E R N N A T I O N A L I T I E S A N D P E O P L E S ' R E G I O N													SNNPR Average	
		Gurage	Hadiya	Kembata Alaba Tembaro	Sidama	Gedeo	Semen Omo	Debub Omo	Keficho Shekicho	Bench Maji	Yem Spec. Wereda	Amaro Spec. Wereda	Burji Spec. Wereda	Konso Spec. Wereda		Dirashe Special Wereda
<b>SPICES</b>																
Pepper Whole.....	Kg	8.79	5.98	7.55	5.00	7.47	8.36	4.03	5.16	10.91	9.63	-	6.82	7.67	-	7.50
Black Pepper(Local).....	Kg	-	25.33	-	8.33	-	20.00	-	37.92	-	7.50	-	-	-	-	25.11
Long Pepper(Local).....	Kg	-	9.75	-	18.71	14.43	10.38	-	40.00	10.00	-	-	-	-	-	15.73
White Cumin(Bishop's Weed) Local.	Kg	9.12	10.12	10.00	8.74	12.27	9.51	9.58	8.42	5.40	6.29	6.97	8.55	11.11	8.11	8.87
Black Cumin(Local).....	Kg	10.25	10.86	10.13	11.29	13.49	9.65	11.29	9.49	8.49	11.18	9.56	9.74	12.28	8.85	10.49
Ginger Dry(Local).....	Kg	3.95	4.20	3.68	6.66	11.81	1.83	3.21	-	5.95	3.03	2.31	-	-	2.00	4.72
Ginger Wet(Local).....	Kg	4.23	2.09	2.16	3.12	2.92	1.87	2.08	2.42	2.34	3.16	2.34	3.58	4.54	1.58	2.68
Cloves(Imported).....	Kg	18.53	22.30	20.39	19.02	20.76	25.87	28.42	29.90	23.99	10.00	-	22.91	25.00	-	22.75
Cinnamon(Imported).....	Kg	-	-	100.00	-	45.00	-	-	78.00	35.67	-	-	-	-	-	63.64
Cardamon(Local).....	Kg	14.95	17.07	14.48	14.58	15.21	11.69	6.42	13.85	4.80	9.05	16.18	23.23	23.43	14.58	13.92
Tumeric Flour(Local).....	Kg	6.27	4.70	6.85	5.35	6.58	6.11	9.14	6.39	4.44	4.54	6.21	5.20	8.87	7.38	6.11
Chillies Whole.....	Kg	8.25	10.59	6.56	8.20	6.67	5.38	4.14	6.56	11.65	5.87	-	6.53	4.70	4.92	7.26
Basil Dry.....	Kg	3.89	4.75	1.52	5.28	4.81	-	-	6.18	4.00	-	-	1.77	1.45	4.09	3.72
<b>POTATOES, OTHER TUBERS AND STEMS</b>																
Potato.....	Kg	.86	.74	.88	.82	.81	.72	1.26	1.85	-	1.66	-	1.21	1.05	.87	.98
Sweet Potato.....	Kg	1.16	.52	.53	.42	.64	.25	.34	.75	.60	.29	.86	1.05	.34	.49	.47
'Kocho' (Unprocessed).....	Kg	.54	.46	.71	.52	.60	.52	.28	.40	-	.14	1.08	.51	.22	.19	.52
'Bula'.....	Kg	1.96	1.14	2.30	1.08	3.37	2.10	-	1.20	1.84	1.73	1.36	.89	.95	.94	1.61
<b>COFFEE, TEA, CHAT AND BUCK-THORN LEAVES</b>																
Tea Leaves(Local).....	100gm	1.72	1.75	1.88	1.96	1.90	1.87	2.10	2.03	2.05	1.77	1.61	1.96	1.97	2.00	1.90
Coffee Whole.....	Kg	6.67	3.51	4.25	5.08	5.21	1.48	2.90	4.44	2.65	4.58	4.68	4.99	2.86	3.88	4.27
Coffee Beans.....	Kg	13.86	11.21	11.97	10.13	13.16	7.66	8.00	7.69	6.84	11.12	9.93	9.17	8.18	8.30	9.69
Coffee Leaves.....	Kg	3.45	-	.89	-	-	-	1.14	.98	.43	-	-	-	.49	.53	.77
Buck Thorn Leaves.....	Kg	2.17	1.49	2.66	1.31	-	-	.84	3.33	-	.68	-	.94	1.05	-	1.81
'Chat'.....	Kg	3.44	3.80	3.83	5.22	3.95	6.12	6.08	3.28	3.46	4.21	1.18	2.27	1.25	7.57	4.05

Table 1 Part 5 :- (Cont'd) Average Retail Price of Goods and Services in Rural Areas by Killilil and Zone

 September 1998 - November 1998  
 Meskerem 1991 - Hidar 1991

## PRICE IN BIRR

## KILLILIL AND ZONES

## SOUTHERN NATIONS, NATIONALITIES AND PEOPLES' REGION

ITEM	UNIT	SOUTHERN NATIONS, NATIONALITIES AND PEOPLES' REGION													SNNPR Average	
		Gurage	Hadiya	Kembata Alaba Tembaro	Sidama	Gedeo	Semen Omo	Debub Omo	Keficho Shekicho	Bench Maji	Yem Spec. Wereda	Amaro Spec. Wereda	Burji Spec. Wereda	Konso Spec. Wereda		Dipashe Special Wereda
Malt-Barley.....	Kg	2.33	2.68	3.15	4.98	3.55	3.80	-	2.95	1.43	3.94	-	1.08	-	-	3.10
Malt-Wheat.....	Kg	2.54	2.44	2.61	-	3.53	6.84	-	-	-	-	-	-	-	-	2.73
<b>OTHER FOOD ITEMS</b>																
Salt.....	Kg	1.86	2.23	2.29	2.38	2.48	2.17	2.72	2.25	2.62	1.83	2.16	3.00	1.92	1.82	2.28
Sugar.....	Kg	5.71	5.77	5.64	5.68	5.36	5.11	6.83	6.73	5.80	6.18	5.63	5.90	6.77	6.68	5.93
Honey.....	Kg	12.23	13.40	11.24	11.70	10.26	10.35	5.76	8.49	7.22	-	-	10.38	6.11	6.35	9.10
Canned Tomato (Local).....	410gm	-	6.72	5.64	8.10	6.56	5.73	10.19	11.71	10.73	-	-	-	11.71	-	7.83
<b>FOOD TAKEN AWAY FROM HOME</b>																
Cup of Tea.....	No	.24	.23	.28	.25	.24	.22	.30	.24	.27	.26	.29	.25	.29	.23	.25
Cup of Coffee.....	No	.72	.72	.74	.69	.63	.53	.53	.50	.41	.53	-	-	.50	.50	.57
Cup of Milk.....	No	.94	.67	.90	.78	.75	.75	-	.68	.57	-	-	-	-	-	.71
'Key Wot Yebere'.....	One Meal	3.48	3.89	3.97	3.79	5.67	3.60	4.33	3.09	3.28	-	3.89	3.11	2.72	2.88	3.62
'Key Wot Yebeg/Yefyel'.....	One Meal	3.47	5.00	4.06	4.24	5.29	3.22	4.15	3.75	3.45	4.00	3.94	3.22	2.69	2.72	3.69
<b>COST OF MILLING</b>																
Cereals.....	100Kg	10.51	14.97	11.90	14.57	15.00	15.16	22.12	15.77	15.78	10.60	21.82	16.58	15.39	14.88	15.01
Pulses.....	100Kg	9.50	10.73	12.53	12.00	12.75	12.80	20.28	14.62	14.63	11.50	-	-	8.75	-	12.92
Pepper Whole.....	100Kg	75.00	71.89	105.36	60.00	75.00	141.67	-	93.24	75.00	-	-	-	-	-	93.13
<b>BEVERAGES - NON ALCHOLIC</b>																
Ambo Mineral Water.....	500cc	1.82	1.85	1.96	1.96	2.00	2.00	2.82	2.71	2.56	2.00	2.00	2.50	2.30	2.06	2.11
Bure Mineral Water.....	500cc	2.00	2.00	1.92	1.95	2.00	2.00	3.00	2.57	2.75	2.00	-	2.50	-	-	2.09
Coca Cola/Fanta.....	300cc	1.77	1.76	1.86	1.98	1.97	2.10	2.77	2.25	2.10	1.96	2.00	2.50	2.22	2.08	2.03
Pepsi Cola/Mirinda.....	300cc	1.74	1.82	1.85	1.98	1.97	2.08	3.00	2.21	2.39	1.99	2.04	2.47	2.30	2.06	2.09

Table 1 Part 5 :- (Cont'd) Average Retail Price of Goods and Services in Rural Areas by Killilil and Zone

		September 1998 - November 1998 Meskerem 1991 - Hidar 1991														
		PRICE IN BIRR														
		KILLILIL AND ZONES														
ITEM	UNIT	SOUTHERN NATIONS, NATIONALITIES AND PEOPLES' REGION														SNNPR Average
		Gurage	Hadiya	Kembata Alaba Tembaro	Sidama	Gedeo	Semen Omo	Debub Omo	Keficho Shekicho	Bench Maji	Yem Spec. Wereda	Amaro Spec. Wereda	Burji Spec. Wereda	Konso Spec. Wereda	Dirashe Special Wereda	
<b>BEVERAGES - ALCOHOLIC</b>																
Araki (Local).....	900cc	23.50	20.44	25.87	26.04	26.34	30.00	30.45	31.70	32.42	33.75	29.00	-	29.00	24.38	27.78
Cognac (Local).....	900cc	-	30.56	25.41	24.63	26.11	-	31.67	35.00	28.20	-	-	-	30.00	-	27.31
Brandy (Local).....	900cc	25.83	31.00	24.27	25.00	26.07	-	32.00	35.00	28.20	-	30.00	-	28.90	-	27.00
Gin (Local).....	900cc	26.11	28.25	26.62	23.87	26.52	-	32.16	31.14	29.90	31.00	29.25	31.56	27.00	26.71	28.55
Saris Wine (Normal).....	750cc	5.98	6.22	6.07	6.35	6.42	7.00	-	-	8.00	9.00	7.00	-	7.82	6.12	6.52
'Katikalla'.....	Lt	6.72	6.90	7.25	4.68	4.04	5.98	5.35	6.03	4.19	5.60	3.07	3.30	4.56	4.70	5.44
Beer (Bedele).....	330cc	3.34	3.00	3.06	3.14	3.22	3.20	3.72	3.07	3.30	3.24	3.09	3.50	3.11	3.06	3.22
Beer (Harar).....	330cc	3.00	3.00	3.10	3.08	3.00	3.20	3.92	-	-	-	3.00	3.50	3.18	3.02	3.24
Beer (Meta Abo).....	330cc	3.38	3.12	3.05	3.19	3.10	3.00	3.68	3.00	3.15	3.13	3.18	3.50	3.05	3.00	3.18
'Tella'.....	Lt	.68	.64	.70	.63	.61	.69	1.20	.67	.89	.64	-	.62	.61	.58	.73
'Tej' (Mead).....	Lt	1.83	1.99	1.78	1.86	1.69	1.57	3.43	2.05	2.04	2.21	1.49	1.44	2.19	2.34	2.05
<b>CIGARETTES AND TOBACCO</b>																
<b>CIGARETTES</b>																
Nyala.....	Packet	4.11	4.34	4.15	4.04	4.44	4.63	4.83	4.61	4.83	4.48	4.37	4.50	4.22	4.53	4.44
Gissila.....	Packet	1.17	1.48	1.28	1.47	1.52	1.66	2.00	1.43	1.75	1.34	2.08	-	-	-	1.47
Rothmans.....	Packet	8.00	8.00	8.83	8.57	9.06	8.00	10.00	10.00	9.13	8.00	8.44	10.00	8.00	8.80	8.72
<b>TOBACCO</b>																
'Gaya'.....	Kg	-	8.45	13.65	16.29	15.60	8.45	7.48	6.79	10.83	6.85	-	2.19	8.25	6.07	9.44

Table 1 Part 5 :- (Cont'd) Average Retail Price of Goods and Services in Rural Areas by Killilil and Zone

 September 1998 - November 1998  
 Meskerem 1991 - Hidar 1991

## PRICE IN BIRR

## KILLILIL AND ZONES

## SOUTHERN NATIONS, NATIONALITIES AND PEOPLES' REGION

ITEM	UNIT	SOUTHERN NATIONS, NATIONALITIES AND PEOPLES' REGION													SNNPR Average	
		Gurage	Hadiya	Kembata Alaba Tembaro	Sidama	Gedeo	Semen Omo	Debub Omo	Keficho Shekicho	Bench Maji	Yem Spec. Wereda	Amaro Spec. Wereda	Burji Spec. Wereda	Konso Spec. Wereda		Dirashe Special Wereda
<b>CLOTHING AND FOOT WEAR</b>																
<b>CLOTHING</b>																
Abujedid(Akaki/Bahir Dar)91cm. Meter		3.31	3.94	4.24	4.33	3.17	6.00	4.64	4.68	4.80	4.72	6.00	-	3.95	-	4.39
Abujedid(Komb./Arba Min.)150cm Meter		5.36	5.17	4.69	5.30	5.00	4.83	6.47	6.14	6.50	4.67	6.88	-	5.29	5.70	5.58
Khaki(S-10,000.Twil)110cm..... Meter		-	-	12.50	-	-	-	-	-	-	-	-	-	15.50	10.50	13.77
Khaki(Akaki)91cm..... Meter		-	-	-	-	5.94	-	-	-	-	16.00	-	-	-	-	6.95
Wool-England 100%..... Meter		-	-	-	-	-	-	-	-	-	-	-	-	-	-	-
Tetron(Arba Minch)..... Meter		-	-	18.67	-	-	-	18.00	-	30.00	23.40	-	-	-	17.67	19.95
Poplin(Dire Dawa)105cm..... Meter		6.42	-	-	-	5.50	-	5.80	7.27	12.00	6.30	12.00	-	-	6.00	7.10
Poplin(Komb./Arba Minch)150cm. Meter		6.17	13.33	-	12.00	12.00	11.00	13.40	11.00	-	13.00	-	-	-	-	11.24
Nylon(Mojo)..... Meter		8.19	9.85	9.77	9.48	11.00	8.94	11.50	10.43	8.67	9.08	-	-	-	11.50	9.79
Polyster(Arba Minch/Awasa).... Meter		-	-	16.20	14.50	-	-	-	17.67	22.50	-	-	-	-	15.50	17.16
Jersi..... Meter		14.00	13.13	13.75	12.00	-	10.72	-	14.83	20.00	15.73	-	-	-	18.00	14.40
Cotton..... Kg		4.30	-	-	-	5.78	2.58	1.67	-	-	5.42	2.69	-	1.17	2.07	2.49
<b>COST OF TAILORING</b>																
Woolen Suit (Men)..... No		-	-	-	-	268.75	-	-	-	-	-	-	-	-	270.00	268.89
Khaki Suit (Men)..... No		36.67	26.43	26.17	27.89	48.45	26.50	56.11	27.06	35.00	29.87	-	33.56	25.63	36.00	31.34
Khaki Suit (Boys)..... No		28.67	19.93	18.09	18.00	38.73	18.00	31.67	17.52	12.00	17.31	12.67	26.11	18.88	18.33	21.09
<b>READY-MADE / FOR ADULTS</b>																
'Netela'..... No		23.46	20.73	25.71	19.16	38.33	20.56	20.20	33.19	18.58	23.18	20.94	15.91	19.06	16.29	21.89
'Gabi'..... No		56.04	54.78	65.42	63.86	88.93	49.96	52.57	68.47	38.18	53.79	47.12	46.11	44.06	42.17	55.12
Shirts Long Sleeved (Local)..... No		32.88	34.89	28.17	45.00	-	42.78	-	30.18	25.00	35.00	39.50	-	55.00	35.00	34.75
Shirts Short Sleeved (Local)..... No		26.67	26.17	-	-	-	-	23.00	28.33	-	30.00	25.00	-	-	-	26.67
Shirts Long Sleeved (Imported)... No		59.50	50.67	44.79	38.26	84.44	73.44	65.36	66.94	49.14	-	-	39.22	48.43	58.33	54.19
Shirts Short Sleeved (Imported).. No		-	34.00	36.44	30.75	-	-	-	-	42.40	-	-	-	-	-	36.43

Table 1 Part 5 :- (Cont'd) Average Retail Price of Goods and Services in Rural Areas by Killilil and Zone

September 1998 - November 1998  
Meskerem 1991 - Hidar 1991

PRICE IN BIRR

KILLILIL AND ZONES

SOUTHERN NATIONS, NATIONALITIES AND PEOPLES' REGION

ITEM	UNIT	SOUTHERN NATIONS, NATIONALITIES AND PEOPLES' REGION														SNNPR Average
		Gurage	Hadiya	Kembata Alaba Tembaro	Sidama	Gedeo	Semen Omo	Debub Omo	Keficho Shekicho	Bench Maji	Yem Spec. Wereda	Amaro Spec. Wereda	Burji Spec. Wereda	Konso Spec. Wereda	Dirashe Special Wereda	
Socks (Cotton) Imported.....	Pair	9.76	8.13	10.49	7.90	10.83	11.06	11.24	11.67	10.53	11.69	8.36	11.56	11.25	14.67	10.44
Sweater (Local) Men.....	No	48.33	-	63.20	40.00	39.67	-	-	34.25	35.00	-	-	-	-	-	43.22
Sweater (Local) Women.....	No	-	35.67	-	40.00	-	-	30.00	27.33	-	-	-	-	-	-	32.38
Shash (Imported).....	No	10.30	13.92	15.14	19.73	20.43	25.00	17.83	16.77	15.80	15.40	9.00	18.94	19.79	11.20	16.76
Singlets (Local) White.....	No	12.50	12.23	10.55	10.13	11.72	8.00	11.58	12.71	12.06	10.90	15.17	-	12.71	13.14	11.68
Jeans Trouser.....	No	82.22	88.78	95.08	79.17	102.22	103.33	93.89	102.09	90.00	83.00	-	85.56	113.91	91.88	94.59
Woolen Suit.....	No	-	-	-	-	-	-	-	-	-	-	-	-	-	-	-
'Kemisna Netela'.....	No	71.43	96.89	150.00	170.00	141.67	82.22	100.00	115.00	-	42.33	-	140.00	-	-	110.08
Sweater-Men (Imported).....	No	91.67	121.67	143.33	-	170.00	150.00	42.33	-	-	-	-	-	-	-	130.77
Sweater-Women (Imported).....	No	-	-	-	-	137.78	-	-	-	-	-	-	-	-	-	137.78
Nylon Dress.....	No	-	-	-	22.33	32.89	-	35.00	18.67	-	-	-	-	-	-	28.76
Tetron Trouser.....	No	-	-	32.13	-	-	43.89	-	35.00	-	-	-	-	59.75	45.00	41.64
Leather Jacket.....	No	-	-	400.00	-	513.33	-	-	400.00	-	-	-	-	-	-	485.00
Under Wear China.....	No	17.67	23.67	20.68	20.76	22.89	-	25.53	22.83	22.30	-	-	-	22.33	25.00	22.15
<b>READY-MADE / FOR CHILDREN</b>																
Sweater (Local) for Boys.....	No	25.00	32.33	9.80	-	10.33	-	16.00	15.79	11.60	-	32.50	-	-	-	16.64
Socks (Imported) Cotton.....	Pair	3.50	6.42	7.88	5.00	8.22	9.56	9.53	7.69	7.18	-	5.28	-	4.63	6.20	7.36
Jeans Trouser.....	No	-	61.67	64.55	-	-	-	-	116.67	68.33	-	-	-	77.50	97.50	73.60
Shirt Long Sleeved(Imported)Boys. No	No	-	-	33.67	-	-	-	-	23.33	-	-	-	35.67	-	70.00	34.54
Sweater (England) for Girls.....	No	-	-	-	-	-	-	-	-	-	-	-	-	-	-	-
Short for Boys.....	No	-	6.08	5.58	5.50	7.89	-	7.92	4.38	7.55	6.00	10.88	7.44	14.33	12.44	8.75

Table 1 Part 5 :- (Cont'd) Average Retail Price of Goods and Services in Rural Areas by Killilil and Zone

Table 1 Part 5 :- (Cont'd) Average Retail Price of Goods and Services in Rural Areas by Killilil and Zone

September 1998 - November 1998  
Meskerem 1991 - Hidar 1991

PRICE IN BIRR

KILLILIL AND ZONES																
ITEM	UNIT	SOUTHERN NATIONS, NATIONALITIES AND PEOPLES' REGION														SNNPR Average
		Gurage	Hadiya	Kembata Alaba Tembaro	Sidama	Gedeo	Semen Omo	Debub Omo	Keficho Shekicho	Bench Maji	Yem Spec. Wereda	Amaro Spec. Wereda	Burji Spec. Wereda	Konso Spec. Wereda	Dirashe Special Wereda	

FOOTWEAR (MEN AND WOMEN)

Anbessa Leather Shoes Men(Local) Pair	54.50	-	-	55.00	-	63.33	-	95.00	-	-	-	-	-	-	63.50
Leather Shoes Men (Croft)..... Pair															
Walking Shoes (Imp.) Non-Leather Pair	122.50	141.67	-	-	-	-	-	-	-	-	-	-	130.00	-	133.33
Canvas Shoes (Local) Men..... Pair	20.22	21.19	21.79	21.96	23.24	24.60	24.58	23.04	25.50	21.79	23.56	23.67	21.14	22.20	22.44
Canvas Shoes (China) Men..... Pair	23.18	27.81	23.67	23.20	24.67	-	24.33	21.50	35.00	25.67	-	24.33	-	25.00	24.42
Plastic Shoes (Local) Women.... Pair	11.47	11.76	11.43	10.58	7.98	11.93	11.87	11.91	10.87	10.56	12.00	-	6.00	10.89	11.14
Slippers Sponge Adult (China).. Pair	10.23	10.20	10.42	9.45	9.03	9.27	12.79	11.21	10.94	9.85	12.00	10.00	9.75	10.81	10.55
Boots for Men Plastic (Local).. Pair	38.68	45.00	41.11	39.29	41.31	47.00	61.65	52.18	53.73	50.33	50.00	-	-	45.00	46.83

Table 1 Part 5 :- (Cont'd) Average Retail Price of Goods and Services in Rural Areas by Killilil and Zone

September 1998 - November 1998  
Meskerem 1991 - Hidar 1991

PRICE IN BIRR

ITEM	UNIT	KILLILIL AND ZONES												SNNPR Average
		SOUTHERN NATIONS AND NATIONALITIES PEOPLES REGION												
		Gurage	Hadiya	Kembata Alaba T.	Sidama	Gedeo	Semen Omo	Debub Omo	Keficho Shekicho	Bench Maji	Yem Sp. Wereda	Amaro Spec.	Burji Spec.	

CONSTRUCTION MATERIALS, WATER, AND  
FUEL AND POWER

CONSTRUCTION MATERIALS

Cement/Bag/(Local).....	50Kg	34.77	32.50	30.86	34.39	31.56	32.78	43.80	-	38.67	-	-	-	-	-	33.83
Lime.....	Kg	.60	1.67	1.03	.70	.70	-	1.33	-	-	-	-	-	-	-	.96
Nail (7cm - 12cm).....	Kg	9.82	8.09	7.63	9.25	8.31	7.52	13.27	9.95	9.15	8.49	9.13	9.00	11.67	11.46	9.53
Nail With Cape.....	Kg	10.44	10.18	10.60	12.40	11.00	9.78	13.50	12.50	12.61	11.67	13.25	14.00	14.30	11.88	11.95
Corrugated Iron Sheet (.2mm).....	No	39.67	-	40.11	43.00	37.42	41.67	-	31.00	35.00	-	-	-	-	33.00	38.35
Wood for House Construction('Atana')..	No	2.00	1.77	3.38	1.81	1.57	-	-	-	1.72	-	3.33	-	2.58	-	2.28
Wall Paints-Super (Fluid) Normal.....	4Kg	-	61.33	59.53	65.00	60.33	56.11	67.78	-	-	-	-	-	-	-	61.25
Wall Paints-Super (Fluid) Plastic....	4Kg	65.00	-	95.78	-	88.44	-	100.00	-	-	-	-	-	-	-	89.71
Coarse Aggregate Gravel.....	Meter Cube	-	-	-	-	-	-	-	-	-	-	-	-	-	-	-
Hollow Concrete Block(20x20x40 cm Cube)No		-	-	2.30	-	2.50	-	3.25	-	-	-	-	-	2.35	-	2.52
Bricks (25cm x 12cm x 6cm).....	No	-	-	-	-	1.35	-	-	-	-	-	-	-	-	-	1.35
Floor Board 4m Length.....	No	-	24.67	34.25	21.33	18.33	20.00	-	-	-	-	23.33	-	-	-	22.81
Iron Pipe 6mt. (1/2 inch Wide) Local..	No	-	39.67	33.71	-	40.57	-	-	-	-	-	-	-	-	-	38.13
Chipwood (125cm x 250cm x 8mm).....	No	-	-	78.00	-	90.22	-	-	-	-	-	-	-	-	-	87.17
Sand.....	Meter Cube	-	-	128.57	-	-	-	-	-	-	-	-	-	-	-	128.57
Gutter N <sup>o</sup> 32.....	Meter	-	15.67	-	-	31.00	-	-	-	-	-	-	-	-	-	21.80
Window Glass (50cm x 50cm x 3mm).....	No	-	-	-	-	-	-	-	-	-	-	-	-	-	-	-
Water Tanker (1meter cube).....	No	-	-	618.00	-	-	-	-	-	-	-	-	-	-	-	618.00
Stone for House Construction..	Meter Cube	11.04	-	64.31	20.00	-	-	-	-	-	-	-	-	-	-	45.93

WATER

Water.....	Meter Cube	5.90	1.00	4.76	11.41	6.68	8.52	21.25	8.00	13.31	2.50	-	4.00	10.21	-	8.33
------------	------------	------	------	------	-------	------	------	-------	------	-------	------	---	------	-------	---	------

Table 1 Part 5 :- (Cont'd) Average Retail Price of Goods and Services in Rural Areas by Killil and Zone

September 1998 - November 1998  
Meskerem 1991 - Hidar 1991

PRICE IN BIRR

KILLIL AND ZONES

SOUTHERN NATIONS AND NATIONALITIES PEOPLES REGION

ITEM	UNIT	SOUTHERN NATIONS AND NATIONALITIES PEOPLES REGION												SNNPR Average
		Gurage	Hadiya	Kembata Alaba T.	Sidama	Gedeo	Semen Omo	Debub Omo	Keficho Shekicho	Bench Maji	Yem Sp. Wereda	Amaro Spec.	Burji Spec.	

FUEL AND POWER

Fire Wood.....	Meter Cube	37.08	40.40	49.28	66.38	80.73	39.52	40.70	36.87	28.33	-	30.33	24.51	21.75	17.85	43.52
Charcoal.....	Kg	1.16	.97	1.06	1.51	.88	.73	.76	-	.63	-	-	2.51	.59	.76	.98
Dung Cake.....	Kg	-	-	-	-	-	-	-	-	-	-	-	-	-	-	-
Kerosine.....	Lt	2.20	2.44	2.73	2.43	2.54	3.12	3.28	3.53	3.87	2.57	3.21	3.02	3.84	2.81	2.83
Diesel.....	Lt	2.47	2.51	2.68	3.06	2.91	3.12	4.19	3.65	4.26	2.82	4.33	3.64	6.22	3.90	3.39
Electric.....	K.Watt	.27	-	.45	.27	.27	.27	-	-	-	1.07	-	-	-	-	.49
Matches.....	Box	.24	.21	.21	.22	.25	.24	.33	.29	.32	.23	.31	.33	.24	.25	.26
Candles.....	No	.99	1.01	1.00	1.00	.99	.98	1.00	1.02	1.00	1.00	1.07	.92	.99	.96	1.00
Buthane Gas (Shell).....	12.5 Kg	-	-	-	-	-	-	-	-	-	-	-	-	-	-	-
Eveready Drycell.....	No	1.75	1.77	1.71	1.76	1.82	1.80	1.99	1.94	1.98	1.85	2.03	2.10	1.82	1.84	1.87

FURNITURE, FURNISHING, HOUSEHOLD EQUIPMENT AND OPERATION

CHAIRS, TABLES, ETC.

Table Wanza (Machine made) Varnished..	No	60.00	197.22	250.00	179.00	196.67	176.67	-	-	100.00	-	510.00	-	-	-	217.29
Table Wanza (Hand made) Not Varnished.	No	40.00	-	144.33	52.50	136.25	45.00	-	70.00	-	-	-	-	-	80.00	113.68
Chairs Wanza (Machine Made) Varnished.	No	40.00	38.50	43.70	35.27	44.86	40.00	-	-	40.00	-	50.00	-	-	-	40.67
Chairs Wanza (Hand Made) Varnished....	No	35.00	34.44	40.78	35.00	41.36	-	-	43.33	-	36.67	50.00	-	-	57.50	41.89
Cupboard Wanza (2 doors) Varnished....	No	600.00	637.22	1106.92	1184.44	614.29	922.22	-	-	800.00	-	-	-	-	-	899.71
Double Bed Wanza (120cm) Varnished....	No	316.67	414.44	442.94	348.63	325.56	438.89	-	-	433.33	-	425.00	-	-	-	396.08
Sofas (Complete).....	No	-	-	2875.00	-	3243.75	-	-	-	-	-	-	-	-	-	3120.83
Book Shelves Wanza (3 Shelves) no Door	No	170.00	203.33	200.33	189.17	168.89	264.44	-	-	200.00	-	152.50	-	-	120.00	193.26

FURNISHINGS & REPAIRS

Bed Sheet (Non-Patterned Bahir Dar)																
1.90m x 2.50m.....	Pair	44.29	41.17	45.88	48.25	45.57	55.00	45.00	47.64	55.00	-	57.50	-	43.33	51.00	47.08
Bed Sheet(Patterned Kombolcha)																
1.90m x 2.50m.....	Pair	90.00	87.44	50.67	90.00	71.00	-	-	53.50	50.00	-	-	-	92.50	-	76.24

Table 1 Part 5 :- (Cont'd) Average Retail Price of Goods and Services in Rural Areas by Killil and Zone

September 1998 - November 1998  
Meskerem 1991 - Hidar 1991

PRICE IN BIRR

ITEM	UNIT	KILLIL AND ZONES														SNNPR Average
		SOUTHERN NATIONS AND NATIONALITIES PEOPLES REGION														
		Gurage	Hadiya	Kembata Alaba T.	Sidama	Gedeo	Semen Omo	Debub Omo	Keficho Shekicho	Bench Maji	Yem Sp. Wereda	Amaro Spec.	Burji Spec.	Konso Spec.	Derashe Special	
Bed Cover(Patterned Kombolcha).....	No	-	85.17	62.50	-	120.00	-	-	-	-	-	-	-	-	-	84.00
Blanket Woolen(Debre B.)160cm x 220cm.	No	105.67	105.75	84.38	110.57	102.35	94.31	83.26	93.31	85.17	68.00	115.63	-	90.20	85.00	94.19
Mattress-Sponge (A.A Foam) 120cm.....	No	-	255.00	287.69	290.00	290.56	285.83	323.13	-	277.50	300.00	-	305.00	272.50	300.00	291.42
Towel-Local (Kombolcha).....	No	-	16.22	17.83	12.00	13.27	-	17.40	-	-	-	-	-	18.00	-	15.64
<b>EARTHEN WARE</b>																
Water Pot.....	No	4.56	2.64	3.46	3.58	4.81	2.28	3.36	4.04	3.90	2.59	3.88	3.35	5.71	5.86	3.74
'Jebena' Medium Size.....	No	2.48	2.35	2.17	2.56	3.37	1.77	2.22	2.76	3.12	1.44	2.42	2.28	3.54	2.75	2.46
'Mitad' (Griddle of Clay).....	No	4.45	5.34	4.99	6.91	10.14	4.32	6.69	8.90	9.33	4.89	7.39	3.71	12.43	6.35	6.81
Local Stove '(Lakech).....	No	7.18	3.58	8.56	8.00	7.67	-	10.44	13.42	11.78	7.83	-	-	11.00	14.00	9.28
Cup for Coffee (China).....	No	.96	1.00	.93	1.01	.99	1.04	1.16	1.29	1.09	.97	1.00	1.00	1.05	1.17	1.05
<b>STRAW, BAMBOO AND OTHERS</b>																
'Sefed'.....	No	3.31	6.39	7.86	3.21	4.45	5.80	6.30	2.67	3.61	3.04	4.58	-	4.33	-	4.67
Sack 100kg Capacity.....	No	-	6.28	6.07	4.67	5.54	-	-	6.50	5.50	5.09	7.44	3.00	-	-	5.68
<b>METAL WARE</b>																
Cooking Pan Medium (Local).....	No	28.38	28.07	24.01	33.23	31.65	33.07	33.36	28.34	33.82	22.50	-	22.00	30.03	36.25	29.54
Tray (Nickel) Medium N# 45 Local.....	No	-	15.94	23.60	-	20.45	18.83	19.00	15.00	16.33	-	15.00	-	-	15.00	18.59
Electric 'Mitad' Aluminium.....	No	-	-	-	-	-	-	-	-	-	-	-	-	-	-	-
Gas Stove (Kerosine) China.....	No	39.36	38.27	40.80	44.08	38.89	40.00	41.94	-	39.00	45.50	44.56	39.83	45.00	50.00	41.89
<b>PLASTIC WARE (LOCAL MADE)</b>																
Jerrycan (20 Litres).....	No	24.67	21.39	24.34	25.23	23.33	25.67	27.53	27.83	25.12	25.25	-	-	25.13	20.33	24.78
Bucket (20 Litres).....	No	16.55	17.31	16.45	17.59	17.14	15.55	21.00	18.04	17.82	17.95	18.33	-	15.91	16.05	17.36

Table 1 Part 5 :- (Cont'd) Average Retail Price of Goods and Services in Rural Areas by Killil and Zone

September 1998 - November 1998  
Meskerem 1991 - Hidar 1991

PRICE IN BIRR

KILLIL AND ZONES

SOUTHERN NATIONS AND NATIONALITIES PEOPLES REGION

ITEM	UNIT	KILLIL AND ZONES													SNNPR Average	
		Gurage	Hadiya	Kembata Alaba T.	Sidama	Gedeo	Semen Omo	Debub Omo	Keficho Shekicho	Bench Maji	Yem Sp. Wereda	Amaro Spec.	Burji Spec.	Konso Spec.		Derashe Special
<b>GLASS WARE</b>																
Glass for Tea (Durelex).....	No	2.82	2.94	2.16	2.32	2.63	3.07	2.40	3.36	3.03	3.13	3.58	3.72	2.36	2.31	2.83
<b>OTHER HOUSEHOLD EQUIPMENT</b>																
Kerosine Lamp.....	No	22.95	22.50	25.01	24.25	19.73	25.07	28.08	23.45	22.71	19.17	24.67	24.56	20.08	23.89	23.17
'Kuraz' Small Local Kerosine Lamp.....	No	1.41	.98	.99	.92	1.02	.92	.97	1.02	1.05	1.00	1.00	1.00	1.10	1.00	1.03
Flash Light.....	No	5.99	5.67	5.91	6.13	6.09	6.09	7.19	6.46	6.45	5.96	7.04	6.20	6.34	6.17	6.26
Electric Bulb Philips(40/60 Watt).....	No	3.67	-	3.20	3.31	3.22	-	3.56	-	5.00	-	-	-	3.00	-	3.49
<b>HOUSEHOLD OPERATION</b>																
Hard Soap (Local).....	200gm	1.56	1.87	1.73	1.83	1.77	1.69	1.80	1.77	1.90	1.80	1.95	1.45	1.79	1.59	1.76
Hard Soap (Imported).....	200gm	2.23	2.40	2.62	2.13	2.30	2.81	2.26	2.50	2.32	2.22	2.38	1.12	2.12	2.21	2.32
Detergent (Omo).....	50gm	1.89	1.41	1.47	1.05	1.05	1.67	1.50	1.45	1.44	.92	1.42	1.15	1.30	1.38	1.37
Incense.....	Kg	11.81	5.70	14.07	8.60	10.23	9.71	10.60	9.00	11.63	-	12.50	7.88	6.48	4.72	9.46
Sandal Wood.....	No	.28	.29	.29	.27	.26	.26	.41	.29	.30	.20	.43	.30	.36	.31	.30
Toilet Paper (Mamko).....	Roll	3.05	3.00	3.01	3.00	3.00	-	3.04	3.00	3.04	3.00	3.31	3.00	3.00	3.00	3.03
<b>DRY CLEANING</b>																
Dry Cleaning (Suit Men).....	No	-	-	-	-	10.00	-	12.00	-	-	-	-	-	-	-	10.80
<b>DOMESTIC SERVICE</b>																
Maid Servant.....	Month	24.86	33.67	23.24	29.32	31.39	21.20	26.67	22.04	26.51	16.58	39.41	45.56	24.56	28.33	26.32
Unskilled Service (Daily Laborer)....	Day	6.05	5.74	5.05	5.76	5.86	4.88	5.18	6.26	6.29	4.38	5.31	5.00	4.77	4.00	5.56

Table 1 Part 5 :- (Cont'd) Average Retail Price of Goods and Services in Rural Areas by Killil and Zone

September 1998 - November 1998  
Meskerem 1991 - Hidar 1991

PRICE IN BIRR

ITEM	UNIT	KILLIL AND ZONES														SNNPR Average
		SOUTHERN NATIONS AND NATIONALITIES PEOPLES REGION														
		Gurage	Hadiya	Kembata Alaba T.	Sidama	Gedeo	Semen Omo	Debub Omo	Keficho Shekicho	Bench Maji	Yem Sp. Wereda	Amaro Spec.	Burji Spec.	Konso Spec.	Derashe Special	

MEDICAL CARE

Ampicillin(250 mg) Local.....	56 Caps	23.20	22.87	18.00	20.29	20.72	23.33	22.16	22.50	17.33	17.50	14.84	24.80	18.18	18.34	20.51
Dichlorophine(500 mg) Local.....	6 Pills	.90	2.24	1.71	1.94	2.06	2.00	2.01	2.04	1.52	1.20	1.57	-	1.83	2.00	1.85
Tetracycline(250mg) Local.....	56 Caps	11.17	13.60	10.11	9.47	10.68	10.87	11.28	10.96	8.85	6.01	7.47	12.40	10.45	8.65	10.43
Penicillin Injection(4 Mu. Local). Bottle		4.40	4.83	3.55	3.88	4.07	5.22	4.02	4.16	4.09	2.68	3.04	5.00	4.31	3.65	4.04
Chloramphenicol(250mg) Local.....	56 Caps	19.60	19.34	14.15	18.66	20.92	25.20	15.20	13.50	12.40	14.50	9.30	-	-	12.14	15.00
Dipron(500mg) Local.....	20 Pills	3.90	4.97	2.75	2.63	3.44	3.38	3.40	2.77	2.45	1.40	2.58	1.50	2.34	2.67	3.11
Cough Syrup (Berantine) Local.....	125cc	5.40	10.76	7.95	9.08	9.32	9.24	9.96	7.33	7.94	6.60	9.33	10.00	7.86	6.42	8.72
Bactrim(480mg) Local.....	30 Pills	14.25	12.14	7.67	-	11.40	15.00	10.00	-	8.68	3.49	-	-	4.60	2.44	10.82
Vermox(100mg) Local.....	12 Pills	3.13	3.29	2.73	4.20	3.53	3.63	3.63	4.28	2.56	1.00	2.71	3.00	2.28	2.05	3.30
Mezel(250mg) Local.....	30 Caps	6.49	6.91	5.42	5.32	6.45	7.49	7.32	6.09	4.46	1.64	4.98	5.00	4.53	4.23	5.66
Asprin (300 mg) Local.....	20 Pills	3.00	3.23	1.99	1.61	2.95	2.74	3.38	2.53	1.80	3.39	2.24	1.00	1.67	1.80	2.37

OTHER MEDICAL EXPENSES

Doctor's Fee (Government).....	per visit	1.63	1.25	1.25	-	3.00	2.00	-	.50	.67	.50	-	-	.50	-	1.08
Doctor's Fee (Private).....	per visit	3.83	10.00	8.40	-	10.00	-	-	-	2.75	-	-	-	-	5.00	7.93
Injection (Service Charge).....	Once	1.00	1.03	1.43	1.34	1.56	.91	-	.93	.50	.50	.50	.67	-	2.60	1.21

TRANSPORT AND COMMUNICATION

TRANSPORT

Benzene.....	Lt	3.00	2.99	2.55	-	2.56	2.48	2.92	-	-	-	-	-	3.35	3.00	2.83
Motor Oil (Mobil).....	Lt	-	14.48	-	-	14.60	14.50	16.00	-	-	-	-	-	-	-	14.88
Car Washing and Greasing.....	No	-	35.67	30.00	-	20.00	-	-	-	-	-	-	-	-	-	29.50
Animal Transport fare.....	Trip	7.05	11.41	12.29	11.67	11.03	25.00	35.45	24.00	20.49	16.73	-	-	-	-	17.66
Cart Fare.....	Trip	-	-	.89	3.00	1.33	-	-	-	-	-	-	-	-	-	1.12

Table 1 Part 5 :- (Cont'd) Average Retail Price of Goods and Services in Rural Areas by Killil and Zone

														September 1998 - November 1998		
														Meskerem 1991 - Hidar 1991		
PRICE IN BIRR																
KILLIL AND ZONES																
SOUTHERN NATIONS AND NATIONALITIES PEOPLES REGION																
ITEM	UNIT												SNNPR Average			
		Gurage	Hadiya	Kembata Alaba T.	Sidama	Gedeo	Semen Omo	Debub Omo	Keficho Shekicho	Bench Maji	Yem Sp. Wereda	Amaro Spec.		Burji Spec.	Konso Spec.	Derashe Special
<b>ENTERTAINMENT AND EDUCATION</b>																
<b>EQUIPMENT AND ACCESSORIES</b>																
T.V. Set Philips 21 inch(Colored)..... No	-	-	-	-	-	3576.67	-	-	-	-	-	-	-	-	-	3576.67
Cassette Recorded Original(Local Music)No	13.00	-	12.83	13.00	13.00	-	13.60	13.33	13.00	13.00	-	13.00	13.08	13.22	13.16	
Radio Set Philips 3 Band..... No	-	-	-	160.00	157.50	-	177.50	150.00	175.00	-	-	-	148.67	160.00	161.17	
Tape Recorder National (2 Speaker).... No	-	-	-	-	-	-	-	-	-	-	-	-	-	-	-	
Expense for Photograph(Passport size)4Pho	4.83	2.75	3.06	4.50	3.00	4.00	3.56	-	-	3.00	5.20	-	-	-	3.52	
Newspaper (Addis Zemen)..... No	-	.72	-	-	.50	-	-	-	-	-	-	-	-	-	.60	
<b>EDUCATION</b>																
Exercise Book (50 Leaves) Local..... No	1.89	1.79	1.93	1.98	1.94	2.01	2.07	2.08	2.06	2.06	2.19	2.30	1.96	2.02	1.99	
Pencil (China)..... No	.27	.29	.29	.34	.29	.30	.35	.32	.28	.29	.36	.40	.28	.27	.30	
Ball Point-Bic England..... No	.98	.98	1.00	.96	1.00	.99	1.00	.99	1.00	.93	1.00	1.00	1.00	1.00	.99	
Day School Fee-Public(Grade 7 & 8)..Month	-	-	-	-	-	-	-	-	-	-	-	-	-	-	-	
Day School Fee-Private(Grade 9-12)..Month	-	-	-	-	-	-	13.00	-	-	-	-	-	-	-	13.00	
Night School Fee-Government(Gr.9-12)Month	-	10.50	18.00	-	17.50	-	19.13	20.00	-	-	17.83	16.00	18.50	14.33	16.66	
<b>PERSONAL CARE AND EFFECTS</b>																
<b>PERSONAL CARE</b>																
Lux Toilet Soap..... 90gm	3.53	3.16	3.05	3.58	3.35	3.44	3.53	3.49	3.55	3.05	-	3.60	3.38	3.59	3.45	
Blade-TOPAZ..... No	.26	.26	.25	.27	.29	.29	.30	.33	.32	.26	.33	.35	.28	.29	.29	
Hair Dressing (Traditional)..... No	1.58	2.24	3.33	2.14	2.71	-	6.00	2.07	1.00	-	2.00	-	-	-	2.35	
Hair Dressing (Modern)..... No	5.00	4.67	8.87	7.32	6.33	7.14	4.00	-	-	-	-	-	-	-	7.09	
Barbery (Mens Hair Cut)..... No	2.09	1.43	1.96	1.37	2.11	1.39	3.44	1.70	2.96	3.00	1.50	-	3.56	1.67	1.85	
Paraffin Hair Oil..... 330cc	7.89	7.99	8.34	8.50	7.33	8.00	9.44	10.00	10.24	8.60	8.82	9.33	9.00	-	8.62	
Zenith Hair Oil..... 330cc	8.35	8.00	8.23	8.15	8.38	9.26	9.51	9.40	9.46	8.62	9.63	8.56	8.41	8.46	8.72	

Table 1 Part 5 :- (Cont'd) Average Retail Price of Goods and Services in Rural Areas by Killilil and Zone

September 1998 - November 1998  
Meskerem 1991 - Hidar 1991

## P R I C E I N B I R R

ITEM	UNIT	K I L L I L A N D Z O N E S													SNNPR Average	
		S O U T H E R N N A T I O N S A N D N A T I O N A L I T I E S P E O P L E S R E G I O N														
		Surage	Hadiya	Kembata Alaba T.	Sidama	Gedeo	Semen Omo	Debub Omo	Keficho Shekicho	Bench Maji	Yem Sp. Wereda	Amaro Spec.	Burji Spec.	Konso Spec.		Derashe Special
<b>PERSONAL EFFECTS</b>																
Umbrella-Men Medium (Local).....	No	25.43	25.50	25.33	28.10	28.17	33.22	29.11	29.20	29.53	30.00	30.41	30.00	23.09	25.00	28.21
Umbrella-Women Medium (Imported).....	No	23.92	23.73	26.92	25.17	25.25	25.00	27.93	29.50	24.13	26.50	27.65	23.33	31.10	29.78	26.73
Hand Bag (Imported Synthetic).....	No	-	-	-	-	131.25	-	-	-	-	-	-	-	-	-	131.25
Belt (Local) Machine Made.....	No	10.88	8.78	10.73	10.46	12.00	12.50	12.40	10.89	9.54	9.32	4.67	-	10.76	8.33	10.43
Belt (Local) Hand Made.....	No	-	6.06	3.44	5.00	-	1.72	1.88	-	6.67	3.50	-	-	2.44	-	3.55
<b>JEWELLERY</b>																
Seiko-21 Jewels Automatic (Men).....	No	-	-	-	-	-	-	-	-	-	-	-	-	-	-	-
Seiko-21 Jewels Automatic (Women).....	No	-	-	-	-	-	-	-	-	-	-	-	-	-	-	-
Earrings (4gm 18 carat Local).....	Pair	-	277.50	360.00	-	351.11	-	320.00	-	-	-	-	-	-	-	319.05
Neck Laces (6gm 21 carat Imported).....	No	-	516.25	-	-	-	-	-	-	-	-	-	-	-	-	516.25
Rings (4gm 18 carat Local).....	No	-	266.88	360.00	-	351.11	-	320.00	-	-	-	-	-	-	-	315.00
<b>LIVESTOCK AND DRAUGHT ANIMALS</b>																
<b>LIVESTOCK</b>																
Sheep (10-15Kg).....	No	52.17	51.75	56.68	51.71	69.65	42.55	27.69	55.09	39.79	43.49	33.71	-	29.94	32.35	46.84
Goat (10-15Kg).....	No	51.54	46.90	48.96	51.01	54.80	41.98	33.23	45.86	35.93	39.73	44.95	36.78	32.02	33.43	42.71
Heifer (2-4 Years).....	No	259.57	240.89	350.67	304.38	297.91	224.55	284.18	298.26	244.67	310.45	285.00	267.22	292.04	293.83	280.46
Cow (4 Years and Above).....	No	466.25	374.68	484.50	488.70	524.00	514.09	389.52	489.81	438.02	367.75	421.56	402.22	369.35	284.90	445.10
Bull (2-4 Years).....	No	292.97	278.34	397.63	281.12	365.06	226.67	283.93	304.75	303.91	271.53	339.12	249.11	280.65	267.83	300.17
Ox (4 Years and Above).....	No	695.65	576.97	715.73	688.17	726.89	491.82	529.40	662.25	557.68	566.00	637.82	618.89	576.63	458.93	610.88
Hen (Indigenous).....	No	6.09	6.67	6.11	7.46	8.84	5.02	3.94	7.31	6.04	5.95	5.46	5.30	3.33	3.73	5.96
Cock (Indigenous).....	No	7.60	9.16	10.19	12.06	13.29	7.79	6.26	10.63	9.72	8.86	8.71	9.73	5.25	6.34	9.00

Table 1 Part 5 :- (Cont'd) Average Retail Price of Goods and Services in Rural Areas by Killil and Zone

September 1998 - November 1998  
Meskerem 1991 - Hidar 1991

## P R I C E I N B I R R

ITEM	UNIT	K I L L I L A N D Z O N E S													SNNPR Average	
		S O U T H E R N N A T I O N S A N D N A T I O N A L I T I E S P E O P L E S R E G I O N														
		Gurage	Hadiya	Kembata Alaba T.	Sidama	Gedeo	Semen Omo	Debub Omo	Keficho Shekicho	Bench Maji	Yem Sp. Wereda	Amaro Spec.	Burji Spec.	Konso Spec.		Derashe Special
<b>DRAUGHT ANIMALS</b>																
Donkey.....	No	238.89	243.83	259.92	349.78	-	275.42	-	-	-	-	-	-	-	300.00	276.34
Horse.....	No	341.11	449.19	521.11	-	573.75	-	610.00	617.00	598.33	-	-	-	-	-	537.45
Mule.....	No	573.33	836.82	752.42	666.67	824.17	-	-	1045.42	1000.00	-	-	-	-	-	852.42
<b>FARM EQUIPMENT (INDUSTRIAL PRODUCT)</b>																
Sickel.....	No	15.57	13.19	14.01	10.03	9.90	11.13	14.36	10.63	11.14	14.10	13.22	9.17	12.00	14.07	12.18
Pick Axe ('Doma').....	No	-	-	-	-	21.00	-	25.00	-	-	-	-	-	18.50	20.00	20.61
'Gejera'.....	No	20.67	22.33	24.00	-	14.67	19.50	21.67	35.17	36.73	30.00	-	-	-	-	31.20
<b>FARM EQUIPMENT (HAND MADE)</b>																
'Mofer'.....	No	8.67	-	6.42	-	-	4.53	-	5.06	5.00	-	-	8.50	5.95	-	6.13
'Kember'.....	No	4.42	-	6.67	-	-	-	-	-	-	2.00	-	-	4.25	-	5.03
'Digr'.....	No	3.03	-	2.42	-	-	2.83	-	3.00	-	-	-	2.00	3.00	-	2.71
Plough.....	No	10.06	8.33	7.75	-	-	7.67	14.31	10.50	9.38	-	-	14.80	19.11	13.10	11.68
Sickel.....	No	5.45	2.97	3.38	2.58	-	1.71	5.33	-	-	-	7.93	9.67	3.55	6.20	3.91
'Wegel'.....	No	3.67	3.50	2.61	-	-	2.85	5.54	4.17	4.08	-	-	5.00	5.60	4.22	4.32
<b>MISCELLANEOUS GOODS AND SERVICES</b>																
Coffine (Medium Quality).....	No	-	170.00	112.50	116.11	148.89	-	-	270.00	-	-	-	-	-	60.00	164.64



# PART - VI

IV - VI - PART - VI

Table 1 Part 6 :- (Cont'd) Average Retail Price of Goods and Services in Rural Areas by Killil and Zone

September 1998 - November 1998  
Meskerem 1991 - Hidar 1991

## PRICE IN BIRR

K I L L I L A N D Z O N E S											
ITEM	UNIT	GAMBELLA			Gambella Average	Harari	ADDIS ABABA		Addis Ababa Average	Dire Dawa	National Average
		Zone 1	Zone 2	Zone 4			Zone 3	Zone 6			
<b>CEREALS UNMILLED</b>											
'Teff' White .....	Kg	2.58	-	2.75	2.69	2.81	2.84	2.90	2.85	2.96	2.20
'Teff' Mixed.....	Kg	2.13	-	2.51	2.41	2.48	2.50	2.65	2.53	2.64	2.04
'Teff' Black (Red).....	Kg	1.94	-	2.26	2.18	2.44	2.16	2.39	2.20	2.49	1.91
Wheat White.....	Kg	1.65	-	2.04	1.80	2.59	2.08	2.12	2.08	2.48	1.93
Wheat Mixed.....	Kg	1.33	-	-	1.33	2.22	1.95	1.83	1.91	2.35	1.82
Wheat Black.....	Kg	1.51	-	1.97	1.85	2.32	1.88	1.82	1.87	2.05	1.85
Barley White.....	Kg	2.94	-	1.98	2.22	2.35	2.17	1.96	2.13	2.13	1.75
Barley Mixed.....	Kg	2.82	-	2.11	2.21	1.97	1.83	1.71	1.81	1.98	1.65
Barley Black.....	Kg	-	-	1.92	1.92	2.23	1.88	1.90	1.88	1.95	1.66
Barley for Beer.....	Kg	-	-	-	-	2.55	2.27	2.28	2.27	2.19	1.98
Maize.....	Kg	1.09	.89	1.17	1.07	1.62	1.33	1.04	1.28	1.54	1.11
Durrah.....	Kg	-	-	.94	.94	1.97	1.71	1.65	1.70	1.93	1.50
Sorghum Yellow.....	Kg	-	-	1.87	1.87	2.15	2.39	2.10	2.28	2.52	1.74
Sorghum White.....	Kg	1.46	-	1.00	1.04	2.36	1.99	1.96	1.98	2.46	1.51
Sorghum Red.....	Kg	1.35	1.38	-	1.36	2.06	1.84	1.64	1.80	2.12	1.47
African Millet.....	Kg	-	1.82	1.48	1.62	-	1.81	1.80	1.80	-	1.48
Rice.....	Kg	4.99	-	5.00	4.99	4.37	4.80	4.64	4.77	4.41	5.04
Oats.....	Kg	-	-	3.55	3.55	3.58	3.46	1.84	2.54	3.48	2.13
Hulled Barley.....	Kg	-	-	-	-	3.00	2.97	3.06	3.01	-	2.25
<b>CEREALS MILLED</b>											
'Teff' White.....	Kg	-	-	-	-	-	-	-	-	-	3.17
'Teff' Mixed.....	Kg	-	-	-	-	-	-	-	-	3.22	2.92
'Teff' Black (Red).....	Kg	-	-	-	-	2.50	-	-	-	3.33	2.74
Wheat White.....	Kg	-	-	-	-	2.66	-	-	-	-	2.57
Wheat Mixed.....	Kg	1.92	-	-	1.92	2.48	-	-	-	2.44	2.31
Barley White.....	Kg	-	-	-	-	-	-	-	-	-	2.40
Barley Mixed.....	Kg	4.34	-	-	4.34	-	-	-	-	-	2.61

Table 1 Part 6 :- (Cont'd) Average Retail Price of Goods and Services in Rural Areas by Killil and Zone

September 1998 - November 1998  
Meskerem 1991 - Hidar 1991

## P R I C E I N B I R R

K I L L I L A N D Z O N E S												
ITEM	UNIT	GAMBELLA				Gambella Average	Harari	ADDIS ABABA		Addis Ababa Average	Dire Dawa	National Average
		Zone 1	Zone 2	Zone 4	Zone 3			Zone 6				
Maize.....	Kg	1.97	1.35	-	1.68	1.95	-	-	-	2.37	1.57	
Oats.....	Kg	4.85	-	-	4.85	-	4.50	4.63	4.55	-	4.62	
Sorghum.....	Kg	1.85	-	-	1.85	1.99	-	-	-	2.49	2.01	
Durrah.....	Kg	-	-	-	-	-	-	-	-	-	1.69	
'Furno Duket' Locally Processed..	Kg	4.28	4.32	3.60	4.10	3.61	3.25	3.53	3.31	3.49	3.77	
<b>PULSES UNMILLED</b>												
Horse Beans.....	Kg	3.72	4.50	2.30	3.03	3.08	2.36	2.09	2.31	2.54	2.04	
Peas White.....	Kg	3.36	4.44	2.57	3.26	3.50	3.72	3.14	3.60	2.70	2.34	
Peas Black.....	Kg	-	-	-	-	-	2.16	2.29	2.20	2.81	2.17	
Peas Mixed.....	Kg	3.48	4.21	2.50	2.90	2.84	2.89	2.38	2.77	2.64	2.20	
Soya Beans.....	Kg	-	3.07	-	3.07	-	-	-	-	-	2.07	
Chick Peas.....	Kg	3.36	3.35	2.32	2.85	3.26	2.00	1.65	1.94	2.51	2.22	
Lentils.....	Kg	3.75	-	4.56	4.26	4.18	4.12	3.89	4.09	4.24	3.35	
Haricot Beans.....	Kg	1.60	2.59	1.87	1.91	2.68	2.93	1.23	2.08	2.68	1.55	
Lima Beans.....	Kg	2.41	3.15	1.59	2.29	1.91	-	1.13	1.13	2.59	1.59	
Vetch.....	Kg	-	-	1.96	1.96	1.70	1.46	1.20	1.39	1.57	1.51	
Fenugreek.....	Kg	7.13	6.52	7.42	7.09	3.46	3.62	2.51	3.43	5.06	4.78	
<b>PULSES MILLED OR SPLIT</b>												
Horse Beans Milled.....	Kg	6.70	-	5.42	5.74	-	3.46	-	3.46	-	4.42	
Peas Milled.....	Kg	6.70	7.27	5.89	6.60	5.96	4.06	-	4.06	4.50	4.94	
Chick Peas Milled.....	Kg	5.84	-	-	5.84	-	4.40	-	4.40	-	5.08	
Mixed Pulses Milled.....	Kg	6.08	-	5.57	5.84	4.50	4.48	4.13	4.45	4.14	4.57	
Vetch Milled.....	Kg	-	-	4.52	4.52	4.96	3.24	3.53	3.30	3.74	4.05	
Peas Split.....	Kg	5.70	6.72	4.92	5.57	5.00	4.91	4.54	4.84	4.99	4.97	
Peas Split(Roasted).....	Kg	-	6.54	-	6.54	-	3.99	3.81	3.95	4.69	4.66	
Horse Beans Split(Roasted).....	Kg	-	-	3.60	3.60	-	3.34	3.18	3.31	3.50	3.70	
Lentils Split.....	Kg	6.21	7.51	6.25	6.35	6.54	6.47	6.09	6.40	6.18	6.13	

Table 1 Part 6 :- (Cont'd) Average Retail Price of Goods and Services in Rural Areas by Killil and Zone

September 1998 - November 1998  
Meskerem 1991 - Hidar 1991

PRICE IN BIRR

		K I L L I L A N D Z O N E S									
ITEM	UNIT	GAMBELLA			Gambella Average	Harari	ADDIS ABABA		Addis Ababa Average	Dire Dawa	National Average
		Zone 1	Zone 2	Zone 4			Zone 3	Zone 6			
Vetch Split(Roasted).....	Kg	-	-	-	-	-	2.14	2.00	2.11	2.75	2.50
Chick Peas Split(Roasted).....	Kg	-	-	-	-	-	4.20	-	4.20	-	4.22
Fenugreek Milled.....	Kg	11.00	-	-	11.00	6.76	9.98	9.30	9.78	7.52	8.37
<b>OIL SEEDS</b>											
Niger Seed.....	Kg	-	-	3.82	3.82	-	3.64	2.89	3.50	7.03	2.71
Linseed White.....	Kg	5.05	-	3.42	4.40	4.83	4.62	3.87	4.37	6.04	3.72
Linseed Black.....	Kg	3.75	-	3.59	3.62	3.99	3.78	2.67	3.60	-	2.97
Sesame Seed.....	Kg	3.23	1.98	-	2.63	4.00	3.18	3.37	3.23	6.10	3.26
Sunflower.....	Kg	3.87	-	-	3.87	-	2.94	2.12	2.80	4.29	2.29
Castor Beans.....	Kg	-	-	-	-	3.41	-	-	-	3.61	2.10
Rape Seed.....	Kg	3.87	-	3.35	3.48	3.87	2.64	1.89	2.52	3.48	2.48
Ground Nut Shelled.....	Kg	5.47	4.35	-	4.97	5.33	4.97	3.91	4.64	4.76	4.67
<b>PREPARED CEREAL PRODUCTS</b>											
Spaghetti (Local) Without Egg....	Kg	4.85	-	5.33	4.96	5.59	5.16	5.29	5.19	5.57	5.43
Pastini.....	Kg	10.00	-	7.00	9.10	8.00	6.81	6.00	6.75	6.92	7.83
Macaroni (Local) Without Egg....	Kg	5.57	5.50	5.01	5.30	5.02	4.73	4.75	4.73	4.97	5.25
'Fafa' Flour.....	kg	6.49	-	-	6.49	-	6.50	-	6.50	2.91	7.23
'Dube' Flour.....	kg	5.97	-	4.25	5.35	-	3.75	-	3.75	-	4.67
<b>BREAD AND OTHER PREPARED FOODS</b>											
'Enjera' ('Teff' Mixed).....	325gm	.78	.54	-	.77	.93	.66	.57	.65	.67	.76
'Dabo' (Traditional Ambasha)..	350gm	.80	.65	-	.79	.79	.60	-	.60	.56	.75
'Dabo' (Traditional Sheleto)..	350gm	-	1.04	-	1.04	1.10	.64	.58	.63	.75	.73
Bread Wheat (Bakery).....	350gm	1.21	1.34	1.20	1.22	1.44	1.09	1.78	1.23	1.45	1.25

Table 1 Part 6 :- (Cont'd) Average Retail Price of Goods and Services in Rural Areas by Killil and Zone

September 1998 - November 1998  
Meskerem 1991 - Hidar 1991

PRICE IN BIRR

KILLIL AND ZONES

ITEM	UNIT	GAMBELLA			Gambella Average	Harari	ADDIS ABABA		Addis Ababa Average	Dire Dawa	National Average
		Zone 1	Zone 2	Zone 4			Zone 3	Zone 6			
<b>MEAT</b>											
Beef .....	Kg	7.86	6.62	11.56	9.26	12.65	13.11	12.22	12.96	15.23	9.86
<b>FISH AND FISH PRODUCTS</b>											
Fish Fresh.....	Kg	2.37	4.03	-	2.76	-	4.00	-	4.00	-	2.04
Sardines (Imported).....	125gm	6.60	-	8.00	6.83	6.13	6.81	-	6.81	6.18	6.41
<b>DIARY PRODUCTS AND EGG</b>											
Cow Milk (Unpasteurized).....	Lt	1.61	-	-	1.61	2.45	2.17	-	2.17	2.90	2.23
Cow Milk (pasteurized).....	Lt	-	-	-	-	-	2.75	-	2.75	-	2.42
Camel Milk.....	Lt	-	-	-	-	1.80	-	-	-	3.07	1.71
Goat Milk.....	Lt	-	-	-	-	-	-	-	-	-	2.00
Powdered Milk (Edget).....	450gm	-	-	-	-	-	15.03	14.88	15.01	17.67	15.55
Yoghurt (Traditional).....	Lt	3.99	-	-	3.99	5.41	2.53	2.04	2.49	4.61	3.67
Cheese Cottage.....	Kg	-	-	5.64	5.64	10.00	5.81	6.13	5.89	8.00	4.06
Egg (Traditional).....	Dozen	5.93	4.34	5.65	5.41	4.43	4.63	4.40	4.58	4.24	3.26
<b>OILS AND FATS</b>											
Butter Unrefined.....	Kg	17.97	-	25.19	22.78	21.71	23.65	23.43	23.62	24.67	17.56
Cooking Oil (Imported).....	Lt	8.30	9.18	9.19	8.52	8.46	10.66	13.22	10.84	9.59	9.13
Cooking Oil (Local).....	Lt	11.67	10.56	9.64	10.05	8.00	8.02	8.00	8.02	7.95	9.28

Table 1 Part 6 :- (Cont'd) Average Retail Price of Goods and Services in Rural Areas by Killil and Zone

September 1998 - November 1998  
Meskerem 1991 - Hidar 1991

PRICE IN BIRR

K I L L I L A N D Z O N E S											
ITEM	UNIT	GAMBELLA			Gambella Average	Harari	ADDIS ABABA		Addis Ababa Average	Dire Dawa	National Average
		Zone 1	Zone 2	Zone 4			Zone 3	Zone 6			
<b>VEGETABLES AND FRUITS</b>											
<b>VEGETABLES (FRESH)</b>											
Ethiopian Kale.....	Kg	1.02	2.00	.35	.61	.75	1.31	.87	1.23	.79	.57
Cabbage.....	Kg	1.03	-	1.03	1.03	.70	1.13	1.20	1.14	.87	.95
Lettuce.....	Kg	-	-	-	-	1.02	1.98	1.97	1.98	1.06	1.20
Spinach.....	Kg	2.29	-	-	2.29	.87	1.67	.97	1.61	.96	1.02
Carrot.....	Kg	2.40	-	3.08	2.56	1.47	2.11	1.38	1.97	2.20	1.61
Tomatoes.....	Kg	2.82	4.50	-	3.79	3.11	2.54	2.58	2.55	2.72	2.12
Onions.....	Kg	5.86	6.60	6.38	6.19	3.64	3.34	3.36	3.34	3.39	4.42
Garlics.....	Kg	9.45	-	9.63	9.52	10.09	5.77	4.43	5.55	10.07	6.34
Leaks.....	Kg	-	-	4.77	4.77	1.97	3.54	-	3.54	1.78	2.81
Pepper Green.....	Kg	4.47	4.93	2.06	3.42	3.89	2.81	1.90	2.66	3.08	2.29
Pumpkin.....	Kg	.48	.62	.51	.53	-	.92	.68	.87	.67	.40
Green Peas.....	Kg	-	-	-	-	-	2.55	1.91	2.37	3.86	2.62
Beet Root.....	Kg	1.69	-	1.34	1.52	1.27	1.80	.97	1.64	1.20	1.35
Cauliflower.....	Kg	-	-	-	-	-	4.72	-	4.72	-	.95
<b>FRUITS FRESH</b>											
Banana.....	Kg	1.26	1.19	.77	1.03	1.89	2.43	2.35	2.42	1.77	1.31
Orange.....	Kg	2.38	-	.76	1.27	1.80	2.44	2.21	2.40	1.62	1.60
Lemon.....	Kg	3.19	.51	.76	1.73	4.77	3.59	2.55	3.35	3.38	1.59
Mandarine.....	Kg	-	-	-	-	2.62	2.74	-	2.74	2.13	2.03
Papaya.....	Kg	.62	.55	.50	.58	1.27	2.59	3.00	2.62	1.44	.84
Grapes.....	Kg	-	-	-	-	-	-	-	-	5.33	2.60
Avocado.....	Kg	-	-	-	-	-	3.01	-	3.01	-	2.16
Mango.....	Kg	.75	-	.79	.78	1.09	3.00	-	3.00	2.38	2.20
Cactus.....	Kg	-	-	-	-	-	-	-	-	-	1.07

Table 1 Part 6 :- (Cont'd) Average Retail Price of Goods and Services in Rural Areas by Killil and Zone

 September 1998 - November 1998  
 Meskerem 1991 - Hidar 1991

## PRICE IN BIRR

K I L L I L A N D Z O N E S											
ITEM	UNIT	GAMBELLA			Gambella Average	Harari	ADDIS ABABA		Addis Ababa Average	Dire Dawa	National Average
		Zone 1	Zone 2	Zone 4			Zone 3	Zone 6			
<b>SPICES</b>											
Pepper Whole.....	Kg	-	-	-	-	9.71	10.76	8.19	10.25	10.00	7.25
Black Pepper(Local).....	Kg	66.66	-	-	66.66	15.46	65.50	-	65.50	-	14.09
Long Pepper(Local).....	Kg	-	-	-	-	16.82	20.88	-	20.88	13.99	15.05
White Cumin(Bishop's Weed) Local.	Kg	11.68	11.46	10.55	11.18	10.02	10.80	7.99	10.26	14.50	9.25
Black Cumin(Local).....	Kg	11.64	14.80	15.82	14.06	11.40	10.13	8.74	9.85	16.80	11.14
Ginger Dry(Local).....	Kg	3.57	-	-	3.57	10.15	12.48	10.82	12.15	11.63	10.68
Ginger Wet(Local).....	Kg	4.43	6.07	1.87	3.69	4.04	4.34	3.55	4.24	3.91	3.30
Cloves(Imported).....	Kg	32.01	29.83	41.67	34.61	19.29	25.15	14.33	24.25	19.61	21.98
Cinnamon(Imported).....	Kg	-	-	133.33	133.33	-	-	-	-	30.44	56.01
Cardamon(Local).....	Kg	19.75	19.77	20.21	19.94	15.99	13.53	11.17	13.19	22.77	14.46
Tumeric Flour(Local).....	Kg	8.68	9.11	9.49	9.08	8.88	6.40	3.28	5.88	8.50	6.77
Chillies Whole.....	Kg	13.81	7.06	11.65	10.13	15.34	9.60	8.60	9.38	14.36	8.11
Basil Dry.....	Kg	24.96	-	7.59	14.53	11.23	10.11	7.36	9.61	14.00	7.46
<b>POTATOES, OTHER TUBERS AND STEMS</b>											
Potato.....	Kg	2.60	-	1.69	2.06	1.37	1.08	.89	1.05	1.30	1.23
Sweet Potato.....	Kg	.93	1.31	.91	1.09	.98	.87	.74	.85	1.03	.69
'Kocho' (Unprocessed).....	Kg	-	-	-	-	-	1.91	.98	1.67	-	.61
'Bula'.....	Kg	-	-	1.94	1.94	10.00	4.85	3.63	4.44	8.77	2.17
<b>COFFEE, TEA, CHAT AND BUCK-THORN LEAVES</b>											
Tea Leaves(Local).....	100gm	2.00	2.00	1.99	2.00	1.84	1.69	1.64	1.68	1.86	1.91
Coffee Whole.....	Kg	-	-	3.02	3.02	10.91	-	13.76	13.76	-	6.54
Coffee Beans.....	Kg	13.49	15.35	7.73	11.47	17.60	14.90	13.88	14.78	16.44	12.41
Coffee Leaves.....	Kg	-	-	-	-	14.78	-	-	-	9.60	3.59
Buck Thorn Leaves.....	Kg	12.32	-	2.61	7.47	4.93	3.07	2.77	3.02	2.03	2.58
'Chat'.....	Kg	10.78	-	3.43	5.49	9.38	12.73	10.74	12.37	7.69	6.30

Table 1 Part 6 :- (Cont'd) Average Retail Price of Goods and Services in Rural Areas by Killilil and Zone

September 1998 - November 1998  
Meskerem 1991 - Hidar 1991

PRICE IN BIRR

K I L L I L A N D Z O N E S											
ITEM	UNIT	GAMBELLA			Gambella Average	Harari	ADDIS ABABA		Addis Ababa Average	Dire Dawa	National Average
		Zone 1	Zone 2	Zone 4			Zone 3	Zone 6			
Malt-Barley.....	Kg	-	-	4.90	4.90	5.05	4.23	3.80	4.17	5.68	3.38
Malt-Wheat.....	Kg	-	-	-	-	3.88	3.63	3.31	3.57	-	3.13
<b>OTHER FOOD ITEMS</b>											
Salt.....	Kg	3.90	3.34	2.46	3.14	1.34	1.47	1.43	1.46	1.60	2.16
Sugar.....	Kg	5.72	7.45	6.16	6.13	4.57	4.58	4.50	4.57	5.17	5.75
Honey.....	Kg	-	6.88	7.67	7.42	20.50	16.60	15.25	16.41	25.00	11.71
Canned Tomato (Local).....	410gm	9.51	7.88	8.69	9.03	6.20	6.77	7.94	6.93	6.36	7.63
<b>FOOD TAKEN AWAY FROM HOME</b>											
Cup of Tea.....	No	.35	.26	.26	.30	.28	.38	.30	.36	.29	.27
Cup of Coffee.....	No	.64	.47	.51	.56	.71	.79	.70	.77	.72	.64
Cup of Milk.....	No	.73	.70	1.00	.78	.76	.80	.70	.78	.91	.72
'Key Wot Yebere'.....	One Meal	3.92	4.89	3.93	4.10	3.25	3.75	4.22	3.86	4.07	3.63
'Key Wot Yebeg/Yefyel'.....	One Meal	4.25	5.00	4.93	4.57	4.00	4.46	4.89	4.54	4.14	3.70
<b>COST OF MILLING</b>											
Cereals.....	100Kg	13.29	15.03	15.56	14.74	14.87	7.38	7.11	7.33	14.44	12.05
Pulses.....	100Kg	17.78	-	15.00	15.93	15.00	8.13	8.67	8.23	13.27	12.16
Pepper Whole.....	100Kg	-	-	50.00	50.00	98.21	67.22	112.50	73.06	90.94	70.63
<b>BEVERAGES - NON ALCHOLIC</b>											
Ambo Mineral Water.....	500cc	2.78	2.89	3.00	2.85	1.25	1.36	1.28	1.34	1.47	2.15
Bure Mineral Water.....	500cc	2.53	3.00	2.75	2.68	-	1.29	1.25	1.28	-	1.85
Coca Cola/Fanta.....	300cc	2.49	2.42	-	2.48	1.60	1.55	1.50	1.54	1.51	2.04
Pepsi Cola/Mirinda.....	300cc	2.53	2.50	2.34	2.44	1.61	1.49	1.50	1.49	1.50	2.13

Table 1 Part 6 :- (Cont'd) Average Retail Price of Goods and Services in Rural Areas by Killilil and Zone

		P R I C E I N B I R R							September 1998 - November 1998 Meskerem 1991 - Hidar 1991		
K I L L I L I L A N D Z O N E S											
ITEM	UNIT	GAMBELLA			Gambella Average	Harari	ADDIS ABABA		Addis Ababa Average	Dire Dawa	National Average
		Zone 1	Zone 2	Zone 4			Zone 3	Zone 6			
<b>BEVERAGES - ALCOHOLIC</b>											
Araki (Local).....	900cc	29.47	31.33	32.59	31.17	20.00	18.24	18.00	18.21	20.71	26.45
Cognac (Local).....	900cc	28.57	-	-	28.57	-	17.03	18.00	17.21	-	25.57
Brandy (Local).....	900cc	-	-	-	-	30.00	17.16	18.00	17.30	19.40	24.49
Gin (Local).....	900cc	26.75	25.50	32.46	28.46	19.71	17.30	18.00	17.41	22.56	26.39
Saris Wine (Normal).....	750cc	6.50	-	8.00	6.88	6.78	4.95	4.94	4.95	7.25	6.25
'Katikalla'.....	Lt	6.88	5.55	5.61	6.20	5.52	8.02	8.94	8.17	7.56	6.53
Beer (Bedele).....	330cc	3.07	3.03	3.00	3.03	-	2.95	3.00	2.96	-	3.20
Beer (Harar).....	330cc	-	-	-	-	2.67	3.11	3.00	3.08	2.59	3.13
Beer (Meta Abo).....	330cc	-	-	-	-	-	3.02	3.03	3.02	2.88	3.29
'Tella'.....	Lt	1.11	.62	.59	.77	1.19	.88	1.18	.93	1.10	.73
'Tej' (Mead).....	Lt	2.21	-	3.00	2.69	1.27	2.56	1.50	2.33	1.43	2.13
<b>CIGARETTES AND TOBACCO</b>											
<b>CIGARETTES</b>											
Nyala.....	Packet	4.85	5.00	4.00	4.56	-	4.01	3.56	3.94	-	4.46
Gissila.....	Packet	-	-	1.37	1.37	-	1.59	1.00	1.42	-	1.44
Rothmans.....	Packet	10.61	10.00	10.00	10.40	5.00	7.96	8.22	8.00	5.73	8.50
<b>TOBACCO</b>											
'Gaya'.....	Kg	40.35	12.22	17.04	24.20	-	16.66	12.50	14.58	-	11.04

Table 1 Part 6 :- (Cont'd) Average Retail Price of Goods and Services in Rural Areas by Killilil and Zone

September 1998 - November 1998  
Meskerem 1991 - Hidar 1991

PRICE IN B I R R

K I L L I L A N D Z O N E S											
ITEM	UNIT	GAMBELLA			Gambella Average	Harari	ADDIS ABABA		Addis Ababa Average	Dire Dawa	National Average
		Zone 1	Zone 2	Zone 4			Zone 3	Zone 6			
<b>CLOTHING AND FOOT WEAR</b>											
<b>CLOTHING</b>											
Abujedid(Akaki/Bahir Dar)91cm. Meter		3.50	-	4.50	4.17	2.83	4.75	3.28	3.97	-	4.04
Abujedid(Komb./Arba Min.)150cm Meter		6.75	-	7.00	6.83	-	3.96	4.79	4.18	-	5.37
Khaki(S-10,000 Twil)110cm..... Meter		-	-	-	-	6.34	-	-	-	-	8.98
Khaki(Akaki)91cm..... Meter		-	-	-	-	-	-	-	-	-	180.00
Wool-England 100%..... Meter		-	-	-	-	-	25.14	17.50	22.79	-	20.78
Tetron(Arba Minch)..... Meter		-	-	-	-	-	9.31	5.44	7.76	4.75	6.47
Poplin(Dire Dawa)105cm..... Meter		6.20	-	13.00	8.14	4.97	11.21	9.60	10.74	-	10.74
Poplin(Komb./Arba Minch)150cm. Meter		12.40	-	8.00	11.14	-	12.00	9.33	9.82	-	10.14
Nylon(Mojo)..... Meter		12.00	-	11.80	11.86	-	-	16.00	16.00	-	14.13
Polyster(Arba Minch/Awasa).... Meter		-	-	-	-	-	-	-	-	12.33	13.84
Jersi..... Meter		-	-	-	-	5.00	5.68	-	5.68	-	3.97
Cotton..... Kg		-	-	-	-	-	-	-	-	-	-
<b>COST OF TAILORING</b>											
Woolen Suit (Men)..... No		-	-	-	-	200.00	274.55	-	274.55	285.00	264.44
Khaki Suit (Men)..... No		27.86	-	40.00	29.38	40.00	52.63	48.11	51.00	20.00	29.89
Khaki Suit (Boys)..... No		20.00	-	27.33	24.40	-	28.53	19.67	25.21	15.00	18.32
<b>READY-MADE / FOR ADULTS</b>											
'Netela'..... No		26.00	-	22.67	23.50	17.50	23.63	28.71	24.77	-	21.05
'Gabi'..... No		-	-	65.00	65.00	48.33	54.62	49.78	53.37	67.78	52.24
Shirts Long Sleeved (Local)..... No		-	-	23.71	23.71	-	22.33	28.30	25.32	-	30.65
Shirts Short Sleeved (Local)..... No		-	-	21.00	21.00	-	-	-	-	-	28.77
Shirts Long Sleeved (Imported).... No		73.33	-	55.00	68.75	-	-	62.33	62.33	43.53	50.43
Shirts Short Sleeved (Imported).. No		70.00	-	-	70.00	-	-	-	-	-	47.16

Table 1 Part 6 :- (Cont'd) Average Retail Price of Goods and Services in Rural Areas by Killilil and Zone

September 1998 - November 1998  
Meskerem 1991 - Hidar 1991

PRICE IN BIRR

K I L L I L A N D Z O N E S											
ITEM	UNIT	GAMBELLA			Gambella Average	Harari	ADDIS ABABA		Addis Ababa Average	Dire Dawa	National Average
		Zone 1	Zone 2	Zone 4			Zone 3	Zone 6			
Socks (Cotton) Imported.....	Pair	11.31	8.00	9.67	10.91	8.50	9.02	6.89	8.57	9.89	9.55
Sweater (Local) Men.....	No	-	-	-	-	-	27.33	30.75	29.82	-	33.54
Sweater (Local) Women.....	No	-	-	-	-	32.50	29.00	28.25	28.57	-	34.25
Shash (Imported).....	No	12.76	-	10.87	11.88	20.25	15.60	9.11	14.27	8.88	15.28
Singlets (Local) White.....	No	12.36	-	11.75	12.14	12.00	10.12	9.33	9.94	10.00	11.36
Jeans Trouser.....	No	116.33	-	87.50	104.80	-	82.37	71.89	79.00	70.00	88.10
Woolen Suit.....	No	-	-	-	-	-	-	-	-	1233.33	1125.00
'Kemisna Netela'.....	No	135.56	-	-	135.56	50.00	107.92	103.33	106.67	167.14	111.37
Sweater-Men (Imported).....	No	160.00	-	-	160.00	132.50	-	100.00	100.00	220.00	122.78
Sweater-Women (Imported).....	No	-	-	-	-	124.00	-	-	-	130.00	125.61
Nylon Dress.....	No	-	-	-	-	-	-	-	-	-	28.99
Tetron Trouser.....	No	-	-	-	-	-	-	-	-	-	41.51
Leather Jacket.....	No	-	-	-	-	-	-	-	-	-	370.43
Under Wear China.....	No	22.92	-	23.38	23.10	-	16.85	14.57	16.38	-	19.67
<b>READY-MADE / FOR CHILDREN</b>											
Sweater (Local) for Boys.....	No	-	-	20.50	20.50	25.00	17.17	16.00	16.74	-	17.26
Socks (Imported) Cotton.....	Pair	8.50	-	11.00	8.83	5.50	7.63	5.50	7.43	4.46	6.24
Jeans Trouser.....	No	120.00	-	130.00	128.00	37.50	64.62	-	64.62	56.67	66.19
Shirt Long Sleeved(Imported)Boys. No	No	58.00	-	60.50	59.11	-	-	-	-	22.91	33.18
Sweater (England) for Girls.....	No	-	-	-	-	-	-	-	-	-	31.00
Short for Boys.....	No	-	-	-	-	-	-	-	-	-	6.94

Table 1 Part 6 :- (Cont'd) Average Retail Price of Goods and Services in Rural Areas by Killilil and Zone

September 1998 - November 1998  
Meskerem 1991 - Hidar 1991

PRICE IN BIRR

ITEM	UNIT	KILLILIL AND ZONES										
		GAMBELLA				Gambella Average	Harari	ADDIS ABABA		Addis Ababa Average	Dire Dawa	National Average
		Zone 1	Zone 2	Zone 4	Zone 3			Zone 6				

FOOTWEAR (MEN AND WOMEN)

Leather Shoes Men(Local)Pair	-	-	-	-	-	-	71.50	-	71.50	-	64.75
Leather Shoes Men (Croft)..... Pair	213.33	-	-	213.33	-	-	-	-	-	-	186.53
Walking Shoes (Imp.) Non-Leather Pair	-	-	-	-	-	-	124.17	-	124.17	223.33	145.22
Canvas Shoes (Local) Men..... Pair	21.50	-	23.93	23.05	18.40	21.92	19.44	21.35	24.60	21.80	21.80
Canvas Shoes (China) Men..... Pair	24.89	-	-	24.89	20.00	25.38	-	25.38	17.83	23.13	23.13
Plastic Shoes (Local) Women.... Pair	12.61	11.00	11.47	12.07	10.28	8.89	9.56	9.00	11.28	10.94	10.94
Slippers Sponge Adult (China).. Pair	11.28	10.29	11.29	11.10	6.81	7.75	7.72	7.75	8.04	10.05	10.05
Boots for Men Plastic (Local).. Pair	-	-	46.80	46.80	-	45.75	33.83	41.78	35.50	45.53	45.53

Table 1 Part 6 :- (Cont'd) Average Retail Price of Goods and Services in Rural Areas by Killil and Zone

September 1998 - November 1998  
Meskerem 1991 - Hidar 1991

P R I C E I N B I R R

ITEM	UNIT	K I L L I L A N D Z O N E S										
		GAMBELLA				Gambella Average	Harari	ADDIS ABABA		Addis Ababa Average	Dire Dawa	National Average
		Zone 1	Zone 2	Zone 4	Zone 3			Zone 6				

**CONSTRUCTION MATERIALS, WATER, AND  
FUEL AND POWER**

**CONSTRUCTION MATERIALS**

Cement/Bag/(Local).....	50Kg	49.75	-	47.33	48.71	36.46	26.31	26.06	26.27	35.00	37.64
Lime.....	Kg	1.04	-	-	1.04	.78	.58	-	.58	.72	.90
Nail (7cm - 12cm).....	Kg	12.41	-	9.44	10.74	8.93	7.94	8.17	7.99	9.30	9.33
Nail With Cape.....	Kg	14.62	-	12.00	13.74	11.65	10.32	10.72	10.39	11.00	11.71
Corrugated Iron Sheet (.2mm).....	No	41.67	-	-	41.67	40.00	37.92	38.00	37.93	39.39	38.18
Wood for House Construction('Atana')..	No	1.24	-	-	1.24	-	4.00	2.78	3.78	9.00	4.34
Wall Paints-Super (Fluid) Normal.....	4Kg	66.25	-	-	66.25	59.82	59.81	56.22	59.08	60.43	61.56
Wall Paints-Super (Fluid) Plastic....	4Kg	110.83	-	-	110.83	84.25	88.69	87.50	88.56	90.60	90.24
Coarse Aggregate Gravel.....	Meter Cube	-	-	-	-	-	141.54	-	141.54	46.66	134.52
Hollow Concrete Block(20x20x40 cm Cube)No		2.39	-	-	2.39	1.93	1.61	-	1.61	1.78	2.43
Bricks (25cm x 12cm x 6cm).....	No	-	-	-	-	-	.78	-	.78	-	.96
Floor Board 4m Length.....	No	-	-	-	-	-	-	-	-	61.67	30.41
Iron Pipe 6mt. (1/2 inch Wide) Local..	No	68.33	-	-	68.33	-	50.56	60.00	51.50	-	45.61
Chipwood (125cm x 250cm x 8mm).....	No	-	-	-	-	130.00	-	-	-	-	88.97
Sand.....	Meter Cube	22.29	-	18.75	21.58	-	79.81	-	79.81	-	70.91
Gutter N° 32.....	Meter	-	-	-	-	-	-	-	-	-	26.42
Window Glass (50cm x 50cm x 3mm).....	No	-	-	-	-	-	-	-	-	-	14.63
Water Tanker (1meter cube).....	No	-	-	-	-	-	1021.67	-	1021.67	-	851.58
Stone for House Construction..	Meter Cube	-	-	25.00	25.00	-	-	-	-	-	30.45

**WATER**

Water.....	Meter Cube	7.46	-	33.63	23.82	9.13	5.13	6.25	5.24	4.97	9.08
------------	------------	------	---	-------	-------	------	------	------	------	------	------

Table 1 Part 6 :- (Cont'd) Average Retail Price of Goods and Services in Rural Areas by Killil and Zone

September 1998 - November 1998  
 Meskerem 1991 - Hidar 1991

PRICE IN BIRR

ITEM	UNIT	KILLIL AND ZONES									
		GAMBELLA				Harari	ADDIS ABABA		Dire Dawa	National Average	
		Zone 1	Zone 2	Zone 4	Gambella Average		Zone 3	Zone 6			Addis Ababa Average
<b>FUEL AND POWER</b>											
Fire Wood.....	Meter Cube	54.75	39.83	37.84	47.60	121.49	106.78	89.34	102.95	34.68	46.63
Charcoal.....	Kg	.67	-	-	.67	1.04	1.78	1.16	1.67	1.13	1.01
Dung Cake.....	Kg	-	-	-	-	-	.78	.53	.73	-	.41
Kerosine.....	Lt	3.51	4.76	3.31	3.47	1.98	1.72	1.54	1.68	1.59	2.71
Diesel.....	Lt	4.35	4.94	3.39	4.21	1.86	1.79	1.71	1.76	1.85	3.13
Electric.....	K.Watt	-	-	.55	.55	-	.27	.29	.28	.28	.46
Matches.....	Box	.43	.44	.25	.37	.43	.21	.17	.20	.23	.27
Candles.....	No	1.00	1.00	1.00	1.00	.92	.80	.77	.79	.91	.99
Buthane Gas (Shell).....	12.5 Kg	-	-	-	-	-	-	-	-	-	38.25
Eveready Drycell.....	No	2.00	2.44	1.81	2.04	1.69	1.85	1.70	1.83	1.75	1.84
<b>FURNITURE, FURNISHING, HOUSEHOLD EQUIPMENT AND OPERATION</b>											
<b>CHAIRS, TABLES, ETC.</b>											
Table Wanza (Machine made) Varnished..	No	223.13	-	-	223.13	-	202.22	-	202.22	-	218.22
Table Wanza (Hand made) Not Varnished.	No	180.00	-	42.50	88.33	-	185.83	-	185.83	-	113.61
Chairs Wanza (Machine Made) Varnished.	No	76.67	-	-	76.67	-	70.00	-	70.00	-	57.60
Chairs Wanza (Hand Made) Varnished....	No	60.00	-	34.50	43.00	-	43.33	-	43.33	-	44.41
Cupboard Wanza (2 doors) Varnished....	No	1591.67	-	-	1591.67	-	724.44	-	724.44	-	922.97
Double Bed Wanza (120cm) Varnished....	No	548.14	-	-	548.14	-	435.00	-	435.00	-	447.87
Sofas (Complete).....	No	1400.00	-	-	1400.00	-	2615.00	-	2615.00	-	3007.55
Book Shelves Wanza (3 Shelves) no Door	No	441.25	-	-	441.25	-	258.89	-	258.89	-	227.22
<b>FURNISHINGS &amp; REPAIRS</b>											
Bed Sheet (Non-Patterned Bahir Dar)	Pair	42.33	-	44.25	42.92	45.00	57.50	48.60	54.08	-	46.08
Bed Sheet(Patterned Kombolcha)	Pair	95.00	-	-	95.00	70.00	67.75	-	67.75	-	69.89

Table 1 Part 6 :- (Cont'd) Average Retail Price of Goods and Services in Rural Areas by Killilil and Zone

September 1998 - November 1998  
Meskerem 1991 - Hidar 1991

PRICE IN BIRR

ITEM	UNIT	K I L L I L I L A N D Z O N E S										
		GAMBELLA				Gambella Average	Harari	ADDIS ABABA		Addis Ababa Average	Dire Dawa	National Average
		Zone 1	Zone 2	Zone 4	Zone 3			Zone 6				
Bed Cover(Patterned Kombolcha).....	No	-	-	-	-	65.00	59.44	-	59.44	-	61.18	
Blanket Woolen(Debre B.)160cm x 220cm. No	No	-	-	80.94	80.94	72.89	176.67	77.11	102.00	79.55	86.95	
Mattress-Sponge (A.A Foam) 120cm.....	No	280.00	-	-	280.00	285.00	294.17	-	294.17	290.00	297.01	
Towel-Local (Kombolcha).....	No	15.22	-	-	15.22	14.33	6.83	10.63	9.00	-	12.82	
<b>EARTHEN WARE</b>												
Water Pot.....	No	7.22	5.17	5.75	5.99	-	5.59	6.89	5.87	-	4.65	
'Jebena' Medium Size.....	No	6.33	4.88	2.67	3.80	2.94	2.08	2.64	2.17	3.01	2.20	
'Mitad' (Griddle of Clay).....	No	9.90	8.89	15.19	12.45	6.23	7.40	7.83	7.47	17.91	7.00	
Local Stove '(Lakech)'	No	13.38	-	-	13.38	9.00	6.72	7.00	6.77	9.00	9.37	
Cup for Coffee (China).....	No	1.63	1.92	1.00	1.33	1.00	1.00	.94	.99	1.11	1.08	
<b>STRAW, BAMBOO AND OTHERS</b>												
'Sefed'.....	No	8.78	5.00	-	8.09	5.83	5.90	5.06	5.73	7.89	5.27	
Sack 100Kg Capacity.....	No	7.14	-	5.33	6.60	7.50	-	-	-	-	6.01	
<b>METAL WARE</b>												
Cooking Pan Medium (Local).....	No	23.95	-	26.69	25.14	30.53	30.18	23.75	29.03	-	27.00	
Tray (Nickel) Medium N° 45 Local.....	No	17.67	-	-	17.67	18.00	23.89	-	23.89	20.80	18.47	
Electric 'Mitad' Aluminium.....	No	-	-	-	-	450.00	445.00	-	445.00	380.00	399.26	
Gas Stove (Kerosine) China.....	No	41.00	-	48.00	42.40	38.50	37.55	38.78	37.79	38.06	40.03	
<b>PLASTIC WARE (LOCAL MADE)</b>												
Jerrycan (20 Litres).....	No	24.25	28.00	27.33	25.42	17.50	21.41	22.78	21.67	25.25	24.90	
Bucket (20 Litres).....	No	19.00	-	16.74	17.80	15.60	14.83	15.22	14.90	15.32	16.55	

Table 1 Part 6 :- (Cont'd) Average Retail Price of Goods and Services in Rural Areas by Killilil and Zone

September 1998 - November 1998  
Meskerem 1991 - Hidar 1991

P R I C E I N B I R R

K I L L I L I L A N D Z O N E S											
ITEM	UNIT	GAMBELLA			Gambella Average	Harari	ADDIS ABABA		Addis Ababa Average	Dire Dawa	National Average
		Zone 1	Zone 2	Zone 4			Zone 3	Zone 6			
<b>GLASS WARE</b>											
Glass for Tea (Durablex).....	No	3.64	-	2.86	3.47	-	2.67	2.50	2.64	3.56	2.97
<b>OTHER HOUSEHOLD EQUIPMENT</b>											
Kerosine Lamp.....	No	24.78	-	21.67	23.53	-	38.25	24.00	28.75	26.74	21.65
'Kuraz' Small Local Kerosine Lamp.....	No	1.32	-	1.00	1.07	1.00	2.12	1.19	1.83	1.13	1.11
Flash Light.....	No	7.67	8.75	6.31	7.22	6.42	7.41	6.50	7.17	5.81	6.26
Electric Bulb Philips(40/60 Watt).....	No	4.00	-	3.00	3.47	-	4.00	3.50	3.94	-	3.36
<b>HOUSEHOLD OPERATION</b>											
Hard Soap (Local).....	200gm	1.70	2.00	1.80	1.79	1.85	1.57	1.63	1.58	1.60	1.78
Hard Soap (Imported).....	200gm	2.61	2.67	2.43	2.55	2.20	2.22	2.03	2.19	2.16	2.32
Detergent (Omo).....	50gm	1.44	1.80	1.82	1.63	1.28	1.15	1.13	1.14	1.09	1.32
Incense.....	Kg	27.78	24.58	8.75	17.94	12.00	12.61	16.14	13.10	12.17	10.81
Sandal Wood.....	No	.29	.35	.27	.30	.21	.23	.24	.23	.13	.26
Toilet Paper (Mamko).....	Roll	3.00	3.81	-	3.22	3.42	3.17	-	3.17	3.11	3.11
<b>DRY CLEANING</b>											
Dry Cleaning (Suit Men).....	No	-	-	-	-	13.00	12.65	12.00	12.57	15.00	13.14
<b>DOMESTIC SERVICE</b>											
Maid Servant.....	Month	44.30	35.83	28.89	37.86	47.06	41.51	42.78	41.73	45.81	25.12
Unskilled Service (Daily Laborer).....	Day	6.67	5.88	7.00	6.71	7.53	6.93	8.11	7.13	9.14	6.05

Table 1 Part 6 :- (Cont'd) Average Retail Price of Goods and Services in Rural Areas by Killilil and Zone

September 1998 - November 1998  
Meskerem 1991 - Hidar 1991

PRICE IN BIRR

K I L L I L A N D Z O N E S											
ITEM	UNIT	GAMBELLA			Gambella Average	Harari	ADDIS ABABA		Addis Ababa Average	Dire Dawa	National Average
		Zone 1	Zone 2	Zone 4			Zone 3	Zone 6			
<b>MEDICAL CARE</b>											
Ampicillin(250 mg) Local.....	56 Caps	21.71	16.83	20.13	20.47	17.27	18.42	19.50	18.93	18.22	20.20
Dichlorophine(500 mg) Local.....	6 Pills	2.17	-	1.75	1.89	1.50	1.56	1.34	1.50	1.38	1.68
Tetracycline(250mg) Local.....	56 Caps	13.25	12.83	11.75	12.54	7.23	9.39	8.43	9.03	7.15	10.35
Penicillin Injection(4 Mu. Local). Bottle		4.29	3.00	4.13	3.93	3.88	3.60	3.28	3.47	3.58	4.18
Chloramphenicol(250mg) Local.....	56 Caps	18.94	10.75	-	16.42	14.00	13.34	15.43	14.21	14.74	15.80
Dipron(500mg) Local.....	20 Pills	3.02	-	3.10	3.06	1.93	2.02	1.63	1.91	2.05	2.82
Cough Syrup (Berantine) Local.....	125cc	10.14	5.25	8.02	8.79	6.80	7.12	6.55	7.00	7.12	8.47
Bactrim(480mg) Local.....	30 Pills	13.79	8.04	-	12.64	-	6.65	9.00	6.96	6.35	10.25
Vermox(100mg) Local.....	12 Pills	3.25	3.00	4.22	3.63	2.00	1.55	1.02	1.35	1.45	2.91
Mezel(250mg) Local.....	30 Caps	7.46	6.25	5.82	6.58	3.18	4.46	3.59	4.19	3.27	5.40
Asprin (300 mg) Local.....	20 Pills	3.17	1.00	1.64	2.52	1.33	2.02	1.10	1.71	1.51	2.26
<b>OTHER MEDICAL EXPENSES</b>											
Doctor's Fee (Government).....	per visit	1.13	.50	-	1.00	1.00	2.33	1.00	1.67	-	.83
Doctor's Fee (Private).....	per visit	5.00	.50	-	4.10	15.00	10.83	6.67	10.14	10.00	8.25
Injection (Service Charge).....	Once	.50	-	.64	.58	1.20	1.58	1.33	1.55	1.00	1.02
<b>TRANSPORT AND COMMUNICATION</b>											
<b>TRANSPORT</b>											
Benzene.....	Lt	-	-	-	-	2.39	2.51	2.51	2.51	2.38	2.70
Motor Oil (Mobil).....	Lt	-	-	-	-	14.20	14.33	-	14.33	14.00	14.86
Car Washing and Greasing.....	No	-	-	-	-	23.86	18.85	-	18.85	24.50	25.19
Animal Transport fare.....	Trip	-	-	-	-	-	-	-	-	-	17.42
Cart Fare.....	Trip	-	-	-	-	1.00	-	.53	.53	1.00	1.07

Table 1 Part 6 :- (Cont'd) Average Retail Price of Goods and Services in Rural Areas by Killil and Zone

September 1998 - November 1998  
Meskerem 1991 - Hidar 1991

PRICE IN BIRR

ITEM	UNIT	K I L L I L A N D Z O N E S										
		GAMBELLA				Gambella Average	Harari	ADDIS ABABA		Addis Ababa Average	Dire Dawa	National Average
		Zone 1	Zone 2	Zone 4	Zone 3			Zone 6				
<b>ENTERTAINMENT AND EDUCATION</b>												
<b>EQUIPMENT AND ACCESSORIES</b>												
T.V. Set Philips 21 inch(Colored)..... No		-	-	-	-	3700.00	-	-	-	-	-	3662.78
Cassette Recorded Original(Local Music)No		-	-	13.00	13.00	-	13.00	-	13.00	-	-	13.11
Radio Set Philips 3 Band..... No	165.00	-	-	-	165.00	180.00	-	-	-	-	148.00	160.64
Tape Recorder National (2 Speaker).... No	-	-	-	-	-	405.00	-	-	-	-	-	410.00
Expense for Photograph(Passport size)4Pho	4.00	-	4.00	4.00	4.00	4.50	4.03	3.00	3.88	4.00	-	3.85
Newspaper (Addis Zemen)..... No	.50	-	-	-	.50	.50	1.00	.50	.96	-	-	.62
<b>EDUCATION</b>												
Exercise Book (50 Leaves) Local..... No	2.15	2.42	2.00	2.20	1.95	1.66	1.65	1.66	1.82	1.96	-	1.96
Pencil (China)..... No	.39	.51	.30	.39	.25	.26	.26	.26	.26	.30	-	.30
Ball Point-Bic England..... No	1.00	1.00	.97	.99	1.00	.95	.92	.95	.99	.99	-	.99
Day School Fee-Public(Grade 7 & 8)..Month	-	-	-	-	-	-	13.61	-	13.61	-	-	9.75
Day School Fee-Private(Grade 9-12)..Month	-	-	-	-	-	-	-	-	-	-	-	18.29
Night School Fee-Government(Gr.9-12)Month	17.35	-	-	17.35	-	17.00	14.50	15.75	-	-	-	15.29
<b>PERSONAL CARE AND EFFECTS</b>												
<b>PERSONAL CARE</b>												
Lux Toilet Soap..... 90gm	3.80	3.60	3.60	3.69	3.39	3.25	3.06	3.23	3.31	3.48	-	3.48
Blade-TOPAZ..... No	.30	.32	.30	.30	.25	.26	.24	.25	.25	.28	-	.28
Hair Dressing (Traditional)..... No	3.56	-	1.77	2.25	6.00	8.39	-	8.39	3.89	2.15	-	2.15
Hair Dressing (Modern)..... No	9.00	-	2.00	6.67	6.83	6.21	6.00	6.17	7.88	6.63	-	6.63
Barbery (Mens Hair Cut)..... No	4.00	-	2.50	3.14	3.30	2.98	2.56	2.91	2.86	2.32	-	2.32
Paraffin Hair Oil..... 330cc	9.56	-	-	9.56	9.82	6.59	-	6.59	14.85	8.45	-	8.45
Zenith Hair Oil..... 330cc	10.14	10.00	8.96	9.50	7.86	6.88	7.47	6.98	7.90	8.60	-	8.60

Table 1 Part 6 :- (Cont'd) Average Retail Price of Goods and Services in Rural Areas by Killil and Zone

September 1998 - November 1998  
Meskerem 1991 - Hidar 1991

P R I C E I N B I R R

		K I L L I L A N D Z O N E S									
ITEM	UNIT	GAMBELLA			Gambella Average	Harari	ADDIS ABABA		Addis Ababa Average	Dire Dawa	National Average
		Zone 1	Zone 2	Zone 4			Zone 3	Zone 6			
<b>PERSONAL EFFECTS</b>											
Umbrella-Men Medium (Local).....	No	38.56	-	27.50	32.74	24.00	41.30	23.29	33.88	-	27.80
Umbrella-Women Medium (Imported).....	No	37.55	-	28.43	32.44	20.67	24.79	23.00	24.36	19.00	26.19
Hand Bag (Imported Synthetic).....	No	-	-	-	-	118.00	173.25	-	173.25	143.33	133.00
Belt (Local) Machine Made.....	No	13.14	-	14.55	13.76	11.50	29.33	10.71	19.31	9.27	10.80
Belt (Local) Hand Made.....	No	-	-	-	-	6.75	13.33	2.08	4.90	2.00	3.04
<b>JEWELLERY</b>											
Seiko-21 Jewels Automatic (Men).....	No	-	-	-	-	-	-	-	-	450.00	393.75
Seiko-21 Jewels Automatic (Women).....	No	-	-	-	-	-	-	-	-	450.00	382.00
Earrings (4gm 18 carat Local).....	Pair	320.00	-	-	320.00	-	285.00	280.00	282.00	240.00	297.15
Neck Laces (6gm 21 carat Imported).....	No	320.00	-	-	320.00	-	320.00	-	320.00	480.00	527.69
Rings (4gm 18 carat Local).....	No	320.00	-	-	320.00	320.00	315.00	280.00	294.00	-	298.66
<b>LIVESTOCK AND DRAUGHT ANIMALS</b>											
<b>LIVESTOCK</b>											
Sheep (10-15Kg).....	No	85.42	-	78.70	82.13	-	80.77	87.00	82.37	57.81	54.13
Goat (10-15Kg).....	No	48.67	62.14	54.08	53.35	-	65.28	65.78	65.44	59.85	46.05
Heifer (2-4 Years).....	No	307.69	275.00	410.00	340.43	-	-	397.14	397.14	394.44	313.25
Cow (4 Years and Above).....	No	646.92	475.00	727.50	660.00	-	-	618.75	618.75	540.00	481.29
Bull (2-4 Years).....	No	277.33	316.25	435.00	312.22	-	-	412.50	412.50	414.17	354.93
Ox (4 Years and Above).....	No	770.91	-	880.00	809.41	-	-	883.75	883.75	998.33	640.04
Hen (Indigenous).....	No	6.64	11.11	11.74	9.87	4.50	8.97	6.81	8.64	4.21	6.01
Cock (Indigenous).....	No	12.75	15.35	15.85	14.64	6.73	12.71	12.89	12.74	6.85	8.69

Table 1 Part 6 :- (Cont'd) Average Retail Price of Goods and Services in Rural Areas by Killilil and Zone

September 1998 - November 1998  
Meskerem 1991 - Hidar 1991

PRICE IN B I R R

K I L L I L I L A N D Z O N E S											
ITEM	UNIT	GAMBELLA			Gambella Average	Harari	ADDIS ABABA		Addis Ababa Average	Dire Dawa	National Average
		Zone 1	Zone 2	Zone 4			Zone 3	Zone 6			
<b>DRAUGHT ANIMALS</b>											
Donkey.....	No	-	-	-	-	-	200.00	-	200.00	206.67	235.72
Horse.....	No	-	-	-	-	-	-	-	590.00	518.78	892.90
Mule.....	No	-	-	-	-	-	-	-	-	-	-
<b>FARM EQUIPMENT (INDUSTRIAL PRODUCT)</b>											
Sickel.....	No	11.83	-	8.00	10.30	-	14.00	14.57	14.24	15.11	12.79
Pick Axe ('Doma').....	No	9.29	-	-	9.29	-	17.50	15.50	16.50	24.00	17.53
'Gejera'.....	No	14.56	-	33.21	25.91	-	-	-	-	21.00	24.48
<b>FARM EQUIPMENT (HAND MADE)</b>											
'Mofer'.....	No	-	-	-	-	-	-	-	-	-	11.57
'Kember'.....	No	-	-	-	-	-	-	-	-	-	7.93
'Digr'.....	No	-	-	-	-	-	-	-	-	-	2.91
Plough.....	No	-	-	9.67	9.67	13.00	-	12.25	12.25	-	18.04
Sickel.....	No	-	-	-	-	12.00	-	-	-	-	3.87
'Wegel'.....	No	-	-	-	-	6.00	-	-	-	-	4.51
<b>MISCELLANEOUS GOODS AND SERVICES</b>											
Coffine (Medium Quality).....	No	-	-	-	-	200.00	140.56	93.11	116.83	166.67	134.47



