



IMPERIAL ETHIOPIAN GOVERNMENT
MINISTRY OF FINANCE

ANNUAL EXTERNAL
TRADE STATISTICS

1970

ISSUED JOINTLY
BY
CUSTOMS HEAD OFFICE
AND
CENTRAL STATISTICAL OFFICE
ADDIS ABABA

382.09 '02.12.63

ETH



IMPERIAL ETHIOPIAN GOVERNMENT
MINISTRY OF FINANCE

ANNUAL EXTERNAL
TRADE STATISTICS

1970

ISSUED JOINTLY
BY
CUSTOMS HEAD OFFICE
AND
CENTRAL STATISTICAL OFFICE
ADDIS ABABA

CONTENTS

EXPLANATORY NOTES	I
Charts	II
1. SUMMARY TABLES	
1.1. Total value of exports and re-exports, imports and visible balance of trade	1
1.2. Quarterly exports, re-exports, imports & visible balance of trade	2
1.3. Export & import by commodity group section	3
1.4. Export by country of destination	4
1.5. Import by country of origin	5
1.6. Export of selected commodities	7
1.7. Import of selected commodities	8
1.8. Monthly coffee export 1967, 1968, 1969, 1970	10
1.9. Import by end use 1969, 1970	11
2. EXPORT - COMMODITY BY COUNTRY	
Food and live animals (code 0)	14
Beverage and tobacco (code 1)	21
Crude material inedible except fuel (code 2)	21
Mineral fuels and lubricants (code 3)	27
Animal oils & fats (code 4)	28
Chemical elements & compounds (code 5)	28
Manufactured goods (code 6)	28
Machinery & transport equipment (code 7).....	32
Miscellaneous manufactured articles (code 8)	32
Commodity not classified according to kind (code 9)	34
3. RE-EXPORT - COMMODITY BY COUNTRY	
	37
4. IMPORT - COMMODITY BY COUNTRY	
Food and live animals (code 0).....	48
Beverage and tobacco (code 1)	63
Crude material inedible except fuel (code 2).....	67
Mineral fuels and lubricants (code 3)	71
Animal oils and fats (code 4)	74
Chemical elements and compounds (code 5).....	76
Manufactured goods (code 6).....	95
Machinery and transport equipment (code 7).....	154
Miscellaneous manufactured articles (code 8).....	185
Commodity not classified according to kind (code 9).....	225

5. TRADE RELATIONS WITH SOME NEIGHBOURING COUNTRIES, 1970

Fr. Terr. of Affairs & Issas	227
Kenya	228
Sudan	229
Uganda	229
Saudi Arabia	229
South Yemen	230

6. TRADE RELATIONS WITH SELECTED COUNTRIES

Belgium	232
France	233
W.Germany	234
Italy	236
Netherlands	238
U.K.	240
U.S.S.R.	241
U.S.A.	242
China(M)	244
India	245
Iran	246
Israel	246
Japan	247

7. ALPHABETICAL INDEX OF IMPORTED COMMODITIES

250

EXPLANATORY NOTES

The External Trade Statistics of Ethiopia are compiled on the basis of the general trade system. Goods which are intended for domestic consumption or for re-export are included under import. Export includes domestic merchandise and articles of import which are exported after being transformed, improved or repaired. Re-exports consists of foreign merchandise which leaves the Empire in substantially the same state as when it entered.

Coverage. Statistics in this publications cover following transactions:

- (1) All Government and non Government transactions;
- (2) Goods financed by grants and loans;
- (3) Postal trade; and
- (4) Bunkers and ships's stores;

The following transactions are excluded:

- (1) Temporary imports;
- (2) Gold;
- (3) Personal effects of passengers;
- (4) Goods imported by diplomatic and consular missions to the extent that the details are shown in the declaration, and
- (5) Cinema films.

The statistics included in this publication refer to all customs ports, stations, airports and post offices of the Empire.

Classification. The Ethiopian Commodity Trade Classification (E.C.T.C.) has been adopted beginning January 1962 for compiling commodity trade statistics. This classification is based on the Standard International Trade Classification (Revised) recommended by the Statistical Commission of the United Nations. It consists of ten broad economic categories styled as sections which are subdivided into 177 economic groups most sought in international comparisons of trade statistics; the groups are further divided into 2,000 items (shown with 6' digit code numbers) frequently occurring in Ethiopian trade.

Country Classification. Imports are classified according to the country of origin, i.e. the place or country in which the goods were produced or manufactured, and exports according to the country of final destination to the extent identifiable from records, especially in the case of the trade through the ports of Djibouti and Aden.

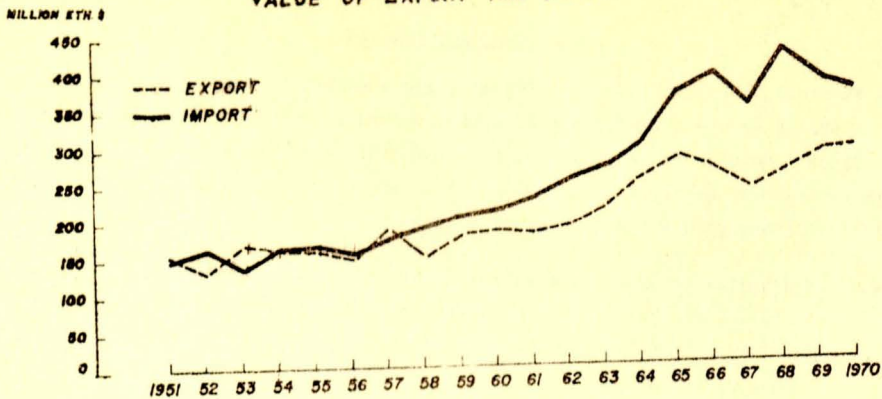
The code numbers and the nomenclature follow mainly the classification recommended by the United Nations Statistical Commission.

Valuation. Exports are valued F.O.B. and imports C.I.F. at the Customs border, stations with the following exceptions:

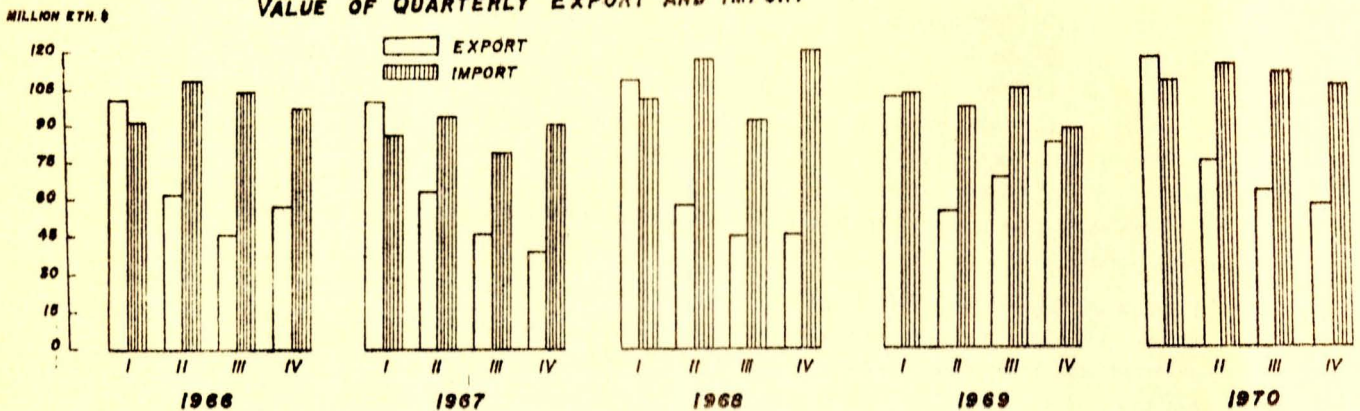
- (1) Exports. Goods are valued F.O.B. at the Ethiopian Customs station of clearance on the Franco-Ethiopian Railway, and hence exclude freight insurance and other charges from the loading station up to the border of Ethiopia.
- (2) Imports. C.I.F. Djibouti values are accepted if so shown in the declaration. Value figures thus do not include transit charges, insurance and freight charges for railway carriage between Djibouti port and the border of Ethiopia.

Quantity. Generally, quantity figures are shown in net weight expressed in Kilogrammes. In some cases quantity figures are also shown in numbers, pairs and litres etc. as the case may be.

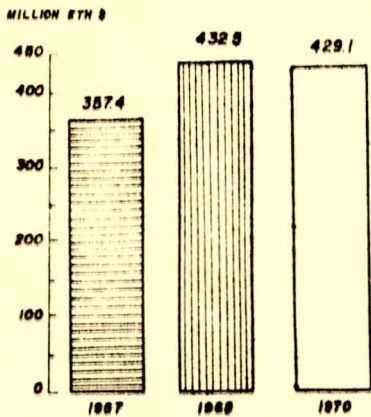
VALUE OF EXPORT AND IMPORT



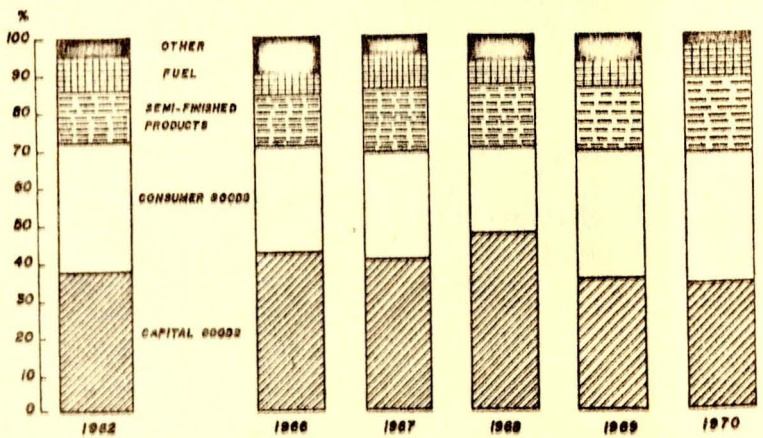
VALUE OF QUARTERLY EXPORT AND IMPORT



ANALYSIS OF IMPORT IN 1968-1970

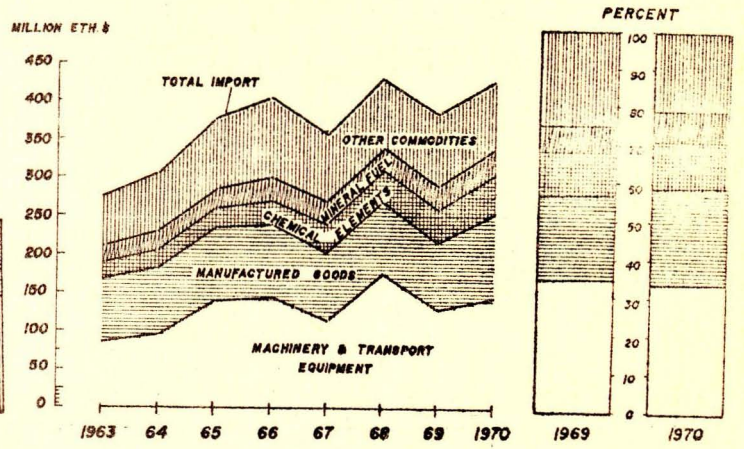
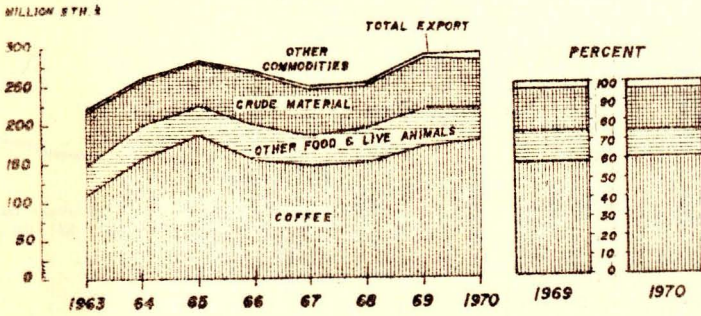


IMPORT BY END USE

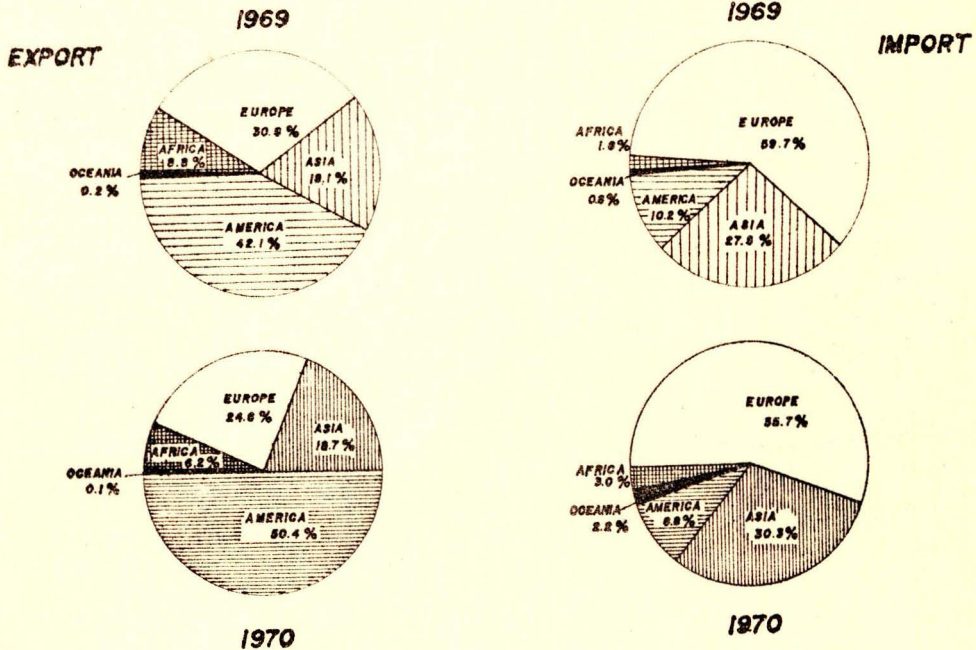


COMPOSITION OF IMPORT

COMPOSITION OF EXPORT

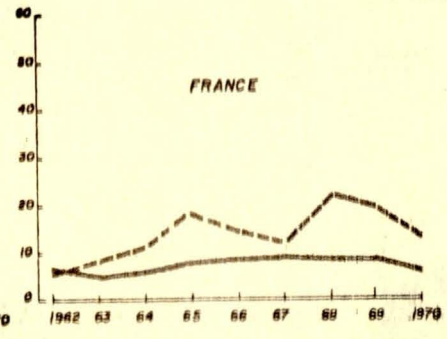
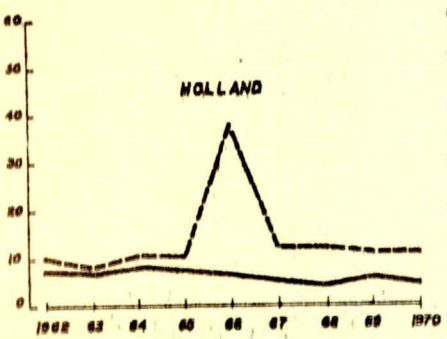
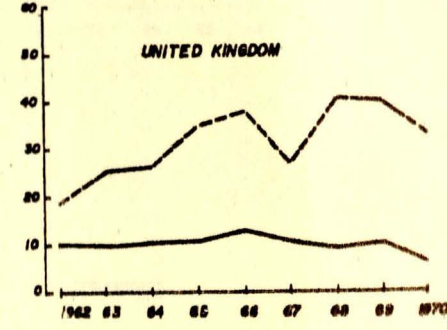
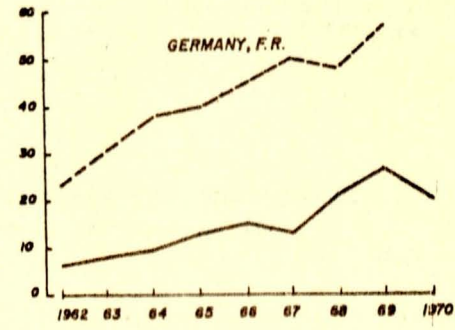
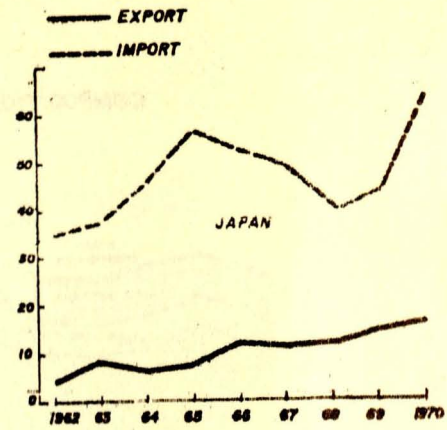
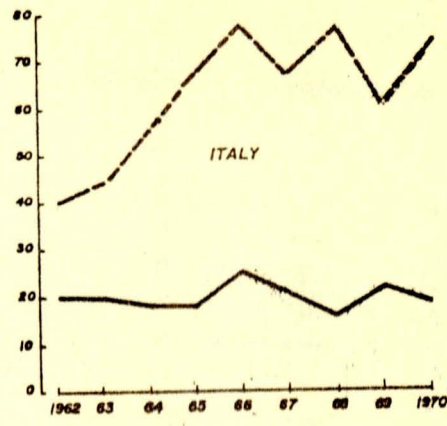
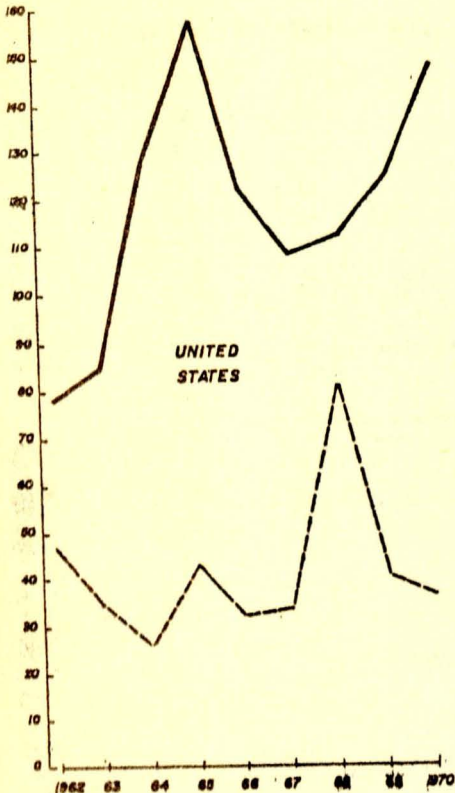


PERCENTAGE DISTRIBUTION OF TRADE BY GEOGRAPHICAL AREA

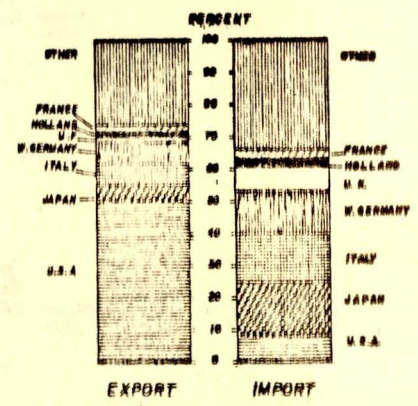


ETHIOPIANS TRADE RELATIONS WITH SELECTED COUNTRIES

MILLION ETB



THE SHARE OF SELECTED COUNTRIES IN EXTERNAL TRADE OF ETHIOPIA, 1970



1.1 TOTAL VALUE OF EXPORTS AND RE-EXPORTS, IMPORTS, AND VISIBLE BALANCE OF TRADE (in million Eth.\$)

GREGORIAN YEAR	EXPORTS AND RE-EXPORTS	IMPORTS	VISIBLE BALANCE OF TRADE	ETHIOPIAN YEAR
1946	76.2	94.9	-18.7	1938/9
1947	98.7	121.2	-22.5	1939/40
1948	96.6	124.0	-27.4	1940/1
1949	94.0	119.1	-25.1	1941/2
1950	91.3	105.5	-14.2	1942/3
1951	151.9	147.4	- 4.5	1943/4
1952	131.4	161.9	-30.5	1944/5
1953	169.4	137.9	+31.5	1945/6
1954	160.3	160.1	+ 0.2	1946/7
1955	162.2	168.0	- 5.8	1947/8
1956	151.4	157.1	- 5.7	1948/9
1957	192.0	178.4	+13.6	1949/50
1958	156.8	193.6	-36.8	1950/1
1959	179.2	208.9	-29.7	1951/2
1960	192.6	219.3	-26.7	1952/3
1961	188.7	235.6	-46.9	1953/4
1962	199.5	257.3	-57.8	1954/5
1963	223.4	276.1	-52.7	1955/6
1964	262.5	307.6	-45.1	1956/7
1965	289.8	375.7	-85.9	1957/8
1966	277.0	404.3	-127.3	1958/9
1967	252.7	357.4	-104.7	1959/60
1968	266.0	432.5	-166.5	1960/1
1969	298.1	388.3	-90.1	1961/2
1970	305.9	429.1	-123.2	1962/63

1.2 QUARTERLY, EXPORT, RE-EXPORTS, IMPORTS, AND VISIBLE BALANCE OF TRADE

(in 000 Eth. \$)

YEAR QUARTER	EXPORTS (1)	RE-EXPORTS (2)	IMPORTS (3)	BALANCE (1-2) - (3)
1965 Total	283,043	6,788	375,670	-85,839
I	116,969	409	82,287	+35,091
II	78,781	937	88,823	-9,105
III	38,270	2,276	95,068	-54,522
IV	49,023	3,166	109,492	-57,303
1966 Total	268,615	8,415	404,250	-127,220
I	101,116	2,314	92,412	+11,018
II	62,587	2,275	109,654	-44,792
III	46,101	1,753	104,272	-56,509
IV	58,902	2,073	97,912	-36,937
1967 Total	249,976	2,724	357,369	-104,669
I	100,010	825	86,915	+13,920
II	64,464	682	94,241	-29,095
III	46,419	707	83,487	-36,361
IV	39,083	510	92,726	-53,133
1968 Total	258,047	7,985	432,522	-166,490
I	109,024	1,892	99,379	+11,537
II	56,208	3,055	114,678	-55,415
III	45,821	1,660	97,059	-49,578
IV	46,994	1,378	121,406	-73,034
1969 Total	292,606	5,519	388,302	-90,177
I	99,476	799	101,838	-1,563
II	51,088	1,571	95,487	-42,828
III	61,765	2,799	103,842	-39,278
IV	80,277	350	87,135	-6,508
1970 Total	294,622	11,265	429,080	-123,193
I	113,420	3,192	104,165	+12,447
II	70,002	3,301	106,970	-33,667
III	58,902	2,504	116,302	-54,896
IV	52,298	2,268	101,643	-47,077

1.3 EXPORT AND IMPORT BY COMMODITY GROUP SECTION

(in 000 Eth.\$)

Commodity Group	1966	1967	1968	1969	1970
			<u>EXPORT</u>		
TOTAL	268,615	249,976	258,047	292,606	294,622
Food & live animals	202,661	187,820	199,649	221,294	223,083
Beverages & tobacco	132	53	38	2	8
Crude materials inedible except fuels	63,874	60,130	54,299	63,729	61,569
Mineral fuel	-	-	-	3,241	3,525
Animal & vegetable oils & fats	1,348	1,462	2,176	2,131	1,483
Chemical elements & com- pounds	34	8	18	76	1,614
Manufactured goods	185	80	1,370	1,427	2,385
Machinery & transport equipment	-	-	-	57	3
Miscellaneous manufactured articles	103	97	129	219	538
Commodities not classified according to kind	278	326	368	430	414
			<u>IMPORT</u>		
TOTAL	404,250	357,369	432,522	388,302	429,080
Food & live animals	30,857	22,950	19,129	19,688	31,451
Beverages & tobacco	5,096	5,005	5,673	5,492	5,441
Crude materials inedible, except fuels	20,639	15,746	21,348	16,539	12,459
Mineral fuel & lubricants	27,144	31,544	27,033	28,195	33,577
Animal & vegetable oils & fats	1,022	872	2,103	2,541	2,537
Chemical elements & compounds	31,931	34,503	40,957	43,507	49,880
Manufactured goods	94,697	89,400	95,453	86,465	109,167
Machinery & transport equipment	146,259	116,780	177,084	133,448	146,887
Miscellaneous manufactured articles	42,266	38,924	37,599	43,559	36,583
Commodities not classified according to kind	4,339	1,645	6,143	8,868	1,098

1.4 EXPORT BY COUNTRY OF DESTINATIONS

(in 000 Eth.\$)

Continent Country	1962	1967	1968	1969	1970
GRAND TOTAL	196,196	249,976	258,047	292,606	294,622
AFRICA	13,304	10,881	12,083	25,518	18,301
Egypt (UAR)	744	857	887	1,975	255
Sudan	2,087	1,425	2,377	3,084	580
Mauritius	309	529	664	651	499
Kenya	218	462	160	271	711
Fr. Terr. of Affars & Issas	6,859	7,356	7,818	18,859	15,386
Others	3,087	252	181	678	870
AMERICA	77,592	198,446	112,736	125,284	148,559
United States	77,565	108,387	112,646	125,264	148,492
Others	27	59	90	20	67
ASIA	36,060	50,365	54,368	52,554	55,013
South Yemen	12,248	6,360	4,752	4,722	4,496
Saudi Arabia	8,455	13,858	17,399	17,214	15,928
Lebanon	2,048	4,463	3,183	2,134	1,305
Israel	2,432	4,840	3,833	3,688	5,511
China(M)	26	2,581	1,129	1,327	1,806
Japan	3,865	10,885	11,445	14,116	16,530
Jordan	405	1,111	1,829	2,116	1,100
Ceylon	4,312	3,925	7,611	5,292	4,837
Others	2,269	2,342	3,187	1,945	3,500
EUROPE	68,097	79,927	78,010	88,884	72,390
Holland	7,517	5,033	4,870	4,564	3,943
Belgium	845	663	804	680	1,153
W.Germany	5,920	13,235	21,064	27,061	19,796
France	6,980	8,998	8,091	8,646	6,272
Italy	19,300	20,898	16,091	21,022	18,267
United Kingdom	10,121	10,572	9,409	9,528	5,462
Norway	2,313	1,884	1,688	1,849	1,181
Sweden	1,432	1,906	1,044	1,273	4,121
Switzerland	1,837	1,532	2,164	1,940	1,658
Spain	62	2,366	621	826	445
Greece	3,824	1,766	2,080	2,702	3,626
U.S.S.R.	1,978	7,591	7,675	4,187	1,003
Bulgaria	0	444	0	14	8
Yugoslavia	4,500	324	558	1,796	1,728
Others	1,468	2,715	1,662	2,796	3,727
OCEANIA	451	96	426	66	44
UNSPECIFIED	692	261	420	300	315

1.5 IMPORT BY COUNTRY OF ORIGIN

(in 000 Eth. \$)

Continent Country	1962	1967	1968	1969	1970
GRAND TOTAL	257,035	357,369	432,522	388,302	429,080
AFRICA	5,385	3,613	6,308	6,988	12,956
Egypt (UAR)	1,803	146	197	264	1,087
Sudan	1,627	164	1,163	883	826
Tanzania	14	528	271	1,159	337
Kenya	1,020	1,759	2,542	3,022	6,246
Fr.Terr. of Affairs & Issas	474	467	358	451	791
Other	447	549	1,777	1,209	3,659
AMERICA	46,624	33,751	80,329	40,518	37,902
U.S.A.	46,400	33,623	80,092	39,975	35,885
Others	224	128	237	543	2,017
ASIA	79,370	101,916	98,916	106,714	129,936
South Yemen	2,441	2,187	1,599	1,501	1,784
Saudi Arabia	5,665	1,736	1,327	5,442	792
Syria	16	17	6	1	-
Iran	9,058	15,024	13,392	19,674	25,950
Lebanon	423	864	835	889	883
Israel	3,618	6,030	9,825	11,071	8,144
Pakistan	751	1,633	1,107	1,067	965
India	11,516	5,250	6,393	8,272	7,552
Malaysia	132	221	257	636	119
Hong Kong	3,497	4,136	4,286	3,719	4,292
China (M)	2,841	5,573	6,506	5,429	6,468
Singapore	762	2,247	2,516	1,684	2,670
Japan	35,725	48,760	40,740	42,142	63,610
Ceylon	1,495	1,637	1,564	2,041	1,591
Iraq	713	5,193	3,206	404	297
Thailand	188	964	1,614	1,331	2,178
South Korea	-	231	904	1,137	1,450
Others	529	213	1,987	202	1,191
EUROPE	123,696	214,704	245,509	231,826	238,885
Holland	8,697	12,380	12,489	10,536	10,901
Belgium	3,390	4,906	6,706	4,934	4,959
W. Germany	23,452	50,024	48,700	55,635	58,886

1.5 IMPORT BY COUNTRY OF ORIGIN (cont'd)

(in 000 Eth.\$)

Continent Country	1962	1967	1968	1969	1970
France	5,482	11,893	21,410	19,817	12,267
Italy	40,053	67,689	77,176	59,826	72,628
United Kingdom	18,176	27,578	40,698	39,027	32,035
Norway	873	1,514	1,703	2,339	2,253
Sweden	1,278	4,769	5,597	5,315	10,273
Denmark	1,497	4,678	3,582	3,720	4,614
Switzerland	2,185	4,406	4,914	4,828	6,050
Austria	4,589	5,889	4,312	478	2,709
Spain	184	305	698	614	1,130
Greece	326	660	471	1,245	958
U.S.S.R.	2,592	4,149	4,611	6,829	3,766
W. Germany	-	44	334	184	143
Poland	900	1,563	2,401	3,283	1,868
Czechoslovakia	4,930	5,267	5,000	5,363	9,093
Hungary	2,290	1,819	2,022	1,488	1,531
Rumania	18	366	126	563	616
Bulgaria	272	699	456	481	279
Finland	121	201	268	179	223
Yugoslavia	1,831	3,651	1,434	869	841
Others	650	194	401	479	862
OCEANIA	236	660	623	931	8,563
Australia	218	605	612	925	8,523
Others	218	55	11	6	40
UNSPECIFIED	1,724	2,725	1,679	1,325	838

1.6 EXPORT OF SELECTED COMMODITIES

Commodity	QUANTITY(000 kg.)				VALUE (in 000 Eth.\$)			
	1967	1968	1969	1970	1967	1968	1969	1970
GRAND TOTAL	459,095	473,004	618,495	586,320	249,076	258,047	292,606	294,622
FOOD & LIVING ANIMALS								
Live animals	3,212	3,110	3,643	2,348	3,595	3,067	3,749	2,705
Meat & meat products	5,938	5,605	3,994	5,045	6,135	5,602	4,423	5,969
Milk, butter & cheese	193	145	162	101	595	404	374	232
Eggs	391	316	360	301	430	316	350	278
Fish & fish meal	3,691	2,296	2,592	2,564	1,143	735	835	855
Cereals	3,763	1,490	3,894	3,552	1,038	399	1,025	954
Bananas	17,756	15,740	14,492	10,102	5,281	4,411	4,069	2,823
Potatoes	1,850	1,389	1,348	1,183	458	304	337	301
Lentiles	15,031	22,089	24,534	15,751	5,192	7,526	9,292	4,915
Horsebeans	24,749	18,470	27,420	15,641	5,151	3,613	5,256	3,521
Haricotbeans	17,885	19,329	16,672	17,134	6,257	6,895	5,042	6,783
Chickpeas	10,724	13,863	7,981	2,148	2,859	3,038	1,865	505
Fruit & vegetables, other	8,640	8,937	8,491	16,978	2,794	2,832	2,823	5,313
Sugar	1	1,054	3,473	12,247	1	648	1,321	3,213
Coffee	73,604	80,250	88,383	70,761	139,182	152,957	173,947	181,269
Chillies & pepper	4,889	2,297	1,565	4,579	2,566	1,909	1,360	1,751
Salt	156,480	159,524	178,301	141,256	1,121	1,080	1,584	1,085
Chat	854	842	1,212	606	2,921	3,003	5,003	1,747
HIDES & SKINS								
Hides	5,873	3,466	5,265	5,830	5,776	2,776	4,196	5,848
Goat skins	1,739	2,096	2,150	1,966	9,890	8,695	8,456	7,955
Sheep skins	3,295	3,259	4,363	2,848	13,356	13,066	14,921	10,506
Skins other	501	19	12	2	815	378	1,585	715
OILSEEDS & CAKES								
Ground nuts	1,589	3,083	1,866	651	831	1,106	822	264
Linseed	9,689	3,715	290	1	2,895	1,137	97	0.2
Cotton seed	11,206	6,891	9,878	7,289	2,465	1,157	1,654	1,268
Castor seed	1,919	1,056	1,962	735	571	405	619	211
Sesame seed	19,752	27,015	30,683	39,739	11,385	14,041	15,607	23,294
Niger seed	8,841	6,933	10,323	7,163	15,032	3,074	3,983	3,002
Seeds, other	4,804	1,444	1,084	735	1,521	520	401	314
Oil seed cakes	31,289	25,846	34,056	26,710	4,375	3,677	4,107	3,394
MISCELLANEOUS COMMODITIES								
Cotton raw & cotton linters	251	433	11	1,740	451	922	21	1,315
Civet	1.9	1.7	2.2	2	910	888	1,294	885
Gum & incense	1,874	1,259	2,186	2,886	1,035	890	1,930	2,305
Bees wax	424	599	541	398	1,441	2,176	2,129	1,483
Petroleum & petroleum Products	-	-	93,396	137,368	-	-	2,773	3,522
Compressed gas	-	-	1,507	11	-	-	468	4
Others	6,398	29,142	30,403	27,849	2,598	4,400	4,838	4,658

1.7 IMPORT OF SELECTED COMMODITIES

Commodity	QUANTITY (000 Kg.)				VALUE (in 000 Eth.₪)			
	1967	1968	1969	1970	1967	1968	1969	1970
GRAND TOTAL	523,260	922,506	772,686	949,523	357,369	432,522	388,302	429,080
FOOD								
Cereals, pulses & flour	28,063	19,646	25,924	66,429	6,779	4,256	4,519	14,147
Meat & meat products	80	103	54	108	164	176	143	220
Milk, cheese & butter	5,197	3,231	4,022	3,878	4,945	3,694	3,993	4,976
Fruits & vegetables	1,495	1,243	4,054	3,559	689	973	2,610	2,316
Edible oils & margarine	548	2,417	1,535	1,089	641	1,873	1,434	1,258
Spices	696	796	460	661	1,235	1,046	708	1,240
Sugar	2,810	1,729	416	91	480	311	367	47
Tea	763	765	1,016	888	1,777	1,878	2,467	2,162
Alcohol	1,353	1,683	1,658	1,444	2,313	2,686	3,218	3,067
Tobacco & products	245	489	263	215	2,308	2,526	1,824	1,495
TEXTILES								
Cotton raw	2,681	5,453	5,742	2,989	3,510	6,715	7,602	3,786
Cotton yarn & thread	1,040	1,094	849	816	5,817	6,113	4,850	5,031
Woollen yarn	394	774	917	898	2,820	2,616	1,759	1,521
Silk & art-silk yarn	2,171	291	392	701	4,172	1,868	2,453	4,087
Cotton fabrics	1,163	464	266	266	5,775	2,607	1,562	1,683
Silk & art-silk fabrics	780	386	495	915	4,309	2,857	3,678	5,585
Woollen fabrics	82	114	89	83	1,069	1,078	1,048	1,060
Cotton clothing & manufac- tures	827	1,511	1,332	917	8,151	6,304	5,744	4,334
Woollen clothing & manu- factures	168	136	39	53	1,236	1,117	462	547
Silk & art-silk manufac- tures	610	829	672	1,503	3,344	5,650	4,862	4,962
Gunny bags	327	161	28	281	326	130	60	328
MACHINERY & TRANSPORT EQUIP- MENT								
Agricultural machinery	2,142	2,561	2,892	2,771	7,979	8,471	9,063	9,985
Industrial machinery & appliances	7,962	12,218	9,813	11,025	30,363	49,407	44,570	51,664
Office machinery	69	186	79	76	1,664	1,927	1,583	2,422
Electric machinery & appliances	4,800	1,241	4,923	5,660	13,061	5,862	15,155	16,940
Telecommunication equip- ment	1,916	1,994	2,162	771	10,208	8,365	10,320	9,391
Motor vehicles	1,593	5,508	7,248	7,033	28,637	27,378	29,032	30,371
Motor vehicles parts	1,691	1,968	1,849	2,145	9,016	9,277	9,495	13,331
Aircraft & parts	370	803	235	210	5,575	46,378	11,404	6,438

1.7 IMPORT OF SELECTED COMMODITIES (Cont'd)

Commodity	QUANTITY (000 Kg.)				VALUE (in 000 Eth.\$)			
	1967	1968	1969	1970	1967	1968	1969	1970
MANUFACTURED ARTICLES								
Drugs and medicines	3,295	1,833	1,309	1,510	12,031	10,082	11,059	13,507
Dying, tanning & colouring materials	4,953	4,451	3,005	2,567	6,405	5,711	5,397	6,178
Soap	8,383	11,157	5,592	6,544	4,718	6,364	4,004	5,009
Toilet preparations	845	1,264	1,126	928	2,284	2,844	2,648	2,597
Chemical products	14,711	4,898	5,945	31,389	5,378	5,600	7,937	19,561
Rubber tyres & tubes	4,057	3,282	3,349	4,672	12,476	11,873	11,303	15,356
Footwear	421	457	63	71	1,386	1,339	361	434
Wood & manufactures	4,037	2,748	1,915	1,127	2,087	1,307	1,953	1,528
Paper & manufactures & books	7,895	11,183	9,471	9,287	9,444	12,028	15,192	11,184
Glass & glass ware	2,500	2,540	3,537	2,974	1,815	1,997	2,055	2,227
Cement	2,666	1,906	804	1,000	205	446	271	157
Pottery & ceramic ware	1,820	396	439	860	1,753	457	1,976	989
Metals & metal products	103,069	68,831	50,706	64,443	36,085	41,859	37,790	49,303
Plastic & plastic goods	1,207	2,705	3,064	3,658	2,756	3,983	3,960	4,955
PETROLEUM & PRODUCTS								
Crude oil	-	605,411	484,334	559,074		14,572	16,241	18,472
Benzine	48,336	19,427	17,749	14,794	8,481	4,722	3,531	4,186
Naphtha	74,015	21,399	22,977	28,036	7,562	2,304	2,427	3,282
Kerosene	6,063	3,049	2,290	9,614	653	355	301	1,239
Fuel oil, furnace oil etc.	78,669	6,076	876	51	3,263	1,575	203	4
Lubricating oil & greases	6,933	3,174	4,585	4,531	3,028	1,474	2,877	2,816
Petroleum products n.e.s.	37,481	4,416	4,402	14,406	1,446	1,790	2,115	3,129
OTHERS	32,868	72,109	65,724	70,512	65,750	86,280	69,666	58,193

1.8 MONTHLY COFFEE EXPORT

MONTH	Quantity in Kgs.			
	1967	1968	1969	1970
January	10,893,047	11,109,103	12,523,708	11,511,749
February	13,960,973	14,814,047	11,768,440	9,636,748
March	7,930,534	13,917,334	9,002,836	11,433,381
April	10,895,801	7,625,231	4,137,089	8,226,152
May	4,674,332	4,492,286	4,492,802	5,305,174
June	4,435,685	6,248,560	4,648,828	3,313,035
July	7,721,655	5,096,653	4,693,573	5,486,607
August	1,853,229	4,226,825	8,822,288	2,859,525
September	3,241,260	3,064,945	8,181,774	3,401,417
October	1,465,940	871,032	4,418,469	2,206,520
November	3,365,648	1,706,817	6,430,695	4,130,758
December	3,165,628	7,077,340	9,262,906	3,349,789
Total	73,603,694	80,250,173	88,383,408	70,860,855
<u>of which coffee beans</u>				
Harrarghe			11,809,704	7,237,630
Kaffa			68,037,917	55,928,024
Siddamo			5,499,865	3,455,460
Wollega			2,132,705	3,873,030
Illubabor			318,500	167,460
Arrusi			42,300	
Other provinces			473,933	25,916
Total			88,314,924	70,687,520
And coffe, broken			67,250	173,104
Coffee, ground			1,234	231
Grand Total			88,383,408	70,860,855

1.9 IMPORT BY END USE

COMMODITY	1969		1970	
	Value in Eth.\$	Percent	Value in Eth.\$	Percent
GRAND TOTAL	388,302,374	100.00	429,079,618	
<u>RAW MATERIAL</u>	18,529,755	4.77	14,309,325	3.33
Tobacco	590,565	0.15	683,613	0.15
Textile cotton fibre	7,602,423	1.96	3,786,248	0.88
Textile fibres, other	7,162,941	1.84	5,203,136	1.22
Metal ferrous ores	62,529	0.02	264,980	0.06
Non-ferrous metal ores	-	-	4,575	0.00
Crude minerals	683,404	0.18	981,750	0.23
Crude fertilizers	14,145	0.00	33,120	0.00
Crude rubber	-	-	561	0.00
Other	2,413,748	0.62	3,381,150	0.79
<u>SEMIFINISHED PRODUCTS</u>	65,318,551	16.82	84,326,280	19.66
Iron & steel	17,231,255	4.44	27,623,316	6.44
Non-ferrous metals	1,884,477	0.49	2,408,301	0.56
Oils & fats	269,866	0.07	848,409	0.20
Chemicals	18,799,479	4.84	21,086,037	4.91
Fertilizers manufactured	1,663,991	0.43	2,219,164	0.52
Wood	1,415,278	0.36	1,552,274	0.36
Pulp & paper	5,960,105	1.53	7,571,192	1.76
Textile materials	11,382,209	2.93	12,128,580	2.83
Building materials	2,512,229	0.65	3,029,734	0.71
Other	4,199,662	1.08	5,859,273	1.37
<u>FUEL</u>	28,198,475	7.26	33,690,140	7.86
Fuel, wood & charcoal	3,809	0.00	8,190	0.00
Coal & cake	475,752	0.12	123,041	0.03
Petroleum	16,241,476	4.18	18,471,750	4.31
Petroleum products	11,453,638	2.95	14,849,267	3.46
Gas natural & manufactured	24,229	0.01	237,892	0.06
<u>CAPITAL GOODS, (TRANSPORT)</u>	37,848,762	9.74	38,788,032	9.04
Tyres for heavy road motor vehicles	8,542,303	2.19	13,124,032	3.06
Heavy road motor vehicles	16,914,422	4.36	18,075,497	4.21
Railway vehicles	665,051	0.17	701,893	0.16

1.9 IMPORT BY END USE (cont'd)

COMMODITY	1969		1970	
	Value in Eth.\$	Percent	Value in Eth.\$	Percent
Rails & railway construction materials	113,850	0.03	194,010	0.05
Aircraft	11,404,249	2.94	6,511,773	1.52
Ships & boats	208,887	0.05	180,827	0.04
CAPITAL GOODS "AGRICULTURAL"	10,351,410	2.67	11,035,592	2.58
Cultivating & harvesting appliances	2,310,649	0.60	2,229,304	0.52
Coffee grading-cleaning machinery	169,817	0.04	310,477	0.07
Cream & dairy machinery	200,815	0.05	29,913	0.01
Tractors	6,922,692	1.78	7,666,902	1.79
Others	747,437	0.20	798,996	0.19
CAPITAL GOODS(INDUSTRIAL)	81,148,726	20.90	92,497,182	21.50
Finished structural parts	1,549,952	0.40	1,811,377	0.42
Metal containers	164,303	0.04	393,819	0.09
Metal working machinery & tools	3,873,080	1.00	5,814,755	1.35
Power generating machinery	5,624,731	1.45	3,101,320	0.72
Office machinery	1,583,024	0.41	2,421,760	0.56
Factory machinery	28,900,495	7.44	26,194,932	6.11
Electrical machinery & equipment	19,605,190	5.05	18,274,857	4.21
Non-electrical machinery & appliances	8,163,651	2.10	2,191,730	5.11
Scientific instrument	4,679,981	1.21	5,477,338	1.28
Other	7,004,319	1.80	7,089,717	1.65
CONSUMERS GOOD (DURABLE)	56,714,796	14.61	63,952,738	14.91
Household good 'durable	9,364,924	2.40	9,800,280	2.28
Radio & television sets	3,637,627	0.94	5,185,364	1.21
Tyres for light cars	3,001,820	0.78	2,955,560	0.69
Light weight cars	23,516,546	6.06	28,094,143	6.55
Furniture & fixtures	5,122,866	1.32	4,272,068	1.00
Wire products	1,444,618	0.37	2,449,089	0.57
Other	10,626,395	2.74	11,196,234	2.61
CONSUMERS' GOOD (NON-DURABLE)	80,872,657	20.83	88,389,551	20.62
Food cereals & flour	4,986,774	1.28	14,786,375	3.45

1.9 IMPORT BY END USE (cont'd)

COMMODITY	1969		1970	
	Value in Eth.\$	Percent	Value in Eth.\$	Percent
Food-others	19,423,890	5.00	20,580,210	4.80
Medical & pharmaceutical	11,058,662	2.85	13,506,835	3.15
Textile fabrics & clothing	21,275,313	5.48	22,221,537	5.18
Printed matter	7,548,737	1.95	2,863,116	0.67
Office machinery	3,369,148	0.87	1,718,121	0.40
Paper materials	1,681,950	0.43	1,396,969	0.33
Other	11,528,183	2.97	11,316,388	2.64
<u>MISCELLANEOUS</u>	9,319,242	2.40	2,090,778	0.48
Radio active material	-	0	-	-
Explosives	451,713	0.12	993,359	0.23
Postal packages	99,881	0.03	62,294	0.02
Miscellaneous articles	579,893	0.15	711,736	0.17
Zoo-animals	1,670	0.00	618	0.00
Miscellaneous goods, other	8,186,085	2.10	322,771	0.08

2. EXPORT

COMMODITY	UNIT	QUANTITY	VALUE
			Eth. \$.
<u>001.110 Bovine cattle</u>			
Fr. Terr. of Arraras & Issas	No.	1,245	211,505
Kenya	"	4	400
Saudi Arabia	"	1,883	277,432
Total	"	3,132	489,337
<u>001.111 Calves</u>			
Saudi Arabia	"	600	70,354
Total	"	600	70,354
<u>001.210 Sheep</u>			
U.K.	"	6	108
Saudi Arabia	"	6,505	189,793
South Yemen	"	146	860
Total	"	6,657	190,761
<u>001.211 Lambs</u>			
Saudi Arabia	"	200	5,000
Total	"	200	5,000
<u>001.220 Goats</u>			
Saudi Arabia	"	46,490	1,373,502
Total	"	46,490	1,373,502
<u>001.221 Kids</u>			
Saudi Arabia	"	900	25,000
Total	"	900	25,000
<u>001.300 Pigs</u>			
Fr. Terr. of Affairs & Issas	"	1,440	142,800
Total	"	1,440	142,800
<u>001.410 Chickens</u>			
Fr. Terr. of Affairs & Issas	"	19,641	19,437
Total	"	19,641	19,437
<u>001.510 Horses</u>			
Kenya	"	1	200
Total	"	1	200
<u>001.530 Mules</u>			
Kenya	"	1	195
Total	"	1	195
<u>011.100 Beef</u>			
Fr. Terr. of Affairs & Issas	Kgs	206,818	286,566
Ghana	"	8,240	14,791

COMMODITY	UNIT	QUANTITY	VALUE
			Eth. \$
<u>011.100 Beef (Cont'd)</u>			
Belgium	Kgs	354,000	358,673
Italy	"	1,158,993	968,053
Yugoslavia	"	104,415	108,722
Israel	"	149,220	185,313
Lebanon	"	525	1,860
Saudi Arabia	"	51,549	115,982
South Yemen	"	1,108	2,100
Yemen	"	1,098	4,061
Total	"	2,035,966	2,046,127
<u>011.210 Meat of sheep</u>			
Fr. Terr. of Affairs & Issas	"	250	425
Saudi Arabia	"	1,000	2,150
Yemen	"	400	680
Total	"	1,650	3,255
<u>011.220 Meat of goats</u>			
Fr. Terr. of Affairs & Issas	"	780	1,275
Saudi Arabia	"	154	320
Total	"	934	1,595
<u>011.300 Pork</u>			
Fr. Terr. of Affairs & Issas	"	3,893	11,574
Somalia	"	250	750
South Yemen	"	60	180
Total	"	4,203	12,504
<u>011.400 Poultry</u>			
Fr. Terr. of Affairs & Issas	"	250	500
Yemen	"	59	155
Total	"	309	655
<u>011.890 Meat other, fresh or frozen</u>			
Fr. Terr. of Affairs & Issas	"	700	1,210
Total	"	700	1,210
<u>013.300 Meat extracts</u>			
Italy	"	33,504	341,183
Total	"	33,504	341,183
<u>013.500 Corned Beef</u>			
Italy	"	820,104	772,795

2. EXPORT

COMMODITY	QUANTITY		VALUE Eth.\$
	U N I T		
<u>013.500 Corned Beef</u>			
(Cont'd)			
Formosa	Kgs	3,936	4,373
Hong Kong	"	1,968	3,503
Israel	"	319,359	565,897
Japan	"	13,254	22,776
Saudi Arabia	"	5,585	9,692
Total	"	1,164,206	1,379,036
<u>013.800 Meat, canned</u>			
Italy	"	953,717	730,699
Israel	"	832,234	1,421,368
Japan	"	17,288	31,467
Total	"	1,803,239	2,183,534
<u>022.300 Milk, fresh</u>			
Saudi Arabia	"	47,400	32,265
Total	"	47,400	32,265
<u>023.091 Butter</u>			
Fr. Terr. of Affairs & Issas	"	6,303	25,990
Israel	"	195	655
Saudi Arabia	"	38,093	142,424
South Yemen	"	1,088	3,867
Yemen	"	1,292	4,445
Total	"	46,971	177,381
<u>024.010 Cheese, canned</u>			
Saudi Arabia	"	3,800	12,545
Total	"	3,800	12,545
<u>024.020 Cheese, fresh</u>			
Fr. Terr. of Affairs & Issas	"	482	1,446
Sudan	"	50	170
Saudi Arabia	"	1,903	6,993
South Yemen	"	160	480
Yemen	"	37	253
Total	"	2,632	9,342
<u>025.010 Eggs, fresh</u>			
Fr. Terr. of Affairs & Issas	"	116,319	92,700
Saudi Arabia	"	1,753	2,540
South Yemen	"	114,841	128,070
Yemen	"	800	900
Total	"	233,713	224,210

COMMODITY	QUANTITY		VALUE Eth.\$
	U N I T		
<u>025.020 Eggs, liquid</u>			
Italy	Kgs	53,748	42,998
Total	"	53,748	42,998
<u>025.041 Eggs yolk, fresh</u>			
Italy	"	13,627	10,902
Total	"	13,627	10,902
<u>031.100 Fish, fresh</u>			
U.K.	"	40	100
Israel	"	598,400	179,520
Japan	"	17,600	5,280
Total	"	616,040	184,900
<u>031.200 Fish, dried</u>			
Belgium	"	3,000	1,311
W.Germany	"	47,800	18,950
Greece	"	5,400	2,158
Italy	"	20,000	8,102
Spain	"	1,000	395
U.K.	"	7,000	2,685
U.S.A.	"	10,000	4,125
Ceylon	"	1,378,500	479,608
Israel	"	386,820	93,171
South Yemen	"	51,140	11,965
Total	"	1,910,660	622,470
<u>031.900 Fish, for canning industry, for spawning or for aquaria(alive)</u>			
Belgium	Nb	713	2,300
France	"	781	2,550
W.Germany	"	6,209	18,094
Greece	"	675	874
Italy	"	1,349	4,843
Netherlands	"	718	2,850
Switzerland	"	792	2,350
U.K.	"	728	3,300
U.S.A.	"	3,191	8,529
Total	"	15,156	45,690
<u>032.012 Sardines</u>			
South Yemen	Kgs	8,600	1,320
Total	"	8,600	1,320

2. EXPORT

COMMODITY	QUANTITY		VALUE Eth.\$
	U N I T		
032.019 <u>Fish, other</u>			
U.K.	Kgs	50	100
Total	"	50	100
043.100 <u>Barley</u>			
Fr. Terr. of Affairs & Issas	"	5,180	1,120
Total	"	5,180	1,120
043.200 <u>Barley spelt (broken)</u>			
Fr. Terr. of Affairs & Issas	"	800	176
Total	"	800	176
044.100 <u>Maize</u>			
Fr. Terr. of Affairs & Issas	"	23,000	3,680
Total	"	23,000	3,680
045.910 <u>Teff</u>			
Yemen	"	1,000	350
Total	"	1,000	350
045.920 <u>Durrah</u>			
Fr. Terr. of Affairs & Issas	"	2,877,000	823,800
South Yemen	"	50,000	9,800
Total	"	2,927,000	833,600
046.010 <u>Wheat flour</u>			
Yemen	"	594,000	114,492
Total	"	594,000	114,492
048.821 <u>Infant food</u>			
Yemen	"	974	800
Total	"	974	800
051.110 <u>Oranges</u>			
Yemen	"	1,170	586
Total	"	1,170	586
051.120 <u>Mandarins or tangerines</u>			
Saudi Arabia	"	235,135	81,934
Yemen	"	702	351
Total	"	235,837	82,285

COMMODITY	QUANTITY		VALUE Eth.\$
	U N I T		
051.210 <u>Lemons</u>			
Saudi Arabia	Kgs	435,003	91,461
Total	"	435,003	91,461
510.300 <u>Bananas</u>			
Fr. Terr. of Affairs & Issas	"	3,200	1,660
Saudi Arabia	"	10,093,313	2,817,966
Yemen	"	5,000	3,000
Total	"	10,101,513	2,822,626
051.500 <u>Grapes, fresh</u>			
W. Germany	"	700	1,400
Italy	"	609	365
Saudi Arabia	"	13,533	2,707
Total	"	14,842	4,472
051.955 <u>Mangoes, fresh</u>			
Saudi Arabia	"	76,121	43,080
Total	"	76,121	43,080
051.963 <u>Melons, fresh</u>			
Saudi Arabia	"	4,453	1,333
Total	"	4,453	1,333
051.980 <u>Fresh fruit other</u>			
Fr. Terr. of Affairs & Issas	"	741,828	284,102
W. Germany	"	300	240
Saudi Arabia	"	82,560	23,130
South Yemen	"	465	265
Yemen	"	230	250
Total	"	825,383	307,987
054.100 <u>Potatoes</u>			
Fr. Terr. of Affairs & Issas	"	1,088,390	273,554
Kenya	"	400	100
Saudi Arabia	"	15,100	5,980
South Yemen	"	78,600	21,250
Total	"	1,182,490	300,884
054.210 <u>Lentils</u>			
Fr. Terr. of Affairs & Issas	"	2,000	684
Kenya	"	5,000	2,700
Mauritius	"	1,501,600	461,808

2. EXPORT

COMMODITY	QUANTITY		VALUE Eth.\$
	UNIT		

054.210 Lentils (Cont'd)

Sudan	Kgs	485,284	264,120
Belgium	"	4,998	2,184
U.K.	"	984,000	288,344
Ceylon	"	12,472,039	3,770,167
Saudi Arabia	"	252,406	109,216
Singapore	"	43,708	16,097
Total	"	15,751,035	4,915,320

054.220 Peas, dried

Fr. Terr. of Affairs & Issas	"	20,000	5,760
W.Germany	"	15,000	2,636
Italy	"	112,330	23,098
Israel	"	50,000	13,475
Japan	"	78,600	18,080
South Yemen	"	160,000	48,892
Total	"	435,930	111,941

054.230 Horse beans

Fr. Terr. of Affairs & Issas	"	759,700	165,768
Sudan	"	990	140
France	"	40,000	103,900
W.Germany	"	214,000	68,480
U.S.A.	"	49,891	18,451
Ceylon	"	500,000	145,000
Israel	"	319,990	76,327
Japan	"	4,979,222	984,478
Jordan	"	574,500	128,213
Lebanon	"	948,250	200,344
Saudi Arabia	"	6,261,425	1,412,054
South Yemen	"	986,900	215,256
Yemen	"	6,000	2,358
Total	"	15,640,868	3,520,769

054.240 Haricot beans

Fr. Terr. of Affairs & Issas	"	413,000	217,924
Belgium	"	1,329,100	445,755
France	"	1,960,800	835,258
W.Germany	"	10,971,300	4,305,394
Italy	"	110,000	62,676
Netherlands	"	1,559,900	587,288
U.K.	"	303,600	127,406
Israel	"	51,400	26,760

COMMODITY	QUANTITY		VALUE Eth.\$
	UNIT		

054.240 Haricot beans
(Cont'd)

Jordan	Kgs	120,000	43,500
Saudi Arabia	"	8,718	3,317
South Yemen	"	306,200	127,961
Total	"	17,134,018	6,783,239

054.250 Chick peas

Mauritus	"	52,800	13,717
Ceylon	"	1,742,322	389,456
Saudi Arabia	"	123,796	30,399
Singapore	"	148,858	50,489
South Yemen	"	80,000	21,420
Total	"	2,147,776	505,481

054.400 Tomatoes, fresh

Italy	"	86,384	21,597
Sweden	"	932	600
Saudi Arabia	"	503,145	114,545
Total	"	590,461	136,742

054.520 Garlic

Kenya	"	1,587	1,103
Sudan	"	280	336
Saudi Arabia	"	16,165	8,530
Yemen	"	500	550
Total	"	18,532	10,519

054.530 Onions

Fr. Terr. of Affairs & Issas	"	103,453	26,562
France	"	30,000	14,625
Saudi Arabia	"	159,355	36,739
South Yemen	"	20,000	4,400
Yemen	"	27,500	7,450
Total	"	340,308	89,776

054.540 Pumpkins

South Yemen	"	11,500	8,658
Total	"	11,500	8,658

054.590 Vegetables fresh
others

Fr. Terr. of Affairs & Issas	"	1,360,472	326,368
Somalia	"	2,570	1,340
Belgium	"	4,850	2,450

2. EXPORT

COMMODITY	QUANTITY		VALUE Eth.\$
	UNIT		

054.590 Vegetables fresh others (Cont'd)

France	Kgs	27,240	14,000
W.Germany	"	657,098	328,885
Italy	"	87,188	32,778
Sweden	"	487,200	244,150
Switzerland	"	170,312	85,860
U.K.	"	297,802	147,615
Saudi Arabia	"	105,369	35,391
South Yemen	"	960	470
Total	"	3,201,061	1,219,307

054.610 Vegetable, frozen (foul medames)

Fr. Terr. of Affairs & Issas	"	29,368	22,290
Italy	"	31,008	19,680
Saudi Arabia	"	567,240	304,947
South Yemen	"	30,744	27,634
Total	"	658,360	374,551

054.822 Sugar cane

Yemen	"	20,000	3,600
Total	"	20,000	3,600

054.890 Vegetable products, fresh or dried, N.E.S.

Fr. Terr. of Affairs & Issas	"	6,650	3,537
Total	"	6,650	3,537

055.519 Other vegetables preserved in vine- gar or acetic acid

W.Germany	"	1,021	715
Total	"	1,021	715

061.200 Sugar, refined

Fr. Terr. of Affairs & Issas	"	7,300,000	1,913,715
Sudan	"	197,000	121,500
Persian Gulf	"	250,000	60,750
South Yemen	"	3,000,000	720,000
Yemen	"	1,500,000	396,750
Total	"	12,247,000	3,212,715

061.600 Honey

Saudi Arabia	"	2,776	6,093
South Yemen	"	1,605	3,991
Yemen	"	2,228	5,120
Total	"	6,609	15,204

COMMODITY	QUANTITY		VALUE Eth.\$
	UNIT		

071.120 Coffee beans, Harrar

Fr. Terr. of Affairs & Issas	Kgs	1,829,730	4,865,755
Cyprus	"	18,000	30,780
Denmark	"	25,500	74,865
Finland	"	30,000	79,380
France	"	20,040	55,970
Greece	"	66,000	123,403
Italy	"	116,580	269,606
Netherlands	"	3,000	8,490
Norway	"	322,980	850,985
Sweden	"	624,840	1,728,916
Switzerland	"	23,040	56,738
U.K.	"	28,680	79,967
Canada	"	12,000	29,763
U.S.A.	"	1,774,920	4,401,318
Israel	"	10,080	28,031
Japan	"	958,160	2,624,774
Lebanon	"	19,600	33,516
Philippine	"	30,000	78,480
Saudi Arabia	"	1,291,000	3,391,552
South Yemen	"	30,000	76,680
Australia	"	3,480	7,737
Total	"	7,237,630	18,896,706

071.121 Coffee beans, Jimma

U.A.R.(Egypt)	"	3,000	5,220
Belgium	"	50,040	134,450
Denmark	"	18,000	47,924
Finland	"	60,000	159,868
France	"	668,860	1,774,223
W.Germany	"	136,080	282,814
Italy	"	498,851	1,215,583
Netherlands	"	15,000	42,681
Norway	"	112,500	296,636
Sweden	"	605,944	1,648,078
Switzerland	"	228,360	469,995
U.K.	"	19,020	48,604
Yugoslavia	"	499,960	1,400,807
U.S.A.	"	52,335,629	132,122,137
China (M)	"	54,540	128,413
Israel	"	250,080	642,163
Japan	"	41,040	100,495

2. EXPORT

COMMODITY	QUANTITY		VALUE Eth. \$
	UNIT		

071.121 Coffee beans,
Jimma (Cont'd)

Korea (S)	Kgs	2,640	7,275
Saudi Arabia	"	328,480	877,742
Total	"	55,928,024	141,405,108

071.122 Coffee beans,
Sidamo

Belgium	"	5,040	14,868
Finland	"	663,600	1,850,374
France	"	40,080	115,190
W. Germany	"	2,379,720	6,876,138
Italy	"	68,100	178,643
Netherlands	"	45,000	129,288
Switzerland	"	194,760	506,762
U.S.A.	"	39,960	116,882
Persian Gulf	"	10,020	30,060
Australia	"	9,180	27,959
Total	"	3,455,460	9,846,164

071.123 Coffee beans,
Wollega

Sudan	"	1,030	2,060
Finland	"	30,000	91,500
France	"	50,040	140,726
W. Germany	"	172,620	506,138
Italy	"	294,240	737,542
Sweden	"	30,000	56,308
Switzerland	"	59,580	168,540
U.K.	"	47,640	132,240
Europe Unspecified	"	30,060	80,353
U.S.A.	"	2,006,580	5,283,654
China (M)	"	340,440	919,641
Japan	"	45,960	124,895
Kuwait	"	19,980	57,973
Lebanon	"	39,950	103,198
Saudi Arabia	"	672,870	1,673,393
Yemen	"	32,040	89,520
Total	"	3,873,030	10,167,681

071.124 Coffee beans,
Illubabor

Finland	"	23,700	46,023
France	"	10,020	30,925
W. Germany	"	128,040	370,713
Switzerland	"	5,700	16,103
Total	"	167,460	463,764

COMMODITY	QUANTITY		VALUE Eth. \$
	UNIT		

071.129 Coffee beans,
other provinces

Sudan	Kgs	1,396	2,550
France	"	6,000	15,740
W. Germany	"	101	159
Italy	"	18,130	46,190
Switzerland	"	181	588
Total	"	25,808	65,227

071.130 Coffee, broken

Norway	"	13,500	28,850
U.S.A.	"	159,600	394,466
Total	"	173,100	423,316

071.140 Coffee, ground

Fr. Terr. of Affairs & Issas	"	145	436
Total	"	145	436

075.110 Chillies

Fr. Terr. of Affairs & Issas	"	26,100	23,006
Saudi Arabia	"	40,000	33,600
South Yemen	"	176,000	124,360
Yemen	"	7,500	7,950
Total	"	249,600	188,916

075.120 Pepper, whole

Fr. Terr. of Affairs & Issas	"	8,720	13,725
Italy	"	4,318,244	11,543,309
U.S.A.	"	443	110
Saudi Arabia	"	84	150
South Yemen	"	240	215
Yemen	"	393	347
Total	"	4,328,124	1,557,856

075.130 Pepper, ground

Fr. Terr. of Affairs & Issas	"	500	405
Sudan	"	381	250
Italy	"	259	1,280
Yemen	"	400	2,160
Total	"	1,540	4,095

2. EXPORT

COMMODITY	QUANTITY		VALUE Eth.\$	COMMODITY	QUANTITY		VALUE Eth.\$
	U N I T				U N I T		
075.250 <u>Coriander seeds, ground or not</u>				081.320 <u>Oil cake,sesame</u>			
Fr. Terr. of Affairs & Issas	Kgs	615	2,693	Netherlands	Kgs	81,500	15,738
Sweden	"	75,120	97,633	Saudi Arabia	"	110,002	22,475
Total	"	75,735	100,326	Total	"	191,502	38,213
075.291 <u>Ginger</u>				081.330 <u>Oil cake,ground- nuts</u>			
Sudan	"	40,087	41,125	Fr. Terr. of Affairs & Issas	"	1,000	100
Saudi Arabia	"	118,671	96,005	W.Germany	"	20,000	1,600
South Yemen	"	218,800	182,301	Netherlands	"	2,000,050	216,897
Yemen	"	15,000	13,500	Total	"	2,021,050	218,597
Total	"	392,558	332,931	081.340 <u>Oil cake, Rape</u>			
075.299 <u>Spices,other</u>				W.Germany	"	100,000	13,365
Mauritus	"	490	294	Netherlands	"	1,995,482	226,283
Sweden	"	50	635	Yemen	"	100,000	13,365
Saudi Arabia	"	12,938	9,763	Total	"	2,195,482	253,013
Singapore	"	23,909	9,313	081.350 <u>Oil cakes, Linseed</u>			
South Yemen	"	10,082	5,029	W.Germany	"	3,641,225	671,442
Yemen	"	70	160	Italy	"	998,000	178,570
Total	"	47,539	25,194	Netherlands	"	741,740	102,246
081.110 <u>Husks,cereal</u>				Total	"	5,380,965	952,258
Fr. Terr. of Affairs & Issas	"	29,882	6,674	081.360. <u>Oil cake,Cotton</u>			
Kuwait	"	40,000	3,600	Fr. Terr. of Affairs & Issas	"	20,000	2,785
Total	"	69,882	10,274	W.Germany	"	10,276,310	1,419,537
081.121 <u>Hay</u>				Italy	"	49,500	6,533
Fr. Terr. of Affairs & Issas	"	267,450	19,220	Netherlands	"	500,000	67,954
Unspecified	"	1,750	350	Japan	"	52,600	7,425
Total	"	269,200	19,570	Total	"	10,898,410	1,504,234
081.190 <u>Vegetable pro- ducts used for animal food n.e.s.</u>				081.390 <u>Oil cake,other</u>			
Fr. Terr. of Affairs & Issas	"	3,000	900	Yemen	"	300,000	53,625
Netherlands	"	201,100	34,850	Total	"	300,000	53,625
Total	"	204,100	35,750	081.410 <u>Fish,meal(flour)</u>			
081.310 <u>Oil cake,niger</u>				Kenya	"	130,000	56,208
W.Germany	"	1,546,800	117,196	Japan	"	450,000	163,125
Netherlands	"	3,480,680	217,647	Total	"	580,000	219,333
U.K.	"	100,000	9,125	081.420 <u>Meal, meat</u>			
Yemen	"	595,040	29,760	Italy	"	752,000	162,146
Total	"	5,722,520	373,728	Israel	"	745,000	149,000
				Saudi Arabia	"	230,000	57,793
				Total	"	1,727,000	368,939

2· EXPORT

COMMODITY	QUANTITY		VALUE Eth.\$
	U N I T		

081.910 <u>Husks, coffee</u>	Kgs		
Israel	"	10,680	5,236
Saudi Arabia	"	29,500	14,880
South Yemen	"	20,232	10,323
Yemen	"	46,025	23,366
Total	"	106,437	53,805

099.099 Food preparations
other

Fr. Terr. of Affairs & Issas	"	3,827	3,397
Kenya	"	180	166
Somalia	"	290	290
Sudan	"	491	2,200
U.K.	"	34,405	20,754
U.S.A.	"	75	100
South Yemen	"	219	308
Yemen	"	260	210
Unspecified	"	281,291	304,226
Total	"	321,038	331,651

111.010 Water, mineral

Fr. Terr. of Affairs & Issas	"	4,980	5,050
Unspecified	"	3,523	330
Total	"	8,503	5,380

111.020 Lemonade & fla-
voured waters

Unspecified	"	465	934
Total	"	465	934

112.131 Vermouth

Unspecified	Litres	300	566
Total	"	300	566

112.159 Other sparkling
wines

Unspecified	"	224	336
Total	"	224	336

112.310 Beer

Kenya	"	250	450
Unspecified	"	250	462
Total	"	500	912

COMMODITY	QUANTITY		VALUE Eth.\$
	U N I T		

211.110 Hides ordinary

Fr. Terr. of Affairs & Issas	Kgs	17,534	18,055
U.A.R.(Egypt)	"	115,421	124,511
France	"	44,542	47,696
W.Germany	"	400	600
Greece	"	83,951	86,659
Italy	"	3,984,799	3,677,937
Netherlands	"	1,536	1,630
Spain	"	274,106	255,835
U.K.	"	103,623	108,350
Iran	"	423,456	444,340
Israel	"	56,250	57,994
Jordan	"	24,931	25,910
Persian Gulf	"	48,404	42,597
South Yemen	"	96,453	115,710
Syria	"	158,895	168,435
Total	"	5,434,301	5,176,261

211.120 Hides butchery

Fr. Terr. of Affairs & Issas	"	11,150	17,994
France	"	2,231	2,297
Greece	"	94,550	115,891
Italy	"	39,573	43,782
U.K.	"	156,307	209,730
Iran	"	4,517	4,570
Jordan	"	56,904	98,853
Total	"	365,232	493,117

211.130 Hides, bovine &
equine (pickled)

France	"	240	1,875
W.Germany	"	2,449	19,390
Italy	"	7,866	9,520
Sweden	"	14,235	112,060
Lebanon	"	4,898	34,520
Total	"	29,688	177,365

211.230 Skins calf (or
kid (pickled))

Italy	"	44	1,160
Total	"	44	1,160

2. EXPORT

COMMODITY	QUANTITY		VALUE Eth. \$
	U N I T		

211.410 Goat skins,
bati-type

Kenya	No	48,000	83,040
France	"	3,000	10,380
W. Germany	"	12,000	20,760
Greece	"	28,200	58,744
Italy	"	265,462	464,858
U.K.	"	63,000	126,568
U.S.A.	"	283,200	656,410
Total	"	702,862	1,420,760

211.420 Goat skins
bati-genuine

Kenya	"	234,000	420,404
France	"	122,400	227,836
W. Germany	"	48,500	105,537
Greece	"	51,720	89,018
Italy	"	672,200	1,206,147
Netherlands	"	126,000	261,609
U.K.	"	216,000	422,333
U.S.S.R.	"	140,000	242,200
U.S.A.	"	114,000	233,778
Israel	"	240	550
Total	"	1,725,060	3,209,412

211.430 Goat skins, or-
inary

Kenya	"	1,900	2,375
France	"	3,048	7,195
Greece	"	14,520	29,812
Italy	"	1,075,035	1,688,402
Netherlands	"	6,000	10,380
Total	"	1,100,503	1,738,164

211.440 Goat skins,
pickled

Italy	"	160,820	393,488
Switzerland	"	100	130
Lebanon	"	1,860	4,325
Total	"	162,780	377,943

211.450 Kid skins
bati-type

Kenya	"	6,000	10,380
France	"	6,000	13,968
Italy	"	32,700	66,459
U.K.	"	12,000	20,770
Total	"	56,700	111,577

COMMODITY	QUANTITY		VALUE Eth. \$
	U N I T		

211.460 Kid skins
bati-genuine

Kenya	No	12,000	20,760
W. Germany	"	12,000	20,760
Total	"	24,000	41,520

211.470 Kid skins
ordinary

France	"	1,200	2,563
W. Germany	"	66,000	112,502
Italy	"	64,520	69,117
Netherlands	"	419,731	710,759
U.K.	"	36,600	65,206
Australia	"	2,400	5,495
Total	"	590,451	965,642

211.480 Kid skins
pickled

Italy	"	2,259	3,300
Netherlands	"	43,710	48,169
U.K.	"	12,000	18,840
Lebanon	"	55	170
Total	"	58,024	70,479

211.610 Sheep skins
ordinary

Kenya	"	920	920
Somalia	"	6,000	10,380
France	"	40,230	91,216
W. Germany	"	145,218	373,943
Greece	"	18,000	33,620
Italy	"	65,440	169,682
Netherlands	"	24,000	54,000
Norway	"	100	954
U.K.	"	273,000	459,636
U.S.A.	"	6,024	18,486
Total	"	578,932	1,212,837

211.620 Sheep skins
butchery

Somalia	"	6,000	10,380
Finland	"	54,000	191,505
France	"	301,606	763,490
W. Germany	"	597,820	1,608,274
Greece	"	9,000	21,600
Italy	"	532,212	1,322,593
Netherlands	"	87,000	246,600

2. EXPORT

COMMODITY	QUANTITY		VALUE Eth. \$
	U N I T		

211.620 Sheep skins
butchery (Cont'd)

U.K.	No	1,114,200	2,616,877
U.S.A.	"	54,008	148,520
Total	"	2,755,846	6,929,839

211.630 Sheep skins
pickled

Czechoslovakia	"	155,652	548,493
Denmark	"	31,968	101,540
Finland	"	6,000	10,910
France	"	48,154	142,717
W. Germany	"	29,400	81,179
Italy	"	70	150
Sweden	"	94,260	220,794
Switzerland	"	67,440	190,825
U.S.A.	"	160,032	650,161
Japan	"	26,442	79,122
Lebanon	"	120,060	337,346
Unspecified	"	35	120
Total	"	739,513	2,363,357

211.910 Leopard skins

France	"	165	100,250
Italy	"	6	3,900
Total	"	171	104,150

211.920 Monkey skins

Fr. Terr. of Affairs & Issas	"	18	250
Italy	"	11	230
Norway	"	2	100
Switzerland	"	4	100
U.S.A.	"	27	985
Australia	"	2	110
Total	"	64	1,775

211.930 Crocodile skins

France	"	587	64,951
Total	"	587	64,951

211.940 Snake skins

Italy	"	14	200
Total	"	14	200

COMMODITY	QUANTITY		VALUE Eth. \$
	U N I T		

211.990 Other hides &
skins undressed

Italy	No	5	310
Switzerland	"	11	300
U.K.	"	1	100
Yugoslavia	"	3	150
U.S.A.	"	1	100
Japan	"	95	3,440
Total	"	116	4,400

221.110 Ground nuts
in shell

Italy	Kgs	30,000	14,021
Netherlands	"	10,200	4,532
U.K.	"	572,020	226,984
U.S.A.	"	30,480	13,651
Total	"	642,700	259,188

221.120 Ground nuts
without shell

Italy	"	8,200	4,533
Total	"	8,200	4,533

221.500 Linseed

Saudi Arabia	"	500	210
Total	"	500	210

221.600 Cotton seed

Japan	"	7,189,375	1,243,648
Yemen	"	100,000	24,000
Total	"	7,289,375	1,267,648

221.700 Castor seed

W. Germany	"	50,000	16,800
Italy	"	520,454	146,712
U.K.	"	50,000	15,213
Japan	"	115,000	31,900
Total	"	735,454	210,625

221.810 Sesame seed

Libya	"	600,000	342,000
Sudan	"	1,820	1,040
Czechoslovakia	"	500,000	341,628
W. Germany	"	148,720	93,039
Greece	"	4,632,780	2,678,179
Italy	"	409,823	248,848
Netherlands	"	52,090	25,985

2. EXPORT

COMMODITY	QUANTITY		VALUE Eth. \$
	UNIT		

221.810 Sesame seed
(cont'd)

U.K.	Kgs	98,945	64,988
U.S.S.R.	"	999,986	694,990
Yugoslavia	"	300,000	195,490
U.S.A.	"	2,915,834	1,604,583
America Unspecified	"	22,050	17,879
Ceylon	"	100,000	52,800
Israel	"	3,215,100	2,007,651
Japan	"	16,929,517	9,525,380
Jordan	"	1,129,958	703,030
Lebanon	"	950,000	505,500
Saudi Arabia	"	2,836,691	1,767,901
South Yemen	"	3,725,860	2,327,392
Thiland	"	170,000	95,965
Total	"	39,739,174	23,294,268

221.820 Niger seed

Belgium	"	398,076	167,524
Cyprus	"	5,000	2,481
France	"	476,000	184,116
W. Germany	"	1,503,796	645,343
Italy	"	1,787,418	713,998
Netherlands	"	1,331,787	558,725
Spain	"	410,000	173,566
Switzerland	"	100,000	47,096
U.K.	"	144,265	65,738
Brasil	"	4,885	2,189
U.S.A.	"	530,120	217,885
Israel	"	2,600	1,380
Japan	"	428,105	198,741
Saudi Arabia	"	34,000	19,380
Yemen	"	7,000	3,528
Total	"	7,163,052	3,001,690

221.830 Rape seed

Kenya	"	19,000	8,154
Mauritius	"	15,000	6,420
Total	"	34,000	14,574

221.840 Sunflower seed

W. Germany	"	112,925	33,900
Total	"	112,925	33,900

COMMODITY	QUANTITY		VALUE Eth. \$
	UNIT		

221.850 Mustard seed

Kenya	Kgs	5,000	2,322
Mauritius	"	26,449	8,522
France	"	125,000	47,861
W. Germany	"	148,911	58,591
Netherlands	"	64,865	24,448
U.S.A.	"	212,000	121,653
Total	"	582,225	263,397

221.890 Oil seed others

Mauritius	"	6,000	2,574
Total	"	6,000	2,574

241.100 Fuel wood

Fr. Terr. of Affairs & Issas	"	20,000	3,310
Total	"	20,000	3,310

241.200 Wood charcoal

Fr. Terr. of Affairs & Issas	"	31,870	1,976
Total	"	31,870	1,976

242.910 Masts & poles for scaffolding

Kenya	"	60	240
Yemen	"	78,000	15,300
Total	"	78,060	15,540

242.990 Wood, other (rough)

Fr. Terr. of Affairs & Issas	"	75,120	14,260
Yemen	"	320,390	48,756
Total	"	395,510	63,016

243.220 Wood, planed, tongued, grooved etc., soft

Italy	"	200	100
Total	"	200	100

243.320 Wood planed, tongued, grooved etc., hard

Fr. Terr. of Affairs & Issas	"	40,000	6,000
Total	"	40,000	6,000

2. EXPORT

COMMODITY	QUANTITY		VALUE Eth. \$
	U N I T		

<u>262.110 Sheep & lamb's wool</u>			
Czechoslovakia	Kgs	50,228	25,051
W. Germany	"	400	1,000
Israel	"	50,000	23,688
Total	"	100,628	49,739

<u>262.990 Other animal hair</u>			
W. Germany	"	1,375	6,455
Total	"	1,375	6,455

<u>263.110 Raw cotton</u>			
Yemen	"	185,000	293,040
Total	"	185,000	293,040

<u>263.120 Cotton linters</u>			
W. Germany	"	497,448	873,849
Italy	"	1,058,000	148,559
Total	"	1,555,448	1,022,408

<u>263.390 Cotton waste</u>			
Saudi Arabia	"	85,000	33,150
South Yemen	"	20,000	7,363
Total	"	105,000	40,513

<u>263.400 Cotton, carded or combed</u>			
Saudi Arabia	"	7,500	2,925
Total	"	7,500	2,925

<u>273.100 Marble & other building stones</u>			
Fr. Terr. of Affairs & Issas	"	34,059	18,372
Kenya	"	1,121	3,935
Total	"	35,180	22,307

<u>273.220 Limestone</u>			
Fr. Terr. of Affairs & Issas	"	21,000	1,564
Total	"	21,000	1,564

<u>273.300 Natural sands of all kinds</u>			
Fr. Terr. of Affairs & Issas	"	40,000	64
Total	"	40,000	64

COMMODITY	QUANTITY		VALUE Eth. \$
	U N I T		

<u>276.320 Salt, common</u>			
Congo Kinshasa	Tons	932	18,159
Fr. Terr. of Affairs & Issas	"	30	2,100
Kenya	"	100	2,400
Rwanda	"	2,800	68,775
Tanzania	"	200	4,800
Uganda	"	800	19,200
France	"	11,363	85,225
Japan	"	108,611	765,870
Malaysia	"	16,420	118,225
Total	"	141,256	1,084,754

<u>276.622 Battery ashes</u>			
Belgium	Kgs	50,000	18,000
W. Germany	"	179,227	66,187
Netherlands	"	50,000	21,600
Total	"	279,227	105,787

<u>282.000 Iron & steel scrap</u>			
France	"	29,537	12,335
W. Germany	"	50,000	45,000
U.K.	"	15,000	13,500
Hong Kong	"	15,000	4,500
Total	"	109,537	75,335

<u>283.120 Copper scrap</u>			
W. Germany	"	15,000	22,500
Total	"	15,000	22,500

<u>284.000 Non-ferrous metal scrap</u>			
W. Germany	"	155,000	225,145
Italy	"	50,000	27,000
Netherlands	"	30,000	34,410
U.K.	"	18,300	17,437
Japan	"	40,000	36,000
Total	"	293,300	339,992

<u>291.110 Bone-ground or powdered & bone waste</u>			
Greece	"	180,000	21,926
Italy	"	210,000	24,279
Total	"	390,000	46,205

2. EXPORT

COMMODITY	QUANTITY		VALUE Eth. \$
	UNIT		
291.129 <u>Hornes, antlers, hooves, whalebone</u>			
France	Kgs	12,700	2,509
Total	"	12,700	2,509
291.131 <u>Ivory of elephant tusks</u>			
Italy	Nb	6	850
Total	"	6	850
291.139 <u>Ivory, other</u>			
Italy	Kgs	71	800
Total	"	71	800
291.160 <u>Tortoise-shell coral, sea shell & their waste</u>			
W. Germany	"	6,356	11,715
Greece	"	6,000	4,230
Italy	"	242,908	174,855
Spain	"	13,150	13,125
Switzerland	"	1,000	1,300
U.K.	"	3,000	3,225
U.S.A.	"	518	840
Israel	"	150	460
Total	"	273,082	209,750
291.902 <u>Guts, bladders & stomachs of animals</u>			
Netherlands	"	10	900
Total	"	10	900
291.903 <u>Animal intestines</u>			
Denmark	"	10	824
Netherlands	"	7,957	133,751
Lebanon	"	14,649	80,094
Total	"	22,616	214,669
291.940 <u>Fish waste</u>			
Saudi Arabia	"	5,566	22,394
Total	"	5,566	22,394
291.980 <u>Civet</u>			
France	Oz.	34,380	549,984
W. Germany	"	3,680	57,600
Switzerland	"	6,840	109,440
U.K.	"	2,880	46,080

COMMODITY	QUANTITY		VALUE Eth. \$
	UNIT		
291.980 <u>Civet (Cont'd)</u>			
U.S.A.	Oz.	7,416	118,656
Japan	"	216	3,456
Total	"	55,412	885,216
291.990 <u>Other materials of animal origin n.e.s.</u>			
Ghana	Kgs	40	300
France	"	30	210
W. Germany	"	74	2,225
Italy	"	65,025	13,693
Norway	"	5	100
Spain	"	50	370
Sweden	"	40	200
U.K.	"	130	480
U.S.A.	"	716	6,155
Japan	"	250,000	25,875
South Yemen	"	891	360
Total	"	317,001	49,968
292.110 <u>Warg (saffron)</u>			
South Yemen	"	8,180	27,720
Total	"	8,180	27,720
292.210 <u>Incense</u>			
Algeria	"	200,000	260,433
Fr. Terr. of Affairs & Issas	"	7,650	3,060
Kenya	"	68,415	45,462
Libya	"	51,700	71,522
Mauritius	"	4,474	5,537
Morocco	"	9,851	12,224
Senegal	"	22,500	12,420
Tanzania	"	2,058	1,610
U.A.R. (Egypt)	"	100,000	125,130
Bulgaria	"	7,950	7,950
France	"	129,676	89,465
W. Germany	"	256,257	208,977
Greece	"	110,725	130,604
Italy	"	15,565	10,529
Netherlands	"	184,125	102,172
Spain	"	2,625	1,181
U.K.	"	72,218	46,787
Yugoslavia	"	10,000	13,020

2. EXPORT

COMMODITY	QUANTITY		VALUE Eth.\$
	UNIT		
292.210 <u>Incense</u> (Cont'd)			
Brazil	Kgs	16,525	7,475
U.S.A.	"	26,949	19,560
America Unspecified	"	16,075	8,681
China (M)	"	1,118,640	758,158
Hong Kong	"	55,050	30,014
Iran	"	5,000	6,604
Israel	"	1,850	2,664
Jordan	"	81,353	100,921
Pakistan	"	2,879	4,024
Saudi Arabia	"	264,827	171,449
Singapore	"	19,910	22,968
South Yemen	"	18,300	21,755
Total	"	2,883,147	2,302,356
292.220 <u>Natural gums, resins & balsams</u>			
Israel	"	2,400	2,160
Total	"	2,400	2,160
292.400 <u>Plants & seeds</u>			
Algeria	"	3,000	4,920
Sudan	"	150	100
Italy	"	500	243
Saudi Arabia	"	3,675	5,813
Total	"	7,325	11,076
292.410 <u>Chat</u>			
Fr. Terr. of Affairs & Issas	"	604,946	1,745,329
Somalia	"	750	1,998
Total	"	605,696	1,747,327
292.420 <u>Karkade,leaves</u>			
Saudi Arabia	"	3,643	10,470
Total	"	3,643	10,470
292.430 <u>Senna,leaves</u>			
Israel	"	500	360
Total	"	500	360
292.680 <u>Live bulbs,tubers, orms,shrubs,bushes, roots,cuttings & slips</u>			
Algeria	Kgs	1,000	1,483
Fr. Terr. of Affairs & Issas	"	540	135
Total	"	1,540	1,618

COMMODITY	QUANTITY		VALUE Eth.\$
	UNIT		
292.690 <u>Trees,plants & leaves n.e.s.</u>			
Fr. Terr. of Affairs & Issas	Kgs	360	300
France	"	8,100	4,672
W.Germany	"	1,500	847
Italy	"	6,500	3,748
Israel	"	100	204
Saudi Arabia	"	1,200	1,800
Total	"	17,760	11,571
292.700 <u>Cut flowers & foliage</u>			
Fr. Terr. of Affairs & Issas	"	399	1,279
W.Germany	"	1,000	1,500
Total	"	1,399	2,779
292.911 <u>Vegetable saps & extracts</u>			
Saudi Arabia	"	35,850	22,769
Total	"	35,850	22,769
332.120 <u>Motor spirit</u>			
Fr. Terr. of Affairs & Issas	Litres	1,578,088	126,247
Sudan	"	2,539,337	139,155
Total	"	4,117,425	265,402
332.310 <u>Gas oil(Naptha)</u>			
Fr. Terr. of Affairs & Issas	"	638,000	19,123
Total	"	638,000	19,123
332.490 <u>Furnace & fuel oil</u>			
Fr. Terr. of Affairs & Issas	Tons	126,705	3,018,080
Soth Yemen	"	9,524	219,050
Total	"	136,229	3,237,130
341.230 <u>Gases for medical use</u>			
Fr. Terr. of Affairs & Issas	Kgs	10,850	3,642
Total	"	10,850	3,642

2- EXPORT

COMMODITY	QUANTITY		VALUE Eth.\$
	U N I T		
431.420 <u>Bees-wax</u>			
France	Kgs	9,158	35,354
W.Germany	"	1,000	4,175
Greece	"	64,036	226,190
Italy	"	17,990	63,510
U.S.A.	"	164,038	606,285
Israel	"	5,000	21,072
Japan	"	136,301	526,242
Total	"	397,523	1,482,828
513.280 <u>Carbon gas</u>			
Fr. Terr. of Affairs & Issas	"	25,500	28,934
Total	"	25,500	28,934
541.700 <u>Medicaments</u>			
Algeria	"	2,000	3,300
Fr. Terr. of Affairs & Issas	"	62	370
Yemen	"	350	1,000
Total	"	2,412	4,670
541.910 <u>Wadding, gauze, bandages & simi- lar pharmaceu- tical articles</u>			
Kenya	"	25	144
Total	"	25	144
551.100 <u>Essential oils</u>			
France	"	974	11,993
Italy	"	90	5,823
U.S.A.	"	17,585	497,068
Total	"	18,649	514,884
551.211 <u>Terpenic by- products of essential oils for preparing food</u>			
U.S.A.	Kgs	27,442	740,895
India	"	400	564
Total	"	27,842	741,459
551.219 <u>Terpenic by- products of essential oils, other</u>			
U.S.A.	"	5,106	308,785
Total	"	5,106	308,785

COMMODITY	QUANTITY		VALUE Eth.\$
	U N I T		
553.060 <u>Hair oil, cream, shampo & tonic</u>			
Kenya	Kgs	125	383
Total	"	125	383
554.110 <u>Soap, common</u>			
Fr. Terr. of Affairs & Issas	"	410	420
Total	"	410	420
554.150 <u>Soap, powder</u>			
Fr. Terr. of Affairs & Issas	"	2,855	2,855
Total	"	2,855	2,855
581.490 <u>Plastic mater- ials</u>			
Fr. Terr. of Affairs & Issas	"	57	182
Yemen	"	800	4,900
Total	"	857	5,082
599.531 <u>Liquid gum</u>			
Israel	"	5,100	5,184
Total	"	5,100	5,184
599.540 <u>Eggs, white</u>			
Italy	"	775	1,550
Total	"	775	1,550
611.910 <u>Leather of sheep & lamb skins</u>			
U.K.	"	50	3,442
Total	"	50	3,442
611.920 <u>Leather of goat & kid skins</u>			
Italy	"	8,549	73,817
Lebanon	"	125	2,807
Total	"	8,674	76,624
611.995 <u>Hide, crocodile; tanned (dressed)</u>			
France	No	5,659	645,446
America Unspecified	"	2	100
Total	"	5,661	645,546
613.000 <u>Furskins, tanned or dressed</u>			
Italy	Kgs	3	150
Total	"	3	150

2. EXPORT

COMMODITY	UNIT	QUANTITY	VALUE
			Eth.\$
<u>631.110 Sheets for making plywood</u>			
Fr. Terr. of Affairs & Issas	Kgs	8,198	4,005
Total	"	8,198	4,005
<u>631.190 Wood, sawn length-wise, sliced or peeled but not further worked</u>			
Fr. Terr. of Affairs & Issas	"	12,500	5,300
Total	"	12,500	5,300
<u>631.212 Plywood</u>			
Kenya	"	115	115
Somalia	"	90	2,400
Yemen	"	34,000	8,400
Total	"	34,205	10,915
<u>631.810 Wood paving blocks</u>			
Fr. Terr. of Affairs & Issas	"	5,000	650
Total	"	5,000	650
<u>631.890 Other wood, simply shaped or worked n.e.s.</u>			
Fr. Terr. of Affairs & Issas	"	20,000	3,000
Kenya	"	32,384	9,347
Yemen	"	251,000	37,200
Total	"	303,384	49,547
<u>632.400 Builders' carpentry & joinery</u>			
Fr. Terr. of Affairs & Issas	"	81,550	64,546
Kenya	"	10,340	1,217
Total	"	91,890	65,763
<u>632.720 Household utensils of wood</u>			
U.S.A.	"	15	135
Total	"	15	135

COMMODITY	UNIT	QUANTITY	VALUE
			Eth.\$
<u>641.530 Cardboard, in-rolls or sheets</u>			
Sudan	Kgs	400	397
South Yemen	"	3,000	1,440
Total	"	3,400	1,837
<u>652.293 Cotton fabrics, khaki drill</u>			
Kenya	Sq.m.	190	900
Total	"	190	900
<u>652.295 Cotton fabrics, white, dyed or printed, other</u>			
Kenya	"	298	400
Total	"	298	400
<u>653.430 Jute fabrics, sacking, other</u>			
Japan	Kgs	310	200
Total	"	310	200
<u>655.613 Rope</u>			
Fr. Terr. of Affairs & Issas	"	377	100
Sudan	"	50	100
Unspecified	"	566	560
Total	"	993	760
<u>655.619 Cordage, other</u>			
Fr. Terr. of Affairs & Issas	"	1,876	1,165
Total	"	1,876	1,165
<u>656.112 Jute bags, new</u>			
Fr. Terr. of Affairs & Issas	No	10,000	12,500
Total	"	10,000	12,500
<u>656.113 Jute bags, used</u>			
Fr. Terr. of Affairs & Issas	"	300	750
Total	"	300	750
<u>656.610 Blankets & travelling rugs of wool not mixed with other fibre</u>			
W.Germany	"	8	2,019
Total	"	8	2,019

2. EXPORT

COMMODITY	UNIT	QUANTITY	VALUE
			Eth.\$
656.699 <u>Blankets & travelling rugs, other</u>			
South Yemen	No	25	125
Total	"	25	125
657.511 <u>Carpets woollen, knotted</u>			
Kenya	"	15	150
W.Germany	"	1	500
Italy	"	384	9,609
U.S.A.	"	200	2,595
Total	"	600	12,854
657.519 <u>Carpets other, knotted</u>			
Kenya	"	52	1,575
Uganda	"	1	450
W.Germany	"	184	5,070
Italy	"	21	1,157
Netherlands	"	10	2,400
Sweden	"	42	592
Switzerland	"	3	140
U.S.A.	"	86	3,304
South Yemen	"	16	220
Yemen	"	109	1,889
Australia	"	1	400
New Zealand	"	3	2,045
Total	"	528	19,242
657.531 <u>Rugs woollen, knotted</u>			
U.K.	"	40	400
U.S.A.	"	100	350
Total	"	140	750
657.611 <u>Carpets woollen unknotted</u>			
U.S.A.	"	4	1,807
Total	"	4	1,807
657.632 <u>Rugs, cotton or cotton velvet, woven</u>			
Canada	"	1	100
Total	"	1	100

COMMODITY	UNIT	QUANTITY	VALUE
			Eth.\$
657.810 <u>Mats of vegetable fibre</u>			
Saudi Arabia	No	2,000	10,800
Total	"	2,000	10,800
657.820 <u>Malting of vegetable fibre</u>			
Saudi Arabia	Kgs	11,600	2,784
Total	"	11,600	2,784
661.100 <u>Lime</u>			
Fr. Terr. of Affairs & Issas	"	90,000	6,435
Total	"	90,000	6,435
661.290 <u>Cement</u>			
Fr. Terr. of Affairs & Issas	"	3,900,000	164,414
Kenya	"	1,500	180
Saudi Arabia	"	6,055,000	280,805
South Yemen	"	160,000	6,800
Yemen	"	20,036,000	888,731
Total	"	30,152,500	1,340,930
661.390 <u>Worked monumental or building stone</u>			
Fr. Terr. of Affairs & Issas	Kgs	1,180	1,800
Total	"	1,180	1,800
661.820 <u>Building materials, other</u>			
Fr. Terr. of Affairs & Issas	"	6,500	360
Total	"	6,500	360
662.310 <u>Heat-insulating bricks</u>			
Fr. Terr. of Affairs & Issas	"	50,400	6,854
Total	"	50,400	6,854
662.320 <u>Refractory bricks & blocks</u>			
Fr. Terr. of Affairs & Issas	"	5,000	400
Total	"	5,000	400
662.410 <u>Building bricks</u>			
Fr. Terr. of Affairs & Issas	"	120,000	4,949
Total	"	120,000	4,949

2. EXPORT

COMMODITY	QUANTITY		VALUE Eth.\$
	U N I T		
662.420 Files			
Fr. Terr. of Affairs & Issas	Kgs	87,600	15,132
Somalia	"	420	550
South Yemen	"	2,350	1,257
Total	"	90,370	16,939
663.120 Grinding & polishing stones			
Kenya	"	100	699
Total	"	100	699
664.790 Safety glass			
Fr. Terr. of Affairs & Issas	"	20	275
Total	"	20	275
664.890 Other mirrors & polished plate glass, silvered			
Fr. Terr. of Affairs & Issas	"	43	180
Total	"	43	180
665.110 Commercial con- tainers of glass			
Sudan	"	9,102	3,550
Total	"	9,102	3,550
665.899 Other articles of glass n.e.s.			
Fr. Terr. of Affairs & Issas	"	210	500
Total	"	210	500
673.200 Bars & rods, other			
Fr. Terr. of Affairs & Issas	"	60,500	27,465
Total	"	60,500	27,465
673.600 Angles, shapes & sections of iron & steel			
Italy	"	18,700	9,415
Total	"	18,700	9,415
674.090 Plates & sheets, of iron & steel			
Kenya	"	940	432
Yemen	"	25,000	2,850
Total	"	25,940	3,282

COMMODITY	QUANTITY		VALUE Eth.\$
	U N I T		
687.200 Bars, rods, angles, shapes & sections plates, sheets & strips of tin			
Kenya	Kgs	550	375
Total	"	550	375
691.110 Doors, windows & fittings of iron & steel			
Fr. Terr. of Affairs & Issas	Nd	218	17,415
Total	"	218	17,415
691.220 Aluminium, sheets & plates			
Kenya	Kgs	90	120
Total	"	90	120
693.110 Stranded wire, cable, cordage & rope of iron & steel			
Fr. Terr. of Affairs & Issas	"	1,000	550
Total	"	1,000	550
694.110 Nails, tacks, staples, studs, & drawing pins of iron & steel			
Fr. Terr. of Affairs & Issas	"	2,000	1,100
Total	"	2,000	1,100
696.030 Razor & razor blades			
Kenya	"	50	4,100
Total	"	50	4,100
697.239 Aluminium uten- sils for domestic use			
Kenya	"	20	111
Total	"	20	111
698.112 Door & window locks & keys			
Fr. Terr. of Affairs & Issas	"	384	1,170
Total	"	384	1,170

2. EXPORT

COMMODITY	QUANTITY		VALUE Eth.\$
	UNIT		
698.200 <u>Safes & strong-rooms of base metal</u>			
Fr. Terr. of Affairs & Issas	No	2	300
Total	"	2	300
698.870 <u>Soldering & welding rods</u>			
Kenya	Kgs	1,100	390
Total	"	1,100	390
698.949 <u>Other articles of aluminium</u>			
Fr. Terr. of Affairs & Issas	"	389	3,210
Total	"	389	3,210
718.000 <u>Machines for special industries</u>			
Yemen	"	4,000	3,400
Total	"	4,000	3,400
821.011 <u>Metal furniture</u>			
Fr. Terr. of Affairs & Issas	No	4	1,000
Saudi Arabia	"	6	426
Unspecified	"	4	200
Total	"	14	1,626
821.012 <u>Wooden furniture</u>			
Fr. Terr. of Affairs & Issas	"	229	24,178
Sudan	"	10	1,300
Italy	"	6	400
Unspecified	"	2	100
Total	"	247	25,978
821.092 <u>Furniture others & parts</u>			
Fr. Terr. of Affairs & Issas	Kgs	2,978	5,755
Saudi Arabia	"	100	120
Total	"	3,078	5,875
834.790 <u>Travel cases of textile fabrics</u>			
Yemen	"	1,000	2,125
Total	"	1,000	2,125

COMMODITY	QUANTITY		VALUE Eth.\$
	UNIT		
841.113 <u>Men's & boys' outer garments, other, cotton</u>			
U.K.	No	478	6,692
U.S.A.	"	25	1,165
Unspecified	"	100	2,678
Total	"	603	10,535
841.122 <u>Women's girls' & infants' outer garments, cotton</u>			
Kenya	"	240	240
Somalia	"	220	2,010
France	"	25	1,110
U.S.A.	"	75	4,356
Total	"	560	7,716
841.123 <u>Women's girls' & infants' outer garments, synthetic fibres</u>			
South Yemen	"	1,800	1,940
Total	"	1,800	1,940
841.142 <u>Women's girls' & infants' inner garments, cotton</u>			
Fr. Terr. of Affairs & Issas	Dos	7,800	117,854
Yemen	"	1,750	31,122
Total	"	9,550	148,976
841.340 <u>Leather clothing</u>			
Uganda	No	1	400
Total	"	1	400
841.442 <u>Outer garments, knitted, cotton</u>			
Fr. Terr. of Affairs & Issas	"	600	6,960
Total	"	600	6,960
841.443 <u>Outer garments, knitted, synthetic fibre</u>			
Fr. Terr. of Affairs & Issas	"	500	7,267
U.S.A.	"	9	175
Total	"	509	7,442
841.444 <u>Outer garments, knitted, woollen</u>			
Italy	"	55	400
Total	"	55	400

2. EXPORT

COMMODITY	QUANTITY		VALUE Eth.\$
	U N I T		

851.012 <u>Sandals, open type, with outer soles & uppers of rubber or plastic materials</u>			
Somalia	Pair	120	1,800
Yemen	"	2,063	7,192
Total	"	2,183	8,992

851.020 <u>Leather shoes</u>			
Kenya	"	930	8,869
Yemen	"	2,744	17,980
Total	"	3,674	26,849

851.021 <u>Sports footwear</u>			
Kenya	"	56	512
Total	"	56	512

851.029 <u>Footwear other, with soles or upper of leather</u>			
Yemen	"	200	600
Total	"	200	600

851.041 <u>Canvas shoes</u>			
Fr. Terr. of Affairs & Issas	"	600	4,900
Yemen	"	12,000	25,500
Total	"	12,600	30,400

851.069 <u>Footwear, other with outer soles of other materials & upper soles of any material other than leather</u>			
South Yemen	"	384	3,800
Total	"	384	3,800

851.090 <u>Footwear n.e.s.</u>			
Kenya	"	4,412	13,856
South Yemen	"	480	3,000
Yemen	"	2,948	12,850
Total	"	7,840	29,706

COMMODITY	QUANTITY		VALUE Eth.\$
	U N I T		

892.110 <u>Printed books, booklets, brochures, pamphlets & leaflets</u>			
U.S.A.	Kgs	4,000	27,525
Total	"	4,000	27,525

892.999 <u>Printed matter n.e.s.</u>			
Fr. Terr. of Affairs & Issas	"	60	200
Total	"	60	200

893.010 <u>Plastic tiles & mosaics for building purposes</u>			
Fr. Terr. of Affairs & Issas	"	3,200	3,719
Kenya	"	290	525
Total	"	3,490	4,244

893.090 <u>Articles of artificial plastic materials n.e.s.</u>			
Fr. Terr. of Affairs & Issas	"	400	850
Yemen	"	336	1,000
Total	"	736	1,850

895.111 <u>Filing cabinet (metal)</u>			
Fr. Terr. of Affairs & Issas	No	5	385
Total	"	5	385

895.990 <u>Stationery supplies n.e.s.</u>			
Indonesia	Kgs	200	500
Total	"	200	500

896.010 <u>Paintings, drawings & pastels, executed entirely by hand</u>			
Italy	"	67	400
U.S.A.	"	35	2,505
Total	"	102	2,605

896.020 <u>Engravings, prints & lithographs</u>			
Fr. Terr. of Affairs & Issas	"	75	300
Total	"	75	300

2. EXPORT

COMMODITY	QUANTITY		VALUE Eth. \$
	U N I T		
896.050 <u>Collections of archaeological interest</u>			
U.S.A.	Kgs	25	200
Total	"	25	200
896.070 <u>Animals, stuffed</u>			
W.Germany	"	52	1,555
Sweden	"	3	165
U.S.A.	"	46	1,125
Unspecified	"	15	600
Total	"	116	3,445
896.090 <u>Naturalist collections, other</u>			
Fr. Terr. of Affairs & Issas	"	21,202	22,335
Ghana	"	250	380
Kenya	"	865	3,091
Madagascar	"	100	300
Nigeria	"	140	240
Belgium	"	72	260
Bulgaria	"	15	200
France	"	2,592	11,288
W.Germany	"	1,273	6,495
Greece	"	35	1,600
Iceland	"	545	200
Italy	"	9,667	22,244
Netherlands	"	2,808	7,702
Norway	"	572	2,670
Sweden	"	4,421	9,580
Switzerland	"	450	660
U.K.	"	656	1,810
Yugoslavia	"	10	200
Canada	"	450	500
U.S.A.	"	6,504	51,520
India	"	65	165
Israel	"	300	500
Japan	"	43	1,211
Lebanon	"	30	250
Saudi Arabia	"	315	1,430
South Yemen	"	17	150
Australia	"	20	200
Unspecified	"	1,264	3,489
Total	"	54,681	150,670

COMMODITY	QUANTITY		VALUE Eth. \$
	U N I T		
897.111 <u>Jewellery gold</u>			
U.S.A.	Kgs	-	160
Total	"	-	160
897.210 <u>Jewellery-imitation, metallic</u>			
France	"	27	1,180
Total	"	27	1,180
897.230 <u>Jewellery imitation, other</u>			
W.Germany	"	128	5,000
U.S.A.	"	310	2,042
Total	"	438	7,042
899.130 <u>Ivory articles</u>			
Italy	"	700	5,000
Total	"	700	5,000
899.249 <u>Brooms & brushes, other</u>			
Yemen	"	4	600
Total	"	4	600
899.351 <u>Ashtray</u>			
Saudi Arabia	"	88	200
Total	"	88	200
899.410 <u>Umbrellas & sunshades</u>			
W.Germany	No	3,000	8,400
Total	"	3,000	8,400
899.521 <u>Buttons & button-blanks</u>			
Italy	Kgs	82	1,656
Total	"	82	1,656
911.000 <u>Postal packages not classified according to kind</u>			
Zambia	"	16	100
Italy	"	314	755
U.S.A.	"	68	240
Total	"	398	1,095

2. EXPORT

COMMODITY	QUANTITY		VALUE Eth.\$
	U N I T		

931.000 Sundry packages

Fr. Terr. of Affairs & Issas	Kgs	1,610	1,546
Kenya	"	644	727
Nigeria	"	14	155
Somalia	"	480	180
Denmark	"	9	158
W. Germany	"	37	165
Italy	"	755	180
Sweden	"	33	210
Switzerland	"	171	185
U.K.	"	78	289
U.S.S.R.	"	38	120
U.S.A.	"	90	348
India	"	30	130
Indonesia	"	13	200
Israel	"	221	205
Japan	"	86	170
Lebanon	"	79	700
Saudi Arabia	"	215	253
Yemen	"	7,766	19,291
Unspecified	"	369	920
Total	"	12,738	26,132

941.011 Birds (except
parrots)

Belgium	No	3,301	5,207
Denmark	"	1,594	3,543
France	"	2,515	4,438
W. Germany	"	12,459	17,441
Gibraltar	"	177	338
Greece	"	402	571
Italy	"	12,765	19,162
Netherlands	"	25,672	36,843
Spain	"	8	280
Switzerland	"	350	535
U.K.	"	18,956	28,399
U.S.A.	"	2,101	4,225
Formosa	"	110	235
Japan	"	3,920	5,290
Saudi Arabia	"	24	191
Total	"	84,354	126,698

COMMODITY	QUANTITY		VALUE Eth.\$
	U N I T		

941.021 Apes

Belgium	No.	5	150
Czechoslovakia	"	50	1,500
Denmark	"	1,134	34,205
France	"	121	3,885
W. Germany	"	695	24,600
Gibraltar	"	44	1,600
Greece	"	16	480
Italy	"	388	11,790
Netherlands	"	131	3,945
Norway	"	6	180
Spain	"	20	650
Sweden	"	30	900
U.K.	"	24	720
U.S.S.R.	"	240	7,200
Yugoslavia	"	320	9,600
U.S.A.	"	2,366	71,150
Japan	"	10	400
Saudi Arabia	"	4	120
Total	"	5,604	173,075

941.022 Monkeys

Austria	"	8	320
Denmark	"	31	1,228
France	"	37	1,670
W. Germany	"	87	3,145
Greece	"	6	210
Italy	"	191	6,840
Netherlands	"	19	660
U.K.	"	382	11,394
U.S.S.R.	"	1,800	58,550
U.S.A.	"	63	1,925
Japan	"	7	245
Total	"	2,631	86,187

941.080 Lions

Kenya	"	5	1,000
Japan	"	2	380
Total	"	7	1,380

2. EXPORT

COMMODITY	UNIT	QUANTITY	VALUE
			Eth.\$

COMMODITY	UNIT	QUANTITY	VALUE
			Eth.\$

941.090 Wild animals
n.e.s.

.W.Germany	No	2	175
Italy	"	80	300
U.S.A.	"	202	635
Total	"	284	1,110

991.600 Gold coin

India	"	10	1,900
Total	"	10	1,900

Grand Total 294,622,350.

RE-EXPORT

COMMODITY	UNIT	QUANTITY	VALUE
			Eth.\$
046.010 <u>Wheat flour</u>			
Yemen			114,996
Total			114,996
075.299 <u>Spices other</u>			
W.Germany			648
Total			648
111.020 <u>Lemonade flavoured water</u>			
U.K.			12,760
Total			12,760
112.139 <u>Wines of fresh grapes flavoured with aromatic extracts</u>			
W.Germany			505
Total			505
276.210 <u>Clay & similar refractory materials</u>			
Singapore			225,000
Total			225,000
276.622 <u>Ashes of mineral origin</u>			
Kenya			3,570
Total			3,570
292.912 <u>Agar-agar</u>			
Somalia			1,700
Total			1,700
332.110 <u>Aviation benzine</u>			
Fr. Terr. of Affairs & Issas			6,000
Kenya			227
Total			6,227
332.511 <u>Lubricating oils & batching oils</u>			
U.S.A.			110
Total			110

COMMODITY	UNIT	QUANTITY	VALUE
			Eth.\$
332.619 <u>Petroleum jelly, other</u>			
Fr. Terr. of Affairs & Issas			1,597
Total			1,597
513.280 <u>Carbon gas</u>			
Fr. Terr. of Affairs & Issas			5,775
Total			5,775
514.980 <u>Inorganic chemical products n.e.s.</u>			
U.S.A.			17,802
Total			17,802
533.310 <u>Paints</u>			
Fr. Terr. of Affairs & Issas			479
Total			479
541.640 <u>Microbial vaccines & similar products</u>			
Israel			37,200
Total			37,200
541.700 <u>Medicaments</u>			
Kenya			8,333
Somalia			3,516
Belgium			1,869
Saudi Arabia			680
South Yemen			5,000
Total			19,398
541.910 <u>Bandages & similar pharmaceutical substances</u>			
Fr. Terr. of Affairs & Issas			300
Total			300
554.120 <u>Toilet soap</u>			
Yemen			17,273
Total			17,273

RE-EXPORT

COMMODITY	QUANTITY	VALUE Eth.\$
	UNIT	
599.999 <u>Chemical products & preparations</u>		
W. Germany		171
Total		171
629.112 <u>Outer tyres for motor passenger vehicles</u>		
Fr. Terr. of Affairs & Issas		200
W. Germany		2,904
China(M)		34,502
Israel		2,591
Total		40,197
629.113 <u>Outer tyres for lorries & trucks</u>		
France		960
Total		960
629.114 <u>Outer tyres for aircraft</u>		
Kenya		3,200
Nigeria		3,152
W. Germany		265,641
Greece		11,619
Italy		14,252
Switzerland		3,203
India		1,341
Saudi Arabia		1,200
Unspecified		700
Total		304,308
629.119 <u>Outer tyres, other</u>		
Italy		203
Total		203
632.100 <u>Complete wooden packing cases</u>		
Fr. Terr. of Affairs & Issas		478
Total		478

COMMODITY	QUANTITY	VALUE Eth.\$
	UNIT	
632.899 <u>Other articles of wood</u>		
Italy		180
Total		180
641.940 <u>Ruled or squared paper & paperboard</u>		
U.A.R. (Egypt)		100
Total		100
656.112 <u>Jute bags</u>		
Fr. Terr. of Affairs & Issas		100
Netherlands		696
Total		796
656.699 <u>Blankets & travelling rugs</u>		
Pakistan		50,050
Total		50,050
656.911 <u>Bed sheets</u>		
Kenya		150
Total		150
662.430 <u>Ceramic piping</u>		
Fr. Terr. of Affairs & Issas		1,700
Total		1,700
663.110 <u>Grinding & polishing wheels & stones for hand pedal or power operated machines</u>		
Fr. Terr. of Affairs & Issas		13,000
Total		13,000
663.120 <u>Grinding & polishing stones for use directly in the hand</u>		
Fr. Terr. of Affairs & Issas		19,000
Total		19,000
664.810 <u>Rear-view mirrors suitable for use in road motor vehicles</u>		
U.S.A.		171
Total		171

RE-EXPORT

COMMODITY	QUANTITY	VALUE Eth.\$
	UNIT	

665.811 <u>Laboratory & scientific glassware</u>		
Kenya		2,470
Total		2,470

678.000 <u>Tubes, pipes & fittings of iron & steel</u>		
Unspecified		18,000
Total		18,000

684.272 <u>Plates & sheets of aluminium, other</u>		
Kenya		363
Total		363

692.119 <u>Reservoirs, tanks & vats of copper</u>		
W.Germany		5,845
Total		5,845

692.310 <u>Compressed gas cylinders of iron & steel</u>		
Fr. Terr. of Affairs & Issas		4,275
Ghana		330
Kenya		1,205
Tanzania		495
U.A.R.(Egypt)		3,915
W.Germany		20,394
Greece		660
Italy		1,281
Saudi Arabia		1,155
South Yemen		300
Total		34,010

692.320 <u>Compressed gas cylinders of aluminium</u>		
W.Germany		1,485
Italy		393
Israel		17,500
Total		19,378

COMMODITY	QUANTITY	VALUE Eth.\$
	UNIT	

693.110 <u>Stranded wire, cables, rope & the like</u>		
Fr. Terr. of Affairs & Issas		750
U.K.		1,150
Total		1,900

695.220 <u>Pliers, pincers pipe cutters & the like</u>		
Italy		200
Total		200

695.230 <u>Hand tools n.e.s.</u>		
Italy		475
Total		475

696.030 <u>Razors & Razor blades</u>		
Kenya		1,600
Total		1,600

696.040 <u>Scissors & their blades</u>		
Kenya		800
Total		800

696.060 <u>Spoons, forks & similar table or kitchenware</u>		
W.Germany		157
Greece		683
Total		840

697.110 <u>Domestic stoves, ranges, cookers & similar heating elements (non electric)</u>		
Greece		858
Italy		1,870
Israel		825
Total		3,553

697.219 <u>Domestic utensils of iron & steel</u>		
Kenya		134
Greece		267
Italy		300

RE-EXPORT

COMMODITY	U	QUANTITY	VALUE Eth.\$
	N		
697.930 <u>Photograph, picture & similar frames of base metal</u>			
U.S.A.			700
Total			700
698.943 <u>Reservoirs, tanks & vats of aluminium</u>			
W. Germany			290
Total			290
712.220 <u>Coffee cleaning machinery</u>			
Ivory Coast			11,250
Total			11,250
712.510 <u>Agricultural tractors</u>			
Fr. Terr. of Affairs & Issas			42,940
Total			42,940
712.990 <u>Other agricultural machinery</u>			
Malawi			690
Total			690
714.110 <u>Typewriters</u>			
Ghana			1,250
Greece			150
Total			1,400
714.210 <u>Accounting machines</u>			
Fr. Terr. of Affairs & Issas			5,600
Kenya			30,000
Total			35,600
714.300 <u>Statistical machines</u>			
W. Germany			2,000
Total			2,000
719.100 <u>Machine tools for working metals</u>			
Italy			4,556
Total			4,556

COMMODITY	U	QUANTITY	VALUE Eth.\$
	N		
717.131 <u>Parts & accessories for knitting machines</u>			
Fr. Terr. of Affairs & Issas			300
Total			300
717.310 <u>Sewing machines</u>			
Sweden			400
U.S.A.			1,805
Total			2,205
718.310 <u>Milling machinery for grain</u>			
W. Germany			730
Total			730
718.410 <u>Mechanically propelled road-rollers</u>			
Sudan			6,160
Total			6,160
718.423 <u>Machinery for boring & drilling</u>			
Italy			4,166
U.K.			161,065
U.S.A.			233,982
Total			399,213
719.312 <u>Jacks & lifting apparatus</u>			
U.S.A.			1,350
Total			1,350
719.319 <u>Handling-loading & unloading machinery</u>			
Fr. Terr. of Affairs & Issas			3,535
Total			3,535
719.629 <u>Machines for cleaning, closing & labelling bottles</u>			
W. Germany			437
Total			437
719.890 <u>Machines n.e.c.</u>			
Netherlands			3,500
Total			3,500

RE-EXPORT

COMMODITY	QUANTITY	VALUE Eth.\$
	UNIT	

719.990 Machinery parts

Fr. Terr. of Affairs & Issas		609
Total		609

722.290 Electrical apparatus for making & breaking electrical circuits

W. Germany		11,271
Switzerland		13,462
Lebanon		1,208
Total		25,941

724.100 Television broadcast receivers

Congo Kinshasa		1,200
Ivory Coast		1,000
Kenya		460
Zambia		3,000
France		25,512
Greece		694
Sweden		1,000
Total		32,866

724.210 Radio broadcast receivers

Madagascar		261
Nigeria		350
U.S.A.		2,941
Total		3,552

724.230 Radio receiver transistors

Ghana		600
Zambia		205
Total		805

724.910 Electrical line telephonic & telegraphic apparatus

Italy		5,695
Sweden		2,657
Total		8,352

COMMODITY	QUANTITY	VALUE Eth.\$
	UNIT	

724.920 Microphones

Sweden		300
Total		300

724.991 Radio navigational aid & radar apparatus

U.K.		14,010
Total		14,010

724.992 Television transmission apparatus

W. Germany		19,253
Total		19,253

724.993 Radio broadcast transmission apparatus

France		18,855
U.K.		18,000
U.S.A.		1,125
Israel		3,512
Total		41,492

725.010 Domestic refrigerators electric

Congo Kinshasa		1,000
Kenya		3,178
Sudan		320
Togo		300
India		450
Israel		10,625
Unspecified		1,549
Total		17,422

725.020 Domestic washing machines

Netherlands		350
Total		350

729.110 Primary cells & primary batteries

Kenya		6,120
Total		6,120

729.129 Electric accumulators

Italy		100
Total		100

RE-EXPORT

COMMODITY	QUANTITY	VALUE Eth.\$
	UNIT	
729.290 <u>Electric lamps</u>		
Fr. Terr. of Affairs & Issas		200
Netherlands		1,200
Total		1,400
729.411 <u>Starting & ignition equip- ment for use in aircraft</u>		
U.S.A.		13,488
Total		13,488
729.990 <u>Other electrical goods & apparatus n.s.e.</u>		
Fr. Terr. of Affairs & Issas		3,317
Total		3,317
731.700 <u>Parts of railway</u>		
Fr. Terr. of Affairs & Issas		4,849
Total		4,849
732.110 <u>Passengers motor vehicles (net weight not exceeding 1000 kgs)</u>		
Fr. Terr. of Affairs & Issas		9,500
Kenya		3,250
Greece		2,500
Sweden		8,170
U.K.		15,697
U.S.A.		5,600
India		5,500
Israel		6,800
Japan		3,000
Unspecified		7,500
Total		67,517
732.120 <u>Passengers motor vehicles (where the net weight exceeds 1000 kgs)</u>		
Fr. Terr. of Affairs & Issas		30,480
Kenya		5,000
W.Germany		13,500

COMMODITY	QUANTITY	VALUE Eth.\$
	UNIT	
732.120 <u>Passengers motor vehicles (where the net weight exceeds 1000 kgs) (Cont'd)</u>		
Sweden		6,300
U.S.A.		22,350
Unspecified		13,000
Total		90,630
732.340 <u>Lorries & trucks</u>		
Kenya		6,806
Japn		8,883
Total		15,689
732.450 <u>Motor vehicles for special purposes</u>		
W.Germany		2,500
Total		2,500
732.500 <u>Road tractors</u>		
Zambia		52,773
Total		52,773
732.891 <u>Parts & accesso- ries for road motor tractors</u>		
Belgium		2,223
Total		2,223
732.899 <u>Parts & accesso- ries for road motor vehicles</u>		
Fr. Terr. of Affairs & Issas		885
Somalia		334
W.Germany		1,575
Unspecified		1,050
Total		3,844
732.910 <u>Motor cycles</u>		
Kenya		3,325
France		1,000
U.S.A.		1,350
Total		5,675
733.121 <u>Spares & accesso- ries for cycles & tricycles</u>		
Italy		418
Total		418

RE - EXPORT

COMMODITY	QUANTITY	VALUE Eth.\$
	UNIT	
733.122 <u>Spares & accessories for invalid carriages</u>		
Japan		2,151
Total		2,151
733.320 <u>Other carts, trailers & parts</u>		
U.S.S.R.		20,000
Total		20,000
733.360 <u>Trailers fitted as living quarters</u>		
Italy		337,630
Total		337,630
734.100 <u>Aircraft</u>		
U.S.A.		125,000
Total		125,000
734.920 <u>Parts for aircraft</u>		
Fr. Terr. of Affairs & Issas		1,799
Ghana		124,993
Kenya		224,801
Nigeria		321,555
Sudan		75,960
Tanzania		81,278
U.A.R. (Egypt)		175,641
Zambia		1,000
France		39,508
W. Germany		2,035,789
Greece		748,370
Italy		302,171
Switzerland		940
U.K.		77,180
U.S.A.		10,739
India		22,344
Indonesia		2,059
Israel		18,810
Lebanon		2,374,382
Saudi Arabia		721,116
South Yemen		374,534
Unspecified		43,850
Total		7,778,819

COMMODITY	QUANTITY	VALUE Eth.\$
	UNIT	
735.920 <u>Special purpose vessels</u>		
Saudi Arabia		12,545
U.S.A.		1,124
Total		13,669
735.990 <u>Ships boats etc. parts of</u>		
Sudan		105
France		200
Total		305
812.200 <u>Washing basins & similar sanitary fittings</u>		
Fr. Terr. of Affairs & Issas		1,918
Total		1,918
812.439 <u>Torches & flashlights</u>		
Kenya		2,905
Total		2,905
821.012 <u>Wooden furniture</u>		
U.S.A.		1,495
Total		1,495
831.420 <u>Hand bags of leather or leather composite</u>		
Kenya		352
W. Germany		465
Greece		285
Lebanon		344
Total		1,446
831.450 <u>Travel cases of leather or composition leather</u>		
W. Germany		114
Greece		329
Saudi Arabia		120
Unspecified		232
Total		795
831.550 <u>Travel cases of artificial plastic</u>		
W. Germany		416
Greece		257
Total		673

RE - EXPORT

COMMODITY	U N I T	QUANTITY	VALUE Eth.\$	COMMODITY	U N I T	QUANTITY	VALUE Eth.\$
831.720 <u>Hand bags of textile fabrics</u>				841.123 <u>Outer garments, synthetic fibre (women's & girl's & infant's)</u>			
Ghana			153	South Yemen			2,750
W.Germany			219	Total			2,750
Italy			197				
Japan			300	841.132 <u>Inner garments (men's & boy's)</u>			
Total			869	Fr. Terr. of Affairs & Issas			18,300
841.112 <u>Shirt, cotton (men's & boy's)</u>				South Yemen			7,920
Nigeria			977	Total			26,220
W.Germany			250				
Total			1,227	841.230 <u>Ties & cravats</u>			
841.113 <u>Outer garments other, cotton (men's & boy's)</u>				Kenya			175
South Yemen			16,238	Total			175
Total			16,238	841.290 <u>Clothing accessories, other n.e.s.</u>			
841.115 <u>Outer garments, other, synthetic fibre (men's & boy's)</u>				South Yemen			4,320
Kenya			357	Total			4,320
Sudan			510	841.443 <u>Outer garments, synthetic fibres (knitted)</u>			
W.Germany			1,078	Fr. Terr. of Affairs & Issas			7,350
Greece			223	Total			7,350
Italy			446	851.090 <u>Shoes</u>			
Japan			2,000	Japan			150
Lebanon			428	Total			150
South Yemen			19,736	861.229 <u>Spectacles</u>			
Total			24,778	Denmark			400
841.118 <u>Shirts, other fibre</u>				Total			400
W.Germany			358	861.400 <u>Photographic cameras & flash-light apparatus</u>			
Total			358	Kenya			40,873
841.119 <u>Outer garments of other fibre</u>				Denmark			17,985
Kenya			680	Netherlands			1,000
W.Germany			796	U.K.			15,509
Greece			102	U.S.A.			23,775
Total			1,578	Japan			63,465
841.122 <u>Outer garments cotton (women's girls & infant's)</u>				Unspecified			3,750
South Yemen			5,760	Total			166,357
Total			5,760				

RE-EXPORT

COMMODITY	QUANTITY		VALUE Eth.\$
	U N I T		
861.520 <u>Cinematograph sound recorders</u>			
U.K.			26,000
Total			26,000
861.619 <u>Image projectors</u>			
Israel			330
Total			330
861.710 <u>Medical instru- ments & apparatus</u>			
France			54,800
W. Germany			1,135
Italy			1,000
Netherlands			331
Switzerland			185
U.K.			1,600
U.S.A.			5,461
Israel			100
Indonesia			13,125
Total			77,737
861.919 <u>Meteorological & geophysical instruments</u>			
Norway			4,200
Total			4,200
861.939 <u>Drawing, marking out & mathematical instruments</u>			
Zambia			300
Total			300
861.940 <u>Instruments apparatus or models for demonstration purposes</u>			
U.A.R.(Egypt)			19,500
France			203,461
W. Germany			1,000
Italy			145
Turkey			61,750
U.K.			11,992
U.S.A.			37,896
Total			335,744

COMMODITY	QUANTITY		VALUE Eth.\$
	U N I T		
861.969 <u>Hydrometers other thermo- meters</u>			
U.S.A.			5,000
Total			5,000
864.119 <u>Watches</u>			
Switzerland			9,670
Total			9,670
864.140 <u>Watch cases & parts thereof</u>			
France			638
Total			638
891.112 <u>Tape or wire recorders</u>			
Zambia			380
Bulgaria			1,113
France			425
Sweden			300
Yugoslavia			1,676
U.S.A.			100
China(M)			120
India			688
Total			4,802
891.119 <u>Dictating machines</u>			
China(M)			120
Total			120
891.220 <u>Tapes & wires</u>			
Italy			300
Total			300
891.890 <u>Other musical instruments n.e.s.</u>			
Europe Unspecified			36,750
Total			36,750
892.110 <u>Printed books</u>			
Tanzania			404
W. Germany			41,232
Greece			35,881
Italy			111

RE - EXPORT

COMMODITY	QUANTITY		VALUE Eth.\$
	U N I T		

892.110 Printed books
(Cont'd)

Lebanon	528
Malaysia	1,500
Total	79,656

892.939 Unused postage stamps, revenue & similar stamps

W. Germany	927
Total	927

892.991 Showcards, posters picture books & other printed matters for advertisement

U.A.R. (Egypt)	6,793
W. Germany	379
Greece	1,000
Italy	236
Lebanon	100
Total	8,508

892.999 Other printed matter n.e.s.

Ghana	320
Kenya	1,039
Nigeria	125
Sudan	398
U.A.R. (Egypt)	335
W. Germany	16,157
Greece	643
Italy	1,067
U.S.A.	8,603
Lebanon	1,122
Saudi Arabia	209
South Yemen	223
Unspecified	923
Total	31,164

893.080 Plastic sanitary fittings

Fr. Terr. of Affairs & Issas	4,591
Total	4,591

COMMODITY	QUANTITY		VALUE Eth.\$
	U N I T		

893.090 Other articles of plastic

Fr. Terr. of Affairs & Issas	750
Kenya	217
Total	967

894.320 Arms of other descriptions (non-military)

Austria	300
U.S.A.	500
Total	800

894.411 Line-fishing rods, tackles or nets

Fr. Terr. of Affairs & Issas	11,855
Total	11,855

895.990 Stationery supplies n.e.s.

Angola	100
W. Germany	1,273
Total	1,373

896.090 Naturalist collections

Kenya	300
W. Germany	400
Unspecified	160
Total	860

897.112 Jewellery silver

Italy	1,200
Total	1,200

897.210 Jewellery imitation metallic

Japan	700
Total	700

897.230 Jewellery imitation others

W. Germany	144
South Yemen	257
Total	401

RE-EXPORT

COMMODITY	QUANTITY	VALUE Eth.\$
	UNIT	

899.349 Mechanical elec-
tric & similar
lighters & parts

Greece 1,799
Total 1,799

899.351 Ashtray

W.Germany 220
Lebanon 181
Total 401

899.901 Hair (human)
dressed or worked
& wigs (false hair
& beard)

Italy 129
Total 129

931.000 Special trans-
actions miscella-
neous

Fr. Terr. of Affairs
& Issas 278
Kenya 533
Malawi 1,113
Sudan 4,650
Tanzania 4,358
U.A.R.(Egypt) 214
Finland 3,000
France 675
W.Germany 8,751
Greece 372
Italy 12,416
U.S.A. 5,000
Japan 2,800
Yemen 229
Australia 3,000
Unspecified 344
Total 47,733

951.020 Artillery weapons

Kenya 300
W.Germany 275
Italy 850
Turkey 3,203
U.S.A. 1,550
Total 6,178

COMMODITY	QUANTITY	VALUE Eth.\$
	UNIT	

951.400 Sporting ammuni-
tion

Italy 400
Total 400

961.000 Coins, not
being legal
currency (other
than gold)

Italy 32,000
Total 32,000

992.000 Other coins

Switzerland 49,229
Total 49,229

Grand Total 11,264,641

IMPORT

COMMODITY	QUANTITY		VALUE Eth.\$
	U N I T		

001.410 Chickens

Kenya	No.	300	370
France	"	600	1,000
Israel	"	1,000	1,188
Total	"	1,900	2,558

001.490 Poultry, other

U.S.A.	"	700	1,475
Total	"	700	1,475

001.510 Horses

South Yemen	"	18	7,800
Total	"	18	7,800

001.520 Asses

Sudan	"	4	211
Total	"	4	211

011.100 Beef

France	Kg.s	778	1,284
W.Germany	"	976	667
Netherlands	"	1,195	1,588
Total	"	2,949	3,539

011.300 Pork

Netherlands	"	290	409
China (M)	"	877	1,052
Total	"	1,167	1,461

011.400 Poultry including
offals other than
liver

Kenya	"	301	1,510
France	"	103	4,445
Total	"	404	5,955

011.810 Poultry liver

W.Germany	"	10	148
Total	"	10	148

COMMODITY	QUANTITY		VALUE Eth.\$
	U N I T		

011.890 Meat other fresh
or frozen

Denmark	Kgs.	460	1,380
Netherlands	"	5,693	7,160
U.K.	"	138	440
Total	"	6,291	8,980

012.100 Bacon, ham

Kenya	"	6,613	19,192
Denmark	"	25,731	41,337
France	"	261	1,071
W.Germany	"	1,163	6,150
Italy	"	2,395	14,095
Netherlands	"	4,168	17,275
Norway	"	215	730
Sweden	"	124	1,905
Switzerland	"	96	600
U.K.	"	1,010	4,290
U.S.A.	"	27	182
Unspecified	"	1,133	1,577
Total	"	42,936	108,404

012.990 Meat & edible
offals n.e.s.

W.Germany	"	180	510
Total	"	180	510

013.300 Meat extracts
& juices

Denmark	"	13,290	5,602
France	"	1,000	1,500
Hungary	"	45	350
Switzerland	"	481	2,700
U.K.	"	3,770	1,095
U.S.A.	"	1,840	2,890
Israel	"	400	285
Australia	"	27	195
Total	"	20,853	14,617

IMPORT

COMMODITY	QUANTITY	VALUE Eth. \$
	U N I T	

013.400 <u>Sausages</u>		
	Kg.	
Denmark	" 1,604	3,380
W. Germany	" 408	915
Hungary	" 1,212	7,805
Netherlands	" 864	2,136
Sweden	" 115	258
Switzerland	" 699	4,787
U.K.	" 800	1,230
U.S.A.	" 200	1,009
Israel	" 51	140
Total	" 5,953	21,660

013.800 <u>Meat, canned, other</u>		
Kenya	" 235	1,120
Denmark	" 9,932	28,512
France	" 3,075	3,565
W. Germany	" 1,305	3,053
Netherlands	" 2,340	4,210
U.K.	" 6,989	9,570
U.S.A.	" 3,141	3,763
Australia	" 200	180
Total	" 27,217	53,973

022.110 <u>Milk & cream evaporated</u>		
Kenya	" 812	545
Belgium	" 1,231	1,206
Denmark	" 250	448
Netherlands	" 12,099	8,394
U.K.	" 9,908	6,090
Total	" 24,300	16,683

022120 <u>Milk & cream condensed</u>		
Denmark	" 1,132	1,879
France	" 158	158
Netherlands	" 105,104	86,963
Switzerland	" 1,580	2,187

COMMODITY	QUANTITY	VALUE Eth. \$
	U N I T	

022.120 <u>Milk & cream condensed (cont'd)</u>		
	Kg.	
U.K.	" 10,612	8,251
India	" 200	690
Total	" 118,786	100,128

022.200 <u>Milk & cream as powder or blocks</u>		
Belgium	" 2,883	4,748
Denmark	" 452,405	821,939
France	" 3,300	4,820
W. Germany	" 7,224	6,606
Italy	" 606	1,400
Netherlands	" 484,029	805,901
Switzerland	" 4,961	6,331
U.K.	" 9,717	18,966
U.S.A.	" 256,272	1,040,483
Japan	" 1,500	3,500
New Zealand	" 34,672	24,322
Total	" 1,257,569	2,739,016

022.300 <u>Milk & cream Fresh</u>		
Kenya	" 21,480	19,053
Belgium	" 2,135	1,826
France	" 768	914
Netherlands	" 6,262	8,374
Unspecified	" 1,819	1,518
Total	" 32,464	31,685

022.400 <u>Milk & cream canned, other</u>		
W. Germany	" 5,025	3,790
Netherlands	" 2,859	2,738
U.S.A.	" 100	350
Total	" 7,984	6,878

023.010 <u>Ghee (bazaar butter)</u>		
Denmark	" 101,584	73,480
Netherlands	" 1,264,872	1,101,366

IMPORT

COMMODITY	QUANTITY		VALUE
	U N I T		Eth.\$

023.010 Chee (Bazaar butter)
(cont'd)

Norway	Kgs.	10,160	11,200
U.K.	"	2,618	3,619
Israel	"	15,984	14,100
Japan	"	711,743	375,057
Singapore	"	21,581	12,485
Australia	"	2,040	2,770
Total	"	2,130,582	1,594,077

023.091 Butter--other, fresh

Kenya	"	22,574	68,968
Denmark	"	2,337	6,290
France	"	6,347	14,010
Hungary	"	150	316
Netherlands	"	25,903	33,142
U.K.	"	2,760	5,920
China (H)	"	1,776	2,040
Israel	"	200	475
Total	"	62,047	131,161

023.092 Butter, other
canned

Kenya	"	7,294	17,871
France	"	13,658	27,747
W. Germany	"	2,837	4,996
Netherlands	"	7,634	9,766
Total	"	31,423	60,380

024.010 Cheese, canned
or packed

Kenya	"	593	1,558
Austria	"	5,600	9,252
Belgium	"	1,344	5,788
Bulgaria	"	1,760	2,790
Denmark	"	128,690	62,392
Finland	"	2,700	4,533
France	"	7,578	14,484
W. Germany	"	5,888	11,021
Greece	"	1,000	3,255
Italy	"	5,321	24,187

COMMODITY	QUANTITY		VALUE
	U N I T		Eth.\$

024.010 Cheese, canned or
packed (cont'd)

Netherlands	Kgs.	19,718	42,904
Norway	"	794	1,585
Sweden	"	200	475
Switzerland	"	7,360	26,454
U.K.	"	449	1,932
Yugoslavia	"	1,100	5,388
U.S.A.	"	750	2,434
Australia	"	6,681	20,120
Total	"	197,526	242,552

024.020 Cheese, fresh.

Kenya	"	2,937	8,126
Denmark	"	2,738	7,765
Finland	"	1,143	2,010
France	"	1,012	4,770
Greece	"	1,137	4,340
Italy	"	1,431	6,390
Netherlands	"	213	1,935
Switzerland	"	3,731	14,170
Israel	"	400	1,915
Lebanon	"	205	565
Australia	"	423	1,195
Total	"	15,370	53,181

031.100 Fish, fresh chilled
or frozen

Kenya	"	33	420
France	"	20	150
Greece	"	90	485
Italy	"	210	688
U.K.	"	56	870
Total	"	409	2,613

031.200 Fish, dried, salt-
ed or smoked

Denmark	"	234	4,385
W. Germany	"	256	805
Greece	"	1,020	2,250
Italy	"	1,229	1,119

IMPORT

COMMODITY	QUANTITY		VALUE Eth.\$
	U N I T		

031.200 Fish, dried, salt-
ed or smoked
(cont'd)

Netherlands	Kgs.	2,438	5,450
Norway	"	1,390	2,590
Japan	"	7,163	12,300
Total	"	13,730	28,899

031.900 Fish, for cann-
ing industry, for
spawning or for
aquaria

Denmark	"	195	255
France	"	1,802	11,166
W. Germany	"	1,495	5,053
Spain	"	1,200	5,970
U.K.	"	339	2,276
U.S.A.	"	500	4,160
Japan	"	35,784	81,015
Total	"	41,315	109,895

032. 011 Smoked salmon

W. Germany	"	60	915
Italy	"	494	1,092
Netherlands	"	80	1,625
U.K.	"	55	870
Japan	"	496	1,250
Total	"	1,185	5,752

032.012 Sardines

7 Denmark	"	2,987	6,441
France	"	404	208
W. Germany	"	1,310	9,022
Italy	"	170	3,126
Norway	"	850	1,730
Spain	"	127,321	221,298
Sweden	"	700	3,590
U.K.	"	2,240	3,715
U.S.S.R.	"	4,665	6,650
Yugoslavia	"	9,388	19,618
U.S.A.	"	500	3,260

COMMODITY	QUANTITY		VALUE Eth.\$
	U N I T		

032.012 Sardines(cont'd)

Hong Kong	Kgs.	143	446
Israel	"	400	315
Japan	"	60,053	115,823
Australia	"	45	179
Unspecified	"	126	2,399
Total	"	211,302	397,820

032.019 Fish, other

Denmark	"	44	950
W. Germany	"	2,805	3,290
Greece	"	358	1,350
Netherlands	"	1,893	2,180
Norway	"	1,850	2,679
Spain	"	5,342	17,872
Sweden	"	250	483
Switzerland	"	38	2,140
U.K.	"	638	2,495
U.S.S.R.	"	5,815	7,731
Japan	"	47,340	101,569
Total	"	66,373	142,739

032.022 Lobsters

Kenya	"	207	1,425
Tanzania	"	214	2,440
Total	"	421	3,865

032.023 Oysters

Japan	"	537	1,450
Total	"	537	1,450

041.100 Wheat

Kenya	"	677,410	175,078
Spain	"	766,129	175,221
Australia	"	30,092,786	6,985,322
Total	"	31,536,325	7,335,621

042.000 Rice

Hungary	"	48	455
---------	---	----	-----

IMPORT

COMMODITY	QUANTITY		VALUE Eth.\$
	U N I T		

042.000 <u>Rice</u> (cont'd)	Kgs.		
Italy	"	116,268	48,960
U.S.A.	"	213,417	162,554
India	"	34,788	20,999
Japan	"	43	28
Pakistan	"	93,975	59,720
Saudi Arabia	"	500	375
Singapore	"	200	121
South Yemen	"	550	210
Thailand	"	1,020,700	397,898
Australia	"	75	113
Unspecified	"	270	180
Total	"	1,480,834	691,613

043.100 <u>Barley</u>			
Kenya	"	5,000	1,155
France	"	500,000	113,625
Australia	"	1,000,000	220,807
Total	"	1,505,000	335,587

044.100 <u>Maize</u>			
U.S.A.	"	1,004,464	75,742
Total	"	1,004,464	75,742

044.200 <u>Barley spelt</u> (broken)			
Italy	"	913	755
U.S.A.	"	10,316	7,880
Total	"	11,229	8,635

045.200 <u>Oats</u>			
Netherlands	"	35,283	36,670
U.K.	"	40	110
Canada	"	897	1,040
U.S.A.	"	9,000	10,814
Total	"	45,220	48,634

045.930 <u>Millet</u>			
Sudan	"	171,443	65,447
U.S.A.	"	1,476,317	15,695
Total	"	1,947,760	81,142

COMMODITY	QUANTITY		VALUE Eth.\$
	U N I T		

045.990 <u>Cereals, other</u> <u>unmilled</u>	Kgs.		
U.K.	"	80	470
Total	"	80	470

046.010 <u>Wheat flour</u>			
Kenya	"	7,528,195	1,843,882
Belgium	"	40,000	3,725
France	"	300,000	53,822
W. Germany	"	20,286,762	3,462,125
Italy	"	347,890	50,102
Netherlands	"	170,146	29,398
U.K.	"	25,298	3,605
Canada	"	6,154	3,672
U.S.A.	"	52,316	25,626
Australia	"	3,537	4,051
Total	"	28,760,298	5,480,008

046.020 <u>Meal & groats</u> <u>of wheat</u>			
W. Germany	"	4,800	1,627
Italy	"	858	1,147
U.S.A.	"	400	686
Total	"	6,058	3,460

047.012 <u>Flour of other</u> <u>cereals</u>			
W. Germany	"	11,500	3,497
Italy	"	1,113	1,460
U.K.	"	1,185	1,080
U.S.A.	"	62,707	36,857
Thailand	"	10,000	5,460
Australia	"	2,520	2,570
Unspecified	"	1,650	225
Total	"	90,675	51,149

047.020 <u>Meal & groats</u> <u>of other cereals</u>			
W. Germany	"	210	640
Netherlands	"	4,080	4,020
Total	"	4,290	4,660

COMMODITY	QUANTITY		VALUE Eth. \$
	U N I T		

048.111 Grains of wheat
or meslin germe
of wheat or mes-
lin, whole rolled
flaked or ground Kgs.

U.K.	"	2,200	4,679
Total	"	2,200	4,679

048.119 Grain of other
cereals, germ of
other cereals
whole, rolled
flaked or ground

U.K.	"	690	570
Canada	"	456	320
U.S.A.	"	1,500	3,890
Total	"	2,646	4,780

048.120 Prepared foods
from cereals,
prepared break-
fast foods

Belgium	"	100	125
Denmark	"	324	360
France	"	8,995,	15,213
W. Germany	"	1,102	2,490
Italy	"	920	1,445
Netherlands	"	106	409
Sweden	"	1,818	4,225
Switzerland	"	23	225
U.K.	"	4,511	7,854
U.S.A.	"	26,071	33,740
Formosa	"	610	950
India	"	3,420	7,700
Japan	"	220	280
Singapore	"	6,815	5,907
Australia	"	10,608	8,606
Total	"	65,643	89,529

COMMODITY	QUANTITY		VALUE Eth. \$
	U N I T		

048.200 Malt (incl.
malt flour Kgs.

Belgium	"	400,000	145,945
Czechoslovakia	"	1,200,000	448,500
Denmark	"	400,070	149,371
France	"	1,520,000	573,566
W. Germany	"	654,650	255,458
Netherlands	"	8,200	6,400
U.K.	"	30,000	15,634
Total	"	4,212,920	1,594,874

048.300 Macaroni,
spaghetti, nood
les, vermicelli
& similar pro-
ducts

Kenya	"	80	140
W. Germany	"	86	353
Italy	"	112,227	90,461
Switzerland	"	1,147	3,042
U.K.	"	909	925
U.S.A.	"	900	2,098
Hong Kong	"	50	230
Israel	"	7,400	4,666
Japan	"	50	300
Total	"	122,849	102,215

048.411 Bread

Denmark	"	320	824
W. Germany	"	3,636	5,428
Italy	"	976	2,684
Sweden	"	1,938	4,485
U.K.	"	900	1,549
Total	"	7,770	14,970

048.421 Biscuits

Belgium	"	1,239	2,450
Denmark	"	32,577	84,540
France	"	7,148	19,856

IMPORT

COMMODITY	QUANTITY		VALUE Eth. \$
	U N I T		

048.421 Biscuits(cont'd)

	Kgs.		
W. Germany	"	4,652	14,579
Italy	"	9,775	36,962
Norway	"	504	725
U.K.	"	21,290	57,092
U.S.A.	"	4,252	13,682
India	"	150	394
Israel	"	620	1,510
Australia	"	720	1,545
Unspecified	"	1,207	1,370
Total	"	84,134	234,705

048.429 Pastry, cakes
& other fine
bakers wares

	"		
Denmark	"	227	280
Italy	"	6,653	20,120
Netherlands	"	1,000	5,675
U.K.	"	490	540
Canada	"	1,946	1,729
U.S.A.	"	2,514	5,678
Total	"	12,830	34,022

048.821 Infant food

	"		
Denmark	"	642	1,740
France	"	6,117	19,100
Italy	"	22,860	56,442
Netherlands	"	5,723	14,595
Sweden	"	30	108
Switzerland	"	486	2,077
U.K.	"	8,583	18,119
U.S.A.	"	35,528	65,586
Total	"	79,969	177,767

048.822 Invalid food

	"		
U.K.	"	2,580	5,929
Total	"	2,580	5,929

COMMODITY	QUANTITY		VALUE Eth. \$
	U N I T		

048.829 Food other,
n.e.e.

	Kgs.		
U.S.A.	"	740	685
Total	"	740	685

051.110 Oranges

	"		
U.A.R. (Egypt)	"	181,171	63,735
Israel	"	275,606	107,429
Saudi Arabia	"	42,857	15,780
Lebanon	"	10,000	8,530
Total	"	509,634	195,474

051.120 Mandarins

	"		
Israel	"	5,664	3,356
Total	"	5,664	3,356

051.222 Citrus fruit,
other

	"		
Spain	"	1,610	2,375
Israel	"	440	275
Singapore	"	13,440	8,107
Total	"	15,490	10,757

051.400 Apples, fresh

	"		
Greece	"	17,900	15,450
Italy	"	10,000	7,322
Lebanon	"	70,000	30,970
Total	"	97,900	53,742

051.500 Grapes, fresh

	"		
Greece	"	9,000	10,304
Total	"	9,000	10,304

051.711 Coconuts

	"		
Ceylon	"	7,025	6,866
Total	"	7,025	6,866

051.720 Nuts other

	"		
U.K.	"	1,000	3,306
U.S.A.	"	265	700
Total	"	1,265	4,006

COMMODITY	QUANTITY		VALUE Eth.\$
	U N I T		

051.910 <u>Figs</u>			
Greece	Kgs.	586	480
Total	"	586	480

041.940 <u>Berries</u>			
U.S.A.	"	750	1,508
Total	"	750	1,508

051.951 <u>Dates, in bulk</u>			
Iran	"	200,000	47,545
Iraq	"	292,850	132,025
South Yemen	"	395	160
Total	"	493,245	179,730

051.952 <u>Dates, in packets</u>			
U.S.A.	"	130	345
Iraq	"	29,393	26,900
South Yemen	"	70	100
Total	"	29,593	27,345

051.955 <u>Mangoes</u>			
Fr.Terr. of Affairs & Issas	"	221	180
India	"	322	605
Total	"	543	785

051.964 <u>Pears, fresh</u>			
Greece	"	1,000	1,050
Italy	"	3,100	2,407
Total	"	4,100	3,457

051.980 <u>Fresh fruit n.e.s.</u>			
Kenya	"	1,103	589
Greece	"	39,232	46,305
Italy	"	500	600
U.K.	"	1,900	1,520
Lebanon	"	267,526	154,915
Total	"	310,261	203,929

COMMODITY	QUANTITY		VALUE Eth.\$
	U N I T		

052.031 <u>Currants</u>			
Cyprus	Kgs.	68,375	41,610
Greece	"	10,664	7,050
Italy	"	600	733
Sweden	"	126	260
Australia	"	1,033	1,336
Total	"	80,798	50,989

052.032 <u>Raisins</u>			
Austria	"	214	410
Cyprus	"	59,000	32,617
Greece	"	256,614	158,215
Turkey	"	3,808	4,080
U.K.	"	172	330
U.S.A.	"	250	160
Pakistan	"	1,000	11,740
South Yemen	"	20,000	18,180
Australia	"	7,923	8,805
Total	"	348,981	224,537

052.080 <u>Dried fruit, other</u>			
Austria	"	6,313	6,095
W.Germany	"	2,500	11,280
Italy	"	24,210	52,136
U.S.A.	"	3,940	13,705
India	"	26	140
Iraq	"	300,000	135,250
Australia	"	528	220
Total	"	337,517	218,826

053.200 <u>Fruits, peel parts & plants preserved by sugar</u>			
Italy	"	2,184	4,855
U.S.A.	"	400	630
China(M)	"	6,214	3,688
Lebanon	"	490	435
Australia	"	6,805	6,867
Total	"	16,093	16,475

IMPORT

COMMODITY	QUANTITY		VALUE Eth. \$
	U N I T		

053.310 Jams & marmalades
Kgs.

Bulgaria	"	9,600	7,844
France	"	776	1,277
W. Germany	"	23,866	23,039
Hungary	"	8,436	6,380
Italy	"	1,005	2,125
Netherlands	"	4,570	4,670
Poland	"	4,800	4,050
Switzerland	"	3,000	5,400
U.K.	"	71,763	75,434
U.S.S.R.	"	1,014	710
U.S.A.	"	720	3,493
China(M)	"	6,091	2,045
Israel	"	113,031	94,584
Japan	"	3,500	3,646
Malaysia	"	90	192
Australia	"	29,300	33,927
Total	"	281,562	268,816

053.320 Fruit jellies

U.K.	"	390	265
Total	"	390	265

053.330 Fruit purees & fruit pastes

U.A.R. (Egypt)	"	5,240	1,190
Belgium	"	376	450
Japan	"	1,748	4,260
Total	"	7,364	5,900

053.510 Tomato juice

Bulgaria	"	2,385	1,850
W. Germany	"	160	158
Hungary	"	1,200	515
U.K.	"	760	629
U.S.A.	"	1,956	3,690
China(M)	"	3,419	1,465
Israel	"	7,221	5,998
Japan	"	210	450
Total	"	17,311	14,755

COMMODITY	QUANTITY		VALUE Eth. \$
	U N I T		

053.590 Other fruit & vegetable juices
Kgs.

Denmark	"	3,640	4,104
France	"	1,007	967
Greece	"	905	400
Italy	"	44,627	50,810
Netherlands	"	2,000	1,514
U.K.	"	13,922	16,601
U.S.A.	"	5,802	8,298
Formosa	"	5,340	3,100
India	"	1,632	1,553
Israel	"	47,281	41,698
Japan	"	1,200	3,185
Singapore	"	53,663	35,281
Australia	"	5,688	4,440
Total	"	186,707	171,951

053.610 Fruit preserved by freezing, not containing added sugar

Spain	"	608	1,083
Total	"	608	1,083

053.640 Peel of melons & citrus fruit not preserved by sugar

Israel	"	370	327
Australia	"	3,586	3,350
Total	"	3,956	3,677

053.990 Fruit & nut prepared or preserved n.e.s.

Kenya	"	5,928	3,392
Austria	"	1,933	2,122
Belgium	"	6,511	4,758
Bulgaria	"	21,615	13,995
Denmark	"	13,538	7,014

COMMODITY	QUANTITY		VALUE Eth.\$
	U N I T		

053.990 Fruits & nuts
prepared or
preserved
n.e.s. (cont'd)

	Kgs.	QUANTITY	VALUE Eth.\$
France	"	5,934	16,641
W. Germany	"	1,080	1,007
Gibraltar	"	3,550	5,792
Greece	"	6,130	11,135
Hungary	"	237	250
Italy	"	43,627	55,563
Netherlands	"	22,952	19,489
Poland	"	3,600	2,287
Spain	"	22,380	19,595
Switzerland	"	208	575
U.K.	"	15,394	35,791
U.S.S.R.	"	2,619	1,635
Canada	"	1,208	1,620
U.S.A.	"	19,021	23,015
China (M)	"	42,266	24,221
Formosa	"	740	710
India	"	255	450
Israel	"	100,912	45,415
Japan	"	18,883	12,415
Malaysia	"	6,350	11,419
Singapore	"	76,663	54,553
Australia	"	138,955	117,333
Unspecified	"	131	270
Total	"	582,620	492,462

054.100 Potatoes, not
including
sweet potatoes

		QUANTITY	VALUE Eth.\$
Switzerland	"	1,080	1,958
U.S.A.	"	2,290	2,540
Saudi Arabia	"	4,000	880
Total	"	7,370	5,378

054.220 Peas, dried

		QUANTITY	VALUE Eth.\$
Belgium	"	850	850
France	"	1,419	1,934

COMMODITY	QUANTITY		VALUE Eth.\$
	U N I T		

054.220 Peas, dried
(cont'd)

	Kgs.	QUANTITY	VALUE Eth.\$
Hungary	"	6,000	2,850
Netherlands	"	4,334	3,625
U.K.	"	12,562	12,576
U.S.S.R.	"	11,646	6,104
Total	"	36,811	27,939

054.260 Mixed peas
dried

		QUANTITY	VALUE Eth.\$
U.K.	"	1,000	437
Total	"	1,000	437

054.290 Other leguminous
vegetables, dried

		QUANTITY	VALUE Eth.\$
France	"	1,520	5,762
Spain	"	124	500
U.S.	"	3,033	4,045
U.S.A.	"	1,571	4,295
India	"	120	520
Total	"	6,368	15,122

054.510 Green peas, fresh

		QUANTITY	VALUE Eth.\$
Belgium	"	1,200	595
Netherlands	"	900	773
U.K.	"	1,725	882
Total	"	3,825	2,250

054.530 Onions, leeks &
shallots

		QUANTITY	VALUE Eth.\$
Sudan	"	422	500
Total	"	422	500

054.811 Sago pith

		QUANTITY	VALUE Eth.\$
U.S.A.	"	36,000	20,865
Total	"	36,000	20,865

054.814 Sweet potatoes

		QUANTITY	VALUE Eth.\$
U.S.A.	"	350	285
Total	"	350	285

IMPORT

COMMODITY	QUANTITY		VALUE Eth. \$
	U N I T		
054.840 <u>Hope cones</u> <u>& lipulin</u>			
Czechoslovakia	Kgs.	1,946	11,450
W. Germany	"	21,928	204,783
Poland	"	2,000	11,000
Yugoslavia	"	4,006	25,260
U.S.A.	"	9,930	45,008
Total	"	39,810	297,501
054.890 <u>Vegetable pro-</u> <u>ducts fresh or</u> <u>dried n.e.s.</u>			
Kenya	"	247	300
Belgium	"	2,000	1,452
France	"	1,400	3,567
Gibraltar	"	2,315	3,619
Italy	"	369	2,450
U.K.	"	1,000	4,525
U.S.A.	"	5,598	5,040
Hong Kong	"	320	234
Israel	"	1,538	855
Lebanon	"	500	1,670
Total	"	15,287	23,712
055.450 <u>Topioca & sago</u> <u>substituted ob-</u> <u>tained from potato</u> <u>or other starches</u>			
U.S.A.	"	119,727	27,750
Total	"	119,727	27,750
055.460 <u>Flours, meal &</u> <u>flakes of potato-</u> <u>es roots & tubers</u>			
U.K.	"	1,930	2,596
Total	"	1,930	2,596

COMMODITY	QUANTITY		VALUE Eth. \$
	U N I T		
055.511 <u>Tomatoes, pre-</u> <u>served in vine-</u> <u>gar</u>			
Switzerland	Kgs.	165	750
China (M)	"	1,920	1,119
Total	"	2,085	1,869
055.512 <u>Asparagus pre-</u> <u>served in vine-</u> <u>gar</u>			
Italy	"	1,250	2,257
Switzerland	"	166	675
U.K.	"	210	149
Australia	"	5,038	10,871
Total	"	6,664	13,943
055.518 <u>Fruit preserved</u> <u>in vinegar</u>			
Kenya	"	133	500
France	"	85	275
W. Germany	"	240	179
Hungary	"	12,075	6,855
U.K.	"	3,984	3,856
Total	"	16,517	11,665
055.521 <u>Tomato extract,</u> <u>concentrate juice</u> <u>& purée</u>			
W. Germany	"	675	585
Italy	"	1,236	2,370
Switzerland	"	427	1,120
U.K.	"	2,145	1,118
U.S.A.	"	869	1,798
Australia	"	297	150
Total	"	5,649	7,141
055.522 <u>Asparagus, pre-</u> <u>served other</u> <u>than in vinegar</u>			
Austria	"	1,056	2,870
Switzerland	"	274	1,051

COMMODITY	QUANTITY		VALUE Eth. \$
	U N I T		

055.522 Asparagus, pre-
served other
than in vine-
gar (cont'd)

U.S.A.	Kgs.	1,108	2,175
Formosa	"	2,540	3,833
Australia	"	6,246	11,363
Total	"	11,224	21,292

055.529 Other vegetable
preserved other
than in vinegar

Belgium	"	4,125	3,770
France	"	4,500	7,375
W. Germany	"	300	2,333
Netherlands	"	180	665
Switzerland	"	2,560	3,473
U.K.	"	9,271	7,272
U.S.A.	"	6,746	7,594
Hong Kong	"	314	130
India	"	330	276
Israel	"	260	435
Australia	"	1,130	1,511
Total	"	29,716	34,834

055.590 Other vegetable
preserved n.e.s.

Switzerland	"	200	975
Total	"	200	975

061.200 Sugar, refined

Fr. Terr. of Affairs & Issas	"	425	257
France	"	27,900	13,036
U.K.	"	17,763	10,707
U.S.A.	"	10,520	5,468
Hong Kong	"	27,178	14,429
South Yemen	"	2,606	1,103
Unspecified	"	4,645	1,699
Total	"	91,037	46,699

COMMODITY	QUANTITY		VALUE Eth. \$
	U N I T		

061.600 Natural honey

Austria	Kgs.	8,990	8,705
Greece	"	1,063	2,720
U.K.	"	954	1,596
U.S.A.	"	300	918
Australia	"	2,307	2,573
Total	"	13,614	16,512

061.910 Syrups

W. Germany	"	1,500	1,650
Hungary	"	735	280
U.K.	"	2,000	920
U.S.A.	"	1,990	4,428
Japan	"	500	212
Total	"	6,725	7,490

061.930 Glucose, chemica-
lly pure

France	"	29,870	9,960
Total	"	29,870	9,960

061.940 Glucose, commer-
cial

Netherlands	"	9,600	3,645
Total	"	9,600	3,645

061.990 Caramel, other

Sudan	"	6	180
U.A.R. (Egypt)	"	34,000	25,640
France	"	630	1,393
W. Germany	"	4,396	11,134
Italy	"	4,023	9,390
Netherlands	"	100,455	70,514
Poland	"	55,400	45,787
Spain	"	1,022	2,325
U.K.	"	46,285	49,909
U.S.A.	"	857	2,421
Israel	"	54,800	42,935
Total	"	301,874	261,628

IMPORT

COMMODITY	QUANTITY		VALUE Eth. \$
	UNIT		

062.010 Sugar, confectionery, not containing cocoa

U.A.R. (Egypt)	Kgs.	141,924	107,758
Denmark	"	3,743	6,940
W. Germany	"	7,200	5,650
Italy	"	5,050	16,195
Netherlands	"	258,490	166,526
Poland	"	288,097	232,907
Switzerland	"	10,160	4,850
U.K.	"	100,075	109,936
U.S.A.	"	4,520	7,074
Israel	"	116,971	92,690
Total	"	936,230	750,526

062.013 Gum, chewing, sweetened

Belgium	"	4,440	1,970
Denmark	"	8,562	26,934
W. Germany	"	10,588	21,050
Netherlands	"	7,990	14,894
Spain	"	704	1,460
U.K.	"	30,703	149,110
Mexico	"	4,558	7,307
U.S.A.	"	783	4,435
Japan	"	6,336	19,353
Total	"	74,664	246,513

062.029 Syrups & molasses flavoured or coloured

U.S.A.	"	450	840
Israel	"	800	750
Total	"	1,250	1,590

071.110 Coffee beans robusta

W. Germany	"	592	2,678
Switzerland	"	570	1,143
Total	"	1,162	3,821

COMMODITY	QUANTITY		VALUE Eth. \$
	UNIT		

071.112 Coffee ground

France	Kgs.	168	2,015
W. Germany	"	271	1,242
Switzerland	"	80	705
U.K.	"	800	3,497
U.S.A.	"	2,710	7,796
Israel	"	341	4,030
Unspecified	"	367	1,978
Total	"	4,737	21,263

071.300 Coffee extracts essences or concentrates & similar preparations

France	"	174	3,600
Switzerland	"	637	6,590
U.K.	"	2,619	20,350
U.S.A.	"	6,283	14,495
Israel	"	1,053	7,778
Total	"	10,766	52,813

072.200 Cocoa powder, unsweetened

Italy	"	136	130
Netherlands	"	2,083	6,737
U.K.	"	1,961	6,828
Singapore	"	335	1,010
Total	"	4,515	14,705

073.100 Chocolates

Denmark	"	1,639	5,255
France	"	2,624	9,985
W. Germany	"	1,666	8,754
Greece	"	264	180
Italy	"	32,144	139,982
Netherlands	"	3,743	7,361
Norway	"	1,147	5,317
Sweden	"	538	395
Switzerland	"	15,055	73,310

COMMODITY	QUANTITY		VALUE Eth.\$
	U N I T		

073.100 Chocolates
(cont'd)

U.K.	Kgs.	16,259	53,293
U.S.A.	"	3,070	9,668
Israel	"	685	1,640
Singapore	"	550	2,370
Total	"	79,384	317,510

073.110 Confectionery

Greece	"	2,042	1,451
U.K.	"	10,081	28,145
India	"	670	491
Total	"	15,582	37,510

073.190 Others

Denmark	"	210	530
W.Germany	"	100	778
Italy	"	6,513	44,180
Netherlands	"	8,169	15,999
Spain	"	2	785
U.K.	"	4,775	22,630
Lebanon	"	200	355
Australia	"	800	2,375
Total	"	20,769	87,632

074.300 Tea & mate in
bulk

Fr.Terr. of Affairs & Iesus	"	34	102
Kenya	"	2,275	4,835
W.Germany	"	261	447
Ceylon	"	371,738	844,187
India	"	7,004	14,773
Japan	"	28,461	66,251
Total	"	409,773	930,595

074.400 Tea & mate, in
packets or con-
tainers

Kenya	"	152,585	384,966
-------	---	---------	---------

COMMODITY	QUANTITY		VALUE Eth.\$
	U N I T		

074.400 Tea & mate, in
packets or con-
tainers

W.Germany	Kgs.	373	540
Italy	"	576	5,715
Netherlands	"	780	3,690
U.K.	"	5,981	58,935
Ceylon	"	300,210	735,159
China(M)	"	2,272	5,035
India	"	15,530	37,435
Total	"	478,307	1,231,475

075.110 Chillies

Kenya	"	96	425
India	"	2,070	4,825
Singapore	"	373	725
Total	"	2,539	5,975

075.120 Pepper, whole

Singapore	"	5,080	7,115
Total	"	5,080	7,115

075.130 Pepper, ground

Netherlands	"	535	5,891
Total	"	535	5,891

075.299 Spices others

Tanzania	"	1,017	10,050
Uganda	"	20,317	27,181
Czechoslovakia	"	7	100
France	"	3,077	4,799
W.Germany	"	135	345
Italy	"	7,322	15,886
Netherlands	"	1,228	1,885
Switzerland	"	374	1,052
U.K.	"	17,604	30,734
U.S.A.	"	6,170	29,808
China(M)	"	59,840	119,135
India	"	316,719	550,729

IMPORT

COMMODITY	QUANTITY		VALUE Eth. \$
	U N I T		

075.299 Spices others
(cont'd)

Iran	Kgs.	19,848	20,880
Lebanon	"	20,030	17,065
Malaysia	"	950	1,951
Singapore	"	178,186	388,614
Australia	"	65	263
Total	"	652,889	1,220,477

081.190 Vegetable products
of a kind used for
animal food, n.e.s.

Italy	"	4,000	7,075
Netherlands	"	10,771	10,208
U.S.A.	"	3,050	2,830
Israel	"	494	1,310
Total	"	18,315	21,423

091.410 Margarine

W. Germany	"	827	702
Netherlands	"	12,900	12,756
Norway	"	59,964	47,969
U.K.	"	84,741	97,177
U.S.A.	"	6,254	13,430
Israel	"	11,702	10,340
Total	"	176,388	182,374

091.490 Other prepared
edible fats

U.S.A.	"	2,690	3,749
Total	"	2,690	3,749

099.020 Extracts, essence
& concentrates tea
or mate

W. Germany	"	45	675
Italy	"	17	729
U.S.A.	"	200	505
Israel	"	721	6,820
Total	"	983	8,729

COMMODITY	QUANTITY		VALUE Eth. \$
	U N I T		

099.051 Soups & broths
containing meat

Denmark	Kgs.	350	1,310
W. Germany	"	676	2,348
Switzerland	"	3,162	26,613
U.K.	"	643	1,520
Total	"	4,831	31,791

099.059 Soups & broths
other

France	"	35	120
Hungary	"	30	235
Italy	"	5,993	3,775
Netherlands	"	4,100	2,810
Switzerland	"	5,739	22,850
U.S.A.	"	250	1,905
China(M)	"	1,361	1,068
Australia	"	456	215
Total	"	17,964	32,978

099.060 Natural yeasts
baking powders

Denmark	"	6,612	11,564
France	"	39,269	70,622
W. Germany	"	1,095	5,361
Italy	"	1,334	5,705
Netherlands	"	52,412	105,035
U.K.	"	74,069	139,821
Canada	"	118	190
U.S.A.	"	3,442	7,429
Total	"	178,351	345,727

099.070 Vinegar & vine-
gar substitutes

France	"	2,451	1,655
W. Germany	"	73,749	23,850
Italy	"	7,538	6,885
U.K.	"	3,500	4,752
U.S.A.	"	1,000	1,565
Total	"	88,238	38,707

COMMODITY	QUANTITY		VALUE Eth.\$
	U N I T		

099.091 Succharin &
similar sugar
substitutes
put up ready
for consumption

Belgium	Kgs.	70,558	23,573
W. Germany	"	68,900	21,745
Hungary	"	50	660
Netherlands	"	30,300	9,203
Switzerland	"	1,348	2,726
U.K.	"	187	1,155
U.S.A.	"	3,149	8,396
Israel	"	720	565
Australia	"	8,000	6,777
Total	"	183,212	74,800

099.093 Cooked rice,
macaroni, spaghe-
tti & the like

Italy	"	3,080	1,716
Total	"	3,080	1,716

099.099 Other food
preparation
n.e.s.

Kenya	"	8,256	6,016
Belgium	"	4,317	7,758
Denmark	"	3,023	10,461
France	"	14,564	25,704
W. Germany	"	19,026	58,279
Greece	"	9,931	8,148
Hungary	"	30	265
Italy	"	17,052	14,163
Netherlands	"	13,152	17,320
Norway	"	530	2,070
Sweden	"	1,056	1,522
Switzerland	"	8,724	32,451
U.K.	"	33,120	43,462
Canada	"	744	1,755

COMMODITY	QUANTITY		VALUE Eth.\$
	U N I T		

099.099 Other food
preparation
n.e.s.(cont'd)

U.S.A.	Kgs.	76,466	140,067
China(M)	"	19,447	25,789
Hong Kong	"	2,638	6,138
India	"	4,656	6,446
Israel	"	16,894	14,108
Japan	"	1,625	4,408
Lebanon	"	3,363	6,490
Malaysia	"	90	188
Singapore	"	590	163
South Yemen	"	4,221	4,194
Australia	"	2,418	3,933
Unspecified	"	5,104	13,359
Total	"	271,037	454,657

111.010 Water, including
spa waters &
aerated waters;
ice & snow-miner-
al

Kenya	"	108	104
Malagasy	"	14,100	4,591
Denmark	"	300,422	135,320
France	"	54,425	24,851
Italy	"	87,390	39,620
U.K.	"	13,802	13,702
Total	"	470,247	218,188

111.020 Lemonade & fla-
voured waters

Fr.Terr. of Affairs & Issas	"	544	377
Kenya	"	16,732	5,635
Denmark	"	106,559	57,236
France	"	5,825	3,291
W. Germany	"	11,559	9,223
Greece	"	4,675	1,925
Italy	"	49,237	328,756

IMPORT

COMMODITY	QUANTITY		VALUE Eth.\$
	UNIT		

111.020 Lemonade & flavoured waters
(cont'd)

Switzerland	Kgs.	15	247
U.K.	"	33,181	43,479
U.S.A.	"	18,856	85,032
India	"	225	275
Israel	"	142,066	108,379
Malaysia	"	100	320
Singapore	"	17,865	9,232
Australia	"	3,202	3,768
Unspecified	"	4,280	3,929
Total	"	315,721	661,104

112.131 Vermouth

Bulgaria	Litres	475	730
France	"	1,402	3,954
Greece	"	90	600
Italy	"	20,532	53,013
U.S.A.	"	270	746
Israel	"	135	450
Total	"	22,904	58,493

112.139 Other wine of fresh grapes flavoured with aromatic extracts

France	"	1,510	11,970
W.Germany	"	370	1,341
Italy	"	1,554	4,121
U.S.A.	"	154	257
Total	"	3,588	17,689

112.151 Champagne

Fr.Terr. of Affairs & Issas	"	18	192
France	"	11,313	101,688
W.Germany	"	45,125	3,669
Italy	"	156	646

COMMODITY	QUANTITY		VALUE Eth.\$
	UNIT		

112.151 Champagne
(cont'd)

U.K.	Litre	540	3,059
U.S.A.	"	450	1,970
Total	"	57,602	111,224

112.159 Other sparkling wines

France	"	50,453	23,838
W.Germany	"	4,416	7,434
Italy	"	3,923	15,091
Spain	"	250	244
Switzerland	"	555	4,080
Israel	"	360	1,600
Unspecified	"	186	1,045
Total	"	60,143	53,332

112.162 Sherry

Denmark	"	80	463
Spain	"	320	1,515
U.K.	"	839	2,886
Australia	"	400	760
Total	"	1,639	5,624

112.169 Other dessert wine

France	"	12,356	43,415
W.Germany	"	3,633	14,335
Greece	"	1,267	4,256
Hungary	"	917	2,915
Italy	"	29,586	77,262
Spain	"	500	398
Switzerland	"	581	3,031
U.K.	"	521	1,959
Israel	"	3,539	8,330
Australia	"	582	1,280
Unspecified	"	36	120
Total	"	53,518	157,301

COMMODITY	UNIT	VALUE Eth.\$
-----------	------	-----------------

112.199 Other wine of fresh grapes.

France	Litres	1,281	7,315
W.Germany	"	692	3,731
Italy	"	18,283	4,265
Spain	"	8	25
U.K.	"	450	825
Unspecified	"	579	3,218
Total	"	21,293	19,379

112.210 Cider & fermented beverages in bottles of less than 350cc.

France	"	86	263
Total	"	86	263

112.220 Cider & fermented beverages in bottles of more than 350cc.

Netherlands	"	1,535	860
Total	"	1,535	860

122.310 Beer in bottles of less than 350cc.

Denmark	"	36,803	27,515
W.Germany	"	55,380	50,716
Netherlands	"	91,922	86,916
Unspecified	"	84	240
Total	"	184,189	165,387

112.320 Beer in bottles of more than 350cc but less than 650cc

Denmark	"	26,605	21,189
W.Germany	"	25,613	22,252
Netherlands	"	66,900	51,295
U.K.	"	2,760	2,254
Total	"	121,878	96,900

COMMODITY	UNIT	VALUE Eth.\$
-----------	------	-----------------

112.330 Beer in bottles of more than 650cc in bulk

Italy	Litres	90	530
Netherlands	"	13,120	10,283
Total	"	13,210	10,813

112.411 Ethyl alcohol

Sweden	"	27	575
Total	"	27	575

112.421 Compound alcoholic preparations

France	"	1,002	4,560
Netherlands	"	431	1,580
U.K.	"	339	755
Total	"	1,772	6,895

112.431 Whisky, of an alcoholic strength not exceeding 50% by volume

Fr.Terr. of Affairs & Issas	"	962	6,710
U.A.R.(Egypt)	"	459	3,060
Bulgaria	"	442	1,315
France	"	7,189	60,257
W.Germany	"	14,429	9,804
Italy	"	1,787	8,868
U.K.	"	426,787	1,962,133
U.S.A.	"	2,276	10,578
Israel	"	450	2,400
Unspecified	"	7,494	27,777
Total	"	462,275	2,092,902

112.441 Rum, of an alcoholic strength exceeding 40% by volume

France	"	120	450
Spain	"	172	429
Total	"	292	879

IMPORT

COMMODITY	QUANTITY		VALUE Eth. \$
	U N I T		

112.451 Liqueurs & cordials, of an alcoholic strength not exceeding 50% by volume

Fr.Terr. of Affairs & Issas	Litres		
	11	130	
Belgium	" 222	1,287	
Denmark	" 78	482	
France	" 34,290	129,576	
Greece	" 1,174	7,059	
Italy	" 3,261	21,055	
U.K.	" 450	3,142	
U.S.S.R.	" 133	500	
U.S.A.	" 34	257	
Unspecified	" 1,885	15,634	
Total	" 41,538	179,122	

112.452 Liqueurs & cordials, of an alcoholic strength exceeding 50% by volume

W. Germany	" 483	5,069	
U.K.	" 2,089	15,000	
Unspecified	" 785	4,653	
Total	" 3,357	24,722	

112.461 Gin of an alcoholic strength not exceeding 50% by volume

Bulgaria	" 90	245	
W. Germany	" 3,035	3,800	
Netherlands	" 250	968	
U.K.	" 9,160	22,248	
U.S.A.	" 5,676	331	
Israel	" 45	195	
Unspecified	" 54	360	
Total	" 18,310	28,147	

COMMODITY	QUANTITY		VALUE Eth. \$
	U N I T		

112.491 Other spirits of an alcoholic strength not exceeding 50% by volume

Denmark	Litres 135	499	
France	" 1,506	11,088	
W. Germany	" 45	144	
Greece	" 218	1,935	
Italy	" 6,458	18,110	
Spain	" 58	533	
U.K.	" 3,336	2,943	
U.S.A.	" 334	1,151	
Total	" 12,090	36,403	

121.000 Tobacco, unmanufactured

Malawi	Kgs. 141,512	683,383	
America Unspecified	" 16	100	
Total	" 141,528	683,483	

122.100 Cigars, cheroots & cigarillos

W. Germany	" 69	641	
Netherlands	" 305	9,747	
Cuba	" 27	2,674	
U.S.A.	" 7	746	
Total	" 408	13,808	

122.200 Cigarettes

W. Germany	" 4,694	29,642	
Switzerland	" 302	376	
U.K.	" 24,912	325,377	
Mexico	" 2,826	43,102	
U.S.A.	" 37,862	376,957	
Unspecified	" 1,489	8,797	
Total	" 72,085	784,251	

122.330 Pipe tobacco

U.K.	" 122	2,155	
Total	" 122	2,155	

IMPORT

COMMODITY	QUANTITY		VALUE Eth.\$
	U N T		

122.340 <u>Tobacco extract & essences</u>			
W. Germany	Kgs.	20	250
Netherlands	"	100	1,240
U.S.A.	"	241	5,121
Total	"	361	6,611

112.390 <u>Manufactured tobacco, other</u>			
U.K.	"	184	2,502
South Yemen	"	400	2,225
Total	"	584	4,727

211.940 <u>Skins, snake</u>			
Sudan	"	503	6,240
Italy	"	590	119,711
Total	"	1,093	125,951

211.990 <u>Hides & skins undressed other</u>			
Kenya	"	7	109
Nigeria	"	2	145
Sudan	"	321	11,460
Total	"	330	11,714

221.600 <u>Cotton seed</u>			
Israel	"	694	1,138
Total	"	694	1,138

221.890 <u>Oil seeds, other</u>			
Netherlands	"	6,624	12,275
Hong Kong	"	400	220
Total	"	7,024	12,495

231.400 <u>Rubber waste & scrap</u>			
U.S.A.	"	2,440	204
Unspecified	"	1,000	300
Total	"	3,440	504

COMMODITY	QUANTITY		VALUE Eth.\$
	U N T		

241.100 <u>Fuel wood, wood waste including sawdust</u>			
Sweden	Kgs.	13,700	1,005
Unspecified	"	74,329	7,185
Total	"	88,029	8,190

243.210 <u>Wood, sawn lengthwise soft</u>			
Austria	"	84,000	23,080
Unspecified	"	8,700	445
Total	"	92,700	23,525

243.220 <u>Wood, planed, tongued, grooved, etc.</u>			
Austria	"	233,970	81,490
Italy	"	5,400	1,870
India	"	176	1,865
Unspecified	"	21,410	1,890
Total	"	260,956	87,115

244.000 <u>Cork, natural & cork waste</u>			
Spain	"	250	1,085
U.S.A.	"	873	7,031
Total	"	1,123	8,116

251.110 <u>Old newspaper & periodicals</u>			
Kenya	"	2,301	1,010
Denmark	"	308,800	70,226
W. Germany	"	10,000	2,080
Norway	"	72,500	17,889
U.S.A.	"	25,000	5,760
Total	"	418,601	96,965

251.300 <u>Paper pulp</u>			
Austria	"	146,097	53,691
Norway	"	249,180	99,672
Sweden	"	1,371,423	614,961

IMPORT

COMMODITY	QUANTITY		VALUE Eth. \$
	U N I T		

251.300 Paper pulp
(cont'd)

Switzerland	Kgs.	404,717	115,968
Yugoslavia	"	187,244	113,663
Total	"	2,358,661	997,955

263.110 Raw cotton

Sudan	"	1,512	649
Uganda	"	578,467	888,600
Italy	"	155,874	181,775
Brazil	"	403,312	483,590
U.S.A.	"	779,373	896,018
Unspecified	"	86	487
Total	"	1,918,624	2,451,119

263.310 Cotton waste imported for cleaning purposes

Italy	"	1,031	1,194
Netherlands	"	400	2,083
Total	"	1,431	3,277

263.390 Cotton waste, other

Italy	"	5,800	5,635
Total	"	5,800	5,635

263.400 Cotton, carded or combed

Uganda	"	515,816	653,875
Italy	"	22,500	29,665
U.K.	"	33,036	42,445
Brazil	"	399,756	478,950
U.S.A.	"	92,254	121,195
Total	"	1,063,362	1,326,130

264.000 Jute

Tanzania	"	25	137
Italy	"	53	315
U.K.	"	305,282	144,952

COMMODITY	QUANTITY		VALUE Eth. \$
	U N I T		

264.000 Jute (cont'd)

Pakistan	Kgs	60,805	7,530
Thailand	"	4,033,592	1,746,170
Total	"	4,399,757	1,899,104

265.200 Hemp

Italy	"	50	170
Total	"	50	170

265.410 Sisal fibre

Tanzania	"	396,922	158,004
Total	"	396,922	158,004

266.100 Man-made fibres

W. Germany	"	1,649,041	1,972,329
Italy	"	294,967	357,862
Norway	"	120,067	133,840
U.K.	"	44,614	43,723
Yugoslavia	"	25,481	29,141
U.S.A.	"	71,410	112,215
Japan	"	350,915	393,713
Unspecified	"	52,884	64,910
Total	"	2,609,379	3,107,733

267.019 Old clothing

W. Germany	"	505	2,040
Ireland	"	3,660	2,762
Italy	"	69	620
Netherlands	"	3,002	5,500
Norway	"	25	200
Sweden	"	1,513	3,080
Switzerland	"	3,123	5,050
U.K.	"	266	782
U.S.A.	"	33	425
Israel	"	608	1,500
Unspecified	"	51	170
Total	"	12,855	22,129

IMPORT

COMMODITY	QUANTITY		VALUE Eth.\$
	U N I T		
267.021 <u>New or unused rags</u>			
Czechoslovakia	Kgs.	823	1,500
U.K.	"	30	208
India	"	1,904	1,210
Total	"	2,757	2,918
267.022 <u>Old rags</u>			
Czechoslovakia	"	799	1,500
Italy	"	9,600	10,219
U.K.	"	454	1,339
Total	"	10,853	13,058
273.100 <u>Slate, alabaster marble & other building or monumental stone</u>			
Hong Kong	"	17,479	12,655
Total	"	17,479	12,655
273.120 <u>Marble stone rough or sawn</u>			
China (M)	"	5,150	2,160
Total	"	5,150	2,160
273.400 <u>Gravel & crushed stone</u>			
Italy	"	4	613
Total	"	4	613
274.100 <u>Sulphur crude</u>			
U.K.	"	5,000	1,580
Total	"	5,000	1,580
275.200 <u>Dust or powder of natural or synthetic precious or natural abrasives</u>			
W.Germany	"	240	1,330
Poland	"	488	750
Total	"	728	2,080
276.100 <u>Natural asphalt natural bitumen</u>			
U.K.	"	48	113
Total	"	48	113

COMMODITY	QUANTITY		VALUE Eth.\$
	U N I T		
276.210 <u>Clay & similar refractory materials</u>			
Hong Kong	Kgs.	15,000	2,770
Japan	"	11,600	2,865
Total	"	26,600	5,635
276.220 <u>Natural graphite</u>			
U.K.	"	590	1,401
Total	"	590	1,401
276.320 <u>Other salt, common</u>			
Somalia	"	5,000	175
Sudan	"	1,377	225
W.Germany	"	2,600	1,117
Italy	"	10,000	3,000
Total	"	18,977	4,517
276.330 <u>Table salt</u>			
W.Germany	"	1,920	796
Italy	"	1,000	230
U.K.	"	65,091	27,931
U.S.A.	"	24,532	10,461
China (M)	"	1,135	215
Hong Kong	"	30	129
Total	"	93,708	39,762
276.629 <u>Other slag & ash n.e.s.</u>			
Kenya	"	329,941	42,475
Italy	"	150,093	19,110
Total	"	480,034	61,585
276.790 <u>Strontianite mineral substances n.e.s.</u>			
Bulgaria	"	24,970	14,185
France	"	190	400
W.Germany	"	30,000	10,715
Italy	"	41,595	24,596
U.K.	"	74,540	56,285
Hong Kong	"	101,935	58,145
Japan	"	42,735	23,675
South Yemen	"	18,000	6,545
Total	"	333,965	194,546

IMPORT

COMMODITY	QUANTITY		VALUE Eth.\$
	UNIT		

276.910 Chalk

U.A.R.(Egypt)	Kgs.	97,500	10,050
Belgium	"	3,600	3,880
Denmark	"	114,637	15,270
W.Germany	"	401	1,473
U.K.	"	260	692
India	"	2,000	310
Yemen	"	7,140	240
Total	"	225,538	31,915

276.920 Earth colours

Belgium	"	11,250	16,315
France	"	14,450	540
W.Germany	"	23,638	9,728
Italy	"	16,700	8,877
Netherlands	"	286	250
U.K.	"	1,020,000	153,458
U.S.A.	"	9,000	23,155
Iran	"	2,500,000	277,000
Singapore	"	5,080	6,970
Unspecified	"	550,000	15,000
Total	"	4,150,404	511,293

276.950 Talc powder in bulk, for industry

Italy	"	10,000	1,768
Norway	"	10,000	1,881
U.K.	"	5,000	1,640
India	"	5,000	915
Iran	"	1,000,000	150,000
Total	"	1,030,000	156,204

282.000 Scrap & waste metal of iron & steel

Fr.Terr. of Affairs & Isaae	"	1,619,540	108,994
Kenya	"	4,900	980
Sudan	"	241,132	20,416

COMMODITY	QUANTITY		VALUE Eth.\$
	UNIT		

282.000 Scrap & waste metal of iron & steel (cont'd)

France	Kgs.	34,895	4,958
W.Germany	"	39,260	3,926
Italy	"	620,948	6,211
Netherlands	"	2,000	3,277
U.S.S.R	"	190,000	11,700
U.S.A.	"	19,724	5,401
Japan	"	42,700	16,206
South Yemen	"	222,494	21,413
Unspecified	"	149,344	61,468
Total	"	3,186,937	264,950

284.000 Waste & scrap of non-ferrous metals

Italy	"	775	4,125
U.K.	"	306	310
Total	"	1,081	4,435

291.160 Tortoise-shell & other sea shells & their waste

Somajia	"	33,300	5,264
China (M)	"	81	327
South Yemen	"	24,000	19,790
Total	"	57,381	25,381

291.970 Natural sponges

Italy	"	18	470
Total	"	18	470

291.990 Other materials of animal origin n.e.s.

W.Germany	"	156	2,204
Total	"	156	2,204

292.220 Natural gums, resins & balsams

Italy	"	648	1,091
-------	---	-----	-------

IMPORT

COMMODITY	QUANTITY		VALUE Eth. \$
	U N I T		
292.220 <u>Natural gums, resins & bal- sams(cont'd)</u>			
U.K.	Kgs.	790	1,297
Israel	"	4,900	3,591
Total	"	5,438	5,979
292.300 <u>Vegetable mater- ials primarily used for plait- ing, bamboo</u>			
Netherlands	"	1,457	4,675
Total	"	1,457	4,675
292.400 <u>Plants, seeds, flowers & parts of plants</u>			
U.K.	"	50	1,125
U.S.A.	"	10	907
Israel	"	54,798	47,047
Total	"	54,858	49,079
292.500 <u>Seeds, fruits & spores for sowing</u>			
Kenya	"	68,114	65,603
Malawi	"	453	544
Tanzania	"	1,500	1,591
Uganda	"	207	112
Denmark	"	752	5,565
France	"	4,575	12,792
W. Germany	"	405	4,448
Greece	"	900	200
Italy	"	13,595	52,555
Netherlands	"	3,345	15,926
U.K.	"	90	602
U.S.A.	"	3,276	38,283
India	"	12,022	11,815
Israel	"	237,437	200,838
Australia	"	255	736
New Zealand	"	925	10,079
Total	"	347,851	421,689

COMMODITY	QUANTITY		VALUE Eth. \$
	U N I T		
292.620 <u>Live trees</u>			
Italy	Kgs.	97	372
Total	"	97	372
292.680 <u>Live bulbs, tubers & the like</u>			
Kenya	"	112	2,431
Denmark	"	27	584
France	"	58	1,840
Italy	"	4,865	22,630
Netherlands	"	1,506	8,531
U.S.A.	"	561	8,776
China (M)	"	20,000	19,565
India	"	7,033	10,153
Israel	"	73	2,746
Japan	"	10	250
Singapore	"	16,261	21,000
Total	"	50,506	98,506
292.919 <u>Materials of vegetable orig- in n.e.s</u>			
Italy	"	210	980
Total	"	210	980
321.000 <u>Coal, coke & briquettes</u>			
France	"	28,503	6,286
W. Germany	"	1,828	8,616
Italy	"	10,000	3,830
Total	"	40,331	18,732
331.011 <u>Petroleum, crude for fur- ther refining</u>			
Iran	MTs.	530,262	17,523,518
Kuwait	"	28,812	948,232
Total	"	559,074	18,471,750

IMPORT

COMMODITY	QUANTITY		VALUE Eth.\$
	UNIT		

332.110 Aviation benzine

Fr.Terr. of Affairs & Iassas	Litres	12,000	1,176
Italy	"	12,654	5,200
U.K.	"	115,357	4,800
U.S.A.	"	2,846,592	300,000
India	"	79,955	12,097
Iran	"	42,701,695	3,112,289
South Yemen	"	9,379,077	714,943
Total	"	55,147,330	4,150,505

332.120 Motor sprit

Kenya	"	3,150	1,055
Sudan	"	132	571
France	"	5,480	2,740
Romania	"	300	134
Iran	"	148,854	22,692
South Yemen	"	158,279	8,044
Unspecified	"	39	156
Total	"	316,234	35,392

332.210 Kerosine, jet fuel

Italy	"	27,112	2,180
U.K.	"	41,796	23,609
U.S.A.	"	253,178	45,699
Iran	"	6,869,863	606,936
Saudi Arabia	"	27,000	2,160
South Yemen	"	1,356,287	119,890
Total	"	8,575,236	800,474

332.220 Kerosene, other than jet fuel

Kenya	"	15,542	5,703
Sudan	"	2,938	2,184
Italy	"	146,279	21,596
Netherlands	"	4,972	2,532

COMMODITY	QUANTITY		VALUE Eth.\$
	UNIT		

332.220 Kerosene, other than jet fuel (cont'd)

U.K.	Litres	29,000	4,724
Iran	"	2,758,078	300,417
Saudi Arabia	"	160,203	13,227
South Yemen	"	911,153	84,069
Unspecified	"	57,585	3,916
Total	"	4,085,750	438,368

332.230 White spirit (turpentine)

U.K.	"	710	147
Iran	"	12,916,877	895,035
Israel	"	5,016	1,670
South Yemen	"	26,636	2,199
Total	"	12,949,239	899,051

332.310 Gas-oil naphtha

Kenya	"	2,985	879
Sudan	"	4,626	7,783
Italy	"	161,188	10,317
U.S.S.R.	"	58,823	4,000
Iran	"	55,975,888	2,859,640
Lebanon	"	193,042	12,734
Saudi Arabia	"	148,659	12,436
South Yemen	"	5,965,000	374,087
Total	"	62,510,211	3,281,876

332.390 Diesel oil

U.S.S.R.	"	58,823	4,000
Iran	"	1,586	100
Total	"	60,409	4,100

332.511 Lubricating oils & batching oil

France	Kg	3,534	3,990
W. Germany	"	4,625	10,594
Italy	"	1,608,536	958,811
Netherlands	"	96,740	68,979

COMMODITY	QUANTITY		VALUE Eth.\$
	U N I T		

332.511 Lubricating oils & batch-
ing oil (cont'd)

Switzerland	Kgs.	12,270	6,684
U.K.	"	1,188,609	746,595
U.S.A.	"	81,292	57,086
Iran	"	100,000	65,000
Saudi Arabia	"	368	138
Total	"	3,095,974	1,917,877

332.512 Lubricating greases

Kenya	"	35,600	23,316
France	"	34,411	22,516
W.Germany	"	2,250	2,293
Italy	"	439,562	291,531
Netherlands	"	10	275
U.K.	"	121,488	92,373
U.S.A.	"	36,390	29,667
Saudi Arabia	"	4,898	2,370
Total	"	674,609	464,341

332.520 Lubricating oil for aviation

Kenya	"	350	4,249
W.Germany	"	2,969	3,699
Greece	"	1,107	711
Italy	"	316	336
Netherlands	"	6,160	6,693
U.K.	"	25,127	12,753
U.S.A.	"	102,877	95,026
Israel	"	209	900
Unspecified	"	3,007	1,386
Total	"	142,122	125,753

332.611 Petroleum jelly in bulk for use in making pharmaceuticals

W.Germany	"	28,660	15,148
Netherlands	"	15,003	8,565
Romania	"	23,160	9,357
Total	"	66,823	33,070

COMMODITY	QUANTITY		VALUE Eth.\$
	U N I T		

332.619 Petroleum, jelly other

Fr.Terr. of Affairs & Issas	Kgs.	659,719	345,376
Kenya	"	35,277	20,999
Belgium	"	18,000	7,727
France	"	192,288	119,139
W.Germany	"	18,455	11,183
Italy	"	392,398	218,856
Netherlands	"	411,069	199,473
Switzerland	"	10,250	5,513
U.K.	"	1,583,957	910,888
U.S.S.R.	"	1,030	611
U.S.A.	"	214,584	121,596
Iran	"	25,058	15,240
Israel	"	19,440	9,599
Saudi Arabia	"	3,600	2,430
South Yemen	"	26,784	13,801
Unspecified	"	11,656	6,593
Total	"	3,623,565	2,009,024

332.620 Paraffin wax & other mineral wax

Kenya	"	500	1,975
W.Germany	"	4,716	4,070
Italy	"	825	1,102
Netherlands	"	49,344	25,639
U.K.	"	23	476
Brazil	"	5,040	15,169
U.S.A.	"	24,796	16,244
China (M)	"	152,500	88,940
Israel	"	12,060	5,960
Japan	"	38,020	21,170
Singapore	"	30,000	12,880
Total	"	317,824	193,625

332.911 Transformer oils

W.Germany	"	2,218	1,070
Italy	"	92,080	32,728

IMPORT

COMMODITY	QUANTITY		VALUE Eth.\$
	U N I T		

332.911 Transformer oils (cont'd)

Netherlands	Kgs.	72,000	29,847
U.K.	"	65,373	39,535
Iran	"	600	1,177
Unspecified	"	21,830	6,000
Total	"	254,101	110,357

332.919 Other oils, for special purposes

Kenya	"	278	350
Czechoslovakia	"	1,919	717
Denmark	"	605	623
France	"	2,528	4,922
W.Germany	"	17,323	12,566
Italy	"	60,524	33,227
Netherlands	"	196,680	86,805
Switzerland	"	704	1,708
U.K.	"	30,728	25,806
U.S.A.	"	27,794	17,014
Israel	"	24,440	13,411
Japan	"	515	330
Saudi Arabia	"	10	238
Total	"	364,048	197,717

332.960 Bituminous mixtures based on asphalt, petroleum natural bitumen, mineral tar pitch

Belgium	"	500	625
W.Germany	"	1,200	1,370
Italy	"	304,969	54,123
Netherlands	"	2,000	1,175
U.K.	"	307,059	107,022
U.S.A.	"	11,800	12,723
Israel	"	54,000	8,079
Total	"	681,528	185,117

COMMODITY	QUANTITY		VALUE Eth.\$
	U N I T		

332.970 Petroleum bitumen, petroleum coke & other residues

U.K.	Kgs.	2,155	1,690
U.S.A.	"	3,540	180
Unspecified	"	600	465
Total	"	6,295	2,335

341.100 Gas natural

W.Germany	"	850	1,895
U.S.A.	"	1,317	3,515
Total	"	2,167	5,410

341.220 Gases cooking other

Denmark	"	49	423
France	"	10,015	30,296
W.Germany	"	21,120	132,110
Italy	"	2,301	59,665
Sweden	"	174	580
U.K.	"	232	333
U.S.A.	"	43	190
Israel	"	160	444
Japan	"	200	770
Total	"	34,294	224,811

341.230 Gases for medical use

W.Germany	"	2,200	5,449
U.S.A.	"	23	283
Japan	"	416	1,012
Total	"	2,639	6,744

411.410 Animal (incl. fish) fats & oils, edible

Denmark	"	613	1,006
France	"	2,900	4,402

IMPORT

COMMODITY	QUANTITY		VALUE Eth.\$
	UNIT		

411.410	<u>Animal (incl. fish) fats & oils unprocessed edible(cont'd)</u>		
	W. Germany	Kgs. 60,025	36,180
	U.K.	" 7,450	12,783
	U.S.A.	" 9,809	9,723
	Total	" 80,797	64,094

411.490	<u>Animal (incl. fish) fats & oils, unprocessed unedible tallow</u>		
	France.	" 1,500	2,060
	W. Germany	" 315,621	198,499
	Norway	" 620,818	437,465
	Switzerland	" 126,709	106,268
	U.K.	" 1,863	4,192
	Malaysia	" 5,000	2,945
	Australia	" 49,510	32,886
	Total	" 1,121,021	784,315

421.200	<u>Soya bean oil</u>		
	U.K.	" 6,495	15,149
	Total	" 6,495	15,149

421.300	<u>Cotton seed oil</u>		
	Sudan	" 70	150
	Switzerland	" 27,619	16,986
	Total	" 27,689	17,136

421.500	<u>Olive oil</u>		
	France	" 3,889	10,060
	Greece	" 2,454	6,528
	Italy	" 79,802	209,571
	Spain	" 40,157	84,730
	U.K.	" 4,597	7,115
	Japan	" 25,000	12,742
	Total	" 155,899	330,746

COMMODITY	QUANTITY		VALUE Eth.\$
	UNIT		

421.510	<u>Oils other, edible</u>		
	Sudan	Kgs. 303	360
	France	" 3,376	4,934
	Italy	" 15,259	22,230
	Netherlands	" 35,671	52,775
	U.K.	" 15,378	21,725
	U.S.A.	" 120	290
	Total	" 70,107	102,314

421.700	<u>Oil, rape, colza & mustard seed</u>		
	Italy	" 9,760	12,360
	U.K.	" 1,250	2,610
	Unspecified	" 7	127
	Total	" 11,017	15,097

422.300	<u>Coconut (copra) oil</u>		
	Denmark	" 10,000	7,020
	France	" 7,000	8,470
	W. Germany	" 109,001	75,655
	Italy	" 119,640	140,330
	Israel	" 89,760	90,660
	Malaysia	" 32,200	21,560
	Singapore	" 2,000	2,012
	Total	" 369,601	345,707

422.990	<u>Fixed vegetable oils, other</u>		
	Sudan	" 22,668	17,040
	France	" 3,227	5,748
	Italy	" 14,257	17,854
	Netherlands	" 22,568	33,212
	U.K.	" 19,504	30,286
	Canada	" 126	290
	U.S.A.	" 13,849	22,210
	Hong Kong	" 182	323
	Australia	" 82	293
	Unspecified	" 105	835
	Total	" 96,568	128,091

IMPORT

COMMODITY	QUANTITY		VALUE Eth. \$
	U N I T		
431.100 <u>Animal & veget- able oils,boil- ed osidised,de- hydrated,sulphur- ised blown or poly- merised</u>			
U.K.	Kgs.	2,000	345
Total	"	2,000	345
431.210 <u>Hydrogenated oils & fats edible</u>			
Netherlands	"	10,080	8,910
Sweden .	"	5,075	5,400
Australia	"	76,148	38,860
Total	"	91,303	53,170
431.290 <u>Hydrogenated oils & fats inediable</u>			
W.Germany	"	79,920	51,456
Norway	"	223,023	144,768
Switzerland	"	268,867	197,424
Australia	"	385,824	193,720
Total	"	957,634	587,368
431.320 <u>Residues from the treatment of fatty sub- stances</u>			
W. Germany	"	40,140	25,844
Total	"	40,140	25,844
431.400 <u>Spermaoctic, & other insect waxes & veget- able waxes</u>			
W. Germany	"	1,300	1,915
Netherlands	"	11,340	31,722
U.K.	"	10,676	16,903
U.S.A.	"	5,496	3,764
Total	"	28,812	54,304

COMMODITY	QUANTITY		VALUE Eth. \$
	U N I T		
431.420 <u>Bees-wax</u>			
U.K.	Kgs.	4,860	13,595
Total	"	4,860	13,595
512.110 <u>Styrene,saccharin- calcium & other art- ificial sweetening substances</u>			
U.K.	"	2,997	31,941
U.S.A.	"	2,724	32,403
Total	"	5,721	64,344
512.120 <u>Hydrocabbon aceyte- lene gas in cylinder, ethylene & other</u>			
Fr.Terr. of Affairs & & Issaq	"	2,601	5,494
France	"	361	1,460
U.K.	"	1,600	768
U.S.A.	"	1,149	2,890
Total	"	5,711	10,612
512.131 <u>D.D.T.powder</u>			
Kenya	"	5,000	21,210
Italy	"	400	910
Netherlands	"	1,000	1,540
Israel	"	24,600	15,480
Total	"	31,000	39,140
512.150 <u>Naphatalene</u>			
Belgium	"	32,000	22,267
France	"	1,000	745
W.Germany	"	55,182	36,297
Italy	"	62,485	37,805
Netherlands	"	11,968	6,369
Poland	"	10,100	6,123
U.K.	"	20,000	12,491
Japan	"	2,000	1,660
Total	"	194,735	123,757

IMPORT

COMMODITY	QUANTITY		VALUE Eth. \$
	U N I T		

512.210 <u>Methanol</u> <u>chemically</u> <u>pure</u>			
	Kgs.		
Netherlands	"	1,992	2,273
U.K.	"	8,165	6,956
Total	"	10,157	9,229

512.260 <u>Glycerin</u>			
Netherlands	"	1,000	1,500
Total	"	1,000	1,500

512.511 <u>Acetic, formic</u> <u>acids</u>			
W. Germany	"	22,120	15,250
Italy	"	170	2,725
Netherlands	"	8,000	5,120
Total	"	30,290	23,095

512.910 <u>Renin</u>			
W. Germany	"	6,000	6,225
Total	"	6,000	6,225

512.980 <u>Organic chemi-</u> <u>cals for in-</u> <u>dustry</u>			
Kenya	"	5,780	3,854
Belgium	"	361	2,692
Denmark	"	430	3,851
France	"	138,871	44,554
W. Germany	"	388,650	494,043
Italy	"	281,217	163,360
Netherlands	"	55,156	70,089
Norway	"	14,543	11,613
Switzerland	"	3,705	22,003
U.K.	"	68,123	50,137
U.S.A.	"	71,686	52,340
Israel	"	32,500	23,870
Japan	"	75,700	35,622
Total	"	1,136,722	978,028

COMMODITY	QUANTITY		VALUE Eth. \$
	U N I T		

513.110 <u>Oxygen(in cylin-</u> <u>dars)</u>			
Fr. Terr. of Affairs & Issas	Kgs.	26,490	15,465
France	"	6,776	2,034
Switzerland	"	1,000	12,165
Total	"	34,266	29,664

513.120 <u>Nitrogen</u>			
Kenya	"	131	136
W. Germany	"	373	1,289
Total	"	504	1,425

513.210 <u>Chlorine</u>			
W. Germany	"	7,270	17,804
U.K.	"	26,791	32,561
Israel	"	4,550	3,025
Total	"	38,611	53,390

513.220 <u>Flourine iodine</u>			
Netherlands	"	1,465	1,020
Total	"	1,465	1,020

513.230 <u>Sulphur(not</u> <u>natural)</u>			
W. Germany	"	813,420	156,485
Netherlands	"	340,409	55,510
Total	"	1,153,829	211,995

513.250 <u>Mercury</u>			
U.K.	"	69	2,755
Total	"	69	2,755

513.310 <u>Hydrochloric</u> <u>acid</u>			
W. Germany	"	23,830	15,200
Italy	"	68,820	32,049
Netherlands	"	5,462	2,660
U.K.	"	1,000	1,230
India	"	5,100	1,608

IMPORT

COMMODITY	QUANTITY		VALUE Eth. \$
	U N I T		

513.310 Hydrochloric acid (cont'd)

Israel	Kgs.	12,044	4,820
Total	"	116,256	57,567

513.330 Sulphuric acid

Denmark	"	20	245
W. Germany	"	40,355	16,033
Netherlands	"	237,454	95,287
U.S.S.R.	"	30,250	4,330
India	"	26,700	9,872
Kuwait	"	9,940	3,012
Total	"	344,719	128,779

513.340 Nitric acid

W. Germany	"	500	1,267
Netherlands	"	2,030	1,180
Sweden	"	1,320	2,513
Total	"	3,850	4,960

513.350 Phosphoric acid

W. Germany	"	200	1,265
Italy	"	5,000	11,711
Total	"	5,200	12,976

513.360 Acid & oxides of arsenic

W. Germany	"	4,260	4,729
Italy	"	41	2,659
Netherlands	"	6,366	10,599
Norway	"	101,023	73,495
Switzerland	"	400	2,530
U.K.	"	610	575
Total	"	112,700	94,587

513.370 Boric acid & oxide

France	"	3,000	2,160
W. Germany	"	3,010	2,140
Total	"	6,010	4,300

COMMODITY	QUANTITY		VALUE Eth. \$
	U N I T		

513.390 Nitrous oxide (gas) & acid inorganic other

W. Germany	Kgs.	6,199	9,476
Italy	"	12,181	19,355
Netherlands	"	20,935	12,050
Spain	"	6,000	3,277
Switzerland	"	3,200	6,746
U.K.	"	1,000	1,188
Israel	"	7,000	10,249
Australia	"	5,000	3,323
Total	"	61,515	65,664

513.510 Zinc oxide & peroxide

W. Germany	"	2,195	3,802
Netherlands	"	8,950	8,485
Total	"	11,145	12,287

513.520 Manganase oxide

Netherlands	"	700	256
Total	"	700	256

513.530 Iron oxides & hydroxide

W. Germany	"	17,025	10,533
Total	"	17,025	10,533

513.550 Titanium oxide

W. Germany	"	4,000	5,110
Total	"	4,000	5,110

513.560 Lead oxide

W. Germany	"	152	373
Netherlands	"	100	210
Total	"	252	583

513.610 Ammonia (gas or liquid)

France	"	1,100	1,230
W. Germany	"	4,616	11,190
Netherlands	"	8,046	4,259

COMMODITY	QUANTITY		VALUE Eth. \$
	U N I T		

513.610 Ammonia (gas or liquid) Cont'd

Sweden	Kgs.	40,050	17,094
Japan	"	10,000	2,580
Total	"	63,812	36,353

513.620 Caustic soda (sodium hydroxide)

W. Germany	"	894,750	288,615
Italy	"	2,061,311	577,278
Netherlands	"	57,758	20,713
U.K.	"	65,036	29,006
U.S.A.	"	7,991	2,827
Israel	"	100,000	30,300
Japan	"	30,000	6,825
Total	"	3,216,846	955,564

513.630 Caustic potash (potassium hydroxide)

W. Germany	"	1,010	219
Italy	"	30	435
Netherlands	"	3,345	5,754
Total	"	4,385	6,418

513.640 Barium oxide; magnesium, potassium sodium & strontium (hydroxide & peroxide)

W. Germany	"	39,064	18,335
Israel	"	5,022	2,030
Total	"	44,086	20,365

513.650 Aluminium oxide & hydroxide

W. Germany	"	30,240	5,323
Total	"	30,240	5,323

COMMODITY	QUANTITY		VALUE Eth. \$
	U N I T		

513.670 Chromium oxides & hydroxide

W. Germany	Kgs.	1,000	2,580
Total	"	1,000	2,580

513.690 Oxides metallic others

W. Germany	"	19,758	16,845
Italy	"	40,000	10,484
Netherlands	"	250	723
U.K.	"	254,191	49,260
U.S.S.R.	"	5,404	8,333
India	"	19,500	4,971
Israel	"	5,000	7,974
Japan	"	13,000	5,956
South Yemen	"	2,500	1,500
Total	"	359,603	106,046

514.110 Fluorides & other fluorine salts

W. Germany	"	2,040	3,190
Total	"	2,040	3,190

514.120 Chlorides

W. Germany	"	700	544
Italy	"	3,000	1,452
Netherlands	"	1,000	410
Japan	"	163,000	53,411
Total	"	167,700	55,817

514.200 Alum

Netherlands	"	99,450	10,020
Total	"	99,450	10,020

514.210 Sulphides

W. Germany	"	30,900	18,749
Italy	"	4,950	2,120
Total	"	35,850	20,869

IMPORT

COMMODITY	QUANTITY		VALUE Eth.\$
	U N I T		
514.230 <u>Sulphite & thiosulphates</u>			
W. Germany	Kgs	19,453	327,095
U.K.	"	1,950	570
Total		21,403	327,665
514.240 <u>Sulphates & persulphates</u>			
Belgium	"	3,000	2,055
France	"	20,000	4,366
W. Germany	"	275,600	61,851
Italy	"	10,415	2,752
Netherlands	"	61,200	7,004
U.K.	"	16,500	3,667
India	"	10,000	1,396
Japan	"	5,120	2,176
Total	"	401,835	85,267
514.250 <u>Nitrites & nitrates</u>			
E. Germany	"	11	1,100
W. Germany	"	800	14,870
Sweden	"	45,540	17,011
Total	"	46,351	32,981
514.260 <u>Phosphites & phosphates</u>			
W. Germany	"	5,124	3,218
Netherlands	"	9,200	3,440
China (M)	"	8,000	1,885
Total	"	22,324	8,543
514.280 <u>Sodium carbonate (soda ash)</u>			
Kenya	"	640,136	118,043
Belgium	"	10,000	2,435
W. Germany	"	39,450	9,724
Italy	"	236,000	59,180
U.K.	"	58,031	13,620
Japan	"	7,750	1,645
Total	"	991,367	204,647

COMMODITY	QUANTITY		VALUE Eth.\$
	U N I T		
514.290 <u>Carbonates (other) & percarbonates</u>			
W. Germany	Kgs	10,010	6,780
Italy	"	29,750	9,615
U.K.	"	67,900	9,597
Total	"	107,660	25,992
514.291 <u>Sodium perborate</u>			
U.K.	"	1,000	795
Total	"	1,000	795
514.292 <u>Bicarbonates</u>			
Netherlands	"	5,000	1,515
U.K.	"	7,473	5,357
Total	"	12,473	6,872
514.330 <u>Silicates</u>			
W. Germany	"	70,000	15,895
Italy	"	29,510	10,343
U.K.	"	30,036	7,030
Hong Kong	"	4,780	1,080
India	"	19,260	4,915
Japan	"	159,900	34,177
Total	"	313,486	73,440
514.340 <u>Borates & preborates</u>			
U.K.	"	1,000	800
Total	"	1,000	800
514.920 <u>Hydrogen peroxide</u>			
W. Germany	"	35,810	28,037
U.K.	"	36,000	24,685
Japan	"	15,000	10,490
Total	"	86,810	63,212
514.940 <u>Calcium carbides</u>			
W. Germany	"	4,065	2,253
Italy	"	10,000	2,574

IMPORT

COMMODITY	QUANTITY		VALUE Eth.\$
	U N I T		

514.940 Calcium car-
bides(cont'd)

Netherlands	Kgs	34,840	15,175
Yugoslavia	"	30,000	10,227
Israel	"	53,150	18,412
Total	"	132,055	48,641

514.980 Inorganic chem-
ical products
n.e.s.

Kenya	"	74,105	48,339
Austria	"	3,000	2,925
Belgium	"	8,412	25,412
Denmark	"	93,801	123,344
France	"	433,120	114,202
W.Germany	"	1,334,047	1,329,109
Greece	"	49,952	35,287
Italy	"	748,860	516,889
Netherlands	"	340,368	318,912
Norway	"	123,171	92,537
Poland	"	9,000	8,718
Spain	"	2,000	3,535
Sweden	"	345,487	157,469
Switzerland	"	23,174	131,262
Turkey	"	18,833	8,908
U.K.	"	643,207	494,977
U.S.S.R.	"	750	6,820
Canada	"	165	885
U.S.A.	"	59,180	79,679
China(M)	"	25,500	13,425
Hong Kong	"	31,428	20,770
India	"	60,320	25,469
Iran	"	4,991	3,936
Israel	"	27,907	135,543
Japan	"	43,200	50,300
Malaysia	"	1,000	1,481
Australia	"	98,907	50,986
Unspecified	"	107	150
Total	"	4,603,992	3,801,271

COMMODITY	QUANTITY		VALUE Eth.\$
	U N I T		

521.300 Ammoniacal gas
liquors & spent
oxide produced

W.Germany	Kgs	10,300	7,473
Total	"	10,300	7,473

521.410 Creosote oil

Israel	"	3,520	1,095
Total	"	3,520	1,095

531.010 Synthetic or-
ganic dye-
stuffs & natur-
al indigo

Kenya	"	1,000	6,631
Denmark	"	2,000	1,670
France	"	102	682
W.Germany	"	950,895	2,883,063
Italy	"	13,614	32,849
Netherlands	"	638	3,577
Poland	"	9,900	14,043
Spain	"	2,500	1,485
Switzerland	"	57,470	614,260
U.K.	"	108,404	358,550
U.S.A.	"	9,131	4,067
India	"	4,975	10,972
Japan	"	295,158	558,385
Australia	"	36,578	27,625
Total	"	1,492,365	4,517,859

531.020 Colour lakes

China (M)	"	1,500	4,800
Total	"	1,500	4,800

532.110 Annatto

W.Germany	"	3,000	5,195
Total	"	3,000	5,195

IMPORT

COMMODITY	QUANTITY		VALUE Eth.\$
	U N I T		

532.190 Other dyeing
extracts
of vegetable
or animal origin

Kenya	Kgs	20,789	17,240
France	"	107	2,305
W.Germany	"	41,675	295,297
Italy	"	10,283	48,829
Netherlands	"	27,267	16,905
Poland	"	3,000	6,050
Sweden	"	12	253
Switzerland	"	4,012	56,840
U.K.	"	2,952	25,774
U.S.A.	"	2,253	9,167
China (M)	"	1,900	7,575
India	"	9,570	21,162
Japan	"	1,310	9,174
Australia	"	30,394	22,703
Total	"	155,524	539,274

532.300 Synthetic tanning
materials

Kenya	"	40,000	21,720
Czechoslovakia	"	2,100	4,654
Denmark	"	5,000	1,325
W.Germany	"	354,512	515,757
Hungary	"	18	788
Austria	"	3,000	2,935
Italy	"	31,275	25,800
Switzerland	"	5,059	58,468
U.K.	"	600	2,142
India	"	2,000	4,590
Total	"	443,564	638,179

532.400 Tanning extracts
of vegetable origin

Kenya	"	60,000	32,266
W.Germany	"	65,560	73,842
Total	"	125,560	106,108

COMMODITY	QUANTITY		VALUE Eth.\$
	U N I T		

532.500 Tannic acid
(tannic acid)
& derivatives

Kenya	Kgs.	49,600	31,193
Czechoslovakia	"	10,000	3,670
W.Germany	"	190,612	354,460
Italy	"	72,375	63,259
Netherlands	"	11,992	4,280
Switzerland	"	375	1,261
U.K.	"	9,750	7,688
U.S.A.	"	340	655
Total	"	345,044	466,466

533.100 Colouring matter
n.e.s.

Kenya	"	450	1,491
Belgium	"	7,600	5,270
Denmark	"	7,650	2,235
W.Germany	"	7,102	9,787
Italy	"	16,360	21,625
Netherlands	"	830	5,053
Spain	"	7,000	2,104
U.K.	"	6,227	5,196
India	"	9	135
Israel	"	3,344	1,356
Total	"	56,572	54,952

533.200 Printing ink

Kenya	"	2,038	10,854
Austria	"	400	1,320
Denmark	"	4,939	21,169
France	"	1,782	11,259
W.Germany	"	3,179	24,634
Italy	"	8,796	26,711
Netherlands	"	1,353	9,592
U.K.	"	2,492	4,291
U.S.A.	"	880	4,246
China (M)	"	2,000	2,828
India	"	3,027	2,441

COMMODITY	QUANTITY		VALUE Eth.\$
	U N I T		

533.200 Printing ink
(cont'd)

Israel	Kgs	1,463	5,938
Total	"	32,349	125,283

533.310 Prepared pigments, opacifiers enameled glazes lustres & all paints

Kenya	"	38,161	15,626
Belgium	"	69,496	79,711
Denmark	"	128,294	115,487
Finland	"	200	339
France	"	23,964	38,138
W. Germany	"	60,282	122,243
Greece	"	200	120
Italy	"	161,843	262,593
Netherlands	"	74,785	122,534
Norway	"	17,755	32,554
Spain	"	23,000	10,307
Sweden	"	6,378	21,581
Switzerland	"	47,336	81,330
U.K.	"	105,883	92,361
Yugoslavia	"	56,737	21,786
U.S.A.	"	16,544	40,890
China (M)	"	10,588	12,203
Hong Kong	"	36,323	23,617
India	"	53,024	36,967
Iran	"	68,170	22,097
Israel	"	82,205	66,016
Japan	"	1,750	6,786
Pakistan	"	4,904	4,105
Unspecified	"	2	145
Total	"	1,087,824	1,229,536

533.321 Dyes in forms or in packings

Belgium	"	481	3,207
W. Germany	"	43,320	32,221

COMMODITY	QUANTITY		VALUE Eth.\$
	U N I T		

533.321 Dyes in forms or in packing
(cont'd)

Italy	Kgs.	30	290
Spain	"	7	715
Switzerland	"	111	467
U.K.	"	13	455
China(M)	"	350	1,480
Total	"	44,312	38,835

533.329 Varnishes, lacquers distempers & stamping foils

Fr. Terr. of Affairs & Issas	"	2,875	2,381
Kenya	"	5,100	5,480
Austria	"	187	970
France	"	900	249
W. Germany	"	2,603	13,897
Italy	"	3,800	6,745
Sweden	"	1,450	3,453
U.K.	"	2,260	2,465
U.S.A.	"	248	7,175
India	"	1,708	1,781
Total	"	21,131	44,596

533.330 Artists & students colour in tablets, bottles jars & tubes

Czechoslovakia	"	40	125
W. Germany	"	660	3,362
Italy	"	693	2,245
Netherlands	"	235	495
Switzerland	"	77	760
U.K.	"	52	1,570
U.S.A.	"	2	376
Total	"	1,759	8,933

533.340 Prepared priers

W. Germany	"	3,100	4,848
Italy	"	5,000	2,600

IMPORT

COMMODITY	QUANTITY		VALUE Eth.\$
	U N I T		

533.340 Prepared driers
(cont'd)

Netherlands	Kgs.	2,100	2,155
U.S.A.	"	135	598
Total	"	10,335	10,201

533.350 Putty & glassiers
fillings

Belgium	"	8,360	3,417
Italy	"	1,760	2,130
U.K.	"	10,000	4,380
Total	"	20,120	9,927

541.640 Organo-ther-
apeutic glands &
other organs &
their extracts
microbial vaccines
& similar pro-
ducts

Kenya	"	135	8,525
Sudan	"	8	220
U.A.R.(Egypt)	"	50,542	662,000
Austria	"	2,070	37,189
Belgium	"	11,764	165,014
Bulgaria	"	45	4,370
Czechoslovakia	"	569	2,548
Denmark	"	31,768	185,801
France	"	62,202	562,228
W.Germany	"	175,886	2,096,661
Greece	"	3,885	21,508
Hungary	"	2,569	22,650
Ireland	"	102	2,977
Italy	"	68,490	862,802
Netherlands	"	83,476	383,187
Norway	"	172	775
Poland	"	3,701	20,559
Romania	"	330	3,050
Spain	"	192	6,025
Sweden	"	3,100	70,447
Switzerland	"	164,659	721,946

COMMODITY	QUANTITY		VALUE Eth.\$
	U N I T		

541.649 Organo-ther-
apeutic glands &
other organs &
their extracts
microbial vaccin-
es & similar pro-
ducts

U.K.	Kgs.	261,670	1,751,131
U.S.S.R.	"	3,954	10,993
Yugoslavia	"	36,258	110,067
Canada	"	200	1,874
U.S.A.	"	154,794	1,394,236
Hong Kong	"	7,640	39,231
India	"	16,735	63,621
Israel	"	52,453	422,153
Japan	"	2,978	25,112
Lebanon	"	2,730	4,859
Singapore	"	5,400	40,905
Australia	"	19,565	264,677
Total	"	1,230,042	9,975,341

541.700 Medicaments
(incl.veterinary)
medicaments)

Kenya	"	17,371	364,321
U.A.R.(Egypt)	"	35	1,130
Austria	"	1,347	12,892
Belgium	"	1,801	82,544
Czechoslovakia	"	1,476	9,670
Denmark	"	4,687	74,931
France	"	1,582	47,639
W.Germany	"	32,459	574,486
Greece	"	2,093	65,660
Hungary	"	2,256	7,605
Ireland	"	3	284
Italy	"	24,124	510,004
Netherlands	"	6,413	78,091
Poland	"	50	100
Spain	"	63	1,132
Sweden	"	1,228	23,530

COMMODITY	QUANTITY		VALUE Eth.\$
	U N I T		

541.700 Medicaments (incl. veterinary medicaments (cont'd))			
	Kgs.	QUANTITY	VALUE Eth.\$
Switzerland	"	16,863	439,441
U.K.	"	28,120	427,283
Yugoslavia	"	2,230	9,660
Canada	"	78	3,195
U.S.A.	"	4,296	115,423
Formosa	"	48	3,275
Hong Kong	"	10,097	10,414
India	"	152	4,181
Israel	"	5,133	2,610
Japan	"	1,126	2,300
Lebanon	"	4,080	32,275
Australia	"	1,040	20,991
New Zealand	"	1	100
Total	"	170,252	2,925,167

541.910 Wadding, gauze
bandages & simi-
lar impregnated or
coated with phar-
maceutical substances

Tanzania	"	300	1,245
France	"	6	916
W. Germany	"	20,876	97,645
Greece	"	950	3,688
Ireland	"	870	5,239
Italy	"	10,967	28,463
Netherlands	"	10,131	63,792
Norway	"	3,401	2,970
U.K.	"	31,799	114,528
Canada	"	1,092	55,437
U.S.A.	"	2,075	11,721
India	"	904	8,286
Israel	"	26,124	204,079
Japan	"	132	8,605
Australia	"	25	152
Total	"	109,652	606,046

COMMODITY	QUANTITY		VALUE Eth.\$
	U N I T		

551.100 <u>Essential oils & resinoids</u>			
	Kgs.	QUANTITY	VALUE Eth.\$
U.S.A.	"	800	570
Total	"	800	570

551.211 Terpenic by
products of essen-
tials oils for
preparing food

Belgium	"	60,000	20,195
France	"	31,492	14,041
W. Germany	"	1,253	14,669
Italy	"	3,939	17,674
Netherlands	"	5,170	4,409
Spain	"	15	2,930
Switzerland	"	1,248	1,120
U.K.	"	6,647	14,982
U.S.A.	"	6,763	43,018
Israel	"	680	3,450
Lebanon	"	416	5,170
Australia	"	400	825
Total	"	118,023	142,483

551.212 Terpenic by
products of essen-
tials oils, for use
in the manufacture
of liquours & per-
fumery

Kenya	"	706	20,145
Denmark	"	1	195
France	"	4,148	27,711
W. Germany	"	834	6,573
Italy	"	16,277	45,072
U.K.	"	4,861	39,795
U.S.A.	"	1,223	20,681
India	"	8,210	151,572
Japan	"	20	800
Lebanon	"	2,282	32,773
Total	"	38,562	345,317

IMPORT

COMMODITY	QUANTITY		VALUE Eth.\$
	U N I T		

551.23 Terpenic by-products of essential oils, other

Kenya	Kgs.	13,335	196,724
France	"	10	852
W. Germany	"	200	2,007
Italy	"	9,863	67,786
Netherlands	"	16	300
U.K.	"	1,950	7,869
U.S.A.	"	33,385	246,633
India	"	32,919	645,710
Lebanon	"	328	3,575
Total	"	92,006	1,171,456

551.241 Aqueous distillates & solutions for essential oils, for use in the perfumery manufacture

France	"	4,779	41,330
Italy	"	3	107
Netherlands	"	920	2,267
Unspecified	"	588	360
Total	"	6,290	44,064

551.249 Aqueous distillates & solutions of essential oils, other

Kenya	"	478	7,300
W. Germany	"	241	376
U.K.	"	50	505
U.S.A.	"	99	161
Total	"	868	8,342

COMMODITY	QUANTITY		VALUE Eth.\$
	U N I T		

553.010 Perfumery, alcoholic

U.A.R (Egypt)	Kgs.	500	1,365
France	"	44,312	237,235
W. Germany	"	7,089	72,359
Hungary	"	245	805
Italy	"	7,658	54,415
Netherlands	"	50	290
Poland	"	1,106	3,673
Spain	"	70	967
Switzerland	"	1,556	5,755
U.K.	"	19,315	84,506
U.S.A.	"	2,147	8,401
China (M)	"	3,875	3,000
India	"	70	330
Israel	"	654	8,015
Japan	"	8,859	13,465
Lebanon	"	323	1,950
Saudi Arabia	"	5	70
South Yemen	"	1,534	5,285
Total	"	99,368	501,886

553.020 Perfumery non-alcoholic

Kenya	"	15	240
France	"	5,059	9,870
W. Germany	"	641	6,169
Italy	"	1,523	6,700
U.K.	"	39,457	235,512

COMMODITY	QUANTITY		VALUE Eth.\$
	U N I T		

553.020 Perfumery, non
alcoholic(cont'd)

U.S.A.	Kgs	85	5,411
India	"	990	7,661
Iran	"	200	1,080
Unspecified	"	358	1,585
Total	"	48,328	274,229

553.040 Incense (other
than natural)

France	"	316	1,610
Italy	"	80	140
India	"	106,737	314,559
Iran	"	950	5,320
Japan	"	5,000	3,939
Singapore	"	82,272	94,154
South Yemen	"	412,572	225,435
Total	"	608,927	715,157

553.040 Dentifrices dental
powder & mouth
washes

Italy	"	1,460	7,625
Switzerland	"	423	4,016
U.K.	"	37,531	106,638
U.S.A.	"	66	1,650
Total	"	39,480	119,929

553.050 Face cream; pow-
der rouge; nail
varnish

Kenya	"	3,305	53,388
U.A.R.(Egypt)	"	300	610
Austria	"	272	1,070
France	"	5,155	39,644
W.Germany	"	28,573	133,490
Hungary	"	4,087	13,710
Italy	"	27,549	75,509
Netherlands	"	664	1,600

COMMODITY	QUANTITY		VALUE Eth.\$
	U N I T		

553.050 Face cream;
powder rouge
nail varnish
(cont'd)

Poland	Kgs	1,600	4,131
Spain	"	2	750
Switzerland	"	306	2,670
U.K.	"	26,679	128,643
U.S.A.	"	5,345	26,228
China(M)	"	21,211	31,164
India	"	11,524	13,393
Israel	"	38	1,840
Japan	"	560	3,585
Pakistan	"	6,515	6,845
Singapore	"	2,500	5,750
Unspecified	"	200	275
Total	"	146,385	544,295

553.060 Hair, oil, cream
shampoo & tonic

France	"	2,976	30,741
W.Germany	"	11,313	40,513
Gibraltar	"	235	125
Greece	"	210	410
Italy	"	7,887	17,504
Netherlands	"	1,515	5,673
Poland	"	766	3,575
Switzerland	"	52	150
U.K.	"	31,295	80,305
U.S.A.	"	3,641	10,462
China (M)	"	57,977	61,083
Hong Kong	"	1,721	2,025
India	"	10,576	19,192
Israel	"	218	4,637
Japan	"	1,020	7,747
Unspecified	"	566	378
Total	"	131,968	284,520

IMPORT

COMMODITY	QUANTITY		VALUE Eth.\$
	U N I T		

553.080 Toilet pre-
paration, other

France	Kgs	5,366	9,247
W. Germany	"	2,245	15,876
Italy	"	2,009	12,172
Netherlands	"	1,302	2,095
Switzerland	"	20	355
U.K.	"	4,885	30,398
U.S.A.	"	1,176	3,525
Israel	"	150	1,740
Japan	"	200	189
Singapore	"	7,113	8,660
Total	"	24,466	84,257

553.090 Dyes hair

France	"	2,460	16,182
W. Germany	"	7,983	51,011
Italy	"	1,000	1,515
U.K.	"	1,950	7,004
India	"	2,422	6,102
Total	"	15,815	81,814

553.100 Perfumed wood

Netherlands	"	600	3,649
India	"	47,694	175,113
Total	"	48,294	178,762

554.110 Soap, common, in
bulk, bars or
doublets

France	"	5,750	4,257
E. Germany	"	10,000	4,149
W. Germany	"	34,282	18,943
Greece	"	9,600	10,925
Italy	"	1,298,559	783,622
Romania	"	50,012	28,132
Switzerland	"	12,740	626

COMMODITY	QUANTITY		VALUE Eth.\$
	U N I T		

554.110 Soap, common
in bulk, bars
or doublets (cont'd)

U.K.	Kgs.	23,628	16,969
U.S.S.R.	"	2,171,820	996,966
U.S.A.	"	3,842	5,848
Israel	"	26,675	14,250
New Zealand	"	12,748	4,859
Unspecified	"	4,350	4,819
Total	"	3,665,006	1,894,363

554.120 Toilet soap

Bulgaria	"	28,800	23,030
France	"	4,016	9,105
E. Germany	"	64,800	50,075
W. Germany	"	100,689	99,544
Greece	"	1,500	4,934
Hungary	"	75,629	61,380
Italy	"	165,537	183,893
Netherlands	"	2,160	2,657
Poland	"	18,269	18,249
Romania	"	45,936	34,148
Switzerland	"	228	1,320
U.K.	"	476,024	790,129
U.S.A.	"	5,847	10,507
India	"	587	986
Total	"	990,022	1,289,957

554.130 Shaving soap

W. Germany	"	469	570
Italy	"	411	1,611
U.K.	"	8,880	17,380
U.S.A.	"	515	2,855
Pakistan	"	8,000	12,920
Total	"	18,275	35,336

COMMODITY	QUANTITY		VALUE Eth.\$
	U N I T		

554.140 Liquid soap

France	Kgs	2,082	3,357
W.Germany	"	9,011	14,595
Italy	"	2,883	4,815
Sweden	"	4,475	3,311
U.K.	"	9,282	16,486
U.S.A.	"	1,160	625
Total	"	28,893	43,189

554.150 Soap powder

Belgium	"	1,342	845
France	"	520	734
W.Germany	"	38,894	37,328
Gibraltar	"	79,653	70,130
Greece	"	139,227	172,307
Italy	"	11,095	9,127
Netherlands	"	5,323	9,523
Norway	"	5,800	2,000
Sweden	"	1,750	1,812
U.K.	"	740,134	929,436
U.S.A.	"	10,000	21,564
India	"	29,403	21,465
Israel	"	4,750	2,922
Total	"	1,067,891	1,279,193

554.190 Soap, other

Italy	"	21,460	12,460
Netherlands	"	1,200	1,710
U.K.	"	31,354	29,242
U.S.S.R.	"	166,380	76,500
U.S.A.	"	278	1,338
Hong Kong	"	36	380
India	"	4,032	3,750
Israel	"	30,970	23,275
Total	"	255,710	148,915

COMMODITY	QUANTITY		VALUE Eth.\$
	U N I T		

554.200 Surface acting
agents & washing
preparation

Kenya	Kgs	25	510
Belgium	"	1,000	2,273
France	"	36,325	23,550
W.Germany	"	6,881	11,367
Greece	"	12,120	8,903
Italy	"	107,792	50,811
Netherlands	"	60	225
U.K.	"	56,774	50,845
U.S.S.R.	"	80,680	37,520
U.S.A.	"	29,915	33,779
India	"	303	760
Japan	"	9,900	5,350
Total	"	341,775	225,893

554.310 Polishes & creams
for footwear

Kenya	"	83,243	199,156
France	"	100	418
W.Germany	"	10,833	12,154
Italy	"	451	1,356
U.K.	"	968	1,856
Israel	"	6,800	11,740
Pakistan	"	3,000	5,933
Unspecified	"	40	508
Total	"	105,435	233,121

554.320 Metal polishes
pastes & powder

France	"	395	9,900
Italy	"	112	260
U.K.	"	3,546	9,543
U.S.A.	"	6,312	11,052
Total	"	10,365	30,755

IMPORT

COMMODITY	QUANTITY		VALUE Eth.\$
	U N I T		

554.390 Polishes, pastes
& powder, other

Kenya	Kgs	90	325
Belgium	"	3,856	13,892
Denmark	"	20	200
W. Germany	"	629	2,569
Italy	"	5,069	8,903
Netherlands	"	14,129	37,849
U.K.	"	13,399	30,156
U.S.A.	"	22,297	14,015
Total	"	59,489	107,909

561.100 Nitrogenous
fertilizers &
fertilizer mater-
ials

W. Germany	"	512,130	96,546
U.K.	"	1,221	1,009
Japan	"	80,000	61,865
Total	"	593,351	159,420

561.200 Phosphatic fer-
tilizers & fer-
tilizers mater-
ials

W. Germany	"	1,066,745	222,059
Italy	"	1,150,000	231,621
Netherlands	"	100,000	21,795
U.K.	"	406	336
Israel	"	660,700	141,015
Japan	"	604,128	106,050
Total	"	3,581,979	722,876

561.300 Potassic fer-
tilizers & fer-
tilizers mater-
ials

Italy	"	49,500	10,080
Total	"	49,500	10,080

COMMODITY	QUANTITY		VALUE Eth.\$
	U N I T		

561.900 Fertilizers
other

Belgium	Kgs	298,800	65,530
W. Germany	"	1,765,403	346,134
Italy	"	912,958	188,009
Netherlands	"	2,471,560	596,293
U.S.A.	"	9,015	31,550
Japan	"	470,100	99,175
Total	"	5,927,836	1,326,691

571.100 Propellant pow-
ders & other pre-
pared explosives

W. Germany	"	48,180	83,427
Italy	"	136,779	185,800
Sweden	"	43,752	52,000
U.K.	"	55	1,027
U.S.A.	"	360	18,657
Total	"	229,126	340,911

571.200 Mining, blasting
& safety fuses

W. Germany	"	66,699	128,486
Italy	"	550,000	166,070
Netherlands	"	185	3,285
Sweden	"	238,548	312,188
Yugoslavia	"	25,645	38,981
Total	"	881,077	649,010

571.310 Fireworks

W. Germany	"	728	2,773
Total	"	728	2,773

571.400 Hunting & sport-
ing ammunition

U.K.	"	100	540
U.S.A.	"	5	125
Total	"	105	665

COMMODITY	QUANTITY		VALUE Eth.\$
	UNIT		

581.410 Plastic materials in the form of emulsions

Belgium	Kgs	25,500	17,664
Czechoslovakia	"	3,010	4,725
France	"	37,300	39,258
W. Germany	"	106,300	99,023
Italy	"	1,054,508	1,142,189
Netherlands	"	33	118
U.K.	"	43,275	45,583
U.S.A.	"	72,969	63,072
Hong Kong	"	225,300	212,582
India	"	64,000	48,699
Israel	"	486,451	444,264
Japan	"	199,395	162,701
Total	"	2,318,041	2,279,885

581.420 Prepared glues

France	"	867	910
W. Germany	"	6,000	5,617
Italy	"	15	197
Poland	"	1,012	2,320
Switzerland	"	386	2,246
U.K.	"	754	2,140
Israel	"	7,750	25,860
Total	"	16,784	39,290

581.490 Plastic materials regenerated cellulose & artificial resins, other

W. Germany	"	65,500	40,887
Italy	"	72,840	88,515
U.K.	"	27,960	29,203
Hong Kong	"	31,336	29,471
Iraq	"	5,000	2,938
Israel	"	61,000	50,446
Japan	"	110,018	88,252
Unspecified	"	394	290
Total	"	374,048	330,002

COMMODITY	QUANTITY		VALUE Eth.\$
	UNIT		

599.210 Insecticides & fungicides

Fr. Terr. of Affairs & Issas	Kgs	4,436	4,500
Kenya	"	10,225	38,150
Tanzania	"	2,663	820
Denmark	"	2,361	2,885
France	"	1,045	1,668
W. Germany	"	46,275	136,103
Italy	"	66,461	330,028
Netherlands	"	158,187	352,607
Norway	"	1,000	4,637
Spain	"	220	630
Switzerland	"	30,773	214,831
U.K.	"	96,625	177,179
U.S.A.	"	22,254	131,353
Hong Kong	"	1,362	3,545
India	"	85,000	14,553
Israel	"	190,592	494,434
Japan	"	99,792	128,817
Total	"	819,271	2,036,740

599.220 Disinfectants

France	"	244	750
W. Germany	"	3,700	13,898
Italy	"	3,695	6,928
Netherlands	"	38,373	50,572
U.K.	"	33,627	28,645
U.S.A.	"	5,134	9,755
Total	"	84,773	110,548

599.250 D.D.T. in mineral oil solution

Kenya	"	986	2,596
W. Germany	"	1,000	2,144
Italy	"	14,500	91,320
Netherlands	"	20	350
U.K.	"	4,572	5,265

IMPORT

COMMODITY	QUANTITY		VALUE Eth.\$
	U N I T		

599.250 D.D.T. in mineral oil solution
(cont'd)

U.S.A.	Kgs	1,496	130
Israel	"	17,460	12,500
Japan	"	136,400	88,552
Total	"	176,434	202,857

599.290 Weed-killers anti-sprouting products & rat poisons put up for sale by retailers

Kenya	"	1,789	6,095
Lesoto	"	10,000	3,273
Tanzania	"	5,000	1,740
Belgium	"	12,000	4,334
Denmark	"	6,510	3,685
W.Germany	"	82,429	288,048
Italy	"	68,047	373,751
Netherlands	"	43,134	51,410
Switzerland	"	2,354	22,396
U.K.	"	19,639	36,142
Mexico	"	616	6,160
U.S.A.	"	7,853	36,019
India	"	25,500	4,800
Israel	"	2,522	1,810
Japan	"	11,000	7,143
Total	"	298,393	846,806

599.511 Starches & inulin in bulk for use in the production of yarns & textile fabric

Belgium	"	109,414	31,970
France	"	110,273	33,695
W.Germany	"	291,275	97,463
Netherlands	"	50,000	21,205
U.K.	"	50,397	11,274
Total	"	611,359	195,607

COMMODITY	QUANTITY		VALUE Eth.\$
	U N I T		

599.512 Starches & inulin, in bulk other

France	Kgs	29,646	8,680
W.Germany	"	305,113	94,138
Netherlands	"	5,000	1,870
U.K.	"	1,039	2,260
U.S.A.	"	30,365	7,720
Japan	"	2,000	735
Australia	"	18,850	13,084
Total	"	392,013	128,487

599.513 Starches & inulin household, in packets, tins or other retail packings

Belgium	"	63,000	21,913
W.Germany	"	134,600	44,950
Netherlands	"	101,700	31,590
U.K.	"	10,954	3,355
U.S.A.	"	100	138
Total	"	310,354	101,946

599.520 Gluten & gluten flour, roasted or not

Netherlands	"	1,000	1,313
U.S.A.	"	950	3,365
Total	"	1,950	4,678

599.531 Casein glues & liquid gum

Kenya	"	120	410
Sudan	"	1,204	1,988
Austria	"	382	882
Belgium	"	9,231	5,764
Czechoslovakia	"	12,330	11,478
Finland	"	5,623	7,408
France	"	1,629	2,814
W.Germany	"	34,317	59,786

COMMODITY	QUANTITY		
	U N I T		

599.531 Casein glues & liquid gum(cont'd)

Hungary	Kgs	1,000	770
Italy	"	31,417	47,910
Netherlands	"	8,513	11,301
Norway	"	5,934	5,565
Sweden	"	54	520
Switzerland	"	2,191	4,590
U.K.	"	12,416	12,486
U.S.A.	"	683	4,633
China (M)	"	675	675
India	"	2,500	2,515
Israel	"	50,060	56,561
Japan	"	11,440	6,903
Unspecified	"	120	507
Total	"	191,839	245,466

599.539 Casein, caseinates & casein derivatives, other

W. Germany	"	98	192
Netherlands	"	72	210
Total	"	170	402

599.551 Glues derived from bones, hides & nerves

W. Germany	"	4,795	6,584
Italy	"	375	1,726
China (M)	"	10,000	6,960
Israel	"	1,453	1,898
Total	"	16,623	17,168

599.580 Dextrins starch glues & other prepared glues n.e.s.

Kenya	"	1,015	4,413
Austria	"	100	430
Belgium	"	4,800	2,184

COMMODITY	QUANTITY		
	U N I T		

599.580 Dextrins starch glues & other prepared glues n.e.s.(cont'd)

Denmark	Kgs	393	1,781
Finland	"	2,000	2,845
France	"	46	556
W. Germany	"	8,822	31,884
Italy	"	8,715	20,655
Netherlands	"	3,320	5,324
Norway	"	800	1,360
Switzerland	"	591	1,741
U.K.	"	9,044	26,351
U.S.A.	"	36	948
Japan	"	687	2,213
Total	"	40,369	102,685

599.630 Spirits of turpentine & other terpanic products

U.K.	"	25,643	7,393
Israel	"	33,728	14,132
Total	"	59,371	21,525

599.640 Resin & resin acids, spirit & gum

W. Germany	"	600	732
Italy	"	1,920	6,395
Netherlands	"	20	100
U.K.	"	2,019	1,010
South Yemen	"	10,000	5,760
Total	"	14,559	13,997

599.650 Wood tar, wood tar oils, wood creosote, wood naphtha & acetone oil

W. Germany	"	33,051	21,950
------------	---	--------	--------

IMPORT

COMMODITY	QUANTITY		VALUE Eth.\$
	U N I T		

599.650 Wood tar, wood tar oils, wood creosote, wood naphtha & acetone oil (cont'd)

U.K.	Kgs.	69,951	36,767
Israel	"	8,928	3,664
Total	"	111,930	62,381

599.710 Artificial waxes & prepared waxes

W.Germany	"	300	1,320
Netherlands	"	2,161	2,519
U.S.S.R.	"	50,000	18,790
Total	"	52,461	22,629

599.740 Prepared glazings, dressing & mordants

France	"	10,000	17,930
W.Germany	"	120,059	254,598
Italy	"	28,247	43,225
Netherlands	"	18,010	7,452
Switzerland	"	3,000	9,855
U.K.	"	3,200	2,096
Israel	"	55	145
Unspecified	"	1,200	497
Total	"	183,771	335,798

599.780 Preparation & charges for fire extinguishers

W.Germany	"	3,022	4,040
Italy	"	800	1,160
Netherlands	"	21	110
U.S.A.	"	16,030	49,450
Total	"	19,873	54,760

COMMODITY	QUANTITY		VALUE Eth.\$
	U N I T		

599.790 Anti-knock preparations, rust preventer & similar additive for mineral oils

France	Kgs.	940	666
India	"	1,815	355
Total	"	2,755	1,021

599.910 Modelling pastes, dental waxes & dental impression compounds

U.K.	"	2,207	2,250
Total	"	2,207	2,250

599.920 Activated carbon & activated natural mineral products

France	"	30,900	8,643
Total	"	30,900	8,643

599.931 Flints lighter

Austria	"	200	2,840
U.S.A.	"	38	1,108
Total	"	238	3,948

599.940 Pickling preparation for metal surfaces, fluxes & other auxiliary preparation for soldering, brazing or welding

W.Germany	"	35	115
Italy	"	45	285
U.K.	"	103	210
Total	"	183	610

COMMODITY	QUANTITY		VALUE Eth.\$
	U N I T		

599.950 <u>Composite sol- vents & thinners for varnish</u>			
Kenya	Kgs	3,200	3,654
Austria	"	830	935
France	"	301	681
W. Germany	"	1,175	4,330
Italy	"	180	590
U.K.	"	5,000	5,250
U.S.A.	"	366	430
Hong Kong	"	183	202
Lebanon	"	9,640	9,325
Total	"	20,874	25,397

599.991 <u>Anti-scaling compounds for use in boilers & & pipes</u>			
Italy	"	762	4,250
Japan	"	300	540
Total	"	1,062	4,790

599.999 <u>Chemical pro- ducts & prepara- tions other</u>			
Kenya	"	2,004	9,401
Austria	"	30	345
Belgium	"	278	662
Denmark	"	149	855
France	"	21,835	26,272
W. Germany	"	677,891	201,103
Italy	"	149,147	89,781
Netherlands	"	31,920	101,611
Norway	"	10,155	2,415
Sweden	"	5	123
Switzerland	"	4,538	27,898
U.K.	"	39,424	125,586
U.S.A.	"	56,329	82,442
Iran	"	21,105	5,832
Israel	"	33	829
Japan	"	9,246	11,427

COMMODITY	QUANTITY		VALUE Eth.\$
	U N I T		

599.999 <u>Chemical pro- ducts & pre- parations other (cont'd)</u>			
Lebanon	Kgs	4	150
Australia	"	10,200	8,220
Unspecified	"	1,484	1,486
Total	"	1,035,777	696,438

611.200 <u>Composite leath- er</u>			
W. Germany	"	576	2,315
Total	"	576	2,315

611.910 <u>Leather of sheep & lamb skins</u>			
U.S.A.	"	500	1,007
Total	"	500	1,007

611.930 <u>Chemis-dressed leather</u>			
W. Germany	"	2	120
Italy	"	32	580
Switzerland	"	77	3,456
U.K.	"	561	17,468
Australia	"	214	8,908
Total	"	886	30,532

611.990 <u>Other kinds of leather</u>			
France	"	120	192
Italy	"	14	125
Japan	"	403	3,320
Total	"	537	3,637

612.110 <u>Conveyor, trans- mission or ele- vator belts of leather</u>			
Czechoslovakia	"	43	2,320
W. Germany	"	818	9,290
Italy	"	127	6,265

IMPORT

COMMODITY	QUANTITY		VALUE Eth.\$
	UNIT		
612.110 <u>Conveyor, transmission or elevator belts of leather</u>			
Netherlands	Kgs	273	2,493
Sweden	"	260	8,024
U.K.	"	199	780
China (M)	"	6,625	3,625
Japan	"	350	9,287
Unspecified	"	16	166
Total	"	8,711	42,250
612.190 <u>Other articles of a kind used in machinery or mechanical appliances</u>			
Belgium	"	360	2,000
W.Germany	"	263	8,880
Italy	"	115	300
Netherlands	"	689	5,745
U.K.	"	759	4,722
India	"	1,056	7,330
Total	"	3,242	28,977
612.210 <u>Saddlery & other harness-makers goods of artificial plastic materials</u>			
U.S.A.	"	2,794	9,320
Total	"	2,794	9,320
612.290 <u>Saddlery & other harness-makers goods, other</u>			
India	"	94	591
Pakistan	"	51	1,790
Total	"	145	2,381
612.310 <u>Leather soles & outers</u>			
U.K.	Pairs	1,000	195
Total	"	1,000	195

COMMODITY	QUANTITY		VALUE Eth.\$
	UNIT		
612.330 <u>Other parts of footwear leather</u>			
France	Kgs.	2,724	3,620
W.Germany	"	338	3,265
Italy	"	1,474	12,458
Total	"	4,536	19,343
612.340 <u>Parts of footwear of any material other than leather or rubber</u>			
Belgium	"	60	3,730
Czechoslovakia	"	4,468	8,324
France	"	3,580	20,781
W.Germany	"	5,886	37,930
Italy	"	59,129	361,650
U.K.	"	25,984	58,554
U.S.A.	"	42	850
Hong Kong	"	60	812
Israel	"	53	280
Japan	"	1,182	11,265
Lebanon	"	1,751	13,849
Total	"	102,195	518,025
612.350 <u>Rubber soles & heels</u>			
France	Pairs	38,786	38,732
W.Germany	"	2,850	5,765
Italy	"	270,609	195,100
Netherlands	"	15,100	9,944
U.K.	"	2,000	2,319
Singapore	"	275	700
Total	"	329,620	252,560
612.360 <u>Other parts of footwear rubber</u>			
Czechoslovakia	"	571	7,547
France	"	10,993	21,015
W.Germany	"	7,447	14,014

COMMODITY	QUANTITY		
	U N I T		

612.360 Other parts of footwear rubber (cont'd)

Italy	Kgs.	24,421	81,532
U.K.	"	2,526	7,742
Hong Kong	"	8,094	11,648
Japan	"	2,170	4,235
Total	"	56,222	147,733

612.390 Parts of footwear, of other materials not for local manufacture into footwear

Czechoslovakia	"	2,866	18,558
U.K.	"	6,600	9,885
Total	"	9,466	28,443

612.900 Manufactures of leather n.e.s.

Kenya	"	15	140
France	"	7,003	11,246
W. Germany	"	142	736
Italy	"	3,512	11,018
Netherlands	"	9	213
Switzerland	"	20	130
U.K.	"	45	1,179
U.S.A.	"	215	2,254
Japan	"	38	270
Unspecified	"	10	567
Total	"	11,009	27,753

621.010 Plates, sheets strip & granules of unvulcanised natural or synthetic rubber

W. Germany	"	17,270	30,128
Italy	"	27	150
U.K.	"	456	9,959

COMMODITY	QUANTITY		
	U N I T		

621.010 Plates, sheets strip & granules of unvulcanised natural or synthetic rubber (cont'd)

Japan	Kgs	8,326	22,921
Total	"	26,079	63,158

621.021 Raw natural or synthetic rubber & rubber gum for retrading, for the manufactures of footwear & parts

Austria	"	161	543
Czechoslovakia	"	6,856	15,888
France	"	9,544	23,056
W. Germany	"	538,557	715,085
Italy	"	499,222	532,436
Switzerland	"	2,100	4,465
U.K.	"	18,064	42,063
Canada	"	245	1,785
U.S.A.	"	29,395	63,145
India	"	4,223	9,868
Israel	"	30,992	35,654
Japan	"	274,811	238,685
Jordan	"	80	1,145
Malaysia	"	63,001	76,383
Singapore	"	79,970	94,993
Australia	"	207	700
Total	"	1,557,428	1,855,894

621.029 Unvulcanised natural synthetic rubber, other

W. Germany	"	42	356
Italy	"	90	495
U.K.	"	50	891
Total	"	182	1,742

IMPORT

COMMODITY	QUANTITY		VALUE Eth.\$
	U N I T		

621.060 Hardened rubber
in bulk, plates
sheets, strips
rods & powder of
hardened rubber

Austria	Kgs.	198	630
France	"	173	258
Italy	"	252	1,994
Netherlands	"	1,635	10,423
Sweden	"	383	1,178
U.K.	"	2,031	5,946
Japan	"	770	2,683
Total	"	5,442	23,112

621.070 Vulcanised rubber
thread, cord, plates
sheets, & tubing of
unhardened vulcanis-
ed rubber

Austria	"	286	977
Czechoslovakia	"	2,904	4,763
Denmark	"	56	860
France	"	8,010	20,125
W. Germany	"	2,997	8,354
Italy	"	17,549	65,964
Netherlands	"	442	1,633
Sweden	"	75	304
U.K.	"	4,406	28,271
U.S.A.	"	19	470
Hong Kong	"	4,946	3,749
India	"	226	1,000
Japan	"	7,115	15,006
Total	"	49,031	151,476

629.111 Outer tyres for
cycles & tri-
cycles

Czechoslovakia	Nb.	7,700	12,434
France	"	1,090	2,886

COMMODITY	QUANTITY		VALUE Eth.\$
	U N I T		

629.111 Outer tyres for
cycles & tri-
cycles(cont'd)

Italy	Nb.	12,407	30,199
Netherlands	"	184	1,423
U.K.	"	300	1,425
China (M)	"	4,600	4,773
India	"	400	665
Japan	"	19,725	68,099
Total	"	46,406	121,904

629.112 Outer tyres for
motor passenger
vehicles light
delivery vans &
motor cycles

Fr. Terr. of Affairs & Issas	"	16	789
Kenya	"	5	286
Austria	"	6,290	152,113
Belgium	"	1,090	28,925
Czechoslovakia	"	102	1,806
France	"	4,779	184,700
E. Germany	"	340	5,989
W. Germany	"	3,420	138,204
Italy	"	6,118	181,488
Netherlands	"	450	6,276
Poland	"	402	6,430
Spain	"	609	15,848
Sweden	"	32	8,192
U.K.	"	9,060	334,854
U.S.S.R.	"	659	12,348
U.S.A.	"	1,344	65,595
China (M)	"	358	20,708
India	"	240	5,625
Israel	"	8,719	262,528
Japan	"	32,964	1,067,236
Korea South	"	132	7,795
Total	"	77,129	2,507,735

IMPORT

COMMODITY	QUANTITY		VALUE Eth. \$
	U N I T		

629.113 Outer tyres for lorries & trucks

Austria	No	113	15,000
Czechoslovakia	"	20	2,607
France	"	689	144,187
W.Germany	"	61	10,132
Italy	"	1,075	263,905
Netherlands	"	217	54,971
Poland	"	42	2,150
Sweden	"	58	14,868
U.K.	"	4,922	812,729
U.S.S.R.	"	104	20,732
U.S.A.	"	2,320	713,249
China (M)	"	1,548	351,356
India	"	90	9,879
Israel	"	953	170,993
Japan	"	37,789	7,943,477
Korea South	"	556	81,083
Total	"	50,557	10,611,318

629.114 Outer tyres for aircraft

Nigeria	"	4	5,392
W.Germany	"	59	29,826
Greece	"	1	450
Italy	"	77	36,434
U.K.	"	6	10,419
U.S.A.	"	40	14,152
Unspecified	"	98	12,613
Total	"	285	109,286

629.115 Outer tyres for aircraft (not requiring inner tubes)

W.Germany	"	4	4,297
Greece	"	5	25,000
Italy	"	1	170
Total	"	10	29,467

COMMODITY	QUANTITY		VALUE Eth. \$
	U N I T		

629.116 Outer tyres for lorries & trucks not requiring inner tubes

Spain	Kgs.	154	18,792
Brazil	"	30	8,035
U.S.A.	"	50	5,470
Israel	"	456	70,934
Korea South	"	1,310	183,790
Total	"	2,000	287,021

629.117 Outer tyres for tractors

Austria	"	189	25,540
Denmark	"	53	5,355
France	"	544	45,921
W.Germany	"	146	33,205
Ireland	"	12	8,366
Italy	"	348	51,482
Netherlands	"	276	42,574
Poland	"	30	3,211
Romania	"	25	2,525
Spain	"	55	10,358
U.K.	"	955	116,349
U.S.S.R.	"	80	10,216
U.S.A.	"	157	36,585
Israel	"	278	44,217
Japan	"	314	104,567
Total	"	3,462	540,471

629.119 Outer tyres other

Fr.Terr. of Affairs & Isas	"	7	1,400
Austria	"	30	12,401
France	"	306	19,880
W.Germany	"	132	58,857
Italy	"	131	25,130

IMPORT

COMMODITY	QUANTITY		VALUE Eth.\$
	U N I T		

629.119 Outer tyres
other(cont'd)

U.K.	No.	141	80,253
Yugoslavia	"	20	1,566
U.S.A.	"	221	51,192
Israel	"	387	84,541
Japan	"	313	122,762
Total	"	1,688	457,982

629.121 Inner tubes &
flaps for cycles
& tricycles

Czechoslovakia	"	9,200	5,451
Italy	"	2,559	3,974
U.K.	"	83	368
China (M)	"	17,900	11,580
India	"	500	450
Japan	"	4,400	3,344
Total	"	34,642	25,167

629.122 Inner tubes &
flaps for mecha-
nically propelled
vehicles

Austria	"	3,210	25,802
Czechoslovakia	"	110	397
France	"	3,563	28,581
E.Germany	"	420	1,236
W.Germany	"	1,903	7,273
Italy	"	4,605	28,808
Netherlands	"	716	12,742
Poland	"	556	3,004
Portugal	"	65	131
Spain	"	115	731
U.K.	"	10,171	52,327
U.S.S.R.	"	659	3,386
U.S.A.	"	336	1,483
China (M)	"	51	360
India	"	130	525
Israel	"	5,160	34,070

COMMODITY	QUANTITY		VALUE Eth.\$
	U N I T		

629.122 Inner tubes &
flaps for mecha-
nically propelled
vehicles (cont'd)

Japan	Mg.	21,565	165,529
Korea South	"	968	10,674
Total	"	54,303	377,059

629.123 Inner tubes
for lorries &
trucks

Fr.Terr. of Affairs & Issas	"	14	280
France	"	159	1,988
E.Germany	"	622	6,746
W.Germany	"	4	499
Italy	"	92	1,454
Netherlands	"	52	1,370
Poland	"	148	1,717
U.K.	"	2,261	31,086
U.S.S.R.	"	997	12,771
U.S.A.	"	332	3,320
China (M)	"	220	2,141
India	"	200	1,161
Israel	"	34	515
Japan	"	5,896	101,965
Korea South	"	1,640	19,062
Total	"	12,671	186,075

629.129 Inner tubes
& flaps, other

Austria	"	445	1,218
Czechoslovakia	"	150	1,230
Denmark	"	36	440
France	"	533	3,905
W.Germany	"	190	3,402
Italy	"	970	10,226
Netherlands	"	11	290
Romania	"	25	170

IMPORT

COMMODITY	QUANTITY		VALUE Eth. \$
	U N I T		

629.129 Inner tubes & flaps, other
(cont'd)

U.K.	No.	891	7,928
U.S.S.R.	"	79	770
U.S.A.	"	250	5,848
Israel	"	3,155	23,345
Japan	"	2,281	33,424
Total	"	9,016	92,196

629.131 Solid tyres complete or in length or pieces

Italy	"	30	300
U.K.	"	6	435
Japan	"	95	9,450
Total	"	131	10,185

629.300 Hygienic & pharmaceutical articles of unhardened rubber

Austria	Kgs	110	520
Czechoslovakia	"	348	1,258
Denmark	"	323	1,566
France	"	178	290
W. Germany	"	185	1,592
Italy	"	1,082	8,333
Netherlands	"	449	278
U.K.	"	1,180	5,867
U.S.A.	"	2,285	11,542
Hong Kong	"	2,566	8,784
India	"	8,172	34,868
Japan	"	10,083	51,052
Total	"	26,651	125,910

629.410 Transmission belts of rubber for use in road motor vehicles

Czechoslovakia	"	108	200
W. Germany	"	6,522	37,608

COMMODITY	QUANTITY		VALUE Eth. \$
	U N I T		

629.410 Transmission belts of rubber for use in road motor vehicles
(cont'd)

Italy	Kgs.	1,507	12,550
Netherlands	"	50	1,479
Norway	"	20	2,373
Japan	"	802	3,890
Total	"	9,009	58,100

629.490 Transmission conveyor & elevator belts of rubber, other

Kenya	"	677	5,100
Austria	"	657	4,317
Belgium	"	527	1,980
Czechoslovakia	"	120	900
Denmark	"	633	2,320
France	"	1,001	4,738
W. Germany	"	4,016	32,232
Italy	"	9,829	51,901
Netherlands	"	69	410
U.K.	"	1,882	7,438
U.S.A.	"	2,097	21,848
China (M)	"	1,434	4,617
Hong Kong	"	140	3,157
India	"	270	2,756
Israel	"	35,000	111,968
Japan	"	14,065	55,933
Total	"	72,417	311,615

629.980 Articles of unhardened vulcanised rubber other

Austria	"	24	270
Czechoslovakia	"	5,765	5,049
Denmark	"	160	715

IMPORT

COMMODITY	QUANTITY		VALUE Eth.\$
	U N I T		

629.980 Articles of unhardened vulcanised rubber other

France	Kgs.	72	1,730
W. Germany	"	3,430	20,011
Italy	"	24,257	60,606
Netherlands	"	304	815
Norway	"	150	190
U.K.	"	2,819	13,171
U.S.A.	"	113	583
Hong Kong	"	16,070	45,900
India	"	240	1,272
Japan	"	3,049	11,202
Total	"	56,453	131,514

629.981 Baby sheets

Italy	"	120	1,235
India	"	400	1,447
Total	"	520	2,682

629.982 Sanitary articles & floor mats

Austria	"	817	1,046
Czechoslovakia	"	9,240	7,045
W. Germany	"	21	350
Italy	"	4,270	10,788
U.K.	"	550	1,562
Total	"	14,898	20,791

629.990 Articles of hardened rubber (ebonite & vulcanite), other

Austria	"	140	655
Czechoslovakia	"	2,369	3,295
France	"	88	499
W. Germany	"	2,403	9,561
Italy	"	12,029	29,944
Netherlands	"	42	580

COMMODITY	QUANTITY		VALUE Eth.\$
	U N I T		

629.990 Articles of hardened rubber (ebonite & vulcanite), other (cont'd)

Sweden	Kgs	495	1,137
U.K.	"	15,720	31,858
U.S.A.	"	12	1,003
China (M)	"	256	606
India	"	560	3,363
Israel	"	25	1,725
Japan	"	4,080	17,648
Singapore	"	1,000	2,538
Total	"	39,219	104,412

631.120 Veneer sheets

Austria	"	75,000	33,270
Italy	"	13,129	28,226
Norway	"	9,230	29,495
Israel	"	1,370	2,000
Australia	"	3,000	6,480
Total	"	101,729	99,471

631.190 Other wood, sawn lengthwise sliced or peeled

Italy	"	29,840	10,670
U.S.S.R.	"	3,000	450
U.S.A.	"	200	3,630
Total	"	33,040	14,750

631.211 Veneered panels & sheets, made up

Italy	"	55,852	100,951
Norway	"	9,570	30,253
Sweden	"	10,250	1,510
Israel	"	5,960	6,422
Total	"	81,632	139,136

IMPORT

COMMODITY	QUANTITY		VALUE Eth. \$
	U N I T		

<u>631.212 Plywood</u>			
Czechoslovakia	Kgs	35,804	10,101
Finland	"	16,514	5,541
W. Germany	"	58,100	58,000
Italy	"	29,656	38,744
Netherlands	"	5,130	2,625
Sweden	"	11,941	6,185
India	"	19,395	5,074
Israel	"	231,701	126,356
Japan	"	2,190	5,490
Unspecified	"	3,402	560
Total	"	413,833	258,676

<u>631.410 "Improved" wood in sheets blocks or the like</u>			
China (M)	"	980	475
Total	"	980	475

<u>631.420 Reconstituted wood, chips, sawdust etc. agglomerated with resins in sheets or blocks</u>			
Sweden	"	99,600	20,758
Total	"	99,600	20,758

<u>631.810 Wood paving blocks</u>			
Norway	"	1,237	2,635
Total	"	1,237	3,635

<u>631.820 Riven or sawn staves unfinished</u>			
Italy	"	27	753
Singapore	"	450	3,640
Total	"	477	4,393

<u>631.851 Wooden pegs or pins for use in the manufacture of footwear</u>			
Italy	"	390	2,245
Total	"	390	2,245

COMMODITY	QUANTITY		VALUE Eth. \$
	U N I T		

<u>631.890 Other wood, sim- ply shaped or worked n.e.s.</u>			
Austria	Kgs.	40,000	16,470
W. Germany	"	493	1,849
Italy	"	3,078	5,210
U.K.	"	275	240
U.S.S.R.	"	1,577	845
U.S.A.	"	211	325
Japan	"	2,406	4,500
Unspecified	"	6,850	570
Total	"	54,890	30,009

<u>632.100 Complete wooden packing cases, boxes, crates, drums & similar packings</u>			
Fr. Terr. of Affairs & Issas	No.	666	33,982
Kenya	"	53	2,082
U.K.	"	1	108
U.S.A.	"	101	999
China (M)	"	9	2,180
Total	"	830	39,351

<u>632.200 Casks, barrels vats, tubes, buck- ets & other pro- ducts & parts</u>			
Fr. Terr. of Affairs & Issas	"	302	13,513
Kenya	"	6	180
Italy	"	54	110
U.S.S.R.	"	205	19,175
Total	"	567	32,978

IMPORT

COMMODITY	QUANTITY		VALUE Eth.\$
	UNIT		

632.400 Builders' carpentry & joinery (doors, sashes & ready out parts of buildings)

W. Germany	Kgs	48,182	405,737
Norway	"	2,000	8,367
Hong Kong	"	40	230
Japan	"	60	215
Total	"	50,282	414,549

632.710 Wooden picture, frames, photograph & mirror frames

Denmark	"	20	205
W. Germany	"	2,088	6,051
Hungary	"	1,120	1,855
Italy	"	8,399	27,965
Netherlands	"	225	2,610
U.K.	"	449	475
China (M)	"	2,323	5,719
Total	"	14,624	44,880

632.720 Household utensils of wood

Kenya	"	446	1,654
Czechoslovakia	"	5,082	8,233
Denmark	"	1,252	7,270
W. Germany	"	1,093	7,033
Italy	"	21,127	80,140
U.K.	"	1,197	3,490
China (M)	"	323	1,707
Hong Kong	"	4,196	16,230
India	"	3,698	17,655
Japan	"	63	360
Total	"	38,477	143,772

COMMODITY	QUANTITY		VALUE Eth.\$
	UNIT		

632.730 Domestic & decorative articles of wood n.e.s.

Denmark	Kgs.	235	395
W. Germany	"	169	5,543
Italy	"	12,081	13,248
Sweden	"	93	1,221
U.K.	"	110	1,100
U.S.A.	"	16	620
China (M)	"	2,033	1,903
India	"	866	5,945
Japan	"	13,493	10,875
Total	"	29,056	40,850

632.831 Wooden tools tool bodies, & boot & shoe lasts

France	"	297	2,344
W. Germany	"	513	4,327
Italy	"	5,911	31,063
Hong Kong	"	35	160
Total	"	6,756	37,894

632.832 Wooden tool handles

W. Germany	"	1,093	4,188
Italy	"	166	571
Netherlands	"	51	426
Hong Kong	"	7,863	16,235
Total	"	9,173	21,420

632.839 Broom & brush bodies & handles

W. Germany	"	1,790	9,831
India	"	2,398	9,055
Total	"	4,188	18,886

IMPORT.

COMMODITY	QUANTITY		VALUE Eth. \$
	U N I T		

632.891 <u>Beehives</u>			
W. Germany	Kgs	573	4,164
Total	"	573	4,164

632.892 <u>Coffins, funeral casks</u>			
Italy	"	825	6,319
Total	"	825	6,319

632.893 <u>Wooden ships & boat parts</u>			
South Yemen	"	990	955
Total	"	500	955

632.899 <u>Other articles of wood</u>			
Kenya	"	1,388	4,060
Austria	"	66,240	20,860
France	"	460	1,835
W. Germany	"	1,362	20,085
Italy	"	41,091	77,326
Netherlands	"	980	5,431
Sweden	"	15	127
U.K.	"	409	1,602
U.S.A.	"	232	643
China (M)	"	100	520
India	"	817	6,445
Israel	"	4	461
Japan	"	2,422	7,628
Unspecified	"	21,050	1,570
Total	"	136,570	148,593

633.010 <u>Cork for bottles & containers</u>			
Belgium	"	200	758
France	"	4,513	46,543
W. Germany	"	606	3,293
Italy	"	37,398	61,308
Netherlands	"	3,839	24,202

COMMODITY	QUANTITY		VALUE Eth. \$
	U N I T		

633.010 <u>Cork for bottles & containers (cont'd)</u>			
Poland	Kgs	184	1,338
Spain	"	19,453	78,113
U.K.	"	186	2,185
Israel	"	192	2,040
Total	"	66,571	219,780

633.090 <u>Other cork manufactures n.e.s.</u>			
Kenya	"	1,255	2,070
France	"	2	124
Italy	"	572	3,306
Spain	"	2,780	7,978
U.K.	"	545	1,961
U.S.S.R.	"	59,202	28,245
Total	"	64,356	43,684

641.100 <u>Newsprint paper in rolls or sheets</u>			
Austria	"	88,233	69,188
Czechoslovakia	"	151,482	85,256
Finland	"	9,551	22,005
France	"	35	110
W. Germany	"	1,556	15,995
Italy	"	15,600	18,643
Netherlands	"	14,831	15,841
Norway	"	297,821	259,913
Poland	"	11,000	6,983
Spain	"	1,995	3,013
Sweden	"	212,443	102,805
U.K.	"	9,654	12,847
Yugoslavia	"	64,696	50,945
U.S.A.	"	13	102
China (M)	"	6,862	5,757
Israel	"	18,189	12,387
Japan	"	4,992	5,260
Malaysia	"	4,828	2,310
Total	"	913,781	689,360

IMPORT

COMMODITY	QUANTITY		VALUE Eth.\$
	U N I T		

641.210 Other printing & writing paper in rolls or sheets

Kenya	Kgs	262	2,445
Austria	"	214,775	136,916
Czechoslovakia	"	187,328	130,482
Denmark	"	142	105
Finland	"	16,105	10,390
France	"	3,589	7,633
W. Germany	"	9,289	20,963
Greece	"	280	287
Italy	"	61,321	57,833
Netherlands	"	3,750	4,127
Norway	"	204,467	94,517
Sweden	"	6,220	4,451
Switzerland	"	16	170
U.K.	"	115,158	86,998
Yugoslavia	"	39,559	30,852
U.S.A.	"	1,446	3,359
China (M)	"	30,146	19,649
India	"	13	170
Israel	"	25,441	14,629
Japan	"	7,841	8,560
Unspecified	"	2,405	283
Total	"	929,553	634,819

641.300 Kraft paper & kraft paper-board

Kenya	"	101,050	70,128
Austria	"	29,745	21,840
Denmark	"	32,183	26,462
France	"	1,350	4,207
W. Germany	"	500	1,029
Italy	"	3,405	3,905
Netherlands	"	2,839	3,471
Norway	"	5,160	3,620
Sweden	"	19,900	14,155

COMMODITY	QUANTITY		VALUE Eth.\$
	U N I T		

641.300 Kraft paper & kraft paper-board(cont'd)

U.S.A.	Kgs	114,434	18,052
China (M)	"	10,085	6,800
Japan	"	49,455	43,434
Australia	"	19,831	13,530
Total	"	389,937	230,633

641.400 Cigarette paper in bulk, rolls or sheets

France	"	2,383	5,385
Total	"	2,383	5,385

641.510 Coloured, silver-ed or gilded paper in rolls or sheets

W. Germany	"	3,226	12,733
Austria	"	1,000	2,880
Italy	"	4,073	21,315
U.K.	"	1,206	3,231
U.S.A.	"	28	1,130
Japan	"	2,340	4,247
Total	"	11,873	45,536

641.520 Tissue paper including toilet tissues, in rolls or sheets

W. Germany	"	5,115	2,344
Italy	"	2,981	4,590
Sweden	"	21	274
U.K.	"	17,040	31,768
U.S.A.	"	6,266	10,699
India	"	25	199
Japan	"	2,554	2,700
Unspecified	"	625	591
Total	"	34,627	53,165

IMPORT

COMMODITY	QUANTITY		VALUE Eth.\$
	U N I T		

641.530 Cardboard, mill
board & straw-
board in rolls
or sheets

	Kgs.		
Kenya	220,667	177,708	
Austria	152,468	79,096	
Belgium	165	672	
Czechoslovakia	69,667	49,440	
Finland	52,420	22,464	
France	260	342	
W. Germany	65,176	39,339	
Italy	146,082	103,192	
Netherlands	15,247	11,449	
Spain	3,422	4,555	
Sweden	115,593	60,886	
U.K.	10,633	27,744	
U.S.A.	550	940	
Hong Kong	11,504	4,390	
India	210,441	110,169	
Israel	219,716	122,907	
Japan	37,136	36,263	
Lebanon	56	170	
Australia	6,262	5,508	
Unspecified	1,390	110	
Total	1,338,855	857,344	

641.590 Other paper &
paper board, in
rolls or sheets

Belgium	1,569	11,152	
Denmark	47	2,281	
W. Germany	813	2,246	
U.K.	6,297	19,417	
U.S.A.	204	1,216	
India	1,666	1,680	
Israel	10,000	4,438	
Japan	2	160	
Total	20,598	42,590	

COMMODITY	QUANTITY		VALUE Eth.\$
	U N I T		

641.600 Fireboard &
other building
boards of wood
pulp or of veg-
etable fibres

	Kgs.		
Kenya	25	170	
Austria	5,000	2,400	
Czechoslovakia	32,996	12,272	
Norway	9,810	6,786	
Sweden	358,943	159,944	
China (M)	35,280	16,660	
Israel	21,657	6,787	
Unspecified	700	280	
Total	464,411	205,299	

641.810 Wrapping paper
& paper board
in rolls or
sheets

Kenya	110,060	118,870	
Austria	124,257	92,495	
Czechoslovakia	46,825	19,827	
Finland	59,173	32,435	
France	1,620	9,442	
W. Germany	36,360	37,330	
Gibraltar	11,820	8,020	
Greece	9,000	195	
Italy	188,079	508,652	
Netherlands	1,475	5,515	
Norway	66,548	46,075	
Romania	29,988	17,580	
Sweden	366,206	213,438	
U.K.	41,776	66,303	
U.S.A.	1,057	2,690	
China (M)	81,765	52,199	
Hong Kong	49,762	28,010	
India	482	900	
Japan	31,617	78,881	
Unspecified	736	2,300	
Total	1,258,606	1,341,157	

IMPORT

COMMODITY	QUANTITY		VALUE Eth. \$
	U N I T		

641.890 Paper & paper-board impregnated

W. Germany	Kgs	996	846
Italy	"	701	3,060
U.K.	"	25	100
India	"	188	2,255
Japan	"	1,071	5,060
Total	"	2,981	11,321

641.910 Parchment & grease proof Paper & glazed transparent paper

Belgium	"	69,200	21,555
Czechoslovakia	"	2,000	3,915
France	"	2,692	6,600
W. Germany	"	147	1,155
Greece	"	2,771	1,746
Italy	"	15,271	45,743
Netherlands	"	53,563	211,868
Norway	"	8,238	11,484
Yugoslavia	"	43,276	36,244
U.S.A.	"	120	175
Israel	"	2,773	5,030
Japan	"	6,938	23,580
Total	"	206,989	369,095

641.920 Composite paper & paperboard, in rolls & sheets

Albania	"	18,385	9,517
W. Germany	"	2,263	4,326
Italy	"	2,267	9,908
Netherlands	"	14,015	11,998
U.K.	"	11,546	9,675
Total	"	48,476	45,424

COMMODITY	QUANTITY		VALUE Eth. \$
	U N I T		

641.931 Corrugated paper & paperboard in rolls or sheets

Kenya	Kgs	71,115	68,429
Czechoslovakia	"	12,111	8,622
Total	"	83,226	77,051

641.939 Creped, crinkled embossed or perforated paper or paperboard, in rolls or sheets

Italy	"	2,100	3,125
Netherlands	"	612	310
U.K.	"	487	954
Total	"	3,199	4,389

641.940 Ruled or squared paper & paperboard in rolls or sheets

Czechoslovakia	"	86,085	70,952
France	"	3,718	7,469
W. Germany	"	10,816	9,350
Italy	"	3,701	7,479
Netherlands	"	78	603
U.K.	"	1,341	6,567
U.S.A.	"	1,664	6,553
Hong Kong	"	98	125
Unspecified	"	60	150
Total	"	107,561	109,248

641.960 Filter blocks, slabs & plates of paper pulp

France	"	1,069	1,606
W. Germany	"	3,853	20,636
Italy	"	789	7,126
Netherlands	"	17	182
U.K.	"	174	3,947

COMMODITY	QUANTITY		VALUE Eth.\$
	U N I T		

641.960 Filter blocks, slabs & plates of paper pulp (cont'd)

U.S.A.	Kgs.	76	1,450
India	"	99,865	49,683
Japan	"	90	490
Total	"	105,933	85,120

641.970 Wallpaper & linocrusta; window transparencies of paper

Denmark	"	400	310
W.Germany	"	120	1,935
Italy	"	44	340
U.K.	"	2,006	4,942
China (M)	"	7,105	3,259
Japan	"	22,259	50,173
Total	"	31,934	60,959

642.110 Boxes, bags & other packings of paper

Kenya	"	788,526	547,108
Austria	"	834	3,388
Denmark	"	900	395
Finland	"	930	2,890
France	"	2,902	15,906
W.Germany	"	17,067	53,042
Greece	"	350	549
Italy	"	94,921	106,728
Netherlands	"	96	125
Sweden	"	25,531	54,188
Switzerland	"	300	1,260
U.K.	"	10,010	28,591
U.S.A.	"	1,363	1,814
China (M)	"	640	570
Hong Kong	"	2,384	3,650
India	"	5,646	5,046
Israel	"	85,391	73,336
Japan	"	5,239	8,167

COMMODITY	QUANTITY		VALUE Eth.\$
	U N I T		

642.110 Boxes, bags & other packings of paper (cont'd)

Lebanon	Kgs.	14,087	9,605
Unspecified	"	7,712	3,133
Total	"	1,064,829	919,491

642.120 Box files, letter trays, storage boxes & similar articles of paper & paperboard

Kenya	"	64	525
Czechoslovakia	"	64,444	45,650
France	"	346	750
W.Germany	"	13,306	20,999
Italy	"	5,640	10,151
Netherlands	"	3,261	7,030
Sweden	"	133	1,063
U.K.	"	9,620	28,667
China (M)	"	3,632	3,139
Japan	"	1,006	6,320
Unspecified	"	402	1,198
Total	"	101,854	125,492

642.200 Envelopes, writing-blocks, letter pads & similar paper stationery

Kenya	"	184	250
Austria	"	23,962	21,211
Czechoslovakia	"	299,678	252,984
France	"	6,681	21,126
W.Germany	"	585	1,866
Greece	"	2,648	12,499
Italy	"	8,488	38,963
Netherlands	"	2,439	6,074
Norway	"	2,604	6,258
Poland	"	2,422	3,878
Sweden	"	15,269	36,694

IMPORT

COMMODITY	QUANTITY		VALUE Eth.\$
	U N I T		

642.200 Envelopes, writing-blocks, letter pads & similar paper stationery (cont'd)

U.K.	Kgs	20,050	53,113
Yugoslavia	"	11,875	8,258
U.S.A.	"	343	1,313
China (M)	"	3,751	4,305
Israel	"	10,070	10,737
Lebanon	"	38	178
Unspecified	"	418	875
Total	"	411,505	480,582

642.310 Registers, exercise books, note books & the like

Kenya	"	38	200
Uganda	"	10	100
Austria	"	10,853	10,876
Belgium	"	50	100
Czechoslovakia	"	182,150	120,823
Denmark	"	146	1,497
France	"	5,850	14,777
W.Germany	"	1,798	7,537
Italy	"	58,770	109,762
Netherlands	"	213	625
Poland	"	33,217	54,065
Sweden	"	104	1,005
Switzerland	"	51	307
U.K.	"	34,993	72,218
U.S.A.	"	1,605	2,496
China (M)	"	59,274	82,765
Hong Kong	"	831	2,547
India	"	4,440	6,427
Japan	"	1,815	17,686
Total	"	396,208	505,813

COMMODITY	QUANTITY		VALUE Eth.\$
	U N I T		

642.390 Blotting pads binders file covers, albums diaries & book covers

Kenya	Kgs	55	160
Czechoslovakia	"	438	607
France	"	22	1,364
W.Germany	"	4,422	17,135
Italy	"	8,105	14,476
Switzerland	"	35	165
U.K.	"	4,477	17,239
U.S.A.	"	155	1,657
India	"	3,271	4,311
Japan	"	2,787	11,488
Lebanon	"	2,800	3,138
Total	"	26,567	71,740

642.910 Cigarette paper cut to size

France	"	27,474	47,617
Total	"	27,474	47,617

642.920 Carbon & other copying paper including duplicator stencils & transfer paper

Austria	"	62,818	149,332
Belgium	"	9,158	54,274
Czechoslovakia	"	11,263	11,568
Denmark	"	1,260	10,489
France	"	26,768	99,323
W.Germany	"	11,392	71,948
Italy	"	3,055	11,968
Netherlands	"	166	839
Norway	"	4,871	4,947
Poland	"	1,452	1,035
Sweden	"	31	154
U.K.	"	80,407	143,528

COMMODITY	QUANTITY		VALUE Eth. \$
	U N I T		

642.920 <u>Carbon & other copying paper including duplicator stencils & transfer paper (cont'd)</u>			
Yugoslavia	Kgs	5,461	4,177
U.S.A.	"	36,424	64,640
China (M)	"	12,656	9,017
India	"	17,035	23,546
Israel	"	1,581	7,300
Japan	"	23,689	36,656
Pakistan	"	1,900	1,017
Total	"	311,387	705,758

642.931 <u>Toilet paper</u>			
Kenya	"	3,720	3,100
W. Germany	"	1,474	3,688
Italy	"	3,565	5,480
Norway	"	1,800	3,046
U.K.	"	37,964	75,400
U.S.A.	"	13,413	28,021
China (M)	"	24,245	22,518
Israel	"	102,337	95,226
Japan	"	37,275	35,289
Unspecified	"	2,421	4,997
Total	"	228,214	276,765

642.932 <u>Paper in rolls for use in calculating or recording machines</u>			
Kenya	"	46	225
France	"	3	181
W. Germany	"	6,886	11,743
Italy	"	21,462	32,536
Sweden	"	12	130
Switzerland	"	9	149
U.K.	"	2,556	6,454
U.S.A.	"	929	3,937

COMMODITY	QUANTITY		VALUE Eth. \$
	U N I T		

642.932 <u>Paper in rolls for use in calculating or recording machines (cont'd)</u>			
India	Kgs	3,332	4,335
Unspecified	"	175	634
Total	"	35,410	60,324

642.939 <u>Other paper & paperboard cut to size</u>			
W. Germany	"	588	4,472
Italy	"	4,891	5,462
U.K.	"	2,475	9,125
U.S.A.	"	2,551	4,457
Total	"	10,505	23,516

642.981 <u>Paper gasket for use in road motor vehicles</u>			
Czechoslovakia	"	1,191	2,090
W. Germany	"	497	3,390
U.S.A.	"	20	270
Total	"	1,708	5,750

642.989 <u>Bobbins, spools, cops & similar supports of paper pulp & paperboard</u>			
Czechoslovakia	"	2,921	5,863
France	"	40,640	71,828
W. Germany	"	26,464	54,327
Italy	"	9,178	23,999
U.K.	"	26	112
India	"	2,150	7,175
Japan	"	318	1,410
Total	"	81,697	164,714

IMPORT

COMMODITY	QUANTITY		VALUE Eth.\$
	U N I T		

642.990 Cards for statistical machines

Austria	Kgs	359	300
W.Germany	"	8,186	8,694
U.K.	"	508	562
U.S.A.	"	12,005	27,639
India	"	4,000	4,025
Israel	"	6,455	22,755
Unspecified	"	1,885	1,614
Total	"	33,398	65,589

651.011 Yarn of man-made fibres for use in textile industry

Belgium	"	26	430
France	"	3,327	31,070
W.Germany	"	1,628	23,828
Italy	"	63,396	313,441
Netherlands	"	1,991	10,848
Sweden	"	1,594	4,707
Switzerland	"	140	3,135
U.K.	"	18,527	24,783
China (M)	"	52,680	269,306
Israel	"	63,375	349,206
Japan	"	339,907	2,226,529
Korea South	"	3,550	26,895
Thiland	"	2,000	11,537
Total	"	552,141	3,295,715

651.019 Yarn of man-made fibres, other

France	"	953	11,155
W.Germany	"	438	10,134
Italy	"	3,819	42,716
U.K.	"	380	9,220
Hong Kong	"	1,158	8,500
Israel	"	2,902	23,450
Japan	"	41,121	276,417
Total	"	50,771	381,592

COMMODITY	QUANTITY		VALUE Eth.\$
	U N I T		

651.021 Cotton yarn containing more than 10% of man-made fibres

Italy	Kgs	1,505	8,921
Israel	"	215	1,800
Japan	"	11,144	81,756
Total	"	12,864	92,477

651.031 Cotton yarn, grey or bleached, counts up to 20%

U.A.R (Egypt)	"	12,992	8,554
India	"	1,726	6,423
Total	"	4,718	14,977

651.032 Cotton yarn, grey or bleached, counts over 21½ & up to 40

U.A.R (Egypt)	"	11,619	38,205
China (M)	"	2,100	11,470
India	"	174,919	799,308
Israel	"	1,181	8,398
Japan	"	61,619	318,620
Lebanon	"	2,724	13,587
Total	"	254,162	1,189,589

651.033 Cotton yarn, grey or bleached, counts over 40 & up to 60

Fr.Terr. of Affairs & Issas	"	108	3,900
Italy	"	8,180	80,497
Spain	"	901	5,684
U.K.	"	2,724	11,800
India	"	35,160	196,956
Japan	"	67,476	523,990
Lebanon	"	680	5,572
Total	"	115,229	828,399

IMPORT

COMMODITY	QUANTITY		VALUE Eth. \$
	U N I T		

651.039 Cotton yarn, grey or bleached, counts over 60

Italy	Kgs	1,921	18,013
India	"	10,081	68,110
Japan	"	20,987	165,475
Total	"	32,989	251,598

651.041 Cotton yarn coloured or mercerised counts up to 20½

Ireland	"	47	1,179
India	"	1,816	6,640
Total	"	1,863	7,819

651.042 Cotton yarn, coloured or mercerised counts over 20½ & up to 40

Italy	"	4,508	42,119
India	"	32,145	117,050
Japan	"	14,442	76,291
Total	"	51,095	235,460

651.043 Cotton yarn, coloured or mercerised counts over 40 up to 60

Italy	"	2,044	16,476
India	"	908	2,497
Total	"	2,952	18,973

651.049 Cotton yarn, coloured or mercerised counts over 60

Italy	"	4,170	16,808
U.K.	"	1,816	16,000
India	"	1,816	6,392
Japan	"	999	9,666
Total	"	8,801	48,866

COMMODITY	QUANTITY		VALUE Eth. \$
	U N I T		

651.100 Silk yarn & yarn of noil silk

France	Kgs	460	5,115
W. Germany	"	44,345	44,535
Italy	"	6,174	36,482
U.K.	"	435	4,302
U.S.A.	"	124	1,191
Hong Kong	"	1,180	8,275
Japan	"	38,471	257,017
Korea South	"	7,100	52,707
Total	"	98,289	409,624

651.261 Waste yarn & rejects, of wool & animal hair

Austria	"	78,592	62,814
Belgium	"	53,467	62,053
France	"	1,041	10,839
W. Germany	"	322	5,932
Italy	"	1,633	30,024
U.K.	"	512,265	390,118
India	"	500	6,451
Israel	"	385	3,518
Japan	"	14,758	140,972
Australia	"	134,500	29,256
Total	"	797,463	741,977

651.269 Other yarn of wool animal hair including knitting wool

Czechoslovakia	"	3,092	28,794
France	"	7,837	97,948
Italy	"	22,978	49,756
U.K.	"	12,486	22,262
Israel	"	3,717	34,283
Japan	"	50,046	541,804
Korea South	"	400	4,176
Total	"	100,556	779,023

IMPORT

COMMODITY	QUANTITY		VALUE Eth.\$
	U N I T		

651.420 Cotton thread
(sewing & em-
broiderly)

Uganda	Kgs	243	2,670
Belgium	"	57	2,516
Czechoslovakia	"	6,311	50,428
France	"	7,201	139,302
W.Germany	"	1,426	14,830
Italy	"	11,923	113,361
Netherlands	"	1,290	6,984
Poland	"	4,425	36,750
Switzerland	"	215	4,695
Turkey	"	5,000	88,212
U.K.	"	17,525	435,579
U.S.A.	"	585	9,951
Hong Kong	"	1,802	7,590
India	"	36,311	258,755
Israel	"	1,992	21,395
Japan	"	94,114	615,582
Pakistan	"	140,517	529,947
Australia	"	623	4,364
Total	"	331,560	2,342,911

651.530 Yarn of true hemp

Netherlands	"	24	130
Total	"	24	130

651.550 Yarn of ramie

Switzerland	"	150	1,910
Total	"	150	1,910

651.911 Metalised yarn
for use in the
textile industry

Japan	"	56	117,204
Total	"	56	117,204

COMMODITY	QUANTITY		VALUE Eth.\$
	U N I T		

651.919 Metalised yarn
other

U.K.	Kgs	287	432
India	"	727	2,035
Japan	"	190,857	1,339,502
Total	"	191,871	1,341,969

651.920 Yarn of jute

W.Germany	"	63	1,425
Ireland	"	419	4,812
India	"	136	245
Japan	"	3,015	20,479
Total	"	3,633	26,961

652.110 Cotton gauze, grey
(unbleached)

Japan	Sq.m.	3,765	5,514
Total	"	3,765	5,514

652.131 Cotton fabrics
grey-shirting &
sheetings in-
cluding abugedid

Italy	"	11,640	12,409
Israel	"	8,484	9,796
Japan	"	68,279	60,512
Total	"	88,403	82,717

652.133 Cotton fabrics
grey(unbleached)
other

Austria	"	926	1,140
Czechoslovakia	"	4,151	3,150
U.K.	"	1,396	2,690
Japan	"	17,145	16,943
Total	"	23,618	23,923

IMPORT

COMMODITY	QUANTITY		VALUE Eth.\$
	U N I T		

652.134 Fents(unbleached)

Japan	Sq.m	3,656	2,071
Total	"	1,656	2,071

652.210 Cotton gauze
bleached

Czechoslovakia	Kgs	331	1,594
Italy	"	1,609	13,570
U.K.	"	193	2,480
Total	"	1,933	17,644

652.221 Cotton terry
fabrics,cotton
bleached

France	Sq.m.	1,743	3,250
Italy	"	4,054	6,595
U.S.A.	"	3,136	3,110
Japan	"	11,668	14,917
Total	"	20,601	27,872

652.222 Terry fabrics
cotton dyed

Fr.Terr. of Affairs & Iesus	"	65	105
W.Germany	"	2,609	3,590
Italy	"	4,967	4,858
U.K.	"	1,045	1,470
U.S.A.	"	86	125
India	"	12,815	12,963
Israel	"	14,794	19,082
Japan	"	126,415	177,171
Total	"	162,796	219,364

652.223 Terry fabrics
cotton printed

W.Germany	"	1,119	1,920
India	"	4,056	4,040
Japan	"	29,423	36,168
Total	"	34,598	42,128

COMMODITY	QUANTITY		VALUE Eth.\$
	U N I T		

652.224 Terry fabrics
cotton fents

Italy	Sq.m.	178	685
India	"	8,361	8,035
Total	"	8,539	8,720

652.291 Cotton fabrics
sheeting & shirt-
ing bleached

Czechoslovakia	"	559	353
Italy	"	772	3,037
U.S.A.	"	2,139	2,707
India	"	14,055	13,717
Israel	"	1,698	2,015
Japan	"	63,605	99,154
Australia	"	2,477	3,816
Total	"	85,305	124,799

652.292 Cotton fabrics
drills & jeans
bleached

France	"	1,678	4,190
Italy	"	681	1,015
Japan	"	6,674	8,379
Total	"	9,033	13,584

652.293 Cotton fabrics
khaki drill

Italy	"	587	2,420
U.S.A.	"	11,880	16,213
Japan	"	366,063	549,849
Total	"	378,530	568,482

652.294 Cotton fabrics
crape,white
dyed or printed

India	"	2,509	2,652
Japan	"	13,298	14,194
Total	"	15,807	16,846

IMPORT

COMMODITY	QUANTITY		VALUE Eth.\$
	UNIT		

652.295 Cotton fabrics
white dyed or
printed, other

COMMODITY	UNIT	QUANTITY	VALUE Eth.\$
Sudan	Sq.m.	203	165
Austria	"	3,290	4,370
Belgium	"	8,078	15,340
Czechoslovakia	"	26,192	37,294
France	"	2,234	4,928
W.Germany	"	126	1,141
Greece	"	1,309	2,098
Italy	"	13,264	25,664
Switzerland	"	3,717	6,051
U.K.	"	565	1,148
U.S.A.	"	12,745	13,985
Hong Kong	"	200	290
India	"	63,854	59,236
Israel	"	4,790	7,006
Japan	"	279,540	320,232
Saudia Arabia	"	1,028	1,167
South Yemen	"	74	126
Unspecified	"	88	100
Total	"	421,297	500,341

652.296 Fents of cotton
fabrics bleached
dyed or printed
other than terry
fabrics

COMMODITY	UNIT	QUANTITY	VALUE Eth.\$
France	"	110	456
W.Germany	"	680	3,458
Italy	"	66	335
India	"	1,840	2,212
Israel	"	4,197	5,300
Japan	"	15,047	16,749
Total	"	21,940	28,510

653.111 Pure silk, crape

COMMODITY	UNIT	QUANTITY	VALUE Eth.\$
Italy	"	31	215
Total	"	31	215

COMMODITY	QUANTITY		VALUE Eth.\$
	UNIT		

653.112 Silk mixed with
other fibres
crape

COMMODITY	UNIT	QUANTITY	VALUE Eth.\$
Italy	Sq.m.	303	1,233
Total	"	303	1,233

653.113 Pure silk fabrics
other than crape

COMMODITY	UNIT	QUANTITY	VALUE Eth.\$
France	"	496	1,929
Total	"	496	1,929

653.114 Silk mixed with
other fibres,
fabrics other
than crape

COMMODITY	UNIT	QUANTITY	VALUE Eth.\$
Japan	"	19,777	18,740
Saudi Arabia	"	247	175
Total	"	20,024	18,915

653.132 Pile & chenille
fabrics, pure
silk

COMMODITY	UNIT	QUANTITY	VALUE Eth.\$
Fr.Terr. of Affairs & Issas	"	80	400
U.A.R.(Egypt)	"	79	100
Switzerland	"	50	629
Japan	"	674	850
Saudi Arabia	"	216	326
Total	"	1,099	2,305

653.211 Pure woollen
fabrics, other
than pile &
chenille fabrics

COMMODITY	UNIT	QUANTITY	VALUE Eth.\$
Czechoslovakia	"	19,071	51,607
Denmark	"	624	2,215
France	"	2,647	9,422
W.Germany	"	170	1,277
Italy	"	35,920	151,612
Poland	"	6,616	30,522
U.K.	"	99,933	427,996

IMPORT

COMMODITY	QUANTITY		VALUE Eth.\$
	U N I T		

653.211 Pure woollen
fabrics, other
than pile &
chenille fabrics
(cont'd)

China (M)	Sq.m.	11,392	55,926
Japan	"	30,054	172,501
Korea South	"	1,373	7,335
Saudi Arabia	"	68	295
Total	"	207,868	910,708

653.212 Wool mixed with
other fibres,
fabrics other
than pile &
chenille fabrics

France	"	222	860
W. Germany	"	3,676	7,730
Italy	"	26,806	66,021
U.K.	"	256	1,301
China (M)	"	1,128	6,515
Japan	"	1,032	1,154
Lebanon	"	41	230
Total	"	32,661	83,811

653.213 Fents of pure
woollen fabrics

U.K.	"	11,435	8,622
Israel	"	216	1,190
Total	"	11,651	9,812

653.221. Pure woollen
pile & chenille
fabrics

U.A.R. (Egypt)	"	96	300
France	"	94	648
U.K.	"	197	3,238
Total	"	387	4,186

COMMODITY	QUANTITY		VALUE Eth.\$
	U N I T		

653.222 Wool mixed with
other fibres,
pile & chenille
fabrics

Belgium	Sq.m.	1,477	4,300
Czechoslovakia	"	1,618	5,256
Italy	"	9,627	22,307
U.K.	"	275	2,635
Israel	"	127	1,050
Japan	"	6,177	23,175
Saudi Arabia	"	2,498	2,440
South Yemen	"	24	145
Total	"	21,823	61,308

653.410 Jute fabrics
hessian cloth

U.K.	"	1,142	1,570
India	"	266,048	121,396
Nepal	"	102,448	32,118
Total	"	369,638	155,084

653.430 Jute fabrics
sacking, other

Netherlands	Kgs	570	2,189
Hong Kong	"	9	495
Total	"	579	2,684

653.520 Fabrics of
acrylic fibre

Japan	"	424	1,942
Total	"	424	1,942

653.611 Fabrics of synthe-
tic fibres not
mixed with other
fibres craps

Fr. Terr. of Affairs & Issas	Sq.m.	448	516
Belgium	"	23,231	44,355
Czechoslovakia	"	121,634	100,021

IMPORT

COMMODITY	QUANTITY		VALUE Eth.\$
	U N I T		

653.611 Fabrics & synthetic fibres
not mixed with
fibres crape
(cont'd)

COMMODITY	U N I T	QUANTITY	VALUE Eth.\$
Denmark	Sq.m.	79	250
Finland	"	2,604	2,825
France	"	2,514	5,329
E.Germany	"	24,493	19,580
W.Germany	"	62,554	80,552
Hungary	"	5,312	7,659
Italy	"	123,175	181,487
Netherlands	"	9,199	30,869
Poland	"	7,048	4,249
Spain	"	15,586	11,293
Switzerland	"	1,114	2,408
U.K.	"	19,824	67,565
Yugoslavia	"	21,889	23,503
U.S.A.	"	15,575	28,143
Hong Kong	"	776	4,086
India	"	73,545	56,713
Israel	"	4,177	12,740
Japan	"	1,736,646	1,986,331
Korea South	"	63,802	36,240
Saudi Arabia	"	3,471	2,633
Unspecified	"	103	524
Total	"	2,338,709	2,709,862

653.612 Fabrics of synthetic fibres
not mixed with
other fibres pile
& chenille fabrics

COMMODITY	U N I T	QUANTITY	VALUE Eth.\$
Czechoslovakia	"	3,500	2,345
W.Germany	"	24	100
Israel	"	278	1,380
Japan	"	15,334	13,289
Total	"	19,136	17,114

COMMODITY	QUANTITY		VALUE Eth.\$
	U N I T		

653.613 Fabrics of synthetic fibres
other

COMMODITY	U N I T	QUANTITY	VALUE Eth.\$
Austria	Sq.m.	1,500	1,715
Czechoslovakia	"	24,530	19,013
W.Germany	"	3,342	14,192
Greece	"	427	7,236
Italy	"	12,521	19,105
Netherlands	"	98	110
Switzerland	"	55	440
U.K.	"	3,715	7,230
U.S.A.	"	721	1,355
Hong Kong	"	23	140
India	"	2,769	1,325
Israel	"	2,832	7,015
Japan	"	18,669	20,511
Saudi Arabia	"	457	635
South Yemen	"	2,159	2,715
Total	"	73,818	102,737

653.614 Fabrics of synthetic fibres
mixed with other
fibres other than
silk

COMMODITY	U N I T	QUANTITY	VALUE Eth.\$
Belgium	"	13,911	30,245
Czechoslovakia	"	9,368	13,945
France	"	5,508	12,628
W.Germany	"	8,708	16,449
Hungary	"	1,661	2,829
Italy	"	56,732	105,996
Netherlands	"	4,528	7,745
Poland	"	3,596	8,431
U.K.	"	5,286	14,037
Yugoslavia	"	383	1,457
U.S.A.	"	33,079	36,151
China (M)	"	780	2,477
Formosa	"	1,237	1,620

IMPORT

COMMODITY	QUANTITY		VALUE Eth.\$
	UNIT		

653.614 Fabrics of synthetic fibres mixed with other fibres other than silk(cont'd)

India	Sq.m.	27,129	26,292
Japan	"	1,653,948	2,149,924
Korea South	"	3,763	2,618
Saudi Arabia	"	817	735
Total	"	1,830,434	2,433,579

653.615 Fents of synthetic fibres

U.K.	Kgs	945	2,400
Saudi Arabia	"	358	230
Unspecified	"	20	120
Total	"	1,323	2,750

653.790 Knitted fabrics other

W.Germany	Kgs	6	102
Total	"	6	102

653.910 Fabrics,woven of metal thread of metallised yarn (for use in articles of apparel n.e.s.)

U.S.A.	"	389	645
China (M)	"	2,500	14,570
Japan	"	1,031	8,365
Total	"	3,920	23,580

653.920 Fabrics,woven of coarse animal hair other than horse hair

Czechoslovakia	"	384	1,819
W.Germany	"	3,164	15,045
Italy	"	1,474	10,470
U.K.	"	737	7,481

COMMODITY	QUANTITY		VALUE Eth.\$
	UNIT		

653.920 Fabrics,woven of coarse animal hair,other than horse hair(cont'd)

Japan	Kgs	8,965	34,676
Total	"	13,824	69,491

653.930 Fabrics,woven of horsehair

Japan	"	735	3,790
Total	"	735	3,790

653.950 Fabrics,woven other n.e.s.

France	"	265	1,715
W.Germany	"	1,681	3,762
Italy	"	32	738
Netherlands	"	11	195
Switzerland	"	2	425
U.K.	"	1,404	19,351
Unspecified	"	25	380
Total	"	3,420	26,566

654.011 Ribbon

Austria	"	20	1,853
Belgium	"	2,651	31,563
Czechoslovakia	"	2,826	20,047
France	"	26	557
W.Germany	"	915	15,295
Italy	"	4,316	40,538
Netherlands	"	10	525
U.K.	"	77	2,145
U.S.A.	"	31	1,055
Japan	"	1,844	20,800
Total	"	12,716	134,378

654.012 Other marrow fabrics

Austria	"	600	3,050
---------	---	-----	-------

IMPORT

COMMODITY	QUANTITY		VALUE Eth. \$
	U N I T		
654.012 <u>Other narrow fabrics</u> (cont'd)			
W. Germany	Kgs.	31	2,025
Switzerland	"	1	160
Japan	"	545	1,150
Pakistan	"	600	1,600
Total	"	1,777	7,985
654.020 <u>Woven labels badges etc</u>			
Germany	"	70	11,656
Italy	"	60	2,310
U.K.	"	4	214
India	"	3	745
Japan	"	6	176
Total	"	143	15,101
654.030 <u>Trimming tapes etc. not elastic</u>			
Czechoslovakia	"	1,881	16,925
W. Germany	"	91	615
Italy	"	1,452	11,656
U.K.	"	366	3,980
U.S.A.	"	143	481
India	"	175	930
Japan	"	3,190	15,811
Total	"	7,298	50,398
654.040 <u>Tulle & other net fabrics plain</u>			
France	"	29	822
Italy	"	45	475
Japan	"	617	3,840
Total	"	691	5,137
654.050 <u>Tulle & other net fabrics lace</u>			
Czechoslovakia	"	2,291	10,867
Italy	"	60	2,412
China (M)	"	2,692	14,792

COMMODITY	QUANTITY		VALUE Eth. \$
	U N I T		
654.050 <u>Tulle & other net fabrics lace</u>			
India	Kgs.	423	2,455
Japan	"	6,392	42,412
Unspecified	"	32	159
Total	"	11,890	73,097
654.060 <u>Embroidery</u>			
Italy	"	55	265
Switzerland	"	199	3,390
India	"	220	1,925
Total	"	474	5,580
655.110 <u>Fabrics of felt</u>			
Italy	"	365	3,556
Netherlands	"	46	5,430
U.K.	"	190	1,976
Total	"	601	10,962
655.120 <u>Felts</u>			
Czechoslovakia	"	226	2,389
W. Germany	"	545	11,351
Netherlands	"	3,550	3,508
Switzerland	"	5	192
U.K.	"	83	2,368
U.S.A.	"	227	1,397
Japan	"	257	6,917
Total	"	4,893	28,122
655.130 <u>Articles of felt n.s.s.</u>			
Austria	"	37	299
Italy	"	62	1,801
Total	"	99	2,100

IMPORT

COMMODITY	QUANTITY		VALUE Eth.\$
	U N I T		

655.411 Fabrics of bonded fibres

W. Germany	Kgs.	225	2,182
Total	"	225	2,182

655.450 Rubberised textile fabrics other than knitted

Czechoslovakia	"	597	8,132
France	"	839	3,859
W. Germany	"	6,253	40,390
Italy	"	4,853	20,087
Netherlands	"	2,584	3,004
Poland	"	200	1,280
India	"	2,066	6,251
Israel	"	8,376	25,203
Japan	"	7,049	17,863
Total	"	32,817	126,069

655.460 Textile fabrics coated with wax

Czechoslovakia	"	1,512	7,730
France	"	200	1,597
W. Germany	"	320	3,360
Italy	"	709	5,460
U.K.	"	1,000	4,062
India	"	933	2,045
Total	"	4,674	24,254

655.490 Textile fabrics impregnated, other

Austria	"	10,320	2,770
Czechoslovakia	"	14,469	70,446
W. Germany	"	229	875
Italy	"	1,853	20,644
Netherlands	"	10,606	13,840
U.K.	"	5	228
India	"	1,680	4,673

COMMODITY	QUANTITY		VALUE Eth.\$
	U N I T		

655.490 Textile fabrics impregnated other (cont'd)

Japan	Kgs	26,595	162,923
Total	"	65,757	276,399

655.500 Elastic fabrics & trimmings

Czechoslovakia	"	318	3,988
W. Germany	"	208	3,992
Italy	"	1,483	11,029
U.K.	"	371	2,802
U.S.A.	"	2	295
Japan	"	1,014	6,209
Total	"	3,396	28,315

655.611 Thread, waxed (for manufacture of footwear)

Czechoslovakia	"	163	1,430
W. Germany	"	707	13,879
Ireland	"	20	547
Italy	"	941	8,725
U.K.	"	1,037	14,815
Total	"	2,868	39,396

655.612 Thread, other

W. Germany	"	192	813
Italy	"	446	1,990
U.K.	"	422	8,678
U.S.A.	"	131	600
Total	"	1,191	12,081

655.613 Rope

Kenya	"	5,000	4,525
W. Germany	"	440	696
Hungary	"	500	1,401
Italy	"	7,615	25,121
South Yemen	"	983	1,595
Total	"	14,538	33,338

IMPORT

COMMODITY	QUANTITY		VALUE Eth.\$
	U N I T		

655.619 Cordage, other

Kenya	Kgs.	9,000	5,700
Austria	"	3,519	11,035
Belgium	"	6,967	15,623
France	"	969	712
W. Germany	"	600	1,085
Italy	"	5,522	23,001
Netherlands	"	1,667	4,703
U.K.	"	4,520	8,755
Israel	"	34	500
Japan	"	599	1,575
Nepal	"	4,654	2,769
South Yemen	"	21	158
Total	"	38,072	75,516

655.629 Nets of cordage
other

Kenya	"	40	320
Sudan	"	10	208
U.S.A.	"	70	2,200
Hong Kong	"	514	1,334
Japan	"	353	5,068
South Yemen	"	55	1,200
Total	"	1,042	10,330

655.630 Other articles
of cordage etc.

Italy	"	533	2,047
Total	"	533	2,047

655.710 Hat bodies of
wool felt &
fur felt

W. Germany	"	4,017	28,973
Italy	"	620	11,483
U.K.	"	310	5,650
Hong Kong	"	950	11,704
Japan	"	500	8,845
Total	"	6,397	66,655

COMMODITY	QUANTITY		VALUE Eth.\$
	U N I T		

655.720 Hat bodies, other

K.	Kgs.	4,050	2,330
Total	"	4,050	2,330

655.811 Wadding

W. Germany	"	160	1,938
Italy	"	3,100	4,083
Sweden	"	5,309	10,630
Total	"	8,569	16,651

655.812 Articles of
wadding

W. Germany	"	222	2,425
Total	"	222	2,425

655.821 Gas mentles

Austria	"	950	16,781
France	"	24	162
W. Germany	"	180	5,137
India	"	200	2,424
Japan	"	80	775
Total	"	1,434	25,279

655.822 Wicks of textiles
articles

W. Germany	"	58	114
Spain	"	799	5,125
Total	"	857	5,239

655.831 Fabrics used in
industrial mach-
inery

Belgium	"	24	1,325
Czechoslovakia	"	661	8,310
France	"	1,174	4,386
W. Germany	"	304	8,182
Italy	"	2,943	29,930
Switzerland	"	40	1,465

IMPORT

COMMODITY	QUANTITY		VALUE Eth.\$
	U N I T		

655.831 Fabrics used in
industry machinery-
(cont'd)

U.K.	Kgs	267	4,205
India	"	180	780
Japan	"	4	195
Total	"	5,597	58,778

655.832 Textile driving
bands(used in
industrial machi-
nery)

Denmark	"	280	2,540
France	"	34	765
W.Germany	"	160	6,975
Greece	"	484	2,908
Italy	"	1,397	28,471
U.K.	"	806	11,567
U.S.A.	"	43	3,645
India	"	2,388	14,677
Japan	"	1,959	7,377
Total	"	7,551	78,925

655.839 Textile articles
other (used in
industrial machi-
nery)

Belgium	"	54	3,480
France	"	3,000	3,391
W.Germany	"	935	10,873
Italy	"	396	7,555
Netherlands	"	7,177	22,312
U.K.	"	922	11,307
India	"	170	1,170
Israel	"	245	3,000
Total	"	12,899	63,088

COMMODITY	QUANTITY		VALUE Eth.\$
	U N I T		

655.911 Textile hose-
piping, (for use
with fire-fight-
ing equipment

Italy	Kgs	65	930
Total	"	65	930

655.919 Textile hose-
piping, other

Kenya	"	43	345
France	"	332	2,715
U.K.	"	28	150
Total	"	403	3,210

655.920 Textile trans-
mission, conveyor
or elevator belts
or belting

Kenya	"	2	360
Belgium	"	674	7,820
W.Germany	"	125	2,820
Italy	"	744	3,125
Netherlands	"	50	559
U.K.	"	128	7,312
India	"	50	375
Japan	"	1,724	4,876
Total	"	3,497	27,247

656.111 Jute bags for
the packing of
salt or sugary

Italy	Kgs	298	6,475
Netherlands	"	60,000	46,505
Pakistan	"	20,000	108,542
Total	"	80,298	161,522

656.112 Bags, jute, other
(new)

Kenya	"	2,980	2,680
Sudan	"	100	100
W.Germany	"	379	452

IMPORT

COMMODITY	QUANTITY		VALUE Eth. \$
	U N I T		

656.112 Bags, jute, other
(new) (cont'd)

	No.		
Italy	5,000		4,855
U.K.	258		10,105
U.S.A.	12		100
Nepal	33,000		22,505
Pakistan	126,000		108,542
Total	167,729		149,339

656.113 Bags, jute other
(used)

Kenya	"	5,350	2,830
Total	"	5,350	2,830

656.121 Bags, cotton new

Italy	"	1,000	255
Total	"	1,000	255

656.151 Bags, synthetic
fibres (new)

W. Germany	"	18	180
Italy	"	100,704	13,858
Total	"	100,722	14,038

656.191 Bags of other
textile mater-
ials (new)

Netherlands	"	50	125
Total	"	50	125

656.210 Tarpaulins
canvas

U.A.R. (Egypt)	"	6,240	10,875
Czechoslovakia	"	151,710	85,104
W. Germany	"	1,600	3,815
Greece	"	2,682	9,072
Hungary	"	25,655	60,630
Italy	"	52,410	164,760
Netherlands	"	200	1,380
Romania	"	5,854	9,325

COMMODITY	QUANTITY		VALUE Eth. \$
	U N I T		

656.210 Tarpaulins
canvas (cont'd)

U.K.	No.	1,727	20,355
India	"	1,715	4,386
Israel	"	23,961	55,370
Japan	"	10,086	21,499
Pakistan	"	1,711	10,915
Unspecified	"	416	425
Total	"	285,967	457,911

656.220 Tents, canvas

Fr. Terr. of Affairs & Issas	"	10	100
Kenya	"	113	16,447
W. Germany	"	912	48,818
Greece	"	1	150
Hungary	"	200	27,077
Italy	"	2	250
Netherlands	"	1	510
Norway	"	2	280
Poland	"	25	2,655
Sweden	"	1	125
Switzerland	"	1	265
U.S.A.	"	607	105,471
India	"	3	4,121
Total	"	1,878	206,269

656.230 Awings canvas

India	Kgs	760	2,725
Total	"	760	2,725

656.240 Sails, canvas

South Yemen	"	120	350
Total	"	120	350

656.290 Other articles
of canvas

Kenya	"	192	1,016
-------	---	-----	-------

IMPORT

COMMODITY	QUANTITY		VALUE Eth.\$
	U N I T		

656.290 Other articles of canvas(cont'd)

Czechoslovakia	Kgs.	18,061	74,613
France	"	324	1,825
W. Germany	"	1,312	2,168
Italy	"	7,466	33,488
Netherlands	"	66	630
U.K.	"	6,652	34,271
U.S.A.	"	202	1,945
Israel	"	6,252	27,054
Unspecified	"	500	1,000
Total	"	41,027	178,010

656.610 Blankets & travelling rugs of wool

Kenya	No.	1	803
Belgium	"	12	645
Italy	"	1,697	20,855
Netherlands	"	252	8,727
U.K.	"	7	250
U.S.A.	"	15	215
Saudi Arabia	"	23	115
Total	"	2,007	31,610

656.620 Blankets & travelling rugs of cotton

France	"	6	465
W. Germany	"	3,006	3,130
Netherlands	"	16	225
China (M)	"	39,000	53,466
India	"	94,300	110,760
Japan	"	10,000	11,225
Saudi Arabia	"	15	140
Total	"	146,343	179,411

COMMODITY	QUANTITY		VALUE Eth.\$
	U N I T		

656.691. Blankets & travelling rugs of wool mixed with cotton

Czechoslovakia	No.	450	4,250
Italy	"	544	15,090
Sweden	"	600	1,790
U.S.A.	"	1	125
Total	"	1,595	21,255

656.892 Blankets & travelling rugs of wool mixed with synthetic fibres

Belgium	"	50	1,980
Italy	"	170	3,238
Netherlands	"	44	1,683
Total	"	264	6,901

656.693 Blankets & travelling rugs of cotton mixed with synthetic fibres

U.K.	"	114	635
Japan	"	2,400	8,263
Total	"	2,514	8,898

656.694 Blankets & travelling rugs of silk

Italy	"	100	760
Saudi Arabia	"	2	100
Total	"	102	860

656.695 Blankets & travelling rugs of sythetic fibres

Italy	"	462	2,637
Total	"	462	2,637

IMPORT

COMMODITY	QUANTITY		VALUE Eth. \$
	U N I T		

656.699 Blankets & travelling rugs, other

U.K.	No.	30	593
U.S.A.	"	662	1,715
South Yemen	"	114	230
Total	"	806	2,538

656.911 Bedsheets

Kenya	"	33	500
Bulgaria	"	31,863	108,169
Czechoslovakia	"	6,119	8,996
W. Germany	"	22	160
Hungary	"	2,000	4,550
Italy	"	5,130	41,526
Norway	"	900	4,289
Poland	"	20,000	27,375
U.K.	"	213	4,950
U.S.A.	"	786	7,298
China (M)	"	35,114	104,045
Hong Kong	"	77	1,557
India	"	6,646	13,765
Israel	"	36	270
Japan	"	8,027	5,150
South Yemen	"	279	1,670
Total	"	117,245	334,270

656.912 Bed covers

U.A.R. (Egypt)	"	600	4,125
France	"	73	3,505
Greece	"	1,000	5,370
Hungary	"	12,000	16,640
Italy	"	15,519	120,955
Poland	"	68,539	298,643
Romania	"	1,000	7,000
U.K.	"	151	20,010
U.S.A.	"	10	158
China (M)	"	1,250	10,053

COMMODITY	QUANTITY		VALUE Eth. \$
	U N I T		

656.912 Bed covers
(cont'd)

India	No.	55,674	102,501
Israel	"	485	3,434
Japan	"	659	1,453
Saudi Arabia	"	50	680
Total	"	157,010	594,527

656.913 Curtains

Italy	"	2,765	4,148
U.K.	"	646	3,179
U.S.A.	"	67	391
India	"	1,192	1,532
Total	"	4,670	9,250

656.914 Towels

U.A.R. (Egypt)	Dog.	480	14,363
Bulgaria	"	1,000	10,626
Czechoslovakia	"	1,330	14,555
France	"	168	10,432
W. Germany	"	154	20,200
Hungary	"	540	15,976
Italy	"	192	6,612
Romania	"	1,217	5,165
Sweden	"	12	725
U.K.	"	24	590
U.S.A.	"	260	5,891
China (M)	"	15,211	130,978
India	"	9,834	25,099
Israel	"	101	2,806
Japan	"	730	6,715
Pakistan	"	600	5,220
Total	"	31,846	275,953

IMPORT

COMMODITY	QUANTITY		VALUE Eth.\$
	U N I T		

656.915 Table cloth

Belgium	Doz.	1,000	10,100
Czechoslovakia	"	407	2,206
W.Germany	"	2,010	585
Italy	"	1,592	7,376
Romania	"	9,873	4,775
U.K.	"	155	2,397
U.S.A.	"	52	120
China (M)	"	3,700	4,504
Hong Kong	"	212	1,230
Israel	"	131	1,034
Japan	"	1,800	310
Total	"	20,932	34,637

656.919 Kitchen & house-
hold linen n.e.s.

Czechoslovakia	"	791	1,500
W.Germany	"	50	465
Italy	"	273	4,370
Norway	"	116	895
Total	"	1,230	7,230

656.920 Flags of textile
materials

Bulgaria	"	3,489	9,000
Denmark	"	58	190
W.Germany	"	62	1,748
Italy	"	14	240
U.S.A.	"	5	532
Hong Kong	"	7	764
Japan	"	21	168
Total	"	3,656	12,642

656.921 Other made up
goods (cotton)

Sudan	"	267	2,928
Czechoslovakia	"	132	1,383
W.Germany	"	1,081	7,549
Hungary	"	42	305

COMMODITY	QUANTITY		VALUE Eth.\$
	U N I T		

656.921 Other made up
goods (cotton)
(cont'd)

Italy	Kgs.	750	8,942
Netherlands	"	26	475
Sweden	"	150	1,653
U.K.	"	283	4,877
U.S.A.	"	2,436	3,434
China (M)	"	702	5,446
Hong Kong	"	227	1,387
India	"	1,696	6,708
Japan	"	137	1,434
Total	"	7,929	46,521

656.922 Other made up
goods, woollen

South Yemen	"	6	250
Total	"	6	250

656.923 Other made up
goods, silk

Italy	"	40	375
Sweden	"	332	150
Total	"	372	525

656.924 Other made up
goods, synthetic
fibres

Czechoslovakia	"	792	1,500
Denmark	"	45	1,350
France	"	41	3,117
W.Germany	"	466	5,316
Greece	"	220	2,850
Ireland	"	94	2,190
Italy	"	1,734	12,503
U.k.	"	1,204	6,218
U.S.A.	"	177	1,472
Japan	"	50	270
Saudi Arabia	"	18	175
Total	"	4,841	36,961

IMPORT

COMMODITY	QUANTITY		VALUE Eth.\$
	U N I T		

656.925 Other made up goods, flax hemp or jute

Italy	Kgs	75	240
U.K.	"	90	600
Total	"	165	840

656.929 Other made up goods, of other fibres or of mixed fibres

Kenya	"	29	318
Sudan	"	73	606
Czechoslovakia	"	300	309
W.Germany	"	38	720
Italy	"	81	2,240
U.K.	"	28	171
U.S.A.	"	15	140
Japan	"	33	525
Total	"	597	5,029

657.410 Floor covering prepared on a base of paper or paperboard

Austria	"	6,120	1,745
W.Germany	"	11,146	12,537
Netherlands	"	9,380	9,141
U.K.	"	50,110	44,913
Japan	"	432	3,040
Total	"	77,188	71,376

657.421 Linoleum (on a textile base)

Belgium	Sq.m.	885	3,584
Czechoslovakia	"	1,204	3,622
W.Germany	"	4,762	8,920
Italy	"	1,302	2,250
Netherlands	"	9,160	9,085
U.K.	"	9,160	13,090

COMMODITY	QUANTITY		VALUE Eth.\$
	U N I T		

657.421 Linoleum (on a textile base)
(cont'd)

India	Sq.m.	4,169	4,180
Total	"	30,642	44,731

657.422 Floor covering similar to linoleum (on a textile base)

Belgium	"	382	1,548
W.Germany	"	6,621	12,654
Italy	"	7,621	21,015
Netherlands	"	1,590	1,565
Total	"	16,214	36,782

657.511 Carpets, woollen knotted

Morocco	M ² .	1	400
Belgium	"	48	1,705
Czechoslovakia	"	2	1,829
Italy	"	192	1,223
India	"	40	284
Saudi Arabia	"	14	280
Total	"	297	5,721

657.512 Carpets, cotton knotted

Belgium	"	110	2,464
Greece	"	4	1,000
Italy	"	472	3,105
China (M)	"	1,100	1,425
India	"	1	150
Lebanon	"	1,000	5,479
Saudi Arabia	"	22	1,440
Unspecified	"	4	120
Total	"	2,713	15,183

IMPORT

COMMODITY	QUANTITY		VALUE Eth.\$
	U N I T		

657.519 Carpets, other
knotted

Austria	No	152	8,335
Czechoslovakia	"	1,120	3,416
W. Germany	"	55	15,785
Italy	"	671	17,613
Poland	"	2,377	3,315
U.S.A.	"	30	480
Saudi Arabia	"	33	490
South Yemen	"	16	112
Total	"	4,454	49,546

657.522 Carpettings
cotton knotted

U.S.A.	"	92	800
Hong Kong	"	6	120
Total	"	98	920

657.529 Carpetting
other knotted

Austria	"	68	1,610
Czechoslovakia	"	33	625
Italy	"	3,196	16,388
Netherlands	"	1,757	15,517
Romania	"	4,187	24,295
U.K.	"	378	4,435
Total	"	9,619	62,870

657.532 Rugs, cotton
knotted

Lebanon	"	860	3,710
Total	"	860	3,710

657.539 Rugs, other
knotted

Belgium	"	76	2,170
W. Germany	"	38	6,490
Italy	"	800	7,108
Romania	"	217	6,117
Total	"	1,131	21,885

COMMODITY	QUANTITY		VALUE Eth.\$
	U N I T		

657.611 Carpets, woollen
(woven)

Czechoslovakia	No.	20	2,126
Greece	"	2	310
China (M)	"	2	645
Iran	"	20	660
Saudi Arabia	"	5	270
Total	"	49	4,011

657.612 Carpets, cotton
(woven)

Belgium	"	500	5,500
Greece	"	1	200
Italy	"	17	1,360
U.K.	"	43	5,989
India	"	11	1,910
Japan	"	437	2,650
Lebanon	"	2,000	18,180
Saudi Arabia	"	276	37,788
South Yemen	"	4	405
Unspecified	"	8	340
Total	"	3,297	74,322

657.619 Carpets, other
knotted

Belgium	"	78	2,970
Czechoslovakia	"	278	6,773
Italy	"	1,410	12,981
Netherlands	"	600	3,953
Poland	"	2	200
Sweden	"	1	100
U.K.	"	984	13,160
U.S.A.	"	42	235
India	"	50	723
Saudi Arabia	"	90	3,185
South Yemen	"	55	600
Unspecified	"	5	120
Total	"	3,595	44,990

IMPORT

COMMODITY	QUANTITY		VALUE Eth. \$
	U N I T		

657.622 Carpetting, cotton
(woven)

Kenya	No.	12	120
W. Germany	"	43	6,599
U.K.	"	1,376	18,011
Lebanon	"	1,160	6,085
Total	"	2,591	30,815

657.629 Carpetting, other
(woven)

Netherlands	"	1,080	10,850
U.S.A.	"	179	1,460
Total	"	1,259	12,310

657.631 Rugs, woollen, (woven)

India	"	42	390
Total	"	42	390

657.700 Tapestries

W. Germany	Kgs.	300	4,790
Italy	"	880	1,293
U.K.	"	20	110
Total	"	1,200	6,193

657.810 Mats of vegetables
fibres

Italy	"	756	4,100
India	"	1,380	5,846
Japan	"	1,100	765
Total	"	3,236	10,711

661.210 Cement clinker

Belgium	"	6,000	5,135
W. Germany	"	4,199	33,621
Italy	"	2,775	2,078
Total	"	12,974	40,834

661.290 Cement, other

U.A.R (Egypt)	"	98,000	9,150
Denmark	"	29,700	4,654
France	"	20,018	2,666

COMMODITY	QUANTITY		VALUE Eth. \$
	U N I T		

661.290 Cement, other
(cont'd)

W. Germany	Kgs.	101,727	15,069
Italy	"	345,014	50,360
Netherlands	"	85	1,100
Switzerland	"	300,000	18,350
U.S.S.R.	"	675	389
U.S.A.	"	1,675	2,485
China (M)	"	25,000	2,727
Hong Kong	"	15,331	2,900
Japan	"	50,000	5,872
Total	"	987,225	115,722

661.320 Marble stone for
tombs, worked

Italy	"	49,500	14,350
Total	"	49,500	14,350

661.390 Monumental or
building stone
(worked)

Italy	"	600	2,665
Total	"	600	2,665

661.810 Articles of asphalt
or of similar mater-
ials

W. Germany	"	384	1,639
U.K.	"	7,420	13,470
Total	"	8,804	15,109

661.820 Building materials
(panels, boards, tiles
blocks etc)

Austria	"	1,054	3,114
W. Germany	"	9,517	9,679
Italy	"	1,975	6,641
Netherlands	"	4,883	3,657
Spain	"	3,960	1,585
U.K.	"	2,528	13,596

IMPORT

COMMODITY	QUANTITY		VALUE Eth.\$
	U N I T		

661.820 Building materials (panels, board, tiles blocks etc.)
(cont'd)

U.S.S.R.	Kgs.	500	800
U.S.A.	"	1,530	13,630
Total	"	25,947	52,702

661.830 Articles of asbestos-cement of cellulose fibre cement & the like

Austria	"	968	3,225
Belgium	"	7,100	9,120
W.Germany	"	1,938	3,281
Italy	"	22,373	17,965
U.K.	"	1,218	5,216
U.S.S.R.	"	708	556
Canada	"	1,171,794	669,521
U.S.A.	"	1,882	12,707
Israel	"	39,639	9,681
Total	"	1,247,620	731,272

662.310 Heat-insulating bricks, blocks tiles & other

Italy	"	630	2,138
Norway	"	14,694	13,753
U.K.	"	1,240	4,070
U.S.S.R.	"	6,700	18,350
Hong Kong	"	13,352	9,700
Japan	"	9,251	6,355
Total	"	45,867	54,366

662.320 Refractory bricks blocks, tiles & heat-insulating goods

W.Germany	"	20,000	3,874
Italy	"	116,294	44,805

COMMODITY	QUANTITY		VALUE Eth.\$
	U N I T		

662.320 Refractory bricks blocks, tiles & heat-insulating goods (cont'd)

Netherlands	Kgs.	43,800	2,424
Japan	"	3,000	2,800
Total	"	183,094	53,903

662.330 Refractory cement & mortars

France	"	15,130	3,945
W.Germany	"	13,551	9,028
Italy	"	333,168	165,741
Netherlands	"	27,000	10,173
Israel	"	41,597	17,650
Japan	"	8,324	4,600
Total	"	438,770	211,137

662.410 Building bricks

W.Germany	"	4,285	1,507
Italy	"	58,575	32,287
Israel	"	3,420	1,390
Total	"	66,280	35,184

662.420 Roofing tiles chimney pots, & other constructional ceramic ware

W.Germany	"	7,800	3,955
Greece	"	23	1,758
U.K.	"	10,849	2,909
U.S.A.	"	844	280
Total	"	19,516	8,902

662.430 Ceramic piping conduits & similar fittings

W.Germany	"	380	1,537
Total	"	380	1,537

IMPORT

COMMODITY	QUANTITY		VALUE Eth. \$
	U N I T		
662.461 <u>Ceramic hearth & wall tiles (glazed or unglazed)</u>			
Czechoslovakia	Kgs.	105,850	40,648
France	"	2,000	5,819
W. Germany	"	50,863	35,797
Italy	"	90,807	55,661
Yugoslavia	"	7,150	3,640
China (M)	"	257,210	80,053
Total	"	513,880	221,618
662.469 <u>Ceramic sets, flags & paving</u>			
Italy	"	112,408	38,914
Total	"	112,408	38,914
663.110 <u>Grinding & polishing wheels & stones (for hand pedal or power operated machines)</u>			
Fr. Terr. of Affairs & Issas	"	6,800	2,730
Austria	"	2,136	7,455
Denmark	"	128,105	182,088
France	"	1,355	1,655
W. Germany	"	5,996	55,446
Italy	"	2,094	10,200
U.K.	"	31	579
Total	"	146,517	260,153
663.120 <u>Grinding & polishing stones (for use directly in the hand)</u>			
Denmark	"	25,540	34,673
France	"	3,803	3,605
W. Germany	"	1,132	5,710
Italy	"	1,801	5,721

COMMODITY	QUANTITY		VALUE Eth. \$
	U N I T		
663.120 <u>Grinding & polishing stones (for use directly in the hand) (cont'd)</u>			
Netherlands	Kgs.	140	401
China	"	569	1,130
Total	"	32,985	51,240
663.200 <u>Abrasive cloths, papers & similar articles</u>			
Austria	"	3,668	4,386
Czechoslovakia	"	13,333	9,538
Denmark	"	13	110
W. Germany	"	9,434	57,016
Hungary	"	141	135
Italy	"	15,664	44,206
Netherlands	"	670	980
Norway	"	693	1,945
Poland	"	2,257	1,750
U.K.	"	1,826	6,552
U.S.A.	"	3	125
China (M)	"	1,265	4,447
India	"	130	1,208
Japan	"	1,523	4,158
Total	"	50,620	136,556
663.500 <u>Mineral insulating materials n.e.s.</u>			
Italy	"	28	355
Total	"	28	355
663.641 <u>Cement & concrete railway sleepers</u>			
France	"	6,000	2,212
Total	"	6,000	2,212

COMMODITY	QUANTITY		VALUE Eth.\$
	U N I T		

663.710 <u>Crucible, cupels ingot moulds for recasting metal</u>			
W.Germany	Kgs.	1,236	3,466
U.K.	"	3,720	2,743
India	"	1,797	5,371
Total	"	6,753	11,580

663.810 <u>Manufactures of asbestos</u>			
Austria	"	170	560
W.Germany	"	11,927	2,472
Italy	"	3,065	5,020
U.K.	"	63,921	50,938
U.S.A.	"	10,702	7,211
Israel	"	4,452	3,802
Lebanon	"	37,000	9,895
Total	"	131,237	79,898

663.829 <u>Other friction materials with a basis of as- bestos</u>			
Italy	"	169	2,260
Israel	"	4,000	1,950
Total	"	4,169	3,210

663.919 <u>Ceramic wares for chemical, industrial or agricultural use</u>			
Israel	"	8,500	6,835
Total	"	8,500	6,835

663.929 <u>Other articles of ceramic mater- ials n.s.e.</u>			
France	"	7,000	8,943
W.Germany	"	721	1,285
Total	"	7,721	10,228

IMPORT

COMMODITY	QUANTITY		VALUE Eth.\$
	U N I T		

664.010 <u>Polished plate glass not bevell- ed</u>			
Italy	Kgs.	39,648	23,995
Japan	"	13,877	5,085
Total	"	53,525	29,080

664.020 <u>Polished plate glass (bevelled)</u>			
Belgium	"	20,010	11,745
Bulgaria	"	1,890	1,720
Italy	"	20,532	18,005
Japan	"	808	1,800
Total	"	43,240	33,270

664.030 <u>Sheet glass, plain</u>			
U.A.R. (Egypt)	Sqm.	436	2,210
Belgium	"	3,071	21,388
Bulgaria	"	2,800	2,840
Czechoslovakia	"	11,525	38,655
France	"	606	3,965
E.Germany	"	3,284	8,305
W.Germany	"	8,491	21,562
Italy	"	74,396	184,750
U.S.S.R.	"	2,300	3,120
China (M)	"	24,994	29,147
Israel	"	16,298	39,774
Japan	"	41,608	209,466
Unspecified	"	1,580	13,813
Total	"	191,389	578,995

664.090 <u>Other cast, roll- ed or drawn glass</u>			
W.Germany	"	46	375
Japan	"	1,725	8,115
Total	"	1,771	8,490

IMPORT

COMMODITY	QUANTITY		VALUE Eth.\$
	U N I T		

664.100 <u>Glass rods tubes & waste</u>			
W.Germany	Kgs	487	2,311
Italy	"	65	125
Netherlands	"	200,150	29,975
Saudi Arabia	"	166,610	16,516
Total	"	367,312	48,927

664.210 <u>Corrective spectacle lenses</u>			
W.Germany	"	53	7,500
India	"	7	685
Total	"	60	8,185

664.290 <u>Optical glasses & elements</u>			
Italy	"	5	165
U.S.A.	"	4,818	20,200
Japan	"	7,354	4,350
Total	"	12,177	24,715

664.600 <u>Bricks, tiles slabs squares & other construction materials of pressed glass</u>			
Czechoslovakia	"	8,520	4,917
Sweden	"	85	1,325
U.K.	"	106	444
Japan	"	10,691	6,615
Total	"	19,402	13,301

664.710 <u>Safety glass (for road motor vehicles)</u>			
France	"	180	155
Italy	"	4,142	5,660
Total	"	4,322	5,815

664.790 <u>Safety glass, other</u>			
W.Germany	"	3,570	1,125
China (M)	"	9,200	1,905
Japan	"	10,692	6,615
Total	"	23,462	9,645

COMMODITY	QUANTITY		VALUE Eth.\$
	U N I T		

664.810 <u>Rear-view mirrors & other mirrors (for use in road motor vehicles)</u>			
France	Kgs	940	3,535
W.Germany	"	828	2,738
Italy	"	881	2,515
Total	"	2,649	8,788

664.890 <u>Other mirrors & polished plate glass (silvered)</u>			
Belgium	"	2,335	1,820
France	"	1,302	3,773
W.Germany	"	627	3,070
Italy	"	977	3,228
U.K.	"	193	1,238
China (M)	"	24,000	21,290
Hong Kong	"	20,530	26,397
Japan	"	2,815	4,705
Total	"	52,779	65,521

664.920 <u>Glass envelopes for electric lamps, valves etc.</u>			
Italy	"	86	1,350
U.K.	"	4,345	5,971
U.S.A.	"	100	633
China (M)	"	229	4,858
Total	"	4,760	12,812

664.931 <u>Clock & watch glasses</u>			
Netherlands	"	3	318
Total	"	3	318

664.939 <u>Glass for sunglasses (non-corrective)</u>			
France	"	14	315
W.Germany	"	150	16,483

IMPORT

COMMODITY	QUANTITY		VALUE Eth.\$
	U N I T		

664.939 Glass for sun-
glasses (non-
corrective)(cont'd)

Italy	Kgs.	127	1,707
Sweden	"	5	174
U.S.A.	"	2	330
Total	"	298	19,009

664.940 Glass fibre

U.K.	"	800	1,660
Total	"	800	1,660

665.110 Commercial con-
tainers of glass

Fr.Terr. of Affairs & Issas	"	255,906	75,341
Austria	"	150	400
Belgium	"	9,213	16,131
Bulgaria	"	30,300	13,716
Czechoslovakia	"	1,212	2,553
Denmark	"	1,274	2,403
France	"	203,584	342,061
W.Germany	"	6,943	43,610
Italy	"	7,765	33,429
Netherlands	"	180	425
U.K.	"	4,723	8,187
U.S.A.	"	69,681	71,518
China (M)	"	101,659	56,211
India	"	110	855
Israel	"	18,240	6,591
Japan	"	5,808	24,788
Unspecified	"	105	321
Total	"	716,853	680,540

665.120 Glass inner for
vacuum flasks

U.K.	"	1,640	5,680
Total	"	1,640	5,680

COMMODITY	QUANTITY		VALUE Eth.\$
	U N I T		

665.200 Glassware(used for
table,Kitchen
toilet & indoor
decoration)

Fr.Terr. of Affairs & Issas	Kgs.	10,750	1,502
Belgium	"	1,738	1,958
Czechoslovakia	"	162,722	74,872
Finland	"	898	4,430
France	"	158,406	205,555
W.Germany	"	5,881	7,662
Italy	"	43,407	85,811
Netherlands	"	3,486	1,171
Norway	"	195	1,791
Poland	"	2,230	3,348
Sweden	"	285	1,675
Switzerland	"	28	115
U.K.	"	638	2,833
U.S.A.	"	8,950	17,008
China (M)	"	91,338	36,013
Hong Kong	"	2,700	1,492
India	"	2,246	1,364
Israel	"	10,005	6,473
Japan	"	18,438	16,586
Unspecified	"	336	302
Total	"	524,677	471,961

665.811 Laboratory &
scientific
glassware

Kenya	"	98	193
Austria	"	42	230
France	"	1,934	8,651
W.Germany	"	3,917	6,737
Italy	"	34	159
Netherlands	"	521	4,480
U.K.	"	114	1,167
Israel	"	909	5,080
Total	"	7,569	26,697

IMPORT

COMMODITY	QUANTITY		VALUE Eth. \$
	U N I T		

665.819 Hygienic glass-ware: glass ampoules

Hungary	Kgs.	1,345	5,130
Israel	"	1,000	5,775
Japan	"	372	4,499
Total	"	2,717	15,404

665.821 Glass beads

Czechoslovakia	"	43,014	63,707
France	"	3,790	10,310
W. Germany	"	4,087	6,567
Hong Kong	"	6,832	11,384
India	"	3,550	4,590
Total	"	61,273	96,558

665.899 Other articles of glass n.e.s.

Czechoslovakia	"	183	2,393
France	"	60	120
W. Germany	"	4,448	17,195
Austria	"	80	1,944
Italy	"	2,484	14,224
U.K.	"	2,270	7,540
U.S.A.	"	1,268	741
China (M)	"	8,700	5,817
Hong Kong	"	5,120	6,029
Japan	"	6,720	4,979
Total	"	31,333	60,982

666.400 Porcelain or china household ware

Czechoslovakia	"	4,723	12,115
Denmark	"	82	3,370
W. Germany	"	2,900	14,935
Italy	"	9,621	24,502
Poland	"	15,129	17,560

COMMODITY	QUANTITY		VALUE Eth. \$
	U N I T		

666.400 Porcelain or china household ware (cont'd)

U.K.	Kgs.	2,742	7,485
U.S.S.R.	"	12,000	6,344
China (M)	"	577,732	434,591
Hong Kong	"	25,854	23,522
Japan	"	162,380	290,996
Total	"	807,163	835,420

666.500 Household ware of other ceramic materials

Czechoslovakia	"	3,045	2,783
W. Germany	"	1,869	15,619
Italy	"	12,934	74,274
Norway	"	1,510	5,349
Poland	"	1,231	2,254
U.K.	"	1,143	3,881
China (M)	"	24,499	19,615
Hong Kong	"	29	118
Japan	"	3,474	10,190
South Yemen	"	440	280
Yemen	"	100	100
Total	"	50,274	134,463

666.600 Statuettes & other ornaments, & articles of furniture of ceramic materials

W. Germany	"	50	160
Italy	"	1,838	18,760
Yemen	"	550	310
Total	"	2,438	19,230

672.310 Ingots of iron & steel, (imported for further processing)

Zambia	"	59,087	48,356
France	"	27,400	15,370

IMPORT

COMMODITY	QUANTITY		VALUE Eth. \$
	U N I T		

672.310 Ingots of iron & steel, imported for further processing (cont'd)

W. Germany	Kgs.	4,843,574	2,053,361
Italy	"	1,348,613	673,561
Netherlands	"	2,800	3,430
U.K.	"	11,072	15,940
Japan	"	150,000	131,535
Total	"	6,441,946	2,941,553

672.390 Ingots of iron & steel, other

Zambia	"	1,107,002	929,220
Belgium	"	250	143,795
W. Germany	"	806,000	84,042
Italy	"	298	2,125
U.S.S.R.	"	1,191,036	385,319
Japan	"	85,267	80,106
Australia	"	1,000	11,070
Total	"	2,590,853	1,635,677

672.500 Slabs & sheet bars of iron & steel

Poland	"	6,383	13,120
Total	"	6,383	13,120

672.900 Blanks for tubes & pipes, of iron & steel

Italy	"	18,577	14,813
Total	"	18,577	14,813

673.100 Wire, rod, of iron & steel

Belgium	\$	49,997	29,212
Italy	"	149,268	62,220
Japan	"	239,220	101,434
Total	"	438,485	192,866

673.200 Bars & rods, other of iron & steel, hollow mining drill steel

Belgium	"	381,043	181,230
Czechoslovakia	"	11,810	5,387
Czechoslovakia			

COMMODITY	QUANTITY		VALUE Eth. \$
	U N I T		

673.200 Bars & rods, other of iron & steel, hollow mining drill steel (cont'd)

France	Kgs.	3,692	3,451
W. Germany	"	240,191	170,359
Hungary	"	101,490	39,932
Italy	"	881,171	461,601
Netherlands	"	1,802	1,844
Poland	"	13,635	8,255
Sweden	"	1,121	2,856
U.K.	"	86,728	41,054
U.S.S.R.	"	48,615	24,020
U.S.A.	"	38,990	18,391
Hong Kong	"	2,345	1,432
Japan	"	300,069	125,054
Total	"	2,112,702	1,084,866

673.600 Angles, shapes & sections of iron & steel

Austria	"	85,850	37,957
Belgium	"	1,364,581	668,491
Czechoslovakia	"	15,966	71,220
France	"	14,480	6,578
W. Germany	"	328,667	194,695
Hungary	"	350,221	137,146
Italy	"	1,084,023	740,571
Netherlands	"	152,503	97,436
Poland	"	11,277	9,270
U.K.	"	104,269	48,273
Yugoslavia	"	5,000	2,900
China (M)	"	47,809	15,771
Japan	"	614,532	235,443
Unspecified	"	1,000	110
Total	"	4,180,178	2,265,861

674.040 Plates & sheets of iron & steel (for further processing into C.G.I. sheets)

Kenya	"	1,720	2,915
Zambia	"	89,926	43,703
Belgium	"	20,929	11,443

IMPORT.

COMMODITY	QUANTITY		VALUE Eth. \$
	U N I T		

674.040 Plates & sheets of iron & steel (for further processing into C.G.I. sheets (cont'd))

W. Germany	Kgs.	820,000	390,994
Italy	"	24,788	18,794
U.K.	"	29,915	13,222
Hong Kong	"	321,505	159,285
India	"	34,895	16,725
Japan	"	22,100,156	10,124,398
Total	"	23,443,834	10,781,479

674.090 Plates sheets other or iron & steel

Zambia	"	179,700	157,455
Belgium	"	223,146	139,453
France	"	51,244	25,857
W. Germany	"	53,361	430,825
Italy	"	1,032,469	582,238
Switzerland	"	308,587	230,953
Yugoslavia	"	1,670	3,220
Hong Kong	"	4,850	2,860
Japan	"	814,264	572,267
Australia	"	24,500	13,195
Total	"	2,693,791	2,158,323

674.500 Universal plates or iron & steel

Belgium	"	242,349	136,427
France	"	100	280
W. Germany	"	294,773	229,770
Italy	"	404,304	233,428
Netherlands	"	125	340
U.K.	"	138,503	44,375
U.S.A.	"	31,486	18,827
China (M)	"	10,160	3,661
Hong Kong	"	74,954	26,855
Japan	"	1,535,996	637,930
Total	"	2,732,750	1,331,893

COMMODITY	QUANTITY		VALUE Eth. \$
	U N I T		

675.000 Hoop & strip of iron & steel

Italy	Kgs.	3,586	3,209
Japan	"	443	530
Total	"	4,029	3,739

676.000 Rails & railway track constructional material or iron & steel

Belgium	"	27,515	22,008
Denmark	"	1,994	2,205
France	"	36,450	4,470
Italy	"	127,858	67,245
Netherlands	"	189	345
Switzerland	"	107,590	36,071
U.K.	"	52,641	61,666
Total	"	354,237	194,010

677.040 Iron & steel wire (for further manufacture or processing)

Belgium	"	40,064	30,970
Japan	"	119,360	57,207
Total	"	159,424	88,177

677.090 Iron & steel wire other

France	"	646	3,750
Italy	"	570	1,385
Sweden	"	62	530
Hong Kong	"	2,000	1,245
Japan	"	35,000	17,975
Total	"	38,278	24,885

678.000 Tubes-pipes & fittings of iron & steel

Austria	"	1,006	4,627
Belgium	"	349,992	244,323
France	"	126,785	155,354
W. Germany	"	238,480	329,789
Italy	"	3,608,729	3,057,475
Netherlands	"	27,118	33,281
Sweden	"	1,044	5,329

IMPORT

COMMODITY	QUANTITY		VALUE Eth.\$
	U N I T		

COMMODITY	QUANTITY		VALUE Eth.\$
	U N I T		

678.000 Tubes-pipes & fittings of iron & steel (Cont'd)

U.K.	Kgs.	50,099	26,649
U.S.S.R.	"	23,213	14,180
U.S.A.	"	72,197	87,140
China(M)	"	65,084	72,911
Hong Kong	"	4,984	3,405
India	"	583,241	277,707
Israel	"	341,853	244,294
Japan	"	860,167	522,186
Unspecified	"	3	187
Total	"	6,353,995	5,078,837

682.221 Plates, sheets & strip of copper

Kenya	Kgs.	270	3,000
Austria	"	240	1,726
France	"	100	436
W.Germany	"	2,518	24,671
Italy	"	763	5,077
Total	"	3,891	34,910

679.000 Iron & steel castings & forgings, unworked n.e.s.

Italy	Kgs.	1,577	3,590
Total	"	1,577	3,590

682.222 Plates, sheets & strip of bronze brass or other copper alloys

W.Germany	"	469	2,479
Italy	"	366	2,160
U.K.	"	125	290
Total	"	960	4,929

681.111 Silver, unwrought or semi-manufactured

Italy	Kgs.	0	110
Total	"	0	110

682.240 Copper powder & flakes

France	"	500	150
Total	"	500	150

682.211 Bars, rods angles shapes & sections of copper

Kenya	"	349	2,365
Italy	"	30	131
Sweden	"	53	350
U.K.	"	2,000	8,985
U.S.A.	"	502	1,718
Total	"	2,934	13,549

682.271 Tubes, pipes hollow bars & fittings of copper

W.Germany	"	219	1,090
Italy	"	1,516	9,815
Netherlands	"	20	240
U.K.	"	299	1,834
Total	"	2,054	12,979

682.212 Bars, rods angles shapes & sections of bronze, of brass or of other copper alloys

France	"	1,070	5,000
W.Germany	"	3,002	11,425
Italy	"	6	105
Netherlands	"	4,974	9,915
Sweden	"	600	3,385
U.S.A.	"	297	119
Total	"	9,949	29,949

682.272 Tubes, pipes hollow bars & fittings bronze, of brass & of other copper alloys

Belgium	Kgs.	17	170
W.Germany	"	3,625	18,686
Italy	"	804	6,750
Netherlands	"	76	440
U.K.	"	10,486	52,690
Total	"	15,008	78,736

683.240 Electro plating anodes of nickel

W.Germany	"	201	810
Switzerland	"	400	6,630
Total	"	601	7,440

683.250 Bars, rods, angles sheets, wires foil, powder & flakes of nickel

W.Germany	"	1,000	4,932
U.K.	"	24	1,182
Total	"	1,024	6,114

IMPORT

COMMODITY	QUANTITY		VALUE Eth.\$
	U N I T		

684.100 <u>Aluminium un-wrought</u>			
U.S.A.	Kgs.	113	250
Total	"	113	250

684.271 <u>Aluminium plates & sheets (for further processing & manufacture in Ethiopia)</u>			
Kenya	"	329	1,835
Tanzania	"	59,000	116,185
Italy	"	97,631	239,567
Switzerland	"	4,597	9,759
U.K.	"	4,787	18,732
U.S.S.R.	"	31,150	53,665
U.S.A.	"	739	535
India	"	21,447	44,574
Israel	"	66,804	160,510
Lebanon	"	25,800	51,976
Total	"	312,284	697,338

684.272 <u>Aluminium plates & sheets, other</u>			
Kenya	"	700	4,320
Tanzania	"	11,495	22,635
U.A.R. (Egypt)	"	191	176
Czechoslovakia	"	450	2,376
W.Germany	"	1,293	6,943
Italy	"	40,566	261,517
U.K.	"	9,543	42,723
U.S.S.R.	"	484	700
U.S.A.	"	2,316	15,797
India	"	99,124	189,421
Israel	"	9,016	22,270
Total	"	175,178	568,878

684.279 <u>Aluminium, bars rods, shapes, angles, & sections</u>			
Tanzania	"	455	825
Denmark	"	455	1,661
W.Germany	"	11,637	35,841
Italy	"	8,391	29,722
U.K.	"	4,937	10,512
U.S.A.	"	410	130
Israel	"	10,095	24,970
Japan	"	20,000	48,801
Total	"	56,380	152,462

COMMODITY	QUANTITY		VALUE Eth.\$
	U N I T		

685.100 <u>Lead, unwrought</u>			
Japan	Kgs.	20,000	19,440
Total	"	20,000	19,440

685.200 <u>Lead, bars, rods shapes, plates sheets tubes pipes, powder & flakes etc.</u>			
W.Germany	"	12,968	13,758
Netherlands	"	19,600	21,835
Total	"	32,568	35,593

686.100 <u>Zinc, unwrought</u>			
Zambia	"	61,288	49,285
Japan	"	177,000	214,068
Total	"	238,288	263,353

686.200 <u>Zinc, bars rods, shapes, sheets, wire powder & flakes etc.</u>			
Zambia	"	150,597	127,898
W.Germany	"	6,120	17,044
Japan	"	147,017	121,632
Total	"	303,734	266,574

687.200 <u>Tin, bars rods, shapes, sheets wire powder & flakes etc.</u>			
Italy	"	755	749
Norway	"	15,100	20,827
U.K.	"	25,549	26,092
Japan	"	242,284	164,617
Total	"	283,688	212,285

689.610 <u>Articles of other non-ferrous metals n.e.s.</u>			
U.K.	"	2	355
Total	"	2	355

689.690 <u>Non-ferrous metals n.e.s. unwrought</u>			
South Yemen	"	46,130	2,787
Total	"	46,130	2,787

IMPORT

COMMODITY	QUANTITY		VALUE Eth.\$
	U N I T		
691.110 <u>Doors, windows & fittings of iron & steel</u>			
W. Germany	Kgs.	2,676	28,492
Italy	"	133,799	187,731
U.K.	"	83,852	114,320
China (H)	"	8,505	12,395
Hong Kong	"	1,905	10,610
Israel	"	800	6,220
Singapore	"	1,067	10,420
Total	"	232,604	370,188

691.120 <u>Structures, assemble or un- assemble of iron & steel</u>			
Belgium	"	99,830	44,399
W. Germany	"	11,654	115,085
Italy	"	193,598	522,999
U.K.	"	400	3,104
Singapore	"	5,891	10,345
Total	"	311,373	695,932

691.190 <u>Plates, strip rods angles & sections (prepared for use in structures, of iron & steel)</u>			
W. Germany	"	101,237	396,912
U.S.S.R.	"	10,182	97,331
Total	"	111,419	494,243

691.210 <u>Aluminium, door & window frames</u>			
Kenya	"	1,098	5,645
Belgium	"	806	5,560
Italy	"	13,230	93,439
U.S.A.	"	400	2,920
Israel	"	1,725	9,240
Total	"	17,259	116,804

691.220 <u>Aluminium, sheets & plates (for use in structure)</u>			
Italy	"	171	1,120
Total	"	171	1,120

COMMODITY	QUANTITY		VALUE Eth.\$
	U N I T		
691.290 <u>Aluminium struc- ture complete or incomplete mobile houses hungars; hen & dog house</u>			
Italy	Kgs.	104,495	118,984
Canada	"	1,750	13,716
Total	"	106,245	132,700

691.300 <u>Roof capping & other fabricated building components of zinc</u>			
Lebanon	"	20	165
Total	"	20	165

692.111 <u>Reservoirs, tanks & vats of a capacity exceeding 300 litres (of iron & steel) use with water supply</u>			
Italy	"	385	5,395
U.K.	"	5,900	5,830
Total	"	6,285	11,225

692.119 <u>Reservoirs, tanks & vats of a capa- city exceeding 300 litres (of iron & steel) other</u>			
France	"	39	240
W. Germany	"	200	21,511
Italy	"	8,445	56,450
Netherlands	"	80	200
U.K.	"	1,326	1,968
U.S.A.	"	7,500	1,309
Hong Kong	"	2,493	3,140
Total	"	20,083	84,814

692.121 <u>Reservoirs, tanks vats of copper of a capacity exceed- ing 300 litres im- ported for use with public water supply</u>			
U.K.	"	500	315
Unspecified	"	800	150
Total	"	1,300	465

IMPORT

COMMODITY	QUANTITY		VALUE Eth.\$
	U M T		
692.129 <u>Reservoirs, tanks vats of copper, other</u>			
Italy	Kgs.	1,670	13,093
Total	"	1,670	13,093
692.139 <u>Reservoirs, tanks vats & similar con- tainers, of alumin- ium, of a capacity exceeding 300 litres</u>			
Denmark	"	1,835	14,519
Italy	"	50,417	259,593
Unspecified	"	25	110
Total	"	52,277	284,222
692.211 <u>Iron & steel drums</u>			
Fr. Terr. of Affairs & Issas	"	285,124	109,276
Denmark	"	230	250
France	"	7,782	8,064
Italy	"	377	610
Netherlands	"	1,321	10,317
Norway	"	1,000	1,000
U.S.S.R.	"	540	990
Hong Kong	"	90	152
South Yemen	"	12,200	6,315
Unspecified	"	24,799	15,860
Total	"	333,463	152,834
692.219 <u>Casks, boxes, cans & similar commer- cial containers of iron & steel</u>			
Fr. Terr. of Affairs & Issas	"	22,820	7,165
Kenya	"	33,485	53,484
Sudan	"	1,681	1,547
Czechoslovakia	"	18,312	29,037
Denmark	"	271	795
W. Germany	"	117	760
Hungary	"	23,989	45,209
Italy	"	84,212	94,215
Netherlands	"	6,227	10,990
Norway	"	38,600	72,559
Poland	"	63	141
Sweden	"	225	769

COMMODITY	QUANTITY		VALUE Eth.\$
	U M T		
692.219 <u>Casks, boxes, cans & similar commer- cial containers of iron & steel (Cont'd)</u>			
U.K.	Kgs.	72,373	98,573
India	"	44,340	34,935
Unspecified	"	14,482	5,890
Total	"	361,197	456,069
692.229 <u>Commercial con- tainers, of aluminium</u>			
Kenya	"	17,008	28,841
Sudan	"	1,014	1,350
France	"	120	1,870
Greece	"	2,550	7,125
Hungary	"	612	2,325
Netherlands	"	7,687	14,915
Norway	"	9,200	16,000
Poland	"	450	963
U.K.	"	10,000	12,056
India	"	2,400	1,690
Total	"	51,041	87,135
692.290 <u>Metal contain- ers, other (for storage & transport)</u>			
France	"	6,021	33,995
W. Germany	"	9,441	76,000
Netherlands	"	300	2,089
Poland	"	74	167
U.K.	"	5,942	4,095
Unspecified	"	1,300	2,937
Total	"	23,078	119,283
692.310 <u>Gas cylinders (of iron & steel)</u>			
Fr. Terr. of Affairs & Issas	"	5,000	9,972
Kenya	"	410	402
Nigeria	"	64	575
Denmark	"	10,404	13,023
France	"	3,000	5,571
W. Germany	"	6,366	7,496
Greece	"	40	386
Italy	"	6,277	13,236

IMPORT

COMMODITY	QUANTITY		VALUE Eth.\$
	U N I T		

692.310 <u>Gas cylinders</u> <u>(of iron & steel)</u> (Cont'd)			
Sweden	Kgs.	228	5,198
U.S.A.	"	3,924	12,308
Singapore	"	27,000	35,562
Unspecified	"	2,560	4,018
Total	"	65,273	107,747

692.311 <u>Pressure tank</u>			
France	"	18,850	59,909
W.Germany	"	5,025	24,253
Italy	"	660	2,600
Total	"	24,535	86,762

692.320 <u>Gas cylinders,</u> <u>(of aluminium)</u>			
Fr, Terr. of Affairs & Issas	"	5,306	1,876
Denmark	"	364	1,855
Italy	"	6,108	10,260
Total	"	11,778	13,991

693.110 <u>Stranded wire,</u> <u>cable, cordage</u> <u>& rope (of iron</u> <u>& steel)</u>			
Austria	"	3,388	8,190
Belgium	"	225,954	133,191
Bulgaria	"	4,535	4,915
W. Germany	"	58,097	79,311
Italy	"	36,045	38,201
Netherlands	"	42	289
U.K.	"	91,364	119,637
U.S.S.R.	"	301,240	120,127
U.S.A.	"	4,686	28,209
China(M)	"	23,000	14,068
Hong Kong	"	1,392	1,195
Israel	"	64	155
Japan	"	202,696	112,866
Unspecified	"	514	4,803
Total	"	953,017	665,157

693.121 <u>Stranded wire,</u> <u>cable, cordage</u> <u>& rope (of copper)</u>			
W. Germany	"	6,904	28,037
Italy	"	6,850	36,146
Netherlands	"	35	210
Switzerland	"	150	1,290

COMMODITY	QUANTITY		VALUE Eth.\$
	U N I T		

693.121 <u>Stranded wire,</u> <u>cable, cordage</u> <u>& rope (of</u> <u>copper)</u> (Cont'd)			
India	Kgs.	1,933	4,760
Japan	"	79,467	314,187
Total	"	95,339	384,630

693.122 <u>Stranded wire,</u> <u>cable, cordage</u> <u>& rope (of bronze,</u> <u>brass or other</u> <u>copper alloys)</u>			
Finland	"	18,379	68,140
France	"	35	300
W. Germany	"	4,561	40,750
Italy	"	1,030	5,190
Hong Kong	"	166	1,494
Total	"	24,171	115,874

693.130 <u>Stranded wire,</u> <u>cable, cordage</u> <u>of aluminium</u>			
U.S.A.	"	1,842	2,600
Total	"	1,842	2,600

693.200 <u>Iron & steel</u> <u>wire (for fencing)</u>			
Belgium	"	44,580	32,295
W. Germany	"	1,459	1,416
Italy	"	149,989	106,540
China(M)	"	23,957	25,189
India	"	2,242	1,844
Japan	"	67,589	56,123
Unspecified	"	233	1,128
Total	"	290,049	224,535

693.311 <u>Fencing materi-</u> <u>als of iron</u> <u>& steel</u>			
Italy	"	727	2,588
China(M)	"	1,500	1,380
Japan	"	8,172	11,840
Total	"	10,399	15,808

693.319 <u>Wire gauze net-</u> <u>ting(iron & steel)</u>			
Belgium	"	56,297	43,850
France	"	1,180	2,775
W. Germany	"	19	504

IMPORT

COMMODITY	QUANTITY		VALUE Eth.\$
	U N I T		

693.319 Wire gauze netting(iron & steel)
(Cont'd)

Greece	Kgs.	1,131	2,155
Italy	"	22,348	30,857
Netherlands	"	15,906	30,445
China(M)	"	8,905	8,068
Hong Kong	"	1,200	1,520
India	"	5,386	6,293
Japan	"	51,552	50,575
Lebanon	"	10,500	13,840
Total	"	174,424	190,882

693.320 Wire gauze netting(copper)

Austria	"	800	4,187
France	"	547	2,848
Italy	"	62,988	237,202
Netherlands	"	238	2,030
U.K.	"	4,506	27,047
Total	"	69,079	273,314

693.590 Gauze netting, reinforcing fabric & similar materials, of aluminium

Italy	"	28,631	24,099
Total	"	28,631	24,099

693.990 Wire products, other

Austria	"	300	596
Belgium	"	140,425	97,346
Denmark	"	2,910	4,950
France	"	3,350	6,958
W.Germany	"	20,681	39,952
Italy	"	95,525	64,178
Netherland	"	1,000	3,319
U.K.	"	11,407	11,141
U.S.S.R.	"	300,000	114,915
U.S.A.	"	168	809
China(M)	"	63,081	53,419
Hong Kong	"	50	135
Japan	"	231,608	154,397
Total	"	870,505	552,115

COMMODITY	QUANTITY		VALUE Eth.\$
	U N I T		

694.110 Nails, tacks, staples, studs & drawing pins of iron & steel

Belgium	Kgs.	2,000	2,300
Czechoslovakia	"	15,548	11,965
W.Germany	"	48,104	68,234
Italy	"	11,940	18,165
Netherlands	"	1,200	800
Poland	"	2,500	1,723
U.K.	"	325	446
China(M)	"	53,707	36,567
Japan	"	4,385	10,426
Unspecified	"	8,000	1,200
Total	"	147,709	151,826

694.121 Nails, tacks, staples & studs of copper

Austria	"	169	1,000
Italy	"	339	490
Total	"	508	1,490

694.122 Nails & tacks (bronze or brass)

France	"	24	250
Total	"	24	250

694.211 Screw, bolts & screw rings (iron & steel)

Austria	"	737	1,255
Czechoslovakia	"	442	3,464
France	"	518	2,803
W.Germany	"	1,063	3,703
Italy	"	2,315	6,503
Netherlands	"	1,788	2,252
Sweden	"	1,188	3,406
U.K.	"	10	370
U.S.A.	"	100	700
China(M)	"	19,620	27,349
Japan	"	3,912	8,393
Total	"	31,693	60,198

COMMODITY	QUANTITY		VALUE Eth.\$
	U N I T		

694.219 Bolts, rivets,
cutters & washers
(iron & steel)

Kenya	Kgs.	897	8,455
Austria	"	9,093	11,413
Czechoslovakia	"	1,028	3,015
France	"	1,985	2,149
W. Germany	"	7,733	14,311
Italy	"	64,375	85,667
Netherlands	"	440	2,127
Poland	"	24,682	26,485
U.K.	"	1,978	8,480
U.S.A.	"	1,376	3,418
China(M)	"	4,455	4,110
Israel	"	900	2,405
Japan	"	7,476	17,244
Australia	"	1,776	2,975
Total	"	128,194	192,254

694.221 Bolts, rivets,
nuts & washers
(copper)

Austria	"	6,112	6,572
France	"	482	955
W. Germany	"	8,610	13,151
Italy	"	871	5,140
Sweden	"	2,505	4,864
U.K.	"	120	550
U.S.A.	"	620	3,040
India	"	3,963	4,011
Japan	"	98	390
Total	"	23,381	38,673

694.222 Bolts, nuts,
washers etc.
(bronze or
brass)

Kenya	"	20	248
U.K.	"	35	343
Total	"	55	591

695.100 Hand tools (for
use in agricul-
ture & forestry)

Austria	"	30,982	39,670
Belgium	"	84,000	94,880
Czechoslovakia	"	35,720	42,606
Denmark	"	865	3,750

COMMODITY	QUANTITY		VALUE Eth.\$
	U N I T		

695.100 Hand tools (for
use in agricul-
ture & forestry)
(Cont'd)

France	Kgs.	5,020	37,276
W. Germany	"	42,873	142,134
Hungary	"	46,152	35,768
Italy	"	18,773	42,668
Netherlands	"	135	1,378
Norway	"	80	1,224
Poland	"	28,168	19,449
Sweden	"	703	2,107
U.K.	"	18,327	38,412
U.S.A.	"	593	8,347
China(M)	"	70,226	80,065
Hong Kong	"	6,350	6,141
Israel	"	112	215
Japan	"	1,548	4,909
Total	"	390,627	600,999

695.210 Hand saws &
saw blades

Austria	"	3,157	10,049
Czechoslovakia	"	8,396	19,233
Denmark	"	533	4,434
Finland	"	115	609
France	"	68	1,093
W. Germany	"	17,086	43,068
Italy	"	4,675	24,016
Sweden	"	4,581	13,454
Switzerland	"	1,122	6,058
U.K.	"	600	6,157
U.S.A.	"	389	1,908
China(M)	"	240	2,474
Unspecified	"	34	146
Total	"	40,996	132,699

695.220 Pliers, pincers,
pipe cutters,
rasps & similar

Austria	"	1,513	7,461
Czechoslovakia	"	1,445	4,528
Denmark	"	323	3,260
France	"	10,615	9,290
W. Germany	"	8,565	60,839
Italy	"	67,694	84,332

IMPORT

COMMODITY	QUANTITY		VALUE Eth. \$
	U N I T		

695.220 Pliers, pincers,
pipe cutters,
rasps & similar
(Cont'd)

COMMODITY	U N I T	QUANTITY	VALUE Eth. \$
Netherlands	Kgs.	1,381	11,706
Poland	"	2,307	6,223
Sweden	"	1,242	11,520
Switzerland	"	29	801
U.K.	"	11,463	36,262
U.S.A.	"	1,061	6,434
China(M)	"	2,151	6,900
Hong Kong	"	450	955
India	"	6,455	11,383
Japan	"	6,468	34,379
Unspecified	"	23	520
Total	"	123,186	296,793

695.230 Blow lamps,
portable forges
& other hand
tools n.e.s.

COMMODITY	U N I T	QUANTITY	VALUE Eth. \$
Kenya	"	232	3,302
Austria	"	1,179	6,071
Czechoslovakia	"	11,144	38,478
Denmark	"	404	2,513
France	"	4,612	18,962
W.Germany	"	83,879	522,667
Hungary	"	3,110	2,430
Italy	"	34,524	200,397
Netherlands	"	855	11,400
Poland	"	1,240	1,990
Spain	"	487	1,934
Sweden	"	135,084	470,127
Switzerland	"	1,348	74,957
U.K.	"	10,790	38,799
U.S.S.R.	"	1,045	21,580
U.S.A.	"	9,180	97,408
China(M)	"	625	1,565
Hong Kong	"	592	7,424
India	"	4,135	9,082
Japan	"	1,557	11,300
Lebanon	"	125	1,350
Unspecified	"	499	10,747
Total	"	306,646	1,554,483

COMMODITY	QUANTITY		VALUE Eth. \$
	U N I T		

695.240 Interchangeable
tools for hand
& machine tools

COMMODITY	U N I T	QUANTITY	VALUE Eth. \$
Austria	Kgs.	49	100
France	"	107	6,259
W.Germany	"	1,343	81,058
Italy	"	717	4,854
Netherlands	"	86	7,320
Sweden	"	6	573
U.K.	"	1,002	4,432
U.S.A.	"	1,673	14,510
India	"	1,800	2,577
Israel	"	47	1,835
Japan	"	310	1,460
Total	"	7,140	124,978

695.251 Knives & cutting
blades for
machine tools

COMMODITY	U N I T	QUANTITY	VALUE Eth. \$
Austria	"	1,376	4,072
Belgium	"	2	445
W.Germany	"	1,651	12,009
Italy	"	12,223	13,715
Sweden	"	1,463	7,476
U.K.	"	50	1,332
Total	"	16,765	39,049

695.259 Knives & cutting
blades for other
tools & mechanical
appliances

COMMODITY	U N I T	QUANTITY	VALUE Eth. \$
Austria	"	327	2,265
Belgium	"	2	529
W.Germany	"	556	3,882
Italy	"	381	10,470
Sweden	"	1,716	12,448
Switzerland	"	15	361
U.K.	"	18	333
U.S.A.	"	35	816
Israel	"	210	765
Total	"	3,260	31,869

695.260 Tool-tips

COMMODITY	U N I T	QUANTITY	VALUE Eth. \$
Austria	"	8	763
W.Germany	"	1,328	16,597

COMMODITY	QUANTITY		VALUE Eth.\$
	U N I T		

695.260 Tool-tips
(Cont'd)

Italy	Kgs.	599	5,585
Poland	"	1,652	42,395
Sweden	"	2,025	6,028
Switzerland	"	4	365
U.K.	"	11	110
Total	"	5,627	71,843

696.010 Knives

France	"	137	250
W.Germany	"	3,106	23,840
Italy	"	249	2,073
Norway	"	20	531
Switzerland	"	36	2,332
U.S.A.	"	38	765
China(M)	"	565	6,203
India	"	123	1,340
Japan	"	3,109	14,994
Pakistan	"	1,476	4,595
Total	"	8,859	56,923

696.020 Knife blades

W.Germany	"	1,788	10,850
Italy	"	38	425
India	"	214	685
Japan	"	250	1,433
Total	"	2,290	13,393

696.030 Razors & razor
blades

Czechoslovakia	"	36,728	133,030
W.Germany	"	1,650	7,050
Hungary	"	3,000	12,000
Spain	"	1,160	4,275
Sweden	"	164	5,135
U.K.	"	14,135	254,390
India	"	28,808	93,432
Total	"	85,645	509,312

696.040 Scissors &
their blades

W.Germany	"	413	7,596
Italy	"	2,066	18,478

COMMODITY	QUANTITY		VALUE Eth.\$
	U N I T		

696.040 Scissors &
their blades
(Cont'd)

U.K.	Kgs.	37	244
U.S.A.	"	10	334
China(M)	"	232	1,935
India	"	67,740	88,761
Japan	"	31	205
Pakistan	"	231	3,517
Total	"	70,760	121,070

696.050 Other articles
of cutlery

Czechoslovakia	"	1,350	2,807
W.Germany	"	2,043	23,473
Italy	"	145	1,030
Spain	"	57	763
Sweden	"	33	2,064
U.K.	"	4,603	72,555
U.S.A.	"	2,237	7,162
China(M)	"	200	1,818
Hong Kong	"	4,436	21,218
Japan	"	878	6,474
Unspecified	"	6	128
Total	"	15,988	139,492

696.060 Spoons, forks
& similar table
or kitchenware

Czechoslovakia	"	13,199	25,064
France	"	69	2,705
W.Germany	"	2,399	10,464
Greece	"	19	170
Italy	"	3,661	42,315
Netherlands	"	389	3,790
Norway	"	1,234	16,171
Poland	"	748	4,594
Sweden	"	29	542
U.K.	"	8,110	25,843
U.S.S.R.	"	925	1,024
China(M)	"	4,063	14,371
Hong Kong	"	10	150
India	"	2,501	3,445
Japan	"	45,410	116,277
Total	"	82,766	266,925

IMPORT

COMMODITY	QUANTITY		VALUE Eth.\$
	U N I T		
696.070 <u>Handles for out- lery (of base metal)</u>			
W.Germany	Kgs.	13	627
Hong Kong	"	2,583	5,780
Total	"	2,596	6,407
697.110 <u>Domestic stoves, ranges, cookers & similar heat- ing elements, (non-electric)</u>			
Fr. Terr. of Affairs & Issas	No.	2	365
Czechoslovakia *	"	-	370
Denmark	"	125	2,714
France	"	372	2,389
W.Germany	"	325	46,481
Italy	"	6,965	399,435
Norway	"	368	2,744
Sweden	"	75	5,692
U.K.	"	120	27,138
U.S.S.R.	"	1,005	4,492
U.S.A.	"	30	4,110
China(M)	"	1,560	4,933
Hong Kong	"	3	420
India *	"	-	436
Unspecified	"	5	560
Total	"	10,955	502,279

697.120 <u>Domestic cook- ing & heating apparatus of copper (non- electric)</u>			
Kenya	Kgs.	62	775
Denmark	"	296	4,112
W.Germany	"	240	600
Italy	"	3,395	13,878
U.K.	"	978	8,604
U.S.A.	"	73	1,515
Total	"	5,044	29,484

697.211 <u>Buckets, dust- bins & similar appliances of iron & steel</u>			
Kenya	"	1,598	2,349
W.Germany	"	1,590	1,285

COMMODITY	QUANTITY		VALUE Eth.\$
	U N I T		
697.211 <u>Buckets, dust- bins & similar appliances of iron & steel (Cont'd)</u>			
W.Germany	Kgs.	73,038	53,769
Hungary	"	746	596
Italy	"	8,130	7,970
Netherlands	"	15,870	10,895
Poland	"	103,442	75,454
U.S.S.R.	"	79,200	39,785
India	"	27,400	19,641
Total	"	311,914	211,744
697.219 <u>Domestic uten- sils of iron & steel, other</u>			
Kenya	"	1,878	7,833
Austria	"	529	4,579
Belgium	"	5,000	3,116
Czechoslovakia	"	23,078	30,224
Denmark	"	875	4,834
France	"	1,329	4,610
W.Germany	"	20,770	95,933
Greece	"	165	144
Hungary	"	4,430	8,929
Italy	"	23,528	84,778
Netherlands	"	25	163
Norway	"	473	5,433
Poland	"	30,627	36,192
Spain	"	17	250
Sweden	"	1,376	4,633
Switzerland	"	190	2,535
U.K.	"	21,670	57,521
U.S.S.R.	"	19,382	11,040
Argentina	"	1,000	1,555
U.S.A.	"	2,293	5,524
China(M)	"	5,731	8,184
Hong Kong	"	393,637	367,059
India	"	20,381	35,748
Japan	"	13,014	34,499
South Yemen	"	43	138
Australia	"	105	5,676
Unspecified	"	670	6,912
Total	"	592,216	828,042

* Value of spare parts

IMPORT

COMMODITY	QUANTITY		VALUE Eth.\$
	UNIT		

697.221 Builders re-
quisites, sani-
tary ware &
parts of copper

Italy	Kgs.	4,677	22,889
Total	"	4,677	22,889

697.229 Other domestic
utensils & parts
of copper

W.Germany	"	490	2,165
Italy	"	1,266	10,370
U.K.	"	57	250
U.S.S.R.	"	2,500	5,210
Hong Kong	"	54,002	61,274
India	"	4,002	27,568
Pakistan	"	100	975
Thiland	"	463	8,470
Total	"	62,880	116,282

697.231 Builders sani-
tary appliances
& fittings, of
aluminium

W.Germany	"	42	790
Italy	"	59	1,070
U.K.	"	77	1,790
Total	"	178	3,650

697.232 Buckets & simi-
lar appliances
of aluminium

Kenya	"	52	221
W.Germany	"	6,200	6,200
Poland	"	25,110	18,000
U.S.S.R.	"	25,130	12,874
Total	"	56,492	37,295

697.239 Other utensils
of aluminium
(domestic)

Kenya	"	7,581	35,173
Tanzania	"	2,499	7,955
W.Germany	"	2,704	11,482
Greece	"	270	175
Hungary	"	64,355	271,492
Italy	"	9,009	52,548

COMMODITY	QUANTITY		VALUE Eth.\$
	UNIT		

697.239 Other utensils
of aluminium
(domestic)
(Cont'd)

Norway	Kgs.	1,385	13,703
U.K.	"	715	4,635
U.S.S.R.	"	50,996	114,838
U.S.A.	"	220	5,026
China(M)	"	360	2,025
India	"	3,237	9,044
Japan	"	1,623	8,038
Australia	"	192	1,790
Total	"	145,146	537,924

697.910 Iron & steel
wool including
gloves, of iron
& steel

W.Germany	"	366	1,815
Netherlands	"	7,480	12,420
U.K.	"	17,431	30,477
Total	"	25,277	44,712

697.920 Other domestic
ornaments of a
kind used indoors
of base metal

Italy	"	43	518
U.K.	"	200	150
Total	"	243	668

697.930 Photograph,
picture & simi-
lar frames of
base metal

W.Germany	"	733	3,321
Italy	"	112	627
India	"	800	2,660
Japan	"	1,980	3,865
Total	"	3,625	10,473

698.111 Locks & keys
for road motor
vehicles

France	"	13	784
W.Germany	"	1,710	21,495
Netherlands	"	15	665
Norway	"	3	165
Total	"	1,741	23,109

IMPORT

COMMODITY	QUANTITY		VALUE Eth.\$
	U N I T		

698.112 Other door & window locks & keys

Austria	Kgs.	8,928	38,957
W.Germany	"	5,314	17,064
Hungary	"	4,042	11,990
Italy	"	47,192	171,401
Netherlands	"	137	1,300
Sweden	"	1,518	12,978
U.K.	"	78	586
U.S.A.	"	9	885
China(M)	"	59,872	129,723
Hong Kong	"	1,516	7,117
India	"	9,636	7,635
Australia	"	6	294
Total	"	138,248	399,930

698.119 Frames with locks, for hand-bags, trunks or the like & parts thereof, of base metal

Austria	"	2,758	13,332
Belgium	"	2,250	2,655
W.Germany	"	1,897	10,832
Hungary	"	16,930	31,351
Italy	"	13,519	67,932
Netherlands	"	98	324
U.K.	"	242	1,255
U.S.A.	"	296	6,086
China(M)	"	45,490	72,335
Hong Kong	"	5,431	18,138
India	"	5,712	5,436
Japan	"	29	1,380
Unspecified	"	554	186
Total	"	95,206	231,242

698.122 Fittings for doors, windows & staircases of base metal

Austria	"	100	880
Belgium	"	107,590	109,627
Czechoslovakia	"	578	260
France	"	457	4,106
W.Germany	"	95,234	168,859

COMMODITY	QUANTITY		VALUE Eth.\$
	U N I T		

698.122 Fittings for doors, windows & staircases of base metal
(Cont'd)

Ireland	Kgs.	193	2,265
Italy	"	324,188	566,624
Netherlands	"	2,046	8,077
Sweden	"	366	974
Switzerland	"	158	1,330
U.K.	"	355,696	307,753
U.S.A.	"	1,512	9,809
China(M)	"	58,255	68,958
India	"	11,501	10,899
Israel	"	700	7,598
Japan	"	4,241	8,505
Lebanon	"	3,660	4,545
Singapore	"	2,032	2,719
Total	"	968,507	1,283,788

698.123 Bands for curtains, base metal

W.Germany	"	236	1,105
Italy	"	1,200	1,800
Total	"	1,436	2,905

698.129 Other base metal fittings & hat-racks

Austria	"	121	1,405
Belgium	"	4,167	3,101
France	"	39	156
W.Germany	"	3,666	17,560
Hungary	"	777	1,903
Italy	"	17,057	51,478
Sweden	"	3,943	8,383
U.K.	"	54,678	62,719
China(M)	"	520	720
Hong Kong	"	935	810
India	"	3,342	3,005
Israel	"	2,000	3,840
Japan	"	13,751	22,883
Total	"	104,996	177,963

IMPORT

COMMODITY	QUANTITY		VALUE Eth.\$
	U N I T		

COMMODITY	QUANTITY		VALUE Eth.\$
	U N I T		

698.200 Safes, strong-rooms strong-boxes & fittings of base metal

698.510 Needles for hand sewing, knitting, netting & the like, of iron & steel

Sudan	Kgs.	391	970
France	"	623	580
W.Germany	"	1,649	12,945
Italy	"	23,629	44,488
Netherlands	"	116	1,715
Norway	"	13,886	35,865
U.K.	"	57,966	61,358
U.S.A.	"	211	256
India	"	11,220	8,870
Israel	"	1,070	1,585
Japan	"	11,982	53,616
Unspecified	"	370	700
Total	"	123,113	222,948

Czechoslovakia	Kgs.	4	346
Denmark	"	16	140
W.Germany	"	591	23,760
Italy	"	44	353
U.K.	"	940	4,412
China(M)	"	9,410	13,248
India	"	650	1,186
Japan	"	10,716	6,603
Total	"	22,371	50,048

698.300 Chain & parts of iron & steel

698.520 Hairpins & curling pins, of iron & steel

Fr. Terr. of Affairs & Issas	"	100	310
Czechoslovakia	"	2,415	3,700
France	"	9	196
W.Germany	"	10,534	29,065
Italy	"	39,216	44,005
Netherlands	"	193	1,164
U.K.	"	2,504	7,424
U.S.A.	"	27	433
China(M)	"	2,500	5,420
Hong Kong	"	1,616	14,654
India	"	1,680	4,670
Japan	"	2,385	8,862
Total	"	63,179	119,903

Czechoslovakia	"	246	570
France	"	45	165
W.Germany	"	752	3,664
Austria	"	60	720
Italy	"	395	1,440
U.K.	"	329	1,157
China(M)	"	32,495	38,186
Hong Kong	"	350	1,288
India	"	680	3,362
Japan	"	7,153	18,926
Total	"	42,505	69,478

698.400 Anchors & grapnels & parts of iron & steel

698.530 Hooks, buckles, clasps & zip fasteners, of base metal

W.Germany	"	270	3,435
Italy	"	2,068	12,606
U.K.	"	46,616	58,368
New Zealand	"	150	180
Total	"	49,104	74,589

Kenya	"	11,900	25,953
Czechoslovakia	"	9,652	51,322
France	"	7	128
W.Germany	"	7,677	46,938
Austria	"	585	2,457
Italy	"	17,640	50,063
U.K.	"	44	692
U.S.A.	"	15	200
China(M)	"	1,713	9,713
Hong Kong	"	2,621	13,459
India	"	180	946
Japan	"	19,448	103,362
Total	"	71,482	305,233

IMPORT

COMMODITY	QUANTITY		VALUE Eth.\$
	U N I T		

698.611 <u>Springs & leaves of steel parts of road motor vehicles</u>			
Italy	Kgs.	182	2,695
Total	"	182	2,695

698.619 <u>Springs steel</u>			
W.Germany	"	3,580	4,527
Italy	"	15,574	15,106
U.K.	"	6,230	5,985
Japan	"	10,250	6,030
Total	"	35,634	31,648

698.810 <u>Chain & parts of copper</u>			
Italy	"	35	115
Total	"	35	115

698.821 <u>Flexible tubing & piping of base metal parts or accessories for road motor vehicles</u>			
W.Germany	"	400	1,172
Total	"	400	1,172

698.822 <u>Flexible tubing & piping of iron & steel</u>			
Italy	"	2,715	12,795
U.S.A.	"	30	177
Total	"	2,745	12,972

698.823 <u>Other flexible tubing & piping of copper or bronze</u>			
W.Germany	"	350	1,548
Italy	"	1,345	9,200
Total	"	1,695	10,748

698.824 <u>Other flexible tubing & piping of brass or bronze</u>			
Italy	"	127	900
Total	"	127	900

COMMODITY	QUANTITY		VALUE Eth.\$
	U N I T		

698.829 <u>Other flexible tubing & piping of other base metal</u>			
Fr. Terr. of Affairs & Issas	Kgs.	33,690	4,319
Italy	"	227,460	146,751
Netherlands	"	2,100	2,324
U.K.	"	1,045	5,651
U.S.S.R.	"	10,478	5,594
China(M)	"	230	320
Israel	"	10,650	8,042
Japan	"	38,961	10,450
Total	"	324,614	183,451

698.850 <u>Stoppers, crown-corks, bottle-caps, seals & plungers of base metal</u>			
Kenya	"	72,398	107,127
Belgium	"	5,880	9,165
France	"	853	6,384
W.Germany	"	57,887	80,246
Italy	"	382,433	609,072
Netherlands	"	52,912	81,825
U.K.	"	10,456	22,316
India	"	45,192	58,754
Japan	"	3,043	3,270
Total	"	631,054	978,159

698.860 <u>Metal name-plates & sign-plates etc.</u>			
Denmark	"	23	200
France	"	279	4,849
W.Germany	"	351	2,861
Italy	"	2,223	14,864
Netherlands	"	55	787
Sweden	"	130	13,759
Switzerland	"	61	980
U.K.	"	4,506	7,590
U.S.A.	"	323	4,767
India	"	35	716
Japan	"	2,191	2,610
Total	"	10,177	53,983

IMPORT

COMMODITY	QUANTITY		VALUE Eth.\$
	U N I T		

698.870 Soldering & welding rods

Austria	Kgs.	15,804	14,007
Belgium	"	10,700	10,695
Denmark	"	8,564	24,029
France	"	11,794	59,837
W.Germany	"	17,101	114,238
Italy	"	57,722	81,888
Netherlands	"	9,972	27,224
Poland	"	230	1,000
Sweden	"	132,530	142,728
Switzerland	"	2,035	9,731
U.K.	"	18,195	49,939
U.S.A.	"	3,284	16,736
China(M)	"	18,000	13,206
India	"	21,820	14,427
Israel	"	35,531	38,184
Japan	"	19,215	12,362
Australia	"	2,320	2,480
Unspecified	"	2	234
Total	"	384,819	632,945

698.910 Traps, of iron & steel

W.Germany	"	15,189	52,943
Hungary	"	2,200	2,545
Poland	"	12,960	14,875
U.S.A.	"	8	615
Total	"	30,357	70,978

698.911 Reservoirs, tanks, vats & similar containers of iron & steel of a capacity of 300 litres or less

Italy	Kgs.	147	1,735
Total	"	147	1,735

698.912 Reservoirs & tanks, other

W.Germany	"	237	455
Italy	"	168	325
India	"	21,032	16,981
Total	"	21,437	17,761

COMMODITY	QUANTITY		VALUE Eth.\$
	U N I T		

698.915 Fencing material n.e.s. of iron & steel

Hong Kong	Kgs.	64	895
Total	"	64	895

698.916 Ladder of iron & steel

W.Germany	"	6,257	55,321
Italy	"	177	745
Norway	"	150	1,478
Total	"	6,584	57,544

698.917 Mouse-traps, iron & steel

Hungary	"	30,950	35,653
Italy	"	4,870	9,669
Poland	"	4,320	5,360
Romania	"	7,020	8,301
Total	"	47,160	58,983

698.919 Other articles of iron & steel

Kenya	"	51,254	96,628
Austria	"	239	470
Czechoslovakia	"	2,830	2,455
Denmark	"	83	195
France	"	1,145	8,509
W.Germany	"	886,592	1,108,115
Hungary	"	4,254	6,575
Italy	"	79,327	132,398
Netherlands	"	1,000	4,408
Norway	"	200	610
Poland	"	69	400
Sweden	"	495	1,233
Switzerland	"	48	264
U.K.	"	12,791	35,226
Yugoslavia	"	200	500
U.S.A.	"	5,464	15,558
Hong Kong	"	8,801	6,870
India	"	13	170
Japan	"	5,286	11,480
Lebanon	"	15	295
Unspecified	"	685	1,831
Total	"	1,060,791	1,434,190

IMPORT

COMMODITY	QUANTITY		VALUE Eth.\$
	U N I T		

698.923 <u>Reservoirs & tanks, of copper</u>			
China(M)	Kgs.	900	4,408
Total	"	900	4,408

698.929 <u>Other articles of copper</u>			
Austria	"	30	1,076
France	"	159	3,307
W.Germany	"	574	4,759
Italy	"	6,137	33,761
Netherlands	"	315	475
Sweden	"	4	194
U.K.	"	310	1,405
U.S.A.	"	986	1,654
India	"	446	3,175
Japan	"	240	1,304
South Yemen	"	100	100
Total	"	9,301	51,210

698.939 <u>Other articles of nickel</u>			
Italy	"	274	6,350
Hong Kong	"	315	1,958
Total	"	589	8,308

698.941 <u>Fencing materials n.e.s. of aluminium</u>			
W.Germany	"	135	1,650
Total	"	135	1,650

698.949 <u>Other articles of aluminium</u>			
Kenya	"	758	4,200
France	"	407	4,536
W.Germany	"	332	1,925
Italy	"	2,424	12,379
Netherlands	"	670	3,644
U.K.	"	1,705	6,904
U.S.A.	"	395	196
India	"	6,720	13,731
Japan	"	165	1,986
Total	"	13,576	49,501

* Value of spare parts

COMMODITY	QUANTITY		VALUE Eth.\$
	U N I T		

698.962 <u>Sanitary appliances & fittings of lead</u>			
Poland	Kgs.	2,174	10,000
Total	"	2,174	10,000

698.969 <u>Other articles of lead</u>			
U.K.	"	100	250
Total	"	100	250

698.979 <u>Other articles of zinc</u>			
U.K.	"	310	900
Total	"	310	900

698.980 <u>Other articles of tin</u>			
Kenya	"	2,398	4,155
Netherlands	"	49	375
Total	"	2,447	4,530

698.990 <u>Bells for churches of iron & steel</u>			
Italy	"	127	170
Sweden	"	154	133
Unspecified	"	100	400
Total	"	381	703

711.110 <u>Steam & other vapour generating boilers</u>			
W.Germany	No.	7	36,401
Italy	"	4	28,843
Sweden	"	14	57,183
Unspecified *	"	-	2,945
Total	"	25	125,372

711.200 <u>Boiler house plant</u>			
W.Germany	"	11	30,861
Italy	"	2	4,826
Netherlands *	"	-	261
U.K. *	"	-	3,947
U.S.A. *	"	-	3,283
Japan *	"	-	1,950
Total	"	13	45,128

IMPORT

COMMODITY	QUANTITY		VALUE Eth.\$
	U N I T		

711.300 <u>Steam engines, other</u>			
Denmark	No.	6	8,694
W. Germany	"	3	125
U.S.A. *	"	-	216
Total	"	9	9,035

711.320 <u>Engines, industrial not incorporated with boilers</u>			
Japan	"	1	11,966
Total	"	1	11,966

711.410 <u>Internal combustion piston engines for aircraft</u>			
U.S.A.	"	2	86,493
Total	"	2	86,493

711.520 <u>Other marine internal combustion piston engines</u>			
U.S.A. *	"	-	1,470
Total	"	-	1,470

711.530 <u>Piston engines for road motor vehicles</u>			
W. Germany	"	1	2,375
Italy	"	7	39,124
Total	"	8	41,499

711.590 <u>Piston engines other</u>			
Austria *	"	-	4,140
Bulgaria *	"	-	552
Denmark *	"	-	6,763
W. Germany	"	2	31,454
Italy *	"	-	4,243
U.K.	"	5	13,507
U.S.A. *	"	-	2,342
Total	"	7	63,001

* Value of spare parts

COMMODITY	QUANTITY		VALUE Eth.\$
	U N I T		

711.810 <u>Water turbines & other water engines</u>			
Austria *	No.	-	17,945
France	"	2	5,360
W. Germany *	"	-	18,199
U.S.A. *	"	-	1,280
Total	"	2	42,784

711.910 <u>Engines n.e.s.</u>			
Denmark	"	1	4,820
France	"	3	9,400
U.K.	"	65	22,030
Canada *	"	-	515
Panama	"	4	103,020
U.S.A.	"	12	14,485
Japan *	"	20	11,900
South Yemen	"	-	108
Total	"	105	166,278

711.990 <u>Other engines & motor</u>			
Austria	"	226	476,657
Czechoslovakia	"	40	114,077
Denmark	"	241	501,259
France	"	2	332,736
W. Germany	"	233	611,097
Italy	"	100	273,959
Sweden *	"	-	1,660
U.K.	"	28	67,463
U.S.S.R.	"	24	42,554
U.S.A.	"	10	45,037
China(N)	"	20	1,232
Hong Kong	"	8	6,795
Japan	"	24	33,719
Total	"	956	2,508,245

712.110 <u>Rollers lawn & sports ground</u>			
W. Germany	"	6	52,536
U.K.	"	1	861
Total	"	7	53,397

IMPORT

COMMODITY	QUANTITY		VALUE Eth.\$
	U N I T		

712.190 Agricultural machinery for soil preparation or cultivation

	No.		VALUE Eth.\$
France *	-		4,695
W.Germany *	-		6,424
Italy	4,763		87,398
Netherlands	21		34,143
Spain	44		2,488
Sweden	1		139
U.K.	1,084		399,914
Canada	24		28,227
U.S.A.	496		161,611
Israel	60		219,613
Australia	4		17,929
Total	6,497		962,581

712.210 Coffee grading machinery

	No.		VALUE Eth.\$
Kenya *	-		4,178
W.Germany	51		50,720
U.K.	467		121,735
America Unspecified	10		1,300
Total	528		177,933

712.220 Coffee cleaning machinery

	No.		VALUE Eth.\$
Kenya *	-		8,812
Belgium *	-		349
W.Germany	55		59,053
Italy *	-		1,343
Netherlands *	-		3,193
U.K.	66		25,006
U.S.A. *	-		34,788
Total	121		132,544

712.240 Lawn & sport ground rollers, parts

	No.		VALUE Eth.\$
Italy *	-		6,591
Total	-		6,591

* Value of spare parts

COMMODITY	QUANTITY		VALUE Eth.\$
	U N I T		

712.290 Harvesting & thrashing, straw & fodder presses, hay or grass mowers & other winnowing machinery

	No.		VALUE Eth.\$
Denmark	193		236,495
France *	-		11,760
W.Germany	17		187,236
Italy	76		37,931
Netherlands *	-		1,041
Sweden	5		7,414
Switzerland	6		1,750
U.K.	59		151,599
U.S.S.R.	5		20,460
Canada	2		5,684
U.S.A.	3		4,139
Total	366		665,509

712.310 Cream separators

	No.		VALUE Eth.\$
Italy *	-		135
Total	-		135

712.390 Other dairy machinery

	No.		VALUE Eth.\$
France	2		3,520
W.Germany *	-		2,430
Italy	1		12,786
Sweden *	-		3,621
Switzerland	1		5,987
U.K.	2		816
U.S.A. *	-		618
Total	6		29,778

712.510 Agricultural tractors & parts

	No.		VALUE Eth.\$
Kenya *	-		500
Sudan	2		25,200
Austria *	-		13,096
Belgium *	-		1,728
Czechoslovakia *	-		31,870
Denmark *	-		23,337
France	8		113,438
W.Germany	61		746,872
Italy	1,308		2,660,418

COMMODITY	QUANTITY		VALUE Eth. \$
	U N I T		

712.510 Agricultural tractors & parts
(Cont'd)

Netherlands *	No.	-	36,771
Romania	"	12	165,159
Spain *	"	-	15,703
Sweden *	"	-	12,288
Switzerland *	"	-	572
U.K.	"	552 *	1,356,403
U.S.S.R.	"	115	649,247
Yugoslavia *	"	-	5,848
Canada *	"	-	3,328
U.S.A.	"	7	1,189,239
Israel *	"	-	173,000
Lebanon *	"	-	628
Australia	"	12	11,452
Unspecified *	"	-	1,040
Total	"	2,077	7,237,137

712.990 Other agricultural machinery

France	"	14	9,638
W.Germany	"	15	94,191
Italy	"	2,433	118,917
Netherlands *	"	-	15,741
Switzerland *	"	-	2,880
U.K.	"	111	170,551
Canada	"	1	10,337
U.S.A.	"	231	204,545
Israel *	"	-	31,185
Australia	"	26	8,988
Total	"	2,831	666,973

712.991 Incubators

Denmark	"	2	2,300
W.Germany	"	1	180
Netherlands *	"	-	3,980
U.K.	"	186	6,083
Israel	"	6	39,589
Total	"	195	52,132

714.110 Typewriters

Kenya	"	1	324
France	"	7	1,540
W.Germany	"	617	214,722
Greece	"	28	4,550

COMMODITY	QUANTITY		VALUE Eth. \$
	U N I T		

714.110 Typewriters
(Cont'd)

Italy	No.	202	102,956
Netherlands	"	2	1,781
Norway	"	1	210
Spain	"	186	19,300
Sweden	"	2	1,060
U.K.	"	2	837
U.S.A.	"	135	38,120
Japan	"	38	11,674
Unspecified	"	1	400
Total	"	1,222	397,474

714.120 Cheque-writing machines

Denmark	"	1	379
Total	"	1	379

714.210 Accounting machines

Uganda	"	1	350
Denmark	"	62	14,721
France	"	3	1,354
W.Germany	"	237	134,127
Greece	"	47	11,320
Italy	"	128	95,039
Sweden	"	179	86,249
Switzerland	"	61	22,896
U.K.	"	5	16,525
U.S.A.	"	40	75,434
Japan	"	27	14,360
Australia	"	1	100
Unspecified	"	2	1,200
Total	"	793	473,675

714.220 Cash registering machines

Belgium	"	1	72,000
France *	"	-	775
W.Germany	"	5	2,459
U.S.A.	"	5	46,377
Total	"	11	121,611

714.290 Postage franking & ticket-issuing machines

Unspecified	"	1	1,158
Total	"	1	1,158

* Value of spare parts

IMPORT

COMMODITY	QUANTITY		VALUE Eth.\$
	U N I T		

714.300 Statistical machines

Italy *	No.	-	900,000
Total	"	-	900,000

714.910 Duplicating, coin-sorting, counting & wrapping machines

Austria	"	908	2,879
Czechoslovakia	"	252	1,311
Denmark	"	92	28,368
W.Germany	"	1,700	49,007
Italy	"	2,092	15,126
Netherlands	"	1	240
Sweden	"	1	15,366
U.K.	"	691	71,073
U.S.A.	"	127	109,406
India	"	1	150
Japan	"	506	9,930
Unspecified	"	46	2,217
Total	"	6,411	305,073

714.920 Parts & accessories for office machines n.e.s.

Kenya	Kgs.	8	590
Denmark	"	1,003	17,588
France	"	245	20,296
W.Germany	"	349	18,664
Italy	"	2,521	96,342
Netherlands	"	100	2,345
Sweden	"	43	2,494
U.K.	"	1,197	9,603
Argentina	"	341	5,130
U.S.A.	"	602	44,330
China(M)	"	1,200	1,996
Japan	"	567	2,409
Unspecified	"	22	419
Total	"	8,198	222,206

* Value of spare parts

COMMODITY	QUANTITY		VALUE Eth.\$
	U N I T		

715.100 Machine tools for making metals & accessories

Kenya	No.	18	128,678
Tanzania	"	1	5,240
Belgium *	"	-	71,332
Czechoslovakia	"	1	34,543
Denmark	"	292	5,848
W.Germany	"	71	159,239
Italy	"	13	882,431
Netherlands *	"	-	2,063
Norway *	"	-	2,345
Poland *	"	-	1,400
U.K.	"	4	9,496
U.S.A.	"	4	61,250
Hong Kong	"	1	4,660
India	"	29	49,427
Israel	"	6	503
Japan	"	59	1,480,768
Australia	"	1	5,180
Total	"	500	2,904,403

715.210 Ingot-moulding & casting machines

Italy	"	6	173,084
Poland *	"	-	2,957
Sweden	"	7	14,970
U.K.	"	7	2,812
Hong Kong *	"	-	5,790
Total	"	20	199,613

715.220 Gas-operated welding, brazing or surface tempering appliances

Austria	No.	1	960
Italy	"	5	391,666
Netherlands	"	2	33,420
Sweden	"	1	1,954
U.K.	"	73	7,270
Japan	"	368	24,500
Total	"	450	459,770

IMPORT

COMMODITY	QUANTITY		VALUE Eth.\$
	U N I T		

717.100 Textile spinning
twisting & reel-
ing machines

Belgium	No.	265	4,045
Italy	"	52	55,306
Switzerland *	"	-	304
Japan	"	1	680
Total	"	318	60,335

717.121 Textile weaving,
knitting & yarn,
tools & embroidery
making machines

Belgium *	"	-	110
W.Germany	"	9	211,018
Greece	"	3	23,462
Italy	"	285	611,872
Switzerland	"	1	11,665
U.K.	"	10	144,478
U.S.A.	"	1	222,117
China(M)	"	31	15,160
Japan	"	20	146,000
Total	"	360	1,385,882

717.131 Parts & accesso-
ries for knitting
machines

Belgium	Kgs.	97	2,934
Czechoslovakia	"	5,134	24,169
W.Germany	"	973	34,803
Italy	"	636	26,234
Netherlands	"	34	1,696
Poland	"	2	180
Switzerland	"	47	3,551
U.K.	"	1,103	21,520
U.S.A.	"	13	544
China(M)	"	93	7,052
Japan	"	18,307	88,763
Total	"	26,439	211,446

717.139 Other auxiliary
machine parts
& accessories

Belgium	"	8,595	99,195
Czechoslovakia	"	4,521	17,206
Denmark	"	2,316	8,592

COMMODITY	QUANTITY		VALUE Eth.\$
	U N I T		

717.139 Other auxiliary
machine parts
& accessories
(Cont'd)

France	Kgs.	876	12,529
W.Germany	"	73,598	620,340
Greece	"	14	386
Ireland	"	19,545	135,773
Italy	"	93,395	748,205
Netherlands	"	1,949	35,029
Poland	"	6,552	33,489
Sweden	"	184	1,844
Switzerland	"	6,702	86,703
Turkey	"	50	125
U.K.	"	52,264	415,028
U.S.S.R.	"	8	376
Yugoslavia	"	600	3,065
Canada	"	2	351
U.S.A.	"	22,738	226,036
India	"	17,336	92,578
Japan	"	411,841	3,392,874
South Yemen	"	230	1,320
Thiland	"	328	3,340
Total	"	723,644	5,934,384

717.150 Textile bleach-
ing, laundry,
dyeing, wrapping
& other machines
A.C.S.

Denmark	No.	3	14,327
France	"	1	84,545
W.Germany *	"	-	1,534
Italy	"	55	119,085
Sweden	"	2	18,750
U.K.	"	1	7,794
Total	"	62	246,035

717.200 Machinery, shoe
making, tanning,
working hides
or leather

Czechoslovakia	"	2	26,604
Denmark *	"	-	2,768
France *	"	-	938
W.Germany	"	1,413	134,176

* Value of spare parts

IMPORT

COMMODITY	QUANTITY		VALUE Eth.\$
	U N I T		

717.200 Machinery, shoe making, tanning, working hides or leather (Cont'd)

	No.		VALUE Eth.\$
Italy	29		482,119
Sweden *	"	-	729
Switzerland *	"	-	3,358
U.K. *	"	-	15,480
U.S.A. *	"	-	233
Hong Kong	"	1	37,424
Japan	"	1	5,885
Total	1,446		709,714

717.310 Domestic sewing machines & parts (including needles)

	No.		VALUE Eth.\$
Kenya	30		62,531
Sudan	6		498
France	1		1,012
W.Germany	619		93,405
Italy	13		44,733
Norway	5		870
Poland	50		6,757
Sweden	11		1,460
U.K.	708		135,460
U.S.A.	"	1	800
China(M)	"	1,076	94,688
Japan	"	6,756	290,916
Total	9,276		735,130

717.320 Industrial sewing machines & parts (including needles)

	No.		VALUE Eth.\$
Kenya *	"	-	2,890
Belgium *	"	-	330
France *	"	-	546
W.Germany	"	6	46,161
Italy	"	159	81,787
Netherlands	"	1	4,183
Sweden	"	-	134
Switzerland	"	1	18,989
U.K. *	"	-	148,748
Canada	"	1	3,230
U.S.A. *	"	-	756

* Value of spare parts

COMMODITY	QUANTITY		VALUE Eth.\$
	U N I T		

717.320 Industrial sewing machines & parts (including needles) (Cont'd)

	No.		VALUE Eth.\$
India *	"	-	180
Japan	"	314	62,359
Total	"	482	370,293

718.110 Machinery for cellulose pulp, paper & paper-board & appliances

	No.		VALUE Eth.\$
Kenya *	"	-	2,293
Somalia	"	1	935
W.Germany	"	5	166,495
Italy	"	3	45,573
Sweden *	"	-	1,848
U.S.A.	"	1	113,233
Hong Kong	"	1	2,155
Japan	"	1	14,943
Total	"	12	347,475

718.121 Guillotines (paper-cutters) for use in shops & offices

	No.		VALUE Eth.\$
W.Germany *	"	-	252
Italy *	"	-	1,586
Sweden *	"	-	3,237
Total	"	-	5,075

718.129 Paper-cutting machines, other

	No.		VALUE Eth.\$
W.Germany	"	1	994
Italy	"	2	2,713
Total	"	3	3,707

718.210 Machines, book binding, sewing & parts

	No.		VALUE Eth.\$
Denmark	"	3	4,096
France	"	55	9,772
W.Germany	"	639	15,714
Italy	"	3,540	4,526
U.K.	"	350	5,660
U.S.A.	"	3,575	21,829
China(M)	"	1	1,410
Total	"	8,163	63,007

COMMODITY	QUANTITY		VALUE Eth.\$
	U N I T		

718.220 Machinery, type setting & parts

Kenya *	No.	-	2,538
Austria *	"	-	1,282
Denmark *	"	-	205
W.Germany	"	2	97,980
Italy	"	106	39,507
Switzerland *	"	-	6,589
U.K.	"	37	12,951
U.S.A.	"	1	6,094
Lebanon *	"	-	2,590
Total	2	146	169,736

718.290 Machinery printing others & parts

Kenya	"	1	1,086
Austria *	"	-	350
France *	"	-	3,292
W.Germany	"	13	426,672
Italy	"	3	31,799
Netherlands *	"	-	3,242
Sweden	"	2	113,591
Switzerland *	"	-	1,557
U.K.	"	3	44,811
U.S.S.R. *	"	-	425
U.S.A.	"	2	7,930
Japan *	"	-	7,763
Unspecified *	"	-	391
Total	"	24	642,909

718.310 Machinery for milling grain & appliances

Austria *	"	-	1,079
Czechoslovakia *	"	-	3,420
Denmark	"	798	688,135
France *	"	-	251
W.Germany	"	11	36,378
Italy	"	3	87,534
Sweden	"	1	3,577
U.K.	"	5	31,387
China(M)	"	29	36,774
Total	"	847	888,535

* Value of spare parts

IMPORT

COMMODITY	QUANTITY		VALUE Eth.\$
	U N I T		

718.391 Machinery sugar-making & appliances

Belgium *	No.	-	3,242
France *	"	-	6,865
W.Germany *	"	-	15,951
Netherlands	"	1	267,158
Sweden *	"	-	2,521
Switzerland *	"	-	23,420
U.K.	"	1	59,757
U.S.A. *	"	-	4,314
Total	"	2	383,228

718.392 Machinery brewing & appliances

Belgium *	"	-	17,549
Czechoslovakia *	"	-	7,399
Denmark	"	1	2,055
France *	"	-	17,674
W.Germany	"	9	1,497,453
Italy	"	10	321,747
Netherlands	"	16	1,171
Sweden *	"	-	668
Switzerland *	"	-	2,288
U.K. *	"	-	863
U.S.A. *	"	-	809,583
Total	"	36	2,678,450

718.399 Machinery for food processing & appliances

Austria *	"	-	2,295
France *	"	1	5,065
W.Germany	"	46	66,544
Italy	"	221	536,523
Poland	"	460	2,579
Sweden *	"	-	1,648
Switzerland *	"	-	852
U.K.	"	2	70,604
U.S.A.	"	2	257,421
China(M)	"	1	7,321
India	"	2	14,410
Japan	"	40	464,984
Saudi Arabia	"	1	100
Total	"	776	1,430,346

IMPORT

COMMODITY	QUANTITY		VALUE Eth.\$
	U N I T		

718.410 Road-rollers
(mechanically
propelled) &
parts

	No.		VALUE Eth.\$
France *	-		52,555
W.Germany	20		444,834
Italy	2		80,501
Sweden	8		150,125
Switzerland *	-		9,536
U.S.A.	5		193,603
Total	35		931,154

718.421 Bulldozers, an-
gledozers &
appliances

			VALUE Eth.\$
Belgium *	-		2,133
W.Germany	1		18,678
Italy	1		62,223
U.K. *	-		14,189
U.S.A.	15		400,981
Total	17		498,204

718.422 Scrapers, level-
lers & similar
road making
machinery n.e.s.

			VALUE Eth.\$
W.Germany	10		56,062
Italy *	-		833
Sweden	13		295,066
U.K. *	-		979
U.S.A.	22		1,481,133
Total	45		1,834,073

718.423 Machinery for
boring, drill-
ing n.e.s. &
appliances

			VALUE Eth.\$
Czechoslovakia *	-		6,525
France	1		3,510
W.Germany	2		20,926
Italy	64		202,208
Netherlands	2		11,025
Sweden	25		179,803
U.K.	50		106,731
Yugoslavia *	-		2,811
U.S.A.	140		380,674
India	6		2,451
Persian Gulf	228		134,055
Total	518		1,050,719

COMMODITY	QUANTITY		VALUE Eth.\$
	U N I T		

718.429 Machinery, other
excavating, level-
ing & extracting

	No.		VALUE Eth.\$
W.Germany	2		102,515
Italy	3		150,295
Sweden	3		340,335
U.K.	23		70,272
Yugoslavia *	-		3,137
U.S.A.	1		1,071,713
Total	32		1,738,267

718.511 Machinery for
making bricks
& tiles

			VALUE Eth.\$
Belgium *	-		265
France	1		300
Italy	15		158,385
U.K. *	-		18,488
U.S.A. *	-		7,790
Israel *	-		1,620
Total	16		186,848

718.512 Machinery for
other ceramics

			VALUE Eth.\$
Belgium *	-		5,215
W.Germany	1		77,833
Italy *	-		41,737
Norway *	-		429
Hong Kong *	-		1,520
Israel *	-		829
Total	1		127,554

718.513 Machinery for
mineral crush-
ing & sorting

			VALUE Eth.\$
France	1		34,221
W.Germany *	-		183,105
Italy	18		288,882
Sweden	18		643,190
U.K. *	-		22,156
U.S.A.	4		273,544
Total	41		1,445,098

* Value of spare parts

IMPORT

COMMODITY	QUANTITY		VALUE Eth.\$
	U N I T		

718.519 Machinery for mixing, separating, washing earth, oils, solid mineral, forming foundry moulds of sand & others

	No.		
Kenya *	-	8,624	
Belgium *	-	2,295	
Denmark *	-	3,852	
France	2	10,296	
W.Germany	315	790,907	
Italy	52	389,069	
Sweden	1	42,742	
Switzerland	341	618	
U.K. *	-	9,348	
Yugoslavia *	-	47,992	
U.S.A.	5	92,631	
China(M) *	-	4,150	
Hong Kong	14	21,405	
India *	-	6,677	
Japan *	-	11,625	
Unspecified *	-	335	
Total	730	1,442,566	

718.520 Machinery glass making lottery & others n.e.s.

Belgium *	-	5,340	
Italy	1	107,815	
U.K. *	-	6,835	
U.S.A.	15	553,706	
Total	16	673,696	

719.111 Gas generators for use as parts of road motor vehicles

	Kgs.		
U.K.	40	1,395	
Total	40	1,395	

719.119 Gas generators other

	No.		
Italy *	-	303	
U.K. *	-	6,324	
U.S.A.	9	4,180	
Total	9	10,807	

COMMODITY	QUANTITY		VALUE Eth.\$
	U N I T		

719.120 Air-conditioning machines & appliances

	No.		
Fr. Terr. of Affairs & Issae	2	1,010	
W.Germany	3	5,174	
Italy	89	23,296	
U.K.	3	2,500	
U.S.A.	2,614	130,565	
India	116	4,570	
Israel	75	43,865	
Japan	39	6,085	
South Yemen	1	240	
Total	2,942	217,305	

719.130 Furnace burners, mechanical stokers, ash dischargers & similar appliances

Italy	11	6,700	
U.K.	1	765	
Total	12	7,465	

719.150 Non-domestic refrigerators & appliances

Finland	1	10,721	
W.Germany	4	2,253	
Italy	164	59,032	
Switzerland	1	1,867	
U.S.A.	10	8,900	
Total	180	82,773	

719.191 Other apparatus for treating materials with heat or cold (for laboratory use)

Italy *	-	2,150	
U.S.S.R. *	-	8,557	
Total	-	10,707	

719.192 Industrial machinery for accumulators

W.Germany	6	6,464	
Italy	1	881	
Total	7	7,345	

* Value of spare parts

IMPORT

COMMODITY	QUANTITY		VALUE Eth.\$
	U N I T		

719.199 Non-domestic apparatus for treating materials with heat or cold

Austria	No.	7	1,337
W.Germany	"	2	15,522
Italy	"	11	109,600
Total	"	20	126,459

719.210 Pumps for irrigation & appliances

Austria *	"	-	1,431
Czechoslovakia	"	90	2,535
Denmark	"	3	2,512
W.Germany	"	84	56,543
Italy	"	2,841	301,535
U.K.	"	1	1,808
U.S.S.R.	"	15	15,375
U.S.A.	"	15	61,933
Japan	"	8	2,373
South Yemen *	"	-	520
Total	"	3,057	446,565

719.211 Pumps for liquids (for use with road motor vehicles)

Italy	"	1	6,558
Netherlands *	"	-	561
U.K.	"	17	26,221
Total	"	18	33,340

719.212 Pumps for liquids, other for marine use

W.Germany	"	2	1,229
Total	"	2	1,229

719.213 Garage & filling station pumps (for delivering & measuring petroleum products)

Kenya *	"	-	2,095
Belgium *	"	-	1,077
Denmark *	"	-	1,109
France	"	58	62,373
W.Germany	"	18	5,971

* Value of spare parts

COMMODITY	QUANTITY		VALUE Eth.\$
	U N I T		

719.213 Garage & filling station pumps (for delivering & measuring petroleum products)
(Cont'd)

Greece *	No.	-	590
Italy	"	115	131,834
Netherlands *	"	-	756
Sweden *	"	-	15,203
U.K.	"	322	84,307
U.S.S.R.	"	1	245
U.S.A.	"	23	9,362
Iran	"	7	1,415
Total	"	544	316,337

719.214 Pumps for the raising of underground water & appliances

Austria	"	27	12,691
Czechoslovakia	"	180	9,854
Denmark	"	3	2,427
France	"	11	26,303
W.Germany	"	49	40,414
Greece	"	3	1,300
Italy	"	376	419,018
Poland	"	51	910
Sweden *	"	-	1,590
U.K.	"	24	23,720
U.S.A.	"	1	2,082
Hong Kong	"	1	435
India	"	20	930
Japan	"	18	52,921
South Yemen *	"	-	125
Total	"	764	594,720

719.219 Pumps for liquids, other n.e.s. & appliances

Denmark	"	86	1,940
France	"	7	1,191
W.Germany	"	179	93,550
Italy	"	179	47,808
Netherlands	"	4	680
Norway	"	1	3,094
U.K.	"	73	80,134

IMPORT

COMMODITY	QUANTITY		VALUE Eth. \$
	U M I T		

719.219 <u>Pumps for liquids, other h.s.s. & appliances (Cont'd)</u>			
U.S.S.R.	No.	1	945
U.S.A.	"	12	19,213
Japan	"	2	1,424
Total	"	544	249,979

719.222 <u>Airpumps, vacuum pumps & air or gas compressors; fans blowers & the like (for road motor vehicles)</u>			
Belgium *	"	-	17,427
Denmark *	"	-	6,929
France	"	100	2,320
W. Germany	"	87	110,695
Italy	"	53	179,212
Netherlands *	"	-	1,312
Sweden	"	5	105,516
Switzerland *	"	-	5,145
U.K.	"	169	20,944
U.S.A.	"	1	39,821
Total	"	415	489,321

719.229 <u>Airpumps, vacuum pumps & air or gas compressors; fans blowers & the like others</u>			
Fr. Terr. of Affairs & Issas	"	147	4,949
Belgium	"	2	46,450
Denmark	"	216	30,636
France	"	4	18,735
W. Germany	"	65	39,592
Ireland *	"	-	5,766
Italy	"	254	315,592
Netherlands *	"	-	23,059
Poland	"	146	1,748
Sweden *	"	-	635
Switzerland	"	2	1,523
U.K.	"	90	154,685
U.S.A.	"	17	259,814
Total	"	943	903,184

* Value of spare parts

COMMODITY	QUANTITY		VALUE Eth. \$
	U M I T		

719.230 <u>Metal water filter</u>			
Belgium *	No.	-	1,320
France *	"	-	27,954
W. Germany	"	64	26,921
Italy *	"	-	1,540
U.K.	"	2	48,882
U.S.A. *	"	-	587
Israel *	"	-	450
Japan *	"	-	1,667
Total	"	66	109,321

719.231 <u>Filtering machines, other</u>			
France *	"	-	170
W. Germany	"	18	1,060
Italy	"	235	18,484
Netherlands *	"	-	9,833
Sweden	"	1	455
U.K. *	"	-	10,190
U.S.A. *	"	-	12,101
Total	"	254	52,293

719.311 <u>Jacks for use as accessories with road motor vehicles</u>			
Denmark	"	28	1,100
W. Germany	"	28	2,775
Italy	"	395	3,281
U.K.	"	45	1,768
Australia	"	60	1,104
Total	"	556	10,028

719.312 <u>Garage & other jacks & lifting apparatus</u>			
Kenya	"	1	1,575
Denmark	"	20	18,567
W. Germany	"	66	6,934
Italy	"	998	37,295
U.K.	"	22	4,053
U.S.S.R. *	"	-	3,632
U.S.A.	"	10	356
Japan	"	24	2,953
Total	"	1,141	75,365

COMMODITY	QUANTITY		VALUE Eth.\$
	U N I T		

719.313 <u>Winches, derricks & similar machinery, as parts of ships & vessels</u>			
Italy	No.	2	6,545
Total	"	2	6,545

719.314 <u>Lifting, mobile & handling, loading apparatus</u>			
France	"	3	1,530
W. Germany	"	1	123,920
U.K.	"	1	42,831
Total	"	5	168,281

719.315 <u>Grain elevators</u>			
France	"	117	466,349
Total	"	117	466,349

719.319 <u>Cranes, teleferics, pulley-tackle, belt conveyor other n.e.s.</u>			
Austria	"	3	46,160
France	"	8	3,708
W. Germany	"	618	11,368
Italy	"	32	110,309
Netherlands *	"	-	111
Norway	"	6	101,485
Sweden	"	1	56,000
Switzerland *	"	-	120
U.K.	"	5	128,035
U.S.A.	"	6	161,536
Total	"	679	618,832

719.320 <u>Fork-lift trucks (used for moving & lifting goods within a factory or plant)</u>			
Austria	"	2	26,424
France	"	2	1,563
W. Germany	"	4	6,941
Italy	"	11	82,637
Netherlands *	"	-	5,537
U.K.	"	5	56,140
Yugoslavia *	"	-	7,940
Japan	"	8	103,249
Total	"	32	290,431

* Value of spare parts

COMMODITY	QUANTITY		VALUE Eth.\$
	U N I T		

719.410 <u>Coffee-grinders, juice-extractors & similar domestic food processing appliances non-electric)</u>			
W. Germany	No.	2	863
Italy *	"	-	2,764
Total	"	2	3,627

719.420 <u>Domestic refrigerators & parts</u>			
Italy *	"	-	2,398
Sweden	"	7	2,761
Switzerland *	"	-	745
U.K.	"	2	727
U.S.A.	"	1	200
Total	"	10	6,831

719.430 <u>Storage water heaters, non electric, domestic</u>			
W. Germany	"	50	5,135
Total	"	50	5,135

719.510 <u>Machine tools, for working stone, ceramics concrete & similar materials</u>			
W. Germany	"	4	7,851
Italy	"	7	84,309
Sweden	"	1	13,271
U.K.	"	2	4,518
U.S.A.	"	25	169,136
Hong Kong	"	4	2,727
Israel *	"	-	6,350
Japan *	"	-	3,110
Total	"	43	291,272

719.520 <u>Machine tools for working wood, cork, bone, hard artificial plastic materials & appliances</u>			
Austria *	"	-	1,995
Belgium *	"	-	1,077
Denmark *	"	-	19,130
W. Germany	"	52	69,237

IMPORT

COMMODITY	QUANTITY		VALUE Eth.\$
	U N I T		

719.520 Machine tools for working wood, cork, bone, hard artificial plastic materials & appliances (Cont'd)

	No.		
Italy	145		443,194
Netherlands *	-		278
Norway	2		858
Poland	27		588
Sweden	4		9,921
U.K.	3		6,880
U.S.A. *	-		14,747
Hong Kong *	46		51,078
Japan *	-		25,325
Total	279		644,308

719.530 Tools for working in the hand or self-contained non-electric motor

W.Germany *	-		69,320
Italy	58		73,325
Sweden	24		36,371
U.K. *	-		12,385
U.S.A. *	-		3,300
Israel	9		3,876
Total	101		198,577

719.540 Parts & accessories for machine tools

	Kgs.		
W.Germany	15,399		93,029
Italy	253		3,698
Sweden	3,044		34,006
U.K.	5		280
Canada	1,273		18,323
Total	19,974		149,336

719.629 Other machinery for cleaning bottles & sealing or labelling bottles cans etc. & wrapping machinery

	No.		
Belgium	3		40,102
Czechoslovakia	1		14,573
France	1		783
W.Germany	321		314,048
Italy	14		832,871

COMMODITY	QUANTITY		VALUE Eth.\$
	U N I T		

719.629 Other machinery for cleaning bottles & sealing or labelling bottles cans etc. & wrapping machinery (Cont'd)

	No.		
U.K. *	-		1,931
U.S.A.	599		3,509,456
India *	-		130
Total	939		4,713,894

719.630 Machines for weighing & checking

Belgium *	-		159
Bulgaria	500		8,783
Denmark	3		6,022
France	12		16,378
W.Germany	5,748		28,470
Greece *	-		214
Italy	2,824		167,592
Netherlands	9		1,841
Poland	730		13,895
Spain	11		110
Sweden	2		4,904
U.K.	134		9,125
U.S.S.R.	2		830
U.S.A.	10		170
China(M)	100		6,969
Hong Kong	6		1,891
India	200		3,765
Japan	30		445
Total	10,321		271,563

719.641 Sprayers for destruction of pests in animals & plants

	No.		
Denmark	72		850
France *	-		120
W.Germany	734		18,132
Italy	3,587		57,517
Netherlands	19		3,321
Spain	10		533
Switzerland *	-		350
U.K.	5,077		19,993
U.S.S.R.	3		6,222
U.S.A.	216		39,074

* Value of spare parts

IMPORT

COMMODITY	QUANTITY		VALUE Eth. \$
	U N I T		

719.641 <u>Sprayers for destruction of pests in animals & plants</u>			
China(M)	No.	24	1,020
Hong Kong	"	34,080	19,433
Israel	"	364	50,180
Japan	"	3,420	2,792
Total	"	47,606	219,537

719.642 <u>Fire extinguishers</u>			
France	"	1	120
W. Germany	"	4	11,512
Italy	"	311	8,091
Netherlands	"	4	4,947
U.K.	"	429	30,701
U.S.A.	"	324	9,804
Japan *	"	-	828
Total	"	1,073	66,003

719.649 <u>Other mechanical appliances for spraying powders or liquids & blasting machines</u>			
W. Germany	No.	13	16,040
Italy	"	100	8,035
U.K.	"	100	2,720
U.S.A.	"	1	88,380
Hong Kong	"	16,800	8,435
Total	"	17,014	123,610

750 <u>Automatic vending machines (stamps, cigarettes, chocolate & food)</u>			
W. Germany *	"	-	29,104
Italy	"	22	631,658
U.K. *	"	-	472
U.S.A. *	"	-	10,909
Total	"	22	672,143

* Value of spare parts

COMMODITY	QUANTITY		VALUE Eth. \$
	U N I T		

719.810 <u>Garage machinery & mechanical appliances n.e.s.</u>			
Kenya *	No.	-	7,897
Denmark *	"	-	170
France *	"	-	11,943
W. Germany	"	16	49,075
Italy	"	6	54,284
Netherlands *	"	-	28,324
Sweden	"	2	4,573
Switzerland *	"	-	384
U.K. *	"	-	2,614
U.S.S.R.	"	31	6,305
U.S.A. *	"	-	30,341
Japan	"	30	1,097
Total	"	85	197,007

719.820 <u>Machinery & mechanical appliances for soap industry</u>			
Italy	"	1	7,688
India *	"	-	6,771
Total	"	1	14,459

719.880 <u>Machinery n.e.s. drying, painting & dipping</u>			
Belgium	"	1	2,815
France	"	1	22,119
W. Germany	"	1	33,576
U.K.	"	1	5,960
U.S.A.	"	6	32,257
Total	"	10	96,727

719.890 <u>Tyres, plastic or rubber making machines</u>			
Czechoslovakia	"	36	4,674,639
W. Germany *	"	-	480,218
Italy	"	4	8,868
Netherlands *	"	-	70,410
Sweden *	"	-	4,410
Switzerland *	"	-	4,830
U.K. *	"	-	360
U.S.A.	"	1	724
Japan	"	38	237,393
	"	79	5,481,852

IMPORT

COMMODITY	QUANTITY		VALUE Eth.\$
	U N I T		

719.910 Moulding boxes
for metal foun-
dry

W. Germany	No.	1	6,740
Italy	"	178	186,082
U.K.	"	19	6,320
U.S.A. *	"	-	1,008
China(M)	"	62	32,100
Hong Kong	"	53	51,786
Japan	"	1	300
Total	"	314	284,336

719.920 Tape, cocks, valves
& similar applica-
tions (for pipes, tanks
etc.)

Belgium	Kgs.	47	260
Denmark	"	689	6,808
France	"	76	544
W. Germany	"	8,964	38,911
Italy	"	9,729	32,388
Netherlands	"	2,249	9,488
Switzerland	"	63	211
U.K.	"	2,399	15,425
U.S.A.	"	705	5,592
India	"	150	150
Japan	"	1,265	12,408
Total	"	26,336	122,185

719.931 Transmission
shafts, bearing
 housings, gears,
 flywheels etc.
(for use in road
motor vehicles)

Czechoslovakia	"	1,003	6,155
W. Germany	"	1,007	5,625
Italy	"	721	6,835
Sweden	"	1,319	10,930
Japan	"	1,714	4,340
Total	"	5,764	33,885

719.939 Transmission
shafts, bearing
 housings, gears,
 flywheels etc.
 other

Italy	"	679	5,735
Total	"	679	5,735

COMMODITY	QUANTITY		VALUE Eth.\$
	U N I T		

719.941 Gaskets & simi-
lar joints, (for
road motor ve-
hicles)

W. Germany	Kgs.	1,300	7,320
Italy	"	819	1,010
Total	"	2,119	8,330

719.949 Gaskets & simi-
lar joints, other

W. Germany	"	4	1,072
Italy	"	938	4,461
Total	"	942	5,533

719.990 Machinery parts
n.e.s.

Kenya	"	686	80,929
Austria	"	1,928	11,437
Belgium	"	2,735	26,170
Czechoslovakia	"	4,734	41,908
Denmark	"	3,367	51,663
France	"	728	8,654
W. Germany	"	90,729	270,496
Hungary	"	375	984
Ireland	"	100	1,115
Italy	"	14,821	129,855
Netherlands	"	180,880	579,308
Norway	"	2,091	6,787
Poland	"	310	2,335
Sweden	"	9,997	55,684
Switzerland	"	4,344	17,971
U.K.	"	10,885	124,140
U.S.S.R.	"	148,671	296,971
Yugoslavia	"	1,328	6,053
Canada	"	96	997
U.S.A.	"	28,979	45,326
Ceylon	"	15	2,270
China(M)	"	280	3,723
Hong Kong	"	1,409	15,347
India	"	473	4,906
Israel	"	78	2,070
Japan	"	198,132	1,197,318
Australia	"	3	100
Total	"	708,174	2,984,517

* Value of spare parts

IMPORT

COMMODITY	QUANTITY		VALUE Eth.\$
	U N I T		

722.110 Electric generators & appliances

COMMODITY	U N I T	QUANTITY	VALUE Eth.\$
Kenya	No.	1	2,873
Austria *	"	-	528
France	"	16	74,829
W.Germany	"	131	406,416
Italy	"	21	106,505
Netherlands	"	2	22,367
Sweden *	"	-	21,652
Switzerland	"	1	38,288
U.K.	"	107	427,674
U.S.S.R.	"	10	12,375
U.S.A.	"	47	42,927
Japan	"	41	1,952,305
Australia *	"	-	388
Total	"	377	3,109,127

722.120 Electric transformers

COMMODITY	U N I T	QUANTITY	VALUE Eth.\$
Austria	"	57	4,106
W.Germany	"	14	96,644
Italy	"	8,185	241,069
Norway	"	32	12,472
Sweden	"	16	12,755
Switzerland	"	1	10,315
U.K.	"	19	4,619
U.S.A.	"	13	964
India	"	4	17,070
Japan	"	481	12,844
Total	"	8,822	412,858

722.130 Electric motors

COMMODITY	U N I T	QUANTITY	VALUE Eth.\$
Sudan	"	2	31,787
Austria	"	59	31,378
Belgium *	"	-	3,072
Denmark	"	57	18,610
France	"	3	5,236
W.Germany	"	13	64,210
Ireland	"	7	3,765
Italy	"	245	170,814
Netherlands	"	3	3,500
Sweden	"	26	9,037
U.K.	"	4	4,156

* Value of spare parts

COMMODITY	QUANTITY		VALUE Eth.\$
	U N I T		

**722.130 Electric motors
(Cont'd)**

COMMODITY	U N I T	QUANTITY	VALUE Eth.\$
U.S.A.	No.	29	44,613
Hong Kong	"	46	5,703
India	"	23	8,941
Japan	"	24	546,897
Unspecified	"	1	525
Total	"	542	952,244

722.140 Electric chargers

COMMODITY	U N I T	QUANTITY	VALUE Eth.\$
W.Germany	"	20	325
U.S.A. *	"	-	8,340
Total	"	20	8,665

722.190 Electric converters, rectifiers & rectifying apparatus

COMMODITY	U N I T	QUANTITY	VALUE Eth.\$
W.Germany	"	4	528
Japan	"	50	490
Total	"	54	1,018

**722.210 Electric switches & other apparatus
(for use in road motor vehicles)**

COMMODITY	U N I T	QUANTITY	VALUE Eth.\$
Italy	Kgs.	265	4,195
U.K.	"	559	4,751
Total	"	824	8,946

722.290 Other electrical apparatus for making & breaking electrical circuits

COMMODITY	U N I T	QUANTITY	VALUE Eth.\$
Austria	Kgs.	41,122	82,536
Belgium	"	152,340	453,525
France	"	5,919	19,961
W.Germany	"	139,239	452,158
Greece	"	874	4,238
Ireland	"	236	395
Italy	"	186,106	792,850
Netherlands	"	16,428	108,163
Norway	"	285	5,200
Spain	"	108,619	135,712
Sweden	"	17,317	80,000
Switzerland	"	322,784	185,708

IMPORT

COMMODITY	QUANTITY		VALUE Eth.\$
	U N I T		

722.290 Other electrical apparatus for making & breaking electrical circuits
(Cont'd)

U.K.	Kgs.	12,399	87,064
Yugoslavia	"	200	5,325
U.S.A.	"	27,536	122,842
China(M)	"	2,000	6,120
Hong Kong	"	895	5,464
India	"	250	2,257
Japan	"	166,186	532,638
Total	"	1,200,735	3,082,156

723.100 Electric wire, cable, & bars (insulated)

Fr.Terr. of Affairs & Issas	"	420	275
Belgium	"	773	3,406
France	"	1,092	11,732
W.Germany	"	85,572	252,283
Italy	"	159,718	678,815
Netherlands	"	4,059	17,332
Poland	"	4,615	20,417
Sweden	"	585	2,650
Switzerland	"	393	3,994
U.K.	"	57,895	198,797
U.S.A.	"	673	2,480
Hong Kong	"	800	5,104
Israel	"	20,181	66,303
Japan	"	125	600
Total	"	336,901	1,264,188

723.230 Electric conduit tubing

Belgium	"	71	284
France	"	4,817	8,790
W.Germany	"	6,247	29,805
Italy	"	55,397	129,683
Netherlands	"	18,061	50,454
Poland	"	5,633	25,327
Switzerland	"	1,077	35,877
U.S.A.	"	489	1,611
Hong Kong	"	1,405	4,873
Japan	"	862	19,425
Total	"	94,059	306,129

COMMODITY	QUANTITY		VALUE Eth.\$
	U N I T		

723.240 Insulators & fittings (for electrical machines & appliances)

Czechoslovakia	Kgs.	3,238	5,111
W.Germany	"	2,346	22,586
Italy	"	19,511	84,998
Netherlands	"	2,450	9,221
Norway	"	600	7,430
U.K.	"	2,258	4,320
U.S.A.	"	186	3,977
Japan	"	133,030	153,015
Total	"	163,619	290,658

724.100 Television broadcast receivers

Fr. Terr. of Affairs & Issas	No.	2	300
Kenya	"	2	510
Zambia	"	2	1,032
Austria	"	854	238,111
Belgium	"	5	1,310
France	"	1	100
W.Germany	"	124	43,145
Greece	"	1	500
Netherlands	"	312	91,476
Yugoslavia	"	2	650
U.S.A.	"	78	3,772
Hong Kong	"	2	260
Japan	"	2,358	760,197
Lebanon	"	1	250
Saudi Arabia	"	5	1,170
South Yemen	"	1	150
Unspecified	"	2	600
Total	"	3,752	1,143,533

724.210 Radio broadcast receivers & radiograms combined with tape

Sudan	"	1	300
W.Germany	"	20	7,003
Netherlands	"	96	8,468
Japan	"	579	62,830
Lebanon	"	3	282
Saudi Arabia	"	3	130
Total	"	702	79,013

IMPORT

COMMODITY	QUANTITY		VALUE Eth.\$
	U N I T		

724.220 Radiogramophones

W.Germany	No.	31	9,547
Greece	"	1	300
Netherlands	"	204	15,174
Sweden	"	1	155
U.S.S.R.	"	1	1,000
Japan	"	526	94,990
Saudi Arabia	"	1	255
Total	"	765	121,421

724.230 Radio receiver transistors

Fr. Terr. of Affairs & Issas	"	5	490
Kenya	"	3	4,238
Sudan	"	224	10,115
Tanzania	"	2	129
France	"	4	395
W.Germany	"	59	11,329
Italy	"	90	4,495
Netherlands	"	11,640	363,210
Norway	"	3	185
Sweden	"	4	470
U.K.	"	54	4,315
U.S.A.	"	30	7,547
China(M)	"	1,592	36,343
Hong Kong	"	21,480	367,260
India	"	5,703	134,936
Japan	"	76,768	1,724,701
Korea South	"	700	15,312
Pakistan	"	7	250
Saudi Arabia	"	28	940
South Yemen	"	6	350
Unspecified	"	16	1,168
Total	"	118,418	2,688,178

724.240 Radio auto-mobile

W. Germany	"	892	71,783
Netherlands	"	286	28,302
Japan	"	323	16,161
Unspecified	"	1	200
Total	"	1,502	116,446

COMMODITY	QUANTITY		VALUE Eth.\$
	U N I T		

724.250 Radio spare parts

Ivory Coast	Kgs.	4	450
Belgium	"	214	14,282
France	"	210	27,331
W.Germany	"	22,252	473,541
Italy	"	427	8,126
Netherlands	"	5,916	100,708
Norway	"	121	2,743
Switzerland	"	78	2,903
U.K.	"	2,210	100,483
U.S.A.	"	3,251	108,981
India	"	5	250
Israel	"	653	32,474
Japan	"	6,456	94,444
Saudi Arabia	"	3	100
Australia	"	7	345
Unspecified	"	3	136
Total	"	41,810	967,297

724.260 Radio sets, domestic

W.Germany	No.	4	1,473
Italy	"	1	130
Netherlands	"	1	200
Hong Kong	"	1	265
Japan	"	813	35,959
Total	"	820	38,027

724.290 Radio broadcast receivers

W.Germany	"	2	518
U.S.A.	"	16	22,329
Japan	"	1	145
Total	"	19	22,992

724.910 Electrical line telephonic & telegraphic apparatus

Denmark	Kgs.	5,366	7,234
Finland	"	7,051	22,015
France	"	1,717	4,592
W.Germany	"	9,467	146,998

IMPORT

COMMODITY	QUANTITY		VALUE Eth.\$
	U N I T		

724.910 Electrical line telephonic & telegraphic apparatus (Cont'd)

Italy	Kgs.	4,031	3,760
Sweden	"	190,159	2,202,605
Switzerland	"	2,030	68,677
U.K.	"	3,736	38,093
Yugoslavia	"	9,600	72,600
U.S.A.	"	1,158	9,189
India	"	143	1,041
Israel	"	29	2,383
Japan	"	1,039	27,765
Unspecified	"	27	3,487
Total	"	235,553	2,610,439

724.920 Microphones, loudspeakers & amplifiers

Fr. Terr. of Affairs & Issas	No.	3	100
Uganda	"	1	120
Belgium	"	60	143
W.Germany	"	209	6,848
Italy	"	708	26,216
Netherlands	"	382	14,385
Sweden	"	141	7,036
U.K.	"	3	2,833
U.S.A.	"	12	2,887
Japan	"	1,234	29,656
Unspecified	"	4	623
Total	"	2,757	90,847

724.991 Radio navigational aid & radar apparatus

Burindi	Kgs.	12	770
France	"	136	1,965
W.Germany	"	1,957	25,712
Italy	"	6	2,074
Norway	"	135	420
Switzerland	"	21	7,032
U.K.	"	1,043	119,608
U.S.A.	"	301	40,434
Israel	"	705	80,435

COMMODITY	QUANTITY		VALUE Eth.\$
	U N I T		

724.991 Radio navigational aid & radar apparatus (Cont'd)

Australia	Kgs.	59	19,960
Unspecified	"	611	1,526
Total	"	4,986	299,936

724.992 Television cameras & transmission apparatus

Austria	"	54,370	5,166
Belgium	"	390	5,378
France	"	3,232	54,560
W.Germany	"	1,506	22,498
Italy	"	820	2,610
Netherlands	"	3,776	30,786
Sweden	"	40	303
U.K.	"	1,034	40,988
U.S.A.	"	136	28,548
Japan	"	11,428	45,960
Saudi Arabia	"	25	230
Total	"	76,757	237,027

724.993 Radio broadcast transmission apparatus

Nigeria	"	134	7,000
France	"	1,639	50,400
W.Germany	"	1,551	11,785
U.S.A.	"	567	14,468
Israel	"	81	8,210
Japan	"	67	1,133
Unspecified	"	15	475
Total	"	4,054	93,471

725.010 Domestic refrigerators (electric) & parts

Fr. Terr. of Affairs & Issas	No.	4	875
Kenya	"	6	4,753
Tanzania	"	1	110
Denmark	"	6	3,196
France	"	32	7,860
W.Germany	"	43	31,384
Italy	"	3,784	760,047

IMPORT

COMMODITY	QUANTITY		VALUE Eth.\$
	U N I T		

725.010 Domestic refri-
gerators (electric)
& parts (Cont'd)

Netherlands	No.	3	696
Spain	"	80	15,952
Sweden	"	127	76,217
Switzerland	"	83	25,164
U.K.	"	11	14,561
U.S.S.R.	"	1	500
Yugoslavia	"	2	350
U.S.A.	"	91	61,208
Israel	"	1	1,303
Japan	"	5	1,668
Lebanon	"	2	600
Unspecified	"	3	900
Total	"	4,285	1,007,344

725.020 Domestic washing
machines & app-
liances

Denmark	"	2	2,452
France	"	1	110
W.Germany	"	15	3,838
Italy	"	116	54,503
Netherlands	"	21	6,409
Poland	"	600	2,805
Sweden	"	13	31,500
U.K.	"	5	6,168
U.S.S.R.	"	1	200
Yugoslavia	"	1	200
Canada	"	1	130
U.S.A.	"	75	30,401
Japan	"	22	760
Unspecified	"	4	995
Total	"	877	140,471

725.030 Electro-mechani-
cal domestic app-
liances

Sudan	"	5	4,156
France	"	218	415
W.Germany	"	129	10,482
Italy	"	292	26,601
Netherlands *	"	-	7,127
Poland *	"	-	3,180
Sweden	"	5	4,575

* Value of spare parts

COMMODITY	QUANTITY		VALUE Eth.\$
	U N I T		

725.030 Electro-mechani-
cal domestic
appliances
(Cont'd)

U.K.	NO.	1	800
U.S.A.	"	38	18,445
China(M)	"	36	1,450
Hong Kong	"	66	2,544
India	"	293	12,244
Japan	"	113	4,128
Total	"	1,196	96,147

725.031 Electric vacuum
cleaners

France	"	4	1,974
W.Germany	"	2	100
Italy	"	20	1,450
Switzerland	"	1	150
U.K.	"	42	4,473
Yugoslavia	"	1	50
U.S.A.	"	7	1,501
Total	"	77	9,698

725.040 Electric shavers
& hair-clippers

W.Germany	"	30	2,491
Netherlands	"	600	6,517
Poland	"	108	1,020
Japan	"	116	1,749
Total	"	854	11,777

725.051 Electric-iron

W.Germany	"	1,554	8,812
Hungary	"	900	2,885
Italy	"	1,160	13,598
Netherlands	"	3,378	35,634
Poland	"	2,250	10,350
U.K.	"	217	4,754
China(M)	"	2,400	8,555
India	"	352	3,288
Japan	"	2,192	13,959
Total	"	14,403	101,835

725.054 Electric toas-
ters

W.Germany	"	4	417
Italy	"	1	429
U.S.A.	"	41	685

IMPORT

COMMODITY	QUANTITY		VALUE Eth. \$
	UNIT		

725.054 Electric toasters (Cont'd)

Japan	No.	61	885
Unspecified	"	1	100
Total	"	108	2,516

725.055 Electric coffee-makers

W. Germany	"	3	531
Italy	"	162	74,132
Spain *	"	-	29,277
U.K.	"	1	1,342
U.S.A. *	"	-	2,165
Total	"	166	107,447

725.056 Electric boilers, cookers & ovens & parts

W. Germany	"	391	58,764
Italy	"	4,938	283,139
Sweden	"	1	399
Switzerland	"	1	260
U.K.	"	173	3,377
U.S.A.	"	12	7,841
Japan	"	74	2,082
Unspecified	"	1	250
Total	"	5,591	356,112

725.057 Electric hair-dryers

Fr. Terr. of Affairs & Issas	"	3	180
France	"	54	5,462
W. Germany	"	65	4,455
Italy	"	705	7,485
Netherlands	"	248	9,331
U.K.	"	90	3,740
U.S.A.	"	4	100
Japan	"	174	3,355
Total	"	1,343	34,108

725.059 Electric space heating equipment other

Fr. Terr. of Affairs & Issas	"	1	125
France	"	496	4,621
W. Germany	"	209	6,013

COMMODITY	QUANTITY		VALUE Eth. \$
	UNIT		

725.059 Electric space heating equipment other (Cont'd)

Italy	No.	1,826	94,372
Netherlands	"	356	7,250
Romania	"	1	520
Sweden *	"	-	590
U.K.	"	214	7,120
U.S.A.	"	69	12,809
India	"	192	1,550
Japan	"	276	2,027
Total	"	3,640	136,997

726.100 Electro-medical apparatus

W. Germany	Kgs.	120	4,510
Italy	"	4	85
Netherlands	"	637	10,216
Total	"	761	14,811

726.200 X-Ray apparatus & other treatment equipment

Kenya	"	8	1,065
W. Germany	"	1,044	36,764
Italy	"	38	189
Netherlands	"	238	9,078
U.K.	"	255	3,780
Total	"	1,583	50,876

729.110 Primary cells & batteries

Denmark	"	1,531	3,996
France	"	1,211	1,422
W. Germany	"	40	390
Italy	"	566	1,050
Netherlands	"	38,026	53,208
Romania	"	10,500	10,181
U.K.	"	24,937	41,840
Yugoslavia	"	75	3,290
U.S.A.	"	36	240
China(M)	"	15,320	17,596
Hong Kong	"	492	926
India	"	68,768	75,850
Israel	"	6,500	6,625
Japan	"	431,210	535,140

* Value of spare parts

IMPORT

COMMODITY	QUANTITY		VALUE Eth.\$
	U N I T		

729.110 Primary cells
& batteries
(Cont'd)

Lebanon	Kgs.	62	228
Singapore	"	1,088,504	1,674,727
Total	"	1,687,778	2,426,709

729.121 Electric accumu-
lators (storage
batteries) for
road motor ve-
hicles

Sudan	No.	92	169
Austria	"	740	27,929
Belgium *	"	-	405
Bulgaria	"	460	13,200
France	"	1	10,631
W.Germany	"	8,694	141,165
Italy	"	2,903	73,493
Netherlands	"	211	10,352
Sweden	"	208	5,764
U.K.	"	853	28,577
U.S.A.	"	81	7,052
India	"	250	9,589
Japan	"	399	31,054
Unspecified	"	38	550
Total	"	14,930	359,930

729.125 Containers for
electric accumu-
lators of any
materials

Czechoslovakia	Kgs.	4,639	5,415
Italy	"	7,137	21,440
Total	"	11,776	26,855

729.129 Electric accu-
mulators, other

Italy	No.	16	28,545
Sweden	"	20	10,652
Yugoslavia	"	1	152
Total	"	37	39,349

* Value of spare parts

COMMODITY	QUANTITY		VALUE Eth.\$
	U N I T		

729.210 Electric fila-
ment lamps,
(not exceeding
75 watts)

Austria	Doz.	8	515
France	"	160	245
W.Germany	"	444	4,756
Italy	"	276	2,994
Netherlands	"	33,817	83,425
Poland	"	400	1,125
Switzerland	"	50	340
U.K.	"	69	395
Yugoslavia	"	33	498
Total	"	35,257	94,293

729.220 Electric fila-
ment lamps, (76-
150 watts)

W.Germany	"	2,206	8,679
Italy	"	16	535
Netherlands	"	6,446	21,469
Sweden	"	26	7,150
U.K.	"	17	3,233
China(M)	"	667	1,285
Hong Kong	"	30	216
Unspecified.	"	4	575
Total	"	9,412	43,142

729.230 Electric fila-
ment lamps,
(151-300 watts)

W.Germany	"	20	1,406
Italy	"	2	165
Netherlands	"	2,394	17,300
Switzerland	"	8	1,466
U.S.A.	"	50	2,040
Total	"	2,474	22,377

729.240 Electric fila-
ment lamps,
(over 300 watts)

W.Germany	"	76	5,870
Italy	"	167	1,336
Netherlands	"	59	4,496
Switzerland	"	17	1,210
U.S.A.	"	5	2,784
Total	"	324	15,696

IMPORT

COMMODITY	QUANTITY		VALUE Eth.\$
	U N I T		

729.250 <u>Photographic flashbulbs</u>			
Netherlands	Doz.	1,669	4,838
Switzerland	"	515	2,960
Israel *	"	-	590
Total	"	2,184	8,388

729.260 <u>Coloured lamps for medical or laboratory use</u>			
Netherlands	"	2	145
Total	"	2	145

729.290 <u>Fluorescent light bulbs, tubes & other electric lamps, n.e.s.</u>			
France	"	375	4,290
W.Germany	"	6,018	46,834
Hungary	"	399	5,366
Ireland	"	25	830
Italy	"	3,380	9,478
Netherlands	"	13,528	82,746
Poland	"	8	200
Switzerland	"	9	106
U.K.	"	138	3,270
U.S.A.	"	16	317
China(M)	"	16,667	8,642
Hong Kong	"	33	586
Japan	"	473	5,342
Total	"	41,069	168,007

729.320 <u>Radio valves, tubes & transistors</u>			
W.Germany	Kgs.	61	3,442
Italy	"	10	380
Switzerland	"	226	46,834
U.K.	"	98	4,025
U.S.A.	"	2	402
Israel	"	4	330
Japan	"4	7	609
Total	"	408	56,022

* Value of spare parts

COMMODITY	QUANTITY		VALUE Eth.\$
	U N I T		

729.390 <u>Other thermionic, cold cathode & photocathode valves & tubes</u>			
Italy	Kgs.	2	323
Total	"	2	323

729.412 <u>Electric starting & ignition equipment for use with road motor vehicles (including spark & plugs)</u>			
W.Germany	"	131	3,426
Netherlands	"	4,826	16,462
Total	"	4,957	19,888

729.419 <u>Electric starting & ignition equipment for internal combustion engines, other</u>			
Austria	Kgs.	129	3,840
Czechoslovakia	"	68	620
France	"	230	1,164
W.Germany	"	2,923	19,694
Italy	"	26	420
Switzerland	"	611	2,835
China(M)	"	325	900
Japan	"	185	570
Total	"	4,497	30,043

729.429 <u>Electric wind-screen wipers, defrosters & lighting equipment (for motor vehicles)</u>			
Netherlands	"	102	1,050
Total	"	102	1,050

729.510 <u>Electricity supply metres (for use with public electricity supply service)</u>			
Hungary	No.	15,001	142,535
Italy	"	2,341	51,940
Sweden	"	3	4,964
Switzerland	"	8,050	134,517
Japan	"	20	360
Total	"	25,415	334,316

IMPORT

COMMODITY	QUANTITY		VALUE Eth.\$
	UNIT		
729.520 <u>Electricity</u> <u>supply metres,</u> <u>other</u>			
W.Germany	No.	1	2,784
Italy	"	5	1,575
Netherlands	"	2	1,942
Total	"	8	6,301
729.521 <u>Electrical mea-</u> <u>suring, checking,</u> <u>analysing or</u> <u>automatically</u> <u>controlling in-</u> <u>struments (for</u> <u>use in road</u> <u>motor vehicles)</u>			
W.Germany	Kgs.	375	5,769
Italy	"	75	3,538
Sweden	"	12	474
U.k.	"	457	10,082
Total	"	919	19,863
729.529 <u>Instruments</u> <u>other n.e.s.</u>			
France	"	45	2,551
U.S.A.	"	2	375
Total	"	47	2,926
729.600 <u>Electre-</u> <u>mechanical</u> <u>hand tools</u>			
Czechoslovakia	"	795	9,068
Denmark	"	15	375
France	"	546	8,020
W.Germany	"	21,684	100,574
Italy	"	1,779	16,707
Netherlands	"	2,123	9,332
Norway	"	20	150
Poland	"	100	930
U.K.	"	1,183	11,356
U.S.A.	"	107	425
Japan	"	1,280	12,868
Total	"	29,632	169,805
729.910 <u>Electro-mag-</u> <u>nets & app-</u> <u>liances</u>			
Italy	"	45	600
U.K.	"	4,572	14,500
Total	"	4,617	15,100

* Value of spare parts

COMMODITY	QUANTITY		VALUE Eth.\$
	UNIT		
729.920 <u>Industrial &</u> <u>laboratory elec-</u> <u>tric furnaces,</u> <u>ovens & electric</u> <u>welding, brazing</u> <u>soldering & cutt-</u> <u>ing apparatus</u>			
Sudan	No.	3	1,200
W.Germany	"	6	3,311
Italy	"	837	26,945
Sweden	"	2	4,996
U.K.	"	2,506	3,468
U.S.A. *	"	-	9,116
Hong Kong	"	10	2,690
Total	"	3,364	51,726
729.930 <u>Electric tra-</u> <u>ffic control</u> <u>equipment</u>			
Netherlands	"	1	185
Israel	"	50	21,938
Total	"	51	22,123
729.949 <u>Electric sound</u> <u>& visual signa-</u> <u>ling apparatus,</u> <u>other</u>			
Austria	Kgs.	24	220
W.Germany	"	4	217
Switzerland	"	193	575
Japan	"	10	172
Total	"	231	1,184
729.960 <u>Electric carbons</u>			
France	Kgs.	250	290
Netherlands	"	11	645
U.K.	"	22	1,225
Total	"	283	2,160
729.980 <u>Electrical</u> <u>parts of machi-</u> <u>nery & apparatus</u> <u>n.e.s.</u>			
Austria	"	687	5,440
Belgium	"	37,660	156,325
W.Germany	"	1,634	33,105
Italy	"	3,203	48,061
Netherlands	"	951	6,276
Switzerland	"	7	456
U.K.	"	52	1,033
Yugoslavia	"	174,275	91,915

IMPORT

COMMODITY	QUANTITY		VALUE
	U N I T		

729.980 <u>Electrical parts of machinery & apparatus n.e.s. (Cont'd)</u>			
U.S.A.	Kgs.	1,559	8,980
Hong Kong	"	115	450
Japan	"	4,187	8,467
Total	"	224,330	360,508

729.990 <u>Other electrical goods & apparatus n.e.s.</u>			
Kenya	"	1,802	4,480
Austria	"	984	8,723
Belgium	"	478	2,568
Czechoslovakia	"	1,800	3,990
Denmark	"	460	2,584
France	"	11,303	21,039
W.Germany	"	25,272	195,436
Greece	"	886	7,680
Hungary	"	100	310
Italy	"	99,814	431,336
Netherlands	"	51,757	156,517
Norway	"	42	665
Sweden	"	1,546	13,682
Switzerland	"	1,291	33,683
U.K.	"	11,681	82,310
U.S.A.	"	7,212	113,698
China(M)	"	859	7,155
Hong Kong	"	4,192	11,422
India	"	1,577	7,640
Israel	"	10	245
Japan	"	30,138	36,855
Total	"	253,204	1,142,018

731.310 <u>Railway locomotives, diesel</u>			
Austria	No.	1	10,525
U.S.A.	"	2	122,500
Total	"	3	133,025

731.620 <u>Railway & tramway goods vans, goods wagons & trucks</u>			
Fr. Terr. of Affairs & Issas	"	1	120
Total	"	1	120

COMMODITY	QUANTITY		VALUE
	U N I T		

731.630 <u>Road Rail & similar containers</u>			
Italy	No.	2	3,841
Total	"	2	3,841

731.700 <u>Parts of railway & tramway locomotives</u>			
Fr. Terr. of Affairs & Issas	Kgs.	18,500	2,167
Belgium	"	352	6,851
France	"	243,059	493,520
W.Germany	"	458	46,019
Italy	"	288	2,400
Switzerland	"	281	11,184
U.K.	"	264	1,849
U.S.A.	"	50	198
Total	"	263,252	564,188

732.110 <u>Passengers motor vehicles (net weight not exceeding 1000 kgs.)</u>			
Fr. Terr. of Affairs & Issas	No.	3	3,100
France	"	247	853,921
E.Germany	"	3	10,605
W.Germany	"	497	1,642,189
Italy	"	380	1,182,053
Netherlands	"	1	275
Norway	"	3	5,777
Spain	"	46	80,001
Sweden	"	2	7,013
U.K.	"	81	306,568
U.S.S.R.	"	9	29,362
U.S.A.	"	22	86,133
Japan	"	445	1,405,340
Unspecified	"	1	4,450
Total	"	1,740	5,616,787

732.120 <u>Passengers motor vehicles (where the net weight exceeds 1000 kgs.)</u>			
France	No.	1,384	1,796,892
W.Germany	"	335	2,189,620
Italy	"	47	171,380
Netherlands	"	1	2,000

IMPORT.

COMMODITY	QUANTITY		VALUE Eth.\$
	U N I T		

732.120 Passengers motor-vehicles (where the net weight exceeds 1000 Kgs)
(Cont'd)

U.K.	No.	23	91,363
U.S.S.R.	"	1	3,255
Yugoslavia	"	1	1,540
U.S.A.	"	32	197,201
India	"	1	4,424
Japan	"	132	551,349
Total	"	1,957	5,009,024

732.210 Microbuses & minibuses (having a carrying capacity not exceeding 1500 Kgs)

W.Germany	"	9	107,560
Italy	"	1	16,293
U.K.	"	6	31,444
U.S.A.	"	1	1,100
Total	"	17	156,397

732.220 Omnibuses & buses (having a carrying capacity exceeding 1500 Kgs)

W.Germany	No.	11	113,647
Italy	"	107	2,917,405
U.K.	"	1	5,678
Japan	"	3	31,187
Total	"	122	3,067,917

732.310 Ambulances

France	"	2	8,478
W.Germany	"	9	102,220
U.K.	"	3	31,167
Total	"	14	141,865

732.330 Land rovers, jeeps & similar vehicles

France	"	1	650
W.Germany	"	66	432,896
Sweden	"	4	33,150
U.K.	"	222	1,402,559
U.S.S.R.	"	3	8,638

COMMODITY	QUANTITY		VALUE Eth.\$
	U N I T		

732.330 Land rovers, jeeps & similar vehicles(Cont'd)

U.S.A.	No.	9	122,913
Japan	"	113	622,258
Pakistan	"	2	10,211
Australia	"	2	5,720
Total	"	422	2,638,995

732.340 Lorries & trucks, pick-ups & delivery vans (having a carrying capacity not exceeding 1500 Kgs)

France	No.	1	12,570
W.Germany	"	42	834,671
Hungary	"	1	23,881
Italy	"	57	1,104,605
U.K.	"	5	25,917
U.S.S.R.	"	1	3,268
U.S.A.	"	40	890,863
Japan	"	17	56,568
Total	"	164	2,952,343

732.350 Lorries & trucks, pick-ups (having a carrying capacity exceeding 1500 kgs.)

W.Germany	"	84	1,519,548
Italy	"	180	3,472,619
Romania	"	4	52,773
Sweden	"	3	79,750
U.K.	"	8	140,721
U.S.A.	"	5	196,966
Japan	"	10	121,189
Total	"	294	5,583,566

732.360 Shutter car

Sweden	"	3	218,389
Total	"	3	218,389

732.370 Dumper

U.K.	"	4	13,895
Unspecified	"	2	11,225
Total	"	6	25,120

IMPORT

COMMODITY	QUANTITY		VALUE Eth. \$
	U N I T		

732.410 <u>Fire engines & fire escapes</u>			
W. Germany	No.	1	111,647
Italy	"	1	19,078
U.K. *	"	-	690
U.S.A.	"	1	11,950
Total	"	3	143,365

732.420 <u>Street-spraying lorries & similar vehicles</u>			
W. Germany *	"	-	3,327
Italy	"	1	12,272
U.K.	"	2	68,910
U.S.A.	"	4	174,558
Total	"	7	259,067

732.430 <u>Street-spraying lorries, other</u>			
Italy	"	5	233,561
U.S.A. *	"	-	2,694
Total	"	5	236,255

732.450 <u>Motor vehicles for special purpose having a carrying capacity not exceeding 1500 kgs.</u>			
U.K.	"	1	6,266
Total	"	1	6,266

732.490 <u>Other special purposes road motor vehicles</u>			
U.S.A.	"	1	30,010
Total	"	1	30,010

732.500 <u>Road tractors</u>			
Belgium	"	2	127,525
W. Germany	"	2	38,590
Italy	"	29	704,103
Netherlands	"	1	13,526
Sweden	"	1	3,643
U.K.	"	16	292,546
U.S.A.	"	38	2,929,099
Total	"	89	4,109,032

* Value of spare parts

COMMODITY	QUANTITY		VALUE Eth. \$-
	U N I T		

732.810 <u>Bodies (including cabs) for motor vehicles</u>			
France	Kgs.	29	275
W. Germany	"	1,354	14,881
Italy	"	1,327	7,030
U.K.	"	7	177
Israel	"	26	190
Total	"	2,743	22,553

732.891 <u>Parts & accessories for road tractors</u>			
Sudan	"	1,712	6,399
Belgium	"	7	1,184
France	"	14,400	38,738
W. Germany	"	19,226	147,448
Italy	"	56,381	243,130
Netherlands	"	6,504	45,908
Sweden	"	11,730	46,927
Switzerland	"	2,972	29,855
U.K.	"	43,294	170,181
U.S.S.R.	"	590	2,869
Yugoslavia	"	59	3,828
U.S.A.	"	197,015	1,695,656
India	"	19	253
Total	"	353,909	2,431,976

732.893 <u>Parts & accessories for fire engines & fire escapes</u>			
Austria	"	700	7,094
U.K.	"	1,052	6,847
U.S.A.	"	658	5,310
Total	"	2,410	19,251

732.899 <u>Other parts & accessories for road motor vehicles</u>			
Fr. Terr. of Affairs & Issas	"	30	150
Kenya	"	1,055	7,592
Austria	"	858	9,566
Belgium	"	1,601	9,054
Czechoslovakia	"	1,328	6,694

IMPORT

COMMODITY	QUANTITY		VALUE Eth. \$
	U N I T		

732.899 Other parts & accessories for road motor vehicles (Cont'd)

Denmark	Kgs.	2,468	11,649
France	"	50,768	357,840
W.Germany	"	377,578	2,999,659
Greece	"	408	3,705
Hungary	"	768	11,942
Italy	"	1,032,631	5,346,175
Netherlands	"	6,999	17,482
Romania	"	1,826	13,433
Spain	"	3	197
Sweden	"	25,008	238,068
Switzerland	"	89	1,227
U.K.	"	132,150	767,045
U.S.S.R.	"	1,408	5,217
U.S.A.	"	67,559	506,241
China(M)	"	100	145
India	"	4,471	17,571
Israel	"	84	5,372
Japan	"	71,263	466,849
Lebanon	"	47	278
Saudi Arabia	"	215	696
South Yemen	"	33	285
Yemen	"	19	335
Australia	"	1,071	7,263
Unspecified	"	110	248
Total	"	1,781,948	10,811,978

732.910 Motor cycles

France	No.	12	254
W.Germany	"	45	203,036
Italy	"	71	29,675
Netherlands	"	9	7,905
Poland	"	3	730
U.K.	"	7	7,755
U.S.A.	"	4	1,890
Japan	"	105	68,285
Unspecified	"	19	780
Total	"	275	320,310

COMMODITY	QUANTITY		VALUE Eth. \$
	U N I T		

732.920 Spares & accessories for motor cycles

Austria	Kgs.	6	100
W.Germany	"	195	2,912
Italy	"	884	9,974
Netherlands	"	817	11,889
U.K.	"	163	1,161
U.S.A.	"	753	11,279
Japan	"	1,076	7,882
Total	"	3,894	45,197

733.110 Cycles & tri-cycles (not motorised)

Sudan	No.	6	530
Czechoslovakia	"	105	5,267
France	"	278	25,082
W.Germany	"	76	6,743
Italy	"	1,890	126,979
Netherlands	"	5	160
Poland	"	50	2,680
Sweden	"	42	4,545
U.K.	"	499	36,203
U.S.A.	"	79	4,130
China(M)	"	750	37,633
Japan	"	956	56,942
Unspecified	"	2	105
Total	"	4,738	306,999

733.121 Spares & accessories for cycles & tricycles

U.A.R. (Egypt)	Kgs.	75	190
Czechoslovakia	"	1,704	3,140
W.Germany	"	360	1,868
Italy	"	28,358	96,681
Netherlands	"	70	410
U.S.A.	"	25	140
China(M)	"	12,009	20,492
Hong Kong	"	355	630
India	"	1,028	2,002
Japan	"	16,948	50,629
South Yemen	"	25	100
Total	"	60,957	176,282

IMPORT

COMMODITY	QUANTITY		VALUE Eth.\$
	U N I T		

733.122 <u>Spares & accessories for invalid carriages</u>			
Israel	Kgs.	300	732
Total	"	300	732

733.300 <u>Agricultural trailers</u>			
Denmark *	No.	-	233
France	"	1	5,432
W.Germany	"	3	30,550
Italy	"	521	179,015
Netherlands	"	6	10,763
U.K.	"	103	155,045
U.S.S.R.	"	38	74,997
Israel	"	28	45,319
Total	"	700	501,354

733.310 <u>Carts & trailer wagons & parts (for the collection of refuse)</u>			
France	"	8	32,023
W.Germany	"	11	10,130
Italy	"	14	208,973
Netherlands	"	10	13,022
U.S.A.	"	3	6,165
Total	"	46	270,313

733.320 <u>Other carts, trailers & parts</u>			
Fr. Terr. of Affairs & Issas	"	1	1,200
Denmark	"	1	2,492
France	"	257	95,847
W.Germany	"	515	163,271
Italy	"	2,522	830,644
Netherlands	"	78	50,536
U.K.	"	542	39,199
U.S.S.R. *	"	-	419
U.S.A.	"	9	128,580
Israel	"	170	4,500
Australia	"	7	165,660
Unspecified *	"	-	2,348
Total	"	4,102	1,484,696

* Value of spare parts

COMMODITY	QUANTITY		VALUE Eth.\$
	U N I T		

733.330 <u>Caravans</u>			
Kenya	No.	2	81,057
Total	"	2	81,057

733.340 <u>Tar & pitch boilers, street-sprayers (non-motorised)</u>			
Sweden *	"	-	21,346
U.S.A. *	"	-	6,969
Total	"	-	28,315

733.350 <u>Tar & pitch boilers & street sprayers (other)</u>			
Italy	"	2	22,650
U.S.A. *	"	-	283
Total	"	2	22,933

733.360 <u>Trailers fitted as living quarters</u>			
W.Germany *	No.	-	722
U.S.A.	"	17	225,019
Total	"	17	225,741

733.390 <u>Other vehicles & parts</u>			
France	"	31	1,018
W.Germany	"	2	1,000
Netherlands	"	5	807
Total	"	38	2,825

734.100 <u>Aircraft</u>			
Kenya	"	1	70,000
Italy	"	2	115,250
Sweden	"	1	514,601
U.S.A.	"	2	58,750
Total	"	6	758,601

734.130 <u>Aircraft, trainer</u>			
U.S.A.	"	1	16,875
Total	"	1	16,875

734.190 <u>Aircraft, other</u>			
U.S.A.	"	2	292,989
Total	"	2	292,989

IMPORT

COMMODITY	QUANTITY		VALUE Eth.\$
	U N I T		

734.920 Parts of air-craft

COMMODITY	U N I T	QUANTITY	VALUE Eth.\$
Fr. Terr. of Affairs & Issas	Kgs.	1,450	22,500
Kenya	"	3,257	25,267
Nigeria	"	1,863	6,582
Sudan	"	531	7,466
Tanzania	"	2	4,055
U.A.R. (Egypt)	"	561	3,297
Denmark	"	16	1,122
France	"	3,854	174,240
W.Germany	"	32,523	344,386
Greece	"	8,508	124,232
Italy	"	4,992	113,066
Portugal	"	10	2,108
Sweden	"	3,527	111,006
Switzerland	"	72	5,433
U.K.	"	2,775	67,874
U.S.S.R.	"	1,638	115,057
U.S.A.	"	105,448	3,235,292
India	"	746	37,181
Israel	"	129	6,177
Japan	"	97	778
Lebanon	"	6,764	84,444
Saudi Arabia	"	3,939	633,627
South Yemen	"	3,495	24,447
Unspecified	"	17,166	219,434
Total	"	203,363	5,369,071

735.310 Boats, other than warboats

COMMODITY	U N I T	QUANTITY	VALUE Eth.\$
W.Germany	No.	1	750
Italy	"	1	3,180
Sweden	"	1	6,685
U.K.	"	1	2,883
U.S.A.	"	1	23,481
Total	"	5	36,979

735.320 Ships other than warships

COMMODITY	U N I T	QUANTITY	VALUE Eth.\$
W. Germany	"	1	500
Total	"	1	500

* Value of spare parts

COMMODITY	QUANTITY		VALUE Eth.\$
	U N I T		

735.700 Ships, boats, tugs & floating cranes, docks & other light-vessels including parts

COMMODITY	U N I T	QUANTITY	VALUE Eth.\$
Belgium *	No.	-	408
W.Germany	"	1	5,760
U.S.A. *	"	-	1,400
Total	"	1	7,568

735.810 Boats, for breaking up

COMMODITY	U N I T	QUANTITY	VALUE Eth.\$
Denmark *	"	-	102
France *	"	-	9,930
Italy	"	1	848
Norway	"	5	10,528
Sweden *	"	-	210
U.K.	"	1	485
U.S.A.	"	1	10,097
Total	"	8	32,200

735.920 Vessels for special purpose

COMMODITY	U N I T	QUANTITY	VALUE Eth.\$
W.Germany	"	2	2,498
U.S.A.	"	1	1,400
Total	"	3	3,898

735.939 Other floating structures U.S.S.

COMMODITY	U N I T	QUANTITY	VALUE Eth.\$
U.S.A.	Kgs.	4	115
Total	"	4	115

735.990 Ships, boats etc. parts

COMMODITY	U N I T	QUANTITY	VALUE Eth.\$
Belgium	"	23	849
Denmark	"	118	1,994
W.Germany	"	271	16,348
Hungary	"	250	861
Italy	"	1,297	23,005
Sweden	"	100	2,331
Switzerland	"	2	387
U.K.	"	1,307	19,231
Yugoslavia	"	72	5,125
U.S.A.	"	4,052	29,261
Total	"	7,492	99,392

IMPORT

COMMODITY	QUANTITY		VALUE Eth. \$
	U N I T		

812.100 <u>Central-heating apparatus, radiators & parts thereof (not electrical)</u>			
W. Germany	Kgs.	870	1,935
Italy	"	430	1,242
Netherlands	"	34,187	22,596
Total	"	35,487	25,773

812.200 <u>Wash-basins & similar sanitary fittings, of ceramic materials</u>			
Austria	"	550	4,571
Belgium	"	15,000	9,484
Czechoslovakia	"	105,575	145,114
France	"	4,213	9,196
W. Germany	"	6,459	31,555
Greece	"	75	330
Hungary	"	9,750	6,000
Italy	"	245,401	425,540
Netherlands	"	331	2,318
Sweden	"	3,900	8,335
Switzerland	"	96	520
U.K.	"	4,109	6,046
U.S.A.	"	4	325
China(M)	"	18,310	18,504
Israel	"	27,779	31,127
Japan	"	930	4,033
Total	"	442,482	702,998

812.300 <u>Wash-basins & similar sanitary fittings, of iron & steel</u>			
Belgium	"	20,000	12,465
Czechoslovakia	"	3,600	3,030
France	"	252	315
W. Germany	"	16,497	57,395
Hungary	"	36,310	22,320
Italy	"	151,883	387,275
Poland	"	7,030	2,195
Sweden	"	1,919	13,939
Switzerland	"	1,675	11,043
U.K.	"	212	500
U.S.A.	"	37	8,839

* Value of spare parts

COMMODITY	QUANTITY		VALUE Eth. \$
	U N I T		

812.300 <u>Wash-basins & similar sanitary fittings, of iron & steel (Cont'd)</u>			
China(M)	Kgs.	6,052	3,495
Israel	"	150	2,974
Total	"	245,617	525,785

812.419 <u>Signalling glassware, other</u>			
Italy	"	255	2,185
Total	"	255	2,185

812.421 <u>Hurricane lamps (kerosene)</u>			
Czechoslovakia	No.	15,000	17,668
Denmark	"	174	2,789
France	"	1	730
W. Germany	"	83,848	79,180
Italy	"	250	3,420
U.K.	"	600	2,344
U.S.S.R.	"	8,000	9,600
Canada	"	204	4,772
China(M)	"	123,624	107,789
Total	"	231,701	228,292

812.422 <u>Pressure lamps, (kerosene)</u>			
Czechoslovakia	"	12,900	14,115
Denmark	"	100	2,698
W. Germany	"	72	1,922
Sweden	"	7	175
U.S.A.	"	3	110
China(M)	"	1,800	21,798
Hong Kong	"	126	4,028
Total	"	14,108	44,846

812.423 <u>Lamps other (kerosene or other oils)</u>			
Denmark	"	-	1,620
W. Germany	"	-	1,592
Sweden	"	88	632
U.K.	"	4	106
China(M)	"	1,080	15,412
Japan	"	72	807
Australia	"	396	1,065
Total	"	1,640	21,234

IMPORT

COMMODITY	QUANTITY		VALUE
	U N I T		

812.424 Electric lamps & fittings (for road motor vehicles)

Hungary	Egs.	229	6,320
Total	"	229	6,320

812.425 Electric lamps & fittings, other

W. Germany	"	2,412	20,092
Italy	"	3,075	24,261
Netherlands	"	6,035	15,958
Spain	"	398	2,785
U.S.A.	"	110	1,695
China(M)	"	55	265
Hong Kong	"	468	1,901
India	"	267	1,250
Japan	"	144	1,615
Total	"	12,964	69,822

812.429 Other lamps & lighting fittings & parts, of base metal

Czechoslovakia	"	4,329	17,859
W. Germany	"	10,794	66,953
Italy	"	5,302	43,351
Netherlands	"	14,285	72,529
U.K.	"	2,691	10,356
U.S.A.	"	463	6,525
China(M)	"	2,014	4,190
Hong Kong	"	654	1,849
Japan	"	500	1,530
Total	"	41,032	225,142

812.439 Torches, flash-lights & other portable electric lamps

France	No.	15	1,886
W. Germany	"	320	2,978
Italy	"	2,124	10,274
U.K.	"	1,689	8,208
U.S.A.	"	1,835	2,942
China(M)	"	771,900	486,956
Hong Kong	"	20,470	14,685
India	"	47,880	17,260
Japan	"	3,546	3,973
Total	"	849,779	549,162

COMMODITY	QUANTITY		VALUE
	U N I T		

821.011 Chairs & other seats of metal & parts

Kenya	No.	5,859	51,227
Sudan	"	10	160
Denmark	"	245	8,221
W. Germany	"	45	5,702
Italy	"	1,586	69,736
Netherlands	"	73	725
Norway	"	616	55,319
Sweden	"	5	862
U.K.	"	1,480	22,870
U.S.A.	"	37	16,850
India	"	14,253	73,404
Israel *	"	-	2,670
Japan	"	2,909	195,678
Total	"	27,118	503,424

821.012 Chairs & other seats of wood, bamboo, cane or rush, & parts

Kenya	"	14	1,770
France	"	35	21,598
W. Germany	"	1,136	50,012
Hungary	"	488	4,640
Italy	"	2,563	89,942
Netherlands	"	230	6,758
Norway	"	1,041	12,856
Spain	"	40	3,900
U.K.	"	17	3,190
U.S.A.	"	27	4,120
China(M)	"	425	6,707
Hong Kong	"	34	6,992
India	"	67	4,960
Lebanon	"	2	190
Saudi Arabia	"	3	310
South Yemen	"	4	100
Unspecified	"	13	130
Total	"	6,139	218,175

821.014 Furniture, plastic

Sudan	"	23	126
France	"	11	136
Italy	"	12	124
Israel	"	200	1,150

* Value of spare parts

IMPORT

COMMODITY	QUANTITY		VALUE Eth.\$
	U N I T		

821.014 <u>Furniture, plastic</u> (Cont'd)			
Japan	No.	30	480
Total	"	276	2,016

821.020 <u>Medical furniture (hospital beds, operating tables etc.)</u>			
Czechoslovakia	"	29	33,285
W.Germany	"	23	5,191
Italy	"	6	4,575
Netherlands	"	4	165
U.K.	"	129	29,966
U.S.S.R.	"	10	1,050
U.S.A.	"	217	65,280
Total	"	418	139,512

821.030 <u>Furnishing, stuffed & mattresses</u>			
Kenya	"	51	538
Czechoslovakia	"	186	1,590
Denmark	"	481	31,579
France	"	243	5,720
W.Germany	"	527	12,293
Hungary	"	487	6,745
Italy	"	556	43,815
Norway	"	75	16,371
Poland	"	150	1,488
Sweden	"	9	300
U.K.	"	108	9,598
Yugoslavia	"	70	3,170
U.S.A.	"	30	1,216
India	"	41	1,820
Japan	"	37	1,770
Saudi Arabia	"	2	105
Total	"	3,053	138,118

821.090 <u>Beds, canvas</u>			
Kenya	"	1,081	10,814
Sudan	"	17	600,100
Czechoslovakia	"	100	1,225
Poland	"	50	1,430
U.K.	"	18	3,327
Total	"	1,266	616,896

COMMODITY	QUANTITY		VALUE Eth.\$
	U N I T		

821.091 <u>Furniture, stand-hall</u>			
Italy	No.	2	4,250
Netherlands	"	2	1,325
U.K.	"	21	5,550
Total	"	25	11,125

821.092 <u>Furniture other & parts</u>			
Kenya *	"	-	100
Austria	"	500	1,124
France	"	235	4,588
W.Germany	"	149	1,684
Greece	"	2	300
Italy	"	1,072	68,578
Netherlands	"	2	2,268
Norway	"	479	17,528
Sweden	"	64	57,355
U.K.	"	17	413
U.S.A.	"	144	2,878
India	"	187	6,489
Israel *	"	-	35,075
Japan	"	115	11,649
South Yemen	"	2	256
Unspecified	"		7,243
Total	"	2,913	217,523

831.050 <u>Cases for spectacles of any material</u>			
W.Germany	"	85	374
Italy	"	5,236	4,368
Total	"	5,321	4,742

831. 200 <u>Cases for projectors</u>			
W.Germany	"	172	1,059
Italy	"	108	175
U.K.	"	294	1,157
Total	"	574	2,391

831.300 <u>Tobacco pouches</u>			
W.Germany	"	-	110
Italy	"	-	1,665
U.S.A.	"	-	109
Total	"	-	1,884

* Value of spare parts

IMPORT

COMMODITY	QUANTITY		VALUE Eth.\$
	U N I T		
831.400 Cases, other			
W. Germany	No.	12,360	3,679
U.S.A.	"	228	144
Hong Kong	"	24,000	4,210
India	"	500	437
Total	"	37,088	8,470
831.420 Handbags of leather or composition leather			
Czechoslovakia	"	100	2,100
W. Germany	"	907	9,949
Italy	"	145	6,550
U.S.A.	"	1,526	7,390
China(M)	"	100	4,242
Unspecified	"	228	7,251
Total	"	3,006	37,482
831.430 Purses & wallets of leather or composition leather			
U.A.R.(Egypt)	"	84	1,400
France	"	197	3,477
W. Germany	"	711	7,402
Hungary	"	9	438
Italy	"	6,679	49,987
U.K.	"	134	836
China(M)	"	2,400	2,955
Hong Kong	"	4,800	1,843
India	"	25	569
Unspecified	"	430	125
Total	"	15,469	69,032
831.450 Travel cases of leather or composition leather			
France	"	1	332
Italy	"	17	230
Total	"	18	562
831.490 Other cases of leather or composition leather			
Italy	Kgs.	22	240
Total	"	22	240

COMMODITY	QUANTITY		VALUE Eth.\$
	U N I T		
831.510 Trunks, of artificial plastic & vulcanised fibre			
Czechoslovakia	No.	500	1,990
Singapore	"	3,100	6,325
South Yemen	"	8	150
Total	"	3,608	8,465
831.520 Handbags, of artificial plastic or vulcanised fibre			
Czechoslovakia	"	250	1,093
France	"	29	1,420
W. Germany	"	1,161	13,047
Italy	"	3,463	23,669
Sweden	"	200	5,250
Switzerland	"	405	403
U.K.	"	2,001	10,186
China(M)	"	480	970
Hong Kong	"	68,510	79,138
India	"	3,080	3,336
Japan	"	6,856	13,585
Singapore	"	10,240	13,399
Unspecified	"	24	4,156
Total	"	96,699	169,652
831.530 Purses & wallets, of artificial plastic & vulcanised fibre			
France	"	594	4,135
W. Germany	"	507	2,917
Italy	"	6,461	46,482
U.K.	"	1,055	9,532
U.S.A.	"	27	385
Hong Kong	"	273,149	73,583
India	"	2,549	3,038
Israel	"	295	1,540
Japan	"	55,296	10,744
Total	"	339,933	152,356

COMMODITY	QUANTITY		VALUE Eth.\$
	U N I T		

831.540 <u>Brief cases, of artificial plastic & vulcanised fibre</u>			
Czechoslovakia	No.	5,500	25,887
W.Germany	"	182	4,858
U.K.	"	21	196
Hong Kong	"	2,400	1,410
India	"	120	970
Japan	"	6,336	7,456
Korea South	"	980	4,835
Singapore	"	-	1,400
Total	"	15,539	47,012

831.550 <u>Travel cases of artificial plastic & vulcanised fibre</u>			
Kenya	"	120	335
Belgium	"	20	115
Czechoslovakia	"	1,500	7,664
France	"	500	1,820
W.Germany	"	723	4,760
Italy	"	3,646	6,365
Netherlands	"	134	1,040
U.S.A.	"	12	2,490
Hong Kong	"	33,910	39,092
India	"	652	4,652
Lebanon	"	50	115
Singapore	"	2,600	4,070
Total	"	43,867	72,518

831.590 <u>Other cases of artificial plastic & vulcanised fibre</u>			
Czechoslovakia	Kgs.	2,757	4,147
W.Germany	"	2,700	3,350
Greece	"	638	7,740
Italy	"	119	785
Sweden	"	10	175
U.K.	"	39	334
Hong Kong	"	9,023	28,921
Total	"	15,286	45,452

COMMODITY	QUANTITY		VALUE Eth.\$
	U N I T		

831.600 <u>Travel cases of paperboard</u>			
Czechoslovakia	Kgs.	33,095	51,817
E.Germany	"	5,550	6,906
W.Germany	"	40,612	44,391
Italy	"	681	2,555
U.S.A.	"	28	240
China(M)	"	565	2,475
Singapore	"	2,032	4,778
Total	"	82,563	113,162

831.710 <u>Trunks, of textile fabrics</u>			
China(M)	No.	580	8,573
Total	"	580	8,573

831.720 <u>Handbags of textile fabrics</u>			
W.Germany	"	714	2,090
U.K.	"	144	100
U.S.A.	"	90	5,253
China(M)	"	1,000	985
Japan	"	720	780
Total	"	2,668	9,208

831.730 <u>Purses & wallets of textile fabrics</u>			
Italy	Dog.	27	1,792
Total	"	27	1,792

831.740 <u>Brief cases, of textile fabric</u>			
Czechoslovakia	No.	12,500	44,215
E.Germany	"	2,500	8,223
Italy	"	41	1,150
Netherlands	"	2,500	8,965
Japan	"	500	1,980
Singapore	"	816	11,930
Total	"	18,857	76,463

831.750 <u>Travel cases, of textile fabric</u>			
Belgium	Kgs.	245	1,205
Czechoslovakia	"	11,097	17,571
W.Germany	"	510	3,450
Italy	"	27	300
Netherlands	"	86	305

* Value of spare parts

IMPORT

COMMODITY	QUANTITY		VALUE Eth.\$
	UNIT		

831.750 Travel cases, of textile fabric
(Cont'd)

China(M)	Kgs.	500	900
Hong Kong	"	1,130	3,462
Total	"	13,595	27,193

831.790 Other cases of textile fabric

Italy	"	16	385
India	"	4	116
Total	"	20	501

841.112 Shirts, cotton (men's & boys')

Kenya	No.	12,641	52,477
Austria	"	300	2,497
Bulgaria	"	6,000	12,000
France	"	231	1,536
W.Germany	"	12	101
Hungary	"	5,958	8,757
Italy	"	7,133	33,174
Poland	"	137	465
Romania	"	6,000	13,500
U.K.	"	1,446	17,280
U.S.A.	"	582	6,899
China(M)	"	261,228	515,453
Hong Kong	"	149,472	173,659
India	"	161,864	42,418
Israel	"	1,053	3,927
Japan	"	39,338	55,485
Korea South	"	16,248	32,705
Pakistan	"	220	234
Saudi Arabia	"	17	150
Total	"	669,880	972,717

841.113 Outer garments, other, cotton (men's & boys')

Austria	"	181	2,647
Czechoslovakia	"	950	16,255
Denmark	"	21	120
France	"	100	355
W.Germany	"	93	2,248
Gibraltar	"	64,469	395,811
Greece	"	7	60

COMMODITY	QUANTITY		VALUE Eth.\$
	UNIT		

841.113 Outer garments, other, cotton (men's & boys')
(Cont'd)

Hungary	No.	1,575	10,630
Italy	"	3,009	27,468
Netherlands	"	50	638
Poland	"	5,671	29,992
Romania	"	12,000	34,660
Spain	"	908	5,785
Sweden	"	56	155
U.K.	"	1,214	18,081
U.S.A.	"	2,818	23,841
China(M)	"	96,236	229,733
Hong Kong	"	112,514	208,227
India	"	32,811	32,140
Israel	"	11,667	69,840
Japan	"	76,188	133,459
Korea South	"	480	564
Pakistan	"	220	267
Singapore	"	9,216	6,237
South Yemen	"	780	1,560
Australia	"	70	931
Unspecified	"	80	826
Total	"	433,384	1,252,530

841.114 Shirts, synthetic fibres

Fr. Terr. of Affairs & Issas	"	851	1,370
Kenya	"	5,506	9,440
W.Germany	"	343	3,107
Italy	"	8,270	43,123
Poland	"	6,000	7,500
U.K.	"	1,422	11,767
U.S.A.	"	1,925	11,469
China(M)	"	67,168	127,733
Hong Kong	"	102,939	190,843
Israel	"	10,003	42,996
Japan	"	65,977	96,060
Korea South	"	116,684	220,117
Pakistan	"	8,400	21,763
Unspecified	"	74	2,556
Total	"	395,562	789,844

IMPORT

COMMODITY	QUANTITY		VALUE Eth.\$
	U N I T		

841.115 Outer garments,
other, synthetic
fibres

Fr. Terr. of Affairs & Issas	No.		
Kenya	"	3,029	7,622
U.A.R. (Egypt)	"	7	160
Belgium	"	6	190
Bulgaria	"	585	5,850
Czechoslovakia	"	1,711	51,831
France	"	800	8,931
W. Germany	"	1,313	15,615
Gibraltar	"	109	445
Hungary	"	2,154	35,450
Italy	"	14,388	134,297
Netherlands	"	124	2,867
Poland	"	16,663	178,874
Romania	"	10,169	96,882
Spain	"	1,380	14,995
U.K.	"	1,131	25,228
U.S.A.	"	1,107	21,021
Ceylon	"	480	1,971
China(M)	"	73,802	191,317
Hong Kong	"	50,065	70,559
India	"	41,724	34,948
Israel	"	21,893	343,697
Japan	"	272,396	216,144
Unspecified	"	150	11,006
Total	"	515,635	1,470,922

841.117 Outer garments,
other, woollen

Czechoslovakia	"	3,200	114,716
W. Germany	"	87	2,557
Greece	"	163	1,647
Italy	"	4,534	75,463
Netherlands	"	28	135
Poland	"	216	3,778
Romania	"	10	140
Spain	"	24	818
Sweden	"	250	10,243
U.K.	"	7,936	114,152
U.S.A.	"	208	5,250
Hong Kong	"	70	2,322

COMMODITY	QUANTITY		VALUE Eth.\$
	U N I T		

841.117 Outer garments,
other, woollen
(Cont'd)

Israel	No.	2,444	33,250
Unspecified	"	1	380
Total	"	19,171	364,851

841.118 Shirts, other
fibres

Italy	"	177	347
Poland	"	100	2,641
U.S.A.	"	35	365
China(M)	"	3,600	8,685
Hong Kong	"	15,404	31,065
Japan	"	7,227	17,882
Korea South	"	61,755	146,839
Total	"	88,298	207,824

841.119 Outer garments,
of other fibres

Fr. Terr. of Affairs & Issas	"	74	380
Czechoslovakia	"	113	11,464
France	"	244	2,435
W. Germany	"	1,117	10,457
Italy	"	1,748	20,546
Netherlands	"	600	5,750
Poland	"	1,920	25,683
Romania	"	3,964	41,747
U.K.	"	1,320	17,862
U.S.A.	"	15	210
China(M)	"	4,800	7,757
Hong Kong	"	25,411	82,484
Israel	"	8,849	47,670
Japan	"	12,239	133,729
Singapore	"	2,880	3,280
Total	"	65,294	411,454

841.121 Outer garments,
pure silk,
(women's, girls'
& infants')

Hungary	"	120	560
India	"	6,594	4,038
Total	"	6,714	4,598

IMPORT

COMMODITY	QUANTITY		VALUE Eth.\$
	U M I T		

841.122 Outer garments,
cotton(women's
girls' & infants')

Belgium	No.	81	4,109
France	"	132	2,054
W.Germany	"	88	805
Gibraltar	"	1,200	5,500
Italy	"	5,304	30,720
Poland	"	644	1,730
U.K.	"	1,097	8,085
U.S.A.	"	72	983
Hong Kong	"	39,027	55,578
India	"	646,817	572,772
Israel	"	2,956	28,290
Japan	"	75,777	48,934
Pakistan	"	60	684
Singapore	"	3,600	2,340
South Yemen	"	3,689	2,380
Australia	"	82	1,100
Total	"	780,626	766,064

841.123 Outer garments,
synthetic fibres,
women's, girls'
& infants')

Kenya	"	20	300
Austria	"	180	2,505
Belgium	"	77	6,618
Czechoslovakia	"	415	6,622
France	"	764	27,211
W.Germany	"	232	2,644
Hungary	"	6,200	7,605
Italy	"	45,184	117,570
Netherlands	"	234	384
Poland	"	380	2,430
Switzerland	"	73	1,275
U.K.	"	1,828	58,402
U.S.A.	"	88	748
China(M)	"	600	2,841
Hong Kong	"	34,710	59,250
India	"	15,353	17,478
Israel	"	10,460	171,157
Japan	"	90,527	93,921

COMMODITY	QUANTITY		VALUE Eth.\$
	U M I T		

841.123 Outer garments,
synthetic fibres,
(women's, girls'
& infants')
(Cont'd)

Lebanon	No.	23	426
Saudi Arabia	"	17	100
South Yemen	"	138	340
Australia	"	137	2,392
Unspecified	"	25	150
Total	"	207,665	582,369

841.124 Outer garments,
woollen(women's
girls' & infants')

France	No.	201	6,930
W.Germany	"	6	129
Italy	"	2,503	19,644
U.K.	"	208	8,260
Hong Kong	"	600	1,070
Israel	"	899	15,898
Japan	"	360	580
Total	"	4,777	52,511

841.125 Outer garments,
other fibres,
(women's, girls'
& infants')

Bulgaria	"	2,400	6,072
Czechoslovakia	"	33	530
France	"	9	135
W.Germany	"	367	2,048
Italy	"	2,178	13,189
Poland	"	1,962	7,694
U.K.	"	136	4,303
U.S.A.	"	108	667
Hong Kong	"	7,760	13,420
Israel	"	2,077	17,945
Japan	"	480	564
Total	"	17,510	66,567

841.132 Inner garments,
cotton(men's &
boys')

U.A.R.(Egypt)	Doz.	4,480	53,465
France	"	137	1,707
Hungary	"	500	4,125

IMPORT

COMMODITY	QUANTITY		VALUE Eth.\$
	U N I T		

841.132 <u>Inner garments, cotton (men's & boys')</u> (Cont'd)			
Italy	Dos.	1,769	29,292
Poland	"	100	7,800
Romania	"	423	13,983
U.K.	"	35	1,200
China(M)	"	10,900	116,289
Hong Kong	"	1,550	11,834
India	"	529	3,055
Israel	"	392	3,765
Japan	"	7,002	22,099
Total	"	27,817	268,614

841.133 <u>Inner garments, woollen (men's & boys')</u>			
Italy	"	345	4,745
U.K.	"	11	623
Total	"	356	5,368

841.134 <u>Inner garments, other synthetic fibres (men's & boys')</u>			
Austria	"	3	545
Hungary	"	100	3,105
Italy	"	330	11,673
U.K.	"	195	10,300
China(M)	"	570	26,301
Hong Kong	"	3,919	43,770
Israel	"	156	3,125
Japan	"	109	1,310
Singapore	"	50	1,217
Total	"	5,432	101,346

841.141 <u>Inner garments, pure silk (women's & girls)</u>			
Italy	"	39	2,304
Hong Kong	"	150	3,037
Total	"	189	5,341

841.142 <u>Inner garments, cotton (women's & infants)</u>			
W. Germany	"	83	1,151
Italy	"	1,837	28,531
Sweden	"	22	540

COMMODITY	QUANTITY		VALUE Eth.\$
	U N I T		

841.142 <u>Inner garments, cotton (women's & infants)</u> (Cont'd)			
U.K.	Dos.	27	551
U.S.A.	"	15	411
China(M)	"	50	2,125
Hong Kong	"	646	10,704
Israel	"	58	1,110
Japan	"	2,010	5,186
Total	"	4,748	50,309

841.143 <u>Inner garments, synthetic fibres, (women's & infants)</u>			
Austria	"	9	620
E. Germany	"	410	8,074
W. Germany	"	675	17,312
Hungary	"	2,294	20,928
Italy	"	11,357	123,424
Poland	"	621	4,754
U.K.	"	70	3,130
U.S.A.	"	91	5,177
China(M)	"	400	12,540
Hong Kong	"	5,772	65,778
Israel	"	981	5,374
Japan	"	1,349	22,691
Total	"	24,029	289,802

841.144 <u>Inner garments, woollen (women's & girls)</u>			
Italy	"	17	459
Total	"	17	459

841.145 <u>Inner garments, other fibres, (women's & infants)</u>			
Italy	"	1,564	21,779
U.K.	"	5	100
China(M)	"	2,000	18,170
Hong Kong	"	140	1,973
Israel	"	140	2,658
Japan	"	5,000	3,545
Total	"	8,849	48,225

IMPORT

COMMODITY	QUANTITY		VALUE Eth.\$
	U N I T		
841.210 Handkerchiefs			
Czechoslovakia	Doz.	28,244	53,924
W. Germany	"	1,595	5,770
Hungary	"	6,000	15,342
Italy	"	1,135	6,216
Netherlands	"	436	1,085
U.K.	"	60	657
U.S.A.	"	150	1,118
China(M)	"	2,000	5,479
India	"	650	3,205
Israel	"	185	841
Japan	"	34,150	26,109
South Yemen	"	140	315
Total	"	74,745	120,061

841.221 Mufflers			
China(M)	"	500	2,803
Hong Kong	"	60	1,296
Japan	"	9,324	29,607
Saudi Arabia	"	6	100
Total	"	9,890	33,806

841.222 Scarves			
W. Germany	"	106,682	297,939
Italy	"	5,441	14,120
Netherlands	"	450	6,060
China(M)	"	9,500	42,713
Hong Kong	"	500	3,036
India	"	2,000	10,628
Israel	"	18	450
Japan	"	306,479	884,420
Korea South	"	46,700	292,974
Total	"	477,770	1,552,340

841.223 Shawls			
U.S.A.	"	4	809
China(M)	"	25	133
Japan	"	1,758	11,695
Total	"	1,787	12,637

841.224 Veils			
Italy	"	2	420
India	"	164	11,763
Japan	"	333	3,640
Korea South	"	18,500	124,568
Total	"	18,999	140,391

COMMODITY	QUANTITY		VALUE Eth.\$
	U N I T		
841.230 Ties & cravats			
France	Doz.	39	2,360
W. Germany	"	626	7,618
Italy	"	5,497	42,430
Spain	"	33	910
U.K.	"	725	8,571
U.S.A.	"	91	1,508
Hong Kong	"	150	2,090
Israel	"	419	12,651
Total	"	7,580	78,138

841.251 Corsets & suspender belts			
Austria	Kgs.	245	14,197
W. Germany	"	290	7,594
Italy	"	1,061	20,126
Netherlands	"	25	194
Spain	"	75	2,710
U.K.	"	70	2,562
U.S.A.	"	100	5,300
China(M)	"	1,500	6,876
Hong Kong	"	13,013	102,704
Japan	"	8,904	70,156
Total	"	25,283	232,419

841.252 Garters & similar articles			
Italy	"	5	380
Hong Kong	"	520	5,211
Japan	"	1,402	11,983
Total	"	1,927	17,574

841.261 Gloves & mittens, (not knitted)			
Bulgaria	Doz.	50	226
Italy	"	62	730
U.K.	"	376	5,216
Hong Kong	"	1,424	4,469
Japan	"	54	635
Total	"	1,966	11,276

841.262 Socks & stockings, (not knitted)			
Hungary	"	5,757	28,201
Italy	"	2,035	5,284
Poland	"	5,000	12,000

IMPORT

COMMODITY	QUANTITY		VALUE Eth.\$
	U N I T		

841.262 <u>Socks & stockings, (not knitted)</u> (Cont'd)			
Romania	Dos.	1,000	3,155
China(M)	"	9,700	25,863
Hong Kong	"	3,143	7,435
Japan	"	300	1,897
Korea South	"	500	2,613
Total	"	27,435	86,448

841.263 <u>Stockings, not knitted</u>			
Hungary	"	2,000	16,775
Italy	"	1,026	4,485
Poland	"	2,000	12,000
Hong Kong	"	92	1,666
Israel	"	300	6,940
Total	"	5,418	41,866

841.290 <u>Clothing accessories, other n.e.s.</u>			
France	"	2,000	2,010
W.Germany	"	7	230
Italy	"	1	955
U.S.A.	"	48	405
China(M)	"	600	2,145
Total	"	2,656	5,745

841.310 <u>Watch straps (not including metal)</u>			
France	"	435	2,097
W.Germany	"	2,333	10,978
Italy	"	1,659	14,179
Switzerland	"	594	4,284
Hong Kong	"	22,882	32,461
Total	"	27,903	63,999

841.320 <u>Gloves, leather</u>			
W.Germany	"	95	2,372
Italy	"	212	5,510
Netherlands	"	159	3,560
U.K.	"	562	2,172
Unspecified	"	10	102
Total	"	1,038	13,716

COMMODITY	QUANTITY		VALUE Eth.\$
	U N I T		

841.330 <u>Belts, leather</u>			
Italy	Dos.	121	4,418
U.K.	"	22	2,536
U.S.A.	"	10	255
China(M)	"	1,950	13,906
Hong Kong	"	400	2,182
Japan	"	1,000	5,050
Total	"	3,503	28,347

841.340 <u>Clothing, leather</u>			
France	"	59	4,720
U.K.	"	9	1,550
U.S.A.	"	20	525
Hong Kong	"	350	2,993
Israel	"	31	1,845
Japan	"	300	2,139
Total	"	769	13,772

841.390 <u>Other apparel & clothing necessities, of leather</u>			
U.S.A.	Kgs.	25	430
Hong Kong	"	246	1,659
Total	"	271	2,089

841.410 <u>Gloves & mittens, (knitted)</u>			
France	Dos.	3	127
Italy	"	50	448
U.S.A.	"	23	2,967
Formosa	"	3,000	8,250
Japan	"	17	258
Total	"	3,093	12,050

841.422 <u>Socks & stockings, cotton (knitted)</u>			
France	"	34	524
W.Germany	"	1,073	5,710
Italy	"	870	11,857
U.K.	"	43	1,380
U.S.A.	"	52	810
China(M)	"	17,000	31,745
Hong Kong	"	40	1,000
India	"	200	1,242
Total	"	19,312	54,268

IMPORT

COMMODITY	QUANTITY		VALUE Eth.\$
	U N I T		
841.423 <u>Socks & stockings, synthetic fibres (knitted)</u>			
Austria	Doz.	98	1,740
France	"	29	858
W.Germany	"	2,412	16,350
Gibraltar	"	2,882	7,217
Hungary	"	29,792	122,982
Italy	"	7,226	38,749
Netherlands	"	2,188	5,251
Poland	"	14,900	39,211
Switzerland	"	26	436
U.K.	"	562	11,062
U.S.A.	"	215	3,791
China(M)	"	87,992	290,056
Formosa	"	2,000	10,450
Hong Kong	"	70,242	170,796
Israel	"	3,759	35,605
Japan	"	14,619	47,345
Korea South	"	4,988	21,805
Total	"	243,930	823,704
841.424 <u>Socks & stockings, woollen (knitted)</u>			
France	"	120	2,223
W.Germany	"	500	3,890
Italy	"	2,022	14,666
Netherlands	"	2	120
U.K.	"	544	5,274
Israel	"	160	1,630
Total	"	3,348	27,803
841.425 <u>Socks & stockings, other fibres, (knitted)</u>			
Austria	"	29	431
France	"	220	980
Italy	"	24	567
Poland	"	10,000	24,000
U.S.A.	"	83	1,385
Hong Kong	"	300	1,697
Japan	"	1,001	3,757
Total	"	11,648	32,817

COMMODITY	QUANTITY		VALUE Eth.\$
	U N I T		
841.432 <u>Under garments, cotton (knitted)</u>			
U.A.R. (Egypt)	Doz.	3,670	37,188
France	"	80	2,389
Italy	"	1,385	24,332
U.S.A.	"	46	825
China(M)	"	1,167	33,150
Hong Kong	"	3,428	8,886
Israel	"	2,000	7,084
Pakistan	"	500	2,727
Saudi Arabia	"	14	120
Total	"	12,290	116,701
841.433 <u>Under garments, synthetic fibres (knitted)</u>			
Italy	"	893	9,835
Netherlands	"	65	1,355
China(M)	"	2,000	6,072
Hong Kong	"	1,760	15,119
Israel	"	288	4,165
Japan	"	200	1,771
Total	"	5,206	38,317
841.434 <u>Under garments, woollen, (knitted)</u>			
Italy	"	9	970
U.K.	"	132	1,890
Japan	"	1,000	3,878
Total	"	1,141	6,738
841.435 <u>Under garments, other fibres (knitted)</u>			
Hungary	"	200	2,786
Italy	"	992	3,640
China(M)	"	150	5,910
Hong Kong	"	400	5,974
Israel	"	110	3,105
Total	"	1,852	21,415
841.442 <u>Outer garments, pure silk (knitted)</u>			
Bulgaria	No.	2,184	3,223
W.Germany	"	13	110
Hungary	"	24,000	18,113

COMMODITY	QUANTITY		VALUE Eth.\$
	U N I T		

841.442 <u>Outer garments,</u> <u>pure silk(knitted)</u> (Cont'd)			
	No.		
Italy	1,541	1,985	
Norway	960	4,589	
U.K.	245	1,240	
China(M)	24,000	27,450	
Israel	4,896	12,320	
Total	57,839	69,030	

841.443 <u>Outer garments,</u> <u>synthetic fibres</u> <u>(knitted)</u>			
France	527	6,500	
W.Germany	477	3,175	
Italy	1,462	11,381	
U.K.	536	4,691	
Hong Kong	3,300	8,369	
Israel	2,960	12,439	
Japan	600	1,435	
Total	9,862	47,990	

841.444 <u>Outer garments,</u> <u>woollen(knitted)</u>			
Italy	2,014	21,127	
U.K.	237	4,483	
Hong Kong	6	283	
Total	2,257	25,893	

841.445 <u>Outer garments,</u> <u>other fibres</u> <u>(knitted)</u>			
Unspecified	37	349	
Total	37	349	

841.451 <u>Knitted fabrics,</u> <u>elastic or rub-</u> <u>berised</u>			
	Kgs.		
Czechoslovakia	98	755	
W.Germany	78	1,200	
China(M)	3,700	16,184	
Japan	1,423	11,018	
Total	5,299	29,157	

841.452 <u>Articles of</u> <u>knitted fabrics</u>			
U.K.	5	185	
Japan	500	4,842	
Total	505	5,027	

COMMODITY	QUANTITY		VALUE Eth.\$
	U N I T		

841.510 <u>Headgear of</u> <u>felt</u>			
	Doz.		
Belgium	4	181	
W.Germany	33	701	
Italy	10	1,910	
Hong Kong	1,180	11,472	
Korea South	2,000	13,800	
Total	3,227	28,064	

841.520 <u>Headgear</u> <u>plaited</u>			
Italy	23	2,462	
Total	23	2,462	

841.531 <u>Headgear,</u> <u>knitted</u>			
Italy	7	257	
U.K.	2	185	
Pakistan	54	582	
Total	63	1,024	

841.532 <u>Headgear of</u> <u>textile fabric,</u> <u>other</u>			
Czechoslovakia	3,843	14,578	
W.Germany	3,421	5,105	
Italy	594	15,629	
Poland	2	135	
U.K.	54	2,929	
U.S.A.	67	1,550	
China(M)	6,600	33,421	
Hong Kong	1,120	9,697	
Japan	2,369	7,820	
Korea South	20,700	139,792	
Kuwait	2,000	13,035	
Pakistan	40	163	
Total	40,810	243,854	

841.590 <u>Helmets-military</u> <u>& miners & other</u> <u>headgears n.e.s.</u>			
Czechoslovakia	1,389	8,997	
Denmark	27	113	
W.Germany	1,575	18,853	
Italy	1,282	32,701	
Sweden	29	1,460	

IMPORT

COMMODITY	QUANTITY		VALUE Eth.\$
	U N I T		

841.590 Helmets-military & miners & other headgears n.e.s.
(Cont'd)

U.K.	Dos.	451	37,833
China(M)	"	3,200	12,698
Hong Kong	"	825	4,675
India	"	42	1,950
Israel	"	69	3,141
Japan	"	8,515	20,481
Saudi Arabia	"	5	140
Total	"	17,409	143,042

841.610 Gloves, rubber

Austria	"	1,459	6,995
Czechoslovakia	"	75	400
France	"	20	289
W.Germany	"	81	2,755
Hungary	"	1,000	442
Italy	"	52	1,635
U.K.	"	437	2,994
U.S.A.	"	76	1,512
India	"	6	240
Japan	"	104	3,244
Total	"	3,310	20,506

841.620 Raincoats, rubber

Czechoslovakia	No.	1,000	11,400
W.Germany	"	62	1,963
Hungary	"	5,583	51,642
Italy	"	224	5,065
Poland	"	5,129	60,963
Sweden	"	101	1,015
U.K.	"	500	20,915
U.S.A.	"	38	235
Hong Kong	"	583	4,621
Israel	"	1,934	52,332
Japan	"	3,130	49,228
Total	"	18,284	259,379

841.690 Other apparel & clothing accessories, rubber

W.Germany	Kgs.	41	619
Italy	"	30	485
Total	"	71	1,104

COMMODITY	QUANTITY		VALUE Eth.\$
	U N I T		

842.000 Fur clothing

U.K.	No.	14	575
India	"	10	145
Israel	"	560	12,915
Total	"	584	13,635

851.012 Sandals, open type (of rubber or plastic)

Italy	Pair	962	2,639
U.K.	"	16	200
Hong Kong	"	84	315
Japan	"	6,000	3,650
Total	"	7,062	6,804

851.019 Footwear, other with soles & uppers of rubber or plastic

Austria	"	300	2,300
Czechoslovakia	"	6,000	15,910
France	"	199	2,385
W.Germany	"	219	4,590
Italy	"	1,816	7,845
Romania	"	500	5,050
Japan	"	22	153
Total	"	9,056	38,233

851.020 Shoes, leather

France	"	283	2,258
W.Germany	"	252	3,848
Greece	"	694	12,425
Italy	"	4,052	85,706
Netherlands	"	316	4,900
U.K.	"	1,112	20,919
Israel	"	116	1,780
Total	"	6,825	131,836

851.021 Footwear, sports

Czechoslovakia	"	20,126	26,285
W.Germany	"	3,501	50,757
Italy	"	282	2,592
U.K.	"	186	900
China(M)	"	17,940	71,251
Hong Kong	"	55	2,969
Total	"	42,090	154,754

IMPORT

COMMODITY	QUANTITY		VALUE Eth.\$
	U N I T		

851.022 <u>Sandals, open type, having soles or uppers of leather</u>			
Italy	Pair	1,290	13,143
U.K.	"	41	564
Hong Kong	"	360	1,565
Total	"	1,691	15,272

851.029 <u>Footwear, other (having soles or uppers mainly of leather)</u>			
France	"	13	145
W.Germany	"	276	5,789
Greece	"	544	12,795
Italy	"	1,257	35,098
Spain	"	251	2,603
U.K.	"	11	120
U.S.A.	"	24	325
Total	"	2,376	56,875

851.041 <u>Canvas shoes</u>			
Czechoslovakia	"	700	1,790
Italy	"	1,653	5,295
Switzerland	"	400	1,025
Total	"	2,753	8,110

851.042 <u>Sandals, other</u>			
W.Germany	"	50	730
Netherlands	"	252	870
Total	"	302	1,600

851.051 <u>Cricket pads, shin-guards etc. (used in sports)</u>			
U.S.A.	"	12	300
Total	"	12	300

851.059 <u>Gaiters, spats & leggings</u>			
Japan	Kgs.	8,005	15,256
Total	"	8,005	15,256

COMMODITY	QUANTITY		VALUE Eth.\$
	U N I T		

851.063 <u>Footwear having outer soles of wood or cork</u>			
W.Germany	Pair.	9	198
Total	"	9	198

851.069 <u>Footwear, other (having outer soles & uppers of other material)</u>			
Italy	"	14	110
Total	"	14	110

851.090 <u>Other, shoes</u>			
Czechoslovakia	"	4,166	2,430
Italy	"	90	1,215
U.K.	"	24	313
Total	"	4,280	3,958

861.130 <u>Lenses for correcting vision</u>			
W.Germany	Kgs.	98	12,430
Italy	"	61	7,219
Spain	"	90	3,185
Switzerland	"	3	147
U.K.	"	1	170
U.S.A.	"	4	240
Japan	"	33	552
Total	"	290	23,943

861.140 <u>Lenses & other optical elements for navigational aids</u>			
Italy	"	6	342
Total	"	6	342

861.150 <u>Lenses & other optical elements (for use in cameras, projectors & other photographic apparatus)</u>			
W.Germany	"	1	150
Greece	"	7	200
Italy	"	2	601
Netherlands	"	5	495
U.S.A.	"	2	185
Japan	"	304	16,845
Total	"	321	18,476

IMPORT

COMMODITY	QUANTITY		VALUE Eth.\$
	UNIT		

861.190 Lenses, prisms
mirrors & optical
elements,
other

Austria	Kgs.	1	110
Italy	"	18	1,927
Switzerland	"	20	1,530
Total	"	39	3,567

861.211 Frames, mount-
ings & parts
for spectacles
(of base metal)

France	"	22	4,543
W.Germany	"	90	12,360
Italy	"	6	205
Netherlands	"	4	1,656
Switzerland	"	11	1,274
Japan	"	5	584
Australia	"	5	655
Total	"	143	21,277

861.212 Other parts, of
artificial
plastic

France	"	19	4,424
W.Germany	"	152	30,142
Italy	"	10	2,195
Japan	"	59	1,263
Total	"	240	38,024

861.219 Parts, other

Hong Kong	"	220	584
Total	"	220	584

861.221 Spectacle, pince-
nez, goggles &
the like, for
the correction
of vision

W.Germany	"	19	2,036
Italy	"	100	1,287
Japan	"	280	8,419
Total	"	399	11,742

COMMODITY	QUANTITY		VALUE Eth.\$
	UNIT		

861.222 Spectacles &
goggles, protec-
tive, (for use
in industry)

Italy	Kgs.	590	3,345
U.K.	"	50	234
Total	"	640	3,579

861.223 Spectacles,
pince-nez,
lorgnettes, go-
ggles & the like,
(having frames of
base metal)

W.Germany	"	25	2,760
Italy	"	8	930
Japan	"	1,746	28,515
Total	"	1,779	32,205

861.224 Others, having
frames of arti-
ficial plastic

Austria	Doz.	2	269
France	"	997	39,249
W.Germany	"	126	15,542
Italy	"	760	27,027
Spain	"	11	1,365
Switzerland	"	5	850
U.K.	"	9	297
U.S.A.	"	21	3,966
Hong Kong	"	360	3,921
Japan	"	3,101	26,640
Total	"	5,392	119,126

861.229 Others, having
frames of other
materials

W.Germany	Kgs.	51	1,020
Italy	"	50	1,042
Switzerland	"	13	1,491
Japan	"	200	4,720
Total	"	314	8,273

IMPORT

COMMODITY	QUANTITY		VALUE Eth.\$
	U N I T		

COMMODITY	QUANTITY		VALUE Eth.\$
	U S \$		

861.611 Image projectors
(for use in edu-
cational institu-
tion)

	No.		
Uganda	1	361	
Austria	14	2,610	
W.Germany	1	100	
Japan	10	4,816	
Total	26	7,887	

861.699 Apparatus &
equipment (of
other materials)

	Kgs.		
W.Germany	160	3,255	
U.S.A.	324	3,375	
Lebanon	160	700	
Total	644	7,330	

861.619 Image projectors
other

Fr. Terr. of Affairs & Issas	1	150	
Kenya	1	2,245	
W.Germany	32	4,494	
Italy	42	9,470	
Netherlands *	-	7,450	
Norway *	-	1,732	
U.K.	12	1,637	
U.S.A.	50	2,991	
Japan	463	16,563	
Unspecified	2	240	
Total	603	46,972	

861.710 Medical, dental
& veterinary in-
struments & app-
liances

Kenya	14	557	
Austria	576	10,003	
Belgium	170	3,541	
Czechoslovakia	11,505	64,333	
Denmark	2,156	22,617	
France	2,359	108,464	
W.Germany	100,504	850,578	
Italy	22,499	177,445	
Netherlands	834	22,141	
Norway	2,142	21,449	
Sweden	10,135	805,005	
Switzerland	1,222	35,295	
U.K.	12,140	150,540	
U.S.S.R.	11,003	56,462	
U.S.A.	22,187	396,871	
India	181	1,070	
Japan	6,282	58,215	
Pakistan	11	390	
Unspecified	1,186	16,127	
Total	207,106	2,801,103	

861.692 Screens, other

	Kgs.		
W.Germany	223	720	
Italy	130	1,587	
U.S.A.	20	225	
Japan	425	5,681	
Lebanon	100	225	
Total	898	8,438	

861.693 Photographic &
cinematographic
apparatus & equip-
ment n.e.s. (of
artificial plastic
materials)

France	37	1,100	
W.Germany	287	14,286	
Italy	54	1,738	
Netherlands	451	3,679	
U.K.	244	2,816	
U.S.A.	3,028	43,429	
Japan	504	13,328	
Total	4,605	80,376	

861.811 Water, tele-
phone or tele-
graph supply
metres

France	7	321	
W.Germany	28	1,978	
Italy	2,575	40,814	
Sweden	204	2,607	
Israel	845	5,250	
Total	3,659	50,970	

* Value of spare parts

IMPORT.

COMMODITY	QUANTITY		VALUE Eth.\$
	U N I T		

861.350 <u>Binoculars re- fracting teles- copes & other astronomical instruments</u>			
W.Germany	Dog.	17	1,162
Switzerland	"	4	1,090
Japan	"	43	2,694
Total	"	64	4,946

861.360 <u>Microscopes, of all kinds</u>			
W.Germany	No.	4	13,496
Norway	"	3	669
Poland	"	12	5,609
Sweden	"	2	2,848
Switzerland	"	17	3,961
U.K.	"	2	6,066
U.S.A.	"	5	1,580
Japan	"	54	22,130
Australia	"	2	200
Total	"	101	56,559

861.400 <u>Photographic cameras & flash- light apparatus</u>			
Belgium *	"	-	605
Denmark *	"	-	1,203
W.Germany	"	302	34,354
Italy	"	15	4,386
Netherlands	"	22	5,400
Sweden	"	6	4,694
Switzerland *	"	-	2,015
U.K.	"	124	3,666
U.S.S.R.	"	500	5,625
U.S.A.	"	3	9,400
India	"	100	860
Japan	"	328	88,263
Lebanon	"	121	3,137
South Yemen	"	1	225
Unspecified	"	1	200
Total	"	1,523	164,033

* Value of spare parts

COMMODITY	QUANTITY		VALUE Eth.\$
	U N I T		

861.510 <u>Cinematograph cameras</u>			
Czechoslovakia	No.	10	797
Denmark	"	1	180
Japan	"	1	400
Unspecified *	"	-	250
Total	"	12	1,627

861.520 <u>Cinematograph sound recorders</u>			
Italy	Kgs.	130	685
Total	"	130	685

861.530 <u>Cinematograph projectors, sound repro- ducers (for use in a scien- tific or educa- tional institu- tion)</u>			
Denmark	No.	3	140
France	"	7	1,894
W.Germany	"	11	13,625
Italy *	"	-	450
Netherlands	"	5	1,700
Sweden *	"	-	384
U.K.	"	15	2,305
Canada	"	1	200
U.S.A.	"	29	8,346
Israel	"	1	300
Japan	"	12	1,583
Lebanon	"	6	1,555
Total	"	90	32,482

861.590 <u>Cinematograph projectors, & sound repro- ducers, other</u>			
Kenay	Kgs.	58	590
W.Germany	"	596	4,495
Italy	"	444	12,534
Netherlands	"	31	1,190
Sweden	"	50	440
Switzerland	"	55	1,440
U.K.	"	32	830
U.S.A.	"	16	373
Japan	"	280	4,025
Total	"	1,562	25,917

IMPORT

COMMODITY	QUANTITY		VALUE Eth. \$
	U N I T		

861.819 <u>Gas or liquid metres, other</u>			
Czechoslovakia	Kgs.	608	4,000
France	"	2	654
Italy	"	1,048	11,813
U.K.	"	10	260
Israel	"	800	7,330
Japan	"	156	1,275
Total	"	2,624	25,332

861.823 <u>Counting-instruments, other (for use in the control of manufacturing operations)</u>			
Netherlands	"	1	206
Japan	"	2	110
Total	"	3	316

861.829 <u>Pedometers, stroboscopes & other similar instruments</u>			
Italy	"	2	192
Total	"	2	192

861.911 <u>Photographic rangefinders</u>			
W. Germany	No.	1	6,072
U.K.	"	1	5,007
Total	"	2	11,079

861.912 <u>Compasses, packet</u>			
W. Germany	"	15	156
Sweden	"	300	627
Total	"	315	783

861.919 <u>Surveying, hydro-graphic, navigation, geophysical instruments & magnetic compasses, etc, other</u>			
France	Kgs.	1,548	41,151
W. Germany	"	1,051	40,290
Italy	"	5,329	5,324
Sweden	"	310	6,342
Switzerland	"	393	20,794
U.K.	"	4,065	107,812

COMMODITY	QUANTITY		VALUE Eth. \$
	U N I T		

861.919 <u>Surveying, hydro-graphic, navigation, geophysical instruments & magnetic compasses, etc, other (Cont'd)</u>			
Canada	Kgs.	1,835	19,480
U.S.A.	"	2,623	66,210
Japan	"	1,206	19,844
Unspecified	"	25	1,154
Total	"	18,385	328,401

861.920 <u>Balances of a sensitivity (of 5 centigrams or better)</u>			
Czechoslovakia	"	231	1,857
W. Germany	"	2,489	11,520
Italy	"	3,918	13,772
India	"	1,833	4,327
Total	"	8,471	31,476

861.931 <u>Checking & measuring instruments, appliances & machines</u>			
Czechoslovakia	"	355	1,225
Denmark	"	8	615
France	"	21	145
W. Germany	"	2,069	20,531
Ireland	"	317	762
Italy	"	433	16,429
Netherlands	"	54	510
Sweden	"	206	78,507
Switzerland	"	36	2,676
U.K.	"	184	2,713
U.S.A.	"	2	168
China(M)	"	1,750	4,820
Japan	"	1,461	7,610
Total	"	6,896	136,711

861.939 <u>Drawing, marking-out & mechanical calculating instruments, drafting machines & the like</u>			
Czechoslovakia	"	873	2,960
Denmark	"	103	995

IMPORT

COMMODITY	QUANTITY		VALUE Eth.\$
	U N I T		

861.939 Drawing, marking-out & mechanical calculat-
ing instruments,
drafting machines
& the like(Cont'd)

W.Germany	Kgs.	2,943	19,953
Italy	"	952	5,180
U.K.	"	15	405
U.S.A.	"	93	3,306
China(M)	"	1,100	1,650
Hong Kong	"	25	135
India	"	1,493	3,330
Japan	"	1,022	3,801
Lebanon	"	1	225
Unspecified	"	14	676
Total	"	8,634	42,616

861.940 Instruments,
apparatus or
models(for de-
monstration
purposes)

Kenya	"	44	1,192
Austria	"	1,830	230
Belgium	"	495	15,174
Czechoslovakia	"	120	1,560
Denmark	"	1,020	12,733
France	"	13,232	171,627
W.Germany	"	10,323	158,431
Italy	"	7,888	30,170
Netherlands	"	730	10,708
Norway	"	522	9,559
Sweden	"	1,058	17,013
Switzerland	"	1,747	27,481
U.K.	"	16,728	196,948
Canada	"	10	580
U.S.A.	"	9,477	159,312
China(M)	"	510	2,750
India	"	5,536	26,786
Iran	"	14	295
Japan	"	7,228	61,724
Total	"	78,512	904,273

* Value of spare parts

COMMODITY	QUANTITY		VALUE Eth.\$
	U N I T		

861.950 Mechanical app-
liances, for
testing physi-
cal properties
of industrial
materials

Belgium	Kgs.	115	1,940
France	"	19	200
W.Germany	"	32	1,211
Italy	"	47	1,540
Netherlands	"	78	2,371
U.K.	"	466	8,296
U.S.A.	"	20	100
Total	"	777	15,658

861.960 Thermometres &
similar instru-
ments (for use
in road motor
vehicles)

W.Germany	"	19	368
Italy	"	2	155
Sweden	"	13	556
Australia	"	25	875
Total	"	59	1,954

861.962 Thermometres,
clinical

Italy	"	125	915
Netherlands	"	6	122
U.K.	"	15	185
Japan	"	28	125
Total	"	174	1,347

861.969 Hydrometres,
barometres,
hygrometres &
similar instru-
ments

W.Germany	No.	121	5,799
Italy	"	288	2,847
Netherlands	"	3	251
Spain	"	24	180
Sweden	"	17	800
U.K.	"	1	860
U.S.A.	"	85	16,142
Japan	"	-	440
Total	"	539	27,319

IMPORT

COMMODITY	QUANTITY		VALUE Eth.\$
	UNIT		
861.971 <u>Instruments & appliances for measuring, checking or controlling the flow, depth, pressure or other variables of liquids or gases</u>			
France	Kgs.	527	6,433
W. Germany	"	6,732	269,542
Italy	"	76	3,028
Netherlands	"	98	1,989
Sweden	"	1,095	11,650
U.K.	"	219	3,106
U.S.A.	"	437	8,398
Japan	"	100	833
Total	"	9,284	304,979
861.972 <u>Other for use in the control of manufacturing operation</u>			
W. Germany	"	2	430
Italy	"	128	5,548
Switzerland	"	3	1,220
U.K.	"	3	545
Japan	"	13	875
Total	"	149	8,618
861.979 <u>Others, n.e.s.</u>			
W. Germany	"	20	1,400
Italy	"	210	3,360
Poland	"	78	775
U.K.	"	230	4,832
U.S.A.	"	452	23,895
Total	"	990	34,262
861.982 <u>Instruments, other than mechanical for the control of manufacturing operations</u>			
W. Germany	"	396	10,842
Switzerland	"	20	1,773
U.K.	"	35	801
U.S.A.	"	128	2,710
Japan	"	1,033	12,928
Total	"	1,612	29,054

COMMODITY	QUANTITY		VALUE Eth.\$
	UNIT		
861.990 <u>Parts & accessories (for use with counting & measuring instruments)</u>			
U.S.A.	Kgs.	8	1,025
Total	"	8	1,025
862.300 <u>Photographic & flashlight chemical materials</u>			
Belgium	"	2,712	5,685
France	"	53	838
W. Germany	"	7,813	25,997
Hungary	"	200	867
Italy	"	5,930	11,183
Switzerland	"	60	4,446
U.K.	"	2,139	4,961
U.S.A.	"	641	4,081
India	"	2,500	1,054
Japan	"	115	374
Korea South	"	271	955
Lebanon	"	5,932	20,344
Unspecified	"	155	3,168
Total	"	28,521	83,953
862.430 <u>Sensitised paper, paper-board & cloth (not developed)</u>			
Belgium	"	7,508	48,504
France	"	1,533	10,350
W. Germany	"	48,969	157,549
Hungary	"	800	5,306
Italy	"	2,591	22,338
Netherlands	"	391	1,566
U.K.	"	3,927	15,489
U.S.A.	"	848	9,460
Hong Kong	"	3	25
Japan	"	4,345	23,121
Lebanon	"	4,778	43,128
Total	"	75,693	336,836

IMPORT

COMMODITY	QUANTITY		VALUE Ech. \$
	U N I T		

COMMODITY	QUANTITY		VALUE Ech. \$
	U N I T		

862.441 X-Ray film plates, exposed (not developed)

Belgium	Kgs.	1,147	11,462
W.Germany	"	54	860
Unspecified	"	57	855
Total	"	1,258	13,177

862.469 Other film & plates, (unexposed)

Kenya	Kgs.	1	360
Belgium	"	662	15,131
Czechoslovakia	"	2,430	5,375
W.Germany	"	5,464	116,338
Italy	"	1,481	12,009
Netherlands	"	274	11,780
Switzerland	"	68	1,630
U.K.	"	744	8,831
U.S.A.	"	53	2,105
Japan	"	521	16,982
Lebanon	"	3,670	178,463
Thiland	"	60	1,960
Total	"	15,428	370,964

862.449 Other film & plates, exposed (not developed)

Belgium	"	385	11,990
W.Germany	"	3	155
Italy	"	462	3,495
Switzerland	"	304	780
U.K.	"	293	5,286
U.S.A.	"	288	1,746
Total	"	1,735	23,452

864.111 Watches, decorated with jewels, pearls or semiprecious stones

Japan	No.	400	8,186
Total	"	400	8,186

862.451 X-Ray film & plates (exposed & developed)

Belgium	"	1,882	33,612
Total	"	1,882	33,612

864.119 Watches, other (pocket, wrist etc.)

France	"	100	1,565
W.Germany	"	774	10,956
Switzerland	"	53,951	1,216,048
U.K.	"	18	265
U.S.S.R.	"	32	550
U.S.A.	"	20	590
Hong Kong	"	16,588	102,181
Japan	"	3,104	104,903
Saudi Arabia	"	107	1,403
South Yemen	"	23	160
Unspecified	"	3	223
Total	"	74,720	1,438,844

862.459 Other film & plates, (exposed & developed)

Italy	"	1,340	10,105
U.K.	"	15	195
U.S.A.	"	161	2,435
Total	"	1,516	12,735

862.461 X-Ray film & plates, sensitised, (unexposed)

Belgium	"	2,431	24,409
W.Germany	"	10	195
Italy	"	4,283	53,490
Netherlands	"	5	510
Total	"	6,729	78,604

864.120 Clocks with watch movements

Switzerland	"	10	3,740
China(M)	"	2,537	11,253
Total	"	2,547	14,993

862.462 Cinematograph film, (unexposed)

Kenya	"	10	220
W.Germany	"	549	1,250
U.K.	"	53	1,181
Total	"	612	2,651

IMPORT

COMMODITY	QUANTITY		VALUE Eth.\$
	U N I T		

864.130 Watch movements, assembled

China(M)	No.	700	2,800
Total	"	700	2,800

864.140 Watch cases & parts

France	Kgs.	24	577
W.Germany	"	14	1,256
Italy	"	6	960
Netherlands	"	3	660
Switzerland	"	39	5,516
Hong Kong	"	73	3,654
Japan	"	8	423
Total	"	167	13,046

864.219 Instrument panel & similar clocks, other

Sweden	No.	22	5,422
Total	"	22	5,422

864.221 Tower & public clocks, for churches & public buildings

W.Germany	"	81	610
Italy	"	11	1,523
Switzerland	"	3	3,197
U.K.	"	2	50
U.S.S.R.	"	1,000	2,273
Europe unspecified	"	1	10
U.S.A.	"	2	55
China(M)	"	716	5,513
Unspecified	"	80	1,000
Total	"	1,896	14,231

864.222 Clocks, public & tower, other

France	"	2	238
Switzerland	"	1	1,305
China(M)	"	1,820	8,443
Hong Kong	"	940	3,519
Total	"	2,763	13,505

COMMODITY	QUANTITY		VALUE Eth.\$
	U N I T		

864.229 Clocks, other

Kenya	No.	1	305
W.Germany	"	1,279	13,770
Italy	"	1,619	8,241
Netherlands	"	9	1,039
Switzerland	"	16	663
U.K.	"	13	110
U.S.A.	"	13	2,255
China(M)	"	550	2,510
Hong Kong	"	600	2,222
India	"	121	1,955
Japan	"	467	2,637
Total	"	4,688	35,707

864.230 Time of day recording apparatus with clock or watch movements

Italy	"	2	986
Sweden	"	95	7,040
Switzerland	"	5	1,895
U.K.	"	36	1,240
Total	"	138	11,161

864.260 Clock cases & cases of similar type & parts

France	Kgs.	18	1,170
Japan	"	7	710
Total	"	25	1,880

864.290 Clock & watch parts, other

W.Germany	"	2	369
Switzerland	"	70	40,433
U.K.	"	78	580
Total	"	150	41,382

891.111 Gramophones, & record players

Fr. Terr. of Affairs & Issas	No.	2	585
Kenya	"	602	2,528
France	"	67	4,192
W.Germany	"	259	14,317

IMPORT

COMMODITY	QUANTITY		VALUE Eth.\$
	U N I T		
891.111 <u>Gramophones, & record players</u> (Cont'd)			
Italy	No.	89	2,875
Netherlands	"	558	25,589
Norway	"	4	215
U.K.	"	114	1,506
U.S.A.	"	297	2,875
Hong Kong	"	1	150
Japan	"	373	36,285
South Yemen	"	2	120
Unspecified	"	3	315
Total	"	2,371	91,552
891.112 <u>Tape or wire recorders</u>			
Congo Kinshasa	"	1	200
Fr. Terr. of Affairs & Issas	"	2	225
Kenya	"	1	100
Somalia	"	2	160
Sudan	"	3	430
Tanzania	"	1	305
Uganda	"	1	350
Austria	"	233	22,769
Czechoslovakia	"	2	150
France	"	5	695
W.Germany	"	362	59,750
Italy	"	12	1,989
Netherlands	"	2,685	205,719
Norway	"	5	2,038
Sweden	"	7	1,280
Switzerland	"	2	3,594
U.K.	"	15	5,441
U.S.A.	"	45	13,941
India	"	3	225
Israel	"	1	400
Japan	"	5,138	464,260
Lebanon	"	2	130
Saudi Arabia	"	31	2,310
South Yemen	"	8	620
Australia	"	1	200
Unspecified	"	20	2,751
Total	"	8,588	790,032

* Value of spare parts

COMMODITY	QUANTITY		VALUE Eth.\$
	U N I T		
891.119 <u>Dictating machines & other sound recorders & reproducers & television images</u>			
Netherlands	No.	201	17,233
U.S.A. *	"	-	1,250
Japan	"	30	939
Total	"	231	19,422
891.120 <u>Other parts & accessories of gramophone, tape-recorders & sound recorders</u>			
Denmark	Kgs.	6	2,470
W.Germany	"	150	1,993
Italy	"	23	693
Netherlands	"	3,494	68,361
Switzerland	"	5	173
U.K.	"	42	1,842
U.S.A.	"	26	821
Japan	"	15,012	38,154
Total	"	18,758	114,507
891.210 <u>Gramophone records</u>			
Fr. Terr. of Affairs & Issas	"	10	100
Kenya	"	753	10,370
U.A.R.(Egypt)	"	20	300
Czechoslovakia	"	173	2,667
Denmark	"	35	875
France	"	318	6,495
W.Germany	"	242	3,945
Greece	"	567	13,585
Hungary	"	20	350
Italy	"	970	24,112
Netherlands	"	357	7,997
Switzerland	"	21	396
U.K.	"	736	38,497
U.S.S.R.	"	60	635
U.S.A.	"	1,848	23,832
India	"	623	12,195
Japan	"	190	960
Lebanon	"	600	14,313

IMPORT

COMMODITY	QUANTITY		VALUE Eth.\$
	U N I T		

891.210 Gramophone re-
cords(Cont'd)

Australia	Kgs.	20	190
Unspecified	"	37	177
Total	"	7,600	161,991

891.220 Tapes & wires

France	"	60	2,150
W.Germany	"	4,177	69,670
Italy	"	153	9,480
Netherlands	"	485	14,665
Switzerland	"	357	3,528
U.K.	"	250	20,100
U.S.A.	"	1,342	36,570
India	"	15	1,045
Japan	"	4,233	58,172
South Yemen	"	28	373
Total	"	11,100	215,753

891.411 Pianos

Fr.Terr. of Affairs & Issas	No.	1	200
Czechoslovakia	"	6	3,790
W.Germany	"	1	200
Netherlands	"	1	1,135
U.K.	"	6	8,015
U.S.S.R.	"	7	6,655
U.S.A.	"	3	1,920
Japan	"	13	12,448
Total	"	38	34,363

891.412 Stringed musical
instruments, in-
cluding harps

Italy	Kgs.	510	3,970
Netherlands	"	100	1,467
Total	"	610	5,437

891.420 Stringed musical
instruments, other

W.Germany	"	28	911
Italy	"	195	1,525
U.K.	"	78	205
U.S.A.	"	9	300
Total	"	310	2,941

COMMODITY	QUANTITY		VALUE Eth.\$
	U N I T		

891.430 Musical instru-
ment, strings

W.Germany	Kgs.	12	801
Italy	"	39	510
Netherlands	"	5	285
Total	"	56	1,596

891.811 Pipe & reed or-
gans (for use
in any religious
body)

Italy	No.	3	3,145
Total	"	3	3,145

891.819 Pipe & reed or-
gans including
harmoniums, other

W.Germany	"	150	834
U.S.A.	"	2	1,427
Japan	"	242	675
Total	"	394	2,936

891.840 Percussion musi-
cal instruments

W.Germany	Kgs.	35	585
Italy	"	85	1,212
Japan	"	10	100
Total	"	130	1,897

891.850 Musical instru-
ments, wind, such
as, trumpets, saxo-
phones, cornets etc.

Italy	No.	15	1,022
Netherlands	"	20	2,572
U.S.A.	"	5	4,545
India	"	564	200
Unspecified	"	2	475
Total	"	606	8,814

891.851 Electric organs
(for use in any
religious body)

Netherlands	Kgs.	50	1,029
Norway	"	200	1,117
U.S.A.	"	15	360
Total	"	265	2,506

IMPORT

COMMODITY	QUANTITY		VALUE Eth.\$
	U N I T		

891.852 <u>Electrical or-</u> <u>gans, other</u>			
W. Germany	Kgs.	35	1,595
Italy	"	159	1,841
Netherlands	"	54	1,876
U.S.A.	"	7	150
Japan	"	6	100
Total	"	261	5,562

891.859 <u>Electrically</u> <u>operated musi-</u> <u>cal instruments,</u> <u>other</u>			
W. Germany	"	3	125
U.S.A.	"	10	300
Japan	"	385	1,766
Total	"	398	2,191

891.890 <u>Musical instru-</u> <u>ments, n.e.s.</u>			
W. Germany	"	226	5,290
Italy	"	131	4,590
Norway	"	80	679
U.K.	"	18	145
China(M)	"	45	258
Hong Kong	"	260	863
India	"	45	182
Israel	"	150	300
Australia	"	20	250
Total	"	975	12,557

891.900 <u>Parts & acce-</u> <u>ssories of musi-</u> <u>cal instruments</u> <u>(other than</u> <u>strings)</u>			
France	"	50	995
W. Germany	"	363	15,234
Netherlands	"	1	187
Total	"	414	16,416

892.110 <u>Books, pamphlets</u> <u>& leaflets, printed</u>			
Kenya	"	14,599	74,267
Madagascar	"	10	112
Malawi	"	100	367
Somalia	"	280	200

COMMODITY	QUANTITY		VALUE Eth.\$
	U N I T		

892.110 <u>Books, pamphlets</u> <u>& leaflets, prin-</u> <u>ted (Cont'd)</u>			
U.A.R. (Egypt)	Kgs.	5,123	9,768
Uganda	"	3,019	6,180
Belgium	"	99	370
Denmark	"	67	1,244
France	"	3,724	19,949
W. Germany	"	2,201	14,470
Greece	"	293	2,453
Hungary	"	6	208
Italy	"	25,930	131,703
Netherlands	"	2,347	9,373
Norway	"	911	4,106
Sweden	"	933	4,806
Switzerland	"	484	7,761
U.K.	"	98,619	622,030
U.S.S.R.	"	303	1,693
Canada	"	528	1,596
U.S.A.	"	52,951	419,969
Hong Kong	"	30	210
India	"	975	5,747
Israel	"	11	115
Japan	"	1,840	14,540
Korea South	"	96	295
Lebanon	"	1,148	9,832
Pakistan	"	21	191
Saudi Arabia	"	5,114	14,616
Singapore	"	14,873	57,750
Unspecified	"	4,656	57,157
Total	"	241,291	1,493,078

892.120 <u>Picture books</u> <u>& painting books</u> <u>for children</u>			
Kenya	"	7	882
Sweden	"	98	200
U.K.	"	432	1,667
Total	"	537	2,749

892.130 <u>Maps & similar</u> <u>charts of all</u> <u>kinds</u>			
France	"	60	1,580
W. Germany	"	10	431

IMPORT

COMMODITY	QUANTITY		VALUE Eth.\$
	U N I T		

892.130 Maps & similar charts of all kind (Cont'd)

Italy	Kgs.	2,600	22,824
Sweden	"	38	558
Switzerland	"	27	156
U.K.	"	2,150	8,512
U.S.A.	"	173	2,787
Unspecified	"	5	200
Total	"	5,063	37,048

892.200 Newspapers, journals & periodicals

Kenya	Kgs.	2,621	7,364
U.A.R. (Egypt)	"	2,435	6,656
France	"	1,413	5,679
W.Germany	"	894	3,563
Italy	"	107,687	271,397
Netherlands	"	1,738	11,780
Sweden	"	125	200
U.K.	"	2,377	11,988
U.S.S.R.	"	3	183
U.S.A.	"	1,747	5,992
India	"	1,303	2,260
Unspecified	"	2,450	9,055
Total	"	124,793	336,117

892.300 Music, printed or in manuscript, bound or not

U.A.R. (Egypt)	"	32	225
Total	"	32	225

892.400 Picture post-cards & other greeting cards

Denmark	"	45	180
France	"	200	2,103
W.Germany	"	679	7,044
Italy	"	2,608	20,036
U.K.	"	641	7,514
U.S.A.	"	911	4,254
Japan	"	1,475	7,899
Total	"	6,559	49,030

COMMODITY	QUANTITY		VALUE Eth.\$
	U N I T		

892.910 Labels (paper & paperboard)

Austral	Kgs.	100	565
Belgium	"	7,354	37,498
Denmark	"	225	2,461
Finland	"	483	800
France	"	1,214	6,759
W.Germany	"	30,631	86,819
Greece	"	50	200
Italy	"	2,803	15,248
Netherlands	"	3,110	1,220
Norway	"	1,300	1,518
Sweden	"	414	4,940
Switzerland	"	4,023	13,438
U.K.	"	6,770	22,606
Hong Kong	"	320	575
India	"	90	1,188
Israel	"	840	2,545
Japan	"	1,783	9,301
Australia	"	120	1,200
Total	"	61,630	208,881

892.920 Plans & drawings (for industrial architectural, engineering & commercial)

France	"	253	802
Italy	"	56	378
U.K.	"	759	9,331
U.S.A.	"	113	2,510
Japan	"	20	2,310
Total	"	1,201	15,331

892.931 Cheque books (excluding traveller's cheque)

U.K.	"	450	5,134
Israel	"	105	2,188
Total	"	555	7,322

892.939 Postage stamps unused, bond-certificate, lottery tickets, & other

Austria	"	60	6,420
W.Germany	"	40	219

IMPORT

COMMODITY	QUANTITY		VALUE Eth.\$
	U N I T		

892.939 Postage stamps
unused, bond-
certificate,
lottery tickets,
& other(Cont'd)

Italy	Kgs.	42	165
Netherlands	"	65	302
Spain	"	104	10,588
Switzerland	"	211	35,176
U.K.	"	5,739	141,114
Japan	"	5,833	58,200
Total	"	12,094	252,184

892.940 Calendars of
any kind

Kenya	"	217	1,475
U.A.R.(Egypt)	"	1,151	3,817
Czechoslovakia	"	2,687	4,953
France	"	1,025	3,691
W.Germany	"	3,347	13,946
Italy	"	4,724	15,082
Netherlands	"	418	1,841
Norway	"	183	588
Switzerland	"	1,073	3,200
U.K.	"	1,548	9,700
Yugoslavia	"	59	115
U.S.A.	"	1,328	9,136
Hong Kong	"	24	175
India	"	951	2,092
Japan	"	3,267	7,846
Lebanon	"	104	250
Saudi Arabia	"	80	160
Unspecified	"	316	510
Total	"	22,502	78,577

892.991 Showcards, pos-
ters, picture
books & other
printed matters
for advertising

Kenya	"	236	1,528
Austria	"	52	170
Belgium	"	5,176	21,598
Cyprus	"	110	320
Denmark	"	873	11,471
France	"	766	4,528

COMMODITY	QUANTITY		VALUE Eth.\$
	U N I T		

892.991 Showcards, pos-
ters, picture
books & other
printed matters
for advertising
(Cont'd)

W.Germany	Kgs.	6,244	10,907
Italy	"	2,619	8,378
Netherlands	"	835	6,962
Norway	"	56	710
Switzerland	"	1,345	5,223
U.K.	"	7,550	28,150
U.S.A.	"	1,293	9,568
India	"	574	3,543
Israel	"	18	650
Japan	"	2,960	14,037
Lebanon	"	994	4,063
Persian Gulf	"	52	110
Unspecified	"	315	1,019
Total	"	32,068	132,935

892.992 Photographs,
enlargements &
reproductions

France	"	138	2,150
W.Germany	"	405	1,286
Italy	"	579	8,206
Netherlands	"	39	340
U.K.	"	300	1,585
U.S.A.	"	189	1,707
Japan	"	34	175
Australia	"	1	100
Total	"	1,685	15,549

892.999 Printed matter
n.s.s.

Fr. Terr. of Affairs & Issas	"	158	190
Kenya	"	2,410	9,098
Lesoto	"	18	100
U.A.R.(Egypt)	"	129	353
France	"	463	1,612
W.Germany	"	17,154	41,438
Greece	"	838	2,754
Italy	"	6,997	51,882
Netherlands	"	758	1,641
Switzerland	"	113	740

IMPORT

COMMODITY	QUANTITY		VALUE Eth.\$
	U N I T		

892.999 Printed matter
n.e.s. (Cont'd)

U.K.	Kgs.	1,718	21,531
Yugoslavia	"	48	3,156
U.S.A.	"	41,471	56,511
India	"	1,286	1,384
Israel	"	2,159	7,798
Japan	"	2,922	13,426
Lebanon	"	95	125
Unspecified	"	10,150	18,502
Total	"	88,887	232,241

893.010 Plastic tiles &
mosaics, for
building purpose

Czechoslovakia	"	5,360	7,400
France	"	9,330	10,279
W. Germany	"	14,163	19,088
Italy	"	30,101	51,346
Netherlands	"	6,685	5,600
Norway	"	62,071	51,121
U.K.	"	36,347	31,842
Israel	"	21,284	43,787
Japan	"	1,944	3,626
Total	"	187,285	224,089

893.020 Plastic rain-
coats & capes

Belgium	No.	13	575
France	"	12	285
W. Germany	"	70	1,253
Italy	"	1,345	7,043
Netherlands	"	160	1,670
Sweden	"	290	3,950
U.K.	"	6,621	2,938
Hong Kong	"	35,000	20,225
Japan	"	15,600	2,170
Total	"	59,111	40,109

893.030 Transmission belts,
or belting for use
with road motor
vehicles plastic

Italy	Kgs.	100	1,013
Total	"	100	1,013

COMMODITY	QUANTITY		VALUE Eth.\$
	U N I T		

893.040 Other transmi-
ssion, conveyor
or elevator belt-
ing; plastic

W. Germany	Kgs.	4	123
Italy	"	978	3,220
U.K.	"	52	900
Japan	"	520	4,153
Total	"	1,554	8,396

893.050 Bottles, infant
feeding, plastic

France	"	100	470
Italy	"	635	2,675
U.K.	"	625	4,575
U.S.A.	"	245	2,274
Hong Kong	"	8,930	13,891
Japan	"	140	360
Total	"	10,675	24,245

893.060 Bottles, other
plastic

France	"	600	439
Greece	"	600	390
Italy	"	240	1,245
U.K.	"	160	1,511
India	"	425	1,285
Japan	"	137	1,516
Total	"	2,162	6,386

893.070 Bowls, plates,
jars & other
kitchen or
table ware,
plastic

Kenya	"	60	189
Denmark	"	2,311	12,790
France	"	155	2,965
W. Germany	"	3,619	23,328
Greece	"	2,312	337
Italy	"	4,250	18,544
Netherlands	"	490	2,635
Norway	"	1,170	4,343
Sweden	"	829	3,960
Switzerland	"	28	239
U.K.	"	368	1,011
U.S.A.	"	5,228	6,660

IMPORT

COMMODITY	QUANTITY		VALUE Eth.\$
	U N I T		

893.070 Bowls, plates,
jars & other
kitchen or table
ware, plastic
(Cont'd)

China(M)	Kgs.	1,460	5,258
Hong Kong	"	409	1,750
India	"	915	2,404
Israel	"	1,579	6,630
Unspecified	"	322	556
Total	"	25,505	93,599

893.080 Sanitary fittings,
plastic

Czechoslovakia	"	285	350
France	"	100	1,209
W.Germany	"	373	1,917
Italy	"	14,734	41,758
Sweden	"	54	247
Hong Kong	"	145	530
Israel	"	1,272	4,093
Total	"	16,963	50,104

893.090 Articles of arti-
ficial plastic
materials n.e.s.

Kenya	"	673	4,452
Austria	"	116	855
Belgium	"	109	155
Czechoslovakia	"	10,738	21,850
Denmark	"	1,248	13,347
France	"	7,486	26,457
E.Germany	"	2,508	4,465
W.Germany	"	66,661	202,078
Greece	"	1,936	11,550
Hungary	"	370	1,228
Italy	"	126,710	342,876
Netherlands	"	5,276	24,460
Norway	"	36	1,180
Romania	"	3,090	4,600
Spain	"	270	1,923
Sweden	"	19,392	46,888
Switzerland	"	1,084	2,995
U.K.	"	21,982	119,942
Canada	"	87	4,321

COMMODITY	QUANTITY		VALUE Eth.\$
	U N I T		

893.090 Articles of arti-
ficial plastic
materials n.e.s.
(Cont'd)

U.S.A.	Kgs.	17,277	58,145
Hong Kong	"	32,189	96,368
India	"	16,406	40,710
Israel	"	28,147	77,375
Japan	"	61,941	144,409
Korea South	"	55	535
Lebanon	"	2,540	9,544
Singapore	"	600	3,090
Australia	"	100	2,342
Unspecified	"	1,302	8,920
Total	"	430,329	1,277,060

893.091 Plastic sheets
cut to shape
including sponge

Austria	"	10	130
Belgium	"	1,945	5,896
Czechoslovakia	"	28,975	43,350
France	"	2,829	6,627
W.Germany	"	6,363	36,512
Italy	"	36,504	93,365
Netherlands	"	1,018	5,927
Norway	"	311	2,197
Spain	"	866	3,150
Sweden	"	3,468	9,346
Switzerland	"	4,439	9,527
U.K.	"	6,093	21,450
Yugoslavia	"	2,982	18,920
U.S.A.	"	8,918	21,691
Hong Kong	"	636	1,999
India	"	3,159	7,483
Iran	"	1,701	8,454
Israel	"	41,965	83,806
Japan	"	110,141	179,404
Lebanon	"	3,095	19,417
Unspecified	"	334	1,656
Total	"	265,752	580,307

COMMODITY	QUANTITY		VALUE Eth.\$
	U M A		

894.110 Carriages for <u>invalid (not motorised or mechanically propelled)</u>			
Fr. Terr. of Affairs & Issas	No.	3	1,450
Italy	"	28	1,702
U.K.	"	26	4,345
Total	"	57	7,497

894.120 Carriages, for <u>baby</u>			
Italy	"	747	9,855
Sweden	"	4	250
Switzerland	"	1	25
U.S.A.	"	2	1,500
Total	"	754	11,630

894.210 Toys, wheeled, <u>for riding (for children)</u>			
Denmark	Kgs.	10	100
W. Germany	"	957	1,475
Italy	"	668	5,709
Sweden	"	1,030	2,529
U.K.	"	50	705
Hong Kong	"	10	360
Japan	"	1,000	1,810
Total	"	3,725	12,688

894.220 Dolls			
Italy	"	99	685
Sweden	"	420	2,412
U.K.	"	954	4,998
China(M)	"	709	1,389
Japan	"	147	2,473
Total	"	2,329	11,957

894.230 Toys, other <u>R.S.S.</u>			
Czechoslovakia	"	6,864	16,660
Denmark	"	793	7,275
France	"	445	2,925
W. Germany	"	3,182	26,420
Ireland	"	180	1,067
Italy	"	14,673	103,945

IMPORT

COMMODITY	QUANTITY		VALUE Eth.\$
	U M A		

894.230 Toys, other <u>R.S.S. (Cont'd)</u>			
Spain	Kgs.	120	170
Sweden	"	100	185
U.K.	"	4,433	33,406
U.S.A.	"	1,112	8,483
China(M)	"	10,898	18,673
Hong Kong	"	9,034	36,427
India	"	1,775	5,463
Japan	"	23,494	90,842
Total	"	77,103	351,941

894.241 Playing cards			
Austria	"	179	1,262
Italy	"	81	1,740
Switzerland	"	90	594
U.K.	"	120	100
U.S.A.	"	96	5,434
Hong Kong	"	60	211
India	"	53	955
Japan	"	100	1,000
Lebanon	"	13	100
Total	"	792	11,396

894.249 Other equipment <u>for indoor games</u>			
Italy	"	2,055	4,370
U.K.	"	310	2,636
Total	"	2,365	7,006

894.250 Carnival articles <u>like Christmas tree decoration & other articles for Christmas festivities</u>			
W. Germany	"	1,417	12,365
Italy	"	1,224	14,211
U.K.	"	250	880
Hong Kong	"	30	600
Japan	"	174	1,680
Total	"	3,095	29,736

IMPORT

COMMODITY	QUANTITY		VALUE Eth.\$
	U N I T		

894.311 Blank ammuni-
tions imported
for aerial or
marine naviga-
tion or for use
in rescue services

Belgium	Kgs.	3	152
Czechoslovakia	"	225	4,185
Italy	"	8	480
Total	"	236	4,817

894.319 Sporting ammuni-
tions, other

Japan	"	591	4,646
Total	"	591	4,646

894.320 Arms of other
description
(non-military)

Austria	"	3	235
Czechoslovakia	"	87	3,470
W.Germany	"	174	7,040
Italy	"	224	17,390
U.K.	"	3	485
U.S.S.R.	"	20	120
U.S.A.	"	3	485
Unspecified	"	12	900
Total	"	526	30,125

894.411 Line-fishing
rods, tackle,
& nets (of arti-
ficial plastic
materials)

W.Germany	"	503	12,802
Italy	"	72	3,170
Norway	"	68	605
U.S.A.	"	8	275
South Yemen	"	358	4,360
Total	"	1,009	21,212

894.419 Line-fishing
rods, tackles
or nets, other

W.Germany	"	52	1,540
Italy	"	91	1,914
Norway	"	25	610
U.S.A.	"	19	435
Iran	"	40	400

* Value of spare parts

COMMODITY	QUANTITY		VALUE Eth.\$
	U N I T		

894.419 Line-fishing
rods, tackles
or nets, other
(Cont'd)

Saudi Arabia	Kgs.	20	300
South Yemen	"	2,345	13,920
Total	"	2,592	19,119

894.420 Sporting & out-
door games appa-
ratus, accessories
& requisites

Fr. Terr. of Affairs & Issas	"	105	200
Kenya	"	209	4,170
Czechoslovakia	"	24,483	60,350
France	"	238	5,901
W.Germany	"	1,043	15,851
Hungary	"	200	5,400
Italy	"	3,550	37,286
Netherlands	"	475	2,024
Poland	"	13,081	39,534
U.K.	"	2,590	44,286
U.S.A.	"	8,184	36,234
China(M)	"	1,666	5,301
India	"	4,679	23,235
Pakistan	"	7,117	46,813
Total	"	67,620	326,585

894.500 Fairground amuse-
ments n.e.s.

W.Germany	"	11	100
Poland	"	880	2,655
U.K.	"	227	2,895
Total	"	1,118	5,650

895.111 Filing cabinet
(metal)

Austria	No.	-	1,895
Denmark	"	10	552
W.Germany	"	17	1,142
Italy	"	2	285
Netherlands	"	4	636
Norway	"	14	7,523
U.K.	"	527	92,063
U.S.A.	"	17	1,163

IMPORT

COMMODITY	QUANTITY		VALUE Eth. \$
	U N I T		

895.111 <u>Filing cabinet</u> (metal) (Cont'd)			
Japan	No.	326	29,426
Unspecified	"	900	5,670
Total	"	1,817	140,355

895.112 <u>Filing rack</u> (metal)			
Denmark	"	2,064	22,778
Italy	"	36	3,080
U.K.	"	39	2,034
Japan	"	10	202
Total	"	2,149	28,094

895.113 <u>Office equipment</u> (heavy) of base metal n.e.s.			
W. Germany	"	620	142
U.K.	"	27	5,139
China(M)	"	2,400	520
Japan	"	72	5,318
Total	"	3,119	11,119

895.121 <u>File fittings</u>			
W. Germany	Kgs.	147	2,693
Italy	"	5	639
Netherlands	"	4,319	11,538
Sweden	"	662	1,694
U.K.	"	17,173	25,257
U.S.A.	"	168	296
Japan	"	400	1,690
Unspecified	"	2,725	676
Total	"	25,599	44,483

895.122 <u>Paper clips</u>			
Austria	"	250	1,260
Czechoslovakia	"	747	1,531
Italy	"	1,529	3,755
U.K.	"	1,245	5,206
China(M)	"	3,120	3,600
Total	"	6,891	15,352

895.123 <u>Paper staples</u>			
Austria	"	227	1,434
Belgium	"	90	325

COMMODITY	QUANTITY		VALUE Eth. \$
	U N I T		

895.123 <u>Paper staples</u> (Cont'd)			
W. Germany	Kgs.	1,963	14,195
Italy	"	1,597	5,313
Netherlands	"	214	555
Sweden	"	42	130
U.K.	"	264	574
U.S.A.	"	7	345
China(M)	"	1,097	2,127
Total	"	5,501	24,998

895.126 <u>Stationery others,</u> of base metal			
Czechoslovakia	"	6,570	7,893
W. Germany	"	784	2,195
Italy	"	315	2,487
Netherlands	"	1,662	5,185
U.K.	"	1,085	15,438
Japan	"	508	1,269
Total	"	10,924	34,467

895.211 <u>Pens fountain,</u> <u>propelling pen-</u> <u>cils & the like</u> <u>of precious metal</u>			
W. Germany	Doz.	1,010	10,156
Italy	"	7,286	13,802
Netherlands	"	83	135
U.K.	"	272	12,603
U.S.A.	"	371	12,712
China(M)	"	2,200	6,373
Japan	"	225	2,781
Total	"	11,447	58,562

895.212 <u>Pens, ballpoint</u>			
U.A.R.(Egypt)	"	18	311
Belgium	"	216	1,330
Czechoslovakia	"	200	275
Denmark	"	628	3,615
France	"	220,343	207,626
W. Germany	"	21,073	34,307
Italy	"	287,997	113,507
Spain	"	35,417	28,041
Sweden	"	232	5,465
Switzerland	"	210,429	63,074

IMPORT

COMMODITY	QUANTITY		VALUE Eth. \$
	U N I T		
<u>895.212 Pens, ballpoint (Cont'd)</u>			
U.K.	Doz.	501	29,490
U.S.A.	"	462	15,966
China(M)	"	24,000	7,980
Hong Kong	"	1,200	888
India	"	513	3,823
Japan	"	1,627	5,427
Total	"	804,856	521,125
<u>895.213 Pencils, propelling</u>			
W. Germany	"	20	570
U.S.A.	"	11	245
Total	"	31	815
<u>895.214 Pen holders</u>			
W. Germany	Kgs.	206	3,083
Total	"	206	3,083
<u>895.215 Refills, for ballpoints, pens or pencils</u>			
W. Germany	"	13	170
Italy	"	15,786	49,829
Total	"	15,799	49,999
<u>895.221 Fountain pen nibs</u>			
W. Germany	"	24	972
China(M)	"	1,958	3,675
Total	"	1,982	4,647
<u>895.222 Pen nibs, other & nib points</u>			
Japan	"	70	104
Total	"	70	104
<u>895.231 Lead pencils</u>			
Kenya	"	43	180
Austria	"	18	255
Czechoslovakia	"	669	1,925
Denmark	"	12	145
W. Germany	"	641	10,560
Italy	"	163	1,585
U.K.	"	140	701
U.S.S.R.	"	1,430	2,424
China(M)	"	22,770	40,084

COMMODITY	QUANTITY		VALUE Eth. \$
	U N I T		
<u>895.231 Lead Pencils (Cont'd)</u>			
Japan	Kgs.	170	785
Total	"	26,056	58,644
<u>895.232 Crayon</u>			
Czechoslovakia	"	175	635
W. Germany	"	234	2,530
U.K.	"	5,652	5,879
U.S.A.	"	316	1,701
China(M)	"	5,500	2,305
Japan	"	3,253	4,585
Total	"	15,130	17,635
<u>895.911 Stencil & cyclo- style ink</u>			
Austria	"	525	3,438
Denmark	"	1,300	9,582
W. Germany	"	1,099	2,766
Italy	"	330	2,915
Netherlands	"	77	384
U.K.	"	2,601	6,744
China(M)	"	13,850	7,019
India	"	160	335
Japan	"	100	785
Total	"	20,042	33,968
<u>895.912 Ink other than printing & stencil</u>			
Austria	"	472	3,328
Denmark	"	1,704	3,205
France	"	31	423
W. Germany	"	598	3,193
Italy	"	1,159	2,339
U.K.	"	3,194	9,910
China(M)	"	14,920	10,330
Japan	"	4,490	7,305
Total	"	26,568	40,033
<u>895.920 Slates for writing</u>			
U.S.A.	"	12	140
Japan	"	97	350
Total	"	109	490

IMPORT

COMMODITY	QUANTITY		VALUE Eth. \$
	UNIT		

895.930 Date sealing or numbering stamps & hand printing sets

COMMODITY	UNIT	QUANTITY	VALUE Eth. \$
Kenya	Kgs.	2	335
Austria	"	250	888
W. Germany	"	161	1,975
Italy	"	370	1,058
U.K.	"	105	4,061
U.S.A.	"	36	675
Japan	"	50	200
Total	"	974	9,192

895.941 Typewriter & similar ribbons

COMMODITY	UNIT	QUANTITY	VALUE Eth. \$
Austria	"	160	1,120
Czechoslovakia	"	70	330
Italy	"	56	190
Netherlands	"	2	105
U.K.	"	63	480
Japan	"	42	203
Total	"	393	2,428

895.942 Ribbons for typewriter, other

COMMODITY	UNIT	QUANTITY	VALUE Eth. \$
Austria	"	2,650	15,721
W. Germany	"	846	7,420
Italy	"	6,120	19,936
Netherlands	"	5	352
Sweden	"	56	370
Switzerland	"	38	901
U.K.	"	1,196	4,629
U.S.A.	"	235	4,691
India	"	100	335
Japan	"	430	1,318
Unspecified	"	2	341
Total	"	11,678	56,014

895.943 Ink-pads

COMMODITY	UNIT	QUANTITY	VALUE Eth. \$
Austria	"	209	630
Czechoslovakia	"	20	171
Italy	"	191	300
U.K.	"	260	685
India	"	45	250
Japan	"	2,226	4,387
Total	"	2,951	6,423

COMMODITY	QUANTITY		VALUE Eth. \$
	UNIT		

895.951 Copying pastes

COMMODITY	UNIT	QUANTITY	VALUE Eth. \$
Czechoslovakia	Kgs.	225	760
W. Germany	"	1	121
Total	"	226	881

895.953 Sealing-wax

COMMODITY	UNIT	QUANTITY	VALUE Eth. \$
U.K.	"	15	247
India	"	194	864
Total	"	209	1,111

895.990 Stationery supplies n.e.s.

COMMODITY	UNIT	QUANTITY	VALUE Eth. \$
Austria	"	453	2,321
Czechoslovakia	"	963	2,442
Denmark	"	287	4,138
France	"	20,345	25,884
W. Germany	"	9,755	133,259
Greece	"	154	276
Italy	"	4,290	44,009
Netherlands	"	891	4,112
Sweden	"	38,141	166,523
U.K.	"	10,228	56,671
U.S.A.	"	10,350	93,708
China(M)	"	1,074	1,340
India	"	314	570
Japan	"	6,183	16,708
Unspecified	"	86	1,544
Total	"	103,514	553,505

896.010 Paintings, drawings & pastels

COMMODITY	UNIT	QUANTITY	VALUE Eth. \$
Ct. African Rp.	"	164	140
U.S.A.	"	3	275
Total	"	167	415

896.030 Sculpture & statuary of any material

COMMODITY	UNIT	QUANTITY	VALUE Eth. \$
Kenya	"	6,371	35,163
W. Germany	"	133	3,855
Italy	"	3,317	11,372
U.K.	"	5	450
China(M)	"	382	5,853
Hong Kong	"	1,601	13,337
India	"	29	501
Total	"	11,838	70,531

IMPORT

COMMODITY	QUANTITY		VALUE Eth.\$
	U N I T		

896.040 Postage, revenue & similar stamps used (including collector's stamps)

Unspecified	Kgs.	1	144
Total	"	1	144

896.090 Naturalist collections, other

Israel	"	56	4,058
Total	"	56	4,058

897.110 Medals

U.K.	"	3	907
U.S.A.	"	1	139
India	"	20	531
Japan	"	707	7,819
Total	"	731	9,396

897.111 Jewellery, gold

Italy	"	2	2,880
Saudi Arabia	"	-	490
Unspecified	"	8	5,075
Total	"	10	8,445

897.112 Jewellery, silver

W. Germany	"	21	4,530
India	"	32	1,341
Total	"	53	5,871

897.121 Goldsmith wares

W. Germany	"	1	234
U.K.	"	76	6,890
Total	"	77	7,124

897.122 Silversmith wares

W. Germany	"	3	862
Italy	"	462	21,716
U.K.	"	63	701
India	"	342	3,310
Thiland	"	19	2,515
Total	"	889	29,104

897.140 Articles consisting of, pearls, precious or semi-precious stones

W. Germany	"	6	5,152
Hong Kong	"	20	568
Total	"	26	5,720

COMMODITY	QUANTITY		VALUE Eth.\$
	U N I T		

897.210 Jewellery-imitation metallic

Czechoslovakia	Kgs.	264	3,395
France	"	21	1,991
W. Germany	"	178	7,277
Italy	"	119	2,150
Switzerland	"	3	169
U.K.	"	6	375
U.S.A.	"	28	689
China(M)	"	179	3,100
Hong Kong	"	5,110	54,052
India	"	5,803	13,272
Japan	"	201	2,049
Australia	"	55	3,206
Total	"	11,967	91,725

897.220 Jewellery-imitation plastic

Czechoslovakia	"	3,679	11,586
Italy	"	38	605
Hong Kong	"	2,580	14,734
India	"	5,581	28,258
Japan	"	3,658	7,410
Total	"	15,536	62,593

897.230 Jewellery-imitation others

Kenya	"	105	1,000
Czechoslovakia	"	267	2,695
France	"	7	885
W. Germany	"	237	20,778
Italy	"	309	6,084
Sweden	"	61	3,887
Switzerland	"	8	340
U.K.	"	56	4,903
U.S.A.	"	57	5,237
Hong Kong	"	982	10,682
India	"	8,569	12,220
Japan	"	184	2,825
Saudi Arabia	"	1	800
South Yemen	"	9	510
Australia	"	84	4,950
Total	"	10,936	77,796

899.130 Ivory articles

Kenya	"	65	1,498
-------	---	----	-------

IMPORT

COMMODITY	QUANTITY		VALUE Eth.\$
	U N I T		
899.130 <u>Ivory articles</u> (Cont'd)			
Sudan	Kgs.	83	1,920
Hong Kong	"	269	6,769
India	"	77	3,901
Japan	"	28	1,693
Total	"	522	15,781
899.191 <u>Cigar & cigarette</u> <u>cases & other</u> <u>smoking acce-</u> <u>ssories</u>			
W.Germany	Kgs.	200	3,025
U.K.	"	35	505
U.S.A.	"	550	10,513
Total	"	785	14,043
899.223 <u>Basket & basket</u> <u>works</u>			
China(M)	"	6,720	21,795
Unspecified	"	360	100
Total	"	7,080	21,895
899.224 <u>Mats & matting</u> <u>of plaited</u> <u>materials</u>			
U.K.	"	150	931
India	"	3,400	5,589
Japan	"	400	1,303
Total	"	3,950	7,823
899.230 <u>Brooms & bru-</u> <u>shes of vege-</u> <u>table (not</u> <u>mounted)</u>			
W.Germany	"	160	2,600
Italy	"	109	520
Total	"	269	3,120
899.241 <u>Other brooms</u> <u>& brushes</u>			
Belgium	"	1	200
W.Germany	"	974	3,136
Italy	"	195	1,355
Netherlands	"	1,274	4,354
U.K.	"	13	484
Total	"	2,457	9,529

COMMODITY	QUANTITY		VALUE Eth.\$
	U N I T		
899.242. <u>Brush, paint</u>			
Czechoslovakia	Kgs.	410	1,965
Denmark	"	105	1,700
France	"	100	1,485
Italy	"	11,755	67,366
Netherlands	"	535	1,610
Sweden	"	507	815
U.K.	"	55	571
China(M)	"	1,796	12,105
Israel	"	45	975
Japan	"	320	1,050
Total	"	15,628	89,642
899.243 <u>Brush-mustash</u> <u>& beard</u>			
Czechoslovakia	"	218	1,100
W.Germany	"	41	627
Italy	"	93	1,680
Switzerland	"	5	240
Total	"	357	3,647
899.244 <u>Brush-dental</u> <u>plate</u>			
Czechoslovakia	"	120	630
France	"	90	1,051
W.Germany	"	93	884
Italy	"	621	2,760
U.K.	"	781	7,082
Japan	"	300	1,240
Total	"	2,005	13,647
899.249 <u>Other brooms &</u> <u>brushes, squee-</u> <u>ges & mops</u>			
Kenya	"	25	120
Czechoslovakia	"	6,226	14,455
France	"	483	1,480
W.Germany	"	1,352	1,745
Hungary	"	2,809	4,170
Italy	"	10,044	25,027
Netherlands	"	317	1,821
U.K.	"	652	2,030
U.S.A.	"	51	465
Hong Kong	"	10,757	18,211

IMPORT

COMMODITY	QUANTITY		VALUE Eth. \$
	U N I T		

899.249 Other brooms & brushes, squeegees & mops
(Cont'd)

India	Kgs.	68	285
Japan	"	634	3,645
Total	"	33,418	73,454

899.250 Knots prepared & tufts for broom or brush making

Czechoslovakia	"	1,924	3,743
Netherlands	"	248	1,825
Total	"	2,172	5,568

899.279 Hand sieves & riddles, other

Hong Kong	"	58	510
Total	"	58	510

899.310 Candles, tapers & night lights, other

W. Germany	"	291	1,042
Italy	"	303	2,860
Norway	"	213	775
Poland	"	70,200	48,900
U.S.A.	"	1,635	5,741
Israel	"	133,976	81,643
Total	"	206,618	140,961

899.320 Matches

W. Germany	"	453	3,801
Italy	"	14	145
Sweden	"	48	483
U.S.A.	"	652	3,675
Total	"	1,167	8,104

899.331 Liquid fuel, for mechanical lighters

Denmark	"	132	713
U.K.	"	797	7,894
Japan	"	247	1,155
Total	"	1,176	9,762

COMMODITY	QUANTITY		VALUE Eth. \$
	U N I T		

899.339 Other combustible preparations & products
n.e.s.

W. Germany	Kgs.	150	1,989
U.K.	"	17	740
Total	"	167	2,729

899.341 Mechanical lighters

U.A.R. (Egypt)	"	6	125
France	"	34	5,680
W. Germany	"	643	3,887
Italy	"	16	945
U.K.	"	200	10,061
U.S.A.	"	5	115
Japan	"	701	13,085
Total	"	1,605	33,898

899.349 Other mechanical, electric & similar lighters & parts

France	"	15	1,104
W. Germany	"	271	2,812
U.K.	"	6	550
China(M)	"	8	135
Japan	"	267	1,146
Total	"	567	5,747

899.350 Smoking pipes, pipe bowls & parts of smoking pipes

Kenya	"	195	390
Tanzania	"	45	2,870
Austria	"	345	3,160
France	"	49	2,225
Italy	"	624	4,553
U.K.	"	130	2,464
U.S.A.	"	101	664
India	"	135	1,325
Total	"	1,624	17,651

899.351 Ash-tray

Czechoslovakia	"	190	250
Denmark	"	194	330

IMPORT

COMMODITY	QUANTITY		VALUE Eth.\$
	U N I T		

899.351 <u>Ash-tray</u> (Cont'd)			
France	Kgs.	15,745	1,110
W.Germany	"	1,027	3,213
Italy	"	1,309	5,238
Netherlands	"	580	1,625
U.K.	"	828	1,974
U.S.A.	"	59	512
China(M)	"	955	3,080
Hong Kong	"	1,903	6,732
India	"	99	892
Japan	"	345	2,556
Thiland	"	18	210
Total	"	23,252	27,722

899.410 <u>Umbrellas & sunshades</u>			
Denmark	No.	10	235
W.Germany	"	14	800
Italy	"	11,524	49,874
Switzerland	"	2	114
U.S.A.	"	48	607
India	"	200	10,180
Iran	"	7	280
Japan	"	3	150
Total	"	11,808	62,240

899.421 <u>Walking sticks, of artificial plastic materials</u>			
India	Doz.	208	1,545
Total	"	208	1,545

899.429 <u>Walking sticks, other</u>			
Italy	"	15	295
China(M)	"	-	419
India	"	417	2,125
Total	"	432	2,839

899.431 <u>Parts & accessories for umbrellas & sunshades</u>			
France	Kgs.	204	1,325
W.Germany	"	585	2,780
India	"	59,690	80,350
Japan	"	68,100	96,643
Total	"	128,579	181,098

COMMODITY	QUANTITY		VALUE Eth.\$
	U N I T		

899.510 <u>Powder-puffs & pads, for applying cosmetics, of any material</u>			
U.K.	Kgs.	4,562	7,180
Total	"	4,562	7,180

899.521 <u>Buttons & button-blanks</u>			
Czechoslovakia	"	9,032	11,749
W.Germany	"	390	4,547
Italy	"	1,468	20,622
China(M)	"	2,695	2,190
Hong Kong	"	2,720	26,570
India	"	1,394	7,080
Japan	"	18,003	73,079
Total	"	35,702	145,837

899.522 <u>Studs, cuff-links & press-fasteners of artificial plastic materials</u>			
W.Germany	"	90	4,838
Italy	"	92	1,360
India	"	9	670
Total	"	191	6,868

899.529 <u>Studs, cuff-links & press-fasteners of other materials</u>			
Italy	"	14	891
U.S.A.	"	4	280
Total	"	18	1,171

899.531 <u>Slide fasteners, of artificial plastic material</u>			
W.Germany	"	164	6,540
Total	"	164	6,540

899.539 <u>Slide fasteners & parts, other</u>			
W.Germany	"	151	4,440
Italy	"	10	570
U.S.A.	"	151	1,870
China(M)	"	3,561	24,314
Total	"	3,873	31,194

IMPORT

COMMODITY	QUANTITY		VALUE Eth.\$
	U N I T		

899.541 <u>Combs, hair-slides & the like, of plastic material</u>			
France	Kgs.	110	1,656
W.Germany	"	218	2,491
Italy	"	127	1,605
U.K.	"	112	700
U.S.A.	"	50	100
Hong Kong	"	16,032	51,359
India	"	700	1,710
Total	"	17,349	59,621

899.549 <u>Combs, hair-slides & the like, other</u>			
W. Germany	"	77	1,123
U.K.	"	128	730
Hong Kong	"	1,060	2,431
Total	"	1,265	4,284

899.560 <u>Scent & similar sprays of a kind used for toilet purposes</u>			
Italy	"	203	1,365
Netherlands	"	2,911	4,964
U.K.	"	6,232	16,355
U.S.A.	"	472	1,915
Total	"	9,818	24,599

899.571 <u>Tailor dummies & other lay figure (of plastic materials)</u>			
Italy	"	8	185
U.K.	"	100	510
Hong Kong	"	87	134
Japan	"	4	990
Total	"	199	1,819

899.579 <u>Tailors dummies of other materials</u>			
U.K.	"	300	4,320
U.S.A.	"	210	465
Total	"	510	4,785

COMMODITY	QUANTITY		VALUE Eth.\$
	U N I T		

899.610 <u>Hearing aids</u>			
W.Germany	Kgs.	1	452
Netherlands	"	9	2,755
Unspecified	"	1	125
Total	"	11	3,332

899.620 <u>Artificial parts of the body & fracture appliances</u>			
W.Germany	"	3	1,096
Italy	"	1	482
Switzerland	"	7	1,018
U.K.	"	40	2,213
Total	"	51	4,809

899.901 <u>Hair (human) dressed or worked & wigs (false hair & beard)</u>			
Italy	"	21	2,095
U.S.A.	"	6	175
Hong Kong	"	46	3,753
India	"	18	373
Japan	"	75	520
Total	"	166	6,916

899.931 <u>Flowers, artificial</u>			
Italy	"	12	220
Total	"	12	220

899.932 <u>Artificial plastic materials n.s.s.</u>			
W.Germany	"	16	132
Hong Kong	"	407	1,916
Total	"	423	2,048

899.962 <u>Fans & hand screens non-mechanical, (handles of precious metal)</u>			
France	"	9	100
Sweden	"	3,275	2,000
India	"	75	1,166
Total	"	3,359	3,266

IMPORT

COMMODITY	QUANTITY		VALUE Eth. \$
	U N I T		

899.971 Vacuum flasks
& vacuum vessels

W. Germany	No.	1,266	1,560
Hungary	"	3,000	2,700
Italy	"	95	295
Poland	"	1,200	3,066
U.K.	"	3,362	12,407
U.S.A.	"	564	4,627
China(M)	"	35,379	75,769
Hong Kong	"	936	3,455
India	"	1,320	4,555
Pakistan	"	1,788	4,008
Total	"	48,910	112,442

899.999 Manufactures
articles n.e.s.

W. Germany	Kgs.	30,078	19,441
Israel	"	27	1,311
Total	"	30,105	20,752

911.000 Postal parcels,
not classified
according to
kind

Congo Kinshasa	"	14	103
Ghana	"	2	30
Mauritius	"	2	50
Nigeria	"	122	160
Somalia	"	18	105
Tanzania	"	386	490
Uganda	"	10	152
Gambia	"	6	53
Austria	"	50	210
Belgium	"	45	165
Czechoslovakia	"	33	195
Denmark	"	37	305
Finland	"	13	71
France	"	407	2,822
W. Germany	"	1,758	9,426
Greece	"	20	291
Hungary	"	5	45
Ireland	"	10	20
Italy	"	2,602	19,899
Netherlands	"	489	1,136
Norway	"	22	185
Poland	"	200	99

COMMODITY	QUANTITY		VALUE Eth. \$
	U N I T		

911.000 Postal parcels,
not classified
according to
kind (Cont'd)

Rumania	Kgs.	40	72
Spain	"	68	220
Sweden	"	148	1,014
Switzerland	"	357	1,734
U.K.	"	1,112	8,999
U.S.S.R.	"	33	250
Canada	"	5	110
U.S.A.	"	1,028	8,498
China(M)	"	28	205
Hong Kong	"	174	1,657
India	"	146	668
Israel	"	82	185
Japan	"	662	3,364
Korea South	"	10	110
Lebanon	"	106	95
Pakistan	"	38	90
Philippines	"	16	86
Saudi Arabia	"	85	131
Singapore	"	22	35
Unspecified	"	159	1,194
Total	"	10,570	64,729

931.000 Miscellaneous
articles

Fr. Terr. of Affairs & Issas	"	1,055	6,705
Kenya	"	1,744	5,680
Sudan	"	814	1,631
U.A.R. (Egypt)	"	1,031	5,112
Austria	"	2,100	11,121
Belgium	"	2,124	5,819
Czechoslovakia	"	6,081	133,843
Denmark	"	1,250	3,096
Finland	"	508	1,015
France	"	11,940	32,868
W. Germany	"	17,474	104,299
Greece	"	725	2,550
Hungary	"	60	115
Italy	"	96,786	203,482
Netherlands	"	11,819	11,717
Norway	"	5,287	3,222
Poland	"	25	91

IMPORT

COMMODITY	U	QUANTITY	VALUE Eth.\$
	N		
	I		
	T		

931.000 Miscellaneous articles
(Cont'd)

COMMODITY	U	QUANTITY	VALUE Eth.\$
	N		
	I		
	T		
Spain	Kgs.	46	594
Sweden	"	1,210	3,114
Switzerland	"	807	3,024
U.K.	"	14,516	50,503
U.S.S.R.	"	68	427
Yugoslavia	"	634	1,682
Canada	"	369	735
U.S.A.	"	72,117	65,236
China(M)	"	64	1,001
Hong Kong	"	1,632	10,291
India	"	11,247	10,873
Iran	"	1,510	2,994
Israel	"	1,164	2,179
Japan	"	2,739	14,477
Lebanon	"	458	1,554
Pakistan	"	109	945
Persian Gulf States	"	27	71
Philippines	"	89	280
Saudi Arabia	"	3,470	13,342
South Yemen	"	767	3,892
Thailand	"	45	240
Yemen	"	130	160
Australia	"	98	599
New Zealand	"	46	70
Unspecified	"	13,825	18,538
Total	"	288,010	739,187

931.020 Miscellaneous goods, other

COMMODITY	U	QUANTITY	VALUE Eth.\$
	N		
	I		
	T		
Togo	"	2	120
Czechoslovakia	"	235	4,788
Denmark	"	1	220
France	"	82	2,569
W.Germany	"	2,845	19,334
Greece	"	1	110
Italy	"	125	5,664
Spain	"	332	920
Sweden	"	91	2,460
U.K.	"	4	340
Yugoslavia	"	10	300
Brazil	"	2	450

COMMODITY	U	QUANTITY	VALUE Eth.\$
	N		
	I		
	T		

931.020 Miscellaneous goods, other
(Cont'd)

COMMODITY	U	QUANTITY	VALUE Eth.\$
	N		
	I		
	T		
U.S.A.	Kgs.	3,758	85,435
Israel	"	955	9,156
Jordan	"	4	300
Unspecified	"	36	830
Total	"	8,483	132,996

941.090 Wild animals, n.e.s.

COMMODITY	U	QUANTITY	VALUE Eth.\$
	N		
	I		
	T		
France	No.	500	618
Total	"	500	618

951.400 Sporting ammunition, cartridge wads etc.

COMMODITY	U	QUANTITY	VALUE Eth.\$
	N		
	I		
	T		
Bulgaria	Kgs.	1,200	7,470
France	"	1	315
W.Germany	"	3,820	25,575
Greece	"	10	30
Italy	"	97	454
Netherlands	"	10	97
Spain	"	91	4,353
Sweden	"	50	120
U.K.	"	16,113	132,494
U.S.A.	"	4,552	16,745
Israel	"	160	2,000
Unspecified	"	10	10
Total	"	26,114	189,663

Grand Total 429,079,618

TRADE RELATIONS.
WITH SELECTED COUNTRIES

Country - Commodities	VALUE Eth.\$
-----------------------	-----------------

Fr. Terr. of Affairs
& Issas

EXPORT

TOTAL	15,385,949
Live animals	373,742
Meat fresh or frozen	301,550
Butter	25,990
Cheese	1,446
Eggs	92,700
Barley	1,296
Maize	3,680
Cereals unmilled n.e.s.	823,800
Fresh fruit & nuts	285,762
Vegetables fresh frozen n.e.s.	1,042,473
Sugar & honey	1,913,715
Coffee	4,866,191
Spices	39,829
Feeding for animals	29,679
Food preparation n.e.s.	3,397
Non alcoholic beverages	5,050
Hides & skins undressed	36,299
Fuel wood charcoal	5,286
Wood in rough or roughly squared	14,260
Wood shaped or worked	6,000
Marble stones etc.	20,000
Other crude minerals	2,100
Crude vegetable materials	1,750,103
Petroleum products	3,163,450
Compressed gas	3,642
Inorganic chemicals	28,934
Medical pharmaceutical products	370
Soap polish preparations	3,275
Plastic materials	182
Veneer plywood board	12,955
Wood manufactured	64,546
Special textiles	1,265
Textiles articles n.e.s.	13,250
Lime cement etc.	173,009
Clay construction materials	27,335
Glass	455
Glass ware	500
Iron & steel bar	27,465

Country - Commodities	VALUE Eth.\$
-----------------------	-----------------

Fr. Terr. of Affairs
& Issas

EXPORT (Cont'd)

Building requisites	17,415
Wire product excluding electric	550
Nails screws nuts	1,100
Manufactured metal n.e.s.	4,680
Furniture	30,933
Clothing	132,081
Footwear	4,900
Printed matter	200
Plastic articles n.e.s.	4,569
Office supplies n.e.s.	385
Works of art stamps	22,635
Special transactions	1,520

IMPORT - TOTAL

	791,250
Alcoholic beverages	7,062
Iron & steel scrap	108,994
Petroleum products	346,552
Organic chemicals	5,494
Inorganic chemicals	15,465
Pigments paint varnish	2,381
Chemical material n.e.s.	4,500
Rubber articles n.e.s.	2,500
Wood manufactured	47,495
Textile yarn thread	3,900
Mineral manufactures	2,730
Glass ware	58,843
Metal containers	128,289
Manufactured metal n.e.s.	4,629
Machinery n.e.s.	6,031
Domestic electrical equipment	1,295
Railway vehicles	2,287
Road motor vehicles	3,250
Other road vehicles	1,250
Aircraft	22,500
Clothing	2,949
Musical instruments	1,165
Prms toys games etc.	1,675
Special transactions	5,521
Others	4,495

**TRADE RELATIONS
WITH SELECTED COUNTRIES**

Country - Commodities	VALUE Eth.\$
-----------------------	-----------------

Kenya

EXPORT

TOTAL	711,372
Live animals	795
Vegetable fresh frozen n.e.s.	3,903
Feeding for animals	56,208
Food preparation n.e.s.	166
Alcoholic beverages	450
Hides skins undressed	537,879
Oil seeds	10,476
Wood in rough or roughly squared	240
Marble stones etc.	3,935
Other crude minerals	2,400
Crude vegetable materials	45,462
Medical pharmaceutical products	144
Cosmetic toilet preparations	443
Veneer plywood board	9,462
Wood manufactured	1,217
Cotton fabrics woven	1,300
Carpets tapestry etc.	1,725
Lime cement etc.	180
Mineral manufactures	699
Iron & steel sheet	432
Tin	375
Building requisites	120
Cutlery	4,100
House equipment of metal	111
Manufactured metal n.e.s.	390
Clothing	300
Footwear	23,237
Plastic articles n.e.s.	525
Works of art stamps	3,131
Special transactions	567
Animals n.e.s.	1,000

IMPORT - TOTAL 6,246,364

Meat fresh or frozen	1,510
Meat dry salted smoked	19,192
Meat & meat preparations	1,120
Milk & cream	19,598
Butter	86,839
Cheese	9,684
Fish canned	1,425

Country - Commodities	VALUE Eth.\$
-----------------------	-----------------

Kenya

IMPORT(Cont'd)

Wheat including spelt etc.	175,078
Barley	1,155
Wheat flour & meslin	1,843,882
Fruit preserved & preparations	3,392
Tea	389,801
Food preparations n.e.s.	6,016
Non alcoholic beverages	5,739
Pulp & waste paper	1,010
Other crude minerals	42,475
Crude vegetable materials	68,034
Petroleum products	58,526
Organic chemicals	25,064
Other inorganic chemicals	166,382
Synthetic organic dyes	6,631
Dye tanning extract	102,419
Pigments paint varnish	33,451
Medical pharmaceutical products	372,846
Essential oils	224,169
Cosmetic toilet preparations	53,628
Soap polish preparations	199,994
Chemical material n.e.s.	64,779
Rubber articles n.e.s.	5,386
Wood manufactured	7,976
Cork manufactured	2,070
Paper & paperboard	437,778
Paper pulp articles	551,568
Special textiles	11,250
Textile articles n.e.s.	24,627
Iron & steel sheet	2,976
Copper & brass	5,365
Aluminium	6,155
Building requisites	5,645
Metal containers	82,745
Nails screws nuts	8,703
Tools	3,302
House equipment of metal	46,351
Manufactured metal n.e.s.	238,138
Farming machinery	13,490
Metal working machinery	128,678
Textile leather machinery	65,421
Machinery for special industry	14,601

**TRADE RELATIONS
WITH SELECTED COUNTRIES**

Country - Commodities	VALUE Eth.\$
-----------------------	-----------------

Kenya	
IMPORT (Cont'd)	
Machinery n.e.s.	92,521
Electric power machinery	2,873
Telecommunication apparatus	4,778
Domestic electric equipment	4,753
X-Ray medical equipment	1,065
Other electric machinery	4,480
Road motor vehicles	7,592
Other road vehicles	81,107
Aircraft	95,267
Furniture	64,449
Clothing	69,872
Scientific professional instruments	4,659
Musical instruments	13,088
Printed matter	94,704
Plastic articles n.e.s.	4,726
Prms toys games etc.	4,170
Works of art stamps	35,163
Jewellery etc.	1,000
Manufactured articles n.e.s.	2,123
Special transactions	4,351
Others	7,559

Sudan	
<u>EXPORT</u>	
TOTAL	580,133
Cheese	170
Vegetable fresh frozen n.e.s.	264,596
Sugar & honey	121,500
Coffee	4,610
Spices	41,375
Food preparations n.e.s.	2,200
Oil seeds	1,040
Crude vegetable materials	130
Petroleum products	139,155
Paper & paperboard	397
Special textiles	100
Glass ware	3,550
Furniture	1,310

Country - Commodities	VALUE Eth.\$
-----------------------	-----------------

Sudan		
IMPORT - TOTAL		835,660
Cereals unmilled n.e.s.	65,447	
Hides & skins undressed	17,700	
Iron & steel scrap	20,416	
Petroleum products	10,562	
Other fixed vegetable oil	17,040	
Chemical material n.e.s.	1,988	
Textile articles n.e.s.	3,717	
Metal containers	2,912	
Farming machinery	25,200	
Electrical power machinery	31,787	
Telecommunication apparatus	10,415	
Domestic electric equipment	4,171	
Other electric machinery	1,376	
Road motor vehicles	6,399	
Aircraft	7,466	
Furniture	600,416	
Manufactured articles n.e.s.	1,948	
Others	6,700	

Uganda	
<u>EXPORT</u>	
TOTAL	20,050
Other crude minerals	19,200
Carpets tapestry etc.	450
Clothing	400

IMPORT - TOTAL		1,580,151
Spices	27,181	
Cotton	1,542,475	
Textile yarn thread	2,670	
Printed matter	6,180	
Others	1,645	

Saudi Arabia	
<u>EXPORT</u>	
TOTAL	15,927,557
Live animals	1,941,081
Meat fresh or frqzen	118,527
Meat & meat preparations	9,722
Milk & cream	32,265
Butter	142,424
Cheese	19,538

**TRADE RELATIONS
WITH SELECTED COUNTRIES**

Country - Commodities	VALUE Eth.\$
Saudi Arabia	
EXPORT (Cont'd)	
Eggs	2,540
Fresh fruits & nuts	3,061,611
Vegetable fresh frozen n.e.s.	2,061,118
Sugar & honey	6,093
Coffee	5,942,712
Spices	139,531
Feeding for animals	95,148
Oil seeds	1,787,491
Cotton	36,075
Crude animal materials	22,394
Crude vegetable materials	212,301
Carpets tapestry etc.	13,584
Lime cement etc.	280,805
Furniture	546
Works of art stamps	1,430
Manufactured articles n.e.s.	200
Postal packets n.e.s.	110
Animals n.e.s.	311
IMPORT - TOTAL	791,769
Fresh fruit & nuts	15,795
Petroleum products	32,999
Cotton fabrics woven	1,232
Textiles not cotton	7,469
Textile articles n.e.s.	1,590
Carpets tapestry etc.	43,453
Glass	16,586
Telecommunication apparatus	2,825
Aircraft	633,627
Watches & clocks	1,403
Musical instruments	2,415
Printed matter	14,787
Jewellery etc.	1,310
Special transactions	12,049
Others	4,229
South Yemen	
<u>EXPORT</u>	
TOTAL	4,496,227
Live animals	860
Meat fresh or frozen	2,280

Country - Commodities	VALUE Eth.\$
South Yemen	
EXPORT (Cont'd)	
Butter	3,867
Cheese	480
Eggs	128,120
Fish fresh & preserved	11,965
Fish canned	1,320
Cereals unmilled n.e.s.	9,820
Fresh fruits & nuts	265
Vegetables fresh frozen n.e.s.	475,961
Sugar & honey	723,991
Coffee	76,680
Spices	311,905
Feeding for animals	10,323
Food preparations n.e.s.	308
Hides skins undressed	115,710
Oils seeds	2,327,392
Cotton	7,363
Crude animal materials	360
Crude vegetable materials	49,475
Petroleum products	219,050
Paper & paperboard	1,440
Textile articles n.e.s.	125
Carpets tapestry etc.	220
Lime cement etc.	6,800
Clay construction materials	1,257
Clothing	1,940
Footwear	6,800
Works of art stamps	150
IMPORT - TOTAL	1,783,805
Live animals	7,800
Dried fruits	18,180
Sugar & honey	1,103
Food preparations n.e.s.	4,194
Tobacco manufactured	2,240
Other crude minerals	6,545
Iron & steel scrap	21,413
Crude animal materials	19,790
Crude vegetable materials	149,673
Petroleum products	1,317,033
Inorganic chemicals	1,500

TRADE RELATIONS
WITH SELECTED COUNTRIES

Country - Commodities	VALUE Eth.\$
-----------------------	-----------------

South Yemen
IMPORT (Cont'd)

Cosmetic toilet preparations	151,167
Chemical material n.e.s.	5,760
Textiles not cotton	3,071
Special textiles	2,953
Textile articles n.e.s.	2,545
Carpets tapestry etc.	1,207
Misc. non-ferrous metal	2,787
Metal containers	6,315
Textile leather machinery	1,320
Aircraft	24,447
Clothing	4,808
Musical instruments	1,188
Frams.toys games etc.	18,280
Special transactions	2,335
Others	6,151

Country - Commodities	VALUE Eth.\$
-----------------------	-----------------

**TRADE RELATIONS
WITH SELECTED COUNTRIES**

Country - Commodities	VALUE Eth.\$
-----------------------	-----------------

Country - Commodities	VALUE Eth.\$
-----------------------	-----------------

Belgium

EXPORT

TOTAL	1,153,132
Meat fresh or frozen	358,673
Fish fresh & preserved	3,611
Vegetable fresh frozen n.e.s.	450,389
Coffee	149,318
Oil seeds	167,524
Other crude minerals	18,000
Works of art stamps	260
Animals n.e.s.	5,357
IMPORT - TOTAL	4,959,474
Milk & cream	7,780
Cheese	5,788
Wheat flour meslin	3,725
Cereal flour preparations	148,520
Fruit preserved & preparations	5,208
Vegetable fresh frozen n.e.s.	2,947
Vegetables n.e.s.	3,770
Sugar fruit vegetable confectionery	1,970
Food preparation n.e.s.	31,331
Alcoholic beverages	1,287
Other crude minerals	20,195
Petroleum products	8,352
Organic chemicals	24,959
Other inorganic chemicals	29,902
Pigments paint varnish	92,305
Medical pharmaceutical products	247,558
Essential oils	20,195
Soap polish preparations	17,010
Fertiliser manufactured	65,530
Plastic materials	17,664
Chemical material n.e.s.	66,827
Leather manufactured	5,730
Rubber articles n.e.s.	30,905
Paper & paperboard	33,389
Paper pulp articles	54,374
Textile yarn thread	65,089
Cotton fabrics woven	15,340
Textiles not cotton	78,900
Tulle lace ribbon	31,563

Belgium

IMPORT (Cont'd)

Special textiles	28,148
Textile articles n.e.s.	12,725
Carpets tapestry etc.	19,941
Lime cement etc.	14,255
Glass	34,953
Glass ware	18,089
Ingots slabs of iron	143,795
Iron & steel bar	878,933
Iron & steel sheet	287,323
Rail track material	22,008
Iron & steel wire	30,970
Tubes pipes fittings	244,323
Building requisites	49,959
Wire products excluding electric	306,682
Nails screws nuts	2,300
Tools	95,904
House equipment of metal	3,116
Manufactured metal n.e.s.	135,243
Farming machinery	2,176
Office machines	72,060
Metal work machinery	71,332
Textile leather machinery	106,614
Machinery for special industry	36,039
Machinery n.e.s.	136,857
Electric power machinery	456,597
Electric distributing equipment	3,690
Telecommunication apparatus	21,113
Other electric machinery	159,298
Railway vehicles	6,851
Road motor vehicles	137,763
Ships & boats	1,292
Fittings heat light	21,949
Travel goods etc.	1,320
Clothing	11,133
Scientific professional instruments	21,275
Photo-cinema supplies	150,793
Printed matter	59,591
Plastic articles n.e.s.	6,626
Office supplies n.e.s.	1,655
Special transactions	5,186
Others	1,484

**TRADE RELATIONS
WITH SELECTED COUNTRIES**

Country - Commodities	VALUE Eth.\$
-----------------------	-----------------

France	
<u>EXPORT</u>	
TOTAL	6,272,314
Fish fresh & preserved	2,550
Vegetable fresh frozen n.e.s.	967,783
Coffee	2,132,774
Hides skins undressed	1,476,436
Oil seeds	231,977
Other crude minerals	85,225
Iron & steel scrap	12,335
Crude animal material	552,703
Crude vegetable materials	94,137
Animal vegetable oils wax	35,354
Essential oils	11,993
Leather	645,446
Clothing	1,110
Works of art stamps	11,288
Jewellery etc.	1,180
Animals n.e.s.	10,023
IMPORT - TOTAL	12,266,685
Live animals	1,000
Meat fresh or frozen	5,729
Meat dry salted smoked	1,071
Meat & meat preparations	5,065
Milk & cream	5,892
Butter	41,757
Cheese	21,254
Fish fresh & preserved	11,316
Barley	113,625
Wheat flour meslin	53,822
Cereal flour preparations	627,735
Fruit preserved & preparations	18,885
Vegetable fresh frozen n.e.s.	11,263
Vegetables n.e.s.	7,730
Sugar & honey	24,389
Coffee	5,615
Chocolate & preparations	9,985
Spices	4,799
Food preparation n.e.s.	98,181
Non alcoholic beverages	28,142
Alcoholic beverages	397,374
Iron & steel scrap	4,958

Country - Commodities	VALUE Eth.\$
-----------------------	-----------------

France	
<u>IMPORT (Cont'd)</u>	
Crude vegetable materials	14,632
Coal	6,286
Petroleum products	153,307
Compressed gas	30,296
Animal oils & fats	6,462
Fixed vegetable oil soft	14,994
Other fixed vegetable oil	14,218
Organic chemicals	46,759
Inorganic chemicals	5,478
Other inorganic chemicals	118,568
Dye tanning extract	2,305
Pigments paint varnish	49,646
Medical pharmaceutical products	610,063
Essential oils	83,934
Cosmetic toilet preparations	344,585
Soap polish preparations	51,395
Plastic materials	40,168
Chemical material n.e.s.	102,355
Leather manufactured	95,394
Materials of rubber	43,439
Rubber articles n.e.s.	439,265
Wood manufactured	4,257
Cork manufactured	46,667
Paper & paperboard	42,809
Paper pulp articles	272,892
Textile yarn thread	295,429
Cotton fabrics woven	12,824
Textiles not cotton	32,531
Tulle lace ribbon	1,407
Special textiles	17,587
Textile articles n.e.s.	19,406
Lime cement etc.	2,756
Clay construction materials	9,764
Mineral manufactures	16,485
Glass	11,803
Glass ware	566,697
Ingots slabs of iron	15,370
Iron & steel bar	10,029
Iron & steel sheet	26,137
Rail track material	4,470
Iron & steel wire	3,750

**TRADE RELATIONS
WITH SELECTED COUNTRIES**

Country - Commodities	VALUE Eth.\$
France	
IMPORT (Cont'd)	
Tubes pipes fittings	155,354
Copper & brass	5,586
Metal containers	109,649
Wire product excluding electric	12,921
Nails screws nuts	6,157
Tools	72,934
Cutlery	2,989
House equipment of metal	7,101
Manufactured metal n.e.s.	93,537
Power generating machinery	347,496
Farming machinery	143,051
Office machines	23,965
Textile leather machinery	99,590
Machine for special industry	143,838
Machinery n.e.s.	672,857
Electric power machinery	100,105
Electric distributing equipment	20,522
Telecommunication apparatus	139,343
Domestic electric equipment	20,442
Other electric machinery	49,652
Railway vehicles	493,520
Road motor vehicles	3,069,618
Other road vehicles	159,402
Aircraft	174,240
Ships & boats	9,930
Fittings heat light	12,127
Furniture	32,042
Travel goods etc.	11,184
Clothing	76,536
Footwear	4,788
Scientific professional instruments	380,260
Photo-cinema supplies	11,188
Watches & clocks	3,560
Musical instruments	14,527
Printed matter	48,853
Plastic articles n.e.s.	48,731
Prms. toys games etc.	8,896
Office supplies n.e.s.	234,017
Jewellery etc.	2,969

Country - Commodities	VALUE Eth.\$
France	
IMPORT (Cont'd)	
Manufactured articles n.e.s.	17,223
Postal packets n.e.s.	2,822
Special transactions	31,217
Arms & ammunition	2,884
Others	2,856
W. Germany	
	<u>EXPORT</u>
TOTAL	19,796,254
Fish fresh & preserved	37,044
Fresh fruit & nuts	1,640
Vegetable fresh frozen n.e.s.	4,705,395
Vegetables n.e.s.	715
Coffee	8,036,002
Feeding for animals	2,223,140
Hides skins undressed	2,343,000
Oil seeds	847,673
Wool & animal hair	7,455
Cotton	873,849
Other crude minerals	66,187
Iron & steel scrap	45,000
Ore & non ferrous metals	22,500
Non ferrous metal scrap	225,145
Crude animal material	71,540
Crude vegetable materials	211,324
Animal vegetable oils wax	4,175
Textile articles n.e.s.	2,019
Carpets tapestry etc.	5,570
Works of art stamps	8,050
Jewellery etc.	5,000
Articles n.e.s.	8,470
Animals n.e.s.	45,361
IMPORT - TOTAL	58,886,295
Meat dry salted smoked	6,660
Meat & meat preparations	3,968
Milk & cream	10,396
Butter	4,996
Cheese	11,021

* TRADE RELATIONS
WITH SELECTED COUNTRIES

Country - Commodities	VALUE Eth.\$
W. Germany	
IMPORT (Cont'd)	
Fish fresh & preserved	5,858
Fish canned	13,227
Wheat flour meslin	3,463,752
Other cereals milled	4,137
Cereal flour preparations	278,308
Dried fruits	11,280
Fruit preserved & preparations	24,204
Vegetable fresh frozen n.e.s.	204,783
Vegetables n.e.s.	3,097
Sugar & honey	12,784
Sugar fruit vegetable confectionery	26,700
Coffee	3,920
Chocolate & preparations	9,612
Food preparation n.e.s.	112,258
Non alcoholic beverages	9,223
Alcoholic beverages	122,295
Tobacco manufactured	30,533
Pulp & waste paper	2,120
Synthetic art fibres	1,972,329
Textile fabric waste	2,040
Natural abrasives	1,330
Other crude minerals	23,829
Iron & steel scrap	3,926
Crude animal material	2,204
Crude vegetable materials	4,508
Coal	8,616
Petroleum products	61,993
Compressed gas	139,454
Animal oils & fats	234,679
Other fixed vegetable oil	75,655
Animal vegetable oils wax	79,215
Organic chemicals	551,815
Inorganic chemicals	588,613
Other inorganic chemicals	1,821,315
Tar crude coal chemicals	7,473
Synthetic organic dyes	2,883,063
Dye tanning extract	1,244,551
Pigments paint varnish	210,992
Medical pharmaceutical products	2,768,792
Essential oils	23,625
Cosmetic toilet preparation	319,490

Country - Commodities	VALUE Eth.\$
W. Germany	
IMPORT (Cont'd)	
Soap polish preparations	197,070
Fertiliser manufactured	664,739
Explosive products	214,686
Plastic materials	145,527
Chemicals material n.e.s.	1,263,456
Leather	2,435
Leather manufactured	79,880
Materials of rubber	753,923
Rubber articles n.e.s.	381,075
Veneer plywood board	59,849
Wood manufactured	466,971
Cork manufactured	3,293
Paper & paperboard	170,227
Paper pulp articles	258,841
Textile yarn thread	100,684
Cotton fabrics woven	10,109
Textiles not cotton	139,209
Tulle lace ribbon	29,591
Special textiles	146,060
Textile articles n.e.s.	95,595
Carpets tapestry etc.	67,845
Lime cement etc.	63,289
Clay construction materials	55,698
Mineral manufactures	125,395
Glass	55,164
Glass ware	81,771
Pottery	30,714
Ingots slabs of iron	2,137,403
Iron & steel bar	365,054
Iron & steel sheet	1,051,589
Tubes pipes fittings	329,789
Copper & brass	58,351
Nickel	5,742
Aluminium	42,784
Lead	13,758
Zinc	17,044
Building requisites	540,489
Metal containers	130,020
Wire product excluding electric	189,970
Nails screws nuts	99,399
Tools	882,254

**TRADE RELATIONS
WITH SELECTED COUNTRIES**

Country - Commodities	VALUE Eth.\$
W. Germany	
IMPORT (Cont'd)	
Cutlery	83,900
House equipment of metal	222,556
Manufactured metal n.e.s.	1,786,482
Power generating machinery	730,512
Farming machinery	1,199,642
Office machines	418,979
Metal work machinery	159,239
Textile leather machinery	1,141,437
Machinery for special industry	4,019,293
Machinery n.e.s.	2,113,100
Electric power machinery	1,020,281
Electric distributing equipment	304,674
Telecommunication apparatus	832,180
Domestic electric equipment	127,287
X-Ray medical equipment	41,274
Other electric machinery	576,858
Railway vehicles	46,019
Road motor vehicles	10,463,851
Other road vehicles	214,284
Aircraft	344,386
Ships & boats	25,856
Fittings heat light	263,652
Furniture	74,932
Travel goods etc.	101,551
Clothing	451,214
Footwear	65,922
Scientific professional instruments	1,565,535
Photo-cinema supplies	302,344
Watches & clocks	27,041
Musical instruments	175,250
Printed matter	180,123
Plastic articles n.e.s.	284,299
Prms. toys games etc.	77,708
Office supplies n.e.s.	231,499
Works of art stamps	3,855
Jewellery etc.	38,833
Manufactured articles n.e.s.	79,106
Postal packets n.e.s.	9,426
Special transactions	102,776
Arms & ammunition	44,909
Others	2,849

Country - Commodities	VALUE Eth.\$
Italy	
<u>EXPORT</u>	
TOTAL	18,267,032
Meat fresh or frozen	968,053
Meat & meat preparations	1,844,677
Eggs	53,900
Fish fresh & preserved	12,945
Fresh fruit & nuts	390
Vegetable fresh frozen n.e.s.	159,829
Coffee	2,447,564
Spices	1,544,589
Feeding for animals	347,249
Hides skins undressed	9,121,285
Oil seeds	1,128,112
Wood shaped or worked	100
Cotton	148,559
Non ferrous metal scrap	27,000
Crude animal material	214,477
Crude vegetable materials	14,520
Animal vegetable oils & wax	63,510
Essential oils	5,823
Chemical materials n.e.s.	1,550
Leather	73,817
Fur skins tanned etc.	150
Carpets tapestry etc.	10,766
Iron & steel bar	9,415
Furniture	400
Clothing	400
Works of art stamps	22,344
Manufactured articles n.e.s.	6,656
Postal packets n.e.s.	860
Animals n.e.s.	38,092
IMPORT - TOTAL	72, 610,665
Meat dry salted smoked	14,095
Milk & cream	1,475
Cheese	30,577
Fish fresh & preserved	1,807
Fish canned	4,218
Rice	48,960
Wheat flour meslin	51,249
Other cereals milled	1,460
Cereal flour preparations	208,184

**TRADE RELATIONS
WITH SELECTED COUNTRIES**

Country - Commodities	VALUE Eth.\$
Italy	
IMPORT (Cont'd)	
Fresh fruit & nuts	10,329
Dried fruits	52,869
Fruit preserved & preparations	113,353
Vegetable fresh frozen n.e.s.	2,450
Vegetables n.e.s.	4,627
Sugar & honey	9,390
Sugar fruit vegetable confsotionery	16,195
Chocolate & preparations	184,162
Tea	5,715
Spices	15,886
Feeding for animals	7,075
Food preparations n.e.s.	32,973
Non alcoholic beverages	368,376
Alcoholic beverages	202,961
Hides skins undressed	119,711
Wood shaped or worked	1,870
Cotton	218,269
Synthetic art fibres	357,862
Textile fabric waste	10,849
Other crude minerals	57,581
Iron & steel scrap	6,211
Non ferrous metal scrap	4,125
Crude vegetable materials	77,628
Coal	3,830
Petroleum products	1,626,445
Compressed gas	59,665
Fixed vegetable oil soft	244,161
Other fixed vegetable oil	158,184
Organic chemicals	204,800
Inorganic chemicals	653,971
Other inorganic chemicals	604,925
Synthetic organic dyes	32,849
Dye tanning extract	137,888
Pigments paint varnish	324,939
Medical pharmaceutical products	1,401,269
Essential oils	130,639
Cosmetic toilet preparations	175,580
Soap polish preparations	1,056,858
Fertiliser manufactured	429,710
Explosive products	351,870
Plastic materials	1,230,901

Country - Commodities	VALUE Eth.\$
Italy	
IMPORT (Cont'd)	
Chemical material n.e.s.	1,018,024
Leather manufactured	668,323
Materials of rubber	601,039
Rubber articles n.e.s.	808,927
Veneer plywood board	186,799
Wood manufactured	236,742
Cork manufactured	64,614
Paper & paperboard	794,911
Paper pulp articles	359,525
Textile yarn thread	751,308
Cotton fabrics woven	70,588
Textiles not cotton	559,184
Tulle lace ribbon	57,656
Special textiles	209,133
Textile articles n.e.s.	476,068
Carpets tapestry etc.	88,436
Lime cement etc.	94,059
Clay construction materials	339,546
Mineral manufactures	66,762
Glass	241,500
Glass ware	133,623
Pottery	117,536
Ingots slabs of iron	690,499
Iron & steel bar	1,264,392
Iron & steel sheet	834,460
Hoop & strip iron	3,209
Rail track material	67,245
Iron & steel wire	1,385
Tubes pipes fittings	3,057,475
Castings forgings	3,590
Copper & brass	24,038
Aluminium	530,806
Building requisites	924,273
Metal containers	465,452
Wire product excluding electric	545,001
Nails screws nuts	115,965
Tools	386,037
Cutlery	64,321
House equipment of metal	594,103
Manufactured metal n.e.s.	2,103,198

**TRADE RELATIONS
WITH SELECTED COUNTRIES**

Country - Commodities	VALUE Eth.\$
Italy	
IMPORT (Cont'd)	
Power generating machinery	350,995
Farming machinery	2,925,519
Office machines	1,209,463
Metal work machinery	1,447,181
Textile leather machinery	2,169,341
Machinery for special industry	2,553,456
Machinery n.e.s.	4,616,268
Electric power machinery	1,315,433
Electric distributing equipment	893,496
Telecommunication apparatus	47,411
Domestic electric equipment	1,315,756
Other electric machinery	720,891
Railway vehicles	6,241
Road motor vehicles	15,469,353
Other road vehicles	1,464,942
Aircraft	228,316
Ships & boats	27,033
Fittings heat light	897,548
Furniture	281,020
Travel goods etc.	146,698
Clothing	1,056,933
Footwear	153,703
Scientific professional instruments	395,567
Phot-cinema supplies	112,655
Watches & clocks	11,786
Musical instruments	57,031
Printed matter	545,371
Plastic articles n.e.s.	563,085
Frams. toys games etc.	202,457
Office supplies n.e.s.	265,029
Works of art stamps	11,439
Jewellery etc.	33,435
Manufactured articles n.e.s.	192,308
Postal packets n.e.s.	19,899
Special transactions	202,261
Miscellaneous goods other	6,118
Others	4,499

Country - Commodities	VALUE Eth.\$
Netherlands	
	<u>EXPORT</u>
TOTAL	3,943,432
Fish fresh & preserved	2,850
Vegetable fresh frozen n.e.s.	587,288
Coffee	180,459
Feeding for animals	881,615
Hides skins undressed	1,333,147
Oil seeds	613,690
Other crude minerals	21,600
Non ferrous scrap	34,410
Crude animal material	134,651
Crude vegetable materials	102,172
Carpets tapestry etc.	2,400
Works of art stamps	7,702
Animals n.e.s.	41,448
IMPORT - TOTAL	10,900,503
Meat fresh or frozen	9,157
Meat dry salted smoked	17,275
Meat & meat preserved	6,346
Milk & cream	912,370
Butter	1,144,274
Cheese	44,839
Fish fresh & preserved	5,450
Fish canned	3,805
Cereals unmilled n.e.s.	36,670
Wheat flour meslin	29,398
Other cereals milled	4,020
Cereal flour preparations	27,079
Fruit preserved & preparations	25,673
Vegetable fresh frozen n.e.s.	4,398
Sugar & honey	74,159
Sugar fruit vegetable confectionery	181,420
Cocoa	6,737
Chocolate & preparations	23,360
Tea	3,690
Spices	7,776
Feeding for animals	10,208
Margarine & shortening	12,756
Food preparations n.e.s.	134,368

* TRADE RELATIONS
WITH SELECTED COUNTRIES

Country - Commodities	VALUE Eth.\$
-----------------------	-----------------

Country - Commodities	VALUE Eth.\$
-----------------------	-----------------

Netherlands

IMPORT (Cont'd)

Alcoholic beverages	151,982
Tobacco manufactured	10,987
Oil seeds	12,275
Cotton	2,110
Textile fabric waste	5,500
Iron & steel scrap	3,277
Crude vegetable materials	29,132
Petroleum products	429,983
Fixed vegetable oil soft	52,775
Other fixed vegetable oil	33,212
Animal vegetable oils wax	40,632
Organic chemicals	86,891
Inorganic chemicals	218,716
Other inorganic chemicals	356,476
Synthetic organic dyes	3,577
Dye tanning extract	21,185
Pigments paint varnish	139,829
Medical pharmaceutical products	531,070
Essential oils	6,976
Cosmetic toilet preparations	13,307
Soap polish preparations	51,979
Fertiliser manufactured	618,088
Explosive products	3,285
Chemical materials n.e.s.	639,544
Leather manufactured	18,395
Materials of rubber	12,056
Rubber articles n.e.s.	123,278
Veneer plywood board	2,625
Wood manufactured	8,467
Cork manufactured	24,202
Paper paperboard	265,384
Paper pulp articles	14,703
Textile yarn thread	17,962
Textiles not cotton	41,165
Special textiles	53,356
Textile articles n.e.s.	60,270
Carpets tapestry etc.	50,111
Lime cement etc.	4,757
Clay construction materials	12,597
Mineral manufactures	1,416

Netherlands

IMPORT (Cont'd)

Glass	30,293
Glass ware	6,076
Ingots slabs of iron	3,430
Iron & steel bar	99,280
Tubes pipes fittings	33,281
Copper & brass	10,595
Lead	21,835
Metal containers	38,511
Wire product excluding electric	36,293
Nails screws nuts	5,179
Tools	31,804
Cutlery	3,820
House equipment of metal	23,478
Manufactured metal n.e.s.	134,437
Farming machinery	94,869
Office machines	4,366
Metal work machinery	35,483
Textile leather machinery	40,973
Machinery for special industry	282,596
Machinery n.e.s.	739,858
Electric power machinery	134,030
Electric distributing equipment	77,007
Telecommunication apparatus	652,750
Domestic electric equipment	72,984
X-Ray medical equipment	19,294
Other electric machinery	470,438
Road motor vehicles	98,985
Other road vehicles	75,779
Fittings heat light	113,401
Furniture	11,241
Travel goods etc.	10,410
Clothing	27,494
Footwear	5,770
Scientific professional instruments	59,983
Photo-cinema supplies	13,856
Watches & clocks	1,699
Musical instruments	348,165
Printed matter	33,489
Plastic articles n.e.s.	40,292
Prms. toys games etc.	2,039

**TRADE RELATIONS
WITH SELECTED COUNTRIES**

Country - Commodities	VALUE Eth.\$
Netherlands	
IMPORT (Cont'd)	
Office Supplies n.e.s.	23,077
Manufactured articles n.e.s.	19,014
Postal packets n.e.s.	1,136
Special transactions	10,216
Others	2,737
United Kingdom	
<u>EXPORT</u>	
TOTAL	5,462,336
Live animals	108
Fish fresh & preserved	6,085
Vegetable fresh frozen n.e.s.	563,365
Coffee	260,880
Feeding for animals	9,125
Food preparations n.e.s.	20,754
Hides skins undressed	4,048,525
Oil seeds	372,923
Iron & steel scrap	13,500
Non ferrous metal scrap	17,437
Crude animal material	49,785
Crude vegetable materials	46,787
Leather	3,442
Carpets tapestry etc.	425
Clothing	6,692
Works of art stamps	1,810
Special transactions	180
Animals n.e.s.	40,513
IMPORT - TOTAL	32,034,789
Meat dry salted smoked	4,290
Meat & meat preparations	11,895
Milk & cream	33,307
Butter	9,539
Cheese	1,932
Fish fresh & preserved	3,146
Fish canned	7,080
Wheat flour meslin	3,660
Other cereals milled	1,080
Cereal flour preparations	112,891
Fresh fruit & nuts	6,341

Country - Commodities	VALUE Eth.\$
United Kingdom	
IMPORT (Cont'd)	
Fruit preserved & preparations	128,720
Vegetable fresh frozen n.e.s.	22,465
Vegetables n.e.s.	14,982
Sugar & honey	63,132
Sugar fruit vegetable confectionery	259,046
Coffee	23,847
Cocoa	6,828
Chocolate & preparations	104,068
Tea	58,935
Spices	30,734
Margarine & shortening	97,177
Food preparations n.e.s.	190,710
Non alcoholic beverages	55,666
Alcoholic beverages	2,017,304
Tobacco manufactured	330,034
Cotton	42,505
Jute raw	144,952
Synthetic art fibres	43,723
Textile fabric waste	2,329
Sulphur crude	1,580
Other crude minerals	241,520
Crude vegetable materials	3,043
Petroleum products	1,970,418
Animal oils & fats	16,975
Fixed vegetable oil soft	46,599
Other fixed vegetable oil	30,286
Animal vegetable oils wax	30,843
Organic chemicals	102,293
Inorganic chemicals	116,575
Other inorganic chemicals	561,098
Synthetic organic dyes	358,550
Dye tanning extract	35,604
Pigments paint varnish	110,718
Medical pharmaceutical products	2,292,942
Essential oils	63,151
Cosmetic toilet preparations	673,007
Soap polish preparations	1,892,042
Fertiliser manufactured	1,345
Explosive products	1,567
Plastic materials	76,926

TRADE RELATIONS
WITH SELECTED COUNTRIES

Country - Commodities	VALUE Eth.\$
-----------------------	-----------------

United Kingdom	
IMPORT (Cont'd)	
Chemical material n.e.s.	483,519
Leather	17,468
Leather manufactured	85,376
Materials of rubber	87,130
Rubber articles n.e.s.	1,508,069
Wood manufactured	6,830
Cork manufactured	4,146
Paper & paperboard	274,493
Paper pulp articles	435,009
Textile yarn thread	914,496
Cotton fabrics woven	7,788
Textiles not cotton	563,426
Tulle lace ribbon	6,339
Special textiles	86,205
Textile articles n.e.s.	109,286
Carpets tapestry etc.	99,708
Lime cement etc.	32,282
Clay construction materials	6,979
Mineral manufactures	60,863
Glass	9,385
Glass ware	25,407
Pottery	11,366
Ingots slabs of iron	15,940
Iron & steel bar	89,327
Iron & steel sheet	57,597
Rail track material	61,666
Tubes pipes fittings	26,649
Copper & brass	63,799
Nickel	1,182
Aluminium	71,967
Tin	26,092
Building requisites	117,424
Metal containers	122,867
Wire product excluding electric	157,825
Nails screws nuts	10,189
Tools	125,837
Cutlery	353,062
House equipment of metal	130,565
Manufactured metal n.e.s.	641,978
Power generating machinery	106,996

Country - Commodities	VALUE Eth.\$
-----------------------	-----------------

United Kingdom	
IMPORT (Cont'd)	
Farming machinery	2,232,968
Office machines	98,038
Metal work machinery	19,578
Textile leather machinery	888,508
Machinery for special industry	475,123
Machinery n.e.s.	939,279
Electric power machinery	528,264
Electric distributing equipment	203,117
Telecommunication apparatus	306,485
Domestic electric equipment	46,405
X-Ray medical equipment	3,780
Other electric machinery	205,477
Railway vehicles	1,849
Road motor vehicles	3,370,890
Other road vehicles	230,462
Aircraft	69,982
Ships & boats	22,599
Fittings heat light	27,610
Furniture	74,914
Travel goods etc.	22,381
Clothing	417,977
Footwear	23,016
Scientific professional instruments	500,381
Photo-cinema supplies	35,943
Watches & clocks	2,280
Musical instruments	75,801
Printed matter	890,862
Plastic articles n.e.s.	184,169
Prms. toys games etc.	94,826
Office supplies n.e.s.	277,834
Jewellery etc.	13,776
Manufactured articles n.e.s.	79,854
Postal packets n.e.s.	8,999
Special transactions	48,938
Miscellaneous goods other	132,834
Others	3,658
U.S.S.R.	
<u>EXPORT</u>	
TOTAL	1,003,060
Hides skins undressed	242,200
Oil seeds	694,990

**TRADE RELATIONS
WITH SELECTED COUNTRIES**

Country - Commodities	VALUE Eth.\$
U.S.S.R.	
EXPORT (Cont'd)	
Special transactions	120
Animals n.e.s.	65,750
IMPORT - TOTAL	3,766,332
Fish canned	14,381
Fruit preserved & preparations	2,345
Vegetable fresh frozen n.e.s.	6,104
Iron & steel scrap	11,700
Petroleum products	8,611
Inorganic chemicals	12,663
Other inorganic chemicals	6,820
Medical pharmaceutical products	11,059
Soap polish preparations	1,110,986
Chemical material n.e.s.	18,790
Rubber articles n.e.s.	60,223
Veneer plywood board	1,295
Wood manufactured	19,175
Cork manufactured	28,245
Lime cement etc.	1,745
Clay construction materials	18,350
Glass	3,120
Pottery	6,344
Ingots slabs of iron	385,319
Iron & steel bar	24,020
Tubes pipes fittings	14,180
Aluminium	54,365
Building requisites	97,331
Wire product excluding electric	235,042
Tools	21,580
Cutlery	1,024
House equipment of metal	188,239
Manufactured metal n.e.s.	5,654
Power generating machinery	42,554
Farming machinery	669,701
Machinery n.e.s.	339,082
Electric power machinery	12,375
Telecommunication apparatus	1,000
Road motor vehicles	52,609
Other road vehicles	75,416
Aircraft	115,057

Country - Commodities	VALUE Eth.\$
U.S.S.R.	
IMPORT (Cont'd)	
Fittings heat light	9,640
Furniture	1,050
Scientific professional instruments	62,087
Watches & clocks	2,853
Musical instruments	7,290
Printed matter	1,876
Office supplies n.e.s.	2,424
Others	2,602
U.S.A.	
<u>EXPORT</u>	
TOTAL	148,491,715
Fish fresh & preserved	12,654
Vegetable fresh frozen n.e.s.	18,451
Coffee	142,318,522
Spices	110
Food preparations n.e.s.	100
Hides skins undressed	1,708,440
Oil seeds	1,957,772
Crude animal material	125,651
Crude vegetable materials	19,560
Animal vegetable oils & wax	606,285
Essential oils	1,546,748
Wood manufactured	135
Carpets tapestry etc.	8,056
Clothing	5,771
Printed matter	27,525
Works of art stamps	55,350
Jewellery etc.	2,202
Postal packets n.e.s.	240
Special transactions	208
Animals n.e.s.	77,935
IMPORT - TOTAL	35,885,049
Live animals	1,475
Meat & meat preparations	7,662
Milk & cream	1,040,833
Cheese	2,434
Fish fresh & preserved	4,160
Fish canned	3,260

**TRADE RELATIONS
WITH SELECTED COUNTRIES**

Country - Commodities	VALUE Eth.\$
-----------------------	-----------------

U.S.A.	
IMPORT (Cont'd)	
Rice	162,554
Maize	83,622
Cereals unmilled n.e.s.	26,544
Wheat flour meslin	26,312
Other cereals milled	36,857
Cereal flour preparations	125,359
Fresh fruit & nuts	2,553
Dried fruits	13,865
Fruit preserved & preparations	39,126
Vegetable fresh frozen n.e.s.	78,033
Vegetables n.e.s.	39,317
Sugar & honey	13,235
Sugar fruit vegetable confectionery	12,349
Coffee	22,291
Chocolate & preparations	17,181
Spices	29,808
Feeding for animals	2,830
Margarine & shortening	17,179
Food preparation n.e.s.	159,867
Non alcoholic beverages	85,032
Alcoholic beverages	15,290
Tobacco manufactured	382,839
Cork raw & waste	7,031
Pulp & waste paper	5,760
Cotton	1,017,213
Synthetic art fibres	112,215
Other crude minerals	33,616
Iron & steel scrap	5,401
Crude vegetable materials	47,966
Petroleum crude	645,500
Petroleum products	695,235
Compressed gas	3,988
Animal oils & fats	9,723
Other fixed vegetable oil	22,210
Animal vegetable oils wax	3,764
Organic chemicals	87,633
Inorganic chemicals	2,827
Other inorganic chemicals	79,770
Synthetic organic dyes	4,067
Dye tanning extract	9,822

Country - Commodities	VALUE Eth.\$
-----------------------	-----------------

U.S.A.	
IMPORT (Cont'd)	
Pigments paint varnish	53,364
Medical pharmaceutical products	1,521,380
Essential oils	311,063
Cosmetic toilet preparations	55,692
Soap polish preparations	101,841
Fertiliser manufactured	31,550
Explosive products	18,782
Plastic materials	63,079
Chemical material n.e.s.	327,491
Leather	1,007
Leather manufactured	12,424
Materials of rubber	63,615
Rubber articles n.e.s.	931,890
Veneer plywood board	3,955
Wood manufactured	2,270
Paper & paperboard	46,366
Paper pulp articles	136,244
Textile yarn thread	11,142
Cotton fabrics woven	36,140
Textiles not cotton	66,362
Tulle lace ribbon	1,566
Special textiles	8,182
Textile articles n.e.s.	129,077
Carpets tapestry etc.	2,965
Lime cement etc.	28,822
Mineral manufactures	7,336
Glass	21,279
Glass ware	89,267
Iron & steel bar	18,391
Iron & steel sheet	18,827
Tubes pipes fittings	87,140
Copper & brass	1,837
Aluminium	16,712
Building requisites	3,029
Metal containers	14,603
Wire product excluding electric	31,618
Nails screws nuts	7,158
Tools	129,423
Cutlery	8,261
House equipment of metal	16,175

**TRADE RELATIONS
WITH SELECTED COUNTRIES**

Country - Commodities	VALUE Eth.\$
U.S.A.	
IMPORT (Cont'd)	
Manufactured metal n.e.s.	57,474
Power generating machinery	157,551
Farming machinery	1,594,940
Office machines	313,667
Metal work machinery	61,250
Textile leather machinery	450,486
Machinery for special industry	5,676,264
Machinery n.e.s.	4,670,874
Electric power machinery	219,686
Electric distributing equipment	8,068
Telecommunication apparatus	238,155
Domestic electric equipment	135,185
Other electric machinery	145,624
Railway vehicles	122,698
Road motor vehicles	6,863,863
Other road vehicles	371,286
Aircraft	3,603,906
Ships & boats	65,754
Fittings heat light	20,436
Furniture	90,344
Travel goods etc.	16,071
Clothing	100,821
Scientific professional instruments	752,444
Photo-cinema supplies	19,827
Watches & clocks	2,945
Musical instruments	88,371
Printed matter	512,454
Plastic articles n.e.s.	88,790
Prams, toys games etc.	52,846
Office supplies n.e.s.	131,732
Jewellery etc.	6,065
Manufactured articles n.e.s.	31,921
Postal packets n.e.s.	8,498
Special transactions	62,764
Miscellaneous goods, other	102,180
Others	2,351
China (M)	
<u>EXPORT</u>	
TOTAL	1,806,212
Coffee	1,048,054
Crude vegetable materials	758,158

Country - Commodities	VALUE Eth.\$
China (M)	
IMPORT - TOTAL	6,467,773
Meat fresh or frozen	1,052
Butter	2,040
Fruit preserved & preparations	31,419
Vegetables n.e.s.	1,119
Tea	5,035
Spices	119,135
Food preparation n.e.s.	26,857
Marble stones etc.	2,160
Crude vegetable materials	19,565
Petroleum products	88,940
Other inorganic chemicals	15,310
Synthetic organic dyes	4,800
Dye tanning extract	7,575
Pigments paint varnish	16,511
Cosmetic toilet preparations	95,247
Chemical material n.e.s.	7,635
Leather manufactured	3,625
Rubber articles n.e.s.	396,141
Wood manufactured	12,029
Paper & paperboard	104,324
Paper pulp articles	122,314
Textile yarn thread	280,776
Textile not cotton	79,488
Tulle lace ribbon	14,792
Textile articles n.e.s.	308,502
Carpets tapestry etc.	2,070
Lime cement etc.	2,727
Clay construction materials	80,053
Mineral manufactures	5,577
Glass	57,200
Glass ware	98,041
Pottery	454,206
Iron & steel bar	15,771
Iron & steel sheet	3,661
Tubes pipes fittings	72,911
Building requisites	12,395
Wire product excluding electric	102,124
Nails screws nuts	68,026
Tools	91,004
Outlery	24,327
House equipment of metal	15,142

*** TRADE RELATIONS
WITH SELECTED COUNTRIES**

Country - Commodities	VALUE Eth.\$
China(M)	
IMPORT (Cont'd)	
Manufactured metal n.e.s.	356,237
Power generating machinery	1,232
Office machines	1,996
Textile leather machinery	116,900
Machinery for special industry	49,655
Machinery n.e.s.	43,812
Electric power machinery	6,120
Telecommunication apparatus	36,343
Domestic electric equipment	10,005
Other electric machinery	35,578
Other road vehicles	58,125
Fittings heat light	658,409
Furniture	6,707
Travel goods etc.	21,185
Clothing	1,815,608
Footwear	71,251
Scientific professional instruments	9,230
Watches & clocks	30,519
Plastic articles n.e.s.	5,258
Frams. toys games etc.	25,363
Office supplies n.e.s.	85,353
Works of art stamps	5,853
Jewellery etc.	3,100
Manufactured articles n.e.s.	139,807
Special transactions	1,001
Others	1,500
India	
<u>EXPORT</u>	
TOTAL	2,759
Essential oils	564
Works of art stamps	165
Postal packets n.e.s.	130
Gold coins	1,900
IMPORT - TOTAL	7,551,611
Rice	20,999
Cereal flour preparations	8,154
Fruit preserved & preparations	2,003
Tea	52,208

Country - Commodities	VALUE Eth.\$
India	
IMPORT. (Cont'd)	
Spices	555,554
Food preparation n.e.s.	6,446
Wood shaped or worked	1,865
Textile fabric waste	1,210
Other crude minerals	1,225
Crude vegetable materials	32,986
Petroleum products	12,097
Inorganic chemicals	16,451
Other inorganic chemicals	31,780
Synthetic organic dyes	10,972
Dye tanning extract	25,752
Pigments paint varnish	41,324
Medical pharmaceutical products	76,088
Essential oils	797,282
Cosmetic toilet preparation	525,332
Soap polish preparations	26,961
Plastic materials	48,699
Chemical material n.e.s.	22,223
Leather manufactured	7,956
Materials of rubber	10,868
Rubber articles n.e.s.	62,011
Veneer plywood board	5,074
Wood manufactured	39,100
Paper & paperboard	165,056
Paper pulp articles	54,940
Textile yarn thread	1,470,862
Cotton fabrics woven	102,855
Textiles not cotton	205,726
Tulle lace ribbon	6,055
Special textiles	32,395
Textile articles n.e.s.	271,627
Carpets tapestry etc.	13,483
Mineral manufactures	6,579
Glass ware	6,809
Iron & steel sheet	16,725
Tubes pipes fittings	277,707
Aluminium	233,995
Metal containers	36,625
Wire product excluding electric	12,897
Nails screws nuts	4,011
Tools	23,042

TRADE RELATIONS
WITH SELECTED COUNTRIES

Country - Commodities	VALUE Eth.\$
India	
IMPORT (Cont'd)	
Cutlery	187,663
House equipment of metal	95,097
Manufactured metal n.e.s.	153,963
Metal work machinery	49,427
Textile leather machinery	92,768
Machinery for special industry	23,557
Machinery n.e.s.	21,222
Electric power machinery	28,268
Telecommunication apparatus	136,227
Domestic electric equipment	17,082
Other electric machinery	93,139
Road motor vehicles	22,248
Other road vehicles	2,002
Aircraft	37,181
Fittings heat light	18,587
Furniture	86,673
Travel goods etc.	13,118
Clothing	735,892
Scientific professional instruments	36,393
Photo-cinema supplies	1,059
Watches & clocks	1,955
Musical instruments	13,847
Printed matter	16,299
Plastic articles n.e.s.	51,882
Frams. toys games etc.	29,668
Office supplies n.e.s.	6,212
Jewellery etc.	59,007
Manufactured articles n.e.s.	121,806
Special transactions	10,086
Others	5,274
Iran	
	<u>EXPORT</u>
TOTAL	455,514
Hides skins undressed	448,910
Crude vegetable materials	6,604
IMPORT - TOTAL	25,950,232
Fresh fruit & nuts	47,545
Spices	20,880

Country - Commodities	VALUE Eth.\$
Iran	
IMPORT (Cont'd)	
Other crude minerals	427,000
Petroleum crude	17,523,518
Petroleum products	7,878,526
Other inorganic chemicals	3,936
Pigments paint varnish	22,097
Cosmetic toilet preparations	6,400
Chemical material n.e.s.	5,832
Machinery n.e.s.	1,415
Plastic articles n.e.s.	8,454
Special transactions	2,674
Others	1,955
Israel	
	<u>EXPORT</u>
TOTAL	5,510,988
Meat fresh or frozen	185,313
Meat & meat preparations	1,987,265
Butter	655
Fish fresh & preserved	272,691
Vegetable fresh frozen n.e.s.	116,562
Coffee	670,254
Feeding for animals	154,236
Hides skins undressed	58,594
Oil seeds	2,009,031
Wool & animal hair	23,688
Crude animal material	460
Crude vegetable materials	5,388
Animal vegetable oils & wax	21,072
Chemical material n.e.s.	5,184
Works of art stamps	500
Special transactions	95
IMPORT - TOTAL	8,144,062
Live animals	1,188
Butter	14,375
Cheese	1,915
Cereal flour preparations	6,176
Fresh fruit & nuts	111,060
Fruit preserved & preparations	188,022
Sugar & honey	42,935

* TRADE RELATIONS
WITH SELECTED COUNTRIES

Country - Commodities	VALUE Eth.\$
Israel	
IMPORT (Cont'd)	
Sugar fruit vegetable confectionery	93,440
Coffee	11,808
Chocolate & preparations	1,640
Feeding for animals	1,310
Margarine & shortening	10,340
Food preparation n.e.s.	21,493
Non alcoholic beverages	108,379
Alcoholic beverages	13,050
Oil seeds	1,138
Textile fabric waste	1,500
Crude vegetable materials	254,222
Petroleum products	39,619
Other fixed vegetable oil	90,660
Organic chemicals	39,350
Inorganic chemicals	58,398
Other inorganic chemicals	153,955
Tar crude coal chemicals	1,095
Pigments paint varnish	73,310
Medical pharmaceutical products	628,842
Essential oils	3,450
Cosmetic toilet preparations	16,232
Soap polish preparations	52,187
Fertiliser manufactured	141,015
Plastic materials	520,570
Chemical material n.e.s.	585,973
Materials of rubber	35,654
Rubber articles n.e.s.	804,836
Veneer plywood board	134,778
Cork manufactured	2,040
Paper & paperboard	166,178
Paper pulp articles	209,379
Textile yarn thread	442,050
Cotton fabrics woven	43,199
Textiles not cotton	23,375
Special textiles	28,703
Textile articles n.e.s.	90,058
Lime cement etc.	9,681
Clay construction materials	19,040
Mineral manufactures	12,587
Glass	39,774
Glass ware	23,919
Tubes pipes fittings	244,294

Country - Commodities	VALUE Eth.\$
Israel	
IMPORT (Cont'd)	
Aluminium	207,750
Building requisites	15,460
Nails screws nuts	2,405
Tools	2,815
Manufactured metal n.e.s.	59,249
Farming machinery	463,387
Machinery for special industry	2,535
Machinery n.e.s.	106,791
Electric distributing equipment	66,303
Telecommunication apparatus	123,502
Domestic electric equipment	1,303
Other electric machinery	29,728
Road motor vehicles	5,562
Other road vehicles	50,551
Aircraft	6,177
Fitting boat light	34,101
Furniture	38,895
Travel goods etc.	1,580
Clothing	945,287
Fur clothing	12,915
Footwear	1,780
Scientific professional instruments	12,945
Printed matter	13,316
Plastic articles n.e.s.	215,691
Works of art stamps	4,058
Manufactured articles n.e.s.	83,999
Special transactions	1,741
Miscellaneous goods, other	11,156
Others	4,688
Japan	
<u>EXPORT</u>	
TOTAL	16,530,365
Meat & meat preparations	54,243
Fish fresh & preserved	5,280
Vegetable fresh frozen n.e.s.	1,002,558
Coffee	2,850,214
Feeding for animals	170,550
Hides skins undressed	82,652
Oil seeds	10,999,669
Other crude minerals	765,870

**TRADE RELATIONS
WITH SELECTED COUNTRIES**

Country - Commodities	VALUE Eth.\$
-----------------------	-----------------

Japan	
EXPORT (Cont'd)	
Non ferrous metal scrap	36,000
Crude animal material	29,331
Animal vegetable oils & wax	526,242
Works of art stamps	1,211
Special transactions	230
Animals n.e.s.	6,315
IMPORT - TOTAL	63,609,660
Milk & cream	3,500
Butter	375,057
Fish fresh & preserved	93,315
Fish canned	220,092
Fruit preserved & preparation	23,956
Sugar fruit vegetable confectionery	19,353
Tea	66,251
Food preparation n.e.s.	4,408
Synthetic art fibres	393,713
Other crude minerals	26,540
Iron & steel scrap	16,206
Petroleum products	21,575
Compressed gas	1,782
Fixed vegetable oil soft	12,742
Organic chemicals	37,282
Inorganic chemicals	15,361
Other inorganic chemicals	152,199
Synthetic organic dyes	558,385
Dye tanning extract	9,174
Pigments paint varnish	6,786
Medical pharmaceutical products	36,017
Cosmetic toilet preparations	28,941
Soap polish preparations	5,350
Fertiliser manufactured	267,090
Plastic materials	250,953
Chemical material n.e.s.	246,330
Leather	3,320
Leather manufactured	25,057
Materials of rubber	279,295
Rubber articles n.e.s.	9,759,578
Veneer plywood board	9,990
Wood manufactured	19,103

Country - Commodities	VALUE Eth.\$
-----------------------	-----------------

Japan	
IMPORT (Cont'd)	
Paper & paperboard	258,808
Paper pulp articles	117,016
Textile yarn thread	6,711,304
Cotton fabrics woven	1,321,853
Textiles not cotton	4,435,258
Tulle lace ribbon	84,189
Special textiles	222,623
Textile articles n.e.s.	57,037
Carpets tapestry etc.	6,495
Lime cement etc.	5,872
Clay construction materials	13,755
Mineral manufactures	4,158
Glass	246,751
Glass ware	50,852
Pottery	301,186
Ingots slabs of iron	211,641
Iron & steel bar	461,931
Iron & steel sheet	11,334,595
Iron & steel wire	75,182
Tubes pipes fittings	522,186
Aluminium	48,801
Lead	19,440
Zinc	335,700
Tin	164,617
Wire product excluding electric	699,988
Nails screws nuts	36,453
Tools	52,146
Cutlery	139,383
House equipment of metal	46,487
Manufactured metal n.e.s.	273,629
Power generating machinery	59,535
Office machines	38,373
Metal work machinery	1,505,268
Textile leather machinery	3,987,477
Machinery for special industry	499,315
Machinery n.e.s.	1,656,028
Electric power machinery	3,045,174
Electric distributing equipment	173,040
Telecommunication apparatus	2,893,941
Domestic electric equipment	30,613

**TRADE RELATIONS
WITH SELECTED COUNTRIES**

Country - Commodities	VALUE Eth. \$
-----------------------	------------------

Country - Commodities	VALUE Eth. \$
-----------------------	------------------

Japan	
IMPORT (Cont'd)	
Other electric machinery	631,448
Road motor vehicles	3,330,907
Other road vehicles	107,571
Fittings heat light	11,958
Furniture	209,577
Travel goods etc.	34,593
Clothing	2,054,107
Footwear	19,117
Scientific professional instruments	414,821
Photo-cinema supplies	40,477
Watches & clocks	116,859
Musical instruments	613,929
Printed matter	127,734
Plastic articles n.e.s.	335,673
Prams. toys games etc.	102,451
Office supplies n.e.s.	82,843
Jewellery etc.	20,103
Manufactured articles n.e.s.	198,255
Postal packets n.e.s.	3,364
Special transactions	13,714
Others	3,358

A

Abrasive cloths papers & similar articles.	132	Anchors & grapnels & parts of iron & steel.	151	Automatic vending machines (stamps cigarette, chocolate & food).	168
Acetic, formic & oxalic acids.	77	Angles, shapes & sections of iron & steel.	137	Aviation benzine	72
Activated carbon & activated natural mineral products.	94	Animal (incl.fish) fats & oils, unprocessed unedible tallow.	75	Awings canvas.	124
Accounting machines.	157	Animal & vegetable oil, boiled oxidised, dehydrated, sulphurised blown or polymerised.	76	B	
Acid & oxides of arsenic.	78	Anti-knock preparations, rust preventer & similar additives for mineral oils.	94	Baby sheets.	102
Agricultural tractors & parts.	156	Annatto.	81	Bacon & ham	48
Agricultural machinery for soil preparation or cultivation.	156	Anti-scaling compounds for use in boilers & pipes.	95	Bags of other textile materials (used)	124
Agricultural trailers.	183	Antiques of an age exceeding 100 years n.e.s.	219	Bags, cotton new.	124
Aircraft trainer.	183	Apples, fresh.	54	Bags, synthetic fibriers news.	124
Aircraft, railways & marine starting & ignition equipment.	177	Aqueous distillates, & solutions for essential oils, for use in the perfumery manufacture.	86	Bags of other textile materials (new)	124
Airpumps, vacuum pumps & air or gas compressors fans blowers & the like (for road motor vehicles)	165	Artificial waxes & prepared waxes.	93	Bags, jute, other (used)	123
Airpumps, vacuum pumps & air or gas compressors; fans blowers & the like others.	165	Articles of hardened rubber (ebonite & vulcanite,) other	101	Bags, jute, other (new)	124
Air-conditioning machines & appliances.	163	Articles of unhardened vulcanised rubber other.	102	Barium oxide magnesium, potassium (sodium & arontium hydroxide & peroxide.)	79
Aircraft.	183	Articles consisting of precious metal.	220	Barely	52
Alum.	79	Articles of asbestos-cement of cellulose fibre cement & the like.	131	Barley spelt (broken)	52
Aluminium, bars, rods, shapes, angles & sections.	140	Articles of bonded fibres.	121	Bars, rods, angles shapes & sections of copper	139
Aluminium unwrought.	140	Artificial parts of the body & fracture appliances.	224	Bars & rods, other of iron & steel hollow mining drill steel.	137
Aluminium, sheets & plates (for use in structure).	141	Articles consisting of, pearls precious or semiprecious stones.	220	Bars, rods angles shapes & sections of bronze of brass or of other copper alloys.	139
Aluminium doors & window frames.	141	Articles of wadding.	122	Bars, rods angles sheets wires foil, powder & flakes of nickel.	139
Aluminium structure complete or incomplete mobil houses hungars, hen & dog house.	141	Articles of artificial plastic materials n.e.s.	214	Bazaar butter (ghee)	49
Aluminium plates & sheets (for further processing & manufacture in Ethiopia).	140	Artists & students colour in tablets bottles, jars & tubes.	83	Bed., canvas.	187
Aluminium plates & sheets others.	140	Artificial plastic materials n.e.s.	224	Beds covers.	126
Ammonia liquefied.	78	Articles of asphalt or of similar materials.	130	Bed-sheets.	126
Ambulances	180	Asparagus preserved in vinegar.	57	Beef.	48
Animal (incl.fish) fats & oils unprocessed, edible.	74	Ashtrays.	222	Beehives.	105
		Asparagus, preserved other than in venegar.	58	Beer in bottles of more than 650cc in bulk.	65
		Asses.	48	Beer in bottles more than 350cc but less than 650cc.	65
				Beer in bottles of less than 150cc.	65
				Bells for churches of iron & steel.	154
				Belts, leather.	195

B			
Binoculars refracting telescopes & other astronomical instruments.	201	Brief cases, of artificial plastic & vulcanised fibre.	189
Biscuits.	53	Brief cases, of textile fabric	189
Blankets & travelling rugs, other.	126	Broom & brush bodies & handles.	104
Blankets & travelling rugs of cotton.	125	Brooms & brushes of vegetable (not mounted)	221
Blankets & travelling rugs of cotton.	125	Brush-dental plate.	221
Blankets & travelling rugs of silk.	125	Brush-mustash & beard.	221
Blankets of travellings rugs of synthetic fibres.	125	Brush, paint.	221
Blankets & travelling rugs of wool mixed with synthetic fibres.	125	Buckets, dustbins & similar appliances of iron & steel.	148
Blankets & travelling rugs of wool.	125	Buckets & similar appliances of aluminium.	149
Blankets & travelling wool mixed with cotton.	125	Builders, carpentry & joinery (doors sashes & ready out parts of buildings).	104
Blotting pads, binders file covers, albums diaries & book covers.	110	Building material (panels boards files blocks etc.	130
Blow lamps portable forges & other hand tools n.e.s.	146	Builders requisites, sanitary ware & parts of copper.	149
Bobbins, spools, cops & similar supports of paper pulp & paper board.	111	Builders sanitary appliances & fittings, of aluminium	149
Bodies (included cabs) for motor vehicles.	181	Building bricks.	131
Boiler house plant.	154	Bulldozers, angledozers & appliances.	162
Bolts, rivets nuts & washers (copper).	145	Butter other canned.	50
Bolts, nuts washers etc. (bronze or brass)	145	Butter other fresh.	50
Bolts, rivets cotters & washers (iron & steel)	145	Buttons & button blanks.	223
Books, pamphlets & leaflets printed.	210		
Boxes, bags & other packings.	109	C	
Box files, letter trays, storage boxes & similar articles of paper & paper board.	109	Calcium carbide	80
Bread.	53	Caustic potash (potassium hydroxide).	79
Bricks, tiles slabs squares & other construction materials of pressed glass.	134	Caustic soda (sodium hydroxides)	79
Brief cases of leather or composition leather	188	Cash-registering machines.	157
		Casein glues & liquid gum.	92
		Cases for projectors.	187
		Casks, barrels, vats, tubes buckets & other products & parts.	103
		Casks, boxes, cans & similar commercial containers of iron & steel.	142
		Carts & trailer wagons & parts (for the collection of refuse).	183
		Caravans	183
		Caramel, other	59
		Carnival articles christmas tree decoration & other articles for christmas festivities.	215
		Cards for statistical machines.	112
		Carbon & other copying paper including duplicator stencils & transfer paper.	112
		Card board, millboard & straw board in rolls or sheets.	107
		Carpets, cotton (woven)	128
		Carbonates (other & per-carbonates.)	80
		Carriages for invalid (not motorised or mechanically propelled)	215
		Candles, taperes & night lights, other	222
		Canvas-shoes.	199
		Cement & concrete railway sleepers.	132
		Cement.	130
		Ceramic hearth & wall files (glazed or unglazed.)	132
		Ceramic sets flags & paving.	132
		Ceramic wares for chemical, industrial or agricultural use.	133
		Cereals other, unmilled.	52
		Chromium oxide & hydroxide.	79
		Chalk.	70
		Champagne.	64
		Chassis with engine fitted other.	182
		Chairs & other seats & parts.	186
		Chain & parts of iron & steel.	151
		Chemical products & preparations other.	91
		Cheque books (excluding travellers cheque)	211
		Cheque-writing machines.	157
		Checking & measuring instruments, appliances & machines.	167
		Cheese	50
		Chocolate	60
		Chlorine.	77
		Chickens.	48
		Chlorides.	80

INDEX C

Chlorites.	80	Corrugated paper & paper board in rolls or sheets.	108	Crayon.	218
Cigars, cheroots & cigarillos.	66	Cotton thread (sewing & embroidery.)	114	Crucible, cupels ingots moulds for recasting metal.	133
Cigarette paper.	106	Cotton fabrics grey (unbleached) other.	115	Crickets pads, shin-guards etc. (used in sports)	199
Cigarettes.	66	Cotton gauze bleached.	115	Curtains.	126
Cider & fermented beverages.	65	Coffee-grinders juice extractors & similar domestic food processing appliances (non electric)	166	Cut flowers & foliage.	22
Cinematograph film, exposed (not developed)	206	Coloured lamps for medical or laboratory use.	177	Currants.	55
Cinematograph film, (unexposed)	206	Coloured, silvered or gilded paper in rolls or sheets.	106	Cycles & tricycles (not motorised.)	182
Cinematograph projectors & sound reproducers, other	201	Complete wooden packing cases, boxes, crates, drums & similar packings.	103	D	
Cinematograph sound recorders.	201	Corrective spectacle lenses.	199	Date sealing or numbering stamps & hand printing sets.	219
Cinematograph projectors sound reproducers (for use in a scientific or educational institution)	201	Coffee cleaning machinery.	156	Dates, in packets.	55
Cinematograph cameras.	201	Cocoa powder	60	Dates, in bulk.	55
Clothing leather.	195	Counting-instruments other (for use in the control of manufacturing operations.)	203	Dextrins starch glues & other prepared glues n.e.s.	93
Clock, watch & parts.	206	Coal, coke or briquettes.	71	Dentifrices dental powder & mouth-washes.	87
Clock cases & cases of similar type	207	Coconut (copra) oil.	75	Disinfectants.	91
Clothing accessories, other n.e.s.	198	Coffee grading machinery.	156	Doors, windows & fittings of iron & steel.	141
Clock & watch glasses.	134	Coffee extracts essences concentrates & similar preparations.	60	Domestic washing machines & appliances.	174
Clay & similar refractory materials.	69	Coffee ground.	60	Domestic refrigerators (electric) & parts.	173
Cork for bottles & containers.	105	Colouring matter n.e.s.	82	Domestic utensils of iron & steel, other	148
Cotton fabrics khaki's drill.	115	Combs, hair-slides & the like other.	224	Domestic sewing machine & parts (including needles)	160
Cotton fabrics grey, shirting & sheetings including abugedid.	115	Combs hair-slides & the like of plastic material.	225	Domestic stoves, ranges, cookers & similar heating elements (non-electric.)	148
Cotton raw	68	Composite solvents & thinners for varnish.	95	Domestic & decorative articles of wood n.e.s.	104
Cotton yarn containing more than 10% of man-made fibres.	112	Composite paper & paper-board, in rolls or sheets.	108	Domestic cooking & heating apparatus of copper (non-electric.)	148
Cotton yarn, grey or bleached counts over 40 & up to 60.	112	Compasses, pocket.	203	Drawing, marking out mechanical calculating instruments, drafting machines & the like.	203
Cotton fabrics white dyed or printed, other.	115	Confectionery.	60	Dust or powder of natural or synthetic precious or natural abrasives.	69
Cotton waste imported for cleaning purposes.	68	Commercial containers, of aluminium	142	Duplicating coin-sorting counting & wrapping machines.	158
Cotton fabrics grey (unbleached) drills & jeans.	115	Commercial containers of glass.	135		
Cotton fabrics crape, white dyed or printed.	115	Conveyor, transmission or elevator belts of leather.	96		
Cotton fabrics drills & jeans bleached.	115	Cordage.	122		
Cotton yarn, coloured or mercerised counts over 60.	113	Cream separators.	156		
		Cranes, teleferics, pulleytackle, belt conveyer other n.e.s.	166		

D		
Dyes informs or in packings.	83	
Dyes hair.	88	
E		
Earth colours.	70	
Electrical coffee makers	175	
Electro magnets & appliances.	178	
Electro-mechanical domestic appliances.	174	
Electro mechanical hand tools.	178	
Electro-medical apparatus.	175	
Electrical line telephonic & telegraphic apparatus.	172	
Electrical measuring, checking analysing or automatically controlling instruments (for use in road motor vehicles.)	178	
Electric accumulators (storage batteries) for road motor vehicles.	176	
Electric boilers cookers & ovens & parts.	175	
Electric carbon.	178	
Electric chargers.	170	
Electric conduit tubing.	171	
Electric filament lamps.	176	
Electric hair dryers.	175	
Electric generators & appliances.	170	
Electric-iron.	174	
Electric lamps & fittings (for road motor vehicles.)	177	
Electric motor.	170	
Electric organs (for use in any religious body.)	209	
Electric shavers & hair clippers.	174	
Electric sound & visual signalling apparatus other.	178	
Electric space heating equipment other.	175	
Electric starting & ignition equipment for internal combustion engines.	177	
Electric switches & other apparatus for use in road motor vehicles.	170	
Electric toasters.	174	
Electric traffic control equipment.	178	
Electric transformers.	170	
Electric vacuum cleaners.	174	
Electric wind screen wipers, defrosters & lighting equipment (for motor vehicles.)	177	
Electric wire, cable, & bars (insulated.)	171	
Electrically operated musical instruments other.	210	
Electricity supply metres.	178	
Embroidery	120	
Engines n.e.s.	155	
Engravings, prints & lithographs.	212	
Envelopes, writing blocks, letter pads & similar paper stationery.	109	
Extracts, essence & concentrates tea or mate.	62	
F		
Fabrics of synthetic fibres not mixed with other fibers crape.	117	
Fabrics of felt.	120	
Fabrics, woven of horse-hair.	119	
Fabrics, woven of coarse animal hair other than horse hair.	119	
Fabrics of synthetic fibres mixed with other fibres other than silk.	118	
Fabrics of synthetic fibres not mixed with other fibres, piles & chenille fabrics.	118	
Fabrics of synthetic fibres other.	118	
Fabrics used in industrial machinery.	122	
Face cream powder rouge; nail varnish.	87	
Fair ground amusements n.e.s.	216	
Fans & hand screens non-mechanical (handles of precious metal.)	224	
Fents of cotton fabrics bleached dyed or printed other than terry fabrics.	116	
Fents of pure woollen fabrics.	113	
Fertilizers.	90	
Fibre board & other building boards of wood pulp or of vegetable fibres.	107	
File fittings.	217	
Filing cabinet (metal).	216	
Filing rack (metal).	217	
Filter blocks, slabs & plates of paper-pulp.	108	
Fire extinguishers.	168	
Fire works.	90	
Fish, fresh chilled or frozen	50	
Arms of other description (non-military).	216	
Fittings for doors, windows & staircases of base metal.	150	
Flags of textile materials	127	
Fixed vegetable oils, other.	75	
Flexible tubing & piping of iron & steel.	152	
Floor covering prepared on a base of paper or paper-board.	128	
Floor covering similar to linoleum (on a textile base).	128	
Flour of wheat	52	
Flour of other cereals.	52	
Fluorescent light bulbs, tubes & other electric lamps n.e.s.	177	
Flourides & other flourides salts	79	
Flower, artificial	224	
Footwear,	198	
Fork-lift trucks (used for moving & lifting goods within a factory or plant).	166	
Fountain pen nibs.	218	
Frames, mountings & parts for spectacles.	200	
Frames with locks for hand bags trunks or the like & parts thereof, of base metal.	150	

INDEX

F

Fresh fruit n.e.s.	55
Fruit jellies.	56
Fruit, peel & parts of plants preserved by sugar.	55
Fruit preserved by freezing not containing added sugar.	56
Fruit preserved in vinegar	58
Fruit & nut prepared or preserved n.e.s.	56
Fur clothing.	198
Furnace burners, mechanical stokers, ash dischargers & similar appliances.	163
Furniture & parts.	122
G	
Garage & filling station pumps (for delivering measuring petroleum products).	164
Garage machinery & mechanical appliances n.e.s.	168
Garage & other jacks & lifting apparatus.	165
Gravel & crushed stone.	69
Grain elevators	166
Gramophone records.	208
Grains of wheat or meslin germ of wheat or meslin, whole rolled flaked, or ground.	53
Grain of other cereals germ of other cereals whole rolled flaked or ground.	53
Gramophones, & records players.	208
Grinding & polishing stones (for use directly in the hand).	132
Grinding & polishing wheels & stones for hand pedal or power operated machines.	132
Gas-operated welding, brazing or surface tempering appliances.	158
Gas generators other.	163
Gas cylinders (of iron & steel).	142
Gas mantles.	122
Gaskets & similar joints (for road meter vehicles).	169

G

Gaskets & similar joints, other.	169
Gas natural	74
Gas-oil naphtha.	72
Gases cooking other.	74
Gases for medical use.	74
Gas or liquid meters, other.	203
Gauze netting re-enforcing fabric & similar materials of aluminium.	144
Gloves.	195
Glass fibres	134
Glass for sun-glasses (non-corrective).	135
Glass beads.	136
Glass ware (used for table, kitchen toilet & in door decoration).	135
Glass envelopes for electric lamps, valves. etc.	134
Glass rods tubes & waste.	134
Gin of an alcoholic strength exceeding 50% by volume.	66
Goldsmithwares.	220
Guillotines (paper-cutters) for use in shops & offices.	160

H

Hair, oil cream shampoo & tonic	87
Hair-pins & curling pins, of iron & steel.	151
Hair (human) dressed or worked & wigs (false hair & beard)	224
Hand bags of leather or composition leather.	188
Hand bags, of artificial plastic or vulcanised fibre.	188
Hand bags of textile fabrics.	189
Handkerchiefs.	194
Handles for cutlery (of base metal).	148
Hand tools	145
Harvesting & threshing straw & fodder presses hay or grass mowers & other winnowing machinery	156
Hardened rubber in bulk, plates sheets, strips rods & powder of hardened rubber.	102
Hat bodies of wool felt & furefelt.	122

Headgear	197
Heat-insulating bricks, blocks files & other.	131
Hearing aids.	224
Helmets military & miners & other headgears n.e.s.	197
Hemp.	68
Hooks, buckles clasps & zip-fasteners, of base metal.	151
Horses.	48
Household ware of Other ceramic materials.	136
Hop cones & lupulin.	58
Hunting & sporting ammunition	216
Hurricane lamps.	185
Hydrogen peroxide.	80
Hydrochloric acid.	77
Hydrocarbon acetylene gases in cylinder, ethylene & others.	76
Hydrogenated oils & fats.	76
Hydrometres, barometres hygrometres & similar instruments.	204
Hygienic & pharmaceutical articles of unhardened rubber.	101

I

Incubators.	157
Incense	87
Infant food.	54
Industrial machinery for accumulators.	163
Industrial & laboratory electric furnaces, ovens & electric welding, brazing, soldering & cutting apparatus.	178
Industrial sewing machines & parts (including needles).	160
Inner garments cotton (women's girls & infants).	193
Inner garments cotton (men's boys).	192
Inner garments other fibres (women's girls & infants).	193
Inner garments synthetic fibres (women's girls & infants).	193

I

Inner garments' other synthetic fibres (men's & boys).	193	Insulators & fittings (for electrical machines & appliances).	171	Lead pencils.	218
Inner tubes & flaps for cycles & tricycles.	100	Internal combustion piston engines for aircraft.	155	Lemonades & flavoured waters.	63
Inner tubes & flaps for mechanically propelled vehicles.	100	Invalid food.	54	Lenses & optical elements (for use in cameras projectors & other photographic apparatus).	199
Inner tubes & flaps, other	100	Ivory articles.	220	Lenses, prism mirrors & optical elements other.	200
Ingots of iron & steel, other	137	Invalid carriages fitted with means of mechanical propulsion (motorised or not).	215	Lenses for correcting vision.	199
Ingots of iron & steel (imported for further processing).	136			Liqueurs & cordials of an alcoholic strength not exceeding 50% by volume.	66
Ingot-moulding & casting machines	158	J		Lifting-mobile & handling loading apparatus.	166
Image projectors (for use in educational institution.	202	Jacks for use as accessories with road motor vehicles	165	Line-fishing rods, tackle of plastic materials artificial.	216
Improved wood in sheets blocks or the like.	103	Jams & marmalades.	56	Linoleum (on a textile base).	128
Ink-pads.	219	Jewellery	220	Liquid soap.	89
Ink-other than printing & stencil.	218	Jute fabrics sacking, other.	117	Liquid fuel for mechanical lighters.	222
Inorganic chemical product n.e.s.	81	Jute fabrics hessian cloth.	117	Live bulbs, tubers & the like.	71
Iron & steel wool including gloves of iron & steel.	149	Jute raw	68	Lobsters.	51
Iron oxide & hydroxide.	78			Locks & keys	149
Iron & steel castings & forgings unworked n.e.s.	139	K		Lorries trucks & pick-ups.	180
Iron & steel drums.	142	Kerosene other than jet fuel.	72	Lubricating greases.	73
Iron & steel wire (for fencing).	143	Kerosene jet fuel	72	Lubricating oils for aviation	73
Iron & steel wire, other.	138	Kitchen & house hold linen n.e.s.	127	M	
Iron & steel wire (for further manufacture or processing).	138	Knives.	147	Machine tools, for working stone ceramics cements & similar materials.	166
Insecticides & fungicides	91	Knife blades.	147	Machinery parts n.e.s.	169
Instruments for the control of manufacturing operations.	205	Knives & cutting blades for machine tools.	146	Machinery for cellulose pulp paper & paperboard & appliances.	160
Instruments other n.e.s.	205	Knots prepared & tufts for broom or brush making.	222	Machinery for food processing & appliances.	161
Instruments other than mechanical control of manufacturing operations.	205	Krafts paper & krafts paper board.	106	Machinery, types setting & parts.	161
Instruments & appliances for measuring checking or controlling the flow: depth pressure or other variable of liquids or gases.	205			Machinery, shoe making tanning working hides or leather.	159
Instruments, apparatus or models (for demonstration purposes).	204	L		Machinery for mixing, separating washing earth, oils solid mineral forming foundry moulds of sand & others.	163
		Laboratory & scientific glass ware.	135	Machinery glass making & lott-ery-machines & other n.e.s.	163
		Labels (paper & paperboard).	211	Machinery for boring, drilling n.e.s. & appliances.	162
		Ladder of iron & steel.	153	Machine tools for making metals & accessories.	158
		Land rovers, jeeps & similar vehicles.	180		
		Leather soles.	96		
		Lead, unwrought.	140		
		Lead, bars, rods, shapes, plates, sheets, tubes pipes powder & flakes etc.	140		

Q	P				
Other salt common.	69	Paper-clips.	217	Pickling preparation for metal surfaces, fluxes & other auxiliary preparation for soldering, brazing or welding.	94
Other electrical goods & apparatus n.e.s.	179	Paper staples.	217	Plastic materials in the form of emulsions.	91
Other engines & motors.	155	Paper-cutting machines.	160	Plastic material regenerated cellulose & artificial resins other.	91
Other electrical apparatus for making & breaking electrical circuits.	170	Paper pulp.	67	Plates, sheets strip & granules of unvulcanised natural or synthetic rubber.	97
Other printing & writing paper in rolls or sheets.	106	Parts & accessories for umbrellas & sunshades.	223	Piston engines for road motor vehicles.	155
Other cork manufactures n.e.s.	105	Parts & accessories for road tractors.	181	Piston engines other.	155
Other food preparation n.e.s.	63	Parts & accessories for knitting machines.	159	Plastic tiles & mosaics, for building purpose.	213
Other lamps & lighting fittings & parts, of base metal.	186	Parts & accessories for office machines n.e.s.	158	Plastic raincoats & capes.	213
Other wine of fresh grapes flavoured with aromatic extracts.	64	Parts of railway, tramway & locomotives.	179	Plates, strip rods angles & section (prepared for use in structure of iron & steel).	141
Other machinery for cleaning bottles & sealing or labelling bottles can etc. & wrapping machinery.	167	Parts & accessories for fire engines & fire escapes.	181	Playing cards.	215
Other mechanical appliances for spraying powders or liquids & blasting machines.	168	Parts & accessories for machines tools.	167	Plates, sheets & strip of bronze brass or other copper alloy.	139
Other sparkling wines.	64	Pedometres, stroboscopes & other similar instruments.	203	Plates, sheets & strip of copper.	139
Other prepared edible fats.	62	Pens-ball point.	217	Plans & drawing (for industrial architectural, engineering & commercial).	211
Other mirrors & polished plate glass (silvered).	134	Perfumery.	86	Plates sheets other, of iron & steel.	138
Other base metal fittings & hat racks.	150	Perfumed wood.	88	Plates & sheets of iron & steel (for further processing into C.G.I. sheets).	138
Other friction materials with a basis of asbestos.	133	Petroleum jelly in bulk for use in making pharmaceuticals.	73	Plants, seeds flowers & parts of plants.	71
Other thermionic, cold cathodes & photocathode valves & tubes.	177	Petroleum crude for further refining.	71	Prepared driers.	83
Other slag & ash n.e.s.	69	Petroleum bitumen petroleum coke & other residues.	74	Prepared pigments, opacifiers enamels, glazes lustres & all paints.	83
Other yarn of wool animal hair including knitting wool.	113	Peels of melons & citrus fruit not preserved by sugar.	56	Prepared glues.	91
Other floating structures n.e.s.	184	Photographs enlargements & reproduction.	212	Printing ink.	82
Other narrow fabrics.	119	Phosphites & phosphates.	80	Primary cells & batteries.	175
Oranges.	54	Photographic cameras & flash light apparatus.	201	Pressure lamps (kerosene)	185
Organic chemicals for industry.	77	Photographic & cinematographic apparatus & equipment n.e.s (of artificial plastic materials).	202	Propellant powders & other prepared explosives.	90
Old newspaper & periodicals.	67	Photographic range finders	203	Poultry including offals other than liver.	48
Olive oil.	75	Photographic & flash-light chemical materials.	205	Poultry, liver.	48
Oxygen (in cylinders).	77	Photographic flash bulbs.	177		
Oysters.	51	Picture post cards & other greeting cards.	211		
		Picture books & painting books for children	210		

INDEX

P			
Porcelain or china house hold ware.	136	Refractory bricks, blocks, tiles & heat insulating goods	131
Pork.	48	Ribbons for type writers.	219
Polishes & creams for footwear.	89	Ribbons, other.	119
Postage franking & ticket issuing machine.	157	Rice.	51
Postage stamps unused, bond-certificate, lottery tickets, & other.	211	Roofing tiles chimney pots & other constuctional ceramic ware.	131
Postal parcels not classified according to kind.	225	Road tractors.	181
Passengers motor vehicles (where the net weight exceeds 1000 kgs.)	179	Road-rollers (machanically propelled) & parts.	162
Passengers motor vehicles (net weight not exceeding 1000 kgs.)	179	Rollers lawn & sports ground.	155
Pipe tobacco.	66	Rubber soles & heels.	96
Powder-puffs & pads, for applying cosmetics, of any materials.	223	Rubberised textile fabrics other than knitted.	121
Pure woollen pile & chenille fabrics.	117	Ruled or squared paper & paper board in rolls or sheets.	108
Pumps for liquids.	164	S	
Pure woollen fabrics, other than pile & chenille fabrics.	117	Saccharin & similar sugar substituets put up ready for consumption.	63
Pure silk fabrics other than crape.	116	Saddlery & other harness makers goods, of artificial plastic materials.	96
Putty & glaziers fillings.	84	Saddlery & other harness-makers goods, other.	96
Purses & wallets	189	Safes, strong boxes & fittings of base metal.	151
		Safety glass (for road motor vehicles).	134
R		Safety glass, other.	134
Rain-coats, rubber.	198	Sanitary articles & floor mats.	102
Raisins.	55	Sardines.	51
Rails & rail truck construction materials.	138	Scissors & their blades.	147
Railway & tramway goods vans goods wagons & trucks.	179	Screw, bolts & screw rings (iron & steel).	144
Razors & razor blades.	147	Scrapers, levellers & similar road making machinery n.e.s.	162
Residues from the treatment of fatty substances.	76	Scrap & waste metal of iron & steel.	70
Refills, for ball-points, pens or pencils.	218	Soent & similar sprays of a kind used for toilet purposes.	224
Registers, exercise books note book & the like.	110	Sealing wax.	219
Reservoir, tank & vats.	153	Showcards, posters, picture book, & etherprinted matters for advertising.	212
Rear-view mirrors (for use in road motor vehicles).	134	Silver smith-wares.	220
Refractory cements & mortars	131	Silicates.	80
		Shirts, woollen.	191
		Shirts, other fibres.	191
		Shirts, synthetic fibres.	190
		Shirts, cotton (men's boys)	190
		Ships, boats & other vessels for breaking up & accessories.	184
		Sherry.	64
		Shawls.	194
		Slates for wiring.	218
		Smoking pipes, pipe bowls & parts of somking pipes	222
		Smoked-salom.	51
		Spares & accessories for motor cycles.	182
		Spares & accessories for in-valied carriages.	183
		Spares & accessories for cycles & triocycles.	183
		Sporting & outdoor games apparatus accessories & requisities.	216
		Spices others.	62
		Sprayers for destruction of pests in animals & plants.	167
		Spoons, forks & similar table or kitchen-ware.	147
		Studs, cufflink & prefasteners of artificial plastic materials.	223
		Street spraying lorries & similar vehicles.	181
		Stranded wire cable, oordage & rope (of iron & steel)	143
		Stranded wire, cable oordage & rope (of bronze brass or other copper alloys).	143
		Structures assemble or un-assemble of iron & steel.	141
		Socks & stockings.	195
		Stoppers, crown corks, bottles caps, seals & plombs, of base metal.	152
		Stencil & cyclestyle ink.	218
		Steam & other vapour generating boilers,	154
		Steam engines ether.	155
		Statistical machines.	158
		Stationery supplies n.e.s.	219
		Starches & inulin household in packets, tins or ether retail packings.	92

S

Starches & inulin, in bulk other.	92
Slide fasteners of artificial plastic material.	223
Slide fasteners & parts, other	223
Soldering & welding rods.	153
Sculptures & statuary of any material.	219
Soups & brothes other.	62
Soups & broths, containing meat.	62
Soaps.	88
Sodium carbonate (soda ash)	80
Sulphuric acid.	78
Surveying, hydrographic navigation, geophysical instruments & magnetic compasses etc. other.	203
Synthetic tanning materials.	82
Synthetic organic dyestuffs & natural indigo.	82
Syrups & molasses flavoured or coloured.	60

T

Table cloth.	127
Table salt.	69
Toilet soap.	88
Tailors dummies & other lay figure (of plastic materials).	224
Tannic acid & derivatives	82
Tanning extracts of vegetables origin.	82
Tapes & wires.	209
Tape or wire recorders.	208
Tarpaulins canvas.	124
Tea & mate	61
Television broadcast receivers.	171
Television cameras & transmission apparatus.	173
Tents, canvas	122
Terpenic by products of essential oils, other.	86

Terpenic by products of essential oils, for use in the manufacture of wines, spirits & liquours or in the manufacture of perfumery.	85
Textile fabrics impregnated other.	121
Textile fabrics coated with wax.	121
Textile transmission, conveyor or elevator belts or belting.	122
Textile driving bands (used in industrial machinery).	122
Textile hose piping, other.	123
Textile hose-piping (for use with fire-fighting equipment.	123
Textile weaving knitting & yarn tulle & embroidery making machines.	159
Textile bleaching, laundry dyeing wrapping & other machines n.e.s.	159
Textile spinning twisting & reeling machines.	159
Thermometres & similar instruments (for use in road motor vehicles).	204
Thermometres, clinical.	204
Thread, waxed (for manufacture of footwear).	121
Ties & cravats.	194
Time of day recording apparatus with clock or watch movements.	207
Tobacco extract & essences.	67
Tobacco, unmanufactured.	66
Toilet preparation, other.	88
Tomato extract concentrate, juice & puree.	58
Tomato juice.	56
Tools for working in the hand or self-contained non-electric motor	167
Torches, flash lights & other portable electric lamps.	186
Tortoise-shell coral shells & their waste.	70
Towels.	126
Toys, wheeled for riding (for children).	215

Toys other n.e.s.	215
Traps, of iron & steel.	153
Transmission shafts, bearings housings, gears fly wheels etc. for use in road motor vehicles.	169
Trunks, of artificial plastic & vulcanised fibre.	188
Travel cases of leather or composition leather.	188
Transformer oils.	73
Transmission conveyory & elevator belts of rubber, other.	101
Transmission belts of rubber, for use in road motor vehicles.	101
Trimmings, tapes etc. not elastic.	120
Tubes, pipes hollow bars & fittings of bronze, of brass & of other copper alloys.	139
Tubes, pipes, hollow bars & fittings of nickel.	139
Tubes, pipes hollow bars & fittings of copper.	139
Tubes-pipes & fittings of iron & steel.	138
Tulle & other net fabrics lace.	120
Typewriters.	157
Tyre, plastic or rubber-making machines.	168

U

Umbrellas & sunshades.	223
Universal plates of iron & steel.	138
Unvulcanised natural synthetic rubber, other.	97
Vermouth	64

V

Vacuum flasks & vacuum vessels	225
Varnishes, lacquers distempers & stamping foils.	83
Vegetable products of a kind used for animal food n.e.s.	62
Vegetable materials primarily used for plaiting, bamboo.	71

INDEX

V			
Vulcanised rubber thread, cord plates sheets & tubing of unhardened vulcanised rubber.	98	creosote, wood naphtha & acetone oil.	93
W		Wooden ship & boat parts.	105
Wadding.	122	Wooden tool handles.	104
Wadding, gauze bandages & similar impregnated or coated with pharmaceutical substance.	85	Wooden tools, tool bodies, & boot & shoe lasts.	104
Water including spa waters & aerated waters, ice & snow mineral.	63	Wooden picture frames, photograph & mirror frames.	104
Water, telephone or telegraph supply matres.	202	X	
Watches, decorated with jewels pearls or semi-precious stones.	206	X-ray film & plates.	206
Watches, other (pocket, wrist etc.)	206	X-ray apparatus & other treatment equipment.	175
Wall-paper & lincrusta, window transparencies of paper.	109	Y	
Wash-basins & similar sanitary fittings, of ceramic materials.	185	Yarn of man-made fibres for use in the textile industry.	112
Wash-basins & similar sanitary fittings, of iron & steel.	185	Yarn of man-made fibres other.	112
Walking sticks.	223	Z	
Watch straps (not including metal).	195	Zinc, bars rods shapes, sheets wire powders & flakes etc.	140
Wrapping paper & paper-board in rolls or sheets.	107	Zinc unwrought.	140
Wheat.	51		
Whisky	65		
Weed-killer anti-sprouting products & rate poisons put up for sale by retails.	92		
Wild animals n.e.s.	226		
Wire products other.	144		
Wire gauze netting (iron & steel).	143		
Wire gauze netting (copper)	144		
Wooden pegs or pins for use in the manufacture of footwear.	103		
Woven labels badges etc.	120		
Wood tar, wood tar oils, wood			

C-2

382.09'0212'63, ETH

year
1970

AUTHOR

Ethiopia, ministry of finance

TITLE

customs Authority annual

DATE DUE

BORROWER'S NAME

12/1/86

Etteni Yoseph

382.09'0212'63

ETH

C-2