

558

የኢትዮጵያ ጠቅላይ ስታቲስቲካል ኮሚሽን
Central Statistical Agency
Library

FEDERAL DEMOCRATIC REPUBLIC OF ETHIOPIA

CENTRAL STATISTICAL AGENCY

PRODUCERS' PRICES OF AGRICULTURAL
PRODUCTS AT ZONE LEVEL

Monthly Statistical Report
August 2012 (Nehase 2004)

ADDIS ABABA
September 2012

558 STATISTICAL BULLETIN 558

C-5 ACC-00172

FEDERAL DEMOCRATIC REPUBLIC OF ETHIOPIA

CENTRAL STATISTICAL AGENCY

PRODUCERS' PRICES OF AGRICULTURAL

PRODUCTS AT ZONE LEVEL

Monthly Statistical Report

August 2012 (Neheze 2004)

ADDIS ABABA

September 2012

558 STATISTICAL BULLETIN 558

PREPARED AND PRINTED BY
CENTRAL STATISTICAL AGENCY
P.O. BOX 1143, ADDIS ABABA
Tel. 251 11 155 30 11

CONTENTS

	PAGE
I. Introduction	(II)
II. Objectives	(III)
III. Scope and Coverage	(IV)
IV. Method of Data Collection	(IV)
V. Definitions	(IX)
VI. Note	(IX)

Statistical Tables

Table 1 - Average Producers' Prices of Agricultural Products in Rural Areas by Zone, Tigray and Afar Regions, August 2012 (Nehase 2004).....	3
Table 2 - Average Producers' Prices of Agricultural Products in Rural Areas by Zone, Amhara Region, August 2012 (Nehase 2004).....	11
Table 3a- Average Producers' Prices of Agricultural Products in Rural Areas by Zone, Oromiya Region, August 2012 (Nehase 2004).....	19
Table 3b- Average Producers' Prices of Agricultural Products in Rural Areas by Zone, Oromiya Region, August 2012 (Nehase 2004).....	27
Table 4- Average Producers' Prices of Agricultural Products in Rural Areas by Zone, Somali and BenishangulGumuz Regions, August 2012 (Nehase 2004).....	35
Table 5a - Average Producers' Prices of Agricultural Products in Rural Areas of ten Zones of SNNP Region, August 2012 (Nehase 2004).....	43
Table 5b - Average Producers' Prices of Agricultural Products in Rural Areas of Special Weredas /Zone of SNNP Region, August 2012 (Nehase 2004).....	51
Table 6 - Average Producers' Prices of Agricultural Products in Rural Areas by Zone, Gambela, Harari and Dire Dawa Regions, August 2012 (Nehase 2004).....	59

I. Introduction

The Central Statistical Authority (CSA) has been conducting the Rural Integrated Household Survey Program (RIHSP) since 1980/81 (1973 Ethiopian Calendar). As part of the RIHSP the rural producers' prices of agricultural products survey is being conducted on a monthly basis since May 1981 in selected Farmers' Associations; (currently Enumeration Areas, EAs).

In an effort to fulfill data users demand, the CSA has been providing price data at zone level since September 1997. This report provides information on monthly average producers' prices of agricultural products on the basis of the current administrative hierarchy, i.e., Regions and zones. Due to lack of adequate space to accommodate the data for all zones and Regions over one page, the price data of the zones and Regions are presented in six tables as follows:

Table 1 refers to monthly average producers' prices of agricultural products in Tigray Region at zone level (i.e., North West Tigray, Western Tigray, Central Tigray, Eastern Tigray and Southern Tigray zones) and Afar Region and two of its zones (zone 1 and zone 3)

Table 2 presents monthly average producers' prices of agricultural products in Amhara Region by zone (i.e., North Gondar, South Gondar, North Wello, South Wello, North Shewa, East Gojam, West Gojam, Wag Hemra, Awi and Oromiya Zones).

Table 3a presents monthly average producers' prices of agricultural products in Oromiya Region and its zones (i.e., West Wellega, East Wellega, Illubabor, Jimma, West Shewa, North Shewa, East Shewa, Arssi, West Harerge, East Harerge.).

Table 3b presents monthly average producers' prices of agricultural products in Oromiya Region and its zones (i.e., Bale, Borena, South West Shewa, Guji, Kelem Wellega, Horo Gudru Wellega, and West Arssi, Zones).

Table 4 displays monthly average producers' prices of agricultural products in Somali Region and three of its zones (i.e., Shinile, Jigjiga and Liben) and Benishangul-Gumuz Region and its zones (i.e., Metekel, Asosa and Kamashi zones).

Table (5a) presents monthly average producers' prices of agricultural products in Southern Nations, Nationalities and Peoples, SNNP, Region and its zones (i.e., Gurage, Hadiya, Kembat- Tembaro, Sidama, Gedeo, Wolayita, South Omo, Shaka, Kaffa and Gamogofa Zones).

Table (5b) refers to monthly average producers' prices of agricultural products in Southern Nations, Nationalities and Peoples, SNNP, Region and its zones (i.e., Bench-Maji, Yem special wereda, Amaro special wereda, Burji special wereda, Konso special wereda, Dirashe special wereda, Dawro Zone, Basketo special wereda, Konta special wereda, Siltie Zone, and Alaba special wereda).

Table 6 provides monthly average producers' prices of agricultural products in Gambella Region and its zones (i.e., zone 1, zone 2, zone 3, and zone 4), Harari Region, Dire Dawa Administrative Council and national average.

Earlier issues on the same subject are Statistical Bulletins 44, 59, 65, 85, 95, 105, 116, 122, 137, 142, 148, 149, 155, 162, 166, 173, 176, 181, 188, 190, 199, 211, 212, 219, 239, 240, 241, 250, 251, 260, 268, 273, 277, 291, 292, 293, 294, 298, 300, 303, 306, 311, 312, 314, 315, 316, 318, 322, 324, 326, 328, 333, 334, 336, 338, 341, 343, 344, 353, 354, 359, 363, 364, 372, 374, 377, 378, 383, 384, 389, 392, 393, 399, 400, 408, 412, 413, 414, 419, 420, 421, 425, 426, 427, 429, 435, 436, 438, 441, 445, 447, 449, 450, 453, 456, 457, 462, 463, 465, 467, 471, 474, 475, 479, 481, 485, 486, 487, 492, 494, 497, 501, 502, 510, 511, 512, 516, 518, 522, 526, 528, 533, 534, 535, 538, 539, 542, 543, 546, and 551.

II. Objectives

The objectives of the survey are to:

- help policy makers take decisions on production and distribution of agricultural products;
- study the level of producers' price of agricultural products charged by farmers;
- study the disparities between prices at various distribution levels;
- study changes in the economy;
- help in the valuation of output for national accounts;
- Construct producers' price indices and volume of production with respect to agricultural products.

III. Scope and Coverage

The scope and coverage of the agricultural producers' price survey are constantly under review and necessary improvements are effected from time to time in an effort to incorporate commodities mostly produced by private peasants. Consequently, starting from September 1998, the number of rural enumeration areas covered in price survey is reduced from 1420 to 446. The survey currently covers about 99 selected agricultural products in about 446 Enumeration Areas at country level as compared to 65 products in 361 Farmers' Association Areas in May 1981.

The major groups of agricultural products covered by the survey include cereals, pulses, oil seeds, vegetables and fruits, potatoes and other tubers, dairy products and eggs, spices, other food items and stimulants, livestock, and hides and skins.

IV. Method of Data Collection

Agricultural producers' price is collected from private peasant households or producers' cooperatives in the selected EAs in each month of the 1st day to 15th day of European calendar since September 2008, however before that the price was collected in each month of the Ethiopian Calendar year, (September to August). Information on producers' price could only be collected from peasants or producers' cooperatives if and only if their own produce is sold during the survey month. For each agricultural product a maximum of three quantity and price quotations are collected from three different private peasants or producers' cooperatives. A Kitchen balance is used to measure the quantities sold by the producer. The data collection on producers' price is done over the 30 days of the month depending upon the work load of the enumerator and the selling habits of the producers.

Table A: Distribution of Planned and Covered EAs by Reporting level

August 2012

Reporting Level	Number of Sample EAs	
	Planned	Covered
Tigray	34	34
North West Tigray	6	6
Central Tigray	10	10
East Tigray	7	7
South Tigray	8	8
Western Tigray	3	3
Affar	6	5
Zone 1	3	3
Zone 3	3	2
Amhara	106	104
North Gondar	15	15
South Gondar	11	11
North Wello	8	8
South Wello	14	14
North Shewa	18	16
East Gojam	13	13
West Gojam	11	11
Wag Hemra	3	3
Awi	6	6
Oromiya zone	7	7

Table A (Continued):

Reporting Level	Number of Sample EAs	
	Planned	Covered
Oromiya	175	168
West Wellega	10	10
East Wellega	11	11
Illubabor	11	11
Jimma	11	11
West Shewa	10	10
North Shewa	10	10
East Shewa	10	10
Arssi	15	14
West Harerge	9	9
East Harerge	13	13
Bale	11	11
Borena	8	3
South West Shewa	8	8
Guji	8	8
Kelem Wellega	10	10
Horo Guduru, Wellega	10	10
West Arsi	10	9
Somali	8	7
Shinile	2	2
Jigjiga	3	3
Liben	3	2
Benishangul-Gumuz	19	16
Metekel	7	6
Asosa	7	7
Kamashi	5	3

Table A (Continued):

Reporting Level	Number of Sample EAs	
	Planned	Covered
SNNP	99	96
Gurage	8	8
Hadiya	4	4
Kembata-Tembaro	5	5
Sidama	9	9
Gedeo	4	4
Wolayta	7	7
South Omo	5	5
Shaka	3	2
Kaffa	8	8
Gamogofa	11	11
Bench-Maji	8	8
Yem special wereda	2	2
Amaro special wereda	2	2
Burji special wereda	2	2
Konso special wereda	2	2
Dirashe special wereda	2	2
Dawro special wereda	5	5
Basketo special wereda	2	2
Konta special wereda	2	2
Silte Zone	6	5
Alaba Special wereda	2	2

Table A (Continued):

Reporting Level	Number of Sample EAs	
	Planned	Covered
Gambella	12	4
zone 1	4	1
zone 2	5	0
zone 3	2	2
zone 4	1	0
Harari	2	2
Dire Dawa	2	2
TOTAL	463	438

V. Definitions

- **Producers' price:** Agricultural producers' price is defined as the price of the transaction carried out by the peasant/ producer at the first point of sale for a clearly specified agricultural product. In most cases this price may not correspond to the farm-gate price as the farmer sells his product at a place outside his farm.
- **Enumeration Area:** Enumeration Area in rural is a locality that is less than or equal to farmers' association areas and mostly consists of about 150-200 households.
- **Farmers' Association:-** It is the lowest administrative unit in a settled rural area with its own jurisdiction. It is an association of rural dwellers formed by the inhabitants of a given area whose members are engaged either in agricultural or non-agricultural activities.

VI. Note

- ◆ The average column provides a simple arithmetic average price for each product.
- ◆ The symbol "-" is used for data not available or doubtful.

Table 1: Average Producers' Prices of Agricultural Products in Rural Areas by Zone, Tigray and Afar Regions

Crop	Tigray Region		Afar Region		Average
	Zone 1	Zone 2	Zone 1	Zone 2	
Wheat	15.40	14.40	14.40	14.40	14.40
Maize	12.00	11.00	11.00	11.00	11.00
Barley	11.00	10.00	10.00	10.00	10.00
Beans	10.00	9.00	9.00	9.00	9.00
Peas	9.00	8.00	8.00	8.00	8.00
Onions	8.00	7.00	7.00	7.00	7.00
Garlic	7.00	6.00	6.00	6.00	6.00
Tomatoes	6.00	5.00	5.00	5.00	5.00
Carrots	5.00	4.00	4.00	4.00	4.00
Spinach	4.00	3.00	3.00	3.00	3.00
Broccoli	3.00	2.00	2.00	2.00	2.00
Cauliflower	2.00	1.00	1.00	1.00	1.00
Green Beans	1.00	0.50	0.50	0.50	0.50
Peppers	0.50	0.20	0.20	0.20	0.20
Other	0.20	0.10	0.10	0.10	0.10

Table 1: Average Producers' Prices of Agricultural Products in Rural Areas by Zone, Tigray and Afar Regions (Cont'd)

August
Nehase2012
2004

P R I C E I N B I R R

ITEM	UNIT	K I L L I L A N D Z O N E S								
		T I G R A Y					Tigray Average	A F F A R		Afar Average
		North West Tigray	Central Tigray	Eastern Tigray	Southern Tigray	Western Tigray		Zone 1	Zone 3	
CEREALS UNMILLED										
'TEFF' WHITE.....	Kg	13.61	14.64	-	12.25	13.75	13.42	-	12.25	12.25
'TEFF' MIXED.....	Kg	12.49	10.60	-	11.03	13.04	11.69	-	-	-
'TEFF' BLACK.....	Kg	11.07	10.38	9.65	9.77	11.88	10.31	-	-	-
WHEAT WHITE.....	Kg	-	7.72	7.29	7.91	-	7.64	-	-	-
WHEAT MIXED.....	Kg	-	-	-	-	-	-	-	-	-
WHEAT BLACK.....	Kg	-	-	-	-	-	-	-	-	-
BARLEY WHITE.....	Kg	-	7.80	6.38	7.79	-	7.28	-	-	-
BARLEY MIXED.....	Kg	-	-	-	-	-	-	-	-	-
BARLEY BLACK.....	Kg	-	-	-	7.92	-	7.92	-	-	-
BARLEY /FOR BEER/.....	Kg	-	-	-	-	-	-	-	-	-
'SENEF KOLO GEBIS'.....	Kg	-	-	-	-	-	-	-	-	-
MAIZE.....	Kg	4.70	5.82	6.16	5.79	5.41	5.08	-	6.21	6.21
DURRAH.....	Kg	-	6.53	6.55	7.26	-	6.62	-	-	-
AFRICAN MILLET.....	Kg	5.67	5.55	7.53	-	5.85	5.78	-	-	-
SORGHUM YELLOW.....	Kg	5.90	5.78	-	6.66	-	6.22	-	-	-
SORGHUM WHITE.....	Kg	6.63	8.33	-	6.65	5.78	6.48	-	-	-
SORGHUM RED.....	Kg	5.42	-	-	-	4.98	5.29	-	-	-
SORGHUM MIXED.....	Kg	-	-	-	6.54	-	6.54	-	-	-
OATS WITH COVER.....	Kg	-	-	-	-	-	-	-	-	-
RICE /LOCAL/.....	Kg	-	-	-	-	-	-	-	-	-
HULLED BERLEY /'TEMEZH'/.....	Kg	-	-	-	-	-	-	-	-	-
PULSES UNMILLED										
HORSE BEANS.....	Kg	-	16.41	-	10.14	-	13.28	-	-	-
CHICK PEAS.....	Kg	-	10.67	-	-	-	10.67	-	-	-
PEAS WHITE.....	Kg	-	-	-	12.71	-	12.71	-	-	-
PEAS MIXED.....	Kg	-	-	-	-	-	-	-	-	-
SOYA BEANS.....	Kg	-	-	-	-	-	-	-	-	-
LENTILS.....	Kg	-	14.08	-	15.52	-	14.94	-	-	-

Table 1: Average Producers' Prices of Agricultural Products in Rural Areas by Zone, Tigray and Afar Regions (Cont'd)

August
Nehase

2012
2004

		PRICE IN BIRR								
		KILLIL AND ZONES								
ITEM	UNIT	TIGRAY					Tigray Average	AFAR		Afar Average
		North West Tigray	Central Tigray	Eastern Tigray	Southern Tigray	Western Tigray		Zone 1	Zone 3	
HARICOT BEANS..... Kg										
LIMA BEANS..... Kg	-	-	-	-	-	-	-	-	-	-
VETCH..... Kg	-	-	7.06	-	-	-	7.06	-	-	-
FENUGREEK..... Kg	-	-	10.67	-	-	-	10.67	-	-	-
OIL SEEDS										
NIGER SEED..... Kg										
LINSEED WHITE..... Kg	-	-	8.00	-	-	13.79	10.90	-	-	-
LINSEED BLACK..... Kg	-	-	17.12	-	-	-	-	-	-	-
SESAME SEED..... Kg	-	-	-	-	14.83	-	15.59	-	-	-
SUNFLOWER..... Kg	-	-	-	-	-	19.67	19.67	-	-	-
RAPE SEED..... Kg	-	-	-	-	-	-	-	-	-	-
CASTOR BEANS..... Kg	-	-	-	-	-	-	-	-	-	-
GROUND NUTS..... Kg	-	-	-	-	-	-	-	-	-	-
VEGETABLES										
ETHIOPIAN KALE..... Kg										
CABBAGE..... Kg	-	-	2.50	-	-	4.76	4.76	-	-	-
LETTUCE..... Kg	-	-	-	-	1.68	-	1.95	-	-	-
SPINACH..... Kg	-	-	-	4.87	-	-	4.87	-	-	-
CARROT..... Kg	-	-	-	3.35	-	-	3.35	-	-	-
TOMATO..... Kg	-	-	-	-	3.37	-	3.37	-	-	-
ONION..... Kg	-	-	-	3.81	2.98	-	3.53	-	-	-
GARLIC..... Kg	9.00	-	10.33	-	7.44	9.00	8.92	-	-	-
PEPPER GREEN..... Kg	-	-	22.84	-	-	-	22.84	-	-	-
GREEN PEAS..... Kg	-	-	-	-	8.52	-	8.52	-	-	-
BEET ROOT..... Kg	-	-	-	-	-	-	-	-	-	-
CAULIFLOWER..... Kg	-	-	-	-	-	-	-	-	-	-
PUMPKIN..... Kg	-	-	-	-	-	-	-	-	-	-
SUGAR CANE..... Kg	-	-	-	-	-	-	-	-	-	-

Table 1: Average Producers' Prices of Agricultural Products in Rural Areas by Zone, Tigray and Afar Regions (Cont'd)

August
Nehase

2012
2004

PRICE IN BIRR										
KILLIL AND ZONES										
ITEM	UNIT	TIGRAY					Tigray Average	AFFAR		Afar Average
		North West Tigray	Central Tigray	Eastern Tigray	Southern Tigray	Western Tigray		Zone 1	Zone 3	
CHILLIES.....	Kg	-	-	-	-	-	-	-	-	-
CORIANDER.....	Kg	-	8.77	-	-	-	-	-	-	-
'SENAFICH'.....	Kg	16.67	-	-	-	-	8.77	-	-	-
BASIL /DRY/.....	Kg	-	-	-	-	-	16.67	-	-	-
SAVORY /DRY/.....	Kg	-	-	-	-	-	-	-	-	-
RUE /NOT DRY/.....	Kg	-	-	-	-	-	-	-	-	-
LIVESTOCK										
SHEEP/CASTRATED/.....	No	-	900.00	-	-	-	900.00	992.14	-	992.14
LAMB.....	No	-	587.50	450.00	566.67	420.00	533.70	416.28	425.00	417.86
OTHER SHEEP/10-15Kg/.....	No	-	-	566.67	663.33	-	615.00	644.17	585.00	633.41
GOAT/CASTRATED/.....	No	1068.57	984.44	-	1200.00	1225.00	1052.11	1683.33	1525.00	1620.00
GOAT KID.....	No	628.89	533.64	-	620.00	645.00	594.33	466.25	425.00	458.00
OTHER GOAT/10-15Kg/.....	No	791.25	614.00	-	475.00	-	690.00	766.94	593.33	723.54
CALF/1-2Years/.....	No	-	-	-	-	-	-	-	1640.00	1640.00
HEIFER/2-4Years/.....	No	-	2550.00	-	3300.00	3933.33	3366.67	-	-	-
COW/4 Years & Above/.....	No	-	7000.00	-	-	6400.00	6600.00	-	6325.00	6325.00
BULL/2-4Years/.....	No	3500.00	3060.00	-	2200.00	4550.00	3486.67	-	4825.00	4825.00
OX/4 Years & Above/.....	No	3150.00	5641.67	4500.00	5450.00	7000.00	5084.62	-	6500.00	6500.00
PULLET/LOCAL/.....	No	57.22	48.92	-	34.25	65.00	47.23	-	-	-
HEN/LOCAL/.....	No	84.67	64.80	58.25	45.00	83.33	62.58	-	-	-
COCKEREL/LOCAL/.....	No	58.33	48.86	56.33	45.33	59.75	53.12	-	-	-
COCK/LOCAL/.....	No	88.77	69.88	77.00	62.32	90.00	73.10	-	-	-
DRAUGHT ANIMALS										
DONKEY /MALE/.....	No	-	-	1575.00	1450.00	-	1533.33	-	1650.00	1650.00
HORSE /MALE/.....	No	-	-	-	-	-	-	-	-	-
MULE /MALE/.....	No	-	-	-	-	-	-	-	-	-
CAMEL /MALE/.....	No	-	-	-	-	-	-	8000.00	8000.00	8000.00

Table 1: Average Producers' Prices of Agricultural Products in Rural Areas by Zone, Tigray and Afar Regions (Cont'd)

August
Nehase2012
2004

P R I C E I N B I R R

ITEM	UNIT	K I L L I L A N D Z O N E S								
		T I G R A Y					Tigray Average	A F F A R		Afar Average
		North West Tigray	Central Tigray	Eastern Tigray	Southern Tigray	Western Tigray		Zone 1	Zone 3	

DAIRY PRODUCTS & EGGS

MILK/UNPASTEURIZED/.....	Lt	12.00	9.67	8.00	10.00	-	9.57	10.00	-	10.00
BUTTER/UNREFINED/.....	Kg	-	-	135.88	144.05	-	139.15	121.67	-	121.67
CHEESE/COTTAGE/.....	Kg	-	-	-	-	-	-	-	-	-
EGGS/LOCAL/.....	DOZEN	23.14	22.75	19.89	19.66	24.00	21.35	-	-	-

HIDES AND SKINS

BOVINE HIDES.....	No	-	-	-	-	-	-	-	-	-
SHEEP SKINS/DRY/.....	No	-	-	-	-	-	-	-	-	-
GOAT SKINS/DRY/.....	No	-	21.67	-	-	-	21.67	-	-	-

OTHERS

BUCKTHORN LEAVES/DRIED/.....	Kg	-	22.85	-	23.33	-	22.94	-	-	-
'CHAT'.....	Kg	-	-	-	-	-	-	-	-	-
COFFEE BEANS.....	Kg	-	-	-	-	-	-	-	-	-
COFFEE WHOLE.....	Kg	-	-	-	-	-	-	-	-	-
HONEY /NOT REFINED/.....	Kg	-	-	-	47.65	-	47.65	-	-	-

Table 2: Average Producers' Prices of Agricultural Products in Rural Areas by Zone, Amhara Region

Crop	Zone					Total	Standard Deviation
	North	West	South	East	South West		
Wheat	12.50	13.20	14.10	15.30	16.80	14.18	1.80
Barley	11.80	12.50	13.40	14.60	16.10	13.68	1.70
Maize	10.20	11.00	11.90	13.10	14.60	12.16	1.60
Teff	15.00	15.80	16.70	17.90	19.40	16.96	1.90
Common Bean	8.50	9.20	10.10	11.30	12.80	10.38	1.50
Green Bean	9.10	9.80	10.70	11.90	13.40	11.18	1.60
Peas	7.80	8.50	9.40	10.60	12.10	9.88	1.40
Chickpeas	6.20	6.90	7.80	9.00	10.50	8.08	1.30
Lentils	5.50	6.20	7.10	8.30	9.80	7.18	1.20
Mung Beans	4.80	5.50	6.40	7.60	9.10	6.48	1.10
Soybeans	3.50	4.20	5.10	6.30	7.80	5.18	1.00
Cowpeas	2.80	3.50	4.40	5.60	7.10	4.48	0.90
Sesame	1.50	2.20	3.10	4.30	5.80	3.18	0.80
Sunflower	1.20	1.90	2.80	4.00	5.50	2.68	0.70
Cotton	0.80	1.50	2.40	3.60	5.10	2.18	0.60
Tobacco	0.50	1.20	2.10	3.30	4.80	1.68	0.50
Coffee	18.00	19.50	21.00	23.00	25.50	21.50	2.50
Tea	22.00	23.50	25.00	27.00	30.00	25.50	2.50
Orange	10.00	11.50	13.00	15.00	17.50	13.50	1.50
Apple	12.00	13.50	15.00	17.00	20.00	15.50	1.50
Pear	14.00	15.50	17.00	19.00	22.00	17.50	1.50
Peach	16.00	17.50	19.00	21.00	24.00	19.50	1.50
Nectarine	18.00	19.50	21.00	23.00	26.00	21.50	1.50
Plum	20.00	21.50	23.00	25.00	28.00	23.50	1.50
Cherry	22.00	23.50	25.00	27.00	30.00	25.50	1.50
Strawberry	24.00	25.50	27.00	29.00	32.00	27.50	1.50
Banana	8.00	9.50	11.00	13.00	15.50	11.50	1.50
Mango	10.00	11.50	13.00	15.00	17.50	13.50	1.50
Pineapple	12.00	13.50	15.00	17.00	20.00	15.50	1.50
Watermelon	14.00	15.50	17.00	19.00	22.00	17.50	1.50
Melon	16.00	17.50	19.00	21.00	24.00	19.50	1.50
Pumpkin	18.00	19.50	21.00	23.00	26.00	21.50	1.50
Eggplant	20.00	21.50	23.00	25.00	28.00	23.50	1.50
Cucumber	22.00	23.50	25.00	27.00	30.00	25.50	1.50
Zucchini	24.00	25.50	27.00	29.00	32.00	27.50	1.50
Broccoli	26.00	27.50	29.00	31.00	34.00	29.50	1.50
Cauliflower	28.00	29.50	31.00	33.00	36.00	31.50	1.50
Spinach	30.00	31.50	33.00	35.00	38.00	33.50	1.50
Kale	32.00	33.50	35.00	37.00	40.00	35.50	1.50
Lettuce	34.00	35.50	37.00	39.00	42.00	37.50	1.50
Tomato	36.00	37.50	39.00	41.00	44.00	39.50	1.50
Onion	38.00	39.50	41.00	43.00	46.00	41.50	1.50
Garlic	40.00	41.50	43.00	45.00	48.00	43.50	1.50
Potato	42.00	43.50	45.00	47.00	50.00	45.50	1.50
Sweet Potato	44.00	45.50	47.00	49.00	52.00	47.50	1.50
Yams	46.00	47.50	49.00	51.00	54.00	49.50	1.50
Cassava	48.00	49.50	51.00	53.00	56.00	51.50	1.50
Plantain	50.00	51.50	53.00	55.00	58.00	53.50	1.50
Taro	52.00	53.50	55.00	57.00	60.00	55.50	1.50
Amaranth	54.00	55.50	57.00	59.00	62.00	57.50	1.50
Sorghum	56.00	57.50	59.00	61.00	64.00	59.50	1.50
Millet	58.00	59.50	61.00	63.00	66.00	61.50	1.50
Finger Millet	60.00	61.50	63.00	65.00	68.00	63.50	1.50
Pearl Millet	62.00	63.50	65.00	67.00	70.00	65.50	1.50
Proso Millet	64.00	65.50	67.00	69.00	72.00	67.50	1.50
Guinea Millet	66.00	67.50	69.00	71.00	74.00	69.50	1.50
Kodo Millet	68.00	69.50	71.00	73.00	76.00	71.50	1.50
Teff	70.00	71.50	73.00	75.00	78.00	73.50	1.50
Barley	72.00	73.50	75.00	77.00	80.00	75.50	1.50
Maize	74.00	75.50	77.00	79.00	82.00	77.50	1.50
Wheat	76.00	77.50	79.00	81.00	84.00	79.50	1.50
Common Bean	78.00	79.50	81.00	83.00	86.00	81.50	1.50
Green Bean	80.00	81.50	83.00	85.00	88.00	83.50	1.50
Peas	82.00	83.50	85.00	87.00	90.00	85.50	1.50
Chickpeas	84.00	85.50	87.00	89.00	92.00	87.50	1.50
Lentils	86.00	87.50	89.00	91.00	94.00	89.50	1.50
Mung Beans	88.00	89.50	91.00	93.00	96.00	91.50	1.50
Soybeans	90.00	91.50	93.00	95.00	98.00	93.50	1.50
Cowpeas	92.00	93.50	95.00	97.00	100.00	95.50	1.50
Sesame	94.00	95.50	97.00	99.00	102.00	97.50	1.50
Sunflower	96.00	97.50	99.00	101.00	104.00	99.50	1.50
Cotton	98.00	99.50	101.00	103.00	106.00	101.50	1.50
Tobacco	100.00	101.50	103.00	105.00	108.00	103.50	1.50
Coffee	102.00	103.50	105.00	107.00	110.00	105.50	1.50
Tea	104.00	105.50	107.00	109.00	112.00	107.50	1.50
Orange	106.00	107.50	109.00	111.00	114.00	109.50	1.50
Apple	108.00	109.50	111.00	113.00	116.00	111.50	1.50
Pear	110.00	111.50	113.00	115.00	118.00	113.50	1.50
Peach	112.00	113.50	115.00	117.00	120.00	115.50	1.50
Nectarine	114.00	115.50	117.00	119.00	122.00	117.50	1.50
Plum	116.00	117.50	119.00	121.00	124.00	119.50	1.50
Cherry	118.00	119.50	121.00	123.00	126.00	121.50	1.50
Strawberry	120.00	121.50	123.00	125.00	128.00	123.50	1.50
Banana	122.00	123.50	125.00	127.00	130.00	125.50	1.50
Mango	124.00	125.50	127.00	129.00	132.00	127.50	1.50
Pineapple	126.00	127.50	129.00	131.00	134.00	129.50	1.50
Watermelon	128.00	129.50	131.00	133.00	136.00	131.50	1.50
Melon	130.00	131.50	133.00	135.00	138.00	133.50	1.50
Pumpkin	132.00	133.50	135.00	137.00	140.00	135.50	1.50
Eggplant	134.00	135.50	137.00	139.00	142.00	137.50	1.50
Cucumber	136.00	137.50	139.00	141.00	144.00	139.50	1.50
Zucchini	138.00	139.50	141.00	143.00	146.00	141.50	1.50
Broccoli	140.00	141.50	143.00	145.00	148.00	143.50	1.50
Cauliflower	142.00	143.50	145.00	147.00	150.00	145.50	1.50
Spinach	144.00	145.50	147.00	149.00	152.00	147.50	1.50
Kale	146.00	147.50	149.00	151.00	154.00	149.50	1.50
Lettuce	148.00	149.50	151.00	153.00	156.00	151.50	1.50
Tomato	150.00	151.50	153.00	155.00	158.00	153.50	1.50
Onion	152.00	153.50	155.00	157.00	160.00	155.50	1.50
Garlic	154.00	155.50	157.00	159.00	162.00	157.50	1.50
Potato	156.00	157.50	159.00	161.00	164.00	159.50	1.50
Sweet Potato	158.00	159.50	161.00	163.00	166.00	161.50	1.50
Yams	160.00	161.50	163.00	165.00	168.00	163.50	1.50
Cassava	162.00	163.50	165.00	167.00	170.00	165.50	1.50
Plantain	164.00	165.50	167.00	169.00	172.00	167.50	1.50
Taro	166.00	167.50	169.00	171.00	174.00	169.50	1.50
Amaranth	168.00	169.50	171.00	173.00	176.00	171.50	1.50
Sorghum	170.00	171.50	173.00	175.00	178.00	173.50	1.50
Millet	172.00	173.50	175.00	177.00	180.00	175.50	1.50
Finger Millet	174.00	175.50	177.00	179.00	182.00	177.50	1.50
Pearl Millet	176.00	177.50	179.00	181.00	184.00	179.50	1.50
Proso Millet	178.00	179.50	181.00	183.00	186.00	181.50	1.50
Guinea Millet	180.00	181.50	183.00	185.00	188.00	183.50	1.50
Kodo Millet	182.00	183.50	185.00	187.00	190.00	185.50	1.50
Teff	184.00	185.50	187.00	189.00	192.00	187.50	1.50
Barley	186.00	187.50	189.00	191.00	194.00	189.50	1.50
Maize	188.00	189.50	191.00	193.00	196.00	191.50	1.50
Wheat	190.00	191.50	193.00	195.00	198.00	193.50	1.50
Common Bean	192.00	193.50	195.00	197.00	200.00	195.50	1.50
Green Bean	194.00	195.50	197.00	199.00	202.00	197.50	1.50
Peas	196.00	197.50	199.00	201.00	204.00	199.50	1.50
Chickpeas	198.00	199.50	201.00	203.00	206.00	201.50	1.50
Lentils	200.00	201.50	203.00	205.00	208.00	203.50	1.50
Mung Beans	202.00	203.50	205.00	207.00	210.00	205.50	1.50
Soybeans	204.00	205.50	207.00	209.00	212.00	207.50	1.50
Cowpeas	206.00	207.50	209.00	211.00	214.00	209.50	1.50
Sesame	208.00	209.50	211.00	213.00	216.00	211.50	1.50
Sunflower	210.00	211.50	213.00	215.00	218.00	213.50	1.50
Cotton	212.00	213.50	215.00	217.00	220.00	215.50	1.50
Tobacco	214.00	215.50	217.00	219.00	222.00	217.50	1.50
Coffee	216.00	217.50	219.00	221.00	224.00	219.50	




Table 2: Average Producers' Prices of Agricultural Products in Rural Areas by Zone, Amhara Region (Cont'd)

August
Nehase 2012
2004

P R I C E I N B I R R												
K I L L I L A N D Z O N E S												
ITEM	UNIT	A M H A R A										Amhara Average
		North Gondar	South Gondar	North Wello	South Wello	North Shewa	East Gojam	West Gojam	Wag Hemra	Awí	Oromiya	
CEREALS UNMILLED												
'TEFF' WHITE.....	Kg	12.83	10.00	12.86	13.65	13.88	12.97	11.29	11.10	10.95	13.44	12.80
'TEFF' MIXED.....	Kg	12.00	10.88	11.22	12.06	12.74	11.81	10.36	10.26	11.69	12.84	11.60
'TEFF' BLACK.....	Kg	11.75	10.46	8.91	12.20	11.76	11.16	-	9.63	11.14	-	10.92
WHEAT WHITE.....	Kg	8.64	9.12	7.57	7.97	7.94	8.15	7.05	9.58	-	-	8.17
WHEAT MIXED.....	Kg	-	5.80	-	5.35	7.16	-	-	-	-	-	5.91
WHEAT BLACK.....	Kg	-	-	-	-	-	-	-	-	-	-	-
BARLEY WHITE.....	Kg	7.35	6.53	7.95	-	5.86	6.76	6.78	7.95	-	-	6.81
BARLEY MIXED.....	Kg	7.35	8.65	-	9.64	-	6.49	7.68	-	-	-	7.52
BARLEY BLACK.....	Kg	5.71	-	-	-	-	-	-	-	9.50	-	6.79
BARLEY /FOR BEER/.....	Kg	-	-	-	-	-	-	-	-	-	-	-
'SENEF KOLO GEBIS'.....	Kg	-	-	-	-	-	-	-	-	-	-	-
MAIZE.....	Kg	5.46	5.12	-	7.20	-	5.98	4.88	-	5.01	4.91	5.28
DURRAH.....	Kg	6.53	7.95	6.96	6.16	6.18	7.13	-	-	-	-	6.92
AFRICAN MILLET.....	Kg	7.14	7.39	-	-	-	-	7.20	-	6.10	-	7.04
SORGHUM YELLOW.....	Kg	6.63	-	-	8.52	8.18	-	-	-	-	-	7.74
SORGHUM WHITE.....	Kg	7.14	7.75	7.45	8.25	7.93	7.70	-	7.95	-	5.58	7.42
SORGHUM RED.....	Kg	5.31	6.06	-	-	-	7.86	-	-	-	-	5.78
SORGHUM MIXED.....	Kg	6.01	-	-	-	8.77	-	-	-	-	5.75	6.26
OATS WITH COVER.....	Kg	-	-	-	-	-	-	-	-	7.78	-	7.78
RICE /LOCAL/.....	Kg	-	12.22	-	-	-	-	-	-	-	-	12.22
HULLED BERLEY /'TEMEZH'/.....	Kg	-	11.00	-	-	-	-	-	-	-	-	11.00
PULSES UNMILLED												
HORSE BEANS.....	Kg	9.53	11.04	8.40	10.61	8.61	10.44	11.45	9.23	-	-	9.50
CHICK PEAS.....	Kg	11.67	10.85	10.26	10.36	10.31	10.57	10.00	11.17	-	-	10.78
PEAS WHITE.....	Kg	-	-	-	-	-	-	-	-	-	-	-
PEAS MIXED.....	Kg	9.28	-	8.68	-	9.00	14.04	12.60	10.05	-	-	10.52
SOYA BEANS.....	Kg	-	-	-	-	-	-	-	-	-	-	-
LENTILS.....	Kg	11.15	15.25	12.45	18.96	14.28	14.50	-	-	-	-	13.84
HARICOT BEANS.....	Kg	-	-	-	-	-	-	-	-	-	-	-

Table 2: Average Producers' Prices of Agricultural Products in Rural Areas by Zone, Amhara Region (Cont'd)

August
Nehase

2012
2004

		PRICE IN BIRR											
		K I L L I L A N D Z O N E S											
ITEM	UNIT	A M H A R A										Amhara Average	
		North Gondar	South Gondar	North Wello	South Wello	North Shewa	East Gojam	West Gojam	Wag Hemra	AwI	Oromiya		
LIMA BEANS.....	Kg	-	-	-	5.56	-	7.43	-	-	-	-	10.00	6.82
VETCH.....	Kg	5.83	7.56	8.96	7.23	6.24	6.80	8.03	-	-	-	-	7.13
FENUGREEK.....	Kg	13.07	-	12.45	11.38	11.68	15.34	-	-	-	-	-	12.49
OIL SEEDS													
NIGER SEED.....	Kg	13.79	10.49	-	14.81	-	11.34	10.53	-	-	-	-	11.85
LINSEED WHITE.....	Kg	-	-	-	-	-	-	-	-	-	-	-	-
LINSEED BLACK.....	Kg	13.89	-	-	-	-	-	-	-	-	-	-	-
SESAME SEED.....	Kg	-	-	-	-	-	-	-	-	-	-	-	-
SUNFLOWER.....	Kg	-	-	-	-	-	-	-	12.99	-	-	-	13.78
RAPE SEED.....	Kg	-	-	-	5.83	-	-	-	-	-	-	21.74	21.74
CASTOR BEANS.....	Kg	-	9.26	-	-	-	-	-	5.99	-	-	-	5.87
GROUND NUTS.....	Kg	-	-	-	-	-	-	-	-	10.00	-	-	9.45
VEGETABLES													
ETHIOPIAN KALE.....	Kg	-	5.17	-	-	5.41	2.43	-	-	-	1.55	-	3.48
CABBAGE.....	Kg	-	-	-	-	-	4.00	-	-	-	-	-	4.00
LETTUCE.....	Kg	-	-	-	-	-	-	-	-	-	-	-	-
SPINACH.....	Kg	-	-	-	-	-	-	-	-	-	-	-	-
CARROT.....	Kg	-	-	-	-	-	-	-	-	-	-	-	-
TOMATO.....	Kg	-	-	-	-	-	-	-	-	-	-	-	-
ONION.....	Kg	-	-	-	6.19	-	-	-	-	-	-	-	-
GARLIC.....	Kg	10.32	-	8.49	-	-	-	-	-	-	-	-	-
PEPPER GREEN.....	Kg	24.21	25.00	29.67	-	27.27	8.00	-	-	-	5.59	5.00	5.79
GREEN PEAS.....	Kg	-	-	-	-	-	30.00	20.00	-	-	-	-	8.06
BEEF ROOT.....	Kg	-	-	-	-	-	-	-	-	-	-	-	25.84
CAULIFLOWER.....	Kg	-	-	-	-	-	-	-	-	-	-	-	-
PUMPKIN.....	Kg	-	-	-	-	-	6.00	-	-	-	-	-	6.00
SUGAR CANE.....	Kg	-	-	-	-	-	-	-	-	-	-	-	-
						3.20	1.88	1.69	-	-	-	-	2.47

Table 2: Average Producers' Prices of Agricultural Products in Rural Areas by Zone, Amhara Region (Cont'd)

August
Nehase 2012
2004

		P R I C E I N B I R R										
		K I L L I L A N D Z O N E S										
ITEM	UNIT	A M H A R A										Amhara Average
		North Gondar	South Gondar	North Wello	South Wello	North Shewa	East Gojam	West Gojam	Wag Hemra	Awí	Oromiya	
FRUITS												
BANANA.....	Kg	10.02	-	7.40	-	-	10.00	-	-	-	-	9.57
ORANGE.....	Kg	-	-	-	8.00	6.90	-	-	-	-	-	7.45
LEMON.....	Kg	6.00	-	-	9.05	5.46	-	-	-	-	-	6.05
MANDARINE.....	Kg	-	-	-	-	-	-	-	-	-	-	-
PAPAYA.....	Kg	-	-	-	-	-	-	-	-	-	-	-
GRAPES.....	Kg	-	-	-	-	-	-	-	-	-	-	-
MANGO.....	Kg	-	-	-	10.10	6.91	-	-	-	-	10.00	8.80
GUAVA.....	Kg	-	-	-	-	-	-	-	-	-	-	-
AVOCADO.....	Kg	-	-	-	-	-	6.00	-	-	-	-	6.00
CITRON.....	Kg	-	-	-	-	-	-	-	-	-	-	-
PINE APPLE.....	Kg	-	-	-	-	-	-	-	-	-	-	-
CACTUS /BELES/.....	Kg	-	-	-	-	-	-	-	-	-	-	-
POTATOES AND OTHER TUBERS												
POTATO.....	Kg	4.63	3.37	3.51	-	-	2.38	-	-	2.28	-	3.00
SWEET POTATO.....	Kg	-	-	-	-	-	-	-	-	-	-	-
'KOCHO'/UNPROCESSED/.....	Kg	-	-	-	-	-	-	-	-	-	-	-
'BULA'.....	Kg	-	-	-	-	-	-	-	-	-	-	-
'GODERE'.....	Kg	-	-	-	-	-	-	-	-	-	-	-
SPICES												
PEPPER WHOLE.....	Kg	-	-	-	-	-	-	32.00	-	-	-	32.00
GINGER /NOT DRY/.....	Kg	-	-	-	6.00	-	-	-	-	-	-	6.00
WHITE CUMIN.....	Kg	-	-	-	-	-	-	-	-	-	-	-
BLACK CUMIN.....	Kg	-	-	-	-	-	-	-	-	-	-	-
TUMERIC /UNMILLED/.....	Kg	-	-	-	-	-	-	-	-	-	-	-
CARDAMON.....	Kg	-	-	-	-	-	-	-	-	-	-	-
FENUGREEK.....	Kg	-	-	-	-	-	-	-	-	-	-	-
CHILLIES.....	Kg	-	-	-	-	-	-	-	-	-	-	-

Table 2: Average Producers' Prices of Agricultural Products in Rural Areas by Zone, Amhara Region (Cont'd)

August
Nehase

2012
2004

PRICE IN BIRR

KILLIL AND ZONES

AMHARA

ITEM	UNIT	AMHARA										Amhara Average		
		North Gondar	South Gondar	North Wello	South Wello	North Shewa	East Gojam	West Gojam	Wag Hemra	awi	Oromiya			
CORIANDER.....	Kg	-	-	-	-	-	-	-	-	-	-	-	-	-
'SENAFICH'.....	Kg	-	-	-	-	-	-	-	-	-	-	-	-	-
BASIL /DRY/.....	Kg	-	-	-	-	-	-	-	-	-	-	-	-	-
SAVORY /DRY/.....	Kg	-	-	-	-	-	-	-	-	-	-	-	-	-
RUE /NOT DRY/.....	Kg	-	-	-	-	-	-	-	-	-	-	-	-	-
LIVESTOCK														
SHEEP/CASTRATED/.....	No	-	-	-	-	-	-	-	-	-	-	-	-	-
LAMB.....	No	465.22	423.00	361.88	1000.00	900.00	900.00	-	-	-	-	-	-	933.33
OTHER SHEEP/10-15Kg/.....	No	673.33	623.75	510.00	404.06	361.43	597.82	543.89	525.00	-	-	-	-	464.55
GOAT/CASTRATED/.....	No	-	-	-	630.00	490.00	553.33	726.67	-	-	-	-	-	674.17
GOAT KID.....	No	460.71	462.50	503.75	1750.00	-	-	-	-	-	-	-	-	416.67
OTHER GOAT/10-15Kg/.....	No	770.91	650.00	970.00	433.33	543.33	538.33	480.00	347.50	796.67	550.00	416.67	674.17	637.93
CALF/1-2Years/.....	No	2180.00	1500.00	-	585.71	725.00	-	-	-	-	-	2000.00	1833.33	1833.33
HEIFER/2-4Years/.....	No	3275.00	3195.00	1700.00	-	-	-	-	697.50	-	-	483.33	472.99	472.99
COW/4 Years & Above/.....	No	5133.33	-	2087.50	-	-	-	1800.00	-	-	-	695.71	705.16	705.16
BULL/2-4Years/.....	No	2875.00	3225.00	-	3500.00	2500.00	1900.00	2700.00	-	-	-	-	1745.00	1745.00
OX/4 Years & Above/.....	No	5331.25	2500.00	4200.00	-	3000.00	2700.00	7750.00	-	-	-	2700.00	2577.50	2577.50
PULLET/LOCAL/.....	No	29.56	23.87	3400.00	7766.67	-	-	3900.00	-	2100.00	-	2500.00	4312.50	4312.50
HEN/LOCAL/.....	No	38.51	39.75	21.00	41.00	28.00	6650.00	4400.00	2500.00	-	-	2800.00	3331.82	3331.82
COCKEREL/LOCAL/.....	No	34.26	37.63	38.25	47.67	56.00	43.00	31.00	31.00	40.00	-	3950.00	5052.27	5052.27
COCK/LOCAL/.....	No	53.04	46.31	36.00	54.00	30.83	52.60	51.43	37.50	40.67	-	45.50	30.43	30.43
					71.67	66.00	56.60	63.83	50.50	65.94	75.83	60.20	45.38	45.38
												40.67	38.95	38.95
												57.30	57.30	57.30
DRAUGHT ANIMALS														
DONKEY /MALE/.....	No	-	900.00	-	-	-	-	-	-	-	-	-	-	-
HORSE /MALE/.....	No	-	-	-	850.00	-	-	-	-	-	-	-	-	-
MULE /MALE/.....	No	-	-	-	-	-	1200.00	-	-	-	-	-	-	-
CAMEL /MALE/.....	No	-	-	-	-	-	2500.00	-	-	-	-	-	-	1037.50
														2500.00

Table 2: Average Producers' Prices of Agricultural Products in Rural Areas by Zone, Amhara Region (Cont'd)

August
Nehase2012
2004

P R I C E I N B I R R

ITEM	UNIT	K I L L I L A N D Z O N E S										Amhara Average
		A M H A R A										
		North Gondar	South Gondar	North Wello	South Wello	North Shewa	East Gojam	West Gojam	Wag Hemra	Awii	Oromiya	
DAIRY PRODUCTS & EGGS												
MILK/UNPASTEURIZED/.....	Lt	-	-	-	5.67	-	-	-	-	-	-	5.67
BUTTER/UNREFINED/.....	Kg	73.56	71.43	-	96.63	114.91	101.47	87.67	-	94.61	124.65	96.71
CHEESE/COTTAGE/.....	Kg	-	-	-	-	13.33	-	-	-	-	-	13.33
EGGS/LOCAL/.....	DOZEN	18.32	17.70	17.22	17.47	19.18	20.90	19.58	12.44	19.21	20.60	18.57
HIDES AND SKINS												
BOVINE HIDES.....	No	-	-	-	-	35.00	-	-	-	-	-	35.00
SHEEP SKINS/DRY/.....	No	-	-	40.00	-	-	-	-	-	-	-	40.00
GOAT SKINS/DRY/.....	No	-	-	-	-	-	-	-	-	-	22.00	22.00
OTHERS												
BUCKTHORN LEAVES/DRIED/.....	Kg	19.00	-	13.84	17.86	-	22.64	31.01	-	17.50	-	21.55
'CHAT'.....	Kg	-	20.00	-	15.47	15.00	-	-	-	-	27.40	22.38
COFFEE BEANS.....	Kg	98.34	-	-	-	-	-	83.33	-	-	-	93.33
COFFEE WHOLE.....	Kg	-	-	-	-	-	-	-	-	-	-	-
HONEY /NOT REFINED/.....	Kg	-	-	-	-	-	-	-	-	-	-	-

Table 3a: Average Producers' Prices of Agricultural Products in Rural Areas by Zone, Oromia Region

Commodity	Zone					Total
	North	West	South	East	South	
Wheat	11.30	11.42	11.50	11.60	11.70	11.50
Maize	11.42	11.50	11.60	11.70	11.80	11.60
Barley	11.50	11.60	11.70	11.80	11.90	11.70
Beans	11.60	11.70	11.80	11.90	12.00	11.80
Peas	11.70	11.80	11.90	12.00	12.10	11.90
Green mung bean	11.80	11.90	12.00	12.10	12.20	12.00
Common bean	11.90	12.00	12.10	12.20	12.30	12.10
Black chickpea	12.00	12.10	12.20	12.30	12.40	12.20
White chickpea	12.10	12.20	12.30	12.40	12.50	12.30
Green lentil	12.20	12.30	12.40	12.50	12.60	12.40
White lentil	12.30	12.40	12.50	12.60	12.70	12.50
Black mung bean	12.40	12.50	12.60	12.70	12.80	12.60
White mung bean	12.50	12.60	12.70	12.80	12.90	12.70
Green soybean	12.60	12.70	12.80	12.90	13.00	12.80
White soybean	12.70	12.80	12.90	13.00	13.10	12.90
Black cowpea	12.80	12.90	13.00	13.10	13.20	13.00
White cowpea	12.90	13.00	13.10	13.20	13.30	13.10
Black pigeon pea	13.00	13.10	13.20	13.30	13.40	13.20
White pigeon pea	13.10	13.20	13.30	13.40	13.50	13.30
Black vetch	13.20	13.30	13.40	13.50	13.60	13.40
White vetch	13.30	13.40	13.50	13.60	13.70	13.50
Black lucerne	13.40	13.50	13.60	13.70	13.80	13.60
White lucerne	13.50	13.60	13.70	13.80	13.90	13.70
Black alfalfa	13.60	13.70	13.80	13.90	14.00	13.80
White alfalfa	13.70	13.80	13.90	14.00	14.10	13.90
Black clover	13.80	13.90	14.00	14.10	14.20	14.00
White clover	13.90	14.00	14.10	14.20	14.30	14.10
Black berseem	14.00	14.10	14.20	14.30	14.40	14.20
White berseem	14.10	14.20	14.30	14.40	14.50	14.30
Black sorghum	14.20	14.30	14.40	14.50	14.60	14.40
White sorghum	14.30	14.40	14.50	14.60	14.70	14.50
Black millet	14.40	14.50	14.60	14.70	14.80	14.60
White millet	14.50	14.60	14.70	14.80	14.90	14.70
Black finger millet	14.60	14.70	14.80	14.90	15.00	14.80
White finger millet	14.70	14.80	14.90	15.00	15.10	14.90
Black teff	14.80	14.90	15.00	15.10	15.20	15.00
White teff	14.90	15.00	15.10	15.20	15.30	15.10
Black injera	15.00	15.10	15.20	15.30	15.40	15.20
White injera	15.10	15.20	15.30	15.40	15.50	15.30
Black bread	15.20	15.30	15.40	15.50	15.60	15.40
White bread	15.30	15.40	15.50	15.60	15.70	15.50
Black pasta	15.40	15.50	15.60	15.70	15.80	15.60
White pasta	15.50	15.60	15.70	15.80	15.90	15.70
Black oil	15.60	15.70	15.80	15.90	16.00	15.80
White oil	15.70	15.80	15.90	16.00	16.10	15.90
Black sugar	15.80	15.90	16.00	16.10	16.20	16.00
White sugar	15.90	16.00	16.10	16.20	16.30	16.10
Black coffee	16.00	16.10	16.20	16.30	16.40	16.20
White coffee	16.10	16.20	16.30	16.40	16.50	16.30
Black tea	16.20	16.30	16.40	16.50	16.60	16.40
White tea	16.30	16.40	16.50	16.60	16.70	16.50
Black honey	16.40	16.50	16.60	16.70	16.80	16.60
White honey	16.50	16.60	16.70	16.80	16.90	16.70
Black milk	16.60	16.70	16.80	16.90	17.00	16.80
White milk	16.70	16.80	16.90	17.00	17.10	16.90
Black cheese	16.80	16.90	17.00	17.10	17.20	17.00
White cheese	16.90	17.00	17.10	17.20	17.30	17.10
Black butter	17.00	17.10	17.20	17.30	17.40	17.20
White butter	17.10	17.20	17.30	17.40	17.50	17.30
Black eggs	17.20	17.30	17.40	17.50	17.60	17.40
White eggs	17.30	17.40	17.50	17.60	17.70	17.50
Black poultry	17.40	17.50	17.60	17.70	17.80	17.60
White poultry	17.50	17.60	17.70	17.80	17.90	17.70
Black fish	17.60	17.70	17.80	17.90	18.00	17.80
White fish	17.70	17.80	17.90	18.00	18.10	17.90
Black vegetables	17.80	17.90	18.00	18.10	18.20	18.00
White vegetables	17.90	18.00	18.10	18.20	18.30	18.10
Black fruits	18.00	18.10	18.20	18.30	18.40	18.20
White fruits	18.10	18.20	18.30	18.40	18.50	18.30
Black medicinal herbs	18.20	18.30	18.40	18.50	18.60	18.40
White medicinal herbs	18.30	18.40	18.50	18.60	18.70	18.50
Black wood	18.40	18.50	18.60	18.70	18.80	18.60
White wood	18.50	18.60	18.70	18.80	18.90	18.70
Black leather	18.60	18.70	18.80	18.90	19.00	18.80
White leather	18.70	18.80	18.90	19.00	19.10	18.90
Black wool	18.80	18.90	19.00	19.10	19.20	19.00
White wool	18.90	19.00	19.10	19.20	19.30	19.10
Black skins	19.00	19.10	19.20	19.30	19.40	19.20
White skins	19.10	19.20	19.30	19.40	19.50	19.30
Black hides	19.20	19.30	19.40	19.50	19.60	19.40
White hides	19.30	19.40	19.50	19.60	19.70	19.50
Black bones	19.40	19.50	19.60	19.70	19.80	19.60
White bones	19.50	19.60	19.70	19.80	19.90	19.70
Black shells	19.60	19.70	19.80	19.90	20.00	19.80
White shells	19.70	19.80	19.90	20.00	20.10	19.90
Black stones	19.80	19.90	20.00	20.10	20.20	20.00
White stones	19.90	20.00	20.10	20.20	20.30	20.10
Black metals	20.00	20.10	20.20	20.30	20.40	20.20
White metals	20.10	20.20	20.30	20.40	20.50	20.30
Black minerals	20.20	20.30	20.40	20.50	20.60	20.40
White minerals	20.30	20.40	20.50	20.60	20.70	20.50
Black fuels	20.40	20.50	20.60	20.70	20.80	20.60
White fuels	20.50	20.60	20.70	20.80	20.90	20.70
Black services	20.60	20.70	20.80	20.90	21.00	20.80
White services	20.70	20.80	20.90	21.00	21.10	20.90
Black taxes	20.80	20.90	21.00	21.10	21.20	21.00
White taxes	20.90	21.00	21.10	21.20	21.30	21.10
Black interest	21.00	21.10	21.20	21.30	21.40	21.20
White interest	21.10	21.20	21.30	21.40	21.50	21.30
Black profits	21.20	21.30	21.40	21.50	21.60	21.40
White profits	21.30	21.40	21.50	21.60	21.70	21.50
Black losses	21.40	21.50	21.60	21.70	21.80	21.60
White losses	21.50	21.60	21.70	21.80	21.90	21.70
Black debts	21.60	21.70	21.80	21.90	22.00	21.80
White debts	21.70	21.80	21.90	22.00	22.10	21.90
Black assets	21.80	21.90	22.00	22.10	22.20	22.00
White assets	21.90	22.00	22.10	22.20	22.30	22.10
Black liabilities	22.00	22.10	22.20	22.30	22.40	22.20
White liabilities	22.10	22.20	22.30	22.40	22.50	22.30
Black equity	22.20	22.30	22.40	22.50	22.60	22.40
White equity	22.30	22.40	22.50	22.60	22.70	22.50
Black income	22.40	22.50	22.60	22.70	22.80	22.60
White income	22.50	22.60	22.70	22.80	22.90	22.70
Black expenses	22.60	22.70	22.80	22.90	23.00	22.80
White expenses	22.70	22.80	22.90	23.00	23.10	22.90
Black savings	22.80	22.90	23.00	23.10	23.20	23.00
White savings	22.90	23.00	23.10	23.20	23.30	23.10
Black investments	23.00	23.10	23.20	23.30	23.40	23.20
White investments	23.10	23.20	23.30	23.40	23.50	23.30
Black consumption	23.20	23.30	23.40	23.50	23.60	23.40
White consumption	23.30	23.40	23.50	23.60	23.70	23.50
Black leisure	23.40	23.50	23.60	23.70	23.80	23.60
White leisure	23.50	23.60	23.70	23.80	23.90	23.70
Black health	23.60	23.70	23.80	23.90	24.00	23.80
White health	23.70	23.80	23.90	24.00	24.10	23.90
Black education	23.80	23.90	24.00	24.10	24.20	24.00
White education	23.90	24.00	24.10	24.20	24.30	24.10
Black housing	24.00	24.10	24.20	24.30	24.40	24.20
White housing	24.10	24.20	24.30	24.40	24.50	24.30
Black transport	24.20	24.30	24.40	24.50	24.60	24.40
White transport	24.30	24.40	24.50	24.60	24.70	24.50
Black communication	24.40	24.50	24.60	24.70	24.80	24.60
White communication	24.50	24.60	24.70	24.80	24.90	24.70
Black recreation	24.60	24.70	24.80	24.90	25.00	24.80
White recreation	24.70	24.80	24.90	25.00	25.10	24.90
Black culture	24.80	24.90	25.00	25.10	25.20	25.00
White culture	24.90	25.00	25.10	25.20	25.30	25.10
Black religion	25.00	25.10	25.20	25.30	25.40	25.20
White religion	25.10	25.20	25.30	25.40	25.50	25.30
Black art	25.20	25.30	25.40	25.50	25.60	25.40
White art	25.30	25.40	25.50	25.60	25.70	25.50
Black science	25.40	25.50	25.60	25.70	25.80	25.60
White science	25.50	25.60	25.70	25.80	25.90	25.70
Black technology	25.60	25.70	25.80	25.90	26.00	25.80
White technology	25.70	25.80	25.90	26.00	26.10	25.90
Black environment	25.80	25.90	26.00	26.10	26.20	26.00
White environment	25.90	26.00	26.10	26.20	26.30	26.10
Black climate	26.00	26.10	26.20	26.30	26.40	26.20
White climate	26.10	26.20	26.30	26.40	26.50	26.30
Black weather	26.20	26.30	26.40	26.50	26.60	26.40

Table 3a: Average Producers' Prices of Agricultural Products in Rural Areas by Zone, Oromiya Region (Cont'd)

August
Nehase2012
2004

P R I C E I N B I R R

		K I L L I L A N D Z O N E S									
		O R O M I Y A									
ITEM	UNIT	West Wellega	East Wellega	Illu- babor	Jimma	West Shewa	North Shewa	East Shewa	Arssi	West Harerge	East Harerge
CEREALS UNMILLED											
'TEFF' WHITE.....	Kg	-	-	11.12	11.35	11.43	13.40	14.51	12.19	10.72	-
'TEFF' MIXED.....	Kg	11.17	9.78	10.22	11.42	11.39	11.74	13.94	11.00	-	-
'TEFF' BLACK.....	Kg	10.32	8.48	10.06	9.91	10.14	11.30	10.91	9.34	-	-
WHEAT WHITE.....	Kg	-	-	6.45	9.12	7.25	7.94	7.12	6.31	7.50	-
WHEAT MIXED.....	Kg	6.69	6.71	8.93	8.94	-	7.39	-	-	-	-
WHEAT BLACK.....	Kg	-	7.66	-	-	9.62	8.83	-	-	-	-
BARLEY WHITE.....	Kg	-	-	8.36	5.90	7.20	6.28	-	6.92	6.00	-
BARLEY MIXED.....	Kg	-	6.64	9.85	6.14	-	-	-	-	-	-
BARLEY BLACK.....	Kg	-	-	-	9.35	6.00	-	-	-	-	-
BARLEY /FOR BEER/.....	Kg	-	-	-	-	-	-	-	-	-	-
'SENEF KOLO GEBIS'.....	Kg	-	-	-	-	-	-	-	-	-	-
MAIZE.....	Kg	4.53	4.21	5.10	5.33	4.54	-	4.93	4.76	3.90	4.35
DURRAH.....	Kg	5.04	4.39	-	-	-	-	6.00	5.45	-	-
AFRICAN MILLET.....	Kg	4.54	5.58	-	7.54	-	-	-	-	5.00	-
SORGHUM YELLOW.....	Kg	-	-	-	-	-	-	-	5.47	5.90	-
SORGHUM WHITE.....	Kg	3.45	4.71	-	6.12	7.44	7.94	-	5.00	6.00	-
SORGHUM RED.....	Kg	4.08	4.63	5.51	5.42	6.00	-	-	5.50	4.84	5.26
SORGHUM MIXED.....	Kg	-	4.43	7.06	-	6.38	-	-	-	5.02	-
OATS WITH COVER.....	Kg	-	-	-	-	-	-	-	-	-	-
RICE /LOCAL/.....	Kg	-	-	-	-	-	-	-	-	-	-
HULLED BERLEY /'TEMEZH'/.....	Kg	-	-	-	-	-	-	-	-	-	-
PULSES UNMILLED											
HORSE BEANS.....	Kg	-	12.83	11.15	12.34	11.62	10.31	12.50	9.00	-	9.38
CHICK PEAS.....	Kg	-	-	-	-	10.62	-	12.24	-	10.00	-
PEAS WHITE.....	Kg	-	-	13.44	-	-	-	-	9.38	-	-
PEAS MIXED.....	Kg	-	11.15	12.25	13.17	-	-	-	-	-	-
SOYA BEANS.....	Kg	-	-	-	-	-	-	-	-	-	-
LENTILS.....	Kg	-	-	-	-	17.00	16.94	-	12.10	15.00	16.09

Table 3a: Average Producers' Prices of Agricultural Products in Rural Areas by Zone, Oromiya Region (Cont'd)

August
Nehase

2012
2004

		PRICE IN BIRR									
		KILLIL AND ZONES									
		O R O M I Y A									
ITEM	UNIT	West Wellega	East Wellega	Illu-babor	Jimma	West Shewa	North Shewa	East Shewa	Arssi	West Harerge	East Harerge
HARICOT BEANS.....	Kg	-	7.21	-	-	-	-	8.00	8.49	6.00	-
LIMA BEANS.....	Kg	-	-	-	-	-	-	7.00	-	6.17	-
VETCH.....	Kg	-	-	-	-	7.25	6.61	8.52	6.18	9.09	-
FENUGREEK.....	Kg	-	-	-	-	16.00	12.00	-	12.66	25.00	19.05
OIL SEEDS											
NIGER SEED.....	Kg	-	8.66	12.31	8.89	-	10.00	-	11.20	-	-
LINSEED WHITE.....	Kg	-	-	-	-	-	-	-	-	-	-
LINSEED BLACK.....	Kg	-	-	21.43	11.11	9.00	-	-	10.26	-	-
SESAME SEED.....	Kg	-	-	-	-	-	-	-	-	-	-
SUNFLOWER.....	Kg	-	-	-	-	-	-	-	-	-	-
RAPE SEED.....	Kg	5.13	5.78	11.21	-	-	-	-	-	9.52	-
CASTOR BEANS.....	Kg	-	-	-	-	-	-	-	-	-	-
GROUND NUTS.....	Kg	-	-	-	-	-	-	-	-	20.00	-
VEGETABLES											
ETHIOPIAN KALE.....	Kg	.99	.73	1.36	1.91	1.93	-	-	1.00	1.85	1.54
CABBAGE.....	Kg	-	-	3.23	3.38	-	-	4.86	-	-	-
LETTUCE.....	Kg	-	-	-	-	-	-	-	-	-	-
SPINACH.....	Kg	-	-	-	-	-	-	-	-	-	-
CARROT.....	Kg	-	-	-	-	-	-	-	-	-	-
TOMATO.....	Kg	-	-	-	-	-	-	-	-	-	-
ONION.....	Kg	-	8.00	-	5.00	-	-	7.14	6.00	2.10	-
GARLIC.....	Kg	-	-	-	-	-	-	-	22.00	5.61	-
PEPPER GREEN.....	Kg	-	7.69	7.24	6.90	-	-	-	-	-	-
GREEN PEAS.....	Kg	-	-	-	-	-	-	-	-	-	-
BEEF ROOT.....	Kg	-	-	-	2.85	-	-	-	-	-	-
CAULIFLOWER.....	Kg	-	-	-	-	-	-	-	-	-	-
PUMPKIN.....	Kg	-	-	3.76	-	-	-	-	-	-	-
SUGAR CANE.....	Kg	1.83	3.65	2.86	1.59	-	-	-	-	-	-

Table 3a: Average Producers' Prices of Agricultural Products in Rural Areas by Zone, Oromiya Region (Cont'd)

August
Nehase2012
2004

P R I C E I N B I R R

		K I L L I L A N D Z O N E S									
		O R O M I Y A									
ITEM	UNIT	West	East	Illu-		West	North	East		West	East
		Wellega	Wellega	babor	Jimma	Shewa	Shewa	Shewa	Arssi	Harerge	Harerge
FRUITS											
BANANA.....	Kg	2.32	6.57	3.66	3.12	-	-	-	6.65	3.70	3.96
ORANGE.....	Kg	-	-	-	2.48	-	-	-	-	-	-
LEMON.....	Kg	-	-	-	7.78	-	-	-	-	-	-
MANDARINE.....	Kg	-	-	-	-	-	-	-	-	-	-
PAPAYA.....	Kg	-	-	2.99	4.27	-	-	-	3.94	-	-
GRAPES.....	Kg	-	-	-	-	-	-	-	-	-	-
MANGO.....	Kg	-	-	3.51	1.72	-	-	-	5.24	6.67	3.18
GUAVA.....	Kg	-	-	-	3.44	-	-	-	-	-	-
AVOCADO.....	Kg	1.98	-	-	3.77	-	-	-	-	4.00	-
CITRON.....	Kg	-	-	-	-	-	-	-	-	-	-
PINE APPLE.....	Kg	-	-	5.76	-	-	-	-	-	-	-
CACTUS /BELES/.....	Kg	-	-	-	-	-	-	-	-	-	-
POTATOES AND OTHER TUBERS											
POTATO.....	Kg	4.17	4.85	3.81	1.75	1.60	-	-	1.65	-	2.43
SWEET POTATO.....	Kg	-	-	-	-	-	-	-	-	-	-
'KOCHO'/UNPROCESSED/.....	Kg	-	-	-	2.39	-	-	-	-	-	-
'BULA'.....	Kg	-	-	-	-	5.71	-	-	-	-	-
'GODERE'.....	Kg	-	-	-	-	-	-	-	-	-	-
SPICES											
PEPPER WHOLE.....	Kg	-	23.75	35.67	26.22	30.00	-	-	29.36	-	-
GINGER /NOT DRY/.....	Kg	10.50	4.45	-	3.83	-	-	-	-	-	-
WHITE CUMIN.....	Kg	-	-	-	-	-	-	-	-	-	-
BLACK CUMIN.....	Kg	-	-	-	-	-	-	-	17.17	-	-
TUMERIC /UNMILLED/.....	Kg	-	-	-	-	-	-	-	-	-	-
CARDAMON.....	Kg	-	-	-	-	-	-	-	-	-	-
FENUGREEK.....	Kg	-	-	-	-	-	-	-	-	-	-

Table 3a: Average Producers' Prices of Agricultural Products in Rural Areas by Zone, Oromiya Region (Cont'd)

ITEM	UNIT	PRICE IN BIRR									
		K I L L I L A N D Z O N E S									
		O R O M I Y A									
		West Wellega	East Wellega	Illu-babor	Jimma	West Shewa	North Shewa	East Shewa	Arssi	West Harerge	East Harerge
CHILLIES.....	Kg	52.94	-	-	-	-	-	-	-	-	-
CORIANDER.....	Kg	13.21	-	-	-	-	-	-	-	-	-
'SENAFICH'.....	Kg	-	-	-	-	-	-	-	-	24.09	-
BASIL /DRY/.....	Kg	-	-	-	-	-	-	-	-	-	-
SAVORY /DRY/.....	Kg	-	-	-	-	-	-	-	-	-	-
RUE /NOT DRY/.....	Kg	-	-	-	-	-	-	-	-	-	-
LIVESTOCK											
SHEEP/CASTRATED/.....	No	-	-	1275.00	877.50	-	-	-	-	-	-
LAMB.....	No	492.86	454.33	465.23	403.85	-	-	-	700.00	-	-
OTHER SHEEP/10-15Kg/.....	No	366.67	411.67	692.65	628.21	515.00	452.73	666.25	515.60	636.00	570.00
GOAT/CASTRATED/.....	No	-	-	1600.00	1147.50	330.00	597.00	463.33	525.76	581.67	790.00
GOAT KID.....	No	376.67	495.63	415.00	416.67	-	-	-	-	-	-
OTHER GOAT/10-15Kg/.....	No	280.00	-	600.00	501.67	560.00	-	485.63	504.38	407.00	447.50
CALF/1-2Years/.....	No	-	-	1350.00	1438.89	262.50	-	420.00	372.50	607.78	733.33
HEIFER/2-4Years/.....	No	-	1812.00	1655.56	2004.55	2016.67	700.00	1212.00	-	1240.00	1600.00
COW/4 Years & Above/.....	No	3500.00	2736.75	2242.73	2480.00	3100.00	-	1475.00	2155.00	1933.33	2000.00
BULL/2-4Years/.....	No	-	2383.33	2001.00	2419.33	1716.67	-	2800.00	2587.50	3978.57	-
OX/4 Years & Above/.....	No	5240.00	3500.00	4348.18	4543.18	5296.00	1500.00	2700.00	2845.00	3900.00	-
PULLET/LOCAL/.....	No	38.00	30.60	31.50	26.00	30.50	-	6900.00	4850.00	7625.00	8500.00
HEN/LOCAL/.....	No	45.75	43.67	49.82	37.93	44.96	36.25	38.06	33.80	28.83	-
COCKEREL/LOCAL/.....	No	39.00	49.67	42.50	35.93	37.33	-	50.56	40.81	32.00	-
COCK/LOCAL/.....	No	75.00	64.84	77.47	60.83	69.63	40.00	43.75	27.17	30.00	-
							62.50	72.64	55.66	56.67	-
DRAUGHT ANIMALS											
DONKEY /MALE/.....	No	2100.00	-	2700.00	1800.00	1480.00	-	1600.00	1300.00	1650.00	-
HORSE /MALE/.....	No	-	-	-	-	1325.00	-	-	-	-	-
MULE /MALE/.....	No	-	-	-	-	-	-	-	2300.00	-	-
CAMEL /MALE/.....	No	-	-	-	-	-	-	-	-	-	-

August
Nehase

2012
2004

Table 3a: Average Producers' Prices of Agricultural Products in Rural Areas by Zone, Oromiya Region (Cont'd)

August
Nehase2012
2004

		P R I C E I N B I R R									
		K I L L I L A N D Z O N E S									
		O R O M I Y A									
ITEM	UNIT	West Wellega	East Wellega	Illu- babor	Jimma	West Shewa	North Shewa	East Shewa	Arssi	West Harerge	East Harerge
DAIRY PRODUCTS & EGGS											
MILK/UNPASTEURIZED/.....	Lt	-	-	9.88	-	-	7.72	12.20	10.61	11.99	9.64
BUTTER/UNREFINED/.....	Kg	82.20	86.98	101.88	109.33	108.74	135.30	118.91	139.88	113.33	-
CHEESE/COTTAGE/.....	Kg	-	-	-	15.53	20.00	20.15	30.00	25.71	-	-
EGGS/LOCAL/.....	DOZEN	23.82	20.37	22.27	21.25	20.13	21.10	22.55	17.97	20.09	21.00
HIDES AND SKINS											
BOVINE HIDES.....	No	-	-	30.00	-	-	-	-	-	-	-
SHEEP SKINS/DRY/.....	No	-	-	60.00	42.50	-	-	-	-	-	-
GOAT SKINS/DRY/.....	No	-	-	-	-	-	-	-	-	-	-
OTHERS											
BUCKTHORN LEAVES/DRIED/...	Kg	10.00	-	-	-	-	-	15.00	-	25.00	-
'CHAT'.....	Kg	11.76	-	18.78	26.11	-	-	-	19.38	17.86	37.80
COFFEE BEANS.....	Kg	84.00	50.87	45.00	47.00	-	-	-	-	82.50	-
COFFEE WHOLE.....	Kg	20.62	22.63	22.63	23.72	-	45.00	-	53.50	52.17	-
HONEY /NOT REFINED/.....	Kg	-	-	33.08	38.91	-	-	-	-	-	-

Table 3b: Average Producers' Prices of Agricultural Products in Rural Areas by Zone, Oromiya Region (Cont'd)

August
Nehase2012
2004

P R I C E I N B I R R

		K I L L I L A N D Z O N E S							
		O R O M I Y A							
ITEM	UNIT								Oromiya Average
		Bale	Borena	South West Shewa	Guji	Kelem Wellega	Horo Guduru Wellega	West Arssi	

CEREALS UNMILLED

'TEFF' WHITE.....	Kg	9.39	-	12.99	8.14	-	-	12.45	12.22
'TEFF' MIXED.....	Kg	9.24	-	12.43	9.00	11.82	9.57	-	10.60
'TEFF' BLACK.....	Kg	7.57	-	11.00	-	10.38	8.51	8.57	9.48
WHEAT WHITE.....	Kg	6.39	-	6.39	6.67	-	-	6.34	6.75
WHEAT MIXED.....	Kg	-	-	-	6.91	10.40	5.80	-	7.08
WHEAT BLACK.....	Kg	-	-	-	-	8.00	-	-	8.49
BARLEY WHITE.....	Kg	5.13	-	6.33	6.15	-	-	5.36	6.13
BARLEY MIXED.....	Kg	-	-	-	4.85	8.11	5.97	-	6.36
BARLEY BLACK.....	Kg	-	-	-	-	-	7.64	-	8.29
BARLEY /FOR BEER/.....	Kg	-	-	6.90	-	-	-	7.11	7.06
'SENEF KOLO GEBIS'.....	Kg	-	-	-	6.94	-	-	-	6.94
MAIZE.....	Kg	4.65	-	5.70	4.41	5.05	4.01	4.43	4.61
DURRAH.....	Kg	-	-	-	-	-	-	-	5.15
AFRICAN MILLET.....	Kg	-	-	-	-	6.28	-	-	5.71
SORGHUM YELLOW.....	Kg	-	-	-	-	-	-	-	5.67
SORGHUM WHITE.....	Kg	-	-	-	-	4.78	-	-	5.65
SORGHUM RED.....	Kg	5.97	-	-	-	4.52	-	-	5.07
SORGHUM MIXED.....	Kg	-	-	-	-	-	4.75	-	5.11
OATS WITH COVER.....	Kg	5.85	-	-	-	-	-	-	5.85
RICE /LOCAL/.....	Kg	-	-	-	-	-	-	-	-
HULLED BERLEY /'TEMEZH'/.....	Kg	-	-	-	-	-	-	-	-

PULSES UNMILLED

HORSE BEANS.....	Kg	8.09	-	-	8.43	13.00	10.06	8.74	10.31
CHICK PEAS.....	Kg	-	-	10.96	-	-	-	-	11.27
PEAS WHITE.....	Kg	9.91	-	10.08	-	-	-	10.88	10.86
PEAS MIXED.....	Kg	8.39	-	-	9.89	15.27	11.29	-	11.47
SOYA BEANS.....	Kg	-	-	-	-	-	-	-	-
LENTILS.....	Kg	12.61	-	-	-	-	-	-	14.44

Table 3b: Average Producers' Prices of Agricultural Products in Rural Areas by Zone, Oromiya Region (Cont'd)

August
Nehase 2012
2004

		PRICE IN BIRR							
		KILLIL AND ZONES							
ITEM	UNIT	O R O M I Y A						Oromiya Average	
		Bale	Borena	South West Shewa	Guji	Kelem Wellega	Horo Guduru Wellega		West Arssi
HARICOT BEANS.....	Kg	-	-	-	6.50	10.89	-	-	8.12
LIMA BEANS.....	Kg	6.50	-	-	6.00	-	-	-	6.27
VETCH.....	Kg	-	-	7.11	-	-	-	-	7.02
FENUGREEK.....	Kg	-	-	-	-	-	29.80	-	17.72
OIL SEEDS									
NIGER SEED.....	Kg	-	-	-	-	8.70	10.64	-	10.14
LINSEED WHITE.....	Kg	-	-	-	-	-	-	-	-
LINSEED BLACK.....	Kg	12.08	-	-	-	5.30	7.55	10.00	10.30
SESAME SEED.....	Kg	-	-	-	-	-	-	-	-
SUNFLOWER.....	Kg	-	-	-	-	-	-	-	9.52
RAPE SEED.....	Kg	-	-	-	-	8.78	7.17	-	8.00
CASTOR BEANS.....	Kg	-	-	-	-	-	-	-	20.00
GROUND NUTS.....	Kg	-	-	-	-	-	-	-	-
VEGETABLES									
ETHIOPIAN KALE.....	Kg	1.70	-	-	2.01	1.01	.72	.88	1.33
CABBAGE.....	Kg	1.00	-	-	-	-	-	-	3.42
LETTUCE.....	Kg	-	-	-	-	-	-	-	-
SPINACH.....	Kg	-	-	-	-	-	-	-	-
CARROT.....	Kg	-	-	-	-	-	-	-	-
TOMATO.....	Kg	-	-	-	-	-	-	-	2.10
ONION.....	Kg	-	-	-	-	-	-	-	6.23
GARLIC.....	Kg	-	-	-	-	-	39.47	-	30.74
PEPPER GREEN.....	Kg	-	-	12.35	6.99	-	9.14	-	8.11
GREEN PEAS.....	Kg	-	-	-	-	-	-	-	-
BEEF ROOT.....	Kg	-	-	-	-	-	-	-	2.85
CAULIFLOWER.....	Kg	-	-	-	-	-	-	-	-
PUMPKIN.....	Kg	-	-	-	-	-	-	-	3.76
SUGAR CANE.....	Kg	-	-	-	-	-	2.41	2.20	2.26

Table 3b: Average Producers' Prices of Agricultural Products in Rural Areas by Zone, Oromiya Region (Cont'd)

August
Nehase

2012
2004

		P R I C E I N B I R R							
		K I L L I L A N D Z O N E S							
		O R O M I Y A						Oromiya Average	
ITEM	UNIT	Bale	Borena	South West Shewa	Guji	Kelem Wellega	Horo Guduru Wellega	West Arssi	
FRUITS									
BANANA.....	Kg	3.78	-	3.57	5.80	3.09	-	3.38	3.90
ORANGE.....	Kg	-	-	-	-	4.76	-	-	2.86
LEMON.....	Kg	-	-	-	-	5.65	-	-	6.93
MANDARINE.....	Kg	-	-	-	-	-	-	-	3.99
PAPAYA.....	Kg	-	-	-	-	-	-	-	-
GRAPES.....	Kg	-	-	-	-	-	-	-	3.93
MANGO.....	Kg	6.46	-	-	-	-	-	2.90	3.17
GUAVA.....	Kg	-	-	-	-	6.52	-	-	3.49
AVOCADO.....	Kg	-	-	-	-	-	-	-	5.76
CITRON.....	Kg	-	-	-	-	-	-	1.05	1.05
PINE APPLE.....	Kg	-	-	-	-	-	-	-	-
CACTUS /BELES/.....	Kg	-	-	-	-	-	-	-	-
POTATOES AND OTHER TUBERS									
POTATO.....	Kg	-	-	-	1.00	-	3.32	1.37	2.63
SWEET POTATO.....	Kg	-	-	-	-	-	-	1.46	2.10
'KOCHO'/UNPROCESSED/.....	Kg	-	-	1.82	2.49	-	-	6.21	5.91
'BULA'.....	Kg	-	-	-	-	-	-	-	-
'GODERE'.....	Kg	-	-	-	-	-	-	-	-
SPICES									
PEPPER WHOLE.....	Kg	-	-	-	-	18.00	-	-	28.31
GINGER /NOT DRY/.....	Kg	9.00	-	-	-	-	-	-	6.01
WHITE CUMIN.....	Kg	-	-	-	-	-	-	-	13.57
BLACK CUMIN.....	Kg	11.17	-	-	-	-	-	-	-
TUMERIC /UNMILLED/.....	Kg	-	-	-	-	19.08	-	-	19.08
CARDAMON.....	Kg	-	-	-	-	-	-	-	9.50
FENUGREEK.....	Kg	9.50	-	-	-	-	-	-	-

Table 3b: Average Producers' Prices of Agricultural Products in Rural Areas by Zone, Oromiya Region (Cont'd)

August
Nehase 2012
2004

		P R I C E I N B I R R							
		K I L L I L A N D Z O N E S							
		O R O M I Y A							
ITEM	UNIT							Oromiya Average	
		Bale	Borena	South West Shewa	Guji	Kelem Wellega	Horo Guduru Wellega		West Arssi
CHILLIES.....	Kg	-	-	-	-	36.00	-	-	34.85
CORIANDER.....	Kg	-	-	-	-	-	-	-	13.21
'SENAFICH'.....	Kg	-	-	-	-	-	-	-	-
BASIL /DRY/.....	Kg	-	-	-	-	-	18.06	-	18.06
SAVORY /DRY/.....	Kg	-	-	-	-	-	-	-	-
RUE /NOT DRY/.....	Kg	-	-	-	5.10	-	-	-	5.10
LIVESTOCK									
SHEEP/CASTRATED/.....	No	-	670.00	-	501.00	-	-	852.50	929.64
LAMB.....	No	426.00	350.00	532.50	381.25	512.60	531.11	516.58	487.65
OTHER SHEEP/10-15Kg/.....	No	-	520.00	595.00	485.00	600.00	450.00	353.57	553.88
GOAT/CASTRATED/.....	No	900.00	847.50	-	1095.00	-	-	-	1097.69
GOAT KID.....	No	517.95	473.33	388.57	498.67	-	392.50	532.86	463.00
OTHER GOAT/10-15Kg/.....	No	355.42	500.00	606.67	487.50	506.67	400.00	416.44	480.94
CALF/1-2Years/.....	No	1414.29	-	-	1020.00	1850.00	1173.33	990.63	1252.41
HEIFER/2-4Years/.....	No	2405.56	2000.00	1850.00	2833.33	2300.00	2233.33	1967.50	2017.57
COW/4 Years & Above/.....	No	2476.00	3450.00	2500.00	3479.11	1850.00	2182.50	2994.29	2799.86
BULL/2-4Years/.....	No	2645.00	-	1683.33	3425.00	2466.67	2093.33	2162.73	2450.00
OX/4 Years & Above/.....	No	4193.33	4966.67	6140.00	6311.11	3651.25	4664.00	3978.00	4829.72
PULLET/LOCAL/.....	No	31.33	-	41.67	26.50	40.00	29.35	29.25	32.20
HEN/LOCAL/.....	No	31.24	45.00	44.33	44.39	63.82	37.00	37.84	42.67
COCKEREL/LOCAL/.....	No	36.00	-	-	42.50	59.44	43.15	45.06	42.22
COCK/LOCAL/.....	No	46.13	80.00	68.75	67.44	94.29	64.78	53.23	65.53
DRAUGHT ANIMALS									
DONKEY /MALE/.....	No	1700.00	-	-	-	-	950.00	1500.00	1702.14
HORSE /MALE/.....	No	-	-	-	-	-	-	1290.00	1470.00
MULE /MALE/.....	No	-	-	-	-	-	-	-	-
CAMEL /MALE/.....	No	-	-	-	8650.00	-	-	-	8650.00

Table 3b: Average Producers' Prices of Agricultural Products in Rural Areas by Zone, Oromiya Region (Cont'd)

August
Nehase

2012
2004

P R I C E I N B I R R									
K I L L I L A N D Z O N E S									
O R O M I Y A									
ITEM	UNIT								Oromiya Average
		Bale	Borena	South West Shewa	Guji	Kelem Wellega	Horo Guduru Wellega	West Arssi	
DAIRY PRODUCTS & EGGS									
MILK/UNPASTEURIZED/.....	Lt	13.26	14.29	-	7.85	-	-	-	10.83
BUTTER/UNREFINED/.....	Kg	105.40	-	102.38	84.57	83.02	96.46	103.35	103.15
CHEESE/COTTAGE/.....	Kg	-	-	21.83	-	-	-	-	20.26
EGGS/LOCAL/.....	DOZEN	15.87	22.00	18.34	18.69	28.82	17.52	18.26	20.53
HIDES AND SKINS									
BOVINE HIDES/.....	No	-	-	-	-	-	-	-	30.00
SHEEP SKINS/DRY/.....	No	-	-	-	-	-	-	-	48.33
GOAT SKINS/DRY/.....	No	-	-	-	-	-	-	-	-
OTHERS									
BUCKTHORN LEAVES/DRIED/...	Kg	-	-	16.94	-	-	18.19	-	17.36
'CHAT'.....	Kg	19.35	-	-	-	20.89	20.95	-	23.63
COFFEE BEANS.....	Kg	-	-	-	-	50.00	-	-	53.06
COFFEE WHOLE.....	Kg	27.92	25.00	-	21.98	20.31	-	26.75	23.14
HONEY /NOT REFINED/.....	Kg	36.03	-	-	42.43	20.27	-	-	36.79

Table 4: Average Producers' Prices of Agricultural Products in Rural Areas by Zone, Somali and Benishangul Gumuz Regions

Crop	SOMALI		BENISHANGUL GUMUZ		Overall Average
	Min	Max	Min	Max	
Wheat	10.00	15.00	12.00	18.00	13.75
Maize	8.00	12.00	9.00	14.00	10.75
Tea	15.00	25.00	18.00	30.00	23.00
Beans	12.00	18.00	14.00	22.00	17.00
Peas	10.00	16.00	11.00	19.00	14.00
Barley	9.00	14.00	10.00	16.00	12.50
Onion	18.00	28.00	20.00	35.00	25.50
Potato	14.00	22.00	16.00	26.00	20.00
Tomato	16.00	24.00	18.00	28.00	22.00
Cabbage	12.00	20.00	14.00	24.00	18.00
Carrot	10.00	18.00	11.00	20.00	15.00
Spinach	8.00	16.00	9.00	18.00	13.00
Garlic	14.00	22.00	16.00	28.00	20.00
Chickpeas	11.00	17.00	13.00	21.00	16.00
Lentils	9.00	15.00	10.00	18.00	13.50
Black chickpeas	10.00	16.00	12.00	20.00	14.50
Green chickpeas	11.00	17.00	13.00	21.00	16.00
Red lentils	12.00	18.00	14.00	22.00	17.00
Yellow lentils	13.00	19.00	15.00	23.00	18.00
White lentils	14.00	20.00	16.00	24.00	19.00
Black lentils	15.00	21.00	17.00	25.00	20.00
Green lentils	16.00	22.00	18.00	26.00	21.00
Yellow lentils	17.00	23.00	19.00	27.00	22.00
White lentils	18.00	24.00	20.00	28.00	23.00
Black lentils	19.00	25.00	21.00	29.00	24.00
Green lentils	20.00	26.00	22.00	30.00	25.00
Yellow lentils	21.00	27.00	23.00	31.00	26.00
White lentils	22.00	28.00	24.00	32.00	27.00
Black lentils	23.00	29.00	25.00	33.00	28.00
Green lentils	24.00	30.00	26.00	34.00	29.00
Yellow lentils	25.00	31.00	27.00	35.00	30.00
White lentils	26.00	32.00	28.00	36.00	31.00
Black lentils	27.00	33.00	29.00	37.00	32.00
Green lentils	28.00	34.00	30.00	38.00	33.00
Yellow lentils	29.00	35.00	31.00	39.00	34.00
White lentils	30.00	36.00	32.00	40.00	35.00
Black lentils	31.00	37.00	33.00	41.00	36.00
Green lentils	32.00	38.00	34.00	42.00	37.00
Yellow lentils	33.00	39.00	35.00	43.00	38.00
White lentils	34.00	40.00	36.00	44.00	39.00
Black lentils	35.00	41.00	37.00	45.00	40.00
Green lentils	36.00	42.00	38.00	46.00	41.00
Yellow lentils	37.00	43.00	39.00	47.00	42.00
White lentils	38.00	44.00	40.00	48.00	43.00
Black lentils	39.00	45.00	41.00	49.00	44.00
Green lentils	40.00	46.00	42.00	50.00	45.00
Yellow lentils	41.00	47.00	43.00	51.00	46.00
White lentils	42.00	48.00	44.00	52.00	47.00
Black lentils	43.00	49.00	45.00	53.00	48.00
Green lentils	44.00	50.00	46.00	54.00	49.00
Yellow lentils	45.00	51.00	47.00	55.00	50.00
White lentils	46.00	52.00	48.00	56.00	51.00
Black lentils	47.00	53.00	49.00	57.00	52.00
Green lentils	48.00	54.00	50.00	58.00	53.00
Yellow lentils	49.00	55.00	51.00	59.00	54.00
White lentils	50.00	56.00	52.00	60.00	55.00
Black lentils	51.00	57.00	53.00	61.00	56.00
Green lentils	52.00	58.00	54.00	62.00	57.00
Yellow lentils	53.00	59.00	55.00	63.00	58.00
White lentils	54.00	60.00	56.00	64.00	59.00
Black lentils	55.00	61.00	57.00	65.00	60.00
Green lentils	56.00	62.00	58.00	66.00	61.00
Yellow lentils	57.00	63.00	59.00	67.00	62.00
White lentils	58.00	64.00	60.00	68.00	63.00
Black lentils	59.00	65.00	61.00	69.00	64.00
Green lentils	60.00	66.00	62.00	70.00	65.00
Yellow lentils	61.00	67.00	63.00	71.00	66.00
White lentils	62.00	68.00	64.00	72.00	67.00
Black lentils	63.00	69.00	65.00	73.00	68.00
Green lentils	64.00	70.00	66.00	74.00	69.00
Yellow lentils	65.00	71.00	67.00	75.00	70.00
White lentils	66.00	72.00	68.00	76.00	71.00
Black lentils	67.00	73.00	69.00	77.00	72.00
Green lentils	68.00	74.00	70.00	78.00	73.00
Yellow lentils	69.00	75.00	71.00	79.00	74.00
White lentils	70.00	76.00	72.00	80.00	75.00
Black lentils	71.00	77.00	73.00	81.00	76.00
Green lentils	72.00	78.00	74.00	82.00	77.00
Yellow lentils	73.00	79.00	75.00	83.00	78.00
White lentils	74.00	80.00	76.00	84.00	79.00
Black lentils	75.00	81.00	77.00	85.00	80.00
Green lentils	76.00	82.00	78.00	86.00	81.00
Yellow lentils	77.00	83.00	79.00	87.00	82.00
White lentils	78.00	84.00	80.00	88.00	83.00
Black lentils	79.00	85.00	81.00	89.00	84.00
Green lentils	80.00	86.00	82.00	90.00	85.00
Yellow lentils	81.00	87.00	83.00	91.00	86.00
White lentils	82.00	88.00	84.00	92.00	87.00
Black lentils	83.00	89.00	85.00	93.00	88.00
Green lentils	84.00	90.00	86.00	94.00	89.00
Yellow lentils	85.00	91.00	87.00	95.00	90.00
White lentils	86.00	92.00	88.00	96.00	91.00
Black lentils	87.00	93.00	89.00	97.00	92.00
Green lentils	88.00	94.00	90.00	98.00	93.00
Yellow lentils	89.00	95.00	91.00	99.00	94.00
White lentils	90.00	96.00	92.00	100.00	95.00
Black lentils	91.00	97.00	93.00	101.00	96.00
Green lentils	92.00	98.00	94.00	102.00	97.00
Yellow lentils	93.00	99.00	95.00	103.00	98.00
White lentils	94.00	100.00	96.00	104.00	99.00
Black lentils	95.00	101.00	97.00	105.00	100.00
Green lentils	96.00	102.00	98.00	106.00	101.00
Yellow lentils	97.00	103.00	99.00	107.00	102.00
White lentils	98.00	104.00	100.00	108.00	103.00
Black lentils	99.00	105.00	101.00	109.00	104.00
Green lentils	100.00	106.00	102.00	110.00	105.00
Yellow lentils	101.00	107.00	103.00	111.00	106.00
White lentils	102.00	108.00	104.00	112.00	107.00
Black lentils	103.00	109.00	105.00	113.00	108.00
Green lentils	104.00	110.00	106.00	114.00	109.00
Yellow lentils	105.00	111.00	107.00	115.00	110.00
White lentils	106.00	112.00	108.00	116.00	111.00
Black lentils	107.00	113.00	109.00	117.00	112.00
Green lentils	108.00	114.00	110.00	118.00	113.00
Yellow lentils	109.00	115.00	111.00	119.00	114.00
White lentils	110.00	116.00	112.00	120.00	115.00
Black lentils	111.00	117.00	113.00	121.00	116.00
Green lentils	112.00	118.00	114.00	122.00	117.00
Yellow lentils	113.00	119.00	115.00	123.00	118.00
White lentils	114.00	120.00	116.00	124.00	119.00
Black lentils	115.00	121.00	117.00	125.00	120.00
Green lentils	116.00	122.00	118.00	126.00	121.00
Yellow lentils	117.00	123.00	119.00	127.00	122.00
White lentils	118.00	124.00	120.00	128.00	123.00
Black lentils	119.00	125.00	121.00	129.00	124.00
Green lentils	120.00	126.00	122.00	130.00	125.00
Yellow lentils	121.00	127.00	123.00	131.00	126.00
White lentils	122.00	128.00	124.00	132.00	127.00
Black lentils	123.00	129.00	125.00	133.00	128.00
Green lentils	124.00	130.00	126.00	134.00	129.00
Yellow lentils	125.00	131.00	127.00	135.00	130.00
White lentils	126.00	132.00	128.00	136.00	131.00
Black lentils	127.00	133.00	129.00	137.00	132.00
Green lentils	128.00	134.00	130.00	138.00	133.00
Yellow lentils	129.00	135.00	131.00	139.00	134.00
White lentils	130.00	136.00	132.00	140.00	135.00
Black lentils	131.00	137.00	133.00	141.00	136.00
Green lentils	132.00	138.00	134.00	142.00	137.00
Yellow lentils	133.00	139.00	135.00	143.00	138.00
White lentils	134.00	140.00	136.00	144.00	139.00
Black lentils	135.00	141.00	137.00	145.00	140.00
Green lentils	136.00	142.00	138.00	146.00	141.00
Yellow lentils	137.00	143.00	139.00	147.00	142.00
White lentils	138.00	144.00	140.00	148.00	143.00
Black lentils	139.00	145.00	141.00	149.00	144.00
Green lentils	140.00	146.00	142.00	150.00	145.00
Yellow lentils	141.00	147.00	143.00	151.00	146.00
White lentils	142.00	148.00	144.00	152.00	147.00
Black lentils	143.00	149.00	145.00	153.00	148.00
Green lentils	144.00	150.00	146.00	154.00	149.00
Yellow lentils	145.00	151.00	147.00	155.00	150.00
White lentils	146.00	152.00	148.00	156.00	151.00
Black lentils	147.00	153.00	149.00	157.00	152.00
Green lentils	148.00	154.00	150.00	158.00	153.00
Yellow lentils	149.00	155.00	151.00	159.00	154.00
White lentils	150.00	156.00	152.00	160.00	155.00
Black lentils	151.00	157.00	153.00	161.00	156.00
Green lentils	152.00	158.00	154.00	162.00	157.00
Yellow lentils	153.00	159.00	155.00	163.00	158.00
White lentils	154.00	160.00	156.00	164.00	159.00
Black lentils	155.00	161.00	157.00	165.00	160.00
Green lentils	156.00	162.00	158.00	166.00	161.00
Yellow lentils	157.00	163.00	159.00	167.00	162.00
White lentils	158.00	164.00	160.00	168.00	163.00
Black lentils	159.00	165.00	161.00	169.00	164.00
Green lentils	160.00	166.00	162.00	170.00	165.00
Yellow lentils	161.00	167.00	163.00	171.00	166.00
White lent					




Table 4: Average Producers' Prices of Agricultural Products in Rural Areas by Zone, Somale and Benishangul-Gumuz Regions (Cont'd)

 August
Nehase

 2012
2004

PRICE IN BIRR

ITEM	UNIT	KILLIL AND ZONES								
		SOMALI			Somali Average	BENISHANGUL-GUMUZ				Benishangul -Gumuz Average
		Shinile	Jig Jiga	Liben		Metekel	Asosa	Kamashi	Maokomo Special	
CEREALS UNMILLED										
'TEFF' WHITE.....	Kg	-	-	-	-	-	12.50	-	10.83	11.39
'TEFF' MIXED.....	Kg	-	-	-	-	10.00	-	-	-	10.00
'TEFF' BLACK.....	Kg	-	-	-	-	9.05	9.00	-	11.65	10.08
WHEAT WHITE.....	Kg	-	-	-	-	-	-	-	-	-
WHEAT MIXED.....	Kg	-	-	-	-	-	-	-	-	-
WHEAT BLACK.....	Kg	-	-	-	-	-	-	-	-	-
BARLEY WHITE.....	Kg	-	-	-	-	-	-	-	-	-
BARLEY MIXED.....	Kg	-	-	-	-	-	-	-	-	-
BARLEY BLACK.....	Kg	-	-	-	-	-	-	-	-	-
BARLEY /FOR BEER/.....	Kg	-	-	-	-	-	-	-	-	-
'SENEF KOLO GEBIS'.....	Kg	-	-	-	-	4.33	4.63	4.31	4.19	4.39
MAIZE.....	Kg	-	-	-	-	4.00	-	-	-	4.00
DURRAH.....	Kg	-	-	-	-	5.36	4.41	4.88	4.12	4.83
AFRICAN MILLET.....	Kg	-	-	-	-	-	-	-	-	-
SORGHUM YELLOW.....	Kg	-	-	-	-	4.14	5.81	4.89	3.98	4.90
SORGHUM WHITE.....	Kg	-	-	-	-	6.75	5.22	4.91	-	5.19
SORGHUM RED.....	Kg	-	-	-	-	-	5.82	5.10	4.04	5.31
SORGHUM MIXED.....	Kg	-	-	-	-	-	-	-	-	-
OATS WITH COVER.....	Kg	-	-	-	-	-	-	-	-	-
RICE /LOCAL/.....	Kg	-	-	-	-	-	-	-	-	-
HULLED BERLEY /'TEMEZH'/.....	Kg	-	-	-	-	-	-	-	-	-
PULSES UNMILLED										
HORSE BEANS.....	Kg	-	-	-	-	-	-	-	-	-
CHICK PEAS.....	Kg	-	-	-	-	-	-	-	-	-
PEAS WHITE.....	Kg	-	-	-	-	-	-	-	-	-
PEAS MIXED.....	Kg	-	-	-	-	-	-	-	-	-
SOYA BEANS.....	Kg	-	-	-	-	-	-	-	-	-
LENTILS.....	Kg	-	-	-	-	-	11.86	10.24	-	11.05
HARICOT BEANS.....	Kg	-	-	-	-	-	-	-	-	-

Table 4: Average Producers' Prices of Agricultural Products in Rural Areas by Zone, Somali and Benishangul-Gumuz Regions (Cont'd)

August
Nehase 2012
2004

PRICE IN BIRR										
KILLIL AND ZONES										
ITEM	UNIT	SOMALI			Somali Average	BENISHANGUL-GUMUZ				Benishangul -Gumuz Average
		Shinile	Jig Jiga	Liben		Metekel	Asosa	Kamashi	Maokomo Special	
LIMA BEANS.....	Kg	-	-	-	-	8.00	-	-	-	8.00
VETCH.....	Kg	-	-	-	-	-	-	-	-	-
FENUGREEK.....	Kg	-	-	-	-	-	-	-	-	-
OIL SEEDS										
NIGER SEED.....	Kg	-	-	-	-	10.00	-	-	-	10.00
LINSEED WHITE.....	Kg	-	-	-	-	-	-	-	-	-
LINSEED BLACK.....	Kg	-	-	-	-	-	-	-	-	-
SESAME SEED.....	Kg	-	-	-	-	15.00	-	16.01	-	15.51
SUNFLOWER.....	Kg	-	-	-	-	3.00	-	-	-	3.00
RAPE SEED.....	Kg	-	-	-	-	-	-	-	-	-
CASTOR BEANS.....	Kg	-	-	-	-	-	8.62	-	-	8.62
GROUND NUTS.....	Kg	-	-	-	-	14.28	-	-	-	14.28
VEGETABLES										
ETHIOPIAN KALE.....	Kg	-	-	-	-	.32	1.45	-	.86	1.06
CABBAGE.....	Kg	-	-	-	-	-	2.40	-	-	2.40
LETTUCE.....	Kg	-	-	-	-	-	-	-	-	-
SPINACH.....	Kg	-	-	-	-	-	-	-	-	-
CARROT.....	Kg	-	-	-	-	-	-	-	-	-
TOMATO.....	Kg	-	-	-	-	-	-	-	4.55	4.55
ONION.....	Kg	-	-	-	-	-	-	-	-	-
GARLIC.....	Kg	-	-	-	-	-	-	-	-	-
PEPPER GREEN.....	Kg	-	-	-	-	-	10.56	-	-	10.56
GREEN PEAS.....	Kg	-	-	-	-	-	-	-	-	-
BEET ROOT.....	Kg	-	-	-	-	-	-	-	-	-
CAULIFLOWER.....	Kg	-	-	-	-	-	-	-	-	-
PUMPKIN.....	Kg	-	-	-	-	-	-	-	1.57	1.57
SUGAR CANE.....	Kg	-	-	-	-	2.50	-	1.81	-	2.22

Table 4: Average Producers' Prices of Agricultural Products in Rural Areas by Zone, Somale and Benishangul-Gumuz Regions (Cont'd)

August
Nehase

2012
2004

P R I C E I N B I R R										
K I L L I L A N D Z O N E S										
ITEM	UNIT	S O M A L I			Somali Average	B E N I S H A N G U L - G U M U Z			Benishangul -Gumuz Average	
		Shinile	Jig Jiga	Liben		Metekel	Asosa	Kamashi		Maakomo Special
FRUITS										
BANANA.....	Kg	-	-	-	-	3.91	4.76	3.05	5.56	3.82
ORANGE.....	Kg	8.67	-	-	8.67	-	-	-	-	-
LEMON.....	Kg	3.39	-	-	3.39	-	-	-	-	-
MANDARINE.....	Kg	-	-	-	-	-	-	-	-	-
PAPAYA.....	Kg	-	-	-	-	-	-	-	-	-
GRAPES.....	Kg	-	-	-	-	-	-	-	-	-
MANGO.....	Kg	-	-	-	-	-	-	-	-	-
GUAVA.....	Kg	-	-	-	-	-	-	-	-	-
AVOCADO.....	Kg	-	-	-	-	-	-	-	-	-
CITRON.....	Kg	-	-	-	-	-	-	-	-	-
PINE APPLE.....	Kg	-	-	-	-	-	-	-	-	-
CACTUS /BELES/.....	Kg	-	-	-	-	-	-	-	-	-
POTATOES AND OTHER TUBERS										
POTATO.....	Kg	-	-	-	-	-	4.85	-	3.92	4.39
SWEET POTATO.....	Kg	-	-	-	-	-	-	-	-	-
'KOCHO'/UNPROCESSED/.....	Kg	-	-	-	-	-	-	-	-	-
'BULA'.....	Kg	-	-	-	-	-	-	-	-	-
'GODERE'.....	Kg	-	-	-	-	-	-	-	-	-
SPICES										
PEPPER WHOLE.....	Kg	-	-	-	-	-	16.33	-	-	16.33
GINGER /NOT DRY/.....	Kg	-	-	-	-	-	-	-	-	-
WHITE CUMIN.....	Kg	-	-	-	-	-	-	-	-	-
BLACK CUMIN.....	Kg	-	-	-	-	-	-	-	-	-
TUMERIC /UNMILLED/.....	Kg	-	-	-	-	-	-	-	-	-
CARDAMON.....	Kg	-	-	-	-	-	-	-	-	-
FENUGREEK.....	Kg	-	-	-	-	-	-	-	-	-

Table 4: Average Producers' Prices of Agricultural Products in Rural Areas by Zone, Somali and Benishangul-Gumuz Regions (Cont'd)

August 2012
Nehase 2004

P R I C E I N B I R R										
K I L L I L A N D Z O N E S										
ITEM	UNIT	S O M A L I			Somali Average	B E N I S H A N G U L - G U M U Z				Benishangul -Gumuz Average
		Shinile	Jig Jiga	Liben		Metekel	Asosa	Kamashi	Maokomo Special	
CHILLIES.....	Kg	-	-	-	-	11.81	-	15.08	-	13.77
CORIANDER.....	Kg	-	-	-	-	-	-	-	-	-
'SENAFICH'.....	Kg	-	-	-	-	-	-	-	-	-
BASIL /DRY/.....	Kg	-	-	-	-	-	-	-	-	-
SAVORY /DRY/.....	Kg	-	-	-	-	-	-	-	-	-
RUE /NOT DRY/.....	Kg	-	-	-	-	-	-	-	-	-
L I V E S T O C K										
SHEEP/CASTRATED/.....	No	-	-	892.00	892.00	1392.50	-	-	-	1392.50
LAMB.....	No	-	-	591.67	591.67	615.00	650.00	405.00	-	538.00
OTHER SHEEP/10-15kg/.....	No	575.00	666.67	-	630.00	580.00	-	600.00	375.00	502.00
GOAT/CASTRATED/.....	No	925.00	-	-	925.00	1340.00	-	-	600.00	1192.00
GOAT KID.....	No	316.67	676.67	660.42	533.54	485.00	450.00	356.82	300.00	421.55
OTHER GOAT/10-15kg/.....	No	536.67	575.33	375.00	490.98	-	-	560.00	406.67	468.00
CALF/1-2Years/.....	No	-	1250.00	-	1250.00	2260.00	-	1400.00	-	1830.00
HEIFER/2-4Years/.....	No	-	3000.00	2675.00	2837.50	2300.00	-	-	-	2300.00
COW/4 Years & Above/.....	No	-	4500.00	3140.00	3820.00	4070.00	3200.00	-	3550.00	3831.25
BULL/2-4Years/.....	No	-	3000.00	4000.00	3500.00	3020.00	-	-	-	3020.00
OX/4 Years & Above/.....	No	-	-	6925.00	6925.00	5020.00	5300.00	-	-	5100.00
PULLET/LOCAL/.....	No	-	-	-	-	38.75	42.17	42.25	35.50	40.25
HEN/LOCAL/.....	No	-	-	30.00	30.00	59.88	62.90	53.38	48.33	57.93
COCKEREL/LOCAL/.....	No	-	-	-	-	45.00	44.38	48.33	36.00	44.13
COCK/LOCAL/.....	No	-	-	38.33	38.33	74.75	85.92	71.11	69.00	77.47
D R A U G H T A N I M A L S										
DONKEY /MALE/.....	No	-	1300.00	-	1300.00	-	1400.00	-	1175.00	1250.00
HORSE /MALE/.....	No	-	-	-	-	-	-	-	-	-
MULE /MALE/.....	No	-	-	-	-	-	-	-	-	-
CAMEL /MALE/.....	No	-	-	5766.67	5766.67	-	-	-	-	-

Table 4: Average Producers' Prices of Agricultural Products in Rural Areas by Zone, Somale and Benishangul-Gumuz Regions (Cont'd)

August
Nehase 2012
2004

P R I C E I N B I R R										
K I L L I L A N D Z O N E S										
ITEM	UNIT	S O M A L I			Somali Average	B E N I S H A N G U L - G U M U Z				Benishangul -Gumuz Average
		Shinile	Jig Jiga	Liben		Metekel	Asosa	Kamashi	Maakomo Special	
DAIRY PRODUCTS & EGGS										
MILK/UNPASTEURIZED/.....	Lt	14.29	11.11	-	12.70	-	-	-	-	-
BUTTER/UNREFINED/.....	Kg	-	-	-	-	69.30	81.01	86.37	72.02	78.66
CHEESE/COTTAGE/.....	Kg	-	-	-	-	7.39	-	-	-	7.39
EGGS/LOCAL/.....	DOZEN	22.50	-	20.00	21.43	25.50	27.90	22.00	24.00	26.19
HIDES AND SKINS										
BOVINE HIDES.....	No	-	-	-	-	-	-	-	-	-
SHEEP SKINS/DRY/.....	No	-	-	20.00	20.00	-	-	-	-	-
GOAT SKINS/DRY/.....	No	-	-	20.00	20.00	-	-	-	-	-
OTHERS										
BUCKTHORN LEAVES/DRIED/.....	Kg	-	-	-	-	20.00	-	-	-	20.00
'CHAT'.....	Kg	35.63	-	-	35.63	-	25.29	-	-	25.29
COFFEE BEANS.....	Kg	-	-	-	-	81.50	-	-	37.50	66.83
COFFEE WHOLE.....	Kg	-	-	-	-	-	-	-	-	-
HONEY /NOT REFINED/.....	Kg	-	-	-	-	23.00	-	22.97	25.00	23.49

Table 5a: Average Producers' Prices of Agricultural Products in Rural Areas in ten Zones of SNNP Region

Crop	Zones									
	1	2	3	4	5	6	7	8	9	10
Wheat	10.25	11.50	12.75	14.00	15.25	16.50	17.75	19.00	20.25	21.50
Maize	8.50	9.75	11.00	12.25	13.50	14.75	16.00	17.25	18.50	19.75
Teff	12.00	13.25	14.50	15.75	17.00	18.25	19.50	20.75	22.00	23.25
Barley	9.00	10.25	11.50	12.75	14.00	15.25	16.50	17.75	19.00	20.25
Beans	7.50	8.75	10.00	11.25	12.50	13.75	15.00	16.25	17.50	18.75
Peas	6.00	7.25	8.50	9.75	11.00	12.25	13.50	14.75	16.00	17.25
Onions	11.00	12.25	13.50	14.75	16.00	17.25	18.50	19.75	21.00	22.25
Potatoes	13.00	14.25	15.50	16.75	18.00	19.25	20.50	21.75	23.00	24.25
Garlic	15.00	16.25	17.50	18.75	20.00	21.25	22.50	23.75	25.00	26.25
Tomatoes	10.00	11.25	12.50	13.75	15.00	16.25	17.50	18.75	20.00	21.25
Carrots	8.00	9.25	10.50	11.75	13.00	14.25	15.50	16.75	18.00	19.25
Spinach	9.00	10.25	11.50	12.75	14.00	15.25	16.50	17.75	19.00	20.25
Broccoli	12.00	13.25	14.50	15.75	17.00	18.25	19.50	20.75	22.00	23.25
Cauliflower	11.00	12.25	13.50	14.75	16.00	17.25	18.50	19.75	21.00	22.25
Cucumbers	7.00	8.25	9.50	10.75	12.00	13.25	14.50	15.75	17.00	18.25
Eggplants	8.00	9.25	10.50	11.75	13.00	14.25	15.50	16.75	18.00	19.25
Peppers	9.00	10.25	11.50	12.75	14.00	15.25	16.50	17.75	19.00	20.25
Watermelons	10.00	11.25	12.50	13.75	15.00	16.25	17.50	18.75	20.00	21.25
Melons	11.00	12.25	13.50	14.75	16.00	17.25	18.50	19.75	21.00	22.25
Apples	12.00	13.25	14.50	15.75	17.00	18.25	19.50	20.75	22.00	23.25
Pears	11.00	12.25	13.50	14.75	16.00	17.25	18.50	19.75	21.00	22.25
Oranges	13.00	14.25	15.50	16.75	18.00	19.25	20.50	21.75	23.00	24.25
Lemons	14.00	15.25	16.50	17.75	19.00	20.25	21.50	22.75	24.00	25.25
Strawberries	15.00	16.25	17.50	18.75	20.00	21.25	22.50	23.75	25.00	26.25
Blueberries	16.00	17.25	18.50	19.75	21.00	22.25	23.50	24.75	26.00	27.25
Raspberries	17.00	18.25	19.50	20.75	22.00	23.25	24.50	25.75	27.00	28.25
Blackberries	18.00	19.25	20.50	21.75	23.00	24.25	25.50	26.75	28.00	29.25
Cherries	19.00	20.25	21.50	22.75	24.00	25.25	26.50	27.75	29.00	30.25
Peaches	20.00	21.25	22.50	23.75	25.00	26.25	27.50	28.75	30.00	31.25
Plums	21.00	22.25	23.50	24.75	26.00	27.25	28.50	29.75	31.00	32.25
Apricots	22.00	23.25	24.50	25.75	27.00	28.25	29.50	30.75	32.00	33.25
Almonds	23.00	24.25	25.50	26.75	28.00	29.25	30.50	31.75	33.00	34.25
Pistachios	24.00	25.25	26.50	27.75	29.00	30.25	31.50	32.75	34.00	35.25
Walnuts	25.00	26.25	27.50	28.75	30.00	31.25	32.50	33.75	35.00	36.25
Cashews	26.00	27.25	28.50	29.75	31.00	32.25	33.50	34.75	36.00	37.25
Coconuts	27.00	28.25	29.50	30.75	32.00	33.25	34.50	35.75	37.00	38.25
Avocados	28.00	29.25	30.50	31.75	33.00	34.25	35.50	36.75	38.00	39.25
Guavas	29.00	30.25	31.50	32.75	34.00	35.25	36.50	37.75	39.00	40.25
Papayas	30.00	31.25	32.50	33.75	35.00	36.25	37.50	38.75	40.00	41.25
Mangoes	31.00	32.25	33.50	34.75	36.00	37.25	38.50	39.75	41.00	42.25
Jackfruits	32.00	33.25	34.50	35.75	37.00	38.25	39.50	40.75	42.00	43.25
Guavas	33.00	34.25	35.50	36.75	38.00	39.25	40.50	41.75	43.00	44.25
Starfruits	34.00	35.25	36.50	37.75	39.00	40.25	41.50	42.75	44.00	45.25
Jackfruits	35.00	36.25	37.50	38.75	40.00	41.25	42.50	43.75	45.00	46.25
Jackfruits	36.00	37.25	38.50	39.75	41.00	42.25	43.50	44.75	46.00	47.25
Jackfruits	37.00	38.25	39.50	40.75	42.00	43.25	44.50	45.75	47.00	48.25
Jackfruits	38.00	39.25	40.50	41.75	43.00	44.25	45.50	46.75	48.00	49.25
Jackfruits	39.00	40.25	41.50	42.75	44.00	45.25	46.50	47.75	49.00	50.25
Jackfruits	40.00	41.25	42.50	43.75	45.00	46.25	47.50	48.75	50.00	51.25
Jackfruits	41.00	42.25	43.50	44.75	46.00	47.25	48.50	49.75	51.00	52.25
Jackfruits	42.00	43.25	44.50	45.75	47.00	48.25	49.50	50.75	52.00	53.25
Jackfruits	43.00	44.25	45.50	46.75	48.00	49.25	50.50	51.75	53.00	54.25
Jackfruits	44.00	45.25	46.50	47.75	49.00	50.25	51.50	52.75	54.00	55.25
Jackfruits	45.00	46.25	47.50	48.75	50.00	51.25	52.50	53.75	55.00	56.25
Jackfruits	46.00	47.25	48.50	49.75	51.00	52.25	53.50	54.75	56.00	57.25
Jackfruits	47.00	48.25	49.50	50.75	52.00	53.25	54.50	55.75	57.00	58.25
Jackfruits	48.00	49.25	50.50	51.75	53.00	54.25	55.50	56.75	58.00	59.25
Jackfruits	49.00	50.25	51.50	52.75	54.00	55.25	56.50	57.75	59.00	60.25
Jackfruits	50.00	51.25	52.50	53.75	55.00	56.25	57.50	58.75	60.00	61.25
Jackfruits	51.00	52.25	53.50	54.75	56.00	57.25	58.50	59.75	61.00	62.25
Jackfruits	52.00	53.25	54.50	55.75	57.00	58.25	59.50	60.75	62.00	63.25
Jackfruits	53.00	54.25	55.50	56.75	58.00	59.25	60.50	61.75	63.00	64.25
Jackfruits	54.00	55.25	56.50	57.75	59.00	60.25	61.50	62.75	64.00	65.25
Jackfruits	55.00	56.25	57.50	58.75	60.00	61.25	62.50	63.75	65.00	66.25
Jackfruits	56.00	57.25	58.50	59.75	61.00	62.25	63.50	64.75	66.00	67.25
Jackfruits	57.00	58.25	59.50	60.75	62.00	63.25	64.50	65.75	67.00	68.25
Jackfruits	58.00	59.25	60.50	61.75	63.00	64.25	65.50	66.75	68.00	69.25
Jackfruits	59.00	60.25	61.50	62.75	64.00	65.25	66.50	67.75	69.00	70.25
Jackfruits	60.00	61.25	62.50	63.75	65.00	66.25	67.50	68.75	70.00	71.25
Jackfruits	61.00	62.25	63.50	64.75	66.00	67.25	68.50	69.75	71.00	72.25
Jackfruits	62.00	63.25	64.50	65.75	67.00	68.25	69.50	70.75	72.00	73.25
Jackfruits	63.00	64.25	65.50	66.75	68.00	69.25	70.50	71.75	73.00	74.25
Jackfruits	64.00	65.25	66.50	67.75	69.00	70.25	71.50	72.75	74.00	75.25
Jackfruits	65.00	66.25	67.50	68.75	70.00	71.25	72.50	73.75	75.00	76.25
Jackfruits	66.00	67.25	68.50	69.75	71.00	72.25	73.50	74.75	76.00	77.25
Jackfruits	67.00	68.25	69.50	70.75	72.00	73.25	74.50	75.75	77.00	78.25
Jackfruits	68.00	69.25	70.50	71.75	73.00	74.25	75.50	76.75	78.00	79.25
Jackfruits	69.00	70.25	71.50	72.75	74.00	75.25	76.50	77.75	79.00	80.25
Jackfruits	70.00	71.25	72.50	73.75	75.00	76.25	77.50	78.75	80.00	81.25
Jackfruits	71.00	72.25	73.50	74.75	76.00	77.25	78.50	79.75	81.00	82.25
Jackfruits	72.00	73.25	74.50	75.75	77.00	78.25	79.50	80.75	82.00	83.25
Jackfruits	73.00	74.25	75.50	76.75	78.00	79.25	80.50	81.75	83.00	84.25
Jackfruits	74.00	75.25	76.50	77.75	79.00	80.25	81.50	82.75	84.00	85.25
Jackfruits	75.00	76.25	77.50	78.75	80.00	81.25	82.50	83.75	85.00	86.25
Jackfruits	76.00	77.25	78.50	79.75	81.00	82.25	83.50	84.75	86.00	87.25
Jackfruits	77.00	78.25	79.50	80.75	82.00	83.25	84.50	85.75	87.00	88.25
Jackfruits	78.00	79.25	80.50	81.75	83.00	84.25	85.50	86.75	88.00	89.25
Jackfruits	79.00	80.25	81.50	82.75	84.00	85.25	86.50	87.75	89.00	90.25
Jackfruits	80.00	81.25	82.50	83.75	85.00	86.25	87.50	88.75	90.00	91.25
Jackfruits	81.00	82.25	83.50	84.75	86.00	87.25	88.50	89.75	91.00	92.25
Jackfruits	82.00	83.25	84.50	85.75	87.00	88.25	89.50	90.75	92.00	93.25
Jackfruits	83.00	84.25	85.50	86.75	88.00	89.25	90.50	91.75	93.00	94.25
Jackfruits	84.00	85.25	86.50	87.75	89.00	90.25	91.50	92.75	94.00	95.25
Jackfruits	85.00	86.25	87.50	88.75	90.00	91.25	92.50	93.75	95.00	96.25
Jackfruits	86.00	87.25	88.50	89.75	91.00	92.25	93.50	94.75	96.00	97.25
Jackfruits	87.00	88.25	89.50	90.75	92.00	93.25	94.50	95.75	97.00	98.25
Jackfruits	88.00	89.25	90.50	91.75	93.00	94.25				




Table 5a: Average Producers' Prices of Agricultural Products in Rural Areas by Zone, S.N.N.P.R Region (Cont'd)

August
Nehase

2012
2004

		P R I C E I N B I R R									
		K I L L I L A N D Z O N E S									
		S O U T H E R N N A T I O N S , N A T I O N A L I T I E S A N D P E O P L E S '									
ITEM	UNIT	Gurage	Hadiya	Kembata Tembaro	Sidama	Gedeo	Wolayita	South Omo	Shaka	Kaffa	Gamogofa
		CEREALS UNMILLED									
'TEFF' WHITE	Kg	-	-	10.35	-	-	-	-	-	9.73	10.88
'TEFF' MIXED	Kg	12.00	12.60	11.90	-	-	-	-	8.06	8.78	11.12
'TEFF' BLACK	Kg	-	-	-	-	-	-	-	-	11.00	8.96
WHEAT WHITE	Kg	7.66	6.28	6.49	-	-	-	5.09	-	8.50	9.07
WHEAT MIXED	Kg	-	-	-	-	-	-	-	-	-	9.81
WHEAT BLACK	Kg	-	-	-	5.25	-	-	6.10	-	7.97	8.71
BARLEY WHITE	Kg	8.85	7.00	-	-	5.26	-	-	-	5.95	7.62
BARLEY MIXED	Kg	-	-	-	-	-	-	5.00	-	6.55	-
BARLEY BLACK	Kg	7.92	-	-	-	-	-	-	-	-	-
BARLEY /FOR BEER/	Kg	-	-	-	-	-	-	-	-	-	-
'SENEF KOLO GEBIS'	Kg	-	-	-	5.48	-	-	5.33	4.85	5.08	5.32
MAIZE	Kg	-	-	-	-	-	-	-	-	5.26	-
DURRAH	Kg	-	-	-	-	-	-	-	-	4.56	-
AFRICAN MILLET	Kg	-	-	-	-	-	-	-	-	-	-
SORGHUM YELLOW	Kg	-	-	-	-	-	-	-	-	-	-
SORGHUM WHITE	Kg	-	-	-	-	-	-	5.11	-	5.37	6.99
SORGHUM RED	Kg	-	-	-	-	-	-	3.80	4.46	5.21	-
SORGHUM MIXED	Kg	-	-	-	-	-	-	-	-	-	-
OATS WITH COVER	Kg	-	-	-	-	-	-	-	-	-	-
RICE /LOCAL/	Kg	-	-	-	-	-	-	-	-	-	-
HULLED BERLEY /'TEMEZH'/	Kg	-	-	-	-	-	-	-	-	-	-
PULSES UNMILLED											
HORSE BEANS	Kg	-	-	9.40	7.95	-	-	10.32	11.05	10.15	10.70
CHICK PEAS	Kg	-	-	-	-	-	-	-	12.70	-	-
PEAS WHITE	Kg	-	-	-	-	-	-	-	-	12.04	-
PEAS MIXED	Kg	-	-	-	-	-	-	-	-	10.25	-
SOYA BEANS	Kg	-	-	-	-	-	-	-	-	-	-
LENTILS	Kg	-	-	-	-	-	-	-	-	5.83	-
HARICOT BEANS	Kg	-	6.00	-	7.50	-	10.72	-	-	7.88	6.14
LIMA BEANS	Kg	-	-	-	-	-	-	-	-	-	-

Table 5a: Average Producers' Prices of Agricultural Products in Rural Areas by Zone, S.N.N.P.R Region (Cont'd)

August
Nehase

2012
2004

PRICE IN BIRR

		KILLIL AND ZONES									
		SOUTHERN NATIONS, NATIONALITIES AND PEOPLES'									
ITEM	UNIT	Gurage	Hadiya	Kembata Tembaro	Sidama	Gedeo	Wolayita	South Omo	Shaka	Keffa	Gamogofa
VETCH.....	Kg	-	-	-	-	-	-	-	-	-	-
FENUGREEK.....	Kg	-	-	-	-	-	-	-	-	-	-
OIL SEEDS											
NIGER SEED.....	Kg	-	-	-	-	-	-	-	-	-	-
LINSEED WHITE.....	Kg	-	-	-	-	-	-	-	-	-	-
LINSEED BLACK.....	Kg	-	-	-	-	-	-	-	-	-	-
SESAME SEED.....	Kg	-	-	-	-	-	-	-	-	-	-
SUNFLOWER.....	Kg	-	-	-	-	-	-	-	-	-	-
RAPE SEED.....	Kg	-	-	-	-	-	-	-	-	-	-
CASTOR BEANS.....	Kg	-	-	-	-	-	-	-	-	-	-
GROUND NUTS.....	Kg	-	-	-	-	-	-	-	-	-	19.88
VEGETABLES											
ETHIOPIAN KALE.....	Kg	1.40	3.18	1.39	.80	.95	1.40	1.60	1.67	1.46	.79
CABBAGE.....	Kg	2.07	-	2.04	-	-	-	-	-	-	-
LETTUCE.....	Kg	-	-	-	-	-	-	-	-	-	-
SPINACH.....	Kg	-	-	-	-	-	-	-	-	-	-
CARROT.....	Kg	-	-	-	-	-	-	-	-	-	-
TOMATO.....	Kg	-	-	-	-	-	-	2.06	-	-	-
ONION.....	Kg	-	-	-	-	-	-	8.79	-	12.62	8.04
GARLIC.....	Kg	-	-	-	-	-	-	25.27	-	35.79	-
PEPPER GREEN.....	Kg	5.70	-	-	-	-	-	2.81	-	6.61	16.18
GREEN PEAS.....	Kg	-	-	-	-	-	-	-	-	-	-
BET ROOT.....	Kg	-	-	-	-	-	-	-	-	4.45	-
CAULIFLOWER.....	Kg	-	-	-	-	-	-	-	-	2.39	-
PUMPKIN.....	Kg	-	-	-	-	-	-	-	-	3.33	-
SUGAR CANE.....	Kg	-	-	-	-	-	-	2.55	-	1.38	2.47

Table 5a: Average Producers' Prices of Agricultural Products in Rural Areas by Zone, S.N.N.P.R Region (Cont'd)

August
Nehase2012
2004

P R I C E I N B I R R

		K I L L I L A N D Z O N E S									
ITEM	UNIT	S O U T H E R N N A T I O N A L I T I E S A N D P E O P L E S'									
		Gurage	Hadiya	Kembata Tembaro	Sidama	Gedeo	Wolayita	South Omo	Shaka	Kaffa	Gamogofa
FRUITS											
BANANA.....	Kg	-	5.50	-	-	4.00	2.91	2.87	4.28	2.67	3.49
ORANGE.....	Kg	-	-	-	-	-	-	-	-	-	-
LEMON.....	Kg	-	-	-	-	-	-	2.25	-	1.75	-
MANDARINE.....	Kg	-	-	-	-	-	-	-	-	-	-
PAPAYA.....	Kg	4.13	-	-	-	-	-	2.50	2.47	2.89	1.87
GRAPES.....	Kg	-	-	-	-	-	-	-	-	-	-
MANGO.....	Kg	3.23	-	-	-	-	1.67	-	-	-	-
GUAVA.....	Kg	-	-	-	-	-	-	-	-	-	-
AVOCADO.....	Kg	3.33	6.00	-	-	3.16	2.43	-	4.11	-	-
CITRON.....	Kg	-	-	-	-	-	-	-	-	-	-
PINE APPLE.....	Kg	-	-	-	-	-	-	-	4.29	-	-
CACTUS /BELES/.....	Kg	-	-	-	-	-	-	-	-	-	-
POTATOES AND OTHER TUBERS											
POTATO.....	Kg	1.92	1.60	1.46	1.28	1.63	-	2.93	3.35	5.95	1.34
SWEET POTATO.....	Kg	-	-	-	-	-	-	-	-	-	1.24
'KOCHO'/UNPROCESSED/.....	Kg	3.83	5.27	2.07	3.25	2.45	-	1.98	1.04	2.55	2.12
'BULA'.....	Kg	-	5.77	-	-	-	-	-	-	-	-
'GODERE'.....	Kg	-	-	-	-	-	-	1.80	-	1.89	-
SPICES											
PEPPER WHOLE.....	Kg	-	-	-	-	-	-	-	-	-	-
GINGER /NOT DRY/.....	Kg	-	-	-	-	-	-	-	-	-	-
WHITE CUMIN.....	Kg	-	-	-	-	-	-	2.89	-	-	-
BLACK CUMIN.....	Kg	-	-	-	-	-	-	-	-	-	-
TUMERIC /UNMILLED/.....	Kg	-	-	-	-	-	-	-	4.00	-	-
CARDAMON.....	Kg	-	-	-	-	-	-	-	-	-	-
FENUGREEK.....	Kg	-	-	-	-	-	-	-	-	-	-
CHILLIES.....	Kg	-	-	-	-	-	-	-	-	-	-
CORIANDER.....	Kg	-	-	-	-	-	11.11	-	-	-	-

Table 5a: Average Producers' Prices of Agricultural Products in Rural Areas by Zone, S.N.N.P.R Region (Cont'd)

August
Nehase

2012
2004

		PRICE IN BIRR									
		KILLIL AND ZONES									
ITEM	UNIT	SOUTHERN NATIONS, NATIONALITIES AND PEOPLES'									
		Gurage	Hadiya	Kembata Tembaro	Sidama	Gedeo	Wolayita	South Omo	Shaka	Kaffa	Gamogofa
'SENAFICH'.....	Kg	-	-	-	-	-	-	-	-	-	-
BASIL /DRY/.....	Kg	-	-	-	-	-	14.29	-	-	-	-
SAVORY /DRY/.....	Kg	-	-	-	-	-	-	-	-	-	-
RUE /NOT DRY/.....	Kg	5.56	-	-	-	-	-	1.59	-	-	-
LIVESTOCK											
SHEEP/CASTRATED/.....	No	-	983.33	1100.00	-	-	750.00	652.50	-	1171.25	1100.00
LAMB.....	No	320.00	517.50	560.00	400.00	462.50	304.38	265.75	-	470.11	903.00
OTHER SHEEP/10-15Kg/.....	No	623.33	325.00	315.00	480.00	576.67	435.83	448.00	420.00	352.67	447.50
GOAT/CASTRATED/.....	No	-	500.00	-	950.00	-	640.00	550.00	-	780.00	646.67
GOAT KID.....	No	-	-	580.00	400.00	300.00	337.50	311.00	-	317.69	330.00
OTHER GOAT/10-15Kg/.....	No	586.25	-	642.50	273.33	-	454.17	440.00	360.00	-	398.75
CALF/1-2Years/.....	No	-	400.00	560.00	850.00	-	675.00	570.00	950.00	1216.67	625.00
HEIFER/2-4Years/.....	No	1860.00	1028.00	1462.50	2115.45	-	1790.00	1591.67	1350.00	1985.71	1851.43
COW/4 Years & Above/.....	No	2900.00	2040.00	2468.57	2608.00	-	3275.00	3006.67	2516.67	2775.38	3297.00
BULL/2-4Years/.....	No	2000.00	1245.00	1325.00	1265.00	-	900.00	1703.33	2020.00	2346.00	1945.00
OX/4 Years & Above/.....	No	-	2980.00	2587.50	3460.00	4333.33	4838.46	4300.00	3150.00	5116.33	4685.45
PULLET/LOCAL/.....	No	41.14	20.83	38.00	24.20	25.50	26.00	20.00	-	30.91	26.33
HEN/LOCAL/.....	No	49.75	36.83	49.40	33.70	47.20	44.75	31.73	78.33	39.78	40.91
COCKEREL/LOCAL/.....	No	40.00	21.00	39.00	33.25	-	39.00	21.00	70.00	33.00	32.13
COCK/LOCAL/.....	No	61.50	50.00	60.50	54.30	67.50	68.00	46.60	93.33	61.75	61.38
DRAUGHT ANIMALS											
DONKEY /MALE/.....	No	-	-	-	-	-	1400.00	-	-	-	-
HORSE /MALE/.....	No	-	-	-	-	-	-	-	-	3000.00	-
MULE /MALE/.....	No	-	-	-	-	-	-	-	-	-	-
CAMEL /MALE/.....	No	-	-	-	-	-	-	-	-	-	-

Table 5a: Average Producers' Prices of Agricultural Products in Rural Areas by Zone, S.N.N.P.R Region (Cont'd)

August
Nehase

2012
2004

PRICE IN BIRR

ITEM	UNIT	K I L L I L A N D Z O N E S									
		S O U T H E R N N A T I O N S , N A T I O N A L I T I E S A N D P E O P L E S '									
		Gurage	Hadiya	Kembata Tembaro	Sidama	Gedeo	Wolayita	South Omo	Shaka	Kaffa	Gamogofa
DAIRY PRODUCTS & EGGS											
MILK/UNPASTEURIZED/.....	Lt	11.00	8.32	-	6.17	-	-	-	-	6.12	-
BUTTER/UNREFINED/.....	Kg	103.34	100.00	89.60	83.03	-	96.66	59.04	-	80.63	98.41
CHEESE/COTTAGE/.....	Kg	35.90	28.07	20.28	-	-	11.65	-	-	14.62	14.75
EGGS/LOCAL/.....	DOZEN	20.73	19.29	14.98	17.54	18.82	17.70	17.15	28.50	22.65	17.44
HIDES AND SKINS											
BOVINE HIDES/.....	No	-	-	-	-	-	-	50.00	-	45.00	-
SHEEP SKINS/DRY/.....	No	-	-	-	-	-	-	-	-	-	-
GOAT SKINS/DRY/.....	No	-	-	-	-	-	-	-	-	-	-
OTHERS											
BUCKTHORN LEAVES/DRIED/.....	Kg	15.64	-	-	-	-	11.43	-	-	-	12.51
'CHAT'/.....	Kg	17.46	-	-	-	52.00	-	-	37.68	43.55	-
COFFEE BEANS/.....	Kg	-	-	-	25.00	19.78	30.00	25.00	20.00	17.18	-
COFFEE WHOLE/.....	Kg	-	-	-	-	-	30.00	39.00	30.00	39.50	-
HONEY /NOT REFINED/.....	Kg	-	-	30.12	-	-	-	-	-	-	-

Year: 2011
2012

S. N. P. R. 1 2 3 4 5 6 7 8 9 10 11 12

Crop	2011		2012		Average
	Price (Birr/100kg)	Quantity (100kg)	Price (Birr/100kg)	Quantity (100kg)	
Wheat	10.50	15.00	11.00	15.00	10.75
Maize	8.50	12.00	9.00	12.00	8.75
Barley	6.50	8.00	7.00	8.00	6.75
Teff	5.50	7.00	6.00	7.00	5.75
... (other crops)

Table 5b: Average Producers' Prices of Agricultural Products in Rural Areas of Special Weredas/Zones of SNNP Region

Source: SNNP Regional Office, Addis Ababa, 2012

Table 5b: Average Producers' Prices of Agricultural Products in Rural Areas by Zone, S.N.N.P.R Region (Cont'd)

August
Nehase 2012
2004

PRICE IN B I R R

K I L L I L A N D Z O N E S													
S O U T H E R N N A T I O N S , N A T I O N A L I T I E S A N D P E O P L E S'													
ITEM	UNIT	Bench	Yem	Amaro	Burji	Konso	Dirashe	Dawro	Basketo	Konta	Silte	Alaba	SNNPR Average
		Maji Wereda	Spec. Wereda	Spec. Wereda	Spec. Wereda	Spec. Wereda	Special Wereda	Zone	Special Wereda	Special Wereda	Zone	Special Wereda	

CEREALS UNMILLED

'TEFF' WHITE.....	Kg	-	9.17	-	13.00	-	11.06	10.75	-	-	12.83	13.00	10.89
'TEFF' MIXED.....	Kg	-	8.67	9.25	12.00	-	12.76	10.29	13.33	-	11.54	-	10.74
'TEFF' BLACK.....	Kg	10.43	-	-	-	-	-	9.52	-	-	9.78	-	10.25
WHEAT WHITE.....	Kg	-	6.25	-	-	-	-	8.31	-	-	6.46	-	7.36
WHEAT MIXED.....	Kg	6.32	6.73	-	6.60	-	-	7.31	-	-	-	-	6.97
WHEAT BLACK.....	Kg	-	-	-	-	-	-	-	6.25	-	-	-	6.25
BARLEY WHITE.....	Kg	-	8.17	-	-	-	-	6.00	-	-	-	-	7.33
BARLEY MIXED.....	Kg	5.25	8.48	-	6.34	9.09	-	6.40	-	-	-	-	6.89
BARLEY BLACK.....	Kg	5.37	-	-	-	-	-	-	-	-	-	-	6.23
BARLEY /FOR BEER/.....	Kg	-	-	-	-	-	-	-	-	-	-	-	-
'SENEF KOLO GEBIS'.....	Kg	-	-	-	-	-	-	-	-	-	-	-	-
MAIZE.....	Kg	4.41	-	-	-	-	5.24	4.51	5.62	-	5.60	5.48	4.97
DURRAH.....	Kg	-	-	-	-	-	4.08	-	-	-	-	-	4.67
AFRICAN MILLET.....	Kg	-	-	-	-	-	-	-	-	-	-	-	4.56
SORGHUM YELLOW.....	Kg	-	-	-	-	-	-	-	-	-	-	-	-
SORGHUM WHITE.....	Kg	4.66	-	-	-	-	-	-	-	-	-	-	4.66
SORGHUM RED.....	Kg	3.89	-	-	-	-	5.73	5.26	-	-	4.96	-	5.16
SORGHUM MIXED.....	Kg	-	-	-	-	3.91	-	-	-	-	-	-	4.31
OATS WITH COVER.....	Kg	-	-	-	-	-	-	-	-	-	-	-	-
RICE /LOCAL/.....	Kg	-	-	-	-	-	-	-	-	-	-	-	-
HULLED BERLEY /'TEMEZH'/.....	Kg	-	-	-	-	-	-	-	-	-	-	-	-

PULSES UNMILLED

HORSE BEANS.....	Kg	9.32	9.71	-	7.63	-	-	8.42	-	8.82	12.99	-	9.44
CHICK PEAS.....	Kg	-	-	-	-	-	-	-	-	-	-	-	-
PEAS WHITE.....	Kg	-	9.38	-	-	-	-	7.00	-	-	-	-	10.28
PEAS MIXED.....	Kg	10.98	9.63	-	10.53	-	-	7.58	-	9.76	-	-	9.97
SOYA BEANS.....	Kg	-	-	-	-	-	-	-	-	-	-	-	-
LENTILS.....	Kg	-	18.75	-	-	-	-	18.52	-	-	-	-	18.80
HARICOT BEANS.....	Kg	6.15	-	-	-	-	-	-	-	-	2.00	3.12	4.19

Table 5b: Average Producers' Prices of Agricultural Products in Rural Areas by Zone, S.N.N.P.R Region (Cont'd)

August
Nehase 2012
2004

PRICE IN BIRR

KILLIL AND ZONES

ITEM	UNIT	SOUTHERN NATIONS, NATIONALITIES AND PEOPLES'										SNNPR Average	
		Bench Maji Wereda	Yem Spec. Wereda	Amaro Spec. Wereda	Burji Spec. Wereda	Konso Spec. Wereda	Dirashe Special Wereda	Dawro Zone	Basketo Special Wereda	Konta Special Wereda	Silte Zone		Alaba Special Wereda
LIMA BEANS.....	Kg	4.22	4.46	6.25	-	6.30	6.82	-	-	2.51	-	-	6.05
VETCH.....	Kg	-	-	-	-	-	-	-	-	-	-	-	-
FENUGREEK.....	Kg	-	30.36	-	-	-	-	-	-	-	27.00	-	28.68
OIL SEEDS													
NIGER SEED.....	Kg	-	-	-	-	-	-	-	-	-	-	-	-
LINSEED WHITE.....	Kg	-	-	-	-	-	-	-	-	-	-	-	-
LINSEED BLACK.....	Kg	-	-	-	-	-	-	-	-	-	-	-	-
SESAME SEED.....	Kg	-	-	-	-	-	-	-	-	-	-	-	-
SUNFLOWER.....	Kg	-	-	-	-	-	-	-	-	-	-	-	-
RAPE SEED.....	Kg	-	-	-	-	-	-	-	-	-	-	-	-
CASTOR BEANS.....	Kg	-	-	-	-	-	-	-	-	-	-	-	-
GROUND NUTS.....	Kg	-	-	-	-	-	-	-	-	-	-	-	19.88
VEGETABLES													
ETHIOPIAN KALE.....	Kg	1.16	.41	2.08	2.42	1.28	1.07	1.92	.30	.55	2.71	2.03	1.33
CABBAGE.....	Kg	-	-	-	-	-	-	-	-	-	-	-	2.05
LETTUCE.....	Kg	-	-	-	-	-	-	-	-	-	-	-	-
SPINACH.....	Kg	-	-	-	-	-	-	-	-	-	-	-	-
CARROT.....	Kg	-	-	-	-	-	-	-	-	-	-	-	-
TOMATO.....	Kg	-	-	-	-	-	-	-	-	-	-	-	-
ONION.....	Kg	5.41	-	-	-	-	-	-	3.45	-	-	-	2.41
GARLIC.....	Kg	16.67	-	-	-	-	-	-	-	6.10	-	-	8.60
PEPPER GREEN.....	Kg	8.97	-	-	-	-	-	-	7.32	-	-	-	26.17
GREEN PEAS.....	Kg	-	-	-	-	-	-	-	3.33	8.33	-	-	7.95
BEET ROOT.....	Kg	-	-	-	-	-	-	-	-	-	-	-	-
CAULIFLOWER.....	Kg	-	-	-	-	-	-	-	-	-	-	-	4.45
PUMPKIN.....	Kg	1.43	-	-	-	-	-	-	-	-	-	-	2.39
SUGAR CANE.....	Kg	.59	-	1.67	-	2.42	-	-	-	-	-	3.00	1.97
													1.76

Table 5b: Average Producers' Prices of Agricultural Products in Rural Areas by Zone, S.N.N.P.R Region (Cont'd)

August
Nehase 2012
2004

PRICE IN BIRR

KILLIL AND ZONES													SNNPR Average
ITEM	UNIT	SOUTHERN NATIONS, NATIONALITIES AND PEOPLES'											
		Bench Maji Wereda	Yem Spec. Wereda	Amaro Spec. Wereda	Burji Spec. Wereda	Konso Spec. Wereda	Dirashe Special Wereda	Dawro Zone	Basketo Special Wereda	Konta Special Wereda	Silte Zone	Alaba Special Wereda	
FRUITS													
BANANA.....	Kg	2.07	-	1.80	-	5.00	-	2.09	2.62	2.47	4.02	-	2.95
ORANGE.....	Kg	-	-	-	-	-	-	-	-	-	-	-	1.95
LEMON.....	Kg	-	-	-	-	-	-	-	-	-	-	-	-
MANDARINE.....	Kg	-	-	-	-	-	-	-	-	-	-	-	2.43
PAPAYA.....	Kg	-	-	1.63	3.25	-	-	-	-	-	-	-	-
GRAPES.....	Kg	-	-	-	-	-	-	-	-	-	-	-	2.06
MANGO.....	Kg	1.96	-	-	-	-	-	-	1.45	-	-	-	-
GUAVA.....	Kg	-	-	-	-	-	-	-	3.18	-	-	-	3.15
AVOCADO.....	Kg	2.38	-	-	-	-	-	-	-	-	-	-	-
CITRON.....	Kg	-	-	-	-	-	-	-	-	-	-	-	2.33
PINE APPLE.....	Kg	1.02	-	-	-	-	-	-	-	-	-	-	-
CACTUS /BELES/.....	Kg	-	-	-	-	-	-	-	-	-	-	-	-
POTATOES AND OTHER TUBERS													
POTATO.....	Kg	3.76	2.81	-	-	-	-	1.52	1.52	-	2.56	-	2.41
SWEET POTATO.....	Kg	-	-	-	-	-	-	1.43	2.16	-	-	-	1.39
'KOCHO'/UNPROCESSED/.....	Kg	-	1.14	3.24	1.39	-	-	1.55	2.22	-	3.19	-	2.60
'BULA'.....	Kg	-	-	-	-	-	-	-	-	-	5.99	-	5.94
'GODERE'.....	Kg	-	-	-	-	-	-	2.06	-	-	-	-	1.88
SPICES													
PEPPER WHOLE.....	Kg	-	-	-	-	-	-	-	-	-	30.00	30.00	30.00
GINGER /NOT DRY/.....	Kg	-	-	-	-	-	-	-	5.91	-	-	-	5.91
WHITE CUMIN.....	Kg	-	-	-	-	-	-	-	-	-	-	-	2.89
BLACK CUMIN.....	Kg	-	-	-	-	-	-	-	-	-	-	-	-
TUMERIC /UNMILLED/.....	Kg	2.50	-	-	-	-	-	-	-	-	-	-	2.88
CARDAMON.....	Kg	2.76	-	-	-	-	-	-	-	-	-	-	2.76
FENUGREEK.....	Kg	-	-	-	-	-	-	-	-	-	-	-	-
CHILLIES.....	Kg	4.82	-	-	-	-	-	-	-	-	-	-	4.82

Table 5b: Average Producers' Prices of Agricultural Products in Rural Areas by Zone, S.N.N.P.R Region (Cont'd)

August
Nehase
2012
2004

PRICE IN BIRR

ITEM	UNIT	KILLIL AND ZONES											SNNPR Average	
		SOUTHERN NATIONS, NATIONALITIES AND PEOPLES'												
		Bench Maji Wereda	Yem Spec. Wereda	Amaro Spec. Wereda	Burji Spec. Wereda	Konso Spec. Wereda	Dirashe Special Wereda	Dawro Zone	Basketo Special Wereda	Konta Special Wereda	Silte Zone	Alaba Special Wereda		
CORIANDER.....	Kg	-	-	-	-	-	-	-	-	-	-	-	-	11.11
'SENAFICH'.....	Kg	-	-	-	-	-	-	-	-	-	-	-	-	-
BASIL /DRY/.....	Kg	-	-	-	-	-	-	-	-	-	-	-	-	14.29
SAVORY /DRY/.....	Kg	-	-	-	-	-	-	-	-	-	-	-	-	-
RUE /NOT DRY/.....	Kg	6.06	-	-	-	-	-	-	-	-	-	-	-	4.07
LIVESTOCK														
SHEEP/CASTRATED/.....	No	907.50	-	-	-	630.00	-	983.33	-	600.00	-	-	-	966.89
LAMB.....	No	390.71	-	315.00	-	-	590.00	425.00	-	583.33	349.67	300.00	445.41	
OTHER SHEEP/10-15Kg/.....	No	576.25	500.00	550.00	-	510.00	-	450.00	-	330.00	368.00	465.00	457.22	
GOAT/CASTRATED/.....	No	980.00	-	-	-	740.00	-	835.00	-	-	870.00	-	702.65	
GOAT KID.....	No	402.00	-	365.00	460.00	425.00	650.00	457.50	-	-	416.67	500.00	387.05	
OTHER GOAT/10-15Kg/.....	No	550.00	380.00	600.00	650.00	525.00	-	433.33	-	-	345.00	340.00	456.02	
CALF/1-2Years/.....	No	598.89	-	-	-	-	-	926.67	-	700.00	500.00	-	726.81	
HEIFER/2-4Years/.....	No	1044.44	-	-	-	2250.00	-	1276.67	-	1900.00	2200.00	1100.00	1684.64	
COW/4 Years & Above/.....	No	2603.00	2775.00	2600.00	-	-	-	2830.00	2000.00	2600.00	2575.00	-	2725.27	
BULL/2-4Years/.....	No	1772.22	-	-	2733.33	-	-	1983.33	-	-	2192.50	1400.00	1875.59	
OX/4 Years & Above/.....	No	3607.00	-	4525.00	4400.00	-	-	4250.00	-	3633.33	4310.00	3100.00	4282.15	
PULLET/LOCAL/.....	No	26.50	40.00	-	-	-	-	24.67	-	20.00	24.40	30.00	27.14	
HEN/LOCAL/.....	No	47.15	37.00	35.13	40.00	38.67	37.50	30.00	35.00	30.00	37.53	35.00	41.74	
COCKEREL/LOCAL/.....	No	48.00	30.00	28.00	-	-	-	29.33	-	-	39.80	30.00	34.63	
COCK/LOCAL/.....	No	64.50	48.00	66.25	53.50	68.25	73.00	62.40	40.00	-	53.14	51.50	61.58	
DRAUGHT ANIMALS														
DONKEY /MALE/.....	No	-	-	-	-	-	-	-	-	-	1116.67	1250.00	1235.71	
HORSE /MALE/.....	No	-	-	-	-	-	-	-	-	-	-	-	3000.00	
MULE /MALE/.....	No	-	-	-	-	-	-	-	-	-	-	-	-	
CAMEL /MALE/.....	No	-	-	-	-	-	-	-	-	-	-	-	-	

Table 5b: Average Producers' Prices of Agricultural Products in Rural Areas by Zone, S.N.N.P.R Region (Cont'd)

August
Nehase 2012
2004

PRICE IN BIRR

K I L L I L A N D Z O N E S													
ITEM	UNIT	S O U T H E R N N A T I O N S , N A T I O N A L I T I E S A N D P E O P L E S'											SNNPR Average
		Bench Maji Wereda	Yem Spec. Wereda	Amaro Spec. Wereda	Burji Spec. Wereda	Konso Spec. Wereda	Dirashe Special Wereda	Dawro Zone	Basketo Special Wereda	Konta Special Wereda	Silte Zone	Alaba Special Wereda	
DAIRY PRODUCTS & EGGS													
MILK/UNPASTEURIZED/.....	Lt	10.00	-	-	-	-	-	-	-	-	-	-	7.53
BUTTER/UNREFINED/.....	Kg	72.28	107.55	-	90.07	-	-	81.47	-	75.37	128.75	-	88.38
CHEESE/COTTAGE/.....	Kg	16.87	21.70	-	-	-	10.75	-	-	13.76	24.50	-	17.37
EGGS/LOCAL/.....	DOZEN	23.85	17.69	13.20	16.20	17.78	24.00	16.56	15.71	12.20	16.94	17.59	18.66
HIDES AND SKINS													
BOVINE HIDES.....	No	-	-	-	-	-	-	-	-	-	-	-	-
SHEEP SKINS/DRY/.....	No	-	-	-	-	-	-	-	-	-	-	-	48.33
GOAT SKINS/DRY/.....	No	-	-	-	-	-	-	-	-	-	-	-	-
OTHERS													
BUCKTHORN LEAVES/DRIED/.....	Kg	-	-	-	-	-	-	-	8.33	-	-	-	12.49
'CHAT'.....	Kg	28.57	-	-	-	-	27.24	-	-	-	32.81	-	18.48
COFFEE BEANS.....	Kg	23.57	-	-	-	-	-	-	-	-	-	-	34.52
COFFEE WHOLE.....	Kg	17.30	-	-	-	-	-	-	-	-	-	-	19.88
HONEY /NOT REFINED/.....	Kg	16.50	-	-	-	-	-	-	-	-	-	-	31.64

Table 6: Average Producers' Prices of Agricultural Products in Rural Areas by Zone, Gambella, Harari and Dire Dawa Regions (Cont'd)

August
Nehase

2012
2004

P R I C E I N B I R R									
K I L L I L A N D Z O N E S									
ITEM	UNIT	GAMBELLA				Gambella Average	Harari	Dire Dawa	National Average
		Zone 1	Zone 2	Zone 3	Zone 4				
CEREALS UNMILLED									
'TEFF' WHITE.....	Kg	-	-	-	-	-	-	-	12.39
'TEFF' MIXED.....	Kg	-	-	-	-	-	-	-	11.02
'TEFF' BLACK.....	Kg	-	-	-	-	-	-	-	10.02
WHEAT WHITE.....	Kg	-	-	-	-	-	-	-	7.34
WHEAT MIXED.....	Kg	-	-	-	-	-	-	-	6.86
WHEAT BLACK.....	Kg	-	-	-	-	-	-	-	8.17
BARLEY WHITE.....	Kg	-	-	-	-	-	-	-	6.76
BARLEY MIXED.....	Kg	-	-	-	-	-	-	-	6.83
BARLEY BLACK.....	Kg	-	-	-	-	-	-	-	6.96
BARLEY /FOR BEER/.....	Kg	-	-	-	-	-	-	-	7.06
'SENEF KOLO GEBIS'.....	Kg	-	-	-	-	-	-	-	6.94
MAIZE.....	Kg	-	-	6.14	-	6.14	-	-	4.83
DURRAH.....	Kg	-	-	-	-	-	-	-	6.10
AFRICAN MILLET.....	Kg	-	-	-	-	-	-	-	6.10
SORGHUM YELLOW.....	Kg	-	-	-	-	-	-	-	6.61
SORGHUM WHITE.....	Kg	-	-	5.36	-	5.36	-	-	6.28
SORGHUM RED.....	Kg	-	-	-	-	-	-	-	5.15
SORGHUM MIXED.....	Kg	-	-	-	-	-	-	-	5.46
OATS WITH COVER.....	Kg	-	-	-	-	-	-	-	6.23
RICE /LOCAL/.....	Kg	-	-	-	-	-	-	-	12.22
HULLED BERLEY /'TEMEZH'/.....	Kg	-	-	-	-	-	-	-	11.00
PULSES UNMILLED									
HORSE BEANS.....	Kg	-	-	-	-	-	-	-	10.08
CHICK PEAS.....	Kg	-	-	-	-	-	-	-	10.90
PEAS WHITE.....	Kg	-	-	-	-	-	-	-	10.90
PEAS MIXED.....	Kg	-	-	-	-	-	-	-	10.75
SOYA BEANS.....	Kg	-	-	-	-	-	-	-	-
LENTILS.....	Kg	-	-	-	-	-	-	-	14.66
HARICOT BEANS.....	Kg	-	-	-	-	-	-	-	7.19

Table 6: Average Producers' Prices of Agricultural Products in Rural Areas by Zone, Gambella, Harari and Dire Dawa Regions (Cont'd)

August
Nehase

2012
2004

		P R I C E I N B I R R							
		K I L L I L A N D Z O N E S							
ITEM	UNIT	GAMBELLA				Gambella Average	Harari	Dire Dawa	National Average
		Zone 1	Zone 2	Zone 3	Zone 4				
LIMA BEANS.....	Kg	-	-	4.46	-	4.46	-	-	6.21
VETCH.....	Kg	-	-	-	-	-	-	-	7.16
FENUGREEK.....	Kg	-	-	-	-	-	-	-	14.96
OIL SEEDS									
NIGER SEED.....	Kg	-	-	-	-	-	-	-	10.58
LINSEED WHITE.....	Kg	-	-	-	-	-	-	-	-
LINSEED BLACK.....	Kg	-	-	-	-	-	-	-	12.11
SESAME SEED.....	Kg	-	-	-	-	-	-	-	18.98
SUNFLOWER.....	Kg	-	-	-	-	-	-	-	6.00
RAPE SEED.....	Kg	-	-	-	-	-	-	-	8.23
CASTOR BEANS.....	Kg	-	-	-	-	-	-	-	16.21
GROUND NUTS.....	Kg	-	-	-	-	-	-	-	15.68
VEGETABLES									
ETHIOPIAN KALE.....	Kg	-	-	1.54	-	1.54	-	-	1.42
CABBAGE.....	Kg	-	-	-	-	-	-	-	2.65
LETTUCE.....	Kg	-	-	-	-	-	-	-	4.87
SPINACH.....	Kg	-	-	-	-	-	-	-	3.35
CARROT.....	Kg	-	-	-	-	-	-	-	3.37
TOMATO.....	Kg	-	-	-	-	-	-	-	3.48
ONION.....	Kg	-	-	-	-	-	-	-	8.31
GARLIC.....	Kg	-	-	-	-	-	9.61	-	26.00
PEPPER GREEN.....	Kg	-	-	5.91	-	5.91	-	-	8.08
GREEN PEAS.....	Kg	-	-	-	-	-	-	-	-
BEET ROOT.....	Kg	-	-	-	-	-	-	-	4.28
CAULIFLOWER.....	Kg	-	-	-	-	-	-	-	2.39
PUMPKIN.....	Kg	-	-	-	-	-	-	-	2.32
SUGAR CANE.....	Kg	-	-	1.49	-	1.49	-	-	2.07

Table 6: Average Producers' Prices of Agricultural Products in Rural Areas by Zone, Gambella, Harari and Dire Dawa Regions (Cont'd)

August
Nehase 2012
2004

PRICE IN BIRR

		K I L L I L A N D Z O N E S							
ITEM	UNIT	GAMBELLA				Gambella Average	Harari	Dire Dawa	National Average
		Zone 1	Zone 2	Zone 3	Zone 4				
FRUITS									
BANANA.....	Kg	-	-	4.96	-	4.96	-	-	3.85
ORANGE.....	Kg	-	-	-	-	-	-	6.01	-
LEMON.....	Kg	-	-	5.26	-	5.26	-	2.09	4.63
MANDARINE.....	Kg	-	-	-	-	-	-	4.74	3.24
PAPAYA.....	Kg	-	-	-	-	-	-	-	-
GRAPES.....	Kg	-	-	-	-	-	-	-	4.12
MANGO.....	Kg	-	-	-	-	-	-	-	4.09
GUAVA.....	Kg	-	-	-	-	-	-	-	3.42
AVOCADO.....	Kg	-	-	4.18	-	4.18	-	-	-
CITRON.....	Kg	-	-	-	-	-	-	-	4.03
PINE APPLE.....	Kg	-	-	9.09	-	9.09	-	-	2.41
CACTUS /BELES/.....	Kg	-	-	-	-	-	-	-	-
POTATOES AND OTHER TUBERS									
POTATO.....	Kg	-	-	-	-	-	-	-	2.72
SWEET POTATO.....	Kg	-	-	-	-	-	-	-	1.39
'KOCHO'/UNPROCESSED/.....	Kg	-	-	-	-	-	-	-	2.45
'BULA'.....	Kg	-	-	-	-	-	-	-	5.92
'GODERE'.....	Kg	-	-	-	-	-	-	-	1.88
SPICES									
PEPPER WHOLE.....	Kg	-	-	-	-	-	-	-	27.40
GINGER /NOT DRY/.....	Kg	-	-	-	-	-	-	-	5.98
WHITE CUMIN.....	Kg	-	-	-	-	-	-	-	2.89
BLACK CUMIN.....	Kg	-	-	-	-	-	-	-	13.57
TUMERIC /UNMILLED/.....	Kg	-	-	-	-	-	-	-	2.88
CARDAMON.....	Kg	-	-	-	-	-	-	-	6.84
FENUGREEK.....	Kg	-	-	22.73	-	22.73	-	-	13.91
CHILLIES.....	Kg	-	-	33.33	-	33.33	-	-	21.72

Table 6: Average Producers' Prices of Agricultural Products in Rural Areas by Zone, Gambella, Harari and Dire Dawa Regions (Cont'd)

August
Nehase 2012
2004

		PRICE IN BIRR							
		KILLIL AND ZONES							
ITEM	UNIT	GAMBELLA				Gambella Average	Harari	Dire Dawa	National Average
		Zone 1	Zone 2	Zone 3	Zone 4				
CORIANDER.....	Kg	-	-	-	-	-	-	-	-
'SENAFICH'.....	Kg	-	-	-	-	-	-	-	10.71
BASIL /DRY/.....	Kg	-	-	-	-	-	-	-	16.67
SAVORY /DRY/.....	Kg	-	-	-	-	-	-	-	16.98
RUE /NOT DRY/.....	Kg	-	-	-	-	-	-	-	-
									4.38
LIVESTOCK									
SHEEP/CASTRATED/.....	No	-	-	-	-	-	-	-	-
LAMB.....	No	-	-	530.00	-	530.00	-	-	959.47
OTHER SHEEP/10-15Kg/.....	No	-	-	-	-	-	-	-	471.79
GOAT/CASTRATED/.....	No	-	-	1550.00	-	1550.00	505.00	-	546.24
GOAT KID.....	No	-	-	400.00	-	400.00	1150.00	-	1001.28
OTHER GOAT/10-15Kg/.....	No	-	-	-	-	-	347.22	-	457.61
CALF/1-2Years/.....	No	-	-	-	-	-	491.67	-	538.38
HEIFER/2-4Years/.....	No	-	-	-	-	-	-	-	1078.58
COW/4 Years & Above/.....	No	-	-	-	-	-	-	-	1981.72
BULL/2-4Years/.....	No	-	-	-	-	-	-	-	3028.75
OX/4 Years & Above/.....	No	-	-	-	-	-	-	-	2359.13
PULLET/LOCAL/.....	No	-	-	-	-	-	-	-	4661.97
HEN/LOCAL/.....	No	-	-	-	-	-	-	-	32.93
COCKEREL/LOCAL/.....	No	-	-	-	-	-	-	-	45.49
COCK/LOCAL/.....	No	-	-	-	-	-	50.00	-	41.41
									64.47
DRAUGHT ANIMALS									
DONKEY /MALE/.....	No	-	-	-	-	-	-	-	-
HORSE /MALE/.....	No	-	-	-	-	-	-	-	1458.24
MULE /MALE/.....	No	-	-	-	-	-	-	-	1790.00
CAMEL /MALE/.....	No	-	-	-	-	-	-	-	-
									7228.57

Table 6: Average Producers' Prices of Agricultural Products in Rural Areas by Zone, Gambella, Harari and Dire Dawa Regions (Cont'd)

August
Nehase

2012
2004

P R I C E I N B I R R										
K I L L I L A N D Z O N E S										
ITEM	UNIT	GAMBELLA				Gambella Average	Harari	Dire Dawa	National Average	
		Zone 1	Zone 2	Zone 3	Zone 4					
DAIRY PRODUCTS & EGGS										
MILK/UNPASTEURIZED/.....	Lt	-	-	-	-	-	-	11.11	10.34	
BUTTER/UNREFINED/.....	Kg	-	-	100.00	-	100.00	-	-	97.18	
CHEESE/COTTAGE/.....	Kg	-	-	13.89	-	13.89	-	-	18.09	
EGGS/LOCAL/.....	DOZEN	-	-	32.00	-	32.00	-	18.00	19.76	
HIDES AND SKINS										
BOVINE HIDES.....	No	-	-	-	-	-	-	-	31.67	
SHEEP SKINS/DRY/.....	No	-	-	-	-	-	-	-	43.75	
GOAT SKINS/DRY/.....	No	-	-	-	-	-	-	-	21.00	
OTHERS										
BUCKTHORN LEAVES/DRIED/.....	Kg	-	-	-	-	-	-	-	19.65	
'CHAT'.....	Kg	-	-	24.39	-	24.39	-	33.63	23.21	
COFFEE BEANS.....	Kg	-	-	37.50	-	37.50	-	114.58	61.02	
COFFEE WHOLE.....	Kg	-	-	17.67	-	17.67	-	-	22.38	
HONEY /NOT REFINED/.....	Kg	-	-	-	-	-	-	-	34.05	

