


ኢትዮጵያ

ETHIOPIA



ዓመታዊ የስታቲስቲክስ መጽሔት

፲፱፻፷፬

Statistical Abstract

1972

የስታቲስቲክስ ጠቅላይ ጽሕፈት ቤት
Central Statistical Office

ኢትዮጵያ

ዓመታዊ የስታቲስቲክስ መጽሔት

፲፱፻፷፯

ETHIOPIA

Statistical Abstract

1972


በኢትዮጵያ ገንዘብ ግንባታ
የአስተሳሰብ ጠቅላይ ጽሕፈት ቤት
የተዘጋጀ ሃታቶ
ፖ.ባ.ቁ. 1143 አዲስ አበባ

PREPARED AND PRINTED BY
IMPERIAL ETHIOPIAN GOVERNMENT
CENTRAL STATISTICAL OFFICE
P.O. BOX 1143, ADDIS ABABA



አገራዊ
መገለጫ

- የኢትዮጵያ ወገን
- የወገን ወረቀት ወገን
- የወገን ወረቀት ወገን
- የወገን ወረቀት ወገን
- +++++ የወገን ወረቀት ወገን
- ወገን
- ወገን ወረቀት
- የወገን ወረቀት ወገን
- የወገን ወረቀት ወገን
- ▲ ገራ
- △ ልዩ



የአገራዊ መገለጫ
የወገን ወረቀት ወገን
የወገን ወረቀት ወገን

አገራዊ










ከ 3 ዓ

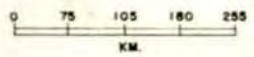
ከ 1 ዓ

AFRICA

ETHIOPIA

LEGEND

-  International Boundary
-  Provincial Boundary
-  Road (All Weather)
-  Road (Dry Weather)
-  Rail Road
-  River
-  Capital City
-  Governorate General Capital
-  Significant Town



IMPERIAL ETHIOPIAN
MAPPING & GEOGRAPHY INSTITUTE
NOVEMBER, 1967

የኢትዮጵያ ክርታ

ግጥም	XIV
በለ ቀን ጠቅላይ ግብታዎች	1
ጠቅላይ	2
ግብግብዎች	3
ግብዓት	

በኋላ ሀ. ምዕራፍ ለ የር

ግጥም	5
ሠግጦች:	
ሀ. 1 - የ1963 ዓ.ም የኢትዮጵያ የጦራት ለገለገላት ስሜን	7
ሀ. 2 - የኢትዮጵያ የፍ ምክርቤት	7
ሀ. 3 - የጠይቅ ጠቅላይ ግብዓት	8
ሀ. 4 - የኢትዮጵያ ከፍ ትኛ ተፈራጊ	9
ሀ. 5 - በጠራቱ ፓርቲያና ከሌሎች	10
ሀ. 6 - የፍ ምክርቤት የላይ ምርጫ ጠቅላይ ግብዓት ላይ ጠቅላይ ግብዓት ከፍ ትኛ ጠቅላይ ግብዓት	11
ሀ. 7 - ጠቅላይ ግብዓት ከፍ ትኛ ጠቅላይ ግብዓት የላይ ምርጫ ጠቅላይ ግብዓት ከፍ ትኛ ጠቅላይ ግብዓት	

በኋላ ለ. በለ ሕዝብ

ግጥም	18
ሠግጦች:	
ለ. 1 - የ1963 ዓ.ም የጠቅላይ ግብዓት ስሜን: የሕዝብ ብዛት ግብዓት ስሜን: የቤተሰብ ግብዓት	23
ለ. 2 - በ1963 ዓ.ም የጠቅላይ ግብዓት የግዛት የከተማ ነዋሪ ሕዝብ ብዛት ግብዓት	23
ለ. 3 - በ1963 ዓ.ም የኢትዮጵያ ሕዝብ በዕድሜ ጠቅላይ ግብዓት	24
ለ. 4 - በ1963 ዓ.ም በ የጠቅላይ ግብዓት ከሁለት ሺህ ሰዎች በላይ የሚኖሩበት ከጠቅላይ ግብዓት	25
ለ. 5 - ኢትዮጵያ የገቡትን የወጡትን የወጡትን ለገር ዘገባ ብዛት የሚያሳይ	30
ለ. 6 - በ1962 ዓ.ም ኢትዮጵያ የገቡትን የወጡትን የወጡትን ለገር ዘገባ ብዛት በሀገር የሚያሳይ	31
ለ. 7 - በ ነዋሪ ነት የተዘገቡትን የወጡትን ለገር ሰዎች በ የዘገባ ነት የሚያሳይ	33

በኋላ ሐ. በለ ለርሻ ለና ከባት

ግጥም	34
ሠግጦች:	
ሐ. 1 - የታሪክ ጠቅላይ ግብዓት ስሜን የፍ ምክርቤት ስሜን ግብዓት	37
ሐ. 2 - በሰና ስርዓት ጠቅላይ የታሪክ ግብዓት ስሜን ግብዓት የጠቅላይ ግብዓት የሚያሳይ	39
ሐ. 3 - በሰና ስርዓት ጠቅላይ የታሪክ ግብዓት ስሜን በ ታሪክ ግብዓት ጠቅላይ ግብዓት የሚያሳይ	40
ሐ. 4 - የግብ ስርዓት ግብዓት በዓይነት የሚያሳይ	41
ሐ. 5 - ለሰና ስርዓት የተጠቀሱት ግብዓት ስሜን: የተከተሉት ስርዓት ግብዓት ስሜን: ስርዓት ስሜን	42
ሐ. 6 - የሰና ስርዓት ግብዓት ስሜን	43
ሐ. 7 - የደን ሀብት ግብዓት	43
ሐ. 8 - በ የጠቅላይ ግብዓት የሚያሳይ የሰና ስሜን ስሜን ግብዓት ስሜን ግብዓት የሚያሳይ	44
ሐ. 9 - ከ ታሪክ ነዋ ስሜን የተፈጠሩት የሰና ስሜን ስሜን ግብዓት	44

ከፍል ጩ. በለ ስ

ጩ 1 - የግዕዝ ወጪ ተቆይታ	45
ሠገጠረዥቸ:	
ጩ 1 - የግዕዝ ወጪ ተቆይታ	46
ጩ 2 - የግዕዝ ወጪ ተቆይታ ገቢ	46
ጩ 3 - ለግዕዝ ፍለጋና ግብረጭ የተደረገ ወጭ	47
ጩ 4 - የገንዘብ ምንጭና የአጠቃላይ ሁኔታ	47

ከፍል ሠ. በለ አገልግሎት

ጩ 1 - የፋብሪካ ወጪ ተቆይታ	48
ሠገጠረዥቸ:	
ሠ. 1 - የፋብሪካ ወጪ ተቆይታ ማጠቃለያ	51
ሠ. 2 - የፋብሪካ ወጪ ተቆይታ የሠራተኞች ብዛት በአገልግሎት ዓይነት	51
ሠ. 3 - የአገልግሎት ዓይነት ሁኔታ ማጠቃለያ	52
ሠ. 4 - በ1963 ዓ.ም የፋብሪካ ወጪ ተቆይታ በፋብሪካው የሚገኙ ሠራተኞች ብዛት	53
ሠ. 5 - የፋብሪካ ወጪ ተቆይታ የተሠራ ዕቃዎች ወጪ ተቆይታ	54
ሠ. 6 - የብረት አገልግሎት ወጪ ተቆይታ የጥቅም ላይ የዋለ	55
ሠ. 7 - በ1963 ዓ.ም ፋብሪካ ወጪ ተቆይታ የዕቃዎች የጋ በፋብሪካው ጠቅላይ የተተነተነ	56
ሠ. 8 - የአገልግሎት ወጪ ተቆይታ ሁኔታ በፋብሪካው ዓይነት 1963 ዓ.ም	57
ሠ. 9 - የአገልግሎት ጠቅላይ የሚገኘው የሥራ ሁኔታ ለአገልግሎት ላይ የሚያገባው 1958 - 1964 ዓ.ም	58
ሠ. 10 - የአገልግሎት አገልግሎት የሠራ ክፍል ጩ 1968 - 1964 ዓ.ም	59
ሠ. 11 - የአገልግሎት አገልግሎት የሥራ ገቢ ስርዓት ስርዓት/ 1963 ዓ.ም	60
ሠ. 12 - በ1963 ዓ.ም ለሠራተኞች ልዩ የተደረገው ገንዘብ ክፍት አገልግሎት	60
ሠ. 13 - የአገልግሎት አገልግሎት የሥራ ገቢ ስርዓት ስርዓት 1964	61
ሠ. 14 - በ1964 ዓ.ም ለሠራተኞች ልዩ የተደረገው ገንዘብ ክፍት አገልግሎት	61
ሠ. 15 - የአገልግሎት ጠቅላይ የሚገኘው የሥራ ሁኔታ ለአገልግሎት የሚያገባው 1963	62
ሠ. 16 - የአገልግሎት ጠቅላይ የሚገኘው የሥራ ሁኔታ ለአገልግሎት የሚያገባው 1964	63

ከፍል ረ. በለ ሕገግ

ረ. 1 - በአዲስ አበባ ከተማ በ1963 ዓ.ም እና በ1964 ዓ.ም የቤተ ሥራ ፈቃድ የተሰጠው ለአዲስ ሕገግ	64
ረ. 2 - በአዲስ አበባ ከተማ በ1963 ዓ.ም እና በ1964 ዓ.ም የቤተ ሥራ ፈቃድ የተሰጠው ለአዲስ ሕገግ የጋ የሚያገባው	65

ከፍል በ. ተፈገገረትና ጩ

ጩ 1 - የአገልግሎት ለየር ጩ ለሥራ ስርዓት የሠራ ክፍል	66
ሠገጠረዥቸ:	
በ. 1 - የአገልግሎት ለየር ጩ ለሥራ ስርዓት የሠራ ክፍል	69
በ. 2 - በዓለም ዓጭ ለየር ጩ ለሥራ ስርዓት የተደረገው የለየር ጩ ለአገልግሎት የሚያገባው	70
በ. 3 - /ሀ/ በአዲስ አበባ ዓለም ለሥራ ስርዓት ለየር ጩ ለሥራ ስርዓት የተደረገው የለየር ጩ ለአገልግሎት የሚያገባው	71
በ. 3 - /ለ/ በለየር ጩ የተሰጠ ዕቃ ስርዓት	71
በ. 4 - /ሀ/ በሥራ ስርዓት ለየር ጩ ለሥራ ስርዓት የተደረገ የለየር ጩ ለአገልግሎት የሚያገባው 1963/64	72
በ. 4 - /ለ/ በለየር ጩ የተሰጠ ዕቃ ስርዓት	72
በ. 5 - የከረምትና የበጋ ጩ ስርዓት ዓይነት እርዛት	73
በ. 6 - አስከሬም ስርዓት 22 ቀን 1963 ዓ.ም ለሥራ ስርዓት የተሰጠው ገንዘብ በዓይነትና በጥቅም የሚያገባው	74

ሰ. 7 - የጤና ጠቅላይ ሚኒስትር ታሪክ በግንኙነት ማተራረጥ ተገ	74
ሰ. 8 - የተሰጠ የጠቅላይ ሚኒስትር ሪፖርት ላይ የተደረገው ምርመራ	75
ሰ. 9 - /ሀ/ በሊት ባለቤት ውስጥ ተሸጋግሮ የሚገኝ የጤና ግብር ያደረገው ስራ	76
ሰ. 9 - /ለ/ በሊት ባለቤት ውስጥ ተሸጋግሮ የሚገኝ የጤና ግብር ያደረገው ስራ	76
ሰ.10 - የረዕይና ጤና ግብር የጤና ግብር ስርዓት የሚገኝ የጤና ግብር ያደረገው ስራ	77
ሰ.11 - የረዕይና ጤና ግብር የጤና ግብር ስርዓት የጤና ግብር ያደረገው ስራ	78
ሰ.12 - የረዕይና ጤና ግብር የጤና ግብር ስርዓት የጤና ግብር ያደረገው ስራ	79
ሰ.13 - የረዕይና ጤና ግብር የጤና ግብር ስርዓት የጤና ግብር ያደረገው ስራ	80
ሰ.14 - የሊት ባለቤት ስርዓት የጤና ግብር ስርዓት የጤና ግብር ያደረገው ስራ	81
ሰ.15 - የጤና ግብር ስርዓት የጤና ግብር ስርዓት የጤና ግብር ያደረገው ስራ	81
ሰ.16 - የተሰጠው የጤና ግብር የጤና ግብር ስርዓት የጤና ግብር ያደረገው ስራ	82
ሰ.17 - የጤና ግብር ስርዓት የጤና ግብር ስርዓት የጤና ግብር ያደረገው ስራ	82

ከፍላ ስ. የውጭ ለገር ገንዘብ

ጠቅላላ	83
ሠገጠረዥቸ:	
ስ. 1 - የገቢ የውጭ ገቢ ለገር ስርዓት የገንዘብ ስርዓት ማዘጋጀት የሚያስፈልገው	88
ስ. 2 - የገቢ የውጭ ገንዘብ ስርዓት የገንዘብ ስርዓት ማዘጋጀት ለውጭ ገንዘብ የሚያስፈልገው	89
ስ. 3 - ወደ ለገር የገቢ ስርዓት የገንዘብ ስርዓት የገንዘብ ስርዓት ማዘጋጀት የገንዘብ ስርዓት	90
ስ. 4 - የውጭ ገንዘብ ስርዓት የገንዘብ ስርዓት የገንዘብ ስርዓት ማዘጋጀት የገንዘብ ስርዓት	97
ስ. 5 - ገቢ ለገር ስርዓት የውጭ ገንዘብ ስርዓት የገንዘብ ስርዓት ማዘጋጀት የገንዘብ ስርዓት	101
ስ. 6 - የገቢ ገንዘብ ስርዓት በሌሎች ስርዓት ላይ የገንዘብ ስርዓት ማዘጋጀት የገንዘብ ስርዓት	104
ስ. 7 - የገቢ ገንዘብ ስርዓት የገንዘብ ስርዓት ማዘጋጀት ለገር የሚያስፈልገው	105
ስ. 8 - የውጭ ገቢ ለገር የውጭ ገንዘብ ስርዓት የገንዘብ ስርዓት ማዘጋጀት ለገር የሚያስፈልገው	106
ስ. 9 - የሌሎች ገንዘብ ስርዓት የገንዘብ ስርዓት ማዘጋጀት ለገር የሚያስፈልገው	107
ስ.10 - የሌሎች ገንዘብ ስርዓት የገንዘብ ስርዓት ማዘጋጀት ለገር የሚያስፈልገው	108
ስ.11 - /ሀ/ ለገቢ ገንዘብ ስርዓት የተሰጠው የውጭ ለገር ገንዘብ ስርዓት ማዘጋጀት ላይ የተደረገው ስራ	110
ስ.11 - /ለ/ ለውጭ ገንዘብ ስርዓት የተሰጠው የውጭ ለገር ገንዘብ ስርዓት ማዘጋጀት ላይ የተደረገው ስራ	112
ስ.12 - ወደ ውጭ የተሰጠ ለውጭ ገንዘብ ስርዓት የገንዘብ ስርዓት ማዘጋጀት ላይ የተደረገው ስራ	113

ከፍላ ቀ. የውጭ ለገር ስርዓት

ጠቅላላ	114
ሠገጠረዥቸ:	
ቀ. 1 - የሀገር ስርዓት ስርዓት ማዘጋጀት ማዘጋጀት ማዘጋጀት ማዘጋጀት	119
ቀ. 2 - ጠቅላላው የሀገር ስርዓት ስርዓት ማዘጋጀት ማዘጋጀት ማዘጋጀት ማዘጋጀት	120
ቀ. 3 - ጠቅላላው የሀገር ስርዓት ስርዓት ማዘጋጀት ማዘጋጀት ማዘጋጀት ማዘጋጀት	120
ቀ. 4 - /ሀ/ የውጭ ገንዘብ ስርዓት ማዘጋጀት ማዘጋጀት ማዘጋጀት ማዘጋጀት	121
ቀ. 4 - /ለ/ የውጭ ገንዘብ ስርዓት ማዘጋጀት ማዘጋጀት ማዘጋጀት ማዘጋጀት	122
ቀ. 5 - ጠቅላላው የውጭ ገንዘብ ስርዓት የሀገር ስርዓት ስርዓት ማዘጋጀት ማዘጋጀት ማዘጋጀት ማዘጋጀት	123
ቀ. 5 - ጠቅላላው የውጭ ገንዘብ ስርዓት የሀገር ስርዓት ስርዓት ማዘጋጀት ማዘጋጀት ማዘጋጀት ማዘጋጀት	124
ቀ. 6 - ጠቅላላው ለገር ስርዓት ስርዓት ማዘጋጀት ማዘጋጀት ማዘጋጀት ማዘጋጀት	123
ቀ. 7 - ጠቅላላው የውጭ ገንዘብ ስርዓት ስርዓት ማዘጋጀት ማዘጋጀት ማዘጋጀት ማዘጋጀት	125

ክፍል በ. የግንባታ ገንዘብ /ጠለብ ፋይናንስ/ እና የግንባታ ሠራተኞች ብዛት

ግላጫ	126
ሠንጠረዥ:	
በ. 1 - የግንባታ ገቢና ወጪ 1946 - 1964 ዓ.ም	129
በ. 2 - የግንባታ ገቢ በገቢው ዓይነት 1960 - 1964 ዓ.ም	130
በ. 3 - የግንባታ ወጪ 1961 - 1964 ዓ.ም	131
በ. 4 - የግንባታ ወጪ አጠቃላይ 1962 - 1964 ዓ.ም	131
በ. 5 - /ሀ/ የከፍተኛ ወጪ በገንዘብ ምንጭ 1964 ዓ.ም	131
በ. 5 - /ለ/ የከፍተኛ ወጪ በገንዘብ ምንጭ 1962 ዓ.ም	133
በ. 5 - /ጠ/ የከፍተኛ ወጪ በገንዘብ ምንጭ 1964 ዓ.ም	134
በ. 6 - /ሀ/ የኢትዮጵያ የውጭ ለገር ዕዳ /አስከ ሰነድ 23 1964 ዓ.ም/.....	135
በ. 6 - /ለ/ የኢትዮጵያ የውጭ ለገር ዕዳ /አስከ ሰነድ 23 1964 ዓ.ም/ ያለውን አበላ ፊውናና ተባብሮታ ክፍል ለይተ የሚያሳይ	137
በ. 7 - አስከ ሰነድ 23 ቀን 1964 ዓ.ም የነበረውን የኢትዮጵያ የወጪ ለገር ባደር በጥለ በት አገልግሎት ለይተ የሚያሳይ	138
በ. 8 - አዲስ አበባ የሚገኙትን የግንባታ፣ ወኪል ጠቅላይ ቤቶችና ደርጅቶች ከ1958 - 1963 ዓ.ም የሚያዘገቡ ወር የሠራተኞች ጠቅላላ ብዛትና የተከፈለውን ጠቅላላ ደመወዝ የሚያሳይ	139
በ. 9 - /ሀ/ አዲስ አበባ የሚገኙትን የግንባታ፣ ወኪል ጠቅላይ ቤቶችና ደርጅቶች የ1953 ዓ.ም የሚያዘገቡ ወር የሠራተኞች የደመወዝ ለክ በዘርዘር የሚያሳይ	139
በ. 9 - /ለ/ አዲስ አበባ የሚገኙትን የግንባታ፣ ወኪል ጠቅላይ ቤቶችና ደርጅቶች የ1962 ዓ.ም የሚያዘገቡ ወር የሠራተኞች ብዛትና የደመወዝ ለክ የሚያሳይ	140
በ.10 - /ሀ/ በአገር ገዛት ሚኒስቴር የሚዘገቡ ቤቶች አስተዳደር ስር የሚገኙትን ከተማያዊ ገቢና ወጪ በጠቅላይ ገዛት የሚያሳይ	141
በ.10 - /ለ/ የሚዘገቡ ቤቶች ብዛት በወጪአቸው መጠንና በጠቅላይ ገዛት ለይተ የሚያሳይ..	141
በ.11 - የሚዘገቡ ቤቶች የገቢና ወጪ ማጠቃለያ በጠቅላይ ገዛት	142
በ.12 - /ሀ/ የአሠራር ማዘጋጀት ሲት ገቢና ወጪ	142
በ.12 - /ለ/ የአዲስ አበባ ማዘጋጀት ሲት ገቢና ወጪ	143

ክፍል ተ. የባንክ ሠራተኞችና የአከፋፈል ሚዛን

ግላጫ	144
ሠንጠረዥ:	
ተ. 1 - አጠቃላይ የብጩዊ ባንክ የሂሳብ ግላጫ	149
ተ. 2 - አጠቃላይ የገንዘብ ባንኮች የሂሳብ ሁኔታ ግላጫ	150
ተ. 3 - የገንዘብ መጠንና ዘርዘር	151
ተ. 4 - አገልግሎት የቀጠረው ጊዜያዊ ተቃራኒ ሂሳቦች	151
ተ. 5 - በሠራ ላይ ያለ ገንዘብ መጠን	152
ተ. 6 - በብጩዊ ባንክና በገንዘብ ባንኮች የተደረገ የለገር ውስጥ ክረዳት	153
ተ. 7 - የተጠራ የወርቅና የውጭ ለገር ምዝገባ ተቃራኒ	153
ተ. 8 - የገንዘብ ባንኮች ያይኒት ባደርቶች፣ የቅድሚያ ክፍያዎች፣ በቀናሽ የገዘለቸው ሰነዶችና የሌሎች ወጪያዎች ዘርዘር	154
ተ. 9 - የኢትዮጵያ የሌሎች ባንክ ከ1944 - 1964 ዓ.ም ያበደረገው ገንዘብ የባደረ ዓይነት	155
ተ.10 - የኢትዮጵያ ሌሎች ባንክ የሰጠው የኢንቱርትሪና የአርሻ ባደር መጠን የመከፈያ ጊዜ የባደረ ዓይነት	155
ተ.11 - ከ1964 ዓ.ም የኢትዮጵያ ሌሎች ባንክ የባደር ሂሳብ በባደረ ዓይነት ለይተ የሚያሳይ	156
ተ.12 - የገንዘብ ክፍያ ሚዛን ማጠቃለያ	157
ተ.13 - ኢትዮጵያ ከሌሎች ለገርቶች ጋር ያላት የገንዘብ ክፍያ ሚዛን	158

ክፍል ሞ. በለ ተክክር ዐርጻታ

ጠገላጩ	159
ሠገጠረዥቸ:	
ሞ. 1 - በሰዓት ባይተ ዐቅድ ውስጥ የተሰለከተ የተክክር አርጻታዎች ገጾች	160
ሞ. 2 - የዓክሲዮን ዐርጻታ	160

ክፍል ገ. በለ ዕቃዎች ዋጋ

ጠገላጩ	161
ሠገጠረዥቸ:	
ገ. 1 - በአዲስ አበባ የአገጻገይ የተረፈ የገቢ ገንዘብ ዕቃዎች የጅምላ ዋጋ አገጻገብ	164
ገ. 2 - በአዲስ አበባ የጥናት የውጭ ገንዘብ ዕቃዎች የጅምላ ዋጋ አገጻገብ የዲያባይ	165
ገ. 3 - በአዲስ አበባ የአገጻገይ የገቢ ገንዘብ ዕቃዎች የጅምላ ዋጋ	166
ገ. 4 - የአገጻገይ በተዳገደ የአርገባ ውጤቶች የጅምላ ዋጋ	167
ገ. 5 - የሠውዌርክ የጥናት ገንዘብ ዋጋ	174
ገ. 6 - በአዲስ አበባ ገንዘብ ያልተጠበቀ ጥናት ዋጋ	174
ገ. 7 - የአዲስ አበባ የፍርድ ዋጋ ሁኔታ የሚገልጽ ጠቅላይ /አገጻገብ/1963/4-1964/5	175
ገ. 8 - /ሀ/ በአዲስ አበባ የጥናት የገንዘብ ሽቶቶች ጠቅላይ የፍርድ ዋጋ 1964/65.	176
ገ. 8 - /ለ/ በአዲስ አበባ የጥናት የገንዘብ ሽቶቶች ጠቅላይ የፍርድ ዋጋ 1964/65.	177

ክፍል ነ. በለ ጤና ጥበቃ

ጠገላጩ	178
ሠገጠረዥቸ:	
ነ. 1 - በ1963 ዓ.ም በየጠቅላይ ገዛት የሚገኙ የሕክምና የጤና ጥበቃ አገልግሎት ፈርዶቸ	180
ነ. 2 - በ1963 ዓ.ም በየጠቅላይ ገዛት የሚገኙትን ስጦቶችና የሕክምና ሠራተኞች ብዛት የዲያባይ	180
ነ. 3 - ለሕክምና አገልግሎት በሊት የሌላ የሰለጠኑ	181
ነ. 4 - በአገጻገይ በታወቁ በሽታዎች የዎተት በሽታዎች ብዛት	182
ነ. 5 - በአገጻገይ በታወቁ በሽታዎች የታዘጡ በዎች ብዛት	183
ነ. 6 - በሕዝብ ጤና ጥበቃ ዲቪዥን የተሰጠው በሽታ ጠቅላይ ክፍል የተከተሉት በዎች ብዛት.	184
ነ. 7 - በ1962 ዓ.ም በተሰጠው በሽታ ክፍል የተከተሉት በዎች ብዛት በጠቅላይ ገዛት	184

ክፍል ጌ. በለ ተምህርት

ጠገላጩ	185
ሠገጠረዥቸ:	
ጌ. 1 - በ1958 ዓ.ም እስከ 1964 ዓ.ም በሊት የሌላ ውስጥ ያሉትን የተምህርት ቤቶች ጠቅላይ ተምህርቶችና የጠቅላይ ክፍሎች ብዛት በተምህርት ቤቶች ዓይነት ለይተ የዲያባይ	188
ጌ. 2 - በሌላ ሌላ ተምህርት ቤቶች የተዘገገውን ተምህርቶች ብዛት በተምህርት ቤት ዓይነትና ደረጃ ለይተ የዲያባይ 1962 - 1964	189
ጌ. 3 - የተዘገገው ተምህርቶችን ብዛት በጾታና በደረጃ ለይተ የዲያባይ 1962 - 1964 ዓ.ም	190

ገ. 4 - ከ1958 እስከ 1964 ዓ.ም ያሉትን ተግባራዊ ጠቅላይ ግብር በተ/ቤተ/፤ በአስተ ግባራዊና፤ በጠቅላይ ክፍሎች ላይ ተ የሚያሳይ	191
ገ. 5 - ከ1958 እስከ 1964 ዓ.ም በልዩ ልዩ ተ/ቤተ/ የተዘገገውን ተግባራዊ በዘተ በጸታ ላይ ተ የሚያሳይ	192
ገ. 6 - በልዩ ልዩ ተ/ቤተ/ የተዘገገውን ተግባራዊ በዘተና ጸታ በጠቅላይ የሚያሳይ 1958 - 1964 ዓ.ም	193
ገ. 7 - ከ1955 እስከ 1964 ዓ.ም በአሥር ዓመታት ጊዜ ውስጥ በመገንዘብ ተ/ቤተ/ የተግባራዊ በዘተ የሚያሳይ	194
ገ. 8 - ለመገንዘብ ተምህርት ቤቶች ወጪ / የገበያ ገቢ ለመጠቀም / ከ1962 - 1964 ..	195
ገ. 9 - በአገራዊና በህዝብ ደረጃ የተዘገገውን ተግባራዊ በዘተ በጠቅላይ ገዛትና በተምህርት ቤት ዓይነት የሚያሳይ 1963 - 1964 ዓ.ም	196
ገ.10 - በተግባራዊ ጋራ ሥላሴ የሚገኝበት በልዩ ልዩ ተምህርት የምስጢር ወረቀት የተጠራ፤ 1962 - 1964 ዓ.ም	197
ገ.11 - /ሀ/ በውጭ አገር በተምህርት ላይ ያሉትን ለተግባራዊ ገቢ ለማግኘት ለገርና ተምህርት ዓይነት ላይ ተ የሚያሳይ 1962 ዓ.ም	198

ከፍለ ለ. ሕገና ደንብ

ግገላጩ	201
ሠንጠረዦች:	
አ. 1 - የጠበቀ የብዙ በጠቅላይ ገዛት የሚያሳይ ከ1960 - 1964 ዓ.ም	203
አ. 2 - የጠበቀ የብዙ በፍርድ ቤት ዓይነትና በጠቅላይ ገዛት፤ 1964 ዓ.ም	203
አ. 3 - በፍትህ ቤቱ ክስ የቀረቡ ጉዳዮችን በዓይነታቸው ላይ ተ የሚያሳይ	204
አ. 4 - በውጭ አገር ክስ የቀረቡ ጉዳዮችን በዓይነታቸው ላይ ተ የሚያሳይ	205
አ. 5 - በአሥር ቤት የሚገኙትን ለሥራዎች ብዙትና የአሥራት ዘመን ከ1960 - 1964 ዓ.ም ..	206
አ. 6 - ከ1964 ዓ.ም በአሥር ቤት የሚገኙትን ለሥራዎች ብዙት በጸታና በአሥራት ዘመን ላይ ተ የሚያሳይ	207

ተጨማሪ: በአስተዳደር ገቢ ለመቀላቀል ጸሐፊት ቤት የተዘጋጁ ጸሐፊዎች ዝርዝር

CONTENTS

	<u>Page</u>
Map of Ethiopia	
Contents	
Notes on the Calendar	XVI
Foreword	1
Notice	2
Preaface	4
SECTION A. LAND AND CLIMATE	
Notes and definitions	5
Tables:	
A. 1 - Land use of Ethiopia	7
A. 2 - Major rivers in Ethiopia	7
A. 3 - Approximate size of lakes	7
A. 4 - Major mountain peaks of Ethiopia	8
A. 5 - National parks and game reserves	9
A. 6 - Average annual rainfall, latitude, longitude and altitude of selected stations	10
A. 7 - Average, maximum, minimum temperature, and total rainfall by month and stations.....	11
SECTION B. POPULATION	
Notes and definitions	20
Tables:	
B. 1 - Area, estimated population, population density and size of household in 1972, by province	23
B. 2 - Estimated urban and rural population in 1972, by province	27
B. 3 - Estimated population of Ethiopia 1972, by province	24
B. 4 - Estimated population of towns by province and sex, 1972	25
B. 5 - Emigration and immigration of foreigners, 1966/7 - 1969/70	30
B. 6 - Emigration and immigration of foreigners by country, 1969/70	31
B. 7 - Resident foreigners, by nationality (up to 10th Sept. 1969/70).....	33
SECTION C. AGRICULTURE AND LIVESTOCK	
Notes and definitions	34
Tables:	
C. 1 - Estimated area, yield, and production of major crops 1968/9 -1971/72	37
C. 2 - Coffee inspected by the National Coffee Board, by province of origin, 1963/4 - 1971/72	39
C. 3 - Coffee inspected by the National Coffee Board, by inspection station, 1969/70 - 1971/72	40
C. 4 - Estimated livestock population, by kind, 1968/9 - 1971/72	41

CONTENTS

	<u>Page</u>
C. 5 - Vaccine production, cattle vaccinated, and veterinary personnel, 1969/70 - 1971/72	42
C. 6 - Animal production, 1968/9 - 1971/72	43
C. 7 - Forestry production, 1967/8 - 1970/71	43
C. 8 - Agricultural Extension personnel by province, 1968/9 - 1970/71	44
C. 9 - Number of new Tractors with duty-free Gasoline, 1968/9-1970/71	44
SECTION D. MINING	
Notes and definitions	45
Tables:	
D. 1 - Mineral production.....	46
D. 2 - Value of mineral production	46
D. 3 - Investment in mining	47
D. 3 - Source and allocation of investment fund	47
SECTION E. INDUSTRY	
Notes and definitions	49
Tables:	
E. 1 - Summary of results for manufacturing industry	51
E. 2 - Number of establishments and total employment by industrial branches	51
E. 3 - Summary of operations of manufacturing industry	52
E. 4 - Number of establishments and number of persons engaged in 1971/72 (Analysis by size of establishment)	53
E. 5 - Production of major manufactured articles	54
E. 6 - Sugar production and consumption	55
E. 7 - Gross value of production for 1970/71 (Analysis by size of establishment)	56
E. 8 - General operations of manufacturing industries by industrial groups, 1970/71	57
E. 9 - Installed generating capacity and electric energy production 1965/6 - 1971/72	59
E.10 - Operating statistics of electricity industry (public utilities only).....	59
E.11 - Fixed capital assets in electricity industry, 1970/71, 1971/72	60
E.12 - Investment and sources of investment in electricity industry, 1971/72	60
E.13 - Fixed capital Assets in Electricity Industry 1971/72	61
E.14 - Investment and sources of Investment in Electricity Industry, 1971/72	61
E.15 - Installed generating capacity and Electric energy Production by station, 1970/71	62
E.16 - Installed generating capacity and electric energy production by station, 1971/72	63

CONTENTS

SECTION F. CONSTRUCTION

Tables:

F. 1 - Building permits for new constructions in Addis Ababa.....	64
F. 2 - Building permits for new construction in Addis Ababa, by value of buildings	65

SECTION G. TRANSPORT AND COMMUNICATIONS

Notes and definitions	67
-----------------------------	----

Tables:

G. 1 - Ethiopian airlines operations	69
G. 2 - Air traffic at the international airports	70
G. 3 - (a) Air traffic at the international airport, Addis Ababa, 1971.	71
G. 3 - (b) Freight and Mail carried 1971	71
G. 4 - (a) Air traffic at Yohannes IV international airport, Asmara, 1971	72
G. 4 - (b) Freight and Mail carried 1971	72
G. 5 - All weather roads by maintenance districts	73
G. 6 - Funds received by Imperial Highway Authority by type and use, up to June 30, 1972	74
G. 7 - Highway transport tariffs per metric ton on principal roads	74
G. 8 - Driving licences issued by type of licence and licensee	75
G. 9 - (a) Motor-vehicle accidents in Ethiopia	76
G. 9 - (b) Motor-vehicle accidents in Addis Ababa	76
G.10 - Operations of the Franco-Ethiopian Railway	77
G.11 - Freight carried on the Franco-Ethiopian Railway, by type of commodity	78
G.12 - Freight rates on the Franco-Ethiopian Railway for selected import goods	79
G.13 - Freight rates on the Franco-Ethiopian Railway for selected export goods	80
G.14 - Traffic on the Agordat - Massawa Railway	81
G.15 - Port operations	81
G.16 - Operations of the Telecommunications Board	82
G.17 - Postal Statistics	82

SECTION H. EXTERNAL TRADE

Notes and definitions	85
-----------------------------	----

Tables:

H. 1 - Total value of imports, exports and re-exports, and visible balance of trade	88
H. 2 - Value of imports and exports by commodity group section	89
H. 3 - Quantity and value of imports, by commodity group	90

CONTENTS

	<u>Page</u>
H. 4 - Quantity and value of exports, by commodity group	97
H. 5 - Value of re-exports, by commodity group	101
H. 6 - End-use classification of imports	104
H. 7 - Value of imports, by country of origin	105
H. 8 - Value of exports and re-exports, by country of destination ..	106
H. 9 - Value of major commodities of imports by country of origin...	107
H.10 - Value of major commodities of exports by country of destination	108
H.11 - (a) Import foreign exchange permits utilised, by type of commodity	110
H.11 - (b) Export foreign exchange permits issued, by type of commodity	112
H.12 - Annual export quotas of coffee, 1972	113
SECTION I. NATIONAL ACCOUNTS	
Notes and definitions	116
Tables:	
I. 1 - Summary of national account statistics	119
I. 2 - Gross domestic product by industrial origin at current factor cost	120
I. 3 - Expenditure on gross national product at current market prices	120
I. 4 - (a) Central Government revenue and expenditure - current account	121
I. 4 - (b) Central Government - capital account	122
I. 5 - Gross domestic fixed capital formation, by industries and type of assets	123
I. 6 - Rest of the world account	124
I. 7 - Gross domestic product by industrial origin at constant factor cost of 1961	125
SECTION J. PUBLIC FINANCE AND EMPLOYMENT	
Notes and definitions	127
Tables :	
J. 1 - Central Government revenue and expenditure	129
J. 2 - Government revenue, by source	130
J. 3 - Current Government expenditure	131
J. 4 - Composition of current Government expenditure 1968/9 -1971/72	131
J. 5 - (a) Capital expenditure, by source of finance 1971/72	133
J. 5 - (b) Capital expenditure by source of finance, 1970/71	134
J. 5 - (c) Capital expenditure by source of finance 1968/9	135
J. 6 - (a) Ethiopia's external debt up to June 30, 1971	136
J. 6 - (b) Ethiopia's external debt up to June 30, 1971, by source and sector	137
J. 7 - Utilization of foreign loans up to June 30, 1972	138
J. 8 - Persons employed and salaries paid by the Central Government, and autonomous authorities in Addis Ababa in April 1966-1971	139

CONTENTS

SECTION F. CONSTRUCTION

Tables:

F. 1 - Building permits for new constructions in Addis Ababa.....	64
F. 2 - Building permits for new construction in Addis Ababa, by value of buildings	65

SECTION G. TRANSPORT AND COMMUNICATIONS

Notes and definitions	67
-----------------------------	----

Tables:

G. 1 - Ethiopian airlines operations	69
G. 2 - Air traffic at the international airports	70
G. 3 - (a) Air traffic at the international airport, Addis Ababa, 1971.	71
G. 3 - (b) Freight and Mail carried 1971	71
G. 4 - (a) Air traffic at Yohannes IV international airport, Asmara, 1971	72
G. 4 - (b) Freight and Mail carried 1971	72
G. 5 - All weather roads by maintenance districts	73
G. 6 - Funds received by Imperial Highway Authority by type and use, up to June 30, 1972	74
G. 7 - Highway transport tariffs per metric ton on principal roads	74
G. 8 - Driving licences issued by type of licence and licensee	75
G. 9 - (a) Motor-vehicle accidents in Ethiopia	76
G. 9 - (b) Motor-vehicle accidents in Addis Ababa	76
G.10 - Operations of the Franco-Ethiopian Railway	77
G.11 - Freight carried on the Franco-Ethiopian Railway, by type of commodity	78
G.12 - Freight rates on the Franco-Ethiopian Railway for selected import goods	79
G.13 - Freight rates on the Franco-Ethiopian Railway for selected export goods	80
G.14 - Traffic on the Agordat - Massawa Railway	81
G.15 - Port operations	81
G.16 - Operations of the Telecommunications Board	82
G.17 - Postal Statistics	82

SECTION H. EXTERNAL TRADE

Notes and definitions	85
-----------------------------	----

Tables:

H. 1 - Total value of imports, exports and re-exports, and visible balance of trade	88
H. 2 - Value of imports and exports by commodity group section	89
H. 3 - Quantity and value of imports, by commodity group	90

CONTENTS

	<u>Page</u>
J. 9 - (a) Persons employed and salaries paid by the Central Government and autonomous authorities in Addis Ababa in April 1971 by level of income	139
J. 9 - (b) Persons employed and salaries paid by the Central Government and autonomous authorities in Addis Ababa in April 1970, by level of income	140
J.10 - (a) Distribution of municipalities by size of revenue	141
J.10 - (b) Distribution of municipalities by size of expenditure	141
J.11 - Summary of revenue and expenditure of municipalities, by provinces.	142
J.12 - (a) Revenue and expenditure, Municipality of Asmara	142
J.12 - (b) Revenue and expenditure, Municipality of Addis Ababa.....	143
SECTION K. BANKING AND BALANCE OF PAYMENTS	
Notes and definitions	146
Table:	
K. 1 - Consolidated statement of condition of the National Bank	149
K. 2 - Consolidated statement of condition of commercial banks.....	150
K. 3 - Size and composition of money	151
K. 4 - Selected deposit items	151
K. 5 - Volume of money in circulation	152
K. 6 - Domestic credit by the National Bank and commercial banks	153
K. 7 - Net gold and foreign exchange holdings	153
K. 8 - Loans, advances, bills discounted and investment by commercial banks	154
K. 9 - Loans granted by Development Bank of Ethiopia from 1951 to 1971 by type of loan	155
K.10 - Distribution of industrial and agricultural loans granted by Development Bank of Ethiopia according to size, terms and allocation of loans	155
K.11 - Agricultural and Industrial Bank loans classified by purpose 1971/72	156
K.12 - Summary of the balance of payments of Ethiopia	157
K.13 - Balance of payment, of Ethiopia 1970 and 1972	158
SECTION L. TECHNICAL ASSISTANCE	
Notes and definitions	159
Tables:	
L. 1 - International and bilateral technical assistance and grants received by field of activity	160
L. 2 - UNICEF assistance to Ethiopia	160

CONTENTS

	<u>Page</u>
SECTION M. PRICES	
Notes and definitions	162
Tables:	
M. 1 - Indices of wholesale prices in Addis Ababa of selected imports by major commodity groups	164
M. 2 - Indices of wholesale prices in Addis Ababa of major export commodities	165
M. 3 - Wholesale prices in Addis Ababa of selected import commodities...	166
M. 4 - Wholesale prices of agricultural commodities in selected towns	167
M. 5 - Spot coffee prices for the New York market	174
M. 6 - Addis Ababa uncleaned coffee prices	174
M. 7 - Retail price index for Addis Ababa in 1971 and 1972	175
M. 8 - (a) Retail prices of major food items in Addis Ababa in 1972....	176
M. 9 - (b) Retail prices of major food items in Addis Ababa in 1972....	177
 SECTION N. HEALTH	
Notes and definitions	178
Tables:	
N. 1 - Medical and public health facilities in 1970 by province	180
N. 2 - Medical and para-medical personnel in 1970 by province	180
N. 3 - Medical personnel trained in Ethiopia 1947/8 - 1971/72	181
N. 4 - Deaths among in-patients suffering from diseases under the various groups	182
N. 5 - Patients treated under the various disease groups	183
N. 6 - Number of people vaccinated by the Anti-epidemic Control Service 1961/62 - 1970/71	184
N. 7 - Number of people vaccinated in 1969/70 by province	184
 SECTION O. EDUCATION	
Notes and definitions	186
Tables:	
O. 1 - Number of schools, teachers, and students in different types of schools of Ethiopia, 1965/6 - 1971/72	188
O. 2 - Student enrolment, by grades and sex 1969/70 - 1971/72	189
O. 3 - Student enrolment, by grades and sex 1969/70 - 1971/72	190
O. 4 - Average number of students per school, per teacher, per classroom in different types of schools 1965/6 - 1971/2	191

CONTENTS

	<u>Page</u>
0. 5 - Number of students by type of school and sex 1965/6 - 1971/72	192
0. 6 - Percentage distribution of students by type of school and sex 1965/6 - 1971/72	193
0. 7 - Number of students in government schools by grades (1962/63 - 1971/72	194
0. 8 - Expenditure on government schools (Excluding University) 1969/70 - 1971/72	195
0. 9 - Students enrolled in primary and academic secondary schools, by type of school and province 1970/71 - 1971/72	196
0.10 - Graduates of Haile Selassie I University, by field of study 1970 - 1972	197
0.11 - Ethiopian students abroad by country and field of studies, 1970/71	198
SECTION P. LAW AND ORDER	
Notes and definitions	201
Tables:	
P. 1 - Advocates by province, 1967/8 - 1971/72	203
P. 2 - Advocates, by type of court and province, 1971/72	205
P. 3 - Civil cases, by type and province	204
P. 4 - Criminal cases, by type and province	205
P. 5 - Prisoners present in government prisons, by length of sentence	206
P. 6 - Prisoners present in government prisons in 1971/72 by sex and length of sentence	207
APPENDIX:	
Statistical publication issued by the C.S.O.	

<u>ምዕላዊ ግለጫዎች</u>	<u>ገጽ</u>
የአየር ጠባይ	6
የሕዝብ ህዳሴ	22
አርባና ከብት	36
ግዕድገትና አገልግሎት	50
እገዳዎች	64
ተረጎሚያዎች	68
የውጭ አገር ገንዘብ	87
የሀገር ህብት ውጤት	118
የግንባታ ገቢና ወጪ	128
የባንኮች ሥራና የገንዘብ ክፍያዎች ጭነት	148
የገቢ ዋጋ	163
ጤና ጥበቃ	179
ተምህርት	187
እገና ደንብ	202

<u>LIST OF CHARTS:</u>	<u>Page</u>
Climate	6
Population	22
Agriculture & Livestock	36
Mining and Industry	50
Construction	64
Transport and Communications	68
External Trade	87
National Accounts	118
Public Finance	128
Banking and Balance of Payments	148
Prices	163
Health	179
Education	187
Law and order	202

CONTENTS

	<u>Page</u>
0. 5 - Number of students by type of school and sex 1965/6 - 1971/72	192
0. 6 - Percentage distribution of students by type of school and sex 1965/6 - 1971/72	193
0. 7 - Number of students in government schools by grades (1962/63 - 1971/72	194
0. 8 - Expenditure on government schools (Excluding University) 1969/70 - 1971/72	195
0. 9 - Students enrolled in primary and academic secondary schools, ^ by type of school and province 1970/71 - 1971/72	196
0.10 - Graduates of Haile Selassie I University, by field of study 1970 - 1972	197
0.11 - Ethiopian students abroad by country and field of studies, 1970/71	198
 SECTION P. LAW AND ORDER	
Notes and definitions	201
Tables:	
P. 1 - Advocates by province, 1967/8 - 1971/72	203
P. 2 - Advocates, by type of court and province, 1971/72	203
P. 3 - Civil cases, by type and province	204
P. 4 - Criminal cases, by type and province	205
P. 5 - Prisoners present in government prisons, by length of sentence	206
P. 6 - Prisoners present in government prisons in 1971/72 by sex and length of sentence	207
 APPENDIX:	
Statistical publication issued by the C.S.O.	

የቶን አቅጣጫ

በአገራችን ለየ ልዩ የእስተከከከከ ክፍሎች የተለየ የቶን አቅጣጫ በጠቀሰው እስተከከከ ያዘጋጃል።

ተለያዩ የግንባታ ሠገጠረዥ በሊት የሌላ ያሉ በሰው ጋራ /በገራገራ ያን/ የቶን አቅጣጫ ረገድ ያለውን ገን ገን የግንባታ ሰነድ።

በጠቀሰው ውስጥ በየትኛው ሥፍራ የተሰጡ በገራገራ ያን የቶን አቅጣጫ ጠቃሚ ተዘጋጅተው ሲገኙ የሊት የ ሌላ አቅጣጫ ጊዜ ተዘጋጅ ይታያል።

ለምሳሌ /አ.አ.አ/ 1972 ዓ.ም፣ በሊት የሌላ አቅጣጫ ከታህሣሥ 23/1964 እስከ ታህሣሥ 22/1965 ዓ.ም ያለው ጊዜ በጠቃሚ በሠገጠረዥ ላይ የተለከተው 1964/65 ዓ.ም ተገላጭ ነው። በዚህ ዓይነት በሊት የሌላ 1964 ዓ.ም እ.አ.አ. በጠቀሰረዥ 11/1971 ዓ.ም እስከ ጠቀሰረዥ 10/1972 ዓ.ም ሲለከከ ጊዜ ውስጥ በሌላ ነ የተላረው 1971/72 ዓ.ም ተገላጭ ነው።

በገራገራ ያን አቅጣጫ	በ ሊ ት የ ሌ ላ አ ቅ ጣ ጫ			የባደተ ዓመት
	የዓመት የቶን አቅጣጫ			
	ወራ ተቸ	የየወራ ተቸ	የገንደ ዓመት	
ጥላይ 8 1971				ሐምሌ 1, 1963
ሰገንተ				1964 የሊት የሌላ ዓመት
ሰገንተ 11 ጠቀሰረዥ 1, 1964	30			
ሰገንተ	ተቆይተ	30		
ሰገንተ	ገዳር	30		
ሰገንተ	ታህሣሥ ታህሣሥ 23	30		
ጥላይ 1, 1972				
ጥላይ 9	ገር	30	ገር 1, 1964	
ሰገንተ	የባደተ	30		
ሰገንተ	ጠቀሰረዥ	30		
ሰገንተ	ጥላይ	30		
ጥላይ 7	ሐምሌ	30	ሐምሌ 30, 1964	
ሰገንተ	ሰገንተ	30		
ሰገንተ 10	ሰገንተ	30		
ሰገንተ	ሰገንተ	30		
ሰገንተ	ሰገንተ	30		
ሰገንተ	ሰገንተ	30		
ጥላይ 8, 1972	ሰገንተ	30	ሰገንተ 30, 1965	

NOTES ON THE CALENDAR

In Ethiopia various authorities use different calendar years in Compilation of statistical series.

The following table sets out the relation between the Ethiopian and Gregorian years. In the Ethiopian year, there are 12 months of 30 days and one month, Pagume, of 5 or 6 days at the end of the year. The trade year and the fiscal year are also shown in the table.

Throughout the Abstract when figures were obtained for the Gregorian year a split year is shown in the Ethiopian calendar, and inversely, split Gregorian years are shown where the data are for Ethiopian years. For Example 1972 in the Gregorian calendar is the period Tahsas 23, 1964 to Tahsas 22, 1965 E.C. and is shown as 1964/65. Likewise, 1964 E.C. covers the Gregorian year September 11, 1971 to September 10, 1972 and is shown as 1971/72.

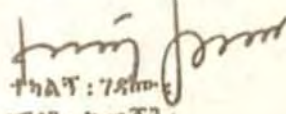
Gregorian Calendar	Ethiopian Calendar			Fiscal Year
	Calendar Year			
	Months	Number of days	Trade Year	
July 8, 1971				Hamle 1, 1963
August				1964 ETHIOPIAN FISCAL YEAR
September 11	Maskerem 1, 1964	30		
October				
November	Tikimt	30		
December	Hidar	30		
January 1, 1972	Tahsas Tahsas 23	30		
January 9	Tir	30	Tir 1, 1964	
February	Yekatit	30		
March	Megabit	30		
April	Miazia	30		
May	Guenbot	30		
June	Sene	30		
July 7	Hamle	30		
August	Nehassie	30	Sene 30, 1964	
September 10	Pagume 5.. Maskerem 1965	5 or 6		
October	Tikimt			
November	Hidar			
December 31	Tahsas 22			
January 8, 1973			Tahsas 30, 1965	

መቅደም ።

ይህ፡ ዘጠ ነኛው የስታቲስቲክስ፡ መጽሔት፡ በኢትዮጵያ፡ በውጭ፡ ለገር፡
ሰፋ፡ ያሰ፡ ለገልግሎት፡ ለገደሰጥ፡ በማሰብ፡ ለገንዘብ፡ ለትምህርት፡ ሁሉ፡ በለማር፡
ኛና፡ በለገገሊዝኛ፡ ተዘጋጅተ፡ ቀርጓል ።

በመጽሔቱ፡ ውስጥ፡ የቀረቡት፡ መረጃዎች፡ የሐገፊቱን፡ ጊዜያዊ፡ የኢኮኖሚና፡
የሶሻል፡ ሁኔታ፡ ከመገለጻቸው፡ በላይ፡ ወደፊት፡ በመገንጠትም፡ ሆነ፡ በገል፡
ድርጅቶች፡ በሚዘጋጁት፡ የልማት፡ ዕቅዶችና፡ መምሪያዎች፡ መሠረታዊ፡ መሳሻ፡
ይሆናሉ ።

ይህ፡ መጽሔት፡ በይዘታውና፡ በአቀራረቡ፡ ከፍተኛ፡ ደረጃ፡ ያላየ፡ በመሆኑ፡
ለገደሌሎች፡ ለገባብያን፡ ሁሉ፡ የስታቲስቲክስ ፡ ጠቅላይ፡ ጽ/ቤትን፡ ሠራተኞች፡
ላመሰግናቸው፡ ለወዳሰሁ ።

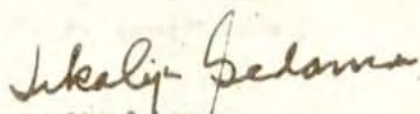

ተክላጊ ገጽጌ፡
የጥገና፡ ቦሚኒስ፡
ሚኒስትር፡ ደ፡ ስታ ።

F O R E W O R D

As in the past this NINTH issue of the Statistical Abstract is presented in a bilingual form (English and Amharic) so that it can be widely used both within Ethiopia and abroad.

The Abstract contains current data on many aspects of the social and economic situation of Ethiopia. It therefore provides an essential basis for the formulation of development plans and policies both by the Imperial Ethiopian Government and the private sector of the economy.

I would like to join the numerous readers of this Abstract in congratulating the staff of the Central Statistical Office for the high standard which this publication achieves both in contents and presentation.


Tekalign Gejimu
Minister of State
Planning Commission

ግ ስ ገ ገ ዘ ቢ ያ

የአባታታኑ ጠቅላይ ጽሕፈት ቤት መረጃውን በመሰብሰብና በጥናት ረገድ አባረላ ገውን ተገታጭ በጥድረ ገጽ ጽሑፉን አዘጋጅቶ ያቀረበ ቢሆንም ኃላፊነት የሚመለከተው በሙሉ ተዘጋጅቶ የቀረቡትን ጽሑፍ ቤቶች ነው።

አዘጋጅውና አቀራቢው በተከበሩ በተገለጹ በጽሑፉ ውስጥ የተመለከተው አባታታኑ ስለሌላ ጥያቄ አገልግሎት ሊጠቀስ ይችላል ።

በ የሠገጠረኛ ለቀረቡት መረጃዎች የሚሠራባቸው ምልክቶች፡

- የሌለ ወይም አገደሌለ የሚቀጠር ግለት ነው።
- ... ያልተገኘ ወይም ለግንኙነት ያልተቻለ ግለት ነው።

NOTICE

Although every care is taken in compilation, no responsibility can be assumed by Central Statistical Office for the complete accuracy of all statistics contained herein.

While no objection is made to statistics in this publication being quoted, it is requested that suitable acknowledgment of the source of the material be given.

Throughout the tables, the following symbols are used:

- means nil or negligible
- ... means figures not available.

P R E F A C E

The Statistical Abstract of Ethiopia, published annually since 1963, is intended to present a summary of statistical information on the social and economic conditions of Ethiopia. It is designed to serve as a convenient volume for statistical reference and as a guide to other statistical publications.

This edition, the 9th annual issue of the statistical Abstract presents recent data available during the early part of 1973.

Tables included in the previous issue are revised and improved. Continuing series are brought up to date, new tables are added and text notes are revised as necessary.

For most part of the sections trend data are shown for 5-year period 1967-1971/72 and for 3-year period 1969/70-1971/72.

This volume, as well as previous editions, includes a selection of data from many sources. Publications and institutions cited as sources usually have additional statistical detail and more comprehensive discussion of definitions and concepts than can be presented here.

For details on statistical activities and surveys of C.S.O. readers are referred to previous editions of the statistical Abstract.

A list of publications issued by C.S.O. is presented on page 210.

The contents of this volume of the Abstract were taken, as it can be seen, from a large number of sources. The Central Statistical Office cannot accept the responsibility, for the accuracy or the limitations of the data presented here, other than those which it collects. The responsibility for selection of the material and the proper presentation, however, rests with the Central Statistical Office.

The C.S.O. wishes to record its appreciation to all those who have cooperated in the Production of this Statistical Abstract. It will welcome any comments for improving the content and value of the abstract for future issues.

As in the past, the C.S.O. hopes, that the Abstract will reach a wider population of users and promote an improved knowledge of our empire.

Central Statistical Office
September 1973

ክፍለ ሀ. ምድርና አየር

የጠረጎን አካል - የሚገለጹት ጠረጎሞች በአጠቃላይ ለአገራችን በሰፊ ወንዞች ርዝመት፣ በሰፊ ጠቀላላ ጠቀሚያ፣ በሰፊ ተራራዎች ከፍ ታኖ፣ እንዲሁም በሰፊ በጠቅላይ ጋርባቸው፣ ከሌሎች በላይ አጠቃላይ ነው። አገራችን ጠረጎሞች በተከበሩ ተከፋሪታት የተገኙ ባይሆንም የባርታ አካባቢና ጂኦግራፊ ለገንባታ ተቃራኒ ምንጭቶች የሰጡ ጠባቢዎች ናቸው።

በአ አየር ጠባይ ሁኔታ ለበዙያዎች ጠባይያዎች የረጅም ዘመን የክፍፍል የአየር ጠባይ ሁኔታ ጠቅላላ ጠቀሚያ ገንዘብ አስቸጋሪ ነው።

ሠንጠረዥ ሀ.6 የተለያዩ ጠባይያዎች የአየር ጠባይ አገልግሎት ጠቅላላ ጠቀሚያ ሲሆን ከሌሎች በተለየ የተለያዩ ጠባይያዎች ጠባይ ሁኔታ የሚለዩ ጠባቢዎች ናቸው።

ሠንጠረዥ ሀ.7 የአሥራ አራት የተለያዩ ጠባይያዎች የየወራትን አካባቢ ከፍተኛ ጠቀላላ ጠቀሚያ ሲሆን ሌሎች የአየር ጠባይ ሁኔታ ጠቅላላ ጠቀሚያ የሆኑ ጠባይያዎች የተለያዩ ጠባይ ሁኔታ ጠቅላላ ጠቀሚያ የሆኑ ጠባይያዎች ናቸው።

SECTION A. LAND & CLIMATE


Land. The data under Land include land use, length of rivers, size of lakes, height of mountains, location of National Parks and game reserves. Some of the information given are not based on actual measurement but have been collected from various reliable sources by the Mapping and Geography Institute.

Climate: For many stations it is difficult to obtain long-term records of temperature and rainfall.

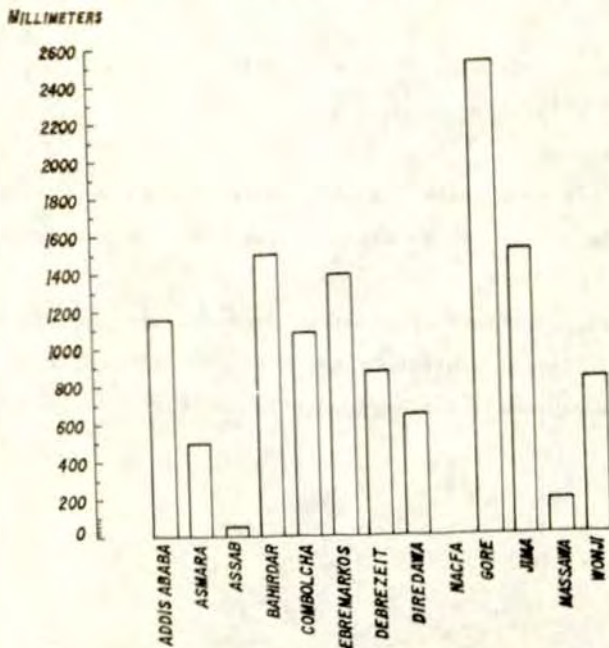
Table A.6 The stations selected are those for which the National Climatological Service hopes to be able to continue to supply reliable figures.

Table A.7 gives, for fourteen selected stations, monthly maximum and minimum temperatures in degrees centigrade and monthly rainfall in millimetres. The stations chosen represent the various climatological regions found in Ethiopia.

**MAXIMUM & MINIMUM TEMPERATURE, ANNUAL RAINFALL
IN SELECTED STATIONS, 1971**



**AVERAGE ANNUAL RAINFALL FOR MORE THAN
10 YEARS IN SELECTED STATIONS**



በ1964 ዓ.ም የኢትዮጵያ የግብርና ስራ ስርዓት ስርዓት
LAND USE OF ETHIOPIA, 1971/72

ሠንጠረዥ ሀ.1 TABLE A.1

	የግብርና ስራ		
	በግብርና ስራ	አጠቃላይ	
	'000 KM ²	PERCENT DISTRIBUTION	
ጠቅላላ የግብርና ስራ	1,221.9	100.0	TOTAL
የአርባ ግብርና ስራ	840.3	68.8	AGRICULTURAL LAND
የታሪክ ግብርና ስራ	137.2	11.2	CULTIVATED LAND
የአሀል ግብርና ስራ	108.7	8.9	CROP LAND
አሳሪ	21.2	1.7	FALLOW LAND
ፍሬና ልብ ስራ	7.3	0.6	FRUITS AND STIMULANTS
የዳር ቀጥ ግብርና ስራ	0.1	0.1	MEADOWS
የገመገሜ ግብርና ስራ	651.3	53.3	PASTURES
ረገረገ ግብርና ስራ	57.8	4.2	SWAMPS
የደን ግብርና ስራ	88.6	7.3	FORESTS
ባዶ ግብርና ስራና የከተማ ይዘታ	172.1	14.0	BARRENLAND AND BUILT-UP AREA
ጠይቅና ወንዞች	120.9	9.9	WATER AND WATER COURSES
	'000 KM ²	PERCENT DISTRIBUTION	
	A R E A		

ስርዓት ማህተምና ስርዓት ስራ ስርዓት የተገኘ ::

Source: Ministry of Agriculture and Planning Commission

የኢትዮጵያ ዋና ዋና ወንዞች
MAJOR RIVERS IN ETHIOPIA

ሠንጠረዥ ሀ.2 TABLE A.2

የወንዝ ስም	ርዕድ ስርዓት ስራ			
	ጠቅላላ	ኢትዮጵያ ውስጥ	ከኢትዮጵያ ውጭ	
አባይ	1,450	800	650	ABAY
ዋቢ ሸበሌ	1,130	1,000	130	WABI SHEBELE
ገናሌ	858	480	378	GENALE
አዋሽ	1,200	1,200	-	AWASH
ሎማ	760	760	-	OMO
ተከዛ	608	608	-	TEKEZE
መረብ	440	440	-	MEREB
ባሮ	277	277	-	BARO
አንገረብ	220	220	-	ANGERE
	TOTAL	INSIDE ETHIOPIA	OUTSIDE ETHIOPIA	NAME OF RIVER
	LENGTH IN KM.			

የጠይቅ ቀጥ መጠን ገምገማ
APPROXIMATE SIZE OF LAKES

ሠንጠረዥ ሀ.3 TABLE A.3

የጠይቅ ስም	ርዕድ ስርዓት ስራ	ወርድ ስርዓት ስራ	ስፋት ስርዓት ስራ	ስፋት ስርዓት ስራ	ስፋት ስርዓት ስራ	
አባያ	60	20	1,160	13	1,268	ABAYA
አባያታ	17	15	205	14	1,573	ABIYATA
አሸንገ	5	4	20	25	2,409	ASHENGE
አዋሽ	16	9	129	10	1,708	AWASA
ቢሸፍቲ	11	85	...	BISHOFTU
ሻሞ	26	22	551	10	1,235	CHAMO
ሐይቅ	7	5	35	23	2,030	HAYK
ቶታ	20	15	250	9	...	KOKA
ላንጋኖ	18	16	230	46	1,585	LANGANO
ሻላ	28	12	409	250	1,567	SHALA
ታና	70	60	3,600	9	1,840	TANA
ዘዋይ	25	20	434	4	1,846	ZIWAY
	LENGTH (KM)	WIDTH (KM)	AREA (KM ²)	MAXIMUM DEPTH (M)	ALTITUDE (M)	NAME OF LAKES

ሠንጠረዥ ሀ.4 TABLE A.4

የተረፈው ስም	ጠ/ገዛት	ስፍራ በሜትር		
ፈሰሳሽገ	በጊዎ ድር	4550	RAS DASHEN	BEGEMDER
ሰገላ	በጊዎ ድር	4532	LAGEDA	BEGEMDER
አናሱ	በጊዎ ድር	4480	ANALU	BEGEMDER
ወይናበር	በጊዎ ድር	4472	WEYNOBER	BEGEMDER
አባ ያረዬ	በጊዎ ድር	4460	ABA YARED	BEGEMDER
ወፋው ለዘር	በጊዎ ድር	4456	TEFAWLEZER	BEGEMDER
ቧሂት	በጊዎ ድር	4437	BIWAHIT	BEGEMDER
ወሰረያ	በጊዎ ድር	4360	MESERYA	BEGEMDER
ባረ	አረቢ	4340	KARRA	ARUSSI
ባት	ባሌ	4307	BATU	BALE
አገሳሱ	አረቢ	4300	ENKELO	ARUSSI
ቦሉ	ወሉ	4300	KOLO	WOLLO
ሰሌጣላ	ወሉ	4276	LALIBELA	WOLLO
ገፍ	በጊዎ ድር	4231	GUNA	BEGEMDER
ገገ	ገጭ ገፈ	4200	GUGE	GEMU GOFFA
አቡነ ዳግ	ወሉ	4190	ABUNE TOSEF	WOLLO
ሃይ	በጊዎ ድር	4173	HEY	BEGEMDER
ባር ሃገ	ገጭ	4154	BIRHAN	GOJAM
ባላ	አረቢ	4133*	BEDA	ARUSSI
ባሉ	ገጭ	4100	TALO	GOJAM
አምባራባ	በጊዎ ድር	4077	AMBA RAS	BEGEMDER
ባር ኔ	ገጭ	4070	KARNI	GOJAM
አራታ	ገጭ	4066	URATA	GOJAM
ጥላሱ	አረቢ	4036	CHILALO	ARUSSI
አቡዳ ማላ	ሽዋ	4000	ABUYEMEDA	SHOA
ባኔ	ተገረ	3988*	SEDE	TIGRE
አምባ ፈሪት	ወሉ	3975	AMBA FERIT	WOLLO
የወሰ	ወሉ	3859*	YEWEL	WOLLO
ባባ	አረቢ	3820*	KAKA	ARUSSI
ባፄ ገደላ	ወሉ	3819	ATSE GEDEL	WOLLO
ገራገ	ሽዋ	3719	GURAGE	SHOA
ዎጢ	ሽዋ	3677	WOTI	SHOA
አም ኔዎባ	ገጭ	3664	AMONEWAS	GOJAM
ገገ	አረቢ	3623	GUGU	ARUSSI
አም ላዲት	ገጭ	3619*	AMEDAMIT	GOJAM
የወራ	ወሉ	3611*	YOWERA	WOLLO
ደሉ	ቦላ	3600	DELO	SIDAMO
አባታ ገሃያ	ሽዋ	3599*	ASTA GOMAYA	SHOA
ወገዝ	ሽዋ	3596*	MEGEZEZ	SHOA
አራት ወከራባር	ገጭ	3577*	ARAT MEKERAKIR	GOJAM
አምባሰላ	ወሉ	3567*	AMBASEL	WOLLO
ባገፄ	በጊዎ ድር	3500	KANICHI	BEGEMDER
አምባ	ሽዋ	3485	AMBA	SHOA
ባራዝ	ገጭ	3476	BEREZ	GOJAM
አባ ዳዳ	ገጭ	3468	ABEKOMA	GOJAM
ጋራሙላት	ሐረር ገ	3392	GARAMULETA	HARARGE
ባገገ	ገጭ	3355	SEGEDO	GOJAM
ባላ ርገ	ሽዋ	3350	BADA ROGE	SHOA
አፄ ፋሪስ	በጊዎ ድር	3341	ATSE FARIS	BEGEMDER
ፋገጃ	አረቢ	3310	FAGAGI	ARUSSI
ሊጋ	በጊዎ ድር	3246	LIGA	BEGEMDER
ገገላ	ገጭ	3228	DAGUI	GOJAM
ጋራሙጣ	ሐረር ገ	3170	GARATITA	HARARGE
ባባላ	ሐረር ገ	3130	SABAL	HARARGE
ወብታር	ሐረር ገ	3060	MUKTAR	HARARGE
ባራርታ	ሐረር ገ	3060	SERIRTA	HARARGE
ቸፍ	ገጭ	3058	CHEF	GOJAM
ዘጃላ	ሽዋ	2989	ZIKWALA	SHOA

*ስፍራው ያልተረጋገጠ ወይም ያልተረጋገጠ

*Heights Not Verified.

ከባርታ ለሳባባዩ ደላገፈፈ አገላለጽ የተገኘ

Source: Mapping and Geography Institute

በግብርና ጋራ ጉዞ ስጦታዎች
NATIONAL PARKS GAME RESERVES AND SANCTUARIES

ሠንጠረዥ 0.5 TABLE A.5

በግብርና ጋራ ጉዞ ስጦታዎች	ጠቅላይ ገዛት	በፋት በሥራ ማተራ ባረ		
በግብርና ጋራ ጉዞ ስጦታዎች			NATIONAL PARKS	
አዋሽ	ሽዋ	720	AWASH	SHOA
ሰሜን	በግብርና	150	SIMEN	BEGENDER
ሰሜን ሸለቆ ጠይቅ	ሽዋ	650	RIFT VALLEY LAKES	SHOA
ሶማሌ	ብሩ	3,450	OMO	KEFA
የባሌ ተራራዎች	ባሌ	3,000	BALE MTS.	BALE
ደንበል	ሐረርጌ	3,000	DANAKIL	HARARGE
ግን	ገጠ ጉሩ	2,200	MAGO	GEMU GOFFA
ነጭ ገረ	ገጠ ጉሩ	700	NACHISOR	GEMU GOFFA
ዳህሳስ	አርቲራ	1,500	DAHLAK	ERITREA
የጎረቤት ስጦታዎች			GAME RESERVES	
አዋሽ	ሽዋ	700	AWASH WEST	SHOA
አሰይጌ	ሐረርጌ	800	ALLEDEGHI	HARARGE
ባሌ	ባሌ	2,100	BALE	BALE
ጋምቤላ	አላባባ	10,800	GAMBELLA	ILLUBABOR
ግን	ገጠ ጉሩ	3,400	JAGO	GEMU - GOFFA
ገዳሴ	ሐረርጌ	800	GEWANE	HARARGE
ሚሊ-ተገላህ	ወሎ	2,000	MILLE-TENDAHO	WOLLO
ሰርዶ	ወሎ	1,000	SARDO	WOLLO
ሰጠፋ	ገጠ ጉሩ	4,500	STEFANIE	GEMU GOFFA
ወሎ	አርቲራ	1,800	YOB	ERITREA
ናክፋ	አርቲራ	1,400	NAKFA	ERITREA
ቅሪ	ተገራ	600	CHIRE	TIGRE
ጋሽ-ሰጠፋ	አርቲራ	11,600	GASH-SETIT	ERITREA
ስጦታዎች			SANCTUARIES	
ሐረርጌ	ሐረርጌ	6,000	HARAR	HARARGE
ያሌላ	ሲዳሞ	1,200	YAVELLO	SIDAMO
		AREA IN SQ. KM	NATIONAL PARKS GAME RESERVES AND SANCTUARIES	PROVINCES

በአዋሽ ሰሜን ሶማሌ ሰሜን ሸለቆ ጠይቅ የባሌ ስጦታዎች በፋት በሥራ ገደብ ስጦታዎች ገደብ ላይ የተጠበቀ ነው።
Area figures are approximate, except for Awash, Simen, Omo, Rift Valley Lakes and Bale.

የጎረቤት ስጦታዎች ስጦታዎች ላይ የተጠበቀ ነው።
Source: Wild Life Conservation Department.

በአድርጎች ላይ
LAND AND CLIMATE

የጥናት ዓመት የአየር ጾርጫ ሳይንስ ላይ ለተመረጡት አስተዳደር ከፍተኛ የአየር ጾርጫ
AVERAGES ANNUAL RAINFALL, LATITUDE, LONGITUDE AND ALTITUDE
OF SELECTED STATIONS

ሠንጠረዥ ሀ.6 TABLE A.6

የጾርጫ ሳይንስ	ላቲ ቲዩድ	ሎንጊ ቲዩድ	ከፍ ታይ በሜትር	ዓመት/ዓመት የአ የአየር ጾርጫ አማካኝ ማተሚያ	የዓመት በዓመት	የአየር ጾርጫ/በሚሊ ማተሚያ		STATIONS
						የከፍተኛው ዓመት	የከፍተኛው ዓመት	
አዲስ አበባ	09°02'	38°44'	2408	1153.3	21	1421.6 (1970)	906.8 (1962)	ADDIS ABABA
አሙዳራ	15°17'	38°55'	2325	497.0	29	753.4 (1953)	208.7 (1969)	ASMARA
አሰባ	13°01'	42°43'	11	53.1	21	157.3 (1967)	0.1 (1965)	ASSAB
ባህር ጎር	11°36'	37°25'	1802	1490.9	10	1844.7 (1971)	1065.9 (1965)	BAHIRDAR
ቦምባይ	11°94'	39°45'	1903	1078.5	19	1390.0 (1964)	741.5 (1965)	COMBOLCHA
ደብረ ማርቆስ	10°22'	37°43'	2509	1381.6	18	1735.4 (1958)	1174.5 (1965)	DEBRE MARKOS
ደብረ ዘይት	08°44'	38°58'	1850	869.2	21	1307.4 (1964)	361.7 (1951)	DEBRE ZEIT
ድረ ጎረቤት	09°45'	41°52'	1160	640.1	19	902.5 (1967)	387.2 (1965)	DIRE DAWA
ጊራ	08°10'	35°25'	2002	2506.1	19	3603.1 (1969)	1828.0 (1954)	GORE
ጊማ	07°39'	36°50'	1740	1509.1	15	2077.6 (1963)	1138.1 (1953)	JIMA
ጾጾ	15°36'	39°28'	5	184.8	21	487.8 (1964)	50.0 (1960)	MASSAWA
ናብሩ	16°40'	38°20'	1676	231.5*	18	433.3 (1965)	45.0 (1960)	NACFA
ወንጌ	08°31'	39°15'	1500	814.5	21	1176.0 (1958)	577.0 (1953)	WONJI
	LATI- TUDE	LONGI- TUDE	ALTITUDE (Metres)	AVERAGE RAINFALL (Milli- Metres)	NO. OF YEARS IN AVERAGE	HIGHEST OF THE YEAR	LOWEST OF THE YEAR	
						RAINFALL (in millimeters)		

*በጥናት ዓመት የተመረጠው ዓመት የሆኑት በአውሮፓውያን የዘመን አቆጣጠር ናቸው
*The years shown in brackets are in Gregorian Calendar.

በጥናት ዓመት የሚገኘው የሲቪል አየር ጾርጫ አስተዳደር ከአየር ጾርጫ ክፍል የተገኘ

Source: National Climatological Service, Civil Aviation Administration, Ministry of Communication

በሌ ምዕራብ ላይ
LAND AND CLIMATE

ለበገ
ASSAB

ወገወገ ሀ.7 / የቀመለ/ TABLE A.7 (Contd.) የሌ ስራ ስራ ስራ ስራ DEGREES CENTIGRADE
ዘርዘር ስራ ስራ ስራ ስራ RAINFALL MILLIMETRES

ወ ር	1961/2			1962/3			1963/4			MONTH
	የሌ የረ ስራ		የዘርዘር ስራ	የሌ የረ ስራ		የዘርዘር ስራ	የሌ የረ ስራ		የዘርዘር ስራ	
	ስራ ስራ	ስራ ስራ		ስራ ስራ	ስራ ስራ		ስራ ስራ	ስራ ስራ		
ጥር	31.6	24.1	1.3	31.3	21.8	13.0	30.7	22.3	-	JANUARY
የካቲት	32.1	23.7	-	32.7	22.8	-	30.8	22.6	-	FEBRUARY
ጥርቢት	35.6	24.7	-	34.2	23.5	-	34.7	22.7	-	MARCH
ጥያቄ	37.5	25.8	-	37.2	25.8	-	36.6	23.3	-	APRIL
ጥቅምት	38.1	28.4	-	36.5	26.8	-	37.7	25.2	-	MAY
ሰኔ	38.8	29.5	-	37.7	28.3	-	37.9	24.8	-	JUNE
ሰኞ	39.4	31.1	-	40.6	26.4	-	39.3	30.7	-	JULY
ሰኞ	39.7	31.6	-	39.9	27.9	12.0	38.8	29.4	9.8	AUGUST
ጥቅምት	37.5	29.0	-	37.2	23.7	-	36.3	27.9	-	SEPTEMBER
ጥቅምት	36.9	26.5	-	36.1	26.4	-	36.1	25.0	-	OCTOBER
ህዳር	34.8	25.2	-	34.5	24.7	-	33.7	23.9	-	NOVEMBER
ታህሳስ	32.8	22.4	-	31.9	23.0	-	30.6	21.1	-	DECEMBER
የዓመት	36.2	26.8	1.3	35.8	25.1	25.0	35.3	24.9	9.8	ANNUAL
	MAX.	MIN.	RAIN	MAX.	MIN.	RAIN	MAX.	MIN.	RAIN	MONTH
	TEMPERATURE			TEMPERATURE			TEMPERATURE			
	1969			1970			1971			

በሌ ስራ ስራ
BAHIR DAR

ወ ር	1961/2			1962/3			1963/4			MONTH
	የሌ የረ ስራ		የዘርዘር ስራ	የሌ የረ ስራ		የዘርዘር ስራ	የሌ የረ ስራ		የዘርዘር ስራ	
	ስራ ስራ	ስራ ስራ		ስራ ስራ	ስራ ስራ		ስራ ስራ	ስራ ስራ		
ጥር	25.3	8.8	20.4	25.6	4.9	-	25.9	5.2	2.0	JANUARY
የካቲት	26.2	9.4	5.0	28.2	7.9	-	27.9	5.7	-	FEBRUARY
ጥርቢት	28.4	13.7	19.5	29.0	10.1	-	29.7	9.5	-	MARCH
ጥያቄ	29.7	14.0	15.6	29.9	13.1	52.5	30.0	11.0	18.2	APRIL
ጥቅምት	29.1	14.5	89.0	29.8	13.1	126.0	28.4	13.7	60.3	MAY
ሰኔ	27.3	14.6	108.3	26.8	13.8	55.3	25.9	12.9	405.0	JUNE
ሰኞ	23.8	14.0	649.6	23.5	13.9	465.5	23.7	12.5	524.9	JULY
ሰኞ	23.4	13.5	490.7	23.4	13.4	530.1	23.6	12.5	460.6	AUGUST
ጥቅምት	24.9	13.0	201.4	24.7	12.2	218.1	31.6	11.8	205.8	SEPTEMBER
ጥቅምት	26.0	11.7	16.7	25.4	12.2	198.5	26.0	12.0	164.7	OCTOBER
ህዳር	27.0	8.8	2.3	25.7	7.4	6.1	26.5	9.4	3.2	NOVEMBER
ታህሳስ	27.2	5.4	0.1	25.7	4.6	-	25.3	4.2	-	DECEMBER
የዓመት	26.5	11.8	1618.6	26.5	10.5	1652.1	27.0	10.0	1844.7	ANNUAL
	MAX.	MIN.	RAIN	MAX.	MIN.	RAIN	MAX.	MIN.	RAIN	MONTH
	TEMPERATURE			TEMPERATURE			TEMPERATURE			
	1969			1970			1971			

ጋምቦሊቻ
COMBOLCHA

ሠንጠረዥ ሀ.7 / የተጨማሪ / TABLE A. 7 (Contd.)

የአየር ሙቀት በድገሪ ሣገተ ገረጾ DEGREES CENTIGRADE
ዝናዎ በሚሊ ሜትር RAINFALL MILLIMETRES

ወር	1961/2			1962/3			1963/4			ወር
	የአየር ሙቀት		የዝናዎ መጠን	የአየር ሙቀት		የዝናዎ መጠን	የአየር ሙቀት		የዝናዎ መጠን	
	ከፍተኛ	ዝቅተኛ		ከፍተኛ	ዝቅተኛ		ከፍተኛ	ዝቅተኛ		
ጥር	23.8*	9.2	170.7	23.3	10.9	17.2	22.0	9.9	42.8	JANUARY
የባቲ	22.0	11.6	88.7	25.1	11.1	63.6	26.0	9.2	-	FEBRUARY
ጳጋሲ	23.6	12.5	128.3	24.4	12.7	150.8	26.4	11.5	41.4	MARCH
ጂዎንያ	25.9	12.5	89.9	26.4	13.6	91.9	27.5	13.7	27.8	APRIL
ገንቦት	26.7	13.7	59.7	29.7	14.2	13.2	27.4	14.5	117.9	MAY
ሰኔ	30.9	14.9	1.7	31.9	16.9	3.3	30.0	15.6	12.0	JUNE
ጃምሌ	28.2	13.8	296.3	27.2	15.5	301.3	28.2	14.7	193.0	JULY
ሰኔ	26.2	13.1	374.4	26.1	14.9	241.9	26.9	13.8	253.6	AUGUST
መስከረም	26.0	12.6	77.6	25.4	13.5	144.5	25.8	13.2	81.0	SEPTEMBER
ጥቅምት	25.0	9.7	25.9	24.2	11.4	25.3	25.4	10.9	5.6	OCTOBER
ህዳር	24.6	8.6	2.4	24.0	6.8	-	23.1	8.7	31.4	NOVEMBER
ታህሳስ	24.8	6.9	-	23.2	7.8	14.0	21.9	9.0	52.5	DECEMBER
የዓመት	25.6	11.6	1,315.6	25.9	12.4	1,067.0	25.9	12.1	859.0	ANNUAL
	MAX.	MIN.	RAIN	MAX.	MIN.	RAIN	MAX.	MIN.	RAIN	MONTH
	TEMPERATURE			TEMPERATURE			TEMPERATURE			
	1969			1970			1971			

ደብረ ጣር ቶስ
DEBRE MARKOS

ወር	1961/2			1962/3			1963/4			ወር
	የአየር ሙቀት		የዝናዎ መጠን	የአየር ሙቀት		የዝናዎ መጠን	የአየር ሙቀት		የዝናዎ መጠን	
	ከፍተኛ	ዝቅተኛ		ከፍተኛ	ዝቅተኛ		ከፍተኛ	ዝቅተኛ		
ጥር	22.8	3.2	60.1	23.7	8.1	30.0	23.9	7.6	29.3	JANUARY
የባቲ	22.5	9.3	39.3	25.8	9.8	34.8	25.7	8.7	-	FEBRUARY
ጳጋሲ	22.6	11.0	159.6	24.8	10.2	57.0	25.3	10.5	23.7	MARCH
ጂዎንያ	24.7	11.1	62.8	25.8	12.0	27.0	26.1	11.1	18.5	APRIL
ገንቦት	23.9	11.3	119.8	26.8	11.2	29.4	23.7	10.6	75.7	MAY
ሰኔ	21.8	9.9	159.4	22.9	10.3	90.5	20.8	10.3	229.7	JUNE
ጃምሌ	19.3	10.6	231.6	19.6	10.5	322.5	19.3	9.9	279.6	JULY
ሰኔ	19.4	10.2	314.2	18.2	9.8	381.0	19.4	9.6	365.3	AUGUST
መስከረም	20.7	9.7	159.1	20.5*	8.5*	178.4*	20.3	9.1	201.2	SEPTEMBER
ጥቅምት	22.4	9.1	18.6	21.5	10.2	128.9	21.1	8.5	126.3	OCTOBER
ህዳር	24.0	8.4	5.6	22.2	6.6	-	21.7	7.4	69.6	NOVEMBER
ታህሳስ	24.4	6.8	2.5	23.4	6.3	-	21.6	6.2	20.4	DECEMBER
የዓመት	22.4	9.2	1,332.6	22.9	9.5	1,279.8	22.4	9.1	1,439.3	ANNUAL
	MAX.	MIN.	RAIN	MAX.	MIN.	RAIN	MAX.	MIN.	RAIN	MONTH
	TEMPERATURE			TEMPERATURE			TEMPERATURE			
	1969			1970			1971			

በሌ ዓይነት ለየር
LAND AND CLIMATE

ደብረ ዘይት
DEBRE ZEIT

ሠንጠረዥ ሀ.7 የተጠለ/ TABLE A.7 (Contd.) የሰላሳ ስድስት ዓመት የጊዜ ሰንጠረዥ ድግሪ ስልጠና ደብረ ዘይት
DEGREES CENTIGRADE RAINFALL MILLIMETRES

ወር	1961/2			1962/3			1963/4			MONTH
	የሰላሳ ስድስት		የዘርፍ መጠን	የሰላሳ ስድስት		የዘርፍ መጠን	የሰላሳ ስድስት		የዘርፍ መጠን	
	ከፍተኛ	ዝቅተኛ		ከፍተኛ	ዝቅተኛ		ከፍተኛ	ዝቅተኛ		
ጥር	26.1	11.9	11.0	25.3	12.0	44.1	25.5	9.8	0.7	JANUARY
የባቲ	25.4	11.1	-	27.7	11.8	31.1	27.0	9.4	-	FEBRUARY
ጳጉሜ	26.4	12.6	56.7	26.8	13.7	7.5	27.9	12.0	16.5	MARCH
ሚያዝያ	28.5*	12.7*	97.0*	28.5*	13.7	71.4	28.4	12.6	63.9	APRIL
ገንቦት	27.9	12.7	29.9	29.4	13.3	45.3	27.2	12.4	107.2	MAY
ሰኔ	26.5	13.6	128.1	28.4	12.6	46.0	25.8	12.1	123.3	JUNE
ሰኞ	24.2	12.9	125.1	24.8	13.6	250.7	26.9	12.8	215.8	JULY
ክብረ	23.9	13.0	256.1	23.1	13.2	290.1	23.8	11.6	281.0	AUGUST
መስከረም	25.8	12.2	64.6	25.0	12.4	112.0	24.8	11.2	122.7	SEPTEMBER
ጥቅምት	27.1	10.2	7.5	26.4	11.0	5.9	26.2	9.6	2.9	OCTOBER
ሀዳር	26.2	10.5	3.2	25.3	7.2	-	24.6	8.6	0.3	NOVEMBER
ታህሳስ	26.1	7.8	-	25.2	7.0	-	23.7	7.3	14.4	DECEMBER
የዓመት	26.2	11.8	779.2	26.3	11.8	904.1	26.0	10.8	948.7	ANNUAL
	MAX.	MIN.	RAIN	MAX.	MIN.	RAIN	MAX.	MIN.	RAIN	MONTH
	TEMPERATURE			TEMPERATURE			TEMPERATURE			
	1969			1970			1971			

ደረ ዳዋ
DIRE DAWA

ወር	1961/2			1962/3			1963/4			MONTH
	የሰላሳ ስድስት		የዘርፍ መጠን	የሰላሳ ስድስት		የዘርፍ መጠን	የሰላሳ ስድስት		የዘርፍ መጠን	
	ከፍተኛ	ዝቅተኛ		ከፍተኛ	ዝቅተኛ		ከፍተኛ	ዝቅተኛ		
ጥር	28.6	16.9	76.9	27.1	16.0	51.9	27.4	13.9	-	JANUARY
የባቲ	26.7	15.0	128.4	29.8	16.4	23.6	30.0	14.6	-	FEBRUARY
ጳጉሜ	30.7	17.9	112.8	28.4	17.8	248.3	31.5	17.3	73.6	MARCH
ሚያዝያ	32.1	19.7	48.2	32.5	20.7	28.1	32.3	20.7	11.8	APRIL
ገንቦት	33.4	20.6	2.4	38.4	22.4	-	33.3	21.0	57.8	MAY
ሰኔ	34.9	21.9	15.7	35.3	22.8	10.1	34.7	31.9	2.5	JUNE
ሰኞ	33.3	20.6	111.7	33.0	20.4*	80.9	33.3	21.0	87.6	JULY
ክብረ	32.3	24.0	81.8	31.1	20.3	150.5	32.3	20.7	74.6	AUGUST
መስከረም	33.3	21.5	12.1	31.8	20.7	73.7	32.5	20.7	70.9	SEPTEMBER
ጥቅምት	32.2	18.5	-	32.1	19.6	-	32.5	20.4	-	OCTOBER
ሀዳር	30.2	15.9	0.2	29.4	14.4	-	29.0	16.4	27.4	NOVEMBER
ታህሳስ	28.6	14.0	-	27.6	13.2	-	27.1	14.7	-	DECEMBER
የዓመት	31.4	18.9	590.2	31.4	18.7	667.1	31.3	19.4	406.2	ANNUAL
	MAX.	MIN.	RAIN	MAX.	MIN.	RAIN	MAX.	MIN.	RAIN	MONTH
	TEMPERATURE			TEMPERATURE			TEMPERATURE			
	1969			1970			1971			

ገበያ
GOBA

ሆንግኮንግ ሀ.7 / የቀጠለ/ TABLE A.7 (Contd.) የሰዓት ስርዓት ማገዝ ገራጭ DEGREES CENTIGRADE
ዘርፍ በሚሊ ማተር RAINFALL MILLIMETRES

ወር	1961/2			1962/3			1963/4			MONTH
	የሰዓት ስርዓት		የዘርፍ መጠን	የሰዓት ስርዓት		የዘርፍ መጠን	የሰዓት ስርዓት		የዘርፍ መጠን	
	ጠቅላይ	ዝቅተኛ		ጠቅላይ	ዝቅተኛ		ጠቅላይ	ዝቅተኛ		
ጥር	18.9	5.6	24.1	18.9	5.9	77.5	20.5	3.7	1.5	JANUARY
የካቲት	18.4	6.4	91.3	21.2	5.6	19.4	21.7	3.2	3.6	FEBRUARY
ጳጉሜ	18.2	8.1	155.0	18.9	7.7	169.4	20.5	5.6	59.2	MARCH
ግንቦት	19.8	8.1	79.5	19.1	8.5	162.1	19.7	7.1	93.0	APRIL
ሰኔ	20.0	8.7	127.0	20.5	8.0	33.9	19.8	7.5	115.6	MAY
ሰኔ	20.0	7.7	90.9	21.0	7.2	34.0	20.4	7.4	56.4	JUNE
ሰኔ	19.2	7.6	108.1	20.0	7.3	61.0	19.9	6.9	54.6	JULY
ሰኔ	19.1	6.8	121.3	18.7	7.2	106.8	20.0	6.6	119.3	AUGUST
ሰኔ	18.8	7.7	159.7	18.8	7.2	87.0	18.9	7.8	110.5	SEPTEMBER
ሰኔ	18.2	6.8	56.6	17.3	8.0	129.4	17.2	7.9	90.6	OCTOBER
ሰኔ	18.8	5.0	56.7	18.6	2.6	-	17.6	5.0	74.7	NOVEMBER
ሰኔ	18.0*	3.5	42.1	20.4	2.2	-	19.1	3.1	90.6	DECEMBER
የዓመት	19.0	6.8	1,112.3	19.5	6.5	880.5	19.6	6.0	869.6	ANNUAL
	MAX.	MIN.	RAIN	MAX.	MIN.	RAIN	MAX.	MIN.	RAIN	MONTH
	TEMPERATURE			TEMPERATURE			TEMPERATURE			
	1969			1970			1971			

ገራ
GORE

ወር	1961/2			1962/3			1963/4			MONTH
	የሰዓት ስርዓት		የዘርፍ መጠን	የሰዓት ስርዓት		የዘርፍ መጠን	የሰዓት ስርዓት		የዘርፍ መጠን	
	ጠቅላይ	ዝቅተኛ		ጠቅላይ	ዝቅተኛ		ጠቅላይ	ዝቅተኛ		
ጥር	24.0*	13.9*	51.9*	24.0	13.7	33.5	24.6	12.7	22.8	JANUARY
የካቲት	23.4	13.5	184.2	26.6	15.0	4.2	26.9	14.3	-	FEBRUARY
ጳጉሜ	24.0	13.9	162.8	25.1	14.4	125.8	26.4	13.9	66.6	MARCH
ግንቦት	24.5	14.1	296.3	25.7	20.1	133.7	25.5	13.9	87.3	APRIL
ሰኔ	23.4	13.5	321.7	23.4	12.8	363.7	22.7	11.7	360.0	MAY
ሰኔ	21.8	12.6	537.4	21.8	12.0	417.4	20.8	11.8	215.3	JUNE
ሰኔ	20.0	12.3	752.5	20.7	12.4	472.7	19.9	11.6	326.5	JULY
ሰኔ	20.0	12.6	560.8	19.8	12.3	314.1	19.9	11.6	262.6	AUGUST
ሰኔ	21.4	12.3	408.8	21.8	11.8	413.9	20.8	11.5	360.7	SEPTEMBER
ሰኔ	22.7	12.7	150.7	22.1	12.3	175.6	21.5	11.7	210.2	OCTOBER
ሰኔ	23.0	13.5	175.2*	23.7	12.5	34.7	22.1	11.9	116.7	NOVEMBER
ሰኔ	24.5	14.0	0.8	23.8	12.5	2.6	22.4	11.8	41.1	DECEMBER
የዓመት	22.7	13.2	3,603.1	23.2	13.5	2,491.9	22.8	12.4	2,069.8	ANNUAL
	MIX.	MIN.	RAIN	MAX.	MIN.	RAIN	MAX.	MIN.	RAIN	MONTH
	TEMPERATURE			TEMPERATURE			TEMPERATURE			
	1969			1970			1971			

ገጽ ፩ ስድስት ስድስት
LAND AND CLIMATE

ገጽ
JIMA

ወገን ሀ.፯ / የቀጠለ / TABLE A.7 (Contd.) የሰዓት ስድስት ስድስት ስድስት ስድስት DEGREES CENTIGRADE RAINFALL MILLIMETRES

ወ ር	1961/2			1962/3			1963/4			
	የሰዓት ስድስት		የዘርፍ መጠን	የሰዓት ስድስት		የዘርፍ መጠን	የሰዓት ስድስት		የዘርፍ መጠን	
	ገቢ ተኖ	ዘቅ ተኖ		ገቢ ተኖ	ዘቅ ተኖ		ገቢ ተኖ	ዘቅ ተኖ		
ገር	26.0	11.2	54.1	26.9	9.5	66.9	27.5	8.2	18.1	JANUARY
የገ ተተ	26.2	12.3	61.2	28.1	9.8	143.6	29.4	6.4	3.0	FEBRUARY
ጠጋቢት	26.9	13.3	199.3	27.0	13.1	90.7	29.2	9.2	57.7	MARCH
ጳጋህያ	27.7	12.2	97.8	27.8	12.6	188.4	28.2	11.9	81.3	APRIL
ገገቦት	27.2	12.6	112.7	27.4	13.0	95.8	26.1	13.2	267.0	MAY
ሰኔ	25.5	13.1	168.0	25.5	13.1	273.7	24.2	12.8	152.9	JUNE
ጠቅላ	23.3	12.9	188.6	23.9	13.8	197.2	23.8	13.1	205.0	JULY
ሃጠሲ	24.0	12.8	169.1	23.4	13.8	262.7	23.0	12.5	203.9	AUGUST
ጠባብረኛ	25.1	12.9	108.3	24.7	13.6	148.1	24.4	13.1	201.1	SEPTEMBER
ጥቅምት	18.8	10.4	87.7	25.8	13.0	149.0	25.3	12.7	123.5	OCTOBER
ሀገር	27.0	7.5	34.8	26.5	5.6	-	25.4	9.2	116.3	NOVEMBER
ታህሳሥ	27.8	3.9	5.4	27.2	4.5	-	25.1	6.6	44.4	DECEMBER
የዓመት	25.5	11.3	1,287.0	26.2	11.3	1,616.1	26.0	10.7	1,474.2	ANNUAL
	MAX.	MIN.	RAIN	MAX.	MIN.	RAIN	MAX.	MIN.	RAIN	MONTH
	TEMPERATURE			TEMPERATURE			TEMPERATURE			
	1969			1970			1971			

ገጽ ገ
MASSAWA

ወ ር	1961/2			1962/3			1963/4			
	የሰዓት ስድስት		የዘርፍ መጠን	የሰዓት ስድስት		የዘርፍ መጠን	የሰዓት ስድስት		የዘርፍ መጠን	
	ገቢ ተኖ	ዘቅ ተኖ		ገቢ ተኖ	ዘቅ ተኖ		ገቢ ተኖ	ዘቅ ተኖ		
ገር	29.1	15.7	112.6	29.9	15.2	12.5	27.8	14.2	140.7	JANUARY
የገ ተተ	29.2	15.4	96.4	30.8	17.1	-	28.7	14.8	17.9	FEBRUARY
ጠጋቢት	33.2	17.0	7.8	32.2	17.4	11.3	31.9	16.3	20.0	MARCH
ጳጋህያ	33.8	18.7	27.3	35.2	22.1	-	33.3	18.0	-	APRIL
ገገቦት	37.2	21.0	-	37.2	27.1	-	36.9	19.5	1.3	MAY
ሰኔ	40.9	22.2	-	40.9	28.1	-	39.3	10.5	-	JUNE
ጠቅላ	40.2	24.5	1.3	40.7	29.5	-	40.7	23.8	2.5	JULY
ሃጠሲ	40.2	24.3	1.1	39.8	27.4	-	41.0	24.4	-	AUGUST
ጠባብረኛ	39.3	23.1	-	38.9	21.8	-	37.8	20.9	-	SEPTEMBER
ጥቅምት	36.0	19.9	-	35.5	20.2	19.5	34.9	18.4	22.3	OCTOBER
ሀገር	34.2	17.9	-	33.6	17.2	-	32.9	17.9	7.4	NOVEMBER
ታህሳሥ	31.5	15.8	1.1	30.1	16.0	20.0	29.1	15.3	5.5	DECEMBER
የዓመት	35.1	19.6	247.6	35.4	25.0	63.3	34.5	17.8	217.6	ANNUAL
	MAX.	MIN.	RAIN	MAX.	MIN.	RAIN	MAX.	MIN.	RAIN	MONTH
	TEMPERATURE			TEMPERATURE			TEMPERATURE			
	1969			1970			1971			

ናከፋ
NACFA

ሠንጠረዥ 7. / የቀበሌ/ TABLE A.7 (Contd.)

የሌ የሮ ሙተት በድገሬ ሃገት ገረጌ DEGREES CENTIGRADE
ዘርዎ በሚሊ ሜትር RAINFALL MILLIMETRES

ወር	1958/9			1959/60			1960/1			MONTH
	የሌ የሮ ሙተት		የዘርዎ ሙተት	የሌ የሮ ሙተት		የዘርዎ ሙተት	የሌ የሮ ሙተት		የዘርዎ ሙተት	
	ከፍተኛ	ዝቅተኛ		ከፍተኛ	ዝቅተኛ		ከፍተኛ	ዝቅተኛ		
ጥር	21.1	10.7	-	20.4	9.7	-	20.8	10.2	-	JANUARY
የካቲት	20.6	10.0	-	21.0	10.5	-	19.5	8.0	-	FEBRUARY
ጳጉሜ	23.7	11.8	19.9	22.3	11.7	-	22.8	10.7	-	MARCH
ዳክሃይ	26.2	13.9	44.5	24.0	13.2	14.3	23.6	12.0	29.2	APRIL
ገንቦት	29.2	15.5	...	27.8	15.5	27.5	28.5*	15.5*	-	MAY
ሰኔ	30.9*	18.9*	31.3	30.4	18.9	19.6	30.7*	18.9*	25.5*	JUNE
ጃምሌ	30.6	21.4	47.0	28.2	19.8	46.7	29.4*	20.6*	46.9*	JULY
ሰከረ	29.5	19.2	85.3	25.9*	18.7*	97.8*	27.7*	18.0*	91.6	AUGUST
መስከረም	28.5	17.0	10.2	27.9	17.3	41.9*	28.2*	17.2*	26.1	SEPTEMBER
ጥቅምት	25.0	13.8	67.8	24.7*	12.5*	33.9*	24.9*	13.2	50.9*	OCTOBER
ሀገር	22.8	11.4	-	22.0	11.7	-	22.4*	11.6	-	NOVEMBER
ታህሣሥ	20.7	8.8	-	19.9*	9.6*	-	20.3*	9.2*	-	DECEMBER
የዓመት	25.7	14.4	306.0	24.5	14.1	281.7	24.9	13.8	269.2	ANNUAL
	MAX.	MIN.	RAIN	MAX.	MIN.	RAIN	MAX.	MIN.	RAIN	MONTH
	TEMPERATURE			TEMPERATURE			TEMPERATURE			
	1966			1967			1968			

ወንጌ
WONJI

ወር	1961/2			1962/3			1963/4			MONTH
	የሌ የሮ ሙተት		የዘርዎ ሙተት	የሌ የሮ ሙተት		የዘርዎ ሙተት	የሌ የሮ ሙተት		የዘርዎ ሙተት	
	ከፍተኛ	ዝቅተኛ		ከፍተኛ	ዝቅተኛ		ከፍተኛ	ዝቅተኛ		
ጥር	24.8	14.3	33.0	25.0	14.3	57.0	25.5	13.4	-	JANUARY
የካቲት	23.6	13.7	90.0	27.6	14.4	49.0	27.9	11.9	-	FEBRUARY
ጳጉሜ	26.0	14.9	58.0	26.4	16.6	95.0	28.9	15.5	24.5	MARCH
ዳክሃይ	28.4	15.0	70.0	29.0	16.3	55.0	29.1	15.6	64.0	APRIL
ገንቦት	29.3	16.1	47.0	30.4	16.8	34.0	28.7	16.9	63.0	MAY
ሰኔ	28.9	17.1	45.0	29.9	18.6	13.0	28.3	17.9	88.0	JUNE
ጃምሌ	24.9	16.5	337.0	26.5	17.2	192.0	25.9	17.4	145.0	JULY
ሰከረ	24.9	16.0	159.0	25.3	17.2	226.0	24.9	16.6	284.0	AUGUST
መስከረም	26.9	15.5	36.0	26.6	17.2	100.0	25.7	16.2	133.0	SEPTEMBER
ጥቅምት	27.5	10.8	2.0	34.1	18.8	9.5	26.5	13.0	1.0	OCTOBER
ሀገር	25.2	11.2	4.0	26.5	9.7	-	24.9	12.7	18.0	NOVEMBER
ታህሣሥ	26.0	9.2	-	25.5	9.9	-	23.0	10.0	35.0	DECEMBER
የዓመት	26.5	14.2	881.0	27.7	11.4	830.5	26.6	14.8	855.5	ANNUAL
	MAX.	MIN.	RAIN	MAX.	MIN.	RAIN	MAX.	MIN.	RAIN	MONTH
	TEMPERATURE			TEMPERATURE			TEMPERATURE			
	1969			1970			1971			

* ተገምግሞ ላሉት ዓመታት የገንቦት ዓመት ማዕከላዊ ሁኔታ በመውጣት የተገኘ ገምት ሲሆን ለ1961/2 ዓ.ም የሌ የሮ ሙተት በመውጣት ነው።
* Estimated by taking the average of three years for early years and an average of five years for 1969

በወገኛ ሚኒስቴር የሰሜን ልማት ስራ ስራ ስራ ስራ ስራ ስራ የተገኘ
Source: National Climatological service, Civil Aviation Administration Ministry of Communication

ክፍል ለ - ሕዝብ

የዚህ ዓመት የሕዝብ ብዛት ገምት የቀረበው ከአገደኛው ዘር በጠፊ ይ የአስታሉኩክስ ተናት በተገኘው መረጃ መሠረት ሲሆን፣ ከገጠር ኗሪው ሕዝብ በመተ 83ተን እና እንዲሁም ከከተማ ኗሪው በመተ 92ተን ያጠቃልላል ። ይህን እንዲ ባላና ለርተራ በባጠፊ ዋ ተናት ውስጥ አልገቡም ።

በ1964 ዓ.ም የሊት ዩኒየ ጠቅላላ ሕዝብ ብዛት 26,461,200 እንደነበር ተገምቷል፣ በጠቅላላው ሕዝብ 2,665,900 ወይም በመተ 10.0 የሚሆኑት የከተማ ኗሪዎች ናቸው ።/በዚህ ውስጥ ከተማ ተባሉ የሚጠራው ለአስታሉኩክስ ተናት ሲባል ከሁለት ሺ ኗሪዎች ወጥቶ ከዚያ በላይ ያሉት ዓለት ነው/። በአገዳድ ዓመት ጊዜ ውስጥ በመተ 2.5 እየወጠረ ከጠፊ የሕዝቡ ብዛት በ1967 ዓ.ም 27.6 ሚሊዮን፣ በ1972 ዓ.ም 31.4 ሚሊዮን እንደሚደርስ ሲገመት፣ በዚህም ረገድ በ26 ወይም 27 ዓመታት ውስጥ የሕዝቡ ቁጥር እጥፍ እንደሚሆን ይገመታል ።

የከተማው ኗሪው ሕዝብ በጠቅላላው ሲታይ በመተ 6.6 በዓመት ያድጋል፣ በዚህም ዕድገት ውስጥ በመተ 4 የሚሆነው ከገጠር ወይ ከተማ በሚገኘው ሕዝብ ምክንያት ነው። ከአሥራ አገዳድ ዓመት በኋላ የሁኔታ የከተማ ኗሪ ሕዝብ ቁጥር እጥፍ ሆኖ፣ በጠቅላላው የሀገሪት ሕዝብ ብዛት በመተ 14 ይሆናል ።

ሠንጠረዥ ለ.1 የቤተ ሰብ መጠን ገምት የተገኘው ከመጀመሪያው ዘር በጠፊ ይ የአስታሉኩክስ ተናት ውጤት ነው ።

ሠንጠረዥ ለ.2 በዚህ ሠንጠረዥ የቀረበው ገምት የተገኘው ከመጀመሪያው ባጠፊ ይ የአስታሉኩክስ ተናት እና እንዲሁም ከአገደኛውና ከሁለተኛው የከተማ ተናት ውጤቶች ሲሆን ከእነዚህ ውጭ ለሆነው ገምት ምልክት ተደርገዋል ።

ሠንጠረዥ ለ.3 የሕዝቡን ብዛት በዕድሜና በጾታ ለይተ የሚያሳየው ሠንጠረዥ የተዘጋጀው ለ12 ጠቅላይ ገዛቶች በመጀመሪያው ዘር በተወሰደው ባጠፊ ይ የአስታሉኩክስ ተናት መሠረት ሲሆን ለባለ ከሁለተኛው ዘር በጠፊ ይ አስታሉኩክስ ተናት ነው ። እንዲሁም ለአራተኛ የአገር ገዛት ሚኒስቴር በሰጠው የሕዝብ ብዛት ገምት ሲሆን ለከፍተኛ ደገፍ የከፍተኛ ተናት መሠረት በግድረገ ነው ።

ሠንጠረዥ ለ.4 ከሁለት ሺ ሕዝብ በላይ የሚኖሩትን ከጠቅላይ ዘርዘር በጠቅላይ ገዛትና ሕዝቡንም በጾታ ለይተ ያሳያል ። አብዛኛዎቹ ባጠፊ ይ የአስታሉኩክስ ተናት የተደረገባቸው ሲሆን፣ እንደገናም በ1948 እና በ1954 ዓ.ም የአገር ገዛት ሚኒስቴር የሠጠውን የሕዝብ ብዛት ገምት መሠረት በግድረገ ነው ። ይህን እንዲ ባይጠኑ የቀረሩት የኗዎሪው ሕዝብ ብዛት ከ2,000 ወይም ከዚያ በላይ የሆኑ እንዳገዱ ተለልቶ ከጠቅላይ እንደሚገኙ ይገመታል ።

ሠገጠረዥ ለ.5 እና ለ.6 እነዚህ ሠገጠረዥ የሚያመለክቱት ወደሊት የሌላ የገቡትንና በሊት የሌላ የወጡትን በዘገነት በፆታ የገቡትንና የወጡትን ጾታዎች ጥምር ነው። እነዚህ ሠገጠረዥ ጠረጴዜ የተገኘው አገራዊ በሌላ በሌላ በሌላ አድርገው ከሚገቡ ለቀው ከሚወጡ በኋላ ከሚመዘገቡት የጠገቢያና የመጠጣ ቀጽ ነው።

ሠገጠረዥ ለ.7 የውጭ አገር ዜጎች እስታቲስቲክስ ሲሆን የሚዘገዙበት በአገር ገዛት ሚኒስትር ይህንን ለተቃራኒ ተቃራኒ ማህበራዊ ነው። በ1937 ዓ.ም የወጣው ለጥቅም ቁጥር 57 ግና የውጭ አገር ዜጋ /ሰው ወይም ወገን/ እንዲሁም 16 ዓመት የሞላው ሊት የሌላ በገባ በ30 ቀን ውስጥ የይለፍና ሺዛ ክፍለ ቀርቦ ለመዘገብ የኗሪ ነው ወይም ወረተ ለገላ ይዘ ያዛል። ከዚያም በኋላ በየዓመት በመመዘገብ የኗሪ ነው ፈቃድ ያሳድሳል። ሲሆንም ለ1964 ዓ.ም ይህ እስታቲስቲክስ አሳተገም።

የታላቅ ተርጉም

ወጪያዎች: በሊት የሌላ የወጡ በኋላ ወላጆች የሚመለሱት ከሊት የሌላ ወደ ሌላ አገር የሄዱትን ጥምር ነው። ይህም ገንዘብና በተራገዙት መለኪያ የገቡትን አይመቅም።

አዲስ ገቢያዎች: ወደ ሊት የሌላ የሚገቡ የውጭ አገር ዜጎች ሁሉ አዲስ የገቡ ተጠባቢ የሚመዘገቡት በሊት የሌላ ውስጥ ለመኖር የሚያስችላቸው የጠገቢያ ፈቃድ ሲኖራቸውና ከዚህ በኋላ በተመለከተው መሠረት ለመለኪያ ገቢ ያለሁትን አገደሁት ነው።

ተመለከቱ ገቢያዎች: ከሊት የሌላ በፈቃድ ወጥተው ተመለሱ የሚገቡ ዜጎች ሀ/ ተመለሱ ለመገባት የሚያስችሉ ሺዛ ባላቸው ለ/ አስቀድመው በሊት የሌላ መኖራቸው ከታወቀ /በገንዘብ ወይም በተራገዙት ባይሆን/ ከሊት የሌላ ወጪ የተደገፉ ገዛ በአገራዊ ዓመት ያለበለው ወይም ተምህርት ለመስጠት ከሁለት ዓመት ላለበለው ገዛ የቀዳ ከሆነ ወጥተው ተመለሱ የገቡ በመባል ይመደባሉ።

ነቀፊ: ግንኙነት ሊት የሌላ ወይም የውጭ አገር ከሚገኙ የሊት የሌላ ቀንሰሎ ወይም ከሊት የሌላ በርቶ የይለፍና የሺዛ ክፍለ የገንዘብ /የተራበተ/ ሺዛ በመቀጠል በሊት የሌላ የሚቀዳ ስጦታ ነው። ሺዛው ለሰጠው ወረት ያህል በሌላ ገንዘብ ለገንዘብ ለገንዘብ ገንዘብ ለግንዘብ ወይም የአረፍተው ገንዘብ ለግንዘብ ይቀላሉ።

ተራገዙት: ተላላፊ ለገንዘብ ለሰጠው ጥናት ያህል የሚያገለገል የተራገዙት ሺዛ ያላቸው ይህም ሺዛ የሚጠቀሙበት የውጭ አገር ከሚገኙ የሊት የሌላ ቀንሰሎ ወይም በሊት የሌላ በርቶ ነው።

SECTION B - POPULATION

The data in this year's population estimate is based mainly on the National Sample Survey, first Round (N.S.S.I. - 1964-67), which covered 83% of the rural population and around 92% of the urban population. Bale and Eritrea were not covered by the first round of the National Sample Survey.

The total population of the country is estimated to be 26,461,200 in 1972 of which 2,655,900 i.e. 10.0% is urban. (Town is here defined as a locality with more than 2,000 inhabitants). With a yearly growth rate of about 2.5% the population will reach 27.6 million in 1975, 31.4 million in 1980, and will double in 26-27 years.

The urban population is increasing by around 6.6 yearly of which 4.0% is due to net-in-migration of people from rural areas. The urban population will double in 11 years and it will constitute about 14.0% of the total population by 1980.

Table B.1 Estimates of household size were taken from the N.S.S.I. round.

Table B.2 These estimates are mostly based on the information obtained from the N.S.S.I. round and the first and second urban surveys, unless otherwise stated.

Table B.3 The distribution of total population by age-group and sex has been estimated on the basis of the data obtained from twelve (12) surveyed provinces through the N.S.S.I. round N.S.S.II round for Bale province only, Ministry of Interior estimates for Eritrea province, and urban surveys.

Table B.4 The list of towns with population over 2,000 is given by province and sex. Most of the towns have been covered by urban surveys, and for some, only the estimates of the Ministry of Interior of 1956 and 1962 are available. It is possible that there are some towns, with a population of 2,000 or more, but whose estimates are not available.

Table B.6 and B.7 These Tables indicate statistics of arrivals to and departures from Ethiopia by nationality, sex and purpose of entry to or exit from Ethiopia. The data have been obtained from the information supplied by persons entering or leaving the country via air, sea, rail or road.

Table 3.7 The Public Security Department of the Ministry of Interior is the primary source of statistics of foreign residents in Ethiopia. By Proclamation No. 57 of 1955, every foreigner is required, within 30 days of his (or her) arrival in Ethiopia or of his (or her) attaining the age of 16 years and thereafter annually, to report in person to the registrar, and secure an identity card (Foreigner's Registration Book). However, the data for 1972 are not available.

The following definition have been used:

Emigrants. An emigrant is a person proceeding out of Ethiopia for a destination elsewhere without the immediate intention of returning to the country, excluding visitors and persons in transit.

Immigrants. Persons entering the country are classified as new immigrants if they are not returning residents as defined below and have an entry permit, which allows them to become residents of the country.

Re-Entrants. Persons returning to the country are classified as returning residents if (a) they possess a valid re-entry visa, or if (b) they have been absent for less than one year, or, if for educational purposes abroad, for less than two years.

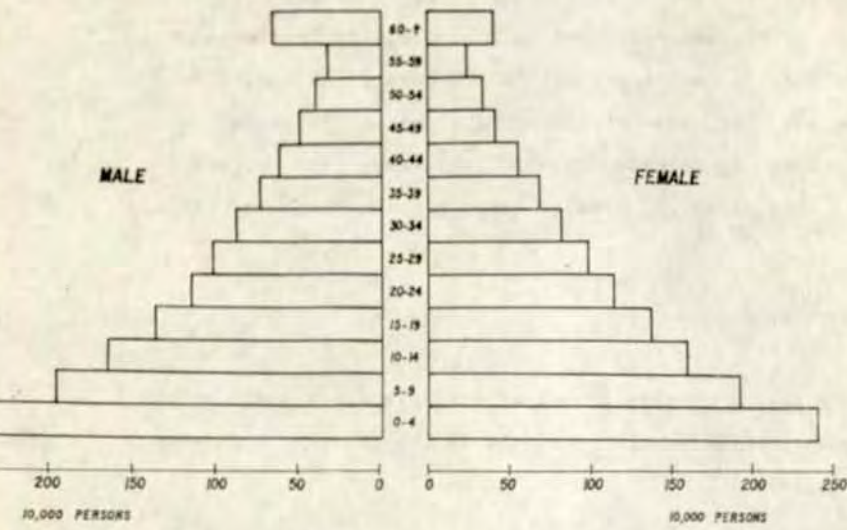
Resident Any Ethiopian and/or foreigner (with valid resident permit) residing in Ethiopia regardless of his nationality is a resident.

Tourists. Persons classified thus are those who have a visitor's or tourist's visa, which can be obtained either at the Ethiopian consulates abroad or at the ports in Ethiopia. These visas are valid up to 3 months and allow the visitor to pursue temporarily his business or profession as well as covering visitors on holiday.

Transit. Any person who has an in-transit visa that will enable him to pass through the country to a certain destination abroad is a transit. The visa is issued at the Ethiopian consulates abroad or at the ports in Ethiopia.

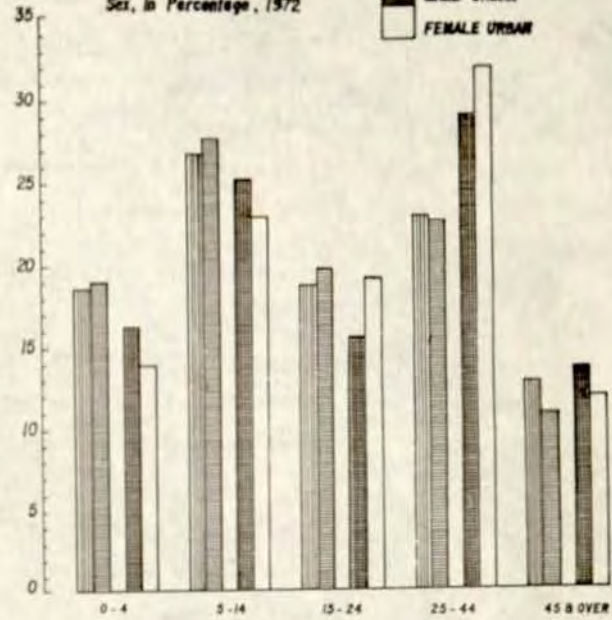
The in-transit visa may be valid for a period of up to seven days.

POPULATION IN 1972 BY AGE GROUP AND SEX

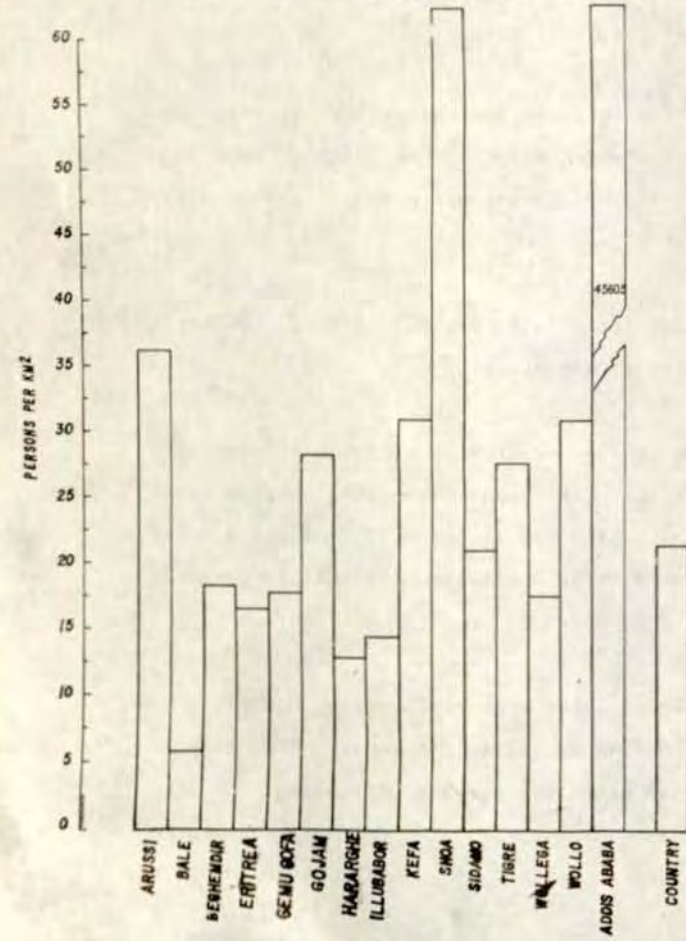


Key
 MALE RURAL
 FEMALE RURAL
 MALE URBAN
 FEMALE URBAN

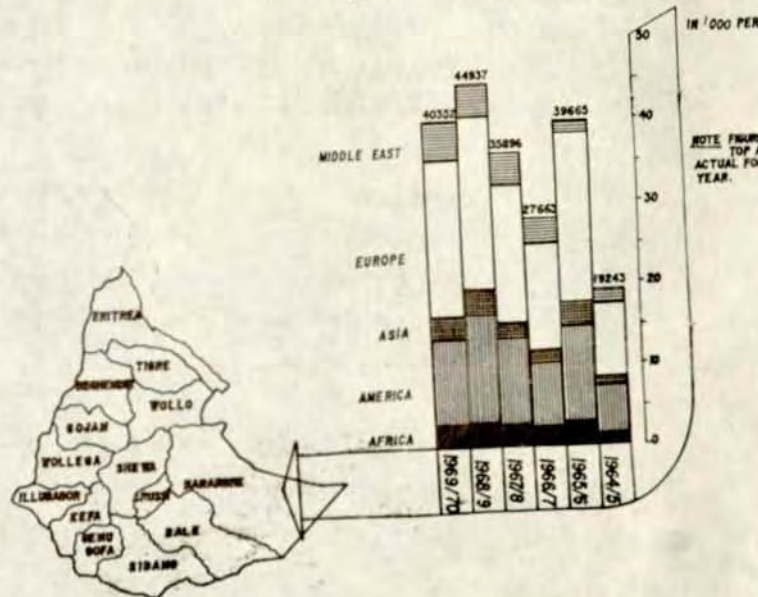
Broad Age Group Distribution of Urban and Rural Population by Sex, in Percentage, 1972



POPULATION DENSITY (POP/KM²) BY PROVINCE 1972



TOURISTS IN 1964/5-1970



ሰለ ሕዝብ ብዛት
POPULATION

በ1964 ዓ.ም የሊት የሌጅ ሕዝብ በዕድሜ ልዩነት በሌጅ
POPULATION OF ETHIOPIA 1972, BY AGE GROUP AND SEX

ሠንጠረዥ ለ.3

TABLE B.3

ዕድሜ ቡድን	ጠቅላላ የሕዝብ ብዛት		ወገድ		ሴት		TOTAL POPULATION
	ቁጥር በሺህ	ቦጦ ተመድቦ	ቁጥር በሺህ	ቦጦ ተመድቦ	ቁጥር በሺህ	ቦጦ ተመድቦ	
0 - 4	4,877.6	18.4	2,473.4	18.4	2,404.2	18.5	0 - 4
5 - 9	3,869.0	14.6	1,941.1	14.4	1,927.9	14.9	5 - 9
10 - 14	3,243.6	12.3	1,632.9	12.1	1,610.7	12.4	10 - 14
15 - 19	2,740.6	10.4	1,355.9	10.1	1,384.7	10.7	15 - 19
20 - 24	2,293.1	8.7	1,134.3	8.4	1,158.8	8.9	20 - 24
25 - 29	1,992.8	7.5	999.6	7.4	993.2	7.6	25 - 29
30 - 34	1,687.8	6.4	857.3	6.4	830.5	6.4	30 - 34
35 - 39	1,404.1	5.3	714.3	5.3	689.8	5.3	35 - 39
40 - 44	1,151.4	4.4	589.5	4.4	561.9	4.3	40 - 44
45 - 49	895.6	3.4	467.8	3.5	427.8	3.3	45 - 49
50 - 54	717.1	2.7	372.3	2.8	344.8	2.6	50 - 54
55 - 59	547.2	2.0	293.6	2.2	253.6	1.9	55 - 59
60 እና ከዚያ በላይ	1,041.3	3.9	624.9	4.6	416.4	3.2	60 & OVER
ጠቅላላ	26,461.2	100.0	13,456.9	100.0	13,004.3	100.0	TOTAL
ገጠር ነዋሪ ሕዝብ							
0 - 4	4,476.3	18.8	2,261.6	18.6	2,214.7	19.0	0 - 4
5 - 9	3,522.7	14.8	1,762.9	14.5	1,759.8	15.1	5 - 9
10 - 14	2,951.5	12.4	1,483.3	12.2	1,468.2	12.6	10 - 14
15 - 19	2,486.6	10.4	1,240.1	10.2	1,246.5	10.7	15 - 19
20 - 24	2,082.7	8.7	1,045.9	8.6	1,036.8	8.9	20 - 24
25 - 29	1,748.9	7.4	899.4	7.4	849.5	7.3	25 - 29
30 - 34	1,463.1	6.2	753.2	6.2	709.9	6.1	30 - 34
35 - 39	1,212.9	5.1	619.4	5.1	593.5	5.1	35 - 39
40 - 44	999.0	4.2	510.1	4.2	488.9	4.2	40 - 44
45 - 49	797.6	3.4	413.1	3.4	384.5	3.3	45 - 49
50 - 54	630.9	2.6	328.1	2.7	302.8	2.6	50 - 54
55 - 59	500.6	2.1	267.5	2.2	233.1	2.0	55 - 59
60 እና ከዚያ በላይ	932.5	3.9	571.6	4.7	360.9	3.1	60 & OVER
ጠቅላላ	23,805.3	100.0	12,156.2	100.0	11,649.1	100.0	TOTAL
ከተማ ነዋሪ ሕዝብ							
0 - 4	401.3	15.1	211.8	16.3	189.5	14.0	0 - 4
5 - 9	346.3	13.0	178.2	13.7	168.1	12.4	5 - 9
10 - 14	292.1	11.0	149.6	11.5	142.5	10.5	10 - 14
15 - 19	254.0	9.6	115.8	8.9	138.2	10.2	15 - 19
20 - 24	210.4	7.9	88.4	6.8	122.0	9.0	20 - 24
25 - 29	245.9	9.2	100.2	7.7	143.7	10.6	25 - 29
30 - 34	224.7	8.5	104.1	8.0	120.6	8.9	30 - 34
35 - 39	191.2	7.2	94.9	7.3	96.3	7.1	35 - 39
40 - 44	152.4	5.7	79.4	6.1	73.0	5.4	40 - 44
45 - 49	98.0	3.7	54.7	4.2	43.3	3.2	45 - 49
50 - 54	86.2	3.3	44.2	3.4	42.0	3.1	50 - 54
55 - 59	46.6	1.7	26.1	2.0	20.5	1.5	55 - 59
60 እና ከዚያ በላይ	108.8	4.1	53.3	4.1	55.5	4.1	60 & OVER
ጠቅላላ	2,655.9	100.0	1,300.7	100.0	1,355.2	100.0	TOTAL
	NUMBER IN ('000)	PERCENT	NUMBER IN ('000)	PERCENT	NUMBER IN ('000)	PERCENT	
	BOTH SEXES		MALE		FEMALE		

በ1964 ዓ.ም በየዞሎች ገዛት የሚገኙ ሕዝብ ብዛት ስንጠቅም በዞሎች ስንጠቅም ሕዝብ ብዛት ስንጠቅም ሕዝብ ብዛት ስንጠቅም
ESTIMATED POPULATION OF TOWNS ABOVE 2000, BY PROVINCE AND BY SEX, 1972

ወገኖች ለ.4 TABLE B.4 (ገንዘብ) የሕዝብ ብዛት ቁጥር NUMBER

ዞሎች ገዛት ስንጠቅም	የሕዝብ ብዛት			ዞሎች ገዛት ስንጠቅም
	ወንዶች	ሴቶች	ጠቅላይ	
ሀይለ (ግንብ) ለግዛት				
ሀይለ	10,280	9,110	19,390	ሀይለ
ቦታ	1,090	1,380	2,470	ቦታ
ደረ	1,180	1,230	2,410	ደረ
ገብ	1,240	1,570	2,810	ገብ
ሀይለ	2,440	2,710	5,150	ሀይለ
ቦታ	1,550	1,630	3,180	ቦታ
ርብ	2,020	2,330	4,350	ርብ
ሀይለ / ሀይለ ቦታ ሀይለ	1,850	2,070	3,920	ሀይለ (ፌይገ ቤርክ)
ሀይለ	1,420	1,550	2,970	ቲሻ
ተገባሪ ቦታ ሀይለ	2,930	2,960	5,890	ቲንሳይ ቤርክ
ጠቅላይ / 10 ገዛት	26,110	26,540	52,650	TOTAL (10 TOWNS)
ባሌ				
ሀይለ	1,600	1,780	3,380	ሀይለ
ደባ	1,790	1,870	3,660	ደባ
ገብ	2,300	2,550	4,850	ገብ
ገብ	6,990	6,510	13,500	ገብ
ርብ	1,120	1,300	2,420	ርብ
ጠቅላይ / 5 ገዛት	13,800	14,010	27,810	TOTAL (5 TOWNS)
ቤርክ				
ሀይለ	2,630	3,290	5,920	ሀይለ
ሀይለ	5,180	6,020	11,200	ሀይለ
ሀይለ	2,530	3,240	5,770	ሀይለ
ሀይለ	2,490	3,430	5,920	ሀይለ
ሀይለ ተገባሪ	3,970	5,370	9,340	ሀይለ ተገባሪ
ሀይለ	18,460	20,140	38,600	ሀይለ
ሀይለ	1,100	1,840	2,940	ሀይለ
ሀይለ	2,190	3,110	5,300	ሀይለ
ሀይለ	940	1,570	2,510	ሀይለ
ሀይለ	2,330	1,700	4,030	ሀይለ
ሀይለ	1,800	2,490	4,290	ሀይለ
ጠቅላይ / 11 ገዛት	43,620	52,200	95,820	TOTAL (11 TOWNS)
ግንብ				
ሀይለ	2,730	2,780	5,510	ሀይለ
ሀይለ	4,320	3,920	8,240	ሀይለ
ሀይለ	6,670	7,080	13,750	ሀይለ
ሀይለ	9,280	9,340	18,620	ሀይለ
ሀይለ	10,010	7,210	17,220	ሀይለ
ሀይለ	114,850	134,260	249,110	ሀይለ
ሀይለ	1,310	1,440	2,750	ሀይለ
ሀይለ	6,030	5,220	11,250	ሀይለ
ሀይለ	1,640	1,560	3,200	ሀይለ
MALE		FEMALE	TOTAL	PROVINCE AND TOWN
POPULATION				

ሰለ ሕዝብ ብዛት
POPULATION

1964 ዓ.ም በየጠቅላይ ገዛት የሚገኝ ከሁለት ሺ በታች በላይ የሚኖሩበትን በጥቅም ሕዝብ ገምት በላይ ተደርጎ የሚገኘው
ESTIMATED POPULATION OF TOWNS ABOVE 2000, BY PROVINCE AND BY SEX, 1972

ሠገጠኛ ለ.4/የጠቅላይ/

TABLE B.4 (Contd.)

ብጥር NUMBERS

ጠቅላይ ገዛትና ከተማ	የሕዝብ ብዛት			ERITREA (Contd.)
	ወንድ	ሴት	ጠቅላይ	
<u>ሲኒትራ / የጠቅላይ/</u>				
አዎባ ደርሀ	2,860	2,860	5,720	EMBA DERHO
ገንጻዕ	2,470	2,800	5,270	GINDA
ሕዎበር ቲ	1,910	2,130	4,040	HIMBIRTI
ጠርገግ**	1,880	1,880	3,760	HIRGIGO**
በረገግ**	12,330	12,180	24,510	KEREN**
ሞላቶ	11,460	9,900	21,360	MASSAWA
ባዛገ	2,110	2,130	4,240	QUAZEN
በገጻፈ	1,650	1,910	3,560	SENAFE
ተስጋራ**	4,570	5,030	9,600	TESENEY**
ጳዕላ ክርስቲያን	1,870	1,740	3,610	TSAEDA KRISTIAN
አዳዛጋ	2,170	2,160	4,330	TSEAZEGA
ጠቅላይ / 20 ከተሞች/	202,120	217,530	419,650	TOTAL (20 TOWNS)
<u>ገጠማዊ</u>				GEMU GOFFA
አርባ ምንጭ	4,500	3,160	7,660	ARBA MINCH
ባሕር**	4,130	5,030	9,160	BAKE**
ቡሐሲ	1,090	1,270	2,360	BULKI
ወገቻ	1,840	2,300	4,140	CHENCHA
ረላገ ነዋይ	1,640	1,640	3,280	FELEGE NEWAY
ገይላ	2,880	3,270	6,150	GIDOLE
ጸገባ	2,150	1,880	4,030	JINKA
ጠቅላይ / 7 ከተሞች/	18,230	18,550	36,780	TOTAL (7 TOWNS)
<u>ገጠማዊ</u>				GOJAM
አደት**	1,380	1,800	3,180	ADET**
ባሕር ጎር	12,120	14,360	26,480	BAHR DAR
ቡረ	2,800	3,770	6,570	BURE
ደብረ ግር ቀበ	14,700	15,560	30,260	DEBRE MARKOS
ዳንገላ	2,270	2,990	5,260	DANGLA
ደጃገ	1,770	2,420	4,190	DEJEN
ደምበዳ	1,270	1,660	2,930	DEMBECHA
አላ ያስ**	1,700	2,230	3,930	ELYAS**
ፍናት ሰላም	2,670	3,190	5,860	FENOTE SELAM
ጠርቆ ለግር ያም**	1,830	1,220	3,050	MERTOLE MARIAM**
ዋሳ**	1,480	1,910	3,390	MOTTA**
ጠቅላይ / 11 ከተሞች/	43,990	51,110	95,100	TOTAL (11 TOWNS)
<u>ጠረርጓ</u>				HARARGE
አለም ግዳ	2,960	2,570	5,530	ALEM MAYA
አበበ ተፈሪ	5,380	5,580	10,960	ASBE TEFERI
በደና	1,530	1,530	3,060	BEDENO
በጻጻ	2,160	2,180	4,340	BEDESA
ደደር	2,300	2,420	4,720	DEDER
ደረገ ግ	33,040	33,550	66,590	DIRE DAWA
ደደላ**	1,700	1,910	3,610	DODOLA**
	MALE	FEMALE	TOTAL	PROVINCE AND TOWN
	POPULATION			

1964 ዓ.ም በየወሰን ገዛት የሚገኝ ሕዝብ ስፊት በላይ የሚኖሩበትን በጥቅም ሕዝብ ገዛት በላይ ላይ የሚገኙ
ESTIMATED POPULATION OF TOWNS ABOVE 2000, BY PROVINCE AND BY SEX, 1972

ወገን ስ. 4 / የወሰን /

TABLE B. 4 (Contd.)

ብዛት NUMBER

ወሰን ገዛት ስም	የሕዝብ ብዛት			ወሰን
	ወገን	ሴት	ጠቅላይ	
<u>ዘርገ / የወሰን /</u>				
ፋናን ቢራ	3,240	3,220	6,460	FUGNAN BIRA
ገለምቦ	2,180	2,370	4,550	GELEMSO
ገራዋ	1,490	1,540	3,030	GIRAWA
ገታ	2,220	2,100	4,320	GOTA
ዘርር	24,920	23,520	48,440	HARAR
ዘርና	2,460	2,610	5,070	HIRNA
ጸጸጋ**	3,910	4,660	8,570	JIJIGA**
ዳብገራ	2,080	1,880	3,960	MELKA RUFA
ጠቅላይ / 15 ገዛት /	91,570	91,640	183,210	TOTAL (15 TOWNS)
<u>ሰላሳቦር</u>				
ቡና ቡደላ	1,410	1,430	2,840	BUNO BEDELE
ደብላ**	1,380	1,380	2,760	DEBELE**
ጋምቤላ	1,180	1,120	2,300	GAMBELLA
ገራ	4,930	4,170	9,100	GORE
ጠታ	3,610	3,250	6,860	MATTU
ቶባ	1,480	1,430	2,910	TOBBA
ጠቅላይ / 5 ገዛት /	13,990	12,780	26,770	TOTAL (6 TOWNS)
<u>ባላ</u>				
አጋር	8,380	6,110	14,490	AGARO
ቦንጋ	3,160	2,980	6,140	BONGA
ጸጸ	25,740	21,620	47,360	JIMMA
ሚዛን ተፈሪ	1,980	2,130	4,110	MIZAN TEFERI
ሰንቲ / ለጭ ገነት /	1,600	1,900	3,500	SINTU (LIMU GENET)
ዋካ	1,490	1,630	3,120	WAKA
ጠቅላይ / 6 ገዛት /	42,350	36,370	78,720	TOTAL (6 TOWNS)
<u>ሰቃ</u>				
አዲስ አበባ	451,560	460,530	912,090	ADDIS ABABA
አዲስ አለም	2,850	3,000	5,850	ADDI ALEM
አታቴ	10,380	10,330	20,710	AKAKI
አለባ ግላት	2,540	2,570	5,110	ALABA KULTO
አለም ገና**	1,480	1,910	3,390	ALEM GENA**
አንባብር**	1,170	1,060	2,230	ANKOBER**
ባቦ	2,440	2,200	4,640	BAKO
ቡታገራ	3,290	3,800	7,090	BUTAJIRA
ደብረ ብርሃን	8,340	9,600	17,940	DEBRE BERHAN
ደብረ ሴና	2,080	2,660	4,740	DEBRE SINA
ደብረ ዘይት	15,290	15,550	30,840	DEBRE ZEIT
አነዋሪ	1,350	1,650	3,000	ENWARE
ፊቼ	6,030	6,800	12,830	FICHE
ገብረ ገራቻ	1,600	2,360	3,960	GEBRE GURACHA
	MALE	FEMALE	TOTAL	PROVINCE AND TOWN
	POPULATION			

በሌ ሕዝብ ብዛት
POPULATION

በ1964 ዓ.ም በየወተላይ ገዛት የሚገኝ ስህለት ሺ በምቶ በላይ የሚኖሩትን ከተሞች ሕዝብ ገምት በሌታ ላይ ተ የሚያገኝ
ESTIMATED POPULATION OF TOWNS ABOVE 2000, BY PROVINCE AND BY SEX, 1974

ሆንጋሪያ ለ.4 ሃ የተጠለ/

TABLE B. 4 (Contd.)

ቦታ ስም NUMBER

ወተላይ ገዛትና ከተማ	የሕዝብ ብዛት			
	ወገድ	ባት	ጾታ	
				<u>SHOA (Contd.)</u>
<u>ቤቱ / የተጠለ/</u>				
ገደ	2,010	2,200	4,210	GEDO
ገረርሃ	1,590	1,940	3,530	GEFERSA
ገነት /ሀለታ/	3,370	3,780	7,150	GENET (HOLETA)
ገንዘ	1,880	2,310	4,190	GHINCHI
ገዳገ /ወለሰ/	6,770	6,430	13,200	GHION (WOLISSO)
ገደር	1,590	2,010	3,600	GUDER
ሐገረ ሕይወት /አምቦ/	5,650	5,370	11,020	HAGERE HIWET (AMBO)
ሀሃእና	4,580	4,440	9,020	HOSANA
ካራቶረ	1,530	1,920	3,450	KARAKORE
ሜቲ	2,000	2,050	4,050	MEKI
ሞቻ	2,800	2,790	5,590	MOJO
ናዝረት	22,730	22,550	45,280	NAZRET
ነገሌ	2,370	2,410	4,780	NEGELE
ርቢ	2,710	2,190	4,900	ROBI
ሻሻሙኔ	7,270	6,570	13,840	SHASHEMANE
ሻቦባ	1,290	1,500	2,790	SHEBOKA
ሻሩ	1,160	1,390	2,550	SHENO
ሰበታ	2,000	2,150	4,150	SEBETA
ተሉ ቦሉ	1,370	1,520	2,890	TULU BOLO
ወለገዘቲ	2,390	2,670	5,060	WELENCITI
ወለገሱዲ	1,410	1,740	3,150	WELENCOMI
ወለጫ	2,120	2,230	4,350	WELKITE
ጾታ /36 ከተሞች/	590,990	606,180	1,197,170	TOTAL (36 TOWNS)
				<u>SIDAMO</u>
አገረ ግርም	2,370	2,580	4,950	AGERE MARIAN
አገረ ሰላም	2,530	2,250	4,780	AGERE SELAM
አለታ ወገደ	4,960	4,240	9,200	ALETA WONDO
አዋባ /ታቦር/	9,770	7,020	16,790	AWASSA (TABOR)
ቡሌ	1,200	1,100	2,300	BULE
ዲላ	8,060	6,850	14,910	DILLA
ሂዲ/ሠ/	1,240	1,370	2,610	HIDILOLA
ከባረ ግንገሥት	4,750	4,120	8,870	KIBRE MENGIST
ሉኪ	2,720	2,480	5,200	LEKU
ሞያሌ	2,170	2,510	4,680	MOYALLE
ነገሌ	4,720	4,630	9,350	NEGELE
ሰደ ሻቶባ	1,550	1,460	3,010	ODO SHAKISO
ሰደ	6,850	5,970	12,820	SODO
ወናጎ	1,650	1,620	3,270	WENAGO
ወንደ	2,990	2,800	5,790	WENDO
ያቤሎ	2,100	1,940	4,040	YABELLO
ሂርጋ አለም	9,190	6,420	15,610	YIRGA ALEM
ሂርጋ ጩራ	2,850	2,640	5,490	YIRGA CHEFFE
ጾታ /18 ከተሞች/	71,670	62,000	133,670	TOTAL (18 TOWNS)
	MALE	FEMALE	TOTAL	PROVINCE AND TOWN
	POPULATION			

በ1964 ዓ.ም በየዞታው ገዛት የተገኘውን ስድስት ሺ ዕምቶ በላይ የሚኖሩትን ስጦታ አካባቢዎች በጾታ ለጾታ የሚገኙበት
ESTIMATED POPULATION OF TOWNS ABOVE 2000, BY PROVINCE AND BY SEX, 1972

ወገኖች ለ.4 / የተዘለ / TABLE B.4 (Contd.) በጾታ ቁጥር NUMBER

የዞታው ገዛትና ስጦታ	የአካባቢው ብዛት			TOWNS
	ወገኖች	ሴቶች	ጠቅላይ	
ተገራ				TIGRE
ዓባይ ዓላ**	2,830	3,980	6,810	ABI ADDI**
ዓላ ለቦ**	3,480	3,350	6,830	ADI ABBO**
ዓላ ገራት	4,780	5,240	10,020	ADI GRAT
ዓላ ሸሀ	1,120	1,760	2,880	ADI SHAHO
ዓላ ሸሩ**	1,170	1,800	2,970	ADI SHENO**
ዓዳቶ	8,350	9,330	17,670	ADWA
ለከሰቶ	6,190	7,580	13,770	AXUM
ጨጨር	1,730	1,260	2,990	CHERCHER
ጳውዘን	830	2,300	3,130	HAUZEN
አገላ ባገሩ*	1,270	1,800	3,070	INDA BAGUNA*
አገላ ሥላሴ	4,040	4,650	8,690	INDA SELASSIE
አገላቶ	1,100	1,370	2,470	INTICHO
ቶርባት	960	1,450	2,410	KORBETE
ማይ ጨፍ	3,870	4,440	8,310	MAYCHEW
ጳጳሪ	14,220	16,560	30,780	MEKELE
ከፊ	1,190	1,740	2,930	QUIHA
በሌ ላላባ	1,930	2,260	4,190	SELEKLAKA
ወተር	3,050	3,650	6,700	WUKRO
ጠቅላይ / 18 ስጦታ /	62,110	74,510	136,620	TOTAL (18 TOWNS)
ወለጋ				WOLLEGA
አርቶ	1,490	1,840	3,330	ARJO
ደምቤ ደሱ	4,570	3,590	8,160	DEMBI DOLLO
አናጌ	1,280	1,610	2,890	ENAGO
ጊምቤ	4,910	3,990	8,900	GHIMBI
ለጭት	9,520	8,790	18,310	LEKEMT
ጳጳሪ	1,490	1,610	3,100	MENDI
ቆገሩ	1,880	2,270	4,150	NEJO
ነገ	2,300	2,660	4,960	SHAMBU
ሸምቡ	910	1,390	2,300	SIRE
ሲረ				
ጠቅላይ / 9 ስጦታ /	28,350	27,750	56,100	TOTAL (9 TOWNS)
ወሎ				WOLLO
ለላጣጣ	2,620	3,250	5,870	ALAMATA
ባት	3,720	4,710	8,430	BATI
ደብ	23,250	26,500	49,750	DESSIE
ጳውዳ	1,570	2,020	3,590	HAUIK
ካቦ	3,710	4,660	8,370	KOBO
ካቦ	2,360	2,920	5,280	KOMBOLCHA
ከምበላቻ	2,390	3,260	5,650	KOREM
ከረቶ	4,910	6,900	11,810	SEKOTA**
በጭ	1,340	1,870	3,210	WUCHALE
ወወላ	4,360	5,870	10,230	WOLDIYA
ወላይያ	1,600	2,100	3,700	WEREILU
ጠቅላይ / 11 ስጦታ /	51,830	64,060	115,890	TOTAL (11 TOWNS)
ጠቅላይ ጠቅላይ / 183 ስጦታ /	1,300,730	1,355,230	2,655,960	GRAND TOTAL (183 TOWNS)
	MALE	FEMALE	TOTAL	PROVINCE AND TOWN
	POPULATION			

* የአገሪቱ ስጦታ አካባቢዎች የተገኘው ከተማዎች-ገር 1964 ዓ.ም በአረቢ ጠ/ገዛት በተደረገው የአካባቢ ቁጠራ ጠቅላይ ነው።
* Towns whose estimates are based on the Population census of Arussi, from Oct.-Jan. 1971

** የአገሪቱ ስጦታ አካባቢዎች የተገኘው በ1949 ዓ.ም የአገር ገዛት ሚኒስቴር በሰጠው ገጽ ነው። የተረጎሙ ገን የአካባቢ ታሪካዊ ጠቅላይ ጽ/ቤት ባደረገው ጥናት የተገኙ ናቸው።
** Towns whose estimates are based on the 1956 Ministry of Interior Population reporting, Estimates for all other towns are based on C.S.O. Surveys.

ለአድባ ሀገር ዜጎች
MIGRATION

አገገ ዓለፉ የገባትን የዕድህ አገር ባንቸ በጾታ በዘገባነትና በገገባት ዋስትና ለይተ የጻፈው / ነቃባ 1963-ጋህሣ 1964 ዓ.ም /
ARRIVALS, BY SEX, NATIONALITY AND PURPOSE OF ENTRY (AUG - DEC. 1972)

ሠገጫ ለ.5 TABLE B.5

	ጾታ	የዓፄ	ለዎገገምት ሥራ	ለስባባ	ለአረናት	ተረገዘት ነት	ለሌላ	ያልተገለጸ	ዕድህ		
<u>NATIONALITIES</u>											
<u>ዚገነት</u>											
አፍሪቫኒያን	ወገድ	2,271	338	509	601	372	174	686	4,951	M	AFRICAN
	ሴት	922	25	35	245	86	23	197	1,533	F	
	ዕድህ	3,193	369	544	846	458	197	883	6,484	TOTAL	
አዎርጋውያን	ወገድ	1,486	1,954	390	2,933	914	480	1,264	9,421	M	EUROPEAN
	ሴት	1,092	178	135	2,244	283	313	644	4,889	F	
	ዕድህ	2,578	2,132	525	5,177	1,197	793	1,908	14,310	TOTAL	
አሜሪካኒያን/ሰሜን/	ወገድ	471	984	269	1,855	297	295	286	4,457	M	AMERICAN (NORTH)
	ሴት	338	189	201	2,383	168	221	204	3,704	F	
	ዕድህ	809	1,173	470	4,238	465	516	490	8,161	TOTAL	
አሜሪካን/ደቡብ/	ወገድ	12	14	24	35	2	7	6	100	M	AMERICAN (SOUTH)
	ሴት	11	1	6	32	6	1	3	60	F	
	ዕድህ	23	15	30	67	8	8	9	160	TOTAL	
አስያኒያን	ወገድ	434	566	110	669	368	218	762	3,127	M	ASIAN
	ሴት	214	40	24	186	91	107	219	881	F	
	ዕድህ	648	606	134	855	459	325	981	4,008	TOTAL	
አውስትራሊያኒያንና ኒዌሲላንድኒያን	ወገድ	24	34	13	85	19	5	8	188	M	OCEANIAN
	ሴት	13	4	4	75	14	10	10	130	F	
	ዕድህ	37	38	17	160	33	15	18	318	TOTAL	
ያልተገለጸ	ወገድ	4	-	1	2	-	-	3	10	M	NOT STATED
	ሴት	2	-	-	3	-	-	1	6	F	
	ዕድህ	6	-	1	5	-	-	4	10	TOTAL	
ጠቅላላ ዕድህ	ወገድ	4,702	5,890	1,316	6,180	1,972	1,179	3,015	22,254	M	GRAND TOTAL
	ሴት	2,592	437	405	5,168	648	675	1,278	11,203	F	
	ዕድህ	7,294	4,327	1,721	11,348	2,620	1,854	4,293	33,457	TOTAL	
<u>ALL NATIONALITIES</u>											
<u>የሠሩ አገር ዜጎች</u>											
ነቃባ	ወገድ	745	558	84	1,011	346	235	314	3,293	M	AUGUST
	ሴት	449	83	31	756	152	147	128	1,746	F	
	ዕድህ	1,194	641	115	1,767	498	382	442	5,039	TOTAL	
ጥቅምት	ወገድ	1,524	834	365	969	406	341	600	5,039	M	SEPTEMBER
	ሴት	1,010	111	83	698	129	236	209	2,476	F	
	ዕድህ	2,534	945	448	1,667	535	577	809	7,515	TOTAL	
ከተማ	ወገድ	794	888	226	1,153	382	206	580	4,229	M	OCTOBER
	ሴት	430	80	87	1,168	108	109	258	2,240	F	
	ዕድህ	1,224	968	313	2,322	490	315	838	6,469	TOTAL	
ሀገር	ወገድ	735	979	323	1,273	409	219	765	4,703	M	NOVEMBER
	ሴት	307	81	79	1,999	106	67	281	1,920	F	
	ዕድህ	1,042	1,060	402	2,272	515	286	1,046	6,623	TOTAL	
ጋህሣ	ወገድ	904	631	318	1,774	429	178	759	4,993	M	DECEMBER
	ሴት	396	82	125	1,547	153	116	399	2,818	F	
	ዕድህ	1,300	713	443	3,321	582	294	1,158	7,811	TOTAL	
	RESIDENT	BUSINESS	CONFER- ENCE	VACATION	TRANSIT	OTHER	NOT STATED	TOTAL	SEX		

M = Male
F = Female
T = Total

በአት ዓለ ያ የወደ በሌላ ባሕርይ የወጡትን ዋና ዋና የሚያሳይ / ነጠባ 1963-ታህሳ 1964 ዓ.ም /
DEPARTURE, BY SEX, NATIONALITY AND PURPOSE OF EXIT (AUG-DEC. 1972)

ወንጌረኛ ለ.6 TABLE B.6

	ፀታ	ለውግግግግ	ለገሰ	ለሰረዳተ	ለተምህርተ	ለሀኪምና	ለሌላ	ያልተገለጸ	ደምር	
		ሥራ	ሥራ							
አፍሪካውያን	ወንጌ	572	395	568	482	60	231	3,552	5,860	M AFRICAN
	ሴት	71	140	393	158	48	98	978	1,886	F
	ደምር	643	535	961	640	108	329	4,520	7,746	TOTAL
አውሮፓውያን	ወንጌ	98	379	397	54	34	149	6,904	8,015	M EUROPEAN
	ሴት	17	38	344	50	29	81	2,885	3,444	F
	ደምር	115	417	741	104	63	230	9,789	11,459	TOTAL
አሜሪካውያን/ሰሜን/	ወንጌ	90	95	235	17	30	40	3,834	4,341	M AMERICAN (NORTH)
	ሴት	21	15	249	5	17	25	3,115	3,447	F
	ደምር	111	110	484	22	47	65	6,949	7,778	TOTAL
አሜሪካውያን/ደቡብ/	ወንጌ	1	1	6	-	-	5	71	84	M AMERICAN (SOUTH)
	ሴት	-	-	7	-	-	1	44	52	F
	ደምር	1	1	13	-	-	6	115	136	TOTAL
አሲያውያን	ወንጌ	41	84	170	24	4	42	2,674	3,039	M ASIAN
	ሴት	5	10	86	8	4	22	565	700	F
	ደምር	46	94	256	32	8	64	3,239	3,739	TOTAL
አውስትራሊያኒያን/የሌሎች	ወንጌ	5	8	4	-	-	2	162	181	M OCEANIAN
	ሴት	-	-	8	-	1	-	78	87	F
	ደምር	5	8	12	-	1	2	240	268	TOTAL
ያልተገለጸ	ወንጌ	-	-	2	-	-	-	20	22	M NOT STATED
	ሴት	-	1	3	-	-	-	11	15	F
	ደምር	-	1	5	-	-	-	31	37	TOTAL
ጠቅላላ ደምር	ወንጌ	807	962	1,382	577	128	469	17,217	21,542	M GRAND TOTAL
	ሴት	114	204	1,090	221	99	227	7,676	9,631	F
	ደምር	921	1,166	2,472	798	227	1,096	24,893	31,173	TOTAL
		GOVERN- MENT	PRIVATE	VACATION	TRAINING	MEDICAL	OTHER	NOT STATED	TOTAL	SEX

M= Male
F= Female
T= Total

በሌ ወቅት ሀገር ዙገት
MIGRATION

ከሌት ወቅት የወጡ በጾታ በዘገነኑ የወጣት ምክንያት የግንዛቤ / ነሐስ 1963-ታህሳስ 1964 ዓ.ም/
DEPARTURE, BY SEX, NATIONALITY AND PURPOSE OF EXIT (AUG-DEC.1972)

ሠንጠረዥ ለ.6/የተጨማሪ/ TABLE B.6 (Contd.)

የሀገር ስም	ጾታ	ሌግስላሽን ምድር	ሌግስ ምድር	ሌሊርናት	ላትሆርት	ሌክሚናል	ሌሌላ	ያልተገለጸ	ድምር		
ALL NATIONALITIES											
ነሐስ	ወገድ	139	174	458	157	23	97	2,525	3,570	M	AUGUST
	ሴት	23	18	369	74	19	52	1,365	1,920	F	
	ድምር	162	192	827	231	42	149	3,887	5,490	TOTAL	
ጥቅምት	ወገድ	206	240	379	225	35	138	3,107	4,330	M	SEPTEMBER
	ሴት	24	59	272	76	26	71	1,239	1,767	F	
	ድምር	230	299	651	301	61	209	4,346	6,097	TOTAL	
ከተማ	ወገድ	116	156	173	84	27	73	3,576	4,205	M	OCTOBER
	ሴት	16	40	102	31	18	38	1,655	1,900	F	
	ድምር	132	196	275	115	45	111	5,231	6,105	TOTAL	
ህዳር	ወገድ	183	162	91	48	21	80	4,416	5,001	M	NOVEMBER
	ሴት	30	40	117	15	18	27	1,938	2,185	F	
	ድምር	213	202	208	63	39	107	6,354	7,186	TOTAL	
ታህሳስ	ወገድ	163	230	281	63	22	81	3,596	4,436	M	DECEMBER
	ሴት	21	47	230	25	18	39	1,479	1,859	F	
	ድምር	184	277	511	86	40	120	5,075	6,295	TOTAL	
		GOVERN- MENT	PRIVATE BUSINESS	VACATION	TRAINING	MEDICAL	OTHER	NOT STATED	TOTAL	SEX	

M = Male
F = Female
T = Total

ሰለ ውጭ ሀገር ዜጎች
MIGRATION

በጎዳሪ የተዘገቡትን የውጭ ሀገር ሰዎች በየዘገነታቸው የሚያሰሩት
RESIDENT FOREIGNERS BY NATIONALITY*

ሠንጠረዥ ለ.7

TABLE B.7

ቦታዊ ቁጥሮች NUMBERS

ዘገነት	በ የዓመት መጨረሻ የተዘገቡ					NATIONALITY
	1958	1959	1960	1961	1962	
አሜሪካዊ	2,702	2,450	2,271	2,801	3,124	AMERICAN
እንግሊዝኛ	3,845	3,707	3,673	2,475	2,651	BRITISH
ካናዳዊ	463	462	369	547	558	CANADIAN
ላቶ	357	339	310	443	474	DUTCH
ፈረንሳይኛ	2,525	2,435	2,289	2,432	2,511	FRENCH
ጀርመንኛ	717	657	676	836	870	GERMAN
ገሪክ	2,276	2,191	2,186	2,206	2,264	GREEK
እንዲ	3,282	3,832	3,867	4,032	4,174	INDIAN
አዲስ ያይ	16,793	16,671	16,674	19,506	19,792	ITALIAN
ኖርዌይኛ	...	584	577	541	574	NORWEGIAN
ሩሲያኛ	424	418	406	392	430	RUSSIAN
ሰውያን ሳይሰያይ	1,167	1,037	870	907	905	SAUDI ARABIAN
ሰዳናይኛ	1,506	1,615	1,579	2,078	2,357	SUDANESE
ስዊድንኛ	1,092	1,088	1,078	1,140	1,182	SWEDISH
የሜንኛ	25,494	26,213	26,081	23,058	21,889	YEMENI
ዩጎስላቭኛ	425	405	376	394	432	YUGOSLAV
ሌሎች**	4,216	3,498	3,497	4,986	5,492	OTHERS**
ጠቅላይ	67,284	67,600	66,879	68,774	69,679	TOTAL
	1966	1967	1968	1969	1970	NATIONALITY
	NUMBER REGISTERED 10 th SEPTEMBER					

*16 ዓመት ያልተሰማ የተዘገቡትን ይጨምራል

*Including new registrations on attaining 16 years of age.

**በ1958 ዓ.ም በጎዳሪ የተዘገቡትን ኖርዌይያውያን ይጨምራል

**For 1966 Norwegian residents are included in this category.

ስላገር ገዛት ግንባታ የልዩ ግንባታ ሚኒስቴር

Source: Public Security Department, Ministry of Interior.

Table C.1 Area, yield and production of major crops:

In the absence of a comprehensive statistical survey in agriculture, the area, yield and production of major agricultural crops are estimated by the Committee of agricultural experts and economists from interested institutions.

Total crop production is estimated first using an indirect method. Estimations obtained for each of the following components are added to arrive at total crop production: a) crops utilized for human consumption b) the consumption of crops for other purposes (for production of drinks, livestock feeding, etc.) c) usual loss of crops during storage d) crops used for seed and e) crops exported.

The volume of crops utilized for consumption is obtained by multiplying the estimated per capita consumption by the total population. The estimated per capita crop consumption is based on the results of rural household consumption survey in Shoa province and other observations and comparisons with countries which have similar patterns of consumption.

For some crops (cotton, sugar cane, and other industrial plants) the total production is calculated on the basis of records from manufacturing enterprises.

The production of coffee is estimated on the basis of export and assumed consumption figures and does not include losses and stocks. Coffee production figures is considered to be an underestimate and will be revised when the C.S.O's consumption data are analyzed.

The total harvested area is obtained by dividing total crop production by the average crop yield per hectare. The yield estimate is derived from crop cutting surveys and other studies.

The allocation of total harvested area to individual crops has been done on the basis of results on crop composition of nine provinces obtained from the National Sample Survey.

Table C.2 & C.3. refer to coffee inspection. All coffee intended for export has to be inspected by the National Coffee Board of Ethiopia. The coffee which is of the prescribed degree of purity is given the Board's Export certificate. The coffee that does not meet the standard is either sent back for recleaning or sold locally.

Table C.4. The total number of cattle has been taken from earlier estimates during the elaboration of the Third Five Year Plan. The distribution of cattle by age categories has been taken on the basis of structure for 9 provinces obtained through the National Sample Survey. The percentage of fertility of the cows, of average annual losses (deaths), of slaughtering, and other normatives are based on "The Livestock (cattle) Survey in Ethiopia, 1961-1962". The number of other livestock has been taken from earlier estimates, and enlarged for assumed annual increase. The total number of poultry has been estimated assuming 2 heads per habitant.

Table C.6. The volume of animal production has been estimated separately for each species of livestock.


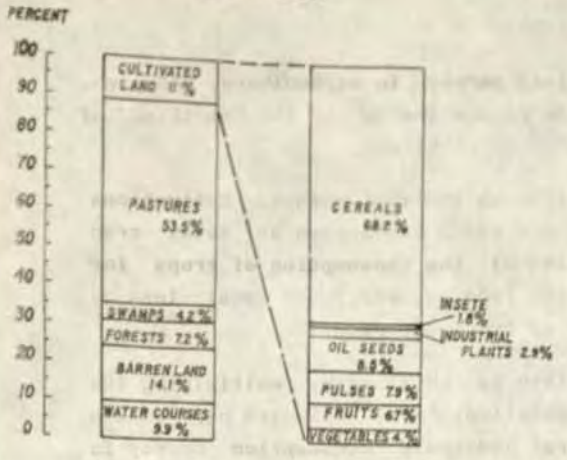
The meat production is estimated on the basis of number of slaughtered cattle and the total live weight and average dressing weight of meat from live weight. The number of slaughtered cattle is assessed on the basis of domestic consumption and export, and checked with available data about production and export of hides. The average live and dressing weights are based on slaughter-houses records.

The production of milk has been estimated on the basis of the assessed number of cows with calves and the estimated average annual production of milk per cow.


The production of hides has been estimated by taking all the hides of the slaughtered cattle and adjusting the final result to account for the hides obtained from cattle which died.

PRODUCTION OF MAIN CROPS 1971/72

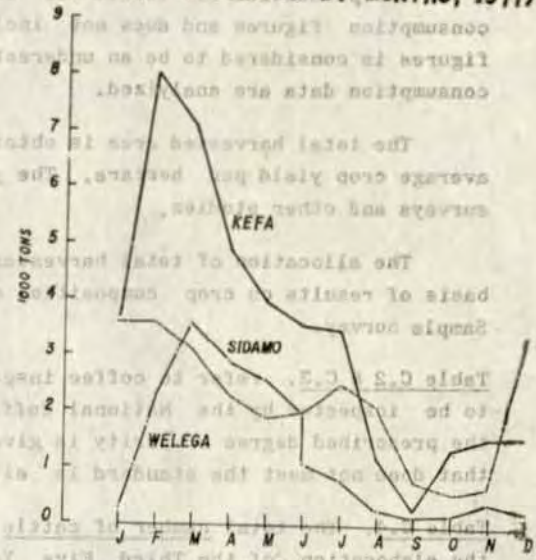
LAND USE



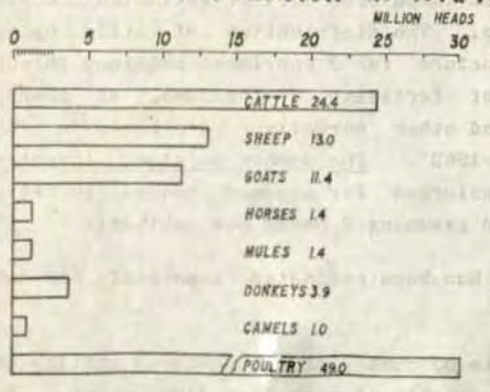
COFFEE INSPECTED BY THE NATIONAL COFFEE BOARD BY PROVINCE OF ORIGIN




COFFEE INSPECTED FOR MAIN PROVINCES BY MONTHS, 1971/72




LIVESTOCK POPULATION IN 1971/72



VACCINE PRODUCTION



CATTLE VACCINATED



የታሪክው ጠቅላይ ስፋትና የዋና ዋና ስብሰታ ዎርቅ ገቢ
ESTIMATED AREA, YIELD, AND PRODUCTION OF MAJOR CROPS

ሠንጠረዥ ሐ.1

TABLE C.1

የስብሰታ ዓይነት	1961			1962			CROP
	የታሪክው ጠቅላይ ስፋት / ስብሰታ ስፋት/	የዎንግግ ስፋት / ስብሰታ ስፋት/	ዎርቅ ገቢ / ስብሰታ ገቢ/	የታሪክው ጠቅላይ ስፋት / ስብሰታ ስፋት/	የዎንግግ ስፋት / ስብሰታ ስፋት/	ዎርቅ ገቢ / ስብሰታ ገቢ/	
አሁላዊ							CEREALS
ገባባ	1,713.9	8.5	1,462.6	1,734.8	8.6	1,495.6	BARLEY
ባዳሌ	837.7	10.5	880.4	847.1	10.7	909.0	MAIZE
ዎንግግ	1,186.6	8.5	1,007.3	1,203.2	8.6	1,036.8	SORGHUM
ጤና	2,175.5	6.1	1,323.3	2,197.3	6.1	1,342.6	TEFF
ባንጻ	1,049.2	7.5	782.0	1,070.2	7.6	808.0	WHEAT
ሌሎች / ግንባ/	300.8	5.1	152.4	302.3	5.1	153.9	OTHER (DAGUSA)
አገላለጽ	194.7	24.0	467.2	198.5	24.0	476.5	ENSETE
የአገላለጽ ስብሰታ							INDUSTRIAL PLANTS
ጥጥ	71.2	1.6	11.7	83.1	1.7	13.7	COTTON FIBER
የአገላለጽ ዎንግግ	194.7	1.0	12.8	198.5	1.0	13.1	ENSETE FIBER
ዎንግግ	3.7	7.5	2.8	4.0	7.7	3.1	SISAL
ገንባር አገላለጽ	5.9	1,460.2	861.5	7.5	1,506.0	1,129.5	SUGAR CANE
ተዋባሪ	3.4	5.4	1.8	3.7	5.6	2.1	TOBACCO
የዎንግግ አሁላዊ							OIL SEEDS
የጉራ ፍረ	21.7	5.4	11.8	21.9	5.6	12.3	CASTOR BEANS
የጥጥ ፍረ	71.2	3.3	23.5	83.1	3.3	27.4	COTTON SEEDS
ለወዘ	38.8	5.4	20.9	39.9	5.6	22.4	GROUND NUTS
የተለባ ፍረ	117.6	5.1	60.1	120.0	5.2	62.1	LINSEED
ነገ	393.6	6.3	249.5	403.2	6.4	258.6	NEUG
የገጠን ዘር	14.1	4.0	5.7	14.2	4.1	5.8	RAPE SEED
ባና	59.8	5.3	31.7	61.1	5.5	33.7	SUNFLOWER
ባለጥ	126.5	4.7	59.7	140.5	4.9	69.4	SESAME
ጥራ ጥራዎች							PULSES
ገንባራ	289.9	6.2	180.5	294.2	6.3	185.3	CHICK-PEAS
አተር	133.5	9.3	123.9	135.0	9.4	126.4	FIELD PEAS
አይገገራ	92.8	7.6	70.1	93.7	7.7	72.3	HARICOT BEANS
ባዳሌ	140.2	9.4	131.5	144.0	9.6	137.8	HORSE BEANS
ዎንግግ	172.3	6.0	103.4	174.4	6.1	106.5	LENTILS
አገላለጽ	10.2	6.0	6.1	10.3	6.0	6.2	FENUGREEK
ፍራ ፍራዎችና ሌሎች ተክሎች							FRUITS & STIMULANTS
ፍራፍራ	5.8	13.3	76.9	5.9	13.7	80.9	FRUITS
ገሽ	-	10.1	91.4	-	10.2	93.2	GESHO
ወት	97.0	9.5	6.4	97.9	9.9	6.7	CHAT
ባና	615.0	2.7	165.0	618.5	2.7	170.0	COFFEE
አተክላት							VEGETABLES
ባርባራ	236.5	4.1	97.3	239.9	4.2	99.5	BERBERE
ዳገፍ	29.7	52.6	156.3	30.3	53.0	160.6	POTATOES
ባክር ዳገፍ	58.3	42.5	248.0	59.2	42.7	252.9	YAM
ሌሎች አተክላት	98.4	25.4	249.6	100.5	25.5	256.6	MISC.VEGETABLES
	AREA ('000 ha)	YIELD (qt/ha)	PRODUCTION ('000 tons)	AREA ('000 ha)	YIELD (qt/ha)	PRODUCTION ('000 tons)	
	1968/9			1969/70			

የታሪክው ጠቅላይ ስፋትና የጥፍ ጥፍ ስጠላ ስጠላ ስጠላ ስጠላ
ESTIMATED AREA, YIELD, AND PRODUCTION OF MAJOR CROPS

ሆንጠረዥ ለ.1/የተጠለ/ TABLE C.1 (Contd.)

የጠቅላይ ስፋት	1963			1964			CROP
	የታሪክው ጠቅላይ ስፋት / ስጠላ ስጠላ / ስጠላ	የጥፍ ጥፍ / ስጠላ ስጠላ / ስጠላ	ጠቅላላ ስጠላ / ስጠላ ስጠላ / ስጠላ	የታሪክው ጠቅላይ ስፋት / ስጠላ ስጠላ / ስጠላ	የጥፍ ጥፍ / ስጠላ ስጠላ / ስጠላ	ጠቅላላ ስጠላ / ስጠላ ስጠላ / ስጠላ	
አሁን							CEREALS
ገበባ	1,756.0	8.7	1,529.5	1,775.4	8.8	1,564.6	BARLEY
በጥሩ	863.6	10.9	939.0	882.1	11.0	970.5	MAIZE
ግሽላ	1,218.6	8.8	1,066.8	1,233.5	8.9	1,101.8	SORGHUM
ጠፍ	2,217.8	6.1	1,362.2	2,239.5	6.2	1,382.1	TEFF
ሰገዳ	1,091.6	7.7	839.5	1,113.4	7.9	876.0	WHEAT
ሌሎች / ላገባ/	303.8	5.1	155.4	305.3	5.1	156.9	OTHER (DAGUSA)
አገባት	202.5	24.0	486.0	206.5	24.0	495.6	ENSETE
የአገባት ስጠላ							INDUSTRIAL PLANTS
ጥጥ	96.5	1.7	16.2	112.0	1.8	20.5	COTTON FIBER
የአገባት ግብ	202.5	1.0	13.4	206.5	1.0	13.7	ENSETE FIBER
ግብ	4.3	8.1	3.5	4.6	8.6	4.0	SISAL
ገንብር አገባ	8.7	1,476.2	1,284.3	9.0	1,477.8	1,330.0	SUGAR CANE
ተግባሪ	3.9	6.0	2.3	4.2	6.3	2.6	TOBACCO
የጥጥ ስጠላ							OIL SEEDS
የጥሩ ፍረ	22.1	5.8	12.8	22.3	6.0	13.4	CASTOR BEANS
የጥጥ ፍረ	96.5	3.4	32.5	112.0	3.7	41.1	COTTON SEEDS
ለጠቅላላ	41.0	5.9	24.2	42.5	6.2	26.4	GROUND NUTS
የተለባ ፍረ	122.4	5.3	64.4	124.8	5.4	66.8	LINSEED
ሃገ	413.1	6.5	268.2	423.2	6.6	278.3	NEUG
የጥጥ ግብ	14.4	4.1	5.8	14.5	4.1	5.9	RAPE SEED
ጠፍ	62.4	5.8	36.2	63.8	6.2	39.3	SAFFLOWER
በለጥ	153.5	5.3	81.3	163.5	5.7	93.1	SESAME
ጥሬ ጥሬ ጥጥ							PULSES
ገንብር	298.6	6.4	191.2	302.8	6.6	198.4	CHICK-PEAS
አተር	136.2	9.5	129.4	137.1	9.7	132.4	FIELD PEAS
አደገጋረ	94.6	7.9	74.6	95.5	8.1	77.2	HARICOT BEANS
ባጥላ	147.3	9.8	144.9	150.0	10.2	152.9	HORSE BEANS
ጥጥ	175.8	6.3	110.6	176.8	6.5	115.7	LENTILS
አገባት	10.4	6.1	6.3	10.5	6.1	6.5	FENUGREEK
ፍረ ፍረ ጥጥ ሌሎች ጥጥ							FRUITS & STIMULANTS
ፍረ ፍረ	6.0	14.2	85.4	6.1	14.8	90.4	FRUITS
ገባ	-	10.4	95.0	-	10.4	96.8	GESHO
ግብ	98.9	10.1	6.9	99.9	10.4	7.2	CHAT
ጠፍ	622.0	2.8	175.0	626.0	2.9	180.0	COFFEE
አተገባት							VEGETABLES
በርብረ	243.2	4.2	102.2	246.5	4.3	105.5	BERBERE
ደገጥ	30.9	53.4	165.1	31.5	53.9	169.9	POTATOES
በካር ደገጥ	60.1	43.0	258.1	61.0	43.2	263.5	YAM
ሌሎች ሌሎች አተገባት	102.6	25.8	264.4	104.6	26.1	273.1	MISC. VEGETABLES
	AREA ('000 ha)	YIELD (qt/ha)	PRODUCTION ('000 tons)	AREA ('000 ha)	YIELD (qt/ha)	PRODUCTION ('000 tons)	
	1970/71			1971/72			

በቦና ቦርድ ሙ/ሲት የተረጋገጡት ቦና ሙዳና የመጣትን ሙዳይ ገዛት የሚያሳይ
COFFEE INSPECTED BY THE NATIONAL COFFEE BOARD, BY PROVINCE OF ORIGIN

ሠንጠረዥ ሐ.2 TABLE C.2

በ ተ ገ TONS

	ደቦር	ቦ ና ው የ መ ጣ በ ተ ሙ ቶ ሳ ይ ገ ዛ ተ							
		ገጭ ገሩ	ሐረር	ሌላባቦር	ከፋ	ሸቀጽ	ሲዳሞ	ወለጋ	
1956	82,551.4	2,042.0	9,775.6	9,648.3	20,451.5	2,436.7	22,389.0	15,808.3	1963/4
1957	92,908.4	959.3	12,569.2	6,636.7	32,245.3	1,959.5	25,046.9	13,491.1	1964/5
1958	77,917.1	1,261.4	8,305.4	8,809.1	27,745.9	965.4	16,010.3	14,819.6	1965/6
1959	99,222.7	1,546.4	6,764.6	8,308.9	31,785.6	2,943.9	26,214.5	21,658.8	1966/7
1960	94,225.5	1,905.6	7,498.7	12,046.2	32,165.9	1,735.8	20,466.9	18,406.4	1967/8
1961	97,988.0	1,952.4	11,860.8	6,010.8	41,551.5	3,612.3	22,694.0	10,306.2	1968/9
1962	103,744.3	1,218.8	9,220.9	8,267.5	22,859.6	2,675.9	35,603.2	23,898.4	1969/70
1963	102,388.0	1,058.0	6,055.0	8,684.0	41,566.0	3,265.0	23,481.0	18,279.0	1970/71
1964	100,457.7	1,522.4	7,477.5	6,672.6	40,884.2	2,241.9	26,533.0	15,126.1	1971/72
<u>1964</u>									<u>1971/72</u>
ጥር	9,752.1	271.6	994.5	105.8	3,698.2	770.3	3,606.8	304.9	JANUARY
የካቲት	17,001.1	200.2	1,517.7	828.3	8,020.3	525.2	3,584.1	2,325.3	FEBRUARY
ጥቅምት	16,752.7	304.6	1,153.1	1,337.0	7,097.9	99.6	3,143.9	3,616.6	MARCH
ግንባታ	12,003.8	211.0	508.8	1,239.3	4,901.5	2.5	2,254.8	2,885.9	APRIL
ገንቦት	10,303.4	50.1	503.8	1,268.5	3,954.7	8.5	1,882.5	2,635.3	MAY
ሰኔ	7,910.4	145.5	391.9	614.5	3,597.9	-	2,043.9	1,116.7	JUNE
ጥቅምት	8,282.5	120.0	547.4	797.1	3,470.6	-	2,545.1	802.3	JULY
ሰኔ	4,373.4	82.8	487.9	232.8	1,224.2	3.0	2,077.2	265.5	AUGUST
ጥቅምት	1,570.8	8.9	244.7	102.7	309.2	-	752.0	153.3	SEPTEMBER
ጥቅምት	2,473.7	-	224.8	64.3	1,401.2	-	612.7	170.7	OCTOBER
ህዳር	3,115.0	17.8	218.5	18.6	1,575.8	90.8	676.5	517.0	NOVEMBER
ድህረ-መስከረም	6,918.8	109.9	684.4	63.7	1,632.7	742.0	3,353.5	332.6	DECEMBER
	TOTAL	GEMU GOF A	HARRAR	ILLUBA- BOR	KEFA	SHOA*	SIDAMO	WOLLEGA	
		P R O V I N C E O F O R I G I N							

* የሸቀጽ ቦና ጥርት የሌላውን ደብዳቤ
*Including arrivals from Arussi

በቦና ቦርድ ሙ/ቦተ የተጠቅሙት ሰና በተጠቅሙት ጣቢያ የሚገኝ
COFFEE INSPECTED BY THE NATIONAL COFFEE BOARD, BY INSPECTION STATION

ሆገጠረዥ ለ.3 TABLE C.3

በ ቶን TONS

	1962	1963	1964	
<u>አረብ</u>	107.3	136.9	147.2	<u>ARUSSI</u>
አርባገገ	107.3	136.9	147.2	ARBAGUGU
<u>ገጭ ገሩ</u>	1,218.8	1,058.4	1,522.4	<u>GEMUGOFA</u>
ድገብ	400.9	377.7	618.7	JINKA
ገሩ	49.9	-	-	GOFA
ረለገ ገዋይ	459.3	548.4	780.8	FELEGE NEWAYE
ሌሎች	308.7	132.3	122.9	OTHERS
<u>ሌላባቦር</u>	8,267.5	8,684.3	6,672.6	<u>ILLUBABOR</u>
ጦተ	2,329.1	2,003.9	776.9	METU
ያዩ	1,163.8	1,110.0	536.8	YAYU
ቦፒ	1,333.1	816.3	614.2	SUPI
ቡራጫ	1,470.4	721.4	253.0	HURUMU
በደሌ	452.4	1,377.3	1,949.8	BEDELE
ሌሎች	1,518.7	2,655.4	2,541.9	OTHERS
<u>ባሩ</u>	22,859.6	41,565.9	40,884.2	<u>KEFA</u>
ደግ	13,689.8	23,583.5	23,817.3	JIMA
አጋር	7,729.7	15,901.2	16,941.0	AGARO
ሌሎች	1,440.1	2,081.2	125.9	OTHERS
<u>ቫዎ</u>	2,568.6	3,127.9	2,094.7	<u>SHOA</u>
ኑራግ	1,928.5	2,336.1	1,294.3	DURAME
ሌሎች	640.1	791.8	800.4	OTHERS
<u>ቢዳሞ</u>	35,603.2	23,480.5	26,533.0	<u>SIDAMO</u>
ዲላ	9,512.2	2,906.3	3,769.9	DILA
ደርጋ ወራ	6,148.2	4,737.6	4,924.2	YIRGA CHEFE
ደርጋ ግለሎ	4,598.7	4,027.3	4,112.7	YIRGA ALEN
ወንደ	7,011.6	3,906.2	4,082.2	WENDO
ወላዎ	1,588.0	2,433.5	2,296.8	WELAMO
ወናጉ	2,639.5	1,614.7	2,260.1	WENAGO
ለቡ	2,225.3	1,300.5	1,118.5	LEKU
አለተ ወንደ	48.7	23.2	33.5	ALETA WONDO
ሌሎች	1,831.0	2,531.2	3,935.1	OTHERS
<u>ወለጋ</u>	23,898.4	18,278.9	15,126.1	<u>WOLLEGA</u>
ገምቢ	11,869.6	7,594.3	6,044.6	GIMBI
ደምቢዶሎ	2,355.9	2,470.4	2,025.0	DEMBIDOLO
አገራሎ	1,716.7	1,703.9	1,218.3	ANFILO
ገሊቦ	2,192.0	1,672.3	1,329.8	GULISO
ገላግ	1,015.0	1,012.9	743.1	GIDAME
ነጆ	626.5	727.7	931.0	NEJO
ሌሎች	4,122.7	3,097.4	2,834.3	OTHERS
	1969/70	1970/71	1971/72	

የዓመት በዘተ በዓይነት የሚያገኝ
ESTIMATED LIVESTOCK POPULATION, BY KIND

ሠንጠረዥ ሐ.4 TABLE C.4 በሺህ '000

የእገባቸው ዓይነት ዓይነት	1961	1962	1963	1964	
<u>የቀጥታ ክብት</u>					<u>CATTLE</u>
የዓመት ክብት በታች	3,965.0	4,001.0	4,037.3	4,073.8	CALVES UNDER 1 YR.
የቀጥታ ክብት ከ1-2 ዓመት	3,402.3	3,429.9	3,459.4	3,494.4	CATTLE, 1-2 YRS.
ገደር ከ2-4 ዓመት	2,373.0	2,389.4	2,404.1	2,419.2	HEIFERS, 2-4 YRS.
ወገድ ክብት ከ2-4 ዓመት	2,337.0	2,351.7	2,366.4	2,382.5	MALES, 2-4 YRS.
ላዎ ከ4 ዓመት በላይ	7,476.1	7,513.5	7,551.1	7,588.8	COWS OVER 4 YRS.
ወገድ ክብት ከ4 ዓመት በላይ	6,554.9	6,546.0	6,491.4	6,395.0	MALES OVER 4 YRS.
ድምር	26,108.3	26,231.5	26,309.7	26,353.7	TOTAL
<u>በገ</u>					<u>SHEEP</u>
የበገ ገልገል ከ1 ዓመት በታች	4,502.0	4,560.5	4,615.2	4,670.6	LAMBS UNDER 1 YR.
ሲት በገ	7,131.9	7,231.7	7,329.3	7,424.6	EWES
ወገድ	875.3	886.7	897.3	907.2	RAMS
ድምር	12,509.2	12,678.9	12,841.8	13,002.4	TOTAL
<u>ፍየል</u>					<u>GOATS</u>
የፍየል ገልገል ከ1 ዓመት በታች	4,262.4	4,283.3	4,315.8	4,352.1	KIDS UNDER 1 YR.
ሲት ፍየል	5,912.3	5,941.9	5,977.4	6,016.3	FEMALES
ወገድ ፍየል	1,032.1	1,037.3	1,042.0	1,046.2	MALES
ድምር	11,206.8	11,262.5	11,335.3	11,414.6	TOTAL
<u>የገጣና ሌሎች የዓመት ክብት</u>					<u>EQUINES AND LIVESTOCK</u>
አባጣ	13.9	14.5	15.2	16.0	PIGS
ፈረስ	1,381.8	1,392.9	1,404.1	1,415.4	HORSES
በተሌ	1,387.1	1,399.6	1,412.2	1,424.9	MULES
አሀያ	3,821.7	3,837.4	3,853.1	3,868.9	DONKEYS
ገመል	974.8	980.6	986.5	992.4	CAMELS
ጆር	46,300.0	47,200.0	48,100.0	49,000.0	POULTRY
	1968/69	1969/70	1970/71	1971/72	KIND AND AGE

ከአርባ ዓመታት ከገለገሉት የተገኘ ::
Source: Ministry of Agriculture and Planning Commission.

ለከበት ሕክምና የተዘጋጀው የታከሩ ሕመም ለተከተሉት በባ.ቸ. በዘተና፣ በከበት ሥራ ላይ የገንጠል ሥራ ሰሪዎች
VACCINE PRODUCTION, CATTLE VACCINATED, AND VETERINARY PERSONNEL*

ሠንጠረዥ ሐ.5 TABLE C.5

	1962	1963	1964	
የተዘጋጀው የታከሩ ሕመም ለተከተሉት በባ.ቸ. / በሺህ ጊዜ /				VACCINE PRODUCTION ('000 DOSES)
ለደብታ	11,630	13,622	11,698	RINDERPEST
ለባገባ	3,916	7,215	7,913	C.B.P.P.
ለባገርባ	369	345	1,148	BLACKLEG
ገርርብ	49	75	173	HAEMORRHAGIC SEPTICEMIZ
ለባ በገጋ	241	223	309	ANTHRAX
ጠቅላይ	16,205	21,480	21,241	TOTAL
የተከተሉት ሕክምና በባ.ቸ. / በሺህ /				CATTLE VACCINATED ('000)
በደብታ	10,282	7,921	9,835	RINDERPEST
በባገባ	3,865	4,576	7,679	C.B.P.P.
ለባገርባ	357	171	131	BLACKLEG
ለባበገጋ	226	123	141	HAEMORRHAGIC SEPTICEMIA
ገርርባ	47	26	30	ANTHRAX
ጠቅላይ	14,777	12,817	17,816	TOTAL
የከበት ሥራ ሰሪዎች / በ ተኩር /				VETERINARY PERSONNEL (NUMBERS)
ሐኪሞች	49	41	48	DOCTORS
የውጭ አገር	31	22	20	FOREIGN
አካባቢያዊ	18	19	28	ETHIOPIAN
ረዳተኞች የከበት ሐኪሞች	132	124	149	ANIMAL HEALTH ASSISTANTS
ቴክኒሻኖች	15	9	9	TECHNICIANS
ረዳተኞች ቴክኒሻኖች	-	6	6	ASST. TECHNICIANS
ከታገሩ	412	367	403	VACCINATORS
ሥነ ምግባር ሰሪዎች	15	10	17	MEAT INSPECTORS
ጠቅላይ	623	557	632	TOTAL
	1969/70	1970/71	1971/72	

* የዓመት መጨረሻ በኋላ 30 ፡
*Year ending 7 July.

ለርተራን አይዘጋጅም ፡፡
Not including Eritrea.

ከአርባ ሚኒስቴር የከበት ሕክምና ክፍል የተገኘ ፡፡
Source: Veterinary Department, Ministry of Agriculture.

የከብተ ህብተ ዕቃተ
ANIMAL PRODUCTION

ሠንጠረዥ ሐ.6

TABLE C.6

		1961	1962	1963	1964		
ሥጋ	/በሺህ ተገባ/	401.1	414.7	428.5	445.1	MEAT	(000 TONS)
የቦረ		256.1	267.3	278.8	292.9	BEEF	
የቦገ		46.2	47.2	48.1	49.1	MUTTON	
የፍ የሌ		46.0	46.3	46.7	47.1	GOATS	
የጾር		51.8	52.9	53.9	54.9	POULTRY	
የአሃጻ		0.8	0.9	0.9	1.0	PORK	
ሌሎች		0.1	0.1	0.1	0.1	OTHER	
ጠተ	/በሺህ ተገባ/	568.5	583.1	597.9	612.9	MILK	(000 TONS)
የላቆ		502.1	516.3	530.7	545.3	COWS	
የገጭሌ		66.4	66.8	67.2	67.6	CAMELS	
ቀጥሮ ሊቆ	/በሺህ ተገባ/					HIDES & SKINS	(000 PCS)
የከብተ		3,081.1	3,155.6	3,230.9	3,319.7	BOVINE HIDES	
የቦገ		4,874.0	4,886.0	4,898.0	4,910.0	SHEEP SKINS	
የፍ የሌ		4,344.0	4,525.0	4,707.0	4,889.0	GOATS SKINS	
		1968/69	1969/70	1970/71	1971/72		

የጊን ህብተ ዕቃተ
FORESTRY PRODUCTION

ሠንጠረዥ ሐ.7

TABLE C.7

		1961	1962	1963	1964		
ያለ ተባብሮ ገንደ/በሺህ ሜ.ኮ.		120.0	123.1	126.3	129.8	SAW LOGS	000 CU.M.
ለብጥንቅቅ ገንደ በሺህ ሜ.ኮ.		9.8	10.8	12.0	13.3	VINEER LOGS	000 CU.M.
የምሳሌ አገጣጠም በሺህ ሜ.ኮ.		986.5	996.5	1,022.0	1,048.0	POLE TIMBER	000 CU.M.
የግንደ አገጣጠም በሺህ ሜ.ኮ.		24,543.0	24,788.0	25,036.0	25,286.0	FUEL WOOD	000 CU.M.
የዛፍ ተገንቢ በሚሊዮን ተገር		40.0	48.5	70.3	98.0	SEEDLINGS	MILL.PCS.
ከአገጣጠም የተገኘ ጭፍ በተገባ አባገ		5,342.3	5,364.8	5,386.6	5,408.5	NATURAL GUM AND RESIN	TONS
		1968/69	1969/70	1970/71	1971/72		

ከአርባ ሚሊዮን ከገንጠል ጋር የተገኘ ጭፍ ፡፡

Source: Ministry of Agriculture, and Planning Commission.

በሌ አርቫ
AGRICULTURE

በ የጠቅላይ ገዛት የግንኙ የአርቫ ሥራ ግብረሰብ ተቆጣጣሪዎችና ወኪሎች ብዛት
NUMBER OF AGRICULTURAL EXTENSION PERSONNEL BY PROVINCE

ሠንጠረዥ ሐ.8

TABLE C.8

ቦታ ቁጥር

ጠቅላይ ገዛት	1962		1963		1964		PROVINCE
	ተቆጣጣሪዎች	ወኪሎች	ተቆጣጣሪዎች	ወኪሎች			
	SUPER-VISORS	AGENTS	SUPER-VISORS	AGENTS	SUPER-VISORS	AGENTS	
	1969/70		1970/71		1971/72		
አረቢ	-	11*	-	2	-	-	ARUSSI
ባሌ	-	-	-	-	1	7	BALE
ቢገምዳር	1	10	1	9	-	-	BEGEMDER
አርቲ	-	11	-	20	4	9	ERITREA
ገሙ ገሙ	1	3	1	8	1	5	GEMU GOFFA
ጠረርጓ	1	11	1	16	3	12	HARARGE
ገዳም	1	12	1	18	3	16	GOJAM
ኢላባቦር	-	2	-	8	1	6	ILLUBABOR
ክፋ	1	9	1	12	3	7	KEFA
ሸዋ	5	32	5	60	12	38	SHOA
ሲዳሞ	1	13	2	22	-	8	SIDAMO
ተገረ	1	10	2	15	5	16	TIGRE
ወለጋ	1	6	1	10	2	10	WOLLEGA
ወሎ	1	10	1	13	2	8	WOLLO
ድምር	14	140	16	213	37	142	TOTAL

በ ተረጉ ነጻ ርዳታ የተረጋገጠው የአርቫ ጠቅላይ ገዛት ብዛት
NUMBER OF TRACTORS WITH DUTY - FREE GASOLINE LICENSE

ሠንጠረዥ ሐ.9

TABLE C.9

ቦታ ቁጥር

ጠቅላይ ገዛት	1962	1963	1964	PROVINCE
	1969/70	1970/71	1971/72	
አረቢ	163	220	264	ARUSSI
ባሌ	18	33	41	BALE
ቢገምዳር	420	489	561	BEGEMDER
አርቲ	580	640	702	ERITREA
ገሙ ገሙ	5	24	32	GEMU GOFFA
ገዳም	3	1	2	GOJAM
ጠረርጓ	198	281	298	HARARGE
ኢላባቦር	-	1	2	ILLUBABOR
ክፋ	44	49	56	KEFA
ሸዋ	597	788	862	SHOA
ሲዳሞ	207	176	187	SIDAMO
ተገረ	3	10	15	TIGRE
ወለጋ	19	24	44	WOLLEGA
ወሎ	235	177	94	WOLLO
ድምር	2,492	2,913	3,160	TOTAL

ጠቅላይ ገዛት ወኪሎች ስምንት በባሌ የሰጥ ጸርድ ወብት የግብር ርዳታ
*Eight of the eleven agents are working under CADU Project

አርቫ ግብር የተገኘ ::
Source: Ministry of Agriculture.

ክፍል ወ - ስለ ግዕድ

የግዕድ ሥራ የሚለከተው መረጃ የተዘጋጀው በግዕድ ሚኒስቴር ነው። የዘመነ ሐዘቆር በሊት ዓለፉ የበጀት ዓመት መሠረት ነው።

ሠንጠረዥ ወ.1 እና ወ.2: በነዚህ ሠንጠረዥ የሚለከተው ከ1956-1963 ዓ.ም ያለውን የግዕድ ስፋት በዘተና ቀጋ ነው። ስለ ቀጋ የቀረበው ሺተሽ የውጤት ሙሉ ቀጋ ይለከታል።

ሠንጠረዥ ወ.3 እና ወ.4: እነዚህ ሠንጠረዥ የሚለከተው ከ1960-1963 ለግዕድ ፍለጋና ማስፈጸም የተደረገውን የገንዘብ ወጪ ገንዘብ ከየት እንደተገኘ የሰጠውንም ሁኔታ ነው።

SECTION D. MINING

The Statistics Relating to Mining have been compiled by the Ministry of Mines. The year refers to the Ethiopian fiscal year (i.e. from July 8th to July 7th).

Tables D.1 and D.2 give the volume and value of mineral production for the years 1963/4 - 1970/71. The value figures are gross value of production.

Tables D.3 and D.4 show the volume of investment in mining; and the source and allocation of the investment fund for the years 1967/8 - 1970/71.

የግዕድገ ዕቃዎች
MINERAL PRODUCTION

ሠንጠረዥ ዱ.1 TABLE D.1

ዓመት Year	ወርቅ /በኪሎ/	ፕላቲኒየም /በኪሎ/	
1956	562.3	8.5	1963/4
1957	682.6	10.4	1964/5
1958	726.0	8.5	1965/6
1959	669.4	8.8	1966/7
1960	956.8	10.7	1967/8
1961	1,222.7	10.7	1968/9
1962	848.6	7.5	1969/70
1963	762.4	6.4	1970/71
	GOLD (KG)	PLATINIUM (KG)	YEAR

የግዕድገ ዕቃዎች ገቢ
VALUE OF MINERAL PRODUCTION

ሠንጠረዥ ዱ.2 TABLE D.2 ስፕሪት የላት/በር ETH.S'000

ዓመት Year	ወርቅ	ፕላቲኒየም	
1956	1,416.9	46.7	1963/4
1957	1,720.1	57.2	1964/5
1958	1,829.0	46.7	1965/6
1959	1,686.2	72.6	1966/7
1960	2,610.0	96.3	1967/8
1961	3,350.0	106.3	1968/9
1962	2,320.0	76.0	1969/70
1963	2,793.8	49.5	1970/71
	GOLD	PLATINIUM	YEAR

ስፕሪት ግዕድገ የተገኘ
Source: Ministry of Mines.

ለግዕዝ ፍለጋ ግብረት የተደረገው
INVESTMENT IN MINING

ሠንጠረዥ ዱ.3

TABLE D.3

በሺህ የሊት/ባር

IN ETH.\$'000

	1960*	1961	1962	1963	
<u>በሥራ ላይ ስለ ግዕዞች</u>	-	840.0	2,498.0	745.1	<u>INVESTMENT IN EXISTING MINES</u>
ወርቅ	-	-	-	-	GOLD
ፕላቲኒየም	PLATINIUM
ፖታሽ	-	840.0	2,498.0	-	POTASH
ሌሎች ግዕዞች	-	-	-	745.1	VARIOUS
<u>ለግዕዝ ፍለጋ የተደረገው</u>	11,070.0	14,788.0	3,346.0	10,580.2	<u>PROSPECTING AND EXPLORATION INVESTMENT</u>
ፕላቲኒየም	-	-	-	-	PLATINIUM
ወርቅ	-	-	-	-	GOLD
ብረት	-	-	-	-	IRON
ጭዳብ	200.0	109.0	85.0	550.0	COPPER
ኒኬል	-	-	-	-	NICKEL
ባረታ ባረታ	-	-	-	-	BARITE
ለቤንዛን	9,800.0	13,500.0	1,245.0	7,265.6	PETROLEUM
ለግዕዝ ዊ ባርታ	720.0	931.0	1,646.0	562.9	GEOLOGICAL MAP
የግዕዝ ምርመራ	350.0	248.0	370.0	1,844.3	MINERAL SURVEY
ሌሎች ግዕዞች	-	-	-	2,357.4	VARIOUS MINERALS
<u>ጠቅላላ ወጭ</u>	11,070.0	15,628.0	5,844.0	11,325.3	<u>TOTAL INVESTMENT</u>
	1967/8	1968/9	1969/70	1970/71	

የገንዘብ ምንጭና የስራ ላይ ሆኑት ሁኔታ
SOURCE AND ALLOCATION OF INVESTMENT FUND

ሠንጠረዥ ዱ.4

TABLE D.4

በሺህ የሊት/ባር

IN ETH.\$'000

	1960*	1961	1962	1963	
<u>ከጠቅላላ</u>					<u>GOVERNMENT</u>
1. ከጠቅላላ ባይት					1. <u>GOVERNMENT BUDGET</u>
ገለጽ ግዕዞች ግብረት	-	-	-	-	DEVELOPMENT OF EXISTING MINES
ለፍለጋ ለምርመራ	720.0	931.0	1,646.0	1,864.5	PROSPECTING AND EXPLORATION
2. የተባበሩት ጠቅላላ የልማት ፕሮግራም	-	-	-	900.0	2. <u>UNDP</u>
ለፍለጋ ለምርመራ	720.0	931.0	1,646.0	764.5	<u>TOTAL</u>
<u>ከገለጽ ግዕዞች ወጭ</u>					<u>PRIVATE CAPITAL</u>
የፖታሽ ግዕዝ ግብረት	-	840.0	2,498.0	-	DEVELOPMENT OF POTASH MINES
ሌሎች ግዕዞች ግብረት	-	-	-	745.1	DEVELOPMENT OF OTHER MINES
ለቤንዛን ፍለጋ	9,800.0	13,500.0	1,245.0	7,265.7	PROSPECTING FOR PETROLEUM
ለሌሎች ግዕዞች ፍለጋ	550.0	357.0	455.0	550.0	PROSPECTING AND EXPLORATION FOR OTHER PRODUCTS
ጠቅላላ	10,350.0	14,697.0	4,198.0	8,560.8	<u>TOTAL</u>
<u>ጠቅላላ ወጭ</u>	11,070.0	15,628.0	5,844.0	11,325.3	<u>TOTAL INVESTMENT</u>
	1967/8	1968/9	1969/70	1970/71	

* የተረጎመ

* Revised

ከግዕዝ ግብረት የተገኘ

Source: Ministry of Mines

አ ገ ጥ ሰ ተ ፈ

በሌ አገጥሰት ላይ የቀረበት ሠንጠረዥ በ1963 ዓ.ም የተወሰደውን ዓመታዊ ውጤት ይገልጻል ለሌ በተጨማሪም ባለፈው ጥናት የ1961 ዓ.ም እና የ1962 ዓ.ም ጠረጴዳዎች ይገኙታል።

በ1963 ዓ.ም በተደረገው የአገጥሰት ስድስት ስምንት ስራ ጠረጴዳ የተሰበሰበው አገጥሰት ዋና ዋና አካላትና በአገጥሰት ስራ ላይ ከሚከተሉት አገጥሰት ስድስት ስምንት ስራ ላይ ለሥርና ከሥር በላይ ከሚከተሉት አገጥሰት ስድስት ስምንት ስራ ነው።

ጠረጴዳዎች ሁሉ የቀረቡት በሌት ዓለድ የቀን አቅጣጫ መሠረት ነው። በበጀት ወይም በአ ወር ገቢዎች የቀን አቅጣጫ መሠረት ጠረጴዳዎች የበጀት አገጥሰት ባለአገጥሰት ስድስት ስምንት ስራ የቀን አቅጣጫ ተቀራራቢ በሌላ ለሌላ ተከታታይ የተደረገ ስራ የሌላ ስራ።

የዎላት ተርጉም

የአገጥሰት ስድስት ስምንት ስራ፡- ዎላት የተወሰነ ገቢና የታወቀ አድራሻ ናርት በአገጥሰት ባለቤት ወይም አባ ተላይ ሥር የሚመራ /አገጥሰት ስድስት ስምንት ስራ ወይም የአገጥሰት ስድስት ስምንት ስራ ያለ/ ድርጅት ነው።

የተቀጠረ ስራ ተኝቶ ተኝቶ፡- በደውዘን መከፈያ ላይ ተወካዮች በበጀት ሆነ ወይም ሌላ ጊዜ የሚያገለግሉትን የድርጅት ስራ ተኝቶ በሌላ ያጠቃሉታል።

በሥራ ላይ የተሰማሩት ሰዎች፡- የተሰማሩት ሰዎች አገጥሰት ስድስት ስምንት ስራ ሆኖ በተጨማሪ የድርጅት ባለቤ ተኝቶ ወይም ሽርኮቸን አገጥሰት ያለደቆዘ የሚያገለግሉትን የቤተሰብ አባላት ያጠቃሉታል።

የውጤቶች ጠቅላላ ዋጋ፡- የውጤቶች ጠቅላላ ዋጋ የሚያመለክተው በዓመት ውስጥ በፋብሪካዎች ተዘ ጋጅተው ለገበያ የወጡትን ሽብርቶች ዋጋ ሲሆን ይህም ታከሮ ይጨምራል።

የአገጥሰት ስድስት ስምንት ወጪ፡ የፋብሪካውን ውጤት ለማዘጋጀት ለዐቃ ለነጻድ ለአስተሳሰብ ለማደግና መጠገን የተደረገው ወጪ ነው።

ተጨማሪ ዋጋ፡ የሚለው የተገኘው ከውጤቶች ጠቅላላ ዋጋ ላይ የአገጥሰት ስድስት ስምንት ወጪዎችን በመቀነስ ነው።

የሌላ ወጪ/አገጥሰት ስድስት ስምንት ስራ፡- ሌላ ወጪ የሚለው የአገጥሰት ስድስት ስምንት ስራ ለማስፋፋት የዎላት ሌላውን ሲሆን የሠራዊት በተገዛበት ዋጋ ታከሮ የቀረበ ሂሳብ ነው። በተገዛበት ዋጋ ሌላ የገጠረክ ቀረጥ፣ ሌላውን ታከሮ፣ የባለቤትነት መብት ማዘጋጀት፣ የግንባታና የግብይት ወጪዎች ሁሉ ይገኙታል። በተጨማሪም የአገጥሰት ስድስት ስምንት ስራ ላይ ሌላውን ለመሥራት፣ የፋብ ሪክ መኪናዎችን ለማዘጋጀትና ለመገባዘጠ፣ ከፍ ያሉ ለውጦችን ለማድረግ፣ አሻሽሎ ለመሥራትና ለ ማደስ ያዎላት የደብዳቤና የመሳሪያዎች ዋጋ በዚህ ውስጥ ይገባል።

የማይገባቸው ገቢ ላይ ዋጋ፡- የማይገባቸው ገቢ ላይ ዋጋ ሲባል ይህ ድርጅት በሌላ ድርጅት ያገ ገው ሆነ እራሱ ባለገቢ ላይ የሠራውን ሥራውን የሚያገባቸውን በሌላ የተመለከተው የጠቅላላው ሀብት ገዳት ነው። ይህም ሌላውን የሠራውን የማይገባቸው ገቢ ላይ ዋጋ የያዘ ከሆነ በላይ ገቢ ላይ የተለወጠበትንና የታደሰበትን ወጪ ያጠቃሉታል። በየጊዜው የሚደረገውን የመጠገንና የመ ሰደድ ወጪ ገን አይጨምርም።

ይህ የአገጥሰት ስድስት ስምንት ስራ ለዘጋጅ የያለው የአስተሳሰብ ጠቅላይ ጽ/ቤት በገንዘብና አገጥሰት ስድስት ስምንት ስራ ላይ ከሚያከናውነው ዓመታዊ የአገጥሰት ስድስት ስምንት ስራ ነው።

MANUFACTURING INDUSTRY

The statistics on Manufacturing Industry are obtained through the annual survey conducted by the Central Statistical Office in collaboration with the Ministry of commerce, Industry and Tourism.

All data in this section are shown according to Ethiopian calendar. No attempt was made to adjust figures of firms which submitted information on the basis of a financial year of the gregorian year, but the approximation used is considered satisfactory.

The tables deal mainly with the result of the annual Survey for the year 1963 E.C. or 1970/71 G.C. Figures for 1968/69 & 1969/70 are taken from earlier abstracts.

The 1970/71 survey covered establishments with 10 or more employees unlike the earlier surveys which covered establishments with 5 or more employees.

Main definitions used

Establishments: An "establishment" normally comprises the whole of the premises under the same ownership or management at a particular address (for example a factory or sawmill.)

Number of employees: The number of employees includes all persons on the payroll, whether employed full-time or part-time.

Number of persons engaged: This includes the number of employees as defined above plus working proprietors and active business partners and unpaid family workers.

Gross Value of Production: The gross value of production refers to the exfactory (including taxes) selling value of the goods produced within the year.


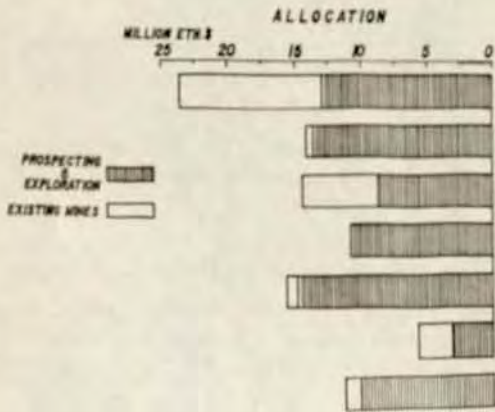
Industrial costs: Industrial costs are defined as the cost of material, fuel, electricity and cost of repairs and maintenance.

Value added: Value added is defined as the difference between the gross value of production and the industrial costs.

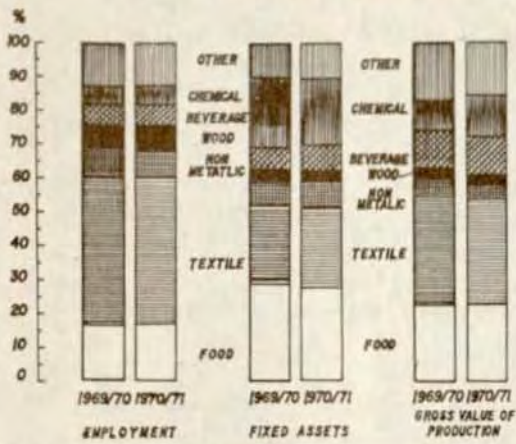
Investment: The investment includes additions whether new or second-hand assets, valued at purchase price. Besides purchase price it includes customs duties, other taxes, transfer fees, delivery and installation costs. It includes also value of work done by workers of the establishment (inclusive of materials used) on buildings, other constructions, manufacture of installation of machinery and equipment and capitalised alterations, improvements or rebuilding.

Fixed capital assets: The fixed capital assets include all acquisitions by the enterprise for its business, whether obtained from other establishments or produced by the enterprise. It includes both new and second-hand assets with the cost of major alterations and innovations. It excludes cost of repair and maintenance.

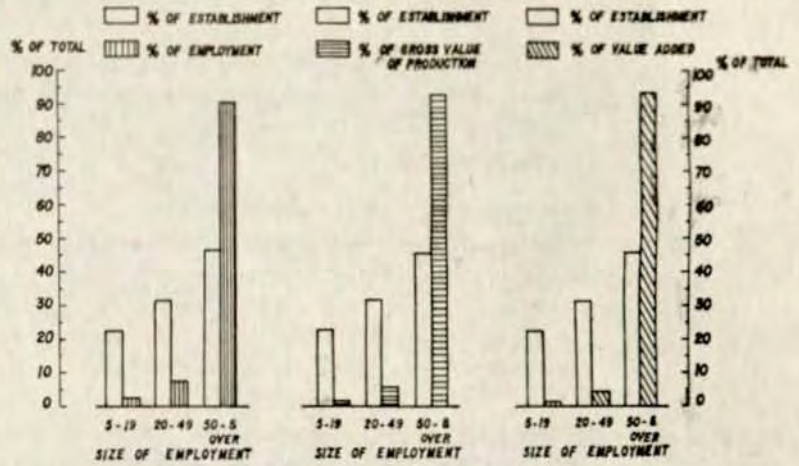
INVESTMENT IN MINING




PATTERN OF MANUFACTURING INDUSTRY



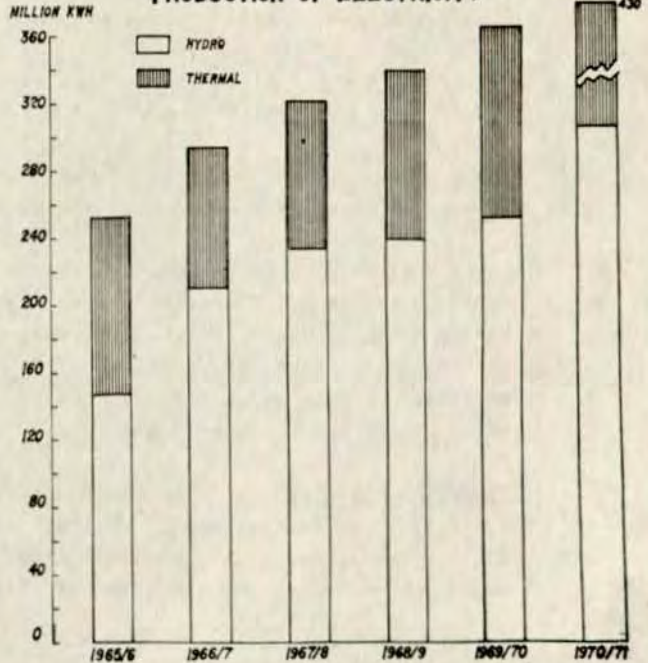
CLASSIFICATION OF MANUFACTURING ESTABLISHMENT



INVESTMENT IN MANUFACTURING INDUSTRY



PRODUCTION OF ELECTRICITY



የፋብሪካዎች ውጤት ማጠቃለያ
SUMMARY OF RESULTS FOR MANUFACTURING INDUSTRY

ወገጠረዥ ሠ.1

TABLE E.1

	1961	1962	1963	
የፋብሪካዎች ብዛት	442	479	401	NUMBER OF ESTABLISHMENTS
የሠራተኞች ብዛት / ተቋማት	47,332	48,903	51,312	NUMBER OF EMPLOYEES (PERMANENT)
የግዴገታ ተቋማት ገብረት / በሺህ የሊት.ብር/	358,319*	369,221	368,519	FIXED CAPITAL ASSETS (ES'000)
ጠቅላላ የሥራ ውጤት ተጋቢ/በሺህ የሊት.ብር/	467,039	542,645	625,936	GROSS VALUE OF PRODUCTION (ES'000)
ደግሞ ወጪዎች ተጠቅሞ / በሺህ የሊት.ብር/	57,907*	61,824	66,521	WAGES AND SALARIES PAID (ES'000)
የባህሪ ወጪ / በሺህ የሊት.ብር/	62,355	44,204	36,333	CAPITAL EXPENDITURE (ES'000)
በአያገገጥናት ሠራተኛ ስታብም				AVERAGE PER EMPLOYEE*
ወቅታዊ ደግሞ / በሊት.ብር/	1,223	1,264	1,296	EARNINGS (ES)
ወቅታዊ የሥራ ውጤት / በሊት.ብር/	9,867	11,096	12,199	OUT PUT (ES)
የግዴገታ ተቋማት ገብረት ገምት/በሊት.ብር/	7,570	7,550	7,182	FIXED ASSETS (ES)
	1968/9	1969/70	1970/71	

* የተረጎመ
*Revised

የፋብሪካዎች ተገናኝ የሠራተኞች ብዛት በስገጥናት ስር
NUMBER OF ESTABLISHMENTS AND TOTAL EMPLOYMENT
BY INDUSTRIAL BRANCHES

ወገጠረዥ ሠ.2

TABLE E.2

የስገጥናት ስር ዓይነት	የፋብሪካዎች ብዛት			የተቋራጠ ሠራተኞች						INDUSTRIAL BRANCH
				ብዛት			ከጠቅላላው በመቶ			
	1961	1962	1963	1961	1962	1963	1961	1962	1963	
የምግብ	125	141	94	7,263	8,226	8,589	15.3	16.7	16.7	FOOD
የቤገና	37	38	32	3,155	3,008	2,910	6.7	6.2	5.8	BEVERAGES
የተቆጣጣሪ	2	2	2	562	432	542	1.2	1.0	1.1	TOBACCO
የጨርቃ ጨርቃ	50	50	51	21,656	21,610	22,342	45.8	44.3	43.5	TEXTILE
የቀጥታ የሥራ	24	24	19	2,001	2,165	2,177	4.2	4.4	4.2	LEATHER AND SHOES
የሰጠው	72	73	75	3,111	3,282	4,018	6.6	6.7	7.8	WOOD
በረታ ብረት ያለሁት ማዕዘን	39	49	43	3,822	4,102	3,866	8.1	8.4	7.5	NON-METALLIC MINER
የጥተኝ	27	29	21	1,579	1,473	1,548	3.3	3.0	3.0	PRINTING
የኬሚካል	37	42	35	2,563	2,824	3,126	5.4	5.7	6.1	CHEMICAL
የብረት ብረትና የሊት.ብር	29	31	29	1,620	1,781	2,194	3.4	3.6	4.3	STEEL, METAL AND ELECTRICAL
ጠቅላላ	442	479	401	47,332	48,903	51,313	100.0	100.0	100.0	TOTAL
	1968/9	1969/70	1970/1	1968/9	1969/70	1970/1	1968/9	1969/70	1970/1	
	NUMBER			NUMBER			AS PERCENT OF TOTAL			
				NUMBER OF EMPLOYEES						

* የተረጎመ
*Revised

በ የዓመት ከሚደረገው የስገጥናት ጥናት የተገኘ
Source: Annual Industrial Survey

የአገራችን ስራ ስርዓት ማጠቃለያ
SUMMARY OF OPERATIONS OF MANUFACTURING INDUSTRY

ሆሌሪዥ ሠ.3 TABLE E.3

የፋብሪካው ስም	በሺህ የኢት.ብር			በመቶ ስኞት			
	1961	1962	1963	1961	1962	1963	
ጠቅላላ የፋብሪካዎች ውጤት							GROSS VALUE OF PRODUCTION
የምግብ	113,197	113,885	145,578	31.7	24.4	23.3	FOOD
የጤማ	45,774	50,432	69,513	12.8	10.8	11.1	BEVERAGES
የተቃባሪ	7,128	13,688	23,306	2.0	2.9	3.7	TOBACCO
የጨርቃጨርቅ	103,120	157,282	197,693	28.9	33.7	31.5	TEXTILE
የቀጥሎ የጨማ	17,380	18,086	18,648	4.9	3.9	3.0	LEATHER AND SHOES
የአገጣጠም	9,845	13,254	20,648	2.7	2.8	3.3	WOOD
በረታ በረታ ያልሆኑ ማዕድኖች	18,110	25,028	23,640	5.1	4.9	3.8	NON-METALLIC MINERAL
የጥተኝ	7,995	8,957	10,359	2.2	1.9	1.7	PRINTING
የኪሚካል	12,358	39,759	76,596	3.5	8.5	12.2	CHEMICAL
የብረት በረታና የአላክትራክ	22,203	28,668	39,955	6.2	6.2	6.4	METAL AND ELECTRICAL
ጭር	357,110	467,039	625,936	100.0	100.0	100.0	TOTAL
ዓመታዊ ደቅዥ							EARNINGS
የምግብ	11,800	9,846	12,253	24.1	17.0	18.4	FOOD
የጤማ	3,396	4,379	4,540	7.0	7.6	6.8	BEVERAGES
የተቃባሪ	654	551	1,034	1.3	1.0	1.6	TOBACCO
የጨርቃጨርቅ	15,516	20,743	23,251	31.7	35.8	35.0	TEXTILE
የቀጥሎ የጨማ	2,559	2,390	3,047	5.2	4.1	4.6	LEATHER AND SHOES
የአገጣጠም	3,318	3,803	4,131	6.8	6.6	6.2	WOOD
በረታ በረታ ያልሆኑ ማዕድኖች	4,332	4,309	5,119	8.9	7.4	7.7	NON-METALLIC MINERAL
የጥተኝ	2,154	2,802	2,891	4.4	4.8	4.3	PRINTING
የኪሚካል	3,755	6,670	6,602	7.7	11.5	9.9	CHEMICAL
የብረት በረታና የአላክትራክ	1,404	2,414	3,653	2.9	4.2	5.5	METAL AND ELECTRICAL
ጭር	48,888	57,907	66,521	100.0	100.0	100.0	TOTAL
የጥገና ጥገና ገቢ ገቢ ገቢ							FIXED ASSETS
የምግብ	110,571	115,796	102,009	32.3	32.3	27.8	FOOD
የጤማ	15,955	27,290	31,349	4.7	7.6	8.5	BEVERAGES
የተቃባሪ	1,839	2,904	4,213	0.5	0.8	1.1	TOBACCO
የጨርቃጨርቅ	85,693	81,854	86,670	25.0	22.8	23.5	TEXTILES
የቀጥሎ የጨማ	9,578	7,816	6,369	2.8	2.2	1.7	LEATHER AND SHOES
የአገጣጠም	10,593	11,271	19,881	3.1	3.1	3.0	WOOD
በረታ በረታ ያልሆኑ ማዕድኖች	30,742	30,993	28,864	9.0	8.7	7.8	NON-METALLIC MINERAL
የጥተኝ	8,959	11,661	7,862	2.6	3.3	2.1	PRINTING
የኪሚካል	58,106	57,158	70,823	17.0	16.0	19.2	CHEMICAL
የብረት በረታና የአላክትራክ	10,329	11,576	19,479	3.0	3.2	5.3	METAL AND ELECTRICAL
ጭር	342,365	358,319	368,519	100.0	100.0	100.0	TOTAL
አልማት ወጪ							INVESTMENT
የምግብ	14,820	24,756	5,939	28.3	39.7	16.3	FOOD
የጤማ	5,327	2,498	5,847	10.2	4.0	16.1	BEVERAGES
የተቃባሪ	566	1,458	1,433	1.1	2.3	3.9	TOBACCO
የጨርቃጨርቅ	14,232	10,999	12,630	27.2	17.7	34.8	TEXTILE
የቀጥሎ የጨማ	609	447	425	1.2	0.7	1.2	LEATHER AND SHOES
የአገጣጠም	1,168	2,821	1,552	2.2	4.5	4.3	WOOD
በረታ በረታ ያልሆኑ ማዕድኖች	2,651	521	1,994	5.0	0.8	5.5	NON-METALLIC MINERAL
የጥተኝ	237	273	450	0.4	0.4	1.2	PRINTING
የኪሚካል	11,301	14,560	1,772	21.6	23.4	4.9	CHEMICAL
የብረት በረታና የአላክትራክ	1,480	4,022	4,291	2.8	6.5	11.8	METAL AND ELECTRICAL
ጭር	52,391	62,355	36,333	100.0	100.0	100.0	TOTAL
	1968/9	1969/70	1970/1	1968/9	1969/70	1970/1	INDUSTRIAL GROUP
	AMOUNT IN ETH.\$'000			AS PERCENT OF TOTAL			

በ1963 ዓ.ም የፋብሪካዎች ብዛትና በየፋብሪካው የሚገኙ ሠራተኞች ብዛት
/በሠራተኞች ቁጥር ጾደብ የተተካነ/
NUMBER OF ESTABLISHMENTS AND NUMBER OF PERSONS ENGAGED IN 1970/71
(ANALYSIS BY SIZE OF ESTABLISHMENT)

ሠገጠረዥ ሠ.4 TABLE E.4

የፋብሪካው/የአገልግሎት/የግብርና	የፋብሪካዎች ብዛት በሠራተኞች ብዛት ጾደብ			የሠራተኞች ቁጥሉ በሠራተኞች ብዛት ጾደብ			
	10-19	20-49	50 እና በላይ	10-19	20-49	50 እና በላይ	
የግብርና	28	31	35	294	915	7,434	FOOD
የግብርና	8	9	15	118	301	2,505	BEVERAGE
የተቃባሚ	-	-	2	-	-	542	TOBACCO
የጨርቃ ጨርቃና የተባራ ልብብቶ	9	12	30	129	275	21,972	TEXTILES & MADE-UP CLOTHES
የቀላና የቀላ ዕቃዎች	2	-	5	24	-	871	TANNERIES & LEATHER FINISHING
የቀላ ሕዳዎች	1	4	7	15	133	1,145	LEATHER SHOES & BOOTS
አገጣጥሞ የአገጣጥሞ የብርብ ዕቃዎች	15	24	28	200	725	2,700	WOOD AND CORK PRODUCTS
የአገጣጥሞ የቤት ተባብሮ የቤት ጠቅላይ	2	2	4	22	58	326	FURNITURE & FIXTURES
የጨርቃና የጨርቃ የሠራተኞች	1	5	2	18	187	482	PAPER & PAPER PRODUCTS
የተቃባሚ ስራዎችና ሌሎች ስራዎች	7	6	8	97	185	1,284	PRINTING, PUBLISHING AND ALLIED INDUSTRIES
በአገልግሎት የሠራተኞች ስራዎች	1	1	1	17	21	71	INDUSTRIAL CHEMICALS
የሌሎች ስራዎችና ሌሎች	1	5	5	12	137	538	OTHER CHEMICAL PRODUCTS
የተቃባሚ ስራዎች	-	-	1	-	-	673	PETROLEUM REFINERY
የላቲክ ዕቃዎች	1	1	2	13	27	299	RUBBER PRODUCTS
የፕላስቲክ ዕቃዎች	-	3	5	-	109	534	PLASTIC PRODUCTS
ጠቅላይና የጠቅላይ ዕቃዎች	-	2	1	-	56	319	GLASS & GLASS PRODUCTS
በረታ በረታ ያለሁት የግብርና ስራዎች	5	14	21	72	497	2,941	OTHER NON-METALLIC MINERAL PRODUCTS
የብረት በረታ ፋብሪካዎች	-	-	3	-	-	635	IRON & STEEL BASIC INDUSTRIES
ከብረት የተሠራ ዕቃዎች/ከግብርና ያልላ/	8	6	10	104	233	1,195	FABRICATED METAL PRODUCTS EXCEPT MACHINERY AND EQUIPMENT
የአለት ስራዎችና ሌሎች ስራዎች	1	1	-	12	28	-	ELECTRICAL MACHINERY, APPARATUS, APPLIANCES AND SUPPLIES
ጠቅላይ	90	126	185	1,147	3,887	46,466	TOTAL
	10-19	20-49	50 & OVER	10-19	20-49	50 & OVER	INDUSTRIAL GROUP
	NO-OF ESTABLISHMENT BY SIZE OF EMPLOYMENT			DISTRIBUTION OF EMPLOYMENT BY SIZE - GROUP			

በለ እንዲቀርብ
INDUSTRY

የፍ የፍ/ዎች ስፋት የተሰጠ ስጋዎች ስጋዎች
PRODUCTION OF MAJOR MANUFACTURED ARTICLES

ሠንጠረዥ ሠ.5

TABLE E.5

የፍ ዎች ስጋዎች		1961	1962	1963		
ጠቅላይ						
ግብ					FOOD INDUSTRY	
ሥጋ በብረዶ የተዘጠ	/በተን/	3,630	3,916	4,860	MEAT, FROZEN	(TONS)
ሥጋ በቱር ቱር የታሸገ	/በተን/	5,474	5,226	6,428	MEAT, CANNED	(TONS)
ባቢ	/በተን/	66,199	96,967	108,672	SUGAR	(TONS)
ጨው /የባሕር/	/በተን/	227,500	218,150	210,118	SALT (SEA)	(TONS)
የግንዛዜ ዘይት	/በተን/	8,157	10,026	9,326	EDIBLE OIL	(TONS)
የባንዲራ ቱት	/በተን/	41,536	40,019	45,272	FLOUR OF WHEAT	(TONS)
ግብር	/በተን/	5,542*	5,355	5,153	MACARONI	(TONS)
ብብስ	/በተን/	2,670	329	409	BISCUITS	(TONS)
ባቢ የተሰጠ ግብር የግንዛዜ	/በተን/	1,340	1,672	1,143	SWEETS	(TONS)
ጠቅላይ /ፖስት-ፊሎድ/	/በህተ ለተ/	100,507	78,345	62,659	MILK PASTEURISED	(HL)
ጨቆ					BEVERAGES	
ቢራ	/በህተ ለተ/	238,737	280,239	321,091	BEER	(HL)
የወይን ጠጅ	/በህተ ለተ/	50,237	50,950	55,454	WINE	(HL)
የሌሎች ጨቆ	/በህተ ለተ/	19,634*	21,508*	27,822	LIQUEURS	(HL)
ሌሎች	/በህተ ለተ/	9,664	10,019	9,815	ALCOHOL	(HL)
ሌሎች	/በህተ ለተ/	195,000*	213,915	241,865	LEMONADE	(HL)
የሚራራ ጨቆ	/በህተ ለተ/	114,455*	120,169	122,183	MINERAL WATER	(HL)
ተዋባህ					TOBACCO MANUFACTURES	
ቢጋረት	/በህተ ቱር/	764,991	870,393	1,007,543	CIGARETTES	('000 PCS)
ቢጋር	/በህተ ቱር/	107	107	92	CIGARS	('000 PCS)
ጨቆ ጨቆ					TEXTILE INDUSTRY	
ከተማ የሚዘጋጅ ጨቆ የግንዛዜ ስጋ	/በህተ ለተ/	68,164	69,706	78,967	COTTON FABRICS	('000 SQ.M.)
ከተማ የሚዘጋጅ ጨቆ የግንዛዜ ስጋ	/በህተ ለተ/	3,287	3,217	4,823	NYLON FABRICS	('000 SQ.M.)
ከተማ የሚሠራ ደርፍ ግን	/በተን/	10,027	10,543	9,630	COTTON YARN	(TONS)
ብርድሰብ /የባሕር/	/በተን/	250,822	133,626	127,491	BLANKETS WOOLLEN	(PCS)
ብርድሰብ /በግንዛዜ/	/በተን/	840,840	699,285	532,683	BLANKETS WASTE	(PCS)
ግንዛዜ	/በተን/	10,557	4,365	4,681	CARPETS	(SQ.M.)
ግንዛዜ	/በህተ ቱር/	5,725	6,668	8,024	GUNNY BAGS	('000 PCS)
ከተማ የሚሠራ ስጋ	/በተን/	488,986	486,014	403,654	HOSIERIES	(DOZEN)
የተሰጠ ስጋ	/በተን/	READY-MADE CLOTHES	(PCS)
ቀጥታ ጨቆ					LEATHER AND SHOES INDUSTRY	
የቀጥታ ጨቆ የግንዛዜ ስጋ	/በተን/	868,174	822,235	737,019	LEATHER SHOES AND BOOTS	(PAIRS)
የሌሎች ጨቆ የግንዛዜ ስጋ	/በተን/	430,994	671,121	933,238	CANVAS AND RUBBER SHOES	(PAIRS)
የግንዛዜ ጨቆ የግንዛዜ ስጋ	/በተን/	1,271,862	1,286,779	1,273,267	PLASTIC FOOT-WEAR	(PAIRS)
የጨቆ ቀጥታ /የሌሎች/	/በህተ ለተ/	293	326	357	LEATHER, UPPER	('000 SQ.M.)
የጨቆ ቀጥታ /የተሰጠ/	/በተን/	307	292	207	LEATHER, SOLE	(TONS)
እንጨት					WOOD INDUSTRY	
ጠርብ	/በተን ስጋ/	19,718	28,672	80,755	TIMBER	(M ³)
ባንዲራ	/በተን ስጋ/	2,253	2,540	3,732	PLYWOOD	(M ³)
ባንዲራ	/በተን ስጋ/	3,472	3,631	2,570	PARTICLE BOARD	(M ³)
		1968/9	1969/70	1970/71	COMMODITY	UNIT

* የተሰጠ
Revised

የፍ የፍ ያዩ ከፍተኛ የተሠሩ ዕቃዎች ልማት
PRODUCTION OF MAJOR MANUFACTURED ARTICLES

ሠገጠረዥ ሠ.5 / የተጠለ/ TABLE E.5 (Contd.)

የዕቃዎች ስም	መለኪያ	1961	1962	1963		
					CHEMICAL INDUSTRY	
ጋዘ / ለጥባ/	/ በ ተ ገ /	123,155	159,646	187,035	GASOIL	(TONS)
ቢንዲን	/ በ ተ ገ /	53,045	68,599	60,513	REGULAR BENZINE	(TONS)
ፍፍጣ	/ በ ተ ገ /	12,242		17,061	GASOLINE	(TONS)
የዲዛይል ዘይት	/ በ ተ ገ /	204,732	232,688	272,514	FUEL OIL	(TONS)
ዲዛይል ዘይት	/ በ ተ ገ /	3,889	...	1,357	DIESEL OIL	(TONS)
ሌዎ ፒ-ጂ-ግ	/ በ ተ ገ /	2,438	2,387	3,385	LPG	(TONS)
ክብራት	/ በ ሺህ ባዮ ገ /	21,627	22,762	25,720	MATCHES	('000 BOXES)
ባህር	/ በ ተ ገ /	4,967	6,700	6,035	SOAP	(TONS)
ካርቦን ዲኦክሳይድ	/ በ ተ ገ /	307	322	292	CARBON DIOXIDE	(TONS)
ኦክስጅን	/ በ ሜትር ካሬ /	130,289	119,300	128,625	OXYGEN	(M ³)
ካልሲየም ሶልፊት	/ በ ተ ገ /	2,500	2,500	2,500	CALCIUM SUPHATE	(TONS)
					NON-METAL MINERAL PRODUCTS	
ሲሜንት	/ በ ተ ገ /	173,594	181,861	182,716	CEMENT	(TONS)
የሲሜንት ልብጥና ለሽግግር/በሺህ ቁጥር/		1,166	1,174	1,577	CEMENT BLOCKS AND TUBES	(000 PCS)
የሲሜንት የወለል ገጣፍቶች /በሜትር ካሬ/		183,583	206,172	195,360	CEMENT FLOOR TILES	(SQ.M.)
የሽብላ ልብ	/ በ ሺህ ቁጥር /	29,476	35,966	30,800	BRICKS OF CLAY	(000 PCS)
የተሸለሙ የዳገጊያ ገጣፍቶች /በሜትር ካሬ/		33,050	30,378	35,941	MOSAICS	(M ²)
የተቃጠለ ፍራ	/ በ ተ ገ /	21,384*	19,937	38,326	LINE	(TONS)
ጠቅላይ ጥቅ / በ ሺህ ቁጥር /		10,770	17,500	5,018	GLASSES	(000 PCS)
ጠርጦች / የጠቅላይ ጥቅ /	/ በ ሺህ ቁጥር /	11,208	7,850	14,954	GLASS BOTTLES	(000 PCS)
					METAL PRODUCTS	
የብረት ዘንገፍ	/ በ ተ ገ /	9,689	9,610	14,413	ROUND IRON BARS	(TONS)
ሽቦዎች	/ በ ተ ገ /	535	780	674	WIRES	(TONS)
ፍሰጦች	/ በ ተ ገ /	4,032	3,865	4,383	NAILS	(TONS)
ለሕንፃ የሚሆኑ ብረቶች	/ በ ሜትር ካሬ /	STEEL STRUCTURE	(SQ.M.)
የብት ክፍለ ጥርጥር	/ በ ተ ገ /	17,995	22,281	19,941	CORRUGATED IRON SHEETS	(TONS)
		1968/9	1969/70	1970/71		UNIT
		COMMODITY				

በ የዓመት በሚደረገው የስገትና ስራ ጥናት የተገኘ
Source: Annual Industrial Survey.

* የተረጎመ
* Revised

የብር ስገትና ስራ ጥናት ላይ የዋለ*
SUGAR PRODUCTION AND CONSUMPTION*

ሠገጠረዥ ሠ.6 TABLE E.6

ዓመት ስራ ስንት	የብር ስገት ብዛት	በጥቅም ላይ የዋለ	
1949	26,050	27,656	1956/7
1950	32,504	31,207	1957/8
1951	35,859	36,623	1958/9
1952	39,857	36,790	1959/60
1953	37,588	39,033	1960/1
1954	37,416	45,748	1961/2
1955	59,212	52,051	1962/3
1956	62,747	50,168	1963/4
	PRODUCTION	CONSUMPTION	YEAR

ዓመት ስራ ስንት	የብር ስገት ብዛት	በጥቅም ላይ የዋለ	
1957	61,698	62,933	1964/5
1958	68,861	73,198	1965/6
1959	76,868	70,832	1966/7
1960	67,753	72,500	1967/8
1961	66,199	72,500	1968/9
1962	96,967	89,273	1969/70
1963	108,672	93,537	1970/71
	PRODUCTION	CONSUMPTION	YEAR

* ዓመት የሚያስቀምጥ ለ.ሌ. ስኬት በ ነሐሴ 31 ነው
*Year ending 31 August.

በሌ. ሲ.ሌ. ስገትና ስራ ጥናት ላይ የዋለ*
Source: H.V.A. Ethiopia S.C.

በ1963 ዓ.ም ፋብሪካዎች ምርት ዋጋዎች ተገቢ
በፋብሪካው መጠን የተከፈለ
GROSS VALUE OF PRODUCTION FOR 1970/71
ANALYSIS BY SIZE OF ESTABLISHMENT

ሠንጠረዥ ሠ.7

TABLE E.7

በቪዩ የሊት.ብር

ETH.\$'000

ፋብሪካው / የአገጥሰት ሥራ / ዓይነት	የሠራተኛዎች ብዛት መደብ			
	10-19	20-49	50 እና በላይ	
የምግብ	2,584	11,230	131,764	FOOD
የጠጠያ	1,674	5,018	62,821	BEVERAGE
የተቀባሪ	-	-	23,306	TOBACCO
የጨርቃ ጨርቅና የተበፋ ልብስ	1,065	4,881	191,747	TEXTILES AND MADE-UP CLOTHES
የቀጠና የቀጠ ዕቃዎች	33	-	9,765	TANNERIES & LEATHER FINISHING
የቀጠ ልብሶች	78	512	8,260	LEATHER SHOES & BOOTS
እግረ-ገቢ የአገጣጠኑ የብሽ ዕቃዎች	491	2,764	14,109	WOOD, WOOD AND CORK PRODUCTS
የአገጣጠኑ የቤት ተባብሮ የቤት መሥሪያ	172	154	2,958	FURNITURE & FIXTURES
የወረቀትና የወረቀት የሠራተኛ ዕቃዎች	40	1,776	4,271	PAPER & PAPER PRODUCTS
የተሟላ ሌተኛና የተሟላ ፋብሪካዎች	529	835	8,995	PRINTING, PUBLISHING & ALLIED INDUSTRIES
በአገጥሰት የሠራተኛ ኪሚካሎች በሌሎች ሥራዎች በሰጠው	162	456	582	BASIC INDUSTRIAL CHEMICALS EXCEPT FERTILIZERS
የሌሎች ኪሚካሎች ምርት	120	3,782	7,826	OTHER CHEMICAL PRODUCTS
የነጻ ማጣሪያ	-	-	47,671	PETROLEUM REFINERY
የላቡካ ዕቃዎች	59	120	3,752	RUBBER PRODUCTS
የፕላስቲክ ዕቃዎች	-	1,217	4,762	PLASTIC PRODUCTS
የብርቱና የጠቀሰ ዕቃዎች	-	594	2,866	GLASS AND GLASS PRODUCTS
በረታ ብረት ያልሆኑ ማዕዘን ዓይነቶች	158	934	19,088	OTHER NON-METALLIC MINERAL PRODUCTS
የብረት ብረት ፋብሪካዎች	-	-	29,322	IRON & STEEL BASIC INDUSTRIES
በብረት ብረት የተሠሩ የሚገኙ ተባብሮ ዕቃዎች	644	1,976	7,690	FABRICATED METAL PRODUCTS, EXCEPT MACHINERY AND EQUIPMENT
የኤሌክትሮኒክ ዕቃዎችና መለኪያዎች	129	194	-	ELECTRICAL MACHINERY, APPARATUS, APPLIANCES & SUPPLIES
ጠቅላይ	7,938	36,443	581,555	TOTAL
	10-19	20-49	50 & OVER	INDUSTRIAL GROUP
	EMPLOYEES PER ESTABLISHMENT			

የአገራችን ሥነ ስራ ስራ ስራ በጥቅም ላይ የዋለው 1963
GENERAL OPERATIONS OF MANUFACTURING INDUSTRIES BY INDUSTRIAL GROUPS 1970/71

ሠንጠረዥ ሠ.8 TABLE E.8

የፋብሪካው ስም	የፋብሪካው ብዛት / በሺ /	የሠራተኛው ብዛት / በሺ /	ደመወዝ ጥላብ / በሺ / የሊት. በር /	ጠቅላላ የሥራ ወጪ / በሺ / የሊት. በር /	አገልግሎት የተደረገው ወጪ / በሺ / የሊት. በር /	ተጨማሪ የጋ / በሺ / የሊት. በር /	INDUSTRIAL GROUP
<u>የምግብ ፋብሪካዎች</u>	94	8,643	12,253	145,578	81,243	64,335	<u>FOOD MANUFACTURING</u>
ሥጋ ማረፊያ ማዘጋጀትና ጠቀሜታ	14	2,149	1,874	21,150	14,517	6,633	SLAUGHTERING, PREPARING AND PRESERVING MEAT
ወተትና የወተት ተዋህዶ	5	657	658	7,321	5,020	2,301	MANUFACTURE OF DAIRY PRODUCTS
በእግር ስራ ላይ የሚገኙ ስራዎች	16	898	762	13,510	9,724	3,786	MANUFACTURE OF VEGETABLES AND ANIMAL OILS AND FATS
የአህጉር ስራዎችና የግብር ስራዎች	49	2,033	1,662	31,247	23,187	8,060	GRAIN MILLS AND BAKERY PRODUCTS
የሰው ፍጥነት ስራዎችና ስራዎች	4	1,816	5,661	63,031	26,618	36,413	SUGAR FACTORIES, REFINERIES AND SUGAR CONFECTIONERY
ሌሎች ስራዎች	6	1,090	1,636	9,319	2,177	7,142	MANUFACTURE OF FOOD PRODUCTS N.E. CLASSIFIED
<u>የግብር ፋብሪካዎች</u>	32	2,924	4,540	69,513	23,180	46,333	<u>BEVERAGE INDUSTRIES</u>
አልኮሎች ማጣራትና ግብር	8	254	234	6,616	3,416	3,200	DISTILLING RECTIFYING AND BLENDING OF SPIRITS
የወይን ስራ ስራዎች	6	287	403	4,590	1,277	3,313	WINE INDUSTRIES
አረብ ስራ ስራዎችና ስራዎች	3	931	2,267	42,242	11,091	31,151	MALT LIQUORS AND MALT
ለሰው ስራ ስራዎች ስራዎች	15	1,452	1,636	16,065	7,396	8,669	SOFT DRINKS AND CARBONATED WATER INDUSTRIES
<u>ስራ ስራ ስራዎች</u>	2	542	1,034	23,306	6,554	16,752	<u>TOBACCO MANUFACTURES</u>
<u>የግብር ስራ ስራ ስራዎች</u>	45	21,409	22,277	191,158	108,485	82,673	<u>MANUFACTURE OF TEXTILES</u>
ግብር ስራ ስራ ስራዎች ስራዎች	20	17,791	19,585	171,424	98,078	73,346	SPINNING WEAVING AND FINISHING TEXTILES
ግብር ስራ ስራ ስራዎች	19	1,286	840	7,606	4,042	3,564	KNITTING MILLS
ግብር ስራ ስራ ስራዎች ስራዎች	6	2,332	1,852	12,128	6,365	5,763	CORDAGE ROPE AND TWINE INDUSTRIES
<u>የተጠቃሚ ስራ ስራ ስራዎች</u>	6	967	974	6,535	3,764	2,771	<u>MANUFACTURE OF WEARING APPAREL EXCEPT FOOTWEAR</u>
<u>የግብር ስራ ስራ ስራዎች</u>	7	895	1,192	9,798	6,004	3,794	<u>TANNERIES AND LEATHER FINISHING</u>
<u>ስራ ስራ ስራ ስራዎች</u>	12	1,293	1,855	8,850	5,278	3,572	<u>MANUFACTURE OF FOOTWEAR (LEATHER)</u>
<u>አገልግሎት የሰጠው ስራ ስራ ስራዎች</u>	64	3,551	3,230	17,364	8,945	8,419	<u>MANUFACTURE OF WOOD AND CORE PRODUCTS</u>
<u>የአገልግሎት ስራ ስራ ስራ ስራዎች</u>	11	480	901	3,284	1,453	1,831	<u>MANUFACTURE OF FURNITURE AND FIXTURES</u>
<u>የወረቀት ስራ ስራ ስራ ስራዎች</u>	8	687	929	6,087	4,846	1,241	<u>MANUFACTURE OF PAPER AND PAPER PRODUCTS</u>
<u>የተጠቃሚ ስራ ስራ ስራ ስራዎች</u>	21	1,566	2,891	10,359	4,549	5,810	<u>PRINTING, PUBLISHING AND ALLIED INDUSTRIES</u>
<u>በአገልግሎት ስራ ስራ ስራ ስራዎች</u>	3	109	205	1,200	359	841	<u>MANUFACTURE OF BASIC INDUSTRIAL CHEMICALS EXCEPT FERTILIZERS</u>
	NO. OF ESTABLISHMENTS	NO. OF PERSONS ENGAGED	(ES'000) WAGES AND SALARIES	(ES'000) GROSS VALUE OF PRODUCTION	(ES'000) INDUSTRIAL COSTS	(ES'000) VALUE ADDED	INDUSTRIAL GROUP

የአገራችን ስራዎች ስርዓት በፋብሪካዎች 1963
GENERAL OPERATIONS OF MANUFACTURING INDUSTRIES BY INDUSTRIAL GROUPS 1970/71

ሠንጠረዥ ሠ.8 / የተጨማሪ / TABLE E.8 (Contd.)

ፋብሪካው ስም	የፋብሪካው ስራዎች ብዛት / በጥር /	የሠራተኞች ብዛት / በጥር /	ደመወዝና ተጠቃሚነት / በጊዜ / የሊት.ቦር /	የተጠቃሚው ስራዎች ብዛት / በጊዜ / የሊት.ቦር /	አገራችን ስራዎች የተደረገው ስራዎች ብዛት / በጊዜ / የሊት.ቦር /	ተጨማሪ ስራዎች ብዛት / በጊዜ / የሊት.ቦር /	INDUSTRIAL GROUP
የሌሎች ስራዎች ስራዎች	11	687	1,198	11,727	7,848	3,879	MANUFACTURE OF OTHER CHEMICAL PRODUCTS
የሌሎች ስራዎች ስራዎች	4	104	500	3,521	1,750	1,771	MANUFACTURE OF PAINTS, VARNISHES AND LACQUERS
የሌሎች ስራዎች ስራዎች	4	354	374	5,230	4,403	827	MANUFACTURE OF SOAP COSMETICS PERFUMES AND OTHER CLEANING PREP.
የሌሎች ስራዎች ስራዎች	3	229	324	2,976	1,695	1,281	MANUFACTURE OF CHEMICAL PRODUCTS N.E.C.
የሌሎች ስራዎች ስራዎች	1	673	3,232	47,671	30,457	17,214	PETROLEUM REFINERY
የሌሎች ስራዎች ስራዎች	4	339	482	3,932	2,186	1,746	MANUFACTURE OF RUBBER PRODUCTS
የሌሎች ስራዎች ስራዎች	8	643	522	5,979	3,492	2,487	MANUFACTURE OF PLASTIC PRODUCTS
የሌሎች ስራዎች ስራዎች	3	375	906	3,460	1,848	1,612	MANUFACTURE OF GLASS AND GLASS PRODUCTS
የሌሎች ስራዎች ስራዎች	40	3,510	4,213	20,180	10,563	9,617	MANUFACTURE OF OTHER NON-METALLIC MINERAL PRODUCTS
የሌሎች ስራዎች ስራዎች	27	1,705	1,126	3,585	1,729	1,856	MANUFACTURE OF STRUCTURAL CLAY PRODUCTS
የሌሎች ስራዎች ስራዎች	7	1,331	2,559	14,801	7,787	7,014	MANUFACTURE OF CEMENT, LIME AND PLASTER
የሌሎች ስራዎች ስራዎች	6	474	528	1,794	1,047	747	MANUFACTURE OF NON-METALLIC MINERAL PRODUCTS N.E.C.
የሌሎች ስራዎች ስራዎች	3	635	1,543	29,322	21,802	7,520	IRON AND STEEL BASIC INDUSTRIES
የሌሎች ስራዎች ስራዎች	22	1,509	2,023	10,169	5,756	4,413	MANUFACTURE OF FABRICATED METAL PRODUCTS EXCEPT MACHINERY AND EQUIPMENT
የሌሎች ስራዎች ስራዎች	5	416	554	2,366	1,619	747	MANUFACTURE OF CUTLERY, HAND TOOLS AND GENERAL HARDWARE
የሌሎች ስራዎች ስራዎች	8	281	472	1,202	480	722	MANUFACTURE OF STRUCTURAL METAL PRODUCTS
የሌሎች ስራዎች ስራዎች	9	812	997	6,601	3,657	2,944	MANUFACTURE OF FABRICATED METAL PRODUCTS EXCEPT MACHINERY AND EQUIPMENT N.E.C.
የሌሎች ስራዎች ስራዎች	4	63	87	464	206	258	MANUFACTURE OF ELECTRICAL MACHINERY, APPARATUS, APPLIANCES AND SUPPLIES
ጠቅላላ	401	51,500	66,521	625,936	338,818	287,118	TOTAL
	NO. OF ESTABLISHMENT	NO. OF PERSONS ENGAGED	(ES'000) WAGES AND SALARIES	(ES'000) GROSS VALUE OF PRODUCTION	(ES'000) INDUSTRIAL COSTS	(ES'000) VALUE ADDED	INDUSTRIAL GROUP

የሌላ ስልጠና ለገባት የሚገኝ የሌላ ገቢ ስልጠና ለገባት የሚገኝ 1958-1964
INSTALLED GENERATING CAPACITY AND ELECTRIC ENERGY PRODUCTION 1965/6 - 1971/72

ሠጠረዥ ሠ.9 TABLE E.9

ዓመት ስሪት	የሚገኝ የሌላ ገቢ			የሚገኝ ስልጠና ለገባት ገቢ			ዓመት
	ከግብር	ከገቢ	ጠቅላይ	ከግብር	ከገቢ	ጠቅላይ	
1958	74,566	44,182	118,748	146,000	106,242	252,242	1965/6
1959	92,078	45,687	137,765	210,256	84,237	294,493	1966/7
1960	92,078	46,578	138,656	233,477	89,416	322,893	1967/8
1961	91,420	35,950	137,370	240,008	100,756	340,765	1968/9
1962	91,420	56,099	147,519	258,759	108,880	367,639	1969/70
1963	123,384	60,551	183,935	299,575	116,620	416,195	1970/1
1964	123,384	61,196	184,580	307,480	123,413	430,893	1971/72
	HYDRO	THERMAL	TOTAL	HYDRO	THERMAL	TOTAL	YEAR
	CAPACITY (KW)			PRODUCTION ('000 KWH)			

የሌላ ስልጠና ለገባት የሚገኝ የሌላ ገቢ ስልጠና ለገባት የሚገኝ 1963-1964
OPERATING STATISTICS OF ELECTRICITY INDUSTRY (PUBLIC UTILITIES ONLY) 1970/71 - 1971/72

ሠጠረዥ ሠ.10 TABLE E.10

	1963	1964	
የሌላ ስልጠና ለገባት ብዛት	37	37	NUMBER OF STATIONS
የሠራተኞች ብዛት	2,711	2,864	NUMBER OF EMPLOYEES
ጠቅላላ ገቢ	183,935	184,580	GENERATING CAPACITY (Kw)
የሚገኝ ስልጠና ለገባት ገቢ	416,195	430,893	PRODUCTION OF ELECTRICITY (IN 000 Kwh)
የገቢ ስልጠና ለገባት ገቢ			TRANSMISSION FACILITIES (IN km)
132 ስልጠና ለገባት ገቢ			132 Kv LINES
U/ገቢ ስልጠና	463	508	a) SINGLE CIRCUIT
A/ገቢ ስልጠና	93	96	b) DOUBLE CIRCUIT
45 ስልጠና ለገባት ገቢ	346	354	45 Kv LINES
15 ስልጠና ለገባት ገቢ	1,498	1,642	15 Kv LINES
የተገኘ ስልጠና ለገባት ገቢ / ገቢ ስልጠና ለገባት ገቢ	359,252	376,516	ELECTRICITY SOLD (IN 000 Kwh)
ገቢ ስልጠና ለገባት ገቢ	120,180	100,878	GENERAL TARIFF
ገቢ ስልጠና ለገባት ገቢ	239,072	275,638	INDUSTRIAL TARIFF
የገቢ ስልጠና ለገባት ገቢ / ገቢ ስልጠና ለገባት ገቢ	32,797	37,404	REVENUE FROM SALES OF ELECTRICITY (000 ES)
ገቢ ስልጠና ለገባት ገቢ	16,747	15,240	GENERAL TARIFF
ገቢ ስልጠና ለገባት ገቢ	16,050	22,164	INDUSTRIAL TARIFF
ደመወድ ስልጠና ለገባት ገቢ / ገቢ ስልጠና ለገባት ገቢ	7,778	8,081	WAGES AND SALARIES PAID (000 ETH.S)
ለገቢ ስልጠና ለገባት ገቢ / ገቢ ስልጠና ለገባት ገቢ	2,405	2,192	COST OF MATERIALS (000 ETH.S)
ለገቢ ስልጠና ለገባት ገቢ / ገቢ ስልጠና ለገባት ገቢ	4,346	5,005	COST OF FUEL (000 ETH.S)
የገቢ ስልጠና ለገባት ገቢ ገቢ ስልጠና ለገባት ገቢ / ገቢ ስልጠና ለገባት ገቢ	189,526	215,041	TOTAL FIXED ASSETS (000 ETH.S)
ገቢ ስልጠና ለገባት ገቢ የገቢ ስልጠና ለገባት ገቢ	141,694	138,349	FIXED CAPITAL ASSETS
ገቢ ስልጠና ለገባት ገቢ የገቢ ስልጠና ለገባት ገቢ	47,832	76,691	CAPITAL WORK IN PROGRESS
የገቢ ስልጠና ለገባት ገቢ / ገቢ ስልጠና ለገባት ገቢ	37,971*	32,490	CAPITAL EXPENDITURE (000 ETH.S)
	1970/71	1971/72	

* የተረጋገጠ
*Revised

የኢትዮጵያ ኤሌክትሪሲቲ ሲስተም 1970/71 ዓ.ም. ገቢዎችና ስጦታዎች/1963
FIXED CAPITAL ASSETS IN ELECTRICITY INDUSTRY 1970/71

ሠንጠረዥ ሠ.11

TABLE E.11

በጥር የሚለካው

IN ETH.\$'000

	በ1962*	በ1963	በ1963	በ1963	በ1963	
	ጠቅላይ ዋጋ የሚያሳይ	በኢትዮጵያ የኤሌክትሪሲቲ ሲስተም ገቢዎች	በኢትዮጵያ የኤሌክትሪሲቲ ሲስተም ገቢዎች	በኢትዮጵያ የኤሌክትሪሲቲ ሲስተም ገቢዎች	በኢትዮጵያ የኤሌክትሪሲቲ ሲስተም ገቢዎች	
ለብቻ ለብቻ ማደራጀት/ማሻሻያ/	2,317.4	-	-	75.7	2,393.1	LAND AND LAND IMPROVEMENT
ለወጪዎችና ወጪዎች ላይ ለሚገኙ ስጦታዎች	10,402.5	430.6	-	891.1	10,863.0	DWELLING HOUSES AND NON-RESIDENTIAL BUILDINGS
ለሌሎች ሌሎች ስጦታዎች	33,701.7	1,422.9	128.9	22,720.4	54,870.3	OTHER CONSTRUCTION AND WORKS
ለውህንነት ዎችና ማሳሪያዎች	28,778.6	3,095.1	-	14,080.4	39,763.9	MACHINERY AND EQUIPMENT
ለተሽከርካሪ መኪናዎች	661.2	405.0	19.0	724.0	961.2	VEHICLES
ለሌሎች ሌሎች ገቢዎች	30,247.7	1,447.6	-	4,012.3	32,812.4	OTHERS
ጠቅላይ	106,109.1	6,801.2	147.9	42,503.9	141,663.9	TOTAL
	BOOK VALUE IN 1969/70	PROVISION FOR DEPRECIATION IN 1970/71	SOLD AND DISPOSED OF IN 1970/71	CAPITAL ACQUIRED IN 1970/71	BOOK VALUE IN 1970/71	

*የተረጎመ
*Revised.

በ1963 ዓ.ም. ለሥራዎች ለማድረግ የተጠቀሱ ገንዘብ ስጦታዎች
INVESTMENT AND SOURCES OF INVESTMENT IN ELECTRICITY INDUSTRY, 1970/71

ሠንጠረዥ ሠ.12

TABLE E.12

በጥር የሚለካው

IN ETH.\$'000

	ጠቅላይ	በጥር ውስጥ የተገኘ		የውጭ አገር ገቢዎች	
		የገላ ገንዘብ	የባንክ ገቢዎች		
ለብቻ ለብቻ ማደራጀት / ማሻሻያ/	75.7	75.7	-	-	LAND AND LAND IMPROVEMENT
ለወጪዎችና ወጪዎች ላይ ለሚገኙ ስጦታዎች	588.5	588.5	-	-	DWELLING HOUSES & NON-RESIDENTIAL BUILDINGS
ለሌሎች ሌሎች ስጦታዎች	22,179.8	8,200.0	-	13,979.8	OTHER CONSTRUCTION AND WORKS
ለውህንነት ዎችና ማሳሪያዎች	8,885.8	1,874.5	3,312.0	3,699.3	MACHINERY AND EQUIPMENT
ለተሽከርካሪ መኪናዎች	487.8	487.8	-	-	VEHICLES
ለሌሎች ሌሎች ገቢዎች	5,062.1	2,433.8	-	2,628.3	OTHERS
ጠቅላይ	37,279.7	13,660.3	3,312.0	20,307.4	TOTAL
	TOTAL	OWN FUNDS	BANK LOANS	FOREIGN LOAN	
		DOMESTIC SOURCES			

ስራዎች ለኢትዮጵያ ኤሌክትሪሲቲ ሲስተም ለማድረግ ለሚገኙ ስጦታዎች ለኢትዮጵያ ኤሌክትሪሲቲ ሲስተም ለማድረግ ለሚገኙ ስጦታዎች
Source: Ethiopian Electric Light and Power Authority; Sedao Electricity Share Company, Asmara

የኢሌክትሪክ ኢንዱስትሪ የገፅ ገቢና ሀብት/ባንክ/1964
FIXED CAPITAL ASSETS IN ELECTRICITY INDUSTRY 1971/72

ሠንጠረዥ ሠ. 13 TABLE E. 13 በጽሁፍ የሊት/ባር IN ETH.\$'000

	በ1963*	በ1964	በ1964	በ1964	በ1964	
	ጠቅላላ ገቢ የሚያገኝ	በሌ ገቢ/ላት የተገኘው የገቢው ቅጽ	የተሸፈነ በሌ ገቢ/ላት ጠቅላላ	አዲስ ገቢ/ላት የተገኘው	ጠቅላላ ገቢ የሚያገኝ	
ለብቻ ለብቻ ማደራጀት/ማሻሻያ/	2,393.1	-	-	21.9	2,415.0	LAND AND LAND IMPROVEMENT
አዎንታዊ ገቢ/ላት ላሉት ከገቢዎች	10,863.0	405.6	-	109.4	10,566.8	DWELLING HOUSES AND NON- RESIDENTIAL BUILDINGS
ለሌላ ሌላ ሥራዎች	54,870.3	1,537.6	78.5	338.9	53,593.1	OTHER CONSTRUCTION AND WORKS
አጠቃላይ ዎችና ማሳሪያዎች	39,763.9	3,109.1	-	1,253.4	37,908.2	MACHINERY AND EQUIPMENT
አተሽከርካሪ መኪናዎች	961.2	294.5	14.3	260.9	913.3	VEHICLES
ለሌላ ሌላ ገቢ/ላት	32,812.4	1,535.8	-	3,386.2	34,662.8	OTHERS
ጠቅላላ	141,663.9	6,882.6	92.8	5,370.7	140,059.2	TOTAL
	BOOK VALUE IN 1970/71	PROVISION FOR DEPREE- CIATION IN 1971/72	SOLD AND DISPOSED OF IN 1971/72	CAPITAL ACQUIRED IN 1971/72	BOOK VALUE IN 1971/72	

* የተሻሻለ
*Revised.

በ1964 ዓ.ም ለሥራዎች ለጥገና የተደረገው ገንዘብ ከየት እንደተገኘ
INVESTMENT AND SOURCES OF INVESTMENT IN ELECTRICITY INDUSTRY, 1971/72

ሠንጠረዥ ሠ. 14 TABLE E. 14 በጽሁፍ የሊት/ባር IN ETH.\$'000

	ጠቅላላ	ከሰጠው ውስጥ የተገኘ		የውጭ አገር ብድር	
		የገላ ገንዘብ	የባንክ ብድር		
ለብቻ ለብቻ ማደራጀት/ማሻሻያ/	194.3	194.3	-	-	LAND AND LAND IMPROVEMENT
አዎንታዊ ገቢ/ላት ላሉት ከገቢዎች	1,020.6	1,020.6	-	-	DWELLING HOUSES & NON- RESIDENTIAL BUILDINGS
ለሌላ ሌላ ሥራዎች	9,275.0	3,130.6	-	6,144.4	OTHER CONSTRUCTION AND WORKS
አጠቃላይ ዎችና ማሳሪያዎች	4,137.2	3,381.6	-	755.6	MACHINERY AND EQUIPMENT
አተሽከርካሪ መኪናዎች	387.7	387.7	-	-	VEHICLES
ለሌላ ሌላ ገቢ/ላት	6,063.6	5,487.8	-	575.8	OTHERS
ጠቅላላ	21,078.4	13,602.6	-	7,475.8	TOTAL
	TOTAL	OWN FUNDS	BANK LOANS	FOREIGN LOAN	
		DOMESTIC SOURCES			

ከሊት የገጽ ኢሌክትሪክ ኢንዱስትሪ ጋር በሌላ ሌላ ገቢ/ላት ላሉት ላይ ከሚገኘው ኢሌክትሪክ ባለስጦሪ ጋር የተገኘ
Source: Ethiopian Electric Light and Power Authority; Sedao Electricity Share Company, Asmara

በላ ኢሌክትሪክ ስጥም
ELECTRICITY

የኢሌክትሪክ ስጥም የሚገኝ የሥጫ ኃይል ስጦት ላለው የኃይል /1963/
INSTALLED GENERATING CAPACITY AND ELECTRIC ENERGY PRODUCTION BY STATION, 1970/71

ወንጌር ወ. 15 TABLE E.15

ስም	የገንጠል ብዛት	የሚገኝ የሥጫ ኃይል ስጦት			የኃይል ስጦት ስጦት			ስም
		ከውሃ ስጦት	ከላይ ስጦት	ድምር	ከውሃ ስጦት	ከላይ ስጦት	ድምር	
ለባ ስምሌ	-	6,560	-	6,560	13,462	-	13,462	ABA SAMUEL
አዳበ ስጦት	71,620	-	5,000	5,000	-	-	-	ADDIS ABABA
አጋር	924	-	570	570	-	655	655	AGARO
አለማ ግዳ	-	-	2,000	2,000	-	118	118	ALEM MAYA
አርባ ግዳ	479	-	388	388	-	538	538	ARBA MINCH
አበበ ተረፈ	542	-	388	388	-	402	402	ASBE TEFERI
አሙራ	27,923 ⁽¹⁾	-	-	-	-	-	-	ASMARA
አበበ	1,360	-	3,100 ⁽²⁾	3,100	-	6,544 ⁽³⁾	6,544	ASSAB
አበላ	1,509	-	486	486	-	1,578	1,578	ASSELA
አዋን 1/ ግዳ	-	43,200	120	43,320	96,956	-	96,956	AWASH I (KOKA)
አዋን 2 / ስጦት	5,237	32,000	100	32,100	86,761	-	86,761	AWASH II (NAZERETH)
አዋን 3	-	32,000	-	32,000	79,561	-	79,561	AWASH III
አበበ	1,302	-	462	462	-	582	582	AXUM
ባሕር ገር	1,328	7,680	80	7,760	20,716	-	20,716	BAHR DAR
በለሃ	454	-	20,600	20,600	-	75,377	75,377	BELESSA
ደብረ ብርሃን	1,866	100	1,280	1,380	540	1,130	1,670	DEBRE BIRHAN
ደብረ ግርብ	1,961	184	150	334	603	291	894	DEBRE MARKOS
ደምቤ ደሌ	509	184	-	184	328	-	328	DEMBI DOLLO
ደባ	3,592	-	2,320	2,320	-	3,265	3,265	DESSIE
ደረጃ	9,476 ⁽⁴⁾	-	4,500	4,500	-	182	182	DIRE DAWA
ዳላ	1,072	-	638	638	-	878	878	DILLA
ደርፋ 1 እና 2	-	600	-	600	-	-	-	DORFU I & II
ገዳ	1,068	148	-	148	223	-	223	GHION
ገለቦ	-	420	-	420	-	-	-	GILBO
ገላ	31	-	218	218	-	17	17	GODE
ገንደር	2,875	-	2,200	2,200	-	2,133	2,133	GONDAR
ሀገር ስጦት	1,411	168	692	860	421	646	1,067	HAGERE HIWOT
ገንጠል	1,122	-	568	568	-	742	742	JIJIGA
ገንጠል	3,031	140	2,820	2,960	4	3,236	3,240	JIMMA
አዋን	1,160	-	900	900	-	885	885	LEKEMT
አዋን	1,686	-	1,040	1,040	-	1,420	1,420	MAKALE
አዋን	3,247	-	5,900	5,900	-	9,765	9,765	MASSAWA
ነገሌ ቦረና	674	-	300	300	-	399	399	NEGHELE BORENA
ባሕር	2,778	-	2,040	2,040	-	3,427	3,427	SHASHAMANE
ወለቤ ደቦ	702	-	836	836	-	862	862	WOLLAMO SODDO
ደርግ ዳላ	1,865	-	637	637	-	1,389	1,389	YIRGALEM
ዘጋ	370	-	218	218	-	159	159	ZWAI
ድምር	153,174	123,384	60,551	183,935	299,575	116,620	416,195	TOTAL
	TOTAL NUMBER OF CONSUMERS	HYDRO	THERMAL	TOTAL	HYDRO	THERMAL	TOTAL	STATION
		CAPACITY (KW)			PRODUCTION ('000 KWH)			

የገንጠል 440 የሆኑ የገንጠል ደንበኞች ይገኛሉ

(1) Including 440 consumers in Ghinda

2000 ኪ.ወ. የተሰጠ የላይ ስጦት የተገኘ ነው

(2) Including 2000 kw Supplied by Assab refinery

ከአበበ የላይ ስጦት የተገኘው ይዘቱ ነው

(3) Including production purchased from Assab refinery

የላይ ስጦት የተገኘው ደንበኞች ይዘቱ ነው

(4) Including consumers in Alemaya and Gilbo

በአዲስ አበባ ከተማ አስተዳደር ጋር በተያያዘ ላይ ስጦት ስጦት የተገኘው የኢሌክትሪክ ስጦት ስጦት ነው

Source: Ethiopian Electric Light and Power Authority; Sedao Electricity Share Company, Amara

የሌትና የገብተኛ የግብርና የግብርና የግብርና የግብርና /1964/
INSTALLED GENERATING CAPACITY AND ELECTRIC ENERGY PRODUCTION BY STATION, 1971/72

ወገኖች ሁ. 16 TABLE E.16

ወገኖች	የገብተኛ ብዛት	የግብርና የግብርና የግብርና			የግብርና ለሌትና ለገብተኛ			STATION
		ከግብርና	ከግብርና	ጠቅላይ	ከግብርና	ከግብርና	ጠቅላይ	
አባ ስሙሌ	-	6,560	-	6,560	1,876	-	1,876	ABA SAMUEL
አገባ ለበባ	76,582	-	5,000	5,000	-	-	-	ADDIS ABABA
አጋር	1,084	-	569	569	-	1,001	1,001	AGARO
አላዎ ዓያ	-	-	2,328	2,328	-	75	75	ALEM MAYA
አርባ ያገጭ	575	-	388	388	-	655	655	ARBA MINCH
አበበ ተረሪ	652	-	388	388	-	479	479	ASBE TEFERI
አሙራ	29,152 ⁽¹⁾	-	-	-	-	-	-	ASMARA
አበበ	1,420	-	3,100 ⁽²⁾	3,100	-	6,904 ⁽³⁾	6,904	ASSAB
አበላ	1,666	-	670	670	-	1,501	1,501	ASSELA
አዋሽ 1/ ተያ/	-	43,200	120	43,320	105,573	-	105,573	AWASH I (KOKA)
አዋሽ 2/ ነጭ/	5,762	32,000	100	32,100	88,481	-	88,481	AWASH II (NAZARETH)
አዋሽ 3	-	32,000	-	32,000	92,141	-	92,141	AWASH III
አኮሎ	1,493	-	460	460	-	709	709	AXUM
ባሕር ጎር	1,417	7,680	80	7,760	16,762	-	16,762	BAHR DAR
በሌሃ	480	-	20,600	20,600	-	79,908	79,908	BELESSA
ደብረ ብርሃን	2,058	100	1,281	1,381	570	1,376	1,946	DEBRE BIRHAN
ደብረ ግር ቀን	2,118	184	300	384	664	287	951	DEBRE MARKOS
ደምቢ ዶሎ	510	184	-	184	326	-	326	DEMBI DOLLO
ደብ	3,873	-	2,320	2,320	-	3,724	3,724	DESSIE
ደረጃ	9,981 ⁽⁴⁾	-	4,500	4,500	-	144	144	DIRE DAWA
ዳላ	1,297	-	638	638	-	1,064	1,064	DILLA
ደርጊ 1 እና 2	-	600	-	600	-	-	-	DORFU I & II
ገዳ	1,119	148	-	148	257	-	257	GHION
ገልቦ	-	420	-	420	-	-	-	GILBO
ገዳ	68	-	219	219	-	44	44	GODE
ገንዘብ	3,122	-	2,201	2,201	-	2,412	2,412	GONDAR
ሀገረ ልዩ	1,481	168	692	860	542	666	1,208	HAGERE HIWOT
ደብ	1,225	-	569	569	-	905	905	JIJIGA
ደብ	3,292	140	2,570	2,710	288	3,377	3,665	JIMMA
ለ ተያ	1,188	-	900	900	-	966	966	LEXEMT
ደብ	1,958	-	1,040	1,040	-	1,687	1,687	MAKALE
ደብ	3,442	-	5,900	5,900	-	8,697	8,697	MASSAWA
ነገሌ ቦረና	729	-	300	300	-	434	434	NEGBELE BORENA
ሻሻ	3,063	-	2,040	2,040	-	3,586	3,586	SHASHAMANE
ወላይ ቦይ	793	-	836	836	-	993	993	WOLLAMO SODDO
ደርጊ ዓለቆ	1,989	-	968	968	-	1,500	1,500	YIF'ALEM
ዞቆ	524	-	219	219	-	319	319	ZWAI
ጠቅላይ	164,113	123,384	61,196	184,580	307,480	123,413	430,893	TOTAL
	TOTAL NUMBER OF CONSUMERS	HYDRO	THERMAL	TOTAL	HYDRO	THERMAL	TOTAL	STATION
		CAPACITY (KW)			PRODUCTION ('000 KWH)			

- *የገብተኛ 451 የሆኑ የገንጠል ደንበኞች ይገኛሉ
- (1) Including 451 consumers in Ghinda
 - (2) Including 2000 kw Supplied by Assab refinery
 - (3) Including 6751 Kwh purchased from Assab refinery
 - (4) Including consumers in Alemaya and Gilbo

የሌትና የገብተኛ የግብርና የግብርና የግብርና የግብርና /1964/
Source: Ethiopian Electric Light and Power Authority; Sedao Electricity Share Company, Asmara

በአዳጎ ለበባ ዘተግ የቤት ሥራ ፈጽሎ የተጠየቁ ለዳይቦ እገዳዎች
BUILDING PERMITS FOR NEW CONSTRUCTIONS IN ADDIS ABABA

ሠንጠረዥ ረ.1 TABLE F.1

የእገዳው ዓይነት	1963			1964			
	ብዛት	ዋጋ /በሺህ ብር/	የወለል ስፋት /በካሬ ሜትር/	ብዛት	ዋጋ /በሺህ ብር/	የወለል ስፋት /በካሬ ሜትር/	
ቢላዎች	304	7,066	63,340	383	12,231	70,487	VILLAS
ፍት ቤቶች	10	2,948	5,229	23	5,780	21,567	MULTI-STORY BUILDINGS
ገንዘብ ቤቶች	58	2,553	18,278	69	1,650	14,756	COMMERCIAL BUILDINGS
የቤት ገቢ ማደጃዎች	5	628	3,305	6	547	1,977	PETROL STATIONS
የሰው ጥቅም ስራዎች	4	100	3,135	9	2,491	13,007	INDUSTRIAL BUILDINGS
ተምህርት ቤቶች	3	625	1,250	3	1,555	6,719	SCHOOLS
አገርቶች	25	234	10,523	30	117	11,260	FENCES
ለማደግ	13	613	3,590	-	-	-	MAINTENANCE
ጋራዎች	-	-	-	5	76	2,019	GARAGES
ቤተሰብ ተገናኝ	-	-	-	1	12	167	CHURCHES
የሰው ጥቅም ስራዎች	18	163	3,581	24	221	3,454	SERVANTS QUARTERS
ሌሎች	16	1,302	10,991	11	473	6,580	OTHERS
ዘመናዊ ፈጽሎ የተጠየቁ	547	17,206	101,195	734	23,668	157,046	WEREDA PERMITS
ጠቅላይ	1,003	33,438	224,417	1,298	48,821	309,039	TOTAL
	NUMBER	COST (ES'000)	FLOOR AREA (SQ.M)	NUMBER	COST (ES'000)	FLOOR AREA (SQ.M)	TYPE OF CONSTRUCTION
	1970/71			1971/72			

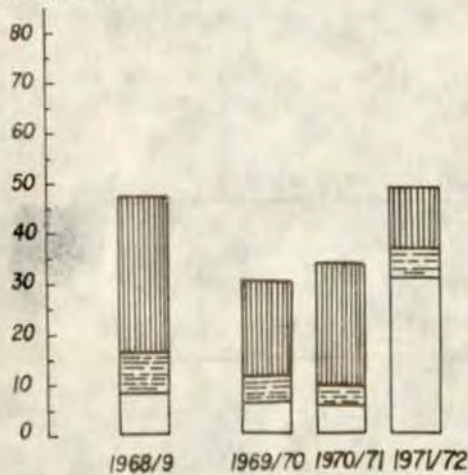
BUILDING PERMITS FOR NEW CONSTRUCTION IN ADDIS ABABA

COMPOSITION OF NEW CONSTRUCTION IN ADDIS ABABA BY VALUE OF BUILDINGS

MILLION ETH\$

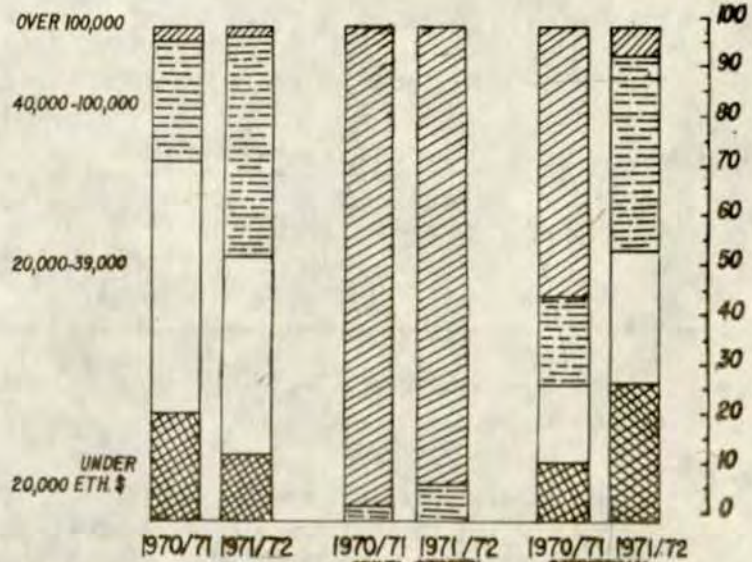
VALUE OF BUILDING (ETH.\$)

% OF TOTAL VALUE



- VILLAS
- MULTI-STORY BUILDINGS
- OTHER BUILDINGS

VILLAS CONSTRUCTED UNDER A WEREDA PERMITS ARE INCLUDED IN OTHER BUILDINGS



- KEY
- OVER 100,000
 - 40,000-100,000
 - 20,000-39,000
 - UNDER 20,000 ETH\$

በአዲስ አበባ ከተማ የባላት ሥራ ረገድ የተዘጋገሙ ለላላሳ ልገጻቸው የጋ የጌታቸው
 BUILDING PERMITS FOR NEW CONSTRUCTION IN ADDIS ABABA, BY VALUE OF BUILDINGS

ወንጀል ረ.2 TABLE F.2

የጋጋው ስፋት /በጠፍ ስር/	1963			1964			
	ባዛት	የጋጋው/በጠፍ የላት.ብር	የወለል ስፋት /ሰባረ ማተር/	ባዛት	የጋጋው/በጠፍ የላት.ብር	የወለል ስፋት /ሰባረ ማተር/	
							<u>VILLAS</u>
ከ5 በታች	-	-	-	2	4	134	LESS THAN 5
5 - 10	10	69	1,581	12	27	873	5 - 10
10 - 15	49	550	7,081	44	587	5,320	10 - 15
15 - 20	59	934	11,474	60	1,033	8,335	15 - 20
20 - 30	88	2,019	14,629	116	2,644	21,403	20 - 30
30 - 40	50	1,625	10,604	70	2,213	14,474	30 - 40
40 - 50	21	868	5,781	48	3,647	10,549	40 - 50
50 - 100	26	801	11,790	29	1,847	8,103	50 - 100
100 - 200	-	-	-	2	229	1,296	100 - 200
200 እና ከዚያ በላይ	1	200	400	-	-	-	200 AND OVER
ዶቦር	304	7,066	63,340	383	12,231	70,487	TOTAL
							<u>MULTI-STOREY BUILDINGS</u>
10 - 15	-	-	-	-	-	-	10 - 15
15 - 20	-	-	-	-	-	-	15 - 20
20 - 30	1	22	125	-	-	-	20 - 30
30 - 40	-	-	-	-	-	-	30 - 40
40 - 50	-	-	-	2	80	546	40 - 50
50 - 100	1	80	505	6	385	1,725	50 - 100
100 - 200	3	325	563	4	595	4,053	100 - 200
200 እና ከዚያ በላይ	5	2,521	4,036	11	4,720	15,243	200 AND OVER
ዶቦር	10	2,948	5,229	23	5,780	21,567	TOTAL
							<u>COMMERCIAL BUILDINGS</u>
ከ5 በታች	1	3	72	1	3	32	LESS THAN 5
5 - 10	10	64	1,405	4	28	546	5 - 10
10 - 15	6	71	1,015	19	213	2,646	10 - 15
15 - 20	10	156	2,647	14	210	2,959	15 - 20
20 - 30	16	340	2,637	14	320	2,504	20 - 30
30 - 40	2	60	547	4	120	776	30 - 40
40 - 50	3	125	654	5	219	2,093	40 - 50
50 - 100	5	346	2,055	7	433	3,023	50 - 100
100 - 200	2	230	3,484	1	104	177	100 - 200
200 እና ከዚያ በላይ	3	1,159	3,762	-	-	-	200 AND OVER
ዶቦር	58	2,553	18,278	69	1,650	14,750	TOTAL
		NUMBER	COST (IN 000 ETH.\$)	FLOOR AREA (SQM)			VALUE RANGE (ES'000)
		1970/71			1971/72		

በአዲስ አበባ ከተማ ግዛጅ ቤት በገላገ ፈሪከሲየን የኖተር የሥነ-ጥናት ኮሌጅ የተገኘ
 Source: Research and Statistics Office, City Planning Department, Municipality of Addis Ababa.

ከፍል በ - ተራገቦፖርተና ጾገኛ

ሠገጠረዥ በ.1: የአተዋጽኦ አዩር ጾገጅ የሥራ ከገዛን ይገልጻል :: ጾረጃዎች የሀገር ውስጥና የአገገርናሽናል በረራዎችን ይጠቀሳሉ ::

ሠገጠረዥ በ.2: በሌላ አዩር ተራገቦፖርተ ጾረጃዎች የሚሰጡ ቢሆኑ፣ የቀረቡት ጾረጃዎች የአላህ አባባና የሥራ ጾረጃዎችን አይርገባን ጻረፊዎች በጋራ የሚለኩትና ነው ::

ሠገጠረዥ በ.3 እና 4: በ1963/4 ዓ.ም በአላህ አባባና በሥራ ጾረጃዎች ጻረፊዎች የነበረውን የሥራ አገገብ በየወሩ ዘርዘረው ያሳያሉ ::

ሠገጠረዥ በ.5: በከረምተም በባንዳ የሚያገለገሉትን ጾገጆች ርዘትና ዘርዘር ሁነታ በየአገገጅ የአውራ ገዳና ባለሥልጣን ጾረጃዎች ላይ ተገኝተው ያሳያሉ :: ይህም በገጠረዥ ከ1961 እስከ 1964 ዓ.ም ድረስ ያለውን ያሳያል ::

ሠገጠረዥ በ.6: እስከ በኋላ 22 ቀን 1963 ዓ.ም ድረስ ለአውራ ገዳና ጾረጃዎች የቀለውን ገንዘብና ለጾገ ሥራ አገገዋለ ላይ ተገኝቷል ::

ሠገጠረዥ በ.7: በአገገጅ አገገጅ ለውራ ጾገጆች ለአገገጅ ተገኝተው የሚከፈለውን የግንባታ ጥጋ ይገልጻል ::

ሠገጠረዥ በ.8 እና 9: በአተዋጽኦ ውስጥ የጾገጅ ፈጽሞ የተሰጣቸውን ባንዳ በዘተና አገገህም የተሸከርካሪ ጾረጃዎች የአደረሱትን አደጋ ያሰረዳሉ :: በአላህ አባባ በተገኘ ተሸከርካሪ ጾረጃዎች ያደረሱትን አደጋ በተለይ ተጠቅሟል ::

ሠገጠረዥ በ.10 እና 11: የፈረንሳይና የአተዋጽኦ የምድር ባቡር ከገገገን የሥራ ከገዛን ይገልጻሉ :: በሠገጠረዥ በ.11 የቀረቡትን ጾገገዎች ከውጭ አገር ገገገገ ሠገጠረዥ ጋር በግብተና የተሸከሩት የገቢና የወጪ ገገገገ የሚሆኑትን ጾረጃዎች ከገገገገ ለግባይ ት ጾህትን ያሰረዳሉ ::

ሠገጠረዥ በ.12 እና 13: ለአገገገገገ የተራራ የገገገገ ጾገጆች የሚከፈለውን የባቡር ተራገቦፖርተ ጥጋ ያሳያሉ :: የአገገገገገ ጾገጆች የተራገቦፖርተ ጥጋ አገገገገገ ይለዩባቸዋል :: ገገገገገ የሚከፈሉት ወራት ከጥር እስከ በኋላ ያሉትን ጾህት ገገገገገ የሚያገባቸው ወራት ደገገገገ ከተገገገገ ለ ከከ ጾህት ድረስ ያሉት ናቸው ::

ሠገጠረዥ በ.14: በአገገገገገ ጾህት የምድር ባቡር ጾህት የተደረገውን የሥራ ከገዛን ይገልጻል ::

ሠገጠረዥ በ.15: በአተዋጽኦ ወይንቸ ለሌላውም ጾህት ጾረጃዎች ጾህት ጾረጃዎችን ያሳያሉ :: ጾረጃዎች የተገኙት ከጾገናና ጾህት የባህር ከፍል ጾህት ጾህት ነው ::

ሠገጠረዥ በ.16 እና 17: የተለፉት የተለገገገ ጾህትና የጾህት አስተሳሰብን ያሳያል ::

SECTION G. TRANSPORT AND COMMUNICATIONS

Table G.1: refers to the operations of the Ethiopian Airline in both the domestic and international traffic.

Table G.2: Gives the basic statistics concerning the international traffic at the Addis Ababa and Asmara airports.

Tables G.3 and 4: give details of air traffic at the Addis Ababa and Asmara airports during 1971 by month.

Table G.5: The total length of all weather roads is shown by each Highway maintenance district. The data provided cover the period 1969/70, 1970/71 and 1971/72.

Table G.6: shows the total investment in Highway operations up to June 30/1971 by source and use of fund.

Table G.7: Gives transport tariffs per metric ton on principal roads.

Tables G.8 and 9: give data for the whole Empire regarding driving licence issued and motor vehicle accidents, respectively. However for Addis Ababa separate tables are given.

Tables G.10 and 11: give data about the operations of the Franco-Ethiopian Railway. A comparison of the figures given in table 11 with those on external trade will show the importance of the railway to Ethiopia for both imports and exports.

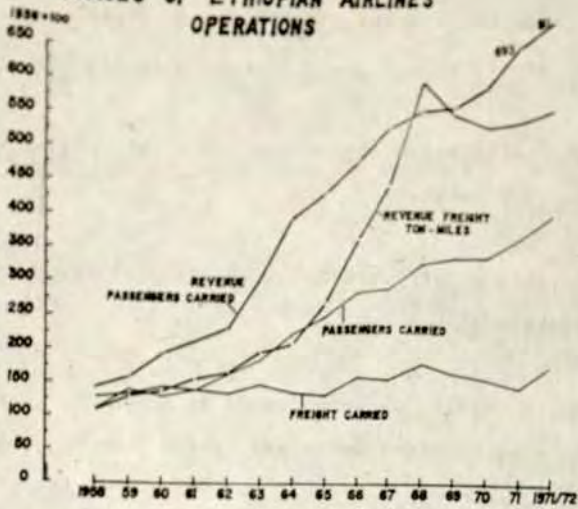
Tables G. 12 and 13: show the railway freight rates for selected import and export items. On-season rates are in effect from January to June while the off-season rates apply from December to July.

Table G. 14: refers to the traffic on the Agordat and Massawa Railway.

Table G. 15: gives the main operating statistics of the Ethiopian ports as obtained from the Marine Head Office, Ministry of Communication.

Tables 16 and 17: deal with telephone and telegraphic communications and posts.

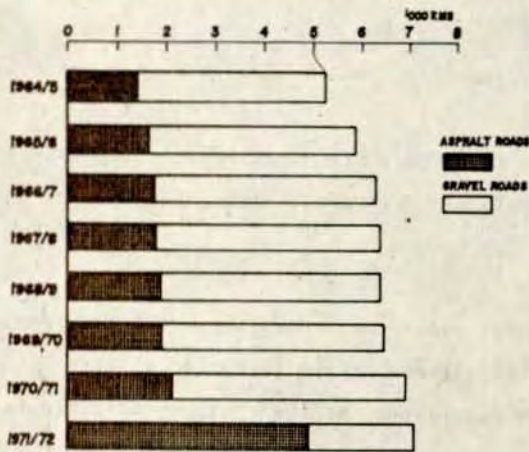
INDICES OF ETHIOPIAN AIRLINES OPERATIONS



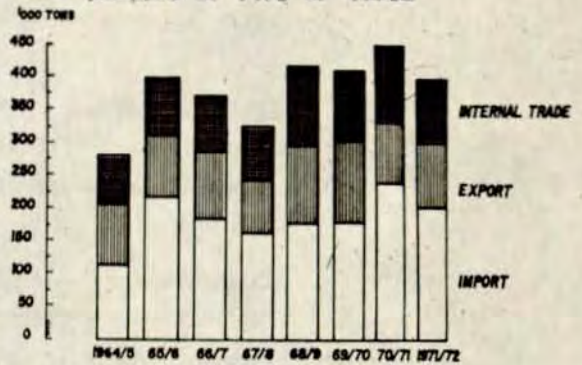
PASSENGERS CARRIED AT ADDIS ABABA AND ASMARA AIRPORTS IN 1971 BY MONTHS



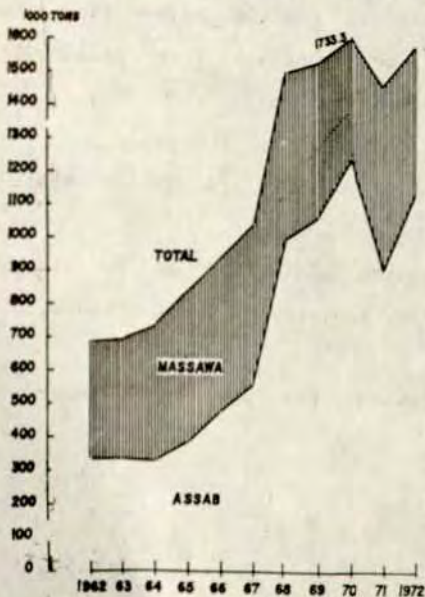
ALL WEATHER ROADS BY TYPE



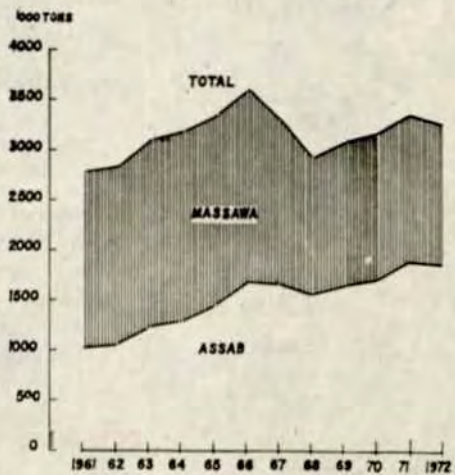
FREIGHT CARRIED ON FRANCO ETHIOPIAN RAILWAYS BY TYPE OF TRADE



SEAPORT CARGOES LOADED & UNLOADED



NET REGISTERED TONNAGE OF SHIPS CALLED AND DEPARTED



የአትዳጃ ለየር ግንባታ ስራ ስጦታ
ETHIOPIAN AIRLINES OPERATIONS

ወንጀል ስ.1 TABLE G.1

	1961/62	1962/63	1963/64	1964/65	
የክፍል ጠቅላይ ባዛት /በጥር/					PASSENGERS CARRIED (NUMBERS)
የአገር ውስጥ	125,391	122,377	139,174	160,118	INTERNATIONAL
የአገር ውስጥ	116,601	109,530	124,591	128,658	DOMESTIC
ጠቅላይ	241,992	231,907	563,765	288,776	TOTAL
አገልግሎት ተክሎ የሰጠው ማዕከላዊ ገደብ					AVERAGE MILES PER PASSENGER
የአገር ውስጥ	1,337	1,450	1,495	1,537	INTERNATIONAL
የአገር ውስጥ	172	165	164	168	DOMESTIC
ማዕከላዊ ገደብ	775	843	866	927	AVERAGE
አገልግሎት ክፍል ጠቅላይ የሰጠው ማዕከላዊ ገደብ/በጥር/					REVENUE PASSENGER-MILES ('000)
የአገር ውስጥ	167,651	177,408	208,030	246,081	INTERNATIONAL
የአገር ውስጥ	20,079	18,126	20,477	21,599	DOMESTIC
ጠቅላይ	187,730	195,534	228,507	267,680	TOTAL
የጠቅላይ የዕቃ ቁጥር /በጥር ተገዳሪ/					REVENUE FREIGHT CARRIED (LONG TONS)
የአገር ውስጥ	4,877	4,444	4,683	5,864	INTERNATIONAL
የአገር ውስጥ	3,669	3,184	2,712	3,359	DOMESTIC
ጠቅላይ	9,234	8,856	9,054	9,223	TOTAL
ገቢ ዕቃ /በጥር/ ተገዳሪ					REVENUE FREIGHT TON-MILES ('000)
የአገር ውስጥ	8,726	8,378	8,640	8,716	INTERNATIONAL
የአገር ውስጥ	505	478	414	619	DOMESTIC
ጠቅላይ	9,234	8,856	9,054	9,335	TOTAL
አድርገላኛ ለተገኘ የሰጠው ማዕከላዊ ገደብ /በጥር/	6,848	7,036	7,316	8,451	REVENUE PLANE-MILES ('000)
የተከላከለ የዕቃ ቁጥር /በጥር ተገዳሪ/	37	38	44	50	PAYLOAD FACTOR (%)
የሠራተኛ ባዛት /በጥር/	2,385	2,393	2,424	2,554	EMPLOYEES (NUMBERS)
የሠራ ገቢ /በጥር የላት.በር/					OPERATING REVENUE ('000)
ከግንባታ	38,981	40,318	47,010	52,302	PASSENGER
ከዕቃ ቁጥር	8,258	7,700	7,762	9,223	FREIGHT
ከሌሎች	10,690	11,077	13,753	17,150	OTHERS
ጠቅላይ	57,929	59,097	68,525	78,676	TOTAL
የሠራ ወጪ /በጥር የላት.በር/					OPERATING EXPENSES ('000)
የሰጠው ወጪ	14,780	16,461	18,198	20,460	FLYING
ሌሎች	42,283	45,624	47,126	52,248	OTHERS
ጠቅላይ	57,063	62,085	65,324	72,708	TOTAL
የጠቅላይ የተገኘ ተርፍ /በጥር የላት.በር/	1,683	4,220**	2,383	5,155	ADJUSTED NET PROFIT ('000)
ተገኝቶች ህገ /በጥር የላት.በር/	35,629	35,255	38,908	41,546	CURRENT ASSETS ('000)
ተገኝቶች ዕገ /በጥር የላት.በር/	22,532	18,979	19,573	19,921	CURRENT LIABILITIES ('000)
በሥራ ላይ ያለ የተገኘ ካፒታል /በጥር የላት.በር/	13,297	16,276	19,335	21,625	NET WORKING CAPITAL ('000)
የካፒታል ወጪ /በጥር የላት.በር/					CAPITAL EXPENDITURES ('000)
አገልግሎት ስራ ስጦታ /ለአድርገላኛ ለተከላከሎት ስራ ስጦታ/	1,993	696	730	1,724	TRANSPORT, EQUIPMENT (AIRCRAFT, VEHICLES, ETC.) ('000)
ሌሎች ስራ ስጦታ /የላት.በር/	697	754	220	439	OTHERS ('000)
ጠቅላይ /በጥር የላት.በር/	2,690	1,450	950	2,163	TOTAL ('000)
አገልግሎት ስራ ስጦታ ታስቦ /በጥር የላት.በር/	1,605	1,605	1,649	1,619	INVESTMENT AT COST ('000)
የገቢ ተገዳሪ የላት.በር/	57,100	45,723	38,605	32,785	FIXED ASSETS AFTER DEPRECIATION ('000)
	1969	1970	1971	1972	

*ሌንግ ተገዳሪ 1.016 ሜትሮን ተገዳሪ
*Long ton equals 1.016 metric tons.

ስራ ስጦታ ለየር ግንባታ ስራ ስጦታ የተገኘ
Source: Ethiopian Airlines, S.C.

**ስራ ስጦታ
**loss

ለአየር ተራገቦች
AIR TRANSPORT

በዓለም አቀፍ አየር ገቢ ለውጥ ለውጥ የተረጋገጠ የአየር ገቢ አገልግሎት የገንዘብ
AIR TRAFFIC AT THE INTERNATIONAL AIRPORTS

ገጽ 0.2

TABLE G.2

		1961/62	1962/63	1963/64	1964/65	
አዲስ አበባ						ADDIS ABABA
የአየር ገቢ አገልግሎት						AIRCRAFT MOVEMENTS (NUMBER)
	/በቀን/					IN
ገቢ አየር ገቢ		9,109	9,367	9,547	10,752	OUT
ገቢ አየር ገቢ		9,019	9,378	9,569	10,791	TOTAL
ገቢ አየር ገቢ		18,128	18,745	19,116	21,543	
የገቢ አገልግሎት						PASSENGERS CARRIED (NUMBER)
	/በቀን/					IN
ገቢ አገልግሎት		91,796	86,309	93,792	103,003	OUT
ገቢ አገልግሎት		97,163	87,738	94,948	101,238	IN TRANSIT
ገቢ አገልግሎት		13,951	11,129	13,376	19,261	TOTAL
ገቢ አገልግሎት		202,910	185,176	202,116	223,502	
የዕቃ ገቢ አገልግሎት						FREIGHT CARRIED (TONS)
	/በቀን/					IN
የገቢ ዕቃ		2,195	2,572	2,905	3,292	OUT
የገቢ ዕቃ		2,107	1,992	1,997	4,182	IN TRANSIT
ገቢ ዕቃ		266	375	398	481	TOTAL
ገቢ ዕቃ		4,568	4,939	5,300	7,955	
የገቢ አገልግሎት						MAIL CARRIED (TONS)
	/በቀን/					IN
ገቢ አገልግሎት		245	233	266	250	OUT
ገቢ አገልግሎት		124	105	137	127	IN TRANSIT
ገቢ አገልግሎት		-	-	-	-	TOTAL
ገቢ አገልግሎት		369	338	403	377	
አሙራ						ASMARA
የአየር ገቢ አገልግሎት						AIRCRAFT MOVEMENT (NUMBER)
	/በቀን/					IN
ገቢ አየር ገቢ		11,457	13,644	12,745	11,851	OUT
ገቢ አየር ገቢ		11,444	13,591	12,741	11,898	TOTAL
ገቢ አየር ገቢ		22,901	27,235	25,486	23,749	
የገቢ አገልግሎት						PASSENGERS CARRIED (NUMBER)
	/በቀን/					IN
ገቢ አገልግሎት		47,951	44,327	39,713	52,951	OUT
ገቢ አገልግሎት		46,329	44,095	41,387	55,003	IN TRANSIT
ገቢ አገልግሎት		45,281	44,031	37,618	41,680	TOTAL
ገቢ አገልግሎት		139,561	132,453	118,718	149,634	
የዕቃ ገቢ አገልግሎት						FREIGHT CARRIED (TONS)
	/በቀን/					IN
የገቢ ዕቃ		2,324	2,757	3,070	2,782	OUT
የገቢ ዕቃ		3,461	3,913	5,080	9,810	TOTAL
የገቢ ዕቃ		5,785	6,670	8,150	12,592	
የገቢ አገልግሎት						MAIL CARRIED (TONS)
	/በቀን/					IN
ገቢ አገልግሎት		416	397	413	396	OUT
ገቢ አገልግሎት		146	172	203	274	TOTAL
ገቢ አገልግሎት		562	569	616	670	
		1969	1970	1971	1972	

ከገጽ 0.2 ላይ የሚገኘውን ለውጥ ለውጥ ለውጥ የተረጋገጠ የአየር ገቢ አገልግሎት የገንዘብ

Source: Ministry of Communications, Civil Aviation Administration

በአካባቢ አበባ ዓለም አቀፍ አየር ገበያ ግራፊክስ በ 1963/64 የተደረገውን የአየር ገበያን አገልግሎት የሚያሳይ
AIR TRAFFIC AT THE INTERNATIONAL AIR PORT, ADDIS ABABA 1971

የአየር ገበያን አገልግሎት የሚገኝበት ባዘት
AIRCRAFT MOVEMENTS & PASSENGERS CARRIED

ሠጥሎች ስ.3 /ሀ/

TABLE G.3 (a)

በ ቶን NUMBER

ወር	የአየር ገበያን አገልግሎት			የሚገኝበት ባዘት			ወር	በ ቶን NUMBER
	ገቢ	ፀጸ	ደምር	ገቢ	ፀጸ	ተራገዘት		
ጥር	823	824	1,647	7,754	9,173	1,170	18,097	JANUARY
የካቲት	716	718	1,434	7,550	6,798	1,109	15,457	FEBRUARY
ጳጉሜ	766	764	1,530	7,484	7,247	897	15,628	MARCH
ሚያዝያ	767	762	1,529	7,742	8,258	877	16,877	APRIL
ገንቦት	759	757	1,516	6,691	6,793	968	14,452	MAY
ሰኔ	779	776	1,555	6,840	7,671	884	15,395	JUNE
ጥቅምት	738	739	1,477	8,044	10,026	1,100	19,170	JULY
ክብረት	707	716	1,423	8,814	8,481	1,363	18,658	AUGUST
መስከረም	800	803	1,603	9,276	8,248	1,548	19,072	SEPTEMBER
ጥቅምት	916	928	1,844	7,574	7,258	1,313	16,145	OCTOBER
ገብር	946	956	1,902	6,781	6,432	996	14,209	NOVEMBER
ታህሳስ	830	826	1,656	9,242	8,563	1,151	18,956	DECEMBER
ደምር	9,547	9,569	19,116	93,792	94,948	13,376	202,116	TOTAL
	IN	OUT	TOTAL	IN	OUT	TRANSIT	TOTAL	MONTH
	AIRCRAFT MOVEMENTS			PASSENGERS CARRIED				

*Not including non-Revenue passengers

በአየር ገበያ የተላከ ዕቃና ፖስት
FREIGHT AND MAIL CARRIED

ሠጥሎች ስ.3 /ለ/

TABLE G.3 (b)

በኪሎ KGS

ወር	በአየር ገበያ የተላከ ዕቃ ባዘት			በአየር ገበያ የተላከ ፖስት ባዘት			ወር	በኪሎ KGS
	ገቢ	ፀጸ	ተራገዘት	ደምር	ገቢ	ፀጸ		
ጥር	271,303	150,301	21,003	442,607	20,110	9,881	29,991	JANUARY
የካቲት	239,375	168,750	18,573	426,698	22,906	13,771	36,677	FEBRUARY
ጳጉሜ	237,987	157,065	33,737	428,789	20,774	10,798	31,572	MARCH
ሚያዝያ	259,520	160,309	29,659	449,488	19,956	8,939	28,895	APRIL
ገንቦት	212,297	149,929	32,467	394,693	20,148	8,939	29,087	MAY
ሰኔ	235,148	164,065	21,671	420,884	26,229	15,717	41,946	JUNE
ጥቅምት	251,351	199,510	25,861	476,722	21,158	8,900	30,058	JULY
ክብረት	229,933	162,084	35,589	427,606	19,649	9,439	29,088	AUGUST
መስከረም	138,811	154,597	60,174	353,582	7,066	6,210	13,276	SEPTEMBER
ጥቅምት	240,108	186,183	32,982	459,273	24,206	15,849	40,055	OCTOBER
ገብር	240,444	158,509	39,890	438,843	21,007	10,237	31,244	NOVEMBER
ታህሳስ	242,147	171,773	46,689	460,609	25,777	13,962	39,739	DECEMBER
ደምር	2,798,424	1,983,075	398,295	5,179,794	248,986	132,642	381,628	TOTAL
	IN	OUT	TRANSIT	TOTAL	IN	OUT	TOTAL	MONTH
	FREIGHT CARRIED			MAIL CARRIED				

በሌ አየር ተራጎጦርት
AIR TRANSPORT

በአምራ የዕገባ 4ኛ አይርገላገ ግራፊያ 1963/64 የተደረገ የአይርገላገ አገባቢ
AIR TRAFFIC AT YOHANNES IV INTERNATIONAL AIRPORT ASMARA 1971

የአይርገላገ አገባቢና የጉዳይ ቦዛት
AIRCRAFT MOVEMENTS & PASSENGERS CARRIED

ወገጠረዥ ስ.4 /ሀ/ TABLE G.4 (a)

ቦታ ቁጥር NUMBER

ወ ር	የአየርገላገ ቦዛት			የጉዳይ ቦዛት				ቦታ
	ገቢ	ወጪ	ድምር	ገቢ	ወጪ	ተራገዙት	ድምር	
ጥር	1,138	1,140	2,278	4,328	4,446	3,587	12,361	JANUARY
የካቲት	1,184	1,173	2,357	617	589	481	1,687	FEBRUARY
ጳጉሜ	1,248	1,243	2,491	582	665	689	1,936	MARCH
ግንባር	1,007	1,014	2,021	593	675	696	1,964	APRIL
ገንቦት	1,078	1,075	2,153	3,813	3,790	2,842	10,445	MAY
ሰኔ	1,188	1,198	2,386	3,783	4,653	4,008	12,444	JUNE
ሐምሌ	1,018	1,022	2,040	4,255	4,545	4,697	13,497	JULY
ነሐሴ	762	765	1,527	4,148	4,177	4,040	12,365	AUGUST
መስከረም	882	860	1,742	4,753	4,680	4,790	14,223	SEPTEMBER
ጥቅምት	1,012	992	2,004	4,103	4,372	4,440	12,915	OCTOBER
ነሐሴ	1,122	1,126	2,248	3,985	3,770	3,563	11,318	NOVEMBER
ታህሣሥ	1,106	1,133	2,239	4,753	5,025	3,785	13,563	DECEMBER
ድምር	12,745	12,741	25,486	39,713	41,387	37,618	118,718	TOTAL
	IN	OUT	TOTAL	IN	OUT	TRANSIT	TOTAL	MONTH
	AIRCRAFT MOVEMENT			PASSENGERS CARRIED				

በአይርገላገ የተላከ ዕጅ ፖስት
FREIGHT AND MAIL CARRIED

ወገጠረዥ ስ.4 /ለ/

TABLE G.4 (b)

ቦታ ኪግ KGS

ወ ር	በአይርገላገ የተላከ ዕጅ ቦዛት			በአይርገላገ የተጓዘ ፖስት ቦዛት			ቦታ
	ገቢ	ወጪ	ድምር	ገቢ	ወጪ	ድምር	
ጥር	273,153	924,109	1,197,262	16,475	17,046	33,521	JANUARY
የካቲት	164,715	651,822	816,537	16,651	7,185	23,836	FEBRUARY
ጳጉሜ	164,465	730,670	895,135	31,206	8,157	39,363	MARCH
ግንባር	284,132	519,250	803,382	32,405	5,730	38,135	APRIL
ገንቦት	274,866	560,500	835,366	31,910	17,236	49,146	MAY
ሰኔ	226,359	232,025	458,384	32,165	14,525	46,690	JUNE
ሐምሌ	290,070	201,372	491,442	28,018	20,133	48,151	JULY
ነሐሴ	354,980	199,538	554,518	47,512	15,461	62,973	AUGUST
መስከረም	245,241	168,325	413,566	39,129	15,129	54,258	SEPTEMBER
ጥቅምት	238,393	196,706	435,099	38,365	20,354	58,719	OCTOBER
ነሐሴ	287,760	205,456	493,216	46,744	32,342	79,086	NOVEMBER
ታህሣሥ	265,798	490,240	756,038	52,680	29,692	82,372	DECEMBER
ድምር	3,069,932	5,080,013	8,149,945	413,260	202,990	616,250	TOTAL
	IN	OUT	TOTAL	IN	OUT	TOTAL	MONTH
	FREIGHT CARRIED			MAIL CARRIED			

ከግንባር ግንባር የሰጠ አባባቢ ግንባር

Source: Ministry of Communications, Civil Aviation Administration

የከረምትና የብጋ ጉዞ ለውጥ ለውጥ
ALL WEATHER ROADS BY MAINTENANCE DISTRICTS

ሠንጠረዥ ሰ.5

TABLE G.5

የተገና ዓባይነት	ገረት	አስፋልት	ተርጓፊ	ጠቅላላ ደምር	
<u>1962</u>					<u>1969/70</u>
አለም ገና	673	736	-	1,409	ALEMGENA
ገንብ ገንብ	661	295	-	956	COMBOLCHA
ሻሻል ነ	827	180	-	1,007	SHASHAMANE
ደረሳ ዋ	314	52	452	818	DIRE DAWA
ገንደር	525	15	-	540	GONDAR
ደብረ ግር ቀስ	378	-	-	378	DEBRE MARKOS
ጂማ	468	-	-	468	JIMMA
አሙድ	261	558	-	819	ASMARA
አዲገራት	466	37	-	503	ADIGRAT
ደምር	4,573	1,873	452	6,898	TOTAL
<u>1963</u>					<u>1970/71</u>
አለም ገና	898	729	-	1,627	ALEMGENA
ገንብ ገንብ	510	451	-	961	COMBOLCHA
ሻሻል ነ	843	181	-	1,023	SHASHAMANE
ደረሳ ዋ	369	52	235	658	DIRE DAWA
ገንደር	576	15	-	591	GONDAR
ደብረ ግር ቀስ	400	-	-	400	DEBRE MARKOS
ጂማ	470	45	-	515	JIMMA
አሙድ	331	566	-	897	ASMARA
አዲገራት	470	38	-	508	ADIGRAT
ደምር	4,867	2,077	235	7,180	TOTAL
<u>1964</u>					<u>1971/72</u>
አለም ገና	729.5	929.8	20.0	1,679.3	ALEMGENA
ገንብ ገንብ	451.0	510.0	-	961.0	COMBOLCHA
ሻሻል ነ	180.0	843.0	-	1,023.0	SHASHAMANE
ደረሳ ዋ	54.0	369.0	235.0	658.0	DIRE DAWA
ገንደር	15.0	576.0	-	591.0	GONDER
ደብረ ግር ቀስ	-	400.0	-	400.0	DEBRE MARKOS
ጂማ	45.0	470.0	-	515.0	JIMMA
አሙድ	566.0	331.0	-	897.0	ASMARA
አዲገራት	143.0	362.0	-	505.0	ADIGRAT
ደምር	2,183.5	4,790.8	255.0	7,229.3	TOTAL
	GRAVEL	ASPHALT	SERVICE-TO-TRAFFIC	TOTAL	

በአዲስ ገንዘብ ጠቅላይ ስራ የተገኘ
Source: Imperial Highway Authority

አስከ በኋ 22 ቀን 1963 ዓ.ም ለአወራ ገዳና ሥራያት
የየለውገ ገንዘብ በዓይነትና በጥቅም የሚያበይ
FUNDS RECEIVED BY IMPERIAL HIGHWAY AUTHORITY
BY TYPE AND USE, UP TO JUNE 30, 1971

ሠንጠረዥ ለ.6

TABLE G.6

በሚሊዮን የኢት/ብር

ETH.\$ MILLION

	ባደተ	ብደር	ደምር	
አገደናው የአወራ ገዳና ንርግራም	26.51	12.50	39.01	FIRST HIGHWAY PROGRAMME
ለጊዜያዊ ንርግራም	36.37	-	36.37	INTERIM PERIOD
ሁለተኛው የአወራ ገዳና ንርግራም	89.02	42.25	131.27	SECOND HIGHWAY PROGRAMME
ሦስተኛው የአወራ ገዳና ንርግራም*	223.66	58.03	281.69	THIRD HIGHWAY PROGRAMME*
ተጨማሪ ባደተ	18.12	1.53	19.65	ADDITIONAL FUNDS
አራተኛው የአወራ ገዳና ንርግራም	36.05	108.28	144.33	FOURTH HIGHWAY PROGRAMME
ደምር	429.73	222.59	652.32	TOTAL
<u>የገንዘብ አጠቃቀም</u>				<u>USE OF THE FUNDS</u>
ለአዲስ መገንዘብ ሥራያት	-	-	217.53	CONSTRUCTION PROJECTS
ለማሻሻያ ሥራያት	-	-	67.91	BETTERMENT PROJECTS
ለቶ የባ	-	-	25.43	SURVEYS
ለጥገና	-	-	201.14	MAINTENANCE
ለጠቅላይ ገዛተኛና ለጾ ንርግራም	-	-	35.78	PROVINCIAL & SPECIAL PROJECTS
ገብረተኛና መሣሪያያዎች	-	-	104.52	NET AMOUNT IN FIXED AND CURRENT ASSETS
ደምር	-	-	652.31	TOTAL
	BUDGET	LOAN	TOTAL	

* የታሪክ

*Revised

የወሲና መገንዘብ ቁነት ታሪፍ በግንደገጥ ማተራከ ቶን
HIGHWAY TRANSPORT TARIFFS PER METRIC TON ON PRINCIPAL ROADS

ሠንጠረዥ ለ.7

TABLE G.7

በኢት/ብር

IN ETH.\$

የወገን ደረጃ ርዘመት/በቢ.ሜ/	በ አ ዲ ቤ አ በ ባ አ በ ከ								LENGTH OF ROUTE (KMS)
	አሰባ	አሙራ	ደባ	ደማ	ደላ	ለቆተ	ደብረማርቀስ	ናዘረተ	
1950/1	875	1,080	397	335	370	331	300	100	1959
1951/2	35-50	45-75	25-35	25-28	25-28	25-28	25-35	8-11	1959
1952/3	32-48	42-72	22-32	22-32	22-25	22-25	22-30	7.5-10.9	1960
1958/9	30-45	40-70	20-30	20-22.5	20-22.5	20-22.5	20-30	7.5-10	1966
1959/60	15-45	35-45	15-20	15-20	15-20	15-20	20-25	2-4	1967
1961/61	15-40	35-45	15-20	15-25	15-22	15-20	15-20	2-5	1968
1961/62	28	40	17.50	22.50	17.50	15	17.50	3.50	1969
1962/63	15-40	35-45	15-20	15-25	15-22	15-20	15-20	2.5	1970
1962/63	20-25	40-65	15-20	25-30	15-20	25-30	20-25	10	1971
1963/64	20-30	40-70	15-20	25-30	15-30	25-30	25-30	10	1972
1964/65	20-30	35-45	15-20	15-22	15-25	15-25	15-20	2-5	
	ASSAB	ASMARA	DESSIE	JIMMA	DILLA	LEKEMT	DEBRE MARKOS	NAZARETH	
	FROM ADDIS ABABA TO								

በአወራ ገዳና መሥሪያ ቤት የተገኘ

Source: Imperial Highway Authority

የተሰጠው የግን ፈቃድ ሁኔታ
DRIVING LICENCES ISSUED

ሠንጠረዥ ስ.8 TABLE G.8

	1962**	1963	1964	
<u>የግን ፈቃድ ዓይነት</u>				<u>TYPE OF LICENCE</u>
2ኛ ደረጃ የቤተ ጾብና ያዥ ለኋላ ለበባ	3,753	2,725	6,103	SECOND CLASS (PRIVATE CARS)
አዲስ ለበባ	2,750	1,555	2,151	ADDIS ABABA
አሁን	306	180	3,422	ASMARA
ሌሎች ጠ/ገዛተ	697	990	530	OTHERS
3ኛ ደረጃ በባንዳን ለግን ስራ ስራ	560	482	763	THIRD CLASS (PETROL-ENGINE TRUCKS)
አዲስ ለበባ	316	210	348	ADDIS ABABA
አሁን	61	39	254	ASMARA
ሌሎች ጠ/ገዛተ	183	233	161	OTHERS
4ኛ ደረጃ በድፍ ተ ለግን ስራ ስራ	439	394	1,022	FOURTH CLASS (DIESEL ENGINE TRUCKS)
አዲስ ለበባ	276	214	232	ADDIS ABABA
አሁን	8	2	433	ASMARA
ሌሎች ጠ/ገዛተ	155	178	357	OTHERS
ለቆ ተር ባህሪ ለበባ	77	69	220	MOTORCYCLES
አዲስ ለበባ	12	9	19	ADDIS ABABA
አሁን	45	38	181	ASMARA
ሌሎች ጠ/ገዛተ	20	22	20	OTHERS
ለእርባ ጾብና ያዥ	99	35	31	TRACTORS
አዲስ ለበባ	23	9	1	ADDIS ABABA
አሁን	-	-	-	ASMARA
ሌሎች ጠ/ገዛተ	76	26	30	OTHERS
ጠቅላላ የተሰጠው የግን ፈቃድ	4,928	3,705	8,139	TOTAL LICENCES ISSUED
<u>የግን ፈቃድ የተሰጠው</u>				<u>LICENSEE</u>
ለት ጾባ ያውያን ወገዶች	4,482	3,210	7,313	ETHIOPIAN MALE
" ስተ	252	327	382	" FEMALE
ደቦር	4,734	3,537	7,695	TOTAL
የውጭ ለገር ዘገባ ወገዶች	133	110	298	FOREIGNER MALE
" ስተ	61	58	146	" FEMALE
ደቦር	194	168	444	TOTAL
ጠቅላላ ደቦር	4,928	3,705	8,139	GRAND TOTAL
	1969/70	1970/71	1971/72	

*የተገራ ጠ/ገዛተ ከጠቅላላ 1960 እስከ ታህሣሥ 1961 ዓ.ም ያለው ብቻ ነው
*Tigre province figures are from July 1968 to Dec. 1969.

**የላረሲ የገጃዎና የወለጋጋ ስደጃዎች
**Arussi, Gojam and Wollega Province are not included.

በሌት የሌገ ወገጥ ተሽከርካሪ ወሲና ያዥ ያደረሰት ለደጋ
MOTOR-VEHICLE ACCIDENTS IN ETHIOPIA

ሠገጠረዥ በ.፩ /ሀ/ TABLE G.9 (a)

	1962	1963	1964	
<u>ጠቅላላ ለደጋ</u>	3,849	3,902	4,407	<u>TOTAL ACCIDENT</u>
ከባድ የውቀሰ ለደጋ	1,329	1,363	1,371	HEAVY ACCIDENT
ቀላል የውቀሰ ለደጋ	843	888	1,049	LIGHT ACCIDENT
የዎት ለደጋ	633	610	705	DEATH ACCIDENT
የገብረት ገዳት	1,044	1,041	1,282	PROPERTY DAMAGE
<u>የዎት ሰዎች ብዛት</u>	737	708	881	<u>NUMBER OF DEATHS</u>
ወጣቶች*	116	120	142	YOUNG*
ወሰኑ ሰዎች	554	527	620	MATURED
ሽግግሮች	67	61	119	OLD
<u>የተገዳተ ሰዎች ብዛት</u>	3,671	3,838	4,408	<u>NUMBER OF PEOPLE INJURED</u>
ወጣቶች*	581	590	690	YOUNG*
ወሰኑ ሰዎች	2,816	2,964	3,378	MATURED
ሽግግሮች	274	284	340	OLD
	1969/70	1970/71	1971/72	

በአዲስ አበባ ከተማ ተሽከርካሪ ወሲና ያዥ ያደረሰት ለደጋ
MOTOR-VEHICLE ACCIDENTS IN ADDIS ABABA

ሠገጠረዥ በ.፩ /ለ/ TABLE G.9 (b)

	1962	1963	1964	
<u>ጠቅላላ ለደጋ</u>	1,311	1,354	1,313	<u>TOTAL ACCIDENTS</u>
ከባድ የውቀሰ ለደጋ	636	647	654	HEAVY ACCIDENT
ቀላል የውቀሰ ለደጋ	145	167	119	LIGHT ACCIDENT
የዎት ለደጋ	136	126	136	DEATH ACCIDENT
የገብረት ገዳት	394	414	404	PROPERTY DAMAGE
<u>የዎት ሰዎች ብዛት</u>	152	134	139	<u>NUMBER OF DEATHS</u>
ወጣቶች*	30	20	24	YOUNG*
ወሰኑ ሰዎች	98	95	87	MATURED
ሽግግሮች	24	19	28	OLD
<u>የተገዳተ ሰዎች ብዛት</u>	947	921	886	<u>NUMBER OF PEOPLE INJURED</u>
ወጣቶች*	244	220	225	YOUNG*
ወሰኑ ሰዎች	614	603	571	MATURED
ሽግግሮች	89	98	90	OLD
	1969/70	1970/71	1971/72	

*አገገ ዓመት በታች የሆኑ
*Under 16 years of age.

በአዲስ አበባ የፖሊስ ሠራዊት ጠቅላይ ጽሕፈት ቤት የተገኘ
Source: Police Headquarters, Addis Ababa.

የፈረንሳይና የኢትዮጵያ የኖዶር ባቦር የሥራ ክፍፍ
OPERATIONS OF THE FRANCO-ETHIOPIAN RAILWAY

ሆንደረዥ በ.10

TABLE G.10

የውጤት ስም	1962	1963	1964	
የሥራ ስፋት /በኪሎ ሜትር/	781	781	781	LENGTH OF TRACK (KMS)
የባቦር ተሽከርካሪዎች ብዛት /በ ቁጥር/	10	10	10	ROLLING STOCK (NUMBERS)
በአዛል ለላክተሪክ ኃይል የሚሄዱ	23	25	22	STEAM LOCOMOTIVES AND LOCOTRACTORS
የወንጌል ፈርን ብዛት	47	47	49	DIESEL-ELECTRIC LOCOMOTIVES
የዐቃ ማጋዘፍ ፈርን ብዛት	672	676	617	PASSENGER CARS
ሊቀፊ	3	3	3	FREIGHT CARS
				AUTORAILS
የሥራ ተኛቶ ብዛት /በ ቁጥር/				EMPLOYEES (NUMBERS)
ኢትዮጵያዊ	1,864	1,877	1,887	ETHIOPIAN
የውጭ አገር ተወላጅ	34	27	20	FOREIGN
ጠቅላላ	1,898	1,904	1,907	TOTAL
ባቦር ለጉዞ የተጓዙት ኪሎ ሜትር /በሺህ/	2,468	2,562	2,355.5	REVENUE TRAIN-KILOMETERS ('000)
የጉዞ ብዛት /በሺህ/				PASSENGERS CARRIED ('000)
በ1ኛና በ2ኛ ግደግ	37	34	32	1st AND 2nd CLASS
በ3ኛ ግደግ	420	362	329	3rd CLASS
ጠቅላላ	457	396	361	TOTAL
የጉዞ የተጓዙት ኪሎሜትር /በሚሊዮን/	92.0	80.1	75.5	PASSENGER-KILOMETERS (MILLION)
አጠቃላይ የጉዞው ጠቅላላ ኪሎ ሜትር	202.0	202.5	209.1	AVERAGE KMS PER PASSENGER
የጉዞ ዐቃ ብዛት /በሺህ ተን/	412.0	447.0	397.9	FREIGHT CARRIED ('000 TONS)
ገቢ ዐቃ	176.0	236.0	198.9	IMPORTS
ወጪ ዐቃ	119.0	94.0	96.9	EXPORTS
በሀገር ውስጥ የተሰጠ	117.0	117.0	102.1	INTERNAL TRAFFIC
የጉዞ ተፈጻሚ /በሚሊዮን ተን ኪሎ ሜትር/	220.0	243.1	212.6	COMMERCIAL TRAFFIC TON-KILOMETERS
አጠቃላይ ተን ለጉዞ በሚሰጠው የተፈጻሚ ገዢ ገዢ ጠቅላላ ወጪት /በኪሎ ሜትር/	536.0	543.0	202.5	AVERAGE KMS PER TON OF COMMERCIAL TRAFFIC
ገቢ /በሺህ የኢት.ብር/				REVENUE ('000 Eth.\$)
የጉዞ	2,264	2,016	1,923	PASSENGER
ወጪ ዐቃ	12,249	14,787	13,713	FREIGHT
በሌሎች ተፈጻሚ ገቢ	416	613	631	OTHER
ጠቅላላ ገቢ	14,929	17,416	16,267	TOTAL REVENUE
ወጪ /በሺህ የኢት.ብር/				EXPENDITURE ('000 Eth.\$)
ሥራ ተኛቶ	8,255	8,656	9,044	PERSONNEL
ለዐቃዎች ሌሎች ነገሮች	4,352	6,879	7,432	MATERIAL AND OTHER
ጠቅላላ የሥራ ማስኬጃ	12,607	15,535	16,476	TOTAL OPERATING EXPENSES
ለሥራዎች ማደግ ለሥራ ጠቅላላ ወጪ	1,394	1,881	676	PROVISION FOR WORKS AND RENEWAL OF EQUIPMENT
ጠቅላላ ወጪ	14,001	17,416	17,152	TOTAL EXPENDITURE
	1969/70	1970/71	1971/72	YEAR*

* የዓመት ወጪ ለ 30
*Year ending 7 July.

ብረረገሃይና ኢትዮጵያ የጾድ ባቦር የተጓዙትን የገንዘብ ዕቃዎች በዘተና ላይ በተደገፈው
FREIGHT CARRIED ON THE FRANCO-ETHIOPIAN RAILWAY, BY TYPE OF COMMODITY*

ወገዳሪዥ በ.11

TABLE G.11

በተገ ገንዘብ TONS

	1962	1963	1964	
				<u>IMPORTS</u>
<u>ገቢ ገንዘብ</u>				
ጾገብና የጾድ ከብተቱ	36,370.3	71,552.6	47,343.8	FOOD AND LIVE ANIMALS
ጾዳዎችና ተጾባህ	1,494.0	1,900.3	1,938.4	BEVERAGES AND TOBACCO
ያልተሰናጹ ዕቃዎች ከነጻይ በስተቀር	29,579.3	36,172.4	27,530.2	CRUDE MATERIALS, EXCEPT FUELS
ነጻይ ግለሰብ ተገቢዎችና ተገቢዎች ነገርጽጽ	65,232.9	72,549.8	70,713.1	FUELS LUBRICANTS AND RELATED MATERIALS**
የእገባቶችና የአተክልተ ዘይት	25.3	23.9	31.7	ANIMAL AND VEGETABLE OILS AND FATS
ኪሚካሎች	6,307.4	7,004.2	6,845.4	CHEMICALS
በሩብራብ የተሠሩ ዕቃዎች	27,392.3	36,496.1	33,018.1	MANUFACTURED ARTICLES
የግብርና ዎችና የተራገብጋርተ ጾዳዎች	8,848.9	9,928.0	10,903.5	MACHINERY AND TRANSPORT EQUIPMENT
ሌሎች ዕቃዎች በሌላ ውስጥ ያልተሰለኩ	472.6	445.2	533.1	MISCELLANEOUS ARTICLES, N.E.S.
ጾዳ	175,723.0	236,072.5	198,857.3	TOTAL
<u>ወጪ ገንዘብ</u>				<u>EXPORTS</u>
ጾገብና የጾድ ከብተቱ	112,530.2	86,567.1	90,250.6	FOOD AND LIVE ANIMALS
ጾዳዎችና ተጾባህ	12.8	15.5	0.3	BEVERAGES AND TOBACCO
ያልተሰናጹ ዕቃዎች ከነጻይ በስተቀር	2,308.5	3,183.5	2,058.6	CRUDE MATERIALS, EXCEPT FUELS
ነጻይ ግለሰብ ተገቢዎችና ተገቢዎች ነገርጽጽ	40.6	27.9	22.8	FUELS, LUBRICANTS AND RELATED MATERIALS
የእገባቶችና የአተክልተ ዘይት	149.2	127.5	109.0	ANIMAL AND VEGETABLE OILS AND FATS
ኪሚካሎች	489.8	489.4	711.4	CHEMICALS
በሩብራብ የተሠሩ ዕቃዎች	1,141.2	1,286.7	1,655.4	MANUFACTURED GOODS
የግብርና ዎችና የተራገብጋርተ ጾዳዎች	453.4	307.4	395.4	MACHINERY AND TRANSPORT EQUIPMENT
ሌሎች ዕቃዎች በሌላ ውስጥ ያልተሰለኩ	1,476.4	1,685.5	1,696.1	MISCELLANEOUS ARTICLES, N.E.S.
ጾዳ	118,602.1	93,688.5	96,899.6	TOTAL
<u>የአገር ውስጥ ገንዘብ</u>				<u>INTERNAL TRADE</u>
ጾገብና የጾድ ከብተቱ	64,673.4	59,317.4	51,452.8	FOOD AND LIVE ANIMALS
ጾዳዎችና ተጾባህ	1,457.5	1,590.2	1,237.2	BEVERAGES AND TOBACCO
ያልተሰናጹ ዕቃዎች ከነጻይ በስተቀር	5,727.3	7,606.3	6,250.5	CRUDE MATERIALS, EXCEPT FUELS
ነጻይ ግለሰብ ተገቢዎችና ተገቢዎች ነገርጽጽ	4,139.2	3,219.1	4,123.7	FUELS, LUBRICANTS AND RELATED MATERIALS
የእገባቶችና የአተክልተ ዘይት	32.6	216.3	5.8	ANIMAL AND VEGETABLE OILS AND FATS
ኪሚካሎች	516.1	382.7	589.8	CHEMICALS
በሩብራብ የተሠሩ ዕቃዎች	34,008.4	39,007.5	30,838.1	MANUFACTURED ARTICLES
የግብርና ዎችና የተራገብጋርተ ጾዳዎች	1,097.5	1,395.6	2,219.7	MACHINERY AND TRANSPORT EQUIPMENT
ሌሎች ዕቃዎች በሌላ ውስጥ ያልተሰለኩ	1,606.5	502.3	458.2	MISCELLANEOUS GOODS, N.E.S.
ጾዳ	112,258.5	113,237.4	97,175.8	TOTAL
	1969/70	1970/71	1971/2	

* የዕቃዎች ለውጫ በለተቀየሩ ተገቢዎች ስለሆኑ ለዚህ ገር ለይቶባቦር

*Due to classification change the figures do not correspond to the previous series

** ከአለብ በጊዮት በኩል የሚገባውን ነጻይ ያወጣል

** Includes fuels reentering Ethiopia Via Djibouti from Assab

ብረረገሃይና ኢትዮጵያ የጾድ ባቦር ገቢዎች ጾዳ/ቢተ የተገኘ

Source: Franco-Ethiopian Railway.

የፈረንሳይና የኢትዮጵያ የጭነት ባሕር ገንዘብ ስርዓት የተለያዩ የገቢ ገንዘብ ዕቃዎች ተፈገገው የሚገኙት
FREIGHT RATES ON THE FRANCO-ETHIOPIAN RAILWAY FOR SELECTED IMPORT GOODS

ሠንጠረዥ ለ.12

TABLE G.12

ላገዳ ላይ ለተ/በር

ES PER TON

የዕቃው ስም	1962	1963	1964	
<u>ከጅቡቲ እስከ አዲስ አበባ</u>				<u>DJIBOUTI - ADDIS ABABA:</u>
<u>ለሕንጻው ጭነት የሚያገለገሉ ጭነቶች ዕቃዎች</u>				<u>BUILDING MATERIALS AND SUPPLIES</u>
የቤት ጭነት ዕቃዎች	51.00	62.00	63.70	BUILDING MATERIALS
ቢሽግ	41.00	52.00	43.70	CEMENT
የቤት ከላይ ቁር ቁር	41.00	41.00	47.00	CORRUGATED IRON SHEETS
<u>ጭነት</u>				<u>FOOD</u>
ፍሬና ረቃቶች ለተከለከሉት	78.70	78.00	82.70	FRESH FRUITS AND VEGETABLES
ረዥ	62.70	62.00	63.70	RICE
ጨው	29.00	29.00	37.00	SALT
ሶኪር	51.00	52.00	53.70	SUGAR
<u>ተሽከርካሪ ጭነት ላይ ለሚገኙ ጭነቶች</u>				<u>MOTOR-VEHICLES, FUEL AND EQUIPMENT</u>
ተሽከርካሪ ጭነት	96.70	149.00	133.70	MOTOR-VEHICLES
ቢንዲን	51.00	51.00	58.00	BENZINE
ግለሰብ ዘይት	62.70	62.00	63.70	LUBRICATING OILS
የውስጥ ላብ ተከና የውጭ ገዳ	71.00	71.00	72.00	TYRES AND TUBES
<u>ጨቃ ጨቃ</u>				<u>TEXTILES</u>
የተ ገረ	41.70	56.00	52.70	COTTON, RAW
ድርጅት ግጥም	67.70	67.00	73.70	COTTON YARN
<u>ከጅቡቲ እስከ ድረ ዳዋ</u>				<u>DJIBOUTI - DIRE DAWA:</u>
<u>ለሕንጻው ጭነት የሚያገለገሉ ጭነቶች ዕቃዎች</u>				<u>BUILDING MATERIALS AND SUPPLIES</u>
የቤት ጭነት ዕቃዎች	26.85	25.75	27.45	BUILDING MATERIALS
ቢሽግ	22.10	21.00	27.45	CEMENT
የቤት ከላይ ቁር ቁር	28.40	25.75	29.40	CORRUGATED IRON SHEETS
<u>ጭነት</u>				<u>FOOD</u>
ፍሬና ረቃቶች ለተከለከሉት	32.75	32.05	32.45	FRESH FRUITS AND VEGETABLES
ረዥ	26.45	25.75	27.45	RICE
ጨው	29.00	25.00	27.45	SALT
ሶኪር	32.00	31.30	33.00	SUGAR
<u>ተሽከርካሪ ጭነት ላይ ለሚገኙ ጭነቶች</u>				<u>MOTOR-VEHICLES, FUEL AND EQUIPMENT</u>
ተሽከርካሪ ጭነት	59.85	60.15	53.95	MOTOR VEHICLES
ቢንዲን	41.00	39.00	40.10	BENZINE
ግለሰብ ዘይት	26.45	25.75	27.45	LUBRICATING OILS
የውስጥ ላብ ተከና የውጭ ገዳ	41.25	41.55	43.25	TYRES AND TUBES
<u>ጨቃ ጨቃ</u>				<u>TEXTILES</u>
የተ ገረ	24.85	17.45	23.10	COTTON, RAW
ድርጅት ግጥም	30.40	29.70	31.40	COTTON, YARN
	1969/70	1970/71	1971/72	COMMODITY

*ላገዳ ፈርገው ጭነት

*For full-wagon

የፈረንሳይና የኢትዮጵያ የጭነት ባሕር ገንዘብ ስርዓት ለተገኘ

Source: Franco-Ethiopian Railway

የረረገሃይና የአትዳያ የዎድ ባር ከገንጾ የአገላገዱ ወቅት ዕጋቻ የተረጎሚት ታሪፍ
FREIGHT RATES ON THE FRANCO-ETHIOPIAN RAILWAY FOR SELECTED EXPORT GOODS

የገጠረዥ ስ.13 TABLE G.13 የአት/ባር በተገ ዶላር PER TON

የዕጋታው ዓይነት	1962 ገንዶ		1963 ገንዶ		1964 ገንዶ		ES PER TON
	በግሪ ዘበት ገዛ	በግጾ በዘበት ገዛ	በግሪ ዘበት ገዛ	በግጾ በዘበት ገዛ	በግሪ ዘበት ገዛ	በግጾ በዘበት ገዛ	
	ከአዳበ አበባ ጳሌት		ADDIS ABABA - DJIBOUTI		DIRE DAWA - DJIBOUTI:		
በዎ	41.00	41.00	30.00	30.00	42.00	42.00	BEESWAX
የዎ ከበተ/በግተር ባረ/	27.00	27.00	27.70	27.70	34.70	34.70	CATTLE, LIVE (PER M ²)
አሀላ	31.00	31.00	31.00	31.00	32.00	32.00	CEREALS
ጃት	183.00	183.00	183.00	183.00	113.00	113.00	CHAT
ቦና	28.00	28.00	41.00	41.00	42.00	42.00	COFFEE
ቶጥ	46.00	46.00	46.00	46.00	47.00	47.00	FLOUR
ፍራፍራዎችና አትክልት	78.70	78.70	78.70	78.70	80.00	80.00	FRESH FRUITS AND VEGETABLES
ቀጥና ለጭ	41.00	41.00	46.00	46.00	47.00	47.00	HIDES AND SKINS
የቀባት አሀላቸ ጭጭ	15.00	15.00	31.00	31.00	32.00	32.00	OIL CAKE
የቀባት አሀላቸና ተረጎሚ	21.00	21.00	36.00	36.00	47.00	47.00	OIL SEEDS AND PULSES
በዎ	26.45	26.45	26.45	26.45	27.45	27.45	BEESWAX
የዎ ከበተ/በግተር ባረ/	12.00	12.00	12.00	12.00	13.25	13.25	CATTLE, LIVE (PER M ²)
ቀጥ	34.00	34.00	33.95	33.95	34.95	34.95	CATTLE HIDES
አሀላ	23.70	23.70	23.70	23.70	27.45	27.45	CEREALS
ጃት	300.00	300.00	300.00	300.00	46.90	46.90	CHAT
ቦና	39.10	39.10	39.10	39.10	40.10	40.10	COFFEE
ቶጥ	21.70	21.70	21.70	21.70	27.45	27.45	FLOUR
ፍራፍራዎችና አትክልት	32.75	32.75	32.75	32.75	34.95	34.95	FRESH FRUITS AND VEGETABLES
የፍ የልና የባገ ለጭ	37.50	37.50	37.50	37.50	34.95	34.95	GOAT AND SHEEP SKINS
የቀባት አሀላቸ ጭጭ	18.15	18.15	18.15	18.15	27.45	27.45	OIL CAKE
የቀባት አሀላቸ	21.30	21.30	21.30	21.30	27.45	27.45	OIL SEEDS
ተረጎሚ	22.10	22.10	22.10	22.10	27.45	27.45	PULSES
	ON-	Off-	ON-	OFF-	ON-	OFF-	COMMODITY
	SEASON		SEASON		SEASON		
	1969/70		1970/71		1971/72		

*በወር ዘቶ ተኛ 100 ባረ ግተር
*For a monthly minimum of 100 M²

ከረረገሃይና አትዳያ የዎድ ባር ከገንጾ ወ/ባት የተገኘ ::
Source: Franco-Ethiopian Railway.

ሠገጠኛ ስ.14 TABLE G.14

ዓመት ዓረፊት	የግብር ባር ተፈላጊ		የግብር ባር ተፈላጊ				የግብር ባር ተፈላጊ በሺ ሺ ሺ ሲ ሳ ሳ ሳ	1958/9 1959/6 1960/1 1961/2 1962/3 1963/4 1964/5 1965/6 1966/7 1967/8 1968/9 1969/70 1970/71 1971/72
	የግብር ባር ተፈላጊ በሰት	የግብር ባር ተፈላጊ የተገዛተ ሲ ሳ ሳ ሳ	ግብር	ገቢ ገቢ	ግብር ገቢ	በአገር ውስጥ የተላለፈ		
1951	196	11,245	126.7	67.9	34.7	24.1	15,629	1958/9
1952	218	11,845	153.9	46.5	64.2	43.2	18,130	1959/6
1953	316	14,717	152.4	46.7	54.4	51.3	17,598	1960/1
1954	384	19,553	178.0	58.6	68.9	50.5	19,850	1961/2
1955	397	20,008	184.3	58.0	91.9	34.4	10,939	1962/3
1956	411	20,073	192.2	52.0	100.0	40.2	11,895	1963/4
1957	440	22,064	208.3	70.2	98.6	39.3	24,417	1964/5
1958	449	23,958	209.7	77.3	87.4	44.9	24,223	1965/6
1959	310	17,833	183.4	53.2	75.5	54.7	20,851	1956/7
1960	268	15,044	163.2	48.3	61.5	53.4	19,264	1967/8
1961	238	12,776	151.2	42.2	69.3	39.7	18,286	1968/9
1962	248	13,858	160.6	47.9	57.5	55.2	19,082	1969/70
1963	114	6,528	166.2	50.9	71.7	43.6	19,345	1970/71
1964	1	47	146.6	35.8	74.2	36.6	17,415	1971/72
THOUSANDS		'000 METRIC TONS				COMMERCIAL TRAFFIC TON KILOMETERS ('000)		
PASSENGERS CARRIED	PASSENGER KILOMETERS	TOTAL	IMPORT	EXPORT	INTERNAL			
PASSENGER TRAFFIC		FREIGHT CARRIED						

ከግብር ባር ተፈላጊ ስጋ ላይ ያለው የግብር ባር ተፈላጊ
Source: Ministry of Communications and Chamber of Commerce

የወይን ስጋ ተገቢ ስጋ ስጋ
PORT OPERATIONS.

ሠገጠኛ ስ.15 TABLE G.15

	1961/62	1962/63	1963/64	1964/65	
አጠቃላይ					ASSAB
የግብር ባር ተፈላጊ	523	586	586	655	NUMBER OF SHIPS ENTERED
የተዘገገ የተጠራ የዕቃ ጥቅት	1,713,012	1,793,391	1,872,827	1,858,274	NET REGISTERED TONNAGE
ጠቅላላ ተገቢ	2,977,422	3,098,085	3,235,210	3,134,194	GROSS TONS
ከግብር ባር ተፈላጊ የተፈገፈ ጥቅት/በተገ/	578,571	727,149	780,916	651,900	CARGO UNLOADED (TONS)
ከግብር ባር ተፈላጊ የተጠራ /በተገ/	486,278	510,658	125,608	477,395	CARGO LOADED (TONS)
የግብር ባር ተፈላጊ በሰት /በተገ/					PASSENGERS (NUMBER)
ገቢ	15	10	96	70	IN
ግቢ	7	17	101	110	OUT
ግብር					MASSAWA
የግብር ባር ተፈላጊ	833	748	780	704	NUMBER OF SHIPS ENTERED
የተዘገገ የተጠራ የዕቃ ጥቅት	1,432,705	1,430,071	1,468,444	1,412,878	NET REGISTERED TONNAGE
ጠቅላላ ተገቢ	2,523,973	2,511,888	2,576,479	2,478,139	GROSS TONS
ከግብር ባር ተፈላጊ የተፈገፈ ጥቅት/በተገ/	255,260	277,859	313,189	233,652	CARGO UNLOADED (TONS)
ከግብር ባር ተፈላጊ የተጠራ /በተገ/	207,159	217,550	235,928	206,086	CARGO LOADED (TONS)
የግብር ባር ተፈላጊ በሰት /በተገ/					PASSENGERS (NUMBER)
ገቢ	2,056	1,320	1,492	1,686	IN
ግቢ	2,183	2,375	1,774	3,071	OUT
	1969	1970	1971	1972	

ከግብር ባር ተፈላጊ የግብር ስጋ ላይ ያለው የግብር ባር ተፈላጊ
Source: Marine Head Office, Ministry of Communications.

የኢትዮጵያ ጽሑፍና ግንኙነት ሰርቪስ ቤት
OPERATION OF THE TELECOMMUNICATION BOARD

ወንጌል ስ.16 TABLE G.16

	1961/62	1962/63	1963/64	1964/65	
የሕዝብ ብዛት	41,106	46,009	50,518	54,483	NUMBER OF TELEPHONES
አዲስ አበባ	26,054	29,295	32,259	34,960	ADDIS ABABA
ሌሎች	6,434	6,836	7,381	7,666	ASMARA
ሌሎች ቦታዎች	8,618	9,878	10,878	11,857	OTHER LOCALITIES
የተሰጠ የጥያቄ ብዛት /በሺህ/	65,345	72,198	77,729	82,153	NUMBER OF CALLS ('000)
የከተማ ውስጥ የጥያቄ ብዛት	62,535	69,025	74,359	78,596	LOCAL
አዲስ አበባ	38,304	41,758	45,475	48,578	ADDIS ABABA
ሌሎች	11,420	11,009	12,169	12,416	ASMARA
ሌሎች ቦታዎች	12,811	16,258	16,715	17,602	OTHER LOCALITIES
የሀገር ውስጥ የጥያቄ ብዛት	2,781	3,121	3,304	3,488	INTERURBAN
አዲስ አበባ	727	818	886	927	ADDIS ABABA
ሌሎች	275	306	305	300	ASMARA
ሌሎች ቦታዎች	1,785	1,997	2,113	2,261	OTHER LOCALITIES
የአገሪቱ ወጪ ወይንም የጥያቄ ብዛት	23	29	37	41	INTERNATIONAL (OUTGOING)
አዲስ አበባ	16	20	26	28	ADDIS ABABA
ሌሎች	2	3	4	4	ASMARA
ሌሎች ቦታዎች	5	6	7	9	OTHER LOCALITIES
የአገሪቱ ወጪ /ወይንም የጥያቄ ብዛት/	-	23	29	28	INTERNATIONAL (INCOMING)
የተሰጠ የጥያቄ ብዛት /በሺህ/	229	350	354	364	NUMBER OF TELEGRAMS ('000)
የሀገር ውስጥ	105	99	104	108	DOMESTIC
የአገሪቱ ወጪ /ወይንም የጥያቄ ብዛት/	124	117	116	116	INTERNATIONAL (OUTGOING)
አዲስ አበባ	79	77	76	76	ADDIS ABABA
ሌሎች	-37	29	29	29	ASMARA
ሌሎች ቦታዎች	8	11	11	11	OTHER LOCALITIES
የአገሪቱ ወጪ /ወይንም የጥያቄ ብዛት/	-	134	134	140	INTERNATIONAL (INCOMING)
የሠራተኞች ብዛት	3,036	3,193	3,103	3,046	NUMBER OF EMPLOYEES
አገሪቱ ውስጥ	3,030	3,191	3,101	3,044	ETHIOPIAN
የውጭ ሀገር ተሰጪዎች	6	2	2	2	FOREIGN
በስጦታዎች የተገኘ ገቢ /በሺህ የአ.ብር/	18,768	20,456	23,050	24,610*	SERVICE REVENUE (ES'000)
የክፍያ ወጪ /በሺህ የአ.ብር/	14,619	6,396	8,955	8,000*	CAPITAL EXPENDITURE (ES'000)
	1969	1970	1971	1972	

*በግምት የሚሰጠው
*Estimate

የጽሑፍ ስብጥን ስብጥን
POSTAL STATISTICS*

ወንጌል ስ.17 TABLE G.17

	1962	1963	1964	
የጽሑፍ ብዛት				LETTERS
የሀገር ውስጥ	12,100,926	14,458,015	18,629,104	DOMESTIC
የውጭ አገር:				INTERNATIONAL:
ገቢ	14,797,341	16,235,721	18,343,802	IN
ወጪ	8,836,251	9,938,407	11,228,000	OUT
የጽሑፍ ጠቅላይ	35,734,518	40,632,143	48,200,916	TOTAL LETTERS
የጥቅል ብዛት				PARCELS
የሀገር ውስጥ	8,669	9,703	9,481	DOMESTIC
የውጭ አገር:				INTERNATIONAL:
ገቢ	42,784	38,349	38,267	IN
ወጪ	4,562	5,643	5,725	OUT
የጥቅል ጠቅላይ	56,015	53,695	53,473	TOTAL PARCELS
	1969/70	1970/71	1971/72	

*ዓመት ስለጥቅምት 7 ቀን ድረስ

*Year Ending 7 July.

ስርዓት ስርዓት ስርዓት ስርዓት

Source: Ministry of Posts, Telegraph and Telephone

ክፍል ስ - የውጭ አገር ገንዘብ

በገንዘብ ነገሥት የገንዘብ ገዛት ውስጥ በሚገኙት የገምጋሚዎችና ማህበራት አድርገላገል ማረፊያዎች እና ፖስታ ቢሮዎች በኩል የሚገቡትን የሚወጡት የገንዘብ ዕቃዎች ለአስተዳደር ወይም ለሌሎች ለመስጠት ይችላሉ።

ከመሰበረዎት በኋላ 1 ቀን 1954 ዓ.ም ደምር የሌት የአገር ገንዘብ ዕቃዎች ለማግኘት የሚችሉ ለገንዘብ ሰርቪስ ስርዓት የገንዘብ ዕቃዎችን ለከፋፈል አገልግሎት ተደርጎአል። ጠቅላላው ገንዘብ በ10 ዓክልበት ከፍተኛ ስራ ለማድረግ እነዚህም ከፍተኛ አገደገና በ177 ገደብ ከፍተኛ ተክሎት በውስጣቸው 1000 የሚሆኑ ዕቃዎች ተደርጎዋል። በዚህ መጠን ውስጥ ዓክልበት ዕቃዎችን በመክተል የ500 ዕቃዎች እንዲሰጡ ተደርጎአል።

ገቢ ገንዘብ: ገቢ ገንዘብ ማለት ከውጭ አገር በተተኛ ለገንዘብ የዋለ ወይም አገር ውስጥ ከገባ በኋላ በመገዛት ውስጥ የተከፈለ የገንዘብ ዕቃ ነው። ይህም አገደገና የሚወጡትን ሽቀጥ ይጨምራል።

ገቢ ተቀርቦ ተደርጎ የሚወጡ ዕቃዎች ማለት: ለውጭ ሰይጣን የሚሰጡ በገባቸው አኳኒን ተደርጎ የሚወጡ የገንዘብ ዕቃዎች ናቸው።

ውጭ ዕቃዎች: ይህም የሌት የአገር ውጭ ዕቃዎች የሚያመለክት ሲሆን፣ ተሻሽለውና ታደሰው ተደርጎ የሚወጡትን ገቢ ዕቃዎች ይጨምራል።

የዕቃዎች ዓይነት:

- በገንዘብ አስተዳደር ውስጥ የተደረገው፡
 - 1/ የገንዘብ የሆነው ያለሆነ የገንዘብ ዕቃዎች፡
 - 2/ በገንዘብ ወይም በዕርገት ገንዘብ የተገዛው ዕቃዎች፡
 - 3/ በኩል ፓስታ የገባው ሽቀጥና፡
 - 4/ በመርከብ ላይ በሆነው ያሉ ዕቃዎች ናቸው።
- በገንዘብ አስተዳደር ውስጥ ያልተደረገው፡
- 1/ ወርቅ፡
 - 2/ ለአጭር ጊዜ የገቡ ዕቃዎች፡
 - 3/ የገንዘብ የገል ገዛት፡
 - 4/ የኢንሎትስ የቀጠለው ለውጭ የገቢ ዕቃዎች ናቸው።

ቀረጥ ስለሚከፈሉበት ዐቃ ቀን: በገቢው ዐቃ ላይ የሊገኙራገብና የጦርነትን ቀን እስከ ሊት የሌላ ወይን እና ገምሩክ ጣቢያዎች ድረስ ያለውን ስርዓት ለገጥሞች ገን ሊላና የሚቻለው በላክ ለራሲዩን ላይ ሲገለጽ ብቻ ነው። በሌላ በባብር ወይ ሊት የሌላ ለሚገቡት ዐቃዎች በገጥሞች ላይ እስከ ሊት የሌላ ወይን ድረስ የተረገዘ፣ የሊገኙራገብና የጣቢያዎች ቀን ቀረጥ የሚከፈሉበት ዐቃ ቀን ውስጥ ለይገቡም።

በወጭ ዐቃ: እስከ ሊት የሌላ ወይን የገምሩክ ጣቢያዎች ድረስ ያለው የዐቃ ቀን ሲሆን በገጥሞች በኩል ለሚገቡት ዐቃዎች ገን እስከ ባብር ጣቢያ ድረስ ያለው ቀን በሌላ የዐቃ ጣቢያዎች ቀን ሊገኙራገብና ለጣቢያዎች ባብር ጣቢያዎች እስከ ወይን ድረስ ያለውን ጣቢያዎች ወጭ ለይገቡም ሆኖ።

ገቢ ዐቃዎች የመጠበቅ ስርዓት: ዐቃው የተዘጋጀበት ወይን የተሠራበት ስርዓት ጣለት ነው። እስከ ወጭ ከገቢው ላይ ሊገኙራገብ ጋር የሚገናኙበትን ስርዓት ጣቢያዎች ይገደላሉ።

ዐቃው የተሰጠበት ስርዓት: ከወዘገብ ለመረጣት በተያያዘ መጠን ዐቃው በመሠረት የሚደርስበት ስርዓት ወይን ለተጣጣኝ ነው። በሌላ የገምሩክ ወይን ሲት ወይን ድረስ ላይን በሚገቡት የወጭ ጣቢያዎች ላይ ለቆይታ ያደርጋል።

በዓመታዊ የእስጋታቲክስ መጠን ውስጥ በሌላ ጣቢያ የሚቀርቡት መረጃዎች በጣም ጣቢያ ወይን ነው። በዘርዘር የሚያገቡ ለጣቢያዎች ሰርዓት በሌላ ጣቢያ ጣቢያ ዐቃዎች ለከፋፈለ ዘርዘር መሠረት ለጣቢያዎች ክፍሎች ብቻ መረጃዎችን ሲያቀርቡ በሌላ ጣቢያ ክፍሎች መገለጫ ለይገቡም። ዘርዘር መረጃዎችን የሚሹ ለጣቢያዎች በእስጋታቲክስ መጠን ጣቢያ ሲትና በገምሩክ ወይን መሠረት ሲት ተባብሮ በየወሩ ለጣቢያዎች በየዓመቱ በሚታዩት የእስጋታቲክስ መጠን ለመጠን ይቆያሉ። ሆኖም ላይ ነት መጠን በገምሩክ ወይን መሠረት ሲት የሚገኙ ሲሆን የሚያቀርቡት መረጃዎች ከ2-3 ወር በፊት ላይ ገዛ ነው።

SECTION H - EXTERNAL TRADE

The trade statistics refer to all customs ports, stations, airports, and post offices in the Empire.

The Ethiopian Commodity Trade Classification (ECTC), based on the Standard International Trade Classification (revised), was introduced as from the 11th September 1961. The classification consists of ten sections. The sections are further sub-divided into 177 divisions and, within these, nearly 1,000 items are specified. In this Abstract only the major classification of items - some 500 - are shown.

IMPORTS: Goods entered at the time of importation for consumption or warehousing into Ethiopia, including goods which are subsequently re-exported or re-directed.

RE-EXPORTS: Imported goods subsequently re-exported without change of form or re-exported as ships' or aircraft's stores.

EXPORTS: Ethiopian products, including imports which are exported after being transformed, improved or repaired.

COVERAGE:

Included are:

All Government and non-Government transactions,
goods financed by grants and loans,
postal trade,
bunkers' and ships' stores.

Excluded are:

Gold,
temporary imports,
personal effects of passengers, and
goods imported by Diplomatic and Consular Missions..

VALUATION: Imports - c.i.f. Ethiopian ports and customs stations; but c.i.f.-Djibouti values are accepted if so shown on the declaration. Thus transit charges, and insurance and freight charges for railway carriage between Djibouti and the border of Ethiopia are not included in values of imports using this route.

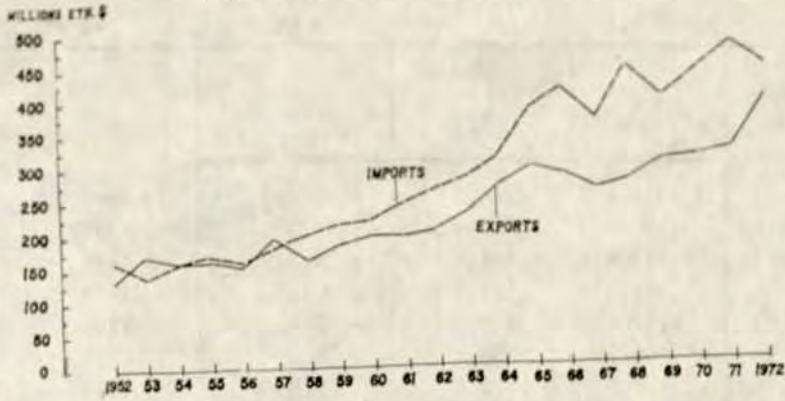
Exports - f.o.b. Ethiopian ports and customs stations, but goods dispatched through Djibouti are valued at f.o.b. the Ethiopian customs station of clearance on the Franco-Ethiopian Railway and hence exclude freight, insurance, and other charges from the loading station to the border.

COUNTRY: Origin - The importers are obliged to submit manufactures' invoices with import declarations. Generally the country of origin is then the country in which goods were grown or produced.

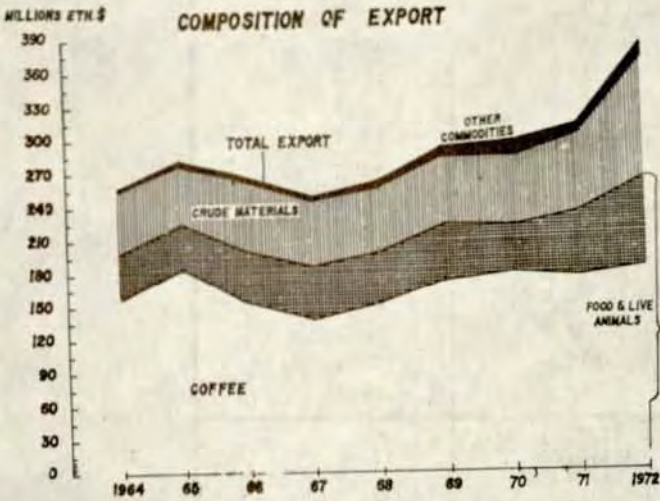
Destination - The country of final destination to the extent identifiable from records. Special care in this matter is given by the customs authorities to exports consigned to Djibouti and Aden.

The trade statistics published in the annual Abstracts are summary figures and even the detail tables give only up to the three digit level of the International Trade Classification. For more detailed information, readers are referred to both the monthly and annual Trade Statistics bulletins published jointly by the Central Statistical Office and the Customs Head Office. Both the annual and monthly Trade Bulletin are on sale at the Customs Head Office after 2 - 3 months of the period they refer to.

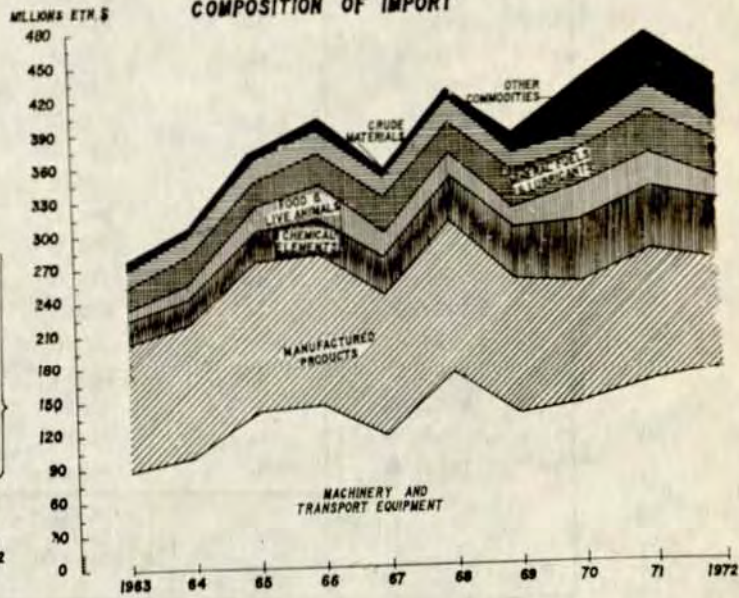
VALUE OF IMPORT AND EXPORT



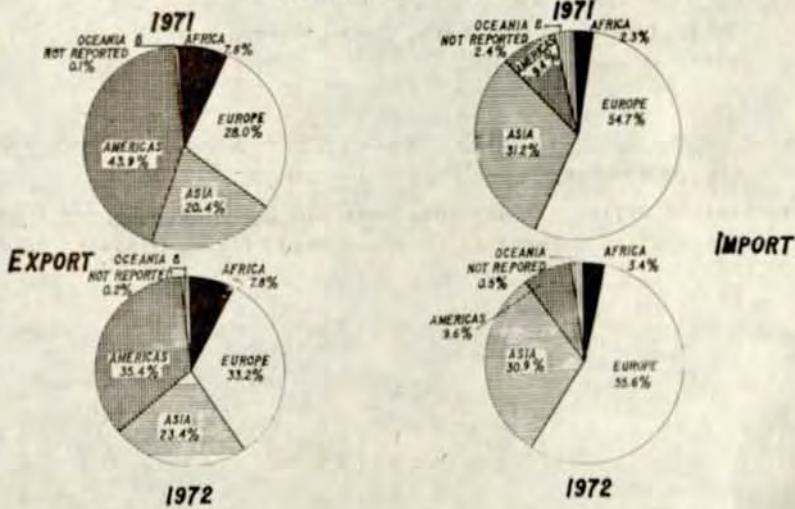
COMPOSITION OF EXPORT



COMPOSITION OF IMPORT



PERCENTAGE DISTRIBUTION OF TRADE BY GEOGRAPHIC AREA



የገቢ የወጭና ገቢ ተቃ ለገደገና የወጭ የገንዘብ ዕቃዎችን ማዘገብ የሚያስፈልግ
TOTAL VALUE OF IMPORTS, EXPORTS AND RE-EXPORTS, AND VISIBLE BALANCE OF TRADE

ሠንጠረዥ ሸ.1 TABLE H.1 በሚሊዮን የሌት/ባር E\$ MILLION

ዓመት ደረጃ*	የገቢ ገንዘብ	የወጭና ገቢ ተቃ የወጭ ገንዘብ	የገንዘብ ማዘገብ የሚያስፈልግ	
1941/2	119.1	94.1	- 25.1	1949
1942/3	105.5	91.3	- 14.2	1950
1943/4	147.4	151.9	+ 4.5	1951
1944/5	161.9	131.4	- 30.5	1952
1945/6	137.9	169.4	+ 31.5	1953
1946/7	160.1	160.3	+ 0.2	1954
1947/8	168.0	162.2	- 5.8	1955
1948/9	157.1	151.4	- 5.7	1956
1949/50	178.4	192.0	+ 13.6	1957
1950/1	193.6	156.8	- 36.8	1958
1951/2	208.9	179.2	- 29.7	1959
1952/3	219.3	192.6	- 26.7	1960
1953/4	235.6	188.7	- 46.9	1961
1954/5	257.3	199.5	- 57.8	1962
1955/6	276.1	223.4	- 52.7	1963
1956/7	307.6	262.5	- 45.1	1964
1957/8	375.7	289.8	- 85.9	1965
1958/9	404.3	277.0	-127.3	1966
1959/60	357.4	252.7	-104.7	1967
1960/61	432.5	266.0	-166.5	1968
1961/62	388.3	298.1	- 90.2	1969
1962/63	429.1	305.9	-123.2	1970
1963/64	469.5	314.1	-155.4	1971
1964/65	435.6	387.3	- 48.3	1972
	IMPORTS	EXPORTS AND RE-EXPORTS	VISIBLE BALANCE OF TRADE	YEAR*

*ከ1938-1954 ዓ.ም ለስድስት ዓመታት ቀን ያለውን የዓመት ገዢ ሲከተል ከ1955 ዓ.ም ወዲህ ለስድስት ዓመታት ቀን ያለውን የዓመት መጨረሻ ይከተላል ::

*From 1945 to 1961 inclusive, years ending 10 December; from 1962 onward, years ending 10 January.

በገንዘብ ሚኒስቴር የጥናትና የጥቅም ስራ ሚኒስቴር ስራ ስራ ስራ የወጭና የገቢ ገንዘብ ለገቢ ተቃ ለገደገና የወጭ የገንዘብ ዕቃዎችን ማዘገብ የሚያስፈልግ

Source: Central Statistical Office calculations based on Import and Export Trade Statistics, issued by the Statistics Department, Customs Head Office, Ministry of Finance.

የገቢና የወጭ ገንዶ ዕቃዎች የገንዘብ ባለቤቶች ዕቃዎች ስራ ላይ ተካፍተው የሚገኙበት
VALUE OF IMPORTS AND EXPORTS BY COMMODITY GROUP SECTION

ሠንጠረዥ ሺ.2

TABLE H.2

በሺህ የኢት/ብር

ES'000

የዕቃው ዓይነት	1961/62	1962/63	1963/64	1964/65	
የገቢ ገንዶ					IMPORTS
ግብርና የሙከራ ክብተት	19,688	31,447	28,525	19,720	FOOD AND LIVE ANIMALS
ጠቃሚና ተዋጊ	5,492	5,441	5,881	8,461	BEVERAGES AND TOBACCO
ለግብር የሚያስፈልጉ ያልተሰናዱ ዕቃዎች ከሌሎች በስተቀር	16,539	12,268	16,038	13,592	CRUDE MATERIALS, INEDIBLE, EXCEPT FUELS
ከግብር የወጡ የላይኛ ግለሰብ ዘይታት ተኛና ሙሉ ላይኛ ነገሮች	28,185	33,577	44,297	36,130	MINERAL FUELS, LUBRICANTS AND RELATED MATERIALS
የአገር ግብርና የአተኩራት ዘይታትና ሰብ	2,541	2,537	2,241	2,885	ANIMAL AND VEGETABLE OILS AND FATS
ከግብርና የሙከራ ክብተት የተሠረ	43,508	50,067	55,732	50,888	CHEMICAL ELEMENTS AND COMPOUNDS
በየዓይነት የተሰጡ የተሰጡ ስራ ላይኛ የተ ሠረ ዕቃዎች	86,470	109,159	113,949	96,339	MANUFACTURED GOODS, CLASSIFIED CHIEFLY BY MATERIAL
ጠቃሚና የተሰጡ ስራ ላይኛ የተሰጡ ለዋላዎች የሰጡ ስራ ላይኛ	133,448	146,973	164,217	173,452	MACHINERY AND TRANSPORT EQUIPMENT
ለዋላዎች የሰጡ ስራ ላይኛ	43,564	36,570	35,083	31,796	MISCELLANEOUS MANUFACTURED ARTICLES
በየዓይነት የተሰጡ ተለይተው ያልተሰጡ ዕቃዎች	8,867	1,127	3,580	2,340	COMMODITIES NOT CLASSIFIED ACCORDING TO KIND
ጠቅላይ	388,302	429,168	469,543	435,603	TOTAL
የወጭ ገንዶ					EXPORTS
ግብርና የሙከራ ክብተት	221,283	223,082	229,826	259,713	FOOD AND LIVE ANIMALS
ጠቃሚና ተዋጊ	2	8	4	25	BEVERAGES AND TOBACCO
ለግብር የሚያስፈልጉ ያልተሰናዱ ዕቃዎች ከሌሎች በስተቀር	63,729	61,548	68,146	109,178	CRUDE MATERIALS, INEDIBLE, EXCEPT FUELS
ከግብር የወጡ የላይኛ ግለሰብ ዘይታት ዘይታትና ሙሉ ላይኛ ነገሮች	3,241	3,525	4,884	2,627	MINERAL FUELS, LUBRICANTS AND RELATED MATERIALS
የአገር ግብርና የአተኩራት ዘይታትና ሰብ	2,131	1,483	1,411	1,169	ANIMAL AND VEGETABLE OILS AND FATS
ከግብርና የሙከራ ክብተት የተሠረ	76	1,616	1,765	2,940	CHEMICAL ELEMENTS AND COMPOUNDS
በየዓይነት የተሰጡ የተሰጡ ስራ ላይኛ የተ ሠረ ዕቃዎች	1,438	2,384	2,641	2,842	MANUFACTURED GOODS, CLASSIFIED CHIEFLY BY MATERIAL
ጠቃሚና የተሰጡ ስራ ላይኛ የተሰጡ ለዋላዎች የሰጡ ስራ ላይኛ	57	3	2	29	MACHINERY & TRANSPORT EQUIPMENT
ለዋላዎች የሰጡ ስራ ላይኛ	219	418	450	488	MISCELLANEOUS MANUFACTURED ARTICLES
በየዓይነት የተሰጡ ተለይተው ያልተሰጡ ዕቃዎች	430	418	450	1,133	COMMODITIES NOT CLASSIFIED ACCORDING TO KIND
ጠቅላይ	292,606	294,604	309,588	380,144	TOTAL
	1969	1970	1971	1972	COMMODITY GROUP SECTION

ከገንዘብ ግብርና የሥራ ስራ ላይ ተካፍተው የሚገኙበት
Source: Customs Head Office, Ministry of Finance.

ወይ ለገር የገቡ ዕቃዎች በዛትና የጋ በተዘጋጁ ዕቃዎች የተዘጋጁ
QUANTITY AND VALUE OF IMPORTS, BY COMMODITY GROUP

ሠንጠረዥ ቢ.3 TABLE B.3

የዕቃው ስም	1962/63		1963/64		1964/65		SECTION O. FOOD AND LIVE ANIMALS
	በዛት/በተገ	የጋ/በሺህ በር	በዛት/በተገ	የጋ/በሺህ በር	በዛት/በተገ	የጋ/በሺህ በር	
ከፍለ ዕ. ጸገብና የጸጸ ከበቶች							SECTION O. FOOD AND LIVE ANIMALS
የጸጸ ከበቶች	2.4	12.0	5.7	51.4	7.4	217.7	LIVE ANIMALS
ሥጋ-ተኮስ ወይም በበረዶ የተዘተዘ	10.8	20.1	7.3	21.3	0.6	3.0	MEAT, FRESH OR FROZEN
ሥጋ-የደረቀ በወጪ ወይም በጤስ የተዘጋጀ	43.1	108.9	19.5	68.8	16.7	60.8	MEAT, DRIED, SALTED OR SMOKED
ሌሎች ስሥጋ የተሠረ ጸገቦች	54.0	90.3	55.2	179.0	40.6	89.0	MEAT AND MEAT PREPARATIONS n.e.s.
ወተትና ከረዶ	1,441.1	2,894.4	1,184.1	2,466.4	1,079.8	2,911.8	MILK AND CREAM
ቅቤ	2,224.1	1,785.6	2,425.6	2,084.7	1,463.4	1,246.0	BUTTER
ለይቤ	212.9	295.7	169.0	396.1	75.4	275.6	CHEESE
እገታላ	-	-	0.2	0.1	-	-	EGGS
የሣ-ተኮስ ወይም በጥላላ የተዘጋጀ	55.5	141.4	11.7	29.5	4.1	17.3	FISH, FRESH OR SIMPLY PRESERVED
የሣ-በቶች የተገገ	279.8	551.6	399.7	797.0	321.9	772.4	CANNED FISH
ሰገኝ ያለተፈጠረ ገርዳ	31,536.3	7,335.6	34,070.1	7,367.7	5,060.1	1,157.8	WHEAT (INCLUDING SPELT) AND MESLIN, UNMILLED
ረዘ	1,480.8	691.6	1,349.1	672.9	1,093.7	415.2	RICE
ገበባ	1,505.0	335.6	908.5	295.8	2,000.0	621.3	BARLEY
በጥላ	1,015.7	84.4	58.5	48.6	114.7	50.8	MAIZE
ሌላ ለሀላ ያለተፈጠረ	1,993.1	130.2	45.6	41.5	839.9	138.8	CEREALS, UNMILLED, n.e.s.
የሰገኝ ዱቱ ገርዳ	28,766.4	5,483.5	8,358.3	1,661.7	47.0	26.2	MEAL AND FLOUR OF WHEAT OR OF MESLIN
የሌላ ለሀላ ሳይካተት ቶቶ	95.0	55.8	79.3	42.6	20.6	18.9	MEAL AND FLOUR OF OTHER CEREALS
በአሀላና በአሀላ ቶቶች የተዘጋጁ ጸገቦችና ከፍረፍረዎች በአተኮስ ቶቶች የተዘጋጁ ስግዳ	4,594.3	2,264.2	5,725.3	3,105.5	2,614.2	1,931.0	CEREAL PREPARATIONS AND PREPARATIONS OF FLOUR, STARCH OF FRUITS AND VEGETABLES, AND STARCH
ተኮስ ፍረፍረ ተኮስ ወይም የደረቀ ነጥብ	1,485.1	701.7	791.4	473.5	1,880.1	1,085.6	FRUIT, FRESH, AND NUTS, FRESH OR DRIED
የደረቀ ፍረፍረዎች	767.3	494.4	553.3	421.9	470.4	371.8	DRIED FRUITS
ፍረ በጥረ የተያዘና ከፍረ የተዘጋጁ	1,096.6	975.4	978.0	872.8	976.4	869.2	FRUIT, PRESERVED, AND FRUIT PREPARATIONS
ተኮስ የተዘተዘ ወይም በጥላላ ዘኝ በይሀና የተዘጋጁ አተኮስ	147.2	394.0	245.4	472.9	303.0	548.1	VEGETABLES, FRESH, FROZEN OR SIMPLY PRESERVED
አተኮስ ቶቶ በሌላ በታ ያለ ተወላክት	193.7	122.1	402.5	212.9	285.3	166.1	VEGETABLES, n.e.s.
በኪርና ግር	452.7	345.9	705.7	513.7	663.7	454.8	SUGAR AND HONEY
በበኪር የተዘጋጁ ጣፋቶች	1,012.1	998.6	506.0	715.8	760.6	974.7	SUGAR CONFECTIONERY
ቡና	16.7	77.9	15.9	101.0	11.5	59.0	COFFEE
ካካዎ	4.5	14.7	8.1	22.7	7.4	18.4	COCOA
ቸሎሊትና ከካካዎ ጋር የተዘጋጁ ጣፋቶችን የግዴዎር	115.7	442.7	199.1	489.5	137.1	440.0	CHOCOLATE AND PREPARATIONS CONTAINING COCOA (NOT INCLUDING CONFECTIONERY)
ሻይ	888.1	2,162.1	927.9	2,519.0	1,014.2	3,070.8	TEA
ቆዳዎ ቆዳዎ	661.0	1,239.5	695.3	1,088.1	744.9	778.8	SPICES
ለእገባቸው የሚሆን ዳና	18.3	21.4	20.6	26.7	0.7	2.5	FEEDING STUFF FOR ANIMALS
ግር ጋሪጋና የግብፅ ቅባቶች	179.0	186.1	168.0	196.2	146.0	217.8	MARGARINE AND SHORTENING
በሌላ በታ ያለ ተወላክት የተሠሩ ጸገቦች	747.7	989.1	576.8	1,065.2	387.8	708.9	FOOD PREPARATIONS, n.e.s.
ጭር	83,096.0	31,446.5	61,666.7	28,525.5	22,589.2	19,720.2	TOTAL
	(QTY TONS)	VALUE (000 E\$)	(QTY TONS)	VALUE (000 E\$)	(QTY TONS)	VALUE (000 E\$)	COMMODITY
	1970		1971		1972		

ወጪ ለገር የገቡ ዕቃዎች ባዘትና የጋ በተጠቃሚ ዕቃዎች የጠቅላይ
QUANTITY AND VALUE OF IMPORTS, BY COMMODITY GROUP

ሠገጠረዥ ቤ.3/የተጠለ/ TABLE H.3 (Contd.)

የዕቃው ስም	1962/63		1963/64		1964/65		
	ባዘት/ባተን	የጋ/ባሺህ ቦር	ባዘት/ባተን	የጋ/ባሺህ ቦር	ባዘት/ባተን	የጋ/ባሺህ ቦር	
ክፍል 1. መጠጫና ተቃባሪ							
SECTION 1. BEVERAGES AND TOBACCO							
አለባላ የሌላው መጠጫ	886.0	879.3	950.2	817.3	958.1	612.0	NON-ALCOHOLIC BEVERAGES
አለባላ ያላው መጠጫ	1,444.2	3,066.9	1,358.1	3,284.0	1,322.9	3,409.9	ALCOHOLIC BEVERAGES
ተቃባሪ - ያለተዘጋጀ	141.5	683.5	170.8	894.2	742.9	3,394.6	TOBACCO, UNMANUFACTURED
የተዘጋጀ ተቃባሪ	73.6	811.6	55.5	885.3	74.2	1,044.0	TOBACCO MANUFACTURED
ጠቅላይ	2,545.3	5,441.3	2,534.6	5,880.8	3,098.1	8,460.5	TOTAL
ክፍል 2. ለጠባሪ የሚሆኑ ያለተ							
SECTION 2. CRUDE MATERIALS, INEDIBLE, EXCEPT FUELS							
ባህሪ ዕቃዎች በገባው በተከፈሉ	1.4	137.7	0.2	19.0	0.9	39.2	HIDES AND SKINS UNRESSED
የላይ ሌላ ያለተከፈሉ	7.7	13.6	231.8	225.2	483.0	232.3	OIL SEEDS, OIL NUTS AND OIL KERNELS
የተባባሰ ለሁለቱም የተባባሰ ለውጫና ፍራግግ	3.4	0.5	2.9	2.9	18.6	4.2	CRUDE RUBBER
የላይ ሌላ ያለተከፈሉ	88.0	8.2	28.5	2.5	15.3	1.4	FUEL WOOD AND CHARCOAL
ፍለጎት ዓዕዘን ወይም ገንዘብ	-	-	-	-	-	-	WOOD IN THE ROUGH OR ROUGHLY SQUARED
የተከፈሉ ወይም የተሰጠቱ ለገዢዎች	353.7	110.6	645.4	244.5	79.5	34.9	WOOD, SHAPED OR SIMPLY WORKED
ገለገሉ የወረቀት ጭንቀቶች	2,777.3	1,094.9	3,845.6	1,662.2	3,350.2	1,152.9	PULP AND WASTE PAPER
ያለተከፈሉ ጭንቀቶች ስራ	1.1	8.1	-	-	-	-	CORK RAW AND WASTE
የላይ ሌላ የሌላውን ጠገር	-	-	5.7	5.5	31.7	3.8	WOOL AND OTHER ANIMAL HAIR
ጥጥ	2,989.2	3,786.2	4,119.8	5,770.2	2,555.0	4,393.9	COTTON
በተገኘ ያህን	4,399.8	1,899.1	7,764.4	4,008.8	4,600.1	3,206.5	JUTE
የአገልግሎት ጥሬ ጥፋት ያህን ገንዘብ	397.0	158.2	315.2	122.1	167.4	67.6	VEGETABLE FIBRES (NOT INCLUDING COTTON AND JUTE)
ተደባሰቡ የተሠሩ የገዢ ለርተፊካል ዕቃዎች	2,609.4	3,107.7	2,039.2	2,457.3	2,097.0	2,897.7	SYNTHETIC AND REGENERATED ARTIFICIAL FIBRES
ከጨርቃ ጨርቃ ፍራግግ ተርፍራሬ ጭንቀቶች	26.5	38.1	15.5	40.6	35.1	35.6	WASTE MATERIALS FROM TEXTILES FABRICS
የጨረታ ዓላባሪ ያህን ፍጥ	-	-	-	-	520.2	140.5	FERTILIZERS AND MANURE, CRUDE
ለባን ባህሪ ሌላ የገንዘብ ጭንቀት	22.6	15.4	15.9	22.6	54.5	23.9	MARBLE AND OTHER BUILDING STONES
ያለተከፈሉ ደገ	5.0	1.6	1.0	1.7	-	-	SULPHUR, CRUDE
ያለተከፈሉ የሌላው ደገ	0.7	2.1	0.1	0.5	-	-	NATURAL ABRASIVES
ሌላው ያለተከፈሉ ጭንቀቶች	6,359.9	1,007.0	1,305.1	508.9	1,448.1	380.2	OTHER CRUDE MINERALS
የባህሪ ለፈር ደገ	-	-	20.1	4.6	71.6	23.4	IRON ORE AND CONCENTRATES
በፈር ደገ ጭንቀቶች	3,186.9	265.0	2,763.0	326.0	1,609.9	232.0	IRON AND STEEL SCRAP
በፈር ደገ የሌላው የዓዕዘን ዕቃዎች	-	-	-	-	-	-	ORES AND CONCENTRATES OF NON-FERROUS BASE METALS
በፈር ደገ የሌላው ጭንቀቶች	1.1	4.4	10.8	12.3	3.2	0.9	NON-FERROUS METAL SCRAP
ያለተከፈሉ የባህሪ ዓዕዘን	-	-	0.1	13.9	-	-	SILVER ORE AND CONCENTRATES
የሌላው ደገ ዓዕዘን	-	-	-	-	-	-	URANIUM AND CONCENTRATES
ያለተዘጋጀ የሌላውን ጭንቀት	57.6	28.1	16.4	3.7	20.1	18.4	CRUDE ANIMAL MATERIALS, n.e.s.
ያለተዘጋጀ የሌላውን ጭንቀት	460.4	581.3	446.7	583.1	572.9	702.8	CRUDE VEGETABLE MATERIALS n.e.s.
ጠቅላይ	23,748.7	12,267.8	23,593.5	16,038.1	17,740.6	13,592.1	TOTAL
	(QTY TONS)	VALUE (000 ES)	(QTY TONS)	VALUE (000 ES)	(QTY TONS)	VALUE (000 ES)	COMMODITY
	1970		1971		1972		

በለ ውጭ አገር ገንዶ
EXTERNAL TRADE

ወይ አገር የገቡ ዕቃዎች ባዘተና የገባ ባዕዳዎች ዕቃዎች የተደቀ
QUANTITY AND VALUE OF IMPORTS, BY COMMODITY GROUP

ወንጌርዝ ቤ.3 / የተደለ / TABLE H.3 (Contd.)

የዕቃ ስም	1962/63		1963/64		1964/65		
	ባዘተ/ባተን	የገ/ባዕዳ ስር	ባዘተ/ባተን	የገ/ባዕዳ ስር	ባዘተ/ባተን	የገ/ባዕዳ ስር	
SECTION 3. MINERAL, FUELS, LUBRICANTS, ETC.							
ከፍል 3. በዓዕዕግ የወጡ ህጻኖች							
የዓዕዕግ ከበላ	40.3	18.7	10,072.2	688.9	13.8	384.9	COAL
ያል ተሳራ ፒተርሊዎ	...	18,471.8	...	20,025.2	...	15,245.9	PETROLEUM CRUDE FOR FURTHER REFINERY
የፒተርሊዎ ውጫተ	97,750.1	14,849.0	63,545.7	23,465.0	63,801.6	20,450.8	PETROLEUM PRODUCTS
የታዎ ጋዝ	39.1	237.0	70.1	118.4	16.7	48.1	COMPRESSED GAS
ዕድር	97,829.5	33,576.5	73,688.0	44,297.5	63,832.1	36,129.7	TOTAL
SECTION 4. ANIMAL AND VEGETABLE OILS AND FATS							
ከፍል 4. የአገባባዮች የአተኮላተ ዘይተና ሰባ							
በአገባባዮች የተገኙ ዘይተና ቀጣተ	1,201.8	848.4	655.5	565.6	1,565.0	1,253.1	ANIMAL OIL AND FATS
የተዘጋጀ ለሰባሃ የአተኮላተ ዘይተ	271.2	480.4	271.5	563.1	256.6	518.0	FIXED VEGETABLE OILS, SOFT
ሌሎች የተዘጋጁ የአተኮላተ ዘይተ	466.2	473.8	977.0	846.6	1,084.7	894.0	OTHER FIXED VEGETABLE OILS
የአገባባዮች የአተኮላተ ዘይተና ሰባ	1,124.7	734.6	330.9	265.5	221.8	219.4	ANIMAL AND VEGETABLE OIL, AND WAX
ዕድር	3,063.9	2,537.2	2,234.9	2,240.8	3,128.1	2,884.5	TOTAL
SECTION 5. CHEMICAL ELEMENTS AND COMPOUNDS							
ከፍል 5. በሚካሉዎች ከሰዓሳሳ የተሠሩ							
አርጋህ በሚካሉዎ	1,421.3	1,255.9	2,796.0	3,114.4	852.9	735.1	ORGANIC CHEMICALS
ሌገ ለርጋህ በሚካሉዎ ሌላ ሚገተ	5,632.1	1,830.5	3,965.5	2,071.9	6,050.7	2,210.7	INORGANIC CHEMICALS: ELEMENTS, OXIDES AND HALOGEN SALTS
ሌገ ሌገ ለርጋህ በሚካሉዎ	7,046.8	4,770.0	5,255.8	3,016.2	6,551.3	3,895.3	OTHER INORGANIC CHEMICALS
ረጻዩ ለሰባ ሰዓዓተ	-	-	2.9	65.9	-	-	RADIO-ACTIVE MATERIALS
የዓዕዕግ ረገድና የከበላ የፒተርሊዎ የፍቱራ ጋዝ ያልተሰናጸ ለሚካሉዎ	13.8	8.6	4.1	1.1	66.1	48.5	MINERAL TAR AND CRUDE CHEMICALS FROM COAL, PETROLEUM AND NATURAL GAS
የተቀላ ጥላ የለዎች	1,493.9	4,522.7	1,490.7	4,416.0	1,946.5	4,510.3	SYNTHETIC ORGANIC DYESTUFFS NATURAL INDIGO, AND COLOUR LAKES
የቀለም ወገን ሰዓዓተ የተላ ማለፊያ ለገጽሀዎ የሚሰፈጽ ተወዋች	1,072.7	1,755.2	1,171.4	1,943.4	1,082.3	1,856.7	DYEING AND TANNING EXTRACTS AND SYNTHETIC TANNING MATERIALS
የቀለም ጥቅት ቀብና ለገሀሀገ የወባሰላት	1,274.4	1,522.3	1,335.2	2,084.9	1,201.1	1,624.2	PIGMENTS, PAINTS, VARNISHES AND RELATED MATERIALS
ወገን ሰዓዓተ የፈርማባ ዕቃዎች	1,509.9	13,506.6	1,517.4	13,763.7	1,239.4	11,613.8	MEDICINAL AND PHARMACEUTICAL PRODUCTS
ለተወጣ የሚያገለገሉ ቀጣተና ተወዋች	256.5	1,712.2	212.2	2,059.4	407.0	1,933.9	ESSENTIAL OILS, AND ESSENCES
በተቸና የገገዎች የገርባ ሰዓዓተ የወለገጃ ዘገጅተ/ባባዎች በሰተደር/	1,163.0	2,784.8	1,117.6	2,610.3	1,166.7	2,917.2	PERFUMERY AND COSMETICS, DENTIFRICES, AND OTHER TOILET PREPARATIONS (EXCEPT SOAPS)
የገገሀሀር ሃወድ ዎችና ወገን ሰዓዓተ	6,542.9	5,288.6	6,085.3	5,198.8	5,956.9	5,905.7	SOAPS, CLEANSING AND POLISHING PREPARATIONS
በፈባባ የተዘጋጁ የወረተ ማሳባፊያ	10,152.7	2,219.1	22,628.5	5,848.7	17,369.3	4,042.0	FERTILIZERS, MANUFACTURED
ረገጃዎችና ሌላ የለማት ያላዎች ርዎች	1,111.0	993.4	359.0	535.9	193.2	751.2	EXPLOSIVES AND PYROTECHNIC PRODUCTS
በገለባባ የተሠሩ ዕቃዎች ለሌላው ለር ፈገገያል ረዘገ	2,708.9	2,649.2	2,234.4	1,986.1	826.9	708.6	PLASTIC MATERIALS, REGENERATED CELLULOSE AND ARTIFICIAL RESINS
	(QTY TONS)	VALUE (000 E\$)	(QTY TONS)	VALUE (000 E\$)	(QTY TONS)	VALUE (000 E\$)	COMMODITY
	1970		1971		1972		

ወጪ ለገር የገቡ ዕቃዎች ባዘተና የጋ በተቆጣጠሩ ዕቃዎች የተደገገ
QUANTITY AND VALUE OF IMPORTS, BY COMMODITY GROUP

ወጪ ለገር ስ.3/የተጠለ/

TABLE H.3 (Contd.)

የዕቃው ስያሜ	1962/63		1963/64		1964/65		
	ባዘተ/ባተን	የጋ/ባቪህ በር	ባዘተ/ባተን	የጋ/ባቪህ በር	ባዘተ/ባተን	የጋ/ባቪህ በር	
ቢዲካል የሆኑ ዕቃዎችና ከነሱም የተገኙ በሌላ ቦታ ያልተለፉ	4,479.5	5,247.6	7,252.8	7,015.7	5,580.6	8,134.4	CHEMICAL MATERIALS AND PRODUCTS, n.e.s.
ድምር	45,879.4	50,066.7	57,428.8	55,732.4	50,490.9	50,887.6	TOTAL
ክፍል 6. በግዴታ የተደገገው የተዘጋጀ ስፍራ ላይ የተሠሩ ዕቃዎች							SECTION 6. MANUFACTURED GOODS, CLASSIFIED CHIEFLY BY MATERIAL
የተዘጋጀ ቀለ	2.5	37.5	14.9	71.0	12.2	40.7	LEATHER
ከቀለ የተሠሩ ዕቃዎች	289.8	1,077.0	413.2	1,670.4	468.6	1,522.8	LEATHER MANUFACTURES
ጠገራዊ ቀለ ዕቃዎች የተለፉ ወይም የተዘጋጁ	-	-	-	-	-	-	FUR SKINS, TANNED OR DRESSED
ከላብ ተክ የተዘጋጁ ዕቃዎች	1,638.2	2,095.4	3,037.4	3,245.1	937.7	1,194.4	MATERIALS OF RUBBER
የላብ ተክ ዕቃዎች ሌላ ቦታ ያልተገኙ	4,890.9	16,111.0	5,076.1	17,793.2	5,654.8	17,985.8	ARTICLES OF RUBBER, n.e.s.
ባለ የእግዳሳ ስፍራ ላይ የተዘጋጁ ሌላ ሌላ የእግዳሳ ስፍራ	787.8	573.5	496.0	402.2	612.0	435.7	VENEERS, PLYWOOD BOARDS, "IMPROVED OR RECONSTITUTED WOOD AND OTHER WOOD WORKED, n.e.s.
ከእግዳሳ የተሠሩ ዕቃዎች	338.7	954.6	351.5	508.8	325.3	631.6	WOOD MANUFACTURES
ከቡሽ የተሠሩ ዕቃዎች	130.9	263.5	334.0	229.9	66.4	170.4	CORK MANUFACTURES
ወረተኛ የወረተኛ በሌላ	5,954.9	4,867.9	3,783.1	4,026.2	5,307.1	4,325.2	PAPER AND PAPER BOARD
ከወረተኛ ገለገ ወይም ከወረተኛ በሌላ የተሠሩ ዕቃዎች	2,730.8	3,453.2	3,209.0	3,963.6	3,785.1	3,958.1	ARTICLES MADE OF PAPER PULP OR OF PAPERBOARD
ጨርቃ ጨርቃ ፈተላና ዘር	2,611.2	12,127.2	2,967.5	13,034.7	2,632.2	10,758.3	TEXTILE YARN AND THREAD
የተፈተኑ የጥጥ ሽግግር	265.9	1,682.5	163.0	855.8	107.9	737.9	COTTON FABRICS, WOVEN
የተፈተኑ ጨርቃ ጨርቃ /ጥጥ ስፍራ	997.5	6,643.7	51,497.7	10,565.3	1,412.0	9,644.0	TEXTILE FABRICS, WOVEN (NOT INCLUDING COTTON FABRICS)
ገጠን ስያሜ ተገንጠው የጨርቃ ዕቃዎች /ከፈረና ጠለፍ የወጣ በሌላ	35.0	291.7	46.5	434.6	42.7	448.7	TULLE, LACE, EMBROIDERY RIBBONS, TRIMMINGS AND OTHER SMALL WARES
ለ ሌላ ሌላ የጨርቃ ጨርቃ ዕቃዎች የወጣበት ሌላ	222.2	1,021.9	341.2	1,251.2	279.7	1,206.9	SPECIAL TEXTILE FABRICS AND RELATED PRODUCTS (NOT INCLUDING CLOTHING)
በጠላት ወይም በከፊል ከጨርቃ ጨርቃ የተሠሩ ዕቃዎች	946.7	2,786.1	630.6	1,759.9	800.9	2,230.3	MADE-UP ARTICLES, WHOLLY OR CHIEFLY OF TEXTILE MANUFACTURE, n.e.s.
የገጠን የጠላት የጠላት ጨርቃ	249.4	496.5	124.6	483.8	192.1	430.9	FLOOR COVERINGS, TAPESTRIES ETC.
ከጠላት ከጠላት በተጠላት ስፍራ ላይ የተዘጋጁ የጠላት የጠላት ዕቃዎች	2,332.7	972.7	610.3	259.0	828.0	344.7	LIME, CEMENT AND FABRICATED BUILDING MATERIALS, EXCEPT GLASS AND CLAY MATERIALS
የጠላት የጠላት ዕቃዎች	1,380.2	625.6	976.7	486.0	1,634.9	679.5	CLAY CONSTRUCTION MATERIALS
ከጠላት የተሠሩ /ሌላ/	394.5	562.3	695.4	713.1	647.5	564.7	MINERAL MANUFACTURES, n.e.s.
ጠላት	1,627.2	868.5	1,643.6	804.1	2,125.6	1,220.6	GLASS
ከጠላት የተሠሩ ዕቃዎች	1,346.1	1,357.8	1,236.1	1,108.6	1,201.3	1,327.0	GLASSWARE
የጠላት ስፍራ	859.9	989.1	762.7	1,142.2	825.7	1,156.1	POTTERY
ጋንጽ ከከፊልና በጠላት የከበሩ ደጋጋዎች	-	-	-	-	-	-	PEARLS AND PRECIOUS AND SEMIPRECIOUS STONES
ገና የጠላት ስፍራ	-	-	0.9	4.7	24.5	14.3	PIG IRON, SPIEGELEISEN, SPONGE IRON AND STEEL POWDERS AND SHOT AND FERRO-ALLOYS
	(QTY TONS)	VALUE (000 E\$)	(QTY TONS)	VALUE (000 E\$)	(QTY TONS)	VALUE (000 E\$)	COMMODITY
	1970		1971		1972		

በል ወጭ ለገር ገንዶ
EXTERNAL TRADE

ወይ ለገር የገቡ ዕቃዎች ባዘተና የጋ በታወቀው ዕቃዎች የመጠን
QUANTITY AND VALUE OF IMPORTS, BY COMMODITY GROUP

ወንጌረዝ ሺ.3/የተለለ/ TABLE H.3 (Contd.)

የዕቃው ስም	1962/63		1963/64		1964/65		COMMODITY
	ባዘተ/ባተን	የጋ/ባሺህ ባር	ባዘተ/ባተን	የጋ/ባሺህ ባር	ባዘተ/ባተን	የጋ/ባሺህ ባር	
የብረት ዓዕዘናቸና ተናገሩ በሌላዎች	9,057.8	4,605.2	9,508.2	4,047.4	619.0	482.5	INGOTS AND SLABS OF IRON OR STEEL
የብረት የግንጥ ወፍራም ዘንገሮች ጠለጠጫዎች ተርታተርላቸው ጠላራዎች	6,731.4	3,543.6	7,505.7	3,667.5	6,018.2	2,829.9	IRON AND STEEL BARS, RODS ANGLES, SHAPES, AND SECTIONS
ዘርገ የብረት ዕቃዎች የርገራዎች	28,870.4	14,271.7	27,311.1	12,581.3	21,373.3	10,150.3	UNIVERSALS, PLATES AND SHEETS OF IRON OR STEEL
ከብረት የተሠራ የለብ ተቸና ሪቦን	4.0	3.7	46.9	24.3	527.6	231.5	HOOP AND STRIP OF IRON OR STEEL
የብረት ስላራዎች የሌላዎች ጠላራዎች ብረት ብረቶች	354.2	194.0	696.8	459.0	503.0	507.5	RAILS AND RAILWAY TRACK CONSTRUCTION MATERIAL OF IRON OR STEEL
የብረት ሽቦዎች	197.7	113.1	1,843.0	991.0	1,012.1	951.2	IRON AND STEEL WIRE
ዕብጠ ዘርገ ብረቶች ባንባዎችና ተገጣጣሪ ብረት ብረት	6,354.0	5,078.8	5,671.7	5,887.3	3,151.3	2,417.4	TUBES, PIPES AND FITINGS OF IRON OR STEEL
ብረት ብረት የተለጠፈ ግብረት	1.6	3.6	0.8	1.6	31.6	37.5	IRON AND STEEL CASTINGS AND FORGINGS
ብርና ገላጭ ለገጣሪ ሌሎች ከገላጭ ክፍል ያሉ	-	0.1	-	-	-	0.3	SILVER PLATINUM AND OTHER METALS OF THE PLATINUM GROUP
ወላብና ነጠብ	35.3	175.2	125.0	276.1	47.6	130.2	COPPER AND BRASS
ኒኬል	1.6	13.6	0.6	6.3	1.9	8.3	NICKEL
አሌሚኒየም	544.0	1,418.9	372.4	885.1	562.3	1,283.1	ALUMINIUM
ሎድ	52.6	55.0	108.1	110.9	55.5	78.7	LEAD
ዚንክ	542.0	529.9	1,316.4	1,071.9	578.6	487.6	ZINC
ቲን	283.7	212.3	237.5	193.2	378.6	244.2	TIN
ህራር	-	-	-	-	-	-	URANIUM
ብረት ነጥ የሌላ ጠቃሚ ለብረት ብረት ሥራ የሚውሉ	46.1	3.1	8.3	5.7	14.6	35.9	MISCELLANEOUS NON-FERROUS METALS EMPLOYED IN METALLURGY
የቤት ጭንቀት ወዘገዳዎች ወብዛቶች ወገጣጣዎች ለገጣሪ ሌሎች የቤት ሥራ ወላሪዎች	779.1	1,811.2	1,921.6	3,435.4	824.4	1,190.1	HOUSE FRAMES, DOORS, WINDOWS AND FITTINGS AND OTHER BUILDING REQUISITES
ለግብዓተት ለግንባታ የሚያገለገሉ ከብረት የተሠሩ ገጽቶች	952.0	1,417.6	1,498.0	1,769.2	814.8	1,213.8	METAL CONTAINERS FOR STORAGE AND TRANSPORT
ከቦቦ የተገኙ/ከአለክተሪብ ሌላ ለአጭር የሚያገለገሉ	2,517.5	2,449.0	1,532.3	1,695.9	865.0	1,392.7	WIRE PRODUCTS (EXCLUDING ELECTRIC) AND FENCING GRILLS
የሰዓርቶ ተርገራዎች የሌሎች ስጋ የመሠሉ ከብረት ከወላብና በሌሎች ብረት ብረት የተሠሩ	331.6	445.3	586.8	1,085.0	436.8	610.6	NAILS, SCREWS, NUTS, BOLTS RIVETS AND SIMILAR ARTICLES OF IRON, STEEL OR OF COPPER
ለአጭ ሥራ ወይንም ለመኪና የሚጠቀሙ ልዩ ልዩ ወላሪዎች	894.2	2,852.7	524.7	2,550.3	487.0	2,716.9	TOOLS FOR USE IN HAND OR IN MACHINES
ለመቅረብ ለመገቢያ የሚውሉ ከብረት የተሠሩ የቤት ዕቃዎች	268.9	1,113.5	173.6	904.0	168.2	947.9	CUTLERY
ከብረት የተሠሩ የቤት ዕቃዎች	1,352.1	2,345.4	556.9	1,688.4	661.3	1,620.2	HOUSEHOLD EQUIPMENT OF BASE METALS
ከብረት የተሠሩ ዕቃዎች/በሌላ ሥራ ላይ ስለተጠቀሙ	4,269.8	6,643.5	2,805.0	5,798.4	3,155.4	5,742.0	MANUFACTURES OF METAL, n.e.s.
ጠቅላይ	94,474.6	109,159.2	142,763.4	113,948.6	72,212.3	96,338.9	TOTAL
	(QTY TONS)	VALUE (000 ES)	(QTY TONS)	VALUE (000 ES)	(QTY TONS)	VALUE (000 ES)	
	1970		1971		1972		

ዕድ ለገር የገባ ዕቃዎች ባዘተና የጋ በቴባባይ ዕቃዎች የቴዎን
QUANTITY AND VALUE OF IMPORTS, BY COMMODITY GROUP

ሀንገር/ገቢ ስ.3 / የገቢ/ገቢ TABLE H.3 (Contd.)

የዕቃው ስም	1962/63		1963/64		1964/65		
	ባዘተ/ባዘተ	የጋ/ባዘተ በር	ባዘተ/ባዘተ	የጋ/ባዘተ በር	ባዘተ/ባዘተ	የጋ/ባዘተ በር	
ክፍል 7. ማሳሪያና የተሰጠውን የተሰጠውን							
SECTION 7. MACHINERY AND TRANSPORT EQUIPMENT							
የጋይል ማሳሪያ ማሳሪያ	592.7	3,101.3	569.0	3,293.9	294.6	2,100.9	POWER GENERATING MACHINERY
የአርባ ሥራ ማሳሪያ ማሳሪያ	2,771.3	9,984.7	3,706.8	14,359.9	2,734.4	12,465.4	AGRICULTURAL MACHINERY AND IMPLEMENTS
የቢሮ የአሰሪት ማሳሪያ	76.1	2,421.6	73.1	1,683.6	80.8	2,532.1	OFFICE MACHINES
የብረት ብረት ሥራ ማሳሪያ	454.9	3,563.8	235.9	761.3	194.5	912.9	METALWORKING MACHINERY
የጨርቅ ጨርቅና የተገነባ ማሳሪያ	1,398.4	9,653.2	2,326.3	14,036.9	3,898.3	19,198.8	TEXTILE AND LEATHER MACHINERY
ለልዩ ለገልግሎት ማሳሪያ ማሳሪያ	3,531.3	16,540.6	4,950.0	21,652.7	2,863.5	15,702.4	MACHINES FOR SPECIAL INDUSTRIES
ማሳሪያ ማሳሪያ የቤት ክፍለ-ክፍል ማሳሪያ	5,639.9	21,896.8	2,498.7	15,474.8	3,116.9	18,311.9	MACHINERY AND APPLIANCE (OTHER THAN ELECTRIC) AND MACHINE PARTS, n.e.s.
የአለስተሪክ ጋይል ማሳሪያ ማሳሪያ	2,077.2	7,575.0	1,070.2	5,710.0	1,068.2	6,481.7	ELECTRIC POWER MACHINERY AND SWITCHGEAR
የአለስተሪክ ማሳሪያ ማሳሪያ ማሳሪያ	594.6	1,861.0	1,626.4	3,197.1	768.3	1,885.8	MACHINERY AND APPLIANCES FOR DISTRIBUTING ELECTRICITY (INCLUDING INTERNAL FITTINGS)
የተለያዩ ማሳሪያ ማሳሪያ	719.4	8,508.6	1,156.1	9,528.7	1,977.0	16,974.9	TELECOMMUNICATIONS APPARATUS
ለቤት ማሳሪያ ማሳሪያ ማሳሪያ	452.4	2,004.5	323.7	1,543.2	286.1	1,475.0	DOMESTIC ELECTRICAL EQUIPMENT AND APPLIANCES
በአለስተሪክ ማሳሪያ ማሳሪያ	2.3	65.7	0.6	26.5	4.3	28.7	ELECTRO-MEDICAL AND X-RAY APPARATUS
ለሌሎች ማሳሪያ ማሳሪያ ማሳሪያ	2,533.7	5,532.2	3,270.7	10,394.7	2,552.4	7,680.6	OTHER ELECTRICAL MACHINERY AND APPARATUS
የጠቅላይ ተከክርካሪ ማሳሪያ	303.5	701.2	233.7	760.7	235.9	1,026.6	RAILWAY, VEHICLES
የገንዘብ ተከክርካሪ ማሳሪያ	9,197.2	43,845.7	11,357.1	51,672.4	11,620.8	58,222.4	ROAD MOTOR VEHICLES
የገንዘብ ተከክርካሪ ማሳሪያ ማሳሪያ	1,129.7	3,101.2	1,169.5	2,569.2	1,938.6	4,565.7	ROAD VEHICLES OTHER THAN MOTOR VEHICLES
አየርፕላን	210.0	6,437.5	298.4	7,151.6	307.0	3,514.6	AIRCRAFT
ግልጽ ማሳሪያ ማሳሪያ	15.9	180.7	74.5	399.4	115.6	372.1	SHIPS AND BOATS
ጠቅላይ	31,700.5	146,975.3	34,940.7	164,216.6	34,057.5	173,452.5	TOTAL
ክፍል 8. ሌሎች ማሳሪያ ማሳሪያ							
SECTION 8. MISCELLANEOUS MANUFACTURED ARTICLES							
የአገልግሎት የውጭ ማሳሪያ ማሳሪያ	1,074.0	2,401.6	690.3	1,823.4	735.8	1,733.7	SANITARY, PLUMBING, HEATING AND LIGHTING FIXTURES AND FITTINGS
የቤት ዕቃዎች	444.9	1,846.8	275.7	862.4	290.5	1,440.9	FURNITURE
የገቢ ዕቃዎች የአገልግሎት ማሳሪያ	301.3	857.2	270.9	831.9	276.6	882.9	TRAVEL GOODS, HANDBAGS AND SIMILAR ARTICLES
ከግብር ማሳሪያ ማሳሪያ ማሳሪያ	2,437.3	12,177.0	864.6	7,905.1	717.1	7,419.1	CLOTHING OF COTTON, SILK, WOOL, AND ARTIFICIAL SILK (INCLUDING KNITTED OR CROCHETED CLOTHING)
አገልግሎት ማሳሪያ ማሳሪያ	0.8	13.6	-	3.5	0.2	13.2	FUR CLOTHING
የግልጽ ማሳሪያ ማሳሪያ ማሳሪያ	71.4	433.3	27.9	316.5	27.2	384.6	FOOTWEAR (EXCLUDING HEELS AND SOLES)
የባይዘን ማሳሪያ ማሳሪያ ማሳሪያ	382.5	5,475.9	459.4	5,995.9	293.1	3,979.5	SCIENTIFIC AND PROFESSIONAL INSTRUMENTS
	(QTY TONS)	VALUE (000 E\$)	(QTY TONS)	VALUE (000 E\$)	(QTY TONS)	VALUE (000 E\$)	COMMODITY
	1970		1971		1972		

በል ወጭ ለገር ገገጃ
EXTERNAL TRADE

ወይ ለገር የገቡ ዕቃዎች በዛትና የጋ በታላቅባይ ዕቃዎች የታዘገበ
QUANTITY AND VALUE OF IMPORTS, BY COMMODITY GROUP

ሠገጠረዥ ስ.3/የተጠለ/ TABLE H.3 (Contd.)

የዕቃው ስም	1962/63		1963/64		1964/65		
	በዛት/በተገ	የጋ/በሺህ ብር	በዛት/በተገ	የጋ/በሺህ ብር	በዛት/በተገ	የጋ/በሺህ ብር	
SECTION 8 MISCELLANEOUS							
MANUFACTURED ARTICLES							
የፍተረራ የቢላዎች ዕቃዎች	133.4	956.0	158.3	1,161.0	121.6	1,129.7	PHOTOGRAPHIC AND CINEMATOGRAFIC SUPPLIES
የቢላዎች ልሳጭ	-	-	-	-	-	-	DEVELOPED CINEMATOGRAFIC FILM
የአጭፍ የጠረጴዛና የገገገገ ሰዓት	16.9	1,601.2	10.3	1,502.3	24.5	1,877.2	WATCHES AND CLOCKS
የጠቅላይ ልሳጭ የግጥም ግብርና የግጥም ስጦታዎች	103.1	1,493.6	91.6	1,590.5	114.4	1,837.5	MUSICAL INSTRUMENTS, SOUND RECORDERS AND REPRODUCERS AND PARTS AND ACCESSORIES THEREOF
አጭፍ ጽሑፍ	598.9	2,861.3	670.2	5,592.5	558.5	3,137.5	PRINTED MATTER
በጠቅላይ ልሳጭ / ለገር ተፈገገው የተሰጡ ዕቃዎች	949.6	2,305.3	1,124.0	2,702.8	1,053.4	3,088.0	ARTICLES OF ARTIFICIAL PLASTIC MATERIALS, n.e.s.
የሰጪ ጋራዎች ለገገገገ ጠቅላይ ልሳጭ	167.3	856.0	203.9	895.7	131.4	830.9	PERAMBULATORS, TOYS, GAMES AND SPORTING GOODS
የአጭፍ ጽሑፍ የአጭፍ ጽሑፍ	432.5	1,717.5	388.4	1,817.6	425.2	1,746.1	OFFICE AND STATIONERY SUPPLIES, n.e.s.
የቢላዎች የገገገገ ሰዓት ዕቃዎች	12.1	75.1	20.0	99.0	5.0	57.6	WORKS OF ART, COLLECTORS' PIECES AND ANTIQUES INCLUDING STAMPS OF PHILATELIC INTEREST)
ገገገገ የወርቅ ሰጪ ሰጪ	40.2	297.8	42.5	247.7	36.8	282.7	JEWELLERY AND GOLDSMITHS' AND SILVERSMITHS' WARES
በጠቅላይ ልሳጭ የተሰጡ ዕቃዎች	608.6	1,200.6	586.8	1,735.2	467.4	1,955.3	MANUFACTURED ARTICLES, n.e.s.
ጠቅላይ	7,774.8	36,569.8	5,884.8	35,083.0	5,555.3	31,796.4	TOTAL
SECTION 9. COMMODITIES NOT CLASSIFIED ACCORDING TO KIND							
በገገገገ ያለ ልሳጭ የባለ ጽሑፍ	10.6	64.7	9.3	63.9	5.0	54.9	POSTAL PACKAGES NOT CLASSIFIED ACCORDING TO KIND
የገገገገ ያለ ልሳጭ የገገገገ ጠቅላይ ልሳጭ	296.5	872.2	712.1	2,157.3	554.1	1,338.0	SPECIAL TRANSACTIONS NOT CLASSIFIED ACCORDING TO KIND
አጭፍ የገገገገ ጠቅላይ ልሳጭ	-	0.6	1.2	0.6	3.5	9.4	ANIMALS, n.e.s.
የገገገገ ጠቅላይ ልሳጭ	26.1	189.7	90.1	1,357.7	39.5	936.4	FIREARMS AND AMMUNITION
የገገገገ ጠቅላይ ልሳጭ	-	-	-	-	-	1.7	COIN (OTHER THAN GOLD COIN) NOT BEING LEGAL TENDER
ጠቅላይ	333.2	1,127.2	812.7	3,579.5	582.1	2,340.4	TOTAL
የገገገገ ዕቃዎች ጠቅላይ	390,445.9	129,167.5	405,548.1	469,542.8	273,002.7	435,602.8	TOTAL IMPORT
	(QTY TONS)	VALUE (000 ES)	(QTY TONS)	VALUE (000 ES)	(QTY TONS)	VALUE (000 ES)	COMMODITY
	1970		1971		1972		

ከገገገገ ጠቅላይ ልሳጭ የገገገገ ጠቅላይ ልሳጭ የተገኘ
Source: Customs Head Office, Ministry of Finance

የዕቃ ገንዶ ዕቃዎች በዛቸና የጋ በተወሰነ ዕቃዎች የተደረገ
QUANTITY AND VALUE OF EXPORTS, BY COMMODITY GROUP

ሠንጠረዥ ቢ.፮ TABLE II.4

የዕቃዎች ስም	1962/63		1963/64		1964/65		
	በዛት/በተገ	የጋ/በሺህ በር	በዛት/በተገ	የጋ/በሺህ በር	በዛት/በተገ	የጋ/በሺህ በር	
ክፍል 0. ደንበና የሕይወት ሰብሰቢ							SECTION 0. FOOD AND LIVE ANIMALS
የሕይወት ሰብሰቢ	2,293.2	2,316.6	2,425.3	2,478.4	3,622.5	4,237.1	LIVE ANIMALS
ሥጋ ተኩስ ወይን በበረዶ የተዘጋጀ	2,043.8	2,065.3	2,269.8	3,269.2	4,604.9	6,111.0	MEAT, FRESH OR FROZEN
ሥጋ የደረተ በወጭ ወይን በጠጣ የተዘጋጀ	-	-	0.3	0.2	419.3	292.1	MEAT DRIED, SALTED OR SMOKED
ሥጋና ስሥጋ የተሠረደ ደንበና በሌላ ቦታ ያልተለከተ	3,000.9	3,903.8	4,160.9	5,638.4	5,003.9	8,712.2	MEAT AND MEAT PREPARATIONS n.e.s.
ወተትና ክረም	47.4	32.3	29.9	21.4	84.7	67.4	MILK AND CREAM
ቅቢ	47.0	177.4	58.6	259.1	94.0	416.0	BUTTER
አይብ	6.4	21.9	1.7	9.6	11.1	145.1	CHEESE
እንግሊዳ	301.1	278.1	382.7	248.3	357.4	298.4	EGGS
ዓሣ ተኩስ ወይን በጣላ የተዘጋጀ	2,555.4	853.1	2,014.8	741.4	2,758.8	982.9	FISH, FRESH OR SIMPLY PRESERVED
የቀር ቀር ዓሣ	8.7	1.4	54.5	16.3	0.3	2.5	CANNED FISH
በገንደ ያልተፈጠሩ ገርዶ	-	-	0.3	0.1	29.0	9.2	WHEAT (INCLUDING SPELT) AND MESLIN, UNMILLED
ገብብ	6.0	1.3	90.1	19.1	35.8	5.8	BARLEY
ቦቶ	23.0	3.7	120.1	26.7	92.1	14.6	MAIZE
ሌላ የተፈጠረ ሌላ ያልተፈጠረ የበገንደ ጥቅ ወይን ገርዶ	2,928.0	834.0	3,745.6	1,076.3	4,373.3	1,143.8	CEREALS, UNMILLED n.e.s.
የሌላ ሌላ ዓይነት ጥቅ	594.0	114.5	-	-	10.0	3.6	NEAL AND FLOUR OR WHEAT OR MESLIN
የሌላ ሌላ ዓይነት ጥቅ	-	-	0.2	0.1	-	-	NEAL AND FLOUR OF OTHER CEREALS
በአህጉር በአህጉር ጥቅ የተዘጋጀ ጋንዳ ደንበና ክፍረና ለተከለከለ የተዘጋጀ ለገደ	1.0	0.8	4.1	1.4	5.2	1.8	CEREAL PREPARATIONS AND PREPARATIONS OF FLOUR, STARCH OF FRUITS AND VEGETABLES, AND STARCH
ተኩስ ናረና ተኩስ ወይን ደረተ ነብ	11,694.3	3,353.8	11,089.5	3,232.2	17,581.4	5,184.6	FRUIT, FRESH, AND NUTS, FRESH OR DRIED
ናረ በጥረ የተዘጋጀ ክፍረ የተዘጋጀ	-	-	-	-	11.5	5.0	FRUIT, PRESERVED, AND FRUIT PREPARATIONS
ተኩስ የተዘጋጀ ወይን በጣላ ዘንድ በደህና የተዘጋጀ ለተከለከለ	57,139.0	17,984.3	71,477.1	25,146.0	87,046.7	30,044.0	VEGETABLES, FRESH, FROZEN OR SIMPLY PRESERVED
በሌላ ቦታ ያልተለከተ ለተከለከለ በባርና ግር	1.0	0.7	-	-	0.3	0.1	VEGETABLE n.e.s.
ከባር የተዘጋጀ ሳራጭ	12,253.6	3,227.9	15,307.3	4,427.1	20,530.2	9,098.3	SUGAR AND HONEY
ከባር የተዘጋጀ ሳራጭ	-	-	-	-	-	-	SUGAR CONFECTIONERY
ባና	70,860.7	181,268.4	80,822.4	175,210.0	82,521.9	182,535.3	COFFEE
ተወግ ተወግ	5,095.1	2,209.3	1,658.4	1,350.9	5,477.9	3,238.7	SPICES
ለእንግሊዳ የሚሰጥ ወጥ	29,666.5	4,101.3	43,422.5	6,295.4	61,536.2	6,911.5	FEEDING STUFF FOR ANIMALS
በሌላ ቦታ ያልተለከተ የተከለከለ ደንበና	321.0	331.7	327.2	358.0	254.3	251.6	FOOD PREPARATIONS, n.e.s.
ጠቅላይ	200,887.1	223,081.6	239,463.3	229,825.7	296,458.7	259,712.6	TOTAL
ክፍል 1. መጠጥና ተደባህ							SECTION 1. BEVERAGES AND TOBACCO
ለአባል የሌላ ጥቅ መጠጥ	9.0	6.3	6.6	1.4	0.1	0.4	NON-ALCOHOLIC BEVERAGES
ለአባል ያለ ጥቅ መጠጥ	1.3	1.8	2.0	2.9	12.5	22.6	ALCOHOLIC BEVERAGES
ተደባህ የተዘጋጀ	-	-	0.4	0.2	3.3	1.8	TOBACCO, MANUFACTURED
ጠቅላይ	10.3	8.1	9.0	4.5	15.9	24.8	TOTAL
	(QTY TONS)	VALUE (000 E\$)	(QTY TONS)	VALUE (000 E\$)	(QTY TONS)	VALUE (000 E\$)	COMMODITY
	1970		1971		1972		

በል ወዳ ከገር ገገዳ
EXTERNAL TRADE

የወድ ገገዳ ዕጋጋዎች በዛትና የጋ በተባበሩ ዕጋጋዎች የተደረገ
QUANTITY AND VALUE OF EXPORTS, BY COMMODITY GROUP

ሠገጠረዝ ቤ.4 / የተጨለ /
TABLE B.4 (Contd.)

የዕጋታ ዓይነት	1962/63		1963/64		1964/65		
	በዛት/በተገ	የጋ/በሺህ በር	በዛት/በተገ	የጋ/በሺህ በር	በዛት/በተገ	የጋ/በሺህ በር	
<u>ክፍል 2. ለውበል የግዴህኑ ያለተ</u>							<u>SECTION 2. CRUDE MATERIALS</u>
<u>በርቶ ዕጋጋዎች በገገዳ በበተገር</u>							<u>INEDIBLE, EXCEPT FUELS</u>
የጎሳ ልቦ ያለተለፋ	10,645.0	24,464.9	10,859.3	25,727.6	16,302.4	47,590.5	HIDES AND SKINS, UNDRESSED
የቆሻት ለሀላቶች ለውበል ፍረጃዎች	56,313.6	28,352.6	63,335.6	32,063.6	92,936.7	51,704.3	OIL SEEDS, OIL NUTS AND OIL KERNELS
የግገዳ አገጣጠሙ ከበል	51.9	5.3	232.9	17.4	253.1	26.6	FUEL WOOD AND CHARCOAL
በደገብ ያለተባበረ ግዕዝገ	473.6	78.6	-	-	-	-	WOOD IN THE ROUGH
በውበል የተቀረጸ ግዕዝገ	40.2	6.1	0.1	0.8	41.4	5.3	WOOD SHAPED OR SIMPLY WORKED
የውበል ጠገርና ለላዎ የአገገባቸው ለገር	102.0	56.2	119.0	59.8	122.0	51.1	WOOL AND OTHER ANIMAL HAIR
ተገ	1,852.9	1,358.9	1,556.4	1,605.0	649.0	587.8	COTTON
አበሻ በረድድ ለላቶች የአገገዳ ደገገዳ	96.2	23.9	17.3	7.2	691.4	60.5	MARBLE AND OTHER BUILDING STONES
ያለተዘጋጀ ደገ	-	-	-	-	-	-	SULPHUR CRUDE
ለላቶች ያለተበረታ ግዴህኑ	141,535.2	1,190.5	148,511.7	1,380.6	82,645.9	1,122.2	OTHER CRUDE MINERALS
በረተና የበረተ ግዴህኑ	109.5	75.3	-	-	260.5	141.9	IRON AND STEEL SCRAP
በረተነት የላላቶች የግዴህኑ ዕጋጋዎች	15.0	22.5	-	-	-	-	ORES AND CONCENTRATES OF NON-FERROUS BASE METALS
በረተነት የላላቶች የግዴህኑ ግዴህኑ	293.3	340.0	235.3	205.4	1.6	1.0	NON-FERROUS METAL SCRAP
ያለተዘጋጁ የአገገባቸው ውጤቶች በላላ በተ ያለተው ላይ	1,022.6	1,433.4	574.8	1,275.4	1,116.4	1,540.6	CRUDE ANIMAL MATERIALS, n.e.s.
ያለተዘጋጁ የአተከላተ ውጤቶች	3,567.4	4,140.2	3,731.2	5,803.3	5,200.3	6,346.3	CRUDE VEGETABLE MATERIALS n.e.s.
ደግሞ	216,118.4	61,548.4	229,173.6	68,146.1	200,220.7	109,178.1	TOTAL
<u>ክፍል 3. ከግዴህኑ የወው</u>							<u>SECTION 3. MINERAL FUELS</u>
<u>ገገዳዎች ማለበልገ ዘይቶች</u>							<u>LUBRICANTS AND RELATED MATERIALS</u>
የግዴህኑ ከበል	-	-	9.6	0.6	-	-	COAL
የፕትሮሊየም ውጤቶች	127,339.9	3,521.7	113,058.7	4,817.4	74,129.4	1,932.9	PETROLEUM PRODUCTS
የታዎ ቀ ጋዝ	10.9	3.6	205.2	65.6	21,168.8	694.5	COMPRESSED GAS
ደግሞ	127,350.8	3,525.3	113,273.5	4,883.6	95,298.2	2,627.4	TOTAL
<u>ክፍል 4. የአገገባቸው የአተከላተ ዘይቶች</u>							<u>SECTION 4. ANIMAL AND VEGETABLE OILS AND FATS</u>
የተዘጋጀ ለበልገ የአተከላተ ዘይቶች	-	-	-	-	-	-	FIXED VEGETABLE OILS, SOFT
ለላቶች የተዘጋጁ የአተከላተ ዘይቶች	-	-	2.0	2.8	-	-	OTHER FIXED VEGETABLE OILS
የአገገባቸው የአተከላተ ዘይቶች ለግዴህኑ	397.5	1,482.8	416.5	1,408.7	363.2	1,168.7	ANIMAL AND VEGETABLE OILS AND WAXES
ደግሞ	397.5	1,482.8	418.5	1,411.5	363.2	1,168.7	TOTAL
<u>ክፍል 5. ከግዴህኑ ከበልገ</u>							<u>SECTION 5. CHEMICAL ELEMENTS AND COMPOUNDS</u>
አገገባቸው ከግዴህኑ ለላላቶች ለበልገ ዘይቶች	25.5	28.9	117.5	50.0	66.0	44.0	INORGANIC CHEMICALS: ELEMENTS, OXIDES AND HALOGEN SALTS
	(QTY TONS)	VALUE (000 ES)	(QTY TONS)	VALUE (000 ES)	(QTY TONS)	VALUE (000 ES)	COMMODITY
	1970		1971		1972		

የገንዘብ ዕቃዎች ባዘተና የጋ/ባቮ ዕቃዎች የጠቅላይ
QUANTITY AND VALUE OF EXPORTS, BY COMMODITY GROUP

ሠገጠን ስ.4 / የጠቅላይ

TABLE H.4 (Contd.)

የዕቃዎች ስም	1962/63		1963/64		1964/65		
	ባዘተ/ባተን	የጋ/ባቮ ስር	ባዘተ/ባተን	የጋ/ባቮ ስር	ባዘተ/ባተን	የጋ/ባቮ ስር	
ክፍል 5. ከግብረ-ሰውነት ከግብረ-ሰውነት							
SECTION 5. CHEMICAL ELEMENTS AND COMPOUNDS							
ሌሎች ስርዓታዊ ንጥረ ነገሮች	-	-	-	-	-	-	OTHER INORGANIC CHEMICALS
ሌሎች ስርዓታዊ ንጥረ ነገሮች	-	-	-	-	-	-	DYEING AND TANNING EXTRACTS AND SYNTHETIC TANNING MATERIALS
ጥቅም ላይ የዋለው የፍጥነት ስርዓታዊ ንጥረ ነገሮች	2.4	4.8	1.7	2.3	117.4	12.0	MEDICINAL AND PHARMACEUTICAL PRODUCTS
ሌሎች የጥንቃቄ ስርዓታዊ ንጥረ ነገሮች	51.6	1,565.1	78.7	1,667.7	121.3	2,701.1	ESSENTIAL OILS, AND ESSENCES
ጥንቃቄ ስርዓታዊ ንጥረ ነገሮች	0.1	0.4	-	-	-	-	PERFUMERY AND COSMETICS, DENTIFRICES, AND OTHER TOILET PREPARATIONS (EXCEPT SOAPS)
ጥንቃቄ ስርዓታዊ ንጥረ ነገሮች	3.3	3.3	2.4	2.3	147.2	130.4	SOAPS AND POLISHING PREPARATION
ጥንቃቄ ስርዓታዊ ንጥረ ነገሮች	6.8	13.8	41.2	42.7	49.8	50.9	CHEMICAL MATERIALS n.e.s.
ጠቅላይ	89.7	1,616.3	241.5	1,764.9	502.2	2,939.8	TOTAL
ክፍል 6. ለግብረ-ሰውነት የተዘጋጀ							
SECTION 6. MANUFACTURED GOODS, CLASSIFIED CHIEFLY BY MATERIAL							
ጥንቃቄ ስርዓታዊ ንጥረ ነገሮች	14.6	725.6	5.0	537.5	4.5	502.7	LEATHER
ጥንቃቄ ስርዓታዊ ንጥረ ነገሮች	-	0.2	-	0.1	1.1	9.7	LEATHER MANUFACTURES
ጥንቃቄ ስርዓታዊ ንጥረ ነገሮች	363.3	70.4	699.5	157.3	579.5	147.3	VENEERS, PLYWOOD BOARDS, "IMPROVED" OR RECONSTITUTED WOOD AND OTHER WOOD WORKED, n.e.s.
ጥንቃቄ ስርዓታዊ ንጥረ ነገሮች	91.9	65.9	21.1	14.8	113.0	115.1	WOOD MANUFACTURES
ጥንቃቄ ስርዓታዊ ንጥረ ነገሮች	3.4	1.8	29.5	31.7	159.2	120.0	PAPER AND PAPERBOARD
ጥንቃቄ ስርዓታዊ ንጥረ ነገሮች	-	-	0.5	0.6	86.2	71.1	PAPER PULP ARTICLES
ጥንቃቄ ስርዓታዊ ንጥረ ነገሮች	0.5	1.3	0.8	6.6	6.9	226.7	COTTON FABRICS, WOVEN
ጥንቃቄ ስርዓታዊ ንጥረ ነገሮች	0.3	0.2	35.0	59.8	7.7	38.5	TEXTILE FABRICS, WOVEN (NOT INCLUDING COTTON FABRICS)
ጥንቃቄ ስርዓታዊ ንጥረ ነገሮች	11.0	15.4	108.5	167.8	77.6	146.6	MADE-UP ARTICLES, WHOLLY OR CHIEFLY OF TEXTILE MANUFACTURE, n.e.s.
ጥንቃቄ ስርዓታዊ ንጥረ ነገሮች	45.4	48.3	57.2	49.6	42.4	59.6	FLOOR COVERING, TAPESTRIES, n.e.s.
ጥንቃቄ ስርዓታዊ ንጥረ ነገሮች	30,250.2	1,349.5	29,781.2	1,425.9	22,776.8	1,106.1	LIME CEMENT AND FABRICATED BUILDING MATERIALS, EXCEPT GLASS AND CLAY MATERIALS
ጥንቃቄ ስርዓታዊ ንጥረ ነገሮች	265.8	29.1	512.6	53.3	576.5	73.7	CLAY CONSTRUCTION MATERIALS AND REFRACTORY CONSTRUCTION MATERIALS
ጥንቃቄ ስርዓታዊ ንጥረ ነገሮች	-	-	-	-	8.0	5.3	POTTERY
ጥንቃቄ ስርዓታዊ ንጥረ ነገሮች	-	-	-	-	-	-	SILVER, PLATINUM AND OTHER METALS OF THE PLATINUM GROUP
ጥንቃቄ ስርዓታዊ ንጥረ ነገሮች	7.8	17.5	9.3	17.3	20.6	75.0	HOUSE FRAMES, DOORS, WINDOWS AND FITTINGS, AND OTHER BUILDING REQUISITES
ጥንቃቄ ስርዓታዊ ንጥረ ነገሮች	-	-	-	-	1.3	3.4	METAL CONTAINERS FOR STORAGE AND TRANSPORT
ጥንቃቄ ስርዓታዊ ንጥረ ነገሮች	123.2	58.6	262.3	118.5	288.2	126.8	MANUFACTURED GOODS, n.e.s.
ጠቅላይ	31,177.4	2,383.8	31,522.5	2,640.8	24,749.5	2,842.4	TOTAL
(QTY TONS)	VALUE (000 \$)	(QTY TONS)	VALUE (000 \$)	(QTY TONS)	VALUE (000 \$)		COMMODITY
	1970		1971		1972		

በገቢ ለገር ገገጃ
EXTERNAL TRADE

የገቢ ገገጃ ዕቃዎች ብዛትና ዋጋ በዓመታዊ ዕቃዎች የጠቅላይ
QUANTITY AND VALUE OF EXPORTS, BY COMMODITY GROUP

ወንጌረዥ ስ.4 / የገቢ/

TABLE II.4 (Contd.)

የዕቃው ስም	1962/3		1963/4		1964/5		
	ብዛት/ብጥ	ዋጋ/ብሺ/ብር	ብዛት/ብጥ	ዋጋ/ብሺ/ብር	ብዛት/ብጥ	ዋጋ/ብሺ/ብር	
ክፍል 7. ማሳሪያና የተሰጠ ረርተ ማሳሪያዎች							
SECTION 7. MACHINERY AND TRANSPORT EQUIPMENT							
የጨርቅ ጨርቅና የቀዳሚ ማሳሪያ	-	-	-	-	4.5	18.0	TEXTILE AND LEATHER MACHINERY
ለልዩ ለልዩ ማሳሪያዎች ማሳሪያ	4.0	3.4	-	-	-	-	MACHINES FOR SPECIAL INDUSTRIES
ማሳሪያዎች የሰጠ ዕቃዎች	-	-	-	-	2.0	9.9	MACHINERY AND APPLIANCES AND MACHINE PARTS n.e.s.
ለሌሎች የሌሎች ማሳሪያዎች ማሳሪያዎች	-	-	-	-	-	-	OTHER ELECTRICAL MACHINERY AND APPARATUS
የገንዘብ ተሰጠ ማሳሪያዎች ማሳሪያዎች	-	-	-	-	-	-	ROAD MOTOR VEHICLES PARTS AND ACCESSORIES OTHER
ሌሎች	-	-	0.1	1.6	0.2	0.9	OTHERS
ጠቅላይ	4.0	3.4	0.1	1.6	6.7	28.8	TOTAL
ክፍል 8. ሌሎች ለማሳሪያ ለማሳሪያ							
SECTION 8. MISCELLANEOUS MANUFACTURED ARTICLES							
የተሰጠ ዕቃዎች	-	-	-	-	1.5	5.6	SANITARY, PLUMBING HEATING AND LIGHTING FIXTURES AND FITTINGS
የሰጠ ዕቃዎች	13.4	33.5	16.8	50.2	25.4	102.6	FURNITURE
የገቢ ዕቃዎች የሌሎች ማሳሪያዎች ማሳሪያዎች	1.0	2.1	7.7	46.2	0.8	6.0	TRAVEL GOODS, HANDBAGS AND SIMILAR ARTICLES
ከገንዘብ ማሳሪያዎች ማሳሪያዎች ማሳሪያዎች ማሳሪያዎች ማሳሪያዎች	52.4	184.4	15.0	80.4	6.4	80.8	CLOTHING OF COTTON, SILK, WOOL, AND ARTIFICIAL SILK (INCLUDING KNITTED OR CROCHETED CLOTHING)
ማሳሪያዎች ማሳሪያዎች ማሳሪያዎች ማሳሪያዎች	18.3	100.9	4.1	62.4	5.2	40.9	FOOTWEAR (EXCLUDING HEELS AND SOLES)
የገቢ ማሳሪያዎች ማሳሪያዎች ማሳሪያዎች	-	-	-	-	-	0.5	SCIENTIFIC AND PROFESSIONAL INSTRUMENTS
አጠቃላይ ማሳሪያዎች	4.1	27.7	0.8	4.8	1.0	2.4	PRINTED MATTER
ከገቢ ማሳሪያዎች ማሳሪያዎች ማሳሪያዎች ማሳሪያዎች	4.2	6.1	1.7	5.6	172.4	40.7	ARTICLES OF ARTIFICIAL PLASTIC MATERIALS, n.e.s.
የሰጠ ዕቃዎች	-	-	0.4	0.1	-	-	PERAMBULATORS, TOYS, GAMES AND SPORTING GOODS
የሰጠ ዕቃዎች ማሳሪያዎች ማሳሪያዎች ማሳሪያዎች	55.0	157.2	60.4	187.9	63.1	199.6	WORKS OF ART, COLLECTORS PIECES AND ANTIQUES (INCLUDING STAMPS OF PHILATELIC INTEREST)
ገቢ ማሳሪያዎች ማሳሪያዎች ማሳሪያዎች	0.5	8.4	25.3	19.5	0.5	7.6	JEWELLERY AND GOLDSMITHS' AND SILVERSMITHS' WARES
ከገቢ ማሳሪያዎች ማሳሪያዎች ማሳሪያዎች ማሳሪያዎች	2.3	16.8	0.1	1.8	0.2	1.9	MANUFACTURED ARTICLES, n.e.s.
ጠቅላይ	151.3	537.1	132.3	458.7	276.5	488.6	TOTAL
ክፍል 9. በገቢ ማሳሪያዎች ማሳሪያዎች ማሳሪያዎች							
SECTION 9. COMMODITIES NOT CLASSIFIED ACCORDING TO KIND							
በገቢ ማሳሪያዎች ማሳሪያዎች ማሳሪያዎች ማሳሪያዎች	0.4	1.1	-	-	-	-	POSTAL PACKAGES NOT CLASSIFIED ACCORDING TO KIND
የገቢ ማሳሪያዎች ማሳሪያዎች ማሳሪያዎች ማሳሪያዎች	12.7	26.1	5.7	16.1	1.2	10.3	SPECIAL TRANSACTIONS NOT CLASSIFIED ACCORDING TO KIND
አገልግሎት ማሳሪያዎች ማሳሪያዎች ማሳሪያዎች ማሳሪያዎች	54.3	388.5	71.1	432.1	288.6	1,122.5	ANIMALS, n.e.s.
የገቢ ማሳሪያዎች ማሳሪያዎች ማሳሪያዎች ማሳሪያዎች	-	1.9	0.1	2.4	-	-	GOLD COINS
የገቢ ማሳሪያዎች ማሳሪያዎች ማሳሪያዎች ማሳሪያዎች	-	-	-	-	-	-	ARMS AND AMMUNITIONS
ጠቅላይ	67.4	417.6	76.9	450.6	289.8	1,132.8	TOTAL
የገቢ ማሳሪያዎች ጠቅላይ	576,253.8	294,604.4	614,311.2	309,588.0	618,196.1	380,144.0	TOTAL EXPORT
	(QTY TONS)	VALUE (000 E\$)	(QTY TONS)	VALUE (000 E\$)	(QTY TONS)	VALUE (000 E\$)	COMMODITY
	1970		1971		1972		

ከገንዘብ ማሳሪያዎች የገቢ ማሳሪያዎች ማሳሪያዎች ማሳሪያዎች
Source: Customs Head Office, Ministry of Finance

ገቢ ተወላጅ ለገር ገንዶ ወጪ ዕቃዎች የገንዘብ ዕቅድ ዕቃዎች የተደረገ
VALUE OF RE-EXPORTS, BY COMMODITY GROUP

ሠንጠረዥ ስ.5

TABLE H.5

በሊት/ቦር

IN ETH.\$

የዕቃዎች ገደብ	1962/63	1963/64	1964/65	
ክፍል 0. ጭንቅና የሕይወት እንስሳት				
SECTION 0. FOOD AND LIVE ANIMALS				
የሕይወት እንስሳት	-	-	-	LIVE ANIMALS
ገብ	-	-	-	RICE
የባንጎ ተክል	114,996	-	-	WHEAT FLOUR
ፍሬ በጥፋት የተገባ ስፍራ የተዘጋጁ	-	-	-	FRUIT PRESERVED AND PREPARATIONS
ጭንቅ	648	-	-	SPICES
ጭንቅ	115,644	-	-	TOTAL
ክፍል 1. ጭንቅና ተቃባይ				
SECTION 1. BEVERAGES AND TOBACCO				
አልኮሎል የሌለው ጭንቅ	12,760	-	-	NON-ALCOHOLIC BEVERAGES
አልኮሎል ያለው ጭንቅ	505	690	10,138	ALCOHOLIC BEVERAGES
የተዘጋጀ ተቃባይ	-	2,154	6,895	TOBACCO MANUFACTURE
ጭንቅ	13,265	2,844	17,037	TOTAL
ክፍል 2. ለውጭ የሚገኙ የልብና ጥቅም ዕቃዎች በተቃራኒ				
SECTION 2. CRUDE MATERIALS, INDIBLE, EXCEPT FUELS				
በጥቅም ዕቃዎች	-	-	-	NON-FEROUS METAL SCRAP
ሌሎች	228,570	1,100	-	OTHER CRUDE MINERALS
የልብና ጥቅም ዕቃዎች	-	-	1,250	CRUDE ANIMAL MATERIAL
የልብና ጥቅም ዕቃዎች	1,700	-	-	CRUDE VEGETABLE MATERIAL
ጭንቅ	230,270	1,100	1,250	TOTAL
ክፍል 3. ስነ-ምግባርና የጥቅም ዕቃዎች ምርት				
SECTION 3. MINERAL FUELS, LIBRICANTS AND RELATED MATERIALS				
የጥቅም ዕቃዎች	-	-	-	COAL
የጥቅም ዕቃዎች	7,934	12,363	2,587	PETROLEUM PRODUCTS
የጥቅም ዕቃዎች	-	-	-	COMPRESSED GAS
ጭንቅ	7,934	12,363	2,587	TOTAL
ክፍል 5. ስነ-ምግባርና የጥቅም ዕቃዎች ምርት				
SECTION 5. CHEMICAL ELEMENTS AND COMPOUNDS				
አንድ ዓይነት ስነ-ምግባርና የጥቅም ዕቃዎች ምርት	5,775	-	-	INORGANIC CHEMICALS: ELEMENTS, OXIDES AND HALOGEN SALTS
ሌሎች ስነ-ምግባርና የጥቅም ዕቃዎች ምርት	17,802	169,138	-	OTHER INORGANIC CHEMICALS
የጥቅም ዕቃዎች ምርት	479	-	3,260	PIGMENTS, PAINTS, VARNISHES AND RELATED MATERIALS
ጭንቅ	56,898	20,545	35,998	MEDICINAL AND PHARMACEUTICAL PRODUCTS
ሌሎች ስነ-ምግባርና የጥቅም ዕቃዎች ምርት	-	-	-	ESSENTIAL OILS, AND ESSENCES
ጭንቅ	-	30	-	PERFUMERY AND COSMETICS
የጥቅም ዕቃዎች ምርት	17,273	354	-	SOAPS, CLEANSING AND POLISHING PREPARATIONS
ጭንቅ	171	4,663	400	CHEMICAL MATERIALS AND PRODUCTS n.e.s.
ጭንቅ	99,398	194,730	39,658	TOTAL
ክፍል 6. ስነ-ምግባርና የጥቅም ዕቃዎች ምርት				
SECTION 6. MANUFACTURED GOODS, CLASSIFIED CHIEFLY BY MATERIAL				
ጭንቅ	-	-	-	MATERIALS OF RUBBER
የጥቅም ዕቃዎች ምርት / ስነ-ምግባርና የጥቅም ዕቃዎች ምርት	345,668	152,430	37,483	ARTICLES OF RUBBER, n.e.s.
ጭንቅ	658	20	850	WOOD MANUFACTURES
	1970	1971	1972	COMMODITY

ሰለ ወጭ አገር ገንዘብ
EXTERNAL TRADE

ዝገባው አገገገና የወጭ ዕቃዎች የጋ በተወሰኑ ዕቃዎች የተደገበ
VALUE OF RE-EXPORTS, BY COMMODITY GROUP

ሠንጠረዥ ቢ.5 / የተወለ /

TABLE H.5 (Contd.)

በሊት/በር

IN ETH.S

የዕቃው ስም	1962/63	1963/64	1964/65	
ክፍል 6. በግብርና የተደገቡ ስፔሻላይዥን				SECTION 6. MANUFACTURED GOODS, CLASSIFIED CHIEFLY BY MATERIAL
የተሠሩ ዕቃዎች				
ወረቀትና የወረቀት ሰለጠን	100	-	4,321	PAPER AND PAPERBOARD
በወረቀት ገለገገ ወይም በወረቀት ሰለጠን የተሠሩ ዕቃዎች	-	130	1,982	ARTICLES MADE OF PAPER OR OF PAPERBOARD
የተረተሉ የጥጥ ስግግሮች	-	-	-	COTTON FABRICS, WOVEN
በጥጥ ለገ የተረተሉ ወርቃ ወርቅ ጥጥ ስግግሮች	-	-	354	TEXTILE FABRICS, WOVEN (NOT INCLUDING COTTON FABRICS)
በውሃ ወይም በስፍራ ስግግሮች ወርቃ ወርቅ የተሠሩ ዕቃዎች	50,996	19,300	-	MADE-UP ARTICLES, WHOLLY OR CHIEFLY OF TEXTILE MANUFACTURE, n.e.s.
የሽከለ መሥሪያ ዕቃዎችና የውስጥ መሰሪያ ዕቃዎች	1,700	-	-	CLAY CONSTRUCTION MATERIALS AND REFRACTORY CONSTRUCTION MATERIALS
መስተጥጥ	171	349	772	GLASS
በመስተጥጥ የተሠሩ ዕቃዎች	2,470	337	200	GLASSWARE
የሽከለ መሥሪያ	-	-	7,547	POTTERY
የሰረተ ልገና የሌላው መሥሪያ ሰረተ ሰረተ	-	-	-	RAILS AND RAILWAY TRACK CONSTRUCTION MATERIAL OF IRON OR STEEL
ወሰደ ስፍራ ሰረተ ሰረተ ቧንቧዎችና ተገባጣሚ ሰረተ ሰረተ	18,000	-	-	TUBES, PIPES AND FITTINGS OF IRON OR STEEL
ህሰና መሳሰ	-	5	-	COPPER AND BRASS
በረተ ገለገላዎች አገላለጽ ለሆኑ በገላ ተሳታፊ ስፍራ	-	-	-	SILVER PLATINUM AND OTHER METALS OF THE PLATINUM GROUP
በሌላ ስጋ ያልተለየ አላጣሪዎች	363	-	-	MISCELLANEOUS NON-FERROUS METALS ALUMINIUM
የሰጠ ደብዳቤ፣ ወዘተ ደብዳቤ፣ መሰሪያዎችና መገባዘን ደብዳቤ አገላለጽ ለሆኑ የሰጠ ሥራ መሣሪያዎች	-	-	165	HOUSE FRAMES, DOORS, WINDOWS AND FITTINGS, AND OTHER BUILDING REQUISITES
ለግብርና ለግንባታ የሚያገለገሉ ስፍራ የተሠሩ ደብዳቤ	59,233	16,195	1,665	METAL CONTAINERS FOR STORAGE AND TRANSPORT
በሽቦ የተገኘ /በአላስተራስ ለገ/ለላገር	1,900	-	-	WIRE PRODUCTS (EXCLUDING ELECTRIC) AND FENCING GRILLS
ለአይ ሥራ ወይም ለሌላ የሚጠቀሙ ለቶ ለቶ መሣሪያዎች	675	122,019	1,570	TOOLS FOR USE IN THE HAND OR IN MACHINES
ለመብረቅ ለመገባዘን የሚያገለገሉ መብረቅ ስፍራ የተሠሩ የሰጠ ዕቃዎች	3,240	5,245	-	CUTLERY
በሰረተ የተሠሩ የሰጠ ዕቃዎች	4,954	220	10,084	HOUSEHOLD EQUIPMENT OF BASE METALS
በሰረተ የተሠሩ ዕቃዎች/በሌላ ሥፍራ ያልተለየ ወይም	32,290	16,028	37,596	MANUFACTURES OF METAL, n.e.s.
ወይም	522,418	332,278	104,589	TOTAL
ክፍል 7. መሰሪያዎችና የተሰጠ ስፍራ መሣሪያዎች				SECTION 7. MACHINERY AND TRANSPORT EQUIPMENT
የገደል መሳሪያ መሳሪያዎች	-	5,520	47,065	POWER GENERATING MACHINERY
የአርባ ሥራ መሳሪያዎችና መሣሪያዎች	54,880	56,439	825,676	AGRICULTURAL MACHINERY AND IMPLEMENTS
የአርባ ተረክተር ለገገዎች ዕቃዎች	-	-	-	SPAREPARTS OF AGRICULTURAL TRACTORS
የሰር የአልረተ መሳሪያዎች	30,000	15,780	7,425	OFFICE MACHINES
የሰረተ ሰረተ ሥራ መሣሪያዎች	4,300	16,665	-	METALWORKING MACHINERY
	1970	1971	1972	COMMODITY

ዝግጅት አገደገና የጠቅ ዕቃዎች የጋ በጠቅባባይ ዕቃዎች የተደገበ
VALUE OF RE-EXPORTS, BY COMMODITY GROUP

ሠንጠረዥ ስ.5 / የጠቅ/

TABLE H.5 (Contd.)

በአተ/በር

IN ETH.S

የዕቃው ስም	1962/63	1963/64	1964/65	
ክፍል 7. ማሳሪያና የተፈገገ ስፔሻላይዥን				SECTION 7. MACHINERY AND TRANSPORT EQUIPMENT
የጨርቅ ጨርቅና የቀላ ማሳሪያ	2,505	3,630	7,902	TEXTILE LEATHER MACHINERY
ለልዩ ለገንዘብ ስፔሻላይዥን ማሳሪያ	406,103	78,053	23,666	MACHINERY FOR SPECIAL INDUSTRY
ማሳሪያና የሴት ዕቃዎች ስፔሻላይዥን	9,431	30,646	424,819	MACHINERY AND APPLIANCES (OTHER THAN ELECTRIC) AND MACHINERY PARTS n.e.s.
የሌሎች ስፔሻላይዥን	25,941	111,711	53,744	ELECTRICAL POWER MACHINERY
የቴሌኮሙኒኬሽን ማሳሪያ	120,630	23,959	56,509	TELECOMMUNICATION APPARATUS
የሴት ዕቃዎች ስፔሻላይዥን	17,772	9,391	785	DOMESTIC ELECTRICAL EQUIPMENT AND APPLIANCES
በሌሎች ስፔሻላይዥን	-	400	11,008	ELECTRO-MEDICAL AND X-RAY APPARATUS
ሌሎች የሌሎች ስፔሻላይዥን	24,425	2,101	63,469	OTHER ELECTRICAL MACHINERY AND APPARATUS
የጣሪክ ተሽከርካሪዎች	4,849	14,369	8,265	RAILWAY VEHICLES
የጎረቤት ተሽከርካሪ ስፔሻላይዥን	240,851	468,807	250,201	ROAD MOTOR VEHICLES
የጎረቤት ተሽከርካሪዎች ስፔሻላይዥን ሌሎች	360,199	125	46,255	ROAD VEHICLES OTHER THAN MOTOR VEHICLES
አየርፕላን	7,903,819	2,600,061	4,479,876	AIRCRAFT
ሳይንስና ሳይንስ ደረጃዎች	13,974	14,230	33,085	SHIPS AND BOATS
ጠቅ	9,228,935	3,449,887	6,339,750	TOTAL
ክፍል 8. ሌሎች ስፔሻላይዥን የተደገበ				SECTION 8. MISCELLANEOUS MANUFACTURED ARTICLES
ሌሎች ስፔሻላይዥን	4,823	2,366	-	SANITARY, PLUMBING, HEATING AND LIGHTING, FIXTURES AND FITTINGS
የሴት ዕቃዎች	1,495	50	152	FURNITURE
የሌሎች ስፔሻላይዥን	3,783	4,598	2,518	TRAVEL GOODS, HAND BAGS AND SIMILAR ARTICLES
በጎ ስፔሻላይዥን	90,754	69,979	10,518	CLOTHING OF COTTON, SILK, WOOL AND ARTIFICIAL SILK (INCLUDING KNITTED OR CROCHETED CLOTHING)
ሌሎች ስፔሻላይዥን	150	230	-	FOOTWEAR (EXCLUDING HEELS AND SOLES)
የሳይንስና ሳይንስ ስፔሻላይዥን	616,068	211,819	303,207	SCIENTIFIC AND PROFESSIONAL INSTRUMENTS
የፍተራና የሴንት ሳይንስ ስፔሻላይዥን	-	50	-	PHOTOGRAPHIC AND CINIMATOGRAPHIC SUPPLIES
የሌሎች ስፔሻላይዥን	10,308	33,681	78,512	WATCHES AND CLOCKS
የሌሎች ስፔሻላይዥን	41,972	13,260	36,077	MUSICAL INSTRUMENTS, SOUND RECORDERS AND REPRODUCERS AND PORTS AND ACCESSORIES THERE OF
አጠቃላይ ስፔሻላይዥን	120,255	47,394	106,802	PRINTED MATTER
በሌሎች ስፔሻላይዥን	5,558	2,174	10	ARTICLES OF ARTIFICIAL PLASTIC MATERIAL n.e.s.
አጠቃላይ ስፔሻላይዥን	12,655	725	1,192	PERAMBULATORS, TOYS, GAMES AND SPORTING GOODS
	1970	1971	1972	COMMODITY

ገቢው ለገደገና የወጡ ዕቃዎች ዋጋ በተደገገው ዕቃዎች የተደረገ
VALUE OF RE-EXPORTS, BY COMMODITY GROUP

ሠንጠረዥ ቢ.5/የጥቅም/ TABLE H, 5 (Contd.)

በሊት/በር IN ETH.\$

የዕቃው ስም	1962/63	1963/64	1964/65	
ክፍል 8. ሌሎች ለማጠቃለያ የተሠሩ ዕቃዎች				SECTION 8. MISCELLANEOUS MANUFACTURED ARTICLES
የጽሕፈት ሰነድ የጽሕፈት ጽደብ ዕቃዎች	1,373	8	-	OFFICE AND STATIONERY SUPPLIES, n.e.s.
የቤት ጥበብ ሥራዎች ጥገታ-ደንበኞች ዕቃዎችና የጽሕፈት ሰነድ ስብሰባዎች ይጨምራል	860	-	850	WORKS OF ART, COLLECTORS' PIECES AND ANTIQUES (INCLUDING STAMPS OF PHILATELIC INTEREST)
ገባገጠው የወርቅ የብር ሥራዎች	2,301	-	30,145	JEWELLERY AND GOLDSMITHS' AND SILVERSMITHS' WARES
ከፋብሪካ የተሠሩ ዕቃዎች፣ በዚህ ወቅት በሌላ ሥፍራ ያልተሰለጠኑ	2,329	-	-	MANUFACTURED ARTICLES, n.e.s.
ጠቅላይ	914,684	386,334	569,983	TOTAL
ክፍል 9. በዓይነት ተለይተው ያልተሰለጠኑ ዕቃዎች				SECTION 9. COMMODITIES NOT CLASSIFIED ACCORDING TO KIND
ዓይነት የሌለው ያልተለየ ሌላ የገንዘብ ሽያጭ	47,733	86,864	23,374	SPECIAL TRANSACTIONS
የብር ጭነት ያደገው የደብዳቤ	6,578	6,869	18,006	FIREARMS AND AMMUNITION
የገንዘብ ገንዘብ / ከወርቅ ያልሆነ / በሌላ ያልተደገገ	81,229	-	-	COIN (OTHER THAN GOLD COIN) NOT BEING LEGAL TENDER
ጠቅላይ	135,540	93,733	41,380	TOTAL
ገቢው የወጡ ዕቃዎች ጠቅላይ	11,267,088	4,473,269	7,116,300	TOTAL RE-EXPORT
	1970	1972	1972	COMMODITY

ከገንዘብ ጥበቃ የጥገታ ጥናት ጽ/ቤት ጋር የተገኘ
Source: Customs Head Office, Ministry of Finance.

የገቢ ገንዘብ ዕቃዎች በሰጠው ዓይነት ጥራት
END-USE CLASSIFICATION OF IMPORTS*

ሠንጠረዥ ቢ.6 TABLE II.6

በሚሊዮን የሊት ብር IN ES MILLION

የዕቃው ስም	1962/63		1963/64		1964/65		
	የዕቃው ዋጋ	ከመቶ	የዕቃው ዋጋ	ከመቶ	የዕቃው ዋጋ	ከመቶ	
ያልተጠናቀቀ ዕቃዎች	14.3	3.3	19.7	4.2	19.0	4.4	RAW MATERIAL
በከፊል የተዘጋጁ ዕቃዎች	84.3	19.6	88.8	18.9	72.1	16.6	SEMI-FINISHED GOODS
ነጻ	33.7	7.9	44.3	9.4	36.2	8.3	FUEL
ጠቅላይ ዕቃዎች የተሰጠው ጥገታ ጭነት	142.3	33.2	159.9	34.1	167.5	38.4	MACHINERY & TRANSPORT EQUIPMENT
ሌሎች ያልሆኑ ዕቃዎች	64.0	14.9	64.2	13.7	62.6	14.4	DURABLE CONSUMER GOODS
ሌሎች ዕቃዎች	88.4	20.6	88.4	18.8	75.1	17.2	NON-DURABLE CONSUMER GOODS
ጭገብ	35.4	8.2	32.2	6.9	21.6	4.9	FOOD
ሌሎች ዕቃዎች ከጭገብ ሌላ	53.0	12.4	56.2	11.9	53.5	12.3	GOODS OTHER THAN FOOD
ሌሎች	2.1	0.5	4.2	0.9	3.1	0.7	MISCELLANEOUS ITEMS
ጠቅላይ	429.1	100.0	469.5	100.0	435.6	100.0	TOTAL
	VALUE	%	VALUE	%	VALUE	%	
	1970		1971		1972		

* የዓመት መጨረሻ ታህሳስ 30 ቀን ድረስ ያለው ገቢ
*Year ending 10 January

የገቢ ገንዶ ዐገ ዋጋና ከወጣት ለገር የዳይገደ
VALUE OF IMPORTS, BY COUNTRY OF ORIGIN

ሠገጠርክ ሸ.7

TABLE H.7

በሺህ የሊተ/በር

ES'000

የወጣት ለገር	1962/63	1963/64	1964/65	
<u>አፍሪካ</u>	12,956	10,843	14,619	<u>AFRICA</u>
ቢያ	6,246	5,108	5,901	KENYA
ሱዳን	826	1,192	1,366	SUDAN
ታንዛንያ	337	419	746	TANZANIA
ሌሎች	5,547	4,124	6,606	OTHERS
<u>አሜሪካ</u>	37,902	44,293	41,922	<u>AMERICA</u>
ዩናይትድ ስቴትስ	35,885	43,429	39,934	UNITED STATES
ሌሎች	2,017	864	1,988	OTHERS
<u>አሰያ</u>	129,936	146,319	134,556	<u>ASIA</u>
ጃፓን	63,610	69,268	66,176	JAPAN
ሲን	25,950	30,811	25,687	IRAN
ህንድ	7,552	7,294	6,485	INDIA
ቻይና / ሻን ለገዳ/	6,468	5,612	7,120	CHINA (MAIN LAND)
ሳውዲ አረቢያ	792	2,233	389	SAUDI ARABIA
ሀንገ ኮንግ	4,292	4,185	3,193	HONG KONG
እስራኤል	8,144	8,864	8,055	ISRAEL
ሰይሎን	1,591	1,907	2,366	CEYLON
ፓክስታን	965	647	1,498	PAKISTAN
ሌሎች	10,572	15,498	13,587	OTHERS
<u>አሮፊ</u>	238,885	256,675	242,368	<u>EUROPE</u>
አጣሊያ	72,628	75,785	71,303	ITALY
ጆርጅን ደርመን	58,886	51,906	46,539	GERMANY, FED.R.
አንገላንድ	32,035	44,034	41,171	UNITED KINGDOM
ፈረንሳይ	12,267	14,854	16,452	FRANCE
ሀላንድ	10,901	12,323	10,555	NETHERLANDS
ቸክላንድ	9,093	6,995	11,781	CZECHOSLOVAKIA
የደቡብ አሜሪካ	841	2,801	1,034	YUGOSLAVIA
ቤልጅጅ	4,959	5,061	4,851	BELGIAM
ስዊድን	10,273	8,004	7,698	SWEDEN
ስዊስሮላንድ	6,050	11,335	7,662	SWITZERLAND
አስትሪያ	2,709	3,121	4,135	AUSTRIA
የተባበረው የሰሜን አሜሪካ	3,766	4,912	4,439	U.S.S.R.
ደንማርክ	4,614	5,265	4,922	DENMARK
ሀንገሪ	1,531	2,171	1,672	HUNGARY
ኖርዌይ	2,253	2,012	2,443	NORWAY
ፖላንድ	1,868	1,445	1,673	POLAND
ሌሎች	4,211	4,651	4,038	OTHERS
<u>አሽያ</u>	8,563	9,427	1,781	<u>OCEANIA</u>
አገሩ ያልተሰየመ	838	1,998	357	NOT REPORTED
<u>የገቢ ዐገገግ ድምር</u>	429,080	469,555	435,603	<u>TOTAL IMPORTS</u>
	1970	1971	1972	<u>COUNTRY OF ORIGIN</u>

ከገንዘብ ዲፕሎማሲ የጥናትና የጥቅም ጽ/ቤት የተገኘ
Source: Customs Head Office, Ministry of Finance

የወጪ ገቢ ተቆልቦ የወጣ የገንዶ ዕቃ የጋ በተላከበት ለገር የዲግራሞች
VALUE OF EXPORTS AND RE-EXPORTS BY COUNTRY OF DESTINATION

ሠንጠረዥ ዝ.8

TABLE H.8

በጊህ የሊት/ባር ዩ.ዲ.ግ.ግ.

ዕቃው የሚደርሰበት ለገር	1962/63	1963/64	1964/65	
<u>አፍሪካ</u>	19,772	24,034	29,972	<u>AFRICA</u>
ጅቡቲ	15,589	19,685	22,560	AFARS AND ISSAS
ሶዳን	668	160	1,389	SUDAN
የተሳታፊት የአረብ ሪፐብሊክ	462	431	535	UNITED ARAB REPUBLIC
ሌሎች	3,053	3,758	5,488	OTHERS
<u>አሜሪካ</u>	149,086	137,999	137,155	<u>AMERICA</u>
ዩ.ዲ.ግ.ግ. በተከተለ	149,019	137,906	136,119	UNITED STATES
ሌሎች	67	93	1,036	OTHERS
<u>አስያ</u>	59,236	63,954	90,828	<u>ASIA</u>
ደቡብ ሃይማን	4,933	3,970	5,533	SOUTHERN YEMEN
ባህራ ስራይን	16,665	20,172	22,454	SAUDI ARABIA
ጃፓን	16,614	18,713	26,799	JAPAN
ሴይሎን	4,837	6,253	7,507	CEYLON
አሜሪካ	5,609	4,550	8,605	ISRAEL
ሊባኖስ	3,683	2,936	2,678	LEBANON
ሌሎች	6,895	7,360	17,251	OTHERS
<u>አውሮፓ</u>	77,342	87,767	128,553	<u>EUROPE</u>
አሳሪያ	18,991	16,560	31,903	ITALY
አገላለጽ	5,817	6,905	10,756	UNITED KINGDOM
ዮግዚቫንያ	1,730	1,990	6,880	YUGOSLAVIA
ዎራሊን ደርጃ	22,257	24,807	28,246	GERMANY, FED.R.
ኔዘርላንድስ	3,950	8,594	8,949	NETHERLANDS
ፈረንሳይ	6,618	7,817	11,581	FRANCE
ገሪክ	4,433	4,382	6,602	GREECE
ኖርዌይ	1,185	746	1,301	NORWAY
የተሳታፊት የብሪታንያ ግብር	1,023	6,823	7,003	U.S.S.R.
ስዊድን	4,142	1,385	2,214	SWEDEN
ስዊዘርላንድ	1,735	1,666	1,479	SWITZERLAND
ቤልጅጅ	1,157	1,379	1,328	BELEGIUM
ሌሎች	4,304	4,713	10,311	OTHERS
<u>አሽያ</u>	47	19	419	<u>OCEANIA</u>
አገራ ያልተለየ	406	242	334	NOT REPORTED
የወጪ ገቢ ተቆልቦ ለገንዶ የወጡ ዕቃዎች ደምር	305,889	314,015	387,260	TOTAL EXPORTS AND RE-EXPORTS
	1970	1971	1972	COUNTRY OF DESTINATION

በገንዘብ ግብር የገቢ ሪፖርት ላይ የተደገገ
Source: Customs Head Office, Ministry of Finance.

አገላገይ የገቢ ዕቃዎችን የጋ ከየዳግ አገር የሚያገባ
VALUE OF MAJOR COMMODITIES OF IMPORTS BY COUNTRY OF ORIGIN

ሠገጠረዥ ስ.9

TABLE H.9

በጊህ የሊተ/በር

ES'000

የዳግ አገር	1962/63	1963/64	1964/65	
<u>ተሽከርካሪ ጭነት ጭነት</u>	43,846	51,672	58,222	<u>ROAD MOTOR VEHICLES AND PARTS</u>
ሊባኒያ	15,469	22,211	23,822	ITALY
ዎሪስ ደርጃ	10,464	9,119	9,544	W. GERMANY
አገላለጽ	3,371	4,633	4,816	UNITED KINGDOM
ረረገሃይ	3,069	3,191	3,476	FRANCE
ዩናይትድ ስቴትስ	6,864	5,547	8,186	UNITED STATES
የተሰጠረው ስፐላት ሀብረት	53	221	663	U.S.S.R.
ጃፓን	3,331	3,545	4,370	JAPAN
ሌሎች	1,225	3,205	3,345	OTHERS
<u>የተሰጠ ጭነት</u>	14,849	43,486	35,697	<u>PETROLEUM AND PRODUCTS</u>
ሊባኒያ	7,879	30,734	25,560	IRAN
ዩናይትድ ስቴትስ	695	1,053	2,497	UNITED STATES
ባሕር አረብያ	33	2,041	243	SAUDI ARABIA
ሊባኒያ	1,626	2,210	2,093	ITALY
ደቡብ ሃይማኖት	1,317	2,009	1,953	SOUTHERN YEMEN
አገላለጽ	1,970	2,048	1,213	UNITED KINGDOM
ሌሎች	1,329	3,391	2,138	OTHERS
<u>ለልዩ ልዩ አገላለጽ የሚያገለግሉ</u>	16,540	21,653	15,702	<u>MACHINES FOR SPECIAL INDUSTRIES</u>
ረረገሃይ	144	67	127	FRANCE
ሊባኒያ	2,554	2,760	1,784	ITALY
ዎሪስ ደርጃ	4,019	2,519	2,515	W. GERMANY
ዩናይትድ ስቴትስ	5,676	10,618	4,910	UNITED STATES
አገላለጽ	475	1,163	1,283	UNITED KINGDOM
ኒዘርላንድ	283	1,678	2,748	NETHERLANDS
ደንማርክ	698	1,129	1,037	DENMARK
ስዊድን	1,778	737	170	SWEDEN
ጃፓን	499	345	144	JAPAN
ዩግዎስላቪያ	54	63	1	YUGOSLAVIA
ህንድ	24	4	12	INDIA
ሌሎች	336	568	971	OTHERS
<u>የሊበት ዕቃዎች</u>	16,111	17,770	17,986	<u>RUBBER ARTICLES N.E.S.</u>
ጃፓን	9,760	12,642	12,040	JAPAN
አገላለጽ	1,508	1,652	1,236	UNITED KINGDOM
ሊባኒያ	809	713	760	ITALY
ዎሪስ ደርጃ	381	326	279	W. GERMANY
ኢሳራኤል	805	401	553	ISRAEL
ዩናይትድ ስቴትስ	932	256	491	UNITED STATES
ረረገሃይ	439	493	646	FRANCE
ጅና / ማላላያ	396	42	426	CHINA MAINLAND
ሌሎች	1,081	1,245	1,555	OTHERS
	1970	1971	1972	COUNTRY OF ORIGIN

በሌ ወጭ ለገር ገንዘብ
EXTERNAL TRADE

አገላለጽ የገቢ ዕቃዎችን የገባ በድምር ለገር የሚገባዎት
VALUE OF MAJOR COMMODITIES OF IMPORTS BY COUNTRY OF ORIGIN

ሠንጠረዥ ዝ.9 / የተጠለ/ TABLE H.9 (Contd.) በጊዜ የላት/ባር ES'000

የድምር ለገር	1962/63	1963/64	1964/65	
<u>ልብስ</u>	12,177	7,905	7,419	<u>CLOTHING</u>
ገድፍ / ግን ላገድ	1,816	843	448	CHINA (MAIN LAND)
ጃፓን	2,054	1,192	1,352	JAPAN
ሀንገ ኮንግ	1,133	954	895	HONG KONG
ዎሪስ ደርዎን	451	301	344	WEST GERMANY
ሕንድ	736	530	599	INDIA
ኢጣልያ	1,057	908	1,054	ITALY
ፖላንድ	422	370	146	POLAND
ቸዘሎቫኪያ	292	169	213	CZECHOSLOVAKIA
አገገላዝ	418	521	456	UNITED KINGDOM
ኢሜራሊስ	945	396	153	ISRAEL
ሀንጋሪ	347	355	510	HUNGARY
ዩናይትድ ስቴትስ	100	104	131	UNITED STATES
ደቡብ ኮሪያ	996	113	326	KOREA SOUTH
ሌሎች	1,410	1,149	792	OTHERS
	1970	1971	1972	COUNTRY OF ORIGIN

አገላለጽ የወጭ ገንዘብ ዕቃዎችን ለገር በተላከበት ለገር የሚገለጹት
VALUE OF MAJOR COMMODITIES OF EXPORTS BY COUNTRY OF DESTINATION

ሠንጠረዥ ዝ.10 TABLE H.10 በጊዜ የላት/ባር ES'000

ዕቃው የሚደርስበት ለገር	1962/63	1963/64	1964/65	
<u>ቡና</u>	181,264	175,163	182,535	<u>COFFEE</u>
ዩናይትድ ስቴትስ	142,319	131,141	127,385	UNITED STATES
ዎሪስ ደርዎን	8,036	10,171	13,847	WEST GERMANY
ኢጣልያ	2,448	2,889	3,650	ITALY
ሻዊዲያ አረብያ	5,943	8,631	6,529	SAUDI ARABIA
ጃፓን	2,850	2,373	5,615	JAPAN
ፈረንሳይ	2,133	3,493	3,724	FRANCE
ኖርዌይ	1,176	730	1,285	NORWAY
ስዊድን	3,433	144	587	SWEDEN
ሩሲያ	-	3,823	-	U.S.S.R.
ገድፍ / ግን ላገድ/	1,048	997	3,629	CHINA (MAINLAND)
ሌሎች	11,878	10,771	16,284	OTHERS
<u>የላፍ ለብ ያልተለፈ</u>	24,465	25,728	47,590	<u>HIDES & SKINS UNDRRESSED</u>
አገገላዝ	4,049	3,807	6,462	UNITED KINGDOM
ኢጣልያ	9,121	6,915	16,810	ITALY
	1970	1971	1972	COUNTRY OF DESTINATION

አገላገል የገንዘብ ዕቃ የገንዘብ ባለቤቶች አገር የገንዘብ ለክፍል
VALUE OF MAJOR COMMODITIES OF EXPORTS BY COUNTRY OF DESTINATION

ሠንጠረዥ ስ.10/የጭለ/ TABLE II.10 (Contd.)

በሺህ የሊት/ባር

ES'000

የዕቃው የግድር ባለቤት አገር	1962/63	1963/64	1964/65	
<u>ቆይታ ለጭ ያልተለፈ / የጭለ/</u>				<u>HIDES & SKINS UNDRESSED</u> (CONTD.)
ዳይገጥም ባለቤት	1,708	2,084	3,262	UNITED STATES
ፈረንሳይ	1,476	1,502	3,399	FRANCE
ምዕራብ ጀርመን	2,343	1,712	1,801	WEST GERMANY
ሩሲያ	242	1,104	3	U.S.S.R.
ገሪክ	435	379	1,720	GREECE
ሊባኖስ	376	1,010	1,182	LEBANON
አረብ	449	334	106	IRAN
ሌሎች	4,266	6,881	12,845	OTHERS
<u>የቆይታ ለጭ</u>	28,353	32,064	51,704	<u>OIL SEEDS</u>
ዳይገጥም ባለቤት	1,958	1,064	692	UNITED STATES
አዛልያ	1,128	2,091	3,138	ITALY
ጃፓን	11,000	12,091	16,817	JAPAN
ገሪክ	2,678	2,959	3,120	GREECE
ደቡብ ሃይማን	2,327	1,357	1,342	SOUTHERN YEMEN
አገገላዝ	373	451	1,155	UNITED KINGDOM
ሊባኖስ	506	1,421	723	LEBANON
ሰውያን ሳሊንያ	1,787	3,529	2,904	SAUDI ARABIA
ምዕራብ ጀርመን	848	647	831	WEST GERMANY
አሜሪካ	2,009	1,805	2,438	ISRAEL
ሩሲያ	695	1,363	6,310	U.S.S.R.
ሌሎች	3,044	3,286	12,234	OTHERS
<u>ተኮብ ወይም የተዘጋጁ አትክልቶች</u>	17,984	25,146	30,044	<u>VEGETABLES, FRESH, FROZEN</u>
ምዕራብ ጀርመን	4,705	7,008	5,662	WEST GERMANY
የአፋርና ሲባ ገዛት	1,042	1,480	1,349	TERRITORY OF AFARS AND ISSAS
አዛልያ	160	243	164	ITALY
ሲላን	4,305	5,712	6,877	CEYLON
ሰውያን ሳሊንያ	2,061	2,648	3,449	SAUDI ARABIA
አገገላዝ	563	1,209	1,930	UNITED KINGDOM
ፈረንሳይ	968	1,071	1,899	FRANCE
ጃፓን	1,003	936	743	JAPAN
ደቡብ ሃይማን	476	156	149	SOUTHERN YEMEN
ሱዳን	265	6	1,040	SUDAN
አሜሪካ	117	303	557	ISRAEL
ሊባኖስ	300	193	260	LEBANON
ዳር ሳሊንያ	172	506	456	JORDAN
ሌሎች	1,847	3,765	5,509	OTHERS
	1970	1971	1972	COUNTRY OF DESTINATION

በገንዘብ ግብርና የግብርና ቢሮ ግብርና ሥራ ላይ የተገኘ
Source: Customs Head Office, Ministry of Finance

ለገቢ ገንዘብ ስራ የተጠቀሱ የግብር ስራ ስርዓት ለገቢ ገንዘብ ስራ የሚያገቡ
IMPORT FOREIGN EXCHANGE PERMITS UTILISED BY TYPE OF COMMODITY

ሠንጠረዥ ስ.11 /ሀ/

TABLE H.11 (a)

በገቢ የሰጠ/በር

ES'000

የዓመት ዓይነት	1960/61	1961/62	1962/63	
የግብር ስራ	20,495	20,021	34,662	<u>FOOD</u>
ለግብር	1,296	299	322	<u>FOOTWEAR</u>
ለቤት ዕቃዎች	8,289	7,443	8,066	<u>HOUSEHOLD GOODS</u>
ለአገልግሎት ወይንም ለሌሎች ስራዎች				<u>INDUSTRIAL PRODUCTS AND SUPPLIES</u>
ለአሰጣጥ ስራዎች	14,913	13,467	14,894	ELECTRICAL MATERIALS
ለአገልግሎት ስራዎች ወይንም ለግብር	50,296	54,696	60,802	MACHINERY AND TOOLS
ለሚገለጹ ስራዎች ለአሰጣጥ ስራዎች ወይንም ለሌሎች ስራዎች	7,980	8,627	5,804	MINERALS, FUELS, LUBRICANTS AND RELATED MATERIALS
ለገቢ ገንዘብ ስራ ስርዓት ስራዎች የሰጠ ስራዎች	81,187	66,754	86,633	RAW MATERIALS, N.E.S. AND FINISHED AND SEMI-FINISHED PRODUCTS
ለተገባባይ ስራዎች ወይንም ለግብር ስራዎች የሰጠ ስራዎች	48,993	47,291	51,352	VEHICLES, SPARE PARTS FOR VEHICLES, TYRES AND TUBES
ለወይንም ለግብር ስራዎች ወይንም ለግብር	9,713	11,291	14,078	MEDICINES, MEDICAL AND DENTAL EQUIPMENT
ለግብር ስራዎች ወይንም ለግብር ስራዎች	6,557	6,817	6,409	STATIONERY, BOOKS AND PERIODICALS
ለግብር ስራዎች	20,352	17,692	18,680	BUILDING MATERIALS
ለግብር ስራዎች ወይንም ለግብር ስራዎች				<u>TEXTILE AND TEXTILE PRODUCTS</u>
ለግብር ስራዎች	318	105	128	BLANKETS
ለግብር ስራዎች	5,137	6,420	6,264	COTTON, RAW
ለግብር ስራዎች ስራ	6,366	5,665	6,134	COTTON YARN AND THREAD
ለግብር ስራዎች	264	165	252	DRILL KHAKI
ለግብር ስራዎች	21	8	3	DRILL, WHITE
ለግብር ስራዎች	818	259	702	GUNNY BAGS
ለግብር ስራዎች ስራ ስራ ስራዎች	11,440	12,848	12,021	HABERDASHERY
ስራ ስራ ስራዎች	1,235	1,192	1,599	RAYON GOODS
ለአገልግሎት ስራዎች ስራ ስራ ስራዎች	2,544	2,700	2,280	SHIRTING, SHEETING AND POPLIN
ለግብር ስራዎች	1,523	1,110	1,002	WOOLLEN SUITING
በሌሎች ስራዎች ስራ ስራ ስራዎች	2,017	1,502	1,517	WOOLLEN, N.E.S.
በሌሎች ስራዎች ስራ ስራ ስራዎች	3,758	4,570	5,588	TEXTILES, N.E.S.
ለሌሎች ስራዎች	30,808	32,117	37,330	OTHERS
ለገቢ ስራዎች የተጠቀሱ ስራዎች	326,320	323,069	376,522	TOTAL PERMITS
	1968	1969	1970	COMMODITY

ለገቢ ገንዶ ጭራያ የተሰጠ የወጭ ለገር ጥገዛ ፈቃድ በዕቃዎች ላይ የሚያገኙ
IMPORT FOREIGN EXCHANGE PERMITS UTILISED BY TYPE OF COMMODITY

ሠንጠረዥ ስ. 11/ሀ/ TABLE H.11 (a)

በጊዜ የላተ/በር ES'000

የዕቃዎች ላይ የተገኘ	1963/64	1964/65	
ጥገና የሚጠበቅ ከባድ ተክል	29,726	16,711	FOOD AND LIVE ANIMALS
ጭጭሮችና ተጠቃሚ	6,762	8,857	BEVERAGES AND TOBACCO
ለጥገና የሚጠበቅ ያልተሰጠ ተክል ዕቃዎች ከሌሎች በስተቀር	19,266	14,115	CRUDE MATERIALS, INEDIBLE EXCEPT FUELS
ከጥገና የሚጠበቅ የሚጠቀሙ ጥገና ለሌሎች ዘይታችና ተባባሪ ነገሮች	32,481	31,848	MINERAL FUELS, LUBRICANTS AND RELATED MATERIALS
የአገላለጽ የላተክል ተክል ዘይታችና ሰጠ	2,296	2,257	ANIMAL AND VEGETABLE OILS AND FAT
ከጥገና ላይ ከሌሎች የተሠሩ	55,110	48,755	CHEMICAL ELEMENTS AND COMPOUNDS
በጥገና ነገሮች የተዘጋጁ በፋብሪካ የተሠሩ ዕቃዎች	100,856	90,022	MANUFACTURED GOODS CLASSIFIED CHIEFLY BY MATERIAL
ጭጭሮችና የተፈገገሯት ጭጭሮች	130,301	123,977	MACHINERY AND TRANSPORT EQUIPMENT
ለጥገና ላይ የፋብሪካ ሥራዎች	32,235	31,990	MISCELLANEOUS MANUFACTURED ARTICLES
በጥገና ነገሮች ተለይተው ያልተሰጡ ዕቃዎች	2,889	1,856	COMMODITIES NOT CLASSIFIED ACCORDING TO KIND
ጭጭሮች	411,922	370,388	TOTAL
	1971	1972	COMMODITY GROUP SECTION

በገቢ ወጪ ለገር ገንዘብ
EXTERNAL TRADE

ለውጭ ገንዘብ ተፈትሶ የተሰጠው የውጭ ለገር ምዝገባ በየዓመቱ ላይ ነት
EXPORT FOREIGN EXCHANGE PERMITS ISSUED, BY TYPE OF COMMODITY

ሠንጠረዥ 11/ለ/

TABLE H.11 (b)

በሺህ የሊት/ብር

ES'000

የዓመቱ ላይ ነት	1962/63	1963/64	1964/65	
<u>ለእርስ በእርስ ለውጭ ለውጭ ወጪ ተገቢ</u>				<u>PRODUCTS OF AGRICULTURE, FORESTRY,</u>
				<u>AND WILD LIFE</u>
ለባዎ	1,577	1,731	1,277	BEESWAX
ለእህል	805	529	471	CEREALS
ለጃት	2,672	3,291	4,385	CHAT
ለዝባዬ	947	992	1,044	CIVET
ለጃፍ	194,372	190,320	199,321	COFFEE
ለእገጃገል	206	145	256	EGGS
ለሌላ ሌላ የምግብ ላይ ነቱ በዘርዘር ያሉ	4,223	8,245	10,163	FOODSTUFFS, N.E.S.
ለእተከለተሩ ለፍሬፍሬያቸው	7,483	9,398	9,067	FRUITS AND VEGETABLES
ለቀጥ	6,730	6,896	19,132	HIDES
ለጃ ከባቸው	2,189	3,533	4,651	LIVESTOCK
ለቀባት እህሎቹ	23,320	35,841	52,092	OIL SEEDS
ለጥሬጥሬ	21,206	30,465	34,168	PULSES
ለፍ የሌላ ቀጥ	10,471	13,428	19,113	SKINS OF GOATS
ለባገ ቀጥ	11,387	9,657	19,485	SKINS OF SHEEP
በሌላ ቦታ ያልተከለከተ ቀጥያቸው	1,330	1,227	1,860	SKINS, N.E.S.
ጅምር	297,918	315,698	376,485	TOTAL
<u>ለእገጃገል ወጪ ተገቢ</u>				<u>MANUFACTURED PRODUCTS</u>
የምግብ ላይ ነቱ በሌላ ቦታ ያልተከለከተ	6,180	6,429	11,196	FOOD PRODUCTS, N.E.S.
ለዘይት ጥጥጥ	5,204	7,823	8,748	OIL CAKES
ለነጻይ	3,668	4,669	3,678	FUEL
ለባር	3,846	4,829	10,320	SUGAR
ጅምር	14,898	23,750	33,942	TOTAL
<u>ለግራፍት</u>				<u>MINERALS</u>
ለጃጃ	1,283	1,617	1,189	SALT
ለሌላ ሌላ	17,952	10,416	9,601	MISCELLANEOUS
በጃጃጃጃ የተፈተሙ ጅምር	336,051	351,481	421,217	TOTAL PERMITS
	1970	1971	1972	COMMODITY

ከባርደ ሲገቡ የውጭ ለገር ምዝገባ ጽ/ቤት ከፍላጎት የተገኘ
Source: Exchange Control Office, National Bank.

ወደ ወጭ የተላከ ለውጥ የብር ቦታ
ANNUAL EXPORT QUOTAS OF COFFEE

ሠንጠረዥ ሸ.12

TABLE H.12

በጊህ ተገቢ '000 TONS

	1962	1963	1964	
ብራዚል	1,139.8	1,077.0	1,139.2	BRAZIL
ቡሩንዲ	15.6	18.0	21.2	BURUNDI
ቦሎምቢያ	381.2	360.3	407.2	COLOMBIA
ቦንጉ / ዲ.ሪ./	62.0	76.7	74.0	CONGO (D.R.)
ቦስታቦን	59.9	56.6	57.1	COSTARICA
ዶሚካካን ሬፐብሊክ	28.3	86.8	27.0	DOMINICAN R.
ኢኳዶር	40.9	38.6	39.0	ECUADOR
ኤሌሳቫዶር	101.9	96.2	98.7	ELSALVADOR
ኢትዮጵያ	81.4	76.9	81.3	ETHIOPIA
ጊቲማላ	98.0	92.5	93.5	GUATEMALA
ሁይቲ	26.7	25.2	25.5	HAITI
ዎንዳራስ	23.1	21.9	22.1	HONDURAS
ህንድ	23.0	21.8	22.0	INDIA
ሲንጋፖር	73.9	75.7	77.3	INDONESIA
ኪንያ	46.8	44.3	50.0	KENYA
ሜክሲኮ	45.9	90.6	91.4	MEXICO
ናይናርግዋ	30.0	28.3	28.6	NICARAGUA
ሶማሊያ	298.9	305.8	312.4	OMACAF
ፔሩ	40.3	38.1	38.4	PERU
ፖርቱጋል	151.2	154.9	158.0	PORTUGAL
ሩዋንዳ	13.0	13.0	13.7	RWANDA
ታንዛኒያ	38.1	36.0	40.7	TANZANIA
ዩጋንዳ	129.6	132.7	135.4	UGANDA
ቨንዚዌላ	17.3	21.4	22.6	VENZUELA
ሌሎች	43.8	40.9	43.2	OTHERS
ጠቅላይ	3,060.6	2,970.2	3,119.5	TOTAL
	1969/70	1970/71	1971/72	

* ለባለ ያለ ነበሩ ለገርቻ

*Non-member countries

በ1964 ዓ.ም በጎላ የተደረገ የብር ቦታ ለውጥ የለም

Coffee quota agreements have not been made since 1971/72

በኢትዮጵያ ስር ወ/ቤት ከአስተባባሪነት ክፍል የተገኘ

Source: National Coffee Board of Ethiopia, Statistics Section

ጠቅላላው የሀገር ውስጥ ሀብት ውጤት በገቢያ ዋጋ: በገሥ ነገሥት ገዛት ውስጥ የተሠረተን ዕቃዎችና የተረጎሙትን ገልጋሎቶች በገቢያ ዋጋ የሚያጠቃልሉ ሲሆን የባንክ ገቢ ለተጠቃሚ አይደለም ለሌሎች ስለሆነ የሌሎች ዘላ ደገፍ የገቢና የጠቅላላ የላይ ዕቃ ወዲያቸው ጠቅላላው የሀገር ውስጥ ባንክ ከጠቅላላ በዕቃዎችና በገልጋሎቶች ገንዘብ ያለው የሌለው ጥቅም ላይ ሳይውል ለሌሎች ለተጠቃሚ አይደለም ለሌሎች ያስገኛሉ።

ጠቅላላው የሀገር ውስጥ ሀብት ውጤት በተሠራበት ዋጋ: ይህ ውጤት የሚገኘው በገቢያ ዋጋ ከተጠቃሚ ውጤት ላይ የተኖረ ያለሁኑ የረገፍ ተገቢው የጠቅላላ ዕቃዎች / ለጠቃሚ / ነው።

ጠቅላላው የሀገር ሀብት ውጤት በገቢያ ዋጋ: የሌላ የላይ ዘገባ በሀገር ውስጥ ሀብት በወደ ሀገር የሚረከቡትን ዕቃዎችና የረገፍ ተገቢውን ገልጋሎቶች በገቢያ ዋጋ የሚያጠቃልሉ ሲሆን የባንክ ገቢ ለተጠቃሚ አይደለም ለሌሎች ስለሆነ የሌሎች ዘላ ደገፍ የገቢና የጠቅላላ የላይ ዕቃ ወዲያቸው ጠቅላላው የሀገር ውስጥ ሀብት ውጤት ጋር የሚያያይዙ ስለሆኑ ለሌሎች የተገኘውን የተጠቃሚ የሥራ ገቢ ለሌሎች ነው።

ከሌሎች ሀገሮች የተገኘ የተጠቃሚ የሥራ ገቢ: ለገደ ወለድና ተርና የጠቃሚ ለሌሎች የሥራ ገቢዎች ለሌሎች የተጠቃሚ ለገደ ለሌሎች ሀገሮች ወደ የተደረገውን በጥቅም ላይ የተገኘ ሂሳብ ነው።

ዓለቱ ለሁኑ ዕቃዎች ገለጻ ወደ: ለቤተሰብ ወይም ለገልጋሪዎች ተቀጥሎ የሌሎች ዕቃዎችና ገልጋሎቶች ጠቅላላ ዋጋ ሲሆን በሰጠው ወለድ ከወይ ለገር የጠቃሚ ዕቃዎች የተጠቃሚ ዋጋን ይጨምራል። ከወረደው ከሌሎች በተጨማሪ ጥገናውንም ለቤተሰብ ተቀጥሎ የሌሎች ዕቃዎችና ገልጋሎቶች ያጠቃሚ ላል።

ዓለቱ ለሁኑ ዕቃዎች የጠቃሚ ወደ: ለጠቃሚ ተቀጥሎ የሌሎች ዕቃዎችና ገልጋሎቶችን ጠቅላላ ዋጋ ይገልጻል፤ ይህም የሠራተኞችን ደመወዝና ለሌሎች የገዛቸውን ዕቃዎች ዋጋ ሲያጠቃሚ ለ ጠቃሚ ለ ገንዘብ ገን ተጠቃሚ ያደርጋል። የተዘጋጀ ወዲያቸው ለሌሎች ለሌሎች የተጠቃሚ የጠቃሚ ሂሳብ በዚህ ለገደ ውስጥ ለይገቡ።

ጠቅላላ የጥገና ጥገና የባንክ ከጠቃሚ: ቤተሰባቸው ደርድሮችና ለገደ ጠቃሚ የገዛቸው ወይም የሠራተኞችን ዓለቱ ያለሁኑ ገቢ ለተጠቃሚ ዋጋ ይገልጻል። ለዚህም ገቢ ለተጠቃሚ ለገደ ወረደው ለገደ፤ የረገፍ ተገቢውን የተጠቃሚ የጠቃሚ ሂሳብ ነው።

SECTION I. NATIONAL ACCOUNTS

The first attempt in the compilation of National Accounts of Ethiopia was in 1952 GCY by the state Bank of Ethiopia. Later four such attempts were made by the Planning Board and the Bank. But for none of those series could proper documentation be obtained giving explanations for the concepts and methodology used.

In 1964 GCY by the instruction of the Inter-Ministerial Committee of Statisticians, the Central Statistical Office undertook the responsibility to compile the National Accounts, and in the same year produced provisional estimates for the period 1961-1963. Since then the basic concepts and methodology have been gradually improved and the old series have been revised and brought up-to-date.

In principle, in the measurement of national accounts three basic approaches may be applied depending upon the available statistics, i.e. production, income and expenditure approaches. (i) The production approach takes production as the total value of goods and services originating in the various industries which make up the economy. (ii) the income approach considers production as the sum of the incomes received by those producing these goods and services, and (iii) the expenditure approach takes the total expenditure incurred by the residents of the country in their consumption of goods and services.

In Ethiopia's National Accounts the production approach has been mainly used but the expenditure approach is applied in the case of Public Administration, Defence, Education, Medical and Health services. The Income approach is hardly used except in some service sectors such as domestic services. The total value of goods and services thus arrived at has been given according to the industry producing them. But no breakdown by type of factor income has been attempted. In the expenditure side of Ethiopia's National Accounts private expenditure is arrived at as a residual.

Since the reference period for I.E.G. FYPs is the Ethiopian Fiscal year (E.F.Y.) in order to facilitate the monitoring and evaluation of plan implementation it has been decided to change the reference period of national accounts data from G.C.Y. to E.F.Y. Accordingly all national accounts tables except the Rest of The World Account have been compiled in terms of the E.F.Y.

The concepts and definitions of major aggregates used in the National Accounts are given below:

Gross Domestic Product (GDP) at Market Prices is the market value of the goods and services, produced within the territory of Ethiopia, before any allowance is made for the consumption of fixed capital. It is equal to the sum of consumption expenditure by private consumers and government gross domestic capital formation, and net export of goods and services.

Gross Domestic Product (GDP) at Factor cost is less from Gross Domestic Product at market prices by the amount equal to the difference between indirect taxes and subsidies.

Gross National Product (GNP) at Market Prices is the market value of goods and services before deduction of provision for the consumption of fixed capital, attributable to the factors of production supplied by the residents of Ethiopia. It is equal to the sum of consumption expenditure and gross domestic capital formation, and net export of goods and services plus net factor income received from abroad. It differs from the Gross Domestic Product at Market Prices by the amount of net factor income from abroad.

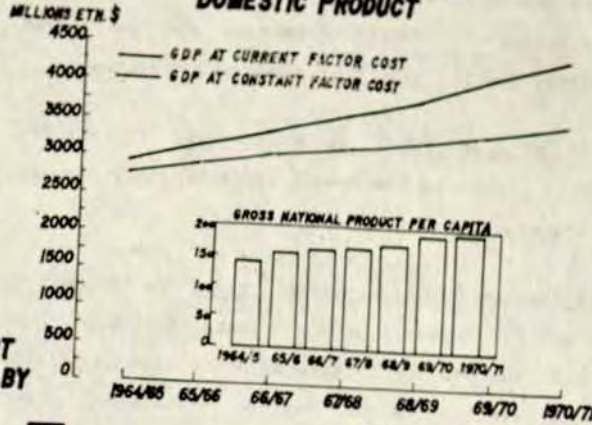
Net Factor Income from Abroad is excess of factor incomes (interest, dividends, profits, etc.) paid abroad over factor incomes received from abroad.

Private Consumption Expenditure is the value of goods and services (purchased or self-produced) consumed by households and private non-profit institutions plus the net value of gifts in kind received from abroad. It includes consumption of goods, whatever their durability, with the exception of land and building which are included in capital expenditure.

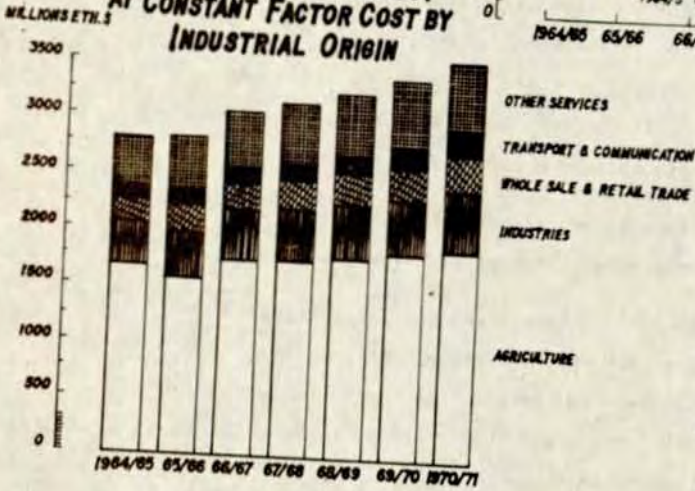
Government Consumption Expenditure represents the current expenditure on goods and services by central and municipal governments. It comprises compensation of employees, purchases by government from local enterprises and from abroad, less sales by government of goods and services. Government consumption expenditure excludes transfer payments, interest paid by government and subsidies.

Gross fixed Capital Formation includes the value of the purchases and own account construction of fixed assets (land, civil construction and works, machinery and equipment) by enterprises, households, private non-profit institutions and government.


THE MOVEMENT OF GROSS DOMESTIC PRODUCT



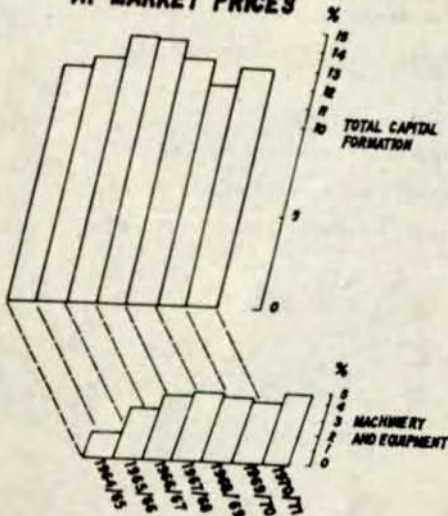
GROSS DOMESTIC PRODUCT AT CONSTANT FACTOR COST BY INDUSTRIAL ORIGIN



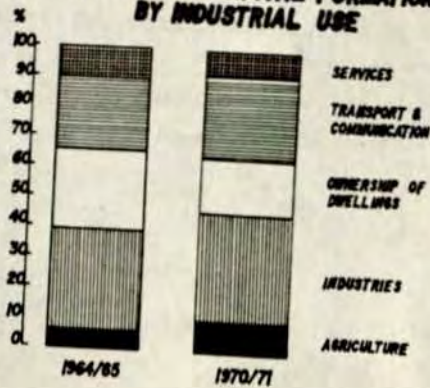
EXPENDITURE ON GROSS NATIONAL PRODUCT AT MARKET PRICE



GROSS DOMESTIC CAPITAL FORMATION AS PERCENT OF GROSS NATIONAL PRODUCT AT MARKET PRICES



GROSS FIXED CAPITAL FORMATION BY INDUSTRIAL USE



ገቢ ታዲያ ስርዓት ስርዓት
NATIONAL ACCOUNTS

የስርዓት ስርዓት ስርዓት
SUMMARY OF NATIONAL ACCOUNTS STATISTICS

ሠንጠረዥ 1.1

TABLE I.1

በግሌጽ የሰነድ/ባር

ETH. \$ MILLION ..

	1957	1958	1959	1960	1961	1962	1963	
1. ጠቅላላ የስርዓት ስርዓት ስርዓት በግሌጽ የሰነድ	2,945.3	3,167.6	3,376.7	3,591.6	3,805.0	4,161.3	4,406.8	1. GROSS DOMESTIC PRODUCT AT CURRENT FACTOR COST
2. ስለሌላ ስርዓት የተገኘ ገቢ	-17.3	-10.4	-11.4	-17.6	-25.6	-19.9	-19.4	2. NET INCOME FROM ABROAD
3. ጠቅላላ የስርዓት ስርዓት ስርዓት በግሌጽ የሰነድ /1+2/	2,928.0	3,157.2	3,365.3	3,574.0	3,779.4	4,141.4	4,387.5	3. GROSS NATIONAL PRODUCT AT FACTOR COST (1+2)
4. የተገኘ ገቢ የሌለው	203.3	223.3	232.3	235.9	236.7	287.6	301.5	4. INDIRECT TAXES (NET OF SUBSIDIES)
5. ጠቅላላ የስርዓት ስርዓት ስርዓት በግሌጽ የሰነድ /3+4/	3,131.3	3,380.5	3,597.6	3,809.9	4,016.1	4,429.0	4,689.0	5. GROSS NATIONAL PRODUCT AT MARKET PRICES (3+4)
6. ጠቅላላ የግብርና የግብርና ስርዓት ስርዓት በግሌጽ የሰነድ	387.1	439.4	508.3	533.2	523.5	516.5	593.3	6. GROSS FIXED CAPITAL FORMATION
በዘመን የሰነድ የግብርና ስርዓት ስርዓት	273.8	304.5	361.9	362.8	355.5	344.5	373.3	LAND, BUILDING AND WORKS
የግብርና የግብርና ስርዓት ስርዓት	113.3	134.9	146.4	170.4	168.0	172.0	220.0	MACHINERY AND TRANSPORT EQUIPMENT
7. የሰነድ ስርዓት ስርዓት /የሰነድ ስርዓት ስርዓት/	10.7	10.9	11.1	11.1	11.2	11.3	11.5	7. INCREASE IN STOCKS (LIVE STOCK ONLY)
8. ጠቅላላ የግብርና ስርዓት ስርዓት /6+7/	397.8	450.3	519.4	544.3	534.7	527.8	604.8	8. GROSS DOMESTIC CAPITAL FORMATION (6+7)
9. ጠቅላላ የግብርና ስርዓት ስርዓት ስርዓት ስርዓት ስርዓት /በግሌጽ የሰነድ/	12.7	13.3	14.4	14.3	13.3	11.9	12.9	9. GROSS DOMESTIC CAPITAL FORMATION AS PERCENT OF GROSS NATIONAL PRODUCT AT MARKET PRICES
10. የስርዓት ስርዓት ስርዓት ስርዓት ስርዓት /በግሌጽ የሰነድ ስርዓት ስርዓት/	143.1	151.4	158.0	164.0	169.3	183.3	190.8	10. GROSS NATIONAL PRODUCT'S PER CENTAGE OF GROSS NATIONAL PRODUCT AT MARKET PRICES
11. የ1953/4 ስርዓት ስርዓት ስርዓት ስርዓት	104.8	106.6	110.7	114.3	116.8	122.5	124.2	11. IMPLICIT PRICE INDEX
12. የስርዓት ስርዓት ስርዓት ስርዓት ስርዓት ስርዓት	6.8	3.9	4.5	3.0	3.7	4.3	4.5	12. ANNUAL RATE OF GROWTH IN REAL GROSS DOMESTIC PRODUCT AT 1961 PRICES (WITH PREVIOUS YEAR AS 100)
	1964/5	1965/6	1966/7	1967/8	1968/9	1969/70	1970/1	

የግብርና ገቢዎች ሰነድ
NATIONAL ACCOUNTS

የግብርና ገቢዎች ሰነድ - የአሁን ደብዳቤ
CENTRAL GOVERNMENT REVENUE AND EXPENDITURE - CURRENT ACCOUNT

TABLE I.4 (a)

በግብርና ገቢዎች ሰነድ

ETH. \$ MILLION

	1957	1958	1959	1960	1961	1962	1963	
ገቢ								RECEIPTS
1. የግብርና ገቢዎች ሰነድ	22.0	24.7	32.2	31.6	39.9	26.2	24.7	1. INCOME FROM PROPERTY AND ENTREPRENEURSHIP
2. የግብርና ገቢዎች ሰነድ / ተጠቃሚ	6.3	7.0	7.5	8.5	8.0	12.8	14.4	2. LESS: INTEREST ON PUBLIC DEBT
3. የግብርና ገቢዎች ሰነድ	206.4	226.8	236.4	238.2	239.4	277.2	291.1	3. INDIRECT TAXES
4. የግብርና ገቢዎች ሰነድ	59.1	63.2	77.1	76.6	97.7	102.3	121.8	4. DIRECT TAXES
5. የግብርና ገቢዎች ሰነድ	3.0	3.3	3.6	4.0	5.6	5.3	6.0	5. CONTRIBUTIONS TO PENSIONS FUND
6. የግብርና ገቢዎች ሰነድ	83.6	100.6	86.3	78.0	74.0	73.9	80.6	6. CURRENT TRANSFERS FROM THE REST OF THE WORLD
7. የግብርና ገቢዎች ሰነድ	6.5	8.3	7.9	9.2	9.7	10.0	12.5	7. OTHER CURRENT TRANSFERS
የግብርና ገቢዎች ሰነድ	374.3	419.9	436.0	429.1	458.3	482.1	522.3	TOTAL CURRENT REVENUE
ጭነት								EXPENDITURE
8. የግብርና ገቢዎች ሰነድ	324.1	364.0	371.1	391.5	399.4	430.4	447.0	8. CONSUMPTION EXPENDITURE
U/ የግብርና ገቢዎች ሰነድ	226.7	243.7	270.8	278.0	287.2	321.3	334.0	a) CIVIL
1. የግብርና ገቢዎች ሰነድ	153.3	158.9	178.5	180.1	187.9	201.6	206.5	I CENTRAL ADMINISTRATION
2. የግብርና ገቢዎች ሰነድ	50.3	60.6	66.0	70.9	73.6	83.9	93.2	II EDUCATION AND RESEARCH
3. የግብርና ገቢዎች ሰነድ	23.1	24.2	26.3	27.0	25.7	35.8	34.3	III HEALTH SERVICES
ለ/ የግብርና ገቢዎች ሰነድ	97.4	120.3	100.3	113.5	112.2	109.1	113.0	b) DEFENCE
9. የግብርና ገቢዎች ሰነድ	3.1	3.5	4.1	2.3	2.7	0.6	0.8	9. SUBSIDIES
10. የግብርና ገቢዎች ሰነድ	7.7	7.3	9.1	10.8	12.8	26.6	27.0	10. CURRENT DOMESTIC TRANSFERS
U/ የግብርና ገቢዎች ሰነድ	1.7	2.2	1.3	1.3	1.6	2.2	2.2	a) EDUCATION & RESEARCH
ለ/ የግብርና ገቢዎች ሰነድ	0.3	0.3	0.3	0.3	0.3	0.3	0.3	b) HEALTH
ጸ/ የግብርና ገቢዎች ሰነድ	5.7	4.8	6.8	7.1	8.7	19.0	20.6	c) PENSIONS EXPENDITURE
ጸ/ የግብርና ገቢዎች ሰነድ	-	-	0.7	2.1	2.2	5.1	3.9	d) OTHER
11. የግብርና ገቢዎች ሰነድ	2.3	1.7	1.4	1.0	0.9	1.5	1.7	11. CURRENT TRANSFERS TO THE REST OF THE WORLD
12. የግብርና ገቢዎች ሰነድ	-	-	-	-	-	-	-	12. CURRENT TRANSFERS TO NON-CENTRAL GOVERNMENT AGENCIES
13. የግብርና ገቢዎች ሰነድ	-	-	-	-	-	-	-	13. OTHER EXPENDITURE
የግብርና ገቢዎች ሰነድ	337.2	376.5	385.7	405.6	415.8	459.1	476.5	TOTAL CURRENT EXPENDITURE
የግብርና ገቢዎች ሰነድ	37.1	43.4	50.3	23.5	42.5	23.0	45.8	SAVING (CURRENT SURPLUS)
	1964/5	1965/6	1966/7	1967/8	1968/9	1969/70	1970/1	

ዓመታዊ የሀገር ሀብት
NATIONAL ACCOUNTS

ወጪዎች የገቢያት የገቢ
CENTRAL GOVERNMENT: CAPITAL ACCOUNT

ሠንጠረዥ ተ.4 /ለ/

TABLE 1.4 (b)

በሺሊዮን የአቶ/ባር

ETH. \$ MILLION

	1957	1958	1959	1960	1961	1962	1963	
ገቢ								RECEIPTS
1. ተፈሪ ይገባ	37.1	43.4	50.3	23.5	42.5	23.0	45.8	1. SAVING (CURRENT SURPLUS)
2. የዕድገት ለገር ባር	10.7	38.4	27.5	26.1	23.6	48.3	51.0	2. EXTERNAL BORROWING
3. በሌሎች ለገር ባር የተዘጋጀ ገቢ	4.3	4.1	5.6	9.5	11.2	14.1	12.8	3. CAPITAL TRANSFERS FROM THE REST OF THE WORLD
4. የለገር ዕቃዎች ባር	2.0	0.1	1.0	11.7	3.8	3.0	2.0	4. INTERNAL BORROWING
ሀ/ ከሌገጥ ገቢ	-	0.1	-	0.2	0.1	-	-	a) REALIZATION OF STATE ASSETS
ለ/ ከተገባው ገቢ	-	-	-	-	-	-	-	b) ISSUE OF COINS
ጸ/ ከሌገጥ ገቢ ለገር ገቢ	2.0	-	1.0	11.5	3.5	3.0	2.0	c) SALE OF GOVERNMENT BONDS
5. ሌሎች ገቢዎች	-	-	-	7.9	4.3	1.5	1.2	5. OTHER EXTRAORDINARY REVENUE (UNSPECIFIED)
6. የሌገጥ ገቢዎች	2.9	4.3	7.5	9.3	13.2	6.7	11.0	6. TREASURY BILLS, ETC.
7. የተፈሪ ገቢ ለገር ገቢ ለገር ገቢ	8.0	4.6	14.7	6.0	10.5	9.8	-1.7	7. NET CHANGE IN CASH BALANCES (INCREASE "-")
8. ሌሎች ገቢዎች	-6.2	-7.8	-10.8	12.6	-4.8	-1.2	9.8	8. BALANCING ITEM
ጸ/ሌላ የገቢ ገቢ /1-8/	58.8	87.1	95.8	106.6	104.1	105.2	131.9	TOTAL RECEIPTS (1 - 8)
ጭነት								EXPENDITURE
9. ሌገጥ ገቢ ገቢ	10.7	4.4	17.9	25.6	28.2	21.0	21.0	9. REPAYMENT OF PRINCIPAL OF PUBLIC DEBT
10. ሌገጥ ገቢ ገቢ ገቢ	23.7	39.1	43.9	43.4	26.8	8.9	11.9	10. CAPITAL TRANSFER TO OR INVESTMENT IN PUBLIC CORPORATIONS
ሀ/ ሌገጥ ገቢ ገቢ ገቢ	17.2	25.7	29.2	22.5	14.7	1.1	1.2	a) ROAD AND OTHER TRANSPORT
ለ/ ሌገጥ ገቢ ገቢ ገቢ	6.5	24.8	14.7	13.0	7.5	7.8	8.6	b) MANUFACTURING INDUSTRY
ጸ/ ሌገጥ ገቢ ገቢ ገቢ	-	8.6	-	7.9	4.6	-	2.1	c) OTHER
11. የተፈሪ ገቢ ገቢ ገቢ	21.1	16.5	23.2	35.5	44.9	65.2	85.6	11. DIRECT CAPITAL EXPENDITURE
ሀ/ ሌገጥ ገቢ ገቢ ገቢ	3.1	3.9	6.7	10.1	8.5	4.6	12.6	a) AGRICULTURE
ለ/ ሌገጥ ገቢ ገቢ ገቢ	1.6	0.7	1.2	1.4	1.7	0.4	0.5	b) MINING
ጸ/ ሌገጥ ገቢ ገቢ ገቢ	4.2	1.3	2.3	1.6	0.2	35.9	53.7	c) TRANSPORT & COMMUNICATIONS
ሀ/ ሌገጥ ገቢ ገቢ ገቢ	4.4	4.7	7.1	11.0	27.1	17.8	11.8	d) EDUCATION, HEALTH AND COMMUNITY DEVELOPMENT
ለ/ ሌገጥ ገቢ ገቢ ገቢ	5.2	2.4	3.2	4.0	1.9	0.8	1.4	e) PUBLIC BUILDINGS
ጸ/ ሌገጥ ገቢ ገቢ ገቢ	2.6	4.5	2.7	7.4	5.5	5.7	5.6	f) OTHER
12. ሌገጥ ገቢ ገቢ ገቢ ገቢ	-	-	-	-	0.2	-	-	12. LOANS TO PUBLIC CORPORATIONS
13. ሌገጥ ገቢ ገቢ ገቢ ገቢ	3.3	6.3	10.0	2.0	4.0	10.1	13.4	13. SUBSCRIPTION TO CAPITAL OF FINANCIAL INSTITUTIONS
ሀ/ ሌገጥ ገቢ ገቢ ገቢ ገቢ	2.3	1.8	9.6	2.0	3.0	8.1	-	a) INVESTMENT BANK OF ETHIOPIA
ለ/ ሌገጥ ገቢ ገቢ ገቢ ገቢ	1.0	1.0	-	-	1.0	2.0	-	b) DEVELOPMENT BANK
ጸ/ ሌገጥ ገቢ ገቢ ገቢ ገቢ	-	3.5	0.4	-	-	-	13.4	c) AFRICAN DEVELOPMENT BANK
14. ሌገጥ ገቢ ገቢ ገቢ ገቢ	-	0.8	0.8	0.1	-	-	-	14. OTHERS
ጸ/ሌላ የገቢ ገቢ ገቢ	58.8	87.1	95.8	106.6	104.1	105.2	131.9	TOTAL CAPITAL EXPENDITURE
	1964/5	1965/6	1966/7	1967/8	1968/9	1969/70	1970/1	

ጠቅላይ የግብርና ስርዓት የሀገር ወጪ ስርዓት በሥራ አፈጻጸም ስርዓት ላይ የተከፈለ
GROSS DOMESTIC FIXED CAPITAL FORMATION, BY INDUSTRIES AND TYPE OF ASSETS

ወራሪዎች ተ.5	TABLE I.5							በግብርና ስርዓት	ETH. \$ MILLION
	1957	1958	1959	1960	1961	1962	1963		
ጠቅላይ የግብርና ስርዓት								TOTAL GROSS FIXED CAPITAL FORMATION	
ሌሎች ስርዓት								MONETARY INVESTMENT	
ሌሎች ስርዓት	295.6	347.8	415.5	438.8	426.7	415.2	490.0	AGRICULTURE	
ሌሎች ስርዓት	15.8	22.4	24.1	31.1	26.6	31.7	51.9	MINING & QUARRYING	
ሌሎች ስርዓት	26.3	20.0	19.7	19.0	19.6	11.4	12.6	MANUFACTURING	
ሌሎች ስርዓት	51.7	57.4	71.1	86.3	91.1	96.9	113.3	BUILDING & CONSTRUCTION	
ሌሎች ስርዓት	0.5	0.4	0.5	0.4	0.2	-	-	ELECTRICITY	
ሌሎች ስርዓት	22.4	35.9	39.9	29.0	21.2	28.4	47.1	TRANSPORT, COMMUNICATION, DISTRIBUTION	
ሌሎች ስርዓት	73.2	98.9	111.7	128.5	112.9	106.2	137.8	OWNERSHIP OF DWELLINGS	
ሌሎች ስርዓት	75.1	71.8	87.8	97.4	101.4	95.5	88.2	PUBLIC ADMINISTRATION & DEFENCE	
ሌሎች ስርዓት	7.0	12.5	12.0	12.3	9.0	6.3	6.0	EDUCATIONAL SERVICES	
ሌሎች ስርዓት	1.4	3.0	11.5	12.1	19.9	10.8	7.0	MEDICAL & HEALTH SERVICES	
ሌሎች ስርዓት	4.7	3.0	16.4	6.3	11.9	2.7	1.9	OTHER SERVICE INDUSTRIES	
ሌሎች ስርዓት	17.7	22.5	20.8	16.4	12.9	25.3	24.2	INVESTMENT IN KIND	
ሌሎች ስርዓት	91.3	91.6	92.8	94.4	96.8	101.3	103.3	TOTAL	
ሌሎች ስርዓት	387.1	439.4	508.3	553.2	523.5	516.5	593.3		
ሌሎች ስርዓት ለሥራ								LAND, BUILDING AND WORKS	
ሌሎች ስርዓት	182.3	212.9	269.1	268.4	258.7	243.2	270.0	MONETARY INVESTMENT	
ሌሎች ስርዓት	6.4	11.2	13.0	20.2	14.5	4.1	6.2	AGRICULTURE	
ሌሎች ስርዓት	21.4	15.5	14.5	12.5	10.1	1.2	1.4	MINING & QUARRYING	
ሌሎች ስርዓት	27.0	29.9	39.9	43.7	47.5	45.2	47.9	MANUFACTURING	
ሌሎች ስርዓት	0.5	0.4	0.5	0.4	0.2	-	-	BUILDING & CONSTRUCTION	
ሌሎች ስርዓት	12.9	23.7	26.7	17.0	11.0	17.4	35.7	ELECTRICITY	
ሌሎች ስርዓት	25.3	36.0	40.9	42.3	29.2	44.7	64.7	TRANSPORT, COMMUNICATION, DISTRIBUTION	
ሌሎች ስርዓት	75.1	71.8	87.8	97.4	101.4	95.5	88.2	OWNERSHIP OF DWELLINGS	
ሌሎች ስርዓት	7.0	12.5	12.0	12.3	9.0	6.3	6.0	PUBLIC ADMINISTRATION & DEFENCE	
ሌሎች ስርዓት	1.4	3.0	11.5	12.1	19.9	10.8	7.0	EDUCATIONAL SERVICES	
ሌሎች ስርዓት	4.7	3.0	16.4	6.3	11.9	2.7	1.9	MEDICAL & HEALTH SERVICES	
ሌሎች ስርዓት	0.8	5.9	5.9	4.2	4.0	15.3	11.0	OTHER SERVICE INDUSTRIES	
ሌሎች ስርዓት	91.3	91.6	92.8	94.4	96.8	101.3	103.3	INVESTMENT IN KIND	
ሌሎች ስርዓት	273.8	304.5	361.9	362.8	355.5	344.5	373.3	TOTAL	
ሌሎች ስርዓት የሥራ ስርዓት								MACHINERY AND EQUIPMENT	
ሌሎች ስርዓት	113.3	134.9	146.4	170.4	168.0	172.0	220.0	MONETARY INVESTMENT	
ሌሎች ስርዓት	9.4	11.2	11.1	10.9	12.1	27.6	45.7	AGRICULTURE	
ሌሎች ስርዓት	4.9	4.5	5.2	6.5	9.5	10.2	11.2	MINING & QUARRYING	
ሌሎች ስርዓት	24.7	27.5	31.2	42.6	43.6	51.7	65.4	MANUFACTURING	
ሌሎች ስርዓት	9.5	12.2	13.2	12.0	10.2	11.0	11.4	ELECTRICITY	
ሌሎች ስርዓት	47.9	62.9	70.8	86.2	83.7	61.5	73.1	TRANSPORT, COMMUNICATION, DISTRIBUTION	
ሌሎች ስርዓት	16.9	16.6	14.9	12.2	8.9	10.0	13.2	OTHER SERVICE INDUSTRIES	
	1964/5	1965/6	1966/7	1967/8	1968/9	1969/70	1970/1		

የግብርና ስብሰባ
NATIONAL ACCOUNTS

የግብርና ስብሰባ ጋር የተደረገው ስራ
REST OF THE WORLD ACCOUNT

ግንዛቤ ቁጥር 1.6

TABLE 1.6

በጊዜ ስራ የላት/በር ETH.\$ MILLION

	1958/9	1959/60	1960/1	1961/2	1962/3	1963/4	1964/5	
1. ስጦታ ገንዘብ ዕቃዎች ገልገሎት የተገኘ	397.8	376.5	427.4	442.5	450.7	475.4	568.4	I. EXPORTS OF GOODS AND NON-FACTOR SERVICES
1. ስጦታ ገንዘብ አስጠ ይደስ	280.7	257.3	274.9	300.8	307.3	315.1	385.3	1. EXPORTS F.O.B
2. ለግብርና ስራ ስለገለገሉት ወይ	1.0	-	2.5	3.0	3.7	4.0	3.6	2. FREIGHT & INSURANCE
3. ስራው የግንባታ ገንዘብ	36.5	44.7	50.5	50.9	55.6	56.2	62.4	3. OTHER TRANSPORT
4. ስራው የተገኘ ገንዘብ	9.8	8.7	14.3	14.7	15.8	19.7	23.0	4. TRAVEL
5. ለግብርና ስራ ስራ	38.6	37.8	36.9	39.4	37.4	42.7	50.8	5. GOVERNMENT N.E.S.
6. ስራው ገልገሎት	31.2	28.0	48.3	33.7	30.9	37.7	43.3	6. OTHER SERVICES
2. ስጦታ ስራ ስለገለገሉት የተገኘ ገንዘብ	10.9	10.4	10.5	12.8	16.3	11.7	8.2	II. INTEREST, DIVIDENDS AND PROFITS RECEIVED
3. ስራው ስራ ስራ የተዘጋጀ ገንዘብ	54.3	42.2	58.3	61.5	52.1	55.0	66.4	III. OTHER TRANSFER FROM THE REST OF THE WORLD
1. ስራው	21.8	14.3	20.9	24.1	23.5	26.8	32.2	1. TO HOUSEHOLDS
2. ለግብርና ስራ	32.5	27.9	37.4	37.4	28.6	28.2	34.2	2. TO GENERAL GOVERNMENT
4. ስራው ስራ ስራ ስራ ስራ ስራ	81.8	78.9	77.8	22.5	78.9	111.6	-19.7	IV. DEFICIT OF THE NATION ON CURRENT ACCOUNT
የገንዘብ ስራ ስራ ስራ ስራ	544.8	508.0	574.0	539.3	598.0	653.7	623.3	CURRENT RECEIPTS FROM ABROAD
5. ስራው ስራ ዕቃዎች ገልገሎት የተገኘ	496.6	454.7	512.1	472.7	530.4	580.3	545.1	V. IMPORTS OF GOODS AND NON-FACTOR SERVICES
1. ስራው ስራ አስጠ ይደስ	355.8	314.7	362.9	326.1	360.7	394.7	366.0	1. IMPORTS F.O.B.
2. ለግብርና ስራ ስለገለገሉት ወይ	48.6	43.1	69.5	62.1	68.4	75.0	69.6	2. FREIGHT AND INSURANCE
3. ስራው የግንባታ ገንዘብ	19.3	19.1	13.8	14.5	19.7	23.1	22.6	3. OTHER TRANSPORTATION
4. ስራው ወይ	18.8	15.8	14.9	16.9	18.8	18.3	18.2	4. TRAVEL
5. ለግብርና ስራ ስራ	25.4	27.8	27.3	25.0	21.1	18.6	21.0	5. GOVERNMENT N.E.S.
6. ስራው ስራ ስራ	28.7	34.2	23.7	28.1	41.7	50.6	47.7	6. OTHER SERVICES
6. ስጦታ ስራ ስለገለገሉት የተገኘ	23.6	26.9	33.0	33.0	35.5	40.9	52.4	VI. INTEREST, DIVIDENDS AND PROFITS PAID
7. ስራው ስራ ወይ የተዘጋጀ ወይ	24.6	26.4	28.9	33.6	32.1	32.5	25.8	VII. OTHER TRANSFERS TO THE REST OF THE WORLD
1. ስራው ስራ ስራ ስራ	21.5	24.4	26.9	31.6	30.1	31.2	25.8	1. FROM HOUSEHOLDS AND CORPORATIONS
2. ለግብርና ስራ	3.1	2.0	2.0	2.0	2.0	1.3	-	2. FROM GENERAL GOVERNMENT
የገንዘብ ስራ ስራ ስራ	544.8	508.0	574.0	539.3	598.0	653.7	623.3	DISPOSAL OF CURRENT RECEIPTS
8. የገንዘብ ስራ ስራ ስራ ስራ ስራ								VIII. FINANCING OF THE DEFICIT OF THE NATION ON CURRENT ACCOUNT
1. ስራው ስራ ስራ ስራ ስራ ስራ ስራ	-14.8	35.3	-7.8	-11.1	42.3	16.7	-86.0	1. NET DECREASE IN RESERVES AND OTHER EXTERNAL BALANCES (INCREASE "-")
2. ስራው ስራ የተገኘ የተገኘ ስራ	95.0	41.3	75.3	31.7	45.0	100.0	75.7	2. NET BORROWING FROM THE REST OF THE WORLD
ሀ/ ስራው ስራ ስራ ስራ ስራ ስራ	-7.4	9.8	0.4	-17.7	5.1	5.7	1.3	a) NET DECREASE IN ASSETS ABROAD (INCREASE "-")
ለ/ ስራው ስራ ስራ ስራ ስራ ስራ ስራ	102.4	31.5	74.9	49.4	39.9	94.3	74.4	b) NET INCREASE ON LIABILITIES TO THE REST OF THE WORLD
3. ስራው ስራ ስራ ስራ	1.6	2.3	10.3	1.9	-8.4	-5.1	-9.4	3. ERRORS AND OMISSIONS
4. ስራው ስራ ስራ ስራ	81.8	78.9	77.8	22.5	78.9	111.6	-19.7	4. TOTAL DEFICIT
	1966	1967	1968	1969	1970	1971	1972	

ገቢ ተጽዕኖ የሆነ ስርዓት ስርዓት / 1955 ዓ.ም በወሰደው ደረጃ ገንዘብ
GROSS DOMESTIC PRODUCT BY INDUSTRIAL ORIGIN AT CONSTANT FACTOR COST OF 1960/61

ሠንጠረዥ 1.7

TABLE 1.7

በሺህ ገንዘብ ስርዓት - በሺህ ሺህ ሺህ
BILION BIRR

	1957	1958	1959	1960	1961	1962	1963	
ጠቅላይ ገቢ	1670.3	1684.4	1739.2	1754.2	1791.4	1833.3	1870.3	AGRICULTURE
ገቢ	1588.0	1598.8	1647.8	1661.0	1694.5	1732.3	1765.9	AGRICULTURE
ገቢ	77.7	79.5	85.7	88.9	92.7	96.5	99.5	FORESTRY
ገቢ	1.3	1.6	1.5	1.3	1.2	1.3	1.3	HUNTING
ገቢ	3.3	4.5	4.2	3.0	3.0	3.2	3.6	FISHING
ገቢ ተጽዕኖ የሆነ ስርዓት	371.7	413.5	455.6	463.3	493.7	495.0	544.4	INDUSTRIES
ገቢ ተጽዕኖ የሆነ ስርዓት	7.6	9.1	8.9	8.3	6.6	6.5	6.5	MINING AND QUARRYING
ገቢ ተጽዕኖ የሆነ ስርዓት	72.0	83.4	94.4	103.2	114.1	125.2	142.9	MANUFACTURING
ገቢ ተጽዕኖ የሆነ ስርዓት	105.1	110.1	107.1	112.9	126.8	137.4	146.3	HANDICRAFT AND SMALL SCALE INDUSTRY
ገቢ ተጽዕኖ የሆነ ስርዓት	165.8	187.2	217.6	208.5	214.3	190.0	209.2	BUILDING AND CONSTRUCTIONS
ገቢ ተጽዕኖ የሆነ ስርዓት	21.2	23.7	27.6	30.4	31.9	35.9	39.5	ELECTRICITY AND WATER
ገቢ ተጽዕኖ የሆነ ስርዓት	212.6	226.6	228.0	256.5	270.8	296.6	311.7	WHOLESALE AND RETAIL TRADE
ገቢ ተጽዕኖ የሆነ ስርዓት	116.9	127.6	134.1	141.9	144.6	187.6	208.1	TRANSPORT AND COMMUNICATION
ገቢ ተጽዕኖ የሆነ ስርዓት	436.4	465.5	493.0	525.4	557.8	584.7	614.9	OTHER SERVICES
ገቢ ተጽዕኖ የሆነ ስርዓት	27.4	30.7	29.5	32.2	36.0	39.5	44.6	BANKING, INSURANCE AND REAL ESTATE
ገቢ ተጽዕኖ የሆነ ስርዓት	141.0	148.2	155.3	166.0	176.0	182.2	186.0	PUBLIC ADMINISTRATION AND DEFENCE
ገቢ ተጽዕኖ የሆነ ስርዓት	117.8	122.6	127.6	132.8	138.4	144.3	150.5	OWNERSHIP OF DWELLINGS
ገቢ ተጽዕኖ የሆነ ስርዓት	31.8	36.0	44.6	49.1	56.6	61.0	65.7	EDUCATIONAL SERVICES
ገቢ ተጽዕኖ የሆነ ስርዓት	20.8	21.4	23.5	25.0	22.4	24.2	26.3	MEDICAL AND HEALTH SERVICES
ገቢ ተጽዕኖ የሆነ ስርዓት	54.2	55.2	56.6	57.6	58.6	59.6	60.7	DOMESTIC SERVICES
ገቢ ተጽዕኖ የሆነ ስርዓት	43.4	51.4	55.9	62.7	69.8	73.9	81.1	OTHERS
ገቢ	2807.9	2917.6	3049.9	3141.3	3258.3	3397.2	3549.4	TOTAL
ገቢ ተጽዕኖ የሆነ ስርዓት								PERCENTAGE DISTRIBUTION
ገቢ	59.5	57.7	57.0	55.8	55.0	53.9	52.7	AGRICULTURE
ገቢ	56.6	54.8	54.0	52.9	52.0	51.0	49.8	AGRICULTURE
ገቢ	2.8	2.7	2.8	2.8	2.8	2.8	2.8	FORESTRY
ገቢ	-	-	-	-	-	-	-	HUNTING
ገቢ	0.1	0.2	0.1	0.1	0.1	0.1	0.1	FISHING
ገቢ ተጽዕኖ የሆነ ስርዓት	13.2	14.2	14.9	14.8	15.2	14.6	15.3	INDUSTRIES
ገቢ ተጽዕኖ የሆነ ስርዓት	0.3	0.3	0.3	0.3	0.2	0.2	0.2	MINING AND QUARRYING
ገቢ ተጽዕኖ የሆነ ስርዓት	2.6	2.9	3.1	3.3	3.5	3.7	4.0	MANUFACTURING
ገቢ ተጽዕኖ የሆነ ስርዓት	3.7	3.8	3.5	3.6	3.9	4.0	4.1	HANDICRAFT AND SMALL SCALE INDUSTRY
ገቢ ተጽዕኖ የሆነ ስርዓት	5.9	6.4	7.1	6.6	6.6	5.6	5.9	BUILDING AND CONSTRUCTIONS
ገቢ ተጽዕኖ የሆነ ስርዓት	0.7	0.8	0.9	1.0	1.0	1.1	1.1	ELECTRICITY AND WATER
ገቢ ተጽዕኖ የሆነ ስርዓት	7.6	7.8	7.5	8.2	8.3	8.7	8.8	WHOLESALE AND RETAIL TRADE
ገቢ ተጽዕኖ የሆነ ስርዓት	4.2	4.4	4.4	4.5	4.4	5.5	5.9	TRANSPORT AND COMMUNICATION
ገቢ ተጽዕኖ የሆነ ስርዓት	15.5	15.9	16.2	16.7	17.1	17.3	17.3	OTHER SERVICES
ገቢ ተጽዕኖ የሆነ ስርዓት	1.0	1.0	1.0	1.0	1.1	1.2	1.3	BANKING, INSURANCE AND REAL ESTATE
ገቢ ተጽዕኖ የሆነ ስርዓት	5.0	5.1	5.1	5.3	5.4	5.4	5.2	PUBLIC ADMINISTRATION AND DEFENCE
ገቢ ተጽዕኖ የሆነ ስርዓት	4.2	4.2	4.2	4.2	4.2	4.2	4.2	OWNERSHIP OF DWELLINGS
ገቢ ተጽዕኖ የሆነ ስርዓት	1.1	1.2	1.5	1.6	1.7	1.8	1.9	EDUCATIONAL SERVICES
ገቢ ተጽዕኖ የሆነ ስርዓት	0.7	0.7	0.8	0.8	0.7	0.7	0.7	MEDICAL AND HEALTH SERVICES
ገቢ ተጽዕኖ የሆነ ስርዓት	1.9	1.9	1.8	1.8	1.8	1.8	1.7	DOMESTIC SERVICES
ገቢ ተጽዕኖ የሆነ ስርዓት	1.6	1.8	1.6	2.0	2.2	2.2	2.3	OTHERS
ገቢ	100.0	100.0	100.0	100.0	100.0	100.0	100.0	TOTAL
	1964/5	1965/6	1966/7	1967/8	1968/9	1969/70	1970/1	

በኖል በ - የግንዛቤ ገንዘብ/ጠለብ ፋይናንስ/ የግንዛቤ ሠራተኛ ባዘት

በዚህ ክፍል የቀረቡት ሠገጠኞች ተከታታይ የግንዛቤ ገቢና ወጭ ያሙሉበታሉ።
በጽሑፍ ውስጥ በተከታታይ የተሰጡትን እባታዎችን በባደት ዓመት መሠረት የቀረበው ነው።
በሌላ ቀን አቅጣጫ የተዘጋጀው የገለጫ በገጽ XV ተሰጥቷል።

በሠገጠኞች በ.8 እና 9 የተሰጡትን በአካሉ አባባ የሚገኙትን የግንዛቤ ሠራተኛ ባዘት
ተና ይመዘኑ ነው። የጠባብያ ሚኒስቴርን፣ የሕዝብ ፀገታ ተባብሮ የፖለቲካ ኃይሎችን እንዲ
ሆኑ የሲታ ክህነትን አስተዳደር ጸ/ቤት አይወጡም። የአካሉ አባባ ማዘጋጀት ሲታ በቀረ
በው እባታዎችን ተሰጥቷል።

አረባቸውን ቸለው የሚረዱ ሌሎች ገባዊ አጋዥ ተቃራኒ የተሰጡት ናቸው።

- | | |
|-------------------------|-------------------------|
| የአካሉ አባባ ባገኘ፣ | የአሰጣጥ ስርዓት ኃይል ባላሰጠ፣ |
| የዋናው መደብ ቤት፣ | የአገልግሎት አድርጎ ሰጠ፣ |
| የአገልግሎት ገንዘብ ባገኘ፣ | የአወጣጥ ገንዘብ ባላሰጠ፣ |
| የአርባኛ የአገልግሎት ልዩነት ባገኘ፣ | የተለያዩ ህጎችን ገብቶ፣ |
| የተገኘው ኃይል ሥላሴ የሆነበት | * የተገኘው የፍጥነት |
| በጠራቱ ስተሪ | ተገኘው ኃይል ሥላሴ በገንዘብ ድርጅት |
| የአገልግሎት አሰጣጥ | የድር ገቢው ከገንዘብ |
| የአገልግሎት በጠራቱ ባገኘ | የባንክ ገቢው የፍጥነት ስተሪ |
| የአገልግሎት ዋና ገንዘብ ከገንዘብ | * ጠቅላይ ገቢ ቤት |

በጠቅላይ ገንዘብ ስተሪና በገንዘብ ድርጅቶች የደመወዝ መክፈት ለሰጠ መሠረት በእባታዎችን ጠቅላይ
ጸሐፊት ቤት የተዘጋጀ።

* በ1962 እና 1963 ዓ.ም ሠገጠኞች ውስጥ በታ የተሰጡት።

SECTION J. PUBLIC FINANCE AND EMPLOYMENT

This section presents tables relating to the revenues and expenditures of the Central Government.

The Ethiopian fiscal year is used. (See the note on the calendar, page XVI).

Tables J. 8 and 9. Data shown for the Central Government include figures on all employees paid by the head offices of the various Ministries and Government agencies in Addis Ababa. Excluding the employees of the Ministry of Defence, Police and Security Forces and the Ecclesiastical Office. However, the Municipality of Addis Ababa, has been included in these figures.

The autonomous authorities and private firms included are:-


Addis Ababa Bank	Electric Light and Power Authority,
Central Medical Stores,	Ethiopian Airlines
Commercial Bank of Ethiopia	Imperial Highway Authority,
Agro-Industrial Development Bank,	Telecommunications Board,
H.S.I. University	*Tobacco Monopoly
National Lottery	H.S.I. Foundation
Grain Corporation	Ethio-Franco Railway
National Bank of Ethiopia	National Coffee Board and
Mortgage Company of Ethiopia	*Department of Posts

The table is derived from Central Statistical Office calculations based on the payroll records of the Central Treasury, Ministry of Finance, and on the payroll records of the autonomous Authorities.


*included in the 1970 and 1971 total only.

CENTRAL GOVERNMENT REVENUE AND EXPENDITURE

REVENUE
DOMESTIC
FOREIGN

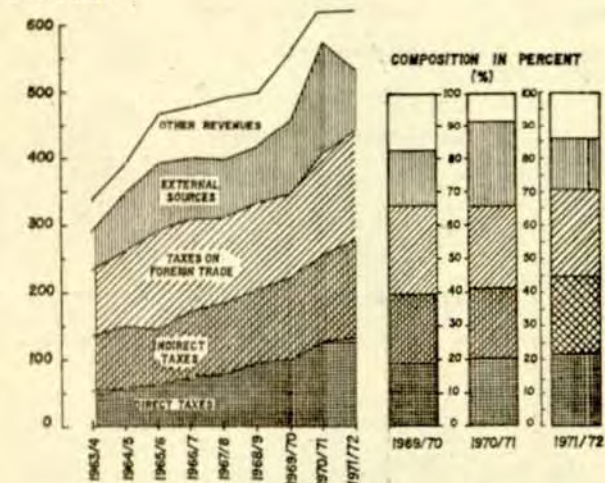


EXPENDITURE
CURRENT
CAPITAL



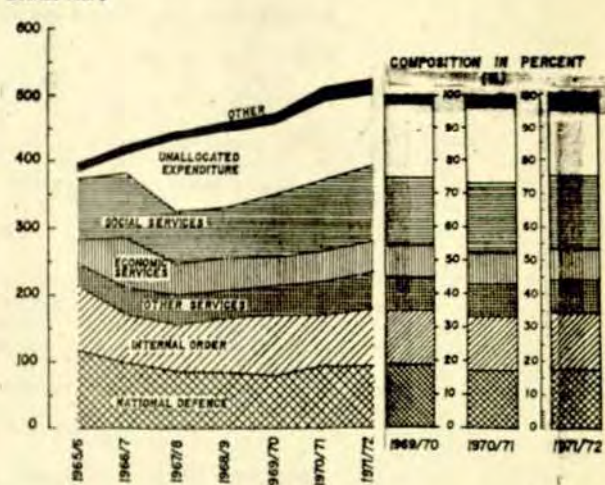
GOVERNMENT REVENUE, BY SOURCE

MILLIONS ETK. \$



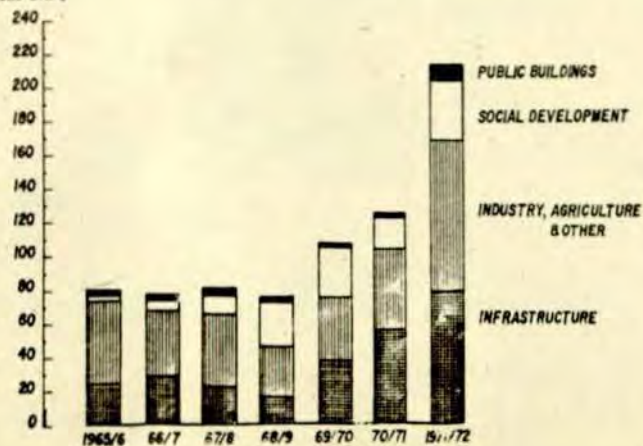
CURRENT GOVERNMENT EXPENDITURE

MILLIONS ETK. \$

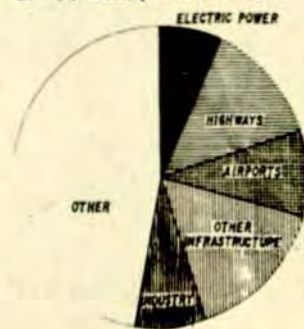


GOVERNMENT CAPITAL EXPENDITURE

MILLIONS ETK. \$



UTILIZATION OF FOREIGN LOANS UP TO JUNE, 30TH 1972



የወገን ገቢ በገቢው ጥይት*
GOVERNMENT REVENUE BY SOURCE*

ወገን ገቢው ጥይት	TABLE J.2					ETH. \$ MILLION
	1960	1961	1962	1963	1964	
የተገቢ ገቢዎች	76.6	97.7	102.3	121.8	133.1	<u>DIRECT TAXES</u>
ከሥራ ገቢ	59.6	79.1	82.2	95.4	104.9	INCOME TAX
ከውረት	5.7	5.8	6.2	5.8	6.1	LAND TAX
ከአሥራት	1.6	1.7	1.7	1.6	1.8	TITHE ON LAND
ከትምህርት ትክክል	4.4	5.0	5.4	12.2	14.0	EDUCATION TAX
ከጤና ትክክል	5.0	5.6	6.2	6.3	6.0	HEALTH TAX
ከከበት ገቢ	0.3	0.5	0.6	0.5	0.3	CATTLE TAX
የተገቢ ያልሆኑ ገቢዎች	109.0	111.1	121.8	131.5	145.8	<u>INDIRECT TAXES</u>
ከተራገዛክሸገ ትክክል	11.8	12.8	13.4	15.3	15.8	TRANSACTION TAX
ከነጻ ጥቅር	37.4	33.2	39.0	40.0	41.8	MOTOR FUEL TAX
ከአሰብሳቢ አካላት ትክክል	17.2	17.8	18.1	20.6	21.6	ALCOHOL EXCISE TAX
አካላት ትክክል በሌላ ስም ያልተገለጸ	18.1	19.3	20.3	23.7	28.0	EXCISE TAX n.e.s.
ከተገቢው ጥቅር ገቢ ትክክል	4.9	5.1	6.1	3.8	6.8	TOBACCO & TOBACCO MONOPOLY EARNINGS
የገንዘብ ጥቅር ትክክል	8.3	11.0	12.1	14.4	16.2	TURNOVER & CONSTRUCTION TAX
ከጥቅር ጥቅር	4.5	4.7	4.9	6.1	6.8	STAMP DUTIES
ከጥቅር ጥቅር	6.8	7.2	7.9	7.7	8.8	SALT TAX
ከገንዘብ ጥቅር ገቢዎች	129.2	128.3	152.7	155.1	164.4	<u>TAXES ON FOREIGN TRADE</u>
የገቢ ሰብ ጥቅር	71.4	70.8	77.9	81.6	80.3	IMPORT DUTIES
የጥቅር ሰብ ጥቅር	21.1	19.0	34.0	31.0	26.5	EXPORT DUTIES
ተራገዛክሸገ ትክክል	32.7	31.3	33.8	35.6	36.2	TRANSACTION TAX
ሌላ ሌላ ገቢዎች	0.7	0.7	0.7	-	11.4	MISCELLANEOUS CHARGES
አካላት ትክክል በገቢው ጥቅር ገቢ	3.3	6.5	6.3	6.8	10.0	EXCISE TAXES ON IMP. & EXP. GOODS
ከወገን ገቢ ገቢዎች	18.9	26.1	19.6	9.2	0.9	<u>REVENUE FROM STATE PROPERTY</u>
ሌሎች ገቢዎች	29.8	23.5	27.1	41.2	18.2	<u>OTHER REVENUE</u>
ከጥቅር ጥቅር	3.7	3.7	4.1	4.5	4.5	COURT FEES AND FINES
ከጥቅር ጥቅር	3.1	3.2	3.3	-	-	POSTAL REVENUE
ከወገን ገቢ ገቢዎች ጥቅር ጥቅር	13.5	15.3	18.1	33.2	10.9	EARNINGS OF GOVER. MINISTRIES
ሌላ ሌላ ገቢዎች	9.5	1.3	1.6	3.5	2.8	MISCELLANEOUS REVENUE
የውጭ አገር ሰብ ጥቅር	87.5	85.2	88.0	93.4	92.8	<u>EXTERNAL ASSISTANCE</u>
የገቢ ጥቅር ገቢዎች	37.2	28.0	48.6	61.9	62.5	<u>CAPITAL RECEIPTS</u>
ከወገን ገቢ ገቢዎች ጥቅር ጥቅር	11.1	-	0.3	1.2	-	SALES OF GOVERNMENT BONDS
ከሌላ ሌላ የውጭ አገር ገቢ	26.1	28.0	48.6	60.7	62.5	PROCEED FROM EXTERNAL LOANS
የጥቅር ጥቅር ገቢ	4.0	5.5	5.3	6.0	6.4	<u>PENSIONS REVENUE</u>
የጥቅር ጥቅር ጥቅር ጥቅር	492.2	505.5	565.4	620.1	624.1	<u>TOTAL REVENUE</u>
	1967/8	1968/9	1969/70	1970/71	1971/72	

* የጥቅር ጥቅር ጥቅር ጥቅር
*Year ending 7 July

ከገንዘብ ጥቅር ጥቅር ጥቅር ጥቅር ጥቅር ጥቅር ጥቅር
Source: Administration and Revenue Department, Ministry of Finance.

የጠንገት ወጪ
CURRENT GOVERNMENT EXPENDITURE

ሠንጠረዥ በ.3

TABLE J.3

በጊዜ የአተ/በር

ETH.\$ MILLION

	1961	1962	1963	1964	
<u>ጠቅላላ አገልግሎት</u>	206.5	213.8	217.4	230.3	<u>GENERAL SERVICES</u>
ለአስተዳደር በጠቅላላው	17.6	21.3	23.5	24.8	GENERAL GOVERNMENT
ለአገር ጠቅላላው	86.8	85.3	87.4	92.8	NATIONAL DEFENCE
ለፍርድ ለአገር ውስጥ ጥበቃ	75.1	81.8	81.3	86.1	INTERNAL ORDER & JUSTICE
ለውጭ አገር ገንጻት	8.0	9.4	8.1	8.7	FOREIGN RELATIONS
ለገንዘብ ለፈናገስ	19.0	16.0	17.1	17.9	FINANCE & PLANNING
<u>ኢኮኖሚ አገልግሎት</u>	50.1	44.1	47.1	47.7	<u>ECONOMIC SERVICES</u>
አገር ስራ	10.0	10.4	11.5	12.5	AGRICULTURE
አገልግሎት አገልግሎት	4.8	4.7	5.4	6.0	INDUSTRY & COMMERCE
ሥራና ጠንቅቆ	35.3	29.0	30.2	29.2	PUBLIC WORKS & COMMUNICATION
<u>ከህዝብ ጋር አገልግሎት</u>	78.8	94.2	106.0	116.3	<u>SOCIAL SERVICES</u>
ለትምህርትና ለግህል	54.9	69.0	77.0	85.7	EDUCATION AND CULTURE
ለጤና ጥበቃ	18.9	20.6	23.4	24.8	PUBLIC HEALTH
ለሰብአዊ ጉዳዮች	5.0	4.6	5.6	5.8	SOCIAL AFFAIRS
<u>የጠንገት የወረታ ወጪ</u>	8.7	13.8	20.6	23.9	<u>CONTRIBUTION TO PENSION FUND</u>
<u>ለልዩ ልዩ ወጪዎች</u>	110.3	107.7	116.0	103.3	<u>UNALLOCATED EXPENDITURE</u>
ጠቅላላ	454.4	473.6	507.1	521.5	<u>TOTAL</u>
	1968/9	1969/70	1970/71	1971/72	

የጠንገት ወጪ አወጣጥ
COMPOSITION OF CURRENT GOVERNMENT EXPENDITURE

ሠንጠረዥ በ.4

TABLE J.4

በጊዜ የአተ/በር

ETH.\$'000

	ጠቅላላ	ሰው ኃላፊዎች ሰው ኃላፊዎች ሰው ኃላፊዎች	ሌሎች ወጪዎች	ወጪዎች ለልዩ ልዩ ፈላጊ	ጠቅላላ	
<u>1964</u>						<u>1971/72</u>
<u>ጠቅላላ አገልግሎት</u>	172,527.8	37,909.8	13,232.4	6,527.2	230,197.2	<u>GENERAL SERVICES</u>
ለአስተዳደር በጠቅላላው	16,327.1	2,019.6	2,807.8	3,649.0	24,803.5	GENERAL GOVERNMENT
ለአገር ጠቅላላው	70,581.3	18,368.3	2,544.0	1,282.8	92,776.4	NATIONAL DEFENCE
ለፍርድ ለአገር ውስጥ ጥበቃ	68,032.8	14,057.4	3,918.9	83.0	86,092.1	INTERNAL ORDER & JUSTICE
ለውጭ አገር ገንጻት	4,794.5	1,153.9	1,956.1	768.9	8,673.4	FOREIGN RELATIONS
ለገንዘብ ለፈናገስ	12,792.1	2,310.6	2,005.6	743.5	17,851.8	FINANCE & PLANNING
<u>ኢኮኖሚ አገልግሎት</u>	28,183.1	15,129.9	2,576.9	1,837.8	47,727.7	<u>ECONOMIC SERVICES</u>
አገር ስራ	8,532.4	2,043.2	1,172.0	770.4	12,518.0	AGRICULTURE
አገልግሎት አገልግሎት	3,753.2	1,134.8	393.3	707.4	5,988.7	INDUSTRY & COMMERCE
ሥራና ጠንቅቆ	15,897.5	11,951.9	1,011.6	360.0	29,221.0	PUBLIC WORKS & COMMUNICATION
<u>ከህዝብ ጋር አገልግሎት</u>	78,640.9	10,907.1	4,200.6	22,649.9	116,398.5	<u>SOCIAL SERVICES</u>
ለትምህርትና ለግህል	61,524.9	4,236.6	2,362.3	17,621.1	85,744.9	EDUCATION & CULTURE
ለጤና ጥበቃ	14,087.9	6,122.5	1,474.3	3,149.3	24,834.0	PUBLIC HEALTH
ለሰብአዊ ጉዳዮች	3,028.1	548.0	364.0	1,879.5	5,819.6	SOCIAL AFFAIRS
<u>የጠንገት የወረታ ወጪ</u>	-	-	-	23,920.4	23,920.4	<u>CONTRIBUTION TO PENSION FUND</u>
<u>ለልዩ ልዩ ወጪዎች</u>	-	-	34,525.7	68,775.8	103,301.5	<u>UNALLOCATED EXPENDITURE</u>
ጠቅላላ	279,351.8	63,946.8	54,535.6	123,711.1	521,545.3	<u>TOTAL</u>
	EMOLU- MENTS	MACHINERY EQUIPMENT AND SUPPLIES	OTHER CHARGES	AID AND TRANS- FER	TOTAL	

የወገን ሥነ ገንዘብ ስርዓት
COMPOSITION OF CURRENT GOVERNMENT EXPENDITURE

ሠንጠረዥ በ.4 / የተጨማሪ /

TABLE J.4 (Contd.)

በጊዜ የላት/በር

ETH.\$'000

	ደውዘር ስበል	አጠቃላይ ለውጭ ስጦታዎች	ሌሎች ስጦታዎች	ወር ላይ ለውጭ ስጦታዎች	ደውዘር	
1963						1970/71
ጠቅላላ ስጦታዎች	161,839	34,924	13,581	7,058	217,402	GENERAL SERVICE
ለስጦታዎች ስጦታዎች	9,931	4,219	4,384	5,015	23,549	GENERAL GOVERNMENT
ለስጦታዎች ስጦታዎች	68,308	16,439	2,450	183	87,380	NATIONAL DEFENCE
ለፍርድ ስጦታዎች ስጦታዎች	66,252	11,790	3,149	74	81,265	INTERNAL ORDER & JUSTICE
ለውጭ ስጦታዎች ስጦታዎች	4,675	921	1,687	798	8,081	FOREIGN RELATIONS
ለገንዘብ ስጦታዎች ስጦታዎች	12,673	1,555	1,911	988	17,127	FINANCE & PLANNING
ለአጠቃላይ ስጦታዎች	29,284	4,441	12,572	757	47,054	ECONOMIC SERVICES
ለአጠቃላይ	8,086	1,911	978	570	11,545	AGRICULTURE
ለገንዘብ ስጦታዎች ስጦታዎች	3,873	1,014	444	25	5,356	INDUSTRY & COMMERCE
ለሥራ ስጦታዎች ስጦታዎች	17,325	1,516	11,150	162	30,153	PUBLIC WORKS & COMMUNICATION
ለሕዝብ ስጦታዎች	62,343	9,027	12,869	21,746	105,985	SOCIAL SERVICES
ለተምህርት ስጦታዎች ስጦታዎች	49,281	3,855	6,847	16,995	76,978	EDUCATION & CULTURE
ለወጭ ስጦታዎች ስጦታዎች	10,227	4,695	5,680	2,797	23,399	PUBLIC HEALTH
ለገንዘብ ስጦታዎች ስጦታዎች	2,835	477	342	1,954	5,608	SOCIAL AFFAIRS
የወገን ሥነ ገንዘብ የውጭ ስጦታዎች	-	-	-	20,632	20,632	CONTRIBUTION TO PENSION FUND
ለውጭ ስጦታዎች ስጦታዎች	-	-	35,402	80,618	116,020	UNALLOCATED EXPENDITURE
ደውዘር	253,466	48,392	74,424	130,811	507,093	TOTAL
1962						1969/70
ጠቅላላ ስጦታዎች	157,440	36,420	11,754	8,212	213,826	GENERAL SERVICES
ለስጦታዎች ስጦታዎች	9,405	3,557	3,116	5,183	21,261	GENERAL GOVERNMENT
ለስጦታዎች ስጦታዎች	65,939	16,683	2,464	255	85,341	NATIONAL DEFENCE
ለፍርድ ስጦታዎች ስጦታዎች	65,223	13,027	2,747	853	81,850	INTERNAL ORDER & JUSTICE
ለውጭ ስጦታዎች ስጦታዎች	4,523	1,889	1,869	1,105	9,386	FOREIGN RELATIONS
ለገንዘብ ስጦታዎች ስጦታዎች	12,350	1,264	1,558	816	15,988	FINANCE & PLANNING
ለአጠቃላይ ስጦታዎች	29,265	3,817	9,290	1,747	44,119	ECONOMIC SERVICES
ለአጠቃላይ	7,287	1,549	994	627	10,457	AGRICULTURE
ለገንዘብ ስጦታዎች ስጦታዎች	3,218	692	256	534	4,700	INDUSTRY & COMMERCE
ለሥራ ስጦታዎች ስጦታዎች	18,760	1,576	8,040	586	28,962	PUBLIC WORKS & COMMUNICATION
ለሕዝብ ስጦታዎች	53,707	7,015	12,603	20,889	94,214	SOCIAL SERVICES
ለተምህርት ስጦታዎች ስጦታዎች	42,810	2,623	6,924	16,635	68,992	EDUCATION & CULTURE
ለወጭ ስጦታዎች ስጦታዎች	8,469	3,959	5,351	2,787	20,565	PUBLIC HEALTH
ለገንዘብ ስጦታዎች ስጦታዎች	2,428	433	328	1,467	4,656	SOCIAL AFFAIRS
የወገን ሥነ ገንዘብ የውጭ ስጦታዎች	-	-	-	13,783	13,783	CONTRIBUTION TO PENSION FUND
ለውጭ ስጦታዎች ስጦታዎች	-	-	33,789	73,879	107,668	UNALLOCATED EXPENDITURE
ደውዘር	240,412	47,252	67,436	118,510	473,611	TOTAL
	EMOLUMENTS	MACHINERY EQUIPMENT AND SUPPLIES	OTHER CHARGES	AID & OTHER TRANSFER	TOTAL	

ስጦታዎች ስጦታዎች የስጦታዎች የገንዘብ ስጦታዎች የተገኘ
Source: Administration and Revenue Department, Ministry of Finance.

የከፍተኛ ጠቅላይ ልማት ሚኒስቴር 1964 ዓ.ም.
CAPITAL EXPENDITURE BY SOURCE OF FINANCE, 1971/72

ሠንጠረዥ ቢ.5 /U/ TABLE J.5 (a)

በጥሬ ስኬት ስር ETH. \$ MILLION

	ከአገር ውስጥ የገንዘብ ጥገኞች	ከጋራ አገር ወርቅ	ከጋራ አገር ብድር	ጠቅላይ	
<u>አጠቃላይ /ጠቅላይ ልማት</u>	17.6	5.6	3.3	26.5	<u>SOCIAL DEVELOPMENT</u>
አጠቃላይ	5.6	5.6	2.4	13.6	EDUCATION
ሌሎች ጥገኞች	11.3	-	0.9	12.2	PUBLIC HEALTH
ሌሎች ጥገኞች	0.7	-	-	0.7	COMMUNITY DEVELOPMENT AND SOCIAL WELFARE
<u>ከፍተኛ ልማት</u>	63.1	18.5	34.9	116.5	<u>ECONOMIC DEVELOPMENT</u>
/ሀ/ አገልግሎትና ግንባታ ጥገኞች	29.7	0.5	23.6	53.8	(A) INFRASTRUCTURE AND COMMUNICATION
1. አገልግሎት ጥገኞች	25.0	-	15.9	40.9	1. HIGHWAYS
2. አገልግሎት ጥገኞች	3.8	0.2	7.7	11.7	2. AIRPORTS
3. አገልግሎት ጥገኞች	0.4	0.3	-	0.7	3. SEAPORTS
4. ሌሎች	0.5	-	-	0.5	4. OTHERS
/ለ/ ለግብርና ስራ ጥገኞች					(B) MINING INDUSTRY
ግብርና ስራ ጥገኞች	10.4	2.5	6.3	19.2	COMMERCE AND TOURISM
1. ለግብርና ስራ ጥገኞች	0.8	2.5	-	3.3	1. MINING
2. ለስራ ስራ ልማት ጥገኞች	0.2	-	-	0.2	2. INDUSTRIAL DEVELOPMENT STUDIES
3. ለስራ ስራ ልማት ጥገኞች	1.3	-	-	1.3	3. TOURISM DEVELOPMENT
4. ሌሎች ልማት ጥገኞች	1.7	-	-	1.7	4. CONTRIB. TO COFFEE
5. ሌሎች	6.4	-	6.3	12.7	5. OTHERS
/ጠ/ ለእርስገታ	13.2	14.9	4.9	33.0	(C) AGRICULTURE
1. ለእርስገታ ጥገኞች ጥገኞች	2.2	1.5	-	3.7	1. AGRICULTURAL RESEARCH
2. ለስራ ስራ ልማት ጥገኞች	7.5	10.8	4.9	23.2	2. REGIONAL DEVELOPMENT
3. ሌሎች	3.5	2.6	-	6.1	3. OTHER
/ወ/ ለውሃ ልማት ጥገኞች	2.6	0.6	-	3.2	(D) WATER RESOURCE DEVELOPMENT
/ሠ/ ለገንዘብ ልማት ጥገኞች	7.2	-	0.1	7.3	(E) FINANCIAL AGENCIES
ሌሎች ጥገኞች ጥገኞች	2.5	-	4.4	6.9	<u>PUBLIC BUILDINGS</u>
<u>ከፍተኛ ጠቅላይ ልማት</u>	83.2	24.1	42.6	149.9	<u>TOTAL CAPITAL EXPENDITURE</u>
	LOCAL FUNDS	EXTERNAL ASSISTANCE	EXTERNAL LOANS	TOTAL	

በጠቅላይ ልማት ሚኒስቴር የገንዘብ ሚኒስቴር ስራ ሚኒስቴር የተገኘ
Source: Central Accounting Department Ministry of Finance

የቢዮታ ወጪ በገንዘብ ምንጭ 1962 ዓ.ም
CAPITAL EXPENDITURE BY SOURCE OF FINANCE, 1969/70

ሠንጠረዥ 5, STABLE J.5 (b)

በሚሊዮን የላት. ባር ETH. \$ MILLION

	በአገር ውስጥ የገንዘብ ምንጭ	ከውጭ አገር ወርሳታ	ከውጭ አገር ባር	ጠቅላይ	
<u>ሶሻል / ለማህበራዊ ልማት</u>	14.0	2.2	13.9	30.1	<u>SOCIAL DEVELOPMENT</u>
አትምህርት	5.1	1.9	5.0	12.0	EDUCATION
ሌሎች ጥበቃ	7.3	-	8.9	16.2	PUBLIC HEALTH
ለሕዝባዊ እና ዕድገት	1.6	0.3	-	1.9	COMMUNITY DEVELOPMENT AND SOCIAL WELFARE
<u>ኢኮኖሚ ልማት</u>	29.1	12.0	34.2	75.3	<u>ECONOMIC DEVELOPMENT</u>
/ሀ/ ለገንዘብ ልማትና ጥናት	12.3	1.2	23.4	36.9	(A) INFRASTRUCTURE AND COMMUNICATION
1. ለሰጠ ጉዳይ	10.2	1.2	22.4	33.8	1. HIGHWAYS
2. ለአየር ማረፊያ	1.3	-	0.6	1.9	2. AIRPORTS
3. ለባሕር ወይን	-	-	-	-	3. SEAPORTS
4. ሌሎች	0.8	-	0.4	1.2	4. OTHERS
/ለ/ ለግዕዝ ስጦታ					(B) MINING INDUSTRY
ገንዘብ ተፈጥሮ	3.9	2.1	4.7	10.7	COMMERCE AND TOURISM
1. ለግዕዝ	1.0	1.2	-	2.2	1. MINING
2. ለስጦታ ልማትና ጥናት	0.3	0.4	-	0.7	2. INDUSTRIAL DEVELOPMENT STUDIES
3. ለተፈጥሮ ግብረገብ	0.1	0.5	-	0.6	3. TOURISM DEVELOPMENT
4. ለሌሎች ልማት	-	-	-	-	4. CONTRIB. TO COFFEE
5. ሌሎች	2.5	-	4.7	7.2	5. OTHERS
/ሐ/ ለእርሻ	6.2	7.8	-	14.0	(C) AGRICULTURE
1. ለእርሻ ጥናት ጠባይ	1.1	1.2	-	2.3	1. AGRICULTURAL RESEARCH
2. ለክፍለ አገር ልማት	3.7	5.0	-	8.7	2. REGIONAL DEVELOPMENTS
3. ሌሎች	1.4	1.6	-	3.0	3. OTHERS
/ጠ/ ለውሃ ልማት ግብረገብ	2.3	0.9	-	3.2	(D) WATER RESOURCE DEVELOPMENT
/ሠ/ ለገንዘብ ድርጅቶች	4.4	-	6.1	10.5	(E) FINANCIAL AGENCIES
<u>ሌሎች ገንዘብ ምንጭ</u>	0.8	-	-	0.8	<u>PUBLIC BUILDINGS</u>
<u>ቢዮታ ወጪ ጠቅላይ</u>	43.9	14.2	48.1	106.2	<u>TOTAL CAPITAL EXPENDITURE</u>
	LOCAL FUNDS	EXTERNAL ASSISTANCE	EXTERNAL LOANS	TOTAL	

ስርዓተ ገንዘብ ደብዳቤ ደብዳቤ ግዴታ ገዢ ሚኒስቴር የተገኘ
Source: Central Accounting Department, Ministry of Finance

የከተማ ጭማሪ በገንዘብ ምንጭ 1963 ዓ.ም
CAPITAL EXPENDITURE BY SOURCE OF FINANCE, 1970/71

ሠንጠረዥ በ.5 /U/

TABLE J.5 (a)

በጊዜ ላይ የሚገኝ

ETH.\$ MILLION

	በአገር ውስጥ የገንዘብ ምንጭ	ገጠማዊ ለገር ዕርዳታ	ገጠማዊ ለገር ብድር	ጭማሪ	
<u>ሶሻል /ጥበቃ/ሰነድ</u>	10.2	1.9	6.8	18.9	<u>SOCIAL DEVELOPMENT</u>
ለተምህርት	4.4	1.9	1.9	8.2	EDUCATION
ለህክምና ተቋማት	4.9	-	4.9	9.8	PUBLIC HEALTH
ለሕዝባዊ እና ስደት	0.9	-	-	0.9	COMMUNITY DEVELOPMENT AND SOCIAL WELFARE
<u>ኢኮኖሚ ሰነድ</u>	49.0	10.8	44.1	103.9	<u>ECONOMIC DEVELOPMENT</u>
/U/ ለገንጠብና ስልጠና ጭማሪ	19.5	0.3	35.0	54.8	(A) INFRASTRUCTURE AND COMMUNICATION
1. ለሰነድ ጭማሪ	13.5	0.3	25.1	38.9	1. HIGHWAYS
2. ለአየር ጭማሪ	4.8	-	9.5	14.3	2. AIRPORTS
3. ለባሕር ጭማሪ	0.4	-	-	0.4	3. SEAPORTS
4. ሌሎች	0.8	-	0.4	1.2	4. OTHERS
/ለ/ ለጥቅም ስራዎች					(B) MINING INDUSTRY
ገንዘብ ጭማሪ	8.1	1.7	3.4	13.2	COMMERCE AND TOURISM
1. ለጥቅም ስራ	0.9	1.7	-	2.6	1. MINING
2. ለስራ ስራ ሰነድ ጭማሪ	0.1	-	-	0.4	2. INDUSTRIAL DEVELOPMENT STUDIES
3. ለስራ ስራ ጭማሪ	2.5	-	-	2.5	3. TOURISM DEVELOPMENT
4. ለስራ ስራ ጭማሪ	1.9	-	-	1.9	4. CONTRIB. TO COFFEE
5. ሌሎች	2.7	-	3.4	6.1	5. OTHERS
/ጠ/ ለእርስ	9.5	8.0	2.4	19.9	(C) AGRICULTURE
1. ለእርስ ጭማሪ	1.9	0.9	-	2.8	1. AGRICULTURAL RESEARCH
2. ለስራ ስራ ጭማሪ	6.6	6.1	2.4	15.1	2. REGIONAL DEVELOPMENT
3. ሌሎች	1.0	1.0	-	2.0	3. OTHER
/ጡ/ ለውሃ ስራ ጭማሪ	1.8	0.8	-	2.6	(D) WATER RESOURCE DEVELOPMENT
/ሠ/ ለገንዘብ ጭማሪ	10.1	-	3.3	13.4	(E) FINANCIAL AGENCIES
ሶሻል ጭማሪ	1.4	-	-	1.4	<u>PUBLIC BUILDINGS</u>
<u>ጠቅላይ ጭማሪ</u>	60.6	12.7	50.9	124.2	<u>TOTAL CAPITAL EXPENDITURE</u>
	LOCAL FUNDS	EXTERNAL ASSISTANCE	EXTERNAL LOANS	TOTAL	

ከገንዘብ ሚኒስቴር ድህረ ምረቃ ምንጭ ላይ የተገኘ
Source: Central Accounting Department Ministry of Finance

ሠንጠረዥ ብ.6 /ሀ/

TABLE J.6 (a)

በጠቅላላ የኢትዮጵያ

ETH. \$'000

	የተረቀቀ ብድር	ጠቅላላ የተሠራበት	ጠቅላላ የተጠቀመ የተቀረጸ	ተመለሰ የተከፈለ	ያልተከፈለ ዕለ	
<u>በሌንተርና ሌሎች ድርጅቶች</u>	401,846	261,078	140,769	34,281	225,055	<u>MULTILATERAL</u>
ከዓለም ልዩነት ባንክ	244,306	189,955	54,351	34,281	153,875	INTERNATIONAL BANK FOR RECONSTRUCTION AND DEVELOPMENT
ከዓለም የልዩነት ግብር	157,540	71,123	86,418	-	71,180	INTERNATIONAL DEVELOP- MENT ASSOCIATION
<u>በሌ ዲሞክራሲያዊ ስርዓት</u>	1,219,932	521,154	698,776	173,440	333,445	<u>BILATERAL</u>
ከተባበሩት የአገልግሎት ድርጅቶች	361,486	274,210	87,276	80,587	179,138	UNITED STATES
ከታላቅ ብሪታንያ	14,567	2,567	12,000	1,676	790	UNITED KINGDOM
ከዎሪራ ጀርመን	73,368	29,934	43,433	12,543	19,256	WEST GERMANY
ከሶቪየት ግንባታ	251,369	45,201	206,167	18,002	27,199	SOVIET UNION
ከጥክላንስታን	29,194	20,385	8,808	4,792	15,596	CZECHOSLOVAKIA
ከዩጎስላቪያ	34,099	27,000	7,099	21,762	4,710	YUGOSLAVIA
ከቤልጅጅ	1,619	1,619	-	1,240	349	BELGIUM
ከሕዝባዊ ጅምር	203,114	-	203,114	-	-	PEOPLE'S REPUBLIC OF CHINA
ከስዊስላንድ	936	936	-	278	706	SWITZERLAND
ከሊባያ	193,427	74,615	118,812	6,890	66,320	ITALY
ከጃፓን	3,149	3,149	-	2,831	292	JAPAN
ከደህረት	27,323	27,323	-	22,567	5,058	THE NETHERLANDS
ከስፓን	172	172	-	172	-	SPAIN
ከስዊድን	26,109	14,043	12,067	100	14,031	SWEDEN
ጠቅላላ ድርጅቶች	1,621,778	782,232	839,545	207,721	558,500	GRAND TOTAL
	AMOUNT PLEGDED	UTILIZED	UNUTILISED	REPAYMENTS	NET INDEBTEDNES	
	LOAN & CREDIT					

የኢትዮጵያ የውጭ አገር ዕቅድ እስከ ሰኔ 23 1964 ዓ.ም
ETHIOPIA'S EXTERNAL DEBT UP TO JUNE 30, 1972 BY SOURCE AND SECTOR

ሠንጠረዥ ብ.6 /ለ/

TABLE J.6 (b)

በጊዜ/የአት/በር

ETH.\$'000

	የተፈጻሚ በር	ወዲህ ሆኖ የተሰፈሰተ	ወዲህ ሳይሆን የተየ	መለስ የተከፈለ	ያስተከረለ ዕቅድ	
ክፍል 1. የውጭ ባርድቶች						PART 1. PUBLIC SECTOR
ከዓለም የልማት ባንክና የልማት ማህበር	401,846.3	261,077.5	140,768.8	34,281.0	225,054.5	IBRD & IDA
ከተባበረው የአግሪካ ግንባታ ኮሚሽን ሪፐብሊክ	359,698.5	272,422.4	87,276.2	80,038.3	178,018.1	UNITED STATES
ከፊርማ ሪፐብሊክ	72,663.3	29,229.9	43,433.5	12,027.1	18,993.8	FEDERAL REPUBLIC OF GERMANY
ከሶቪየት ግንባታ	251,368.7	45,201.5	206,167.2	18,002.4	27,199.0	SOVIET UNION
ከቅክርቤት	29,108.9	20,300.7	8,808.2	4,758.4	15,549.9	CZECHOSLOVAKIA
ከዮጋስላቪያ	34,098.8	26,999.7	7,099.2	21,762.1	4,709.9	YUGOSLAVIA
ከህዝባዊ ጋር	203,114.0	-	203,114.0	-	-	PEOPLES REPUBLIC OF CHINA
ከስዊስ ሌንዳ	437.0	437.0	-	278.2	178.5	SWITZERLAND
ከኢጣል	191,980.1	73,168.2	118,811.9	5,785.5	65,985.6	ITALY
ከደቡብ አፍሪካ	27,237.4	27,237.4	-	22,504.9	5,036.6	THE NETHERLANDS
ከስዊድን	26,009.1	13,942.5	12,066.6	-	14,030.9	SWEDEN
ከታላቋ ብሪታንያ	12,540.1	540.1	12,000.0	407.4	73.1	UNITED KINGDOM
የክፍል 1 ጠቅላይ	1,610,102.2	770,556.9	839,545.6	199,845.3	554,829.8	TOTAL PART 1
ክፍል 2. የገላ ባርድቶች						PART 2. PRIVATE SECTOR
ከዓለም የፈናገስ ባርድቶች	-	-	-	-	-	IFC
ከተባበረው የአግሪካ ግንባታ ኮሚሽን ሪፐብሊክ	1,787.8	1,787.8	-	549.0	1,120.1	U.S.A
ከፊርማ ሪፐብሊክ	704.2	704.2	-	515.7	262.3	FEDERAL REPUBLIC OF GERMANY
ከቅክርቤት	84.7	84.7	-	33.3	45.8	CZECHOSLOVAKIA
ከቤልጅጅ	1,619.0	1,619.0	-	1,239.5	349.1	BELGIUM
ከስዊስ ሌንዳ	498.6	498.6	-	-	527.6	SWITZERLAND
ከኢጣል	1,447.2	1,447.2	-	1,104.6	334.5	ITALY
ከጃፓን	3,149.3	3,149.3	-	2,831.4	292.5	JAPAN
ከደቡብ አፍሪካ	86.0	86.0	-	61.7	21.6	THE NETHERLANDS
ከስፓን	171.7	171.7	-	171.7	-	SPAIN
ከስዊድን	100.0	100.0	-	100.0	-	SWEDEN
ከታላቋ ብሪታንያ	2,027.2	2,027.2	-	1,268.6	716.7	UNITED KINGDOM
የክፍል 2 ጠቅላይ	11,675.7	11,675.7	-	7,875.5	3,670.2	TOTAL PART 2
ጠቅላላ ጠቅላይ /1+2/	1,621,777.9	782,232.6	839,545.6	207,720.8	558,500.0	GRAND TOTAL (1+2)
	AMOUNT PLEGDED	DISBURSED TO 30.6.72	BALANCE UNDISBURSED 30.6.72	REPAYMENTS TO 30.6.72	OUT STANDING INDEBTEDNESS 30.6.72	
	LOAN & CREDIT					

ከገንዘብ ዲፕሎማሲ የክፍሎች የባርድ ክፍል የተገኘ
Source: Credit and Loan Department, Ministry of Finance

አመስ 23 ቀን 1964 ዓ.ም የገባው የሌተ የጸያ የጭ አገር በደር በቀለበት አገልግሎት
UTILIZATION OF FOREIGN LOANS UPTO JUNE 30, 1972

ሠገጠረዥ ቦ.7 TABLE J.7

	በደርቶ		
	የገንዘብ ልክ በጥሠ የሌተ/ባር	ከጠቶ	
<u>ወረቀታዊ አቅዶቻ</u>	737,670	45.5	<u>INFRASTRUCTURE</u>
ለጠባብ ጋይሌ	118,792	7.3	ELECTRIC POWER
ለቴሌኮሙኒኬሽን	41,163	2.5	TELECOMMUNICATION
ለአውራ ጉዳዮች	218,619	13.5	HIGHWAYS
ለአደርገልገል ግራፊያዎች	143,464	8.8	AIRPORTS
ለባሕር ወደብ	45,045	2.8	SEA-PORTS
ለጤና ጥበቃ	41,869	2.6	PUBLIC HEALTH
ለተምህርትና ለባሕር አገልግሎት	64,937	4.0	EDUCATION & SOCIAL AMENITIES
ለከተማ ውኃ አገልግሎት	37,964	2.3	URBAN WATER SUPPLY
ሌሎች	25,817	1.6	OTHERS
<u>ግልገልገል</u>			<u>TRANSPORTATION</u>
ለሲቪል አብዮት	-	-	CIVIL AVIATION
ለገንደ ጭርባሮች	-	-	MERCHANT MARINE
<u>አርባ</u>	96,569	5.9	<u>AGRICULTURE</u>
ለአህል ጭርት ግብረጭ ሥራ	6,801	0.4	RURAL COOPERATIVES CROP PRODUCTION
ለአርባ በጀት ደጋፊ	58,997	3.6	AGRICULTURAL SECTOR BUDGET SUPPORT
የተሰጡ የልማት ዕቅድ	18,461	1.1	REGIONAL DEVELOPMENT PROJECT
ለጠቅላላ ልማት	12,310	0.8	GENERAL DEVELOPMENT
<u>አገልግሎት ግዴታ</u>	124,669	7.7	<u>INDUSTRY & MINING</u>
ለግዴታ	2,927	0.2	MINING
ለዘይትና ለሌሎች ጥቃቶች	47,704	2.9	PETROLEUM AND RUBBER PRODUCTS
ለባሕር ገቢ ግዴታ	12,740	0.8	CEMENT PLANTS
ለጨርቅ ጨርቅ ግዴታ	20,493	1.3	CLOTHING & TEXTILES
ለወረቀት ግዴታ	10,622	0.7	PAPER MILL
ለህዝብና ለጥቅም ሥራ	9,237	0.6	HOTELS & TOURISM
ሌሎች	20,946	1.3	OTHERS
<u>ለልዩ ልዩ አገልግሎት</u>	566,305	34.9	<u>MISCELLANEOUS</u>
ለባሕር ደጋፊ	17,197	1.1	BUDGET SUPPORT
የጠቅላላ ህገግዎች	5,573	0.3	PUBLIC BUILDINGS
ለደገገኞች ወጪ	1,852	0.1	EMERGENCY & DISTRESS RELIEF
ያልተጠበቀ	541,683	33.4	UNCOMMITTED
<u>የባንክና የፊናንስ ባርዶች</u>	96,563	6.0	<u>BANK & FINANCIAL INSTITUTIONS</u>
ለአርባና ለአገልግሎት ባንክ	61,281	3.8	AGRO - INDUSTRIAL BANK
ለሌተ የጸያ ገንደ ባንክ	35,282	2.2	COMMERCIAL BANK OF ETHIOPIA
ጠቅላላ	1,621,776	100.0	TOTAL
	AMOUNT	PERCENTAGE	
	(IN '000 ETH.\$)	OF TOTAL	
	LOANS		

በገንዘብ ግብር የከፋፈሉ የግዴታ ክፍል የተገኘ
Source: Credit, and Loan Department, Ministry of Finance

አዲስ አበባ የሚገኙትን ወጪ ሥራ ስራ ቤቶች ለ 1958-1963 ዓ.ም
የሚከተሉት የሥራ ቤቶች ስራ ቤቶች የተከሰቱት ስራ ቤቶች ደመወዝ የሚያሳይ
PERSONS EMPLOYED AND SALARIES PAID BY THE CENTRAL GOVERNMENT
AND AUTONOMOUS AUTHORITIES IN ADDIS ABABA IN APRIL 1966-1971

ሠንጠረዥ በ.8 TABLE J.8

ዓመት ስራ ቤቶች	የሥራ ቤቶች ሥራ ቤቶች		ወጪ ሥራ ስራ ቤቶች ስራ ቤቶች		ዓመት
	የሥራ ቤቶች ስራ ቤቶች	ወጪ ስራ ቤቶች ስራ ቤቶች	የሥራ ቤቶች ስራ ቤቶች	ወጪ ስራ ቤቶች ስራ ቤቶች	
1958	16,280	3,257.3	11,309	3,120.2	1966
1959	16,427	3,390.5	11,595	3,200.4	1967
1960	16,589	3,526.6	12,263	3,525.9	1968
1961	17,287	3,927.8	13,826	4,176.3	1969
1962	18,494	4,331.5	14,733	4,612.4	1970
1963	19,340	4,658.8	14,110	4,635.5	1971
	EMPLOYEES	EMOLUMENTS (000 ETH.\$)	EMPLOYEES	EMOLUMENTS (000 ETH.\$)	YEAR
	CENTRAL GOVERNMENT		AUTONOMOUS AUTHORITIES AND SELECTED PRIVATE FIRMS		

አዲስ አበባ የሚገኙትን የሥራ ቤቶች ወጪ ሥራ ስራ ቤቶች ስራ ቤቶች የ 1963 ዓ.ም የሚከተሉት ስራ ቤቶች የሥራ ቤቶች ስራ ቤቶች ስራ ቤቶች

PERSONS EMPLOYED AND SALARIES PAID BY THE CENTRAL GOVERNMENT AND AUTONOMOUS AUTHORITIES
IN ADDIS ABABA IN APRIL 1971, BY LEVEL OF INCOME

ሠንጠረዥ በ.9 /ሀ/ TABLE J.9 (a)

የወር ደመወዝ ስራ ቤቶች የሰዓት/ብር/	የሥራ ቤቶች ሥራ ቤቶች			ወጪ ሥራ ስራ ቤቶች ስራ ቤቶች			INCOME GROUP (E\$ PER MONTH)
	የሥራ ቤቶች ስራ ቤቶች		ወጪ ስራ ቤቶች ስራ ቤቶች	የሥራ ቤቶች ስራ ቤቶች		ወጪ ስራ ቤቶች ስራ ቤቶች	
	ብዛት	%		ብዛት	%		
ከ25 በታች	263	1.4	4.6	1	0.0	0.2	UNDER 25
25 - 49	3,047	15.8	113.7	1,039	7.4	40.3	25 - 49
50 - 74	1,502	7.8	87.2	1,977	14.0	127.6	50 - 74
75 - 99	2,617	13.5	208.5	991	7.0	85.2	75 - 99
100 - 149	1,905	9.9	226.7	1,327	9.4	163.7	100 - 149
150 - 199	1,558	8.1	261.0	1,010	7.2	174.4	150 - 199
200 - 249	1,566	8.1	339.2	736	5.2	158.0	200 - 249
250 - 299	1,411	7.3	376.0	1,073	7.6	280.6	250 - 299
300 - 349	1,286	6.6	403.7	1,149	8.1	359.0	300 - 349
350 - 399	833	4.3	303.8	811	5.7	307.3	350 - 399
400 - 449	518	2.7	214.2	610	4.3	260.3	400 - 449
450 - 499	293	1.5	135.6	437	3.1	213.1	450 - 499
400 - 599	660	3.4	348.6	718	5.1	392.4	500 - 599
600 - 699	573	2.9	364.1	575	4.1	373.0	600 - 699
700 - 799	583	3.0	433.5	426	3.0	318.9	700 - 799
800 - 899	247	1.3	203.4	452	3.2	229.4	800 - 899
900 - 999	124	0.6	116.7	185	1.3	176.7	900 - 999
1000 - 1499	199	1.0	228.9	359	2.6	430.6	1000 - 1499
1500 እና በላይ	155	0.8	289.3	235	1.7	544.8	1500 AND OVER
ጠቅላይ	19,340	100.0	4,658.7	14,110	100.0	4,635.5	TOTAL
	NUMBER	%	EMOLUMENTS (IN '000 E\$)	NUMBER	%	EMOLUMENTS (IN '000 E\$)	
	EMPLOYEES			EMPLOYEES			
	CENTRAL GOVERNMENT			AUTONOMOUS AUTHORITIES AND SELECTED PRIVATE FIRMS			

ሰዓት 127 ደመወዝ

Source: See page 128

አዲስ አበባ የሚገኙት የግንባታ ግብር ጠቅላይ ሚኒስትር ዳይሬክቶሬት የ1962 ዓ.ም
የሚገኝ ወር የሥራ ተኮቻ ብዛትና የጸደቀ ልብ የሚገባ
PERSONS EMPLOYED AND SALARIES PAID BY THE CENTRAL GOVERNMENT
AND AUTONOMOUS AUTHORITIES IN ADDIS ABABA IN APRIL 1970, BY LEVEL OF INCOME

ሠንጠረዥ 0.9 /ለ/ TABLE J.9 (b)

የወር ጸደቀ ልብ /በኢት/ብር	የግንባታ ሥራ ተኮቻ			ግብር ጠቅላይ ሚኒስትር ዳይሬክቶሬት			
	የሥራ ተኮቻ ብዛት		ጠቅላላ ጸደቀ በቪ ኢት.ብር	የሥራ ተኮቻ ብዛት		ጠቅላላ ጸደቀ በቪ ኢት.ብር	
	በተኮር	በጠቅ		በተኮር	በጠቅ		
25 በታች	220	1.2	3.2	1	0.0	0.0	UNDER 25
25 - 49	3,097	16.7	116.5	963	6.5	44.2	25 - 49
50 - 74	1,331	7.2	70.0	1,880	12.8	108.6	50 - 74
75 - 99	2,654	14.4	209.0	1,310	8.9	110.1	75 - 99
100 - 149	1,859	10.1	221.6	1,705	11.7	205.7	100 - 149
150 - 199	1,662	9.0	266.5	1,204	8.2	196.0	150 - 199
200 - 249	1,507	8.1	322.3	1,044	7.1	229.6	200 - 249
250 - 299	1,341	7.3	352.0	1,247	8.5	335.5	250 - 299
300 - 349	1,087	5.9	365.9	1,019	6.9	325.0	300 - 349
350 - 399	723	3.9	263.8	740	5.0	276.5	350 - 399
400 - 449	402	2.2	160.5	705	4.8	285.4	400 - 449
450 - 499	256	1.4	117.3	378	2.3	175.3	450 - 499
500 - 599	540	2.9	285.8	678	4.6	366.9	500 - 599
600 - 699	587	3.2	359.4	526	3.6	336.8	600 - 699
700 - 799	559	3.0	413.0	377	2.6	277.3	700 - 799
800 - 899	191	1.0	156.4	216	1.5	179.8	800 - 899
900 - 999	138	0.7	130.8	167	1.1	155.0	900 - 999
1000 -1499	204	1.1	238.5	304	2.1	353.2	1000 -1499
1500 እና ከዚያ በላይ	136	0.7	279.0	266	1.8	651.5	1500 AND OVER
ጠቅላላ	18,494	100.0	4,331.5	14,733	100.0	4,612.4	TOTAL
	NUMBER	%	EMOLUMENTS (IN '000ES\$)	NUMBER	%	EMOLUMENTS (IN '000ES\$)	INCOME GROUP (ES PER MONTH)
	EMPLOYEES			EMPLOYEES			
	CENTRAL GOVERNMENT			AUTONOMOUS AUTHORITIES AND SELECTED PRIVATE FIRMS			

በአገር ገዛት ላይ የሚከናወኑ የግዛታዊ ስጦታዎች ስር የሚገኙት
 በተግባር ገቢና ወጪ በጠቅላይ ገዛት የሚገኙት

FINANCES OF THE MUNICIPALITIES
 UNDER THE ADMINISTRATION OF THE MINISTRY OF INTERIOR, BY PROVINCE*

የ1963 ዓ.ም የከተማዎች ስጦታ በገቢ ጠቅላይ

DISTRIBUTION OF MUNICIPALITIES BY SIZE OF REVENUE 1970/71

ሠንጠረዥ በ.10 /ሀ/

TABLE J.10 (a)

ጠቅላይ ገዛት	የግዛታዊ ስጦታ ብዛት	የገቢ መጠን /በሺህ የአተ/ባር/						ገቢ አጠቃላይ ያልተጠቀሰ	PROVINCE
		በ100 በላይ	ከ50-99	ከ25-49	ከ5-24	ከ5 በታች	ገቢ አጠቃላይ ያልተጠቀሰ		
አረቢ	9	1	1	-	7	-	-	ARUSSI	
ባሌ	10	-	1	1	6	2	-	BALE	
ቤጌሜደር	12	2	-	1	4	5	-	BEGEMEDER	
ገጭገጭ	8	-	1	-	4	3	-	GEMU GOFA	
ገጃም	15	1	1	3	4	6	-	GOJAM	
ዘርገ	21	2	5	3	8	3	-	HARARGE	
ዘላባብር	8	-	2	-	4	2	-	ILLUBABOR	
ክፋ	8	2	-	-	-	6	-	KAFA	
ሸዎ	34	3	1	6	18	6	-	SHOA	
ሲዳሞ	9	1	1	-	4	3	-	SIDAMO	
ቲገረ	11	1	-	2	5	3	-	TIGRE	
ወለጋ	13	1	2	-	7	3	-	WOLLEGA	
ወሎ	8	1	-	1	2	4	-	WOLLO	
ጭር	166	15	15	17	73	46	-	TOTAL	
	NUMBER OF MUNICIPALITIES	100 & OVER	50-99	25-49	5-24	UNDER 5	NOT STATED	PROVINCE	
		SIZE OF REVENUE (IN'000 ETH.\$)							

በ1963 ዓ.ም የከተማዎች ስጦታ በወጪ መጠንና በጠቅላይ ገዛት

DISTRIBUTION OF MUNICIPALITIES BY SIZE OF EXPENDITURE, BY PROVINCE 1970/71

ሠንጠረዥ በ.10 /ለ/

TABLE J.10 (b)

ጠቅላይ ገዛት	የግዛታዊ ስጦታ ብዛት	ከ100 በላይ	የወጪ መጠን በሺህ የአተ/ባር/					ወጪ አጠቃላይ ያልተጠቀሰ	PROVINCE
			ከ50-99	ከ25-49	ከ5-24	ከ5 በታች	ወጪ አጠቃላይ ያልተጠቀሰ		
አረቢ	9	-	2	3	4	-	-	ARUSSI	
ባሌ	11	-	1	1	6	3	-	BALE	
ቤጌሜደር	12	2	-	1	5	4	-	BEGEMEDER	
ገጭገጭ	8	-	1	2	3	2	-	GEMU GOFA	
ገጃም	17	1	1	-	11	4	-	GOJAM	
ዘርገ	22	3	1	3	9	6	-	HARARGE	
ዘላባብር	9	-	2	-	4	3	-	ILLUBABOR	
ክፋ	8	2	-	2	4	-	-	KAFA	
ሸዎ	37	3	3	8	17	6	-	SHOA	
ሲዳሞ	9	-	1	4	4	-	-	SIDAMO	
ቲገረ	12	1	2	3	3	3	-	TIGRE	
ወለጋ	14	1	2	-	5	6	-	WOLLEGA	
ወሎ	11	1	1	1	6	2	-	WOLLO	
ጭር	179	14	17	28	81	39	-	TOTAL	
	NUMBER OF MUNICIPALITIES	100 & OVER	50-99	25-49	5-24	UNDER 5	NOT STATED	PROVINCE	
		SIZE OF REVENUE (IN'000 ETH.\$)							

* የሰጡት ስጦታዎች ስጦታዎች ስጦታዎች ስጦታዎች

*Only for those municipalities which submitted their accounts

የግዛጃ ስነ ገንዘብ ወጪ ግዴታ ስጦታ ገዛት
SUMMARY OF REVENUE & EXPENDITURE OF MUNICIPALITIES BY PROVINCES*

ሠንጠረዥ በ.11 TABLE J.11

በሺህ የሊት/ባር

ግዴታ ገዛት	1962		1963		
	ገቢ	ወጪ	ገቢ	ወጪ	
አረቢ	326.4	301.9	345.6	286.6	ARUSSI
ባሌ	160.2	96.5	146.4	121.7	BALE
በጌምድር	439.0	303.2	597.1	403.4	BEGHEMDER
ገጭገጫ	98.6	86.2	121.7	93.6	GEMU GOFFA
ገጃም	411.3	293.9	708.3	323.3	GOJAM
ዘረር	1,402.1	976.8	1,721.2	1,206.8	HARARGE
ሊሊባቦር	170.3	137.8	308.3	191.4	ILLUBABOR
ከፋ	772.1	677.3	871.4	587.9	KAFA
ሸዋ	1,348.5	1,158.7	1,664.3	1,478.2	SHOA
ሲዳሞ	704.3	432.9	677.5	424.6	SIDAMO
ተገረ	494.3	464.1	616.3	419.3	TIGRE
ወሊጋ	362.8	258.0	426.1	378.1	WOLLEGA
ወሎ	239.5	296.0	347.1	286.6	WOLLO
ጭር	6,929.4	5,483.3	8,551.3	6,201.5	TOTAL
	REVENUE	EXPENDITURE	REVENUE	EXPENDITURE	PROVINCE
	1969/70		1970/71		

በአገር ገዛት ግንባታ የግዛጃ ስነ ገንዘብ ክፍል

Source: Municipality department, Ministry of Interior

*ከአዲስ አበባና ከሌሎች ግዛት የግዛጃ ስነ ገንዘብ ለይዘውሮጌ
*Excluding Addis Ababa and all municipalities in Eritrea

የአሥጫ ግዛጃ ስነ ገንዘብ ወጪ
REVENUE AND EXPENDITURE MUNICIPALITY OF ASMARA

ሠንጠረዥ በ.12/ሀ/

TABLE J.12 (a)

በሺህ የሊት/ባር ES'000

	1962	1963	1964	
<u>ገቢ</u>				<u>REVENUE</u>
በጌምድር ተረፎ	495	20	518	CUSTOMS DUTIES
የሥነ ገንዘብ	183	162	228	SANITARY REVENUE
የክፍያ	34	55	274	RENTAL REVENUE
በገንዘብ ሥራ ፈቃድ	99	97	97	BUSINESS LICENSE FEES
በተገባር ስራ ስነ ገንዘብ ፈቃድ	287	308	510	CAR LICENSE FEES
ሌሎች ገቢዎች	3,233	3,834	2,759	ALL OTHER REVENUES
የገቢ ጭር	4,331	4,476	4,386	TOTAL REVENUE
<u>ወጪ</u>				<u>EXPENDITURE</u>
<u>ገዛጃ ወጪ</u>	2,189	2,387	2,595	<u>CURRENT EXPENDITURE</u>
ለሰው ኃላፊ ስራ	886	1,062	1,146	PERSONAL EMOLUMENTS
ለሥራ ዓቅታዎች ስራ	1,303	1,325	1,449	EQUIPMENT AND SUPPLIES
ለሰው ኃላፊ ስራ	105	19	111	OFFICE SUPPLIES
ለሌሎች ሥራ ዓቅታዎች ስራ	1,198	1,306	1,338	OTHER EQUIPMENT & SUPPLIES
<u>የገንዘብ ወጪ</u>	2,019	1,560	1,339	<u>CAPITAL EXPENDITURE</u>
ለሥራ ዓቅታዎች ስራ ለሌሎች ሥራ	2,004	1,533	1,301	BUILDING AND CONSTRUCTION
ለሥራ ዓቅታዎች ስራ ለሥራ ዓቅታዎች	15	27	38	MACHINERY AND EQUIPMENT
የወጪ ጭር	4,208	3,947	3,934	TOTAL EXPENDITURE
	1969/70	1970/71	1971/72	

የአሥጫ ግዛጃ ስነ ገንዘብ
Source: Municipality of Asmara.

የላላ ስብሰባ ግዛጃ ስት ገቢና ወጪ
REVENUE AND EXPENDITURE MUNICIPALITY OF ADDIS ABABA

ሠንጠረዥ ስ.12 /ለ/

TABLE J.12 (b)

በሺህ የሊት/ባር

ES'000

	1962	1963	1964	
<u>ገቢ</u>				<u>REVENUE</u>
ስጦታ	1,367	2,802	2,270	CUSTOMS DUTIES
ስጦታ	516	504	359	SANITARY REVENUE
ስጦታ	626	844	587	RENTAL REVENUE
ስጦታ ሥራ ረገድ	1,643	1,661	1,701	BUSINESS LICENSE FEES
ስጦታ ስጦታ ስጦታ ረገድ	1,214	1,314	1,634	CAR LICENSE FEES
ሌሎች ገቢዎች	4,135	3,814	4,469	ALL OTHER REVENUES
የገቢ ድምር	9,501	10,939	11,020	TOTAL REVENUE
<u>ወጪ</u>				<u>EXPENDITURE</u>
<u>ገዛዎቹ ወጪ</u>	6,122	7,294	7,691	<u>CURRENT EXPENDITURE</u>
ሰጠኛ ሰጠኛ	3,767	4,350	4,476	PERSONAL EMOLUMENTS
ደብዳቤ	3,558	3,756	4,285	WAGES AND SALARIES
ሰጠኛ	209	594	191	ALLOWANCES
ሰጠኛዎችና ዕቃዎች	2,355	2,944	3,215	EQUIPMENTS AND SUPPLIES
ሰጠኛ ዕቃዎች	62	115	944	OFFICE SUPPLIES
ሌሎች ሰጠኛዎችና ዕቃዎች	2,293	2,829	2,271	OTHER EQUIPMENT & SUPPLIES
<u>የገንዘብ ወጪ</u>	3,895	3,440	3,753	<u>CAPITAL EXPENDITURE</u>
ሰጠኛዎችና ሌሎች ሰጠኛዎች	2,999	2,848	1,734	BUILDING AND CONSTRUCTION
ሰጠኛዎችና ሰጠኛዎች	896	592	2,019	MACHINERY AND EQUIPMENT
የወጪ ድምር	10,017	10,734	11,444	TOTAL EXPENDITURE
	1969/70	1970/71	1971/72	

ስላሳ ስብሰባ ግዛጃ ስት የተገኘ
Source: Municipality of Addis Ababa

ከፍል ተ. የባንክ ሥራዎችና የአከፋፈል ማዘጋ

ባለ ገንዘብ: አገዳ የኢትዮጵያ ብር ቀንቤ በተጠራ ወርቀ ሲታብ 0.355468 ገሬሆ ሲሆን፣ በአዲራባን ገንዘብ ሥገዳ ሲታብ 43 ሣገጃ ነው።

ባለ ባንኮቹ: የኢትዮጵያ ግንባታ ባንክ እስከ ጥር 1956 ዓ.ም ድረስ በጤራዊ ባንክና የገንዘብ ሚኒስቴር ወኪል በመሆን የባንክ ፍተጥና ትገባና ገንዘብ ለግባተኛና በውጭ አገር ሥገዳ ያላቸው ሥልጣን በመሆን ሲሠሩ ቁጽ ቷል፣ እስከ ለተለከተው ዓመት ድረስ የገንዘብ ባንኮች ሥራ ይሠሩ ነበር።

በአዋጅ ቁጥር 206: 1955 ዓ.ም በወጣው ነጋሪት ጋዜጣ መሠረት የኢትዮጵያ ግንባታ ባንክ ቁጥር የኢትዮጵያ ብጤራዊ ባንክ ከጥር 1956 ዓ.ም ጀምሮ ተጀምሮ። የኢትዮጵያ ብጤራዊ ባንክ የኢትዮጵያ ጠቅላይ ባንክ ሲሆን የገንዘብ ሚኒስቴር ወኪል ሆኖ ገንዘብ ያተግል። የገንዘብ ባንኮች ስራ አገልግሎት ሁሉ ግንኙነት የባንክ ሥራዎች ያከናውናል። ባለ ገንዘብ ባንኮች በየሠንጠረዥ የቀረበት እባታቸውን ከዚህ በታች የተዘረዘሩት ባንኮች ያጠቃልላሉ፦

1. የኢትዮጵያ ገንዘብ ባንክ
2. የአዲስ አበባ ባንክ
3. የርግ ባንክ /አሥጫ/
4. የፍጥነት ባንክ /አሥጫ/

ሠንጠረዥ ተ.2: በሌሎች አገሮች ጋር ያለው የገንዘብ ክፍያ ማዘጋ

ሀ. ዐዎችና ገልጋሎቶች:

ተራ ቁጥር 1. የዐዎች ገንዘብ ወዲ ዐዎች: ከቡና በስተቀር/ የገንዘብ ሚኒስቴር የሚያገለግሉ ከሚያገለግሉት ቀን በላይ በመተ 6 ከፍ ያለበት ሥገዳ የአገር ውስጥ የግብዓት ቀን በግብር ነው።

ገቢ ዐዎች: በገንዘብ ሚኒስቴር ላይ ከተለከተው የባንክ ግብዓት በመተ ለሥር ስና የአገልግሎት ስጦታ በገቢ የግብዓት ላይ ወዲ በመተ አገዳ ተገብሏል።

ተራ ቁጥር 2. የገቢው አገዳ የሚያገለግሉ የብጤራዊ ባንክ ከኢትዮጵያ ገንዘብ ገንዘብ ጠቅላይ ገንዘብ ሲተገዘው የወርቀ ቀን ነው።

ተራ ቁጥር 3. የዐዎች ግብዓት ወዲና አገልግሎት: የባንክ ግብዓት ከጠቅላላው የገቢ ዐዎች ቀን ላይ በመተ ለሥራ አራት ተገብቷል። የባንክ ላይ አገልግሎት ከጠቅላላው የገቢ ዐዎች ቀን ላይ በመተ አገዳ ነጥብ አገዳ ተገብቷል።

SECTION K. BANKING AND BALANCE OF PAYMENTS

Currency: The Ethiopian dollar is equal in value to 0.355468 grammes of fine Gold and is worth 43 US cents at par.

Banks: Prior to January 1964, the State Bank was the central bank with the power, as agents of the Ministry of Finance, to issue bank notes and coins and was the sole authorized dealer in foreign exchange. It was also up to that date that the State Bank was engaged in commercial banking activities. By the Monetary and Banking Proclamation No. 206 of 1963, the State Bank was dissolved, and the National Bank of Ethiopia and the Commercial Bank of Ethiopia were formed w.e.f. 1st January 1964. The National Bank is the central bank of Ethiopia and the currency issuing authority, as agent of the Minister of Finance. The Commercial Bank, as its name indicates, undertakes all general banking business. The figures for commercial banks in the tables cover the following banks:

1. Commercial Bank of Ethiopia,
2. Addis Ababa Bank,
3. Banco di Roma (Asmara),
4. Banco di Napoli (Asmara),

Table K.7. BALANCE OF PAYMENTS

A. GOODS AND SERVICES:

Item 1. merchandise Transactions: Exports f.o.b.: Customs trade valuation plus 6 percent of the total value of exports excluding coffee to cover internal transportation costs. Imports f. o. b.: Customs trade valuations less and estimated 14.0 percent for ocean freight and 1.1 percent for insurance and transit charges through Djibouti.

Item 2. The credit figure represents gold purchased by the national bank from the Imperial Ethiopian Treasury.

Item 3. Freight and insurance: Ocean freight for imports is an estimated 14.0 per cent of the total c.i.f. value of imports. Ocean insurance is estimated at 1.1 per cent of the total c.i.f. value of imports.

Item 4. Other transportation: The entries cover receipts (credit) and expenditures (debit) aboard the Ethiopian Air Lines; also receipts (credit) from Ethiopian Shipping Lines & foreign ships calling at Massawa and Assab ports, and from foreign aircraft landing at Ethiopian airports; beginning 1962 debits include remittances abroad by travel and shipping agents in Ethiopia.

Item 5. Travel: The credit entry covers expenditure in Ethiopia by travellers from abroad. The debit entry covers expenditures by Ethiopian students abroad and foreign exchange provided for travel expenses.

Item 6. Investment income: The credit entries cover interest earned on foreign deposits and securities held by the National Bank of Ethiopia. The debit entries cover interest payment by the Central Government on loans, and the profits and dividends of the major foreign companies operating in Ethiopia.

Item 7. Government, not included elsewhere: The credit entries cover expenditure of foreign diplomatic and consular missions in Ethiopia. The debit entries cover Ethiopian consular and diplomatic expenditures abroad.

Item 8. Other services: The item covers insurance claims (credit) by Ethiopian residents on foreign insurance companies, and non-merchandise premiums and claims (debit) paid by Ethiopian residents. It further covers transfers for services which cannot be identified separately for inclusion elsewhere.

B. TRANSFER PAYMENTS:

Item 9. Private: All donations and imports of capital by religious and private organizations as well as individuals are covered under this item.

Item 10. Central Government: The credit entries cover grants received from various Governments, and International Agencies. The debit entries cover Ethiopia's contribution to International Agencies and other grants by the Ethiopian Government.

D. CAPITAL MOVEMENTS:

Item 11. Private long-term: The entries cover changes in foreign direct investment in Ethiopia in the form of cash and capital goods, re-invested capital and new foreign investment. Estimated repayments of long-term credit owed by private companies in Ethiopia and foreign capital amortization are debited under liabilities.

Item 12. Private short term: The entries cover changes in commercial credits by Ethiopian merchants from foreign merchants.

Item 13. Central Government long-term: The entries cover loan withdrawals (credit) and loan repayments (debits).

D. EXTERNAL RESERVES AND MONETARY INSTITUTIONS:

Item 14. Central monetary institutions credit entries under these headings cover increase in liabilities resulting from subscription payments to the International Monetary Fund in Ethiopian dollars, or decreases in holdings of gold, International Bank of Reconstruction and Development Bonds and other securities of the National Bank. Debit entries under assets represent increase in Ethiopian subscriptions to the International Monetary Fund in gold and Ethiopian dollars, or increases in gold and foreign exchange holdings of the National Bank.


Item 15. Other Monetary Institutions: The entries represent net change in foreign assets and liabilities of the Domestic and Foreign Commercial banks operating in Ethiopia.

TABLE K.9 DEVELOPMENT BANK

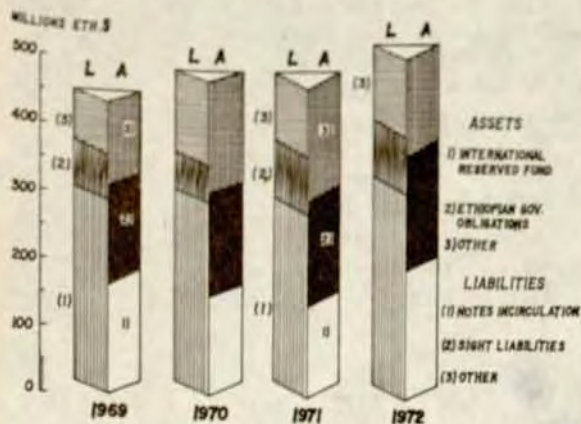
Since some promisory notes and loan guarantees have been disbursed with the major loans, it is not possible to indicate their exact numbers.

Fertilizer loans granted to three agricultural institutions were further allocated through them to private debtors. Hence the number of loan recipients is not known.

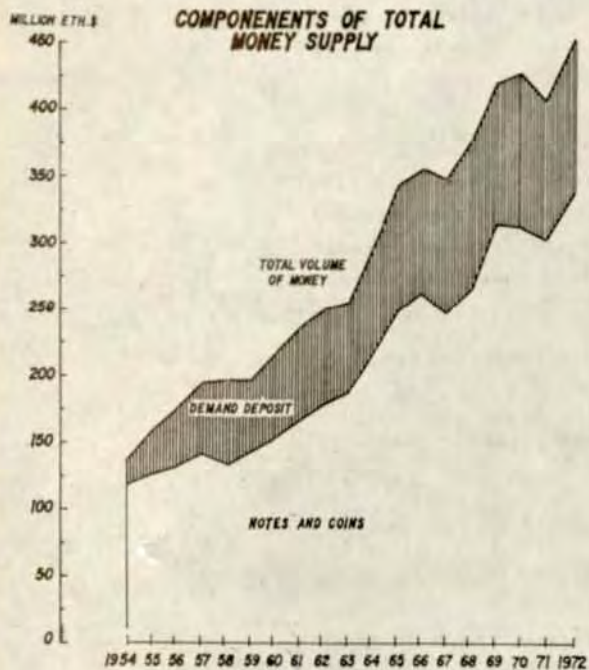
CONDITION OF COMMERCIAL BANKS



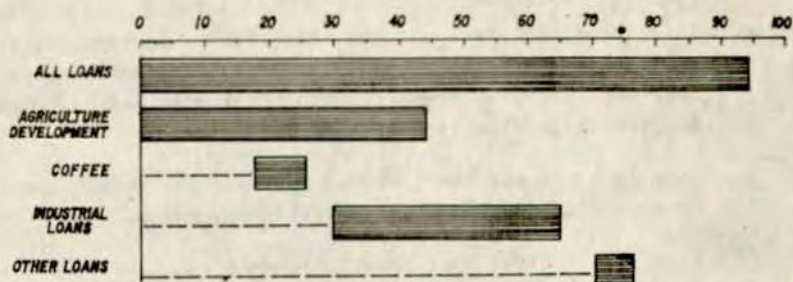
CONDITION OF NATIONAL BANKS



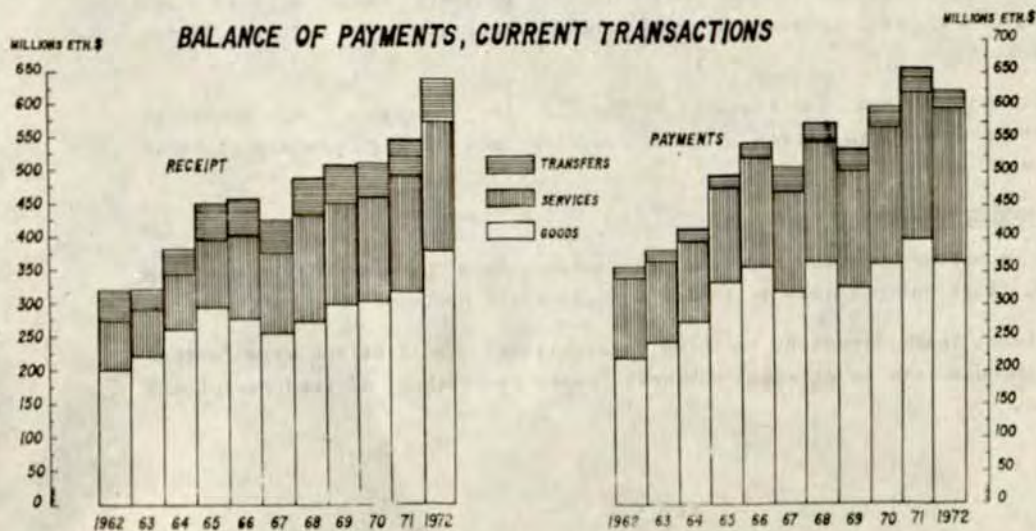
COMPONENTS OF TOTAL MONEY SUPPLY



LOANS GRANTED BY DEVELOPMENT BANK FROM 1951 TO JUNE 1971



BALANCE OF PAYMENTS, CURRENT TRANSACTIONS



አጠቃላይ የባህሪ ደንብ የሂሳብ ጠቅላይ
CONSOLIDATED STATEMENT OF CONDITION OF NATIONAL BANK

ሠንጠረዥ ተ. 1

TABLE K.1

በሺህ የኢት/ብር

ES '000

	1963		1964		
	ሰኔ	ታህሳስ	ሰኔ	ታህሳስ	
ሀብቶች					ASSETS
የኢንተርናሽናል ጠቅላይ ሂሳብ	172,178	140,400	166,900	196,446	INTERNATIONAL RESERVE FUND
በቀዳሚያ የተከፈለ ምርመራ ሂሳብ	54,044	74,989	44,226	53,474	ADVANCES AND UNCLEARED EFFECTS
በኢንተርናሽናል ደርጅቶች የተደረገ ሊገበበት ስጦት	71,682	71,682	71,682	71,683	INVESTMENTS IN INTERNATIONAL INSTITUTIONS
ለገንዘብ ክፍያ የደገበኛዎች ዕዳ	-	703	-	242	CUSTOMERS LIABILITY ON DOCUMENTARY CREDITS
የኢትዮጵያ ጠቅላይ ገንዘብ	152,695	158,377	164,809	171,170	ETHIOPIAN GOVERNMENT OBLIGATION
የብር ተገባሪ ገንዘብ	10,335	11,235	11,845	12,041	SILVER COINS
የግንባታ ሰነድ	283	185	154	174	FIXED ASSETS
ሌሎች ሂሳቦች	12,486	7,748	8,438	6,758	OTHER ACCOUNTS
የሀብት ደምር	473,703	465,319	468,054	511,988	TOTAL ASSETS
ዕዳዎች					LIABILITIES
በሥራ ላይ የሚገኙ ሰነዶች	285,021	278,108	283,383	311,412	NOTES IN CIRCULATION
ሌሎች በቅርብ ተጠያቂ ዕዳዎች	69,910	86,623	71,316	86,882	OTHER SIGHT LIABILITIES
የገንዘብ ክፍያ ደብዳቤዎች	8,867	5,518	8,174	4,205	COMMERCIAL LETTERS OF CREDIT
የኢንተርናሽናል ደርጅቶች በባንኩ የሚገኙ የወረቀት የወጭ ሰነዶች	50,932	50,897	50,897	50,897	INTERNATIONAL INSTITUTIONS (NON-TRANSFERABLE PROMISSORY NOTES)
ለሰነድ ገንዘብ ግብዓት ተቃራኒ	9,458	7,101	7,101	9,456	PROVISION FOR PRINTING NOTES
ሌሎች ሂሳቦች	11,354	-	10,110	-	OTHER ACCOUNTS
የባንኩ ጠቅላይ ጠቅላይ ሂሳብ	38,161	37,072	37,073	49,136	CAPITAL AND GENERAL RESERVE FUND
የዕዳዎች ደምር	473,703	465,319	468,054	511,988	TOTAL LIABILITIES
	JUNE	DECEMBER	JUNE	DECEMBER	
	1971		1972		

ከኢትዮጵያ ባንክ የሥራ ደንብ የሂሳብ ጠቅላይ ገንዘብ

Source: Department of Economic Research, National Bank

በሰ ባንኮች ሥራ
BANKING

አጠቃላይ የገንዘብ ባንኮች የሥነ ህግ ሁኔታ ማጠቃለያ
CONSOLIDATED STATEMENT OF CONDITION OF COMMERCIAL BANKS

ሠንጠረዥ ተ.2

TABLE K.2

በጊዜ የአተ/ባር

ETH. \$'000

	1963 ¹		1964		
	በ ሰ	ታህሣሥ	በ ሰ	ታህሣሥ	
<u>የገንዘብና የጥራ ገንዘብ ሀብቶች</u>					<u>ASSETS</u>
በአይ ያለ ጥራ ገንዘብ	27,517	25,100	26,019	24,682	CASH ON HAND
ያለ ተገቢ የአገር ውስጥ ሥነ ህግ	22,842	26,961	27,429	34,229	DOMESTIC UNCLEARED EFFECTS
ያለ ተገቢ የውጭ አገር ሥነ ህግ	8,293	7,201	11,487	11,052	FOREIGN UNCLEARED EFFECTS
የአገር ውስጥ የተገኘው ገንዘብ	14,920	13,090	8,576	13,591	IMPERIAL ETHIOPIAN GOVERNMENT
በአገር ውስጥ የተገኘው የተገራገሉ ገንዘብ ሰነዶች	13,966	13,898	399,543*	438,976*	BILLS DISCOUNTED (DOMESTIC)
በደርጅና በትዕዛዝ የተሰጡ ሥነ ህግ	360,758	398,113	-	-	LOANS AND ADVANCES
አገልግሎት	35,649	36,668	35,198	31,432	INVESTMENTS
የባንክ ስጦት የጠር ዕቃዎች ሌሎች ደግሞ ገቢ ስጦት	17,865	19,015	20,110	20,962	PREMISES, FURNITURE AND OTHER FIXED ASSETS
ሌሎች ጠዋታ አገር የሚገኝ ሀብቶች	2,154	2,154	2,154	2,154	OTHER FOREIGN ASSETS
አገር ከረሲቶች የደገገኙት ዕጻ	44,809	33,836	37,024	45,979	LIABILITIES OF CUSTOMERS FOR LETTERS OF CREDIT, ACCEPTANCES ETC.
ሌሎች ሥነ ህግ	15,735	20,141	20,674	16,245	OTHER CONTINGENT ASSETS
በባንክ ደብዳቤ ተገቢ ገንዘብ	24,556	27,815	25,004	32,545	DEPOSITS WITH NATIONAL BANK
በአገር ውስጥና ከውጭ አገር ባንኮች የሚሰጡ ሥነ ህግ	30,861	25,012	48,194	40,691	DUE FROM OTHER DOMESTIC AND FOREIGN BANKS
ጠቅላላ ደምር	619,925	649,004	661,412	712,538	TOTAL ASSETS
<u>ዕጻዎች</u>					<u>LIABILITIES</u>
በተጨማሪ ገዢ የሚከፈል ጠቅላላ	170,840	172,859	168,633	179,474	DEMAND DEPOSITS
ተጨማሪ ለተወሰነ ገዢ በአይ ያለ	206,507	214,602	252,167	272,389	SAVING AND TIME DEPOSITS
የተጨማሪ ገንዘብ ደምር	377,347	387,461	420,800	451,863	TOTAL DEPOSITS
ከፒያሌና የጥርጣሬ ሥራ ስጦት ገንዘብ ሥነ ህግ	56,343	57,355	58,167	59,917	CAPITAL AND HEAD OFFICE ACCOUNTS
ሌሎች ሥነ ህግ	52,694	59,599	65,468	69,760	OTHER ACCOUNTS
የተረጋገጡ የገንዘብ ከረሲቶች	44,809	33,836	37,024	45,978	LETTERS OF CREDIT, ACCEPTANCES ETC.
በደር	88,732	110,753	79,953	85,020	BORROWINGS
ጠቅላላ ደምር	619,925	649,004	661,412	712,538	TOTAL LIABILITIES
	JUNE	DEC.	JUNE	DEC.	
	1970		1971		

በደርጅና በትዕዛዝ የተሰጡ ሥነ ህግ የተገራገሉ ሥነ ህግ

*Includes Loans and Advances

አጠቃላይ በሥራ ገንዘብ የአገር ውስጥ የተገኘው ገንዘብ

Source: Economic Research Department, National Bank

የገንዘብ ስርዓት ዝርዝር
SIZE AND COMPOSITION OF MONEY

ሠንጠረዥ ተ.3 TABLE K.3

	ጠቅላላ ገንዘብ/በሚሊዮን የሊት.ብር/			በጥርጣሬ ገንዘብ=100/		
	ጠቅላላ	ጠቅላላ ገንዘብ ስርዓት	የገንዘብ ስርዓት	ጥርጣሬ ገንዘብ	ተጠቃሚ	
ታህሳስ 22 1961	383.8	273.7	110.0	71.3	28.7	1968 DECEMBER
ታህሳስ 22 1962	431.8	319.2	112.6	73.9	26.1	1969 DECEMBER
ታህሳስ 22 1963	427.9	323.2	104.7	75.5	24.5	1970 DECEMBER
ታህሳስ 1964	408.6	303.8	104.8	74.3	25.7	1971 DECEMBER
ጥር 1964	405.9	308.7	97.2	76.0	24.0	1972 JANUARY
የባንክ	422.2	318.0	104.2	75.3	24.7	FEBRUARY
ጠቅላላ	430.4	317.1	113.3	73.7	26.3	MARCH
ሚያዝያ	421.2	315.1	106.1	74.9	25.1	APRIL
ገንቦት	418.8	306.3	112.5	73.1	26.9	MAY
ሰኔ	415.6	306.0	109.6	73.6	26.4	JUNE
ጳጉሜ	420.1	300.7	119.4	71.6	28.4	JULY
ሰኔ	414.5	295.5	119.0	71.3	28.7	AUGUST
ጠቅላላ 1965	411.7	297.2	114.5	72.2	27.8	SEPTEMBER
ጥቅምት	410.6	298.3	112.3	72.6	27.4	OCTOBER
ሀዳር	417.6	311.3	106.3	74.5	25.5	NOVEMBER
ታህሳስ	454.3	339.5	114.8	74.7	25.3	DECEMBER
	TOTAL	CIRCULATING CURRENCY	PRIVATE DEMAND DEPOSIT	CURRENCY	DEPOSIT	
	MONEY (MILLION E.\$)			PERCENT TOTAL MONEY=100		

ለገንዘብ የተወሰኑ ገንዘብ ተጠቃሚ ህጻቦች
SELECTED DEPOSIT ITEMS

ሠንጠረዥ ተ.4 TABLE K.4 በሚሊዮን የሊት/ብር ES. MILLION

	የጠቅላላ ተጠቃሚ	ገንዘብ ተጠቃሚ /30 ቀን በላይ/	የጠቅላላ ተጠቃሚ		
			የጠቅላላ ተጠቃሚ	የጠቅላላ ተጠቃሚ	
ታህሳስ 22 1961	86.1	39.1	34.3	12.1	1968 DECEMBER
ታህሳስ 22 1962	106.3	43.7	33.4	12.1	1969 DECEMBER
ታህሳስ 22 1963	133.7	52.9	44.0	12.5	1970 DECEMBER
ታህሳስ 22 1964	161.6	53.0	49.7	13.4	1971 DECEMBER
ጥር 1964	162.0	53.3	42.5	14.0	1972 JANUARY
የባንክ	164.1	52.9	38.2	15.9	FEBRUARY
ጠቅላላ	166.9	53.2	43.1	17.8	MARCH
ሚያዝያ	169.3	52.6	46.0	17.5	APRIL
ገንቦት	173.8	54.0	50.0	18.7	MAY
ሰኔ	180.6	62.0	39.0	15.3	JUNE
ጳጉሜ	184.4	59.8	38.2	14.8	JULY
ሰኔ	186.9	60.7	38.7	15.0	AUGUST
ጠቅላላ 1965	188.3	67.0	33.9	14.1	SEPTEMBER
ጥቅምት	189.2	73.9	35.2	13.6	OCTOBER
ሀዳር	191.5	70.1	34.2	12.4	NOVEMBER
ታህሳስ	195.9	69.3	48.7	12.7	DECEMBER
	SAVING DEPOSITS	TIME DEPOSITS (30 DAYS & OVER)	NATIONAL BANK	COMMERCIAL BANK	
			GOVERNMENT DEPOSITS WITH		

በሊት የላይ በላይ የገንዘብ የላይኛ ንጥል ንጥል የተገኘ

Source: Economic Research Department, National Bank.

በሥራ ላይ ያለ ገንዘብ መጠን
VOLUME OF MONEY IN CIRCULATION

ሠንጠረዥ ተ.5

TABLE K.5

በሚሊዮን የሊት/ባር

ES MILLION

	1964		1965		
	ጳጋቢት 23	ሰኔ 22	ጳጠረያ 20	ታህሣሥ 22	
በሥራ ላይ ያሉ ናቶና ተገባሪ ገንዘቦች	332.5	310.9	282.9	303.8	NOTES AND COINS IN CIRCULATION
የሠብት ወር ለዳት	9.3	-21.6	-28.0	20.9	QUARTERLY CHANGE
ተጠያቂ ተቀጣጭ	107.0	112.2	116.8	104.8	DEMAND DEPOSITS
የሠብት ወር ለዳት	2.3	5.2	4.6	-12.0	QUARTERLY CHANGE
በገንዘብ መጠን	439.5	423.1	399.7	408.6	VOLUME OF MONEY
የሠብት ወር የተጠፋ ለዳት	11.6	-16.4	-23.4	8.9	NET QUARTERLY CHANGE
<u>ለዳት በዘርዘር</u>					<u>COMPOSITION OF CHANGE</u>
<u>የገላ ጸርጅተኛ</u>					<u>PRIVATE SECTOR:</u>
የከረላት ዕድገት	19.1	-23.2	6.9	31.2	INCREASE IN CREDIT
በባንክ ውስጥ ተጠያቂ ያልሆነ ተቀጣጭ ሲቆይ	6.3	13.6	2.6	5.5	LESS INCREASE IN NON-SIGHT DEPOSITS
የሠብት ወር ለዳት	12.8	-36.8	4.3	25.7	QUARTERLY CHANGE
<u>የውገንዘብ ጸርጅተኛ</u>					<u>PUBLIC SECTOR:</u>
የከረላት ዕድገት	-1.7	3.7	-0.8	4.6	INCREASE IN CREDIT
በተቀጣጭ ገንዘብ ላይ ውጭ ሲቆይ	1.9	-3.4	-8.3	16.4	LESS INCREASE IN DEPOSITS
የሠብት ወር ለዳት	-3.6	7.1	7.5	-11.8	QUARTERLY CHANGE
የውገንዘብ ነጥብ የገላ የተጠፋ ሲቆይ	9.2	-29.7	11.8	13.9	NET PRIVATE AND PUBLIC SECTOR
በውጭ ስገር ተቀጣጭ	24.4	6.4	-26.5	-26.1	EFFECT OF EXTERNAL RESERVES
ያልተዘረዘሩ	-22.0	6.9	-8.7	21.1	UNCLASSIFIED ITEMS
በገንዘብ መጠን የሠብት ወር የተጠፋ ለዳት	11.6	-16.4	-23.4	8.9	NET QUARTERLY CHANGE
	31 MAR.	30 JUN.	30 SEP.	31 DEC.	
	1971				

ከሊተዩት በጠቅላይ ገንዘብ የሊኮናቫ ተናት ክፍለ የተገኘ

Source: Economic Research Department, National Bank.

የኢትዮጵያ ባንክና የገንዘብ ባንኮች የተደረገ የሥጦታ ድጋግ
DOMESTIC CREDIT BY THE NATIONAL BANK & COMMERCIAL BANKS

ሠንጠረዥ ተ.6

TABLE K.6

በሚሊዮን የሊት/ብር

ETH. MILLION

	ድምር	የባንኮች ገንዘብ		የገንዘብ ድጋግ ገንዘብ				1968 DECEMBER 1969 DECEMBER 1970 DECEMBER 1971 DECEMBER 1972 JANUARY FEBRUARY MARCH APRIL MAY JUNE JULY AUGUST SEPTEMBER OCTOBER NOVEMBER DECEMBER
		ለባንክ ባንክ	ለገንዘብ ባንክ	በደርግ ገንዘብ የተሰጠው የገንዘብ	የተደረገው የገንዘብ በገንዘብ	የሥጦታ ድጋግ	የሥጦታ ገንዘብ ገንዘብ	
ታህሳስ 22 1961	430.6	142.5	0.4	240.7	11.0	35.7	0.3	
ታህሳስ 22 1962	489.9	149.4	15.7	280.4	9.9	34.3	-	
ታህሳስ 1963	580.4	147.3	18.6	361.7	17.3	35.3	-	
ታህሳስ 1964	620.2	158.4	13.3	398.1	13.9	36.4	-	
ፕሮ 1964	624.2	159.4	15.3	400.0	13.1	36.4	-	
የባንክ	640.9	161.0	13.3	418.6	12.0	35.8	-	
ጥቅምት	629.7	160.0	10.7	412.0	12.0	34.8	-	
ጥቅምት	628.0	159.9	7.6	413.7	11.7	34.9	-	
ጥቅምት	617.8	158.8	7.6	403.7	12.6	34.9	-	
ጥቅምት	608.2	164.8	8.8	386.8	12.7	34.9	-	
ጥቅምት	611.3	163.3	8.7	392.6	12.1	34.4	-	
ጥቅምት	607.2	165.2	10.6	385.0	12.3	33.9	-	
ጥቅምት 1965	606.6	168.2	9.1	384.1	12.9	32.1	-	
ጥቅምት	618.2	168.2	12.6	392.1	13.0	32.1	-	
ህዳር	628.1	168.2	11.6	403.9	12.2	32.0	-	
ታህሳስ	655.4	171.2	13.9	426.3	12.6	31.2	-	
TOTAL		NATIONAL BANK	COMMERCIAL BANKS	LOANS & ADVANCES	BILLS DISCOUNTED	INVESTMENT	WITH DEVELOPMENT BANK	
		CLAIMS ON CENTRAL GOVERNMENT BY		CLAIMS ON OTHER THAN CENTRAL GOVERNMENT				

የተጣራ የወርቅና የገንዘብ ሥጦታ ድጋግ
NET GOLD AND FOREIGN EXCHANGE HOLDINGS

ሠንጠረዥ ተ.7

TABLE K.7

በሚሊዮን የሊት/ብር

ETH. \$ MILLION

	ድምር	የገንዘብ ሥጦታ ድጋግ				ወርቅ /የገንዘብ ሥጦታ በሊት/ብር/	በግለሰብ ባንክ የወርቅ ድርጅት ተጠቃሚ	1968 DECEMBER 1969 DECEMBER 1970 DECEMBER 1971 DECEMBER 1972 JANUARY FEBRUARY MARCH APRIL MAY JUNE JULY AUGUST SEPTEMBER OCTOBER NOVEMBER DECEMBER
		ድምር	በግለሰብ ባንክ	ገንዘብ ባንክ	ገንዘብ ባንክ			
ታህሳስ 22 1961	170.7	138.4	132.7	5.7	20.4	11.9		
ታህሳስ 22 1962	181.8	146.3	140.0	6.3	23.5	12.0		
ታህሳስ 22 1963	139.5	102.8	136.7	-33.9	19.7	17.0		
ታህሳስ 22 1964	117.7	79.9	112.3	-32.4	20.8	17.0		
ፕሮ 1964	119.0	81.2	104.3	-23.1	20.8	17.0		
የባንክ	122.3	84.4	104.3	-19.9	20.9	17.0		
ጥቅምት	153.3	115.4	117.4	- 2.0	20.9	17.0		
ጥቅምት	155.4	117.3	127.2	- 9.9	21.1	17.0		
ጥቅምት	171.8	133.7	136.5	- 2.8	21.1	17.0		
ጥቅምት	181.0	142.8	144.5	- 1.7	21.2	17.0		
ጥቅምት	187.3	148.8	144.7	4.1	21.5	17.0		
ጥቅምት	190.6	152.1	156.4	- 4.3	21.5	17.0		
ጥቅምት 1965	191.9	153.4	154.6	- 1.2	21.5	17.0		
ጥቅምት	194.3	155.6	156.4	- 0.8	21.7	17.0		
ህዳር	193.7	155.0	154.8	+ 0.2	21.7	17.0		
ታህሳስ	203.5	164.6	172.3	- 7.7	21.9	17.0		
TOTAL		TOTAL	NATIONAL BANK	COMMERCIAL BANK	GOLD (COIN & BULLION)	IMF GOLD TRANCHE (NET)		
		Net Foreign Exchange Holdings						

በሊት የሥጦታ ድጋግ ገንዘብ የላከውን የገንዘብ ድጋግ
Source: Economic Research Department, National Bank.

የገንዘብ ባንክ ያደረገው በደርጅ የተደገፈ ስፍራዎች በቀረጽ የገዛላት ሰነድ የሰጠው ወጪዎች
LOANS, ADVANCES, BILLS DISCOUNTED AND INVESTMENT BY COMMERCIAL BANKS

ሠንጠረዥ ተ.8

TABLE K.8

በሚሊዮን የሊት/ባር ሺ ዶላር

	1963	1964	1965	
	ታህሳሥ 22	ታህሳሥ 22	ታህሳሥ 22	
<u>አገልግሎት</u>	67.0	78.2	82.2	<u>INDUSTRIAL</u>
አወርቃ ወርቀ	23.7	34.3	37.4	TEXTILES
ሌላ / ለወጪዎች ለመርከብ ለመሳሰሉት	43.3	43.9	44.8	OTHER (FLOUR MILLS, SHIPPING ETC.)
<u>አገር</u>	34.0	35.9	42.2	<u>AGRICULTURAL</u>
ለጥጥ ለሰዊር ለአርባ ሥራ	24.9	32.3	39.2	COTTON, SUGAR, FARMING
ሌላ ለፍሬ ለሐተት	9.1	3.6	3.0	MEAT, FRUITS, VEGETABLES
<u>ወጪ ወይን ለገር ለተገቢ ዐቃዎች</u>	73.5	73.2	99.5	<u>EXPORT</u>
ሰዊር	40.3	31.8	47.6	COFFEE
ለጥጥ ለሌላ	9.2	15.6	18.5	OIL SEEDS
ለአሀልፍ ጥሬ ጥሬ	7.6	5.3	5.2	CEREALS AND PULSES
ለጥጥ ለሌላ	7.9	7.8	18.1	HIDES AND SKINS
ሌላ	8.5	12.7	10.1	OTHER
<u>በወጪ ለተገቢ ዐቃዎች</u>	75.9	92.1	86.2	<u>IMPORT</u>
ለጥጥ ለሌላ	9.5	10.1	10.8	BUILDING MATERIALS
ለተገቢ ሰዊር ወይን ለመወጣት ዐቃዎች	13.1	17.5	16.0	VEHICLES AND SPARE PARTS
አወርቃ ወርቀ	4.6	6.2	3.2	TEXTILES
ለወጪ ወይን ለሌላ	15.4	23.3	26.5	MACHINERY AND TOOLS
ሌላ	33.3	35.0	29.7	OTHER
<u>ለሥራዎች ለግብርና ለገንዘብ ገቢ ለተገቢ</u>	68.0	70.5	62.0	<u>CONSTRUCTION AND REAL ESTATE</u>
ለጥጥ ለሌላ ለገንዘብ ለገንዘብ ለገንዘብ	31.3	33.1	25.2	BUILDINGS, ROADS, BRIDGES, DAMS
ለጥጥ ለሌላ ለገንዘብ ለገንዘብ ለገንዘብ	36.7	37.4	36.8	REAL ESTATE (LOAN FOR ACQUISITION OF PROPERTY AND CONSTRUCTION OF NEW HOUSES AND REPAIRS)
<u>ለሌላ ወይን ገንዘብ</u>	89.8	92.7	93.3	<u>LOCAL TRADE</u>
ለጥጥ	9.0	10.5	8.8	TRANSPORT
ሰዊር	12.1	12.6	11.1	COFFEE
ለጥጥ ለሌላ	1.4	3.2	2.0	OIL SEEDS
ለአሀልፍ ጥሬ ጥሬ	9.7	8.5	12.7	CEREALS AND PULSES
ለጥጥ ለሌላ	0.7	0.7	0.6	HIDES AND SKINS
ሌላ	56.9	57.2	58.1	OTHER
<u>የገንዘብ ሰዊር/ለወጪ ለገንዘብ ዐቃዎች/ ሰዊር</u>	6.3	5.9	4.7	<u>PERSONAL LOANS (CARS, FURNITURE)</u>
	414.5	448.5	470.1	<u>TOTAL</u>
	31 DEC.	31 DEC.	31 DEC.	
	1970	1971	1972	

ከላይ ያለውን በሥራ ሰዊር የሰዊር ገንዘብ ሰዊር ሰዊር
Source: Economic Research Department, National Bank.

1944-1964 ዓ.ም የኢትዮጵያ ልማት ባንክ የሰጠው የገንዘብ ስጦታዎች ለውጭ የሚገኙ
LOANS GRANTED BY THE DEVELOPMENT BANK 1951 - 1971 BY TYPE OF LOAN

ሠንጠረዥ ተ.9 TABLE K.9 በሺህ የሊት/ባር IN ES'000

	የኢንዱስትሪ ስጦታዎች		የአርሻ ስጦታዎች				ሌሎች ስጦታዎች		ጠቅላይ		
	የገንዘብ ብዛት	የገንዘብ ልዩ	የገንዘብ ብዛት	የገንዘብ ልዩ	የገንዘብ ብዛት	የገንዘብ ልዩ	የገንዘብ ብዛት	የገንዘብ ልዩ	የገንዘብ ብዛት	የገንዘብ ልዩ	
1944 - 1953	245	13,534	1,473	4,672	1,299	4,891	172	915	3,189	24,012	1951 - 1960
1954	5	143	24	363	71	886	-	-	100	1,392	1961
1955	29	1,410	27	498	43	158	19	24	118	2,090	1962
1956	17	2,763	74	747	20	90	24	39	135	3,639	1963
1957	16	2,334	43	903	19	433	37	81	115	3,751	1964
1958	16	2,657	29	932	21	422	47	189	113	4,200	1965
1959	7	406	33	634	3	30	12	75	55	1,145	1966
1960	12	469	110	1,295	24	350	7	60	153	2,174	1967
1961	11	1,657	53	788	9	59	19	172	92	2,676	1968
1962	12	1,910	76	1,441	18	307	6	7	112	3,665	1969
1963	15	1,836*	136*	12,859	-	307	3	1,041	154	15,743	1970
1964	20	6,719	98**	19,046	18	150	-	3,306	136	29,221	1971
1944 - 1964	405	35,538	2,176	44,178	1,545	9,083	346	5,909	4,472	93,708	1951 - 1971
	NUMBER	AMOUNT	NUMBER	AMOUNT	NUMBER	AMOUNT	NUMBER	AMOUNT	NUMBER	AMOUNT	
	INDUSTRIAL		AGRICULTURAL DEVELOPMENT		COFFEE		OTHER LOAN		TOTAL		
			AGRICULTURAL								

የኢትዮጵያ ልማት ባንክ የሰጠው የኢንዱስትሪያል የአርሻ ስጦታዎች መጠን
መሰረድ ሆኖ የገንዘብ ልዩነት 1963

DISTRIBUTION OF INDUSTRIAL & AGRICULTURAL LOANS GRANTED BY DEVELOPMENT BANK OF ETHIOPIA
ACCORDING TO SIZE, TERMS AND ALLOCATION OF LOANS, 1970

ሠንጠረዥ ተ.10 TABLE K.10 በሺህ የሊት/ባር ES'000

የስጦታዎች መጠን / ስጦታዎች / ባር	የኢንዱስትሪ ስጦታዎች		የአርሻ ስጦታዎች		ጠቅላይ		የስጦታዎች መጠን (በጊ.ጊ.)
	የገንዘብ ብዛት	የገንዘብ ልዩ	የገንዘብ ብዛት	የገንዘብ ልዩ	የገንዘብ ብዛት	የገንዘብ ልዩ	
ከ50,000 በታች	6	93	107	2,250	113	2,343	BELOW 50,000
ከ50,001-250,000	8	1,243	26	2,936	34	179	FROM 50,001-250,000
ከ250,000 በላይ	1	500	3	7,980	4	8,480	ABOVE 250,000
የስጦታዎች ጊዜ							TERMS OF LOANS
ከ1 ዓመት በታች	-	-	11	459	11	459	LESS THAN A YEAR
ከ1-5 ዓመት	14	1,681	103	10,906	117	12,587	1 - 5 YEARS
ከ5-10 ዓመት	1	154	22	1,801	23	1,955	5 - 10 YEARS
ከ10 ዓመት በላይ	-	-	-	-	-	-	OVER 10 YEARS
የስጦታዎች ተከፋይነት							ALLOCATION OF LOANS
ለአዲስ ስጦታዎች ማቋቋም	8	751	18	515	26	1,266	NEW ENTERPRISE
ለቀዳሚ ስጦታዎች ማስፈጸም	7	1,085	118	12,651	125	13,736	EXISTING ENTERPRISE
	NUMBER	AMOUNT	NUMBER	AMOUNT	NUMBER	AMOUNT	
	INDUSTRIAL		AGRICULTURAL		TOTAL		

ስጦታዎች ለኢንዱስትሪ ባንክ አ.ግ. የተገኘ
Source: Agro-Industrial Bank S.C.

* የሰጠው ስጦታዎች
*Including Coffee loans

** በገጽ 146 ላይ ይጠቀሳል
**See note on page 147

በሰ ባንክ ሥራ
BANKING

የአርቫና ለገንዘብ ባንክ የሥራ ዓይነት በዓይነት ለይተ የሚያሰጥ /1964/
AGRICULTURAL & INDUSTRIAL BANK LOANS CLASSIFIED BY PURPOSE (1971/72)

ሠንጠረዥ ተ.11 TABLE K.11

	በጊዜ የሚገኝ ብር	ከጠቅላላው በመቶ	
<u>አርቫ</u>	19,197	65.7	<u>AGRICULTURAL</u>
ለአህል	2,629	9.0	CEREAL
ለቀባት አህላት	-	-	OIL CROP (SEED)
ለቸጥ	1,584	5.4	COTTON
ለተለያዩ አርቫዎች	10,085	34.5	MIXED FARM
ለሰብት ርቢ /ለወተተ/	269	0.9	DAIRY (LIVESTOCK)
ለቡና	528	1.8	COFFEE
ለፍሬፍሬ	3,868	13.2	PULSES
ለተጠለ ተጠል	74	0.3	VEGETABLES
ለጆር ርቢ	160	0.5	POULTRY
ለሰብት ርቢ /ለሥጋ/	-	-	BEEF (LIVESTOCK)
<u>ለሌሎች ለገንዘብ</u>	6,718	23.0	<u>INDUSTRIAL</u>
ለጨርጭ ለርቀ	2,172	7.4	TEXTILE
ለቡና ሥራዎች	487	1.7	SOAP INDUSTRY
ለቡና ጠፈላፈጭ	921	3.2	COFFEE PULPING
ለሽከለ ሥራዎች	243	0.8	BRICKS
ለሥጋ ጥገና ሥራዎች	876	3.0	MEAT CANNING & PRESERVING
ለቢሽግ ሥራዎች	1,194	4.1	CEMENT INDUSTRY
ለሕንፃ ሥራዎች	159	0.5	CONSTRUCTION
ለሌሎች	666	2.3	OTHER
<u>ለሌሎች ባርዎች</u>	3,306	11.3	<u>OTHER LOANS</u>
ጆር	29,221	100.0	GRAND TOTAL
	ETH.\$'000	PERCENT-AGES	

በአርቫና ለገንዘብ ባንክ ለ.ዓ የተገኘ
Source: Agro-Industrial Bank S.C.

የገንዘብ ክፍያ ጭነት ጠቅላይ ሪፖርት
SUMMARY OF THE BALANCE OF PAYMENTS OF ETHIOPIA

ሠንጠረዥ ተ.12

TABLE K.12

የተገባው ለገንዘብ ክፍያ ጭነት ጠቅላይ ሪፖርት
-Net transactions in Eth.\$ millions

	ገዛያዊ ሂሳብ				የባንቅ ሂሳብ			በገንዘብ ክፍያ ጭነት ጠቅላይ ሪፖርት			የተገባው ገደብ	
	የዕቃዎች ገንዘብ	ገልጋሎት	የተዘጋጀ ክፍያ	የተገባው ባለጠባ	ጠቅላላ	የገለ	የጠቅላላ	ጠቅላላ	በገንዘብ ክፍያ	በሌሎች		
1953/4	-9.3	-40.5	18.3	-31.5	35.5	21.6	13.9	-4.1	-3.1	-1.0	0.1	1961
1954/5	-13.8	-52.7	25.9	-40.6	74.8	12.8	62.0	-22.9	-22.9	-	-11.3	1962
1955/6	-18.4	-47.0	12.6	-53.2	63.0	24.9	38.1	-2.2	-0.9	-1.3	-7.6	1963
1956/7	-8.8	-36.1	16.9	-28.0	49.7	40.8	8.9	-26.2	-26.7	0.5	4.5	1964
1957/8	-39.1	-36.2	32.8	-42.5	71.8	26.4	45.4	-34.3	-40.9	6.4	5.0	1965
1958/9	-75.1	-36.4	-29.7	-81.8	72.3	16.0	36.3	7.9	-3.2	11.1	1.6	1966
1959/60	-57.4	-37.3	15.8	-78.9	33.2	6.8	26.4	43.4	35.3	8.1	2.3	1967
1960/1	-88.0	-19.2	29.4	-77.8	75.3	16.1	59.2	-7.8	-4.5	3.3	10.3	1968
1961/2	-25.3	-25.1	27.9	-22.5	31.7	-5.0	36.7	-11.1	-10.4	-0.7	1.9	1969
1962/3	-54.9	-45.5	20.0	-78.9	45.0	28.1	16.9	42.3	2.2	40.1	8.4	1970
1963/4	-79.6	-58.5	+22.5	-111.6	100.0	36.6	63.4	16.7	16.9	-0.2	-5.1	1971
1964/5	-19.3	-40.2	40.6	19.7	75.7	30.4	45.3	-86.0	-61.3	-24.7	-9.4	1972
	TRADE BALANCE FOR	SERVICES	TRANSFER PAYMENTS	NET SURPLUS	TOTAL	PRIVATE	CENTRAL GOVERNMENT	TOTAL	CENTRAL MONETARY	OTHER INSTITUTION	NET ERRORS AND OMISSION	
	CURRENT ACCOUNT				CAPITAL ACCOUNT			RESERVES IN MONETARY INSTITUTIONS				

ለተገባው ክፍያ ጭነት ጠቅላይ ሪፖርት የገንዘብ ክፍያ ጭነት ጠቅላይ ሪፖርት
BALANCE OF PAYMENTS OF ETHIOPIA

ገዛያዊ ሂሳብ
A) CURRENT ACCOUNT

ሠንጠረዥ ተ.13

TABLE K.13

በግሌ ላይ የሰጠው ሪፖርት - ETH.\$ MILLION

	1963/64			1964/65			
	ገቢ	ጠባ	የተገባው ገቢ	ገቢ	ጠባ	የተገባው ገቢ	
ሀ. ለዕቃዎችና ገልጋሎት							ሀ. GOODS AND SERVICES
1. የዕቃዎች ገንዘብ	314.0	394.7	-80.7	384.2	366.0	18.2	1. MERCHANDISE TRANSACTIONS
2. በገንዘብ ያልተለወጠ ጠባ	1.1	-	1.1	1.1	-	1.1	2. NON-MONETARY GOLD
3. የዕቃዎች ጥበቃና ጠባ ለገቢ	4.0	75.0	-71.0	3.6	69.6	-66.0	3. FREIGHT AND INSURANCE
4. ሌሎች የተገለገሉት ጠባዎች	56.2	23.1	+33.1	62.4	22.6	39.8	4. OTHER TRANSPORTATION
5. የገዛ ጠባዎች	19.7	18.3	+ 1.4	23.0	18.2	4.8	5. TRAVEL
6. ሥራ ላይ የዋለ ገንዘብ	11.2	40.9	-29.2	8.2	52.4	-44.2	6. INVESTMENT INCOME
7. የጠቅላላ ሂሳብ	42.7	18.6	+24.1	50.8	21.0	29.8	7. GOVERNMENT, N.E.I.
8. ሌሎች	37.7	50.6	-12.9	43.3	47.7	-4.4	8. OTHER SERVICES
ጠቅላላ	487.1	621.2	-134.1	567.6	597.5	-20.9	TOTAL GOODS AND SERVICES
ለ. ጠባ ጠቅላላ ላይ የተዘጋጀ ክፍያ							ለ. TRANSFER PAYMENTS
9. የገለ ክፍያ	26.8	31.2	-4.4	32.2	25.8	6.4	9. PRIVATE
10. የጠቅላላ ክፍያ	28.2	1.3	+26.9	34.2	-	34.2	10. CENTRAL GOVERNMENT
በሌሎች የገንዘብ ገቢ	23.8	-	+23.8	29.1	-	29.1	INTER-GOVERNMENTAL
በሌሎች	4.4	1.3	+ 3.1	5.1	-	5.1	OTHERS
የተዘጋጀ ክፍያ ጠቅላላ	55.0	32.5	+22.5	66.4	25.8	40.6	TOTAL TRANSFER PAYMENTS
ለ. የገዛያዊ ሂሳብ የተገባው ባለጠባ /ሀ+ለ/	-	-	-111.6	-	-	19.7	ለ. NET SURPLUS ON CURRENT ACCOUNT (A+B)
	CREDIT (RECEIPTS)	DEBIT (PAYMENTS)	NET (CREDIT)	CREDIT (RECEIPTS)	DEBIT (PAYMENTS)	NET (CREDIT)	
	1971			1972			

የኢትዮጵያ ገቢዎችና ለውጥ ሰነድ
BALANCE OF PAYMENTS OF ETHIOPIA

የባለገቢ ሰነድ
B) CAPITAL ACCOUNT

ሠንጠረዥ ተ.13 / የተጠለ/

TABLE K.13 (Contd.)

በሚሊዮን የአት/ባር

ETH.\$ MILLION

	1963/4			1964/65			
	የዕዳዎች ተከፋይ ዕድገት	የሀብተ ተከፋይ ዕድገት	የተባራው የዕድገት ለዓይነት	የዕዳዎች ተከፋይ ዕድገት	የሀብተ ተከፋይ ዕድገት	የተባራው የዕድገት ለዓይነት	
	1971	1972	NET	1971	1972	NET	
D. CAPITAL MOVEMENTS							
11. የረጅም ዘመን የገለባ ባለገቢ	19.7	-	19.7	34.6	5.5	29.1	11. PRIVATE LONG TERM
12. የአጭር ዘመን የገለባ ባለገቢ	11.2	-5.7	16.9	-	-1.3	1.3	12. PRIVATE SHORT TERM
13. የመንግሥት ባለገቢ	63.4	-	63.4	76.6	31.3	45.3	13. CENTRAL GOVERNMENT
ጭማሪ	94.3	-5.7	100.0	111.2	35.5	75.7	TOTAL CAPITAL MOVEMENTS
E. MONETARY INSTITUTIONS							
14. የፍ የፍ ዎች ገንዘብ ነጠላ	2.9	-14.0	16.9	-5.2	56.1	-61.3	14. CENTRAL MONETARY INSTITUTIONS
የአይ.ኤም.ኤፍ. ጭማሪ	-	-	-	-	-	-	ACCOUNTS WITH I.M.F
በገንዘብ የሚለወጥ ሀብተ	-	-	-	-	9.3	-9.3	MARKETABLE ASSETS
ተጭሞታ ዓላማ	2.6	-15.4	18.0	-5.1	45.7	-50.8	DEPOSITS
ሌሎች ሀብተዎች ዕዳዎች	0.3	0.3	0.0	-0.1	-	-0.1	OTHER FOREIGN ASSETS AND LIABILITIES
በገንዘብ የሚታወቅ ወርቅ	-	1.1	-1.1	-	1.1	-1.1	GOLD
15. ሌሎች ገንዘብ ነጠላ	0.1	0.3	-0.2	-7.4	17.3	-24.7	15. OTHER MONETARY INSTITUTIONS
ተጭሞታ ዓላማ	-6.4	1.6	-8.0	-3.8	12.9	-16.7	DEPOSITS
ሌሎች የወጭ ሀብተዎች ዕዳዎች	-0.9	-1.3	0.4	-	4.4	-4.4	OTHER FOREIGN ASSETS AND LIABILITIES
ብድር	7.4	-	7.4	-3.6	-	-3.6	LOANS
በመጠባበቅ ገንዘብ የተሰጠ ለዓይነት /14+15/	3.0	-13.7	16.7	-12.6	73.4	-86.0	NET CHANGE IN MONETARY RESERVES (14+15)
16. የባለገቢ ወጭ የተባራ ጭማሪ	97.3	-19.4	116.7	106.0	91.6	14.4	F. NET CHANGE ON CAPITAL ACCOUNT (D+E)
17. የተባራ ስህተት ወይም ገጭት	-	5.1	-5.1	-	9.4	-9.4	G. NET ERRORS & OMISSION
	LIABILITIES (NET INCREASE)	ASSETS (NET INCREASE)	NET	LIABILITIES (NET INCREASE)	ASSETS (NET INCREASE)	NET	
	1971	1972		1971	1972		

ክፍል ሦ. ትኩረት ዕርገታ

በዚህ ክፍል የተረጎሙት ሠንጠረዦች የግንባታ ስራዎች ስራዎች ስራዎች
የተጠቀሱት የትኩረት ዕርገታዎች ገደብ ሲሆን፣ የተሰጡት ግንባታ የሌሎች ስራዎች
ዕርገታ የግንባታውን የሥራ ገርገራዎች ዝርዝር ይገልጻሉ።

SECTION L. TECHNICAL ASSISTANCE

The tables show technical assistance estimate included in the
development budget and details of UNICEF programmes.

በሌ ትኩረት ስርዓት
TECHNICAL ASSISTANCE

በሌ ስርዓት ስጦታ ዕቅድ ውስጥ የተካተተ የትኩረት ስርዓት ገምት
TECHNICAL ASSISTANCE ESTIMATE INCLUDED IN THE DEVELOPMENT BUDGET PROPOSAL

ሠንጠረዥ ፉ.1 TABLE L.1 በሺህ የሊት/ባር ETH.\$'000

የትኩረት ስርዓት ዓይነት	ዓመት			
	1962	1963	1964	
1. ለአባቶች ስርዓት	55,975	63,382	54,950	1. CENTRAL GOVERNMENT
ሀ. ጠቅላላ አገልግሎት	2,739	2,371	4,015	A. GENERAL SERVICES
ለ. ለኢኮኖሚ አገልግሎት	13,839	15,471	22,912	B. ECONOMIC SERVICES
ለ. ለህዝብ ጤና አገልግሎት	39,397	45,540	28,023	C. SOCIAL SERVICES
2. ለአካባቢ ስርዓት	738	1,377	1,035	2. LOCAL GOVERNMENT
3. ለሌሎች ወገኖች ስርዓት	785	425	171	3. OTHER PUBLIC AUTHORITIES
4. ለተገቢ ያልተደገፉ ስርዓት	345	-	-	4. PRIVATE NON-PROFIT INSTITUTIONS
5. በዚህ ስርዓት ውስጥ ስርዓት	2,807	-	6,933	5. UNALLOCABLE ITEMS
ጠቅላላ	60,650	65,184*	63,089	TOTAL
	1969/70	1970/71	1971/72	BY TYPE OF RECIPIENTS
	YEAR			

የትኩረት ስርዓት ስርዓት የተገኘ
Source: Technical Agency

* የሚከተሉት ስርዓቶችን አይካተቱም
*Does not include assistance expected for Military and Police.

የዩኒሴፍ ስርዓት*
UNICEF ASSISTANCE TO ETHIOPIA*

ሠንጠረዥ ፉ.2 TABLE L.2 በሺህ የሊት/ባር ETH.\$'000

	1961	1962	1963	
አጠቃላይ ጤና አገልግሎት	287.5	-	443.2	BASIC HEALTH SERVICES
አካባቢ ጤና ዕቅድ የጤና ስርዓት ስራ ስርዓት ስራ ስራ	-	137.5	148.5	COMMUNITY DEVELOPMENT AND SOCIAL SERVICES TRAINING
ለወተት ጥቅም ስርዓት	93.0	7.0	-	MILK CONSERVATION
አጠቃላይ	242.5	-	85.0	EDUCATION
የዕቃዎች ጥቅም ስርዓት	59.5	60.2	56.8	COST OF FREIGHT
ጠቅላላ	682.5	204.7	733.5	TOTAL
	1968/9	1969/70	1970/71	

* የዓመት መጨረሻ በጳጉሜ 30 ነው
*Year ending June 30

የዩኒሴፍ የተገኘ
Source UNICEF

SECTION M. PRICES

Tables M.1 and M.2 Indices of the prices of import and export commodities, collected by the National Bank of Ethiopia from selected wholesalers and customs Trade Returns.

Table M.3 shows the wholesale prices of selected import commodities collected by the Department of Economic Research of the National Bank at monthly intervals. The series presented refer to average annual prices in Addis Ababa.

Table M.4 Wholesale prices of agricultural commodities in selected towns are also collected by the National Bank. The statistics presented in this table are annual averages for the years 1970, 1971 and 1972.

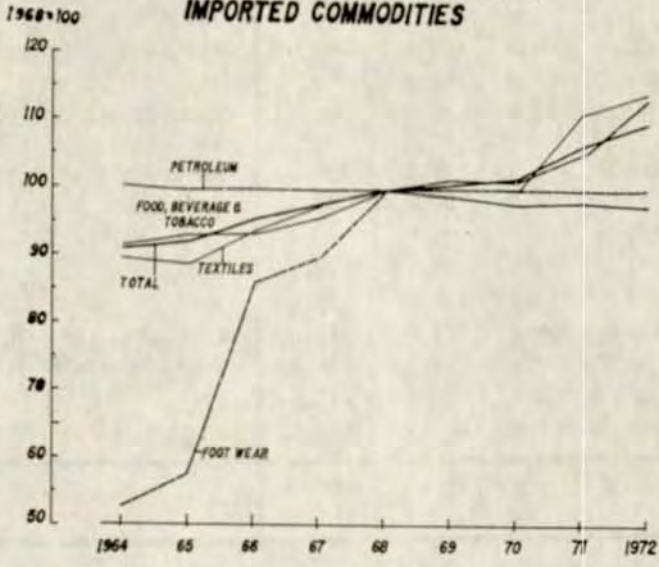
Tables M.5 and M.6 give New York spot price of selected types of coffee and the average Addis Ababa prices of coffee for export.

Coffee known as "Djima, Usually Good Quality" in New York are blends of all types of Ethiopian Coffee other than coffee from Harargie, whereas the Addis Ababa prices quoted for "Jimas" are for coffee from Kefa province only.

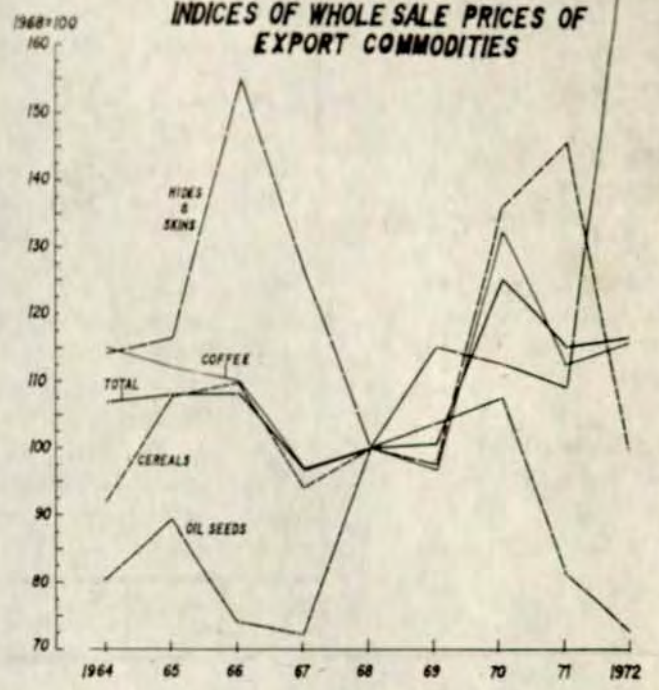
Table M.7 Here the Central Statistical Office presents a retail Price Index for Addis Ababa for the years 1971 and 1972. The information are based on Household Consumption and Expenditure Survey of 1964 and on the monthly retail prices collected by the Central Statistical Office. The index applies to Households belonging to E\$100 - 400 income groups.

Table M.8 Shows average Addis Ababa retail prices for some major items. They are averages of prices in Addis Ketema and other parts of the town, most of them are collected from at least six quotations to calculate the monthly Price Index prepared by the Central Statistical Office.

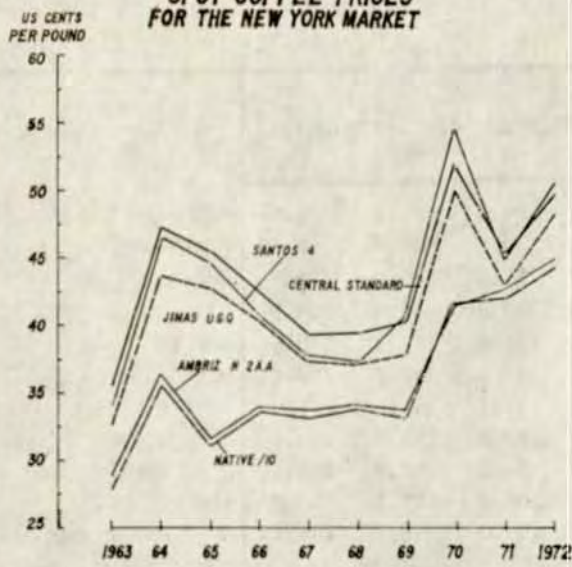
INDICES OF WHOLESALE PRICES OF IMPORTED COMMODITIES



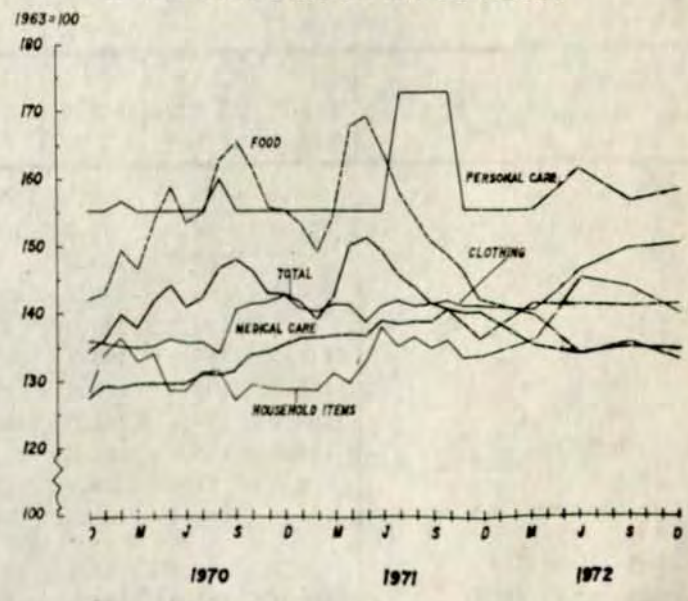
INDICES OF WHOLE SALE PRICES OF EXPORT COMMODITIES



SPOT COFFEE PRICES FOR THE NEW YORK MARKET



RETAIL PRICES INDEX FOR ADDIS ABABA



በአዲስ አበባ የተጠራጠሩ የአገልግ ጥገ ገንዘብ ዕቃዎች የጅምላ ዋጋ አገልግ
INDICES OF WHOLESALE PRICES IN ADDIS ABABA OF SELECTED IMPORTS, BY MAJOR COMMODITY GROUP

ሠገጠረዥ 1.1 TABLE M.1 1960/1 ዓ.ም = 100 1968 = 100

የዕቃው ግዴት	1956/7	1957/8	1958/9	1959/60	1961/2	1962/3	1963/4	1964/5	
የቤት ጠቃሚ ዕቃዎች	85.2	87.0	86.3	91.7	97.3	99.8	103.1	106.2	BUILDING MATERIALS
የቤት ውስጥ ለሌሎች ጠቃሚ ዕቃዎች	83.5	92.8	96.7	97.9	98.9	101.8	110.5	109.6	ELECTRICAL EQUIPMENT, DOMESTIC
ግብ ጠቃሚ ተግባራዊ	91.7	93.1	93.3	95.9	101.6	101.3	105.6	114.6	FOOD BEVERAGES, AND TOBACCO
ወጣት የሌሎች ግብ	52.7	57.5	86.2	89.9	100.0	100.0	100.0	100.0	FOOT WEAR
ግብ ጠቃሚ ዕቃዎች	95.3	94.0	93.4	92.0	104.5	102.9	102.2	102.9	DYES
የተገባው ጠቃሚ ዕቃዎችና ጠቃሚ ዕቃዎች	103.8	102.3	98.9	102.8	94.0	92.8	86.8	84.2	INSECTICIDES AND DISINFECTANTS
የተራገቡት ጠቃሚ ዕቃዎች	94.0	96.6	99.3	99.2	105.0	109.6	121.0	129.9	TRANSPORT EQUIPMENT
ወርቅ ወርቅ	89.7	88.9	93.8	97.6	99.1	98.0	98.5	97.8	TEXTILES
ግብ ጠቃሚ ዕቃዎችና የውስጥ ለባህርት	101.4	102.6	98.3	99.2	100.5	98.0	91.8	80.4	TYRES AND TUBES
የሌሎች	97.3	96.1	93.1	98.4	93.9	83.7	79.6	78.0	PAINTS
ወረቀት	86.7	91.2	98.2	98.4	102.3	113.3	120.5	129.7	PAPER
የፒትሮሊየም ውጤቶች	100.4	100.0	100.0	100.0	100.0	100.0	111.6	113.9	PETROLIUM PRODUCTS
የፈርማሲ ዕቃዎችና ጠቃሚ ዕቃዎች	102.4	103.7	104.9	101.5	98.7	100.0	107.9	110.5	PHARMACEUTICALS
ገጠና	90.4	92.6	98.5	98.6	100.9	102.5	105.6	113.0	SOAP
የገቢ ዕቃዎች ዋጋ ጠቃሚ አገልግ	91.2	92.2	95.6	97.7	100.6	101.8	106.9	110.1	GENERAL INDEX OF IMPORTS
	1964	1965	1966	1967	1969	1970	1971	1972	COMMODITIES

በአዲስ አበባ የጥናት ዋጋ የውጭ ገንዘብ ዕቃዎች የጅምላ ዋጋ አገልግ
INDICES OF WHOLESALE PRICES IN ADDIS ABABA OF MAJOR EXPORT COMMODITIES

ሠገጠረዥ 1.2 TABLE M.2 1960/1 ዓ.ም = 100 1968 = 100

የዕቃው ግዴት	1956/7	1957/8	1958/9	1959/60	1961/2	1962/3	1963/4	1964/5	
ሰጥ	66.0	64.8	70.8	107.8	106.7	96.0	85.7	76.0	BEESWAX
በርብረ	76.7	86.5	143.2	109.9	95.9	99.1	100.4	94.1	BERBERE
አሀላ	92.0	107.7	109.9	94.1	97.7	136.2	146.2	100.2	CEREALS
ዘባዩ	94.2	96.1	100.8	101.6	104.9	102.6	103.0	103.8	CIVET
ቡና	115.1	112.2	110.0	97.1	96.9	132.4	112.8	116.6	COFFEE
ቀጥና ለጠ	214.3	116.5	155.1	126.4	115.7	112.6	109.5	178.3	HIDES AND SKINS
የጠባብ ቀጥ	134.6	108.3	179.8	147.1	126.5	135.1	131.1	263.0	CATTLE
የፍ የላ ለጠ	102.9	122.8	193.0	140.9	123.5	127.2	153.5	200.1	GOAT
የበገ ለጠ	114.7	115.0	125.0	111.6	107.8	97.3	75.4	145.5	SHEEP
አጣገ	74.5	71.5	79.7	87.9	102.8	106.9	117.5	100.0	INCENCE
ተጠባብ የተዘዘዘና በቁ ቁ የተገገ ሥጋ	101.1	101.1	100.5	99.4	100.0	100.0	98.2	104.4	MEAT FRESH FROZEN AND CANNED
የቀጣት አሀሎች	80.3	89.4	74.1	72.2	103.9	107.5	81.6	72.8	OIL SEEDS
የዘይት ጥጣጭ	152.0	151.8	143.9	133.3	95.7	90.4	78.2	81.4	OIL SEED CAKE
ጥሬ ጥሬ	89.4	108.1	88.9	98.1	105.3	138.7	147.2	111.8	PULSES
ወጥ	104.3	103.3	97.4	95.3	99.5	97.8	97.2	99.1	SALT
የውጭ ዕቃዎች ዋጋ ጠቃሚ አገልግ	106.8	107.9	108.0	96.6	100.3	125.3	111.6	117.0	GENERAL INDEX OF EXPORTS
	1964	1965	1966	1967	1969	1970	1971	1972	COMMODITY

ከበላረ ደባገን የአገልግ ጥገ ጥናት ኮሚሽን የተገኘ
Source: Department of Economic Research, National Bank.

በአዲስ አበባ የአገልግሎት የገቢ ገዢ ዕቃዎች የጽዕሰ ዋጋ
WHOLESALE PRICES IN ADDIS ABABA OF SELECTED IMPORT COMMODITIES

ሠንጠረዥ 1.3 TABLE M.3 በአት/በር ዩ.ዲ.

የዕቃው ስም	1962/3	1963/4	1964/5		
				<u>BUILDING MATERIALS</u>	
የቤት ስገጥ ተር ተር እያገለገዱ 5.5 ኪ.ግ የሆነ	0 ቶን	5.51	5.81	6.17	CORRUGATED IRON SHEETS 5.5 kg. per piece
ፋይብር እያገለገሉ 1.20x3.00 ሜትር የሆነ	0 ቶን	5.70	6.44	6.44	HARD BOARD 1.20 x 3.00 metre per piece
ዎላሚ	በኪ.ግ	0.72	0.76	0.81	NAILS per kilogram
የዘይት የለዎ	በኪ.ግ	1.47	1.54	1.63	OIL PAINT per kilogram
				<u>ELECTRICAL GOODS</u>	
የአለስተሪክ ሽቦ የተሸፈነ 1,000 ሸለት ባለ 15 ባረ ሜ.ሜ.	0 ሜትር	0.13	0.17	0.20	ELECTRIC WIRE, INSULATED 1,000 volt 15 ² m.m. per metre
የአለስተሪክ ባቆያ ባለ 450 ሻት 220 ሸለት	0 ቶን	19.45	24.33	19.63	ELECTRIC IRON 450 watt 220 volt per piece
የአለስተሪክ አዎ ጽላ ባለ 25 ሻት 220 ሸለት	0 ቶን	0.51	0.55	0.74	INCANDESCENT BULB 25 watt 220 volt per piece
				<u>FOOD, DRINKS AND TOBACCO</u>	
የኪንያ ቱቦ 50 ባለ 1 ጋራዳ የሆነ	በሃትገ	138.90	143.67	163.00	KENYA BUTTER 50 x 1 lb. per case
የወይራ ዘይት 40 ባለ 1 ኪ.ግ የሆነ	በሃትገ	110.00	122.00	128.77	OLIVE OIL 40 x 1 kilogram per case
የወይን ጠጅ	በገርዘገ	105.00	105.00	105.00	PORT WINE 1 x 12 bottles per case
ተኛ / የጋብገ ሳሃ/ 48 ባለ 7 ለውገስ የሆነ	በሃትገ	37.25	45.08	57.68	TUNA FISH 48 x 7 ounce per case
ዊስኪ / ጠይ ለገዳ/ 1 x 12 ሸለት	በገርዘገ	195.84	195.84	195.84	WHISKY, HIGHLAND 1 x 12 bottles per case
				<u>FOOTWEAR</u>	
ጠረ ሳሃ		59.00	59.00	59.00	CANVAS SHOES per dozen
የላብስ ሳሃ		46.00	46.00	46.00	RUBBER SHOES per dozen
				<u>MEDICAL SUPPLIES</u>	
ዲ.ዲ.ቲ. ጥቂት	በኪ.ግ	0.51	0.51	0.53	D.D.T. POWDER per kilogram
ፕሲሲን ጥቂት 4 ሚሊ ላይ የሆነ	በባለጋጥ	0.46	0.57	0.58	PENICILIN POWDER 4,000,000 per vial
ቪታሚን ቢ. ከግላስብ	ዎ ተቆ	4.78	5.06	4.95	VITAMIN B. COMPLEX per 100
				<u>PAPER</u>	
የአየር ፖስት ወረተት	በኪ.ግ	1.86	2.00	2.00	AIRMAIL PAPER per kilogram
የጋዜጣ ወረተት	በኪ.ግ	0.93	0.98	0.98	NEWSPRINT per kilogram
የዎላሚ ወረተት	በኪ.ግ	1.42	1.53	1.53	WOOD-FREE WRITING PAPER per kilogram
				<u>PETROLEUM PRODUCTS</u>	
ቢንዲን	በ5 ሊትር	2.10	2.43	2.50	BENZINE (MOTOR GASOLINE) per 5 litre
ድፍሳና ነጭ ጋዝ	በ5 ሊትር	1.93	1.99	2.00	DIESEL OIL AND KEROSENE per 5 litre
ግራስ / የባት/	በ5 ኪ.ግ	10.00	11.65	11.98	GREASE OIL per 5 kilogram
		1970	1971	1972	COMMODITY

የአገሪቱ የገቢ ዕቃዎች የድምሳ ዋጋ በአዲስ አበባ
WHOLESALE PRICES IN ADDIS ABABA OF SELECTED IMPORT COMMODITIES

ሠገጫ 1.3 / የተጠለ / TABLE M.3 (Contd.) በአተ/በር ES

የዕቃው ስም	1962/3	1963/4	1964/5	የዕቃው ስም	1970	1971	1972	COMMODITY
ሰጠ				SOAP				
ሰጠ ጠቅላይ ጠቅላይ	27.75	29.50	31.25	OMO MEDIUM SIZE				per case
48 ባለ 8 አውገስ የሆነ				48 x 8 ounce				
ሰጠ የገላ ሰጠ	46.62	46.92	52.92	TOILET SOAP, LUX				per case
144 ባለ 3 አውገስ የሆነ				144 x 3 1/2 ounce				
የሰጠ ግጠኒያ ሰጠ	28.50	29.17	29.91	WASHING SOAP				30 kilogram
ጨርቆ				TEXTILES				
ከተ የተሠሩ ዕቃዎች				COTTON GOODS				
የገገ ስጦት 28 ሊገጥ	78.72	76.00	75.08	COTTON DYED, JAPAN 28 in. 40 yds.				
የገገ ስጦት 41 ሊገጥ	135.16	141.50	141.37	COTTON DYED, JAPAN 41 in. 40 yds.				
የገገ የጥቅም ጠቅላይ 28 ሊገጥ	43.60	45.37	43.60	SATIN BLEACHED, JAPAN 28in. 30 yds.				
የአገር ስጦት	21.75	21.75	18.08	SOCKS				per dozen
የሰጠ ከር ቁ. x 372-2850	4.50	4.50	5.10	THREAD NO. x 372 - 2850				per box
የገገ ስጦት ጠቅላይ ጠቅላይ ቁ. 40/1	25.15	25.06	15.22	YARN, GREY NO. 40/1, JAPAN				10 lbs.
የገገ የጥቅም ቁ. 40/1	16.21	15.40	13.01	YARN, WHITE NO. 40/1 JAPAN				5 lbs.
የገገ ጥቅም	169.16	160.00	165.00	RAW COTTON				per 100 kilogram
በው ሠፈን				SYNTHETIC FIBERS:				
የሰጠ ሰጠ 36 ሊገጥ	46.91	46.08	46.15	NYLON TAFFETTA				36 in. 25 yds.
የገገ ሰጠ 36 ሊገጥ	39.39	38.15	38.46	RAYON, JAPAN				36 in. 25 yds.
የሰጠ ከር	8.80	8.98	8.25	SILK YARN				per kilogram
የሰጠ የሰጠ ሰጠ	38.50	37.00	37.00	SLIPS, LADIES				per dozen
የሰጠ የአገር ስጦት የሰጠ	18.95	19.37	24.08	STOCKINGS, LADIES, NYLON				per dozen
የሰጠ ሰጠ ጠቅላይ ጠቅላይ ቁ. 60x90 ሊገጥ የሆነ	19.78	19.88	20.22	WASTE WOOL, RAYON AND COTTON				per piece
ሰጠ ጨርቆ ሰጠ	27.88	35.00	37.08	BLANKET 60 x 90 in.				
56 አስቦ 58 ሊገጥ የሆነ				WORSTED WOOLEN PIECE GOODS				per metre
				56 - 58 in. width				
ግጠኒያ የሰጠ ሰጠ				TYRES AND TUBES				
590-13 ሲ.አ.ፒ ባለ 4 ከር የሆነ	50.15	46.74	42.96	590-13 D.L.P 4 ply				per piece
560-15 ሊፍ.ኦ ባለ 6 ከር የሆነ	56.02	50.51	45.77	560-15 H.D 6 ply				per piece
750-16 ሊፍ ባለ 6 ከር የሆነ	127.02	120.37	106.60	750-16 RUM 6 ply				per piece
825-20 ባለ 12 ከር የሆነ	277.63	266.76	230.47	825-20 12 ply				per piece
1100-20 ባለ 14 ከር የሆነ	507.79	471.45	402.08	1100-20 14 ply				per piece
1200-20 የሰጠ ባለ 16 ከር የሆነ	623.27	594.30	506.90	1200-20 NYLON 16 ply				per piece
ተሰጠ ሰጠ				VEHICLES				
ሊገጥ "አባጋ" ከተሰጠ	41,300.00	41,300.00	41,300.00	LANCIA "ESAGAMMA" WITH TRAILER				per piece
ሊገጥ ሰጠ ባለጠቅላይ ተሰጠ	11,214.00	14,807.50	16,525.00	LAND ROVER STATION WAGON (Short wheel base)				per piece
ጠቅላይ ሰጠ ሲ.አ.ፒ. 390	21,900.00	23,587.50	27,183.00	MERCEDES BENZ A.G.O. 390				per piece
ሊገጥ ሰጠ ባለ 4 ከር	9,666.00	10,662.50	10,750.00	OPEL REKORD 4 doors				per piece
ሰጠ የገገ 1300	6,441.00	7,392.66	8,330.00	VOLKS WAGEN 1300				per piece

ከሰጠ የሰጠ የሰጠ የሰጠ የሰጠ የሰጠ
Source: Department of Economic Research, National Bank.

የአገገጽ በተገኙ የአርባ ዕቃዎች የዋጋ ዋጋ
WHOLESALE PRICES OF AGRICULTURAL COMMODITIES IN SELECTED TOWNS

ሠንጠረዥ 1.4 TABLE M.4

በአተ/በር ES

የዕቃው ስም	በተገኘው	አምራ			ደብ			የዕቃው ስም
		1962/3	1963/4	1964/5	1962/3	1963/4	1964/5	
<u>አህል</u>	/በከገታ/							<u>CEREALS</u> (per quintal)
ገበብ		28.00	21.75	21.75	26.00	19.75	14.58	BARLEY
በ ቀሌ		27.27	24.83	24.41	22.79	19.67	13.88	MAIZE
ግሽላ		27.17	19.92	16.25	26.50	22.54	17.50	SORGHUM
ጤፍ/ጥ ቁር/		34.64	30.42	30.25	33.25	28.75	26.75	TEFF - BROWN
ጤፍ/በር ገፍ/		41.91	37.33	37.08	35.08	30.50	29.17	TEFF - MIXED
ጤፍ/ነቁ/		48.64	44.42	44.80	39.17	34.08	32.42	TEFF - WHITE
ሰገላ		30.33	34.00	32.80	34.33	27.25	21.83	WHEAT
<u>ቦፍ</u> *	/በረረሰ/	34.92	28.64	30.73	<u>COFFEE*</u> (per 17 kgs.)
<u>ቀላፍ ለቆ</u>								<u>HIDES AND SKINS</u>
የከበተ	/በረረሰ/	10.24	9.26	18.29	14.69	8.08	14.53	CATTLE (per 17 kgs.)
የፍ የል	/በረረሰ/	29.92	38.71	47.25	33.67	42.75	52.50	GOAT (per 20 pcs.)
የበገ	/በረረሰ/	39.58	31.08	57.83	34.58	28.71	56.33	SHEEP (per 20 pcs.)
<u>የቀባት አህሎቶ</u>	/በከገታ/							<u>OIL SEEDS</u> (per quintal)
ገሌ		35.00	29.40	35.73	9.50	20.00	...	CASTOR
ተለባ		32.00	26.42	24.67	42.08	29.75	25.41	LINSEED
በፍፍፍ		32.25	27.00	32.08	MUSTARD
ነገ		39.83	32.45	28.27	38.33	27.17	23.90	NEUG
የገገ ስር		27.00	24.67	21.08	32.92	26.00	...	RAPESEED
ሰለጥ		61.46	63.79	61.00	51.92	54.17	52.82	SESAME
<u>ጥረጥረ</u>	/በከገታ/							<u>PULSES</u> (per quintal)
ሸገብረ		23.29	26.08	21.50	23.25	20.75	17.13	CHICK PEAS
አደገገረ		50.00	51.14	46.25	10.00	HARICOT BEANS
ባ ዌላ		25.08	25.50	20.46	22.21	18.67	13.16	HORSE BEANS
ጥበር		29.83	30.00	32.04	26.33	25.54	24.87	LENTILS
ከተር		...	24.17	20.50	25.08	21.42	17.00	PEAS
		1970	1971	1972	1970	1971	1972	COMMODITY
		ASMARA			DESSE			TOWN

* ያል ተጠፀ
*Uncleaned.

የአገሪቱ በተገኙት የአርባ ወጪዎች የደብዳቤ ዋጋ
WHOLESALE PRICES OF AGRICULTURAL COMMODITIES IN SELECTED TOWNS

ሠንጠረዥ ፯.4/የተጠለ/ TABLE M.4 (Contd.)

በአተ/በር ዩኔ

የዕቃው ስም	በተገኘበት	ደረጃ			ገንዘብ			የዕቃው ስም
		1962/3	1963/4	1964/5	1962/3	1963/4	1964/5	
አህል	/በተገኘበት/							CEREALS (per quintal)
ገበሬ		24.05	23.33	18.25	22.33	18.25	16.64	BARLEY
በጥላ		24.72	21.75	13.25	21.92	18.33	16.64	MAIZE
ግንባ		29.25	24.33	16.92	21.94	17.17	15.90	SORGHUM
ጫና/ጥጥር/		35.58	34.75	24.75	28.67	26.25	23.64	TEFF - BROWN
ጫና/በርገሩ/		40.50	39.00	27.25	29.83	27.21	24.91	TEFF - MIXED
ጫና/ሃይ/		44.00	43.83	31.25	33.00	30.17	29.27	TEFF - WHITE
ገንጠ		31.25	28.17	21.67	28.83	25.42	23.50	WHEAT
ቡና*	/በተገኘበት/	32.96	30.17	29.54	38.51	30.04	32.44	COFFEE* (per 17 kgs.)
ጥፋት ለቆ								HIDES AND SKINS
የብብት	/በተገኘበት/	17.95	18.67	...	6.99	6.76	16.45	CATTLE (per 17 kgs.)
የፍ የል	/በተገኘበት/	24.00	31.25	40.83	50.41	GOAT (per 20 pcs.)
የብግ	/በተገኘበት/	24.00	20.00	...	37.58	34.58	60.27	SHEEP (per 20 pcs.)
የግት አህሉቸ	/በተገኘበት/							OIL SEEDS (per quintal)
ጉላ		23.82	20.92	23.33	CASTOR
ተለባ		28.25	18.17	15.90	LINSEED
ሰፍፍጭ		MUSTARD
ሃገ		...	23.00	...	31.63	23.79	20.82	NEUG
የገግ ገር		RAPESEED
ሰለጥ		40.72	42.71	48.30	54.11	54.17	51.27	SESAME
ተፈጥሮ	/በተገኘበት/							PULSES (per quintal)
ገንብረ		28.18	29.22	22.57	24.50	20.63	16.14	CHICK PEAS
አደገገረ		33.80	42.10	29.42	HARICOT BEANS
ባጥላ		21.29	23.08	16.63	21.92	18.92	15.46	HORSE BEANS
ግንብረ		32.35	33.67	27.08	26.67	23.42	26.46	LENTILS
አተር		23.67	40.43	19.45	22.33	18.83	16.27	PEAS
		1970	1971	1972	1970	1971	1972	COMMODITY
		DIRE DAWA			GONDAR			TOWN

* ያልተጠጠረ
*Uncleaned.

የአገላገሉ ወገኖች የአርባ ወጪዎች የድምጽ ዋጋ
WHOLESALE PRICES OF AGRICULTURAL COMMODITIES IN SELECTED TOWNS

ሠንጠረዥ 1.4 / የተጨማሪ / TABLE M.4 (Contd.)

በአተ/በር ደጃ

የዕቃው ግንዛቤ	በተማ	ገ ረ			ጸ ድ ጋ			COMMODITY
		1962/3	1963/4	1964/5	1962/3	1963/4	1964/5	
<u>አህል</u>	/በኮንታ/							<u>CEREALS</u> (per quintal)
ገባብ		22.10	20.00	14.09	BARLEY
በ ቶሎ		24.73	20.75	10.08	26.95	24.17	14.05	MAIZE
ዓበላ		33.20	26.50	16.45	SORGHUM
ጤፍ / ተ ቶር /		40.92	38.50	26.33	41.88	44.25	38.81	TEFF - BROWN
ጤፍ / በርገኛ /		46.25	46.58	33.92	50.25	48.58	48.27	TEFF - MIXED
ጤፍ / ገዳ /		52.08	52.08	45.91	55.10	56.92	56.00	TEFF - WHITE
በገላ		46.92	47.33	38.36	32.40	28.17	22.27	WHEAT
<u>ቡፍ *</u>	/በረረሰላ/	30.50	23.92	25.73	39.60	36.33	38.30	COFFEE* (per 17 kgs.)
<u>የገና ለዞ</u>								<u>HIDES AND SKINS</u>
የከበተ	/በረረሰላ/	8.67	7.25	17.37	3.59	4.37	7.51	CATTLE (per 17 kgs.)
የፍ የል	/በኮረጃ/	15.90	15.67	18.27	GOAT (per 20 pcs.)
የበገ	/በኮረጃ/	27.83	19.17	42.33	21.20	19.41	21.32	SHEEP (per 20 pcs.)
<u>የተባተ አህራዎች</u>								<u>OIL SEEDS</u> (per quintal)
ተልባ		38.50	40.25	30.46	LINSEED
<u>ገረገረ</u>	/በኮንታ/							<u>PULSES</u> (per quintal)
ሸገብረ		35.50	30.41	22.27	CHICK PEAS
ባ ቶላ		29.80	27.33	22.55	HORSE BEANS
ዎበር		35.90	35.67	31.73	LENTILS
<u>በዎ</u>	/በረረሰላ/	37.64	33.92	27.83	34.35	34.08	32.09	BEESWAX (per 17 kgs.)
		1970	1971	1972	1970	1971	1972	
		GORE			JIJIGA			TOWN

ጤፍ ተጠጠረ
uncleaned.

በሌ አገልግሎት ዋጋ
PRICES

የአገልግሎት ወጪ የአርባ ወጪ የጋራ ዋጋ
WHOLESALE PRICES OF AGRICULTURAL COMMODITIES IN SELECTED TOWNS

ሠገጠኛ 1.4 / የተዘለ / TABLE N.4 (Contd.)

በሌት/በር ES

የዕቃው ስም	በተግ	በሌር ላይ			ላላ			በሌት/በር ES
		1962/3	1963/4	1964/5	1962/3	1963/4	1964/5	
<u>አህል</u>	/በኮንታይ/							<u>CEREALS</u> (per quintal)
ገበበ		...	24.00	BARLEY
በ ቀሌ		22.42	20.58	12.00	MAIZE
ዓበላ		SORGHUM
ጤፍ/ጥቁር/		29.27	25.25	21.56	35.67	32.58	23.50	TEFF - BROWN
ጤፍ/በር ገፍ/		...	24.33	24.60	40.58	36.50	29.00	TEFF - MIXED
ጤፍ/ገፍ/		35.09	29.00	27.22	46.25	42.50	34.25	TEFF - WHITE
ሰገሌ		31.00	26.00	22.44	WHEAT
<u>ቡና*</u>	/በሲሲ/	29.94	24.27	27.11	<u>COFFEE*</u> (per 17 kgs.)
<u>የሳፍ ለጃ</u>								<u>HIDES AND SKINS</u>
የከበተ	/በሲሲ/	8.19	8.16	17.37	8.67	9.21	18.54	CATTLE (per 17 kgs.)
የፍ የል	/በቦረጃ/	26.18	30.00	47.25	23.42	28.38	41.08	GOAT (per 20 pcs)
የበገ	/በቦረጃ/	33.45	27.80	52.83	26.83	19.33	46.08	SHEEP (per 20 pcs)
<u>የቀባት አህላፍ</u>								<u>OIL SEEDS</u> (per quintal)
ገሌ		25.55	18.10	15.40	CASTOR
ተሰባ		26.27	19.10	17.29	LINSEED
ሃገ		32.09	22.40	21.29	NEUG
ጌግ ዘር		16.00	RAPESEED
<u>ጥሬ ጥሬ</u>	/በኮንታይ/							<u>PULSES</u> (per quintal)
ሸገብራ		...	18.00	CHICK PEAS
አደገገራ		HARICOT BEANS
ባ ቀላ		22.45	17.74	15.00	HORSE BEANS
ዎብር		LENTILES
አተር		...	19.80	17.56	PEAS
<u>በጃ</u>	/በሲሲ/	39.91	35.83	32.68	<u>BEESWAX</u> (per 17 kgs.)
<u>በርብራ</u>	/በሲሲ/	9.97	9.01	9.84	22.80	20.42	16.06	<u>RED PEPPER</u> (per 17 kgs.)
		1970	1971	1972	1970	1971	1972	COMMODITY
		BAHIR DAR			DILLA			TOWN

* ያልተጠጋ
*Uncleaned.

የአገላገል ወገን ዋጋ የአርባ ወገን የጋራ ዋጋ
WHOLESALE PRICES OF AGRICULTURAL COMMODITIES IN SELECTED TOWNS

ሠንጠረዥ 1.4 / የተጠለ/ TABLE M.4 (Contd.)

በአተ/በር ደ3

የዕቃው ስም	ደ ዓ			ና ዘ ሬ ተ			COMMODITY
	1962/3	1963/4	1964/5	1962/3	1963/4	1964/5	
<u>አህል</u> /በኮንታ/							<u>CEREALS</u> (per quintal)
ግጥ	24.45	28.40	17.64	19.38	18.25	10.50	BARLEY
በ ቶሎ	18.27	21.42	14.00	19.40	18.92	10.80	MAIZE
ዳብላ	32.73	27.75	18.91	21.58	17.08	10.20	SORGHUM
ወፍ/ተ ቱር/	30.60	31.18	22.83	30.17	26.75	18.38	TEFF - BROWN
ወፍ/በር ገፍ/	35.73	36.17	28.50	34.42	31.00	24.75	TEFF - MIXED
ወፍ/ገፍ/	41.50	41.00	35.37	40.58	37.50	29.75	TEFF - WHITE
ሰገላ	36.27	32.42	26.00	27.17	24.33	17.98	WHEAT
<u>ቡና</u> /በፈረሰ/	31.66	25.42	26.60	...	26.00	...	COFFEE* (per 17 kgs.)
<u>ተገና ለቆ</u>							<u>HIDES AND SKINS</u>
የከበተ /በፈረሰ/	8.59	8.83	18.91	8.71	8.42	17.92	CATTLE (per 17 kgs.)
የፍ የሌ /በቀረጃ/	25.64	32.92	40.33	27.00	31.50	45.18	GOAT (per 20 pcs.)
የበገ /በቀረጃ/	32.82	24.25	49.88	32.83	28.00	53.67	SHEEP (per 20 pcs.)
<u>የተባተ አህላፍ</u> /በኮንታ/							<u>OIL SEEDS</u> (per quintal)
ገብ	35.00	17.00	CASTOR
ተገባ	32.08	21.58	21.00	LINSEED
ሰናፍጭ	MUSTARD
ኑገ	...	24.86	25.67	33.18	25.75	21.95	NEUG
የገጠገ ዘር	28.29	20.58	16.36	RAPE
<u>ተፈተረ</u> /በኮንታ/							<u>PULSES</u> (per quintal)
ሽንብረ	30.60	29.64	25.00	24.79	25.56	13.79	CHICK PEAS
አደገገረ	...	36.50	18.58	33.50	39.50	30.33	HARICOT BEANS
ባ ቱላ	26.41	26.92	...	23.29	20.25	12.08	HORSE BEANS
ዶሰር	34.77	33.90	22.92	27.67	29.08	23.50	LENTILS
አተር	28.18	31.92	22.88	24.50	22.00	18.88	PEAS
<u>ቡድ</u> /በፈረሰ/	36.18	33.71	28.00	BEESWAX (per 17 kgs.)
	1970	1971	1972	1970	1971	1972	
	JIMA			NAZRET			TOWN

* ያል ተጠፈ
*Uncleaned

የአገልግሎት በጥቅም የሌሊት ዕቃዎች የደንበኞች ዋጋ
WHOLESALE PRICES OF AGRICULTURAL COMMODITIES IN SELECTED TOWNS

ሠንጠረዥ 1.4 / የተጨማሪ / TABLE M.4 (Contd.)

በሊት/በር E\$

የዕቃው ስም	በተገኘበት	የዓመት			የዓመት			የዕቃው ስም
		1962/3	1963/4	1964/5	1962/3	1963/4	1964/5	
<u>አህል</u>	/በኮንታይነር/							<u>CEREALS</u> (per quintal)
ዝብብ		28.65	25.17	13.83	18.08	18.50	11.00	BARLEY
በ ቀሌ		24.05	21.17	11.17	18.08	17.29	8.46	MAIZE
ዓገል		25.56	23.10	12.55	SORGHUM
ጫና/ጥቁር/		32.40	28.92	18.92	34.19	30.08	23.08	TEFF-BROWN
ጫና/በርገና/		38.70	32.33	24.92	37.17	33.00	24.83	TEFF-MIXED
ጫና/ነጭ/		44.40	37.33	30.58	46.67	38.25	31.83	TEFF-WHITE
በገንጠል		35.90	30.25	21.00	27.47	24.83	16.92	WHEAT
<u>ቡና</u>	/በፈረሰ/	30.40	24.92	26.00	<u>COFFEE*</u> (per 17 kgs.)
<u>የሳን ለቆ</u>								<u>HIDES AND SKINS</u>
የከበት	/በፈረሰ/	8.40	8.33	16.63	6.26	6.50	12.81	CATTLE (per 17 kgs.)
የሩ የል	/በኮንታይነር/	18.00	20.04	35.71	21.75	27.67	48.08	GOAT (per 20 pcs)
የበገ	/በኮንታይነር/	23.83	24.21	44.67	27.71	22.00	41.85	SHEEP (per 20 pcs)
<u>የቀባት አህሎቶች</u>								<u>OIL SEEDS</u> (per quintal)
ጉሌ		24.60	19.50	22.38	CASTOR
ተለባ		18.00	LINSEED
ነጭ		29.86	23.33	21.39	NEUG
ጉግ ዘር		21.00	19.17	12.60	RAPESEED
<u>ተፈጥሮ</u>	/በኮንታይነር/							<u>PULSES</u> (per quintal)
ሽንጠራ		25.33	31.05	18.27	CHICK PEAS
አደገገራ		19.50	33.75	34.58	25.83	HARICOT BEANS
ባ ጭ		27.67	25.50	15.83	22.00	23.67	13.75	HORSE BEANS
ዳብር		35.13	36.28	LENTILES
አጥር		28.33	28.75	18.92	24.36	27.00	16.67	PEAS
<u>በጭ</u>	/በፈረሰ/	38.67	31.58	29.17	<u>BEESWAX</u> (per 17 kgs.)
<u>በርብረ</u>	/በፈረሰ/	17.53	13.48	10.50	<u>RED PEPPER</u> (per 17 kgs.)
		1970	1971	1972	1970	1971	1972	COMMODITY
		NEKEMTE			SHASHAMENE			TOWN

* ያልተጠጠረ
*Uncleaned.

የአገላገል ወጭ የአርባ ዕቃዎች የድምሳ ዋጋ
WHOLESALE PRICES OF AGRICULTURAL COMMODITIES IN SELECTED TOWNS

ሠንጠረዥ 1.4 / የዋጋ / TABLE M.4 (Contd.)

በሌተ/በር ደጃ

የዕቃው ስም	በተጻ	ዕ ረ ር			ደ ቀ ሌ			COMMODITY
		1962/3	1963/4	1964/5	1962/3	1963/4	1964/5	
<u>አሀል</u>	/በኩንታ/							<u>CEREALS</u> (per quintal)
ገብ		26.83	26.33	20.99	25.73	21.00	21.83	BARLEY
በ ቀሌ		25.75	24.58	16.45	25.55	20.57	19.25	MAIZE
ዓሽላ		30.25	28.38	19.20	...	24.36	26.42	SORGHUM
ጤፍ/ጥ ቁር/		40.17	37.00	31.00	33.00	28.83	29.33	TEFF-BROWN
ጤፍ/በር ገፍ/		44.08	39.17	36.36	35.27	31.75	32.42	TEFF-MIXED
ጤፍ/ሃፍ/		49.17	47.75	50.38	39.00	36.42	36.92	TEFF-WHITE
ሰገላ		34.92	34.08	32.27	29.05	23.67	26.46	WHEAT
<u>ቦኛ</u> *	/በረረሰላ/	35.67	35.17	37.09	...	30.42	33.03	COFFEE* (per 17 kgs.)
<u>ቀገር ለቆ</u>								<u>HIDES AND SKINS</u>
የከበተ	/በረረሰላ/	5.63	5.92	11.09	10.39	9.39	16.02	CATTLE (per 17 kgs.)
የፍ የል	/በኮረጃ/	...	24.75	41.27	31.55	40.63	51.49	GOAT (per 20 pcs)
የበገ	/በኮረጃ/	...	15.00	24.00	37.73	31.42	59.58	SHEEP (per 20 pcs)
<u>የተባተ አሀላፍ</u>								<u>OIL SEEDS</u> (per quintal)
ገላ	/በኩንታ/	36.08	34.50	27.82	CASTOR
ተለባ		39.38	40.00	38.40	25.91	15.56	15.04	LINSEED
ሃገ		52.86	36.89	40.80	NEUG
ገግ ገር		13.00	...	RAPE SEED
<u>ተረገረ</u>	/በኩንታ/							<u>PULSES</u> (per quintal)
ሸገብረ		34.33	33.58	34.00	CHICK PEAS
አደገገረ		...	34.40	27.80	HARICOT BEANS
ባ ዌላ		25.17	25.92	24.00	...	21.50	21.08	HORSE BEANS
ዶበር		42.88	40.33	35.13	...	21.75	24.75	LENTILES
አ ተር		28.92	28.92	27....	PEAS
<u>በጭ</u>	/በረረሰላ/	21.48	18.82	BEESWAX (per 17 kgs.)
<u>በርበረ</u>	/በረረሰላ/	...	20.00	15.6...	...	17.23	16.00	RED PEPPER (per 17 kgs.)
		1970	1971	1972	1970	1971	1972	
		HARAR			MEKELE			TOWN

* ያል ተጠጠረ
*Uncleaned

ከበሌራ ቶ ባገኘ የአኮኖሚክ ጥናት ክፍል የተገኘ
Source: Department of Economic Research, National Bank

ሠንጠረዥ 1.5

TABLE N.5

አያንዳንዱ ገዢዎች በአገሪቱ ያገኙት

U.S. CENTS PER POUND

	1957/8	1958/9	1959/60	1960/1	1961/2	1962/3	1963/4	1964/5	
<u>ብራዚል</u>									<u>BRAZIL</u>
ባንቲ 4	44.71	40.83	37.82	37.43	40.76	54.57	44.78	50.80	SANTOS TYPE 4
ፖራ 4	43.19	39.59	36.92	36.56	39.37	52.68	43.86	49.92	PARANA TYPE 4
<u>ሌሎች አገራት</u>									<u>EL SALVADOR</u>
አንተራስ አባታገላርፅ	45.55	42.54	39.42	39.55	40.21	52.01	45.54	49.81	CENTRAL STANDARD
<u>ቦንጎ</u>									<u>CONGO</u>
ሮቦታ አገ 2ቢ	29.86	ROBUSTA N 2B
<u>ኢትዮጵያ</u>									<u>ETHIOPIA</u>
ጂማ /ግራ ባይ ነት/	42.76	40.44	36.83	37.53	37.80	50.04	42.93	48.46	DJIMMA'S UGQ
<u>የፖርቱጋል ምዕራብ አፍሪካ</u>									<u>PORTUGUESE WEST AFRICA</u>
አምቦሪያዝ አገ.2ሌሌ	31.59	33.98	33.83	34.25	33.55	41.99	42.84	44.90	AMBRIZ N. 2AA
<u>ሁጋንዳ</u>									<u>UGANDA</u>
ደብሊዩን ሲ/10	31.33	33.88	33.81	...	33.49	41.92	42.77	44.83	W & C/10
ነቱ /10	31.12	33.61	33.51	33.96	33.16	41.52	42.35	44.12	NATIVE/10
	1965	1966	1967	1968	1969	1970	1971	1972	

በአዲስ አበባ ገበያ ያለ ተጠፎ ጥጥር ዋጋ
ADDIS ABABA UNCLEANED COFFEE PRICES

ሠንጠረዥ 1.6

TABLE N.6

ፈረንሳይ በአገር

ETH. \$ PER 17 KGS

	1957/8	1958/9	1959/60	1960/1	1961/2	1962/3	1963/4	1964/5	
ጂማ	28.20	27.09	22.54	24.68	24.11	32.80	26.90	33.98	DJIMMA
ሲዳሞ	28.18	27.02	22.48	24.45	24.67	32.86	26.86	32.58	SIDAMO
ወለጋ	28.72	28.18	23.45	25.52	25.11	33.39	27.87	31.83	WOLLEGA
ሐረር	30.45	30.95	30.25	28.12	26.27	36.83	-	-	HARAR
ኢሉባቦር	27.69	27.05	22.25	25.07	25.12	32.15	26.91	30.71	ILLUBABOR
የጅማና ሲዳሞ*	30.49	29.80	25.55	27.11	25.30	-	-	-	DJIMMA & SIDAMO*
የሐረር*	33.45	32.65	32.54	30.86	26.83	-	-	-	HARAR*
	1965	1966	1967	1968	1969	1970	1971	1972	

* በእጅ የተለጠፀ
* Hand picked
በጥናት ቦርድ የጥናት ምረቃ ቤት የተገኘ
Source: National Coffee Board

የአዲስ አበባ የድርጅት ዓገ ሁኔታ የሚገለጽ ጽዕኖ /አገገኛ/ በ1963/4 እና 1964/5 ዓ.ም**
RETAIL PRICE INDEX FOR ADDIS ABABA IN 1970 AND 1972*

ሠገጠኒዥ 1.7

TABLE N.7

1955/6 ዓ.ም = 100

1963 = 100

	የባተ	ሚያ	ሰኔ	ገቢ	ጥቅምት	ገቢ	የዓመት አገገኛ	
<u>1963/4</u>								<u>1971</u>
ጠቅላላ ጠዕዘኛ	139.6	150.3	149.7	144.3	141.0	136.5	143.7	GENERAL INDEX
ጾገብ	149.7	168.4	164.5	155.0	143.2	142.5	155.4	FOOD
የቤት ዐቃቃዥ	129.0	130.0	138.2	136.8	136.4	133.9	133.5	HOUSEHOLD ITEMS
ሰብስቦ	140.6	141.7	141.4	141.4	142.2	141.3	141.3	CLOTHING
ጠጋጋዥ	100.0	100.0	100.0	100.0	100.0	100.0	100.0	TRANSPORTATION
እኩልና	136.8	137.2	139.3	139.0	141.0	140.5	138.6	MEDICAL CARE
ገጸሀና	155.8	155.8	155.8	173.5	173.5	155.8	161.7	PERSONAL CARE
ለጾገባብና ለጠዕዘኛ	122.1	120.4	120.4	120.4	120.4	120.4	120.7	READING & RECREATION
ሌሎች ዐቃቃዥ ገለገሎቶች	114.5	115.0	114.8	117.3	117.6	117.6	115.9	OTHER GOODS & SERVICES
<u>1964/5</u>								<u>1972</u>
ጠቅላላ ጠዕዘኛ	137.2	132.4	134.5	136.2	135.2	133.3	135.0	GENERAL INDEX
ጾገብ	143.8	134.3	134.4	138.1	136.2	133.4	136.8	FOOD
የቤት ዐቃቃዥ	135.1	136.2	146.0	143.3	142.7	140.7	141.7	HOUSEHOLD ITEMS
ሰብስቦ	138.7	142.1	147.2	149.1	150.9	151.1	146.5	CLOTHING
ጠጋጋዥ	100.0	100.0	100.0	100.0	100.0	100.0	100.0	TRANSPORTATION
እኩልና	141.4	140.2	141.8	142.1	141.4	141.8	141.6	MEDICAL CARE
ገጸሀና	155.8	155.8	162.0	155.8	155.8	158.9	157.2	PERSONAL CARE
ለጾገባብና ለጠዕዘኛ	120.4	120.4	120.4	120.4	120.4	120.4	120.4	READING AND RECREATION
ሌሎች ዐቃቃዥ ገለገሎቶች	117.5	117.5	117.4	117.3	117.8	117.8	117.6	OTHER GOODS AND SERVICES
<u>1963/4</u>								<u>1971</u>
የጾገብ አገገኛ	155.6	167.5	174.4	177.5	160.2	144.2	164.7	CEREALS
እሀሳ	136.9	163.4	140.1	140.0	138.6	195.4	147.0	MEAT
ሥጋ	125.0	150.0	150.0	150.0	150.1	150.0	145.8	FISH
ዓሣ	172.2	233.4	213.4	176.5	168.4	163.6	188.4	DAIRY PRODUCE
ወተትና ወጫት	123.9	152.5	157.4	118.1	107.9	107.5	123.3	FRUITS AND VEGETABLES
አተክለትና ፍሬፍሬ	168.2	169.3	173.4	176.6	147.8	135.5	165.2	PULSES
ጥሬጥሬ	150.0	175.4	183.5	149.0	199.7	152.4	168.3	SPICES
ጭማ ጭም	138.5	138.5	140.3	140.5	140.5	141.5	140.3	OTHER FOOD ITEMS
ጾገባቶች / ለጾ ለጾ	116.0	116.0	116.0	116.7	116.7	117.0	116.4	DRINKS AND TOBACCO
<u>1964/5</u>								<u>1972</u>
እሀሳ	152.5	123.7	130.6	131.4	129.4	122.8	128.7	CEREALS
ሥጋ	171.6	138.0	139.5	137.9	137.9	141.4	144.2	MEAT
ዓሣ	150.0	150.0	150.0	150.0	150.0	150.0	150.0	FISH
ወተትና ወጫት	163.3	156.8	149.4	157.5	155.7	148.4	156.1	DAIRY PRODUCE
አተክለትና ፍሬፍሬ	154.8	124.0	123.0	112.2	110.4	132.9	125.1	FRUITS AND VEGETABLES
ጥሬጥሬ	126.6	113.3	107.8	107.5	104.0	103.2	109.9	PULSES
ጭማ ጭም	144.3	158.6	150.9	172.8	165.6	172.4	160.0	SPICES
ጾገባቶች / ለጾ ለጾ	140.5	136.9	138.2	148.8	145.6	138.4	141.4	OTHER FOOD ITEMS
ጭምቶች ተጾባህ	116.7	116.7	116.5	116.8	117.0	115.3	116.4	DRINKS AND TOBACCO
	FEB.	APRIL	JUNE	AUG.	OCT.	DEC.	YEARLY AVERAGE	

*ከባት ከሬሪ በስተቀር

*Excluding house rent

ከአስተካከሉ ጠቅላይ ጸ/ባት የተገኘ

Source: Central Statistical Office.

በሌ አገልግሎት ዋጋ
PRICES

በአዲስ አበባ የጥጥር ዋጋዎች ለጥቅም ጥቅም ለተዘጋጀው የደንበኞች የደንበኞች ዋጋ 1964/5 ዓ.ም
RETAIL PRICES OF MAJOR FOOD ITEMS IN ADDIS ABABA IN 1972

ወገን 1.8 /0/ TABLE M.8 ('00)

የሌት/በር ደረጃ

የገበያው ስም	የገበያው አይነት	ጥቅም	ጥቅም	ጥቅም	ጥቅም	ጥቅም	ጥቅም	ጥቅም	የደንበኞች ዋጋ	UNIT
		FEB.	APRIL	JUNE	AUG.	OCT.	DEC.	YEARLY AVERAGE		COMMODITY
BEVERAGES										
የቱንታ ገጥሞ ስራ	350 ሲሊ	0.45	0.45	0.45	0.55	0.55	0.55	0.50		BEER, ST. GEORGE 350 c.c.
ያለ ተቀላ ስፍ	ሲሊ	2.19	2.18	2.25	2.22	2.23	2.25	2.23		COFFEE, GREEN kg.
ጠላ	ሊትር	0.10	0.10	0.10	0.10	0.10	0.10	0.10		TELLA l.
CEREALS AND CEREAL PRODUCTS										
ያለ ተፈጠ ገባብ	ሲሊ	0.24	0.27	0.26	0.28	0.24	0.19	0.25		BARLEY UNMILLED kg.
የባዕ ያለ ገራዎ	350 ገራዎ	0.24	0.24	0.24	0.26	0.25	0.26	0.25		BREAD 350.gm.
ተቆ የጠፍ ተቆ	ሲሊ	0.31	0.34	0.38	0.38	0.33	0.29	0.35		TEFF, FLOUR, BLACK kg.
ያለ ተፈጠ የጥ ጠፍ	ሲሊ	0.50	0.52	0.51	0.51	0.50	0.46	0.50		TEFF, WHITE UNMILLED kg.
ያለ ተፈጠ የጥ ስገዳ	ሲሊ	0.38	0.43	0.40	0.45	0.42	0.41	0.41		WHEAT, WHITE UNMILLED kg.
FRUITS AND VEGETABLES										
ጠዘ	ሲሊ	0.50	0.50	0.50	0.50	0.50	0.50	0.50		BANANAS kg.
የጥ ሸገር	ሲሊ	0.71	0.68	0.63	0.59	0.62	0.51	0.61		GARLIC kg.
የጥ ሸገር	ሲሊ	0.28	0.32	0.50	0.35	0.29	0.30	0.33		ONIONS kg.
የጥ ገራዎ	ሲሊ	0.78	0.63	0.66	0.36	0.31	0.61	0.56		PEPPER, GREEN (KARIA) kg.
የጥ ገራዎ	ሲሊ	0.31	0.73	0.15	0.15	0.19	0.15	0.25		POTATOES kg.
MEAT AND DAIRY PRODUCTS										
የጥ ገራዎ	ሲሊ	1.43	1.42	1.56	1.59	1.37	1.42	1.48		BEEF, LOIN kg.
የጥ ገራዎ	ሲሊ	0.73	0.80	0.79	0.86	0.81	0.75	0.79		BEEF, SHANK kg.
የጥ ገራዎ	ሲሊ	3.61	6.40	4.31	3.57	3.50	3.41	4.08		BUTTER, UNREFINED kg.
የጥ ገራዎ	ሲሊ	2.04	2.00	1.72	1.92	1.76	1.79	1.86		POULTRY, LOCAL Bird
በገ/ከ10 አስከ 15 ሲሊ	ሲሊ	17.60	18.36	15.00	15.07	15.20	16.11	16.39		SHEEP, LIVE (10 - 15 kg) Animal
PULSES										
የጥ ገራዎ	ሲሊ	0.26	0.30	0.31	0.31	0.27	0.27	0.28		CHICK PEAS kg.
የጥ ገራዎ	ሲሊ	0.24	0.24	0.26	0.25	0.22	0.17	0.23		HORSE BEANS kg.
የጥ ገራዎ	ሲሊ	0.34	0.31	0.31	0.30	0.26	0.23	0.30		PEAS, MIXED kg.
SPICES AND CONDIMENTS										
የጥ ገራዎ	ሲሊ	1.37	1.39	1.35	1.35	1.37	1.35	1.36		NEUG OIL, REFINED l.
የጥ ገራዎ	ሲሊ	5.68	6.36	6.36	6.36	6.53	6.44	6.29		PEPPER, BLACK kg.
የጥ ገራዎ	ሲሊ	1.22	1.51	1.70	1.03	1.93	1.04	1.40		PEPPER, RED WHOLE kg.
የጥ ገራዎ	ሲሊ	0.25	0.25	0.25	0.25	0.25	0.25	0.25		SALT kg.
የጥ ገራዎ	ሲሊ	0.75	0.75	0.75	0.75	0.75	0.75	0.75		SUGAR kg.

የደንበኞች ዋጋዎች ለጥቅም ጥቅም ለተዘጋጀው የደንበኞች የደንበኞች ዋጋ
Source: Central Statistical Office

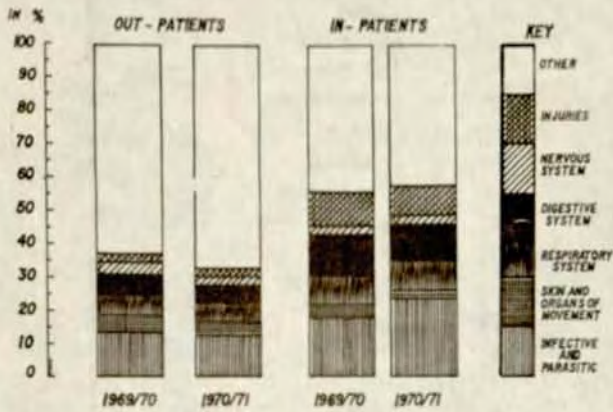
በአአበ አበባ የቶና ጽና የገባ ስጦታ ጠባብሮ የቶና ገቢ 1964/5 ዓ.ም
RETAIL PRICES OF MAJOR ITEMS IN ADDIS ABABA IN 1972

ሠገጠረዥ 1.8 /አ/ TABLE M. 8 (b) የሊት/ባር ዩኤ

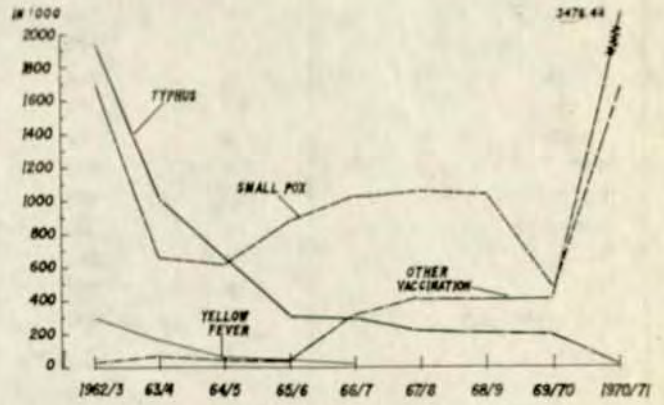
ዓይነት	ጠባብሮ	የባር	ጥቅም	ሰኔ	ነገሰ	ጥቅም	ታህሳስ	የዓመት ጠባብሮ			
ጠባብሮ										BEVERAGES	
የተሰጠ ገቢ ገቢ	350 ሰኔ	0.55	0.55	0.54	0.53	0.50	0.50	0.53	BEER, ST. GEORGE	350 c	
ያለተሰጠ ገቢ	ሆሎ	2.25	2.17	2.23	2.56	2.49	2.28	2.33	COFFEE, GREEN	kg.	
ጠላ	ሊቶር	0.10	0.10	0.10	0.10	0.10	0.10	0.10	TELLA	l.	
አሁላዊና በአሁላ የሚገኝ										CEREALS AND CEREAL PRODUCTS	
ያለተሰጠ ገቢ	ሆሎ	0.17	0.15	0.16	0.15	0.15	0.15	0.16	BARLEY UNMILLED	kg.	
ገቢ የሰጠ	350 ገቢ	0.26	0.25	0.24	0.24	0.24	0.25	0.25	BREAD	350.g	
ገቢ የሰጠ ገቢ	ሆሎ	0.28	0.25	0.27	0.28	0.27	0.24	0.27	TEFF, FLOUR, BLACK	kg.	
ያለተሰጠ ገቢ ገቢ	ሆሎ	0.46	0.47	0.47	0.49	0.50	0.45	0.47	TEFF, WHITE UNMILLED	kg.	
ያለተሰጠ ገቢ ገቢ	ሆሎ	0.36	0.33	0.35	0.35	0.34	0.34	0.35	WHEAT, WHITE UNMILLED	kg.	
ፍሬና ሌሎች ለተሰጠ										FRUITS AND VEGETABLES	
ገቢ	ሆሎ	0.50	0.50	0.50	0.50	0.50	0.50	0.50	BANANAS	kg.	
ገቢ ገቢ	ሆሎ	0.50	0.46	0.53	0.61	0.65	0.67	0.58	GARLIC	kg.	
ገቢ ገቢ	ሆሎ	0.49	0.39	0.37	0.33	0.31	0.38	0.37	ONIONS	kg.	
ገቢ	ሆሎ	0.77	0.43	0.55	0.27	0.32	0.65	0.54	PEPPER, GREEN (KARIA)	kg.	
ገቢ	ሆሎ	0.22	0.18	0.15	0.13	0.13	0.15	0.16	POTATOES	kg.	
ግብርና የሰጠ ገቢ										MEAT AND DAIRY PRODUCTS	
የሰጠ ገቢ		1.43	1.43	1.55	1.50	1.35	1.21	1.40	BEEF, LOIN	kg.	
የሰጠ ገቢ		0.80	0.74	0.85	0.84	0.76	0.73	0.79	BEEF, SHANK	kg.	
ገቢ ገቢ		3.40	3.28	3.09	3.25	3.34	3.12	3.26	BUTTER, UNREFINED	kg.	
የሰጠ ገቢ ገቢ		1.89	1.51	1.41	1.72	1.50	1.50	1.63	POULTRY, LOCAL	Bird	
በገ/በገዕ አስጠ 15 ሆሎ		19.40	15.17	15.07	14.93	15.20	15.84	15.93	SHEEP, LIVE (10 - 15 kg)	Animal	
ገቢ										PULSES	
ገቢ	ሆሎ	0.23	0.19	0.17	0.18	0.18	0.18	0.19	CHICK PEAS	kg.	
ገቢ	ሆሎ	0.17	0.15	0.14	0.14	0.13	0.15	0.15	HORSE BEANS	kg.	
ገቢ ገቢ	ሆሎ	0.23	0.22	0.22	0.21	0.20	0.19	0.21	PEAS, MIXED	kg.	
ግብርና የሰጠ ገቢ										SPICES AND CONDIMENTS	
የተሰጠ የሰጠ ገቢ		1.35	1.29	1.24	1.18	1.18	1.13	1.24	NEUG OIL, REFINED	l.	
የተሰጠ ገቢ		6.11	6.68	6.21	7.00	6.83	7.25	6.69	PEPPER, BLACK	kg.	
ያለተሰጠ ገቢ ገቢ		0.98	1.09	1.08	1.27	1.18	1.19	1.11	PEPPER, RED WHOLE	kg.	
ገቢ		0.25	0.25	0.25	0.25	0.25	0.25	0.25	SALT	kg.	
ገቢ		0.75	0.75	0.75	0.75	0.75	0.75	0.75	SUGAR	kg.	
		FEB.	APRIL	JUNE	AUG.	OCT.	DEC.	YEARLY AVERAGE	COMMODITY	UNIT	

በአስተሳሰብ ጠባብሮ ጸ/ባት የተገኘ
Source: Central Statistical Office

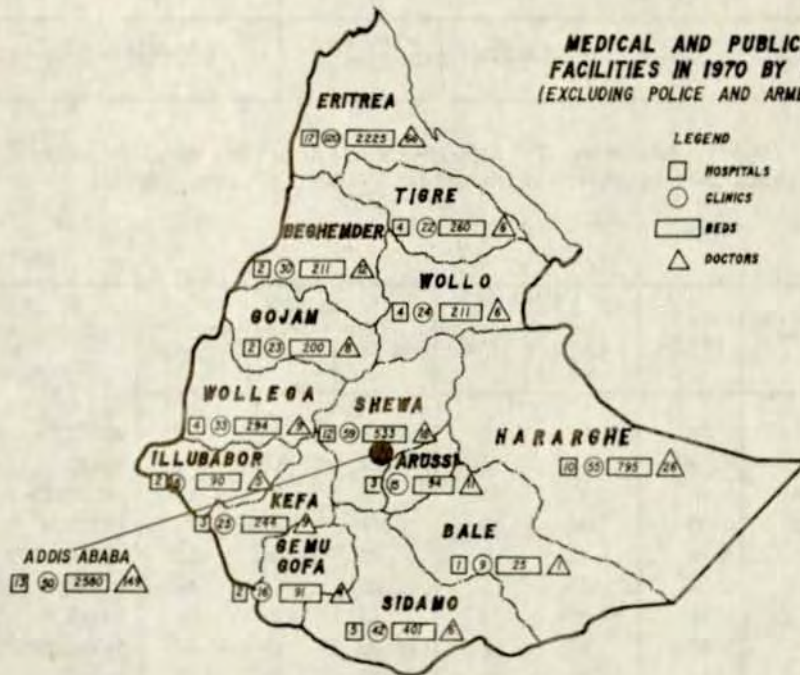
PATIENTS TREATED FOR CERTAIN DISEASE GROUPS



PEOPLE VACCINATED BY THE ANTI-EPIDEMIC SERVICE



MEDICAL AND PUBLIC HEALTH FACILITIES IN 1970 BY PROVINCE (EXCLUDING POLICE AND ARMED FORCES)



በ1963 ዓ.ም በየጠቅላይ ገዛት የሚገኙ የሕክምና የጤና ተባብሮ ለገልገሉ ድርጅቶች /ፖሊስና ቦር ወረዳቸውን አይደርሱ/ MEDICAL AND PUBLIC HEALTH FACILITIES IN 1970, BY PROVINCE (EXCLUDING POLICE & ARMED FORCES)

ሠንጠረዥ 1.1 TABLE N.1 በ ቁጥር NUMBER

ጠቅላይ ገዛት	ሀገራዊ	አልጋዎች	ክሊኒኮች	የጤና ጣቢያዎች	
አረቢ	3	94	15	3	ARUSSI
ባሌ	1	25	9	1	BALE
በጌምድር	2	211	30	8	BEGEMDER
ኦርታራ	17	2,225	120	8	ERITREA
ጌሙ ጌሙ	2	91	16	4	GEMU GOFFA
ገጃም	2	200	23	5	GOJAM
ዳርጎ	10	795	55	7	HARARGE
ሲህባቦር	2	90	16	5	ILLUBABOR
ክፋ	3	244	25	6	KEFA
ሸዋ	12	533	59	11	SHOA
አዳስ አበባ	13	2,580	50	-	ADDIS ABABA
ሲዳሞ	5	401	42	-	SIDAMO
ቲግራይ	4	260	22	7	TIGRAID
ወለጋ	4	204	33	6	WOLLEGA
ወሎ	4	211	24	8	WOLLO
ድምር	84	8,254	539	81	TOTAL
	HOSPITALS	BEDS	CLINICS	HEALTH CENTRES	PROVINCE

በ1963 ዓ.ም በየጠቅላይ ገዛት የሚገኙትን ሕክምና የሕክምና ሠራተኞች በዚህ የሚያሳይ /ፖሊስና ቦር ወረዳቸውን አይደርሱ/ MEDICAL AND PARA-MEDICAL PERSONNEL 1970 BY PROVINCE (EXCLUDING POLICE AND ARMED FORCES)

ሠንጠረዥ 1.2 TABLE N.2 በ ቁጥር NUMBER

ጠቅላይ ገዛት	ደብዳቤ	የጤና ሕክምና	ፋርማሲስቶች	የጸዳተኞች ተቋማት	አጠቃላይ		ደረጃዎች			
					ረጅም ርቀት	የሃገራዊ ሰብ	ከፍተኛ	ዘጠኝ	የሰዎች	
አረቢ	11	7	-	4	22	8	22	38	8	ARUSSI
ባሌ	1	4	-	3	9	1	12	13	3	BALE
በጌምድር	12	15	-	26	29	21	35	46	18	BEGEMDER
ኦርታራ	66	15	26	20	156	13	191	111	185	ERITREA
ጌሙ ጌሙ	4	6	-	6	15	9	21	29	12	GEMU GOFFA
ገጃም	8	18	1	9	10	11	28	63	14	GOJAM
ዳርጎ	26	13	1	17	35	12	37	118	51	HARARGE
ሲህባቦር	5	9	-	10	21	10	30	18	27	ILLUBABOR
ክፋ	9	11	-	11	21	10	31	54	7	KEFA
ሸዋ	18	23	-	21	48	32	139	104	50	SHOA
አዳስ አበባ	149	9	57	20	365	45	305	312	309	ADDIS ABABA
ሲዳሞ	6	9	-	7	27	9	64	45	85	SIDAMO
ቲግራይ	6	14	-	12	12	17	30	59	35	TIGRAID
ወለጋ	9	12	-	9	31	10	64	44	21	WOLLEGA
ወሎ	6	11	1	16	22	11	33	68	15	WOLLO
ድምር	336	166	86	191	823	219	1,052	1,124	840	TOTAL
	DOCTORS	HEALTH OFFICERS	PHARMACISTS AND DRUGGISTS	SANITARIANS	REGISTERED NURSES	COMMUNITY	ADVANCED DRESSERS	ELEMENTARY	PRACTICAL	

ከጤና ተባብሮ ግንባታ አስተባባሪ ክፍል የተገኘ
Source: Ministry of Public Health, Statistics Division

ለጤና ሰራተኞች ተጠቅሞ የተጠቀሱት የጤና ሰራተኞች ብዛት በዓመት የሚገኝበት
NUMBER OF HEALTH PERSONNEL TRAINED IN ETHIOPIA
BY CATEGORY AND YEAR OF GRADUATION

ሠንጠረዥ 1.3 TABLE N.3

በ ቁጥር NUMBER

ዓመት Year	አስተዳዳሪዎች Administrators		የጤና ሰራተኞች Health Personnel	ባህሪያዎች Sanitarians	ቴክኒኮች Technicians		ድረገጽ Dressers		ዓመት Year
	ህጋዊ Legal	የህገጋ ስር Under Law			በሰራተኛ ተሰጪ In Training	በረጅም Long-term	በጣም ጥሩ Advanced	በቀጣይ Elementary	
1940	-	-	-	-	-	-	6	34	1947/8
1941	-	-	-	-	-	-	-	7	1948/9
1942	-	-	-	-	-	-	-	35	1949/50
1943	-	-	-	-	-	-	-	17	1950/1
1944	-	-	-	-	-	-	-	8	1951/2
1945	17	-	-	-	-	-	20	45	1952/3
1946	5	-	-	-	-	-	32	85	1953/4
1947	36	-	-	-	-	-	73	67	1954/5
1948	13	-	-	-	-	-	52	89	1955/6
1949	25	-	-	-	3	-	48	95	1956/7
1950	33	15	20	12	3	-	6	104	1957/8
1951	49	13	29	19	13	-	55	267	1958/9
1952	29	12	17	21	2	-	83	70	1959/60
1953	46	17	18	23	-	-	45	116	1960/1
1954	30	13	7	23	6	-	44	106	1961/2
1955	44	17	13	30	12	14	53	92	1962/3
1956	53	22	13	-	-	10	53	82	1963/4
1957	40	28	10	25	4	19	39	162	1964/5
1958	60	20	13	15	34	12	44	174	1965/6
1959	57	28	21	18	41	34	69	223	1966/7
1960	85	30	29	29	23	14	69	222	1967/8
1961	67	53	25	25	44	11	66	281	1968/9
1962	87	40	43	30	20	-	106	243	1969/70
1963	74	29	40	25	23	15	119	240	1970/71
1964	69	27	39	21	-	-	125	263	1971/72
	917	344	346	316	228	129	1206	3147	TOTAL
ዓይነት Category	GRADE	COMMUNITY	HEALTH OFFICERS	SANIT- SRIANS	LABORA- TORY	X-RAY	ADVANCED	ELEMENTARY	YEAR
	NURSES				TECHNICIANS		DRESSERS		

ጤና ሰራተኞች ሚኒስቴር የተገኘ
Source: Ministry of Public Health.

በአገልግሎት ባታወቁ በሽታዎች የሞተው ሰዎች በሽታዎች በዚያ
DEATHS AMONG IN-PATIENTS SUFFERING FROM DISEASES UNDER THE VARIOUS GROUPS

ሠንጠረዥ 1.4

TABLE N.4

ብዛት NUMBER

የበሽታው ስም	1961	1962	1963	
ልዩ ልዩ ተሳሳፊና የጦረ ተኛ ነፍሳት በሽታዎች	575	872	1,337	INFECTIVE AND PARASITIC DISEASES
አባባት ወይም ተጭላ	94	169	188	NEOPLASM
የሰውነት የግንባታ ጭንቀትና የደም ምርጫ በሽታ አለርጂ	257	442	482	ALLERGIES, ENDOCRINE, METABOLIC AND NUTRITIONAL DISEASES, AND DISEASES OF THE BLOOD FORMING ORGANS
የአገልግሎት ጭንቀትና የሰውነት ሕሰት ጭንቀት	38	51	47	MENTAL, PSYCHONEUROTIC, AND PERSONALITY DISORDERS
የደምትና የአካል ሕሰት በሽታዎች	108	138	200	DISEASES OF THE NERVOUS SYSTEM AND SENSE ORGANS
የደም ጭንቀትና የሰውነት በሽታዎች	134	212	258	DISEASES OF THE CIRCULATORY SYSTEM
የቆራሽ ጭንቀትና የሰውነት በሽታዎች	170	335	387	DISEASES OF THE RESPIRATORY SYSTEM
የግንባታ ጭንቀትና የሰውነት በሽታዎች	378	621	811	DISEASES OF THE DIGESTIVE SYSTEM
የጭንቀትና የሰውነት በሽታዎች	66	108	146	DISEASES OF THE GENITO-URINARY SYSTEM
የነፍስ ጭንቀትና የግንባታ የሰውነት በሽታዎች	75	100	121	DISEASES OF PREGNANCE, CHILDBIRTH AND PUERPERIUM, AND NORMAL DELIVERIES
የቀዳ የአገልግሎትና የጭንቀት ጭንቀትና የሰውነት በሽታዎች	18	40	35	DISEASES OF THE SKIN, CELLULAR TISSUE, BONES AND ORGANS OF MOVEMENT
አባባት የተወለደ ጭንቀት	17	21	16	CONGENITAL MALFORMATIONS
የሰውነት ጭንቀት	65	83	133	DISEASES OF EARLY INFANCY
የአርጅና በደንበኝ ያልታወቀ የበሽታ ሁኔታዎች	35	57	115	SENILITY AND ILL-DEFINED CONDITIONS
ጭንቀት በሰውነት የሚደርስ አደጋ	166	317	406	INJURIES FROM EXTERNAL CAUSES
ያልተገለጸ	364	130	207	DISEASE NOT STATED
ጭንቀት	2,560	3,696	4,889	TOTAL
	1968/9	1969/70	1970/1	DISEASE GROUP

ከጤና ጥበቃ ሚኒስቴር አስተባባሪ ክፍል የተገኘ

Source: Ministry of Public Health, Statistics Division

በአገላገል በታወቀው በሽታዎች የታዘቁ ሰዎች ብዛት
PATIENTS TREATED UNDER THE VARIOUS DISEASES GROUPS

ሠንጠረዥ 1.5

TABLE N.5

ብዛት NUMBER

የበሽታው ስም	በ ተግባራዊነት የታዘቁ ሰዎች ብዛት			በሀገር ውስጥ ተገታው የታዘቁ ሰዎች ብዛት			DISEASE GROUP
	1961*	1962	1963	1961	1962	1963	
ለ ሌሎች ተግባራዊ የሆኑ ሰዎች ብዛት	257,038	286,175	340,812	11,379	16,295	26,569	INFECTIVE AND PARASITIC DISEASES
አጠቃላይ ወይም ተግባራዊ	3,103	4,117	5,259	1,094	1,876	2,246	NEOPLASMA
የሰውነት የግንባታ ጉዳዮችና የደም ምንጭቱን በሽታዎች	31,382	38,560	48,240	3,361	4,676	5,379	ALLERGIES, ENDOCRINE, AND NUTRITIONAL DISEASES, AND DISEASES OF THE BLOOD FORMING ORGANS
የአገልግሎት ጉዳዮችና የሰውነት ጉዳዮች	8,890	8,554	9,116	1,526	1,816	1,992	MENTAL, PSYCHONEUROTIC, AND PERSONALITY DISORDERS
የደም ጉዳዮችና የአገልግሎት ጉዳዮች	57,870	66,472	80,145	2,272	2,531	2,872	DISEASES OF THE NERVOUS SYSTEM AND SENSE ORGANS
የደም ጉዳዮችና የሰውነት ጉዳዮች	12,623	12,724	14,035	1,693	2,662	3,233	DISEASES OF THE CIRCULATORY SYSTEM
የሰውነት ጉዳዮችና የሰውነት ጉዳዮች	98,126	131,760	145,870	4,738	8,175	8,690	DISEASES OF THE RESPIRATORY SYSTEM
የግንባታ ጉዳዮችና የሰውነት ጉዳዮች	109,151	124,848	151,250	6,977	10,904	12,872	DISEASES OF THE DIGESTIVE SYSTEM
የሰውነት ጉዳዮችና የሰውነት ጉዳዮች	21,446	20,524	27,032	2,923	4,643	6,020	DISEASES OF THE GENITO-URINARY SYSTEM
የሰውነት ጉዳዮችና የሰውነት ጉዳዮች	12,840	13,247	15,979	11,661	16,768	22,410	DISEASES OF PREGNANCY, CHILDBIRTH AND PUERPERIUM AND ORGANS OF MOVEMENT
የሰውነት ጉዳዮችና የሰውነት ጉዳዮች	101,399	114,099	131,500	2,203	3,667	4,317	DISEASES OF THE SKIN, CELLULAR TISSUE, BONES AND ORGANS OF MOVEMENT
አጠቃላይ የተወለደ ጉዳዮች	7,362	450	450	123	220	214	CONGENITAL MALFORMATIONS
የሰውነት ጉዳዮችና የሰውነት ጉዳዮች	52,025	4,103	3,827	190	286	359	DISEASES OF EARLY INFANCY
የሰውነት ጉዳዮችና የሰውነት ጉዳዮች	15,451	18,547	37,512	547	1,020	2,388	SENILITY AND ILL-DEFINED CONDITIONS
የሰውነት ጉዳዮችና የሰውነት ጉዳዮች	48,039	48,290	65,102	5,296	8,700	10,558	INJURIES FROM EXTERNAL CAUSE
ያልተገለጸ	-	1,257,030	1,451,065	6,785	3,198	4,764	DISEASE NOT STATED
ጠቅላላ	836,715	2,149,599	2,527,194	62,768	87,437	114,823	TOTAL
	1968/9*	1969/70	1970/1	1968/9	1969/70	1970/1	DISEASE GROUP
	OUT-PATIENTS			IN-PATIENTS			

አጠቃላይ የሰዎች ብዛት የተገኘ የሰዎች ብዛት ጠቅላላ
1. Total number of patients seen mainly in clinics

* የቤግሜድር ጠቅላላ ገዛት አይጨምርም ::
*Data for Beghemdir not included.

ሰነድ የሰዎች ብዛት የተገኘ
Source: Ministry of Public Health, Statistics Division

በሰ ጤና ጥበቃ
HEALTH

በአዘብ ጤና ጥበቃ ቢህላዊ የተሳሳሩ በሽታ መከላከያ ክፍል የተከተሉ ሰዎች ብዛት
NUMBER OF PEOPLE VACCINATED BY YEAR AND TYPE OF VACCINATION

ወንጌረዥ 1.6 TABLE N.6 በሺህ IN '000

ዓመት	የተከበ በሽታ	የረገጣ በሽታ	የተተማተ በሽታ	የተከተለ በሽታ	የብጩ ወጣ በሽታ	የአበቃ ወጣ በሽታ	የክሊሩ በሽታ	ቢ.ሲ.ጂ	ዓመት
1954	775.4	493.1	3.5	3.9	513.6	34.5	1.8	...	1961/2
1955	1,937.6	1,710.1	90.4	23.3	294.8	599.6	-	...	1962/3
1956	1,011.4	665.0	17.5	10.8	150.7	28.6	0.6	...	1963/4
1957	645.8	621.4	28.9	4.9	54.0	9.2	0.5	...	1964/5
1958	318.0	888.9	24.5	10.5	9.9	7.3	4.2	...	1965/6
1959	300.5	1,052.4	2.7	2.6	2.4	3.4	0.2	147.7	1966/7
1960	275.9	1,457.3	3.8	-	-	4.7	-	429.8	1967/8
1961	217.2	1,060.1	2.6	-	-	4.8	-	416.7	1968/9
1962	207.3	507.3	-	-	-	4.2	-	459.8	1969/70
1963	9.9	1,725.6	3.6	0.2	-	4.0	3,138.0*	330.6	1970/71
	TYPHUS	SMALL POX	TYPHOLD	WHOOPIING COUGH	YELLOW FEVER	RABIES	CHOLERA	B.C.G.	

* ይህ ማረጃ የተገኘው የተቋሚ የህክምና ጭቅቶች በየወሩ ከሚከፈሉ ፊርማዎች ነው። ነገር ግን በ1963 ዓ.ም የክሊሩ በሽታ በላት የለም ባለታየ በተዘጋጀ የክሊሩ ጋራ ለበሽታው በተሰጠ ተደርጎ ነበር። በአዘብ የተከተሉ ሰዎች ብዛት ከአሥር ሚሊዮን አንድሚሊዮን ተጠቅሞ ነው።

*These data are based from the monthly reports of permanent health institution, but since there was cholera epidemic in 1963 (Eth. Cal) Vaccinations were performed by mobile teams and hence it is estimated that the total number of vaccinated people is over 10 million.

በ1962 ዓ.ም በአዘብ ጤና ጥበቃ ቢህላዊ የተሳሳሩ በሽታ መከላከያ ክፍል የተከተሉ ሰዎች ብዛት በወጣው ገዢ
NUMBER OF PEOPLE VACCINATED IN 1969/70 BY PROVINCE AND TYPE OF VACCINATION

ወንጌረዥ 1.7 TABLE N.7 በሺህ NUMBER

ዞን	የተከበ በሽታ	የረገጣ በሽታ	የአበቃ ወጣ በሽታ	ቢ.ሲ.ጂ	ዞን
አረቢ	175	31,889	-	5,052	ARUSSI
ባሌ	-	24,116	-	-	BALE
በጎም ጭር	225	59,553	57	5,731	BEGHEMDER
ኦርተራ	17	193,184	-	62,645	ERITREA
ገጭ-ገራ	33	75,347	16	1,329	GEMU GOFFA
ገጭ	-	11,715	52	21,755	GOJAM
ዕረርጓ	-	33,335	519	3,498	HARARGE
ሊሊባቦር	1,502	194,745	29	2,786	ILLUBADOR
ክፍ	-	235,612	152	12,527	KEFA
ሸዋ	2,752	448,091	2,484	166,122	SHOA
ሲዳሞ	447	186,120	21	14,090	SIDAMO
ተገራ	4,744	39,655	245	10,640	TIGRE
ወለጋ	-	158,260	353	8,486	WOLLEGA
ወሎ	1	339,954	39	15,969	WOLLO
ጭር	9,896	1,725,576	3,967	330,630	TOTAL
	TYPHUS	SMALL POX	RABIES	B.C.G.	

*ወደ አንድ ሚሊዮን የሚሆነው የተከተሉ ፊርማዎች የተገኘው ከተቋሚ የክሊሩ ጭቅቶች ሲሆን የተረጋገጡ የአዘብ ጤና ጥበቃ ቢህላዊ የካቲት 1963 ዓ.ም በደረገው የረገጣ ጭቅቶች ዘዴ ስር ሲገኙ ማረጃው የተገኘው ነው።

*About one million Vaccinations are based on the monthly reports from the Permanent health facilities, the remaining are based on the monthly reports from the small-pox Eradication programme, ministry of Public Health, which was launched on February 1971.

ዘዴ ጥበቃ ቢህላዊ አስተባባሪ ክፍል የተገኘ
Source: Ministry of Public Health, Statistics Division

SECTION O. EDUCATION

Government schools are schools operated by the Ministries of Education, Public Health, Agriculture, Communications Posts, Telegraph and Telephone, etc. and, Haile Selassie I University. Community schools which were treated separately in previous publications are now included in this section.

Private schools are schools operated by a private person or institution, or a religious organisation with or without assistance from the Government.

Mission schools are schools operated by religious missions with or without assistance from the Government.


Church schools are schools maintained and operated by the Ethiopian Orthodox Church. Most of these schools teach reading, writing, and religion but some follow the Ministry of Education curriculum. The data on church schools in the tables include only the latter.

Specialized schools are schools having at least one grade in a specialized subject, such as agriculture, commerce, health, teacher training, technical and vocational training, etc.

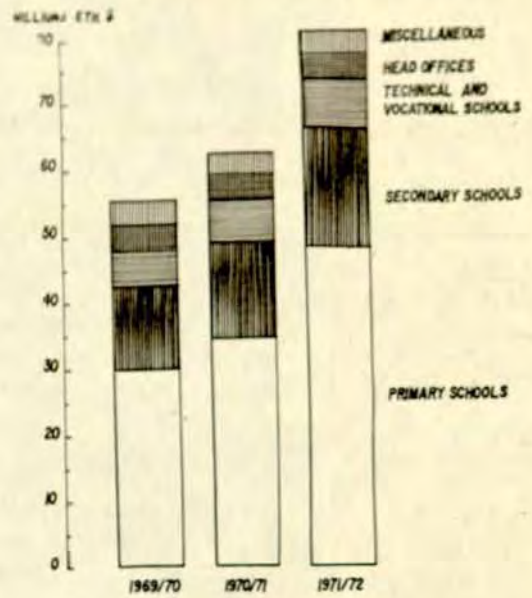
GRADES:

In the tables, grades have been grouped according to the system established by the Ministry of Education. Under the system, the primary grades are grades 1 to 6, the junior secondary include grade 7 and 8, and the senior secondary cover grades 9 to 12.


NUMBER OF STUDENTS BY TYPE OF SCHOOL 1963-54-1971/72



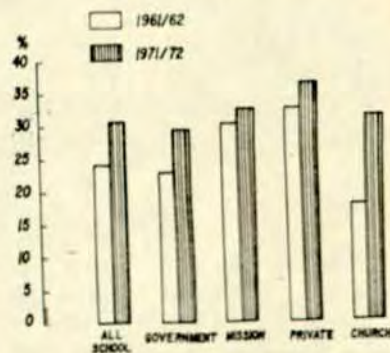
EXPENDITURE ON GOVERNMENT SCHOOLS (Excluding University)



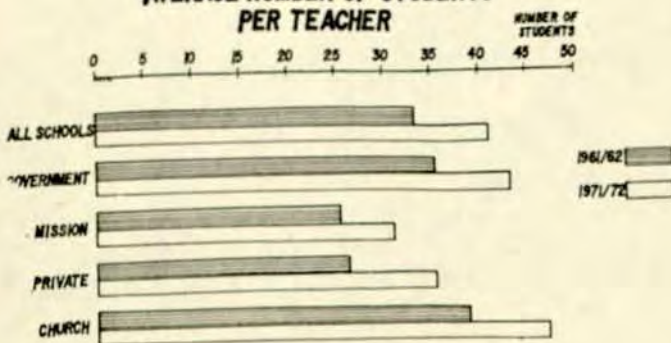
STUDENTS ENROLLED BY GRADES



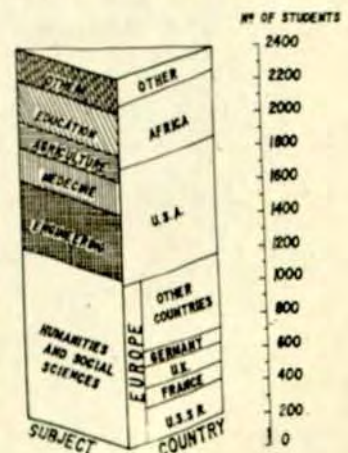
PERCENTAGE OF FEMALES OF THE TOTAL NUMBER OF STUDENTS BY TYPE OF SCHOOL



AVERAGE NUMBER OF STUDENTS PER TEACHER



ETHIOPIAN STUDENTS ABROAD BY COUNTRY AND SUBJECT OF STUDY 1970/71



ገንዘብ አጠቃላይ 1964 ዓ.ም በስተምህራር ወገን ያሉት የትምህርት ቤቶች ቁጥር ጠቅላላ ተግባራዊ የሰዎች ቁጥር በስተ
በትምህርት ቤቶች ላይ የሚገኙ
NUMBER OF SCHOOLS, TEACHERS, AND STUDENTS IN DIFFERENT TYPES OF
SCHOOLS OF ETHIOPIA 1965/6 - 1971/2

ሠንጠረዥ ፲.፲ TABLE 0.1

ብድር NUMBER

ትምህርት ቤቶች	1958	1959	1960	1961	1962	1963	1964	
								GOVERNMENT
ትምህርት ቤቶች	1,067	1,116	1,121	1,148	1,257	1,321	1,427	SCHOOLS
ጠቅላላ	8,152	9,036	9,724	10,239	12,330	13,285	15,205	TEACHERS
ተግባራዊ	332,901	371,416	409,367	469,751	534,821	594,400	661,719	STUDENTS
የሰዎች ቁጥር	7,055	7,731	8,444	8,948	9,954	10,962	11,724	CLASSROOMS
								MISSION
ትምህርት ቤቶች	268	271	289	336	352	394	373	SCHOOLS
ጠቅላላ	1,507	1,551	1,673	1,882	2,017	2,210	2,175	TEACHERS
ተግባራዊ	42,294	46,562	47,351	58,949	63,769	70,746	67,512	STUDENTS
የሰዎች ቁጥር	1,256	1,323	1,315	1,540	1,754	1,857	1,714	CLASSROOMS
								PRIVATE
ትምህርት ቤቶች	325	315	356	394	471	619	679	SCHOOLS
ጠቅላላ	1,457	1,578	1,857	1,876	2,288	2,798	3,368	TEACHERS
ተግባራዊ	44,067	45,929	60,347	68,387	86,633	103,014	118,206	STUDENTS
የሰዎች ቁጥር	1,237	1,297	1,690	1,733	2,133	2,639	3,065	CLASSROOMS
								CHURCH
ትምህርት ቤቶች	107	106	120	135	169	184	132	SCHOOLS
ጠቅላላ	375	377	445	457	560	598	519	TEACHERS
ተግባራዊ	17,332	16,282	18,160	19,184	24,528	27,556	24,479	STUDENTS
የሰዎች ቁጥር	362	356	388	384	466	566	447	CLASSROOMS
								ALL SCHOOLS
ትምህርት ቤቶች	1,767	1,808	1,886	2,013	2,249	2,518	2,611	SCHOOLS
ጠቅላላ	11,491	12,541	13,699	14,454	17,195	18,891	21,267	TEACHERS
ተግባራዊ	436,594	480,189	535,225	616,271	709,751	795,716	871,916	STUDENTS
የሰዎች ቁጥር	9,910	10,713	11,873	12,605	14,307	16,024	16,950	CLASSROOMS
	1965/6	1966/7	1967/8	1968/9	1969/70	1970/1	1971/72	SCHOOLS

በትምህርት ሚኒስቴር የትምህርት ጥናትና አስተዳደር ኮሌግ የተገኘ

Source: Bureau of Educational Research and Statistics, Ministry of Education.

በሌላ ልዩ ተምህርት ቤቶች የተዘገጠውን ተግባራዊ በዘገባ በተምህርት ቤቶች የገጠሙ ደረጃ ለይቶ የሚገባ
STUDENT ENROLMENT, BY GRADES AND TYPE OF SCHOOL

ሠንጠረዥ 7.2 TABLE 0.2

ብዛት NUMBER

የተምህርት ደረጃ	የጠቅላይ	የሚገባ	የገለ	የቤተ ክርስቲያን	ጠቅላይ	
<u>1962</u>						<u>1969/70</u>
ከ1 እስከ 6	430,758	56,063	80,378	23,246	590,445	1 - 6
7 እና 8	54,839	4,524	3,011	841	63,215	7 AND 8
ከ9 እስከ 12	58,093	1,901	2,052	441	42,487	9 - 12
ልዩ ተ/ቤተ	6,495	1,281	1,192	-	8,968	SPECIALIZED SCHOOLS
ከፍተኛ ተ/ቤተ	4,636	-	...	-	4,636	INSTITUTIONS OF HIGHER LEARNING
ጠቅላይ	534,821	63,769	86,633	24,528	709,751	TOTAL
<u>1963</u>						<u>1970/71</u>
ከ1 እስከ 6	470,983	63,025	95,267	26,152	655,427	1 - 6
7 እና 8	63,405	4,852	3,977	887	73,121	7 AND 8
ከ9 እስከ 12	48,521	1,645	2,553	517	53,236	9 - 12
ልዩ ተ/ቤተ	6,948	1,224	1,217	-	9,389	SPECIALIZED SCHOOLS
ከፍተኛ ተ/ቤተ	4,543*	-	...	-	4,543*	INSTITUTIONS OF HIGHER LEARNING
ጠቅላይ	594,400	70,746	103,014	27,556	795,716	TOTAL
<u>1964</u>						<u>1971/72</u>
ከ1 እስከ 6	525,695	59,718	107,920	23,390	716,729	1 - 6
7 እና 8	67,747	5,111	5,704	776	79,338	7 AND 8
ከ9 እስከ 12	56,267	1,599	3,174	313	61,353	9 - 12
ልዩ ተ/ቤተ	6,185	1,025	1,402	-	8,612	SPECIALIZED SCHOOLS
ከፍተኛ ተ/ቤተ	5,825	59	-	-	5,884	INSTITUTIONS OF HIGHER LEARNING
ጠቅላይ	661,719	67,512	118,206	24,479	871,916	TOTAL
	GOVERNMENT	MISSION	PRIVATE	CHURCH	TOTAL	GRADES
						SCHOOL

...በሌላ ልዩ ተምህርት ቤቶች የተዘገጠውን የገለ የገጠሙ ደረጃ ለይቶ የሚገባ
...Figures for Private University of Asmara are not available

*በደቡብ አገልግሎት ላይ የሚገኙት /1962=541; 1963=476; 1964=590/ ተግባራዊ ደብዳቤ
*Including the Students on Ethiopian University Services.(1969/70=541;1970/1=476; 1971/72=590)

ስል ተምህርት ሚኒስቴር የተምህርት ጥናትና አስተዳደር ኮሚሽን ከፍለ የተገኘ
Source: Bureau of Educational Research and Statistics, Ministry of Education.

የተዘገቡ ተማሪዎችን በዘት በሌገር በደረጃ ለጾታ የሚያሳይ
STUDENT ENROLMENT, BY GRADES AND SEX

ሠንጠረዥ ፮.3

TABLE 0.3

ብዛት NUMBER

	1962	1963	1964	
<u>ከ1ኛ እስከ 6ኛ ክፍል</u>				<u>GRADES 1 - 6</u>
ወገዶ	409,770	449,724	489,315	MALE
ሴት	180,675	205,703	227,414	FEMALE
ጠቅላላ	590,445	655,427	716,729	TOTAL
<u>7ኛና 8ኛ ክፍል</u>				<u>GRADES 7 AND 8</u>
ወገዶ	46,090	53,706	57,453	MALE
ሴት	17,125	19,415	21,885	FEMALE
ጠቅላላ	63,215	73,121	79,338	TOTAL
<u>ከ9ኛ እስከ 12ኛ ክፍል</u>				<u>GRADES 9 - 12</u>
ወገዶ	35,193	42,031	48,227	MALE
ሴት	17,294	11,205	13,126	FEMALE
ጠቅላላ	52,487	53,236	61,353	TOTAL
<u>ልዩ ትምህርት ቤቶች</u>				<u>SPECIALIZED SCHOOLS</u>
ወገዶ	6,147	6,240	5,744	MALE
ሴት	2,821	3,149	2,868	FEMALE
ጠቅላላ	8,968	9,389	8,612	TOTAL
<u>ከፍተኛ ትምህርት</u>				<u>INSTITUTIONS OF HIGHER</u>
				<u>LEARNING</u>
ወገዶ	4,290	4,189	5,446	MALE
ሴት	346	354	438	FEMALE
ጠቅላላ	4,636	4,543	5,884	TOTAL
ጠቅላላ የተማሪዎች ጠቅላላ	719,751	795,716	871,966	TOTAL STUDENTS
	1969/70	1970/71	1971/72	

*በ የህግግር ለገገገገ ላይ ያሉትን ተማሪዎች ይጨምራል

*Including Students on Ethiopian University Services.

በትምህርት ሚኒስቴር የትምህርት ጥናትና እብታኮሳኮሳ ክፍል የተገኘ

Source: Bureau of Educational Research and Statistics, Ministry of Education

1958 እስከ 1964 ዓ.ም ያሉትን ተምህርት ማህበራዊ ተቋማት ለተምህርቱ ስልጠና

አማካኝ ብድር በትምህርት ቤቅጣጥ፣ በትምህርት ሰጪ ሰው፣ በክፍል
AVERAGE NUMBER OF STUDENTS PER SCHOOL, PER TEACHER, PER CLASSROOM
IN DIFFERENT TYPES OF SCHOOLS 1965/6 - 1971/2

ሠንጠረዥ 3.4 TABLE 0.4

ብድር ቁጥር NUMBER

ትምህርት ቤቅጣጥ	1958	1959	1960	1961	1962	1963	1964	
								<u>GOVERNMENT SCHOOL</u>
<u>የግንባታ ተ/ቤቅጣጥ</u>								
ተ/ቤቅጣጥ	312.0	332.8	365.2	409.2	425.5	450.0	463.7	SCHOOL
ትምህርት	40.8	41.1	42.1	45.9	43.4	44.7	43.5	TEACHER
ክፍል	47.2	48.0	48.5	52.4	53.7	54.2	56.4	CLASSROOM
								<u>MISSION</u>
<u>የግንባታ ተ/ቤቅጣጥ</u>								
ተ/ቤቅጣጥ	157.8	171.8	163.8	175.4	181.2	179.6	181.0	SCHOOL
ትምህርት	28.1	30.0	28.3	31.3	31.6	32.0	31.0	TEACHER
ክፍል	33.6	35.2	36.0	38.3	36.4	38.1	39.4	CLASSROOM
								<u>PRIVATE</u>
<u>የግንባታ ተ/ቤቅጣጥ</u>								
ተ/ቤቅጣጥ	135.6	145.8	169.5	173.6	183.9	166.4	174.1	SCHOOL
ትምህርት	30.2	29.1	32.5	36.5	37.9	36.8	35.1	TEACHER
ክፍል	35.6	35.4	35.7	39.5	40.6	39.0	38.6	CLASSROOM
								<u>CHURCH</u>
<u>የግንባታ ተ/ቤቅጣጥ</u>								
ተ/ቤቅጣጥ	161.9	153.6	151.3	142.1	145.1	149.8	185.4	SCHOOL
ትምህርት	46.2	43.2	40.8	41.9	43.8	46.1	47.2	TEACHER
ክፍል	48.0	45.7	46.8	50.0	52.6	48.9	54.8	CLASSROOM
								<u>ALL TYPES OF SCHOOL</u>
<u>የግንባታ ተ/ቤቅጣጥ</u>								
ተ/ቤቅጣጥ	247.1	265.6	283.8	306.1	315.6	316.0	334.0	SCHOOL
ትምህርት	38.0	38.3	39.1	42.6	41.3	42.1	41.0	TEACHER
ክፍል	44.1	44.8	45.1	48.9	49.6	49.7	51.4	CLASSROOM
	1965/6	1966/7	1967/8	1968/9	1969/70	1970/1	1971/72	SCHOOLS

ትምህርት ማህበራዊ የትምህርት ጥናትና ስልጠና ስልጠና ስልጠና

Source: Bureau of Educational Research and Statistics, Ministry of Education.

በ1958 እስከ 1961 በሰነድ ተምህርት ቤቶች የተማሪዎች ብዛት በሰነድ ለጾታ የሚገኝበት
NUMBER OF STUDENTS BY TYPE OF SCHOOL AND SEX 1965/6 - 1971/72

ሠንጠረዥ 0.5 TABLE 0.5

ብዛት NUMBER

ተ/ቢተ	1958	1959	1960	1961	1962	1963	1964	
								GOVERNMENT
ጅምር	332,901	371,416	409,367	469,751	534,821	594,400	661,719	TOTAL
ሴት	85,411	97,636	111,319	130,029	150,841	171,473	193,232	FEMALE
ወንድ	247,490	213,780	298,048	339,722	383,980	422,927	468,487	MALE
								MISSION
ጅምር	42,294	46,562	47,351	58,949	63,769	70,746	67,512	TOTAL
ሴት	12,584	13,763	14,943	18,716	20,891	23,155	22,111	FEMALE
ወንድ	29,710	32,799	32,408	40,233	42,878	47,591	45,401	MALE
								PRIVATE
ጅምር	44,067	45,929	60,347	68,387	86,633	103,014	118,206	TOTAL
ሴት	14,255	15,247	21,806	25,445	30,783	36,964	42,749	FEMALE
ወንድ	29,812	30,682	38,541	42,942	55,850	66,050	75,457	MALE
								CHURCH
ጅምር	17,332	16,282	18,160	19,184	24,528	27,556	24,479	TOTAL
ሴት	4,918	4,881	5,320	5,483	7,039	8,234	7,638	FEMALE
ወንድ	12,414	11,401	12,840	13,701	17,489	19,322	16,841	MALE
								ALL SCHOOLS
ጅምር	436,594	480,189	535,225	616,271	709,751	795,716	871,916	TOTAL
ሴት	117,158	131,527	153,388	179,673	209,554	239,826	265,730	FEMALE
ወንድ	319,436	348,662	381,837	436,598	500,197	555,890	606,186	MALE
	1965/6	1956/7	1967/8	1968/9	1969/70	1970/1	1971/72	SCHOOLS

ከተምህርት ሚኒስቴር የተምህርት ጥናትና እቦታተኝነት ክፍል የተገኘ

Source: Bureau of Educational Research and Statistics, Ministry of Education.

በጠ ትምህርት ቤቶች የተማሪዎች ተኮራካሪ በዘጠኝ ለታ በጥርጣሬ የሚያሳይ
ከ1958 - 1964 ዓ.ም

PERCENTAGE DISTRIBUTION OF STUDENTS BY TYPE OF SCHOOL AND SEX
1965/6 - 1971/2

ሠንጠረዥ ስ.6

TABLE 0.6

በጥርጣሬ PERCENTAGE

ትምህርት ቤቶች	1958	1959	1960	1961	1962	1963	1964	
<u>የጠቅላይ</u>								<u>GOVERNMENT</u>
ጠቅላይ	76.2	77.3	76.5	76.2	75.4	74.7	75.9	TOTAL
ሴት	25.6	26.3	27.2	27.7	28.2	28.8	29.2	FEMALE
ወንድ	74.4	73.7	72.8	72.3	71.8	71.2	70.8	MALE
<u>የሚያሳይ</u>								<u>MISSION</u>
ጠቅላይ	9.7	9.7	8.8	9.6	9.0	8.9	7.7	TOTAL
ሴት	29.8	30.0	31.6	31.7	32.8	32.7	32.8	FEMALE
ወንድ	70.2	70.0	68.4	68.3	67.2	67.3	67.2	MALE
<u>የግል</u>								<u>PRIVATE</u>
ጠቅላይ	10.1	9.6	11.3	11.1	12.2	12.9	13.6	TOTAL
ሴት	32.3	33.2	36.1	37.2	35.5	35.9	36.2	FEMALE
ወንድ	67.7	66.8	63.9	62.8	64.5	64.1	63.8	MALE
<u>የቤተ ክርስቲያን</u>								<u>CHURCH</u>
ጠቅላይ	4.0	3.4	3.4	3.1	3.4	3.5	2.8	TOTAL
ሴት	28.4	30.0	29.3	28.6	28.7	29.9	31.2	FEMALE
ወንድ	71.6	70.0	70.7	71.4	71.3	70.1	68.8	MALE
<u>ሁሉም ትምህርት ቤቶች*</u>								<u>ALL SCHOOLS*</u>
ጠቅላይ	100.0	100.0	100.0	100.0	100.0	100.0	100.0	TOTAL
ሴት	26.8	27.4	28.7	29.2	29.5	30.1	30.5	FEMALE
ወንድ	73.2	72.6	71.3	70.8	70.5	69.9	69.5	MALE
	1965/6	1966/7	1967/8	1968/9	1969/70	1970/1	1971/2	SCHOOLS

በትምህርት ሚኒስቴር የትምህርት ጥናትና አስተሳሰብ ስራ የተገኘ

Source: Bureau of Educational Research and Statistics, Ministry of Education.

በሌ ተምህርት
EDUCATION

በ1955 እስከ 1964 ዓ.ም በአጠቃላይ የሚገኙት ተ/ቤተ ተምህርት ቤቶች በደረጃ በደብዳቤ
NUMBER OF STUDENTS IN GOVERNMENT SCHOOLS BY GRADES, 1962/3 - 1971/2

ሠንጠረዥ 0.7 TABLE 0.7 በጥር ቁጥር

ደረጃ	1955	1956	1957	1958	1959	1960	1961	1962	1963	1964	
አገገኛ ደረጃ PRIMARY											
1	83,180	95,480	94,043	95,002	98,834	103,753	110,539	123,865	134,687	155,431	1
2	41,351	47,161	55,719	60,845	64,352	66,341	73,354	77,869	84,668	95,139	2
3	30,710	30,490	41,115	48,207	54,272	57,168	63,666	69,221	74,663	82,287	3
4	22,466	26,607	29,078	34,274	41,607	47,559	54,692	60,837	67,445	72,439	4
5	15,398	17,810	21,812	25,109	29,956	35,563	43,973	49,975	55,351	60,498	5
6	11,305	12,892	15,669	19,838	23,186	28,353	36,136	48,991	54,169	59,901	6
ድምር	204,410	230,440	257,436	283,275	312,207	338,737	382,360	430,758	470,983	525,695	TOTAL
መከተለኛ JUNIOR											
ሁለተኛ ደረጃ SECONDARY											
7	8,891	9,330	11,375	13,407	18,067	20,801	26,281	26,166	35,083	33,723	7
8	7,652	8,555	8,976	11,028	12,769	17,593	22,235	28,673	28,322	34,024	8
ድምር	16,543	17,885	20,351	24,435	30,836	38,394	48,516	54,839	63,405	67,747	TOTAL
ከፍተኛ ሁለተኛ SENIOR*											
ደረጃ SECONDARY											
9	5,586	6,751	8,730	8,520	9,545	10,707	15,073	18,357	23,435	21,107	9
10	3,380	4,818	5,459	7,091	7,011	8,303	9,910	13,958	16,929	21,200	10
11	2,156	2,549	3,566	4,471	5,599	5,888	6,158	7,180	9,525	12,706	11
12	1,244	1,395	2,199	2,853	3,390	4,127	3,623	5,093	5,580	7,439	12
ድምር	12,366	15,513	19,954	22,935	25,545	29,025	35,005	44,588	55,469	62,452	TOTAL
ዳይፕሎማ HIGHER											
በትምህርት ቤቶች INSTITUTION											
አገገኛ ዓመት	402	853	844	996	1,293	1,273	1,507	2,266	1,507	2,025	FIRST YEAR
ሁለተኛ ዓመት	212	280	464	549	631	775	817	830	1,038	1,446	SECOND YEAR
ሶስተኛ ዓመት	228	249	169	301	437	493	677	367	823	877	THIRD YEAR
አራተኛ ዓመት	199	244	166	210	199	321	457	632	699	625	FOURTH YEAR
አምስተኛ ዓመት**	-	-	-	-	-	-	-	-	-	78	FIFTH YEAR**
ስድስተኛ ዓመት***	-	-	-	-	-	-	-	-	-	11	SIXTH YEAR***
ሌሎች****	-	-	-	-	-	-	-	-	-	63	OTHERS ****
ድምር	1,041	1,626	1,643	2,056	2,560	2,862	3,458	4,095	4,067	5,125	TOTAL
ጠቅላላ ድምር	234,360	265,464	299,384	332,701	371,148	409,018	469,339	534,280	593,924	661,019	GRAND TOTAL
	1962/3	1963/4	1964/5	1965/6	1966/7	1967/8	1968/9	1969/70	1970/1	1971/2	GRADE

*መምህራን ግብረገብ፣ የሙያ ትምህርት ቤቶችና የትምህርት ቤቶች ተምህርት ቤቶችን ያካትታል ።
*Teacher Training Institute, Vocational and Technical schools included

**አምስተኛ ዓመት የሙያ ግብረገብና የሙያ ትምህርት ቤቶች ተምህርት ቤቶችን ይዘጋጃል
**Includes V year Engineering and Medical school students

***ስድስተኛ ዓመት የሙያ ግብረገብና የሙያ ትምህርት ቤቶች ተምህርት ቤቶችን ብቻ
***Includes VI year Students of Medical School only

****ሌሎች ተምህርት ቤቶች ብቻ
**** Special students only

ለግንባታ ተምህርት ቤቶች ወይ/ የገበርባታ ስራዎች/ ከ1962-1964
EXPENDITURE ON GOVERNMENT SCHOOLS (EXCLUDING UNIVERSITY) 1969/70 - 1971/72

ሠንጠረዥ ፮.8

TABLE 0.8

በጊዜ የሰጠ/በር

ES'000

	ደመወዝና አበል	ሌሎች ወጪዎች	የከፍተኛ ወጪዎች	ጠቅላላ ወጪ	
<u>1964</u>					<u>1971/72</u>
ለ ጥናት ወይም ሌላ ባለገቢ	3,197	678	23	3,898	HEAD OFFICES
ለ ስራ ደረጃ	37,930	2,080	8,220	48,230	PRIMARY SCHOOLS
ለ ሁለተኛ ደረጃ	14,482	1,769	1,911	18,162	SECONDARY SCHOOLS
ለ ተከፋይ ስራዎች ወይም ለ ስራ ስራ ወይም ሌሎች	4,820	2,082	458	7,360	TECHNICAL-VOCATIONAL AND T.T.I.
ሌሎች	681	2,839	68	3,588	MISCELLANEOUS
ጠቅላላ	61,110	9,448	10,680	81,238	TOTAL
<u>1963*</u>					<u>1970/71*</u>
ለ ጥናት ወይም ሌላ ባለገቢ	2,710	893	132	3,735	HEAD OFFICES
ለ ስራ ደረጃ	33,586	810	106	34,502	PRIMARY SCHOOLS
ለ ሁለተኛ ደረጃ	13,046	1,611	239	14,896	SECONDARY SCHOOLS
ለ ተከፋይ ስራዎች ወይም ለ ስራ ስራ ወይም ሌሎች	4,508	1,790	137	6,435	TECHNICAL-VOCATIONAL AND T.T.I.
ሌሎች	2,506	384	43	2,933	MISCELLANEOUS
ጠቅላላ	56,356	5,488	657	62,501	TOTAL
<u>1962*</u>					<u>1969/70</u>
ለ ጥናት ወይም ሌላ ባለገቢ	2,988	975	147	4,110	HEAD OFFICES
ለ ስራ ደረጃ	29,107	888	77	30,072	PRIMARY SCHOOLS
ለ ሁለተኛ ደረጃ	11,119	1,404	173	12,696	SECONDARY SCHOOLS
ለ ተከፋይ ስራዎች ወይም ለ ስራ ስራ ወይም ሌሎች	3,887	1,445	73	5,405	TECHNICAL-VOCATIONS AND T.T.I.
ሌሎች	3,014	221	39	3,274	MISCELLANEOUS
ጠቅላላ	50,115	4,933	509	55,557	TOTAL
	SALARIES AND ALLOWANCES	OTHER EXPENDI- TURE	CAPITAL EXPENDI- TURE	TOTAL	

ሁሉን ዓይነት የከፍተኛ ወጪዎች አያካትትም
*Does not include all types of capital expenditure

ስርዓተ ምርመራ የተምህርት ጥናትና አባታታኝ ስራዎች የተገኘ
Source: Bureau of Educational Research and Statistics, Ministry of Education.

በስተምህራት
EDUCATION

በአገሪቱ በሥራ ላይ የተዘገገውን ተምህርቱ በዘድ በመቆይ ገዢዎች በስተምህራት ስር የሚገኙ
STUDENTS ENROLLED IN PRIMARY AND ACADEMIC SECONDARY SCHOOLS, BY TYPE OF SCHOOL AND PROVINCE

ሠንጠረዥ ፲.፱

TABLE 0.9

በጥር ቁጥር

መቆይ ገዢ	የግንባታ	የሚገኝ	የገላ	የሰነድ ቤት	ጠቅላይ	
1964						1971/72
አረቢ	29,136	2,503	2,716	1,258	35,613	ARUSSI
ባሌ	14,035	1,248	84	-	15,367	BALE
በጊዎር	37,662	1,695	141	-	39,498	BEGEMDER
አርቲራ	75,833	14,722	24,753	2,650	117,958	ERITREA
ገጭ ገሩ	14,966	746	796	30	16,538	GEMU GOFFA
ገጭ	38,296	386	-	1,768	40,450	GOJAM
ዘረርጌ	41,181	3,903	1,021	721	46,826	HARARGE
አላባባር	22,979	287	369	149	23,784	ILLUBABOR
ክፋ	23,266	2,226	149	259	25,900	KEFA
ሸዎ	110,064	11,814	17,330	3,330	142,538	SHOA
አዲስ አበባ	77,379	6,536	48,168	6,714	138,797	ADDIS ABABA
ሲዳሞ	38,031	9,532	867	1,912	50,342	SIDAMO
ተገራ	35,741	1,967	467	3,519	41,694	TIGRE
ወለጋ	50,545	7,849	17,999	1,793	78,186	WOLLEGA
ወሎ	40,595	1,014	1,944	376	43,929	WOLLO
ጠቅላይ	649,709	66,428	116,804	24,479	857,420	TOTAL
1963						1970/71
አረቢ	27,012	2,591	2,803	2,396	34,802	ARUSSI
ባሌ	12,213	1,129	84	-	13,426	BALE
በጊዎር	33,524	1,334	117	-	34,975	BEGHEMDER
አርቲራ	67,486	17,357	18,947	3,495	107,285	ERITREA
ገጭ ገሩ	12,924	964	435	30	14,353	GEMU GOFFA
ገጭ	32,636	331	-	1,532	34,499	GOJAM
ዘረርጌ	37,123	3,947	5,466	1,512	48,048	HARARGE
አላባባር	21,393	287	369	149	22,198	ILLUBABOR
ክፋ	20,998	2,238	186	222	23,644	KEFA
ሸዎ	96,022	11,422	16,366	4,205	128,015	SHOA
አዲስ አበባ	72,907	6,530	41,224	5,321	125,982	ADDIS ABABA
ሲዳሞ	37,078	8,525	-	1,895	47,498	SIDAMO
ተገራ	30,502	1,848	467	3,607	36,424	TIGRE
ወለጋ	46,271	10,335	13,736	2,836	73,178	WOLLEGA
ወሎ	34,820	684	1,597	356	37,457	WOLLO
ጠቅላይ	582,909	69,522	101,797	27,556	781,784	TOTAL
	GOVERNMENT	MISSION	PRIVATE	CHURCH	TOTAL	PROVINCE

ስተምህራት ሚኒስቴር የስተምህራት ጥናትና አስተዳደር ኮሚሽን ክፍል የተገኘ

Source: Bureau of Educational Research and Statistics. Ministry of Education.

በተለያዩ ኃይል ያለበት የግብርና ባለፉት አምስት ዓመታት የተገኙት
GRADUATES OF HAILE SELASSIE I UNIVERSITY, BY FIELD OF STUDY

ሠንጠረዥ 7.10

TABLE 0.10

ቦታ ቁጥር NUMBER

	1962	1963	1964	
በአርማ ቦሌ፡				AGRICULTURE, COLLEGE OF:
ባታሮ ስፍ ዓይነት ይገፈ/ቢ.አ.ቢ./				BACHELOR OF SCIENCE DEGREES (B.Sc.)
በአርማ አጥናጭነት ገገጃ	18	20	14	AGRICULTURAL ECONOMICS AND BUSINESS
በአርማ አጥናጭነት	-	2	1	AGRICULTURAL EDUCATION
በአርማ ጭንቀትና ተከፍሎ	4	7	13	AGRICULTURAL ENGINEERING AND TECHNOLOGY
በከበተ አርማ ባይነት	9	7	7	ANIMAL SCIENCE
በጭንቀት አርማ	-	4	2	GENERAL AGRICULTURE
በአጭር ባይነት	18	10	12	PLANT SCIENCE
ፍጥነት ተከፍሎ፡				ARTS, FACULTY OF:
ባታሮ ስፍ አርተር ይገፈ/ቢ.አ.ቢ./				BACHELOR OF ARTS DEGREES (B.A.)
በጭንቀት አርተር	3	1	-	GENERAL ARTS
በአጥናጭነት	30	11	56	ECONOMICS
በአጥናጭነት በፖለቲካ ባይነት	10	8	-	ECONOMICS AND POLITICAL SCIENCE
በአጥናጭነት ያገኘ	2	1	2	ENGLISH LANGUAGE
በአጥናጭነት ያገኘ	2	1	1	ETHIOPIAN LANGUAGE
በአጥናጭነት ያገኘ	1	1	1	FRENCH
በጭንቀት	5	-	12	GEOGRAPHY
በፖለቲካ	2	-	4	HISTORY
በፖለቲካ ባይነት	10	1	10	POLITICAL SCIENCE
በግብርና አጭር አጥናጭነት	-	2	18	PUBLIC ADMINISTRATION
ዲፕሎማ				DIPLOMAS
በአጥናጭነት	15	7	-	ECONOMICS
በፖለቲካ ባይነት	8	17	-	POLITICAL SCIENCE
በጭንቀት ባይነት	-	-	-	LIBRARY SCIENCE
በአጥናጭ ቦሌ፡				BUILDING COLLEGE:
በአጥናጭ ጭንቀት ያገኘ/ቢ.አ.ቢ.ቢ./	-	-	-	BUILDING ENGINEERING DEGREES
በአጥናጭ ጭንቀት ያገኘ	34	25	16	BUILDING ENGINEERING DIPLOMAS
በአጥናጭ ሥራ አጭር ቦሌ፡				BUSINESS ADMINISTRATION, COLLEGE OF:
ባታሮ ያገኘ/ቢ.አ.ቢ. አገ.ቢ.ቢ./				BACHELOR DEGREES (B.B.A & B.Com.)
በአጥናጭ ተገገ	62	80	43	ACCOUNTING
በአጥናጭ አጭር አጥናጭነት	-	-	-	BUSINESS ADMINISTRATION
በአጥናጭ ተገገ	49	48	40	MANAGEMENT
ዲፕሎማ				DIPLOMAS
በአጥናጭ ተገገ	105	98	-	ACCOUNTING
በአጥናጭ ሥራ	65	48	-	SECRETARIAL
በአጥናጭ ተከፍሎ፡				EDUCATION, FACULTY OF:
ባታሮ ስፍ አርተር ይገፈ /ቢ.አ.ቢ./	94	95	57	BACHELOR OF ARTS DEGREES (B.A.)
ባታሮ ስፍ ዓይነት ይገፈ /ቢ.አ.ቢ.ቢ./	25	24	26	BACHELOR OF SCIENCE DEGREES (B.Sc.)
ባታሮ ስፍ አጥናጭነት*	-	-	7	BACHELOR OF EDUCATION*
ዲፕሎማ	231	406	420	DIPLOMAS
	1970	1971	1972	

*በአጥናጭና በአጥናጭነት
*Administration and supervision.

በሰ ተምህርት
EDUCATION

በተገኝ ይህ ሥላሴ ዩኒቨርሲቲ በሰ ተምህርት የምዕሮ ወረቱ የተጠሉ
GRADUATES OF HAILE SELASSIE I UNIVERSITY, BY FIELD OF STUDY

ወንጀል 7.10 / የተጠሉ/

TABLE 0.10 (Contd.)

በ ታሪ

NUMBER

	1962	1963	1964	
ከጭንጭ ስለዩ:				ENGINEERING COLLEGE OF:
ባቶሎ ስፍ ስግግር ይገፈ/ቢ.አሰ.ቢ.				BACHELOR OF SCIENCE DEGREES(B.Sc.)
ባህር ተከት	16	2	9	ARCHITECT
በሰጠ ጭንጭ	9	23	6	CIVIL ENGINEERING
በአላተሰጠ ጭንጭ	9	17	15	ELECTRICAL ENGINEERING
በግንባራ ጭንጭ	10	9	6	MECHANICAL ENGINEERING
ኋላ	-	10	-	DIPLOMAS
ከሕግ ፋኩት:				LAW FACULTY OF:
ከሕግ የባቶሎ ይገፈ/አሰ.አሰ.ቢ.	22	55	41	BACHELOR OF LAW (LL.B.)
ኋላ	-	25	2	DIPLOMAS
ባር ተሰጠ	229	122	1	CERTIFICATES
ከሕክምና ፋኩት:				MEDICINE FACULTY OF:
ባቶሎ ስፍ ፋርማሲ ይገፈ /ቢ.አሰ.ፋር/	9	30	12	BACHELOR OF PHARMACY DEGREES (B.S.Pharm.)
ከሕክምና ይገፈ/ሰ.ሲ/	4	2	18	DOCTOR OF MEDICINE (MD)
ከሕክምና ኋላ	1	-	2	DIPLOMA IN MEDICINE
ከሕፃናት ተምህርት:				PUBLIC HEALTH COLLEGE OF:
የሕክምና ስፍ ተምህርት ይገፈ /ቢ.አሰ./ፒ.አቶ/	44	46	46	BACHELOR OF PUBLIC HEALTH (B.S.P.H.)
ኋላ	70	54	27	DIPLOMAS
ባር ተሰጠ	9	-	19	CERTIFICATES
ከሰጠ ፋኩት:				SCIENCE FACULTY OF:
ባቶሎ ስፍ ስግግር ይገፈ/ቢ.አሰ.ቢ/				BACHELOR OF SCIENCE DEGREES(B.Sc.)
በሥነ ፍጥረት /ባዲዲ/	4	-	2	BIOLOGY
በጥንቃቄ /ኮምፕዩተር/	1	4	5	CHEMISTRY
በጥንቃቄ	6	8	4	GEOLOGY
በጥንቃቄ	1	3	6	MATHEMATICS
በፊደል	-	3	1	PHYSICS
በሰጠ ተከት	-	5	21	STATISTICS
ኋላ				DIPLOMAS
በጥንቃቄ	3	4	-	GEOLOGY
በሰጠ ተከት	-	9	15	STATISTICS
ባር ተሰጠ				CERTIFICATES
በሰጠ ተከት	-	2	5	STATISTICS
ከሰጠ ወርክ ተ.ቤት				SOCIAL WORKS SCHOOL OF:
በባቶሎ ስፍ ስግግር ይገፈ /ቢ/	6	24	16	BACHELOR OF ARTS DEGREES (B.A.)
ኋላ	14	-	-	DIPLOMAS
ከጭንጭ ስለዩ:				THEOLOGICAL COLLEGE:
ባቶሎ ስፍ ተምህርት/ቢ.ኪ.ቶ./	5	10	6	BACHELOR OF THEOLOGY (B.Th.)
ጠቅላይ	1,274	1,391	1,047	TOTAL
	1970	1971	1972	

በተገኝ ይህ ሥላሴ ዩኒቨርሲቲ ልዩ ልዩ ክፍል የተገኘ
Source: H.S.I. University, Office of the Registrar.

በጠ ተምህርት
EDUCATION

በ1962 ዓ.ም በወቅ ለጤ በተምህርት ላይ ያሳተጡ ለተምህርታቸው በሌሎች ጉዞዎች በተምህርት ላይ ባሉት የግብይት
ETHIOPIAN STUDENTS ABROAD, BY COUNTRY AND FIELD OF STUDIES, 1969/70

ወጪዎች 7.11/ሀ/

TABLE 0.11 (a)

በ ግር ቁጥር

አገር	ተምህርት ላይ ባሉት	ሀገራዊ ስራ	ሥነ ምግባር	ሀገራዊ	አገር	ተምህርት ላይ ባሉት	የተፈለገው	ሌሎች	ወጪ	አገር	
AFRICA											
ጉባኤ	332	-	-	-	-	-	-	-	-	332	EGYPT
ጋና	-	1	-	-	-	-	-	-	-	1	GHANA
ኮንጎ	4	-	-	12	1	-	-	-	-	17	KENYA
ላይብሪያ	-	-	-	1	-	-	-	-	-	1	LIBERIA
ማላጋስካር	-	4	-	-	-	-	-	-	-	4	MALAGASY
ናይጄር	-	-	-	10	1	1	-	-	-	12	NIGERIA
ብንጋላ	2	-	-	-	-	-	-	-	-	2	SENEGAL
ሰራሊዮን	-	-	-	2	-	-	-	-	-	2	SIERRALEONE
ታንዛኒያ	-	-	-	1	-	-	-	-	-	1	TANZANIA
ተህራኒያ	1	-	-	-	-	-	-	-	-	1	TUNISIA
ዩጋንዳ	3	-	-	-	-	-	-	-	-	3	UGANDA
ዛንዳ	-	-	-	-	-	-	1	-	-	1	ZAMBIA
ዛምቢያ	3	-	-	-	-	-	-	-	-	3	ZAMBIA
AMERICAS											
ካናዳ	6	1	-	3	3	1	1	-	-	15	CANADA
ዩ.ኤስ.ኤ.	253	92	46	38	85	59	28	-	-	601	U. S. A.
ASIA											
ሀንድ	7	1	-	-	2	-	-	-	-	10	INDIA
ላይብሪያ	-	-	1	-	-	-	-	-	-	1	INDONESIA
ሊቤኮስ	2	-	-	-	-	-	-	-	-	2	IRAQ
ሎራኒያ	6	-	5	1	-	-	-	3	-	15	ISRAEL
ቢጋን	-	4	-	-	3	-	-	-	-	7	JAPAN
ዮርዳኒያ	-	1	-	-	-	1	-	-	-	2	JORDAN
ሊባኖስ	4	-	7	-	-	-	-	-	-	11	LEBANON
ፊሊፒንስ	1	-	1	-	-	-	-	-	-	2	PHILIPPINES
ሳውዲ አረቢያ	61	-	-	-	-	-	-	-	-	61	SAUDI ARABIA
ላይብሪያ	-	4	-	-	-	-	-	-	-	4	AUSTRALIA
EUROPE											
ሆላንድ	6	3	3	-	2	1	-	-	-	15	AUSTRIA
ቤልጅ	3	-	2	1	1	-	-	-	-	7	BELGIUM
ቦልጋሪያ	-	5	7	2	7	1	-	-	-	22	BULGARIA
ሶሻል	1	-	-	4	4	-	-	-	-	9	CYPRUS
ሶቫየት ስራ	11	17	-	2	4	2	-	-	-	36	CZECHOSLOVAKIA
ደንማርክ	2	-	-	1	-	-	-	1	-	4	DENMARK
ፊንላንድ	-	1	-	-	-	-	-	-	-	1	FINLAND
ፊንላንድ	55	13	19	7	6	11	4	-	-	115	FRANCE
ፎርዶ	16	42	11	7	12	3	1	-	-	92	GERMANY
ግሪክ	11	8	4	18	1	3	-	-	-	45	GREECE
ሀላንድ	5	1	2	1	3	-	-	-	-	12	HOLLAND
ሀንጋሪ	3	11	4	2	10	5	-	-	-	35	HUNGARY
ሊቲዩኒያ	37	9	8	-	3	5	4	-	-	66	ITALY
ኖርዌይ	2	-	1	-	-	-	-	-	-	3	NORWAY
ፖላንድ	12	37	5	17	4	-	-	-	-	75	POLAND
ፖርቱጋል	1	-	-	-	-	-	-	-	-	1	PORTUGAL
ሩሲያ	5	3	5	2	-	1	1	-	-	17	RUMANIA
ስፔን	2	3	-	1	1	-	-	-	-	7	SPAIN
ስዊድን	3	1	2	3	-	10	2	-	-	21	SWEDEN
ስዊስላንድ	2	-	-	1	3	-	1	-	-	7	SWITZERLAND
ሪብን	43	11	26	3	21	25	3	-	-	132	U.K.
ሲ.ኤስ.ኤ.	24	85	14	13	21	26	-	-	-	183	U.S.S.R.
ሃንጋሪያ	12	20	13	8	3	4	-	-	-	60	YUGOSLAVIA
ወጪ	941	378	186	161	201	160	49	-	-	2,076	TOTAL
											COUNTRY
											SUBJECT

Source: Bureau of Educational Research and Statistics, Ministry of Education,

በስተምህራት
EDUCATION

በ1964 ዓ.ም በምድር ስር በስተምህራት ላይ ያሳተፉ ለትምህርት ስርዓት ስር በስተምህራት ላይ የተገኙት
ETHIOPIAN STUDENTS ABROAD, BY COUNTRY AND FIELD OF STUDIES, 1971/2

TABLE 0.11 (b)

ስር	የስተምህራት ቁጥር	ህጻናት	ሥነ-ምግባር	ህግ	ሥነ-ጥበቃ	የስተምህራት ስርዓት	የፍልስፍና ስርዓት	ሌሎች	ጠቅላይ	ስር	ቁጥር
AFRICA											
ቦንጎ ቤንጎ	-	-	-	-	-	-	-	-	-	CONGO KINSHASA	
ገቦአ	1	-	1	-	-	-	-	-	2	EGYPT	
ጋኖ	6	1	-	-	-	-	-	1	8	GHANA	
ኪንያ	5	-	1	10	-	-	-	-	16	KENYA	
ሲኔራልዮን	-	-	-	-	-	-	-	-	-	LIBERIA	
ማላጋስካር	-	3	-	-	-	-	-	-	3	MALAGASY	
ናይጄር	-	1	-	8	1	5	-	-	15	NIGERIA	
ሲንጋል	-	-	-	-	-	-	-	-	-	SENEGAL	
ሱዳን	-	-	-	1	-	-	-	-	1	SUDAN	
ታንዛኒያ	1	-	-	-	-	-	-	-	1	TANZANIA	
ቲዩኒስያ	1	-	-	-	-	-	-	-	1	TUNISIA	
ሁጋንዳ	4	-	-	4	-	-	-	-	8	UGANDA	
ዛምቢያ	-	1	-	-	-	-	-	-	1	ZAMBIA	
ሲየራሌዮን	-	4	1	2	-	-	-	-	7	SIERRALEON	
AMERICAS											
ካናዳ	7	8	3	7	2	8	-	-	35	CANADA	
ዩ.ኤስ.ኤ.	697	176	97	77	220	100	93	-	1,460	U.S.A.	
ASIA											
ሀንድ	19	1	4	1	3	1	-	-	29	INDIA	
ላይቲኒያ	-	-	-	-	-	-	-	-	-	INDONESIA	
ሴክ	1	-	-	-	-	-	-	-	1	IRAQ	
ሎራሎስ	-	3	7	1	-	-	-	-	11	ISRAEL	
ጃፓን	-	1	-	-	-	1	-	-	2	JAPAN	
ዳሞስኮስ	-	-	-	-	-	-	-	-	-	JORDAN	
ላቫኖስ	12	-	15	-	2	5	-	-	34	LEBANON	
ፊሊፒንስ	3	-	2	-	-	-	-	-	5	PHILIPPINES	
ባሕራይን	66	-	-	-	-	-	-	-	66	SAUDI ARABIA	
ሲንጋፖር	-	-	-	-	-	-	-	-	-	SINGAPORE	
ሴን	1	-	-	-	-	-	-	-	1	IRAN	
ዳክ	-	1	1	-	-	-	-	-	2	TURKEY	
ላውራሲያ	3	4	-	-	-	-	-	-	7	AUSTRALIA	
EUROPE											
ሆንግ	-	-	1	-	3	-	-	-	4	AUSTRIA	
ሲላሪያ	4	1	2	1	1	-	-	-	9	BELGIUM	
ቡልጋሪያ	-	5	7	2	15	1	-	-	30	BULGARIA	
ሶሻል	-	-	-	3	-	-	-	-	3	CYPRUS	
ቸዮካ	16	15	2	4	-	-	-	-	37	CZECHOSLOVAKIA	
ዳንሜርክ	-	-	-	-	-	-	-	-	-	DENMARK	
ፊንላንድ	-	4	-	-	1	1	-	-	6	FINLAND	
ፊንላንድ	66	13	31	8	9	13	-	-	140	FRANCE	
ጀርመን	11	38	5	6	4	3	-	-	67	GERMANY	
ገሪክ	9	7	23	15	1	1	10	-	66	GREECE	
ሀላንድ	11	4	-	-	-	-	6	-	21	HOLLAND	
ሀንጋሪ	3	15	13	17	4	2	1	-	55	HUNGARY	
ሲቪል	33	17	27	5	5	7	17	-	111	ITALY	
ኖርዌይ	-	-	-	-	-	-	-	-	-	NORWAY	
ፖላንድ	9	37	6	4	3	1	-	-	60	POLAND	
ፖርቱጋል	-	-	-	-	-	-	-	-	-	PORTUGAL	
ሩሲያ	5	2	2	1	-	-	-	-	-	RUMANIA	
ስፔይን	2	4	-	-	-	-	-	-	6	SPAIN	
ስዊድን	2	1	-	1	2	8	2	-	16	SWEDEN	
ስዊድን	49	16	23	6	27	14	8	-	143	U.K.	
ሩሲያ	58	153	33	28	14	33	5	-	324	U.S.S.R.	
ሩሲያ	8	21	10	13	3	7	6	-	68	YUGOSLAVI	
ስዊስ	3	-	1	1	4	-	-	-	9	SWITZERLAND	
ማልታ	-	-	-	-	3	-	-	-	3	MALTA	
ጠቅላይ	1,116	557	316	226	327	211	149	-	2,902	TOTAL	
	HUMANITIES AND SOCIAL SCIENCE	ENGIN- EERING	MEDICAL SCIENCE	AGRI- CULTURE	EDUCA- TION AND FINE ARTS	NATURAL SCIENCE	OTHERS	TOTAL		COUNTRY	
										SUBJECT	

Source: Bureau of Educational Research and Statistics, Ministry of Education.

ከፍላ ክ - ኤገና ደገብ

ፍርድ ቤቶች: በ1934 ዓ.ም በጾጾጫ 9ተኛ ተደንብ 2: ስለ ጎንደር ሥራ ለባህር በጎጆት ጋዘጣ በወጣው ለዋጅ ጾጾጫ ከፍተኛው ፍርድ ቤት ከጠ/ገዛት ፍርድ ቤቶች የሚከተሉትን የይገባኝ ጉዳዮች ይሰጣ ነበር :: እንዲሁም ከፍተኛው ፍርድ ቤት በሌላ ለባባሽ ለሰራተኛ ስህነ ገዛም በየጠቅላይ ገዛት ዋና ከተማያቸው በጾጾጫ ያሰጡ ነበር ::

ነገር ገን በ1955 ዓ.ም ስለ ፍርድ ቤቶች ጭንቅል የወጣው ለዋጅ /22ኛ 9ተኛ ተደንብ 7/ ከሚያዝያ 27/1955 ዓ.ም ጀምሮ የከፍተኛው ፍርድ ቤት በየጠቅላይ ገዛት በሌላ ለባባሽ እንዲሁም ለወጣው ከዚያ በፊት የነበሩትን የጠ/ገዛት ፍርድ ቤቶች ሽርሏቸዋል ::

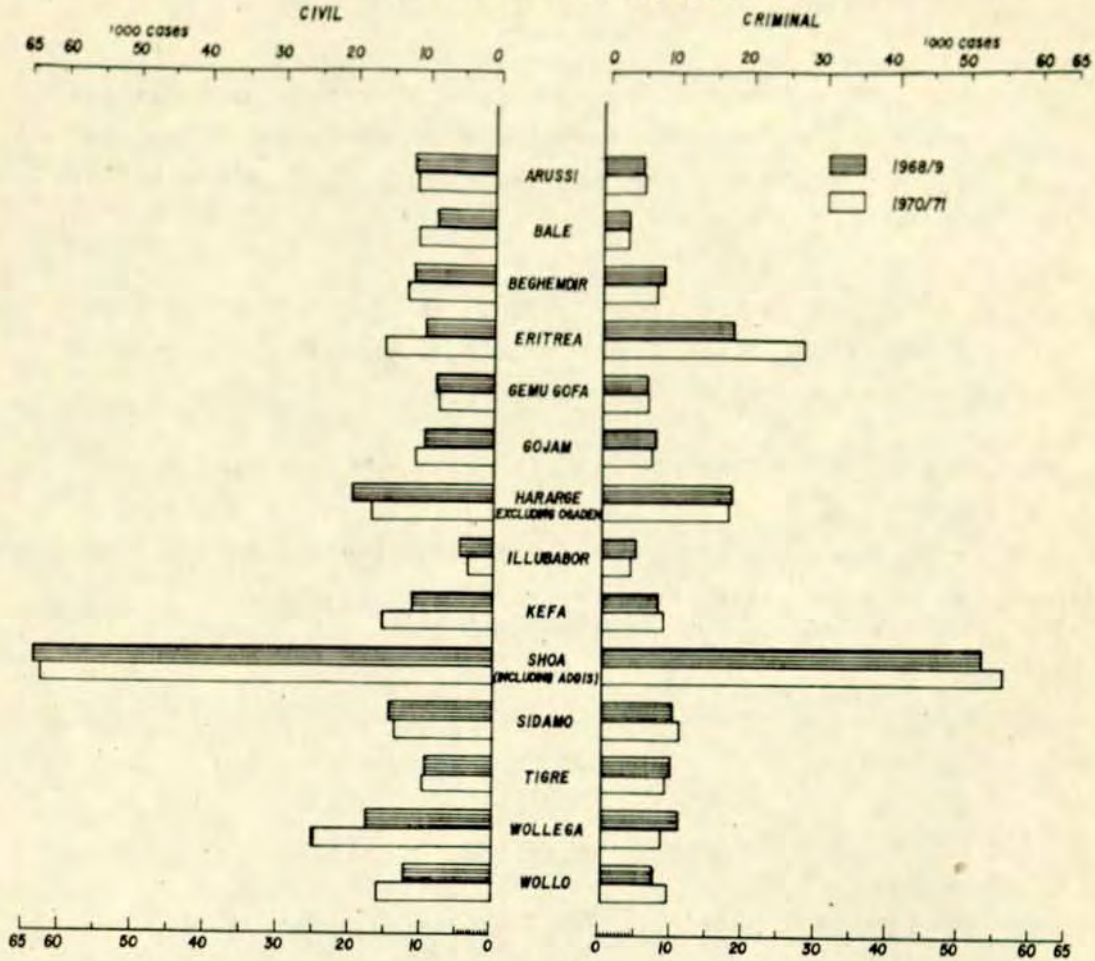
በዚህም ጾጾጫ ከ1956 ዓ.ም ጀምሮ ባሁን በፊት ወረሳ ፍርድ ቤቶች የርቦ ወይ ለውራጃ ፍርድ ቤት ይጾጡ የነበረው ጉዳይ በተገኘ በወረሳ ፍርድ ቤቶች ይታያል። በጠቅላይ ገዛት ፍርድ ቤቶች የሚከተሉት ጉዳዮች በተገኙ ለላውራጃው ፍርድ ቤቶች እንዲከተሉ ተደርጎልኑ። በላውራጃ ፍርድ ቤቶች የታዩ ጉዳዮች በሌላ ለዋጅ ጾጾጫ ወይ ተጽዕኖ የጠቅላይ ገዛት ከፍተኛ ፍርድ ቤት ይከተሉ ::

SECTION P. LAW AND ORDER

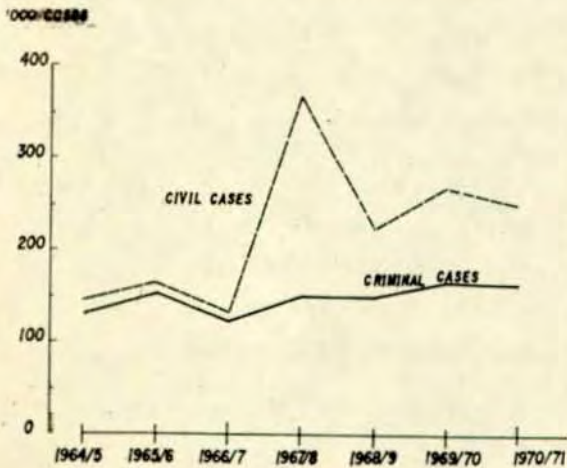
THE COURTS: Under the terms of the Administration of Justice Proclamation, 1942 (Negarit Gazeta, 1st year, No. 2), the High Court heard appeals from decisions of the province courts and also had, and still has, original jurisdiction. The High Court sat in Addis Ababa and in the provincial capitals when necessary. According to the Courts Proclamation, 1962 (Negarit Gazeta, 22nd year, No.7), from 5 May 1963, the High Court sits permanently in the provinces as well as in Addis Ababa and the province courts have been abolished.

Thus, cases which formerly were presented to district courts and then to sub-province courts now go to the district courts. Cases which formerly were presented to province courts now go to sub-province courts, and appeals from decisions of the sub-province courts are presented directly to the reorganised High Court.

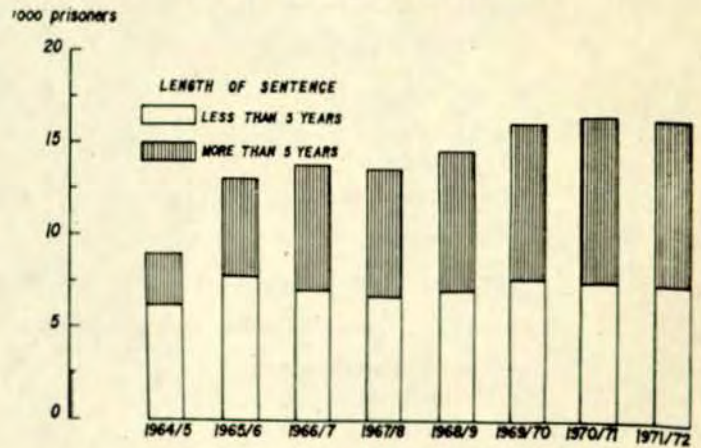
CASES DECIDED BY PROVINCE



CIVIL & CRIMINAL CASES DECIDED



PRISONERS IN GOVERNMENT PRISONS BY THE LENGTH OF SENTENCE



የጠበቃ ሰዓት በጠቅላይ ገዛት የሚገኝ
ADVOCATES BY PROVINCE

ሠገጠረዥ አ.1

TABLE P.1

ቦታዎች ቁጥር NUMBER

ጠቅላይ ገዛት	1960	1961	1962	1963	1964	
አረቢ	231	231	231	185	181	ARUSSI
ባሌ	76	76	76	28	77	BALE
በገምድር	17	17	17	12	10	BEGHEMENDER
ኦርትዶ	62	62	65	64	66	ERITREA
ገጭ ገጭ	25	25	25	21	25	GEMU GOFA
ገጭ	40	40	40	20	40	GOJAM
ዘረርጌ	92	92	92	78	77	HARARGE
ኢላባቦር	26	26	26	26	26	ILLUBABOR
ክፋ	81	81	81	81	88	KEFFA
ሸቀ	858	858	864	852	858	SHOA
ሲዳሞ	229	229	229	228	235	SIDAMO
ተገረ	25	25	25	25	25	TIGRE
ወለጋ	202	202	202	201	207	WOLLEGA
ወሎ	194	194	194	213	213	WOLLO
ጭር	2,158	2,158	2,167	2,063	2,128	TOTAL
	1967/8	1968/9	1969/70	1970/71	1971/72	PROVINCE

በ1964. ዓ.ም የጠበቃ ሰዓት በፍርድ ቤት ዓይነትና በጠቅላይ ገዛት ፣
ADVOCATES BY TYPE OF COURT AND PROVINCE, 1971/72

ሠገጠረዥ አ.2

TABLE P.2

ቦታዎች ቁጥር NUMBER

ጠቅላይ ገዛት	በከፍተኛ ፍርድ ቤት	በአካላዊ ፍርድ ቤት	በወረዳ ፍርድ ቤት	ጭር	
አረቢ	23	71	87	181	ARUSSI
ባሌ	6	23	48	77	BALE
በገምድር	8	1	1	10	BEGHEMENDER
ኦርትዶ	43	7	16	66	ERITREA
ገጭ ገጭ	-	4	21	25	GEMUGOFA
ገጭ	2	19	19	40	GOJAM
ዘረርጌ	12	41	24	77	HARARGE
ኢላባቦር	5	12	9	26	ILLUBABOR
ክፋ	18	48	22	88	KEFFA
ሸቀ	182	249	427	858	SHOA
ሲዳሞ	38	105	92	235	SIDAMO
ተገረ	5	17	3	25	TIGRE
ወለጋ	8	50	149	207	WOLLEGA
ወሎ	7	111	95	213	WOLLO
ጭር	357	758	1,013	2,128	TOTAL
	HIGH COURT	SUB-PROVINCE COURTS	DISTRICT COURTS	TOTAL	PROVINCE

ከፍርድ ቤት የተገኘ

Source: Ministry of Justice

በፍትሕ ቤብ ላይ የሚደረጉ ጉዳዮች በዓይነትና በዞን ለፍትሕ ሚኒስቴር
CIVIL CASES, BY TYPE AND PROVINCE

ሠንጠረዥ አ.3 TABLE P.3

ብዛት NUMBER

ዓመት ስምደታ ፍርድ ቤቶች ጠቅላይ ገዛት	ጉዳዮች				1966/7 1967/8 1968/9 1969/70 1970/1
	በዘመነ የቀረቡ	ወቅት የተ በጠበቀው*	በይገባ ገ የቀረቡ	ፍርድ የተ በጠበቀው	
1959	263,356	133,367	16,439	10,415	
1960	520,222	367,996	25,228	15,963	
1961	239,139	226,262	11,789	11,727	
1962	278,431	269,709	11,939	11,759	
1963	250,070	248,910	11,142	11,261	
<u>1963</u>					<u>1970/71</u>
ጠቅላይ ገዛት ነገሥት የጠቅላይ ገዛት ፍ/ቤቶች***	-	-	1,352	1,618	IMPERIAL SUPREME COURT PROVINCE COURTS***
አረቢ	12,169	11,894	462	539	ARUSSI
ባሌ	11,340	11,557	166	138	BALE
በጊዞይ	13,801	13,336	796	713	BEGHENDER
ኦርትዶጵስ	16,330	16,355	-	-	ERITREA ¹
ገሙዳ	7,823	8,538	283	310	GENU GOFFA
ገጭ	12,943	11,934	1,161	828	GOJAN
ዘረርጌ	16,792	17,590	683	632	HARARGE
አላባባ	4,432	4,463	238	230	ILLUBAHOR
ቡሩ	18,502	16,638	289	242	KEFA
ሸዋ	64,643	64,288	2,199	2,132	SHOA
ሲዳሞ	15,848	15,352	646	873	SIDAMO
ትግራይ	13,377	11,654	975	1,149	TIGRE
ወለጋ	23,092	27,420	761	680	WOLLEGA
ወሎ	18,978	17,891	1,131	1,177	WOLIO
ሶጋዳን አስተዳደር ድምር	-	-	-	-	OGADEN ADMINISTRATION
	250,070	248,910	11,142	11,261	TOTAL
	LODGED	DECIDED*	APPEALED	JUDGED	YEAR, COURT PROVINCE
	CASES				

* በዓመት ወይ ላይ የሚተላለፉ ጉዳዮች በጠቅላላ በዓመት ለፍርድ ቤቶች የሚደረጉ ጉዳዮች ወቅት ያገኙት ብለዋል ለፍትሕ ሚኒስቴር
*In any given year, the number of cases decided may exceed the number lodged due to the transfer of pending cases from previous years.

*1 በዘመነ የቀረቡና የይገባ ገዛት ጠቅላይ ገዛት ለጉዳዮች ተደምረው ነው።
Includes Lodged and appeal cases.

** በጠቅላይ ገዛት ስፍራ ለውራጃና ወረዳ በሽሬዳ በግዳ ገባል ፍ/ቤቶች የቀረቡት ጉዳዮች ይጨምራል
**Includes the high court Awraja, Wareda courts and the kadi council of each province.

*** የአዲስ አበባና የአሙራውን ጠቅላይ ገዛት ነገሥት ፍርድ ቤቶችን ብቻ ያጠቃልላል
***Includes the Addis and Asmara Imperial Supreme Courts only.

ስፍርድ ሚኒስቴር የተገኘ
Source:- Ministry of Justice.

በወገዳዎች ስር የቀረቡትን ጉዳዮች በዓይነታቸው ለይተ የሚያሳይ¹
CRIMINAL CASES, BY TYPE AND PROVINCE

ሠገጠረዥ አ.4 TABLE P.4

ቦታ ቁጥር NUMBER

ዓመት የሀገር የሰርዳ ቤተ መቀላይ ገዛት	ጉዳዮች				ቦታ ቁጥር NUMBER
	በዘመኑ የቀረቡ	ወሰነ የተደ መገባቸው	በይገባገ የቀረቡ	የተጠበቀ የቀረቡ	
1959	168,670	126,393	68,150	5,423	1966/7
1960	323,352	154,199	18,788	11,900	1967/8
1961	148,682	152,401	8,924	9,290	1968/9
1962	164,132	165,040	8,128	7,986	1969/70
1963	163,244	161,081	8,165	8,234	1970/1
1963					1970/71
መቀላይ ገዛት ነገሥት የመቀላይ ገዛት ፍ/ቤተ	-	-	1,717	1,591	IMPERIAL SUPREME COURT PROVINCE COURTS
አረቢ	4,771	4,692	328	303	ARUSSI
ባሌ	2,675	2,544	190	182	BALE
በጊዳር	6,115	6,115	470	501	BEGHEMENDER
ኦርቲራ**	26,271	26,565	-	-	ERITREA**
ገጭ ገጭ	5,197	5,208	197	180	GEMU GOFFA
ገጭ	6,114	5,440	648	547	GOJAM
ዘረርጌ	16,853	16,650	607	568	HARARGE
አላባቦር	2,798	2,847	142	148	ILLUBABOR
ክፍ	7,311	7,467	199	197	KEFA
ሸዋ	54,985	53,865	1,539	1,765	SHOA
ሲዳሞ	8,837	9,086	446	493	SIDAMO
ተገረ	7,440	6,922	640	701	TIGRE
ወለጋ	6,435	6,420	466	473	WOLLEGA
ወሌ	7,442	7,260	576	585	WOLLO
ሐጋጋጊ ስርዓተ	-	-	-	-	OGADEN ADMINISTRATION
ጭር	163,244	161,081	8,165	8,234	TOTAL
	LODGED	DECIDED	APPEALED	JUDGED	YEAR, COURT PROVINCE
	CASES				

*ከዓመት ወይ ዓመት የሚተላለፉ ጉዳዮች በወሰኑ ጭር በየዓመቱ ለሰርዳ ከሚቀርቡት ጉዳዮች ውስጥ ያገኙት ብለዉ ሊኖራቸው ይችላሉ

*In any given year, the number of cases decided may exceed the number lodged due to the transfer of pending cases from previous years.

** የኦርቲራ ጭ/ገዛት በዘመኑ የቀረቡ የይገባገ ክስቶች ለገጭ ገጭ ተይዞረው ነው ::

**Includes the sum of lodged and appealed cases.

*** የአዲስ አበባና የአሙድራን መቀላይ ገዛት ነገሥት ብቻ ያመለክታል

***Includes the Addis Ababa and Asmara supreme courts only

ከሰርዳ ሚኒስቴር የተገኘ

Source:- Ministry of Justice.

በአዎር ቤቶች የሚገኙ ለሥረዳቸው በዘጠኝ የሥራተኛ ዘመን
PRISONERS PERSENT IN GOVERNMENT PRISONS BY LENGTH OF SENTENCE

ሠገጠረዥ ለ.5

TABLE P.5

ቦታዊ ቁጥር NUMBER

የሥራተኛ ዘመን	1960		1961		1962		1963		1964		ቦታዊ ቁጥር NUMBER
	ከ5 ዓመት		ከ5 ዓመት		ከ5 ዓመት		ከ5 ዓመት		ከ5 ዓመት		
	በታች	በላይ	በታች	በላይ	በታች	በላይ	በታች	በላይ	በታች	በላይ	
አረቢ	252	279	295	290	307	395	312	440	324	472	ARUSSI
ባሌ	80	268	147	396	109	330	151	297	117	281	BALE
በገምገማ	298	358	324	409	255	409	383	519	259	531	BEGHEMEDER
አርቲስት	652	417	466	490	375	502	534	488	511	517	ERITREA
ገምገማ	294	277	225	295	136	241	349	368	510	427	GEMUGOFFA
ገምገማ	370	336	399	297	611	467	703	399	527	409	GOJAM
ወረወረ	485	725	781	690	830	771	799	768	850	817	HARARGE
የአገልግሎት											OGADEN
አስተዳደር	18	-	10	-	22	-	35	-	30	-	ADMINISTRATION
አላገባቸው	191	223	268	156	243	228	330	241	328	242	ILLUBABOR
ባሌ	268	341	248	367	252	407	268	408	297	511	KEFA
ባሌ	547	672	780	685	880	965	1,054	961	1,054	958	SHOA
አዲስ አበባ	952	1,274	758	1,394	958	1,617	807	1,643	853	1,516	ADDIS ABABA
ሮብ ፍርሃት											ROBI FARM
ባሌ	295	310	297	311	283	303	220	327	258	320	VILLAGE
ባሌ	296	469	331	488	472	496	421	510	234	554	SIDAMO
ተገራ	355	336	405	381	400	407	343	413	414	314	TIGRE
ባሌ	525	369	546	390	506	540	575	475	484	480	WOLLEGA
ባሌ	449	443	458	550	554	710	482	710	448	691	WOLLO
ጠቅላይ	6,327	7,097	6,738	7,589	7,193	8,788	7,766	8,967	7,498	9,040	TOTAL
	LESS THAN 5 YEARS	MORE THAN 5 YEARS	LESS THAN 5 YEARS	MORE THAN 5 YEARS	LESS THAN 5 YEARS	MORE THAN 5 YEARS	LESS THAN 5 YEARS	MORE THAN 5 YEARS	LESS THAN 5 YEARS	MORE THAN 5 YEARS	LENGTH OF SENTENCE
	1967/8		1968/9		1969/70		1970/1		1971/2		

በአገር ገዛት ሚኒስቴር የወህኒ ቤቶች አስተዳደር ጸ/ቤት የተገኘ
Source:- Prisons Administration, Ministry of Interior

በ1964 ዓ.ም በአዎንታዊ ስር የሚገኙ አዎንታዊ ብዙ ባላታዎች በአዎንታዊ ዘመን ላይ ተደርገዋል
PRISONERS PRESENT IN GOVERNMENT PRISONS IN 1971/72 BY SEX AND LENGTH OF SENTENCE

ሠንጠረዥ ለ.6

TABLE P.6

ብዳሪ NUMBER

ወገኑ ገዛት	ከ5 ዓመት በታች የሆነ አዎንታዊ			ከ5 ዓመት በላይ የሆነ አዎንታዊ			የተቀጠረ ከሰባ			ወጪ	ግዛት
	አጠቃላይ		የውጭ* ዘገታ	አጠቃላይ		የውጭ* ዘገታ	አጠቃላይ		የውጭ* ዘገታ		
	ወገድ	ሴት		ወገድ	ሴት		ወገድ	ሴት			
አረቢ	322	2	-	467	5	-	278	3	-	1,077	ARUSSI
ባሉ	113	3	1	278	3	-	148	1	-	547	BALE
በጊዳር	259	-	-	525	3	3	466	5	7	1,268	BEGHEMDER
አርተራ	498	8	5	511	3	3	268	7	-	1,303	ERITREA
ገጭ ገጭ	501	9	-	419	8	-	293	7	-	1,237	GEMU GOFFA
ገጭ	523	4	-	402	7	-	1,034	16	-	1,986	GOJAM
ሐረርጌ	837	13	-	804	12	1	945	17	-	2,629	HARARGE
የሐገላግ											OGADEN
አስተዳደር	30	-	-	-	-	-	11	-	-	41	ADMINISTRATION
ሊሊቤላ	325	3	-	238	4	-	217	6	-	793	ILLUBABOR
ክፋ	284	13	-	503	8	-	716	14	-	1,538	KEFA
ሸዋ	1,037	17	-	942	16	-	1,180	16	-	3,208	SHOA
አዲስ አበባ	835	17	1	1,493	16	7	1,314	30	12	3,725	ADDIS ABABA
ሮቤ											ROBI FARM
ባህያ	258	-	-	319	-	1	-	-	-	578	VILLAGE
ሲዳሞ	234	-	-	546	8	-	877	10	-	1,675	SIDAMO
ተገራ	403	11	-	312	2	-	454	2	-	1,184	TIGRE
ወላጋ	474	8	2	466	14	-	458	17	-	1,439	WOLLEGA
ወሎ	437	11	-	684	6	1	914	3	-	2,056	WOLLO
ወጪ	7,370	119	9	8,909	115	16	9,573	154	19	26,284	TOTAL
	MEN	WOMEN	FOR-EIGNERS	MEN	WOMEN	FOR-EIGNERS	MEN	WOMEN	FOR-EIGNERS	TOTAL	PROVINCE
	ETHIOPIAN			ETHIOPIAN			ETHIOPIAN				
	SENTENCES OF LESS THAN 5 YEARS			SENTENCES OF MORE THAN 5 YEARS			CASES POSTPONED				

* የታወቁት የውጭ አገር ዘገታ ወገዶች ብቻ ጠቅላይ ገደብ ይወሰናሉ

*Only men have been sentenced.

ከአገር ገዛት ዳይሬክቶሬት የወሀኔ ስር አስተዳደር ጸ/ቤት የተገኘ

Source: Prisons Administration, Ministry of Interior.

I. በየጊዜው በተዘጋጁት የአባታቸውን ጥናት መጻሕፍት ጥናት ጥናቶች

በየዓመት የተዘጋጁት መጻሕፍት

1.	የ1956 ዓ.ም	የአባታቸውን ጥናት መጻሕፍት	/አገልግሎት/
2.	የ1957 ዓ.ም	" " "	/ " /
3.	የ1958 ዓ.ም	" " "	/አገልግሎት አገልግሎት/
4.	የ1959 ዓ.ም	" " "	/ " " /
5.	የ1960 ዓ.ም	" " "	/ " " /
6.	የ1961 ዓ.ም	" " "	/ " " /
7.	የ1962 ዓ.ም	" " "	/ " " /
8.	የ1963 ዓ.ም	" " "	/ " " /
9.	የ1964 ዓ.ም	" " "	/ " " /

II. በሥነ ምግብ ስርዓት መጻሕፍት

1.	የ1961 ዓ.ም	የአባታቸውን ጥናት መጻሕፍት	/አገልግሎት/
2.	የ1962 ዓ.ም	" " "	/አገልግሎት አገልግሎት/
3.	የ1963 ዓ.ም	" " "	/ " " /
4.	የ1964 ዓ.ም	" " "	/ " " /

III. የገቢው ወጪ ገንዘብ ስርዓት አባታቸውን /በግብርና ጥናት ስር በመተባበር/

1.	የ1960 ዓ.ም	የገቢው ወጪ ገንዘብ አባታቸውን
2.	የ1961 ዓ.ም	" " " "
3.	የ1962 ዓ.ም	" " " "
4.	የ1963 ዓ.ም	" " " "
5.	የ1964 ዓ.ም	" " " "
6.	የ1965 ዓ.ም	" " " "

IV. በየወሩ የተዘጋጁት መጻሕፍት

1. ከ1960 - 1965 ዓ.ም ጀምሮ በየጊዜው የወጡ የገቢው ወጪ ገንዘብ መጻሕፍት
2. ከ1964 ዓ.ም ጀምሮ ወደ ላይ የገቢው የወጡ ስጦታ በዘገባ የሚያገቡ መጻሕፍት
3. ከ1967 - 1965 ዓ.ም ጀምሮ የወጡ የገቢው ወጪ መጻሕፍት ጥናት

V. በየወሩ ገንዘብ ስርዓት አባታቸውን ሆስፒታል ወይንም የሌሎች ጥናት ጥናቶች

1.	የገንዘብ ስርዓት ጥናት መጻሕፍት
2.	የሌሎች " " " "
3.	የገንዘብ " " " "
4.	የተገቢ " " " "
5.	የወሩ " " " "
6.	የገንዘብ ስርዓት መጻሕፍት ጥናት መጻሕፍት
7.	የሌሎች " " " "
8.	የወሩ " " " "
9.	የገንዘብ " " " "
10.	የሌሎች " " " "

V. በየጠቅላይ ገዛት ስለሚኖሩት ሕዝብ ሁኔታ የአርባ ወዘተ የተደረገ ጥናት

11. የገቢ ጠቅላይ ገዛት ጥናት ጽሑፍ
12. የገጠማ " " " "
13. የአገልግሎት ሕዝብ ጠቅላላ ጥናት ጽሑፍ

VI. በሰብዓት ርዕሰ ጉዳዮች የተደረገ ጥናት

1. የአዲስ አበባ ከተማ ርዕሰ ጉዳይ ጥናት ጽሑፍ
2. የአገልግሎት ከገጠማ ዕድገት ጥናት "
3. የአዲስ አበባ ከተማ "
4. የፍጥነት "
5. የገንዘብ "
6. የገንዘብ "
7. የገንዘብ "
8. የገንዘብ "
9. የገንዘብ "
10. የገንዘብ ስራ ከተማ "
11. የገንዘብ "
12. ጠቅላላ የከገጠማ ጥናት ጽሑፍ

VII. የልዩ ልዩ ጥናቶች ጽሑፎች

1. የአዲስ አበባ የገንዘብ ርዕሰ ጉዳይ የድር ገቢ ጥናት
2. የገንዘብ ስራ ስራ ጥናት
3. የገንዘብ ስራ የአዲስ አበባ ስራ ጥናት
4. የገንዘብ ስራ የገንዘብ ስራ ጥናት
5. የአርባ ከተማ የሚያጠቃሉት ገንዘብ ጥናት
6. የገንዘብ ስራ ጥናት ጽሑፍ
7. የአርባ ስራ ስራ ጥናት ጽሑፍ

APPENDIX

STATISTICAL PUBLICATIONS
PUBLISHED BY THE CENTRAL STATISTICAL OFFICE

I. ANNUALS

1. Statistical Abstract: 1963, 1964, 1965, 1966, 1967/8, 1969, 1970, 1971, 1972
2. " " " Pocket book since 1968
3. Ex. Trade Statistics (SCO & Customs Head Office) since 1968
4. Estimates of National Accounts, since 1968

II. MONTHLY

1. External Trade Report (CSO & Customs Head Office) since March, 1967
2. Retail Price Index, since May 1965
3. International Migration Statistics, since August 1972

III. RURAL STUDIES

1. Shoa, May 1966
2. Arussi, July 1966
3. Gojam, August 1966
4. Tigre, January 1967
5. Wollo, May 1967
6. Wellega, June 1967
7. Sidamo, May 1968
8. Gemu Goffa, September 1967
9. Sémen & Begemedir, March 1968
10. Illubabor, June 1968
11. Kafa, March 1968
12. Hararge November 1968

IV. URBAN STUDIES

1. Population of Addis Ababa, July 1972
2. Major towns of Ethiopia, December 1968
3. Urbanization in Ethiopia, August 1972
4. Nazareth, December 1964
5. Assab, February 1966
6. Gondar, May 1966
7. Dessie, September 1966
8. Baher Dar, September 1966
9. Jimma, November 1966
10. Adwa, November 1966
11. Debre Zeit, February 1967
12. Harar, March 1967
13. Sodo, March 1967

V. CONSUMPTION STUDIES

1. Addis Ababa Housing Expenditure Survey, January 1971
2. Rural Household Expenditure & Consumption Survey 1966 - Jan 1968

VI. MISCELLANEOUS

1. Index of Industrial production, 1967-1971
2. Manufacturing Electricity Industry, June 1969
3. Major Crops & Crop seasons in 13 Provinces, June 1970
4. Local Names of Diseases & Pests in Farm Animals in 13 Provinces, September, 1971
5. General Wereda Information in 13 Provinces, November 1971
6. Population of Ethiopia (Result from the N.S.S. 1st. Round), November 1971

