

ኢ ት ዮ ጵ ያ

ዓመታዊ የስታቲስቲክስ መጽሔት

፲፱፻፷፱

ETHIOPIA

STATISTICAL ABSTRACT

1977

1977

12

የስታቲስቲክስ ጠቅላይ ጽሕፈት ቤት

Central Statistical Office

6-3  
711  
63

# ኢትዮጵያ

Central Statistical Agency  
Library

## ዓመታዊ የስታቲስቲክስ መጽሔት

፲፱፻፷፱

የስታቲስቲክስ ጠቅላይ ጽሕፈት ቤት  
C. S. O. Library

# ETHIOPIA

## STATISTICAL ABSTRACT

1977

የስታቲስቲክስ ጠቅላይ ጽሕፈት ቤት

Central Statistical Office

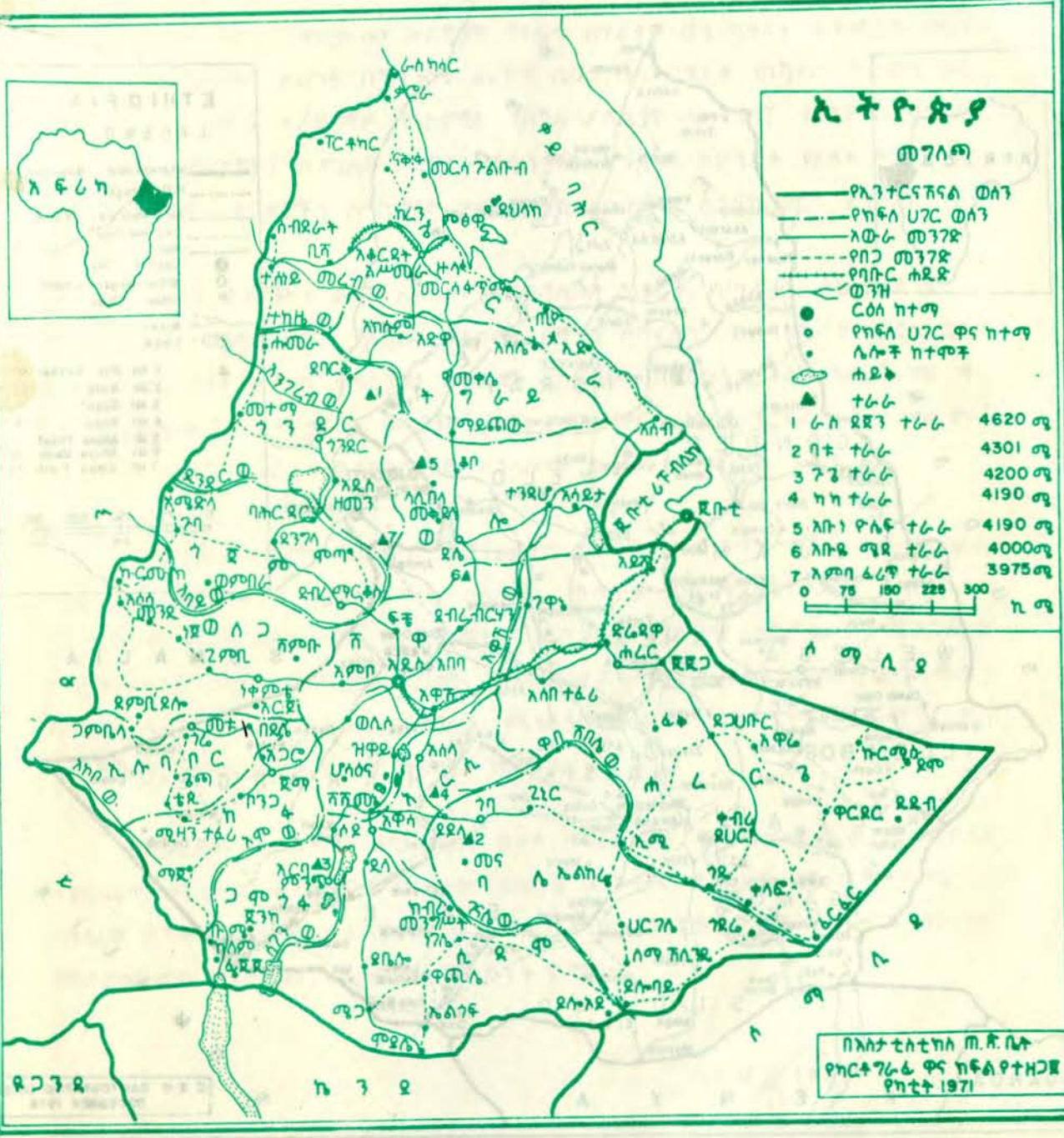


### ኢትዮጵያ

መገለጫ

———— የአገር ወሰን  
 - - - - - የክፍለ ሀገር ወሰን  
 ———— እውራ መገንጠያ  
 - - - - - የባህር ዳርቻ  
 ———— የባህር ዳርቻ  
 ○ ወንዝ  
 ● ርዕሰ ከተማ  
 ○ የክፍለ ሀገር ዋና ከተማ  
 ○ ሌሎች ከተሞች  
 ● ሐይቅ  
 ▲ ተራራ

1	ጎረቤት ተራራ	4620 ሜ
2	ገብ ተራራ	4301 ሜ
3	ገንብ ተራራ	4200 ሜ
4	ገንብ ተራራ	4190 ሜ
5	አብይ ጉልበት ተራራ	4190 ሜ
6	አብይ ጉልበት ተራራ	4000 ሜ
7	አብይ ጉልበት ተራራ	3975 ሜ
0	75 150 225 300	ኪ ሜ



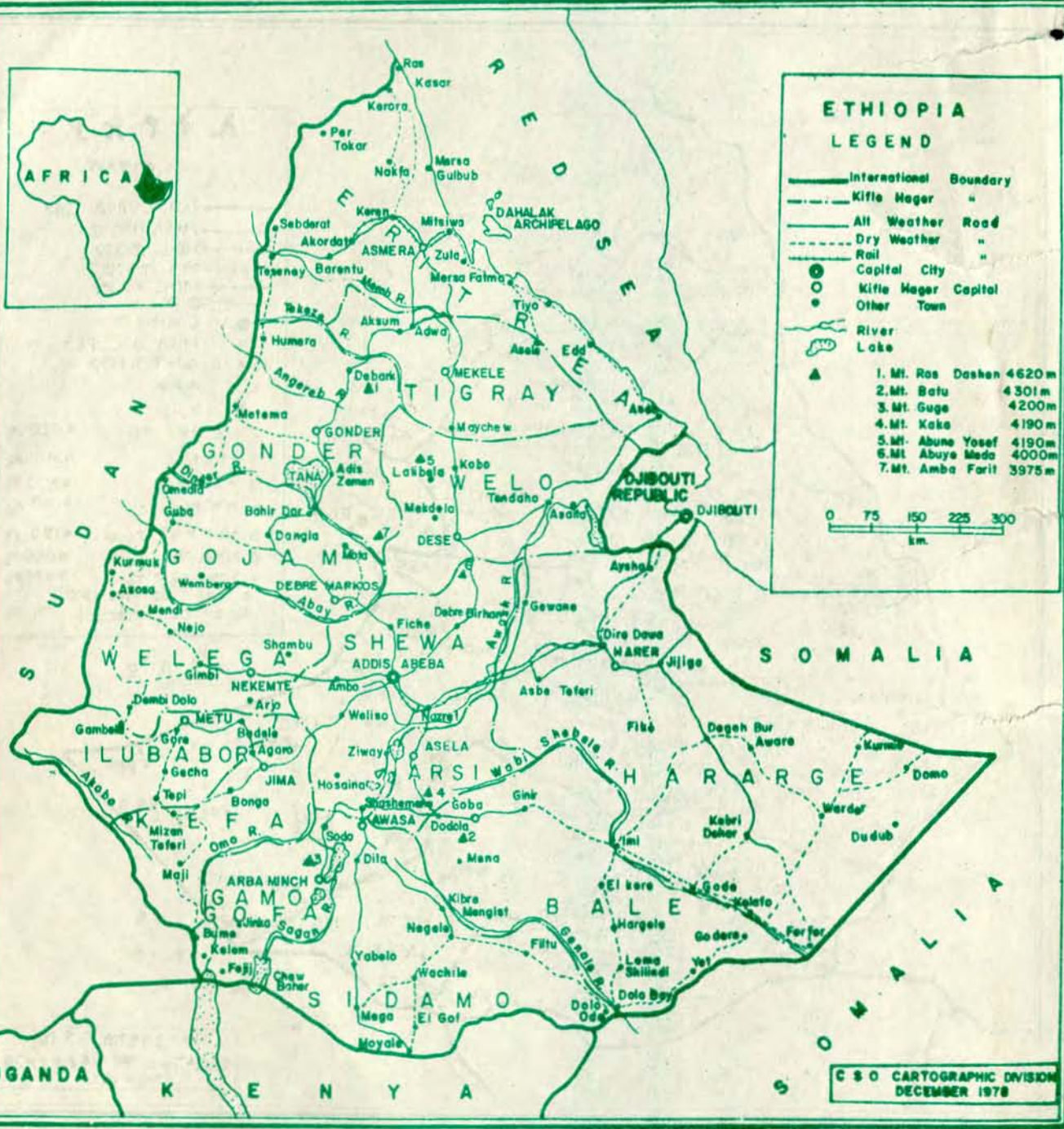
በአስተሳሰብ ሰ.ዲ.ሴ.ሴ.  
 የክርስቲያን ግብርና የግብርና ግብር  
 የገንዘብ 1971



### ETHIOPIA LEGEND

- International Boundary
- Kifle Mager "
- All Weather Road
- Dry Weather "
- Rail
- Capital City
- Kifle Mager Capital
- Other Town
- River
- Lake

- 1. Mt. Ras Dashen 4620m
- 2. Mt. Batu 4301m
- 3. Mt. Guga 4200m
- 4. Mt. Kaka 4190m
- 5. Mt. Abune Yosef 4190m
- 6. Mt. Abuye Meda 4000m
- 7. Mt. Amba Farit 3975m



C S O CARTOGRAPHIC DIVISION  
DECEMBER 1978


ይህ ለሥራ ሁለ ተኛው የእስታቲስቲክስ መጽሔት እንዳለፈት እትዎቹ ሁሉ በአጣርኛና በእንግሊዝኛ ተዘጋጅተዋል ።

በመጽሔት ውስጥ የተጠቃለሉት መረጃዎች ወይንም በጥራትም ሆነ በቦታት እየተሻሻሉ የሚሉ ተጠቃሚዎች ለሥራው ለሚገኙበት ደረጃም ቢሆን ስለ ሀገሪቱ የሚከፈልን የኢኮኖሚ ሁኔታ የሚያጠቃልሉ ነው ። መረጃዎቹም የኢኮኖሚና የሚከፈልን ፖሊሲዎች ለመጥየስ፣ የልማት ዕቅዶችንና ፕሮግራሞችን ለማዘጋጀት፣ በየጊዜው ለሚደረጉ ውሳኔዎችና እንዲሁም ከሀገሪቱ የልማት ችግሮች ጋር የተዛመዱ ጥናቶችና ምርመሮችን ለማካሄድም ጭምር ጠቃሚ እስተዋጽዖ እንደሚያደርግ ይታስባል ።

በአጠቃላይ የተገኙትን ድሎች ለመጠበቅ፣ ለሚከፈልን ገንባታ የሀገሪቷን የተከናወኑትና የ ማተሪያል መሠረት ለማጠናከር፣ የሚከፈልን የኢኮኖሚ ልማትን በማፋጠን ከልማቱ የሚገኙትን ውጤት ለሰፊው ሕዝብ ጥቅም መዋሉን ለማረጋገጥ በጠራጭ ኢኮኖሚውን በማዕከላዊ ፕላን አመራር ሥር ማዋል አስፈላጊ መሆኑ ይታወቃል ። ስለሆነም የመጀመሪያው የምርት ዘመቻ ፕሮግራም በሥራ በመዋሉ የኢኮኖሚው አመራር ከላይ የተጠቀሰውን ፈር እንዲከተል አድርጎታል ።

በተከታታይ የኢኮኖሚ ፕላናዎችንና ፕሮግራሞችን ለመቀየስ እስተዋጽዖ የሆነ የእስታቲስቲክስ መረጃ የሚያስፈልገን መሆኑን አያጠራጥርም ። ስለሆነም የእስታቲስቲክስ ጠቅላይ ጸ/ቤት በተሻለ ፍጥነት፣ ጥራትና ቦታ አስፈላጊውን መረጃ በማቀረብ ረገድ ከፍተኛ ያልሆኑ ይሆናል ። ሆኖም ጸጥታ ቤት ይህንን ከባድ ሥራ በታች ሊጠባቡ የማይችል መሆኑ የታወቀ ስለሆነ አስፈላጊውን የእስታቲስቲክስ መረጃ የማቀረብ ገዳታውን ለማሟላት የሚከተሉት መ/ቤቶች፣ የሙንገሥት ድርጅቶች፣ ሕዝባዊ ድርጅቶችና እንዲሁም የገለሰቦች ተባብሮ ያስፈልጋል ።

በመጨረሻም ይህ መጽሔት በሚዘጋጅበት ወቅት አስፈላጊውን የእስታቲስቲክስ መረጃ በመስጠት የተባበሩት የሚከተሉት መ/ቤቶች መንገሥታዊ ሕዝባዊ ድርጅቶችና ገለሰቦች የሚሰጡትን ፍቺ ። እንዲሁም መጽሔት በይዘትም ሆነ በአቀራረብ ረገድ በየጊዜው ደረጃውን ጠብቆ እንዲቀርብ ያደረጉት የእስታቲስቲክስ ጠ/ጸ/ቤት ሠራተኞችም የሚሰጡትን ፍቺ ።

ሊት የጸደቀ ተቀዳሚ  
  
አዲስ-አንተነህ  
ምክትል ጭ ጸሐፊ  
በጠራጭ አጠቃላይ የምርት ዘመቻ  
የማዕከላዊ ፕላን ጠ/መዎሪያ

## FOREWORD

This twelfth Issue of the Statistical Abstract, as in the past, has been prepared bilingually in English and Amharic.


Although there is still further scope for improving the statistical series covered in the Abstract, the publication does, however, include a wide range of data illustrating the socio-economic conditions of the country. Among other uses, it is anticipated that the data will be essential for formulating economic and social policies, elaborating development plans and programmes, day to day decision-making, as well as for carrying out studies and research designed to allay the various developmental problems facing the country.

To consolidate the gains of the revolution, strengthen the technological and material basis for the building of socialism, accelerate the country's economic and social development, and ensure that development benefits the masses, the necessity of a centrally planned management of the national economy is recognized. With the launching of the First Development Campaign Programme, this has been set in motion.

In order to elaborate subsequent plans and programmes, however, accurate and reliable statistics is indispensable. The Central Statistical Office will, no doubt, play a dynamic role in furnishing the required data with improved frequency, quality, and coverage. It should, nevertheless, be emphasized that, in order for the Office to discharge its responsibilities effectively, active co-operation by ministries, government agencies and mass organizations, and individuals is needed.

Finally, thanks are due to ministries, government agencies, mass organizations and individuals who co-operated by providing data, without which the preparation of this publication would not have been possible. Last but not least the staff of the Central Statistical Office are to be commended for the standard which this publication continues to achieve both in content and presentation.

ETHIOPIA TIKDEM



Addis Anteneh  
Deputy Secretary-General  
National Revolutionary Development Campaign  
Central Planning Supreme Council

ከ1956 ዓ.ም ጀምሮ የሚታዘው ዓመታዊ የአስተሳሰብ መጽሕፍት በተጻፈው በአጠቃላይ መለክ የሆነ ገፊ ተገ የሚሰጠው የአስተሳሰብ አጭ የሚገለጹ የአስተሳሰብ መረጃዎችን ለማቅረብ የታዘዘ ሲሆን፣ በተጨማሪም ለዓለም አቀፍ የጥናት ባለሙያዎች ጥናቶች በሚከናወኑበት ጊዜ እንደ መቆጣጠር ሆኖ እንዲያገለግል በሚሰጠው ነው።

በሌሎች መጽሕፍት በአስተሳሰብ ክፍሎች መረጃዎች የነበሩ አጻጻፍ ሰጠው የተጨማሪ መገለጫዎች እንዲሰጡ ገንታዎቹ ተሻሻለው ተጠቅሞታል። አስተሳሰብ ሰጠው የተጨማሪ መገለጫዎች ከሰጠው አስተሳሰብ ለዓመታት አስተሳሰብ መረጃዎችን የያዙ ሲሆን፣ አገላለጽ እርምጃ ላለ ጊዜ የሚመለከቱ ጥያቄዎች። አገላለጻቸው በአስተሳሰብ መ/ጽ/ቤት ሥራና የሥራ አፈጻጸም በይበለጥ ለመረጃ ክፍሉ ከዚህ በፊት በአስተሳሰብ የወጡት ዓመታዊ የአስተሳሰብ መጽሕፍቶች ለሌሎች በሌላ ዓለም ጥናት ወጪት መሠረት የተዘጋጁትን መጽሕፍት መመለከት ይቻላል።

በመጽሕፍት ውስጥ የሚገኙት መረጃዎች በርካት ስላሉ ምንም የተገኙ ሲሆንም የአስተሳሰብ መ/ጽ/ቤት ስለመረጃዎች አመራረጥና አቅራቢ ጋሳፊ ነው። መረጃዎች የተገኙት ከአገሪቱ ድርጅት ወይም መጽሕፍት ከሆነ፣ መረጃው የተገኘበት ምንም ተገልጿል። በዚህ ለሥራ ሁሉም መጽሕፍት የተመለከቱት መረጃዎች በአጠቃላይ ስለ 1968 ዓ.ም የቀረቡ ሲሆንም ለ1969 እና 1970 ዓ.ም በዚህ መረጃዎች ተጠቅሞታል።

የአስተሳሰብ መጽሕፍት ጽ/ቤት ይህን መጽሕፍት ሲያዘጋጅ በሥራው ለተጠቃሚ ሁሉ ምንም እንዲሰጥ ስለመጽሕፍት የወይሬት መሻሻል የሚረዱ ሃሳቦችን ለማክበር ዘገኙ መሆኑን ያስታውታል። በመጨረሻም ይህ ዓመታዊ የአስተሳሰብ መጽሕፍት በርካት ስላሉ አገላለጻቸው ዘንድ በመጻፍት ከፍተኛ አገልግሎት እንዲሰጥና ስለ ሀገሪቷ በበለጠ ለማወቅ እንዲረዱ ይታዘባል።

የአስተሳሰብ መጽሕፍት ጽሕፈት ቤት  
ጥር 1971 ዓ.ም

P R E F A C E

The Statistical Abstract published annually since 1963, is intended to present a summary of statistical information on the social and economic conditions of Ethiopia. It is designed to serve as convenient volume for statistical reference and as a guide to other statistical publications.

Tables included in previous issues are revised, continuing series brought up to date, new tables added and text notes revised as necessary. For most part of the sections trend data are shown for 3 to 5 years period. For details on statistical activities of the Central Statistical Office readers are requested to refer to previous editions of the Abstract and other Publications based on the results of various surveys.

The contents of the Abstract are taken from a large number of sources. The Central Statistical Office is responsible for the selection and presentation of the material. Where data have been furnished by a single agency or publication a source acknowledgement is made. The data presented in this 12<sup>th</sup> annual issue of the Statistical Abstract refer to the year 1976 for all and 1977 and 1978 for some of the sections.

The Central Statistical Office wishes to thank all those who have cooperated in the production of this Statistical Abstract. Further, the office welcomes suggestions and comments for improving the content of the future issues of the abstract. Finally, it is hoped that the Abstract will reach more readers and contribute towards a better knowledge of the country.

CENTRAL STATISTICAL OFFICE  
January 1979

የኢትዮጵያ ካርታ	
ጠቅላይ .....	I
ጠገቢያ .....	III
ጣቢያ .....	IV
በሌ ቀን መቀጠሪያ ጣቢያዎች .....	XVI

ክፍል ሀ. ምድርና አየር

ጠገቢያ .....	1
ሠንጠረዦች:	
ሀ. 1 - የኢትዮጵያ ዋና ዋና ወንዞች ርዝመት .....	3
ሀ. 2 - የኢትዮጵያ ዋና ዋና የጤቆቹ መጠን ገምት .....	3
ሀ. 3 - የኢትዮጵያ ዋና ዋና ተራራዎች ከፍታ .....	4
ሀ. 4 - በጠፊ ዊ ፓርኮች፣ ክልሎችና መጠላያዎች .....	5
ሀ. 5 - የዋና ዋና የአየር ምርመራ ጣቢያዎች ላይ ተከላክሎች ለገንቲያዎች፣ ከፍታ የዘናም መጠን .....	6
ሀ. 6 - የዋና ዋና የአየር ጣቢያዎች መከላከያ ከፍ ተኛና ዘቅተኛ የአየር ጠባይ ሁኔታ፣ የዘና ጠን ጠቅላላ መጠን በወር 1967/68 - 1969/70 ዓ.ም .....	7
ሀ.6 - 1 አዲስ አበባ .....	7
ሀ.6 - 2 አሥመራ .....	7
ሀ.6 - 3 አበበ .....	8
ሀ.6 - 4 ባሕር ጎር .....	8
ሀ.6 - 5 ከምባላቻ .....	9
ሀ.6 - 6 ደብረ ጫር ቀበ .....	9
ሀ.6 - 7 ደብረ ዘይት .....	10
ሀ.6 - 8 ደራ ጎዋ .....	10
ሀ.6 - 9 ገባ .....	11
ሀ.6 - 10 ጊራ .....	11
ሀ.6 - 11 ጃማ .....	12
ሀ.6 - 12 ምፅዋ .....	12
ሀ.6 - 13 ወንጌ .....	13

ክፍል ለ. በሌ ሕዝብ

ጠገቢያ .....	14
ሠንጠረዦች:	
ለ. 1/ሀ/ - የክፍለ ሀገርና የአውራጃ በፋት፣ የሕዝብ ብዛት ገምትና አሠፋፈር፣ 1968 ዓ.ም .....	20
ለ. 1/ለ/ - የክፍለ ሀገርና የአውራጃ በፋት፣ የሕዝብ ብዛት ገምትና አሠፋፈር፣ 1969 ዓ.ም .....	23
ለ. 2.1/ሀ/ - ጠቅላላ የኢትዮጵያ ሕዝብ ብዛት በዕድሜ መደብና በጾታ፣ 1968 ዓ.ም .....	26
ለ. 2.2/ሀ/ - የከተማ ነዋሪ የኢትዮጵያ ሕዝብ ብዛት በዕድሜ መደብና በጾታ፣ 1968 ዓ.ም .....	26
ለ. 2.3/ሀ/ - የገጠር ነዋሪ የኢትዮጵያ ሕዝብ ብዛት በዕድሜ መደብና በጾታ፣ 1968 ዓ.ም .....	27
ለ. 2.1/ለ/ - ጠቅላላ የኢትዮጵያ ሕዝብ ብዛት በዕድሜ መደብና በጾታ፣ 1969 ዓ.ም .....	28
ለ. 2.2/ለ/ - የከተማ ነዋሪ የኢትዮጵያ ሕዝብ ብዛት በዕድሜ መደብና በጾታ፣ 1969 ዓ.ም .....	28
ለ. 2.3/ለ/ - የገጠር ነዋሪ የኢትዮጵያ ሕዝብ ብዛት በዕድሜ መደብና በጾታ፣ 1969 ዓ.ም .....	29
ለ. 3/ሀ/ - የገጠርና የከተማ ነዋሪ የሕዝብ ብዛትና ግዕዝ ግራም የቤተሰብ መጠን ክፍለ ሀገር፣ 1968 ዓ.ም .....	30
ለ. 3/ለ/ - የገጠርና የከተማ ነዋሪ የሕዝብ ብዛትና ግዕዝ ግራም የቤተሰብ መጠን ክፍለ ሀገር፣ 1969 ዓ.ም .....	31
ለ. 4/ሀ/ - ሠነድ ሺ እና ከዚያ በላይ ነዋሪዎች ያላቸው ከተሞች የሕዝብ ብዛት በጾታ በዕድሜ፣ 1968 ዓ.ም .....	32
ለ. 4/ለ/ - ሠነድ ሺ እና ከዚያ በላይ ነዋሪዎች ያላቸው ከተሞች የሕዝብ ብዛት በጾታ በዕድሜ፣ 1969 ዓ.ም .....	39
ለ. 5 - የወይዘት የኢትዮጵያ ሕዝብ ብዛት፣ 1967 - 1992 ዓ.ም .....	45

ክፍል ሐ. ወደ ኢትዮጵያ የሚገቡ፣ ከኢትዮጵያ የሚወጡ ሰዎችና በኢትዮጵያ የሚኖሩ የውጭ ለገር ዜጎች በዚት፣

ግለሰብ .....	46
ሠገጠረዎች:	
ሐ. 1/ሀ/ - ወደ ኢትዮጵያ የገቡትን ሰዎች በጾታ፣ በእስክርና የገቡበትን ምክንያት ለይቶ የሚያሳይ ከጥር 1968 - ታህሣሥ 1969 ዓ.ም .....	50
ሐ. 1/ለ/ - ወደ ኢትዮጵያ የገቡትን ሰዎች በጾታ፣ በእስክርና የገቡበትን ምክንያት ለይቶ የሚያሳይ ከጥር 1969 - ታህሣሥ 1970 ዓ.ም .....	51
ሐ. 2/ሀ/ - በየወሩ ወደ ኢትዮጵያ የሚገቡትን ሰዎች በጾታና የገቡበትን ምክንያት የሚያሳይ ከጥር 1968 - ታህሣሥ 1969 ዓ.ም.....	52
ሐ. 2/ለ/ - በየወሩ ወደ ኢትዮጵያ የሚገቡትን ሰዎች በጾታና የገቡበትን ምክንያት የሚያሳይ ከጥር 1969 - ታህሣሥ 1970 ዓ.ም .....	53
ሐ. 3/ሀ/ - ከኢትዮጵያ የወጡትን ሰዎች በጾታ፣ በእስክርና የወጡበትን ምክንያት ለይቶ የሚያሳይ ከጥር 1968 - ታህሣሥ 1969 ዓ.ም .....	54
ሐ. 3/ለ/ - ከኢትዮጵያ የወጡትን ሰዎች በጾታ፣ በእስክርና የወጡበትን ምክንያት ለይቶ የሚያሳይ ከጥር 1969 - 1970 ዓ.ም .....	55
ሐ. 4/ሀ/ - በየወሩ ከኢትዮጵያ የሚወጡትን ሰዎች በጾታ፣ በእስክርና የወጡበትን ምክንያት የሚያሳይ ከጥር 1968 - ታህሣሥ 1969 ዓ.ም .....	56
ሐ. 4/ለ/ - በየወሩ ከኢትዮጵያ የሚወጡትን ሰዎች በጾታ፣ በእስክርና የወጡበትን ምክንያት የሚያሳይ ከጥር 1969 - ታህሣሥ 1970 ዓ.ም .....	

ክፍል መ. ስለ እርሻ እና ከባት

ግለሰብ .....	58
ሠገጠረዎች:	
መ. 1 - የታሪክው ወረት በፋትና የድ ድ ስበሎች ምርት ገዳት .....	66
መ. 2 - በጎናና ሽይ ልግትና ገበያ ባለሥልጣን የተወረወረውን ጎና መጠንና የመጠን ክፍለ ሀገር የሚያሳይ .....	66
መ. 3 - በጎናና ሽይ ልግትና ገበያ ባለሥልጣን የተወረወረውን ጎና በተወረወረበት ጣቢያ የሚያሳይ .....	67
መ. 4 - ለከባት ሕክምና የተወጡ ወደጋነት መጠን፣ የተከተሉ ከባተኞች በዛትና፣ በከተባት ሥራ ላይ የሚገኙ ሠራተኞች .....	68
መ. 5 - የእርሻ ሥራ ግብረጭና ተቋማዊ ምርትና ወኪሎች በዛት በክፍለ ሀገር .....	69

ክፍል ሠ. ስለ ግዕድገ

ግለሰብ .....	70
ሠገጠረዎች:	
ሠ. 1 - የግዕድገ ምርት፣ 1959 - 1967 ዓ.ም .....	72
ሠ. 2 - የግዕድገ ምርት ገቢ፣ 1959 - 1967 ዓ.ም .....	72
ሠ. 3 - ለግዕድገ ፍለጋና ግብረጭ የተደረገ ወጭ፣ .....	73
ሠ. 4 - የገንዘብ ምግብና የአወገደቡ ሁኔታ፣ .....	73

ክፍል ረ. ስለ አገልግሎት

ግለሰብ .....	74
ሠገጠረዎች:	
ረ. 1 - የፋብሪካ ምርት ማጠቃለያ .....	79
ረ. 2 - የፋብሪካ ምርት ግብርና የሠራተኞች በዛት በአገልግሎት ላይ ነት .....	79
ረ. 3 - የአገልግሎት ምርት ስጦታ ሁኔታ ማጠቃለያ .....	80
ረ. 4 - በ1968 ዓ.ም የፋብሪካ ምርት በዛትና በየፋብሪካው የሚገኙ ሠራተኞች በዛት /በሠ ሠራተኞች ግብር ወይን የተተነተነ/ .....	81
ረ. 5 - ድ ድ ምርት ከፋብሪካ የተሠሩ ዐቃዎች ምርት፣ .....	82
ረ. 6 - የከባር አገልግሎት ምርትና በጥቅም ላይ የዋለ፣ .....	83
ረ. 7 - በ1968 ፋብሪካ ምርት ያወጧቸው የዐቃዎች የገንዘብ በየፋብሪካው መጠን የተተነተነ... ..	84
ረ. 8 - የአገልግሎት ምርት ጠቅላላ ስጦታ በፋብሪካው ላይ ነት፣ 1968 ዓ.ም .....	85
ረ. 9 - የአገልግሎት ጣቢያዎች የሚጠቀሙ ፍላጎት ያሉትን አገልግሎት ለይቶ የሚያሳይ፣ 1960 - 1968 ዓ.ም .....	87
ረ.10 - የአገልግሎት አገልግሎት የሠራ ከገጠረዎች 1967 - 1968 ዓ.ም....	87
ረ.11 - የአገልግሎት አገልግሎት የፊ ገብረትና ሀብት /ከፍተኛ/፣ 1968 ዓ.ም....	88
ረ.12 - በ1968 ዓ.ም ለሠራተኞች ልግት የተደረገው ገንዘብ ከ የት አገልግሎት .....	88
ረ.13 - የአገልግሎት የሚጠቀሙ ፍላጎት ያሉትን አገልግሎት የሚያሳይ፣ 1967 ዓ.ም.	89

ክፍል ስ. በለ ሕገጽ

ግለሰብ .....	90
ሠገጠረዞች:	
ሰ. 1 - በአዲስ አበባ ከተማ የቤተ ሥራ ፈቃድ የተሰጠው ለዓዲስ ሕገጽ.....	92
ሰ. 2 - በአዲስ አበባ ከተማ የቤተ ሥራ ፈቃድ የተሰጠው ለዓዲስ ሕገጽ የገንዘብ ያሳይ .....	92

ክፍል ሸ. ተራገብገርና ግጥም

ግለሰብ .....	94
ሠገጠረዞች:	
ሸ. 1 - የኢትዮጵያ ስነ ምግባር ግለሰብ የሥራ ክፍለ-ጊዜ .....	99
ሸ. 2 - በአዲስ አበባ የሥራ ግለሰብ ስነ ምግባር ስርዓት ለመጠቀም የተደረገው የስነ ምግባር ተራገብ .....	100
ሸ. 3/ሀ/ - በአዲስ አበባ የሥራ ግለሰብ ስርዓት ለመጠቀም የተደረገው የስነ ምግባር ተራገብ 1966/67 - 1968/69/ የስርዓት ስርዓት ስርዓት ስርዓት ስርዓት .....	101
ሸ. 3/ለ/ - በአዲስ አበባ የሥራ ግለሰብ ስርዓት ለመጠቀም የተደረገው የስነ ምግባር ተራገብ 1966/67 - 1968/69 / በስርዓት ስርዓት ስርዓት ስርዓት .....	102
ሸ. 4/ሀ/ - በአዲስ አበባ የሥራ ግለሰብ ስርዓት ለመጠቀም የተደረገው የስነ ምግባር ተራገብ የስነ ምግባር / የስርዓት ስርዓት ስርዓት ስርዓት ስርዓት .....	103
ሸ. 4/ለ/ - በአዲስ አበባ የሥራ ግለሰብ ስርዓት ለመጠቀም የተደረገው የስነ ምግባር ተራገብ 1966/67 - 1968/69 / በስርዓት ስርዓት ስርዓት ስርዓት .....	104
ሸ. 5 - የከፈተኛ የገንዘብ ግጥም ግጥም .....	105
ሸ. 6/ሀ/ - ለስነ ምግባር ስርዓት ስርዓት ስርዓት 1967 - 1969 ዓ.ም .....	106
ሸ. 6/ለ/ - የስነ ምግባር ስርዓት ስርዓት ስርዓት 1956 - 1967 ዓ.ም .....	107
ሸ. 7 - የስነ ምግባር ስርዓት ስርዓት ስርዓት ስርዓት ስርዓት .....	107
ሸ. 8 - የተሰጠው የስነ ምግባር ስርዓት 1966 - 1969 ዓ.ም .....	108
ሸ. 9/ሀ/ - በኢትዮጵያ የተሰጠው የስነ ምግባር ስርዓት ስርዓት 1967 - 1969 ዓ.ም .....	109
ሸ. 10 - የፈረንሳይ የስነ ምግባር ስርዓት ስርዓት የሥራ ክፍለ-ጊዜ 1966 - 1968 ዓ.ም .....	110
ሸ. 11 - የፈረንሳይ የስነ ምግባር ስርዓት ስርዓት የተሰጠው የስነ ምግባር ስርዓት 1966 - 1968 ዓ.ም .....	111
ሸ. 12 - የፈረንሳይ የስነ ምግባር ስርዓት ስርዓት የስነ ምግባር ስርዓት የተሰጠው ስርዓት ስርዓት 1966 - 1968 ዓ.ም .....	112
ሸ. 13 - የፈረንሳይ የስነ ምግባር ስርዓት ስርዓት የስነ ምግባር ስርዓት የተሰጠው ስርዓት ስርዓት 1966 - 1968 ዓ.ም .....	113
ሸ. 14 - የስነ ምግባር ስርዓት ስርዓት ስርዓት ስርዓት .....	114
ሸ. 15 - የስነ ምግባር ስርዓት ስርዓት ስርዓት ስርዓት .....	114
ሸ. 16 - የተሰጠው የስነ ምግባር ስርዓት ስርዓት የሥራ ክፍለ-ጊዜ 1966 - 1969 ዓ.ም .....	115
ሸ. 17 - የተሰጠው የስነ ምግባር ስርዓት ስርዓት ስርዓት ስርዓት .....	115

ክፍል ቀ. የሥነ ምግባር ስርዓት

ግለሰብ .....	116
ሠገጠረዞች:	
ቀ. 1 - የገንዘብ የሥነ ምግባር ስርዓት ስርዓት ስርዓት ስርዓት .....	122
ቀ. 2 - የገንዘብ የሥነ ምግባር ስርዓት ስርዓት ስርዓት ስርዓት ስርዓት .....	123
ቀ. 3 - የስነ ምግባር ስርዓት ስርዓት ስርዓት ስርዓት ስርዓት ስርዓት .....	124
ቀ. 4 - የሥነ ምግባር ስርዓት ስርዓት ስርዓት ስርዓት ስርዓት ስርዓት .....	131
ቀ. 5 - የስነ ምግባር ስርዓት ስርዓት ስርዓት ስርዓት ስርዓት ስርዓት .....	135
ቀ. 6 - የገንዘብ ስርዓት ስርዓት ስርዓት ስርዓት ስርዓት ስርዓት .....	138
ቀ. 7 - የገንዘብ ስርዓት ስርዓት ስርዓት ስርዓት ስርዓት ስርዓት .....	139
ቀ. 8 - የሥነ ምግባር ስርዓት ስርዓት ስርዓት ስርዓት ስርዓት ስርዓት .....	140
ቀ. 9 - ለስነ ምግባር ስርዓት ስርዓት ስርዓት ስርዓት ስርዓት ስርዓት .....	141
ቀ. 10 - ለስነ ምግባር የሥነ ምግባር ስርዓት ስርዓት ስርዓት ስርዓት ስርዓት .....	142
ቀ. 11 - ለገንዘብ ስርዓት ስርዓት ስርዓት ስርዓት ስርዓት ስርዓት .....	144
ቀ. 12 - ለሥነ ምግባር ስርዓት ስርዓት ስርዓት ስርዓት ስርዓት ስርዓት .....	145

ክፍል በ. ዓመታዊ የሀገር ሀብት ውጤት

ጠገላጩ .....	145
ሠገጠረዥቸ:	
በ. 1 - የሀገር ሀብት ውጤት ግጠታያ .....	153
በ. 2 - ጠቅላላው የሀገር ውስጥ ቻርት በመሠረት የአኮኖሚ ዘርፍና በጊዜው በተሠራበት የጋ፣	154
በ. 3 - ጠቅላላው የጠፈረዊ ቻርት ላይ የተደረገ ወጪ በጊዜው የገበያ የጋ .....	155
በ. 4 /ሀ/ - ጠገላጩ ገቢና ወጪ ዓላቂ ሂሳብ፣ .....	156
በ. 4 /ለ/ - ጠገላጩ የካፒታል ሂሳብ፣ .....	157
በ. 5 - ጠቅላላ የሚያጠቃላቅ የሀገር ውስጥ ካፒታል ክፍት በዓለበት የአኮኖሚ ዘርፍና በገቢነት ዓይነት .....	158
በ. 6 - ከሌሎች አገሮች ጋር የተደረገው ክፍያ ሂሳብ .....	159
በ. 7 - ጠቅላላ የሀገር ውስጥ ቻርት በመሠረት የአኮኖሚ ዘርፍና በ1953 ዓ.ም በተሠራበት ወይንኛ የጋ .....	160

ክፍል ተ. ጠገላጩ ገንዘብ /ጠባላክ ፋይናንስ/ እና የተከሰቱ ዕርገታ

ጠገላጩ .....	161
ሠገጠረዥቸ:	
ተ. 1 - ጠገላጩ ገቢና ወጪ .....	164
ተ. 2 - ጠገላጩ ገቢ፣ በገቢው ዓይነት .....	167
ተ. 3 - ጠገላጩ ወጪና የገቢ አከፋፈል .....	168
ተ. 4 - ጠገላጩ ወይንኛ ወጪ .....	169
ተ. 5 - ጠገላጩ ወይንኛ ወጪ አመጣጥ፣ በምክንያትና በዓይነት .....	170
ተ. 6 - የካፒታል ወጪ በገንዘብ ቃጥጥ በሥራው ዓይነት፣ 1968 - 1970 ዓ.ም .....	172
ተ. 7 - የአገልግሎት የጭጭ አገር ዕዳ በባዶነት ቃጥጥ በደርጅት ወይንኛ .....	175
ተ. 8 - የአገልግሎት የጭጭ አገር በደር በዓለበት አገልግሎት አሰካሪ በኔ 23 ቀን 1968 ዓ.ም እና በ1968 ዓ.ም የበጀት ዓመት .....	176
ተ. 9 - በከተማ ለዓገትና በት ሚኒስቴር ሥር የሚገኙ ግዛጋዊ ስጦታ የገቢ መጠን በክፍለ ሀገር፣ 1968 ዓ.ም የበጀት ዓመት፣ .....	177
ተ. 10 - በከተማ ለዓገትና በት ሚኒስቴር ሥር የሚገኙ ግዛጋዊ ስጦታ የገቢ መጠን በክፍለ ሀገር 1968 ዓ.ም የበጀት ዓመት .....	178
ተ. 11 - ግዛጋዊ ስጦታ የገቢና ወጪ ግጠታያ በክፍለ ሀገር .....	179
ተ. 12 - በከተማ ለዓገትና በት ሚኒስቴር ሥር የሚገኙ ግዛጋዊ ስጦታ ገቢና ወጪ፣ .....	180
ተ. 13 - የአላሳሳ አባባ ግዛጋዊ ስጦታ ገቢና ወጪ፣ .....	181
ተ. 14 - የአሥራ ግዛጋዊ ስጦታ ገቢና ወጪ፣ .....	182
ተ. 15 - ከዕርገታ ሰጪዎች የተገኙ የተከሰቱ ዕርገታ .....	182

ክፍል ጥ. የባንክ ሥራዎችና የአከፋፈል ሚዛን

ጠገላጩ .....	184
ሠገጠረዥቸ:	
ጥ. 1 - አጠቃላይ የጠፈረዊ ባንክ የሂሳብ ጠገላጩ፣ .....	191
ጥ. 2 - አጠቃላይ የገንዘብ ባንኮች የሂሳብ ሁኔታ ጠገላጩ፣ .....	192
ጥ. 3 - የሌሎች የገንዘብ ነገ ደርጅቶች የሂሳብ ሁኔታ ጠገላጩ .....	193
ጥ. 4 - የገንዘብ መጠንና ዘርዘር፣ .....	194
ጥ. 5 - አገልግሎት የቆጠባና ጊዜያዊ ተጠቃሚ ሂሳቦች፣ .....	194
ጥ. 6 - በሥራ ላይ ያሉ የወረቀትና የቀንሰናሽ ገንዘቦች ዘርዘር፣ .....	195
ጥ. 7 - በሥራ ላይ ያለ ገንዘብ መጠን፣ .....	196
ጥ. 8 - በጠፈረዊ ባንክና በገንዘብ ባንኮች የተደረገ የአገር ውስጥ ክረዳት፣ .....	198
ጥ. 9 - የተጣራ የወርቅና የጭጭ አገር ቃጥጥ ተጠቃሚ .....	198
ጥ. 10 - የገንዘብ ባንኮች ያደረጉት ብድሮች፣ የቀዳሚያ ክፍያዎች፣ በቅናሽ የገዛዛቸው ሰነዶችና የሌሎች ወጪዎች፣ .....	199
ጥ. 11 - ጠገላጩ የአገር ውስጥ ዕዳ በአባላዎች፣ .....	200
ጥ. 12 - በአርባና ሌሎች ለዓገት ባንክ የተፈቀዱ የተሰጡ ብድሮች በዚያና መጠን .....	201

ክፍል ፑ. የባንክ ሥራዎችና የስክፈራ ሚዛን

ፑ.13 - የተፈጻሚ ብድር ስራ ላይ የሚገኙት ሥራዎች .....	201
ፑ.14 - በተጠቃሚ ላይ ያሉ ብድር ስራ ላይ የሚገኙት ሥራዎች .....	202
ፑ.15 - ለተጠቃሚ ከሌሎች ለገር ጋር ያላት የገንዘብ ክፍያ ሚዛን ማጠቃለያ .....	203
ፑ.16 - ለተጠቃሚ ከሌሎች ለገር ጋር ያላት የገንዘብ ክፍያ ሚዛን ጊዜያዊ ሂሳብ .....	203

ክፍል ገ. በለ መዳን /አገልግሎት/

መገለጫ .....	205
ሠገጠረዦች:	
ገ. 1 - የሕይወት መዳን አርቦን ለመዳን የተከፈለ ማጠቃለያ .....	209
ገ. 2 - የሕይወት ያለሀሳብ መዳን አርቦን ለመዳን የተከፈለ ማጠቃለያ .....	209
ገ. 3 - የሕይወት ያለሀሳብ መዳን ላይ የሚገኙት ሥራዎች .....	210
ገ. 4 - የሕይወት መዳን የሂሳብ ሚዛን .....	212
ገ. 5 - የሕይወት ያለሀሳብ መዳን የሂሳብ ሚዛን .....	213
ገ. 6 - የሕይወት ጥሰትና ለዘገየ የሚጠበቅ መገለጫ .....	214

ክፍል ነ. በለ ዕቃዎች ግ

መገለጫ .....	215
ሠገጠረዦች:	
ነ. 1 - በአዲስ አበባ የአገልግሎት የተሰጠ የገቢ ገንዘብ ዕቃዎች የሚያሳዩት ግ ለአገልግሎት .....	220
ነ. 2 - በአዲስ አበባ የጥሬ ጥሬ የሚያሳዩት ግ ለአገልግሎት የተሰጠ የገቢ ገንዘብ ዕቃዎች የሚያሳዩት ግ ለአገልግሎት .....	220
ነ. 3 - በአዲስ አበባ የአገልግሎት የገቢ ገንዘብ ዕቃዎች የሚያሳዩት ግ .....	221
ነ. 4 - የአገልግሎት ከተሰጠ የአርባ ሰዓት የሚያሳዩት ግ .....	223
ነ. 5 - በአዲስ አበባ ያለገጠ ስራ የሚያሳዩት ግ .....	233
ነ. 6 - የገቢ ገንዘብ የጥሬ ጥሬ ገንዘብ ግ .....	233
ነ. 7 - የአዲስ አበባ የፍርድ ግ ሆነው የሚገለጹ መዘኛ /አገልግሎት/ .....	234
ነ. 8/ሀ/ - በአዲስ አበባ የጥሬ ጥሬ የገንዘብ ሽግግር መከላከያ የፍርድ ግ ግ. 1968/69 ዓ.ም. ....	235
ነ. 8/ለ/ - በአዲስ አበባ የጥሬ ጥሬ የገንዘብ ሽግግር መከላከያ የፍርድ ግ ግ. 1969/70 ዓ.ም. ....	236

ክፍል ገ. በለ ጠና ጥበቃ

መገለጫ .....	237
ሠገጠረዦች:	
ገ. 1 - በየክፍሉ ሀገራዊ የሚገኙ የሕዝብና የጠና ጥበቃ ለአገልግሎት ድርጅቶች 1969 ዓ.ም. ....	240
ገ. 2 - በየክፍሉ ሀገራዊ የሚገኙ ለሕዝብና የሕዝብ ሠራተኞች ጥበቃ 1969 ዓ.ም. ....	240
ገ. 3 - ለሕዝብና ለአገልግሎት ስራ ላይ የሚገኙት ግ ለሕዝብና የተሰጠ ጥበቃ ..	241
ገ. 4 - ሀገራዊ ትኝተው ከተሰጠ ሰዎች በተለያዩ የገቢ ገንዘብ ላይ የሚገኙት ግ ለሕዝብና የተሰጠ ጥበቃ ..	242
ገ. 5 - በተለያዩ የገቢ ገንዘብ ላይ የሚገኙት ግ ለሕዝብና የተሰጠ ጥበቃ ..	243
ገ. 6 - የተሰጠ ጥበቃ ለሕዝብና የተሰጠ ጥበቃ ለሕዝብና የተሰጠ ጥበቃ ላይ የሚገኙት ግ ..	244
ገ. 7 - የተሰጠ ጥበቃ ለሕዝብና የተሰጠ ጥበቃ ለሕዝብና ሀገራዊ ለሕዝብና የተሰጠ ጥበቃ 1968 ዓ.ም. ....	244

ክፍል ለ. በለ ተምህርት

መገለጫ .....	245
ሠገጠረዦች:	
ለ. 1 - የተምህርት ስራዎች መምህራን ተምህርትና የሥራ ስራ ስራ ስራ ስራ ስራ ስራ ስራ .....	245
ለ. 2 - የተምህርት ተምህርት ስራ ስራ ስራ ስራ ስራ ስራ ስራ ስራ .....	249
ለ. 3 - የተምህርት ተምህርት ስራ ስራ ስራ ስራ ስራ ስራ ስራ ስራ .....	250
ለ. 4 - ለተምህርት ስራ ስራ ስራ ስራ ስራ ስራ ስራ ስራ ስራ ስራ ስራ ስራ .....	252
ለ. 5 - የተምህርት ስራ ስራ ስራ ስራ ስራ ስራ ስራ ስራ ስራ ስራ ስራ .....	253
ለ. 6 - የተምህርት ስራ ስራ ስራ ስራ ስራ ስራ ስራ ስራ ስራ ስራ ስራ .....	254

CONTENTS

	<u>Page</u>
Map of Ethiopia	
Foreword .....	II
Preface .....	III
Contents .....	X
Notes on the Calendar .....	XVII
<u>SECTION A. LAND AND CLIMATE</u>	
Notes and definitions .....	1
Tables:	
A. 1 - Length of major rivers in Ethiopia .....	3
A. 2 - Approximate size of major lakes in Ethiopia .....	3
A. 3 - Height of major mountains in Ethiopia .....	4
A. 4 - National parks, game reserves and sanctuaries .....	5
A. 5 - Average annual rainfall, latitude, longitude and altitude of major weather stations .....	6
A. 6 - Average maximum, and minimum temperatures, and total rainfall of major weather stations by month, 1975 - 1977 .....	7
A. 6 - 1 Addis Ababa .....	7
A. 6 - 2 Asmara .....	7
A. 6 - 3 Assab .....	8
A. 6 - 4 Bahir Dar .....	8
A. 6 - 5 Combolcha .....	9
A. 6 - 6 Debre Markos .....	9
A. 6 - 7 Debre Zeit .....	10
A. 6 - 8 Dire Dawa .....	10
A. 6 - 9 Goba .....	11
A. 6 -10 Gore .....	11
A. 6 -11 Jima .....	12
A. 6 -12 Massawa .....	12
A. 6 -13 Wonji .....	13
<u>SECTION B. POPULATION</u>	
Notes and definitions .....	15
Tables:	
B. 1 (a) - Area, population estimate, and population density by region and Awraja, 1976 .....	20
B. 1 (b) - Area, population estimate, and population density by region and Awraja, 1977 .....	23
B. 2.1(a) - Total population of Ethiopia by age group and sex, 1976 .....	26
B. 2.2(a) - Urban population of Ethiopia by age group and sex, 1976 .....	26
B. 2.3(a) - Rural population of Ethiopia by age group and sex, 1976 .....	27
B. 2.1(b) - Total population of Ethiopia by age group and sex, 1977 .....	28
B. 2.2(b) - Urban population of Ethiopia by age group and sex, 1977 .....	28
B. 2.3(b) - Rural population of Ethiopia by age group and sex, 1977 .....	29
B. 3 (a) - Estimate of rural and urban population and average size of household by region, 1976 .....	30
B. 3 (b) - Estimate of rural and urban population and average size of household by region, 1977 .....	31
B. 4 (a) - Towns with estimated population of 2000 and above by sex and region, 1976 .....	32
B. 4 (b) - Towns with estimated population of 2000 and above by sex and region, 1977 .....	39
B. 5 - Population projection of Ethiopia, 1975-2000 .....	45

ክፍል ለ. በለ ተምህርት

አ. 7 - በመገንጠት ተ/ቤቶች የተመዘገቡ የተጻፈዎቹ በዚያ በክፍል ደረጃ .....	255
አ. 8 - ለመገንጠት ተምህርት ቤቶች የተደረገ ወጪ፣ .....	256
አ. 9 - በአገደኛና በቀለም ሁለተኛ ደረጃ ተምህርት/ ቤቶች የተመዘገቡት ተጻፈዎቹ በዚያ በክፍል ሀገርና በተምህርት ቤት ጻይነት .....	257
አ.10 - ከአዲስ አበባ ዩኒቨርሲቲ ቀርገጧቸው በለ ዩ ል ዩ የተምህርት ጻይነት የተረፉ..	259
አ.11/ሀ/ - በውጭ አገር በተምህርት ላይ ያሉ ለት የጸያውያን በሚገኙበት ሀገርና በተምህርት ጻይነት፣ 1967 ዓ.ም .....	263
አ.11/ለ/ - በውጭ አገር በተምህርት ላይ ያሉ ለት የጸያውያን በሚገኙበት አገርና በተምህርት ጻይነት፣ 1968 ዓ.ም .....	265
አ.11/ጠ/ - በውጭ አገር በተምህርት ላይ ያሉ ለት የጸያውያን በሚገኙበት አገርና በተምህርት ጻይነት፣ 1969 ዓ.ም .....	267

ክፍል ከ. ሕገና ደንብ

ወገላጣ .....	269
ሠንጠረዦች:	
ከ. 1 - የጠበቁት በዚያ በክፍል ሀገር፣ .....	272
ከ. 2 - የጠበቁት በዚያ በክፍል ሀገር፣ 1970 ዓ.ም .....	272
ከ. 3 - በፍትህ ብጩ ከሰ የቀረቡት ጉዳዮች በዚያ በውስጥ በጻይነትና በክፍል ሀገር.....	273
ከ. 4 - በወገያል ከሰ የቀረቡት ጉዳዮች በዚያ በውስጥ ጻይነትና በክፍል ሀገር .....	274
ከ. 5 - የአሥረኞች በዚያና የአሥራት ዘመን .....	275
ከ. 6 - የአሥረኞች በዚያ በጸጋና በአሥራት ዘመን፣ 1969 ዓ.ም .....	276

CONTENTS

	<u>Page</u>
<b><u>SECTION C. ARRIVALS AND DEPARTURES AND NUMBER OF FOREIGN RESIDENTS</u></b>	
Notes and definitions .....	47
Tables:	
C. 1 (a) - Arrivals by sex, continent and purpose of entry, 1976 .....	50
C. 1 (b) - Arrivals by sex, continent and purpose of entry, 1977 .....	51
C. 2 (a) - Monthly arrivals by sex and purpose of entry (all continents), 1976 .....	52
C. 2 (b) - Monthly arrivals by sex and purpose of entry (all continents), 1977 .....	53
C. 3 (a) - Departures by sex, continent and purpose of exit, 1976 .....	54
C. 3 (b) - Departures by sex, continent and purpose of exit, 1977 .....	55
C. 4 (a) - Monthly departures by sex and purpose of exit (all continents), 1976 .....	56
C. 4 (b) - Monthly departures by sex and purpose of exit (all continents), 1977 .....	57
 <b><u>SECTION D. AGRICULTURE AND LIVESTOCK</u></b>	
Notes and definitions .....	59
Tables:	
D. 1 - Area under cultivation, yield and production of major crops .....	66
D. 2 - Coffee inspected by the Coffee and Tea Development and Marketing Authority by administrative region .....	66
D. 3 - Coffee inspected by the Coffee and Tea Development and Marketing Authority by inspection station .....	67
D. 4 - Vaccine production, cattle vaccinated, and veterinary personnel, ..	68
D. 5 - Number of Agricultural Extension personnel by administrative region	69
 <b><u>SECTION E. MINING</u></b>	
Notes and definitions .....	70
Tables:	
E. 1 - Mineral production, 1966/67 - 1974/75 .....	72
E. 2 - Value of mineral production, 1966/67 - 1974/75 .....	72
E. 3 - Investment in mining. ....	73
E. 4 - Source and allocation of investment fund .....	73
 <b><u>SECTION F. INDUSTRY</u></b>	
Notes and definitions .....	75
Tables:	
F. 1 - Summary of results for manufacturing industry .....	79
F. 2 - Number of establishments and total employment by industrial branches	79
F. 3 - Summary of operations of manufacturing industry.....	80
F. 4 - Number of establishments and number of persons engaged, 1974/75 (Analysis by size of establishment) .....	81
F. 5 - Production of major manufactured articles, 1973/74 - 1975/76.....	82
F. 6 - Sugar production and consumption .....	83
F. 7 - Gross value of production for 1975/76 Analysis by size of establishment	84
F. 8 - General operations of manufacturing industries by industrial groups, 1975/76 .....	85
F. 9 - Installed generating capacity and electric energy production, 1967/68 - 1975/76 .....	87
F.10 - Operating statistics of electricity industry, 1975/76 .....	87
F.11 - Fixed capital assets in electricity industry, 1975/76 .....	88
F.12 - Investment and sources of investment in electricity industry 1975/76	88
F.13 - Installed generating capacity and Electric Energy Production by station, 1975/76 .....	89

CONTENTS

	<u>Page</u>
<b><u>SECTION G. CONSTRUCTION</u></b>	
Notes and definitions .....	90
Tables:	
G. 1 - Building permits for new constructions in Addis Ababa .....	92
G. 2 - Building permits for new construction in Addis Ababa, by Value of buildings .....	92
<b><u>SECTION H. TRANSPORT AND COMMUNICATIONS</u></b>	
Notes and definitions .....	95
Tables:	
H. 1 - Ethiopian airlines operations, .....	99
H. 2 - Air traffic at Addis Ababa and Asmara international airports, .....	100
H. 3(a) - Airtraffic at Addis Ababa international airports, (Air craft movements and passengers carried) .....	101
H. 3(b) - Airtraffic at Addis Ababa international airport, 1974 - 1975 (Freight and Mail carried) .....	102
H. 4(a) - Airtraffic at Asmara international airport, 1976, (Air craft movements and passengers carried) .....	103
H. 4(b) - Air traffic at Asmara International airport, 1974 - 1976, (Freight and Mail carried) .....	104
H. 5 - All weather roads by maintenance districts .....	105
H. 6(a) - Funds obtained for the construction of highways 1975 - 1977 .....	106
H. 6(b) - Use of fund by the Ethiopian Road Authority, 1975 - 1977 .....	107
H. 7 - Highway transport tariff on principal roads per metric ton .....	107
H. 8 - Driving licences issued, 1973/74 - 1976/77 .....	108
H. 9 (a) - Motor-vehicle accidents in Ethiopia, 1974/75 - 1976/77 .....	109
H. 9 (b) - Motor-vehicle accidents in Addis Ababa, 1974/75 - 1976/77 .....	109
H.10 - Operations of the Franco-Ethiopian Railway, 1973/74 - 1975/76 .....	110
H.11 - Freight carried on the Franco-Ethiopian Railway, by type of commodity 1973/74 - 1975/76 .....	111
H.12 - Freight rates on the Franco-Ethiopian Railway for selected import goods, 1973/74 - 1974/75 .....	112
H.13 - Freight rates on the Franco-Ethiopian Railway for selected export goods, 1973/74 - 1975/76 .....	113
H.14 - Traffic on the Agordat - Massawa Railway, .....	114
H.15 - Summary of port operations statistics, .....	114
H.16 - Operations of the Telecommunication services, 1973/74 - 1976/77....	115
H.17 - Postal Services Statistics, .....	115
<b><u>SECTION I. EXTERNAL TRADE</u></b>	
Notes and definitiona .....	117
Tables:	
I. 1 - Total value of imports, exports and re-exports, and visible balance of trade, .....	122
I. 2 - Value of imports and exports by commodity group section,.....	123
I. 3 - Quantity and value of imports by commodity group, .....	124
I. 4 - Quantity and value of exports by commodity group, .....	131
I. 5 - Value of re-exports by commodity group, .....	135
I. 6 - End-use classification of imports, .....	138
I. 7 - Value of imports by country of origin, .....	139

CONTENTS

	<u>Page</u>
I. 8 - Value of exports and re-exports by country of destination,.....	140
I. 9 - Value of major commodities of imports by country of origin,.....	141
I.10 - Value of major commodities of exports by country of destination,.....	142
I.11 - Foreign exchange permits utilised for import, by type of commodity,..	144
I.12 - Foreign exchange permits issued for export by type of commodity .....	145
 <u>SECTION J. NATIONAL ACCOUNTS</u>	
Notes and definitions .....	148
Tables:	
J. 1 - Summary of national accounts statistics, .....	153
J. 2 - Gross domestic product by industrial origin at current factor cost,..	154
J. 3 - Expenditure on gross national product at current market prices,.....	155
J. 4 (a) - Central Government revenue and expenditure - current account,....	156
J. 4 (b) - Central Government - capital account, .....	157
J. 5 - Gross domestic fixed capital formation, by industries and type of assets, 158	
J. 6 - Rest of the world account, .....	159
J. 7 - Gross domestic product by industrial origin at constant factor cost of 1960/61, .....	160
 <u>SECTION K. PUBLIC FINANCE AND TECHNICAL ASSISTANCE</u>	
Notes and definitions .....	161
Tables:	
K. 1 - Central Government revenue and expenditure, .....	166
K. 2 - Government revenue by source, .....	167
K. 3 - Government expenditure and its financing,.....	168
K. 4 - Current Government expenditure, .....	169
K. 5 - Composition of current Government expenditure, by purpose and type,..	170
K. 6 - Capital expenditure, by source of finance and purpose, 1975/76 - 1977/78	172
K. 7 - Ethiopia's external debt by source and sector, up to June 30, 1976,..	175
K. 8 - Utilization of foreign loans by purpose, up to June 30, 1976 and during E.F.Y. 1975/76 .....	176
K. 9 - Amount of revenue of Municipalities under the Ministry of Urban Development and Housing administrative region, fiscal year 1975/76...	177
K.10 - Amount of expenditure of Municipalities under the Ministry of Urban Development and Housing by administrative region, fiscal year 1975/76	178
K.11 - Summary of revenue and expenditure of municipalities by regions,.....	179
K.12 - Revenue and expenditure of Municipalities under the Ministry of Urban Development and Housing .....	180
K.13 - Revenue and expenditure of Municipality of Addis Ababa .....	181
K.14 - Revenue and expenditure of Municipality of Asmara .....	182
K.15 - Technical Assistance received by donor .....	183
 <u>SECTION L. BANKING AND BALANCE OF PAYMENTS</u>	
Notes and definitions .....	186
Tables:	
L. 1 - Consolidated statement of condition of the National Bank.....	191
L. 2 - Consolidated statement of condition of commercial banks,.....	192
L. 3 - Statement of condition of other Financial Institutions .....	193
L. 4 - Size and composition of money .....	194
L. 5 - Selected deposit items .....	194
L. 6 - Circulating notes and coins by denomination .....	195
L. 7 - Money Supply .....	196
L. 8 - Domestic credit by the National Bank and commercial banks .....	198
L. 9 - Net gold and foreign exchange holdings .....	198
L.10 - Loans, advances, bills discounted and investment by commercial banks.	199
L.11 - Internal debt of Government by holder.....	200

CONTENTS

	<u>Page</u>
L.12 - Number and amount of loans approved and disbursed by Agricultural and Industrial Development Bank, .....	201
L.13 - Loans approved by activities .....	201
L.14 - Outstanding loans disbursed by activities .....	202
L.15 - Summary of the balance of payments of Ethiopia.....	203
L.16 - Balance of payment of Ethiopia, current account .....	203
 <b><u>SECTION M. INSURANCE</u></b>	
Notes and definitions .....	205
Tables:	
M. 1 - Summary of premium and claims of life insurance .....	209
M. 2 - Summary of premium and claims of non-life insurance .....	209
M. 3 - Income and Expenditure of non-life insurance by line of insurance..	210
M. 4 - Balance sheet of life insurance .....	212
M. 5 - Balance sheet of non-life insurance .....	213
M. 6 - Statement of life portfolio, as at end of Dec. 1972 and Dec. 1973..	214
 <b><u>SECTION N. PRICES</u></b>	
Notes and definitions .....	216
Tables:	
N. 1 - Indices of wholesale prices of selected imports by major commodity groups in Addis Ababa.....	220
N. 2 - Indices of wholesale prices of major export commodities in Addis Ababa	220
N. 3 - Wholesale prices of selected import commodities in Addis Ababa.....	221
N. 4 - Wholesale prices of agricultural commodities in selected towns,....	223
N. 5 - Wholesale prices of unwashed coffee in Addis Ababa.....	233
N. 6 - Spot coffee prices in New York market .....	233
N. 7 - Retail price index for Addis Ababa.....	234
N. 8 (a) - Average retail prices of major food items in Addis Ababa 1976 ..	235
N. 8 (b) - Average retail prices of major food items in Addis Ababa 1977 ..	236
 <b><u>SECTION O. HEALTH</u></b>	
Notes and definitions .....	237
Tables:	
O. 1 - Medical and health facilities by administrative region, 1976/77.....	240
O. 2 - Medical personnel by administrative region, 1976/77 .....	240
O. 3 - Number of health personnels trained in Ethiopia by year of graduation	241
O. 4 - Nuber of in-patients dead due to various disease groups .....	242
O. 5 - Patients treated for various disease groups .....	243
O. 6 - Number of people vaccinated by type of vaccination .....	244
O. 7 - Number of persons vaccinated by administrative region and type of vaccination, 1975/76 .....	244
 <b><u>SECTION P. EDUCATION</u></b>	
Notes and definitions .....	246
Tables:	
P. 1 - Number of schools, teachers, and students in different type of schools	249
P. 2 - Student enrolment by grades and type of school .....	250
P. 3 - Student enrolment by grades and sex .....	251
P. 4 - Average number of students per school, per teacher and per classroom in different types of schools .....	252
P. 5 - Number of students by sex and type of school .....	253
P. 6 - Percentage distribution of students by sex type of school .....	254
P. 7 - Number of students in government schools by grade .....	255
P. 8 - Expenditure for government schools .....	256
P. 9 - Students enrolled in primary and academic secondary schools, by type of school and region .....	257

CONTENTS

	<u>Page</u>
P.10 - Graduates of Addis Ababa University, and branches by field of study	259
P.11 (a) - Ethiopian students abroad, by country and field of studies, 1974/75 .....	263
P.11 (b) - Ethiopian students abroad by country and field of studies, 1975/76 .....	265
P.11 (c) - Ethiopian students abroad by country and field of studies, 1976/77 .....	267
 <u>SECTION Q. LAW AND ORDER</u>	
Notes and definitions .....	269
Tables:	
Q. 1 - Number of advocates by administrative region.....	272
Q. 2 - Number of advocates by type of court and administrative region.....	272
Q. 3 - Number of civil cases, by status of decision and administrative region .....	273
Q. 4 - Number of criminal cases, by status of decision and administrative region .....	274
Q. 5 - Number of prisoners by length of sentence .....	275
Q. 6 - Number of prisoners by sex and length of sentence, 1976/77 .....	276

በሌ የገ ለ ቀጣጠር ግብታዎች

በሌገገገ ል ዩ ል ዩ የሌባታታ ተከባ ተፍሎቸ የተለ የ የቀን ለ ቀጣጠር በመከተል ለባታታ ተከባ ያዘጋ ጃሉ :: ቀጥሎ የሚገኘው ሠንጠረዥ በሌት የጸ ያኑ በሌቀርጋው ያን /በገራገራ ያን/ የቀን ለ ቀጣጠር ረገድ ያለውን ገንኙነት የሚያመለክት ነው ::

በመጽሐፍት ውስጥ በ የተኛው ሥፍራ ቀጥርቹ በገራገራ ያን የቀን ለ ቀጣጠር መሠረት ተዘጋጅተው ሲገኙ የሌት የጸ ያን ለ ቀጣጠር ገዛው ተዘገኖ ሲታይ ለገደዘው ቀጥርቹ በሌት የጸ ያን የቀን ለ ቀጣጠር መሠረት ተዘጋጅተው ለገደሁ የገራገራ ያን የቀን ለ ቀጣጠር ተዘገኖ ይታያል :: ለምሳሌ /አ.አ.አ/ 1975 ዓ.ም፣ በሌት የጸ ያን ለ ቀጣጠር ከታህሣሥ 23/1967 ለስከ ታህሣሥ 22/1968 ዓ.ም ያለው ገዛ በመሆኑ በሠንጠረዥ ላይ የተ መለከተው 1967/68 ዓ.ም ተከሎ ነው :: በዚህ ዓይነት በሌት የጸ ያን 1967 ዓ.ም አ.አ.አ. ከመከረም 11/1974 ዓ.ም ለስከ መከረም 10/1975 ዓ.ም ባለው ገዛ ውስጥ በሌት የተጻፈው 1974/75 ዓ.ም ተከሎ ነው ::

በገራገራ ያን ለ ቀጣጠር	በ ሌ ተ የ ጸ ያን የ ዓ መ ት ና የ ቀን ለ ቀጣጠር			
	ወራ ተቸ	የ የወረ ቁኖቸ	የገንድ ዓመት	የባጀት ዓመት
ጥላይ 8 1976	----- ሐምሌ 1, 1968			
ለገባት				1969 የሌት የጸ ያን የባጀት ዓመት
ሰንጠረዥ 11	መከረም 1, 1969	30		
ለከተር	ጥቅምት	30		
ናቫምበር	ነጻር	30		
ጳጳምበር	ታህሣሥ	30		
ጃኑላሪ 1, 1977	ታህሣሥ 23			
ጃኑላሪ 9	ጥር	30	ጥር 1, 1969	
ፈብረላሪ	የካቲት	30		
ግርብ	መጋቢት	30		
ሌገራላ	ሚያዝያ	30		
ግይ	ገንቦት	30		
ጥገ	ሰኔ	30		
ጥላይ 7	ሐምሌ	30	----- ሰኔ 30, 1969	
ለገባት	ነሐሴ	30		
ሰንጠረዥ 10	ኅዳር 5 መከረም 1, 1970	5 ወይም 6		
ለከተር	ጥቅምት			
ናቫምበር	ነጻር			
ጳጳምበር 31	ታህሣሥ 22			
ጃኑላሪ 8, 1978			ታህሣሥ 30, 1970	

NOTES OF THE CALENDAR

In Ethiopia various authorities use different calendar years in Compilation of statistical series. The following table sets out the relation between the Ethiopian and Gregorian years. In the Ethiopian year, there are 12 month of 30 days each and one short month, Pagume, which is 5 days for three consecutive years and 6 days on the fourth year. The trade year and the fiscal year are also shown in the table.

Throughout the Abstract when figures were obtained for the Gregorian year a split year is shown in the Ethiopian calendar, and inversely, split Gregorian years are shown where the data are for Ethiopian years. For Example 1975 in the Gregorian calendar is the period between Tahsas 23, 1967 to Tahsas 22, 1968 E.C. and is shown as 1967/68. Likewise, 1967 E.C. covers the Gregorian year between September 11, 1974 to September 10, 1975 and is shown as 1974/75.

Gregorian Calendar	Ethiopian Calendar Year			
	Months	Number of days	Trade Year	Fiscal Year
July 8, 1976				Hamle 1, 1968
August				
September 11 .....	Maskerem 1, 1969	30		
October	Tikimt	30		
November	Hidar	30		
December	Tahsas			
January 1, 1977	Tahsas			
January 9	Tir	30	Tir 1, 1969	
February	Yekatit	30		
March	Megabit	30		
April	Miazia	30		
May	Guenbot	30		
June	Sene	30		
July 7	Hamle	30		Sene 30, 1969
August	Nehassie			
September 10	Pagume 5.	30		
October	Maskerem 1, 1968	5 or 6		
November	Tikimt			
December 31	Hidar			
January 8, 1978	Tahsas 22			
			Tahsas 30, 1968	

ከፍለ ሀ. ምድርና አየር

የመረተገ.አካል የሚገልጹት መረጃዎች ስለ ወንዞች ርዝመት፣ ስለ ጠይቆች መጠን፣ ስለ ተራራዎች ከፍ ታና፣ አገጻህም ስለ ብጩ ደ ፓርኮችና፣ ከሰሎች ስፋትና አቀማመጥ ነው። አገጻገዶች መረጃዎች በትክክል ተሰፍረው የተገኙ ባይሆንም የኢትዮጵያ ካርታ ሥራ ድርጅት ከታላቅ ምንጮች የሰበሰባቸውና ቸው።

በአ አየር ጠባይ ሁኔታ ለብዙዎቹ ጣቢያዎች የረጅም ዘመን የዘናዎና የአየር ጠባይ ሁኔታ መገለጫ ግንኙነት አሰጥጋሪ ነው።

ሠንጠረዥ ሀ. 5 የተመለከተ ጣቢያዎች የአየር ጠባይ አገልግሎት መሥሪያ ቤት የተሟሉ መረጃዎች ሳይቋረጥ የሚሰበሰቡባቸውና ቸው።

ሠንጠረዥ ሀ. 6 የአሥራ ስድስት የተመረጡ ጣቢያዎችን የየወራ ተገንዝቶና ከፍ ተኛ መቀት በጻገሪ ሂንቲገረድና የዘናዎ መጠን በሚሊ ሜትር ያሳያል። ጣቢያዎቹም የተመረጡት ለየ ለየ የአየር ጠባይ ሁኔታ ካሉባቸው የኢትዮጵያ ከፍሳት ሀገር ነው።

SECTION A. LAND & CLIMATE

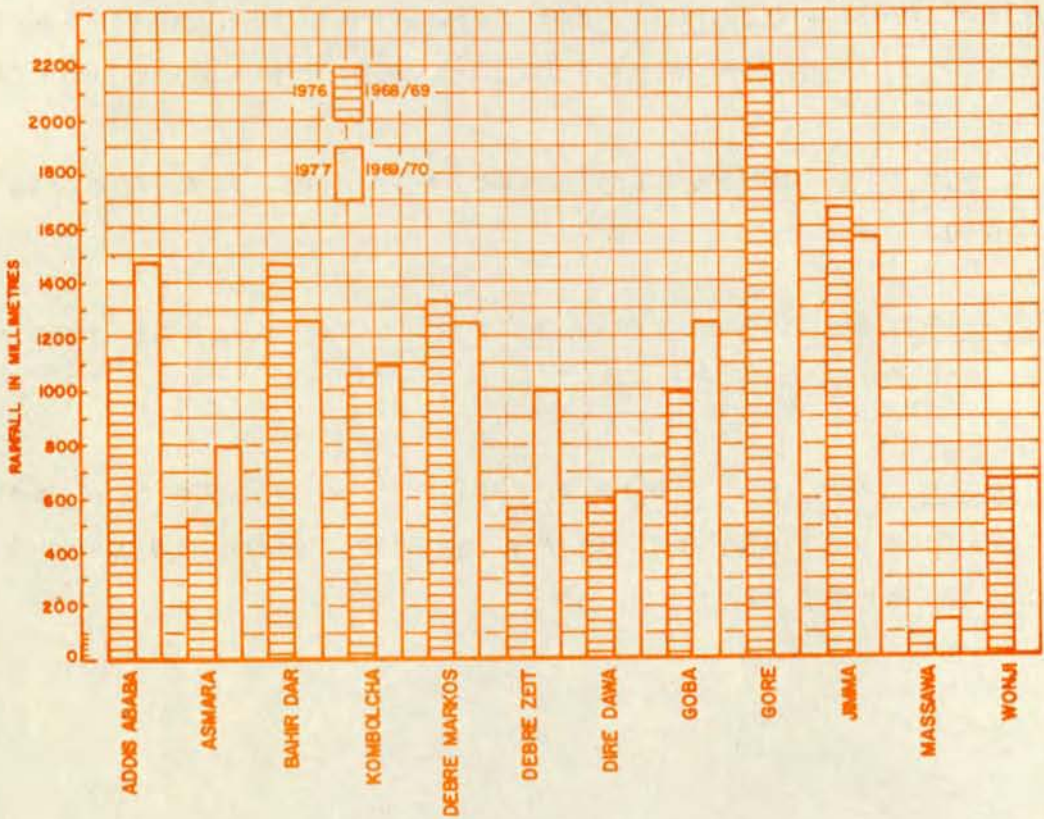
Land. The data under Land include length of rivers, size of lakes, height of mountains, location of National Parks and game reserves. Some of the information given are not based on actual measurement but have been collected from various reliable sources by the Ethiopian Mapping Agency.

Climate: For many stations it is difficult to obtain long-term records of temperature and rainfall.

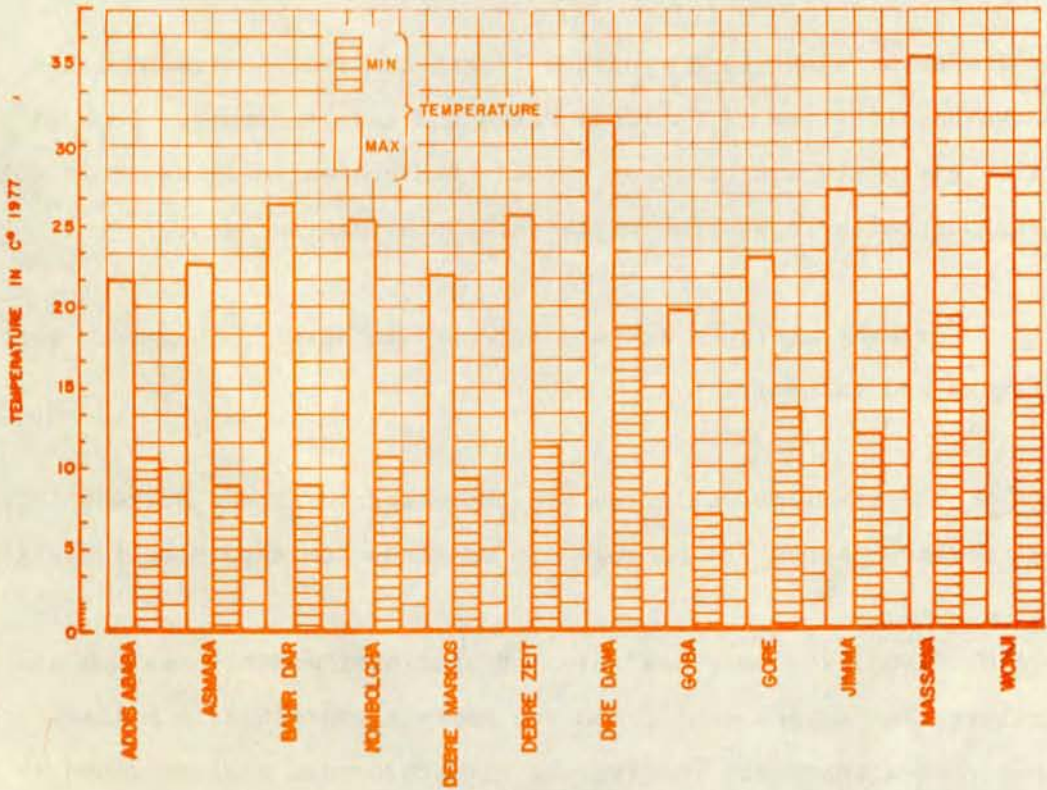
Table A.5 The stations selected are those for which the National Climatological Service hopes to be able to continue to supply reliable figures.

Table A.6 Gives, for thirteen selected stations, monthly maximum and minimum temperatures in degrees centigrade and monthly rainfall in millimetres. The stations chosen represent the various climatological regions found in Ethiopia.

### A.1 ANNUAL RAINFALL IN SELECTED STATIONS



### A2 MAXIMUM AND MINIMUM TEMPERATURE IN SELECTED STATIONS



የሊት የጸያ ዋና ዋና ወንዞች ርዝመት  
LENGTH OF MAJOR RIVERS IN ETHIOPIA

ሠገጠረዥ ሀ.1 TABLE A.1

የወንዝ ስም	ርዝመት በኪሎ ሜትር			የወንዝ ስም
	ጠቅላላ	ሊት የጸያ ወስጥ	በሊት የጸያ ወጪ	
አባይ	1,450	800	650	ABAY
ዋቤ ሸበሌ	1,130	1,000	130	WABI SHEBELE
ገናሌ	858	480	378	GENALE
አዋሽ	1,200	1,200	-	AWASH
ሎም	760	760	-	OMO
ተኩዜ	608	608	-	TEKEZE
መረብ	440	440	-	MEREB
ባሮ	277	277	-	BARO
አንገረብ	220	220	-	ANGEREB
	TOTAL	INSIDE ETHIOPIA	OUTSIDE ETHIOPIA	NAME OF RIVER
LENGTH IN KM.				

የሊት የጸያ ዋና ዋና የጠይቅ ወጠን ገጽተ  
APPROXIMATE SIZE OF MAJOR LAKES IN ETHIOPIA

ሠገጠረዥ ሀ.2 TABLE A.2

የጠይቅ ስም	ርዝመት በኪሎ ሜትር	ወርድ በኪሎ ሜትር	ስፋት በኪሎ ሜትር ካረ	ከፍተኛ ጥልቀት በሜትር	ከፍ ታወቀበት በሜትር	የጠይቅ ስም
አባያ	60	20	1,160	13	1,268	ABAYA
አቢያታ	17	15	205	14	1,573	ABIYATA
አሸንገ	5	4	20	25	2,409	ASHENGE
አዋሻ	16	9	129	10	1,708	AWASA
ቢሻናት	...	...	...	85	...	BISHOFTU
ሞሞ	26	22	551	10	1,235	CHAMO
ሐይቅ	7	5	35	23	2,030	HAYK
ቶታ	20	15	250	9	...	KOKA
ሳንገና	18	16	230	46	1,585	LANGANO
ሻላ	28	12	409	250	1,567	SHALA
ታና	70	60	3,600	9	1,840	TANA
ዘዋዋ	25	20	434	4	1,846	ZIWAY
	LENGTH (KM)	WIDTH (KM)	AREA (KM <sup>2</sup> )	MAXIMUM DEPTH (M)	ALTITUDE (M)	NAME OF LAKES

የኢትዮጵያ ዋና ዋና ተራራዎች ከፍ ታ  
 HEIGHT OF MAJOR MOUNTAINS IN ETHIOPIA

ሠንጠረዥ ሀ.3

TABLE A.3

የተራራው ስም	ከፍ ለ ሀገር	ከፍ ታው ሰጣችር		
ራስ ዳሽን	ጉንደር	4550	RAS DASHEN	GONDER
ሳገላ	ጉንደር	4532	LAGEDA	GONDER
አናሱ	ጉንደር	4480	ANALU	GONDER
ወይናበር	ጉንደር	4472	WEYNOBER	GONDER
አባ ያረድ	ጉንደር	4460	ABA YARED	GONDER
ጠፋው ለዘር	ጉንደር	4456	TEFAWLEZER	GONDER
ቧረት	ጉንደር	4437	BWAHIT	GONDER
መሰረ ያ	ጉንደር	4360	MESERYA	GONDER
ካራ	አርሲ	4340	KARRA	ARSSI
ባቱ	ባሌ	4307	BATU	BALE
አንቀሱ	አርሲ	4300	ANKELO	ARSSI
ቦሱ	ወሱ	4300	KOLO	WOLLO
ሰለበሳ	ወሱ	4276	LALIBELA	WOLLO
ጉና	ጉንደር	4231	GUNA	GONDER
ጉገ	ጋም ጉፋ	4200	GUGE	GAMO GOFFA
አቡነ ዩሴፍ	ወሱ	4190	ABUNE YOSEF	WOLLO
ሄይ	ጉንደር	4173	HEY	GONDER
ቦር ሃን	ጉጃም	4154	BIRHAN	GOJAM
ቦሳ	አርሲ	4133*	BEDA	ARSSI
ባሱ	ጉጃም	4100	TALO	GOJAM
አምባራሰ	ጉንደር	4077	AMBA RAS	GONDER
ካር ኔ	ጉጃም	4070	KARNI	GOJAM
ሱራታ	ጉጃም	4066	URATA	GOJAM
ጭሳሱ	አርሲ	4036	CHILALO	ARSSI
አቡ ዩ ማሳ	ሸቀ	4000	ABUYEMEDA	SHOA
ቦዲ	ተገራይ	3988*	SEDI	TIGRAI
አምባ ፈሪተ	ወሱ	3975	AMBA FERIT	WOLLO
የወላ	ወሱ	3859*	YEWEL	WOLLO
ካባ	አርሲ	3820*	KAKA	ARSSI
አፄ ገደለ	ወሱ	3819	ATSE GEDEL	WOLLO
ጉራገ	ሸቀ	3719	GURAGE	SHOA
ምጢ	ሸቀ	3677	WOTI	SHOA
አም ኔም	ጉጃም	3664	AMONEWAS	GOJAM
ጉጉ	አርሲ	3623	GUGU	ARSSI
አመዳሚት	ጉጃም	3619*	AMEDAMIT	GOJAM
የወራ	ወሱ	3611*	YEWERA	WOLLO
ደሱ	ቢዳም	3600	DELO	SIDAMO
አሰታ ጉሃ ያ	ሸቀ	3599*	ASTA GOMAYA	SHOA
መገዘዘ	ሸቀ	3596*	MEGEZFEZ	SHOA
አራት መከራከር	ጉጃም	3577*	ARAT MEKERAKER	GOJAM
አምባሰላ	ወሱ	3567*	AMBASEL	WOLLO
ካንቲ	ጉንደር	3500	KANCHI	GONDER
አምባ	ሸቀ	3485	AMBA	SHOA
ቦራዘ	ጉጃም	3476	BERAZ	GOJAM
አቦ ቀማ	ጉጃም	3468	ABEKEMA	GOJAM
ጋራመላታ	ሐረርገ	3392	GARAMULETA	HARARGE
ሰገደ	ጉጃም	3355	SEGEDO	GOJAM
ባሳ ርገ	ሸቀ	3350	BADA ROGE	SHOA
አፄ ፋሪስ	ጉንደር	3341	ATSE FARIS	GONDER
ፋጋጃ	አርሲ	3310	FAGAJI	ARSSI
ለጋ	ጉንደር	3246	LIGA	GONDER
ዳጉሊ	ጉጃም	3228	DAGUE	GOJAM
ጋራጢባ	ሐረርገ	3170	GARATITA	HARARGE
ባቦላ	ሐረርገ	3130	SABEL	HARARGE
መከታር	ሐረርገ	3060	MUKTAR	HARARGE
ሲሪርታ	ሐረርገ	3060	SERIRTA	HARARGE
ጉና	ጉጃም	3058	CHEF	GOJAM
ዛጃባ	ሸቀ	2989	ZIKWALA	SHOA

HEIGHT  
(M)

NAME OF  
MOUNTAIN

REGION

\*ከፍ ታው ያል ተረጋገጠ

\*Height Not verified.

ከኢትዮጵያ ካርታ ሥራ ድርጅት የተገኘ ::

Source: Ethiopian Mapping Agency.

ብጩራ ዊ ፓርኮች፣ ከሰሎችና መጠለያዎች  
 NATIONAL PARKS, GAME RESERVES AND SANCTUARIES

ሠገጠረዥ ሀ.4 TABLE A.4

ብጩራ ዊ ፓርኮች ከሰሎችና መጠለያዎች	ክፍለ ሀገር	ስፋት በኪሎ ግተር ስኩዌር		
<b>ብጩራ ዊ ፓርኮች</b>			<b>NATIONAL PARKS</b>	
አሞን	ሸዋ	720	AWASH	SHOA
ሰሜን	ጉንደር	150	SIMEN	GONDER
ሰዎጥ ሸለቆ ጠይቆች	ሸዋ	650	RIFT VALLEY LAKES	SHOA
አዎ	ከፋ	3,450	OMO	KEFA
የባለ ተራራዎች	ባለ	3,000	BALE MTS.	BALE
ደንከል	ጠረርጓ	3,000	DANAKIL	HARARGE
ግጉ	ጋዎ ጉፋ	2,200	MAGO	GAMO GOFFA
ነጭባር	ጋዎ ጉፋ	700	NACHISAR	GAMO GOFFA
ጻህሳክ	አርተራ	1,500	DAHLAK	ERITREA
<b>የፋር አራ ዊት ከሰሎች</b>			<b>GAME RESERVES</b>	
አሞን	ሸዋ	700	AWASH WEST	SHOA
አሰደጌ	ጠረርጓ	800	ALDEGHE	HARARGE
ባለ	ባለ	2,100	BALE	BALE
ጋምቤላ	አሱባባር	10,800	GAMBELLA	ILLUBABOR
ግጉ	ጋዎ ጉፋ	3,400	MAGO	GAMO GOFFA
ገዋኔ	ጠረርጓ	800	GEWANE	HARARGE
ጊላ-ተገጻህ	ወሎ	2,000	MILLE-TENDAHO	WOLLO
ሰርዶ	ወሎ	1,000	SERDO	WOLLO
ስቴፋኒ	ጋዎ ጉፋ	4,500	STEFANIE	GAMO GOFFA
ዓብ	አርተራ	1,800	YOB	ERITREA
ናቶፋ	አርተራ	1,400	NAKFA	ERITREA
ቅሪ	ተገራይ	600	CHIRE	TIGRAI
ጋሽ-ሰተት	አርተራ	11,600	GASH-SETIT	ERITREA
<b>መጠለያዎች</b>			<b>SANCTUARIES</b>	
ጠረርጓ	ጠረርጓ	6,000	HARAR	HARARGE
ያቤሎ	ሲዳሞ	1,200	YABELLO	SIDAMO
		AREA IN SQ. KM	NATIONAL PARKS, GAME RESERVES AND SANCTUARIES	REGION

ከአሞን፣ ከሰሜን፣ ከአዎ፣ ከሰዎጥ ሸለቆና ከባለ ሰበተኛ የቅሪት ቦታዎች ስፋታቸው በአቅራቢያ ገምት የተሰጠ ነው።  
 Area figures are approximate, except for Awash, Simen, Omo, Rift Valley Lakes and Bale.

ከአርቫና ልዩ ግብር ግብር ከደገና ፋር አራ ዊት ሀብት ለግት ባለሥልጣን የተገኘ።

Source: Ministry of Agriculture and Settlement, Forestry and Wild Life Resources Development Authority

የዋና ዋና የአየር ድርጅት ጣቢያዎች ስፔሻሊዜ፣ ስፔሻሊዜ፣ ከፍ ታና የዝናዎ መጠን  
 AVERAGE ANNUAL RAINFALL, LATITUDE, LONGITUDE AND ALTITUDE OF MAJOR WEATHER STATIONS

ሠንጠረዥ ሀ.5 TABLE A.5

የድርጅት ጣቢያ	ስፔሻሊዜ*	ስፔሻሊዜ**	ከፍ ታው / በሜትር /	ማዕከላዊ የዝናዎ መጠን / በሚሊ ሜትር /	የዓመት ባዛት	የዝናዎ መጠን / በሚሊ ሜትር /		STATION	
						የከፍተኛው ዓመት	የታችኛው ዓመት		
አዲስ አበባ	09°02'	38°44'	2408	1155.2	32	1481.7(1977)	902.2(1953)	ADDIS ABABA	
አሥመራ	15°17'	38°55'	2325	508.0	46	797.2(1977)	208.7(1969)	ASMARA	
አበባ	13°01'	42°43'	11	50.8	25	157.3(1967)	0.1(1965)	ASSAB	
ባሕር ጎር	11°36'	37°25'	1802	1499.8	16	2036.7(1973)	1065.9(1965)	BAHIRDAR	
ቦምብላዥ	11°04'	39°45'	1903	1080.0	24	1301.0(1964)	667.5(1973)	COMBOLCHA	
ደብረ ማር ቀስ	10°22'	37°43'	2509	1361.8	23	1735.4(1958)	1101.1(1970)	DEBRE MARKOS	
ደብረ ዘይት	08°44'	38°58'	1850	859.7	25	1268.7(1966)	378.1(1952)	DEBRE ZEIT	
ድረ ጎዋ	09°45'	41°52'	1160	638.4	25	902.5(1967)	387.2(1965)	DIRE DAWA	
ጎረ	08°10'	35°25'	2002	2445.3	24	3448.6(1969)	1633.0(1968)	GORE	
ጅማ	07°39'	36°50'	1740	1513.1	22	2077.6(1963)	1138.1(1953)	JIMMA	
ጾጾዋ	15°36'	39°28'	5	196.6	26	633.1(1975)	50.0(1960)	MASSAWA	
ወንጌ	08°31'	39°15'	1500	811.8	26	1176.0(1958)	479.0(1974)	WONJI	
	LATI-TUDE*	LONGI-TUDE**	ALTITUDE (Metres)	AVERAGE RAINFALL (Milli-Metres)	NO. OF YEARS	THE HIGHEST YEAR	THE LOWEST YEAR		
							RAINFALL(in millimetres)		

ዓስተዳድር: በቀንና ወሰን የተመለከተ ዓመት ስህተት በአጠቃላይ የዘመን አቅጣጫ ናቸው ::

NOTE: The years shown in brackets are in Gregorian Calendar.

\*ከምድር ሰቀ በስተሰሜን

\*North of Equator

\*\*ከጎረጎሪያ ጋር በስተምሥራቅ

\*\*East of Greenwich

በተራንስፖርትና በግንኙነት ሚኒስቴር፣ በአየር ትራንስፖርት ባለሥልጣን የአየር ድርጅት አገልግሎት የተገኘ ::

Source: Ministry of Transport and Communication, Civil Aviation Authority, Meteorological Service.

የዓረፍ ጊዜ ወይንም የአየር ጥሬ ጣቢያዎች ማዕከላዊ፣ ከፍ ተኛና ዘቅተኛ የአየር ጠባይ ሁኔታ፣ የዘርፍ ጠቅላላ ጠጠን በወር  
 AVERAGE, MAXIMUM AND MINIMUM TEMPERATURES, TOTAL RAINFALL OF MAJOR WEATHER STATIONS BY MONTH

አዲስ አበባ  
 ADDIS ABABA

ሠንጠረዥ U.6.1 TABLE A.6.1

ወር	1967/8			1968/9			1969/70			MONTH
	የአየር ጠጠን		የዘርፍ ጠጠን	የአየር ጠጠን		የዘርፍ ጠጠን	የአየር ጠጠን		የዘርፍ ጠጠን	
	ከፍ ተኛ	ዘቅተኛ		ከፍ ተኛ	ዘቅተኛ		ከፍ ተኛ	ዘቅተኛ		
ጥር	22.4	7.6	0	22.0	8.2	19.3	21.4	10.4	55.8	JANUARY
የካቲት	23.2	10.0	2.7	23.3	10.4	61.4	22.3	10.3	40.0	FEBRUARY
ጳጉሜ	24.7	11.7	24.4	23.4	11.3	44.0	23.4	10.6	68.0	MARCH
የክብረት	23.7	12.1	60.3	22.1	11.1	94.8	24.4	11.8	65.9	APRIL
ገንቦት	23.8	12.8	53.5	21.8	11.5	113.3	23.2	12.0	146.0	MAY
ሰኔ	21.2	11.0	123.5	21.9	10.6	108.3	21.7	11.5	154.6	JUNE
ጃላላ	19.3	10.9	271.5	19.4	11.3	181.2	20.1	11.1	255.3	JULY
ሰኔ	18.5	11.7	183.6	19.6	10.8	277.7	20.3	11.3	288.8	AUGUST
ጳጉሜ	19.6	11.0	182.0	20.9	11.1	145.5	20.2	11.1	133.6	SEPTEMBER
ጥቅምት	21.4	10.5	17.0	22.7	10.8	3.0	21.0	11.1	272.5	OCTOBER
ህዳር	21.1	7.1	0	20.7	9.6	62.3	21.1	9.0	1.2	NOVEMBER
ጊኅዳር	21.4	7.1	0	21.9	8.8	13.2	21.8	7.9	0.0	DECEMBER
የዓመት	21.7	10.3	918.5	21.6	10.5	1124.0	21.7	10.7	1481.7	ANNUAL
	MAX.	MIN.	RAIN	MAX.	MIN.	RAIN	MAX.	MIN.	RAIN	MONTH
	TEMPERATURE			TEMPERATURE			TEMPERATURE			
	1975			1976			1977			

አሙራ  
 ASMARA

ሠንጠረዥ U.6.2 TABLE A.6.2

ወር	1967/8			1968/9			1969/70			MONTH
	የአየር ጠጠን		የዘርፍ ጠጠን	የአየር ጠጠን		የዘርፍ ጠጠን	የአየር ጠጠን		የዘርፍ ጠጠን	
	ከፍ ተኛ	ዘቅተኛ		ከፍ ተኛ	ዘቅተኛ		ከፍ ተኛ	ዘቅተኛ		
ጥር	22.3	6.1	35.4	22.5	4.7	0	21.9	4.8	0.0	JANUARY
የካቲት	X	X	X	23.5	5.5	1.0	22.6	6.1	0.0	FEBRUARY
ጳጉሜ	25.7	8.2	7.8	24.9	8.5	4.4	24.6	8.0	39.7	MARCH
የክብረት	25.2	8.7	23.6	24.0	8.8	30.5	26.1	7.8	0.0	APRIL
ገንቦት	25.3	10.2	5.0	24.0	11.0	42.2	24.7	11.0	25.8	MAY
ሰኔ	23.0	10.4	96.1	24.7	11.4	1.6	24.3	12.4	102.5	JUNE
ጃላላ	21.1	10.4	216.2	19.8	12.0	258.5	20.9	12.3	213.1	JULY
ሰኔ	19.7	11.3	235.6	20.6	11.4	151.8	20.8	11.4	263.4	AUGUST
ጳጉሜ	21.7	10.2	39.3	22.1	10.0	22.7	22.0	9.7	65.4	SEPTEMBER
ጥቅምት	20.6	8.5	0	21.6	9.6	0.9	21.8	9.1	66.7	OCTOBER
ህዳር	19.9	7.2	0	21.6	7.4	4.5	21.8	7.6	0.0	NOVEMBER
ጊኅዳር	20.7	5.8	18.0	21.6	6.6	7.8	21.2	7.9	20.6	DECEMBER
የዓመት	(22.3)	(8.8)	(677.0)	22.6	8.9	525.9	22.7	9.0	797.2	ANNUAL
	MAX.	MIN.	RAIN	MAX.	MIN.	RAIN	MAX.	MIN.	RAIN	MONTH
	TEMPERATURE			TEMPERATURE			TEMPERATURE			
	1975			1976			1977			

ጠቅላላ አሰጣጥ

X = Data not available

( ) = Data are incomplete, but assumed to be representative.

ግሰ ታወቀ - የዘርፍ ጠጠን የተሰጠው በሚሊሜትር ነው። የአየር ጠጠን ለክ የተሰጠው በሰኛ ሰከንድ ነው።  
 Note - The amount of Rainfall is given in millimetres. Temperature is given in degrees centigrade.

አሰብ  
 ASSAB

ሠንጠረዥ U.6.3 TABLE A.6.3

ወር	1967/8			1968/9			1969/70			MONTH
	የአየር ጥገና		የአየር ጣቢያ መጠን	የአየር ጥገና		የአየር ጣቢያ መጠን	የአየር ጥገና		የአየር ጣቢያ መጠን	
	ስርዓተ-አይነት	ዘቅተኛ		ስርዓተ-አይነት	ዘቅተኛ		ስርዓተ-አይነት	ዘቅተኛ		
ጥር	31.8	18.4	3.0	31.2	13.9	3.8	X	X	X	JANUARY
የካቲት	32.2	18.4	0	32.3	18.8	1.8	X	X	X	FEBRUARY
ጥቅምት	34.0	19.3	2.0	34.3	20.5	0	X	X	X	MARCH
ግንባር	36.1	23.5	40.4	35.6	21.4	0	X	X	X	APRIL
ጥቅምት	37.3	24.8	0	X	X	0	X	X	X	MAY
ሰኔ	38.9	26.8	0	37.4	27.3	0	X	X	X	JUNE
ጥቅምት	39.7	27.5	0	40.2	28.8	0	X	X	X	JULY
ክብረት	X	X	X	39.4	29.4	0	X	X	X	AUGUST
ጥቅምት	37.1	29.0	0.4	37.8	27.2	0	X	X	X	SEPTEMBER
ጥቅምት	36.4	24.6	0	36.7	23.5	0	X	X	X	OCTOBER
ህዳር	34.8	17.7	0	34.6	21.3	0	X	X	X	NOVEMBER
ጥቅምት	32.3	14.9	0	(33.7)	21.4	0	X	X	X	DECEMBER
የዓመት	(35.5)	(22.3)	(45.8)	(35.7)	(23.0)	5.6	X	X	X	ANNUAL
	MAX.	MIN.	RAIN	MAX.	MIN.	RAIN	MAX.	MIN.	RAIN	MONTH
	TEMPERATURE			TEMPERATURE			TEMPERATURE			
	1975			1976			1977			

ባሕር ጎርጎር  
 BAHIR DAR

ሠንጠረዥ U.6.4 TABLE A.6.4

ወር	1967/8			1968/9			1969/70			MONTH
	የአየር ጥገና		የአየር ጣቢያ መጠን	የአየር ጥገና		የአየር ጣቢያ መጠን	የአየር ጥገና		የአየር ጣቢያ መጠን	
	ስርዓተ-አይነት	ዘቅተኛ		ስርዓተ-አይነት	ዘቅተኛ		ስርዓተ-አይነት	ዘቅተኛ		
ጥር	25.8	4.6	14.5	25.9	3.0	0	25.4	3.4	0.0	JANUARY
የካቲት	27.3	9.8	5.5	27.2	5.9	4.1	27.1	4.9	0.0	FEBRUARY
ጥቅምት	29.2	9.9	0	28.8	10.9	4.0	29.4	11.0	6.0	MARCH
ግንባር	28.2	9.3	7.4	28.1	9.0	21.3	29.4	7.3	0.0	APRIL
ጥቅምት	28.8	11.0	8.6	27.1	10.8	100.8	28.1	11.6	43.0	MAY
ሰኔ	24.8	11.5	217.3	25.5	10.7	213.2	25.3	12.0	229.6	JUNE
ጥቅምት	23.1	11.0	558.0	23.0	11.6	379.2	23.8	11.5	358.6	JULY
ክብረት	21.6	11.6	442.0	23.5	10.9	448.5	23.5	11.2	257.4	AUGUST
ጥቅምት	23.4	10.7	253.5	24.5	10.2	241.8	25.0	10.5	147.2	SEPTEMBER
ጥቅምት	25.1	9.5	312.5	26.1	9.7	14.1	25.4	11.4	197.9	OCTOBER
ህዳር	25.4	6.8	22.8	25.1	8.0	30.1	25.6	7.4	15.0	NOVEMBER
ጥቅምት	24.7	4.6	34.7	25.9	5.6	10.7	25.9	6.5	4.8	DECEMBER
የዓመት	25.6	9.2	1,876.8	25.9	8.9	1,467.8	26.2	9.1	1259.5	ANNUAL
	MAX.	MIN.	RAIN	MAX.	MIN.	RAIN	MAX.	MIN.	RAIN	MONTH
	TEMPERATURE			TEMPERATURE			TEMPERATURE			
	1975			1976			1977			

ወረዳው የተጠቃሚውን ጥቅምት ለማሳደግ ተከታታይ ለጥቅምት ሲሆን ፡፡

ወረዳው ለሌሎች ጥቅምት ፡፡

(-) = Data are incomplete, but assumed to be representative.

X = Data not available.

የጥናት ዓመት የአየር ጥሬ ጠባቂ ማዕከላዊ፣ ከፍተኛ ዘቅተኛ የአየር ጠባቂ፣ ሁነታ የከፍተኛ ጠቅላላ ጠባቂ ጠባቂ  
 AVERAGE, MAXIMUM AND MINIMUM TEMPERATURES, TOTAL RAINFALL OF MAJOR WEATHER STATIONS BY MONTH

ኮምቦላቻ  
 COMBOLCHA

ሠንጠረዥ ሀ.6.5 TABLE A.6.5

ወር	1967/8			1968/9			1969/70			MONTH
	የአየር ጠባቂ		የከፍተኛ ጠባቂ	የአየር ጠባቂ		የከፍተኛ ጠባቂ	የአየር ጠባቂ		የከፍተኛ ጠባቂ	
	ከፍተኛ	ዘቅተኛ		ከፍተኛ	ዘቅተኛ		ከፍተኛ	ዘቅተኛ		
ጥር	23.7	7.8	47.9	23.2	7.6	11.6	22.3	10.5	24.7	JANUARY
የካቲት	23.9	10.5	33.7	24.3	10.5	53.5	23.2	8.7	7.7	FEBRUARY
ጳጉሜ	26.4	11.6	50.5	25.6	11.0	102.0	26.0	10.5	98.7	MARCH
ግንቦት	25.8	12.5	100.7	25.2	11.3	156.0	26.5	11.4	65.2	APRIL
ገንቦት	28.8	12.7	32.6	26.0	11.7	103.2	27.1	12.4	129.8	MAY
ሰኔ	28.2	13.3	72.7	29.7	13.1	30.2	29.4	13.5	13.1	JUNE
ጥቅምት	27.1	13.0	176.2	26.2	12.6	150.6	27.4	12.0	319.8	JULY
ክርክር	23.2	12.4	397.2	25.8	12.1	197.1	25.3	12.1	252.2	AUGUST
መስከረም	24.1	12.2	188.3	25.3	11.2	120.9	25.4	11.5	102.1	SEPTEMBER
ጥቅምት	23.7	8.5	10.6	24.8	8.8	7.7	23.3	10.6	61.3	OCTOBER
ህዳር	22.9	6.4	0	22.9	8.3	74.1	23.1	7.4	10.0	NOVEMBER
ጳጉሜ	22.6	6.2	13.9	23.3	7.2	51.0	23.8	7.4	7.3	DECEMBER
የዓመት	25.0	10.6	1,124.3	25.2	10.5	1,057.9	25.2	10.7	1,091.9	ANNUAL
	MAX.	MIN.	RAIN	MAX.	MIN.	RAIN	MAX.	MIN.	RAIN	MONTH
	TEMPERATURE			TEMPERATURE			TEMPERATURE			
	1975			1976			1977			

ደብረ ማርቀስ  
 DEBRE MARKOS

ሠንጠረዥ ሀ.6.6 TABLE A.6.6

ወር	1967/8			1968/9			1969/70			MONTH
	የአየር ጠባቂ		የከፍተኛ ጠባቂ	የአየር ጠባቂ		የከፍተኛ ጠባቂ	የአየር ጠባቂ		የከፍተኛ ጠባቂ	
	ከፍተኛ	ዘቅተኛ		ከፍተኛ	ዘቅተኛ		ከፍተኛ	ዘቅተኛ		
ጥር	24.0	7.2	15.0	23.9	7.6	18.3	23.2	8.0	13.1	JANUARY
የካቲት	24.0	9.6	58.8	25.3	8.9	12.1	24.2	8.7	30.7	FEBRUARY
ጳጉሜ	25.6	10.5	44.4	24.8	10.5	57.5	24.8	10.3	52.3	MARCH
ግንቦት	25.4	10.0	20.5	24.7	10.4	55.1	26.1	10.2	0.4	APRIL
ገንቦት	24.2	10.8	78.1	22.4	10.3	173.3	23.5	10.4	175.7	MAY
ሰኔ	21.2	9.8	171.4	21.3	10.1	113.0	20.2	10.0	156.7	JUNE
ጥቅምት	18.9	9.6	117.4	19.0	11.0	286.5	18.7	9.9	284.2	JULY
ክርክር	19.3	10.2	266.4	18.9	9.0	293.8	19.0	9.8	188.8	AUGUST
መስከረም	19.8	9.1	275.7	20.8	8.6	210.6	20.1	9.2	182.1	SEPTEMBER
ጥቅምት	21.4	8.4	35.7	22.6	8.9	12.0	20.6	10.0	144.6	OCTOBER
ህዳር	22.2	7.5	10.0	21.3	7.9	91.0	21.5	7.2	10.8	NOVEMBER
ጳጉሜ	22.9	6.6	13.5	22.9	7.4	9.4	22.6	7.3	9.1	DECEMBER
የዓመት	22.4	9.1	1,106.9	22.3	9.2	1,332.8	22.0	9.3	1,248.5	ANNUAL
	MAX.	MIN.	RAIN	MAX.	MIN.	RAIN	MAX.	MIN.	RAIN	MONTH
	TEMPERATURE			TEMPERATURE			TEMPERATURE			
	1975			1976			1977			

የጥናት ዓክልበት የአየር ጥሬ ጠባይ ሁኔታ፣ የአየር ጠባይ ሁኔታ፣ የዝናም ጠቅላላ መጠን በወር  
 AVERAGE, MAXIMUM AND MINIMUM TEMPERATURES, TOTAL RAINFALL OF MAJOR WEATHER STATIONS BY MONTH

ደብረ ዘይት  
 DEBRE ZEIT

ሠገጠረዥ ሀ.6.7 TABLE A.6.7

ወር	1967/8			1968/9			1969/70			MONTH
	የአየር ጥሬ ጠባይ		የዝናም መጠን	የአየር ጥሬ ጠባይ		የዝናም መጠን	የአየር ጥሬ ጠባይ		የዝናም መጠን	
	ጠባይ	ዘይት		ጠባይ	ዘይት		ጠባይ	ዘይት		
	MAX.	MIN.	RAIN	MAX.	MIN.	RAIN	MAX.	MIN.	RAIN	
ጥር	26.2	8.0	0	22.6	7.7	0	24.6	9.7	43.1	JANUARY
የካቲት	X	X	X	27.2	12.0	0	25.9	9.7	1.0	FEBRUARY
መጋቢት	29.7	11.4	10.6	28.0	12.0	71.1	27.4	12.5	87.7	MARCH
ጳጉሜ	28.7	12.6	67.3	X	X	X	27.5	12.7	90.2	APRIL
ገንቦት	28.4	12.7	54.5	26.8	12.5	80.7	27.2	12.8	57.6	MAY
ሰኔ	26.1	12.1	114.4	26.9	11.9	92.9	26.3	12.2	101.3	JUNE
ሐምሌ	24.5	12.0	260.8	X	X	X	23.6	13.0	222.8	JULY
ነሐሴ	23.3	12.0	140.4	23.3	12.7	232.2	23.8	12.2	202.7	AUGUST
መስከረም	23.7	12.1	153.9	25.2	12.0	42.2	24.7	11.1	82.2	SEPTEMBER
ጥቅምት	25.1	9.6	7.0	26.7	11.6	3.8	26.5	11.0	112.7	OCTOBER
ህዳር	24.6	18.6	0	24.7	10.5	35.2	23.7	9.2	3.4	NOVEMBER
ታህሣሥ	25.0	7.6	0	25.5	9.0	0.8	25.1	8.3	0.0	DECEMBER
የዓመት	(25.9)	(11.7)	(808.9)	(25.7)	(11.2)	(558.9)	25.5	11.2	1004.7	ANNUAL
	MAX.	MIN.	RAIN	MAX.	MIN.	RAIN	MAX.	MIN.	RAIN	
	TEMPERATURE			TEMPERATURE			TEMPERATURE			
	1975			1976			1977			

ድረ ጎዳ  
 DIRE DAWA

ሠገጠረዥ ሀ.6.8 TABLE A.6.8

ወር	1967/8			1968/9			1969/70			MONTH
	የአየር ጥሬ ጠባይ		የዝናም መጠን	የአየር ጥሬ ጠባይ		የዝናም መጠን	የአየር ጥሬ ጠባይ		የዝናም መጠን	
	ጠባይ	ዘይት		ጠባይ	ዘይት		ጠባይ	ዘይት		
	MAX.	MIN.	RAIN	MAX.	MIN.	RAIN	MAX.	MIN.	RAIN	
ጥር	28.8	14.3	26.2	28.8	15.0	0	27.9	17.1	33.4	JANUARY
የካቲት	29.7	16.5	24.4	30.6	17.9	7.2	28.9	14.9	0.4	FEBRUARY
መጋቢት	32.4	19.5	64.0	32.3	19.8	25.5	32.1	17.5	32.8	MARCH
ጳጉሜ	31.9	21.6	104.2	31.5	20.3	76.4	31.8	19.6	123.6	APRIL
ገንቦት	34.0	22.3	74.4	32.3	21.2	48.1	33.2	21.1	56.1	MAY
ሰኔ	33.9	21.7	86.7	34.6	22.7	30.5	34.9	22.2	19.3	JUNE
ሐምሌ	32.7	21.0	93.6	32.3	20.9	104.5	33.3	21.3	69.6	JULY
ነሐሴ	30.2	20.5	107.0	31.6	20.3	129.1	33.8	20.7	149.8	AUGUST
መስከረም	31.4	19.6	93.7	33.0	20.5	73.6	32.4	20.7	45.3	SEPTEMBER
ጥቅምት	32.2	19.0	1.3	32.9	19.9	1.5	30.6	19.4	88.5	OCTOBER
ህዳር	30.2	15.5	0	29.1	16.6	78.4	29.1	16.6	0.0	NOVEMBER
ታህሣሥ	28.0	13.8	0	28.7	14.6	9.3	29.0	15.0	0.0	DECEMBER
የዓመት	31.3	18.8	675.5	31.5	19.1	584.1	31.4	18.8	618.8	ANNUAL
	MAX.	MIN.	RAIN	MAX.	MIN.	RAIN	MAX.	MIN.	RAIN	
	TEMPERATURE			TEMPERATURE			TEMPERATURE			
	1975			1976			1977			

X= Data not available

( )= Data are incomplete, but assumed to be representative.

የዓረፍ ዓለ ስር ያርጠረ ጣቢያዎች ዓዕከላ ጂ፣ ከፍ ተኛና ዘቀ ተኛ የአየር ጠባይ ሁኔታ፣ የዘርፍ ጠቀላላ ጠጠን በጠር  
 AVERAGE, MAXIMUM AND MINIMUM TEMPERATURES, TOTAL RAINFALL OF MAJOR WEATHER STATIONS BY MONTH

ገገ  
 GOBA

ሠገጠረዥ ሀ.6.9 TABLE A.6.9

ወ ር	1967/8			1968/9			1969/70			MONTH
	የአየረ ጠቀት		የዘርፍ ጠጠን	የአየረ ጠቀት		የዘርፍ ጠጠን	የአየረ ጠቀት		የዘርፍ ጠጠን	
	ከፍ ተኛ	ዘቀ ተኛ		ከፍ ተኛ	ዘቀ ተኛ		ከፍ ተኛ	ዘቀ ተኛ		
	MAX.	MIN.	RAIN	MAX.	MIN.	RAIN	MAX.	MIN.	RAIN	
ጥር	20.8	2.2	2.4	19.5	3.3	11.8	19.3	6.5	66.1	JANUARY
የካቲት	21.6	4.3	13.1	X	5.2	44.0	20.0	5.4	78.6	FEBRUARY
ጠጋቢት	22.5	6.0	30.8	X	5.7	53.6	20.5	6.6	26.8	MARCH
ግምታዎ	19.5	7.8	127.1	X	7.3	163.4	19.9	8.6	119.2	APRIL
ገንቦት	20.5	8.1	144.7	19.1	8.1	235.7	20.4	7.9	129.4	MAY
ሰኔ	20.5	7.2	76.8	20.6	6.9	47.0	21.1	7.6	51.9	JUNE
ጠያላ	19.4	8.0	121.4	19.4	7.0	61.8	20.4	7.9	140.5	JULY
ነጠቤ	18.6	7.2	116.7	19.4	7.2	109.6	19.6	6.9	75.1	AUGUST
ጠስከረዎ	18.9	7.4	121.6	19.3	7.5	124.7	18.9	7.6	169.1	SEPTEMBER
ተቀቆት	17.0	6.8	97.3	17.9	7.5	86.0	17.1	8.9	263.6	OCTOBER
ሀገር	17.6	4.5	44.7	18.0	6.2	30.6	18.0	5.9	126.6	NOVEMBER
ታህሣሥ	19.4	2.6	3.3	19.3	4.0	18.6	19.8	4.1	2.6	DECEMBER
የዓመት	19.7	6.0	899.9	(19.2)	6.3	986.8	19.6	7.0	1,249.5	ANNUAL
	MAX.	MIN.	RAIN	MAX.	MIN.	RAIN	MAX.	MIN.	RAIN	
	TEMPERATURE			TEMPERATURE			TEMPERATURE			
	1975			1976			1977			

ገረ  
 GORE

ሠገጠረዥ ሀ.6.10 TABLE A.6.10

ወ ር	1967/8			1968/9			1969/70			MONTH
	የአየረ ጠቀት		የዘርፍ ጠጠን	የአየረ ጠቀት		የዘርፍ ጠጠን	የአየረ ጠቀት		የዘርፍ ጠጠን	
	ከፍ ተኛ	ዘቀ ተኛ		ከፍ ተኛ	ዘቀ ተኛ		ከፍ ተኛ	ዘቀ ተኛ		
	MAX.	MIN.	RAIN	MAX.	MIN.	RAIN	MAX.	MIN.	RAIN	
ጥር	24.6	13.8	42.2	24.4	13.7	41.2	23.5	13.9	16.8	JANUARY
የካቲት	24.1	13.1	99.7	24.9	13.5	61.2	25.3	14.1	34.8	FEBRUARY
ጠጋቢት	26.0	15.1	33.7	24.3	13.4	163.5	24.4	13.3	127.6	MARCH
ግምታዎ	25.2	14.3	177.0	24.5	14.0	91.3	25.5	15.5	13.3	APRIL
ገንቦት	22.8	13.4	215.9	22.7	13.0	300.7	23.9	13.6	219.6	MAY
ሰኔ	20.9	12.3	355.8	21.8	12.2	367.9	21.6	12.6	292.8	JUNE
ጠያላ	19.5	12.1	294.5	20.0	12.5	305.6	20.0	13.1	208.4	JULY
ነጠቤ	19.7	12.6	243.5	24.5	12.5	311.7	20.7	13.6	284.1	AUGUST
ጠስከረዎ	20.8	12.6	286.6	21.5	12.6	301.5	21.7	12.7	271.0	SEPTEMBER
ተቀቆት	22.0	17.7	132.8	22.7	13.3	74.9	22.3	13.4	182.7	OCTOBER
ሀገር	22.9	12.8	120.5	22.0	13.3	126.4	22.7	13.6	93.3	NOVEMBER
ታህሣሥ	23.3	13.0	54.8	23.3	14.0	46.6	23.1	13.5	65.2	DECEMBER
የዓመት	22.7	13.6	2,057.0	23.1	13.2	2,192.5	22.9	13.5	1,809.6	ANNUAL
	MAX.	MIN.	RAIN	MAX.	MIN.	RAIN	MAX.	MIN.	RAIN	
	TEMPERATURE			TEMPERATURE			TEMPERATURE			
	1975			1976			1977			

ጠረጴዛ ስለተገኘም  
 x= Data not available

ጠረጴዛ የተገኘባ ባይሆንም ተከክሎ ለገጸህነ ታሰቧል ።  
 ()= Data are incomplete, but assumed to be representative

የዋና ወና የአየር ስርዓት ጠባቂ ማዕከላዊ ከፍ ተኛና ዘቀቱ የአየር ጠባቂ ሁኔታ፣ የዋናው ጠቀላላ መጠን በወር  
 AVERAGE, MAXIMUM AND MINIMUM TEMPERATURES, TOTAL RAINFALL OF MAJOR WEATHER STATIONS BY MONTH

ጅግ  
 JIMMA

ሠገጠረዥ U.6.11 TABLE A.6.11

ወር	1967/8			1968/9			1969/70			MONTH
	የአየር ጭቀት		የዘርፍ መጠን	የአየር ጭቀት		የዘርፍ መጠን	የአየር ጭቀት		የዘርፍ መጠን	
	ከፍ ተኛ	ዘቀቱ		ከፍ ተኛ	ዘቀቱ		ከፍ ተኛ	ዘቀቱ		
ጎር	28.9	5.9	3.9	28.4	5.5	35.8	27.0	11.1	73.4	JANUARY
የካቲት	28.8	10.0	65.2	29.9	10.0	76.6	27.4	11.6	55.5	FEBRUARY
ጳጉሜ	29.7	11.9	112.6	29.1	10.7	126.4	28.9	11.0	73.0	MARCH
ግንቦት	27.2	13.1	170.3	28.4	11.1	89.5	29.9	11.2	15.6	APRIL
ገንቦት	26.4	12.9	123.2	25.8	12.5	189.0	28.5	12.1	138.5	MAY
ሰኔ	24.4	X	195.9	25.1	11.7	327.0	25.3	13.1	200.3	JUNE
ሰኔ	23.1	X	250.8	23.7	13.2	231.8	24.0	13.0	203.2	JULY
ሰኔ	22.7	13.2	147.3	24.6	12.4	228.4	24.8	13.3	274.9	AUGUST
ጳጉሜ	24.6	13.3	160.7	25.8	12.5	135.2	25.6	13.3	202.7	SEPTEMBER
ገንቦት	26.0	11.2	88.3	27.1	10.9	130.1	26.3	13.5	265.1	OCTOBER
ሰኔ	27.1	6.0	6.4	25.3	10.1	77.7	26.8	10.2	45.9	NOVEMBER
ገንቦት	27.8	5.1	54.6	27.4	7.1	25.0	27.9	8.5	14.5	DECEMBER
የዓመት	26.4	(10.3)	1,379.2	26.7	10.6	1,672.5	26.9	11.8	1,562.6	ANNUAL
	MAX.	MIN.	RAIN	MAX.	MIN.	RAIN	MAX.	MIN.	RAIN	
	TEMPERATURE			TEMPERATURE			TEMPERATURE			
	1975			1976			1977			

ጆጃ  
 MASSAWA

ሠገጠረዥ U.6.12 TABLE A.6.12

ወር	1967/8			1968/9			1969/70			MONTH
	የአየር ጭቀት		የዘርፍ መጠን	የአየር ጭቀት		የዘርፍ መጠን	የአየር ጭቀት		የዘርፍ መጠን	
	ከፍ ተኛ	ዘቀቱ		ከፍ ተኛ	ዘቀቱ		ከፍ ተኛ	ዘቀቱ		
ጎር	29.5	15.5	25.9	30.2	15.4	11.4	29.1	15.7	27.9	JANUARY
የካቲት	29.1	15.4	81.3	29.6	15.3	57.7	30.7	15.0	2.8	FEBRUARY
ጳጉሜ	31.3	16.2	6.5	31.6	16.3	5.4	32.4	17.2	6.9	MARCH
ግንቦት	34.4	18.6	5.5	34.4	18.0	0	33.7	18.1	0.0	APRIL
ገንቦት	37.4	19.0	0	37.4	20.0	11.0	37.6	19.7	0.0	MAY
ሰኔ	40.0	21.1	0	41.5	21.0	0	41.2	22.5	0.0	JUNE
ሰኔ	42.1	23.4	2.2	40.7	23.0	0	X	X	X	JULY
ሰኔ	39.5	21.2	33.7	40.4	23.8	0	41.6	23.2	3.9	AUGUST
ጳጉሜ	39.6	22.8	6.2	39.7	21.6	0	38.9	22.3	11.0	SEPTEMBER
ገንቦት	35.8	19.0	81.0	36.1	20.4	3.0	35.1	20.7	36.0	OCTOBER
ሰኔ	33.8	17.2	0	X	X	X	32.7	18.6	50.5	NOVEMBER
ገንቦት	31.2	15.0	390.8	31.7	17.0	1.2	X	X	X	DECEMBER
የዓመት	35.3	18.7	633.1	(35.8)	(19.3)	(89.7)	(35.3)	(19.3)	(139.0)	ANNUAL
	MAX.	MIN.	RAIN	MAX.	MIN.	RAIN	MAX.	MIN.	RAIN	
	TEMPERATURE			TEMPERATURE			TEMPERATURE			
	1975			1976			1977			

ጳ = ስልተኛ ስለተገኘ  
 X = Data not available

ጳ = የተገኘው ባይሆንም ተከታይ እንደሆነ ታስቧል ።  
 ( ) = Data are incomplete, but assumed to be representative.

የዋና ዋና የአየር ምርመራ ጣቢያዎች ማዕከላዊ፣ ከፍ ተኛና ዝቅተኛ የአየር ጠባይ ሁኔታ፣ የዋናው ጠቅላላ መጠን በወር  
 AVERAGE, MAXIMUM AND MINIMUM TEMPERATURES, TOTAL RAINFALL OF MAJOR WEATHER STATIONS BY MONTH

ወንጃ  
 WONJI

ሠንጠረዥ ሀ.6.13 TABLE A.6.13

ወር	1967/8			1968/9			1969/70			MONTH
	የአየር ጠቅላላ		የዝናዎ መጠን	የአየር ጠቅላላ		የዝናዎ መጠን	የአየር ጠቅላላ		የዝናዎ መጠን	
	ከፍ ተኛ	ዝቅተኛ		ከፍ ተኛ	ዝቅተኛ		ከፍ ተኛ	ዝቅተኛ		
	MAX.	MIN.	RAIN	MAX.	MIN.	RAIN	MAX.	MIN.	RAIN	
ጥር	25.6	9.6	0	28.2	13.6	0	27.0	14.9	48.1	JANUARY
የካቲት	27.0	13.3	14.7	29.1	12.7	0	26.8	10.8	7.3	FEBRUARY
መጋቢት	29.3	15.2	1.0	29.1	12.7	0	X	X	X	MARCH
ሚያዝያ	28.0	14.8	63.8	29.5	13.7	72.4	27.9	14.0	94.3	APRIL
ገንቦት	29.2	15.8	79.7	29.3	14.0	93.3	29.7	14.9	0.0	MAY
ሰኔ	29.6	18.7	125.2	29.8	15.2	66.2	X	X	X	JUNE
ሐምሌ	26.6	17.5	398.2	27.3	15.7	114.1	29.3	15.8	121.0	JULY
ነሐሴ	26.2	18.0	195.1	27.0	14.9	203.7	26.8	15.5	153.6	AUGUST
መስከረም	27.4	17.1	146.1	28.1	13.9	90.2	27.7	14.5	85.9	SEPTEMBER
ጥቅምት	28.6	12.4	5.5	29.1	10.8	0	27.9	13.6	163.9	OCTOBER
ህዳር	27.5	11.2	0	27.2	10.4	11.9	X	X	X	NOVEMBER
ታህሣሥ	X	X	X	27.2	11.4	20.2	X	X	X	DECEMBER
የዓመት	27.7	14.9	1029.3	28.4	13.3	672.0	(27.9)	(14.3)	(674.1)	ANNUAL
	TEMPERATURE	TEMPERATURE		TEMPERATURE			TEMPERATURE			
	1975			1976			1977			

መረጃ አልተገኘም X= Data not available ( )= መረጃው የተጻፈ ባይሆንም ተከክለው እንደሆነ ታስቧል :: Data are incomplete, but assumed to be representative.

ማስታወሻ- የዝናዎ መጠን የተጠመደ በሚሊሜትር ነው :: የአየር ጠቅላላ ለክ የተጠመደ በሰንጠረዥ ስንጠረዥ ነው ::  
 Note- The amount of Rainfall is given in millimetres. Temperature is given in degrees Centigrade.

በተራንስፖርትና ግንኙ ጣቢያ ላይ ከአየር ተራንስፖርት ባለሥልጣን የአየር ምርመራ አገልግሎት የተገኘ ::  
 Source: Ministry of Transport and Communication, Civil Aviation Authority, Meteorological Service.

በዚህ መጽሐት የተሰጠው የሕዝብ ብዛት ገምት አብዛኛው የተገኘው ከሁለተኛው ዙር የጠቅላይ ልሰታትላት ጥናት ውጤት /1961 - 1962 ዓ.ም/ መሠረት በግድረገ ሲሆን፤ ይህ ጥናት ሕዝቡን ከመቶ 80 በላይ አጠቃላይ ። በሁለተኛው ዙር ጥናት መሥሪያ ቤት በመጀመሪያው ዙር ጥናት ያገኘውን ልምድ ጥቅም ላይ አውሏል ። ጥናቱም በተሻለ ተከታታይነት ከመታየቱም በላይ መሥሪያ ቤት በዓይነትና በመጠንም የላቀ የሰው ጉልበት ለዚህ ጥናት አብግሮቷ ። በዚህም የተነሳ የሁለተኛው ዙር ጥናት ውጤት ከመጀመሪያው ዙር ውጤት በባለጠ የሚያስተማሩ መሆኑ ታምናታል ። ስለዚህ በዚህ መጽሐት በዚህ በፊት ሲሰጥ የነበረ የሕዝብ ብዛት ገምት ሁሉ በሁለተኛው ዙር በተገኘው የሕዝብ ብዛት ገምት ተተክቷል ። የአርተራን ክፍለ ሀገር ሕዝብና አገደዚህም ዘላኛቸውን ጥናት ያሳጠቃለሉ ስለሆነ የአርተራን ክፍለ ሀገርና የዘላኝ ክፍለ ሕዝብ ብዛት የተሰጠው በአገር አስተዳደር ሚኒስቴር ገምት መሠረት ነው ።

በዚህ መጽሐት የሕዝብ ብዛት ገምት ለ1968 እና 1969 ዓ.ም ተሰጥቷል ። የ1968 የኢትዮጵያ ጠቅላላ የሕዝብ ብዛት 27,907,600 ሲሆን ከዚህም 3,396,100 ወይም 12.2 ከመቶ የሚሆኑት የከተማ ነዋሪዎች ናቸው ። አገደዚህም በ1969 ዓ.ም ጠቅላላ የኢትዮጵያ ሕዝብ ብዛት 28,637,100 ሲሆን ከዚህም 3,590,900 ወይም 12.6 ከመቶ የሚሆኑት የከተማ ነዋሪዎች ናቸው ። እዚህ ከተማ ግለትም ሁለት ሺ እና ከዚያ በላይ ነዋሪዎች የሚገኙበት ሥፍራ ነው ። ሕዝቡ በየዓመቱ ከመቶ 2.5 ስለሚያደገው /ስለሚመደብ/ አድገቱም በዚህ መጠን ከጠቅላላ በ1977 ዓ.ም 35.1 ሚሊዮን አገደሚደርሰ ሲገመት በዚህም አኳኑን በአሁኑ የሕዝብ ብዛት በ27 ዓመት ጊዜ ውስጥ እጥፍ ይሆናል ።

የከተማ ኗሪው ሕዝብ በጠቅላላው ሲታይ ከመቶ 6.6 በዓመት ያድጋል፤ ከዚህም 4.0 ከመቶ ያህል ከገጠር ወይ ከተማ በሚገርፈው ሕዝብ ይከገያት ነው ። ይህም የከተማ ሕዝብ እድገት ከጠቅላላ ከአሥራ አንድ ዓመት በኋላ የአሁኑ የከተማ ኗሪ ሕዝብ ቁጥር እጥፍ ይሆናል ። በ1977 ዓ.ም የከተማ ነዋሪ ሕዝብ ከጠቅላላው የሀገሪቱ ሕዝብ ብዛት ከመቶ 17.0 ይሆናል ።

ሠገጠረዥ ለ. 1 ስፋት በኪሎ ሜትር ካረፈ፣ የሕዝብ ገምትና የሰፈረው የሕዝብ ብዛት በኪሎ ሜትር ካረ በክፍለ ሀገርና በአውራጃ፣

ሠገጠረዥ ለ. 2. 1 ጠቅላላ የኢትዮጵያ ሕዝብ ብዛት በዕድሜ መደብና በጾታ፣

ሠገጠረዥ ለ. 2. 2 የገጠር ነዋሪ የኢትዮጵያ ሕዝብ ብዛት በዕድሜ መደብና በጾታ፣

ሠገጠረዥ ለ. 2. 3 የከተማ ነዋሪ የኢትዮጵያ የሕዝብ ብዛት በዕድሜ መደብና በጾታ፣

ሠገጠረዥ ለ. 3 የገጠርና፣ የከተማ ነዋሪ የሕዝብ ብዛትና የሲተሰብ መጠን ገምት በክፍለ ሀገር፣

ሠገጠረዥ ለ. 4 ከሁለት ሺ እና ከዚያ በላይ ነዋሪዎች ያሉባቸው ከተሞች ዘርዘር የሕዝብ ብዛት በጾታና በክፍለ ሀገር ።

ለአብዛኛዎቹ ከተሞች የሕዝብ ብዛት የተገኘው ከሁለተኛው ዙር የከተማ የሌላ ታትላት ጥናት ውጤት ሲሆን ለጥቂቶቹ ከመጀመሪያው ዙር የከተማ ጥናት፣ አገደዚህም ለአንዳንዶቹ ከተሞች የሕዝብ ብዛት የተገኘው በ1948 እና በ1954 ዓ.ም የአገር አስተዳደር ሚኒስቴር የሰጠው የሕዝብ ብዛት መሠረት በግድረገ ነው ። የከተማ ነዋሪዎች የነበረት ሥራ ግንባራት ከተጀመሩት በኋላ የተሰበሰበ የሕዝብ ብዛት መረጃ የአገር አስተዳደር ሚኒስቴር ለአንዳንድ ከተሞች የሰጠውን የሕዝብ ገምት ለመተካት 2000 እና ከዚያ በላይ ነዋሪዎች ያሉባቸው የከተማን ብዛት ከፍ አድርጎታል ። ይህን አገኜ ሳይጠኑ የኖሩትና፣ የነዋሪው ሕዝብ ብዛት 2,000 ወይም ከዚያ በላይ የሆኑ አንዳንድ ከተሞች ይገኛሉ ።

ሠገጠረዥ ለ. 5 የወደፊት የኢትዮጵያ ሕዝብ ብዛት በጾታ፣ 1967 - 1992፣

## SECTION B. POPULATION

The population estimate in this issue is based mainly on the National Sample Survey Second Round (N.S.S. II 1969 - 1971), which covered over 80 percent of the population. In N.S.S. II, the Central Statistical Office has made use of the experience of N.S.S.I, prepared better sample design, deployed better quality and quantity of human resources .....etc. Hence, it is believed that the resulting data are more reliable than the data from the N.S.S.I. Therefore all population estimates from N.S.S.I have been replaced with those of N.S.S.II. Eritrea and nomadic areas of the country have not been covered in N.S.S.II and the source of population estimate given for them is the Ministry of Interior.

In this issue, the population estimates are given for January 1976 and 1977. The total population of the country as of January 1976 is estimated at 27,907,600 of which 3,396,100 (i.e. 12.2%) reside in urban centres. Urban centre is here defined as a locality with 2000 and more inhabitants. The population of the country as of January 1977 is estimated to be 28,637,100 of which 3,590,900 is urban (i.e. 12.6%). The population of Ethiopia is estimated to grow at 2.5 percent per annum and if the population continues to grow at this rate, the population would reach 35.1 million by 1985, and will double its current population size in about 27 years.

The urban population is growing at an annual rate of about 6.6 percent of which 4.0 percent is due to net-in-migration of people from rural to urban areas. At this rate of growth, the urban population will double in 11 years and will constitute about 17 percent of the total population by 1985.

Table B. 1 Area, population Estimate and population density by awraja and region.

Table B. 2. 1 Total population of Ethiopia by age group and sex.

Table B. 2. 2 Rural population of Ethiopia by age group and sex.

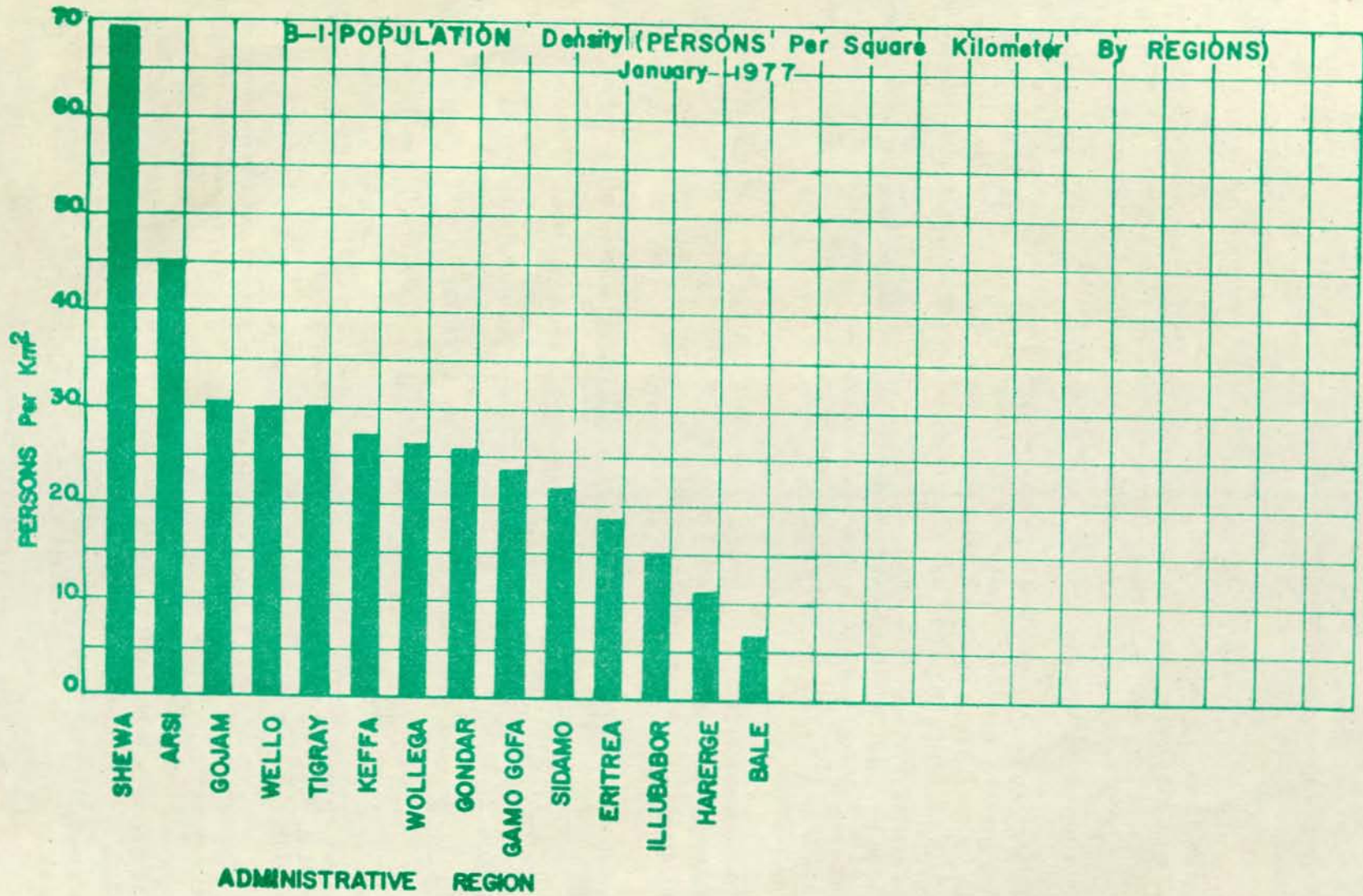
Table B. 2. 3 Urban population of Ethiopia by age group and sex.

Table B. 3 Estimates of Rural and Urban population and average size of household by region.

Table B. 4 Population estimate for towns with 2000 and more inhabitants, by sex and region.

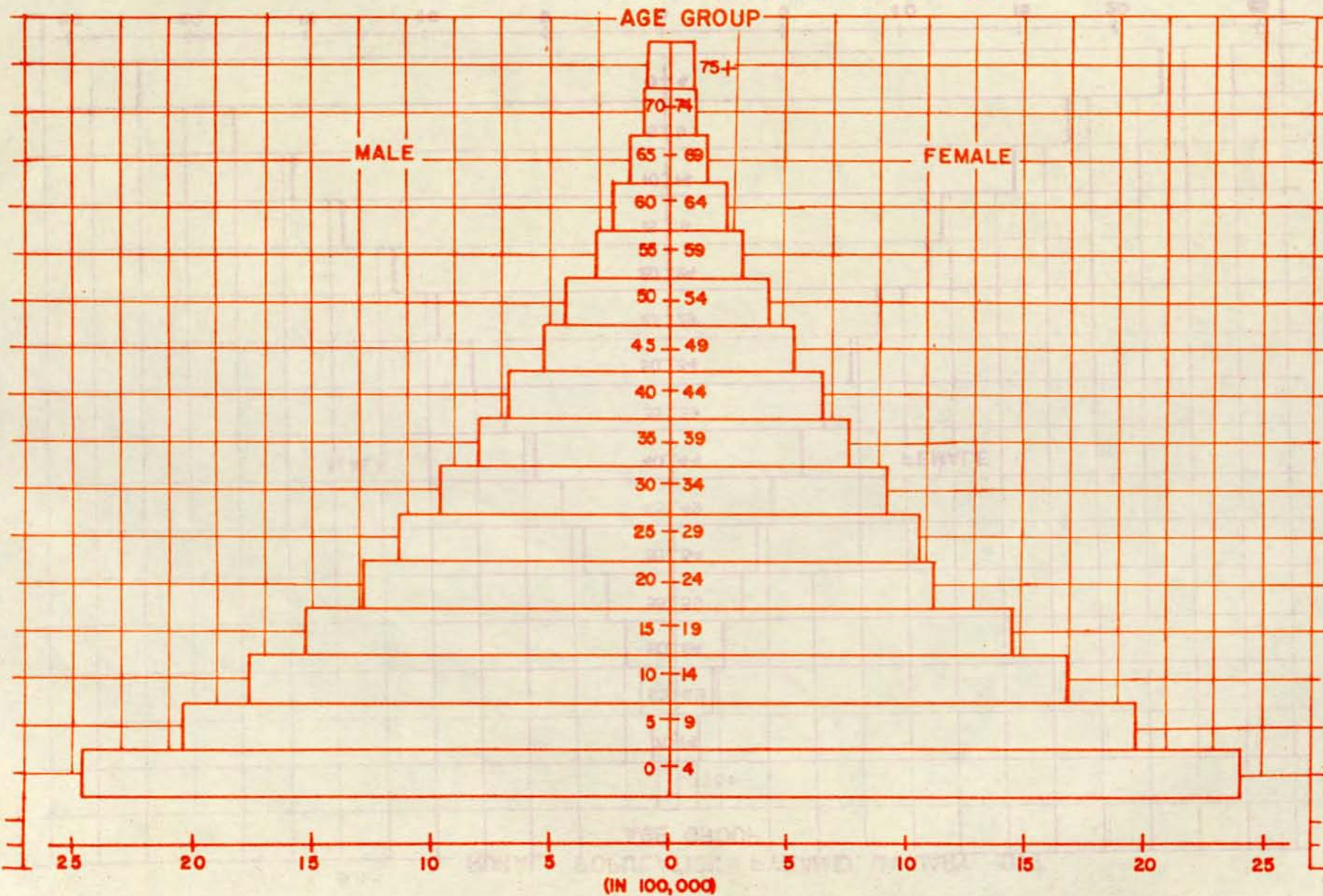
The population estimate for most of the towns are obtained through the results of urban surveys, however, the population for some of towns is based on the 1956 and 1962 estimates of the Ministry of Interior. The population estimate obtained from urban dwellers association is also used to replace the Ministry of Interior's estimate and this has increased the number of urban centres. Since the list is not exhaustive there are some towns with a population of 2,000 and above for which population estimates are not available.

Table B. 5 Population projection of Ethiopia by sex for the period 1975 - 2,000.



B2-

# POPULATION PYRAMID OF ETHIOPIA: JANUARY 1977

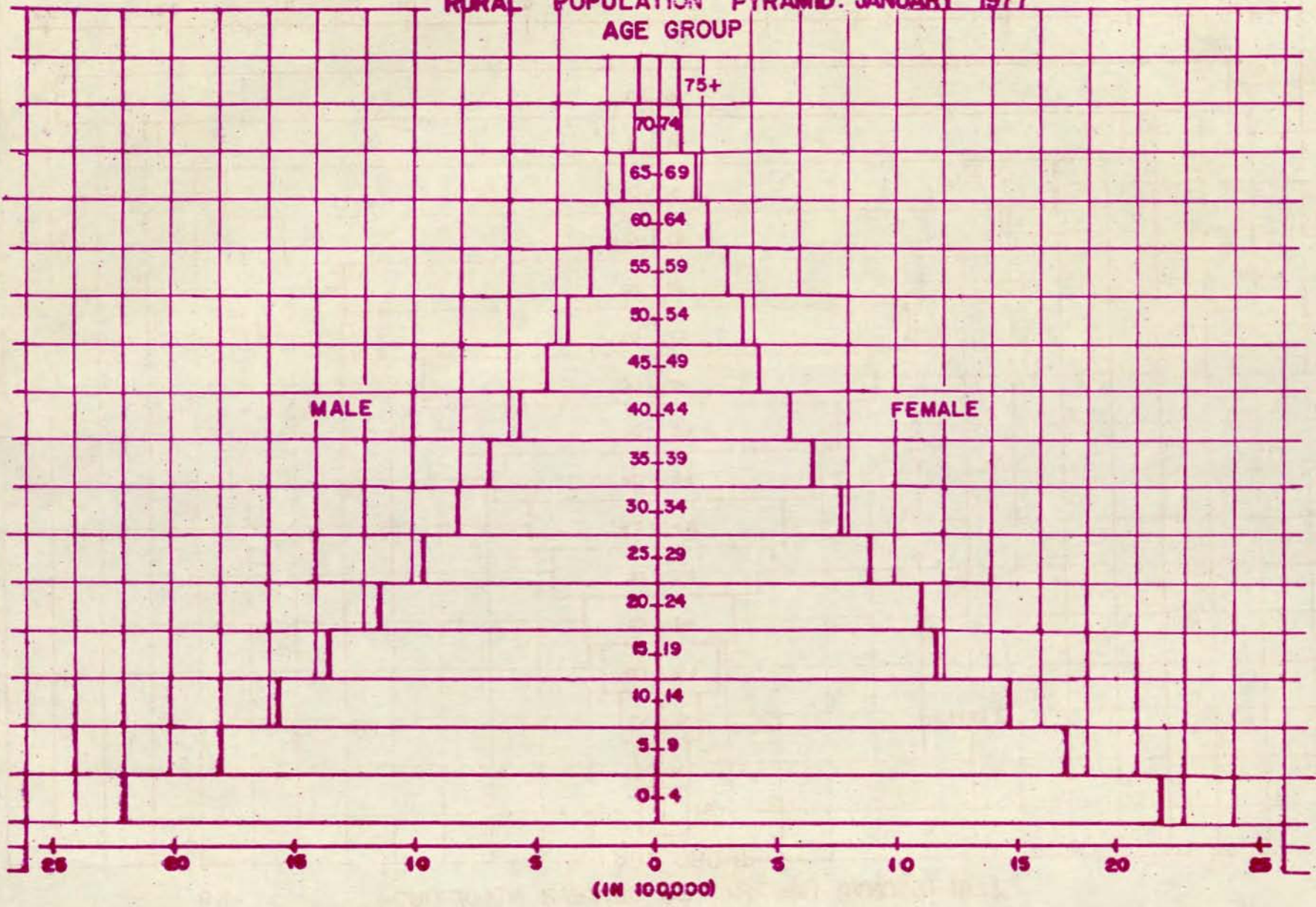


17

# RURAL POPULATION PYRAMID: JANUARY 1977

AGE GROUP

18

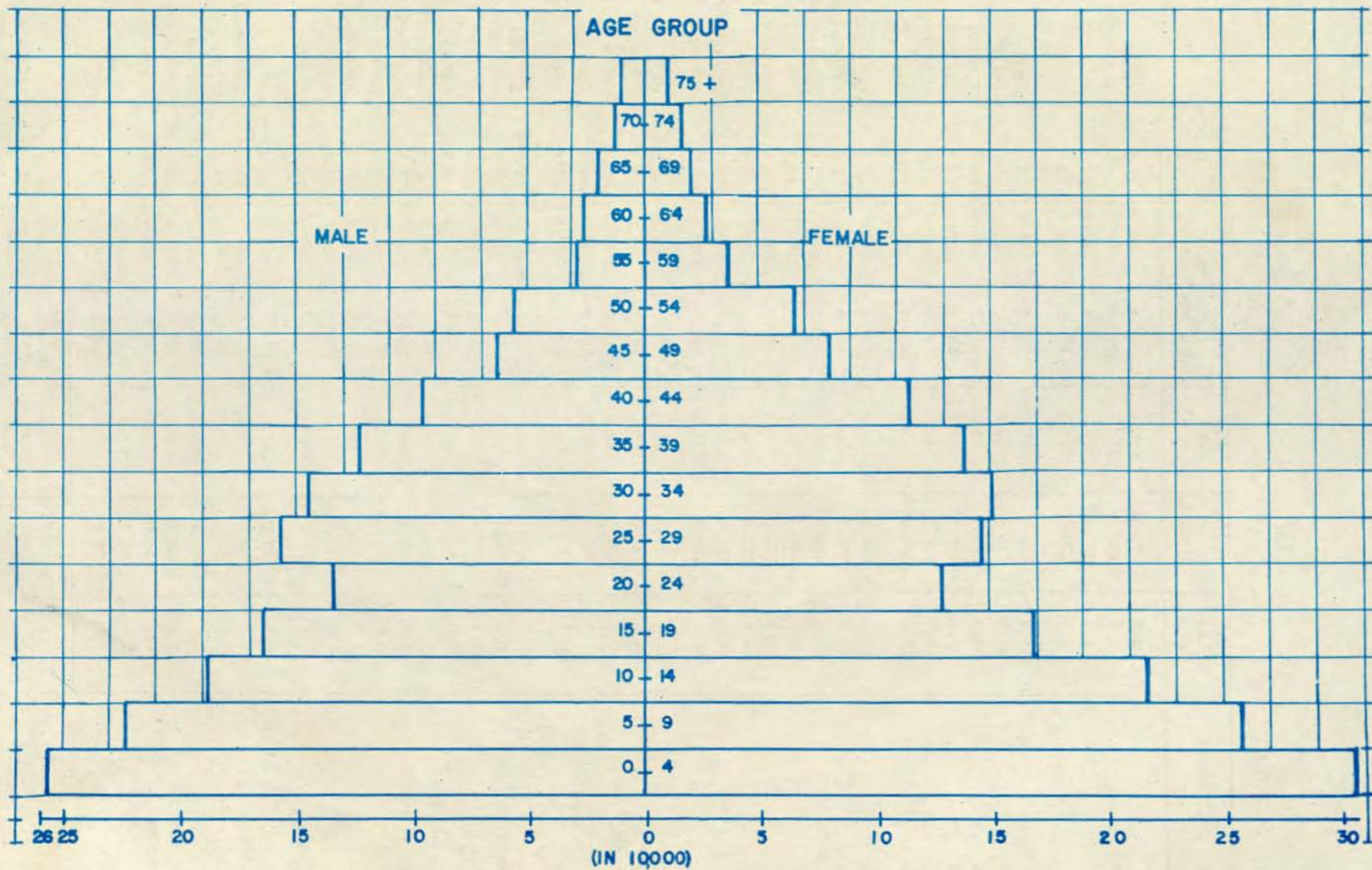


MALE

FEMALE

(IN 10,000)

B 4- URBAN POPULATION PYRAMID: JANUARY 1977



የክፍለ ሀገርና የአገራዊ ስፋት፣ የሕዝብ ብዛት ገምትና አብረደ  
 AREA, POPULATION ESTIMATE AND POPULATION DENSITY BY REGION AND AWRAJA

ሠንጠረዥ ለ.1/ሀ/ TABLE B.1 (a)

ክፍለ ሀገርና አገራዊ	ስፋት በሺ ኪሎ ሜ/ባረ	የ1965 የሕዝብ ብዛት/ቦሽ/	የ1966 የሕዝብ ብዛት/ቦሽ/	የ1967 የሕዝብ ብዛት/ቦሽ/	የ1968 የሕዝብ ብዛት/ቦሽ/	ብዛት ማተሚያ ብረ የሰረረበ 1968	
<u>አርባ</u>	24.6	963.8	986.2	1,007.2	1,032.4	42.0	ARSSI
አርባጉጉ	6.5	200.2	204.8	209.2	214.4	33.0	ARBAGUGU
ቄሳሌ	9.7	493.0	504.4	515.1	528.0	54.4	CHILALO
ጢጉ	8.4	270.6	277.0	282.9	290.0	34.5	TICHO
<u>ባሌ</u>	128.3	734.5	751.5	767.5	788.0	6.1	BALE
ደሌ	22.3	83.0	84.9	86.7	89.0	4.0	DOLLO
አሰከረ	56.3	148.3	151.7	154.9	159.0	2.8	ELKERE
መንደሩ	13.9	179.0	183.2	187.1	192.1	13.8	MENDEYO
ገናሌ	8.1	129.3	132.3	137.1	139.7	17.2	GENALE
ዋቤ	27.7	194.9	199.4	203.7	209.2	7.6	WABE
<u>ጎንደር</u>	73.4	1,720.0	1,759.9	1,797.4	1,845.7	25.1	GONDAR
ቁላጋ	16.9	132.9	136.0	138.9	142.7	8.4	CHILGA
ደብረ ታቦር	5.5	404.9	414.3	423.1	434.5	79.0	DEBRE TABOR
ገይንት	5.8	179.0	183.2	187.1	192.1	33.1	GAYINT
ጎንደር	11.7	337.5	345.3	352.7	362.1	30.9	GONDAR
ሊቦ	6.2	221.4	226.5	231.3	237.5	38.3	LIBO
ሰሜን	8.5	214.5	219.5	224.2	230.2	27.1	SEMIEN
ወገራ	18.8	229.8	235.1	240.1	246.6	13.1	WEGERA
<u>ጎም ጉፋ</u>	40.1	838.2	857.6	875.9	899.2	22.4	GAMO GOFFA
ገር ጉሳ	9.5	188.6	193.0	197.1	202.3	21.3	GARDULA
ገለበና ሐመር ባቦ	16.1	149.2	152.7	156.0	160.2	10.0	GELEB & HAMER BAKO
ጎም	4.4	243.6	249.2	254.5	261.3	59.4	GAMO
ጉፋ	10.1	256.8	262.7	268.3	275.4	27.3	GOFFA
<u>ኢርትራ</u>	117.4	2,033.2	2,080.3	2,124.7	2,181.5	18.6	ERITREA
አከለ ገዛይ	8.1	250.4	256.2	261.7	268.8	33.2	AKELEGUZAY
አ ቁር ላት	26.7	177.1	181.2	185.1	190.0	7.1	AKORDAT
ዓሰብ	25.8	67.0	68.6	70.1	72.0	2.8	ASSEB
ገሸና ቦተት	17.4	175.7	179.8	183.6	188.5	10.8	GASH & SETIT
ሐማሲን	4.4	522.1	534.2	545.6	560.2	127.3	HAMASSIEN
ከረን	4.9	206.8	211.6	216.1	221.9	45.3	KEREN
ሜሳዎ	4.8	116.7	119.4	122.0	125.2	26.1	MASSAWA
ሰህሌ	18.2	235.6	241.1	246.2	252.8	13.9	SAHEL
ሰራዩ	7.1	281.7	288.2	294.3	302.1	42.5	SERAYE
<u>ጎጃም</u>	64.5	1,707.2	1,746.8	1,784.0	1,831.8	28.4	GOJAM
አገጭ ያደር	4.7	171.5	175.5	179.3	184.1	39.2	AGEW MEDER
ባሕር ዳር	7.7	354.3	362.5	370.2	380.1	49.4	BAHIR DAR
ቢጥና	2.6	198.9	203.5	207.8	213.4	82.1	BICHENA
ቀላ-ደጋ ሳዎት	7.9	346.2	354.2	361.8	371.5	47.0	KOLA-DAGA DAMOT
ደብረ ማር ቀስ	5.4	340.3	348.2	355.6	365.1	67.6	DEBRE MARKOS
መተከል	32.2	101.5	103.9	106.1	109.0	3.4	METEKEL
ሞገ	3.9	194.5	199.0	203.2	208.6	53.5	MOTTA
	AREA ( '000KM <sup>2</sup> )	1973 POPULA- TION ( '000 )	1974 POPULA- TION ( '000 )	1975 POPULA- TION ( '000 )	1976 POPULA- TION ( '000 )	DENSITY 1976	REGION & AWRAJA

የክፍለ ሀገርና የአወራጃ ስፋት፣ የህዝብ ብዛት ገምገማና ስፋት  
 AREA, POPULATION ESTIMATE AND POPULATION DENSITY BY REGION AND AWRAJA

ሠገጠኒዥ ለ.1/ሀ//የጠለ/

TABLE B.(a)

ክፍለ ሀገርና አወራጃ	ስፋት በሺ ኪሜ ግ/ካሬ	የ1965 የህዝብ ብዛት/በሺ	የ1966 የህዝብ ብዛት/በሺ	የ1967 የህዝብ ብዛት/በሺ	የ1968 የህዝብ ብዛት/በሺ	ብዛት ላይ በሺ የስፋት 1968	
ሐረርገ	254.8	2,617.6	2,678.3	2,735.2	2,808.7	11.0	HARARGE
ሐረር ዙርያ	5.1	302.3	309.3	315.9	324.4	63.6	HARAR ZURIA
ሠርሠር አገልግ ጋራ ጉራጉ	25.3	381.5	390.3	398.6	409.3	16.2	CHERCHEER, ADAL & GARA GURACH
ወበራ	3.9	150.5	153.9	157.2	161.4	41.4	WEBERA
ጋራውላታ	9.6	205.0	209.8	214.2	220.0	22.9	GARAMULETA
ሀበር	26.4	252.6	258.5	264.0	271.0	10.3	HABRO
ገርሰጦ	7.6	128.8	131.7	134.5	138.2	18.2	GURSUM
ደረሳዩ ሲባና ገርገራ	22.2	282.6	289.2	295.3	303.3	13.7	DIREDAWA, ISSA & GURGURA
ጅጅጋ	15.8	223.6	228.8	233.7	240.0	15.2	JIJIGA
ደጋ ሀበር	16.6	309.1	316.3	323.0	331.7	20.0	DEGAHABUR
ካላና	15.4	66.2	67.7	69.2	71.0	4.6	KELAFO
ጉላ	20.0	66.2	67.7	69.2	71.0	3.5	GODIE
የብሪታኒያ	28.0	72.5	74.3	75.8	77.8	2.8	KEBRIDEHAR
ወለወለና ዋረድ	58.9	176.7	180.8	184.6	189.6	3.2	WELWEL & WARDER
<u>ሲህባቦር</u>	50.8	677.1	692.6	707.5	726.4	14.3	<u>ILLUBABOR</u>
ቡና ባላሌ	5.0	267.5	273.6	279.5	287.0	57.4	BUNO BEDELE
ጋምቤላ	25.6	86.2	88.2	90.1	92.5	3.6	GAMBELLA
ጎራ	7.3	100.6	102.9	105.1	107.9	14.8	GORE
ቆጋ	9.3	54.6	55.9	57.1	58.6	6.3	MOTCHA
ቦርና ገባ	3.6	168.2	172.0	175.7	180.4	50.1	SORE & GEBE
<u>ቂፋ</u>	53.0	1,352.8	1,384.2	1,413.7	1,451.6	27.4	<u>KEFFA</u>
ገጫ	7.2	57.0	58.3	59.5	61.1	8.5	GIMIRA
ጅግ	9.4	426.8	436.7	446.0	458.0	48.7	JIMMA
ቡሩ	7.1	238.4	243.9	249.1	255.8	36.0	KEFFA
ኩላ ኩላታ	6.4	170.7	174.7	178.4	183.2	28.6	KULO KONTA
ሊሙ	7.0	319.1	326.5	333.5	342.4	48.9	LIMU
ማጃና ጉላጃ	15.9	140.8	144.1	147.2	151.1	9.5	MAJI & GOLDIA
<u>ሸዎ</u>	85.5	5,267.7	5,418.3	5,565.4	5,714.8	66.8	<u>SHOA</u>
ሠባና ጉራገ	8.8	753.1	770.6	787.0	803.4	91.3	CHEBO & GURAGE
ሐይቶና ቡታገራ	10.9	519.4	531.1	542.4	553.6	50.8	HAIKOCH & BUTAJIRA
ጅባትና ጫ	11.1	601.0	614.9	628.0	640.9	57.7	JIBAT & MECHA
ከቆባታና ሐላያ	4.4	652.1	667.2	681.4	695.6	158.1	KEMBATA & HADIA
መናገሻ	7.0	409.2	418.7	427.6	436.4	62.3	MENAGESHA
መርሐበት	4.6	170.1	174.1	177.8	181.5	39.4	MERRHABETE
ባላሌ	6.6	296.2	303.1	309.6	316.0	47.9	SELALE
ተገለትና ቡላጋ	10.6	372.0	380.6	388.7	396.8	37.4	TEGULET & BULGA
የረርና ከረዩ	7.8	325.9	333.5	340.6	347.8	44.6	YERER & KEREYU
ጠገና ገሸ	3.4	127.8	130.8	133.6	136.3	40.1	MENZ & GISHE
ዕሩትና ገጠጋ	10.1	149.6	153.1	156.4	159.6	15.8	YIFAT & TIMUGA
11 አወራጃዎች	85.3	4,376.2	4,477.7	4,573.1	4,667.8	54.7	11 AWRAJAS
አዲስ አበባ	0.2	891.5	940.6	992.3	1,046.9	5,234.5	ADDIS ABABA
<u>ሲዳሞ</u>	116.7	2,351.3	2,405.8	2,457.1	2,522.9	21.6	<u>SIDAMO</u>
ላረር	24.3	62.9	64.4	65.8	67.6	2.8	ARERO
ቦረና	65.3	131.4	134.5	137.4	141.0	2.2	BORENA
ገላሌ	5.8	402.1	411.4	420.2	431.4	74.4	GEDIEO
ጅግጅግ	12.0	341.6	349.5	357.0	366.6	30.5	JEMJEM
ሲዳሞ	5.9	715.7	732.3	747.9	768.0	130.2	SIDAMA
ወላይታ	3.4	697.4	713.6	728.8	748.3	220.1	WOLAYTA
	AREA ( '000KM <sup>2</sup> )	1973 POPULA- TION ( '000 )	1974 POPULA- TION ( '000 )	1975 POPULA- TION ( '000 )	1976 POPULA- TION ( '000 )	DENSITY 1976	REGION & AWRAJA

የክፍለ ሀገርና የአውራጃ ቦታ፣ የሕዝብ ብዛት ገምገማና አባረረር  
 AREA, POPULATION ESTIMATE AND POPULATION DENSITY BY REGION AND AWRAJA

ሠንጠረዥ ለ.1 / ሀ// የጠለ/

TABLE B.1 (a) (Contd.)

ክፍለ ሀገርና አውራጃ	ቦታ በሺ ኪሜ ዓ/ካሬ	የ1965 የሕዝብ ብዛት/በሺ/	የ1966 የሕዝብ ብዛት/በሺ/	የ1967 የሕዝብ ብዛት/በሺ/	የ1968 የሕዝብ ብዛት/በሺ/	በኪሜ ላይ ብረ የሰፈረው 1968	
<u>ተገራይ</u>	65.7	1,810.5	1,852.5	1,892.0	1,942.8	29.6	<u>TIGRAY</u>
ዓድዋ	3.3	375.5	384.2	392.4	403.0	122.1	ADWA
ዓገዳ	3.8	259.1	265.1	270.8	278.0	73.2	AGAME
አከሎ	4.2	230.2	235.5	240.5	246.9	58.8	AXUM
አገደር ታ	18.6	265.4	271.6	277.4	284.8	15.3	ENDERTA
ሁለት አውሳሳሉ	13.4	162.2	166.0	169.5	174.1	13.0	HULET AWLAELO
ራዖና አዘቦ	9.2	98.3	100.6	102.7	105.5	11.5	RAYA & AZEBO
ሸረ	8.0	210.7	215.6	220.2	226.1	28.3	SHIRE
ተምባገ	5.2	209.0	213.9	218.5	224.4	43.1	TEMBIEN
<u>ወለገ</u>	69.8	1,691.8	1,731.0	1,767.9	1,815.1	26.0	<u>WELLEGA</u>
አርቺ	3.6	139.1	142.3	145.3	149.2	41.4	ARJO
አቦባ	15.2	156.2	159.8	163.2	167.5	11.0	ASSOSSA
ገምቢ	16.5	575.4	588.8	601.4	617.5	37.4	GHIMBI
ሀር ገዳረ	17.4	238.6	244.1	249.3	255.9	14.7	HORO GUDRU
ክለም	10.6	322.3	329.8	336.8	345.8	32.6	KELEM
ነጭ ተ	6.5	260.2	266.2	271.9	279.2	43.0	NEKEMTE
<u>ወሎ</u>	79.0	2,187.3	2,238.0	2,285.7	2,346.7	29.7	<u>WOLLO</u>
አምባበላ	6.4	257.4	263.4	269.0	276.2	43.2	AMBASSEL
አውባ	27.8	96.4	98.7	100.8	103.3	3.7	AWSSA
ቦረና	5.8	305.7	312.8	319.5	328.0	56.6	BORENA
ደቡ ሐሪያ	1.5	200.4	205.0	209.4	215.0	143.3	DESSIE ZURIA
ያሉ	1.4	143.5	146.5	149.9	153.9	109.9	KALLU
ራዖና ቀብ	9.6	65.7	67.2	68.6	70.5	7.3	RAYA & KOBO
ሳቦታ	6.0	257.2	263.2	268.8	276.0	46.0	LASTA
ዋደሳ ደሳለታ	3.0	172.6	176.6	180.4	185.3	61.8	WADLA DELANTA
ዋገ	7.2	168.4	172.3	176.0	180.7	25.1	WAG
ወረ ሕት	4.1	223.5	228.7	233.6	239.8	58.5	WEREHIMENU
ወረሊሉ	2.5	130.1	133.1	135.9	139.6	55.8	WEREILU
የጁ	3.7	166.3	170.2	173.8	178.4	48.2	YEJU
ክፍለ ሀገራት ሁሉ	1,223.6	25,953.0	26,583.0	27,181.2	27,907.7	22.8	ALL REGIONS
	AREA ( '000KM <sup>2</sup> )	1973 POPULA- TION	1974 POPULA- TION	1975 POPULA- TION	1976 POPULA- TION	DENSITY 1976	REGION & AWRAJA

ጸንገኛ፣ በአክሱል ሀገርና አውራጃ ጠቅላይ ቦታ ለራሽ የተገኘውን ከሊት የሌያ የካርታ ሥራ ድርጅት ነው።

Source: Area data by regions and awrajas is obtained from Ethiopian Mapping Agency.

የክፍለ ሀገርና የአውራጃ ስፋት፣ የሕዝብ ብዛት ገምገማና አስፈላጊ  
 AREA, POPULATION ESTIMATE AND POPULATION DENSITY BY REGION AND AWRAJA

ሠገጠረዥ ለ.1/ለ/ TABLE B.1(b)

ክፍለ ሀገርና አውራጃ	ስፋት በሺ ኪሜ ግ/ካሬ	የ1966 የሕዝብ ብዛት/በሺ/	የ1967 የሕዝብ ብዛት/በሺ/	የ1968 የሕዝብ ብዛት/በሺ/	የ1969 የሕዝብ ብዛት/በሺ/	ብዛት ግጥም ገረ የሰፈረው 1969	
<u>አርቢ</u>	24.6	986.2	1,007.2	1,032.4	1,058.2	43.0	<u>ARSSI</u>
አርባጉጉ	6.5	204.8	209.2	214.4	219.8	33.8	ARBAGUGU
ቁሳሉ	9.7	504.4	515.1	528.0	541.2	55.8	CHILALO
ጢጉ	8.4	277.0	282.9	290.0	297.2	35.4	TICHO
<u>ባሌ</u>	128.3	751.5	767.5	788.0	809.5	6.3	<u>BALE</u>
ደሉ	22.3	84.9	86.7	89.0	91.4	4.1	DOLLO
አሳከረ	56.3	151.7	154.9	159.0	163.2	2.9	ELKERE
መንደሩ	13.9	183.2	187.1	192.1	197.1	14.2	MENDEYO
ገናሌ	8.1	132.3	135.1	139.7	143.1	17.7	GENALE
ዋቤ	27.7	199.4	203.7	209.2	214.7	7.8	WABE
<u>ጎንደር</u>	73.4	1,759.9	1,797.4	1,845.7	1,893.9	25.8	<u>GONDAR</u>
ቁሳጋ	16.9	136.0	138.9	142.7	146.4	8.7	CHILGA
ደብረ ታቦር	5.5	414.3	428.1	434.5	445.9	81.1	DEBRE TABOR
ጋይንት	5.8	183.2	187.1	192.1	197.1	34.0	GAYINT
ጎንደር	11.7	345.3	352.7	362.1	371.6	31.8	GONDAR
ሊቦ	6.2	226.5	231.3	237.5	243.7	39.3	LIBO
ሰሜን	8.5	219.5	224.2	230.2	236.2	27.8	SEMIEN
ወገራ	18.8	235.1	240.1	246.6	253.0	13.5	WEGERA
<u>ጎም ጉፋ</u>	40.1	857.6	875.9	899.2	922.7	23.0	<u>GAMO GOFFA</u>
ጋር ጥገ	9.5	193.0	197.1	202.3	207.6	21.8	GARDULA
ገላሰና ሐመር ባከ	16.1	152.7	156.0	160.2	164.4	10.2	GELEB & HAMER BAKO
ጎም	4.4	249.2	254.5	261.3	268.1	60.9	GAMO
ጉፋ	10.1	262.7	268.3	275.4	282.6	28.0	GOFFA
<u>ክርያት</u>	117.4	2,080.3	2,124.7	2,181.5	2,238.5	19.1	<u>ERITREA</u>
አክላገዛይ	8.1	256.2	261.7	268.8	275.8	34.0	AKELEGUZAY
አብረ ጎት	26.7	181.2	185.1	190.0	195.0	7.3	AKORDAT
ዓሰብ	25.8	68.6	70.1	72.0	73.9	2.9	ASSEB
ጋሽና ሰተት	17.4	179.8	183.6	188.5	193.4	11.1	GASH & SETIT
ሐማሰን	4.4	534.2	545.6	560.2	574.8	130.6	HAMASSIEN
ክረን	4.9	211.6	216.1	221.9	227.7	46.5	KEREN
ሥላሳ	4.8	119.4	122.0	125.2	128.5	26.8	MASSAWA
ሰላሌ	18.2	241.1	246.2	252.8	259.4	14.2	SAHEL
ሰራዩ	7.1	288.2	294.3	302.1	310.0	43.7	SERAYE
<u>ጎጃም</u>	64.5	1,746.8	1,784.0	1,831.8	1,879.7	29.1	<u>GOJJAM</u>
አገው ሥደር	4.7	175.5	179.3	184.1	188.9	40.2	AGEW MIDER
ባሕር ጎር	7.7	362.5	370.2	380.1	390.0	50.6	BAHIR DAR
ቢሻን	2.6	203.5	207.8	213.4	219.0	84.2	BICHENA
ቆላ-ደጋ ጎም	7.9	354.2	361.8	371.5	381.2	48.2	KOLA-DEGA DAMOT
ደብረ ግር ጎም	5.4	348.2	355.6	365.1	374.6	69.4	DEBRE MARKOS
ሙተከል	32.2	103.9	106.1	109.0	111.9	3.5	METEKEL
ሞታ	3.9	199.0	203.2	208.6	214.1	54.9	MOTTA
	AREA ( '000 KM <sup>2</sup> )	1974 POPULA- TION ( '000 )	1975 POPULA- TION ( '000 )	1976 POPULA- TION ( '000 )	1977 POPULA- TION ( '000 )	DENSITY 1977	REGION & AWRAJA

የክፍለ ሀገርና የአጭራ ስፋት፣ የሕዝብ ብዛት ገምትና ስፋት  
 AREA, POPULATION ESTIMATE AND POPULATION DENSITY BY REGION AND AWRAJA

ሠንጠረዥ ለ.1/ለ// የጥቅም/ TABLE B.1 (b) (Contd.)

ክፍለ ሀገርና አጭራ	ስፋት በሺ ኪሎ ሜ/ካሬ	የ1966 የሕዝብ ብዛት/በሺ/	የ1967 የሕዝብ ብዛት/በሺ/	የ1968 የሕዝብ ብዛት/በሺ/	የ1969 የሕዝብ ብዛት/በሺ/	በኪሎ ሜትር ካሬ የሰፈራ 1969	
ሐረርገ	254.8	2,678.3	2,735.2	2,808.7	2,882.2	11.3	HARARGE
ሐረር ዙሪያ	5.1	309.3	315.9	324.4	332.8	65.3	HARAR ZURIA
ጠርጠር አካላት ጋራ ጉራቻ	25.3	390.3	398.6	409.3	420.0	16.6	CHERCHEER ADAL AND GARAGURACHA
ወበራ	3.9	153.9	157.2	161.4	165.7	42.5	WEBERA
ጋራ ጠላታ	9.6	209.8	214.2	220.0	225.8	23.5	GARA MULETA
ሀብር	26.4	258.5	264.0	271.0	278.1	10.5	HABRO
ገርሎ	7.6	131.7	134.5	138.2	141.8	18.7	GURSUM
ድረ-ጎዳ ሊገና ገርገራ	22.2	289.2	295.3	303.3	311.2	14.0	DIRE DAWA, ISA AND GURGURA
ጅጅጋ	15.8	228.8	233.7	240.0	246.2	15.6	JIJIGA
ደጋሀብር	16.6	316.3	323.0	331.7	340.3	20.5	DEGAHABUR
የላኖ	15.4	67.7	69.2	71.0	72.9	4.7	KELAFO
ጌላ	20.0	67.7	69.2	71.0	72.9	3.6	GODIE
የብሪደሐር	28.0	74.3	75.8	77.8	80.0	2.9	KEBRIDEHAR
ወለወለና ዋርዳር	58.9	180.8	184.6	189.6	194.5	3.3	WELWEL AND WARDER
ሊሊባቦር	50.8	692.6	707.5	726.4	745.4	14.7	ILLUBABOR
ቡና በይላ	5.0	273.6	279.5	287.0	294.5	58.9	BUNO BEDELE
ጋምባላ	25.6	88.2	90.1	92.5	94.9	3.7	GAMBELLA
ጌራ	7.3	102.9	105.1	107.9	110.8	15.2	GORE
ሞቻ	9.3	55.9	57.1	58.6	60.1	6.5	MOTCHA
ሶርና ገባ	3.6	172.0	175.7	180.4	185.1	51.4	SORE AND GEBE
ቦፊ	53.0	1,384.2	1,413.7	1,451.6	1,489.7	28.1	KEFFA
ጊሜራ	7.2	58.3	59.5	61.1	62.7	8.7	GIMIRA
ጅላ	9.4	436.7	446.0	458.0	470.0	50.0	JIMMA
ቦፊ	7.1	243.9	249.1	255.8	262.5	37.0	KEFFA
ኩሎ ኮንታ	6.4	174.7	178.4	183.2	188.0	29.4	KULO KONTA
ሊሙ	7.0	326.5	333.5	342.4	351.4	50.2	LIMU
ማጃና ገላጌያ	15.9	144.1	147.2	151.1	155.1	9.8	MAJI AND GOLDIA
ሸዋ	85.5	5,418.3	5,565.4	5,714.8	5,864.0	68.6	SHOA
ጃቦና ጌጌ	8.8	770.6	787.0	803.4	819.2	93.1	CHEBO AND GURAGE
ሐይቶና ቡታገራ	10.9	531.1	542.4	553.6	564.5	51.8	HAIKOCH AND BUTAJIRA
ጅባትና ማዛ	11.1	614.9	628.0	640.9	653.5	58.9	JIBAT AND MECHA
ከምባታና ሐጌያ	4.4	667.2	681.4	695.6	709.2	161.2	KENBATA AND HADIA
ጠና ገሻ	7.0	418.7	427.6	436.4	445.0	63.6	MENAGESHA
ጠርሐቦት	4.6	174.1	177.8	181.5	185.1	40.2	MERHABETE
ቦሳሌ	6.6	303.1	309.6	316.0	322.0	48.8	SELALE
ተገላትና ቡልጋ	10.6	380.6	388.7	396.8	404.6	38.2	TEGULET AND BULGA
የረርና ከረዳ	7.8	333.5	340.6	347.8	354.6	45.5	YERER AND KEREYU
ጠንዝና ገሻ	3.4	130.8	133.6	136.3	139.0	40.9	MENZ AND GISHE
ይፋትና ተሙጋ	10.1	153.1	156.4	159.6	162.7	16.1	YIFAT AND TIMUGA
11 አጭራ ግምት	85.3	4,477.7	4,573.1	4,667.8	4,759.5	55.8	11 AWRAJAS
አዳባ ለባባ	0.2	940.6	992.3	1,046.9	1,104.5	5,522.5	ADDIS ABABA
ሲዳሞ	116.7	2,405.8	2,457.1	2,522.9	2,589.0	22.2	SIDAMO
አረር	24.3	64.4	65.8	67.6	69.4	2.8	ARERO
ቦረና	65.3	134.5	137.4	141.0	144.7	2.2	BORENA
ገላሳ	5.8	411.4	420.2	431.4	442.7	76.3	GEDIEO
ጅጃጅ	12.0	349.5	357.0	366.6	376.2	31.3	JEMJEM
ሲዳሞ	5.9	732.3	747.9	768.0	788.1	133.6	SIDAMA
ወላይታ	3.4	713.6	728.8	748.3	767.9	225.8	WOLAYTA
	AREA '000 KM <sup>2</sup> )	1974 POPULA- TION ( '000)	1975 POPULA- TION ( '000)	1976 POPULA- TION ( '000)	1977 POPULA- TION ( '000)	DENSITY 1977	REGION & AWRAJA

የክፍለ ሀገርና የአጭራ ስፋት፣ የሕዝብ ብዛት ገምትና ለሰፈር  
 AREA, POPULATION ESTIMATE AND POPULATION DENSITY BY REGION AND AWRAJA

ሠንጠረዥ ለ.1 / ለ// የጠለ/ TABLE B.1 (b). (Contd.)

ክፍለ ሀገርና አጭራ	ስፋት በሺ ኪሜ ዓ/ካሬ	የ1966 የሕዝብ ብዛት/በሺ/	የ1967 የሕዝብ ብዛት/በሺ/	የ1968 የሕዝብ ብዛት/በሺ/	የ1969 የሕዝብ ብዛት/በሺ/	በኪሜ ዓተር ካሬ የሰፈረው 1969	
<u>ተገራይ</u>	65.7	1,852.5	1,892.0	1,942.8	1,993.8	30.3	<u>TIGRAY</u>
ዓድዋ	3.3	384.2	392.4	403.0	413.5	125.3	ADWA
ዓጋዳ	3.8	265.1	270.8	278.0	285.3	75.1	AGAME
አከላ	4.2	235.5	240.5	246.9	253.4	60.3	AXUM
አገደር ታ	18.6	271.6	277.4	284.8	292.3	15.7	ENDERTA
ሁለት አጫዕሉ	13.4	166.0	169.5	174.1	178.7	13.3	HULET AWLAELO
ራያና አዘቦ	9.2	100.6	102.7	105.5	108.3	11.8	RAYA & AZEBO
ሺረ	8.0	215.6	220.2	226.1	232.0	29.0	SHIRE
ተምባገ	5.2	213.9	218.5	224.4	230.3	44.3	TEMBIEN
<u>ወለጋ</u>	69.8	1,731.0	1,767.9	1,815.1	1,862.5	26.7	<u>WELLEGA</u>
አርቾ	3.6	142.3	145.3	149.2	153.1	42.5	ARJO
አቦሳ	15.2	159.8	163.2	167.5	171.9	11.3	ASOSA
ጊምቢ	16.5	588.8	601.4	617.5	633.6	38.4	GHIMBI
ሀር ገዳረ	17.4	244.1	249.3	255.9	262.6	15.1	HORO GUDRU
ቁለጥ	10.6	329.8	336.8	345.8	354.8	33.5	KELEM
ነጭ ተ	6.5	266.2	271.9	279.2	286.5	44.1	NEKEMTIE
<u>ወሎ</u>	79.0	2,238.0	2,285.7	2,346.7	2,408.0	30.5	<u>WOLLO</u>
አምባሳ	6.4	263.4	269.0	276.2	283.4	44.3	AMBASSEL
አወሳ	27.8	98.7	100.8	103.3	106.0	3.8	AWASSA
ቦረና	5.8	312.8	319.5	328.0	336.6	58.0	BORENA
ደቡ ተሬያ	1.5	205.0	209.4	215.0	220.6	147.1	DESSIE - ZURIA
ታሉ	1.4	146.8	149.9	153.9	157.9	112.8	KALU
ራያና ቀቦ	9.6	67.2	68.6	70.5	72.3	7.5	RAYA & KOBO
ሳቦታ	6.0	263.2	268.8	276.0	283.2	47.2	LASTA
የደባ ደሳገታ	3.0	176.6	180.4	185.3	190.1	63.4	WADLA DELANTA
ዋገ	7.2	172.3	176.0	180.7	185.4	25.7	WAG
ወረ ጃኑ	4.1	228.7	233.6	239.8	246.1	60.0	WEREHIMENU
ወረኪሉ	2.5	133.1	135.9	139.6	143.3	57.3	WEHEILLU
የቼ	3.7	170.2	173.8	178.4	183.1	49.5	YEJU
ጠቀሳሳ ደምር	1,223.6	26,583.0	27,181.2	27,907.7	28,637.1	23.4	GRAND TOTAL
	AREA ( '000 KM <sup>2</sup> )	1974 POPULA- TION ( '000 )	1975 POPULA- TION ( '000 )	1976 POPULA- TION ( '000 )	1977 POPULA- TION ( '000 )	DENSITY 1977	

ጭቅጫ: ስለ ክፍለ ሀገርና አጭራ የሰፈር ስፋት መረጃ የተገኘው ከኢትዮጵያ የካርታ ሥራ ደርድት ነው ።  
 Source: Area data by regions and awrajas is obtained from Ethiopian Mapping Agency.

ጠቅላላ የኢትዮጵያ ሕዝብ ብዛት በዕድሜ ወይንና በጾታ 1968 ዓ.ም  
TOTAL POPULATION OF ETHIOPIA BY AGE GROUP AND SEX, 1976

ገጠረዥ ለ.2.1/ሀ/ TABLE B.2.1 (a)

ዕድሜ	ጠቅላላ የሕዝብ ብዛት		ወገድ		ሰት		
	ቁጥር በሺህ	ቦመ ተ ሲታሰብ	ቁጥር በሺህ	ቦመ ተ ሲታሰብ	ቁጥር በሺህ	ቦመ ተ ሲታሰብ	
0 - 4	4,744.7	17.0	2,404.8	17.0	2,339.9	17.0	0 - 4
5 - 9	3,907.7	14.0	1,984.7	14.1	1,923.0	13.9	5 - 9
10 - 14	3,349.5	12.0	1,710.0	12.1	1,639.5	11.9	10 - 14
15 - 19	2,902.9	10.4	1,488.3	10.5	1,414.6	10.3	15 - 19
20 - 24	2,456.1	8.8	1,259.6	8.9	1,196.5	8.7	20 - 24
25 - 29	2,149.0	7.7	1,105.3	7.8	1,043.7	7.6	25 - 29
30 - 34	1,841.9	6.6	940.7	6.7	901.2	6.5	30 - 34
35 - 39	1,535.0	5.5	780.3	5.6	754.7	5.5	35 - 39
40 - 44	1,311.6	4.7	659.1	4.7	652.5	4.7	40 - 44
45 - 49	1,032.6	3.7	512.0	3.6	520.6	3.8	45 - 49
50 - 54	836.4	3.0	415.9	2.9	420.5	3.0	50 - 54
55 - 59	613.4	2.2	296.3	2.1	317.1	2.3	55 - 59
60 - 64	475.0	1.7	227.2	1.6	247.8	1.8	60 - 64
65 - 69	334.2	1.2	155.2	1.1	179.0	1.3	65 - 69
70 - 74	227.7	0.8	98.8	0.7	123.9	0.9	70 - 74
75 እና በላይ	194.9	0.7	84.7	0.6	110.2	0.8	75 +
<b>ድምር</b>	<b>27,907.6</b>	<b>100.0</b>	<b>14,122.9</b>	<b>100.0</b>	<b>13,784.7</b>	<b>100.0</b>	<b>TOTAL</b>
	NUMBER IN ('000)	PERCENT	NUMBER IN ('000)	PERCENT	NUMBER IN ('000)	PERCENT	AGE
	BOTH SEXES		MALE		FEMALE		

የገጠር ነዋሪ የኢትዮጵያ ሕዝብ ብዛት በዕድሜ ወይንና በጾታ 1968 ዓ.ም  
RURAL POPULATION OF ETHIOPIA BY AGE GROUP AND SEX, 1976

ሠገጠረዥ ለ.2.2 /ሀ/ TABLE B.2.2 (a)

ዕድሜ	ጠቅላላ የሕዝብ ብዛት		ወገድ		ሰት		
	ቁጥር በሺህ	ቦመ ተ ሲታሰብ	ቁጥር በሺህ	ቦመ ተ ሲታሰብ	ቁጥር በሺህ	ቦመ ተ ሲታሰብ	
0 - 4	4,216.9	17.2	2,163.8	17.3	2,053.1	17.1	0 - 4
5 - 9	3,457.2	14.1	1,776.1	14.2	1,681.1	14.0	5 - 9
10 - 14	2,991.5	12.2	1,538.5	12.3	1,453.0	12.1	10 - 14
15 - 19	2,574.7	10.5	1,325.9	10.6	1,248.8	10.4	15 - 19
20 - 24	2,206.2	9.0	1,125.6	9.0	1,080.6	9.0	20 - 24
25 - 29	1,827.0	7.5	950.5	7.6	876.5	7.3	25 - 29
30 - 34	1,556.8	6.4	800.4	6.4	756.3	6.3	30 - 34
35 - 39	1,311.6	5.4	675.4	5.4	636.4	5.3	35 - 39
40 - 44	1,103.0	4.5	562.7	4.5	540.3	4.5	40 - 44
45 - 49	870.4	3.6	450.2	3.6	420.2	3.5	45 - 49
50 - 54	722.1	2.9	362.3	2.9	359.8	3.0	50 - 54
55 - 59	574.6	2.3	274.8	2.2	299.8	2.5	55 - 59
60 - 64	427.8	1.7	199.9	1.6	227.9	1.9	60 - 64
65 - 69	305.3	1.2	137.4	1.1	167.9	1.4	65 - 69
70 - 74	195.3	0.8	87.4	0.7	107.9	0.9	70 - 74
75 እና በላይ	170.9	0.7	75.0	0.6	95.9	0.8	75 +
<b>ድምር</b>	<b>24,511.5</b>	<b>100.0</b>	<b>12,505.9</b>	<b>100.0</b>	<b>12,005.6</b>	<b>100.0</b>	<b>TOTAL</b>
	NUMBER IN ('000)	PERCENT	NUMBER IN ('000)	PERCENT	NUMBER IN ('000)	PERCENT	AGE
	BOTH SEXES		MALE		FEMALE		

የከተማው ነዋሪ የሊት የጾታ ሕዝብ ብዛት በዕድሜ መደብና በጾታ 1968 ዓ.ም  
 URBAN POPULATION OF ETHIOPIA BY AGE GROUP AND SEX, 1976

ሀገራዊ ለ.2.3 / U /

TABLE B.2.3 (a)

ዕድሜ	ጠቅላላ የሕዝብ ብዛት		ወንድ		ሴት		AGE
	ቁጥር በ ሺህ	ቦመ ተ ሲታሰብ	ቁጥር በ ሺህ	ቦመ ተ ሲታሰብ	ቁጥር በ ሺህ	ቦመ ተ ሲታሰብ	
	NUMBER IN('000)	PERCENT	NUMBER IN('000)	PERCENT	NUMBER IN('000)	PERCENT	
	BOTH SEXES		MALE		FEMALE		
0 - 4	534.2	15.7	244.2	15.1	290.0	16.3	0 - 4
5 - 9	453.9	13.4	210.2	13.0	243.7	13.7	5 - 9
10 - 14	382.5	11.3	177.9	11.0	204.6	11.5	10 - 14
15 - 19	313.5	9.2	155.2	9.6	158.3	8.9	15 - 19
20 - 24	248.7	7.3	127.7	7.9	121.0	6.8	20 - 24
25 - 29	285.8	8.4	148.8	9.2	137.0	7.7	25 - 29
30 - 34	279.7	8.2	137.4	8.5	142.3	8.0	30 - 34
35 - 39	246.3	7.3	116.4	7.2	129.9	7.3	35 - 39
40 - 44	200.7	5.9	92.2	5.7	108.5	6.1	40 - 44
45 - 49	134.5	4.0	59.8	3.7	74.7	4.2	45 - 49
50 - 54	113.9	3.4	53.4	3.3	60.5	3.4	50 - 54
55 - 59	63.1	1.8	27.5	1.7	35.6	2.0	55 - 59
60 - 64	52.6	1.5	25.9	1.6	26.7	1.5	60 - 64
65 - 69	38.4	1.1	18.8	1.2	19.6	1.1	65 - 69
70 - 74	27.9	0.8	11.9	0.7	16.0	0.9	70 - 74
75 እና በላይ ደምር	20.4	0.6	9.7	0.6	10.7	0.6	75 +
	3,396.1	100.0	1,617.0	100.0	1,779.1	100.0	TOTAL

ግስታዎች - ከሁለተኛው ዙር የሕዝብ ብዛት የሕዝብ ብዛት ጥናት የተገኘው የሕዝብ ብዛት ከመጀመሪያው ዙር የሕዝብ ብዛት ጥናት ከተገኘው ዙር ያለ ነው። ሆኖም ሁለተኛው ዙር ከመጀመሪያው ዙር በተሻለ ታዩ የተሠራ ስለሆነ ከዚያ የተገኘ መረጃ በበለጠ እንደሚያስተማሩን ታምናለን። በዚህ መጻፍት የሕዝብ ብዛት የሚያመለክት መረጃ ሁሉ በሁለተኛው ዙር ጥናት በተገኘው ውጤት ተተክቷል።

Note- The National Sample Survey second round (N.S.S. II 1969-71) resulted in population estimate for Ethiopia which is lower than the estimate from National Sample Survey first round (N.S.S.I 1964-67). The N.S.S. II was better designed and executed survey than the N.S.S.I, hence, it is believed that the resulting data are more reliable. In this issue of the Abstract population estimates from N.S.S. I have been replaced with those of N.S.S. II.

ጠቅላላ የሊት የጾታ የሕዝብ ብዛት በዕድሜ መደብና በጾታ፣ 1969 ዓ.ም  
 TOTAL POPULATION OF ETHIOPIA BY AGE GROUP AND SEX, 1977

ሠገጠረዥ ለ.2.1/ለ/ TABLE B.2.1 (b)

ዕድሜ	ጠቅላላ የሕዝብ ብዛት		ወገድ		ሰት		
	ቁጥር በሺህ	ቦመ ተ ሲታሰብ	ቁጥር በሺህ	ቦመ ተ ሲታሰብ	ቁጥር በሺህ	ቦመ ተ ሲታሰብ	
0 - 4	4,869.1	17.0	2,467.8	17.1	2,401.3	17.0	0 - 4
5 - 9	4,010.3	14.0	2,036.7	14.1	1,973.3	14.0	5 - 9
10 - 14	3,437.1	12.0	1,754.7	12.2	1,682.4	11.9	10 - 14
15 - 19	2,978.6	10.4	1,527.1	10.5	1,451.5	10.2	15 - 19
20 - 24	2,520.2	8.8	1,292.5	8.9	1,227.7	8.6	20 - 24
25 - 29	2,205.0	7.7	1,134.1	7.8	1,070.9	7.5	25 - 29
30 - 34	1,890.0	6.6	965.2	6.6	924.8	6.5	30 - 34
35 - 39	1,575.1	5.5	800.7	5.6	774.4	5.6	35 - 39
40 - 44	1,345.9	4.7	676.3	4.6	669.6	4.7	40 - 44
45 - 49	1,059.6	3.7	525.4	3.6	534.2	3.8	45 - 49
50 - 54	858.3	3.0	426.8	2.9	431.5	3.0	50 - 54
55 - 59	629.4	2.2	304.1	2.1	325.3	2.4	55 - 59
60 - 64	486.3	1.7	232.0	1.6	254.2	1.8	60 - 64
65 - 69	343.3	1.2	159.6	1.1	183.7	1.3	65 - 69
70 - 74	228.9	0.8	101.7	0.7	127.2	0.9	70 - 74
75 እና በላይ	200.3	0.7	87.2	0.6	113.1	0.8	75 & OVER
ድምር	28,637.1	100.0	14,492.0	100.0	14,145.1	100.0	TOTAL
	NUMBER IN('000)	PERCENT	NUMBER IN('000)	PERCENT	NUMBER (IN'000)	PERCENT	AGE
	BOTH SEXES		MALE		FEMALE		

የገጠር ነዋሪ የሊት የጾታ የሕዝብ ብዛት በዕድሜ መደብና በጾታ፣ 1969 ዓ.ም  
 RURAL POPULATION OF ETHIOPIA BY AGE GROUP AND SEX, 1977

ሠገጠረዥ ለ.2.2 TABLE B.2.2 (b)

ዕድሜ	ጠቅላላ የሕዝብ ብዛት		ወገድ		ሰት		
	ቁጥር በሺህ	ቦመ ተ ሲታሰብ	ቁጥር በሺህ	ቦመ ተ ሲታሰብ	ቁጥር በሺህ	ቦመ ተ ሲታሰብ	
0 - 4	4,309.2	17.2	2,211.8	17.3	2,097.4	17.1	0 - 4
5 - 9	3,532.8	14.1	1,815.6	14.2	1,717.2	14.0	5 - 9
10 - 14	3,056.8	12.2	1,572.6	12.3	1,484.2	12.1	10 - 14
15 - 19	2,630.7	10.5	1,355.1	10.6	1,275.6	10.4	15 - 19
20 - 24	2,254.3	9.0	1,150.5	9.0	1,103.8	9.0	20 - 24
25 - 29	1,866.7	7.4	971.5	7.6	895.2	7.3	25 - 29
30 - 34	1,590.7	6.4	818.1	6.4	772.6	6.3	30 - 34
35 - 39	1,340.4	5.4	690.3	5.4	650.1	5.3	35 - 39
40 - 44	1,127.0	4.5	575.2	4.5	551.8	4.5	40 - 44
45 - 49	889.4	3.6	460.2	3.6	429.2	3.5	45 - 49
50 - 54	737.8	2.9	370.3	2.9	367.5	3.0	50 - 54
55 - 59	586.4	2.3	280.9	2.2	305.5	2.5	55 - 59
60 - 64	430.3	1.7	204.3	1.6	226.0	1.9	60 - 64
65 - 69	312.0	1.3	140.5	1.1	171.5	1.4	65 - 69
70 - 74	199.6	0.8	89.4	0.7	110.2	0.9	70 - 74
75 እና በላይ	182.1	0.7	76.6	0.6	105.5	0.8	75 & OVER
ድምር	25,046.2	100.0	12,782.9	100.0	12,263.3	100.0	TOTAL
	NUMBER IN('000)	PERCENT	NUMBER IN('000)	PERCENT	NUMBER IN('000)	PERCENT	AGE
	BOTH SEXES		MALE		FEMALE		

የከተማ ነዳጅ የሊት ዩኒቨርሲቲ የሕዝብ ብዛት ምርመራ ወይንና በጾታ፡፡1969 ዓ.ም  
 URBAN POPULATION OF ETHIOPIA BY AGE GROUP AND SEX, 1977

ሠንጠረዥ ለ.2.3 /A/ TABLE B.2.3 (b)

ዕድሜ	ጠቅላላ የሕዝብ ብዛት		ወንድ		ሴት		
	ቁጥር በሺህ	ቦመት ሲታሰብ	ቁጥር በሺህ	ቦመት ሲታሰብ	ቁጥር በሺህ	ቦመት ሲታሰብ	
0 - 4	564.8	15.7	258.1	15.1	306.7	16.3	0 - 4
5 - 9	480.0	13.4	222.2	13.0	257.8	13.7	5 - 9
10 - 14	404.4	11.3	188.0	11.0	216.4	11.5	10 - 14
15 - 19	331.6	9.2	164.1	9.6	167.5	8.9	15 - 19
20 - 24	263.0	7.3	135.0	7.9	128.0	6.8	20 - 24
25 - 29	302.1	8.4	157.2	9.2	144.9	7.7	25 - 29
30 - 34	295.8	8.2	145.3	8.5	150.5	8.0	30 - 34
35 - 39	260.5	7.3	123.1	7.2	137.4	7.3	35 - 39
40 - 44	212.2	5.9	97.4	5.7	114.8	6.1	40 - 44
45 - 49	142.2	4.0	63.2	3.7	79.0	4.2	45 - 49
50 - 54	120.4	3.4	56.4	3.3	64.0	3.4	50 - 54
55 - 59	66.6	1.8	29.0	1.7	37.6	2.0	55 - 59
60 - 64	55.9	1.6	27.7	1.6	28.2	1.5	60 - 64
65 - 69	39.5	1.1	19.1	1.1	20.4	1.1	65 - 69
70 - 74	29.7	0.8	12.7	0.7	17.0	0.9	70 - 74
75 +	22.2	0.6	10.6	0.6	11.6	0.6	75 +
ድምር	3,590.9	100.0	1,709.1	100.0	1,881.8	100.0	TOTAL
	NUMBER IN ('000)	PERCENT	NUMBER IN ('000)	PERCENT	NUMBER IN ('000)	PERCENT	AGE
	BOTH SEXES		MALE		FEMALE		

ግብታዎች— ከሁለተኛው ዘርፍ የሕዝብ ብዛት የሕዝብ ብዛት ምርመራ የሕዝብ ብዛት ከመጀመሪያው ዘርፍ የሕዝብ ብዛት ምርመራ የሕዝብ ብዛት ከተለየው ዘርፍ ያለ ነው። ሆኖም ሁለተኛው ዘርፍ ዘርፍ ከመጀመሪያው ዘርፍ በተሻለ ታዳሪ የተሠራ ስለሆነ በዚያ የተገኘው ድምር በበለጠ እንደሚያስተማሩን ታምናለን። በዚህ መጻፈት የሕዝብ ብዛት የሚያመለክት መረጃ ሁሉ በሁለተኛው ዘርፍ ተገኝቶ ወጣቱ ተተክሏል።

Note- The National Sample Survey second round (N.S.S. II 1969-71) resulted in population estimate for Ethiopia which is lower than the estimate from National Sample Survey first round (N.S.S. I 1964-67). The N.S.S. II was better designed and executed survey than the N.S.S.I, hence, it is believed that the resulting data are more reliable. In this issue of the Abstract population estimates from N.S.S. I have been replaced with those of N.S.S. II.

የገጠናና የከተማ ነዳጅ የሕዝብ ብዛትና ማዕከላዊ የቤተሰብ መጠን በክፍለ ሀገር 1968  
 ESTIMATE OF RURAL AND URBAN POPULATION AND AVERAGE SIZE OF HOUSEHOLD BY REGION 1976

ሠንጠረዥ ለ.3 /U/ TABLE B.3 (a)

ክፍለ ሀገር	የሕዝብ ብዛት /በሺህ/			ከተማዎች ስኬት ስርዓት ሕዝብ ብዛት	በአጠቃላይ ቤተሰብ ማዕከላዊ ስኬት ስርዓት		
	ጠቅላላ	የገጠና ሕዝብ	የከተማ ሕዝብ		ገጠና	ከተማ	
አርባ	1,032.4	954.1	78.3	7.6	4.6	3.6	ARSSI
ባሌ	788.0	751.3	36.7	4.7	4.2	3.4	BALE
ጎንደር	1,845.7	1,690.5	155.2	8.4	4.7	3.7	GONDAR
አርቲ	2,181.5	1,631.4	550.1	25.2	-	-	ERITREA
ጋሞ ጎፍፋ	899.2	865.7	33.5	3.7	4.1	3.0	GAMO GOFFA
ጎጃም	1,831.8	1,693.2	138.6	7.6	4.8	3.3	GOJAM
ዘረርጌ	2,808.7	2,574.6	234.1	8.3	4.7	3.6	HARARGE
ሊሊቤቦር	726.4	687.8	38.6	5.5	3.7	3.4	ILLUBABOR
ክፍ	1,451.6	1,340.0	111.6	7.7	4.0	3.5	KEFA
ሸዋ	5,714.8	4,250.5	1,464.3	25.6	4.5	3.6	SHOA
ሲዳሞ	2,522.9	2,354.5	168.4	6.7	4.5	3.7	SIDAMO
ቲግራይ	1,942.8	1,788.0	154.8	8.0	4.4	3.7	TIGRAI
ወለጌ	1,815.1	1,722.5	92.6	5.1	4.5	4.0	WOLLEGA
ወሎ	2,346.7	2,207.4	139.3	5.9	4.2	3.5	WOLLO
ጆሮ	27,907.6	24,511.5	3,396.1	12.2	4.4	3.6	TOTAL
	TOTAL	RURAL	URBAN	% URBAN POPULATION IN THE REGION	RURAL	URBAN	
	POPULATION ('000)				AVERAGE NUMBER OF PERSONS PER HOUSEHOLD		

የተሰጠው የሕዝብ ብዛት ገምገማ የሆነው ዘር በግልጽ የአስተሳሰብ ጥናት ሲሆን የአርቲ ክፍለ ሀገር ገን ከሌሎች አስተዳደር ጋር ተገናኝቶ ገምገማው የሆነው ነው።

The Population Estimates are obtained from the NSS second round for all regions except for Eritrea which is based on the Ministry of Interior estimate.

የገጠናና የከተማ የሥነ ምግባር የሕዝብ ብዛትና የባሕርይ ልዩነት መጠን በክፍለ ሀገር 1969  
ESTIMATE OF RURAL AND URBAN POPULATION AND AVERAGE SIZE OF HOUSEHOLD BY REGION, 1977

ሠገጠኛ ለ.3 /ለ/ TABLE B.3 (b)

ክፍለ ሀገር	የሕዝብ ብዛት /በሺህ/			ከተማ ከከፍለ ሀገር ገን ምዕከላዊ አካል ብዛት			ክፍለ ሀገር
	ጠቅላላ	የገጠና ሕዝብ	የከተማ ሕዝብ	ከተማ ሕዝብ ብዛት ከጠቅላላ	ገጠና	ከተማ	
አርቢ	1,058.2	975.6	82.6	7.8	4.6	3.6	ARSSI
ባሌ	809.5	770.7	38.8	4.8	4.2	3.4	BALE
ጎንደር	1,893.9	1,729.6	164.3	8.7	4.7	3.7	GONDAR
ኢርትራ	2,238.5	1,653.0	585.5	26.2	-	-	ERITREA
ጋሞ ገፋ	922.7	887.2	35.5	3.8	4.1	3.0	GAMO GOFFA
ጎጃም	1,879.7	1,733.4	146.3	7.8	4.8	3.3	GOJAM
ሐረርጌ	2,882.2	2,636.8	245.4	8.5	4.7	3.6	HARARGE
ኢሊባቦር	745.4	704.2	41.2	5.5	3.7	3.4	ILLUBABOR
ክፍ	1,489.7	1,371.3	118.4	7.9	4.0	3.5	KEFA
ሸዋ	5,864.0	4,315.1	1,548.9	26.4	4.5	3.6	SHOA
ሲዳሞ	2,589.0	2,410.6	178.4	6.9	4.5	3.7	SIDAMO
ቲግራይ	1,993.8	1,831.7	162.1	8.1	4.4	3.7	TIGRAI
ወለጋ	1,862.5	1,764.7	97.8	5.3	4.5	4.0	WOLLEGA
ወሎ	2,408.0	2,262.3	145.7	6.1	4.2	3.5	WOLLO
ጭር	28,637.1	25,046.2	3,590.9	12.6	4.4	3.6	TOTAL
	TOTAL	RURAL	URBAN	% URBAN POPULATION IN THE REGION	RURAL	URBAN	REGION
	POPULATION ('000)			AVERAGE NUMBER OF PERSONS PER HOUSEHOLD			

የቀረበው የሕዝብ ብዛት ገምት ከሁለተኛው ዘር ብጩዳ የአባታታ ተኮባ ጥናት ሲሆን የኢርትራ ክፍለ ሀገር ገን ከአገር አባታታር ማህበራዊ ባለገንዘብ ገምት መሠረት ነው ::  
The Population Estimates are obtained from the NSS second round for all regions except Eritrea which is based on the Ministry of Interior estimate.

ሠለተ ሺ እና ከዚያ በላይ የዓራምያ ያለው ከተማ የሕዝብ ብዛት በጾታና በክፍለ ሀገር፣ 1968 ዓ.ም  
TOWNS WITH ESTIMATED POPULATION OF 2000 AND ABOVE BY SEX AND REGION, 1976

ሠገጠኒዝ ለ.4 /U/

TABLE B.4 (a)

ቦታዎች ቁጥር NUMBER

ክፍለ ሀገርና ከተማ	የሕዝብ ብዛት			ቦታዎች ቁጥር NUMBER
	ወንዶች	ሴቶች	ጠቅላይ	
<u>ሊርሲ</u>				
ለባባ	1,514	1,618	3,132	<u>ARSSI</u>
ለሰላ	11,189	11,461	22,650	ASASA
በቃጃ	1,515	1,744	3,259	ASSELA
ጎራ	1,872	2,013	3,885	BOKOJI
ገብባ	1,517	1,892	3,409	DERA
ሀረታ	2,907	3,246	6,153	GUBESSA
ቦረላ	3,185	2,510	5,695	HURUTA
ርቢ	2,724	3,145	5,869	KOFELE
ሲረ /ፈለገ ብርሃን/	2,587	2,879	5,466	ROBI
ጢቶ	1,714	1,839	3,553	SIRE (FELEGE BERHAN)
ተገሣሌ ብርሃን	3,758	4,073	7,831	TICHO
ቶርባ	998	1,110	2,108	TINSAE BERHAN
ሥልጣና	998	1,110	2,108	KERSA
ባገራ	1,476	1,745	3,221	SILTANA
ጠቅላይ /14 ከተማ/	37,954	40,385	78,339	SAGURIE
				TOTAL (14 TOWNS)
<u>ባሌ</u>				
ለባባ	1,807	2,209	4,016	<u>BALE</u>
ደደላ	2,138	2,295	4,433	ADABA
ገሄ	2,822	2,997	5,819	DODOLA
ገባ	7,082	7,550	14,632	GINIR
ርቢ	1,368	1,532	2,900	GOBA
ጦና	1,372	1,410	2,782	ROBI
ገሮ	955	1,168	2,123	MENA
ጠቅላይ /7 ከተማ/	17,544	19,161	36,705	GORRO
				TOTAL (7 TOWNS)
<u>ጎንደር</u>				
ለጊብ ዘመን	3,115	4,103	7,218	<u>GONDAR</u>
ለምባ ጊዮርጊስ*	1,771	2,421	4,192	ADDIS ZEMEN
ጎንደር	2,955	4,080	7,035	AMBA GEORGIS*
ደባርቶ	2,981	4,237	7,218	DABAT
ደብረ ታቦር	4,081	5,244	9,325	DEBARK
ጎንደር /ለዛዘን ጥምር/	29,560	34,700	64,260	DEBRE TABOR
ለስተ	1,365	2,324	3,689	GONDAR (including Azezo)
ቆላ ዳባ	2,953	3,915	6,868	ISTIE
ነፍሰ ጠቃሚ	1,616	1,749	3,365	KOLA DIBA
ሀጠራ***	13,780	17,035	30,815	NEFAS MEWCHA
ወረታ	2,343	3,106	5,449	HUMERA***
ለይከላ	1,246	1,540	2,786	WERETA
ገሮ ገራ	1,258	1,738	2,996	AYKEL
ጠቅላይ /13 ከተማ/	69,024	86,192	155,216	GORGORA
				(TOTAL (13 TOWNS)
<u>ሊርተራ</u>				
ዓገ ተይሕ	3,210	3,769	6,979	<u>ERITREA</u>
ዓገ ቧላ	4,686	4,957	9,643	ADI KEYEH
ዓገ ወገራ /ወገን ራራ	7,606	8,241	15,847	ADI KWALA
ለቆር ጎተ***	12,022	11,370	23,392	ADI UGRI /MENDEFERA
ዓባባ	11,585	8,389	19,974	AGORDAT**
ለሥጦራ	167,725	161,275	329,000	ASEB
				ASMARA
	MALE	FEMALE	TOTAL	REGION AND TOWN
	POPULATION			

ሠለተ ሺ እና ከዚያ በላይ ነዋሪዎች ያላቸው ከተሞች የሕዝብ ብዛት በጾታና በክፍለ ሀገሮች 1968 ዓ.ም  
TOWNS WITH ESTIMATED POPULATION OF 2000 AND ABOVE BY SEX AND REGION, 1976

ሠገጠረዥ ለ.4 / ሀ// የቀጠለ/ TABLE B.4 (a) (Contd.)

ቦታ ቁጥር NUMBER

ክፍለ ሀገሮች ከተማ	የሕዝብ ብዛት			ERITREA (Contd.)
	ወንድ	ሴት	ጭር	
<u>አርቲራ</u> / የቀጠለ/				<u>ERITREA</u> (Contd.)
ዳባር ዋ	1,682	1,875	3,557	DEBARWA
ደ ቅምጠሪ	5,846	7,147	12,993	DEKEMHARE
ደ ቅሽጠይ	2,046	2,046	4,092	DEKESHEHAY
ዓፄ ተስላሚን	1,166	1,314	2,480	ADI TEKELEZAN
አምባ ደርሀ	3,675	3,573	7,248	EMBA DERHO
ገንጎ	3,229	3,499	6,728	GINDA
ሕምብር ቲ	2,376	2,791	5,167	HIMBIRTI
ሕርገግ**	2,393	2,393	4,786	HIRGIGO**
ከረገ**	15,683	14,571	30,254	KEREN**
ቆጶ	11,984	14,069	26,053	MASSAWA
ኪዳን	2,605	2,822	5,427	QUAZEN
በገግሬ	1,824	2,736	4,560	SENAFE
ተስፋይ**	6,138	6,286	12,424	TESENEY**
ጳዕላ ክርስቲያን	2,426	2,186	4,612	TSAEDA CHRISTIAN
አዳዘጋ	2,747	2,802	5,549	TSEAZEGA
ባረገተ	2,277	2,406	4,683	BARENTU
ነፋሲት	2,277	2,406	4,683	NEFASIT
ጭር /23 ከተሞች/	277,208	272,923	550,131	TOTAL (23 TOWNS)
<u>ጋም ገፋ</u>				<u>GAMO GOFFA</u>
አርባ ምጭ	4,123	4,219	8,342	ARBA MINCH
ቡሊኒ	1,343	1,606	2,949	BULKI
ቅርባ	2,275	3,016	5,291	CHENCHA
ፈላገ ነዋይ	2,136	2,086	4,222	FELEGE NEWAY
ጊደላ	3,570	4,191	7,761	GIDOLE
ገንባ	2,490	2,471	4,961	JINKA
ጭር /6 ከተሞች/	15,937	17,589	33,526	TOTAL (6 TOWNS)
<u>ጎጃም</u>				<u>GOJAM</u>
አደተ*	882	1,123	2,005	ADET*
ባሕር ዳር	13,017	16,314	29,331	BAHR DAR
ቡራ	3,713	5,392	9,105	BURE
ደብረ ግር ቀስ	14,754	17,801	32,555	DEBRE MARKOS
ደንገላ	2,083	3,797	6,780	DANGLA
ደጀን	1,977	3,114	5,091	DEJEN
ደምበጃ	1,382	2,014	3,396	DEMBECHA
ቻገ ነ*	1,773	2,000	3,773	CHAGNI*
ፍኖተ በላም	3,058	4,103	7,161	FENOTE SELAM
መርጦ ለግር ያም	1,459	2,188	3,647	MERTOLE MARIAM
ሞጣ	2,951	3,197	6,148	MOTTA
ቢሻ	2,188	2,675	4,863	BICHENA
ደብረ ወርቀ	2,085	2,550	4,635	DEBRE WORK
ፋርባተ /አቢቸካሊ	1,034	1,373	2,407	DURBETE/ABECHECLI
	MALE	FEMALE	TOTAL	REGION AND TOWN
	POPULATION			

ሠንጠረዥ ለ.4 / ሀ// የተጠለ/ TABLE B.4 (a) (Contd.)

ቦታዊ ቁጥር NUMBER

ክፍለ ሀገርና ከተማ	የሕዝብ ብዛት			ቦታዊ ቁጥር
	ወንድ	ሴት	ጠቅላይ	
<u>ገጃም / የተጠለ/</u>				<u>GOJAM (Contd.)</u>
ገጃም ቤተ	1,275	1,321	2,596	GIMJA BET
አገጃጣሪ	1,325	1,495	2,820	INJIBARA
ጂጋ	1,169	1,614	2,783	JIGA
ሉሜሜ*	1,010	1,100	2,110	LUMAME*
መራዊ*	1,178	1,478	2,656	MERAWI*
አማኑኤል*	1,123	1,476	2,599	AMANUEL*
ጢስ አባይ*	976	1,119	2,095	TIS ABAY*
ጠቅላይ /21 ከተሞች/	61,312	77,244	138,556	TOTAL (21 TOWNS)
<u>ሐረርጌ</u>				<u>HARARGE</u>
ዓለም ግዳ	3,504	3,503	7,007	ALEM MAYA
አሰበ ተረሪ	5,782	7,700	13,482	ASBE TEFERI
በደና	1,866	1,865	3,731	BEDENO
በዳሃ	2,740	2,740	5,480	BEDESA
ደደር	2,922	3,116	6,038	DEDER
ድረ ዳዎ	35,766	40,908	76,674	DIRE DAWA
ፈኛን ቤሪ	3,909	4,235	8,144	FUGNAN BIRA
ገለምቦ	2,803	2,804	5,607	GELEMSO
ገራዎ	1,858	1,858	3,716	GIRAWA
ገታ /አረር/	2,649	2,870	5,519	GOTA (ERER)
ሐረር	27,585	29,029	56,614	HARAR
ሐርና	3,217	3,271	6,488	HIRNA
ጂጂጋ**	5,181	5,711	10,892	JIJIGA**
መልካራራ	2,505	2,313	4,818	MELKA RAFU
አባቦት	1,419	1,557	2,976	ASEBOT
አይቫ	900	1,100	2,000	AISHA
አወደይ*	1,008	1,127	2,135	AWEDAY*
ወለገቶ	1,450	1,428	2,878	CHELENKO
ፈላስ በኩ*	1,053	1,143	2,196	FEDIS BEKU*
ቶርባ	1,038	1,228	2,266	KERSA
መሊቦ	1,287	1,395	2,682	MEISSO
መወታ*	1,385	1,394	2,779	MECHETA*
ጠቅላይ /22 ከተሞች/	111,827	122,295	234,122	TOTAL (22 TOWNS)
<u>ሲካቦር</u>				<u>ILLUBABOR</u>
ቡኖ ቤደሌ	1,785	1,857	3,642	BUNO BEDELE
ደንቢ*	1,002	1,047	2,049	DENBI*
ጋምቤላ	1,468	1,562	3,030	GAMBELLA
ጎረ	5,882	6,141	12,023	GORE
ጠቶ	3,609	3,966	7,575	METTU
ቶባ	1,902	1,821	3,723	TOBBA
ሁረጤ	1,171	1,219	2,390	HURUMU
ክምባባ*	922	1,123	2,045	KUMBABE*
ያዩ	1,029	1,071	2,100	YAYU
ጠቅላይ /9 ከተሞች/	18,770	19,807	38,577	TOTAL (9 TOWNS)
	MALE	FEMALE	TOTAL	REGION AND TOWN
	POPULATION			

ሠለተ ሺ እና ከዚያ በላይ ነዋሪያቸ ያላቸው ከቆቸ የሕዝብ ብዛት በጾታና በክፍለ ሀገር 1968 ዓ.ም  
TOWNS WITH ESTIMATED POPULATION OF 2000 AND ABOVE BY SEX AND REGION, 1976

ሠገጠረዥ ለ.4/ሀ// የቀጠለ/

TABLE B.4 (a) (Contd.)

በ ቁጥር NUMBER

ክፍለ ሀገርና ከተማ	የሕዝብ ብዛት			REGION AND TOWN
	ወንድ	ሴት	ጭቅ	
<u>ክፈ</u>				<u>KEFA</u>
አገር	7,633	8,170	15,803	AGARO
በገገ	3,552	3,614	7,166	BONGA
ጃጃ	29,633	29,692	59,325	JIMMA
ጃዛን ተፈሪ	2,466	2,652	5,118	MIZAN TEFERI
ሰንተ /ሎጵ ገነተ/	2,056	2,415	4,471	SINTU (LIMU GENET)
ዋካ	1,886	2,054	3,940	WAKA
አሰንገብ	1,016	1,070	2,086	ASENDABO
ገምቤ*	1,715	1,444	3,159	GEIMBIE*
ሰር*	1,379	1,270	2,649	HARO*
ቀምቤ*	1,003	1,093	2,096	KUMBI*
ሰታ*	1,557	1,633	3,190	SEKA*
ሸቤ	1,180	1,386	2,566	SHEBIE
ጭቅ /12 ከቆቸ/	55,076	56,493	111,569	TOTAL (12 TOWNS)
<u>ሸቆ</u>				<u>SHOA</u>
አዲስ አበባ	500,570	546,736	1,047,306	ADDIS ABABA
አዲስ ዓለም	2,623	3,057	5,680	ADDIS ALEM
አቃቂ	15,581	15,598	31,179	AKAKI
አላባ ቆሊተ	3,035	3,288	6,323	ALABA KULETO
ዓለም ገና*	1,489	1,701	3,190	ALEM GENA*
አንቦር**	1,490	1,363	2,853	ANKOBER**
ባኮ	2,688	3,156	5,844	BAKO
ቡታጃራ	3,535	5,051	8,586	BUTAJIRA
ደብረ ብር ሃገ	9,796	10,380	20,176	DEBRE BERHAN
ደብረ ሲና	2,745	3,282	6,027	DEBRE SINA
ደብረ ዘይተ	20,177	21,579	41,756	DEBRE ZEIT
አንቆ	1,684	1,986	3,670	ENWARE
ፊቺ	5,732	6,904	12,636	FICHE
ገብረ ጌታ	2,009	2,774	4,783	GEBRE GURACHA
ገይ	2,462	2,844	5,306	GEDO
ወንጃ ገረርሃ	2,062	2,421	4,483	WONJI GEFERSA
ገነተ /ሀለታ/	3,544	4,343	7,887	GENET (HOLETA)
ገንጨ	2,133	3,138	5,271	GHINCHI
ገዋን /ወሊቦ/	7,595	8,917	16,512	GHION (WOLISSO)
ገደር	2,054	2,510	4,564	GUDER
ሐገረ ሕይወተ /አምቦ/	6,135	6,715	12,850	HAGERE HIWET (AMBO)
ሀሣእና	5,305	5,423	10,728	HOSANA
ካራቆ	1,821	2,514	4,335	KARAKORE
ሜቲ	2,523	2,605	5,128	MEKI
ሞጋ	3,893	4,295	8,183	MOJO
ናዘረተ	29,972	34,088	64,060	NAZRET
ነገሌ	3,156	3,868	7,024	NEGELE
ሮቤ	3,367	3,891	7,258	ROBI
ሻሻጫ ነ	9,093	8,923	18,016	SHASHEMANE
	MALE	FEMALE	TOTAL	
	POPULATION			

ሠንጠረዥ ለ.4 /ሀ//የቀጠለ/

TABLE B.4 (a) (Contd.)

ቦታዎች ቁጥር NUMBER

ከፍለ ሀገርና ከተማ	የሕዝብ ብዛት			ቦታዎች ቁጥር NUMBER
	ወንድ	ሴት	ጠቅላይ	
<u>ሸዋ /የቀጠለ/</u>				<u>SHOA (Contd.)</u>
ሸቦባ	1,690	1,830	3,520	SHEBOKA
ሸና	1,276	1,653	2,929	SHENO
ሰበታ	2,444	2,648	5,092	SEBETA
ተሩ ቦሎ	1,718	1,906	3,624	TULU BOLO
ወለገጫ	3,336	3,383	6,719	WELENCHITI
ወለገጫ	1,803	2,168	3,971	WELENCOMI
ወለገጫ	2,531	2,948	5,479	WELKITE
አዋሽ	1,358	1,708	3,066	AWASH
ዓለም ጤና	3,115	3,059	6,174	ALEM TENA
አዳሚ ተሩ	1,043	1,129	2,172	ADAMI TULU
ወንጌ	936	1,267	2,203	CHANCHO
ደብረ ጸገ	1,022	1,211	2,233	DEBRE TSIGE
ደብረ	1,415	1,958	3,373	DUKEM
አረብ /አባ ሃ/*	1,617	1,785	3,402	EFESON/ATAYE*
ገሰጽ ሃገ	1,127	1,378	2,505	GOHATSION
አዳሚ	1,387	1,467	2,854	IJAJI
ዳሽ	1,222	1,230	2,452	KOSHE*
ወተሰራ	1,496	1,345	2,841	METAHARA
ወሰል ማዳ	1,136	1,511	2,647	MEHAL MEDA
ሰገላ	3,116	3,666	6,782	SENDAFA*
ሰገላ	1,301	1,390	2,691	SEMBETIE*
ወንጌ ዓለም ጤና*	1,962	1,834	3,796	WENJI ALEM TIENA*
ዘዋይ	1,091	1,104	2,195	ZWAY
ጠቅላይ /52 ከተሞች/	697,411	766,928	1,464,339	TOTAL (52 TOWNS)
<u>ሲዳሞ</u>				<u>SIDAMO</u>
አገረ ማርያም	2,787	3,536	6,323	AGERE MARIAM
አገረ ሰላም	3,063	3,062	6,125	AGERE SELAM
አለታ ወንጌ	5,797	5,398	11,195	ALETA WONDO
አዋሽ /ታቦር/	10,312	10,761	21,073	AWASSA (TABOR)
ቦሌ	1,487	1,611	3,098	BULE
ዲላ	9,458	8,586	18,044	DILLA
ዲላ	1,748	1,679	3,427	HIDILOLA
ከብረ ጠገን	4,780	4,884	9,664	KIBRE MENGIST
ለኩ	3,360	3,308	6,668	LEKU
ሞያሌ	2,795	3,152	5,947	MOYALLE
ነገሌ	5,516	5,764	11,280	NEGELE
ሰደ ሻባ	1,776	2,003	3,779	ODO SHAKISO
ሰደ	6,989	7,432	14,421	SODO
ወናገ	2,025	2,193	4,218	WENAGO
ተፈሪ ከላ	1,012	1,141	2,153	TEFERI KELA
ያቤሎ	2,502	2,678	5,180	YABELLO
ዩርጋ ላሌ	9,430	8,462	17,892	YIRGA ALEM
ዩርጋ ጫ	3,453	3,565	7,018	YIRGA CHEFFE
	MALE	FEMALE	TOTAL	REGION AND TOWN
	POPULATION			

ሁለተኛው ስድስት ወር የሚያሳይ የግብርና ስብሰባ የሕዝብ ብዛት በጾታና በክፍለ ሀገር 1968 ዓ.ም  
TOWNS WITH ESTIMATED POPULATION OF 2000 AND ABOVE BY SEX AND REGION, 1976

ሠገጠኛ ለ.4 / U // የቀጠለ /

TABLE B.4 (a) (Contd.)

ቦታ ቁጥር NUMBER

ክፍለ ሀገርና ከተማ	የሕዝብ ብዛት			REGION AND TOWN
	ወንድ	ሴት	ጅምር	
<u>ሲዳሞ / የቀጠለ /</u>				<u>SIDAMO (Contd.)</u>
አርባ ገና	1,312	1,191	2,503	ARBE GONA
ቦዳት	1,330	1,449	2,779	BODITI
ቦረ	1,212	1,407	2,619	BORE
ጨለለት	1,455	1,503	2,958	CHELELEKTU
ጅምር /22 ከተሞች/	83,599	84,765	168,364	TOTAL (22 TOWNS)
<u>ትገራይ</u>				<u>TIGRAI</u>
ዓብይ ዓጲ*	2,896	3,905	6,801	ABI ADDI*
አገላዕ	1,261	1,541	2,802	AGULAE
ዓጲ ገራት	4,160	6,454	10,614	ADI GRAT
ዓጲ ሻሀ	1,491	2,237	3,728	ADI SHAHO
ማርባ	1,414	2,144	3,558	MARSA
ዓድዋ	8,574	10,570	19,144	ADWA
አክሱም	7,296	9,671	16,967	AXUM
ጨርጨር /ወይራ ወሃ/	1,269	1,979	3,248	CHECHER (WEIRA WUHA)
ሐውዛገ	1,725	1,795	3,520	HAUZEN
እንጎ ገገና**	1,681	1,749	3,430	INDA BAGUNA**
እንጎ ሥላሴ	3,407	5,392	8,799	INDA SELASSIE
እንጎ ተሮ	1,340	1,845	3,185	INTICHO
ክርቦት	1,277	1,838	3,115	KORBETE
ማይጨው	4,507	5,403	9,910	MAYCHEW
ጫቀሌ	15,033	22,847	37,880	MEKELE
ኩሐ	1,580	2,183	3,763	QUIHA
ሰለከላካ	1,759	1,984	3,743	SELEKLAKA
ወቅር	3,735	4,747	8,482	WUKRO
ሰንቃጣ	854	1,281	2,135	SENKATA
ጅምር /19 ከተሞች/	65,259	89,565	154,824	TOTAL (19 TOWNS)
<u>ወለጋ</u>				<u>WOLLEGA</u>
አርጾ	1,884	2,303	4,187	ARJO
ደምቢ ደሱ	5,056	4,891	9,947	DEMBI DOLLO
እናገጉ	1,599	2,035	3,634	ENANGO
ጊምቢ	5,110	5,475	10,575	GHIMBI
ነቅተ	10,035	10,678	20,713	NEKEMT
ጫገጻ	2,106	2,281	4,387	MENDI
ነጾ	2,443	2,755	5,198	NEJO
ሻምቡ	2,988	3,237	6,225	SHAMBU
ሲረ	1,305	1,729	3,034	SIRE
አቦሳ	1,053	1,096	2,149	ASSOSA
አጽ*	990	1,030	2,020	AYANA*
ባጊ	900	1,100	2,000	BEGI
ጊዳሚ	1,106	1,248	2,354	GIDAMIE
ገይ*	1,281	1,113	2,394	GUY*
ፈገግ*	946	1,165	2,192	FINCHA*
	MALE	FEMALE	TOTAL	
	POPULATION			

ሁለተኛ ሺ እና ከዚያ በላይ ነዋሪዎች ያላቸው ከተሞች የሕዝብ ብዛት በጾታና በክፍለ ሀገር 1968 ዓ.ም  
TOWNS WITH ESTIMATED POPULATION OF 2000 AND ABOVE BY SEX AND REGION, 1976

ሠንጠረዥ ለ.4 /ሀ// የተጠለ/ TABLE B.4 (a) (Contd.)

ቦታ ቁጥር NUMBER

ክፍለ ሀገርና ከተማ	የሕዝብ ብዛት			
	ወንድ	ሴት	ጅምር	
<u>ወለጋ / የተጠለ/</u>				<u>WOLLEGA (Contd.)</u>
ሐረት	891	1,123	2,014	HARATU
ሀማ	981	1,019	2,000	HOMA
ደላጤ ካራ*	1,432	1,323	2,755	KILTU KARA*
ሙገ	1,422	1,422	2,844	MUGI
ቢላ	943	1,064	2,007	BILLA
ጅምር /20 ከተሞች/	44,471	48,087	92,558	TOTAL (20 TOWNS)
<u>ወሎ</u>				<u>WOLLO</u>
አላማጣ	3,205	4,078	7,283	ALAMATA
ባቲ	4,296	5,468	9,764	BATI
ደቦ	24,146	31,347	55,493	DESSIE
ሐይት	1,861	2,707	4,568	HIKE
ኮቦ	3,902	4,860	8,762	KOBO
ኮምቦሊቻ	3,550	4,524	8,074	KOMBOLCHA
ኮረም	2,979	3,042	6,021	KOREM
ሰቶጣ*	4,098	3,973	8,076	SEKOTA*
ሙቅሌ	1,386	2,692	4,078	WUCHALE
ወለድያ	5,519	6,898	12,417	WOLDIYA
ወረይሎ	2,010	2,665	4,675	WEREILU
ተንታ	1,065	1,065	2,130	TENTA
አሳይታ	949	1,258	2,207	ASSAITA
ኩታበር	1,000	1,005	2,005	KUTABER
ሜርሳ	1,708	2,093	3,801	MERSSA
ጅምር /15 ከተሞች/	61,674	77,680	139,354	TOTAL (15 TOWNS)
ጠቅላላ ጅምር /255 ከተሞች/	1,617,046	1,779,058	3,396,104	GRAND TOTAL (255 TOWNS)
	MALE	FEMALE	TOTAL	
	POPULATION			REGION AND TOWN

\* የአካሄድ ከተሞች ሕዝብ ብዛት የተገኘው የከተማ ነዋሪዎች የኅብረት ሥራ ግንባራ ቤት ነው።

\*Towns whose population estimates are obtained from Urban dwellers association.

\*\* የአካሄድ ከተሞች ሕዝብ ብዛት የተገኘው በ1949 ዓ.ም የሀገር አቀፍ የሕዝብ ብዛት ሰጠው ገምት ነው። የተገኘው ገንዘብ የአባታችን ሕዝብ ጠቅላይ ጽ/ቤት ከደረጋቸው ተኖተ የተገኘ ናቸው።

\*\*Towns whose estimates are based on the 1956 Ministry of Interior Population reporting. Estimates for all other towns are based on C.S.O. Surveys.

\*\*\*- የሙራ ሕዝብ ብዛት የተገኘው ከግዛጋጃ ቤት ነው።

\*\*\*Source: - Humera Municipality.

ሁለተኛ ስድስት ወር የሕዝብ ብዛት ምርመራ ደብዳቤ 1969 ዓ.ም  
TOWNS WITH ESTIMATED POPULATION OF 2000 AND ABOVE BY SEX AND REGION, 1977

ሠንጠረዥ ለ.4 /ለ// የቀጠለ/ TABLE B.4 (b) (Contd.)

ቦታ ቁጥር NUMBER

ክፍለ ሀገርና ከተማ	የሕዝብ ብዛት			ቦታ
	ወንድ	ሴት	ጠቅላይ	
<u>አርባ</u>				<u>ARSSI</u>
አባባ	1,594	1,722	3,316	ASASA
አበሳ	11,748	12,035	23,783	ASSELA
ቦታ	1,560	1,795	3,355	BOKOJI
ዳራ	1,986	2,136	4,122	DERA
ገራገ	1,609	2,008	3,617	GUBESSA
ሁረታ	3,083	3,444	6,527	HURUTA
ቦረሌ	3,378	2,662	6,040	KOFELE
ቦታ	2,889	3,335	6,224	ROBI
ቦረ / ረሰገ ቦር ሃገ/	2,743	3,054	5,797	SIRE (FELEGE BERHAN)
ጤቶ	1,816	1,949	3,765	TICHO
ተገሃሌ ቦር ሃገ	4,018	4,287	8,305	TINSAE BERHAN
ቀርባ	1,051	1,107	2,158	KERSA
ሥልጣና	1,051	1,181	2,232	SILTANA
ባገራ	1,555	1,857	3,412	SAGURE
ጠቅላይ / 14 ከተሞች/	40,081	42,572	82,653	TOTAL (14 TOWNS)
<u>ባሌ</u>				<u>BALE</u>
አዳባ	1,916	2,342	4,258	ADABA
ደደሳ	2,268	2,433	4,701	DODOLA
ጊኒር	7,508	8,005	15,513	GINIR
ገባ	2,966	3,150	6,116	GOBA
ቦታ	1,450	1,624	3,074	ROBI
ጦና	1,454	1,496	2,950	MENA
ገር	1,008	1,234	2,242	GORRO
ጠቅላይ / 7 ከተሞች/	18,570	20,284	38,854	TOTAL (7 TOWNS)
<u>ጎንደር</u>				<u>GONDAR</u>
አዲስ ዘመን	3,273	4,313	7,586	ADDIS ZEMEN
አምባ ጊዮርጊስ*	1,998	2,441	4,439	AMBA GIORGIS*
ዳባተ	3,105	4,289	7,394	DABAT
ደባርተ	3,133	4,453	7,586	DEBARK
ደብረ ታቦር	4,257	5,454	9,711	DEBRE TABOR
ጎንደር / ለዛዘን ጥምር/	31,447	36,917	68,364	GONDAR (INCLUDING AZEZO)
አስተ	1,445	2,461	3,906	ISTIE
ቀሳዲን	3,132	4,151	7,283	KOLA DIBA
ነፋስ ጠጠባ	1,720	1,870	3,590	NEFAS MEWCHA
ሀጠራ***	14,580	17,921	32,501	HUMERA***
ወርታ	2,488	3,297	5,785	WEROTA
አይከለ	1,322	1,632	2,954	AYKEL
ገር ገር	1,344	1,833	3,177	GORGORA
ጠቅላይ / 13 ከተሞች/	73,244	91,032	164,276	TOTAL (13 TOWNS)
<u>ኦሮሚያ</u>				<u>ERITREA</u>
ዓፄ ቀይሕ	3,374	3,961	7,335	ADI KEYEH
ዓፄ ገሳ	4,926	5,209	10,135	ADI KWALA
ዓፄ ወገሪ / ጠገን/	8,040	8,710	16,750	ADI UGRI (MENDEFERA)
አቀር ገተ**	12,611	11,893	24,504	AGORDAT**
ዓባብ	12,132	8,786	20,918	ASEB
	MALE	FEMALE	TOTAL	REGION AND TOWN
	POPULATION			

ሠለተ ሺ እና ከዚያ በላይ የዓይነት ያላቸው ከጥቅ የሕዝብ ብዛት በጾታና በክፍለ ሀገር፣ 1969 ዓ.ም  
TOWNS WITH ESTIMATED POPULATION OF 2000 AND ABOVE BY SEX AND REGION, 1977

ሠገጠኛ ለ.4 / ለ/የጠለ/ TABLE B.4 (b) (Contd.)

ክፍለ ሀገርና ከጥቅ	የሕዝብ ብዛት			
	ወንድ	ሴት	ጭር	
<u>አርቲሪ / የጠለ/</u>				<u>ERITREA (Contd.)</u>
አሥጦሪ	179,808	172,892	352,700	ASMARA
ደባር ዮ	1,782	1,985	3,767	DEBARWA
ደጠጠሪ	6,180	7,554	13,734	DEKEMHARE
ደጥሸጠይ	2,166	2,167	4,333	DEKESHEHAY
ዓላ ተለላዘገ	1,234	1,392	2,626	ADI TEKELEZAN
አዎባ ደርሀ	3,862	3,756	7,618	EMBA DERHO
ጊገሳ	3,394	3,677	7,071	GINDAE
አዎብር ተ	2,498	2,933	5,431	HIMBIRTI
አርጊግ**	2,534	2,534	5,068	HIRGIGO**
ከረገ**	16,451	15,241	31,692	KEREN**
ዎጾ ዮ	12,644	14,842	27,486	MASSAWA
ቧዘገ	2,738	2,966	5,704	QUAZEN
ሰገገራ	1,932	2,897	4,829	SENAFE
ተሰነይ**	6,451	6,575	13,026	TESENEY**
ጳዕና ከርስተያገ	2,568	2,316	4,884	TSAEDA CHRISTIAN
ጸጻዘገ	2,887	2,945	5,832	TSEAZEGA
ባረገተ	2,441	2,603	5,044	BARENTU
ነፋሰተ	2,441	2,603	5,044	NEFASIT
ጭር /23 ከጥቅ/	295,094	290,437	585,531	TOTAL (23 TOWNS)
<u>ገጭ ገሩ</u>				<u>GEMU GOFFA</u>
አርባ ዎገጥ	4,316	4,598	8,914	ARBA MINCH
ቡል ቶ	1,465	1,658	3,123	BULKI
ጫገያ	2,391	3,170	5,561	CHENCHACHENCHA
ረለገ ነዩይ	2,262	2,209	4,471	FELEGE NEWAY
ጊደለ	3,752	4,405	8,157	GIDOLE
ጸገገ	2,638	2,616	5,254	JINKA
ጭር /6 ከጥቅ/	16,824	18,656	35,480	TOTAL (6 TOWNS)
<u>ገጭ</u>				<u>GOJAM</u>
አደተ*	900	1,223	2,123	ADET*
ባሕር ጎር	13,928	17,293	31,221	BAHR DAR
ቡራ	3,951	5,824	9,775	BURE
ደብረ ግር ተስ	15,462	18,476	33,938	DEBRE MARKOS
ዳገገላ	3,135	3,991	7,126	DANGLA
ደገገ	2,064	3,304	5,368	DEJEN
ደዎባጫ	1,435	2,117	3,552	DEMBECHA
ገገ ነ*	1,878	2,117	3,995	CHAGNI*
ፍፍተ ሰላም	3,235	4,320	7,555	FENOTE SELAM
ጫጭ ለግር ያም	1,545	2,317	3,862	MERTOLE MARIAM
ዎጻ	3,102	3,360	6,462	MOTTA
ቢጥ	2,318	2,832	5,150	BICHENA
ደብረ ወርቀ	2,209	2,706	4,909	DEBRE WÖRK
ዳርስተ /አቡጥላሌ/*	1,089	1,461	2,550	DURBETH (ABECHEKLI)*
	MALE	FEMALE	TOTAL	REGION AND TOWN
	POPULATION			

ሁለተኛ ሺ እና ከዚያ በላይ የዎሪዎች ያላቸው ከተሞች የሕዝብ ብዛት በጾታና በክፍለ ሀገር 1969 ዓ.ም  
TOWNS WITH ESTIMATED POPULATION OF 2000 AND ABOVE BY SEX AND REGION, 1977

ሠገራዊ ለ.4 /ለ/ /የቀጠለ/ TABLE B.4 (b) (Contd.)

ቦታ ቁጥር NUMBER

ክፍለ ሀገርና ከተማ	የሕዝብ ብዛት			
	ወንድ	ሴት	ድምር	
<u>ገጃም / የቀጠለ/</u>				<u>GOJAM</u> (Contd.)
ገምጃ ቤተ	1,343	1,406	2,749	GIMJBET
አገጃባራ	1,403	1,583	2,986	INJIBARA
ጂጋ	1,238	1,709	2,947	JIGA
ሎሞ*	1,064	1,181	2,245	LUMAME*
መራዊ*	1,240	1,573	2,813	MERAWI*
አሞ ነሐስ*	1,189	1,564	2,753	AMANUEL*
ጢስ አባይ*	1,028	1,191	2,219	TIS ABAY*
ድምር /21 ከተሞች/	64,756	81,542	146,298	TOTAL (21 TOWNS)
<u>ጠረርጓ</u>				<u>HARARGE</u>
ዓለም ማያ	3,682	3,682	7,364	ALEM MAYA
አሰበ ተፈሪ	6,094	8,247	14,341	ASBE TEFERI
በደኖ	1,976	1,975	3,951	BEDENO
በጻሃ	2,880	2,880	5,760	BEDESA
ደደር	3,071	3,275	6,346	DEDER
ድራ ዓቆ	37,231	42,742	79,973	DIRE DAWA
ፋኛን ቢራ	4,093	4,434	8,527	FUGNAN BIRA
ገለምቦ	2,946	2,947	5,893	GELEMSO
ገራቆ	1,968	1,967	3,935	GIRAWA
ገታ	2,784	3,016	5,800	GOTA (ERER)
ጠረር	29,047	30,075	59,122	HARAR
ጠርና	3,381	3,437	6,818	HIRNA
ጂጂጋ**	5,445	5,974	11,419	JIJIGA**
መላካ ራፋ	2,653	2,449	5,102	MELKA RAFU
አሰቦት	1,512	1,639	3,151	ASEBOT
አይቫ	945	1,155	2,100	AISHA
አወጻይ*	1,061	1,199	2,260	AWEDAY*
ጨለንቆ	1,536	1,512	3,048	CHELENKO
ረጻብ በኩ*	1,109	1,216	2,325	FEDIS BEKU*
ቀርባ	1,099	1,301	2,400	KERSA
መላቦ	1,363	1,477	2,840	MEISO
መጃታ*	1,458	1,483	2,941	MECHETA*
ድምር / 22 ከተሞች/	117,334	128,082	245,416	TOTAL (22 TOWNS)
<u>አሱባቦር</u>				<u>ILLUBABOR</u>
ቡኖ በደለ	1,890	1,967	3,857	BUNO BEDELE
ደንቢ*	1,074	1,133	2,207	DENBI*
ጋምቤላ	1,540	1,669	3,209	GAMBELLA
ጉራ	6,311	6,590	12,901	GORE
መተ	3,840	4,275	8,115	METTU
ቱባ	2,015	1,928	3,943	TOBBA
ሁሩው	1,233	1,297	2,530	HURUMU
ቁምባቦ*	988	1,215	2,203	KUMBABE*
ያዩ	1,083	1,140	2,223	YAYU
ድምር /9 ከተሞች/	19,974	21,214	41,188	(TOTAL 9 TOWNS)
	MALE	FEMALE	TOTAL	REGION AND TOWN
	POPULATION			

ሁለተኛው ስድስት ወር የሚያሳይ የሕዝብ ብዛት በጾታና በክፍለ ሀገር 1969 ዓ.ም  
TOWNS WITH ESTIMATED POPULATION OF 2000 AND ABOVE BY SEX AND REGION, 1977

ሠገጠረዥ ለ.4 /ለ/ /የቀጠለ/

TABLE B. 4 (b) (Contd.)

ብ ቁጥር NUMBER

ክፍለ ሀገርና ከተማ	የሕዝብ ብዛት			
	ወገድ	ሴት	ጭር	
<u>ክፍ</u>				<u>KEFA</u>
አገር	7,954	8,660	16,618	AGARO
ቦገጋ	3,712	3,719	7,431	BONGA
ጂማ	31,797	31,593	63,390	JIMMA
ሚዛን ተፈሪ	2,593	2,786	5,379	MIZAN TEFERI
ሰንተ /ሌሙ ገነት/	2,178	2,557	4,735	SINTU (LIMU GENET)
ዋካ	1,987	2,164	4,151	WAKA
አሰገሳቦ	1,070	1,138	2,208	ASENDABO
ገምብ*	1,806	1,536	3,342	GEIMBIE*
ሐር*	1,452	1,351	2,803	HARO*
ክምብ*	1,056	1,163	2,219	KUMBI*
ሰታ*	1,640	1,738	3,378	SEKA*
ሸብ	1,250	1,468	2,718	SHEBIE
ጭር /12 ከተማ/	58,495	59,873	118,368	TOTAL (12 TOWNS)
<u>ሸዋ</u>				<u>SHOA</u>
አዲስ አበባ	526,600	577,900	1,104,500	ADDIS ABABA
አዲስ ዓለም	2,731	3,164	5,895	ADDIS ALEM
አታቲ	17,342	17,205	34,547	AKAKI
አሳባ ቀለተ	3,190	3,456	6,646	ALABA KULETO
ዓለም ገና*	1,568	1,810	3,378	ALEM GENA*
አገባብር**	1,597	1,475	3,072	ANKOBER**
ባቦ	2,825	3,317	6,142	BAKO
ቡታጃራ	3,719	5,405	9,124	BUTAJIRA
ደብረ ብርሃን	10,323	10,961	21,284	DEBRE BERHAN
ደብረ ሰና	2,850	3,484	6,334	DEBRE SINA
ደብረ ዘይት	21,872	23,004	44,876	DEBRE ZEIT
አገሮ	1,784	2,102	3,886	ENWARE
ፊቺ	5,950	7,132	13,082	FICHE
ገብረ ጌታ	2,127	2,938	5,065	GEBRE GURACHA
ጌደ	2,588	2,989	5,577	GEDO
ገፈርሃ /ወገን ገፈር/	2,184	2,564	4,748	GEFERSA (WONJI GEFERSA)
ገነት /ሀለታ/	3,682	4,465	8,147	GENET (HOLETA)
ገንዘ	2,242	3,298	5,540	GHINCHI
ገዳ /ወሊባ/	8,081	9,559	17,640	GHION (WOLISSO)
ገደር	2,175	2,658	4,833	GUDER
ሐገረ ሕይወት /አምቦ/	6,509	7,017	13,526	HAGERE HIWET (AMBO)
ሀሃእና	5,607	5,732	11,339	HOSANA
ካራቆራ	1,928	2,663	4,591	KARAKORE
ሜቲ	2,651	2,738	5,389	MEKI
ሞቾ	4,173	4,647	8,820	MOJO
ናዘረተ	32,371	37,120	69,491	NAZRET
ነገሌ	3,383	4,185	7,568	NEGELE
ርቢ	3,535	4,097	7,632	ROBI
ሻሻሙ ነ	9,893	9,530	19,423	SHASHEMANE
ሻቦካ	1,789	1,939	3,728	SHEBOKA
ሸና	1,355	1,736	3,091	SHENO
	MALE	FEMALE	TOTAL	REGION AND TOWN
	POPULATION			

ሠለት ሺ እና ከዚያ በላይ ነዋሪዎች ያላቸው ከጠቅላይ የሕዝብ ብዛት በጾታና በክፍለ ሀገር 1969 ዓ.ም  
TOWNS WITH ESTIMATED POPULATION OF 2000 AND ABOVE BY SEX AND REGION, 1977

ሠገጠረዥ ለ.4/ለ/ / የጠለ/

TABLE B.4 (b) (Contd.)

ቦታ ቁጥር

ክፍለ ሀገርና ከተማ	የሕዝብ ብዛት			REGION AND TOWN
	ወንድ	ሴት	ጠቅላይ	
<u>ሺዋ / የጠለ/</u>				<u>SHOA (Contd.)</u>
ሰበታ	2,576	2,776	5,352	SEBETA
ተሉ ቦሎ	1,819	2,019	3,838	TULU BOLO
ወለገወተ	3,171	3,222	6,393	WELENCITI
ወለገጠሚ	1,909	2,296	4,205	WELENCOMI
ወልጭ	2,661	3,098	5,759	WELKITE
አዋሽ	1,438	1,809	3,247	AWASH
ዓለም ጤና	3,277	3,255	6,532	ALEM TENA
አዳሚ ተሉ	1,104	1,197	2,301	ADAMITULU
ሞንጮ	986	1,348	2,334	CHANCHO
ደብረ ጸገ	1,076	1,288	2,364	DEBRE TSEGHE
ዱክም*	1,517	2,119	3,636	DUKEM*
አረቦን /አጣ ዓ/*	1,703	1,899	3,602	EFESON (ATAYE)*
ጎሐጽ ዓገ	1,195	1,458	2,653	GOHATSION
አጃጂ	1,469	1,553	3,022	IJAJI
ቀሺ*	1,287	1,309	2,596	KOSHE*
ወተሐራ	1,575	1,431	3,006	METAHARA
ወሐለ ዓገ	1,196	1,608	2,804	MEHAL MEDA
ሰንገሩ*	3,272	3,853	7,125	SENDAFA*
ሰምበተ*	1,370	1,479	2,849	SEMBETIE*
ወንጂ ዓለም ጤና*	2,066	1,951	4,017	WONJI ALEMTENA*
ዘዋይ	1,156	1,168	2,324	ZUWAY
ጠቅላይ /52 ከጠቅላይ/	736,447	811,426	1,548,873	TOTAL (52 TOWNS)
<u>ሰዳም</u>				<u>SIDAMO</u>
አገረ ጣርያም	2,924	3,722	6,646	AGERE MARIAM
አገረ ሰላም	3,218	3,219	6,437	AGERE SELAM
አለታ ወንድ	6,226	5,738	11,964	ALETA WONDO
አዋሽ /ታቦር/	11,158	11,880	23,038	AWASSA (TABOR)
ቦሌ	1,574	1,706	3,280	BULE
ዲላ	10,139	9,101	19,240	DILLA
ሂሳሳ	1,853	1,776	3,629	HIDILOLA
ከብረ ወንገሥተ	4,962	5,114	10,076	KIBRE MENGIST
ሌኪ	3,532	3,476	7,008	LEKU
ሞያሌ	2,936	3,315	6,251	MOYALLE
ነገሌ	5,833	6,090	11,923	NEGELE
ሰዳ ሻቅሶ	1,881	2,121	4,002	ODO SHAKISO
ሶዶ	7,269	7,737	15,006	SODO
ወናገ	2,144	2,322	4,466	WENAGO
ተፈሪ ኪላ	1,071	1,208	2,279	TEFERI KELLA
ያቡሌ	2,629	2,815	5,444	YABELLO
ይርጋ ዓለም	9,948	8,860	18,808	YIRGA ALEM
ይርጋ ጤረ	3,626	3,749	7,375	YIRGA CHEFFE
አርባ ገና	1,388	1,262	2,650	ARBEGONA
ቦዲቲ	1,400	1,542	2,942	BODITI
ቦሮ	1,299	1,522	2,821	BORE
ሞላላት	1,535	1,597	3,132	CHELELEKTI
ጠቅላይ /22 ከጠቅላይ/	88,545	89,872	178,417	TOTAL (22 TOWNS)
	MALE	FEMALE	TOTAL	
	POPULATION			

ሁለት ሺ እና ከዚያ በላይ ነዳጅ ያሳገዱ ከጥቶ የሕዝብ ብዛት በጾታና በክፍለ ሀገር 1969 ዓ.ም  
TOWNS WITH ESTIMATED POPULATION OF 2000 AND ABOVE BY SEX AND REGION, 1977

ሠንጠረዥ ለ.4 /ለ// የጥቅም/ TABLE B.4 (b) (Contd.)

ቦታዊ ቁጥር NUMBER

ክፍለ ሀገርና ከተማ	የሕዝብ ብዛት			REGION AND TOWN
	ወንድ	ሴት	ጭምር	
<u>ተገራይ</u>				<u>TIGRAI</u>
ዓበይ ዓጺ*	3,041	4,104	7,145	ABI ADDI*
አገላዕ	1,335	1,632	2,967	AGULAE
ዓጺ ገራተ	4,202	6,719	10,921	ADI GRAT
ዓጺ ሸሀ	1,408	2,112	3,520	ADI SHAHO
መርሳ	1,343	2,281	3,624	MERSA
ዓድዋ	8,943	10,950	19,893	ADWA
አከሎ	7,651	10,283	17,934	AXUM
ጠርጠር /ወይራ ውሃ/	1,336	2,106	3,442	CHERCHE (WEIRA WUHA)
ሰውዘገ	1,849	1,942	3,791	HAUZEN
አገላ ባገሩ**	1,802	1,892	3,694	INDA BAGUNA**
አገላ ሥላሰ	3,410	5,602	9,012	INDA SELASSIE
አገተጦ	1,484	1,889	3,373	INTICHO
ቀርቦተ	1,353	1,946	3,299	KORBETE
ዓይጨው	4,683	5,500	9,383	MAYCHEW
መቶላ	15,815	24,263	40,078	MEKELE
ኮጠ	1,686	2,298	3,984	QUIHA
በለከለገ	1,850	2,114	3,964	SELEKLAKA
ውትር	3,997	5,022	9,019	WUKRO
በገታጣ	903	1,358	2,261	SENKATA
ጭምር /19 ከጥቶ/	68,091	94,013	162,104	TOTAL (19 TOWNS)
<u>ወለጋ</u>				<u>WOLLEGA</u>
አርቻ	1,995	2,439	4,434	ARJO
ደምቢ ዶሎ	5,395	5,121	10,516	DEMBI DOLLO
እናገጉ	1,707	2,141	3,848	ENANGO
ጊምቢ	5,396	5,815	11,211	GHIMBI
ነቀጥተ	10,557	11,137	21,694	NEKEMT
መገላ	2,268	2,458	4,726	MENDI
የቻ	2,568	2,895	5,463	NEJO
ሸምቡ	3,141	3,402	6,543	SHAMBU
ሲረ	1,382	1,831	3,213	SIRE
አሰሳ	1,115	1,161	2,276	ASOSA
አያሩ*	1,042	1,096	2,138	AYANA*
ቢገ	941	1,151	2,092	BEGI
ገላጫ	1,172	1,321	2,493	GIDAME
ገይ*	1,349	1,182	2,531	GUY*
ፊንቆ*	996	1,240	2,236	FINCHA*
ዘራተ	955	1,215	2,170	HARATU
ሀጣ	1,033	1,084	2,117	HOMA
ጸለጠ ባራ*	1,508	1,408	2,916	KILTU KARA*
ሙገ	1,536	1,476	3,012	MUGI
ቢሳ	999	1,126	2,125	BILLA
ጭምር /20 ከጥቶ/	47,055	50,699	97,754	TOTAL (20 TOWNS)
<u>ወሎ</u>				<u>WOLLO</u>
አሳጣጣ	3,335	4,319	7,654	ALAMATA
ባተ	4,515	5,747	10,262	BATI
	MALE	FEMALE	TOTAL	
	POPULATION			

ሁለተኛ ስድስት ወር የሚያሳይ የግብርና ያሳቸው ከጥቅምት የሕዝብ ብዛት በጾታና በክፍለ ሀገር 1969 ዓ.ም  
TOWNS WITH ESTIMATED POPULATION OF 2000 AND ABOVE BY SEX AND REGION, 1977

ሠገጠረዥ ለ.4 /ለ/ የጥጠለ/ TABLE B.4 (b) (Contd.)

በ ቁጥር NUMBER

ክፍለ ሀገርና ከተማ	የሕዝብ ብዛት			WOLLO
	ወንድ	ሴት	ጊዜ	
ወሎ / የጥጠለ/	25,112	32,381	57,493	DESSIE
ደብ	1,971	2,866	4,837	HIKE
ሐይቅ	4,035	4,991	9,026	KOBO
ቅቦ	3,728	4,755	8,483	KOMBOLCHA
ቦምብላጅ	3,032	3,161	6,193	KOREM
ቦረኛ	4,303	4,181	8,484	SEKOTA*
ቦቁላ	1,468	2,850	4,318	WUCHALE
ወለድያ	5,911	7,222	13,133	WOLDIYA
ወረይሎ	2,152	2,799	4,951	WEREILU
ተገታ	1,121	1,133	2,254	TENTA
ላባይታ	996	1,341	2,337	ASAITA
ኩታቦር	1,053	1,069	2,122	KUTABER
መርሃ	1,799	2,227	4,026	MERSSA
ጊዜ /15 ከጥቅም/	64,531	81,042	145,573	TOTAL (15 TOWNS)
ጠቅላላ ጊዜ/255 ከጥቅም/	1,709,100	1,881,800	3,590,900	GRAND TOTAL (255 TOWNS)
	MALE	FEMALE	TOTAL	REGION AND TOWN
	POPULATION			

የወይዘት የሁለት ዓመት ሕዝብ ብዛት 1967-1992 ዓ.ም  
POPULATION PROJECTION OF ETHIOPIA, 1975-2000.

ሠገጠረዥ ለ.5 TABLE B.5

ዓመት ምሕረትና የግምት መጠን	የሕዝብ ብዛት /በሺህ/			YEAR & PROJECTION VARIANT
	ወንድ	ሴት	ጊዜ	
1967	13,939.6	13,241.6	27,181.2	1975
1972	15,955.6	14,839.3	30,794.9	1980
1977	18,378.5	16,871.6	35,250.1	1985
1982				1990
ከፍ ተኛ	21,253.1	19,386.7	40,639.8	HIGH
መካከለኛ	21,253.1	19,386.7	40,639.8	MEDIUM
ዝቅተኛ	21,160.9	19,300.0	40,460.9	LOW
1987				1995
ከፍ ተኛ	24,516.5	22,653.9	47,170.4	HIGH
መካከለኛ	24,409.5	22,551.8	46,961.3	MEDIUM
ዝቅተኛ	23,999.1	22,162.4	46,161.5	LOW
1992				2000
ከፍ ተኛ	28,563.6	26,563.6	55,127.2	HIGH
መካከለኛ	27,959.6	25,987.9	53,947.5	MEDIUM
ዝቅተኛ	27,059.0	25,132.1	52,191.1	LOW
	MALES	FEMALES	TOTAL	YEAR & PROJECTION VARIANT
	POPULATION (000's)			

ከፍል ስ - ወደ ሊት የጽያ የሚገቡ፣ ከሊት የጽያ የሚወጡ ሰዎችና በሊት የጽያ የሚኖሩ የውጭ አገር ዜጎች ብዛት

ለሠገጠረዥ ስ. 1-4 መረጃው የተገኘው በዳብር፣ በባሕርና በአየር አድርገው ወደ ስገጠረቷ በሚገቡና ከስገጠረቷ ከሚወጡ ሰዎች ከሚመዘገቡበት የመገቢያና የመውጫ ቀጾች ነው።

ለሠገጠረዥ ስ. 1-2 እነዚህ ሠገጠረዥ የሚመለከቱት ወደ ሊት የጽያ የሚገቡትን በአሕገር፣ በጾታ፣ የገቡበትን ምክንያትና እንደዚህም በየወሩ ስገት ሰዎች እንደሚገቡ ጭምር ነው።

ለሠገጠረዥ ስ. 3-4 እነዚህ ሠገጠረዥ የሚመለከቱት ከሊት የጽያ የወጡትን በአሕገር፣ በጾታ የወጡበትን ምክንያትና እንደዚህም በየወሩ ስገት ሰዎች እንደሚወጡ ጭምር ነው።

ለሠገጠረዥ ስ. 5 የውጭ አገር ዜጎች እስታቲስቲክስ ሲሆን የሚዘጋጀው በአገር አስተዳደር ሚኒስቴር የሕዝብ ይህንነት ጥበቃ አስተዳደር ነው። በ1937 ዓ.ም የወጣው አዋጅ ቀጥሮ 57 ማናቸውም የውጭ አገር ዜጋ /ሰት ወይም ወገድ/ እንዲሁም 16 ዓመት የሞላው ሊት የጽያ በገባ በ30 ቀን ውስጥ የይለፍና ቪዛ ከፍል ቀርቦ ተመዘገቦ የኗሪነት መታወቂያ ወረቀት አገኝቶ እንዲይዝ ያዘል። ከዚያም በኋላ በየዓመቱ በመመዘገብ የኗሪነትን ፈቃድ ያሳድሳል። ቢሆንም ለጊዜው ይህ እስታቲስቲክስ ሊገኝ አልተችለም።

የቃላት ትርጉም

ወጪዎች: ከሊት የጽያ ከወጡ በኋላ ወዲያውኑ የማይመለሱ፣ ከሊት የጽያ ወደ ሌላ አገር የሄዱ ሰዎች ማለት ነው። ይህም ገብኝዎችንና በተራገዘት መልክ የወጡትን እይቀስም።

አዲስ ገቢዎች: ወደ ሊት የጽያ የሚገቡ የውጭ አገር ዜጎች ሁሉ አዲስ የገቡ ተገለጹ የሚመዘገቡት በሊት የጽያ ውስጥ ለመኖር የሚያስችላቸው የመገቢያ ፈቃድ ቢኖራቸውና ከዚህ በታች በተመለከተው መሠረት ተመልሶ ገቢ ያልሆኑ እንደሆኑ ነው።

ተመልሰው ገቢዎች: ከሊት የጽያ በፈቃድ ወጥተው ተመልሰው የሚገቡ ዜጎች ሀ/ ተመልሶ ለመገባት የሚያስችል ቪዛ ካላቸው፣ ለ/ አስቀድመው በሊት የጽያ መኖራቸው ከታወቀ /በገብኝ ወይም በተራገዘት ሳይሆን/ ከሊት የጽያ ወጪ የቀዳሚ ጊዜ ከአንድ ዓመት ያልበለጠ ወይም ስ/ ትምህርት ለመከታተል ከሁለት ዓመት ሳልበለጠ ጊዜ ውጭ አገር የቆየ ከሆነ ወጥተው ተመልሰው የገቡ በመባል ይመደባሉ።

ነዋሪ: ማንኛውም ሊት የጽያ ወይም የውጭ አገር ከሚገኙ የሊት የጽያ ቀንሶሎች ወይም ከሊት የጽያ በርቶ የይለፍና የቪዛ ከፍል የነዋሪዎች ሕጋዊ ቪዛ በመቀበል በሊት የጽያ የሚኖሩ ነው።

ተራሰት /አገር ገብኝ/ - በተራሰት ስም የተመደበ ከውጭ አገር ከሚገኝ የሊት የጽያ ቀንሶሎች ወይም ከአዲስ አበባ፣ ከአሥመራ፣ ከድረ ዳዋና ከአሰባ ለውርኘሳን ማረፊያዎች ከይለፍና ከቪዛ የተራሰት /የአገር ገብኝ/ ቪዛ በመቀበል ሊት የጽያ ውስጥ ለተወሰነ ጊዜ የሚቆይ ሰው ነው። ቪዛው ለሰባት ወራት ያህል ስለሚያገለገል መገንደቅ /ተራሰት/ ለንግድ ጉዳዮች ለሰዓናውን ወይም የአረፍተ ጊዜውን አገር በመገባት ሊያሳልፍ ይችላል።

ተራገዘት: ለተሳሳፊ መገንደቅ የሚሰጥ ለሰባት ቀን ያህል የሚያገለገል የተራገዘት ቪዛ ያለው ነው። ይህም ቪዛ የሚሰጠው በውጭ አገር ከሚገኙ የሊት የጽያ ቀንሶሎች ወይም በሊት የጽያ በርቶ ነው።

SECTION C. ARRIVALS AND DEPARTURES  
AND NUMBER OF FOREIGN RESIDENTS

The data for Table C 1-4 are obtained from the information supplied by persons entering to or departing from Ethiopia via road, rail, sea or air.

Tables C. 1-2: These Tables indicate number of arrivals to Ethiopia by continent, sex and purpose of entry to Ethiopia and number of arrivals by month.

Tables C. 3-4: These Tables indicate number of departures by continent sex and purpose of exit and number of departures by month.

Table C. 5: The Public Security Department of the Ministry of Interior is the primary source of statistics of foreign residents in Ethiopia. By Proclamation No. 57 of 1955, every foreigner is required, within 30 days of his (or her) arrival in Ethiopia or of his (or her) attaining the age of 16 years and thereafter annually, to report in person to the registrar, and secure an identity card (Foreigner's Refistration Book). However, current data are not available.

DEFINITION OF CONCEPTS

Emigrants. An emigrant is a person proceeding out of Ethiopia for a destination elsewhere without the immediate intention of returning to the country, excluding visitors and persons in transit.

Immigrants. Persons entering the country are classified as new immigrants if they are not returning residents as defined below and have an entry permit, which allows them to become residents of the country.

Re-Entrants. Persons returning to the country are classified as returning residents if (a) they possess a valid re-entry visa, or if (b) they have been absent for less than one year, or (c) if they have been abroad for educational purposes for a period of less than two years.

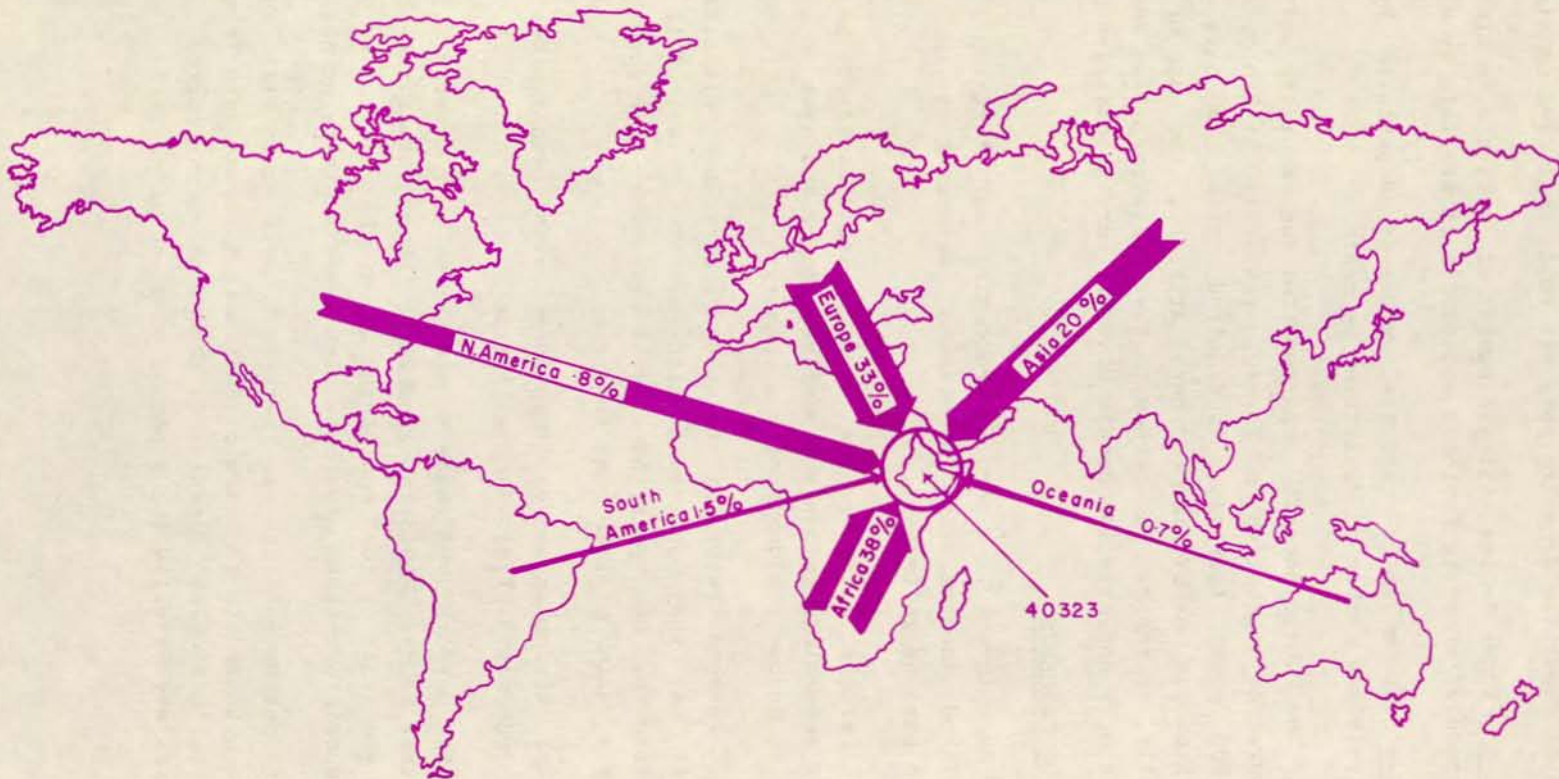
Resident. Any Ethiopian and/or foreigner (with valid resident permit) residing in Ethiopia regardless of his nationality is a resident.

Tourists. Are persons who have a visitor's or tourist's visa, that can be obtained either at the Ethiopian consulates abroad or at the ports in Ethiopia. These visas are valid up to 3 months and allow the visitor to pursue temporarily his business or profession. Tourists also cover visitors on holiday.

Transit. Any person who has an in-transit visa that will enable him to pass through the country to a certain destination abroad is a transit. The visa is issued at the Ethiopian consulates abroad or at the ports in Ethiopia. The intransit visa may be valid for a period of up to seven days.

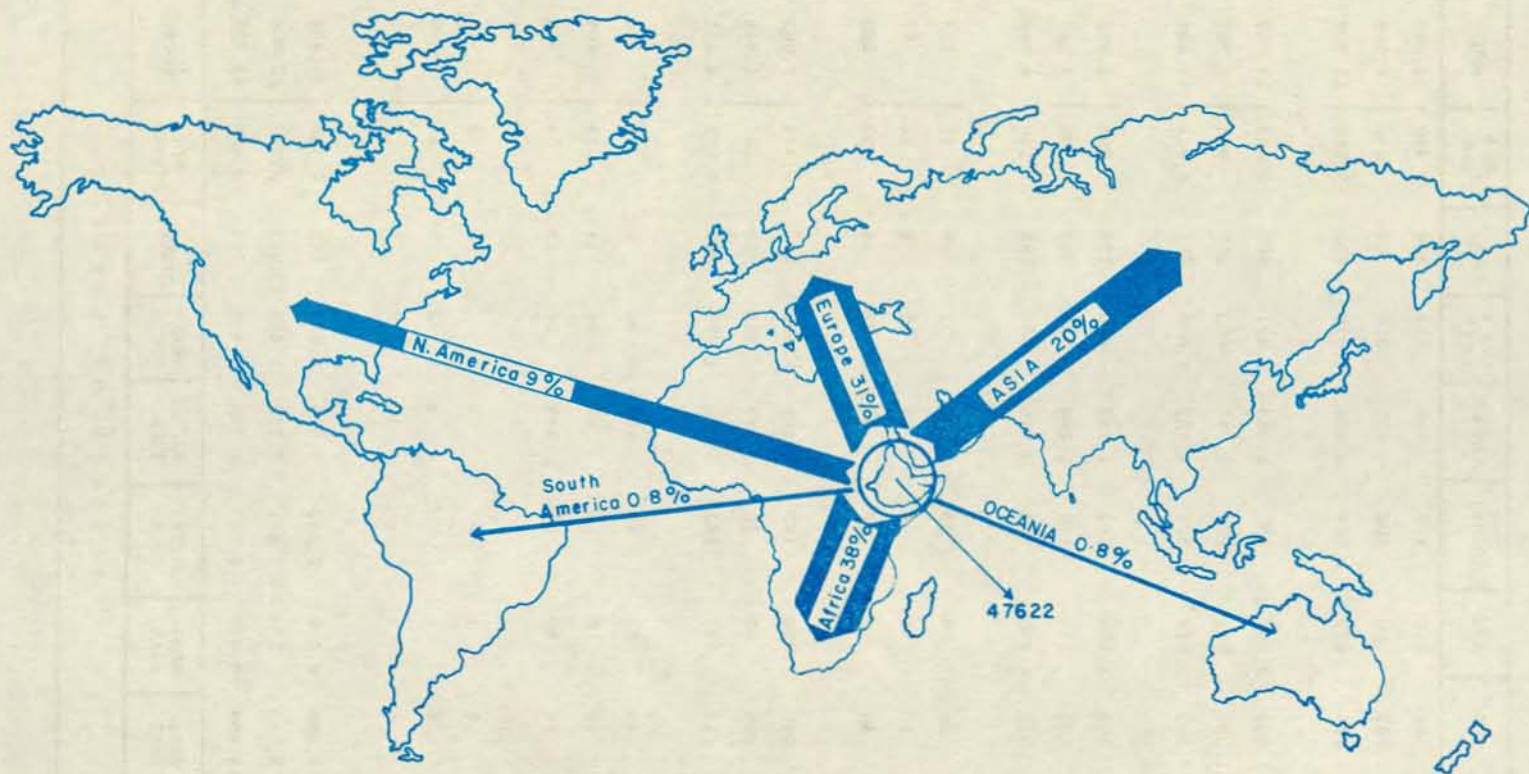
C-1

### ARRIVALS TO ETHIOPIA BY CONTINENT, 1977



C.2

### DEPARTURES FROM ETHIOPIA BY CONTINENT 1977



ወደ ኢትዮጵያ የገቡትን ሰዎች በጾታ በአክራሪና፣ የገቡበትን ዎክንያት ለይተ የሚያስፀ /ከተር 1968-ጉሣሥ 1969 ዓ.ም/ ARRIVALS, BY SEX, CONTINENT AND PURPOSE OF ENTRY (JAN - DEC. 1976)

ሠገጠረዥ ሐ.1/ሀ/ TABLE C.1 (a)

አክራሪ	ጾታ	የ ገ ቡ በ ት ዎ ክ ገ ያ ት									
		የግሪ	ለሥራ	ለሰበሰባ	ለህረፍት	በተረጎ ዘተነት	ለሌላ	ያልተ ገለጸ	ድምር		
አፍሪካ	ወንድ	527	817	1,479	803	1,592	398	2,329	12,695	M	AFRICA
	ሴት	1,287	60	128	402	318	64	646	2,905	F	
	ድምር	1,814	877	1,607	1,205	1,910	462	2,975	15,600	TOTAL	
አውሮፓ	ወንድ	1,903	3,307	438	2,364	1,477	569	2,029	12,087	M	EUROPE
	ሴት	1,359	271	135	1,773	602	292	965	5,397	F	
	ድምር	3,262	3,578	573	4,137	2,079	861	2,994	17,484	TOTAL	
አሜሪካ /ሰ/	ወንድ	559	1,154	247	1,184	360	175	354	4,032	M	AMERICA (N)
	ሴት	359	146	116	1,186	241	123	195	2,366	F	
	ድምር	918	1,300	363	2,370	601	298	549	6,398	TOTAL	
አሜሪካ /ደ/	ወንድ	30	18	23	60	21	10	31	193	M	AMERICA (S)
	ሴት	10	1	4	36	10	4	22	87	F	
	ድምር	40	19	27	96	31	14	53	280	TOTAL	
አሲያ	ወንድ	648	1,028	143	1,099	1,468	253	2,444	7,083	M	ASIA
	ሴት	295	53	20	277	302	40	361	1,348	F	
	ድምር	943	1,081	163	1,376	1,770	293	2,805	8,431	TOTAL	
አውስትራሊያ ኒዛላንድ	ወንድ	48	83	19	102	30	8	31	321	M	OCEANIA
	ሴት	26	6	8	96	24	11	23	194	F	
	ድምር	74	89	27	198	54	19	54	515	TOTAL	
ያልተገለጸ	ወንድ	4	1	-	8	-	3	2	18	M	NOT STATED
	ሴት	4	-	-	2	2	1	-	9	F	
	ድምር	8	1	-	10	2	4	2	27	TOTAL	
ጠቅላላ ድምር	ወንድ	8,469	6,408	2,349	5,620	4,948	1,416	7,220	36,430	M	GRAND TOTAL
	ሴት	3,340	537	411	3,772	1,499	535	2,212	12,306	F	
	ድምር	11,809	6,945	2,760	9,392	6,447	1,951	9,432	48,736	TOTAL	
		RESI- DENT	BUSI- NESS	CONFER- ENCE	VACA- TION	TRAN- SIT	OTHER	NOT STATED	TOTAL	SEX	CONTINENTS
PURPOSE OF ENTRY											

M= Male

F= Female

ወደ ኢትዮጵያ የገቡትን ሰዎች በጾታ፣ በአካፍና፣ የገቡበትን ዎክንያት ለይተው የሚያሳይ /ከጥር 1969-1970 ዓ.ም./  
ARRIVALS BY SEX, CONTINENT AND PURPOSE OF ENTRY (JAN.-DEC. 1977)

ሠንጠረዥ ሐ. 1 /ለ/ TABLE C. 1 (b)

አካፍ	ጾታ	የ ገ ቡ በ ተ ዎ ክ ን ያ ተ									
		ነዋሪ	ሐምሌ	ሰኔ	ሰርዓተ	ጥቅምት	ሰሜን	ያህንሴ	ደረጃ		
አፍሪካ	ወንድ	5,584	636	653	572	1,907	344	2,287	11,983	M	AFRICA
	ሴት	1,411	62	70	345	396	61	877	3,222	F	
	ድምር	6,995	698	723	917	2,303	405	3,164	15,205	TOTAL	
አውሮፓ	ወንድ	1,731	2,612	276	1,206	1,043	459	2,187	9,514	M	EUROPE
	ሴት	1,113	232	84	827	428	182	806	3,672	F	
	ድምር	2,844	2,844	360	2,033	1,471	641	2,993	13,186	TOTAL	
አፍሪካ /ሰ/	ወንድ	359	637	131	500	225	80	184	2,116	M	AMERICA (N)
	ሴት	275	64	47	340	148	42	84	1,000	F	
	ድምር	634	701	178	840	373	122	268	3,116	TOTAL	
አፍሪካ /ደ/	ወንድ	54	28	8	31	21	92	219	453	M	AMERICA (S)
	ሴት	20	2	2	25	7	27	67	150	F	
	ድምር	74	30	10	56	28	119	286	603	TOTAL	
አሰያ	ወንድ	525	739	114	947	1,311	224	2,876	6,736	M	ASIA
	ሴት	207	17	16	229	317	40	340	1,166	F	
	ድምር	732	756	130	1,176	1,628	264	3,216	7,902	TOTAL	
አውስትራሊያና ኒዛላንድ	ወንድ	36	68	5	45	27	10	18	209	M	OCEANIA
	ሴት	14	4	-	35	13	3	4	73	F	
	ድምር	50	72	5	80	40	13	22	282	TOTAL	
ያህንሴ	ወንድ	5	1	1	3	2	1	3	16	M	NOT STATED
	ሴት	5	-	1	1	-	1	5	13	F	
	ድምር	10	1	2	4	2	2	8	29	TOTAL	
ጠቅላላ ድምር	ወንድ	8,294	4,721	1,188	3,304	4,536	1,210	7,774	31,027	M	GRAND TOTAL
	ሴት	3,045	381	220	1,802	1,309	356	2,183	9,296	F	
	ድምር	11,339	5,102	1,408	5,106	5,845	1,566	9,957	40,323	TOTAL	
		RESI- DENT	BUSI- NESS	CONFER- ENCE	VACA- TION	TRAN- SIT	OTHER	NOT STATED	TOTAL	SEX	CONTINENTS
PURPOSE OF ENTRY											

M= Male  
F= Female

በወረ ወደ ለተጻፉ የገቡትን ሰዎች በጾታ የገቡትን ዎክንት የሚያሳይ /ከተር 1968-ታህሳስ 1969 ዓ.ም  
 MONTHLY ARRIVALS BY SEX, AND PURPOSE OF ENTRY (ALL CONTINENTS) JAN. - DEC. 1976

ሠገጠረዥ ሐ.2 /ሀ/ TABLE C.2 (a)

ወር	ጾታ	የ ገ ቡ በ ተ ዎ ክ ገ ያ ተ							ጭር	ጾታ	ወር
		የጻፈ	ለሥራ	ለሰበሰባ	ለሰረፍተ	በተረጎሙ ዚተነት	ለሌላ	ያልተ ገለጸ			
ጥር	ወገድ	647	482	401	281	304	125	620	2,860	M	JANUARY
	ሰት	355	34	42	226	70	51	157	935	F	
	ጭር	1,002	516	443	507	374	176	777	3,795	TOTAL	
የካቲት	ወገድ	544	572	322	324	287	198	576	2,823	M	FEBRUARY
	ሰት	162	34	37	217	69	25	125	669	F	
	ጭር	706	606	359	541	356	223	701	3,492	TOTAL	
ጳጉሙ	ወገድ	542	649	120	449	281	148	530	2,719	M	MARCH
	ሰት	182	42	26	284	86	33	138	791	F	
	ጭር	724	691	146	733	367	181	668	3,510	TOTAL	
ሚያዝያ	ወገድ	659	529	107	411	397	112	454	2,669	M	APRIL
	ሰት	213	31	31	339	101	57	172	944	F	
	ጭር	872	560	138	750	498	169	626	3,613	TOTAL	
ገንቦት	ወገድ	699	580	190	415	339	87	509	2,819	M	MAY
	ሰት	235	36	36	227	81	35	137	787	F	
	ጭር	934	616	226	642	420	122	646	3,606	TOTAL	
ሰኔ	ወገድ	696	540	129	415	466	89	630	2,965	M	JUNE
	ሰት	185	44	35	272	151	34	178	899	F	
	ጭር	881	584	164	687	617	123	808	3,864	TOTAL	
ሐምሌ	ወገድ	894	475	103	641	578	105	639	3,435	M	JULY
	ሰት	323	50	31	487	234	50	256	1,431	F	
	ጭር	1,217	525	134	1,128	812	155	895	4,866	TOTAL	
ነሐሴ	ወገድ	759	363	182	441	398	101	562	2,806	M	AUGUST
	ሰት	378	54	36	292	132	73	211	1,176	F	
	ጭር	1,137	417	218	733	530	174	773	3,982	TOTAL	
መስከረም	ወገድ	1,233	759	333	714	667	180	929	4,815	M	SEPTEMBER
	ሰት	629	84	36	319	160	82	237	1,547	F	
	ጭር	1,862	843	369	1,033	827	262	1,166	6,362	TOTAL	
ጥቅምት	ወገድ	460	431	203	325	284	74	483	2,260	M	OCTOBER
	ሰት	232	42	28	204	102	25	158	791	F	
	ጭር	692	473	231	529	386	99	641	3,051	TOTAL	
ገብር	ወገድ	677	653	150	521	430	72	545	3,048	M	NOVEMBER
	ሰት	215	50	41	332	159	30	184	1,011	F	
	ጭር	892	703	191	853	589	102	729	4,059	TOTAL	
ታህሳስ	ወገድ	659	375	109	683	517	125	742	3,210	M	DECEMBER
	ሰት	231	36	32	572	154	40	258	1,323	F	
	ጭር	890	411	141	1,255	671	165	1,000	4,533	TOTAL	
ጠቅላላ ጭር	ወገድ	8,469	6,408	2,349	5,620	4,948	1,416	7,219	36,429	M	GRAND TOTAL
	ሰት	3,340	537	411	3,771	1,499	535	2,211	12,304	F	
	ጭር	11,809	6,945	2,760	9,391	6,447	1,951	9,430	48,733	TOTAL	
		RESI- DENT	BUSI- NESS	CONFER- ENCE	VACA- TION	TRAN- SIT	OTHER	NOT STATED	TOTAL	SEX	MONTH
PURPOSE OF ENTRY											

M= Male  
 F= Female

በ የወራ ልዩ ልዩ የሚገቡ ሰዎች በጾታ የገባቸውን ዋና ዋና ዓይነቶች /ክፍሎች 1969-ጥቅም 1970 ዓ.ም  
 MONTHLY ARRIVALS BY SEX, AND PURPOSE OF ENTRY (ALL CONTINENTS) JAN.-DEC. 1977

ሠጥቶች ሐ.2 /ለ/ TABLE C.2 (b)

ወሩ	ጾታ	የ ገባቸው ዋና ዋና ዓይነቶች								ጾታ	ወሩ
		የዓይነት	ሌሎች	ለሰብሰባ	ለሥራ	በተረጎሙ ሁኔታ	ሌላ	ያልተገለጸ	ጠቅላይ		
ጥር	ወንድ	742	570	198	467	380	157	626	3,140	M	JANUARY
	ሴት	429	37	33	267	101	46	188	1,101	F	
	ጠቅላይ	1,171	607	231	734	481	203	814	4,241	TOTAL	
የካቲት	ወንድ	533	539	75	361	396	101	551	2,556	M	FEBRUARY
	ሴት	153	46	22	219	108	34	140	722	F	
	ጠቅላይ	686	585	97	580	504	135	691	3,278	TOTAL	
ጳጉሜ	ወንድ	758	493	105	398	454	83	532	2,823	M	MARCH
	ሴት	208	35	23	196	105	28	115	720	F	
	ጠቅላይ	966	528	128	594	559	111	647	3,533	TOTAL	
ዓፄክረ	ወንድ	601	351	90	323	380	98	504	2,347	M	APRIL
	ሴት	288	25	20	164	123	22	128	770	F	
	ጠቅላይ	889	376	110	487	503	120	632	3,117	TOTAL	
ገንቦት	ወንድ	612	368	142	193	345	132	489	2,281	M	MAY
	ሴት	163	19	17	95	95	22	98	509	F	
	ጠቅላይ	775	387	159	288	440	154	587	2,790	TOTAL	
ሰኔ	ወንድ	325	215	44	142	235	59	372	1,392	M	JUNE
	ሴት	87	15	8	69	53	14	63	309	F	
	ጠቅላይ	412	230	52	211	288	73	435	1,701	TOTAL	
ጳጉሜ	ወንድ	965	399	73	321	533	94	944	3,329	M	JULY
	ሴት	303	29	15	169	130	43	225	914	F	
	ጠቅላይ	1,268	428	88	490	663	137	1,169	4,243	TOTAL	
ከምስክር	ወንድ	680	225	31	191	316	81	614	2,138	M	AUGUST
	ሴት	314	22	10	115	102	23	225	811	F	
	ጠቅላይ	994	247	41	306	418	104	839	2,949	TOTAL	
ጳጉሜ	ወንድ	842	399	87	214	425	164	941	3,072	M	SEPTEMBER
	ሴት	388	62	17	119	130	57	340	1,113	F	
	ጠቅላይ	1,230	461	104	333	555	221	1,281	4,185	TOTAL	
ጳጉሜ	ወንድ	795	325	90	187	328	92	652	2,469	M	OCTOBER
	ሴት	243	30	11	92	114	27	226	743	F	
	ጠቅላይ	1,038	355	101	279	442	119	878	3,212	TOTAL	
ጳጉሜ	ወንድ	631	509	86	194	388	70	666	2,544	M	NOVEMBER
	ሴት	235	41	14	81	119	21	219	730	F	
	ጠቅላይ	866	550	100	275	507	91	885	3,274	TOTAL	
ጳጉሜ	ወንድ	810	328	167	313	356	79	883	2,936	M	DECEMBER
	ሴት	234	20	30	216	129	19	216	864	F	
	ጠቅላይ	1,044	348	197	529	485	98	1,099	3,800	TOTAL	
ጠቅላላ ጠቅላይ	ወንድ	8,294	4,721	1,188	3,304	4,536	1,210	7,774	31,027	M	GRAND TOTAL
	ሴት	3,045	381	220	1,802	1,309	356	2,183	9,306	F	
	ጠቅላይ	11,339	5,102	1,408	5,106	5,845	1,566	9,957	40,323	TOTAL	
		RESI-DENT	BUSI-NESS	CONFER-ENCE	VACA-TION	TRAN-SIT	OTHER	NOT STATED	TOTAL	SEX	MONTH
PURPOSE OF ENTRY											

M= Male  
 F= Female

ከአተገባይ የወጡትን ሰዎች በጾታ በአካገርና በየወጣት ምክንያት ለይተ የሚገባዎት / በገር 1968-ጉሳሥ 1969 ዓ.ም /  
 DEPARTURE, BY SEX, CONTINENT AND PURPOSE OF EXIT (JAN-DEC. 1976)

ሠንጠረዥ ሐ.3/ሀ/ TABLE C.3 (a)

አካገር	ጾታ	የወጣት ምክንያት								1968 ዓ.ም	ጠቅላላ ይዘት		
		ለገቢ ሥራ	ለገላ ሥራ	ለሰራተኛ	ለተምህርት	ለህክምና	ሌላ	ያልተገለጸ	ዕድሜ				
አፍሪካ	ወንድ	1,573	619	212	1,024	89	782	2,011	6,310	7,807	14,117	M	AFRICA
	ሴት	145	173	170	109	60	359	945	1,961	1,530	3,491	F	
	ዕድሜ	1,718	792	382	1,133	149	1,141	2,956	8,271	9,337	17,608	TOTAL	
አሜሪካ	ወንድ	351	484	679	62	57	280	850	2,763	10,155	12,918	M	EUROPE
	ሴት	122	122	744	36	59	204	718	2,005	3,831	5,835	F	
	ዕድሜ	473	606	1,423	98	116	484	1,568	4,768	13,986	18,753	TOTAL	
አሜሪካ / ሰ/	ወንድ	206	102	255	19	19	76	286	963	3,389	4,352	M	AMERICA (N)
	ሴት	53	21	260	23	27	69	205	658	1,916	2,574	F	
	ዕድሜ	259	123	515	42	46	145	491	1,621	5,305	6,926	TOTAL	
አሜሪካ / ደ/	ወንድ	8	1	3	-	-	6	13	31	151	178	M	AMERICA (S)
	ሴት	-	-	8	-	-	3	2	13	66	79	F	
	ዕድሜ	8	1	11	-	-	9	15	44	217	257	TOTAL	
አስያ	ወንድ	104	123	268	18	8	195	1,306	2,022	6,565	8,577	M	ASIA
	ሴት	17	26	169	10	7	92	448	769	1,025	1,814	F	
	ዕድሜ	121	149	437	28	15	287	1,754	2,791	7,590	10,391	TOTAL	
አውስትራሊያና ኮከላንዲያ	ወንድ	1	20	12	1	-	5	6	45	294	339	M	OCEANIA
	ሴት	1	4	11	-	-	2	4	22	155	177	F	
	ዕድሜ	2	24	23	1	-	7	10	67	449	516	TOTAL	
ያልተገለጸ	ወንድ	1	1	3	2	1	7	13	28	12	40	M	NOT STATED
	ሴት	-	-	3	2	2	6	13	26	7	33	F	
	ዕድሜ	1	1	6	4	3	13	26	54	19	73	TOTAL	
ጠቅላላ ዕድሜ	ወንድ	2,244	1,350	1,432	1,126	174	1,351	4,485	12,162	28,359	40,521	M	GRAND TOTAL
	ሴት	338	346	1,365	180	155	735	2,335	5,454	8,550	14,004	F	
	ዕድሜ	2,582	1,696	2,797	1,306	329	2,086	6,820	17,616	36,909	54,525	TOTAL	
		GOVERNMENT	PRIVATE BUSINESS	VACATION	TRAINING	MEDICAL	OTHERS	NOT STATED	TOTAL	NON RESIDENTS	GRAND TOTAL	SEX	CONTINENTS
RESIDENTS BY PURPOSE OF EXIT													

ከአገሪቱ ውጭ የሚሰጡ ሰዎች በጾታ በአካሄድ የሚመዘኑት ስድስት ወር የሚያሳይ /ከገር 1969-ታህሣዥ 1970 ዓ.ም/  
 DEPARTURES, BY SEX, CONTINENT AND PURPOSE OF EXIT (JAN-DEC. 1977)

ሠንጠረዥ ሐ.3/ለ/ TABLE C. 3 (b)

አካሄድ	ጾታ	የውጭ ሰዎች የሚሰጡት ስድስት ወር								የግል ስድስት ወር	ጠቅላላ ስድስት ወር	ጾታ	አካሄድ
		የሥራ ስድስት ወር	የግል ስድስት ወር	የህግ ስድስት ወር	የትምህርት ስድስት ወር	የህክምና ስድስት ወር	ሌሎች ስድስት ወር	የልዩ ስድስት ወር	ሌሎች ስድስት ወር				
አፍሪካ	ወንድ	2,432	651	234	1,338	89	818	2,387	7,949	5,853	13,802	M	AFRICA
	ሴት	329	364	241	141	63	464	1,068	2,670	1,631	4,301	F	
	ጠቅላላ	2,761	1,015	475	1,479	152	1,282	3,455	10,619	7,484	18,103	TOTAL	
አሜሪካ	ወንድ	305	420	831	69	54	313	836	2,828	7,218	10,046	M	EUROPE
	ሴት	107	92	894	40	56	227	709	2,125	2,784	4,919	F	
	ጠቅላላ	412	512	1,725	109	110	540	1,545	4,953	10,002	14,965	TOTAL	
አሜሪካ /ሰ/	ወንድ	133	57	181	23	11	120	296	821	1,838	2,659	M	AMERICA (N)
	ሴት	56	29	208	10	24	120	245	692	827	1,519	F	
	ጠቅላላ	189	86	389	33	35	240	541	1,513	2,665	4,178	TOTAL	
አሜሪካ /ደ/	ወንድ	9	2	6	-	-	11	24	52	261	313	M	AMERICA (S)
	ሴት	2	-	4	-	-	-	8	14	57	71	F	
	ጠቅላላ	11	2	10	-	-	11	32	66	318	384	TOTAL	
አስያ	ወንድ	88	124	257	43	12	239	827	1,590	6,141	7,731	M	ASIA
	ሴት	27	27	173	13	13	93	417	763	1,041	1,804	F	
	ጠቅላላ	115	151	430	56	25	332	1,244	2,353	7,182	9,535	TOTAL	
አውስትራሊያና ኒዥሳንዲ	ወንድ	3	19	13	-	1	11	18	65	173	238	M	OCEANIA
	ሴት	-	4	20	-	2	9	18	53	71	124	F	
	ጠቅላላ	3	23	33	-	3	20	36	118	244	362	TOTAL	
ያልተገለጸ	ወንድ	-	-	5	5	2	5	18	35	28	63	M	NOT STATED
	ሴት	-	-	4	-	-	5	12	21	11	32	F	
	ጠቅላላ	-	-	9	5	2	10	30	56	39	95	TOTAL	
ጠቅላላ ጠቅላላ	ወንድ	2,970	1,273	1,527	1,478	169	1,517	4,406	13,340	21,512	34,852	M	GRAND TOTAL
	ሴት	521	516	1,544	204	158	918	2,477	6,338	6,432	12,770	F	
	ጠቅላላ	3,491	1,789	3,071	1,682	327	2,435	6,883	19,678	27,944	47,622	TOTAL	
		GOVERNMENT	PRIVATE BUSINESS	VACATION	TRAINING	MEDICAL	OTHERS	NOT STATED	TOTAL	NON RESIDENTS	GRAND TOTAL	SEX	CONTINENTS
RESIDENTS BY PURPOSE OF EXIT													

በወረ ከአተ ያለ ያ የሚመጡትን በጾታ በአሀገርና የመጠቀም ዓይነት የሚያገለግል/ከገር 1968-ታህሳስ 1969 ዓ.ም  
 MONTHLY DEPARTURES BY SEX, AND PURPOSE OF EXIT (ALL CONTINENTS) 1976

ሠገጠረዥ ለ.4/ሀ/ TABLE C.4 (a)

ወር	ጾታ	አዎንታዊ	ላገል	የዕረጃ የመጠቀም ዓይነት						የዕረጃ ያለሁኑ	ድምር	ጾታ	ወር
				ላላረፍተ	ለተሆነ	ለሀክምና	ሌላ	ያለተገለጸ	ድምር				
ጥር	ወገድ	172	99	72	76	10	71	303	803	2,482	3,285	M	JANUARY
	ሴት	18	22	66	10	12	45	146	319	921	1,240	F	
	ድምር	190	121	138	86	22	116	449	1,122	3,403	4,525	TOTAL	
የገተ	ወገድ	146	111	63	79	7	111	321	838	1,860	2,698	M	FEBRUARY
	ሴት	21	19	45	14	9	39	124	271	504	775	F	
	ድምር	167	130	108	93	16	150	445	1,109	2,364	3,473	TOTAL	
ጳጋሲት	ወገድ	150	118	40	42	11	70	269	700	2,758	3,458	M	MARCH
	ሴት	12	30	50	9	9	31	119	260	556	816	F	
	ድምር	162	148	90	51	20	101	388	960	3,314	4,274	TOTAL	
ጳጋሳ	ወገድ	178	126	108	60	18	154	259	903	2,062	2,965	M	APRIL
	ሴት	18	32	107	17	14	103	142	433	678	1,111	F	
	ድምር	196	158	215	77	32	257	401	1,336	2,740	4,076	TOTAL	
ገገሳ	ወገድ	248	111	78	64	17	89	413	1,020	2,131	3,151	M	MAY
	ሴት	30	28	90	8	14	62	168	400	563	963	F	
	ድምር	278	139	168	72	31	151	581	1,420	2,694	4,114	TOTAL	
ሰኔ	ወገድ	197	128	223	53	17	157	538	1,313	2,315	3,628	M	JUNE
	ሴት	44	34	266	13	16	82	310	765	786	1,551	F	
	ድምር	241	162	489	66	33	239	848	2,078	3,101	5,179	TOTAL	
ሰኞ	ወገድ	194	124	368	56	18	173	564	1,497	2,306	3,803	M	JULY
	ሴት	55	39	316	12	15	110	358	905	884	1,789	F	
	ድምር	249	163	684	68	33	283	922	2,402	3,190	5,592	TOTAL	
ሰኞ	ወገድ	197	93	143	98	16	98	392	1,037	2,214	3,251	M	AUGUST
	ሴት	30	31	130	23	11	61	220	506	809	1,315	F	
	ድምር	227	124	273	121	27	159	612	1,543	3,023	4,566	TOTAL	
ሰኞ	ወገድ	252	130	95	267	16	120	438	1,318	3,170	4,488	M	SEPTEMBER
	ሴት	39	22	70	36	18	67	210	462	786	1,248	F	
	ድምር	291	152	165	303	34	187	648	1,780	3,956	5,736	TOTAL	
ጥቅምት	ወገድ	167	87	57	160	15	95	294	875	1,984	2,859	M	OCTOBER
	ሴት	22	23	47	21	12	30	130	285	540	825	F	
	ድምር	189	110	104	181	27	125	424	1,160	2,524	3,684	TOTAL	
ኅዳር	ወገድ	179	90	46	74	14	134	396	933	2,241	3,174	M	NOVEMBER
	ሴት	27	33	49	7	13	53	233	415	702	1,117	F	
	ድምር	206	123	95	81	27	187	629	1,348	2,943	4,291	TOTAL	
ታህሳስ	ወገድ	163	131	136	97	15	79	291	914	2,808	3,722	M	DECEMBER
	ሴት	22	32	128	10	11	52	173	428	813	1,241	F	
	ድምር	185	163	266	107	26	131	464	1,342	3,621	4,963	TOTAL	
ጠቅላላ ድምር	ወገድ	2,243	1,348	1,431	1,126	174	1,351	4,478	12,151	28,331	40,482	M	GRAND TOTAL
	ሴት	338	345	1,364	180	154	735	2,333	5,449	8,542	13,991	F	
	ድምር	2,581	1,693	2,795	1,306	328	2,086	6,811	17,600	36,873	54,473	TOTAL	
		GOVERNMENT	PRIVATE BUSINESS	VACATION	TRAINING	MEDICAL	OTHERS	NOT STATED	TOTAL	NON RESIDENTS	TOTAL	SEX	MONTH
RESIDENTS BY PURPOSE OF EXIT													

በ የወረድ በሥነ ምግባር የሚወጡትን ግለሰቦች በሰላማዊና የወጣትን ዓይነት የሚያሳይ ክፍል 1969-ታህሳስ 1970 ዓ.ም  
 MONTHLY DEPARTURES BY SEX, AND PURPOSE OF EXIT (ALL CONTINENTS) 1977

ሠንጠረዥ ሐ.4 / A / TABLE C.4 (b)

ወረድ	ፆታ	የሚወጡት		የወጣት ዓይነት						የወጣት ቁጥር	ጠቅላላ	ጾታ	ወረድ
		ጸሎት	ጸሎት	የሰላም	የትምህርት	የህክምና	ሌላ	የሌላ	ጠቅላላ				
ጥር	ወንድ	329	84	65	91	23	93	325	1,008	2,378	3,386	M	JANUARY
	ሴት	55	21	77	21	20	37	209	440	911	1,351	F	
	ጠቅላላ	384	105	142	112	43	130	534	1,448	3,289	4,737	TOTAL	
ፀደቀ	ወንድ	198	92	44	42	10	125	217	728	2,075	2,803	M	FEBRUARY
	ሴት	36	36	43	5	15	69	104	308	585	893	F	
	ጠቅላላ	234	128	87	47	25	194	321	1,036	2,660	3,696	TOTAL	
ጳጉሜ	ወንድ	300	155	144	76	15	165	443	1,298	2,826	4,124	M	MARCH
	ሴት	37	39	165	13	19	69	206	548	799	1,347	F	
	ጠቅላላ	337	194	309	89	34	234	649	1,846	3,625	5,471	TOTAL	
ጥቅምት	ወንድ	216	99	124	66	16	200	404	1,125	2,001	3,126	M	APRIL
	ሴት	42	36	127	13	12	198	263	691	678	1,369	F	
	ጠቅላላ	258	135	251	79	28	398	667	1,816	2,679	4,495	TOTAL	
ግንቦት	ወንድ	217	112	94	68	15	102	355	963	1,757	2,720	M	MAY
	ሴት	28	29	117	6	14	54	170	418	433	851	F	
	ጠቅላላ	245	141	211	74	29	156	525	1,381	2,190	3,571	TOTAL	
ሰኔ	ወንድ	275	105	250	149	6	179	414	1,378	1,697	3,075	M	JUNE
	ሴት	68	37	248	16	14	109	291	783	407	1,190	F	
	ጠቅላላ	343	142	498	165	20	288	705	2,161	2,104	4,265	TOTAL	
ሰኔ	ወንድ	176	99	338	51	13	138	446	1,261	1,479	2,740	M	JULY
	ሴት	32	70	340	8	12	84	256	802	410	1,212	F	
	ጠቅላላ	208	169	678	59	25	222	702	2,063	1,889	3,952	TOTAL	
ከምስክር	ወንድ	245	121	171	264	21	129	476	1,427	1,646	3,073	M	AUGUST
	ሴት	34	85	139	27	18	88	262	653	616	1,269	F	
	ጠቅላላ	279	206	310	291	39	217	738	2,080	2,262	4,342	TOTAL	
ጳጉሜ	ወንድ	187	100	69	400	16	69	384	1,225	1,533	2,758	M	SEPTEMBER
	ሴት	24	57	70	47	7	56	178	439	460	899	F	
	ጠቅላላ	211	157	139	447	23	125	562	1,664	1,993	3,657	TOTAL	
ጥቅምት	ወንድ	195	116	70	188	16	127	335	1,047	1,635	2,682	M	OCTOBER
	ሴት	30	41	73	33	11	43	193	424	457	881	F	
	ጠቅላላ	225	157	143	221	27	170	528	1,471	2,092	3,563	TOTAL	
ግንቦት	ወንድ	517	114	38	46	13	132	431	1,291	1,228	2,519	M	NOVEMBER
	ሴት	120	36	65	10	9	82	254	576	350	926	F	
	ጠቅላላ	637	150	103	56	22	214	685	1,867	1,578	3,445	TOTAL	
ታህሳስ	ወንድ	115	76	122	37	5	58	176	589	1,257	1,846	M	DECEMBER
	ሴት	15	29	80	5	7	29	91	256	326	582	F	
	ጠቅላላ	130	105	202	42	12	87	267	845	1,583	2,428	TOTAL	
ጠቅላላ	ወንድ	2,970	1,273	1,529	1,478	169	1,517	4,406	13,340	21,512	34,852	M	GRAND TOTAL
	ሴት	521	516	1,544	204	158	918	2,477	6,338	6,432	12,770	F	
	ጠቅላላ	3,491	1,789	3,073	1,682	327	2,435	6,883	19,678	27,944	47,622	TOTAL	
		GOVERNMENT	PRIVATE BUSINESS	VACATION	TRAINING	MEDICAL	OTHERS	NOT STATED	TOTAL	NON RESIDENTS	TOTAL	SEX	MONTH
RESIDENTS BY PURPOSE OF EXIT													

ሠንጠረዥ ሠ. 1 የ1968 እና የ1969 የስፔት 9መት ለዋና ዋና ሰብሶቶች የታሰቡ መረት በፋት፣ ፎብትና ጠቅላላ ምርት ለግዛታዎች የተቻለው የእርሻ ሚኒስቴር በ1968 ዓ.ም እና 1969 ዓ.ም ያከናወነውን የሰበሰቡ ሰብሰባ ጥናት ፎብት መሠረት በግድገራ ላይ ነው። ይህ መረጃ በግዛታዎች ጊዜ በገበያ ለሚሰጡትና በሰበሰባ ወራት የሚሠረቱትን ሰብሶቶች ለግዛታ አገልግሎት የተሰጡ ምት ከ የተሰጡ ምት የሚከፈሉ ጊዜ የተሻለ መሆኑን ለማረጋገጥ አገልግሎት ማስተካከያዎች ተደርገዋል። በ1968 ዓ.ም የታሰቡ መረት በፋትና የግዛታ ህክብር ምርት የሚያሳይ የሆነ ለዋናው የሚከፈሉ ጊዜ / የሚገኙት እርሻዎችን ሳይጨምር / ብቻ ነው። በ1969 ዓ.ም የታሰቡ መረት በፋትና የግዛታ ህክብር ምርት ገን የሚያሳይ የሆነ ለዋናው የሚከፈሉ ጊዜ እና ለሌሎችም ይጨምራል።

የ1968 ዓ.ም ጥናት የቀባት አህጉሮችን በሙሉ ያሳደረገው ስለሆነ በገምት የታሰቡ መረጃ በይበለጥ የመሠረተው ስለውጥ ገንድ በቀረበው አባታቲክ ህዝብ ላይ ሲሆን፣ ጠቅላላ ምርት የተገኘው ወደ ሙሉ አገር የተሳካውንና ለአገር ሙሉ ጥቅም የሚሰጡን በግንዛቤ ነው።

ይህንን መረጃ ለማቀረብ ብዙ የገምት ሥራዎች የተወሰኑ ስለሆነ አስተማማኝ መረጃዎች እንደተገኙ አስረግጦልሁ ማሻሻያ ይደረጋል። ሆኖም የገምት አወጣጥ ዘዴው በመለየት፣ ከ1966 ዓ.ም በፊት ከተሰጡት መረጃዎች ጋር ለግዛታዎች አይቻልም።

ሠንጠረዥ ሠ. 2-3 ስለሰዓት የሚደረገውን ቁጥጥር ያመለክታል። ወደ ሙሉ አገር የሚሳካው ጠና ሁሉ በሰዓትና ሻይ ለግትና ገበያ ባለሥልጣን መመርመር አለበት። ተፈላጊውን የጥራት ደረጃ የያዘ ጠና ወደ ሙሉ አገር አገልግሎት የሚያስጠይቀው የባለሥልጣኑ ሠር ቴክኒክ ሲሰጠው፣ ተፈላጊውን ጥራት አሟልቶ ያልተገኘው ደገም በደጋግ እንዲቆይ ወይም በአገር ሙሉ እንዲሻጥ ይደረጋል። በዚህ ድካም ገንዘብ የተመለከተው የጠና መጠን ከተከለሰው መጠን ሊበልጥ ይችላል ማለት ነው።

ሠንጠረዥ ሠ. 4 ለከብት ሕክምና የተሞመ ወይም ነጥብ የተከተሉ ከብቶች ብዛትና በከብት ሕክምና ሥራ የተሠጧትን ሠራተኞች ብዛት ያመለክታል።

ሠንጠረዥ ሠ. 5 በየክፍለ ሰዓት የሚገኙ የእርሻ ሥራ ማስፈጸም ተቆጣጣሪዎችና ወኪሎች ብዛት የሚያሳይ ነው።

ማሳሰቢያ የከብቶች ብዛትና ዓይነት፣ የከብት ሀብት ፎብትና የደን ሀብት ፎብት ባህሪ መጻጸፍ እንዲቻል ወገን ተደርጎአል። ባህሪ ጊዜ በአገሪቱ ተስፋፋ ተሰጥቶ የደርቱ ሁኔታ ያለበት ተደጋጋሚ ስለተከፈለው የቀረበው ገምት ተከለሰውን ሁኔታ የሚያሳይ ሆኖ ተገኝቷል። ሆኖም ለወደፊት በገንዘብ እርእስተኛ ላይ ተከለሰውን አስተማማኝ አባታቲክ ህዝብ መረጃዎች እንደተገኙ ለተጨማሪው ሕዝብ በዚህ መጻጸፍ አግባብነት እንዲኖሩ ይደረጋል።

## SECTION D. AGRICULTURE AND LIVESTOCK

Table D.1 Data on area, yield and production of major crops are based on the crop cutting survey results conducted by the Ministry of Agriculture in 1968 and 1969 E.C. Some adjustments have been made for commercial and belg production and various assumptions as to which year was a relatively good or bad agricultural year. Area and Yield shown on this table are for main production season and the peasant sector only. But area and yield for the year 1968 E.C. and 1969 E.C. are for main production season and for the whole sector.

In the case of oilseeds, as the survey did not fully cover these crops, the 1968 E.C. estimates are based mainly on the volume of exports of such crops as ascertained from external trade statistics and on some arbitrary assumptions as to the allocation of production between exports and local consumption.

Since the figures given are estimates, they must be taken as highly tentative and subject to revision when better information become available. It must also be noted that the present estimates are not comparable with the pre-1966 E.C. series because of differences in methods of estimation.

Table D.2 - 3 refer to coffee inspection. All coffee intended for export has to be inspected by the coffee and tea Development and Marketing Authority. The Coffee which is of the prescribed degree of purity is given the Authority's Export certificate. The coffee that does not meet the standard is either sent back for recleaning or sold locally. Thus, because of double counting, the amount of coffee shown on these tables could be more than the actual amount of Coffee Produced in the Country.

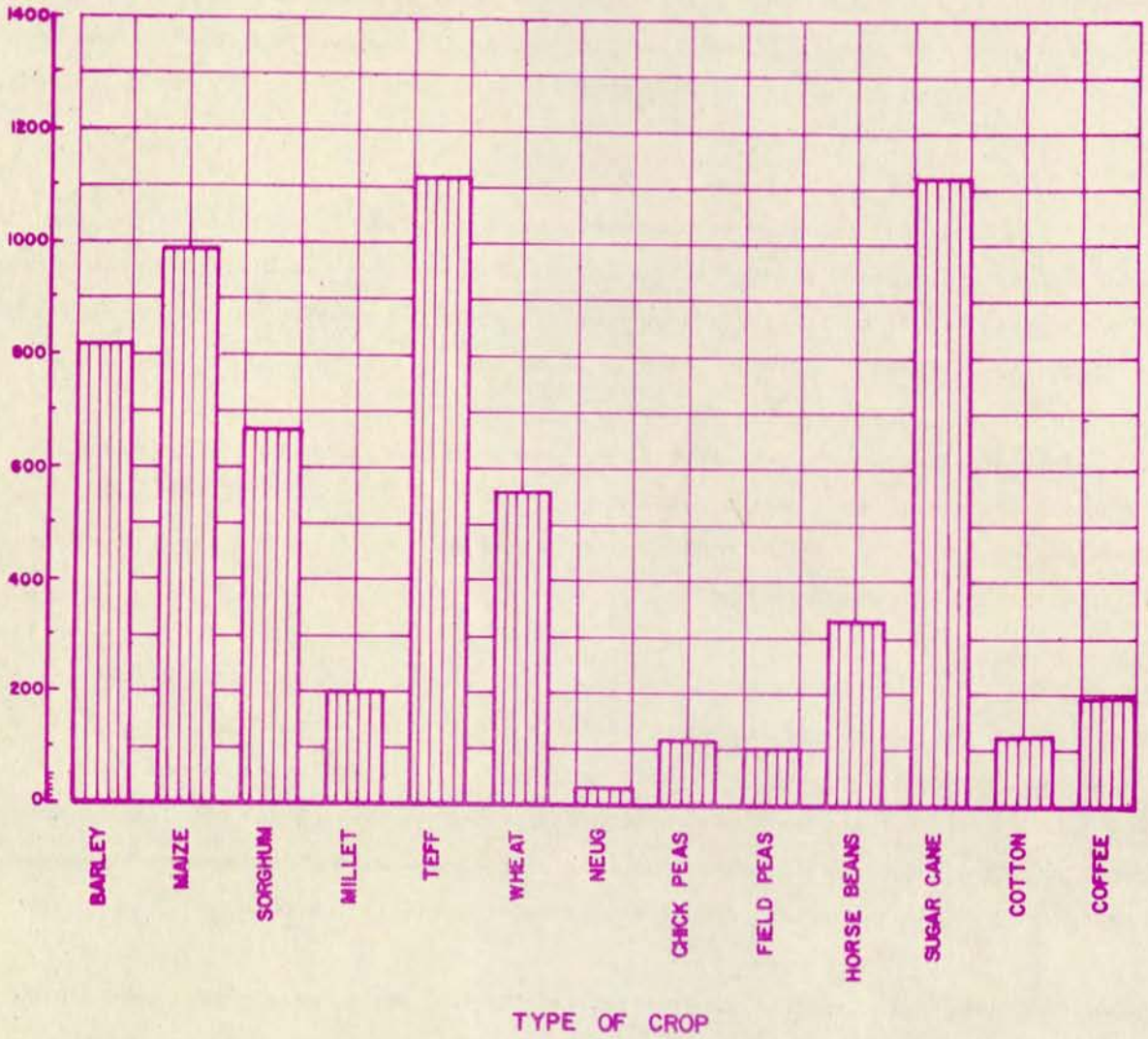
Table D.4 refers to vaccine production, number of cattle vaccinated, and number of veterinary personnel.

Table D. 5 shows the number of agricultural extension personnel by province.

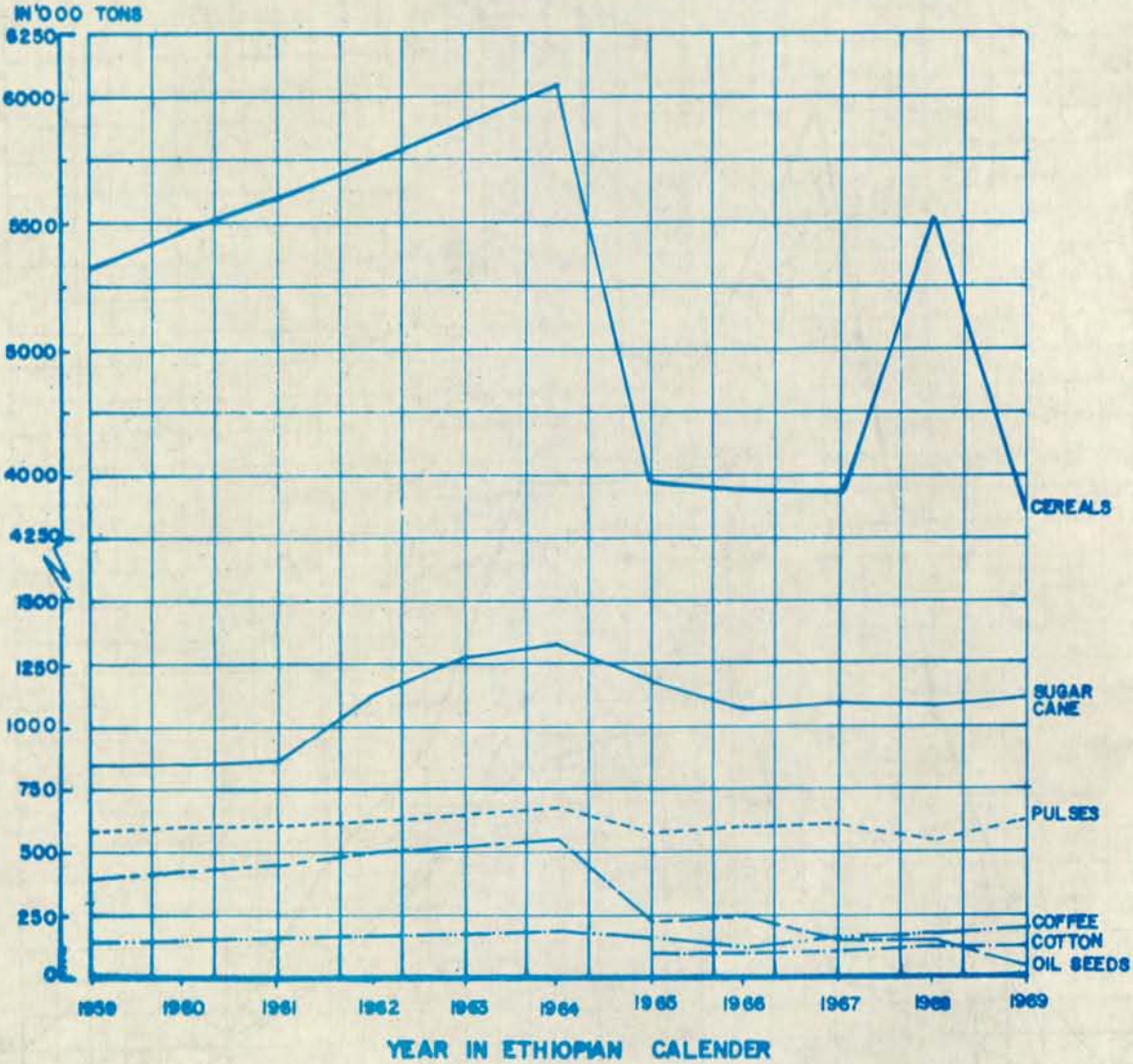
N.B. The projected data on Livestock by age and sex, animal production and forestry production usually presented in this publication are discontinued because it is felt that these figures could no more reflect the actual situations. Some of the main contributing factors to this decision were the prevalence of drought in the country, since these projections were made some years back. At any rate, the publication of these series will be resumed as soon as new data become available from various sources.

### D-1 PRODUCTION OF MAIN CROPS 1976/77

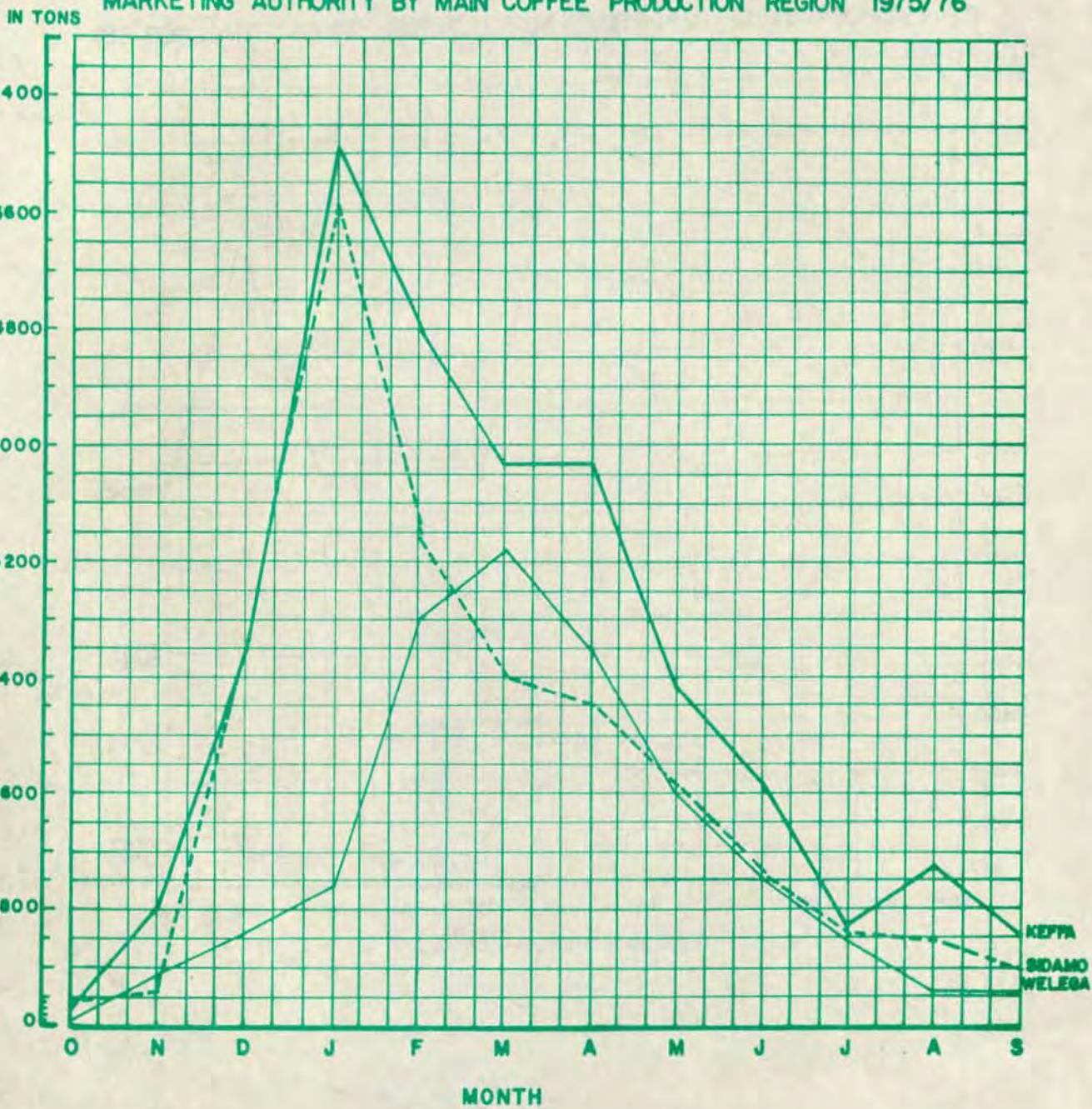
IN ('000) TONS



D.2 PRODUCTION OF IMPORTANT AGRICULTURAL CROPS (ETH.C. 1959-69)

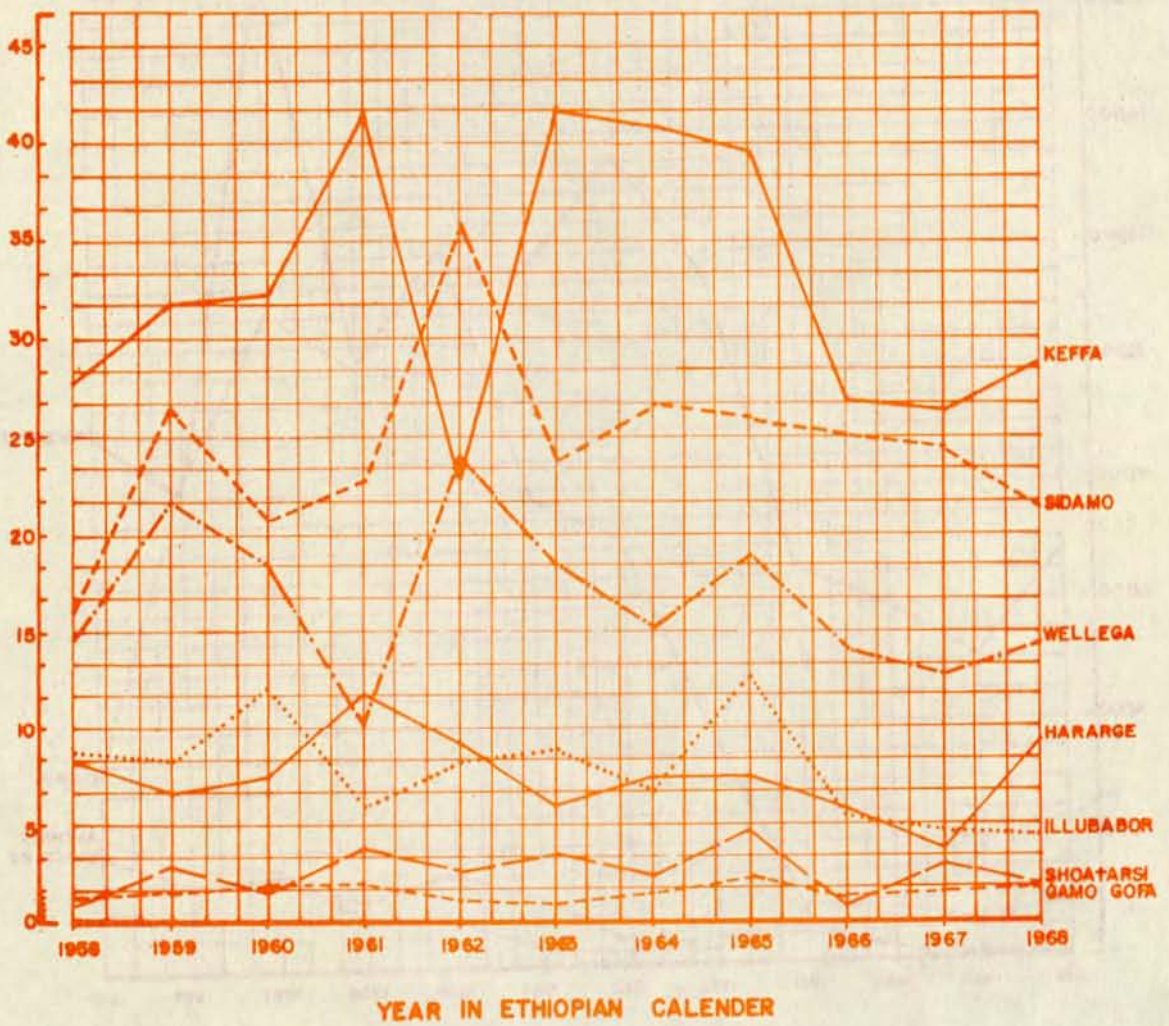


D-3 COFFEE INSPECTED BY THE COFFEE AND TEA DEVELOPMENT AND MARKETING AUTHORITY BY MAIN COFFEE PRODUCTION REGION 1975/76



**D-4 COFFEE INSPECTED BY THE COFFEE AND TEA DEVELOPMENT AND MARKETING AUTHORITY BY REGION 1958-68**

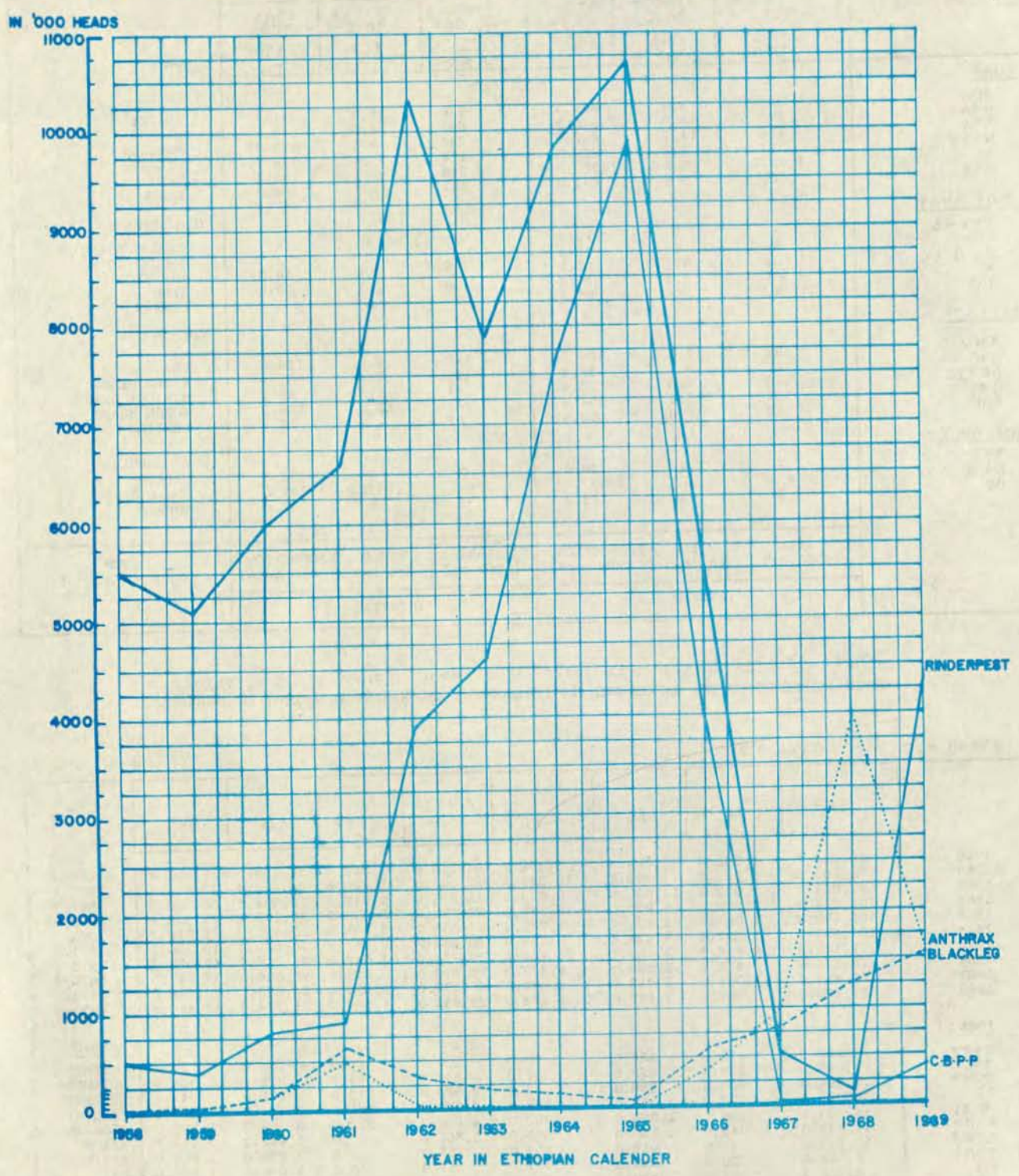
IN '000 TONS



### D.5 AMOUNT OF VACCINE PRODUCED ('000 DOSES) 1958-69



### D.6 NUMBER OF CATTLE VACCINATED ('000) 1958-69



የታሪክ ጠቅላይ ስርዓት የጥናትና ምርት ስርዓት ስርዓት  
 AREA UNDER CULTIVATION, YIELD AND PRODUCTION OF MAJOR CROPS

ሠንጠረዥ ስ.1 TABLE D.1

የበብሉ ዓይነት	1968			1969			CROPS
	የታሪክ ጠቅላይ ስርዓት	የምርት ስርዓት	ምርት	የታሪክ ጠቅላይ ስርዓት	የምርት ስርዓት	ምርት	
	/በሺህ/ ስርዓት/	/በሺህ/ ስርዓት/	/በሺህ/ ቶን/	/በሺህ/ ስርዓት/	/በሺህ/ ስርዓት/	/በሺህ/ ቶን/	
<b>አሁን</b>							<b>CEREALS</b>
ገበሬ	601	9.3	902.3	746	11.0	821.6	BARLEY
ባህረ	728	18.0	1,470.3	680	14.5	985.9	MAIZE
ማሽጎ	718	11.2	862.5	707	9.5	670.6	SORGHUM
ዘንጋጎ	317	9.8	329.0	174	11.4	198.7	MILLET
ጠፍ	1,721	6.9	1,270.5	1,550	7.2	1,122.4	TEFF
ሰንጠረዥ	500	9.6	694.2	507	11.1	560.6	WHEAT
<b>የቆይታ አሁን</b>							<b>OIL SEEDS</b>
የጉሳ ፍረ	X	X	13.8	X	X	X	CASTOR BEANS
ለወዘ	X	X	11.4	X	X	X	GROUND NUTS
የተሰጠ ፍረ	82	3.4	27.9	43	3.9	16.8	LINSEED
ነገ	226	3.3	79.0	130	2.2	29.2	NEUG
ሰለጥ	X	X	27.8	X	X	X	SESAME
<b>ጥሩ ጥራት</b>							<b>PULSES</b>
ገንጠራ	198	5.2	109.3	173	6.6	114.4	CHICK-PEAS
አተር	107	3.7	51.8	140	7.4	103.4	FIELD PEAS
አደገገራ	42	7.6	35.4	44	6.4	28.2	HARICOT BEANS
ባህረ	259	11.1	304.4	265	12.5	330.3	HORSE BEANS
ሰሰር	56	7.6	55.0	67	7.7	51.4	LENTILS
<b>ሌሎች አዘርዕት</b>							<b>OTHER CROPS</b>
ጥጥ	X	X	120.0	X	X	124.6	COTTON
ገንጠራ አገገ	6.4	1,687	1,081.3	6.2	1807	1,122.0	SUGAR CANE
ሰሰ	X	X	178.6	X	X	193.0	COFFEE
	AREA ('000 ha)	YIELD (qt/ha)	PRODUCTION ('000 tons)	AREA ('000 ha)	YIELD (qt/ha)	PRODUCTION ('000 tons)	CROP
	1975/76			1976/77			

በድርጅት ስርዓት ገበያ ስርዓት የተሰጠው ስርዓት ስርዓት ስርዓት ስርዓት ስርዓት  
 COFFEE INSPECTED BY THE COFFEE AND TEA DEVELOPMENT AND MARKETING AUTHORITY BY REGION

ሠንጠረዥ ስ.2 TABLE D.2 በ ቶን TONS

ዓመት	ደቡብ	ጋምቶፊ	ዘራርገ	ሲላባቦር	ክፋ	ሸዋ	ሲዳሞ	ወላጌ	ዓመት
1959	99,222.7	1,546.4	6,764.6	8,308.9	31,785.6	2,943.9	26,214.5	21,658.8	1966/7
1960	94,225.5	1,905.6	7,498.7	12,046.2	32,165.9	1,735.8	20,466.9	18,406.4	1967/8
1961	97,988.0	1,952.4	11,860.8	6,010.8	41,551.5	3,612.3	22,694.0	10,306.2	1968/9
1962	103,744.3	1,218.8	9,220.9	8,267.5	22,859.6	2,675.9	35,603.2	23,898.4	1969/70
1963	102,388.0	1,058.0	6,055.0	8,684.0	41,566.0	3,265.0	23,481.0	18,279.0	1970/1
1964	100,457.7	1,522.4	7,477.5	6,672.6	40,884.2	2,241.9	26,533.0	15,126.1	1971/2
1965	111,177.8	2,414.7	7,420.7	12,466.6	39,473.4	4,549.2	25,917.5	18,935.7	1972/3
1966	79,372.0	1,275.0	5,865.0	5,573.0	26,576.0	938.0	25,098.0	14,047.0	1973/4
1967	76,418.0	1,501.0	3,743.0	4,862.0	26,299.0	2,934.0	24,365.0	12,714.0	1974/5
1968	81,186.0	1,549.0	9,293.0	4,494.0	28,652.0	1,560.0	21,174.0	14,464.0	1975/6
<b>1968</b>									<b>1975/6</b>
ጥቅምት	729.0	112.0	236.0	66.0	110.0	10.0	158.0	37.0	OCTOBER
ገብር	2,088.0	134.0	479.0	47.0	838.0	39.0	223.0	328.0	NOVEMBER
ታህሣሥ	7,896.0	330.0	958.0	42.0	2,583.0	673.0	2,666.0	644.0	DECEMBER
ጥር	16,087.0	256.0	1,950.0	603.0	6,040.0	631.0	5,644.0	963.0	JANUARY
ፀደቅ	14,030.0	134.0	1,690.0	993.0	4,806.0	182.0	3,402.0	2,823.0	FEBRUARY
ጥቅምት	11,549.0	245.0	1,080.0	625.0	3,867.0	7.0	2,433.0	3,292.0	MARCH
ጥቅምት	10,732.0	147.0	916.0	957.0	3,867.0	0.0	2,238.0	2,607.0	APRIL
ገንቦት	6,763.0	39.0	659.0	417.0	2,361.0	0.0	1,670.0	1,617.0	MAY
ሰኔ	4,829.0	93.0	530.0	382.0	1,676.0	4.0	1,095.0	1,049.0	JUNE
ሰኔ	2,620.0	13.0	450.0	136.0	725.0	3.0	671.0	622.0	JULY
ከሰኔ	2,395.0	36.0	185.0	198.0	1,133.0	11.0	583.0	249.0	AUGUST
ጥቅምት	1,468.0	10.0	160.0	28.0	646.0	0.0	391.0	233.0	SEPTEMBER
<b>TOTAL</b>		<b>GAMO GOFFA</b>	<b>HARARGE</b>	<b>ILLUBA-BOR</b>	<b>KEFFA</b>	<b>SHOA</b>	<b>SIDAMO</b>	<b>WOLLEGA</b>	

ጠቅላይ ስርዓት  
 X= Data not Available

በብሔራዊ የቫይ ልማትና ገበያ ማስፈጸሚያ የተመረመሩ ስና በተመረመሩት ማህበራት  
 COFFEE INSPECTED BY THE COFFEE AND TEA DEVELOPMENT AND MARKETING AUTHORITY BY  
 INSPECTION STATION

ሠገጠረዥ ጠ.3

TABLE D.3

በ ቶን TONS

	1966	1967	1968	
<u>አርባ</u>	0.0	60.0	0.0	<u>ARSSI</u>
አርባጉጉ	0.0	60.0	0.0	ARBA GUGU
<u>ገዳ</u>	1,275.5	1,501.0	1,549.0	<u>GAMO GOFFA</u>
ድገባ	523.0	72.0	699.0	JINKA
ገፋ	20.4	10.0	10.0	GOFFA
ፈለገ ገዳ	663.8	655.0	671.0	FELEGE NEWAY
ሌሎች	68.3	764.0	169.0	OTHERS
<u>ሌላባቦር</u>	5,574.3	4,860.0	4,494.0	<u>ILLUBABOR</u>
ጠቀ	658.8	1,003.0	839.0	METU
ያዳ	507.0	583.0	571.0	YAYO
ሱሊ	389.6	155.0	57.0	SUPE
ቡረው	325.0	369.0	479.0	HURUMU
በደላ	349.7	45.0	0.0	BEDELE
ሌሎች	3,344.2	2,705.0	2,548.0	OTHERS
<u>ባፋ</u>	26,575.8	26,299.0	28,652.0	<u>KEFFA</u>
ጊማ	16,690.8	16,127.0	17,315.0	JIMMA
አገር	8,491.4	7,990.0	9,559.0	AGARO
ሌሎች	1,393.6	2,382.0	1,778.0	OTHERS
<u>ሸዎ</u>	937.8	2,874.0	1,562.0	<u>SHOA</u>
ተራጠ	846.7	2,355.0	1,364.0	DURAME
ሌሎች	91.1	519.0	198.0	OTHERS
<u>ሲዳሞ</u>	25,097.4	24,363.0	21,174.0	<u>SIDAMO</u>
ዲላ	4,418.3	6,098.0	3,889.0	DILA
ይርገ ጤፈ	4,435.7	2,742.0	3,055.0	YIRGA CHEFE
ይርገ ዓለዎ	3,478.0	3,678.0	3,711.0	YIRGA ALEM
ወገዶ	3,704.6	2,180.0	0.0	WENDO
ወላይታ	1,703.5	1,727.0	1,774.0	WELAITA
ወናጉ	2,230.5	1,917.0	1,371.0	WENAGO
ለጉ	1,216.9	1,385.0	863.0	LEKU
አለታ ወገዶ	0.0	1,387.0	4,988.0	ALETA WONDO
ሌሎች	3,909.9	3,247.0	1,523.0	OTHERS
<u>ወላገ</u>	14,047.3	12,714.0	14,464.0	<u>WOLLEGA</u>
ገምቢ	5,545.1	4,608.0	5,704.0	GHIMBI
ደምቢዶሎ	1,122.0	1,456.0	1,310.0	DEMBI DOLO
አገፈሎ	1,528.0	960.0	1,160.0	ANFILO
ገሊሶ	1,718.6	952.0	858.0	GULISO
ገዳሚ	873.1	656.0	926.0	GIDAMI
ነጆ	673.0	489.0	739.0	NEJO
ሌሎች	2,587.5	3,593.0	3,767.0	OTHERS
	1973/4	1974/75	1975/6	

ለከበት ሕክምና የተዘጋጀው የተጠቃሚ የተከተሉ ከባቶች ባዘተና፣ በከተባተ ሥራ ላይ የሚገኙ ሠራተኞች\*  
 VACCINE PRODUCTION, CATTLE VACCINATED, AND VETERINARY PERSONNEL\*

ሠንጠረዥ ወ.4 TABLE D.4

	1967	1968	1969	
የተዘጋጀው የዕቃዎች ባዘተ/በሺህ ይዘ/				VACCINE PRODUCTION ('000 DOSES)
ለጸባታ	16,854	8,105	9,120	RINDERPEST
ለባገባ	11,128	8,249	3,312	C.B.P.P.
ለባገርባ	1,553	1,515	1,968	BLACKLEG
ገርርሰ	289	381	510	HAEMORRHAGIC SEPTICEMIA
አባ ሰገገ	1,643	1,665	2,312	ANTHRAX
ይጾር	31,467	19,915	17,222	TOTAL
የተከተሉ ከባቶች ባዘተ /በሺህ/				CATTLE VACCINATED ('000)
በጸባታ	526	135	4,384	RINDERPEST
በሣገባ	45	69	390	C.B.P.P.
ለጸባታና ለባገባ	1,071	8,951	1,320	RINDERPEST + C.B.P.P.
ለባገርባ	776	1,265	1,573	BLACKLEG
ገርርሰ	110	299	285	HAEMORRHAGIC SEPTICEMIA
አባ ሰገገ	994	3,983	1,596	ANTHRAX
ይጾር	3,522	14,702	9,548	TOTAL
የከበት ሕክምና ባለ-ይጾቻቸው ባዘተ				VETERINARY PERSONNEL (NUMBERS)
ሐኪሞች	73	64	66	DOCTORS
የውጭ አገር	26	29	17	FOREIGN
አገር ውስጥ	47	35	49	ETHIOPIAN
ረዳተኛ የከበት ሐኪሞች	196	191	219	ANIMAL HEALTH ASSISTANTS
ተከላኪዎች	17	13	14	TECHNICIANS
ረዳተኛ ተከላኪዎች	-	8	18	ASST. TECHNICIANS
ከታሪኞች	349	522	600	VACCINATORS
**ሥነ ጠቅላይ ግብዓት	21	10	12	MEAT INSPECTORS**
ይጾር	656	808	929	TOTAL
	1974/75	1975/76	1976/77	

\* የዓመት መጨረሻ በ 30

\*Year ending 7 July.

\*\* የ1967 ዓ.ም ሥነ ጠቅላይ ግብዓት የሚለው ረዳተኞች ይጨምራል ::

\*\*The 1974/75 Figure for meat inspectors includes assistants.

ከአርቫና ከሕዝብ ግብዓት ግብዓት የሕንጻው ላይ ሰበት ለሰበት ባለሥልጣን የተገኘ ::

Source: Ministry of Agriculture and Settlement, Animal and Fishery Resources Development Authority.

የአርቫ ሥራ መስፈፅ ተቆጣሪዎች ወኪሎች በዛት በክፍለ ሀገር  
 NUMBER OF AGRICULTURAL EXTENSION PERSONNEL BY ADMINISTRATIVE REGION

ሠንጠረዥ ዱ.5 TABLE D.5

በ ቁጥር NUMBER

ክፍለ ሀገር	1967		1968		1969		በ ቁጥር NUMBER
	ተቆጣሪዎች	ወኪሎች	ተቆጣሪዎች	ወኪሎች	ተቆጣሪዎች	ወኪሎች	
አርቢ *	-	-	-	-	-	-	ARSSI *
ባሌ	2	11	2	7	2	39	BALE
ጎንደር	3	13	2	17	5	54	GONDER
አርቲራ	3	11	1	14	3	25	ERITREA
ጎም ጉሩ	2	18	1	18	3	54	GAMO GOFFA
ጎጃም	3	42	3	32	2	88	GOJAM
ዘረርጌ	7	31	4	57	13	143	HARARGE
ሊላባቦር	2	16	2	31	3	69	ILLUBABOR
ክፍላ	2	18	4	21	4	88	KEFFA
ሸዎ	18	90	14	87	23	286	SHOA
ሲዳሞ *	3	14	1	23	7	47	SIDAMO *
ተገራይ	10	50	8	80	5	80	TIGRAI
ወለጋ	5	26	5	56	5	126	WOLLEGA
ወሎ	5	22	5	30	14	94	WOLLO
ጭር	65	362	52	473	89	1193	TOTAL
	SUPER-VISORS	AGENTS	SUPER-VISORS	AGENTS	SUPER-VISORS	AGENTS	REGION
	1974/75		1975/76		1976/77		

\* የዋላና የአርታን አይጠቀሙ

\*Excluding WADU & ARDU

በ1969 ዓ.ም የወኪሎች በዛት ከፍ ያለበት ምክንያት በተለይ ደርታ ባጠቃላይ ክፍለ ሀገሮች ሥራው በመስፈፅ ጎንደር የተሻሻሉ የአርቫ ዘዳዎች እውነት እንዲያገኙ የሚደረገው ተረት ከፍ በግልጽ ነው ::

The increase in the number of agents in 1969(E.C.) is due to the prevalence of droughts and the increased effort being made to familiarize farmers with better farming techniques.

ከአርቫና ሕዝብ ግብረር ግብረር የተገኘ

Source: Ministry of Agriculture and Settlement

ከፍላ ሠ - በላ ማዕደን

የማዕደን ሥራ የሚመለከተው መረጃ የተዘጋጀው በማዕደን ሚኒስቴር ነው። የዘመኑ ለ ተጠባብሮ በሊት የጸያ የበጀት ዓመት መሠረት ነው።

ሠንጠረዥ ሠ.1 እና ሠ.2: በነዚህ ሠንጠረዥ የተመለከተው ከ1959-1967 ዓ.ም ያለውን የማዕደን ስርዓት በዘጠኝ ዋጋ ነው። ስለ ዋጋው የተረጋገጠ ሂሳብ የውጤትን ጠቅላላ ዋጋ ያመለክታል።

ሠንጠረዥ ሠ.3 እና ሠ.4: እነዚህ ሠንጠረዥ የሚያመለክተው ከ1964-1967 ለማዕደን ፍለጋና ማስፈጸም የተደረገውን የገንዘብ ወጪ፣ ገንዘቡ ከየት እንደተገኘና የአወጣጡ ሁኔታ ነው።

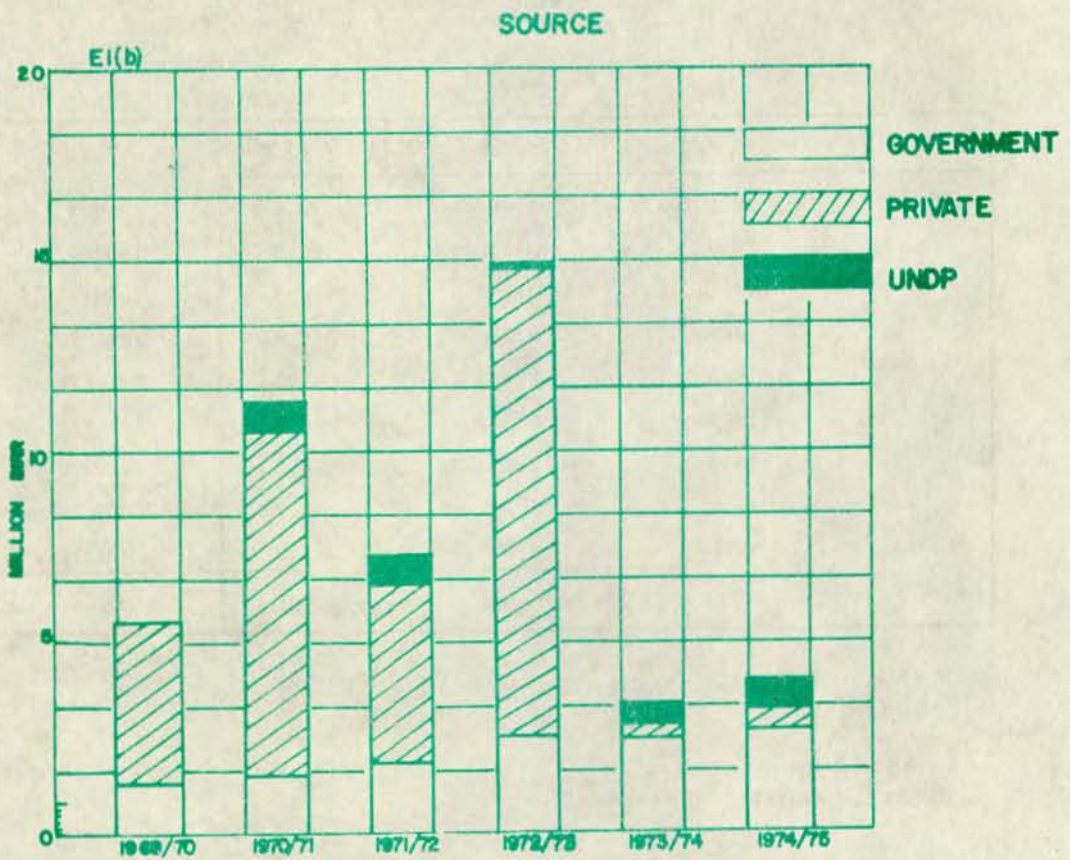
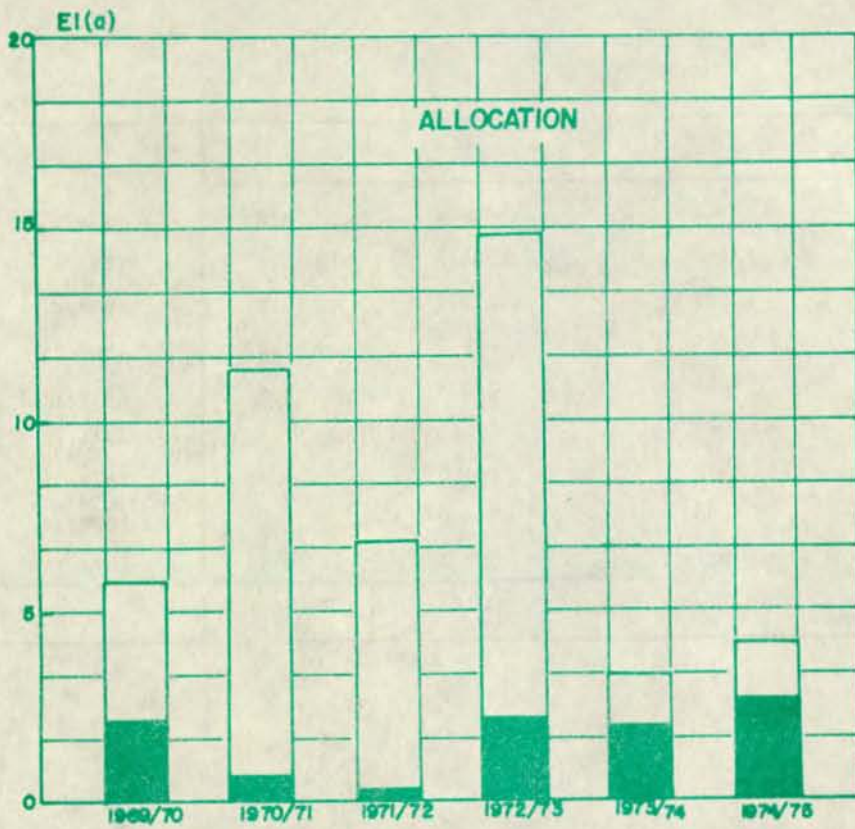
SECTION E. MINING

The Statistics relating to mining have been compiled by the Ministry of Mines. The year refers to the Ethiopian fiscal year (i.e. from July 8th to July 7th).

Tables E.1 and E.2 give the volume and value of mineral production for the years 1966/7 - 1974/75. The value figures are gross value of production.

Tables E.3 and E.4 show the volume of investment in mining; and the source and allocation of the investment fund for the years 1971/72 - 1974/75.

# INVESTMENT IN MINING



የግዕድ ጽሑፍ 1959-1967  
MINERAL PRODUCTION, 1966/7 - 1974/75.

ሠንጠረዥ ሠ.1 TABLE E.1

ዓመት የሠራተኛ	ወርቅ /በኪሎ/	ፕላቲኒየም /በኪሎ/	
1959	669.4	8.8	1966/7
1960	956.8	10.7	1967/8
1961	1,222.7	10.7	1968/9
1962	848.6	7.5	1969/70
1963	762.4	6.4	1970/71
1964	675.3	7.7	1971/72
1965	791.3	8.9	1972/73
1966	525.2*	7.1*	1973/74
1967	621.1	5.5	1974/75
	GOLD (KG)	PLATINIUM (KG)	YEAR

የግዕድ ጽሑፍ 1959-1967  
VALUE OF MINERAL PRODUCTION, 1966/7 - 1974/75

ሠንጠረዥ ሠ.2 TABLE E.2 በሺህ ብር IN'000 BIRR

ዓመት የሠራተኛ	ወርቅ	ፕላቲኒየም	
1959	1,686.2	72.6	1966/7
1960	2,610.0	96.3	1967/8
1961	3,350.0	106.3	1968/9
1962	2,320.0	76.0	1969/70
1963	2,793.8	49.5	1970/71
1964	2,862.9	66.3	1971/72
1965	2,856.2	68.6	1972/73
1966	5,121.4*	86.0	1973/74
1967	6,900.1	63.6	1974/75
	GOLD	PLATINIUM	YEAR

\* የተረጎመ  
\*Revised

ስራ ግዛት ጽ/ቤት የተገኘ  
Source: Ministry of Mines.

ለግዕድ ፍላጎት ግብረጪያ የተገኘው ጠቅላይ  
INVESTMENT IN MINING

ሠንጠረዥ ሠ.3 TABLE E.3

በሺህ ብር IN'000 BIRR

	1964	1965	1966	1967	
<u>በሥራ ላይ ስራ ግዕድኖች</u>	350.0	2,117.3*	2,016.0*	2,606.5	<u>INVESTMENT IN EXISTING MINES</u>
ጠርቶ	-	2,036.1	1,935.7	2,536.2	GOLD
ፕላቲኒየም	-	81.2	80.3	70.3	PLATINIUM
ፖታሽ	350.0	-	-	-	POTASH
<u>ለግዕድ ፍላጎት የተገኘው ጠቅላይ</u>	6,367.5	12,871.1*	1,348.4*	1,481.4*	<u>PROSPECTING AND EXPLORATION INVESTMENT</u>
ጠቅላይ	1,450.0	-	-	-	COPPER
ባሪት					BARITE
ለባህርት	2,759.3	12,106.7	391.4	535.0	PETROLEUM
ለግዕድ ግብር	686.8	4158	601.4	596.1	GEOLOGICAL MAP
የግዕድ ፖርቶጋል	1,104.3	-	35.7	1.2	MINERAL SURVEY
ለፍላጎት ግዕድኖች	367.1	348.6	319.9	349.1	VARIOUS MINERALS
<u>ጠቅላላ ጠቅላይ</u>	6,717.5	14,988.4	3,364.4	4,087.9	<u>TOTAL INVESTMENT</u>
	1971/72	1972/73	1973/74	1974/75	

የገንዘብ ጥቅም የአገልግሎት ስጪት  
SOURCE AND ALLOCATION OF INVESTMENT FUND

ሠንጠረዥ ሠ.4 TABLE E.4

በሺህ ብር IN'000 BIRR

	1964	1965	1966	1967	
<u>ከገንዘብ</u>					<u>GOVERNMENT</u>
<u>ከገንዘብ በፀደቀ ከተገባበረት ጠቅላይ ገንዘብ</u>					1. <u>GOVERNMENT BUDGET &amp; UNDP</u>
ግዕድ ግዕድኖች ግብረጪያ	-	2,117.3	2,016.0	2,606.3	DEVELOPMENT OF EXISTING MINES
ለፍላጎት ለፖርቶጋል	2,158.2	764.4	957.0	946.6	PROSPECTING AND EXPLORATION
ጠቅላይ	2,158.2	2,881.7	2,973.0	3,552.9	TOTAL
<u>ከገንዘብ ስጪት ጠቅላይ</u>					<u>PRIVATE CAPITAL</u>
ለሌሎች ግዕድኖች ግብረጪያ	350.0	-	-	-	DEVELOPMENT OF OTHER MINES
ለባህርት ፍላጎት	2,759.3	12,106.7	391.4	535.0	PROSPECTING FOR PETROLEUM
ለሌሎች ግዕድኖች ፍላጎት	1,450.0	-	-	-	PROSPECTING AND EXPLORATION FOR OTHER PRODUCTS
ጠቅላይ	4,559.3	12,106.7	391.4	535.0	TOTAL
<u>ጠቅላላ ጠቅላይ</u>	6,717.5	14,988.4	3,364.4	4,087.9	<u>TOTAL INVESTMENT</u>
	1971/72	1972/73*	1973/74*	1974/75	

\* የተሻሻለ

\* Revised

ጠቅላይ:- ለግዕድ ሥራ ከተገባበረት ጠቅላይ ገንዘብ የተገኘ ጠቅላይ ከ1964-1967 አገልግሎት ስጪት 210.1፣ 122.8፣ 554.0 እና 862.0 ሺህ ብር ።

Note:- UNDP Assistance in Mining from 1971/72 - 1974/75 is 210.1; 122.8; 554.0; and 862.0 Thousand Birr, respectively.

ከግዕድ ግብር የተገኘ

Source: Ministry of Mines

ከፍለ ረ - በሰ እንዳስተሪ

በሰ እንዳስተሪ የቀረቡት ሠንጠረዦች በ1968 ዓ.ም የተወሰደውን ዓመታዊ ሾርት ይገልጻሉ። በተጨማሪም ባለፈው ጥናት የ1966 እና የ1967 ዓ.ም መረጃዎች ይገኙታል።

በ1963 ዓ.ም ጾዎር የተደረገው የእንዳስተሪዎች ጥናት ሥራ መረጃው የተሰበሰበው እንደ ቀዳ ሆኖ ለምስትና ከአምስት ሠራተኛ በላይ በሚኖሩት እንዳስተሪዎች ባይሆን፣ ለሥርና ከአሥር በላይ ከ ሚኖሩት እንዳስተሪዎች ብቻ ነው።

መረጃዎች ሁሉ የቀረቡት በሊት ዋና የቀን ለቀጣጠር መሠረት ነው። በበጀት ወይም በአርጋው ያን የቀን ለቀጣጠር መሠረት መረጃቸውን የሰጡ ለንግድ ባለአንዳንድ ዓመታት ሲሆኑ የቀን ለቀጣጠር ተፈራራቅ በሌላ ለሌላ ተከታታይ የተደረገ ሙከራ የለም።

የታላቅ ተርጉም

የእንዳስተሪ ስያሜ፡- ግለት የተወሰነ ገቢና የታወቀ ለድራቭ ፍርት በአንድ ባለቤት ወይም ለተገዳዪ ሥር የሚሠራ /አንድ ግዕድን፣ ፋብሪካ፣ ወይም የአንድ ወይም ሌላ ገንዘብ ያለ/ ድርጅት ነው።

የተጠራ ሠራተኞች ቁጥር፡- በደመወዝ መከፈያ ላይ ተወካዮች በከፊል ሆነ ወይም ሙሉ ጊዜ የሚያ ገለገሉትን ድርጅቶች ሠራተኞች በሙሉ ያጠቃልላል።

በሥራ ላይ የተሰማረ ባዎች፡- የተባለው ከላይ እንደተመለከተው ሆኖ በተጨማሪ የድርጅቱን ባለቤት ችና ወይም ሸርኮችን እንዲሁም ያለደቆዘ የሚያገለግሉትን የቤተሰብ አባላት ያጠቃልላል።

የወጪ ተቆይታ ጠቅላላ ቀን፡ የወጪ ተቆይታ ጠቅላላ ቀን የሚያመለክተው በዓመት ውስጥ በፋብሪካዎች ተዘጋጅተው ለገቢ ያ የወጡትን ሽግግር ቀን፣ በመሠረት ያሉ ዕቃዎች በዓመት መጨረሻና በዓመት መጨረሻ ያሉ ተቆይታ ለቀን፣ ፋብሪካው ለሌሎች በሰጠው ለገልገሎቶችና ጥገናዎች የተገኘ ገቢ፣ በተገዛበት ሁኔታ ተመልሰው ከተሸጡት ዕቃዎች ገቢ እንዲሁም ለሌሎች ለቀን ለቀን ነገር የተገኘ ገቢዎችን ነው።

የእንዳስተሪ ወጪ፡ የፋብሪካውን ወጪ ለማዘጋጀት ለጥራት ዕቃዎች ለነጻጅ ለሌላተሪ ለማድረግና መገኛ በተገዛበት ሁኔታ ተመልሰው ለሚሸጡ ዕቃዎች የተደረገ ወጪ ለሌሎች ድርጅቶች የተከፈለ ነው።

ተጨማሪ ቀን፡ የሌሎች የተገኘው ከወጪ ተቆይታ ጠቅላላ ቀን ላይ የእንዳስተሪ ወጪዎችን በመቀነስ ነው።

የሰማት ወጪ /አንገሰት መገንታ/፡- ሰማት የሚባለው የእንዳስተሪውን ሥራ ለማስፋፋት የሚሰጥ ለላይ ለላይ ስም ቢሆን የሠራ ዕቃ በተገዛበት ቀን ታስቦ የቀረበ ሂሳብ ነው። በተገዛበት ቀን ለላይ የጥምረክ የረገገ፣ ለሌሎች ታስቦ፣ የባለቤትነት መብት ማዘወጫ፣ የሚገኝና የሚታደግ ወጪዎች ሁሉ ይገኙታል። በተጨማሪም የእንዳስተሪው ሠራተኞች ቢተገና ለቀን ለቀን ሕንጻዎችን ለመሥራት፣ የፋብሪካ መኪናዎችን ለማዘጋጀትና ለመገጠም፣ ከፍ ያሉ ለውጦችን ለማድረግ፣ ለሽሽሎ ለመሥራትና ለማደስ ያ የሉት የድግግና ጭሳራዎች ቀን በዚህ ውስጥ ይገባሉ።

የማይገባቸው ገቢ ገቢ፡- የማይገባቸው ገቢ ገቢ ቀን ሲባል ይህ ድርጅት ከሌላ ድርጅት ያ ገቢ ሆኖ ሆነ ለሌሎች ባለገቢ ተገኝቶ ሥራውን የሚያገባቸውን በሰው የተመለከተው የጠቅላላው ሀ ብት ገምት ነው። ይህም ለሌሎች የሠራውን የማይገባቸው ገቢ ገቢ ቀን የያዘ ከመሆኑ በላይ ገቢ ገቢ የተለወጠበትን የታደሰበትን ወጪ ያጠቃልላል። በየጊዜው የሚደረገውን የመገኛና የመጠቀሚያ ወጭ ገን ለይደርግ።

ይህ የእንዳስተሪ ለስታቲስቲክስ ለዘጋጅ የቻለው የስታቲስቲክስ ጠቅላላ ጸ/ባት ከሚያከናውኑት ዓመታዊ የእንዳስተሪ ጥናት ነው።

## SECTION F. MANUFACTURING INDUSTRY

The statistics on Manufacturing Industry are obtained through the Annual Survey of Manufacturing Industries conducted by the Central Statistical Office.

All data in this section are shown according to Ethiopian calendar. No attempt was made to adjust figures of firms which submitted information on the basis of a financial year or the Gregorian year, but the approximation used is considered satisfactory.

The tables deal mainly with the results of the Annual Survey for the year 1968 E.C. or 1975/76 G.C. Figures for 1973/74 and 1974/75 are taken from earlier Abstract.

From 1970/71 the survey covers establishments with 10 or more employees unlike the earlier surveys which covered establishments with 5 or more employees.

### Main definitions used

Establishments: An "establishment" normally comprises the whole of the premises under the same ownership or management at a particular address (for example a factory or sawmill.)

Number of employees: The number of employees includes all persons on the payroll, whether employed full-time or part-time.

Number of persons engaged: This includes the number of employees as defined above plus working proprietors and active business partners and unpaid family workers.

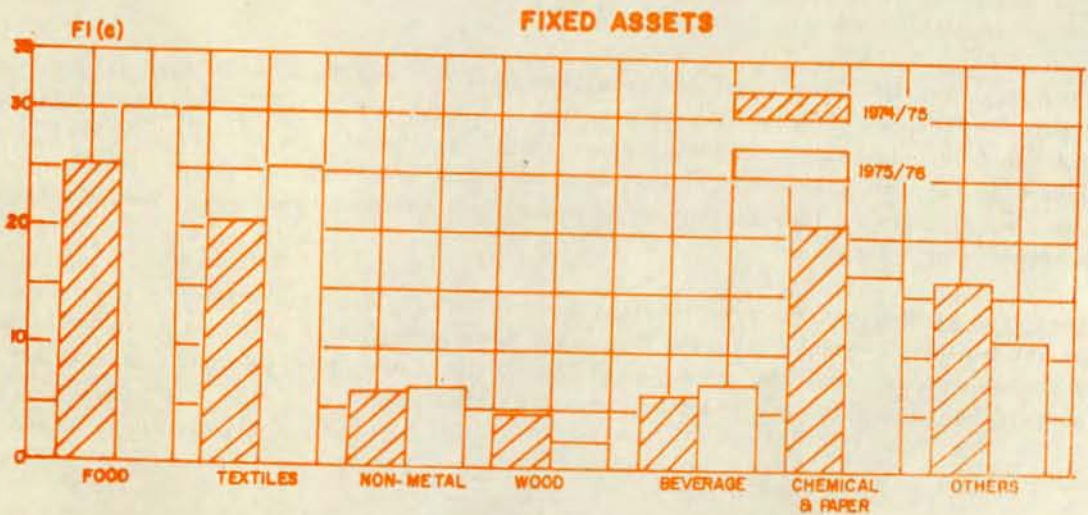
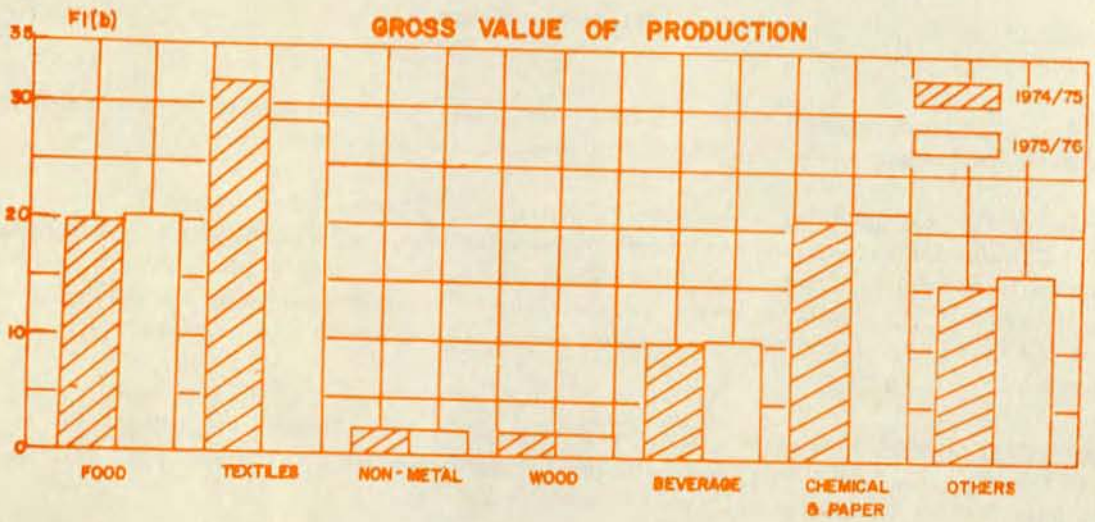
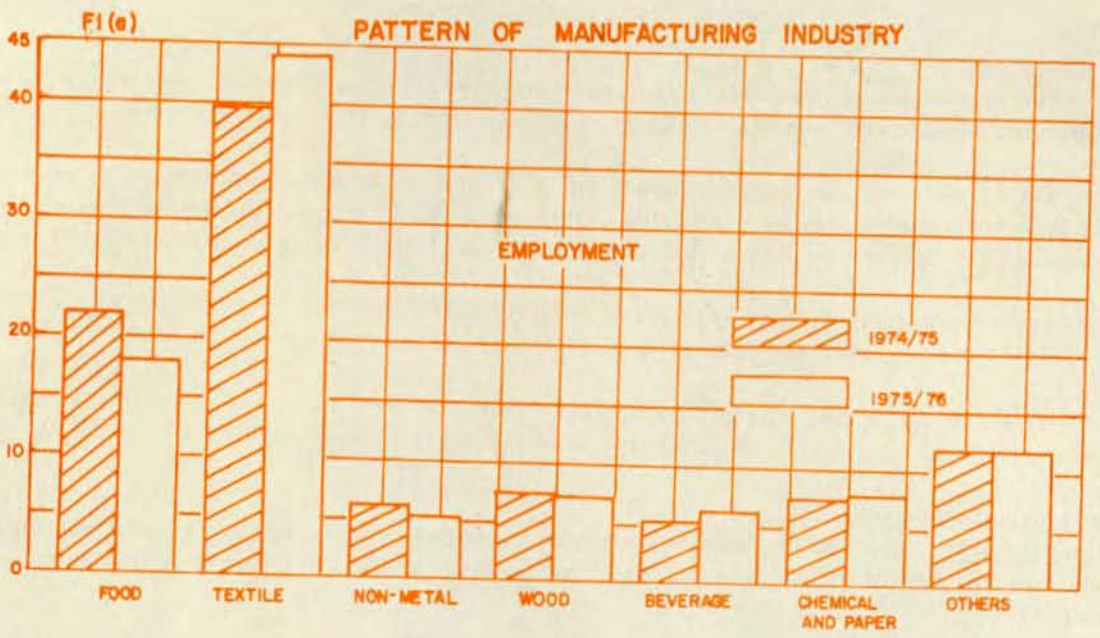
Gross value of production includes: Selling value of the goods produced within the year (including taxes) the net change between the beginning and the end of the reference period in the value of the work in progress; the value of industrial services rendered to others, the value of goods sold without further processing in the establishment and the value of fixed assets produced during the reference period by the unit for its own use.

Industrial Costs: Industrial costs are defined as the cost of materials fuels, electricity, cost of repairs and maintenance work provided by others, cost of goods without further manufacturing, processing or assembling.

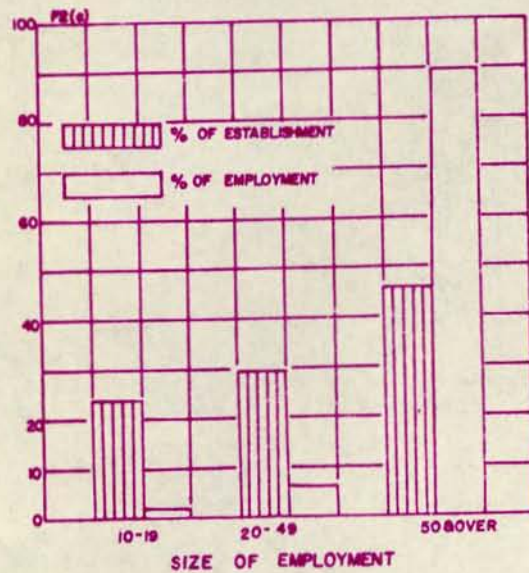
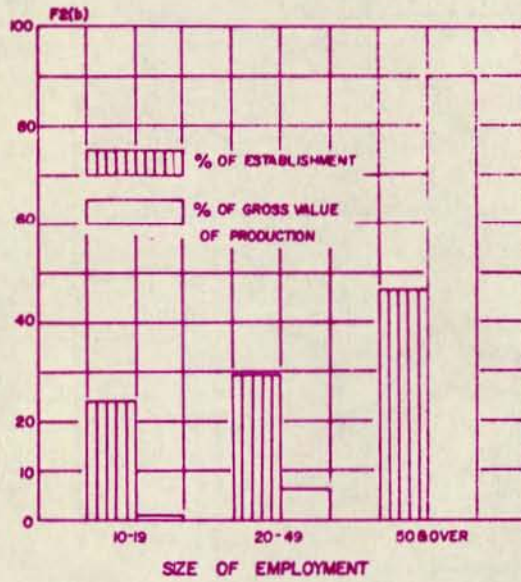
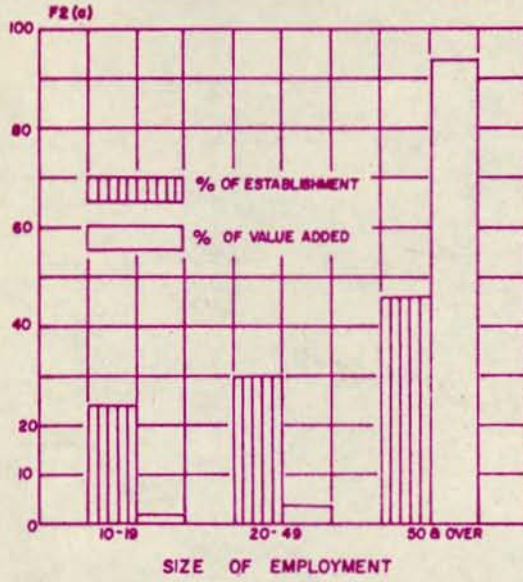
Value added: Value added is defined as the difference between the gross value of production and the industrial costs.

Investment: The investment includes additions whether new or second - hand assets, valued at purchase price. Besides purchase price, it includes customs duties, other taxes, transfer fees, delivery and installation costs. It includes also value of work done by workers of the establishment (inclusive of materials used) on buildings, other constructions, manufacture of installation of machinery and equipment and capitalised alterations, improvements or rebuilding.

Fixed capital assets: The fixed capital assets include all acquisitions by the enterprise for its business, whether obtained from other establishments or produced by the enterprise. It includes both new and second-hand assets with the cost of major alterations and innovations. It excludes cost of repair and maintenance.

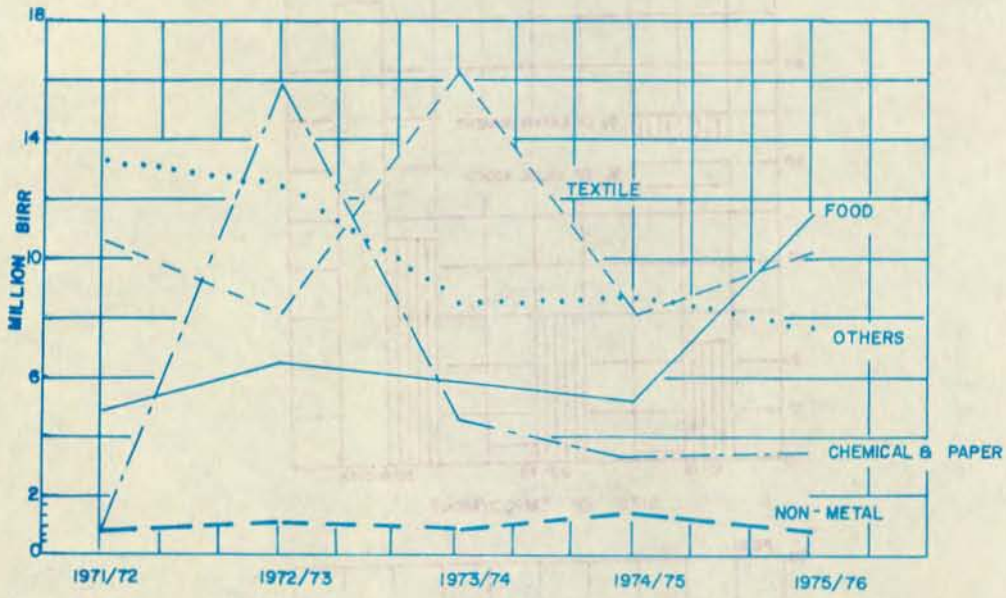


**CLASSIFICATION OF  
MANUFACTURING ESTABLISHMENT  
1975/76**



# INVESTMENT IN MANUFACTURING INDUSTRY

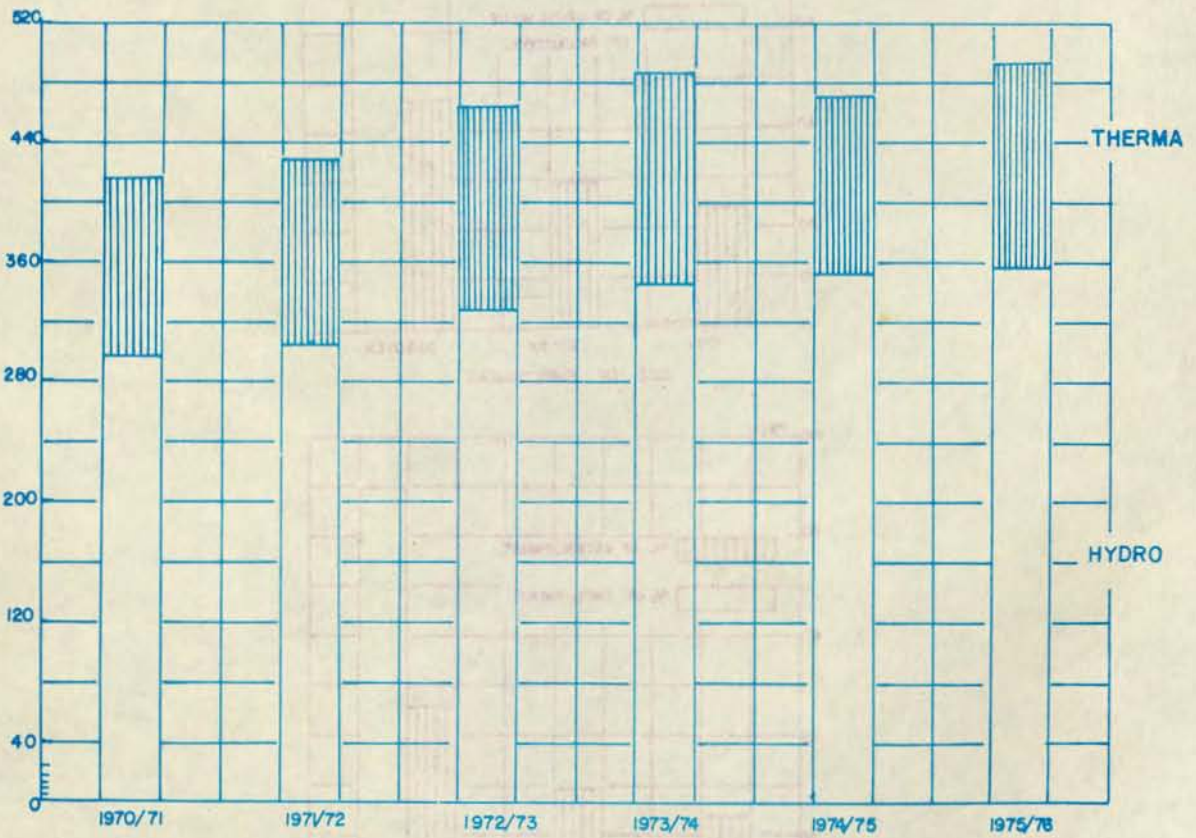
F-3



F-4

# PRODUCTION OF ELECTRICITY

MILLION K.W.H.



የፋብሪካዎች ውጤት ማጠቃለያ  
SUMMARY OF RESULTS OF MANUFACTURING INDUSTRY

ሠገጠረዥ ረ.1 TABLE F.1

	1966	1967	1968	
	1973/74	1974/75	1975/76	
የፋብሪካዎች ብዛት /10 እና ከ10 በላይ የሚሰጥ/	436	435	430	NUMBER OF ESTABLISHMENTS (EMPLOYING TEN AND ABOVE)
የሠራተኞች ብዛት	57,320	60,012	59,222	NUMBER OF EMPLOYEES
የግድግዳ ተጠቃሚ ገቢ /በሺህ ብር/	425,149	390,994	354,169	FIXED CAPITAL ASSETS ('000 BIRR)
ጠቅላላ የሠራ ውጤት ጥገ /በሺህ ብር/	890,637	902,236	1,010,789	GROSS VALUE OF PRODUCTION ('000 BIRR)
ደመወዝና ቀለብ /በሺህ ብር/	87,994	94,655	106,335	WAGES AND SALARIES PAID ('000 BIRR)
የገንዘብ ወጪ /በሺህ ብር/	36,264	26,696	34,164	CAPITAL EXPENDITURE ('000 BIRR)
በአያገገጥሎት ሠራተኛ ሲታሰብ				AVERAGE PER EMPLOYEE
ወገከለኛ ደመወዝ /ብር/	1,535	1,577	1,796	EARNINGS (BIRR)
ወገከለኛ የሠራ ውጤት /ብር/	15,538	15,034	17,067	OUTPUT (BIRR)
የግድግዳ ተጠቃሚ ገቢ ገጽተ /ብር/	7,417	6,515	5,980	FIXED ASSETS (BIRR)

የፋብሪካዎች ቁጥርና የሠራተኞች ብዛት በአገጥሞች ዓይነት  
NUMBER OF ESTABLISHMENTS AND TOTAL EMPLOYMENT BY INDUSTRIAL BRANCHES

ሠገጠረዥ ረ.2 TABLE F.2

የአገጥሞች ዓይነት	የፋብሪካዎች ብዛት			የተጠቃሚ ሠራተኞች						
				ብዛት			ከጠቅላላው በመቶ			
	1966	1967	1968	1966	1967	1968	1966	1967	1968	
የምግብ	105	106	114	11,614	13,449	10,724	20.3	22.4	18.1	FOOD
የዕጠጥ	32	32	30	2,905	3,068	3,625	5.1	5.1	6.1	BEVERAGES
የተቃባሚ	2	2	2	477	689	662	0.8	1.2	1.1	TOBACCO
የጨርቅ ጨርቅ	62	62	62	23,487	23,795	26,044	41.0	39.7	44.0	TEXTILE
የቀጥና የጫማ	18	17	17	2,748	2,900	2,708	4.8	4.8	4.6	LEATHER AND SHOES
የአገጠን	78	80	77	4,258	4,441	4,242	7.4	7.4	7.2	WOOD
በረታ ብረት ያልሆኑ ማዕድኖች	46	46	37	4,069	3,953	3,338	7.1	6.6	5.6	NON-METALLIC M.P.*
የጥገጥ	21	21	22	1,500	1,500	1,634	2.6	2.5	2.8	PRINTING
የጥገጥ	42	40	38	4,289	4,406	4,511	7.5	7.3	7.6	CHEMICAL
የብረት ብረትና የኤሌክትሪክ	30	29	31	1,973	1,809	1,734	3.4	3.0	2.9	STEEL, METAL AND ELECTRICAL
ድምር	436	435	430	57,320	60,012	59,222	100.0	100.0	100.0	TOTAL
	1973/4	1974/5	1975/6	1973/4	1974/5	1975/6	1973/4	1974/5	1975/6	INDUSTRIAL BRANCH
	NUMBER			NUMBER			AS PERCENT OF TOTAL			
				NUMBER OF EMPLOYEES						

\*Non metallic mineral products

የአገራችን ስራ ደረጃ ለገንዘብ ማጠቃለያ  
SUMMARY OF OPERATIONS OF MANUFACTURING INDUSTRY

ሠገጠኒዥ 2.3 TABLE F.3

የገቢዎች ዓይነት	በሺህ ብር			ከጠቅላላው በመቶ			
	1966	1967	1968	1966	1967	1968	
<b>ጠቅላላ የገቢዎች ዕቅድ</b>							<b>GROSS VALUE OF PRODUCTION</b>
የግብ	165,429	177,115	203,748	18.6	19.6	20.2	FOOD
የጠጠጥ	87,971	89,137	103,643	9.9	9.9	10.2	BEVERAGES
የተቃባሚ	28,864	32,114	49,627	3.3	3.6	4.9	TOBACCO
የጨርቅ ጨርቅ	275,144	287,247	287,738	30.9	31.8	28.5	TEXTILE
የቀላና የሚሳ	37,013	29,759	40,278	4.1	3.3	4.0	LEATHER AND SHOES
የአገጠት	21,316	20,234	22,022	2.4	2.2	2.2	WOOD
በረታ በረታ ያለሁኑ ግዕድኖች	25,465	20,046	24,035	2.9	2.3	2.4	NON-METALLIC MINERAL
የግጥም	14,488	15,730	17,967	1.6	1.7	1.8	PRINTING
የኪሚካል	184,889	184,341	215,798	20.7	20.4	21.3	CHEMICAL
የሰራተኛ ገቢዎች የአለክትሪክ	49,664	46,513	45,934	5.6	5.2	4.5	METAL AND ELECTRICAL
<b>ጆሮ</b>	<b>890,243</b>	<b>902,236</b>	<b>1,010,790</b>	<b>100.0</b>	<b>100.0</b>	<b>100.0</b>	<b>TOTAL</b>
<b>ደረጃ ደረጃ</b>							<b>WAGES &amp; SALARIES</b>
የግብ	19,461	22,631	25,295	22.1	29.9	23.8	FOOD
የጠጠጥ	5,344	4,744	6,621	6.1	5.0	6.2	BEVERAGES
የተቃባሚ	1,320	1,618	1,617	1.5	1.7	1.5	TOBACCO
የጨርቅ ጨርቅ	27,522	31,031	34,222	31.3	32.8	32.2	TEXTILE
የቀላና የሚሳ	3,938	4,114	4,261	4.5	4.4	4.0	LEATHER AND SHOES
የአገጠት	5,085	5,484	5,363	5.8	5.8	5.0	WOOD
በረታ በረታ ያለሁኑ ግዕድኖች	5,406	4,857	5,706	6.1	5.1	5.4	NON-METALLIC MINERAL
የግጥም	3,659	3,718	3,504	4.1	3.9	3.3	PRINTING
የኪሚካል	12,240	13,060	15,540	13.9	13.8	14.6	CHEMICAL
በረታ በረታ የአለክትሪክ	4,018	3,397	4,206	4.6	3.6	4.0	METAL AND ELECTRICAL
<b>ጆሮ</b>	<b>87,993</b>	<b>94,654</b>	<b>106,335</b>	<b>100.0</b>	<b>100.0</b>	<b>100.0</b>	<b>TOTAL</b>
<b>የግደገታዎች ገቢዎች</b>							<b>FIXED ASSETS</b>
የግብ	112,097	99,113	109,310	26.3	25.4	30.8	FOOD
የጠጠጥ	30,117	23,863	25,793	7.1	6.2	7.3	BEVERAGES
የተቃባሚ	10,060	10,158	10,575	2.4	2.7	3.0	TOBACCO
የጨርቅ ጨርቅ	88,715	80,806	89,326	20.9	20.7	25.2	TEXTILES
የቀላና የሚሳ	29,764	32,774	5,886	7.0	8.4	1.7	LEATHER AND SHOES
የአገጠት	10,103	16,897	8,624	2.4	4.4	2.4	WOOD
በረታ በረታ ያለሁኑ ግዕድኖች	30,681	27,339	23,677	7.2	6.4	6.7	NON-METALLIC MINERAL
የግጥም	6,803	4,912	4,939	1.6	1.3	1.4	PRINTING
የኪሚካል	90,613	81,034	58,725	21.3	20.8	16.6	CHEMICAL
የሰራተኛ ገቢዎች የአለክትሪክ	16,202	14,098	17,314	3.8	3.7	4.9	METAL AND ELECTRICAL
<b>ጆሮ</b>	<b>425,149</b>	<b>390,994</b>	<b>354,169</b>	<b>100.0</b>	<b>100.0</b>	<b>100.0</b>	<b>TOTAL</b>
<b>ለስጦት ዕቅድ</b>							<b>INVESTMENT</b>
የግብ	5,833	5,162	11,468	16.1	19.4	33.6	FOOD
የጠጠጥ	957	1,751	3,908	2.6	6.5	11.4	BEVERAGES
የተቃባሚ	2,151	1,004	2,370	5.9	3.7	6.9	TOBACCO
የጨርቅ ጨርቅ	16,366	8,037	10,617	45.1	30.3	31.1	TEXTILE
የቀላና የሚሳ	4,299	5,027	249	11.9	18.9	0.7	LEATHER AND SHOES
የአገጠት	328	317	372	0.9	1.1	1.1	WOOD
በረታ በረታ ያለሁኑ ግዕድኖች	986	1,505	809	2.7	5.6	2.4	NON-METALLIC MINERAL
የግጥም	234	149	599	0.7	0.5	1.8	PRINTING
የኪሚካል	4,638	3,299	3,570	12.8	12.4	10.4	CHEMICAL
የሰራተኛ ገቢዎች የአለክትሪክ	472	445	202	1.3	1.6	0.6	METAL AND ELECTRICAL
<b>ጆሮ</b>	<b>36,264</b>	<b>26,696</b>	<b>34,164</b>	<b>100.0</b>	<b>100.0</b>	<b>100.0</b>	<b>TOTAL</b>
	1973/4	1974/5	1975/6	1973/4	1974/5	1975/6	INDUSTRIAL GROUP
	AMOUNT IN ('000 BIRR)			AS PERCENT OF TOTAL			

በ1968 ዓ.ም የፋብሪካዎች በዛትና በየፋብሪካው የሚገኙ ሠራተኞች በዛት  
/በሠራተኞች ቁጥር መደብ የተተካተተ/  
NUMBER OF ESTABLISHMENTS AND NUMBER OF PERSONS ENGAGED 1975/76  
(ANALYSIS BY SIZE OF ESTABLISHMENT)

ሠገጠረዥ ፭.4 TABLE F.4

የፋብሪካው/ የአገልግሎት/የግብር ዘርፍ	የፋብሪካዎች በዛት በሠራተኞች በዛት መደብ			የሠራተኞች ጠቅላላ ቁጥር በሠራተኞች በዛት መደብ			
	10-19	20-49	50 እና በላይ	10-19	20-49	50 እና በላይ	
የምግብ	34	33	47	463	1,006	9,313	FOOD
የቤት ግብር	4	11	15	66	355	3,208	BEVERAGE
የተቃባሚ	-	-	2	-	-	662	TOBACCO
የጨርቃ ጨርቅና የተጠራ ሰብሰቦች	10	15	37	141	429	25,513	TEXTILES & MADE-UP CLOTHES
የቀላና የቀላ ዕቃዎች	2	-	6	24	-	1,119	TANNERIES & LEATHER FINISHING
የቀላ ልማዎችና ጉተቶች	1	3	5	14	117	1,438	LEATHER SHOES & BOOTS
የአገልግሎት የጠጥ ዕቃዎች	10	20	27	135	640	2,811	WOOD AND CORK PRODUCTS
የአገልግሎት የጠጥ ጥገናና የጠጥ መሥሪያ	9	6	5	119	158	412	FURNITURE & FIXTURES
የጠጥ የጠጥ ከፊት የሠራተኞች ዕቃዎች	1	2	3	18	83	539	PAPER & PAPER PRODUCTS
የተግባር ጉተቶችና የጠጥ ፋብሪካዎች	7	6	9	101	174	1,367	PRINTING, PUBLISHING AND ALLIED INDUSTRIES
በአገልግሎት የሠራተኞች ከሠራተኞች	2	-	1	31	-	156	INDUSTRIAL CHEMICALS
የሌሎች ከሠራተኞች ጋር	4	4	7	58	137	746	OTHER CHEMICAL PRODUCTS
የካሪብ ግብር	-	-	1	-	-	799	PETROLEUM REFINERY
የላቲን ዕቃዎች	-	1	3	-	25	1,000	RUBBER PRODUCTS
የፕላስቲክ ዕቃዎች	1	4	4	16	132	780	PLASTIC PRODUCTS
መጠንቀቅና የጠጥ ዕቃዎች	-	2	2	-	56	509	GLASS & GLASS PRODUCTS
በፈረንሳይ ገቢ ላይ የሚገኙ ግብር	9	8	16	144	295	2,349	OTHER NON-METALLIC MINERAL PRODUCTS
የጠጥ ገቢ ላይ የሚገኙ ፋብሪካዎች	-	-	3	-	-	561	IRON & STEEL BASIC INDUSTRIES
ከጠጥ የተሠራ ዕቃዎች /ከጠጥ ዕቃዎች ለላይ/	8	11	6	101	343	689	FABRICATED METAL PRODUCTS EXCEPT MACHINERY AND EQUIPMENT
የአለት ገቢ ዕቃዎችና መለኪያዎች	2	1	-	29	28	-	ELECTRICAL MACHINERY, APPARATUS, APPLIANCES AND SUPPLIES
ጠቅላላ	104	127	199	1,460	3,978	53,971	TOTAL
	10-19	20-49	50 & OVER	10-19	20-49	50 & OVER	INDUSTRIAL GROUP
	NO. OF ESTABLISHMENT BY SIZE OF EMPLOYMENT			DISTRIBUTION OF EMPLOYMENT BY SIZE - GROUP			

ጽ ጽ ያቸ ከላብሳት የተሠሩ ዕቃዎች ምርት፡-1966-1968  
 PRODUCTION OF MAJOR MANUFACTURED ARTICLES, 1973/74 - 1975/76

ሠገጠረዥ 2.5 TABLE F.5

የዕቃው ስም	አሰራር	1966	1967	1968		
<b>ጽጌ</b>					<b>FOOD INDUSTRY</b>	
ሥጋ በባረዶ የተዘገገ	/በተገ/	6,430	2,429	2,370	MEAT, FROZEN	(TONS)
ሥጋ በቁጥር የተገገ	/በተገ/	4,261	2,886	2,320	MEAT, CANNED	(TONS)
ባሕር	/በተገ/	120,658	128,640	123,287	SUGAR	(TONS)
ጨ / የባሕር/	/በተገ/	121,932	101,794	105,881	SALT (SEA)	(TONS)
የግብ ዘይት	/በተገ/	9,443	10,144	9,739	EDIBLE OIL	(TONS)
የባህላ ተተ	/በተገ/	74,878	81,593	80,460	FLOUR OF WHEAT	(TONS)
ማከርካሪ	/በተገ/	8,135	12,568	9,066	MACARONI	(TONS)
ብስቦት	/በተገ/	516	584	712	BISCUITS	(TONS)
ከባሕር የተሠሩ ጣፋጭ ጽጌዎች	/በተገ/	1,013	952	2,086	SWEETS	(TONS)
ወተ / ጋብተራይዘሪ/	/በወተ ለተር/	138,850	140,996	121,173	MILK PASTEURISED	(HL)
		482/16				
<b>ጭጥ</b>					<b>BEVERAGES</b>	
ቤሩ	/በወተ ለተር/	398,610	422,908	376,026	BEER	(HL)
የወይን ጭጥ	/በወተ ለተር/	50,614	48,656	55,841	WINE	(HL)
የአለባል ጭጥ	/በወተ ለተር/	28,229	23,931	26,059	LIQUORS	(HL)
አለባል	/በወተ ለተር/	13,134	8,359	7,697	ALCOHOL	(HL)
ሌሞናድ	/በወተ ለተር/	241,902	208,567	325,511	LEMONADE	(HL)
የሚገራ ጭጥ	/በወተ ለተር/	127,134	118,845	172,259	MINERAL WATER	(HL)
<b>ተጽባህ</b>					<b>TOBACCO MANUFACTURES</b>	
ሲጋራት	/በሺህ ጭጥ/	1,196,696	1,149,042	1,571,538	CIGARETTES	('000 PCS)
ሲጋር	/በሺህ ጭጥ/	63	46	-	CIGARS	('000 PCS)
<b>ጨ ተ ጨ ተ</b>					<b>TEXTILE INDUSTRY</b>	
ከተገ የሚዘጋጅ ጨ ተ/በሺህ ጭጥ ስራ/		75,926	73,729	81,103	COTTON FABRICS	('000 SQ.M.)
ከተገ የሚዘጋጅ ጨ ተ/በሺህ ጭጥ ስራ/		4,249	4,680	4,830	NYLON FABRICS	('000 SQ.M.)
ከተገ የሚሠሩ ድርጅ ጭጥ	/በተገ/	12,506	11,344	9,799	COTTON YARN	(TONS)
በርዳሰብ / የጥፍ/	/በተገ/	192,702	209,745	236,074	BLANKETS, WOOLLEN	(PCS)
በርዳሰብ / ከጥፍ ጥፍ/	/በተገ/	481,052	461,719	608,931	BLANKETS, WASTE	(PCS)
ጽጌ ጭጥ	/በጭጥ ስራ/	20,773	30,147	10,741	CARPETS	(SQ.M.)
ጽጌ	/በሺህ ጭጥ/	8,267	8,942	10,023	GUNNY BAGS	('000 PCS)
ከሺራ በ የሚሰሩ ሰባዎች	/በድርድር/	735,090	576,964	344,916	HOSIERIES	(DOZEN)
<b>የጥፍ ጭጥ</b>					<b>LEATHER AND SHOES INDUSTRY</b>	
የጥፍ ጭጥ ጥፍ ጥፍ	/በጥፍ ጭጥ/	986,103	989,887	1,393,938	LEATHER SHOES AND BOOTS	(PAIRS)
የጥፍ ጭጥ የሺራ ጭጥ	/በጥፍ ጭጥ/	1,418,473	1,171,534	1,971,686	CANVAS AND RUBBER SHOES	(PAIRS)
የጥፍ ጭጥ ጭጥ	/በጥፍ ጭጥ/	2,169,020	1,597,451	2,022,867	PLASTIC FOOT-WEAR	(PAIRS)
የጭጥ ጥፍ / የጥፍ/	/በሺህ ጭጥ ስራ/	363	338	539	LEATHER, UPPER	('000 SQ.M.)
የጭጥ ጥፍ / የጥፍ/	/በተገ/	203	216	149	LEATHER, SOLE	(TONS)
<b>አገጣጥ</b>					<b>WOOD INDUSTRY</b>	
ጭጥ	/በጭጥ ጭጥ/	79,993	78,222	60,780	TIMBER	(M <sup>3</sup> )
ከጭጥ ጭጥ	/በጭጥ ጭጥ/	3,152	1,238	2,101	PLYWOOD	(M <sup>3</sup> )
ባገጥ	/በጭጥ ጭጥ/	2,325	1,150	2,423	PARTICLE BOARD	(M <sup>3</sup> )
		1973/74	1974/75	1975/76	COMMODITY	UNIT

የፍ ፍ ያቻ ከፈጠራ የተሠሩ ዕቃዎች ምርት  
PRODUCTION OF MAJOR MANUFACTURED ARTICLES

ሠጠረዥ ፭.5 / የጠለ/ TABLE F.5 (Contd.)

የዕቃዎች ስም	መለኪያ	1966	1967	1968		
<b>ከሚካል</b>					<b>CHEMICAL INDUSTRY</b>	
ነፍ ፍፍግ	/ቦታ/	183,671	165,407	191,113	GASOIL	(TONS)
ቢንዲን /ተራ/	/ቦታ/	58,257	60,845	68,899	REGULAR BENZINE	(TONS)
ቢንዲን /ሱፐር/	/ቦታ/	11,971	8,052	9,714	GASOLINE	(TONS)
ከባድ የፍ ፍፍግ	/ቦታ/	219,767	211,459	217,171	FUEL OIL	(TONS)
ግሊዥን ዘይት	/ቦታ/	3,374	1,674	8,729	DIESEL OIL	(TONS)
አሌ ፒ ጂ	/ቦታ/	-	3,020	3,025	LPG	(TONS)
ክብሪት	/ቦታ/	31,055	27,652	28,862	MATCHES	('000 BOXES)
ሳሙን	/ቦታ/	11,326	11,781	12,801	SOAP	(TONS)
ካርቦን ዲኦክሳይድ	/ቦታ/	148	145	238	CARBON DIOXIDE	(TONS)
ኦክሲጅን	/ቦታ/	132,700	119,200	14,413	OXYGEN	(M <sup>3</sup> )
ካልሲየም ሱልፍት	/ቦታ/	2,990	4,479	-	CALCIUM SULPHATE	(TONS)
<b>በረታ በረታ ያሉት የሚከተሉት ምርቶች</b>					<b>NON-METALIC MINERAL PRODUCTS</b>	
ሲሜንት	/ቦታ/	171,837	148,503	100,481	CEMENT	(TONS)
የሲሜንት ማቅጠያ አሽንጎች	/ቦታ/	1,239	1,253	1,474	CEMENT BLOCKS AND TUBES	(000 PCS)
የሲሜንት የሙሉ ገጣፊዎች	/ቦታ/	259,834	236,422	331,294	CEMENT FLOOR TILES	(SQ. M.)
የሽከላ ማቅጠያ	/ቦታ/	31,463	30,523	17,303	BRICKS OF CLAY	(000 PCS)
የተሽከላ የሙሉ ገጣፊዎች	/ቦታ/	23,208	-	-	MOSAICS	(M <sup>2</sup> )
የተቃጠለ ፍራ	/ቦታ/	36,809	36,137	34,716	LIME	(TONS)
መስተዋቶች /ቦታ/	/ቦታ/	5,751	1,136	15,732	GLASSES	(000 PCS)
ጠርጦች /ቦታ/	/ቦታ/	24,820	3,796	9,950	GLASS BOTTLES	(000 PCS)
<b>የብረት በረታ ዕቃዎች መሣሪያዎች</b>					<b>METAL PRODUCTS</b>	
የብረት ዘንጎች	/ቦታ/	9,479	6,233	6,498	ROUND IRON BARS	(TONS)
ቫይሎች	/ቦታ/	409	233	465	WIRES	(TONS)
ታላቅሮች	/ቦታ/	2,353	1,661	2,529	NAILS	(TONS)
የብረት ዘንጎች ቁጥር	/ቦታ/	10,534	12,039	9,172	CORRUGATED IRON SHEETS	(TONS)
		1973/74	1974/75	1975/76	COMMODITY	UNIT

የኮቪር አገልግሎት ምርትና ጠቀሜ ላይ የዋለ\*  
SUGAR PRODUCTION AND CONSUMPTION\*

ሠጠረዥ ፭.6 TABLE F.6

ዓመት	የኮቪር ምርት	ጠቀሜ ላይ የዋለ	ዓመት
1953	37,588	39,033	1960/61
1954	37,416	45,748	1961/62
1955	59,212	52,051	1962/63
1956	62,747	50,168	1963/64
1957	61,698	62,933	1964/65
1958	68,861	73,198	1965/66
1959	76,868	70,832	1966/67
1960	67,753	72,500	1967/68
	PRODUCTION	CONSUMPTION	YEAR

ቦታ TONS

ዓመት	የኮቪር ምርት	ጠቀሜ ላይ የዋለ	ዓመት
1961	66,199	72,500	1968/69
1962	96,967	89,273	1969/70
1963	108,672	93,537	1970/71
1964	113,989	91,821	1971/72
1965	131,824	100,492	1972/73
1966	120,658	110,138	1973/74
1967	128,640	104,197**	1974/75
1968	123,287	108,521	1975/76
	PRODUCTION	CONSUMPTION	YEAR

\*ዓመት የሚያስጠጥ ዓ.አ. ከ ጥቅምት 31 ነው

\*Year ending 31 August

\*\*የተሻሻለ

\*\*Revised

ዘ.አ.ፍ. ሲ.አ. ከተላለፊ የተገኘ

Source: H.V.A Ethiopia S.C.

በ1968 ዓ.ም ፋብሪካዎች ያወጧቸው የዕቃዎች ዋጋ\*  
በፋብሪካው መጠን የተከፈለ

GROSS VALUE OF PRODUCTION FOR 1975/76  
ANALYSIS BY SIZE OF ESTABLISHMENT

ሠጠረዥ ፭.7

TABLE F.7

በሺህ ብር

'000 BIRR

ፋብሪካው / የአገልግሎት/ ዓይነት	የሠራተኞች ብዛት መደብ			
	10-19	20-49	50 እና በላይ	
ምግብ	4,157	19,105	180,486	FOOD
የቆይታ	492	6,802	96,349	BEVERAGE
የተቃባሪ	-	-	49,626	TOBACCO
የጨርቃ ጨርቅና የተሰራ ለብቦች	753	21,087	265,899	TEXTILES AND MADE-UP CLOTHES
የቀጥና የቀጥ ዕቃዎች	102	-	20,755	TANNERIES & LEATHER FINISHING
የቀጥ ልብ ልቦናዎችና ሱቶች	78	1,164	18,179	LEATHER SHOES & BOOTS
አገልግሎት የአገልግሎትና የሌሎች ዕቃዎች	347	2,435	14,603	WOOD, WOOD AND CORK PRODUCTS
የአገልግሎት የቤት ተቃባሪና የቤት መሥሪያ	427	461	3,749	FURNITURE & FIXTURES
የጠረጠርና የጠረጠር ስራዎች	40	751	15,024	PAPER & PAPER PRODUCTS
የተግባር ስራዎችና የጠቅላይ ፋብሪካዎች	688	1,083	16,196	PRINTING, PUBLISHING & ALLIED INDUSTRIES
በአገልግሎት የሚሠሩ ከሚሰሩ ከሌሎች ስራዎች በስተቀር	489	-	928	BASIC INDUSTRIAL CHEMICALS EXCEPT FERTILIZERS
የሌሎች ከሚሰሩ ስራዎች	1,106	3,868	26,557	OTHER CHEMICAL PRODUCTS
የነጻ ማጠቃለያ	-	-	132,445	PETROLEUM REFINERY
የላቦን ስራዎች	-	963	22,608	RUBBER PRODUCTS
የፕላስቲክ ስራዎች	98	3,003	7,917	PLASTIC PRODUCTS
የጠቅላይ ስራዎችና የጠቅላይ ስራዎች	-	594	7,113	GLASS AND GLASS PRODUCTS
በረታ በረታ ያለሁኑ ማዕደን ዓይነቶች	355	992	14,982	OTHER NON-METALLIC MINERAL PRODUCTS
የሰራተኛ ስራዎች ፋብሪካዎች	-	-	28,460	IRON & STEEL BASIC INDUSTRIES
በሰራተኛ ስራዎች የተሠሩ የማይገኙ ተቃባሪዎች	737	4,552	11,349	FABRICATED METAL PRODUCTS, EXCEPT MACHINERY AND EQUIPMENT
የኤሌክትሮኒክስ ስራዎችና መለኪያዎች	385	450	-	ELECTRICAL MACHINERY, APPARATUS, APPLIANCES & SUPPLIES
<b>ጠቅላይ</b>	<b>10,254</b>	<b>67,310</b>	<b>933,225</b>	<b>TOTAL</b>
	10-19	20-49	50 & OVER	INDUSTRIAL GROUP
	EMPLOYEES PER ESTABLISHMENT			

የኢትዮጵያ ግብርና ምርት ስራ ስርዓት 1968  
GENERAL OPERATIONS OF MANUFACTURING INDUSTRIES BY INDUSTRIAL GROUPS, 1975/76

ሠንጠረዥ ፭.8

TABLE F.8

የግብርና ስራ ስርዓት	የግብርና ስራ ስርዓት ብዛት / በ ሺህ /	የሠራተኞች ብዛት / በ ሺህ /	ደመወዝ ስራ ስርዓት / በ ሺህ /	ጠቅላላ የሠራተኞች ስራ ስርዓት / በ ሺህ /	አጠቃላይ የተጨማሪ ስራ ስርዓት / በ ሺህ /	ተጨማሪ የግብርና ስራ ስርዓት / በ ሺህ /	INDUSTRIAL GROUP
<u>FOOD MANUFACTURING</u>							
የምግብ ፋብሪካዎች	114	10,782	25,295	203,748	98,445	105,303	FOOD MANUFACTURING
ሥጋ ማዘጋጀትና መጠቀስ	10	1,664	2,920	20,467	8,366	12,101	SLAUGHTERING, PREPARING AND PRESERVING MEAT
ወተትና የወተት ተዋላክ	5	892	668	9,194	5,427	3,767	MANUFACTURE OF DAIRY PRODUCTS
ከአገላለጽና ከአህል የሚገኙ ተባቶች	18	1,339	1,222	24,742	16,472	8,270	MANUFACTURE OF VEGETABLES AND ANIMAL OILS AND FATS
የአህል ወፍ ስራ የላባ መገንጠያዎች	66	3,082	2,832	60,750	44,496	16,254	GRAIN MILLS AND BAKERY PRODUCTS
የባህር ፋብሪካዎችና ከባህር የሚዘጋጁ ስራዎች	10	3,396	16,618	67,802	23,508	44,294	SUGAR FACTORIES, REFINERIES AND SUGAR CONFECTIONERY
ሌሎች ስራዎች	5	409	1,035	20,793	176	20,617	MANUFACTURE OF FOOD PRODUCTS N.E. CLASSIFIED
<u>BEVERAGE INDUSTRIES</u>							
የቆይታ ፋብሪካዎች	30	3,629	6,621	103,643	29,592	74,051	BEVERAGE INDUSTRIES
አላባላት ማባራትና መቆይ	7	327	525	15,606	3,961	11,645	DISTILLING RECTIFYING AND BLENDING OF SPIRITS
የወይን ስራ መገኛ	5	355	718	8,602	2,157	6,445	WINE INDUSTRIES
አረቶች መገኛና ድፍ ድፍ ማዘጋጀት	3	1,208	2,541	55,523	12,441	43,082	MALT LIQUORS AND MALT
ሌሎች ስራዎች	15	1,739	2,837	23,912	11,033	12,379	SOFT DRINKS AND CARBONATED WATER INDUSTRIES
<u>TOBACCO MANUFACTURES</u>							
በተግባር የሚሠሩ ስራዎች	2	662	1,617	49,627	20,078	29,549	TOBACCO MANUFACTURES
<u>MANUFACTURE OF TEXTILES</u>							
የሠርጥ ስራ ፋብሪካዎች	55	24,876	32,594	277,970	151,947	126,023	MANUFACTURE OF TEXTILES
ድፍ ስራ ፋብሪካዎችና ማዘጋጀት	24	20,141	28,976	250,497	135,646	14,851	SPINNING, WEAVING AND FINISHING TEXTILES
ጥሬ ስራ	25	1,668	1,319	10,410	6,089	4,321	KNITTING MILLS
ገጠማዊ ስራዎች	6	3,064	2,298	17,063	10,212	6,851	CORDAGE ROPE AND TWINE INDUSTRIES
የተሰጠ ስራ	7	1,207	1,628	9,768	6,041	3,727	MANUFACTURE OF WEARING APPAREL EXCEPT FOOTWEAR
የጥጥር ስራ	8	1,143	1,715	20,857	12,944	7,913	TANNERIES AND LEATHER FINISHING
የጥጥር ስራ	9	1,569	2,545	19,421	11,676	7,745	MANUFACTURE OF FOOTWEAR (LEATHER)
አገልግሎት የአገልግሎት የጠገን ስራዎች	57	3,586	3,968	17,385	7,806	9,579	MANUFACTURE OF WOOD AND CORK PRODUCTS
የአገልግሎት የጠገን ስራዎች	20	689	1,395	4,837	2,105	2,532	MANUFACTURE OF FURNITURE AND FIXTURES
የወረቀትና ከወረቀት የሚሠሩ ስራዎች	6	640	1,406	15,815	12,970	2,845	MANUFACTURE OF PAPER AND PAPER PRODUCTS
የተጨማሪ ስራዎችና ስራዎች ፋብሪካዎች	22	1,642	3,504	17,967	8,699	9,268	PRINTING, PUBLISHING AND ALLIED INDUSTRIES
በአጠቃላይ የሚሠሩ ስራዎች	3	187	370	1,417	580	837	MANUFACTURE OF BASIC INDUSTRIAL CHEMICALS EXCEPT FERTILIZERS
	NO. OF ESTABLISHMENTS	NO. OF PERSONS ENGAGED	('000 BIRR) WAGES AND SALARIES	('000 BIRR) GROSS VALUE OF PRODUCTION	('000 BIRR) INDUSTRIAL COSTS	('000 BIRR) VALUE ADDED	





የኢትዮጵያ ኢሌክትሪክ ኃይል ገቢና ህብት / 1975/76  
FIXED CAPITAL ASSETS IN ELECTRICITY INDUSTRY, 1975/76

ሠጠረዥ 2.11

TABLE F.11

በሺህ ብር IN ('000 BIRR)

	በ1967* ጠቅላይ ዋጋ	በ1968 በአገልግሎት የተገኘው ተጨማሪ የተገኘው	በ1968 የተጠና አገልግሎት ወጪ የሆነ	በ1968 አገልግሎት ገቢ	በ1968 ጠቅላይ ዋጋ	
	BOOK VALUE IN 1974/75*	PROVISION FOR DEPRE- CIATION IN 1975/76	SOLD AND DISPOSED OF IN 1975/76	CAPITAL ACQUIRED IN 1975/76	BOOK VALUE IN 1975/76	
ለግብርና ግብርና ስራዎች	25,509.7	864.6	-	567.7	25,212.8	DWELLING HOUSES AND NON-RESIDENTIAL BUILDINGS
ሌሎች ግብርና ስራዎች	94,885.1	2,515.8	-	142.8	92,512.1	OTHER CONSTRUCTION AND WORKS
የሰው ኃይልና ማሳሪያዎች	41,374.4	4,391.4	-	2,751.6	39,734.6	MACHINERY AND EQUIPMENT
የግብርና ስራዎች	1,336.5	465.4	7.9	410.7	1,273.9	VEHICLES
ሌሎች ግብርና ስራዎች	49,809.4	2,207.5	26.2	2,506.0	50,081.7	OTHERS
<b>ጠቅላይ</b>	<b>212,915.1</b>	<b>10,444.7</b>	<b>34.1</b>	<b>6,378.8</b>	<b>208,815.1</b>	<b>TOTAL</b>

በ1968 ዓ.ም ለሥራዎች ለማድረግ የተወጡ ገንዘብ ስራዎች ለገንዘብ  
INVESTMENT AND SOURCES OF INVESTMENT IN ELECTRICITY INDUSTRY, IN 1975/76

ሠጠረዥ 2.12

TABLE F.12

በሺህ ብር IN '000 BIRR

1968	ጠቅላይ	አገልግሎት የተገኘ		የውጭ አገር ብር	1975/76
		ከባለ ገቢ	የባንክ ብድር		
ለግብርና ግብርና ስራዎች	567.7	567.7	-	-	DWELLING HOUSES & NON-RESIDENTIAL BUILDINGS
ሌሎች ግብርና ስራዎች	142.8	142.8	-	-	OTHER CONSTRUCTION AND WORKS
የሰው ኃይልና ማሳሪያዎች	2,751.6	2,307.2	444.4	-	MACHINERY AND EQUIPMENT
የግብርና ስራዎች	410.7	396.6	14.1	-	VEHICLES
ሌሎች ግብርና ስራዎች	2,506.0	1,742.8	203.5	559.7	OTHERS
<b>ጠቅላይ</b>	<b>6,378.8</b>	<b>5,157.1</b>	<b>662.0</b>	<b>559.7</b>	<b>TOTAL</b>
	<b>TOTAL</b>	<b>OWN FUNDS</b>	<b>BANK LOANS</b>	<b>FOREIGN LOAN</b>	
		<b>DOMESTIC SOURCES</b>			

\* የተሻሻለ

\*Revised

ከኢትዮጵያ ኢሌክትሪክ ግብርና ኃይል ገቢና ህብት ለገንዘብ

Source: Ethiopian Electric Light and Power Authority.

የሌላስተሪክ የማግኛ ፍላጎት እና የኃይል ስጠታ ስፔሻል 1968  
 INSTALLED GENERATING CAPACITY AND ELECTRIC ENERGY PRODUCTION BY STATION, 1975/76

ሠንጠረዥ 2.13

TABLE F.13

ባህሪያዎች	የደንበኞች ብዛት	የማግኛ ፍላጎት			የኃይል ስጠታ ስፔሻል			STATION
		ከውሃ ባህያ	ከሃይል ባህያ	ድምር	ከውሃ ባህያ	ከሃይል ባህያ	ድምር	
አባ ስሙሌ	-	6,560	-	6,560	-	-	-	ABA SAMUEL
አላባ አባባ	96,473 (1)	-	5,000	5,000	-	-	-	ADDIS ABABA
አላ ቀይሕ	233	-	97	97	-	-	-	ADDI CAIEH
አላ ስላ	211	-	115	115	-	-	-	ADDI QUALA
አላ ስገሪት	-	-	120	120	-	140	140	ADIGRAT
አላ ስገሪት	736	-	321	321	-	-	-	ADIUGRI
አላ ስገሪት	1,598	-	570	570	-	1,115	1,115	AGARO
አላ ስገሪት	5,367	-	2,328	2,328	-	136	136	ALEM MAYA, GILBO & HARAR
አላ ስገሪት	-	-	640	640	-	940	940	ARBA MINCH
አላ ስገሪት	838	-	538	538	-	704	704	ASEBE TEFERI
አላ ስገሪት	957	-	-	-	-	6,665 (3)	6,665	ASSAB
አላ ስገሪት	1,661	-	3,100	3,100	-	-	-	ASSELA
አላ ስገሪት	2,225	-	1,000	1,000	-	1,944	1,944	AWASE I (KOKA)
አላ ስገሪት	-	43,200	120	43,320	82,865	-	82,865	AWASH II (NAZERETH)
አላ ስገሪት	7,551	32,000	100	32,100	44,946	-	44,946	AWASH III
አላ ስገሪት	-	32,000	-	32,000	53,931	-	53,931	AXUM
አላ ስገሪት	2,156	-	544	544	-	627	627	BAHAR DAR
አላ ስገሪት	2,135	7,680	80	7,760	22,365	-	22,365	BALE GOBA
አላ ስገሪት	853	-	219	219	-	456	456	BELESA & MASSAWA
አላ ስገሪት	32,310 (2)	-	31,900	31,900	-	94,941	94,941	BUNO BEDELE
አላ ስገሪት	374	-	219	219	-	97	97	DEBERE BERHAN
አላ ስገሪት	2,609	100	1,281	1,381	559	1,779	2,338	DEBERE MARKOS
አላ ስገሪት	2,526	184	750	934	644	761	1,405	DEBERE TAVOR
አላ ስገሪት	323	-	238	238	-	72	72	DECAMEHARE
አላ ስገሪት	710	-	1,144	1,144	-	-	-	DEMBIDOLLO
አላ ስገሪት	520	184	-	184	458	-	458	DESSIE
አላ ስገሪት	4,917	-	1,988	1,988	-	4,243	4,243	DIRE DAWA
አላ ስገሪት	7,061	-	4,500	4,500	-	76	76	DILLA
አላ ስገሪት	1,534	-	720	720	-	1,203	1,203	FINCHAA
አላ ስገሪት	-	84,000	280	84,280	149,766	-	149,766	GHIMBI
አላ ስገሪት	714	-	268	268	-	201	201	GHION
አላ ስገሪት	1,426	148	301	449	361	390	751	GOBE
አላ ስገሪት	127	-	218	218	-	117	117	GONDAR
አላ ስገሪት	4,039	-	1,450	1,450	-	3,175	3,175	HAGERE HIWOT
አላ ስገሪት	1,754	-	692	692	-	1,321	1,321	JIJIGA
አላ ስገሪት	1,594	-	500	500	-	1,202	1,202	JIMA
አላ ስገሪት	4,016	140	2,770	2,910	-	3,678	3,678	KEBERE MENGEST
አላ ስገሪት	561	-	219	219	-	148	148	KEBERI DAHAR
አላ ስገሪት	167	-	128	128	-	102	102	KEREN
አላ ስገሪት	1,148	-	438	438	-	-	-	MAKALE
አላ ስገሪት	2,908	-	1,250	1,250	-	2,159	2,159	MEREBE
አላ ስገሪት	-	-	16	16	-	-	-	NEGELE BORENA
አላ ስገሪት	867	-	421	421	-	625	625	NEKEMETE
አላ ስገሪት	1,613	-	901	901	-	1,208	1,208	SAGENEITI
አላ ስገሪት	-	-	56	56	-	-	-	SHAMBOU
አላ ስገሪት	209	-	69	69	-	39	39	SHASHEMENE
አላ ስገሪት	4,562	-	2,920	2,920	-	3,689	3,689	WOLAMO SODDO
አላ ስገሪት	1,183	-	839	839	-	1,281	1,281	YIRGALEM
አላ ስገሪት	2,409	-	900	900	-	1,677	1,677	ZEWAI
አላ ስገሪት	1,170	-	370	370	-	467	467	
ድምር	206,345	206,196	72,638	278,834	355,895	137,378	493,273	TOTAL
	TOTAL	HYDRO	THERMAL	TOTAL	HYDRO	THERMAL	TOTAL	STATION
	NUMBER OF CONSUMERS	CAPACITY (KW)			PRODUCTION ('000 KWH)			

የአላ ስገሪት 1፣ የአላ ስገሪት 2፣ የአላ ስገሪት 3፣ የአባ ስሙሌ እና የፊንቻላ ደንበኞች ይጨምራል ።  
 (1) Includes Consumers in Awash I, Awash II, Awash III, Aba Samuel and Fincha.

የአሙራና የገንገላ ደንበኞች ይጨምራል ።  
 (2) Includes consumers in Asmara and Ghinda.

ከአላ ስገሪት ላይ ማጠቃለያ የተገዛውን 6410 ኪሎዎት ሰዓት የጨመረ ስፔሻል የማግኛ ፍላጎት 2000 ኪሎዎት ነው ።  
 (3) Includes the 6410 energy purchased from Assab Oil refinery and guaranteed capacity of 2000 Kw.  
 ስለተለያዩ ስጠታ ስፔሻሎች ይጨምራል ።  
 Source: Ethiopian Electric Light and Power Authority.

ከፍል ሰ - ስለ ሕንጻዎች

የሕንጻዎችን ሥራ የሚመለከተው መረጃ የተዘጋጀው በአዲስ አበባ ግዛጋጃ ቤት ነው። የዘመኑ አቅጣጫ በኢትዮጵያ ዘመን አቅጣጫ መሠረት ነው።

ሠንጠረዥ ሰ.1 በዚህ ሠንጠረዥ የመለከተው በአዲስ አበባ ከተማ የቤት ሥራ ፈቃድ የተሰጣቸው አዲስ ሕንጻዎች በዘጠኝ ዓይነት የገንዘብ ስፋት፣ በካሬ ሜትር/ ነው።

ሠንጠረዥ ሰ.2 የሚያመለክተው በአዲስ አበባ ከተማ የቤት ሥራ ፈቃድ የተሰጣቸው አዲስ ሕንጻዎች አገደ የገንዘብ ስፋት ነው።

SECTION G - CONSTRUCTION

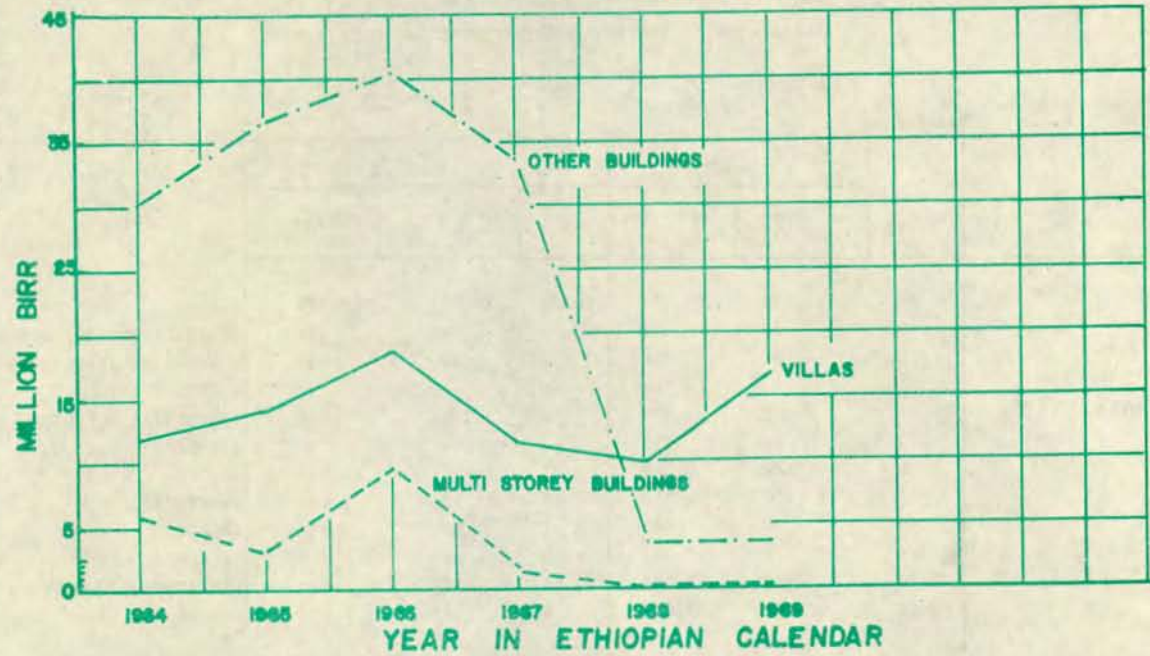
The statistics relating to construction have been compiled by the Municipality of Addis Ababa. The year refers to the Ethiopian Calendar Year.

Table G.1 Gives the number of building permits for New Constructions in Addis Ababa, their costs and floor area.

Table G.2 Indicates the building permits for New Construction by type of construction and value range.

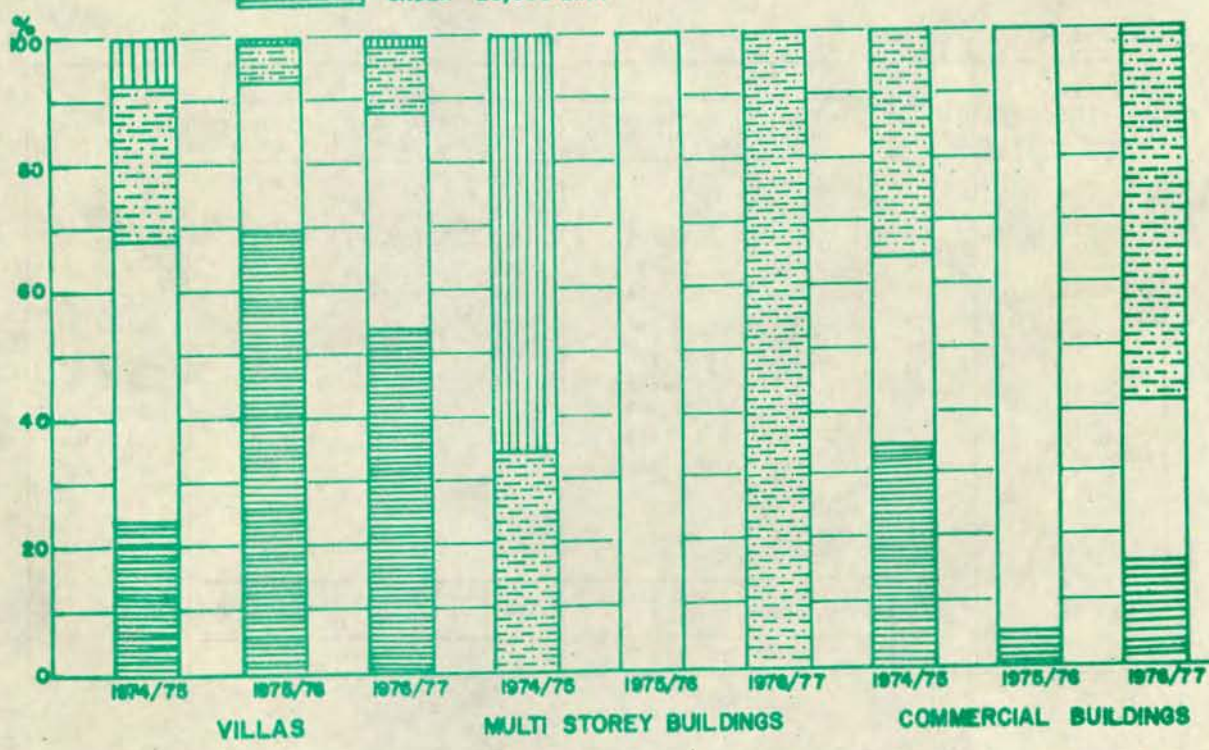

## BUILDING PERMITS FOR NEW CONSTRUCTION IN ADDIS ABEBA

G-1



G-2

### COMPOSITION OF NEW CONSTRUCTION IN ADDIS ABEBA BY VALUE OF BUILDINGS



በአዳጋ ለበባ ከተማ የቤተ ሥራ ፈጽሎ የተገነባው ለዳዳጋ ሕንጻዎች  
 BUILDING PERMITS FOR NEW CONSTRUCTIONS IN ADDIS ABABA

ሠንጠረዥ ስ.1 TABLE G.1

የሕንጻው ዓይነት	ብዛት	1968		1969			TYPE OF CONSTRUCTION
		የገንዘብ ስጦታ /በሺህ ብር/	የወለል ስፋት /በካሬ ሜትር/	ብዛት	የገንዘብ ስጦታ /በሺህ ብር/	የወለል ስፋት /በካሬ ሜትር/	
ቪላዎች	1,106	10,132	93,977	1,371	16,836	110,492	VILLAS
ፍቅ ስጦታ	1	28	117	1	40	123	MULTI-STOREY BUILDINGS
ገንዘብ ስጦታ	4	91	436	4	120	524	COMMERCIAL BUILDINGS
የባህሪ ማደጃዎች	-	-	-	-	-	-	PETROL STATIONS
የከተማ ስጦታዎች	9	2,020	8,433	5	2,131	4,948	INDUSTRIAL BUILDINGS
ተምህርት ስጦታ	1	70	122	-	-	-	SCHOOLS
ለተርፍ	22	142	2,077	32	207	12,446	FENCES
ለማደጃ	18	130	1,213	18	135	1,641	MAINTENANCE
ጋራዎች	3	79	640	1	20	371	GARAGES
በተከርባኝ ቤቶች	1	77	384	3	180	560	CHURCHES
የሠራተኛ ጭናቆች	36	138	2,303	54	127	1,828	SERVANTS QUARTERS
ሌሎች	32	641	8,612	6	73	1,255	OTHERS
ጭቅ	1,233	13,548	118,316	1,495	19,869	134,188	TOTAL
	NUMBER	COST ('000 BIRR)	FLOOR AREA (SQ.M)	NUMBER	COST ('000 BIRR)	FLOOR AREA (SQ.M.)	
		1975/76		1976/77			

በአዳጋ ለበባ ከተማ የቤተ ሥራ ፈጽሎ የተገነባው ለዳዳጋ ሕንጻዎች የገንዘብ ዋጋ  
 BUILDING PERMITS FOR NEW CONSTRUCTION IN ADDIS ABABA, BY VALUE OF BUILDINGS

ሠንጠረዥ ስ.2 TABLE G.2

የገንዘብ ስጦታ /በሺህ ብር/	ብዛት	1968		1969			TYPE OF CONSTRUCTION
		የገንዘብ ስጦታ /በሺህ ብር/	የወለል ስፋት /በካሬ ሜትር/	ብዛት	የገንዘብ ስጦታ /በሺህ ብር/	የወለል ስፋት /በካሬ ሜትር/	
ቪላዎች							VILLAS
ከ5 በታች	340	1,103	18,634	355	1,224	15,112	LESS THAN 5
5 - 10	385	2,485	31,033	369	2,131	22,920	5 - 10
10 - 15	196	2,219	20,248	235	2,809	21,138	10 - 15
15 - 20	78	1,259	8,640	171	2,930	19,189	15 - 20
20 - 30	72	1,649	9,323	146	3,698	16,668	20 - 30
30 - 40	21	688	3,213	61	2,020	8,906	30 - 40
40 - 50	9	382	2,002	16	677	2,574	40 - 50
50 - 100	4	233	736	16	1,032	2,949	50 - 100
100 - 200	1	114	148	2	315	1,036	100 - 200
ጭቅ	1,106	10,132	93,977	1,371	16,836	110,492	TOTAL
	NUMBER	COST (IN'000 BIRR)	FLOOR AREA (SQM)	NUMBER	COST (IN'000 BIRR)	FLOOR AREA (SQM)	
		1975/76		1976/77			

በአዲስ አበባ ከተማ የቤት ሥራ ፈጻሚ የተሰማገሉ አዳዲስ ስገዳዎች የገንዘብ ዋጋ  
 BUILDING PERMITS FOR NEW CONSTRUCTION IN ADDIS ABABA, BY VALUE OF BUILDINGS

ሠንጠረዥ ስ.2 / የቀጠለ / TABLE G.2 (Contd.)

የገንዘብ አመዳደር /በሺህ ባር/	1968			1969			
	ባዛት	ዋጋው/በሺህ ባር/	የወለል ስፋት /በካረ ሜትር/	ባዛት	ዋጋው/በሺህ ባር/	የወለል ስፋት /በካረ ሜትር/	
<u>ፍቅ ስገዳ</u>							<u>MULTI-STOREY BUILDINGS</u>
20 - 30	1	28	117	-	-	-	20 - 30
40 - 50	-	-	-	1	40	123	40 - 50
ድምር	1	28	117	1	40	123	TOTAL
<u>የገንዘብ ስገዳ</u>							<u>COMMERCIAL BUILDINGS</u>
	1	5	50	-	-	-	LESS THAN 5
10 - 15	-	-	-	2	20	156	10 - 15
20 - 30	1	20	171	-	-	-	20 - 30
30 - 40	2	66	215	1	30	162	30 - 40
50 -100	-	-	-	1	70	206	50 -100
ድምር	4	91	436	4	120	524	TOTAL
	NUMBER	COST (IN'000 BIRR)	FLOOR AREA (SQM)	NUMBER	COST (IN'000 BIRR)	FLOOR AREA (SQM)	VALUE RANGE ( '000 BIRR)
	1975/76			1976/77			

ከአዲስ አበባ ከተማ ግዛገጃ ቤት የተገኘ ::  
 Source: Municipality of Addis Ababa.



## SECTION H. TRANSPORT AND COMMUNICATIONS

Table H.1: refers to operations of Ethiopian Airlines both domestically and internationally.

Tables H.2 - 4: Pertains to basic statistics concerning international traffic at Addis Ababa and Asmara airports. However, figures on passengers and freight refer only to commercial planes while figures on aircraft movement refer to all airplanes.

Table H.5: shows length of all-weather roads by Highway maintenance district. Decrease of certain roads is due to change of alignment.

Table H.6: gives the cumulative investment in Highway operations up to the reference periods specified, by source and use of fund.

Table H.7: refers to transport tariffs per metric ton on principal roads.

Tables H.8 and H.9: relate to data on driving licences issued and motor vehicle accidents.

Tables H.10 and H.11: give data on the operations of the Franco - Ethiopian Railway.

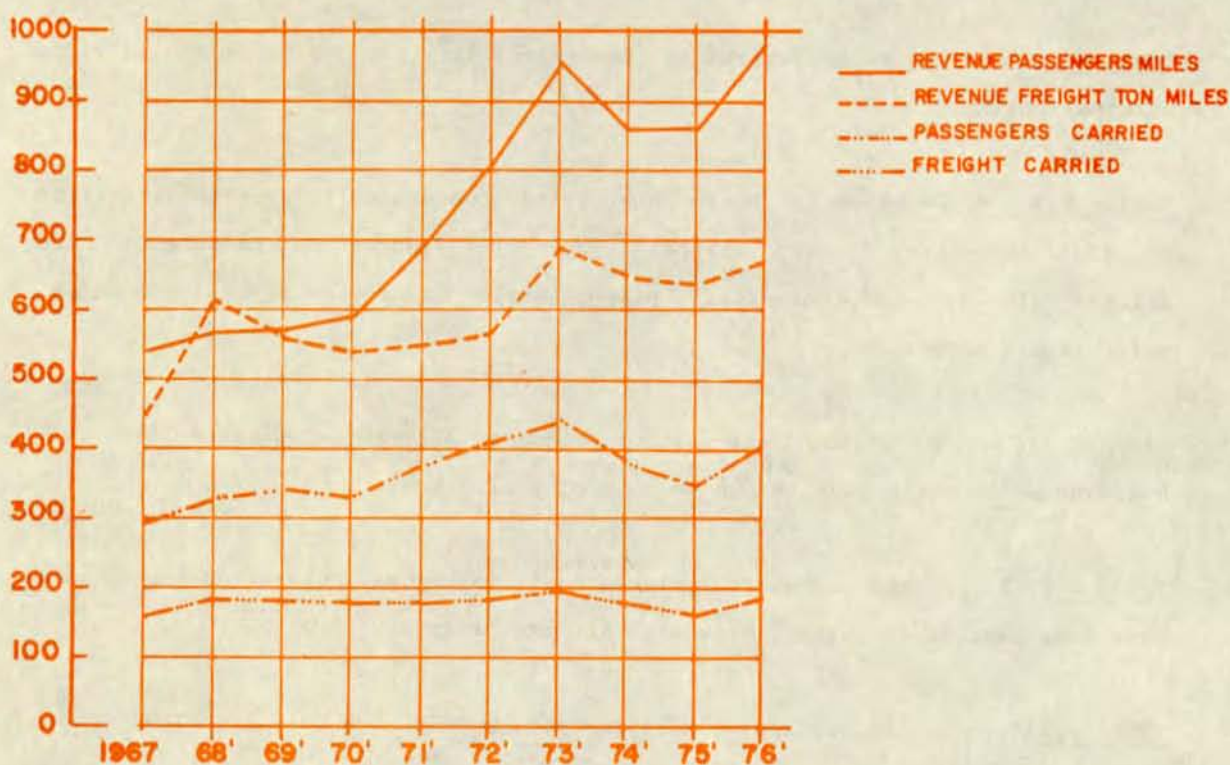
Tables H.12 and H.13: show railway freight rates for selected import and export items.

Table H.14: refers to traffic on the Agordat - Massawa railway.

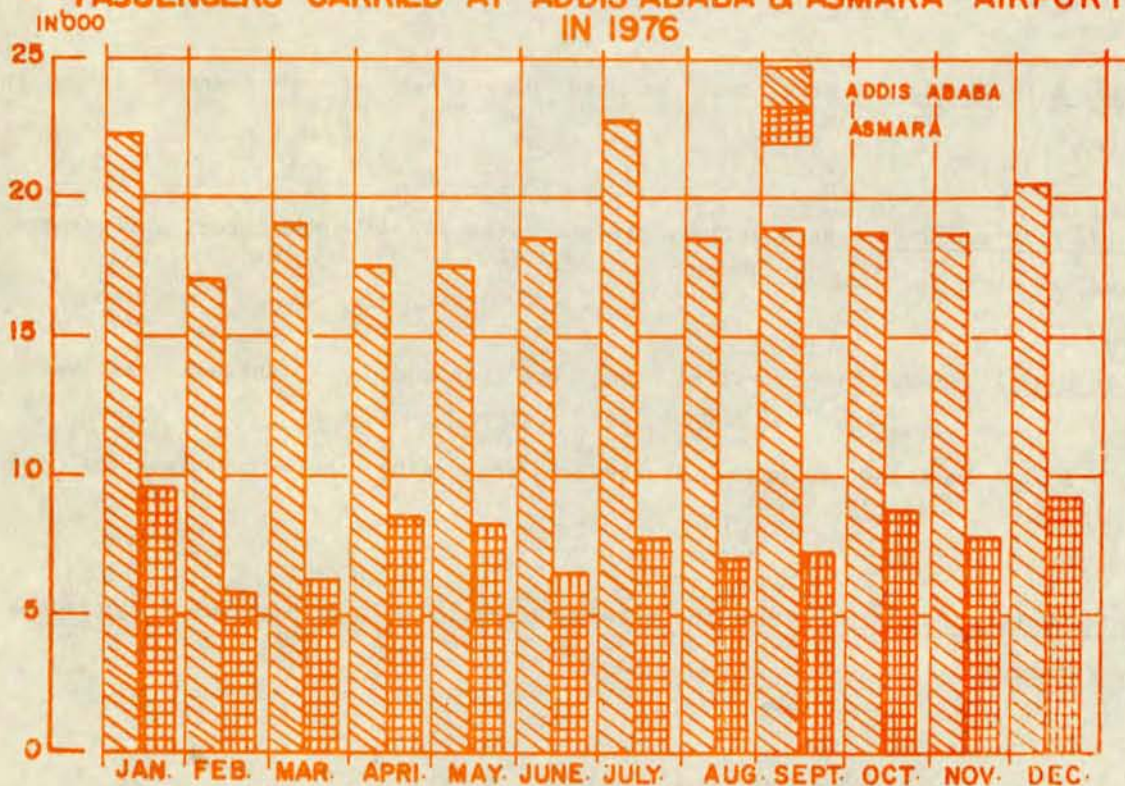
Table H.15: Pertains to basic statistics concerning the activities of sea ports.

Tables H.16 and H.17: deal with telecommunications and postal services statistics.

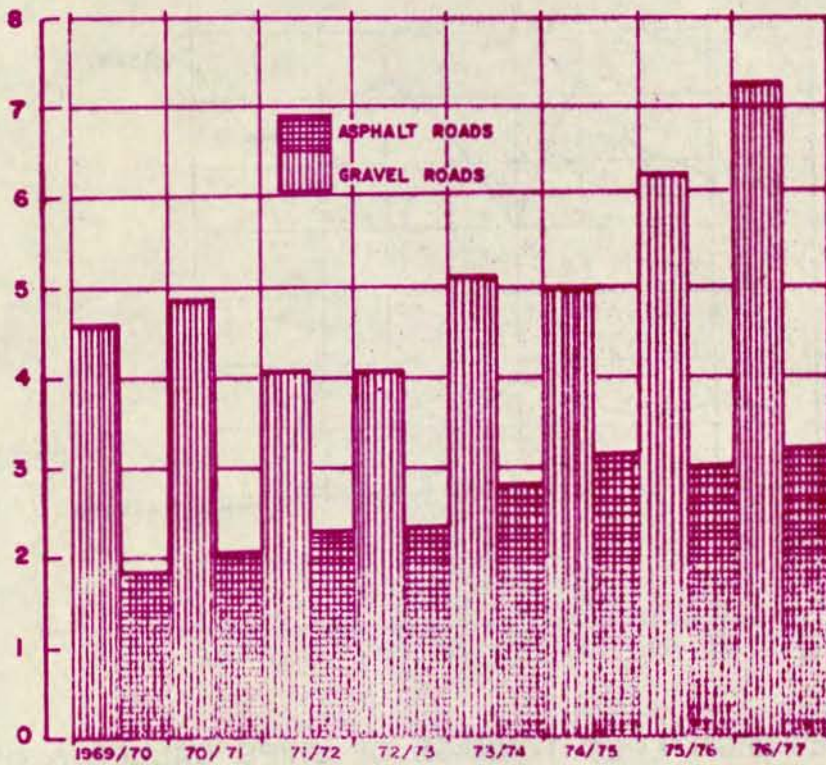
## H-1 INDICES OF ETHIOPIAN AIRLINES OPERATIONS



## H-2 PASSENGERS CARRIED AT ADDIS ABABA & ASMARA AIRPORT IN 1976



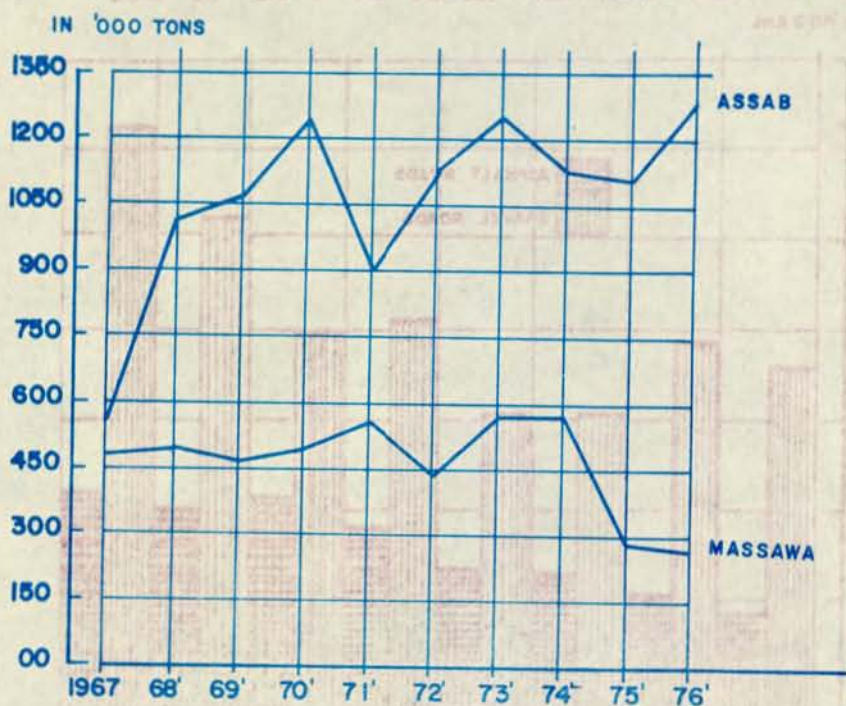
H-3 ALL WEATHER ROADS BY TYPE IN Kms  
IN '000 Kms



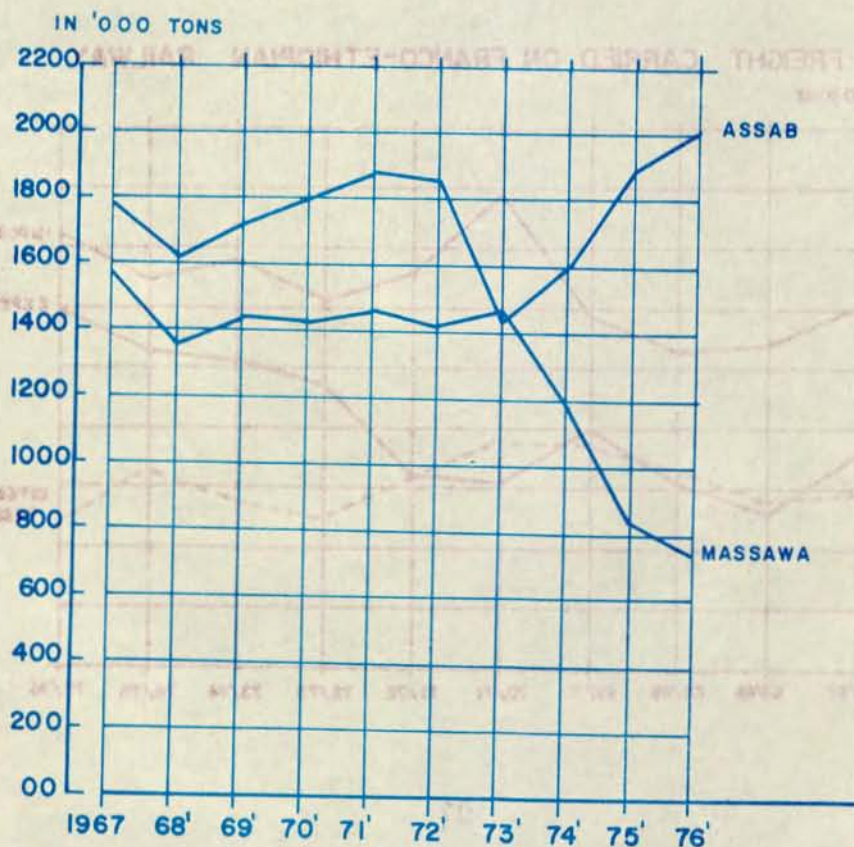
H-4 FREIGHT CARRIED ON FRANCO-ETHIOPIAN RAILWAY  
IN '000 TONS



## H-5 SEAPORT CARGOES LOADED AND UNLOADED (TONS)



## H-6 NET REGISTERED TONNAGE OF SHIPS CALLED & DEPARTED



የኢትዮጵያ አየር መገገጃ ሙሴያ ባት የሥራ ከገገግ  
ETHIOPIAN AIRLINES OPERATIONS

ሠገጠረዥ ሺ.1 TABLE H.1

	1965/66	1966/67	1967/68	1968/69		
የሰጠው ማገገጃ ባት /በቆይታ/					PASSENGERS CARRIED	(NUMBER)
የኢትዮጵያውያን	181,212	162,334	144,532	170,274	INTERNATIONAL	
የሀገር ወገን	128,827	107,186	100,933	118,396	DOMESTIC	
ጠቅላይ	310,039	269,520	245,465	288,670	TOTAL	
አያገገገው ተገቢ የሰጠው ማገገጃ ማጠቃለያ ገጽ					AVERAGE MILES PER PASSENGER	
የኢትዮጵያውያን	1,628	1,631	1,817	1,778	INTERNATIONAL	
የሀገር ወገን	160	168	195	191	DOMESTIC	
ማጠቃለያ ገጽ	1,018	1,049	1,150	1,127	AVERAGE	
አያገገገው ከሰጠው ማገገጃ የሰጠው ማገገጃ /በሺህ/					REVENUE PASSENGER-MILES ('000)	
የኢትዮጵያውያን	294,959	264,751	262,612	302,667	INTERNATIONAL	
የሀገር ወገን	20,644	18,049	19,721	22,603	DOMESTIC	
ጠቅላይ	315,603	282,800	282,333	325,270	TOTAL	
የሚገኝበት የዕቃ ቁጥር /በሎንግ ቶን/*					REVENUE FREIGHT CARRIED (LONG TONS)*	
የኢትዮጵያውያን	6,952	6,512	5,903	6,953	INTERNATIONAL	
የሀገር ወገን	2,740	2,438	2,320	2,318	DOMESTIC	
ጠቅላይ	9,692	8,950	8,223	9,271	TOTAL	
ገቢ ዕቃ /በሺህ/ ተገግ ማጠቃለያ					REVENUE FREIGHT TON-MILES ('000)	
የኢትዮጵያውያን	11,028	10,250	9,996	10,412	INTERNATIONAL	
የሀገር ወገን	409	405	489	598	DOMESTIC	
ጠቅላይ	11,437	10,655	10,485	11,010	TOTAL	
አጠቃላይ ለተገገው የሰጠው ማገገጃ /በሺህ/	9,062	8,009	7,581	8,841	REVENUE PLANE-MILES ('000)	
የተገኘበት የሁኔታ ማጠቃለያ /በቆይታ ባት/	48	48	48	47	PAYLOAD FACTOR (%)	
የሥራ ተገገግ ባት /በቆይታ/	2,720	2,733	2,828	2,993	EMPLOYEES (NUMBER)	
የሥራ ገቢ /በሺህ ባር/					OPERATING REVENUE ('000) BIRR	
ከሰጠው ማገገጃ	61,209	62,556	66,267	77,261	PASSENGER	
ከዕቃ ቁጥር	10,862	12,840	12,184	14,518	FREIGHT	
ከሌሎች	15,897	15,522	18,203	20,113	OTHER	
ጠቅላይ	87,968	90,918	96,654	111,892	TOTAL	
የሥራ ወጪ /በሺህ ባር/					OPERATING EXPENSES ('000) BIRR	
የሰጠው ወጪ	22,868	33,451	34,785	42,617	FLYING	
ሌሎች	55,878	56,670	52,706	65,421	OTHERS	
ጠቅላይ	78,746	90,121	87,491	108,038	TOTAL	
የገቢው የተገባ ተርፍ /በሺህ ባር/	3,815	(4,347)**	4,335	474	ADJUSTED NET PROFIT ('000) BIRR	
ተገቢው ሰጠው	50,809	56,330	63,120	61,673	CURRENT ASSETS ('000) BIRR	
ተገቢው ገቢ ዕቃ	22,221	24,748	23,327	22,692	CURRENT LIABILITIES ('000) BIRR	
በሥራ ላይ ያለ የተገቢው ባት /በሺህ ባር/	28,588	31,582	39,793	38,981	NET WORKING CAPITAL ('000) BIRR	
የካፒታል ወጪ /በሺህ ባር/					CAPITAL EXPENDITURES ('000) BIRR	
ለተገቢው ሰጠው ማገገጃ /ለአጠቃላይ ለተገቢው ሰጠው ማገገጃ/	5,682	8,696	3,558	2,598	TRANSPORT EQUIPMENT (AIRCRAFT, VEHICLES, ETC.) ('000) BIRR	
ሌሎች /በሺህ ባር/	471	8,176	1,864	495	OTHER ('000) BIRR	
ጠቅላይ /በሺህ ባር/	6,153	16,872	5,422	3,093	TOTAL ('000) BIRR	
ለገቢው ሰጠው ገቢ በየገቢው ገቢ /በሺህ ባር/	1,579	138,659	1,589	1,504	INVESTMENT AT COST ('000) BIRR	
የሰጠው ገቢ የገቢው ገቢ ተገቢ /በሺህ ባር/	29,071	23,898	16,847	17,750	FIXED ASSETS AFTER DEPRECIATION ('000) BIRR	
	1973	1974	1975	1976		

\*አገገው ለገገግ ተገግ 1.016 ማጠቃለያ ተገግ

\*\*ከገቢ

\*Long ton equals 1.016 metric tons.

\*\*Loss

ከኢትዮጵያ አየር መገገጃ ሙሴያ ባት የተገገገ

Source: Ethiopian Airlines.

በአዲስ አበባና በአሙራ ዓለም አቀፍ አየር ማረፊያዎች የተደረገው የአየር ተራፊስ  
 AIR TRAFFIC AT ADDIS ABABA AND ASMARA INTERNATIONAL AIRPORTS

ሠንጠረዥ ሸ.2 TABLE H.2

		1965/66	1966/67	1967/68	1968/69		
<u>አዲስ አበባ</u>						<u>ADDIS ABABA</u>	
የአየር ማረፊያ አገልግሎት /በ ተኮር/						AIRCRAFT MOVEMENT (NUMBER)	
ገቢ		12,401	14,829	14,732	14,054	IN	
ወጪ		12,378	14,800	14,700	14,081	OUT	
ጠቅላይ		24,779	29,629	29,432	28,135	TOTAL	
የሕዝብ ተሽከርካሪዎች ብዛት						PASSENGERS CARRIED (NUMBER)	
ገቢ		122,015	108,369	81,541	94,773	IN	
ወጪ		129,917	114,957	89,843	98,709	OUT	
ተራገዘተ		38,882	42,692	49,221	36,220	IN TRANSIT	
ጠቅላይ		290,814	266,018	220,605	229,702	TOTAL	
የዕቃ ተሽከርካሪ ብዛት /በ ተኮር/						FREIGHT CARRIED (TONS)	
ገቢ		3,949	3,252	3,835	5,605	IN	
ወጪ		4,617	4,204	3,397	4,381	OUT	
ተራገዘተ		1,934	1,930	2,044	1,466	IN TRANSIT	
ጠቅላይ		10,500	9,386	9,276	11,452	TOTAL	
የጽሑፍ ብዛት /በ ተኮር/						MAIL CARRIED (TONS)	
ገቢ		271	254	309	377	IN	
ወጪ		165	195	196	240	OUT	
ተራገዘተ		-	-	-	-	IN TRANSIT	
ጠቅላይ		436	449	505	617	TOTAL	
<u>አሙራ</u>						<u>ASMARA</u>	
የአየር ማረፊያ አገልግሎት /በ ተኮር/						AIRCRAFT MOVEMENT (NUMBER)	
ገቢ		9,570	7,139	6,772	8,177	IN	
ወጪ		9,595	7,184	6,775	8,167	OUT	
ጠቅላይ		19,165	14,323	13,547	16,344	TOTAL	
የሕዝብ ተሽከርካሪዎች ብዛት /በ ተኮር/						PASSENGERS CARRIED (NUMBER)	
ገቢ		56,219	45,353	18,237	42,244	IN	
ወጪ		59,752	50,948	25,886	38,978	OUT	
ተራገዘተ		34,710	29,927	7,093	10,434	IN TRANSIT	
ጠቅላይ		150,681	126,228	51,216	91,656	TOTAL	
የዕቃ ተሽከርካሪ ብዛት /በ ተኮር/						FREIGHT CARRIED (TONS)	
ገቢ		3,126	1,316	567	2,857	IN	
ወጪ		7,127	5,332	2,049	3,486	OUT	
ጠቅላይ		10,253	6,648	2,616	6,343	TOTAL	
የጽሑፍ ብዛት /በ ተኮር/						MAIL CARRIED (TONS)	
ገቢ		320	162	60	85	IN	
ወጪ		194	80	29	41	OUT	
ጠቅላይ		514	242	89	126	TOTAL	
		1973	1974	1975	1976		

ከአየር ማረፊያ አገልግሎት አስተዳደር የተገኘ.  
 Source: Air Transport Administration.

በአዲስ አበባ ዓለም አቀፍ አድርጎላገ ግረፊያ የተደረገው የአየር ተረፈስ ከ1966/67 - 1968/69  
 AIR TRAFFIC AT THE ADDIS ABABA INTERNATIONAL AIR PORT, 1974 - 1976

የአድርጎላገ አገታታሪ ጭነት ሰዛት  
 AIRCRAFT MOVEMENTS AND PASSENGERS CARRIED

ወገጠኛ ሺ.3 /U/

TABLE H.3 (a)

በ ቶር ቁጥር

ወር	የአድርጎላገ አገታታሪ			ጭነት ሰዛት*				በ ቶር ቁጥር
	ገቢ	ወጪ	ድምር	ገቢ	ወጪ	ተረጎሞ	ድምር	
<u>1966/67</u>								<u>1974</u>
ጥር	1,492	1,494	2,986	13,137	12,128	3,332	28,597	JANUARY
የካቲት	1,391	1,386	2,777	9,033	8,987	3,263	21,283	FEBRUARY
ጥቅምት	216	231	447	6,810	8,070	1,087	15,967	MARCH
ጳጉሜ	1,035	1,029	2,064	8,526	9,175	3,684	21,385	APRIL
ግንቦት	1,090	1,096	2,186	7,441	8,184	3,706	19,331	MAY
ሰኔ	1,149	1,133	2,282	8,368	10,363	4,093	22,824	JUNE
ሰኞ	1,049	1,046	2,095	10,285	12,136	5,213	27,634	JULY
ሰኔ	1,196	1,196	2,392	9,558	9,843	4,143	23,544	AUGUST
ጳጉሜ	963	960	1,923	8,937	8,606	3,173	20,716	SEPTEMBER
ጥቅምት	1,400	1,394	2,794	8,410	9,175	2,960	20,545	OCTOBER
ገብርማ	1,783	1,775	3,558	8,153	8,104	2,825	19,082	NOVEMBER
ደረጃ	2,065	2,060	4,125	9,711	10,186	5,213	25,110	DECEMBER
ድምር	14,829	14,800	29,629	108,369	114,957	42,692	266,018	TOTAL
<u>1967/68</u>								<u>1975</u>
ጥር	2,366	2,359	4,725	7,406	6,908	4,071	18,385	JANUARY
የካቲት	1,681	1,682	3,363	9,214	10,830	3,350	23,394	FEBRUARY
ጥቅምት	1,449	1,438	2,887	5,985	7,662	4,013	17,660	MARCH
ጳጉሜ	1,041	1,037	2,078	5,339	6,097	4,323	15,759	APRIL
ግንቦት	1,072	1,068	2,140	6,188	6,482	3,552	16,222	MAY
ሰኔ	1,159	1,148	2,307	5,757	6,865	4,094	16,716	JUNE
ሰኞ	1,396	1,394	2,790	7,034	9,308	5,535	21,877	JULY
ሰኔ	784	785	1,569	7,115	7,296	4,516	18,927	AUGUST
ጳጉሜ	635	637	1,272	7,084	6,321	3,558	16,927	SEPTEMBER
ጥቅምት	1,029	1,023	2,052	6,032	6,053	3,455	15,540	OCTOBER
ገብርማ	919	926	1,845	5,824	6,627	3,722	16,173	NOVEMBER
ደረጃ	1,201	1,203	2,404	8,599	9,394	5,032	23,025	DECEMBER
ድምር	14,732	14,700	29,432	81,541	89,843	49,221	220,605	TOTAL
<u>1968/69</u>								<u>1976</u>
ጥር	1,525	1,525	3,050	9,443	9,128	3,767	22,338	JANUARY
የካቲት	1,939	1,934	3,873	6,626	6,994	3,345	16,965	FEBRUARY
ጥቅምት	1,887	1,893	3,780	7,476	7,849	3,583	18,908	MARCH
ጳጉሜ	1,156	1,164	2,320	6,839	7,561	3,135	17,535	APRIL
ግንቦት	1,310	1,298	2,608	7,510	7,301	2,653	17,464	MAY
ሰኔ	988	986	1,974	7,112	8,754	2,601	18,467	JUNE
ሰኞ	946	958	1,904	9,632	10,005	3,082	22,719	JULY
ሰኔ	957	974	1,931	7,632	7,870	3,080	18,582	AUGUST
ጳጉሜ	789	798	1,587	8,118	7,978	2,762	18,858	SEPTEMBER
ጥቅምት	715	721	1,436	7,716	8,368	2,657	18,741	OCTOBER
ገብርማ	776	776	1,552	7,520	8,795	2,408	18,723	NOVEMBER
ደረጃ	1,066	1,054	2,120	9,149	8,106	3,147	20,402	DECEMBER
ድምር	14,054	14,081	28,135	94,773	98,709	36,220	229,702	TOTAL
	IN	OUT	TOTAL	IN	OUT	TRANSIT	TOTAL	MONTH
	AIRCRAFT MOVEMENT			PASSENGERS CARRIED*				

\* የጭነት ሰዛት ለደረጃ አይደለም  
 \*Not Including non-Revenue Passengers

ሰነድ ማረጋገጫ ለስተዳደር የተገኘ  
 Source: Air Transport Administration

በአየር ገበያ የተጓዘ ዕቃ ጠቅላይ  
 FREIGHT AND MAIL CARRIED

ሠጥቶች ሺ.3 /ለ/

TABLE H.3 (b)

በኪሎ ግራም KGS

ወር	በአየር ገበያ የተጓዘ ዕቃ ጠቅላይ				በአየር ገበያ የተጓዘ የገባ ዕቃ ጠቅላይ			
	ገቢ	ወጪ	ተራገዘተ	ድምር	ገቢ	ወጪ	ድምር	
<b>1966/67</b>								<b>1974</b>
ጥር	346,844	440,706	197,361	984,911	23,493	16,759	40,252	JANUARY
የካቲት	255,729	412,812	188,015	856,556	22,410	15,995	38,405	FEBRUARY
ጳጉሜ	270,237	352,257	65,423	687,917	31,283	20,920	52,203	MARCH
ግንቦት	365,645	324,708	87,983	778,336	17,521	17,419	34,940	APRIL
ሰኔ	339,932	392,971	81,003	813,906	21,256	17,128	38,384	MAY
ሰኔ	260,720	361,550	104,076	726,346	18,256	15,663	33,919	JUNE
ጳጉሜ	223,251	387,110	138,855	749,216	21,113	12,562	33,675	JULY
ሰኔ	220,102	303,756	174,002	697,860	21,039	16,166	37,205	AUGUST
ጳጉሜ	178,799	282,480	225,088	686,367	15,261	12,065	27,326	SEPTEMBER
ጳጉሜ	257,124	298,221	164,904	720,249	20,916	16,352	37,268	OCTOBER
ጳጉሜ	279,714	310,685	217,789	808,188	19,988	16,292	36,280	NOVEMBER
ጳጉሜ	253,686	336,825	285,757	876,268	21,213	18,009	39,222	DECEMBER
ድምር	3,251,783	4,204,081	1,930,256	9,386,120	253,749	195,330	449,079	TOTAL
<b>1967/68</b>								<b>1975</b>
ጥር	259,115	328,808	258,783	846,706	25,776	14,057	39,833	JANUARY
የካቲት	244,603	444,391	137,565	826,559	21,384	10,558	31,942	FEBRUARY
ጳጉሜ	317,512	358,301	150,045	825,858	28,692	15,474	44,166	MARCH
ግንቦት	483,035	312,455	148,521	944,011	31,512	18,240	49,752	APRIL
ሰኔ	284,572	250,139	187,780	722,491	22,833	16,624	39,457	MAY
ሰኔ	317,346	251,935	138,408	707,689	24,452	16,257	40,709	JUNE
ጳጉሜ	290,042	273,409	228,051	791,502	26,658	21,536	48,194	JULY
ሰኔ	304,950	236,777	137,159	678,886	28,385	15,691	44,076	AUGUST
ጳጉሜ	274,354	187,026	135,005	596,385	18,577	14,772	33,349	SEPTEMBER
ጳጉሜ	363,735	295,466	176,068	835,269	28,307	17,723	46,030	OCTOBER
ጳጉሜ	360,777	241,518	165,325	767,620	24,393	16,128	40,521	NOVEMBER
ጳጉሜ	334,814	216,586	181,997	733,397	27,634	19,509	47,143	DECEMBER
ድምር	3,834,855	3,396,811	2,044,707	9,276,373	308,603	196,569	505,172	TOTAL
<b>1968/69</b>								<b>1976</b>
ጥር	326,325	260,847	179,179	766,351	27,761	9,543	37,304	JANUARY
የካቲት	491,984	355,925	138,062	985,971	21,662	3,058	24,720	FEBRUARY
ጳጉሜ	492,550	357,521	154,123	1,004,194	28,830	11,581	40,411	MARCH
ግንቦት	491,713	493,233	126,591	1,111,537	32,124	13,000	45,124	APRIL
ሰኔ	559,448	605,907	153,358	1,319,013	27,731	11,892	39,723	MAY
ሰኔ	449,667	390,691	108,550	498,908	29,424	15,392	44,816	JUNE
ጳጉሜ	354,316	231,303	75,764	661,383	31,881	14,377	46,258	JULY
ሰኔ	410,874	286,703	97,710	795,287	29,620	14,047	43,667	AUGUST
ጳጉሜ	492,252	405,119	77,137	974,508	30,949	17,717	42,666	SEPTEMBER
ጳጉሜ	513,809	368,103	101,306	983,218	24,040	14,909	38,949	OCTOBER
ጳጉሜ	574,601	377,986	132,903	1,045,490	24,631	9,013	33,644	NOVEMBER
ጳጉሜ	447,396	287,929	120,617	855,942	24,423	10,106	34,529	DECEMBER
ድምር	5,604,935	4,381,267	1,465,600	11,451,802	333,076	138,735	471,811	TOTAL
	IN	OUT	TRANSIT	TOTAL	IN	OUT	TOTAL	MONTH
	FREIGHT CARRIED				MAIL CARRIED			

በአየር ግብአት ስርዓት የተገኘ  
 Source: Air Transport Administration

ሠንጠረዥ ሺ.4 /U/ TABLE H.4 (a)

ብዛት ቁጥር NUMBER

ወር	የአየር ለግብር አገልግሎት			የጓዥነት ብዛት			ወር	ወር
	ገቢ	ወጪ	ደብዳቤ	ገቢ	ወጪ	ተጓዥነት		
<u>1966/67</u>								<u>1974</u>
ጥር	804	802	1,606	4,937	5,280	2,948	13,165	JANUARY
የካቲት	525	532	1,057	3,515	3,729	2,482	9,726	FEBRUARY
ጳጉሜ	96	99	195	1,938	2,442	432	4,812	MARCH
ሚያዝያ	651	653	1,304	3,768	4,006	2,540	10,314	APRIL
ገንቦት	846	846	1,692	3,454	4,009	2,246	9,709	MAY
ሰኔ	716	726	1,442	4,114	4,564	3,361	12,039	JUNE
ሰኞ	567	586	1,153	4,339	4,611	3,341	12,291	JULY
ክብረት	579	587	1,166	4,204	4,402	3,118	11,724	AUGUST
መስከረም	572	570	1,142	3,758	5,776	1,320	10,854	SEPTEMBER
ኅዳር	557	558	1,115	3,871	4,277	2,457	10,605	OCTOBER
ገብር	588	586	1,174	3,579	3,892	2,607	10,078	NOVEMBER
ታህሣሥ	638	639	1,277	3,876	3,960	3,075	10,911	DECEMBER
ደብዳቤ	7,139	7,184	14,323	45,353	50,948	29,927	126,228	TOTAL
<u>1967/68</u>								<u>1975</u>
ጥር	884	880	1,764	3,540	3,503	2,345	9,388	JANUARY
የካቲት	646	648	1,294	106	2,933	-	3,039	FEBRUARY
ጳጉሜ	615	621	1,236	596	1,495	-	2,091	MARCH
ሚያዝያ	444	446	890	936	1,285	5	2,226	APRIL
ገንቦት	365	365	730	920	1,446	282	2,648	MAY
ሰኔ	373	375	748	811	876	600	2,287	JUNE
ሰኞ	398	400	798	1,442	1,505	764	3,711	JULY
ክብረት	434	438	872	1,494	2,190	440	4,124	AUGUST
መስከረም	546	542	1,088	1,589	2,066	807	4,462	SEPTEMBER
ኅዳር	649	654	1,303	2,402	2,953	468	5,823	OCTOBER
ገብር	721	716	1,437	1,843	2,491	632	4,966	NOVEMBER
ታህሣሥ	697	690	1,387	2,558	3,143	750	6,451	DECEMBER
ደብዳቤ	6,772	6,775	13,547	18,237	25,886	7,093	51,216	TOTAL
<u>1968/69</u>								<u>1976</u>
ጥር	673	668	1,341	4,199	3,197	2,078	9,474	JANUARY
የካቲት	659	659	1,318	2,381	2,687	760	5,828	FEBRUARY
ጳጉሜ	705	708	1,413	3,024	3,149	-	6,173	MARCH
ሚያዝያ	604	601	1,205	3,563	3,578	1,360	8,501	APRIL
ገንቦት	671	666	1,337	3,203	3,555	1,542	8,300	MAY
ሰኔ	510	506	1,016	3,157	2,683	723	6,563	JUNE
ሰኞ	507	508	1,015	4,222	3,615	-	7,837	JULY
ክብረት	548	547	1,095	3,268	3,265	404	6,937	AUGUST
መስከረም	820	825	1,645	3,696	3,539	-	7,235	SEPTEMBER
ኅዳር	890	833	1,723	4,641	2,729	1,438	8,808	OCTOBER
ገብር	841	853	1,694	3,224	3,439	1,121	7,784	NOVEMBER
ታህሣሥ	749	743	1,492	3,666	3,542	2,008	9,216	DECEMBER
ደብዳቤ	8,177	8,167	16,344	42,244	38,978	11,434	92,656	TOTAL
	IN	OUT	TOTAL	IN	OUT	TRANSIT	TOTAL	MONTH
	AIRCRAFT MOVEMENT			PASSENGERS CARRIED				

ከአየር ግብር ለግብር ለግብር የተገኘ  
Source: Air Transport Administration.

በአሜሪካ ዓለም አቀፍ አየርገብ ግራፊያ የተደረገው የአየር ተራፊክ ከ1966/67 - 1968/69  
AIR TRAFFIC AT ASMARA INTERNATIONAL AIR PORT, 1974 - 1976

በአየርገብ የተጓዘ ዕቃ ፖስት  
FREIGHT AND MAIL CARRIED

ሠንጠረዥ ሺ.4 /ለ/ TABLE H. 4 (b)

በኪሎ ግራም KGS

ወር	በአየርገብ የተጓዘ ዕቃ ብዛት			በአየርገብ የተጓዘ ፖስት ብዛት			
	ገቢ	ወጪ	ዶቻር	ገቢ	ወጪ	ዶቻር	
<u>1966/67</u>							<u>1974</u>
ጥር	216,579	1,390,120	1,606,699	20,869	10,273	31,142	JANUARY
የካቲት	102,456	983,813	1,086,269	23,281	13,440	36,721	FEBRUARY
ጳጉሜ	31,868	188,722	220,590	15,369	6,522	21,891	MARCH
ጊክር	268,348	982,836	1,251,184	25,404	15,667	41,071	APRIL
ገንቦት	94,206	148,043	242,249	6,711	4,386	11,097	MAY
ሰኔ	90,613	158,374	248,987	6,761	4,916	11,677	JUNE
ጃላላ	77,485	149,394	226,879	9,523	3,375	12,898	JULY
ሰኔ	90,229	99,364	189,593	9,743	4,895	14,638	AUGUST
ጳጉሜ	66,113	147,971	214,084	10,333	2,975	13,308	SEPTEMBER
ጥቅምት	74,928	128,397	203,325	11,252	4,725	15,977	OCTOBER
ገብር	103,238	495,729	598,967	9,776	4,482	14,258	NOVEMBER
ዲሴምበር	100,089	458,879	558,968	12,959	4,722	17,681	DECEMBER
ዶቻር	1,316,152	5,331,642	6,647,794	161,981	80,378	242,359	TOTAL
<u>1967/68</u>							<u>1975</u>
ጥር	68,848	1,435,020	1,503,868	8,062	4,557	12,619	JANUARY
የካቲት	50,557	10,074	60,631	627	649	1,276	FEBRUARY
ጳጉሜ	31,057	82,870	113,927	1,006	2,449	3,455	MARCH
ጊክር	6,885	64,641	71,526	5,045	2,756	7,801	APRIL
ገንቦት	34,706	61,713	96,419	3,560	2,277	5,837	MAY
ሰኔ	96,360	105,202	201,562	7,809	4,503	12,312	JUNE
ጃላላ	53,580	65,993	119,573	10,074	1,913	11,987	JULY
ሰኔ	44,274	59,352	103,626	3,437	2,402	5,839	AUGUST
ጳጉሜ	40,754	35,396	76,150	5,602	1,861	7,463	SEPTEMBER
ጥቅምት	57,965	55,459	113,424	5,828	1,752	7,580	OCTOBER
ገብር	32,455	37,920	70,375	3,354	1,860	5,214	NOVEMBER
ዲሴምበር	49,853	35,693	85,546	5,074	2,299	7,373	DECEMBER
ዶቻር	567,294	2,049,333	2,616,627	59,478	29,278	88,756	TOTAL
<u>1968/69</u>							<u>1976</u>
ጥር	100,237	86,947	187,184	3,895	2,037	5,932	JANUARY
የካቲት	120,149	253,507	373,656	7,738	1,950	9,688	FEBRUARY
ጳጉሜ	289,290	300,889	590,179	5,825	6,025	11,850	MARCH
ጊክር	402,494	264,983	667,477	7,100	3,131	10,231	APRIL
ገንቦት	463,186	471,550	934,736	7,453	2,530	9,983	MAY
ሰኔ	253,441	276,875	530,316	7,091	2,113	9,204	JUNE
ጃላላ	85,590	68,052	153,642	5,684	1,889	7,573	JULY
ሰኔ	164,634	169,620	334,254	8,174	1,276	9,450	AUGUST
ጳጉሜ	275,446	399,515	674,960	5,551	2,626	8,177	SEPTEMBER
ጥቅምት	177,475	373,080	550,555	7,399	3,661	11,060	OCTOBER
ገብር	289,705	523,180	812,885	14,929	7,021	21,950	NOVEMBER
ዲሴምበር	234,956	298,173	533,129	4,565	6,148	10,713	DECEMBER
ዶቻር	2,856,602	3,486,371	6,342,973	85,404	40,407	125,811	TOTAL
	IN	OUT	TOTAL	IN	OUT	TOTAL	MONTH
	FREIGHT CARRIED			MAIL CARRIED			

ከአየር ግብር ስርዓት አስተዳደር የተገኘ  
Source: Air Transport Administration

የከረመትና የባገ ጭነቶች በጥገና ወጪያ  
ALL WEATHER ROADS BY MAINTENANCE DISTRICT

ሠንጠረዥ ሸ.5

TABLE H.5

በኪሎ ሜትር IN KMS

የጥገና ወጪያዎች	ከረተ	አስፋልት	ጥርገያ	ጠቅላላ ድምር	
<u>1967</u>					<u>1974/75</u>
አለምገና	1,097	997	160	2,254	ALEMGENA
ኮምቦሊቻ	325	511	-	836	COMBOLCHA
ሻሻመኔ	1,011	481	-	1,492	SHASHEMENE
ድረ-ዳዋ	336	334	395	1,065	DIRE DAWA
ጉንደር	491	15	70	576	GONDAR
ደብረ ጣር ቶስ	400	18	-	418	DEBRE MARKOS
ጂማ	472	161	-	633	JIMMA
አሥመራ	330	567	10	937	ASMARA
አዲገራት	550	37	-	592	ADIGRAT
ድምር	5,012	3,121	665	8,803	TOTAL
<u>1968*</u>					<u>1975/76*</u>
አለምገና	1,180	1,107	-	2,287	ALEMGENA
ኮምቦሊቻ	359	423	-	782	COMBOLCHA
ሻሻመኔ	840	424	-	1,264	SHASHEMENE
ድረ-ዳዋ	1,061	397	-	1,458	DIRE DAWA
ጉንደር	472	15	-	487	GONDAR
ደብረ ጣር ቶስ	395	-	-	395	DEBRE MARKOS
ጂማ	501	159	-	660	JIMMA
አሥመራ	840	423	-	1,263	ASMARA
አዲገራት	605	37	-	642	ADIGRAT
ድምር	6,253	2,985	-	9,238	TOTAL
<u>1969*</u>					<u>1976/77*</u>
አለምገና	1,319	1,107	-	2,426	ALEMGENA
ኮምቦሊቻ	402	423	-	825	COMBOLCHA
ሻሻመኔ	862	524	-	1,386	SHASHEMENE
ድረ-ዳዋ	1,163	397	-	1,560	DIRE DAWA
ጉንደር	535	15	-	550	GONDAR
ደብረ ጣር ቶስ	395	-	-	395	DEBRE MARKOS
ጂማ	577	159	-	736	JIMMA
አሥመራ	332	567	-	899	ASMARA
አዲገራት	605	37	-	642	ADIGRAT
ድምር	6,190	3,229	-	9,419	SUB-TOTAL
የገጠር መንገዶች	1,100	-	-	1,100	RURAL ROADS
ጠቅላላ ድምር	7,290	3,229	-	10,519	GRAND TOTAL
	GRAVEL	ASPHALT	SERVICE-TO-TRAFFIC	TOTAL	MAINTENANCE DISTRICT

\* የጥርገያ መንገድ ርዕድ ከከረተ ጋር ተሳታፊ ለ::

\*The length of service to traffic is added to the gravel road.

ከመንገድ ሥራ ባለሥልጣን መ/ቤተ የተገኘ

Source: Ethiopian Road Authority.

ለአጭ ጉዳይ ሥራዎች የተገኘ ገንዘብ በ1967-1969  
FUNDS OBTAINED FOR THE CONSTRUCTION OF HIGHWAYS, 1975 - 1977

ሠገጠኛ ሺ.6 /U/ TABLE H.6 (a)

በሚሊዮን ብር IN MILLION BIRR

	ባጀት	ብድር	ድምር	
<u>1967</u>				<u>1975</u>
አገደኛው የአጭ ጉዳይ ፕሮግራም	26.5	12.5	39.0	FIRST HIGHWAY PROGRAMME
ለጊዜያዊ ፕሮግራም	36.4	-	36.4	INTERIM PERIOD
ሠለተኛው የአጭ ጉዳይ ፕሮግራም	89.0	42.2	131.2	SECOND HIGHWAY PROGRAMME
ሶስተኛው የአጭ ጉዳይ ፕሮግራም	133.3	58.0	191.3	THIRD HIGHWAY PROGRAMME
አራተኛው የአጭ ጉዳይ ፕሮግራም	67.5	124.0	191.5	FOURTH HIGHWAY PROGRAMME
አምስተኛው የአጭ ጉዳይ ፕሮግራም	9.3	54.3	63.6	FIFTH HIGHWAY PROGRAMME
ተጨማሪ በጀትና ለዓ ፕሮግራሞች	291.8	17.1	308.9	ADDITIONAL FUNDS & SPECIAL PROJECTS
ወዲያ ስለተደረገ ገንዘብ ቢቀነስ	(50.3)	-	(50.3)	LESS UNCASHED APPROPRIATION
<b>ድምር</b>	<b>704.1</b>	<b>308.1</b>	<b>1,012.2</b>	<b>TOTAL</b>
<u>1968</u>				<u>1976</u>
አገደኛው የአጭ ጉዳይ ፕሮግራም	26.5	12.5	39.0	FIRST HIGHWAY PROGRAMME
ለጊዜያዊ ፕሮግራም	36.4	-	36.4	INTERIM PERIOD
ሠለተኛው የአጭ ጉዳይ ፕሮግራም	89.0	42.3	131.3	SECOND HIGHWAY PROGRAMME
ሶስተኛው የአጭ ጉዳይ ፕሮግራም	133.3	58.1	191.4	THIRD HIGHWAY PROGRAMME
አራተኛው የአጭ ጉዳይ ፕሮግራም	68.5	124.2	192.7	FOURTH HIGHWAY PROGRAMME
አምስተኛው የአጭ ጉዳይ ፕሮግራም	14.2	54.4	68.6	FIFTH HIGHWAY PROGRAMME
ስድስተኛው የአጭ ጉዳይ ፕሮግራም	9.8	66.2	76.0	SIXTH HIGHWAY PROGRAMME
ወደባዎች ለሌሎች ፕሮግራሞች	358.2	56.8	415.0	RECURRENT & OTHER PROJECTS
ወዲያ ስለተደረገ ገንዘብ ቢቀነስ	73.2	-	73.2	LESS UNCASHED APPROPRIATION
<b>ድምር</b>	<b>662.7</b>	<b>414.5</b>	<b>1,077.2</b>	<b>TOTAL</b>
<u>1969</u>				<u>1977</u>
አገደኛው የአጭ ጉዳይ ፕሮግራም	26.5	12.5	39.0	FIRST HIGHWAY PROGRAMME
ለጊዜያዊ ፕሮግራም	36.4	-	36.4	INTERIM PERIOD
ሠለተኛው የአጭ ጉዳይ ፕሮግራም	89.0	42.3	131.3	SECOND HIGHWAY PROGRAMME
ሶስተኛው የአጭ ጉዳይ ፕሮግራም	133.3	58.0	191.3	THIRD HIGHWAY PROGRAMME
አራተኛው የአጭ ጉዳይ ፕሮግራም	69.5	124.2	193.7	FOURTH HIGHWAY PROGRAMME
አምስተኛው የአጭ ጉዳይ ፕሮግራም	19.0	54.2	73.2	FIFTH HIGHWAY PROGRAMME
ስድስተኛው የአጭ ጉዳይ ፕሮግራም	19.7	65.7	85.4	SIXTH HIGHWAY PROGRAMME
ወደባዎች ለሌሎች ፕሮግራሞች	451.8	74.1	525.9	RECURRENT & OTHER PROJECTS
ወዲያ ስለተደረገ ገንዘብ ቢቀነስ	91.7	-	91.7	LESS UNCASHED APPROPRIATION
<b>ድምር</b>	<b>753.5</b>	<b>431.0</b>	<b>1,184.5</b>	<b>TOTAL</b>
	BUDGET	LOAN	TOTAL	

በአገልግሎት የሚገኙ ሥራ ባለሥልጣን ወ/ባት የተገኘ  
Source: Ethiopian Road Authority.

የአጭ ጉዳይ ባለሥልጣን የገንዘብ ለጠቃሞች 1967-1969  
 USE OF FUND BY THE ETHIOPIAN ROAD AUTHORITY 1975-1977

ሠጠረዥ ሸ.6 /ለ/

TABLE H.6 (b)

በሚሊዮን ብር IN MILLION BIRR

የገንዘብ ለጠቃሞች	1967	1968	1969	USE OF FUND
	ላቶ የባ	31.6	33.6	
ለገጠር መገንባት	-	12.3	23.3	RURAL ROADS
ለዳግጃጃ	121.1	119.4	120.8	RECONSTRUCTION AND/OR BETTERMENT
ለመገንባት ሥራዎች	293.7	336.8	373.6	CONSTRUCTION
ለተገና	265.3	285.1	308.1	MAINTENANCE
ለከፍለ ሀገር መገንባትና ለየ ፕሮጀክቶች	59.1	68.9	84.1	PROVINCIAL ROADS & SPECIAL PROJECTS
ሌሎች	-	-	-	OTHERS
የፕሮግራም ወጪዎች ድምር	770.8	856.1	945.5	TOTAL PROGRAM EXPENDITURE
ገዛያዊ ድምር ገብረቶችና መሣሪያዎች	-	229.7	270.6	CURRENT AND FIXED ASSETS
ዕዳ ቢታገብ	-	8.6	31.6	LESS LIABILITIES
ጠቅላላ ድምር	770.8	1,077.2	1,184.5	GRAND TOTAL
	1975	1976	1977	

በአት የጸያ ጭንጭ ሥራ ባለሥልጣን መ/ቤት የተገኘ  
 Source: Ethiopian Road Authority

የአገዳ ጭንጭ ተገንጠት ገብረቶች በጥን ጥን ጭንጭ መገንባት  
 HIGHWAY TRANSPORT TARIFF ON PRINCIPAL ROADS PER METRIC TON

ሠጠረዥ ሸ.7 TABLE H.7

በብር IN BIRR

	ከ አ ላ ባ ለ በ ባ ለ በ በ								
	ለበበ	ለሥመራ	ደበ	ጅዳ	ዳላ	ለቆተ	ደበረግር ቀበ	ናዚረተ	
1958/59	15-45	35-45	15-20	15-20	15-20	15-20	20-23	2-4	1966
1959/60	15-40	35-45	15-20	15-25	15-22	15-20	15-20	2-5	1967
1960/61	28	40	18	23	18	15	18	4	1968
1961/62	15-40	35-45	15-20	15-25	15-22	15-20	15-20	3	1969
1962/63	20-25	40-65	15-20	25-30	15-20	25-30	20-25	10	1970
1963/64	20-30	40-70	15-20	25-30	15-30	25-30	25-30	10	1971
1964/65	20-30	35-45	15-20	15-22	15-25	15-25	15-20	2-5	1972
1965/66	53-70	80-105	33-38	30-35	18-20	28-33	30-35	10	1973
1966/67	63-73	110-120	35-40	30-33	18-25	30-35	25-30	10	1974
1967/68	55-105	150-300	30-42	25-40	27-35	30-35	27-30	8-10	1975
1968/69	55-105	300-400	30-40	30-40	27-35	30-35	27-30	10	1976
1969/70	66-123	81-151	30-56	25-47	27-51	25-46	23-43	7-14	1977
	ASSAB	ASMARA	DESSIE	JIMMA	DILLA	LEKEMT	DEBRE MARKOS	NAZARETH	
FROM ADDIS ABABA TO									

ከባለፈው ተገንጠት  
 Source: National Transport.

የተሰጠ የግንባራ ሪፖርት 1966-1969  
DRIVING LICENCES ISSUED, 1973/4-1976/77

ሠገጠረዥ ሺ.8 TABLE H.8

	1966	1967	1968	1969*	
<u>የግንባራ ሪፖርት 90 ዓ.ተ</u>					<u>TYPE OF LICENCE</u>
1ኛ ደረጃ ለጭተር ባህሪ ተቆይቶ	307	269	214	385	FIRST CLASS (MOTORCYCLES)
አዲስ አበባ	17	13	51	75	ADDIS ABABA
አሥመራ	201	165	13	18	ASMARA
ሌሎች ክፍለ ሀገራት	89	91	150	292	OTHERS
2ኛ ደረጃ የባት ጫና ግጥም	5,683	7,228	7,233	7,915	SECOND CLASS (PRIVATE CARS)
አዲስ አበባ	1,390	2,091	2,511	1,723	ADDIS ABABA
አሥመራ	3,365	4,032	3,303	3,601	ASMARA
ሌሎች ክፍለ ሀገራት	928	1,105	1,419	2,591	OTHERS
3ኛ ደረጃ በባንዲን ለጫና ግጥም	1,273	1,523	1,522	2,147	THIRD CLASS (PETROL-ENGINE TRUCKS)
አዲስ አበባ	179	232	417	257	ADDIS ABABA
አሥመራ	883	1,030	709	1,222	ASMARA
ሌሎች ክፍለ ሀገራት	211	261	396	668	OTHERS
4ኛ ደረጃ በድፍታ ለጫና ግጥም	1,220	666	542	979	FOURTH CLASS (DIESEL ENGINE TRUCKS)
አዲስ አበባ	107	18	27	16	ADDIS ABABA
አሥመራ	777	555	353	692	ASMARA
ሌሎች ክፍለ ሀገራት	336	93	162	271	OTHERS
5ኛ ደረጃ /ከባድ ጫና ከተገባው/	...	353	385	599	FIFTH CLASS (TRUCK WITH TRAILERS)
አዲስ አበባ	...	28	53	54	ADDIS ABABA
አሥመራ	...	265	221	416	ASMARA
ሌሎች ክፍለ ሀገራት	...	60	111	129	OTHERS
6ኛ ደረጃ /ተራከተር ጫና ግጥም ወዘተ/	12	71	62	-	SIXTH CLASS (TRACTORS, BULLDOZERS ETC.)
አዲስ አበባ	2	1	60	-	ADDIS ABABA
አሥመራ	-	-	-	-	ASMARA
ሌሎች ክፍለ ሀገራት	10	70	2	-	OTHERS
	1973/74	1974/75	1975/76	1976/77*	

\* የከፍተኛው ደረጃ የግንባራ ሪፖርት ከአገሪቱ ደረጃ ተደቅሏል :: የአ/አ፤ የባንዲን የግንባራ ጫና ግጥም ያለ ተግባር ሲሆን የአሥመራና የግጥም ግንባራ ጫና ግጥም ለአገሪቱ ::

\*Sixth class driving licence is added to first class. Data for A/A., Sidamo and Gondar are incomplete, and data for Illubabor and Gamo Goffa are not available.

ከግንባራ ግንባራ ለአገሪቱ የተገኘ ::  
Source: Road Transport Administration.

በሊት የአገሪቱ ተሽከርካሪ መኪናዎች ያደረጉት ስደጋ፡ 1967 - 1969  
 MOTOR-VEHICLE ACCIDENTS IN ETHIOPIA<sup>1</sup>, 1974/75 - 1976/77

ሠገጠረዥ ሸ.9 /ሀ/

TABLE H.9 (a)

	1967	1968	1969	
<u>ጠቅላላ ስደጋ</u>	3,693	3,011	3,244	<u>TOTAL ACCIDENT</u>
ከባድ የመታሰብ ስደጋ	1,341	1,120	1,213	SERIOUS
ቀላል የመታሰብ ስደጋ	759	485	603	SLIGHT
የሞት ስደጋ	893	727	814	FATAL
የገንብረት ጉዳት	700	679	614	PROPERTY DAMAGE
<u>የሞት ብዛት</u>	1,064	925	938	<u>NUMBER OF DEATH</u>
ወጣቶች*	270	120	170	YOUTH*
መስከለኛ ዕድገት**	676	721	714	ADULT**
ሽግግራዎች***	118	84	54	AGED***
<u>የተጉዳተኛ ብዛት</u>	4,336	3,167	3,383	<u>NUMBER OF PEOPLE INJURED</u>
ወጣቶች*	695	262	543	YOUTH*
መስከለኛ ዕድገት**	3,304	2,776	2,627	ADULT**
ሽግግራዎች***	337	129	213	AGED***
	1974/75	1975/76	1976/77	

<sup>1</sup> የባሌን ክፍለ ሀገር አይወክልም ።

<sup>1</sup> Does not include Bale administrative region.

በአዲስ አበባ ከተማ ተሽከርካሪ መኪናዎች ያደረጉት ስደጋ፡ 1967-1969  
 MOTOR-VEHICLE ACCIDENTS IN ADDIS ABABA, 1974/75 - 1976/77

ሠገጠረዥ ሸ.9 /ለ/

TABLE H.9 (b)

	1967	1968	1969	
<u>ጠቅላላ ስደጋ</u>	871	939	947	<u>TOTAL ACCIDENT</u>
ከባድ የመታሰብ ስደጋ	433	431	438	SERIOUS
ቀላል የመታሰብ ስደጋ	64	68	78	SLIGHT
የሞት ስደጋ	153	154	133	FATAL
የገንብረት ጉዳት	221	286	298	PROPERTY DAMAGE
<u>የሞት ብዛት</u>	162	159	134	<u>NUMBER OF DEATH</u>
ወጣቶች*	34	42	21	YOUTH*
መስከለኛ ዕድገት**	99	93	94	ADULT**
ሽግግራዎች***	29	24	19	AGED***
<u>የተጉዳተኛ ብዛት</u>	607	657	577	<u>NUMBER OF PEOPLE INJURED</u>
ወጣቶች*	174	167	141	YOUTH*
መስከለኛ ዕድገት**	381	430	376	ADULT**
ሽግግራዎች***	52	60	60	AGED***
	1974/75	1975/76	1976/77	

\*h1-16 ዓመት

\*1-16 year old

\*\*h17-50

\*\*17-50 years old

\*\*\*h51 ዓመት በላይ

\*\*\*51 years old and above

ከአዲስ አበባ የፖሊስ ሠራዊት ጠቅላይ ጽሕፈት ቤት የተገኘ ።

Source: Addis Ababa, Police Headquarters.

የፈረንሳይና የኢትዮጵያ የምድር ባሕር የሥራ ከገዕገጥ 1966 - 1968  
 OPERATIONS OF THE FRANCO-ETHIOPIAN RAILWAY, 1973/74-1975/76

ሠገጠረዥ ሺ.10 TABLE H.10

ዓመት ስም	1966	1967	1968	
የሰጠው ርዕድ /በኪሎ ሜትር/	781	781	781	LENGTH OF TRACK (KMS)
የባሕር ተከክርባሪዎች ብዛት /በቶን/	10	10	10	ROLLING STOCK (NUMBERS)
በአገራት ጋራ የሚሄዱ	26	26	26	STEAM LOCOMOTIVES AND LOCOTRACTORS
በግንባራ ፈርጉ ብዛት	58	57	57	DIESEL-ELECTRIC LOCOMOTIVES
የዕቃ ማጓጓዣ ፈርጉ ብዛት	676	721	721	PASSENGER CARS
ሊተራገ	4	5	5	FREIGHT CARS
ሌሎች የባሕር ተከክርባሪዎች	-	154	154	AUTORAILS OTHERS
የሠራተኞች ብዛት /በቶን/	1,887	2,326	2,155	EMPLOYEES (NUMBERS)
ኢትዮጵያውያን	12	16	16	ETHIOPIAN
የውጭ አገር ተወላጅ ዶክተር	1,899	2,342	2,171	FOREIGNER TOTAL
ባሕር ለተቆየ የተጓዙት ኪሎ ሜትር /በሺህ/	3,164	2,746	...	REVENUE TRAIN-KILOMETERS ('000)
የግንባራ ብዛት	38	49	42	PASSENGERS CARRIED ('000)
በፕሮና በጋራ ማዕረግ	465	564	729	1st AND 2nd CLASS
በጋራ ማዕረግ	503	613	771	3rd CLASS TOTAL
የግንባራ የተጓዙት ኪሎ ሜትር /በሺህ ል/	95	108	132	PASSENGER-KILOMETERS (MILLION)
ለግንባራ የተጓዙት የተጓዘው መስከላሪ ኪሎ ሜትር	189	176	171	AVERAGE KMS PER PASSENGER
የውጭ ዕቃ ብዛት /በሺህ ቶን/	445	453	471	FREIGHT CARRIED ('000 TONS)
ገቢ	204	195	216	IMPORTS
ወጪ	154	158	179	EXPORTS
በሀገር ውስጥ የተሰላሰበ	87	100	76	INTERNAL TRAFFIC
የገንዘብ ተፈሬስ /በሺህ ል ቶን ኪሎ ሜትር/	244	244	260	COMMERCIAL TRAFFIC MILLION TON-KILOMETERS
ለግንባራ ቶን ለገንዘብ በሚሰላሰበው የተደረገው ገዢ መስከላሪ ወጪት /በኪሎ ሜትር/	548	538	550	AVERAGE KMS PER TON OF COMMERCIAL TRAFFIC
<b>ገቢ</b> /በሺህ ብር/				<b>REVENUE</b> ('000 BIRR)
ከግንባራዎች	2,417	2,835	3,578	PASSENGER
ከዕቃ ጥገና	17,555	18,982	21,313	FREIGHT
ከሌሎች	636	423	359	OTHER
ጠቅላላ ገቢ	20,608	22,240	25,250	TOTAL REVENUE
<b>ወጪ</b> /በሺህ ብር/				<b>EXPENDITURE</b>
ሰራተኞች	10,272	11,783	12,016	PERSONNEL
ለዕቃዎች ሌሎች ነገሮች	7,468	9,140	9,237	MATERIAL AND OTHER
ጠቅላላ የሥራ ማስከጃ	17,740	20,923	21,253	TOTAL OPERATING EXPENSES
ለሥራዎች ማደግና ለሥራ መጠበቅ	1,254	2,415	1,234	PROVISION FOR WORKS AND RENEWAL OF EQUIPMENT
ጠቅላላ ወጪ	18,994	23,338	22,487	TOTAL EXPENDITURE
	1973/74	1974/75	1975/76	YEAR*

\* የዓመት መጨረሻ ሰኔ 30  
 \*Year ending 7 July.  
 ከፈረንሳይና ኢትዮጵያ የምድር ባሕር መ/በተ የተገኘ  
 Source: Franco-Ethiopian Railway

በፊረንሳይና ኢትዮጵያ የዎድር ባቦር የተጓዙት የገንዘብ ዕቃዎች በዛጠና ዓይነት\* 1966-1968  
 FREIGHT CARRIED ON THE FRANCO-ETHIOPIAN RAILWAY, BY TYPE OF COMMODITY\* 1973/75-1975/76

ሠገጠረዥ ስ. 11 TABLE H.11

ባ ቶን TONS

	1966	1967	1968	
				<u>IMPORTS</u>
<u>ገቢ ገንዘብ</u>				
ጾገብና የጭኑ ከብቶች	42,085.2	39,239.6	41,181.3	FOOD AND LIVE ANIMALS
ጫጫቶችና ትጭባሪ	2,367.3	1,426.8	2,083.2	BEVERAGES AND TOBACCO
ያለተሰናጠቀ ዕቃዎች ከነጻጽ በስተቀር	10,255.0	25,213.4	7,792.3	CRUDE MATERIALS, EXCEPT FUELS
ነጻጽ፣ ግለሰብ ጭነትና ጭነት ለውሃ ማስተላለፊ ነገሮች**	71,679.7	66,030.0	31,600.6	FUELS, LUBRICANTS AND RELATED MATERIALS**
የአገራዊ የአተክለተ ዘይትና ሰብስቦች	-	450.0	42,466.2	ANIMAL AND VEGETABLE OILS AND FATS
ከሚገኙት	11,389.2	22,327.1	10,886.3	CHEMICALS
በፋብሪካ የተሠሩ ዕቃዎች	54,004.6	19,256.7	68,407.5	MANUFACTURED ARTICLES
የጭነት ማስተላለፊ የተራገቡ ማሳሪያዎች	11,112.7	10,202.1	10,251.8	MACHINERY AND TRANSPORT EQUIPMENT
ሌሎች ዕቃዎች በሌላ ውስጥ ያልተከተሉት	604.9	10,622.4	1,100.5	MISCELLANEOUS ARTICLES, N.E.S.
ጭማሪ	203,498.6	194,768.1	215,769.7	TOTAL
				<u>EXPORTS</u>
<u>ገቢ ገንዘብ</u>				
ጾገብና የጭኑ ከብቶች	143,805.2	122,130.0	168,383.7	FOOD AND LIVE ANIMALS
ጫጫቶችና ትጭባሪ	736.3	29.3	80.3	BEVERAGES AND TOBACCO
ያለተሰናጠቀ ዕቃዎች ከነጻጽ በስተቀር	3,884.8	13.6	5,447.1	CRUDE MATERIALS, EXCEPT FUELS
ነጻጽ ግለሰብ ጭነትና ጭነት ለውሃ ማስተላለፊ ነገሮች	656.0	1.0	640.1	FUELS, LUBRICANTS AND RELATED MATERIALS
የአገራዊ የአተክለተ ዘይትና ሰብስቦች	-	7.0	-	ANIMAL AND VEGETABLE OILS AND FATS
ከሚገኙት	11.2	0.4	4.9	CHEMICALS
በፋብሪካ የተሠሩ ዕቃዎች	2,592.8	1,024.4	1,636.4	MANUFACTURED ARTICLES
የጭነት ማስተላለፊ የተራገቡ ማሳሪያዎች	898.3	1,174.8	375.0	MACHINERY AND TRANSPORT EQUIPMENT
ሌሎች ዕቃዎች በሌላ ውስጥ ያልተከተሉት	1,269.6	33,759.4	2,308.3	MISCELLANEOUS ARTICLES, N.E.S.
ጭማሪ	153,854.2	158,139.9	178,875.8	TOTAL
				<u>INTERNAL TRADE</u>
<u>የአገር ውስጥ ገንዘብ</u>				
ጾገብና የጭኑ ከብቶች	43,750.5	66,903.5	53,379.3	FOOD AND LIVE ANIMALS
ጫጫቶችና ትጭባሪ	1,719.0	2,561.9	101.9	BEVERAGES AND TOBACCO
ያለተሰናጠቀ ዕቃዎች ከነጻጽ በስተቀር	6,086.9	550.9	1,804.1	CRUDE MATERIALS, EXCEPT FUELS
ነጻጽ ግለሰብ ጭነትና ጭነት ለውሃ ማስተላለፊ ነገሮች	3,178.7	1,013.2	748.7	FUELS, LUBRICANTS AND RELATED MATERIALS
የአገራዊ የአተክለተ ዘይትና ሰብስቦች	148.4	128.7	50.3	ANIMAL AND VEGETABLE OILS AND FATS
ከሚገኙት	1,337.5	89.9	759.7	CHEMICALS
በፋብሪካ የተሠሩ ዕቃዎች	25,901.5	3,952.3	11,416.1	MANUFACTURED ARTICLES
የጭነት ማስተላለፊ የተራገቡ ማሳሪያዎች	983.8	903.9	1,381.0	MACHINERY AND TRANSPORT EQUIPMENT
ሌሎች ዕቃዎች በሌላ ውስጥ ያልተከተሉት	698.8	24,331.5	1,019.0	MISCELLANEOUS ARTICLES, N.E.S.
ጭማሪ	83,805.1	100,435.8	70,660.1	TOTAL
	1973/74	1974/75	1975/76	

\* የዕቃዎች አወጣጥ ስለተለየ ጥያቄ ስለሆነ ደንብ ላይ ያለውን ይመለከታል

\*Due to classification change the figures do not correspond to the previous series

\*\*ከአገር በጊብቲ በኩል የሚገቡ ነጻጽ ጭነቶች

\*\*Includes fuels reentering Ethiopia via Djibouti from Assab

ስፊረንሳይና ኢትዮጵያ የዎድር ባቦር ጭነት የተጓዙት

Source: Franco-Ethiopian Railway.

የፈረንሳይና የኢትዮጵያ የምድር ገበር፣ የአገላገል የገቢ ገንዶ ዕቃዎች ተራገቦርተ ታሪፍ፣ 1966 - 1968  
 FREIGHT RATES ON THE FRANCO-ETHIOPIAN RAILWAY FOR SELECTED IMPORT GOODS, 1973/74-1975/76

ሠገጠረዥ ሸ.12

TABLE H.12

ሳገዶ ተገ በበር PER TON IN BIRR

የዕቃው ስም	1966	1967	1968	
<u>ከጅቡቲ እስከ አዲስ አበባ</u>				<u>DJIBOUTI - ADDIS ABABA</u>
<u>ለአገዳጅ ጠቃሚ የሚያገለገሉ ጠቃሚ ዕቃዎች</u>				<u>BUILDING MATERIALS AND SUPPLIES</u>
የቤት ጠቃሚ ዕቃዎች	65.55	67.45	67.45	BUILDING MATERIALS
ቢሻገተ	65.55	67.45	46.25	CEMENT
የቤት ከላገ ቁር ቁር	65.55	49.45	49.75	CORRUGATED IRON SHEETS
<u>ጾገብ</u>				<u>FOOD</u>
ፍራፍራዎችና አተክላ ተፍ	111.90	115.20	115.45	FRESH FRUITS AND VEGETABLES
ረዝ	65.55	67.45	67.45	RICE
ጨፍ	65.55	31.70	31.70	SALT
ስኳር	79.95	56.95	56.85	SUGAR
<u>ተሽከርካሪ ጠኪና ዎች፣ ነጻጅና ጠቃሚ ዕቃዎች</u>				<u>MOTOR-VEHICLES, FUEL AND EQUIPMENT</u>
ተሽከርካሪ ጠኪና ዎች	150.00	152.45	154.45	MOTOR-VEHICLES
ቢንዚን	98.50	61.45	61.45	BENZINE
ግለሰለሻ ዘይት	79.95	87.60	67.45	LUBRICATING OILS
የግጥም ሳስ ትካና የግጥም ጉሳ	106.75	74.25	76.25	TYRES AND TUBES
<u>ጨርቃ ጨርቃ</u>				<u>TEXTILES</u>
ጥጥ ጥሪ	61.45	55.80	55.25	COTTON, RAW
ድርና ግገ	75.85	68.95	78.05	COTTON YARN
<u>ከጅቡቲ እስከ ድረ ላዎ</u>				<u>DJIBOUTI - DIRE DAWA</u>
<u>ለአገዳጅ ጠቃሚ የሚያገለገሉ ጠቃሚ ዕቃዎች</u>				<u>BUILDING MATERIALS AND SUPPLIES</u>
የቤት ጠቃሚ ዕቃዎች	28.20	29.00	29.00	BUILDING MATERIALS
ቢሻገተ	28.20	29.00	29.00	CEMENT
የቤት ከላገ ቁር ቁር	28.20	29.00	29.00	CORRUGATED IRON SHEETS
<u>ጾገብ</u>				<u>FOOD</u>
ፍራፍራዎችና አተክላ ተፍ	46.55	47.90	47.90	FRESH FRUITS AND VEGETABLES
ረዝ	28.20	29.00	29.00	RICE
ጨፍ	28.20	29.00	29.00	SALT
ስኳር	33.95	34.90	34.90	SUGAR
<u>ተሽከርካሪ ጠኪና ዎች፣ ነጻጅና ጠቃሚ ዕቃዎች</u>				<u>MOTOR-VEHICLES, FUEL AND EQUIPMENT</u>
ተሽከርካሪ ጠኪና ዎች	61.65	61.40	63.40	MOTOR VEHICLES
ቢንዚን	41.25	40.40	45.50	BENZINE
ግለሰለሻ ዘይት	33.95	36.95	29.00	LUBRICATING OILS
የግጥም ሳስ ትካና የግጥም ጉሳ	44.50	45.75	45.75	TYRES AND TUBES
<u>ጨርቃ ጨርቃ</u>				<u>TEXTILES</u>
ጥጥ ጥሪ	26.55	26.45	24.40	COTTON, RAW
ድርና ግገ	32.30	40.70	33.20	COTTON YARN
	1973/74	1974/75	1975/76	COMMODITY

በፈረንሳይና ኢትዮጵያ የምድር ገበር ጠ/ቤተ የተገኘ  
 Source: Franco-Ethiopian Railway

የፈረንሳይና የኢትዮጵያ የምድር ባሕር የአገልግሎት ወጪ ዕቃዎች የተረገጠ/ርተ ታሪፍ 1966 - 1968  
 FREIGHT RATES ON THE FRANCO-ETHIOPIAN RAILWAY FOR SELECTED EXPORT GOODS, 1973/74 - 1975/76

ሠገጠረዥ ሸ.13

TABLE H.13

በር በተገ

BIRR PER TON

የዕቃው ስም	1966	1967	1968	
				<u>ADDIS ABABA - DJEBOUTI</u>
<u>ከአዲስ አበባ ጅቡቲ</u>				
ባዎ	65.55	42.45	42.45	BEESWAX
የቆዳ ከበተቸ / በዓተር ባረ/	40.85	39.25	42.00	CATTLE, LIVE (PER M <sup>2</sup> )
አሀላ	65.55	39.25	39.25	CEREALS
ቆተ	158.00	161.65	161.65	CHAT
ቦፍ	98.50	55.15	55.15	COFFEE
ተፀተ	65.55	49.75	49.75	FLOUR
ፍራፍራዎችና አተከለተ	111.90	74.85	74.85	FRESH FRUITS AND VEGETABLES
የፋና ለቦ	85.10	70.00	70.00	HIDES AND SKINS
የተባተ አሀላቸ ጥጣፎ	65.55	39.25	39.25	OIL CAKE
የተባተ አሀላቸና ጥራጥራ	65.55	54.85	54.85	OIL SEEDS AND PULSES
				<u>DIRE DAWA - DJIBOUTI</u>
<u>ከድረገግ ጅቡቲ</u>				
ባዎ	28.20	28.25	31.05	BEESWAX
የቆዳ ከበተቸ / በዓተር ባረ/	18.40	16.15	18.90	CATTLE, LIVE (PER M <sup>2</sup> )
የፋ	35.95	36.20	36.95	CATTLE HIDES
አሀላ	28.20	28.25	29.00	CEREALS
ቆተ	65.85	31.15	66.65	CHAT
ቦፍ	41.25	41.65	42.40	COFFEE
ተፀተ	28.20	28.25	29.00	FLOUR
ፍራፍራዎችና አተከለተ	46.55	31.15	31.90	FRESH FRUITS AND VEGETABLES
ጭ-የለና የበገ ለቦ	39.60	39.85	36.95	GOAT AND SHEEP SKINS
የተባተ አሀላቸ ጥጣፎ	28.20	28.25	29.00	OIL CAKE
የተባተ አሀላቸ	28.20	28.25	29.00	OIL SEEDS
ጥራጥራ	28.20	28.25	29.00	PULSES
	1973/74	1974/75	1975/76	COMMODITY

ከፈረንሳይና የኢትዮጵያ የምድር ባሕር ወ/በተ የተገኘ

Source: Franco-Ethiopian Railway.

አገር ላይ የጉዞ ገቢ ተፈጻሚ  
TRAFFIC ON THE AGORDAT-MASSAWA RAILWAY

ሠንጠረዥ ሸ.14 TABLE H.14

ዓመት Year	የጉዞ ተፈጻሚ		የጉዞ ዓይነት				የጉዞ ተፈጻሚ በጊዜ ተገኝ ሰዓት	ዓመት
	የጉዞ ተፈጻሚ በደብዳቤ	የጉዞ ተፈጻሚ በሰዓት	ጠቅላይ	ገቢ ገንዘብ	ውጪ ገንዘብ	በአገር ውስጥ የተሰጠ		
	በ ሺ ህ		በ ሺ ህ ሜትር ተገኝ					
1953	316	14,717	152.4	46.7	54.4	51.3	17,598	1960/1
1954	384	19,553	178.0	58.6	68.9	50.5	19,850	1961/2
1955	397	20,008	184.3	58.0	91.9	34.4	10,939	1962/3
1956	411	20,073	192.2	52.0	100.0	40.2	11,895	1963/4
1957	440	22,064	208.1	70.2	98.6	39.3	24,417	1964/5
1958	449	23,958	209.6	77.3	87.4	44.9	24,223	1965/6
1959	310	17,833	183.4	53.2	75.5	54.7	20,851	1956/7
1960	268	15,044	163.2	48.3	61.5	53.4	19,264	1967/8
1961	238	12,776	151.2	42.2	69.3	39.7	18,286	1968/9
1962	248	13,858	160.6	47.9	57.5	55.2	19,082	1969/70
1963	114	6,528	166.2	50.9	71.7	43.6	19,345	1970/1
1964	1	47	146.6	35.8	74.2	36.6	17,415	1971/2
1965	190	8,513	181.7	15.7	125.0	41.0	22,114	1972/3
1966	93	3,620	167.3	12.8	124.0	30.5	20,201	1973/4
	THOUSANDS		'000 METRIC TONS				COMMERCIAL TRAFFIC TON KILOMETERS ( '000)	YEAR
	PASSENGER CARRIED	PASSENGER KILOMETERS	TOTAL	IMPORT	EXPORT	INTERNAL		
	PASSENGER TRAFFIC		FREIGHT CARRIED					

Source: Ministry of Communications and Chamber of Commerce

የወንጌል ስጦታ ስጦታ ስጦታ  
SUMMARY OF PORT OPERATIONS STATISTICS

ሠንጠረዥ ሸ.15 TABLE H.15

	1965/66	1966/67	1967/68	1968/69	
<b>አገር</b>					<b>ASSAB</b>
የጉዞ ተፈጻሚ በደብዳቤ	534	454	529	624	NUMBER OF SHIPS ENTERED
የጉዞ ተፈጻሚ የተገኘ የዕቃ ስጦታ	1,442,787	1,607,163	1,901,097	2,025,795	NET REGISTERED TONNAGE
ጠቅላላ ተገኝ	2,530,168	2,691,079	3,139,312	3,350,085	GROSS TONS
የጉዞ ተፈጻሚ የተገኘ የዕቃ ስጦታ / በተገኘ/	755,732	723,680	718,067	770,258	CARGO UNLOADED (TONS)
የጉዞ ተፈጻሚ የተገኘ የዕቃ ስጦታ / በተገኘ/	488,133	408,192	397,387	521,085	CARGO LOADED (TONS)
የጉዞ ተፈጻሚ በደብዳቤ / በተገኘ/					PASSENGERS (NUMBER)
ገቢ	67	107	352	263	IN
ውጪ	112	175	390	389	OUT
<b>ገቢ</b>					<b>MASSAWA</b>
የጉዞ ተፈጻሚ በደብዳቤ	800	592	354	342	NUMBER OF SHIPS ENTERED
የጉዞ ተፈጻሚ የተገኘ የዕቃ ስጦታ	1,464,424	1,189,857	839,152	744,170	NET REGISTERED TONNAGE
ጠቅላላ ተገኝ	2,550,216	2,234,250	1,467,565	1,325,340	GROSS TONS
የጉዞ ተፈጻሚ የተገኘ የዕቃ ስጦታ / በተገኘ/	257,389	299,760	130,356	173,651	CARGO UNLOADED (TONS)
የጉዞ ተፈጻሚ የተገኘ የዕቃ ስጦታ / በተገኘ/	309,209	273,009	155,936	102,042	CARGO LOADED (TONS)
የጉዞ ተፈጻሚ በደብዳቤ / በተገኘ/					PASSENGERS (NUMBER)
ገቢ	1,967	2,138	4,532	148	IN
ውጪ	2,567	2,346	4,860	148	OUT
	1973	1974	1975	1976	

Source: Marine Head Office, Ministry of Communications

የተላኩት ከገንዘብ አገልግሎት ጋር የሚያደግ የሥራ ክፍያ፣ 1966 - 1969  
 OPERATIONS OF TELECOMMUNICATION SERVICES, 1973/74 - 1976/77

ሠንጠረዥ ቩ. 16

TABLE H.16

	1966	1967	1968	1969	
<u>የተላኩት ብዛት</u>	63,689	67,255	70,280	76,068	<u>NUMBER OF TELEPHONES</u>
አዲስ አበባ	40,940	42,992	44,781	48,223	ADDIS ABABA
አሥመራ	8,468	9,026	9,469	9,802	ASMARA
ባለሌሎች ሥፍራዎች	14,281	15,237	16,030	18,043	OTHER LOCALITIES*
<u>የተላኩት ጥራት ብዛት</u> /በሺህ/	117,181	141,702	160,128	181,267	<u>NUMBER OF CALLS ('000)</u>
የባለሀብት ጥራት ብዛት	113,361	138,132*	157,044*	178,014*	LOCAL
አዲስ አበባ	67,532	82,189*	89,454*	104,207*	ADDIS ABABA
አሥመራ	24,576	29,640*	27,233*	31,758*	ASMARA
ባለሌሎች ሥፍራዎች	21,253	26,303	40,357*	42,049*	OTHER LOCALITIES
የሀገር ውስጥ ጥራት ብዛት	3,716	3,450	2,961	3,120	INTERURBAN
አዲስ አበባ	960	995	768	801	ADDIS ABABA
አሥመራ	234	197	105	88	ASMARA
ባለሌሎች ሥፍራዎች	2,522	2,258	2,088	2,231	OTHER LOCALITIES
አገረ ሀገር ውስጥ /ወጪ ጥራት ብዛት/	56	62	64	61	INTERNATIONAL (OUTGOING)
አገረ ሀገር ውስጥ /ገቢ ጥራት ብዛት/	48	58	59	72	INTERNATIONAL (INCOMING)
<u>የተላኩት ተላገሎች ብዛት</u> /በሺህ/	370	340	336	339	<u>NUMBER OF TELEGRAM ('000)</u>
የሀገር ውስጥ	107	120	136	139	DOMESTIC
አገረ ሀገር ውስጥ /ወጪ/	119	96	87	90	INTERNATIONAL (OUTGOING)
አገረ ሀገር ውስጥ /ገቢ/	144	124	113	110	INTERNATIONAL (INCOMING)
<u>የሥራ ተኮች ብዛት</u>	3,353	3,391	3,609	4,024	<u>NUMBER OF EMPLOYEES</u>
አገልግሎት ሰጪ	3,352	3,390	3,609	4,024	ETHIOPIANS
የውጭ ሀገር ተላላቾች	1	1	-	-	FOREIGNERS
የአገልግሎት ገቢ /በሺህ ብር/	31,613	34,157	36,890	40,582	SERVICE REVENUE ('000 BIRR)
የባለሀብት ወጪ /በሺህ ብር/	26,105	28,000	30,044	49,000	CAPITAL EXPENDITURE ('000 BIRR)
	1973/73	1974/75	1975/76	1976/77	

\*የተገኘው የሀገር ውስጥ ጥራት ብዛት ይዘውረዳል  
 \*Includes STD Pulses  
 \*\*በግምት የተሰጠ  
 \*\*Estimate

\*\*\*ባደት  
 \*\*\*Budget  
 ከተላኩት ከገንዘብ የተገኘ፡፡  
 Source: Telecommunication.

የገንዘብ አገልግሎት አገልግሎት ስታቲስቲክስ  
 POSTAL SERVICES STATISTICS\*

ሠንጠረዥ ቩ. 17

TABLE H.17

	1965	1966	1967	
<u>የደብዳቤ ጥራት ብዛት</u> /በ ሺህ/				<u>LETTERS</u> (NUMBER)
የሀገር ውስጥ	20,976,393	...	14,409,580	DOMESTIC
የውጭ አገር				INTERNATIONAL
ገቢ	20,095,767	...	16,334,487	IN
ወጪ	12,233,414	...	2,443,548	OUT
ድምር	53,305,574	...	33,187,615	TOTAL
<u>የጥቅሎች ብዛት</u> /በ ሺህ/				<u>PARCELS</u> (NUMBER)
የሀገር ውስጥ	13,832	...	2,878	DOMESTIC
የውጭ አገር				INTERNATIONAL
ገቢ	45,870	...	27,901	IN
ወጪ	7,248	...	6,519	OUT
ድምር	66,950	...	37,298	TOTAL
	1972/73	1973/74	1974/75	

\*ዓመት ከግምት ለውጥ ለ 30 ገቢ ፡፡  
 \*Year Ending 7 July  
 የኢትዮጵያ ፖስታ አገልግሎት ድርጅት  
 Ethiopian Postal Service.



## SECTION I - EXTERNAL TRADE

The trade statistics refer to goods intering to all customs ports, stations, airports, and post offices in the country. The original information is obtained from the Customs Head Office.

The Ethiopian Commodity Trade Classification (ECTC), based on the Standard International Trade Classification (revised), was introduced as from January 1962. The Classification consists of ten sections. The sections are further sub-divided into 1977 divisions and, within these, nearly 1,000 items are specified. In this Abstract only the major classification of items - some 500 - are shown. Figures on foreign trade for the period 1945 - 1961 refer to year ending 10th of December and for the period thereafter to year ending 10th of January.

IMPORTS: Are goods entered at the time of importation for consumption or warehousing into Ethiopia, including goods which are subsequently re-exported or re-directed.

RE-EXPORTS: Are Imported goods subsequently re-exported without change of form, including ships' or aircraft's stores.

EXPORTS: Are Ethiopian products, including imports which are exported after being transformed, improved or repaired.

### COVERAGE:

#### Included are:

All Government and non-Government transactions, goods financed by grants and loans, postal trade, bunkers' and ships' stores.

#### Excluded are:

Gold, temporary imports, personal effects of passengers, goods imported by Diplomatic and Consular Missions.

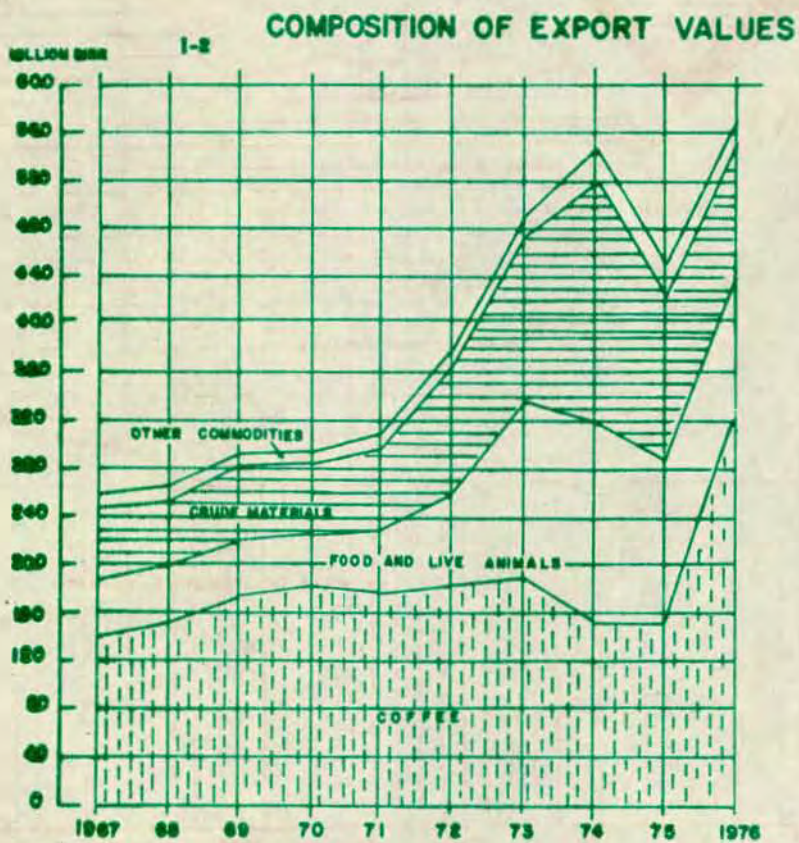
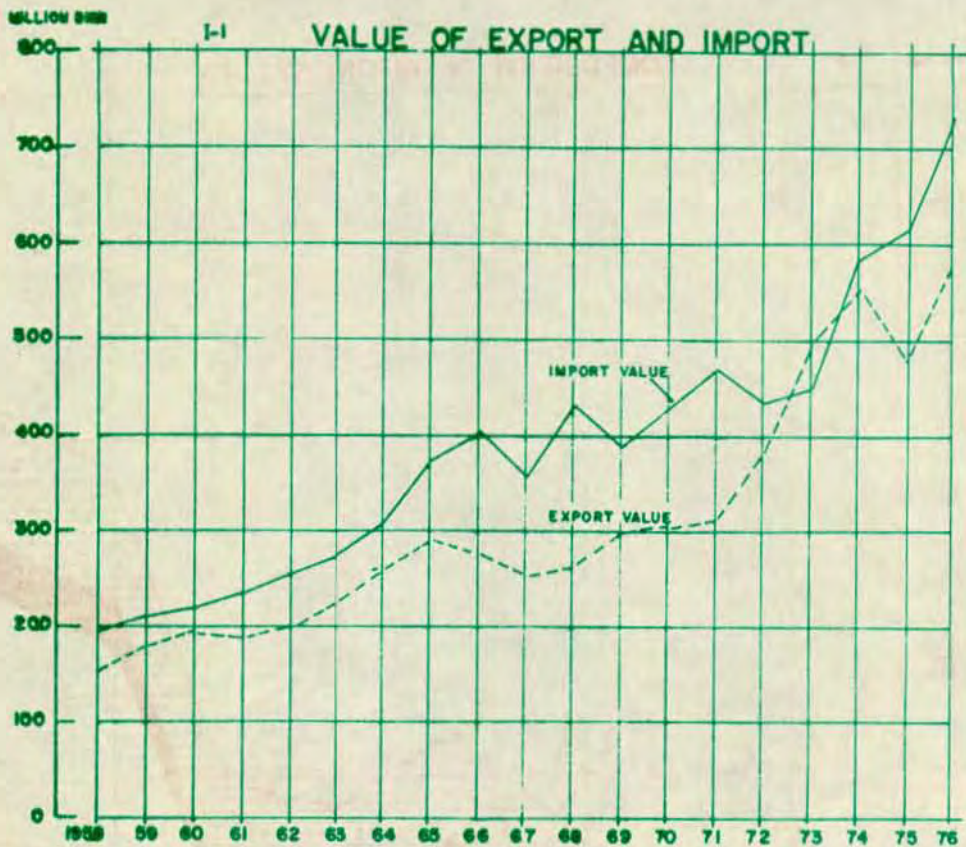
VALUATION: Imports - c.i.f. Ethiopian ports and customs stations; but c.i.f. - Djibouti values are accepted if so shown on the declaration. Thus, transit charges, insurance and freight charges for railway carriage between Djibouti and the border of Ethiopia are not included in values of imports using this route.

Exports - f.o.b. Ethiopian ports and customs stations, but goods dispatched through Djibouti are valued at f.o.b. the Ethiopian customs station of clearance on the Franco-Ethiopian Railway and hence exclude freight, insurance, and other charges from the loading station to the border.

COUNTRY OF ORIGIN - The importers are obliged to submit manufactures' invoices with import declarations. Generally the country of origin is then the country in which goods were grown or produced.

Destination - Is the country of final destination to the extent identifiable from records. Special care in this matter is given by the customs authorities to exports consigned to djibouti and Aden.

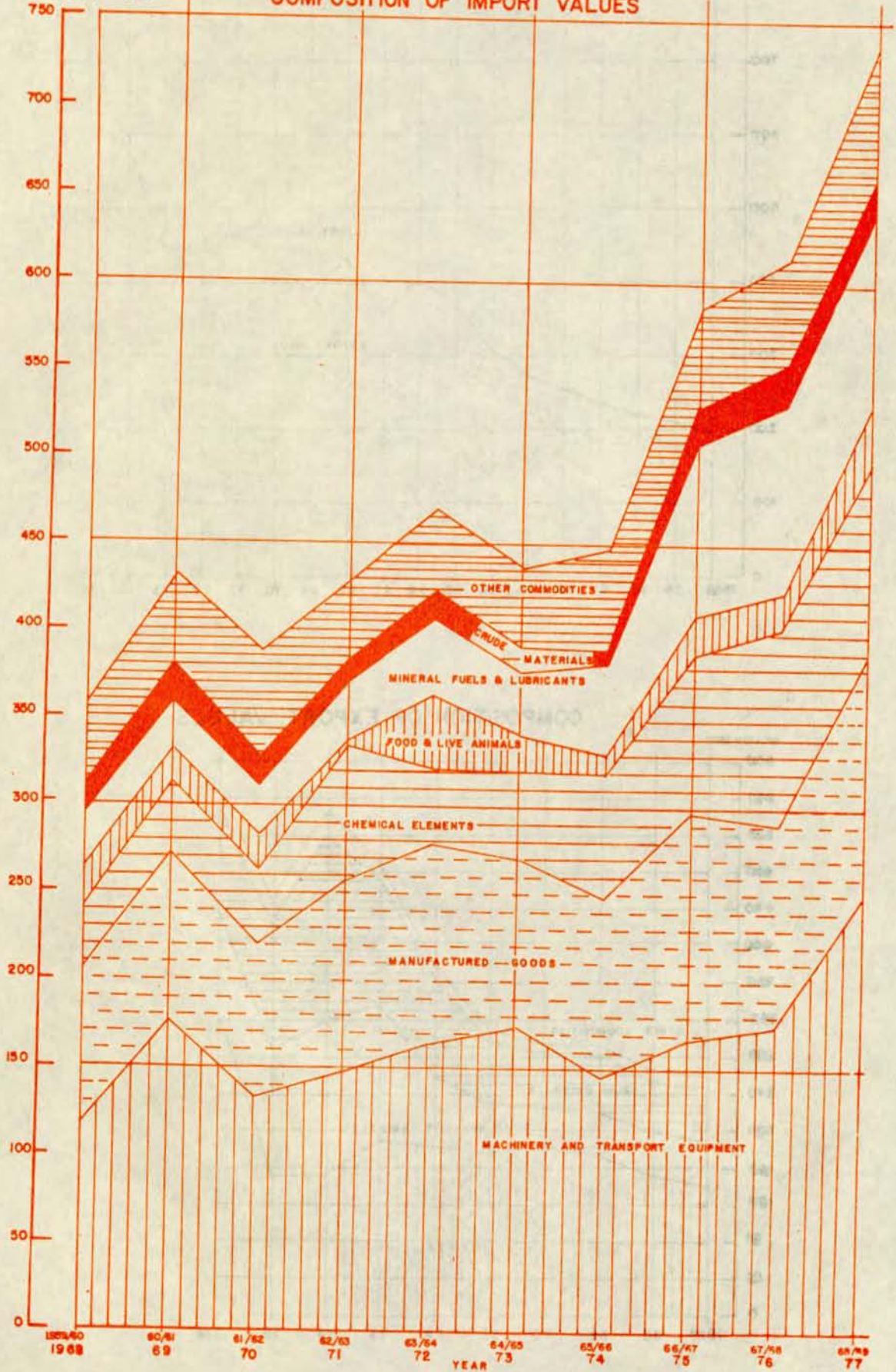
The trade statistics published in the annual Abstracts are summary figures and even the detail tables give only up to the three digit level of the International Trade Classification. For more detailed information, readers are referred to both the quarterly and annual Trade Statistics bulletins published by the Central Statistical Office and Customs Head Office respectively.



MILLION DOLLARS

1-3

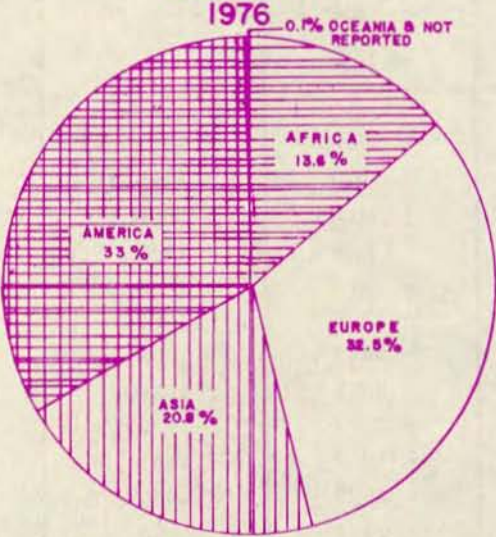
# COMPOSITION OF IMPORT VALUES



1-4 PERCENTAGE DISTRIBUTION OF TRADE BY GEOGRAPHIC AREA

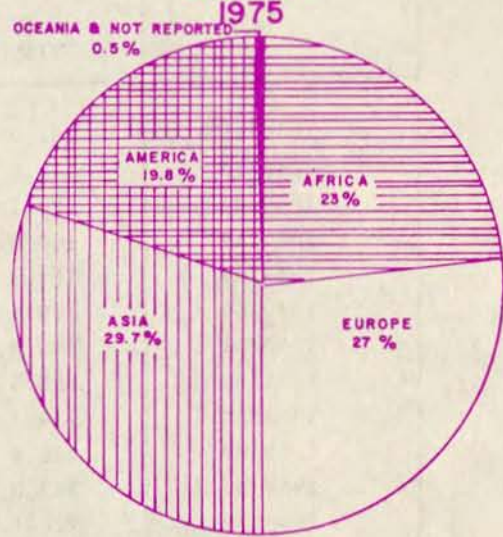
**EXPORT**

1976



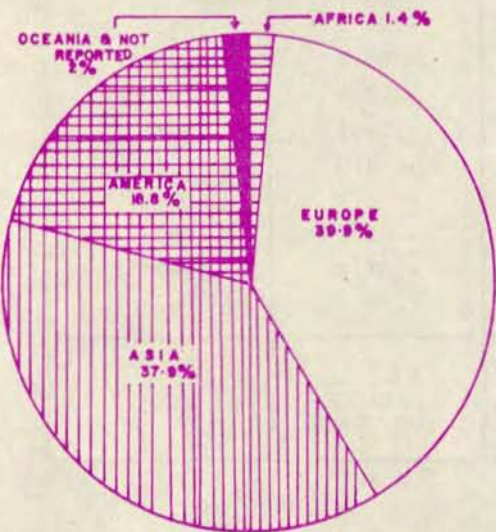
**EXPORT**

1975



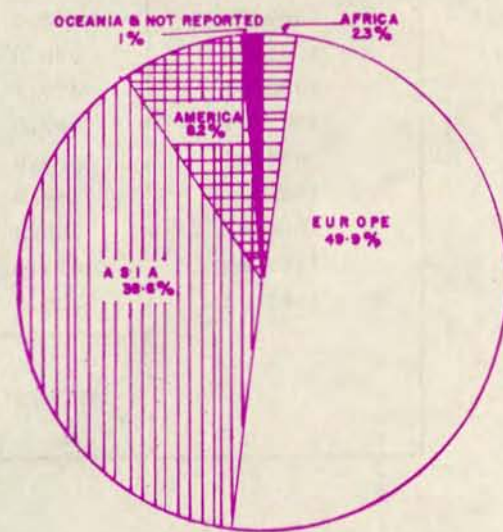
**IMPORT**

1976



**IMPORT**

1975



የገቢ፣ የወጭና ገብተው እንደገና የወጡ የገንደ ዕቃዎች ሚዛን

TOTAL VALUE OF IMPORTS, EXPORTS AND RE-EXPORTS AND VISIBLE BALANCE OF TRADE

ሠንጠረዥ ቁ. 1

TABLE I.1

በሚሊዮን ብር MILLION BIRR

ዓመት የሀረት	የገቢ ገንደ	የወጭና ገብተው የወጡ ገንደ	የገንደን ሚዛን የሚያሳይ	
1944/45	161.9	131.4	- 30.5	1952
1945/46	137.9	169.4	+ 31.5	1953
1946/47	160.1	160.3	+ 0.2	1954
1947/48	168.0	162.2	- 5.8	1955
1948/49	157.1	151.4	- 5.7	1956
1949/50	178.4	192.0	+ 13.6	1957
1950/51	193.6	156.8	- 36.8	1958
1951/52	208.9	179.2	- 29.7	1959
1952/53	219.3	192.6	- 26.7	1960
1953/54	235.6	188.7	- 46.9	1961
1954/55	257.3	199.5	- 57.8	1962
1955/56	276.1	223.4	- 52.7	1963
1956/57	307.6	262.5	- 45.1	1964
1957/58	375.7	289.8	- 85.9	1965
1958/59	404.3	277.0	-127.3	1966
1959/60	357.4	252.7	-104.7	1967
1960/61	432.5	266.0	-166.5	1968
1961/62	388.3	298.1	- 90.2	1969
1962/63	429.1	305.9	-123.2	1970
1963/64	469.5	314.4	-155.4	1971
1964/65	435.6	387.3	- 48.3	1972
1965/66	448.2	499.5	+ 51.3	1973
1966/67	586.0	556.2	- 29.8	1974
1967/68	613.1	478.3	-134.8	1975
1968/69	736.7	580.6	-156.1	1976
	IMPORTS	EXPORTS AND RE-EXPORTS	VISIBLE BALANCE OF TRADE	YEAR

የገቢና የጠፍ ገንድ ዕቃዎች የጋ በተወሰኑ ዕቃዎች ለጠቅላይ  
 VALUE OF IMPORTS AND EXPORTS BY COMMODITY SECTION

ሠንጠረዥ ቁ.2

TABLE 1.2

በሺህ ቢር

IN'000 BIRR

የዕቃው ስም	1965/66	1966/67	1967/68	1968/69	
<b>የገቢ ገንድ</b>					<b>IMPORTS</b>
ግብርና የጭ ከበተቸ	20,575	22,259	19,722	31,497	FOOD AND LIVE ANIMALS
ጫጫና ተጭባቢ	6,876	8,352	8,706	11,049	BEVERAGES AND TOBACCO
ለግብር የሚሰጡ ያልተሰናቱ ዕቃዎች ከነጻድ በስተቀር	17,901	20,548	24,582	19,676	CRUDE MATERIALS, INEDIBLE, EXCEPT FUELS
ከሚሰጡ የጫና የሚያገለግሉ ዘይቸና ተጭባቢ ነገሮች	42,065	97,554	106,955	111,095	MINERAL FUELS, LUBRICANTS AND RELATED MATERIALS
የአገሰቦችና የአተክልተቸ ዘይቸና ሰብ	3,575	4,590	2,242	2,811	ANIMAL AND VEGETABLE OILS AND FATS
ከሚሰጡ ከከሚሰጡ የተሠሩ	71,144	90,976	113,197	110,323	CHEMICAL ELEMENTS AND COMPOUNDS
በየዓይነታቸው የተወደቡ በፋብሪካ የተሠሩ ዕቃዎች	102,397	130,406	114,710	138,776	MANUFACTURED GOODS, CLASSIFIED CHIEFLY BY MATERIAL
ጫናዎችና የተራገቡት ጫናዎች	146,119	166,963	174,808	249,861	MACHINERY AND TRANSPORT EQUIPMENT
ለ የ ል የ የፋብሪካ ሥራዎች	34,212	40,323	45,234	52,660	MISCELLANEOUS MANUFACTURED ARTICLES
በየዓይነታቸው ተለይተው ያልተሰሉት ዕቃዎች	3,349	4,055	2,939	8,928	COMMODITIES NOT CLASSIFIED ACCORDING TO KIND
<b>ጭር</b>	<b>448,213</b>	<b>586,026</b>	<b>613,095</b>	<b>736,674</b>	<b>TOTAL</b>
<b>የጠፍ ገንድ</b>					<b>EXPORTS</b>
ግብርና የጭ ከበተቸ	335,024	317,806	286,400	445,990	FOOD AND LIVE ANIMALS
ጫጫና ተጭባቢ	26	13	39	1	BEVERAGES AND TOBACCO
ለግብር የሚሰጡ ያልተሰናቱ ዕቃዎች ከነጻድ በስተቀር	141,800	203,467	134,890	104,713	CRUDE MATERIALS, INEDIBLE, EXCEPT FUELS
ከሚሰጡ የጫና የሚያገለግሉ ዘይቸና ተጭባቢ ነገሮች	3,377	9,857	15,003	14,634	MINERAL FUELS, LUBRICANTS AND RELATED MATERIALS
የአገሰቦችና የአተክልተቸ ዘይቸና ሰብ	2,780	3,217	2,540	3,105	ANIMAL AND VEGETABLE OILS AND FATS
ከሚሰጡ ከከሚሰጡ የተሠሩ	2,550	2,779	2,001	237	CHEMICAL ELEMENTS AND COMPOUNDS
በየዓይነታቸው የተወደቡ በፋብሪካ የተሠሩ ዕቃዎች	6,182	7,555	2,593	2,188	MANUFACTURED GOODS, CLASSIFIED CHIEFLY BY MATERIAL
ጫናዎችና የተራገቡት ጫናዎች	17	47	7	12	MACHINERY & TRANSPORT EQUIPMENT
ለ የ ል የ የፋብሪካ ሥራዎች	998	1,214	1,540	807	MISCELLANEOUS MANUFACTURED ARTICLES
በየዓይነታቸው ተለይተው ያልተሰሉት ዕቃዎች	861	1,356	3,693	1,051	COMMODITIES NOT CLASSIFIED ACCORDING TO KIND
<b>ጭር</b>	<b>493,615</b>	<b>547,311</b>	<b>448,706</b>	<b>572,736</b>	<b>TOTAL</b>
	1973	1974	1975	1976	COMMODITY

በደ አገር የገቡ ዕቃዎች ባዘገባና የገቢ ተጠባባይ ዕቃዎች አጠቃላይ  
 QUANTITY AND VALUE OF IMPORTS BY COMMODITY GROUP

ሠገጠረዥ ቁ. 3 TABLE I.3

የዕቃው ስም	1966/67		1967/68		1968/69		COMMODITY
	ባዘገባ በትን	የገቢ/ባዘገባ በር	ባዘገባ በትን	የገቢ/ባዘገባ በር	ባዘገባ በትን	የገቢ/ባዘገባ በር	
ከፍለ ዕ. ያገባና የሕይወት ስጦታ							SECTION O. FOOD AND LIVE ANIMALS
የሕይወት ስጦታ	2.4	17.2	0.3	5.8	24.3	34.9	LIVE ANIMALS
ሥጋ-ተኮሰ ወይም በብረት የተዘጋጠመ	2.7	14.6	1.6	2.9	3.1	12.6	MEAT, FRESH OR FROZEN
ሥጋ-የደረተ በወይም ወይም በጢስ የተዘጋጠመ	14.4	54.4	2.7	14.3	13.4	54.8	MEAT, DRIED, SALTED OR SMOKED
ለሌላ ስሥጋ የተሠረ ያገባቸው	41.2	134.5	8.2	54.7	51.4	203.6	MEAT AND MEAT PREPARATIONS n.e.s.
ወተና ክረም	2,557.7	4,008.7	1,311.9	4,023.1	1,904.6	6,058.1	MILK AND CREAM
ቱቦ	186.2	268.1	134.2	251.4	410.1	632.5	BUTTER
አይቦ	63.5	228.5	45.2	183.7	56.8	233.1	CHEESE
አገጃጃል	-	-	2.6	3.6	1.3	1.8	EGGS
የሕይወት ስጦታ ወይም በጣሉ የተዘጋጠመ	160.0	341.5	300.0	388.9	9.1	27.8	FISH, FRESH OR SIMPLY PRESERVED
የሕይወት ስጦታ የተዘጋጠመ	256.0	732.0	186.6	499.2	334.2	604.0	CANNED FISH
ባገላ ያለ ተፈጠሮ ገርዶና	1,043.7	573.5	12.5	7.9	15,322.5	5,805.1	WHEAT (INCLUDING SPELT) AND MESLIN, UNMILLED
ረዘ	530.3	641.3	122.8	235.1	1,389.9	1,046.2	RICE
ገቦስ	-	-	-	-	0.4	0.5	BARLEY
በጣሉ	266.2	298.8	190.7	181.3	409.3	513.6	MAIZE
ለላ ለሀላ ያለ ተፈጠሮ	2,755.0	612.3	717.2	466.5	164.4	101.4	CEREALS, UNMILLED, n.e.s.
የባገላ ተተ ገርዶና	7.1	17.8	1.7	1.6	7.1	3.7	MEAL AND FLOUR OF WHEAT OR OF MESLIN
የለላ ለሀላ ያለ ተተ ተተ	5.2	3.5	304.6	303.3	10.4	10.8	MEAL AND FLOUR OF OTHER CEREALS
በሀላና በሀላ ተተ የተዘጋጠመ ገርዶና የተዘጋጠመ ስላሳ ስላሳ የተዘጋጠመ	4,454.9	5,042.6	4,094.2	4,670.8	4,124.2	3,482.5	CEREAL PREPARATIONS AND PREPARATIONS OF FLOUR, STARCH OF FRUITS AND VEGETABLES, AND STARCH
ተኮስ ፍረና ተኮስ ወይም የደረተ ተኮስ	1,464.2	983.6	223.7	154.9	216.1	227.2	FRUIT, FRESH, AND NUTS FRESH OR DRIED
የደረተ ፍረና ፍረና	331.2	540.3	114.9	193.7	323.6	424.0	DRIED FRUITS
ፍረና በጥረት የተዘጋጠመ ስላሳ የተዘጋጠመ	1,008.5	1,005.6	339.7	426.1	1,269.4	1,826.4	FRUIT, PRESERVED, AND FRUIT PREPARATIONS
ተኮስ የተዘጋጠመ ወይም በጣሉ ዘላ በደሀና የተዘጋጠመ አተኮስ ተተ	554.8	1,176.6	336.9	903.2	180.2	377.3	VEGETABLES, FRESH, FROZEN OR SIMPLY PRESERVED
አተኮስ ተተ በላላ ቦታ ያለ ተጠላክተ	126.8	150.9	262.5	350.4	466.7	790.0	VEGETABLES, n.e.s.
ሰጋርና ግር	169.6	239.8	31.6	65.9	62.3	150.7	SUGAR AND HONEY
ከሰጋር የተዘጋጠመ ግላጦቹ	187.8	616.4	94.7	532.5	225.8	1,053.9	SUGAR CONFECTIONERY
ቦና	10.4	61.1	6.6	35.6	7.3	40.8	COFFEE
ከባታ	8.3	35.8	2.6	14.6	5.1	26.2	COCOA
የተጠላክተ ከባታ ገር የተዘጋጠመ /ግላጦቹን የግደግደግ/	71.3	334.6	35.6	161.7	44.5	278.1	CHOCOLATE AND PREPARATIONS CONTAINING COCOA (NOT INCLUDING CONFECTIONERY)
ቫይ	531.1	1,545.9	921.8	3,378.9	954.3	3,422.3	TEA
ቆይታ ቆይታ	546.1	1,273.5	407.2	820.3	693.9	1,262.5	SPICES
ለአገባቸው የሚሆን ጭን	40.4	56.2	115.7	186.4	7.0	12.3	FEEDING STUFF FOR ANIMALS
ግር ገራገና የግብርና ቆይታ	260.9	417.6	109.6	299.3	561.8	899.6	MARGARINE AND SHORTENING
በላላ ቦታ ያለ ተጠላክተ የተሠሩ ተተ	419.0	831.7	481.8	904.2	697.9	1,878.6	FOOD PREPARATIONS, n.e.s.
ጭን	18,076.9	22,259.0	10,921.9	19,721.8	29,952.5	31,496.9	TOTAL
	(QTY TONS)	VALUE (IN '000 BIRR)	(QTY TONS)	VALUE (IN '000 BIRR)	(QTY TONS)	VALUE (IN '000 BIRR)	
	1974		1975		1976		

ወደ አገር የገቡ ዕቃዎች ባዘተና የገቡ ዋጋዎች ዕቃዎች አድገብ  
 QUANTITY AND VALUE OF IMPORTS BY COMMODITY GROUP

ሠገጠረዥ ቁ.3 / የጥቅም / TABLE I.3 (Contd.)

የዕቃው ስም	1966/67		1967/68		1968/69		
	ባዘተ በተገ	የገ/ባዘህ ብር	ባዘተ በተገ	የገ/ባዘህ ብር	ባዘተ በተገ	የገ/ባዘህ ብር	
<b>ክፍል 1. መጠጥጫ ተቃባይ</b>							<b>SECTION 1. BEVERAGES AND TOBACCO</b>
አለባላ የሌላ ጥቅም መጠጥጫ	646.1	618.3	251.1	279.5	351.7	644.8	NON-ALCOHOLIC BEVERAGES
አለባላ ያህ ጥቅም መጠጥጫ	1,279.4	4,191.1	946.8	3,454.2	1,878.8	5,034.3	ALCOHOLIC BEVERAGES
ተቃባይ - ያለ ተዘጋጅ	281.7	1,643.2	342.7	2,460.0	259.8	1,714.2	TOBACCO, UNMANUFACTURED
የተዘጋጅ ተቃባይ	142.2	1,899.2	174.2	2,543.5	6,900.3	3,655.7	TOBACCO MANUFACTURED
<b>ጠቅላይ</b>	<b>2,349.4</b>	<b>8,351.8</b>	<b>1,714.8</b>	<b>8,737.2</b>	<b>9,190.6</b>	<b>11,049.0</b>	<b>TOTAL</b>
<b>ክፍል 2. ለመሰል የሚገኙ ያለ ተቃባይ ዕቃዎች</b>							<b>SECTION 2. CRUDE MATERIALS, INEDIBLE, EXCEPT FUELS</b>
ተገባሪ ሌላ ያለ ተቃባይ	8.9	48.8	0.2	8.1	0.2	15.0	HIDES AND SKINS UNDRESSED
የተገባሪ ሌላ ጥቅም የተገባሪ ሌላ ጥቅም	345.0	500.8	3.1	5.3	6.5	6.6	OIL SEEDS, OIL NUTS AND OIL KERNELS
ያለ ተቃባይ ተገባሪ	0.1	0.1	-	0.1	11.8	40.5	CRUDE RUBBER
የተገባሪ ሌላ ጥቅም ሌላ ጥቅም	-	-	-	-	1.1	0.2	FUEL WOOD AND CHARC
ፍለጎት ማዕከሪ ወይን ገንዘብ	-	-	-	-	0.5	0.1	WOOD IN THE ROUGH OR ROUGHLY SQUARED
የተገባሪ ሌላ ጥቅም የተገባሪ ሌላ ጥቅም	-	-	-	-	-	-	WOOD SHAPED OR SIMPLY WORKED
ፕፕሌ ማዕከሪ የተገባሪ ሌላ ጥቅም	9,244.0	6,852.3	2,124.5	2,402.9	6,232.9	5,900.1	PULP AND WASTE PAPER
ያለ ተቃባይ ሌላ ጥቅም ሌላ ጥቅም	2.6	21.0	5.7	43.1	2.7	9.4	CORK RAW AND WASTE
የተገባሪ ሌላ ጥቅም ሌላ ጥቅም	-	-	18.8	17.0	135.2	126.9	WOOL AND OTHER ANIMAL HAIR
ጥፋት	1,119.7	1,814.7	427.7	1,484.8	96.2	319.5	COTTON
በተገባሪ ሌላ ጥቅም	10,923.2	4,861.2	6,486.5	4,355.3	9,210.6	4,991.4	JUTE
የተገባሪ ሌላ ጥቅም ሌላ ጥቅም	1.2	11.3	-	-	-	-	VEGETABLE FIBRES (NOT INCLUDING COTTON AND JUTE)
ተገባሪ ሌላ ጥቅም የተገባሪ ሌላ ጥቅም	1,535.7	4,917.5	547.0	1,807.4	749.3	2,594.8	SYNTHETIC AND REGENERATED ARTIFICIAL FIBRES
ከተገባሪ ሌላ ጥቅም ሌላ ጥቅም	59.3	36.9	31.9	148.4	32.6	152.2	WASTE MATERIALS FROM TEXTILES FABRICS
የተገባሪ ሌላ ጥቅም ሌላ ጥቅም	862.0	455.6	13,650.0	13,208.3	11,234.5	4,636.0	FERTILIZERS AND MANURE, CRUDE
አገር በረድና ሌላ የተገባሪ ሌላ ጥቅም	0.4	6.2	15.5	14.5	44.5	23.6	MARBLE AND OTHER BUILDING STONES
ያለ ተቃባይ ሌላ ጥቅም	-	-	-	-	-	-	SULPHUR, CRUDE
ያለ ተቃባይ ሌላ ጥቅም	-	-	-	-	-	-	NATURAL ABRASIVES
ሌላ ጥቅም ያለ ተቃባይ ሌላ ጥቅም	674.2	425.0	501.8	759.6	703.6	516.1	OTHER CRUDE MINERALS
የተገባሪ ሌላ ጥቅም ሌላ ጥቅም	-	-	-	-	-	-	IRON ORE AND CONCENTRATES
በረድና የተገባሪ ሌላ ጥቅም	951.4	236.7	493.2	72.3	147.3	43.6	IRON AND STEEL SCRAP
በረድና የተገባሪ ሌላ ጥቅም	-	-	-	-	0.1	0.6	ORES AND CONCENTRATES OF NON-FERROUS BASE METALS
በረድና የተገባሪ ሌላ ጥቅም	2.4	17.5	0.5	0.1	-	-	NON-FERROUS METAL SCRAP
ያለ ተቃባይ ሌላ ጥቅም	-	-	-	-	-	-	SILVER ORE AND CONCENTRATES
የተገባሪ ሌላ ጥቅም ሌላ ጥቅም	-	-	-	-	-	-	URANIUM AND CONCENTRATES
ያለ ተቃባይ ሌላ ጥቅም የተገባሪ ሌላ ጥቅም	8.1	10.1	4.9	1.8	1.2	10.9	CRUDE ANIMAL MATERIALS, n.e.s.
ያለ ተቃባይ ሌላ ጥቅም የተገባሪ ሌላ ጥቅም	148.8	332.1	144.5	222.3	46.6	288.2	CRUDE VEGETABLE MATERIALS n.e.s.
<b>ጠቅላይ</b>	<b>25,887.0</b>	<b>20,547.8</b>	<b>24,655.8</b>	<b>24,551.3</b>	<b>28,657.4</b>	<b>19,675.5</b>	<b>TOTAL</b>
	(QTY TONS)	VALUE (IN '000 BIRR)	(QTY TONS)	VALUE (IN '000 BIRR)	(QTY TONS)	VALUE (IN '000 BIRR)	COMMODITY
	1974		1975		1976		

ወይ ለገር የገቡ ዕቃዎች ባዛተና የጋ ባጠባላይ ዕቃዎች ለጠቅላይ  
 QUANTITY AND VALUE OF IMPORTS BY COMMODITY GROUP

ሠገጠረዥ ቶ.3 / የጠለ/

TABLE I.3 (Contd.)

የዕቃዎች ስም	1966/67		1967/68		1968/69		SECTION
	ባዛተ በትን	የጋ/ባሺህ ብር	ባዛተ በትን	የጋ/ባሺህ ብር	ባዛተ በትን	የጋ/ባሺህ ብር	
<b>ክፍል 3. ከሞላሪያ ጭጭ ነገሮች</b>							<b>SECTION 3. MINERAL, FUELS</b>
<b>ግለሰብ ዘይቸና ጠባባይ ነገሮች</b>							<b>LUBRICANTS, ETC.</b>
የሞላሪያ ከሰላ	60.7	18.3	78.5	55.0	-	-	COAL
ያለ ተጠሪ ተተርጓሚ	470,562.0	54,788.8	519,197.0	91,357.8	471,867.0	93,428.3	PETROLEUM CRUDE FOR FURTHER REFINERY
የተተርጓሚ ጭጭ	111,559.0	42,705.2	42,559.1	15,491.1	44,282.4	17,523.4	PETROLEUM PRODUCTS
የጋጭ ጋዝ	27.2	41.7	11.5	51.2	91.3	143.5	COMPRESSED GAS
ዶቦር	582,208.9	97,554.0	561,846.1	106,955.1	516,240.7	111,095.2	TOTAL
<b>ክፍል 4. የእንግሊዝ የአካል ተጠቃሚ ዘይቸና ስብ</b>							<b>SECTION 4. ANIMAL AND VEGETABLE OILS AND FATS</b>
አንገላት የተገኙ ዘይቸና ተገባ	994.0	1,323.6	530.7	836.1	843.1	1,140.2	ANIMAL OIL AND FATS
የተዘጋጀ ሰባላሃ የአካል ተጠቃሚ ዘይቸና	211.8	539.3	47.1	101.4	111.5	279.3	FIXED VEGETABLE OILS, SOFT
ሌሎች የተዘጋጁ የአካል ተጠቃሚ ዘይቸና	971.3	2,060.7	636.1	1,035.8	573.7	734.7	OTHER FIXED VEGETABLE OILS
የእንግሊዝ የአካል ተጠቃሚ ዘይቸና ስብ	493.5	666.0	201.4	268.8	542.8	657.0	ANIMAL AND VEGETABLE OIL AND WAX
ዶቦር	2,670.6	4,589.6	1,415.3	2,242.1	2,071.1	2,811.2	TOTAL
<b>ክፍል 5. ከሞላሪያ ከሞላሪያ ንጥረ ነገሮች</b>							<b>SECTION 5. CHEMICAL ELEMENTS AND COMPOUNDS</b>
አርጋህ ከሞላሪያ	4,822.7	5,373.6	3,292.6	11,941.9	2,397.5	2,961.9	ORGANIC CHEMICALS
ሌሎች አርጋህ ከሞላሪያ አላላግ ጥቅም	5,416.4	3,511.2	4,328.8	3,596.9	7,069.6	4,860.0	INORGANIC CHEMICALS: ELEMENTS, OXIDES AND HALOGEN SALTS
ሌሎች አርጋህ ከሞላሪያ	7,115.5	4,512.7	6,132.9	4,037.7	9,044.7	7,530.7	OTHER INORGANIC CHEMICALS
ጊዳ ለከፍተኛ ዕቃዎች	-	-	-	-	-	2.5	RADIO-ACTIVE MATERIALS
የሞላሪያ አገጽ ጭጭ የተተርጓሚ ለ ሞላሪያ ጋዝ ያለ ተጠቃሚ ከሞላሪያ	2.7	8.2	16.6	24.7	-	-	MINERAL TAR AND CRUDE CHEMICAL FROM COAL
የተገኘ ጥቅም ጥቅም	5,298.2	13,038.6	2,369.1	9,179.2	2,156.1	7,487.6	PETROLEUM AND NATURAL GAS
የጥቅም ጥቅም የተገኘ ጥቅም	4,325.8	7,335.3	1,536.0	3,669.9	2,010.1	3,708.0	SYNTHETIC ORGANIC DYE-STUFFS NATURAL INDIGO, AND COLOUR LAKES
የጥቅም ጥቅም የተገኘ ጥቅም	1,360.2	2,110.9	440.9	1,417.0	717.4	1,596.8	DYEING AND TANNING EXTRACTS AND SYNTHETIC TANNING MATERIALS
ጭጭ ነገሮች የፈርሞላ ዕቃዎች	1,708.2	16,502.0	2,192.4	22,486.4	2,016.3	19,223.5	PIGMENTS, PAINTS, VARNISHES AND RELATED MATERIALS
ለጥቅም የተገኘ ጥቅም የተገኘ ጥቅም	1,098.9	2,996.6	658.3	3,244.8	859.7	3,300.1	MEDICINAL AND PHARMACEUTICAL PRODUCTS
ከተገኘ ጥቅም የተገኘ ጥቅም የተገኘ ጥቅም	901.3	3,043.9	687.7	2,943.8	846.9	3,775.5	ESSENTIAL OILS AND ESSENCES
የጥቅም ጥቅም ጥቅም ጥቅም	5,981.7	5,838.1	6,425.1	6,663.8	11,443.3	12,249.6	PERFUMERY AND COSMETICS, DENTIFRICES, AND OTHER TOILET PREPARATIONS (EXCEPT SOAPS)
በጥቅም የተገኘ ጥቅም ጥቅም	6,110.0	5,039.1	17,247.8	23,870.0	42,964.1	25,183.0	SOAPS, CLEANSING AND POLISHING PREPARATIONS
ፈገገ ጥቅም ጥቅም ጥቅም	199.5	316.6	339.2	768.7	365.4	84.8	FERTILIZERS, MANUFACTURED
ከጥቅም ጥቅም ጥቅም ጥቅም	818.7	1,407.7	278.5	474.4	744.6	1,224.6	EXPLOSIVES AND PYROTECHNIC PRODUCTS
							PLASTIC MATERIALS, REGENERATED CELLULOSE AND ARTIFICIAL RESINS
	(QTY TONS)	VALUE (IN '000 BIRR)	(QTY TONS)	VALUE (IN '000 BIRR)	(QTY TONS)	VALUE (IN '000 BIRR)	COMMODITY
	1974		1975		1976		

ወደ ለገር የገቡ ዕቃዎች ብዛትና ዋጋ በተወሰነው ዕቃዎች አወጣጥ  
 QUANTITY AND VALUE OF IMPORTS BY COMMODITY GROUP

ሠገጠኛ ቁ.3 / የተዘለ/

TABLE I.3 (Contd.)

የዕቃው ስም	1966/67		1967/68		1968/69		COMMODITY
	ብዛት በትን	ዋጋ/በሺህ ብር	ብዛት በትን	ዋጋ/በሺህ ብር	ብዛት በትን	ዋጋ/በሺህ ብር	
ከሚኒየም የሆኑ ዕቃዎችና ከነሱም የተገኙ በሌላ ቦታ ያልተገኙ	9,483.7	19,942.0	7,019.0	18,877.8	6,782.4	17,133.9	CHEMICAL MATERIALS AND PRODUCTS, n.e.s.
ጅምር	54,643.5	90,976.5	52,964.9	113,197.0	89,418.1	110,322.5	TOTAL
ክፍል 6. በዓይነታቸው የተወሰኑ በፋብሪካ የተሠሩ ዕቃዎች							SECTION 6. MANUFACTURED GOODS, CLASSIFIED CHIEFLY BY MATERIAL
የተዘጋጀ ቀጠ	46.2	104.1	2.7	9.2	6.8	42.4	LEATHER
ከቀጠ የተሠሩ ዕቃዎች	1,498.3	3,605.8	406.8	2,590.5	539.0	3,524.3	LEATHER MANUFACTURES
ጠገራማ ቀጠዎች የተለፉ ወይም የተዘጋጁ	38.1	11.2	-	-	-	-	FUR SKINS, TANNED OR DRESSED
ከሳንቲ የተዘጋጁ ዕቃዎች	3,149.6	6,286.1	2,600.4	4,302.5	3,852.4	5,853.0	MATERIALS OF RUBBER
የሳንቲ ዕቃዎች ሌላ ቦታ ያልተገኙ	2,633.7	11,216.3	1,594.2	8,013.6	1,658.4	8,249.9	ARTICLES OF RUBBER, n.e.s.
በሰ የአገጣጠም ከም ገንባታ ለአገጣጠም በሌላ ላይ የአገጣጠም ሥራ	289.5	407.2	182.3	313.8	195.7	394.4	VENEERS, PLYWOOD BOARDS, "IMPROVED OR RECONSTITUTED WOOD AND OTHER WOOD WORKED, n.e.s.
ከአገጣጠም የተሠሩ ዕቃዎች	171.4	429.0	169.9	323.2	75.1	478.1	WOOD MANUFACTURES
ከሰ የተሠሩ ዕቃዎች	53.4	366.5	22.6	219.5	32.1	240.1	CORK MANUFACTURES
ወረቀትና የወረቀት በሌላ	3,266.6	4,850.0	5,406.5	8,288.0	3,189.3	3,703.8	PAPER AND PAPER BOARD
ከወረቀት ገለገ ወይም ከወረቀት በሌላ የተሠሩ ዕቃዎች	2,372.6	4,197.1	3,315.3	6,882.5	3,488.9	7,167.9	ARTICLES MADE OF PAPER PULP OR OF PAPERBOARD
ጨዳ ጨርቅ ፈተላና ክር	3,805.7	11,729.1	6,009.8	10,251.0	3,788.9	15,452.2	TEXTILE YARN AND THREAD
የተፈተኑ የጥጥ ሽግግሮች	22.5	214.4	215.2	1,485.9	176.7	1,102.9	COTTON FABRICS, WOVEN
የተፈተኑ ጨርቅ ጨርቅ /ጥጥ ባይዘምር/	1,661.0	16,248.1	1,524.5	15,190.7	3,699.6	33,519.2	TEXTILE FABRICS, WOVEN (NOT INCLUDING COTTON FABRICS)
ገጣጥ ያሳየው ተገንቦ ጨርቅ ዕቃዎች/ክፍሎች የሌላው የጣባባ/	376.7	3,302.3	37.1	494.1	49.4	689.0	TULLE, LACE, EMBROIDERY RIBBONS, TRINGS AND OTHER SMALL WARES
ለ የሌላ የጨርቅ ጨርቅ ዕቃዎችና የጣባባ/ሌላው	616.2	2,755.1	404.1	3,003.2	464.1	3,940.8	SPECIAL TEXTILE FABRICS AND RELATED PRODUCTS (NOT INCLUDING CLOTHING)
በሌላ ወይም በክፍል ከጨርቅ ጨርቅ የተሠሩ ዕቃዎች	1,132.3	3,748.7	894.3	2,842.5	1,503.4	10,931.2	MADE-UP ARTICLES, WHOLLY OR CHIEFLY OF TEXTILE MANUFACTURE, n.e.s.
ግንባታና የሌላው ጨርቅ	175.8	561.4	92.7	339.8	60.8	248.3	FLOOR COVERINGS, TAPESTRIES ETC.
ከሽከለኛ ከመስተጻፍ በስተቀር ርፈ ቢንግ ጥና ክፍሎች የተዘጋጁ የስተ ጥራት ዕቃዎች	679.0	576.2	1,003.7	1,014.4	367.0	674.2	LIME CEMENT AND FABRICATED BUILDING MATERIALS, EXCEPT GLASS AND CLAY MATERIALS
የሽከለኛ ጥራት ዕቃዎች	378.1	449.4	712.3	656.4	705.6	680.2	CLAY CONSTRUCTION MATERIALS
ከግዕድን የተሠሩ /ለሌላ/	526.5	697.4	365.4	661.1	1,501.7	2,737.8	MINERAL MANUFACTURES, n.e.s.
መስተጻፍ	2,143.2	1,636.4	711.3	605.0	525.2	638.2	GLASS
ከመስተጻፍ የተሠሩ ዕቃዎች	1,188.1	1,619.7	1,116.2	1,189.4	1,115.8	1,519.7	GLASSWARE
የሽከለኛ ሥራዎች	1,008.6	1,629.3	704.2	1,125.2	962.8	1,161.2	POTTERY
ዕገጥና ክፍሎችና በሌላ የክፍል ድገት	-	0.1	-	-	-	-	PEARLS AND PRECIOUS AND SEMIPRECIOUS STONES
ጊዜና ጠገር ለገንዘብ ተተ	-	0.3	61.1	48.6	456.8	243.1	PIG IRON, SPIEGELEISEN, SPONGE IRON AND STEEL POWDERS AND SHOT AND FERRO-ALLOYS
	(QTY TONS)	VALUE (IN '000 BIRR)	(QTY TONS)	VALUE (IN '000 BIRR)	(QTY TONS)	VALUE (IN '000 BIRR)	
	1974		1975		1976		

ፀደ ለገር የገቡ ዕቃዎች ብዛትና ዋጋ በተወሰኑ ዕቃዎች አወገደብ  
 QUANTITY AND VALUE OF IMPORTS BY COMMODITY GROUP

ሠገጠረዥ ቶ.3 / የጥቅም/

TABLE I.3 (Contd.)

የዕቃው ስም	1966/67		1967/68		1968/69		
	ብዛት በተገ	ዋጋ/በሺህ ብር	ብዛት በተገ	ዋጋ/በሺህ ብር	ብዛት በተገ	ዋጋ/በሺህ ብር	
የብረት ግዕዞችና ጥናጥና ስለጎዳዎች	5,821.5	2,727.3	2,337.4	1,570.7	4,339.2	3,604.7	INGOTS AND SLABS OF IRON OR STEEL
የብረት ጥጥር-ፀፍራዎች ዘንጎች ጠቃሚ ለባዎች ቀርባቸዋል	7,317.4	5,721.6	2,075.9	1,836.3	3,470.5	2,705.5	IRON AND STEEL BARS, RODS, ANGLE SHAPES, AND SECTIONS
ዘርገ የብረት ዕቃዎች ቁጥጥሮች	23,210.9	17,355.1	16,467.5	11,810.4	13,823.2	10,144.3	UNIVERSALS, PLATES AND SHEETS OF IRON OR STEEL
ከብረት የተሠሩ የለብቶች ሪቦን	22.9	31.5	11.1	11.5	21.4	15.7	HOOP AND STRIP OF IRON OR STEEL
የብረት ልዩ ልዩ የሰጠው ጠቃሚ የብረት ብረቶች	1,542.5	914.3	725.6	452.0	874.6	469.2	RAILS AND RAILWAY TRACK CONSTRUCTION MATERIAL OF IRON OR STEEL
የብረት ሽቦች	932.5	692.6	41.0	3.7	204.5	260.2	IRON AND STEEL WIRE
ፀጠጠ ከፍተኛ ብረቶች ዕቃዎችና ተገባሪ የብረት ብረቶች	4,058.6	4,276.1	4,059.1	9,508.0	1,193.3	1,344.3	TUBES, PIPES AND FITTINGS OF IRON OR STEEL
ብረት ብረት ጥቅሞች ግብረት	-	-	-	-	-	-	IRON AND STEEL CASTINGS AND FORGINGS
ብርና ፕላቲኒየም ሌሎች ሌሎች ሌሎች	0.1	1.6	-	-	-	-	SILVER PLATINUM AND OTHER METALS OF THE PLATINUM GROUP
ጠቃሚ ጠቃሚ	105.0	427.7	136.7	620.2	22.7	96.4	COPPER AND BRASS
ኒኬል	14.0	65.6	5.5	24.8	0.3	2.7	NICKEL
አሊሚኒየም	652.8	2,118.4	448.2	1,793.8	168.8	595.3	ALUMINIUM
አርሻብ	7.5	18.1	17.2	64.7	69.3	117.6	LEAD
ዘንገ	378.2	554.9	362.9	704.1	589.1	1,041.5	ZINC
ቲን	400.2	344.5	38.8	185.3	72.8	57.2	TIN
ሆራኒየም	-	-	-	-	-	-	URANIUM
በረት ብረት የሌሎች ሌሎች ሌሎች	424.0	551.5	269.7	459.9	19.7	36.3	MISCELLANEOUS NON-FERROUS METALS EMPLOYED IN METALLURGY
የብት ደብዳቤ ጠቃሚ ጠቃሚ ጠቃሚ ሌሎች ሌሎች	480.9	1,139.8	444.0	991.9	53.4	311.1	HOUSE FRAMES, DOORS, WINDOWS AND FITTINGS AND OTHER BUILDING REQUISITES
ለግብዓት ለግብዓት የሚያገለገሉ ከብረት የተሠሩ ጋሮች	801.4	1,010.0	352.2	462.6	462.6	1,437.5	METAL CONTAINERS FOR STORAGE AND TRANSPORT
ከብረት የተገኙ /ከሌሎች ሌሎች ሌሎች	1,438.2	1,860.5	425.9	950.6	525.3	1,028.3	WIRE PRODUCTS (EXCLUDING ELECTRIC) AND FENCING GRILLS
የብረት ብረት ጠቃሚ ጠቃሚ ሌሎች ሌሎች	379.2	754.9	577.6	920.0	194.7	461.3	NAILS, SCREWS, NUTS, BOLTS RIVETS AND SIMILAR ARTICLES OF IRON, STEEL OR OF COPPER
ለአገር ለገቢ ለገቢ ለገቢ ለገቢ ለገቢ	594.0	2,905.1	292.7	1,858.2	236.5	2,190.4	TOOLS FOR USE IN HAND OR IN MACHINES
ለጠቃሚ ለጠቃሚ ለጠቃሚ ለጠቃሚ ለጠቃሚ	203.4	1,283.8	159.2	1,257.6	168.2	1,448.3	CUTLERY
ከብረት የተሠሩ የብት ዕቃዎች	623.1	2,022.3	383.0	1,474.6	416.9	2,023.3	HOUSEHOLD EQUIPMENT OF BASE METALS
ከብረት የተሠሩ ዕቃዎች /በሌሎች ሌሎች ሌሎች	3,425.3	6,987.5	3,456.9	7,898.9	2,254.8	6,192.6	MANUFACTURES OF METAL, n.e.s.
<b>ጠቅላይ</b>	<b>80,066.8</b>	<b>130,405.9</b>	<b>60,640.7</b>	<b>114,709.9</b>	<b>57,597.3</b>	<b>138,775.7</b>	<b>TOTAL</b>
	(QTY TONS)	VALUE (IN '000 BIRR)	(QTY TONS)	VALUE (IN '000 BIRR)	(QTY TONS)	VALUE (IN '000 BIRR)	COMMODITY
	1974		1975		1976		

ጠቅላይ የገቢ ዕቃዎች በዛቸው የጋ በተወሰነበት ዕቃዎች ለውጥ  
 QUANTITY AND VALUE OF IMPORTS BY COMMODITY GROUP

ሠጠረዥ ቁ. 3 / የጥቅም

TABLE I.3 (Contd.)

የዕቃው ስም	1966/67		1967/68		1968/69		COMMODITY
	ባዛታ በተገ	የጋ/ባዛታ በር	ባዛታ በተገ	የጋ/ባዛታ በር	ባዛታ በተገ	የጋ/ባዛታ በር	
<b>ክፍል 7. ጠቅላይ የተገባው ጋራ</b>							<b>SECTION 7. MACHINERY AND TRANSPORT EQUIPMENT</b>
የጋራ ጠቅላይ የጋራ ዕቃዎች	379.5	2,824.1	215.9	2,681.1	351.3	4,021.3	POWER GENERATING MACHINERY
የጋራ ጠቅላይ የጋራ ዕቃዎች	3,470.1	13,979.4	1,349.2	8,057.4	1,402.9	9,319.4	AGRICULTURAL MACHINERY AND IMPLEMENTS
የጋራ ጠቅላይ የጋራ ዕቃዎች	906.0	3,009.4	81.5	2,176.0	105.7	3,438.7	OFFICE MACHINES
የጋራ ጠቅላይ የጋራ ዕቃዎች	296.9	748.7	199.3	1,025.8	49.8	526.0	METALWORKING MACHINERY
የጋራ ጠቅላይ የጋራ ዕቃዎች	1,567.9	13,945.1	2,180.0	17,623.8	1,465.3	13,795.7	TEXTILE AND LEATHER MACHINERY
የጋራ ጠቅላይ የጋራ ዕቃዎች	3,512.6	16,183.4	2,864.5	16,732.5	3,707.7	26,294.6	MACHINES FOR SPECIAL INDUSTRIES
የጋራ ጠቅላይ የጋራ ዕቃዎች / በሌሎች ለውጥ	3,577.4	18,011.8	2,213.4	11,748.0	949.5	9,311.2	MACHINERY AND APPLIANCE (OTHER THAN ELECTRIC) AND MACHINE PARTS, n.e.s.
የጋራ ጠቅላይ የጋራ ዕቃዎች	1,009.8	6,014.9	719.3	7,276.4	566.7	5,620.0	ELECTRIC POWER MACHINERY AND SWITCHGEAR
የጋራ ጠቅላይ የጋራ ዕቃዎች	478.2	1,643.8	900.2	3,397.1	811.1	2,285.2	MACHINERY AND APPLIANCES FOR DISTRIBUTING ELECTRICITY (EXCLUDING INTERNAL FITTINGS)
የጋራ ጠቅላይ የጋራ ዕቃዎች	622.1	9,922.0	934.6	12,324.1	694.1	17,532.2	TELECOMMUNICATIONS APPARATUS
የጋራ ጠቅላይ የጋራ ዕቃዎች	291.4	1,766.1	186.7	1,194.5	164.6	1,096.7	DOMESTIC ELECTRICAL EQUIPMENT AND APPLIANCES
የጋራ ጠቅላይ የጋራ ዕቃዎች	20.3	50.2	4.9	247.9	0.9	60.1	ELECTRO-MEDICAL AND X-RAY APPARATUS
የጋራ ጠቅላይ የጋራ ዕቃዎች	2,810.3	6,358.6	1,788.2	6,102.5	2,585.6	8,479.5	OTHER ELECTRICAL MACHINERY AND APPARATUS
የጋራ ጠቅላይ የጋራ ዕቃዎች	914.3	5,134.4	583.6	2,807.5	483.8	2,196.9	RAILWAY, VEHICLES
የጋራ ጠቅላይ የጋራ ዕቃዎች	11,479.0	59,240.3	9,942.5	73,078.7	11,126.5	85,371.9	ROAD MOTOR VEHICLES
የጋራ ጠቅላይ የጋራ ዕቃዎች	1,543.9	4,137.2	593.6	2,334.4	1,396.7	7,063.5	ROAD VEHICLES OTHER THAN MOTOR VEHICLES
የጋራ ጠቅላይ የጋራ ዕቃዎች	359.1	3,859.7	506.9	5,932.5	431.0	53,388.1	AIRCRAFT
የጋራ ጠቅላይ የጋራ ዕቃዎች	74.2	133.9	3.4	67.5	13.2	59.8	SHIPS AND BOATS
<b>ጠቅላይ</b>	<b>33,313.0</b>	<b>166,963.0</b>	<b>25,267.7</b>	<b>174,807.7</b>	<b>26,306.4</b>	<b>249,860.8</b>	<b>TOTAL</b>
<b>ክፍል 8. ሌሎች ጋራ የተገባው</b>							<b>SECTION 8. MISCELLANEOUS MANUFACTURED ARTICLES</b>
የጋራ ጠቅላይ የጋራ ዕቃዎች	518.5	1,674.2	619.9	2,103.5	484.8	1,166.2	SANITARY, PLUMBING, HEATING AND LIGHTING FIXTURES AND FITTINGS
የጋራ ጠቅላይ የጋራ ዕቃዎች	928.1	1,998.9	165.3	810.9	174.2	609.2	FURNITURE
የጋራ ጠቅላይ የጋራ ዕቃዎች	204.6	744.0	184.4	695.5	177.2	711.1	TRAVEL GOODS, HANDBAGS AND SIMILAR ARTICLES
የጋራ ጠቅላይ የጋራ ዕቃዎች	940.0	9,624.1	886.0	12,973.5	1,228.6	18,000.7	CLOTHING OF COTTON, SILK, WOOL, AND ARTIFICIAL-SILK, (INCLUDING KNITTED OR CROCHETED CLOTHING)
የጋራ ጠቅላይ የጋራ ዕቃዎች	0.4	3.6	-	0.1	-	-	FUR CLOTHING
የጋራ ጠቅላይ የጋራ ዕቃዎች	47.4	441.6	23.8	369.6	19.1	391.5	FOOTWEAR (EXCLUDING HEELS AND SOLES)
የጋራ ጠቅላይ የጋራ ዕቃዎች	688.1	4,549.6	865.5	5,996.1	489.3	5,848.6	SCIENTIFIC AND PROFESSIONAL INSTRUMENTS
	(QTY TONS)	VALUE (IN '000 BIRR)	(QTY TONS)	VALUE (IN '000 BIRR)	(QTY TONS)	VALUE (IN '000 BIRR)	
	1974		1975		1976		

ፀጺ ኣገር የገቡ ዕቃታት በዛተና የገቡ ተወሳኺ ዕቃታት ኣወጻጸን  
 QUANTITY AND VALUE OF IMPORTS BY COMMODITY GROUP

ሠገጠረዥ ቁ.3 / የጻጸለ / TABLE I.3 (Contd.)

የዕቃው ስም	1966/67		1967/68		1968/69		SECTION 8. MISCELLANEOUS MANUFACTURED ARTICLES
	በዛተ በትን	የገ/በሺህ በር	በዛተ በትን	የገ/በሺህ በር	በዛተ በትን	የገ/በሺህ በር	
<b>ክፍል 8. ለዓለል የሰጠ ስጦታ</b>							<b>SECTION 8. MISCELLANEOUS</b>
<b>የተሠሩ ዕቃታት</b>							<b>MANUFACTURED ARTICLES</b>
የፍተራ ስጦታ የሲኒማ ግራፍ	154.6	1,329.4	134.6	1,298.7	116.2	1,779.9	PHOTOGRAPHIC AND CINEMA-TOGRAPHIC SUPPLIES
የሲኒማ ፊልም	13.7	10.4	6.0	47.0	-	-	DEVELOPED CINEMATOGRAPHIC FILM
የአጅፍ የጠረጴዳ የገጽ ገጽ	21.1	2,297.8	20.8	3,117.9	18.1	4,322.6	WATCHES AND CLOCKS
የጠቅላይ ግብርና ስጦታ ስጦታ ስጦታ	116.1	2,060.1	76.3	1,602.2	79.1	1,525.0	MUSICAL INSTRUMENTS, SOUND RECORDERS AND REPRODUCERS AND PARTS AND ACCESSORIES THEREOF
አገልግሎት ስጦታ	5,465.3	5,277.1	911.0	3,788.5	884.6	4,398.8	PRINTED MATTER
በጠቅላይ ስጦታ ስጦታ ስጦታ	1,680.1	6,010.3	1,806.9	7,565.0	2,771.8	7,400.1	ARTICLES OF ARTIFICIAL PLASTIC MATERIALS, n.e.s.
የሰጠ ስጦታ ስጦታ ስጦታ	133.1	873.4	104.3	510.6	123.7	699.4	PERAMBULATORS, TOYS, GAMES AND SPORTING GOODS
የአገልግሎት ስጦታ ስጦታ	303.0	1,687.0	233.0	1,640.6	462.4	2,666.9	OFFICE AND STATIONERY SUPPLIES, n.e.s.
የሲኒማ ስጦታ ስጦታ ስጦታ	-	0.5	-	1.2	-	-	WORKS OF ART COLLECTORS' PIECES AND ANTIQUES INCLUDING STAMPS OF PHILATELIC INTEREST
ገቢ ስጦታ ስጦታ ስጦታ	28.2	322.3	68.6	327.4	20.4	635.9	JEWELLERY AND GOLDSMITHS' AND SILVERSMITHS' WARES
ክፍል 9. በየዓለል የሰጠ ስጦታ	216.1	1,418.9	322.0	2,386.0	515.6	2,503.8	MANUFACTURED ARTICLES, n.e.s.
<b>ጠቅላይ</b>	<b>11,458.4</b>	<b>40,323.2</b>	<b>6,428.4</b>	<b>45,234.3</b>	<b>7,565.1</b>	<b>52,659.7</b>	<b>TOTAL</b>
<b>ክፍል 9. በየዓለል የሰጠ ስጦታ</b>							<b>SECTION 9. COMMODITIES</b>
<b>ተወሳኺ ስጦታ ስጦታ</b>							<b>NOT CLASSIFIED ACCORDING TO KIND</b>
በየዓለል የሰጠ ስጦታ ስጦታ	4.9	56.2	15.4	53.5	3.6	38.1	POSTAL PACKAGES NOT CLASSIFIED ACCORDING TO KIND
የዕቃው ስጦታ ስጦታ ስጦታ	978.7	3,116.6	1,317.4	1,590.0	1,235.4	2,734.6	SPECIAL TRANSACTIONS NOT CLASSIFIED ACCORDING TO KIND
አገልግሎት ስጦታ ስጦታ ስጦታ	0.8	0.8	0.6	0.2	-	-	ANIMALS, n.e.s.
የጠቅላይ ስጦታ ስጦታ ስጦታ	56.0	879.4	17.1	134.4	93.7	6,154.8	FIREARMS AND AMMUNITION
የጠቅላይ ስጦታ ስጦታ ስጦታ	0.1	2.3	133.0	1,160.5	-	-	COIN (OTHER THAN GOLD COIN) NOT BEING LEGAL TENDER
ክፍል 9. በየዓለል የሰጠ ስጦታ	-	-	-	-	-	-	GOLD COINS
<b>ጠቅላይ</b>	<b>1,040.5</b>	<b>4,055.3</b>	<b>1,483.5</b>	<b>2,938.6</b>	<b>1,332.7</b>	<b>8,927.5</b>	<b>TOTAL</b>
<b>የገቡ ዕቃታት ጠቅላይ</b>	<b>811,715.0</b>	<b>586,026.1</b>	<b>747,339.2</b>	<b>613,095.2</b>	<b>768,331.9</b>	<b>736,674.0</b>	<b>TOTAL IMPORT</b>
	(QTY TONS)	VALUE ('000 BIRR)	(QTY TONS)	VALUE ('000 BIRR)	(QTY TONS)	VALUE ('000 BIRR)	COMMODITY
	1974		1975		1976		

የጭንገዳ ዕቃዎች በዘተና የገበያ ስጦታዎች ስጦታዎች ስጦታዎች  
 QUANTITY AND VALUE OF EXPORTS BY COMMODITY GROUP

ሆንጠረዥ ቁ.4 TABLE I.4

የዕቃው ስም	1966/67		1967/68		1968/69		COMMODITY
	በዘተ በተገ	የገ/በሺህ በር	በዘተ በተገ	የገ/በሺህ በር	በዘተ በተገ	የገ/በሺህ በር	
<u>ክፍል 0. ጭንገዳ የጭንገዳ</u>							<u>SECTION 0. FOOD AND LIVE ANIMALS</u>
የጭንገዳ ጭንገዳ	10,295.6	13,285.1	17,079.5	26,757.3	12,486.5	18,301.1	LIVE ANIMALS
ሥጋ ተኮሎ ወይም በበረዶ የተከፈለ	6,372.8	8,544.4	1,891.6	4,176.3	2,061.2	4,710.8	MEAT, FRESH OR FROZEN
ሥጋ የደረሰ በወይም ወይም በጫሳ የተዘጋጀ	1.4	2.3	5.0	13.7	-	-	MEAT DRIED, SALTED OR SMOKED
ሥጋና ከሥጋ የተሠራ ጭንገዳ ብላጣ ቦታ ያለ ተጠላክተ	2,601.0	6,089.3	1,301.2	2,893.3	576.7	2,035.8	MEAT AND MEAT PREPARATIONS n.e.s.
ወተትና ክሪም	122.1	122.8	18.1	14.1	-	-	MILK AND CREAM
ቀስ	138.5	406.2	52.2	126.7	1.9	10.9	BUTTER
አይባ	278.3	574.1	120.4	250.9	-	-	CHEESE
አገጃጃ	501.9	587.8	354.7	304.8	314.6	269.6	EGGS
ዓፃ ተኮሎ ወይም በጫሳ የተዘጋጀ	228.0	221.2	1,081.4	508.3	126.6	61.9	FISH, FRESH OR SIMPLY PRESERVED
የቀር ቀር ዓፃ	0.4	1.6	113.2	49.2	216.3	72.4	CANNED FISH
አገሩ ያለ ተፈጻሚ ገርዶ	2,721.5	1,106.7	-	-	-	-	WHEAT (INCLUDING SPELT) AND MESLIN, UNMILLED
ገባብ	76.0	78.5	-	-	6.2	1.5	BARLEY
በቀሩ	1,040.2	405.5	-	-	9.5	1.9	MAIZE
ለላ ጥራት ለህል ያለ ተፈጻሚ የበገሩ ተተ ወይም ገርዶ	3,431.2	1,315.3	1,025.3	332.6	401.0	190.3	CEREALS, UNMILLED n.e.s.
የለላ ለህል ዓይነቶች ተተ	1,345.2	848.8	1,696.2	849.7	158.4	88.7	MEAL AND FLOUR OF WHEAT OR MESLIN
የለላ ለህል ዓይነቶች ተተ	-	-	0.6	0.2	0.4	0.3	MEAL AND FLOUR OF OTHER CEREALS
ከአህልና በአህል ተተ የተዘጋጀ ጭንገዳ ክፍረፍረ የተዘጋጀ	48.8	44.9	24.8	20.4	2.4	1.9	CEREAL PREPARATIONS AND PREPARATIONS OF FLOUR, STARCH OF FRUITS AND VEGETABLES, AND STARCH
ተኮሎ ፍረረ ተኮሎ ወይም ደረሰ	18,743.3	6,485.2	11,497.2	4,194.4	12,782.8	5,349.4	FRUIT, FRESH, AND NUTS, FRESH OR DRIED
ፍረ በተረ የተዘጋጀ ክፍረ የተዘጋጀ	4.5	6.9	6.7	5.3	30.2	12.3	FRUIT, PRESERVED, AND FRUIT PREPARATIONS
ተኮሎ የተዘጋጀ ወይም በጫሳ ዘላ በደህና የተዘጋጀ ለተኮሎ	39,784.2	107,200.3	113,469.7	67,999.1	99,294.3	56,298.8	VEGETABLES, FRESH, FROZEN OR SIMPLY PRESERVED
በለላ ቦታ ያለ ተጠላክተ ለተኮሎ	53.6	19.6	1.8	0.3	0.8	0.7	VEGETABLE n.e.s.
ከገርና ግር	10,501.6	4,560.2	6,627.3	9,597.2	41,288.5	17,930.9	SUGAR AND HONEY
ከገር የተዘጋጀ ግራም	-	-	-	-	-	-	SUGAR CONFECTIONERY
ቡና	55,666.2	151,863.6	57,723.5	152,661.1	68,001.9	324,636.0	COFFEE
ቀጭን ቀጭን	4,583.7	3,228.9	2,459.1	3,914.1	2,286.6	1,693.5	SPICES
ለአገላለጽ የሚገባ ወፍ	43,133.8	10,581.6	38,723.0	11,238.5	57,157.5	12,229.1	FEEDING STUFF FOR ANIMAL
በለላ ቦታ ያለ ተጠላክተ የተሰጠ የጭንገዳ	246.3	225.0	275.6	492.8	27.7	91.8	FOOD PREPARATION, n.e.s.
ዶቆር	301,920.1	317,805.8	255,548.1	286,400.3	297,232.0	445,989.6	TOTAL
<u>ክፍል 1. መጠጥጥ ተጠጥጥ</u>							<u>SECTION 1. BEVERAGES AND TOBACCO</u>
አለባላ የለላ ጭንገዳ	2.7	2.9	83.8	25.8	-	-	NON-ALCOHOLIC BEVERAGES
አለባላ ያለ ጭንገዳ	1.5	9.0	13.2	11.0	0.2	0.6	ALCOHOLIC BEVERAGES
ተጠጥጥ ያለ ተዘጋጀ	0.1	0.1	-	-	-	-	TOBACCO UNMANUFACTURED
ተጠጥጥ የተዘጋጀ	1.3	0.8	3.0	1.8	-	-	TOBACCO, MANUFACTURED
ዶቆር	5.6	12.8	100.0	38.6	0.2	0.6	TOTAL
	VALUE ('000BIRR)		VALUE ('000BIRR)		VALUE ('000BIRR)		
	1974		1975		1976		

የግብርና ስታቲስቲክስ ባለቤት የጋ ስታቲስቲክስ ስታቲስቲክስ አድታሪብ  
 QUANTITY AND VALUE OF EXPORTS BY COMMODITY GROUP

ሠንጠረዥ ፩.4 / የጥልለ/ TABLE 1.4 (Contd.)

የዕቃው ዓይነት	1966/67		1967/68		1968/69		
	ባዘተ በተን	ዋጋ/ባሺህ ብር	ባዘተ በተን	ዋጋ/ባሺህ ብር	ባዘተ በተን	ዋጋ/ባሺህ ብር	
<u>ክፍል 2. ለውጤት የሚወጡት ያልተሰናዱ ስታቲስቲክስ ስታቲስቲክስ</u>							<u>SECTION 2. CRUDE MATERIALS INEDIBLE, EXCEPT FUELS</u>
የግብር ለውጤት ያልተሰናዱ	9,774.4	47,084.3	6,682.8	34,269.7	9,117.4	55,409.8	HIDES AND SKINS, UNDESSED
የግብር ለውጤት ለውጤት ስታቲስቲክስ	103,280.4	95,861.0	79,598.5	82,258.9	30,948.3	31,242.0	OIL SEEDS, OIL NUTS AND OIL KERNELS
የግብር ለውጤት ስታቲስቲክስ	63.1	5.4	63.0	6.1	205.3	31.1	FUEL WOOD AND CHARCOAL
በውጤት ያልተሰናዱ ስታቲስቲክስ	-	-	135.0	20.5	-	-	WOOD IN THE ROUGH
በውጤት የተሰናዱ ስታቲስቲክስ	-	-	-	-	-	-	WOOD SHAPED OR SIMPLY WORKED
የግብር ለውጤት ለውጤት ስታቲስቲክስ	189.0	75.3	72.0	58.4	80.7	45.3	WOOL AND OTHER ANIMAL HAIR
የግብር ለውጤት ለውጤት ስታቲስቲክስ	2,641.5	9,503.0	4,583.5	8,159.5	2,403.1	5,557.9	COTTON
የግብር ለውጤት ለውጤት ስታቲስቲክስ	1,578.6	1,809.4	863.0	1,544.6	-	-	MARBLE AND OTHER BUILDING STONES
የግብር ለውጤት ለውጤት ስታቲስቲክስ	-	-	-	-	-	-	SULPHUR CRUDE
የግብር ለውጤት ለውጤት ስታቲስቲክስ	14,191.3	607.6	1,783.0	247.0	11,901.0	766.4	OTHER CRUDE MINERALS
የግብር ለውጤት ለውጤት ስታቲስቲክስ	174.5	25.8	5.0	0.7	83.0	130.2	IRON AND STEEL SCRAP
የግብር ለውጤት ለውጤት ስታቲስቲክስ	-	-	-	-	-	-	ORES AND CONCENTRATES OF NON-FERROUS BASE METALS
የግብር ለውጤት ለውጤት ስታቲስቲክስ	176.1	50.1	-	-	-	-	NON-FERROUS METAL SCRAP
የግብር ለውጤት ለውጤት ስታቲስቲክስ	1,879.9	2,610.7	1,624.1	1,210.9	2,719.3	2,179.3	CRUDE ANIMAL MATERIALS, n.e.s.
የግብር ለውጤት ለውጤት ስታቲስቲክስ	11,794.2	45,834.2	4,560.9	7,113.6	4,875.2	9,350.5	CRUDE VEGETABLE MATERIALS n.e.s.
ጠቅላይ	145,743.8	203,466.8	99,970.8	134,889.9	62,333.3	104,712.5	TOTAL
<u>ክፍል 3. በግብር ስታቲስቲክስ ያልተሰናዱ ስታቲስቲክስ ስታቲስቲክስ</u>							<u>SECTION 3. MINERAL FUELS, LUBRICANTS AND RELATED MATERIALS</u>
የግብር ለውጤት ስታቲስቲክስ	-	-	332.9	21.3	78.8	9.2	COAL
የግብር ለውጤት ስታቲስቲክስ	-	-	87,994.3	14,971.7	87,521.0	14,619.4	PETROLEUM PRODUCTS
የግብር ለውጤት ስታቲስቲክስ	91,459.9	9,857.2	31.6	10.5	10.9	4.9	COMPRESSED GAS
ጠቅላይ	91,459.9	9,857.2	88,358.8	15,003.5	87,610.7	14,633.5	TOTAL
<u>ክፍል 4. የሰብስቦች የሰብስቦች ስታቲስቲክስ ስታቲስቲክስ</u>							<u>SECTION 4. ANIMAL AND VEGETABLE OILS AND FATS</u>
የሰብስቦች ስታቲስቲክስ	76.4	143.9	4.1	7.8	-	-	FIXED VEGETABLE OILS, SOFT
የሰብስቦች ስታቲስቲክስ	72.0	138.9	-	0.1	-	-	OTHER FIXED VEGETABLE OILS
የሰብስቦች ስታቲስቲክስ	491.4	2,934.7	490.3	2,531.8	707.5	3,104.9	ANIMAL AND VEGETABLE OILS AND WAXES
ጠቅላይ	639.8	3,217.5	494.4	2,539.7	707.5	3,104.9	TOTAL
<u>ክፍል 5. በግብር ስታቲስቲክስ ያልተሰናዱ ስታቲስቲክስ ስታቲስቲክስ</u>							<u>SECTION 5. CHEMICAL ELEMENTS AND COMPOUNDS</u>
የሰብስቦች ስታቲስቲክስ	31.1	43.8	287.1	60.2	50.2	84.3	INORGANIC CHEMICALS ELEMENTS, OXIDES AND HALOGEN SALTS
	(QTY TONS)	VALUE (IN '000 BIRR)	(QTY TONS)	VALUE (IN '000 BIRR)	(QTY TONS)	VALUE (IN '000 BIRR)	COMMODITY
	1974		1975		1976		

የጭነት እና የዋጋ ዕቃዎች በዘርፍ የጋ በተወሰነው ዕቃዎች አጠቃላይ  
 QUANTITY AND VALUE OF EXPORTS BY COMMODITY GROUP

ሠገጠረዥ ቁ.4 / የተጠለ/ TABLE I.4 (Contd.)

የዕቃው ጽሑፍ	1966/67		1967/68		1968/69		
	በዘተ በተገ	የጋ/በሺህ በር	በዘተ በተገ	የጋ/በሺህ በር	በዘተ በተገ	የጋ/በሺህ በር	
<b>ክፍል 5. በግንባራና ከከግብር የተሠሩ</b>							
<b>SECTION 5. CHEMICAL ELEMENTS AND COMPOUNDS</b>							
ሌላ ለንግስታት ከግንባራ	-	-	1,049.4	61.5	-	-	OTHER INORGANIC CHEMICALS
የቀለም ጭንቀት የቀለም ማሰፊያ ለንግስታት የግንባራ ተጠቃሚ	11.7	210.5	-	-	0.5	3.2	DYEING AND TANNING EXTRACTS AND SYNTHETIC TANNING MATERIALS
ጭንቀት የፋርማሲ ዕቃዎች	1.9	3.5	2.1	1.4	-	-	MEDICINAL AND PHARMACEUTICAL PRODUCTS
ለቀጣይ የሚያገለገሉ ተገቢ የቀጣይ ተጠቃሚ	117.9	2,517.7	44.8	1,387.8	-	-	ESSENTIAL OILS, AND ESSENCES
ሽቶና ግንባራ የተርባ ባዎች ጭንቀት ዘገቢያ	-	-	1.4	0.4	-	-	PERFUMERY AND COSMETICS, DENTIFRICES, AND OTHER TOILET PREPARATIONS (EXCEPT SOAPS)
የገጸህና ባዎች ጭንቀት	-	-	-	-	0.1	0.3	SOAPS AND POLISHING PREPARATION
በዚህ ያልተጠቀሱ የግንባራ ዕቃዎች	33.7	3.1	253.0	489.3	59.9	149.3	CHEMICAL MATERIALS n.e.s.
<b>ጠቅላይ</b>	<b>196.3</b>	<b>2,778.6</b>	<b>1,647.8</b>	<b>2,000.6</b>	<b>110.7</b>	<b>237.1</b>	<b>TOTAL</b>
<b>ክፍል 6. በግንባራና የተሠሩ ዕቃዎች</b>							
<b>SECTION 6. MANUFACTURED GOODS, CLASSIFIED CHIEFLY BY MATERIAL</b>							
<b>LEATHER</b>							
የተዘጋጀ የግንባራ	-	-	-	-	-	-	LEATHER
በግንባራ የተሠሩ ዕቃዎች	0.2	0.9	0.1	1.1	-	-	LEATHER MANUFACTURES
በግንባራ የተሠሩ የግንባራ የተሠሩ ግንባራ የተሠሩ ግንባራ	4,850.3	1,296.0	4,075.6	916.4	3,088.0	774.8	VENEERS, PLYWOOD BOARDS, "IMPROVED" OR RECONSTITUTED WOOD AND OTHER WOOD WORKED, n.e.s.
በግንባራ የተሠሩ ዕቃዎች	281.2	152.0	83.7	127.7	36.7	56.0	WOOD MANUFACTURES
ጭንቀት ጭንቀት ጭንቀት	6.3	7.4	0.3	0.2	0.1	1.2	PAPER AND PAPERBOARD
ጭንቀት ጭንቀት ጭንቀት	861.6	288.7	12.0	1.4	-	-	PAPER PULP ARTICLES
የተሠሩ የተሠሩ የተሠሩ	102.3	787.7	2.4	40.9	0.8	8.0	COTTON FABRICS, WOVEN
በግንባራ የተሠሩ የተሠሩ የተሠሩ	8.0	159.8	2.5	31.6	-	-	TEXTILE FABRICS, WOVEN (NOT INCLUDING COTTON FABRICS)
በግንባራ የተሠሩ የተሠሩ የተሠሩ	17.5	108.0	78.9	70.8	5.1	11.3	MADE-UP ARTICLES, WHOLLY OR CHIEFLY OF TEXTILE MANUFACTURE, n.e.s.
የግንባራ የተሠሩ የተሠሩ የተሠሩ	22.4	123.9	31.7	232.4	25.8	283.0	FLOOR COVERING, TAPESTRIES, n.e.s.
በግንባራ የተሠሩ የተሠሩ የተሠሩ	22,570.8	2,748.5	5,216.1	706.7	9,836.5	844.0	LIME CEMENT AND FABRICATED BUILDING MATERIALS, EXCEPT GLASS AND CLAY MATERIALS
የግንባራ የተሠሩ የተሠሩ የተሠሩ	282.9	100.3	537.2	67.8	91.4	13.9	CLAY CONSTRUCTION MATERIALS AND REFRACTORY CONSTRUCTION MATERIALS
የግንባራ የተሠሩ የተሠሩ የተሠሩ	0.1	1.7	0.3	1.2	-	-	POTTERY
በግንባራ የተሠሩ የተሠሩ የተሠሩ	-	-	-	-	-	-	SILVER, PLATINUM AND OTHER METALS OF THE PLATINUM GROUP
የግንባራ የተሠሩ የተሠሩ የተሠሩ	292.4	525.6	723.9	78.5	39.0	36.8	HOUSE FRAMES, DOORS, WINDOWS AND FITTINGS, AND OTHER BUILDING REQUISITES
ለግንባራ የተሠሩ የተሠሩ የተሠሩ	27.4	61.3	68.9	158.6	11.5	15.8	METAL CONTAINERS FOR STORAGE AND TRANSPORT
በግንባራ የተሠሩ የተሠሩ የተሠሩ	668.1	1,192.9	131.9	157.7	51.8	143.0	MANUFACTURED GOODS, n.e.s.
<b>ጠቅላይ</b>	<b>29,991.5</b>	<b>7,554.7</b>	<b>10,965.5</b>	<b>2,593.0</b>	<b>13,186.7</b>	<b>2,187.8</b>	<b>TOTAL</b>
	(QTY TONS)	VALUE (IN '000 BIRR)	(QTY TONS)	VALUE (IN '000 BIRR)	(QTY TONS)	VALUE (IN '000 BIRR)	COMMODITY
	1974		1975		1976		

ወይን ገደ ዕገታ በዛጎና የጋ በተወሰደ ዕገታ አዳገን  
 QUANTITY AND VALUE OF EXPORTS BY COMMODITY GROUP

ሠገጠረዥ ተ.4 / የተለለ/ TABLE I. 4 (Contd.)

የዕገታ ዓይነት	1966/67		1967/68		1968/69		
	በዛት በትን	የጋ/በሺህ በር	በዛት በትን	የጋ/በሺህ በር	በዛት በትን	የጋ/በሺህ በር	
<b>ክፍል 7. ጠከራዎችና የተፈገገረረት ጠላፊዎች</b>							
<b>SECTION 7. MACHINERY AND TRANSPORT EQUIPMENT</b>							
የጠርቃጨርቅና የተገጠሙ ጠላፊዎች	0.2	0.7	-	-	-	-	TEXTILE AND LEATHER MACHINERY
ለልዩ ጸላጣኝነት ለጋራ ያገለገሉ ጠላፊዎች	0.5	2.2	-	-	-	-	MACHINES FOR SPECIAL INDUSTRIES
ጠላፊዎችና ጠተ ዕገታዎች	0.6	4.4	-	-	-	-	MACHINERY AND APPLIANCES AND MACHINE PARTS n.e.s.
ለላይ የሌለው ጠከራዎች ጠላፊዎች	2.1	28.6	6.0	7.3	2.8	12.1	OTHER ELECTRICAL MACHINERY AND APPARATUS
የገንዘብ ተከርካሪ ጠከራዎች ጠላፊዎች	-	-	-	-	-	-	ROAD MOTOR VEHICLES PARTS AND ACCESSORIES
ሌሎች	1.3	11.4	-	-	-	-	OTHERS
<b>ዶጋር</b>	<b>4.7</b>	<b>47.3</b>	<b>6.0</b>	<b>7.3</b>	<b>2.8</b>	<b>12.1</b>	<b>TOTAL</b>
<b>ክፍል 8. ሌላ ሌላ የተፈገገረረት የተሠሩ ዕገታዎች</b>							
<b>SECTION 8. MISCELLANEOUS MANUFACTURED ARTICLES</b>							
የጸላጣኝ የውሃ ጠጠር ጠተና የጠርቃጨርቅ ዕገታዎች	-	-	38.8	1.2	-	-	SANITARY, PLUMBING, HEATING AND LIGHTING FIXTURES AND FITTINGS
የጠተ ዕገታዎች	143.5	368.9	142.7	334.7	69.5	213.0	FURNITURE
የዛጎ ዕገታዎች ለአጭ ሻገጣ ለገዛህን ጠጠር	0.5	0.3	-	0.2	0.1	4.2	TRAVEL GOODS, HANDBAGS AND SIMILAR ARTICLES
ከገገት ከጠር ከጠፍኖ ከጠር ልባል ጠር የተሠሩ ልባቦች /ለገደ ስራ ገንዘብ የተሠሩ ልባቦች/	12.6	152.0	35.4	553.2	1.8	50.6	CLOTHING OF COTTON, SILK, WOOL, AND ARTIFICIAL SILK (INCLUDING KNITTED OR CROCHETED CLOTHING)
ጠጠር ዕገታዎች ከታከሩ ከሰለ ለላ	12.1	96.2	4.3	54.3	0.1	1.8	FOOTWEAR (EXCLUDING HEELS AND SOLES)
የገንዘብ የገለጫ ጠላፊዎች	0.1	0.6	0.8	3.5	-	-	SCIENTIFIC AND PROFESSIONAL INSTRUMENTS
አተዋቸኛ አጠፍቶ	0.1	1.2	0.1	0.6	1.1	7.7	PRINTED MATTER
በጠጠር ስራ ለርተላባል ገንዘብ የተሠሩ ዕገታዎች	5.5	43.0	0.3	2.3	2.4	10.2	ARTICLES OF ARTIFICIAL PLASTIC MATERIALS, n.e.s.
የልጅ ገፊ ዕገታዎች ለሻገጣ ጠተ ዕገታዎች	-	-	0.1	0.5	0.1	0.9	PERAMBULATORS, TOYS, GAME AND SPORTING GOODS
የገንዘብ ጠላፊዎች ገንታዎች የተሠሩ ለጠጠር ጠጠር	161.8	527.5	144.5	565.8	69.4	516.6	WORKS OF ART, COLLECTORS PIECES AND ANTIQUES (INCLUDING STAMPS OF PHILATELIC INTEREST)
ገጠቶ የጠርቃጨርቅ የጠር ጠላፊዎች	0.7	21.1	0.2	3.3	-	-	JEWELLERY AND GOLDSMITHS' AND SILVERSMITHS' WARES
በተፈገገረረት የተሠሩ ዕገታዎች ለላይ ለጋራ ያገለገሉት	1.1	3.0	74.8	20.5	0.2	2.3	MANUFACTURED ARTICLES, n.e.s.
<b>ዶጋር</b>	<b>338.0</b>	<b>1,213.8</b>	<b>442.0</b>	<b>1,540.1</b>	<b>144.7</b>	<b>807.3</b>	<b>TOTAL</b>
<b>ክፍል 9. በየዓይነት የተለየ የተለየ ያለው ጠተ ዕገታዎች</b>							
<b>SECTION 9. COMMODITIES NOT CLASSIFIED ACCORDING TO KIND</b>							
በዓይነት የተለየ የተለየ ያለው ጠተ ዕገታዎች	-	-	-	-	-	-	POSTAL PACKAGES NOT CLASSIFIED ACCORDING TO KIND
ዓይነት የተለየ ያለው ለልዩ ለልዩ የገንዘብ ጠተ ዕገታዎች	1.0	2.0	0.9	1.7	2.6	4.9	SPECIAL TRANSACTIONS NOT CLASSIFIED ACCORDING TO KIND
አገጣጠም ለላይ ለጋራ ያለው ጠተ ዕገታዎች	672.8	1,354.1	1,945.3	3,685.8	482.0	1,045.8	ANIMALS, n.e.s.
የጠርቃጨርቅ ተገንዘብ	-	-	-	-	-	-	GOLD COINS
ሌሎች ተገንዘብ	-	-	-	0.1	-	-	OTHER COINS
የጠር ጠላፊዎችና ገጠቶ	0.5	0.4	-	5.5	-	-	ARMS AND AMMUNITIONS
<b>ዶጋር</b>	<b>674.3</b>	<b>1,356.5</b>	<b>1,946.2</b>	<b>3,693.1</b>	<b>484.6</b>	<b>1,050.7</b>	<b>TOTAL</b>
<b>ዕገታ ዕገታዎች ዶጋር</b>	<b>570,974.0</b>	<b>547,311.0</b>	<b>459,479.6</b>	<b>448,706.1</b>	<b>481,813.2</b>	<b>572,736.1</b>	<b>TOTAL EXPORT</b>
	(QTY TONS)	VALUE (IN '000 BIRR)	(QTY TONS)	VALUE (IN '000 BIRR)	(QTY TONS)	VALUE (IN '000 BIRR)	COMMODITY
	1974		1975		1976		

ገበያ ለገደገና የውጭ ዕቃዎች የገበያ ስራ ስጦታዎች የተደረገ  
 VALUE OF RE-EXPORTS BY COMMODITY GROUP

ሠንጠረዥ ቁ.5

TABLE 1.5

በብር IN BIRR

የዕቃው ስም	1966/67	1967/68	1968/69	
<b>ክፍል 0. ጭገናና የጭ ስጦታዎች</b>				
<b>SECTION 0. FOOD AND LIVE ANIMALS</b>				
የጭ ስጦታዎች	-	-	-	LIVE ANIMALS
ረዝ	-	-	-	RICE
የስገላ ተቶ	-	-	-	WHEAT FLOUR
ፍረ በጥረ የተያዘና ከፍረ የተዘጋጁ	-	10,900	-	FRUIT PRESERVED AND PREPARATIONS
ቀመጫ ቅመጫ	-	-	-	SPICES
ቡና	-	-	-	COFFEE
<b>ጭር</b>	<b>-</b>	<b>10,900</b>	<b>-</b>	<b>TOTAL</b>
<b>ክፍል 1. መጠጦችና ተጠባሪ</b>				
<b>SECTION 1. BEVERAGES AND TOBACCO</b>				
አሳታ የሌላ ጥቅም መጠጦች	-	-	-	NON-ALCOHOLIC BEVERAGES
አሳታ ያላ ጥቅም መጠጦች	49,730	15,699	4,348	ALCOHOLIC BEVERAGES
የተዘጋጀ ተጠባሪ	5,784	3,685	5,894	TOBACCO MANUFACTURE
<b>ጭር</b>	<b>55,524</b>	<b>19,384</b>	<b>10,242</b>	<b>TOTAL</b>
<b>ክፍል 2. ለመብል የሚገኙት ያልተሰሩ ተጠባሪ</b>				
<b>SECTION 2. CRUDE MATERIALS, INEDIBLE, EXCEPT FUELS</b>				
ዕቃዎች ከሌላው በታሪ	-	-	-	HIDES & SKINS UNDRESSED
ብረት የሌላ ጥቅም ቁጥጥሮች	-	-	-	NON-FERROUS METAL SCRAP
ብረትና ጭረት ቁጥጥሮች	-	-	-	IRON & STEEL SCRAP
ሌሎች	-	-	-	OTHER CRUDE MINERALS
ያልተዘጋጁ የአገላለጽ ጭቆች	-	1,000	-	CRUDE ANIMAL MATERIAL
ያልተዘጋጁ የአትክልት ጭቆች	-	-	-	CRUDE VEGETABLE MATERIAL
ሌሎች	565	-	578	OTHERS
<b>ጭር</b>	<b>565</b>	<b>1,000</b>	<b>578</b>	<b>TOTAL</b>
<b>ክፍል 3. ከሚገኙት የውጭ ነጻዎች ግለሰብ</b>				
<b>SECTION 3. MINERAL FUELS, LUBRICANTS AND RELATED MATERIALS</b>				
ዘይቶችና ተጠባሪ ነገሮች	-	-	-	COAL
የሚገኙ ክብሩ	-	20,787	-	PETROLEUM CRUDE
የተጠቀሱ ጭቆች	2,340	5,694,044	100	PETROLEUM PRODUCTS
የታሪ ተጠባሪ	-	41,428	-	COMPRESSED GAS
<b>ጭር</b>	<b>2,340</b>	<b>5,756,259</b>	<b>100</b>	<b>TOTAL</b>
<b>ክፍል 5. ከሚገኙት ከከሚገኙት የተሠሩ</b>				
<b>SECTION 5. CHEMICAL ELEMENTS AND COMPOUNDS</b>				
አርጋኒት ከሚገኙት	-	8,011	2,432	ORGANIC CHEMICALS
አገላለጽ ከሚገኙት ሌሎች ስራዎች	1,801	15,030	-	INORGANIC CHEMICALS, ELEMENTS, OXIDES AND HALOGEN SALTS
ሌላ አገላለጽ ከሚገኙት	-	-	-	OTHER INORGANIC CHEMICALS
የጭ ተቶ ተጠባሪ ስራዎች	1,682	1,100	500	PIGMENTS, PAINTS, VARNISHES AND RELATED MATERIALS
መዳኒካትና የፍርድ ዕቃዎች	2,437	638	-	MEDICINAL AND PHARMACEUTICAL PRODUCTS
አቅጣጫ የሚገኙት ተጠባሪ ቅመጫ	-	-	-	ESSENTIAL OILS, AND ESSENCES
ሽግግር የሚገኙት ሽግግር	-	-	-	PERFUMERY AND COSMETICS
የገጽታ ስራዎች ገለጻ	-	200	85	SOAPS, CLEANSING AND POLISHING PREPARATIONS
ከሚገኙት የሁሉ ዕቃዎች ከሌሎች የተገኘ /በሌላ ስጦታ ያልተሰጠ/	1,780	-	189,013	CHEMICAL MATERIALS AND PRODUCTS n.e.s.
<b>ጭር</b>	<b>7,700</b>	<b>24,979</b>	<b>192,030</b>	<b>TOTAL</b>
	1974	1975	1976	COMMODITY

ገባቱ ለገደገና የውጭ ዕቃዎች የገበያ ስራ ስራ ዕቃዎች ለውጭ  
 VALUE OR RE-EXPORTS BY COMMODITY GROUP

ሠገጠኛ ቁ.5 / የጥቅም/

TABLE I.5 (Contd.)

በብር IN BIRR

የዕቃው ግዴታ	1966/67	1967/68	1968/69	
<b>ክፍል 6. በዓይነት የተደረገው የተደረገው የተደረገው የተደረገው</b>				<b>SECTION 6. MANUFACTURED GOODS,</b>
<b>ዕቃዎች</b>				<b>CLASSIFIED CHIEFLY BY MATERIAL</b>
በሰብስብ የተዘጋጁ ዕቃዎች	-	-	-	MATERIALS OF RUBBER
የሰብስብ ዕቃዎች / በሌላ ቦታ ያልተሰጠው/	1,648	81,972	102,285	ARTICLES OF RUBBER, n.e.s.
በሰብስብ የተደረገው የተደረገው የተደረገው የተደረገው	-	-	70	VENEER PLYWOOD BOARD
ከሌላው የተደረገው ዕቃዎች	5,520	127,132	-	WOOD MANUFACTURES
ወረቀትና የወረቀት ሰሌዳ	-	2,000	750	PAPER AND PAPERBOARD
ከወረቀት ጥሬ ጥቃት ከወረቀት ሰሌዳ የተደረገው ዕቃዎች	-	300	-	ARTICLES MADE OF PAPER OR OF PAPERBOARD
የተፈጠሩ የጥጥ ሽግግር	-	-	-	COTTON FABRICS, WOVEN
ከጥጥ ለላ የተፈጠሩ ሠርዓት ሠርዓት	-	-	-	TEXTILE FABRICS, WOVEN (NOT INCLUDING COTTON FABRICS)
በውስጥ ወይም በከፊል ከሠርዓት ሠርዓት የተደረገው ዕቃዎች	25	14,717	336	MADE-UP ARTICLES, WHOLLY OR CHIEFLY OF TEXTILE MANUFACTURE, n.e.s.
የሽንፈት ሠራዊት ዕቃዎችና ሌሎች ስራዎች	-	312	1,520	CLAY CONSTRUCTION MATERIALS AND REFRACTORY CONSTRUCTION MATERIALS
ጠቅላይ	-	-	64	GLASS
ከጠቅላይ የተደረገው ዕቃዎች	-	1,056	63,052	GLASSWARE
የሽንፈት ሠራዊት	7,467	4,536	-	POTTERY
የባህር ስራዎች የሠራዊት ስራዎች ስራዎች	10,162	280	-	RAILS AND RAILWAY TRACK CONSTRUCTION MATERIAL OF IRON OR STEEL
ወሰን ከፍተኛ ስራዎች ስራዎችና ተገባዮቹ ስራዎች	1,355	50	-	TUBES, PIPES AND FITTINGS OF IRON OR STEEL
ህሰት ስራዎች	-	-	-	COPPER AND BRASS
በረት ስራዎችና ሌሎች ስራዎች ስራዎች	-	-	-	SILVER PLATINUM AND OTHER METALS OF THE PLATINUM GROUP
በሌላ ቦታ ያልተሰጠው የተደረገው ዕቃዎች	-	-	-	MISCELLANEOUS NON-FERROUS METALS
አላሚኒየም	-	-	-	ALUMINIUM
የቤት ስራዎች ስራዎች ስራዎች ስራዎች ስራዎች	-	-	-	HOUSE FRAMES, DOORS, WINDOWS AND FITTINGS, AND OTHER BUILDING REQUISITES
አጣጣሪ ስራዎች ስራዎች ስራዎች ስራዎች ስራዎች	82,496	250,511	51,060	METAL CONTAINERS FOR STORAGE AND TRANSPORT
ከሽብ የተገኘ / ከሌላው ሌላ / ሌላ ስራዎች	3,046	16,893	520	WIRE PRODUCTS (EXCLUDING ELECTRIC) AND FENCING GRILLS
ለአይ ስራ ወይም ሌሎች ስራዎች ስራዎች ስራዎች	13,209	94,459	-	TOOLS FOR USE IN THE HAND OR IN MACHINES
ለውጭ ስራዎች ስራዎች ስራዎች ስራዎች ስራዎች	-	-	-	CUTLERY
ከባህር የተደረገው የተደረገው ዕቃዎች	4,141	58,049	25,943	HOUSEHOLD EQUIPMENT OF BASE METALS
ከባህር የተደረገው ዕቃዎች / በሌላ ስራ ያልተሰጠው/	295,368	1,795,660	2,570	MANUFACTURES OF METAL, n.e.s.
<b>ጠቅላይ</b>	<b>424,437</b>	<b>2,447,927</b>	<b>248,170</b>	<b>TOTAL</b>
<b>ክፍል 7. ስራዎችና የተገባው ስራዎች</b>				<b>SECTION 7. MACHINERY AND TRANSPORT</b>
<b>ዕቃዎች</b>				<b>EQUIPMENT</b>
የጋራ ስራዎች ስራዎች	2,000	13,278	450	POWER GENERATING MACHINERY
የአርሻ ስራ ስራዎች ስራዎች	4,558	236,109	447,145	AGRICULTURAL MACHINERY AND IMPLEMENTS
የአርሻ ተራክቲቶች ስራዎች	-	-	-	SPAREPARTS OF AGRICULTURAL TRACTORS
የቢሮ የአሰሪት ስራዎች	13,427	91,385	3,190	OFFICE MACHINES
የባህር ስራዎች ስራዎች ስራዎች	1,500	-	-	METALWORKING MACHINERY
	1974	1975	1976	COMMODITY

ሠንጠረዥ ፩.5 / የጠቃሚ

TABLE I.5 (Contd.)

ባር IN BIRR

የዕቃው ስም	1966/67	1967/68	1968/69	
<b>ክፍል 7. ጠቃሚ ዕቃዎች የተገባሪ ስጦታ</b>				<b>SECTION 7. MACHINERY AND TRANSPORT EQUIPMENT</b>
የጠቃሚ ዕቃዎች				
የጠቃሚ ዕቃዎች የግንባታ ስጦታ	24,907	4,235	2,032	TEXTILE LEATHER MACHINERY
ለሌላ ስጦታ ስጦታ ስጦታ ስጦታ	252,817	2,396,699	10,169	MACHINERY FOR SPECIAL INDUSTRY
ጠቃሚ ዕቃዎች የግንባታ ስጦታ ስጦታ ስጦታ	198,963	997,563	10,663	MACHINERY AND APPLIANCES (OTHER THAN ELECTRIC AND MACHINERY PARTS n.e.s.)
የሌላ ስጦታ ስጦታ ስጦታ ስጦታ	7,740	67,317	-	ELECTRICAL POWER MACHINERY
የተጠቃሚ ዕቃዎች ስጦታ ስጦታ ስጦታ	110,713	348,420	109,256	TELECOMMUNICATION APPARATUS
የግንባታ ስጦታ ስጦታ ስጦታ ስጦታ	3,030	37,832	8,803	DOMESTIC ELECTRICAL EQUIPMENT AND APPLIANCES
በሌላ ስጦታ ስጦታ ስጦታ ስጦታ	-	-	-	ELECTRO-MEDICAL AND X-RAY APPARATUS
ለሌላ ስጦታ ስጦታ ስጦታ ስጦታ	10,667	912,250	23,280	OTHER ELECTRICAL MACHINERY AND APPARATUS
የጠቃሚ ተጠቃሚ ዕቃዎች	1,800	157,012	55,119	RAILWAY VEHICLES
የጠቃሚ ተጠቃሚ ዕቃዎች	1,955,363	7,373,809	141,917	ROAD MOTOR VEHICLES
የጠቃሚ ተጠቃሚ ዕቃዎች ስጦታ ስጦታ ስጦታ	2,745	160,670	12,880	ROAD VEHICLES OTHER THAN MOTOR VEHICLES
አየርፕላን	5,498,090	7,281,872	6,128,075	AIRCRAFT
ጠቃሚ ዕቃዎች ስጦታ ስጦታ ስጦታ	1,000	-	39,624	SHIPS AND BOATS
<b>ጠቃሚ</b>	<b>8,089,320</b>	<b>20,078,401</b>	<b>6,992,603</b>	<b>TOTAL</b>
<b>ክፍል 8. ሌሎች ስጦታ ስጦታ ስጦታ</b>				<b>SECTION 8. MISCELLANEOUS MANUFACTURED ARTICLES</b>
ለሌላ ስጦታ ስጦታ ስጦታ ስጦታ	-	-	-	SANITARY, PLUMBING, HEATING AND LIGHTING, FIXTURES AND FITTINGS
የግንባታ ስጦታ ስጦታ ስጦታ ስጦታ	140	3,115	11,573	FURNITURE
የሌላ ስጦታ ስጦታ ስጦታ ስጦታ	-	200	4,612	TRAVEL GOODS, HANDBAGS AND SIMILAR ARTICLES
የግንባታ ስጦታ ስጦታ ስጦታ ስጦታ	2,749	2,783	23,639	CLOTHING OF COTTON, SILK, WOOL AND ARTIFICIAL SILK (INCLUDING KNITTED OR CROCHETED CLOTHING)
ጠቃሚ ዕቃዎች ስጦታ ስጦታ ስጦታ ስጦታ	-	-	-	FOOTWEAR (EXCLUDING HEELS AND SOLES)
የግንባታ ስጦታ ስጦታ ስጦታ ስጦታ	136,710	75,900	10,197	SCIENTIFIC AND PROFESSIONAL INSTRUMENTS
የግንባታ ስጦታ ስጦታ ስጦታ ስጦታ	-	72,954	87,649	PHOTOGRAPHIC AND CINEMATOGRAPHIC SUPPLIES
የሌላ ስጦታ ስጦታ ስጦታ ስጦታ	123	-	-	WATCHES AND CLOCKS
የግንባታ ስጦታ ስጦታ ስጦታ ስጦታ	11,856	10,432	10,541	MUSICAL INSTRUMENTS, SOUND RECORDERS AND REPRODUCERS AND PARTS AND ACCESSORIES THEREOF
አጠቃላይ ስጦታ ስጦታ ስጦታ ስጦታ	142,102	1,120,454	105,345	PRINTED MATTER
ለሌላ ስጦታ ስጦታ ስጦታ ስጦታ	1,448	-	-	ARTICLES OF ARTIFICIAL PLASTIC MATERIAL n.e.s.
ለሌላ ስጦታ ስጦታ ስጦታ ስጦታ	-	-	80	PERAMBULATORS, TOYS, GAMES AND SPORTING GOODS
	1974	1975	1976	COMMODITY

ገባተው እንደገና የወጡ ዕቃዎች የገበያ ስራ ስራ ዕቃዎች ለውጥ  
 VALUE OF RE-EXPORTS BY COMMODITY GROUP

ሠንጠረዥ ቁ. 5 / የጥምረት / TABLE 1.5 (Contd.) በብር IN BIRR

የዕቃው ዓይነት	1966/67			1967/68			1968/69		
	የዕቃው ዓይነት	1966/67	1967/68	1968/69	የዕቃው ዓይነት	1966/67	1967/68	1968/69	
<b>ክፍል 8. ለዓለም በግብር የተሠሩ ዕቃዎች</b>									
<b>SECTION 8. MISCELLANEOUS MANUFACTURED ARTICLES</b>									
የጽሕፈት ቤትና የጽሕፈት ወንጀል ዕቃዎች	5,984	996	118,205	OFFICE AND STATIONERY SUPPLIES n.e.s.					
የገንዘብ ሥራዎች ጥንቃቄዎች ዕቃዎችና የጥብር ሰበብዎች ይጨምራል	-	-	4,500	WORKS OF ART, COLLECTORS' PIECES AND ANTIQUES (INCLUDING STAMPS OF PHILATELIC INTEREST)					
ገባገጠኞች የወርቅ የብር ሥራዎች	-	-	-	JEWELLERY AND GOLDSMITHS' AND SILVERSMITHS WARES					
በግብር የተሠሩ ዕቃዎች በዚህ ወገን በሌላ ሥራ ያልተሰሩት	-	-	500	MANUFACTURED ARTICLES, n.e.s.					
<b>ጠቅላይ</b>	<b>301,112</b>	<b>1,286,834</b>	<b>376,841</b>	<b>TOTAL</b>					
<b>ክፍል 9. በዓይነት ተለይተው ያልተሰሩት ዕቃዎች</b>									
<b>SECTION 9. COMMODITIES NOT CLASSIFIED ACCORDING TO KIND</b>									
የግብር ያልተለየ ሌላ የገንዘብ ስጦታዎች	4,000	2,362	12,685	SPECIAL TRANSACTIONS					
የግብር ያልተለየ አገልግሎት	326	-	-	ANIMALS n.e.s.					
የግብር ወሳይ ዕቃዎች ጥይቶች	31,262	13,768	5,661	FIREARMS AND AMMUNITION					
የገንዘብ ገንዘብ/ክፍል ያልሆኑ/ በሌላ ያልተሰሩት	-	-	400	COIN (OTHER THAN GOLD COIN) NOT BEING LEGAL TENDER					
<b>ጠቅላይ</b>	<b>35,588</b>	<b>16,130</b>	<b>18,746</b>	<b>TOTAL</b>					
<b>ገባተው የወጡ ዕቃዎች ጠቅላይ</b>	<b>8,916,586</b>	<b>29,641,814</b>	<b>7,839,310</b>	<b>TOTAL RE-EXPORT</b>					
	1974	1975	1976	COMMODITY					

የገቢ-ገንዘብ ዕቃዎች በአገልግሎት ዓይነት  
 END-USE CLASSIFICATION OF IMPORTS

ሠንጠረዥ ቁ. 6 / TABLE 1.6 በሚሊዮን ብር IN MILLION BIRR

የዕቃው ዓይነት	1966/67		1967/68		1968/69		የዕቃው ዓይነት
	የዕቃው ዓይነት	ክፍት	የዕቃው ዓይነት	ክፍት	የዕቃው ዓይነት	ክፍት	
	የዕቃው ዓይነት	የዕቃው ዓይነት	የዕቃው ዓይነት	የዕቃው ዓይነት	የዕቃው ዓይነት	የዕቃው ዓይነት	
ያልተሰሩት ዕቃዎች	26.8	4.6	31.9	5.2	24.2	3.3	RAW MATERIAL
በከፊል የተዘጋጁ ዕቃዎች	132.3	22.6	141.8	23.1	132.5	18.0	SEMI-FINISHED GOODS
የግብር	97.5	16.6	107.0	17.5	111.1	15.1	FUEL
ወንጀል ዕቃዎች የተሰጡት ለውጥ ዕቃዎች	151.0	25.7	153.8	25.1	217.7	29.5	MACHINERY & TRANSPORT EQUIPMENT
አገልግሎት ያልሆኑ ዕቃዎች	75.7	12.9	71.0	11.6	91.6	12.4	DURABLE CONSUMER GOODS
<b>ለአገልግሎት ዕቃዎች</b>	<b>98.3</b>	<b>16.8</b>	<b>103.9</b>	<b>16.9</b>	<b>150.6</b>	<b>20.5</b>	<b>NON-DURABLE CONSUMER GOODS</b>
ግብር	26.9	4.6	26.9	4.4	43.2	5.9	FOOD
ለሌላ ዕቃዎች በግብር ሌላ	71.4	12.2	77.0	12.5	107.4	14.6	GOODS OTHER THAN FOOD
ለዓለም	4.4	0.8	3.7	0.6	8.9	1.2	MISCELLANEOUS ITEMS
<b>ጠቅላይ</b>	<b>586.0</b>	<b>100.0</b>	<b>613.1</b>	<b>100.0</b>	<b>736.6</b>	<b>100.0</b>	<b>TOTAL</b>
	VALUE	%	VALUE	%	VALUE	%	
	1974		1975		1976		

የገቢ ገደብ ወጪ የገቢ ዋጋ በመጣት አገር  
 VALUE OF IMPORTS BY COUNTRY OF ORIGIN

ሠገጠኛ ቁ.7

TABLE I.7

በሺህ ብር '000 BIRR

የመጣት አገር	1966/67	1967/68	1968/69	
<u>አፍሪካ</u>	17,800	14,193	10,505	<u>AFRICA</u>
ከገያ	10,337	8,810	8,286	KENYA
ሱዳን	2,898	155	215	SUDAN
ታንዛንያ	670	129	16	TANZANIA
ሌሎች	3,895	5,099	1,988	OTHERS
<u>አሜሪካ</u>	31,841	49,884	138,173	<u>AMERICA</u>
ዩ.ኤስ.ኤስ	29,169	47,343	122,355	UNITED STATES
ሌሎች	2,672	2,541	15,818	OTHERS
<u>አሲያ</u>	212,956	236,583	279,321	<u>ASIA</u>
ጃፓን	73,495	75,874	91,343	JAPAN
ኢራን	49,672	6,228	6,216	IRAN
ኢንዲያ	6,352	7,376	11,329	INDIA
የሕዝባዊ ቻይና	11,717	10,355	11,181	PEOPLE'S REPUBLIC OF CHINA
ሳውዲ አረቢያ	29,618	91,546	94,799	SAUDI ARABIA
ሀንገ ኮንግ	5,162	8,197	12,183	HONG KONG
አስራኤል	9,741	10,118	12,739	ISRAEL
ሰይሎን	922	1,563	756	CEYLON
ፓኪስታን	565	1,557	1,510	PAKISTAN
ሌሎች	25,712	23,769	37,265	OTHERS
<u>አውሮፓ</u>	314,659	306,102	293,591	<u>EUROPE</u>
ኢጣሊያ	88,000	69,050	64,473	ITALY
ጆርጅያ	68,862	63,132	64,856	GERMANY, FED.R.
አግሪካ	44,307	48,821	47,095	UNITED KINGDOM
ፈረንሳይ	23,099	27,656	16,023	FRANCE
ሀላንድ	12,527	20,342	22,059	NETHERLANDS
ቸካክስቫኪያ	6,594	6,640	5,140	CZECHOSLOVAKIA
የቸካክስቫኪያ	1,314	1,196	1,013	YUGOSLAVIA
ቤጅጅም	9,850	6,859	10,294	BELGIUM
ስዊድን	11,128	14,235	14,353	SWEDEN
ስዊስላንድ	14,714	15,128	13,368	SWITZERLAND
አውስትሪያ	4,584	3,385	3,193	AUSTRIA
የተገባረው የገቢ የተ ገቢ	9,640	9,384	9,918	U.S.S.R.
ደንማርክ	6,706	6,615	6,279	DENMARK
ሀንጋሪ	3,213	4,274	3,311	HUNGARY
ኖርዌይ	1,207	1,529	1,129	NORWAY
ፖላንድ	1,997	1,827	1,367	POLAND
ሌሎች	6,917	6,029	9,720	OTHERS
<u>አሽያ</u>	1,443	1,804	7,665	<u>OCEANIA</u>
አገረ ያልተለየ	7,327	4,529	7,419	NOT REPORTED
የገቢ ወጪ ድምር	586,026	613,095	736,674	TOTAL IMPORTS
	1974	1975	1976	COUNTRY OF ORIGIN

የውጭ ገቢ ተጨባጭ የገንዘብ ዕቃ ዋጋና የተሰጠው ለገር  
 VALUE OF EXPORTS AND RE-EXPORTS BY COUNTRY OF DESTINATION

ሠንጠረዥ ተ.8

TABLE I.8

በሺህ ብር '000 BIRR

ዕቃው የሚደርሰበት ለገር	1966/67	1967/68	1968/69	
<u>አፍሪካ</u>	64,614	110,185	78,558	<u>AFRICA</u>
አፋርና ለባ	38,526	55,143	49,380	AFFARS AND ISSAS
ሱዳን	5,618	928	1,597	SUDAN
ገብጽ	11,976	41,883	22,607	EGYPT
ሌሎች	6,494	12,231	4,974	OTHERS
<u>አሜሪካ</u>	111,769	94,601	191,718	<u>AMERICA</u>
የደቡብ አህጉር	108,427	93,193	189,454	UNITED STATES
ሌሎች	3,342	1,408	2,264	OTHERS
<u>አሰያ</u>	152,861	142,195	120,898	<u>ASIA</u>
ደቡብ ሕንድ	5,778	5,446	12,144	SOUTHERN YEMEN
ባህሪ አረብያ	49,643	63,635	43,170	SAUDI ARABIA
ጃፓን	50,628	40,368	40,204	JAPAN
ባይሎን	2,527	387	593	CEYLON
አሥራኤል	7,979	12,703	7,090	ISRAEL
ሊባኖስ	3,208	4,649	751	LEBANON
ሌሎች	33,098	15,007	16,946	OTHERS
<u>አውሮፓ</u>	224,743	129,096	188,705	<u>EUROPE</u>
አጣሊያ	37,002	20,824	39,988	ITALY
አገራት	17,020	13,638	17,847	UNITED KINGDOM
የዝብርብ	14,107	2,705	9,266	YUGOSLAVIA
የዕራም ደርጃ	63,622	37,424	35,108	GERMANY, FED.R.
ነዘርላንድ	24,131	11,363	25,257	NETHERLANDS
ፈረንሳይ	17,583	11,734	20,553	FRANCE
ገሪክ	7,502	5,574	2,021	GREECE
ኖርዌይ	1,379	409	722	NORWAY
የተባበሩት የገቢ የተሰጠው	4,826	2,235	1,661	U.S.S.R
ስዊድን	658	1,206	4,821	SWEDEN
ስዊስላንድ	3,935	1,730	2,601	SWITZERLAND
ቤልጅግ	7,899	8,777	6,396	BELGIUM
ሌሎች	24,179	11,477	22,464	OTHERS
<u>አሸንፊ</u>	1,996	292	60	<u>OCEANIA</u>
<u>አገረ ያልተሰጠ</u>	245	1,979	636	<u>NOT REPORTED</u>
የውጭ ገቢ ተጨባጭ ለገር የውጭ ዕቃዎች ደምር	556,228	478,348	580,575	TOTAL EXPORTS AND RE-EXPORTS
	1974	1975	1976	COUNTRY OF DESTINATION

አገላገሉ የገቢ ዕቃዎች የጋና ጭጣጥ አገር  
 VALUE OF MAJOR COMMODITIES OF IMPORTS BY COUNTRY OF ORIGIN

ሠገጠረዥ ቁ.9 TABLE I.9

በሺህ ቢር '000 BIRR

ጭጣጥ አገር	1966/67	1967/68	1968/69	
<u>ተሽቦርካሬ ጫና ዎችና ጫና ዎቹ</u>				<u>ROAD MOTOR VEHICLES AND PARTS</u>
ኢጣሊያ	59,240	73,078	85,181	ITALY
ዎሪጎን ደርጃ	24,762	27,028	21,230	W. GERMANY
አገገላዝ	11,172	7,931	12,909	UNITED KINGDOM
ፈረንሳይ	4,798	7,349	8,003	FRANCE
ዩናይትድ ስቴትስ	3,029	3,954	2,383	UNITED STATES
የተሸባረሱ ሰብ የተ ሀብረተ	5,410	10,471	19,414	U.S.S.R.
ጃፓን	1,598	1,335	763	JAPAN
ሌሎች	5,163	7,364	13,282	OTHERS
	3,308	7,647	7,197	
<u>የተሰጠ ጭና ውጤቶች</u>				<u>PETROLEUM AND PRODUCTS</u>
ኢራን	97,554	106,955	110,952	IRAN
ዩናይትድ ስቴትስ	47,939	6,094	5,754	UNITED STATES
ባህራ አረቢያ	1,437	1,079	2,103	SAUDI ARABIA
ኢጣሊያ	29,223	91,358	93,934	ITALY
ደቡብ ግሪክ	673	1,045	2,065	SOUTHERN YEMEN
አገገላዝ	2,417	-	319	UNITED KINGDOM
ሌሎች	613	596	1,389	OTHERS
	15,252	6,783	5,388	
<u>ለልዩ ልዩ አገልግሎት የሚያገለግሉ</u>				<u>MACHINES FOR SPECIAL INDUSTRIES</u>
ፈረንሳይ	16,183	16,733	26,295	FRANCE
ኢጣሊያ	96	985	163	ITALY
ዎሪጎን ደርጃ	2,539	2,555	695	W. GERMANY
ዩናይትድ ስቴትስ	1,990	2,093	3,427	UNITED STATES
አገገላዝ	1,963	965	13,697	UNITED KINGDOM
ኒዘርላንድስ	1,110	3,487	1,736	NETHERLANDS
ደንማርክ	1,341	2,151	3,275	DENMARK
ስዊድን	1,919	1,352	971	SWEDEN
ጃፓን	317	923	158	JAPAN
የሃንግሪያ	3,696	66	108	YUGOSLAVIA
ህንድ	9	9	22	INDIA
ሌሎች	3	26	19	OTHERS
	1,200	2,121	2,024	
<u>የሰብስቡ ዕቃዎች</u>				<u>RUBBER ARTICLES N.E.S.</u>
ጃፓን	11,216	8,014	8,250	JAPAN
አገገላዝ	6,193	4,423	4,338	UNITED KINGDOM
ኢጣሊያ	302	412	361	ITALY
ዎሪጎን ደርጃ	701	415	470	W. GERMANY
አሞራካስ	350	133	246	ISRAEL
ዩናይትድ ስቴትስ	132	85	268	UNITED STATES
ፈረንሳይ	134	181	275	FRANCE
ሕዝባዊ ጋሪያ	650	340	561	PEOPLE'S REPUBLIC OF CHINA
ሌሎች	73	116	236	OTHERS
	2,681	1,909	1,495	
	1974	1975	1976	COUNTRY OF ORIGIN

አገላገይ የገቢ ዕቃዎች ዋጋና ጭነት አገር  
 VALUE OF MAJOR COMMODITIES OF IMPORTS BY COUNTRY OF ORIGIN

ሠገጠኛ ቶ.9 / የተጠለ/

TABLE I.9 (Contd.)

ባሺህ ብር '000 BIRR

ጭነት አገር	1966/67	1967/68	1968/69	
<u>ልብስ</u>	9,624	12,975	17,999	<u>CLOTHING</u>
ጸዳቂ ታይና	402	602	483	PEOPLE'S REPUBLIC OF CHINA
ጃፓን	976	1,150	1,664	JAPAN
ሆንግ ኮንግ	1,583	3,164	5,938	HONG KONG
ዎሪስ ደርጃ	315	373	276	WEST GERMANY
ህንድ	1,071	1,488	3,583	INDIA
ሊባያ	936	528	964	ITALY
ፖላንድ	64	405	371	POLAND
ቸክዮስላቫኪያ	168	310	27	CZECHOSLAVAKIA
አገላገል	235	394	452	UNITED KINGDOM
እስራኤል	107	162	431	ISRAEL
ሁንጋሪ	821	728	342	HUNGARY
ዩ.ኤስ.ኤስ	140	346	255	UNITED STATES
ደቡብ ኮሪያ	808	1,114	697	KOREA SOUTH
ሌሎች	1,998	2,211	2,516	OTHERS
	1974	1975	1976	COUNTRY OF ORIGIN

አገላገይ የውጭ ገዢ ዕቃ ዋጋና የተላከበት አገር  
 VALUE OF MAJOR COMMODITIES OF EXPORTS BY COUNTRY OF DESTINATION

ሠገጠኛ ቶ.10

TABLE I.10

ባሺህ ብር '000 BIRR

ዕቃው የሚደርሰበት አገር	1966/67	1967/68	1968/69	
<u>ቡና</u>	151,864	152,661	324,636	<u>COFFEE</u>
ዩ.ኤስ.ኤስ	80,162	79,795	184,253	UNITED STATES
ዎሪስ ደርጃ	11,052	11,764	16,833	WEST GERMANY
ሊባያ	2,608	4,124	18,968	ITALY
ሰውላ አረብያ	15,648	16,804	14,464	SAUDI ARABIA
ጃፓን	5,239	11,862	25,691	JAPAN
ፈረንሳይ	2,521	4,676	12,691	FRANCE
ኖርዌይ	1,300	343	708	NORWAY
ስዊድን	384	578	3,219	SWEDEN
የተላከው የብሽት ሀብት	-	-	1,635	U.S.S.R.
ጸዳቂ ታይና	4,426	2,965	5,984	PEOPLE'S REPUBLIC OF CHINA
ሌሎች	28,524	19,750	40,190	OTHERS
<u>ዋላና ለቆ ያልተለፈ</u>	47,084	34,270	55,410	<u>HIDES &amp; SKINS UNDRESSED</u>
አገላገል	6,209	5,522	7,136	UNITED KINGDOM
ሊባያ	10,279	10,007	17,477	ITALY
	1974	1975	1976	COUNTRY OF DESTINATION

አንዳንድ የውጭ ገንዘብ ዕቃ የገቢያት የተሰጠበት አገር  
 VALUE OF MAJOR COMMODITIES OF EXPORTS BY COUNTRY OF DESTINATION

ሠንጠረዥ ቁ. 10 / የተጠለ /

TABLE I.10 (Contd.)

ጠቅላይ ገቢ

'000 BIRR

ዕቃው የሚደርሰበት አገር	1966/67	1967/68	1968/69	
<u>የገቢያት ለምሳሌ / የተጠለ /</u>				<u>HIDES &amp; SKINS UNDRESSED (CONTD.)</u>
ዳይግስት ስፍራ	2,438	867	1,677	UNITED STATES
ፈረንሳይ	2,285	1,707	2,741	FRANCE
ዎሪስ ደርዎን	547	1,058	1,957	WEST GERMANY
የተሰጠበት የሰጠ የት ሕብረት	-	-	-	U.S.S.R.
ገሪክ	2,149	1,520	1,483	GREECE
ሊባኖስ	1,740	1,005	123	LEBANON
ሊባኖስ	575	359	987	IRAN
ሌሎች	20,862	12,225	21,829	OTHERS
<u>የቀባት ለምሳሌ</u>	95,861	82,259	31,242	<u>OIL SEEDS</u>
ዳይግስት ስፍራ	5,895	4,653	-	UNITED STATES
ሊባኖስ	16,312	421	46	ITALY
ጃፓን	31,343	22,379	7,823	JAPAN
ገሪክ	4,374	3,106	-	GREECE
ደቡብ ሕንድ	2,889	1,853	4,353	SOUTHERN YEMEN
አገላለጽ	892	1,649	207	UNITED KINGDOM
ሊባኖስ	-	213	-	LEBANON
ባሕር ዳርባ	5,005	8,779	6,306	SAUDI ARABIA
ዎሪስ ደርዎን	962	446	163	WEST GERMANY
አሜሪካ	5,377	11,332	4,235	ISRAEL
የተሰጠበት የሰጠ የት ሕብረት	2,360	2,235	-	U.S.S.R.
ሌሎች	20,452	25,193	8,009	OTHERS
<u>ተጠቃሚ ዕቃዎች የተሰጠበት ለተሰጠበት</u>	107,200	67,999	58,299	<u>VEGETABLES, FRESH, FROZEN</u>
ዎሪስ ደርዎን	23,868	9,765	7,059	WEST GERMANY
የአፍሪካ ሊባኖስ	2,995	3,693	5,334	TERRITORY OF AFFAR AND ISSAS
ሊባኖስ	388	826	-	ITALY
ሲላን	2,410	-	503	CEYLON
ባሕር ዳርባ	6,704	4,611	4,162	SAUDI ARABIA
አገላለጽ	6,615	4,499	4,312	UNITED KINGDOM
ፈረንሳይ	3,913	3,703	2,280	FRANCE
ጃፓን	3,352	1,378	151	JAPAN
ደቡብ ሕንድ	472	355	413	SOUTHERN YEMEN
ሲላን	3,865	324	1,375	SUDAN
አሜሪካ	1,737	502	439	ISRAEL
ሊባኖስ	885	1,584	169	LEBANON
ጃፓን	2,028	1,074	1,544	JORDAN
ሌሎች	47,968	35,685	30,558	OTHERS
	1974	1975	1976	COUNTRY OF DESTINATION

ለገቢ ገንዶ ጠቃሚ የተጠጠ የውጭ አገር ድጋግ ሰጪ ሰዓታት  
 FOREIGN EXCHANGE PERMITS UTILIZED FOR IMPORT BY TYPE OF COMMODITY

ሠገጠረዥ ቁ. 11 TABLE I.11

ቢሊዮን ብር IN MILLION BIRR

የዕቃው ዓይነት	1966/67	1967/68	1968/69	
ምግብ ጠቃሚና ትቃባህ	31.5	27.8	38.1	FOOD BEVERAGES & TOBACCO
ወተትና ውጤቶች	3.4	4.8	6.5	DAIRY PRODUCTS
እህልና የእህል ውጤቶች	5.0	3.8	6.9	CEREAL & CEREAL PRODUCTS
ሽይ	1.4	3.1	2.5	TEA
ሌሎች	21.7	16.1	22.2	OTHERS
ጨርቃጨርቅና የውበት	60.5	62.5	96.5	TEXTILE & RELATED PRODUCTS
ጥረ ጥጥ	1.8	0.4	0.4	RAW COTTON
ጥረ ጥፍ ያወጥሱ ጥረት	8.4	7.0	8.1	RAW WOOL, JUTE & FIBRES
ድርጅት ጥገ	13.7	11.0	15.1	TEXTILE YARN & THREAD
ጨርቃ ጨርቅ	19.6	20.2	45.2	TEXTILE FABRICS
ተሰርቶ የወጣ ጨርቃጨርቅ	15.2	23.2	25.5	FINISHED TEXTILE PRODUCTS
ሌሎች	1.8	0.7	2.2	OTHERS
ጠቃሚ ያቸኑ የተሰጠ ገቢ ተጠቃሚ ያቸኑ	158.1	170.1	218.6	MACHINERY & TRANSPORT EQUIPMENT
የአርባ ጠቃሚ ያቸኑ	12.2	7.7	11.6	AGRICULTURAL MACHINERY
የኢንፎርሜሽን ጠቃሚ ያቸኑ	57.7	65.6	81.3	INDUSTRIAL MACHINERY
የኢሌክትሮኒክ ጠቃሚ ያቸኑ	15.4	12.9	14.5	ELECTRICAL MACHINERY
የቴሌኮሙኒኬሽን ጠቃሚ ያቸኑ	7.7	10.0	10.8	TELECOMMUNICATION APPARATUS
የጉሳና ተሽከርካሪ ጠቃሚ ያቸኑ	53.5	51.0	77.4	ROAD MOTOR VEHICLES
የጠቃሚ ተሽከርካሪ ያቸኑ ጠቃሚ ያቸኑ	7.5	8.2	5.6	RAILWAY VEHICLES AND NON-MOTOR VEHICLES
ሌሎች	4.1	14.7	17.3	OTHERS
ከግብር ውጤቶች	90.1	114.3	102.3	CHEMICAL PRODUCTS
ከግብርና የወረተ ግብር	51.8	78.3	62.5	CHEMICAL PRODUCTS & FERTILIZERS
ጠቃሚ ያቸኑ የፈርሚኒ ዕቃዎች	16.6	17.3	15.2	MEDICAL & PHARMACEUTICAL PRODUCTS
የጉሳና ሃጠና ያቸኑ ጠቃሚ ያቸኑ	9.3	11.3	15.3	SOAPS & TOILET PREPARATIONS
ሌሎች	12.4	7.4	9.3	OTHERS
ሌሎች የገቢ ገንድ ዕቃዎች	235.5	273.4	391.1	OTHER IMPORTS
ፕላስቲክና ከፕላስቲክ ለተሠራ ዕቃዎች	5.2	3.4	5.3	PLASTIC & PLASTIC MANUFACTURES
የተዘጋጁ ቀላ ያቸኑ ጨርቃዎች	2.7	3.2	3.5	LEATHER, LEATHER MANUFACTURE & FOOT WEAR
ሳንቲና የሳንቲክ ውጤቶች	22.1	14.1	14.5	RUBBER & RUBBER PRODUCTS
ብረታብረትና የብረታብረት ውጤቶች	48.8	34.4	36.7	METAL & METAL PRODUCTS
ፕትሮሊየምና የፕትሮሊየም ውጤቶች	98.2	128.3	132.4	PETROLEUM & PETROLEUM PRODUCTS
የቤት ጠቃሚ ዕቃዎች ባለሳ ስታይል ተገልጾ	7.0	4.5	2.9	BUILDING MATERIALS n.e.s.
ሌሎች	51.5	85.5	195.8	OTHERS
ጠቃሚ ለገቢ ገንድ የተጠጠ የውጭ ድጋግ ሰጪ	575.7	648.1	846.6	TOTAL IMPORT PERMITS
	1974	1975	1976	COMMODITY

ከባለፈው ገንድ የውጭ አገር ድጋግ ጠቃሚ ያቸኑ ክፍል የተገኘ  
 Source: National Bank, Exchange Control Division.

ለውጥ ገንዶ ተረቶ ያተሰጠው የውጥ ለገር ምዝገባ በየዓመቱ ላይ ነት  
 FOREIGN EXCHANGE PERMITS ISSUED FOR EXPORT BY TYPE OF COMMODITY

ሠንጠረዥ ቁ.12

TABLE I.12

በሚሊዮን ብር

IN MILLION BIRR

የዓመቱ ላይ ነት	1966/67	1967/68	1968/69	
ቡና	174.7	168.6	363.4	COFFEE
የበጎ ቀኝ	25.1	20.1	31.0	SHEEP SKINS
ዳዳ ያለ ቀኝ	16.8	13.6	21.5	GOAT SKINS
ቀኝ	9.9	2.6	7.8	HIDES
ጥረ ጥረ	125.1	79.4	66.7	PULSES
የቀባት ለሀሎች	110.9	95.6	40.2	OILSEEDS
የዘይት ጭጭ	10.5	7.7	14.1	OILCAKES
የቆዳ ከበቶች	15.5	30.0	21.9	LIVESTOCK
ለተከለተና ፍረፍረዎች	13.7	6.7	6.0	FRUITS & VEGETABLES
የምግብ ላይ ነቶች	26.5	16.4	12.4	FOODSTUFFS AND PRODUCTS
ስኳር	5.3	28.8	9.0	SUGAR
ጫት	4.7	4.9	5.4	CHAT
ነፃ	12.5	20.7	24.6	FUEL, OIL, ETC.
ገብተው ለገደገና የውጥ ዕቃዎች	13.1	0.5	0.2	RE-EXPORTS
ሌሎች	90.1	26.3	29.0	OTHERS
ጠቅላይ	654.4	521.9	653.3	TOTAL
	1974	1975	1976	COMMODITY

ከብሔራዊ ባንክ የውጥ ለገር ምዝገባ ጠቅላይ ክፍል የተገኘ  
 Source: National Bank, Exchange Control Division

የሀገር ሀብትን ገዳት ለማዘጋጀት በቦስት 98 ነት የአሠራር ዘዳዎች መጠቀም ይቻላል ። እነዚህም፤

1ኛ/ የግድግዳ ግንባታና የአገልግሎት ድርጅቶች የሚያደርጉትን የዕቃዎችና የገልጋሎቶች የጋ ጠቀሳሳ ድምር በግጥሙ፤

2ኛ/ በግድግዳ ግንባታና የአገልግሎት ድርጅቶች የተሰራተትን ዕቃዎችና ገልጋሎቶች በግጥሙ ለተሰጠው የሠራተኛ ጉልበትና ለሳ የምርት ኃይል የተደረጉትን ከፍተኛ ጥቅም ለማድረግ፤

3ኛ/ ለመደረግ ጠቀሟል የዋሉትን ዕቃዎችና ገልጋሎቶች የጋ ድምር ከጭነት ለገር የተገደቡትን ዕቃዎችና ገልጋሎቶች የጋ በመቀነስ ።

የሊት የጸያ 90 ታዩ የሀገር ሀብት ለማዘጋጀት በቦስት ጥቅም ላይ የዋለው የአሠራር ዘዳ በተሰጠው የገር ለገደ አገደ አገደ ተጠቅሞ ሲሆን በተሰጠው የገር ገቢት የተሰጠው ደገፍ ያገለገለው ለአስተዳደር፣ ለመከላከያ፣ ለትምህርት፣ ለሕክምና ለጤናና ለመሳሰሉት የሌሎችም ክፍለ አካላት ነው ። በተሰጠው የገር ሀላፊ የታዩው የአሠራር ዘዳ የገልጋሎቶች በታ ለማጠቃለል የረዳ ሲሆን በቦስት ለጥቅም ላይ ላልዋለም ። ጠቀሳሳ የዕቃዎችና ገልጋሎቶች የጋ በጭነት የሌሎች ፍጥነት ክፍለ አካል ተለይቶ የታየ ሲሆንም፣ አቃዎችን ወይም ገልጋሎቶችን ለስገኘት ሰጋጅ የተከፈለውን ደምዘና አበል ጭሰሎትን ገቢዎች ከፋፍሎ ለያባይም ። በተሰጠው የገር ገቢት መሠረት በወጪ መለኮት የተዘጋጀው የሀገሪት ሀብት በዕቃዎችና በገልጋሎቶች 98 ነት ተለይቶ ያልተሰጠ ከመሆኑም በላይ ለገል ሄር የተደረጉ ወጪዎች ገዳት ለደረሰበት የተቻለው ከጠቀሳሳው ወጪ ለሌላ የታዩ ወጪዎችን በግጥም ነስ ነው ።

ከበጀት 90 ታዩ ከጠቀሳሳ መንገድ የሌላ ገቢዎች ጋር ገንገላት እንዲኖረው የገ ላላም ሥራ ላይ መዋለን ለመጥበብ እንዲያስችል በግለት የጠፈራ ሀብት ጭነትን መረጃዎች ከአወርጋ የጥን ለጥበብ ወይ በጀት 90 ታዩ ጊዜ ግዛወር ለስረላጊ ሆኖ ተገኝቷል፤ በዚህም መሠረት ከሌሎች ለገር ጋር ባለው ሂሳብ በቀር የኖረት መረጃዎች ሁሉ የበጀት 90 ታዩ በመከተል ተዘጋጅተው የርቦዋል ።

የሀገር ሀብት ገዳት ለመጠቀም ለመገለጽ የዋና ዋና ለርዕሰት ተርጉሞችና ግብረሪያ ከዚህ በታዩ ተገልጿል ።

ጠቀሳሳ የሀገር ጭነት ድርጅት በገቢዎች የጋ: በሀገሪት ጭነት የተሠረተን ዕቃዎችና የተፈጸሙትን ገልጋሎቶች በገቢዎች የጋ የሚያጠቃለል ሲሆን የካፒታል ገቢትን መቀነስን ለይመለከትም ። በሌላ 98 ነት የአሠራር ዘዳ ደገፍ የገለጸ የመንገድ የግላጭ ዕቃዎችና ገልጋሎቶች ፍታት ወጪዎችን፣ ጠቀሳሳ የሀገር ጭነት የካፒታል ከዎችትንና በዕቃዎችና በገልጋሎቶች ገንድ ያለው የሌሎች ግዛን ሲደመሩ ጠባባይ ጭነት ያስገኛሉ ።

ጠቀሳሳ የሀገር ጭነት ድርጅት በተሠራበት የጋ: የሀገር ጭነት ድርጅትን በግጥሙ ላይ ለተጠቃሪው የሠራተኛ ጉልበትና ለሌሎች የምርት ኃይሎች የተደረገውን ከፍተኛ የካፒታል 90 ታዩ የ ለርጅና ወጪን ያጠቃለላል ። ይህም በጊዜው የገቢዎች የጋ ከሚኖርበው ጠቀሳሳ የሀገር ጭነት ድርጅት የሂብት ጠቅላይ የሚላው የጥን ያልሆኑትን ተባብሮ ስለሚወጡ የሚኖሩትን ለግድግዳ ድርጅቶች የሚጠቅሙን ድጋፍ ስለሚጠቃለል ነው ።

ጠቅላላ ብሔራዊ ስርዓት በገበያ ዋጋ: የኢትዮጵያ ነዳጊዎች በሀገር ውስጥ ሆነ በውጪ ሀገር የሠረዘቱትን ዕቃዎችና የፈጸሙትን ገልጋሎቶች በገበያ ዋጋ የሚያጠቃልሉ ሲሆን የከፊት ልገብረት መቀነስን አይመለከትም። ይህ ውጤት ከጠቅላላው የሀገር ውስጥ ስርዓት በገበያ ዋጋ ጋር የሚያየው ከውጭ አገር የተገኘውን የተከፈ የሥራና የገብረት ገቢ በላዕላይ ስር ነው።

ከውጭ አገር የተገኘ የተከፈ የሥራና የገብረት ገቢ: አገደ ወለደና ተርፍ የመሰባሰቡትን የሥራና የገብረት ገቢዎች ለኢትዮጵያ የተከፈሉትን እንዲሁም ለሌሎች ሀገሮች ወጪ የተደረጉትን ገቢ በግብር ነፃ የተገኘ ሂሳብ ነው።

ገላጭ የዓለቂ ዕቃዎችና ገልጋሎቶች ፍይታ ወጪ: ለቤተሰብ ወይም አተራሪ ሳላሆኑ ድርጅቶች ጥቅም የዋሉ ዕቃዎችና ገልጋሎቶች ጠቅላላ ዋጋ ሲሆን በባዕታ መልክ ከውጭ አገር የመጡትን ዕቃዎች የተከፈ ዋጋንም ይጨምራል።

መንገድ ዋጋ የዓለቂ ዕቃዎችና ገልጋሎቶች ፍይታ ወጪ: ለመንገድ ጥቅም የዋሉትን ዕቃዎችና ገልጋሎቶችን ጠቅላላ ዋጋ ይገልጻል። ይህም የሠራተኛቱን ደመወዝና አበል፤ መንገድ የገዛቸውን ዓለቂ ዕቃዎችና ገልጋሎቶች ዋጋ ሲያጠቃልል የመንገድ ሽያጭን ገን ተክሎ ያደርጋል። በድጋፍ መልክ የተደረጉትን ወጪዎች፤ ለወለደና ለአርጋታ የተከፈሉ የመንገድ ሂሳብ በዚህ ርዕስ ውስጥ አይገቡም።

ጠቅላላ የግዴታ ጥገና ከፊት ከምትታዩ: ቤተሰቦች፣ ድርጅቶችና እንዲሁም መንገድ የገዙትን ወይም የሠረዘቱትን ዓለቂ ዕቃዎች የግዴታ ገብረቶችን ዋጋ ይገልጻል። እነዚህም ገብረቶች አገደ መሪት፣ ሕገገግ፣ የፋብሪካና የግዴታ መሣሪያዎችን የመሰባሰቡ ናቸው።

## SECTION J. NATIONAL ACCOUNTS

In principle, in the measurement of national accounts aggregates three basic approaches may be applied depending upon the available statistics, i.e. production, income and expenditure approaches.

(i) The production approach takes production as the total value of goods and services less intermediate inputs originating in the various industries which make up the economy, (ii) the income approach considers production as the sum of the incomes received by those producing these goods and services, and (iii) the expenditure approach sums up the value of the final uses of goods and services reduced by the value of imports of goods and services.

In Ethiopia's National Accounts the production approach has been mainly used but the expenditure approach is applied in the case of Public Administration and Defence, Education, Medical and Health services. The Income approach is hardly used except in some service sectors such as domestic services. The total value of goods and services thus arrived at has been given according to the industry producing them. But no breakdown by type of factor income has been attempted. In the expenditure side of Ethiopia's National Accounts private consumption expenditure is arrived at as a residual.

Since the reference period for the government budget and governmental plans in general is the Ethiopian Fiscal year (E.F.Y.) in order to facilitate the monitoring and evaluation of plan implementation it has been decided to change the reference period of national accounts data from G.C.Y. to E.F.Y. Accordingly all national accounts tables except the Rest of The World Accounts have been compiled in the E.F.Y.

The concepts and definitions of major aggregates used in the National Accounts are given below:

Gross Domestic Product (GDP) at Market Prices is the market value of the goods and services, produced within the territory of Ethiopia, before any allowance is made for the consumption of fixed capital. It is equal to the sum of consumption expenditure by private consumers and government, gross domestic capital formation, and net export of goods and services.

Gross Domestic Product (GDP) at Factor cost is the sum of incomes accruing from the production of goods and services. It differs from the Gross Domestic Product at market price by the amount equal to Indirect taxes less of subsidies.

Gross National Product (GNP) at Market Prices is the market value of goods and services before deduction of provision for the consumption of fixed capital, attributable to the factors of production supplied by residents of Ethiopia. It is equal to the sum of consumption expenditure, gross domestic capital formation, and net export of goods and services plus net factor income received from abroad. It differs from the Gross Domestic Product at Market Prices by the amount of net factor income from abroad.

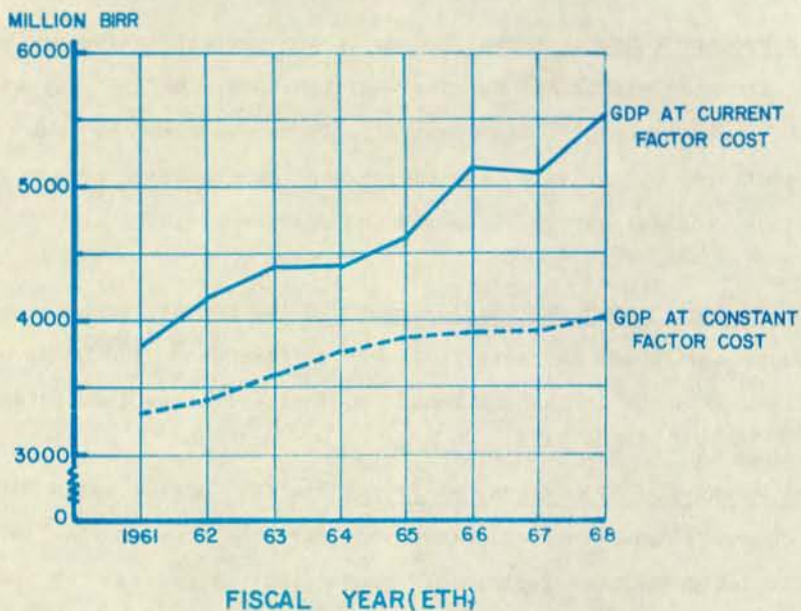
Net Factor Income from Abroad is excess of factor incomes (interest, dividends, profits, etc.) Paid abroad over factor incomes received from abroad.

Private Consumption Expenditure is the value of goods and services (purchased or self-produced) consumed by households and private non-profit institutions plus the net value of gifts in kind received from abroad.

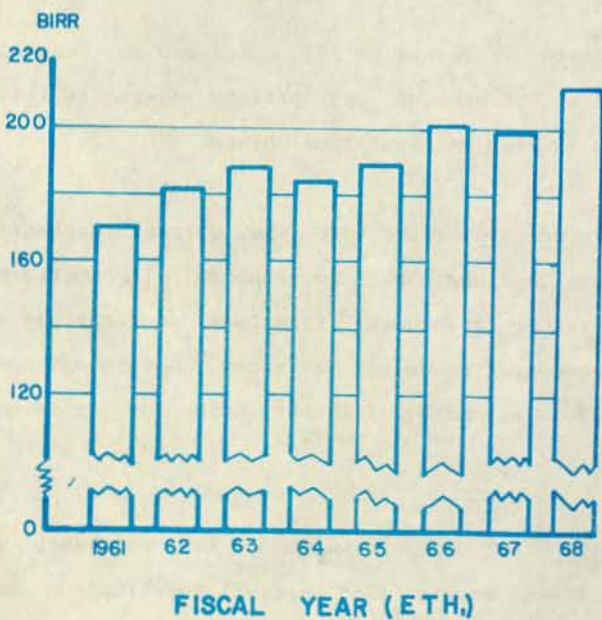
Government Consumption Expenditure represents the current expenditure on goods and services by central and municipal governments. It comprises compensation of employees, purchases by government from local enterprises and from abroad, less sales by government of goods and services. Government consumption expenditure excludes transfer payments, interest paid by government and subsidies.

Gross fixed capital formation includes the value of the purchases and own account construction of fixed assets (land, civil construction and works, machinery and equipment) by enterprises, households, private non-profit institutions and government.

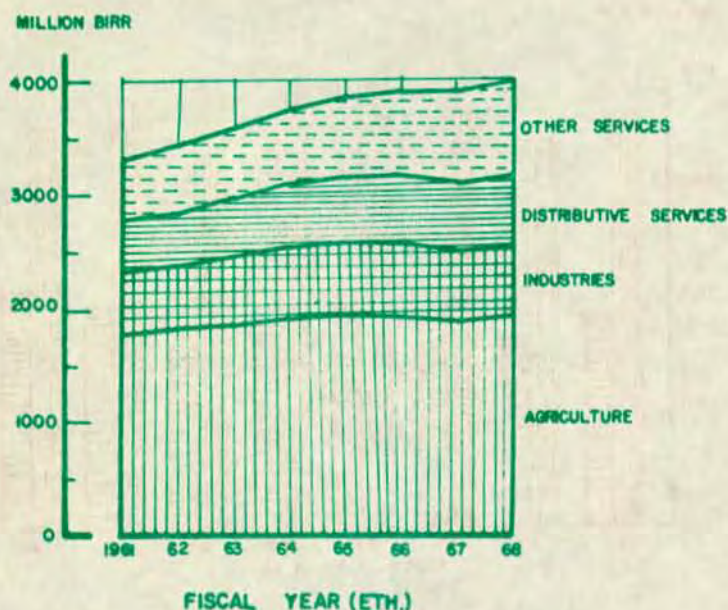
## J-1 THE MOVEMENT OF GROSS DOMESTIC PRODUCT



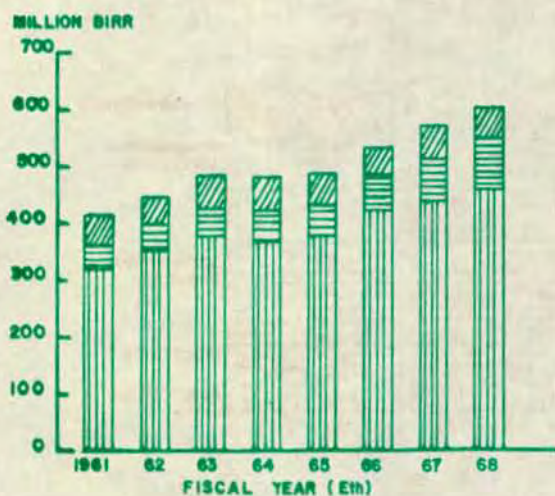
## J-2 G.N.P PER CAPITA (At Market Prices)



### J-3 G.D.P BY INDUSTRIAL ORIGIN AT CONSTANT FACTOR COST

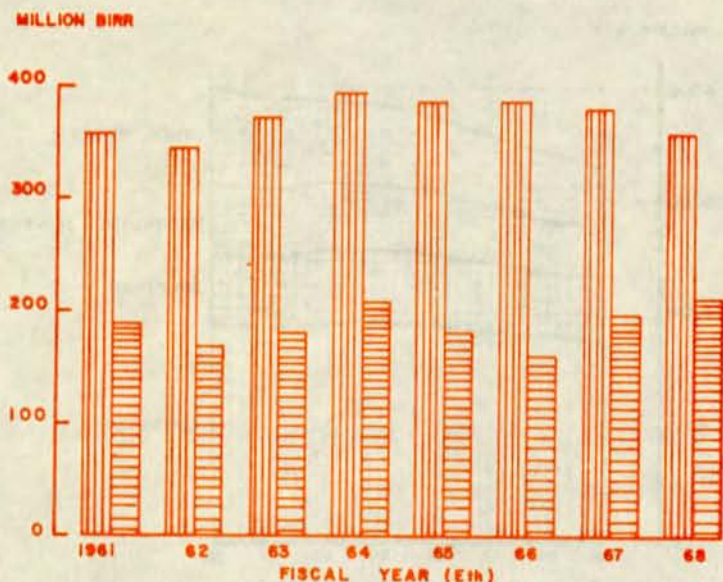


### J-4 EXPENDITURE ON GROSS NATIONAL PRODUCT AT MARKET PRICE

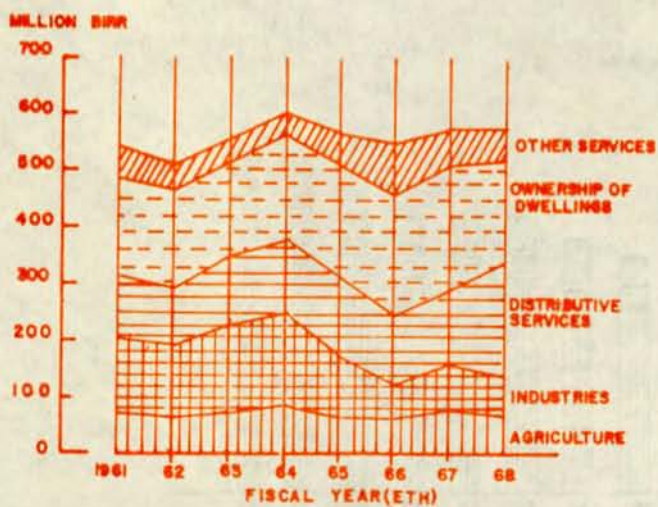


**J-5 GROSS DOMESTIC FIXED CAPITAL FORMATION  
BY TYPE OF ASSET**

LAND BUILDING & WORKS  
 MACHINERY & EQUIPMENT



**J-6 GROSS DOMESTIC FIXED CAPITAL FORMATION  
BY INDUSTRIAL USE**





ጭላላ የሀገር ውስጥ የፎቃት ስጦት የሚያስፈልግ ዘርፍ በጊዜያዊ ስራ ስራ ስራ ስራ ስራ  
 GROSS DOMESTIC PRODUCT BY INDUSTRIAL ORIGIN AT CURRENT FACTOR COST

ሠንጠረዥ ቢ.2

TABLE J.2

ቢሊዮን ቢር

MILLION BIRR

	1964	1965	1966	1967	1968	
<u>ከእርሻ</u>	2,786.0	2,331.4	2,605.2	2,423.4	2,738.9	<u>AGRICULTURE</u>
ከእርሻ	2,175.1	2,217.2	2,486.9	2,301.4	2,615.1	AGRICULTURE
ከደገ	106.0	109.3	113.4	117.1	118.9	FORESTRY
ከአደገ	1.3	1.5	1.3	1.3	1.3	HUNTING
ከላላ ማሰገር	3.6	3.6	3.6	3.6	3.6	FISHING
<u>ከሌሎች ስራዎች</u>	706.6	746.2	796.3	854.8	853.6	<u>INDUSTRIES</u>
ከጭደገና ድገገግ ማወቅ	10.2	11.1	12.5	12.6	11.8	MINING AND QUARRYING
ከፈጠራ ስራዎች	220.7	236.8	266.3	308.8	313.8	MANUFACTURING
ከአደ ግብ ሥራና ተገንቻ አገልግሎት ስራዎች	219.2	227.2	241.3	260.6	268.7	HANDICRAFT & SMALL SCALE INDUSTRY
ከአገገ ስራዎችና ግንባታ ስራዎች	220.8	233.4	235.7	232.3	221.0	BUILDING & CONSTRUCTION
ከጭብት በሌለበት ገንዘብ ስራዎች	35.7	39.7	40.5	40.5	38.3	ELECTRICITY & WATER
<u>ከማከፋፈል ሥራ</u>	635.0	697.5	795.6	795.6	854.1	<u>DISTRIBUTIVE SERVICES</u>
ከጭላላና የፎቃት ገንዘብ ሥራ	391.1	441.6	532.5	522.7	551.6	WHOLESALE AND RETAIL TRADE
ከጭላላና ግንባታ ስራዎች	243.9	255.9	263.1	272.9	302.5	TRANSPORT AND COMMUNICATION
<u>ከሌሎች ስራዎች</u>	789.0	852.1	943.7	1,029.4	1,083.4	<u>OTHER SERVICES</u>
ከገንዘብ አገልግሎት ስራዎች	73.4	76.3	97.6	116.4	142.2	BANKING, INSURANCE & REAL ESTATE
ከሌሎች ስራዎች	241.6	269.6	304.2	348.7	365.9	PUBLIC ADMINISTRATION & DEFENCE
ከጭላላ ስራዎች ስራዎች	171.0	180.3	190.2	190.1	188.4	OWNERSHIP OF DWELLINGS
ከተምህርት ስራዎች	100.3	109.2	121.8	135.2	136.1	EDUCATIONAL SERVICES
ከጭላላ ስራዎች ስራዎች	33.1	35.2	35.9	36.6	39.5	MEDICAL & HEALTH SERVICES
ከስራ ስራ ስራ ስራ ስራ	61.8	62.9	63.5	64.1	64.7	DOMESTIC SERVICES
ከሌሎች	107.8	118.6	130.5	138.3	146.6	OTHERS
<b>ጭላላ</b>	<b>4,416.6</b>	<b>4,629.2</b>	<b>5,140.8</b>	<b>5,103.2</b>	<b>5,530.0</b>	<b>TOTAL</b>
	1971/72	1972/73	1973/74	1974/75	1975/76	

ጠቅላላ ብጩ ድምርት ላይ የተደረገ ወጪ በገዛው የገበያ ዋጋ  
EXPENDITURE ON GROSS NATIONAL PRODUCT AT CURRENT MARKET PRICES

በሚሊዮን ብር MILLION BIRR

ሠገጠረዥ ቦ.3

TABLE J.3

	1964	1965	1966	1967	1968	
ገላጭ የዓለቱ ዕቃዎችና ገልጋሎቶች ፍጆታ ወጪ	3,720.0	3,796.6	4,243.8	4,406.9	4,618.0	PRIVATE CONSUMPTION EXPENDITURE
ጠንገሥታዊ የዓለቱ ዕቃዎችና ገልጋሎቶች ፍጆታ ወጪ	507.8	537.6	585.8	730.1	866.0	GOVERNMENT CONSUMPTION EXPENDITURE
ጠቅላላ የግዴታ ገንዘብ ስጦታዎች ላይ የተደረገ ወጪ	603.1	569.3	549.0	579.7	578.0	GROSS DOMESTIC FIXED CAPITAL FORMATION
በፍጆታና በስጦታዎች ላይ የተደረገ ወጪ	4,830.9	4,903.5	5,378.6	5,716.7	6,062.0	EXPENDITURE ON CONSUMPTION AND GROSS CAPITAL FORMATION
ወደ ውጭ ከተላኩ ዕቃዎችና ገልጋሎቶች የተገኘ	490.6	653.6	827.8	683.1	760.1	EXPORTS OF GOODS AND SERVICES
ከውጭ አገር ለገቡ ዕቃዎችና ገልጋሎቶች የተደረገ ወጪ ሲቀነስ	577.8	551.9	655.2	875.3	818.1	LESS IMPORTS OF GOODS AND SERVICES
ጠቅላላ የሀገር ውስጥ ድርት ወጪ በገበያ ዋጋ	4,743.7	5,005.2	5,551.2	5,524.5	6,004.0	EXPENDITURE ON GROSS DOMESTIC PRODUCT AT MARKET PRICES
ከውጭ አገር የተገኘ የተጣራ የሥራና የገብረት ገቢ	-29.1	-47.0	-36.4	-29.8	-2.7	NET FACTOR INCOME PAYMENTS FROM ABROAD
ጠቅላላ ብጩ ድምርት ላይ የተደረገ ወጪ	4,714.6	4,958.2	5,514.8	5,494.7	6,001.3	EXPENDITURE ON GROSS NATIONAL PRODUCT
						<u>PERCENTAGE DISTRIBUTION</u>
<u>በመቶ /% / ሲተነተን</u>						
ጠቅላላ ብጩ ድምርት ላይ የተደረገ ወጪ	100.0	100.0	100.0	100.0	100.0	EXPENDITURE ON GROSS NATIONAL PRODUCT
ገላጭ የዓለቱ ዕቃዎችና ገልጋሎቶች ፍጆታ ወጪ	78.9	76.6	77.0	80.2	76.9	PRIVATE CONSUMPTION EXPENDITURE
ጠንገሥታዊ የዓለቱ ዕቃዎችና ገልጋሎቶች ፍጆታ ወጪ	10.8	10.8	10.6	13.3	14.4	GOVERNMENT CONSUMPTION EXPENDITURE
ጠቅላላ ስጦታዎች ላይ የተደረገ ወጪ	12.8	11.5	10.0	10.6	9.6	GROSS CAPITAL FORMATION
ወደ ውጭ ከተላኩ ዕቃዎችና ገልጋሎቶች የተገኘ	10.4	13.2	15.0	12.4	12.7	EXPORT OF GOODS AND SERVICES
ከውጭ አገር ለገቡ ዕቃዎችና ገልጋሎቶች የተደረገ ወጪ ሲቀነስ	12.3	11.1	11.9	15.9	13.6	LESS IMPORT OF GOODS AND SERVICES
ከውጭ አገር የተገኘ የተጣራ የሥራና የገብረት ገቢ	-0.6	-0.9	-0.8	-0.5	-	NET FACTOR INCOME FROM ABROAD
	1971/72	1972/73	1973/74	1974/75	1975/76	

ዩናይትድ ገቢና ወጪ ለገዢ ሕዝብ  
CENTRAL GOVERNMENT REVENUE AND EXPENDITURE - CURRENT ACCOUNT

ሠንጠረዥ በ.4 /ሀ/

TABLE J.4 (a)

ሚሊዮን ቢር

MILLION BIRR

	1964	1965	1966	1967	1968	
<b>ገቢ</b>						<b>RECEIPTS</b>
1. ከዕገሥት ገቢና ድርጅቶች ገቢ	21.7	27.5	29.5	61.0	43.0	1. INCOME FROM PROPERTY AND ENTERPRENEURSHIP
2. ዩናይትድ ዕዳ ወለድ / ተክሎ/	16.2	17.5	17.7	20.1	32.8	2. LESS INTEREST ON PUBLIC DEBT
3. ተገታ ያለሁኑ ገቢዎች	306.7	353.1	396.1	426.0	450.5	3. INDIRECT TAXES
4. ተገታ ገቢዎች	133.1	142.1	151.6	176.8	174.4	4. DIRECT TAXES
5. የጠረጎ ወጪ	6.4	7.4	8.1	11.4	13.7	5. CONTRIBUTIONS TO PENSIONS FUND
6. ከሌሎች አገሮች የተዘወረ	68.8	68.5	65.8	64.0	41.7	6. CURRENT TRANSFERS FROM THE REST OF THE WORLD
7. ሌሎች የተዘወረ ገቢ ሂሳቦች	10.9	12.7	14.4	16.3	18.0	7. OTHER CURRENT TRANSFERS
የጊዜያዊ ሂሳብ ጠቅላላ ገቢ	531.4	593.8	647.8	735.4	708.5	TOTAL CURRENT REVENUE
<b>ወጪ</b>						<b>EXPENDITURE</b>
8. የዓለቱ ሂሳብ ወጪ	487.9	514.2	564.2	708.4	843.8	8. CONSUMPTION EXPENDITURE
ሀ/ ለሰላማዊ አገልግሎት	373.1	390.8	430.3	509.1	517.7	a) CIVIL
1. ለአስተዳደር	228.8	243.3	271.2	307.7	323.8	I CENTRAL ADMINISTRATION
2. ለተምህርትና ጥናት	106.7	109.5	121.1	159.8	146.9	II EDUCATION & RESEARCH
3. ለጤና ጥበቃ	37.6	38.0	38.0	41.6	47.0	III HEALTH SERVICES
ለ/ ለጠቅላላ	114.8	123.4	133.9	199.3	326.1	b) DEFENCE
9. ዩናይትድ ዕርዳታ	0.8	0.9	13.1	36.0	8.9	9. SUBSIDIES
10. በአገር ውስጥ የተዘወረ ሂሳብ	28.8	31.3	34.2	72.2	68.6	10. CURRENT DOMESTIC TRANSFERS
ሀ/ ለተምህርትና ጥናት	0.8	1.5	1.0	1.5	2.0	a) EDUCATION & RESEARCH
ለ/ ለጤና ጥበቃ	0.3	0.1	1.1	1.3	0.4	b) HEALTH
ጠ/ ለጠረጎ	23.9	28.4	30.5	44.5	48.6	c) PENSIONS EXPENDITURE
ጫ/ ለሌሎች	3.8	1.3	1.6	24.9	17.6	d) OTHER
11. ለሌሎች አገሮች የተዘወረ ወጪ	2.0	2.1	2.7	1.4	2.4	11. CURRENT TRANSFERS TO THE REST OF THE WORLD
12. ለሌሎች የተዘወረ ወጪዎች	-	-	-	-	-	12. CURRENT TRANSFERS TO NON CENTRAL GOVERNMENT AGENCIES
13. ለሌሎች ወጪዎች	-	-	-	-	-	13. OTHER EXPENDITURE
<b>ጠቅላላ ወጪ</b>	519.5	548.5	614.2	818.0	923.7	<b>TOTAL CURRENT EXPENDITURE</b>
ከወጪ ቀሪ	11.9	45.3	33.6	-82.6	-215.2	SAVING (CURRENT SURPLUS)
	1971/72	1972/73	1973/74	1974/75	1975/76	

የመንግሥት የገንዘብ ሰጠ  
CENTRAL GOVERNMENT: CAPITAL ACCOUNT

ሠጠጠጠ ጠ.4 /ለ/

TABLE J.4 (b)

በሚሊዮን ብር

MILLION BIRR

	1964	1965	1966	1967	1968	
<b>ገቢ</b>						<b>RECEIPTS</b>
1. ተራራ ሂሳብ	11.9	45.3	33.6	-82.6	-215.2	1. SAVING (CURRENT SUPLUS)
2. ከሌላ አገር በገቢ የተዘጋጀ ገንዘብ	24.1	23.2	32.1	32.1	35.5	2. CAPITAL TRANSFERS FROM ABROAD
3. የውጭ አገር ብድር	62.5	57.7	62.9	114.3	121.9	3. EXTERNAL BORROWING
4. የአገር ውስጥ ብድር	25.7	10.1	-1.1	127.2	220.3	4. INTERNAL BORROWING
ሀ/ በቀድሞ ያ የተከፈለ ገንታቻ	13.1	-13.0	-21.0	30.0	44.0	a) ADVANCES
ለ/ የመንግሥት ገንታቻ	9.0	6.5	27.4	15.0	9.0	b) TREASURY BILLS
ጸ/ ከገንታቻ ሽያጭ	2.3	5.8	8.4	101.1	150.8	c) SALE OF BONDS
ጸ/ የየራሱ ገንዘብ ሂሳብ ማዘጋጀት ለ የገንዘብ /ጥግግግግ ስራ	1.3	10.8	-15.9	-18.9	16.5	d) NET CHANGE IN CASH BALANCE (INCREASE " - ")
5. ሌሎች	5.0	1.6	4.2	5.1	62.6	5. OTHER
6. ማወዛዘኛ	-3.2	-0.1	-0.7	-0.1	0.3	6. BALANCING ITEM
ጠቅላላ የገንዘብ ገቢ	126.0	137.8	131.1	196.0	225.4	TOTAL CAPITAL RECEIPTS
<b>ወጪ</b>						<b>EXPENDITURE</b>
7. ለመንግሥት ዕዳ የተከፈለ	18.4	17.9	15.9	16.0	17.6	7. REPAYMENT OF PRINCIPAL OF PUBLIC DEBT
8. ለመንግሥት ድርጅቶች የተዘጋጀ ሂሳብ	14.1	19.1	14.4	45.6	10.7	8. CAPITAL TRANSFERS TO OR INVESTMENT IN PUBLIC CORPORATIONS
ሀ/ ለመንግሥት ሌላ ግንባታ	-	0.8	0.5	-	3.4	a) ROAD AND OTHER TRANSPORT
ለ/ ለገንዘብ ለገንዘብ ስራ ተፈጻሚ	5.6	7.7	4.9	13.4	4.2	b) INDUSTRY, COMMERCE AND TOURISM
ጸ/ ለገንዘብ ነገር ድርጅቶች	7.1	7.4	8.2	16.5	0.7	c) BANKING AND FINANCE
ጸ/ ሌሌች	1.4	3.2	0.8	15.7	2.4	d) OTHER
9. ብድር	0.7	8.9	18.5	27.3	33.0	9. LOANS TO
ሀ/ ለመንግሥት የገንዘብ ድርጅቶች	-0.1	7.0	14.1	6.8	10.0	a) PUBLIC CORPORATIONS
ለ/ ሌሌች	0.8	1.9	4.4	20.5	23.0	b) OTHERS
10. የተገኘ የገንዘብ ወጪ	92.8	91.9	82.3	107.1	164.1	10. DIRECT CAPITAL EXPENDITURE
ሀ/ ለአርሻ	12.4	7.0	9.0	9.7	20.5	a) AGRICULTURE
ለ/ ለግብርና	1.3	1.0	1.3	0.9	1.4	b) MINING
ጸ/ ለግንባታና ግንባታ	49.5	49.4	39.1	62.8	104.1	c) TRANSPORT AND COMMUNICATION
ጸ/ ለትምህርት፣ ለጤናና ለሕዝባዊ ግንባታ ስራ	10.6	26.8	28.8	26.0	23.9	d) EDUCATION, HEALTH AND COMMUNITY DEVELOPMENT
ለ/ ለመንግሥት ሕንጻ	6.9	1.3	0.6	0.4	0.1	e) PUBLIC BUILDINGS
ረ/ ሌሌች	12.1	6.4	3.5	7.3	14.1	f) OTHERS
ጠቅላላ የገንዘብ ወጪ	126.0	137.8	131.1	196.0	225.4	TOTAL CAPITAL EXPENDITURE
	1971/72	1972/73	1973/74	1974/75	1975/76	

ጠቅላላ የሚገኝ ገንዘብ የሀገር ውስጥ ባለቤቶች ለገንዘብ ስጦታ ያደረጉ ዘርፍና ገንዘብ ዓይነት ላይ  
 GROSS DOMESTIC FIXED CAPITAL FORMATION, BY INDUSTRIES AND TYPE OF ASSETS

ሠንጠረዥ ቦ.5

TABLE J.5

ጠባላ የገ ብር MILLION BIRR

	1964	1965	1966	1967	1968	
<b>ጠቅላላው የሚገኝ ገንዘብ ስጦታ</b>						<b>TOTAL GROSS FIXED CAPITAL FORMATION</b>
<u>ሊገበዝበው ገንዘብ</u>	497.8	461.9	439.9	468.0	464.0	<u>MONETARY INVESTMENT</u>
ከአርቫ	60.0	40.1	36.8	50.1	42.0	AGRICULTURE
ከግዕድገት ድገጅ ግዕዝ	2.1	1.3	1.3	2.4	1.6	MINING & QUARRYING
ከሩሳካገጥ	95.1	76.9	42.1	50.6	47.0	MANUFACTURING
የገንዘብ ግዢ ስጦታ	20.9	7.0	5.4	11.6	5.1	BUILDING & CONSTRUCTION
ጠቅላላ ለሰጠው ገንዘብ ዓይነት	42.8	19.9	11.4	15.9	15.9	ELECTRICITY & WATER
ከግንባታ ግዢ ጋር ጋር	132.6	137.2	119.1	135.5	197.2	TRANSPORT, COMMUNICATION & DISTRIBUTION
የግዢ ገንዘብ ገቢ ስጦታ	100.0	120.0	137.0	133.3	95.5	OWNERSHIP OF DWELLINGS
ለሰጠው ገንዘብ ዓይነት	9.8	8.7	11.0	1.6	12.5	PUBLIC ADMINISTRATION & DEFENCE
የተሰጠው ለገንዘብ	14.5	22.9	26.5	22.6	21.5	EDUCATIONAL SERVICES
ለገንዘብ ገቢ ስጦታ	3.3	3.4	3.9	5.9	6.2	MEDICAL & HEALTH SERVICES
ሌሎች	16.7	24.5	45.4	38.5	19.5	OTHER SERVICE INDUSTRIES
<u>ሊገበዝበው ገንዘብ</u>	105.3	107.4	109.5	111.7	114.0	<u>INVESTMENT IN KIND</u>
<b>ጠቅላላ</b>	603.1	569.3	549.4	579.7	578.0	<b>TOTAL</b>
<b>ለግዢ ገንዘብ ስጦታ ለሰጠው</b>						<b>LAND, BUILDING AND WORKS</b>
<u>ሊገበዝበው ገንዘብ</u>	289.3	279.6	279.8	270.4	245.9	<u>MONETARY INVESTMENT</u>
ከአርቫ	19.8	4.4	4.5	9.7	9.5	AGRICULTURE
ከግዕድገት ድገጅ ግዕዝ	-	-	0.1	0.9	0.3	MINING & QUARRYING
ከሩሳካገጥ	48.7	28.8	6.2	4.6	7.4	MANUFACTURING
የገንዘብ ግዢ ስጦታ	-	-	-	-	-	BUILDING & CONSTRUCTION
ጠቅላላ ለሰጠው ገንዘብ ዓይነት	30.8	14.0	3.9	4.8	4.2	ELECTRICITY & WATER
ከግንባታ ግዢ ጋር ጋር	54.9	68.2	52.0	57.9	86.0	TRANSPORT, COMMUNICATION & DISTRIBUTION
የግዢ ገንዘብ ገቢ ስጦታ	100.0	120.0	137.0	133.3	95.5	OWNERSHIP OF DWELLINGS
ለሰጠው ገንዘብ ዓይነት	9.8	8.7	11.0	1.6	12.5	PUBLIC ADMINISTRATION & DEFENCE
የተሰጠው ለገንዘብ	11.3	19.6	24.4	19.8	18.2	EDUCATIONAL SERVICES
ለገንዘብ ገቢ ስጦታ	1.2	1.3	0.6	3.8	2.2	MEDICAL & HEALTH SERVICES
ሌሎች	12.8	16.6	40.1	34.0	10.1	OTHER SERVICE INDUSTRIES
<u>ሊገበዝበው ገንዘብ</u>	105.3	107.4	109.5	111.7	114.0	<u>INVESTMENT IN KIND</u>
<b>ጠቅላላ</b>	394.6	387.0	389.3	382.1	359.9	<b>TOTAL</b>
<b>ለግዢ ገንዘብ ስጦታ ለሰጠው ለግዢ ገንዘብ</b>						<b>MACHINERY AND EQUIPMENT</b>
<u>ሊገበዝበው ገንዘብ</u>	208.5	182.3	160.1	197.6	218.1	<u>MONETARY INVESTMENT</u>
ከአርቫ	40.2	35.7	32.3	40.4	32.5	AGRICULTURE
ከግዕድገት ድገጅ ግዕዝ	2.1	1.3	1.2	1.5	1.3	MINING & QUARRYING
ከሩሳካገጥ	46.4	50.1	35.9	46.0	39.6	MANUFACTURING
የገንዘብ ግዢ ስጦታ	20.9	7.0	5.4	11.6	5.1	BUILDING & CONSTRUCTION
ጠቅላላ ለሰጠው ገንዘብ ዓይነት	12.0	5.9	7.5	11.1	11.7	ELECTRICITY & WATER
ከግንባታ ግዢ ጋር ጋር	77.7	69.0	67.1	77.6	111.2	TRANSPORT, COMMUNICATION & DISTRIBUTION
የግዢ ገንዘብ ገቢ ስጦታ	3.2	3.3	2.1	2.8	3.3	EDUCATIONAL SERVICES
ለገንዘብ ገቢ ስጦታ	2.1	2.1	3.3	2.1	4.0	MEDICAL AND HEALTH SERVICES
ሌሎች	3.9	7.9	5.3	4.5	9.4	OTHER SERVICES
	1971/72	1972/73	1973/74	1974/75	1975/76	

ከሌሎች አገሮች ጋር የተደረገው የክፍያ ድብደባ  
REST OF THE WORLD ACCOUNT

ሠንጠረዥ ቢ.6

TABLE J.6

ቢሺዮን ቢር

MILLION BIRR

	1964/5	1965/6	1966/7	1967/8	1968/9	
1. ከወጪ ገንዶ ዕቃዎችና ገልጋሎቶች የተገኘ	568.4	716.8	776.4	706.6	785.8	I. EXPORTS OF GOODS AND NON-FACTOR SERVICES
1. ከወጪ ገንዶ እስከ ወደብ	385.3	503.7	556.5	497.8	581.1	1. EXPORTS F.O.B.
2. ከግብርና ከአገራዊ ገቢ	3.6	3.5	5.4	4.7	6.1	2. FREIGHT & INSURANCE
3. ከሌሎች ግብርና ገቢዎች	62.4	69.0	62.2	79.5	76.5	3. OTHER TRANSPORT
4. ከገዛ የተገኘ ገቢ	23.0	25.7	22.2	15.1	12.4	4. TRAVEL
5. ለመገንጠት ገቢ ድብደባ	50.8	59.6	72.0	59.0	65.7	5. GOVERNMENT N.E.S.
6. ከሌሎች ገልጋሎቶች	43.3	55.3	58.1	50.5	44.0	6. OTHER SERVICES
2. ወለድና ከአገራዊ ተጠቃሚዎች የተገኘ ገቢ ድብደባ	8.2	18.3	42.6	26.7	34.9	II. INTEREST, DIVIDENDS AND PROFITS RECEIVED
3. ሌሎች ከውጭ አገር የተዘወረ ገቢዎች	66.4	78.4	143.1	106.2	140.4	III. OTHER TRANSFER FROM THE REST OF THE WORLD
1. ለቤተሰብ	32.2	48.4	72.8	53.5	54.7	1. TO HOUSEHOLDS
2. ለመገንጠት	34.2	30.0	70.3	52.7	85.7	2. GENERAL GOVERNMENT
4. በገዛ ያደገው ድብደባ ላይ ያለው ጉዳይ	-19.7	-159.2	-132.1	96.1	68.1	IV. DEFICIT OF THE NATION ON CURRENT ACCOUNT
የገዛ ያደገው ድብደባ ለገቢ	623.3	654.3	830.0	935.6	1,029.2	CURRENT RECEIPTS FROM ABROAD
5. ለገቢ ገንዶ ዕቃዎችና ገልጋሎቶች የወጣ	545.1	569.7	729.2	861.3	981.7	V. IMPORTS OF GOODS AND NON-FACTOR SERVICES
1. ለገቢ ገንዶ እስከ ወደብ	366.0	376.3	506.9	586.5	713.5	1. IMPORTS F.O.B.
2. ለግብርና ለአገራዊ ገቢ ወጪ	69.6	71.9	96.4	113.3	138.1	2. FREIGHT AND INSURANCE
3. ለሌሎች ግብርና	22.6	25.1	34.4	42.3	51.0	3. OTHER TRANSPORTATION
4. ለገዛ ወጪ	18.2	19.9	16.0	15.1	12.6	4. TRAVEL
5. ግብርና ወጪ ድብደባ	21.0	19.1	21.0	18.2	26.9	5. GOVERNMENT N.E.S.
6. ሌሎች አገልግሎቶች	47.7	57.4	54.5	85.9	39.6	6. OTHER SERVICES
6. ለወለድና ለአገራዊ ተጠቃሚዎች የተከፈለ	52.4	60.0	65.7	50.8	38.1	VI. INTEREST, DIVIDENDS AND PROFITS PAID
7. ሌሎች ወደ ወጪ የተዘወረ ወጪዎች	25.8	24.6	35.1	23.5	9.4	VII. OTHER TRANSFERS TO THE REST OF THE WORLD
1. ከቤተሰብና ከገንዶ አጭቶ	25.8	24.6	35.1	23.5	9.4	1. FROM HOUSEHOLDS AND CORPORATIONS
2. ከመገንጠት የገዛ ያደገው ድብደባ ወጪ	-	-	-	-	-	2. FROM GENERAL GOVERNMENT
የገዛ ያደገው ድብደባ ለገቢ	623.3	654.3	830.0	935.6	1,029.2	DISPOSAL OF CURRENT RECEIPTS
8. የገዛ ያደገው ድብደባ ጉዳይ ማስተካከያ						VIII. FINANCING OF THE DEFICIT OF THE NATION OR CURRENT ACCOUNT
1. በተጠቃሚ ገንዘብና በውጭ አገር ድብደባ ላይ የተደገው የተጠቃሚ ቅናሽ/ጥግሬ	-86.0	-218.3	-189.4	-1.0	-32.9	1. NET DECREASE IN RESERVES AND OTHER EXTERNAL BALANCES (INCREASE" -")
2. ከሌሎች አገሮች የተገኘ የተጠቃሚ ብድር	75.7	89.4	87.9	123.9	114.7	2. NET BORROWING FROM THE REST OF THE WORLD
ሀ/ በወጪ ሀገር በላይ ሀብት የተጠቃሚ ቅናሽ/ጥግሬ	1.3	-25.9	-24.4	-8.7	-19.7	a) NET DECREASE IN ASSETS ABROAD (INCREASE" -")
ለ/ ለወጪ ሀገር ከግብርና ላይ የተጠቃሚ ቅናሽ/ጥግሬ	74.4	115.3	112.3	131.6	134.4	b) NET INCREASE ON LIABILITIES TO THE REST OF THE WORLD
3. በሌሎች ወይም ገደብ	-9.4	-30.3	-30.6	-26.8	-13.7	3. ERRORS AND OMISSIONS
መጠን ገደብ	-19.7	-159.2	-132.1	96.1	68.1	4. TOTAL DEFICIT
	1972	1973	1974	1975	1976	

ጠቀሳሳ የሀገር ውስጥ ጽርት ስሜዛጠት የአካሄድ ዘርፍና በ1953 ዓ.ም በተሠራበት ጊዜ ገን  
 GROSS DOMESTIC PRODUCT BY INDUSTRIAL ORIGIN AT CONSTANT FACTOR COST OF 1960/61

ሆገጠሬዥ ቢ.7

TABLE 3.7

በሚሊዮን ቢር

MILLION BIRR

	1964	1965	1966	1967	1968	
<b>ከአርሻ</b>	1,936.8	1,950.8	1,940.1	1,902.6	1,953.7	<b>AGRICULTURE</b>
ከአርሻ	1,825.9	1,836.6	1,821.8	1,785.4	1,839.6	AGRICULTURE
ከደገ	106.0	109.3	113.4	112.3	108.2	FORESTRY
ከአደገ	1.3	1.3	1.3	1.3	1.3	HUNTING
ከዓሃ ግስገር	3.6	3.6	3.6	3.6	3.6	FISHING
<b>ከአገልግሎት ምርት</b>	620.6	637.2	633.7	624.3	597.7	<b>INDUSTRIES</b>
ከግዕድ ግንብ ግዕዝ	9.3	10.2	9.7	8.7	7.5	MINING AND QUARRYING
ከፋብሪካ ምርት	164.0	175.2	173.3	170.6	167.2	MANUFACTURING
ከአይ ግዕዝ ሥራና ተገንቦ አገልግሎት ምርት	186.9	193.2	191.4	189.9	188.0	HANDICRAFT AND SMALL SCALE INDUSTRY
ከሕንጻ ምርትና ግንብ ሥራ ምርት	220.8	216.7	214.9	210.9	192.1	BUILDING & CONSTRUCTION
ከግብርት ከሌሎች ጋር ጋር ውሃ	39.6	41.9	44.4	44.2	42.9	ELECTRICITY AND WATER
<b>ከግብርት ሥራ</b>	560.7	585.5	612.7	611.6	647.5	<b>DISTRIBUTIVE SERVICES</b>
ከግዕድ ፍር ገር ገንብ ሥራ	324.6	335.9	358.6	356.2	362.3	WHOLESALE AND RETAIL TRADE
ከጋንታ ግዕዝ	236.1	249.6	254.1	255.4	285.2	TRANSPORT AND COMMUNICATION
<b>ከሌሎች ሌሎች አገልግሎት</b>	659.7	706.1	749.5	801.0	832.5	<b>OTHER SERVICES</b>
ከገንብ አገልግሎትና የግዕድ ግንብ ግዕዝ	46.4	50.9	59.6	71.0	82.6	BANKING, INSURANCE AND REAL ESTATE
ከሌሎች አገልግሎትና ግዕዝ ግዕዝ	203.3	225.9	245.0	274.4	287.9	PUBLIC ADMINISTRATION AND DEFENCE
ከግዕድ ግዕዝ ግዕዝ ግዕዝ	156.1	164.1	171.5	176.2	178.4	OWNERSHIP OF DWELLINGS
ከተምህርት አገልግሎት	77.0	79.9	81.5	83.1	84.8	EDUCATIONAL SERVICES
ከሕክምናና የጤና አገልግሎት	27.6	28.8	29.4	29.7	31.6	MEDICAL AND HEALTH SERVICES
ከሌሎች ግዕዝ አገልግሎት	61.8	62.9	63.5	64.1	64.7	DOMESTIC SERVICES
ከሌሎች	87.5	93.6	99.0	102.5	102.5	OTHERS
<b>ጠቅላይ</b>	<b>3,777.8</b>	<b>3,879.6</b>	<b>3,936.0</b>	<b>3,939.5</b>	<b>4,031.4</b>	<b>TOTAL</b>
<b>ከፍር ገር ገንብ ግዕዝ</b>						<b>PERCENTAGE DISTRIBUTION</b>
<b>ከአርሻ</b>	51.3	50.2	49.3	48.3	48.5	<b>AGRICULTURE</b>
አርሻ	48.3	47.3	46.3	45.3	45.6	AGRICULTURE
ደገ	2.9	2.8	2.9	2.9	2.7	FORESTRY
አደገ	-	-	-	-	-	HUNTING
ዓሃ ግስገር	0.1	0.1	0.1	0.1	0.1	FISHING
<b>ከአገልግሎት ምርት</b>	16.4	16.4	16.1	15.8	14.8	<b>INDUSTRIES</b>
ግዕድ ግንብ ግዕዝ	0.2	0.2	0.2	0.2	0.2	MINING AND QUARRYING
ፋብሪካ ምርት	4.3	4.5	4.4	4.3	4.1	MANUFACTURING
አይ ግዕዝ ሥራና ተገንቦ አገልግሎት ምርት	4.9	5.0	4.9	4.8	4.7	HANDICRAFT AND SMALL SCALE INDUSTRY
ሕንጻ ምርትና ግንብ ሥራ ምርት	5.8	5.6	5.5	5.4	4.8	BUILDING AND CONSTRUCTION
ግብርት ከሌሎች ጋር ጋር ውሃ	1.0	1.1	1.1	1.1	1.1	ELECTRICITY AND WATER
<b>ከግብርት ሥራ</b>	14.8	15.1	15.6	15.5	16.1	<b>DISTRIBUTIVE SERVICES</b>
ግዕድ ፍር ገር ገንብ ሥራ	8.6	8.7	9.1	9.0	9.0	WHOLESALE AND RETAIL TRADE
ጋንታ ግዕዝ	6.2	6.4	6.5	6.5	7.1	TRANSPORT AND COMMUNICATION
<b>ከሌሎች ሌሎች አገልግሎት</b>	17.5	18.2	19.0	20.3	20.6	<b>OTHER SERVICES</b>
ገንብ አገልግሎትና የግዕድ ግንብ ግዕዝ	1.2	1.3	1.5	1.8	2.1	BANKING, INSURANCE AND REAL ESTATE
ሌሎች አገልግሎትና ግዕዝ ግዕዝ	5.4	5.8	6.2	7.0	7.1	PUBLIC ADMINISTRATION AND DEFENCE
ግዕድ ግዕዝ ግዕዝ ግዕዝ	4.1	4.2	4.4	4.5	4.4	OWNERSHIP OF DWELLINGS
ተምህርት አገልግሎት	2.0	2.1	2.1	2.1	2.1	EDUCATIONAL SERVICES
ሕክምናና የጤና አገልግሎት	0.7	0.8	0.7	0.7	0.8	MEDICAL AND HEALTH SERVICES
ሌሎች ግዕዝ አገልግሎት	1.6	1.6	1.6	1.6	1.6	DOMESTIC SERVICES
ሌሎች	2.3	2.4	2.5	2.6	2.5	OTHERS
<b>ጠቅላይ</b>	<b>100.0</b>	<b>100.0</b>	<b>100.0</b>	<b>100.0</b>	<b>100.0</b>	<b>TOTAL</b>
	1971/72	1972/73	1973/74	1974/75	1975/76	

ከፍላ ተ. የገንዘብ ገንዘብ / ጠለስ ፋይናንስ/እና የከፍላ ሰርዓት

በዚህ ክፍል የቀረበው መረጃ በጠቅላይ ልማት ሚኒስቴር ጋር ሲያደርግ ለሌሎች ስራዎች የተዘጋጀውን ጠቅላይ ገንዘብ ተወካዮች/

ሠንጠረዥ ተ.1 - ተ.6: የገንዘብ ገቢ፣ መደበኛ ወጪና የከፍላ ወጪ ይገልጻል ።

ሠንጠረዥ ተ.7 እና ተ.8: የኢትዮጵያ የውጭ ለገር ዕዳ መጠን በአጠቃላይ ለገርቸው በሥራ ላይ የሚሰጡ የገንዘብ መጠን እና በደረጃ የሚለዩትን የሥራ ዘርፍ ያሳያል ።

ሠንጠረዥ ተ.9 - ተ.14: በከተማ ልማትና በተጨማሪ ሥራ የሚገኙት ማዘጋጀት ስራ፣ የሌሎች ለባላጋና የሌሎች ማዘጋጀት ስራ ገቢ፣ መደበኛ ወጪና የከፍላ ወጪ ያመለክታል ።

ሠንጠረዥ ተ. 15: ከውጭ ለገር የተገኘውን ሰርዓት መጠን በሰጠው ለገር ያሳያል ።

SECTION K. PUBLIC FINANCE AND TECHNICAL ASSISTANCE

The Ethiopian fiscal year is used in this section (See the note on the calendar, page).

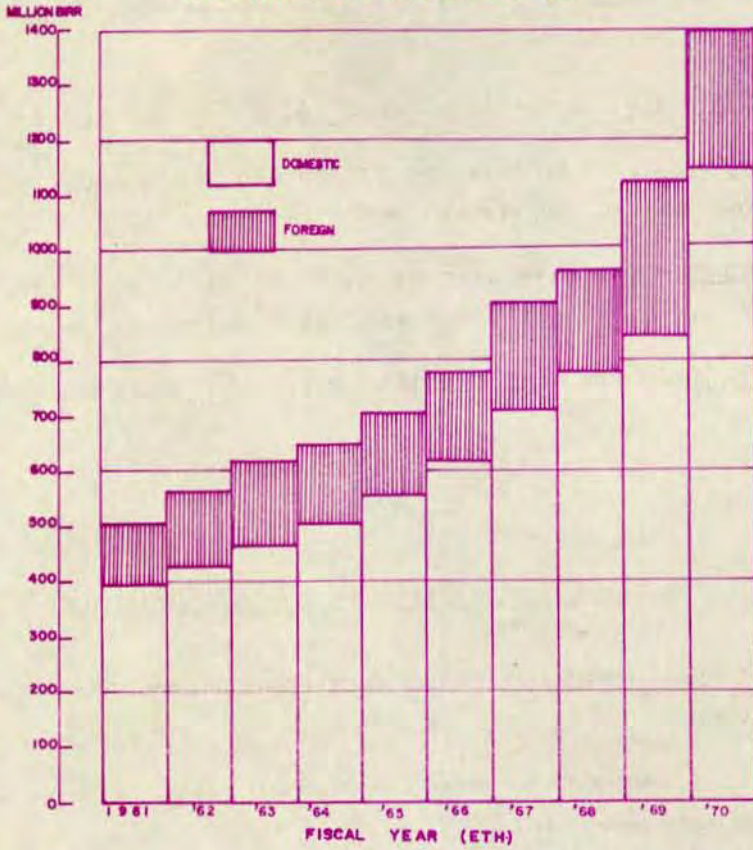
Table K.1 - K.6: refer to the central government revenue, current expenditure and capital expenditure.

Table K.7 - K.8: show Ethiopia's external debt by donor country and amount utilized by purpose and sector.

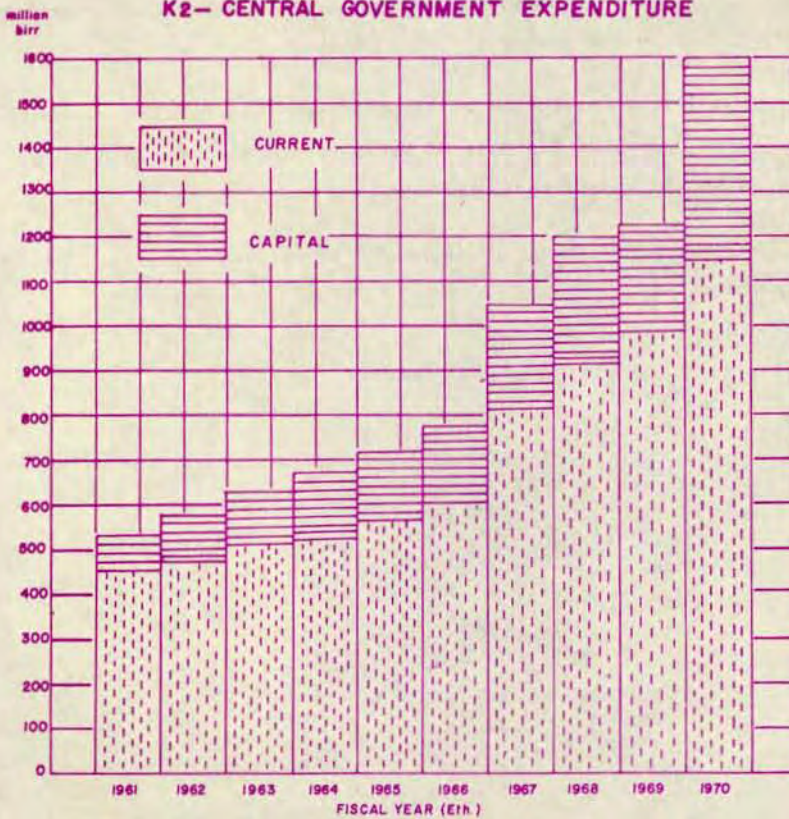
Table k.9 - K.14: refer to the revenue, current and capital expenditure of municipalities under the Ministry of Urban Development and Housing as well as Addis Ababa and Asmara Municipalities.

Table K.15: shows the amount of technical assistance received by donor donor countries.

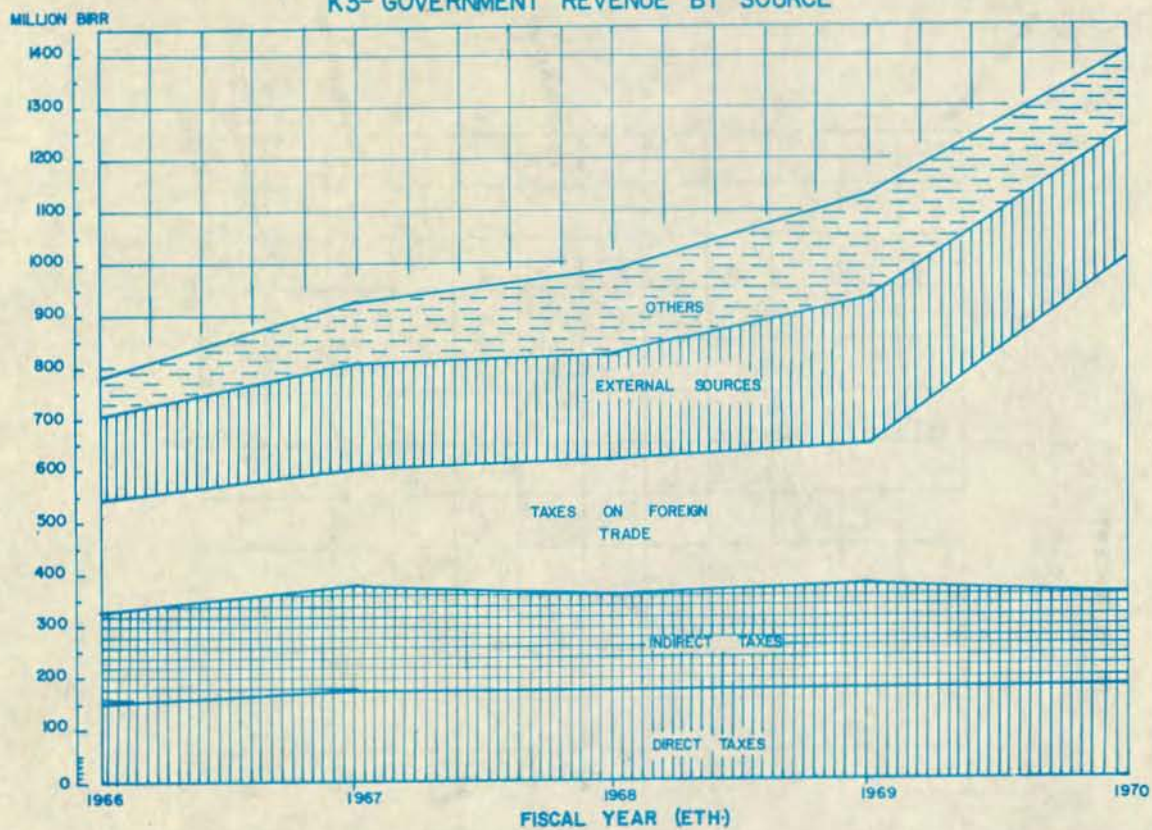
### K 1-CENTRAL GOVERNMENT REVENUE



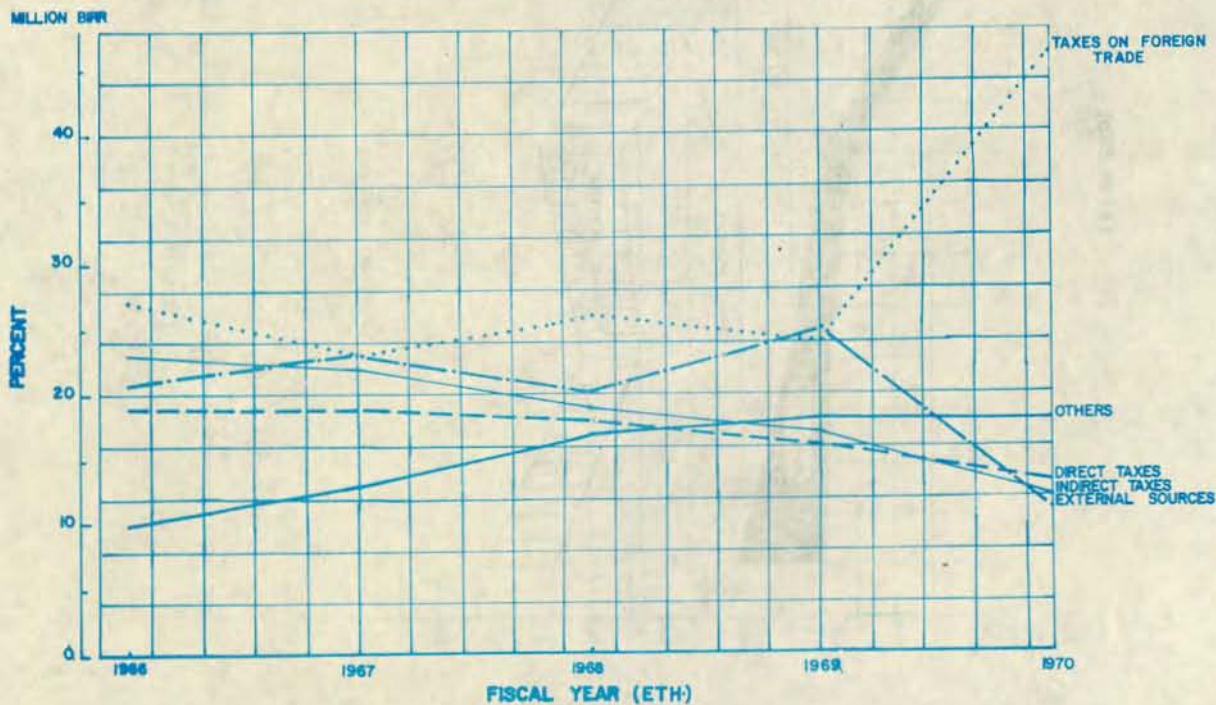
### K2- CENTRAL GOVERNMENT EXPENDITURE



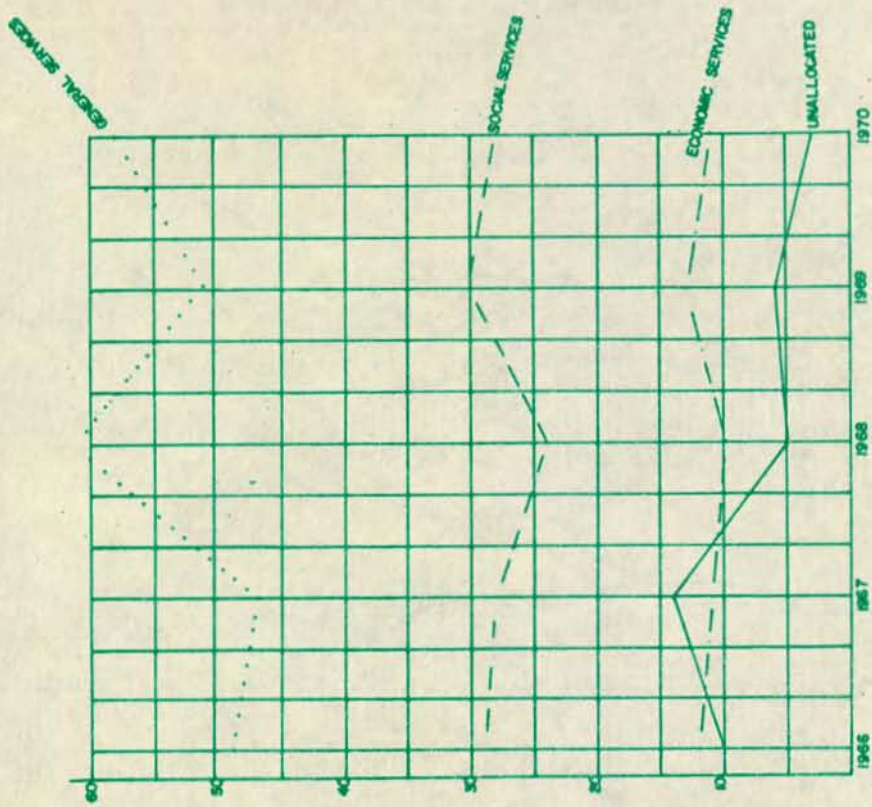
K3- GOVERNMENT REVENUE BY SOURCE



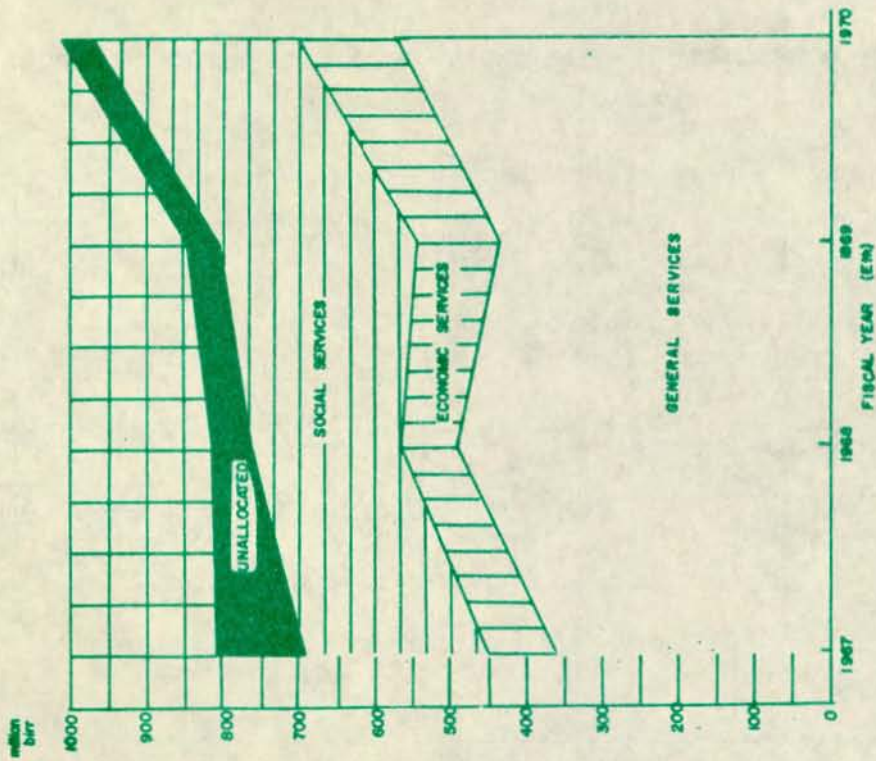
K4- COMPOSITION OF GOVERNMENT REVENUE BY SOURCE IN PERCENT



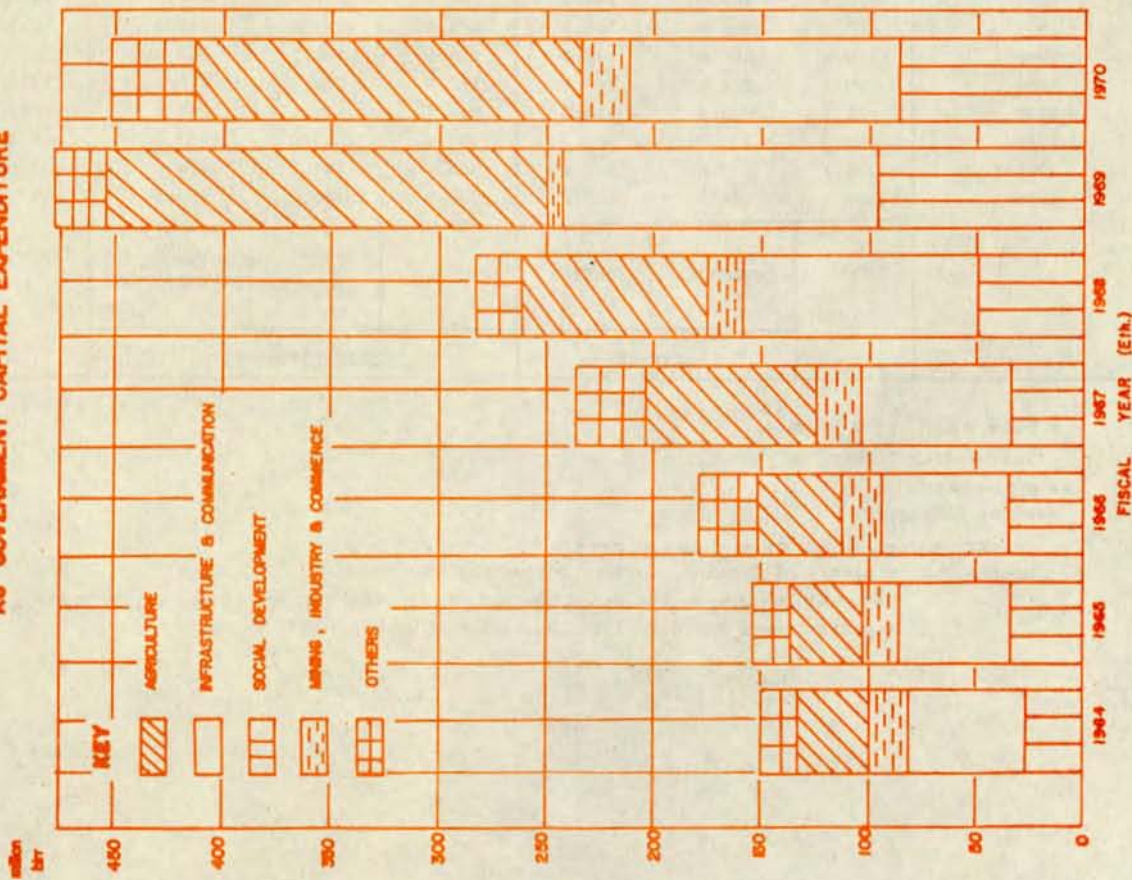
(b) IN PERCENT



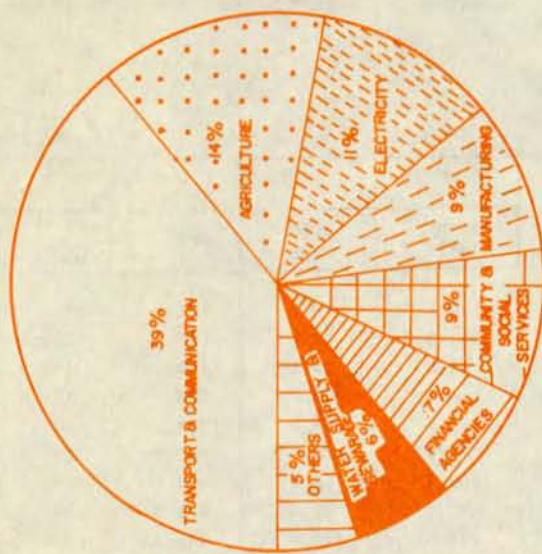
(a) IN BIRR



**K6 - GOVERNMENT CAPITAL EXPENDITURE**



**K7 - UTILIZATION OF FOREIGN LOANS  
UP TO JUNE 30<sup>th</sup> 1976**



የገንዘብ ገቢና ወጪ  
CENTRAL GOVERNMENT REVENUE AND EXPENDITURE\*

ሠንጠረዥ ተ.1

TABLE K.1

በሚሊዮን ቢር

IN MILLION BIRR

	ገቢ			ወጪ			
	ድምር	ከሀገር ውጭ	ከውጭ አገር	ድምር	ደንበኛ ሥራ ጣሰኪዎች	ዋጋ ጥቅም ወጪ	
REVENUE			EXPENDITURE				
1951	197.8	148.1	49.7	212.9	162.6	50.3	1958/9
1952	150.3	134.2	16.1	157.6	136.9	20.7	1959/60
1953	209.0	184.6	24.4	213.1	176.5	36.6	1960/1
1954	252.8	215.4	37.4	253.1	181.8	71.3	1961/2
1955	283.5	218.8	64.7	299.5	205.2	94.3	1962/3
1956	339.8	379.7	80.1	359.3	297.8	61.5	1963/4
1957	396.4	297.8	98.6	400.8	356.5	44.3	1964/5
1958	470.2	427.7	42.5	474.5	394.4	80.1	1965/6
1959	483.9	364.5	119.4	493.9	416.8	77.1	1966/7
1960	492.2	378.6	113.6	523.2	442.2	81.0	1967/8
1961	505.5	396.7	108.8	530.4	454.5	75.9	1968/9
1962	565.4	428.8	136.6	579.7	473.6	106.1	1969/70
1963	620.1	466.0	154.1	631.3	507.1	124.2	1970/1
1964	650.2	494.8	155.4	671.4	521.5	149.9	1971/2
1965	706.2	556.8	149.4	716.2	563.1	153.1	1972/3
1966	779.4	618.6	160.8	777.9	599.2	178.7	1973/4
1967	921.7	711.4	210.3	1,048.9	811.2	237.7	1974/5
1968	983.1	782.2	200.9	1,200.4	917.6	282.8	1975/6
1969**	1,125.1	844.9	280.2	1,465.7	987.1	478.6	1976/7**
1970**	1,399.1	1,146.9	252.2	1,600.9	1,149.0	451.9	1977/8**
	TOTAL	DOMESTIC	FOREIGN	TOTAL	SALARY AND OPERATING COST	CAPITAL EXPENDITURE	
	REVENUE			EXPENDITURE			

\* የገንዘብ ወጪ ሰነድ ሰነድ 30 ነው ::

\*Year ending 7 July

\*\* ግብይት ገምት

\*\*Budget Estimate.

ገንዘብ ግብይት ከ ህገብ ግብይት ጋር የተገኘ ::

Source: 1. Ministry of Finance, Central Accounting Department.

ከ ነገሪት ጋር ግብይት 27 ቀን 1969 ቁ.101 እና ከ 20 ቀን 1969 ቁ.125 የተገኘ ::

2. Negarit Gazeta 7th Oct. 1976, No. 101 & 26th Agu. 1977, No. 125.

ጠቅላይ ገቢ ጠቅላይ ገቢዎች  
GOVERNMENT REVENUE BY SOURCE\*

ሠንጠረዥ ተ.2

TABLE K.2

ብዕሊ ዓገ ብር

IN MILLION BIRR

	1965	1966	1967	1968	1969**	1970**	
<b>የትኩረት ገቢዎች</b>	<u>142.1</u>	<u>151.9</u>	<u>176.8</u>	<u>174.4</u>	<u>180.0</u>	<u>180.5</u>	<b>DIRECT TAXES</b>
ጠቅላይ ገቢ	113.6	123.1	153.5	146.6	147.0	152.0	INCOME TAX
ከገቢ ገቢ	44.1	49.2	55.8	55.4	60.0	61.0	PERSONAL INCOME TAX
ከሥራ	8.1	7.3	13.0	5.0	-	-	RENT TAX
ከገንዘብ	47.4	55.3	74.3	76.5	69.0	79.0	BUSINESS TAX
ከእርሻ	14.0	11.3	10.4	9.7	18.0	12.0	AGRICULTURAL TAX
ከሥራ	5.7	5.2	2.4	11.8	16.0	13.0	LAND TAX
ከሥራ	1.9	1.7	0.6	0.5	-	-	TITHE ON LAND
ከትምህርት ትምህርት	14.8	16.3	17.1	14.7	17.0	15.0	EDUCATION TAX
ከጤና ትምህርት	5.8	5.3	3.1	0.7	-	-	HEALTH TAX
ከክብት ትምህርት	0.3	0.3	0.1	0.1	-	-	CATTLE TAX
<b>የተጠቃሚ ገቢዎች</b>	<u>160.7</u>	<u>176.6</u>	<u>200.8</u>	<u>183.6</u>	<u>195.8</u>	<u>177.9</u>	<b>INDIRECT TAXES</b>
ከተሳሳት ገቢ ትምህርት	17.7	21.9	25.0	28.0	27.5	27.0	TRANSACTION TAX
ከግብር ለከባድነት ተኮር	46.0	51.3	55.9	24.7	31.0	21.0	EXCISE TAX ON PETROLEUM PRODUCT
ከአልኮሎል ለከባድነት ትምህርት	25.3	28.5	32.7	35.9	36.5	40.0	ALCOHOL EXCISE TAX
ሌሎች ለከባድነት ትምህርቶች	29.3	30.8	34.9	35.0	41.8	36.3	OTHER EXCISE TAXES
ከትብቆም ትምህርት ለ ግብር	7.0	5.4	6.0	14.0	11.4	10.6	TOBACCO TAXES AND FEES
ከትብቆም ተጠቃሚ ገቢ	3.0	3.0	3.0	2.0	3.0	3.0	TOBACCO MONOPOLY NET SURPLUS
ከሽያጭ ትምህርት	17.3	19.4	25.2	28.0	27.0	26.0	TURNOVER TAX
ከሥራ ትምህርት	1.0	0.6	2.3	0.8	1.0	-	CONSTRUCTION TAX
ከትምህርት ተኮር	6.0	7.1	7.2	6.3	7.8	5.0	STAMP DUTIES
ከሥራ ተኮር	8.1	8.6	8.6	8.9	8.8	9.0	SALT TAX
<b>ከውጭ አገር ገቢዎች ተኮር</b>	<u>184.3</u>	<u>211.9</u>	<u>215.2</u>	<u>257.6</u>	<u>272.2</u>	<u>637.1</u>	<b>TAXES ON FOREIGN TRADE</b>
ከገቢ ዕቃ ተኮር	82.3	95.2	104.9	111.6	106.5	152.8	IMPORT DUTIES
ከውጭ ዕቃ ተኮር	43.1	40.0	34.8	77.1	87.7	388.3	EXPORT DUTIES
ከተሳሳት ገቢ ትምህርት	44.6	55.6	59.4	56.8	65.0	72.0	TRANSACTION TAX
ከውጭ ከግብር ለከባድነት ተኮር	14.3	21.1	16.1	12.1	13.0	24.0	EXCISE TAX ON IMPORTED PRODUCT
<b>ሌሎች ደብዳቤ ገቢዎች</b>	<u>60.5</u>	<u>66.2</u>	<u>102.2</u>	<u>143.5</u>	<u>173.0</u>	<u>125.0</u>	<b>OTHER CURRENT RECEIPTS</b>
ከግብር	17.3	20.6	21.4	18.9	17.9	18.2	CHARGES AND FEES
ከዕቃዎች አገልግሎት ሽያጭ	12.3	14.7	14.8	18.8	40.3	27.0	SALES OF GOODS AND SERVICES
ከተርፍ፣ ከወለድና ከከራይ	27.5	26.5	61.0	97.3	111.7	74.8	PROFITS, INTEREST, AND RENTS
ሌሎች ሌሎች ገቢዎች	3.4	4.4	5.0	8.5	3.1	5.0	MISCELLANEOUS REVENUE
<b>ከጠቅላይ ገቢ</b>	<u>7.4</u>	<u>8.2</u>	<u>11.3</u>	<u>13.7</u>	<u>14.5</u>	<u>15.8</u>	<b>CONTRIBUTION TO PENSIONS FUND</b>
<b>ከውጭ አገር ዕቃ ተኮር</b>	<u>91.7</u>	<u>97.9</u>	<u>96.1</u>	<u>77.2</u>	<u>93.8</u>	<u>101.1</u>	<b>EXTERNAL ASSISTANCE</b>
<b>ከክፍያ ገቢዎች</b>	<u>59.3</u>	<u>67.1</u>	<u>119.3</u>	<u>133.1</u>	<u>195.8</u>	<u>161.7</u>	<b>CAPITAL RECEIPTS</b>
ከውጭ አገር ብድርና ክፍያ	57.7	62.9	114.2	124.7	186.4	151.1	EXTERNAL LOANS AND CREDITS
ሌሎች ክፍያ ገቢዎች	1.6	4.2	5.1	8.4	9.4	10.6	OTHER CAPITAL RECEIPTS
<b>ጠቅላይ ገቢ ድምር</b>	<u>706.0</u>	<u>779.8</u>	<u>921.7</u>	<u>983.1</u>	<u>1,125.1</u>	<u>1,399.1</u>	<b>TOTAL REVENUE</b>
	1972/3	1973/4	1974/5	1975/6	1976/7**	1977/8**	

\* የግብር ጠቅላይ ገቢ ስንት ነው ::  
\*Year ending 7 July.

\*\* የግብር ጠቅላይ ገቢ ስንት ነው ::  
\*\*Budget estimate

Source: (1) Ministry of Finance, Central Accounting Department.

ከግብር ጠቅላይ ገቢ ስንት ነው 27 ቀን 1969 \*101 እና  
ግብር 20 ቀን 1969 \*125 የተገኘ ::

(2) Negarit Gazeta 7<sup>th</sup> Oct. 1976, No. 101 & 26<sup>th</sup>  
Aug. 1977, No. 125.

የገንዘብ ወጪና የገቢ ለክፈላጭ  
GOVERNMENT EXPENDITURE AND ITS FINANCING\*

ሠንጠረዥ ተ. 3

TABLE K. 3

በሚሊዮን ብር IN MILLION BIRR

	1968	1969**	1970**	
<u>ወጪ</u>				<u>EXPENDITURE</u>
ሀ. ደብዳቤ ወጪ	917.6	987.1	1,149.0	A. <u>RECURRENT EXPENDITURE</u>
1. ለጠቅላላ አገልግሎት	496.4	441.7	585.8	1. GENERAL SERVICES
2. ለግንባራና አገልግሎት	195.9	256.3	284.3	2. SOCIAL SERVICES
3. ለኢኮኖሚ አገልግሎት	83.3	109.1	113.6	3. ECONOMIC SERVICES
4. ለጠረታ	48.6	59.0	60.0	4. PENSION
5. ለዕዳ ከፍያ	50.5	69.0	76.0	5. PUBLIC DEBT
6. ለልዩ ለዩ ወጪዎች	42.9	52.0	29.3	6. UNALLOCATED EXPENDITURE
ለ. የከፍተኛ ወጪ	282.8	478.6	451.9	B. <u>CAPITAL EXPENDITURE</u>
1. ለኢኮኖሚ ልማት	231.7	381.5	364.8	1. ECONOMIC DEVELOPMENT
2. ለግንባራና ክፍ ዕድገት	50.2	93.7	85.8	2. SOCIAL DEVELOPMENT
3. ለጠቅላላ አገልግሎት	0.9	3.4	1.3	3. GENERAL SERVICES
ሐ. ጠቅላላ ወጪ	1,200.4	1,465.7	1,600.9	C. <u>TOTAL EXPENDITURE</u>
<u>ገቢ</u>				<u>REVENUE</u>
ሀ. ደብዳቤ ገቢ	772.7	835.4	1,136.3	A. <u>ORDINARY REVENUE</u>
1. ከ ቀጥታ ተረፎች	174.4	180.0	180.5	1. DIRECT TAXES
2. ቀጥታ ከላሳሳ ተረፎች	183.5	195.8	177.9	2. INDIRECT TAXES
3. ከውጭ አገር ገንዘብ ተረፎች	257.6	272.2	637.1	3. FOREIGN TRADE TAXES
4. ለዩ ለዩ ገቢ	157.2	187.4	140.8	4. NON-TAX REVENUE
ለ. የከፍተኛ ገቢ	8.4	9.4	10.6	B. <u>CAPITAL RECEIPTS</u>
ሐ. የውጭ አገር ዕርዳታ	77.2	93.8	101.1	C. <u>EXTERNAL ASSISTANCE</u>
መ. ከውጭ ቀሬ	16.5	-	-	D. <u>CASH BALANCE</u>
ሠ. ባዶር	325.6	527.1	352.9	E. <u>BORROWINGS</u>
1. ከውጭ አገር	121.9	186.5	151.1	1. EXTERNAL
2. ከአገር ውስጥ	203.7	340.6	201.8	2. INTERNAL
ረ. ጠቅላላ ገቢ	1,200.4	1,465.7	1,600.9	F. <u>TOTAL REVENUE</u>
	1975/76	1976/77**	1977/78**	

\* የዓመት መጨረሻ ሰኔ 30 ነው ::  
\*Year ending 7th July

\*\* የበጀት ገምት ::  
\*\*Budget estimates.

የሰጠው ምንጭ: 1. ገንዘብ ሚኒስቴር

Source:- 1. Ministry of Finance.

2. መሰከረዎ 27 ቀን 1969 ዓ.ም የወጣ የበጀት ለዋጅ ቁ. 101 እና ነሐሴ 20 ቀን 1969 ዓ.ም የወጣ የ1970 ዓ.ም የበጀት ለዋጅ ቁ.125

2. Budget Proclamations No, 101 and 125 of 1976 and 1977, respectively.

የገንዘብ ድጋግ ወጪ\*  
CURRENT GOVERNMENT EXPENDITURE\*

ሠንጠረዥ ተ. 4

TABLE K.4

ቦሌ ላይ ብር

IN MILLION BIRR

	1966	1967	1968	1969**	1970**	
<u>ጠቅላላ አገልግሎት</u>	294.9	378.4	496.5	441.7	585.8	<u>GENERAL SERVICES</u>
ለአስተዳደር በጠቅላላው	31.0	27.4	20.8	33.2	22.7	GENERAL GOVERNMENT
ለአገር መከላከያ	134.2	202.2	315.6	214.5	344.6	NATIONAL DEFENCE
ለፍርድና ለአገር ውስጥ ተባብሮ	101.3	120.5	127.7	137.1	153.6	INTERNAL ORDER & JUSTICE
ለውጭ አገር ገንኙነት	8.8	8.2	9.5	24.3	28.5	FOREIGN RELATIONS
ለፊናንስና ለገንዘብ	19.6	20.1	22.9	32.6	36.4	FINANCE AND PLANNING
<u>ኢኮኖሚ አገልግሎት</u>	70.7	85.1	83.3	109.1	113.6	<u>ECONOMIC SERVICES</u>
ለአርሻና ለመረት ይዘታ	22.0	28.5	24.3	35.4	41.6	AGRICULTURE & LAND REFORM
ለኢንዱስትሪ ለገንዘብና ለግብር	8.7	10.8	11.5	14.2	18.8	INDUSTRY COMMERCE & MINING
ለሥራና መገናኛ	40.0	45.8	47.5	59.5	53.2	PUBLIC WORKS & COMMUNICATION
<u>ሌሎች አገልግሎት</u>	171.1	230.0	196.0	256.3	284.3	<u>SOCIAL SERVICES</u>
ለትምህርትና ለግብር	123.6	157.5	116.7	179.6	188.9	EDUCATION & CULTURE
ለጤና ተባብሮ	38.7	41.6	40.2	58.8	63.4	PUBLIC HEALTH
ለሶሻል ጉዳዮች	8.8	30.9	36.1	18.0	32.0	SOCIAL AFFAIRS
<u>የጠረጣጥ ወጪ</u>	28.6	44.4	48.6	59.0	60.0	<u>PENSIONS EXPENDITURE</u>
<u>ዕዳ መክፈያ</u>	33.9	37.3	50.5	69.0	76.0	<u>PUBLIC DEBT</u>
ግንባር ውስጥ ዕዳ	8.4	10.5	-	-	39.7	INTERNAL DEBT
ለጥቅም ገንዘብ መክፈያ	-	-	-	-	-	PRINCIPAL REPAYMENT
ለወለድና ለሌላ ሌላ ወጪ	-	10.5	22.6	35.0	39.7	INTEREST & CHARGES
የውጭ አገር ብድር	25.2	25.6	27.9	34.0	36.3	EXTERNAL DEBT
ለጥቅም ገንዘብ መክፈያ	15.9	16.0	17.6	20.0	19.6	PRINCIPAL REPAYMENT
ለወለድና ለሌላ ሌላ ወጪ	9.3	9.6	10.3	14.0	16.7	INTEREST & CHARGES
ለ ሌላ ሌላ የገንዘብ ወጪ	0.3	1.2	0.5	1.0	1.0	VARIOUS BANK CHARGES
<u>ሌላ ሌላ ወጪዎች</u>	-	36.0	42.3	51.0	28.2	<u>UNALLOCATED</u>
ጠቅላላ	599.2	811.2	917.7	987.1	1,148.9	TOTAL
	1973/4	1974/5	1975/6	1976/7**	1977/8**	

\* የዓመት መጨረሻ በ ነገ 30 ነው ::

\*Year ending 7<sup>th</sup> July.

\*\* የብድር ገምት

\*\*Budget estimate

ከገንዘብ ሚኒስቴር ከሂሳብ ግብይት ጋር የተገኘ ::

Source: (1) Ministry of Finance, Central Accounting Department.

ከ ነገሪት ጋዜጣ መክፈያ 27 ቀን 1969 ቁ.101 እና ነሐሴ 20 ቀን 1969 ቁ.125 የተገኘ ::

(2) Negarit Gazeta 7<sup>th</sup> Oct. 1976, N<sup>o</sup> 101 & 26<sup>th</sup> Aug. 1977, N<sup>o</sup> 125.







የካቲት ወር በገንዘብ ምንጭ በሚሰጡ ዓይነት 1969 ዓ.ም.  
CAPITAL EXPENDITURE BY SOURCE OF FINANCE AND PURPOSE 1976/77

ሠንጠረዥ ተ.6 / የተዘለ/

TABLE K.6 (Contd.)

በሚሊዮን ብር

IN MILLION BIRR

	በአገር ውስጥ የገንዘብ ምንጭ	ከውጭ አገር ወርቅ	ከውጭ አገር ባላድ	ጠቅላይ	
<b>አጠቃላይ ልማት</b>	44.2	10.7	41.9	96.8	<b>SOCIAL DEVELOPMENT</b>
U/ ለተምህርት	23.9	6.3	29.1	59.3	a) EDUCATION
ለ/ ለሕክምና ተቋማት	13.2	2.6	9.2	25.0	b) PUBLIC HEALTH
ለ/ ለሶሻል ጉዳዮች	7.1	1.8	3.6	12.5	c) SOCIAL AFFAIRS
<b>ኢኮኖሚ ልማት</b>	192.0	43.0	144.5	379.5	<b>ECONOMIC DEVELOPMENT</b>
U/ ለኢንፍራስትራስትራኪር ልማት	78.5	3.7	84.5	140.7	a) INFRASTRUCTURE AND COMMUNICATION
1. ለሰጠ ማረፊያ	69.2	3.7	52.4	125.3	1. ROAD CONSTRUCTION
2. ለአየር ማረፊያ	4.9	-	1.5	6.4	2. AIRPORTS
3. ለባሕር ወደብ	4.1	-	-	4.1	3. SEAPORTS
4. ለግልጽ	0.3	-	10.6	10.9	4. COMMUNICATION
5. ሌሎች	-	-	-	-	5. OTHERS
ለ/ ለግብርና ለገንዘብ ልማት ተቋማት	7.4	1.9	4.6	13.9	b) MINING, INDUSTRY, COMMERCE AND TOURISM
1. ለግብርና	1.8	1.6	-	3.4	1. MINING
2. ለግብርና ለገንዘብ ልማት	2.8	0.2	4.6	7.6	2. INDUSTRY AND COMMERCE
3. ለግብርና ለገንዘብ ልማት	2.8	0.1	-	2.9	3. TOURISM DEVELOPMENT
ለ/ ለእርሻ	93.7	30.0	73.2	196.9	c) AGRICULTURE
1. ለእርሻ ለገንዘብ ልማት	8.8	8.1	3.8	20.7	1. AGRICULTURAL SERVICES
2. ለእርሻ ጥናት ማዕከል	13.9	7.3	21.8	42.8	2. AGRICULTURAL RESEARCH
3. ለእርሻ ማስፈጸም ፕሮጀክት	18.6	4.5	14.3	37.4	3. AGRICULTURAL DEV. PROJECT
4. ለደርቅ ለርሳታ	18.4	-	-	18.4	4. REHABILITATION
5. ለግብርና ለገንዘብ ልማት	10.1	0.6	-	10.7	5. LAND REFORM
6. ለግብርና ለገንዘብ ልማት የተሰጠ	23.9	9.5	33.5	66.9	6. CREDIT TO SMALL FARMERS
7. ሌሎች	-	-	-	-	7. OTHERS
ለ/ ለውሃ ልማት ማስፈጸም	11.0	7.4	2.2	20.6	d) WATER RESOURCES DEVELOPMENT
ለ/ ለገንዘብ ደርጅቶች	1.4	-	-	1.4	e) FINANCIAL AGENCIES
<b>አጠቃላይ ለገንዘብ ልማት ለገንዘብ ልማት ተቋማት</b>	2.0	-	-	2.0	<b>GENERAL SERVICES AND PUBLIC BUILDINGS</b>
U/ ለገንዘብ ልማት ለገንዘብ ልማት	1.0	-	-	1.0	a) GENERAL SERVICES
ለ/ ለገንዘብ ልማት ለገንዘብ ልማት	1.0	-	-	1.0	b) PUBLIC BUILDINGS
<b>የካቲት ወር ጠቅላይ</b>	238.2	53.7	186.4	478.3	<b>TOTAL CAPITAL EXPENDITURE</b>
	LOCAL FUNDS	EXTERNAL ASSISTANCE	EXTERNAL LOANS	TOTAL	

ከገንዘብ ጋር ጋር ጋር 27 ቀን 1969 ዓ.ም. 101 እና 20 ቀን 1969 ዓ.ም. 125 የተገኘ ::  
Source: Negarit Gazeta 7th Oct. 1976 No. 101 and 26th Aug. 1977 No. 125.



የኢትዮጵያ የውጭ አገር በዳር በግልበት አገልግሎት፣ ኦክቶበር 23 ቀን 1968 ዓ.ም እና በ1968 ዓ.ም የጠገት ዓመት  
 UTILIZATION OF FOREIGN LOANS BY PURPOSE, UP TO JUNE 30, 1976 AND DURING E.F.Y. 1975/76

ሠንጠረዥ ተ.8

TABLE K.8

	በሥራ ላይ የግለሰብ የገደር መጠን/በግሊ የገበያ ቦር/				
	ኦክቶ በ 23 1968	ከጠ	በ1968 የጠገት ዓመት	ከጠ	
<b>አጠቃላይ</b>	<b>149.2</b>	<b>13.4</b>	<b>50.2</b>	<b>35.4</b>	
<b>አጠቃላይ ለውጭ ለውጭ</b>	<b>6.9</b>	<b>0.6</b>	<b>2.3</b>	<b>1.6</b>	
አጠቃላይ አገልግሎት ለከፊት	32.8	2.9	23.0	16.2	<b>AGICULTURE</b>
አጠቃላይ ለአጠቃላይ ሥራ	0.8	0.07	-	-	LIVESTOCK AND DAIRY DEVELOPMENT
አጠቃላይ ሀገር ለውጭ ፕሮጀክት	22.1	2.0	3.9	2.8	AGRICULTURAL SERVICES AND CREDIT
አጠቃላይ ሥራ ግድግዳ የጠገት ድጋፍ	86.6	7.8	21.0	14.8	FARMS AND CO-OPERATIVES
					REGIONAL DEVELOPMENT PROJECTS
					AGRICULTURAL SECTOR BUDGET
					SUPPORT
<b>አጠቃላይ ሥራ</b>	<b>100.9</b>	<b>9.2</b>	<b>2.4</b>	<b>1.7</b>	<b>MANUFACTURING</b>
አጠቃላይ ለውጭ	16.2	1.5	1.6	1.1	FOOD AND BEVERAGES
አጠቃላይ ለውጭ ግዳ	24.5	2.2	0.7	0.5	TEXTILES, CLOTHING, LEATHER
አጠቃላይ ለውጭ ሥራ ግድግዳ	-	-	-	-	WOOD, WOOD PRODUCTS, FURNITURE
አጠቃላይ ለውጭ ሥራ ግድግዳ	10.6	1.0	-	-	PAPER, PRINTING AND PUBLISHING
አጠቃላይ ለውጭ ሥራ ግድግዳ	48.4	4.4	0.1	0.07	HUBBER AND PETROLEUM PRODUCTS
አጠቃላይ ለውጭ ሥራ ግድግዳ	0.9	0.08	-	-	METAL INDUSTRIES
አጠቃላይ ለውጭ ሥራ ግድግዳ	0.2	0.02	-	-	OTHERS
<b>አጠቃላይ ለውጭ ሥራ ግድግዳ</b>	<b>182.5</b>	<b>16.4</b>	<b>14.2</b>	<b>10.0</b>	<b>ELECTRICITY, WATER SUPPLY AND</b>
አጠቃላይ ለውጭ ሥራ ግድግዳ	116.5	10.5	0.1	0.07	SEWERAGE
አጠቃላይ ለውጭ ሥራ ግድግዳ	56.5	5.0	11.6	8.2	ELECTRIC POWER GENERATION AND
አጠቃላይ ለውጭ ሥራ ግድግዳ	9.5	0.9	2.5	1.8	DISTRIBUTION
					URBAN WATER SUPPLY AND SEWERAGE
					WORKS
					WATER RESOURCES DEVELOPMENT,
					WELL DRILLING
<b>አጠቃላይ ሥራ ግድግዳ</b>	<b>4.4</b>	<b>0.4</b>	<b>-</b>	<b>-</b>	<b>CONSTRUCTION</b>
አጠቃላይ ለውጭ ሥራ ግድግዳ	4.4	0.4	-	-	CONSTRUCTION OF PUBLIC BUILDINGS
<b>አጠቃላይ ለውጭ ሥራ ግድግዳ</b>	<b>9.2</b>	<b>0.8</b>	<b>-</b>	<b>-</b>	<b>TRADE, HOTELS &amp; TOURISM</b>
አጠቃላይ ለውጭ ሥራ ግድግዳ	9.2	0.8	-	-	HOTELS AND TOURIST FACILITIES
<b>አጠቃላይ ለውጭ ሥራ ግድግዳ</b>	<b>429.2</b>	<b>38.5</b>	<b>52.9</b>	<b>37.3</b>	<b>TRANSPORT &amp; COMMUNICATIONS</b>
አጠቃላይ ለውጭ ሥራ ግድግዳ	259.6	23.3	46.5	32.8	HIGHWAYS
አጠቃላይ ለውጭ ሥራ ግድግዳ	3.5	0.3	-	-	SEAPORTS
አጠቃላይ ለውጭ ሥራ ግድግዳ	75.8	6.8	1.8	1.3	AIRPORTS
አጠቃላይ ለውጭ ሥራ ግድግዳ	46.8	4.2	-	-	AIR CARRIERS
አጠቃላይ ለውጭ ሥራ ግድግዳ	43.5	3.9	4.6	3.2	POSTS, TELEPHONE & TELEGRAPHS
<b>አጠቃላይ ለውጭ ሥራ ግድግዳ</b>	<b>78.9</b>	<b>7.1</b>	<b>4.8</b>	<b>3.4</b>	<b>FINANCIAL AGENCIES</b>
አጠቃላይ ለውጭ ሥራ ግድግዳ	35.3	3.2	-	-	COMMERCIAL BANK OF ETHIOPIA
አጠቃላይ ለውጭ ሥራ ግድግዳ	43.6	3.9	4.8	3.4	AGRICULTURAL & INDUSTRIAL
					DEVELOPMENT BANK
<b>አጠቃላይ ለውጭ ሥራ ግድግዳ</b>	<b>99.9</b>	<b>9.0</b>	<b>8.8</b>	<b>6.2</b>	<b>COMMUNITY &amp; SOCIAL SERVICES</b>
አጠቃላይ ለውጭ ሥራ ግድግዳ	47.0	4.2	6.5	4.6	EDUCATION
አጠቃላይ ለውጭ ሥራ ግድግዳ	48.8	4.4	-	-	PUBLIC HEALTH
አጠቃላይ ለውጭ ሥራ ግድግዳ	7.8	0.7	-	-	HOSPITALS, CLINICS, HEALTH
አጠቃላይ ለውጭ ሥራ ግድግዳ	41.0	3.7	2.3	1.6	CENTRES
አጠቃላይ ለውጭ ሥራ ግድግዳ	4.1	0.4	-	-	MALARIA ERADICATION
					HOUSING AND COMMUNITY AMENITIES
<b>አጠቃላይ ለውጭ ሥራ ግድግዳ</b>	<b>58.2</b>	<b>5.2</b>	<b>8.4</b>	<b>6.0</b>	<b>NOT ALLOCABLE TO SECTORS</b>
አጠቃላይ ለውጭ ሥራ ግድግዳ	46.6	4.2	-	-	BUDGET SUPPORT
አጠቃላይ ለውጭ ሥራ ግድግዳ	4.5	0.4	1.3	1.0	DROUGHT RELIEF AND REHABILITATION
አጠቃላይ ለውጭ ሥራ ግድግዳ	7.1	0.6	7.1	5.0	UNCOMMITTED
<b>ድምር</b>	<b>1,112.4</b>	<b>100.0</b>	<b>141.7</b>	<b>100.0</b>	<b>TOTAL</b>
	UP TO	%	DURING	%	
	30.6.76		F.Y.1975/6		
	AMOUNT OF LOAN UTILIZED (IN MILLION BIRR)				

ከገንዘብ ግዛቱ ከከፊት ከበዳር መጋቢት የተገኘ ::  
 Source: Ministry of Finance, Credit and Loans Department.

በከተማ ልማትና በት ጫኒባ ቲር ሥር የሚገኙ ግዛጋጃ ስተቶች\* የገቢ መጠን በከፍለ ሀገር፣ 1968 ዓ.ም የበጀት ዓመት  
 AMOUNT OF REVENUE OF MUNICIPALITIES\* UNDER THE MINISTRY OF URBAN DEVELOPMENT AND  
 HOUSING, BY ADMINISTRATIVE REGION, FISCAL YEAR 1975/76

ሠገጠረዥ ተ.9

TABLE K.9

ከፍለ ሀገር	የግዛጋጃ ስተቶች ብዛት	የገቢ መጠን /በሺህ ብር/					ADMINISTRATIVE REGION
		ከ100 በላይ	ከ50-99	ከ25-49	ከ5-24	ከ5 በታች	
አርቢ	10	2	-	6	2	-	ARSSI
ባሌ	10	-	1	-	9	-	BALE
ጎንደር	11	2	-	-	8	1	GONDAR
ጎም ጉ	6	1	-	-	4	1	GAMO GOFA
ጎጃም	19	2	-	3	9	5	GOJAM
አረባ	25	3	2	6	10	4	HARARGE
ሲባባቦር	8	-	2	4	2	-	ILLUBABOR
ካፋ	9	2	-	2	4	1	KAFA
ሸቃ	43	3	5	10	21	4	SHOA
ሲዳሞ	18	2	4	8	2	2	SIDAMO
ቲገራይ	15	1	3	4	7	-	TIGRAI
ወለጋ	12	1	2	1	8	-	WELLEGA
ወሎ	13	1	1	2	7	2	WOLLO
<b>ዶቦር</b>	<b>199</b>	<b>20</b>	<b>20</b>	<b>46</b>	<b>93</b>	<b>20</b>	<b>TOTAL</b>
	<b>NUMBER OF MUNICIPALITIES</b>	<b>100 &amp; OVER</b>	<b>50-99</b>	<b>25-49</b>	<b>5-24</b>	<b>UNDER 5</b>	<b>ADMINISTRATIVE REGION</b>
	<b>AMOUNT OF REVENUE (IN '000 BIRR)</b>						

\* ህገባቸውን ለመለከት ግዛጋጃ ስተቶች ብቻ የቀረቡ ።  
 \*Only for those municipalities which submitted their accounts.

ከከተማ ልማትና በት ጫኒባ ቲር የተገኘ ።  
 Source: Ministry of Urban Development and Housing.

በከተማ ልማትና ቤት ጫካ ቴሌ ሥር የሚገኙ ግዛጃዎች ቢቸ\* ወዲ መጠን በከፍለ ሀገር፣ 1968 ዓ.ም የበጀት ዓመት  
 AMOUNT OF EXPENDITURE OF MUNICIPALITIES\* UNDER THE MINISTRY OF URBAN DEVELOPMENT AND  
 HOUSING BY ADMINISTRATIVE REGION, FISCAL YEAR 1975/76

ሠንጠረዥ ተ.10 TABLE K.10

ከፍለ ሀገር	ግዛጃዎች ቢቸ ብዛት	የወዲ መጠን / በሺህ ብር /					ADMINISTRATIVE REGION
		ከ100 በላይ	ከ50-99	ከ25-49	ከ5-24	ከ5 በታች	
አርቢ	10	2	2	-	6	-	ARSSI
ባሌ	9	-	1	1	7	-	BALE
ጎንደር	11	2	-	-	6	3	GONDAR
ጋሞ ጉሩ	6	1	-	1	3	1	GAMO GOFA
ጎጃም	19	2	1	1	8	7	GOJAM
ዘረርጌ	25	3	4	1	13	4	HARARGE
ሲላሳ	8	-	2	1	5	-	ILLUBABOR
ከፋ	9	2	1	2	4	-	KAFA
ሸዋ	43	3	5	20	10	5	SHOA
ሲዳሞ	18	3	5	3	6	1	SIDAMO
ተገራይ	15	1	-	7	7	-	TIGRAI
ወለጋ	12	1	2	-	7	2	WOLLEGA
ወሎ	13	1	1	3	4	4	WOLLO
ጭር	198	21	24	40	86	27	TOTAL
	NUMBER OF MUNICIPALITIES	100 & OVER	50-99	25-49	5-24	UNDER 5	
		AMOUNT OF EXPENDITURE (IN'000 BIRR)					

\* ሂሳባቸውን ለመለከት ግዛጃዎች ቢቸ ብቻ የቀረቡ።  
 \*Only for those municipalities which submitted their accounts.

ከከተማ ልማትና ቤት ጫካ ቴሌ የተገኘ።  
 Source: Ministry of Urban Development and Housing.

የዳክታ ስቶ የገቢና ወጪ ዓጠቃላይ ስብሰባ ሀገር\*  
 SUMMARY OF REVENUE AND EXPENDITURE OF MUNICIPALITIES BY REGIONS\*

ሠንጠረዥ ተ.11

TABLE K.11

በሺህ ቦር IN'000 BIRR

ስብሰባ ሀገር	1966**		1967**		1968**		ADMINISTRATIVE REGIONS
	ገቢ	ወጪ	ገቢ	ወጪ	ገቢ	ወጪ	
	REVENUE	EXPENDITURE	REVENUE	EXPENDITURE	REVENUE	EXPENDITURE	
አርባ	399	398	486	522	414	343	ARSSI
ባላ	168	146	238	255	115	99	BALE
ጎንደር	808	906	902	768	511	529	GONDAR
ጋሞ ገላ	159	139	170	194	3	2	GAMO GOFFA
ጎጃም	547	538	666	667	407	415	GOJAM
ዘረገጌ	2,809	2,156	2,680	2,334	2,260	1,183	HARARGE
ሲባባቦር	289	226	296	244	273	175	ILLUBABOR
ክፋ	1,117	884	1,055	908	873	707	KAFA
ሸቶ	1,997	2,066	2,343	2,371	1,803	1,724	SHOA
ሲዳሞ	957	928	957	926	794	731	SIDAMO
ተገራይ	946	970	892	971	776	700	TIGRAI
ወለጋ	377	327	428	357	406	235	WOLLEGA
ወሎ	645	563	757	542	648	648	WOLLO
ጅምር	11,278	10,247	11,868	11,059	9,283	7,491	TOTAL
	1973/74**		1974/75**		1975/76**		

\*አዲስ አበባንና በአርባ ክ/ሀገር የሚገኙትን ዳክታ ስቶ አይወጡም ::  
 \*Excluding Addis Ababa and all municipalities in Eritrea.

\*\*ሚገባቸውን ስብሰባ ስቶ ዳክታ ስቶ ስቶ የተረገጡ ::  
 \*\*Only for those municipalities which submitted their accounts.

ስብሰባ ስቶ ስቶ ስቶ የተገኘ ::  
 Source: Ministry of Urban Development and Housing.

የአዳዲስ አበባ ከተማ አስተዳደር ገቢና ወጪ  
REVENUE AND EXPENDITURE OF MUNICIPALITY OF ADDIS ABABA

ሠንጠረዥ ተ.13

TABLE K.13

በሺህ ብር

'000 BIRR

	1966*	1967*	1968*	
<u>ገቢ</u>				<u>REVENUE</u>
<u>ከገቢው ጋር</u>	<u>2,189</u>	<u>3,365</u>	<u>4,902</u>	<u>IMPORT DUTIES</u>
<u>ገቢ</u>	<u>2,827</u>	<u>3,833</u>	<u>1,986</u>	<u>TAXES</u>
ከቦታ / ከገቢ/ገቢ	1,428	1,818	518	LAND TAX
ከሌላ ገቢ	851	1,476	917	BUILDING TAX
ከክብት ሽያጭ ጋር	412	363	536	TAX ON SALE OF ANIMALS
ከጤና ታከቦ	136	176	15	HEALTH TAX
<u>ከፈቃድ ከለሎች ከፍቃድ የተገኘ ገቢ</u>	<u>5,350</u>	<u>4,960</u>	<u>6,549</u>	<u>CHARGES AND FEES</u>
ከገንዘብ ሥራ ፈቃድ	1,720	1,910	3,194	BUSINESS LICENSE FEES
ከተሽከርካሪ መኪናዎች ፈቃድ	1,790	1,856	2,286	VEHICLES AND DRIVING LICENSE FEES
ከወላ መዘገቢያ፣ ከአሻራና ከባት ሥራ ፈቃድ	1,429	653	84	LAND SURVEY AND REGISTRATION FEES
ከጸላት	360	394	710	SANITATION FEES
ከለሎች	51	147	275	OTHERS
<u>ከከፈቃድ ገቢ</u>	<u>658</u>	<u>632</u>	<u>297</u>	<u>RENTAL INCOME</u>
<u>ከገንቢት ሽያጭ</u>	<u>58</u>	<u>41</u>	<u>96</u>	<u>SALE OF PROPERTIES</u>
<u>ከአክሲዮኖች ወለድና ተርፍ</u>	<u>177</u>	<u>154</u>	<u>185</u>	<u>INTEREST AND DIVIDENDS</u>
<u>ሌላ ሌላ ገቢዎች</u>	<u>539</u>	<u>70</u>	<u>159</u>	<u>MISCELLANEOUS</u>
የገቢ ድምር	11,798	13,055	14,174	TOTAL REVENUE
<u>ወጪ</u>				<u>EXPENDITURE</u>
<u>ደንበኛ ወጪ</u>	<u>9,023</u>	<u>9,240</u>	<u>13,179</u>	<u>CURRENT EXPENDITURE</u>
<u>ለደንበኛ አባል</u>	<u>5,984</u>	<u>5,865</u>	<u>7,491</u>	<u>PERSONAL EMOLUMENTS</u>
ደብዳቤ	5,677	5,542	7,022	WAGES AND SALARIES
አባል	307	323	469	ALLOWANCES
<u>ለቢሮ ዕቃዎች</u>	<u>871</u>	<u>822</u>	<u>973</u>	<u>OFFICE SUPPLIES</u>
<u>ለፈሰስ</u>	<u>371</u>	<u>137</u>	<u>188</u>	<u>CURRENT TRANSFER</u>
<u>ለሌሎች ወጪዎች</u>	<u>1,797</u>	<u>2,416</u>	<u>4,527</u>	<u>OTHER EXPENDITURES</u>
<u>የካፒታል ወጪዎች</u>	<u>3,244</u>	<u>3,131</u>	<u>11,589</u>	<u>CAPITAL EXPENDITURE</u>
ለመገንጠያ ሥራና ጥገና	1,634	2,240	8,538	ROAD CONSTRUCTION AND MAINTENANCE
ለሌሎች የካፒታል ወጪዎች	1,610	891	3,051	OTHER CAPITAL EXPENDITURE
የወጪ ድምር	12,267	12,371	24,768	TOTAL EXPENDITURE
	1973/74*	1974/75*	1975/76*	

\* የግንባታ ወቅት ለግንባታ 5 ወይንም 6 ነው ።  
\*Year ending September 10 or 11.

ከአዳዲስ አበባ ከተማ አስተዳደር የተገኘ ።  
Source: Municipality of Addis Ababa.

የአሥራ ግዛጃ ቦተ ገቢና ወጪ\*  
REVENUE AND EXPENDITURE OF MUNICIPALITY OF ASMARA\*

ሠገጠረዥ ተ.14

TABLE K.14

በሺህ ብር

'000 BIRR

	1967	1968	1969	
<u>ገቢ</u>				<u>REVENUE</u>
<u>ገቢ</u>	3,721	2,654	2,640	<u>TAXES</u>
ከሽቶ ቀረጥ	426	247	293	SALES TAX
ከሊንቀቀጥ፣ ከገንዘብ፣ ከኪነተኮሎጂና ከሥራ ገቢ	1,461	1,182	1,008	INDUSTRY, COMMERCE, ARTS AND PROFESSION TAX
ከጎሳጎሳ ከገንዘብ 1% ቀረጥ	1,164	946	932	FUEL AND 1% CUSTOMS TAX
ከገቢ ገቢ	523	195	292	PROPERTY TAX
ከሕንጻና ከገንዘብ ሥራ ገቢ	18	3	2	CONSTRUCTION AND MAINTENANCE WORK TAX
ከቀጣይ ከብተ ሽያጭ ግብርና ከገቢ ቀረጥ	105	68	91	CATTLE REGISTRATION TAX
ከግብርና ገቢ	24	13	22	ADVERTISING TAX
<u>ከፈቃድ ከሌሎች ክፍያዎች የተገኘ ገቢ</u>	<u>1,391</u>	<u>1,340</u>	<u>1,167</u>	<u>CHARGES AND FEES</u>
ከተከርካሪ ወጪዎች ፈቃድ	441	533	411	VEHICLES AND DRIVING LICENSE FEE
ከጽዳት	185	182	202	SANITATION FEE
ከፍራ ከሥጋ ግጥም	162	86	102	SLAUGHTERING AND MEAT DELIVERY FEE
ከአባተ አደጋ ወከላከያ	29	16	24	PROTECTION AGAINST FIRE AND FIRE EXTINGUISHING FEE
ሌሎች	574	523	428	OTHERS
<u>ከብራይ የተገኘ ገቢ</u>	<u>227</u>	<u>143</u>	<u>153</u>	<u>RENTAL INCOME</u>
<u>ሌሎች ገቢዎች</u>	<u>1,074</u>	<u>177</u>	<u>78</u>	<u>MISCELLANEOUS</u>
የገቢ ድምር	6,413	4,314	4,038	TOTAL REVENUE
<u>ወጪ</u>				<u>EXPENDITURE</u>
<u>ወጪዎች ወጪ</u>	<u>2,796</u>	<u>2,433</u>	<u>2,644</u>	<u>CURRENT EXPENDITURE</u>
ለደቆዞና አበል	1,464	1,835	1,982	SALARIES, WAGES AND ALLOWANCES
ለቢሮ ዕቃዎች	153	140	157	OFFICE SUPPLIES
ለሌሎች አሳዳጊ ወሳሪ ዕቃዎችና ዕቃዎች	249	239	283	OTHER EQUIPMENT AND SUPPLIES
ለፈሰስ	60	43	37	CURRENT TRANSFER
ለሌሎች ገቢ ወጪዎች	870	176	185	MISCELLANEOUS
<u>የገንዘብ ወጪ</u>	<u>589</u>	<u>768</u>	<u>711</u>	<u>CAPITAL EXPENDITURE</u>
ለሕንጻዎችና ለሌሎች ሥራዎች	363	174	184	BUILDINGS AND CONSTRUCTION
ለወከላከያዎችና ለወሳሪ ዕቃዎች	186	261	51	MACHINERY AND EQUIPMENT
ሌሎች የገንዘብ ወጪዎች	40	333	476	OTHER CAPITAL EXPENDITURE
ጠቅላላ የወጪ ድምር	3,385	3,201	3,355	TOTAL EXPENDITURE
	1974/75	1975/76	1976/77	

\* የግድት ወጪ ሰኔ 30 ነገር ::

\*Year ending 7th July.

የአሥራ ግዛጃ ቦተ የተገኘ ::

Source: Municipality of Asmara.

የተሰጠ የገንዘብ ዕርዳታ በዕርዳታ ሰጪዎች\*  
 TECHNICAL ASSISTANCE RECEIVED BY DONORS\*

ሠገጠረዥ ተ.15

TABLE K.15

በሺህ ባር

'000 BIRR

ዕርዳታ ሰጪዎች	ዓመት ለዓመት				ዕርዳታ ሰጪ
	1965*	1966*	1967*	1968*	
ከቫናላ	1,571	1,462	1,374	-	CANADA
ከጀርመን ፊደራል ሪፐብሊክ	445	2,193	5,424	1,065	F.R. OF GERMANY
ከፊንላንድ	540	750	40	577	FINLAND
ከፈረንሳይ	6,628	5,847	8,739	7,586	FRANCE
ከሌዛንድ	1,642	2,030	-	-	ITALY
ከጃፓን	1,318	1,450	231	-	JAPAN
ከሕዝባዊ ገጭና	-	-	400	-	PEOPLES REPUBLIC OF CHINA
ከሲዳ / ከሲደር ግለሰብ ተራዕኔ ዕርዳታ	15,428	15,349	22,867	26,028	SIDA
ከደቡብ አፍሪካ	-	-	101	-	SOUTH KOREA
ከታላቋ ብሪታንያ	7,264	5,116	6,143	326	UNITED KINGDOM
ከተባበረት መገንጠያ ሰነድ ዕርዳታ	19,000	17,542	11,954	35,121	UNDP
ከተባበረት የአግሪካ መገንጠያ ዕርዳታ	12,208	14,288	7,190	3,171	USAID
ከሶቪየት ዩኒየን	192	192	5,987	6,131	USSR
ከዩግዝያቫና	11	12	18	-	YUGOSLAVIA
ከሌሎች	10,253	11,861	180	600	OTHERS
<b>ጠቅላይ</b>	<b>76,500</b>	<b>78,092</b>	<b>70,648</b>	<b>80,605</b>	<b>TOTAL</b>
	1972/73*	1973/74*	1974/75*	1975/76*	DONORS
					YEAR

\* የዓመት መጨረሻ በኋላ 30 ነገር ::  
 \*Year ending 7 July.

ከዓዕከላዊ ንግግር ኮሚሽን የተገኘ ::  
 Source: Central Planning Commission Office.

ክፍል ፳. የባንክ ሥራዎችና የአከፋፈል ጫን

ስለ ገንዘብ: አገዳ ብር የጋፊ በተጠራ ወርቅ ሲታሰብ 0.355468 ገሬዎ ሲሆን፣ በአጭራ ገንዘብ ምዝፈ ሲታሰብ 48 ሳንቲም ነው።

ስለ ባንኮች: የኢትዮጵያ ግብርና ገንዘብ ባንክ ለባንኮች 1956 ዓ.ም ድረስ በጠቅላይ ባንክና የገንዘብ ጫካ ህገ ተቋማት የባንክ ስርዓትና ተግባር ለባንኮች ለማስፈጸም በወጣው አገር ምዝፈ ባለጠቅላይ ሥልጣን በመሆን ሲሠሩ የይጋታ፣ እስከ ተለክተው ዓመት ድረስ የገንዘብ ባንኮች ሥራ ይሠራ ነበር።

በአጭር ቀን 106: 1955 ዓ.ም በወጣው ነጋዴት ጋዛጃ ጭረት የኢትዮጵያ ግብርና ገንዘብ ባንክ የኢትዮጵያ ብጫ ወገን ከቀር 1956 ዓ.ም ጀምሮ ተጀምሮ። የኢትዮጵያ ብጫ ወገን የኢትዮጵያ ግብርና ገንዘብ ባንክ ሲሆን የገንዘብ ጫካ ህገ ተቋማት ሆኖ ገንዘቦችን ያተካል። የገንዘብ ባንኮች በሙሉ አገዳ ጫካ ስልጣን ለሁሉ ግብርና ገንዘብ ባንኮች ያከፋፈሉ። ስለ ገንዘብ ባንኮች በየሠንጠረዥ የተረገጡ አስተዳደር ስልጣን ከዚህ በታች የተዘረዘሩትን ባንኮች ያጠቃልላሉ።

- 1. የኢትዮጵያ ገንዘብ ባንክ
- 2. የአዳግ ባንክ

ሠንጠረዥ ፳.3: ለሌሎች ገንዘብ ነጠ ድርጅቶች የክርክርና የአገልግሎት ልማት ባንኮች፣ የኪሎቶና የገንዘብ ጫካ የገንዘብ ጫካ ህገ ተቋማት የገንዘብ ጫካ ህገ ተቋማት ሆኖ ገንዘቦችን ያጠቃልላል። ጥቅምት 27 ቀን 1968 ዓ.ም የኪሎቶና የገንዘብ ጫካ የገንዘብ ጫካ ህገ ተቋማት የገንዘብ ጫካ ህገ ተቋማት ሆኖ ገንዘቦችን ያጠቃልላል።

ሠንጠረዥ ፳.12፣ 13 እና 14: የክርክርና የአገልግሎት ልማት ባንኮች።

ነሐሴ 22 ቀን 1962 ዓ.ም በነጋዴት ጋዛጃ የወጣው ድንገጥ ቀን 55 የተደቀውን የኢትዮጵያ ግብርና ገንዘብ ባንክ ለገንዘብ ጫካ ህገ ተቋማት ሆኖ ገንዘቦችን ያጠቃልላል። የኢትዮጵያ ግብርና ገንዘብ ባንክ ለገንዘብ ጫካ ህገ ተቋማት ሆኖ ገንዘቦችን ያጠቃልላል።

ሠንጠረዥ ፳.16: በሌሎች አገሮች ጋር ያለው የገንዘብ ክፍያ ጫን

ሀ. ዕቃዎችና ገልጋሎቶች:

ከፊ ቀን 1. የዕቃዎች ገንዘብ ወጭ ዕቃ:

ገቢ ዕቃ: በግብርና ገንዘብ ህገ ተቋማት ሆኖ ገንዘቦችን ያጠቃልላል። የገንዘብ ጫካ ህገ ተቋማት ሆኖ ገንዘቦችን ያጠቃልላል።

ከፊ ቀን 2. የገቢው አጭር የሚሆን የብጫ ወገን ከኢትዮጵያ ግብርና ገንዘብ ባንክ ለገንዘብ ጫካ ህገ ተቋማት ሆኖ ገንዘቦችን ያጠቃልላል።

ከፊ ቀን 3. የዕቃዎች ግብርና ወጪና አገልግሎት፣ የገንዘብ ጫካ ህገ ተቋማት ሆኖ ገንዘቦችን ያጠቃልላል። የገንዘብ ጫካ ህገ ተቋማት ሆኖ ገንዘቦችን ያጠቃልላል።

ከፊ ቀን 4. ለሌሎች የተረገጡ ገንዘቦች፣ የተዘጋገሙ የኢትዮጵያ ግብርና ገንዘብ ባንክ ለገንዘብ ጫካ ህገ ተቋማት ሆኖ ገንዘቦችን ያጠቃልላል። የገንዘብ ጫካ ህገ ተቋማት ሆኖ ገንዘቦችን ያጠቃልላል።

ተራ ቁጥር 6. የኢንቨስትመንት ገቢ ሂሳብ፣ በገቢ የተዘገገው የኢትዮጵያ ብሔራዊ ባንክ በውጭ አገር ባለው ተጠቃሚ ገንዘብና በቀበሌና በጋራ ገቢ የተገኘውን ወለድ ያጠቃልላል ። በወደብ በሌለ የተዘገገው ወገን/ት ለተበደረው የከፈለውን ወለድና የውጭ አገር ኮባንያዎች ያተረፉትን ያጠቃልላል ።

ተራ ቁጥር 7. የገንዘብ ሂሳብ፣ በገቢ የተዘገገው በኢትዮጵያ የሚገኙ የገንዘብ ተቋማት የተገኘውን ለ ሚኒስቴርና የዓለም አቀፍ ድርጅቶች ያደረጉትን ወጭ ያጠቃልላል ። በወደብ የተዘገገው በውጭ አገር የሚገኙትን የኢትዮጵያ ተገባሪዎችና ገንዘብ ተቋማት ሚኒስቴር አገልግሎት የተከሰተ ዐርጻታ በባህሪ ወለድ የተገኘትን ለጠቅ የአገልግሎቶች ወደ ይወጥራል ።

ተራ ቁጥር 8. ለጠቅ በውጭ አገር የአገልግሎት ኮባንያ ለኢትዮጵያ ነዋሪዎች የተከፈለውን /ከ ረዳት/ አገልግሎት ለአገልግሎት ወጪዎች ገንዘብ የኢትዮጵያ ነዋሪዎች የከፈሉትን /ጻቢት/ ይወጥራል በተወጣሪው በሌላ ቦታ ያልተለከተትን ለዓለም አገልግሎቶች ያጠቃልላል ።

ለ. የተዘጋጀ ክፍያዎች፡

ተራ ቁጥር 9. የገቢ ክፍያዎች፣ የሃይማኖት ሚኒስቴር የገቢ ድርጅቶች አገልግሎት የሰጠውን በውጭ አገር ያጠቃልላል ።

ተራ ቁጥር 10. የገንዘብ ክፍያዎች፣ በገቢ የተዘገገው፣ ከግፍ ተቋማት አገርና በኢንፎርሜሽን ድርጅቶች የተገኘትን ለርጻታዎች ያጠቃልላል ።

ጠ. የባንክ ሂሳብ ሂሳብ ዘወውር፡

ተራ ቁጥር 11. የረጅም ዘመን የገቢ ባንክ በኢትዮጵያ ተደረገውን ተረጋግጦ ገቢ ገንዘብና የባንክ ዕቃዎች የተገኙ ለኢንቨስትመንት፣ አገልግሎት ለገንዘብ አገልግሎት የተደረገውን ለገንዘብ ለኢንቨስትመንት ይወጥራል ። በኢትዮጵያ ያሉ የገቢ ኮባንያዎች በረጅም ጊዜ የሚከፈሉትን ዕቃዎች ገንዘብና የውጭ አገር ባንክ የሚሰጡት ክፍያ በዕቃ ወጭ ተይዟል ።

ተራ ቁጥር 12. የአጭር ዘመን የገቢ ባንክ፣ የኢትዮጵያ ነጋዴዎች በውጭ አገር ነጋዴዎች ጋር ያደረጉትን የገንዘብ ክፍያ ለውጭ ያጠቃልላል ። አገልግሎት በውጭ አገር ባንክ የኢትዮጵያ ለጭ ጠቃሚዎች የኢትዮጵያ ገንዘብ ወርቅን ያላቸውን ተጠቃሚ ሂሳብ ለዓለም አገልግሎት ያጠቃልላል ።

ተራ ቁጥር 13. የገንዘብ ባንክ ከባንክ የተወሰደውን /ከረዳት/ ለባንክ የተከፈለውን /ጻቢት/ ያጠቃልላል ።

ሠ. ገንዘብ ነጠ ድርጅቶች፡

ተራ ቁጥር 14. የገንዘብ ነጠ ድርጅቶች፣ በገቢ የተለከተው ባንክ በውጭ አገር ያለውን ሀብትና ያለበትን ዕቃ ለዓለም አገልግሎት ያጠቃልላል ።

ተራ ቁጥር 15. ለጠቅ ገንዘብ ነጠ ድርጅቶች በኢትዮጵያ ውስጥ የሚሰጡ የአገር ውስጥና የውጭ አገር ገንዘብ ባንክ ያላቸውን ሀብትና የዕቃ ወጭ ያጠቃልላል ።

## SECTION L. BANKING AND BALANCE OF PAYMENTS

Currency: The Birr is equal in value to 0.355468 grams of fine gold and is worth 48 US cents at par.

Banks: Prior to January 1964, the State Bank was the central bank with the power, as agent of the Ministry of Finance, to issue Bank notes and coins and was the sole authorized dealer in foreign exchange. It was also up to that date that the State Bank was engaged in commercial banking activities. By the Monetary and Banking Proclamation No. 206 of 1963, the State Bank was dissolved, and the National Bank of Ethiopia and the Commercial Bank of Ethiopia were formed w.e.f. 1st January 1964. The National Bank is the Central Bank of Ethiopia and the currency issuing authority, as agent of the Minister of Finance. The commercial bank, as its name indicates, undertakes all general banking business. The figures for commercial banks in the tables cover the following banks:

1. Commercial Bank of Ethiopia,
2. Addis Bank,

Tables L. 3: Other financial institutions include Agricultural and Industrial Development bank, Savings and Home ownership Public Association, and Savings and Mortgage Corporation. However, Savings and Home Ownership Public Association, and Savings and Mortgage Corporation have been replaced by the Housing and Savings Bank as of November 7, 1975.

### Table L. 12. 13. & 14: AGRICULTURAL AND INDUSTRIAL DEVELOPMENT BANK

On the 28<sup>th</sup> August 1970 by decree No. 55, the Agricultural and Industrial Development Bank s.c. was formed to take over the liabilities and assets of the former Development Bank of Ethiopia and the shares of Ethiopian Investment Corporation.

### Table L. 16 BALANCE OF PAYMENTS

#### A. GOODS AND SERVICES

Item 1. Merchandise Transactions: Exports f.o.b.: Imports f.o.b. Plus 30% of c.i.f. value of imports for grants and unrecorded goods for 1975. Customs trade valuations less and estimated 14.0 percent for ocean freight and 1.1 percent for insurance and transit charges through Djibouti.

Item 2. The credit figure represents gold purchased by the national bank from the Ethiopian Treasury.

Table 3. Freight and insurance: Ocean freight for imports is an estimated 14.0 per cent of the total c.i.f. value of imports plus transit charges through Djibouti. Ocean insurance is estimated at 1.1 per cent of the total c.i.f. value of imports.

Item 4. Other transportation: The entries cover receipts(credit) and expenditures (debit) aboard the Ethiopian Air Lines;also receipts(credit)from Ethiopian Shipping Lines & foreign ships calling at Massawa and Assab ports,and from foreign aircraft landing at Ethiopian Airports;beginning 1962. Debits include remittances aborad by travel and shipping agents in Ethiopia.

Item 5: Travel: The credit entry covers expenditure in Ethiopia by travellers from abroad. The debit entry covers expenditures by Ethiopians travelling abroad and foreign exchange provided for travel expenses.

Item 6. Investment Income: The credit entries cover interest earned on foreign deposits and securities held by the National Bank of Ethiopia. The debit entries cover interest payment by the Central Government on loans, and the profits and dividends of the major foreign companies operating in Ethiopia.

Item 7. Government, not included elsewhere: The credit entries cover expenditure of foreign diplomatic and consular missions and international institutions in Ethiopia. The debit entries cover Ethiopian consular and diplomatic expenditure, and technical assistance contra entry of service received in a form of grants.

Item 8. Other services: The item covers insurance claims (credit) by Ethiopian residents on foreign insurance companies, and non-merchandise premiums and claims (debit) paid by Ethiopian residents. It further covers transfer for services which cannot be identified separately for inclusion elsewhere.

#### B. TRANSFER PAYMENTS:

Item 9. Private: All donations and imports of capital by religious and private organizations as well as individuals are covered under this item.

Item 10. Central Government: The credit entries cover grants received from various Governments, and International Agencies.

#### C. CAPITAL MOVEMENTS:

Item 11. Private long-term: The entries cover changes in foreign direct investment in Ethiopia in the form of cash and capital goods, re-invested capital and new foreign investment. Estimated repayments of Long-term credit owed by private companies in Ethiopia and foreign capital amortization are debited under liabilities.

Item 12. Private short term: The entries cover changes in commercial credits by Ethiopian merchants from foreign merchants, and changes in deposits of Ethiopian Airlines, and Ethiopian shipping lines held in foreign banks.

Item 13. Central Government long term: The entries cover loan withdrawals (credit) and loan repayments (debits).

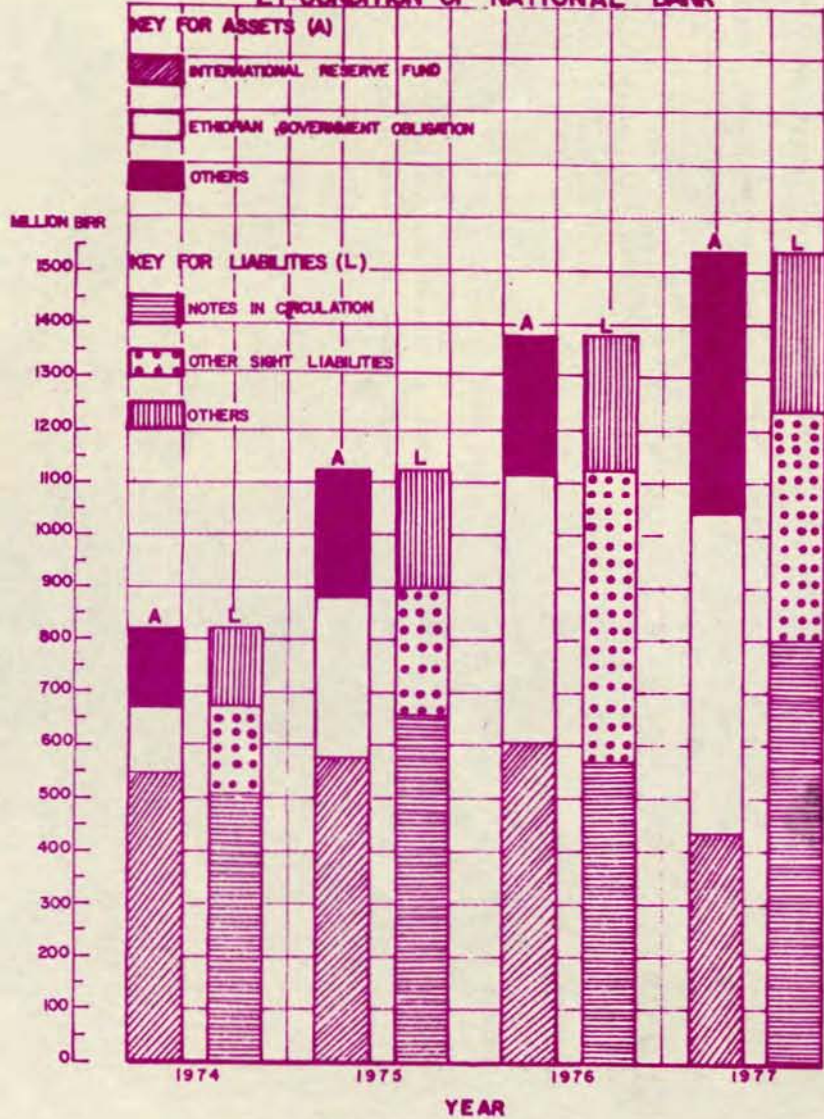
#### D. MONETARY INSTITUTIONS:

Item 14. Central monetary institutions:- credit entries include decline in foreign assets and increases in foreign liabilities of the central bank.

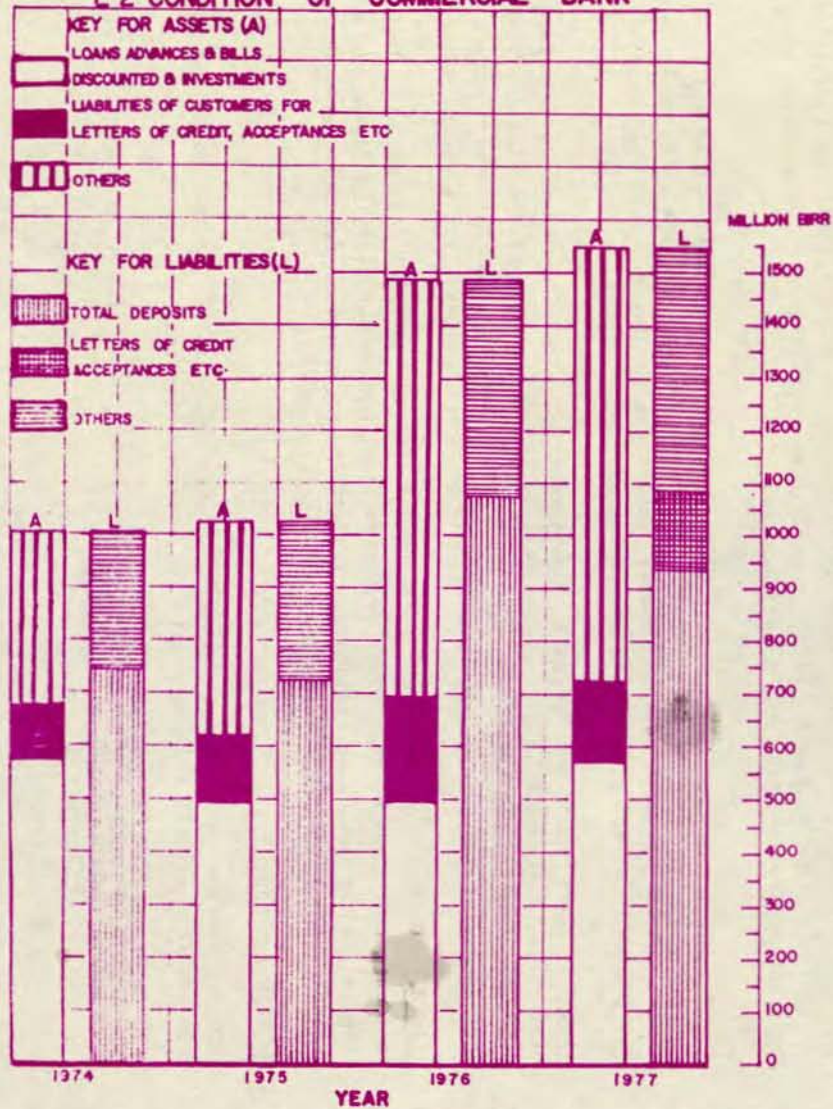
Item 15. Other Monetary Institutions: The entries represent net change in foreign assets and liabilities of the Domestic and Foreign Commercial banks operating in Ethiopia.

### L-1-CONDITION OF NATIONAL BANK

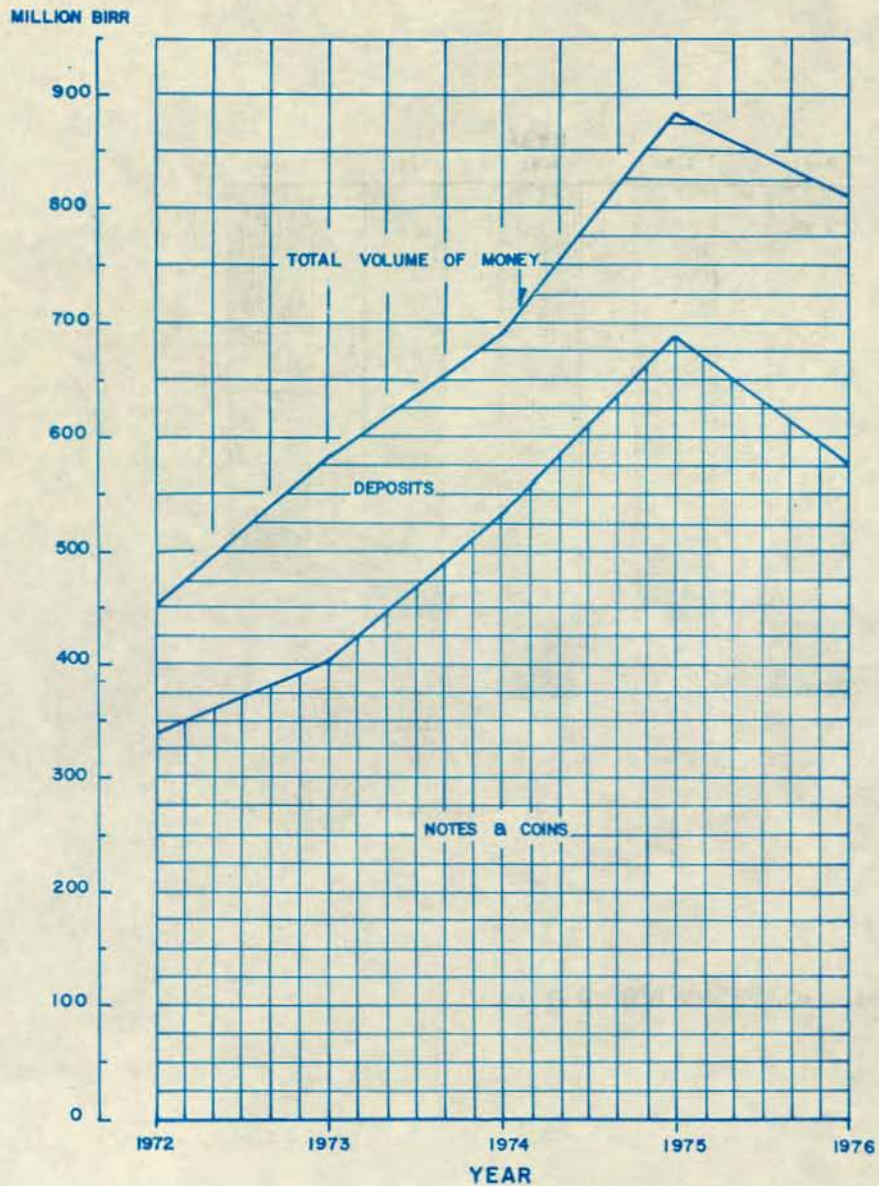
188



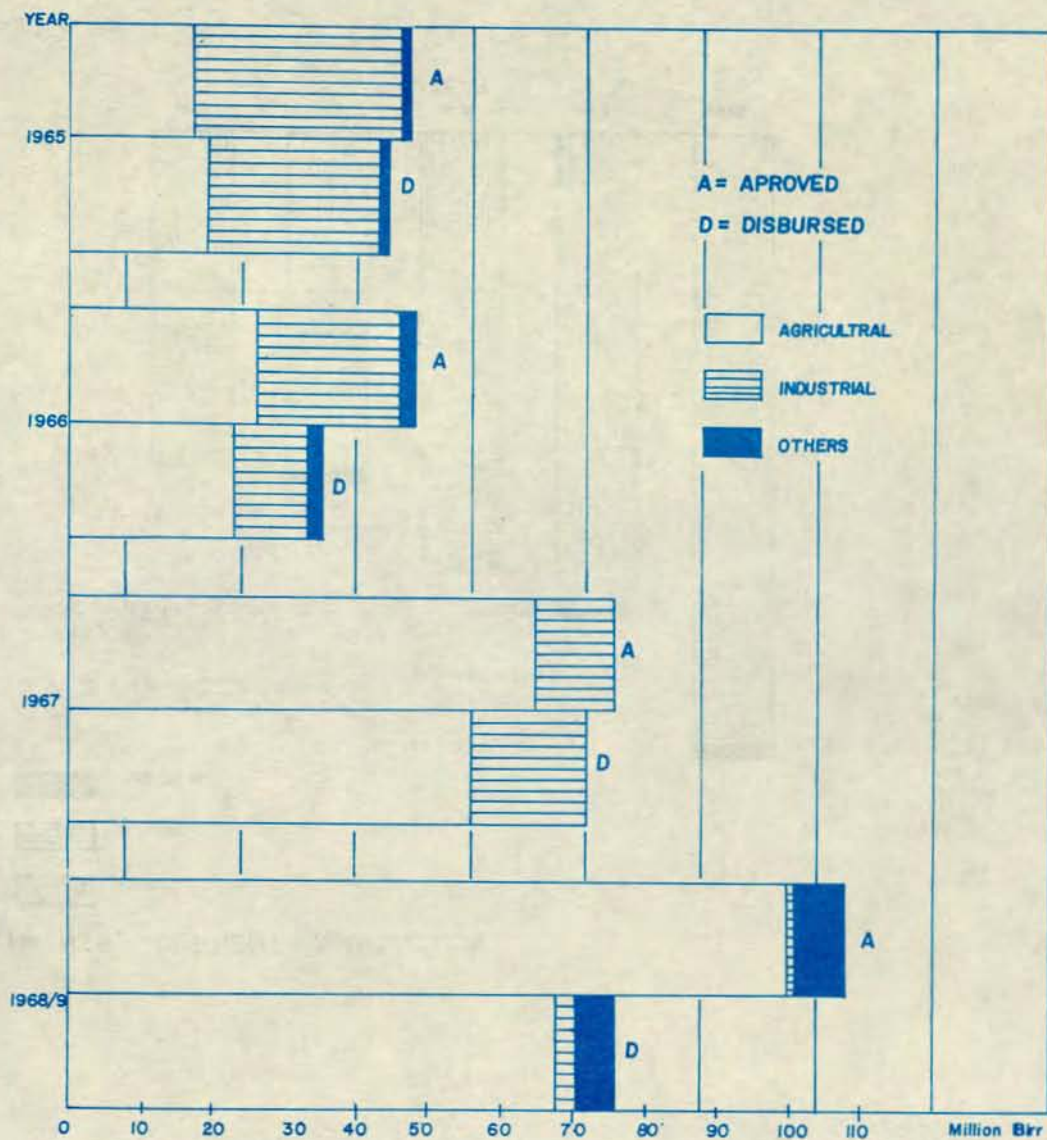
### L-2 CONDITION OF COMMERCIAL BANK



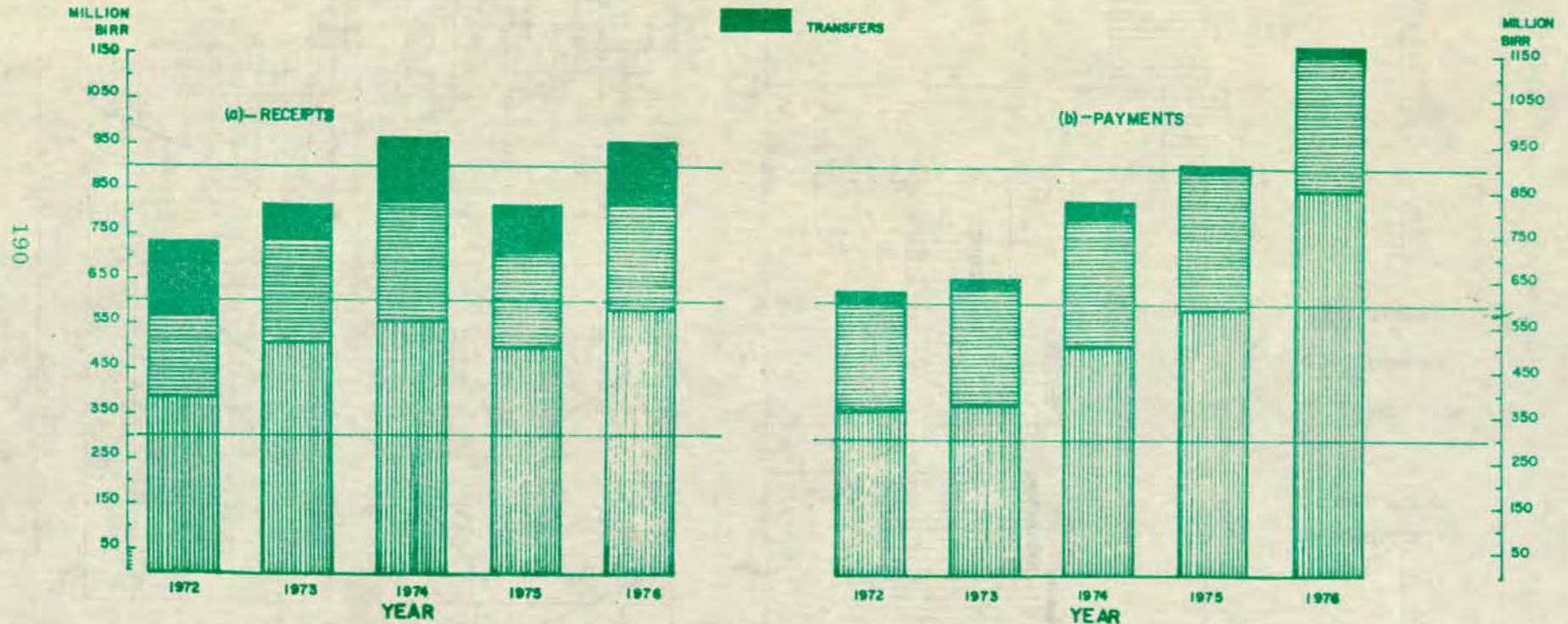
### L3-COMPONENTS OF MONEY SUPPLY



### L4- LOANS APPROVED & DISBURSED BY AGRICULTURAL & INDUSTRIAL DEVELOPMENT BANK



### L 5 - BALANCE OF PAYMENTS, CURRENT TRANSACTION



አጠቃላይ የጠፍራ ደባንክ የሂሳብ መገለጫ  
 CONSOLIDATED STATEMENT OF CONDITION OF NATIONAL BANK

ሠንጠረዥ ቶ.1

TABLE L.1

በግሊ ዓገ ብር

IN MILLION BIRR

	1968		1969		1970		
	በ ነ	ታህሣሥ	በ ነ	ታህሣሥ	በ ነ	ታህሣሥ	
<b>ሀብቶች</b>							<b>ASSETS</b>
አገተርሽናል መጠባበቂያ ሂሳብ	602.3	605.9	632.6	435.7	INTERNATIONAL RESERVE FUND		
በቆይታ የተከፈለ ያልተጣረ ሂሳቦች	105.1	105.0	117.2	167.2	ADVANCES AND UNCLEARED EFFECTS		
በአገተርሽናል ድርጅቶች የተደረገ አገጠሰተወገተ	71.8	69.4	69.8	69.8	INVESTMENTS IN INTERNATIONAL INSTITUTIONS		
ለገንዶ ስራ ሂሳቶች የደገበኛቸው ዕላ	-	30.8	112.2	62.5	CUSTOMERS LIABILITY ON DOCUMENTARY CREDITS		
የኢትዮጵያ መንግሥት ገንዘብ	459.3	512.3	454.3	605.3	ETHIOPIAN GOVERNMENT OBLIGATION		
የብር ተገባሪ ገንዘቦች	12.4	11.4	11.8	11.9	SILVER COINS		
የማይንቀሳቀስ ሀብት	0.2	0.6	1.3	2.4	FIXED ASSETS		
ሌሎች ሂሳቦች	121.0	44.4	57.0	183.1	OTHER ACCOUNTS		
<b>የሀብት ድምር</b>	<b>1,372.1</b>	<b>1,379.8</b>	<b>1,456.2</b>	<b>1,537.9</b>	<b>TOTAL ASSETS</b>		
<b>ዕላዎች</b>							<b>LIABILITIES</b>
በሥራ ላይ የሚገኙ ናቶች	781.9	570.1	675.0	806.6	NOTES IN CIRCULATION		
ሌሎች በቆይታ ተጠያቂ ዕላዎች	290.6	550.5	401.8	431.6	OTHER SIGHT LIABILITIES		
የገንዶ ስራ ሂሳብ ደብዳቤዎች	72.0	47.0	131.1	87.4	COMMERCIAL LETTERS OF CREDIT		
የአገተርሽናል ድርጅቶች በሰጡ የዘጠኝ ደብዳቤዎች ላይ	48.5	48.6	48.3	48.3	INTERNATIONAL INSTITUTIONS (NON-TRANSFERABLE PROMISSORY NOTES)		
ለኛት ገንዘብ ጥቅም ላይ የዋለው ተጠያቂ	30.4	66.7	66.6	42.3	PROVISION FOR PRINTING NOTES		
ሌሎች ሂሳቦች	71.7	-	36.6	-	OTHER ACCOUNTS		
የገንዘብ ጥቅም ላይ የዋለው መጠባበቂያ ሂሳብ	77.0	96.9	96.8	121.7	CAPITAL AND GENERAL RESERVE FUND		
<b>የዕላዎች ድምር</b>	<b>1,372.1</b>	<b>1,379.8</b>	<b>1,456.2</b>	<b>1,537.9</b>	<b>TOTAL LIABILITIES</b>		
	JUNE	DECEMBER	JUNE	DECEMBER			
	1976		1977				

በኢትዮጵያ ብፅራ ደባንክ የሂሳብ መደራጀት የተገኘ ::  
 Source: National Bank of Ethiopia, Accounts Department.

አጠቃላይ የገንዘብ ሁኔታ የሚያሰጥ  
 CONSOLIDATED STATEMENT OF CONDITION OF COMMERCIAL BANKS

ሠንጠረዥ ፑ.2 TABLE L.2

በሚሊዮን ብር IN MILLION BIRR

	1968		1969		1970	
	በ ነ	ታህሣሥ	በ ነ	ታህሣሥ	በ ነ	ታህሣሥ
<b>የገቢትና የጥራ ገንዘብ ሀብቶች</b>						
በአጭ ያለ ጥራ ገንዘብ	38.3	62.9	41.5	40.2	<b>ASSETS</b>	
ያለ ተባራ የአገር ውስጥ ሂሳቦች	59.3	140.8	108.1	184.2	CASH ON HAND	
ያለ ተባራ የውጭ አገር ሂሳቦች	45.6	22.2	59.6	53.9	DOMESTIC UNCLEARED EFFECTS	
የኢትዮጵያ ጠቅላይ ግብርና ሚኒስቴር ስጦታ	68.8	86.0	132.6	158.4	FOREIGN UNCLEARED EFFECTS	
በጠቅላይ ስጦታ የተሰጠ ሂሳቦች የጥራ የተረጋገጠ ስጦታ	443.5	452.8	480.7	553.5	ETHIOPIAN GOVERNMENT TREASURY BILLS	
ኢንቨስትመንት	44.3	44.2	44.3	18.4	LOANS, ADVANCES & BILLS DISCOUNTED	
የባንክ ስጦታ የገቢ ዕቃዎች ለሌሎች ስጦታ	29.1	25.9	26.9	24.7	INVESTMENTS	
ሌሎች ስጦታ አገር የሚገኙ ሀብቶች	2.1	2.2	2.1	2.2	PREMISES, FURNITURE, AND OTHER FIXED ASSETS	
ለገንዘብ ክፍሎች የገንዘብ ዕቃ	143.3	195.3	155.2	149.6	OTHER FOREIGN ASSETS	
ሌሎች ሂሳቦች	18.8	23.1	70.1	87.4	LIABILITIES OF CUSTOMERS FOR LETTERS OF CREDIT, ACCEPT- ANCES ETC.	
ከጠቅላይ ባንክ ተቃራኒ ገንዘብ	163.7	374.0	241.2	191.5	OTHER CONTINGENT ASSETS	
በአገር ውስጥና ከውጭ አገር ባንኮች የሚጠበቁ ሂሳቦች	122.6	56.9	128.2	83.1	DEPOSITS WITH NATIONAL BANK	
የሀብት ድምር	1,179.4	1,486.3	1,490.5	1,547.1	DUE FROM OTHER DOMESTIC AND FOREIGN BANKS	
					TOTAL ASSETS	
<b>ዕቃዎች</b>						
በተጨማሪ ገንዘብ የሚከፈል ተቃራኒ	392.5	430.5	465.0	462.0	<b>LIABILITIES</b>	
ተቃራኒ ለተወሰነ ገንዘብ ስጦታ ያለ	329.1	450.0	471.6	473.2	DEMAND DEPOSITS	
የተቃራኒ ገንዘብ ድምር	721.6	880.5	936.6	935.2	SAVING AND TIME DEPOSITS	
የባንክ ሂሳቦች	67.0	74.0	61.5	82.9	TOTAL DEPOSITS	
ሌሎች ሂሳቦች	199.1	311.7	313.5	356.6	CAPITAL FUNDS	
የተረጋገጠ የገንዘብ ክፍሎች	143.3	195.2	155.1	149.6	OTHER ACCOUNTS	
በጠቅላይ	48.4	24.9	23.8	22.8	LETTERS OF CREDIT, ACCEPTANCES ETC.	
የዕቃዎች ድምር	1,179.4	1,486.3	1,490.5	1,547.1	BORROWINGS	
					TOTAL LIABILITIES	
	JUNE	DEC.	JUNE	DEC.		
	1976		1977			

በኢትዮጵያ ባንክ ጠቅላይ ባንክ ጠቅላይ ግብርና ሚኒስቴር የተገኘ ::  
 Source: National Bank of Ethiopia, Control Division.

የሌሎች ገንዘብ ነጠ ድርጅቶች የሂሳብ ሁኔታ መገለጫ  
STATEMENT OF CONDITION OF OTHER FINANCIAL INSTITUTIONS

ሠንጠረዥ ፑ.3

TABLE L.3

በሚሊዮን ብር

IN MILLION BIRR

	1968	1969		1970	
	ሰኔ	ታህሣሥ	ሰኔ	ታህሣሥ	
<b>ሀብቶች</b>					<b>ASSETS</b>
በጥሬ ገንዘብና በሌሎች ወገን ገንዘብ ያለ ሂሳብ	25.4	30.5	29.1	43.1	CASH AND BALANCE WITH DOMESTIC BANKS
በውጭ አገር ያሉ ሀብቶች	0.6	0.6	0.7	0.9	FOREIGN ASSETS
በግንባታ ላይ ያለ ተጠያቂ ገንዘብ	-	-	-	-	CLAIMS ON GOVERNMENT
በገላ ድርጅቶች ላይ ያለ ተጠያቂ ገንዘብ	382.7	390.7	406.7	459.1	CLAIMS ON PRIVATE SECTOR
<b>የሀብቶች ድምር</b>	<b>408.7</b>	<b>421.8</b>	<b>436.5</b>	<b>503.1</b>	<b>TOTAL ASSETS</b>
<b>ዕዳዎች</b>					<b>LIABILITIES</b>
ለተወሰነ ጊዜ በአደራ ያለና ተጠያቂ ገንዘብ	65.7	76.9	74.6	86.2	TIME AND SAVING DEPOSITS
በባንክ ያለ ሂሳብ	114.7	114.7	117.6	117.6	CAPITAL ACCOUNTS
የባንክ ብድር	119.8	134.0	143.6	198.2	CREDIT FROM BANKS
ግንባታ ብድር	28.8	24.4	24.7	23.5	CREDIT FROM GOVERNMENT
የውጭ አገር ብድር	75.2	69.3	72.1	76.7	FOREIGN ADVANCES AND LOANS
ሌሎች ሂሳቦች	4.6	2.6	3.8	0.9	OTHER ITEMS (NET)
<b>የዕዳዎች ድምር</b>	<b>408.8</b>	<b>421.9</b>	<b>436.4</b>	<b>503.1</b>	<b>TOTAL LIABILITIES</b>
	JUNE	DECEMBER	JUNE	DECEMBER	
	1976		1977		

\*በሌሎች የሕግ የገቢ ጥራት ለገንዘብ ነጠ ድርጅቶች የገለጸው የገለጸው የገለጸው ድርጅት ።  
\*Claims by share holders of the former Saving and Mortgage Corporation of Ethiopia.

ወንጀል የሕግ ጥራት ለገንዘብ ነጠ ድርጅቶች የገለጸው የገለጸው የገለጸው ።  
Source: National Bank of Ethiopia, Economic Research and Planning Division.

የገንዘብ መጠንና ዘርዘር  
SIZE AND COMPOSITION OF MONEY

ሠንጠረዥ ፯.4 TABLE L.4

	ጠቅላላ ገንዘብ / በሚሊዮን ብር /			በጠቅላላ ገንዘብ=100/		
	ጠቅላላ ገንዘብ	ገንዘብ በሥራ ላይ ያሉ ፍተኛ ትግበራዎች ገንዘቦች	የገሰ ተጠያቂ ተጠቃሚ	ፍተኛ ትግበራዎች ገንዘቦች	ተጠቃሚ	
ታህሣሥ 22 1965	454.3	339.5	114.8	74.7	25.3	1972 DECEMBER
ታህሣሥ 22 1966	582.9	403.8	179.1	69.3	30.7	1973 DECEMBER
ታህሣሥ 22 1967	694.4	532.9	161.5	76.8	23.2	1974 DECEMBER
ታህሣሥ 22 1968	883.0	689.0	194.0	78.0	22.0	1975 DECEMBER
ጥር 1968	928.6	715.7	212.9	77.1	22.9	1976 JANUARY
የካቲት	989.8	747.0	242.8	75.5	24.5	FEBRUARY
ጥቅምት	1,025.6	765.7	259.9	74.7	25.3	MARCH
ሚያዝያ	1,053.3	796.1	257.2	75.6	24.4	APRIL
ገንቦት	1,082.3	807.7	274.6	74.6	25.4	MAY
ሰኔ	1,092.8	810.2	282.6	74.1	25.9	JUNE
ጥቅምት	1,064.0	809.9	254.1	76.1	23.9	JULY
ሰኔ	1,089.0	800.7	288.3	73.5	26.5	AUGUST
ጥቅምት 1969	971.7	708.0	263.7	72.9	27.1	SEPTEMBER
ጥቅምት	831.9	564.4	267.5	67.8	32.2	OCTOBER
ሀገር	767.1	555.2	212.0	72.4	27.6	NOVEMBER
ታህሣሥ	809.7	574.7	235.0	71.0	29.0	DECEMBER
	TOTAL	CIRCULATING CURRENCY	PRIVATE DEMAND DEPOSIT	CURRENCY	DEPOSIT	
	MONEY (MILLION BIRR)			PERCENT TOTAL MONEY=100		

አንዳንድ የጠቅላላ ገንዘብ ተጠቃሚዎች  
SELECTED DEPOSIT ITEMS

ሠንጠረዥ ፯.5 TABLE L.5

በሚሊዮን ብር IN MILLION BIRR

	የጠቅላላ ተጠቃሚ	ገንዘብ ተጠቃሚ /30 ቀናት በላይ/	በጠቅላላ ገንዘብ ተጠቃሚ		
			ከጠቅላላ ባንክ	ከገንዘብ ባንክ	
ታህሣሥ 22 1965	195.9	69.3	48.7	12.7	1972 DECEMBER
ታህሣሥ 22 1966	252.3	111.0	64.9	13.6	1973 DECEMBER
ታህሣሥ 22 1967	273.7	107.0	92.6	21.1	1974 DECEMBER
ታህሣሥ 22 1968	193.3	108.6	86.8	25.4	1975 DECEMBER
ጥር 1968	193.2	97.5	87.5	21.7	1976 JANUARY
የካቲት	196.2	103.3	91.1	22.6	FEBRUARY
ጥቅምት	200.4	105.6	91.2	24.4	MARCH
ሚያዝያ	202.5	107.7	86.6	28.2	APRIL
ገንቦት	205.9	102.4	91.2	28.0	MAY
ሰኔ	214.5	114.5	94.7	26.0	JUNE
ጥቅምት	216.0	114.7	87.5	26.6	JULY
ሰኔ	219.0	122.2	78.3	24.5	AUGUST
ጥቅምት 1969	284.0	121.9	80.0	30.3	SEPTEMBER
ጥቅምት	300.4	148.6	76.4	26.7	OCTOBER
ሀገር	306.8	151.0	91.2	29.4	NOVEMBER
ታህሣሥ	308.9	141.0	122.5	30.7	DECEMBER
	SAVING DEPOSITS	TIME DEPOSITS (30 DAYS & OVER)	NATIONAL BANK	COMMERCIAL BANK	
				GOVERNMENT DEPOSITS WITH	

ከአቲዎች የጠቅላላ ባንክ የአኮኖሚ ጥናትና የፕላን ድ ክፍል የተገኘ ::  
Source: National Bank of Ethiopia, Economic Research and Planning Division.

በሥራ ላይ ያሉ የወረቀትና ቅርፅ ዋጋዎች ዝርዝር  
CIRCULATING NOTES AND COINS BY DENOMINATIONS

ሠጠረዥ ቱ.6

TABLE L.6

በሚሊዮን ብር

IN MILLION BIRR

ዝርዝር	1967		1968		1969		
	ሰኔ	ታህሣስ	ሰኔ	ታህሣስ	ሰኔ	ታህሣስ	
<u>ሀ/ የወረቀት ዝርዝር</u>	633.2	662.1	785.9	572.4	667.1		a) <u>NOTES</u>
1 ብር	117.8	122.6	172.7	173.3	175.6		1 BIRR
5 "	17.5	22.0	27.3	34.0	35.4		5 "
10 "	153.3	166.0	202.6	223.1	218.4		10 "
20 "	6.5	6.4	4.9	1.7	-		20 "
50 "	78.6	77.2	83.3	36.4	62.8		50 "
100 "	259.0	267.5	294.5	103.9	174.8		100 "
500 "	0.5	0.4	0.4	-	-		500 "
<u>ለ/ ቅርፅ ዝርዝር</u>	58.0	61.1	64.1	65.0	61.9		b) <u>COINS</u>
1 ሣንቲም	0.2	0.2	0.2	0.3	0.3		1 CENT
5 "	9.4	9.9	10.2	10.4	10.2		5 "
10 "	29.2	31.4	33.5	33.5	30.7		10 "
25 "	6.7	7.1	7.7	8.3	8.2		25 "
50 "	12.5	12.5	12.5	12.5	12.5		50 "
<u>ጠቅላላ ድምር</u>	691.2	723.2	850.0	637.4	729.0		TOTAL NOTES & COINS
	JUNE	DEC.	JUNE	DEC.	JUNE		DENOMINATIONS
	1975		1976		1977		

ጠቅላይ ባንክ የኢትዮጵያ የኢኮኖሚ ጥናትና የፕላን ቢሮ ጠናቃ የተገኘ ::

Source: National Bank of Ethiopia, Economic Research and Planning Division.

በሥራ ላይ ያለ ገንዘብ መጠን\*  
MONEY SUPPLY\*

ሠንጠረዥ ፑ.7

TABLE L.7

በሚሊዮን ቢር

IN MILLION BIRR

	1967		1968		
	ጳጳሴት 23	ሰኔ 22	ጳጳሴት 20	ታህሣሥ 22	
በሥራ ላይ ያለ ፍተኛ ተገባሪ ገንዘብ	647.1	661.4	700.1	689.0	NOTES AND COINS IN CIRCULATION
የሰባት ወር ለዓይነት	114.2	14.3	38.7	-11.1	QUARTERLY CHANGE
ተጠያቂ ተጠቃ	151.6	171.3	181.8	194.0	DEMAND DEPOSITS
የሰባት ወር ለዓይነት	-9.9	19.7	10.5	12.2	QUARTERLY CHANGE
የገንዘብ መጠን	798.6	832.7	881.9	883.0	SUPPLY
የሰባት ወር የተባራ ለዓይነት	104.3	34.1	49.2	1.1	NET QUARTERLY CHANGE
<u>ለዓይነት በዘርዘር</u>					<u>COMPOSITION OF CHANGE</u>
<u>የግል ድርጅቶች:</u>					<u>PRIVATE SECTOR:</u>
የክረግት ዕድገት	-12.5	-45.0	-17.5	-0.1	INCREASE IN CREDIT
በሰባት ወር ተጠያቂ ያልሆኑ ተጠቃ ሲታዩ	-61.5	-0.9	-23.0	6.7	LESS INCREASE IN NON-SIGHT DEPOSITS
የሰባት ወር ለዓይነት	-49.0	-44.1	5.5	-6.8	QUARTERLY CHANGE
<u>የግንባታ ድርጅቶች</u>					<u>PUBLIC SECTOR:</u>
የክረግት ዕድገት	75.5	86.9	-0.1	30.7	INCREASE IN CREDIT
ከተጠቃ ገንዘብ ላይ ጥግሬ ሲታዩ	-2.7	20.3	-42.2	23.1	LESS INCREASE IN DEPOSITS
የሰባት ወር ለዓይነት	78.2	66.6	42.1	7.6	QUARTERLY CHANGE
የግንባታና የግል የተባራ ድብ	127.2	22.5	47.6	0.8	NET PRIVATE AND PUBLIC SECTOR
በውጭ ለገር ተጠቃ	3.1	35.6	-25.5	-5.7	EFFECT OF EXTERNAL RESERVES
ያልተዘረዘረ	-26.1	-24.1	27.4	5.8	UNCLASSIFIED ITEMS
በገንዘብ መጠን የሰባት ወር የተባራ ለዓይነት	104.2	34.0	49.5	1.1	NET QUARTERLY CHANGE
	31 MAR.	30 JUN.	30 SEP.	31 DEC.	
	1975				

\*ከአገራዊ ባንክ ጋር በተገናኘው መረጃ መሰረት ።

\*Based on data obtained from National Bank of Ethiopia.

ጠቅላይ ላይ ያለ ገንዘብ መጠን\*  
MONEY SUPPLY\*

ሠንጠረዥ ፫.7 / ተጨማሪ /

TABLE L.7 (Contd.)

በሚሊዮን ቢር IN MILLION BIRR

	1968		1969		
	ጳጉሜ 23	ሰኔ 22	ጳጉሜ 20	ታህሳስ 23	
ጠቅላይ ላይ ያለ ገንዘብ ተጠቅላላ ገንዘቦች	765.7	810.2	708.0	574.7	NOTES AND COINS IN CIRCULATION
የባለቤት ወር ለ ያለ	76.7	44.5	-102.2	-133.3	QUARTERLY CHANGE
ተጨማሪ ተጠቃሚ	259.9	282.6	263.7	235.0	DEMAND DEPOSITS
የባለቤት ወር ለ ያለ	65.9	22.7	-18.9	-28.7	QUARTERLY CHANGE
ጠቅላላ ጠቅላይ	1,025.6	1,092.8	971.7	809.7	SUPPLY
የባለቤት ወር የተባባሰ ለ ያለ	142.6	67.2	-121.1	-162.0	NET QUARTERLY CHANGE
<u>ለ ያለ ለውጥ</u>					<u>COMPOSITION OF CHANGE</u>
<u>ግል ድርጅቶች</u>					<u>PRIVATE SECTOR:</u>
የጠቅላላ ዕድገት	25.0	-31.9	-45.7	54.9	INCREASE IN CREDIT
በሌሎች ተጨማሪ ያልሆኑ ተጠቃሚ ለ ያለ	4.3	22.9	76.8	44.1	LESS INCREASE IN NON-SIGHT DEPOSITS
የባለቤት ወር ለ ያለ	20.7	-54.8	-122.5	10.8	QUARTERLY CHANGE
<u>ግንባታ ድርጅቶች</u>					<u>PUBLIC SECTOR:</u>
የጠቅላላ ዕድገት	84.9	71.7	15.2	55.0	INCREASE IN CREDIT
በተጨማሪ ገንዘብ ላይ ጥግሬ ለ ያለ	3.4	5.1	-10.4	42.9	LESS INCREASE IN DEPOSITS
የባለቤት ወር ለ ያለ	81.5	66.6	25.6	12.1	QUARTERLY CHANGE
ግንባታና ግል የተባባሰ ድጋግ	102.2	11.8	-96.9	22.9	NET PRIVATE AND PUBLIC SECTOR
በውጭ ለገር ተጠቃሚ	23.1	94.4	2.5	-89.4	EFFECT OF EXTERNAL RESERVES
ያልተዘረዘሩ	17.3	-39.1	-26.5	-95.6	UNCLASSIFIED ITEMS
ጠቅላላ ጠቅላይ የባለቤት ወር የተባባሰ ለ ያለ	142.6	67.1	-120.9	-162.1	NET QUARTERLY CHANGE
	31 MAR.	30 JUN.	30 SEP.	31 DEC.	
	1976				

\*ከሌላ የሌላ ገንዘብ ባለቤት መሰረት ላይ የተዘጋጀ ሲሆን ፡፡

\*Based on data obtained from National Bank of Ethiopia.

በብሔራዊ ባንክና በገንዘብ ባንኮች የተደረገ የሥጦታ ወጪዎች  
DOMESTIC CREDIT BY THE NATIONAL BANK AND COMMERCIAL BANKS

ሠንጠረዥ ፳.8

TABLE L.8

በሚሊዮን ብር

IN MILLION BIRR

	ጠቅላላ	በገንዘብ ባንኮች		በብሔራዊ ባንክ			ወርቅ / ገንዘብ ባንክ	በገንዘብ ባንክ የተደረገው ጠቅላላ	ወርቅ	
		ጠቅላላ	ገንዘብ ባንክ	ጠቅላላ	ገንዘብ ባንክ	ጠቅላላ				
ታህሳስ 22 1965	655.2	171.2	13.9	426.3	12.6	31.2			1972 DECEMBER	
ታህሳስ 22 1966	682.0	148.1	43.0	445.8	14.6	30.5			1973 DECEMBER	
ታህሳስ 22 1967	748.3	126.1	52.4	519.1	12.4	38.3			1974 DECEMBER	
ታህሳስ 22 1968	866.1	306.6	64.9	444.3	5.6	44.7			1975 DECEMBER	
ፕሮ 1968	917.8	342.6	65.7	459.6	5.2	44.7			1976 JANUARY	
የካቲት	953.9	361.6	67.4	474.0	6.2	44.7			FEBRUARY	
ጳጉሜ	976.1	387.6	68.8	471.5	4.0	44.2			MARCH	
ጳጉሜ	981.4	392.6	67.6	473.2	3.7	44.3			APRIL	
ገንቦት	1,023.9	441.3	70.8	463.7	3.8	44.3			MAY	
ሰኔ	1,015.9	459.3	68.8	440.7	2.8	44.3			JUNE	
ሰኔ	996.2	456.3	72.8	420.0	2.8	44.3			JULY	
ሰኔ	1,035.7	486.3	73.0	429.2	2.9	44.3			AUGUST	
ጳጉሜ 1969	985.4	464.3	79.0	395.5	2.4	44.2			SEPTEMBER	
ጳጉሜ	1,019.9	477.3	84.0	411.2	3.2	44.2			OCTOBER	
ህዳር	1,030.8	488.3	81.8	413.5	3.0	44.2			NOVEMBER	
ታህሳስ	1,065.8	512.3	86.0	449.5	3.3	44.2			DECEMBER	
	TOTAL	NATIONAL BANK	COMMERCIAL BANKS	LOANS & ADVANCES	BILLS DISCOUNTED	INVESTMENT				
		CLAIMS ON CENTRAL GOVERNMENT		CLAIMS ON OTHER THAN CENTRAL GOVERNMENT						

የተባራ የወርቅና የውጭ ሥጦታ ሥጦታዎች  
NET GOLD AND FOREIGN EXCHANGE HOLDINGS

ሠንጠረዥ ፳.9

TABLE L.9

በሚሊዮን ብር

IN MILLION BIRR

	ጠቅላላ	የተባራ የውጭ ሥጦታ ሥጦታዎች			ወርቅ / ገንዘብ ባንክ	በገንዘብ ባንክ የተደረገው ጠቅላላ	
		ጠቅላላ	ገንዘብ ባንክ	ገንዘብ ባንክ			
ታህሳስ 22 1965	203.5	164.6	172.3	-7.7	21.9	17.0	1972 DECEMBER
ታህሳስ 22 1966	421.6	382.1	322.3	59.8	22.4	17.1	1973 DECEMBER
ታህሳስ 22 1967	611.2	571.3	516.0	55.3	22.8	17.1	1974 DECEMBER
ታህሳስ 22 1968	618.7	578.8	543.0	35.8	22.8	17.1	1975 DECEMBER
ፕሮ 1968	589.4	549.5	499.4	50.1	22.8	17.1	1976 JANUARY
የካቲት	618.4	578.5	507.8	70.7	22.8	17.1	FEBRUARY
ጳጉሜ	641.8	601.9	508.4	93.5	22.8	17.1	MARCH
ጳጉሜ	684.0	644.1	528.3	115.8	22.8	17.1	APRIL
ገንቦት	698.2	658.3	510.3	148.0	22.8	17.1	MAY
ሰኔ	736.2	693.9	572.6	121.3	22.8	19.5	JUNE
ሰኔ	728.9	686.6	595.6	91.0	22.8	19.5	JULY
ሰኔ	712.2	669.9	596.6	73.3	22.8	19.5	AUGUST
ጳጉሜ 1969	738.7	696.4	629.8	66.6	22.8	19.5	SEPTEMBER
ጳጉሜ	717.2	674.9	624.2	50.7	22.8	19.5	OCTOBER
ህዳር	686.0	643.7	603.0	40.7	22.8	19.5	NOVEMBER
ታህሳስ	649.3	607.5	573.5	34.0	22.3	19.5	DECEMBER
	TOTAL	TOTAL	NATIONAL BANK	COMMERCIAL BANK	GOLD (COIN & BULLION)	IMF GOLD TRANCHE (NET)	
		NET FOREIGN EXCHANGE HOLDINGS					

ከሊት ጋራ የብሔራዊ ባንክ የሥጦታ ሥጦታዎች የተገኘው ጥናት ነው።  
Source: National Bank of Ethiopia, Economic Research and Planning Division.

የገንዘብ ባንኮች ያደረጉት ብድርጅት፣ የቀዳሚ ዘመን ያቀረቡ ብቅናሽ የገንዘብ ባንኮች የላሳተ ወጪዎች  
 LOANS, ADVANCES, BILLS DISCOUNTED AND INVESTMENT BY COMMERCIAL BANKS

ሠንጠረዥ ፑ.10 TABLE L. 10

በሚሊዮን ብር IN MILLION BIRR

	1967	1968	1969	
	ታህሣሥ 22	ታህሣሥ 22	ታህሣሥ 22	
<u>ለሊንቀሳቀሶ</u>	104.5	76.9	84.9	<u>INDUSTRIAL</u>
ለጨርቃ ጨርቃ	45.5	30.0	19.9	TEXTILES
ለሌሎች /ለወፍሮ፣ ለጨርከብና ለጠባባሎች/	59.0	46.9	65.0	OTHER (FLOUR MILLS, SHIPPING ETC.)
<u>ለእርሻ</u>	62.2	63.6	57.2	<u>AGRICULTURAL</u>
ለጥጥ ለባባር ለእርሻ ሥራ	55.3	56.2	48.1	COTTON, SUGAR, FARMING,
ለሥጋ ለፍራፍራ ለሐተከለት	6.9	7.4	9.1	MEAT, FRUITS, VEGETABLES
<u>ወይ ወይ ለገር ለተሸጡ ዕቃዎች</u>	130.8	93.2	113.3	<u>EXPORT</u>
ብር	40.5	52.0	64.7	COFFEE
ለቀባት ለሀሎች	41.1	2.4	7.5	OIL SEEDS
ለእህልና ጥራጥራ	12.0	7.7	17.2	CEREALS AND PULSES
ለቀጥና ለሌሎች	13.7	6.4	9.6	HIDES AND SKINS
ለሌሎች	23.5	24.7	14.3	OTHERS
<u>ከወይ ለተገዙ ዕቃዎች</u>	92.9	89.4	91.9	<u>IMPORT</u>
ለሕንጻ ጠላሪዎች	11.9	9.1	6.1	BUILDING MATERIALS
ለተሸከርካሪዎችና ለጠለ ጠወቃ ዕቃዎች	22.9	22.4	17.0	VEHICLES AND SPARE PARTS
ለጨርቃ ጨርቃ	4.9	6.1	3.2	TEXTILES
ለጠኪና ዎችና ለጠላሪዎች	24.5	19.3	14.5	MACHINERY AND TOOLS
ለሌሎች	28.7	32.7	51.0	OTHERS
<u>ለሥራ ዎችና ለጣይን ጣባብ ገብረ ተቸ</u>	67.6	71.1	68.9	<u>CONSTRUCTION AND REAL ESTATE</u>
ለሕንጻ ዎችና ለጠገን ገንዘብ ዎችና ለገዳባቸ	33.4	30.9	28.2	BUILDINGS, ROADS, BRIDGES, DAMS
ለባታ ጠገን ለቤት ጠሥራ ዎች ጣይን	34.2	40.2	40.7	REAL ESTATE (LOAN FOR ACQUISITION OF PROPERTY AND CONSTRUCTION OF NEW HOUSES AND REPAIRS)
<u>ለለገር ጠባባ ገንዘብ</u>	102.7	100.8	87.6	<u>LOCAL TRADE</u>
ለጣይን	14.3	14.4	17.2	TRANSPORT
ብር	9.5	9.2	7.5	COFFEE
ለቀባት ለሀሎች	2.7	2.6	1.8	OIL SEEDS
ለእህልና ጥራጥራ	9.7	8.3	9.8	CEREALS AND PULSES
ለቀጥና ለሌሎች	0.9	7.5	4.2	HIDES AND SKINS
ለሌሎች	65.6	58.9	47.1	OTHERS
<u>የገሰ ብድር /ለጠኪና ለቤት ዕቃ ጠገን/</u>	9.2	5.8	4.3	<u>PERSONAL LOANS (CARS, FURNITURE)</u>
<u>በጠገን ገንዘብ ገዳጃ ቤት የተደረገ ለገንባት ግንባት</u>	-	64.9	86.0	<u>INVESTMENT IN GOV'T. SECURITIES</u>
ለባንድ	-	-	-	BONDS
ለገዳጃ ቤት ባንድ	-	64.9	86.4	TREASURY BILLS
ድምር	569.4	565.7	594.5	TOTAL
	31 DEC.	31 DEC.	31 DEC.	
	1974	1975	1976	

በኢትዮጵያ ብሔራዊ ባንክ የኢኮኖሚ ጥናት ክፍል የተገኘ ::  
 Source: National Bank of Ethiopia, Economic Research Department.

የግንባታ የሥራ ወጪ ዕዳ በአባላጪዎች  
INTERNAL DEBT OF GOVERNMENT BY HOLDER

ሠንጠረዥ ፑ.11

TABLE L.11

ባሊላ ላይ ብር

IN MILLION BIRR

አባላጪዎች	1967		1968		1969		
	ብድር	ታህሣሥ	ብድር	ታህሣሥ	ብድር	ታህሣሥ	
<u>ከኢትዮጵያ ባሕራዊ ባንክ</u>	277.0	306.6	459.3	512.3	454.3		<u>NATIONAL BANK OF ETHIOPIA</u>
· በተታተሙት የተሰጠ	79.0	60.0	122.0	155.0	106.0		DIRECT ADVANCES
ባታል ኪሳራ ባይደር	70.0	68.0	68.0	66.0	66.0		PROMISORY NOTES
በጥበቃ ጭነት /ባንክ/	128.0	178.6	269.3	291.3	282.3		SECURITIES (BONDS)
<u>ከገንዘብ ባንኮች</u>	65.0	68.2	74.0	86.4	133.2		<u>COMMERCIAL BANKS</u>
በጥበቃ ጭነት /ባንክ/	-	-	-	-	-		SECURITIES (BONDS)
ባንኮች ላይ ባይደር	65.0	68.2	74.0	86.4	133.2		TREASURY BILLS
<u>ከግንባታ ደርጅቶች /ባንክ/</u>	29.5	29.5	41.5	46.7	53.7		<u>INTER GOVERNMENT DEPARTMENT DEBT (BONDS)</u>
<u>ሌሎች</u>	15.8	13.0	15.0	9.6	6.8		<u>OTHERS</u>
በጥበቃ ጭነት /ባንክ/	5.8	6.2	5.0	5.0	5.0		SECURITIES (BONDS)
ባንኮች ላይ ባይደር	10.0	6.8	10.0	4.6	1.8		TREASURY BILLS
ጠቅላይ	387.3	417.3	589.8	655.0	648.0		TOTAL
	JUNE	DEC.	JUNE	DEC.	JUNE		
	1975		1976		1977		HOLDERS

ከኢትዮጵያ ባሕራዊ ባንክ የኢኮኖሚ ጥናትና የፕላን ጥናት ክፍል የተገኘ ::  
Source: National Bank of Ethiopia, Economic Research and Planning Division.

በእርሻና ለንግድ ለግብርና ለጥገና የተሰጡ ብድሮች ብዛትና መጠን  
NUMBER AND AMOUNT OF LOANS APPROVED AND DISBURSED BY AGRICULTURAL AND INDUSTRIAL DEVELOPMENT BANK

ሠንጠረዥ ፑ.12

TABLE L. 12

በሺህ ብር

'000 BIRR

የሠራው ክፍል	1966*			1967*			1968/9**			SECTOR
	የተረቀቀ ብድር		የተሰጠ ብድር	የተረቀቀ ብድር		የተሰጠ ብድር	የተረቀቀ ብድር		የተሰጠ ብድር	
	ብዛት	ጠቅላይ		ብዛት	ጠቅላይ		ብዛት	ጠቅላይ		
	በግብር	በሺህ	በግብር	በሺህ	በግብር	በሺህ				
አእርሻ	184	26,184	22,675	57	64,766	55,660	80	99,965	68,129	AGRICULTURAL INDUSTRIAL SERVICES AND OTHERS
ለንግድ ለግብርና	24	19,527	10,465	28	11,098	16,197	3	1,402	2,500	
ለሌሎች ስራዎች	6	2,164	2,185	-	-	-	2	6,987	5,437	
<b>ጠቅላይ</b>	<b>214</b>	<b>47,875</b>	<b>35,325</b>	<b>85</b>	<b>75,864</b>	<b>71,827</b>	<b>85</b>	<b>108,354</b>	<b>76,066</b>	
	NUMBER	AMOUNT	DIS-BURSED	NUMBER	AMOUNT	DIS-BURSED	NUMBER	AMOUNT	DIS-BURSED	
	LOANS APPROVED			LOANS APPROVED			LOANS APPROVED			
	1973/74*			1974/75*			1976**			

የተረቀቁ ብድሮች በሥራ ዓይነቶች  
LOANS APPROVED BY ACTIVITIES

ሠንጠረዥ ፑ.13

TABLE L.13

በሺህ ብር

'000 BIRR

የሥራ ዓይነት	1966*	1967*	1968/69**	
ሀ. አእርሻና ለብሽይት ስራዎች	26,183	64,766	99,965	A. <u>AGRICULTURE &amp; LIVESTOCK</u>
ለ. ለፍጥነት ስራዎች	13,486	3,636	1,402	B. <u>MANUFACTURING INDUSTRIES</u>
1. ለግብርና ስራ	6,603	612	300	1. FOOD STUFFS
2. ለግብርና ስራ	-	-	-	2. BEVERAGES
3. ለግብርና ስራ ለግብርና ስራዎች	3,211	1,700	962	3. TEXTILES AND ALLIED INDUSTRIES
4. ለግብርና ስራ	307	138	-	4. WOOD
5. ለግብርና ስራ ለግብርና ስራዎች	2,387	-	-	5. PAPER AND PAPER PRODUCTS
6. ለግብርና ስራ	185	-	-	6. PRINTING
7. ለግብርና ስራ	611	-	-	7. RUBBER
8. ለግብርና ስራ / ከግብርና ስራ	-	-	-	8. CHEMICALS
9. ለግብርና ስራ ለግብርና ስራ ለግብርና ስራ	-	776	-	9. GLASS, CLAY AND STONE
10. ለግብርና ስራ	-	10	-	10. METAL WORKING
11. ለግብርና ስራ	-	-	-	11. FIBRE
12. ለግብርና ስራ ለግብርና ስራ ስራ	182	400	140	12. LEATHER AND TANNING
ለ. ለግብርና ስራ	6,000	7,400	-	C. <u>CONSTRUCTION</u>
ለ. ለግብርና ስራ / ለግብርና ስራ	-	-	5,437	D. <u>TRANSPORTATION</u>
ሠ. ለግብርና ስራ ለግብርና ስራ ለግብርና ስራ	2,164	-	1,550	E. <u>SERVICES</u>
ረ. ለግብርና ስራ ለግብርና ስራ ስራ	40	61	-	F. <u>MISCELLANEOUS</u>
<b>ጠቅላይ</b>	<b>47,873</b>	<b>75,863</b>	<b>108,354</b>	<b>TOTAL</b>
	1973/4*	1974/75*	1976**	ACTIVITIES

\* የግብርና ስራ ስንት ነው ::

\*Year ending 7th July.

\*\* የግብርና ስራ ስንት ነው ::

\*\*Year ending 31th December.

1/ ከግብርና ስራ ስንት ከተረቀቀ ብድር የተሰጠውን ይጨምራል ::

1/ Includes disbursements from Loans approved prior to the period under review.

በእርሻና ለንግድ ለግብርና ለጥገና ዓመታዊ ደንብ ላይ ::

Source: Agricultural and Industrial Development Bank Annual Report.

በተገኘው ላይ ያሉ በደርጅ በምረ ገቢ የተከፈሉ  
 OUTSTANDING LOANS DISTRIBUTED BY ACTIVITIES

ሠንጠረዥ ጥ.14

TABLE L.14

በሺህ ባር

'000 BIRR

ምረ ገቢ የተከፈሉ	1966*	1967*	1968/69**	
ሀ. ለእርሻና ለስጦት እርባታ	37,530	70,319	143,182	A. <u>AGRICULTURE AND LIVESTOCK</u>
ለ. ለፋብሪካ እንዲሁም ሆኖች	47,203	53,134	51,405	B. <u>MANUFACTURING INDUSTRIES</u>
1. ለጭገታ ሥራ	2,402	5,994	6,136	1. FOOD STUFFS
2. ለመጠቀሚያ	4,370	5,890	4,542	2. BEVERAGES
3. ለወርቅ ወርቅና ለመባሰሉት ሥራዎች	5,431	7,161	7,316	3. TEXTILES AND ALLIED INDUSTRIES
4. ለእርሻ ሥራ	356	145	119	4. WOOD
5. ለወረቀትና ለመባሰሉት ሥራዎች	3,075	3,017	3,924	5. PAPER AND PAPER PRODUCTS
6. ለጥገና ሥራ	243	164	73	6. PRINTING
7. ለሰጠ ሥራ	7,774	8,095	4,711	7. RUBBER
8. ለጥገና / ለከፍተኛ / ሥራ	413	394	479	8. CHEMICALS
9. ለባርጥና ለሽከላና ለደገገጃ ሥራ	8,189	7,512	8,980	9. GLASS, CLAY AND STONE
10. ለብረት ብረት ሥራ	1,456	1,436	1,428	10. METAL WORKING
11. ለገጽ ሥራ	1,104	934	636	11. FIBRE
12. ለጥገና ለጥገና ግልፅ ሥራ	12,390	12,392	13,061	12. LEATHER AND TANNING
ለ. ለእርሻ ሥራ	15	3,404	12,530	C. <u>CONSTRUCTION</u>
ለ. ለገንጠል / ተገንጠሎች /	17	-	10,072	D. <u>TRANSPORTATION</u>
ሠ. ለእርሻ እንዲሁም ለጥገና ደርጅቶች	659	284	306	E. <u>SERVICES</u>
ረ. ለሌሎች ለጥገና ሥራዎች	3,692	3,125	3,845	F. <u>MISCELLANEOUS</u>
ሰ. ለጥገና ገቢ	-	5,744	-	G. <u>REAL ESTATE</u>
ደግሞ	89,116	136,010	221,340	TOTAL
	1973/74*	1974/75*	1976**	ACTIVITIES

\* የግድት ወቅት ሰኔ 30 ነው ::  
 \*Year ending 7th July.

\*\* የግድት ወቅት ደረጃ ታህሳስ 22 ነው ::  
 \*\*Year ending 31th December.

ከእርሻና እንዲሁም ለጥገና ባንክ የወጣው ደገገጃ የተገኘ ::  
 Source: Agricultural and Industrial Development Bank Annual Report.

በአርቫና ኢንዱስትሪ ልማት ባንክ የተረቀቁና የተሰጡ ብድሮች ብዛትና መጠን  
 NUMBER AND AMOUNT OF LOANS APPROVED AND DISBURSED BY AGRICULTURAL AND INDUSTRIAL DEVELOPMENT BANK

ሠንጠረዥ ፑ.12

TABLE L. 12

ባሺህ ብር '000 BIRR

ምዕራብ ዘርፍ	1966*			1967*			1968/69**			SECTOR
	የተረቀቁ ብድር		የተሰጠ ብድር	የተረቀቁ ብድር		የተሰጠ ብድር	የተረቀቁ ብድር		የተሰጠ ብድር	
	ብዛት በቶር	የገንዘብ ልክ		ብዛት በቶር	የገንዘብ ልክ		ብዛት በቶር	የገንዘብ ልክ		
	NUMBER	AMOUNT	DIS- BURSED	NUMBER	AMOUNT	DIS- BURSED	NUMBER	AMOUNT	DIS- BURSED	
LOANS APPROVED		DIS- BURSED	LOANS APPROVED		DIS- BURSED	LOANS APPROVED		DIS- BURSED		
1973/74*			1974/75*			1976**				
አገርሻ	184	26,184	22,875	57	64,766	55,660	80	99,965	68,129	AGRICULTURAL INDUSTRIAL SERVICES AND OTHERS
አገንጣሪ	24	19,527	10,465	28	11,098	16,197	3	1,402	2,500	
አገልግሎቶችና ሌሎች ሥራዎች	6	2,164	2,185	-	-	-	2	6,987	5,437	
<b>ጭማሪ</b>	<b>214</b>	<b>47,875</b>	<b>35,325</b>	<b>85</b>	<b>75,864</b>	<b>71,827</b>	<b>85</b>	<b>108,354</b>	<b>76,066</b>	<b>TOTAL</b>

የተረቀቁ ብድሮች በሥራ ዓይነቶች  
 LOANS APPROVED BY ACTIVITIES

ሠንጠረዥ ፑ.13

TABLE L.13

ባሺህ ብር '000 BIRR

ምዕራብ ዓይነቶች	1966*	1967*	1968/69**	
ሀ. አገርሻና ለስጦት እርባታ	26,183	64,766	99,965	A. <u>AGRICULTURE &amp; LIVESTOCK</u>
ለ. ለፋብሪካ ኢንዱስትሪዎች	13,486	3,636	1,402	B. <u>MANUFACTURING INDUSTRIES</u>
1. ለጭገቦች ሥራ	6,603	612	300	1. FOOD STUFFS
2. ለመጠጥ ሥራ	-	-	-	2. BEVERAGES
3. ለጨርቃ ጨርቃና ለመባባሰት ሥራዎች	3,211	1,700	962	3. TEXTILES AND ALLIED INDUSTRIES
4. ለእግደት ሥራ	307	138	-	4. WOOD
5. ለወረቀትና ለመባባሰት ሥራዎች	2,387	-	-	5. PAPER AND PAPER PRODUCTS
6. ለጥጫዳ ሥራ	185	-	-	6. PRINTING
7. ለላባ ተክ ሥራ	611	-	-	7. RUBBER
8. ለጥጫ /ከሚካል/ ሥራ	-	-	-	8. CHEMICALS
9. ለብርቁት ለሽከላና ለድገጋይ ሥራ	-	776	-	9. GLASS, CLAY AND STONE
10. ለብረታብረት ሥራ	-	10	-	10. METAL WORKING
11. ለታላ ሥራ	-	-	-	11. FIBRE
12. ለቆሽ ለቆሽ ጥልፋት ሥራ	182	400	140	12. LEATHER AND TANNING
ሐ. ለሕንጻዎች ሥራ	6,000	7,400	-	C. <u>CONSTRUCTION</u>
መ. ለግንጋዥ /ለተፈገገረገጥ/	-	-	5,437	D. <u>TRANSPORTATION</u>
ሠ. ለሕዝብ አገልግሎት ለሚሰጡ ድርጅቶች	2,164	-	1,550	E. <u>SERVICES</u>
ረ. ለሌሎች ልዩ ልዩ ሥራዎች	40	61	-	F. <u>MISCELLANEOUS</u>
<b>ጭማሪ</b>	<b>47,873</b>	<b>75,863</b>	<b>108,354</b>	<b>TOTAL</b>
	1973/4*	1974/75*	1976**	ACTIVITIES

\* የዓመት መጨረሻ በኅዳር 7 ቀን ስኞት ስለሆነ ስለሚሆን  
 \*Year ending 7th July.

\*\* የዓመት መጨረሻ ታህሳስ 22 ቀን ስኞት ስለሆነ ስለሚሆን  
 \*\*Year ending 31th December.

1/ በጥናት ስፈት ተተኪ የባደረገው ብድር የተሰጠውን ይጨምራል ።

1/ Includes disbursements from Loans approved prior to the period under review.

በአርቫና ኢንዱስትሪ ልማት ባንክ ዓመታዊ ወገላጭ የተገኘ ።

Source: Agricultural and Industrial Development Bank Annual Report.

በተገኘው ላይ ያሉ ባህርቶች በዕድሜ ዓይነቶች  
 OUTSTANDING LOANS DISTRIBUTED BY ACTIVITIES

ሠንጠረዥ ጥ. 14

TABLE L.14

በሺህ ብር

'000 BIRR

ዕድሜ ዓይነቶች	1966*	1967*	1968/69**	
ሀ. ለእርሻና ለከብት እርባታ	37,530	70,319	143,182	A. <u>AGRICULTURE AND LIVESTOCK</u>
ለ. ለፋብሪካ አገልግሎት ዓይነቶች	47,203	53,134	51,405	B. <u>MANUFACTURING INDUSTRIES</u>
1. ለምግብ ዓይነቶች	2,402	5,994	6,136	1. <u>FOOD STUFFS</u>
2. ለጠቆማ	4,370	5,890	4,542	2. <u>BEVERAGES</u>
3. ለጨርቅ ጨርቅና ለጠባብሎት ዓይነቶች	5,431	7,161	7,316	3. <u>TEXTILES AND ALLIED INDUSTRIES</u>
4. ለአገጣጠም	356	145	119	4. <u>WOOD</u>
5. ለወረቀትና ለጠባብሎት ዓይነቶች	3,075	3,017	3,924	5. <u>PAPER AND PAPER PRODUCTS</u>
6. ለጥተኛ ዓይነቶች	243	164	73	6. <u>PRINTING</u>
7. ለሰጠ ተክ	7,774	8,095	4,711	7. <u>RUBBER</u>
8. ለኮሚካል / ለኮሚካል / ዓይነቶች	413	394	479	8. <u>CHEMICALS</u>
9. ለቦርሻና ለሸክላና ለድንጋይ ዓይነቶች	8,189	7,512	8,980	9. <u>GLASS, CLAY AND STONE</u>
10. ለብረት ብረት ዓይነቶች	1,456	1,436	1,428	10. <u>METAL WORKING</u>
11. ለታጣ ዓይነቶች	1,104	934	636	11. <u>FIBRE</u>
12. ለቅጥና ለቅጥ ግልፋት ዓይነቶች	12,390	12,392	13,061	12. <u>LEATHER AND TANNING</u>
ሐ. ለእርባታ ዓይነቶች	15	3,404	12,530	C. <u>CONSTRUCTION</u>
መ. ለጉጎዥ / ተራጎሰጎሮት /	17	-	10,072	D. <u>TRANSPORTATION</u>
ሠ. ለአዲስ አገልግሎት ለዲግሪት ዓይነቶች	659	284	306	E. <u>SERVICES</u>
ረ. ለሌሎች ለ ዓ ለ ዓ ዓይነቶች	3,692	3,125	3,845	F. <u>MISCELLANEOUS</u>
ሰ. ለጽዳታ ገብረት	-	5,744	-	G. <u>REAL ESTATE</u>
ጠቅላይ	89,116	136,010	221,340	TOTAL
	1973/74*	1974/75*	1976**	ACTIVITIES

\* የዓመት መጨረሻ ሰኔ 30 ነው ::  
 \*Year ending 7th July.

\*\* የዓመት መጨረሻ ታህሣሥ 22 ነው ::  
 \*\*Year ending 31st December.

ከእርሻና አገልግሎት ለግንባታ ገንዘብ ዓመታዊ ጸገላጭ የተገኘ ::  
 Source: Agricultural and Industrial Development Bank Annual Report.

ለትዕዛዝ ከሌሎች አገሮች ጋር ያሳተ የገንዘብ ከፍ ያለው ሚዛን ማጠቃለያ  
SUMMARY OF THE BALANCE OF PAYMENTS OF ETHIOPIA

ሠንጠረዥ ቶ.15

TABLE L.15

የተባራው ልዩነት በሚሊዮን ብር  
-Net transactions in million Birr

ዓመት የሀገሪቱ	ገዛያዊ ደብዳቤ				የገንዘብ ደብዳቤ			በገንዘብ ክፍል ውስጥ ተጠቃሚ ደብዳቤዎች			የተባራው ልዩነት በሀገሪቱ	ዓመት
	የዕቃዎች ገቢዎች	ገለገሎቶች	የተዘጋጀ ከፍ ያዎች	የተባራ ብልጫ	ጠቅላላ	ግል	መንግሥት	ጠቅላላ	በጥገና ያዎች	በሌሎች		
1956/7	-8.8	-36.1	16.9	-28.0	49.7	40.8	8.9	-26.2	-26.7	0.5	4.5	1964
1957/8	-39.1	-36.2	32.8	-42.5	71.8	26.4	45.4	-34.3	-40.9	6.4	5.0	1965
1958/9	-75.1	-36.4	29.7	-81.8	72.3	16.0	36.3	7.9	-3.2	11.1	1.6	1966
1959/60	-57.4	-37.3	15.8	-78.9	33.2	6.8	26.4	43.4	35.3	8.1	2.3	1967
1960/1	-88.0	-19.2	29.4	-77.8	75.3	16.1	59.2	-7.8	-4.5	3.3	10.3	1968
1961/2	-25.3	-25.1	27.9	-22.5	31.7	-5.0	36.7	-11.1	-10.4	-0.7	1.9	1969
1962/3	-54.9	-45.5	20.0	-78.9	45.0	29.1	16.9	42.3	2.2	40.1	8.4	1970
1963/4	-79.6	-58.5	22.5	-111.6	100.0	36.6	63.4	16.7	16.9	-0.2	-5.1	1971
1964/5	19.3	-40.2	40.6	19.7	75.7	30.4	45.3	-86.0	-61.3	-24.7	-9.4	1972
1965/6	127.4	-22.0	53.8	159.2	89.4	41.1	48.3	-218.3	-150.7	-67.6	-30.3	1973
1966/7	49.6	-25.5	108.0	132.1	87.9	41.9	46.0	-189.4	-193.9	4.5	-30.6	1974
1967/8	-88.7	-90.1	82.7	-96.1	130.5	16.7	113.8	-7.6	-27.0	19.4	-26.8	1975
1968/9	-132.4	-66.7	131.1	-68.0	111.8	-19.6	131.4	-30.0	-32.4	2.4	-13.8	1976
	TRADE BALANCE FOB	SERVICES	TRANSFER PAYMENTS	NET SURPLUS	TOTAL	PRIVATE	CENTRAL GOVERNMENT	TOTAL	CENTRAL MONETARY	OTHER INSTITUTION	NET ERRORS AND OMISSION	YEAR
	CURRENT ACCOUNT				CAPITAL ACCOUNT			RESERVES IN MONETARY INSTITUTIONS				

ለትዕዛዝ ከሌሎች አገሮች ጋር ያሳተ የገንዘብ ከፍ ያለው ሚዛን

BALANCE OF PAYMENTS OF ETHIOPIA

ገዛያዊ ደብዳቤ  
CURRENT ACCOUNT

ሠንጠረዥ ቶ.16

TABLE L.16

በሚሊዮን ብር

IN MILLION BIRR

U. ለዕቃዎች ገለገሎቶች	1967/68			1968/69			A. GOODS AND SERVICES
	ገቢ	ጠቃሚ	የተባራ ገቢ	ገቢ	ጠቃሚ	የተባራ ገቢ	
1. የዕቃዎች ገቢዎች	497.8	586.5	-88.7	580.6	713.5	-132.9	1. MERCHANDISE TRANSACTIONS (f.o.b.)
2. በገንዘብ ያልተሰጠ ወርቅ	-	-	-	0.5	-	0.5	2. NON-MONETARY GOLD
3. የዕቃዎች ጥበቃ ለገንዘብ	4.7	113.3	-108.6	6.1	138.1	-132.0	3. FREIGHT AND INSURANCE
4. ሌሎች የተሰጠ ገንዘብ ወርቅ	79.5	42.3	37.2	76.5	51.0	25.5	4. OTHER TRANSPORTATION
5. የገቢ ወርቅ	15.1	15.1	0.0	12.4	12.6	-0.2	5. TRAVEL
6. ሥራ ላይ የሌለ ገንዘብ	-	24.1	-24.1	34.9	38.1	-3.2	6. INVESTMENT INCOME
7. መንግሥት ደብዳቤ 1/	59.0	18.2	40.8	65.7	26.9	38.8	7. GOVERNMENT, N.E.I 1/
8. ሌሎች 2/	50.5	85.9	-35.4	44.0	39.6	4.4	8. OTHER SERVICES 2/
ጠቃሚ	706.6	885.4	-178.8	820.7	1,019.8	-199.1	TOTAL GOODS AND SERVICES
A. ወይ ወይም ሌላ የተዘጋጀ ከፍ ያለው							B. TRANSFER PAYMENTS
9. ግል ከፍ ያዎች	53.3	23.5	30.0	54.7	9.3	45.4	9. PRIVATE
10. መንግሥት ከፍ ያዎች	52.7	-	52.7	85.7	-	85.7	10. CENTRAL GOVERNMENT
ከሌሎች መንግሥት ጋር	40.2	-	40.2	40.9	-	40.9	INTER-GOVERNMENTAL
ከሌሎች	12.5	-	12.5	44.8	-	44.8	OTHERS
የተዘጋጀ ከፍ ያዎች ጠቃሚ	106.2	23.5	82.7	140.4	9.3	131.1	TOTAL TRANSFER PAYMENTS
የገዛያዊ ደብዳቤ የተባራ ብልጫ /U+A/	812.8	908.9	-96.1	961.1	1,029.1	-68.0	NET SURPLUS ON CURRENT ACCOUNT (A+B)
	CREDIT (RECEIPTS)	DEBIT (PAYMENTS)	NET (CREDIT)	CREDIT (RECEIPTS)	DEBIT (PAYMENTS)	NET (CREDIT)	
	1975			1976			

1/ ከዚህ ቀደም በሌሎች አገራት ሥር ይደረግ የነበረው ሌሎች መንግሥት አገልግሎቶች የሚሰጡ ህገ ባለቤቱ በ1968/69 ዓ.ም

መንግሥት ህገ ባለቤቱ ጋር ተጠቃሎ ነው ::

2/ In 1976 other government services which previously was entered under other services is now included in Gov't. n.e.i.

3/ ግንባታው በአገልግሎት አገልግሎት ነው ::

2/ Adjustment made as per footnote.

ከሌሎች ጋር ገንዘብ የሚገኝ የገንዘብ ክፍል ከፍ ያለው ነው ::

Source: Economic Research and Planning Division, National Bank of Ethiopia.



ክፍለ ገ. በሌሎች /አገራዊ/

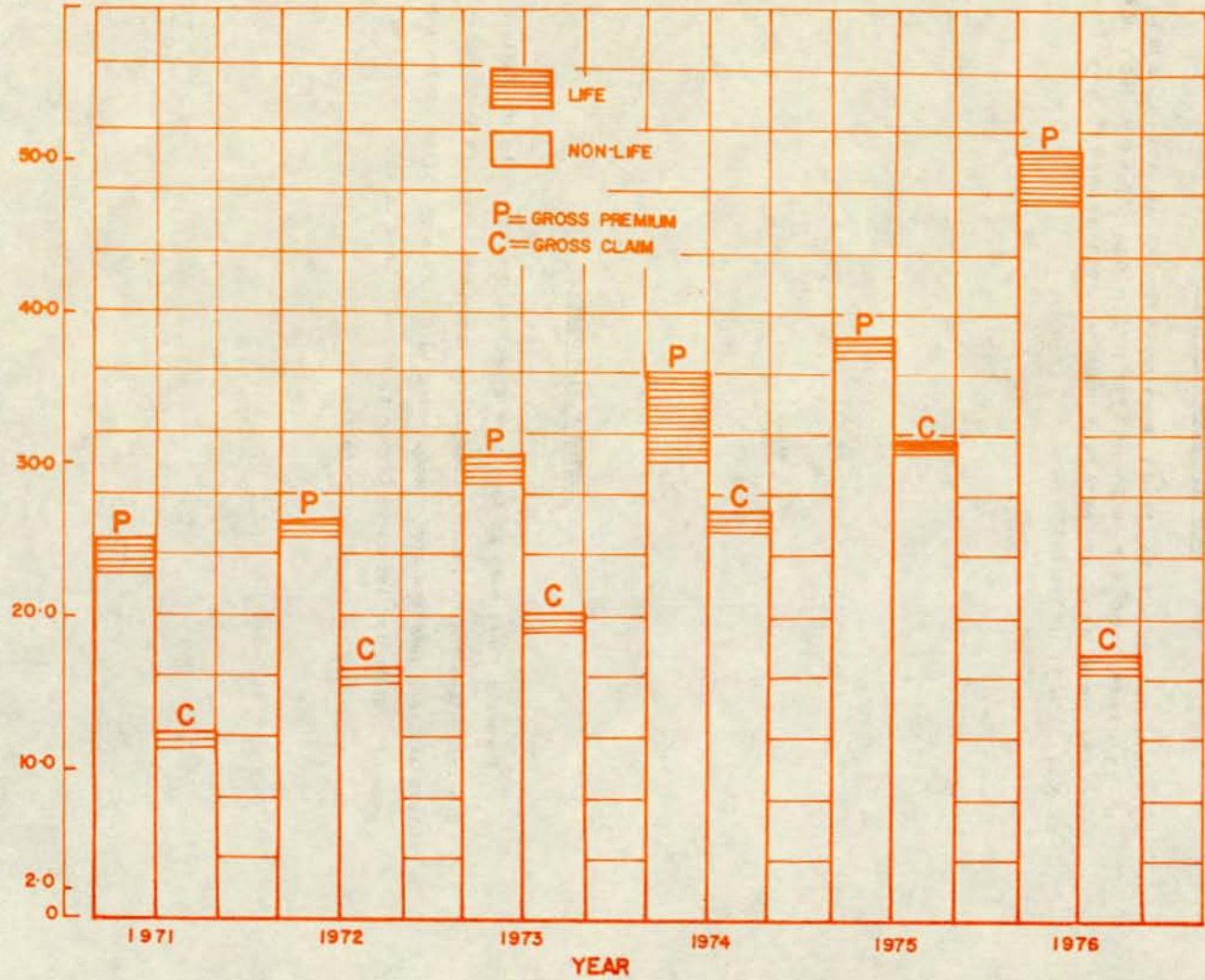
በዚህ በፊት በሀገሪቱ 13 የተለያዩ የሥራ ስራዎችን የሚያገለግሉ ነበሩ ላይ እንደተጠቀሱ ይታወቃል ።  
ነገር ግን በተከተለው 1968 ዓ.ም የሥራ ስራዎችን የተወሰነ በጋላ "የአገሪቱ የሥራ ስራዎች"  
በሙሉ ለሥራ ስራዎች በአገሪቱ ላይ ተጠቃላይ ። በዚህ ክፍል የተገለጹት ጠቅላይ የሥራ ስራዎች  
ተገቢ እንደ ገፊ ገፊ ያዎች ዘመን አቅጣጫ ነው ።

SECTION M. INSURANCE

Formerly there were 13 Insurance Companies Operating in the Nation. However, since the nationalization of the insurance companies in November 1975 all the thirteen are consolidated into one corporation under the name of "Ethiopian Insurance Corporation". All data in this section are shown according to Gregorian Calendar.

# MI- GROSS PREMIUM AND CLAIMS OF LIFE AND NON-LIFE INSURANCE


MILLION BRR

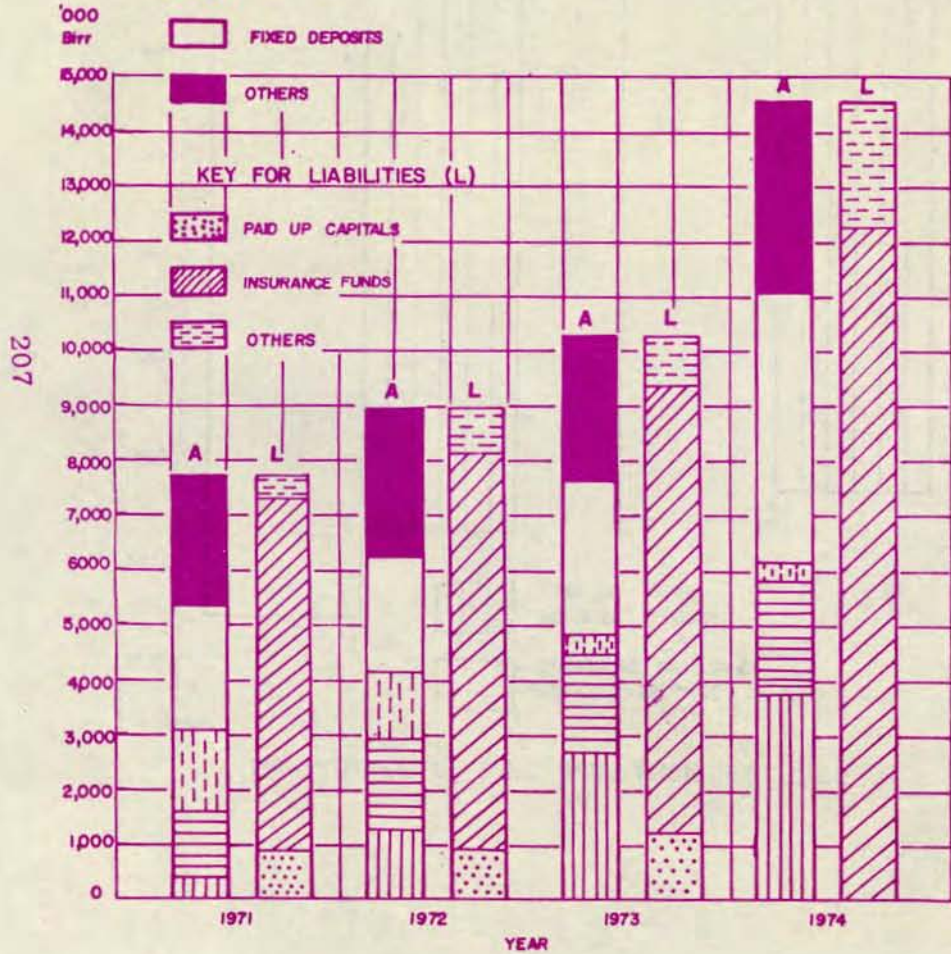


**M2-LIFE INSURANCE ASSETS & LIABILITIES'**  
KEY FOR ASSETS (A)

-  MORTGAGE
-  POLICY HOLDERS  
LOAN ON LIFE POLICIES
-  SECURITIES
-  FIXED DEPOSITS
-  OTHERS

KEY FOR LIABILITIES (L)

-  PAID UP CAPITALS
-  INSURANCE FUNDS
-  OTHERS

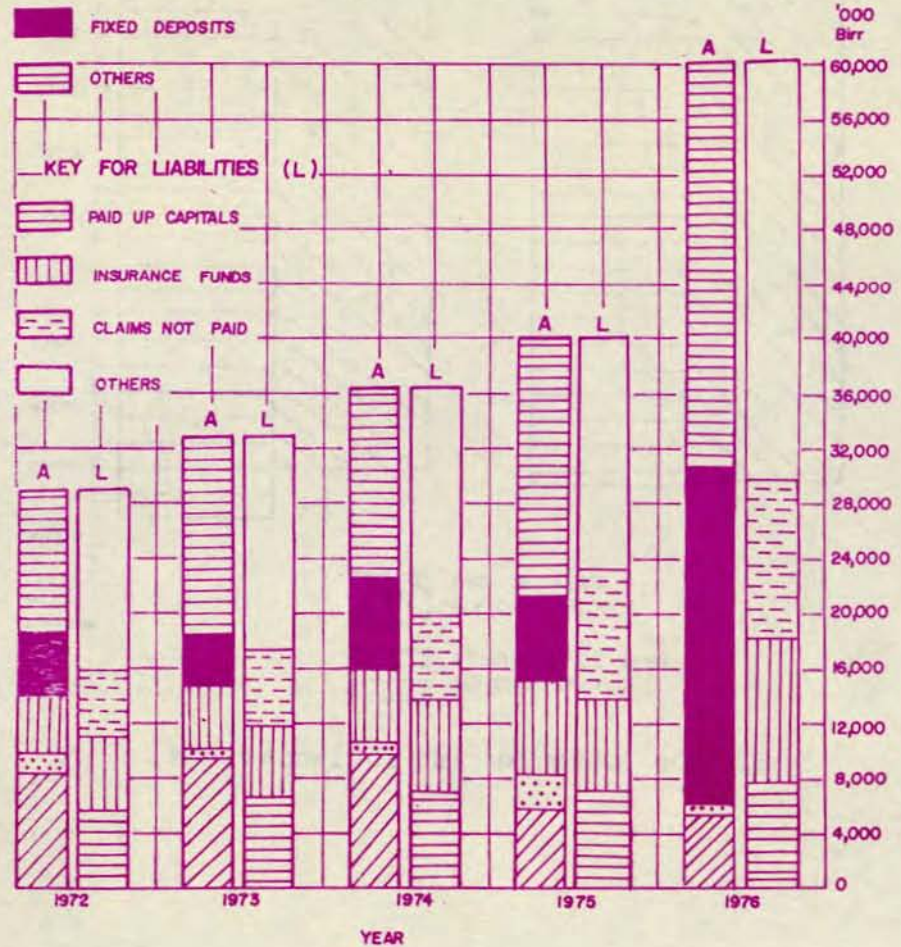


**M3-NON-LIFE INSURANCE ASSETS & LIABILITIES**  
KEY FOR ASSETS (A)

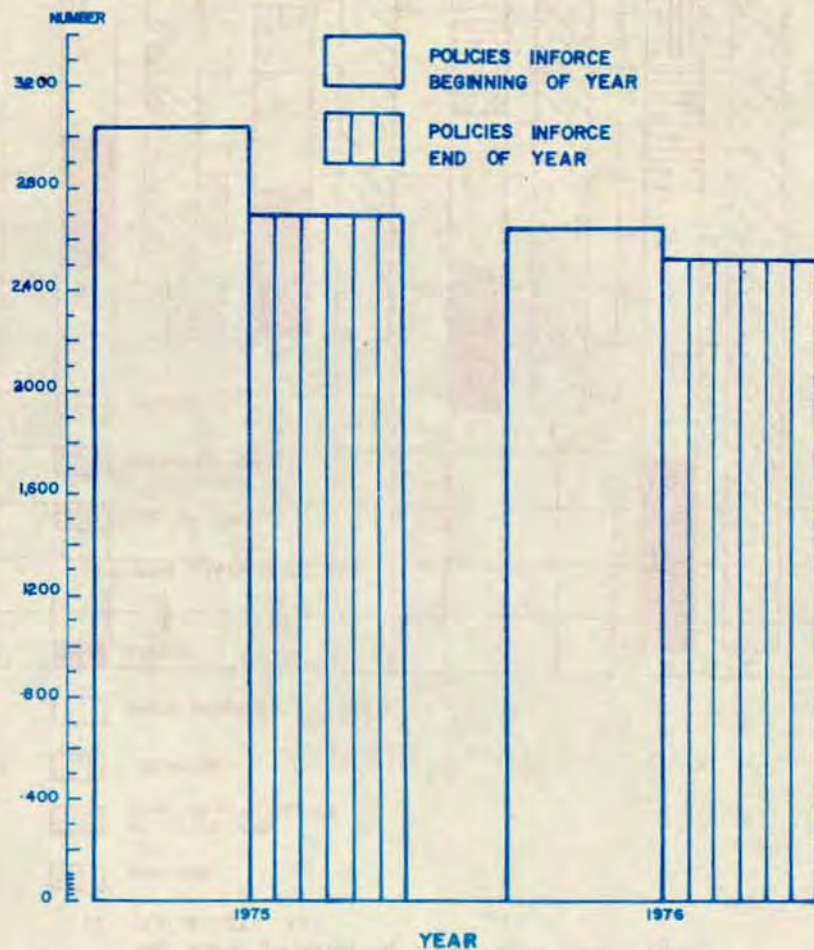
-  LAND AND BUILDING
-  SECURITIES
-  OUTSTANDING PREMIUM
-  FIXED DEPOSITS
-  OTHERS

KEY FOR LIABILITIES (L)


-  PAID UP CAPITALS
-  INSURANCE FUNDS
-  CLAIMS NOT PAID
-  OTHERS



M4—NUMBER OF LIFE INSURANCE POLICIES



M5—AMOUNT OF LIFE INSURANCE POLICIES



የክፍት ድን አርባና ለድን የተከረለ ግጭት  
SUMMARY OF PREMIUM AND CLAIMS OF LIFE INSURANCE

ሠንጠረዥ 1.1

TABLE M.1

በሚሊዮን ብር

IN MILLION BIRR

ዓመት ምዕራብ	1962/63	1963/64	1964/65	1965/66	1966/67	1967/68	1968/69	
<b>ገቢ</b>								<b>INCOME</b>
ጠቅላላ አርባ	2.2	2.1	2.2	2.8	3.2	1.1	3.6	GROSS PREMIUM
ለጠለፋ ድን የተከረለ ሲቶክ	0.4	0.6	0.5	0.5	0.5	0.1	0.9	LESS REINSURANCE CEDED
የተከረ አርባ	1.8	1.5	1.7	2.3	2.7	1.0	2.7	NET PREMIUM
<b>ወጪ</b>								<b>OUT GO</b>
ጠቅላላ ለድን የተከረለ	0.6	0.6	0.7	1.0	1.4	0.9	1.7	GROSS CLAIMS
ከጠለፋ ድን በጊዜ የተከረለውና የተሰጠው ሲቶክ	0.3	0.2	0.1	0.4	0.4	0.1	0.5	LESS REINSURANCE RECOVERIES
የተከረ ለድን ወሎቶ ገዳታ የተከረለ	0.3	0.4	0.6	0.6	1.0	0.8	1.2	NET CLAIMS
	1970	1971	1972	1973	1974	1975	1976	YEAR

የክፍት ያለሀገ ድን አርባና ለድን የተከረለ ግጭት  
SUMMARY OF PREMIUM AND CLAIMS OF NON-LIFE INSURANCE

ሠንጠረዥ 1.2

TABLE M.2

በሚሊዮን ብር

IN MILLION BIRR

ዓመት ምዕራብ	1962/63	1963/64	1964/65	1965/66	1966/67	1967/68*	1968/69	
<b>ገቢ</b>								<b>INCOME</b>
ጠቅላላ አርባ	17.1	22.8	25.1	28.8	33.0	37.4	47.2	GROSS PREMIUM
ለጠለፋ ድን የተከረለ ሲቶክ	8.2	12.3	14.2	16.2	18.9	23.4	19.9	LESS REINSURANCE CEDED
የተከረ አርባ	8.9	10.5	10.9	12.6	14.1	14.0	27.3	NET PREMIUMS
<b>ወጪ</b>								<b>OUT GO</b>
ጠቅላላ ለድን የተከረለ	11.1	11.6	15.8	19.2	25.9	30.9	16.2	GROSS CLAIMS
ከጠለፋ ድን በጊዜ የተከረለውና የተሰጠው ሲቶክ	5.5	5.7	8.1	10.0	14.2	18.7	8.8	LESS REINSURANCE RECOVERIES
የተከረ ለድን ወሎቶ ገዳታ የተከረለ	5.6	5.9	7.7	9.2	11.7	12.2	7.4	NET CLAIMS
	1970	1971	1972	1973	1974	1975*	1976	YEAR

\*ገደብ ያለው ነው::

\*Provisional.

ከሊት ግጭት ሊገኙት ይችላሉ::

Source: Ethiopian Insurance Corporation.

የኤይወት ያለህን መደን የጠቅላይ ገቢና ወጪ ስራ መደብ  
INCOME AND EXPENDITURE OF NON-LIFE INSURANCE BY LINE OF INSURANCE

ሠንጠረዥ 1.3

TABLE M.3

በሺ ባር '000 BIRR

	የሰባት	የጥተር ተሽከርካሪ	የጦርነትና የአውሮፕላን	የሠራተኞች ገዛ	የአደጋ	የሌሎች ሌሎች	
<u>1967</u>							<u>1974</u>
<u>ገቢ</u>							<u>INCOME</u>
ጠቅላላ አርባ	6,953	12,960	5,881	3,141	2,276	2,268	GROSS PREMIUM
በኢትዮጵያ ውስጥ ለጠለፋ መደን የተከፈለ	1,826	1,145	671	206	475	753	REINSURANCE INSIDE ETHIOPIA
ከኢትዮጵያ ወጪ ለጠለፋ መደን የተከፈለ	4,122	2,228	4,456	1,161	1,312	671	REINSURANCE OUTSIDE ETHIOPIA
የተጣራ አርባ	1,005	9,587	754	1,774	489	844	NET PREMIUM
በገቢው ላይ የተገኘ	1,805	855	978	328	567	335	COMMISSIONS RECEIVED
ሌላ ገቢ	52	1,116	133	291	44	11	OTHER INCOME
በዓመት መጀመሪያ ለመጠባበቅ የነበረ	336	5,582	831	906	288	274	RESERVE BEGINNING OF YEAR
ከተርፍና ኪሃራ ሂሳብ የተዛወረ	12	420	12	59	54	21	TRANSFERRED FROM PROFIT AND LOSS ACCOUNT
<b>ጭማሪ</b>	<b>3,210</b>	<b>17,760</b>	<b>2,708</b>	<b>3,358</b>	<b>1,442</b>	<b>1,485</b>	<b>TOTAL</b>
<u>ወጪ</u>							<u>EXPENDITURE</u>
ለመደን ገዳታ የተከፈለና የሚከፈል	2,417	12,374	4,034	3,426	1,994	1,826	CLAIMS PAID & OUTSTANDING
ከጠለፋ መደን ለጠለፋ የተከፈለው ሲታይ	2,341	4,607	3,041	1,524	1,562	1,137	LESS REINSURANCE RECOVERIES
የተጣራ ለመደን ውሳኔ ገዳታ የተከፈለ	76	7,767	993	1,902	432	689	NET CLAIMS
ለገቢው ላይ የተከፈለ	602	966	251	253	127	80	COMMISSIONS PAID
የሥራ ግብዓት	264	2,577	248	486	228	167	MANAGEMENT EXPENSES
በዓመት መጨረሻ ለመጠባበቅ የነበረ	400	3,311	266	606	188	243	RESERVE END OF YEAR
ሌሎች ወጪዎች	244	907	76	166	72	148	OTHER EXPENSES
ወደተርፍና ኪሃራ ሂሳብ የተዛወረ	1,624	2,232	874	(55)	395	158	TRANSFERRED TO PROFIT AND LOSS ACCOUNT
<b>ጭማሪ</b>	<b>3,210</b>	<b>17,760</b>	<b>2,708</b>	<b>3,358</b>	<b>1,442</b>	<b>1,485</b>	<b>TOTAL</b>
	FIRE	MOTOR	MARINE & AVIATION	WORKERS COMPEN-SATION	ACCIDENT	MIS-CELLAN-EOUS	

በኢትዮጵያ ለገንዘብ ድርጅት ::  
Source: Ethiopian Insurance Corporation.

የኢትዮጵያ ገቢና ወጪ ስራ ስር  
 INCOME AND EXPENDITURE OF NON-LIFE INSURANCE BY LINE OF INSURANCE

ሠንጠረዥ 1.3 / የጥቅም/

TABLE M.3 (Contd.)

በሺህ ብር '000 BIRR

የስም	ጥቅም	ጥቅም	ጥቅም	ጥቅም	ጥቅም	ጥቅም
	ጥቅም	ጥቅም	ጥቅም	ጥቅም	ጥቅም	ጥቅም
<b>1968*</b>						
<b>ገቢ</b>						
ጠቅላላ ገቢ	6,377	13,948	8,191	3,980	2,674	2,359
በከተማ ውስጥ ለጠቅላላ ጥቅም	896	1,174	1,471	311	447	354
በከተማ ውጭ ለጠቅላላ ጥቅም	4,642	3,785	5,935	1,472	1,849	1,127
የተገባ ገቢ	839	8,988	785	2,197	378	878
በገቢ ላይ የተገኘ	1,809	1,164	1,456	481	710	429
ሌላ ገቢ	50	905	66	308	24	11
በዓመት መጀመሪያ ለመጠቀም የነበረ	438	5,463	859	1,447	316	404
ከተገኘው ከሌላ ጥቅም የተገኘው	-	43	-	16	1	695
<b>ጠቅላላ</b>	<b>3,136</b>	<b>16,563</b>	<b>3,166</b>	<b>4,449</b>	<b>1,429</b>	<b>2,417</b>
<b>ጠቅላላ</b>						
ለጠቅላላ ገቢ የተከፈለው ጠቅላላ	6,715	11,666	4,143	3,504	1,857	3,236
ከጠቅላላ ጠቅላላ ጠቅላላ ጠቅላላ	6,574	4,394	3,133	1,523	1,525	1,578
የተገባ ጠቅላላ ጠቅላላ ጠቅላላ ጠቅላላ	141	7,272	1,010	1,981	332	1,658
በገቢ ላይ የተከፈለው	517	721	180	264	194	52
የሌላ ጠቅላላ	300	1,508	232	364	167	168
በዓመት መጨረሻ ለመጠቀም የነበረ	357	3,665	306	903	151	256
ሌላ ጠቅላላ	72	1,035	107	293	33	10
ከተገኘው ከሌላ ጥቅም የተገኘው	1,749	2,362	1,331	704	552	353
<b>ጠቅላላ</b>	<b>3,136</b>	<b>16,563</b>	<b>3,166</b>	<b>4,449</b>	<b>1,429</b>	<b>2,417</b>
<b>1969</b>						
<b>ገቢ</b>						
ጠቅላላ ገቢ	6,523	18,656	10,233	6,267	-	5,547
በከተማ ውስጥ ለጠቅላላ ጥቅም	-	-	-	-	-	-
በከተማ ውጭ ለጠቅላላ ጥቅም	4,937	2,758	7,376	389	-	4,453
የተገባ ገቢ	1,586	15,897	2,857	5,878	-	1,094
በገቢ ላይ የተገኘ	1,979	754	1,935	75	-	1,497
ሌላ ገቢ	-	-	-	-	-	-
በዓመት መጀመሪያ ለመጠቀም የነበረ	434	8,782	697	2,166	-	1,254
ከተገኘው ከሌላ ጥቅም የተገኘው	-	-	-	-	-	-
<b>ጠቅላላ</b>	<b>3,999</b>	<b>25,433</b>	<b>5,489</b>	<b>8,119</b>	<b>-</b>	<b>3,845</b>
<b>ጠቅላላ</b>						
ለጠቅላላ ገቢ የተከፈለው ጠቅላላ	1,180	7,212	3,552	2,235	-	2,045
ከጠቅላላ ጠቅላላ ጠቅላላ ጠቅላላ	1,149	2,021	3,006	907	-	1,709
የተገባ ጠቅላላ ጠቅላላ ጠቅላላ ጠቅላላ	31	5,191	546	1,328	-	336
በገቢ ላይ የተከፈለው	259	685	168	230	-	130
የሌላ ጠቅላላ	243	697	322	262	-	202
በዓመት መጨረሻ ለመጠቀም የነበረ	979	13,683	2,122	5,005	-	1,715
ሌላ ጠቅላላ	13	26	22	11	-	6
ከተገኘው ከሌላ ጥቅም የተገኘው	2,474	5,151	2,309	1,283	-	1,457
<b>ጠቅላላ</b>	<b>3,999</b>	<b>25,433</b>	<b>5,489</b>	<b>8,119</b>	<b>-</b>	<b>3,845</b>
<b>1976</b>						
<b>ገቢ</b>						
ጠቅላላ ገቢ	6,523	18,656	10,233	6,267	-	5,547
በከተማ ውስጥ ለጠቅላላ ጥቅም	-	-	-	-	-	-
በከተማ ውጭ ለጠቅላላ ጥቅም	4,937	2,758	7,376	389	-	4,453
የተገባ ገቢ	1,586	15,897	2,857	5,878	-	1,094
በገቢ ላይ የተገኘ	1,979	754	1,935	75	-	1,497
ሌላ ገቢ	-	-	-	-	-	-
በዓመት መጀመሪያ ለመጠቀም የነበረ	434	8,782	697	2,166	-	1,254
ከተገኘው ከሌላ ጥቅም የተገኘው	-	-	-	-	-	-
<b>ጠቅላላ</b>	<b>3,999</b>	<b>25,433</b>	<b>5,489</b>	<b>8,119</b>	<b>-</b>	<b>3,845</b>
<b>ጠቅላላ</b>						
ለጠቅላላ ገቢ የተከፈለው ጠቅላላ	1,180	7,212	3,552	2,235	-	2,045
ከጠቅላላ ጠቅላላ ጠቅላላ ጠቅላላ	1,149	2,021	3,006	907	-	1,709
የተገባ ጠቅላላ ጠቅላላ ጠቅላላ ጠቅላላ	31	5,191	546	1,328	-	336
በገቢ ላይ የተከፈለው	259	685	168	230	-	130
የሌላ ጠቅላላ	243	697	322	262	-	202
በዓመት መጨረሻ ለመጠቀም የነበረ	979	13,683	2,122	5,005	-	1,715
ሌላ ጠቅላላ	13	26	22	11	-	6
ከተገኘው ከሌላ ጥቅም የተገኘው	2,474	5,151	2,309	1,283	-	1,457
<b>ጠቅላላ</b>	<b>3,999</b>	<b>25,433</b>	<b>5,489</b>	<b>8,119</b>	<b>-</b>	<b>3,845</b>
	FIRE	MOTOR	MARINE & AVIATION	WORKERS COMPENSATION	ACCI-DENT	MISCEL-LANEOUS

\*ጊዜያዊ ጥቅም ::  
 \*Provisional.

በከተማ ውጭ ለጠቅላላ ጥቅም ::

Source: Ethiopian Insurance Corporation.

የሕይወት ጤን የሂሳብ ማዘጋጀት  
BALANCE SHEET OF LIFE INSURANCE

ሀ ባ ተ ቸ  
A S S E T S

ሠገጠረዥ 1.4

TABLE M.4

በሺህ ባር '000 BIRR

በ.....ጠቅላላ	ታህሳስ 1965	ታህሳስ 1966	ታህሳስ 1969	
ጠረጣሪ	3	214	-	LAND
ሕንጻዎች	-	-	-	BUILDINGS
ተሽከርካሪ ጠቅላላ ጋራ ጋራ ጋራ ጋራ	58	65	92	MOTOR VEHICLES, FURNITURES AND EQUIPMENT
በጥበቃ የተያዘ	1,251	2,679	3,740	MORTGAGES
በሕይወት ጤን ጠቅላላ ጥበቃ ስም ስም	1,657	1,796	2,042	POLICY-HOLDERS' LOAN ON LIFE POLICIES
ሌሎች ስም	500	13	74	OTHER LOANS
የግንባታ ጥገና ስም	1,236	357	357	GOVERNMENT SECURITIES
ድርጅቶች / ለከባድ ድርጅቶች /	824	922	1,216	SHARES
ሌሎች ጥገና ስም	-	-	-	OTHER SECURITIES
በወኪሎች ያለ ደብዳቤ	-	-	-	AGENTS' BALANCES
ገቢ የሚሰጥ ስም	248	247	328	OUTSTANDING PREMIUM
ወለድ የተሰጠ ድርጅት ስም	81	101	130	INTEREST, DIVIDENDS AND RENTS
ከተገባዎቹ ለጤን ስም የሚከፈል ዕገ	101	64	602	DEBTORS
በእጅ ያለ ጥሬ ገንዘብ	3	18	41	CASH ON HAND
በባንክ የሌለ / ተገባዎች ሂሳብ /	133	101	251	CURRENT ACCOUNTS
ለተወሰነ ጊዜ የተጠቀመ	2,092	2,787	4,922	FIXED DEPOSITS
ሌሎች ሀብቶች	789	882	754	OTHER ASSETS
ጠቅላላ	8,976	10,246	14,549	TOTAL
	DECEMBER 1972	DECEMBER 1973	DECEMBER 1976	AS AT END OF

ገ ገ ገ ገ ገ ገ ገ  
L I A B I L I T I E S

በሺህ ባር '000 BIRR

በ.....ጠቅላላ	ታህሳስ 1965	ታህሳስ 1966	ታህሳስ 1969	
የተከፈለ የባለድርጅቶች ጥሬ ገንዘብ	910	1,200	-	PAID UP CAPITAL
ለጤን የተከፈለ ገንዘብ	7,295	8,162	12,306	INSURANCE FUNDS
ሌሎች	7,118	8,162	11,107	LIFE
ሌሎች	177	1	1,199	OTHERS
በተርፍና ስም ደብዳቤ የተሰጠ	39	72	640	BALANCE OF PROFIT AND LOSS ACCOUNT
ተከፈለ ገንዘብ ገንዘብ ያለ ተከፈለ	38	129	367	CLAIMS ADMITTED BUT NOT PAID
ለጤን የተከፈለ ስም የሚከፈል	575	210	610	DUE REINSURERS
ለጤን የተከፈለ ስም የሚከፈል	31	256	584	DUE SUNDRY CREDITORS
ለገቢ ገባር የሚከፈል	1	12	-	DUE INCOME TAX
ሌሎች	87	205	42	OTHERS
ጠቅላላ	8,976	10,246	14,549	TOTAL
	DECEMBER 1972	DECEMBER 1973	DECEMBER 1976	AS AT END OF

የአይወተ ያለሀኝ ጠዕን የሂሳብ ሚዛን  
BALANCE SHEET OF NON-LIFE INSURANCE

ሀ ባ ተ ቸ  
A S S E T S

ሠንጠረዥ 1.5

TABLE M.5

በሺህ በር '000 BIRR

በ.....ጠዕን	ታኅሣሥ 1967	ታኅሣሥ 1968*	ታኅሣሥ 1969	
ጠረጠ	3,926	-	-	LAND
ገንዘብ	5,816	5,894	5,542	BUILDINGS
ተከሰባሪ ጠዕን ገንዘብ ማሳሪያ	973	861	679	MOTOR VEHICLES, FURN. & EQUIPMENT
ሌሎች ባዕርቶች	391	403	57	OTHER LOANS
የገንዘብ የገንዘብ ገቢዎች	758	1,745	848	GOVERNMENT SECURITIES
ድርሻዎች / አክሲዮኖች/	2,974	2,491	1,364	SHARES
ሌሎች የገንዘብ ገቢዎች	187	654	-	OTHER SECURITIES
በጠዕን ያለ ሂሳብ	805	823	-	AGENTS' BALANCES
ገቢ የሚሰጥ አርባን	5,311	7,171	-	OUTSTANDING PREMIUM
ወለድ የተሰጠ ድርሻና ገቢ	799	818	450	INTEREST, DIVIDENDS & RENTS
በተገባሪ ገንዘብ ለጠዕን ገቢው የሚከፈል ዕዳ	4,193	4,495	19,097	DEBTORS
በአይ ያለ ገራ ገንዘብ	839	1,379	1,204	CASH ON HAND
በባንክ ያለ / ተገባሪ ሂሳብ/	2,178	5,466	4,778	CURRENT ACCOUNTS
ለተወሰነ ጊዜ የተጠበቀ	6,601	6,048	24,240	FIXED DEPOSITS
ሌሎች ሀብቶች	719	1,873	2,741	OTHER ASSETS
<b>ጠቅላይ</b>	<b>36,470</b>	<b>40,121</b>	<b>61,290</b>	<b>TOTAL</b>
	DECEMBER 1974	DECEMBER 1975*	DECEMBER 1976	AS AT END OF

ገ ላ ታ ቻ ፍ  
L I A B I L I T I E S

በሺህ በር '000 BIRR

በ.....ጠዕን	ታኅሣሥ 1967	ታኅሣሥ 1968*	ታኅሣሥ 1969	
የተከፈለ የባለድርሻዎች ገንዘብ	7,131	7,249	7,777	PAID UP CAPITAL
ለጠዕን የተከፈለ ገንዘብ	6,704	6,591	10,483	INSURANCE FUNDS
ለአባት	623	617	669	FIRE
ለጥፋት ተከሰባሪ	4,398	420	6,672	MOTOR VEHICLE
ለአይገ	211	168	-	ACCIDENT
አሠሪዎች ለሠራተኞች ላለባቸው የገንዘብ ጠዕን	804	969	2,468	EMPLOYERS' LIABILITIES
ለጠርከብ እና ለአውሮፕላን	319	332	1,195	MARINE & AVIATION
ሌሎች	349	308	(521)	OTHERS
በተሰጠ ገቢ የተሰጠ	(74)	(592)	5,708	BALANCE OF PROFIT & ACCOUNT
ተከፈለ ገንዘብ ገንዘብ ገቢ	6,041	9,270	11,523	CLAIMS ADMITTED BUT NOT PAID
ለአባት	66	876	297	FIRE
ለጠዕን / ለጥፋት/	3,560	4,870	6,407	MOTOR
ለአይገ	330	413	-	ACCIDENT
አሠሪዎች ለሠራተኞች ላለባቸው ገንዘብ	1,594	1,713	2,323	EMPLOYERS' LIABILITIES
ለጠርከብና ለአውሮፕላን	167	468	859	MARINE & AVIATION
ሌሎች	325	931	1,637	OTHER
ለጠላቱ የከተሰ ገቢዎች የሚከፈል	7,870	9,395	14,887	DUE REINSURERS
ለሌሎች ገቢዎች የሚከፈል	2,669	2,491	4,063	DUE SUNDRY CREDITORS
ለገቢ ገቢ የሚከፈል	1,444	2,114	4,244	DUE INCOME TAX
ሌሎች	4,885	3,603	2,605	OTHER
<b>ጠቅላይ</b>	<b>36,470</b>	<b>40,121</b>	<b>61,290</b>	<b>TOTAL</b>
	DECEMBER 1974	DECEMBER 1975*	DECEMBER 1976	AS AT END OF

\*ገዢዎች ሂሳብ ።  
\*Provisional.

ክፍል 1. ስለ ዕቃዎች ዋጋ

ሠገጠረዥ 1. 1 እና 1. 2: በእነዚህ ሠገጠረዥቸ የመለከተት በአዲስ አበባ ከተማ አገልግሎት የመረጡ የገቢና የወጪ ገንዘብ ዕቃዎች የጽዳታ ዋጋ መዘድ /ገንዘብ/ ናቸው። የተዘጋጁትም በኢትዮጵያ ብሔራዊ ባንክ ሲሆን፣ በየወሩ ከመረጡ ጽዳታ ነገሳዎች ከሚሰጠላቸው የዕቃዎች ዋጋና ከጽዳታው መሥሪያ ቤት በተገኘው የገንዘብ አስተካከያ መሠረት ነው።

ሠገጠረዥ 1. 3: የኢትዮጵያ ብሔራዊ ባንክ የኢኮኖሚክ ጥናት ክፍል ከወጭ ለገቡ ዋና ዋና ዕቃዎች በየወሩ የሰጠላቸውን የጽዳታ ዋጋ ያሳያል። በዝርዝር የመለከተው የአዲስ አበባ ገበያ የዓመት ዓዕከላዊ ዋጋ ነው።

ሠገጠረዥ 1. 4: የመለከተው የኢትዮጵያ ብሔራዊ ባንክ የሚያዘጋጀውን የምርጫ ከተማዎች የአርባ ወጪቸውን የጽዳታ ዋጋ ነው። የ1967/8 እና 1968/9 የዓመት ዓዕከላዊ ዋጋ በእነዚህ ሠገጠረዥ ሲቀርቡ፣ የ1969/70 ዓዕከላዊ ዋጋ ገን የሚያጠቃለሉት ከጥር ወር 1969 ዓ.ም እስከ መስከረም ወር 1970 ዓ.ም ብቻ ነው።

ሠገጠረዥ 1. 5 እና 1. 6: እነዚህ ሠገጠረዥቸ የሚመለከተት ለመረጡ የሰዓት ዓይነቶች የገቢ ገቢ ዋጋና የገንዘብ ወጪ የሚጠቀሙ ያልታዩ ሰዓት በአዲስ አበባ ገበያ መካከለኛ የጽዳታ ዋጋ መሠረት ነው። በገቢ ገቢ ዋጋ የጽዳታ ሰዓት በመባል የታወቀው ከሥራ ሰዓት በስተቀር ዓይነት ዓይነት የኢትዮጵያ ሰዓት ሲሆን፣ በአዲስ አበባ ገበያ ገን የጽዳታ ሰዓት ተገቢ የሚሠራው ከከፋ ክፍለ ሀገር የሚመጣውን ብቻ ነው።

ሠገጠረዥ 1. 7: በ1955/6 ዓ.ም ከተደረገው የክፍለ-ሰዓት የሥራ ወጪ ጥናት የተገኘውን ወጪና በየወሩ የሚሰጠላቸውን የጥር ገቢ ዋጋ መሠረት በማድረግ፣ የአስተካከያ ጠቅላይ ጽ/ቤት ያዘጋጀውን የ1968/69 እና የ1969/70 ዓ.ም የአዲስ አበባ ከተማ የጥር ገቢ ዋጋ መዘድ /አገልግሎት/ ያሳያል። ይህም በተለይ የሚያገለግለው የወር ገቢዎች እስከ አራት መቶ ብር ለሆኑ ቤተሰቦች ነው።

ሠገጠረዥ 1. 8: በአዲስ አበባ ከተማ ከገበያዎችና ከገርሰሪዎች የተሰጠላቸውን የምግብ ዓይነቶች ዓዕከላዊ የጥር ገቢ ዋጋን ለ1968/69 እና ለ1969/70 ዓ.ም ያመለክታል። ዓዕከላዊ ዋጋ ከአስተካከያ ጠቅላይ ጽ/ቤት በየወሩ ከሚያዘጋጀው የምግብ ዋጋ ሁኔታ መዘድ መሠረት ሲሆን የተገኘው በአዲስ አበባ ከተማና ከሌሎች የከተማዎች ከፍተኛ ለአገልግሎት ዕቃ ከሰጡት ከግንባራ ለ የመደባደብ ጥገናዎችን በመሰጠት ነው።

## SECTION N. PRICES

Tables N. 1 and N. 2: Show indices of the prices of import and export commodities, collected by the National bank of Ethiopia from selected wholesalers and customs Trade Returns.

Table N. 3: Shows the wholesale prices of selected import commodities collected by the Department of Economic Research of the National Bank of Ethiopia at monthly intervals. The series presented refer to average annual prices in Addis Ababa.

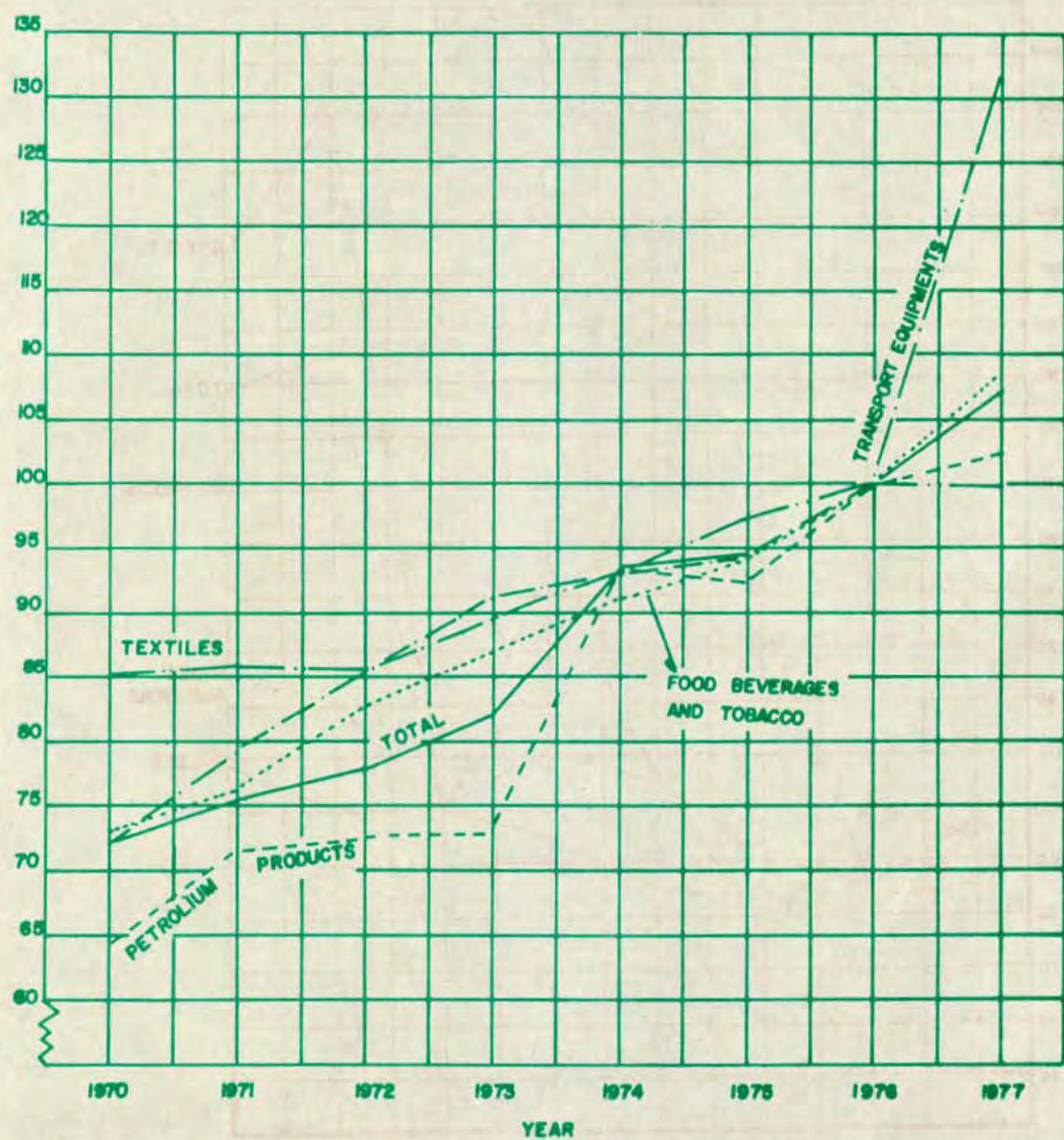
Table N. 4: Indicates the wholesale prices of agricultural commodities in selected towns, collected by the National Bank of Ethiopia. The figures presented in this table are annual averages for the years 1975 and 1976 with the exception of 1977 for which the annual averages refer to the first nine months.

Table N. 5 and N. 6: Show the New York Market spot prices of selected types of coffee and the average Addis Ababa wholesale prices of unwashed coffee for domestic consumption. Coffee known as "Jima", usually good quality, in New York Market are blends of all types of Ethiopian Coffee except Coffee from Hararghe. On the other hand the Addis Ababa prices quoted for "Jima" refer to coffee from Kefa Administrative Region only.

Table N. 7: Here the Central Statistical Office presents a retail Price Index for Addis Ababa for the years 1976 and 1977. The information are based on the retail prices collected monthly by the Central Statistical Office. The Index applies to households belonging to income group upto 400.00 Birr/month.

Table N. 8: Shows Addis Ababa retail prices of some major items for the years 1976 and 1977. They are averages of prices in "Addis Ketema" and other parts of the town; collected from at least six quotations for the monthly Retail Price Index prepared by the Central Statistical Office.

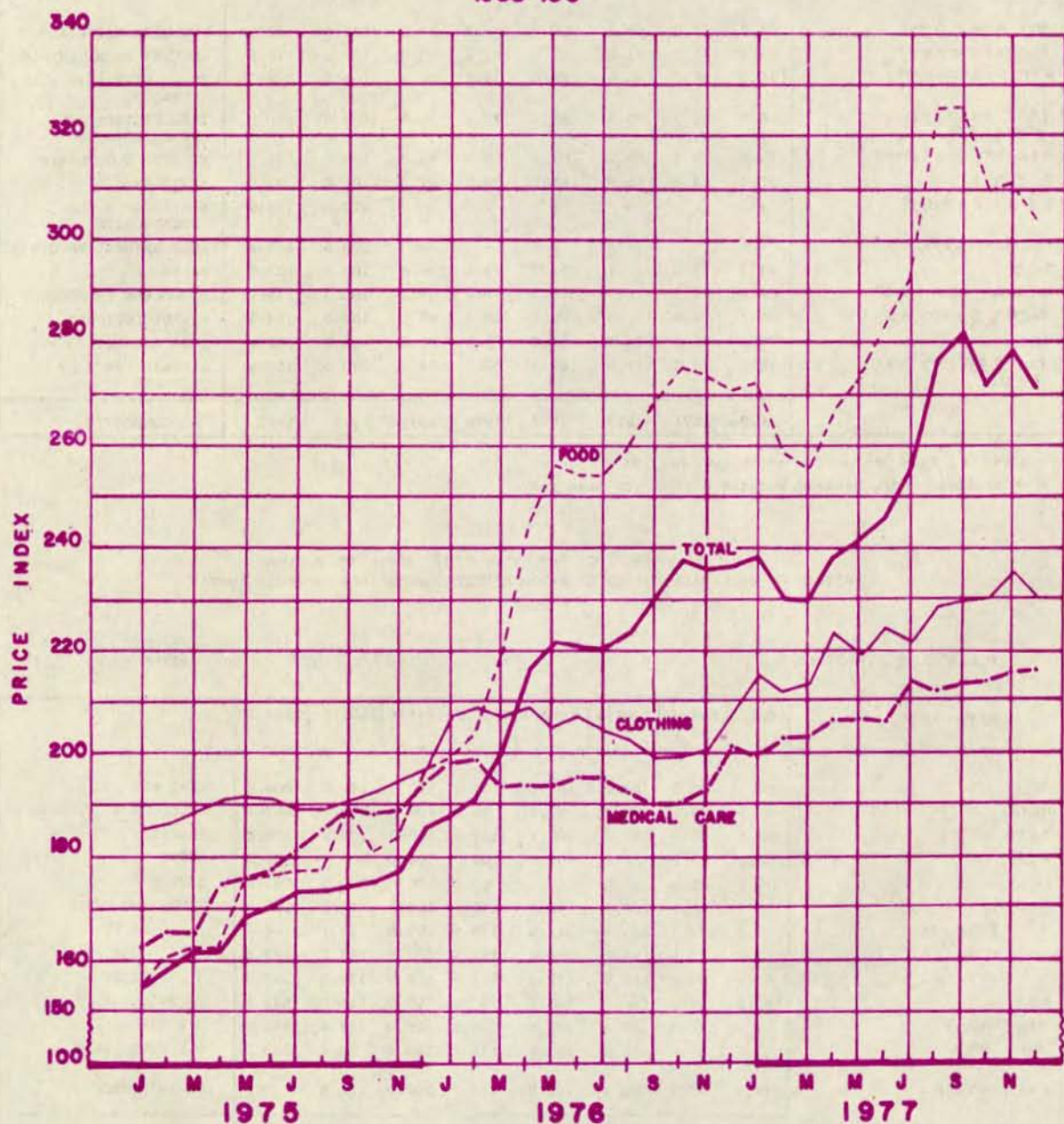
# N-1 INDICES OF WHOLESALE PRICES OF SELECTED IMPORTED COMMODITIES IN ADDIS ABEBA 1976=100



**N2 INDICES OF WHOLESALE PRICES OF SELECTED EXPORTED COMMODITES  
IN ADDIS ABABA  
1975=100**



**N-3 RETAIL PRICE INDEX FOR ADDIS ABABA  
(EXCLUDING RENT)  
1963=100**



በአዳጋ ለበባ የአገላገሎት የተረጎሙ የገቢ ገንዶ ዕቃዎች የጅምሳ ዋጋ አገልገቦ  
 INDICES OF WHOLESALE PRICES OF SELECTED IMPORTS, BY MAJOR COMMODITY GROUP IN ADDIS ABABA

ሠገጠረዥ 1.1

TABLE N.1

1968/9<sup>ጸ</sup> ዓ.ም = 100 1976\* = 100

የዕቃው ግዴታ	1962/3	1963/4	1964/5	1965/6	1966/7	1967/8	1968/9	1969/70	
የቤት ጠቃሚ ዕቃዎች	84.2	87.0	89.6	92.7	95.7	97.2	100.0	118.0	BUILDING MATERIALS
የኢሌክትሪክ ጠቃሚ ዕቃዎች	66.1	71.7	71.9	77.4	87.3	93.3	100.0	115.5	ELECTRICAL MATERIALS
ጸገብ፣ ጠጠርና ተጽባቢ	73.0	76.1	82.6	86.6	91.0	94.9	100.0	108.6	FOOD, BEVERAGES AND TOBACCO
የተባይ ጠቃሚ ዕቃዎች ጠቃሚ ዕቃዎች	103.0	96.3	93.5	91.6	90.2	100.8	100.0	108.5	INSECTICIDES AND DISINFECTANTS
የተራገቡ ጠቃሚ ዕቃዎች	71.8	79.3	85.1	91.2	93.3	94.6	100.0	131.5	TRANSP. EQUIPMENTS
ጨርቃ ጨርቃ	85.4	85.8	85.6	88.7	93.3	97.4	100.0	99.9	TEXTILES
ለ ዓለ ዓለ ጠቃሚ ዕቃዎች	-	-	-	-	-	-	100.0	115.2	SPARE PARTS AND ACCESSORIES
የአርባ ጠቃሚ ዕቃዎች	-	-	-	-	-	-	100.0	111.4	AGRICULTURAL MACHINERY
ወረቀት	41.2	43.8	47.1	51.3	79.9	98.4	100.0	103.3	PAPER
የግብርና ጠቃሚ ዕቃዎች	64.0	71.4	72.9	73.3	93.8	92.5	100.0	102.7	PETROLEUM PRODUCTS
የፍርዳታ ዕቃዎች ጠቃሚ ዕቃዎች	65.7	70.9	72.6	80.8	86.4	93.2	100.0	106.1	PHARMACEUTICALS
ሃጠራ	76.4	78.7	84.2	86.2	88.5	95.6	100.0	102.9	SOAP AND DETERGENTS
የገቢ ዕቃዎች ዋጋ ጠቃሚ ዕቃዎች አገልገቦ	72.0	75.7	77.9	82.0	90.1	94.7	100.0	107.9	GENERAL INDEX OF IMPORTS
	1970	1971	1972	1973	1974	1975	1976	1977	COMMODITY

ጸገብ የተረጎመው ዓ.ም በጠቃሚ ዕቃዎች ላይ ተቀይሮ ሲሆን ፡፡  
 \*The figure were revised because of the new base year.

በአዳጋ ለበባ የጸገብ ዋጋ የተረጎሙ የገቢ ገንዶ ዕቃዎች የጅምሳ ዋጋ አገልገቦ  
 INDICES OF WHOLESALE PRICES OF MAJOR EXPORT COMMODITIES IN ADDIS ABABA

ሠገጠረዥ 1.2

TABLE N.2

1967/8<sup>ጸ</sup> ዓ.ም = 100 1975\* = 100

የዕቃው ግዴታ	1962/3	1963/4	1964/5	1965/6	1966/7	1967/8	1968/9	1969/70	
ሰጽ	81.4	71.0	64.4	67.4	134.5	100.0	144.6	205.6	BEEES WAX
በርበረ	62.1	62.9	58.9	87.2	95.2	100.0	205.9	253.1	CHILLIES & PEPPERS
ጥራጥራ	94.8	100.6	76.4	106.7	145.9	100.0	100.2	108.8	PULSES
ዘባይ	88.8	89.1	89.8	100.6	102.0	100.0	102.1	86.3	CIVET
ቦና	95.1	81.0	83.8	85.1	95.3	100.0	230.9	205.0	COFFEE
የላሳ ለቆ	85.5	83.2	135.6	170.1	127.1	100.0	120.2	125.3	HIDES AND SKINS
የዘባይ የላሳ	177.3	172.1	345.0	312.0	175.5	100.0	79.1	94.2	HIDES
የግብርና ለቆ	77.5	93.5	121.9	146.3	119.4	100.0	145.7	125.8	GOAT
የባገ ለቆ	80.0	61.8	119.6	172.3	127.5	100.0	132.8	148.9	SHEEP
አባገ	106.9	117.5	100.0	100.0	100.0	100.0	185.6	437.8	INCENCE
የቀባት ለሀሳብ	97.9	74.3	66.3	131.2	128.1	100.0	149.5	161.9	OIL SEEDS
የዘይት ጥጣጽ	92.8	80.3	83.6	151.9	110.4	100.0	99.4	165.3	OIL SEED CAKES
ጠቃሚ ዕቃዎች አገልገቦ	97.3	86.7	91.0	105.0	111.7	100.0	185.9	179.9	GENERAL INDEX
	1970	1971	1972	1973	1974	1975	1976	1977	COMMODITY

ጸገብ የተረጎመው ዓ.ም በጠቃሚ ዕቃዎች ላይ ተቀይሮ ሲሆን ፡፡  
 \*The figures were revised because of the new base year.

ከባህሪ ደብዳቤ የአኮኖሚ ጠቃሚ ዕቃዎች የተገኘ

Source: National Bank of Ethiopia, Department of Economic Research

በአዲስ አበባ የአገልግሎት የገቢ ገንዶ ዕቃዎች የጅምላ ዋጋ  
 WHOLESALE PRICES OF SELECTED IMPORT COMMODITIES IN ADDIS ABABA

ሠገጠረዥ 1.3 TABLE N.3

በብር IN BIRR

የዕቃው ስም		1969/70		
<u>ሃጫ</u>			<u>SOAP</u>	
ሳክስ የገላ ሃጫ	በሃጥገ	76.60	LUX TOILET SOAP	per case
144 x ባለ 3 ለውገስ የሆነ			144 x 3 oz.	
የሌሎስ ማጠቃለያ ሃጫ	በሃጥገ	80.70	LAUNDRY SOAP 72% fat	per case
72% ጭፍ የሆነ 48 ኪሎ			48 kg.	
<u>ጠርቃ ጠርቃ</u>			<u>TEXTILES</u>	
100% ፖሊስተር ዘንግግር ደርቢ		213.33	100% POLYESTER PRINTED JACQUARED JERSEY	
58 ሊንቸ ባለ 25 ሾርድ			58 in x 25 yards	
65% ፖሊስተር 35% ቪስኮስ ደርቢ		208.12	65% POLYESTER, 35% VISCOSE DYED POPLIN	
58 ሊንቸ በ25 ሾርድ			58 in x 25 yards	
100% ፖሊስተር ባለደርቢ ፈተላ ደርቢ		197.70	100% POLYESTER DOUBLE KNITTED JACQUARED JERSEY	
58 ሊንቸ በ25 ሾርድ			58 in x 25 yards	
100% ፖሊስተር ዘንግግር ፖንጅ		95.10	100% POLYESTER PRINTED PONGES	
58 ሊንቸ ባለ 25 ሾርድ			58 in x 25 yards	
65% ፖሊስተር 35% ጥጥ የሆነ ድንጋጭ		93.02	65% POLYESTER AND 35% COTTON YARN DYED JINGAM	
58 ሊንቸ ባለ 25 ሾርድ			58 in x 25 yard	
<u>ወረቀት</u>			<u>PAPER</u>	
የግልጽ ወረቀት	በኪሎ	3.00	WRITING PAPER WF	per kgm.
የግልጽ ወረቀት ባለ 70 ገሬዎ በቶ. 500	በገቢ	10.46	DUPLICATING PAPER 70gm. x 500 SHEETS	per pack
የገቢ ተገር ጸሐፊት ጫና ለስተገቢ	በገቢ	12.60	STENCILS FOR GESTNER MACHINES	
በቶ. 48 የሆነ			48 SHEETS	per pack
<u>የተገላገሉ የውጫ ተቸ</u>			<u>PETROLEUM PRODUCTS</u>	
ነጭ ጋዘ	በአይንገንታ ሊተር	0.42	KEROSENE	per litre
ቢንዲን	በአይንገንታ ሊተር	0.64	BENZINE (GASOLINE)	per litre
የጭተር ዘይት 30 ጥር	በአይንገንታ ሊተር	2.23	MOTOR OIL No. 30	per litre
<u>የአርሻ ጫና ዎች</u>			<u>AGRICULTURAL MACHINERY</u>	
የአርሻ ጫና ለጭ. ለፍ. 135	አይንገንታ	13,950.00	TRACTOR MF 135	each
የአርሻ ጫና ለጭ. ለፍ. 185	አይንገንታ	27,000.00	TRACTOR MF 185	each
ተባቢ የአርሻ ጫና 2 ፐ. ለስ-4-793	አይንገንታ	5,683.00	TRAILER 2 PTS-4-793(METALIC BODY)	each
<u>ሌሎች ጫና ዎች</u>			<u>OTHER MACHINERY</u>	
ሲንገር የባፈተ ጫና	አይንገንታ	440.00	SINGER SEWING MACHINE	each
አጭር የጸሐፊት ጫና ባለ 38 ሲ.ሜ.	አይንገንታ	1,224.00	TYPEWRITER 38 cm. (AMHARIC)	each
አገንገላዊ የጸሐፊት ጫና ባለ 46 ሲ.ሜ.	አይንገንታ	1,147.50	TYPEWRITER 46 cm. (ENGLISH)	each
		1977	COMMODITY	

በአዲስ አበባ የአገልግሎት የገቢ ገንዘብ ዕቃዎች የገዢ ዋጋ  
 WHOLESALE PRICES OF SELECTED IMPORT COMMODITIES IN ADDIS ABABA

ሠንጠረዥ 1.3 / የተጨማሪ /

TABLE N.3 (Contd.)

በብር IN BIRR

የዕቃው ስም	1969/70	
<b>የብጥ ጠቃሚ ዕቃዎች</b>		
የጥንቃቄ ጠቃሚ	አያገገጥ	0.48
የፊት ጠቃሚ ስህን ከሀይታው	አያገገጥ	100.00
ባለ /60 x 50/ ሲ.ሜ.		
የጠቃሚ ጠቃሚ ባለ 4 ሲ.ሜ.	አያገገጥ	20.00
/180 ሲ.ሜ. x 240 ሲ.ሜ./	አያገገጥ	
<b>የአሰጣጥ ጠቃሚ ዕቃዎች</b>		
ሰጠን ባለ 12 ሾልት 96 ለጥፋት	አያገገጥ	279.25
የጥፋት ባለ 225 ለትር	አያገገጥ	980.00
ተገዳ የተሸፈነ የአሰጣጥ ሾጦ	አያገገጥ	13.00
ባለ 100 ሳትር		
<b>የገቢ ጠቃሚ ዕቃዎች</b>		
ግዴታ ስህን ጠቃሚ	ገቢ	65.45
48 x 14 ስህን		
ባለ ግዳ ስህን የሰጠን ስህን	ገቢ	200.00
200 x 1/4 ገቢ		
የፍር ግዴታ ስህን የተሸፈነ	ሃገገ	81.44
ባለ 100 x 106 ገራዎች		
የሰጠን/የሰጠን/	ገቢ	276.97
የሰጠን ስህን 1000	በጥፋት	101.88
<b>የጠቃሚ ዕቃዎች</b>		
የገቢ ጠቃሚ የተሸፈነ 6 ገራዎች		1.69
ባለጥፋት ጠቃሚ. 100 ስህን		37.18
የተሸፈነ ሲ. 500 ሲ.ሜ.		6.65
<b>የተሸፈነ ዕቃዎች</b>		
የተሸፈነ ገቢ ስህን ጠቃሚ	አያገገጥ	18,332.00
የተሸፈነ ገቢ 1300 ብራዚል	አያገገጥ	15,579.08
የተሸፈነ ገቢ 231 ብራዚል	አያገገጥ	19,425.00
የተሸፈነ ገቢ ጠቃሚ ተገዳ	አያገገጥ	27,504.08
ፊት ስህን. ተራ 682	አያገገጥ	92,277.46
<b>ሌሎች ዕቃዎች</b>		
የተሸፈነ ገቢ ሲ. 325 ባለ 3 ገቢ	አያገገጥ	104.50
የተሸፈነ ገቢ 20 ስህን ሲ.ሜ.	አያገገጥ	1,970.00
	1977	COMMODITY

ከጠቃሚ ገቢ የአገልግሎት ተገዳ ጠቃሚ የተሸፈነ

Source: National Bank of Ethiopia, Department of Economic Research.

የአገሪቱ ከተማዎች የአርሻ ወጪ ተቻ የድምጽ ዋጋ.  
WHOLESALE PRICES OF AGRICULTURAL COMMODITIES IN SELECTED TOWNS

ሠንጠረዥ 1.4

TABLE N.4

በቦር IN BIRR

የዕድሜ ዓይነት	ከተማው	አሥራ			ደቡ			COMMODITY
		1967/8	1968/9	1969/70**	1967/8	1968/9	1969/70**	
<u>አህል</u>	/በኩገታ/							<u>CEREALS</u> (per quintal)
ገበባ		34.25	...	...	23.35	28.00	41.00	BARLEY
በጥላ		27.00	...	...	21.20	21.67	31.40	MAIZE
ግሽሳ		19.00	...	...	25.00	26.00	40.00	SORGHUM
ጤፍ /ጥጥር/		33.00	...	...	31.91	38.67	63.20	TEFF - BROWN
ጤፍ /በርገኛ/		38.00	...	...	33.64	40.50	64.80	TEFF - MIXED
ጤፍ /ነጭ/		45.00	...	...	36.24	43.58	67.00	TEFF - WHITE
በገላ		47.50	...	...	27.55	33.00	43.80	WHEAT
<u>ቡና*</u>	/በረረጠሳ/	...	...	...	41.64	101.33	108.00	COFFEE* (per 17 kgs.)
<u>ጥገና ለጤ</u>								<u>HIDES AND SKINS</u>
ግጥተ	/በረረጠሳ/	7.64	9.52	12.45	8.44	9.80	9.62	CATTLE (per 17 kgs.)
ጥፍ የለ	/በኮረጃ/	46.00	60.92	63.50	46.00	62.70	56.40	GOAT (per 20 pcs.)
ግገ	/በኮረጃ/	47.00	70.00	82.06	47.64	71.15	78.40	SHEEP (per 20 pcs.)
<u>የግገት አህላቶ</u>	/በኩገታ/							<u>OIL SEEDS</u> (per quintal)
ጉሎ		39.67	...	63.60	...	...	...	CASTOR
ተለባ		36.81	46.43	50.44	38.25	38.00	...	LINSEED
በፍፍጭ		42.50	53.56	66.50	21.00	...	...	MUSTARD
ነገ		48.38	67.33	68.00	35.88	40.25	...	NEUG
የገገግ ዘር		32.63	39.83	...	28.33	...	...	RAPESEED
በለጥ		99.43	106.75	113.68	88.67	...	...	SESAME
<u>ገረገረ</u>	/በኩገታ/							<u>PULSES</u> (per quintal)
ሸገብረ		34.83	...	...	...	...	...	CHICK PEAS
አይገገረ		...	...	...	24.18	24.75	...	HARICOT BEANS
ባጥሳ		34.38	...	45.14	24.40	29.77	36.20	HORSE BEANS
ጥብር		61.50	63.58	53.50	44.30	35.37	34.68	LENTILS
አተር		33.94	...	...	24.18	28.70	...	PEAS
		1975	1976	1977**	1975	1976	1977**	
		ASMARA			DESSE			TOWN

\* ያልታወቀ

\*Unwashed

\*\* መረጃው የግንባታው ከጥር ወር 1969 ዓ.ም እስከ መስከረም ወር 1970 ዓ.ም ነው ::  
\*\*Information refers to the 1st nine months of 1977.

... መረጃዎች አልተገኙም

... Data not available

ከብሔራዊ ባንክ የኢኮኖሚክ ጥናት ጽ/ቤት የተገኘ ::

Source: National Bank of Ethiopia, Department of Economic Research.

የአገራዊ ከተማ ያዥ የእርሻ ዕቃዎች የድምጽ ዋጋ  
 WHOLESALe PRICES OF AGRICULTURAL COMMODITIES IN SELECTED TOWNS

ሠገጠኛ 1.4 / የጥለ/

TABLE N.4 (Contd.)

ብር IN BIRR

የዕቃው ስም	ከተማ	አበላ			አለታ ወገዶ			COMMODITY
		1967/8	1968/9	1969/70	1967/8	1968/9	1969/70	
<b>አሀል</b>	<b>/በኩንታ/</b>							<b>CEREALS</b> (per quintal)
ገብስ		13.33	21.38	...	20.60	28.50	...	BARLEY
በቁሉ		14.08	18.25	...	22.80	25.00	...	MAIZE
ግሽላ		...	19.63	...	114.40	132.33	...	SORGHUM
ጤፍ /ጥቁር/		30.83	36.75	...	40.80	53.83	...	TEFF-BROWN
ጤፍ /በርገኛ/		33.92	40.25	...	44.40	63.67	...	TEFF-MIXED
ጤፍ /ነፃ/		36.17	45.38	...	51.60	70.92	...	TEFF-WHITE
ሰገዳ		20.83	26.88	...	36.80	37.83	...	WHEAT
<b>ቡና*</b>	<b>/በፈረሰ/</b>	35.00	...	...	20.10	37.92	...	COFFEE* (per 17 kgs.)
<b>የዓፄ ልቤ</b>								<b>HIDES AND SKINS</b>
የብታ	/በፈረሰ/	3.61	4.57	...	10.60	11.21	...	CATTLE (per 17 kgs.)
የፍ ዓለ	/በቦረጃ/	36.25	32.50	...	32.00	48.33	...	GOAT (per 20 pcs)
የቦገ	/በቦረጃ/	47.83	61.88	...	44.00	37.91	...	SHEEP (per 20 pcs)
<b>የቀባት አሀላቶች</b>	<b>/በኩንታ/</b>							<b>OIL SEEDS</b> (per quintal)
ጉላ		...	...	...	...	...	...	CASTOR
ተሰባ		21.75	21.75	...	34.60	43.67	...	LINSEED
ነገ		...	...	...	31.20	32.83	...	NEUG
ጌጌ ገር		31.00	31.00	...	...	...	...	RAPE SEED
<b>ገረገረ</b>	<b>/በኩንታ/</b>							<b>PULSES</b> (per quintal)
በገብሩ		...	...	...	46.20	51.17	...	CHICK PEAS
አደገጋረ		34.36	34.36	...	31.00	33.42	...	HARICOT BEANS
ባዳ		22.00	...	...	32.80	39.33	...	HORSE BEANS
ጾብር		34.00	34.00	...	60.00	52.25	...	LENTILS
አተር		24.00	24.00	...	36.00	35.17	...	PEAS
<b>ቡድ</b>	<b>/በፈረሰ/</b>	...	...	...	...	...	...	BEESWAX (per 17 kgs.)
<b>በርቦረ</b>	<b>/በፈረሰ/</b>	34.34	34.44	...	20.72	31.50	...	RED PEPPER (per 17 kgs.)
		1975	1976	1977	1975	1976	1977	
		ASSELA			ALETA WONDO			TOWN

\* ያለ ታጠቀ

\*Unwashed

...ጠረጃዎች አለ ተገኝቶ

...Data not available

ከብሔራዊ ባንክ የአገራዊ ጥናት ጠቅላይ የተገኘ ::

Source: National Bank of Ethiopia, Department of Economic Research.

የአገላገል ከተማዎች የእርሻ ዕቃዎች የድምሳ ዋጋ  
 WHOLESAL E PRICES OF AGRICULTURAL COMMODITIES IN SELECTED TOWNS

ሠገጠረዥ ነ.4 / የተጠለ/

TABLE N.4 (Contd.)

ብር IN BIRR

የዕቃው ስም	ከተማ	በእር ዓር			ላሳ			ብር IN BIRR
		1967/8	1968/9	1969/70	1967/8	1968/9	1969/70	
<u>አህል</u>	/በኮንታ/							<u>CEREALS</u> (per quintal)
ገብስ		20.50	26.58	...	...	...	...	BARLEY
በጭ		20.91	27.60	...	17.25	23.71	...	MAIZE
ማሽላ		...	32.33	...	...	...	...	SORGHUM
ጤፍ /ጥቁር/		25.09	39.45	...	31.83	41.00	...	TEFF - BROWN
ጤፍ /በርገኛ/		27.75	42.17	...	35.27	45.67	...	TEFF - MIXED
ጤፍ /ነጭ/		33.67	45.25	...	41.64	49.40	...	TEFF - WHITE
ሰገላ		27.92	29.17	...	...	...	...	WHEAT
<u>ቡና*</u>	/በረረሰሳ/	...	77.43	...	35.04	67.31	...	<u>COFFEE*</u> (per 17 kgs.)
<u>የላሳ ለጠ</u>								<u>HIDES AND SKINS</u>
የከብተ	/በረረሰሳ/	8.71	8.70	...	4.63	9.00	...	CATTLE (per 17 kgs.)
የፍ የላ	/በኮረጃ/	39.75	63.18	...	27.46	46.43	...	GOAT (per 20 pcs)
የበገ	/በኮረጃ/	41.92	65.42	...	33.42	59.00	...	SHEEP (per 20 pcs)
<u>የቆይታ ስህሌቶች</u>	/በኮንታ/							<u>OIL SEEDS</u> (per quintal)
ጉሉ		17.91	17.73	...	...	...	...	CASTOR
ተሰባ		25.18	28.92	...	...	...	...	LINSEED
ነገ		34.50	37.58	...	...	...	...	NEUG
ጉግ ዘር		...	45.00	...	...	...	...	RAPESEED
<u>ጥሬጥሬ</u>	/በኮንታ/							<u>PULSES</u> (per quintal)
ሸገብሬ		25.75	34.40	...	...	...	...	CHICK PEAS
አደገጋሬ		...	28.14	...	...	...	...	HARICOT BEANS
ሻ ጭ		22.36	28.00	...	...	...	...	HORSE BEANS
ዎሰር		...	...	...	...	...	...	LENTILS
አተር		20.83	33.11	...	...	...	...	PEAS
<u>በጾ</u>	/በረረሰሳ/	...	...	...	40.92	48.14	...	<u>BEE SWAX</u> (per 17 kgs.)
<u>በርበሬ</u>	/በረረሰሳ/	10.35	31.91	...	29.53	68.68	...	<u>RED PEPPER</u> (per 17 kgs.)
		1975	1976	1977	1975	1976	1977	COMMODITY
		BAHIR DAR			DILLA			

\* ያለ ታጠቀ

\*Unwashed

... = ረጃ ዎች አልተገኙም

... Data not available

የአገራዊ ከተማያቸ የአርቫ ዕጢቸ የድምሳ ዓገ  
WHOLESALE PRICES OF AGRICULTURAL COMMODITIES IN SELECTED TOWNS

ሠገጠረዥ ነ.4 / የተጠለ / TABLE N.4 (Contd.)

በቦር IN BIRR

የዕቃው ስም	ከተማ	ደብረ ጫቀት			ገባ			COMMODITY
		1967/8	1968/9	1969/70**	1967/8	1968/9	1969/70	
<u>አህል</u>	/በኩንታል/							<u>CEREALS</u> (per quintal)
ገብበ		21.33	22.22	26.14	11.77	14.17	...	BARLEY
በ ቀሌ		18.62	24.33	27.11	...	...	...	MAIZE
ዓሾሳ		18.22	21.67	27.66	...	...	...	SORGHUM
ጤፍ /ጥ ቁር/		24.50	35.17	37.77	29.33	37.57	...	TEFF-BROWN
ጤፍ /በር ገኛ/		29.58	39.83	41.77	...	...	...	TEFF-MIXED
ጤፍ /ነፃ/		33.66	43.67	47.33	...	...	...	TEFF-WHITE
ሰገላ		23.50	32.10	33.25	17.00	24.64	...	WHEAT
<u>ቡኛ</u>	/በፈረጠ/	...	71.46	71.50	...	...	...	COFFEE* (per 17 kgs.)
<u>ቀላና ሊቤ</u>								<u>HIDES AND SKINS</u>
የብብተ	/በፈረጠ/	4.90	13.75	4.30	11.83	12.14	...	CATTLE (per 17 kgs.)
የፍ የል	/በባረጃ/	39.87	60.73	53.22	44.58	54.86	...	GOAT (per 20 pcs)
የባገ	/በባረጃ/	39.79	60.36	71.33	35.58	48.93	...	SHEEP (per 20 pcs)
<u>የቀባት አህሌቶች</u>	/በኩንታል/							<u>OIL SEEDS</u> (per quintal)
ጉሎ		17.70	22.24	28.12	...	30.67	...	CASTOR
ተልባ		22.08	24.75	33.22	24.50	27.88	...	LINSEED
ነገ		33.41	36.58	41.88	...	...	...	NEUG
ገጫ ገር		21.40	24.50	31.25	...	...	...	RAPESEED
<u>ጥሬጥሬ</u>	/በኩንታል/							<u>PULSES</u> (per quintal)
ቨንብሬ		23.56	26.90	28.25	...	...	...	CHICK PEAS
አይገገሬ		...	...	...	...	...	...	HARICOT BEANS
ባ ዋሳ		20.58	24.89	33.00	...	...	...	HORSE BEANS
ዎብር		45.41	39.20	36.25	...	...	...	LENTILS
አ ተር		26.41	33.60	...	...	...	...	PEAS
<u>በጾ</u>	/በፈረጠ/	...	...	...	...	...	...	BEE SWAX (per 17 kgs.)
<u>በርበሬ</u>	/በፈረጠ/	...	...	...	...	...	...	RED PEPPER (per 17 kgs.)
		1975	1976	1977**	1975	1976	1977	
		DEBREMARKOSE			GOBA			TOWN

\* ያልታወቀ

\*Unwashed

\*\* መረጃው የሚያመለክተው ከቦር ወር 1969 ዓ.ም እስከ ወር 1970 ዓ.ም ነው ::

\*\*Information refers to the 1<sup>st</sup> nine months of 1977.

... መረጃያቸ አልተገኘም ::

...Data not available

የአገልግሎት ከተማዎች የአርቫ ወጪ ተቸ የጭነት ዋጋ  
 WHOLESALe PRICES OF AGRICULTURAL COMMODITIES IN SELECTED TOWNS

ሠገጠረዥ ነ.4 / የተጠለ/

TABLE N.4 (Contd.)

በብር IN BIRR

የዕቃው ዓይነት	ከተማ	ድረ ዓ.ዓ			ጉንደር			COMMODITY
		1967/8	1968/9	1969/70**	1967/8	1968/9	1969/70**	
<u>አህል</u>	/በኩንታል/							<u>CEREALS</u> (per quintal)
ገበባ		25.36	29.00	...	28.33	33.42	28.00	BARLEY
በዓሉ		21.80	24.00	...	24.30	29.92	31.00	MAIZE
ዓሽላ		31.92	32.99	...	25.17	32.17	28.25	SORGHUM
ጤፍ /ጥዳር/		38.00	41.13	...	34.25	45.75	46.00	TEFF - BROWN
ጤፍ /በርገኛ/		42.89	45.75	...	36.83	48.08	48.75	TEFF - MIXED
ጤፍ /ነጭ/		46.78	50.38	...	41.42	52.58	52.62	TEFF - WHITE
ሰገላ		30.58	32.13	...	38.08	43.00	39.87	WHEAT
<u>ቡና*</u>	/በረረሰጣ/	39.33	60.94	63.11	37.82	96.82	81.66	<u>COFFEE*</u> (per 17 kgs.)
<u>ቀዳና ለጠ</u>								<u>HIDES AND SKINS</u>
የከብተ	/በረረሰጣ/	...	...	...	3.50	4.61	6.35	CATTLE (per 17 kgs.)
ዩፍ የሰ	/በከረጃ/	...	...	...	37.75	60.08	44.62	GOAT (per 20 pcs.)
የበገ	/በከረጃ/	...	...	...	46.58	74.33	69.25	SHEEP (per 20 pcs.)
<u>የቀባት አህሌቶች</u>	/በኩንታል/							<u>OIL SEEDS</u> (per quintal)
ጉሎ		21.30	24.45	30.55	...	...	...	CASTOR
ተሰባ		55.33	54.30	61.75	31.88	34.75	32.20	LINSEED
ሰናፍቶ		...	...	...	...	...	...	MUSTARD
ነገ		34.00	36.67	43.34	35.17	35.50	41.75	NEUG
የገጠን ዘር		28.50	25.80	36.00	...	...	...	RAPESEED
ሰለጥ		68.19	68.63	83.66	74.33	78.33	87.37	SESAME
<u>ጥሬጥረ</u>	/በኩንታል/							<u>PULSES</u> (per quintal)
ሸገብራ		34.00	37.81	47.22	26.00	32.17	24.87	CHICK PEAS
አደገጋረ		26.44	20.56	21.00	...	...	...	HARICOT BEANS
ባዳላ		27.14	28.91	35.66	26.08	28.83	25.87	HORSE BEANS
ዶሰር		41.33	40.20	44.08	44.25	34.50	23.93	LENTILS
አተር		27.44	34.00	...	27.17	30.92	...	PEAS
		1975	1976	1977**	1975	1976	1977**	
		DIRE DAWA			GONDAR			TOWN

\* ያለ ታጠባ

\*Unwashed.

\*\* መረጃው የጣጠለከተው ከቲር ወር 1969 ዓ.ም እስከ መስከረም ወር 1970 ዓ.ም ነው ::

\*\*Information refers to the 1<sup>st</sup> nine months of 1977.

... መረጃዎች አልተገኙም

... Data not available

የአገላገይ ከተማዎች የአርቫ ወጪዎች የድምሳ ዓገ  
WHOLESALE PRICES OF AGRICULTURAL COMMODITIES IN SELECTED TOWNS

ሠንጠረዥ ነ.4 / የቀጠለ / TABLE N.4 (Contd.)

በብር IN BIRR

የዕቃው ስም	ከተማ	ጋምቤላ			አርባ ምንጭ			የዕቃው ስም
		1967/8	1968/9	1969/70	1967/8	1968/9	1969/70	
<u>አሀል</u>	<u>/በኩንታል/</u>							<u>CEREALS</u> (per quintal)
ገብስ		...	...	...	...	...	...	BARLEY
ባሕሩ		20.29	29.17	...	16.60	19.75	...	MAIZE
ማሽሳ		41.25	40.00	...	...	...	...	SORGHUM
ጤፍ /ጥፍ/		49.77	56.67	...	30.40	33.20	...	TEFF-BROWN
ጤፍ /ሰርገኛ/		...	...	...	34.83	35.40	...	TEFF-MIXED
ጤፍ /ነጭ/		...	...	...	36.00	38.40	...	TEFF-WHITE
ሰገሳ		...	...	...	...	...	...	WHEAT
<u>ቡኛ*</u>		38.25	...	...	38.00	46.00	...	COFFEE* (per 17 kgs.)
<u>ቀገና ለጠ</u>								<u>HIDES AND SKINS</u>
የከብት	<u>/በረረጠ/</u>	...	...	...	8.00	...	...	CATTLE (per 17 kgs.)
ዩፍ ዩላ	<u>/በኮረቆ/</u>	...	...	...	31.25	45.00	...	GOAT (per 20 pcs.)
የሰገ	<u>/በኮረቆ/</u>	...	...	...	36.25	44.00	...	SHEEP (per 20 pcs.)
<u>የቀባት አሀሎች</u>	<u>/በኩንታል/</u>							<u>OIL SEEDS</u> (per quintal)
ጉሎ		...	...	...	...	...	...	CASTOR
ተላባ		...	...	...	...	...	...	LINSEED
ሰናፍቆ		...	...	...	...	...	...	MUSTARD
ነገ		...	...	...	...	...	...	NEUG
የጎጆን ዘር		...	...	...	...	...	...	RAPE SEED
<u>የረገረ</u>	<u>/በኩንታል/</u>							<u>PULSES</u> (per quintal)
ሽንብራ		...	...	...	...	...	...	CHICK PEAS
አይገጋራ		...	...	...	...	...	...	HARICOT BEANS
ባሕሩ		...	...	...	...	...	...	HORSE BEANS
ዎሰር		...	...	...	...	...	...	LENTILS
አተር		...	...	...	...	...	...	PEAS
<u>በዎ</u>	<u>/በረረጠ/</u>	...	...	...	...	...	...	<u>BEESWAX</u> (per 17 kgs.)
		1975	1976	1977	1975	1976	1977	COMMODITY
		GAMBELLA			ARBA-MINCH			

\* ያልታጠበ

\* Unwashed

...ወረዳዎች አልተገኙም

...Data not available.

የአገላገል ከተማዎች የእርሻ ዕቃዎች የገዛ ዋጋ  
 WHOLESALe PRICES OF AGRICULTURAL COMMODITIES IN SELECTED TOWNS

ሠገጠረዥ 1.4 / የተጠለ/

TABLE N.4 (Contd.)

ባብር IN BIRR

የዕቃው ስም	ከተማው	ገረ			ጅጅጋ			ባብር IN BIRR
		1967/8	1968/9	1969/70	1967/8	1968/9	1969/70	
<u>አህል</u>	/በኮንታይ/							<u>CEREALS</u> (per quintal)
ገብባ		28.47	34.25	...	20.36	23.73	...	BARLEY
በጎሉ		14.75	22.25	...	23.80	25.64	...	MAIZE
ዓሽላ		...	...	...	29.91	30.46	...	SORGHUM
ጤፍ /ጎጃ/		28.17	38.41	...	37.80	50.14	...	TEFF - BROWN
ጤፍ /በርገኛ/		30.75	41.64	...	47.00	59.38	...	TEFF - MIXED
ጤፍ /ነፃ/		33.94	45.00	...	52.64	61.38	...	TEFF - WHITE
ሰንገ		38.83	58.64	...	30.09	32.60	...	WHEAT
<u>ቡና*</u>	/በረረጣ/	24.00	53.00	...	41.32	71.61	...	<u>COFFEE*</u> (per 17 kgs.)
<u>የጎሳ ለጠ</u>								<u>HIDES AND SKINS</u>
የብብተ	/በረረጣ/	4.18	6.86	...	4.95	7.63	...	CATTLE (per 17 kgs)
ዩ የሉ	/በኮንታይ/	21.83	37.50	...	16.09	24.55	...	GOAT (per 20 pcs.)
የብገ	/በኮንታይ/	28.50	50.58	...	15.55	27.91	...	SHEEP (per 20 pcs.)
<u>የብብተ አህሎቶ</u>	/በኮንታይ/							<u>OIL SEEDS</u> (per quintal)
ተሰባ		...	...	...	70.00	83.00	...	LINSEED
<u>ጎረጎረ</u>	/በኮንታይ/							<u>PULSES</u> (per quintal)
ሸገብረ		...	...	...	35.00	42.72	...	CHICK PEAS
ባጃ		...	...	...	31.00	41.00	...	HORSE BEANS
ዎብር		...	...	...	49.00	49.30	...	LENTILS
<u>ሰጦ</u>	/በረረጣ/	38.75	54.75	...	...	...	...	<u>BEESWAX</u> (per 17 kgs.)
		1975	1976	1977	1975	1976	1977	COMMODITY
		GORE			JIJIGA			

\* ያለ ታጠባ  
 \*Unwashed  
 ... ረጅም ስልተገቢ  
 ... Data not available.

የአገራዊ ድርጅቶች የአርሻ ዕቃዎች የድምሳ ዋጋ  
WHOLESALE PRICES OF AGRICULTURAL COMMODITIES IN SELECTED TOWNS

ሠንጠረዥ 4.4 / የተጠለ/

TABLE N.4 (Contd.)

በቦር በ BIRR

የዕቃው ስም	ከተማ	ዘረገ			ድምሳ			የዕቃው ስም (per quintal)
		1967/8	1968/9	1969/70	1967/8	1968/9	1969/70	
<u>አህል</u>	/በኩንታል/							<u>CEREALS</u>
ገብስ		26.40	31.06	...	22.58	29.42	...	BARLEY
ባቶሎ		24.70	27.69	...	23.29	24.27	...	MAIZE
ግሽላ		36.43	29.07	...	28.58	29.58	...	SORGHUM
ጤፍ /ጥዳር/		35.63	48.38	...	34.33	40.00	...	TEFF-BROWN
ጤፍ /በርገኛ/		42.20	56.75	...	36.92	45.75	...	TEFF-MIXED
ጤፍ /ነጭ/		48.70	64.38	...	40.00	50.42	...	TEFF-WHITE
ሰገጃ		34.30	41.58	...	34.92	40.52	...	WHEAT
<u>ቡና*</u>	/በፈረጣ/	39.40	...	...	36.52	97.20	...	<u>COFFEE*</u>
								(per 17 kgs.)
<u>ቶላ ሊቆ</u>								<u>HIDES AND SKINS</u>
የጠብቶ	/በፈረጣ/	8.61	7.97	...	10.20	10.77	...	<u>CATTLE</u>
የፍላ	/በባረጃ/	25.80	49.63	...	42.50	58.42	...	GOAT
የባገ	/በባረጃ/	21.50	52.13	...	44.58	64.25	...	SHEEP
								(per 20 pcs)
<u>የተባባሰ አህሉቶ</u>								<u>OIL SEEDS</u>
ጉሎ		...	...	...	...	...	...	CASTOR
ተሰባ		41.50	55.00	...	18.75	18.17	...	LINSEED
ሃገ		...	...	...	...	...	...	NEUG
ጉጉ ዘር		...	...	...	33.00	24.00	...	RAPE SEED
<u>ጥራጥራ</u>	/በኩንታል/							<u>PULSES</u>
ሸገብራ		35.00	...	...	29.42	29.82	...	CHICK PEAS
አይገገራ		47.50	...	...	...	...	...	HARICOT BEANS
ባቶሎ		26.00	31.37	...	28.75	28.60	...	HORSE BEANS
ጭብር		52.00	...	...	43.92	27.50	...	LENTILS
አተር		35.00	34.63	...	29.42	33.20	...	PEAS
<u>ቡድን</u>	/በፈረጣ/	24.71	...	...	22.03	22.88	...	<u>BEESWAX</u>
<u>ባርባራ</u>	/በፈረጣ/	17.00	...	...	31.60	69.42	...	<u>RED PEPPER</u>
								(per 17 kgs.)
		1975	1976	1977	1975	1976	1977	COMMODITY
		HARAR			MEKELE			

\* ያልታመበ  
\*Unwashed

... መረጃዎች አልተገኙም ::  
... Data not available.

ከብሔራዊ ባንክ የኢኮኖሚክ ጥናት ጽ/ቤት የተገኘ ::  
Source: National Bank of Ethiopia, Department of Economic Research.

የአገላገሉ ከተማዎች የእርሻ ዕቃዎች የድምሳ ዋጋ  
WHOLESALE PRICES OF AGRICULTURAL COMMODITIES IN SELECTED TOWNS

ሠንጠረዥ 1.4 / የተጨማሪ / TABLE N.4 (Contd.)

በብር IN BIRR

የዕቃው ስም	ከተማው	ጊዳ			ናዝረት			
		1967/8	1968/9	1969/70	1967/8	1968/9	1969/70**	
<u>አህል</u>	/በኩንታል/							<u>CEREALS</u> (per quintal)
ገበሰ		27.00	28.14	...	16.92	20.67	23.33	BARLEY
በቆሎ		17.27	20.40	...	18.67	21.25	21.66	MAIZE
ዳሽላ		34.91	29.83	...	16.00	11.42	20.00	SORGHUM
ጤፍ /ጥቁር/		27.90	36.40	...	31.67	39.42	48.16	TEFF - BROWN
ጤፍ /በርገኛ/		40.27	47.17	...	36.63	46.42	56.00	TEFF - MIXED
ጤፍ /ነፍ/		46.27	48.80	...	41.13	52.83	65.41	TEFF - WHITE
በገጻ		33.04	36.14	...	23.46	28.08	27.83	WHEAT
<u>ቡና*</u>	/በፈረጫ/	27.23	56.43	...	...	...	...	<u>COFFEE*</u> (per 17 kgs.)
<u>ቀገና ለጭ</u>								<u>HIDES AND SKINS</u>
የከብት	/በፈረጫ/	4.50	10.40	...	4.42	4.50	5.00	CATTLE (per 17 kgs.)
የፍ የል	/በብረጃ/	31.55	49.29	...	31.17	44.50	45.00	GOAT (per 20 pcs.)
የበገ	/በብረጃ/	42.36	53.57	...	36.08	54.50	55.00	SHEEP (per 20 pcs.)
<u>የቀባት አህሎቶ</u>	/በኩንታል/							<u>OIL SEEDS</u> (per quintal)
ጉሎ		14.80	30.00	...	24.50	32.61	36.00	CASTOR
ተልባ		34.50	36.00	...	26.50	34.09	39.66	LINSEED
ሲፍፍጭ		43.57	39.33	...	...	...	...	MUSTARD
ነገ		...	30.33	...	31.60	40.27	43.00	NEUG
የገጭ ገ ዘር		27.30	39.40	...	...	...	...	RAPE-SEED
<u>ተፈጥረ</u>	/በኩንታል/							<u>PULSES</u> (per quintal)
ሸገብሬ		31.27	42.29	...	26.68	...	33.00	CHICK PEAS
አይገገረ		18.00	...	...	28.95	30.67	28.00	HARICOT BEANS
ባቆላ		26.73	33.33	...	23.17	26.29	31.83	HORSE BEANS
ጾብር		51.27	50.57	...	39.60	39.09	35.00	LENTILS
አተር		39.09	46.57	...	32.29	...	...	PEAS
<u>በጾ</u>	/በፈረጫ/	49.50	51.40	...	...	...	...	<u>BEESWAX</u> (per 17 kgs.)
		1975	1976	1977	1975	1976	1977**	COMMODITY
		JIMMA			NAZRET			TOWN

\* ያልታዘበ

\*Unwashed

\*\* መረጃው የጳጳሳክተው ከጥር ወር 1969 ዓ.ም እስከ መስከረም ወር 1970 ዓ.ም ነው ::

\*\*Information refers to the 1<sup>st</sup> nine months of 1977

... መረጃዎች አልተገኙም

...Data not available

የአገላገሎች የአርሻ ዕቃዎች የድምጽ ዋጋ  
 WHOLESALe PRICES OF AGRICULTURAL COMMODITIES IN SELECTED TOWNS

ሠንጠረዥ 4.4 / የቀጠለ / TABLE N.4 (Contd.)

በቦር በ BIRR

የዕቃው ስም	ከተማ	የዓመት			ሻገሮች			
		1967/8	1968/9	1969/70	1967/8	1968/9	1969/70	
<u>አህል</u>	/በኩንታል/							<u>CEREALS</u> (per quintal)
ገብስ		24.10	...	...	16.83	23.50	...	BARLEY
በቀሌ		23.30	...	...	19.63	17.75	...	MAIZE
ዓሽላ		21.50	...	...	...	...	...	SORGHUM
ጤፍ /ጥቁር/		28.70	...	...	32.58	40.40	...	TEFF-BROWN
ጤፍ /በርገኛ/		32.90	...	...	37.00	43.50	...	TEFF-MIXED
ጤፍ /ነጭ/		37.60	...	...	42.75	49.20	...	TEFF-WHITE
ሰገኔ		29.80	...	...	...	...	...	WHEAT
<u>ቡና*</u>	/በፈረጣ/	33.07	...	...	...	...	...	<u>COFFEE*</u> (per 17 kgs.)
<u>ቀዳና ለጠ</u>								<u>HIDES AND SKINS</u>
የብታ	/በፈረጣ/	7.15	...	...	3.16	4.27	...	CATTLE (per 17 kgs.)
የሌላ	/በቦረጃ/	25.56	...	...	30.48	44.44	...	GOAT (per 20 pcs)
የባገ	/በቦረጃ/	34.11	...	...	38.52	55.00	...	SHEEP (per 20 pcs)
<u>የቀባት አህሌቶች</u>	/በኩንታል/							<u>OIL SEEDS</u> (per quintal)
ጉሎ		60.00	...	...	...	...	...	CASTOR
ተላባ		...	...	...	...	...	...	LINSEED
ነገ		35.29	...	...	...	...	...	NEUG
ገሎን ዘር		36.00	...	...	...	...	...	RAPESEED
<u>ጥሬጥሬ</u>	/በኩንታል/							<u>PULSES</u> (per quintal)
ሽንገራ		32.00	...	...	...	...	...	CHICK PEAS
አደገገራ		20.00	...	...	25.25	27.36	...	HARICOT BEANS
ባቁላ		27.50	...	...	24.50	29.40	...	HORSE BEANS
ጾቦር		72.63	...	...	...	...	...	LENTILS
አተር		32.00	...	...	32.67	37.70	...	PEAS
<u>ቦቆ</u>	/በፈረጣ/	46.67	...	...	...	...	...	<u>BEESWAX</u> (per 17 kgs.)
<u>ቦርቦራ</u>	/በፈረጣ/	17.16	...	...	...	...	...	<u>RED PEPPER</u> (per 17 kgs.)
		1975	1976	1977	1975	1976	1977	COMMODITY
		NEKEMTE			SHASHAMENE			TOWN

\* ያለ ታጠብ

\*Unwashed

... ደረጃዎች አልተገኙም

... Data not available

በአዲስ አበባ ያለታዘበ ግን የድምሳ ዋጋ  
WHOLESALE PRICES OF UN-WASHED COFFEE IN ADDIS ABABA

ሠንጠረዥ 5.5

TABLE N.5

ረረጣጭ በአተ.ባር

BIRR PER 17 KGS.

ክፍለ ሀገር	1962/3	1963/4	1964/5	1965/6	1966/7	1967/8	1968/9	1969/70	
ባቶ	32.80	26.90	28.53	28.28	31.07	27.91	68.15	60.04	KAFFA
ሲዳሞ	32.86	26.86	28.93	28.44	30.87	27.38	67.03	57.18	SIDAMO
ወለጋ	33.39	27.87	29.50	28.81	32.81	28.73	68.47	61.52	WOLLEGA
ሲላባቦር	32.15	26.91	28.84	28.17	32.24	27.75	65.41	59.46	ILLUBABOR
ሸዋ	...	...	...	...	...	26.99	...	57.63	SHOA
ጋሞ ገዳ	...	...	...	...	...	27.94	...	58.67	GAMO GOFA
	1970	1971	1972	1973	1974	1975	1976	1977	REGION

በአዲስ አበባ ግን የድምሳ ለማት ለማት ለማት የተገኘ ::

Source: Ethiopian Coffee and Tea Development and Marketing Authority.

የዕውጫ የግን ገበያ ዋጋ  
SPOT COFFEE PRICES IN THE NEW YORK MARKET

ሠንጠረዥ 5.6

TABLE N.6

አገላለጽ የግን ገበያ ዋጋ ለአገላለጽ ግን ገበያ U.S. CENTS PER POUND

	1962/3	1963/4	1964/5	1965/6	1966/7	1967/8	1968/9	1969/70*	
<u>ብራዚል</u>									<u>BRAZIL</u>
ባንብ 4	54.57	44.78	50.80	66.93	68.11	74.95	146.65	...	SANTOS TYPE 4
ፖራ 4	52.68	43.86	49.92	66.16	66.60	73.64	147.83	...	PARANA TYPE 4
<u>ሪላታቮር</u>									<u>EL SALVADOR</u>
ባንብ ለግን ገበያ	52.01	45.54	49.81	61.94	66.18	65.30	131.14	260.21	CENTRAL STANDARD
<u>ኮሎምቢያ</u>									<u>COLOMBIA</u>
ሞስ	...	...	...	...	77.86	81.71	146.15	262.10	MAMS
<u>ኢትዮጵያ</u>									<u>ETHIOPIA</u>
ፕላ / ፕላ 98 ነተ/	50.04	42.93	48.46	59.71	67.18	63.61	103.45	257.87	JIMMA'S UGQ
<u>አንጎላ</u>									<u>ANGOLA</u>
አምራቻ ለግ. 2ላላ	41.99	42.84	44.90	49.91	59.20	56.12	95.92	...	AMBRIZ N. 2AA
<u>ህንጻ</u>									<u>UGANDA</u>
ደብላዩ ለ/10	41.92	42.77	44.83	49.88	59.56	51.91	...	...	W & C/10
ኔቫ /10	41.52	42.35	44.12	49.33	68.71	56.20	...	...	NATIVE/10
	1970	1971	1972	1973	1974	1975	1976	1977*	

\*ከረጅም የግን ዋጋ ሪፖርት የተገኘ

\* Reuter Coffee Report

ከ1962/63-1968/69 ከግን ገበያ ዋጋ ለግን ገበያ የተገኘ ::

Source: 1970-1976 From George Gordon's Paton Co.

የአዲስ አበባ የጥሬ ወጪ ወጪ ደንብ የግብር ደንብ /አገልግሎት/

RETAIL PRICE INDEX FOR ADDIS ABABA

ሠጠረዥ 1.7

TABLE N.7

1955/6 ባ.ዎ = 100 1963 = 100

	የገቢ	ጥገታ	ሰኔ	ሰኔ	ጥቅምት	ታህሳስ	የዓመት አገልግሎት		
<b>1968/69</b>								<b>1976</b>	
<b>ጠቅላላ መዘናኛ</b>	191.6	215.8	220.7	223.9	237.8	236.6	217.8	<b>GENERAL INDEX</b>	
ጥገታ	204.6	244.7	254.4	260.1	275.4	270.9	248.4	FOOD	
የገቢ ዕቃዎች	193.3	199.9	195.1	197.8	225.6	233.0	205.5	HOUSEHOLD ITEMS	
ሰጠ	209.0	209.0	207.0	202.8	199.4	207.4	204.9	CLOTHING	
ግብር	107.4	107.4	107.4	107.4	107.4	107.3	107.4	TRANSPORTATION	
ሕክምና	199.1	194.0	195.7	192.6	190.5	201.3	194.9	MEDICAL CARE	
ገንዘብ	189.6	194.1	200.1	198.6	195.6	197.0	198.2	PERSONAL CARE	
ለጥገታና ለመዘናኛ	161.1	169.6	172.2	172.2	172.2	173.0	169.2	READING & RECREATION	
ሌሎች ዕቃዎች ገልገሎቶች	129.3	129.2	131.7	129.4	129.4	129.4	130.0	OTHER GOODS & SERVICES	
<b>1969/70</b>								<b>1977</b>	
<b>ጠቅላላ መዘናኛ</b>	230.2	238.2	246.3	276.6	272.0	270.8	255.1	<b>GENERAL INDEX</b>	
ጥገታ	259.0	267.1	253.5	325.4	309.3	303.8	290.1	FOOD	
የገቢ ዕቃዎች	232.5	246.4	228.1	266.1	290.1	293.2	261.0	HOUSEHOLD ITEMS	
ሰጠ	211.7	223.3	224.4	228.2	230.3	230.6	223.7	CLOTHING	
ግብር	107.3	107.3	108.2	108.2	108.6	125.5	110.8	TRANSPORTATION	
ሕክምና	203.2	206.7	206.5	212.2	214.2	216.0	209.3	MEDICAL CARE	
ገንዘብ	197.0	198.6	198.6	197.0	198.8	198.6	197.9	PERSONAL CARE	
ለጥገታና ለመዘናኛ	173.0	173.0	176.4	172.2	175.7	174.5	173.9	READING AND RECREATION	
ሌሎች ዕቃዎች ገልገሎቶች	129.4	129.4	156.2	147.7	150.7	159.3	144.9	OTHER GOODS AND SERVICES	
<b>1968/69</b>								<b>1976</b>	
<b>የጥገታ ዓይነቶች</b>								<b>FOOD ITEMS</b>	
አሀል	177.4	191.8	223.7	266.2	255.8	255.7	223.9	CEREALS	
ሥጋ	178.2	231.3	203.1	216.9	252.0	247.0	226.3	MEAT	
አሃ	200.0	211.8	204.5	200.0	200.0	200.0	204.5	FISH	
ወተትና ወጠት	237.9	294.1	267.7	254.0	315.6	316.2	276.0	DAIRY PRODUCE	
አትክልትና ፍሬፍሬ	250.4	244.6	273.1	246.4	271.7	273.1	257.9	FRUITS AND VEGETABLES	
ጥሬጥሬ	186.6	202.3	237.7	258.2	247.5	231.6	223.7	PULSES	
ጥጣር ጥጥር	505.0	764.0	675.8	748.2	566.5	431.8	623.8	SPICES	
ጥገታ / ለ ዓ ለ ዓ /	198.7	245.1	315.5	268.6	321.2	327.7	268.9	OTHER FOOD ITEMS	
መጠጥር ተጠጣሪ	135.2	138.7	138.3	140.4	142.1	149.6	139.8	DRINKS AND TOBACCO	
<b>1969/70</b>								<b>1977</b>	
አሀል	242.6	239.8	266.8	323.0	344.7	292.3	289.6	CEREALS	
ሥጋ	234.2	259.5	269.6	272.8	257.8	292.9	263.7	MEAT	
አሃ	204.5	200.0	224.5	207.3	210.0	211.8	207.8	FISH	
ወተትና ወጠት	299.1	342.1	342.4	346.3	335.9	338.8	333.7	DAIRY PRODUCE	
አትክልትና ፍሬፍሬ	262.8	253.0	259.6	716.2	376.7	288.7	340.2	FRUITS AND VEGETABLES	
ጥሬጥሬ	238.0	228.7	278.9	271.7	285.9	254.1	253.9	PULSES	
ጥጣር ጥጥር	469.5	476.7	541.6	627.4	604.9	675.0	547.2	SPICES	
ጥገታ / ለ ዓ ለ ዓ /	297.0	284.6	280.8	277.4	264.8	278.9	198.4	OTHER FOOD ITEMS	
መጠጥር ተጠጣሪ	150.0	147.7	174.9	189.8	189.4	198.4	172.6	DRINKS AND TOBACCO	
	FEB.	APRIL	JUNE	AUG.	OCT.	DEC.	YEARLY AVERAGE		

\* ስጠት ከራሱ ስጠት ተጠጥሮ  
\*Excluding house rent

ከአዲስ አበባ ጠቅላይ ጽ/ቤት የተገኘ  
Source: Central Statistical Office

በአዲስ አበባ የጥጥር ወጪዎች ስንጠቅም የጥጥር ወጪዎች የ1968/9  
 AVERAGE RETAIL PRICE OF MAJOR FOOD ITEMS IN ADDIS ABABA, 1976

ሠጠረዥ 5.8 /U/

TABLE N.8 (a)

በቦር . IN BIRR

ዓይነት	መጠን	ፀደቅ	ጥርጣሬ	ሰኔ	ሰጠ	ጥቅምት	ገቢ	የዓመት ማኅበራዊ		
<b>ጭጭቶች</b>									<b>BEVERAGES</b>	
ፕላስቲክ ስራ	350 ሲሲ	0.57	0.57	0.58	0.60	0.59	6.63	0.59	BEER, PILSINER	350 c.c.
ያልተቀሳ ጥጥር	ሲሲ	3.48	4.72	6.74	5.54	7.04	7.17	5.47	COFFEE, GREEN	kg.
ጠላ	ሊትር	0.10	0.10	0.13	0.14	0.15	0.15	0.13	TELLA	lt.
<b>አሀሳቶችና ከአሀሳብ የሚገኙ</b>									<b>CEREALS AND CEREAL PRODUCTS</b>	
ያልተፈጠረ ገቢ	ሲሲ	0.24	0.26	0.29	0.29	0.32	0.24	0.28	BARLEY UNMILLED	kg.
ግብ የበጎን	350 ገራም	0.26	0.27	0.27	0.25	0.25	0.25	0.26	BREAD	350. gm.
ጥጥር የጠፍ ቶፍት	ሲሲ	0.45	0.46	0.57	0.73	0.66	0.70	0.59	TEFF, FLOUR BLACK	kg.
ያልተፈጠረ የጥጥር ጠፍ	ሲሲ	0.48	0.51	0.60	...	...	...	0.52	TEFF, WHITE UNMILLED	kg.
ያልተፈጠረ የጥጥር ሰጎን	ሲሲ	0.39	0.46	0.49	0.57	...	0.53	0.49	WHEAT, WHITE UNMILLED	kg.
<b>ፍሬና ለግብ የሚገኙ</b>									<b>FRUITS AND VEGETABLES</b>	
ጠላ	ሲሲ	0.50	0.51	0.57	0.56	0.59	0.61	0.55	BANANAS	kg.
የጥጥር ሰጎን	ሲሲ	0.92	0.70	0.86	0.80	0.97	0.98	0.85	GARLIC	kg.
ጥጥር ሰጎን	ሲሲ	0.90	0.82	0.94	0.85	0.91	0.90	0.88	ONIONS	kg.
ግራም	ሲሲ	1.06	0.94	0.92	0.58	0.80	0.88	0.87	PEPPER, GREEN (KARIA)	kg.
ጥጥር	ሲሲ	0.41	0.33	0.25	0.27	0.29	0.32	0.30	POTATOES	kg.
<b>ሥጋና የግብ የሚገኙ</b>									<b>MEAT AND DAIRY PRODUCTS</b>	
የሰጎን ሥጋ	ሲሲ	1.63	2.05	2.36	2.45	2.56	2.43	2.26	BEEF, LOIN	kg.
የግብ ሥጋ	ሲሲ	1.12	1.58	1.56	1.36	1.45	1.50	1.41	BEEF, SANK	kg.
ያልተፈጠረ ቶፍት	ሲሲ	6.02	7.00	6.23	5.80	7.50	7.50	6.51	BUTTER, UNREFINED	kg.
ግብ ግብ ግብ	አያገገን	2.50	2.80	2.38	3.10	2.82	2.91	2.65	POULTRY, LOCAL	each
በገ / በገገ ለገገ 15 ኪሎ/አያገገን		19.56	25.25	21.33	23.33	27.60	27.00	24.71	SHEEP, LIVE (10 - 15 kg)	each
<b>ጥጥር</b>									<b>PULSES</b>	
ጥጥር	ሲሲ	0.33	0.33	0.41	0.44	0.38	0.43	0.38	CHICK PEAS	kg.
ጥጥር	ሲሲ	0.30	0.30	0.35	0.33	0.36	0.32	0.43	HORSE BEANS	kg.
ጥጥር ለተ	ሲሲ	0.33	0.39	0.49	0.50	0.50	0.41	0.43	PEAS, MIXED	kg.
<b>ጥጥር ጥጥር ጥጥር ሰጎን</b>									<b>SPICES AND CONDIMENTS</b>	
የተጠፋ የጥጥር ዘይት	ሊትር	2.05	2.09	2.10	2.15	2.15	2.15	2.14	NEUG OIL, REFINED	lt.
ጥጥር ሰጎን	ሲሲ	17.67	25.44	18.67	20.63	21.68	17.00	20.67	PEPPER, BLACK	kg.
ያልተፈጠረ ሰጎን	ሲሲ	4.54	7.24	7.55	8.37	4.54	3.32	5.95	PEPPER, RED WHOLE	kg.
ጥጥር	ሲሲ	0.42	0.53	0.56	0.33	0.37	0.42	0.42	SALT	kg.
ሰጎን	ሲሲ	0.75	0.75	0.75	0.75	0.75	0.78	0.75	SUGAR	kg.
		FEB.	APRIL	JUNE	AUG.	OCT.	DEC.	YEARLY AVERAGE	COMMODITY	UNIT

በአዲስ አበባ የጥጥር ወጪዎች ስንጠቅም የጥጥር ወጪዎች የ1968/9  
 Source: Central Statistical Office

በአዲስ አበባ የድምጽ የምግብ ሽያጭ ወኪሎች የጥርጅር ዋጋ፣ 1969/70 ዓ.ም  
 AVERAGE RETAIL PRICE OF MAJOR FOOD ITEMS IN ADDIS ABABA, 1977

ሠንጠረዥ 1.8 /አ/ TABLE N.8 (b)

በባር IN BIRR

ዓይነት	መጠን	የገንዘብ	ጥርጅር	ሰኔ	ነሐሴ	ጥቅምት	ታህሣሥ	የዓመት አማካኝ			
<b>መጠጥ</b>										<b>BEVERAGES</b>	
የቅጥስ ገጽ ገቢ ቢ	350 ሰቢ	0.63	0.61	0.63	0.64	0.63	0.64	0.63		BEER, ST. GEORGE	350.c.c.
ያልተቀሳ ሰኔ	ኪሎ	6.31	5.96	5.61	5.13	4.42	4.70	5.41		COFFEE, GREEN	kg.
ጠላ	ሊትር	0.15	0.15	0.15	0.15	0.20	0.20	0.17		TELLA	lt.
<b>አሀሳቶችና ከአሀሳብ የሚገኙ</b>										<b>CEREALS AND CEREAL PRODUCTS</b>	
ያልተፈጠረ ገቢ	ኪሎ	0.30	0.28	0.34	0.37	0.53	0.47	0.37		BARLEY UNMILLED	kg.
ላቦ የሰጠ	350 ገራዎ	0.24	0.25	0.27	0.27	0.28	0.28	0.26		BREAD	350 gm.
ጥጥር የጠፍ ተክት	ኪሎ	0.63	0.68	0.69	0.92	0.87	0.61	0.77		TEFF, FLOUR, BLACK	kg.
ያልተፈጠረ ነጭ ጠፍ	ኪሎ	0.64	0.60	0.76	0.93	0.87	0.77	0.69		TEFF, WHITE UNMILLED	kg.
ያልተፈጠረ ነጭ ሰጠ	ኪሎ	0.54	0.50	0.54	0.65	0.64	0.79	0.61		WHEAT, WHITE UNMILLED	kg.
<b>ፍሬፍሬዎችና አትክልት</b>										<b>FRUITS AND VEGETABLES</b>	
ጠዘ	ኪሎ	0.62	0.64	0.70	0.73	0.75	0.75	0.69		BANANAS	kg.
ነጭ ሽንጠርት	ኪሎ	0.93	1.32	1.75	3.47	2.41	1.45	1.75		GARLIC	kg.
ቀይ ሽንጠርት	ኪሎ	0.84	0.74	0.70	2.44	1.10	0.87	1.05		ONIONS	kg.
ታሪያ	ኪሎ	1.24	0.83	0.78	0.79	0.82	0.81	0.91		PEPPER, GREEN (KARIA)	kg.
ድጉፍ	ኪሎ	0.30	0.33	0.28	0.34	0.29	0.36	0.31		POTATOES	kg.
<b>ሥጋና የወተት ወጠት</b>										<b>MEAT AND DAIRY PRODUCTS</b>	
የሽንጥ ሥጋ	ኪሎ	2.29	2.77	2.92	3.58	3.45	3.55	3.20		BEEF, LOIN	kg.
የወርቅ ሥጋ	ኪሎ	1.53	1.80	2.14	1.92	2.11	2.21	2.01		BEEF, SHANK	kg.
ያልተነጠረ ቀቢ	ኪሎ	7.15	8.23	8.33	8.25	7.90	7.93	7.94		BUTTER, UNREFINED	kg.
የአገር ወጠት ደር	አያገገገጥ	2.67	3.26	2.73	3.47	3.15	3.61	3.22		POULTRY, LOCAL	each
በገ/ሰጠ 15 ኪሎ	አያገገገጥ	25.70	27.80	28.42	28.50	26.40	30.67	27.90		SHEEP, LIVE (10 - 15 kg.)	each
<b>ጥሬ ጥሬ</b>										<b>PULSES</b>	
ሽንጠር	ኪሎ	0.40	0.37	0.47	0.48	0.50	0.48	0.44		CHICK PEAS	kg.
ባሕር	ኪሎ	0.35	0.32	0.37	0.41	0.40	0.33	0.36		HORSE BEANS	kg.
ድብልቅ አተር	ኪሎ	0.45	0.45	0.54	0.49	0.53	0.45	0.48		PEAS, MIXED	kg.
<b>ቅመጣ ቅመጥ ጨዳና ሰባር</b>										<b>SPICES AND CONDIMENTS</b>	
የተጠፋ የነገ ዘይት	ሊትር	2.16	2.17	2.43	3.03	3.08	3.06	2.64		NEUG OIL, REFINED	lt.
ቀገይ ሰርሰር	ኪሎ	19.50	18.75	22.92	34.17	29.17	33.75	25.04		PEPPER, BLACK	kg.
ያልተገባ ሰርሰር	ኪሎ	3.40	3.67	3.69	3.99	3.06	3.06	3.56		PEPPER, RED WHOLE	kg.
ጨዳ	ኪሎ	0.43	0.38	0.51	0.67	1.11	1.35	0.68		SALT	kg.
ሰባር	ኪሎ	0.75	0.75	0.75	0.75	0.75	0.75	0.75		SUGAR	kg.
		FEB.	APRIL	JUNE	AUG	OCT.	DEC.	YEARLY AVERAGE		COMMODITY	UNIT

ከአስተባባሪ ጠቅላይ ጽ/ቤት የተገኘ  
 Source: Central Statistical Office.

ክፍል ኝ - ስለ ጤና ጥበቃ

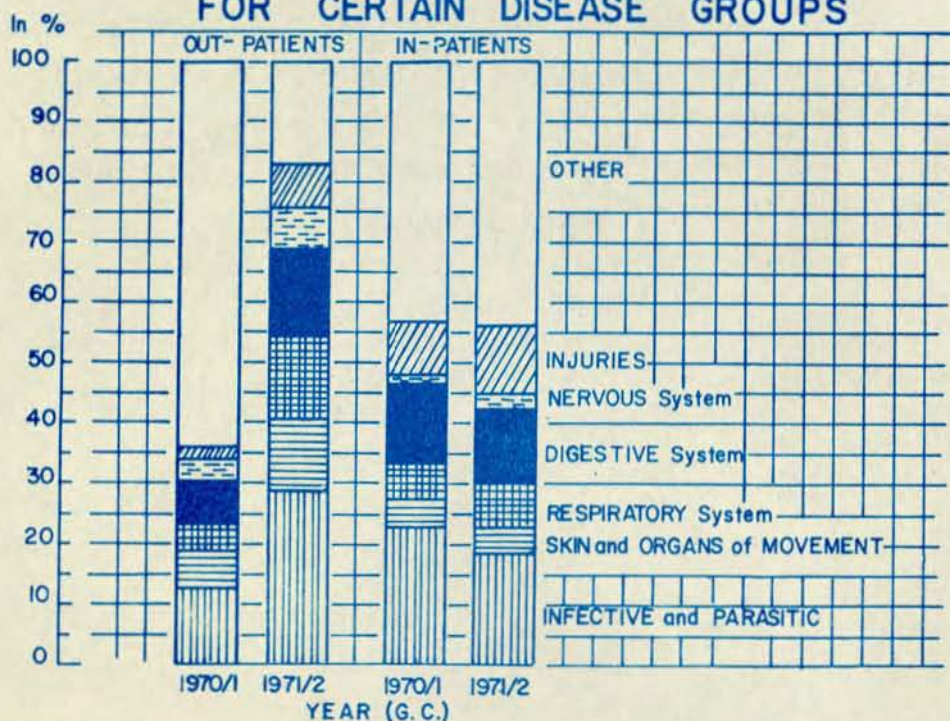
በዚህ ክፍል ያለው መረጃ ከጤና ጥበቃ ዲቪዥን የተገኘ ነው። በሠንጠረዦቹ የቀረቡት በየክፍለ ሀገሩ የሚገኙት የሕክምናና የጤና ጥበቃ ለገልገሎት ድርጅቶች፣ የሕክምና ሠራተኞች፣ ለሕክምና ለገልገሎት በሌት የጽግ ውስጥ የሰለጠኑ ሰዎች በቆይታው ዓይነት፣ ለተሳሳፊ በሽታዎች በየክፍለ ሀገሩ የተከተሉ ሰዎች ብዛት፣ የተመሳሳሽ በሽታዎች ብዛት በበሽታ ዓይነት፣ ለገደዘሁም በሀሰፒታል ተኝተው ከታከሙት በሽታዎች የቆዩት የበሽታ ዓይነትን ያጠቃልላል።

SECTION O. HEALTH

This section has been compiled from the data obtained from the Ministry of Health. The data presented in the tables comprise mainly of medical and public health facilities available in the country, medical and paramedical personnel and their distribution in the administrative regions; number of health personnel trained in Ethiopia by category; number of persons vaccinated by type and administrative region; out-patients treated for various disease groups, and deaths among inpatients from various disease groups.

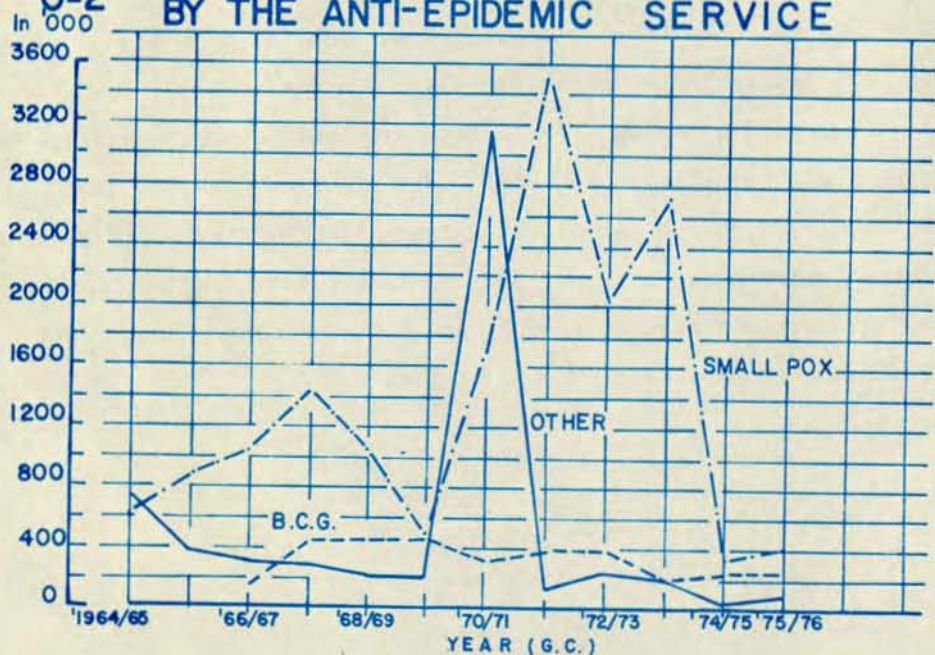
0-1

### NUMBER OF PATIENTS TREATED FOR CERTAIN DISEASE GROUPS

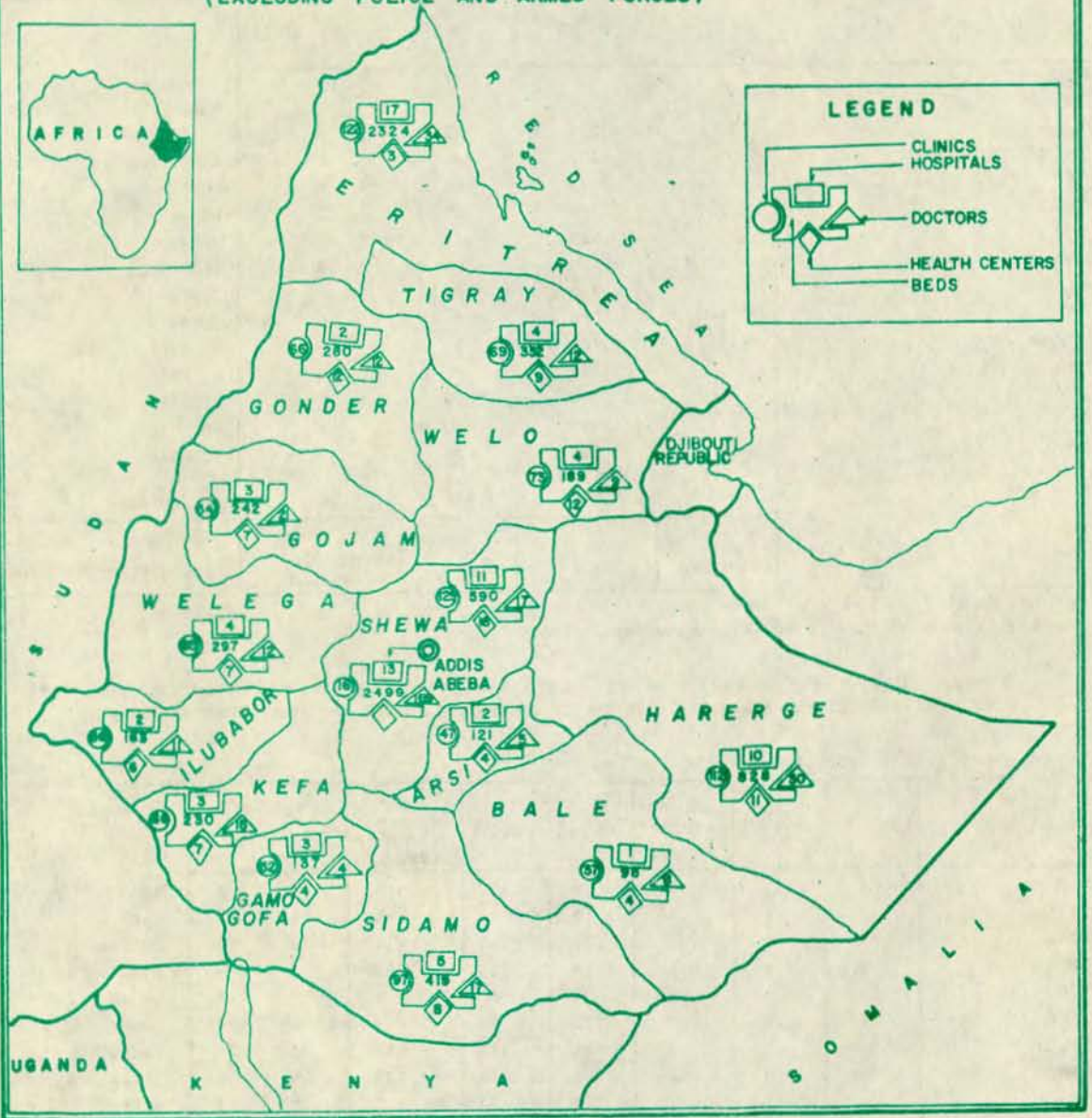
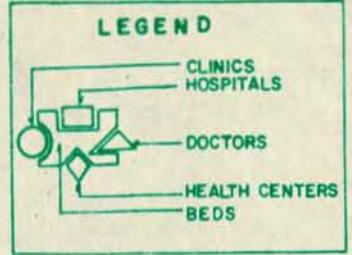


0-2

### NUMBER OF PERSONS VACCINATED BY THE ANTI-EPIDEMIC SERVICE



0-3 MEDICAL AND PUBLIC HEALTH FACILITIES 1976/77  
(EXCLUDING POLICE AND ARMED FORCES)



በ የክፍለ ሀገሩ የሚገኙ የእኩልና የወጪ ተባብሮ ለገልገሉት ድርጅቶች / ፖሊስና ጦር ሠራዊቶችን አይወደቁም / 1969 ዓ.ም  
 MEDICAL AND HEALTH FACILITIES BY ADMINISTRATIVE REGION (EXCLUDING POLICE AND ARMED FORCES) 1976/77

ሠገጠረዥ ፺.1

TABLE 0.1

በ ቁጥር NUMBER

ክፍለ ሀገር	ሀስፒታሎች	አልጋዎች*	ክሊኒኮች	የወጪ ባቢያዎች	
አርሲ	2	121	47	4	ARSSI
ባሌ	1	95	37	4	BALE
ኦርትራ	17	2,324	122	3	ERITREA
ጋም ጉጳ	3	137	52	4	GAMO GOFA
ጎጃም	3	242	54	7	GOJAM
ጎንደር	2	280	66	12	GONDAR
ዘረርጌ	19	828	112	11	HARARGE
ሲላሳቦር	2	163	56	6	ILLUBABOR
ክፋ	3	230	66	7	KEFFA
ሸዋ	11	590	129	16	SHOA
አዲስ አበባ	13	2,499	16	-	ADDIS ABABA
ሲሳም	5	419	97	8	SIDAMO
ተገራይ	4	332	69	9	TIGRAI
ወለጋ	4	297	85	7	WOLLEGA
ወሎ	4	189	73	12	WOLLO
<b>ድምር</b>	<b>84</b>	<b>8,746</b>	<b>1,081</b>	<b>110</b>	<b>TOTAL</b>
	HOSPITALS	BEDS*	CLINICS	HEALTH CENTERS	ADMINISTRATIVE REGION

\* የሶስት ሀስፒታሎች አልጋዎች አልተገለጹም

\*Number of beds of three hospitals is not specified.

በ የክፍለ ሀገሩ የሚገኙት ሕክምና የእኩልና ሠራዊቶች በዛት / ፖሊስና ጦር ሠራዊቶችን አይወደቁም / 1969 ዓ.ም  
 MEDICAL PERSONNEL BY ADMINISTRATIVE REGION (EXCLUDING POLICE AND ARMED FORCES) 1976/77

ሠገጠረዥ ፺.2

TABLE 0.2

በ ቁጥር NUMBER

ክፍለ ሀገር	ሕክምና	የወጪ ግብዓተኛ	ፋርማሲስቶች*	የወጪ ተቋማት ልጋዎች	ነርሶች	የወጪ ረገጥ / ለሰው ጥንቃቄ ይወደቁሉ/	ተከላኪዎች		
							በሰብራ ተር	በረጅ	
አርሲ	5	13	2	10	32	180	7	3	ARSSI
ባሌ	8	6	1	7	17	84	4	2	BALE
ኦርትራ	34	11	21	20	167	414	13	2	ERITREA
ጋም ጉጳ	4	5	1	9	18	125	5	-	GAMO GOFA
ጎጃም	21	16	5	21	55	201	10	4	GOJAM
ጎንደር	12	29	2	31	68	148	16	2	GONDAR
ዘረርጌ	30	22	9	21	114	314	21	10	HARARGE
ሲላሳቦር	11	8	3	6	34	172	6	5	ILLUBABOR
ክፋ	15	13	1	13	32	119	7	3	KEFFA
ሸዋ	17	31	4	30	95	518	26	6	SHOA
አዲስ አበባ	169	109	112	76	667	1,082	162	37	ADDIS ABABA
ሲሳም	17	10	2	16	37	291	6	5	SIDAMO
ተገራይ	12	18	4	22	60	139	10	8	TIGRAI
ወለጋ	12	12	1	11	53	221	12	3	WOLLEGA
ወሎ	9	19	4	22	39	311	8	2	WOLLO
ሌሎች	20	9	-	12	-	-	75	2	OTHERS
<b>ድምር</b>	<b>396</b>	<b>331</b>	<b>172</b>	<b>327</b>	<b>1,488</b>	<b>4,319</b>	<b>388</b>	<b>94</b>	<b>TOTAL</b>
	DOCTORS	HEALTH OFFICERS	PHARMACY ATTENDANTS & PHARMACISTS*	SANITARIANS	NURSES	HEALTH ASSISTANTS (INCLUDING JUNIOR)	LABORATORY	X-RAY	ADMINISTRATIVE REGION

\*ይህ በገላ ፋርማሲስቶችን የሚሠሩት ፋርማሲስቶች አይወደቁም ::

\*This does not include pharmacists, pharmacy attendants and drugists working in private pharmacies and drug shop.

ለሕክምና ለገሰገሎት በሌተ ዓለይ የሰለጠኑ ባለዎዎች ቦዛትና የተሰሩበት ዓመት  
 NUMBER OF HEALTH PERSONNEL TRAINED IN ETHIOPIA BY YEAR OF GRADUATION

ሠንጠረዥ ፲.3 TABLE 0.3 በ ቁጥር NUMBER

ዓመት Year	ሕክምና Doctors	የሕክምና Health Officers	ፋርሞሲስት Pharmacists	ነርቶች Nurses		የሕክምና ተቋማት የሥራዎች Sanitarians	ተከላኪዎች Technicians		የሕክምና Health Assistants	ዳክተሮች Junior Health Assistants	ዓመት Year
				ሬጅስትራዊ Registered	የህገረብ Community		ባለቤት Laboratory	ቦራዩ X-Ray			
1940	-	-	-	-	-	-	-	-	6	34	1947/48
1941	-	-	-	-	-	-	-	-	-	7	1948/49
1942	-	-	-	-	-	-	-	-	-	35	1949/50
1943	-	-	-	-	-	-	-	-	-	17	1950/51
1944	-	-	-	-	-	-	-	-	-	8	1951/52
1945	-	-	-	17	-	-	-	-	20	45	1952/53
1946	-	-	-	5	-	-	-	-	32	85	1953/54
1947	-	-	-	36	-	-	-	-	73	67	1954/55
1948	-	-	-	13	-	-	-	-	52	89	1955/56
1949	-	-	-	25	-	-	3	-	48	95	1956/57
1950	-	20	-	33	15	12	3	-	6	104	1957/58
1951	-	29	-	49	13	19	13	-	55	267	1958/59
1952	-	17	-	29	12	21	2	-	83	70	1959/60
1953	-	18	-	46	17	23	-	-	45	116	1960/61
1954	-	7	-	30	13	23	6	-	44	106	1961/62
1955	-	13	-	44	17	30	12	14	53	92	1962/63
1956	-	13	-	53	22	-	-	10	53	82	1963/64
1957	-	10	3	40	28	25	4	19	39	162	1964/65
1958	-	13	1	60	20	15	34	12	44	174	1965/66
1959	-	21	2	57	28	18	41	34	69	223	1966/67
1960	-	29	3	83	30	29	23	14	69	222	1967/68
1961	6	25	5	67	33	25	44	11	66	281	1968/69
1962	4	43	2	87	40	30	20	-	106	243	1969/70
1963	20	40	10	74	29	25	23	15	119	240	1970/71
1964	18	39	11	69	27	21	-	-	125	263	1971/72
1965	15	4	15	57	13	14	10	-	110	229	1972/73
1966	9	36	23	107	32	16	21	8	98	249	1973/74
1967*	-	-	6	-	-	-	-	-	-	-	1974/75*
1968	22	42	10	58	29	30	27	12	258	414	1975/76
1969	-	14	-	240	28	-	50	-	117	861	1976/77

\*1967 ዓ.ም ጋራ ስለተገኘ  
 \*Data not available for 1974/75

ሆስፒታል ተኝተው ከሚታኩ ሰዎች በተለያዩ የሆስፒታል ዓይነቶች ምክንያት ሞት ብዛት  
 NUMBER OF IN-PATIENTS DEAD DUE TO VARIOUS DISEASE GROUPS

ሠንጠረዥ 3.4 TABLE 0.4 በ ቁጥር NUMBER

የሆስፒታል ዓይነት	1962	1963	1964	
ልዩ ልዩ ተሳሳፊና የገናኛ ነፍሳት በሽታዎች	872	1,337	974	INFECTIVE AND PARASITIC DISEASES
አባጠት ወይም ተቀጥላ	169	188	209	NEOPLASMA
የሰውነት የምግብ መገሰራሽር የደም ምግቦች በሽታና አለርጂ	442	482	470	ALLERGIES, ENDOCRINE, METABOLIC AND NUTRITIONAL DISEASES, AND DISEASES OF THE BLOOD FORMING ORGANS
የአገገል መናወጥና የሰውነት ስብር መገደል	51	47	10	MENTAL, PSYCHONEUROTIC, AND PERSONALITY DISORDERS
የጭንቀትና የአእምሮ ስብር በሽታ	138	200	171	DISEASES OF THE NERVOUS SYSTEM AND SENSE ORGANS
የደም መዘመድ ምግብ ብልቶ በሽታዎች	212	258	280	DISEASES OF THE CIRCULATORY SYSTEM
የመተንፈሻ ብልቶ በሽታዎች	335	387	377	DISEASES OF THE RESPIRATORY SYSTEM
የምግብ ማደቀቻ ብልቶ በሽታዎች	621	811	704	DISEASES OF THE DIGESTIVE SYSTEM
የጭራቢያና የሽገት ብልቶ በሽታዎች	108	146	143	DISEASES OF THE GENITO-URINARY SYSTEM
የነፍስ ጤርነት፣ የምግብ፣ የወሊድና የአራሰነት በሽታዎች	100	121	158	DISEASES OF PREGNANCY, CHILDBIRTH AND PUERPERIUM, AND NORMAL DELIVERIES
የቀዳጅ የአጥገትና የሙንቀቅ ብልቶ በሽታዎች	40	35	44	DISEASES OF THE SKIN, CELLULAR TISSUE, BONE AND ORGANS OF MOVEMENT
አብር የተወለደ ጉዳላት	21	16	17	CONGENITAL MALFORMATIONS
የአራሰነት ጊዜ ጠገቶ	83	133	136	DISEASES OF EARLY INFANCY
በአርጅናና በደገብ ያለታወቀ የሆስፒታል ሁኔታዎች	57	115	124	SENILITY AND ILL-DEFINED CONDITIONS
የገናኛውን በሰውነት የሚደርስ አደጋ	317	406	419	INJURIES FROM EXTERNAL CAUSES
ያልተገለጹ በሽታዎች	130	207	106	DISEASES NOT STATED
ጭር	3,696	4,889	4,342	TOTAL
	1969/70	1970/71	1971/72	DISEASE GROUP

በተለያዩ የክስተ ዓይነቶች ለተከታታይ የታከሙ ሰዎች ብዛት  
 PATIENTS TREATED FOR VARIOUS DISEASE GROUPS

ሠንጠረዥ 5.5 TABLE 0.5

በ ቁጥር NUMBER

የክስተ ዓይነት	የታከሙ ሰዎች ብዛት		በሀሰፒታል ተኝተው የታከሙ ሰዎች ብዛት		DISEASE GROUP
	1965	1968	1963	1964	
ልዩ ልዩ ተሳሳፊና የጥገኛ ነፍሳት በስተቃቸ	442,197	306,944	26,569	20,413	INFECTIVE AND PARASITIC DISEASES
አብጦት ወይም ተጥላላ	6,805	1,038	2,246	2,425	NEOPLASMA
የብዙነት የምገባ ጭንቅጫና የደም ምርጫ በስተ አለርጂ	73,144	42,267	5,379	5,419	ALLERGIES, ENDOCRINE, AND NUTRITIONAL DISEASES, AND DISEASES OF THE BLOOD FORMING ORGANS
የአገገል ጭናወጥና የብዙነት ልብር ጭንቅጫ	10,502	1,375	1,992	1,100	MENTAL, PSYCHONEUROTIC, AND PERSONALITY DISORDERS
የደምተና የአካል ልብር በስተቃቸ	123,654	61,965	2,872	3,354	DISEASES OF THE NERVOUS SYSTEM AND SENSE ORGANS
የደም ጭንቅጫ ስለ ተኝተው በስተቃቸ	20,995	9,000	3,233	3,451	DISEASES OF THE CIRCULATORY SYSTEM
ጭንቅጫ ስለ ተኝተው በስተቃቸ	210,305	143,441	8,690	8,362	DISEASES OF THE RESPIRATORY SYSTEM
የምገባ ጭንቅጫ ስለ ተኝተው በስተቃቸ	211,160	94,557	12,872	12,566	DISEASES OF THE DIGESTIVE SYSTEM
ጭንቅጫ ስለ ተኝተው በስተቃቸ	52,392	23,792	6,020	6,304	DISEASES OF THE GENITO-URINARY SYSTEM
የሀሰፒታል ስለ ተኝተው በስተቃቸ	27,229	9,160	22,410	22,787	DISEASES OF PREGNANCY, CHILDBIRTH AND PURPERIUM AND ORGANS OF MOVEMENT
የቀዳሚ የአገገተገና ጭንቅጫ ስለ ተኝተው በስተቃቸ	168,034	143,868	4,317	4,653	DISEASES OF THE SKIN, CELLULAR TISSUE, BONES AND ORGANS OF MOVEMENT
አብር የተወለደ ጭንቅጫ	747	79	214	242	CONGENITAL MALFORMATIONS
የአረብነት ገዛ ጭንቅጫ	3,939	1,024	359	494	DISEASE OF EARLY INFANCY
በአረብና በደገብ ያለ ተገለጹ የክስተ ሁኔታዎች	67,061	62,513	2,388	2,815	SENILITY AND ILL-DEFINED CONDITIONS
ጭንቅጫ በብዙነት የሚደርስ አይገ	106,945	42,212	10,558	11,845	INJURIES FROM EXTERNAL CAUSE
ያል ተገለጸ	-	-	4,764	3,157	DISEASE NOT STATED
ጭንቅጫ	1,525,109	943,235	114,823	109,387	TOTAL
	1972/73	1975/76	1970/71	1971/72	
	OUT-PATIENTS*		IN-PATIENTS		

\* የ1966 ዓ.ም እና የ1967 ጭንቅጫ ስለ ተገኝቶ  
 \*Data not available for 1973/74 and 1974/75

የተላላፊ በሽታ መከላከያ የተከተሉ ሰዎች በዘተ በከተባት ዓይነት  
 NUMBER OF PERSONS VACCINATED BY TYPE OF VACCINATION

ሠገጠኒዥ ፺.6

TABLE 0.6

በሺህ

IN '000

ዓመት ስህተት	የተሰባ በሺታ	የረገጣጣ በሺታ	የተቃዋሳ በሺታ	የተከተከ በሺታ	የዛፍ ወጣ በሺታ	የአባይ ወሽ በሺታ	የከላራ በሺታ	ቢ.ቢ.ጂ	
1958	318.0	888.9	24.5	10.5	9.9	7.3	4.2	-	1965/66
1959	300.5	1,052.4	2.7	2.6	2.4	3.4	0.2	147.7	1966/67
1960	275.9	1,457.3	3.8	-	-	4.7	-	429.8	1967/68
1961	217.2	1,060.1	2.6	-	-	4.8	-	416.7	1968/69
1962	207.3	507.3	-	-	-	4.2	-	459.8	1969/70
1963	9.9	1,725.6	3.6	0.2	-	4.0	3,138.0*	330.6	1970/71
1964	10.1	3,510.7	1.9	-	0.4	0.4	115.1	384.7	1971/72
1965	0.4	2,054.8	2.6	-	4.0	1.8	230.0	388.5	1972/73
1966	0.1	2,735.2	1.5	-	0.3	1.6	208.3	208.3	1973/74
1967	0.0	352.5	-	0.6	0.8	1.2	-	248.0	1974/75
1968	-	411.5	-	-	1.7	1.4	-	265.0	1975/76
	TYPHUS	SMALL POX	TYPHOID	WHOOPING COUGH	YELLOW FEVER	RABIES	CHOLERA	B.C.G.	YEAR

\*በ10 ሺህ የገን በላይ የሚገመት በተዘጋጅ የአከምና ጋራ የተከናወነውን ከተባት አይጨምርም

\*This figure excludes the number of people vaccinated with mobile teams during the epidemic estimated to exceed 10 million

በ1968 ዓ.ም የተላላፊ በሽታ መከላከያ የተከተሉ ሰዎች በዘተ በከተባት ዓይነት  
 NUMBER OF PERSONS VACCINATED IN 1975/76 BY ADMINISTRATIVE REGION AND TYPE OF VACCINATION

ሠገጠኒዥ ፺.7

TABLE 0.7

በ ቁጥር NUMBER

ክፍለ ሀገር	የረገጣጣ በሺታ*	ቢ.ቢ.ጂ	ዲ.ፒ.ቲ	ሌላ	
አርቢ	13,404	3,980	1,211	1,006	ARSSI
ባሌ	23,356	19,818	154	30	BALE
አርቲራ	15,034	1,650	349	-	ERITREA
ጋም ጉፋ	1,954	1,314	383	333	GAMO GOFA
ጎጃም	10,774	11,295	1,644	238	GOJAM
ጎንደር	12,108	3,740	-	-	GONDAR
ሰረርጌ	34,364	24,686	2,028	14,455	HARARGE
ኢሉባቦር	11,572	174	69	-	ILLUBABOR
ክፋ	29,481	73,967	1,325	544	KEFFA
ሸዋ	41,152	36,799	11,467	12,784	SHOA
አዲስ አበባ	10,824	7,750	24,312	30,733	ADDIS ABABA
ቢሳም	143,439	25,653	184	-	SIDAMO
ተገራይ	3,323	2,807	1,873	2,426	TIGRAI
ወለጋ	56,053	44,932	8,847	2,073	WOLLEGA
ወሎ	4,696	6,462	8,631	7,471	WOLLO
ጭር	411,534	265,027	62,477	72,093	TOTAL
	SMALL POX*	B.C.G	D.P.T.	OTHER	ADMINISTRATIVE REGION

የረገጣጣ መከላከያ ፕሮግራም የተከተሉትን /1,784,691/ አይጨምርም

This does not include the number of persons vaccinated (1,784,691) for small-pox by small-pox vaccination program.

የትምህርት ቤቶች ዓይነት፡

የመንግሥት ትምህርት ቤቶች የተባሉት፡ በትምህርት ዲክላርቴዎ፣ በጤና ጥበቃ ዲክላርቴዎ፣ በእርሻ ዲክላርቴዎ፣ በተራገሰገሮትና መገናኛ ዲክላርቴዎ፣ እንዲሁም እነዚህን በመሰብሰቡ የመንግሥት መሥሪያ ቤቶች የጥጥር ሥር የሚተዳደሩ ትምህርት ቤቶችንና የአዲስ አበባን የኒቨርሲቲንና ቀርገዌ ፍቾን ያጠቃልላሉ ።

የገል ትምህርት ቤቶች የተባሉት፡ የመንግሥት ዕርዳታ በማግኘትም ሆነ ወይም ባለግንኙነት በአንድ ሰው ወይም ሰዎችና በሃይማኖትም ሆነ በልዩ ልዩ ነበረታዊ ድርጅቶች የሚሠሩ ትምህርት ቤቶች ናቸው ።

የሚሲዮን ትምህርት ቤቶች የተባሉት፡ የመንግሥት ዕርዳታ በማግኘትም ሆነ ወይም ባለግንኙነት በሃይማኖታዊ ሚሲዮን ድርጅት የሚካሄዱ ትምህርት ቤቶች ናቸው ።

የቤተ ክህነት ትምህርት ቤቶች የተባሉት፡ የኢትዮጵያ ስርዓተ-ክርስቲያን የምታስተዳድሩ ራሳቸው ትምህርት ቤቶች ናቸው ። ምንም እንኳን ቤተ ክህነት አንዳንድ ጊዜ የሚከተለው የትምህርት ዲክላርቴዎን የትምህርት መሥሪያ ቤታዎችን አብዛኛውን ጊዜ ያሳግጣል የገባብ የጽሕፈትና የሃይማኖት ትምህርትን ማስተማር ነው ። በዚህ ወጽጤት ውስጥ የተሰጠው እስታህቲክስ የሚያባባው የትምህርት ዲክላርቴዎ ሥርዓተ ትምህርት የሚከተሉትን ት/ቤቶች ብቻ ነው ።

ልዩ ትምህርት ቤቶች የሚባሉት፡ በአንድ የልዩ ስልጣን ትምህርት ዓይነት ቢያንስ አንድ ክርስቲያን የሚያስተምሩ እንደ የመሥሪያ ማሰልጠኛ፣ የእርሻ ቴክኒክ፣ የሥነ ተገባር፣ የጤና የገንዘብ ትምህርት ቤቶችና የመሳሰሉ ናቸው ።

የትምህርት ቤት ደረጃዎች አመዳደብ፡ የትምህርት ቤት ደረጃዎች አመዳደብ የትምህርት ዲክላርቴዎ በማሻሻል ባወጣው የትምህርት ደረጃ አከፋፈል መሠረት ነው ። ይገኛል፡- የመጀመሪያ ደረጃ ከ1ኛ-6ኛ ክፍል፣ መለስተኛ ሁለተኛ ደረጃ ከ7ኛ-8ኛ ክፍል፣ ከፍተኛ ሁለተኛ ደረጃ ከ9ኛ-12ኛ ክፍል ነው ።

ወረጃው የተገኘው ከትምህርት ዲክላርቴዎ፣ ከአዲስ አበባ የኒቨርሲቲና ከአሥራ ላይኛ የኒቨርሲቲ ነው ።

## SECTION P. EDUCATION

Government schools are schools operated by the Ministries of Education, Public Health, Agriculture, Transportation and Communications, Addis-Abeba University and its branches etc.

Private schools are schools operated by a private person or institution, or a religious organisation with or without assistance from the Government.

Mission schools are schools operated by religious missions with or without assistance from the Government.

Church schools are schools maintained and operated by the Ethiopian Orthodox Church. Most of these schools teach reading, writing, and religion but some follow the Ministry of Education curriculum. The data on church schools in the tables include only the latter.

Specialized schools are schools having at least one course in a specialized subject, such as agriculture, commerce, health, teacher training, technical and vocational training etc.

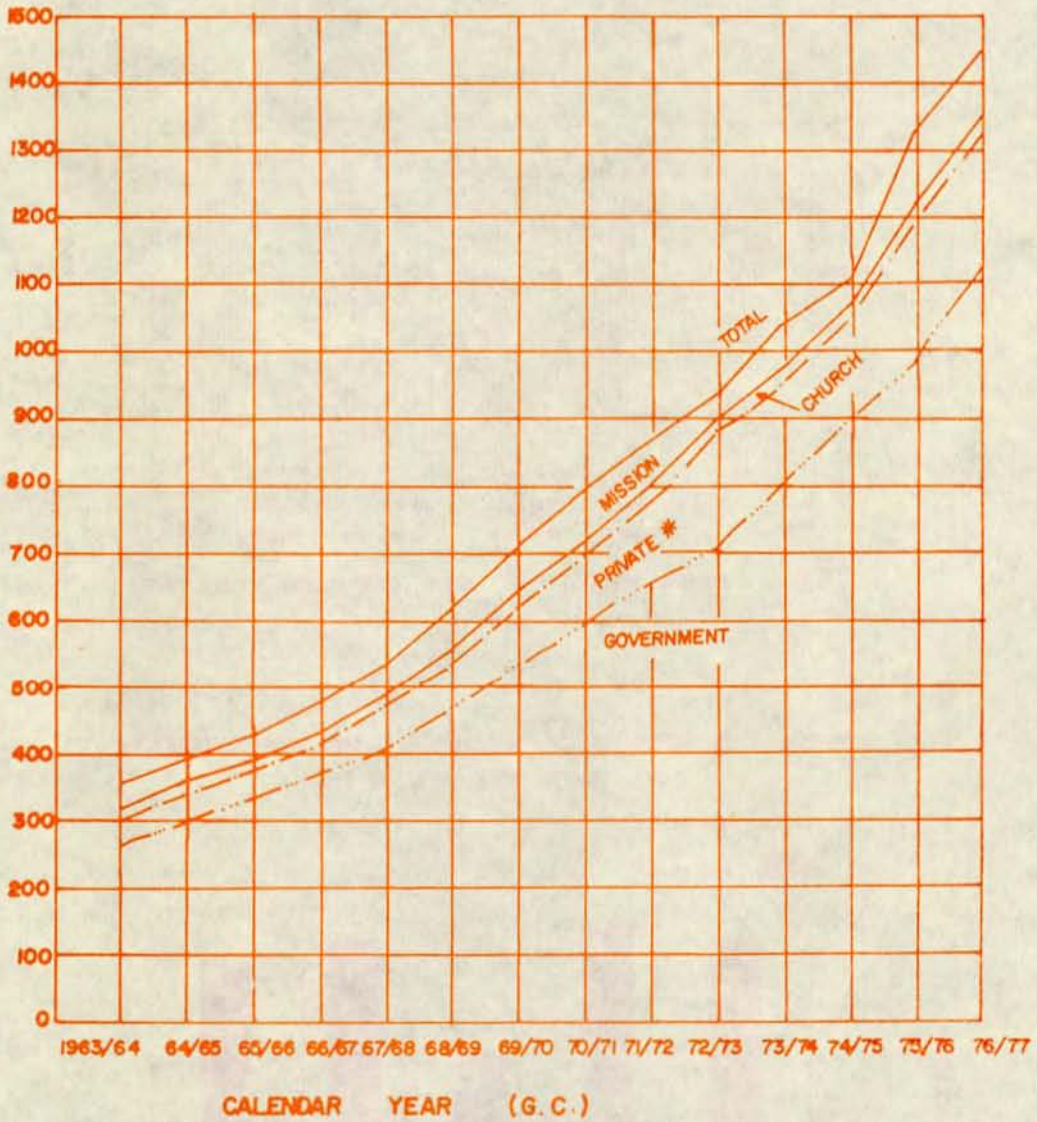
### GRADES:

In the tables, grades have been grouped according to the system established by the Ministry of Education. Under the system, the primary grades are grades 1 to 6, the junior secondary include grades 7 and 8, and the senior secondary cover grades 9 to 12.

Source of data are the Ministry of Education, Addis Ababa University, and Asmara University.

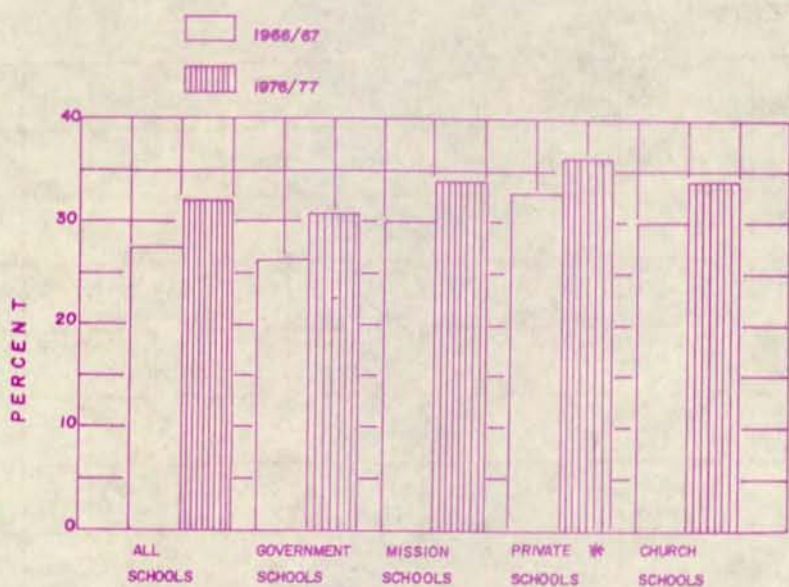
**P-1 NUMBER OF STUDENTS BY TYPE OF SCHOOL  
1963/64 - 1976/77**

'000 STUDENTS



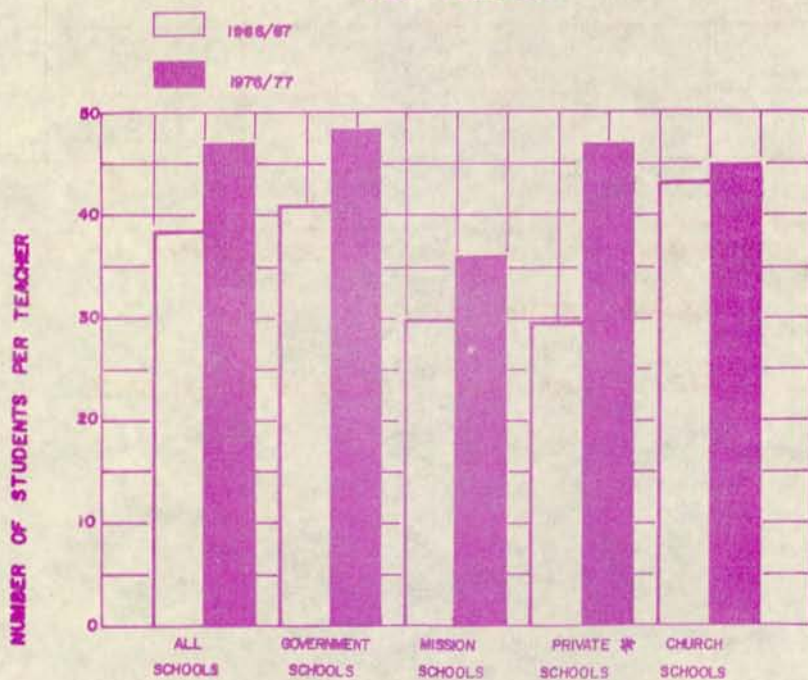
\* ALL PRIVATE SCHOOLS HAVE BEEN MADE PUBLIC SINCE 1975

P-2 PROPORTION OF FEMALE STUDENTS BY TYPE OF SCHOOL



\* ALL PRIVATE SCHOOLS HAVE BEEN MADE PUBLIC SINCE 1975

P-3 COMPARISON OF AVERAGE NUMBER OF STUDENTS PER TEACHER



\* ALL PRIVATE SCHOOLS HAVE BEEN MADE PUBLIC SINCE 1975

የትምህርት ቤቶች፣ ጽሑፊዎች፣ ተማሪዎችና የግብይት ክፍሎች ብዛት  
 በትምህርት ቤቶች ዓይነት ለይተ የሚገኝ\*  
 NUMBER OF SCHOOLS, TEACHERS, STUDENTS AND CLASSROOMS  
 IN DIFFERENT TYPES OF SCHOOLS\*

ሠንጠረዥ ኢ.1

TABLE P.1

ብዛት NUMBER

ትምህርት ቤቶች	1963	1964	1965	1966	1967**	1968**	1969	
<b>የግንባታ</b>								<b>GOVERNMENT</b>
ት/ቤቶች	1,321	1,427	1,799	2,004	2,347	2,723	3,397	SCHOOLS
ጽሑፊዎች	13,285	15,205	17,545	18,031	20,539	23,480	25,626	TEACHERS
ተማሪዎች	594,400	661,719	713,655	804,261	908,317	987,978	1,130,592	STUDENTS
የግብይት ክፍሎች	10,962	11,724	12,886	14,270	15,446	18,115	20,820	CLASS ROOMS
<b>የግብይት</b>								<b>MISSION</b>
ት/ቤቶች	394	373	385	370	448	478	542	SCHOOLS
ጽሑፊዎች	2,210	2,175	1,954	1,985	2,107	2,778	2,757	TEACHERS
ተማሪዎች	70,746	67,512	36,522	64,160	68,737	103,860	99,438	STUDENTS
የግብይት ክፍሎች	1,857	1,714	1,616	1,534	1,674	2,282	2,350	CLASS ROOMS
<b>የግል***</b>								<b>PRIVATE***</b>
ት/ቤቶች	619	679	753	786	654	1,035	795	SCHOOLS
ጽሑፊዎች	2,798	3,368	3,514	4,239	4,044	4,639	4,292	TEACHERS
ተማሪዎች	130,014	118,206	169,164	148,940	146,623	213,991	202,221	STUDENTS
የግብይት ክፍሎች	2,639	3,065	3,535	3,890	3,873	4,695	4,223	CLASS ROOMS
<b>የቤተ ክርስቲያን</b>								<b>CHURCH</b>
ት/ቤቶች	184	132	104	127	149	134	119	SCHOOLS
ጽሑፊዎች	598	519	476	575	533	622	577	TEACHERS
ተማሪዎች	27,556	24,479	21,902	25,515	22,421	27,210	25,835	STUDENTS
የግብይት ክፍሎች	566	447	432	451	448	489	473	CLASS ROOMS
<b>ሁሉም ት/ቤቶች</b>								<b>ALL SCHOOLS</b>
ት/ቤቶች	2,518	2,611	3,041	3,287	3,755	4,370	4,852	SCHOOLS
ጽሑፊዎች	18,891	21,267	23,489	24,830	26,969	31,519	33,252	TEACHERS
ተማሪዎች	795,716	871,916	941,243	1,042,876	1,146,098	1,333,039	1,458,086	STUDENTS
የግብይት ክፍሎች	16,024	16,950	18,469	20,145	21,441	25,581	27,866	CLASS ROOM
	1970/1	1971/2	1972/3	1973/4	1974/5**	1975/6**	1976/77	SCHOOLS

\*ለ የትምህርት ቤቶችና ክፍሎች ት/ቤቶችን አያካትትም  
 \*Does not include specialized Schools and Institutions of higher Learning.

\*\*በ1967 እና 1968 ዓ.ም የአድገት ስልጠና የሚከፈልን የሥራ ዘመን የላታገ ለይዘቶች ::  
 \*\*Does not include students participated in Development Through Cooperation Campaign in 1974/5 and 1975/6.

\*\*\*የግል የነበረ ት/ቤቶች ከ1968 ጀምሮ የሕዝብ ሆኗል ::  
 \*\*\*Private schools have been made public since 1975.



የተዘገቡ ተግራፆች በዘተ በከፍላ ደረጃና በጾታ  
STUDENT ENROLMENT BY GRADES AND SEX

ሠጠረዥ ለ.3

TABLE P.3

ቦታ ቁጥር NUMBER

	1967	1968	1969	
<u>ከ1ኛ እስከ 6ኛ ክፍል</u>				<u>GRADES 1-6</u>
ወገድ	651,893	745,302	796,770	MALE
ሴት	305,408	356,829	379,866	FEMALE
ጭምር	957,301	1,102,131	1,176,636	TOTAL
<u>7ኛና 8ኛ ክፍል</u>				<u>GRADES 7 AND 8</u>
ወገድ	85,286	95,829	101,083	MALE
ሴት	39,298	44,988	49,046	FEMALE
ጭምር	124,584	140,817	150,129	TOTAL
<u>ከ9ኛ እስከ 12ኛ ክፍል</u>				<u>GRADES 9-12</u>
ወገድ	47,439 *	66,175 *	94,381	MALE
ሴት	16,774 *	23,916 *	36,940	FEMALE
ጭምር	64,213 *	90,091 *	131,321	TOTAL
<u>ልዩ ተምህርት ቤቶች</u>				<u>SPECIALIZED SCHOOLS</u>
ወገድ	*	*	-	MALE
ሴት	*	*	-	FEMALE
ጭምር	*	*	-	TOTAL
<u>አዲስ አበባ ዩንቨርሲቲ</u>				<u>ADDIS ABABA UNIVERSITY</u>
ወገድ	22*	455*	4,427	MALE
ሴት	19*	52*	544	FEMALE
ጭምር	41*	507*	4,971	TOTAL
ጠቅላላ የተግራፆች ጭምር	1,146,139	1,333,546	1,463,057	TOTAL STUDENTS
	1974/5	1975/6	1976/7	

\* የአድገት በሕብረት የውጥና የሥራ ዘዴ ጋር በ1967 እና 1968 ዓ.ም የሳተን ለይዘዎች ።

\*Does not include students participated in Development Through Cooperation Campaign in 1974/5 and 1975/6.





የወገድ የስነ ተምህርት ቤቅ በፒርሰጥ\*  
 PERCENTAGE DISTRIBUTION OF STUDENTS BY SEX AND TYPE OF SCHOOL\*

ሠገጠረዥ አ.6	TABLE P.6							በፒርሰጥ	PERCENTAGE
ተ/በተ	1963	1964	1965	1966	1967**	1968**	1969		
<u>የወገጥነት</u>								<u>GOVERNMENT</u>	
ድምር	74.7	75.9	75.8	77.1	79.3	74.1	77.5	TOTAL	
ሴት	28.8	29.2	29.8	29.6	30.3	31.0	31.0	FEMALE	
ወገድ	71.2	70.8	70.2	70.4	69.7	69.0	69.0	MALE	
<u>የግብዓት</u>								<u>MISSION</u>	
ድምር	8.9	7.7	3.9	6.2	6.0	7.8	6.8	TOTAL	
ሴት	32.7	32.8	31.9	32.8	32.8	35.6	34.0	FEMALE	
ወገድ	67.3	67.2	68.1	67.2	67.1	64.4	66.0	MALE	
<u>የግል***</u>								<u>PRIVATE***</u>	
ድምር	12.9	13.6	18.0	14.3	12.8	16.1	13.9	TOTAL	
ሴት	35.9	36.2	36.2	38.5	38.8	34.4	36.1	FEMALE	
ወገድ	64.1	63.8	63.8	61.5	61.2	65.6	63.9	MALE	
<u>የቤተሰብ</u>								<u>CHURCH</u>	
ድምር	3.5	2.8	2.3	2.4	2.0	2.0	1.8	TOTAL	
ሴት	29.9	31.2	35.3	30.5	28.8	31.8	34.0	FEMALE	
ወገድ	70.1	68.8	64.3	69.5	71.2	68.2	66.0	MALE	
<u>ሁሉም ተ/በተ</u>								<u>ALL SCHOOLS</u>	
ድምር	100.0	100.0	100.0	100.0	100.0	100.0	100.0	TOTAL	
ሴት	30.1	30.5	31.2	31.1	31.5	31.9	32.0	FEMALE	
ወገድ	69.9	69.5	68.8	68.9	68.5	68.1	68.0	MALE	
	1970/1	1971/2	1972/3	1973/4	1974/5**	1975/6**	1976/7	SCHOOLS	

\*ልዩ ተ/በተና ከፍተኛ ተ/በተን አያጠቃልልም ::

\*Does not include specialized schools and institutions of higher learning.

\*\*በ1967 እና 1968 ዓ.ም ለአድገት በሕብረት የሰውነትና የሥራ ዘዴ የሃተን አያጠቃልልም ::

\*\*Does not include students participated in Development Through Cooperation Campaign in 1974/5 and 1975/6.

\*\*\*የግል የባረት ተ/በተ ከ1968 ጀምሮ የሕዝብ ሆኗል ::

\*\*\*Private schools have been made public since 1975.

በግንባታ ተምህርት ቤቶች የተዘገገው ተግልጽ በዘድቀው ደረጃ  
 NUMBER OF STUDENTS IN GOVERNMENT SCHOOLS BY GRADE

ሠንጠረዥ ለ.7

TABLE P.7

ቦታዊ ቁጥር

ዘድቀው ደረጃ	1960	1961	1962	1963	1964	1965	1966	1967	1968	1969		
											<b>PRIMARY</b>	
<b>አገደኛ ደረጃ</b>												
1	103,753	110,539	123,865	134,687	155,431	165,569	191,704	248,767	254,536	331,436	1	
2	66,341	73,354	77,869	84,668	95,139	99,672	113,492	123,273	137,493	144,505	2	
3	57,168	63,666	69,221	74,663	82,287	87,126	101,301	110,888	112,028	119,207	3	
4	47,559	54,692	60,837	67,445	72,439	77,986	91,107	99,728	104,289	104,374	4	
5	35,563	43,973	49,975	55,351	60,498	63,465	74,434	82,065	87,348	89,280	5	
6	28,353	36,136	48,991	54,169	59,901	63,136	72,960	76,196	78,235	84,454	6	
<b>ድምር</b>	<b>338,737</b>	<b>382,360</b>	<b>430,758</b>	<b>470,983</b>	<b>525,695</b>	<b>556,954</b>	<b>644,998</b>	<b>740,917</b>	<b>774,129</b>	<b>873,256</b>	<b>TOTAL</b>	
											<b>JUNIOR SECONDARY</b>	
<b>ግልጽ ደረጃ</b>												
7	20,801	26,281	26,166	35,083	33,723	40,182	45,476	63,268	69,308	70,038	7	
8	17,593	22,235	28,673	28,322	34,024	35,978	39,125	43,070	56,594	59,476	8	
<b>ድምር</b>	<b>38,394</b>	<b>48,516</b>	<b>54,839</b>	<b>63,405</b>	<b>67,747</b>	<b>76,160</b>	<b>84,601</b>	<b>106,338</b>	<b>125,902</b>	<b>129,514</b>	<b>TOTAL</b>	
											<b>SENIOR SECONDARY</b>	
<b>ከፍተኛ ደረጃ</b>												
9	10,707	15,073	18,357	23,435	21,107	28,472	32,264	36,309	40,501	44,502	9	
10	8,303	9,910	13,958	16,929	21,200	19,084	22,043	24,753	30,343	37,462	10	
11	5,888	6,158	7,180	9,525	12,706	16,274	15,814	● 17,075*		32,160	11	
12	4,127	3,623	5,093	5,580	7,439	9,477	11,394	● 28*		13,698	12	
<b>ድምር</b>	<b>29,025</b>	<b>35,005</b>	<b>44,588</b>	<b>55,469</b>	<b>62,452</b>	<b>73,307</b>	<b>81,515</b>	<b>61,062</b>	<b>87,947</b>	<b>127,822</b>	<b>TOTAL</b>	
											<b>UNIVERSITY</b>	
<b>አገደኛ ዓመት</b>	1,273	1,507	2,266	1,507	2,025	1,864	2,475	●	●	2,073	FIRST YEAR	
<b>ሁለተኛ ዓመት</b>	775	817	830	1,038	1,446	534	1,847	●	●	125	SECOND YEAR	
<b>ሶስተኛ ዓመት</b>	493	677	367	823	877	424	903	●	132*	808	THIRD YEAR	
<b>አራተኛ ዓመት</b>	321	457	632	699	625	638	480	●	294*	719	FOURTH YEAR	
<b>አምስተኛ ዓመት**</b>	-	-	-	-	78	105	127	22*	56*	104	FIFTH YEAR**	
<b>ስድስተኛ ዓመት***</b>	-	-	-	-	11	23	28	16*	25*	9	SIXTH YEAR***	
<b>ሌሎች****</b>	-	-	-	-	63	3,648	4,029	2,702*	1,442*	1,995	OTHERS ****	
<b>ድምር</b>	<b>2,862</b>	<b>3,458</b>	<b>4,095</b>	<b>4,067</b>	<b>5,125</b>	<b>7,234</b>	<b>9,889</b>	<b>2,743*</b>	<b>1,949*</b>	<b>6,966</b>	<b>TOTAL</b>	
<b>ጠቅላላ ድምር</b>	<b>409,018</b>	<b>469,339</b>	<b>534,280</b>	<b>593,924</b>	<b>661,019</b>	<b>713,655</b>	<b>821,003</b>	<b>911,060</b>	<b>991,876</b>	<b>1,137,578</b>	<b>GRAND TOTAL</b>	
	1967/8	1968/9	1969/70	1970/1	1971/2	1972/3	1973/4	1974/5	1975/6	1976/7	GRADE	

\*ከ1960 ዓ.ም ለስከ 1966 ዓ.ም ያለው ጠቅላላ ድምር ለግልጽ ደረጃ ብቻ የተዘጋጀ ነው ፡፡ በዚያ ወላይ ያለው ይህን ያመለክታል ፡፡

\*Includes students of teacher training institutes, vocational and technical schools from 1967/8 to 1973/4

\*\* የቴክኒካልና የህክምና ተምህርት ተግልጽ ብቻ ፡፡

\*\*Engineering and medical school students only.

\*\*\* የህክምና ተግልጽ ብቻ ፡፡

\*\*\*\* የ ተግልጽ ከ1965 ዓ.ም ጀምሮ የተገኙ ተግልጽ ያዘጋጁ ፡፡

\*\*\*Students of medical school only.

\*\*\*\*Special students Includes extension students from 1972/73 on.

● ከ1967 እና 1968 ዓ.ም ለአድገት በሕብረት የላቀቀው የሥራ ዘዴ የሃገርን ለ ያመለክታል ፡፡

●Does not include students participated in Development Through Cooperation Campaign in 1974/5 and 1975/6.



በአገሪቸው በቀለም ሁለተኛ ደረጃ ት/ቤተት የተዘገገቡት ተግራማ ባህሪ ሀገርና በትምህርት ቤት ዓይነት  
 STUDENTS ENROLLED IN PRIMARY AND ACCADAMIC SECONDARY SCHOOLS, BY TYPE OF SCHOOLS AND REGION

ሠንጠረዥ አ.9

TABLE P.9

ቦታ ቁጥር NUMBER

ክፍለ ሀገር	የግንባታ	የሚሊዮን	የገለ	የቤተ ክርስቲያን	ጠቅላይ	1973/4
<b>1966</b>						
አርቢ	37,621	2,394	3,670	309	43,994	ARSSI
ባሌ	18,521	678	475	-	19,674	BALE
አርቲራ	82,863	12,849	21,277	1,842	118,831	ERITREA
ጋሞ ጉፋ	20,678	414	327	-	21,419	GAMO GOFFA
ጎጃም	46,697	413	-	2,146	49,256	GOJAM
ጎንደር	41,847	2,091	139	393	44,470	GONDAR
ዘረርጌ	52,519	4,244	2,196	955	59,914	HARARGE
ኢሉባቦር	31,653	400	676	149	32,878	ILLUBABOR
ክፋ	31,244	2,772	284	306	34,606	KEFFA
ሸዋ	137,014	11,197	25,203	6,290	179,704	SHOA
አዲስ አበባ	93,231	7,065	66,212	5,286	171,794	ADDIS ABABA
ሲዳሞ	51,467	8,065	3,038	2,530	65,100	SIDAMO
ቲግራይ	45,041	1,514	727	2,971	50,253	TIGRAI
ወለጋ	64,813	8,630	22,320	1,990	97,753	WOLLEGA
ወሎ	49,052	1,434	2,396	348	53,230	WOLLO
ጠቅላይ	804,261	64,180	148,940	25,515	1,042,876	TOTAL
<b>1967*</b>						
አርቢ	42,742	2,804	3,041	275	48,862	ARSSI
ባሌ	20,595	673	471	-	21,739	BALE
አርቲራ	87,608	13,420	21,826	1,955	124,809	ERITREA
ጋሞ ጉፋ	22,361	337	607	-	23,305	GAMO GOFFA
ጎጃም	50,066	364	-	2,223	52,653	GOJAM
ጎንደር	47,471	2,411	552	718	51,152	GONDAR
ዘረርጌ	64,393	4,094	2,358	767	71,612	HARARGE
ኢሉባቦር	35,310	383	787	199	36,679	ILLUBABOR
ክፋ	36,106	3,037	445	200	39,788	KEFFA
ሸዋ	148,275	13,902	24,749	5,664	192,590	SHOA
አዲስ አበባ	104,950	5,900	62,968	778	174,596	ADDIS ABABA
ሲዳሞ	60,344	9,065	3,385	2,970	75,764	SIDAMO
ቲግራይ	54,546	1,809	906	4,138	61,399	TIGRAI
ወለጋ	71,681	8,560	21,728	2,186	104,155	WOLLEGA
ወሎ	61,869	1,978	2,800	348	66,995	WOLLO
ጠቅላይ	908,317	68,737	146,623	22,421	1,146,098	TOTAL
	GOVERNMENT	MISSION	PRIVATE	CHURCH	TOTAL	ADMINISTRATIVE REGION

\*በ1967 ዓ.ም የአዲስ አበባ በሥራ ላይ የሚገኙት የሥራ ዘዴ የሂተገ ለይዘት ስር ::

\*Does not include students participated in Development Through Cooperation Campaign in 1974/5.



ከአዲስ አበባ ዩኒቨርሲቲ ከቅርንጫፍ ጋር የሰጠ የትምህርት ዓይነቶች የተከረከ  
GRADUATES OF ADDIS ABABA UNIVERSITY AND BRANCHES BY FIELD OF STUDY

ሠንጠረዥ አ.10 TABLE P.10

ቦታ ቁጥር NUMBER

	1967*	1968**	1969***	1970	
<b>አርሻ:</b>					<b>AGRICULTURE:</b>
<b>፳፻፩</b>					<b>DEGREE</b>
አርሻ ኢኮኖሚክስ	-	9	24	10	AGRICULTURAL ECONOMICS
አርሻ ጠቅላላ	1	-	31	7	AGRICULTURAL ENGINEERING
አርሻ አጥባቢ	-	2	8	-	AGRICULTURAL EDUCATION
ከባድ አርሻ ባይዳን	-	3	21	13	ANIMAL SCIENCE
አጥባቢ ባይዳን	-	11	34	25	PLANT SCIENCE
ጠቅላላ አርሻ	-	-	7	3	GENERAL AGRICULTURE
<b>ዶቶር</b>	1	25	125	58	<b>TOTAL</b>
<b>አርተስ:</b>					<b>ARTS:</b>
<b>፳፻፩</b>					<b>DEGREE</b>
ኢኮኖሚክስ	1	15	28	17	ECONOMICS
አጥባቢ ቋንቋ	-	1	5	4	ENGLISH
አጥባቢ ቋንቋ ሥነ ጽሑፍ	-	1	1	-	ETHIOPIAN LANGUAGE AND LITERATURE
ጁክራይን	-	1	1	3	GEOGRAPHY
ታሪክ	-	3	4	1	HISTORY
ፖለቲካ ባይዳን ጠቅላላ	1	10	11	15	POLITICAL SCIENCE AND GOVERNMENT
ፓብሊክ አድሚኒስትሬሽን	-	25	16	-	PUBLIC ADMINISTRATION
ፖለቲካ ባይዳን	-	-	-	-	POLITICAL SCIENCE
<b>ዶቶር</b>	2	56	66	40	<b>TOTAL</b>
<b>ንግድ ሥራ አዎሪ:</b>					<b>COLLEGE OF BUSINESS ADMINISTRATION:</b>
<b>፳፻፩</b>					<b>DEGREE</b>
አካውንቲንግ	-	8	32	17	ACCOUNTING
ማህበራዊ ግንባታ	1	2	33	23	MANAGEMENT
<b>ዶቶር</b>	1	10	65	40	<b>TOTAL</b>
<b>፳፻ ደረጃ አጥባቢ:</b>					<b>EDUCATION SECONDARY:</b>
<b>፳፻፩</b>					<b>DEGREE</b>
ሥነ ፍጥረት / ባዮሎጂ	-	6	4	11	BIOLOGY
ሂሳብ	-	10	10	6	MATHS
ፊዚክስ	-	10	1	2	PHYSICS
ቀዳማ / ከምስጢር	-	4	3	5	CHEMISTRY
አጥባቢ ቋንቋ	-	11	14	9	ENGLISH
አጥባቢ ቋንቋ ሥነ ጽሑፍ	-	10	8	11	ETHIOPIAN LANGUAGE AND LITERATURE
ታሪክ	-	5	9	5	HISTORY
ባይዳን	-	-	-	5	PSYCHOLOGY
ጁክራይን	-	15	2	10	GEOGRAPHY
<b>፳፻ ደረጃ አጥባቢ:</b>					<b>EDUCATION ELEMENTARY:</b>
<b>፳፻፩</b>					<b>DEGREE</b>
አጥባቢ ቋንቋ	-	2	3	-	ENGLISH
ጁክራይን	-	5	4	-	GEOGRAPHY
ታሪክ	-	2	5	-	HISTORY
አጥባቢ ቋንቋ ሥነ ጽሑፍ	-	6	5	-	ETHIOPIAN LANGUAGE AND LITERATURE
፳፻ ደረጃ ተ/በተ ግንባታ	-	-	-	-	ELEMENTARY SCHOOL TEACHING
፳፻ ደረጃ ተ/በተ አስተዳደር	1	3	10	5	ADVANCED ELEMENTARY SCHOOL ADMINISTRATION
<b>ዶቶር</b>	1	89	78	69	<b>TOTAL</b>
	1974/5*	1975/6**	1976/7***	1977/8	

ከአዲስ አበባ ያህንግርና ትርጉሞች በሌሎች የትምህርት ዓይነቶች የተረጎሙ  
GRADUATES OF ADDIS ABABA UNIVERSITY AND BRANCHES BY FIELD OF STUDY

ሠንጠረዥ አ.10 / የተጠለ/

TABLE P.10 (Contd.)

ብድር ቁጥር NUMBER

	1967*	1968**	1969***	1970	
<u>1ኛ ደረጃ ለተከታታይ</u>					<u>EDUCATION ELEMENTARY</u>
<u>ዲፕሎማ</u>					<u>DIPLOMA</u>
1ኛ ደረጃ ተም/በተቸ ለስተዳደር	93	-	-	-	ADVANCED ELEMENTARY SCHOOL ADMINISTRATION
1ኛ ደረጃ ተ/በተቸ ግብተኛ	399	-	-	-	ADVANCED ELEMENTARY SCHOOL TEACHING
ደረከተርና ተቆጣጣሪ	100	-	-	-	DIRECTOR AND SUPERVISOR
ድምር	592	-	-	-	TOTAL
<u>በግብተኛ 2ኛ ደረጃ ተም/በተ</u>					<u>JUNIOR SECONDARY SCHOOL</u>
<u>ግብተኛ</u>					<u>TEACHING</u>
ሰር ቲሪከት					CERTIFICATE
አግርኛ	59	-	-	-	AMHARIC
ዶሃ	32	-	-	-	MATHS
ድምር	91	-	-	-	TOTAL
<u>አተከታታይ</u>					<u>EDUCATION (T.T.E.)</u>
<u>ዲፕሎማ</u>					<u>DIPLOMA</u>
አጭ ጥቅም	-	6	3	7	AUTOMATIVE
አላስተረጎሰ	-	3	6	1	ELECTRICAL
ዶሃና ቲንግ	-	7	4	3	DRAFTING
ግብ	-	5	2	4	METAL
አገጠተ ሥራ	-	5	1	4	WOOD WORK
ህዝብ	-	9	11	15	BUSINESS
በተ ስላተኛ	-	16	12	-	HOME ECONOMICS
ድምር	-	51	39	34	TOTAL
<u>ህክምና</u>					<u>MEDICAL:</u>
ዲግሪ	19	21	-	1	DEGREE
ድምር	19	21	-	1	TOTAL
<u>ዲፕሎማ</u>					<u>DIPLOMA</u>
ሳብራ ተራ ምክንያት	-	-	-	-	LABORATORY TECHNICIAN
ድምር	-	-	-	-	TOTAL
<u>ፍርዳሳ</u>					<u>PHARMACY</u>
ዲግሪ	1	8	-	9	DEGREE
ድምር	1	8	-	9	TOTAL
<u>ጤና ለጠባባቂ</u>					<u>PUBLIC HEALTH:</u>
ዲግሪ					<u>DEGREE</u>
ጤና ጠባባቂ	2	40	-	14	HEALTH OFFICER
ድምር	2	40	-	14	TOTAL
	1974/5 *	1975/6 **	1976/7 ***	1977/3	

በአዲስ አበባ ዩኒቨርሲቲ ትርጉሞች በሰዓሳዩ የትምህርት ዓይነቶች የቆረቆሩ  
GRADUATES OF ADDIS ABABA UNIVERSITY AND BRANCHES BY FIELD OF STUDY

ሠገጠኛ አ.10/ የቀጠለ/

TABLE P.10 (Contd.)

ብዛት NUMBER

	1967 *	1963 **	1969 ***	1970	
<b>ጤና ለቆጣቢያ:</b>					<b>PUBLIC HEALTH:</b>
<b>ፋኦል</b>					<b>DIPLOMA</b>
ሀብረ ተሰባኝ ነርስ ነት	-	28	-	28	COMMUNITY NURSES
ሃይታይ ያንተ	-	27	-	4	SANITARIANS
<b>ድምር</b>	-	55	-	32	<b>TOTAL</b>
<b>ብርቱካት</b>					<b>CERTIFICATES</b>
ለብረ ተፈ ትኩረት ነት	-	-	9	-	LABORATORY TECHNICIANS
<b>ድምር</b>	-	-	9	-	<b>TOTAL</b>
<b>ሀገር:</b>					<b>LAW:</b>
ድግሪ	-	24	15	36	DEGREE
<b>ድምር</b>	-	24	15	36	<b>TOTAL</b>
<b>ሰላም ጥርጣሬ:</b>					<b>SOCIAL WORK:</b>
ድግሪ	-	22	16	12	DEGREE
<b>ድምር</b>	-	22	16	12	<b>TOTAL</b>
<b>ሰይጣን:</b>					<b>SCIENCE:</b>
ድግሪ					<b>DEGREE</b>
ባዮሎጂ	-	12	17	20	BIOLOGY
ቅዳሜ /ኪሚስትሪ/	-	14	9	6	CHEMISTRY
ጥንቅቅ /ጥንቅቅ ትኩረት/	-	2	7	3	MATHEMATICS
ፊዚክስ	-	1	1	3	PHYSICS
ጂኦሎጂ	-	7	4	2	GEOLOGY
ስታቲስቲክስ	-	23	18	4	STATISTICS
<b>ድምር</b>	-	59	56	38	<b>TOTAL</b>
<b>ፋኦል</b>					<b>DIPLOMA</b>
ስታቲስቲክስ	-	16	4	2	STATISTICS
<b>ድምር</b>	-	16	4	2	<b>TOTAL</b>
<b>ትኩረት ስራ:</b>					<b>TECHNOLOGY:</b>
ድግሪ					<b>DEGREE</b>
ሲቪል ግብይት	-	14	11	11	CIVIL ENGINEERING
ሜካኒካል ግብይት	-	4	7	9	MECHANICAL ENGINEERING
ኢሌክትሪክ ግብይት	-	15	22	10	ELECTRICAL ENGINEERING
አርኪቴክቸር	-	6	4	4	ARCHITECTURE
ሀንጻ	-	-	-	-	BUILDING
<b>ድምር</b>	-	39	44	34	<b>TOTAL</b>
<b>ፋኦል</b>					<b>DIPLOMA</b>
ሀንጻ ግብይት	-	20	-	8	BUILDING ENGINEERING
ብርቱካት	-	-	-	13	SURVEY
<b>ድምር</b>	-	20	-	21	<b>TOTAL</b>
<b>ክፍረት ስራ:</b>					<b>THEOLOGY</b>
ድግሪ	-	-	7	-	DEGREE
<b>ድምር</b>	-	-	7	-	<b>TOTAL</b>
	1974/75*	1975/6**	1976/7***	1977/8	

በአዲስ አበባ ዩኒቨርሲቲ ተርጓሚዎች ስል የሰጡ የትምህርት ዓይነቶች የቆረቆረ  
GRADUATES OF ADDIS ABABA UNIVERSITY AND BRANCHES BY FIELD OF STUDY

ሠጥቆረቆረ አ.ገ.ዐ / የትምህርት/

TABLE P.10 (Contd.)

ባዕር ቁጥር NUMBER

	1967*	1968**	1969***	1970	
<b>የትምህርት ዓይነት</b>					<b>EXTENSION:</b>
<b>ድግሪ</b>					<b>DEGREE</b>
ኢኮኖሚክስና ፖለቲካ ሳይንስ	9	10	13	8	ECONOMICS AND POLITICAL SCIENCE
ፖለቲካ ሳይንስ	-	-	-	-	POLITICAL SCIENCE
ፓብሊክ አድሚኒስትሬሽን	-	-	2	16	PUBLIC ADMINISTRATION
አካውንቲንግ	6	20	32	32	ACCOUNTING
ማህንጃራት	2	5	17	13	MANAGEMENT
ገንዘብ	1	-	-	-	COMMERCE
ጂኦግራፊያና ታሪክ	-	-	14	2	GEOGRAPHY AND HISTORY
አግርኛና አገልግሎት	-	-	10	11	AMHARIC AND ENGLISH
<b>ድምር</b>	<b>18</b>	<b>35</b>	<b>88</b>	<b>82</b>	<b>TOTAL</b>
<b>ዲፕሎማ</b>					<b>DIPLOMA</b>
ኢኮኖሚክስ	1	1	-	-	ECONOMICS
ፖለቲካ ሳይንስ	3	-	-	-	POLITICAL SCIENCE
ፓብሊክ አድሚኒስትሬሽን	89	45	50	26	PUBLIC ADMINISTRATION
አካውንቲንግ	67	44	6	98	ACCOUNTING
ሶሻል ወርክ	7	8	16	4	SOCIAL WORK
አክሲንግ ሰራተኛ	32	43	4	9	EXECUTIVE SECRETARY
ሳይንሲ ሳይንስ	12	-	-	-	LIBRARY SCIENCE
አድቫንስድ አላማ ገቢ ተምህርት	8	4	21	2	ADVANCED ELEMENTARY SCHOOL TEACHING
ኢሊክትሪክ ማህንጃራት	12	7	-	6	ELECTRICAL ENGINEERING
ሲቪል ማህንጃራት	8	9	-	21	CIVIL ENGINEERING
ሜካኒካል ማህንጃራት	6	-	-	15	MECHANICAL ENGINEERING
ሀገር	-	130	-	-	LAW
<b>ድምር</b>	<b>245</b>	<b>291</b>	<b>97</b>	<b>181</b>	<b>TOTAL</b>
<b>ባር ቴሌክት</b>					<b>CERTIFICATES</b>
አስተዳደር	3	3	-	-	STATISTICS
<b>ድምር</b>	<b>3</b>	<b>3</b>	<b>-</b>	<b>-</b>	<b>TOTAL</b>
<b>አዋጅ</b>					<b>AWASSA</b>
<b>ዲፕሎማ</b>					<b>DIPLOMA</b>
የእንስሳት የብቻ ትኩረት	-	-	-	30	ANIMAL PROTECTION TECHNOLOGY
ሀር ትኩረት የብቻ ትኩረት	-	-	-	39	HORTICULTURE PRODUCTION PROTECTION TECHNOLOGY
የብርባድ የብቻ ትኩረት	-	-	-	76	CROP PRODUCTION PROTECTION TECHNOLOGY
የአርሻ ማህንጃራት ትኩረት	-	-	-	34	AGRICULTURAL ENGINEERING TECHNOLOGY
የቤተ ሰባት	-	-	-	20	HOME ECONOMICS
<b>ድምር</b>	<b>-</b>	<b>-</b>	<b>-</b>	<b>199</b>	<b>TOTAL</b>
በድግሪ የቆረቆረ ብዛት	45	428	560	433	TOTAL DEGREE GRADUATES
በዲፕሎማ የቆረቆረ ብዛት	837	433	140	469	TOTAL DIPLOMA GRADUATES
በባር ቴሌክት የቆረቆረ ብዛት	94	3	9	-	TOTAL CERTIFICATE GRADUATES
<b>ጠቅላላ ድምር</b>	<b>976</b>	<b>864</b>	<b>709</b>	<b>902</b>	<b>GRAND TOTAL</b>
	1974/5*	1975/6**	1976/7***	1978	

\*138 ዓይነት በኮቶቶት ወር 1968 ዓ.ም ቆረቆረ

\*138 of them graduated in October 1975 after the Ethiopian New Year.

\*\*ከቆረቆረ ውስጥ 540 ዓይነት የቆረቆረ በኮቶቶት ወር 1969 ዓ.ም ነው ::

\*\*Actual Graduation for 540 of them was in October 1976 after the Ethiopian New Year.

\*\*\* የቆረቆረ ብዛት በኢትዮጵያ አብዛኛው ወሰን 1 ተገ 1970 ዓ.ም ነው ::

\*\*\*Actual Graduation was on Ethiopian New Year.

በጭ ለገር በተምህርት ላይ ያሉ ሊት የሉ ያዳጅዎችን በዲግሪዎች ለገርና በተምህርት ዓይነት 1967 ዓ.ም  
ETHIOPIAN STUDENTS ABROAD, BY COUNTRY AND FIELD OF STUDY, 1974/5

ሠጠሬዥ ለ.11 /U/

TABLE P.11 (a)

በ ቁጥር NUMBER

አገር	የተምህርት ዓይነት	ሀገራዊ ማህበራዊ ሄር	ጠቅላላ ብዛት	ሀክምና	አርቫ	ተምህርትና ኪነ ግብባ	ና ጭረት ስራ ገባባ	ያለ ታወቀ	ድምር	
<b>አፍሪቃ</b>										
										<b>AFRICA</b>
ገብፅ	10	4	6	2	-	1	1		24	EGYPT
ጋና	6	3	-	1	-	-	-		10	GHANA
ኪንያ	7	-	1	6	2	-	-		16	KENYA
ማላጋሲ	-	4	-	-	-	-	-		4	MALAGASY
ማላዊ	1	-	-	-	-	-	-		1	MALAWI
ናይጄሪያ	3	1	1	6	3	4	-		18	NIGERIA
ሲራሌዎን	-	4	1	2	-	-	-		7	SIERRA LEONE
ሱዳን	1	-	2	1	-	-	-		4	SUDAN
ታንዛንያ	1	-	-	1	-	-	-		2	TANZANIA
ቲዩኒዥያ	1	-	-	-	-	-	-		1	TUNISIA
ዩጋንዳ	7	-	2	8	-	-	-		17	UGANDA
ዛምቢያ	-	1	-	-	-	-	-		1	ZAMBIA
<b>ድምር</b>	<b>37</b>	<b>17</b>	<b>13</b>	<b>27</b>	<b>5</b>	<b>5</b>	<b>1</b>		<b>105</b>	<b>TOTAL</b>
<b>አሜሪካ</b>										
										<b>AMERICA</b>
ካናዳ	16	12	10	20	3	11	1		73	CANADA
ጃማይካ	-	-	-	2	-	-	-		2	JAMAICA
ሜክሲኮ	-	-	-	-	-	-	1		1	MEXICO
ዩ.ሲ.አ.	769	184	116	115	224	104	101		1,613	U.S.A.
<b>ድምር</b>	<b>785</b>	<b>196</b>	<b>126</b>	<b>137</b>	<b>227</b>	<b>115</b>	<b>103</b>		<b>1,689</b>	<b>TOTAL</b>
<b>አሰያ</b>										
										<b>ASIA</b>
ሀንድ	11	5	9	2	4	2	-		33	INDIA
ኢራን	1	1	1	-	-	-	-		3	IRAN
ኢራቅ	1	-	-	-	-	-	-		1	IRAQ
እስራኤል	2	1	8	1	-	-	-		12	ISRAEL
ጃፓን	1	4	-	-	1	1	1		8	JAPAN
ሊባኖስ	13	-	6	1	2	9	-		31	LEBANON
ፓኪስታን	-	5	-	-	-	-	-		5	PAKISTAN
ፊሊፒንስ	4	2	2	-	-	1	-		9	PHILLIPINES
ሰውዲ አረብያ	69	-	-	-	-	-	-		69	SAUDI ARABIA
ሲንጋፖር	1	-	-	-	-	-	-		1	SINGAPORE
ቱርኪ	-	1	1	-	-	-	-		2	TURKEY
<b>ድምር</b>	<b>103</b>	<b>19</b>	<b>27</b>	<b>4</b>	<b>7</b>	<b>13</b>	<b>1</b>		<b>174</b>	<b>TOTAL</b>
	HUMANITIES AND SOCIAL SCIENCE	ENGINEERING	MEDICAL SCIENCE	AGRI-CULTURE	EDUCATION AND FINE ARTS	NATURAL SCIENCE	UNCLAS-SIFIED	TOTAL		COUNTRY
										SUBJECT

በጊዜ ለገር በተምህርት ላይ ያሉ ሊት የሌያውያን በዲግሪት ስገርና በተምህርት ላይ ነት 1967 ዓ.ም  
ETHIOPIAN STUDENTS ABROAD, BY COUNTRY AND FIELD OF STUDY, 1974/5

ወገን ስም / U / የተጠለ /		TABLE P.11 (a) (Contd.)							ብዛት	NUMBER
አገር	የተምህርት ላይ ነት	ሁለተኛ ማህበራዊ ነር	ጠቅላላ	ሀኪም	አርቫ	የተምህርትና ሌሎች ተጠቃሚ	ና ጥራት ስራ ስራ	ያሉ ታወቁ	ድምር	
<b>አሸናፊ</b>										
አውስትራሊያ	3		3	-	-	-	-	-	6	OCEANIA
ኒውዚላንድ	1		-	-	-	-	-	-	1	AUSTRALIA
ድምር	4		3	-	-	-	-	-	7	NEWZELAND
<b>አውሮፓ</b>										
የሥራ	1		-	1	-	3	-	-	5	EUROPE
በሌይግ	2		1	2	1	1	-	-	7	AUSTRIA
ቡልጋሪያ	-		8	9	7	10	1	-	35	BELGIUM
የሶርብ	-		-	1	3	1	-	-	5	BULGARIA
ቅንስታንቲኒያ	11		14	1	6	4	-	-	36	CYPRUS
ደንማርክ	-		-	-	1	-	-	-	1	CZECHOSLOVAKIA
ፈረንሳይ	70		16	32	9	16	12	2	157	DENMARK
ፊንላንድ	-		2	-	1	1	1	-	5	FRANCE
ጀርመን /ምዕራብ/	10		38	6	6	-	2	-	62	FINLAND
ገሪክ	10		5	21	12	1	1	10	60	GERMANY /WEST/
ሁንጋሪ	16		17	27	6	5	7	14	92	GREECE
አዲስ ማሊያ	32		17	27	6	5	7	14	108	HUNGARY
ማሊያ	-		-	-	-	3	-	-	3	ITALY
ኒዘርላንድ	31		6	2	7	2	1	7	56	MALTA
ናርዌይ	-		1	-	-	-	-	-	1	NETHERLANDS
ፖላንድ	2		7	1	2	3	1	-	16	NORWAY
ሩሲያ	6		5	2	-	-	-	-	13	POLAND
ስፓን	-		4	-	-	-	-	1	5	RUMANIA
ስዊድን	3		-	-	2	-	9	2	16	SPAIN
ስዊስላንድ	2		-	2	1	4	-	-	9	SWEDEN
ብሬታንያ	67		21	31	23	35	20	7	204	SWITZERLAND
ሶቪየት ሕብረት	58		163	42	64	14	47	6	394	UNITED KINGDOM
የገንዘብ ስራ	9		21	9	16	5	8	6	74	U.S.S.R
ድምር	330		346	216	173	113	117	69	1,364	YUGOSLAVIA
ጠቅላላ ድምር	1,259		581	382	341	352	250	174	3,339	TOTAL
	HUMANITIES AND SOCIAL SCIENCE	ENGINEERING	MEDICAL SCIENCE	AGRI-CULTURE	EDUCATION AND FINE ARTS	NATURAL SCIENCE	UNCLAS-SIFIED	TOTAL		COUNTRY
										SUBJECT

በግድ ለገር በተምህርት ላይ ያሉ ለተጻፉ ያዎቻን በዲግሪት ስርዓት በተምህርት ላይ ነት 1968 ዓ.ም  
 ETHIOPIAN STUDENTS ABROAD, BY COUNTRY AND FIELD OF STUDY, 1975/6

ሠንጠረዥ አ.11 /ለ/ TABLE P.11(b)

ብድር NUMBER

አገር	የተምህርት ላይ ነት	ሀሳብ ላይ ማህበራዊ ጽ	ጠቅላላ ብድር	ሀክል	አርሻ	ተምህርት ላይ ተገቢ	የግል ስራ	ያልታወቀ	ድምር	
<b>አፍሪካ</b>										
ካሜሮን	2	-	-	-	1	-	-	-	3	AFRICA
ገብፅ	11	4	7	2	2	-	1	1	26	CAMEROUN
ጋና	7	4	-	-	1	-	2	-	14	EGYPT
ኪንያ	7	-	1	9	2	-	-	-	19	GHANA
ማላጋሲ	-	4	-	-	-	-	-	-	4	KENYA
ማላዊ	1	-	-	-	-	-	-	-	1	MALAGASY
ላይብያ	-	-	-	-	-	2	-	-	2	MALAWI
ናይጄሪያ	4	3	1	6	3	4	-	-	21	LIBYA
ሲኔራሌዮን	-	4	1	2	-	-	-	-	7	NIGERIA
ሱዳን	1	-	2	1	-	-	-	-	4	SIERRA LEONE
ታንዛንያ	1	-	-	2	-	-	-	-	3	SUDAN
ቲኒስ	1	-	-	-	-	-	-	-	1	TANZANIA
ሁጋንዳ	7	-	1	8	-	1	-	-	17	TUNISIA
ዛምቢያ	-	1	-	-	-	-	-	-	1	UGANDA
<b>ድምር</b>	<b>42</b>	<b>20</b>	<b>13</b>	<b>32</b>	<b>7</b>	<b>8</b>	<b>1</b>	<b>123</b>		<b>TOTAL</b>
<b>አሜሪካ</b>										
ካናዳ	20	14	11	23	4	13	1	-	86	AMERICA
ጃማይካ	-	-	-	2	-	-	-	-	2	CANADA
ሜክሲኮ	-	-	-	1	-	-	-	-	1	JAMAICA
ዩ.ኤስ.ኦ	786	184	118	131	236	114	103	1,672		MEXICO
<b>ድምር</b>	<b>806</b>	<b>198</b>	<b>129</b>	<b>157</b>	<b>240</b>	<b>127</b>	<b>104</b>	<b>1,761</b>		<b>TOTAL</b>
<b>አሰያ</b>										
ቻይና	1	1	1	-	-	-	-	-	3	ASIA
ሀንድ	12	5	9	3	4	2	-	-	35	CHINA
ኢራን	1	1	1	-	-	-	-	-	3	INDIA
ኢራክ	1	-	-	-	-	-	-	-	1	IRAN
አይራክ	2	1	8	2	-	-	-	-	13	IRAQ
ጃፓን	1	7	-	-	1	1	1	1	11	ISRAEL
ሊባኖስ	13	-	6	1	2	9	-	-	31	JAPAN
ፓኪስታን	-	5	-	-	-	-	-	-	5	LEBANON
ፊሊፒንስ	4	1	2	-	-	1	-	-	8	PAKISTAN
ሰው ልቦና	69	-	-	-	-	-	-	-	69	PHILLIPINES
ሲንጋፖር	1	-	-	-	-	-	-	-	1	SAUDI ARABIA
<b>ድምር</b>	<b>105</b>	<b>21</b>	<b>27</b>	<b>6</b>	<b>7</b>	<b>13</b>	<b>1</b>	<b>180</b>		<b>TOTAL</b>
		HUMAN-ITIES AND SOCIAL SCIENCE	ENGIN-EERING	MEDICAL SCIENCE	AGRI-CULTURE	EDUCA-TION AND FINE ARTS	NATURAL SCIENCE	UNCLAS-SIFIED	TOTAL	COUNTRY
										SUBJECT

በጭ ለገር በተምርተ ላይ ያሉ ሊት ዓለ ምዕዳን በግንኙነት ሀገርና በተምርተ ዓይነት 1968 ዓ.ም  
ETHIOPIAN STUDENTS ABROAD, BY COUNTRY AND FIELD OF STUDY, 1975/6

ሀገራዊ ለ.11 /ለ/ /የተጠለ/

TABLE P.11 (b) (Contd.)

በ ቁጥር NUMBER

ሀገር	የተምርተ ዓይነት	ሀገራዊ ለ.11 /ለ/ /የተጠለ/	ወጠንግነት	ሀከምና	አርቫ	ተምርተና ኪነ ተበቦ	ና ችራላ ስይገቡ	ያለ ታወቀ	ዶቆር	COUNTRY
<u>OCEANIA</u>										
አጠባብሪያ	5	4	-	-	-	1	-	-	10	AUSTRALIA
ዶቆር	5	4	-	-	-	1	-	-	10	TOTAL
<u>EUROPE</u>										
የምስ	1	-	1	-	-	3	-	-	5	AUSTRIA
በሌጃ	2	1	2	1	1	1	-	-	7	BELGIUM
ቡልጋሪያ	-	8	9	7	10	1	1	-	35	BULGARIA
ቀርቆስ	-	-	1	3	1	-	-	-	5	CYPRUS
ጥክልላቫኪያ	14	16	1	8	5	1	-	-	45	CZECHOSLOVAKIA
ዳንማርክ	-	-	-	-	1	-	-	-	1	DENMARK
ፊንላንድ	-	2	-	-	3	1	1	-	7	FINLAND
ፈረንሳይ	71	18	33	11	16	13	2	2	164	FRANCE
ጀርመን /ምሥራቅ/	2	-	-	-	3	-	-	-	5	GERMANY (EAST)
ጀርመን /ምዕራብ/	15	39	7	7	7	-	2	-	70	GERMANY (WEST)
ገሪክ	10	4	21	12	1	1	10	-	59	GREECE
ሁንጋሪ	7	18	13	29	4	2	1	-	74	HUNGARY
አይርላንድ	1	1	-	-	-	-	-	-	2	IRELAND
ኢጣሊያ	35	20	28	8	5	7	14	-	117	ITALY
ማልታ	-	-	-	-	-	3	-	-	3	MALTA
ኔዘርላንድስ	41	9	2	10	2	1	7	-	72	NETHERLANDS
ኖርዌይ	-	1	-	-	-	-	-	-	1	NORWAY
ፖላንድ	3	9	4	2	3	1	-	-	22	POLAND
ሩሜንያ	12	9	4	3	-	-	-	-	28	RUMANIA
ስፓን	1	4	-	-	-	-	-	-	5	SPAIN
ስዊድን	4	-	1	2	-	-	10	2	19	SWEDEN
ስዊዘርላንድ	2	-	2	1	4	-	-	-	9	SWITZERLAND
ብሬይታን	73	23	32	26	38	21	7	-	220	UNITED KINGDOM
ሶቪየት ኤብሪት	81	182	46	85	18	54	6	-	472	U.S.S.R
የግንዛቤ	16	26	12	17	5	7	6	-	89	YUGOSLAVIA
ዶቆር	391	390	219	239	120	122	55	-	1,536	TOTAL
ጠቅላላ ዶቆር	1,349	633	388	434	375	270	161	-	3,610	GRAND TOTAL
	HUMANITIES AND SOCIAL SCIENCE	ENGINEERING	MEDICAL SCIENCE	AGRI-CULTURE	EDUCATION AND FINE ARTS	NATURAL SCIENCE	UNCLAS-SIFIED	TOTAL		SUBJECT

በፀቀ ለገር በተምህርት ላይ ያሉ ለተጻፉት ስድስት ስገር በተምህርት ላይ የተገኙት ስድስት ስድስት 1969 ዓ.ም  
 ETHIOPIAN STUDENTS ABROAD, BY COUNTRY AND FIELD OF STUDY, 1976/7

ሠገር ለ.11 /ሐ/

TABLE P.11 (c)

ብዛት NUMBER

አገር	የተምህርት ላይ የተገኙት	ሀገራዊ ማህበራዊ ስርዓት	ጠቅላላ ብዛት	ሀኪም	ስርዓት	ተምህርት ስነ ጥበብ	የጥራት ስርዓት	ያልታወቀ	ጠቅላላ	
<b>AFRICA</b>										
አፍሪካ										
ካሜሮን	2	-	-	1	-	-	-	-	3	CAMEROUN
ገብፀ	11	4	7	2	-	1	1	1	26	EGYPT
ጋና	6	4	-	1	-	2	-	-	13	GHANA
ካንያ	7	-	1	11	2	-	-	-	21	KENYA
ላይቤሪያ	-	-	-	-	2	-	-	-	2	LIBERIA
ማላጋሲ	-	4	-	-	-	-	-	-	4	MALAGASY
ማላዊ	1	-	-	-	-	-	-	-	1	MALAWI
ናይጄር	4	3	1	6	5	4	-	-	23	NIGERIA
ሲኔራሌዮን	-	3	1	2	-	-	-	-	6	SIERRA LEONE
ሱዳን	1	-	2	1	-	-	-	-	4	SUDAN
ታንዛኒያ	1	-	-	4	-	-	-	-	5	TANZANIA
ቲኒስያ	1	-	-	-	-	-	-	-	1	TUNISIA
ህንዳ	7	-	1	8	-	1	-	-	17	UGANDA
ዛምቢያ	-	-	-	-	-	-	1	1	1	ZAMBIA
<b>ጠቅላላ</b>	<b>41</b>	<b>18</b>	<b>13</b>	<b>36</b>	<b>9</b>	<b>8</b>	<b>2</b>	<b>127</b>		<b>TOTAL</b>
<b>AMERICA</b>										
አሜሪካ										
ካናዳ	25	14	12	23	4	15	1	-	94	CANADA
ኪቫ	-	-	1	2	1	-	-	-	4	GUBA
ጃማይካ	-	-	-	1	-	-	-	-	1	JAMAICA
ሜክሲኮ	-	-	-	1	-	-	-	-	1	MEXICO
ዩ.ኤስ.ኤ	793	200	130	138	244	223	104	1,832	1,832	U.S.A
<b>ጠቅላላ</b>	<b>818</b>	<b>214</b>	<b>143</b>	<b>165</b>	<b>249</b>	<b>238</b>	<b>105</b>	<b>1,932</b>		<b>TOTAL</b>
<b>ASIA</b>										
ያፔን	2	1	1	3	-	-	-	-	7	CHINA
ሀንድ	10	6	9	4	3	2	-	-	34	INDIA
ኢራን	1	1	1	-	-	-	-	-	3	IRAN
ኢራክ	1	-	-	-	-	-	-	-	1	IRAQ
ኢስራኤል	2	1	8	2	-	-	-	-	13	ISRAEL
ጃፓን	1	6	-	-	1	1	1	-	10	JAPAN
ሊባኖስ	9	-	8	2	18	9	-	-	46	LEBANON
ፓኪስታን	-	5	1	1	-	-	-	-	7	PAKISTAN
ፊሊፒንስ	4	1	2	-	-	1	-	-	8	PHILLIPINES
ሳውዲ አራቢያ	69	-	-	-	-	-	-	-	69	SAUDI ARABIA
ሲንጋፖር	1	-	-	-	-	-	-	-	1	SINGAPORE
ቲርኪ	1	1	1	-	-	-	-	-	3	TURKEY
<b>ጠቅላላ</b>	<b>101</b>	<b>22</b>	<b>31</b>	<b>12</b>	<b>22</b>	<b>13</b>	<b>1</b>	<b>202</b>		<b>TOTAL</b>
	HUMANITIES AND SOCIAL SCIENCE	ENGINEERING	MEDICAL SCIENCE	AGRI-CULTURE	EDUCATION AND FINE ARTS	NATURAL SCIENCE	UNCLES-SIFIED	TOTAL		COUNTRY
										SUBJECT



ፍርድ ቤቶች: በ1934 ዓ.ም በመጀመሪያ ዓመት በቁጥር 2: ስለ ጻገነት ሥራ አካሄድ በነጋሪት ጋዜጣ በወጣው አዋጅ መሠረት ከፍተኛው ፍርድ ቤት ከፍለ ሀገር ፍርድ ቤቶች የሚኖርሙሉትን የይገባኝ ጉዳዮች ይሰጣ ነበር :: እንዲሁም ከፍተኛው ፍርድ ቤት በአዲስ አበባና አስፈላጊ በሆነ ጊዜም በከፍለ ሀገር ያ ና ከተላያዎቹ በመዘዋወር ያሰጥል ነበር ::

ነገር ግን በ1955 ዓ.ም ስለ ፍርድ ቤቶች መሻሻል የወጣው አዋጅ /22ኛ ዓመት ቁጥር 7/ ከሚያዝያ 27/1955 ዓ.ም ጀምሮ ከፍተኛው ፍርድ ቤት በከፍለ ሀገሩና በአዲስ አበባም እንዲቋቋም ሲወሰን፣ ከዚያ በፊት የነበሩትን የከፍለ ሀገር ፍርድ ቤቶች ሸሮአቸዋል ::

በዚህም መሠረት ከ1956 ዓ.ም ጀምሮ ከሁን በፊት ወረዳ ፍርድ ቤቶች ቁርቦ ወደ አውራጃ ፍርድ ቤት ይመራ የነበረው ጉዳይ በቁጥጥ በወረዳ ፍርድ ቤቶች ይታያል፣ በከፍለ ሀገሩ ፍርድ ቤቶች የሚኖርቡ ጉዳዮች በቁጥጥ ለአውራጃው ፍርድ ቤቶች እንዲኖርቡ ተደርገዋል፣ በአውራጃ ፍርድ ቤቶች የታዩ ጉዳዮች በአዲስ አዋጅ መሠረት ወደ ተቋቋሙ የከፍለ ሀገር ከፍተኛ ፍርድ ቤት ይኖርባሉ ::

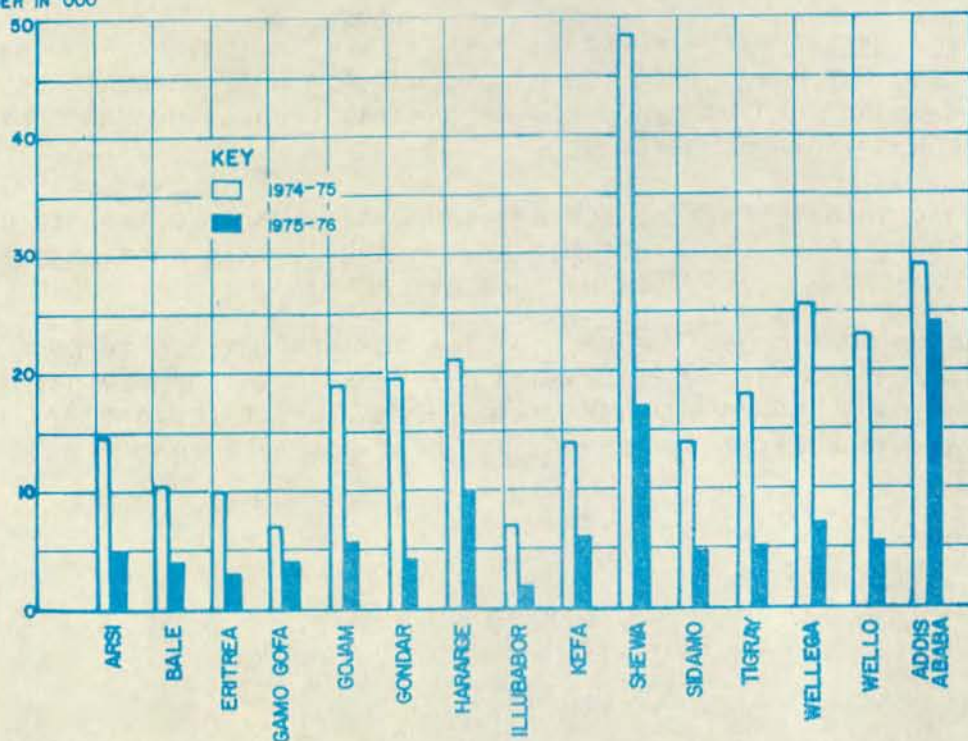
SECTION Q. LAW AND ORDER

THE COURTS: Under the terms of the Administration of Justice Proclamation, 1942 (Negarit Gazeta, 1st year, No. 2), the High Court heard appeals from decisions of the province courts and also had, and still has, original jurisdiction. The High Court sat in Addis Ababa and in the regional capitals when necessary. According to the Courts Proclamation, 1962 (Negarit Gazeta, 22nd year, No.7), from 5 May 1963, the High Court, sits permanently in the regions as well as in Addis Ababa but the regional courts have been abolished.

Thus, cases which formerly were presented to district courts and then to sub-province courts now go to the district courts. Cases which formerly were presented to regional courts now go to sub-province courts, and appeals from decisions of the sub-province courts are presented directly to the reorganised High Court.

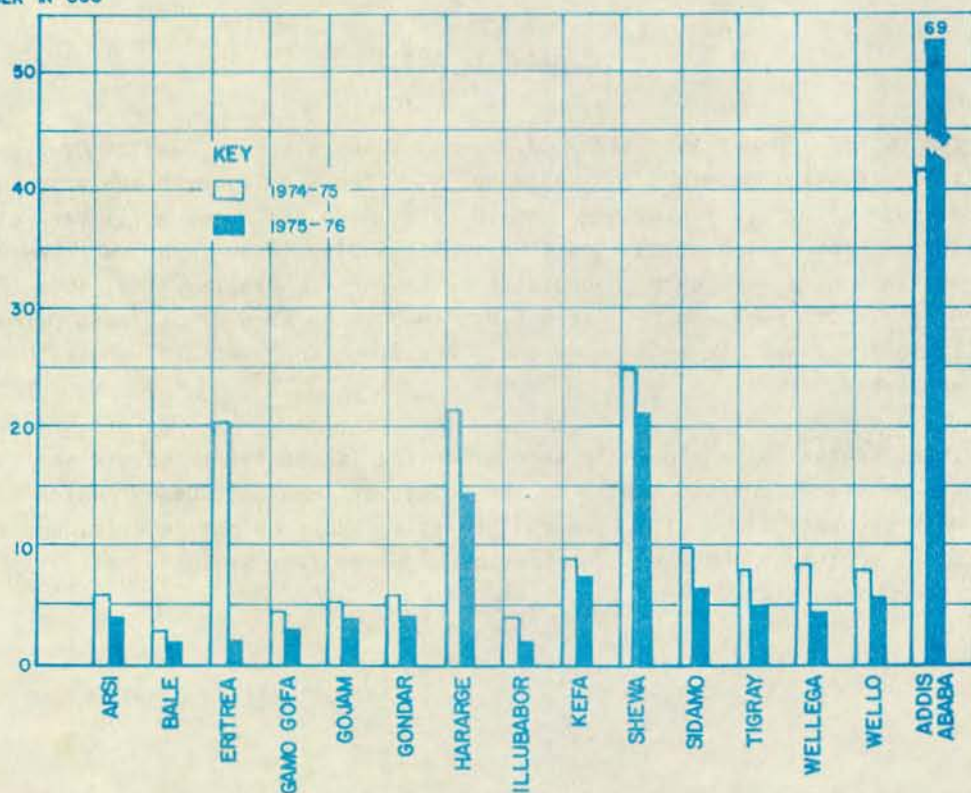
## Q.1 NUMBER OF CIVIL CASES DECIDED BY REGION

NUMBER IN '000

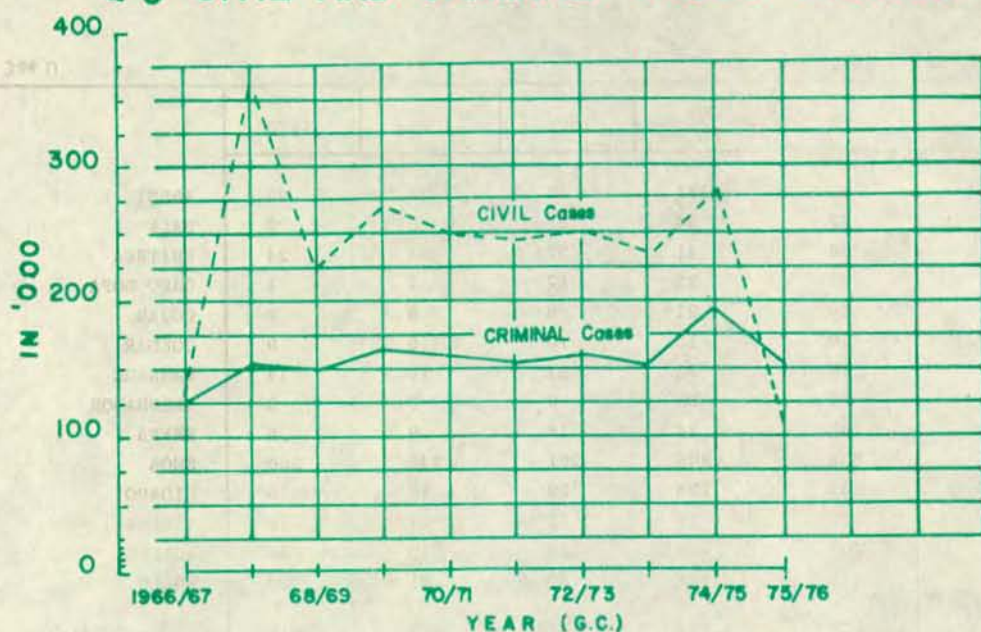


## Q.2. NUMBER OF CRIMINAL CASES BY REGION

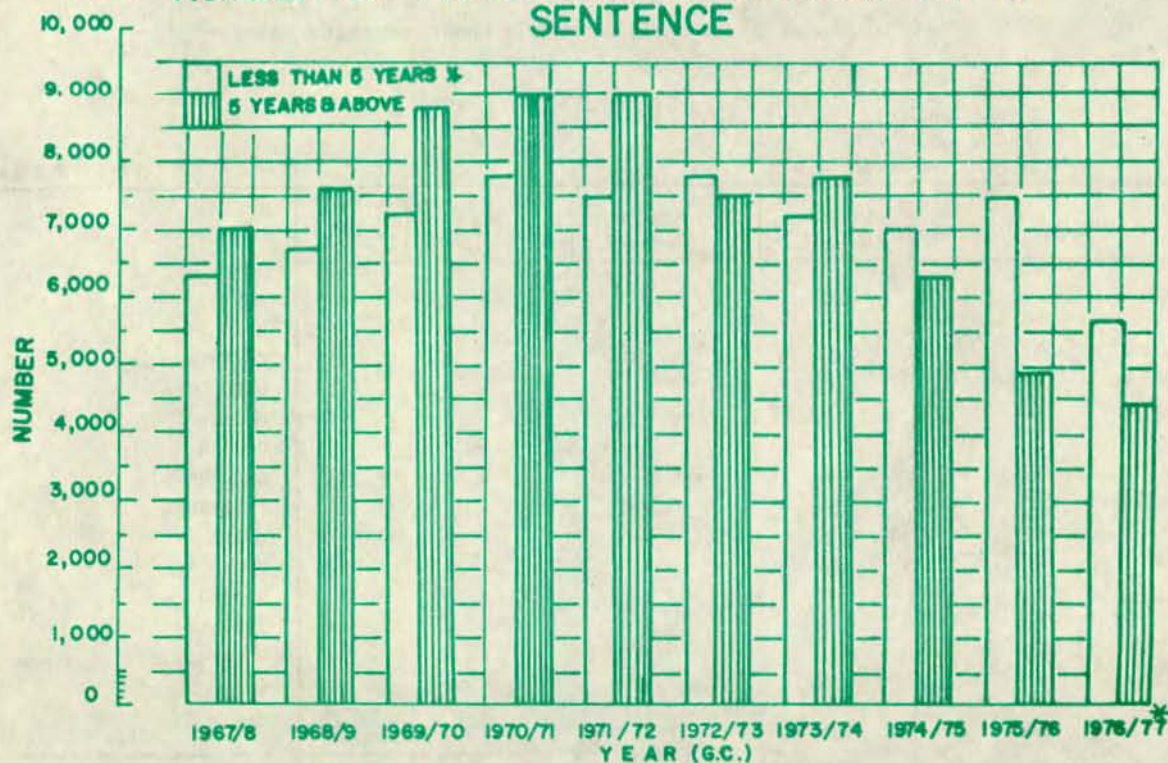
NUMBER IN 000



## NUMBER OF Q-3 CIVIL AND CRIMINAL CASES DECIDED



## Q-4 NUMBER OF PRISONERS BY THE LENGTH OF SENTENCE



\* FOR 1976/77, IT IS LESS THAN 3 YEARS, AND 3 YEARS AND ABOVE

የጠበቆች ብዛት በክፍለ ሀገር\*  
NUMBER OF ADVOCATES BY ADMINISTRATIVE REGION\*

ሠንጠረዥ ከ.1

TABLE Q.1 (a)

ቦታዎች ቁጥር NUMBER

ክፍለ ሀገር	1964	1966	1968	1969	1970	
አርቢ	181	181	36	29	29	ARSSI
ባሌ	77	54	21	5	2	BALE
ኦርታሬ	66	41	37	31	24	ERITREA
ጋም ገፋ	25	22	17	7	1	GAMO GOFA
ጎጃም	40	21	8	8	7	GOJAM
ጎንደር	10	15	10	5	9	GONDAR
ክረርገ	77	70	31	16	14	HARARGE
ኢሉባቦር	26	25	6	3	3	ILLUBABOR
ክፋ	88	74	18	9	8	KEFFA
ሸዋ	858	906	261	245	250	SHOA
ሲዳሞ	235	228	22	16	10	SIDAMO
ተገራይ	25	17	15	14	12	TIGRAI
ወላጋ	207	356	24	15	24	WOLLEGA
ወሎ	213	164	20	21	20	WOLLO
ጭቅ	2,128	2,174	526	429	413	TOTAL
	1971/72	1973/74	1975/76	1976/77	1977/78	ADMINISTRATIVE REGION

የጠበቆች ብዛት በፍርድ ቤት ዓይነትና በክፍለ ሀገር፣ 1970 ዓ.ም  
NUMBER OF ADVOCATES BY TYPE OF COURT AND REGION, 1977/78

ሠንጠረዥ ከ.2

TABLE Q.2

ቦታዎች ቁጥር NUMBER

ክፍለ ሀገር	ጠባቂ ተኝ ፍርድ ቤት	ባለቤት ጊዜ ፍርድ ቤት	በወረዳ ፍርድ ቤት	ጭቅ	
አርቢ	15	9	5	29	ARSSI
ባሌ	-	-	2	2	BALE
ኦርታሬ	23	-	1	24	ERITREA
ጋም ገፋ	1	-	-	1	GAMO GOFA
ጎጃም	2	5	-	7	GOJAM
ጎንደር	6	3	-	9	GONDAR
ክረርገ	8	4	2	14	HARARGE
ኢሉባቦር	1	2	-	3	ILLUBABOR
ክፋ	5	3	-	8	KEFFA
ሸዋ	153	53	44	250	SHOA
ሲዳሞ	7	1	2	10	SIDAMO
ተገራይ	5	6	1	12	TIGRAI
ወላጋ	5	11	8	24	WOLLEGA
ወሎ	8	11	1	20	WOLLO
ጭቅ	239	108	66	413	TOTAL
	HIGH COURT	SUB-REGION COURT	DISTRICT COURT	TOTAL	ADMINISTRATIVE

\* የ1965 እና 1967 ዓ.ም የጠበቆች ብዛት አልተገኝም  
\*Data not available for 1972/73 and 1974/75.

በፍትህ ብጩ ከሰ የቀረቡት ጉዳዮች በዚያ ዓመት የፍርድ ስርዓት በከፍተኛ ሀገር  
 NUMBER OF CIVIL CASES BY STATUS OF DECISION AND ADMINISTRATIVE REGION

ሠንጠረዥ ከ.3 TABLE Q.3

ቦታዊ ቁጥር NUMBER

ዓመት የሀገር ፍርድ ስርዓት ከፍላ ሀገር	ጉዳዮች				1970/1 1971/2 1972/3 1973/4 1974/5*** 1975/6 1975/6 ADMINISTRATIVE REGION** COURTS ARSSI BALE ERITREA GAMO GOFA GOJAM GONDAR HARARGE ILLUBABOR KEFFA SHOA SIDAMO TIGRAI WOLLEGA WOLLO ADDIS ABABA TOTAL
	በዘመኑ የቀረቡ	ወጣ ስርዓት የተጠበቀ	በይገባ የቀረቡ	ፍርድ የተጠበቀ	
1963	250,070	248,910	11,142	11,261	
1964	244,155	245,541	17,511	17,579	
1965	249,773	249,144	18,831	17,769	
1966	236,052	236,782	17,420	17,188	
1967***	218,582	282,365	16,012	25,323	
1968	97,662	108,209	5,267	5,398	
1968 ከፍላ ሀገር ፍ/ቦታዎች**					
አርሲ	4,743	5,111	193	191	
ባሌ	3,491	4,273	112	120	
አርቲራ	2,643	3,001	339	392	
ጋሞ ጉፋ	2,711	4,041	100	104	
ጎጃም	5,191	5,471	419	516	
ጎንደር	4,049	4,244	323	281	
አረርገ	9,976	10,247	422	401	
ላላባቦር	2,042	1,984	104	109	
ክፋ	5,711	5,964	260	370	
ሸዋ	16,090	16,937	435	484	
ሲዳሞ	4,475	4,876	257	267	
ተገራይ	4,088	4,990	625	576	
ወለጋ	5,366	7,301	324	398	
ወሎ	5,445	5,469	378	333	
አዲስ አበባ	21,641	24,300	976	856	
ጅምር	97,662	108,209	5,267	5,398	
	LODGED	DECIDED*	APPEALED	JUDGED	YEAR AND ADMINISTRATIVE REGIONAL COURT
	CASES				

\*ከዓመት ወይ ዓመት የሚተላለፉ ጉዳዮች በመኖራቸው በዓመት ለፍርድ ስርዓት የቀረቡት ጉዳዮች ወጣ ስርዓት ያገኙ በሌላ ለኖራቸው ይቻላሉ ።  
 \*In any given year, the number of cases decided may exceed the number lodged due to the transfer of pending cases from previous years.

\*\*በከፍተኛ ሀገር ከፍተኛ አውራጃና ወረዳ በሽሪዓና በጋላ ፍ/ቦታዎች የቀረቡት ጉዳዮች ይጨምራሉ።  
 \*\*Includes the high court, Awraja, Wereda courts and the Kadi council of each administrative region.

\*\*\*ተከፋፈለ  
 \*\*\*Corrected

በወገድ ስር የቀረቡት ጉዳዮች በወጣነት ዓይነትና በክፍለ ሀገር  
 NUMBER OF CRIMINAL CASES BY STATUS OF DECISION AND REGION

ሠንጠረዥ ከ.4

TABLE Q.4

ዓመት ለሀገራት ፍርድ ቤቶች ክፍለ ሀገር	ጉዳዮች				
	በዘመኑ የቀረቡ	ወጣነት በወጣነት*	በይገባኝ የቀረቡ	ፍርድ የተ በወጣ ጥቅ	
1963	163,244	161,081	8,165	8,234	1970/1
1964	160,277	157,666	9,534	10,110	1971/2
1965	163,017	160,169	10,102	2,695	1972/3
1966	145,024	153,024	9,766	9,400	1973/4
1967	166,478	197,447	12,930	15,008	1974/5
1968	153,089	157,111	8,057	8,103	1975/6
1968					1975/6
የክፍለ ሀገር ፍ/ቤቶች					ADMINISTRATIVE REGION COURTS
አርቢ	3,654	4,212	453	439	ARSSI
ባሌ	1,890	2,059	213	221	BALE
አርቲራ	1,473	1,808	389	452	ERITREA
ጋሞ ጉሩ	2,785	3,027	234	222	GAMO GOFA
ጎጃም	4,034	4,293	583	558	GOJAM
ጎንደር	4,275	4,613	418	478	GONDAR
ዘረርጌ	14,646	14,546	888	798	HARARGE
ሊላባቦር	2,373	2,383	207	200	ILLUBABOR
ክፍ	7,097	7,505	470	505	KEFFA
ሾዋ	20,787	21,334	1,360	1,263	SHOA
ሲዳሞ	5,732	6,788	552	615	SIDAMO
ተገራይ	4,738	5,169	687	715	TIGRAI
ወለጋ	4,031	4,501	526	525	WOLLEGA
ወሎ	5,729	5,737	524	523	WOLLO
አዲስ አበባ	69,845	69,136	553	588	ADDIS ABABA
ጭር	153,089	157,111	8,057	8,103	TOTAL
	LODGED	DECIDED*	APPEALED	JUDGED	YEAR AND ADMINISTRATIVE REGIONAL COURTS
	CASES				

\*ከዓመት ወይም ዓመት የሚተላለፉ ጉዳዮች በፍርድ ቤቱ በየዓመቱ ለፍርድ ከሚቀርቡት ጉዳዮች ውስጥ ያገኙት ብለዋ ለፍርድ ቤቱ ይተላሉ ።  
 \*In any given year, the number of cases decided may exceed the number lodged due to the transfer of pending cases from previous year.