


FEDERAL DEMOCRATIC REPUBLIC OF ETHIOPIA

CENTRAL STATISTICAL AUTHORITY

REPORT ON  
MONTHLY AVERAGE RETAIL PRICES OF  
GOODS AND SERVICES

MARCH 2003 (MEGABIT 1995)



ADDIS ABABA  
APRIL 2003

Volume VI

---

276 STATISTICAL BULLETIN 276

---




FEDERAL DEMOCRATIC REPUBLIC OF ETHIOPIA

CENTRAL STATISTICAL AUTHORITY

REPORT ON  
MONTHLY AVERAGE RETAIL PRICES OF  
GOODS AND SERVICES

MARCH 2003 ( MEGABIT 1995)



ADDIS ABABA  
APRIL 2003

Volume VI

---

276 STATISTICAL BULLETIN 276

---

503-003-993

FEDERAL DEMOCRATIC REPUBLIC OF ETHIOPIA

CENTRAL STATISTICAL AUTHORITY

REPORT ON

MONTHLY AVERAGE RETAIL PRICES OF

GOODS AND SERVICES

MARCH 2005 (MEGABIT 1229)

የኢትዮጵያ ፌዴራላዊ ዲሞክራሲያዊ ጊዮርጊክ ጢሮች ማኅበራዊ ቤቱ  
የማኅበራዊ ቤቱ ማኅበራዊ ቤቱ  
የማኅበራዊ ቤቱ ማኅበራዊ ቤቱ

የጢሮች ማኅበራዊ ቤቱ  
የማኅበራዊ ቤቱ ማኅበራዊ ቤቱ

Volume 1

PREPARED AND PRINTED BY  
CENTRAL STATISTICAL AUTHORITY  
P.O.BOX 1143 ADDIS ABABA  
Tel. 55-30-11

የጢሮች ማኅበራዊ ቤቱ

# CONTENTS

	PAGE
I. Introduction .....	(iv)
II. Objectives .....	(vii)
III. Scope and Coverage .....	(vii)
IV. Method of Data Collection .....	(vii)
V. Definitions .....	(ix)
VI. Note .....	(x)

## Statistical Tables

### PART I

#### AVERAGE RETAIL PRICES OF GOODS AND SERVICES BY REGION AND SELECTED MARKET PLACES

Table 1 - Average Retail Prices of Goods and Services by Region and Selected Market Places - Group 1 Market Places .....	5
Table 2 - Average Retail Prices of Goods and Services by Region and Selected Market Places- Group 2 Market Places.....	27
Table 3 - Average Retail Prices of Goods and Services by Region and Selected Market Places- Group 3 Market Places.....	49
Table 4 - Average Retail Prices of Goods and Services by Region and Selected Market Places - Group 4 Market Places.....	71
Table 5 - Average Retail Prices of Goods and Services by Region and Selected Market Places - Group 5 Market Places.....	93
Table 6 - Average Retail Prices of Goods and Services by Region and Selected Market Places - Group 6 Market Places.....	115

Table 7:- Average Retail Prices of Goods and Services by Region and Selected Market Places - Group 7 Market Places.....137

Table 8:- Average Retail Prices of Goods and Services by Region and Selected Market Places - Group 8 Market Places.....159

Table 9:- Average Retail Prices of Goods and Services by Region and Selected Market Places - Group 9 Market Places.....181

Table 10:- Average Retail Prices of Goods and Services by Region and Selected Market Places - Group 10 Market Places.....203


Table 11:- Average Retail Prices of Goods and Services by Region and Selected Market Places - Group 11 Market Places.....225

## PART II

### AVERAGE PRICES OF HOTEL SERVICES BY REGION AND SELECTED MARKET PLACES

#### PAGE

Table 1 :- Average Prices of Hotel Services by Region and Selected Market Places - Group 1 Market Places .....	249
Table 2 :- Average Prices of Hotel Services by Region and Selected Market Places- Group 2 Market Places.....	253
Table 3 :- Average Prices of Hotel Services by Region and Selected Market Places- Group 3 Market Places.....	257
Table 4 :- Average Prices of Hotel Services by Region and Selected Market Places - Group 4 Market Places.....	261
Table 5 :- Average Prices of Hotel Services by Region and Selected Market Places - Group 5 Market Places.....	265
Table 6 :- Average Prices of Hotel Services by Region and Selected Market Places - Group 6 Market Places.....	269
Table 7 :- Average Prices of Hotel Services by Region and Selected Market Places - Group 7 Market Places.....	273
Table 8 :- Average Prices of Hotel and Services by Region and Selected Market Places - Group 8 Market Places.....	277
Table 9 :- Average Prices of Hotel Services by Region and Selected Market Places - Group 9 Market Places.....	281
Table 10 :- Average Prices of Hotel Services by Region and Selected Market Places - Group 10 Market Places.....	285
Table 11 :- Average Prices of Hotel and Services by Region and Selected Market Places - Group 11 Market Places.....	289



## I. INTRODUCTION

The monthly retail price data collection first started in Addis Ababa together with the Household Income, Consumption and Expenditure Survey of 1963 by dividing the city into four market zones (in fact, since September 1996 the city has been divided into 12 market zones). However, due to the ever increasing demand for the data, the scope and coverage of the survey was increased stage by stage. Hence, the geographical coverage of the survey was expanded to cover all the fourteen Regional capitals in 1975, twenty three urban Market Places (nine major urban Market Places were selected considering the prevalence of extensive market transaction) in 1978. Moreover, in 1996 further improvements have been made on the selection of the urban Market Places in such a way that all the regional capitals are to be included and this has increased the number to reach a total of 26 urban Market Places.

In rural areas, the retail price survey was launched together with the Rural Integrated Household Survey Program (RIHSP) in 1980/81. As part of the RIHSP, the price survey was carried out on quarterly basis starting from May 1981 to July 1987 and on monthly basis since September 1987. The survey was used to conduct in the markets of selected Farmers' Association (FAs), the then Enumeration Areas (EAs) or on nearby market places where residents of the FAs or EAs purchase most of goods and services for consumption and/or other purposes. Thus, from 1981 to 1985/6 the survey was conducted on 500 randomly selected FAs in the sedentary areas of the country except Tigray.

Between 1986/87 and 1996/97 the survey has been conducted in about 760 EAs and in the year 1997/98 the number of EAs to be covered by the survey were substantially increased to 1420. But, considering the substantial number of EA's to be covered and thereby huge amount of data to be collected, the processing and timely publishing of the data were not manageable. Hence, after conducting an intensive exercise on the quality of the data, the CSA realized that the sample EA's in which the price data are to be collected could be substantially reduced without affecting the quality of the resulting Consumer Price Index (CPI). Consequently, the CSA has arrived at a decision to reduce the sample EA's in which the price data to be collected from 1420 to 446 EA's starting from September 1998. Note that the Regional State of Tigray was covered by the rural retail price survey since 1994.

Moreover, further improvement have been made starting from July 2001 on the number of market outlets to be covered for this exercise. As a result, the price survey data collection had been restricted and basically focused on a market based survey approach by selecting 119 representative market outlets. The shift to more representative markets was implemented with the aim of achieving acceptable coverage of urban markets for each Region by dropping many remote rural markets. As a result, unnecessary time lag in the production of the average retail price report is expected to be minimized.

This report (Volume VI) provides average retail price of goods and services and by Selected Market Places together with regional average price on the basis of the current administrative hierarchy, i.e., Killil (regional states). The first part gives data on average retail prices of goods and services for the month of March 2003 ( Megabit 1995 ). While the second part presents data on average prices of food and accommodation (bed room) services in hotels in selected urban centers for the month of March 2003 (Megabit 1995).

Due to lack of space to accommodate all Towns/Market Places in one page, towns are categorized into eleven groups:

- **Group 1:** consists of Selected Market Places for Tigray, and Afar Regional State, namely: Endasilase, Endabaguna, Adwa, Axum, Adigrat, Wukiro, Mai-Chew, Mekele, Ayisaeta, Dubti, Melka Werer and Awash Sebat Kilo
- **Group 2:** consists of Selected Market Places for Amhara Regional State, namely: Chuahit, Gondar, Esete, Debre Tabor, Kobo, Weldiya, Kombolcha, Dessie, Shewa Robit, Debre Birhan
- **Group 3:** consists of Selected Market Places for Amhra Regional State, namely: Mota, Debre Markos, Adete, Bahir Dar, Sekota, Amde Work, Dangla, Chagni, Kemise, and Bati.
- **Group 4:** consists of Selected Market Places for Oromia Regional State, namely: Ghimbi, Dembi Dolo, Shambu, Nekemte, Bedele, Metu, Jimma, Agaro, Ambo, Weliso, Ejere and Fiche
- **Group 5:** consists of Selected Market Places for Oromia Regional State, namely: Nazareth, Shashemene, Diksise, Asella, Asebe Teferi, Bedessa, Alemaya, Boreda, Adaba, Robe, Hagere Mariam and Negele Borena

- **Group 6:** consists of Selected Market Places for Somalie and Benishangul Gumuz Regional States, namely: Shinele, Arere, Jig Jiga, Hartshek, Dollo, Moyale, Mambook, Mender Sebat, Assosa, Bambasi, Kemashi, and Agelo Meti,
- **Group 7:** consists of Selected Market Places for SNNP Regional State, namely: Welkite, Butajira, Hosahna, Shone, Doyugena, Alaba, Awasa, Hagere Selam, Dilla, and Yirgacheffe.
- **Group 8:** consists of Selected Market Places for SNNP Regional State, namely: Welayita Sodo, Bodite, Jinka, Dimeka, Masha, Tepi, Bonga, Chana, Arba Minch, and Sawla.
- **Group 9:** consists of Selected Market Places for SNNP Regional State, namely: Shewa Bench, MizanTeferi, Deri, Amaro Kelle, Soyama, Karat, Gidole, Waka, Beste Chere, Lasoka, and Amaya.
- **Group 10:** consists of Selected Market Places for City of Addis Ababa Administration, namely: Merkato, Kera, Zenebe Work, Gergi, Saris, Kotebe, Ferensay *Legasione*, Shola/Yeka, Asko, Addisu Gebeya, Efoyita Gebeya, and Akakai.
- **Group 11:** consists of Selected Market Places for Gambella Regional State, Harar People Regional State and Dire Dawa Administrative Council namely: Gambela, Shebo Kiro, Akashi, Kefira, Saban, Melkajebdu, Shewa ber and Arategna.

This edition updates Volume V of statistical bulletin 276

## II. OBJECTIVES

The main objectives of the survey are to:

- study the level of retail prices;
- assess the disparity of prices in each Region and Market Places .
- study changes in the economy;
- provide data for national accounts and researchers;
- prepare Monthly Consumer Price Indices (CPI) at Regional and country Level .

## III. SCOPE AND COVERAGE

The retail price survey, covers the collection of prices of major agricultural and industrial goods including food, drinks, drink constituents, tobacco, clothing and footwear, building materials, energy, household equipment, medical care, transportation, education, recreation, farm equipment, hotel services (food and accommodation) and other goods and services obtained from various outlets. Hence, about 400 items (above 140,000 price quotations) were covered by the survey monthly

In Addis Ababa, retail prices were collected from four major market areas, i.e., Merkato, Kirkos, Silasie and Piazza Markets until 1998. However, starting from September 1998 considering the population increase from 443,728 in 1961 to 2,354,000 in 1998 and subsequent expansion of Addis Ababa in terms of surface area, 12 markets are selected out of the potential 27 market places in the city. Retail prices are collected from these markets and the average represents Addis Ababa's price data. On the other hand, in Harar prices are collected in Shewa Ber and Arategna. Meanwhile, the market places for Dire Dawa Administrative council are Kefira, sabian and Melka jebdu

## IV. METHOD OF DATA COLLECTION

The retail prices of goods and services are collected from major outlets in selected urban Market Places/market places by enumerators with the use of kitchen balance and measuring tape. The outlets include open markets, kiosks, groceries, butcheries, pharmacies, super markets and other service giving establishments where households purchase most of their goods and services for household consumption and other purposes.

Retail prices of goods and services are collected from traders. However, sometimes, prices are also obtained from consumers at the time of purchase. In addition, wages of domestic servants and Daily Laborer charges are obtained from households. For each item a maximum of three price quotations are collected from three retailers on the same day. The enumerators always collect the monthly retail prices of goods and services by interviewing the retailers and by actually measuring the weight of the items on the spot for about 15 days. Starting from September 2002, an attempt was made to reduce the time lag between the data collection and the CPI data dissemination at Country and regional level by adjusting slightly the period of data collection. That is, instead of collecting price data from 8<sup>th</sup> through 22<sup>nd</sup> days of the month in question, the newly adjusted time frame is the 1<sup>st</sup> day through 15<sup>th</sup> days of European Calendar month under consideration.

Since an interview method of data collection is utilized rather than actual purchase and recording of prices, it may result, in some instances, in exaggeration or under estimation of prices. However, since enumerators are well-trained and permanently assigned to every market place and reside there, they have a good chance to familiarize themselves with the market and be on friendly terms with traders, owners of establishments and households. Thus, it can be expected that respondents were cooperative and provide reliable information over time.

Finally, it has to be recalled that, since the start of the collection of price data in 1963, retail prices in this Bulletin as well as in previous Bulletins indicate the free market prices prevailing in the market places under study.

## V. Definitions

3108 2

Urban Market Places: It is generally defined as a locality with 2,000 or more inhabitants. However, for the purpose of the 1994 Population and Housing Census Map Work, urban Market Places include the following regardless of the number of inhabitants<sup>1</sup>.

- a) All administrative capitals,
  - i) regional capitals,
  - ii) zone capitals not included in (i),
  - iii) wereda capitals not included in (i) and (ii),
  - iv) Localities with urban development associations not included in (i), (ii), and (iii).
- b) Municipal towns not included in (a) above,
- c) All localities that are not included either in (a) or (b) above, having a population of 1,000 or more persons, and whose inhabitants are primarily engaged in non-agricultural activities.

Note that localities with population of less than 1,000 persons should be considered as rural. However, for the purpose of this survey the selected urban Market Places in general satisfy the following conditions:

- A capital of an administrative region,
- An industrial Market Places and/or,
- A Market Places for trade and commercial activities.

Retail Price: A retail price is the money cost to the final purchaser of a specified unit of sale. It is inclusive of all sales and excise taxes.

Hotel Price : Hotel is an establishment rendering combined services of rooming, food and drinks on a fee basis.

---

<sup>1</sup>Transitional government of Ethiopia, Central Statistical Authority, 1992, Manual for Census Map work, Addis Ababa, Pp. 3-4.

## VI. NOTE

1. The minimum that the balance can weigh is 10 grams. Thus, items that are sold in small quantities like spices and whose weight fall below 10 grams can not be weighed as accurately as possible and as a result may affect the reliability of prices of these items in some respect.
2. The average column is a simple Arithmetic Mean prices for each item.
3. The symbol "-" is used for data not available or doubtful.
4. SNNP stands for Southern Nations, Nationalities and Peoples.

Group 1

# PART I

Learning Objectives: - You will be able to identify the main components of a business plan and understand their importance in the business planning process.

# PART I

# **Group 1**

## **Market Places**

(Endasilase, Endabaguna, Adwa, Axum, Adigrat, Wukiro, Mai-Chew, Mekele, Ayisaeta, Dubti, Melka Werer and Awash Sebat Kilo.)





Table 1 :- (Cont'd) Average Retail Price of Goods and Services by Region and Selected Market Places - Group 1 Market Places

March 2003  
Megabit 1995

REGION AND MARKET PLACES															
ITEM	UNIT	T I G R A Y								TIGRAY AVERAGE	A F A R			AFAR AVERAGE	
		Enda- silase	Enda- baguna	Adwa	Axum	Adigrat	Wukiro	Mai- chew	Mekelle		Ayisaeta	Dubti	Melka Werers		Awash Sebat killo
PRICE IN BIRR															
Barley Mixed.....	Kg	-	-	-	-	-	-	-	-	-	-	-	-	-	-
Maize.....	Kg	2.50	-	-	-	-	2.34	1.54	2.26	2.19	2.03	-	1.70	1.29	1.67
Oats.....	Kg	-	-	5.33	5.00	5.33	5.83	5.00	5.00	5.25	-	-	5.00	-	5.00
Sorghum.....	Kg	-	-	-	-	-	1.82	-	2.40	2.17	-	2.27	-	2.10	2.23
Durrah.....	Kg	-	-	-	-	-	-	-	-	-	-	-	-	-	-
'Furno Duket' Locally Processed..	Kg	4.00	3.50	3.67	4.00	3.30	4.00	-	4.60	3.93	3.33	3.50	3.50	-	3.44
<b>PULSES UNMILLED</b>															
Horse Beans.....	Kg	2.82	2.81	2.36	2.15	2.37	2.59	1.92	2.38	2.43	2.47	2.00	3.00	2.07	2.38
Peas White.....	Kg	-	-	-	-	2.49	-	2.09	-	2.29	-	-	2.50	2.07	2.28
Peas Black.....	Kg	-	-	-	-	-	-	-	-	-	-	-	-	-	-
Peas Mixed.....	Kg	-	-	3.02	2.55	-	2.50	2.04	2.99	2.62	-	2.18	-	1.57	1.88
Soya Beans.....	Kg	2.78	2.77	-	-	-	-	-	-	2.77	-	-	-	2.03	2.03
Chick Peas.....	Kg	2.82	3.10	2.92	2.63	2.33	2.45	1.97	2.41	2.58	2.50	2.50	2.00	2.00	2.25
Lentils.....	Kg	3.07	3.47	3.43	3.47	3.15	3.27	2.50	3.71	3.26	3.50	3.50	3.50	3.58	3.52
Haricot Beans.....	Kg	2.46	2.78	-	-	-	-	-	-	2.62	-	-	1.90	1.53	1.72
Lima Beans.....	Kg	2.11	2.04	-	3.58	-	-	-	-	2.45	-	-	-	-	-
Vetch.....	Kg	-	-	2.25	2.11	1.94	2.09	1.72	1.84	2.03	-	1.72	-	1.77	1.74
Fenugreek.....	Kg	5.71	5.71	10.29	8.22	4.06	6.00	2.38	3.02	5.67	3.83	4.67	4.83	4.00	4.33
<b>PULSES MILLED OR SPLIT</b>															
Horse Beans Milled.....	Kg	-	6.22	-	-	-	-	-	-	6.22	4.50	-	-	-	4.50
Peas Milled.....	Kg	-	-	-	-	5.00	4.41	-	-	4.85	-	-	-	-	-
Chick Peas Milled.....	Kg	-	-	-	-	-	-	-	-	-	-	-	-	-	-
Mixed Pulses Milled.....	Kg	-	-	5.62	6.33	4.00	4.79	6.79	-	5.55	4.67	4.00	-	3.42	4.03
Vetch Milled.....	Kg	-	-	-	-	4.00	4.89	-	3.42	3.86	-	-	3.57	3.00	3.29
Peas Split.....	Kg	-	-	4.88	-	3.33	-	5.00	4.60	4.41	3.83	4.00	4.00	4.17	4.00
Peas Split(Roasted).....	Kg	-	-	-	-	-	3.93	-	4.55	4.24	-	-	-	-	-

Table 1 --(Cont'd) Average Retail Price of Goods and Services by Region and Selected Market Places - Group 1 Market Places

March 2003  
Megabit 1995

REGION AND MARKET PLACES														
ITEM	UNIT	TIGRAY								AFAR				AFAR AVERAGE
		Enda-silase	Enda-baguna	Adwa	Anum	Adigrat	wukiro	Mai-chew	Wekelle	TIGRAY AVERAGE	Ayisaeta	Dubti	Meika Werera	
PRICE IN BIRR														
Horse Beans Split(Roasted).....	Kg	-	-	-	-	-	-	-	-	-	-	-	-	-
Lentils Split.....	Kg	5.83	5.33	6.35	5.72	5.00	4.60	5.00	5.44	5.41	4.83	4.92	5.00	4.83
Vetch Split(Roasted).....	Kg	-	-	-	-	-	3.87	-	3.34	3.61	-	-	-	-
Chick Peas Split(Roasted).....	Kg	-	-	-	-	-	-	-	4.64	4.64	-	-	-	-
Fenugreek Milled.....	Kg	7.67	8.00	16.12	10.67	10.00	13.33	7.00	11.00	10.23	5.00	7.92	11.67	10.00
<b>OIL SEEDS</b>														
Niger Seed.....	Kg	3.33	2.78	3.71	3.85	4.61	-	-	3.92	3.58	5.00	4.50	5.00	4.00
Linseed White.....	Kg	-	-	-	-	-	-	-	-	-	-	-	-	-
Linseed Black.....	Kg	3.26	3.18	3.51	3.53	3.47	2.78	2.49	3.82	3.33	5.00	4.50	-	3.75
Sesame Seed.....	Kg	3.00	3.00	-	-	-	-	-	-	3.00	5.83	4.25	3.00	3.92
Sunflower.....	Kg	3.33	3.51	4.33	5.37	-	-	-	3.46	4.00	5.67	3.67	3.83	3.33
Castor Beans.....	Kg	2.63	2.94	3.95	3.82	5.11	-	3.35	-	3.65	-	-	-	-
Rape Seed.....	Kg	3.00	2.90	3.62	3.34	3.31	5.91	-	-	3.55	5.00	3.92	3.83	3.75
Ground Nut Shelled.....	Kg	5.00	5.67	-	-	5.00	5.83	-	-	5.38	-	6.00	5.00	5.00
<b>PREPARED CEREAL PRODUCTS</b>														
Spaghetti (Local) Without Egg....	Kg	8.00	8.00	8.67	8.00	8.00	7.00	7.00	7.00	7.71	7.17	7.00	7.00	6.83
Pastini.....	Kg	13.00	-	9.67	9.00	10.00	9.33	9.33	9.00	9.90	8.00	8.33	8.00	8.00
Macaroni (Local) Without Egg....	Kg	6.00	6.00	5.83	6.50	6.67	6.00	5.50	6.50	6.13	5.00	5.00	5.00	5.83
'Fafa' Flour.....	kg	-	-	-	9.67	-	-	-	10.00	9.83	-	-	-	-
'Dube' Flour.....	kg	-	-	6.50	6.00	6.00	-	6.00	6.00	6.04	-	-	-	3.42
<b>BREAD AND OTHER PREPARED FOODS</b>														
'Enjera' ('Teff' Mixed).....	325gm	.81	.77	.72	.65	.69	.92	1.84	.69	.89	1.05	.75	.76	.67
'Dabo' (Traditional Ambasha)..	350gm	.88	-	.53	.51	-	-	.50	.77	.64	-	.75	.55	2.02
'Dabo' (Traditional Sheleto)..	350gm	-	-	-	-	.62	.88	-	-	.75	-	-	-	-

Table 1 :-(Cont'd) Average Retail Price of Goods and Services by Region and Selected Market Places - Group 1 Market Places

March  
Megabit 2003  
1995

ITEM	UNIT	R E G I O N A N D M A R K E T P L A C E S											AFAR AVERAGE		
		T I G R A Y								A F A R					
		Enda- silase	Enda- baguna	Adwa	Axum	Adigrat	Wukiro	Mai- chew	Mekelle	TIGRAY AVERAGE	Ayisaeta	Dubti		Melka Werers	Awash Sebat killo
P R I C E I N B I R R															
Bread Wheat (Bakery).....	350gm	1.05	1.09	1.39	1.78	1.32	1.39	1.20	1.42	1.34	1.20	1.20	1.49	1.70	1.39
Biscuits .....	150gm	2.73	2.73	-	1.88	3.11	3.06	2.73	3.41	2.81	3.18	2.73	2.73	3.00	2.91
<b>MEAT</b>															
Beef .....	Kg	16.00	-	12.00	-	12.00	-	12.00	-	12.40	-	-	16.00	13.67	14.83
Camel Meat .....	Kg	-	-	-	-	-	-	-	-	-	-	-	-	-	-
<b>FISH AND FISH PRODUCTS</b>															
Fish Fresh.....	Kg	-	-	-	-	-	-	-	-	-	-	-	-	-	-
Sardines (Imported).....	125gm	6.76	-	6.67	6.91	9.62	-	-	6.00	7.07	5.83	-	6.00	5.92	5.90
<b>DIARY PRODUCTS AND EGG</b>															
Cow Milk (Unpasteurized).....	Lt	3.33	3.33	3.00	3.33	2.50	3.00	2.50	3.33	3.04	3.03	-	3.03	4.79	3.62
Cow Milk (pasteurized).....	Lt	-	-	-	-	-	-	-	-	-	-	-	-	-	-
Camel Milk.....	Lt	-	-	-	-	-	-	-	-	-	-	-	-	-	-
Goat Milk.....	Lt	-	-	-	-	-	-	-	-	-	-	-	-	-	-
Powdered Milk (Edget).....	450gm	-	-	-	-	-	-	-	-	-	-	23.25	-	-	23.25
Yoghurt (Traditional).....	Lt	-	-	7.41	-	7.76	7.90	6.67	7.41	7.43	4.55	8.00	3.91	6.38	5.71
Cheese Cottage.....	Kg	-	-	-	-	-	-	-	-	-	-	-	6.06	6.90	6.48
Egg (Traditional).....	Dozen	4.60	4.00	-	3.29	3.43	2.69	3.62	4.00	3.66	4.80	4.80	6.00	4.80	5.10
<b>OILS AND FATS</b>															
Butter Unrefined.....	Kg	-	-	-	-	30.44	-	34.59	-	32.52	28.67	27.67	24.00	24.00	26.08
Cooking Oil (Imported).....	Lt	13.11	-	13.75	12.33	13.33	12.83	13.25	13.00	13.09	-	11.00	-	11.44	11.22
Cooking Oil (Local).....	Lt	12.12	11.36	11.36	11.87	11.33	-	-	-	11.61	11.33	-	10.00	11.00	10.78



Table 1 :- (Cont'd) Average Retail Price of Goods and Services by Region and Selected Market Places - Group 1 Market Places

March 2003  
Megabit 1995

ITEM	UNIT	R E G I O N A N D M A R K E T P L A C E S											AFAR AVERAGE		
		T I G R A Y								A F A R					
		Enda- silase	Enda- baguna	Adwa	Axum	Adigrat	Wukiro	Mai- chew	Mekelle	TIGRAY AVERAGE	Ayisaeta	Dubti		Melka Werers	Awash Sebat killo
P R I C E I N B I R R															
<b>SPICES</b>															
Pepper Whole.....	Kg	13.18	5.46	12.00	14.00	9.00	16.00	10.00	12.67	11.54	8.00	12.00	8.33	8.17	9.35
Black Pepper(Local).....	Kg	-	-	-	-	-	-	-	-	-	-	-	11.00	9.33	10.17
Long Pepper(Local).....	Kg	13.00	11.67	10.67	9.00	11.67	12.00	11.20	12.33	11.44	-	-	-	-	-
White Cumin(Bishop's Weed)Local..	Kg	5.00	4.00	5.67	5.50	4.33	5.00	5.11	5.00	4.95	7.83	7.67	5.67	5.75	6.73
Black Cumin(Local).....	Kg	6.00	5.00	6.00	6.33	5.00	4.67	5.46	5.00	5.43	7.50	9.83	5.33	5.83	7.13
Ginger Dry(Local).....	Kg	5.00	4.00	3.33	3.33	4.33	4.00	7.17	4.83	4.50	5.00	4.67	4.00	3.92	4.40
Ginger Wet(Local).....	Kg	-	-	4.03	2.50	4.00	3.00	3.92	3.33	3.47	3.67	4.00	1.67	1.50	2.71
Cloves(Imported).....	Kg	-	-	-	-	-	-	-	63.33	63.33	60.00	100.00	99.33	99.00	95.50
Cinnamon(Imported).....	Kg	-	-	25.00	30.00	35.00	-	-	-	28.57	34.00	38.00	23.33	24.33	29.55
Cardamon(Local).....	Kg	15.67	15.00	17.33	26.67	21.67	18.00	36.11	20.00	21.31	30.00	39.33	22.00	34.33	31.70
Tumeric Flour(Local).....	Kg	7.00	6.00	5.00	3.83	3.33	6.33	3.33	3.83	4.82	5.17	4.50	4.33	3.92	4.48
Chillies Whole.....	Kg	10.23	8.52	-	11.67	-	-	-	-	10.14	4.20	10.00	11.33	9.67	8.80
Basil Dry.....	Kg	5.42	5.42	-	9.24	10.00	19.39	8.89	-	9.73	-	-	7.67	7.67	7.67
<b>POTATOES, OTHER TUBERS AND STEMS</b>															
Potato.....	Kg	2.00	2.00	2.50	2.50	3.00	3.00	2.00	2.42	2.43	2.83	3.00	1.22	1.41	2.12
Sweet Potato.....	Kg	-	-	-	-	-	-	-	-	-	1.50	-	-	1.10	1.20
'Kocho' (Unprocessed).....	Kg	-	-	-	-	-	-	-	-	-	-	-	-	-	-
'Bula'.....	Kg	14.00	-	12.00	12.00	12.00	-	-	12.00	12.43	-	-	4.73	-	4.73
<b>COFFEE, TEA, CHAT AND BUCK-THORN LEAVES</b>															
Tea Leaves(Local).....	100gm	2.00	2.00	2.00	2.00	2.00	2.00	2.00	2.00	2.00	2.00	2.00	2.00	2.00	2.00
Coffee Whole.....	Kg	-	6.10	-	-	-	-	-	-	6.10	-	-	-	-	-
Coffee Beans.....	Kg	10.00	9.00	8.33	14.00	13.33	11.33	8.00	10.00	10.50	7.33	9.33	10.00	7.92	8.65
Coffee Leaves.....	Kg	-	-	-	-	-	-	-	-	-	-	-	3.86	4.42	4.14

Table 1 :-(Cont'd) Average Retail Price of Goods and Services by Region and Selected Market Places - Group 1 Market Places

 March 2003  
 Megabit 1995

ITEM	UNIT	REGION AND MARKET PLACES													
		T I G R A Y									TIGRAY AVERAGE	A F A R			AFAR AVERAGE
		Enda- silase	Enda- bagura	Adwa	Anum	Adigrat	Wukiro	Mai- chew	Mekelle	Ayisaeta		Dubti	Meika Werers	Awash Sebat killo	
P R I C E I N B I R R															
Buck Thorn Leaves.....	Kg	5.36	5.36	6.13	4.90	3.58	3.66	7.66	3.43	5.01	4.79	8.34	3.92	1.01	4.49
'Chat',.....	Kg	-	-	-	-	39.18	-	39.17	28.69	35.68	22.37	28.79	11.10	7.84	17.53
Malt-Barley.....	Kg	2.88	2.62	4.81	4.32	5.11	4.46	4.69	3.86	4.09	6.00	6.26	8.49	1.15	5.43
Malt-Wheat.....	Kg	-	-	-	-	-	4.68	4.92	-	4.82	-	-	6.32	.99	3.65
<b>OTHER FOOD ITEMS</b>															
Salt.....	Kg	2.00	2.00	1.43	1.75	1.58	1.04	1.36	2.50	1.71	1.42	1.50	2.00	1.50	1.60
Sugar.....	Kg	5.00	5.50	5.50	5.25	5.50	5.33	5.00	5.00	5.26	4.92	5.00	5.00	4.50	4.85
Honey.....	Kg	17.00	14.00	20.00	20.67	22.33	23.33	11.02	31.00	19.92	20.00	15.00	16.00	15.67	16.00
Canned Tomato (Local).....	410gm	7.00	7.33	7.00	5.79	7.00	5.23	7.00	6.83	6.62	7.25	6.50	6.17	5.67	6.32
<b>FOOD TAKEN AWAY FROM HOME</b>															
Cup of Tea.....	No	.25	.25	.27	.43	.50	.38	.37	.50	.37	.37	.25	.30	.27	.30
Cup of Coffee.....	No	-	-	1.00	1.00	1.00	1.00	1.00	1.00	1.00	1.00	1.00	1.00	.70	.93
Cup of Milk.....	No	1.00	-	1.00	1.00	1.00	.77	1.00	1.00	.97	1.17	1.00	1.00	1.17	1.08
'Key Wot Yebere'.....	One Meal	-	-	-	-	-	-	-	-	-	-	-	4.67	5.00	4.83
'Key Wot Yebeg/Yefyel'.....	One Meal	-	-	5.33	-	5.67	5.00	5.00	-	5.25	4.67	4.67	4.67	5.00	4.75
<b>COST OF MILLING</b>															
Cereals.....	100Kg	20.00	15.00	15.00	10.00	16.00	10.00	15.00	12.00	14.13	10.00	15.00	10.00	12.00	11.75
Pulses.....	100Kg	25.00	20.00	25.00	25.00	40.00	25.00	25.00	50.00	29.38	50.00	15.00	15.00	13.00	23.25
Pepper Whole.....	100Kg	100.00	100.00	50.00	100.00	100.00	100.00	100.00	100.00	93.75	100.00	60.00	75.00	100.00	85.63
<b>BEVERAGES - NON ALCOHOLIC</b>															
Ambo Mineral Water.....	500cc	3.00	3.00	3.00	3.00	3.00	2.50	2.50	2.50	2.81	2.00	2.25	2.00	2.00	2.06
Bure Mineral Water.....	500cc	-	-	-	-	-	-	-	-	-	-	-	-	-	-

Table 1 :- (Cont'd) Average Retail Price of Goods and Services by Region and Selected Market Places - Group 1 Market Places

March 2003  
Megabit 1995

ITEM	UNIT	R E G I O N   A N D   M A R K E T   P L A C E S													AFAR AVERAGE
		T I G R A Y									A F A R				
		Enda- silase	Enda- baguna	Adwa	Axum	Adigrat	Wukiro	Mai- chew	Mekelle	TIGRAY AVERAGE	Ayisaeta	Dubti	Melka Werers	Awash Sebat killo	
P R I C E   I N   B I R R															
Coca Cola/Fanta.....	300cc	-	-	3.00	3.00	3.00	2.50	2.50	2.50	2.75	2.25	2.50	2.00	2.00	2.19
Pepsi Cola/Mirinda.....	300cc	3.00	3.00	2.83	3.00	3.00	2.50	2.50	2.50	2.79	2.17	2.42	2.00	2.00	2.15
<b>BEVERAGES - ALCOHOLIC</b>															
Araki (Local).....	900cc	15.67	19.00	15.00	16.33	15.17	14.83	18.33	16.67	16.38	25.00	23.00	29.33	31.33	27.60
Cognac (Local).....	900cc	-	-	-	17.00	15.17	-	-	16.67	16.42	-	-	-	-	-
Brandy (Local).....	900cc	-	-	15.00	-	-	-	-	18.00	16.50	-	-	-	-	-
Gin (Local).....	900cc	-	-	14.67	16.67	15.17	14.16	19.00	18.00	16.24	25.00	23.00	29.33	31.33	27.60
Saris Wine (Normal).....	750cc	-	-	14.00	13.00	12.33	15.33	13.50	12.33	13.41	5.00	-	6.00	-	5.75
'Katikalla'.....	Lt	11.11	11.11	15.00	15.56	12.36	11.24	8.00	11.11	11.62	8.33	5.00	8.33	6.92	7.15
Beer (Bedele).....	330cc	-	-	-	-	-	-	-	3.50	3.50	-	3.33	3.00	3.00	3.11
Beer (Harar).....	330cc	-	-	-	-	4.00	3.50	3.50	3.50	3.63	3.17	3.33	3.00	3.00	3.13
Beer (Meta Abo).....	330cc	4.00	4.00	3.83	3.50	4.00	3.50	3.50	3.50	3.73	3.17	3.33	3.00	3.00	3.13
'Tella'.....	Lt	.81	.81	.80	.85	.68	.77	.50	.99	.78	1.18	1.18	.94	.75	1.01
'Tej' (Mead).....	Lt	3.33	3.33	3.00	2.96	5.56	2.25	3.03	5.93	3.67	1.77	1.62	2.13	2.00	1.88
<b>CIGARETTES AND TOBACCO</b>															
<b>CIGARETTES</b>															
Nyala.....	Packet	5.00	5.00	5.00	5.00	5.00	4.67	5.00	5.00	4.96	4.00	5.00	4.00	4.00	4.25
Gissila.....	Packet	-	-	-	-	-	-	-	-	-	-	-	-	2.00	2.00
Rothmans.....	Packet	10.00	10.00	10.00	10.00	10.00	10.00	10.00	10.00	10.00	10.00	10.00	10.00	10.00	10.00
<b>TOBACCO</b>															
'Gaya'.....	Kg	-	-	-	-	-	-	-	-	-	10.37	12.50	12.63	-	11.83

Table 1 :-(Cont'd) Average Retail Price of Goods and Services by Region and Selected Market Places - Group 1 Market Places

March 2003  
Megabit 1995

ITEM	UNIT	R E G I O N   A N D   M A R K E T   P L A C E S													
		T I G R A Y									A F A R				AFAR AVERAGE
		Enda- silase	Enda- baguna	Adwa	Axum	Adigrat	Wukiro	Mai- chew	Mekele	TIGRAY AVERAGE	Ayisaeta	Dubti	Melka Werers	Awash Sebat killo	
P R I C E   I N   B I R R															
<b>CLOTHING AND FOOT WEAR</b>															
<b>CLOTHING</b>															
Abujedid(Akaki/Bahir Dar)91cm. Meter	3.50	3.50	3.47	3.33	3.75	3.38	5.00	4.00	3.76	3.75	4.00	4.17	4.00	4.00	
Abujedid(Komb./Arba Min.)150cm. Meter	-	-	6.33	6.00	7.00	3.00	6.00	6.00	5.80	5.75	5.50	6.00	6.00	5.80	
Khaki(S-10,000 Twil)110cm. Meter	-	-	-	-	-	-	-	-	-	-	-	-	-	-	
Khaki(Akaki)91cm. Meter	-	-	-	-	-	-	-	-	-	-	-	-	-	-	
Wool-England 100%. Meter	-	-	-	-	-	-	-	183.33	183.33	-	-	-	-	-	
Tetron(Arba Minch). Meter	-	-	16.00	-	-	-	-	18.67	17.33	-	-	-	-	-	
Poplin(Arba Minch). Meter	6.00	6.00	7.00	6.33	7.00	6.83	-	6.00	6.45	6.50	-	-	7.00	6.83	
Poplin(Dire Dawa)105cm. Meter	8.00	7.00	11.67	-	14.00	-	12.00	10.67	10.35	10.83	11.00	11.50	-	11.07	
Poplin(Komb./Arba Minch)150cm. Meter	-	-	10.00	8.33	10.00	-	-	10.00	9.58	-	-	-	-	-	
Nylon(Mojo). Meter	-	-	-	11.33	-	-	-	19.33	15.33	-	-	-	29.50	29.50	
Polyster(Arba Minch/Awasa). Meter	-	-	-	11.33	-	-	-	15.50	14.55	-	13.33	-	-	13.33	
Jersi. Meter	19.00	18.33	13.33	11.67	12.33	12.00	-	15.50	14.55	-	-	-	-	-	
Cotton. Kg	4.00	4.00	6.33	4.67	7.00	6.00	6.00	6.33	5.41	-	-	-	29.00	29.00	
Hisufi. Meter	-	-	25.67	22.00	-	-	-	-	23.83	-	-	-	29.00	29.00	
Kefay. Meter	19.67	19.00	15.67	14.00	-	15.00	-	-	16.67	-	-	-	31.00	31.00	
<b>COST OF TAILORING</b>															
Woolen Suit (Men). No	-	-	265.00	286.67	220.00	-	250.00	300.00	276.00	-	-	-	-	-	
Khaki Suit (Men). No	-	-	31.67	27.67	30.00	-	40.00	41.67	33.31	-	-	50.00	34.00	42.00	
Khaki Suit (Boys). No	-	-	19.00	26.00	20.00	-	20.00	26.67	22.69	-	-	28.33	29.00	28.67	
Tateron Suit (Men). No	-	-	31.67	26.33	30.00	-	40.00	55.00	36.08	-	-	50.00	38.33	44.17	
Tateron Suit (Boys). No	-	-	19.00	27.67	20.00	-	20.00	28.33	23.46	-	-	28.33	29.00	28.67	
<b>READY-MADE / FOR ADULTS</b>															
'Netela'. No	-	18.00	-	27.67	18.33	21.50	20.67	-	21.46	-	-	29.33	31.00	30.17	

Table 1 :- (Cont'd) Average Retail Price of Goods and Services by Region and Selected Market Places - Group 1 Market Places

March 2003  
Megabit 1995

ITEM	UNIT	R E G I O N   A N D   M A R K E T   P L A C E S													
		T I G R A Y									TIGRAY AVERAGE	A F A R			AFAR AVERAGE
		Enda- silase	Enda- baguna	Adwa	Axum	Adigrat	Wukiro	Mai- chew	Mekelle	Ayisaeta		Dubti	Melka Werers	Awash Sebat killo	
P R I C E   I N   B I R R															
'Gabi'.....	No	38.33	37.00	32.50	45.00	35.00	44.33	58.33	51.67	43.02	58.00	-	58.33	59.00	58.57
Shirts Long Sleeved (Local).....	No	-	30.00	39.00	24.00	-	21.67	40.00	50.00	31.71	-	-	58.33	59.00	35.00
Shirts Short Sleeved (Local).....	No	-	-	40.00	-	-	-	-	-	40.00	-	-	-	-	-
Shirts Long Sleeved (Imported).....	No	47.67	45.00	41.00	37.33	47.67	37.00	43.33	48.33	43.35	57.33	49.67	58.33	56.00	55.33
Shirts Short Sleeved (Imported).....	No	42.67	-	43.33	42.67	42.33	-	-	50.00	44.20	46.00	42.33	48.33	67.67	51.08
Socks (Cotton) Imported.....	Pair	7.00	-	5.33	6.00	7.33	5.33	-	8.00	6.50	7.00	7.33	7.33	7.33	7.25
Sweater (Local) Men.....	No	-	-	27.50	-	38.00	-	-	-	31.00	-	-	-	67.33	67.33
Sweater (Local) Women.....	No	-	-	37.50	-	42.00	-	-	80.00	49.25	-	-	-	105.00	105.00
Shash (Imported).....	No	17.00	18.00	15.67	7.33	6.67	14.67	10.33	7.00	12.08	13.33	9.33	11.67	21.00	13.83
Singlets (Local) White.....	No	9.00	9.00	11.00	12.00	11.25	7.00	10.00	11.67	9.91	10.00	-	-	-	10.00
Jeans Trouser.....	No	74.33	76.67	75.00	61.67	71.67	68.33	-	93.33	74.43	74.33	82.67	78.33	-	78.44
Woolen Suit.....	No	-	-	-	-	550.00	-	-	850.00	730.00	-	-	-	900.00	900.00
'Kemisna Netela'.....	No	180.00	-	250.00	200.00	116.67	110.00	170.00	140.00	154.38	-	150.00	99.33	116.67	114.00
Sweater-Men (Imported).....	No	-	-	88.33	71.00	85.00	-	-	120.00	91.08	-	-	-	75.00	75.00
Sweater-Women (Imported).....	No	-	-	-	-	-	-	-	75.00	75.00	-	-	-	123.33	123.33
Nylon Dress.....	No	-	-	-	-	-	-	-	-	-	-	-	-	-	-
Tetron Trouser.....	No	-	-	-	-	-	-	-	-	-	-	-	-	-	-
Leather Jacket.....	No	290.00	-	300.00	335.00	336.67	372.50	300.00	336.67	327.00	-	-	-	-	-
Under Wear China.....	No	13.00	12.33	5.67	10.33	16.33	13.67	15.67	18.67	13.21	16.33	13.67	14.33	9.33	13.42
Deriya.....	No	10.00	-	18.00	-	-	9.44	10.50	-	12.12	12.56	11.34	10.00	10.33	11.06
Polyester Suit.....	No	-	-	-	-	-	-	-	-	-	-	-	-	-	-
Khaki Short.....	No	-	-	-	-	-	-	-	7.00	7.00	-	-	-	-	-
T-Shirts.....	No	22.00	22.50	38.33	30.00	-	21.67	39.33	26.00	29.00	37.67	39.33	26.00	34.00	34.25
Jogging Suit(sport tuta).....	No	73.67	34.00	98.33	79.00	70.00	73.33	68.33	78.33	71.88	82.33	78.33	76.67	57.33	73.67
Khaki Jacket.....	No	105.00	88.33	122.50	117.50	105.00	70.00	-	106.67	103.82	-	-	-	-	-
Geldem.....	No	12.67	12.33	15.33	25.67	14.33	13.00	23.67	-	16.71	31.00	31.67	30.00	28.33	30.25

Table 1 :-(Cont'd) Average Retail Price of Goods and Services by Region and Selected Market Places - Group 1 Market Places

March 2003  
Megabit 1995

ITEM	UNIT	R E G I O N   A N D   M A R K E T   P L A C E S												
		T I G R A Y								A F A R				AFAR AVERAGE
		Enda- silase	Enda- baguna	Adwa	Axum	Adigrat	Wukiro	Mai- chew	Mekelle	TIGRAY AVERAGE	Ayisaeta	Dubti	Melka Werers	
P R I C E   I N   B I R R														
<b>READY-MADE / FOR CHILDREN</b>														
Sweater (Local) for Boys..... No	-	-	14.00	14.33	17.00	-	-	35.00	17.57	-	-	-	-	-
Socks (Imported) Cotton..... Pair	-	-	2.67	2.67	3.67	3.33	-	4.00	3.27	4.00	4.33	4.33	6.33	4.75
Jeans Trouser..... No	72.50	60.00	-	-	-	-	-	-	66.25	37.50	39.00	-	-	38.40
Shirt Long Sleeved(Imported)Boys. No	37.50	-	20.33	-	-	20.00	22.50	-	25.13	21.50	33.00	-	31.00	29.38
Sweater (England) for Girls..... No	-	-	35.00	-	-	-	-	-	35.00	-	-	-	78.33	78.33
Short for Boys..... No	-	-	-	-	-	-	-	4.33	4.33	-	-	-	-	-
Kemise(for children) ..... No	42.33	38.33	33.33	40.00	40.00	50.00	41.67	45.00	41.33	-	67.33	24.67	62.33	51.44
<b>FOOTWEAR (MEN AND WOMEN)</b>														
Arbessa Leather Shoes Men(Local)Pair	71.67	72.50	155.00	70.00	80.00	75.00	80.00	127.50	86.62	56.00	67.50	61.67	93.33	71.20
Leather Shoes Men (Croft)..... Pair	116.67	-	130.00	118.33	131.67	180.00	150.00	-	130.00	105.00	107.50	108.33	115.00	109.09
Walking Shoes(Imp.) Non-Leather Pair	76.67	73.33	81.67	105.00	71.67	-	-	150.00	84.67	71.67	-	24.33	-	48.00
Canvas Shoes (Local) Men..... Pair	-	35.00	18.67	-	-	18.33	-	25.00	23.10	-	25.00	-	-	25.00
Canvas Shoes (China) Men..... Pair	-	22.00	22.00	23.00	24.33	-	-	-	22.91	-	26.00	-	-	26.00
Plastic Shoes (Local) Women.... Pair	9.67	10.00	6.67	7.33	7.00	6.00	7.33	7.00	7.63	9.83	9.33	7.67	8.83	8.92
Slippers Sponge Adult (China).. Pair	7.00	7.00	6.83	7.83	7.00	6.83	8.00	7.00	7.19	10.50	10.00	9.33	9.00	9.71
Boots for Men Plastic (Local).. Pair	-	-	-	-	-	-	-	-	-	-	-	-	-	-
Sendel Plastic Shoes (Imp.).... Pair	24.00	-	18.67	-	-	19.00	-	-	20.56	-	14.67	18.33	-	16.50
Cost of Mending Shoes sole(Men).Pair	27.50	-	26.67	25.00	31.00	21.00	-	31.67	27.50	-	30.00	-	-	30.00

Table 1 :-(Cont'd) Average Retail Price of Goods and Services by Region and Selected Market Places - Group 1 Market Places

March 2003  
Megabit 1995

ITEM	UNIT	R E G I O N A N D M A R K E T P L A C E S												AFAR AVERAGE	
		T I G R A Y								A F A R					
		Enda- silase	Enda- baguna	Adwa	Axum	Adigrat	Wukiro	Maye- chew	Mekelle	TIGRAY AVERAGE	Ayisaeta	Dubti	Melka Werer		Awash Sebat killo
P R I C E I N B I R R															
CONSTRUCTION MATERIALS, WATER, AND FUEL AND POWER															
CONSTRUCTION MATERIALS															
Cement/Bag/(Local).....	50Kg	48.00	48.00	47.33	47.83	44.00	42.00	47.00	40.50	45.41	50.00	45.00	49.00	35.33	42.71
Lime.....	Kg	1.50	-	1.42	2.00	1.20	.90	1.25	1.00	1.28	-	1.14	-	-	1.14
Nail (7cm - 12cm).....	Kg	8.33	8.00	9.67	-	10.00	-	8.92	7.00	8.86	10.00	7.67	9.00	8.00	8.40
Nail With Cape.....	Kg	11.00	11.00	11.67	11.33	11.67	11.00	11.50	11.00	11.26	12.00	10.33	11.33	10.00	10.82
Corrugated Iron Sheet (.2mm).....	No	31.00	32.00	-	31.50	38.00	31.00	-	37.33	33.47	39.00	34.00	-	-	35.67
Wood for House Construction('Atana')..	No	21.67	23.00	20.00	-	19.67	-	-	18.33	20.18	-	-	-	7.67	7.67
Wall Paints-Super (Fluid) Normal.....	4Kg	56.33	-	54.67	55.33	-	-	-	55.00	55.33	63.00	57.00	60.00	56.33	58.30
Wall Paints-Super (Fluid) Plastic....	4Kg	90.33	-	95.00	100.00	-	-	-	90.00	93.83	-	90.00	-	-	90.00
Coarse Aggregate Gravel.....	Meter Cube	-	-	-	-	101.93	-	-	-	101.93	-	-	-	-	-
Hollow Concrete Block(20x20x40 cm Cube)No	3.50	-	3.50	2.88	3.42	2.33	3.00	2.80	2.99	-	-	-	-	3.00	3.00
Bricks (25cm x 12cm x 6cm).....	No	-	-	-	-	.50	-	-	.50	-	-	-	-	-	-
Floor Board 4m Length.....	No	-	-	58.67	-	-	-	-	58.67	-	-	-	-	-	-
Iron Pipe 6mt. (1/2 inch Wide) Local..	No	-	-	62.67	-	44.50	43.33	55.00	-	51.33	50.00	44.00	50.00	40.00	40.00
Chipwood (125cm x 250cm x 8mm).....	No	-	-	94.50	-	90.00	-	-	-	93.00	100.00	-	-	-	100.00
Sand.....	Meter Cube	-	-	77.93	-	85.87	35.56	-	57.92	64.32	-	-	-	-	-
Gutter N° 32.....	Meter	-	-	20.00	30.00	-	-	-	30.00	28.57	-	-	-	-	-
Window Glass (50cm x 50cm x 3mm).....	No	-	-	41.67	-	25.00	-	35.00	18.67	29.56	-	-	-	-	-
Water Tanker (1meter cube).....	No	750.00	-	1200.00	-	-	-	-	-	1020.00	-	-	-	-	-
Stone for House Construction..	Meter Cube	-	-	44.35	61.26	54.31	25.31	-	52.41	47.53	-	-	-	-	-
Mega Paints.....	4Kg	-	-	-	-	-	-	-	55.00	55.00	63.00	56.33	60.00	56.33	58.10
Tseday Paints.....	4Kg	-	-	-	-	-	-	-	-	-	-	-	-	-	-
"Yewel'el Nitaf"(Tile).....	No	-	-	-	-	3.00	-	-	3.00	-	-	-	-	-	-
WATER															
Water.....	Meter Cube	3.75	7.50	4.17	4.17	6.67	9.08	4.17	5.50	5.63	6.88	7.33	9.17	18.33	10.43

Table 1 :- (Cont'd) Average Retail Price of Goods and Services by Region and Selected Market Places - Group 1 Market Places

March 2003  
Megabit 1995

ITEM	UNIT	REGION AND MARKET PLACES												AFAR AVERAGE	
		T I G R A Y								A F A R					
		Enda-silase	Enda-baguna	Adwa	Axum	Adigrat	Wukiro	Waye-chew	Mekelle	TIGRAY AVERAGE	Ayisaeta	Dubti	Melka Werer		Awash Sebat killo
PRICE IN BIRR															
<b>FUEL AND POWER</b>															
Fire Wood.....	Meter Cube	40.49	35.39	86.12	88.68	108.70	52.63	98.81	114.92	78.22	62.15	21.01	-	46.86	43.34
Charcoal.....	Kg	.99	1.42	1.28	1.25	2.19	2.37	1.32	2.24	1.64	.92	1.18	.76	.98	.96
Dung Cake.....	Kg	-	-	-	-	.33	-	-	-	.33	-	-	-	-	-
Kerosine.....	Lt	2.17	2.73	2.13	2.14	2.08	2.05	1.98	2.03	2.19	4.00	4.27	2.43	1.92	3.40
Diesel.....	Lt	2.89	3.03	2.85	2.86	2.80	2.77	-	2.75	2.86	4.00	3.05	3.00	2.64	3.21
Electric.....	K.Watt	.27	.27	.27	.27	.27	.27	.27	.27	.27	.29	.29	.29	-	.29
Matches.....	Box	.25	.25	.25	.25	.25	.25	.22	.25	.25	.25	.25	.25	.25	.25
Candles.....	No	1.00	1.00	1.00	1.00	1.00	1.00	.80	1.00	.98	1.00	1.00	1.00	1.00	1.00
Buthane Gas (Shell).....	12.5 Kg	-	-	-	-	-	-	-	139.42	139.42	-	-	-	-	-
Eveready Drycell.....	No	1.75	1.75	1.75	1.75	2.00	1.75	1.75	1.75	1.78	1.83	2.00	2.00	2.00	1.96
<b>FURNITURE, FURNISHING, HOUSEHOLD EQUIPMENT AND OPERATION</b>															
<b>CHAIRS, TABLES, ETC.</b>															
Table Wanza (Machine made) Varnished..	No	200.00	-	266.67	440.00	200.00	250.00	-	416.67	305.71	400.00	325.00	387.50	480.00	398.33
Table Wanza (Hand made) Not Varnished.	No	155.00	-	123.33	-	-	-	-	136.00	-	295.00	-	475.00	385.00	
Chairs Wanza (Machine Made) Varnished.	No	65.00	-	88.33	92.50	65.00	113.33	-	110.00	92.00	83.33	100.00	85.00	50.00	83.89
Chairs Wanza (Hand Made) Varnished....	No	67.50	-	66.67	-	-	-	-	67.00	-	97.50	-	45.00	80.00	
Cupboard Wanza (2 doors) Varnished....	No	1283.33	-	1566.67	1650.00	1000.00	1133.33	950.00	1266.67	1290.00	1183.33	950.00	925.00	995.00	1032.22
Double Bed Wanza (120cm) Varnished....	No	933.33	-	950.00	533.33	850.00	600.00	1233.33	837.50	823.33	800.00	550.00	490.00	670.00	
Sofas (Complete).....	No	4000.00	-	4000.00	4525.00	-	4000.00	-	5666.67	4605.00	2500.00	3050.00	-	-	2866.67
Book Shelves Wanza (3 Shelves) no Door	No	-	-	516.67	340.00	450.00	350.00	265.00	483.33	418.33	475.00	375.00	250.00	190.00	373.57
Chest of Drawer .....	No	-	-	-	450.00	400.00	-	450.00	950.00	657.14	591.67	450.00	-	-	535.00
<b>FURNISHINGS &amp; REPAIRS</b>															
Bed Sheet (Non-Patterned Bahir Dar)	Pair	39.00	-	48.00	-	-	40.00	-	-	41.00	-	-	46.00	-	46.00

Table 1 :- (Cont'd) Average Retail Price of Goods and Services by Region and Selected Market Places - Group 1 Market Places

March 2003  
Megabit 1995

ITEM	UNIT	R E G I O N A N D M A R K E T								P L A C E S				AFAR AVERAGE
		T I G R A Y								F R A A R				
		Enda-silase	Enda-baguna	Adwa	Axum	Adigrat	Wukiro	Maye-chew	Mekelle	TIGRAY AVERAGE	Ayisaeta	Dubti	Melka Werer	Awash Sebat killo
P R I C E I N B I R R														
Bed Sheet(Patterned Kombolcha)														
1.90m x 2.50m.....	Pair	58.33	-	85.00	-	-	71.00	-	85.00	69.75	-	76.67	57.33	67.00
Bed Cover(Patterned Kombolcha).....	No	81.67	-	-	64.00	-	-	-	-	74.60	-	-	95.00	95.00
Blanket Woolen(Debre B.)160cm x 220cm. No		80.33	-	-	80.67	80.67	83.67	85.67	80.00	81.83	-	-	-	-
Mattress-Sponge (A.A Foam) 120cm.....	No	290.00	-	320.00	321.67	323.33	330.00	-	316.67	316.76	350.00	-	-	350.00
Towel-Local (Kombolcha).....	No	22.50	12.00	17.67	-	12.00	11.00	-	11.67	14.13	-	13.00	-	13.00
<b>EARTHEN WARE</b>														
Water Pot.....	No	5.50	6.17	4.33	4.17	-	6.83	10.67	3.83	5.93	17.00	-	9.50	11.38
'Jebena' Medium Size.....	No	1.25	1.50	1.50	1.83	3.00	2.67	3.33	2.67	2.22	4.00	3.83	3.00	3.46
'Mitad' (Griddle of Clay).....	No	5.00	8.00	8.00	9.67	7.33	8.00	9.33	10.00	8.17	18.00	20.00	15.00	15.75
Local Stove '(Lakech).....	No	10.00	11.33	12.67	13.00	-	-	6.00	13.67	11.11	11.00	9.67	7.17	8.83
Cup for Coffee (China).....	No	1.00	1.00	1.50	1.42	1.42	1.42	1.50	1.50	1.34	1.50	1.50	1.50	1.48
Plate Clay (imported).....	No	-	-	4.33	5.33	4.00	4.50	-	5.67	4.77	5.00	5.00	4.00	4.50
<b>STRAW, BAMBOO AND OTHERS</b>														
'Sefed'.....	No	5.50	5.83	8.33	10.00	7.67	-	10.67	13.33	8.76	5.17	11.67	7.00	7.67
Sack 100Kg Capacity.....	No	-	-	2.00	2.83	-	-	-	-	2.50	-	-	-	-
<b>METAL WARE</b>														
Cooking Pan Medium (Local).....	No	38.33	36.33	24.00	34.00	21.00	15.00	14.33	13.33	24.54	23.33	17.67	23.00	17.67
Tray (Nickel) Medium N° 45 Local.....	No	-	-	-	-	-	12.00	-	-	12.00	16.33	-	15.33	15.67
Electric 'Mitad' Aluminium.....	No	-	-	430.00	442.50	420.00	480.00	-	333.33	406.50	-	-	-	-
Gas Stove (Kerosine) China.....	No	49.00	-	39.33	40.67	31.67	37.00	40.67	40.00	39.76	45.00	-	40.33	41.50
Refregerator.....	No	2500.00	-	-	-	-	-	-	-	2500.00	-	-	-	-

Table 1 :-(Cont'd) Average Retail Price of Goods and Services by Region and Selected Market Places - Group 1 Market Places

 March 2003  
 Megabit 1995

		REGION AND MARKET PLACES													
ITEM	UNIT	TIGRAY								TIGRAY AVERAGE	AFAR			AFAR AVERAGE	
		Enda- silase	Enda- baguna	Adwa	Axum	Adigrat	Mukiro	Haye- chew	Mekelle		Ayisaeta	Dubti	Meika Werer		Awash Sebat killo
PRICE IN BIRR															
<b>PLASTIC WARE (LOCAL MADE)</b>															
Jerrycan (20 Litres).....	No	-	-	19.33	-	16.67	17.33	20.67	-	18.50	-	-	14.33	14.00	14.17
Bucket (20 Litres).....	No	18.00	17.33	15.33	16.33	14.00	14.50	15.67	16.33	15.94	19.00	16.67	16.67	15.00	16.83
<b>GLASS WARE</b>															
Glass for Tea (Duralax).....	No	3.00	3.00	2.00	3.17	3.00	3.17	-	3.00	2.90	3.50	3.50	3.00	2.75	3.13
<b>OTHER HOUSEHOLD EQUIPMENT</b>															
Kerosine Lamp.....	No	29.33	29.33	22.33	22.33	18.33	20.00	24.33	15.67	22.71	29.00	28.33	25.00	15.00	24.33
'Kuraz' Small Local Kerosine Lamp.....	No	1.00	1.00	1.33	1.25	1.25	1.00	1.00	1.00	1.10	-	-	-	-	-
Flash Light.....	No	6.33	6.83	6.33	6.83	7.00	6.67	7.00	7.83	6.85	6.67	6.33	7.83	6.92	6.94
Electric Bulb Philips(40/60 Watt).....	No	2.50	2.50	2.50	2.33	3.00	2.50	2.00	2.50	2.48	2.33	2.50	2.50	2.50	2.46
<b>HOUSEHOLD OPERATION</b>															
Hard Soap (Local).....	200gm	3.00	2.83	2.00	2.43	1.81	2.24	-	1.82	2.30	2.00	2.00	2.22	2.00	2.06
Hard Soap (Imported).....	200gm	2.40	2.40	2.40	2.40	2.40	2.47	1.95	2.20	2.33	2.16	2.20	2.00	2.50	2.22
Detergent (Omo).....	50gm	-	1.00	.71	.63	1.02	1.02	.61	.68	.81	.52	.63	1.00	.75	.72
Incense.....	Kg	10.67	14.00	11.11	-	11.20	13.33	13.89	19.67	13.41	5.67	23.33	6.53	7.00	10.63
Sandal Wood.....	No	.25	.25	.25	.23	.25	.25	.25	.25	.25	.25	.25	.25	.25	.25
Toilet Paper (Mamko).....	Roll	3.00	3.00	3.00	3.00	3.33	3.08	3.00	3.25	3.08	3.20	3.00	3.00	3.00	3.05
<b>DRY CLEANING</b>															
Dry Cleaning (Suit Men).....	No	-	-	15.00	16.50	17.00	-	16.00	16.14	-	-	-	-	-	-

Table 1 :- (Cont'd) Average Retail Price of Goods and Services by Region and Selected Market Places - Group 1 Market Places

March 2003  
Megabit 1995

ITEM	UNIT	R E G I O N A N D M A R K E T P L A C E S										AFAR AVERAGE			
		T I G R A Y								A F A R					
		Enda-silase	Enda-baguna	Adwa	Axum	Adigrat	Wukiro	Maye-chew	Mekelle	TIGRAY AVERAGE	Ayisaeta		Dubti	Melka Weren	Awash Sebati killo
P R I C E I N B I R R															
<b>DOMESTIC SERVICE</b>															
Maid Servant.....	Month	33.33	28.33	43.33	40.00	41.67	38.33	31.67	46.67	37.92	70.00	66.67	48.33	58.33	60.83
Unskilled Service (Daily Laborer)....	Day	9.00	9.33	10.00	8.67	10.00	7.67	7.00	7.33	8.63	7.67	8.00	8.00	6.33	7.50
Salary for Guard .....	Month	-	-	30.00	-	-	-	-	-	30.00	-	-	73.33	83.33	78.33
<b>MEDICAL CARE</b>															
Ampicillin(250 mg) Local.....	56 Caps	21.47	22.40	15.87	15.40	22.40	15.87	16.80	19.60	18.72	21.05	16.80	-	29.83	22.75
Dichlorophine(500 mg) Local.....	6 Pills	1.20	-	-	-	-	-	-	2.83	2.43	-	-	-	2.00	2.00
Tetracycline(250mg) Local.....	56 Caps	11.20	10.27	8.40	9.33	9.52	8.40	9.95	12.13	9.90	12.20	11.20	9.33	10.75	10.88
Penicillin Injection(4 Mu. Local). ..	Bottle	4.17	4.50	3.33	3.50	3.13	3.25	4.97	4.00	3.86	4.25	4.00	4.33	3.75	4.11
Chloramphenicol(250mg) Local.....	56 Caps	19.60	6.53	10.27	15.40	11.20	11.20	-	12.13	12.23	15.40	16.80	13.53	-	15.23
Dipron(500mg) Local.....	20 Pills	2.00	-	-	-	-	-	-	2.00	2.00	-	-	-	-	-
Cough Syrup (Berantine) Local.....	125cc	10.00	10.00	-	-	-	8.50	9.50	7.50	9.09	9.00	-	-	9.25	9.10
Bactrim(480mg) Local.....	30 Pills	9.00	-	-	-	8.25	4.50	-	8.50	7.50	3.21	6.00	9.00	8.75	7.09
Vermox(100mg) Local.....	12 Pills	1.20	-	-	-	-	1.20	-	1.20	4.50	4.50	-	3.00	3.50	3.57
Mezel(250mg) Local.....	30 Caps	6.50	5.00	4.50	5.25	5.00	3.75	5.00	6.00	5.19	6.00	6.00	5.00	3.00	5.18
Asprin (300 mg) Local.....	20 Pills	2.00	-	1.67	1.33	2.27	1.00	1.67	2.00	1.71	3.67	3.78	2.00	2.00	2.94
<b>OTHER MEDICAL EXPENSES</b>															
Doctor's Fee (Government).....	per visit	.50	.50	1.50	-	2.00	2.00	1.25	.50	1.17	1.00	1.00	1.00	1.00	1.00
Doctor's Fee (Private).....	per visit	10.00	-	10.00	15.00	15.00	10.00	10.00	15.00	13.08	10.00	10.00	-	10.00	10.00
Injection (Service Charge).....	Once	.50	-	-	1.00	.50	.50	-	1.00	.70	-	1.00	-	1.00	1.00
Laboratory Test Fee (Private).....	Once	10.00	-	5.00	6.33	5.00	5.00	10.00	6.00	6.47	5.00	4.67	5.00	10.00	5.50
Bed Charge (gov.).....	per day	-	-	8.00	2.50	5.00	8.00	10.00	10.00	7.25	-	5.00	-	2.00	3.50

Table 1.1-(Cont'd) Average Retail Price of Goods and Services by Region and Selected Market Places - Group 1 Market Places

March 2003  
Megabit 1995

ITEM	UNIT	R E G I O N A N D M A R K E T P L A C E S											
		T I G R A Y							A F A R				AFAR AVERAGE
		Enda- silase	Enda- baguna	Adwa	Anum	Adigrat	Wukiro	Waye- chew	Mekelle	TIGRAY AVERAGE	Ayisaeta	Dubti	

P R I C E I N B I R R

TRANSPORT AND COMMUNICATION

TRANSPORT

Benzene.....	Lt	4.58	-	4.53	4.54	4.48	4.45	-	4.43	4.50	6.00	-	5.25	4.32	5.04
Motor Oil (Mobil).....	Lt	18.85	-	19.83	20.00	19.38	-	19.75	18.83	19.35	20.00	-	-	18.85	19.31
Car Washing and Greasing.....	No	-	-	30.00	30.00	40.00	-	38.50	26.67	32.31	-	-	-	-	-
Bus Fare (per km).....	Tarif	-	-	.11	.12	.11	-	.11	.11	.11	-	.11	.11	.11	.11
Bus Fare (within Town).....	Trip	-	-	-	-	-	-	-	.50	.50	-	-	-	-	-
Taxi Fare.....	Trip	1.00	-	1.00	.67	1.00	-	-	.70	.87	-	-	-	-	-
Air Plane (To Addis Ababa).....	Trip	511.00	-	-	470.00	-	-	-	452.00	477.67	-	-	-	-	-
Animal Transport fare.....	Trip	-	27.50	-	-	-	-	-	-	27.50	-	-	-	-	-
Cart Fare.....	Trip	2.00	-	-	1.50	1.00	1.00	-	1.00	1.35	1.00	1.00	-	1.00	1.00
Train Fare.....	Trip	-	-	-	-	-	-	-	-	-	-	-	-	67.35	67.35
Service Charge (Motor oil change)...	Once	-	-	-	-	-	-	-	-	-	150.00	-	-	-	150.00

COMMUNICATION

Telephone Charge (with town).....	Period	.20	-	.20	.20	.10	.20	.20	-	.18	-	-	-	.60	.60
Telephone Charge to Addis Ababa.....	Period	4.25	-	4.25	4.25	3.75	4.25	3.75	2.65	3.88	2.75	2.70	1.65	1.65	2.19
Telephone Line Installation Charge..	Once	356.00	-	355.75	355.75	355.75	-	355.75	355.75	355.79	355.00	355.75	-	366.00	358.92

ENTERTAINMENT AND EDUCATION

EQUIPMENT AND ACCESSORIES

T.V. Set Philips 21 inch(Colored).....	No	-	-	3650.00	-	-	-	-	3566.67	3587.50	-	-	-	2775.00	2775.00
Cassette Recorded Original(Local Music)No	-	-	8.00	11.67	13.00	12.00	12.00	12.00	11.00	11.38	13.00	12.00	13.00	12.33	12.58
Radio Set Philips 3 Band.....	No	-	-	-	147.50	107.50	-	-	-	127.50	180.00	168.33	-	165.00	169.17
Tape Recorder National (2 Speaker)....	No	-	-	-	875.00	283.33	-	-	260.00	422.50	-	-	-	290.00	290.00
Expense for Photograph(Passport size)4Pho	4.00	5.00	4.00	4.00	4.00	4.00	4.00	4.00	4.00	4.13	4.00	4.00	5.00	4.00	4.11

Table 1 :-(Cont'd) Average Retail Price of Goods and Services by Region and Selected Market Places - Group 1 Market Places

March 2003  
Megabit 1995

ITEM	UNIT	R E G I O N   A N D   M A R K E T   P L A C E S													
		T I G R A Y								TIGRAY AVERAGE	A F A R				AFAR AVERAGE
		Enda- silase	Enda- baguna	Adwa	Axum	Adigrat	Wukiro	Maye- chew	Mekelle		Ayisaeta	Dubti	Melka Werer	Awash Sebat killo	
P R I C E   I N   B I R R															
Newspaper (Addis Zemen).....	No	.50	-	.50	.50	.55	-	-	.50	.52	-	-	-	.50	.50
Theater Entrance Fee .....	Once	-	-	-	-	-	-	-	-	-	-	-	-	-	-
<b>EDUCATION</b>															
Exercise Book (50 Leaves) Local.....	No	2.00	2.00	2.00	1.83	2.00	1.97	2.00	1.75	1.94	2.00	2.00	2.08	2.00	2.02
Pencil (China).....	No	.25	.25	.25	.23	.25	.25	.20	.25	.24	.25	.25	.25	.25	.25
Ball Point-Bic England.....	No	1.17	1.10	1.08	1.08	1.25	1.10	1.00	1.25	1.13	1.00	1.25	1.00	1.06	
Day School Fee-Public(Grade 7 & 8)..	Month	-	-	-	-	-	-	-	-	-	-	-	-	-	-
Day School Fee-Private(Grade 9-12)..	Month	-	-	-	-	-	-	-	100.00	100.00	-	-	-	-	-
Night School Fee-Government(Gr.9-12)	Month	-	-	25.00	25.00	25.00	25.00	25.00	25.00	25.00	32.50	29.50	30.00	30.67	
School Uniform Fee .....	No	-	-	57.50	47.67	-	-	-	48.33	50.38	-	-	-	-	
Night School Fee-Private(Grade9-12)..	Month	-	-	-	-	-	-	-	-	-	-	-	-	-	
<b>PERSONAL CARE AND EFFECTS</b>															
<b>PERSONAL CARE</b>															
Lux Toilet Soap.....	90gm	2.25	2.25	2.25	2.25	2.25	-	2.10	2.25	2.23	2.25	2.25	2.25	2.25	2.25
Blade-TOPAZ.....	No	.25	.25	.25	.27	.25	.25	.25	.25	.25	.25	.37	.25	.25	.28
Hair Dressing (Traditional).....	No	6.67	3.33	4.33	1.67	4.00	2.67	2.33	3.33	3.54	1.83	2.00	2.00	3.00	2.21
Hair Dressing (Modern).....	No	9.00	-	5.00	7.33	6.00	7.00	7.00	7.00	6.90	8.33	-	10.00	10.00	9.38
Barbery (Mens Hair Cut).....	No	3.00	2.00	3.67	4.00	4.33	3.00	3.00	4.00	3.38	3.67	3.67	3.00	3.00	3.33
Paraffin Hair Oil.....	330cc	8.00	8.00	9.43	8.00	8.00	8.16	7.67	7.83	8.14	7.83	8.00	9.00	8.80	8.41
Zenith Hair Oil.....	330cc	8.00	6.95	7.92	6.95	8.00	6.00	8.00	8.00	7.48	7.83	7.92	8.00	8.25	8.00
Shaving Machine (medium) .....	No	-	-	-	-	-	-	-	-	-	-	-	-	-	-
Perfume .....	CC	24.00	18.00	24.00	-	15.34	19.00	24.67	20.00	20.98	21.67	19.67	36.33	20.60	24.57
<b>PERSONAL EFFECTS</b>															
Umbrella-Men Medium (Local).....	No	18.00	18.00	17.67	17.33	-	17.67	-	-	17.73	-	-	25.00	24.33	24.67

Table 1 :-(Cont'd) Average Retail Price of Goods and Services by Region and Selected Market Places - Group 1 Market Places

March 2003  
Megabit 1995

ITEM	UNIT	REGION AND MARKET PLACES													
		T I G R A Y								A F A R				AFAR AVERAGE	
		Enda- silase	Enda- baguna	Adwa	Axum	Adigrat	Wukiro	Haye- chew	Mekelle	TIGRAY AVERAGE	Ayisaeta	Dubti	Melka Werer		Awash Sebat killo
P R I C E I N B I R R															
Umbrella-Women Medium (Imported).....	No	15.00	15.00	18.00	16.33	18.33	15.33	23.67	21.67	17.92	23.00	22.33	19.67	16.33	20.33
Hand Bag (Imported Synthetic).....	No	-	-	60.00	-	-	-	-	95.00	81.00	-	-	-	-	-
Belt (Local) Machine Made.....	No	12.50	12.00	4.67	12.50	3.83	10.00	-	-	8.84	15.33	-	7.33	5.67	9.44
Belt (Local) Hand Made.....	No	-	-	-	-	-	-	-	-	3.50	3.67	-	2.83	2.67	3.06
<b>JEWELLERY</b>															
Seiko-21 Jewels Automatic (Men).....	No	-	-	220.00	-	-	-	-	350.00	285.00	-	-	-	-	-
Seiko-21 Jewels Automatic (Women).....	No	-	-	-	-	-	-	-	400.00	400.00	-	-	-	-	-
Earrings (4gm 18 carat Local).....	Pair	340.00	-	360.00	366.67	360.00	-	-	320.00	340.00	349.41	360.00	-	-	-
Neck Laces (6gm 21 carat Imported).....	No	506.67	-	626.00	590.00	600.00	540.00	-	600.00	579.29	660.00	-	-	-	360.00
Rings (4gm 18 carat Local).....	No	340.00	-	360.00	353.33	360.00	-	320.00	340.00	347.06	360.00	-	-	-	660.00
Bracelet 20gm (18 carat Local).....	No	1800.00	-	1700.00	1833.33	1800.00	-	-	1700.00	1776.92	1800.00	-	-	-	360.00
<b>LIVESTOCK AND DRAUGHT ANIMALS</b>															
<b>LIVESTOCK</b>															
Sheep (10-15Kg).....	No	88.33	75.00	115.00	138.33	98.33	81.67	70.00	93.33	95.00	65.00	76.00	54.00	57.67	63.17
Goat (10-15Kg).....	No	87.33	80.00	80.67	119.00	71.67	81.67	59.00	85.00	83.04	52.00	82.33	50.00	58.33	60.67
Heifer (2-4 Years).....	No	916.67	900.00	933.33	806.67	300.00	360.00	320.00	436.67	649.09	262.67	-	342.50	-	294.60
Cow (4 Years and Above).....	No	660.00	650.00	656.67	616.67	600.00	460.00	633.33	560.00	604.58	308.33	-	579.33	-	443.83
Bull (2-4 Years).....	No	950.00	916.67	776.67	940.00	323.33	606.67	365.00	416.67	662.27	268.33	-	240.00	-	257.00
Ox (4 Years and Above).....	No	673.33	800.00	440.00	1090.00	760.00	646.67	650.00	576.67	704.58	396.67	-	667.33	-	532.00
Hen (Indigenous).....	No	12.33	9.00	10.67	11.00	9.00	8.83	5.33	10.33	9.56	10.33	14.67	8.67	7.67	10.33
Cock (Indigenous).....	No	14.00	8.67	11.67	12.00	12.00	12.00	7.17	12.00	11.19	12.67	16.33	13.00	10.33	13.08
<b>DRAUGHT ANIMALS</b>															
Donkey.....	No	276.67	400.00	305.00	266.67	165.00	288.33	253.33	270.00	276.96	251.67	-	420.00	-	293.75
Horse.....	No	-	-	-	-	816.67	-	436.67	603.33	618.89	-	-	-	-	-

Table 1 :- (Cont'd) Average Retail Price of Goods and Services by Region and Selected Market Places - Group 1 Market Places

March 2003  
Megabit 1995

ITEM	UNIT	R E G I O N A N D M A R K E T P L A C E S													
		T I G R A Y								A F A R			AFAR AVERAGE		
		Enda- silase	Enda- baguna	Adwa	Axum	Adigrat	Wukiro	Maye- chew	Mekelle	TIGRAY AVERAGE	Ayisaeta	Dubti		Melka Werer	Awash Sebat killo
Mule.....	No	-	1000.00	-	-	-	610.00	-	873.33	778.57	-	-	-	-	
<b>FARM EQUIPMENT (INDUSTRIAL PRODUCT)</b>															
Sickel.....	No	12.33	15.33	-	-	-	7.33	-	7.50	10.63	15.00	11.50	11.00	8.33	10.67
Pick Axe ('Doma').....	No	15.33	18.00	19.00	-	22.33	14.00	14.67	20.00	17.74	33.00	-	-	17.83	21.63
'Gejera'.....	No	17.00	20.00	-	-	30.00	-	-	-	20.14	25.00	23.50	17.00	15.17	18.72
<b>FARM EQUIPMENT (HAND MADE)</b>															
'Mofer'.....	No	-	-	-	-	-	-	-	-	-	-	-	-	-	-
'Kember'.....	No	-	-	-	-	-	-	-	-	-	-	-	-	-	-
'Digr'.....	No	-	-	6.00	1.67	4.67	-	-	-	3.57	-	-	-	-	-
Plough.....	No	24.00	29.33	36.67	33.33	26.67	25.33	24.67	30.00	28.70	9.67	4.00	3.00	2.83	9.67
Sickel.....	No	3.00	5.33	4.67	4.33	5.00	3.83	3.33	-	4.18	3.83	4.00	-	-	3.42
'Wegel'.....	No	4.67	5.00	4.67	3.67	5.00	3.50	4.00	-	4.38	6.67	-	-	-	6.67
'Erfe'.....	No	-	-	3.50	5.33	9.67	-	-	-	6.50	-	-	-	-	-
<b>MISCELLANEOUS GOODS AND SERVICES</b>															
Coffin (Medium Quality).....	No	470.00	-	390.00	-	-	-	-	500.00	435.00	-	-	-	-	-
Charge for Money order.....	Once	11.05	-	10.50	10.53	9.67	10.50	10.05	10.73	10.35	2.65	11.03	-	11.00	8.23
Charge for Visa (for person).....	No	-	-	-	-	-	-	-	-	-	-	-	-	-	-

# **Group 2**

# **Market Places**

( Chwait, Gondar, Esete, Debre Tabor, Kobo, Weldiya,  
Kombolcha, Dessie, Shewa Robit, Debre Birhan. )



Table 2 :- (Cont'd) Average Retail Price of Goods and Services by Region and Selected Market Places - Group 2 Market Places

March 2003  
Megabit 1995

ITEM	UNIT	R E G I O N   A N D   M A R K E T   P L A C E S									
		A W N A R A									
		Chuahit	Gondar	Esete	Debre-Tabor	Kobo	Weidiya	Kombolcha	Dessie	Shewa-Robit	Debre-Birhan
P R I C E   I N   B I R R											
<b>CEREALS UNMILLED</b>											
'Teff' White .....	Kg	2.25	2.48	1.70	-	2.28	2.18	2.28	2.12	2.10	2.26
'Teff' Mixed.....	Kg	2.02	2.41	1.70	1.72	1.96	1.98	2.09	2.02	2.03	2.16
'Teff' Black (Red).....	Kg	1.76	2.15	1.54	1.55	1.88	1.81	2.02	1.96	-	1.86
Wheat White.....	Kg	-	2.16	1.47	1.74	2.04	2.17	1.93	1.92	2.00	1.70
Wheat Mixed.....	Kg	-	-	-	-	-	1.96	1.80	1.82	1.68	-
Wheat Black.....	Kg	2.07	-	1.37	1.44	2.40	2.36	2.41	2.27	1.74	1.76
Barley White.....	Kg	-	2.70	1.29	1.97	1.98	2.01	2.26	2.23	1.87	1.36
Barley Mixed.....	Kg	-	2.40	-	-	-	1.61	2.02	2.03	1.91	1.33
Barley Black.....	Kg	1.70	-	1.19	-	-	2.00	1.87	1.75	1.81	1.42
Barley for Beer.....	Kg	-	-	-	2.02	-	-	-	-	-	-
Maize.....	Kg	1.32	1.23	1.40	1.48	1.33	1.50	1.60	1.55	1.45	1.41
Durrah.....	Kg	1.30	-	1.21	1.84	1.55	1.52	1.51	1.66	-	1.55
Sorghum Yellow.....	Kg	-	1.60	-	-	1.61	1.74	1.90	1.92	1.60	1.70
Sorghum White.....	Kg	1.31	1.25	-	-	1.64	1.74	1.56	1.65	1.51	1.71
Sorghum Red.....	Kg	1.28	1.58	-	-	1.45	1.57	1.53	1.67	1.49	1.60
African Millet.....	Kg	1.49	1.49	1.42	1.37	-	1.66	-	-	-	-
Rice.....	Kg	-	5.00	-	-	5.00	5.00	4.50	4.92	4.67	4.50
Oats.....	Kg	-	2.16	-	-	-	1.90	1.85	1.83	-	-
Hulled Barley.....	Kg	-	3.04	2.81	-	-	2.32	3.33	2.66	5.40	2.48
<b>CEREALS MILLED</b>											
'Teff' White.....	Kg	-	-	-	-	-	-	-	3.27	-	-
'Teff' Mixed.....	Kg	-	-	-	-	-	-	-	3.06	-	-
'Teff' Black (Red).....	Kg	-	-	-	-	-	-	-	-	-	-
Wheat White.....	Kg	-	-	-	-	-	-	-	-	-	-
Wheat Mixed.....	Kg	-	-	-	-	-	-	-	-	-	-
Barley White.....	Kg	-	-	-	-	-	-	-	-	-	4.00

Table 2 :-(Cont'd) Average Retail Price of Goods and Services by Region and Selected Market Places - Group 2 Market Places

March 2003  
Megabit 1995

		R E G I O N   A N D   M A R K E T   P L A C E S									
ITEM	UNIT	A M H A R A									
		Chuahit	Gondar	Esete	Debre-Tabor	Kobo	Weldiya	Kombolcha	Dessie	Shewa-Robit	Debre-Birhan
		P R I C E   I N   B I R R									
Barley Mixed.....	Kg	-	-	-	-	-	-	-	-	-	-
Maize.....	Kg	-	-	-	-	-	-	-	-	-	
Oats.....	Kg	5.00	5.00	-	-	-	4.50	-	-	5.00	
Sorghum.....	Kg	-	-	-	-	-	-	-	-	-	
Durrah.....	Kg	-	-	-	-	-	-	-	-	-	
'Furno Duket' Locally Processed..	Kg	3.75	3.00	-	3.50	3.50	3.00	3.33	3.33	3.00	3.00
<b>PULSES UNMILLED</b>											
Horse Beans.....	Kg	2.62	2.13	1.61	1.59	1.94	1.62	1.80	1.54	1.85	1.56
Peas White.....	Kg	-	2.45	1.90	-	2.33	2.52	-	-	-	-
Peas Black.....	Kg	-	-	-	-	3.44	-	-	-	-	-
Peas Mixed.....	Kg	2.54	2.33	-	1.74	2.24	1.84	2.08	2.04	2.08	2.21
Soya Beans.....	Kg	-	-	-	-	-	-	-	-	-	-
Chick Peas.....	Kg	2.23	2.13	1.90	1.80	2.37	2.08	2.06	1.59	1.97	1.74
Lentils.....	Kg	-	2.41	1.98	2.84	2.56	2.75	2.92	2.99	3.35	3.16
Haricot Beans.....	Kg	-	-	-	-	-	1.00	-	-	-	-
Lima Beans.....	Kg	-	-	-	-	-	1.61	2.00	1.50	-	-
Vetch.....	Kg	.99	1.32	1.66	1.60	1.87	1.61	1.46	1.40	1.62	-
Fenugreek.....	Kg	2.40	3.50	-	3.17	2.86	1.96	4.44	2.91	3.38	4.85
<b>PULSES MILLED OR SPLIT</b>											
Horse Beans Milled.....	Kg	-	-	-	3.83	-	-	-	-	-	4.00
Peas Milled.....	Kg	-	5.00	-	4.33	-	-	-	-	-	4.17
Chick Peas Milled.....	Kg	-	-	-	4.83	-	-	-	-	-	5.00
Mixed Pulses Milled.....	Kg	4.33	4.25	5.00	4.17	4.85	4.88	5.07	4.00	-	4.00
Vetch Milled.....	Kg	-	-	-	-	-	4.95	-	-	-	-
Peas Split.....	Kg	-	-	-	4.83	3.50	3.99	3.25	3.42	4.00	3.62
Peas Split(Roasted).....	Kg	3.50	4.33	4.00	-	-	-	-	-	-	3.26

Table 2 :- (Cont'd) Average Retail Price of Goods and Services by Region and Selected Market Places - Group 2 Market Places

March 2003  
Megabit 1995

		R E G I O N   A N D   M A R K E T   P L A C E S									
		A   W   H   A   R   A									
ITEM	UNIT	Chuahit	Gondar	Esete	Debre-Tabor	Kobo	Weldiya	Konbolcha	Dessie	Shewa-Robit	Debre-Birhan
		P R I C E   I N   B I R R									
Horse Beans Split(Roasted).....	Kg	3.08	-	-	4.00	-	-	-	-	2.78	2.55
Lentils Split.....	Kg	5.50	4.50	5.00	5.83	-	4.91	4.50	4.50	4.50	4.24
Vetch Split(Roasted).....	Kg	-	-	-	-	-	-	-	-	2.56	2.39
Chick Peas Split(Roasted).....	Kg	-	-	-	5.17	-	-	-	-	-	-
Fenugreek Milled.....	Kg	-	6.00	-	7.75	7.00	5.92	8.45	5.50	15.00	8.00
<b>OIL SEEDS</b>											
Niger Seed.....	Kg	3.62	4.29	4.79	3.21	3.49	2.87	4.17	4.20	-	4.85
Linseed White.....	Kg	-	-	-	-	-	3.84	-	-	-	-
Linseed Black.....	Kg	2.58	4.17	3.80	2.47	3.34	3.42	3.66	4.56	4.31	4.36
Sesame Seed.....	Kg	-	-	-	-	4.75	2.78	5.97	-	4.51	3.49
Sunflower.....	Kg	2.25	2.09	-	-	2.64	3.85	2.94	2.42	3.23	3.08
Castor Beans.....	Kg	-	-	-	-	-	2.08	-	3.33	-	4.55
Rape Seed.....	Kg	2.44	2.01	2.92	1.99	2.31	1.85	2.87	2.19	3.82	4.55
Ground Nut Shelled.....	Kg	4.50	4.42	-	4.17	5.00	4.50	5.50	-	5.33	5.17
<b>PREPARED CEREAL PRODUCTS</b>											
Spaghetti (Local) Without Egg....	Kg	7.00	7.00	7.00	6.83	7.00	7.00	7.50	7.10	6.30	8.00
Pastini.....	Kg	-	10.00	-	8.50	-	7.33	-	9.50	7.83	7.67
Macaroni (Local) Without Egg....	Kg	5.33	5.83	5.33	5.50	5.50	5.00	5.00	5.00	5.00	5.92
'Fafa' Flour.....	kg	-	8.33	-	-	-	-	-	6.00	-	9.00
'Dube' Flour.....	kg	-	5.75	-	-	-	-	-	4.42	-	4.67
<b>BREAD AND OTHER PREPARED FOODS</b>											
'Enjera' ('Teff' Mixed).....	325gm	-	.68	.88	.46	.87	.65	.54	.62	.85	.51
'Dabo' (Traditional Ambasha)..	350gm	-	-	-	-	-	.64	.96	-	-	.46
'Dabo' (Traditional Sheleto)..	350gm	.46	.73	.37	.78	.68	1.81	.62	.48	.42	.38

Table 2 :- (Cont'd) Average Retail Price of Goods and Services by Region and Selected Market Places - Group 2 Market Places

March 2003  
Megabit 1995

ITEM	UNIT	R E G I O N   A N D   M A R K E T   P L A C E S									
		A M H A R A									
		Chuahit	Gondar	Esete	Debre-Tabor	Kobo	Weldiya	Kombolcha	Dessie	Shewa-Robit	Debre-Birhan
P R I C E   I N   B I R R											
Bread Wheat (Bakery).....	350gm	-	.75	.73	-	.92	2.50	1.32	1.63	.86	.93
Biscuits .....	150gm	2.73	2.49	2.24	2.24	-	2.00	1.55	2.16	2.73	2.73
<b>MEAT</b>											
Beef .....	Kg	12.00	14.00	10.00	-	-	12.00	14.00	14.50	-	-
Camel Meat .....	Kg	-	-	-	-	-	-	-	-	-	-
<b>FISH AND FISH PRODUCTS</b>											
Fish Fresh.....	Kg	-	-	-	-	-	-	-	-	-	-
Sardines (Imported).....	125gm	2.68	8.17	-	-	-	6.00	5.50	6.25	-	7.00
<b>DIARY PRODUCTS AND EGG</b>											
Cow Milk (Unpasteurized).....	Lt	2.22	2.22	1.76	2.22	2.00	2.00	2.27	2.00	-	1.33
Cow Milk (pasteurized).....	Lt	-	-	-	-	-	-	-	-	-	-
Camel Milk.....	Lt	-	-	-	-	-	-	-	-	-	-
Goat Milk.....	Lt	-	-	-	-	-	-	-	-	-	-
Powdered Milk (Edget).....	450gm	-	18.50	-	-	27.00	-	29.00	28.00	-	28.50
Yoghurt (Traditional).....	Lt	-	5.00	1.76	-	5.09	3.70	3.33	2.86	-	3.33
Cheese Cottage.....	Kg	-	-	-	-	-	-	-	-	-	2.67
Egg (Traditional).....	Dozen	3.00	4.53	3.00	2.49	3.43	3.14	4.00	3.34	4.00	3.14
<b>OILS AND FATS</b>											
Butter Unrefined.....	Kg	13.41	21.02	20.00	19.67	26.35	25.00	22.00	23.67	20.00	27.33
Cooking Oil (Imported).....	Lt	-	14.78	-	-	13.75	9.89	14.00	13.42	11.45	11.28
Cooking Oil (Local).....	Lt	13.67	16.00	12.22	13.17	-	12.00	12.00	11.57	13.08	13.17

Table 2.1-(Cont'd) Average Retail Price of Goods and Services by Region and Selected Market Places - Group 2 Market Places

March 2003  
Megabit 1995

		R E G I O N   A N D   M A R K E T   P L A C E S									
		A   W   H   A   R   A									
ITEM	UNIT	Chuahit	Gondar	Esete	Debre-Tabor	Kobo	Weldiya	Kombolcha	Dessie	Shewa-Robit	Debre-Birhan
		P R I C E   I N   B I R R									
<b>VEGETABLES AND FRUITS</b>											
<b>VEGETABLES (FRESH)</b>											
Ethiopian Kale.....	Kg	-	-	-	-	-	-	.53	.88	1.29	.91
Cabbage.....	Kg	-	.89	-	1.40	.75	1.47	.75	.70	1.01	1.55
Lettuce.....	Kg	-	.88	-	1.64	3.72	1.68	.96	1.05	-	1.49
Spinach.....	Kg	-	.92	-	.76	-	1.63	.47	1.18	-	.55
Carrot.....	Kg	-	2.17	-	1.08	1.37	1.25	.74	.64	2.22	1.42
Tomatoes.....	Kg	3.80	1.98	-	1.55	.70	2.30	1.20	2.01	1.58	1.83
Onions.....	Kg	2.31	2.57	2.50	2.00	2.22	2.23	4.30	2.66	1.99	1.80
Garlics.....	Kg	7.15	6.50	7.00	6.00	11.18	8.67	9.64	7.32	9.14	8.33
Leaks.....	Kg	-	-	-	-	2.50	2.00	-	-	-	-
Pepper Green.....	Kg	2.32	2.98	7.64	3.36	2.15	2.82	6.02	5.19	4.10	2.87
Pumpkin.....	Kg	.14	-	.58	.20	.48	.43	.72	.73	.69	.85
Green Peas.....	Kg	-	-	-	-	-	-	-	-	-	-
Beet Root.....	Kg	-	1.47	-	-	1.33	.63	.59	1.06	.91	1.31
Cauliflower.....	Kg	-	-	-	-	-	-	-	-	-	-
<b>FRUITS FRESH</b>											
Banana.....	Kg	3.50	3.50	3.60	-	3.00	2.00	2.50	2.50	1.93	2.25
Orange.....	Kg	-	3.50	-	3.50	2.32	3.67	3.00	2.83	1.14	-
Lemon.....	Kg	-	1.27	-	-	2.83	2.83	1.77	2.53	1.59	2.71
Tangerine.....	Kg	-	-	-	-	-	-	-	-	-	-
Papaya.....	Kg	-	3.75	-	3.00	1.28	2.00	1.50	2.00	1.45	2.50
Grapes.....	Kg	-	-	-	-	-	-	-	-	-	-
Avocado.....	Kg	-	4.00	-	-	-	3.00	3.00	3.00	-	2.50
Mango.....	Kg	-	4.00	-	-	-	3.00	3.00	4.00	-	3.50
Cactus.....	Kg	-	-	-	-	-	-	-	-	-	-

Table 2 :- (Cont'd) Average Retail Price of Goods and Services by Region and Selected Market Places - Group 2 Market Places

March 2003  
Megabit 1995

ITEM	UNIT	R E G I O N   A N D   M A R K E T   P L A C E S									
		A M H A R A									
		Chuahit	Gondar	Esete	Debre-Tabor	Kobo	Weldiya	Kombolcha	Dessie	Shewa-Robit	Debre-Birhan
P R I C E   I N   B I R R											
<b>SPICES</b>											
Pepper Whole.....	Kg	4.18	5.83	8.33	6.83	12.67	10.74	12.33	11.00	12.67	13.00
Black Pepper(Local).....	Kg	-	8.33	-	-	-	-	-	11.33	-	19.45
Long Pepper(Local).....	Kg	-	10.33	-	13.50	9.00	7.67	-	15.67	12.00	14.59
White Cumin(Bishop's Weed)Local..	Kg	-	3.83	3.33	2.50	3.51	5.00	5.00	6.00	9.72	5.60
Black Cumin(Local).....	Kg	2.43	3.50	11.00	4.00	3.83	5.33	4.33	5.50	-	7.01
Ginger Dry(Local).....	Kg	-	3.50	-	-	3.00	3.00	3.00	4.00	4.00	2.82
Ginger Wet(Local).....	Kg	1.20	1.00	1.25	1.50	1.50	2.00	1.50	1.75	2.09	1.71
Cloves(Imported).....	Kg	-	116.67	60.00	-	70.00	64.00	50.00	69.33	53.33	-
Cinnamon(Imported).....	Kg	-	24.33	30.00	-	21.67	21.00	23.33	22.33	21.67	17.15
Cardamon(Local).....	Kg	-	26.33	-	16.50	20.00	16.00	15.00	14.00	16.67	-
Tumeric Flour(Local).....	Kg	-	3.33	3.00	-	3.00	3.67	2.33	2.83	3.00	2.64
Chilljes Whole.....	Kg	-	-	-	-	-	-	8.69	12.92	12.63	10.10
Basil Dry.....	Kg	5.86	6.83	8.33	-	-	3.83	9.38	12.00	8.67	10.42
<b>POTATOES, OTHER TUBERS AND STEMS</b>											
Potato.....	Kg	1.54	.97	.93	.60	1.75	2.10	1.29	1.83	2.14	2.07
Sweet Potato.....	Kg	-	-	-	-	.84	1.63	.76	1.06	1.11	1.28
'Kocho' (Unprocessed).....	Kg	-	-	-	-	-	-	-	-	-	-
'Bula'.....	Kg	-	-	-	-	-	-	10.00	-	-	-
<b>COFFEE, TEA, CHAT AND BUCK-THORN LEAVES</b>											
Tea Leaves(Local).....	100gm	2.00	2.00	2.00	2.00	2.00	2.00	2.00	2.00	2.00	2.00
Coffee Whole.....	Kg	-	-	-	-	-	1.44	2.89	-	5.00	-
Coffee Beans.....	Kg	8.67	8.17	8.00	10.33	6.67	8.19	7.33	9.17	7.50	8.00
Coffee Leaves.....	Kg	-	-	-	-	-	-	-	-	-	-
Buck Thorn Leaves.....	Kg	4.06	1.35	1.26	.93	2.84	1.86	4.07	3.41	2.90	2.20

Table 2 :- (Cont'd) Average Retail Price of Goods and Services by Region and Selected Market Places - Group 2 Market Places

March 2003  
Megabit 1995

ITEM	UNIT	R E G I O N   A N D   M A R K E T   P L A C E S									
		A M H A R A									
		Chuahit	Gondar	Esete	Debre-Tabor	Kobo	Weidiya	Kombolcha	Dessie	Shewa-Robit	Debre-Birhan
P R I C E   I N   B I R R											
'Chat'.....	Kg	60.00	33.33	50.00	41.67	16.47	15.10	6.01	16.77	9.07	-
Malt-Barley.....	Kg	1.97	2.49	1.05	2.18	2.52	1.98	3.75	2.70	2.33	2.35
Malt-Wheat.....	Kg	-	-	-	-	4.21	3.52	5.77	4.21	-	-
<b>OTHER FOOD ITEMS</b>											
Salt.....	Kg	1.25	1.89	1.40	1.43	1.39	1.02	1.10	1.07	1.00	1.33
Sugar.....	Kg	5.00	5.00	5.00	5.00	5.00	4.93	4.60	4.57	4.50	4.50
Honey.....	Kg	11.33	10.67	7.00	11.33	14.90	14.00	14.00	13.67	16.33	15.33
Canned Tomato (Local).....	410gm	-	6.50	8.79	8.79	7.00	6.00	6.00	2.63	6.00	6.17
<b>FOOD TAKEN AWAY FROM HOME</b>											
Cup of Tea.....	No	.25	.30	.25	.30	.40	.33	.33	.40	.37	.50
Cup of Coffee.....	No	-	.70	-	.70	1.00	1.00	.87	.80	.80	.93
Cup of Milk.....	No	-	.70	.50	.70	1.00	1.00	.87	.80	-	.90
'Key Wot Yebere'.....	One Meal	-	-	-	-	-	-	4.00	5.33	-	-
'Key Wot Yebeg/Yefyel'.....	One Meal	3.33	5.00	3.50	-	5.00	5.33	5.00	5.67	-	5.00
<b>COST OF MILLING</b>											
Cereals.....	100Kg	10.00	15.00	10.00	7.33	9.67	8.00	10.00	10.00	6.00	7.00
Pulses.....	100Kg	25.00	25.00	20.00	20.00	40.00	25.00	20.00	20.00	-	-
Pepper Whole.....	100Kg	50.00	50.00	50.00	36.67	71.67	50.00	50.00	50.00	50.00	75.00
<b>BEVERAGES - NON ALCOHOLIC</b>											
Ambo Mineral Water.....	500cc	2.50	2.50	-	2.42	2.50	2.00	2.00	2.00	2.00	1.50
Bure Mineral Water.....	500cc	-	-	2.00	-	-	-	-	-	-	-
Coca Cola/Fanta.....	300cc	-	2.00	2.00	2.00	2.50	2.00	2.00	2.00	2.00	1.75

Table 2 :-(Cont'd) Average Retail Price of Goods and Services by Region and Selected Market Places - Group 2 Market Places

March 2003  
Megabit 1995

		R E G I O N     A N D     M A R K E T     P L A C E S									
		A   M   H   A   R   A									
ITEM	UNIT	Chuahit	Gondar	Esete	Debre-Tabor	Kobo	Weldiya	Kombolcha	Dessie	Shewa-Robit	Debre-Birhan
		P R I C E   I N   B I R R									
Pepsi Cola/Mirinda.....	300cc	2.00	2.00	2.00	2.00	2.50	2.00	2.00	2.00	2.00	1.58
<b>BEVERAGES - ALCOHOLIC</b>											
Araki (Local).....	900cc	25.67	24.00	20.33	29.33	23.33	20.00	21.60	24.27	18.50	18.00
Cognac (Local).....	900cc	-	-	-	-	-	-	-	-	-	18.00
Brandy (Local).....	900cc	-	-	-	-	-	-	-	-	-	18.00
Gin (Local).....	900cc	25.00	24.00	21.00	28.67	23.33	25.00	21.60	24.27	18.50	18.00
Saris Wine (Normal).....	750cc	-	11.83	-	-	-	12.00	7.00	7.67	6.00	5.00
'Katikalla'.....	Lt	8.61	7.41	5.00	6.29	8.33	5.93	7.12	8.62	8.00	11.67
Beer (Bedele).....	330cc	3.50	3.33	3.50	3.76	-	-	-	3.58	3.00	3.17
Beer (Harar).....	330cc	3.00	-	-	-	3.00	3.00	3.00	3.33	3.00	3.17
Beer (Meta Abo).....	330cc	-	3.33	3.50	3.85	3.00	3.00	3.00	3.33	3.00	3.17
'Tella'.....	Lt	.60	.59	.59	.60	.59	.60	.94	.97	.63	.68
'Tej' (Mead).....	Lt	3.33	3.33	3.33	3.33	2.63	1.22	2.50	2.50	2.16	2.46
<b>CIGARETTES AND TOBACCO</b>											
<b>CIGARETTES</b>											
Nyala.....	Packet	5.00	5.00	4.00	5.00	5.00	4.00	4.00	4.00	4.00	4.00
Gissila.....	Packet	-	-	-	-	-	-	-	1.83	-	1.00
Rothmans.....	Packet	10.00	10.00	10.00	10.00	10.00	7.67	10.00	7.33	9.50	8.00
<b>TOBACCO</b>											
'Gaya'.....	Kg	-	-	-	-	-	17.50	6.25	11.50	7.92	-
<b>CLOTHING AND FOOT WEAR</b>											

Table 2 :- (Cont'd) Average Retail Price of Goods and Services by Region and Selected Market Places - Group 2 Market Places

March 2003  
Megabit 1995

ITEM	UNIT	R E G I O N   A N D   M A R K E T   P L A C E S									
		A W H A R A									
		Chuahit	Gondar	Esete	Debre-Tabor	Kobo	Weldiya	Kombolcha	Dessie	Shewa-Robit	Debre-Birhan
P R I C E   I N   B I R R											
<b>CLOTHING</b>											
Abujedid(Akaki/Bahir Dar)91cm. Meter		4.00	3.50	3.92	4.00	4.50	-	-	-	-	-
Abujedid(Komb./Arba Min.)150cm Meter		7.00	5.83	5.50	5.50	6.00	5.00	4.50	5.00	5.50	5.50
Khaki(S-10,000 Twil)110cm..... Meter		-	-	4.17	-	-	-	-	-	-	-
Khaki(Akaki)91cm..... Meter		-	-	4.75	-	-	-	-	-	-	-
Wool-England 100%..... Meter		-	-	-	-	-	-	-	-	-	-
Tetron(Arba Minch)..... Meter		-	27.00	18.83	18.00	-	22.00	-	-	197.22	-
Poplin(Dire Dawa)105cm..... Meter		6.00	6.00	-	7.00	-	5.00	5.50	-	-	17.50
Poplin(Komb./Arba Minch)150cm. Meter		-	12.33	-	11.33	-	-	-	-	6.00	6.00
Nylon(Mojo)..... Meter		10.50	11.50	10.17	-	8.00	10.00	8.50	10.00	10.50	10.33
Polyster(Arba Minch/Awasa).... Meter		-	-	-	10.50	-	5.67	-	7.50	-	10.00
Jersi..... Meter		-	-	-	-	-	-	-	-	-	-
Cotton..... Kg		4.43	4.17	4.50	5.67	4.37	5.00	5.90	5.33	5.36	5.17
Hisufi .....Meter		-	-	14.33	-	-	-	-	-	-	-
Kefay ..... Meter		27.00	-	21.33	-	-	-	-	-	-	36.50
<b>COST OF TAILORING</b>											
Woolen Suit (Men)..... No		-	230.00	-	-	-	-	-	300.00	-	220.00
Khaki Suit (Men)..... No		14.33	35.00	26.00	26.67	30.00	35.00	38.33	21.00	-	25.00
Khaki Suit (Boys)..... No		8.33	23.33	12.33	15.67	25.00	25.67	19.00	15.67	-	-
Tateron Suit (Men) ..... No		-	36.67	27.00	31.67	35.00	41.67	-	34.00	40.00	45.00
Tateron Suit (Boys) ..... No		-	25.00	16.00	17.33	25.00	33.33	-	20.00	20.00	26.67
<b>READY-MADE / FOR ADULTS</b>											
'Netela'..... No		18.67	19.00	19.00	19.67	18.67	29.00	20.67	24.67	-	26.00
'Gabi'..... No		38.00	36.33	44.00	39.33	40.67	58.00	42.33	49.33	-	57.33

Table 2 :-(Cont'd) Average Retail Price of Goods and Services by Region and Selected Market Places - Group 2 Market Places

March 2003  
Megabit 1995

		R E G I O N     A N D     M A R K E T     P L A C E S									
		A   M   H   A   R   A									
ITEM	UNIT	Chuahit	Gondar	Esete	Debre-Tabor	Kobo	Weldiya	Kombolcha	Dessie	Shewa-Robit	Debre-Birhan
		P R I C E   I N   B I R R									
Shirts Long Sleeved (Local).....	No	-	30.67	-	-	-	-	-	-	-	22.00
Shirts Short Sleeved (Local).....	No	-	-	-	-	-	-	-	-	-	-
Shirts Long Sleeved (Imported)...	No	40.00	44.00	41.00	61.67	40.00	47.67	29.33	36.67	48.33	49.33
Shirts Short Sleeved (Imported)...	No	-	34.00	40.33	53.33	43.33	36.67	41.67	36.00	36.67	-
Socks (Cotton) Imported.....	Pair	4.33	5.33	5.50	6.33	6.33	5.33	5.00	6.33	5.00	6.67
Sweater (Local) Men.....	No	-	59.00	-	-	-	-	-	68.00	-	-
Sweater (Local) Women.....	No	-	50.00	56.67	-	-	-	45.00	63.00	-	-
Shash (Imported).....	No	7.33	12.17	9.67	11.33	12.67	15.33	7.33	7.00	15.33	8.33
Singlets (Local) White.....	No	9.50	9.67	11.00	10.33	-	21.67	-	10.67	-	-
Jeans Trouser.....	No	60.00	67.67	91.67	86.67	96.67	85.00	68.33	65.00	60.00	51.67
Woolen Suit.....	No	-	-	-	-	-	-	-	900.00	-	-
'Kemisna Netela'.....	No	60.00	86.67	79.33	123.33	100.00	69.33	86.67	121.67	-	83.33
Sweater-Men (Imported).....	No	-	125.00	-	123.33	100.00	77.67	108.33	78.33	-	105.00
Sweater-Women (Imported).....	No	-	95.00	-	75.00	-	-	70.00	71.67	-	78.33
Nylon Dress.....	No	-	-	30.67	-	-	-	-	-	-	-
Tetron Trouser.....	No	-	-	53.33	-	-	-	-	-	-	-
Leather Jacket.....	No	-	320.00	385.00	400.00	-	300.00	-	290.00	-	395.00
Under Wear China.....	No	12.00	15.33	10.50	15.50	15.33	15.67	12.00	14.00	12.67	14.67
Deriya .....	NO	-	9.00	-	10.56	-	-	8.22	10.22	-	10.11
Polyester Suit.....	No	-	-	-	-	-	-	-	-	-	-
Khaki Short .....	No	-	9.67	8.67	10.50	-	7.67	-	-	-	-
T-Shirts .....	No	-	32.33	19.00	41.67	33.33	27.67	23.00	26.67	28.33	24.67
Jogging Suit(sport tuta) .....	No	60.00	75.67	84.00	96.67	75.00	72.67	53.33	59.00	82.50	78.33
Khaki Jacket .....	No	-	92.50	-	125.00	106.67	111.67	106.67	78.33	-	110.00
Geldem .....	No	-	-	-	-	76.67	37.67	34.67	24.33	25.00	14.67

Table 2 :- (Cont'd) Average Retail Price of Goods and Services by Region and Selected Market Places - Group 2 Market Places

March 2003  
Megabit 1995

ITEM	UNIT	REGION AND MARKET PLACES									
		A W H A R A									
		Chuahit	Gondar	Esete	Debre-Tabor	Kobo	Weldiya	Kombolcha	Dessie	Shewa-Robit	Debre-Birhan
PRICE IN BIRR											
<b>READY-MADE / FOR CHILDREN</b>											
Sweater (Local) for Boys.....	No	-	29.00	12.50	-	-	-	-	38.00	-	-
Socks (Imported) Cotton.....	Pair	2.50	3.83	3.75	3.17	4.33	2.83	5.00	3.83	3.00	3.67
Jeans Trouser.....	No	-	-	-	-	-	-	-	-	-	-
Shirt Long Sleeved(Imported)Boys. No	No	-	20.67	-	-	-	-	-	22.33	19.33	-
Sweater (England) for Girls.....	No	-	-	-	-	-	-	-	7.50	-	-
Short for Boys.....	No	-	7.33	6.00	-	-	6.33	-	7.50	-	-
Kemise(for childrenen) .....	No	-	61.67	47.33	50.00	58.33	61.00	60.00	75.00	50.00	55.00
<b>FOOTWEAR (MEN AND WOMEN)</b>											
Anbessa Leather Shoes Men(Local)Pair	Pair	75.00	120.00	91.00	161.67	96.67	83.33	78.33	68.00	48.33	75.00
Leather Shoes Men (Croft).....	Pair	74.00	146.67	110.00	115.00	125.00	131.67	128.33	146.67	113.33	95.00
Walking Shoes(imp.) Non-Leather	Pair	-	121.67	68.33	86.67	-	71.67	93.33	81.67	-	85.00
Canvas Shoes (Local) Men.....	Pair	24.33	21.67	19.67	21.67	-	24.67	-	23.67	-	-
Canvas Shoes (China) Men.....	Pair	23.67	25.00	-	24.67	22.00	26.33	25.00	25.33	-	26.67
Plastic Shoes (Local) Women....	Pair	6.33	6.83	6.83	7.00	8.00	7.00	7.00	7.00	7.00	8.33
Slippers Sponge Adult (China)..	Pair	-	6.00	7.50	6.67	7.33	7.33	7.67	8.17	7.00	7.00
Boots for Men Plastic (Local)..	Pair	-	35.33	50.33	40.67	-	-	-	36.67	-	33.50
Sendel Plastic Shoes (Imp.)....	Pair	8.33	10.33	-	8.67	-	-	-	-	-	-
Cost of Mending Shoes sole(Men).Pair	Pair	-	31.67	-	-	23.67	21.00	18.67	19.67	15.00	25.67

Table 2 :- (Cont'd) Average Retail Price of Goods and Services by Region and Selected Market Places - Group 2 Market Places

March 2003  
Megabit 1995

ITEM	UNIT	REGION AND MARKET PLACES									
		Chuahit	Gondar	Esete	Debre-Tabor	Kobo	Weldiya	Kombolcha	Dessie	Shewa-Robit	Debre-Birhan
<b>CONSTRUCTION MATERIALS, WATER, AND FUEL AND POWER</b>											
<b>CONSTRUCTION MATERIALS</b>											
Cement/Bag/(Local).....	50Kg	-	44.33	-	49.00	46.00	45.17	42.50	42.50	41.75	37.67
Lime.....	Kg	-	1.29	-	1.36	-	-	.97	1.99	.47	-
Nail (7cm - 12cm).....	Kg	7.17	8.17	8.00	7.00	7.00	6.00	8.00	7.50	6.92	6.33
Nail With Cape.....	Kg	-	10.00	-	10.00	10.00	10.00	10.00	10.00	8.83	8.75
Corrugated Iron Sheet (.2mm).....	No	-	23.67	30.00	45.00	30.00	29.33	28.50	28.50	-	45.00
Wood for House Construction('Atana')..	No	3.17	6.50	-	8.73	6.00	-	7.50	-	-	5.33
Wall Paints-Super (Fluid) Normal.....	4Kg	-	58.33	-	-	-	56.67	54.00	53.67	55.00	53.50
Wall Paints-Super (Fluid) Plastic.....	4Kg	-	90.00	-	-	-	-	85.00	85.33	-	87.33
Coarse Aggregate Gravel.....	Meter Cube	-	-	-	-	-	-	100.00	-	-	95.00
Hollow Concrete Block(20x20x40 cm Cube)No	-	-	3.23	-	-	-	2.50	-	3.00	2.00	2.50
Bricks (25cm x 12cm x 6cm).....	No	-	-	-	-	-	-	-	-	-	-
Floor Board 4m Length.....	No	-	57.50	-	55.00	25.00	-	-	-	-	-
Iron Pipe 6mt. (1/2 inch Wide) Local..	No	-	75.00	-	45.00	44.00	42.33	-	66.00	-	-
Chipwood (125cm x 250cm x 8mm).....	No	-	89.00	-	110.00	156.67	-	86.00	-	-	76.50
Sand.....	Meter Cube	-	-	-	-	19.03	33.33	55.00	-	-	70.00
Gutter N# 32.....	Meter	-	-	-	-	-	18.00	33.00	28.00	-	-
Window Glass (50cm x 50cm x 3mm).....	No	-	-	-	-	-	-	27.50	13.00	-	15.00
Water Tanker (1meter cube).....	No	-	-	-	-	-	-	700.00	1150.00	-	-
Stone for House Construction..	Meter Cube	-	-	-	-	30.67	30.00	55.00	49.00	-	25.00
Mega Paints.....	4Kg	-	58.33	-	56.00	56.33	56.67	54.00	53.33	-	-
Tseday Paints.....	4Kg	-	58.33	-	-	-	-	-	-	-	-
"Tewellel Nitaf"(Tile).....	No	-	3.23	-	-	-	-	-	-	-	-
<b>WATER</b>											
Water.....	Meter Cube	6.67	7.50	7.67	8.33	4.25	1.89	7.33	9.70	1.60	1.60

Table 2 :- (Cont'd) Average Retail Price of Goods and Services by Region and Selected Market Places - Group 2 Market Places

March 2003  
Megabit 1995

ITEM	UNIT	R E G I O N   A N D   M A R K E T   P L A C E S									
		A M H A R A									
		Chuahit	Gondar	Esete	Debre-Tabor	Kobo	Weldiya	Kombolcha	Dessie	Shewa-Robit	Debre-Birhan
P R I C E   I N   B I R R											
<b>FUEL AND POWER</b>											
Fire Wood.....	Meter Cube	79.49	64.29	43.87	18.36	-	22.97	69.59	-	50.38	43.69
Charcoal.....	Kg	1.20	1.17	.71	.50	1.44	.98	.83	1.46	1.07	1.08
Dung Cake.....	Kg	.60	.43	.10	.26	-	-	.24	-	-	.31
Kerosine.....	Lt	-	2.10	2.44	2.03	1.94	1.92	1.86	1.87	1.92	1.96
Diesel.....	Lt	2.78	2.80	2.82	2.75	2.66	2.64	2.58	2.59	2.64	2.68
Electric.....	K.Watt	.29	.29	-	.29	-	.27	.27	.27	.27	.27
Matches.....	Box	.25	.25	.23	.22	.25	.25	.20	.17	.20	.20
Candles.....	No	.93	1.00	1.00	1.00	1.00	1.00	.75	.75	.75	.75
Buthane Gas (Shell).....	12.5 Kg	-	-	-	-	-	-	-	-	-	-
Eveready Drycell.....	No	1.63	1.75	1.75	1.75	3.50	1.75	1.75	1.75	1.50	1.75
<b>FURNITURE, FURNISHING, HOUSEHOLD EQUIPMENT AND OPERATION</b>											
<b>CHAIRS, TABLES, ETC.</b>											
Table Wanza (Machine made) Varnished..	No	-	296.67	-	373.33	193.33	216.67	148.33	316.67	158.33	400.00
Table Wanza (Hand made) Not Varnished..	No	-	191.67	-	-	-	166.67	-	-	-	-
Chairs Wanza (Machine Made) Varnished..	No	-	121.67	-	91.67	50.00	51.67	50.00	48.33	63.33	85.00
Chairs Wanza (Hand Made) Varnished....	No	-	83.33	-	-	-	-	-	-	-	83.33
Cupboard Wanza (2 doors) Varnished....	No	-	823.33	-	1116.67	700.00	1216.67	950.00	900.00	800.00	900.00
Double Bed Wanza (120cm) Varnished....	No	-	590.00	-	466.67	625.00	666.67	483.33	600.00	500.00	550.00
Sofas (Complete).....	No	-	3066.67	-	3233.33	2566.67	2666.67	2166.67	2350.00	2266.67	1800.00
Book Shelves Wanza (3 Shelves) no Door	No	-	223.33	-	266.67	310.00	283.33	283.33	316.67	150.00	325.00
Chest of Drawer .....	No	-	-	-	-	-	733.33	386.67	600.00	450.00	590.00
<b>FURNISHINGS &amp; REPAIRS</b>											
Bed Sheet (Non-Patterned Bahir Dar)											
1.90m x 2.50m.....	Pair	38.00	42.33	40.00	40.67	-	-	-	41.00	41.67	50.00

Table 2 ::(Cont'd) Average Retail Price of Goods and Services by Region and Selected Market Places - Group 2 Market Places

										March	2003
										Megabit	1995
		R E G I O N		A N D				M A R K E T		P L A C E S	
I T E M		U N I T		A		M		H		A	
		Chuahit	Gondar	Esete	Debre-Tabor	Kobo	Weldiya	Kombolcha	Dessie	Shewar-Robit	Debre-Birhan
		P R I C E I N B I R R									
<b>Bed Sheet(Patterned Kombolcha)</b>											
1.90m x 2.50m.....	Pair	-	60.00	71.00	-	-	56.67	74.00	82.17	83.33	85.00
Bed Cover(Patterned Kombolcha).....	No	-	81.67	-	-	-	46.67	-	-	66.67	-
Blanket Woolen(Debre B.)160cm x 220cm.....	No	85.67	76.33	80.00	87.50	82.00	82.67	75.00	76.33	-	77.00
Mattress-Sponge (A.A Foam) 120cm.....	No	-	320.67	280.00	380.00	350.00	333.33	-	313.33	280.00	330.00
Towel-Local (Kombolcha).....	No	-	-	10.33	-	-	-	8.00	8.00	-	16.00
<b>EARTHEN WARE</b>											
Water Pot.....	No	-	11.00	2.92	3.67	10.67	6.00	-	8.75	5.67	5.50
'Jebena' Medium Size.....	No	-	2.17	2.00	1.50	3.50	2.67	3.00	2.50	2.50	1.25
'Mitad' (Griddle of Clay).....	No	6.67	9.83	4.83	8.67	13.67	9.00	14.00	13.33	14.00	8.67
Local Stove '(Lakech).....	No	-	7.33	-	6.83	8.00	8.33	8.67	11.00	5.00	6.17
Cup for Coffee (China).....	No	1.25	.93	1.25	1.00	1.25	1.23	1.25	1.25	1.25	1.00
Plate Clay (imported).....	No	3.75	3.83	4.33	4.33	3.67	3.67	7.00	4.00	4.08	3.17
<b>STRAW, BAMBOO AND OTHERS</b>											
'Sefed'.....	No	-	4.67	2.42	-	11.00	5.33	8.00	6.83	6.83	5.67
Sack 100Kg Capacity.....	No	-	4.33	-	2.50	-	-	-	-	-	-
<b>METAL WARE</b>											
Cooking Pan Medium (Local).....	No	29.00	28.33	13.50	16.67	25.67	20.67	23.67	14.17	23.33	15.33
Tray (Nickel) Medium N° 45 Local.....	No	-	-	-	-	-	-	350.00	363.33	-	-
Electric 'Mitad' Aluminium.....	No	-	490.00	-	-	-	-	40.00	38.50	39.00	37.33
Gas Stove (Kerosine) China.....	No	-	42.67	40.00	41.00	38.00	35.67	-	-	-	-
Refrigerator.....	No	-	3000.00	-	-	-	-	-	3866.67	-	-

Table 2 :- (Cont'd) Average Retail Price of Goods and Services by Region and Selected Market Places - Group 2 Market Places

March 2003  
Megabit 1995

ITEM	UNIT	R E G I O N   A N D   M A R K E T   P L A C E S									
		A M H A R A									
		Chuahit	Gondar	Esete	Debre-Tabor	Kobo	Weldiya	Kombolcha	Dessie	Shewa-Robit	Debre-Birhan
<b>PLASTIC WARE (LOCAL MADE)</b>		P R I C E   I N   B I R R									
Jerrycan (20 Litres).....	No	-	21.67	-	21.33	22.00	19.00	-	23.33	23.00	23.33
Bucket (20 Litres).....	No	13.67	15.33	16.33	14.33	14.17	13.67	14.00	14.00	15.67	15.33
<b>GLASS WARE</b>											
Glass for Tea (Duralax).....	No	-	3.17	3.00	3.00	3.00	3.00	3.33	3.00	3.00	3.00
<b>OTHER HOUSEHOLD EQUIPMENT</b>											
Kerosine Lamp.....	No	15.67	24.00	14.00	24.33	23.67	24.00	20.00	19.50	21.00	14.67
'Kuraz' Small Local Kerosine Lamp.....	No	1.25	1.25	1.00	.83	1.00	1.00	1.00	-	-	2.00
Flash Light.....	No	6.00	6.50	6.58	6.50	6.00	6.67	6.00	5.83	6.00	6.50
Electric Bulb Philips(40/60 Watt).....	No	2.00	2.00	-	2.00	2.50	2.00	2.00	2.00	2.00	2.00
<b>HOUSEHOLD OPERATION</b>											
Hard Soap (Local).....	200gm	-	1.33	1.82	1.78	2.00	2.00	1.67	2.00	1.60	2.00
Hard Soap (Imported).....	200gm	2.20	2.00	2.17	1.74	2.00	2.67	2.07	1.89	2.12	-
Detergent (Omo).....	50gm	.50	.63	.63	1.17	.50	1.00	.50	.75	.50	1.36
Incense.....	Kg	4.67	21.00	25.00	6.17	7.67	15.67	19.50	17.00	5.00	10.42
Sandal Wood.....	No	.25	.25	.23	.33	.25	.27	.25	.25	.25	.25
Toilet Paper (Mamko).....	Roll	3.00	3.00	3.00	3.00	3.00	2.92	3.00	3.00	3.00	3.00
<b>DRY CLEANING</b>											
Dry Cleaning (Suit Men).....	No	-	13.33	-	-	-	15.00	15.00	15.00	-	16.00

Table 2 :-(Cont'd) Average Retail Price of Goods and Services by Region and Selected Market Places - Group 2 Market Places

ITEM	UNIT	R E G I O N      A N D      M A R K E T      P L A C E S									
		A M H      A R      A									
		Chuahit	Gondar	Esete	Debre-Tabor	Kobo	Weldiya	Kombolcha	Dessie	Shewa-Robit	Debre-Birhan
<b>PRICE IN B I R R</b>											
<b>DOMESTIC SERVICE</b>											
Maid Servant.....	Month	12.67	28.33	14.33	13.00	28.33	31.67	35.00	33.33	21.67	23.33
Unskilled Service (Daily Laborer)....	Day	6.00	6.83	6.00	3.67	6.00	5.00	8.33	7.67	7.33	6.50
Salary for Guard .....	Month	-	80.00	-	-	50.00	43.33	33.33	43.33	40.00	50.00
<b>MEDICAL CARE</b>											
Ampicillin(250 mg) Local.....	56 Caps	18.20	15.87	14.28	16.00	18.67	16.80	14.67	15.80	15.87	16.80
Dichlorophine(500 mg) Local.....	6 Pills	-	1.43	-	-	3.00	-	-	-	-	-
Tetracycline(250mg) Local.....	56 Caps	7.96	7.00	9.66	8.00	12.67	8.40	7.47	8.60	9.80	7.28
Penicillin Injection(4 Mu. Local). Bottle		3.90	3.87	3.73	4.00	4.33	3.83	3.48	4.00	4.00	4.70
Chloramphenicol(250mg) Local.....	56 Caps	16.52	11.76	14.00	-	16.80	14.00	11.90	12.13	14.93	12.32
Dipron(500mg) Local.....	20 Pills	-	-	-	-	4.00	-	-	-	-	-
Cough Syrup (Berantine) Local.....	12Scc	8.93	8.73	6.00	-	9.00	10.00	7.25	7.17	8.00	-
Bactrim(480mg) Local.....	30 Pills	6.75	-	6.00	-	9.00	-	5.00	6.00	8.25	-
Vermox(100mg) Local.....	12 Pills	2.36	1.10	2.40	-	3.33	-	-	2.00	2.20	-
Mezel(250mg) Local.....	30 Caps	4.07	3.90	4.50	3.00	6.06	6.00	4.00	5.07	5.00	3.60
Asprin (300 mg) Local.....	20 Pills	2.25	2.00	2.00	1.50	2.56	2.00	2.00	1.83	1.33	2.00
<b>OTHER MEDICAL EXPENSES</b>											
Doctor's Fee (Government).....	per visit	-	4.00	5.00	2.00	1.00	2.00	2.00	2.00	1.00	2.00
Doctor's Fee (Private).....	per visit	-	5.00	-	-	5.00	15.00	10.00	20.00	10.00	8.33
Injection (Service Charge).....	Once	-	1.67	-	1.00	.50	1.00	1.00	1.00	1.00	1.00
Laboratory Test Fee (Private).....	Once	-	6.33	-	-	-	5.00	5.00	5.00	5.00	5.00
Bed Charge (gov.).....	per day	-	6.00	2.00	3.00	2.00	6.00	2.00	2.00	2.00	3.00

Table 2 :-(Cont'd) Average Retail Price of Goods and Services by Region and Selected Market Places - Group 2 Market Places

		March 2003 Megabit 1995									
		R E G I O N   A N D   M A R K E T   P L A C E S									
ITEM	UNIT	A M H A R A									
		Chuahit	Gondar	Esete	Debre-Tabor	Kobo	Weldiya	Kombolcha	Dessie	Shewa-Robit	Debre-Birhan
		P R I C E   I N   B I R R									
<b>TRANSPORT AND COMMUNICATION</b>											
<b>TRANSPORT</b>											
Benzene.....	Lt	-	4.40	-	4.43	4.34	4.32	4.26	4.27	4.32	4.36
Motor Oil (Mobil).....	Lt	-	19.75	-	19.35	19.88	20.00	18.75	18.75	19.25	19.75
Car Washing and Greasing.....	No	-	26.33	-	-	-	40.00	33.33	31.33	-	25.00
Bus Fare (per km).....	Tarif	-	.10	-	.11	.09	.12	.15	-	.09	.10
Bus Fare (within Town) .....	Trip	-	.50	-	-	-	-	-	-	-	-
Taxi Fare .....	Trip	-	1.00	-	-	-	.50	.50	.50	1.00	.50
Air Plane (To Addis Ababa) .....	Trip	-	362.80	-	-	-	-	-	213.30	-	-
Animal Transport fare.....	Trip	-	-	18.67	-	-	-	-	-	-	-
Cart Fare.....	Trip	-	.50	-	.50	-	.75	.50	.50	.50	.50
Train Fare .....	Trip	-	-	-	-	-	-	-	-	-	-
Service Charge (Motor oil change)...	Once	-	-	-	-	-	-	-	-	-	-
<b>COMMUNICATION</b>											
Telephone Charge (with town).....	Period	-	.20	.35	.20	-	.20	-	.60	-	.20
Telephone Charge to Addis Ababa....	Period	3.65	3.65	3.25	3.25	3.25	2.50	-	3.00	-	2.05
Telephone Line Installation Charge..	Once	355.75	355.75	355.75	355.75	355.75	355.75	355.75	355.75	355.75	355.75
<b>ENTERTAINMENT AND EDUCATION</b>											
<b>EQUIPMENT AND ACCESSORIES</b>											
T.V. Set Philips 21 inch(Colored).....	No	-	3216.67	-	-	-	3900.00	-	3433.33	-	3200.00
Cassette Recorded Original(Local Music)No		13.00	12.00	-	10.00	13.00	13.00	11.33	13.00	12.00	12.00
Radio Set Philips 3 Band.....	No	-	125.00	-	110.00	126.67	130.00	160.00	154.00	180.00	155.00
Tape Recorder National (2 Speaker)....	No	170.00	453.33	-	-	190.00	-	430.00	473.33	186.67	260.00
Expense for Photograph(Passport size)4Pho		-	3.00	4.00	4.00	-	3.00	3.00	3.00	4.00	5.33

Table 2 :- (Cont'd) Average Retail Price of Goods and Services by Region and Selected Market Places - Group 2 Market Places

March 2003  
Megabit 1995

ITEM	UNIT	R E G I O N   A N D   M A R K E T   P L A C E S									
		A M H A R A									
		Chuahit	Gondar	Esete	Debre-Tabor	Kobo	Weldiya	Kombolcha	Dessie	Shewa-Robit	Debre-Birhan
		P R I C E   I N   B I R R									
Newspaper (Addis Zemen).....	No	-	-	-	-	-	-	.50	.50	.50	.50
Theater Enterance Fee .....	Once	-	-	-	-	-	-	10.00	10.00	-	-
<b>EDUCATION</b>											
Exercise Book (50 Leaves) Local.....	No	1.77	1.93	2.00	1.72	1.93	1.87	1.80	1.78	1.75	1.60
Pencil (China).....	No	.25	.20	.23	.25	.25	.25	.20	.25	.20	.20
Ball Point-Bic England.....	No	1.00	1.00	.90	1.03	1.00	1.00	1.00	1.03	1.00	1.00
Day School Fee-Public(Grade 7 & 8)..Month		-	-	-	-	-	-	-	-	-	-
Day School Fee-Private(Grade 9-12)..Month		-	-	-	-	-	-	-	-	-	-
Night School Fee-Government(Gr.9-12)Month		-	14.50	-	17.25	23.00	25.50	22.00	21.00	-	-
School Uniform Fee .....	No	-	-	-	53.33	56.00	52.00	38.00	-	-	-
Night School Fee-Private(Grade9-12)..Month		-	-	-	-	-	-	-	-	-	-
<b>PERSONAL CARE AND EFFECTS</b>											
<b>PERSONAL CARE</b>											
Lux Toilet Soap.....	90gm	-	2.25	2.25	2.25	2.25	2.25	1.91	1.97	2.25	2.25
Blade-TOPAZ.....	No	.25	.25	.25	.27	.25	.27	.25	.27	.25	.20
Hair Dressing (Traditional).....	No	.67	1.67	.75	1.00	2.00	2.00	1.50	1.67	-	-
Hair Dressing (Modern).....	No	-	5.67	7.00	5.67	7.00	6.00	8.00	8.00	-	7.00
Barbery (Mens Hair Cut).....	No	2.00	3.67	1.00	3.67	3.00	2.67	3.33	4.00	2.00	2.67
Paraffin Hair Oil.....	330cc	7.83	7.67	8.33	8.00	7.83	7.33	7.50	7.42	7.00	7.50
Zenith Hair Oil.....	330cc	9.90	11.37	4.77	8.83	7.83	7.67	7.08	7.25	7.00	7.83
Shaving Machine (medium) .....	No	-	40.00	-	-	-	-	-	10.00	-	-
Perfume .....	CC	-	25.67	-	28.67	25.00	26.67	26.67	23.00	23.33	23.33
<b>PERSONAL EFFECTS</b>											
Umbrella-Wen Medium (Local).....	No	15.17	21.67	18.33	26.67	-	25.00	19.67	23.00	19.00	22.00

Table 2 :- (Cont'd) Average Retail Price of Goods and Services by Region and Selected Market Places - Group 2 Market Places

March 2003  
Megabit 1995

ITEM	UNIT	R E G I O N   A N D   M A R K E T   P L A C E S									
		A W N A R A									
		Chuahit	Gondar	Esete	Debre-Tabor	Kobo	Weldiya	Kombolcha	Dessie	Shewa-Robit	Debre-Birhan
		P R I C E   I N   B I R R									
Umbrella-Women Medium (Imported).....	No	17.67	25.33	16.00	19.33	20.00	19.00	22.33	22.00	18.00	17.00
Hand Bag (Imported Synthetic).....	No	-	-	-	58.33	-	-	118.33	73.33	-	73.33
Belt (Local) Machine Made.....	No	5.00	13.33	10.33	21.33	-	16.33	8.00	10.67	3.50	7.33
Belt (Local) Hand Made.....	No	1.83	-	4.83	-	-	1.00	1.00	5.17	-	-
<b>JEWELLERY</b>											
Seiko-21 Jewels Automatic (Men).....	No	-	355.00	-	-	-	260.00	-	-	-	285.00
Seiko-21 Jewels Automatic (Women).....	No	-	330.00	-	-	-	253.33	-	-	-	-
Earrings (4gm 18 carat Local).....	Pair	-	360.00	-	360.00	340.00	240.00	320.00	320.00	340.00	332.00
Neck Laces (6gm 21 carat Imported).....	No	-	580.00	-	-	570.00	540.00	600.00	650.00	-	-
Rings (4gm 18 carat Local).....	No	-	360.00	-	360.00	340.00	240.00	320.00	320.00	340.00	332.00
Bracelet 20gm (18 carat Local).....	No	-	-	-	-	1700.00	1500.00	1600.00	1600.00	-	1660.00
<b>LIVESTOCK AND DRAUGHT ANIMALS</b>											
<b>LIVESTOCK</b>											
Sheep (10-15Kg).....	No	91.33	125.00	85.00	83.33	91.67	110.00	85.00	81.00	67.67	100.00
Goat (10-15Kg).....	No	72.67	103.33	54.33	73.33	93.33	80.00	65.00	68.00	46.00	85.00
Heifer (2-4 Years).....	No	376.67	385.00	456.67	-	423.33	350.00	300.00	468.33	410.00	415.00
Cow (4 Years and Above).....	No	550.00	636.67	700.00	266.67	666.67	616.67	576.67	663.33	550.00	570.00
Bull (2-4 Years).....	No	460.00	400.00	526.67	-	425.00	340.00	311.67	481.67	450.00	650.00
Ox (4 Years and Above).....	No	630.00	693.33	693.33	480.00	1100.00	883.33	700.00	943.33	810.00	853.33
Hen (Indigenous).....	No	7.17	7.00	4.50	5.83	5.33	7.83	8.00	7.83	8.00	9.67
Cock (Indigenous).....	No	11.00	11.00	5.83	8.50	8.00	7.17	7.67	11.00	12.33	13.67
<b>DRAUGHT ANIMALS</b>											
Donkey.....	No	166.67	255.00	223.33	190.00	335.00	183.33	-	160.00	220.00	270.00
Horse.....	No	-	350.00	503.33	700.00	280.00	-	-	606.67	-	510.00

Table 2 :-(Cont'd) Average Retail Price of Goods and Services by Region and Selected Market Places - Group 2 Market Places

		March 2003 Megabit 1995									
		R E G I O N A N D M A R K E T P L A C E S									
		A M H A R A									
ITEM	UNIT	Chuahit	Gondar	Esete	Debre-Tabor	Kobo	Weldiya	Kombolcha	Dessie	Shewa-Robit	Debre-Birhan
		P R I C E I N B I R R									
Mule.....	No	-	950.00	876.67	930.00	-	-	-	1058.33	-	-
<b>FARM EQUIPMENT (INDUSTRIAL PRODUCT)</b>											
Sickel.....	No	-	17.33	-	15.00	-	-	-	11.00	-	14.50
Pick Axe ('Doma').....	No	-	21.33	14.50	22.00	-	11.00	20.00	16.00	-	17.00
'Gejera'.....	No	-	33.00	-	-	-	8.33	25.00	15.50	-	-
<b>FARM EQUIPMENT (HAND MADE)</b>											
'Mofer'.....	No	8.33	-	3.58	-	29.67	22.67	14.67	17.00	26.67	-
'Kember'.....	No	6.17	-	4.10	-	11.00	-	-	-	5.67	-
'Digr'.....	No	1.67	-	1.08	-	2.50	2.83	1.00	2.92	2.67	1.50
Plough.....	No	33.00	35.00	24.67	-	21.67	18.00	18.00	25.00	22.00	15.67
Sickel.....	No	-	3.17	1.33	-	-	-	3.00	5.83	2.67	3.00
'Wegel'.....	No	4.83	3.50	3.08	-	3.83	3.00	4.50	6.50	4.33	2.33
'Erfe'.....	No	-	-	1.58	-	2.17	1.67	4.83	2.75	1.33	-
<b>MISCELLANEOUS GOODS AND SERVICES</b>											
Coffin (Medium Quality).....	No	-	340.00	-	-	350.00	283.33	276.67	308.33	-	100.00
Charge for Money order .....	Once	-	11.12	1.75	11.05	-	2.50	11.05	2.60	5.25	2.65
Charge for Visa (for person).....	No	-	-	-	-	-	-	-	-	-	-

# **Group 3**

# **Market Places**

(Mota, Debre Markos, Adete, Bahir Dar, Sekota, Amde Werk, Dangla,  
Chagni, Kemise, and Bati.)



Table 3 :- (Cont'd) Average Retail Price of Goods and Services by Region and Selected Market Places - Group 3 Market Places

March 2003  
Megabit 1995

REGION AND MARKET PLACES												
ITEM	UNIT	A M H A R A										AMHARA AVERAGE
		Mota	Debre-markos	Adete	Bahir-Dar	Sekota	Amde Work	Danigla	Chagni	Kemise	Bati	

PRICE IN BIRR

CEREALS UNMILLED

'Teff' White .....	Kg	1.62	1.81	1.59	2.22	2.40	2.25	1.67	1.90	2.09	1.98	2.06
'Teff' Mixed.....	Kg	1.48	1.65	1.51	1.66	2.28	1.97	1.55	1.75	2.03	1.90	1.89
'Teff' Black (Red).....	Kg	1.48	1.44	1.52	1.94	2.10	1.95	1.50	1.50	1.87	1.80	1.77
Wheat White.....	Kg	1.47	1.39	1.39	1.72	2.21	2.10	1.84	1.61	1.80	1.60	1.80
Wheat Mixed.....	Kg	1.49	1.48	1.46	-	-	2.11	-	-	2.04	-	1.76
Wheat Black.....	Kg	1.81	1.56	1.47	1.77	1.80	1.60	1.87	1.96	-	1.50	1.83
Barley White.....	Kg	1.48	1.57	1.52	1.70	2.49	2.15	1.53	1.34	1.85	1.83	1.86
Barley Mixed.....	Kg	1.33	1.33	1.31	1.49	2.53	1.98	1.48	1.61	1.86	1.77	1.75
Barley Black.....	Kg	-	1.33	-	-	2.30	1.98	1.51	-	1.80	-	1.72
Barley for Beer.....	Kg	-	-	-	-	-	-	-	-	-	-	2.02
Maize.....	Kg	1.07	1.34	1.18	1.16	1.73	1.78	1.13	1.11	1.48	1.43	1.38
Durrah.....	Kg	-	1.42	-	-	-	1.75	-	-	1.66	1.57	1.54
Sorghum Yellow.....	Kg	1.45	-	-	-	2.00	1.82	-	-	1.55	1.52	1.70
Sorghum White.....	Kg	-	-	-	1.36	-	1.75	.96	1.10	1.33	1.58	1.46
Sorghum Red.....	Kg	1.07	-	-	-	1.83	1.67	1.12	-	1.33	-	1.48
African Millet.....	Kg	1.19	1.37	1.25	1.25	1.81	-	1.13	1.30	-	1.76	1.42
Rice.....	Kg	-	5.00	4.83	5.00	5.00	6.00	5.00	-	4.67	4.92	4.93
Oats.....	Kg	-	2.62	2.13	2.03	-	-	1.91	2.73	-	1.83	2.10
Hulled Barley.....	Kg	2.08	1.51	-	3.41	-	-	-	-	-	-	2.83

CEREALS MILLED

'Teff' White.....	Kg	-	2.75	-	-	-	-	-	-	-	-	3.10
'Teff' Mixed.....	Kg	-	-	-	-	-	-	-	-	-	-	3.06
'Teff' Black (Red).....	Kg	-	2.00	-	-	-	-	-	-	-	-	2.00
Wheat White.....	Kg	-	-	-	-	-	-	-	-	-	-	3.03
Wheat Mixed.....	Kg	-	-	-	-	-	-	-	-	-	-	4.00
Barley White.....	Kg	-	-	-	-	-	-	-	-	-	-	-

Table 3 :-(Cont'd) Average Retail Price of Goods and Services by Region and Selected Market Places - Group 3 Market Places

 March 2003  
 Megabit 1995

		R E G I O N   A N D   M A R K E T   P L A C E S										
ITEM	UNIT	A M H A R A										AMHARA AVERAGE
		Mota	Debre- markos	Adete	Bahir- Dar	Sekota	Amde Work	Danigla	Chagni	Kemise	Bati	
		P R I C E   I N   B I R R										
Barley Mixed.....	Kg	-	-	-	-	-	-	-	3.00	-	3.09	3.05
Maize.....	Kg	-	-	-	-	-	-	-	-	-	-	4.73
Oats.....	Kg	4.50	6.00	4.50	4.00	5.00	-	4.00	5.25	-	-	-
Sorghum.....	Kg	-	-	-	-	-	-	-	-	-	-	-
Durrah.....	Kg	-	-	-	-	-	-	-	-	-	-	-
'Furno Duket' Locally Processed..	Kg	3.92	3.50	-	3.75	4.00	6.00	3.50	3.75	3.50	2.92	3.57
<b>PULSES UNMILLED</b>												
Horse Beans.....	Kg	1.88	1.61	1.78	2.05	1.48	1.45	1.99	2.03	1.65	1.69	1.79
Peas White.....	Kg	-	-	-	-	1.98	-	-	-	-	-	2.24
Peas Black.....	Kg	-	1.99	1.93	2.04	1.98	1.72	2.54	2.57	-	-	2.26
Peas Mixed.....	Kg	2.08	2.02	-	-	-	1.68	-	2.39	1.78	2.28	2.09
Soya Beans.....	Kg	-	-	-	3.06	-	-	-	-	-	-	3.06
Chick Peas.....	Kg	1.87	1.70	1.81	1.73	2.33	1.45	2.10	2.02	1.78	1.84	1.92
Lentils.....	Kg	-	3.30	4.00	2.97	2.47	1.90	3.50	2.88	3.02	3.55	2.87
Haricot Beans.....	Kg	1.34	1.23	-	3.05	-	-	-	-	1.26	-	1.57
Lima Beans.....	Kg	1.18	-	-	1.60	-	-	-	2.04	1.24	-	1.60
Vetch.....	Kg	1.51	1.27	1.66	1.75	-	-	1.83	1.64	1.65	1.51	1.55
Fenugreek.....	Kg	2.78	4.00	3.33	3.71	3.33	3.41	4.28	4.57	3.90	3.10	3.47
<b>PULSES MILLED OR SPLIT</b>												
Horse Beans Milled.....	Kg	-	-	5.99	-	-	-	-	-	5.00	-	4.71
Peas Milled.....	Kg	4.50	-	-	5.00	-	-	4.50	-	-	-	4.59
Chick Peas Milled.....	Kg	-	-	-	4.83	-	-	-	-	-	-	4.86
Mixed Pulses Milled.....	Kg	4.00	-	-	4.50	4.33	-	-	4.85	-	4.93	4.52
Vetch Milled.....	Kg	-	3.78	-	-	-	-	-	4.57	-	-	4.44
Peas Split.....	Kg	-	4.50	-	4.00	5.00	-	-	4.00	3.84	3.58	3.95
Peas Split(Roasted).....	Kg	5.00	4.83	4.17	4.00	-	-	4.00	4.00	-	-	4.11

Table 3 :- (Cont'd) Average Retail Price of Goods and Services by Region and Selected Market Places - Group 3 Market Places

March 2003  
Megabit 1995

ITEM	UNIT	REGION AND MARKET PLACES										AMHARA AVERAGE
		A M H A R A										
		Mota	Debre- markos	Adete	Bahir- Dar	Sekota	Amde Work	Danigla	Chagni	Kemise	Bati	
PRICE IN BIRR												
Horse Beans Split(Roasted).....	Kg	-	-	-	3.67	-	-	-	3.26	-	-	3.22
Lentils Split.....	Kg	5.17	4.50	4.92	5.53	5.00	-	5.33	4.78	4.37	4.83	4.88
Vetch Split(Roasted).....	Kg	-	-	-	-	-	-	-	-	-	-	2.49
Chick Peas Split(Roasted).....	Kg	-	-	-	4.33	-	-	-	-	-	-	4.75
Fenugreek Milled.....	Kg	-	7.67	7.00	7.67	7.67	-	7.00	7.25	5.67	5.17	7.07
<b>OIL SEEDS</b>												
Niger Seed.....	Kg	3.95	3.94	4.07	4.06	3.13	2.96	3.13	3.17	4.22	4.88	3.84
Linseed White.....	Kg	-	4.59	-	5.49	-	-	-	-	-	-	4.65
Linseed Black.....	Kg	3.66	3.46	3.02	3.49	2.85	3.71	2.65	3.74	4.95	4.88	3.64
Sesame Seed.....	Kg	3.71	-	-	-	-	-	-	-	4.59	4.49	4.32
Sunflower.....	Kg	3.20	2.78	-	4.22	1.79	1.30	-	3.26	4.41	2.78	2.91
Castor Beans.....	Kg	1.72	1.57	1.10	2.00	-	-	1.53	.71	2.11	-	2.12
Rape Seed.....	Kg	2.35	2.33	2.03	1.83	1.90	-	2.64	2.90	1.95	2.38	2.49
Ground Nut Shelled.....	Kg	-	5.00	4.50	4.25	5.00	-	3.92	2.06	5.50	5.17	4.61
<b>PREPARED CEREAL PRODUCTS</b>												
Spaghetti (Local) Without Egg....	Kg	7.00	7.17	7.00	8.00	8.00	8.00	7.33	-	7.50	6.67	7.23
Pastini.....	Kg	-	7.83	-	8.00	10.00	-	10.00	8.50	7.00	-	8.52
Macaroni (Local) Without Egg....	Kg	5.00	5.00	5.08	6.00	6.00	6.00	5.33	4.50	5.00	5.00	5.32
'Fafa' Flour.....	kg	-	8.00	-	10.00	-	-	-	-	-	-	8.73
'Dube' Flour.....	kg	-	5.17	-	6.00	5.50	5.67	-	-	-	-	5.31
<b>BREAD AND OTHER PREPARED FOODS</b>												
'Enjera' ('Teff' Mixed).....	325gm	.53	.49	.46	.44	1.10	1.37	.63	.45	.90	.71	.69
'Dabo' (Traditional Ambasha)..	350gm	.57	.44	.40	.32	1.28	.51	.38	-	-	.46	.58
'Dabo' (Traditional Sheleto)..	350gm	.64	.44	.43	-	.87	-	.35	.18	-	.52	.61

Table 3 :- (Cont'd) Average Retail Price of Goods and Services by Region and Selected Market Places - Group 3 Market Places

March 2003  
Megabit 1995

		R E G I O N   A N D   M A R K E T   P L A C E S										
		A M H A R A									AMHARA	
ITEM	UNIT	Mota	Debre- markos	Adete	Bahir- Dar.	Sekota	Amde Work	Danigla	Chagni	Kemise	Bati	AVERAGE
		P R I C E   I N   B I R R										
Bread Wheat (Bakery).....	350gm	1.00	.88	-	.96	1.42	-	1.06	.43	.89	.89	1.10
Biscuits .....	150gm	1.90	2.00	1.50	1.97	3.41	4.09	2.00	4.29	2.73	2.73	2.50
<b>MEAT</b>												
Beef .....	Kg	-	12.00	10.00	-	-	-	10.00	-	12.00	13.00	12.10
Camel Meat .....	Kg	-	-	-	-	-	-	-	-	10.20	7.27	8.74
<b>FISH AND FISH PRODUCTS</b>												
Fish Fresh.....	Kg	-	-	-	2.50	-	-	-	-	5.97	-	4.23
Sardines (Imported).....	125gm	-	6.83	-	-	7.50	-	2.68	-	-	6.17	5.73
<b>DIARY PRODUCTS AND EGG</b>												
Cow Milk (Unpasteurized).....	Lt	2.00	2.52	2.22	1.80	-	-	2.13	-	2.91	2.86	2.15
Cow Milk (pasteurized).....	Lt	-	-	-	-	-	-	-	-	-	-	-
Camel Milk.....	Lt	-	-	-	-	-	-	-	-	-	-	-
Goat Milk.....	Lt	-	-	-	-	-	-	-	-	-	-	27.08
Powdered Milk (Edget).....	450gm	30.38	27.00	30.00	-	29.25	-	-	-	26.25	-	3.39
Yoghurt (Traditional).....	Lt	-	3.68	3.03	2.45	-	-	-	-	3.47	2.86	3.65
Cheese Cottage.....	Kg	-	-	-	6.50	-	-	-	2.26	-	-	-
Egg (Traditional).....	Dozen	3.00	3.43	3.14	3.48	2.40	2.60	4.00	3.29	3.00	4.00	3.32
<b>OILS AND FATS</b>												
Butter Unrefined.....	Kg	25.00	24.00	18.36	20.83	-	21.67	20.33	19.83	25.56	18.22	21.73
Cooking Oil (Imported).....	Lt	-	11.78	-	12.00	14.00	16.00	11.00	-	14.17	10.86	12.83
Cooking Oil (Local).....	Lt	12.00	13.00	12.00	12.67	-	15.00	12.67	13.00	12.00	9.00	12.85



Table 3 :-(Cont'd) Average Retail Price of Goods and Services by Region and Selected Market Places - Group 3 Market Places

March  
Megabit 2003  
1995

ITEM	UNIT	R E G I O N A N D M A R K E T P L A C E S										AMHARA AVERAGE
		A M H A R A										
		Mota	Debre- markos	Adete	Bahir- Dar	Sekota	Amde Work	Danigla	Chagni	Kemise	Bati	
P R I C E I N B I R R												
<b>SPICES</b>												
Pepper Whole.....	Kg	5.33	8.00	6.77	10.00	7.32	10.00	5.36	7.54	14.00	13.50	9.27
Black Pepper(Local).....	Kg	-	-	-	-	-	-	8.89	10.83	-	-	11.77
Long Pepper(Local).....	Kg	8.83	8.00	9.67	9.00	11.43	10.55	9.88	13.33	-	-	10.72
White Cumin(Bishop's Weed)Local..	Kg	2.23	3.00	2.33	3.33	6.67	4.45	2.85	5.37	5.00	5.27	4.47
Black Cumin(Local).....	Kg	3.50	4.33	3.33	4.00	7.17	8.05	4.50	7.93	10.00	4.55	5.54
Ginger Dry(Local).....	Kg	-	4.33	-	-	6.67	-	-	-	1.50	1.50	1.65
Ginger Wet(Local).....	Kg	1.33	1.50	1.33	1.00	3.63	3.30	1.18	1.27	1.50	1.50	1.65
Cloves(Imported).....	Kg	-	-	85.00	53.33	-	-	100.00	50.00	100.00	154.77	77.27
Cinnamon(Imported).....	Kg	-	-	27.00	-	25.00	-	-	-	-	-	23.08
Cardamon(Local).....	Kg	13.67	12.33	15.33	12.67	27.30	30.04	13.65	23.33	15.88	20.03	18.19
Tumeric Flour(Local).....	Kg	5.00	4.67	6.00	2.50	5.94	-	15.08	12.22	10.00	2.50	5.22
Chillies Whole.....	Kg	-	10.00	-	18.00	-	-	-	-	7.51	4.58	10.51
Basil Dry.....	Kg	-	8.33	7.67	7.92	16.67	2.05	5.65	6.50	20.00	15.26	9.11
<b>POTATOES, OTHER TUBERS AND STEMS</b>												
Potato.....	Kg	.81	.97	.41	1.17	2.28	3.26	.61	.89	1.95	1.39	1.45
Sweet Potato.....	Kg	-	-	-	1.50	-	-	-	.33	.43	.82	.98
'Kocho' (Unprocessed).....	Kg	-	-	-	-	11.00	-	-	-	-	-	11.25
'Bula'.....	Kg	-	13.50	-	-	-	-	-	-	-	-	-
<b>COFFEE, TEA, CHAT AND BUCK-THORN LEAVES</b>												
Tea Leaves(Local).....	100gm	2.00	2.00	2.00	1.93	2.00	2.17	2.00	2.00	2.00	2.00	2.01
Coffee Whole.....	Kg	-	-	-	-	-	-	-	-	4.88	3.36	3.28
Coffee Beans.....	Kg	7.83	9.00	6.83	9.00	6.56	6.00	8.00	7.92	7.90	8.17	7.96
Coffee Leaves.....	Kg	-	-	-	-	-	-	-	-	-	1.53	1.53
Buck Thorn Leaves.....	Kg	2.74	2.22	2.13	3.20	27.78	4.45	1.55	2.33	3.20	3.53	3.90

Table 3.1: (Cont'd) Average Retail Price of Goods and Services by Region and Selected Market Places - Group 3 Market Places

March 2003  
Megabit 1995

ITEM	UNIT	REGION AND MARKET PLACES										AMHARA AVERAGE
		A W H A R A										
		Mota	Debre- markos	Adete	Bahir- Dar	Sekota	Amde Work	Danigla	Chagni	Kemise	Bati	
PRICE IN BIRR												
'Chat'.....	Kg	60.00	9.76	40.00	60.00	23.53	-	40.00	35.55	4.09	12.38	29.89
Malt-Barley.....	Kg	1.60	-	-	2.29	3.31	-	1.95	2.31	3.66	2.90	2.43
Malt-Wheat.....	Kg	-	3.85	-	-	-	-	-	-	3.85	-	4.24
<b>OTHER FOOD ITEMS</b>												
Salt.....	Kg	1.42	1.25	1.23	1.40	2.04	1.84	1.44	1.47	1.99	1.07	1.40
Sugar.....	Kg	4.75	4.60	4.77	4.77	5.00	6.00	4.87	5.00	17.85	5.00	5.54
Honey.....	Kg	11.33	10.50	10.83	9.67	14.67	12.67	10.00	9.00	10.17	13.67	12.05
Canned Tomato (Local).....	410gm	6.50	6.50	8.59	6.00	6.50	-	7.67	-	6.50	7.32	6.68
<b>FOOD TAKEN AWAY FROM HOME</b>												
Cup of Tea.....	No	.25	.40	.25	.43	.40	.28	.40	.33	.43	.30	.35
Cup of Coffee.....	No	-	.80	.80	.83	1.00	-	.80	.90	.90	.75	.85
Cup of Milk.....	No	.78	.80	.80	.93	-	-	.80	-	.90	.90	.82
'Key Wot Yebere'.....	One Meal	-	-	-	4.67	-	-	-	-	4.00	-	4.60
'Key Wot Yebeg/Yefyel'.....	One Meal	4.00	4.00	3.50	5.00	-	3.50	4.67	-	4.00	5.00	4.43
<b>COST OF MILLING</b>												
Cereals.....	100Kg	8.00	7.00	6.33	9.33	10.67	15.00	7.00	8.67	8.00	8.00	9.05
Pulses.....	100Kg	10.00	15.00	10.00	20.00	10.67	15.00	10.00	20.00	8.50	15.00	18.35
Pepper Whole.....	100Kg	40.00	65.00	50.00	60.00	133.33	-	50.00	50.00	75.00	50.00	58.39
<b>BEVERAGES - NON ALCOHOLIC</b>												
Ambo Mineral Water.....	500cc	2.50	2.33	2.13	2.42	-	-	2.50	2.50	2.00	2.00	2.23
Bure Mineral Water.....	500cc	-	-	-	-	-	-	-	-	-	-	2.00
Coca Cola/Fanta.....	300cc	2.00	2.00	2.00	2.00	2.50	-	2.00	2.00	2.00	2.00	2.04

Table 3 :- (Cont'd) Average Retail Price of Goods and Services by Region and Selected Market Places - Group 3 Market Places

March 2003  
Megabit 1995

R E G I O N A N D M A R K E T P L A C E S												
ITEM	UNIT	A M H A R A										AMHARA AVERAGE
		Mota	Debre- markos	Adete	Bahir- Dar	Sekota	Amde Work	Danigla	Chagni	Kemise	Bati	
P R I C E I N B I R R												
Pepsi Cola/Mirinda.....	300cc	2.00	2.00	2.00	2.00	2.50	3.00	2.00	2.00	2.00	2.00	2.08
<b>BEVERAGES - ALCOHOLIC</b>												
Araki (Local).....	900cc	20.00	23.00	24.67	25.00	-	35.00	28.00	29.33	20.90	22.27	24.12
Cognac (Local).....	900cc	-	-	-	-	-	-	-	-	-	-	18.00
Brandy (Local).....	900cc	-	-	-	-	-	-	-	-	-	-	18.00
Gin (Local).....	900cc	20.00	23.00	24.67	25.00	-	35.00	28.00	29.33	20.90	22.27	24.36
Saris Wine (Normal).....	750cc	7.00	-	7.00	11.33	-	-	13.57	8.00	5.33	8.33	8.66
'Katikalla'.....	Lt	4.67	5.00	4.98	3.39	-	-	6.47	4.63	6.50	7.11	6.65
Beer (Bedele).....	330cc	3.00	3.33	3.00	3.33	-	-	3.00	3.50	3.17	3.00	3.28
Beer (Harar).....	330cc	-	3.17	3.50	3.17	-	-	3.00	3.50	3.17	3.00	3.13
Beer (Meta Abo).....	330cc	3.50	3.33	3.50	3.50	3.50	4.40	3.33	3.50	3.17	3.00	3.36
'Tella'.....	Lt	.59	.61	.61	.50	.64	.56	.50	.60	.68	1.03	.66
'Tej' (Mead).....	Lt	2.88	3.95	-	4.03	2.19	2.63	1.96	3.00	2.00	1.39	2.66
<b>CIGARETTES AND TOBACCO</b>												
<b>CIGARETTES</b>												
Nyala.....	Packet	4.00	5.00	5.00	4.00	5.00	5.00	5.00	5.00	5.00	4.00	4.55
Gissila.....	Packet	-	-	-	-	-	-	-	-	-	-	1.50
Rothmans.....	Packet	-	10.00	10.00	7.65	10.00	10.00	10.00	10.00	8.67	10.00	9.41
<b>TOBACCO</b>												
'Gaya'.....	Kg	-	-	-	-	-	-	-	7.18	4.26	10.74	9.52

CLOTHING AND FOOT WEAR

Table 3 :- (Cont'd) Average Retail Price of Goods and Services by Region and Selected Market Places - Group 3 Market Places

March 2003  
Megabit 1995

ITEM	UNIT	R E G I O N   A N D   M A R K E T   P L A C E S										AMHARA AVERAGE
		A M H A R A										
		Mota	Debre- markos	Adete	Bahir- Dar	Sekota	Amde Work	Danigla	Chagni	Kemise	Bati	
P R I C E   I N   B I R R												
<b>CLOTHING</b>												
Abujedid(Akaki/Bahir Dar)91cm. Meter	3.50	-	-	3.00	-	-	-	-	4.00	4.00	3.79	
Abujedid(Komb./Arba Min.)150cm Meter	5.00	5.00	5.33	5.00	5.00	-	5.08	5.00	5.17	5.42	5.33	
Khaki(S-10,000 Twil)110cm..... Meter	-	-	-	7.83	-	-	12.00	-	-	-	7.50	
Khaki(Akaki)91cm..... Meter	-	-	-	7.00	-	-	-	-	-	-	5.88	
Wool-England 100%..... Meter	-	-	-	-	-	-	-	-	-	-	197.22	
Tetron(Arba Minch)..... Meter	-	-	-	16.33	12.00	13.00	15.00	-	-	-	17.33	
Poplin(Dire Dawa)105cm..... Meter	-	-	-	6.00	5.83	-	6.00	-	6.00	6.17	5.88	
Poplin(Komb./Arba Minch)150cm. Meter	7.83	8.00	8.67	10.33	11.67	-	8.33	9.83	10.00	13.33	10.10	
Nylon(Mojo)..... Meter	-	-	7.67	7.67	6.00	-	8.67	9.00	9.00	10.00	8.90	
Polyster(Arba Minch/Awasa).... Meter	-	-	12.00	10.00	-	12.00	13.00	-	-	-	11.33	
Jersi..... Meter	7.83	-	-	9.33	-	-	-	-	-	-	11.06	
Cotton..... Kg	2.50	5.00	5.00	4.00	-	3.41	6.41	4.77	-	6.91	4.84	
Hisufi .....Meter	-	-	-	10.67	-	-	24.00	-	-	-	14.14	
Kefay ..... Meter	12.83	14.00	13.67	20.67	29.33	19.67	15.67	14.25	-	-	19.66	
<b>COST OF TAILORING</b>												
Woolen Suit (Men)..... No	-	225.00	-	246.67	300.00	-	206.67	230.00	200.00	-	239.25	
Khaki Suit (Men)..... No	-	28.33	21.00	36.67	26.67	19.67	51.67	-	40.00	-	29.58	
Khaki Suit (Boys)..... No	-	17.00	14.33	18.00	20.00	-	55.00	-	22.50	-	20.70	
Tateron Suit (Men) ..... No	-	28.33	22.67	47.33	26.67	21.00	55.00	-	40.00	-	35.15	
Tateron Suit (Boys) ..... No	-	17.00	15.00	22.67	20.00	11.67	55.00	-	25.00	-	23.39	
<b>READY-MADE / FOR ADULTS</b>												
'Netela'..... No	24.33	23.33	25.00	21.67	17.67	18.67	15.33	20.00	19.00	20.00	20.83	
'Gabi'..... No	53.67	60.00	55.00	41.33	35.00	37.33	35.33	51.33	45.00	40.33	45.25	

Table 3 :- (Cont'd) Average Retail Price of Goods and Services by Region and Selected Market Places - Group 3 Market Places

March 2003  
Megabit 1995

ITEM	UNIT	R E G I O N A N D M A R K E T P L A C E S										AMHARA AVERAGE
		A M H A R A										
		Mota	Debre- markos	Adete	Bahir- Dar	Sekota	Amde Work	Danigla	Chagni	Kemise	Bati	
		P R I C E I N B I R R										
Shirts Long Sleeved (Local).....	No	22.00	-	22.00	-	25.67	-	-	37.50	-	-	27.23
Shirts Short Sleeved (Local).....	No	28.00	-	-	-	25.00	-	-	32.67	-	-	28.71
Shirts Long Sleeved (Imported)...	No	35.67	37.00	40.00	73.33	35.00	-	51.67	52.00	39.33	28.33	43.84
Shirts Short Sleeved (Imported)...	No	35.00	43.33	37.50	68.33	34.00	-	46.67	48.50	49.00	37.67	42.91
Socks (Cotton) Imported.....	Pair	5.00	5.67	4.67	8.00	5.33	-	6.00	5.83	5.50	6.00	5.69
Sweater (Local) Men.....	No	35.00	20.67	23.33	69.33	-	-	-	34.67	-	30.00	40.88
Sweater (Local) Women.....	No	35.00	-	-	-	-	-	-	29.00	-	-	46.75
Shash (Imported).....	No	7.67	6.00	7.67	18.33	6.67	11.67	8.50	8.17	8.33	7.67	9.88
Singlets (Local) White.....	No	-	-	8.33	10.00	9.33	-	8.50	9.67	-	9.67	10.76
Jeans Trouser.....	No	75.00	78.33	76.67	95.00	73.33	76.00	80.00	77.67	91.67	73.33	77.05
Woolen Suit.....	No	-	-	-	-	-	-	-	-	-	-	900.00
'Kemisna Netela'.....	No	61.00	-	-	95.00	65.00	111.67	71.67	89.00	163.33	130.00	94.60
Sweater-Men (Imported).....	No	105.00	103.33	95.00	113.33	83.33	-	105.00	79.33	-	-	99.47
Sweater-Women (Imported).....	No	-	63.33	-	71.00	-	-	-	67.50	-	-	73.32
Nylon Dress.....	No	-	-	-	-	-	-	35.00	-	-	-	31.75
Tetron Trouser.....	No	-	-	-	79.33	-	-	-	-	-	-	66.33
Leather Jacket.....	No	-	333.33	-	516.67	500.00	-	-	-	-	-	373.68
Under Wear China.....	No	10.00	9.33	11.00	11.67	10.00	13.33	10.33	13.00	11.67	10.67	12.39
Deriya.....	No	9.00	9.55	-	9.55	12.50	-	9.33	-	9.67	10.78	9.79
Polyester Suit.....	No	-	-	-	-	-	-	-	-	-	-	-
Khaki Short.....	No	-	-	-	7.33	-	-	-	-	10.33	-	8.94
T-Shirts.....	No	20.00	19.33	16.33	53.33	22.67	22.00	18.00	24.50	31.67	15.00	26.32
Jogging Suit(sport tuta).....	No	116.67	73.33	80.00	125.00	93.33	65.00	95.00	77.67	83.33	-	81.83
Khaki Jacket.....	No	-	-	-	128.33	91.67	-	81.67	105.00	86.67	111.67	102.43
Geldem.....	No	14.00	14.33	-	13.00	14.00	14.67	-	-	15.33	29.67	25.84

Table 3 :- (Cont'd) Average Retail Price of Goods and Services by Region and Selected Market Places - Group 3 Market Places

March 2003  
Megabit 1995

ITEM	UNIT	R E G I O N   A N D   M A R K E T   P L A C E S										AMHARA AVERAGE
		A M H A R A										
		Mota	Debre- markos	Adete	Bahir- Dar	Sekota	Ande Work	Danigla	Chagni	Kemise	Bati	
P R I C E   I N   B I R R												
<b>READY-MADE / FOR CHILDREN</b>												
Sweater (Local) for Boys.....	No	9.00	8.33	10.33	8.33	-	-	-	-	-	-	13.68
Socks (Imported) Cotton.....	Pair	2.00	3.00	3.00	5.67	2.83	-	4.33	3.50	4.00	2.83	3.54
Jeans Trouser.....	No	-	-	-	-	45.00	-	-	-	-	-	45.00
Shirt Long Sleeved(Imported)Boys.	No	-	23.33	20.00	31.67	20.00	-	18.00	-	22.50	-	22.75
Sweater (England) for Girls.....	No	-	-	-	42.33	-	-	-	-	-	-	42.33
Short for Boys.....	No	-	-	-	4.33	-	-	-	-	4.33	-	5.88
Kemise(for children) .....	No	45.00	28.67	-	67.67	38.33	16.00	21.33	32.67	70.00	20.33	47.69
<b>FOOTWEAR (MEN AND WOMEN)</b>												
Abnessa Leather Shoes Men(Local)Pair		88.33	79.33	60.00	108.33	-	-	73.33	67.33	85.00	82.67	86.06
Leather Shoes Men (Croft).....	Pair	108.33	120.00	93.33	138.33	90.00	-	105.00	115.00	118.33	-	116.43
Walking Shoes(Imp.) Non-Leather	Pair	80.00	95.00	-	133.33	80.00	-	86.67	-	86.67	88.33	89.76
Canvas Shoes (Local) Men.....	Pair	21.67	23.33	23.00	-	-	-	26.00	-	-	-	22.97
Canvas Shoes (China) Men.....	Pair	-	26.00	20.00	14.33	24.33	-	32.00	-	-	25.33	24.34
Plastic Shoes (Local) Women....	Pair	7.00	10.00	10.67	6.00	7.00	7.00	6.67	11.33	8.33	7.33	7.63
Slippers Sponge Adult (China)..	Pair	-	7.00	-	6.17	7.00	-	7.00	-	8.00	9.17	7.27
Boots for Men Plastic (Local)..	Pair	39.00	38.67	38.00	38.33	-	-	42.00	34.33	-	-	38.82
Sandel Plastic Shoes (Imp.)....	Pair	-	10.00	-	-	-	-	8.00	-	-	10.50	9.31
Cost of Mending Shoes sole(Men).Pair		-	18.67	-	20.67	-	-	18.67	-	27.00	25.00	22.15

Table 3 :- (Cont'd) Average Retail Price of Goods and Services by Region and Selected Market Places - Group 3 Market Places

March 2003  
Megabit 1995

ITEM	UNIT	REGION AND MARKET PLACES										AMHARA AVERAGE
		A M H A R A										
		Mota	Debre-markos	Adete	Bahir-Dar	Sekota	Ande-Work	Danigla	Chagni	Kemise	Bati	

PRICE IN BIRR

CONSTRUCTION MATERIALS, WATER, AND FUEL AND POWER

CONSTRUCTION MATERIALS

Cement/Bag/(Local).....	50Kg	42.00	41.00	44.00	45.00	52.33	-	44.67	42.50	43.33	43.33	43.72
Lime.....	Kg	.64	.53	1.00	1.21	-	.86	.76	-	-	9.84	1.57
Nail (7cm - 12cm).....	Kg	7.00	7.00	6.50	7.00	8.33	12.00	7.00	6.33	-	7.67	7.44
Nail With Cape.....	Kg	10.00	10.00	9.67	10.00	10.00	12.67	10.00	9.50	10.00	10.00	9.97
Corrugated Iron Sheet (.2mm).....	No	37.50	36.50	29.00	34.67	30.00	32.00	29.00	-	28.33	21.33	30.32
Wood for House Construction('Atana')..	No	-	2.08	-	10.67	8.33	5.67	4.33	-	5.00	4.33	5.85
Wall Paints-Super (Fluid) Normal.....	4Kg	-	60.00	60.00	55.33	59.33	-	55.67	60.00	55.33	54.33	56.51
Wall Paints-Super (Fluid) Plastic.....	4Kg	-	95.00	-	88.33	90.00	-	-	90.00	92.67	89.00	89.23
Coarse Aggregate Gravel.....	Meter Cube	-	-	-	80.00	50.00	-	-	-	20.00	-	65.63
Hollow Concrete Block(20x20x40 cm Cube)No	-	-	-	-	2.25	-	-	-	-	2.75	-	2.68
Bricks (25cm x 12cm x 6cm).....	No	-	1.20	-	1.50	-	-	-	-	-	-	1.28
Floor Board 4m Length.....	No	-	27.00	-	56.33	56.00	-	41.67	-	46.00	40.83	52.73
Iron Pipe 6mt. (1/2 inch Wide) Local..	No	45.00	83.33	-	45.00	-	-	-	-	85.00	-	97.63
Chipwood (125cm x 250cm x 8mm).....	No	-	80.00	-	80.00	-	-	-	-	26.67	42.15	50.26
Sand.....	Meter Cube	-	114.59	-	92.25	37.77	-	-	-	-	-	26.75
Gutter N# 32.....	Meter	-	-	-	25.00	35.00	-	-	-	16.25	-	18.95
Window Glass (50cm x 50cm x 3mm).....	No	-	13.75	-	950.00	1200.00	-	-	-	-	-	1118.18
Water Tanker (1meter cube).....	No	-	1700.00	-	16.00	27.43	-	-	-	10.00	43.57	29.26
Stone for House Construction..	Meter Cube	19.33	15.00	25.00	59.67	-	-	55.50	-	-	54.33	56.38
Mega Paints.....	4Kg	-	60.00	-	-	-	-	-	-	-	-	58.33
Tseday Paints.....	4Kg	-	-	-	1.50	-	-	-	-	-	-	2.53
"Yewellel Nitaf"(Tile).....	No	-	2.50	-	-	-	-	-	-	-	-	-
<b>WATER</b>												
Water.....	Meter Cube	14.00	4.40	6.85	6.42	2.47	4.11	6.91	7.50	7.33	2.50	6.40

Table 3 :- (Cont'd) Average Retail Price of Goods and Services by Region and Selected Market Places - Group 3 Market Places

March 2003  
Megabit 1995

		R E G I O N   A N D   M A R K E T   P L A C E S									
ITEM	UNIT	A M H A R A									AMHARA AVERAGE
		Wota	Debre- markos	Adete	Bahir- Dar	Sekota	Ande Work	Danigla	Chagni	Kemise	

P R I C E   I N   B I R R

FUEL AND POWER

Fire Wood.....	Meter Cube	-	37.50	41.28	14.44	-	31.72	38.02	40.49	-	33.47	41.97
Charcoal.....	Kg	.75	.93	.69	.56	.59	.33	1.10	1.12	1.45	.96	.95
Dung Cake.....	Kg	.28	.11	-	-	.21	-	-	-	-	-	.28
Kerosine.....	Lt	2.15	2.13	2.15	2.09	2.50	3.50	2.11	2.15	2.10	1.84	2.16
Diesel.....	Lt	2.88	2.85	2.83	2.80	3.00	4.00	2.83	2.87	2.63	2.56	2.82
Electric.....	K.Watt	-	.27	.27	.27	.27	-	.27	-	.29	-	.28
Matches.....	Box	.25	.20	.20	.20	.25	.25	.20	.25	.22	.25	.22
Candles.....	No	.93	.87	.93	.75	1.00	1.00	.80	1.00	1.00	1.00	.91
Buthane Gas (Shell).....	12.5 Kg	-	-	-	-	-	-	-	-	-	-	-
Eveready Drycell.....	No	1.67	1.75	1.83	1.75	2.00	2.00	1.71	1.75	1.50	1.75	1.83

FURNITURE, FURNISHING, HOUSEHOLD EQUIPMENT AND OPERATION

CHAIRS, TABLES, ETC.

Table Wanza (Machine made) Varnished..	No	-	216.67	120.00	310.00	193.33	-	158.33	410.00	616.67	-	274.88
Table Wanza (Hand made) Not Varnished..	No	-	-	-	-	-	-	-	160.00	-	-	172.78
Chairs Wanza (Machine Made) Varnished..	No	-	40.00	70.00	55.00	51.67	-	55.00	81.67	68.33	50.00	65.34
Chairs Wanza (Hand Made) Varnished....	No	55.00	-	55.00	-	-	-	-	67.50	-	-	72.73
Cupboard Wanza (2 doors) Varnished....	No	1100.00	833.33	1100.00	850.00	1200.00	-	1050.00	1100.00	833.33	883.33	956.00
Double Bed Wanza (120cm) Varnished....	No	550.00	500.00	450.00	475.00	783.33	-	433.33	520.00	450.00	550.00	544.48
Sofas (Complete).....	No	-	3000.00	3000.00	2900.00	2666.67	-	2833.33	2750.00	2466.67	1800.00	2632.14
Book Shelves Wanza (3 Shelves) no Door	No	-	250.00	225.00	435.00	433.33	-	243.33	236.67	306.67	-	282.86
Chest of Drawer .....	No	-	525.00	-	550.00	733.33	-	450.00	425.00	450.00	-	555.83

FURNISHINGS & REPAIRS

Bed Sheet (Non-Patterned Bahir Dar)												
1.90m x 2.50m.....	Pair	48.00	48.00	45.00	44.33	-	-	46.33	47.33	-	-	44.06

Table 3 :-(Cont'd) Average Retail Price of Goods and Services by Region and Selected Market Places - Group 3 Market Places

March 2003  
Megabit 1995

ITEM	UNIT	R E G I O N A N D M A R K E T P L A C E S										AMHARA AVERAGE
		A M H A R a										
		Mota	Debre- markos	Adete	Bahir- Dar	Sekota	Amde Work	Danigla	Chagni	Kemise	Bati	
P R I C E I N B I R R												
Bed Sheet:(Patterned Kombolcha) 1.90m x 2.50m.....	Pair	-	90.00	-	82.33	85.00	-	-	59.33	85.00	84.00	75.84
Bed Cover(Patterned Kombolcha).....	No	-	-	-	-	-	-	-	79.67	-	-	68.67
Blanket Woolen(Debre B.)'60cm x 220cm.	No	-	79.33	-	78.33	80.00	-	80.00	78.67	80.00	85.00	80.05
Mattress-Sponge (A.A Foam) 120cm.....	No	-	300.00	-	385.00	320.00	-	330.00	285.00	300.00	-	320.40
Towel-Local (Kombolcha).....	No	-	10.00	-	10.00	2.00	-	15.00	-	-	-	8.74
<b>EARTHEN WARE</b>												
Water Pot.....	No	8.17	5.33	4.75	6.33	3.33	4.67	3.23	5.50	5.17	4.50	5.79
'Jebena' Medium Size.....	No	-	2.00	2.17	2.00	2.67	2.00	1.03	3.58	3.00	3.00	2.36
'Mitad' (Griddle of Clay).....	No	5.00	11.00	4.50	7.67	5.00	5.33	5.33	6.50	6.33	8.33	8.37
Local Stove '(Lakech)'	No	7.33	5.33	5.67	6.00	8.67	14.67	6.67	7.00	8.00	13.33	8.00
Cup for Coffee (China).....	No	1.27	1.20	1.22	1.25	1.33	1.42	1.18	1.17	1.17	1.33	1.21
Plate Clay (imported).....	No	3.67	3.00	3.50	3.25	4.83	-	3.67	4.00	4.00	3.75	3.98
<b>STRAW, BAMBOO AND OTHERS</b>												
'Sefed'.....	No	-	4.33	3.75	4.67	6.83	4.33	4.33	3.75	4.00	3.67	5.38
Sack 100Kg Capacity.....	No	2.80	-	-	4.00	3.00	3.00	-	-	-	-	3.37
<b>METAL WARE</b>												
Cooking Pan Medium (Local).....	No	32.33	36.00	20.67	27.67	16.00	19.33	18.67	16.00	19.67	22.33	21.95
Tray (Nickel) Medium N° 45 Local.....	No	-	-	-	-	-	-	14.50	-	-	11.83	12.50
Electric 'Mitad' Aluminium.....	No	-	-	-	400.00	-	-	-	-	-	-	402.22
Gas Stove (Kerosine) China.....	No	37.00	35.33	38.33	38.67	40.00	-	39.33	37.67	39.00	40.33	38.75
Refrigerator.....	No	-	3400.00	-	3716.67	-	-	-	-	-	-	3572.22

Table 3 :- (Cont'd) Average Retail Price of Goods and Services by Region and Selected Market Places - Group 3 Market Places

March 2003  
Megabit 1995

REGION AND MARKET PLACES												
ITEM	UNIT	A M H A R A									AMHARA AVERAGE	
		Mota	Debre-markos	Adete	Bahir-Dar	Sekota	Amdo Work	Danigla	Chagni	Kemise		Bati
PRICE IN BIRR												
<b>PLASTIC WARE (LOCAL MADE)</b>												
Jerrycan (20 Litres).....	No	22.00	22.33	-	21.67	-	-	-	21.33	-	20.33	21.76
Bucket (20 Litres).....	No	13.33	14.33	13.67	14.00	16.00	17.33	14.67	16.83	16.00	15.50	14.91
<b>GLASS WARE</b>												
Glass for Tea (Duralex).....	No	-	3.00	-	3.50	3.00	3.67	2.00	-	3.00	3.00	3.04
<b>OTHER HOUSEHOLD EQUIPMENT</b>												
Kerosine Lamp.....	No	19.00	18.33	20.00	20.33	23.00	27.67	20.33	19.67	23.67	24.33	20.89
'Kuraz' Small Local Kerosine Lamp.....	No	-	-	1.00	.93	.67	2.00	1.00	1.00	1.00	1.00	1.12
Flash Light.....	No	6.50	6.00	6.50	6.00	6.50	7.00	6.33	6.00	7.00	6.33	6.34
Electric Bulb Philips(40/60 Watt).....	No	3.00	2.00	2.00	2.00	2.50	-	2.00	2.00	2.42	2.00	2.12
<b>HOUSEHOLD OPERATION</b>												
Hard Soap (Local).....	200gm	1.33	1.67	1.43	1.33	-	2.00	2.07	1.36	1.33	1.43	1.68
Hard Soap (Imported).....	200gm	2.00	2.27	2.00	2.20	2.40	2.40	2.40	2.28	2.20	2.00	2.16
Detergent (Omo).....	50gm	2.08	1.04	1.67	1.08	.63	.67	.50	1.00	.50	.65	.87
Incense.....	Kg	6.00	10.00	5.83	5.50	-	33.33	6.00	2.33	10.00	22.50	12.14
Sandal Wood.....	No	.25	.20	.22	.25	.25	.33	.20	.20	.25	.25	.25
Toilet Paper (Mamko).....	Roll	3.25	3.00	3.23	3.00	3.00	3.00	3.00	3.00	3.00	3.00	3.02
<b>DRY CLEANING</b>												
Dry Cleaning (Suit Men).....	No	-	14.00	-	14.00	-	-	-	-	18.00	-	14.57

Table 3 :- (Cont'd) Average Retail Price of Goods and Services by Region and Selected Market Places - Group 3 Market Places

March 2003  
Magabit 1995

ITEM	UNIT	R E G I O N   A N D   M A R K E T   P L A C E S										AMHARA AVERAGE
		A M H A R a										
		Mota	Debre- markos	Adete	Bahir- Dar	Sekota	Amje Work	Danigla	Chagni	Kemise	Bati	
P R I C E   I N   B I R R												
<b>DOMESTIC SERVICE</b>												
Maid Servant.....	Month	10.67	25.00	20.00	36.67	-	15.00	18.33	20.00	26.67	26.67	23.19
Unskilled Service (Daily Laborer)....	Day	4.00	7.00	8.00	5.00	6.00	5.33	5.67	6.33	6.67	6.67	6.19
Salary for Guard .....	Month	-	50.00	-	70.00	-	-	-	21.67	56.67	-	47.83
<b>MEDICAL CARE</b>												
Ampicillin(250 mg) Local.....	56 Caps	18.00	19.60	18.87	18.20	-	11.80	17.08	16.67	14.00	15.40	16.55
Dichlorophine(500 mg) Local.....	6 Pills	-	-	-	-	-	-	-	-	-	-	2.06
Tetracycline(250mg) Local.....	56 Caps	-	11.20	10.00	8.96	6.72	4.95	7.84	11.00	8.40	9.80	8.95
Penicillin Injection(4 Mu. Local). Bottle		5.00	4.25	4.33	3.50	3.40	2.65	4.05	3.83	3.83	4.25	3.95
Chloramphenicol(250mg) Local.....	56 Caps	14.00	18.20	16.00	12.60	-	4.15	10.08	16.00	14.00	-	13.81
Dipron(500mg) Local.....	20 Pills	-	-	1.50	-	-	-	-	-	-	-	2.75
Cough Syrup (Berantine) Local.....	125cc	-	-	-	6.00	8.00	-	-	8.25	-	-	8.11
Bactrim(480mg) Local.....	30 Pills	9.00	-	7.50	5.40	-	-	5.25	6.67	6.00	-	6.49
Vermox(100mg) Local.....	12 Pills	3.00	-	3.00	2.50	-	-	1.80	3.67	-	-	2.58
Mezel(250mg) Local.....	30 Caps	5.00	4.50	4.83	4.05	2.70	-	3.70	5.67	5.50	4.65	4.69
Asprin (300 mg) Local.....	20 Pills	2.00	-	1.00	1.50	1.20	-	.80	2.83	2.00	1.50	1.86
<b>OTHER MEDICAL EXPENSES</b>												
Doctor's Fee (Government).....	per visit	1.00	1.50	1.00	2.00	2.00	1.00	1.00	1.00	-	1.00	1.80
Doctor's Fee (Private).....	per visit	-	10.00	-	15.00	-	-	10.00	7.50	6.67	5.00	10.00
Injection (Service Charge).....	Once	1.00	1.00	-	.83	1.00	-	.50	2.00	.67	.50	.97
Labratory Test Fee (Private).....	Once	-	5.33	-	4.67	-	-	-	5.00	4.50	-	5.13
Bed Charge (gov.).....	per day	3.00	3.00	2.00	3.00	3.00	-	2.00	3.00	-	-	2.88

Table 3 :- (Cont'd) Average Retail Price of Goods and Services by Region and Selected Market Places - Group 3 Market Places

											March	2003
											Megabit	1995
R E G I O N     A N D     M A R K E T     P L A C E S												
ITEM	UNIT	A M H A R a									AMHARA AVERAGE	
		Mota	Debre- markos	Adete	Bahir- Dar	Sekota	Amde Work	Danigla	Chagni	Kemise		Bati

P R I C E   I N   B I R R

TRANSPORT AND COMMUNICATION

TRANSPORT

Benzene.....	Lt	-	4.53	5.00	4.48	6.00	-	-	-	4.90	4.24	4.49
Motor Oil (Mobil).....	Lt	18.85	18.50	19.00	19.00	20.00	-	18.65	18.75	18.83	18.85	19.22
Car Washing and Greasing.....	No	-	36.67	-	28.33	-	-	-	-	-	-	31.35
Bus Fare (per km).....	Tarif	-	.10	.12	.27	-	-	.12	-	.10	.11	.12
Bus Fare (within Town) .....	Trip	-	-	-	.50	-	-	-	-	-	-	.50
Taxi Fare .....	Trip	-	-	-	.75	-	-	-	-	-	-	.70
Air Plane (To Addis Ababa) .....	Trip	-	169.00	-	285.50	-	-	-	-	-	-	257.65
Animal Transport fare.....	Trip	-	-	-	-	25.00	29.67	-	-	-	-	24.29
Cart Fare.....	Trip	.50	.50	1.00	.50	-	-	-	-	.50	.50	.53
Train Fare .....	Trip	-	-	-	-	-	-	-	-	-	-	-
Service Charge (Motor oil change)...	Once	-	-	-	-	-	-	-	-	-	-	-

COMMUNICATION

Telephone Charge (with town).....	Period	.70	.20	.60	.20	-	-	.60	-	-	-	.37
Telephone Charge to Addis Ababa....	Period	2.85	2.30	2.30	3.25	3.70	3.25	2.75	-	-	2.75	2.96
Telephone Line Installation Charge..	Once	355.75	355.75	355.75	355.75	355.75	-	355.75	-	355.75	357.75	355.86

ENTERTAINMENT AND EDUCATION

EQUIPMENT AND ACCESSORIES

T.V. Set Philips 21 inch(Colored).....	No	-	3100.00	-	3383.33	-	-	-	-	-	-	3360.00
Cassette Recorded Original(Local Music)No	-	-	12.67	12.00	12.00	13.00	-	11.33	12.00	10.00	13.00	12.19
Radio Set Philips 3 Band.....	No	150.00	150.00	80.00	91.67	151.67	-	92.50	140.00	165.00	-	137.36
Tape Recorder National (2 Speaker)....	No	160.00	256.67	150.00	246.67	416.67	-	200.00	557.50	266.67	146.67	291.38
Expense for Photograph(Passport size)4Pho		3.00	3.00	4.00	3.00	4.00	-	4.67	4.00	5.00	3.00	3.66

Table 3 :-(Cont'd) Average Retail Price of Goods and Services by Region and Selected Market Places - Group 3 Market Places

March 2003  
Megabit 1995

ITEM	UNIT	R E G I O N   A N D   M A R K E T   P L A C E S									ANHARA AVERAGE	
		A M H A R A										
		Mota	Debre- markos	Adete	Bahir- Dar	Sekota	Ande Work	Danigla	Chagni	Kemise		Bati
		P R I C E   I N   B I R R										
Newspaper (Addis Zemen).....	No	-	.60	-	.50	-	-	-	-	.50	-	.51
Theater Entrance Fee .....	Once	-	-	-	10.00	-	-	-	-	-	-	10.00
<b>EDUCATION</b>												
Exercise Book (50 Leaves) Local.....	No	-	1.78	1.77	1.75	-	2.00	1.80	1.75	-	-	1.81
Pencil (China).....	No	.25	.25	.25	.22	.25	.30	.20	.27	-	.23	.24
Ball Point-Bic England.....	No	1.00	1.00	1.03	1.00	1.00	1.25	1.00	1.00	1.03	1.03	1.02
Day School Fee-Public(Grade 7 & 8)..	Month	-	-	-	-	-	-	-	-	-	-	-
Day School Fee-Private(Grade 9-12)..	Month	-	-	-	-	-	-	-	-	-	30.00	19.98
Night School Fee-Government(Gr.9-12)	Month	-	13.50	21.50	16.75	18.00	-	49.67	-	-	-	47.53
School Uniform Fee .....	No	-	-	-	-	40.00	-	-	-	-	-	-
Night School Fee-Private(Grade9-12)..	Month	-	-	-	-	-	-	-	-	-	-	-
<b>PERSONAL CARE AND EFFECTS</b>												
<b>PERSONAL CARE</b>												
Lux Toilet Soap.....	90gm	2.25	2.16	2.25	1.97	2.25	2.25	2.25	2.25	2.25	2.25	2.20
Blade-TOPAZ.....	No	.25	.20	.25	.20	.25	.30	.20	.25	.33	.28	.25
Hair Dressing (Traditional).....	No	-	1.00	.50	1.67	2.00	2.67	1.00	1.17	-	1.83	1.43
Hair Dressing (Modern).....	No	-	5.00	5.00	7.67	-	-	6.67	5.67	8.00	7.00	6.65
Barbery (Mens Hair Cut).....	No	1.50	2.33	2.00	2.67	3.00	-	2.67	1.83	3.00	2.33	2.62
Paraffin Hair Oil.....	330cc	7.50	7.67	7.67	8.25	8.80	11.00	8.62	8.17	8.00	7.67	7.99
Zenith Hair Oil.....	330cc	8.00	7.67	7.83	6.60	8.80	11.00	8.00	8.00	7.50	7.07	8.00
Shaving Machine (medium) .....	No	-	-	-	67.67	-	-	-	-	-	-	47.57
Perfume .....	CC	22.67	24.00	24.33	19.33	-	-	30.00	-	25.00	23.33	24.72
<b>PERSONAL EFFECTS</b>												
Umbrella-Men Medium (Local).....	No	16.00	-	-	-	-	20.00	17.67	16.67	16.33	16.33	19.57

Table 3 :-(Cont'd) Average Retail Price of Goods and Services by Region and Selected Market Places - Group 3 Market Places

March 2003  
Megabit 1995

ITEM	UNIT	R E G I O N   A N D   M A R K E T   P L A C E S										AMHARA AVERAGE
		Mota	Debre- markos	Adete	Bahir- Dar	Sekota	Amde Work	Danigla	Chagni	Kemise	Bati	
P R I C E   I N   B I R R												
Umbrella-Women Medium (Imported).....	No	18.00	16.33	16.33	14.67	18.00	22.67	12.67	15.33	19.67	19.00	18.47
Hand Bag (Imported Synthetic).....	No	-	-	-	116.67	60.00	-	-	-	-	-	86.25
Belt (Local) Machine Made.....	No	-	2.67	4.67	5.67	-	8.33	8.33	14.50	-	6.33	9.27
Belt (Local) Hand Made.....	No	-	-	4.50	2.00	3.00	3.83	-	4.50	-	-	3.07
<b>JEWELLERY</b>												
Seiko-21 Jewels Automatic (Men).....	No	-	-	-	346.67	-	-	-	-	-	-	310.00
Seiko-21 Jewels Automatic (Women).....	No	-	-	-	350.00	-	-	-	-	-	-	308.75
Earrings (4gm 18 carat Local).....	Pair	-	366.67	-	333.33	-	-	-	380.00	-	333.33	330.14
Neck Laces (6gm 21 carat Imported)....	No	-	645.00	-	630.00	-	-	-	660.00	-	590.00	604.09
Rings (4gm 18 carat Local).....	No	-	366.67	-	333.33	-	-	-	380.00	-	333.33	330.14
Bracelet 20gm (18 carat Local).....	No	-	1833.33	-	-	-	-	-	-	-	1666.67	1644.71
<b>LIVESTOCK AND DRAUGHT ANIMALS</b>												
<b>LIVESTOCK</b>												
Sheep (10-15Kg).....	No	96.67	122.67	92.50	85.00	123.33	123.33	126.67	151.67	71.67	50.00	98.27
Goat (10-15Kg).....	No	54.00	62.67	44.33	80.00	85.00	84.00	110.00	142.33	60.00	55.00	75.76
Heifer (2-4 Years).....	No	186.67	390.00	333.33	335.00	460.00	543.33	446.67	476.67	316.67	340.00	390.83
Cow (4 Years and Above).....	No	326.67	530.00	576.67	500.00	543.33	646.67	700.00	698.33	460.00	550.00	566.36
Bull (2-4 Years).....	No	433.33	363.33	336.67	412.50	483.33	493.33	656.67	626.67	376.67	376.67	450.93
Ox (4 Years and Above).....	No	863.33	658.33	526.67	940.00	626.67	753.33	640.00	703.33	976.67	900.00	768.75
Hen (Indigenous).....	No	10.33	10.00	7.83	10.33	4.17	2.50	11.67	8.00	9.00	6.50	7.58
Cock (Indigenous).....	No	11.50	13.00	12.00	12.33	4.00	3.00	13.00	10.50	10.33	9.50	9.77
<b>DRAUGHT ANIMALS</b>												
Donkey.....	No	100.00	223.33	183.33	325.00	206.67	246.67	233.33	226.67	286.67	160.00	215.58
Horse.....	No	-	650.00	-	-	-	313.33	-	-	-	-	495.00

Table 3 :-(Cont'd) Average Retail Price of Goods and Services by Region and Selected Market Places - Group 3 Market Places

March 2003  
Megabit 1999

		R E G I O N   A N D   M A R K E T   P L A C E S										
		A M H A R A									AMHARA AVERAGE	
ITEM	UNIT	Mota	Debre-markos	Adete	Bahir-Dar	Sekota	Ande Work	Danigla	Chagni	Kemise	Bati	
		P R I C E   I N   B I R R										
Mule.....	No	-	-	-	783.33	1100.00	1023.33	-	-	450.00	-	889.76
<b>FARM EQUIPMENT (INDUSTRIAL PRODUCT)</b>												
Sickel.....	No	16.00	-	17.00	15.33	-	-	15.33	15.50	-	-	15.28
Pick Axe ('Doma').....	No	20.00	18.00	-	15.33	-	-	21.00	12.50	-	-	17.05
'Gejera'.....	No	-	22.67	-	16.33	-	-	15.00	-	-	-	17.40
<b>FARM EQUIPMENT (HAND MADE)</b>												
'Mofer'.....	No	-	-	-	-	-	-	-	-	17.00	17.67	17.51
'Kember'.....	No	-	-	10.33	-	-	-	-	-	6.33	-	7.27
'Digr'.....	No	-	-	1.50	-	-	-	1.50	-	1.58	1.33	1.86
Plough.....	No	-	20.33	21.33	18.67	23.33	12.67	18.00	19.00	17.67	17.67	21.41
Sickel.....	No	-	2.25	-	3.00	-	5.00	1.50	3.50	2.17	3.83	3.11
'Wegel'.....	No	-	3.00	2.50	3.00	-	6.00	2.50	3.67	3.67	4.83	3.83
'Erfe'.....	No	-	-	-	-	-	-	-	-	1.00	1.00	2.04
<b>MISCELLANEOUS GOODS AND SERVICES</b>												
Coffin (Medium Quality).....	No	-	103.33	156.67	187.50	-	-	250.00	-	-	-	242.92
Charge for Money order.....	Once	2.65	2.65	-	2.60	-	-	2.60	-	-	8.00	5.91
Charge for Visa (for person).....	No	-	-	-	-	-	-	-	-	-	-	-

March 2003  
Megabit 1999

# Group 4

# Market Places

(Ghimbi, Dembi Dolo, Shambu, Nekemte, Bedele, Metu, Jima, Agaro, Ambo, Weliso, Ejere and Fiche.)



Table 4 :-(Cont'd) Average Retail Price of Goods and Services by Region and Selected Market Places - Group 4 Market Places

March  
Megabit 2003  
1995

ITEM		UNIT	R E G I O N A N D M A R K E T P L A C E S											
			O R O M I Y A											
			Ghimbi	Dembi-dolo	Shambu	Nekemt	Bedele	Metu	Jimma	Agaro	Ambo	Weliso	Ejere	Fiche
			P R I C E I N B I R R											
<b>CEREALS UNMILLED</b>														
'Teff' White	Kg	-	2.20	2.10	1.95	1.95	2.40	2.22	2.03	2.15	1.90	2.16	2.36	
'Teff' Mixed	Kg	2.18	2.02	1.60	1.71	1.70	1.70	1.75	1.52	1.82	1.76	1.90	2.06	
'Teff' Black (Red)	Kg	1.98	1.96	1.44	1.58	1.42	1.53	1.62	1.38	1.73	1.55	1.60	1.82	
Wheat White	Kg	1.86	-	1.53	-	1.77	2.17	1.65	1.52	1.74	1.60	1.42	1.61	
Wheat Mixed	Kg	-	1.31	1.34	1.64	-	-	1.52	1.38	1.32	-	1.39	-	
Wheat Black	Kg	-	-	1.35	-	1.62	1.57	1.50	-	1.55	1.64	1.65	1.68	
Barley White	Kg	1.90	-	1.85	-	-	2.08	1.52	1.43	1.35	1.50	1.13	1.51	
Barley Mixed	Kg	1.83	1.24	1.39	1.53	1.37	1.75	1.42	1.27	1.40	1.28	1.06	1.34	
Barley Black	Kg	-	-	1.50	-	1.37	1.75	1.47	1.33	1.42	1.32	1.46	-	
Barley for Beer	Kg	-	-	-	-	-	-	-	-	-	-	-	-	
Maize	Kg	1.13	.92	1.19	1.17	.97	.87	1.00	1.00	1.38	1.28	1.64	1.53	
Durrah	Kg	1.18	.89	-	-	-	.66	.93	-	-	-	1.46	-	
Sorghum Yellow	Kg	-	-	-	-	-	-	1.38	1.18	-	1.67	-	1.65	
Sorghum White	Kg	1.24	.98	-	1.25	.98	1.23	-	1.00	2.00	1.57	1.95	-	
Sorghum Red	Kg	-	.88	.76	1.24	.85	.71	.93	1.00	1.22	1.52	-	1.65	
African Millet	Kg	1.24	1.18	-	1.36	1.00	1.47	1.17	1.08	1.81	-	-	-	
Rice	Kg	5.00	5.00	5.00	5.00	5.00	5.00	4.50	4.92	5.00	4.67	-	5.00	
Oats	Kg	-	-	-	-	3.42	3.00	-	-	-	-	-	-	
Hulled Barley	Kg	-	-	-	-	-	3.00	-	-	-	-	-	-	
<b>CEREALS MILLED</b>														
'Teff' White	Kg	-	-	-	-	-	-	-	-	-	-	-	-	3.57
'Teff' Mixed	Kg	-	-	-	-	-	-	-	-	-	-	-	-	2.65
'Teff' Black (Red)	Kg	-	-	-	-	-	1.91	-	-	-	-	-	-	2.38
Wheat White	Kg	-	-	-	-	-	-	-	-	-	-	-	-	-
Wheat Mixed	Kg	-	-	-	-	-	-	-	-	-	-	-	-	-
Barley White	Kg	-	-	-	-	-	-	-	-	-	-	-	-	-

Table 4 :- (Cont'd) Average Retail Price of Goods and Services by Region and Selected Market Places - Group 4 Market Places

March 2003  
Megabit 1995

		R E G I O N   A N D   M A R K E T   P L A C E S											
		O R O M I Y A											
ITEM	UNIT	Ghimbi	Dembidolo	Shambu	Nekemt	Bedele	Metu	Jimma	Agaro	Ambo	Weliso	Ejere	Fiche
		P R I C E   I N   B I R R											
Barley Mixed.....	Kg	-	-	-	3.83	-	-	-	-	-	-	-	-
Maize.....	Kg	-	-	-	2.13	1.62	1.02	1.14	1.47	-	2.08	-	-
Oats.....	Kg	-	-	-	4.00	4.83	5.00	-	-	4.33	5.83	-	2.11
Sorghum.....	Kg	-	-	-	-	-	-	-	-	-	-	-	-
Durrah.....	Kg	-	-	-	-	-	-	-	-	-	-	-	-
'Furno Duket' Locally Processed..	Kg	3.50	3.50	3.50	3.58	3.50	3.50	3.25	3.50	3.50	3.67	-	-
<b>PULSES UNMILLED</b>													
Horse Beans.....	Kg	2.33	1.69	1.51	1.98	1.67	2.00	1.52	1.48	1.92	1.92	1.31	1.64
Peas White.....	Kg	-	-	-	-	-	-	1.77	-	2.25	1.98	-	-
Peas Black.....	Kg	-	-	-	-	-	-	-	-	2.20	1.71	1.76	2.15
Peas Mixed.....	Kg	3.17	2.06	2.29	2.03	1.72	2.00	1.65	1.62	2.20	2.18	-	-
Soya Beans.....	Kg	-	-	-	-	-	-	-	-	-	-	-	-
Chick Peas.....	Kg	2.50	-	3.00	2.25	3.08	2.50	2.50	2.42	2.05	1.65	1.42	1.83
Lentils.....	Kg	3.50	3.17	3.75	3.75	4.00	3.50	3.42	4.22	3.20	2.09	-	3.31
Haricot Beans.....	Kg	-	1.22	-	-	-	-	-	-	-	-	-	-
Lima Beans.....	Kg	-	-	-	-	1.88	-	-	2.08	-	-	-	-
Vetch.....	Kg	1.66	-	-	1.71	1.57	1.93	1.47	1.27	1.59	1.44	1.38	1.30
Fenugreek.....	Kg	3.33	4.47	4.00	3.17	3.50	3.67	3.50	3.33	4.79	4.57	3.45	5.00
<b>PULSES MILLED OR SPLIT</b>													
Horse Beans Milled.....	Kg	-	-	3.89	-	3.82	-	3.00	-	-	-	-	3.00
Peas Milled.....	Kg	4.33	-	-	5.00	-	3.83	-	-	4.50	-	-	4.00
Chick Peas Milled.....	Kg	-	-	-	-	-	-	-	-	-	-	-	2.50
Mixed Pulses Milled.....	Kg	-	5.19	-	-	-	3.00	-	-	-	-	-	-
Vetch Milled.....	Kg	4.00	-	-	3.82	-	3.00	3.00	1.95	3.63	2.87	-	-
Peas Split.....	Kg	4.50	3.67	4.33	4.17	4.08	4.00	3.50	3.42	4.50	-	4.00	4.33
Peas Split(Roasted).....	Kg	-	-	-	-	-	4.00	-	-	4.50	-	-	-

Table 4 :-(Cont'd) Average Retail Price of Goods and Services by Region and Selected Market Places - Group 4 Market Places

COOKED OIL (Teff)	14	10.20	11.21	13.92	11.19	15.91	15.22	11.00	15.22	12.00	12.00	11.54	15.20
COOKED OIL (Jumbo)	14	12.00	18.00	12.22	11.04	14.21	14.22	11.22	-	18.00	15.22	14.22	15.20
BUTTER (Milk)	10	54.22	56.00	52.91	51.20	56.32	52.00	54.00	52.00	54.00	20	54.00	52.00

March 2003  
Megabit 1995

OILS AND SEEDS

		R E G I O N A N D M A R K E T P L A C E S											
		O R O M I Y A											
ITEM	UNIT	Ghimbi	Dembi-dolo	Shambu	Nekemt	Bedele	Metu	Jimma	Agaro	Ambo	Weliso	Ejere	Fiche

PRICE IN BIRR

Horse Beans Split(Roasted).....	Kg	-	-	-	-	-	-	-	-	-	-	-	-
Lentils Split.....	Kg	4.67	5.00	5.00	5.00	4.75	5.00	4.50	4.42	5.00	4.67	4.50	4.50
Vetch Split(Roasted).....	Kg	-	-	-	-	-	-	-	-	-	-	-	-
Chick Peas Split(Roasted).....	Kg	-	-	-	-	-	-	-	-	-	-	-	-
Fenugreek Milled.....	Kg	8.33	8.00	11.00	9.00	10.00	8.00	9.33	6.67	8.00	-	3.50	7.50

OIL SEEDS

Niger Seed.....	Kg	2.02	-	2.42	-	3.00	3.17	3.00	3.42	3.39	4.57	2.92	3.42
Linseed White.....	Kg	-	-	-	-	-	-	-	-	-	-	-	-
Linseed Black.....	Kg	3.25	1.82	2.03	-	2.92	3.17	3.00	3.08	-	-	2.48	3.57
Sesame Seed.....	Kg	3.23	4.00	-	-	-	5.00	4.00	3.00	-	-	3.68	3.28
Sunflower.....	Kg	-	-	-	-	3.13	3.33	3.00	3.17	4.07	4.72	2.05	3.13
Castor Beans.....	Kg	-	-	-	-	-	-	-	-	-	-	1.15	-
Rape Seed.....	Kg	2.25	1.43	1.95	2.16	2.33	2.50	2.00	2.33	2.90	3.03	1.74	3.28
Ground Nut Shelled.....	Kg	5.00	5.00	-	4.00	5.00	5.00	-	3.83	-	5.00	-	-

PREPARED CEREAL PRODUCTS

Spaghetti (Local) Without Egg....	Kg	6.83	7.00	6.50	4.50	7.00	5.00	8.00	8.00	7.50	5.00	7.00	7.83
Pastini.....	Kg	8.00	8.00	-	8.00	9.00	7.00	8.00	-	9.00	7.67	-	-
Macaroni (Local) Without Egg....	Kg	5.00	5.00	5.00	5.00	5.00	5.33	6.00	5.00	5.00	7.40	5.00	5.00
'Fafa' Flour.....	kg	8.00	8.00	10.00	8.00	-	10.00	8.00	-	10.00	8.00	-	-
'Dube' Flour.....	kg	-	-	-	5.00	-	5.50	5.00	-	-	9.75	-	-

BREAD AND OTHER PREPARED FOODS

'Enjera' ('Teff' Mixed).....	325gm	.50	.53	.51	.39	.40	.59	.48	.46	.45	.53	1.07	.69
'Dabo' (Traditional Ambasha)..	350gm	-	-	.42	-	-	-	-	.35	.50	.68	1.48	-
'Dabo' (Traditional Sheleto)..	350gm	-	-	-	-	-	-	-	-	.62	.75	-	.51

Table 4 :-(Cont'd) Average Retail Price of Goods and Services by Region and Selected Market Places - Group 4 Market Places

 March 2003  
 Megabit 1995

ITEM	UNIT	R E G I O N A N D M A R K E T P L A C E S											
		O R O M I Y A											
		Ghimbi	Dembidolo	Shambu	Nekemt	Bedele	Metu	Jimma	Agaro	Ambo	Weliso	Ejere	Fiche
P R I C E I N B I R R													
Bread Wheat (Bakery).....	350gm	1.02	1.25	1.08	1.17	1.56	1.40	.94	1.13	.98	1.26	1.03	.97
Biscuits .....	150gm	2.82	2.00	2.73	2.73	-	2.73	2.73	-	-	-	2.73	2.82
<b>MEAT</b>													
Beef .....	Kg	11.11	-	-	12.00	10.00	11.00	12.00	12.00	-	12.00	-	-
Camel Meat .....	Kg	-	-	-	-	-	-	-	-	-	-	-	-
<b>FISH AND FISH PRODUCTS</b>													
Fish Fresh.....	Kg	-	-	-	-	-	-	-	-	-	-	-	-
Sardines (Imported).....	125gm	-	-	-	5.50	-	6.00	6.17	-	-	5.02	-	6.50
<b>DIARY PRODUCTS AND EGG</b>													
Cow Milk (Unpasteurized).....	Lt	3.03	2.58	1.97	2.52	3.03	3.03	2.27	2.50	2.22	2.40	1.11	-
Cow Milk (pasteurized).....	Lt	-	-	-	-	-	-	-	-	-	-	-	-
Camel Milk.....	Lt	-	-	-	-	-	-	-	-	-	-	-	-
Goat Milk.....	Lt	-	-	-	-	-	-	-	-	-	-	-	-
Powdered Milk (Edget).....	450gm	-	-	-	-	28.50	18.00	27.75	16.83	19.00	24.67	-	-
Yoghurt (Traditional).....	Lt	3.03	4.69	-	6.00	3.57	4.06	4.43	-	2.22	3.10	-	-
Cheese Cottage.....	Kg	-	-	-	-	-	3.24	3.30	4.26	3.33	5.65	-	-
Egg (Traditional).....	Dozen	4.00	4.80	4.00	4.80	4.00	-	4.00	3.62	30.00	4.00	3.00	3.00
<b>OILS AND FATS</b>													
Butter Unrefined.....	Kg	24.33	24.00	23.67	21.50	29.33	25.00	24.00	23.00	26.00	30.55	21.44	20.00
Cooking Oil (Imported).....	Lt	13.96	14.00	13.33	11.84	14.67	14.33	11.56	-	16.00	12.33	14.44	14.00
Cooking Oil (Local).....	Lt	10.50	11.11	12.63	13.15	12.67	12.33	11.00	12.33	13.00	13.00	13.24	12.50

Table 4 :- (Cont'd) Average Retail Price of Goods and Services by Region and Selected Market Places - Group 4 Market Places

ITEM	UNIT	R E G I O N A N D M A R K E T P L A C E S											
		O R O M I Y S A											
		Ghimbi	Dembidolo	Shambu	Nekemt	Bedele	Metu	Jimna	Agaro	Ambo	Weliso	Ejere	Fiche
P R I C E I N B I R R													
<b>VEGETABLES AND FRUITS</b>													
<b>VEGETABLES (FRESH)</b>													
Ethiopian Kale.....	Kg	.51	.69	.20	1.07	.62	1.04	1.04	.46	.99	-	1.03	.85
Cabbage.....	Kg	1.70	1.07	.59	1.12	1.36	1.17	1.24	.98	1.27	1.20	-	1.19
Lettuce.....	Kg	-	.62	-	-	-	-	2.38	-	-	4.94	-	-
Spinach.....	Kg	-	.88	-	-	.65	-	-	-	2.49	-	-	-
Carrot.....	Kg	-	.48	-	1.61	2.16	1.24	1.56	.77	1.54	2.48	-	1.25
Tomatoes.....	Kg	1.16	.94	.84	.96	-	2.20	1.64	2.83	1.10	1.31	1.19	2.00
Onions.....	Kg	1.50	2.71	2.50	2.32	1.73	1.89	2.92	1.76	2.31	2.51	-	2.50
Garlics.....	Kg	9.67	12.04	8.89	7.56	5.57	9.70	10.07	7.17	-	10.06	-	9.67
Leaks.....	Kg	-	-	.80	-	-	-	6.27	-	2.50	-	-	-
Pepper Green.....	Kg	7.54	2.33	1.95	3.34	1.49	-	2.52	1.57	3.16	4.29	1.59	2.59
Pumpkin.....	Kg	1.28	.23	-	.58	.60	.30	-	-	-	.48	-	-
Green Peas.....	Kg	-	-	-	-	-	-	5.27	-	-	-	-	-
Beet Root.....	Kg	2.26	1.02	.91	1.53	1.11	1.75	1.10	1.11	1.20	1.62	-	1.00
Cauliflower.....	Kg	-	-	-	-	-	-	-	-	-	-	-	-
<b>FRUITS FRESH</b>													
Banana.....	Kg	1.22	.34	2.24	1.33	1.25	.74	-	.65	3.00	1.62	1.21	1.99
Orange.....	Kg	2.11	1.58	-	-	1.24	-	-	-	-	.81	1.44	1.46
Lemon.....	Kg	-	-	-	3.23	7.64	7.78	3.83	3.87	1.89	2.59	.88	4.44
Tangerine.....	Kg	-	-	-	-	-	-	-	-	-	-	-	-
Papaya.....	Kg	1.09	1.17	-	-	1.40	-	.76	.66	3.00	1.14	-	1.74
Grapes.....	Kg	-	-	-	-	-	-	-	-	-	-	-	-
Avocado.....	Kg	2.62	-	-	3.00	-	-	4.00	-	3.50	-	-	-
Mango.....	Kg	1.18	1.01	-	1.02	.94	1.11	-	1.04	1.58	-	-	2.72
Cactus.....	Kg	-	-	-	-	-	-	-	-	-	-	-	-

March 2003  
Megabit 1995

Table 4 :- (Cont'd) Average Retail Price of Goods and Services by Region and Selected Market Places - Group 4 Market Places

March 2003  
Megabit 1995

ITEM	UNIT	R E G I O N A N D M A R K E T P L A C E S											
		O R O M I Y A											
		Ghimbi	Dembi-dolo	Shambu	Nekemt	Bedele	Metu	Jimma	Agaro	Ambo	Weliso	Ejere	Fiche
P R I C E I N B I R R													
<b>SPICES</b>													
Pepper Whole.....	Kg	-	5.00	8.88	6.67	5.67	5.50	7.00	7.33	8.00	6.46	10.09	15.00
Black Pepper(Local).....	Kg	9.00	-	13.10	-	-	-	-	-	-	-	-	-
Long Pepper(Local).....	Kg	8.50	-	12.00	10.50	13.00	3.00	6.00	3.42	4.33	5.61	4.00	4.33
White Cumin(Bishop's Weed)Local..	Kg	3.33	3.17	8.84	3.17	3.00	3.17	3.00	3.42	4.33	5.61	4.00	4.00
Black Cumin(Local).....	Kg	4.17	3.66	10.37	3.50	3.92	4.00	3.50	4.25	3.67	7.96	4.00	4.00
Ginger Dry(Local).....	Kg	-	-	-	-	-	-	-	-	4.00	5.03	-	-
Ginger Wet(Local).....	Kg	1.24	1.24	1.00	1.88	1.57	2.36	1.01	1.61	1.00	2.03	1.00	1.00
Cloves(Imported).....	Kg	67.50	50.00	-	-	-	65.00	84.33	77.67	-	-	-	-
Cinnamon(Imported).....	Kg	23.50	-	20.00	21.50	-	23.50	23.67	20.67	19.33	13.89	21.67	14.67
Cardamon(Local).....	Kg	25.00	18.34	31.74	-	17.33	12.33	14.00	14.67	12.33	21.67	21.67	2.67
Tumeric Flour(Local).....	Kg	2.67	3.00	3.00	3.00	3.17	3.00	4.00	2.42	2.33	3.51	3.50	10.00
Chillies Whole.....	Kg	-	5.00	-	7.55	5.17	6.33	6.00	6.08	9.00	9.33	-	-
Basil Dry.....	Kg	-	6.17	16.67	7.50	8.00	7.00	7.00	6.33	8.83	-	8.37	-
<b>POTATOES, OTHER TUBERS AND STEMS</b>													
Potato.....	Kg	1.19	1.18	.75	1.40	.89	1.15	1.73	.88	2.18	1.32	1.58	1.50
Sweet Potato.....	Kg	.75	.67	-	-	.89	.54	.56	.33	.58	.71	-	-
'Kocho' (Unprocessed).....	Kg	-	-	-	-	-	1.05	1.21	1.32	.93	1.02	-	-
'Bula'.....	Kg	-	-	-	-	-	3.13	2.42	2.08	2.78	1.62	-	-
<b>COFFEE, TEA, CHAT AND BUCK-THORN LEAVES</b>													
Tea Leaves(Local).....	100gm	2.00	2.00	2.00	2.00	2.00	2.00	2.00	2.00	2.00	2.00	2.00	2.00
Coffee Whole.....	Kg	2.00	2.50	-	2.22	2.33	2.40	-	2.27	9.44	3.97	-	-
Coffee Beans.....	Kg	4.50	4.03	5.07	5.29	5.17	4.83	5.00	4.25	6.50	7.19	8.00	8.00
Coffee Leaves.....	Kg	-	-	-	-	-	-	-	-	-	-	-	-
Buck Thorn Leaves.....	Kg	-	1.78	3.42	-	.75	1.45	1.16	1.79	2.03	2.68	4.07	4.59

Table 4 :-(Cont'd) Average Retail Price of Goods and Services by Region and Selected Market Places - Group 4 Market Places

CPONITIM YMD BOOI MEYK

March 2003  
Megabit 1995

L O B Y C C O													
R E G I O N A N D M A R K E T P L A C E S													
ITEM	UNIT	O R D O M I Y A											
		Ghimbi	Dembi-dolo	Shambu	Nekemt	Bedele	Metu	Jimma	Agaro	Ambo	Weliso	Ejere	Fiche
P R I C E I N B I R R													
'Chat'	Kg	6.65	10.66	6.71	10.82	7.44	5.52	-	5.14	15.82	5.36	8.33	7.24
Malt-Barley	Kg	3.11	-	-	2.38	2.69	-	-	-	-	2.74	-	3.08
Malt-Wheat	Kg	-	-	-	-	-	-	-	-	3.13	2.65	2.00	3.14
<b>OTHER FOOD ITEMS</b>													
Salt	Kg	1.22	1.50	1.33	1.50	1.50	1.50	1.50	1.27	1.33	1.55	1.10	1.27
Sugar	Kg	4.67	5.00	5.00	4.58	4.62	5.00	4.50	4.75	4.50	4.50	4.50	4.50
Honey	Kg	12.00	10.00	-	11.67	10.33	8.00	11.67	10.17	16.00	-	14.40	-
Canned Tomato (Local)	410gm	6.00	6.17	8.79	6.42	8.79	6.00	6.00	6.42	6.15	5.83	-	6.50
<b>FOOD TAKEN AWAY FROM HOME</b>													
Cup of Tea	No	.30	.40	.40	.40	.35	.35	.37	.30	.40	.40	.30	.40
Cup of Coffee	No	.50	.50	.93	.70	.60	.50	.57	.50	.80	.80	1.00	1.00
Cup of Milk	No	1.00	.80	1.00	.70	.60	.75	.75	.80	.80	.80	-	1.00
'Key Wot Yebere'	One Meal	-	-	-	4.00	4.17	4.00	-	3.50	-	5.00	-	-
'Key Wot Yebeg/Yefyel'	One Meal	5.00	5.00	5.00	5.00	4.17	4.00	-	4.00	5.00	6.00	-	-
<b>COST OF MILLING</b>													
Cereals	100Kg	10.00	13.33	7.50	12.50	10.00	12.00	15.00	15.00	9.00	10.00	10.00	10.00
Pulses	100Kg	10.00	10.00	10.00	12.50	10.00	13.00	15.00	25.00	12.67	10.00	15.00	10.00
Pepper Whole	100Kg	100.00	100.00	-	75.00	50.00	43.33	125.00	65.00	60.00	60.00	50.00	75.00
<b>BEVERAGES - NON ALCOHOLIC</b>													
Ambo Mineral Water	500cc	2.00	2.00	2.00	2.00	2.00	2.00	2.00	2.00	1.25	1.58	2.00	1.67
Bure Mineral Water	500cc	-	-	-	-	-	-	-	-	-	-	-	-
Coca Cola/Fanta	300cc	2.00	2.00	1.92	2.00	2.00	2.00	2.00	2.00	1.50	1.83	2.00	1.75

Table 4 :- (Cont'd) Average Retail Price of Goods and Services by Region and Selected Market Places - Group 4 Market Places

March  
Megabit  
2003  
1995

ITEM	UNIT	R E G I O N A N D M A R K E T P L A C E S											
		Ghimbi	Dembi-dolo	Shambu	Nekemt	Bedele	Metu	Jimma	Agaro	Ambo	Weliso	Ejere	Fiche
P R I C E I N B I R R													
Pepsi Cola/Mirinda.....	300cc	2.00	2.00	1.92	2.00	2.00	2.00	2.00	2.00	1.50	1.83	2.00	1.75
<b>BEVERAGES - ALCOHOLIC</b>													
Araki (Local).....	900cc	18.00	24.00	27.00	23.67	27.00	27.33	26.33	31.67	18.00	21.67	26.25	30.00
Cognac (Local).....	900cc	18.00	-	-	-	-	-	-	-	18.00	25.33	-	-
Brandy (Local).....	900cc	18.00	-	-	-	-	-	-	-	18.00	-	28.00	-
Gin (Local).....	900cc	18.00	24.00	27.00	23.67	27.00	27.33	26.33	31.67	18.00	22.67	26.08	30.00
Saris Wine (Normal).....	750cc	15.00	13.33	-	12.00	-	8.05	11.33	-	5.50	5.00	6.00	6.00
'Katikalla'.....	Lt	5.56	4.26	7.88	6.06	6.06	5.56	7.54	6.42	10.00	7.79	11.11	8.89
Beer (Bedele).....	330cc	2.83	3.25	3.10	2.70	2.50	2.65	3.00	3.00	3.00	3.30	3.50	3.00
Beer (Harar).....	330cc	3.00	-	3.00	3.00	-	3.25	3.00	-	3.00	3.30	3.50	3.00
Beer (Meta Abo).....	330cc	3.00	-	3.00	3.00	1.00	1.56	.63	.59	1.51	.60	1.88	.82
'Tella'.....	Lt	.57	1.02	.78	1.09	1.00	1.56	.63	.59	1.51	.60	1.88	.82
'Tej' (Mead).....	Lt	2.22	3.33	2.22	2.22	2.04	2.00	1.56	2.67	1.92	2.19	2.00	2.00
<b>CIGARETTES AND TOBACCO</b>													
<b>CIGARETTES</b>													
Nyala.....	Packet	4.08	5.00	5.00	3.97	5.00	4.00	5.00	5.00	5.00	4.00	4.00	4.00
Gissila.....	Packet	-	-	1.50	1.00	2.00	1.25	1.00	1.00	2.00	2.00	1.50	1.50
Rothmans.....	Packet	-	10.00	8.67	9.00	10.00	10.00	8.00	8.00	8.00	8.00	10.00	8.00
<b>TOBACCO</b>													
'Gaya'.....	Kg	-	10.90	-	-	8.89	7.25	5.63	-	8.89	-	4.89	9.44
<b>CLOTHING AND FOOT WEAR</b>													

Table 4 :-(Cont'd) Average Retail Price of Goods and Services by Region and Selected Market Places - Group 4 Market Places

March 2003  
Megabit 1995

		R E G I O N A N D M A R K E T P L A C E S											
		O R O M I Y A											
ITEM	UNIT	Ghimbi	Dembidolo	Shambu	Nekemt	Bedele	Metu	Jimma	Agaro	Ambo	Weliso	Ejere	Fiche
		P R I C E I N B I R R											
<b>CLOTHING</b>													
Abujedid(Akaki/Bahir Dar)91cm.	Meter	4.00	4.00	5.00	3.92	4.00	5.00	4.00	3.50	-	4.17	4.00	4.00
Abujedid(Komb./Arba Min.)150cm	Meter	6.00	6.00	8.00	5.83	6.00	6.67	6.00	5.83	5.50	5.17	5.00	5.17
Khaki(S-10,000 Twil)110cm.....	Meter	-	-	-	11.50	7.00	-	-	-	-	-	-	-
Khaki(Akaki)91cm.....	Meter	-	-	-	-	-	-	-	-	-	-	-	-
Wool-England 100%.....	Meter	-	-	-	-	-	-	-	-	-	160.00	-	-
Tetron(Arba Minch).....	Meter	23.67	-	-	15.00	-	-	-	-	26.00	29.33	-	-
Poplin(Dire Dawa)105cm.....	Meter	9.33	8.00	7.00	6.00	6.00	8.00	6.00	6.00	-	6.17	-	-
Poplin(Komb./Arba Minch)150cm.	Meter	12.67	12.00	8.00	10.50	10.00	12.33	10.67	10.00	11.00	11.33	-	10.50
Nylon(Mojo).....	Meter	8.33	10.00	11.00	10.00	10.33	11.33	9.33	-	-	8.00	8.00	9.00
Polyster(Arba Minch/Awasa)....	Meter	-	-	-	-	-	-	-	-	-	27.67	12.00	-
Jersi.....	Meter	16.33	-	-	12.00	-	-	-	-	-	-	-	-
Cotton.....	Kg	3.35	-	5.00	4.33	-	6.50	8.00	7.00	6.00	-	-	5.00
Hisufi .....	Meter	-	32.83	-	-	-	-	-	-	-	28.33	30.00	-
Kefay .....	Meter	-	18.00	19.00	20.00	-	30.00	20.33	-	20.00	-	22.67	16.33
<b>COST OF TAILORING</b>													
Woolen Suit (Men).....	No	-	-	-	250.00	-	293.33	300.00	213.33	256.67	300.00	-	-
Khaki Suit (Men).....	No	-	-	-	30.00	41.67	48.33	45.00	41.67	38.00	23.00	-	-
Khaki Suit (Boys).....	No	-	-	-	16.67	26.67	31.67	31.67	33.33	20.00	20.00	-	-
Tateron Suit (Men) .....	No	16.67	-	25.00	40.00	45.00	-	45.00	41.67	50.00	46.67	-	-
Tateron Suit (Boys) .....	No	11.67	-	30.00	21.67	30.00	48.33	31.67	33.33	23.33	31.67	-	33.33
<b>READY-MADE / FOR ADULTS</b>													
'Netela'.....	No	-	-	-	19.33	-	25.00	25.67	-	31.00	-	15.00	31.67
'Gabi'.....	No	-	-	-	47.33	62.50	66.67	56.67	61.67	64.33	49.33	34.00	60.00

Table 4 :- (Cont'd) Average Retail Price of Goods and Services by Region and Selected Market Places - Group 4 Market Places

March 2003  
Megabit 1995

ITEM	UNIT	R E G I O N   A N D   M A R K E T   P L A C E S											
		O R O M I Y A											
		Ghimbi	Dembi-dolo	Shambu	Nekemt	Bedele	Metu	Jimma	Agaro	Ambo	Weliso	Ejere	Fiche
P R I C E   I N   B I R R													
Shirts Long Sleeved (Local).....	No	35.00	-	-	33.50	-	-	-	-	-	-	-	-
Shirts Short Sleeved (Local).....	No	-	-	-	-	-	-	-	-	-	-	-	-
Shirts Long Sleeved (Imported)....	No	50.00	44.33	40.00	40.67	48.33	40.00	58.33	42.67	38.67	37.67	31.67	42.50
Shirts Short Sleeved (Imported)...	No	45.00	41.33	-	51.67	45.00	-	35.67	40.33	41.00	44.33	-	34.00
Socks (Cotton) Imported.....	Pair	5.67	4.50	6.00	8.67	5.33	7.67	7.33	5.50	5.33	4.50	-	4.00
Sweater (Local) Men.....	No	-	-	25.00	-	-	-	-	-	-	-	-	-
Sweater (Local) Women.....	No	-	-	-	-	-	-	-	-	16.33	29.00	-	-
Shash (Imported).....	No	8.00	6.67	8.00	10.33	17.33	12.33	9.67	8.33	14.00	8.67	-	-
Singlets (Local) White.....	No	15.33	25.25	9.67	12.00	10.00	10.00	11.00	10.00	-	10.00	-	-
Jeans Trouser.....	No	86.67	66.50	60.00	78.33	71.67	80.00	76.67	63.33	63.33	87.67	79.33	67.50
Woolen Suit.....	No	-	-	-	-	-	-	950.00	-	-	-	-	-
'Kemisna Netela'.....	No	156.67	-	153.33	79.00	76.67	88.33	138.33	78.33	105.00	-	-	-
Sweater-Men (Imported).....	No	-	-	-	95.00	86.67	90.00	96.67	85.00	105.00	90.00	-	85.00
Sweater-Women (Imported).....	No	60.00	-	-	73.33	-	-	68.33	-	-	-	-	65.00
Nylon Dress.....	No	-	-	-	-	-	-	-	-	-	-	-	-
Tetron Trouser.....	No	-	-	-	-	-	-	-	-	-	-	-	-
Leather Jacket.....	No	-	-	-	-	-	-	-	-	427.00	-	-	-
Under Wear China.....	No	15.67	-	11.00	13.20	13.33	14.67	12.00	12.33	14.00	16.50	11.00	9.50
Deriya .....	NO	-	-	13.67	15.33	12.56	11.00	10.00	9.96	10.00	-	-	12.50
Polyester Suit.....	No	-	-	-	-	-	-	-	-	-	-	-	-
Khaki Short .....	No	-	-	-	6.00	9.33	-	-	-	-	-	-	-
T-Shirts .....	No	36.67	-	-	45.00	29.00	-	35.67	23.33	15.67	-	20.33	25.00
Jogging Suit(sport tuta) .....	No	-	-	70.00	86.00	78.33	83.33	81.67	63.33	80.00	78.00	76.33	77.50
Khaki Jacket .....	No	133.33	-	-	110.00	98.33	-	98.33	81.67	113.33	-	-	-
Geldem .....	No	-	14.33	14.50	14.50	17.33	16.50	23.67	15.33	14.00	-	13.67	-

Table 4 :- (Cont'd) Average Retail Price of Goods and Services by Region and Selected Market Places - Group 4 Market Places

ITEM	UNIT	R E G I O N     A N D     M A R K E T     P L A C E S											
		Ghimbi	Dembidolo	Shambu	Nekemt	Bedele	Metu	Jimma	Agaro	Ambo	Weliso	Ejere	Fiche
P R I C E   I N   B I R R													
<b>READY-MADE / FOR CHILDREN</b>													
Sweater (Local) for Boys.....	No	-	-	-	-	19.00	19.33	12.33	-	15.50	-	-	
Socks (Imported) Cotton.....	Pair	3.67	-	3.25	5.33	3.33	5.00	5.33	3.67	2.50	4.17	2.00	3.00
Jeans Trouser.....	No	-	-	-	56.67	-	-	-	-	50.00	-	-	42.50
Shirt Long Sleeved(Imported)Boys.	No	-	-	-	21.00	24.33	-	19.00	-	20.33	-	29.33	14.50
Sweater (England) for Girls.....	No	-	-	-	40.00	-	-	-	-	28.67	-	-	-
Short for Boys.....	No	-	-	-	4.25	6.33	-	5.00	-	3.83	-	-	-
Kemise(for children) .....	No	46.67	45.00	37.50	65.00	36.67	31.67	61.67	-	56.67	-	-	50.00
<b>FOOTWEAR (MEN AND WOMEN)</b>													
Anbessa Leather Shoes Men(Local)Pair		83.33	78.33	65.00	90.00	66.67	175.00	101.67	135.00	-	68.33	60.00	70.00
Leather Shoes Men (Croft).....	Pair	260.00	83.33	-	125.00	71.67	-	140.00	-	-	111.67	-	105.00
Walking Shoes(Imp.) Non-Leather Pair		-	-	-	88.33	-	-	110.00	-	86.67	-	-	-
Canvas Shoes (Local) Men.....	Pair	23.33	-	20.00	24.00	-	25.00	22.00	24.67	-	-	23.00	-
Canvas Shoes (China) Men.....	Pair	22.00	-	-	-	22.50	34.33	25.00	18.33	20.00	25.00	-	24.50
Plastic Shoes (Local) Women....	Pair	8.33	8.00	7.50	8.67	7.67	7.00	8.83	8.00	7.67	8.00	7.00	-
Slippers Sponge Adult (China)..	Pair	8.67	-	-	-	7.33	-	7.00	6.17	7.00	9.00	-	-
Boots for Men Plastic (Local)..	Pair	-	-	40.00	35.00	48.00	41.00	43.00	40.33	42.00	-	-	-
Sendel Plastic Shoes (Imp.)....	Pair	-	11.33	-	-	-	-	-	8.17	-	-	-	-
Cost of Mending Shoes sole(Men).Pair		25.00	-	-	-	27.50	35.00	19.33	15.50	15.67	-	-	22.33

Table 4 :- (Cont'd) Average Retail Price of Goods and Services by Region and Selected Market Places - Group 4 Market Places

March 2003  
Megabit 1995

ITEM	UNIT	REGION AND MARKET PLACES											
		O R O M I Y A											
		Ghimbi	Dembi-dolo	Shambu	Nekemt	Bedele	Metu	Jimma	Agaro	Ambo	Weliso	Ejere	Fiche
PRICE IN BIRR													
<b>CONSTRUCTION MATERIALS, WATER, AND FUEL AND POWER</b>													
<b>CONSTRUCTION MATERIALS</b>													
Cement/Bag/(Local).....	50Kg	45.00	50.00	42.00	41.75	40.00	46.00	39.67	40.00	39.00	37.50	-	37.00
Lime.....	Kg	1.06	1.15	-	1.06	-	1.09	1.00	1.05	.75	.58	-	-
Nail (7cm - 12cm).....	Kg	8.00	7.17	8.00	6.83	8.00	8.00	7.33	7.00	7.50	7.00	7.00	7.00
Nail With Cape.....	Kg	9.67	11.67	10.00	9.33	10.00	10.00	10.33	9.33	10.00	9.50	10.00	9.00
Corrugated Iron Sheet (.2mm).....	No	30.33	29.67	30.50	36.50	32.00	44.50	29.17	28.33	47.00	35.58	29.00	28.00
Wood for House Construction('Atana')..	No	1.50	-	-	-	4.00	5.00	2.17	-	3.83	-	-	-
Wall Paints-Super (Fluid) Normal.....	4Kg	63.33	60.00	-	-	55.67	57.00	55.00	54.33	57.00	60.00	-	-
Wall Paints-Super (Fluid) Plastic....	4Kg	90.00	90.00	-	-	90.00	87.00	86.00	84.67	88.00	90.00	-	-
Coarse Aggregate Gravel.....	Meter Cube	-	-	-	3.00	-	-	-	-	2.20	-	-	-
Hollow Concrete Block(20x20x40 cm Cube)No	-	-	-	-	-	-	-	-	-	24.00	-	-	-
Bricks (25cm x 12cm x 6cm).....	No	-	-	-	-	-	-	-	-	24.00	38.50	-	-
Floor Board 4m Length.....	No	-	-	-	95.00	-	-	-	-	37.00	-	-	-
Iron Pipe 6mt. (1/2 inch Wide) Local..	No	44.00	44.00	-	85.00	-	-	-	-	-	-	77.78	-
Chipwood (125cm x 250cm x 8mm).....	No	90.00	-	-	71.88	86.00	47.50	95.24	-	-	-	-	-
Sand.....	Meter Cube	-	-	51.28	13.00	-	-	-	15.50	18.00	-	-	-
Gutter N° 32.....	Meter	-	-	-	-	-	-	-	17.50	-	-	-	-
Window Glass (50cm x 50cm x 3mm).....	No	-	-	-	1600.00	-	-	602.33	-	-	-	15.00	3003
Water Tanker (1meter cube).....	No	-	-	-	43.33	20.00	19.33	42.86	-	-	-	-	-
Stone for House Construction..	Meter Cube	40.00	-	24.00	60.00	56.00	57.00	55.00	54.33	-	60.00	-	57.00
Mega Paints.....	4Kg	-	60.00	-	-	-	-	-	54.33	-	-	-	-
Tseday Paints.....	4Kg	-	-	-	-	-	-	2.60	-	-	-	-	-
"Yewellet Nitaf"(Tile).....	No	-	-	-	-	-	-	-	-	-	-	-	-
<b>WATER</b>													
Water.....	Meter Cube	13.33	3.00	3.57	7.18	1.55	8.67	10.68	3.77	5.78	5.75	2.00	4.00

82

Table 4 :-(Cont'd) Average Retail Price of Goods and Services by Region and Selected Market Places - Group 4 Market Places

REGION AND MARKET PLACES													
ITEM	UNIT	O R O M I Y A											
		Ghimbi	Demi-dolo	Shambu	Nekemt	Bedele	Metu	Jimma	Agaro	Ambo	Weliso	Ejere	Fiche
PRICE IN BIRR													
<b>FUEL AND POWER</b>													
Fire Wood.....	Meter Cube	29.14	46.05	57.88	32.13	55.88	51.12	43.80	38.20	40.22	76.52	-	39.08
Charcoal.....	Kg	.96	-	1.59	1.17	.99	1.26	1.17	.97	1.29	1.19	1.59	1.40
Dung Cake.....	Kg	-	-	-	-	-	-	-	-	.19	.81	.68	.13
Kerosine.....	Lt	2.19	2.40	3.03	2.14	2.19	2.25	2.15	2.16	2.06	2.06	2.50	2.51
Diesel.....	Lt	2.91	3.20	3.02	2.86	2.92	2.97	2.86	2.88	2.78	2.78	3.33	2.78
Electric.....	K.Watt	.38	.33	.27	.42	.27	.27	.27	.27	.27	.27	-	-
Matches.....	Box	.20	.20	.25	.20	.25	.22	.20	.20	.20	.20	.20	.20
Candles.....	No	.75	.80	.93	.75	1.00	1.00	1.00	1.00	.80	.77	1.00	.97
Buthane Gas (Shell).....	12.5 Kg	-	-	-	-	-	-	-	-	-	-	-	-
Eveready Drycell.....	No	1.75	-	1.75	1.75	1.50	1.75	1.75	1.50	1.75	1.75	1.75	1.75
<b>FURNITURE, FURNISHING, HOUSEHOLD EQUIPMENT AND OPERATION</b>													
<b>CHAIRS, TABLES, ETC.</b>													
Table Wanza (Machine made) Varnished..	No	126.67	125.00	75.00	146.67	133.33	150.00	183.33	128.33	316.67	200.00	-	-
Table Wanza (Hand made) Not Varnished..	No	116.67	90.00	-	-	-	-	-	105.00	-	-	-	200.00
Chairs Wanza (Machine Made) Varnished..	No	51.67	37.50	60.00	50.00	43.33	45.00	53.33	53.33	76.67	55.00	-	90.00
Chairs Wanza (Hand Made) Varnished....	No	45.00	30.00	-	-	-	-	-	41.67	-	50.00	-	50.00
Cupboard Wanza (2 doors) Varnished....	No	700.00	800.00	950.00	883.33	733.33	983.33	850.00	816.67	1166.67	800.00	-	620.00
Double Bed Wanza (120cm) Varnished....	No	383.33	375.00	400.00	500.00	336.67	350.00	340.00	286.67	483.33	310.00	-	-
Sofas (Complete).....	No	-	1500.00	-	-	2500.00	-	3133.33	3000.00	3100.00	-	-	2075.00
Book Shelves Wanza (3 Shelves) no Door	No	243.33	135.00	-	175.00	158.33	240.00	293.33	203.33	306.67	180.00	-	250.00
Chest of Drawer .....	No	-	-	-	500.00	463.33	450.00	500.00	400.00	900.00	500.00	-	-
<b>FURNISHINGS &amp; REPAIRS</b>													
Bed Sheet (Non-Patterned Bahir Dar)													
1.90m x 2.50m.....	Pair	51.00	46.00	45.00	50.00	54.00	50.00	43.67	48.67	48.00	51.67	-	-

March 2003  
Megabit 1995

Table 4 :- (Cont'd) Average Retail Price of Goods and Services by Region and Selected Market Places - Group 4 Market Places

March 2003  
Megabit 1995

		R E G I O N   A N D   M A R K E T   P L A C E S											
		O R O M I Y A											
ITEM	UNIT	Ghimbi	Dembi-dolo	Shambu	Nekemt	Bedele	Metu	Jimma	Agaro	Ambo	Weliso	Ejere	Fiche
		P R I C E   I N   B I R R											
Bed Sheet(Patterned Kombolcha)	Pair	-	53.33	77.50	87.50	-	-	73.33	-	80.00	-	-	-
1.90m x 2.50m.....	Pair	-	-	-	70.00	-	-	78.33	-	80.00	-	-	-
Bed Cover(Patterned Kombolcha).....	No	-	-	-	80.67	80.67	85.00	78.00	81.00	78.33	84.00	-	-
Blanket Woolen(Debre B.)160cm x 220cm.	No	85.00	-	80.00	80.67	80.67	85.00	78.00	81.00	78.33	84.00	-	-
Mattress-Sponge (A.A Foam) 120cm.....	No	364.67	310.00	-	323.33	305.00	308.33	313.33	318.33	310.00	305.00	-	-
Towel-Local (Kombolcha).....	No	15.00	10.33	-	13.00	18.67	-	12.00	12.67	9.33	-	-	-
<b>EARTHEN WARE</b>													
Water Pot.....	No	4.83	8.17	11.33	4.25	7.83	6.33	5.00	5.67	4.17	3.17	1.22	5.33
'Jebena' Medium Size.....	No	2.00	2.83	4.83	2.00	3.67	4.67	3.50	2.42	3.00	2.25	.70	1.42
'Mitad' (Griddle of Clay).....	No	9.67	8.00	17.67	9.33	18.67	17.33	7.00	8.83	13.00	11.67	6.83	10.00
Local Stove '(Lakech)'	No	8.00	6.00	6.25	8.75	10.67	8.67	6.83	6.17	5.83	-	-	5.67
Cup for Coffee (China).....	No	1.08	1.25	1.25	1.03	1.25	1.25	1.25	1.07	1.25	1.22	1.25	1.25
Plate Clay (imported).....	No	3.50	4.00	4.00	-	4.33	4.33	4.00	4.00	4.00	3.17	-	3.75
<b>STRAW, BAMBOO AND OTHERS</b>													
'Sefed'.....	No	5.33	7.33	5.67	3.25	3.83	6.33	7.00	5.83	7.50	9.33	5.50	6.33
Sack 100Kg Capacity.....	No	-	-	-	-	-	5.33	-	-	-	-	-	-
<b>METAL WARE</b>													
Cooking Pan Medium (Local).....	No	24.67	25.00	31.00	25.67	29.00	29.33	24.67	24.33	16.00	24.33	20.00	25.33
Tray (Nickel) Medium N° 45 Local.....	No	-	-	-	-	-	-	460.00	-	-	16.33	-	14.67
Electric 'Mitad' Aluminium.....	No	-	-	-	-	-	-	35.33	39.67	38.00	36.67	-	38.00
Gas Stove (Kerosine) China.....	No	42.00	36.67	-	36.00	38.33	39.67	3300.00	-	-	-	-	-
Refrigerator.....	No	-	-	-	-	-	-	-	-	-	-	-	-

Table 4 :- (Cont'd) Average Retail Price of Goods and Services by Region and Selected Market Places - Group 4 Market Places

March 2003  
Megabit 1995

		R E G I O N     A N D     M A R K E T     P L A C E S											
		O R D M I Y A											
ITEM	UNIT	Ghimbi	Dembi-dolo	Shambu	Nekemt	Bedele	Metu	Jimma	Agaro	Ambo	Weliso	Ejere	Fiche
		P R I C E   I N   B I R R											
<b>PLASTIC WARE (LOCAL MADE)</b>													
Jerrycan (20 Litres).....	No	26.67	-	-	24.67	24.00	-	-	20.33	23.00	21.67	-	24.33
Bucket (20 Litres).....	No	14.33	15.00	16.00	14.33	16.00	15.67	12.00	14.67	16.67	13.00	15.00	15.33
<b>GLASS WARE</b>													
Glass for Tea (Duralux).....	No	3.25	3.17	3.00	3.08	3.50	3.08	3.00	3.08	3.00	2.67	-	3.58
<b>OTHER HOUSEHOLD EQUIPMENT</b>													
Kerosine Lamp.....	No	19.33	21.67	15.00	21.00	20.67	16.33	12.00	12.67	23.00	19.67	14.00	-
'Kuraz' Small Local Kerosine Lamp.....	No	.92	1.00	1.00	.75	1.00	1.00	1.00	1.00	1.00	.88	.62	1.00
Flash Light.....	No	6.50	5.83	6.00	6.00	6.17	6.00	6.00	5.67	6.50	6.17	7.00	6.33
Electric Bulb Philips(40/60 Watt).....	No	2.00	2.00	2.00	2.00	2.50	2.50	2.50	2.17	2.00	2.13	2.00	2.00
<b>HOUSEHOLD OPERATION</b>													
Hard Soap (Local).....	200gm	2.00	2.00	1.83	1.68	1.60	1.33	1.33	-	2.00	2.00	1.25	1.25
Hard Soap (Imported).....	200gm	2.20	2.67	-	2.11	2.33	2.27	2.00	2.50	2.00	2.50	2.00	2.33
Detergent (Omo).....	50gm	1.42	1.25	1.25	.78	1.67	1.67	1.50	.59	1.67	1.67	1.67	.50
Incense.....	Kg	5.33	5.00	5.00	4.52	7.17	5.00	6.17	6.00	5.92	2.17	6.00	7.67
Sandal Wood.....	No	.25	.25	.10	.25	.25	.25	.25	.25	.20	.22	.25	.25
Toilet Paper (Mamko).....	Roll	3.00	3.00	3.00	3.00	3.00	3.00	3.00	3.00	3.00	2.83	3.17	3.00
<b>DRY CLEANING</b>													
Dry Cleaning (Suit Men).....	No	-	-	-	14.50	15.00	-	15.00	16.00	13.50	-	-	-

Table 4 :-(Cont'd) Average Retail Price of Goods and Services by Region and Selected Market Places - Group 4 Market Places

March  
Megabit 2003  
1995

ITEM	UNIT	R E G I O N     A N D     M A R K E T     P L A C E S											
		O R O M I Y A											
		Ghimbi	Dembi-dolo	Shambu	Nekemt	Bedele	Metu	Jirma	Agaro	Ambo	Weliso	Ejere	Fiche
P R I C E   I N   B I R R													
<b>DOMESTIC SERVICE</b>													
Maid Servant.....	Month	30.00	33.33	22.50	23.33	36.67	33.33	38.33	26.67	28.33	32.50	27.50	36.67
Unskilled Service (Daily Laborer)....	Day	7.00	6.67	7.00	6.00	9.33	8.00	7.00	7.00	6.67	9.33	6.00	7.00
Salary for Guard .....	Month	50.00	66.67	-	-	83.33	76.67	53.33	91.67	90.00	-	-	53.33
<b>MEDICAL CARE</b>													
Ampicillin(250 mg) Local.....	56 Caps	17.11	19.60	-	14.00	16.53	17.68	18.67	14.25	15.87	-	-	14.30
Dichlorophine(500 mg) Local.....	6 Pills	-	-	-	-	-	-	-	-	-	-	-	-
Tetracycline(250mg) Local.....	56 Caps	15.56	9.80	7.00	8.55	9.17	9.00	9.33	7.33	8.40	7.08	7.00	9.54
Penicillin Injection(4 Mu. Local). Bottle		4.50	4.00	3.50	3.17	4.17	4.00	4.23	3.83	3.65	3.50	4.08	3.73
Chloramphenicol(250mg) Local.....	56 Caps	-	14.00	-	-	14.07	15.00	12.13	10.00	11.20	10.55	8.00	11.20
Dipron(500mg) Local.....	20 Pills	4.00	-	-	-	-	-	-	-	-	-	8.00	8.20
Cough Syrup (Berantine) Local.....	125cc	8.00	9.33	8.00	7.67	8.17	-	-	7.67	6.00	-	-	8.50
Bactrim(480mg) Local.....	30 Pills	10.50	7.50	-	6.00	7.50	-	-	5.00	6.00	-	-	8.50
Vermax(100mg) Local.....	12 Pills	-	3.33	-	3.00	3.67	-	-	2.00	2.00	-	3.00	2.07
Mezel(250mg) Local.....	30 Caps	8.75	5.00	3.75	4.58	5.33	4.67	4.25	3.88	3.50	4.00	4.30	4.61
Asprin (300 mg) Local.....	20 Pills	2.00	2.00	1.17	1.78	1.67	2.00	2.00	2.00	1.89	1.50	2.00	1.33
<b>OTHER MEDICAL EXPENSES</b>													
Doctor's Fee (Government).....	per visit	1.00	1.00	1.00	1.00	-	1.00	.50	.50	1.00	3.00	2.00	1.00
Doctor's Fee (Private).....	per visit	5.00	5.00	5.00	10.00	5.00	3.50	13.33	5.00	5.00	5.00	-	5.00
Injection (Service Charge).....	Once	-	-	-	.50	1.00	.83	1.00	1.00	.50	1.00	-	1.00
Laboratory Test Fee (Private).....	Once	7.00	5.00	-	4.00	4.00	5.00	4.00	5.00	3.00	2.00	-	4.00
Bed Charge (gov.).....	per day	-	6.00	2.00	2.50	-	2.00	4.00	-	2.00	10.00	-	3.00

Table 4 :-(Cont'd) Average Retail Price of Goods and Services by Region and Selected Market Places - Group 4 Market Places

March 2003  
Megabit 1995

ITEM	UNIT	R E G I O N A N D M A R K E T P L A C E S										
		Ghimbi	Dembi-dolo	Shambu	Nekemt	Bedele	Metu	Jimma	Agaro	Ambo	Weliso	Ejere

P R I C E I N B I R R

TRANSPORT AND COMMUNICATION

TRANSPORT

Benzene.....	Lt	4.59	5.10	4.68	4.54	4.60	4.65	4.54	4.56	4.46	4.46	-	4.46
Motor Oil (Mobil).....	Lt	19.33	-	20.00	19.75	20.00	19.45	19.75	20.00	20.00	18.85	-	18.85
Car Washing and Greasing.....	No	-	-	-	35.00	35.00	-	19.00	25.00	35.00	30.00	-	25.00
Bus Fare (per km).....	Tarif	.10	.10	-	.09	.10	.09	.10	.09	.10	.09	.10	.11
Bus Fare (within Town) .....	Trip	-	-	-	-	-	-	.25	-	-	-	-	-
Taxi Fare .....	Trip	1.00	-	-	.75	-	-	.50	-	.50	-	-	1.00
Air Plane (To Addis Ababa) .....	Trip	-	371.00	-	-	-	-	229.00	-	-	-	-	-
Animal Transport fare.....	Trip	-	-	-	-	-	-	-	-	-	-	-	-
Cart Fare.....	Trip	-	-	-	-	1.00	1.00	.50	1.00	-	.50	-	1.00
Train Fare .....	Trip	-	-	-	-	-	-	-	-	-	-	-	-
Service Charge (Motor oil change)...	Once	-	-	-	-	-	-	-	-	-	10.00	-	-

COMMUNICATION

Telephone Charge (with town).....	Period	4.40	5.50	-	-	-	.20	.20	.20	.20	-	-	.25
Telephone Charge to Addis Ababa.....	Period	2.85	3.75	2.30	2.65	2.70	3.25	2.70	2.70	2.05	2.05	2.05	2.05
Telephone Line Installation Charge..	Once	364.00	355.75	355.75	355.75	355.75	355.75	355.75	355.00	355.00	355.75	-	355.75

ENTERTAINMENT AND EDUCATION

EQUIPMENT AND ACCESSORIES

T.V. Set Philips 21 inch(Colored).....	No	-	-	-	3370.00	-	3900.00	3100.00	3000.00	-	-	-	-
Cassette Recorded Original(Local Music)No		12.00	13.00	12.00	11.33	13.00	10.67	11.00	11.00	10.00	13.00	-	12.00
Radio Set Philips 3 Band.....	No	-	-	160.00	160.00	122.50	118.33	138.33	-	110.00	90.00	105.00	80.00
Tape Recorder National (2 Speaker)....	No	-	-	180.00	247.50	222.50	280.00	246.67	-	-	206.67	200.00	320.00
Expense for Photograph(Passport size)4Pho		4.00	4.00	2.00	3.00	4.00	6.00	5.67	4.00	-	4.67	-	-

Table 4 :- (Cont'd) Average Retail Price of Goods and Services by Region and Selected Market Places - Group 4 Market Places

March 2003  
Megabit 1995

ITEM	UNIT	R E G I O N   A N D   M A R K E T   P L A C E S											
		O R O M I Y A											
		Ghimbi	Dembi-dolo	Shambu	Nekemt	Bedele	Metu	Jimma	Agaro	Ambo	Weliso	Ejere	Fiche
		P R I C E   I N   B I R R											
Newspaper (Addis Zemen).....	No	-	-	-	.50	.50	.50	.50	.50	.50	-	-	
Theater Enterance Fee .....	Once	-	-	-	-	-	-	-	-	-	-	-	
<b>EDUCATION</b>													
Exercise Book (50 Leaves) Local.....	No	1.77	1.93	-	1.78	1.97	1.87	1.83	2.00	1.93	1.75	2.00	1.77
Pencil (China).....	No	.23	.20	.25	.20	.25	.25	.25	.25	.25	.20	.20	.20
Ball Point-Bic England.....	No	1.00	-	1.10	1.03	1.00	1.03	1.03	1.03	1.00	1.00	1.00	1.00
Day School Fee-Public(Grade 7 & 8)..	Month	-	-	-	-	-	-	-	-	-	-	-	-
Day School Fee-Private(Grade 9-12)..	Month	-	-	-	19.00	-	30.00	16.17	16.50	17.50	13.00	-	-
Night School Fee-Government(Gr.9-12)	Month	-	-	-	-	-	-	78.33	-	53.33	-	-	-
School Uniform Fee .....	No	-	-	-	-	-	-	-	-	-	-	-	-
Night School Fee-Private(Grade9-12)..	Month	-	-	-	-	-	-	-	-	-	-	-	-
<b>PERSONAL CARE AND EFFECTS</b>													
<b>PERSONAL CARE</b>													
Lux Toilet Soap.....	90gm	2.16	2.25	2.25	2.70	2.25	-	2.25	2.25	2.00	2.43	2.25	-
Blade-TOPAZ.....	No	.25	.20	.25	.22	.25	.25	.25	.25	.25	.25	.25	.27
Hair Dressing (Traditional).....	No	2.00	5.00	1.00	-	-	2.00	2.00	-	2.00	-	-	-
Hair Dressing (Modern).....	No	8.00	10.00	8.00	7.33	8.00	10.00	7.00	7.00	7.00	6.50	-	6.00
Barbery (Mens Hair Cut).....	No	4.00	3.00	2.00	3.00	3.00	3.33	4.67	3.00	3.00	2.33	2.67	3.00
Paraffin Hair Oil.....	330cc	8.00	7.83	8.80	8.80	8.80	8.33	7.50	7.50	8.00	7.00	8.00	7.67
Zenith Hair Oil.....	330cc	-	7.83	4.95	7.64	6.60	8.33	7.50	6.46	8.00	7.83	8.00	7.50
Shaving Machine (medium) .....	No	-	-	-	-	15.67	-	12.00	-	-	-	-	-
Perfume .....	CC	-	-	25.67	26.00	15.24	-	115.38	-	-	20.33	-	20.00
<b>PERSONAL EFFECTS</b>													
Umbrella-Men Medium (Local).....	No	26.33	22.33	-	23.50	19.33	25.67	23.67	-	21.67	17.67	19.17	15.00

88

Table 4 :- (Cont'd) Average Retail Price of Goods and Services by Region and Selected Market Places - Group 4 Market Places

March 2003  
Megabit 1995

MISCELLANEOUS GOODS AND SERVICES													
R E G I O N A N D M A R K E T P L A C E S													
O R O M I Y A													
ITEM	UNIT	Ghimbi	Dembidolo	Shambu	Nekemt	Bedele	Metu	Jimma	Agaro	Ambo	Weliso	Ejere	Fiche
P R I C E I N B I R R													
Umbrella-Women Medium (Imported).....	No	19.50	18.67	16.00	19.67	20.67	20.67	20.00	19.67	18.00	16.33	17.67	23.00
Hand Bag (Imported Synthetic).....	No	-	-	-	80.00	-	-	68.33	-	-	-	-	-
Belt (Local) Machine Made.....	No	8.67	7.67	-	-	12.00	-	-	-	15.67	14.33	10.17	-
Belt (Local) Hand Made.....	No	2.50	-	-	-	2.67	-	2.67	1.83	-	-	-	-
<b>JEWELLERY</b>													
Seiko-21 Jewels Automatic (Men).....	No	-	-	-	-	-	-	-	-	-	-	-	-
Seiko-21 Jewels Automatic (Women).....	No	-	-	-	-	-	-	-	-	-	-	-	-
Earrings (4gm 18 carat Local).....	Pair	320.00	380.00	-	346.67	240.00	320.00	420.00	-	380.00	380.00	-	-
Neck Laces (6gm 21 carat Imported).....	No	-	-	-	-	-	594.00	690.00	-	690.00	690.00	-	-
Rings (4gm 18 carat Local).....	No	320.00	380.00	-	346.67	240.00	320.00	420.00	-	380.00	380.00	-	-
Bracelet 20gm (18 carat Local).....	No	-	1900.00	-	1700.00	-	1600.00	2100.00	-	1900.00	1900.00	-	-
<b>LIVESTOCK AND DRAUGHT ANIMALS</b>													
<b>LIVESTOCK</b>													
Sheep (10-15Kg).....	No	86.67	49.33	136.67	106.00	133.33	118.33	113.33	88.33	187.00	135.00	41.33	115.00
Goat (10-15Kg).....	No	62.67	35.33	87.50	64.00	76.67	66.67	-	71.67	92.67	84.33	36.67	61.67
Heifer (2-4 Years).....	No	326.67	223.33	-	317.50	328.33	293.33	376.67	215.00	-	323.33	183.00	203.33
Cow (4 Years and Above).....	No	438.33	476.67	-	476.67	451.67	423.33	423.33	400.00	-	446.67	528.33	-
Bull (2-4 Years).....	No	476.67	213.33	-	366.00	326.67	446.67	363.33	205.00	-	356.67	290.33	226.67
Ox (4 Years and Above).....	No	810.00	610.00	-	713.33	696.67	840.00	873.33	873.33	-	816.67	1043.33	750.00
Hen (Indigenous).....	No	9.67	12.67	7.67	7.50	7.33	9.67	7.33	6.67	11.33	9.33	10.00	7.00
Cock (Indigenous).....	No	16.67	15.00	17.67	13.17	11.33	15.67	9.67	9.83	18.00	12.33	16.92	10.33
<b>DRAUGHT ANIMALS</b>													
Donkey.....	No	335.00	280.00	-	-	-	293.33	-	316.67	-	263.33	267.67	140.00
Horse.....	No	-	-	-	-	-	393.33	-	-	-	476.67	-	-

Table 4 :-(Cont'd) Average Retail Price of Goods and Services by Region and Selected Market Places - Group 4 Market Places

March 2003  
Megabit 1995

ITEM	UNIT	R E G I O N   A N D   M A R K E T   P L A C E S											
		O R O M I Y A											
		Ghimbi	Dembidolo	Shambu	Nekemt	Bedele	Metu	Jimma	Agaro	Ambo	Weliso	Ejere	Fiche
Mule.....	No	-	-	-	-	-	875.00	-	-	-	1256.67	-	-
<b>FARM EQUIPMENT (INDUSTRIAL PRODUCT)</b>													
Sickel.....	No	7.67	-	-	7.50	8.50	10.00	7.83	5.67	12.00	17.33	-	-
Pick Axe ('Doma').....	No	16.50	-	-	19.00	-	19.67	18.00	-	19.50	20.00	-	-
'Gejera'.....	No	-	-	-	14.00	-	24.67	21.33	16.67	20.00	-	-	-
<b>FARM EQUIPMENT (HAND MADE)</b>													
'Mofer'.....	No	-	5.50	-	-	-	-	-	-	21.50	-	-	-
'Kember'.....	No	-	7.67	-	-	-	-	-	-	-	-	-	-
'Digr'.....	No	-	5.33	-	-	-	-	-	-	2.17	-	-	-
Plough.....	No	9.67	14.00	12.00	10.00	9.50	9.67	6.17	6.67	12.00	7.67	17.33	-
Sickel.....	No	4.00	-	-	2.92	3.25	-	2.50	2.33	-	3.58	3.92	-
'Wegel'.....	No	3.83	5.00	7.00	3.00	5.50	4.50	3.00	2.25	4.00	2.33	3.00	-
'Erfe'.....	No	-	2.00	-	-	-	-	-	-	3.00	-	-	-
<b>MISCELLANEOUS GOODS AND SERVICES</b>													
Coffin (Medium Quality).....	No	195.00	-	-	127.50	227.50	230.00	150.00	-	118.33	85.00	57.67	100.00
Charge for Money order .....	Once	2.65	1.05	2.65	11.03	2.65	9.98	5.93	12.60	3.82	1.00	-	1.60
Charge for Visa (for person).....	No	-	-	-	-	-	-	-	-	-	-	-	-

# **Group 5**

## **Market Places**

(Nazareth, Shashemene, Diksise, Asela, Asebe Teferi, Bedessa, Alemaya, Boreda, Adaba, Robe, Hagere Mariam and Negele Borena.)



Table 5 :- (Cont'd) Average Retail Price of Goods and Services by Region and Selected Market Places - Group 5 Market Places

March 2003  
Megabit 1995

R E G I O N   A N D   M A R K E T   P L A C E S														
ITEM	UNIT	O R O M I Y A											OROMIYA AVERAGE	
		Nazareth	Shashemene	Diksisie	Asella	Asebe-Teferi	Bedessa	Alemaya	Boroda	Adaba	Robe	Hagere-Mariam		Negele-Borena
P R I C E   I N   B I R R														
<b>CEREALS UNMILLED</b>														
'Teff' White	Kg	2.77	2.40	1.85	2.49	2.57	2.14	2.95	2.83	1.91	2.18	2.80	1.63	2.27
'Teff' Mixed	Kg	2.63	2.13	1.88	2.33	2.47	2.24	2.38	2.62	-	1.75	2.13	1.52	1.99
'Teff' Black (Red)	Kg	2.28	1.98	1.76	1.92	2.13	-	2.25	2.10	1.79	2.07	-	-	1.80
Wheat White	Kg	1.97	1.93	1.58	1.64	1.98	1.70	2.13	2.00	1.43	1.35	2.00	1.38	1.72
Wheat Mixed	Kg	-	-	1.51	-	-	-	-	-	1.24	1.45	-	-	1.41
Wheat Black	Kg	1.80	-	1.53	1.59	-	1.30	1.77	1.67	1.26	1.57	1.71	-	1.56
Barley White	Kg	1.76	1.75	1.10	1.37	1.93	1.86	2.25	1.92	1.12	1.17	1.85	1.74	1.62
Barley Mixed	Kg	-	-	1.08	1.33	1.65	1.60	-	-	1.08	1.45	1.84	1.75	1.43
Barley Black	Kg	1.52	1.33	1.06	1.25	1.70	-	-	-	1.06	1.33	-	1.75	1.40
Barley for Beer	Kg	-	1.87	1.07	1.46	1.90	-	-	-	1.18	-	-	-	1.49
Maize	Kg	1.60	1.52	1.45	1.13	1.57	1.40	1.63	1.50	1.58	1.57	1.10	1.34	1.31
Durrah	Kg	-	1.67	1.61	1.32	-	1.17	-	-	1.41	1.64	-	-	1.27
Sorghum Yellow	Kg	1.92	-	-	-	-	-	-	-	-	-	-	-	1.56
Sorghum White	Kg	-	1.88	-	-	-	1.57	-	-	1.45	-	1.05	-	1.38
Sorghum Red	Kg	1.57	-	-	-	1.85	1.34	1.75	1.60	-	-	-	-	1.26
African Millet	Kg	-	1.63	-	-	-	1.52	-	-	-	-	-	-	1.35
Rice	Kg	5.00	5.00	-	5.00	4.83	4.50	4.08	4.50	5.00	5.00	5.00	5.17	4.87
Oats	Kg	-	-	-	1.86	-	-	-	-	1.11	1.34	3.00	2.17	2.28
Hulled Barley	Kg	-	-	-	-	-	-	-	-	-	-	-	-	3.00
<b>CEREALS MILLED</b>														
'Teff' White	Kg	-	-	-	-	-	-	-	3.08	-	-	-	2.50	2.97
'Teff' Mixed	Kg	-	-	-	-	3.00	-	-	3.00	-	-	-	-	3.00
'Teff' Black (Red)	Kg	-	-	-	-	-	-	-	2.42	2.56	-	-	-	2.35
Wheat White	Kg	-	-	-	-	2.25	-	2.42	2.25	-	-	-	-	2.33
Wheat Mixed	Kg	-	-	-	-	-	-	2.00	-	1.90	-	-	-	1.98
Barley White	Kg	-	-	-	-	-	-	-	-	-	-	-	-	-

Table 5 :- (Cont'd) Average Retail Price of Goods and Services by Region and Selected Market Places - Group 5 Market Places

March 2003  
Megabit 1995

		R E G I O N   A N D   M A R K E T   P L A C E S												
ITEM	UNIT	O R O M I Y A											OROMIYA AVERAGE	
		Nazareth	Shashe- mene	Diksise	Asella	Asebe- Teferi	Bedessa	Alemaya	Boroda	Adaba	Robe	Hagere- Mariam		Negele- Borena
		P R I C E   I N   B I R R												
Barley Mixed.....	Kg	-	-	-	-	-	-	-	1.64	-	-	-	2.96	
Maize.....	Kg	-	-	-	-	1.75	-	1.88	1.70	1.94	-	1.33	1.64	
Oats.....	Kg	4.83	5.33	-	5.50	4.50	4.00	-	-	-	-	3.42	4.70	
Sorghum.....	Kg	-	-	-	-	2.00	-	-	-	-	-	-	2.06	
Durrah.....	Kg	-	-	-	-	-	-	-	-	-	-	-	-	
'Furno Duket' Locally Processed..	Kg	3.42	3.33	3.50	3.50	3.50	3.25	3.50	3.42	3.67	3.00	3.25	4.00	3.47
<b>PULSES UNMILLED</b>														
Horse Beans.....	Kg	2.07	2.21	1.60	1.82	2.15	2.20	2.50	2.00	1.52	1.78	2.17	3.00	1.91
Peas White.....	Kg	2.30	-	-	2.65	2.50	-	-	-	2.06	2.96	-	-	2.38
Peas Black.....	Kg	-	2.54	-	1.90	-	-	-	2.33	-	-	-	2.50	2.25
Peas Mixed.....	Kg	2.01	-	1.47	-	2.22	2.20	2.50	-	1.73	2.16	2.33	2.50	2.02
Soya Beans.....	Kg	-	-	-	2.59	-	-	-	-	-	-	-	2.50	2.40
Chick Peas.....	Kg	2.33	2.50	3.75	2.11	2.00	2.24	2.75	2.50	1.51	2.16	2.17	1.71	2.29
Lentils.....	Kg	4.55	4.17	2.79	2.87	3.33	3.43	3.50	3.17	3.55	2.74	3.25	3.00	3.46
Haricot Beans.....	Kg	2.04	1.77	-	-	2.97	2.22	-	-	1.67	-	1.84	-	2.01
Lima Beans.....	Kg	-	-	-	-	-	2.24	-	2.00	-	-	2.63	1.41	2.04
Vetch.....	Kg	1.64	1.74	1.48	1.65	1.67	2.14	-	1.55	1.47	1.72	-	1.57	1.60
Fenugreek.....	Kg	4.00	3.38	3.20	4.03	3.08	3.71	4.00	3.25	2.12	2.74	4.00	7.54	3.84
<b>PULSES MILLED OR SPLIT</b>														
Horse Beans Milled.....	Kg	5.00	-	3.10	4.00	-	-	-	-	5.00	-	4.17	-	3.75
Peas Milled.....	Kg	5.00	5.00	-	4.83	-	-	4.00	-	-	5.00	4.33	-	4.55
Chick Peas Milled.....	Kg	5.00	-	-	-	-	-	-	-	-	-	-	-	4.75
Mixed Pulses Milled.....	Kg	4.00	-	-	4.00	4.29	5.55	-	-	5.00	-	-	4.83	4.42
Vetch Milled.....	Kg	3.00	-	-	-	4.29	5.55	-	-	4.00	-	-	-	3.57
Peas Split.....	Kg	4.33	-	4.50	4.92	4.33	4.00	4.00	2.83	4.67	4.00	4.00	4.81	4.13
Peas Split(Roasted).....	Kg	4.50	3.50	-	-	4.00	-	-	-	4.50	-	-	4.50	4.19

Table 5 :-(Cont'd) Average Retail Price of Goods and Services by Region and Selected Market Places - Group 5 Market Places

March 2003  
Megabit 1995

ITEM	UNIT	R E G I O N A N D M A R K E T P L A C E S											ORONIYA AVERAGE	
		Nazareth	Shashe- mene	Diksise	Asella	Asebe- Teferi	Bedessa	Alemaya	Boroda	Adaba	Robe	Hagere- Mariam		Negele- Borena
		P R I C E I N B I R R												
Horse Beans Split(Roasted).....	Kg	3.50	3.00	-	-	-	-	-	-	3.50	3.17	-	3.25	
Lentils Split.....	Kg	5.00	5.19	5.00	4.75	4.83	5.00	5.00	4.67	5.00	5.00	4.50	5.95	4.87
Vetch Split(Roasted).....	Kg	3.17	3.00	-	-	-	-	-	-	-	-	-	3.67	3.28
Chick Peas Split(Roasted).....	Kg	3.50	-	-	-	-	-	-	-	-	-	-	-	3.50
Fenugreek Milled.....	Kg	11.00	5.00	-	9.67	10.27	3.62	4.50	6.00	8.00	10.00	10.33	11.33	8.03
<b>OIL SEEDS</b>														
Niger Seed.....	Kg	5.00	-	-	3.66	3.63	-	5.00	-	2.95	4.42	-	-	3.46
Linseed White.....	Kg	-	-	-	-	3.50	-	-	-	-	-	-	-	3.50
Linseed Black.....	Kg	4.67	4.50	3.60	5.23	3.42	4.23	4.00	3.00	2.43	3.80	3.83	-	3.40
Sesame Seed.....	Kg	5.33	4.67	-	-	-	-	-	2.50	-	-	-	-	3.90
Sunflower.....	Kg	3.33	3.33	1.43	-	4.00	2.04	4.00	-	2.78	3.00	3.00	4.33	3.17
Castor Beans.....	Kg	-	.92	-	-	2.59	3.13	3.97	1.42	1.91	3.20	-	-	2.29
Rape Seed.....	Kg	3.00	3.05	3.86	3.76	2.75	2.50	3.67	2.50	2.64	2.46	2.67	-	2.64
Ground Nut Shelled.....	Kg	5.67	4.83	-	5.17	5.56	5.52	-	5.08	-	5.17	5.50	-	5.05
<b>PREPARED CEREAL PRODUCTS</b>														
Spaghetti (Local) Without Egg....	Kg	7.00	7.67	7.33	7.00	5.00	6.17	7.00	6.33	7.00	-	8.00	7.00	6.86
Pastini.....	Kg	8.00	8.33	-	9.00	-	8.00	7.00	6.00	8.00	8.33	8.00	8.00	8.04
Macaroni (Local) Without Egg....	Kg	5.83	5.67	5.25	5.00	5.00	5.00	5.17	5.17	5.00	5.00	5.00	5.50	5.23
'Fafa' Flour.....	kg	10.00	8.00	-	7.33	-	-	-	-	-	8.00	-	8.89	8.63
'Dube' Flour.....	kg	5.75	5.33	-	5.83	-	-	-	-	-	-	-	5.50	5.88
<b>BREAD AND OTHER PREPARED FOODS</b>														
'Enjera' ('Teff' Mixed).....	325gm	.72	.57	.43	.54	.69	.91	.69	.61	.69	.65	.57	.56	.60
'Dabo' (Traditional Ambasha)..	350gm	.79	.73	.43	.29	-	-	-	-	.53	.51	.68	.88	.64
'Dabo' (Traditional Sheleto)..	350gm	.57	.75	.38	.38	.57	.57	-	.44	.44	.54	.41	.59	.54

95

Table 5 :- (Cont'd) Average Retail Price of Goods and Services by Region and Selected Market Places - Group 5 Market Places

March 2003  
Megabit 1995

ITEM	UNIT	R E G I O N A N D M A R K E T P L A C E S											OROMIYA AVERAGE	
		O R O M I Y A												
		Nazareth	Shashe- mene	Diksise	Asella	Asebe- Teferi	Bedessa	Alemaya	Boroda	Adaba	Robe	Hagere- Mariam	Negele- Borena	
P R I C E I N B I R R														
Bread Wheat (Bakery).....	350gm	1.25	1.54	1.03	1.25	1.20	.91	1.39	.85	1.25	1.12	1.14	1.09	1.16
Biscuits .....	150gm	2.00	2.10	3.18	2.84	2.73	3.00	2.51	2.62	2.00	2.73	2.68	2.62	2.62
<b>MEAT</b>														
Beef .....	Kg	16.00	16.00	-	14.00	16.00	14.00	13.50	12.00	14.00	14.00	13.00	14.00	13.16
Camel Meat .....	Kg	-	-	-	-	-	-	-	-	-	4.14	10.00	6.49	6.49
<b>FISH AND FISH PRODUCTS</b>														
Fish Fresh.....	Kg	-	7.00	-	-	-	-	4.53	-	-	-	-	-	-
Sardines (Imported).....	125gm	5.83	6.83	-	-	-	6.25	6.83	6.25	10.83	5.00	7.33	6.25	5.35
<b>DIARY PRODUCTS AND EGG</b>														
Cow Milk (Unpasteurized).....	Lt	3.03	2.00	-	2.00	2.44	2.54	3.65	2.00	2.55	2.50	3.03	2.78	2.54
Cow Milk (pasteurized).....	Lt	-	-	-	-	-	-	-	-	-	-	-	-	-
Camel Milk.....	Lt	-	-	-	-	-	-	-	-	-	-	-	-	-
Goat Milk.....	Lt	-	-	-	-	-	-	-	-	-	1.82	2.03	1.93	1.93
Powdered Milk (Edget).....	450gm	35.42	-	-	31.67	-	28.00	-	-	-	-	-	-	-
Yoghurt (Traditional).....	Lt	7.14	3.70	-	2.95	4.17	6.53	5.70	-	3.72	5.01	3.03	5.28	25.28
Cheese Cottage.....	Kg	4.67	3.34	-	1.42	-	-	-	-	1.80	1.14	-	-	4.33
Egg (Traditional).....	Dozen	4.80	4.00	3.00	3.00	4.80	3.14	4.53	4.00	2.89	3.00	4.80	3.00	3.21
<b>OILS AND FATS</b>														
Butter Unrefined.....	Kg	26.33	25.00	27.01	26.00	31.06	30.20	33.33	19.49	26.82	30.00	22.00	21.21	25.47
Cooking Oil (Imported).....	Lt	13.73	13.14	13.13	12.61	14.00	14.00	10.84	11.25	14.33	14.33	11.56	11.56	13.30
Cooking Oil (Local).....	Lt	14.00	12.00	12.00	12.00	11.67	11.83	12.00	11.50	12.00	11.50	11.00	13.00	12.21

Table 5 :-(Cont'd) Average Retail Price of Goods and Services by Region and Selected Market Places - Group 5 Market Places

March 2003  
Megabit 1995

ITEM	UNIT	R E G I O N A N D M A R K E T P L A C E S											OROMIYA AVERAGE	
		O R O M I Y A												
		Nazareth	Shashe- mene	Diksize	Asella	Asebe- Teferi	Bedessa	Alemaya	Boroda	Adaba	Robe	Hagere- Mariam		Negele- Borena
P R I C E I N B I R R														
<b>VEGETABLES AND FRUITS</b>														
<b>VEGETABLES (FRESH)</b>														
Ethiopian Kale.....	Kg	1.65	.50	.75	-	.58	.36	-	.57	.73	.62	.77	1.14	.77
Cabbage.....	Kg	1.27	.82	.76	.56	1.41	.73	-	1.52	1.28	.68	.54	-	1.05
Lettuce.....	Kg	4.08	1.76	-	2.50	3.59	-	1.67	-	-	.78	-	-	2.61
Spinach.....	Kg	1.31	1.48	-	1.53	-	-	.62	-	-	.39	-	-	1.19
Carrot.....	Kg	1.52	.98	-	.88	3.37	-	1.12	-	.77	1.56	-	2.45	1.51
Tomatoes.....	Kg	2.73	1.87	-	1.49	3.23	.97	3.34	1.11	2.73	3.34	1.99	3.88	1.95
Onions.....	Kg	1.96	1.68	1.44	1.69	2.03	1.45	2.79	2.89	1.52	1.58	-	-	2.08
Garlics.....	Kg	-	6.06	9.26	4.70	10.74	8.65	-	-	7.72	6.56	-	-	8.47
Leaks.....	Kg	1.82	1.50	-	3.42	-	-	.78	-	-	1.07	-	-	2.24
Pepper Green.....	Kg	4.19	3.95	6.02	6.25	3.16	2.52	5.83	4.94	2.17	3.13	2.41	4.25	3.53
Pumpkin.....	Kg	.43	-	-	-	.83	.50	-	.47	.70	-	.49	.96	.60
Green Peas.....	Kg	2.57	1.85	-	-	-	-	-	2.05	-	-	-	-	2.94
Beet Root.....	Kg	1.56	1.15	1.40	.85	1.69	.73	1.24	.93	1.14	1.01	-	1.31	1.25
Cauliflower.....	Kg	-	-	-	-	-	-	-	-	-	-	-	-	-
<b>FRUITS FRESH</b>														
Banana.....	Kg	2.33	2.33	1.98	2.50	1.15	1.92	2.83	1.14	1.91	2.76	1.30	3.00	1.77
Orange.....	Kg	3.25	3.50	1.67	3.50	-	1.49	4.00	-	5.00	2.98	1.90	-	2.28
Lemon.....	Kg	2.58	3.00	3.13	3.15	-	2.63	-	-	2.78	1.70	-	5.79	3.48
Tangerine.....	Kg	-	-	-	-	-	-	-	-	-	-	-	-	-
Papaya.....	Kg	3.00	2.00	-	1.20	1.64	.57	3.68	-	1.77	1.17	1.33	1.12	1.58
Grapes.....	Kg	-	-	-	-	-	-	-	-	-	-	-	-	-
Avocado.....	Kg	2.67	3.00	-	-	-	-	-	-	-	-	-	-	-
Mango.....	Kg	3.42	4.00	-	-	4.00	-	-	-	2.30	3.25	2.19	2.45	2.89
Cactus.....	Kg	-	-	-	-	-	-	3.67	-	2.74	4.38	2.07	3.43	2.39
										.42	.65			.54

Table 5 :- (Cont'd) Average Retail Price of Goods and Services by Region and Selected Market Places - Group 5 Market Places

March 2003  
Megabit 1995

ITEM	UNIT	R E G I O N   A N D   M A R K E T   P L A C E S											OROMIYA AVERAGE	
		O R O M I Y A												
		Nazareth	Shashe- mene	Diksise	Asella	Asebe- Teferi	Bedessa	Alemaya	Boroda	Adaba	Robe	Hagere- Mariam		Negele- Borena
P R I C E   I N   B I R R														
<b>SPICES</b>														
Pepper Whole.....	Kg	12.67	9.17	8.03	8.83	11.83	12.63	13.00	-	9.67	8.00	10.67	-	8.99
Black Pepper(Local).....	Kg	-	-	-	-	-	-	-	-	-	-	14.67	-	12.66
Long Pepper(Local).....	Kg	11.00	9.67	13.33	11.67	13.67	9.50	12.00	8.67	-	9.00	12.33	-	10.41
White Cumin(Bishop's Weed)Local..	Kg	5.00	6.67	5.67	4.00	5.00	4.50	6.00	6.00	6.79	6.32	4.50	10.83	5.01
Black Cumin(Local).....	Kg	4.17	9.70	5.67	4.00	5.67	4.67	5.00	7.00	4.53	4.88	4.50	8.89	5.24
Ginger Dry(Local).....	Kg	3.00	3.36	4.17	3.83	3.00	4.45	3.50	4.83	-	5.60	-	4.00	4.17
Ginger Wet(Local).....	Kg	1.33	1.00	1.50	1.50	2.00	2.17	3.00	-	1.40	1.85	1.22	2.00	1.51
Cloves(Imported).....	Kg	-	-	-	58.67	-	73.33	-	-	-	100.00	-	-	73.67
Cinnamon(Imported).....	Kg	19.33	19.67	-	21.33	-	20.00	25.00	25.00	-	20.00	22.00	-	20.86
Cardamon(Local).....	Kg	11.33	12.00	-	15.00	25.00	18.33	17.00	18.33	33.61	-	19.33	35.55	19.31
Tumeric Flour(Local).....	Kg	-	3.01	3.17	3.00	5.67	2.00	6.33	3.00	10.28	5.04	3.33	6.25	3.82
Chillies Whole.....	Kg	3.00	9.00	-	10.00	12.50	12.00	9.69	-	14.49	23.81	10.00	5.28	9.18
Basil Dry.....	Kg	7.67	6.50	10.00	7.83	8.67	8.00	10.00	-	12.61	37.50	6.67	6.94	9.99
<b>POTATOES, OTHER TUBERS AND STEMS</b>														
Potato.....	Kg	1.42	1.21	1.24	.88	2.04	1.92	1.85	2.31	.79	1.20	1.67	1.50	1.41
Sweet Potato.....	Kg	1.23	.99	-	-	.93	.60	-	.38	1.21	.86	-	1.49	.79
'Kocho' (Unprocessed).....	Kg	2.86	1.28	-	.79	-	-	-	-	1.36	-	.62	2.16	1.33
'Bula'.....	Kg	4.30	11.69	-	2.57	-	-	-	-	2.15	2.91	-	2.53	3.53
<b>COFFEE, TEA, CHAT AND BUCK-THORN LEAVES</b>														
Tea Leaves(Local).....	100gm	2.00	2.00	2.00	2.00	2.00	2.00	2.17	2.00	2.00	2.25	2.00	2.00	2.02
Coffee Whole.....	Kg	-	-	11.25	3.33	3.85	3.23	-	-	4.55	3.26	2.92	5.57	3.72
Coffee Beans.....	Kg	9.67	6.25	6.83	6.92	7.14	10.73	8.33	11.00	5.90	5.08	5.33	10.83	6.74
Coffee Leaves.....	Kg	-	-	-	-	7.29	5.14	5.14	-	3.35	3.28	-	-	4.77
Buck Thorn Leaves.....	Kg	5.48	3.78	3.77	2.52	2.38	3.24	-	1.32	1.78	3.49	-	3.98	2.76

Table 5 :-(Cont'd) Average Retail Price of Goods and Services by Region and Selected Market Places - Group 5 Market Places

March 2003  
Megabit 1995

R E G I O N A N D M A R K E T P L A C E S														
ITEMS	UNIT	O R O M I Y A											OROMIYA AVERAGE	
		Nazareth	Shashe- mene	Diksise	Asella	Asebe- Teferi	Bedessa	Alemaya	Boroda	Adaba	Robe	Hagere- Mariam		Negele- Borena
P R I C E I N B I R R														
'Chat'.....	Kg	14.47	-	6.46	34.14	8.26	2.78	19.76	5.48	45.66	61.09	13.46	5.95	14.26
Malt-Barley.....	Kg	4.06	3.08	-	2.00	4.29	-	-	-	-	3.58	2.38	-	3.02
Malt-Wheat.....	Kg	3.75	2.90	-	2.19	-	-	-	-	-	-	2.29	-	2.82
<b>OTHER FOOD ITEMS</b>														
Salt.....	Kg	2.00	1.83	1.33	1.97	1.12	1.01	1.18	1.08	2.83	1.85	2.00	1.25	1.50
Sugar.....	Kg	4.50	4.62	4.75	4.75	4.67	5.00	5.00	4.92	4.92	4.75	5.56	7.14	4.86
Honey.....	Kg	17.33	19.33	20.00	19.67	-	-	25.00	24.00	11.95	12.00	12.33	14.00	14.65
Canned Tomato (Local).....	410gm	6.08	6.67	6.15	6.42	6.00	6.00	7.00	6.00	7.00	6.59	7.00	6.50	6.49
<b>FOOD TAKEN AWAY FROM HOME</b>														
Cup of Tea.....	No	.42	.50	.33	.40	.40	.40	.38	.25	.47	.47	.50	.50	.39
Cup of Coffee.....	No	.88	.90	1.00	.80	1.00	.80	1.00	.58	.83	.97	.80	.93	.77
Cup of Milk.....	No	.97	.97	1.00	.80	1.00	1.00	1.38	-	.80	.97	1.00	1.00	.90
'Key Wot Yebere'.....	One Meal	5.00	5.00	-	-	-	-	5.00	-	4.00	4.00	-	-	4.38
'Key Wot Yebeg/Yefyel'.....	One Meal	5.67	6.00	-	5.33	5.00	4.00	5.33	5.00	4.00	4.00	5.00	4.00	4.83
<b>COST OF MILLING</b>														
Cereals.....	100Kg	12.00	16.00	10.00	15.00	10.00	10.83	11.67	11.67	10.00	12.00	15.00	15.00	11.81
Pulses.....	100Kg	12.00	10.00	5.00	15.00	10.00	10.83	-	10.00	10.00	10.00	-	15.00	11.88
Pepper Whole.....	100Kg	81.67	100.00	100.00	60.00	50.00	50.00	100.00	100.00	91.67	60.00	-	-	74.45
<b>BEVERAGES - NON ALCOHOLIC</b>														
Ambo Mineral Water.....	500cc	1.50	1.67	2.00	1.50	2.00	2.00	1.70	-	2.00	2.00	2.00	2.50	1.88
Bure Mineral Water.....	500cc	-	-	-	-	-	-	-	-	-	-	-	-	-
Coca Cola/Fanta.....	300cc	1.50	1.67	2.00	1.75	2.00	2.00	2.00	1.92	2.00	2.00	2.00	2.50	1.93

Table 5 :- (Cont'd) Average Retail Price of Goods and Services by Region and Selected Market Places - Group 5 Market Places

March 2003  
Megabit 1995

ITEM	UNIT	REGION AND MARKET PLACES												OROMIYA AVERAGE
		O R O M I Y A												
		Nazareth	Shashe- mene	Diksise	Asella	Asebe- Teferi	Bedessa	Alemaya	Boroda	Adaba	Robe	Hagere- Mariam	Negele- Borena	
PRICE IN BIRR														
Pepsi Cola/Mirinda.....	300cc	1.50	1.67	2.00	1.75	2.00	2.00	2.00	2.00	2.00	2.00	2.00	2.50	1.93
<b>BEVERAGES - ALCOHOLIC</b>														
Araki (Local).....	900cc	17.33	18.67	18.00	19.88	18.20	22.25	25.28	30.00	29.33	28.33	25.00	28.33	24.24
Cognac (Local).....	900cc	-	17.67	-	20.22	-	-	-	-	-	-	25.00	-	20.70
Brandy (Local).....	900cc	17.33	17.67	-	20.22	18.20	-	-	-	-	-	-	27.50	20.52
Gin (Local).....	900cc	17.33	17.67	23.00	19.55	18.20	22.25	25.28	30.00	29.33	28.33	25.00	28.00	24.35
Saris Wine (Normal).....	750cc	4.50	4.67	6.00	5.50	6.00	12.00	8.00	-	7.00	8.00	6.50	-	7.89
'Katikalla'.....	Lt	6.67	5.56	5.33	4.67	10.67	6.74	7.87	6.67	5.48	4.84	6.06	13.33	7.13
Beer (Bedele).....	330cc	2.75	3.00	-	3.00	-	-	-	-	3.00	3.17	3.00	-	3.07
Beer (Harar).....	330cc	2.75	3.00	3.00	3.00	3.00	3.00	3.00	-	3.50	3.17	3.00	-	.92
Beer (Meta Abo).....	330cc	2.75	3.00	-	3.00	3.00	.98	1.12	1.11	.60	1.12	.88	1.02	1.99
'Tella'.....	Lt	2.00	.71	.65	.79	2.00	2.00	1.87	1.52	1.12	2.23	1.92	1.83	-
'Tej' (Mead).....	Lt	-	1.79	2.00	2.00	1.25	2.00	-	-	-	-	-	-	-
<b>CIGARETTES AND TOBACCO</b>														
<b>CIGARETTES</b>														
Nyala.....	Packet	5.00	5.00	5.00	3.80	4.00	4.00	4.00	-	4.67	5.00	5.00	4.00	4.52
Gissila.....	Packet	2.00	1.83	2.00	.97	-	10.00	10.00	7.00	1.50	1.25	-	-	1.52
Rothmans.....	Packet	10.00	8.67	8.00	-	-	-	-	-	8.00	8.00	7.33	10.00	8.78
<b>TOBACCO</b>														
'Gaya'.....	Kg	-	6.98	-	-	-	-	-	-	-	-	8.33	-	8.00
<b>CLOTHING AND FOOT WEAR</b>														

100

Table 5 :-(Cont'd) Average Retail Price of Goods and Services by Region and Selected Market Places - Group 5 Market Places

R E G I O N A N D M A R K E T P L A C E S													March 2003	2003	
O R I M I Y A													Megabit	1995	
ITEM	UNIT	Nazareth	Shashe- mene	Diksisie	Asella	Asebe- Teferi	Bedessa	Alemaya	Boroda	Adaba	Robe	Hagere- Mariam	Negele- Borena	OROMIYA AVERAGE	
P R I C E I N B I R R															
<b>CLOTHING</b>															
Abujedid(Akaki/Bahir Dar)91cm. Meter	4.00	4.00	-	3.50	3.61	3.30	3.37	3.30	3.30	-	4.00	4.00	4.00	3.93	
Abujedid(Komb./Arba Min.)150cm Meter	5.00	6.00	7.00	5.00	-	-	-	-	-	6.00	5.50	5.92	6.00	5.91	
Khaki(S-10,000 Twil)110cm..... Meter	-	-	-	-	-	-	-	-	-	8.00	-	-	-	9.00	
Khaki(Akaki)91cm..... Meter	-	-	-	-	-	-	-	-	-	-	-	-	-	-	
Wool-England 100%..... Meter	-	-	-	-	-	-	-	-	-	-	-	-	-	160.00	
Tetron(Arba Minch)..... Meter	16.67	-	-	16.67	-	-	-	-	15.00	-	-	-	-	20.60	
Poplin(Dire Dawa)105cm..... Meter	6.17	5.00	-	5.17	5.71	5.49	-	-	-	-	6.00	-	-	6.34	
Poplin(Komb./Arba Minch)150cm. Meter	10.67	10.83	-	10.00	-	-	-	-	-	11.00	10.67	11.00	12.00	10.91	
Nylon(Mojo)..... Meter	9.67	10.00	9.00	8.33	-	7.51	-	-	-	9.00	9.33	-	12.00	9.38	
Polyster(Arba Minch/Awasa)..... Meter	-	-	-	-	-	-	-	-	-	-	-	-	-	19.83	
Jersi..... Meter	-	-	-	-	-	-	-	-	-	-	-	-	-	15.25	
Cotton..... Kg	6.31	-	6.00	5.00	-	-	-	-	-	6.00	6.00	-	-	5.72	
Hisufi..... Meter	-	-	29.33	-	-	-	-	-	-	15.33	26.67	-	-	26.72	
Kefay..... Meter	-	30.00	-	24.33	-	-	37.67	25.00	24.00	30.67	-	-	24.00	24.33	
<b>COST OF TAILORING</b>															
Woolen Suit (Men)..... No	266.67	270.00	-	276.67	300.00	-	-	-	-	275.00	250.00	-	-	269.33	
Khaki Suit (Men)..... No	55.00	40.00	-	40.00	-	-	-	-	-	-	68.33	-	-	44.10	
Khaki Suit (Boys)..... No	26.67	-	-	26.67	-	-	-	-	-	-	35.00	-	-	27.32	
Tateron Suit (Men)..... No	65.00	68.33	46.67	78.33	100.00	-	28.33	-	-	48.33	68.33	-	-	49.22	
Tateron Suit (Boys)..... No	38.33	-	26.67	40.00	60.00	-	20.00	-	-	30.00	35.00	-	-	30.94	
<b>READY-MADE / FOR ADULTS</b>															
'Netela'..... No	24.00	29.33	-	29.00	-	-	-	-	-	27.67	21.67	20.00	-	24.83	
'Gabi'..... No	60.00	61.67	67.33	53.33	-	-	-	-	-	55.33	51.67	85.00	-	58.47	

Table 5 :- (Cont'd) Average Retail Price of Goods and Services by Region and Selected Market Places - Group 5 Market Places

March 2003  
Megabit 1995

ITEM	UNIT	R E G I O N   A N D   M A R K E T   P L A C E S											OROMIYA AVERAGE		
		O R O M I Y A													
		Nazareth	Shashe- mene	Diksise	Asella	Asebe- Teferi	Bedessa	Alemaya	Boroda	Adaba	Robe	Hagere- Mariam		Negele- Borena	
P R I C E   I N   B I R R															
Shirts Long Sleeved (Local).....	No	26.67	31.33	20.33	29.33	20.00	-	-	-	-	25.00	-	25.67	-	27.79
Shirts Short Sleeved (Local).....	No	26.67	-	-	-	20.00	-	-	-	25.00	-	-	-	-	24.17
Shirts Long Sleeved (Imported)...	No	58.33	61.67	36.67	51.67	44.33	43.33	50.00	-	38.33	43.33	55.00	55.00	46.67	44.10
Shirts Short Sleeved (Imported)...	No	51.67	53.33	-	41.67	40.00	37.00	-	-	-	42.50	55.00	46.67	11.33	6.41
Socks (Cotton) Imported.....	Pair	7.33	10.33	5.00	-	6.17	6.17	-	-	5.00	6.33	5.83	11.33	-	6.41
Sweater (Local) Men.....	No	-	-	27.33	32.67	30.00	-	-	-	-	-	-	31.67	-	34.33
Sweater (Local) Women.....	No	-	-	-	20.67	20.67	-	-	-	-	-	-	30.67	-	23.73
Shash (Imported).....	No	13.33	-	9.33	10.67	9.17	7.17	10.33	6.00	13.33	12.00	8.83	19.33	10.65	10.65
Singlets (Local) White.....	No	11.00	-	12.67	14.33	-	-	-	-	-	-	12.67	10.67	12.90	
Jeans Trouser.....	No	78.33	85.00	70.00	86.67	69.33	83.33	50.00	43.33	71.67	81.67	81.67	101.67	75.33	
Woolen Suit.....	No	-	-	-	-	-	-	-	-	-	-	-	-	950.00	
'Kemisna Netela'.....	No	206.67	123.33	104.33	91.67	95.00	132.50	-	-	-	143.33	88.33	105.00	116.98	
Sweater-Men (Imported).....	No	103.33	-	85.00	103.33	-	-	107.50	-	85.00	110.00	90.00	96.67	94.88	
Sweater-Women (Imported).....	No	75.00	64.33	-	93.33	-	-	70.00	-	66.67	78.33	68.33	78.33	72.00	
Nylon Dress.....	No	-	-	-	-	-	-	53.33	-	-	-	-	34.33	43.83	
Tetron Trouser.....	No	-	-	-	-	-	-	-	-	-	-	-	-	452.40	
Leather Jacket.....	No	373.33	-	-	715.00	-	-	-	-	12.33	16.00	17.33	14.33	13.59	
Under Wear China.....	No	15.67	15.33	12.00	12.67	12.00	-	-	-	12.50	17.50	14.17	6.11	12.71	
Deriya .....	No	26.67	7.89	-	10.22	8.33	8.91	25.00	7.78	-	-	-	-	-	
Polyester Suit.....	No	-	-	-	-	-	-	-	-	-	-	-	-	8.50	
Khaki Short .....	No	-	-	-	-	-	-	-	-	-	-	-	-	29.07	
T-Shirts .....	No	37.33	33.33	23.00	26.00	29.67	20.67	20.00	10.67	45.00	31.67	20.00	46.67	29.07	
Jogging Suit(sport tuta) .....	No	120.00	86.67	70.00	75.00	81.67	64.33	85.00	71.67	73.33	106.67	66.67	106.67	81.29	
Khaki Jacket .....	No	113.33	111.67	-	115.00	106.67	-	-	-	105.00	-	-	113.33	108.38	
Geldem .....	No	24.67	19.00	14.33	30.67	20.00	-	25.33	19.00	14.00	-	29.33	23.00	19.33	

Table 5 :- (Cont'd) Average Retail Price of Goods and Services by Region and Selected Market Places - Group 5 Market Places

March 2003  
Megabit 1995

ITEM	UNIT	R E G I O N   A N D   M A R K E T   P L A C E S											OROMIYA AVERAGE	
		O R O M I Y A												
		Nazareth	Shashe- mene	Diksisse	Asella	Asebe- Teferi	Bedessa	Alemaya	Boroda	Adaba	Robe	Hagere- Mariam		Negele- Borena
P R I C E   I N   B I R R														
<b>READY-MADE / FOR CHILDREN</b>														
Sweater (Local) for Boys.....	No	18.33	-	-	20.33	-	-	-	-	18.00	-	30.67	-	19.50
Socks (Imported) Cotton.....	Pair	3.00	5.33	3.00	-	3.17	3.00	-	-	3.67	3.67	4.67	5.33	3.81
Jeans Trouser.....	No	52.50	-	-	-	-	-	-	-	-	-	55.00	73.33	56.79
Shirt Long Sleeved(Imported)Boys..	No	32.50	26.00	-	18.67	-	-	22.00	11.33	20.00	-	27.67	26.50	22.36
Sweater (England) for Girls.....	No	-	-	-	-	-	-	-	-	-	-	58.33	71.67	51.60
Short for Boys.....	No	-	-	-	-	-	-	-	-	-	-	-	-	4.91
Kemise(for childrenen) .....	No	24.67	82.00	-	85.00	60.00	41.67	40.00	-	40.00	65.00	53.33	60.67	51.80
<b>FOOTWEAR (MEN AND WOMEN)</b>														
Anbessa Leather Shoes Men(Local)Pair	100.00	165.00	63.67	95.00	44.33	101.67	81.67	63.33	101.67	115.00	68.33	110.00	90.61	
Leather Shoes Men (Croft).....	Pair	-	186.67	82.50	91.67	-	126.67	-	116.67	115.00	120.00	103.33	117.38	
Walking Shoes(imp.) Non-Leather	Pair	-	116.67	-	83.33	80.00	74.67	80.00	75.00	117.50	76.67	87.50	90.13	
Canvas Shoes (Local) Men.....	Pair	16.00	-	23.33	21.33	-	19.67	-	-	-	27.67	-	22.00	
Canvas Shoes (China) Men.....	Pair	22.67	20.33	33.00	-	15.67	9.50	17.00	21.67	22.00	24.33	26.67	28.67	22.65
Plastic Shoes (Local) Women....	Pair	9.33	7.67	7.33	7.33	6.50	7.00	7.00	6.83	9.33	11.17	9.33	10.83	8.11
Slippers Sponge Adult (China)..	Pair	7.00	7.33	7.00	7.67	13.13	8.50	8.00	8.00	7.17	7.67	-	-	8.02
Boots for Men Plastic (Local)..	Pair	33.33	42.33	51.33	42.67	-	42.00	36.50	-	39.33	39.67	44.33	-	41.58
Sendel Plastic Shoes (Imp.)....	Pair	-	10.67	-	12.00	-	-	12.00	-	-	-	-	-	10.83
Cost of Mending Shoes sole(Men).Pair	23.33	24.33	-	16.00	25.00	-	-	-	28.00	30.00	-	17.00	21.76	

Table 5 :- (Cont'd) Average Retail Price of Goods and Services by Region and Selected Market Places - Group 5 Market Places

March 2003  
Megabit 1995

ITEM	UNIT	R E G I O N   A N D   M A R K E T   P L A C E S											OROMIYA AVERAGE	
		O R O M I Y A												
		Nazareth	Shashe- mene	Diksisse	Asella	Asebe- Teferi	Bedessa	Alemaya	Boroda	Adaba	Robe	Hagere- Mariam		Negele- Borena
P R I C E   I N   B I R R														
<b>CONSTRUCTION MATERIALS, WATER, AND FUEL AND POWER</b>														
<b>CONSTRUCTION MATERIALS</b>														
Cement/Bag/(Local).....	50Kg	36.67	38.00	-	39.00	51.00	47.33	50.00	48.33	42.50	43.00	42.75	53.00	43.02
Lime.....	Kg	.91	.80	-	-	1.06	1.18	-	1.29	1.05	1.00	1.00	2.00	1.07
Nail (7cm - 12cm).....	Kg	7.50	7.00	8.00	-	-	8.00	8.00	8.00	8.00	6.83	7.00	10.33	7.61
Nail With Cape.....	Kg	10.00	10.00	10.00	10.00	10.00	10.00	11.00	10.00	10.00	9.67	10.00	12.00	10.06
Corrugated Iron Sheet (.2mm).....	No	46.00	41.00	-	28.00	30.00	-	-	-	32.50	30.00	29.50	27.50	32.38
Wood for House Construction('Atana')..	No	8.00	5.00	-	3.67	-	-	-	-	2.33	4.83	-	-	4.04
Wall Paints-Super (Fluid) Normal.....	4Kg	58.00	58.00	-	53.33	60.00	61.67	68.57	60.00	58.00	56.00	57.00	63.67	58.73
Wall Paints-Super (Fluid) Plastic.....	4Kg	88.00	88.33	-	85.33	90.00	95.00	90.00	90.00	100.00	90.00	88.00	94.33	89.73
Coarse Aggregate Gravel.....	Meter Cube	79.00	-	-	-	-	-	-	-	-	-	-	-	79.00
Hollow Concrete Block(20x20x40 cm Cube)No		2.00	2.00	-	2.30	-	-	-	-	2.50	3.00	-	2.50	2.40
Bricks (25cm x 12cm x 6cm).....	No	-	-	-	-	-	-	-	-	-	1.20	1.40	-	1.33
Floor Board 4m Length.....	No	52.33	12.67	-	46.00	-	-	-	-	27.00	-	32.00	55.00	36.88
Iron Pipe 6mt. (1/2 inch Wide) Local..	No	78.33	-	-	-	-	-	55.00	-	-	-	40.50	50.00	55.71
Chipwood (125cm x 250cm x 8mm).....	No	82.67	78.00	-	-	-	100.00	-	-	90.00	-	-	-	85.08
Sand.....	Meter Cube	95.60	-	-	67.91	-	-	-	-	-	170.00	-	-	80.36
Gutter N <sup>o</sup> 32.....	Meter	22.00	27.33	-	-	-	-	-	-	-	16.00	20.00	-	20.46
Window Glass (50cm x 50cm x 3mm).....	No	12.67	10.67	-	15.00	-	-	-	-	-	-	10.00	-	13.30
Water Tanker (1meter cube).....	No	566.67	1100.00	-	-	1000.00	-	-	-	-	-	-	-	830.70
Stone for House Construction..	Meter Cube	-	-	-	-	-	-	-	-	-	-	-	-	27.99
Mega Paints.....	4Kg	56.00	58.00	-	-	-	61.67	-	-	-	-	57.00	-	57.64
Tseday Paints.....	4Kg	-	58.00	-	-	-	-	-	-	-	-	-	-	56.17
"Yewellel Nitaf"(Tile).....	No	-	-	-	-	-	-	-	-	-	-	-	-	2.60
<b>WATER</b>														
Water.....	Meter Cube	-	4.02	7.50	2.78	8.75	5.83	8.85	8.33	3.67	4.42	13.33	5.83	6.70

Table 5 :-(Cont'd) Average Retail Price of Goods and Services by Region and Selected Market Places - Group 5 Market Places

March 2003  
Megabit 1995

REGION AND MARKET PLACES														OROMIYA AVERAGE
ITEM	UNIT	Nazareth	Shashe- mene	Diksise	Asella	Asebe- Teferi	Bedessa	Alemaya	Boroda	Adaba	Robe	Hagere- Mariam	Negele- Borena	
<b>FUEL AND POWER</b>														
Fire Wood	Meter Cube	55.96	-	75.28	18.97	-	103.63	113.11	18.08	50.99	40.95	28.51	50.99	
Charcoal	Kg	1.02	.93	1.40	1.71	1.22	1.10	1.42	1.26	.86	.78	1.17	.64	
Dung Cake	Kg	.38	-	.18	-	-	-	-	-	-	.18	-	.34	
Kerosine	Lt	1.96	2.04	3.03	1.99	1.86	1.87	1.79	3.00	2.25	2.11	3.03	2.19	
Diesel	Lt	-	2.76	3.79	2.61	2.58	2.59	2.52	-	2.78	2.83	3.79	2.91	
Electric	K.Watt	-	.27	-	.27	-	.27	.27	-	.27	.27	-	.27	
Matches	Box	17	20	.25	.25	.25	.25	.25	.25	.20	.20	.20	.25	
Candles	No	90	1.00	1.00	.83	1.00	1.00	.50	.83	1.00	1.00	1.00	1.00	
Buthane Gas (Shell)	12.5 Kg	-	-	-	-	-	-	-	-	-	-	-	-	
Eveready Drycell	No	1.63	1.63	1.75	1.75	2.00	-	1.67	-	1.92	1.75	1.71	1.67	
<b>FURNITURE, FURNISHING, HOUSEHOLD EQUIPMENT AND OPERATION</b>														
<b>CHAIRS, TABLES, ETC.</b>														
Table Wanza (Machine made) Varnished..	No	266.67	216.67	250.00	273.33	-	-	-	-	190.00	193.33	276.67	250.00	193.67
Table Wanza (Hand made) Not Varnished..	No	-	-	-	206.67	-	-	-	-	-	-	121.67	-	142.67
Chairs Wanza (Machine Made) Varnished..	No	76.67	45.00	45.00	51.67	60.00	-	-	-	90.00	90.00	44.00	180.00	60.55
Chairs Wanza (Hand Made) Varnished....	No	-	-	-	41.67	-	-	-	-	-	-	29.33	60.00	41.44
Cupboard Wanza (2 doors) Varnished....	No	1016.67	983.33	-	1216.67	1133.33	1000.00	1200.00	-	800.00	1000.00	1083.33	1550.00	973.33
Double Bed Wanza (120cm) Varnished....	No	673.33	1550.00	350.00	560.00	800.00	800.00	635.00	-	350.00	440.00	410.00	675.00	582.68
Sofas (Complete).....	No	3450.00	-	3500.00	3500.00	2800.00	-	-	-	-	-	3150.00	-	3016.67
Book Shelves Wanza (3 Shelves) no Door	No	350.00	216.67	150.00	343.33	450.00	400.00	-	-	300.00	320.00	-	415.00	274.07
Chest of Drawer .....	No	700.00	550.00	350.00	666.67	-	-	-	-	-	400.00	-	825.00	565.17
<b>FURNISHINGS &amp; REPAIRS</b>														
Bed Sheet (Non-Patterned Bahir Dar)	Pair	47.67	50.00	42.00	45.67	-	44.33	-	-	54.00	50.00	51.00	48.67	48.35

105

Table 5 :- (Cont'd) Average Retail Price of Goods and Services by Region and Selected Market Places - Group 5 Market Places

March 2003  
Megabit 1995

ITEM	UNIT	R E G I O N A N D M A R K E T P L A C E S											OROMIYA AVERAGE	
		O R O M I Y A												
		Nazareth	Shashe- mene	Diksise	Asella	Asebe- Teferi	Bedessa	Alemaya	Boroda	Adaba	Robe	Hagere- Mariam		Negele- Borena
P R I C E I N B I R R														
Bed Sheet (Patterned Kombolcha) 1.90m x 2.50m.....	Pair	81.33	86.00	-	89.33	-	-	-	-	55.00	62.33	-	60.00	73.69
Bed Cover (Patterned Kombolcha).....	No	-	-	28.33	-	-	-	-	-	-	-	30.67	-	55.54
Blanket Woolen (Debre B.) 160cm x 220cm.	No	76.00	79.33	104.33	85.33	80.00	75.00	81.00	80.00	-	-	97.13	83.33	82.95
Mattress-Sponge (A.A Foam) 120cm.....	No	280.00	293.33	-	313.33	310.00	295.00	290.00	-	320.00	310.00	360.00	316.67	311.18
Towel-Local (Kombolcha).....	No	13.00	10.83	-	9.33	25.00	-	-	-	16.67	11.67	13.00	13.00	12.99
<b>EARTHEN WARE</b>														
Water Pot.....	No	9.00	4.33	4.75	3.83	5.75	5.00	-	-	2.83	3.33	5.17	-	5.29
'Jebena' Medium Size.....	No	3.00	3.00	2.00	1.58	3.00	3.50	4.00	4.00	.97	1.92	2.67	4.33	2.75
'Mitad' (Griddle of Clay).....	No	14.67	8.33	14.67	8.50	3.17	8.00	5.00	10.00	23.33	11.33	7.17	12.00	10.98
Local Stove '(Lakech).....	No	7.00	4.83	7.00	5.67	6.00	6.83	-	7.33	1.00	2.42	7.67	6.33	6.37
Cup for Coffee (China).....	No	1.25	1.00	1.25	1.03	1.45	-	1.25	1.25	1.50	1.00	1.25	1.40	1.21
Plate Clay (imported).....	No	5.17	3.00	-	3.92	4.00	-	-	5.00	3.83	5.00	4.67	6.50	4.21
<b>STRAW, BAMBOO AND OTHERS</b>														
'Sefed'.....	No	6.33	7.00	7.33	5.67	7.33	4.83	7.67	7.33	9.00	13.33	4.50	6.67	6.67
Sack 100Kg Capacity.....	No	5.67	5.00	-	-	5.50	-	-	-	-	-	-	6.00	5.50
<b>METAL WARE</b>														
Cooking Pan Medium (Local).....	No	17.00	24.67	34.67	33.33	31.17	33.00	-	31.67	28.33	26.00	23.00	27.67	26.35
Tray (Nickel) Medium N° 45 Local.....	No	-	-	-	-	-	-	-	-	-	-	-	-	15.50
Electric 'Mitad' Aluminium.....	No	426.67	-	-	-	-	-	-	-	-	-	-	-	435.00
Gas Stove (Kerosine) China.....	No	38.33	37.33	40.00	39.67	39.00	40.67	41.67	38.00	40.33	42.33	43.33	40.67	39.22
Refrigerator.....	No	2933.40	-	-	-	-	-	-	-	-	-	-	-	3116.70

Table 5 --(Cont'd) Average Retail Price of Goods and Services by Region and Selected Market Places - Group 5 Market Places

March 2003  
Megabit 1995

ITEM	UNIT	R E G I O N A N D M A R K E T P L A C E S											OROMIYA AVERAGE
		Nazareth	Shashe- mene	Diksisie	Asella	Asebe- Teferi	Bedessa	Alemaya	Boroda	Adaba	Robe	Hagere- Mariam	
P R I C E I N B I R R													
<b>PLASTIC WARE (LOCAL MADE)</b>													
Jerrycan (20 Litres).....	No	23.67	20.00	23.67	24.33	22.33	23.33	-	22.67	-	14.00	22.33	22.56
Bucket (20 Litres).....	No	16.00	13.67	15.00	13.33	15.00	15.33	17.67	15.00	15.67	14.67	17.00	15.07
<b>GLASS WARE</b>													
Glass for Tea (Duralax).....	No	2.92	3.00	-	3.50	3.00	3.00	5.17	3.00	3.38	3.00	3.08	3.23
<b>OTHER HOUSEHOLD EQUIPMENT</b>													
Kerosine Lamp.....	No	17.00	17.33	20.33	23.00	16.00	20.00	-	15.00	17.67	22.33	22.33	18.77
'Kuraz' Small Local Kerosine Lamp.....	No	1.00	.75	1.00	.83	1.00	1.00	.92	.83	.92	.75	1.00	.92
Flash Light.....	No	7.00	6.83	7.00	7.33	6.67	6.33	5.67	5.83	7.00	6.50	6.83	6.41
Electric Bulb Philips(40/60 Watt).....	No	2.58	2.00	2.50	2.42	2.50	2.00	2.00	-	2.33	2.00	2.08	2.21
<b>HOUSEHOLD OPERATION</b>													
Hard Soap (Local).....	200gm	1.33	1.33	1.33	1.33	1.33	1.67	2.07	1.00	1.47	2.00	2.00	1.58
Hard Soap (Imported).....	200gm	1.91	2.07	2.00	1.60	2.50	2.00	1.51	1.53	2.40	1.60	2.92	2.15
Detergent (Omo).....	50gm	.56	.79	.54	1.67	1.25	1.25	.79	.63	1.67	.60	.50	1.12
Incense.....	Kg	18.00	18.67	5.50	6.33	6.00	7.64	7.33	8.67	10.28	10.00	5.83	7.47
Sandal Wood.....	No	.27	.28	.25	.27	.25	.25	.25	.25	.25	.25	.27	.25
Toilet Paper (Mamko).....	Roll	3.00	3.00	3.00	3.00	3.00	3.00	3.00	3.17	3.00	3.00	3.17	3.02
<b>DRY CLEANING</b>													
Dry Cleaning (Suit Men).....	No	13.67	16.00	-	14.20	15.00	-	-	-	-	12.00	-	14.39

Table 5 :- (Cont'd) Average Retail Price of Goods and Services by Region and Selected Market Places - Group 5 Market Places

March 2003  
Megabit 1995

ITEM	UNIT	R E G I O N   A N D   M A R K E T   P L A C E S											OROMIYA AVERAGE	
		O R O M I Y A												
		Nazareth	Shashe- mene	Diksisé	Asella	Asebe- Teferi	Bedessa	Alemaya	Boroda	Adaba	Robe	Hagere- Mariam		Negele- Borena
P R I C E   I N   B I R R														
<b>DOMESTIC SERVICE</b>														
Maid Servant.....	Month	31.67	41.67	26.67	26.67	41.67	38.33	40.00	-	25.00	38.33	43.33	43.33	33.99
Unskilled Service (Daily Laborer)....	Day	6.67	5.67	7.00	7.33	7.00	12.00	10.00	6.67	6.67	6.67	7.67	8.00	7.42
Salary for Guard .....	Month	58.33	50.00	60.00	-	95.00	56.67	80.00	-	-	-	56.67	60.00	67.56
<b>MEDICAL CARE</b>														
Ampicillin(250 mg) Local.....	56 Caps	16.80	17.73	-	16.80	-	-	-	14.00	-	12.00	18.67	-	16.63
Dichlorophine(500 mg) Local.....	6 Pills	-	-	-	-	-	-	-	-	-	-	-	-	-
Tetracycline(250mg) Local.....	56 Caps	8.87	8.11	10.52	8.33	11.07	7.50	6.53	6.53	9.50	8.20	10.33	7.17	8.86
Penicillin Injection(4 Mu. Local).....	Bottle	3.75	3.92	4.67	3.50	-	4.38	4.00	3.00	4.00	3.83	3.27	4.00	3.86
Chloramphenicol(250mg) Local.....	56 Caps	11.20	13.07	18.13	13.00	16.90	17.15	15.00	9.33	14.67	14.10	15.00	14.00	13.37
Dipron(500mg) Local.....	20 Pills	-	-	4.00	-	-	-	-	-	-	-	-	-	4.00
Cough Syrup (Berantine) Local.....	125cc	7.85	8.00	12.00	-	-	-	-	-	-	-	-	-	8.48
Bactrim(480mg) Local.....	30 Pills	-	5.00	9.00	6.00	9.00	-	-	4.50	-	8.00	8.33	8.33	7.50
Vermox(100mg) Local.....	12 Pills	-	-	3.00	2.00	4.00	-	-	2.00	-	2.33	3.67	3.33	2.77
Mezel(250mg) Local.....	30 Caps	4.50	4.93	5.50	5.00	6.00	3.43	3.50	3.25	5.33	5.25	5.33	5.25	4.70
Asprin (300 mg) Local.....	20 Pills	2.00	2.00	2.67	2.00	2.00	1.00	1.67	1.33	2.00	1.00	3.33	2.00	1.90
<b>OTHER MEDICAL EXPENSES</b>														
Doctor's Fee (Government).....	per visit	.75	2.00	-	1.00	1.00	-	1.00	-	1.50	1.50	-	1.00	1.23
Doctor's Fee (Private).....	per visit	10.00	10.00	-	11.67	9.00	5.00	-	-	5.00	8.00	-	8.00	7.82
Injection (Service Charge).....	Once	1.00	1.00	.50	1.00	1.00	1.00	.83	-	1.00	1.00	-	1.00	.89
Laboratory Test Fee (Private).....	Once	-	4.00	-	6.33	3.00	5.00	4.50	-	5.00	4.50	-	4.50	4.38
Bed Charge (gov.).....	per day	3.00	-	-	2.00	2.00	-	-	-	-	-	-	6.00	3.86

Table 5 --(Cont'd) Average Retail Price of Goods and Services by Region and Selected Market Places - Group 5 Market Places

ITEM	UNIT	REGION AND MARKET PLACES											OROMIYA AVERAGE	
		Nazareth	Shashe-mene	Diksise	Asella	Asebe-Teferi	Bedessa	Alemaya	Boroda	Adaba	Robe	Hagere-Mariam		Negele-Borena
PRICE IN BIRR														
<b>TRANSPORT AND COMMUNICATION</b>														
<b>TRANSPORT</b>														
Benzene.....	Lt	4.26	4.44	-	4.29	4.26	4.27	4.19	-	4.46	4.51	4.52	4.60	4.48
Motor Oil (Mobil).....	Lt	19.00	19.73	-	18.88	-	19.95	20.00	-	19.75	19.38	20.00	18.85	19.58
Car Washing and Greasing.....	No	26.67	32.50	-	20.00	-	-	30.00	-	-	30.00	-	50.00	29.12
Bus Fare (per km).....	Tarif	.11	-	-	.11	.10	.14	-	-	.10	.10	.09	-	.10
Bus Fare (within Town).....	Trip	-	-	-	-	-	-	-	-	-	-	-	-	.25
Taxi Fare.....	Trip	.63	-	-	.50	1.00	-	-	-	-	-	-	-	.72
Air Plane (To Addis Ababa).....	Trip	-	-	-	-	-	-	-	-	212.00	-	-	-	270.67
Animal Transport fare.....	Trip	-	-	9.67	-	-	-	-	10.00	-	-	-	-	9.75
Cart Fare.....	Trip	.50	.50	.50	.75	1.00	2.00	-	-	.58	.50	1.00	1.00	.84
Train Fare.....	Trip	38.00	-	-	-	-	-	-	-	-	-	-	-	38.00
Service Charge (Motor oil change)....	Once	-	-	-	-	-	-	-	-	-	-	-	22.50	18.33
<b>COMMUNICATION</b>														
Telephone Charge (with town).....	Period	.20	-	-	.20	-	-	.20	-	.70	.70	.25	.20	.31
Telephone Charge to Addis Ababa.....	Period	1.80	-	-	2.05	1.05	1.90	2.30	2.70	2.30	2.30	1.40	2.65	2.34
Telephone Line Installation Charge..	Once	355.75	355.75	-	355.75	355.75	355.75	355.75	-	355.75	355.75	355.75	355.75	356.07
<b>ENTERTAINMENT AND EDUCATION</b>														
<b>EQUIPMENT AND ACCESSORIES</b>														
T.V. Set Philips 21 inch(Colored).....	No	3353.78	3166.67	-	3790.00	-	-	-	-	-	3750.00	-	-	3388.21
Cassette Recorded Original(Local Music)No		11.00	13.00	-	10.33	12.00	12.00	12.00	10.00	12.00	12.00	10.00	12.00	11.55
Radio Set Philips 3 Band.....	No	133.95	101.67	-	-	165.00	147.50	-	160.00	97.50	92.50	156.67	126.67	129.52
Tape Recorder National (2 Speaker)....	No	435.12	320.00	-	-	-	200.00	293.33	-	240.00	226.67	500.00	190.00	279.87
Expense for Photograph(Passport size)4Pho		4.00	5.00	4.00	5.67	5.00	5.00	5.00	-	4.00	4.00	-	8.00	4.59

Table 5 :- (Cont'd) Average Retail Price of Goods and Services by Region and Selected Market Places - Group 5 Market Places

March 2003  
Megabit 1995

ITEM	UNIT	R E G I O N A N D M A R K E T P L A C E S											OROMIYA AVERAGE	
		O R O M I Y A												
		Nazareth	Shashe- mene	Diksisie	Asella	Asebe- Teferi	Bedessa	Alemaya	Boroda	Adaba	Robe	Hagere- Mariam		Negele- Borena
		P R I C E I N B I R R												
Newspaper (Addis Zemen).....	No	.50	.50	-	.50	-	-	-	-	-	.50	.60	.50	.51
Theater Enterance Fee .....	Once	10.00	-	-	-	-	-	10.00	-	-	-	-	-	10.00
<b>EDUCATION</b>														
Exercise Book (50 Leaves) Local.....	No	1.95	2.00	2.00	2.00	2.00	2.00	2.00	2.00	2.00	2.00	2.00	2.00	1.94
Pencil (China).....	No	.25	.22	.25	.25	.25	.25	.25	.25	.25	.25	.25	.25	.24
Ball Point-Bic England.....	No	1.00	1.03	1.10	1.07	1.10	1.00	1.00	1.03	1.03	1.07	1.00	1.00	1.03
Day School Fee-Public(Grade 7 & 8)..Month		15.00	-	-	-	-	-	-	-	-	-	-	-	15.00
Day School Fee-Private(Grade 9-12)..Month		73.00	-	-	-	-	-	-	-	-	-	-	-	73.00
Night School Fee-Government(Gr.9-12)Month		15.33	15.50	-	-	31.50	-	-	-	-	16.50	-	25.50	18.81
School Uniform Fee .....	No	75.00	-	-	58.33	76.67	-	-	-	-	-	-	-	67.81
Night School Fee-Private(Grade9-12).Month		27.00	-	-	-	-	-	-	-	-	-	-	-	27.00
<b>PERSONAL CARE AND EFFECTS</b>														
<b>PERSONAL CARE</b>														
Lux Toilet Soap.....	90gm	2.25	2.25	2.70	2.25	2.25	2.25	2.25	2.55	2.58	2.25	2.25	-	2.31
Blade-TOPAZ.....	No	.25	.27	.25	.25	.25	.25	.25	.25	.25	.25	.20	.25	.25
Hair Dressing (Traditional).....	No	5.00	3.00	-	3.67	7.00	4.00	4.00	-	6.00	7.00	7.00	10.00	7.64
Hair Dressing (Modern).....	No	9.33	7.00	-	7.67	2.83	10.00	8.00	-	2.00	3.00	4.33	3.00	3.10
Barbery (Mens Hair Cut).....	No	4.25	4.33	2.00	2.00	3.00	3.00	3.00	3.00	8.00	9.43	8.80	7.83	8.12
Paraffin Hair Oil.....	330cc	7.50	7.67	8.00	9.58	7.50	8.00	8.25	8.00	9.43	8.80	7.67	7.52	7.64
Zenith Hair Oil.....	330cc	-	7.67	8.00	9.17	7.50	7.50	8.64	7.00	9.29	7.54	7.67	-	27.36
Shaving Machine (medium) .....	No	-	-	-	47.67	30.00	-	-	-	-	45.00	-	-	27.36
Perfume .....	CC	22.67	22.67	12.38	16.67	19.67	20.00	16.00	12.33	21.00	27.33	24.33	15.00	25.41
<b>PERSONAL EFFECTS</b>														
Umbrella-Men Medium (Local).....	No	24.33	25.00	16.67	20.00	20.67	23.67	-	-	-	23.67	21.00	-	21.85

Table 5 :- (Cont'd) Average Retail Price of Goods and Services by Region and Selected Market Places - Group 5 Market Places

March 2003  
Megabit 1995

R E G I O N A N D M A R K E T P L A C E S														
ITEM	UNIT	O R O M I Y A											OROMIYA AVERAGE	
		Nazareth	Shashe- mene	Dikxise	Asella	Asebe- Teferi	Bedessa	Alemaya	Boroda	Adaba	Robe	Hagere- Mariam		Negele- Borena
P R I C E I N B I R R														
Umbrella-Women Medium (Imported).....	No	22.00	20.00	15.33	17.33	17.00	20.00	-	15.00	18.67	18.67	25.67	16.67	18.91
Hand Bag (Imported Synthetic).....	No	90.00	93.33	-	85.00	60.00	-	-	-	-	-	-	-	80.63
Belt (Local) Machine Made.....	No	14.00	11.33	5.67	17.67	4.17	6.33	-	-	-	12.00	9.33	6.67	10.26
Belt (Local) Hand Made.....	No	3.33	-	-	2.83	1.42	-	-	-	2.67	-	-	-	2.49
<b>JEWELLERY</b>														
Seiko-21 Jewels Automatic (Men).....	No	416.67	-	-	-	-	250.00	-	-	-	-	-	-	375.00
Seiko-21 Jewels Automatic (Women).....	No	316.67	-	-	-	-	-	-	-	-	-	-	-	316.67
Earrings (4gm 18 carat Local).....	Pair	360.00	380.00	-	340.00	400.00	-	360.00	-	-	360.00	-	440.67	367.12
Neck Laces (6gm 21 carat Imported)....	No	690.00	740.00	-	680.00	660.00	-	-	-	-	-	-	670.00	681.90
Rings (4gm 18 carat Local).....	No	360.00	380.00	-	333.33	400.00	-	360.00	-	-	-	-	433.33	365.88
Bracelet 20gm (18 carat Local).....	No	1800.00	1900.00	-	-	-	-	-	-	-	1800.00	-	1078.00	1798.00
<b>LIVESTOCK AND DRAUGHT ANIMALS</b>														
<b>LIVESTOCK</b>														
Sheep (10-15Kg).....	No	210.00	67.67	155.00	100.00	52.67	90.00	93.33	120.00	85.00	105.33	110.00	-	108.67
Goat (10-15Kg).....	No	150.00	59.33	87.67	86.67	50.67	59.33	118.33	133.33	58.33	87.00	79.00	51.67	76.60
Heifer (2-4 Years).....	No	726.67	162.67	300.00	376.67	360.00	366.67	336.67	326.67	290.00	223.33	510.00	543.33	332.65
Cow (4 Years and Above).....	No	650.00	696.67	590.67	560.00	380.00	400.00	483.33	503.33	310.00	533.33	638.33	610.00	496.22
Bull (2-4 Years).....	No	473.33	223.33	354.33	360.00	390.00	373.33	473.33	360.00	286.67	223.33	710.00	530.00	364.95
Ox (4 Years and Above).....	No	883.33	770.00	908.33	846.67	750.00	716.67	1200.00	873.33	693.33	690.00	998.67	1030.00	835.77
Hen (Indigenous).....	No	9.00	7.67	7.92	8.00	4.50	3.83	3.33	4.33	5.83	7.17	5.83	4.67	7.43
Cock (Indigenous).....	No	11.67	10.00	5.67	10.33	6.83	6.67	6.33	7.00	7.67	9.17	10.00	6.83	11.03
<b>DRAUGHT ANIMALS</b>														
Donkey.....	No	283.33	193.33	386.00	-	226.67	316.67	350.00	300.00	326.67	345.00	360.00	450.00	301.25
Horse.....	No	360.00	483.33	1219.67	-	-	-	-	-	580.00	533.33	-	-	578.05

Table 5 :-(Cont'd) Average Retail Price of Goods and Services by Region and Selected Market Places - Group 5 Market Places

March 2003  
Megabit 1995

ITEM	UNIT	R E G I O N A N D M A R K E T P L A C E S											OROMIYA AVERAGE	
		O R O M I Y A												
		Nazareth	Shashe- mene	Diksise	Asella	Asebe- Teferi	Bedessa	Alemaya	Boroda	Adaba	Robe	Hagere- Mariam		Negele- Borena
P R I C E I N B I R R														
Mule.....	No	-	-	1293.67	-	-	1000.00	-	-	1175.00	1220.00	-	-	1150.69
<b>FARM EQUIPMENT (INDUSTRIAL PRODUCT)</b>														
Sickel.....	No	12.33	18.00	16.75	16.33	17.50	15.33	14.67	17.33	15.67	17.67	10.67	10.67	13.13
Pick Axe ('Doma').....	No	15.67	17.33	-	19.67	22.00	-	-	-	22.00	-	20.00	16.33	18.55
'Gejera'.....	No	16.67	17.33	-	16.67	20.00	-	-	-	20.00	15.83	-	16.33	18.35
<b>FARM EQUIPMENT (HAND MADE)</b>														
'Mofer'.....	No	17.00	-	-	-	-	-	-	-	-	-	-	-	13.81
'Kember'.....	No	15.00	-	-	-	-	-	-	-	8.00	12.50	-	-	11.22
'Digr'.....	No	4.33	-	3.58	-	2.00	-	7.00	-	-	-	-	-	4.19
Plough.....	No	10.00	10.00	11.83	-	16.33	17.33	10.67	-	14.33	16.50	30.00	9.67	12.50
Sickel.....	No	4.33	3.00	-	-	-	-	7.00	-	-	-	-	-	3.70
'Wegel'.....	No	3.33	2.83	4.42	-	4.00	4.67	8.00	-	4.17	4.50	5.00	5.33	4.21
'Erfe'.....	No	1.00	-	-	-	3.75	-	-	-	-	-	-	-	2.25
<b>MISCELLANEOUS GOODS AND SERVICES</b>														
Coffin (Medium Quality).....	No	78.33	81.67	170.00	95.00	-	-	-	-	-	180.00	-	-	126.36
Charge for Money order.....	Once	11.02	1.65	-	2.65	2.60	-	2.65	-	-	10.50	-	11.30	5.38
Charge for Visa (for person).....	No	-	-	-	-	-	-	-	-	-	-	-	-	-

# Group 6

## Market Places

( Shinele, Arere, Jig Jiga, Hartshek, Dollo, Moyale, Mambook, Mender Sebat, Assosa, Bambasi, Kemashi, and Agelo Meti. )



Table 6 :- (Cont'd) Average Retail Price of Goods and Services by Region and Selected Market Places - Group 6 Market Places

March 2003  
Megabit 1995

R E G I O N   A N D   M A R K E T   P L A C E S														
ITEM	UNIT	S O M A L I E					SOMALI AVERAGE	B E N I S H A N G U L - G U M U Z						BEN- GUMUZ AVERAGE
		Shinile Arere	Jigjiga	Hartshek Dolo	Moyale			Mambook Sebat	Mender- Sebat	Asossa	Bambasi	Kemashi	Agelo- meti	
P R I C E   I N   B I R R														
<b>CEREALS UNMILLED</b>														
'Teff' White	Kg	-	2.73	3.00	-	-	2.87	2.23	2.12	3.08	2.23	2.28	1.87	2.30
'Teff' Mixed	Kg	2.50	2.45	2.80	-	-	2.63	1.70	1.90	2.21	2.08	2.04	1.85	1.96
'Teff' Black (Red)	Kg	2.00	2.25	2.53	-	-	2.34	1.50	1.72	2.11	1.88	1.93	1.64	1.82
Wheat White	Kg	-	-	2.98	2.10	3.11	2.73	2.39	2.01	2.02	1.86	2.48	-	2.13
Wheat Mixed	Kg	1.52	2.18	-	-	-	1.86	-	-	-	-	2.31	-	2.31
Wheat Black	Kg	-	-	-	1.99	1.38	1.69	-	1.42	1.62	-	2.15	-	1.73
Barley White	Kg	-	-	-	1.97	-	1.97	-	-	3.37	2.30	-	-	3.10
Barley Mixed	Kg	-	2.13	1.28	-	-	1.62	-	1.45	2.29	-	1.81	1.62	1.81
Barley Black	Kg	-	-	-	-	-	-	1.36	-	2.63	1.63	1.87	-	1.70
Barley for Beer	Kg	-	-	-	-	2.50	2.50	-	-	-	-	-	-	-
Maize	Kg	-	1.60	1.15	1.34	1.26	1.31	1.33	1.02	1.07	1.06	.95	.88	.61
Durrah	Kg	-	-	-	-	-	-	-	-	-	-	-	-	.93
Sorghum Yellow	Kg	2.20	-	-	-	1.43	1.81	-	-	-	-	.87	-	.87
Sorghum White	Kg	2.37	2.13	1.49	1.26	1.35	1.69	-	.97	.94	.86	.93	.59	.86
Sorghum Red	Kg	2.26	1.83	-	-	1.42	1.84	-	-	.95	.81	.91	-	.89
African Millet	Kg	-	-	-	-	-	-	-	-	-	-	-	-	-
Rice	Kg	-	-	-	-	-	-	1.23	1.12	1.01	.72	1.31	.87	1.04
Oats	Kg	4.67	4.58	3.87	2.97	4.00	4.02	-	5.00	5.33	5.00	-	-	5.13
Hulled Barley	Kg	-	-	3.08	-	-	3.29	-	-	-	-	-	-	-
				4.97	-	-	4.97							
<b>CEREALS MILLED</b>														
'Teff' White	Kg	-	3.00	-	-	3.50	3.00	3.17	-	-	-	-	-	-
'Teff' Mixed	Kg	-	2.75	-	-	-	-	2.75	-	-	-	-	-	-
'Teff' Black (Red)	Kg	-	2.50	-	-	-	-	2.50	-	-	-	-	-	-
Wheat White	Kg	-	-	-	2.48	2.50	2.49	-	-	-	-	-	-	-
Wheat Mixed	Kg	-	-	-	-	-	-	-	-	-	-	-	-	-
Barley White	Kg	-	-	-	-	-	-	-	-	-	-	-	-	-

Table 6 :- (Cont'd) Average Retail Price of Goods and Services by Region and Selected Market Places - Group 6 Market Places

March 2003  
Megabit 1995

REGION AND MARKET PLACES													
ITEM	UNIT	S O M A L I E					SOMALI AVERAGE	B E N I S H A N G U L - G U M U Z					BEN- GUMUZ AVERAGE
		Shinile Arere	Jiggiga	Hartshek Dolo	Moyale			Mambook	Mender- Sebat	Asossa	Bambasi	Kemashi	
PRICE IN B I R R													
Barley Mixed.....	Kg	-	-	-	-	-	-	-	-	-	-	-	-
Maize.....	Kg	-	1.83	1.91	-	1.60	1.50	1.71	-	-	-	-	-
Oats.....	Kg	-	-	-	-	-	-	-	4.50	4.67	-	5.00	5.83
Sorghum.....	Kg	-	2.38	-	-	1.73	-	1.99	-	-	-	-	-
Durrah.....	Kg	-	-	-	-	-	-	-	-	-	-	-	-
'Furno Duket' Locally Processed..	Kg	4.00	3.67	3.97	3.00	4.00	3.00	3.61	4.00	4.00	4.00	4.00	3.83
<b>PULSES UNMILLED</b>													
Horse Beans.....	Kg	-	2.50	2.92	3.50	-	2.50	2.89	2.11	2.25	2.46	2.19	-
Peas White.....	Kg	-	-	-	4.83	1.97	-	3.40	-	-	-	-	-
Peas Black.....	Kg	-	-	-	-	-	-	-	2.66	2.43	-	-	-
Peas Mixed.....	Kg	-	-	2.96	-	-	2.50	2.73	-	-	2.64	2.18	-
Soya Beans.....	Kg	-	-	-	-	-	-	-	-	1.38	1.19	.71	-
Chick Peas.....	Kg	-	2.50	2.85	3.19	3.00	2.50	2.81	2.21	2.56	3.45	1.82	3.33
Lentils.....	Kg	4.25	-	3.68	5.10	2.50	3.75	3.83	-	4.23	4.00	4.00	4.00
Haricot Beans.....	Kg	-	-	2.85	3.32	2.50	1.50	2.54	2.30	1.75	1.31	1.49	3.13
Lima Beans.....	Kg	-	-	2.63	3.96	-	-	3.16	-	-	-	-	2.94
Vetch.....	Kg	-	-	2.40	-	-	-	2.40	2.65	1.85	-	2.00	-
Fenugreek.....	Kg	4.50	3.83	4.69	6.52	5.00	6.02	5.13	5.72	4.83	6.48	4.00	6.00
<b>PULSES MILLED OR SPLIT</b>													
Horse Beans Milled.....	Kg	-	-	-	-	-	-	-	-	-	-	-	-
Peas Milled.....	Kg	-	-	-	-	5.00	4.00	4.50	5.00	-	-	-	-
Chick Peas Milled.....	Kg	-	-	-	-	-	-	-	-	-	-	-	-
Mixed Pulses Milled.....	Kg	4.36	3.69	-	-	-	4.00	3.97	4.50	4.00	6.00	4.67	4.50
Vetch Milled.....	Kg	-	-	4.92	-	-	-	4.92	4.00	4.00	-	-	6.00
Peas Split.....	Kg	-	5.00	3.80	4.83	2.50	2.00	3.88	-	-	5.00	4.67	4.33
Peas Split(Roasted).....	Kg	-	-	-	-	-	-	-	4.67	4.00	4.50	-	-

Table 6 :-(Cont'd) Average Retail Price of Goods and Services by Region and Selected Market Places - Group 6 Market Places

COOKING OIL (GROSS)..... K 11.00  
 COOKING OIL (NET)..... K 15.00  
 BUTTER (NET)..... K 50.00

March 2003  
 Megabit 1995

ITEM		REGION AND MARKET PLACES											BEN-GUMUZ AVERAGE	
		S O M A L I					B E N I S H A N G U L					G U M U Z		
		Shinile	Arere	Jigjiga	Hartshak Dolo	Moyale	Mambook	Mender-Sebat	Asossa	Bambasi	Kemashi	Agelometi	AVERAGE	
PRICE IN BIRR														
Horse Beans Split(Roasted).....	Kg	5.50	5.17	4.97	5.33	4.67	5.10	5.00	5.00	5.00	5.00	5.50	5.08	
Lentils Split.....	Kg	-	-	-	-	-	-	-	-	-	-	-	-	
Vetch Split(Roasted).....	Kg	-	-	-	-	-	-	-	-	-	-	-	-	
Chick Peas Split(Roasted).....	Kg	-	-	10.53	12.63	12.00	9.33	11.12	-	10.00	10.00	12.00	10.75	
Fenugreek Milled.....	Kg	-	-	-	-	-	-	-	-	-	-	-	-	
OIL SEEDS														
Niger Seed.....	Kg	-	-	-	8.33	-	8.33	4.26	4.20	4.79	3.34	1.78	3.97	
Linseed White.....	Kg	-	-	-	-	-	-	-	-	-	-	-	-	
Linseed Black.....	Kg	5.45	3.15	-	6.84	5.15	4.11	4.01	6.01	3.58	-	-	4.43	
Sesame Seed.....	Kg	4.30	-	-	4.30	4.35	4.35	4.50	4.62	3.26	4.06	1.52	3.72	
Sunflower.....	Kg	3.63	5.42	5.67	3.42	4.62	1.35	1.45	-	-	-	-	1.40	
Castor Beans.....	Kg	-	3.80	-	3.80	3.80	-	4.50	2.76	1.16	1.22	1.64	2.33	
Rape Seed.....	Kg	4.42	4.42	5.00	4.00	2.69	4.11	2.27	2.81	2.52	3.97	4.29	3.43	
Ground Nut Shelled.....	Kg	-	-	-	5.00	5.00	3.50	3.75	-	-	-	-	3.63	
PREPARED CEREAL PRODUCTS														
Spaghetti (Local) Without Egg....	Kg	-	6.17	-	7.00	7.00	6.72	7.00	5.50	5.33	5.50	6.00	5.87	
Pastini.....	Kg	-	-	8.67	-	10.00	9.33	-	10.00	-	-	-	10.00	
Macaroni (Local) Without Egg....	Kg	6.00	5.50	5.43	6.33	6.00	5.71	5.00	5.50	6.00	5.50	6.00	5.67	
'Fafa' Flour.....	kg	-	-	-	-	-	-	-	-	-	-	-	-	
'Dube' Flour.....	kg	-	-	-	-	-	-	-	-	-	-	-	-	
BREAD AND OTHER PREPARED FOODS														
'Enjera' ('Teff' Mixed).....	325gm	.98	.63	.85	1.12	.90	.57	.84	1.28	1.30	.30	-	.96	
'Dabo' (Traditional Ambasha)..	350gm	-	.58	1.14	-	.96	-	.89	-	.98	-	-	.98	
'Dabo' (Traditional Sheleto)..	350gm	-	-	.64	-	-	.64	-	.92	-	.50	-	.67	

117

Handwritten notes in a purple box at the bottom left corner.

Table 6 :- (Cont'd) Average Retail Price of Goods and Services by Region and Selected Market Places - Group 6 Market Places

March 2003  
Megabit 1995

ITEM	UNIT	R E G I O N A N D M A R K E T P L A C E S													
		S O M A L I E						SOMALI AVERAGE	B E N I S H A N G U L - G U M U Z					BEN- GUMUZ AVERAGE	
		Shinile	Arere	Jigjiga	Hartshek	Dolo	Moyale		Mambok Sebat	Mender-	Asossa	Bambasi	Kemashi		Agelo- meti
P R I C E I N B I R R															
Bread Wheat (Bakery).....	350gm	1.57	1.09	1.75	1.88	.97	.97	1.37	.86	1.52	1.02	1.14	1.20	1.56	1.22
Biscuits .....	150gm	3.18	2.73	2.73	2.28	2.73	-	2.73	-	2.00	2.96	-	3.41	-	2.79
<b>MEAT</b>															
Beef .....	Kg	-	-	20.00	-	10.00	-	15.00	10.00	8.00	13.33	10.60	7.26	8.39	9.69
Camel Meat .....	Kg	-	-	10.40	5.17	12.00	9.33	9.23	-	-	-	-	-	-	-
<b>FISH AND FISH PRODUCTS</b>															
Fish Fresh.....	Kg	-	-	-	-	-	-	-	-	-	-	.89	-	-	.89
Sardines (Imported).....	125gm	6.57	-	4.00	5.00	4.38	-	4.84	-	-	6.59	-	-	-	6.59
<b>DIARY PRODUCTS AND EGG</b>															
Cow Milk (Unpasteurized).....	Lt	3.53	2.21	3.86	4.88	2.88	2.97	3.39	-	3.78	3.00	1.42	2.86	2.86	2.71
Cow Milk (pasteurized).....	Lt	-	-	-	-	-	-	-	-	-	-	-	-	-	-
Camel Milk.....	Lt	2.35	2.25	3.33	5.06	4.00	2.70	3.34	-	-	-	-	-	-	-
Goat Milk.....	Lt	3.53	3.64	-	-	4.00	-	3.73	-	-	-	-	-	-	-
Powdered Milk (Edget).....	450gm	27.75	28.13	26.63	19.88	18.00	16.18	21.82	-	3.45	5.63	5.13	3.57	-	4.76
Yoghurt (Traditional).....	Lt	-	3.41	6.67	-	-	7.41	5.59	-	1.16	-	-	-	-	1.16
Cheese Cottage.....	Kg	-	-	-	-	-	-	-	4.40	4.00	4.53	3.67	5.60	4.00	4.37
Egg (Traditional).....	Dozen	-	4.80	4.80	-	4.00	4.00	4.40	-	-	-	-	-	-	-
<b>OILS AND FATS</b>															
Butter Unrefined.....	Kg	-	-	29.33	-	21.21	26.33	25.63	19.08	18.67	24.67	18.15	26.71	22.47	21.62
Cooking Oil (Imported).....	Lt	11.47	12.83	8.53	-	10.00	11.33	10.83	-	13.00	1.48	13.75	15.00	16.00	11.61
Cooking Oil (Local).....	Lt	-	11.00	-	-	9.00	-	9.80	14.00	13.17	13.00	12.00	13.33	-	13.10

Table 6 :-(Cont'd) Average Retail Price of Goods and Services by Region and Selected Market Places - Group 6 Market Places

ITEM	UNIT	R E G I O N A N D M A R K E T P L A C E S											March Megabit	2003 1995	
		S O M A L I E					B E N I S H A N G U L - G U M U Z					BEN- GUMUZ AVERAGE			
		Shinile Arere	Jigjiga	Hartshek Dolo	Moyale	SOMALI AVERAGE	Mambook Sebat	Mender- Sebat	Asossa	Bambasi	Kemashi				Agelo- meti
P R I C E I N B I R R															
<b>VEGETABLES AND FRUITS</b>															
<b>VEGETABLES (FRESH)</b>															
Ethiopian Kale.....	Kg	-	-	2.45	-	1.53	1.99	-	.53	.82	.75	1.31	.40	.76	
Cabbage.....	Kg	3.75	-	2.27	2.50	1.55	2.27	-	2.32	3.05	-	1.92	-	2.57	
Lettuce.....	Kg	-	-	-	-	-	-	-	-	.49	-	-	-	.49	
Spinach.....	Kg	-	-	2.70	-	-	2.70	-	-	-	-	-	-	-	
Carrot.....	Kg	-	-	3.49	4.57	-	2.24	3.43	-	2.33	2.30	2.26	2.42	-	
Tomatoes.....	Kg	4.13	1.84	4.12	3.13	2.33	3.11	2.73	3.18	1.39	1.49	1.96	1.82	2.11	
Onions.....	Kg	2.50	2.04	3.38	2.74	2.67	2.67	2.26	2.27	3.11	3.16	2.50	2.92	2.70	
Garlics.....	Kg	-	8.52	7.51	11.20	12.00	10.00	9.94	10.02	8.01	10.90	-	8.19	9.28	
Leaks.....	Kg	2.07	-	4.70	3.45	1.00	2.67	2.78	-	-	2.50	3.51	-	2.90	
Pepper Green.....	Kg	10.07	2.64	11.67	9.70	1.61	5.83	6.92	4.33	1.29	3.30	2.61	2.23	6.69	
Pumpkin.....	Kg	-	-	-	.21	-	-	.21	-	.45	.46	.16	-	.52	
Green Peas.....	Kg	-	-	-	-	-	-	-	-	-	-	-	-	.39	
Beet Root.....	Kg	1.16	-	2.02	-	1.50	1.61	-	2.00	4.80	1.98	-	-	-	
Cauliflower.....	Kg	-	-	-	-	-	-	-	-	-	-	-	-	3.05	
<b>FRUITS FRESH</b>															
Banana.....	Kg	-	1.30	4.17	4.92	1.34	2.33	2.81	2.39	1.90	1.45	.78	.99	.70	
Orange.....	Kg	1.85	1.96	3.50	-	1.39	-	2.24	4.26	2.08	2.08	.82	2.04	1.13	
Lemon.....	Kg	-	5.04	-	-	4.80	4.09	4.64	1.19	.43	5.27	2.31	-	1.88	
Tangerine.....	Kg	-	-	-	-	-	-	-	-	2.58	-	-	-	2.58	
Papaya.....	Kg	-	-	1.94	-	1.45	1.63	1.64	1.28	.76	.53	.50	.96	.71	
Grapes.....	Kg	-	-	-	-	-	-	-	-	-	-	-	-	.79	
Avocado.....	Kg	-	-	-	-	-	-	-	-	-	-	-	-	-	
Mango.....	Kg	-	-	1.99	3.59	2.58	3.41	2.90	4.30	6.69	1.51	.47	1.33	1.33	
Cactus.....	Kg	-	-	-	-	-	-	-	-	-	-	-	1.54	2.97	

Table 6 :- (Cont'd) Average Retail Price of Goods and Services by Region and Selected Market Places - Group 6 Market Places

March 2003  
Megabit 1995

		R E G I O N A N D M A R K E T P L A C E S												
ITEM	UNIT	S O M A L I E					SOMALI AVERAGE	B E N I S H A N G U L - G U M U Z					BEN- GUMUZ AVERAGE	
		Shinile	Arere	Jigjiga	Hartshek	Dolo		Moyale	Mambook	Mender- Sebat	Asossa	Bambasi		Kemashi
P R I C E I N B I R R														
<b>SPICES</b>														
Pepper Whole.....	Kg	-	-	-	-	-	-	3.95	4.36	6.67	4.83	-	-	4.95
Black Pepper(Local).....	Kg	-	-	-	-	-	-	6.93	15.00	-	-	-	-	10.96
Long Pepper(Local).....	Kg	-	-	15.28	-	35.00	25.14	14.29	12.46	-	29.17	-	-	17.32
White Cumin(Bishop's Weed)Local..	Kg	-	8.58	10.53	18.34	5.00	7.93	9.49	7.41	5.11	12.63	10.37	8.71	7.54
Black Cumin(Local).....	Kg	-	11.74	8.19	12.91	5.00	6.84	8.94	9.09	6.08	10.07	11.80	8.89	11.20
Ginger Dry(Local).....	Kg	13.89	3.30	5.71	6.27	4.00	3.76	5.70	-	-	-	-	-	-
Ginger Wet(Local).....	Kg	-	-	4.23	9.14	3.00	2.00	4.59	1.61	1.27	2.86	1.16	2.21	1.86
Cloves(Imported).....	Kg	-	-	-	-	-	-	-	-	70.00	100.00	100.00	-	92.50
Cinnamon(Imported).....	Kg	-	-	26.00	16.99	-	22.00	21.62	-	-	-	-	-	-
Cardamon(Local).....	Kg	-	-	-	-	30.00	20.00	25.00	-	14.17	33.97	21.67	-	23.27
Tumeric Flour(Local).....	Kg	-	6.69	5.19	13.10	5.00	5.19	7.03	-	4.17	7.93	11.80	7.72	5.04
Chillies Whole.....	Kg	-	-	14.65	-	-	-	14.65	12.53	5.01	-	9.17	10.10	9.11
Basil Dry.....	Kg	-	-	10.37	-	10.00	-	10.19	13.33	7.83	18.89	2.78	12.50	10.85
<b>POTATOES, OTHER TUBERS AND STEMS</b>														
Potato.....	Kg	1.92	2.34	2.15	2.31	2.00	1.61	2.05	1.00	2.23	1.50	.46	1.64	.72
Sweet Potato.....	Kg	-	-	1.27	-	2.00	.72	1.33	-	.59	.74	1.00	1.03	.53
'Kocho' (Unprocessed).....	Kg	-	-	-	-	-	-	-	-	-	-	-	-	-
'Bula'.....	Kg	-	-	-	-	-	-	-	-	-	-	-	-	-
<b>COFFEE, TEA, CHAT AND BUCK-THORN LEAVES</b>														
Tea Leaves(Local).....	100gm	2.00	2.00	2.00	4.00	2.50	2.00	2.44	2.00	2.00	2.00	2.00	2.08	2.00
Coffee Whole.....	Kg	-	-	-	-	7.00	2.86	4.93	-	-	-	2.29	3.13	3.34
Coffee Beans.....	Kg	9.63	11.58	18.75	10.00	10.00	10.74	11.78	8.00	8.17	6.63	6.82	5.56	6.28
Coffee Leaves.....	Kg	-	11.67	4.11	16.11	-	-	10.63	-	-	-	-	-	-
Buck Thorn Leaves.....	Kg	-	-	3.53	-	4.76	-	4.15	1.86	2.22	2.53	2.42	1.41	1.64

Table 6 :-(Cont'd) Average Retail Price of Goods and Services by Region and Selected Market Places - Group 6 Market Places

March 2003  
Megabit 1995

REGION AND MARKET PLACES															
ITEM	UNIT	S O M A L I E					B E N I S H A N G U L - G U M U Z								
		Shinile Arere	Jigjiga	Hartshek Dolo	Moyale	SOMALI AVERAGE	Mambook	Mender-Sebat	Asossa	Bambasi	Kemashi	Agelometi	BEN-GUMUZ AVERAGE		
P R I C E I N B I R R															
'Chat'.....	Kg	13.83	5.66	29.92	47.24	66.69	7.07	28.40	35.00	60.00	3.20	4.64	8.17	-	21.29
Malt-Barley.....	Kg	-	-	-	-	-	-	-	-	-	-	-	-	-	-
Malt-Wheat.....	Kg	-	-	-	-	-	-	-	-	-	-	-	-	-	-
<b>OTHER FOOD ITEMS</b>															
Salt.....	Kg	1.83	1.50	1.14	1.08	1.25	2.00	1.44	1.50	1.62	1.45	1.34	2.00	1.95	1.64
Sugar.....	Kg	5.00	4.92	3.90	3.38	4.00	5.00	4.37	5.00	5.00	5.67	5.00	5.50	6.00	5.36
Honey.....	Kg	-	-	30.00	-	-	16.00	25.33	10.00	8.50	-	9.33	-	-	9.28
Canned Tomato (Local).....	410gm	-	-	4.67	-	7.00	6.00	5.89	8.79	6.67	6.67	6.33	-	-	7.11
<b>FOOD TAKEN AWAY FROM HOME</b>															
Cup of Tea.....	No	.25	.25	.50	.50	.50	.50	.42	.28	.25	.47	.25	.30	.25	.30
Cup of Coffee.....	No	.25	.40	1.00	.50	.50	1.00	.61	-	.50	1.00	.50	.57	-	.64
Cup of Milk.....	No	-	.50	1.00	1.00	.50	1.00	.80	-	1.00	1.00	.80	1.00	-	.94
'Key Wot Yebere'.....	One Meal	-	-	4.00	-	-	-	4.00	4.00	4.00	5.00	5.00	4.00	4.00	4.43
'Key Wot Yebeg/Yefyel'.....	One Meal	4.00	3.00	5.00	5.00	5.00	-	4.45	4.00	4.00	5.00	5.00	4.00	4.00	4.46
<b>COST OF MILLING</b>															
Cereals.....	100Kg	17.50	20.00	15.00	25.00	25.00	-	20.83	10.00	10.00	15.00	15.00	20.00	25.00	14.69
Pulses.....	100Kg	-	-	15.00	-	-	20.00	17.50	20.00	10.00	20.00	23.33	20.00	25.00	19.00
Pepper Whole.....	100Kg	-	-	100.00	-	-	-	100.00	50.00	80.00	100.00	36.67	-	-	66.67
<b>BEVERAGES - NON ALCOHOLIC</b>															
Ambo Mineral Water.....	500cc	-	-	-	2.00	4.00	2.50	2.83	2.50	2.50	2.83	2.50	2.50	-	2.57
Bure Mineral Water.....	500cc	-	-	-	-	-	-	-	-	-	-	-	-	-	-
Coca Cola/Fanta.....	300cc	2.00	2.00	2.00	2.50	3.50	2.50	2.42	2.00	2.00	2.83	2.50	2.50	3.00	2.47

Table 6 :- (Cont'd) Average Retail Price of Goods and Services by Region and Selected Market Places - Group 6 Market Places

March 2003  
Megabit 1995

R E G I O N   A N D   M A R K E T   P L A C E S															
ITEM	UNIT	S O M A L I E					B E N I S H A N G U L - G U M U Z								
		Shinile	Arere	Jigjiga	Hartshek Dolo	Moyale	SOMALI AVERAGE	Mambok	Mender-Sebat	Asossa	Bambasi	Kemashi	Agelometi	BEN-GUMUZ AVERAGE	
P R I C E   I N   B I R R															
Pepsi Cola/Mirinda.....	300cc	-	2.00	2.00	2.50	3.50	2.50	2.50	2.00	3.00	2.50	2.50	3.00	2.56	
<b>BEVERAGES - ALCOHOLIC</b>															
Araki (Local).....	900cc	-	24.50	19.88	19.21	-	29.33	23.51	25.33	28.00	25.75	28.67	28.33	30.00	27.44
Cognac (Local).....	900cc	-	-	-	-	-	-	-	-	-	-	-	-	-	
Brandy (Local).....	900cc	-	-	-	-	-	29.33	29.33	-	-	-	-	-	-	
Gin (Local).....	900cc	-	-	18.54	19.21	-	29.33	22.75	-	28.00	26.00	28.67	28.33	30.00	28.07
Saris Wine (Normal).....	750cc	-	-	12.00	-	-	10.00	11.50	-	10.00	-	-	-	-	10.00
'Katikalla'.....	Lt	8.52	7.78	7.96	8.62	13.48	5.00	8.56	5.37	6.11	5.17	4.83	3.17	4.00	4.78
Beer (Bedele).....	330cc	-	-	-	-	4.00	-	4.00	3.50	3.50	3.42	3.33	3.25	3.50	3.42
Beer (Harar).....	330cc	3.00	3.00	3.00	3.00	4.00	3.85	3.33	-	-	-	-	-	-	-
Beer (Meta Abo).....	330cc	-	-	-	-	-	3.85	3.85	3.50	3.50	3.42	-	-	-	3.47
'Tella'.....	Lt	-	.71	1.18	1.00	1.25	1.10	1.05	.36	.40	1.25	1.18	1.00	1.17	.88
'Tej' (Mead).....	Lt	-	-	1.52	2.00	2.25	1.85	1.89	2.28	1.73	3.00	2.17	2.33	2.00	2.25
<b>CIGARETTES AND TOBACCO</b>															
<b>CIGARETTES</b>															
Nyala.....	Packet	-	-	-	-	5.00	4.00	4.50	5.00	5.00	4.42	5.00	4.50	5.00	4.82
Gissila.....	Packet	-	-	-	-	-	-	-	-	-	-	-	-	-	-
Rothmans.....	Packet	-	-	6.67	-	10.00	9.33	8.67	10.00	10.00	8.83	10.00	9.67	-	9.70
<b>TOBACCO</b>															
'Gaya'.....	Kg	-	-	-	-	-	-	-	4.94	11.29	-	10.83	6.17	5.60	7.77

**CLOTHING AND FOOT WEAR**

.....

Table 6 :- (Cont'd) Average Retail Price of Goods and Services by Region and Selected Market Places - Group 6 Market Places

March 2003  
Megabit 1995

ITEM	UNIT	S O M A L I E S					B E N I S H A N G U L - G U M U Z					BEN-GUMUZ AVERAGE		
		Shinile Arere	Jigjiga	Hartshek Dolo	Moyale	SOMALI AVERAGE	Mambook Sebat	Mender- Sebat	Asossa	Bambasi	Kemashi		Agelo-meti	
		P R I C E I N B I R R												
<b>CLOTHING</b>														
Abujudid(Akaki/Bahir Dar)91cm. Meter		-	3.89	5.00	-	3.75	4.24	-	3.50	4.00	4.00	5.00	4.13	
Abujudid(Komb./Arba Min.)150cm Meter		-	-	-	-	-	-	6.00	5.17	6.00	6.00	6.67	6.00	5.97
Khaki(S-10,000 Twil)110cm..... Meter		-	-	-	-	-	-	-	-	-	-	-	-	
Khaki(Akaki)91cm..... Meter		-	-	9.45	-	-	9.45	-	-	-	-	-	-	
Wool-England 100%..... Meter		-	-	-	-	-	-	-	-	-	-	-	-	
Tetron(Arba Minch)..... Meter		-	-	10.00	-	10.00	-	27.00	-	-	-	-	27.00	
Poplin(Dire Dawa)105cm..... Meter		-	7.25	-	-	7.25	-	-	6.00	-	-	-	6.00	
Poplin(Komb./Arba Minch)150cm. Meter		-	-	-	-	-	-	11.33	12.00	11.00	12.00	-	11.58	
Nylon(Mojo)..... Meter		-	-	-	-	-	-	-	12.33	-	-	-	12.33	
Polyster(Arba Minch/Awasa).... Meter		-	-	-	-	-	-	-	-	-	-	-	-	
Jersi..... Meter		-	-	-	-	-	-	-	-	-	-	-	-	
Cotton..... Kg		-	-	-	-	-	-	6.67	4.36	4.30	1.24	1.83	3.68	
Hisufi..... Meter		-	-	-	-	-	-	20.50	-	-	-	-	20.50	
Kefay..... Meter		-	-	-	-	-	-	15.33	17.00	20.00	16.67	-	16.67	
<b>COST OF TAILORING</b>														
Woolen Suit (Men)..... No		-	-	-	-	-	-	-	233.33	-	-	-	233.33	
Khaki Suit (Men)..... No		-	-	-	-	-	-	-	38.33	30.00	40.00	-	35.63	
Khaki Suit (Boys)..... No		-	-	-	-	-	-	-	28.33	25.00	20.00	-	25.71	
Tateron Suit (Men)..... No		-	-	-	-	-	-	-	50.00	30.00	40.00	-	40.00	
Tateron Suit (Boys)..... No		-	-	-	-	-	-	-	31.67	25.00	20.00	-	27.14	
<b>READY-MADE / FOR ADULTS</b>														
'Netela'..... No		-	25.00	-	-	25.00	17.83	20.00	-	25.67	21.50	20.50	21.12	
'Gabi'..... No		-	75.00	-	-	75.00	41.67	42.33	-	41.67	40.50	-	41.64	

Table 6 :- (Cont'd) Average Retail Price of Goods and Services by Region and Selected Market Places - Group 6 Market Places

March 2003  
Megabit 1995

R E G I O N   A N D   M A R K E T   P L A C E S														
ITEM	UNIT	S O M A L I E					SOMALI AVERAGE	B E N I S H A N G U L - G U M U Z					BEN- GUMUZ AVERAGE	
		Shinile Arere	Jigjiga	Hartshek Dolo	Moyale			Mambook	Mender- Sebat	Asossa	Bambasi	Kemashi		Agelo- meti
P R I C E   I N   B I R R														
Shirts Long Sleeved (Local).....	No	-	-	-	-	-	-	-	-	-	-	-	-	-
Shirts Short Sleeved (Local).....	No	-	-	-	-	-	-	-	-	-	-	-	-	-
Shirts Long Sleeved (Imported)....	No	23.67	58.33	60.00	60.00	45.00	48.64	32.67	44.33	40.00	42.50	46.67	55.00	42.07
Shirts Short Sleeved (Imported)....	No	31.33	58.33	60.00	56.67	60.00	52.79	36.00	41.67	43.33	44.00	45.00	7.00	41.79
Socks (Cotton) Imported.....	Pair	-	5.33	3.83	20.00	8.00	9.29	5.33	5.67	6.67	6.00	7.00	9.50	6.53
Sweater (Local) Men.....	No	-	-	-	5.00	-	5.00	-	-	-	-	-	-	-
Sweater (Local) Women.....	No	-	-	-	-	-	-	-	-	-	-	-	-	-
Shash (Imported).....	No	13.50	13.33	4.33	8.00	7.50	9.15	8.00	11.00	7.33	8.67	9.67	20.00	9.63
Singlets (Local) White.....	No	-	8.67	-	10.00	-	9.33	-	8.67	-	-	10.67	12.00	10.00
Jeans Trouser.....	No	-	93.33	85.00	90.00	86.67	88.75	75.00	70.00	75.00	70.00	81.67	110.00	77.00
Woolen Suit.....	No	-	-	-	-	-	-	-	-	-	-	-	-	-
'Kemisna Netela'.....	No	-	185.00	-	-	100.00	128.33	-	62.67	103.33	-	91.67	-	85.89
Sweater-Men (Imported).....	No	-	-	-	-	106.67	106.67	-	75.00	98.33	82.50	-	-	89.17
Sweater-Women (Imported).....	No	-	-	65.00	-	58.33	60.00	-	-	31.67	42.50	-	-	36.00
Nylon Dress.....	No	-	-	-	-	-	-	-	29.33	-	-	-	-	29.33
Tetron Trouser.....	No	-	-	26.33	-	-	26.33	-	35.00	-	-	-	-	35.00
Leather Jacket.....	No	-	-	-	-	-	-	-	-	-	-	-	-	-
Under Wear China.....	No	-	21.00	-	-	16.67	17.75	12.00	11.33	13.00	13.00	15.67	20.00	13.44
Deriya .....	NO	7.11	8.03	6.79	7.00	-	7.23	10.00	10.00	9.78	10.00	-	-	9.93
Polyester Suit.....	No	-	-	-	-	-	-	-	-	-	8.00	-	-	8.00
Khaki Short .....	No	-	-	-	-	-	-	-	-	-	-	-	-	-
T-Shirts .....	No	-	51.67	16.33	40.00	43.33	37.83	20.67	27.33	29.33	17.50	31.00	-	25.71
Jogging Suit(sport tuta) .....	No	-	101.67	80.00	95.00	-	92.22	-	66.00	68.33	82.50	80.00	-	73.45
Khaki Jacket .....	No	-	76.67	60.00	-	-	68.33	-	92.67	-	-	-	-	92.67
Geldem .....	No	35.00	25.33	29.00	24.33	30.00	25.33	27.31	13.00	13.67	16.00	13.67	18.67	15.00

Source: National Bureau of Statistics, Addis Ababa, Ethiopia, 2003. (Cont'd)

Table 6 :- (Cont'd) Average Retail Price of Goods and Services by Region and Selected Market Places - Group 6 Market Places

March 2003  
Megabit 1995

		R E G I O N   A N D   M A R K E T   P L A C E S												
		S O M A L I E					B E N I S H A N G U L - G U M U Z					BEN-GUMUZ AVERAGE		
ITEM	UNIT	Shinile	Arere	Jigjiga	Hartshek Dolo	Moyale	SOMALI AVERAGE	Mambook Sebat	Mender-	Asossa	Bambasi	Kemashi	Agelo-meti	

P R I C E   I N   B I R R

READY-MADE / FOR CHILDREN

Sweater (Local) for Boys..... No	-	-	-	3.50	2.17	-	5.00	3.56	-	2.83	3.33	3.00	4.33	-	3.38
Socks (Imported) Cotton..... Pair	-	-	-	77.00	50.00	50.00	40.00	57.10	-	-	-	-	-	-	-
Jeans Trouser..... No	-	-	-	30.67	32.67	30.00	27.67	30.25	-	20.00	-	25.00	-	-	22.00
Shirt Long Sleeved(Imported)Boys. No	-	-	-	-	-	-	-	-	-	-	-	-	-	-	-
Sweater (England) for Girls..... No	-	-	-	-	-	-	-	-	-	-	-	6.00	-	-	6.00
Short for Boys..... No	-	-	-	-	-	-	-	-	-	-	-	-	-	-	-
Kemise(for children) ..... No	-	-	-	78.33	65.00	70.00	63.33	69.17	-	37.33	31.67	31.67	30.67	-	32.83

FOOTWEAR (MEN AND WOMEN)

Anbessa Leather Shoes Men(Local)Pair	-	-	-	-	-	100.00	100.00	55.00	63.33	80.00	66.67	65.00	72.50	67.50
Leather Shoes Men (Croft)..... Pair	-	-	158.33	85.00	90.00	100.00	108.33	105.00	101.67	113.33	103.33	116.67	115.00	108.44
Walking Shoes (Imp.) Non-Leather Pair	-	-	88.33	-	-	-	88.33	-	75.00	-	81.67	-	-	78.33
Canvas Shoes (Local) Men..... Pair	-	-	-	-	-	-	-	-	19.50	-	-	-	24.00	21.00
Canvas Shoes (China) Men..... Pair	-	-	34.33	24.67	-	-	29.50	26.33	20.33	22.33	25.00	25.00	25.00	23.80
Plastic Shoes (Local) Women.... Pair	-	7.67	14.50	13.00	-	-	11.72	8.00	6.50	8.00	8.00	8.00	8.33	7.81
Slippers Sponge Adult (China).. Pair	9.33	7.17	6.83	6.67	5.00	-	7.00	-	8.00	-	6.00	-	10.00	7.75
Boots for Men Plastic (Local).. Pair	-	-	32.67	-	-	-	32.67	37.67	42.00	-	-	-	-	39.83
Sendel Plastic Shoes (Imp.).... Pair	-	-	-	-	16.00	-	16.00	-	-	-	-	-	-	-
Cost of Mending Shoes sole(Men).Pair	-	-	16.00	25.67	-	-	20.83	-	20.00	24.67	-	-	-	23.50

Table 6 :- (Cont'd) Average Retail Price of Goods and Services by Region and Selected Market Places - Group 6 Market Places

March 2003  
Megabit 1995

ITEM	UNIT	R E G I O N A N D M A R K E T P L A C E S												
		S O M A L I E					SOMALI AVERAGE	B E N I S H A N G U L - G U M U Z					BENI- GUMUZ AVERAGE	
		Shinile Arere	Jigjiga	Hartshek Dolo	Moyale			Mambook	Mender- Sebat	Asossa	Bambasi	Kemashi		Agelo- meti
P R I C E I N B I R R														
CONSTRUCTION MATERIALS, WATER, AND FUEL AND POWER														
CONSTRUCTION MATERIALS														
Cement/Bag/(Local).....	50Kg	50.00	-	-	-	48.00	49.33	46.00	45.00	53.00	-	-	-	49.33
Lime.....	Kg	1.36	1.14	-	-	1.73	1.30	-	1.00	-	-	-	-	1.00
Nail (7cm - 12cm).....	Kg	8.00	-	10.00	12.00	9.33	10.00	7.50	7.33	8.00	9.33	9.33	10.00	8.58
Nail With Cape.....	Kg	10.50	12.00	12.00	14.00	10.00	11.77	10.00	10.00	11.67	12.00	14.67	13.50	12.00
Corrugated Iron Sheet (.2mm).....	No	-	39.33	-	-	-	39.33	32.00	30.00	30.00	29.00	32.50	-	30.90
Wood for House Construction('Atana')..	No	-	9.33	15.00	-	-	11.60	-	-	6.33	-	-	-	6.33
Wall Paints-Super (Fluid) Normal....	4Kg	-	61.67	-	-	-	61.67	-	65.00	64.33	65.00	-	-	64.60
Wall Paints-Super (Fluid) Plastic....	4Kg	-	88.33	-	-	-	88.33	-	-	101.67	-	-	-	101.67
Coarse Aggregate Gravel.....	Meter Cube	-	-	-	-	-	-	-	-	-	-	-	-	-
Hollow Concrete Block(20x20x40 cm Cube)No	-	-	-	-	-	-	3.67	-	-	-	-	-	-	-
Bricks (25cm x 12cm x 6cm).....	No	-	3.67	-	-	-	3.67	-	-	-	-	-	-	-
Floor Board 4m Length.....	No	-	73.33	-	-	50.00	64.00	-	-	57.50	-	-	-	57.50
Iron Pipe 6mt. (1/2 inch Wide) Local..	No	-	58.67	-	-	52.50	56.20	-	-	90.00	-	-	-	90.00
Chipwood (125cm x 250cm x 8mm).....	No	-	86.67	-	-	-	86.67	-	-	50.00	-	-	-	50.00
Sand.....	Meter Cube	-	-	-	-	-	-	-	-	-	-	-	-	-
Gutter N° 32.....	Meter	-	-	-	-	-	-	-	-	50.00	-	-	-	50.00
Window Glass (50cm x 50cm x 3mm).....	No	-	-	-	-	-	-	-	-	-	-	-	-	-
Water Tanker (1meter cube).....	No	-	-	-	-	-	-	-	-	38.57	-	-	-	38.57
Stone for House Construction..	Meter Cube	-	-	-	-	-	-	-	65.00	64.33	64.00	-	-	64.40
Mega Paints.....	4Kg	-	-	-	-	-	-	-	65.00	-	-	-	-	65.00
Tseday Paints.....	4Kg	-	61.67	-	-	-	61.67	-	-	-	-	-	-	-
"Yewellel Nitaf"(Tile).....	No	-	-	-	-	-	-	-	-	-	-	-	-	-
WATER														
Water.....	Meter Cube	9.17	15.83	12.50	-	25.00	12.50	15.00	2.50	-	10.83	15.00	-	8.75

Table 6 :- (Cont'd) Average Retail Price of Goods and Services by Region and Selected Market Places - Group 6 Market Places

March 2003  
Megabit 1995

REGION AND MARKET PLACES														
ITEM	UNIT	S O M A L I E						B E N I S H A N G U L - G U M U Z						
		Shinile	Arere	Jigjiga	Hartshek	Dolo	Moyale	SOMALI AVERAGE	Mambook	Mender-Sebat	Asossa	Bambasi	Kemashi	Agelometi
<b>FUEL AND POWER</b>														
Fire Wood.....	Meter Cube	16.44	22.43	-	-	42.66	21.46	25.75	47.84	22.35	48.62	3.80	72.62	33.88
Charcoal.....	Kg	.94	.69	.89	.44	.48	.96	.72	1.46	2.98	.58	.27	.55	1.11
Dung Cake.....	Kg	-	-	-	-	-	-	-	-	-	-	-	-	-
Kerosine.....	Lt	3.23	2.50	1.84	2.50	4.00	3.00	2.84	3.64	-	3.00	3.94	4.29	3.79
Diesel.....	Lt	-	2.78	1.57	2.92	4.00	2.95	2.84	3.94	3.79	3.34	3.94	4.29	3.96
Electric.....	K.Watt	-	-	.27	-	.30	.49	.35	.27	.27	.49	-	-	.34
Matches.....	Box	.23	.25	.25	.25	.25	.25	.25	.30	.25	.25	.25	.25	.26
Candles.....	No	1.00	1.00	1.00	-	1.00	1.00	1.00	1.00	1.00	1.00	1.00	1.00	1.00
Buthane Gas (Shell).....	12.5 Kg	-	-	-	-	-	-	-	-	-	-	-	-	-
Eveready Drycell.....	No	-	-	1.75	-	2.00	1.75	1.83	1.75	2.00	1.75	1.83	2.00	2.06
<b>FURNITURE, FURNISHING, HOUSEHOLD EQUIPMENT AND OPERATION</b>														
<b>CHAIRS, TABLES, ETC.</b>														
Table Wanza (Machine made) Varnished..	No	-	-	-	-	200.00	200.00	-	-	-	115.00	-	-	115.00
Table Wanza (Hand made) Not Varnished..	No	-	-	-	-	-	-	-	-	-	-	50.00	55.00	51.67
Chairs Wanza (Machine Made) Varnished..	No	-	-	150.00	-	60.00	114.00	-	-	63.33	-	-	-	63.33
Chairs Wanza (Hand Made) Varnished....	No	-	-	-	-	-	-	-	-	-	55.00	40.00	-	50.00
Cupboard Wanza (2 doors) Varnished....	No	-	-	1233.33	-	-	1233.33	-	-	1237.50	-	-	-	1237.50
Double Bed Wanza (120cm) Varnished....	No	-	-	-	-	575.00	575.00	-	-	425.00	-	-	-	425.00
Sofas (Complete).....	No	-	-	-	-	-	-	-	-	2750.00	-	-	-	2750.00
Book Shelves Wanza (3 Shelves) no Door	No	-	-	376.67	-	200.00	306.00	-	-	300.00	-	-	-	300.00
Chest of Drawer .....	No	-	-	-	-	-	-	-	-	-	-	-	-	-
<b>FURNISHINGS &amp; REPAIRS</b>														
Bed Sheet (Non-Patterned Bahin Dar)	Pair	-	-	-	-	46.67	46.67	46.50	48.33	-	-	45.00	50.00	47.30

Table 6 :- (Cont'd) Average Retail Price of Goods and Services by Region and Selected Market Places - Group 6 Market Places

March 2003  
Megabit 1995

ITEM	UNIT	REGION AND MARKET PLACES														
		S O M A L I E					B E N I S H A N G U L - G U M U Z					BENI-GUMUZ AVERAGE				
		Shinile	Arere	Jigjiga	Hartshek	Dolo	Moyale	SOMALI AVERAGE	Mambook	Mender-Sebat	Asossa		Bambasi	Kemashi	Agelometi	
P R I C E I N B I R R																
Bed Sheet (Patterned Kombolcha) 1.90m x 2.50m.....	Pair	-	-	-	-	-	86.67	86.67	-	-	-	-	-	-	-	49.00
Bed Cover (Patterned Kombolcha).....	No	-	-	103.33	-	-	103.33	80.00	79.33	82.50	87.50	92.50	-	-	-	83.58
Blanket Woolen (Debre B.) 160cm x 220cm.....	No	-	-	323.33	340.00	-	327.50	-	275.00	330.00	-	-	-	-	-	308.00
Mattress-Sponge (A.A Foam) 120cm.....	No	-	-	-	-	-	13.00	13.00	-	12.00	10.00	18.00	-	-	-	12.00
Towel-Local (Kombolcha).....	No	-	-	-	-	-	-	-	-	-	-	-	-	-	-	-
<b>EARTHEN WARE</b>																
Water Pot.....	No	-	-	-	-	-	5.00	4.21	-	5.50	13.67	5.67	8.67	-	-	8.38
'Jebena' Medium Size.....	No	-	3.00	3.83	-	-	10.33	14.50	5.67	2.50	2.17	3.33	3.50	-	-	2.82
'Mitad' (Griddle of Clay).....	No	-	-	18.67	-	-	8.00	7.00	-	6.00	10.33	8.00	8.00	6.00	-	7.33
Local Stove 'Lakech'.....	No	-	7.33	5.67	-	-	1.25	1.88	1.50	1.27	1.17	1.42	1.42	1.38	-	1.36
Cup for Coffee (China).....	No	2.00	1.25	1.25	3.83	1.75	4.83	6.17	4.00	4.33	4.67	4.83	5.33	-	-	4.63
Plate Clay (imported).....	No	-	-	5.33	8.33	-	-	-	-	-	-	-	-	-	-	-
<b>STRAW, BAMBOO AND OTHERS</b>																
'Sefed'.....	No	-	-	10.67	-	10.00	5.00	8.56	-	2.75	3.83	3.83	2.25	2.25	-	3.06
Sack 100Kg Capacity.....	No	-	-	6.00	-	-	-	6.00	-	-	-	-	-	-	-	-
<b>METAL WARE</b>																
Cooking Pan Medium (Local).....	No	-	-	-	-	-	-	-	22.33	14.50	39.00	31.67	30.67	25.00	-	28.15
Tray (Nickel) Medium N° 45 Local.....	No	-	-	-	-	-	-	550.00	-	15.00	-	-	-	-	-	15.00
Electric 'Mitad' Aluminium.....	No	-	-	550.00	-	-	40.00	42.20	-	-	40.00	45.00	47.50	-	-	43.57
Gas Stove (Kerosine) China.....	No	-	-	43.67	-	-	-	4283.33	-	-	-	-	-	-	-	-
Refregrator.....	No	-	-	4283.33	-	-	-	-	-	-	-	-	-	-	-	-

Table 6 :- (Cont'd) Average Retail Price of Goods and Services by Region and Selected Market Places - Group 6 Market Places

March 2003  
Megabit 1995

REGION AND MARKET PLACES															
ITEM	UNIT	S O M A L I E					SOMALI AVERAGE	B E N I S H A N G U L - G U M U Z					BENI-GUMUZ AVERAGE		
		Shinile	Arere	Jigjiga	Hartshek	Dolo		Moyale	Mambook	Mender-Sebat	Asossa	Bambasi		Kemashi	Agelometi
P R I C E I N B I R R															
<b>PLASTIC WARE (LOCAL MADE)</b>															
Jerrycan (20 Litres).....	No	-	14.00	15.00	-	17.00	-	22.17	-	-	27.67	25.00	24.94		
Bucket (20 Litres).....	No	-	17.67	-	-	17.67	17.50	15.17	17.67	16.00	17.67	17.00	16.83		
<b>GLASS WARE</b>															
Glass for Tea (Durablex).....	No	-	3.83	3.00	3.25	3.41	2.50	2.40	3.67	3.33	3.17	3.00	3.09		
<b>OTHER HOUSEHOLD EQUIPMENT</b>															
Kerosine Lamp.....	No	24.50	24.67	22.67	17.33	25.00	18.67	21.81	14.17	15.00	22.00	23.00	26.67	23.00	20.76
'Kuraz' Small Local Kerosine Lamp.....	No	1.00	1.00	1.00	-	-	2.50	1.50	1.75	-	.83	.92	.92	1.00	1.08
Flash Light.....	No	8.00	6.75	7.17	5.00	6.00	5.00	6.22	7.00	6.67	7.00	6.83	7.00	7.00	6.92
Electric Bulb Philips(40/60 Watt).....	No	3.00	3.00	2.83	4.00	4.00	2.00	3.14	2.00	2.50	3.00	4.00	3.00	-	2.82
<b>HOUSEHOLD OPERATION</b>															
Hard Soap (Local).....	200gm	1.86	1.94	2.00	-	2.50	-	2.08	2.00	2.00	1.77	2.00	1.72	1.88	1.90
Hard Soap (Imported).....	200gm	1.86	1.61	2.75	1.63	-	2.00	1.97	2.00	2.40	1.69	2.00	2.23	1.85	2.04
Detergent (Omo).....	50gm	.63	.52	-	-	1.00	-	.72	1.00	.50	.71	1.25	.79	-	.85
Incense.....	Kg	9.72	8.71	12.33	12.63	7.00	3.97	9.06	7.00	6.08	5.50	5.83	8.93	-	6.67
Sandal Wood.....	No	.25	.18	.25	.25	.25	.25	.24	.25	.28	.25	.25	.33	.25	.27
Toilet Paper (Mamko).....	Roll	3.00	3.13	3.17	3.50	3.50	3.00	3.25	3.00	3.00	3.17	3.00	3.33	3.50	3.13
<b>DRY CLEANING</b>															
Dry Cleaning (Suit Men).....	No	-	-	-	-	-	-	-	-	-	-	-	-	-	-

Table 6 :- (Cont'd) Average Retail Price of Goods and Services by Region and Selected Market Places - Group 6 Market Places

March  
Megabit 2003  
1995

ITEM	UNIT	R E G I O N A N D M A R K E T P L A C E S											BENI- GUMUZ AVERAGE		
		S O M A L I E					SOMALI AVERAGE	B E N I S H A N G U L - G U M U Z							
		Shinile	Arere	Jiggiga	Hartshek	Dolo		Moyale	Mambook	Mender- Sebat	Asossa	Bambasi		Kemashi	Agelo- meti
P R I C E I N B I R R															
<b>DOMESTIC SERVICE</b>															
Maid Servant.....	Month	60.00	61.67	56.67	63.33	66.67	63.33	61.94	21.67	25.00	46.67	36.67	31.67	30.00	32.19
Unskilled Service (Daily Laborer)....	Day	-	10.00	13.00	13.33	10.00	10.00	11.27	7.67	7.00	7.00	6.67	7.00	6.00	6.89
Salary for Guard.....	Month	-	-	106.67	-	50.00	-	78.33	30.00	31.67	50.00	-	-	-	37.50
<b>MEDICAL CARE</b>															
Ampicillin(250 mg) Local.....	56 Caps	-	14.00	26.13	12.00	-	16.00	17.24	19.60	15.67	16.49	-	14.34	12.00	16.03
Dichlorophine(500 mg) Local.....	6 Pills	-	-	-	-	-	10.00	10.37	14.00	9.83	9.33	11.67	6.94	5.00	9.62
Tetracycline(250mg) Local.....	56 Caps	-	7.67	10.58	13.00	-	4.00	4.50	4.00	3.83	5.00	4.25	4.45	-	4.33
Penicillin Injection(4 Mu. Local). Bottle	-	-	4.17	5.00	4.50	-	14.00	14.21	19.60	13.67	15.40	14.00	10.42	9.00	13.57
Chloramphenicol(250mg) Local.....	56 Caps	-	-	18.67	12.80	-	-	-	4.00	-	-	-	-	-	4.00
Dipron(500mg) Local.....	20 Pills	-	-	-	-	-	9.10	11.00	11.00	-	-	10.00	7.67	-	9.17
Cough Syrup (Berantine) Local.....	125cc	-	-	10.00	7.75	-	9.00	7.20	11.25	7.17	9.64	6.00	3.75	4.29	7.05
Bactrim(480mg) Local.....	30 Pills	-	9.00	7.50	4.50	-	4.00	3.83	7.00	4.00	-	4.00	-	2.00	4.57
Vermox(100mg) Local.....	12 Pills	-	3.00	-	5.00	-	8.00	5.53	6.57	5.36	4.17	5.50	3.58	3.50	4.78
Mezel(250mg) Local.....	30 Caps	-	4.11	5.67	6.00	-	2.00	2.36	4.00	2.00	2.17	2.00	1.60	1.00	2.21
Asprin (300 mg) Local.....	20 Pills	-	3.02	2.17	2.00	-	-	-	-	-	-	-	-	-	-
<b>OTHER MEDICAL EXPENSES</b>															
Doctor's Fee (Government).....	per visit	.50	1.50	1.00	.50	1.50	1.00	1.00	.50	1.00	2.00	-	5.00	-	2.13
Doctor's Fee (Private).....	per visit	-	-	10.00	5.00	-	-	7.50	-	10.00	-	-	-	-	10.00
Injection (Service Charge).....	Once	-	-	1.00	1.00	1.00	1.00	1.00	-	1.00	.50	-	-	-	1.67
Laboratory Test Fee (Private).....	Once	-	-	4.67	5.00	5.00	5.00	4.90	-	5.00	3.00	-	-	-	4.00
Bed Charge (gov.).....	per day	-	-	4.00	-	-	-	4.00	-	3.00	2.20	-	-	-	2.60

Table 6 :- (Cont'd) Average Retail Price of Goods and Services by Region and Selected Market Places - Group 6 Market Places

ITEM	UNIT	R E G I O N A N D M A R K E T P L A C E S										March	2003		
		S O M A L I E					B E N I S H A N G U L - G U M U Z					Megabit	1995		
		Shinile	Arere	Jigjiga	Hartshek	Dolo	Moyale	SOMALI AVERAGE	Mambook	Mender-Sebat	Asossa	Bambasi	Kemashi	Agelo-meti	BENI-GUMUZ AVERAGE
P R I C E I N B I R R															
<b>TRANSPORT AND COMMUNICATION</b>															
<b>TRANSPORT</b>															
Benzene.....	Lt	-	-	4.25	4.00	5.00	4.63	4.46	-	-	5.00	6.50	-	-	5.60
Motor Oil (Mobil).....	Lt	-	-	19.00	-	-	18.85	18.96	-	-	20.00	20.00	-	-	20.00
Car Washing and Greasing.....	No	-	-	32.50	-	-	30.00	31.67	-	-	-	-	-	-	-
Bus Fare (per km).....	Tarif	-	-	-	-	-	.08	.08	.12	.12	.11	-	-	-	.12
Bus Fare (within Town).....	Trip	-	-	-	-	-	-	-	-	-	-	-	-	-	-
Taxi Fare.....	Trip	-	-	1.00	-	-	1.00	1.00	-	-	-	-	-	-	-
Air Plane (To Addis Ababa).....	Trip	-	-	533.00	-	-	-	533.00	-	-	495.00	-	-	-	495.00
Animal Transport fare.....	Trip	-	-	-	-	-	-	-	-	-	-	-	-	-	-
Cart Fare.....	Trip	-	-	1.00	-	-	-	1.00	-	-	-	-	-	10.00	10.00
Train Fare.....	Trip	-	-	-	-	-	-	-	-	-	-	-	-	-	-
Service Charge (Motor oil change)...	Once	-	-	-	-	-	-	-	-	-	-	-	-	-	-
<b>COMMUNICATION</b>															
Telephone Charge (with town).....	Period	-	-	-	-	-	.20	.20	-	-	.20	-	-	-	.20
Telephone Charge to Addis Ababa....	Period	2.75	2.70	1.50	3.20	-	2.00	2.43	2.75	-	3.25	3.25	3.20	-	3.11
Telephone Line Installation Charge..	Once	-	-	355.75	-	-	335.75	345.75	-	-	355.75	-	-	-	355.75
<b>ENTERTAINMENT AND EDUCATION</b>															
<b>EQUIPMENT AND ACCESSORIES</b>															
T.V. Set Philips 21 inch(Colored).....	No	-	-	2900.00	-	-	-	2900.00	-	-	-	-	-	-	-
Cassette Recorded Original(Local Music)No	-	-	-	13.00	-	-	13.00	13.00	-	12.00	12.00	12.00	12.50	-	12.09
Radio Set Philips 3 Band.....	No	-	-	-	-	80.00	-	80.00	-	-	143.33	145.00	-	-	144.00
Tape Recorder National (2 Speaker)....	No	-	-	151.67	333.33	200.00	-	228.33	-	-	176.67	186.67	-	-	181.67
Expense for Photograph(Passport size)4Pho	-	-	-	5.00	-	-	5.00	5.00	4.00	4.00	2.33	4.00	5.00	-	3.56

Table 6 :-(Cont'd) Average Retail Price of Goods and Services by Region and Selected Market Places - Group 6 Market Places

March 2003  
Megabit 1995

ITEM	UNIT	R E G I O N   A N D   M A R K E T   P L A C E S													
		S O M A L I E					SOMALI AVERAGE	B E N I S H A N G U L - G U M U Z					BENI- GUMUZ AVERAGE		
		Shinile	Arere	Jigjiga	Hartshek	Dolo		Moyale	Mambook	Mender- Sebat	Asossa	Bambasi		Kemashi	Agelo- meti
P R I C E   I N   B I R R															
Newspaper (Addis Zemen).....	No	-	-	.60	-	-	.60	-	-	.50	-	-	-	.50	
Theater Entrance Fee .....	Once	-	-	-	-	-	-	-	-	-	-	-	-	-	
<b>EDUCATION</b>															
Exercise Book (50 Leaves) Local.....	No	-	2.00	2.00	-	-	2.00	2.00	2.00	1.97	2.00	2.00	2.08	2.00	2.01
Pencil (China).....	No	.25	.25	.25	.25	-	.33	.27	.30	.30	.27	.25	.33	.40	.30
Ball Point-Bic England.....	No	1.00	1.00	1.00	1.00	-	1.00	1.00	1.10	1.03	1.17	1.07	1.25	1.00	1.09
Day School Fee-Public(Grade 7 & 8)..Month	-	-	-	-	-	-	-	-	-	-	-	-	-	-	-
Day School Fee-Private(Grade 9-12)..Month	-	-	-	-	-	-	-	-	-	-	-	-	-	-	-
Night School Fee-Government(Gr.9-12)Month	-	-	-	40.00	-	-	-	-	-	30.00	21.00	-	-	-	25.50
School Uniform Fee .....	No	-	-	-	90.00	-	-	90.00	-	-	-	-	-	-	-
Night School Fee-Private(Grade9-12)..Month	-	-	-	-	-	-	-	-	-	-	-	-	-	-	-
<b>PERSONAL CARE AND EFFECTS</b>															
<b>PERSONAL CARE</b>															
Lux Toilet Soap.....	90gm	2.25	2.25	2.00	2.50	1.69	2.25	2.16	2.25	-	2.25	2.25	2.44	2.25	2.29
Blade-TOPAZ.....	No	.37	.35	.25	.25	.25	.25	.29	.30	.30	.25	.25	.32	.25	.28
Hair Dressing (Traditional).....	No	-	-	6.33	-	-	5.00	5.67	-	1.50	2.33	2.00	1.00	-	1.71
Hair Dressing (Modern).....	No	-	-	10.00	-	-	10.00	10.00	-	7.00	10.00	-	-	-	9.25
Barbery (Mens Hair Cut).....	No	3.00	-	4.67	4.67	3.00	4.00	4.00	3.00	3.00	2.67	2.00	3.00	2.00	2.65
Paraffin Hair Oil.....	330cc	9.00	7.67	8.83	9.00	9.00	8.00	8.56	8.50	8.17	9.90	11.00	10.27	9.00	9.50
Zenith Hair Oil.....	330cc	8.25	12.10	8.92	9.00	9.00	8.00	9.33	8.33	8.17	8.03	7.73	10.27	9.00	8.54
Shaving Machine (medium) .....	No	-	-	43.67	-	-	-	43.67	-	-	12.50	-	-	-	12.50
Perfume .....	CC	-	14.50	25.67	20.33	20.00	20.00	20.50	25.00	25.33	25.00	-	26.00	-	25.40
<b>PERSONAL EFFECTS</b>															
Umbrella-Men Medium (Local).....	No	-	-	-	-	-	-	-	17.67	15.83	22.33	20.00	23.67	28.00	20.41

Table 6 :- (Cont'd) Average Retail Price of Goods and Services by Region and Selected Market Places - Group 6 Market Places

March 2003  
Megabit 1995

ITEM	UNIT	S O M A L I E							B E N I S H A N G U L - G U M U Z						BENI-GUMUZ AVERAGE
		P R I C E I N B I R R							Mambook	Mender-Sebat	Asossa	Bambasi	Kemashi	Agelometi	
		Shinile	Arere	Jigjiga	Hartshek	Dolo	Moyale	SOMALI AVERAGE							
Umbrella-Women Medium (Imported).....	No	21.00	14.50	16.00	-	25.00	14.00	17.92	16.50	15.83	19.67	19.33	22.33	24.00	19.06
Hand Bag (Imported Synthetic).....	No	-	-	63.33	-	-	95.00	76.00	-	-	-	-	-	-	-
Belt (Local) Machine Made.....	No	-	-	-	-	-	-	-	-	-	5.67	-	6.33	-	6.00
Belt (Local) Hand Made.....	No	-	-	-	-	-	-	-	-	4.50	-	-	-	-	4.50
<b>JEWELLERY</b>															
Seiko-21 Jewels Automatic (Men).....	No	-	-	-	-	-	-	-	-	-	-	-	-	-	-
Seiko-21 Jewels Automatic (Women).....	No	-	-	-	-	-	-	-	-	-	-	-	-	-	-
Earrings (4gm 18 carat Local).....	Pair	-	-	290.00	-	-	320.00	305.00	-	-	340.00	-	-	-	340.00
Neck Laces (6gm 21 carat Imported)....	No	-	-	600.00	-	-	540.00	585.00	-	-	-	-	-	-	-
Rings (4gm 18 carat Local).....	No	-	-	280.00	-	-	320.00	300.00	-	-	340.00	-	-	-	340.00
Bracelet 20gm (18 carat Local).....	No	-	-	1260.00	-	-	-	1260.00	-	-	1700.00	-	-	-	1700.00
<b>LIVESTOCK AND DRAUGHT ANIMALS</b>															
<b>LIVESTOCK</b>															
Sheep (10-15Kg).....	No	84.00	75.33	75.00	55.00	63.83	83.33	72.75	155.00	128.33	80.67	-	56.67	70.00	102.46
Goat (10-15Kg).....	No	93.33	61.33	85.00	60.00	62.17	93.33	75.86	140.00	92.67	76.67	41.67	51.00	60.00	79.13
Heifer (2-4 Years).....	No	-	-	560.00	440.00	476.67	466.67	485.83	523.33	430.00	423.33	213.33	375.00	-	394.29
Cow (4 Years and Above).....	No	-	-	810.00	606.67	693.33	816.67	731.67	790.00	745.00	623.33	383.33	443.33	-	597.00
Bull (2-4 Years).....	No	-	-	646.67	460.00	416.67	483.33	501.67	505.00	495.00	380.00	270.00	-	-	412.50
Ox (4 Years and Above).....	No	-	-	1110.00	-	1100.00	1366.67	1192.22	856.67	923.33	683.33	690.00	516.67	530.00	710.00
Hen (Indigenous).....	No	-	-	4.33	-	5.67	6.33	5.44	9.00	10.00	10.67	7.33	11.00	10.67	9.78
Cock (Indigenous).....	No	-	-	7.67	-	8.33	8.67	8.22	11.00	12.00	16.33	10.67	13.33	15.50	13.00
<b>DRAUGHT ANIMALS</b>															
Donkey.....	No	-	-	243.33	276.67	516.67	466.67	375.83	350.00	213.33	370.00	340.00	280.00	-	312.86
Horse.....	No	-	-	-	-	-	-	-	-	-	-	-	-	-	-

Table 6 :- (Cont'd) Average Retail Price of Goods and Services by Region and Selected Market Places - Group 6 Market Places

ITEM	UNIT	S O M A L I E					B E N I S H A N G U L - G U M U Z					BENI- GUMUZ AVERAGE	
		Shinile	Arere	Jiggiga	Hartshek Dolo	Moyale	Mambook	Mender- Sebat	Asoosa	Bambasi	Kemashi		Agelo- meti
Mule.....	No	-	-	-	-	-	-	-	-	-	-	-	2003 1995
<b>FARM EQUIPMENT (INDUSTRIAL PRODUCT)</b>													
Sickel.....	No	12.00	15.00	-	-	13.80	17.50	15.33	7.00	7.00	-	-	12.14
Pick Axe ('Doma').....	No	-	22.00	-	-	22.00	-	-	23.00	-	-	-	23.00
'Gejera'.....	No	-	25.33	-	-	25.33	-	-	16.50	-	-	-	16.50
<b>FARM EQUIPMENT (HAND MADE)</b>													
'Mofer'.....	No	-	-	-	-	-	-	-	-	-	-	-	-
'Kember'.....	No	-	-	-	-	-	-	-	-	-	-	-	-
'Digr'.....	No	-	-	-	-	-	-	-	-	-	-	-	-
Plough.....	No	-	-	-	-	-	21.00	14.00	20.00	-	-	-	18.71
Sickel.....	No	-	-	-	-	-	2.33	-	-	-	-	-	2.33
'Wegel'.....	No	-	-	-	-	-	3.17	-	9.00	-	-	-	5.50
'Erfe'.....	No	-	-	-	-	-	-	-	-	-	-	-	-
<b>MISCELLANEOUS GOODS AND SERVICES</b>													
Coffin (Medium Quality).....	No	-	300.00	-	-	300.00	-	-	250.00	-	-	-	250.00
Charge for Money order .....	Once	-	10.50	-	-	10.70	-	-	11.03	-	-	-	11.03
Charge for Visa (for person).....	No	-	-	-	-	-	-	-	-	-	-	-	-

134

Table 6 :- (Cont'd) Average Retail Price of Goods and Services by Region and Selected Market Places - Group 6 Market Places

# Group 7

## Market Places

(Welkite, Butajira, Hosahna, Shone, Doyugena, Alaba, Awasa, Hagera Selam, Dilla, and Yirgacheffe.)



Table 7 :- (Cont'd) Average Retail Price of Goods and Services by Region and Selected Market Places - Group 7 Market Places

Table 7 :- (Cont'd) Average Retail Price of Goods and Services by Region and Selected Market Places - Group 7 Market Places											
R E G I O N A N D M A R K E T P L A C E S											
ITEM	UNIT	S N N P									
		Welkite	Butajira	Hosahna	Shone	Doyugena	Alaba	Awasa	Hagere-Selam	Dilla	Yiregachiefie
P R I C E S I N B I R R											
<b>CEREALS UNMILLED</b>											
'Teff' White	Kg	2.08	2.00	2.15	2.31	2.17	2.13	2.73	-	2.53	2.57
'Teff' Mixed	Kg	1.84	1.96	1.63	1.95	1.75	1.92	2.05	1.90	2.00	2.30
'Teff' Black (Red)	Kg	1.61	1.69	-	1.79	1.61	-	1.55	1.75	1.90	-
Wheat White	Kg	1.85	1.70	1.65	1.61	1.45	1.56	2.00	1.29	1.90	2.00
Wheat Mixed	Kg	-	-	-	-	-	1.50	-	-	-	-
Wheat Black	Kg	1.74	-	-	-	-	1.47	2.00	-	-	-
Barley White	Kg	1.61	1.69	2.10	1.65	1.46	1.75	2.10	1.19	1.90	2.30
Barley Mixed	Kg	1.54	-	1.61	1.68	1.52	1.30	1.47	-	-	-
Barley Black	Kg	1.59	-	1.56	1.68	1.49	1.79	1.50	-	1.30	1.33
Barley for Beer	Kg	-	-	-	-	-	1.89	1.80	-	1.50	2.00
Maize	Kg	1.52	1.23	1.42	1.26	1.34	1.10	1.35	1.10	1.30	1.10
Durrah	Kg	-	-	-	-	-	-	1.53	-	-	-
Sorghum Yellow	Kg	-	-	-	-	-	-	-	-	-	-
Sorghum White	Kg	1.32	-	-	-	-	-	-	-	-	-
Sorghum Red	Kg	1.28	1.11	.92	1.28	.92	.95	-	1.21	-	-
African Millet	Kg	-	-	-	1.93	-	1.32	1.78	-	1.80	1.80
Rice	Kg	5.00	-	4.83	4.50	5.00	5.00	4.67	5.00	5.00	4.67
Oats	Kg	-	-	-	-	1.84	-	-	3.25	3.00	3.00
Hulled Barley	Kg	-	-	-	-	-	-	-	-	-	-
<b>CEREALS MILLED</b>											
'Teff' White	Kg	-	-	-	-	-	-	-	-	2.73	-
'Teff' Mixed	Kg	-	-	-	-	-	-	-	-	2.37	3.75
'Teff' Black (Red)	Kg	-	-	-	-	-	-	-	2.18	2.02	-
Wheat White	Kg	-	-	-	-	-	-	-	-	2.00	-
Wheat Mixed	Kg	-	-	-	-	-	-	-	-	-	-
Barley White	Kg	-	-	-	-	-	-	-	-	-	2.46

Table 7 :- (Cont'd) Average Retail Price of Goods and Services by Region and Selected Market Places - Group 7 Market Places

March 2003  
Megabit 1995

ANALYSIS NIFTED		R E G I O N   A N D   M A R K E T   P L A C E S									
		S				N		P			
ITEM	UNIT	Welkite	Butajira	Hosahna	Shone	Doyugena	Alaba	Awasa	Hagere-Selam	Dilla	Yirega-chefie
P R I C E   I N   B I R R											
Barley Mixed.....	Kg	1.25	1.52	1.95	1.58	1.74	1.10	1.23	1.10	1.30	1.10
Maize.....	Kg	1.53	-	1.98	1.45	1.74	1.88	1.41	1.60	1.50	1.26
Oats.....	Kg	5.00	-	5.00	4.83	4.50	4.50	1.20	-	1.20	1.22
Sorghum.....	Kg	1.29	-	1.91	1.98	1.25	1.20	1.11	-	-	-
Durrah.....	Kg	1.91	1.96	3.10	1.92	1.89	1.12	1.16	1.16	1.20	1.25
'Furno Duket' Locally Processed..	Kg	3.00	1.31	3.17	3.50	3.00	3.58	2.92	3.33	2.50	3.25
P U L S E S   U N M I L L E D											
Horse Beans.....	Kg	1.91	2.13	1.61	1.89	1.93	1.56	2.08	1.73	2.00	2.00
Peas White.....	Kg	5.08	5.283	-	5.21	5.11	5.12	5.12	-	5.22	5.21
Peas Black.....	Kg	-	-	-	-	-	-	-	1.74	-	-
Peas Mixed.....	Kg	2.55	-	1.92	2.17	2.46	1.52	2.20	1.76	2.00	2.00
Soya Beans.....	Kg	-	-	-	-	-	-	3.50	-	1.50	-
Chick Peas.....	Kg	2.13	2.00	2.50	1.68	-	1.56	2.07	2.58	2.00	2.17
Lentils.....	Kg	3.00	3.10	4.00	3.22	3.50	2.86	3.50	2.83	4.00	3.33
Haricot Beans.....	Kg	1.49	-	2.34	1.90	2.43	1.72	1.82	-	1.20	-
Lima Beans.....	Kg	1.80	-	-	-	-	-	1.79	-	-	-
Vetch.....	Kg	1.80	-	-	-	-	-	1.92	-	1.33	1.87
Fenugreek.....	Kg	4.00	3.00	4.40	3.00	5.27	3.08	3.17	-	3.33	3.50
P U L S E S   M I L L E D   O R   S P L I T											
Horse Beans Milled.....	Kg	3.50	4.00	4.00	4.67	4.00	-	-	3.17	4.00	3.50
Peas Milled.....	Kg	4.00	4.33	5.00	6.00	-	4.17	-	3.17	4.00	3.75
Chick Peas Milled.....	Kg	-	-	-	-	-	-	-	-	-	-
Mixed Pulses Milled.....	Kg	3.00	5.00	-	-	-	3.16	4.17	2.83	-	3.50
Vetch Milled.....	Kg	3.34	-	-	-	-	-	2.83	-	-	3.33
Peas Split.....	Kg	5.00	4.50	4.00	-	-	4.17	3.92	4.50	4.00	3.50
Peas Split(Roasted).....	Kg	3.75	-	-	-	-	4.29	3.67	-	-	-

Table 7 :- (Cont'd) Average Retail Price of Goods and Services by Region and Selected Market Places - Group 7 Market Places

March 2003  
Megabit 1995

ITEM	UNIT	R E G I O N A N D M A R K E T P L A C E S									
		Welkite	Butajira	Hosahna	Shone	Doyugena	Alaba	Awasa	Hagere-Selam	Dilla	Yirega-chefie

P R I C E I N B I R R

Horse Beans Split(Roasted).....	Kg	-	3.50	3.00	-	-	3.74	-	-	-	3.00
Lentils Split.....	Kg	5.00	4.50	4.83	4.83	4.42	-	4.42	4.58	4.50	4.33
Vetch Split(Roasted).....	Kg	-	-	-	-	-	3.37	-	-	-	-
Chick Peas Split(Roasted).....	Kg	-	-	-	-	-	-	-	-	-	-
Fenugreek Milled.....	Kg	8.00	9.00	9.50	8.67	7.67	8.17	8.00	9.00	9.00	10.00

O I L S E E D S

Niger Seed.....	Kg	2.50	-	5.00	5.00	-	-	4.33	4.50	4.00	4.00
Linseed White.....	Kg	-	5.00	-	-	-	-	-	-	4.00	-
Linseed Black.....	Kg	2.50	-	3.76	3.53	2.76	4.25	3.83	2.75	4.00	3.33
Sesame Seed.....	Kg	3.00	-	-	-	-	-	-	-	-	-
Sunflower.....	Kg	3.00	-	-	3.00	-	3.17	3.00	4.00	3.50	3.00
Castor Beans.....	Kg	-	-	1.17	1.27	2.44	2.70	2.03	1.48	-	2.00
Rape Seed.....	Kg	2.00	3.28	2.56	1.60	2.92	3.03	2.92	2.74	2.50	2.50
Ground Nut Shelled.....	Kg	5.00	5.00	4.50	4.50	-	4.50	4.83	5.00	5.17	5.08

P R E P A R E D C E R E A L P R O D U C T S

Spaghetti (Local) Without Egg....	Kg	6.00	6.67	7.50	-	-	8.33	7.00	7.00	6.17	8.17
Pastini.....	Kg	8.00	7.50	-	8.00	-	8.33	7.00	-	8.00	-
Macaroni (Local) Without Egg....	Kg	5.00	5.00	5.00	5.00	-	4.33	5.50	5.33	5.00	5.00
'Fafa' Flour.....	kg	-	-	-	-	-	9.67	8.00	7.00	8.00	8.00
'Dube' Flour.....	kg	4.50	-	-	-	-	5.42	4.58	5.00	5.50	6.17

B R E A D A N D O T H E R P R E P A R E D F O O D S

'Enjera' ('Teff' Mixed).....	325gm	.65	.46	.46	.64	.33	.63	.66	-	.69	.45
'Dabo' (Traditional Ambasha)..	350gm	.55	.25	.33	.75	.26	.63	.72	-	.69	-
'Dabo' (Traditional Sheleto)..	350gm	.49	-	-	.60	.21	-	-	-	-	-

Table 7 :- (Cont'd) Average Retail Price of Goods and Services by Region and Selected Market Places - Group 7 Market Places

March 2003  
Megabit 1995

ITEM	UNIT	R E G I O N   A N D   M A R K E T   P L A C E S									
		S   N   N   P									
		Welkite	Butajira	Hosahna	Shone	Doyugena	Alaba	Awasa	Hagere-Selam	Dilla	Yirega-chefie
P R I C E   I N   B I R R											
Bread Wheat (Bakery).....	350gm	1.17	1.03	1.20	1.01	1.05	.80	1.11	.94	1.17	.89
Biscuits .....	150gm	1.80	2.73	2.73	2.73	2.00	2.73	1.70	-	2.25	1.50
<b>MEAT</b>											
Beef .....	Kg	13.67	14.67	-	14.00	15.67	15.00	14.00	-	15.33	-
Camel Meat .....	Kg	-	-	-	-	-	-	-	-	-	-
<b>FISH AND FISH PRODUCTS</b>											
Fish Fresh.....	Kg	-	-	-	-	-	-	-	-	10.00	-
Sardines (Imported).....	125gm	-	-	-	-	-	-	6.00	-	7.00	-
<b>DIARY PRODUCTS AND EGG</b>											
Cow Milk (Unpasteurized).....	Lt	2.00	2.70	2.00	3.95	-	3.03	3.03	2.27	4.55	3.00
Cow Milk (pasteurized).....	Lt	-	-	-	-	-	-	-	-	-	-
Camel Milk.....	Lt	-	-	-	-	-	-	-	-	-	-
Goat Milk.....	Lt	-	-	-	-	-	-	-	-	-	-
Powdered Milk (Edget).....	450gm	-	-	25.33	-	-	-	-	-	14.00	25.67
Yoghurt (Traditional).....	Lt	4.00	5.14	4.81	4.63	-	4.69	4.00	-	4.55	5.25
Cheese Cottage.....	Kg	-	2.90	6.39	3.63	4.63	4.05	7.67	-	-	-
Egg (Traditional).....	Dozen	4.00	3.14	4.00	3.00	3.00	3.00	4.00	3.00	4.93	4.00
<b>OILS AND FATS</b>											
Butter Unrefined.....	Kg	29.33	25.00	28.00	21.17	20.27	20.97	24.67	22.67	25.00	25.67
Cooking Oil (Imported).....	Lt	13.00	13.17	13.50	13.83	14.00	13.33	10.89	14.00	10.67	12.78
Cooking Oil (Local).....	Lt	11.00	12.50	10.83	11.67	10.83	11.00	11.17	10.83	9.67	11.00

Table 7 :- (Cont'd) Average Retail Price of Goods and Services by Region and Selected Market Places - Group 7 Market Places

March 2003  
Megabit 1995

ITEM	UNIT	R E G I O N A N D M A R K E T P L A C E S									
		Welkite	Butajira	Hosahna	Shone	Doyugena	Alaba	Awasa	Hagere-Selam	Dilla	Yirega-chiefe
		P R I C E I N B I R R									
<b>VEGETABLES AND FRUITS</b>											
<b>VEGETABLES (FRESH)</b>											
Ethiopian Kale.....	Kg	1.11	.47	.75	.39	.62	.75	.70	.18	.53	.81
Cabbage.....	Kg	1.01	.61	1.23	1.28	1.75	1.10	1.13	-	1.36	1.75
Lettuce.....	Kg	-	-	-	-	-	-	1.89	-	-	-
Spinach.....	Kg	-	-	-	-	-	-	1.02	-	-	-
Carrot.....	Kg	1.60	1.02	1.29	.73	.77	1.08	1.44	-	1.49	1.66
Tomatoes.....	Kg	1.45	1.16	1.39	1.18	1.48	2.12	1.75	-	1.86	2.16
Onions.....	Kg	2.90	2.15	1.91	1.19	2.62	2.12	2.00	-	2.50	2.83
Garlics.....	Kg	4.12	6.27	8.37	8.26	-	-	8.00	-	5.67	10.00
Leaks.....	Kg	3.00	1.65	2.50	-	1.07	2.00	1.50	-	2.33	1.08
Pepper Green.....	Kg	2.74	3.77	3.00	2.43	4.77	-	4.00	1.59	8.33	2.21
Pumpkin.....	Kg	-	.22	.74	-	.39	.27	-	-	-	-
Green Peas.....	Kg	-	-	-	-	-	-	-	-	-	-
Beet Root.....	Kg	1.21	.60	1.25	1.10	.73	1.17	1.28	-	.85	1.16
Cauliflower.....	Kg	-	-	-	-	-	-	-	-	-	-
<b>FRUITS FRESH</b>											
Banana.....	Kg	3.00	2.50	1.27	.70	1.14	-	2.00	1.13	.90	.75
Orange.....	Kg	3.50	3.50	3.00	-	-	-	-	-	-	-
Lemon.....	Kg	1.89	-	1.77	1.84	3.13	-	3.34	2.05	1.20	1.90
Tangerine.....	Kg	-	-	-	-	-	-	-	-	-	-
Papaya.....	Kg	.70	.76	1.52	.57	-	-	1.17	-	.56	1.17
Grapes.....	Kg	-	-	-	-	-	-	-	-	-	-
Avocado.....	Kg	1.96	2.00	1.10	1.72	1.53	-	2.79	1.02	.99	1.37
Mango.....	Kg	1.70	2.50	2.21	2.69	1.62	-	3.00	-	.61	1.63
Cactus.....	Kg	-	-	-	-	-	-	-	-	-	-

Table 7 :- (Cont'd) Average Retail Price of Goods and Services by Region and Selected Market Places - Group 7 Market Places

March 2003  
Megabit 1995

ITEM	UNIT	R E G I O N   A N D   M A R K E T   P L A C E S									
		S   N   N   P									
		Welkite	Butajira	Hosahna	Shone	Doyugena	Alaba	Awasa	Hagere-Selam	Dilla	Yirega-chiefe
P R I C E   I N   B I R R											
<b>SPICES</b>											
Pepper Whole.....	Kg	-	8.11	7.75	11.83	8.58	8.00	11.00	-	10.00	12.00
Black Pepper(Local).....	Kg	7.00	-	-	24.67	8.00	-	27.33	-	10.00	10.67
Long Pepper(Local).....	Kg	8.00	10.00	23.50	8.00	9.67	8.17	13.00	-	10.00	12.33
White Cumin(Bishop's Weed)Local..	Kg	4.50	5.00	7.32	3.00	6.27	5.67	4.67	5.56	5.00	4.83
Black Cumin(Local).....	Kg	5.00	5.00	-	3.00	5.01	5.33	4.00	6.11	4.00	3.83
Ginger Dry(Local).....	Kg	4.62	-	-	-	-	5.50	4.00	-	-	-
Ginger Wet(Local).....	Kg	1.00	2.07	1.21	.53	.89	3.78	1.00	1.31	1.00	1.00
Cloves(Imported).....	Kg	100.00	-	65.00	-	51.67	54.67	51.33	-	-	-
Cinnamon(Imported).....	Kg	25.00	-	20.00	40.00	20.33	21.00	20.00	-	22.00	26.33
Cardamon(Local).....	Kg	22.00	13.00	25.00	15.33	22.41	11.67	16.67	-	15.00	27.50
Tumeric Flour(Local).....	Kg	3.00	4.00	5.00	3.00	3.00	4.33	4.00	3.67	3.00	2.83
Chillies Whole.....	Kg	8.00	7.03	7.93	6.00	8.34	3.00	9.33	-	7.67	10.00
Basil Dry.....	Kg	6.00	10.00	-	6.00	8.83	6.67	8.00	-	7.00	9.33
<b>POTATOES, OTHER TUBERS AND STEMS</b>											
Potato.....	Kg	1.05	.89	1.21	.94	.51	1.57	1.62	.50	1.21	1.14
Sweet Potato.....	Kg	-	.72	.52	.38	.60	.76	1.00	-	.62	.93
'Kocho' (Unprocessed).....	Kg	.93	.64	.75	.56	.45	.96	.92	.38	.81	1.10
'Bula'.....	Kg	1.82	2.05	1.39	3.34	1.32	1.63	1.78	1.34	1.27	2.36
<b>COFFEE, TEA, CHAT AND BUCK-THORN LEAVES</b>											
Tea Leaves(Local).....	100gm	2.00	1.87	2.00	2.00	2.00	2.00	2.00	2.00	2.00	2.00
Coffee Whole.....	Kg	3.16	4.03	-	-	1.15	-	-	1.37	-	2.60
Coffee Beans.....	Kg	6.00	6.17	6.56	6.17	6.17	6.17	5.33	6.53	5.00	5.50
Coffee Leaves.....	Kg	-	-	-	-	-	-	-	-	-	-
Buck Thorn Leaves.....	Kg	-	5.27	4.47	5.01	2.78	-	1.35	-	1.83	1.33

Table 7 :- (Cont'd) Average Retail Price of Goods and Services by Region and Selected Market Places - Group 7 Market Places

GROUPE 7											
REGION AND MARKET PLACES											
S N N P											
ITEM	UNIT	Welkite	Butajira	Hosahna	Shone	Doyugena	Alaba	Awasa	Hagere-Selam	Dilla	Yirega-chefie
CEREALS											
Chat' (New)	Kg	7.08	10.75	4.88	5.01	4.49	5.48	7.79	4.29	12.84	1.55
Malt-Barley	Kg	3.85	-	2.98	3.71	3.01	1.52	3.80	1.94	1.50	2.28
Malt-Wheat	Kg	4.06	2.05	3.11	2.94	2.21	1.19	3.53	2.31	2.00	2.50
OTHER FOOD ITEMS											
Salt	Kg	1.25	1.25	1.33	1.25	1.13	1.50	1.50	1.51	1.50	1.67
Sugar	Kg	4.50	4.50	4.60	4.67	4.57	4.58	4.50	4.65	4.50	4.70
Honey	Kg	-	14.80	14.17	18.00	20.03	12.00	16.67	16.00	-	15.00
Canned Tomato (Local)	410gm	6.00	-	8.79	6.00	-	2.93	6.00	-	7.00	6.50
FOOD TAKEN AWAY FROM HOME											
Cup of Tea	No	.50	.50	.40	.40	.40	.40	.43	.27	.40	.33
Cup of Coffee	No	.75	.97	.80	.70	.80	.80	.87	.70	.60	.57
Cup of Milk	No	1.00	1.00	.67	1.00	.80	1.00	.87	.80	1.00	.90
'Key Wot Yebere'	One Meal	5.00	4.00	-	5.00	4.00	5.00	5.00	-	5.00	-
'Key Wot Yebeg/Yefyel'	One Meal	5.00	-	5.00	5.00	-	5.00	6.00	4.00	5.00	-
COST OF MILLING											
Cereals	100Kg	15.00	10.83	15.00	10.00	10.00	11.67	17.33	12.50	15.00	10.00
Pulses	100Kg	15.00	10.00	10.00	16.67	10.00	11.67	15.00	8.33	16.67	10.00
Pepper Whole	100Kg	60.00	100.00	71.67	100.00	100.00	125.00	60.00	-	70.00	50.00
BEVERAGES - NON ALCOHOLIC											
Ambo Mineral Water	500cc	1.75	2.00	2.00	1.92	2.00	1.50	2.00	2.00	2.00	2.00
Bure Mineral Water	500cc	-	-	-	-	-	-	-	-	-	-
Coca Cola/Fanta	300cc	1.75	2.00	2.00	1.94	2.00	1.75	2.00	-	2.00	2.00

Table 7 :- (Cont'd) Average Retail Price of Goods and Services by Region and Selected Market Places - Group 7 Market Places

March 2003  
Megabit 1995

ITEM	UNIT	R E G I O N   A N D   M A R K E T   P L A C E S									
		S   N   N   P									
		Welkite	Butajira	Hosahna	Shone	Doyugena	Alaba	Awasa	Hagere-Selam	Dilla	Yirega-chefie
P R I C E   I N   B I R R											
Pepsi Cola/Mirinda.....	300cc	1.75	1.75	2.00	1.75	2.00	1.75	2.00	2.00	2.00	2.00
<b>BEVERAGES - ALCOHOLIC</b>											
Araki (Local).....	900cc	17.19	18.20	20.22	28.31	26.29	26.96	17.33	23.33	25.00	25.33
Cognac (Local).....	900cc	-	18.20	20.22	-	-	26.96	17.33	-	25.00	25.33
Brandy (Local).....	900cc	17.19	18.20	20.22	28.31	26.29	26.96	17.33	23.33	25.00	25.33
Gin (Local).....	900cc	17.19	18.20	20.22	28.31	26.29	26.96	17.33	23.33	25.00	25.33
Saris Wine (Normal).....	750cc	6.00	6.00	5.00	6.00	-	10.00	-	-	5.42	6.17
'Katikalla'.....	Lt	6.00	6.17	5.38	7.63	6.48	5.80	5.28	3.13	2.78	2.33
Beer (Bedele).....	330cc	3.00	3.00	3.00	3.00	-	-	3.00	3.00	3.00	3.00
Beer (Harar).....	330cc	3.00	3.00	3.00	3.00	3.00	3.00	3.00	-	3.00	3.00
Beer (Meta Abo).....	330cc	3.00	3.00	3.00	3.00	3.00	3.00	3.00	-	3.00	3.00
'Tella'.....	Lt	.40	.59	.79	.64	.70	.59	1.23	.93	.86	.71
'Tej' (Mead).....	Lt	1.92	2.05	1.94	1.92	-	2.27	2.40	1.71	2.00	1.33
<b>CIGARETTES AND TOBACCO</b>											
<b>CIGARETTES</b>											
Nyala.....	Packet	5.00	4.00	5.00	4.67	4.00	4.00	4.00	5.00	4.00	4.28
Gissila.....	Packet	1.00	1.00	-	-	-	-	-	-	-	-
Rothmans.....	Packet	8.00	8.00	10.00	10.00	10.83	8.00	9.00	10.00	8.00	-
<b>TOBACCO</b>											
'Gaya'.....	Kg	-	-	3.58	4.33	1.16	9.09	-	-	-	-
<b>CLOTHING AND FOOT WEAR</b>											

Table 7 :-(Cont'd) Average Retail Price of Goods and Services by Region and Selected Market Places - Group 7 Market Places

		S N N P									March 2003
		R E G I O N A N D M A R K E T P L A C E S									Megabit 1995
ITEM	UNIT	Welkite	Butajira	Hosahna	Shone	Doyugena	Alaba	Awasa	Hagere-Selam	Dilla	Yiregachefie
		P R I C E I N B I R R									
<b>CLOTHING</b>											
Abujedid(Akaki/Bahir Dar)91cm.	Meter	3.00	4.00	3.75	-	-	3.67	4.00	3.83	3.00	4.00
Abujedid(Komb./Arba Min.)150cm	Meter	6.00	5.50	5.00	5.00	6.00	5.50	5.17	5.50	5.00	5.00
Khaki(S-10,000 Twil)110cm.....	Meter	-	-	-	-	-	6.00	-	-	-	6.25
Khaki(Akaki)91cm.....	Meter	-	-	-	-	-	5.00	-	-	-	5.00
Wool-England 100%.....	Meter	-	-	-	-	-	-	-	-	-	-
Tetron(Arba Minch).....	Meter	-	16.67	15.00	-	-	16.00	-	-	15.00	-
Poplin(Dire Dawa)105cm.....	Meter	5.50	6.17	6.00	-	-	6.00	6.00	6.00	5.50	6.00
Poplin(Komb./Arba Minch)150cm.	Meter	11.00	10.83	10.50	11.00	7.00	10.67	10.00	12.00	10.50	10.50
Nylon(Mojo).....	Meter	9.00	7.67	-	10.00	-	-	10.00	-	-	-
Polyster(Arba Minch/Awasa)....	Meter	-	-	-	-	-	-	20.33	-	-	-
Jersi.....	Meter	-	13.50	-	-	16.00	-	-	-	-	12.00
Cotton.....	Kg	6.00	-	-	-	-	-	7.35	-	6.00	3.17
Hisufi.....	Meter	-	-	-	-	-	-	-	-	-	-
Kefay.....	Meter	-	-	15.33	-	12.67	-	-	18.00	15.00	-
<b>COST OF TAILORING</b>											
Woolen Suit (Men).....	No	275.00	-	-	-	-	-	266.67	-	286.67	-
Khaki Suit (Men).....	No	57.50	41.67	60.00	-	-	45.00	50.00	-	71.67	48.33
Khaki Suit (Boys).....	No	37.50	40.00	47.50	-	-	30.00	25.00	-	41.67	33.33
Tateron Suit (Men).....	No	57.50	48.33	60.00	-	-	40.00	50.00	-	100.00	48.33
Tateron Suit (Boys).....	No	37.50	33.33	47.50	-	-	25.00	23.33	-	50.00	33.33
<b>READY-MADE / FOR ADULTS</b>											
'Netela'.....	No	26.67	-	35.67	-	-	-	30.67	-	-	-
'Gabi'.....	No	86.67	43.33	71.00	58.33	78.33	61.67	70.00	69.33	66.67	60.00

Table 7 :- (Cont'd) Average Retail Price of Goods and Services by Region and Selected Market Places - Group 7 Market Places

March 2003  
Megabit 1995

		R E G I O N   A N D   M A R K E T   P L A C E S									
		S   N   R   N   P									
ITEM	UNIT	Welkite	Butajira	Hosahna	Shone	Doyugena	Alaba	Awasa	Hagere-Selam	Dilla	Yirega-chefie
		P R I C E   I N   B I R R									
Shirts Long Sleeved (Local).....	No	-	33.33	-	-	-	-	-	-	-	-
Shirts Short Sleeved (Local).....	No	-	39.33	-	-	-	-	-	-	-	-
Shirts Long Sleeved (Imported)...	No	46.67	44.33	40.00	38.33	58.33	40.67	41.67	48.33	55.00	40.00
Shirts Short Sleeved (Imported)...	No	41.33	45.00	55.00	33.33	37.00	45.33	41.67	37.50	50.00	45.00
Socks (Cotton) Imported.....	Pair	6.67	4.67	6.33	5.00	6.83	7.17	8.67	8.00	7.33	6.00
Sweater (Local) Men.....	No	-	-	-	-	-	-	-	-	-	-
Sweater (Local) Women.....	No	-	25.33	-	-	-	-	41.67	-	-	-
Shash (Imported).....	No	13.00	18.67	10.67	10.00	9.67	8.17	10.67	15.00	18.33	11.33
Singlets (Local) White.....	No	12.00	8.67	10.33	10.00	14.00	10.00	10.50	-	13.00	10.00
Jeans Trouser.....	No	71.67	68.33	86.67	73.33	75.00	61.67	75.00	86.67	78.33	76.67
Woolen Suit.....	No	-	-	-	-	-	-	-	-	-	-
'Kemisna Netela'.....	No	117.50	122.50	103.33	123.33	98.33	131.67	160.00	150.00	101.67	86.67
Sweater-Men (Imported).....	No	76.67	120.00	88.33	77.50	88.33	71.67	100.00	120.00	93.33	-
Sweater-Women (Imported).....	No	70.17	81.67	-	-	-	-	75.00	80.00	70.00	-
Nylon Dress.....	No	-	-	-	-	-	-	-	-	-	-
Tetron Trouser.....	No	-	-	-	-	-	-	-	-	-	-
Leather Jacket.....	No	-	-	-	-	-	-	400.00	-	500.00	-
Under Wear China.....	No	12.00	18.67	14.00	12.67	13.33	16.00	12.33	13.50	16.67	15.00
Deriya .....	No	11.67	-	9.16	10.00	10.47	6.64	9.22	10.00	14.00	-
Polyester Suit.....	No	-	-	-	-	-	-	-	-	-	-
Khaki Short .....	No	-	-	-	-	-	-	-	-	12.00	12.00
T-Shirts .....	No	18.67	30.67	25.00	26.67	21.00	24.00	27.67	26.67	36.67	38.33
Jogging Suit(sport tuta) .....	No	71.67	-	96.67	75.00	65.00	67.33	81.67	115.00	100.00	78.33
Khaki Jacket .....	No	95.00	-	101.67	95.00	-	-	111.67	-	106.67	93.33
Geldem .....	No	15.00	14.33	15.67	13.67	-	16.00	12.67	-	28.67	-



Table 7 :-(Cont'd) Average Retail Price of Goods and Services by Region and Selected Market Places - Group 7 Market Places

March 2003  
Megabit 1995

		R E G I O N   A N D   M A R K E T   P L A C E S									
ITEM	UNIT	S   N   N   P									
		Welikite	Butajira	Hosahna	Shone	Doyugena	Alaba	Awasa	Hagere-Selam	Dilla	Yirega-chefie
P R I C E   I N   B I R R											
<b>CONSTRUCTION MATERIALS, WATER, AND FUEL AND POWER</b>											
<b>CONSTRUCTION MATERIALS</b>											
Cement/Bag/(Local).....	50Kg	-	39.00	40.00	40.00	42.50	37.83	38.67	44.33	40.00	41.00
Lime.....	Kg	-	-	1.03	1.06	1.50	.97	1.05	.60	.97	1.03
Nail (7cm - 12cm).....	Kg	7.00	7.00	7.00	7.00	6.00	6.83	7.00	7.00	6.50	8.00
Nail With Cape.....	Kg	9.50	9.00	9.83	9.83	10.00	10.00	10.00	10.50	11.00	12.00
Corrugated Iron Sheet (.2mm).....	No	37.00	41.00	30.00	-	29.58	37.00	23.00	-	29.00	-
Wood for House Construction('Atana')..	No	3.33	2.67	2.00	2.67	2.00	-	4.00	-	.77	-
Wall Paints-Super (Fluid) Normal.....	4Kg	55.00	56.00	54.33	58.00	-	55.67	54.67	57.50	55.00	57.67
Wall Paints-Super (Fluid) Plastic.....	4Kg	85.00	86.00	86.00	90.00	-	87.33	88.00	-	85.00	88.00
Coarse Aggregate Gravel.....	Meter Cube	-	-	-	-	-	-	88.50	-	-	-
Hollow Concrete Block(20x20x40 cm Cube)No	-	-	2.50	2.80	-	-	2.23	2.00	-	2.40	-
Bricks (25cm x 12cm x 6cm).....	No	-	-	-	-	-	1.25	.71	-	1.25	-
Floor Board 4m Length.....	No	-	-	-	11.67	12.33	13.67	15.33	-	25.67	25.50
Iron Pipe 6mt. (1/2 inch Wide) Local..	No	45.00	41.33	39.50	-	-	-	72.50	-	40.00	-
Chipwood (125cm x 250cm x 8mm).....	No	85.00	-	-	-	-	-	83.50	-	82.00	-
Sand.....	Meter Cube	56.25	51.67	42.22	-	-	-	-	-	69.17	-
Gutter N# 32.....	Meter	-	-	-	-	-	18.33	18.67	-	-	-
Window Glass (50cm x 50cm x 3mm).....	No	65.00	-	17.00	-	-	-	25.00	-	14.33	17.00
Water Tanker (1meter cube).....	No	-	-	-	-	-	-	-	-	-	-
Stone for House Construction..	Meter Cube	31.25	24.17	-	-	-	10.00	-	-	35.00	-
Mega Paints.....	4Kg	55.00	55.33	55.00	-	-	55.67	56.00	-	55.00	57.67
Tseday Paints.....	4Kg	-	-	-	58.00	-	-	-	-	-	-
"Yewellel Nitaf"(Tile).....	No	-	-	1.12	-	-	1.05	-	-	-	-
<b>WATER</b>											
Water.....	Meter Cube	14.33	7.50	6.00	5.92	-	4.58	5.83	8.00	7.17	7.08

Table 7 :- (Cont'd) Average Retail Price of Goods and Services by Region and Selected Market Places - Group 7 Market Places

REGION AND MARKET PLACES											
ITEM	UNIT	S N N P									
		Welikite	Butajira	Hosahna	Shone	Doyugena	Alaba	Awasa	Hagere-Selam	Dilla	Yirega-chefie
<b>FUEL AND POWER</b>											
Fire Wood.....	Meter Cube	-	35.72	46.76	-	12.59	48.05	83.08	23.37	15.13	-
Charcoal.....	Kg	.83	1.06	.66	.95	1.00	.87	1.16	1.14	.95	.94
Dung Cake.....	Kg	-	-	-	-	-	-	-	-	-	-
Kerosine.....	Lt	2.07	2.10	2.15	2.20	2.50	2.06	2.05	3.33	2.08	2.20
Diesel.....	Lt	2.79	2.30	3.00	2.80	-	2.78	2.77	-	2.80	2.81
Electric.....	K.Watt	.27	.27	.27	-	.30	.41	.42	-	.27	-
Matches.....	Box	.20	.20	.20	.20	.20	.20	.20	.20	.23	.20
Candles.....	No	1.00	1.00	1.00	1.00	1.00	1.00	1.00	.80	1.00	1.00
Buthane Gas (Shell).....	12.5 Kg	-	-	-	-	-	-	-	-	-	-
Eveready Drycell.....	No	1.75	1.75	1.75	1.58	-	-	1.79	1.75	1.83	1.63
<b>FURNITURE, FURNISHING, HOUSEHOLD EQUIPMENT AND OPERATION</b>											
<b>CHAIRS, TABLES, ETC.</b>											
Table Wanza (Machine made) Varnished..	No	200.00	290.00	280.00	133.33	120.00	120.00	213.33	-	250.00	256.67
Table Wanza (Hand made) Not Varnished.	No	-	165.00	-	29.33	56.00	80.00	138.33	-	-	-
Chairs Wanza (Machine Made) Varnished.	No	50.00	42.50	41.00	-	35.00	35.00	43.33	35.00	43.33	40.00
Chairs Wanza (Hand Made) Varnished....	No	-	32.50	-	-	23.00	28.00	26.00	-	-	-
Cupboard Wanza (2 doors) Varnished....	No	756.67	1450.00	850.00	676.67	-	1200.00	1033.33	-	1933.33	1166.67
Double Bed Wanza (120cm) Varnished....	No	400.00	410.00	363.33	383.33	320.00	-	313.33	300.00	416.67	350.00
Sofas (Complete).....	No	-	2250.00	2600.00	-	-	2600.00	3100.00	-	3000.00	3000.00
Book Shelves Wanza (3 Shelves) no Door	No	188.33	265.00	210.00	133.33	-	150.00	233.33	-	256.67	250.00
Chest of Drawer .....	No	350.00	245.00	416.67	-	-	350.00	616.67	-	450.00	650.00
<b>FURNISHINGS &amp; REPAIRS</b>											
Bed Sheet (Non-Patterned Bahir Dar)											
1.90m x 2.50m.....	Pair	47.33	52.67	49.33	50.00	40.00	48.33	48.67	-	80.00	50.00

March 2003  
Megabit 1995

140

Table 7 :- (Cont'd) Average Retail Price of Goods and Services by Region and Selected Market Places - Group 7 Market Places

March 2003  
Megabit 1995

ITEM	UNIT	R E G I O N A N D M A R K E T P L A C E S									
		S N N P									
		Welikite	Butajira	Hosahna	Shone	Doyugena	Alaba	Awasa	Hagere-Selam	Dilla	Yiregachefie
P R I C E I N B I R R											
Bed Sheet(Patterned Kombolcha)											
1.90m x 2.50m.....	Pair	55.00	-	-	60.00	-	58.33	85.67	-	85.00	-
Bed Cover(Patterned Kombolcha).....	No	70.00	-	-	-	-	-	-	-	-	-
Blanket Woolen(Debre B.)160cm x 220cm.	No	85.00	91.67	80.00	80.00	121.67	80.33	79.33	77.67	80.00	80.00
Mattress-Sponge (A.A Foam) 120cm.....	No	303.33	322.50	310.00	3100.00	275.00	301.67	303.33	-	337.50	300.00
Towel-Local (Kombolcha).....	No	12.00	11.33	10.00	8.00	18.00	12.25	-	-	12.00	10.00
<b>EARTHEN WARE</b>											
Water Pot.....	No	3.25	3.42	3.33	2.17	2.00	2.58	5.33	2.92	2.67	3.33
'Jebena' Medium Size.....	No	1.75	3.75	1.93	1.50	1.30	3.00	2.92	1.60	2.00	2.17
'Mitad' (Griddle of Clay).....	No	5.50	9.33	8.50	3.67	4.33	10.00	9.67	6.00	8.00	6.33
Local Stove '(Lakech)'.....	No	5.50	7.83	2.17	6.33	2.25	6.17	6.67	7.00	5.33	2.33
Cup for Coffee (China).....	No	1.25	1.07	1.20	1.13	1.22	1.00	1.25	1.25	1.00	1.25
Plate Clay (imported).....	No	5.00	5.17	5.00	4.00	4.00	3.67	3.67	4.67	5.33	4.17
<b>STRAW, BAMBOO AND OTHERS</b>											
'Sefed'.....	No	8.17	7.00	6.33	7.33	-	2.67	6.67	-	4.67	6.00
Sack 100Kg Capacity.....	No	-	-	-	-	-	-	5.33	-	-	-
<b>METAL WARE</b>											
Cooking Pan Medium (Local).....	No	25.67	23.67	24.67	26.67	39.00	36.33	27.67	32.67	30.67	32.67
Tray (Nickel) Medium N <sup>o</sup> 45 Local.....	No	16.33	16.33	-	-	-	-	-	-	-	-
Electric 'Mitad' Aluminium.....	No	-	-	420.00	-	450.00	-	383.33	-	450.00	-
Gas Stove (Kerosine) China.....	No	39.33	35.33	42.33	40.00	-	38.33	41.33	41.67	28.00	44.00
Refregerator.....	No	-	-	-	-	-	-	3846.00	-	3900.00	-

Table 7 :- (Cont'd) Average Retail Price of Goods and Services by Region and Selected Market Places - Group 7 Market Places

March 2003  
Megabit 1995

ITEM	UNIT	R E G I O N   A N D   M A R K E T   P L A C E S									
		Welikite	Butajira	Hosahna	Shone	Doyugena	Alaba	Awasa	Hagere-Selam	Dilla	Yirega-chefie
<b>PLASTIC WARE (LOCAL MADE)</b>											
Jerrycan (20 Litres).....	No	22.67	23.67	24.67	22.00	22.33	20.67	23.33	-	20.00	25.00
Bucket (20 Litres).....	No	15.33	13.67	14.83	15.67	15.67	15.50	14.33	16.33	14.67	16.67
<b>GLASS WARE</b>											
Glass for Tea (Durablex).....	No	3.00	2.92	3.00	3.00	3.00	-	3.00	3.17	-	3.33
<b>OTHER HOUSEHOLD EQUIPMENT</b>											
Kerosine Lamp.....	No	22.67	16.67	25.33	22.50	23.00	21.67	21.67	22.67	19.00	16.17
'Kuraz' Small Local Kerosine Lamp.....	No	1.00	1.50	.73	1.00	1.00	1.00	.92	.75	1.00	.83
Flash Light.....	No	6.50	6.42	6.00	6.67	6.44	6.17	6.00	6.33	4.00	6.50
Electric Bulb Philips(40/60 Watt).....	No	2.50	2.00	2.00	2.00	2.00	2.00	2.42	2.50	2.92	2.33
<b>HOUSEHOLD OPERATION</b>											
Hard Soap (Local).....	200gm	1.33	2.00	1.47	1.54	2.00	1.43	2.00	2.00	2.00	2.00
Hard Soap (Imported).....	200gm	2.40	-	2.40	2.20	3.00	2.20	-	-	2.13	3.00
Detergent (Omo).....	50gm	1.67	1.00	-	1.25	1.00	-	1.20	-	1.00	.81
Incense.....	Kg	8.00	4.76	5.00	4.00	5.00	7.67	6.00	-	-	5.17
Sandal Wood.....	No	.25	.25	.30	.25	.20	.25	.23	.20	.25	.10
Toilet Paper (Mamko).....	Roll	3.00	3.00	3.00	3.00	3.00	3.00	3.00	3.00	3.00	3.00
<b>DRY CLEANING</b>											
Dry Cleaning (Suit Men).....	No	17.00	15.00	11.00	-	-	16.00	14.00	-	12.00	-

Table 7 :- (Cont'd) Average Retail Price of Goods and Services by Region and Selected Market Places - Group 7 Market Places

											March	2003	
											Megabit	1995	
R E G I O N   A N D   M A R K E T   P L A C E S													
I T E M	U N I T	S   N   N   P											
		Welikite	Butajira	Hosahna	Shone	Doyugena	Alaba	Awasa	Hagere-Selam	Dilla	Yirega-chefie		
P R I C E   I N   B I R R													
<b>DOMESTIC SERVICE</b>													
Maid Servant.....	Month	26.67	32.50	40.00	26.67	28.33	28.33	53.33	-	56.67	-	-	
Unskilled Service (Daily Laborer)....	Day	6.00	7.00	5.00	5.00	6.67	6.00	5.67	4.67	6.67	7.00	-	
Salary for Guard .....	Month	56.67	-	50.00	60.00	51.67	41.67	80.00	-	93.33	-	-	
<b>MEDICAL CARE</b>													
Ampicillin(250 mg) Local.....	56 Caps	16.75	16.05	10.45	13.07	9.14	20.54	16.80	18.40	15.27	18.50	-	
Dichlorophine(500 mg) Local.....	6 Pills	-	-	-	-	-	-	-	-	-	-	-	
Tetracycline(250mg) Local.....	56 Caps	11.20	9.53	7.33	10.27	4.39	9.33	11.20	9.00	8.80	9.96	-	
Penicillin Injection(4 Mu. Local). Bottle		4.00	3.73	3.17	4.00	3.00	3.83	4.00	4.00	3.92	3.83	-	
Chloramphenicol(250mg) Local.....	56 Caps	14.00	19.60	9.53	12.13	16.00	12.13	12.40	-	11.60	14.56	-	
Dipron(500mg) Local.....	20 Pills	-	-	-	-	-	-	-	-	-	-	-	
Cough Syrup (Berantine) Local.....	125cc	10.00	8.13	6.67	8.33	8.67	-	7.83	10.50	8.33	-	-	
Bactrim(480mg) Local.....	30 Pills	7.50	-	6.00	6.75	9.00	5.00	6.67	-	6.00	-	-	
Vermox(100mg) Local.....	12 Pills	2.00	-	1.83	-	3.00	-	2.08	2.50	2.33	-	-	
Mezel(250mg) Local.....	30 Caps	6.00	3.83	-	-	8.00	4.76	5.17	6.50	4.67	5.33	-	
Asprin (300 mg) Local.....	20 Pills	2.00	-	-	1.11	1.00	1.83	2.00	1.50	1.83	2.33	-	
<b>OTHER MEDICAL EXPENSES</b>													
Doctor's Fee (Government).....	per visit	2.00	1.25	13.00	1.00	-	1.00	2.00	-	2.00	2.00	-	
Doctor's Fee (Private).....	per visit	5.00	4.33	10.00	5.00	-	6.33	10.00	-	10.00	-	-	
Injection (Service Charge).....	Once	1.00	.50	1.00	-	.50	1.00	1.00	-	1.00	-	-	
Laboratory Test Fee (Private).....	Once	6.00	-	4.00	5.00	-	3.67	4.00	-	3.00	5.00	-	
Bed Charge (gov.).....	per day	-	4.00	6.00	-	-	-	-	-	3.33	3.00	-	

Table 7 :- (Cont'd) Average Retail Price of Goods and Services by Region and Selected Market Places - Group 7 Market Places

ITEM	UNIT	March 2003 Megabit 1995									
		REGION	AWASA	AWASA	AWASA	AWASA	AWASA	AWASA	AWASA	AWASA	
		Welikite	Butajira	Hosahna	Shone	Doyugena	Alaba	Awasa	Hagere-Selam	Dilla	Yirega-chiefe
		PRICE IN BIRR									
<b>TRANSPORT AND COMMUNICATION</b>											
<b>TRANSPORT</b>											
Benzene.....	Lt	4.47	4.43	4.50	4.45	-	4.46	4.45	-	4.48	4.49
Motor Oil (Mobil).....	Lt	19.75	19.30	19.83	19.75	-	-	19.08	-	19.75	19.75
Car Washing and Greasing.....	No	-	-	26.67	-	-	31.67	20.00	-	25.00	15.00
Bus Fare (per km).....	Tarif	.13	.10	-	-	-	.08	.92	-	.16	.09
Bus Fare (within Town).....	Trip	-	-	-	-	-	-	-	-	-	-
Taxi Fare.....	Trip	.60	-	-	-	-	-	.75	-	1.00	-
Air Plane (To Addis Ababa).....	Trip	-	-	-	-	-	-	-	-	-	-
Animal Transport fare.....	Trip	-	-	-	-	-	-	-	8.00	-	-
Cart Fare.....	Trip	.50	.50	2.00	-	-	.50	1.00	-	1.00	-
Train Fare.....	Trip	-	-	-	-	-	-	-	-	-	-
Service Charge (Motor oil change)....	Once	-	-	-	-	-	-	-	-	-	-
<b>COMMUNICATION</b>											
Telephone Charge (with town).....	Period	.40	.20	.20	-	-	-	.20	-	.70	.70
Telephone Charge to Addis Ababa.....	Period	1.60	-	2.30	2.70	2.30	2.75	2.30	2.70	2.65	2.70
Telephone Line Installation Charge..	Once	355.00	-	355.75	355.75	-	355.75	355.75	-	326.00	335.75
<b>ENTERTAINMENT AND EDUCATION</b>											
<b>EQUIPMENT AND ACCESSORIES</b>											
T.V. Set Philips 21 inch(Colored).....	No	-	-	2600.00	-	-	-	3146.00	-	3450.00	3007
Cassette Recorded Original(Local Music)No	12.00	12.00	10.00	-	-	-	13.00	13.00	12.00	10.00	12.00
Radio Set Philips 3 Band.....	No	-	115.00	110.00	100.00	-	170.00	146.17	-	130.00	162.50
Tape Recorder National (2 Speaker)....	No	-	275.00	240.00	230.00	-	247.50	480.67	-	800.00	253.33
Expense for Photograph(Passport size)4Pho	3.00	3.00	3.00	4.00	3.00	3.00	3.00	4.00	3.00	3.00	4.00

Table 7 :- (Cont'd) Average Retail Price of Goods and Services by Region and Selected Market Places - Group 7 Market Places

March 2003  
Megabit 1995

ITEM	UNIT	R E G I O N   A N D   M A R K E T   P L A C E S								
		S			N			P		
		Welikite	Butajira	Hosahna	Shone	Doyugena	Alaba	Awasa	Hagere-Selam	Dilla
P R I C E   I N   B I R R										
Newspaper (Addis Zemen)..... No	.50	-	-	-	-	-	.55	-	.50	-
Theater Enterance Fee ..... Once	-	-	-	-	-	-	-	-	-	-
<b>EDUCATION</b>										
Exercise Book (50 Leaves) Local..... No	1.75	1.77	2.00	1.92	2.00	2.00	1.95	2.00	2.00	1.93
Pencil (China)..... No	.20	.25	.25	.23	.25	.25	.25	.23	.25	.22
Ball Point-Bic England..... No	1.10	1.03	1.10	1.00	1.00	1.00	1.00	1.00	1.03	1.00
Day School Fee-Public(Grade 7 & 8)..Month	-	-	-	-	-	-	-	-	-	-
Day School Fee-Private(Grade 9-12)..Month	-	-	-	-	-	-	100.00	-	-	-
Night School Fee-Government(Gr.9-12)Month	19.00	18.00	-	-	-	25.00	17.00	30.00	-	-
School Uniform Fee ..... No	-	60.00	-	57.00	-	-	-	-	66.00	-
Night School Fee-Private(Grade9-12).Month	-	-	-	-	-	-	-	-	-	-
<b>PERSONAL CARE AND EFFECTS</b>										
<b>PERSONAL CARE</b>										
Lux Toilet Soap..... 90gm	-	2.25	2.25	2.25	2.25	1.80	2.25	2.25	-	2.25
Blade-TOPAZ..... No	.25	.25	.25	.20	.25	.25	.25	.20	.23	.23
Hair Dressing (Traditional)..... No	2.33	-	4.33	5.00	-	3.17	4.67	-	4.67	-
Hair Dressing (Modern)..... No	8.00	6.33	9.33	10.00	9.00	10.00	8.00	8.00	8.00	6.00
Barbery (Mens Hair Cut)..... No	3.00	3.00	3.00	3.00	2.00	4.00	4.33	2.00	3.00	3.00
Paraffin Hair Oil..... 330cc	8.25	8.62	7.50	8.43	8.80	8.80	7.50	8.00	7.67	7.67
Zenith Hair Oil..... 330cc	8.80	7.17	7.67	9.72	8.80	8.80	8.00	8.00	7.67	7.67
Shaving Machine (medium) ..... No	-	-	-	-	-	-	14.33	-	-	-
Perfume ..... CC	23.33	20.33	20.33	22.00	25.00	25.00	26.00	20.00	23.67	20.67
<b>PERSONAL EFFECTS</b>										
Umbrella-Men Medium (Local)..... No	26.00	24.67	-	25.00	23.67	25.33	-	18.33	26.00	-

Table 7 :- (Cont'd) Average Retail Price of Goods and Services by Region and Selected Market Places - Group 7 Market Places

March 2003  
Megabit 1995

M I S C E L L A N E O U S G O O D S A N D S E R V I C E S											
R E G I O N A N D M A R K E T P L A C E S											
ITEM	UNIT	S N N P									
		Welikite	Butajira	Hosahna	Shone	Doyugena	Alaba	Awasa	Hagere-Selam	Dilla	Yirega-chiefe
P R I C E I N B I R R											
Umbrella-Women Medium (Imported).....	No	-	29.67	21.33	18.00	19.00	22.00	20.67	18.50	21.33	20.00
Hand Bag (Imported Synthetic).....	No	-	-	-	-	-	-	101.67	-	-	-
Belt (Local) Machine Made.....	No	9.00	14.67	-	-	9.00	10.17	10.33	6.67	-	7.33
Belt (Local) Hand Made.....	No	-	4.67	-	-	3.50	-	-	-	-	-
<b>JEWELLERY</b>											
Seiko-21 Jewels Automatic (Men).....	No	-	-	-	-	-	-	470.00	-	-	-
Seiko-21 Jewels Automatic (Women).....	No	-	-	-	-	-	-	440.00	-	-	-
Earrings (4gm 18 carat Local).....	Pair	350.00	320.00	420.00	-	-	360.00	360.00	-	360.00	340.00
Neck Laces (6gm 21 carat Imported).....	No	650.00	540.00	-	-	-	-	660.00	-	-	-
Rings (4gm 18 carat Local).....	No	350.00	320.00	420.00	-	-	360.00	360.00	-	360.00	340.00
Bracelet 20gm (18 carat Local).....	No	-	1600.00	-	-	-	-	1800.00	-	1800.00	-
<b>LIVESTOCK AND DRAUGHT ANIMALS</b>											
<b>LIVESTOCK</b>											
Sheep (10-15Kg).....	No	62.33	-	125.00	51.67	100.00	65.00	70.00	56.00	-	61.67
Goat (10-15Kg).....	No	70.00	42.67	86.67	36.67	51.67	55.00	71.67	-	-	47.50
Heifer (2-4 Years).....	No	300.00	296.67	373.33	230.00	95.01	280.00	226.67	256.67	-	250.00
Cow (4 Years and Above).....	No	436.67	393.33	393.33	350.00	330.00	376.67	743.33	420.00	-	350.00
Bull (2-4 Years).....	No	338.33	203.33	348.33	263.33	341.67	265.00	276.67	280.00	-	303.33
Ox (4 Years and Above).....	No	783.33	713.33	783.33	626.67	733.33	451.67	900.00	656.67	-	543.33
Hen (Indigenous).....	No	5.50	7.33	7.33	4.33	5.33	7.33	8.33	5.50	6.33	6.33
Cock (Indigenous).....	No	8.00	11.33	13.67	6.67	10.33	11.50	10.67	10.33	11.67	9.33
<b>DRAUGHT ANIMALS</b>											
Donkey.....	No	-	200.00	293.33	-	241.67	373.33	-	-	-	-
Horse.....	No	-	380.00	456.67	-	453.33	563.33	550.00	490.00	-	-

Table 7 :- (Cont'd) Average Retail Price of Goods and Services by Region and Selected Market Places - Group 7 Market Places

March 2003  
Megabit 1995

R E G I O N A N D M A R K E T P L A C E S											
ITEM	UNIT	S N N P									
		Welikite	Butajira	Hosahna	Shone	Doyugena	Alaba	Awasa	Hagere-Selam	Dilla	Yirega-chefie
P R I C E I N B I R R											
Mule.....	No	-	355.00	-	-	700.00	946.67	-	-	-	-
<b>FARM EQUIPMENT (INDUSTRIAL PRODUCT)</b>											
Sickel.....	No	16.67	-	16.33	15.75	16.50	16.17	17.00	5.67	7.00	6.83
Pick Axe ('Doma').....	No	20.67	-	12.33	-	-	20.00	18.67	-	18.00	-
'Gejera'.....	No	18.00	-	-	-	-	15.00	17.67	-	24.00	-
<b>FARM EQUIPMENT (HAND MADE)</b>											
'Mofer'.....	No	-	12.33	12.33	5.33	6.33	11.50	-	-	-	-
'Kember'.....	No	-	5.67	-	5.00	4.33	6.17	-	-	-	-
'Digr'.....	No	-	1.29	-	1.67	1.00	3.33	-	-	-	-
Plough.....	No	-	-	8.33	5.00	10.33	8.50	-	-	-	-
Sickel.....	No	3.00	1.50	1.00	1.00	1.30	2.33	-	-	-	-
'Wegel'.....	No	-	-	3.00	2.67	3.00	2.17	-	-	-	-
'Erfe'.....	No	-	-	-	-	1.50	-	-	-	-	-
<b>MISCELLANEOUS GOODS AND SERVICES</b>											
Coffin (Medium Quality).....	No	-	65.00	-	-	-	120.00	-	-	183.33	153.33
Charge for Money order .....	Once	-	-	10.50	-	-	-	11.04	-	11.52	-
Charge for Visa (for person).....	No	-	-	-	-	-	-	-	-	-	-

Month  
Frequency

Year	Jan	Feb	Mar	Apr	May	Jun	Jul	Aug	Sep	Oct	Nov	Dec
1998	1	1	1	1	1	1	1	1	1	1	1	1
1999	1	1	1	1	1	1	1	1	1	1	1	1
2000	1	1	1	1	1	1	1	1	1	1	1	1
2001	1	1	1	1	1	1	1	1	1	1	1	1
2002	1	1	1	1	1	1	1	1	1	1	1	1
2003	1	1	1	1	1	1	1	1	1	1	1	1
2004	1	1	1	1	1	1	1	1	1	1	1	1
2005	1	1	1	1	1	1	1	1	1	1	1	1
2006	1	1	1	1	1	1	1	1	1	1	1	1
2007	1	1	1	1	1	1	1	1	1	1	1	1
2008	1	1	1	1	1	1	1	1	1	1	1	1
2009	1	1	1	1	1	1	1	1	1	1	1	1
2010	1	1	1	1	1	1	1	1	1	1	1	1
2011	1	1	1	1	1	1	1	1	1	1	1	1
2012	1	1	1	1	1	1	1	1	1	1	1	1
2013	1	1	1	1	1	1	1	1	1	1	1	1
2014	1	1	1	1	1	1	1	1	1	1	1	1
2015	1	1	1	1	1	1	1	1	1	1	1	1
2016	1	1	1	1	1	1	1	1	1	1	1	1
2017	1	1	1	1	1	1	1	1	1	1	1	1
2018	1	1	1	1	1	1	1	1	1	1	1	1
2019	1	1	1	1	1	1	1	1	1	1	1	1
2020	1	1	1	1	1	1	1	1	1	1	1	1
2021	1	1	1	1	1	1	1	1	1	1	1	1
2022	1	1	1	1	1	1	1	1	1	1	1	1
2023	1	1	1	1	1	1	1	1	1	1	1	1
2024	1	1	1	1	1	1	1	1	1	1	1	1
2025	1	1	1	1	1	1	1	1	1	1	1	1
2026	1	1	1	1	1	1	1	1	1	1	1	1
2027	1	1	1	1	1	1	1	1	1	1	1	1
2028	1	1	1	1	1	1	1	1	1	1	1	1
2029	1	1	1	1	1	1	1	1	1	1	1	1
2030	1	1	1	1	1	1	1	1	1	1	1	1

# Group 8

# Market Places

( Welayita Sodo, Bodite, Jinka, Dimeka, Masha, Tepi, Bonga, Chana, Arba Minch, and Sawla.)

# Group 8

## Market Places

(Welayta Sodo, Bodite, Jinka, Dimeka, Masha, Teqi, Bonga,  
Chana, Apha Minda, and Sawla.)

Table 8 :- (Cont'd) Average Retail Price of Goods and Services by Region and Selected Market Places - Group 8 Market Places

March 2003  
Megabit 1995

GROUP 8 MARKET PLACES		R E G I O N   A N D   M A R K E T   P L A C E S									
ITEM	UNIT	P R I C E   I N   B I R R									
		Welayita sodo	Bodit	Jinka	Dimeka	Masha	Tepi	Bonga	Chana	Arba- minch	Sawella
<b>CEREALS UNMILLED</b>											
'Teff' White	Kg	2.28	-	2.01	2.39	2.83	2.57	2.23	2.53	2.30	1.84
'Teff' Mixed	Kg	2.07	-	1.89	1.99	2.60	2.03	1.71	2.27	2.22	1.83
'Teff' Black (Red)	Kg	1.53	1.77	1.80	-	1.83	1.73	1.44	1.75	1.90	-
Wheat White	Kg	1.90	1.86	-	-	-	1.90	1.13	1.24	1.87	1.57
Wheat Mixed	Kg	1.77	-	1.07	-	-	-	1.00	1.36	1.50	1.19
Wheat Black	Kg	1.60	-	-	-	1.72	1.30	-	1.25	1.48	-
Barley White	Kg	1.77	-	-	-	2.00	1.50	1.67	-	1.82	1.14
Barley Mixed	Kg	1.70	1.40	-	-	1.50	1.23	1.46	-	1.79	1.18
Barley Black	Kg	1.70	1.52	-	-	1.75	-	1.29	-	1.78	1.25
Barley for Beer	Kg	3.00	-	-	-	-	-	-	-	-	-
Maize	Kg	1.23	1.30	.81	1.31	.75	.88	.84	.70	1.13	.99
Durrah	Kg	-	-	-	-	-	-	-	-	1.73	.64
Sorghum Yellow	Kg	1.34	-	-	-	-	-	-	-	1.40	-
Sorghum White	Kg	-	1.78	-	1.34	1.50	.74	.78	.83	1.27	.93
Sorghum Red	Kg	1.30	1.45	1.96	1.31	-	.88	.57	.62	1.20	.89
African Millet	Kg	-	-	1.34	1.36	-	1.03	.81	1.32	-	-
Rice	Kg	5.00	-	5.00	-	5.00	5.00	5.00	5.00	5.00	5.00
Oats	Kg	-	-	4.25	-	-	3.00	-	-	-	1.57
Hulled Barley	Kg	3.50	-	1.02	-	2.00	-	-	-	-	1.80
<b>CEREALS MILLED</b>											
'Teff' White	Kg	-	-	-	-	-	-	-	-	-	-
'Teff' Mixed	Kg	-	-	-	-	-	-	-	-	-	-
'Teff' Black (Red)	Kg	-	-	-	-	-	-	-	-	-	-
Wheat White	Kg	-	-	-	-	-	-	-	-	-	-
Wheat Mixed	Kg	-	-	-	-	-	-	-	-	-	-
Barley White	Kg	3.20	-	-	-	-	-	-	-	-	-

Table 8 :- (Cont'd) Average Retail Price of Goods and Services by Region and Selected Market Places - Group 8 Market Places

March 2003  
Megabit 1995

ITEM	UNIT	R E G I O N   A N D   M A R K E T   P L A C E S									
		S   N   N   P									
		Welayita sodo	Bodit	Jinka	Dimeka	Masha	Tepi	Bonga	Chana	Arba- minch	Sawella
P R I C E   I N   B I R R											
Barley Mixed.....	Kg	-	-	-	-	-	-	-	-	-	-
Maize.....	Kg	1.21	1.42	-	-	-	-	-	-	2.07	1.76
Oats.....	Kg	3.10	-	5.00	6.00	5.00	5.00	4.17	5.00	-	-
Sorghum.....	Kg	-	-	-	-	-	-	-	-	-	-
Durrah.....	Kg	-	-	-	-	-	-	-	-	-	-
'Furno Duket' Locally Processed..	Kg	3.50	3.50	3.50	4.17	3.67	3.50	3.83	4.00	3.33	3.50
<b>PULSES UNMILLED</b>											
Horse Beans.....	Kg	1.90	2.22	1.10	-	1.75	1.50	1.26	1.24	1.71	1.44
Peas White.....	Kg	2.20	2.20	-	-	2.00	1.97	1.56	1.65	2.33	-
Peas Black.....	Kg	2.00	-	-	-	-	-	1.32	-	2.05	-
Peas Mixed.....	Kg	2.00	2.12	1.37	-	1.75	1.73	1.40	1.80	2.33	2.00
Soya Beans.....	Kg	-	-	-	-	-	-	-	-	-	-
Chick Peas.....	Kg	2.50	2.00	3.00	3.00	3.00	2.50	3.17	3.00	2.22	1.84
Lentils.....	Kg	4.00	3.58	4.67	-	3.50	3.17	3.67	4.17	3.00	3.20
Haricot Beans.....	Kg	-	-	-	-	1.17	-	1.38	.83	-	.82
Lima Beans.....	Kg	1.63	2.19	.82	1.36	2.27	-	-	-	1.36	.87
Vetch.....	Kg	-	-	-	-	-	1.70	-	-	-	-
Fenugreek.....	Kg	4.50	4.50	4.00	6.33	3.83	3.00	4.67	4.00	3.00	5.01
<b>PULSES MILLED OR SPLIT</b>											
Horse Beans Milled.....	Kg	-	-	-	-	-	3.67	3.33	3.75	-	3.30
Peas Milled.....	Kg	-	3.50	3.83	4.83	5.00	5.00	4.00	4.25	4.83	3.30
Chick Peas Milled.....	Kg	-	-	-	-	-	-	-	-	-	-
Mixed Pulses Milled.....	Kg	-	-	-	-	-	3.67	-	3.50	3.50	3.41
Vetch Milled.....	Kg	-	-	-	-	-	3.90	-	-	3.33	-
Peas Split.....	Kg	4.00	4.50	4.67	5.00	5.00	4.00	4.00	4.33	3.50	-
Peas Split(Roasted).....	Kg	4.00	-	-	-	-	3.25	-	-	3.50	4.00

Table 8 --(Cont'd) Average Retail Price of Goods and Services by Region and Selected Market Places - Group 8 Market Places

COOKING OIL (COCOA)	FI	15.00	15.00	15.72	15.00	15.00	15.00	15.00	15.00	15.00	15.00	15.00
COOKING OIL (SABON)	FI	22.20	22.11	21.93	22.00	22.28	22.28	22.28	22.28	22.28	22.28	22.28
COOKING OIL (SABON)	FI	30.00	30.00	30.00	30.00	30.00	30.00	30.00	30.00	30.00	30.00	30.00

March 2003  
Megabit 1995

OILS AND SEEDS

ITEM	UNIT	Welayita	Bodit	Jinka	Dimeka	Masha	Tepi	Bonga	Chana	Arba-minch	Sawella
COOKING OIL (COCOA)	KG	15.00	15.00	15.72	15.00	15.00	15.00	15.00	15.00	15.00	15.00
COOKING OIL (SABON)	KG	22.20	22.11	21.93	22.00	22.28	22.28	22.28	22.28	22.28	22.28
COOKING OIL (SABON)	KG	30.00	30.00	30.00	30.00	30.00	30.00	30.00	30.00	30.00	30.00

DIYIA BIODOCLE VMD BGG

PRICE IN BIRR

Horse Beans Split(Roasted)	Kg	3.50	-	-	-	-	-	-	-	3.00	-
Lentils Split	Kg	4.50	4.83	5.00	5.17	4.83	4.50	5.00	5.00	4.50	4.67
Vetch Split(Roasted)	Kg	-	-	-	-	-	-	-	-	3.00	-
Chick Peas Split(Roasted)	Kg	-	-	-	-	-	-	-	-	-	-
Fenugreek Milled	Kg	10.00	-	9.00	10.00	10.00	10.00	8.33	7.33	6.67	9.00

OIL SEEDS

Niger Seed	Kg	5.00	4.00	4.50	-	5.00	3.67	5.17	4.75	3.43	-
Linseed White	Kg	-	-	-	-	-	-	-	-	-	-
Linseed Black	Kg	3.50	4.50	5.00	2.75	5.00	3.50	3.83	3.00	3.50	3.62
Sesame Seed	Kg	3.00	3.15	3.41	2.54	5.00	4.50	-	5.00	5.00	3.85
Sunflower	Kg	3.00	4.00	-	1.21	4.00	3.67	4.17	-	3.25	1.71
Castor Beans	Kg	1.42	1.81	2.86	-	-	-	1.13	1.34	-	-
Rape Seed	Kg	3.50	2.83	-	-	3.00	2.67	-	3.00	2.67	-
Ground Nut Shelled	Kg	4.00	-	6.00	-	5.50	5.00	-	-	6.00	4.29

PREPARED CEREAL PRODUCTS

Spaghetti (Local) Without Egg	Kg	5.00	7.00	5.00	5.50	5.00	5.00	5.00	5.00	5.00	7.00
Pastini	Kg	9.00	-	-	-	-	9.67	9.00	-	-	-
Macaroni (Local) Without Egg	Kg	5.00	5.00	5.00	5.83	5.00	5.00	5.83	5.50	5.00	5.00
'Fafa' Flour	kg	9.00	-	9.50	-	-	-	8.50	-	-	-
'Dube' Flour	kg	-	-	-	-	-	-	5.63	-	-	-

BREAD AND OTHER PREPARED FOODS

'Enjera' ('Teff' Mixed)	325gm	.36	.40	.52	.81	.63	.73	.49	.25	.52	.43
'Dabo' (Traditional Ambasha)	350gm	1.03	-	-	-	.49	-	-	-	.75	-
'Dabo' (Traditional Sheleto)	350gm	-	-	-	-	-	-	1.43	-	.34	.28

Table 8 :-(Cont'd) Average Retail Price of Goods and Services by Region and Selected Market Places - Group B Market Places

March 2003  
Megabit 1995

ITEM	UNIT	R E G I O N A N D S E L E C T E D M A R K E T P L A C E S									
		S E N T R A L P R O V I N C E									
		Welayita sodo	Bodit	Jinka	Dimeka	Masha	Tepi	Bonga	Chana	Arba- minch	Sawella
		P R I C E I N B I R R									
Bread Wheat (Bakery).....	350gm	.59	.18	.91	1.31	1.09	1.20	1.21	1.24	.92	.53
Biscuits .....	150gm	2.73	-	2.96	3.32	2.50	2.00	2.73	2.96	-	2.00
<b>MEAT</b>											
Beef .....	Kg	-	16.00	10.00	-	10.00	-	-	10.00	-	12.00
Camel Meat .....	Kg	-	-	-	-	-	-	-	-	-	-
<b>FISH AND FISH PRODUCTS</b>											
Fish Fresh.....	Kg	5.50	-	-	-	-	-	-	-	-	-
Sardines (Imported).....	125gm	-	-	-	-	-	6.67	-	-	2.55	-
<b>DIARY PRODUCTS AND EGG</b>											
Cow Milk (Unpasteurized).....	Lt	2.00	2.00	-	-	2.27	2.76	2.00	-	3.03	-
Cow Milk (pasteurized).....	Lt	-	-	-	-	-	-	-	-	-	-
Camel Milk.....	Lt	-	-	-	-	-	-	-	-	-	-
Goat Milk.....	Lt	-	-	-	1.14	-	-	-	-	-	-
Powdered Milk (Edget).....	450gm	30.00	-	22.00	-	22.00	21.00	23.00	19.50	-	-
Yoghurt (Traditional).....	Lt	2.70	-	3.97	-	4.17	4.17	-	-	5.01	3.86
Cheese Cottage.....	Kg	1.83	4.49	7.76	-	2.82	3.14	3.12	3.31	4.92	2.15
Egg (Traditional).....	Dozen	3.43	3.00	3.62	2.40	4.00	4.00	3.00	2.19	3.00	3.00
<b>OILS AND FATS</b>											
Butter Unrefined.....	Kg	20.00	20.67	16.00	7.05	-	22.33	23.00	18.00	21.00	18.00
Cooking Oil (Imported).....	Lt	13.50	14.17	14.67	15.00	15.38	15.56	14.67	16.67	13.22	14.00
Cooking Oil (Local).....	Lt	12.00	12.00	10.33	12.00	12.00	10.67	12.67	13.33	11.00	-

Table 8 :- (Cont'd) Average Retail Price of Goods and Services by Region and Selected Market Places - Group 8 Market Places

		R E G I O N      A N D      M A R K E T      P L A C E S									
		S      N      N      P									
ITEM	UNIT	Welayita sodo	Bodit	Jinka	Dimeka	Masha	Tepi	Bonga	Chana	Arba- minch	Sawella
		P R I C E   I N   B I R R									
<b>VEGETABLES AND FRUITS</b>											
<b>VEGETABLES (FRESH)</b>											
Ethiopian Kale.....	Kg	.58	1.03	.69	-	.78	.47	.91	.83	.54	.55
Cabbage.....	Kg	3.23	-	.71	-	1.17	1.70	.91	1.06	1.95	-
Lettuce.....	Kg	-	-	-	-	-	1.19	-	-	-	-
Spinach.....	Kg	1.08	-	-	-	-	-	-	-	1.03	-
Carrot.....	Kg	1.49	-	1.37	-	-	1.53	1.61	1.24	.85	2.75
Tomatoes.....	Kg	3.30	2.21	3.72	-	1.23	-	1.95	1.09	2.67	2.94
Onions.....	Kg	1.96	1.08	2.98	-	3.45	2.23	2.50	2.72	1.89	2.16
Garlics.....	Kg	4.92	5.33	9.70	-	-	9.14	10.37	10.07	-	-
Leaks.....	Kg	-	-	-	-	2.06	2.26	-	2.18	2.50	-
Pepper Green.....	Kg	-	1.89	4.57	4.00	1.93	2.59	2.06	-	3.76	4.44
Pumpkin.....	Kg	-	-	.37	.25	.50	-	.35	.64	-	-
Green Peas.....	Kg	-	-	-	-	-	-	-	-	-	-
Beet Root.....	Kg	1.01	1.07	1.09	-	.80	1.13	1.34	1.16	1.80	1.47
Cauliflower.....	Kg	-	-	-	-	-	-	-	-	-	-
<b>FRUITS FRESH</b>											
Banana.....	Kg	1.23	.56	.70	.51	1.59	.48	.88	.49	1.12	.97
Orange.....	Kg	4.50	-	1.30	-	2.22	1.50	-	-	-	-
Lemon.....	Kg	-	1.27	1.25	-	1.67	-	1.51	1.70	1.29	1.31
Tangerine.....	Kg	-	-	-	-	-	-	-	-	-	-
Papaya.....	Kg	.82	.54	.31	-	.52	.35	.27	.25	.72	.27
Grapes.....	Kg	-	-	-	-	-	-	-	-	-	-
Avocado.....	Kg	1.15	1.09	2.42	-	-	1.60	2.43	-	1.90	-
Mango.....	Kg	1.25	2.66	1.30	-	.75	.61	1.19	.41	2.07	1.65
Cactus.....	Kg	-	-	-	-	-	-	-	-	-	-

Table 8 :- (Cont'd) Average Retail Price of Goods and Services by Region and Selected Market Places - Group 8 Market Places

March 2003  
Megabit 1995

ITEM	UNIT	R E G I O N   A N D   M A R K E T   P L A C E S									
		S   N   N   P									
		Welayita sodo	Bodit	Jinka	Dimeka	Masha	Tepi	Bonga	Chana	Arba- minch	Sawella
P R I C E   I N   B I R R											
<b>SPICES</b>											
Pepper Whole.....	Kg	12.00	10.00	-	-	-	6.33	7.00	5.00	10.00	3.90
Black Pepper(Local).....	Kg	-	-	-	-	-	18.00	-	-	-	21.67
Long Pepper(Local).....	Kg	-	-	-	-	-	6.33	5.50	-	-	18.89
White Cumin(Bishop's Weed)Local..	Kg	5.00	4.50	4.17	7.67	5.00	3.25	4.17	3.00	4.83	8.37
Black Cumin(Local).....	Kg	5.00	4.17	4.50	8.00	5.00	4.00	5.50	5.00	3.83	6.84
Ginger Dry(Local).....	Kg	-	-	2.12	-	-	-	-	-	-	-
Ginger Wet(Local).....	Kg	.91	1.08	-	-	.88	.42	1.18	1.09	1.00	.81
Cloves(Imported).....	Kg	50.00	-	-	-	80.00	76.67	105.00	80.00	78.33	83.33
Cinnamon(Imported).....	Kg	22.33	-	-	-	24.00	19.00	-	-	24.33	-
Cardamon(Local).....	Kg	20.00	-	13.33	-	12.00	12.67	10.00	-	20.00	15.88
Tumeric Flour(Local).....	Kg	4.33	4.33	3.67	6.33	3.00	2.83	4.83	3.50	3.50	4.00
Chillies Whole.....	Kg	3.26	7.01	6.00	4.43	2.28	-	-	-	5.00	-
Basil Dry.....	Kg	6.11	6.00	-	-	-	6.33	8.00	6.00	7.67	13.69
<b>POTATOES, OTHER TUBERS AND STEMS</b>											
Potato.....	Kg	2.28	.94	1.69	-	1.00	2.03	1.01	.96	1.05	1.37
Sweet Potato.....	Kg	.97	.33	.19	-	.57	.30	.28	1.08	.39	.25
'Kocho' (Unprocessed).....	Kg	2.94	2.02	-	-	.49	.65	.78	1.02	.96	.52
'Bula'.....	Kg	3.23	2.65	-	-	1.22	1.09	5.26	-	2.50	1.56
<b>COFFEE, TEA, CHAT AND BUCK-THORN LEAVES</b>											
Tea Leaves(Local).....	100gm	2.00	2.00	2.00	2.33	2.00	2.00	2.00	2.00	2.00	2.00
Coffee Whole.....	Kg	-	-	1.25	-	-	1.83	2.02	1.73	-	-
Coffee Beans.....	Kg	6.00	5.00	3.83	7.00	5.25	4.08	5.00	3.87	5.00	3.55
Coffee Leaves.....	Kg	.58	-	-	-	1.12	-	-	.44	4.06	-
Buck Thorn Leaves.....	Kg	-	3.43	2.25	-	2.28	-	.78	1.19	1.81	1.93

Table 8 :- (Cont'd) Average Retail Price of Goods and Services by Region and Selected Market Places - Group B Market Places

		March 2003 Megabit 1995									
		R E G I O N   A N D   M A R K E T   P L A C E S									
ITEM	UNIT	Welayita sodo	Bodit	Jinka	Dimeka	Masha	Tepi	Bonga	Chana	Arba- minch	Sawella
C I C Y W E L L E R											
C I C Y W E L L E R   V M D   L O B V O G O											
P R I C E   I N   B I R R											
'Chat'.....	Kg	4.03	8.11	10.02	-	1.47	4.08	8.36	3.29	18.95	8.89
Malt-Barley.....	Kg	3.41	2.35	-	-	2.00	3.76	1.83	1.40	-	-
Malt-Wheat.....	Kg	3.33	2.38	-	-	-	-	-	-	-	-
OTHER FOOD ITEMS											
Salt.....	Kg	.88	-	1.33	2.50	1.50	1.50	1.50	2.00	1.50	1.43
Sugar.....	Kg	4.50	4.50	5.00	5.50	5.00	5.00	4.83	5.00	4.75	4.93
Honey.....	Kg	12.00	-	15.00	7.83	5.00	8.00	8.17	12.00	14.00	-
Canned Tomato (Local).....	410gm	8.79	-	8.79	-	6.92	6.25	6.83	7.00	-	6.17
FOOD TAKEN AWAY FROM HOME											
Cup of Tea.....	No	.40	.40	.40	.28	.32	.45	.30	.28	.50	.50
Cup of Coffee.....	No	.70	.70	.60	.45	.53	.60	.50	.42	.60	.70
Cup of Milk.....	No	1.00	.93	.60	-	1.00	.60	.75	.50	1.00	1.00
'Key Wot Yebere'.....	One Meal	5.00	5.00	-	-	-	-	-	-	-	4.00
'Key Wot Yebeg/Yefyel'.....	One Meal	5.00	5.00	-	-	5.00	5.00	-	3.00	-	4.00
C O S T   O F   M I L L I N G											
Cereals.....	100Kg	15.00	15.00	15.00	-	15.00	15.00	14.17	15.00	20.00	15.00
Pulses.....	100Kg	25.00	25.00	10.00	20.00	15.00	15.00	15.00	15.00	20.00	15.00
Pepper Whole.....	100Kg	100.00	100.00	100.00	-	100.00	66.67	91.67	100.00	50.00	-
B E V E R A G E S   -   N O N   A L C O H O L I C											
Ambo Mineral Water.....	500cc	2.00	2.00	2.50	3.17	2.50	2.50	2.50	2.50	2.00	2.00
Bure Mineral Water.....	500cc	-	-	-	-	-	-	-	-	-	-
Coca Cola/Fanta.....	300cc	2.00	2.00	2.50	3.00	2.50	2.50	2.00	2.00	2.00	2.00

Table 8 :- (Cont'd) Average Retail Price of Goods and Services by Region and Selected Market Places - Group 8 Market Places

March 2003  
Megabit 1995

ITEM	UNIT	R E G I O N A N D M A R K E T P L A C E S									
		S N N P									
		Welayita sodo	Bodit	Jinka	Dimeka	Masha	Tepi	Bonga	Chana	Arba- minch	Sawella
P R I C E I N B I R R											
Pepsi Cola/Mirinda.....	300cc	2.00	2.00	2.50	3.00	2.50	2.50	2.00	2.00	2.00	2.00
<b>BEVERAGES - ALCOHOLIC</b>											
Araki (Local).....	900cc	25.28	25.62	30.34	30.34	29.33	29.33	33.00	23.33	30.34	30.34
Cognac (Local).....	900cc	-	-	-	-	-	29.33	-	25.00	-	-
Brandy (Local).....	900cc	25.28	-	-	-	-	33.00	-	25.00	30.34	-
Gin (Local).....	900cc	25.28	25.62	30.34	30.34	29.33	29.33	33.00	23.33	27.98	30.34
Saris Wine (Normal).....	750cc	5.83	5.28	10.00	8.33	-	-	-	12.00	5.00	7.50
'Katikalla'.....	Lt	6.00	5.19	4.32	8.14	6.47	4.57	8.17	6.67	5.33	4.53
Beer (Bedele).....	330cc	3.00	3.00	3.50	4.00	2.60	3.00	3.00	3.00	3.00	3.00
Beer (Harar).....	330cc	3.00	3.00	3.50	4.00	-	-	-	-	3.00	3.00
Beer (Meta Abo).....	330cc	3.00	3.00	-	-	-	3.42	3.00	-	3.00	3.00
'Tella'.....	Lt	.68	.68	1.08	-	1.11	.80	.95	.56	1.06	.58
'Tej' (Mead).....	Lt	1.79	2.38	3.37	2.22	2.22	2.15	2.22	1.67	1.95	2.29
<b>CIGARETTES AND TOBACCO</b>											
<b>CIGARETTES</b>											
Nyala.....	Packet	5.00	5.00	5.00	5.00	4.00	4.00	5.00	5.00	5.00	5.00
Gissila.....	Packet	2.00	-	-	-	-	1.83	1.25	2.00	-	1.67
Rothmans.....	Packet	10.00	10.00	10.00	10.00	10.00	10.00	10.00	10.00	8.00	8.00
<b>TOBACCO</b>											
'Gaya'.....	Kg	18.89	12.15	-	-	6.53	-	-	2.45	-	10.00
<b>CLOTHING AND FOOT WEAR</b>											

Table 8 :- (Cont'd) Average Retail Price of Goods and Services by Region and Selected Market Places - Group 8 Market Places

											March	2003	
											Megabit	1995	
R E G I O N A N D M A R K E T P L A C E S													
S N N P													
ITEM	UNIT	Welayita sodo	Bodit	Jinka	Dimeka	Masha	Tepi	Bonga	Chana	Arba- minch	Sawella		
P R I C E I N B I R R													
<b>CLOTHING</b>													
Abujudid(Akaki/Bahir Dar)91cm. Meter	5.00	-	4.00	4.00	4.00	4.00	4.00	4.25	4.00	-	-	-	-
Abujudid(Komb./Arba Min.)150cm Meter	6.00	5.00	6.00	7.00	6.00	7.00	5.83	6.00	5.00	5.17	-	-	-
Khaki(S-10,000 Twil)110cm. Meter	12.00	-	-	-	-	-	-	-	11.00	-	-	-	-
Khaki(Akaki)91cm. Meter	5.00	-	-	-	-	-	-	-	-	-	-	-	-
Wool-England 100%. Meter	-	-	-	-	-	-	-	-	-	-	-	-	-
Tetron(Arba Minch). Meter	15.00	-	-	-	-	-	-	18.33	-	10.67	24.00	-	-
Poplin(Dire Dawa)105cm. Meter	11.00	-	8.00	-	8.00	6.33	5.50	6.50	-	-	-	-	-
Poplin(Komb./Arba Minch)150cm. Meter	11.00	11.00	14.00	-	12.00	12.00	11.33	11.33	-	-	10.00	-	-
Nylon(Mojo). Meter	10.00	8.33	13.00	-	-	10.33	10.33	9.33	-	-	-	-	-
Polyster(Arba Minch/Awasa). Meter	15.00	-	-	-	-	-	-	-	-	11.75	-	-	-
Jersi. Meter	11.00	-	-	-	-	-	-	-	-	-	-	-	-
Cotton. Kg	7.72	3.96	-	-	-	-	-	2.05	4.55	2.56	-	-	-
Hisufi. Meter	12.67	-	-	-	-	-	29.33	-	-	-	-	-	-
Kefay. Meter	15.00	18.67	-	-	-	-	-	-	-	-	15.00	-	-
<b>COST OF TAILORING</b>													
Woolen Suit (Men). No	250.00	225.00	-	-	-	-	-	-	-	300.00	-	-	-
Khaki Suit (Men). No	50.00	41.67	35.00	-	-	-	-	-	-	50.00	-	-	-
Khaki Suit (Boys). No	40.00	23.33	25.00	-	-	-	-	-	-	26.67	-	-	-
Tateron Suit (Men). No	50.00	45.00	35.00	-	-	-	-	-	-	50.00	-	-	-
Tateron Suit (Boys). No	40.00	21.67	25.00	-	-	-	26.67	-	36.00	-	-	-	-
<b>READY-MADE / FOR ADULTS</b>													
'Netela'. No	31.67	17.50	16.33	-	-	-	-	-	20.00	22.33	-	-	-
'Gabi'. No	58.33	61.67	39.33	-	70.00	51.67	-	86.67	48.33	45.00	-	-	-

Table 8 :- (Cont'd) Average Retail Price of Goods and Services by Region and Selected Market Places - Group 8 Market Places

March 2003  
Megabit 1995

ITEM	UNIT	R E G I O N   A N D   M A R K E T   P L A C E S									
		S   N   N   P									
		Welayita sodo	Bodit	Jinka	Dimeka	Masha	Tepi	Bonga	Chana	Arba- minch	Sawella
		P R I C E   I N   B I R R									
Shirts Long Sleeved (Local).....	No	32.67	24.00	45.00	-	27.50	-	32.50	-	35.00	-
Shirts Short Sleeved (Local).....	No	33.33	-	45.00	47.50	-	-	27.50	-	25.00	-
Shirts Long Sleeved (Imported)...	No	48.33	41.67	61.67	52.50	50.00	48.33	53.33	50.00	60.00	65.00
Shirts Short Sleeved (Imported)...	No	41.67	-	56.67	-	50.00	45.00	41.67	50.00	40.00	62.00
Socks (Cotton) Imported.....	Pair	6.00	4.67	7.50	10.00	7.50	6.67	5.33	7.00	9.00	-
Sweater (Local) Men.....	No	42.33	-	-	-	-	-	85.00	-	-	-
Sweater (Local) Women.....	No	45.00	36.50	-	-	-	-	-	-	-	-
Shash (Imported).....	No	12.00	8.33	-	-	12.50	21.67	16.67	10.00	15.67	8.67
Singlets (Local) White.....	No	13.33	8.67	10.50	-	10.00	8.33	11.67	-	10.00	10.00
Jeans Trouser.....	No	73.33	85.00	86.67	100.00	82.50	73.33	75.00	78.33	86.67	90.00
Woolen Suit.....	No	-	-	-	-	-	-	-	-	-	-
'Kemisna Netela'.....	No	143.33	140.00	110.00	-	122.50	133.33	180.00	120.00	70.00	-
Sweater-Men (Imported).....	No	85.00	100.00	95.00	-	105.00	66.67	103.33	80.00	75.00	101.67
Sweater-Women (Imported).....	No	-	116.67	82.50	-	-	-	75.00	-	68.33	-
Nylon Dress.....	No	-	-	-	-	-	-	-	40.00	-	-
Tetron Trouser.....	No	-	-	-	-	-	-	65.00	-	-	-
Leather Jacket.....	No	360.00	-	-	-	-	-	675.00	-	-	-
Under Wear China.....	No	13.33	12.33	13.50	-	13.50	-	14.00	12.00	14.00	13.00
Deriya.....	No	9.89	13.00	18.00	-	-	9.33	12.22	10.00	-	9.33
Polyester Suit.....	No	-	-	-	-	-	-	-	-	-	-
Khaki Short.....	No	5.00	-	-	-	-	-	-	-	-	-
T-Shirts.....	No	31.67	38.67	36.67	37.50	24.67	28.00	28.33	24.00	36.67	29.33
Jogging Suit(sport tuta).....	No	65.00	-	90.00	-	65.00	60.00	96.67	-	90.00	70.00
Khaki Jacket.....	No	120.00	-	-	-	-	100.00	106.67	-	-	-
Geldem.....	No	18.33	-	-	17.50	-	18.33	18.33	12.00	-	30.00

Table 8 :- (Cont'd) Average Retail Price of Goods and Services by Region and Selected Market Places - Group B Market Places

March 2003  
Megabit 1995

R E G I O N   A N D   M A R K E T   P L A C E S										
ITEM	UNIT	S   N   N   P								
		Welayita sodo	Bodit	Jinka	Dimeka	Masha	Tepi	Bonga	Chana	Arba- minch
P R I C E   I N   B I R R										
<b>READY-MADE / FOR CHILDREN</b>										
Sweater (Local) for Boys..... No	-	10.00	-	-	-	10.67	-	-	9.00	-
Socks (Imported) Cotton..... Pair	5.50	3.17	4.33	-	4.50	3.33	3.33	-	4.67	-
Jeans Trouser..... No	71.67	-	-	-	-	-	103.33	-	58.33	-
Shirt Long Sleeved(Imported)Boys. No	48.33	-	24.67	-	25.00	19.33	38.33	25.00	26.67	18.00
Sweater (England) for Girls..... No	55.00	-	-	-	-	-	70.00	-	-	-
Short for Boys..... No	5.00	-	-	-	-	-	-	-	-	-
Kemise(for children) ..... No	51.67	-	50.00	-	42.50	45.00	51.67	33.33	50.00	58.33
<b>FOOTWEAR (MEN AND WOMEN)</b>										
Abnessa Leather Shoes Men(Local)Pair	78.33	100.00	90.00	-	80.00	81.67	65.00	56.67	80.00	63.33
Leather Shoes Men (Croft)..... Pair	106.67	110.00	126.67	90.00	130.00	108.33	116.67	110.00	130.00	120.00
Walking Shoes(Imp.) Non-Leather Pair	71.67	-	88.33	-	-	80.00	-	-	103.33	-
Canvas Shoes (Local) Men..... Pair	30.00	-	-	-	-	-	23.33	25.00	24.33	-
Canvas Shoes (China) Men..... Pair	35.00	-	24.00	-	25.00	31.67	33.33	-	30.00	-
Plastic Shoes (Local) Women.... Pair	13.00	10.33	10.67	-	8.00	8.00	8.00	8.00	8.00	8.67
Slippers Sponge Adult (China).. Pair	-	-	7.67	-	-	8.33	10.50	10.00	7.33	-
Boots for Men Plastic (Local).. Pair	-	-	-	-	-	-	41.67	40.00	-	-
Sendel Plastic Shoes (Imp.).... Pair	-	-	-	-	-	-	-	-	-	-
Cost of Mending Shoes sole(Men).Pair	20.00	-	32.50	-	17.50	18.67	15.67	16.00	29.33	-

Table 8 :- (Cont'd) Average Retail Price of Goods and Services by Region and Selected Market Places - Group B Market Places

March 2003  
Megabit 1995

ITEM	UNIT	R E G I O N   A N D   M A R K E T   P L A C E S									
		S   N   N   P									
		Welayita sodo	Bodite	Jinka	Dimeka	Masha	Tepi	Boniga	Chana	Arbam- minch	Sawella
		P R I C E   I N   B I R R									
<b>CONSTRUCTION MATERIALS, WATER, AND FUEL AND POWER</b>											
<b>CONSTRUCTION MATERIALS</b>											
Cement/Bag/(Local).....	50Kg	39.00	39.00	43.67	-	-	47.50	44.67	45.00	40.00	42.00
Lime.....	Kg	1.06	1.02	.80	-	-	1.36	1.21	-	.98	-
Nail (7cm - 12cm).....	Kg	7.00	7.00	8.00	10.00	8.00	7.67	8.00	8.00	8.00	8.00
Nail With Cape.....	Kg	11.00	10.33	12.00	14.00	12.00	11.00	11.33	12.00	10.33	11.00
Corrugated Iron Sheet (.2mm).....	No	33.17	-	31.00	-	-	28.33	44.50	-	36.67	29.67
Wood for House Construction('Atana')..	No	6.00	-	5.00	-	-	7.67	4.50	1.75	7.67	-
Wall Paints-Super (Fluid) Normal.....	4Kg	57.00	-	-	-	-	59.33	59.67	60.00	56.00	55.33
Wall Paints-Super (Fluid) Plastic.....	4Kg	87.00	-	90.00	-	-	90.00	91.33	87.00	87.00	-
Coarse Aggregate Gravel.....	Meter Cube	129.17	-	-	-	-	-	-	-	-	-
Hollow Concrete Block(20x20x40 cm Cube)No		2.30	-	3.50	-	-	-	-	-	2.80	3.00
Bricks (25cm x 12cm x 6cm).....	No	.60	-	-	-	-	-	-	-	-	-
Floor Board 4m Length.....	No	7.00	-	-	-	-	-	-	-	-	-
Iron Pipe 6mt. (1/2 inch Wide) Local..	No	42.00	40.00	60.00	-	-	55.00	58.33	-	40.67	45.00
Chipwood (125cm x 250cm x 8mm).....	No	75.00	-	-	-	-	-	-	-	85.33	60.00
Sand.....	Meter Cube	25.00	-	-	-	-	-	-	-	-	-
Gutter N# 32.....	Meter	20.00	-	25.00	-	-	-	20.00	-	-	-
Window Glass (50cm x 50cm x 3mm).....	No	-	-	-	-	-	25.00	-	-	-	-
Water Tanker (1meter cube).....	No	-	-	-	-	-	-	-	-	-	-
Stone for House Construction..	Meter Cube	25.00	-	-	-	-	-	-	-	-	12.00
Mega Paints.....	4Kg	57.00	-	58.00	-	-	59.33	59.67	-	54.33	55.00
Tseday Paints.....	4Kg	-	-	-	-	-	-	-	-	56.00	-
"Yewellel Nitaf"(Tile).....	No	-	-	-	-	-	-	-	-	-	-
<b>WATER</b>											
Water.....	Meter Cube	5.93	7.33	10.83	12.67	-	10.67	8.33	10.00	3.38	4.37

Table 8 :- (Cont'd) Average Retail Price of Goods and Services by Region and Selected Market Places - Group 8 Market Places

March 2003  
Megabit 1995

WELAYTA	REGION AND MARKET PLACES										
ITEM	UNIT	Welayita	Bodite	Jinka	Dimeka	Masha	Tepi	Boniga	Chana	Arbam-minch	Sawella

FUEL AND POWER											
		PRICE IN BIRR									
Fire Wood.....	Meter Cube	51.97	33.42	81.37	17.69	24.51	7.27	19.82	7.43	38.43	35.35
Charcoal.....	Kg	.62	1.17	.93	-	1.20	.42	.78	.76	.80	.69
Dung Cake.....	Kg	-	-	-	-	-	-	-	-	-	-
Kerosine.....	Lt	2.09	2.09	2.65	4.00	2.75	2.25	2.25	3.33	2.14	2.37
Diesel.....	Lt	2.81	2.80	3.37	4.00	3.45	2.97	2.95	4.44	2.86	3.33
Electric.....	K.Watt	.25	.27	.27	-	-	.27	-	-	-	-
Matches.....	Box	1.20	1.20	1.20	.25	1.25	1.25	1.25	1.25	1.20	1.20
Candles.....	No	1.00	1.00	1.00	1.00	1.00	1.00	1.00	1.00	1.00	.87
Buthane Gas (Shell).....	12.5 Kg	-	-	-	-	-	-	-	-	-	-
Eveready Drycell.....	No	1.75	1.63	2.00	2.00	1.50	1.75	1.88	1.92	3.67	-

FURNITURE, FURNISHING, HOUSEHOLD EQUIPMENT AND OPERATION

CHAIRS, TABLES, ETC.											
Table Wanza (Machine made) Varnished..	No	186.67	193.33	-	-	-	160.00	200.00	-	140.00	-
Table Wanza (Hand made) Not Varnished..	No	100.00	-	-	-	-	-	-	120.00	-	140.00
Chairs Wanza (Machine Made) Varnished..	No	51.67	26.67	56.67	-	-	35.00	50.00	-	63.33	-
Chairs Wanza (Hand Made) Varnished....	No	36.67	-	-	-	32.50	28.33	40.00	40.00	-	38.33
Cupboard Wanza (2 doors) Varnished....	No	950.00	800.00	1000.00	-	-	800.00	-	-	1226.67	-
Double Bed Wanza (120cm) Varnished....	No	550.00	433.33	533.33	-	-	340.00	350.00	-	430.00	-
Sofas (Complete).....	No	3000.00	-	3250.00	-	-	-	-	-	4000.00	-
Book Shelves Wanza (3 Shelves) no Door	No	466.67	175.00	500.00	-	350.00	233.33	300.00	220.00	376.67	-
Chest of Drawer .....	No	533.33	370.00	500.00	-	400.00	525.00	-	300.00	543.33	-

FURNISHINGS & REPAIRS

Bed Sheet (Non-Patterned Bahir Dar)	Pair	55.00	46.00	-	41.67	50.00	42.67	56.67	52.50	44.67	-
-------------------------------------	------	-------	-------	---	-------	-------	-------	-------	-------	-------	---

171

171  
 C.S.A. Unit  
 Bahir Dar  
 1995

Table 8 :- (Cont'd) Average Retail Price of Goods and Services by Region and Selected Market Places - Group 8 Market Places

March 2003  
Megabit 1995

ITEM	UNIT	R E G I O N A N D M A R K E T P L A C E S									
		S N N P									
		Welayita sodo	Bodite	Jinka	Dimeka	Masha	Tepi	Boniga	Chana	Arbam- minch	Sawella
P R I C E I N B I R R											
Bed Sheet(Patterned Kombolcha) 1.90m x 2.50m.....	Pair	71.67	-	-	57.00	60.00	61.67	63.33	-	70.00	60.00
Bed Cover(Patterned Kombolcha).....	No	43.33	-	-	-	-	63.33	-	-	68.33	-
Blanket Woolen(Debre B.)160cm x 220cm.....	No	80.00	95.00	100.00	-	85.00	81.67	88.33	80.00	95.00	80.00
Mattress-Sponge (A.A Foam) 120cm.....	No	280.00	313.33	315.00	-	280.00	310.00	320.00	300.00	315.00	330.00
Towel-Local (Kombolcha).....	No	12.00	-	11.67	-	-	-	-	-	16.67	-
<b>EARTHEN WARE</b>											
Water Pot.....	No	2.17	2.33	5.17	5.50	4.17	7.33	6.00	-	4.33	2.50
'Jebena' Medium Size.....	No	1.67	1.00	1.83	-	3.00	3.33	4.00	3.17	5.00	1.00
'Mitad' (Griddle of Clay).....	No	9.33	7.33	11.33	-	27.67	13.33	13.00	17.50	18.67	5.67
Local Stove '(Lakech)'	No	2.25	7.67	11.00	12.00	12.00	7.67	6.00	8.00	8.00	5.00
Cup for Coffee (China).....	No	1.25	1.03	1.47	1.42	1.50	1.17	1.33	1.25	1.07	1.50
Plate Clay (imported).....	No	3.00	4.83	5.00	6.50	4.50	4.00	4.33	4.33	3.67	4.67
<b>STRAW, BAMBOO AND OTHERS</b>											
'Sefed'.....	No	5.50	5.67	4.33	-	-	4.33	5.00	6.00	5.33	-
Sack 100Kg Capacity.....	No	2.50	-	-	-	-	6.67	6.00	-	-	-
<b>METAL WARE</b>											
Cooking Pan Medium (Local).....	No	38.33	46.00	33.33	35.00	23.50	30.00	32.33	30.00	25.67	41.33
Tray (Nickel) Medium N <sup>o</sup> 45 Local.....	No	19.00	-	15.00	-	-	-	-	-	-	-
Electric 'Mitad' Aluminium.....	No	42.00	-	-	-	-	-	-	-	-	-
Gas Stove (Kerosine) China.....	No	40.50	36.50	47.00	45.00	38.00	39.33	-	42.50	36.67	30.00
Refrerator.....	No	2250.00	-	-	-	-	-	-	-	2100.00	-

Table 8 :- (Cont'd) Average Retail Price of Goods and Services by Region and Selected Market Places - Group B Market Places

March 2003  
Megabit 1995

R E G I O N A N D M A R K E T P L A C E S											
ITEM	UNIT	P R I C E I N B I R R									
		Welayita sodo	Bodite	Jinka	Dimeka	Masha	Tepi	Boniga	Chana	Arbam- minch	Sawella
<b>PLASTIC WARE (LOCAL MADE)</b>											
Jerrycan (20 Litres).....	No	16.00	17.33	26.33	28.00	25.00	22.67	-	25.00	-	18.00
Bucket (20 Litres).....	No	15.00	16.33	16.33	18.00	16.00	16.67	13.67	16.00	13.00	16.67
<b>GLASS WARE</b>											
Glass for Tea (Duralex).....	No	3.00	-	2.75	-	3.50	3.42	3.08	3.00	2.92	3.00
<b>OTHER HOUSEHOLD EQUIPMENT</b>											
Kerosine Lamp.....	No	17.00	22.67	21.67	25.00	25.00	19.67	20.33	24.33	18.00	24.67
'Kuraz' Small Local Kerosine Lamp.....	No	1.00	1.00	1.00	-	1.00	.83	1.00	.75	-	.77
Flash Light.....	No	6.83	6.17	6.67	-	7.00	6.50	7.00	6.83	6.00	6.33
Electric Bulb Philips(40/60 Watt).....	No	2.00	2.00	3.00	3.50	2.50	2.50	2.50	2.67	2.00	3.17
<b>HOUSEHOLD OPERATION</b>											
Hard Soap (Local).....	200gm	2.00	1.33	2.00	2.00	1.60	1.60	-	1.60	1.33	1.82
Hard Soap (Imported).....	200gm	2.20	2.00	2.43	2.27	2.33	2.33	1.60	2.00	2.20	1.78
Detergent (Omo).....	50gm	.63	1.25	1.50	1.50	2.36	1.17	1.50	.67	1.08	1.27
Incense.....	Kg	5.00	-	6.00	1.82	7.00	5.17	5.83	5.83	6.00	5.83
Sandal Wood.....	No	.20	.25	.50	.50	.25	.25	.25	.25	.25	.10
Toilet Paper (Mamko).....	Roll	3.00	3.00	3.00	3.00	3.00	3.00	3.00	3.00	3.00	3.00
<b>DRY CLEANING</b>											
Dry Cleaning (Suit Men).....	No	10.00	-	-	-	-	-	-	-	11.00	-

Table 8 :- (Cont'd) Average Retail Price of Goods and Services by Region and Selected Market Places - Group 8 Market Places

March 2003  
Megabit 1995

R E G I O N   A N D   M A R K E T   P L A C E S											
I T E M	U N I T	S   N   N   P									
		Welayita sodo	Bodite	Jinka	Dimeka	Masha	Tepi	Boniga	Chana	Arbam- minch	Sawella
P R I C E   I N   B I R R											
<b>DOMESTIC SERVICE</b>											
Maid Servant.....	Month	26.67	25.00	21.67	30.10	31.67	36.67	56.67	28.33	28.33	36.67
Unskilled Service (Daily Laborer)....	Day	6.33	6.00	5.67	5.33	6.00	8.00	6.33	8.33	5.00	4.67
Salary for Guard .....	Month	50.00	50.00	20.00	-	-	36.67	60.00	-	53.33	56.67
<b>MEDICAL CARE</b>											
Ampicillin(250 mg) Local.....	56 Caps	16.40	17.83	18.67	-	22.00	18.87	17.90	23.50	21.00	-
Dichlorophine(500 mg) Local.....	6 Pills	-	-	-	-	-	-	-	-	2.07	-
Tetracycline(250mg) Local.....	56 Caps	7.70	9.27	10.58	5.00	12.00	9.10	10.06	9.00	16.67	8.98
Penicillin Injection(4 Mu. Local). Bottle		3.25	3.67	4.50	-	5.00	4.00	4.67	5.50	3.40	4.83
Chloramphenicol(250mg) Local.....	56 Caps	13.00	18.34	18.67	-	16.00	16.00	16.52	-	-	14.00
Dipron(500mg) Local.....	20 Pills	-	3.33	-	-	-	-	-	3.00	4.69	-
Cough Syrup (Berantine) Local.....	125cc	4.44	9.00	-	-	8.00	8.67	9.50	8.00	18.50	10.00
Bactrim(480mg) Local.....	30 Pills	6.16	9.00	12.00	-	8.00	9.00	-	-	-	10.50
Vermox(100mg) Local.....	12 Pills	-	3.00	3.50	-	-	3.00	-	-	4.00	-
Mezel(250mg) Local.....	30 Caps	4.29	5.00	6.00	5.00	5.50	5.33	5.67	6.50	6.00	4.83
Asprin (300 mg) Local.....	20 Pills	1.89	2.67	2.00	-	2.00	3.33	2.25	4.00	2.00	2.00
<b>OTHER MEDICAL EXPENSES</b>											
Doctor's Fee (Government).....	per visit	1.50	-	3.00	-	2.00	.50	.50	-	3.00	-
Doctor's Fee (Private).....	per visit	11.67	-	7.50	-	-	-	3.00	-	5.00	-
Injection (Service Charge).....	Once	1.00	-	1.00	-	-	.50	.50	-	1.00	.50
Labratory Test Fee (Private).....	Once	5.00	-	5.00	-	-	-	5.00	-	4.67	5.00
Bed Charge (gov.).....	per day	5.50	-	6.00	-	-	-	2.00	-	10.00	2.00

ITEM	UNIT	R E G I O N A N D M A R K E T P L A C E S									
		Welayita sodo	Bodite	Jinka	Dimeka	Masha	Tepi	Boniga	Chana	Arbam- minch	Sawella
<b>TRANSPORT AND COMMUNICATION</b>											
<b>TRANSPORT</b>											
Benzene.....	Lt	4.49	4.48	5.05	-	6.00	4.65	4.59	-	4.54	4.55
Motor Oil (Mobil).....	Lt	19.75	19.50	19.75	-	22.00	18.75	21.00	21.00	19.77	20.00
Car Washing and Greasing.....	No	35.00	-	-	-	-	-	-	-	30.00	-
Bus Fare (per km).....	Tarif	-	-	.12	-	.19	.12	.10	-	-	.11
Bus Fare (within Town) .....	Trip	-	-	-	-	-	-	-	-	-	-
Taxi Fare .....	Trip	-	-	-	-	-	-	-	-	1.00	-
Air Plane (To Addis Ababa) .....	Trip	-	-	335.00	-	-	327.00	-	-	298.00	-
Animal Transport fare.....	Trip	-	-	-	-	20.33	-	-	-	-	-
Cart Fare.....	Trip	.50	-	-	-	-	2.00	-	-	-	-
Train Fare .....	Trip	-	-	-	-	-	-	-	-	-	-
Service Charge (Motor oil change)...	Once	-	-	-	-	-	-	-	-	-	-
<b>COMMUNICATION</b>											
Telephone Charge (with town).....	Period	-	-	-	-	-	-	-	-	-	-
Telephone Charge to Addis Ababa....	Period	2.70	2.60	3.05	-	3.25	2.75	2.70	2.70	2.70	-
Telephone Line Installation Charge..	Once	355.75	355.00	355.75	-	-	355.75	-	-	355.75	-
<b>ENTERTAINMENT AND EDUCATION</b>											
<b>EQUIPMENT AND ACCESSORIES</b>											
T.V. Set Philips 21 inch(Colored).....	No	3416.67	-	-	-	-	-	-	-	-	-
Cassette Recorded Original(Local Music)No		10.00	-	12.00	13.50	12.00	10.00	12.00	12.67	10.00	10.00
Radio Set Philips 3 Band.....	No	141.67	170.00	173.33	-	150.00	-	161.67	-	153.33	147.50
Tape Recorder National (2 Speaker)....	No	233.33	-	205.00	-	-	253.33	296.67	290.00	235.00	225.00
Expense for Photograph(Passport size)4Pho		3.50	4.00	4.00	-	4.00	4.00	6.00	-	-	4.00

175

March 2003  
Megabit 1995

Table 8 :- (Cont'd) Average Retail Price of Goods and Services by Region and Selected Market Places - Group 8 Market Places

March 2003  
Megabit 1995

ITEM	UNIT	R E G I O N A N D M A R K E T P L A C E S									
		S N N P									
		Welayita sodo	Bodite	Jinka	Dimeka	Masha	Tepi	Boniga	Chana	Arbam- minch	Sawella
		P R I C E I N B I R R									
Newspaper (Addis Zemen).....	No	-	-	-	-	-	.50	.55	-	.50	-
Theater Entrance Fee .....	Once	-	-	-	-	-	-	-	-	-	-
<b>EDUCATION</b>											
Exercise Book (50 Leaves) Local.....	No	2.00	1.87	1.93	2.50	2.00	2.00	1.93	2.00	2.00	1.93
Pencil (China).....	No	.20	.25	.27	.30	.25	.25	.25	.25	.30	.25
Ball Point-Bic England.....	No	1.10	1.00	1.20	-	1.10	1.10	1.07	1.25	1.00	-
Day School Fee-Public(Grade 7 & 8)..Month		-	-	-	-	-	-	-	-	-	-
Day School Fee-Private(Grade 9-12)..Month		-	-	-	-	-	-	-	-	-	-
Night School Fee-Government(Gr.9-12)Month		16.67	20.00	-	-	19.00	15.50	27.65	-	19.00	18.00
School Uniform Fee .....	No	50.00	-	-	-	-	-	-	-	-	-
Night School Fee-Private(Grade9-12)..Month		-	-	-	-	-	-	-	-	-	-
<b>PERSONAL CARE AND EFFECTS</b>											
<b>PERSONAL CARE</b>											
Lux Toilet Soap.....	90gm	2.25	2.25	2.25	2.25	2.25	2.25	2.25	2.25	2.25	2.67
Blade-TOPAZ.....	No	.30	.30	.30	.30	.27	.27	.25	.25	.23	.25
Hair Dressing (Traditional).....	No	5.00	2.67	3.00	-	2.00	2.67	4.00	2.00	3.00	-
Hair Dressing (Modern).....	No	8.00	10.00	6.50	-	7.00	7.00	10.00	-	6.00	8.50
Barbery (Mens Hair Cut).....	No	3.00	3.33	3.00	3.00	2.33	4.67	3.00	3.00	3.67	3.00
Paraffin Hair Oil.....	330cc	8.00	8.00	8.80	9.00	9.00	8.00	8.17	8.33	7.83	8.00
Zenith Hair Oil.....	330cc	8.00	6.60	8.80	9.00	9.00	8.00	8.50	8.33	-	8.17
Shaving Machine (medium) .....	No	11.00	-	-	-	-	-	-	-	60.00	35.00
Perfume .....	CC	24.00	23.00	36.67	30.00	28.00	19.33	27.00	25.00	-	24.33
<b>PERSONAL EFFECTS</b>											
Umbrella-Men Medium (Local).....	No	20.00	-	27.00	-	23.50	20.67	20.00	20.00	24.33	17.67

Table 8 :- (Cont'd) Average Retail Price of Goods and Services by Region and Selected Market Places - Group B Market Places

											March	2003									
											Megabit	1995									
R E G I O N A N D M A R K E T P L A C E S																					
											S	N	N	P							
ITEM	UNIT																				
		Welayita	Bodite	Jinka	Dimeka	Masha	Tepi	Boniga	Chana	Arbamminch	Sawella										
											P R I C E I N B I R R										
Umbrella-Women Medium (Imported).....	No	24.67	-	20.00	20.00	21.00	22.67	21.67	19.33	19.33	17.33										
Hand Bag (Imported Synthetic).....	No	80.00	-	-	-	-	-	-	-	-	-										
Belt (Local) Machine Made.....	No	5.00	7.50	10.00	-	-	18.67	23.33	-	13.33	-										
Belt (Local) Hand Made.....	No	4.67	-	5.50	-	-	3.17	-	-	-	-										
<b>JEWELLERY</b>																					
Seiko-21 Jewels Automatic (Men).....	No	121.67	-	-	-	-	-	-	-	-	-										
Seiko-21 Jewels Automatic (Women).....	No	120.00	-	-	-	-	-	-	-	-	-										
Earrings (4gm 18 carat Local).....	Pair	340.00	-	380.00	-	320.00	326.67	-	-	360.00	-										
Neck Laces (6gm 21 carat Imported)....	No	720.00	-	630.00	-	-	555.00	-	-	600.00	-										
Rings (4gm 18 carat Local).....	No	340.00	-	380.00	-	320.00	326.67	-	-	360.00	-										
Bracelet 20gm (18 carat Local).....	No	1700.00	-	-	-	-	-	-	-	1800.00	-										
<b>LIVESTOCK AND DRAUGHT ANIMALS</b>																					
<b>LIVESTOCK</b>																					
Sheep (10-15Kg).....	No	33.67	58.33	37.50	38.67	65.00	96.67	85.00	66.67	40.33	57.00										
Goat (10-15Kg).....	No	33.33	61.00	36.50	45.33	51.67	66.67	55.00	42.67	34.00	40.00										
Heifer (2-4 Years).....	No	316.67	183.33	373.33	-	360.00	360.00	340.00	213.33	-	353.33										
Cow (4 Years and Above).....	No	533.33	616.67	496.67	-	550.00	703.33	536.67	550.00	-	386.67										
Bull (2-4 Years).....	No	316.67	233.33	356.67	235.00	300.00	398.33	423.33	203.33	-	276.67										
Ox (4 Years and Above).....	No	533.33	906.67	623.33	-	776.67	756.67	626.67	540.00	-	560.00										
Hen (Indigenous).....	No	7.83	6.67	3.50	2.83	9.00	10.67	7.33	6.17	5.33	4.33										
Cock (Indigenous).....	No	11.00	10.67	6.33	5.50	14.00	12.00	12.33	11.17	13.67	7.67										
<b>DRAUGHT ANIMALS</b>																					
Donkey.....	No	-	230.00	-	-	-	-	350.00	310.00	-	-										
Horse.....	No	-	496.67	-	-	550.00	-	-	496.67	-	-										

Table 8 :-(Cont'd) Average Retail Price of Goods and Services by Region and Selected Market Places - Group 8 Market Places

March 2003  
Megabit 1995

ITEM	UNIT	R E G I O N A N D M A R K E T P L A C E S									
		Welayita sodo	Bodite	Jinka	Dimeka	Masha	Tepi	Boniga	Chana	Arbam- minch	Sawella
Mule.....	No					850.00			940.00		
<b>FARM EQUIPMENT (INDUSTRIAL PRODUCT)</b>											
Sickel.....	No	5.67	-	11.50	-	-	6.67	9.00	7.67	6.00	8.00
Pick Axe ('Doma').....	No	16.00	-	23.00	-	-	16.00	24.00	-	11.00	-
'Gejera'.....	No	18.00	-	20.00	-	-	22.67	48.00	45.00	20.00	-
<b>FARM EQUIPMENT (HAND MADE)</b>											
'Mofer'.....	No	-	-	-	-	-	-	-	3.50	-	-
'Kember'.....	No	-	-	-	-	-	-	-	-	-	-
'Digr'.....	No	-	-	-	-	-	-	-	-	-	-
Plough.....	No	7.83	4.50	10.67	-	6.00	10.33	8.33	8.33	9.33	8.00
Sickel.....	No	2.17	2.17	-	-	-	5.00	-	3.00	1.17	-
'Wegel'.....	No	2.00	3.17	4.83	-	-	4.67	3.67	3.33	3.00	3.00
'Erfe'.....	No	2.33	-	-	-	-	-	-	1.50	-	-
<b>MISCELLANEOUS GOODS AND SERVICES</b>											
Coffin (Medium Quality).....	No	106.67	-	-	-	-	-	-	-	80.00	100.00
Charge for Money order .....	Once	1.00	-	10.50	-	-	-	-	-	10.50	10.50
Charge for Visa (for person).....	No	-	-	-	-	-	-	-	-	-	-

# Group 9

# Market Places

(Shewa Bench, MizanTeferi, Deri, Amaro Kelle, Soyama, Karat, Gidole, Waka, Beste Chere, Lasoka, and Amaya.)



Table 9 :- (Cont'd) Average Retail Price of Goods and Services by Region and Selected Market Places - Group 9 Market Places

		R E G I O N A N D M A R K E T P L A C E S										March 2003 Megabit 1995		
		S N N P										SNNPR AVERAGE		
ITEM	UNIT	Shewa-Bench	Mizan-Teferi	Deri	Amaro Kalle	Soyama	Karat	Gidole	Waka	Bestechere	Lasoka	Amaya		
<b>CEREALS UNMILLED</b>														
'Teff' White	Kg	1.74	2.60	-	1.86	2.03	1.59	1.21	1.90	1.61	1.77	1.30	2.12	
'Teff' Mixed	Kg	1.54	2.30	-	1.79	1.80	1.44	1.19	1.87	1.50	1.69	1.27	1.88	
'Teff' Black (Red)	Kg	1.55	1.77	-	1.63	1.56	1.30	1.35	1.78	-	1.50	1.21	1.65	
Wheat White	Kg	-	2.07	1.20	1.49	1.24	1.71	1.47	-	1.34	1.20	-	1.61	
Wheat Mixed	Kg	1.14	1.20	1.17	-	-	-	-	1.39	-	-	-	1.29	
Wheat Black	Kg	-	1.20	1.17	1.02	1.02	1.36	-	-	-	1.18	.54	1.31	
Barley White	Kg	-	2.00	-	-	1.37	1.32	1.71	1.47	1.51	.97	.52	1.61	
Barley Mixed	Kg	-	-	1.67	1.05	-	-	1.45	1.03	1.63	-	.53	1.40	
Barley Black	Kg	-	1.07	1.62	1.06	-	-	1.58	-	-	.94	-	1.46	
Barley for Beer	Kg	-	-	-	-	-	-	-	-	-	-	-	2.04	
Maize	Kg	-	.83	.89	1.03	1.14	1.06	1.16	1.04	1.36	.75	1.02	1.10	
Durrah	Kg	-	.64	-	-	.82	-	-	-	-	-	-	1.07	
Sorghum Yellow	Kg	-	-	-	-	-	-	1.19	-	-	-	-	1.31	
Sorghum White	Kg	-	.77	-	-	1.05	1.09	.91	.70	.75	.73	-	.99	
Sorghum Red	Kg	1.62	1.91	.75	1.98	.84	.82	.80	.75	.64	.45	.71	.93	
African Millet	Kg	-	1.03	-	-	-	1.40	-	-	-	-	-	1.41	
Rice	Kg	4.00	5.00	-	4.75	-	5.00	-	4.50	-	6.00	-	4.95	
Oats	Kg	-	3.50	2.07	-	-	3.50	-	2.27	3.88	-	-	2.75	
Hulled Barley	Kg	-	-	-	-	-	1.97	2.33	-	-	-	-	2.11	
<b>CEREALS MILLED</b>														
'Teff' White	Kg	-	-	-	-	-	-	-	-	-	-	-	2.73	
'Teff' Mixed	Kg	-	-	-	-	-	-	-	-	-	-	-	3.06	
'Teff' Black (Red)	Kg	-	-	-	-	-	-	-	-	-	-	-	2.10	
Wheat White	Kg	-	-	-	-	-	-	-	-	-	-	-	2.00	
Wheat Mixed	Kg	-	-	-	-	-	-	-	-	-	-	-	-	
Barley White	Kg	-	-	-	-	-	-	-	-	-	-	-	2.83	

Table 9 :- (Cont'd) Average Retail Price of Goods and Services by Region and Selected Market Places - Group 9 Market Places

March 2003  
Megabit 1995

ITEM	UNIT	R E G I O N   A N D   M A R K E T   P L A C E S										SNNPR AVERAGE	
		S   N   N   P											
		Shewa- Bench	Mizan- Teferi	Deri	Amaro Kalle	Soyama	Karat	Gidole	Waka	Beste- chere	Lasoka		Amaya
P R I C E   I N   B I R R													
Barley Mixed.....	Kg	-	-	-	-	-	-	-	1.14	-	-	1.54	
Maize.....	Kg	-	-	1.46	-	-	5.00	-	4.67	5.00	-	4.75	
Oats.....	Kg	-	-	-	-	-	-	-	-	-	-	-	
Sorghum.....	Kg	-	-	-	-	-	-	-	-	-	-	-	
Durrah.....	Kg	-	-	-	-	-	-	-	-	-	-	-	
'Furno Duket' Locally Processed..	Kg	3.50	3.50	3.83	3.17	4.00	4.00	3.33	4.00	4.00	3.83	3.51	
<b>PULSES UNMILLED</b>													
Horse Beans.....	Kg	-	1.47	1.31	1.36	1.27	1.65	1.54	1.35	1.49	1.54	1.28	1.63
Peas White.....	Kg	-	1.83	-	-	1.50	-	1.82	-	-	1.88	-	1.98
Peas Black.....	Kg	-	1.63	-	-	-	-	-	-	-	-	-	1.73
Peas Mixed.....	Kg	-	1.70	1.59	1.67	-	2.13	-	1.51	1.33	-	-	1.88
Soya Beans.....	Kg	-	-	-	-	-	-	-	-	-	-	-	3.00
Chick Peas.....	Kg	-	2.50	2.67	2.00	1.28	1.72	1.61	2.78	-	-	-	2.29
Lentils.....	Kg	4.83	3.92	-	2.67	2.77	2.54	2.19	3.57	3.37	4.00	5.00	3.49
Haricot Beans.....	Kg	-	-	-	1.33	-	-	-	-	-	-	-	1.53
Lima Beans.....	Kg	-	-	-	-	1.59	1.98	1.93	-	1.15	1.13	-	1.31
Vetch.....	Kg	-	-	-	-	-	-	-	-	-	-	-	1.72
Fenugreek.....	Kg	4.67	4.00	-	4.33	5.56	5.33	5.22	7.08	5.46	4.17	5.00	4.36
<b>PULSES MILLED OR SPLIT</b>													
Horse Beans Milled.....	Kg	-	4.00	-	-	-	-	-	3.79	3.07	-	4.00	3.72
Peas Milled.....	Kg	-	5.00	-	4.00	-	4.00	4.00	-	-	4.76	-	4.25
Chick Peas Milled.....	Kg	-	-	-	-	-	-	-	-	-	-	-	-
Mixed Pulses Milled.....	Kg	3.75	4.00	4.00	4.00	-	-	-	3.81	-	-	-	3.69
Vetch Milled.....	Kg	-	-	-	-	-	-	-	-	-	-	-	3.35
Peas Split.....	Kg	4.50	3.83	4.00	3.50	4.00	3.00	-	3.50	-	5.00	-	4.17
Peas Split(Roasted).....	Kg	-	-	-	-	-	-	-	-	-	-	-	3.84

Table 9 :- (Cont'd) Average Retail Price of Goods and Services by Region and Selected Market Places - Group 9 Market Places

COOKING OIL (TACON).....	PL	15'94	15'00	11'34	15'00				15'18	15'11	17'00	15'22	17'81
COOKING OIL (IMHOL).....	PL	18'94	18'98		15'00	12'00	17'99	18'00	11'30		14'00	14'00	14'00
BUTTER (DUBA).....	PL		11'94	12'22	18'39	11'12	18'00	12'34	18'12	18'20	18'07	18'07	18'07

March 2003  
Megabit 1995

OILS AND EGGS

ITEM	UNIT	REGION AND MARKET PLACES										SNNPR AVERAGE
		Shewa-Bench	Mizan-Teferi	Deri	Amaro Kalle	Soyama	Karat	Gidole	Waka	Bestechere	Lasoka	

PRICE IN BIRR

DIYWA BHOOCIE VMD EGG

Horse Beans Split(Roasted).....	Kg	-	-	-	-	-	-	-	-	-	-	-	3.31
Lentils Split.....	Kg	5.00	4.92	5.00	4.50	5.00	5.00	5.00	4.50	5.00	5.00	5.00	4.78
Vetch Split(Roasted).....	Kg	-	-	-	-	-	-	-	-	-	-	-	3.18
Chick Peas Split(Roasted).....	Kg	-	-	-	-	-	-	-	-	-	-	-	-
Fenugreek Milled.....	Kg	8.00	9.00	8.17	10.00	12.00	8.00	-	10.67	10.00	10.00	8.33	8.96

OIL SEEDS

Niger Seed.....	Kg	-	4.00	-	-	-	7.93	-	6.00	-	-	-	4.53
Linseed White.....	Kg	-	-	-	-	-	-	2.40	-	-	-	-	3.65
Linseed Black.....	Kg	-	4.00	4.33	3.67	3.57	2.69	2.75	5.38	-	2.40	5.00	3.69
Sesame Seed.....	Kg	-	4.00	-	-	-	1.72	2.35	-	-	3.05	5.00	3.69
Sunflower.....	Kg	-	4.00	-	3.50	-	-	1.47	5.00	-	-	-	3.09
Castor Beans.....	Kg	-	-	-	-	.83	-	-	-	-	-	-	1.74
Rape Seed.....	Kg	-	3.00	2.00	3.00	4.29	5.79	3.27	4.48	-	1.98	4.00	3.03
Ground Nut Shelled.....	Kg	7.00	6.17	-	-	-	6.00	-	-	4.94	-	7.67	5.27

PREPARED CEREAL PRODUCTS

Spaghetti (Local) Without Egg....	Kg	-	5.00	7.00	8.00	8.00	8.00	7.00	7.33	7.00	7.83	10.00	6.68
Pastini.....	Kg	7.00	9.67	-	-	-	-	-	-	-	-	-	8.35
Macaroni (Local) Without Egg....	Kg	5.00	5.00	5.00	5.00	5.00	5.17	5.00	5.17	6.00	6.00	6.00	5.18
'Fafa' Flour.....	kg	-	-	-	-	-	10.00	-	-	-	-	-	8.57
'Dube' Flour.....	kg	-	-	-	-	-	6.00	-	-	-	-	3.83	5.10

BREAD AND OTHER PREPARED FOODS

'Enjera' ('Teff' Mixed).....	325gm	-	.31	.27	.51	.79	.50	.46	.26	.31	.41	.26	.49
'Dabo' (Traditional Ambasha)..	350gm	-	.58	-	.65	.22	.43	-	-	-	-	-	.56
'Dabo' (Traditional Sheleto)..	350gm	-	-	.46	-	.25	-	-	-	-	-	-	.38

Table 9 :- (Cont'd) Average Retail Price of Goods and Services by Region and Selected Market Places - Group 9 Market Places

March 2003  
Megabit 1995

ITEM	UNIT	R E G I O N A N D M A R K E T P L A C E S										SNNPR AVERAGE	
		Shewa- Bench	Mizan- Teferi	Deri	Amaro Kalle	Soyama	Karat	Gidole	Waka	Beste- chere	Lasoka		Amaya
P R I C E I N B I R R													
Bread Wheat (Bakery).....	350gm	1.30	1.32	1.17	1.10	1.12	1.03	1.10	-	1.10	1.17	-	1.01
Biscuits .....	150gm	3.18	2.33	2.50	2.73	-	2.96	3.41	2.30	2.37	2.47	2.50	2.52
<b>MEAT</b>													
Beef .....	Kg	-	12.00	-	9.11	14.00	7.36	-	12.00	-	9.96	10.00	12.47
Camel Meat .....	Kg	-	-	-	-	-	-	-	-	-	-	-	-
<b>FISH AND FISH PRODUCTS</b>													
Fish Fresh.....	Kg	-	-	-	-	-	-	-	2.20	-	-	-	-
Sardines (Imported).....	125gm	-	7.00	-	-	-	7.00	-	-	-	-	-	4.08
<b>DIARY PRODUCTS AND EGG</b>													
P R I C E I N B I R R													
Cow Milk (Unpasteurized).....	Lt	-	1.94	-	2.85	3.02	3.33	3.03	-	-	1.52	-	2.70
Cow Milk (pasteurized).....	Lt	-	-	-	-	-	-	-	-	-	-	-	-
Camel Milk.....	Lt	-	-	-	-	-	-	-	-	-	-	-	-
Goat Milk.....	Lt	-	-	-	-	-	-	-	-	-	-	-	-
Powdered Milk (Edget).....	450gm	-	-	-	27.69	-	30.38	-	-	-	-	-	1.14
Yoghurt (Traditional).....	Lt	-	2.86	-	-	-	-	-	-	-	-	-	24.89
Cheese Cottage.....	Kg	4.53	3.38	2.81	-	-	-	4.63	-	-	-	-	4.29
Egg (Traditional).....	Dozen	2.40	4.00	3.00	2.40	2.40	3.00	4.00	2.25	1.51	2.51	2.43	3.72
<b>OILS AND FATS</b>													
Butter Unrefined.....	Kg	-	17.67	25.53	24.36	23.25	24.00	13.91	18.15	19.50	18.03	22.67	21.21
Cooking Oil (Imported).....	Lt	16.67	16.48	-	12.00	15.00	11.56	14.00	14.00	-	15.00	13.00	13.89
Cooking Oil (Local).....	Lt	12.67	12.00	11.33	12.00	-	-	-	14.44	12.67	15.00	12.33	11.81

Table 9 :- (Cont'd) Average Retail Price of Goods and Services by Region and Selected Market Places - Group 9 Market Places

ITEM	UNIT	R E G I O N A N D M A R K E T P L A C E S										SNNPR AVERAGE	
		Shewa-Bench	Mizan-Teferi	Deri	Amaro Kalle	Soyama	Karat	Gidole	Waka	Bestechere	Lasoka		Amaya
P R I C E I N B I R R													
<b>VEGETABLES AND FRUITS</b>													
<b>VEGETABLES (FRESH)</b>													
Ethiopian Kale.....	Kg	.20	.43	.37	.37	.76	-	.25	.37	.67	.20	.13	1.57
Cabbage.....	Kg	-	1.11	-	-	-	1.35	.85	-	-	-	-	1.32
Lettuce.....	Kg	-	-	-	-	-	-	-	-	-	-	-	1.72
Spinach.....	Kg	-	-	-	-	-	-	-	-	-	-	-	1.04
Carrot.....	Kg	-	1.11	-	-	-	1.42	.56	-	-	-	1.43	1.31
Tomatoes.....	Kg	2.58	-	-	.60	1.19	1.99	1.82	1.70	-	.78	-	1.85
Onions.....	Kg	2.17	1.82	2.69	1.50	1.08	1.60	1.17	2.48	3.30	2.22	2.35	2.19
Garlics.....	Kg	9.70	11.20	9.70	10.96	4.69	13.10	16.99	-	7.74	12.63	2.44	8.68
Leaks.....	Kg	-	2.00	-	-	-	-	-	-	-	-	-	1.98
Pepper Green.....	Kg	1.12	1.38	3.05	3.07	.94	8.12	2.06	.73	1.58	1.81	1.20	2.97
Pumpkin.....	Kg	.17	-	-	.27	.40	.22	-	.24	-	.26	-	.35
Green Peas.....	Kg	-	-	-	-	-	-	-	-	-	-	-	-
Beet Root.....	Kg	1.09	1.07	.76	-	-	2.20	.93	-	-	-	1.10	1.13
Cauliflower.....	Kg	-	-	-	-	-	-	-	-	-	-	-	-
<b>FRUITS FRESH</b>													
Banana.....	Kg	.85	.46	1.07	.46	1.05	.92	1.06	.46	.46	.34	-	1.00
Orange.....	Kg	-	-	.28	1.30	.81	.72	-	.76	-	-	-	2.03
Lemon.....	Kg	-	1.11	3.34	.34	.88	.44	.44	1.81	.71	-	-	1.58
Tangerine.....	Kg	-	-	-	-	-	-	-	-	-	-	-	-
Papaya.....	Kg	.38	-	-	.33	.43	.55	.65	.29	.28	.34	-	.58
Grapes.....	Kg	-	-	-	-	-	-	-	-	-	-	-	-
Avocado.....	Kg	-	-	-	1.31	1.38	1.25	-	2.54	-	1.35	-	1.65
Mango.....	Kg	.34	.25	1.08	1.45	-	1.34	1.12	1.34	-	.82	-	1.41
Cactus.....	Kg	-	-	-	-	-	-	-	-	-	-	-	-

March 2003  
Megabit 1995

Table 9 :-(Cont'd) Average Retail Price of Goods and Services by Region and Selected Market Places - Group 9 Market Places

March 2003  
Megabit 1995

ITEM	UNIT	R E G I O N A N D M A R K E T P L A C E S										SNNPR AVERAGE	
		Shewa-Bench	Mizan-Teferi	Deri	Amaro Kalle	Soyama	Karat	Gidole	Waka	Bestechere	Lasoka		Amaya
P R I C E I N B I R R													
<b>SPICES</b>													
Pepper Whole.....	Kg	-	6.33	-	-	7.50	-	-	6.63	-	-	-	8.61
Black Pepper(Local).....	Kg	-	10.00	-	-	-	-	-	-	-	20.00	-	15.26
Long Pepper(Local).....	Kg	-	-	-	-	16.67	-	-	-	-	-	-	11.78
White Cumin(Bishop's Weed)Local..	Kg	4.00	3.83	3.00	5.33	-	4.50	5.00	9.57	6.00	4.17	3.83	5.02
Black Cumin(Local).....	Kg	5.67	5.00	6.00	5.00	-	7.00	8.67	8.68	6.51	6.83	4.83	5.42
Ginger Dry(Local).....	Kg	-	-	-	-	-	-	-	-	-	-	-	3.93
Ginger Wet(Local).....	Kg	1.35	.55	-	1.17	1.97	1.51	2.32	1.13	.67	.56	-	1.21
Cloves(Imported).....	Kg	80.00	90.00	-	-	-	-	-	-	-	100.00	-	73.94
Cinnamon(Imported).....	Kg	-	24.33	-	-	-	-	-	-	-	45.00	-	24.41
Cardamon(Local).....	Kg	-	-	-	-	-	-	-	16.98	-	-	-	16.75
Tumeric Flour(Local).....	Kg	3.00	4.00	2.83	3.33	4.00	6.00	8.22	4.54	5.19	4.00	3.83	3.87
Chillies Whole.....	Kg	-	-	7.14	-	-	3.89	8.22	11.67	3.89	9.81	-	6.65
Basil Dry.....	Kg	-	7.00	-	-	1.59	2.33	-	-	-	-	-	7.04
<b>POTATOES, OTHER TUBERS AND STEMS</b>													
Potato.....	Kg	-	1.05	-	1.82	.50	1.23	.83	1.05	-	.60	-	1.15
Sweet Potato.....	Kg	-	.41	.26	.31	.67	.48	.44	.39	.24	.17	-	.51
'Kocho' (Unprocessed).....	Kg	.33	.46	.14	.90	.69	.68	.40	.14	.52	.24	-	.76
'Bula'.....	Kg	-	3.23	-	1.03	1.42	-	1.23	-	-	2.12	-	1.94
<b>COFFEE, TEA, CHAT AND BUCK-THORN LEAVES</b>													
Tea Leaves(Local).....	100gm	2.00	2.00	2.00	2.00	2.00	2.00	2.00	2.00	2.00	2.20	2.00	2.01
Coffee Whole.....	Kg	-	1.83	-	1.98	2.73	-	1.00	-	-	1.67	-	2.05
Coffee Beans.....	Kg	4.00	4.33	6.00	4.92	6.50	4.76	4.10	6.82	5.69	1.87	5.00	5.23
Coffee Leaves.....	Kg	.42	-	-	-	-	.68	1.48	-	-	-	-	1.25
Buck Thorn Leaves.....	Kg	2.24	2.05	-	.96	1.16	1.27	-	-	-	-	-	2.31

Table 9 :- (Cont'd) Average Retail Price of Goods and Services by Region and Selected Market Places - Group 9 Market Places

												March 2003	
												Megabit 1995	
												SNNPR	
												AVERAGE	
ITEM	UNIT	Shewa-Bench	Mizan-Teferi	Deri	Amaro Kalle	Soyama	Karat	Gidole	Waka	Bestechere	Lasoka	Amaya	
<b>P R I C E I N B I R R</b>													
Chat	Kg	1.60	5.60	2.26	1.98	3.71	4.89	4.69	5.39	10.56	3.72	-	5.98
Malt-Barley	Kg	2.11	4.40	4.08	3.04	1.55	2.04	3.04	2.04	1.00	-	-	2.64
Malt-Wheat	Kg	2.04	2.04	2.04	2.04	-	2.04	2.04	2.04	2.04	-	-	2.64
<b>OTHER FOOD ITEMS</b>													
Salt	Kg	2.00	1.50	1.50	2.00	2.50	2.00	2.00	1.93	2.00	2.00	3.17	1.69
Sugar	Kg	5.00	5.00	5.00	4.75	6.25	5.00	5.00	5.00	5.00	5.00	5.00	4.86
Honey	Kg	5.24	7.67	-	5.00	11.24	12.00	5.00	10.00	7.01	-	-	11.78
Canned Tomato (Local)	410gm	-	6.00	-	-	-	7.33	-	-	-	-	-	6.79
<b>FOOD TAKEN AWAY FROM HOME</b>													
Cup of Tea	No	.25	.37	.25	.30	.25	.50	.50	.30	.25	.23	.25	.37
Cup of Coffee	No	.50	.53	-	1.50	-	1.80	.25	.50	-	.47	-	.63
Cup of Milk	No	.50	.75	-	-	-	1.00	-	-	-	-	-	.87
'Key Wot Yebere'	One Meal	-	-	-	-	-	-	-	4.00	-	-	-	4.64
'Key Wot Yebeg/Yefyel'	One Meal	-	5.00	-	-	-	-	-	5.00	-	4.00	-	4.79
<b>COST OF MILLING</b>													
Cereals	100Kg	15.00	10.00	10.00	15.00	19.05	13.33	-	20.00	20.00	20.00	15.00	14.61
Pulses	100Kg	15.00	15.00	10.00	15.00	10.00	10.00	-	20.00	20.00	15.00	-	14.44
Pepper Whole	100Kg	-	75.00	-	-	-	-	-	-	-	-	-	83.18
<b>BEVERAGES - NON ALCOHOLIC</b>													
Ambo Mineral Water	500cc	2.50	2.50	2.00	2.00	2.17	2.50	2.00	2.00	2.00	3.00	2.50	2.18
Bure Mineral Water	500cc	-	-	-	-	-	-	-	-	-	-	-	-
Coca Cola/Fanta	300cc	-	2.00	2.00	2.00	2.17	2.00	2.00	-	2.00	-	2.50	2.10

Table 9 :-(Cont'd) Average Retail Price of Goods and Services by Region and Selected Market Places - Group 9 Market Places

March 2003  
Megabit 1995

ITEM	UNIT	R E G I O N A N D M A R K E T P L A C E S											SNNPR AVERAGE
		Shewa- Bench	Mizan- Teferi	Deri	Amaro Kalle	Soyama	Karat	Gidole	Waka	Beste- chere	Lasoka	Amaya	
P R I C E I N B I R R													
Pepsi Cola/Mirinda.....	300cc	2.50	2.00	2.00	2.00	2.17	2.00	2.00	2.00	2.00	2.75	2.50	2.11
<b>BEVERAGES - ALCOHOLIC</b>													
Araki (Local).....	900cc	29.50	28.33	-	25.00	30.00	28.31	28.31	22.59	-	31.35	27.00	26.39
Cognac (Local).....	900cc	-	-	-	-	-	-	-	-	-	-	-	23.11
Brandy (Local).....	900cc	-	-	-	-	-	-	-	-	-	-	-	23.06
Gin (Local).....	900cc	29.50	28.33	-	25.00	30.00	28.31	28.31	22.92	-	-	-	26.22
Saris Wine (Normal).....	750cc	-	7.09	-	5.00	-	6.67	-	-	-	-	-	6.99
'Katikalla'.....	Lt	3.33	3.33	6.06	2.78	1.89	4.50	4.76	6.51	6.46	4.07	6.67	5.17
Beer (Bedele).....	330cc	3.00	3.00	3.00	3.00	-	3.00	3.00	3.00	3.00	-	3.50	3.06
Beer (Harar).....	330cc	-	-	3.50	3.00	3.17	3.00	3.00	3.00	3.00	-	-	3.09
Beer (Meta Abo).....	330cc	-	-	-	3.00	-	3.00	-	-	-	3.50	-	3.03
'Tella'.....	Lt	.56	.83	.60	1.19	.59	.75	.83	.56	-	.68	.83	.77
'Tej' (Mead).....	Lt	2.22	2.04	2.00	1.33	1.92	2.00	2.80	1.11	1.12	3.33	2.22	2.06
<b>CIGARETTES AND TOBACCO</b>													
<b>CIGARETTES</b>													
Nyala.....	Packet	5.00	4.00	5.00	4.67	5.00	5.00	5.00	4.00	5.00	5.00	5.00	4.66
Gissila.....	Packet	2.00	1.50	1.33	1.50	-	-	-	1.33	1.33	2.00	1.50	1.54
Rothmans.....	Packet	10.00	10.00	-	9.00	10.00	9.33	10.00	10.00	10.00	10.00	-	9.47
<b>TOBACCO</b>													
'Gaya'.....	Kg	3.49	2.52	6.04	-	12.50	-	2.32	1.89	3.43	4.39	1.64	5.71

**CLOTHING AND FOOT WEAR**

Table 9 :- (Cont'd) Average Retail Price of Goods and Services by Region and Selected Market Places - Group 9 Market Places

												March Megabit	2003 1995
R E G I O N A N D M A R K E T P L A C E S													
S O N N P													
ITEM	UNIT	Shewa-Bench	Mizan-Teferi	Deri	Amaro Kalle	Soyama	Karat	Gidole	Waka	Beste- chere	Lasoka	Amaya	SNNPR AVERAGE
P R I C E I N B I R R													
<b>CLOTHING</b>													
Abujedid(Akaki/Bahir Dar)91cm. Meter			5.00		5.00				4.83				4.05
Abujedid(Komb./Arba Min.)150cm Meter	6.00	6.67	5.00				6.00		6.00		6.00		5.72
Khaki(S-10,000 Twil)110cm..... Meter													9.56
Khaki(Akaki)91cm..... Meter													5.00
Wool-England 100%..... Meter													16.10
Tetron(Arba Minch)..... Meter													6.59
Poplin(Dire Dawa)105cm..... Meter		7.00	5.00										10.91
Poplin(Komb./Arba Minch)150cm. Meter	12.50	12.67		12.00			11.00		10.67				10.56
Nylon(Mojo)..... Meter	7.00	13.33								10.00	6.40	24.67	16.19
Polyster(Arba Minch/Awasa).... Meter													15.93
Jersi..... Meter			13.50				14.00					26.00	3.86
Cotton..... Kg				1.33			.83	2.20			2.02		23.08
Hisufi..... Meter							18.00	29.00				25.00	17.68
Kefay..... Meter			18.00				18.00	22.67				25.00	
<b>COST OF TAILORING</b>													
Woolen Suit (Men)..... No													267.33
Khaki Suit (Men)..... No			32.50				31.67	50.00					48.38
Khaki Suit (Boys)..... No			27.50				20.00	25.00					31.76
Tateron Suit (Men)..... No			32.50				31.67	50.00			60.00		51.86
Tateron Suit (Boys)..... No			27.50				20.00	25.00			30.00		31.79
<b>READY-MADE / FOR ADULTS</b>													
'Netela'..... No			20.67	22.50			19.00	13.00			14.67	16.67	22.13
'Gabi'..... No		67.50	40.00	45.00			38.67	36.67			45.00	41.33	57.49

Table 9 :- (Cont'd) Average Retail Price of Goods and Services by Region and Selected Market Places - Group 9 Market Places

March 2003  
Megabit 1995

		R E G I O N   A N D   M A R K E T   P L A C E S											SNNPR AVERAGE
ITEM	UNIT	S   N   N   P											
		Shewa-Bench	Mizan-Teferi	Deri	Amaro Kalle	Soyama	Karat	Gidole	Waka	Bestechere	Lasoka	Amaya	
P R I C E   I N   B I R R													
Shirts Long Sleeved (Local).....	No	51.67	26.67	22.67	-	-	-	-	22.67	-	-	22.67	31.25
Shirts Short Sleeved (Local).....	No	50.00	23.33	-	-	-	-	-	21.67	-	-	19.67	31.28
Shirts Long Sleeved (Imported)...	No	68.33	45.00	42.50	43.50	35.00	46.67	55.33	42.33	-	50.00	59.67	49.33
Shirts Short Sleeved (Imported)...	No	65.00	41.67	-	-	-	45.00	50.00	43.33	-	55.00	48.00	46.61
Socks (Cotton) Imported.....	Pair	7.67	5.33	-	5.67	-	7.00	8.67	5.33	3.83	6.00	6.33	6.63
Sweater (Local) Men.....	No	-	46.67	-	-	-	-	-	-	-	-	40.00	50.64
Sweater (Local) Women.....	No	33.33	31.67	-	-	-	-	-	20.00	-	-	40.67	35.52
Shash (Imported).....	No	10.67	10.67	8.33	-	7.00	8.67	10.33	10.00	10.33	9.67	8.67	11.59
Singlets (Local) White.....	No	-	9.67	10.00	-	-	14.00	-	9.33	-	14.00	10.33	10.76
Jeans Trouser.....	No	86.67	73.33	105.00	60.00	80.00	81.67	106.67	82.67	-	93.33	127.33	81.98
Woolen Suit.....	No	-	-	-	-	-	-	-	-	-	-	-	-
'Kemisna Netela'.....	No	116.67	126.67	-	82.50	-	-	-	98.33	87.50	55.00	137.67	115.20
Sweater-Men (Imported).....	No	105.00	83.33	80.00	-	-	62.50	-	97.50	-	-	-	90.09
Sweater-Women (Imported).....	No	-	41.67	35.00	-	-	56.67	-	62.50	-	40.00	-	67.31
Nylon Dress.....	No	43.33	-	-	-	-	-	-	-	-	-	44.00	43.14
Tetron Trouser.....	No	-	-	-	-	-	-	-	-	-	-	-	65.00
Leather Jacket.....	No	-	-	-	-	-	-	-	-	-	-	-	475.71
Under Wear China.....	No	13.50	12.33	12.00	13.50	-	11.00	15.67	13.00	14.50	15.67	16.67	13.91
Deriya .....	NO	11.67	9.44	11.67	15.00	9.78	17.50	-	-	-	15.00	-	11.18
Polyester Suit.....	No	-	-	-	-	-	-	-	-	-	-	-	-
Khaki Short .....	No	-	9.00	-	-	-	-	16.00	-	-	-	-	10.62
T-Shirts .....	No	25.00	21.67	21.00	22.50	25.00	26.67	43.33	25.00	29.00	37.67	26.00	28.94
Jogging Suit(sport tuta) .....	No	85.00	71.67	65.00	62.50	-	90.00	85.00	75.00	86.00	83.33	-	80.95
Khaki Jacket .....	No	-	81.67	-	-	110.00	88.33	-	-	-	-	125.67	102.76
Geldem .....	No	-	28.33	15.00	15.00	-	15.00	-	14.33	-	14.67	13.00	17.38

Table 9 :- (Cont'd) Average Retail Price of Goods and Services by Region and Selected Market Places - Group 9 Market Places

190

Table 9 :-(Cont'd) Average Retail Price of Goods and Services by Region and Selected Market Places - Group 9 Market Places

March 2003  
Megabit 1995

ITEM	UNIT	R E G I O N   A N D   M A R K E T   P L A C E S										SNNPR AVERAGE
		Shewa-Bench	Mizan-Teferi	Deri	Amaro Kalle	Soyama	Karat	Gidole	Waka	Bestechere	Lasoka	
P R I C E   I N   B I R R												
<b>READY-MADE / FOR CHILDREN</b>												
Sweater (Local) for Boys..... No	-	14.00	-	-	-	-	-	13.50	-	-	-	12.48
Socks (Imported) Cotton..... Pair	4.00	3.33	-	5.00	-	2.67	4.00	3.17	-	3.33	5.00	3.87
Jeans Trouser..... No	75.00	51.67	-	-	-	52.50	-	55.00	-	-	-	66.96
Shirt Long Sleeved(Imported)Boys. No	-	19.33	-	-	-	21.50	-	23.33	-	-	-	26.98
Sweater (England) for Girls..... No	-	31.67	-	-	-	-	-	-	-	-	-	45.00
Short for Boys..... No	-	3.33	-	-	-	-	5.33	-	-	-	-	5.85
Kemise(for children) ..... No	58.33	48.33	37.50	35.00	-	57.50	-	25.67	-	61.67	-	48.14
<b>FOOTWEAR (MEN AND WOMEN)</b>												
Ansessa Leather Shoes Men(Local)Pair	90.00	61.67	110.00	75.00	60.00	56.67	110.00	48.33	46.00	103.33	68.33	81.11
Leather Shoes Men (Croft)..... Pair	120.00	103.33	-	115.00	120.00	103.33	123.33	107.50	127.50	103.33	126.33	114.14
Walking Shoes(Imp.) Non-Leather Pair	-	68.33	-	65.00	90.00	70.00	110.00	-	-	88.33	-	84.03
Canvas Shoes (Local) Men..... Pair	-	-	23.00	-	-	22.00	25.00	23.00	-	-	26.67	24.00
Canvas Shoes (China) Men..... Pair	-	28.67	-	-	-	23.33	-	27.67	-	24.33	-	26.71
Plastic Shoes (Local) Women.... Pair	-	6.67	7.00	7.00	-	9.00	7.67	8.67	8.83	9.00	8.33	8.97
Slippers Sponge Adult (China).. Pair	8.67	-	-	7.00	-	7.00	9.00	-	-	9.00	12.33	7.97
Boots for Men Plastic (Local).. Pair	41.67	44.33	-	-	-	-	-	40.33	-	55.00	45.33	44.00
Sendel Plastic Shoes (Imp.).... Pair	-	-	-	-	-	-	-	-	-	-	-	12.42
Cost of Mending Shoes sole(Men).Pair	-	20.00	20.00	-	-	25.00	17.50	14.33	-	-	-	20.67

Table 9 :- (Cont'd) Average Retail Price of Goods and Services by Region and Selected Market Places - Group 9 Market Places

March 2003  
Megabit 1995

ITEM	UNIT	R E G I O N A N D M A R K E T P L A C E S										SNNPR AVERAGE
		Shewa- Bench	Mizan- Teferi	Deri	Amaro Kalle	Soyama	Karate	Gidola	Waka	Besite- chere	Lasoka	

P R I C E I N B I R R

CONSTRUCTION MATERIALS, WATER, AND FUEL AND POWER

CONSTRUCTION MATERIALS

Cement/Bag/(Local).....	50Kg	-	42.83	-	46.00	-	45.00	-	-	-	-	-	-	41.32
Lime.....	Kg	-	1.00	-	-	-	-	-	-	-	-	-	-	1.04
Nail (7cm - 12cm).....	Kg	7.67	8.00	8.33	7.00	7.00	7.83	7.83	7.67	7.17	8.00	8.00	8.00	7.53
Nail With Cape.....	Kg	15.00	12.00	11.17	11.67	12.00	11.67	12.00	-	-	12.00	13.33	11.29	11.29
Corrugated Iron Sheet (.2mm).....	No	31.00	30.00	-	-	-	-	-	-	-	31.25	25.67	31.55	31.55
Wood for House Construction('Atana')..	No	-	1.08	-	-	-	-	-	-	-	-	-	-	3.68
Wall Paints-Super (Fluid) Normal.....	4Kg	-	58.00	-	-	-	-	-	-	-	-	-	-	56.60
Wall Paints-Super (Fluid) Plastic....	4Kg	-	90.00	-	-	-	60.00	-	-	-	-	-	-	87.05
Coarse Aggregate Gravel.....	Meter Cube	-	-	-	-	-	-	-	-	-	-	-	-	112.90
Hollow Concrete Block(20x20x40 cm Cube)No	-	-	-	-	-	-	-	-	-	-	-	-	-	2.49
Bricks (25cm x 12cm x 6cm).....	No	-	-	-	-	-	-	-	-	-	-	-	-	.94
Floor Board 4m Length.....	No	-	-	-	-	17.00	-	-	-	-	-	-	-	15.61
Iron Pipe 6mt. (1/2 inch Wide) Local..	No	-	65.00	-	42.00	-	44.00	-	-	-	-	-	-	48.24
Chipwood (125cm x 250cm x 8mm).....	No	-	91.67	-	-	-	-	-	-	-	-	-	-	82.33
Sand.....	Meter Cube	-	-	-	-	-	-	-	-	-	-	-	-	48.66
Gutter N# 32.....	Meter	-	31.00	-	-	-	-	-	-	-	-	-	-	22.49
Window Glass (50cm x 50cm x 3mm).....	No	-	19.00	-	-	-	-	-	-	-	-	-	-	26.54
Water Tanker (1meter cube).....	No	-	1033.33	-	-	-	-	-	-	-	-	-	-	1033.33
Stone for House Construction..	Meter Cube	-	44.60	-	-	-	-	-	-	-	10.00	-	-	25.74
Mega Paints.....	4Kg	-	58.00	-	-	-	-	-	-	-	-	-	30.00	54.43
Tseday Paints.....	4Kg	-	58.00	-	-	-	-	-	-	-	-	-	-	57.60
"Yewelle Nitaf"(Tile).....	No	-	-	-	-	-	-	-	-	-	-	-	-	1.09

WATER

Water.....	Meter Cube	-	8.00	-	4.17	6.25	10.00	-	-	-	-	-	7.50	7.64
------------	------------	---	------	---	------	------	-------	---	---	---	---	---	------	------

Table 9 :- (Cont'd) Average Retail Price of Goods and Services by Region and Selected Market Places - Group 9 Market Places

REGION AND MARKET PLACES												
ITEM	UNIT	S N N P										SNNPR AVERAGE
		Shewa-Bench	Mizan-Teferi	Deri	Amaro Kalle	Soyama	Karate	Gidola	Waka	Besitechere	Lasoka	
<b>FUEL AND POWER</b>												
Fire Wood.....	Meter Cube	31.65	-	12.96	-	22.89	33.49	23.15	5.00	5.00	24.00	33.94
Charcoal.....	Kg	-	1.02	.63	-	.79	1.34	.98	.64	1.52	.97	.92
Dung Cake.....	Kg	-	-	-	-	-	-	-	-	-	-	-
Kerosine.....	Lt	3.70	2.24	2.50	2.50	3.00	2.89	3.03	3.33	3.03	3.00	2.70
Diesel.....	Lt	4.44	2.96	-	3.10	-	-	3.79	4.17	-	3.53	3.26
Electric.....	K.Watt	-	.27	-	-	-	-	-	-	-	-	.30
Matches.....	Box	.25	.25	.20	.20	.25	.20	.20	.20	.20	.22	.21
Candles.....	No	1.00	1.00	1.00	1.00	1.00	1.00	1.00	1.00	1.00	1.00	.99
Buthane Gas (Shell).....	12.5 Kg	-	-	-	-	-	-	-	-	-	-	-
Eveready Drycell.....	No	-	2.00	1.75	-	-	1.75	2.00	1.75	-	1.67	1.87
<b>FURNITURE, FURNISHING, HOUSEHOLD EQUIPMENT AND OPERATION</b>												
<b>CHAIRS, TABLES, ETC.</b>												
Table Wanza (Machine made) Varnished..	No	-	116.67	-	-	-	200.00	180.00	-	-	100.00	192.62
Table Wanza (Hand made) Not Varnished.	No	-	83.33	-	-	-	180.00	-	105.00	-	80.00	100.23
Chairs Wanza (Machine Made) Varnished.	No	-	43.33	-	-	-	75.00	106.67	-	-	45.00	48.84
Chairs Wanza (Hand Made) Varnished....	No	-	36.67	45.00	-	60.00	-	38.33	43.33	35.00	-	35.00
Cupboard Wanza (2 doors) Varnished....	No	-	1166.67	-	-	1500.00	-	-	-	-	-	1085.56
Double Bed Wanza (120cm) Varnished....	No	-	416.67	350.00	-	600.00	500.00	-	-	400.00	-	408.98
Sofas (Complete).....	No	-	-	-	-	3500.00	-	-	-	-	-	3009.09
Book Shelves Wanza (3 Shelves) no Door	No	-	306.67	-	-	180.00	325.00	-	-	-	-	266.55
Chest of Drawer .....	No	-	350.00	-	-	-	-	-	-	-	-	460.30
<b>FURNISHINGS &amp; REPAIRS</b>												
Bed Sheet (Non-Patterned Bahir Dar)	Pair	-	50.00	50.00	42.00	-	-	-	38.33	-	51.00	47.93

Table 9 :- (Cont'd) Average Retail Price of Goods and Services by Region and Selected Market Places - Group 9 Market Places

March 2003  
Megabit 1995

		R E G I O N A N D M A R K E T P L A C E S											SNNPR
ITEM	UNIT	S N N P											AVERAGE
		Shewa-Bench	Mizan-Teferi	Deri	Amaro Kalle	Soyama	Karate	Gidola	Waka	Besitechere	Lasoka	Amaya	
P R I C E I N B I R R													
Bed Sheet(Patterned Kombolcha)													
1.90m x 2.50m.....	Pair	-	61.67	-	-	-	-	57.00	62.50	-	65.00	-	65.06
Bed Cover(Patterned Kombolcha).....	No	-	-	-	-	-	-	-	52.50	-	-	35.67	55.71
Blanket Woolen(Debre B.)160cm x 220cm.	No	-	78.33	-	85.00	81.00	70.00	76.67	-	-	-	87.00	85.42
Mattress-Sponge (A.A Foam) 120cm.....	No	300.00	-	-	-	-	-	-	290.00	-	-	-	428.37
Towel-Local (Kombolcha).....	No	-	9.67	-	-	-	-	-	10.00	-	14.67	-	12.28
<b>EARTHEN WARE</b>													
Water Pot.....	No	4.00	4.33	1.92	1.67	5.50	6.67	4.83	-	1.70	7.00	3.67	3.88
'Jebena' Medium Size.....	No	2.00	3.33	.92	1.13	1.92	4.33	2.67	2.23	2.00	2.00	2.27	2.38
'Mitad' (Griddle of Clay).....	No	4.00	7.00	3.17	3.25	-	20.00	6.33	20.33	10.50	8.33	4.67	9.77
Local Stove '(Lakech)'......	No	-	7.33	6.50	-	-	7.33	-	-	-	2.00	14.33	6.65
Cup for Coffee (China).....	No	1.10	1.50	1.33	1.25	1.25	1.38	1.00	1.37	1.33	1.50	1.00	1.24
Plate Clay (imported).....	No	3.00	4.17	5.00	-	5.00	4.67	4.33	4.83	4.50	4.00	-	4.43
<b>STRAW, BAMBOO AND OTHERS</b>													
'Sefed'.....	No	-	6.67	3.50	-	7.33	5.67	-	8.33	-	-	-	5.83
Sack 100Kg Capacity.....	No	-	-	-	-	-	3.00	-	-	-	-	-	4.50
<b>METAL WARE</b>													
Cooking Pan Medium (Local).....	No	25.00	29.33	37.67	30.00	25.00	33.33	25.67	35.67	29.00	37.67	25.00	31.37
Tray (Nickel) Medium N° 45 Local.....	No	-	-	-	-	-	-	-	19.67	17.75	-	-	17.32
Electric 'Mitad' Aluminium.....	No	-	-	-	-	-	-	-	-	-	-	-	370.25
Gas Stove (Kerosine) China.....	No	-	40.00	-	44.00	-	41.00	-	-	-	45.00	-	40.34
Refrerator.....	No	-	-	-	-	-	-	-	-	-	-	-	3242.25

Table 9 :- (Cont'd) Average Retail Price of Goods and Services by Region and Selected Market Places - Group 9 Market Places

		REGION AND MARKET PLACES											March	2003
		Shewa-Bench	Mizan-Teferi	Deri	Amaro Kalle	Soyama	Karate	Gidola	Waka	Besit-chere	Lasoka	Amaya		1995
ITEM	UNIT	PRICE IN BIRR											SNNPR	AVERAGE
<b>PLASTIC WARE (LOCAL MADE)</b>														
Jerrycan (20 Litres).....	No	16.00	23.33	-	-	17.00	17.50	17.30	17.33	25.50	-	20.00	21.98	
Bucket (20 Litres).....	No	16.00	15.00	16.33	16.50	18.00	16.33	16.67	16.00	17.67	19.67	18.00	16.01	
<b>GLASS WARE</b>														
Glass for Tea (Duralax).....	No	3.00	3.00	3.50	-	3.00	3.50	3.23	2.08	2.00	3.00	2.00	2.96	
<b>OTHER HOUSEHOLD EQUIPMENT</b>														
Kerosine Lamp.....	No	19.67	21.33	15.33	21.33	25.00	15.00	23.67	22.00	24.67	24.67	24.00	21.45	
'Kuraz' Small Local Kerosine Lamp.....	No	1.00	1.00	1.00	1.00	-	1.00	1.00	.80	1.00	1.00	1.00	.96	
Flash Light.....	No	6.67	6.83	7.00	7.00	7.00	7.00	7.00	7.00	6.75	6.83	6.33	6.52	
Electric Bulb Philips(40/60 Watt).....	No	3.00	2.67	-	2.33	3.00	2.50	2.00	3.17	-	3.00	-	2.50	
<b>HOUSEHOLD OPERATION</b>														
Hard Soap (Local).....	200gm	1.60	2.20	1.75	-	-	2.12	1.85	2.09	1.94	1.60	2.00	1.79	
Hard Soap (Imported).....	200gm	2.17	1.60	2.33	1.74	2.40	2.40	2.00	1.60	2.32	2.40	3.00	2.23	
Detergent (Omo).....	50gm	1.25	.63	1.67	.63	1.00	.71	.75	1.50	.75	.59	1.50	1.13	
Incese.....	Kg	5.33	5.00	5.50	-	12.50	3.33	6.53	5.54	5.57	6.83	7.00	5.96	
Sandal Wood.....	No	.25	.25	.27	.20	.25	.27	.30	.25	.28	.33	.25	.26	
Toilet Paper (Mamko).....	Roll	-	3.00	3.00	3.08	3.00	3.00	3.00	3.22	-	3.30	3.08	3.02	
<b>DRY CLEANING</b>														
Dry Cleaning (Suit Men).....	No	-	12.00	-	-	-	-	-	-	-	-	-	12.58	

Table 9 :-(Cont'd) Average Retail Price of Goods and Services by Region and Selected Market Places - Group 9 Market Places

March 2003  
Megabit 1995

ITEM	UNIT	R E G I O N A N D M A R K E T P L A C E S											SNNPR AVERAGE
		S N N P											
		Shewa- Bench	Mizan- Teferi	Deri	Amaro Kalle	Soyama	Karate	Gidola	Waka	Besite- chere	Lasoka	Amaya	
P R I C E I N B I R R													
<b>DOMESTIC SERVICE</b>													
Maid Servant.....	Month	36.67	25.00	-	-	30.00	21.67	23.33	33.33	13.33	18.33	25.00	30.91
Unskilled Service (Daily Laborer)....	Day	3.00	7.33	-	-	4.00	5.00	6.33	-	5.00	4.00	6.67	5.80
Salary for Guard .....	Month	-	33.33	-	-	-	-	-	28.33	-	-	-	51.02
<b>MEDICAL CARE</b>													
Ampicillin(250 mg) Local.....	56 Caps	15.83	18.00	-	-	16.00	18.20	15.70	28.00	28.00	-	28.00	16.85
Dichlorophine(500 mg) Local.....	6 Pills	-	-	-	-	-	-	-	-	-	-	-	2.07
Tetracycline(250mg) Local.....	56 Caps	7.05	8.50	2.75	10.25	7.00	7.00	-	14.00	15.00	6.03	15.00	9.17
Penicillin Injection(4 Mu. Local). Bottle		3.65	4.33	2.70	-	-	2.80	-	5.00	4.00	3.68	4.00	3.95
Chloramphenicol(250mg) Local.....	56 Caps	10.40	16.67	-	-	-	5.60	11.20	-	-	-	15.00	13.93
Dipron(500mg) Local.....	20 Pills	-	-	-	-	-	-	-	3.00	-	-	-	3.90
Cough Syrup (Berantine) Local.....	125cc	7.83	8.67	-	-	13.00	5.70	10.00	-	-	8.00	10.00	8.83
Bactrim(480mg) Local.....	30 Pills	4.95	8.33	2.57	-	-	3.00	4.50	18.00	-	3.50	19.00	7.71
Vermox(100mg) Local.....	12 Pills	2.10	-	-	-	3.00	2.30	2.60	6.00	4.00	1.24	4.00	2.73
Mezel(250mg) Local.....	30 Caps	2.78	5.00	-	5.50	4.00	2.90	4.50	8.00	7.86	3.43	5.00	5.18
Asprin (300 mg) Local.....	20 Pills	.80	1.83	3.50	2.25	2.00	2.17	1.30	3.00	2.00	1.43	2.00	2.01
<b>OTHER MEDICAL EXPENSES</b>													
Doctor's Fee (Government).....	per visit	-	1.00	-	2.00	1.00	-	1.00	-	-	-	-	2.11
Doctor's Fee (Private).....	per visit	-	-	-	-	-	-	-	-	-	-	-	7.20
Injection (Service Charge).....	Once	-	.50	-	-	1.00	1.00	2.00	-	-	-	.50	.83
Laboratory Test Fee (Private).....	Once	-	5.00	-	-	-	-	-	-	-	-	-	4.64
Bed Charge (gov.).....	per day	-	-	-	-	2.00	7.00	2.00	2.00	-	2.00	2.00	4.52

Table 9 --(Cont'd) Average Retail Price of Goods and Services by Region and Selected Market Places - Group 9 Market Places

ITEM	UNIT	PRICE IN BIRR										March	2003	
		Shewa-Bench	Mizan-Teferi	Deri	Amaro Kalle	Soyama	Karate	Gidola	Waka	Besitechere	Lasoka	Amaya	Megabit	1995
TRANSPORT AND COMMUNICATION														
TRANSPORT														
Benzene.....	Lt	-	4.64	-	5.00	-	4.92	-	-	-	-	-	-	4.59
Motor Oil (Mobil).....	Lt	-	18.75	-	20.00	-	22.00	-	-	-	-	-	-	19.83
Car Washing and Greasing.....	No	-	35.00	-	-	-	-	-	-	-	-	-	-	27.63
Bus Fare (per km).....	Tarif	-	-	1.50	1.50	1.50	1.50	1.50	1.50	1.50	1.50	1.50	1.50	1.70
Bus Fare (within Town).....	Tarif	-	-	-	-	-	-	-	-	-	-	-	-	1.70
Taxi Fare.....	Trip	-	-	-	-	-	-	-	-	-	-	-	-	1.84
Air Plane (To Addis Ababa).....	Trip	-	305.00	-	-	-	-	-	-	-	-	-	-	316.25
Animal Transport fare.....	Trip	23.33	-	15.00	-	-	-	-	17.33	17.50	34.33	20.00	-	19.77
Cart Fare.....	Trip	-	2.00	-	-	-	-	-	-	-	-	-	-	1.11
Train Fare.....	Trip	-	-	-	-	-	-	-	-	-	-	-	-	-
Service Charge (Motor oil change)...	Once	-	-	-	-	-	-	-	-	-	-	-	-	2.10

COMMUNICATION														
Telephone Charge (with town).....	Period	-	2.20	-	2.70	2.75	3.40	2.75	3.50	-	2.75	2.00	-	2.68
Telephone Charge to Addis Ababa.....	Period	-	2.75	-	2.70	2.75	3.40	2.75	3.50	-	2.75	2.00	-	2.68
Telephone Line Installation Charge..	Once	-	305.00	-	-	-	355.75	355.75	-	-	-	-	-	349.75

ENTERTAINMENT AND EDUCATION														
EQUIPMENT AND ACCESSORIES														
T.V. Set Philips 21 inch(Colored).....	No	-	-	-	-	-	-	-	-	-	-	-	-	3243.11
Cassette Recorded Original(Local Music)No	12.50	10.50	160.00	130.00	-	93.33	-	-	-	-	-	-	-	11.54
Radio Set Philips 3 Band.....	No	-	145.00	160.00	130.00	-	93.33	-	-	-	-	-	-	141.14
Tape Recorder National (2 Speaker)....	No	-	-	-	200.00	-	-	-	-	-	-	-	-	302.03
Expense for Photograph(Passport size)4Pho	-	4.00	-	5.00	-	4.00	-	-	5.00	-	-	-	-	3.72

Table 9 :- (Cont'd) Average Retail Price of Goods and Services by Region and Selected Market Places - Group 9 Market Places

March 2003  
Megabit 1995

R E G I O N   A N D   M A R K E T   P L A C E S													
ITEM	UNIT	S   N   N   P										SNNPR AVERAGE	
		Shewa- Bench	Mizan- Teferi	Deri	Amaro Kalle	Soyama	Karate	Gidola	Waka	Besite- chere	Lasoka		Amaya
P R I C E   I N   B I R R													
Newspaper (Addis Zemen).....	No	-	.50	-	-	-	-	-	-	-	-	.51	
Theater Entrance Fee .....	Once	-	-	-	-	-	-	-	-	-	-	-	
<b>EDUCATION</b>													
Exercise Book (50 Leaves) Local.....	No	2.00	2.00	2.00	2.00	2.00	2.00	2.00	2.00	-	2.00	2.00	1.98
Pencil (China).....	No	.25	.25	.25	.28	.28	.25	.20	.30	-	.28	.27	.25
Ball Point-Bic England.....	No	-	1.00	1.07	1.20	1.10	1.00	1.10	1.00	-	1.23	1.00	1.06
Day School Fee-Public(Grade 7 & 8)..	Month	-	-	-	-	-	-	-	-	-	-	-	-
Day School Fee-Private(Grade 9-12)..	Month	-	-	-	-	-	-	-	-	-	-	-	100.00
Night School Fee-Government(Gr.9-12)	Month	-	25.00	-	19.00	-	-	26.00	-	-	-	-	20.53
School Uniform Fee .....	No	-	-	-	-	-	60.00	85.00	-	-	-	-	61.00
Night School Fee-Private(Grade9-12)..	Month	-	-	-	-	-	-	-	-	-	-	-	-
<b>PERSONAL CARE AND EFFECTS</b>													
<b>PERSONAL CARE</b>													
Lux Toilet Soap.....	90gm	2.25	2.25	2.25	3.60	2.25	3.60	2.25	2.25	2.25	3.60	2.00	2.38
Blade-TOPAZ.....	No	.25	.25	.20	.23	.25	.28	.30	.20	.20	.23	.23	.25
Hair Dressing (Traditional).....	No	-	2.67	-	-	-	-	-	-	-	2.00	-	3.33
Hair Dressing (Modern).....	No	10.00	7.67	-	-	-	-	8.00	-	-	-	-	8.02
Barbery (Mens Hair Cut).....	No	3.00	3.67	-	2.50	3.00	2.67	3.00	2.00	1.00	2.00	2.00	2.95
Paraffin Hair Oil.....	330cc	9.90	8.00	8.17	8.00	8.00	8.00	8.00	8.33	8.17	9.00	8.33	8.31
Zenith Hair Oil.....	330cc	6.60	8.00	8.33	7.50	8.00	8.80	-	8.83	8.75	6.42	8.00	8.12
Shaving Machine (medium) .....	No	-	-	-	-	-	-	-	-	-	-	-	25.67
Perfume .....	CC	30.00	26.67	13.33	21.67	20.47	-	24.33	19.67	-	25.33	-	23.85
<b>PERSONAL EFFECTS</b>													
Umbrella-Men Medium (Local).....	No	19.33	21.67	21.67	-	-	20.00	24.67	19.00	18.00	22.33	21.00	22.03

Table 9 :- (Cont'd) Average Retail Price of Goods and Services by Region and Selected Market Places - Group 9 Market Places

March 2003  
Megabit 1995

REGION AND MARKET PLACES													
ITEM	UNIT	S N N P										SNNPR AVERAGE	
		Shewa-Bench	Mizan-Teferi	Deri	Amaro Kalle	Soyama	Karate	Gidola	Waka	Besitechere	Lasoka		Amaya
PRICE IN BIRR													
Umbrella-Women Medium (Imported).....	No	28.33	19.33	22.67	18.00	20.00	15.67	-	19.00	18.50	21.00	25.33	20.99
Hand Bag (Imported Synthetic).....	No	-	30.00	-	-	-	-	-	20.00	-	-	-	69.44
Belt (Local) Machine Made.....	No	24.33	17.67	-	-	5.00	10.50	23.67	2.83	-	5.00	9.00	11.61
Belt (Local) Hand Made.....	No	-	-	2.50	-	-	-	-	-	-	-	-	4.00
<b>JEWELLERY</b>													
Seiko-21 Jewels Automatic (Men).....	No	-	-	-	-	-	-	-	-	-	-	-	208.75
Seiko-21 Jewels Automatic (Women).....	No	-	-	-	-	-	-	-	-	-	-	-	200.00
Earrings (4gm 18 carat Local).....	Pair	-	420.00	-	-	-	-	-	-	-	-	-	357.41
Neck Laces (6gm 21 carat Imported)....	No	-	-	-	-	-	-	-	-	-	-	-	636.15
Rings (4gm 18 carat Local).....	No	-	420.00	-	-	-	-	-	-	-	-	-	357.41
Bracelet 20gm (18 carat Local).....	No	-	1300.00	-	-	-	-	-	-	-	-	-	1675.00
<b>LIVESTOCK AND DRAUGHT ANIMALS</b>													
<b>LIVESTOCK</b>													
Sheep (10-15Kg).....	No	46.67	55.00	66.67	84.00	-	29.33	-	-	73.67	41.33	100.00	64.47
Goat (10-15Kg).....	No	35.00	40.00	46.67	65.00	38.00	28.67	-	-	52.00	28.33	74.00	49.59
Heifer (2-4 Years).....	No	223.33	296.67	276.67	-	365.00	193.33	-	-	180.00	310.00	313.67	280.01
Cow (4 Years and Above).....	No	468.33	516.67	413.33	-	455.00	400.00	-	-	405.00	305.17	403.00	455.78
Bull (2-4 Years).....	No	256.67	223.33	346.67	306.67	275.00	416.67	-	-	221.00	159.33	230.33	285.60
Ox (4 Years and Above).....	No	500.00	700.00	673.33	750.00	588.33	766.67	950.00	-	440.00	746.67	600.67	678.15
Hen (Indigenous).....	No	-	6.67	7.67	5.00	4.50	4.67	-	4.60	3.42	5.08	5.10	6.00
Cock (Indigenous).....	No	-	11.00	10.00	8.67	7.00	7.33	10.33	6.67	6.37	8.67	6.83	9.69
<b>DRAUGHT ANIMALS</b>													
Donkey.....	No	-	-	-	-	365.00	-	-	-	-	-	-	297.37
Horse.....	No	400.00	-	-	-	-	-	-	-	-	-	-	491.11

Table 9 :-(Cont'd) Average Retail Price of Goods and Services by Region and Selected Market Places - Group 9 Market Places

March 2003  
Megabit 1995

ITEM	UNIT	R E G I O N   A N D   M A R K E T   P L A C E S											SNNPR AVERAGE	
		S   N   N   P												
		Shewa- Bench	Mizan- Teferi	Deri	Amaro Kalle	Soyama	Karate	Gidola	Waka	Besite- chere	Lasoka	Amaya		
P R I C E   I N   B I R R														
Mule.....	No	716.67	-	-	-	-	-	-	-	-	-	-	-	800.94
<b>FARM EQUIPMENT (INDUSTRIAL PRODUCT)</b>														
Sickel.....	No	7.00	8.33	-	-	-	10.00	20.67	16.00	18.50	9.67	8.33	11.25	
Pick Axe ('Doma').....	No	-	20.00	-	-	-	25.00	-	-	-	-	13.67	17.63	
'Gejera'.....	No	25.00	16.67	-	-	-	25.00	-	19.00	-	-	26.00	24.78	
<b>FARM EQUIPMENT (HAND MADE)</b>														
'Mofer'.....	No	-	-	-	-	-	-	-	-	-	-	-	8.85	
'Kember'.....	No	-	-	-	-	-	-	-	-	-	-	-	5.29	
'Digr'.....	No	-	-	-	-	-	-	-	-	-	2.00	-	1.86	
Plough.....	No	10.00	12.67	10.33	-	16.00	-	28.00	8.00	10.50	-	5.92	9.83	
Sickel.....	No	-	-	-	2.33	-	-	6.33	-	1.10	-	-	2.40	
'Wegel'.....	No	5.00	5.00	5.00	-	5.00	-	4.33	5.00	5.75	-	5.33	3.86	
'Erfe'.....	No	-	-	2.50	-	1.00	-	-	-	-	-	-	1.68	
<b>MISCELLANEOUS GOODS AND SERVICES</b>														
Coffin (Medium Quality).....	No	-	-	-	-	-	-	75.00	-	-	-	-	117.94	
Charge for Money order .....	Once	-	2.65	-	-	-	-	11.45	-	-	-	-	9.60	
Charge for Visa (for person).....	No	-	-	-	-	-	-	-	-	-	-	-	-	

# Group 10

## Market Places

(Merkato, Kera, Zenebe Werk, Gergi, Saris, Kotebe, Ferensay Legasione, Shola/Yeka, Asko, Adisu Gebeya, Efoyita Gebeya, and Akakai.)



Table 10 :- (Cont'd) Average Retail Price of Goods and Services by Region and Selected Market Places - Group 10 Market Places

March 2003  
Megabit 1995

REGION AND MARKET PLACES														
ITEM	UNIT	PRICE IN BIRR										ADDIS ABABA AVERAGE		
		Merkato	Kera	Zenebe work	Gergi	Sarise	Kotebe	Ferensay	Shola (yeka)	Asko	Addisu-Gebeya		Efoyita Gebeya	Akaki
<b>CEREALS UNMILLED</b>														
'Teff' White	Kg	-	2.70	2.49	2.78	2.63	2.65	3.00	3.07	2.39	2.90	2.53	2.21	2.67
'Teff' Mixed	Kg	-	2.53	2.28	2.25	2.47	2.22	2.22	2.68	2.27	2.63	2.22	1.96	2.34
'Teff' Black (Red)	Kg	-	2.12	1.85	2.07	2.30	2.00	1.24	2.30	1.90	2.17	1.85	1.78	1.96
Wheat White	Kg	-	2.15	1.86	1.63	1.92	1.97	2.13	2.30	1.92	1.92	1.98	1.78	1.96
Wheat Mixed	Kg	-	-	-	-	1.90	-	-	-	-	-	-	1.75	1.79
Wheat Black	Kg	-	2.24	1.99	1.63	1.93	2.03	2.21	2.25	1.90	1.99	1.90	1.81	2.01
Barley White	Kg	-	2.79	1.85	2.13	1.97	1.93	1.96	2.42	1.81	1.55	1.83	1.90	2.01
Barley Mixed	Kg	-	2.20	-	-	1.53	1.50	1.75	1.65	-	-	1.40	1.68	1.67
Barley Black	Kg	-	1.88	1.77	1.88	1.68	1.60	1.68	1.73	1.39	1.54	1.50	1.67	1.67
Barley for Beer	Kg	-	-	-	-	2.00	1.80	-	2.25	1.60	-	2.00	-	2.00
Maize	Kg	-	1.53	1.50	1.53	1.63	1.48	1.32	1.63	1.40	1.45	1.43	1.42	1.48
Durrah	Kg	-	2.09	1.54	1.69	1.65	1.53	-	1.83	1.55	1.43	1.57	1.40	1.63
Sorghum Yellow	Kg	-	2.25	1.95	-	1.97	1.97	2.18	2.25	2.17	2.23	1.97	2.05	2.10
Sorghum White	Kg	-	-	1.41	-	2.10	-	-	2.50	1.55	1.60	2.15	2.25	1.96
Sorghum Red	Kg	-	1.87	1.53	1.62	1.63	1.53	1.62	1.75	1.54	1.56	1.60	1.47	1.61
African Millet	Kg	-	1.90	1.75	1.83	1.92	1.77	1.71	2.00	1.63	1.99	1.73	1.80	1.82
Rice	Kg	4.50	4.58	4.25	4.58	4.50	4.42	4.83	4.58	4.83	4.50	4.50	4.50	4.55
Oats	Kg	3.08	-	2.50	-	-	-	-	3.08	2.86	-	2.95	2.20	2.78
Hulled Barley	Kg	-	-	-	-	3.00	2.75	2.96	3.17	1.94	-	2.83	2.74	2.84
<b>CEREALS MILLED</b>														
'Teff' White	Kg	-	-	-	-	-	-	-	-	-	-	-	-	-
'Teff' Mixed	Kg	2.56	-	-	-	-	-	-	-	-	-	-	-	2.56
'Teff' Black (Red)	Kg	2.04	-	-	-	-	-	-	3.38	-	-	-	-	2.93
Wheat White	Kg	2.78	-	-	-	-	-	-	3.29	-	-	2.25	-	2.77
Wheat Mixed	Kg	-	-	-	-	-	-	-	-	-	-	-	-	-
Barley White	Kg	-	-	-	-	-	-	-	-	-	-	-	-	-

Table 10 :-(Cont'd) Average Retail Price of Goods and Services by Region and Selected Market Places - Group 10 Market Places

March 2003  
Megabit 1995

ITEM	UNIT	R E G I O N   A N D   M A R K E T   P L A C E S											ADDIS ABABA AVERAGE	
		A D D I S   A B A B A												
		Merkato	Kera	Zenebe work	Gergi	Sarise	Kotebe	Ferensay	Shola (yeka)	Asko	Addisu- Gebeya	Efoyita Gebeya		Akaki
P R I C E   I N   B I R R														
Barley Mixed.....	Kg	-	-	-	-	-	-	-	-	-	-	-	-	2.27
Maize.....	Kg	1.85	-	-	-	-	-	2.51	-	2.50	1.78	-	-	5.48
Oats.....	Kg	5.67	7.33	-	5.00	5.00	-	5.67	6.33	5.33	4.50	5.00	5.00	-
Sorghum.....	Kg	-	-	-	-	-	-	-	-	-	-	-	-	-
Durrah.....	Kg	-	-	-	-	-	-	-	-	-	-	-	-	-
'Furno Duket' Locally Processed..	Kg	3.50	3.67	3.50	3.42	3.25	3.00	3.00	3.50	3.50	3.50	3.42	3.33	3.38
<b>PULSES UNMILLED</b>														
Horse Beans.....	Kg	2.50	2.44	2.21	2.06	2.08	1.97	2.00	2.50	1.91	2.01	2.67	1.80	2.18
Peas White.....	Kg	4.00	5.00	-	-	4.50	4.00	3.00	4.00	2.47	3.25	4.58	5.00	3.89
Peas Black.....	Kg	-	-	2.28	-	-	-	-	-	2.25	-	-	-	2.28
Peas Mixed.....	Kg	2.50	2.47	-	2.22	2.35	2.22	2.36	2.42	2.00	2.23	2.47	2.36	2.35
Soya Beans.....	Kg	-	3.77	-	-	3.67	4.75	-	5.33	4.00	-	4.67	2.96	4.22
Chick Peas.....	Kg	2.25	2.27	1.99	1.75	2.22	1.93	2.37	2.25	1.95	1.92	2.00	1.80	2.06
Lentils.....	Kg	3.58	3.74	3.25	3.29	3.67	3.50	3.06	3.67	3.32	3.85	3.33	3.31	3.46
Haricot Beans.....	Kg	-	-	-	-	-	-	-	4.00	-	-	2.67	-	3.33
Lima Beans.....	Kg	-	-	-	-	3.00	-	-	4.00	-	-	-	-	3.75
Vetch.....	Kg	-	-	1.73	1.49	1.60	-	-	-	-	-	1.37	1.51	1.53
Fenugreek.....	Kg	3.50	3.71	4.00	3.20	3.67	3.33	3.87	3.83	3.68	4.00	3.67	2.66	3.59
<b>PULSES MILLED OR SPLIT</b>														
Horse Beans Milled.....	Kg	-	-	-	5.67	5.33	-	-	-	-	5.17	-	-	5.39
Peas Milled.....	Kg	5.33	6.67	5.00	6.17	4.67	-	6.33	5.83	-	-	5.67	-	5.71
Chick Peas Milled.....	Kg	-	6.00	-	5.50	5.67	-	-	5.00	5.00	5.83	5.00	-	5.50
Mixed Pulses Milled.....	Kg	3.33	4.17	-	3.75	-	5.67	5.17	4.17	4.67	4.67	3.58	3.67	4.30
Vetch Milled.....	Kg	2.67	-	4.00	3.25	-	-	-	-	-	-	3.42	3.67	3.42
Peas Split.....	Kg	4.50	4.64	4.25	5.02	4.65	4.58	4.29	4.75	4.35	4.38	4.42	4.40	4.52
Peas Split(Roasted).....	Kg	3.50	3.73	3.49	3.61	3.57	3.55	3.68	3.58	3.51	3.53	3.35	3.26	3.53

Table 10 :- (Cont'd) Average Retail Price of Goods and Services by Region and Selected Market Places - Group 10 Market Places

CRONIUM Oil (1000ml).....	kg	12'00	12'20	12'22	12'58	12'60	12'52	12'55	12'58	12'50	12'58	12'58	12'58	12'58
CRONIUM Oil (2000ml).....	kg	14'00	14'00	14'01	14'01	14'01	14'11	14'02	14'11	14'01	14'11	14'01	14'01	14'01
CRONIUM Oil (5000ml).....	kg	38'22	38'22	38'22	38'41	38'00	38'01	38'22	38'22	38'22	38'00	38'00	38'00	38'00

March 2003  
Megabit 1995

OIL'S AND SEEDS

ITEM	UNIT	Merkato	Kera	Zenebe work	Gergi	Sarise	Kotebe	Ferensay	Shola (yeka)	Asko	Addisu-Gebeya	Efoyita Gebeya	Akaki	ADDIS ABABA AVERAGE
CRONIUM Oil (1000ml).....	kg	12'00	12'20	12'22	12'58	12'60	12'52	12'55	12'58	12'50	12'58	12'58	12'58	12'58
CRONIUM Oil (2000ml).....	kg	14'00	14'00	14'01	14'01	14'01	14'11	14'02	14'11	14'01	14'11	14'01	14'01	14'01
CRONIUM Oil (5000ml).....	kg	38'22	38'22	38'22	38'41	38'00	38'01	38'22	38'22	38'22	38'00	38'00	38'00	38'00

PRICE IN BIRR

Horse Beans Split(Roasted).....	Kg	3.08	5.00	5.00	4.74	5.35	4.58	4.63	4.83	4.50	5.08	4.50	4.68	4.81
Lentils Split.....	Kg	-	2.84	2.69	2.43	2.73	2.92	2.65	3.08	2.79	3.07	2.75	2.32	2.75
Vetch Split(Roasted).....	Kg	-	4.53	-	4.66	4.50	3.50	-	4.50	-	-	3.92	3.97	4.23
Chick Peas Split(Roasted).....	Kg	11.33	15.33	12.00	10.67	10.67	11.00	14.00	12.33	16.67	8.67	12.00	10.67	12.11
Fenugreek Milled.....	Kg	-	-	-	-	-	-	-	-	-	-	-	-	-
<b>OIL SEEDS</b>														
Niger Seed.....	Kg	4.00	5.51	3.50	9.14	4.17	3.92	4.38	4.17	4.65	4.00	3.83	3.78	4.60
Linseed White.....	Kg	-	7.32	-	-	7.67	4.33	-	7.33	-	7.50	5.17	6.17	6.45
Linseed Black.....	Kg	3.58	4.49	3.75	7.51	4.25	4.00	3.90	4.67	3.40	3.67	3.75	3.57	4.21
Sesame Seed.....	Kg	4.17	7.66	6.00	8.33	5.00	4.83	4.53	4.33	4.50	5.00	5.00	5.26	5.45
Sunflower.....	Kg	2.75	3.29	3.00	6.98	3.00	3.33	2.67	3.42	2.84	3.00	2.58	2.85	3.31
Castor Beans.....	Kg	-	-	-	-	-	-	-	-	-	-	-	-	-
Rape Seed.....	Kg	2.75	3.44	2.75	4.28	3.00	3.00	2.80	3.00	2.83	2.67	2.58	2.50	2.97
Ground Nut Shelled.....	Kg	5.67	5.67	5.33	-	5.50	5.00	5.33	5.53	5.50	6.00	5.50	5.42	5.46

PREPARED CEREAL PRODUCTS

Spaghettí (Local) Without Egg....	Kg	7.50	7.40	7.50	7.40	7.50	7.17	7.17	7.50	7.33	7.50	7.43	7.50	7.41
Pastini.....	Kg	7.67	7.27	7.00	7.17	8.50	6.50	7.00	7.50	7.50	7.17	7.67	7.33	7.35
Macaroni (Local) Without Egg....	Kg	5.58	5.70	5.50	-	5.50	5.50	5.33	5.58	5.43	5.75	5.42	5.17	5.50
'Fafa' Flour.....	kg	8.83	7.83	7.00	7.00	8.50	9.00	7.67	9.00	7.33	9.00	8.50	-	8.16
'Dube' Flour.....	kg	5.50	4.67	5.00	4.58	4.88	4.71	4.92	-	5.13	-	5.00	5.25	4.95

BREAD AND OTHER PREPARED FOODS

'Enjera' ('Teff' Mixed).....	325gm	-	.48	-	1.86	.63	.85	.56	-	.49	.77	.49	.35	.63
'Dabo' (Traditional Ambasha)..	350gm	-	.67	-	-	-	-	.79	-	-	.69	.86	-	.77
'Dabo' (Traditional Sheleto)..	350gm	-	.60	-	.81	-	.75	.71	-	.37	-	.49	.61	.61

205

Table 10 :- (Cont'd) Average Retail Price of Goods and Services by Region and Selected Market Places - Group 10 Market Places

 March 2003  
 Megabit 1995

		R E G I O N   A N D   M A R K E T   P L A C E S												
ITEM	UNIT	A D D I S   A B A B A											ADDIS ABABA AVERAGE	
		Merkato	Kera	Zenebe work	Gergi	Sarise	Kotebe	Ferensay	Shola (yeka)	Asko	Addisu- Gebeya	Efoyita Gebeya		Akaki
		P R I C E   I N   B I R R												
Bread Wheat (Bakery).....	350gm	1.46	1.38	1.54	1.24	1.23	1.32	1.14	1.80	1.60	1.21	1.67	1.39	1.41
Biscuits .....	150gm	2.73	-	-	1.50	1.60	2.43	1.48	1.80	1.76	2.73	2.73	2.73	2.21
<b>MEAT</b>														
Beef .....	Kg	-	15.00	14.00	16.00	13.00	9.67	12.67	16.00	-	16.00	16.00	16.00	14.43
Camel Meat .....	Kg	-	-	-	-	-	-	-	-	-	-	-	-	-
<b>FISH AND FISH PRODUCTS</b>														
Fish Fresh.....	Kg	5.00	7.58	6.45	7.00	7.00	-	5.00	6.63	6.90	5.12	-	-	6.13
Sardines (Imported).....	125gm	6.25	5.75	6.33	6.08	7.29	-	6.75	-	6.17	8.67	6.00	-	6.59
<b>DIARY PRODUCTS AND EGG</b>														
Cow Milk (Unpasteurized).....	Lt	2.66	3.00	2.66	-	3.00	2.50	2.50	2.83	3.00	3.00	4.60	1.65	2.85
Cow Milk (pasteurized).....	Lt	4.20	4.37	4.07	3.47	4.50	4.00	4.30	3.93	4.40	4.00	3.00	-	4.02
Camel Milk.....	Lt	-	-	-	-	-	-	-	-	-	-	-	-	-
Goat Milk.....	Lt	-	-	-	-	-	-	-	-	-	-	-	-	-
Powdered Milk (Edget).....	450gm	28.50	28.88	25.88	-	20.00	-	26.61	28.88	29.25	28.88	27.38	-	27.71
Yoghurt (Traditional).....	Lt	3.00	3.00	4.07	3.47	3.00	2.50	2.50	3.27	3.00	3.00	3.00	4.00	3.13
Cheese Cottage.....	Kg	6.33	10.06	8.47	11.06	10.29	4.03	7.45	6.26	5.70	8.50	5.01	4.70	7.29
Egg (Traditional).....	Dozen	4.80	4.80	4.80	4.80	4.00	4.53	4.80	4.80	4.53	4.80	4.00	4.00	4.56
<b>OILS AND FATS</b>														
Butter Unrefined.....	Kg	24.33	28.33	23.33	23.67	24.00	26.67	23.67	25.33	20.33	27.00	24.00	27.00	24.81
Cooking Oil (Imported).....	Lt	14.00	14.00	14.67	13.83	13.67	13.17	13.83	14.17	13.00	14.17	14.33	14.83	13.97
Cooking Oil (Local).....	Lt	13.00	13.30	13.33	12.83	13.00	12.83	10.67	13.00	12.50	14.00	13.00	14.00	12.96

Table 10 :-(Cont'd) Average Retail Price of Goods and Services by Region and Selected Market Places - Group 10 Market Places

March 2003  
Megabit 1995

ITEM	UNIT	R E G I O N A N D M A R K E T P L A C E S											ADDIS ABABA AVERAGE	
		Merkato	Kera	Zenebe work	Gergi	Sarise	Kotebe	Ferensay	Shola (yeka)	Asko	Addisu-Gebeya	Efoyita Gebeya		Akaki
<b>VEGETABLES AND FRUITS</b>														
<b>VEGETABLES (FRESH)</b>														
Ethiopian Kale.....	Kg	2.11	1.56	1.91	1.47	1.27	2.01	1.58	2.37	1.60	1.54	1.88	1.64	1.66
Cabbage.....	Kg	.73	.98	1.30	1.26	1.04	1.59	.72	1.06	1.86	1.57	1.99	.85	1.08
Lettuce.....	Kg	1.94	1.66	.99	2.97	1.91	2.68	2.34	2.37	1.81	2.43	1.29	1.34	1.96
Spinach.....	Kg	1.81	1.00	1.77	1.91	1.55	1.44	1.10	1.32	1.79	1.80	1.52	.81	1.90
Carrot.....	Kg	1.80	2.04	1.61	2.19	1.84	2.55	1.33	2.19	1.78	1.50	1.98	1.79	1.88
Tomatoes.....	Kg	2.24	2.40	1.89	1.90	2.01	1.95	1.55	2.45	1.98	1.93	1.88	1.08	1.94
Onions.....	Kg	3.50	1.88	2.13	2.98	2.19	1.70	1.81	2.15	2.26	1.99	1.77	1.51	2.15
Garlics.....	Kg	7.24	8.67	11.43	12.17	10.07	9.30	8.37	13.65	11.11	5.01	8.58	7.82	9.45
Leaks.....	Kg	1.44	-	-	-	-	-	3.00	4.83	1.08	1.89	1.12	-	2.10
Pepper Green.....	Kg	7.56	4.72	8.33	10.37	5.37	7.93	4.32	3.37	6.67	4.06	4.86	4.19	5.98
Pumpkin.....	Kg	-	1.20	.97	-	-	-	-	1.30	1.22	-	-	-	1.15
Green Peas.....	Kg	2.79	2.20	2.86	-	2.29	3.63	4.33	4.08	-	1.98	3.18	-	3.10
Beet Root.....	Kg	1.40	1.87	1.40	1.46	1.64	2.01	1.51	1.55	1.79	1.48	1.56	1.34	1.58
Cauliflower.....	Kg	3.17	-	-	-	-	-	-	-	-	7.00	2.87	-	3.59
<b>FRUITS FRESH</b>														
Banana.....	Kg	2.50	2.50	2.50	2.50	2.42	2.33	2.50	2.50	2.50	2.17	2.50	2.17	2.42
Orange.....	Kg	3.50	3.50	3.50	3.50	3.17	3.00	3.00	3.50	4.00	3.33	3.50	2.67	3.35
Lemon.....	Kg	2.67	-	-	-	3.67	3.11	6.00	-	5.50	2.42	-	3.25	3.72
Tangerine.....	Kg	-	-	-	-	2.00	-	3.00	3.00	-	-	-	-	2.83
Papaya.....	Kg	2.17	2.50	2.50	3.17	2.17	1.83	2.83	2.33	2.33	2.50	2.00	2.67	2.42
Grapes.....	Kg	-	-	-	-	-	-	-	-	-	-	-	-	-
Avocado.....	Kg	3.00	3.67	3.17	3.00	2.17	2.50	3.00	2.83	3.00	2.67	3.17	2.83	2.92
Mango.....	Kg	3.00	3.83	3.50	3.50	2.83	2.00	3.17	3.50	3.50	3.17	3.17	2.83	3.15
Cactus.....	Kg	-	-	-	-	-	-	-	-	-	-	-	-	-

Table 10 :- (Cont'd) Average Retail Price of Goods and Services by Region and Selected Market Places - Group 10 Market Places

March 2003  
Megabit 1995

ITEM	UNIT	R E G I O N A N D M A R K E T P L A C E S											ADDIS ABABA AVERAGE	
		A D D I S A B A B A												
		Merkato	Kera	Zenebe work	Gergi	Sarise	Kotebe	Ferensay	Shola (yeka)	Asko	Addisu- Gebeya	Efoyita Gebeya	Akaki	
P R I C E I N B I R R														
<b>SPICES</b>														
Pepper Whole.....	Kg	14.82	14.71	15.44	12.95	14.00	12.83	7.83	13.98	16.21	14.70	12.00	12.01	13.42
Black Pepper(Local).....	Kg	-	-	-	-	18.00	-	-	-	33.33	-	-	-	25.67
Long Pepper(Local).....	Kg	9.00	100.00	-	12.00	14.00	-	-	13.40	25.00	-	-	16.99	27.37
White Cumin(Bishop's Weed)Local..	Kg	10.07	10.83	8.84	12.04	16.39	8.12	7.38	10.37	13.00	7.22	8.37	4.89	9.79
Black Cumin(Local).....	Kg	8.12	12.50	8.58	13.10	12.63	9.70	7.72	9.81	10.07	7.22	9.72	4.47	9.47
Ginger Dry(Local).....	Kg	-	-	7.32	-	3.83	-	-	10.07	14.29	4.55	10.90	5.04	7.67
Ginger Wet(Local).....	Kg	1.12	1.67	1.92	1.95	1.94	5.11	2.02	1.43	1.26	1.46	1.49	1.06	1.87
Cloves(Imported).....	Kg	43.00	83.34	-	40.00	70.00	50.00	-	50.00	33.33	183.33	133.33	87.50	83.50
Cinnamon(Imported).....	Kg	-	-	-	25.00	20.67	-	-	33.33	33.33	-	-	20.67	24.90
Cardamon(Local).....	Kg	21.80	35.55	18.79	24.52	42.86	27.78	31.74	23.33	22.41	13.56	22.86	17.78	25.25
Tumeric Flour(Local).....	Kg	3.50	4.00	6.00	4.67	4.17	10.00	5.67	5.00	4.00	5.67	4.50	3.67	5.13
Chillies Whole.....	Kg	19.45	11.67	13.43	14.00	14.17	9.70	8.58	12.63	14.49	10.00	9.33	10.45	12.32
Basil Dry.....	Kg	11.33	12.00	14.00	17.78	19.45	10.37	11.33	16.99	15.13	12.00	12.67	11.67	13.78
<b>POTATOES, OTHER TUBERS AND STEMS</b>														
Potato.....	Kg	1.45	1.70	1.77	1.65	1.41	1.40	1.48	1.43	1.45	1.48	1.55	1.11	1.49
Sweet Potato.....	Kg	-	-	-	-	-	-	1.06	-	-	-	-	-	1.06
'Kocho' (Unprocessed).....	Kg	2.76	1.46	1.28	-	3.14	-	-	-	1.84	-	1.43	.99	1.87
'Bula'.....	Kg	5.00	2.86	5.00	-	5.00	-	5.00	5.00	3.33	5.00	2.69	5.33	4.38
<b>COFFEE, TEA, CHAT AND BUCK-THORN LEAVES</b>														
Tea Leaves(Local).....	100gm	2.00	2.00	2.00	2.05	2.00	1.82	1.90	1.97	1.87	2.00	2.00	2.00	1.97
Coffee Whole.....	Kg	-	-	-	10.00	-	-	-	-	-	-	-	-	10.00
Coffee Beans.....	Kg	7.67	7.83	8.00	7.50	8.00	7.83	7.67	7.83	7.00	7.00	7.67	8.00	7.67
Coffee Leaves.....	Kg	-	-	-	-	-	-	-	-	-	-	-	-	-
Buck Thorn Leaves.....	Kg	4.19	3.13	3.20	5.38	3.98	3.43	4.18	3.22	3.86	3.57	4.31	4.70	3.93

Table 10 :- (Cont'd) Average Retail Price of Goods and Services by Region and Selected Market Places - Group 10 Market Places

March 2003  
Megabit 1995

ITEM	UNIT	R E G I O N    A N D    M A R K E T    P L A C E S											ADDIS ABABA AVERAGE	
		Merkato	Kera	Zenebe work	Gergi	Sarise	Kotebe	Ferensay	Shola (yeka)	Asko	Addisu- Gebeya	Efoyita Gebeya		Akaki
P R I C E   I N   B I R R														
'Chat'.....	Kg	10.22	20.78	11.13	20.00	28.82	8.86	12.99	17.22	21.57	9.07	24.72	31.16	18.02
Malt-Barley.....	Kg	3.23	3.95	2.83	3.85	4.59	3.20	3.49	3.07	3.00	3.45	3.15	3.34	3.43
Malt-Wheat.....	Kg	2.43	3.68	2.47	3.80	4.63	3.38	2.78	2.72	2.43	2.73	2.34	2.00	2.95
<b>OTHER FOOD ITEMS</b>														
Salt.....	Kg	1.25	1.18	1.10	1.13	1.22	1.00	1.20	1.13	1.00	1.25	1.10	1.13	1.14
Sugar.....	Kg	4.50	4.50	4.40	4.38	4.40	4.38	4.40	4.33	4.38	4.50	4.43	4.40	4.42
Honey.....	Kg	15.33	15.67	16.00	16.00	15.00	16.67	15.33	15.00	16.00	17.67	16.00	20.00	16.00
Canned Tomato (Local).....	410gm	6.00	6.08	6.00	6.30	6.00	6.00	6.50	5.92	5.75	-	6.50	6.00	6.10
<b>FOOD TAKEN AWAY FROM HOME</b>														
Cup of Tea.....	No	.60	.60	.67	.50	.55	.50	.50	.67	.40	.50	.50	.43	.54
Cup of Coffee.....	No	1.08	1.00	1.12	1.00	.93	.93	.93	1.00	.80	1.00	1.00	.93	.99
Cup of Milk.....	No	1.17	1.00	1.12	1.00	-	1.00	.93	1.00	.80	1.00	1.00	.93	1.01
'Key Wot Yebere'.....	One Meal	-	-	-	-	-	-	7.00	4.00	4.00	-	-	-	5.00
'Key Wot Yebeg/Yefyel'... ..	One Meal	6.00	6.33	7.67	6.00	-	6.00	5.50	7.00	5.00	-	6.00	-	6.19
<b>COST OF MILLING</b>														
Cereals.....	100kg	10.00	9.33	9.67	10.00	10.00	8.67	9.67	7.33	8.00	8.67	7.33	12.00	9.22
Pulses.....	100kg	10.00	15.00	9.67	10.00	15.00	8.67	9.67	10.00	10.00	10.00	9.67	9.33	10.60
Pepper Whole.....	100kg	83.33	85.00	100.00	75.00	100.00	46.67	78.33	55.00	77.50	61.67	58.33	141.67	80.63
<b>BEVERAGES - NON ALCOHOLIC</b>														
Ambo Mineral Water.....	500cc	1.33	1.50	1.33	1.50	1.50	1.50	1.25	1.58	1.50	1.50	1.50	1.33	1.44
Bure Mineral Water.....	500cc	-	-	-	-	-	-	-	-	-	-	-	-	-
Coca Cola/Fanta.....	300cc	1.50	1.50	1.50	.90	1.50	1.50	1.50	2.00	1.58	1.50	1.50	1.50	1.50

Table 10 :-(Cont'd) Average Retail Price of Goods and Services by Region and Selected Market Places - Group 10 Market Places

March 2003  
Megabit 1995

ITEM	UNIT	R E G I O N   A N D   M A R K E T   P L A C E S												ADDIS ABABA AVERAGE
		A   D   D   I   S   A   B   A   B   A												
		Merkato	Kera	Zenebe work	Gergi	Sarise	Kotebe	Ferensay	Shola (yeka)	Asko	Addisu- Gebeya	Efoyita Gebeya	Akaki	
P R I C E   I N   B I R R														
Pepsi Cola/Mirinda.....	300cc	1.50	1.50	1.50	1.50	1.50	1.50	1.50	2.00	1.58	1.50	1.50	1.50	1.55
<b>BEVERAGES - ALCOHOLIC</b>														
Araki (Local).....	900cc	16.52	17.19	17.19	17.67	17.02	17.50	18.00	18.87	18.20	16.01	16.35	17.86	17.34
Cognac (Local).....	900cc	16.52	-	17.19	-	16.83	-	18.00	17.86	18.20	15.68	16.69	17.19	17.15
Brandy (Local).....	900cc	16.52	-	17.19	18.00	16.83	18.00	-	18.87	18.20	16.18	15.84	17.19	17.30
Gin (Local).....	900cc	16.52	17.19	17.19	17.67	16.83	17.50	18.00	19.55	18.20	16.85	16.35	17.53	17.44
Saris Wine (Normal).....	750cc	9.33	5.67	5.00	10.00	4.67	5.00	4.92	6.50	6.00	8.67	5.00	5.17	6.36
'Katikalla'.....	Lt	7.96	7.49	6.00	5.83	7.04	5.17	7.33	7.00	6.67	9.33	8.80	6.00	7.05
Beer (Bedele).....	330cc	2.83	3.00	3.00	3.00	3.00	3.00	3.00	3.00	3.00	3.00	3.00	3.00	2.98
Beer (Harar).....	330cc	2.83	3.00	3.00	3.00	3.00	3.00	3.00	3.00	3.00	3.00	3.00	3.00	2.99
Beer (Meta Abo).....	330cc	2.92	3.00	3.00	3.00	3.00	3.00	3.00	3.00	3.00	3.00	3.00	3.00	2.99
'Tella'.....	Lt	.72	.79	.67	1.03	.97	1.02	.89	.96	.90	.95	.92	.63	.87
'Tej' (Mead).....	Lt	1.85	2.10	1.85	3.09	4.45	1.85	1.85	3.70	1.85	1.85	1.85	1.85	2.34
<b>CIGARETTES AND TOBACCO</b>														
<b>CIGARETTES</b>														
Nyala.....	Packet	4.00	4.00	4.00	5.00	5.00	4.00	4.00	4.00	4.33	5.00	5.00	5.00	4.44
Gissila.....	Packet	-	-	-	2.00	-	-	-	-	2.00	2.00	-	2.00	2.00
Rothmans.....	Packet	8.00	8.00	9.00	8.00	8.00	8.00	8.00	8.00	8.00	9.33	8.67	9.67	8.39
<b>TOBACCO</b>														
'Gaya'.....	Kg	-	-	-	-	20.00	-	-	-	22.50	-	-	15.00	19.00

**CLOTHING AND FOOT WEAR**



Table 10 :- (Cont'd) Average Retail Price of Goods and Services by Region and Selected Market Places - Group 10 Market Places

March 2003  
Megabit 1995

ITEM	UNIT	R E G I O N A N D M A R K E T P L A C E S											ADDIS ABABA AVERAGE	
		A D D I S A B A B A												
		Merkato	Kera	Zenebe work	Gergi	Sarise	Kotebe	Ferensay	Shola (yeka)	Asko	Addisu- Gebeya	Efoyita Gebeya		Akaki
P R I C E I N B I R R														
Shirts Long Sleeved (Local).....	No	-	32.15	49.00	-	-	-	43.80	-	-	15.00	32.80	34.55	
Shirts Short Sleeved (Local).....	No	-	-	-	-	-	-	-	-	-	12.00	-	12.00	
Shirts Long Sleeved (Imported)...	No	41.67	41.67	47.50	30.00	33.33	-	42.33	44.35	24.33	63.33	23.67	35.00	38.49
Shirts Short Sleeved (Imported)..	No	76.67	38.33	47.50	-	33.33	-	-	57.50	24.33	68.33	40.00	36.00	46.88
Socks (Cotton) Imported.....	Pair	6.67	5.33	5.00	-	6.33	3.67	8.00	18.00	4.00	10.00	4.67	-	6.26
Sweater (Local) Men.....	No	61.67	-	27.50	-	-	-	53.33	84.00	40.00	-	24.67	-	46.00
Sweater (Local) Women.....	No	56.67	18.67	-	-	60.00	-	34.00	66.00	35.00	-	24.67	-	37.53
Shash (Imported).....	No	9.33	8.00	7.00	6.33	8.00	7.67	9.00	8.33	7.67	11.00	8.00	8.67	8.25
Singlets (Local) White.....	No	11.33	11.00	10.00	-	10.67	10.00	11.82	12.43	10.00	-	10.33	9.67	10.69
Jeans Trouser.....	No	121.67	75.00	82.50	55.00	78.33	-	71.67	58.33	66.67	116.67	68.33	-	79.31
Woolen Suit.....	No	1433.33	-	-	-	-	-	-	555.63	-	-	-	-	1082.25
'Kemiswa Netela'.....	No	173.33	180.00	-	-	116.67	-	146.67	127.67	-	126.67	123.33	85.00	134.92
Sweater-Men (Imported).....	No	103.33	-	82.50	-	75.00	-	-	196.67	-	135.00	70.00	60.00	112.33
Sweater-Women (Imported).....	No	93.33	29.33	35.00	-	28.33	-	36.00	196.67	57.50	85.00	34.67	27.67	61.71
Nylon Dress.....	No	-	-	-	-	-	-	-	-	-	-	-	-	-
Tetron Trouser.....	No	-	-	-	-	-	-	-	-	-	-	-	-	-
Leather Jacket.....	No	566.67	500.00	-	-	600.00	-	-	658.67	-	650.00	-	-	611.45
Under Wear China.....	No	12.00	10.83	10.00	6.67	11.33	11.33	12.07	11.67	11.33	14.67	10.67	10.00	11.05
Deriya .....	NO	15.00	10.89	12.22	-	11.39	9.67	10.00	11.56	8.67	-	7.44	9.00	10.68
Polyester Suit.....	No	-	-	-	-	-	-	-	-	-	-	-	-	-
Khaki Short .....	No	-	-	-	-	-	-	-	-	-	-	-	-	-
T-Shirts .....	No	46.67	18.33	24.00	-	26.67	12.33	27.12	29.60	15.00	70.00	23.33	21.67	29.00
Jogging Suit(sport tuta) .....	No	160.00	58.33	83.33	-	85.00	57.50	123.33	78.33	63.33	180.00	68.33	71.67	94.69
Khaki Jacket .....	No	113.33	-	115.00	-	-	-	-	142.00	-	-	95.00	112.67	113.62
Geldem .....	No	36.67	32.00	15.00	-	-	-	-	27.33	-	-	13.25	15.67	23.81

MYJLNK

ITEM	UNIT	R E G I O N A N D M A R K E T P L A C E S											A D D I S A B A B A AVERAGE	
		A D D I S A B A B A												
		Merkato	Kera	Zenebe work	Gergi	Sarise	Kotebe	Ferensay	Shola (yeka)	Asko	Addisu- Gebeya	Efoyita Gebeya		Akaki
P R I C E I N B I R R														
<b>READY-MADE / FOR CHILDREN</b>														
Sweater (Local) for Boys.....	No	25.67	-	17.33	-	36.00	-	33.33	42.00	30.00	-	16.33	16.33	24.17
Socks (Imported) Cotton.....	Pair	4.33	3.50	3.00	-	3.33	2.83	3.87	8.00	3.00	7.67	3.00	-	3.99
Jeans Trouser.....	No	75.00	63.33	-	-	-	-	-	66.85	-	78.33	56.67	-	68.04
Shirt Long Sleeved(Imported)Boys.	No	26.00	24.00	20.00	-	18.67	-	17.00	24.67	-	41.67	17.00	18.60	23.76
Sweater (England) for Girls.....	No	-	-	-	-	-	-	-	-	-	75.00	-	-	75.00
Short for Boys.....	No	-	-	-	-	-	-	-	9.60	-	-	4.17	5.50	5.51
Kemise(for children) .....	No	58.33	53.33	33.33	35.00	51.67	-	46.10	61.50	50.00	133.33	39.67	-	56.49
<b>FOOTWEAR (MEN AND WOMEN)</b>														
Anbessa Leather Shoes Men(Local)Pair		156.67	76.54	65.00	-	130.00	-	70.20	77.51	72.00	103.33	-	67.85	96.41
Leather Shoes Men (Croft).....	Pair	256.67	-	125.00	115.00	75.00	-	75.00	115.00	-	200.00	-	-	138.00
Walking Shoes(Imp.) Non-Leather	Pair	-	70.00	86.67	58.33	65.00	-	85.33	76.67	-	233.33	76.67	-	94.00
Canvas Shoes (Local) Men.....	Pair	23.67	-	-	-	-	-	-	20.67	-	-	19.50	24.00	21.77
Canvas Shoes (China) Men.....	Pair	24.00	23.00	20.67	-	24.67	-	22.33	18.67	18.67	22.67	20.67	25.00	22.03
Plastic Shoes (Local) Women....	Pair	8.00	7.33	7.00	7.00	8.00	6.17	7.17	8.00	7.00	8.83	7.00	6.33	7.32
Slippers Sponge Adult (China)..	Pair	7.67	6.00	6.00	6.00	6.67	6.00	-	8.00	6.33	9.00	7.00	-	6.71
Boots for Men Plastic (Local)..	Pair	39.67	-	-	-	-	-	-	34.00	-	-	-	-	36.83
Sendel Plastic Shoes (Imp.)....	Pair	13.00	10.00	9.00	-	12.00	-	11.17	12.33	9.00	12.33	11.67	7.75	11.16
Cost of Mending Shoes sole(Men).Pair		25.00	25.00	25.00	33.33	20.00	21.67	22.00	26.67	28.50	28.33	27.67	-	25.66

March 2003  
Megabit 1995

Table 10 :- (Cont'd) Average Retail Price of Goods and Services by Region and Selected Market Places - Group 10 Market Places

March 2003  
Megabit 1995

ITEM	UNIT	R E G I O N   A N D   M A R K E T   P L A C E S											ADDIS ABABA AVERAGE	
		A D D I S   A B A B A												
		Merkato	Kera	Zenebe work	Gergi	Sarise	Kotebe	Ferensay	Shola (yeka)	Asko	Addisu- Gebeya	Efoyita Gebeya		Akaki
		P R I C E   I N   B I R R												
<b>CONSTRUCTION MATERIALS, WATER, AND FUEL AND POWER</b>														
<b>CONSTRUCTION MATERIALS</b>														
Cement/Bag/(Local).....	50Kg	35.00	34.67	36.50	38.00	35.33	37.00	43.33	32.50	35.17	35.67	35.67	36.00	36.24
Lime.....	Kg	-	-	-	1.21	-	-	-	-	-	-	-	-	1.21
Nail (7cm - 12cm).....	Kg	7.00	8.00	7.50	6.83	6.33	7.25	7.50	8.00	7.00	8.00	6.17	7.83	7.28
Nail With Cape.....	Kg	9.00	10.33	9.67	9.50	8.67	9.00	10.00	10.00	9.33	9.67	9.67	10.00	9.59
Corrugated Iron Sheet (.2mm).....	No	35.00	30.67	36.00	44.67	35.00	27.88	-	33.00	-	35.00	26.00	35.17	33.74
Wood for House Construction('Atana')..	No	3.33	3.83	5.00	3.33	3.00	4.17	4.50	3.67	4.17	3.67	4.00	4.83	3.96
Wall Paints-Super (Fluid) Normal.....	4Kg	56.00	61.67	57.00	60.00	58.00	60.00	57.00	60.00	55.67	39.57	57.00	59.00	56.65
Wall Paints-Super (Fluid) Plastic....	4Kg	88.33	91.00	94.00	89.33	90.00	90.00	-	90.00	86.67	87.67	86.67	89.00	89.00
Coarse Aggregate Gravel.....	Meter Cube	177.87	203.62	213.12	378.76	138.32	120.47	163.92	194.92	168.02	223.11	191.52	327.06	208.53
Hollow Concrete Block(20x20x40 cm Cube)No		2.30	-	2.00	2.22	2.20	-	2.15	-	2.05	2.37	2.07	2.17	2.16
Bricks (25cm x 12cm x 6cm).....	No	.90	-	-	1.00	.97	1.10	-	-	.82	.90	.93	-	.93
Floor Board 4m Length.....	No	36.33	28.50	-	-	60.00	39.00	-	-	-	-	145.33	-	64.21
Iron Pipe 6mt. (1/2 inch Wide) Local..	No	73.00	79.00	77.00	86.33	75.00	-	-	74.00	-	82.50	80.00	71.00	77.68
Chipwood (125cm x 250cm x 8mm).....	No	80.00	78.00	-	-	85.00	-	-	-	-	-	79.33	-	81.38
Sand.....	Meter Cube	135.29	115.60	135.86	253.12	102.04	86.74	139.18	148.90	90.45	138.14	118.88	227.17	140.15
Gutter N <sup>o</sup> 32.....	Meter	-	12.50	12.83	15.33	13.00	13.00	-	14.00	14.33	14.00	14.00	15.50	13.89
Window Glass (50cm x 50cm x 3mm).....	No	12.50	-	-	-	12.08	9.33	-	10.88	12.50	12.33	19.50	-	12.47
Water Tanker (1meter cube).....	No	-	-	-	-	-	-	-	700.00	1050.00	-	850.00	-	860.00
Stone for House Construction..	Meter Cube	-	-	-	15.00	27.62	-	-	-	-	-	-	-	24.46
Mega Paints.....	4Kg	56.00	63.33	-	45.87	57.50	-	57.00	58.00	55.50	57.00	57.00	-	56.28
Tseday Paints.....	4Kg	-	-	-	-	60.00	-	-	-	-	58.00	-	-	59.00
"Yewellel Nitaf"(Tile).....	No	1.30	-	-	-	-	-	-	-	2.00	-	2.40	-	1.90
<b>WATER</b>														
Water.....	Meter Cube	5.38	5.83	5.38	6.93	10.38	8.33	6.67	3.87	3.72	5.83	7.05	3.72	6.09

Table 10 :- (Cont'd) Average Retail Price of Goods and Services by Region and Selected Market Places - Group 10 Market Places

ITEM	UNIT	R E G I O N A N D M A R K E T P L A C E S											ADDIS ABABA AVERAGE	
		A	D	D	I	S	A	B	A	B	A	A		
<b>FUEL AND POWER</b>														
Fire Wood.....	Meter Cube	102.65	79.31	51.40	64.38	169.21	235.33	136.61	106.84	126.69	160.16	77.10	71.72	113.98
Charcoal.....	Kg	1.32	1.24	1.11	1.42	1.34	3.31	1.40	1.92	1.24	1.84	1.22	1.22	1.55
Dung Cake.....	Kg	-	.41	.29	.40	-	.62	.28	.22	.32	.30	.72	.25	.38
Kerosine.....	Lt	2.00	2.00	2.00	2.00	2.00	2.00	2.00	2.00	2.00	2.00	2.00	2.00	2.00
Diesel.....	Lt	2.72	2.72	2.72	2.72	2.72	2.72	2.72	2.72	2.72	2.72	2.72	2.72	2.72
Electric.....	K.Watt	201.40	562.40	374.40	.40	760.40	360.40	201.40	201.40	.40	230.40	.40	201.40	23.40
Matches.....	Box	80.20	82.20	.17	15.15	85.17	.20	92.20	77.20	.15	81.20	.20	80.20	.18
Candles.....	No	.75	.75	1.00	.75	.63	.75	.75	86.75	.67	.75	80.75	81.75	.75
Buthane Gas (Shell).....	12.5 Kg	92.00	81.00	90.00	140.00	123.54	117.76	80.00	80.00	125.00	118.58	80.00	123.24	80.00
Eveready Drycell.....	No	1.75	1.75	1.75	1.71	1.75	1.50	1.79	1.92	1.63	1.75	1.75	1.63	1.73
<b>FURNITURE, FURNISHING, HOUSEHOLD EQUIPMENT AND OPERATION</b>														
<b>CHAIRS, TABLES, ETC.</b>														
Table Wanza (Machine made) Varnished..	No	161.67	-	350.00	285.00	725.00	425.00	200.00	443.33	333.33	-	283.33	170.00	331.04
Table Wanza (Hand made) Not Varnished.	No	78.33	-	-	-	-	-	-	-	-	-	-	-	78.33
Chairs Wanza (Machine Made) Varnished.	No	56.00	57.67	90.00	62.50	105.00	70.00	208.31	113.33	70.00	71.67	73.33	58.33	86.90
Chairs Wanza (Hand Made) Varnished....	No	30.00	36.33	-	-	-	-	-	-	-	-	-	30.00	32.11
Cupboard Wanza (2 doors) Varnished....	No	783.33	900.00	875.00	650.00	1025.00	950.00	1065.66	1200.00	916.67	1250.00	733.33	700.00	904.90
Double Bed Wanza (120cm) Varnished....	No	346.67	373.33	500.00	375.00	675.00	465.00	690.02	693.33	633.33	750.00	533.33	383.33	538.75
Sofas (Complete).....	No	1933.33	1416.67	2500.00	-	3500.00	2250.00	2690.68	2250.00	2400.00	3616.67	2333.33	1900.00	2360.08
Book Shelves Wanza (3 Shelves) no Door	No	293.33	-	400.00	265.00	525.00	350.00	-	493.33	333.33	493.33	533.33	413.91	413.91
Chest of Drawer .....	No	650.00	-	700.00	410.00	675.00	525.00	837.47	683.33	600.00	493.33	466.67	599.00	599.00
<b>FURNISHINGS &amp; REPAIRS</b>														
Bed Sheet (Non-Patterned Bahir Dar)														
1.90m x 2.50m.....	Pair	46.67	47.78	52.50	-	52.90	-	-	52.00	-	-	46.33	51.60	49.03

March 2003  
Megabit 1995

Table 10 :-(Cont'd) Average Retail Price of Goods and Services by Region and Selected Market Places - Group 10 Market Places

March 2003  
Megabit 1995

ITEM	UNIT	R E G I O N     A N D     M A R K E T     P L A C E S											ADDIS ABABA AVERAGE	
		Merkato	Kera	Zenebe work	Gergi	Sarise	Kotebe	Ferensay	Shola (yeka)	Asko	Addisu- Gebeya	Efoyita Gebeya		Akaki
P R I C E   I N   B I R R														
Bed Sheet(Patterned Kombolcha) 1.90m x 2.50m.....	Pair	85.00	81.67	85.10	-	89.75	-	89.75	89.73	80.85	89.75	81.67	88.23	85.71
Bed Cover(Patterned Kombolcha).....	No	-	-	-	-	-	-	-	69.20	-	-	89.67	67.85	81.21
Blanket Woolen(Debre B.)160cm x 220cm.	No	80.00	75.67	-	72.50	82.80	-	83.85	83.85	-	83.85	78.33	90.87	80.78
Mattress-Sponge (A.A Foam) 120cm.....	No	303.33	295.10	349.65	-	390.90	-	390.90	391.15	-	390.90	-	390.90	357.63
Towel-Local (Kombolcha).....	No	10.00	-	-	-	14.15	-	14.20	6.83	-	14.00	12.67	15.20	12.19
<b>EARTHEN WARE</b>														
Water Pot.....	No	7.67	9.00	6.00	6.33	12.00	5.00	10.75	8.00	5.00	7.50	-	7.17	7.57
'Jebena' Medium Size.....	No	3.50	2.50	2.83	3.08	2.33	2.00	2.08	2.00	2.08	2.50	2.00	2.50	2.45
'Mitad' (Griddle of Clay).....	No	8.33	9.33	9.00	6.33	10.00	8.00	9.00	10.33	10.00	9.50	10.67	8.00	9.03
Local Stove '(Lakech).....	No	8.67	7.00	6.00	5.00	7.33	4.17	22.33	5.00	7.50	-	6.83	4.17	7.64
Cup for Coffee (China).....	No	1.50	1.25	1.00	1.25	1.25	1.13	1.25	1.25	1.25	1.25	1.20	1.17	1.23
Plate Clay (imported).....	No	7.00	3.00	4.00	3.67	3.67	3.00	4.00	6.00	3.17	3.83	3.83	3.00	4.01
<b>STRAW, BAMBOO AND OTHERS</b>														
'Sefed'.....	No	6.00	7.17	6.00	-	6.50	7.50	5.83	5.83	7.50	7.00	7.50	7.17	6.60
Sack 100Kg Capacity.....	No	8.00	-	-	-	-	-	-	-	-	-	-	7.00	7.75
<b>METAL WARE</b>														
Cooking Pan Medium (Local).....	No	29.33	23.33	35.00	25.00	36.00	36.33	27.67	24.00	21.67	24.33	36.00	26.50	28.90
Tray (Nickel) Medium N° 45 Local.....	No	-	-	-	-	-	-	-	-	-	17.50	16.67	-	17.00
Electric 'Mitad' Aluminium.....	No	330.00	340.00	350.00	-	350.00	-	380.00	366.67	350.00	400.00	375.00	-	355.00
Gas Stove (Kerosine) China.....	No	38.33	38.00	38.67	40.00	38.33	36.67	35.67	38.00	38.67	38.00	38.33	36.67	37.94
Refregrator.....	No	3316.67	-	2287.00	-	-	-	-	2958.33	-	3310.00	2000.00	-	3003.82

Table 10 :- (Cont'd) Average Retail Price of Goods and Services by Region and Selected Market Places - Group 10 Market Places

ITEM	UNIT	Merkato	Kera	Zenebe work	Gergi	Sarise	Kotebe	Ferensay	Shola (yeka)	Asko	Addisu-Gebeya	Efoyita Gebeya	Akaki	ADDIS ABABA AVERAGE
...	...	2.00	2.00	2.00	2.00	2.00	2.00	2.00	2.00	2.00	2.00	2.00	2.00	2.00
...	...	2.00	2.00	2.00	2.00	2.00	2.00	2.00	2.00	2.00	2.00	2.00	2.00	2.00
...	...	2.00	2.00	2.00	2.00	2.00	2.00	2.00	2.00	2.00	2.00	2.00	2.00	2.00

March 1995  
Megabit 1995

ITEM	UNIT	Merkato	Kera	Zenebe work	Gergi	Sarise	Kotebe	Ferensay	Shola (yeka)	Asko	Addisu-Gebeya	Efoyita Gebeya	Akaki	ADDIS ABABA AVERAGE
<b>PLASTIC WARE (LOCAL MADE)</b>														
Jerrycan (20 Litres).....	No	24.33	20.00	28.00	-	-	22.00	8.83	21.67	20.67	-	22.50	-	21.02
Bucket (20 Litres).....	No	15.00	15.33	14.50	15.00	14.00	14.17	14.83	14.67	14.50	14.83	15.33	14.00	14.68
<b>GLASS WARE</b>														
Glass for Tea (Duralex).....	No	3.00	3.00	2.00	3.00	3.00	2.92	2.33	3.00	3.00	3.00	3.00	2.83	2.84

**OTHER HOUSEHOLD EQUIPMENT**

Kerosine Lamp.....	No	21.33	15.00	21.00	-	20.67	-	-	17.67	-	-	20.00	19.33	19.63
'Kuraz' Small Local Kerosine Lamp.....	No	2.00	-	1.00	-	1.00	-	-	2.00	1.00	-	1.13	1.17	1.38
Flash Light.....	No	7.00	5.83	6.00	6.17	6.67	6.50	6.83	6.67	7.25	6.17	6.83	6.52	6.52
Electric Bulb Philips(40/60 Watt).....	No	2.50	1.85	2.00	2.00	2.00	1.75	2.25	2.00	1.82	2.00	2.50	1.75	2.03

**HOUSEHOLD OPERATION**

Hard Soap (Local).....	200gm	2.00	2.00	2.00	2.00	1.93	1.33	1.88	1.97	1.36	2.00	2.00	2.00	1.87
Hard Soap (Imported).....	200gm	2.20	2.07	1.79	2.23	-	1.43	1.71	2.09	1.60	2.20	2.13	2.03	1.95
Detergent (Omo).....	50gm	.63	1.23	1.25	1.67	1.36	1.25	1.09	1.25	1.32	1.25	.56	1.25	1.18
Incense.....	Kg	21.33	24.00	6.17	7.00	23.67	6.00	8.00	24.00	7.00	10.00	7.33	11.50	13.23
Sandal Wood.....	No	.32	.22	.28	.20	.25	.25	.23	.20	.20	.25	.28	.25	.24
Toilet Paper (Mamko).....	Roll	3.00	3.00	3.00	3.00	2.97	2.90	3.00	3.00	2.97	3.00	3.00	3.00	2.99

**DRY CLEANING**

Dry Cleaning (Suit Men).....	No	14.67	13.67	15.35	20.33	15.00	14.00	15.50	16.67	13.00	15.33	16.33	14.50	15.38
------------------------------	----	-------	-------	-------	-------	-------	-------	-------	-------	-------	-------	-------	-------	-------

Table 10 :- (Cont'd) Average Retail Price of Goods and Services by Region and Selected Market Places - Group 10 Market Places

March 2003  
Megabit 1995

REGION AND MARKET PLACES														
ITEM	UNIT	ADDIS ABABA											ADDIS ABABA AVERAGE	
		Merkato	Kera	Zenebe work	Gergi	Sarise	Kotebe	Ferensay	Shola (yeka)	Asko	Addisu- Gebeya	Efoyita Gebeya		Akaki
PRICE IN BIRR														
<b>DOMESTIC SERVICE</b>														
Maid Servant.....	Month	60.00	45.00	56.67	70.00	50.00	43.33	53.33	56.67	46.67	56.67	80.00	40.00	54.86
Unskilled Service (Daily Laborer)....	Day	7.00	6.00	7.00	7.00	7.00	6.67	7.00	7.00	6.00	7.00	7.33	6.67	6.78
Salary for Guard .....	Month	66.67	90.00	83.33	116.67	-	83.33	73.33	53.33	76.67	93.33	106.67	-	84.33
<b>MEDICAL CARE</b>														
Ampicillin(250 mg) Local.....	56 Caps	28.00	16.80	16.80	13.72	19.60	-	18.67	-	-	-	15.40	15.68	17.40
Dichlorophine(500 mg) Local.....	6 Pills	1.50	-	1.50	-	-	-	-	1.43	1.50	-	1.40	-	1.46
Tetracycline(250mg) Local.....	56 Caps	8.40	8.87	8.40	7.00	10.50	7.70	9.80	9.05	9.33	7.14	7.00	5.74	8.34
Penicillin Injection(4 Mu. Local). Bottle		3.70	3.88	3.50	3.48	3.92	-	4.00	4.00	4.17	3.67	3.75	3.03	3.75
Chloramphenicol(250mg) Local.....	56 Caps	14.00	11.20	11.20	10.64	12.60	10.64	11.20	10.83	12.13	10.73	11.20	10.64	11.46
Dipron(500mg) Local.....	20 Pills	2.00	-	2.00	-	-	-	-	1.93	2.00	-	1.83	-	1.95
Cough Syrup (Berantine) Local.....	125cc	8.00	8.00	8.00	-	7.93	9.25	7.87	6.80	8.00	7.75	8.17	7.58	7.90
Bactrim(480mg) Local.....	30 Pills	-	4.13	6.00	-	-	-	-	-	5.00	-	-	-	4.81
Vermox(100mg) Local.....	12 Pills	-	-	-	-	-	-	-	-	2.00	-	-	-	2.00
Mezel(250mg) Local.....	30 Caps	4.50	4.00	5.25	3.60	4.50	3.53	4.25	4.15	5.00	3.53	3.15	3.15	4.09
Asprin (300 mg) Local.....	20 Pills	2.00	1.50	2.00	1.17	1.80	1.50	2.00	1.70	2.00	-	1.50	.50	1.66
<b>OTHER MEDICAL EXPENSES</b>														
Doctor's Fee (Government).....	per visit	5.00	-	5.00	-	-	-	2.50	3.75	5.00	5.00	5.00	1.00	3.59
Doctor's Fee (Private).....	per visit	8.33	5.00	10.00	10.00	8.33	5.00	10.00	15.00	8.33	8.33	11.67	4.67	8.83
Injection (Service Charge).....	Once	2.00	2.00	2.00	1.67	1.00	1.00	1.67	2.00	1.33	1.17	1.67	1.00	1.53
Labratory Test Fee (Private).....	Once	5.00	5.00	5.00	4.33	3.33	2.13	4.00	5.33	5.00	4.67	4.00	3.33	4.22
Bed Charge (gov.).....	per day	2.20	-	-	-	-	-	2.30	2.60	8.00	8.00	3.00	-	3.88

Table 10 :- (Cont'd) Average Retail Price of Goods and Services by Region and Selected Market Places - Group 10 Market Places

ITEM	UNIT	R E G I O N A N D M A R K E T P L A C E S										ADDIS ABABA AVERAGE	
		Merkato	Kera	Zenebe work	Gergi	Sarise	Kotebe	Ferensay	Shola (yeka)	Asko	Addisu-Gebeya		Efoyita Gebeya
TRANSPORT AND COMMUNICATION													
TRANSPORT													
Benzene.....	Lt	4.30	4.40	4.40	4.40	4.40	4.40	4.40	4.40	4.40	4.40	4.40	4.39
Motor Oil (Mobil).....	Lt	18.95	19.15	18.75	19.00	18.82	18.83	19.07	18.83	18.97	19.03	18.87	19.75
Car Washing and Greasing.....	No	23.33	25.00	27.00	25.00	25.00	25.00	23.50	26.50	22.50	25.00	23.33	21.00
Bus Fare (per km).....	Tarif	-	.08	-	-	-	-	-	-	-	-	.09	.09
Bus Fare (within Town).....	Trip	.32	.25	.33	.25	.30	.37	.25	.45	.32	.22	.25	.75
Taxi Fare.....	Trip	.55	.55	.55	.55	.55	.55	.55	.55	.55	.55	.55	.55
Air Plane (To Addis Ababa).....	Trip	-	-	-	-	-	-	-	-	-	-	-	-
Animal Transport fare.....	Trip	-	-	-	-	-	-	-	-	-	-	-	-
Cart Fare.....	Trip	-	-	-	-	-	-	-	-	-	-	-	.50
Train Fare.....	Trip	-	55.00	-	-	-	-	-	-	-	-	-	39.00
Service Charge (Motor oil change)...	Once	-	-	-	-	-	-	-	-	-	-	-	47.00
COMMUNICATION													
Telephone Charge (with town).....	Period	.20	.20	.20	.20	.20	.20	.20	.20	.20	.20	.20	.20
Telephone Charge to Addis Ababa.....	Period	-	-	-	-	-	-	-	-	-	-	-	.40
Telephone Line Installation Charge..	Once	355.75	355.75	355.75	355.75	355.75	-	357.75	355.75	355.75	355.75	355.75	355.93
ENTERTAINMENT AND EDUCATION													
EQUIPMENT AND ACCESSORIES													
T.V. Set Philips 21 inch(Colored).....	No	3316.67	-	3770.85	-	-	-	3765.00	-	3406.67	-	-	3523.59
Cassette Recorded Original(Local Music)No	10.00	11.33	10.00	11.33	10.00	12.00	11.67	10.00	11.33	10.00	10.00	10.00	10.64
Radio Set Philips 3 Band.....	No	160.00	-	151.80	-	57.50	-	285.00	-	-	81.00	-	147.88
Tape Recorder National (2 Speaker)....	No	180.00	-	355.35	-	250.00	-	560.00	-	570.00	205.00	-	371.10
Expense for Photograph(Passport size)4Pho	5.00	5.33	5.00	3.67	5.33	3.00	5.67	4.00	4.33	4.67	5.00	3.83	4.57

Table 10 :-(Cont'd) Average Retail Price of Goods and Services by Region and Selected Market Places - Group 10 Market Places

March 2003  
Megabit 1995

ITEM	UNIT	R E G I O N   A N D   M A R K E T   P L A C E S											ADDIS ABABA AVERAGE	
		A D D I S   A B A B A										Akaki		
		Merkato	Kera	Zenebe work	Gergi	Sarise	Kotebe	Ferensay	Shola (yeka)	Asko	Addisu- Gebeya			Efoyita Gebeya
P R I C E   I N   B I R R														
Newspaper (Addis Zemen).....	No	.50	-	-	-	-	-	.67	-	-	.50	-	-	.60
Theater Enterance Fee .....	Once	10.00	-	-	-	-	-	10.00	-	10.00	-	-	-	10.00
<b>EDUCATION</b>														
Exercise Book (50 Leaves) Local.....	No	1.80	1.97	1.75	1.77	1.75	1.75	1.77	1.72	1.75	1.92	1.77	1.75	1.79
Pencil (China).....	No	.25	.25	.25	.22	.25	.25	.25	.25	.20	.25	.22	.23	.24
Ball Point-Bic England.....	No	1.10	1.00	1.00	1.03	1.00	1.00	1.00	1.07	1.02	1.00	.97	1.00	1.02
Day School Fee-Public(Grade 7 & 8)..Month		13.25	17.25	17.00	-	18.67	-	21.50	20.50	16.67	17.17	17.00	12.50	17.25
Day School Fee-Private(Grade 9-12)..Month		170.17	172.50	-	-	-	-	-	-	-	151.50	90.00	77.70	132.37
Night School Fee-Government(Gr.9-12)Month		-	19.55	19.55	19.57	19.55	19.55	19.55	20.99	19.55	19.50	19.57	19.80	19.67
School Uniform Fee .....	No	120.00	55.00	48.33	58.00	-	-	-	36.00	50.00	47.50	34.33	41.33	48.40
Night School Fee-Private(Grade9-12).Month		30.00	-	-	-	-	-	-	-	-	-	20.00	-	25.00
<b>PERSONAL CARE AND EFFECTS</b>														
<b>PERSONAL CARE</b>														
Lux Toilet Soap.....	90gm	1.97	2.16	2.25	2.16	1.94	1.88	1.97	1.97	1.97	1.97	2.25	2.06	2.05
Blade-TOPAZ.....	No	.30	.25	.25	.25	.25	.25	.23	.25	.23	.23	.22	.25	.25
Hair Dressing (Traditional).....	No	-	-	-	10.00	-	-	-	-	-	5.00	4.33	2.50	5.05
Hair Dressing (Modern).....	No	7.33	8.50	8.00	11.00	7.33	7.67	6.67	10.67	7.00	7.33	9.33	7.00	8.14
Barbery (Mens Hair Cut).....	No	7.33	4.67	5.00	7.33	3.67	3.00	2.33	4.33	2.00	5.67	2.67	3.00	4.25
Paraffin Hair Oil.....	330cc	7.50	7.50	7.50	7.25	7.33	5.07	7.50	7.50	7.25	7.50	7.42	7.42	7.23
Zenith Hair Oil.....	330cc	7.50	7.08	7.50	-	6.95	7.00	7.33	8.00	7.67	7.50	7.42	7.00	7.36
Shaving Machine (medium) .....	No	50.00	-	10.00	-	-	-	-	11.67	-	-	10.00	-	20.42
Perfume .....	CC	36.67	27.33	20.67	17.53	27.00	18.00	23.67	23.33	23.33	35.00	18.00	19.33	24.16
<b>PERSONAL EFFECTS</b>														
Umbrella-Men Medium (Local).....	No	-	17.67	-	-	-	-	19.50	42.00	-	-	15.33	-	20.00

Table 10 :- (Cont'd) Average Retail Price of Goods and Services by Region and Selected Market Places - Group 10 Market Places

March 2003  
Megabit 1995

MISCELLANEOUS GOODS AND SERVICES														
		R E G I O N A N D M A R K E T P L A C E S												
		A D D I S A B A B A										ADDIS ABABA AVERAGE		
ITEM	UNIT	Merkato	Kera	Zenebe work	Gergi	Sarise	Kotebe	Ferensay	Shola (yeka)	Asko	Addisu-Gebeya	Efoyita Gebeya	Akaki	
P R I C E I N B I R R														
Umbrella-Women Medium (Imported).....	No	25.00	21.00	16.33	21.00	20.00	14.83	18.33	21.67	18.00	23.33	17.67	18.67	19.75
Hand Bag (Imported Synthetic).....	No	76.67	41.67	46.67	-	36.67	-	-	86.67	-	136.67	44.33	35.00	64.26
Belt (Local) Machine Made.....	No	33.33	-	-	-	-	-	-	11.00	-	30.33	11.33	20.00	21.38
Belt (Local) Hand Made.....	No	6.00	-	6.00	9.67	15.00	-	6.67	4.50	-	10.33	5.00	4.50	6.13
<b>JEWELLERY</b>														
Seiko-21 Jewels Automatic (Men).....	No	280.00	-	-	-	-	-	-	-	-	325.00	176.67	-	252.50
Seiko-21 Jewels Automatic (Women).....	No	-	-	-	-	-	-	-	-	-	-	156.67	-	156.67
Earrings (4gm 18 carat Local).....	Pair	380.00	340.00	-	380.00	380.00	-	340.00	380.00	320.00	380.00	340.00	380.00	368.00
Neck Laces (6gm 21 carat Imported)....	No	690.00	660.00	-	690.00	690.00	-	600.00	690.00	600.00	690.00	-	690.00	678.57
Rings (4gm 18 carat Local).....	No	380.00	340.00	-	380.00	380.00	-	340.00	380.00	320.00	380.00	340.00	380.00	368.00
Bracelet 20gm (18 carat Local).....	No	1900.00	-	-	1900.00	1900.00	-	-	1900.00	2000.00	1900.00	-	-	1906.25
<b>LIVESTOCK AND DRAUGHT ANIMALS</b>														
<b>LIVESTOCK</b>														
Sheep (10-15Kg).....	No	166.67	145.00	153.33	113.33	223.33	53.33	123.33	108.33	146.67	196.67	96.67	166.67	141.11
Goat (10-15Kg).....	No	-	131.67	116.67	-	136.67	-	146.67	120.00	153.33	163.33	86.67	155.00	135.60
Heifer (2-4 Years).....	No	-	-	-	-	-	600.00	-	-	-	683.33	-	403.33	562.22
Cow (4 Years and Above).....	No	-	-	-	-	-	-	-	-	-	-	-	613.33	613.33
Bull (2-4 Years).....	No	-	-	-	-	-	600.00	-	-	-	-	-	486.67	601.11
Ox (4 Years and Above).....	No	-	1300.00	-	-	-	1666.67	-	-	-	1200.00	-	1000.00	1291.67
Hen (Indigenous).....	No	9.00	8.33	11.33	13.67	12.33	7.33	11.67	8.33	-	10.33	8.33	8.67	9.94
Cock (Indigenous).....	No	15.33	13.67	17.67	15.67	15.33	9.67	15.67	11.67	-	12.33	16.67	11.67	14.12
<b>DRAUGHT ANIMALS</b>														
Donkey.....	No	-	-	-	-	-	-	233.33	-	-	-	-	-	233.33
Horse.....	No	-	-	-	-	-	-	-	-	-	-	-	-	-

Table 10 :- (Cont'd) Average Retail Price of Goods and Services by Region and Selected Market Places - Group 10 Market Places

March 2003  
Megabit 1995

ITEM	UNIT	R E G I O N A N D S E L E C T E D M A R K E T P L A C E S											ADDIS ABABA AVERAGE	
		Merkato	Kera	Zenebe work	Gergi	Sarise	Kotebe	Ferensay	Shola (yeka)	Asko	Addisu- Gebeya	Efoyita Gebeya		Akaki
Mule.....	No													
<b>FARM EQUIPMENT (INDUSTRIAL PRODUCT)</b>														
Sickel.....	No	15.33	-	12.33	9.00	6.00	9.67	-	10.00	10.00	12.67	8.33	16.67	11.15
Pick Axe ('Doma').....	No	19.33	-	18.00	17.33	18.67	17.67	-	20.00	17.00	20.67	18.33	19.33	18.65
'Gejera'.....	No	14.67	-	-	15.00	12.00	-	-	-	-	18.33	-	20.00	16.22
<b>FARM EQUIPMENT (HAND MADE)</b>														
'Mofer'.....	No	-	-	-	-	-	-	-	-	-	-	-	-	-
'Kember'.....	No	-	-	-	-	-	-	-	-	-	-	-	-	-
'Digr'.....	No	-	-	-	-	-	-	-	-	-	-	-	-	-
Plough.....	No	11.67	-	-	-	-	-	-	-	-	-	-	-	11.67
Sickel.....	No	5.00	-	-	-	-	-	-	-	-	-	-	-	5.00
'Wegel'.....	No	3.17	-	-	-	-	-	-	-	-	-	-	-	3.17
'Erfe'.....	No	-	-	-	-	-	-	-	-	-	-	-	-	-
<b>MISCELLANEOUS GOODS AND SERVICES</b>														
Coffin (Medium Quality).....	No	216.67	156.67	160.00	140.00	160.00	73.33	90.00	233.33	-	190.00	160.00	131.67	154.46
Charge for Money order .....	Once	2.65	2.60	2.65	2.65	2.60	-	2.65	2.60	2.60	2.65	3.52	2.60	2.78
Charge for Visa (for person).....	No	65.00	-	-	-	-	-	-	-	-	-	-	-	65.00

# Group 11

## Market Places

( Gambela, Shebo Kiro, Akashi,Harari Town, Dire Dawa, Melka Jebdu, )



Table 11 :-(Cont'd) Average Retail Price of Goods and Services by Region and Selected Market Places - Group 11: Market Places

ARICU MILLET	Kg	2.22	2.22	2.00	2.00	2.00	2.00	2.00	2.00	2.00	2.00
MIXED MILLET	Kg	-	-	2.00	2.00	2.00	2.00	2.00	2.00	2.00	2.00
CHICK PEAS	Kg	4.00	4.00	4.00	4.00	4.00	4.00	4.00	4.00	4.00	4.00
CHICK PEAS	Kg	4.22	4.22	4.00	4.00	4.00	4.00	4.00	4.00	4.00	4.00
CHICK PEAS	Kg	4.22	4.22	4.00	4.00	4.00	4.00	4.00	4.00	4.00	4.00

March 2003  
Megabit 1995

ITEM		UNIT	GAMBELLA			HARARIE	DIREDAWA		DIREDAWA	COUNTRY
			Gambella	Shebo- kire	Akashi	TOWN	Dire Dawa	Melka- Jebdu	AVERAGE	LEVEL
			AVERAGE							AVERAGE
PRICE IN BIRR										
CEREALS UNMILLED										
'Teff' White	Kg	3.17	-	2.97	3.10	2.73	2.97	2.75	3.04	2.34
'Teff' Mixed	Kg	2.60	-	2.28	2.49	2.57	2.53	2.65	2.58	2.06
'Teff' Black (Red)	Kg	1.70	-	1.90	1.75	2.25	2.27	2.50	2.36	1.85
Wheat White	Kg	2.00	-	1.93	1.98	2.50	2.33	2.20	2.28	1.88
Wheat Mixed	Kg	1.60	-	1.60	1.60	-	-	-	-	1.55
Wheat Black	Kg	1.60	1.57	-	1.59	-	-	-	-	1.69
Barley White	Kg	2.17	-	1.93	2.09	2.25	2.23	2.00	2.20	1.82
Barley Mixed	Kg	-	-	-	-	-	1.63	-	1.68	1.58
Barley Black	Kg	1.93	-	1.78	1.89	1.75	1.68	-	1.73	1.62
Barley for Beer	Kg	-	-	-	-	-	2.00	-	2.00	1.89
Maize	Kg	1.30	1.29	-	1.30	1.73	1.65	1.62	1.62	1.30
Durrah	Kg	-	-	-	-	-	1.80	-	1.80	1.46
Sorghum Yellow	Kg	2.00	-	1.79	1.93	-	2.22	2.40	2.31	1.80
Sorghum White	Kg	1.60	-	.85	1.35	2.25	2.30	2.40	2.36	1.43
Sorghum Red	Kg	1.06	-	.88	.97	-	2.00	1.65	1.84	1.28
African Millet	Kg	2.00	1.28	1.25	1.66	-	-	-	-	1.49
Rice	Kg	6.00	6.00	4.50	5.63	4.00	4.25	4.17	4.14	4.87
Oats	Kg	-	-	-	-	4.50	4.00	-	4.00	2.58
Hulled Barley	Kg	-	-	-	-	-	-	-	-	2.92
CEREALS MILLED										
'Teff' White	Kg	-	-	-	-	-	-	-	-	3.02
'Teff' Mixed	Kg	-	-	-	-	-	-	-	-	2.85
'Teff' Black (Red)	Kg	-	-	-	-	-	-	-	-	2.38
Wheat White	Kg	-	-	-	-	-	2.73	-	2.73	2.40
Wheat Mixed	Kg	-	-	-	-	-	-	-	-	1.75
Barley White	Kg	-	-	-	-	-	-	-	-	3.22

Table 11 :- (Cont'd) Average Retail Price of Goods and Services by Region and Selected Market Places - Group 11 Market Places

March 2003  
Megabit 1995

ITEM	UNIT	R E G I O N   A N D   M A R K E T   P L A C E S							COUNTRY LEVEL AVERAGE	
		G A M B E L L A			GAMBELLA AVERAGE	HARARI TOWN	D I R E D A W A			DIREDAWA AVERAGE
		Gambella	Shebo- kire	Akashi			Dire Dawa	Melka- Jebdu		
P R I C E   I N   B I R R										
Barley Mixed.....	Kg	-	-	-	-	-	-	-	-	3.01
Maize.....	Kg	-	-	-	-	-	2.42	-	2.42	1.72
Oats.....	Kg	5.00	-	-	5.00	-	-	-	-	4.95
Sorghum.....	Kg	-	-	-	-	-	2.46	-	2.46	2.12
Durrah.....	Kg	-	-	-	-	-	-	-	-	-
'Furno Duket' Locally Processed..	Kg	4.00	4.00	3.08	3.77	3.58	3.75	3.50	3.67	3.56
<b>PULSES UNMILLED</b>										
Horse Beans.....	Kg	3.00	-	1.87	2.62	2.50	2.25	2.25	2.32	1.98
Peas White.....	Kg	2.83	-	2.00	2.56	-	-	-	-	2.58
Peas Black.....	Kg	-	2.33	2.00	2.17	-	-	-	-	2.18
Peas Mixed.....	Kg	2.67	-	-	2.67	2.50	2.32	2.25	2.37	2.12
Soya Beans.....	Kg	-	-	-	-	5.00	-	-	-	2.95
Chick Peas.....	Kg	2.83	3.17	2.50	2.83	2.50	2.50	2.75	2.54	2.29
Lentils.....	Kg	4.00	4.33	3.33	3.92	3.50	3.42	3.63	3.50	3.44
Haricot Beans.....	Kg	1.50	2.32	1.07	1.60	3.50	-	2.00	2.00	1.93
Lima Beans.....	Kg	1.07	-	-	1.07	2.50	1.93	-	2.21	1.83
Vetch.....	Kg	-	-	1.52	1.52	2.00	1.97	-	1.98	1.69
Fenugreek.....	Kg	6.00	8.67	3.67	6.08	-	3.50	5.27	4.26	4.26
<b>PULSES MILLED OR SPLIT</b>										
Horse Beans Milled.....	Kg	4.33	-	3.00	3.89	-	-	-	-	4.08
Peas Milled.....	Kg	4.33	5.67	3.67	4.50	-	-	-	-	4.64
Chick Peas Milled.....	Kg	-	-	-	-	-	-	-	-	5.23
Mixed Pulses Milled.....	Kg	4.00	-	-	4.00	-	3.20	3.21	3.37	4.27
Vetch Milled.....	Kg	-	-	3.00	3.00	4.19	3.07	-	2.97	3.66
Peas Split.....	Kg	4.33	5.17	4.00	4.46	4.00	4.83	5.00	4.71	4.21
Peas Split(Roasted).....	Kg	-	-	-	-	4.00	4.00	-	4.00	3.93

Table 11 (Cont'd) Average Retail Price of Goods and Services by Region and Selected Market Places - Group 11 Market Places

March 2003  
Megabit 1995

OIPB VMD BVLD

ITEM	UNIT	GAMBELLA			HARARI TOWN	DIREDAWA		COUNTRY LEVEL AVERAGE
		Gambella	Shebo-kire	Akashi		Dire Dawa	Melka-Jebdu	

PRICE IN BIRR

Horse Beans Split(Roasted)..... Kg	3.00	-	-	3.00	-	-	-	3.24
Lentils Split..... Kg	5.00	5.50	4.17	4.92	5.00	5.00	5.00	4.91
Vetch Split(Roasted)..... Kg	-	-	-	-	-	3.50	-	2.99
Chick Peas Split(Roasted)..... Kg	-	-	-	-	-	-	-	4.30
Fenugreek Milled..... Kg	12.00	13.00	-	12.25	10.00	6.84	10.00	9.16
<b>OIL SEEDS</b>								
Niger Seed..... Kg	4.33	-	4.00	4.25	5.00	-	7.74	4.16
Linseed White..... Kg	-	-	5.00	3.87	5.00	5.00	5.00	5.40
Linseed Black..... Kg	7.23	7.46	4.17	5.82	4.00	4.00	7.54	3.88
Sesame Seed..... Kg	4.00	5.24	3.67	4.23	5.00	-	-	4.22
Sunflower..... Kg	4.33	-	-	4.33	3.33	4.17	5.00	3.31
Castor Beans..... Kg	-	-	-	-	2.75	3.97	1.67	2.44
Rape Seed..... Kg	3.00	6.78	2.50	3.82	3.00	3.86	3.57	3.04
Ground Nut Shelled..... Kg	6.00	5.92	-	5.98	4.63	5.62	-	5.09
<b>PREPARED CEREAL PRODUCTS</b>								
Spaghetti (Local) Without Egg.... Kg	8.00	5.67	5.00	6.67	7.00	7.00	7.00	6.95
Pastini..... Kg	10.00	-	-	10.00	7.00	7.00	-	6.30
Macaroni (Local) Without Egg.... Kg	6.00	5.83	5.00	5.71	5.50	5.25	5.50	5.39
'Fafa' Flour..... kg	-	-	-	-	8.00	-	-	8.54
'Dube' Flour..... kg	-	-	-	-	-	-	-	5.31
<b>BREAD AND OTHER PREPARED FOODS</b>								
'Enjera' ('Teff' Mixed)..... 325gm	.82	-	.23	.62	.55	.59	.82	.64
'Dabo' (Traditional Ambasha).. 350gm	.78	.60	-	.72	-	-	.57	.66
'Dabo' (Traditional Sheleto).. 350gm	-	-	-	-	.64	.66	.68	.57

Table 11 --(Cont'd) Average Retail Price of Goods and Services by Region and Selected Market Places - Group 11 Market Places

March 2003  
Megabit 1995

		R E G I O N   A N D   M A R K E T   P L A C E S								
ITEM	UNIT	G A M B E L L A			GAMBELLA AVERAGE	HARARI TOWN	D I R E D A W A		DIREDAWA AVERAGE	COUNTRY LEVEL AVERAGE
		Gambella	Shebo- kire	Akashi			Dire Dawa	Melka- Jebdu		
P R I C E   I N   B I R R										
Bread Wheat (Bakery).....	350gm	1.33	1.10	1.30	1.27	1.17	1.44	1.14	1.36	1.19
Biscuits .....	150gm	3.41	3.64	2.00	3.11	2.64	2.93	2.73	2.80	2.60
<b>MEAT</b>										
Beef .....	Kg	10.00	10.00	12.00	10.50	17.33	20.00	-	20.00	12.85
Camel Meat .....	Kg	-	-	-	-	10.00	13.00	10.00	12.25	9.22
<b>FISH AND FISH PRODUCTS</b>										
Fish Fresh.....	Kg	2.15	1.28	-	1.86	-	-	-	-	4.37
Sardines (Imported).....	125gm	-	-	-	-	6.04	6.56	6.25	6.35	6.27
<b>DIARY PRODUCTS AND EGG</b>										
Cow Milk (Unpasteurized).....	Lt	3.03	-	1.82	2.63	2.54	4.17	2.82	3.53	2.72
Cow Milk (pasteurized).....	Lt	-	-	-	-	-	-	-	-	4.02
Camel Milk.....	Lt	-	-	-	-	-	-	2.84	2.84	2.96
Goat Milk.....	Lt	-	-	-	-	-	-	-	-	3.03
Powdered Milk (Edget).....	450gm	27.33	-	23.00	25.89	-	24.50	25.21	24.40	25.41
Yoghurt (Traditional).....	Lt	3.03	-	-	3.03	-	6.22	4.31	5.60	4.29
Cheese Cottage.....	Kg	-	-	1.52	1.52	-	9.33	-	9.33	4.60
Egg (Traditional).....	Dozen	6.00	4.00	4.00	5.00	4.80	4.80	4.53	4.71	4.02
<b>OILS AND FATS</b>										
Butter Unrefined.....	Kg	29.33	29.00	20.33	27.00	27.67	26.67	-	27.60	23.67
Cooking Oil (Imported).....	Lt	12.16	-	13.67	12.66	10.66	11.11	11.82	11.26	13.11
Cooking Oil (Local).....	Lt	-	11.24	9.67	10.45	12.00	-	-	-	12.19

Table 11 :-(Cont'd) Average Retail Price of Goods and Services by Region and Selected Market Places - Group 11 Market Places

COLLAGE BEANS.....	Kg	2.92	9.22	9.22	2.92	1.92	14.24	10.20	15.25	3.75
COLLAGE BEANS.....	Kg	-	-	-	-	14.50	-	-	-	3.75
COLLAGE BEANS.....	Kg	-	-	-	-	-	-	-	-	3.75
100 (Kilogram).....	100kg	5.00	5.00	5.00	5.00	5.00	5.75	5.00	5.75	3.75

March 2003  
Megabit 1995

ITEM	UNIT	GAMBELLA			GAMBELLA AVERAGE	HARARI TOWN	DIREDAWA		DIREDAMA AVERAGE	COUNTRY LEVEL AVERAGE
		Gambella	Shebo-kire	Akashi			Dire-Dawa	Melka-Jebdu		
<b>VEGETABLES AND FRUITS</b>										
<b>VEGETABLES (FRESH)</b>										
Ethiopian Kale.....	Kg	51.12	31.73	.24	51.05	57.93	51.12	-	51.08	57.90
Cabbage.....	Kg	1.74	1.31	.68	1.37	22.12	22.48	1.53	21.99	21.35
Lettuce.....	Kg	101.67	20.00	2.82	91.67	33.76	1.28	2.51	21.78	21.93
Spinach.....	Kg	10.00	1.20	0.10	9.90	21.33	1.91	11.50	11.91	11.03
Carrot.....	Kg	3.00	2.55	-	2.85	11.91	11.82	1.88	12.02	11.73
Tomatoes.....	Kg	3.50	3.13	55.154	57.267	3.38	3.30	2.48	2.95	2.13
Onions.....	Kg	4.00	3.50	3.27	3.69	12.21	12.36	2.24	12.14	2.36
Garlics.....	Kg	10.00	13.43	5.67	9.77	11.43	12.86	14.59	12.84	8.74
Leeks.....	Kg	4.00	-	1.24	3.08	1.11	.88	2.03	1.41	2.21
Pepper Green.....	Kg	5.00	6.90	1.67	4.64	4.57	5.79	-	5.07	4.17
Pumpkin.....	Kg	-	-	-	-	-	.56	-	.56	.51
Green Peas.....	Kg	-	-	-	-	-	-	-	-	3.03
Beet Root.....	Kg	2.00	-	-	2.00	2.08	2.34	4.19	2.86	1.58
Cauliflower.....	Kg	-	-	-	-	-	-	-	-	3.59
<b>FRUITS FRESH</b>										
Banana.....	Kg	4.00	-	.26	2.40	3.33	2.09	2.64	2.32	1.97
Orange.....	Kg	4.00	-	-	4.00	3.33	4.85	2.18	4.01	2.81
Lemon.....	Kg	2.79	2.39	.83	2.20	-	-	7.64	7.64	2.75
Tangerine.....	Kg	-	-	-	-	-	-	-	-	2.56
Papaya.....	Kg	-	-	.53	.53	1.44	2.24	1.99	2.14	1.47
Grapes.....	Kg	-	-	-	-	-	-	-	-	2.44
Avocado.....	Kg	-	-	-	-	-	-	-	-	2.39
Mango.....	Kg	.98	1.59	.36	.92	2.87	4.26	-	3.91	2.39
Cactus.....	Kg	-	-	-	-	-	-	-	-	.54

Handwritten notes and stamps in the bottom left corner, including a date stamp '2003' and some illegible text.

Table 11 :-(Cont'd) Average Retail Price of Goods and Services by Region and Selected Market Places - Group 11 Market Places

March 2003  
Megabit 1995

R E G I O N   A N D   M A R K E T   P L A C E S										
ITEM	UNIT	G A M B E L L A			GAMBELLA AVERAGE	HARARI TOWN	D I R E D A W A		DIREDAWA AVERAGE	COUNTRY LEVEL AVERAGE
		Gambella	Shebo- kire	Akashi			Dire Dawa	Melka- Jebdu		
P R I C E   I N   B I R R										
<b>SPICES</b>										
Pepper Whole.....	Kg		3.59	6.75	5.17	13.00	13.67	-	13.60	9.71
Black Pepper(Local).....	Kg	-	-	22.22	22.22	-	-	-	-	14.32
Long Pepper(Local).....	Kg	-	-	-	-	12.00	13.69	-	14.41	13.01
White Cumin(Bishop's Weed)Local..	Kg	10.00	9.50	6.55	9.01	5.00	11.67	11.20	13.04	6.18
Black Cumin(Local).....	Kg	10.00	10.00	5.83	8.96	4.83	9.44	11.11	13.32	6.59
Ginger Dry(Local).....	Kg	-	-	-	-	3.00	8.12	6.82	8.06	4.93
Ginger Wet(Local).....	Kg	2.50	3.56	-	2.85	2.17	2.39	-	2.59	1.86
Cloves(Imported).....	Kg	-	100.00	91.67	95.00	65.00	-	-	-	78.78
Cinnamon(Imported).....	Kg	28.33	-	-	28.33	21.33	-	-	-	23.69
Cardamon(Local).....	Kg	-	-	-	-	17.67	34.44	-	33.97	20.73
Tumeric Flour(Local).....	Kg	3.83	5.17	14.45	6.82	3.00	6.84	15.00	8.86	4.82
Chillies Whole.....	Kg	13.69	-	3.10	10.16	6.00	8.47	-	8.47	9.16
Basil Dry.....	Kg	-	-	7.24	7.24	7.50	15.08	-	15.45	9.80
<b>POTATOES, OTHER TUBERS AND STEMS</b>										
Potato.....	Kg	2.06	1.91	.82	1.71	2.44	2.39	2.24	2.08	1.53
Sweet Potato.....	Kg	1.14	-	-	1.14	.70	1.84	-	1.84	.77
'Kocho' (Unprocessed).....	Kg	-	-	.67	.67	5.00	4.18	-	4.18	1.14
'Bula'.....	Kg	-	-	1.12	1.12	10.00	-	-	-	4.34
<b>COFFEE, TEA, CHAT AND BUCK-THORN LEAVES</b>										
Tea Leaves(Local).....	100gm	2.00	2.00	2.00	2.00	2.00	2.17	2.00	2.06	2.03
Coffee Whole.....	Kg	-	-	-	-	14.29	-	-	-	3.30
Coffee Beans.....	Kg	5.83	6.33	4.17	5.54	7.83	11.31	10.99	12.32	7.37
Coffee Leaves.....	Kg	-	-	-	-	7.64	5.79	6.25	6.77	4.62
Buck Thorn Leaves.....	Kg	4.06	3.83	.48	3.11	3.56	2.41	-	3.24	3.32

Table 11 :- (Cont'd) Average Retail Price of Goods and Services by Region and Selected Market Places - Group 11 Market Places

March 2003  
Megabit 1995

ITEM	UNIT	R E G I O N A N D M A R K E T P L A C E S							COUNTRY LEVEL AVERAGE	
		G A M B E L L A			GAMBELLA AVERAGE	HARARI TOWN	D I R E D A W A			DIREDAWA AVERAGE
		Gambella	Shebo-kire	Akashi			Dire-Dawa	Melka-Jebdu		
P R I C E I N B I R R										
'Chat'.....	Kg	-	-	1.29	1.29	8.57	26.69	13.64	22.59	17.06
Malt-Barley.....	Kg	-	-	-	-	2.90	5.82	-	6.25	3.17
Malt-Wheat.....	Kg	-	-	-	-	2.90	-	-	-	3.13
<b>OTHER FOOD ITEMS</b>										
Salt.....	Kg	2.00	2.33	2.00	2.08	1.50	1.00	1.25	1.08	1.53
Sugar.....	Kg	5.00	5.33	5.00	5.08	5.00	4.83	5.00	4.86	4.97
Honey.....	Kg	11.33	10.00	6.17	9.68	20.00	22.33	-	22.40	14.15
Canned Tomato (Local).....	410gm	7.00	7.60	5.83	6.86	6.17	6.50	6.75	6.47	6.55
<b>FOOD TAKEN AWAY FROM HOME</b>										
Cup of Tea.....	No	.50	.30	.30	.40	.42	.33	.25	.29	.38
Cup of Coffee.....	No	.75	.50	.50	.63	1.00	.73	.25	.51	.77
Cup of Milk.....	No	1.00	1.00	.67	.91	.97	1.00	-	.94	.90
'Key Wot Yebere'.....	One Meal	4.00	5.00	5.00	4.45	-	-	-	-	4.50
'Key Wot Yebeg/Yefyel'.....	One Meal	4.00	5.00	5.00	4.45	5.00	4.67	-	4.67	4.83
<b>COST OF MILLING</b>										
Cereals.....	100Kg	12.00	-	20.00	14.67	15.00	15.00	25.00	20.00	12.71
Pulses.....	100Kg	12.00	20.00	20.00	15.64	15.00	15.00	-	15.83	15.99
Pepper Whole.....	100Kg	-	-	100.00	100.00	100.00	75.00	-	83.33	76.47
<b>BEVERAGES - NON ALCOHOLIC</b>										
Ambo Mineral Water.....	500cc	2.50	3.00	2.50	2.63	2.00	1.75	-	1.75	2.13
Bure Mineral Water.....	500cc	-	-	-	-	-	-	-	-	2.00
Coca Cola/Fanta.....	300cc	2.50	-	-	2.50	2.00	1.75	1.75	1.75	2.06

Table 11 :- (Cont'd) Average Retail Price of Goods and Services by Region and Selected Market Places - Group 11 Market Places

March 2003  
Megabit 1995

R E G I O N   A N D   M A R K E T   P L A C E S										
ITEM	UNIT	G A M B E L L A			GAMBELLA AVERAGE	HARARI TOWN	D I R E D A W A		DIREDAWA AVERAGE	COUNTRY LEVEL AVERAGE
		Gambella	Shebo- kire	Akashi			Dire Dawa	Melka- Jebdu		
P R I C E   I N   B I R R										
Pepsi Cola/Mirinda.....	300cc	2.50	3.00	2.27	2.57	2.00	1.75	-	1.75	2.11
<b>BEVERAGES - ALCOHOLIC</b>										
Araki (Local).....	900cc	22.25	27.81	27.64	24.73	25.28	22.00	25.00	21.83	23.62
Cognac (Local).....	900cc	-	-	-	-	-	-	-	-	19.50
Brandy (Local).....	900cc	-	-	-	-	-	18.00	-	18.00	20.31
Gin (Local).....	900cc	22.59	27.81	26.96	24.73	22.75	18.00	25.00	19.83	23.77
Saris Wine (Normal).....	750cc	-	-	7.67	7.67	12.50	6.00	-	6.83	8.09
'Katikalla'.....	Lt	4.68	4.87	2.88	4.28	5.93	4.44	7.96	6.23	6.61
Beer (Bedele).....	330cc	3.27	3.00	3.00	3.13	-	-	-	-	3.13
Beer (Harar).....	330cc	-	-	-	-	2.83	2.50	2.60	2.54	3.09
Beer (Meta Abo).....	330cc	3.50	-	3.50	3.50	-	-	-	-	3.22
'Tella'.....	Lt	1.00	-	.67	.89	1.18	.93	1.22	1.03	.83
'Tej' (Mead).....	Lt	2.25	2.25	2.31	2.27	1.16	1.95	-	1.69	2.28
<b>CIGARETTES AND TOBACCO</b>										
<b>CIGARETTES</b>										
Nyala.....	Packet	5.00	5.00	4.00	4.75	-	-	-	-	4.60
Gissila.....	Packet	-	-	1.00	1.00	-	-	-	-	1.56
Rothmans.....	Packet	10.00	10.00	8.00	9.50	7.67	7.00	-	6.80	9.19
<b>TOBACCO</b>										
'Gaya'.....	Kg	10.30	21.94	7.32	12.47	-	-	-	-	8.40
<b>CLOTHING AND FOOT WEAR</b>										

Table 11 :- (Cont'd) Average Retail Price of Goods and Services by Region and Selected Market Places - Group 11 Market Places

		March 2003							2003	
		Megabit							1995	
		R E G I O N A N D M A R K E T P L A C E S								
ITEM	UNIT	GAMBELLA			GAMBELLA AVERAGE	HARARI TOWN	DIREDAWA		DIREDAWA AVERAGE	COUNTRY LEVEL AVERAGE
		Gambella	Shebo-kire	Akashi			Dire Dawa	Melka-Jebdu		
P R I C E I N B I R R										
CLOTHING										
Abujedid(Akaki/Bahir Dar)91cm. Meter	4.00	-	3.83	3.94	10.00	-	3.42	-	3.42	3.92
Abujedid(Komb./Arba Min.)150cm. Meter	6.33	-	7.33	6.67	-	-	5.83	-	5.83	5.67
Khaki(S-10,000 Twil)110cm. Meter	-	-	-	-	-	-	10.00	-	10.00	9.14
Khaki(Akaki)91cm. Meter	-	-	2.22	4.55	-	-	-	-	-	6.65
Wool-England 100%. Meter	-	-	28.95	40.95	-	21.95	25.95	20.95	-	186.17
Tetron(Arba Minch). Meter	28.22	-	49.21	41.11	-	42.95	45.95	28.22	41.00	17.92
Poplin(Dire Dawa)105cm. Meter	6.00	-	-	6.00	-	-	5.75	-	5.75	6.31
Poplin(Komb./Arba Minch)150cm. Meter	12.00	-	-	12.00	-	-	9.00	-	9.00	10.63
Nylon(Mojo). Meter	12.00	-	-	12.00	-	-	9.00	-	9.00	9.66
Polyster(Arba Minch/Awasa). Meter	-	-	8.10	1.88	-	-	18.00	-	18.00	15.91
Jersi. Meter	-	-	-	-	-	-	10.00	-	10.00	13.90
Cotton. Kg	-	-	-	-	-	7.00	-	-	-	4.88
Hisufi. Meter	-	-	-	-	-	-	29.00	-	29.00	22.73
Kefay. Meter	-	-	34.33	34.33	-	-	41.67	-	41.67	22.06
COST OF TAILORING										
Woolen Suit (Men). No	225.00	-	-	225.00	233.33	250.00	-	250.00	261.53	
Khaki Suit (Men). No	-	50.00	-	50.00	-	40.00	-	40.00	40.14	
Khaki Suit (Boys). No	-	40.00	-	40.00	-	32.50	-	32.50	26.95	
Tateron Suit (Men). No	-	60.00	-	60.00	-	40.00	-	40.00	48.26	
Tateron Suit (Boys). No	-	40.00	-	40.00	-	32.50	-	32.50	32.79	
READY-MADE / FOR ADULTS										
'Netela'. No	-	20.00	-	20.00	-	-	-	-	-	23.01
'Gabi'. No	-	-	-	-	45.00	60.00	-	60.00	53.25	

Table 11 :- (Cont'd) Average Retail Price of Goods and Services by Region and Selected Market Places - Group 11 Market Places

March 2003  
Megabit 1995

ITEM	UNIT	R E G I O N   A N D   M A R K E T   P L A C E S							COUNTRY LEVEL AVERAGE	
		G A M B E L L A			GAMBELLA AVERAGE	HARARI TOWN	D I R E D A W A			DIREDAWA AVERAGE
		Gambella	Shebo- kire	Akashi			Dire Dawa	Melka- Jebdu		
P R I C E   I N   B I R R										
Shirts Long Sleeved (Local).....	No	-	-	-	-	-	-	-	-	30.03
Shirts Short Sleeved (Local).....	No	-	-	-	-	-	-	-	-	29.76
Shirts Long Sleeved (Imported)...	No	58.33	-	66.67	61.11	46.67	67.67	24.33	46.00	46.20
Shirts Short Sleeved (Imported)..	No	60.00	-	56.67	58.89	51.67	62.67	30.67	46.67	46.12
Socks (Cotton) Imported.....	Pair	12.67	-	5.33	10.22	-	10.67	-	10.67	6.64
Sweater (Local) Men.....	No	-	-	-	-	-	-	-	-	41.97
Sweater (Local) Women.....	No	-	-	-	-	-	-	-	-	39.76
Shash (Imported).....	No	13.00	-	6.00	10.67	10.00	8.67	-	8.67	10.56
Singlets (Local) White.....	No	12.33	15.00	11.00	12.20	-	-	-	-	11.09
Jeans Trouser.....	No	100.00	-	95.00	98.33	80.00	103.33	-	103.33	79.32
Woolen Suit.....	No	-	-	-	-	-	-	-	-	908.56
'Kemisna Netela'.....	No	81.67	-	210.00	100.00	50.00	136.67	-	136.67	114.00
Sweater-Men (Imported).....	No	-	-	85.00	85.00	110.00	85.00	-	85.00	95.19
Sweater-Women (Imported).....	No	-	-	57.50	57.50	75.00	76.67	-	76.67	67.87
Nylon Dress.....	No	-	-	-	-	-	-	-	-	36.93
Tetron Trouser.....	No	-	-	-	-	-	-	-	-	48.75
Leather Jacket.....	No	-	-	-	-	-	-	-	-	434.29
Under Wear China.....	No	15.00	-	12.33	14.11	14.33	14.67	-	14.67	13.19
Deriya .....	NO	11.11	-	-	11.11	8.00	11.67	7.11	9.39	10.91
Polyester Suit.....	No	-	-	-	-	-	-	-	-	-
Khaki Short .....	No	-	-	-	-	-	8.00	-	8.00	9.23
T-Shirts .....	No	40.00	-	19.67	33.22	38.33	54.33	14.33	32.63	29.19
Jogging Suit(sport tuta) .....	No	96.67	-	68.33	87.22	95.00	123.33	-	123.33	82.64
Khaki Jacket .....	No	-	-	-	-	-	146.67	-	146.67	104.31
Geldem .....	No	18.67	-	16.67	18.00	13.67	25.00	23.67	24.33	20.76

Table 11:- (Cont'd) Average Retail Price of Goods and Services by Region and Selected Market Places - Group 11 Market Places

March 2003  
Megabit 1995

ITEM	UNIT	GAMBELLA			HARARI TOWN	DIREDAWA		COUNTRY LEVEL AVERAGE
		Gambella	Shebo-kire	Akashi		Dire Dawa	Melka-Jebdu	
READY-MADE / FOR CHILDREN								
Sweater (Local) for Boys.....	No	-	-	-	-	-	-	17.27
Socks (Imported) Cotton.....	Pair	5.00	3.83	3.00	4.21	6.67	6.67	3.82
Jeans Trouser.....	No	40.00	-	45.00	40.71	-	-	59.32
Shirt Long Sleeved(Imported)Boys..	No	31.67	-	24.00	30.57	31.00	37.33	25.50
Sweater (England) for Girls.....	No	-	-	18.00	18.00	-	-	51.41
Short for Boys.....	No	-	-	-	-	6.00	-	5.55
Kemise(for children) .....	No	60.00	-	55.00	58.33	55.00	62.33	49.98
FOOTWEAR (MEN AND WOMEN)								
Anbessa Leather Shoes Men(Local)Pair		98.33	-	80.00	92.22	92.00	94.31	85.65
Leather Shoes Men (Croft).....	Pair	140.00	-	140.00	140.00	-	270.00	119.55
Walking Shoes(Imp.) Non-Leather Pair		90.00	-	120.00	94.29	66.67	75.00	86.26
Canvas Shoes (Local) Men.....	Pair	-	-	-	-	-	-	22.88
Canvas Shoes (China) Men.....	Pair	27.33	-	-	27.33	22.67	21.33	24.15
Plastic Shoes (Local) Women....	Pair	12.33	10.33	8.33	10.83	7.17	7.33	8.30
Slippers Sponge Adult (China)..	Pair	8.67	9.00	9.33	8.92	7.17	8.33	7.68
Boots for Men Plastic (Local)..	Pair	-	-	43.67	43.67	-	-	41.14
Sendel Plastic Shoes (Imp.)....	Pair	13.00	-	13.00	13.00	16.00	-	12.76
Cost of Mending Shoes sole(Men).Pair		25.00	-	18.67	22.89	20.00	26.67	22.92

Table 11 :-(Cont'd) Average Retail Price of Goods and Services by Region and Selected Market Places - Group 11 Market Places

March 2003  
Megabit 1995

R E G I O N I N A N D M A R K E T P L A C E S										
ITEM	UNIT	G A M B E L L A			GAMBELLA AVERAGE	HARARI TOWN	D I R E D A W A		DIREDAWA AVERAGE	COUNTRY LEVEL AVERAGE
		Gambella	Shebo- kire	Akashi			Dire Dawa	Melka- Jebdu		

P R I C E I N B I R R

CONSTRUCTION MATERIALS, WATER, AND  
FUEL AND POWER

CONSTRUCTION MATERIALS

Cement/Bag/(Local).....	50Kg	61.67	-	-	61.67	45.00	45.33	50.00	46.80	42.93
Lime.....	Kg	1.55	-	-	1.55	-	1.52	1.82	1.67	1.22
Nail (7cm - 12cm).....	Kg	10.00	12.00	7.50	9.68	7.83	-	9.50	9.00	7.83
Nail With Cape.....	Kg	12.00	14.00	12.17	12.54	-	10.00	11.00	10.33	10.69
Corrugated Iron Sheet (.2mm).....	No	32.50	-	25.25	31.05	-	39.00	30.00	34.50	32.12
Wood for House Construction('Atana')..	No	-	-	-	-	-	8.00	-	8.00	5.81
Wall Paints-Super (Fluid) Normal.....	4Kg	65.00	-	-	65.00	54.33	57.67	58.00	57.75	57.59
Wall Paints-Super (Fluid) Plastic.....	4Kg	110.00	-	65.00	103.57	86.33	88.67	-	88.67	89.85
Coarse Aggregate Gravel.....	Meter Cube	-	-	-	-	-	-	-	-	166.27
Hollow Concrete Block(20x20x40 cm Cube)No		2.50	-	-	2.50	2.50	2.00	-	2.00	2.49
Bricks (25cm x 12cm x 6cm).....	No	-	-	-	-	-	-	-	-	1.24
Floor Board 4m Length.....	No	-	-	-	-	45.00	65.00	-	65.00	39.71
Iron Pipe 6mt. (1/2 inch Wide) Local..	No	60.00	-	-	60.00	-	90.00	-	90.00	56.24
Chipwood (125cm x 250cm x 8mm).....	No	-	-	-	-	-	85.00	-	85.00	88.05
Sand.....	Meter Cube	16.00	-	-	16.00	-	-	-	-	82.19
Gutter N° 32.....	Meter	-	-	-	-	-	-	-	-	20.22
Window Glass (50cm x 50cm x 3mm).....	No	-	-	-	-	16.25	14.33	-	14.33	19.54
Water Tanker (1meter cube).....	No	-	-	-	-	-	-	-	-	973.74
Stone for House Construction..	Meter Cube	-	-	-	-	-	-	-	-	31.60
Mega Paints.....	4Kg	65.00	-	60.00	64.29	-	-	-	-	56.94
Tseday Paints.....	4Kg	-	-	-	-	-	-	-	-	58.45
"Yewellel Nitaf"(Tile).....	No	-	-	-	-	-	-	-	-	2.21

WATER

Water.....	Meter Cube	8.00	8.00	8.00	8.00	7.08	7.08	8.33	6.94	7.40
------------	------------	------	------	------	------	------	------	------	------	------

Table 11 :- (Cont'd) Average Retail Price of Goods and Services by Region and Selected Market Places - Group 11 Market Places

ITEM	UNIT	REGION AND MARKET PLACES							COUNTRY LEVEL AVERAGE	
		GAMBELLA			GAMBELLA AVERAGE	HARARI TOWN	DIREDAWA			DIREDAMA AVERAGE
		Gambella	Shebo-kire	Akashi			Dire Dawa	Melka-Jebdu		
PRICE IN BIRR										
<b>FUEL AND POWER</b>										
Fire Wood.....	Meter Cube	-	19.54	41.13	30.33	66.95	50.46	48.37	42.49	53.48
Charcoal.....	Kg	1.01	1.03	1.39	1.11	1.07	1.22	1.11	1.14	1.10
Dung Cake.....	Kg	-	-	-	-	-	-	-	-	.34
Kerosine.....	Lt	-	4.49	3.37	3.93	-	-	5.38	5.38	2.56
Diesel.....	Lt	3.39	4.49	3.37	3.71	2.52	2.50	4.25	3.08	3.04
Electric.....	K.Watt	.27	-	-	.27	.27	.27	-	.27	.31
Matches.....	Box	.30	.30	.25	.29	.20	.18	.23	.19	.22
Candles.....	No	1.00	1.00	1.00	1.00	.75	1.00	1.00	.92	.93
Buthane Gas (Shell).....	12.5 Kg	-	-	-	-	-	-	-	-	124.85
Eveready Drycell.....	No	1.83	1.92	-	1.86	1.83	-	-	1.63	1.82
<b>FURNITURE, FURNISHING, HOUSEHOLD EQUIPMENT AND OPERATION</b>										
<b>CHAIRS, TABLES, ETC.</b>										
Table Wanza (Machine made) Varnished..	No	135.00	-	-	135.00	265.00	-	-	390.00	249.30
Table Wanza (Hand made) Not Varnished..	No	-	-	-	-	52.50	-	-	-	134.57
Chairs Wanza (Machine Made) Varnished..	No	75.00	-	-	75.00	-	-	-	-	68.09
Chairs Wanza (Hand Made) Varnished....	No	-	-	23.67	23.67	-	-	-	-	44.50
Cupboard Wanza (2 doors) Varnished....	No	825.00	-	-	825.00	1050.00	1160.00	-	1206.00	1021.01
Double Bed Wanza (120cm) Varnished....	No	475.00	-	-	475.00	875.00	860.00	-	866.00	560.59
Sofas (Complete).....	No	2750.00	-	-	2750.00	-	6900.00	-	6900.00	2934.35
Book Shelves Wanza (3 Shelves) no Door	No	290.00	-	-	290.00	365.00	443.33	-	443.33	311.98
Chest of Drawer .....	No	450.00	-	-	450.00	480.00	925.00	-	925.00	546.99
<b>FURNISHINGS &amp; REPAIRS</b>										
Bed Sheet (Non-Patterned Bahir Dar)										
1.90m x 2.50m.....	Pair	37.33	-	44.33	39.67	-	45.00	-	45.00	46.90

Table 11 :- (Cont'd) Average Retail Price of Goods and Services by Region and Selected Market Places - Group 11 Market Places

March 2003  
Megabit 1995

ITEM	UNIT	R E G I O N   A N D   M A R K E T   P L A C E S							COUNTRY LEVEL AVERAGE	
		G A M B E L L A			GAMBELLA AVERAGE	HARARI TOWN	D I R E D A W A			DIREDAWA AVERAGE
		Gambella	Shebo-kire	Akashi			Dire Dawa	Melka-Jebdu		
P R I C E   I N   B I R R										
Bed Sheet(Patterned Kombolcha) 1.90m x 2.50m.....	Pair	68.33	-	-	68.33	-	95.00	-	95.00	73.48
Bed Cover(Patterned Kombolcha).....	No	143.33	55.00	-	130.71	-	-	-	-	71.76
Blanket Woolen(Debre B.)160cm x 220cm.....	No	-	-	88.33	88.33	77.00	78.33	-	78.33	83.03
Mattress-Sponge (A.A Foam) 120cm.....	No	286.67	-	-	286.67	315.00	303.33	-	303.33	346.14
Towel-Local (Kombolcha).....	No	14.00	-	-	14.00	-	-	-	-	12.28
<b>EARTHEN WARE</b>										
Water Pot.....	No	9.33	10.67	5.83	8.79	-	-	-	-	5.56
'Jebena' Medium Size.....	No	5.67	4.33	4.50	5.04	3.50	3.00	-	3.17	2.67
'Mitad' (Griddle of Clay).....	No	10.00	10.67	13.67	11.08	13.00	15.67	-	16.80	9.95
Local Stove '(Lakech).....	No	13.00	4.00	8.67	9.67	7.00	10.00	-	9.83	7.72
Cup for Coffee (China).....	No	1.42	-	1.17	1.33	1.00	1.47	-	1.48	1.29
Plate Clay (imported).....	No	4.83	3.67	4.83	4.54	4.33	4.00	-	4.60	4.34
<b>STRAW, BAMBOO AND OTHERS</b>										
'Sefed'.....	No	10.67	7.00	4.67	8.36	6.00	8.00	-	8.33	6.44
Sack 100Kg Capacity.....	No	-	-	-	-	8.50	9.00	-	9.00	4.85
<b>METAL WARE</b>										
Cooking Pan Medium (Local).....	No	30.00	26.50	17.00	25.82	-	26.50	-	26.50	26.94
Tray (Nickel) Medium N° 45 Local.....	No	-	15.00	-	15.00	-	18.00	-	18.00	16.03
Electric 'Mitad' Aluminium.....	No	-	-	-	-	-	460.00	-	460.00	388.09
Gas Stove (Kerosine) China.....	No	41.67	-	-	41.67	38.00	37.67	41.50	39.43	39.48
Refrigerator.....	No	-	-	-	-	-	4083.33	-	4083.33	3371.14

Table 11 :- (Cont'd) Average Retail Price of Goods and Services by Region and Selected Market Places - Group 11 Market Places

Table 11 :- (Cont'd) Average Retail Price of Goods and Services by Region and Selected Market Places - Group 11 Market Places

ITEM	UNIT	GAMBELLA	SHEBOKIRE	AKASHI	GAMBELLA AVERAGE	HARARI TOWN	DIREDAWA	DIREDAWA AVERAGE	COUNTRY LEVEL AVERAGE
PLASTIC WARE (LOCAL MADE)									
Jerrycan (20 Litres)	No	30.00	-	23.67	27.89	17.00	27.00	27.00	21.90
Bucket (20 Litres)	No	18.67	-	17.33	18.22	17.33	15.67	19.00	15.64
GLASS WARE									
Glass for Tea (Duralex)	No	3.83	2.67	2.67	3.25	3.50	3.50	4.50	3.08
OTHER HOUSEHOLD EQUIPMENT									
Kerosine Lamp	No	25.67	-	23.67	25.00	-	24.33	25.33	24.83
'Kuraz' Small Local Kerosine Lamp	No	-	1.00	1.00	1.00	.83	.75	-	1.04
Flash Light	No	7.00	8.00	6.83	7.21	5.33	6.33	5.33	6.50
Electric Bulb Philips(40/60 Watt)	No	4.00	-	2.42	3.47	3.08	2.17	2.33	2.40
HOUSEHOLD OPERATION									
Hard Soap (Local)	200gm	2.07	2.83	2.00	2.25	2.00	2.00	1.69	1.81
Hard Soap (Imported)	200gm	2.47	2.83	2.00	2.44	1.68	2.07	1.84	2.15
Detergent (Omo)	50gm	.54	-	1.33	.81	.58	.62	.50	1.00
Incense	Kg	7.00	12.06	7.64	8.42	6.00	12.04	13.89	9.17
Sandal Wood	No	.50	.37	.33	.43	.13	.25	.25	.25
Toilet Paper (Mamko)	Roll	3.25	3.33	3.00	3.21	3.00	3.08	3.25	3.05
DRY CLEANING									
Dry Cleaning (Suit Men)	No	-	-	-	-	13.00	15.50	-	15.50

March 2003  
Megabit 1995

Table 11 :- (Cont'd) Average Retail Price of Goods and Services by Region and Selected Market Places - Group 11 Market Places

										March	2003	
										Megabit	1995	
R E G I O N     A N D     M A R K E T     P L A C E S												
ITEM	UNIT	G A M B E L L A			GAMBELLA AVERAGE	HARARI TOWN	D I R E D A W A		DIREDAWA AVERAGE	COUNTRY LEVEL AVERAGE		
		Gambella	Shebo- kire	Akashi			Dire Dawa	Melka- Jebdu				
P R I C E   I N   B I R R												
<b>DOMESTIC SERVICE</b>												
Maid Servant.....	Month	63.33	70.00	18.33	53.75	53.33	66.67	56.67	61.11	38.09		
Unskilled Service (Daily Laborer)....	Day	7.67	7.33	6.33	7.25	7.33	10.00	10.00	10.00	7.06		
Salary for Guard .....	Month	106.67	-	-	106.67	63.33	118.33	-	113.75	65.16		
<b>MEDICAL CARE</b>												
Ampicillin(250 mg) Local.....	56 Caps	16.28	13.35	18.67	16.49	14.00	14.00	-	14.00	17.06		
Dichlorophine(500 mg) Local.....	6 Pills	-	-	3.75	3.75	-	-	-	-	1.94		
Tetracycline(250mg) Local.....	56 Caps	11.07	6.00	9.33	10.12	8.00	6.53	8.00	7.12	9.15		
Penicillin Injection(4 Mu. Local). Bottle		4.33	2.70	4.00	4.09	3.67	3.92	3.75	4.04	3.94		
Chloramphenicol(250mg) Local.....	56 Caps	14.00	10.00	-	13.43	12.40	13.07	-	13.30	13.26		
Dipron(500mg) Local.....	20 Pills	3.50	-	3.33	3.44	-	-	-	-	2.94		
Cough Syrup (Berantine) Local.....	125cc	-	-	-	-	-	-	-	-	8.55		
Bactrim(480mg) Local.....	30 Pills	7.67	3.90	-	7.13	-	-	-	-	7.23		
Vermox(100mg) Local.....	12 Pills	3.00	-	3.00	3.00	-	-	-	-	2.90		
Mezel(250mg) Local.....	30 Caps	5.50	2.60	5.00	5.07	2.86	3.00	4.29	3.80	4.80		
Asprin (300 mg) Local.....	20 Pills	3.67	.90	2.92	3.19	1.00	1.83	2.00	1.92	1.99		
<b>OTHER MEDICAL EXPENSES</b>												
Doctor's Fee (Government).....	per visit	2.00	-	1.00	1.67	1.00	1.00	-	1.00	1.76		
Doctor's Fee (Private).....	per visit	4.00	-	-	4.00	15.00	13.33	-	11.67	9.04		
Injection (Service Charge).....	Once	.50	-	.50	.50	1.00	1.00	-	1.00	.98		
Laboratory Test Fee (Private).....	Once	5.00	-	5.00	5.00	4.00	5.00	-	5.00	4.78		
Bed Charge (gov.).....	per day	2.00	-	-	2.00	2.25	4.00	-	4.00	3.88		

Table 11 :- (Cont'd) Average Retail Price of Goods and Services by Region and Selected Market Places - Group 11 Market Places

		March 2003							2003	
		Megabit							1995	
		REGION AND MARKET PLACES								
ITEM	UNIT	GAMBELLA			GAMBELLA AVERAGE	HARARI TOWN	DIREDAWA		DIREDAWA AVERAGE	COUNTRY LEVEL AVERAGE
		Gambella	Shebo-kire	Akashi			Dire Dawa	Melka-Jebdu		
PRICE IN BIRR										
<b>TRANSPORT AND COMMUNICATION</b>										
<b>TRANSPORT</b>										
Benzene.....	Lt	5.07	-	-	5.07	4.20	4.18	-	4.18	4.53
Motor Oil (Mobil).....	Lt	21.00	-	-	21.00	19.35	18.82	-	18.82	19.41
Car Washing and Greasing.....	No	-	-	-	-	27.50	28.50	-	28.50	28.14
Bus Fare (per km).....	Tarif	-	-	-	-	.22	-	-	.10	.13
Bus Fare (within Town).....	Trip	-	-	-	-	-	-	-	-	.35
Taxi Fare.....	Trip	-	-	-	-	1.00	1.00	-	1.00	.74
Air Plane (To Addis Ababa).....	Trip	368.00	-	-	368.00	371.50	370.20	-	370.20	353.23
Animal Transport fare.....	Trip	-	-	-	-	-	-	-	-	19.69
Cart Fare.....	Trip	-	-	-	-	-	-	-	-	.88
Train Fare.....	Trip	-	-	-	-	1.00	1.00	-	1.00	.68
Service Charge (Motor oil change)...	Once	-	-	-	-	-	-	-	42.00	53.72
<b>COMMUNICATION</b>										
Telephone Charge (with town).....	Period	.20	-	-	.20	.20	.20	-	.20	.27
Telephone Charge to Addis Ababa....	Period	3.75	3.75	3.50	3.69	2.35	-	2.70	2.70	2.74
Telephone Line Installation Charge..	Once	355.75	-	-	355.75	355.75	-	-	355.75	354.53
<b>ENTERTAINMENT AND EDUCATION</b>										
<b>EQUIPMENT AND ACCESSORIES</b>										
T.V. Set Philips 21 inch(Colored).....	No	-	-	-	-	3800.00	2650.00	-	2650.00	3304.39
Cassette Recorded Original(Local Music)No	12.00	-	10.33	11.44	12.00	12.00	-	12.00	-	11.63
Radio Set Philips 3 Band.....	No	120.00	-	190.00	143.33	175.00	111.67	-	111.67	137.22
Tape Recorder National (2 Speaker)....	No	433.33	-	250.00	372.22	240.00	453.33	-	453.33	302.37
Expense for Photograph(Passport size)4Pho	4.00	-	4.00	4.00	4.00	5.67	4.00	4.00	4.00	4.14

Table 11 :- (Cont'd) Average Retail Price of Goods and Services by Region and Selected Market Places - Group 11 Market Places

March 2003  
Megabit 1995

REGION AND MARKET PLACES										
ITEM	UNIT	GAMBELLA			GAMBELLA AVERAGE	HARARI TOWN	DIREDAWA		DIREDAWA AVERAGE	COUNTRY LEVEL AVERAGE
		Gambella	Shebo-kire	Akashi			Dire Dawa	Melka-Jebdu		
PRICE IN BIRR										
Newspaper (Addis Zemen)..... No	-	-	-	-	-	.50	.50	-	.50	.52
Theater Enterance Fee ..... Once	-	-	-	-	-	-	-	-	-	10.00
<b>EDUCATION</b>										
Exercise Book (50 Leaves) Local..... No	1.76	2.33	2.00	1.95	2.00	-	2.50	1.92	1.93	
Pencil (China)..... No	.30	.40	.25	.31	.25	.25	.25	.25	.25	
Ball Point-Bic England..... No	1.00	1.07	1.00	1.02	1.00	1.25	1.25	1.17	1.05	
Day School Fee-Public(Grade 7 & 8)..Month	-	-	-	-	-	-	-	-	17.15	
Day School Fee-Private(Grade 9-12)..Month	-	-	-	-	-	65.00	-	65.00	105.90	
Night School Fee-Government(Gr.9-12)Month	18.50	-	-	18.50	23.00	15.00	-	15.00	21.14	
School Uniform Fee ..... No	-	-	-	-	78.33	61.00	-	61.00	58.57	
Night School Fee-Private(Grade9-12).Month	-	-	-	-	-	19.50	-	19.50	23.20	
<b>PERSONAL CARE AND EFFECTS</b>										
<b>PERSONAL CARE</b>										
Lux Toilet Soap..... 90gm	2.25	2.00	2.00	2.13	1.88	2.06	2.25	2.09	2.25	
Blade-TOPAZ..... No	.30	.43	.25	.32	.25	.25	.37	.32	.26	
Hair Dressing (Traditional)..... No	3.67	-	2.33	3.22	3.00	-	-	-	2.93	
Hair Dressing (Modern)..... No	10.00	-	8.00	9.33	8.00	8.00	-	8.00	7.76	
Barbery (Mens Hair Cut)..... No	4.00	-	4.67	4.22	3.00	3.67	2.33	3.00	3.17	
Paraffin Hair Oil..... 330cc	9.71	10.00	8.33	9.46	7.50	8.17	7.83	7.83	8.19	
Zenith Hair Oil..... 330cc	9.33	10.00	8.50	9.29	7.00	13.20	8.80	10.59	8.02	
Shaving Machine (medium) ..... No	14.00	-	-	14.00	25.00	39.00	-	39.00	27.21	
Perfume ..... CC	-	-	36.67	36.67	20.00	27.00	20.00	24.83	24.05	
<b>PERSONAL EFFECTS</b>										
Umbrella-Men Medium (Local)..... No	-	23.50	25.00	24.40	-	-	-	-	21.09	

Table 11 :- (Cont'd) Average Retail Price of Goods and Services by Region and Selected Market Places - Group 11 Market Places

										March Megabit	2003 1995
R E G I O N   A N D   M A R K E T   P L A C E S											
ITEM	UNIT	G A M B E L L A			G A M B E L L A AVERAGE	H A R A R I T O W N	D I R E D A W A		D I R E D A W A AVERAGE	C O U N T R Y L E V E L AVERAGE	
		Gambella	Shebo- kire	Akashi			Dire Dawa	Melka- Jebdu			
P R I C E   I N   B I R R											
Umbrella-Women Medium (Imported).....	No	25.00	19.00	32.67	26.00	12.00	15.33	-	15.33	19.45	
Hand Bag (Imported Synthetic).....	No	-	-	-	-	55.00	56.67	-	56.67	73.95	
Belt (Local) Machine Made.....	No	-	5.67	24.33	15.00	-	8.67	-	8.67	10.99	
Belt (Local) Hard Made.....	No	-	-	-	-	-	-	-	-	3.73	
<b>JEWELLERY</b>											
Seiko-21 Jewels Automatic (Men).....	No	-	-	-	-	-	233.33	-	233.33	281.41	
Seiko-21 Jewels Automatic (Women)....	No	-	-	-	-	-	215.00	-	215.00	263.64	
Earrings (4gm 18 carat Local).....	Pair	-	-	-	-	320.00	320.00	-	320.00	352.82	
Neck Laces (6gm 21 carat Imported)....	No	-	-	-	-	690.00	630.00	-	630.00	638.76	
Rings (4gm 18 carat Local).....	No	-	-	-	-	320.00	320.00	-	320.00	352.18	
Bracelet 20gm (18 carat Local).....	No	-	-	-	-	1580.00	1600.00	-	1600.00	1745.64	
<b>LIVESTOCK AND DRAUGHT ANIMALS</b>											
<b>LIVESTOCK</b>											
Sheep (10-15Kg).....	No	130.00	-	55.00	105.00	-	78.33	70.00	74.17	94.29	
Goat (10-15Kg).....	No	83.33	90.00	50.00	75.45	-	81.67	64.33	73.00	74.77	
Weifer (2-4 Years).....	No	290.00	-	200.00	260.00	-	-	-	326.67	370.23	
Cow (4 Years and Above).....	No	900.00	-	580.00	793.33	-	-	-	550.00	537.74	
Bull (2-4 Years).....	No	366.67	-	390.00	374.44	-	-	-	280.00	395.13	
Ox (4 Years and Above).....	No	1033.33	-	710.00	925.56	-	-	-	950.00	791.35	
Hen (Indigenous).....	No	10.00	9.00	7.00	9.00	6.33	7.33	-	6.70	7.68	
Cock (Indigenous).....	No	15.00	11.00	12.00	13.25	9.67	11.00	-	10.00	10.88	
<b>DRAUGHT ANIMALS</b>											
Donkey.....	No	-	-	-	-	-	-	-	-	277.38	
Horse.....	No	-	-	-	-	-	-	-	-	532.73	

Table 11 :- (Cont'd) Average Retail Price of Goods and Services by Region and Selected Market Places - Group 11 Market Places

March 2003  
Megabit 1995

R E G I O N   A N D   M A R K E T   P L A C E S										
ITEM	UNIT	G A M B E L L A			GAMBELLA AVERAGE	HARARI TOWN	D I R E D A W A		DIREDAWA AVERAGE	COUNTRY LEVEL AVERAGE
		Gambella	Shebo- kire	Akashi			Dire Dawa	Melka- Jebdu		
Mule.....	No	-	-	-	-	-	-	-	922.68	
<b>FARM EQUIPMENT (INDUSTRIAL PRODUCT)</b>										
Sickel.....	No	13.33	-	7.67	11.44	10.00	9.33	-	12.14	
Pick Axe ('Doma').....	No	19.33	-	17.67	18.78	21.00	22.00	-	18.42	
'Gejera'.....	No	12.00	-	33.00	19.00	25.00	-	-	20.46	
<b>FARM EQUIPMENT (HAND MADE)</b>										
'Mofer'.....	No	-	-	-	-	-	-	-	13.98	
'Kember'.....	No	-	-	-	-	-	-	-	7.57	
'Digr'.....	No	-	-	-	-	-	-	-	2.57	
Plough.....	No	-	-	-	-	25.00	10.00	10.00	15.91	
Sickel.....	No	-	-	-	-	-	-	-	3.23	
'Wegel'.....	No	-	-	-	-	4.00	5.00	5.00	4.09	
'Erfe'.....	No	-	-	-	-	-	-	-	2.68	
<b>MISCELLANEOUS GOODS AND SERVICES</b>										
Coffin (Medium Quality).....	No	325.00	-	76.67	218.57	120.00	165.00	165.00	183.82	
Charge for Money order .....	Once	10.50	-	-	10.50	2.65	2.65	2.65	6.39	
Charge for Visa (for person).....	No	-	-	-	-	-	-	-	65.00	

Group 1

# **PART II**

(Endasilase, Endabaguna, Adwa, Axum, Adigrat, Wukiro, Mai-C  
Mekela, Ayezeta, Dubti, Melka Werer and Awash Sabat Kilo.

# PART II

# Group 1

# Market Places

(Endasilase, Endabaguna, Adwa, Axum, Adigrat, Wukiro, Mai-Chew, Mekele, Ayisaeta, Dubti, Melka Werer and Awash Sebat Kilo.)

Group 1

Market Places

(Erdbeeren, Erdbeeren, Adwa, Axum, Adigat, Wukro, Mai-Chew, Mekele, Ayizeta, Dudit, Mekele Wery and Awash Sebati Kilo.)

Table 1 :- Average Prices of Hotel Services by Region and Urban Market Places - Group 1 Market Places

March  
Megabit 2003  
1995

		R E G I O N   A N D   M A R K E T   P L A C E S													
ITEM	UNIT	T I G R A Y								A F A R			AFAR AVERAGE		
		Enda- silase	Enda- baguna	Adwa	Axum	Adigrat	Wukiro	Mai- chew	Mekelle	TIGRAY AVERAGE	Ayisaeta Dubti	Melka Werers		Awash Sebat killo	
P R I C E   I N   B I R R															
<b>BED ROOM</b>															
First Class.....	Per Night	12.33	6.67	15.67	11.00	14.00	10.00	12.00	35.00	14.58	14.00	6.00	6.67	36.67	16.00
Second Class.....	"	10.00	5.33	-	8.00	10.00	5.00	10.33	25.00	11.56	6.00	-	-	21.67	15.40
Third Class.....	"	-	5.00	15.00	-	-	-	-	20.00	14.17	-	-	5.00	15.00	10.00
<b>MENU</b>															
'Yebeg Key Wot'.....	Single Meal	5.00	-	5.33	-	6.00	5.00	5.00	5.00	5.29	5.33	5.00	-	-	5.20
'Yebere Key Wot'.....	"	-	-	-	-	-	-	-	-	-	-	-	-	-	-
'Yebeg Alichu Wot'.....	"	-	-	5.00	-	7.00	5.00	5.00	-	5.22	4.00	5.00	-	-	4.50
'Yebere Alichu Wot'.....	"	-	-	5.00	-	-	-	6.00	-	5.50	-	-	-	-	-
'Doro Wot'.....	"	7.00	-	6.67	-	7.67	8.00	6.33	-	7.00	-	-	-	-	-
'Minchet Abish'.....	"	-	-	6.00	-	6.67	6.00	6.00	-	6.33	-	-	-	-	-
'Yebeg Kikil'.....	"	-	-	5.00	-	6.67	5.00	5.67	-	5.78	4.00	4.00	-	-	4.00
'Yebere Kikil'.....	"	5.00	-	-	-	-	-	-	-	5.00	-	-	-	-	-
'Tripa'.....	"	-	-	-	-	-	-	4.00	-	4.00	-	-	-	-	-
'Yebeg Tibs'.....	"	6.00	-	6.67	-	7.33	6.00	6.33	-	6.54	6.00	6.00	-	-	6.00
'Yebere Tibs'.....	"	-	-	7.00	-	-	-	-	-	7.00	-	-	-	-	-
'Yebeg Dullet'.....	"	3.00	-	4.00	-	4.00	4.00	4.00	-	3.92	4.00	3.00	-	-	3.60
'Yebere Dullet'.....	"	-	-	-	-	-	-	-	-	-	-	-	-	-	-
'Kitfo'.....	"	-	-	10.00	-	10.00	10.00	10.00	-	10.00	-	-	-	-	-
'Gored Gored'.....	"	-	-	10.00	-	-	-	10.00	-	10.00	-	-	-	-	-
'Tire Siga'.....	Kg.	-	-	-	-	-	-	-	-	-	-	-	-	-	-
Scrambled Egg.....	Single Meal	2.50	2.50	3.50	-	3.50	-	4.00	-	3.21	3.00	3.00	3.50	5.00	3.58
Scrambled Egg With Meat	"	-	-	6.00	-	-	-	5.50	-	5.67	5.00	6.00	-	-	5.50
'Enjera Firfir'.....	"	-	-	3.50	-	4.00	-	3.67	-	3.75	3.00	3.00	3.17	4.33	3.45
'Quanta Firfir'.....	"	-	-	7.00	-	-	-	5.33	-	5.75	4.00	-	-	-	4.00
'Doro Firfir'.....	"	-	-	-	-	-	-	-	-	-	-	-	-	-	-
'Zilzil Tibs'.....	"	-	-	7.00	-	-	-	-	-	7.00	-	-	-	-	-
'Goden Tibs'.....	"	-	-	-	-	-	-	-	-	-	-	-	-	-	-
'Milasna Sember Tibs'...	"	-	-	-	-	-	-	-	-	-	-	-	-	-	-

Table 1 :- (Cont'd) Average Prices of Hotel Services by Region and Urban Market Places - Group 1 Market Places

March 2003  
Megabit 1995

ITEM	UNIT	R E G I O N   A N D   M A R K E T   P L A C E S													
		T I G R A Y								A F A R				AFAR AVERAGE	
		Enda- silase	Enda- baguna	Adwa	Axum	Adigrat	Wukiro	Mai- chew	Mekelle	TIGRAY AVERAGE	Ayisaeta	Dubti	Melka Werers		Awash Sebat killo
P R I C E   I N   B I R R															
'Atiklt Besiga'.....	"	-	-	6.00	-	-	-	-	-	6.00	-	-	-	-	-
Roasted Lamb.....	"	-	-	9.00	-	-	-	-	-	9.00	-	-	-	-	-
Roasted Chicken.....	"	-	-	8.00	-	-	-	8.00	-	8.00	-	-	-	-	-
Spaghetti With Sauce...	"	5.00	4.00	5.67	6.00	5.33	5.00	5.00	5.00	5.14	5.00	5.00	5.00	6.50	5.43
Macaroni With Sauce...	"	4.00	3.00	4.50	5.67	5.00	5.00	4.33	4.00	4.38	5.00	-	4.00	5.00	4.67
Minestrone.....	"	-	-	5.00	-	-	-	4.50	4.00	4.38	4.00	5.00	4.00	5.00	4.43
Pastal Furno.....	"	-	-	-	-	-	-	5.00	-	5.00	-	-	-	-	-
Secondo Misto.....	"	-	-	-	-	-	-	6.00	-	6.00	-	-	-	-	-
Cotelet /Veal.....	"	-	-	-	-	-	-	-	-	-	-	-	-	-	-
Fasting Meal Without Fish	"	4.00	3.00	3.67	4.00	4.00	3.17	3.67	3.33	3.60	3.00	3.00	2.50	5.33	3.55
Fasting Meal With Fish	"	-	-	6.00	-	-	-	-	-	6.00	-	-	-	5.00	5.00
'Suff Fitfit'.....	"	-	-	-	4.00	-	-	3.00	-	3.25	3.00	3.00	2.67	4.67	3.44
'Assa Lebleb'.....	"	-	-	-	-	-	-	-	-	-	-	-	-	7.00	7.00

March 2003  
Megabit 1995

# Group 2

## Market Places

( Chuaith, Gondar, Esese, Debre Tabor, Kobo, Weldiya, Kombolcha, Dessie, Shewa Robit, Debre Birhan. )

# Market Places Group 2

(Chualt, Gondar, Esate, Debra Tabor, Kobo, Weldiya,  
Kombolcha, Dessie, Shewa Robit, Debra Birhan.)



Table 2 :-(Cont'd) Average Prices of Hotel Services by Region and Urban Market Places - Group 2 Market Places

		R E G I O N   A N D   M A R K E T   P L A C E S									
		A   M   H   A   R   A									
ITEM	UNIT	Chuahit	Gondar	Esete	Debre-Tabor	Kobo	Weldiya	Kombolcha	Dessie	Shewa-Robit	Debre-Birhan
		P R I C E   I N   B I R R									
'Atiklt Besiga'.....	"	-	-	-	-	-	-	6.00	6.00	-	-
Roasted Lamb.....	"	-	-	-	-	-	-	10.00	-	-	-
Roasted Chicken.....	"	-	-	-	-	-	-	11.00	-	-	-
Spaghetti With Sauce...	"	-	5.00	3.50	3.75	5.00	5.33	5.67	4.50	4.00	4.67
Macaroni With Sauce...	"	-	5.00	3.50	-	5.00	-	4.50	4.50	-	4.33
Minestrone.....	"	-	-	-	4.00	4.33	-	5.00	-	-	-
Pastal Furno.....	"	-	-	-	-	-	-	6.00	-	-	-
Secondo Misto.....	"	-	-	-	-	-	-	6.00	-	-	-
Cotelet /Veal.....	"	-	-	-	-	-	-	5.00	-	-	-
Fasting Meal Without Fish	"	2.00	4.00	2.50	3.00	3.17	3.00	4.33	3.67	3.00	3.00
Fasting Meal With Fish	"	-	-	-	-	-	-	5.75	5.67	-	4.00
'Suff Fitfit'.....	"	-	-	-	-	-	-	3.50	2.50	-	-
'Assa Wot!'/Fish/.....	"	3.50	5.00	-	-	-	-	5.00	4.00	-	5.00
'Assa Cotelet'.....	"	-	5.50	-	-	-	-	5.50	5.00	-	8.00
'Assa Lebleb'.....	"	4.00	-	-	-	-	-	5.50	4.00	-	-

March 2003  
Megabit 1995

Table 2 :-(Cont'd) Average Prices of Hotel Services by Region and Urban Market Places - Group 2 Market Places

# Group 3

# Market Places

(Mota, Debre Markos, Adete, Bahir Dar, Sekota, Amde Werk, Dangla, Chagni, Kemise, and Bati.)

# Market Places Group 3

(Note: Debra Markos, Adate, Bahir Dar, Sakota, Amde Werk, Dargla,  
Chisni, Kemise, and Bati.)

Table 3 :- Average Prices of Hotel Services by Region and Urban Market Places - Group 3 Market Places

March 2003  
Megabit 1995

		R E G I O N A N D M A R K E T P L A C E S										
		A M H A R A										
ITEM	UNIT	Mota	Debre- markos	Adete	Bahir- Dar	Sekota	Amde Work	Danigla	Chagni	Kemise	Bati	AMHARA AVERAGE
P R I C E I N B I R R												
<b>BED ROOM</b>												
First Class	Per Night	6.00	16.67	5.67	9.00	10.00	10.00	12.33	10.67	15.00	8.33	11.49
Second Class	"	-	10.00	4.33	-	12.00	6.00	9.00	8.67	9.67	-	9.44
Third Class	"	-	8.00	-	-	8.00	-	-	8.00	-	-	8.60
<b>MENU</b>												
'Yebeg Key Wat'	Single Meal	-	4.00	3.50	-	-	-	4.67	-	-	5.00	4.61
'Yebere Key Wat'	"	-	-	-	-	-	-	-	-	-	-	6.00
'Yebeg Alichu Wat'	"	-	4.00	-	-	-	-	5.00	-	-	-	5.27
'Yebere Alichu Wat'	"	-	-	-	-	-	-	-	-	-	-	5.00
'Doro Wat'	"	-	-	-	-	-	4.33	-	-	-	-	5.00
'Minchet Abish'	"	-	5.00	-	-	-	-	5.50	-	-	-	5.92
'Yebeg Kikil'	"	-	5.00	3.75	-	-	-	5.33	-	-	-	5.32
'Yebere Kikil'	"	-	-	-	-	-	-	-	-	-	-	5.00
'Tripa'	"	-	-	-	-	-	-	-	-	-	-	-
'Yebeg Tibs'	"	-	5.00	4.00	-	-	-	6.00	-	6.00	6.00	5.52
'Yebere Tibs'	"	-	5.00	-	-	-	-	-	-	-	-	5.00
'Yebeg Dullet'	"	-	4.00	3.50	-	-	-	4.00	-	-	3.00	3.61
'Yebere Dullet'	"	-	-	-	-	-	-	-	-	-	-	-
'Kitfo'	"	-	8.00	7.00	-	-	-	8.00	-	-	-	8.58
'Gored Gored'	"	-	8.00	7.00	-	-	-	8.00	-	-	-	7.71
'Tire Siga'	Kg.	-	-	-	-	-	-	-	-	-	-	20.00
Scrambled Egg	Single Meal	-	4.00	3.67	-	-	3.00	4.00	-	3.33	-	3.61
Scrambled Egg With Meat	"	-	5.00	4.00	-	-	-	5.67	-	-	6.00	5.13
'Enjera Firfir'	"	3.00	3.00	2.50	3.67	3.17	3.00	3.00	3.00	3.33	-	3.21
'Quanta Firfir'	"	-	-	4.00	-	-	-	5.33	-	4.00	-	4.27
'Doro Firfir'	"	-	-	-	-	-	-	-	-	-	-	6.00
'Zilzil Tibs'	"	-	-	-	-	-	-	7.00	-	-	-	9.00
'Goden Tibs'	"	-	-	-	-	-	-	-	-	-	-	10.00
'Milasna Sember Tibs'	"	-	-	-	-	-	-	6.00	-	-	-	6.00

Table 3 :-(Cont'd) Average Prices of Hotel Services by Region and Urban Market Places - Group 3 Market Places

March 2003  
Megabit 1995

R E G I O N A N D M A R K E T P L A C E S												
ITEM	UNIT	A M H A R A									AMHARA AVERAGE	
		Mota	Debre- markos	Adete	Bahir- Dar	Sekota	Ande Work	Danigla	Chagni	Kemise		Bati
P R I C E I N B I R R												
'Atiklt Besiga'.....	"	-	-	-	-	-	-	-	-	-	-	6.00
Roasted Lamb.....	"	-	8.00	-	-	-	-	-	-	8.00	-	9.00
Roasted Chicken.....	"	-	-	-	-	-	-	-	-	-	-	11.00
Spaghetti With Sauce...	"	3.75	4.00	4.00	4.33	4.17	3.50	4.00	4.00	4.67	-	4.38
Macaroni With Sauce...	"	3.50	4.00	3.00	4.00	3.00	3.50	4.00	3.00	4.33	-	4.03
Minestrone.....	"	-	-	-	-	3.50	-	4.00	-	4.33	-	4.32
Pastal Furno.....	"	-	-	-	-	-	-	-	-	-	-	6.00
Secondo Misto.....	"	-	-	-	-	-	-	7.00	-	-	-	6.50
Cotelet /Veal.....	"	-	-	-	-	-	-	-	-	-	-	5.00
Fasting Meal Without Fish	"	3.00	3.00	2.50	3.67	2.83	2.50	3.00	3.00	3.33	3.00	3.09
Fasting Meal With Fish	"	-	-	-	6.50	-	-	-	-	6.00	-	5.44
'Suff Fitfit'.....	"	-	-	2.50	-	3.00	-	-	2.33	3.00	-	2.77
'Assa Wot'/Fish/.....	"	-	4.00	-	4.33	-	-	5.50	4.67	-	-	4.61
'Assa Cotelet'.....	"	-	6.00	-	6.00	-	-	-	7.00	4.00	-	5.63
'Assa Lebleb'.....	"	-	5.00	-	6.17	-	-	6.00	6.00	4.50	-	5.35

March 2003  
 Megalite 2003

Place	1st Class	2nd Class	3rd Class	4th Class	5th Class	6th Class	7th Class	8th Class	9th Class	10th Class
1st Class	10.00	10.00	10.00	10.00	10.00	10.00	10.00	10.00	10.00	10.00
2nd Class	8.00	8.00	8.00	8.00	8.00	8.00	8.00	8.00	8.00	8.00
3rd Class	6.00	6.00	6.00	6.00	6.00	6.00	6.00	6.00	6.00	6.00
4th Class	4.00	4.00	4.00	4.00	4.00	4.00	4.00	4.00	4.00	4.00
5th Class	2.00	2.00	2.00	2.00	2.00	2.00	2.00	2.00	2.00	2.00
6th Class	1.00	1.00	1.00	1.00	1.00	1.00	1.00	1.00	1.00	1.00
7th Class	0.50	0.50	0.50	0.50	0.50	0.50	0.50	0.50	0.50	0.50
8th Class	0.25	0.25	0.25	0.25	0.25	0.25	0.25	0.25	0.25	0.25
9th Class	0.125	0.125	0.125	0.125	0.125	0.125	0.125	0.125	0.125	0.125
10th Class	0.0625	0.0625	0.0625	0.0625	0.0625	0.0625	0.0625	0.0625	0.0625	0.0625

# Group 4

# Market Places

(Ghimbi, Dembi Dolo, Shambu, Nekemte, Bedele, Metu, Jima, Agaro, Ambo, Weliso, Ejere and Fiche.)

Table 4.1: Average Prices of Major Items Sold by Major Wholesale Market Places, Group 4 Market Places

# Market Places Group 4

(Ghimbi, Dembi Dolo, Shambu, Nekemte, Bedele, Mata, Jima, Agaro  
Ambo, Weliso, Ejere and Fiche).

Table 4 :- Average Prices of Hotel Services by Region and Urban Market Places - Group 4 Market Places

March 2003  
Megabit 1995

		R E G I O N   A N D   M A R K E T   P L A C E S											
		O R O M I Y A											
ITEM	UNIT	Ghimbi	Dembido	Shambu	Nekent	Bedele	Metu	Jimma	Agaro	Ambo	Meliso	Ejere	Fiche
P R I C E   I N   B I R R													
<b>BED ROOM</b>													
First Class	Per Night	10.00	10.00	6.67	7.33	15.00	11.00	10.00	6.67	19.00	19.00	7.00	19.00
Second Class	"	8.00	-	-	6.00	8.50	8.33	7.50	5.00	13.33	13.33	-	10.00
Third Class	"	-	2.00	-	-	5.50	5.50	5.50	-	10.00	8.67	-	8.33
<b>MENU</b>													
'Yebeg Key Wot'	Single Meal	5.00	5.00	5.00	5.00	4.17	4.00	-	-	20.02	6.00	-	4.67
'Yebere Key Wot'	"	-	5.00	5.00	5.00	4.17	-	-	-	5.00	5.00	-	-
'Yebeg Alich Wot'	"	5.00	-	-	-	4.17	4.00	-	-	5.00	6.00	-	-
'Yebere Alich Wot'	"	-	7.00	-	-	-	-	-	-	-	-	-	-
'Doro Wot'	"	-	7.00	-	-	-	-	-	-	-	-	-	-
'Minchet Abish'	"	6.00	6.00	-	6.00	-	5.00	-	-	5.33	7.00	-	5.33
'Yebeg Kikil'	"	6.00	6.00	6.00	5.00	-	4.50	-	-	5.00	6.00	-	4.67
'Yebere Kikil'	"	-	-	-	-	-	-	-	-	-	5.00	-	-
'Tripa'	"	-	-	-	-	-	-	-	-	-	-	-	-
'Yebeg Tibs'	"	6.00	6.00	6.00	6.00	5.00	6.00	-	-	6.33	7.50	-	5.67
'Yebere Tibs'	"	-	-	-	-	-	-	-	-	-	-	-	-
'Yebeg Dullet'	"	4.00	4.00	4.00	3.00	3.00	3.00	-	-	4.00	4.50	-	4.00
'Yebere Dullet'	"	-	-	-	-	-	-	-	-	-	-	-	-
'Kitfo'	"	7.00	7.00	-	6.00	6.33	-	-	-	9.00	9.00	-	8.67
'Gored Gored'	"	-	-	-	-	-	-	-	-	11.00	10.00	-	-
'Tire Siga'	Kg.	-	-	-	-	12.00	-	-	-	-	-	-	14.00
Scrambled Egg	Single Meal	5.00	5.00	4.00	5.00	4.00	4.25	-	-	4.00	5.00	-	4.00
Scrambled Egg With Meat	"	5.00	5.67	-	5.00	5.00	4.25	-	-	5.00	5.00	-	4.33
'Enjera Firfir'	"	4.00	5.00	-	4.00	3.00	3.00	-	-	4.00	4.00	-	3.00
'Quanta Firfir'	"	-	-	-	5.00	4.00	-	-	-	5.00	-	-	5.00
'Doro Firfir'	"	-	7.00	-	-	-	-	-	-	-	-	-	-
'Zilzil Tibs'	"	-	-	-	-	6.00	-	-	-	-	-	-	-
'Goden Tibs'	"	-	-	-	-	6.00	-	-	-	-	-	-	-
'Milasna Sember Tibs'	"	-	-	-	-	-	-	-	-	-	-	-	-

Table 4 :- (Cont'd) Average Prices of Hotel Services by Region and Urban Market Places - Group 4 Market Places

March 2003  
Megabit 1995

ITEM	UNIT	REGION AND MARKET PLACES										
		O R O M I Y A										
		Ghimbi	Dembi-dolo	Shambu	Nekemt	Bedele	Metu	Jimma	Agaro	Ambo	Weliso	Ejere
PRICE IN BIRR												
'Atiklt Besiga'.....	"	-	5.00	-	-	7.00	6.00	-	-	6.00	-	-
Roasted Lamb.....	"	-	-	-	-	7.00	6.00	-	-	10.00	-	-
Roasted Chicken.....	"	5.00	4.50	-	-	3.00	3.33	3.67	4.00	4.00	5.00	3.00
Spaghetti With Sauce...	"	-	-	-	-	3.00	3.33	4.00	-	4.00	-	3.00
Macaroni With Sauce...	"	-	5.00	-	-	-	3.00	3.25	-	4.00	-	-
Minestrone.....	"	-	-	-	-	-	-	-	-	-	-	-
Pastal Furno.....	"	-	-	-	-	-	-	-	-	-	-	-
Secondo Misto.....	"	-	-	-	-	-	-	-	-	10.00	-	-
Cotelet /Veal.....	"	-	-	-	-	-	-	-	-	3.00	2.50	3.00
Fasting Meal Without Fish	"	3.00	3.00	3.00	3.00	3.00	2.33	3.33	2.83	6.25	-	6.00
Fasting Meal With Fish	"	-	-	-	-	2.00	2.33	1.83	2.00	-	-	-
'Suff Fitfit'.....	"	-	-	-	-	-	-	5.00	-	5.50	-	-
'Assa Wot'/Fish/.....	"	-	-	-	-	-	-	6.00	-	-	8.00	6.00
'Assa Cotelet'.....	"	-	-	-	-	-	-	6.00	-	4.63	7.00	-
'Assa Leleb'.....	"	-	-	-	-	-	-	-	-	-	-	-

Megabit 1995  
March 2003

Table 4 :- Average prices of hotel services by region and urban market places - group 4 market places

# Group 5

## Market Places

(Nazareth, Shashemene, Diksise, Asela, Asebe Teferi, Bedessa, Alemaya, Boreda, Adaba, Robe, Hagere Mariam and Negele Borena.)



Table 5 :- Average Prices of Hotel Services by Region and Urban Market Places - Group 5 Market Places

March 2003  
Megabit 1995

		REGION AND MARKET PLACES											OROMIYA AVERAGE	
		O R O M I Y A												
ITEM	UNIT	Nazareth	Shashe-mene	Diksise	Asella	Asebe-Teferi	Bedessa	Alemaya	Boroda	Adaba	Robe	Hagere-Marian	Negelle-Borena	
		PRICE IN BIRR												
<b>BED ROOM</b>														
First Class	Per Night	20.00	12.67	7.67	14.33	18.33	11.00	10.67	8.00	17.67	10.67	10.00	16.00	12.46
Second Class	"	12.00	9.50	5.50	10.00	12.00	8.00	8.67	-	10.00	8.50	-	15.00	9.45
Third Class	"	10.00	8.00	-	-	-	-	-	-	8.00	-	-	10.00	7.65
<b>MENU</b>														
'Yebeg Key Wat'	Single Meal	6.00	5.33	-	5.00	-	-	5.00	5.00	5.00	4.00	-	4.00	6.18
'Yebere Key Wat'	"	-	-	-	-	-	-	-	-	-	-	-	-	4.38
'Yebeg Alichu Wat'	"	-	5.00	-	5.00	-	-	5.00	-	-	4.00	-	4.00	4.75
'Yebere Alichu Wat'	"	-	-	-	-	-	-	-	-	-	-	-	-	4.38
'Doro Wat'	"	-	6.00	-	6.00	-	-	-	-	-	5.00	-	5.00	6.14
'Minchet Abish'	"	6.00	6.00	-	3.75	6.00	-	-	-	-	5.00	-	5.00	5.33
'Yebeg Kikil'	"	6.00	5.67	-	5.00	-	-	-	5.00	-	5.50	-	4.50	5.30
'Yebere Kikil'	"	-	-	-	-	-	-	-	-	-	-	-	-	5.00
'Tripa'	"	-	-	-	-	-	-	-	-	-	-	-	-	-
'Yebeg Tibs'	"	7.00	6.33	-	5.33	-	-	6.00	5.00	6.00	6.00	-	5.00	5.95
'Yebere Tibs'	"	-	-	-	-	-	-	-	-	-	-	-	-	-
'Yebeg Dullet'	"	4.00	5.00	-	3.33	-	-	-	-	4.00	4.50	-	4.00	3.88
'Yebere Dullet'	"	-	-	-	-	-	-	4.00	-	-	-	-	-	4.00
'Kitfo'	"	10.00	9.50	-	8.33	-	-	-	-	-	-	-	-	8.12
'Gored Gored'	"	10.00	10.00	-	5.00	-	-	-	-	-	-	-	-	9.50
'Tire Siga'	Kg.	-	-	-	-	-	-	-	12.00	-	-	-	-	12.40
Scrambled Egg	Single Meal	-	4.00	3.00	3.67	5.00	3.00	-	-	5.00	4.50	-	4.00	4.21
Scrambled Egg With Meat	"	6.33	4.00	-	5.00	6.50	-	-	-	5.00	5.00	-	-	5.16
'Enjera Firfir'	"	3.00	4.00	3.00	3.33	3.67	-	-	-	3.00	4.17	-	3.00	3.57
'Quanta Firfir'	"	5.00	4.50	-	-	-	-	-	-	-	6.00	-	-	5.00
'Doro Firfir'	"	-	-	-	-	-	-	-	-	-	-	-	-	7.00
'Zilzil Tibs'	"	9.00	7.00	-	-	-	-	-	-	-	-	-	-	7.75
'Goden Tibs'	"	10.00	7.00	-	-	-	-	-	-	-	-	-	-	7.67
'Milasna Sember Tibs'	"	10.00	5.00	-	-	-	-	-	-	-	-	-	-	7.50

Table 5 :- (Cont'd) Average Prices of Hotel Services by Region and Urban Market Places - Group 5 Market Places

March 2003  
Megabit 1995

REGION AND MARKET PLACES														
ITEM	UNIT	OROMIYA											OROMIYA AVERAGE	
		Nazareth	Shashemene	Diksise	Asella	Asebe-Teferi	Bedessa	Alemaya	Boroda	Adaba	Robe	Hagere-Mariam		Negele-Borena
PRICE IN BIRR														
'Atiklt Besiga'.....	"	-	6.00	-	-	-	-	-	-	-	4.00	-	4.00	4.71
Roasted Lamb.....	"	-	8.00	-	-	-	-	-	-	-	-	-	-	7.75
Roasted Chicken.....	"	-	-	-	-	-	-	-	-	-	-	-	-	12.00
Spaghetti With Sauce...	"	5.00	4.50	2.20	3.33	4.67	4.33	5.00	-	3.67	4.00	4.00	4.00	3.94
Macaroni With Sauce...	"	5.00	5.00	2.20	3.67	4.00	4.00	5.00	-	4.00	4.00	4.00	4.00	3.68
Minestrone.....	"	4.00	5.00	-	-	-	-	-	-	-	-	-	-	4.18
Pastal Furno.....	"	-	-	-	-	-	-	-	-	-	8.00	-	5.00	6.67
Secondo Misto.....	"	7.50	6.00	-	6.00	-	-	-	-	-	-	-	-	10.00
Cotelet /Veal.....	"	-	-	-	-	-	-	-	-	-	-	-	-	3.07
Fasting Meal Without Fish	"	3.00	3.67	2.00	3.67	4.33	3.00	3.83	3.00	2.67	3.67	2.33	2.50	5.85
Fasting Meal With Fish	"	6.00	5.50	-	5.00	-	-	6.75	-	-	-	-	-	2.70
'Suff Fitfit'.....	"	3.67	-	2.00	-	3.00	3.00	3.75	-	-	3.75	-	-	5.58
'Assa Wot'/Fish.....	"	6.67	5.50	-	4.67	-	-	6.00	-	-	-	-	-	6.67
'Assa Cotelet'.....	"	7.33	6.00	-	-	-	-	-	-	-	-	-	-	5.73
'Assa Leleb'.....	"	7.00	6.00	-	5.00	-	-	5.00	-	-	-	-	-	-

Table 5 :- Average Prices of Hotel Services by Region and Urban Market Places - Group 5 Market Places

March 2003  
Megabit 1995

# Group 6

# Market Places

( Shinele, Arere, Jig Jiga, Hartshek, Dollo, Moyale, Mambook, Mender Sebat, Assosa, Bambasi, Kemashi, and Agelo Meti. )

Group 6

Market Places

(Shinetsu, Areta, Jig Jiga, Hatatoku, Doko, Moyata, Mambook, Mender, Sebata, Assosa, Bambasi, Kemssah, and Agelo Mati.)

Table 6 :- Average Prices of Hotel Services by Region and Urban Market Places - Group 6 Market Places

March 2003  
Megabit 1995

REGION AND MARKET PLACES													
ITEM	UNIT	SOMALIE					SOMALI AVERAGE	BENISHANGUL-GUMUZ					BEN-GUMUZ AVERAGE
		Shinile Arere	Jigjiga	Hartshek Dolo	Moyale			Mambook	Mender-Sebat	Aspsa	Bambasi	Kemashj	
PRICE IN BIRR													
<b>BED ROOM</b>													
First Class	Per Night	17.67	10.00	5.00	16.67	12.33	6.33	5.67	14.00	6.33	6.33	7.73	
Second Class	"	15.50	-	-	10.33	12.40	4.00	-	9.50	-	-	7.67	
Third Class	"	12.50	-	-	-	12.50	-	-	-	-	-	-	
<b>MENU</b>													
'Yebeg Key Wot'	Single Meal	5.00	5.00	5.00	-	5.00	4.00	-	5.00	5.00	4.00	4.50	
'Yeber Key Wot'	"	-	-	-	-	-	4.00	-	5.00	5.00	4.00	4.60	
'Yebeg Alich Wot'	"	-	-	-	-	-	-	-	5.00	5.00	-	5.00	
'Yeber Alich Wot'	"	-	-	-	-	-	-	-	5.00	5.00	-	5.00	
'Doro Wot'	"	-	-	-	-	-	5.00	-	7.00	7.00	7.00	6.20	
'Minchet Abish'	"	6.00	-	-	-	6.00	5.00	-	6.67	6.00	6.00	6.00	
'Yebeg Kikil'	"	5.00	5.00	5.00	-	5.00	4.00	-	5.33	5.00	5.00	5.00	
'Tripa'	"	-	-	-	-	-	-	-	-	-	-	-	
'Yebeg Tibs'	"	5.00	5.00	6.00	-	5.40	5.00	-	6.00	5.67	6.00	5.73	
'Yeber Tibs'	"	-	-	-	-	-	5.00	-	6.00	-	-	5.60	
'Yebeg Dullet'	"	5.00	5.00	5.00	-	5.00	3.75	-	4.00	5.00	4.00	4.15	
'Yeber Dullet'	"	-	-	-	-	-	-	-	-	-	-	-	
'Kitfo'	"	8.00	-	-	-	8.00	7.50	-	7.67	7.00	7.00	7.43	
'Gored Gored'	"	-	-	-	-	-	7.50	-	7.67	6.00	6.00	6.80	
'Tire Siga'	Kg.	-	-	-	-	-	-	-	-	-	-	-	
Scrambled Egg	Single Meal	5.00	-	5.00	-	5.00	4.00	-	5.00	5.00	4.00	4.63	
Scrambled Egg With Meat	"	-	-	-	-	-	5.00	-	5.33	6.00	4.00	5.25	
'Enjera Firfir'	"	4.00	-	4.00	-	4.00	3.50	3.00	3.67	3.00	2.50	3.12	
'Quanta Firfir'	"	-	-	-	-	-	5.00	-	5.00	-	-	5.00	
'Doro Firfir'	"	-	-	-	-	-	-	-	5.50	-	-	5.50	
'Zilzil Tibs'	"	-	-	-	-	-	-	-	6.67	-	-	6.67	
'Goden Tibs'	"	-	-	-	-	-	-	-	7.00	-	-	7.00	
'Milasna Sember Tibs'	"	-	-	-	-	-	-	-	-	-	6.00	6.00	
'Atiklt Besiga'	"	-	-	-	-	-	-	-	5.33	-	-	5.33	

Table 6 :- (Cont'd) Average Prices of Hotel Services by Region and Urban Market Places - Group 6 Market Places

March 2003  
Megabit 1995

REGION AND MARKET PLACES															
ITEM	UNIT	S O M A L I E					SOMALI AVERAGE	B E N I S H A N G U L - G U M U Z					BEN- GUMUZ AVERAGE		
		Shinile	Arere	Jigjiga	Hartshek	Dolo		Moyale	Mambook	Mender- Sebat	Asossa	Bambasi		Kemashi	Agelo- meti
P R I C E I N B I R R															
Roasted Lamb.....	"	-	-	15.00	-	-	15.00	-	-	-	-	-	-	-	
Roasted Chicken.....	"	-	-	13.00	10.00	10.00	13.00	4.00	4.00	4.33	4.00	3.67	1.50	3.67	
Spaghetti With Sauce...	"	-	-	5.00	3.67	5.00	5.00	4.64	4.00	4.00	4.33	4.00	3.67	1.50	3.14
Macaroni With Sauce...	"	-	-	5.00	3.33	-	-	4.00	3.00	-	4.33	3.50	2.75	1.50	-
Minestrone.....	"	-	-	5.00	-	-	-	5.00	-	-	-	-	-	-	-
Pastal Furno.....	"	-	-	-	-	-	-	-	-	-	-	-	-	-	-
Secondo Misto.....	"	-	-	-	-	-	-	-	-	-	-	-	-	-	-
Cotelet /Veal.....	"	-	-	-	-	-	-	-	-	-	-	-	-	-	-
Fasting Meal Without Fish	"	-	-	4.33	3.00	3.00	4.00	3.70	3.00	2.67	3.33	2.67	1.50	2.69	
Fasting Meal With Fish	"	-	-	-	-	-	-	-	-	-	3.67	-	-	3.67	
'Suff Fitfit'.....	"	-	-	3.00	-	-	3.00	3.00	-	-	-	-	-	-	
'Assa Wot'/Fish/.....	"	-	-	-	-	-	-	-	-	-	-	-	-	-	
'Assa Cotelet'.....	"	-	-	-	-	-	-	-	-	-	-	-	-	-	
'Assa Lebleb'.....	"	-	-	-	-	-	-	-	-	-	-	-	-	-	

March 2003  
Megabit 1995

Table 6 :- Average Prices of Hotel Services by Region and Urban Market Places - Group 6 Market Places

# Group 7

## Market Places

(Welkite, Butajira, Hosahna, Shone, Doyugena, Alaba, Awasa, Hagera Selam, Dilla, and Yirgacheffe.)

# Market Places Group 7

Hagere Selam, Dilla, and Yirgacheffe)  
(Welkite, Butajira, Hosanna, Shone, Luygens, Aissa, Bessa,

Table 7 :- (Cont'd) Average Prices of Hotel Services by Region and Urban Market Places - Group 7 Market Places

March 2003  
Megabit 1995

ITEM	UNIT	R E G I O N					U R B A N M A R K E T P L A C E S				
		Welkite	Butajira	Hosahna	Shone	Doyugena	Alaba	Awasa	Hagere-Selam	Dilla	Yirega-chefie
P R I C E I N B I R R											
<b>BED ROOM</b>											
First Class	Per Night	15.00	14.00	28.33	11.00	8.00	16.00	13.33	6.50	18.33	11.33
Second Class	"	13.50	10.00	17.33	8.00	7.00	13.50	10.33	5.00	12.33	8.00
Third Class	"	9.00	6.50	12.50	-	6.00	10.00	-	4.00	9.00	6.00
<b>MENU</b>											
'Yebeg Key Wot'	Single Meal	5.00	-	-	-	-	5.00	6.00	-	5.67	-
'Yeber Key Wot'	"	5.00	-	-	-	4.00	5.00	5.00	-	5.33	-
'Yebeg Alich Wot'	"	6.00	-	-	-	-	5.00	6.00	-	5.67	-
'Yeber Alich Wot'	"	5.00	-	-	-	-	5.00	5.00	-	5.00	-
'Doro Wot'	"	-	-	-	-	-	-	-	-	-	-
'Minchet Abish'	"	4.00	-	-	-	-	6.00	-	-	5.67	-
'Yebeg Kikil'	"	6.00	5.00	-	-	5.00	5.00	6.00	-	6.00	-
'Yeber Kikil'	"	-	-	-	-	-	5.00	5.00	-	-	-
'Tripa'	"	-	-	-	-	-	-	-	-	-	-
'Yebeg Tibs'	"	6.00	6.00	-	-	6.00	5.67	7.00	-	6.00	-
'Yeber Tibs'	"	-	-	-	-	6.00	5.50	-	-	6.00	-
'Yebeg Dullet'	"	4.00	-	-	-	4.00	4.00	5.00	-	4.00	-
'Yeber Dullet'	"	-	-	-	-	5.00	4.00	-	-	-	-
'Kitfo'	"	7.33	-	-	-	8.00	8.00	-	-	8.67	-
'Gored Gored'	"	-	-	-	-	8.00	-	-	-	-	-
'Tire Siga'	Kg.	-	-	-	-	16.00	16.00	-	-	-	-
Scrambled Egg	Single Meal	3.00	-	-	-	6.00	5.00	5.00	-	4.00	-
Scrambled Egg With Meat	"	4.00	-	-	-	6.00	5.00	6.00	-	5.00	-
'Enjera Firfir'	"	2.50	4.00	3.50	-	-	-	4.00	-	3.00	3.00
'Quanta Firfir'	"	-	-	-	-	-	-	-	-	-	-
'Doro Firfir'	"	-	-	-	-	-	-	-	-	-	-
'Zilzil Tibs'	"	-	-	-	-	6.00	5.00	-	-	-	-
'Goden Tibs'	"	-	-	-	-	6.00	5.00	-	-	-	-
'Milasna Sember Tibs'	"	-	-	-	-	5.00	5.00	-	-	-	-

Table 7 :- (Cont'd) Average Prices of Hotel Services by Region and Urban Market Places - Group 7 Market Places

ITEM	UNIT	R E G I O N    A N D    M A R K E T    P L A C E S									
		S    N    P									
		Welkite	Butajira	Hosahna	Shone	Doyugena	Alaba	Awasa	Hagere-Selam	Dilla	Yirega-chefie
		P R I C E   I N   B I R R									
'Atiklt Besiga'.....	"	5.00	5.00	5.00	-	-	-	5.00	-	5.00	-
Roasted Lamb.....	"	12.00	10.00	11.00	5.00	1.00	12.00	8.00	-	7.50	-
Roasted Chicken.....	"	12.00	10.00	11.00	11.00	8.00	10.00	10.00	-	10.00	-
Spaghetti With Sauce...	"	4.00	4.00	4.33	4.00	-	4.00	6.00	3.00	4.00	3.00
Macaroni With Sauce...	"	3.00	4.00	4.33	-	-	4.00	6.00	-	3.00	3.00
Minestrone.....	"	-	-	-	-	-	4.00	-	-	4.00	3.00
Pastal Furno.....	"	-	-	-	-	-	-	-	-	-	-
Secondo Misto.....	"	7.00	-	-	-	-	8.00	-	-	6.00	-
Cotelet /Veal.....	"	-	-	-	-	-	-	-	-	-	-
Fasting Meal Without Fish	"	3.00	3.00	3.67	2.33	2.00	2.67	4.33	1.67	3.33	2.33
Fasting Meal With Fish	"	-	-	6.00	-	-	-	6.33	-	5.00	-
'Suff Fitfit'.....	"	2.50	-	3.17	-	-	2.25	3.75	-	3.00	3.00
'Assa Wot'/Fish/.....	"	-	-	5.50	5.00	-	-	6.00	-	5.67	-
'Assa Cotelet'.....	"	-	-	6.50	-	-	-	7.00	-	7.00	-
'Assa Lebleb'.....	"	5.00	5.00	5.00	5.00	-	6.33	5.33	-	5.33	-

March 2003  
Megabit 1995

274

March 2003  
Megabit 1995

Table 7 :- (Cont'd) Average Prices of Hotel Services by Region and Urban Market Places - Group 7 Market Places

# Group 8

# Market Places

( Welayita Sodo, Bodite, Jinka, Dimeka, Masha, Tepi, Bonga, Chana, Arba Minch, and Sawla.)

# Group 8

## Market Places

(Welsyts Sodo, Bodire, Jinka, Ginnaka, Masha, Teqi, Bonga, Ghana, Arba Minch, and Sawla)

Table 8 :- Average Prices of Hotel Services by Region and Urban Market Places - Group B Market Places

March 2003  
Megabit 1995

		R E G I O N A N D M A R K E T P L A C E S									
		W		S		N		N		T	
ITEM	UNIT	Welayita sodo	Bodite	Jinka	Dimeka	Masha	Tepi	Bonga	Chana	Arba-minch	Sawla
		P R I C E I N B I R R									
<b>BED ROOM</b>											
First Class	Per Night	20.00	-	22.67	7.00	7.33	13.00	12.00	6.67	14.67	11.00
Second Class	"	10.00	8.00	15.00	-	6.00	10.67	10.00	6.00	10.00	10.00
Third Class	"	-	-	-	-	-	10.00	8.00	-	-	-
<b>MENU</b>											
'Yebeg Key Wot'	Single Meal	5.00	-	-	-	4.67	5.00	-	3.00	-	4.00
'Yebere Key Wot'	"	5.00	-	-	-	-	-	-	-	-	4.00
'Yebeg Alich Wot'	"	5.00	-	-	-	4.67	5.00	-	3.00	-	4.67
'Yebere Alich Wot'	"	5.00	-	-	-	-	-	-	-	-	4.00
'Doro Wot'	"	-	-	-	-	-	-	-	-	-	-
'Minchet Abish'	"	-	-	-	-	-	-	-	-	-	5.50
'Yebeg Kikil'	"	5.00	-	-	-	5.00	5.00	-	4.00	-	4.33
'Yebere Kikil'	"	5.00	-	-	-	-	-	-	-	-	4.00
'Tripa'	"	-	-	-	-	-	-	-	-	-	-
'Yebeg Tibs'	"	6.00	-	-	-	5.67	6.00	-	4.00	-	5.00
'Yebere Tibs'	"	-	-	-	-	-	-	-	-	-	5.00
'Yebeg Dullet'	"	5.00	-	-	-	3.00	4.00	-	2.50	-	4.00
'Yebere Dullet'	"	-	-	-	-	-	-	-	-	-	4.00
'Kitfo'	"	-	-	-	-	7.00	8.00	-	-	-	7.00
'Gored Gored'	"	-	-	-	-	7.00	6.00	-	-	-	7.00
'Tire Siga'	Kg.	-	-	-	-	-	10.00	-	-	-	14.00
Scrambled Egg	Single Meal	5.00	-	-	4.00	3.50	4.00	-	3.00	3.00	4.00
Scrambled Egg With Meat	"	-	-	-	-	5.33	5.00	-	-	-	-
'Enjera Firfir'	"	-	-	4.33	3.00	3.00	4.00	3.67	3.00	-	3.00
'Quanta Firfir'	"	-	-	-	-	-	-	-	-	-	-
'Doro Firfir'	"	-	-	-	-	-	-	-	-	-	-
'Zilzil Tibs'	"	-	-	-	-	-	-	-	-	-	7.00
'Goden Tibs'	"	-	-	-	-	-	-	-	-	-	-
'Milasna Sember Tibs'	"	-	-	-	-	5.00	-	-	-	-	-

Table 8 :-(Cont'd) Average Prices of Hotel Services by Region and Urban Market Places - Group B Market Places

		March 2003 Megabit 1995									
		R E G I O N   A N D   M A R K E T   P L A C E S									
ITEM	UNIT	S   N   O   N   P									
		Welayita sodo	Bodite	Jinka	Dimeka	Masha	Tepi	Bonga	Chana	Arba- minch	Sawla
		P R I C E   I N   B I R R									
'Atiklt Besiga'.....	"	-	-	-	-	4.00	-	-	-	-	-
Roasted Lamb.....	"	-	-	-	-	7.00	-	-	-	-	-
Roasted Chicken.....	"	-	-	-	-	-	-	-	-	-	-
Spaghetti With Sauce...	"	-	3.75	4.33	-	4.00	4.50	3.83	3.25	3.83	3.33
Macaroni With Sauce...	"	-	3.75	-	-	4.00	5.00	3.75	3.00	3.50	3.50
Minestrone.....	"	-	-	-	-	-	5.00	-	-	-	-
Pastal Furno.....	"	-	-	-	-	-	-	-	-	-	-
Secondo Misto.....	"	7.00	-	-	-	-	-	-	-	-	5.33
Cotelet /Veal.....	"	-	-	-	-	-	-	-	-	-	-
Fasting Meal Without Fish	"	2.00	2.67	4.00	3.00	3.00	3.33	3.67	2.17	3.33	2.00
Fasting Meal With Fish	"	-	-	-	-	-	-	6.00	-	3.33	-
'Suff' Fitfit'.....	"	-	-	-	-	-	3.00	3.00	-	3.00	2.00
'Assa Wot'/Fish/.....	"	-	5.00	-	-	-	5.00	6.00	-	3.67	5.00
'Assa Cotelet'.....	"	-	-	-	-	-	-	6.00	-	6.00	-
'Assa Lebleb'.....	"	-	5.00	-	-	-	-	6.00	-	4.67	-

March 2003  
Megabit 1995

Table 8 :-(Cont'd) Average Prices of Hotel Services by Region and Urban Market Places - Group B Market Places



Group 9

# Market Places

(Shows Bench, Mizantieri, Dell, Amato Kelle, Soyana, Karel, Gidole, Wala, Beste Chere, Laska, and Amaya.)

Table 9 :- Average Prices of Hotel Services by Region and Urban Market Places - Group 9 Market Places

 March 2003  
 Megabit 1995

		R E G I O N   A N D   M A R K E T   P L A C E S											SNNPR	
ITEM	UNIT	S   N   N   P											AVERAGE	
		Shewa-Bench	Mizan-Teferi	Deri	Amaro Kele	Soyama	Karat	Gidole	Waka	Bestechere	Lasoka	Amaya		
		P R I C E   I N   B I R R												
<b>BED ROOM</b>														
First Class.....	Per Night	6.00	16.00	-	9.00	8.00	15.33	6.67	5.00	5.00	5.00	5.00	12.29	
Second Class.....	"	-	10.00	-	7.00	-	11.00	-	-	-	-	-	10.22	
Third Class.....	"	-	-	-	-	-	6.00	-	-	-	-	-	8.33	
<b>MENU</b>														
'Yebeg Key Wot'.....	Single Meal	-	5.00	-	-	3.00	-	-	-	-	-	4.00	4.71	
'Yebere Key Wot'.....	"	-	-	-	-	-	-	-	-	-	-	-	4.80	
'Yebeg Alichu Wot'.....	"	-	5.00	-	-	4.00	-	-	-	-	-	-	5.05	
'Yebere Alichu Wot'.....	"	-	-	-	-	-	-	-	-	-	-	-	4.92	
'Doro Wot'.....	"	-	10.00	-	-	-	-	-	-	-	-	5.00	6.67	
'Minchet Abish'.....	"	-	6.00	-	-	-	-	-	-	-	-	-	5.33	
'Yebeg Kikil'.....	"	-	5.00	-	-	-	-	-	-	-	-	4.00	5.08	
'Yebere Kikil'.....	"	-	-	-	-	-	-	-	-	-	-	-	4.83	
'Tripa'.....	"	-	-	-	-	-	-	-	-	-	-	-	-	
'Yebeg Tibs'.....	"	-	5.00	-	-	5.00	-	-	-	-	-	5.00	5.63	
'Yebere Tibs'.....	"	-	6.00	-	-	-	-	-	-	-	-	4.00	5.64	
'Yebeg Dullet'.....	"	-	4.00	-	-	5.00	-	-	-	-	-	4.00	3.98	
'Yebere Dullet'.....	"	-	-	-	-	-	-	-	-	-	-	-	4.60	
'Kitfo'.....	"	-	10.00	-	-	-	-	-	-	-	-	6.00	7.78	
'Gored Gored'.....	"	-	-	-	-	-	-	-	-	-	-	-	7.33	
'Tire Siga'.....	Kg.	-	14.00	-	-	-	-	-	-	-	-	-	13.56	
Scrambled Egg.....	Single Meal	-	5.00	-	-	-	4.67	-	-	4.00	4.00	4.00	4.18	
Scrambled Egg With Meat	"	-	6.00	-	-	-	-	-	-	-	-	-	5.19	
'Enjera Firfir'.....	"	2.75	3.17	-	-	-	3.33	3.00	-	-	-	-	3.26	
'Quanta Firfir'.....	"	-	-	-	-	-	-	-	-	-	-	-	-	
'Doro Firfir'.....	"	-	-	-	-	-	-	-	-	-	-	-	6.33	
'Zilzil Tibs'.....	"	-	8.00	-	-	-	-	-	-	-	-	-	6.20	
'Goden Tibs'.....	"	-	8.00	-	-	-	-	-	-	-	-	-	5.00	
'Milasna Sember Tibs'...	"	-	-	-	-	-	-	-	-	-	-	-	-	

Table 9 :- (Cont'd) Average Prices of Hotel Services by Region and Urban Market Places - Group 9 Market Places

March  
Megabit 1993  
1995

ITEM	UNIT	R E G I O N   A N D   M A R K E T   P L A C E S										SNNPR AVERAGE		
		S   N   N   P												
		Shewa- Bench	Mizan- Teferi	Deri	Amaro Kele	Soyama	Karat	Gidole	Waka	Beste- chere	Lasoka		Amaya	
		P R I C E   I N   B I R R												
'Atiklt Besiga'.....	"	-	6.00	-	1.00	-	-	-	-	-	-	-	-	5.00
Roasted Lamb.....	"	-	-	-	-	-	-	-	-	-	-	-	-	7.50
Roasted Chicken.....	"	-	10.00	-	-	-	-	-	-	-	-	-	-	10.00
Spaghetti With Sauce...	"	3.00	3.33	-	3.00	-	5.00	2.50	3.50	-	3.00	3.00	3.00	3.80
Macaroni With Sauce...	"	3.00	3.50	-	-	-	-	2.50	3.50	-	-	-	-	3.64
Minestrone.....	"	-	3.33	-	-	-	-	-	-	-	-	-	-	3.75
Pastal Furno.....	"	-	-	-	-	-	-	-	-	-	-	-	-	6.42
Secondo Misto.....	"	-	-	-	-	-	-	-	-	-	-	-	-	-
Cotelet /Veal.....	"	-	-	-	-	-	-	-	-	-	-	-	-	2.71
Fasting Meal Without Fish	"	2.17	3.17	-	2.00	1.75	3.00	3.00	2.00	2.00	2.00	1.83	-	5.23
Fasting Meal With Fish	"	-	-	-	-	-	-	-	-	-	-	-	-	2.93
'Suff Fitfit'.....	"	-	3.17	-	-	-	3.00	-	-	-	-	-	-	5.09
'Assa Wot'/Fish/.....	"	-	6.00	-	-	-	-	6.00	-	-	-	-	-	6.38
'Assa Cotelet'.....	"	-	-	-	-	-	-	5.00	-	-	-	-	-	5.37
'Assa Leleb'.....	"	-	-	-	-	-	-	-	-	-	-	-	-	-

March  
Megabit 1993  
1995



# Market Places Group 10

(Merkato, Kera, Zanebe Werk, Gergit, Saha, Kotoba,  
Ferenay, Legasione, Sholayeka, Asko, Adisu Gebeya,  
Efoyits Gebeya, and Akakal.)

Table 10 :- Average Prices of Hotel Services by Region and Urban Market Places - Group 10 Market Places

 March 2003  
 Megabit 1995

ITEM	UNIT	R E G I O N   A N D   M A R K E T   P L A C E S										ADDIS ABABA AVERAGE		
		A D D I S   A B A B A												
		Merkato	Kera	Zenebe work	Gergi	Sarise	Kotebe	Ferensay Legasion	Shola (yeka)	Asko	Addisu- Gebeya		Efoyita Gebeya	Akaki
P R I C E   I N   B I R R														
<b>BED ROOM</b>														
First Class.....	Per Night	31.67	23.33	15.67	18.33	25.00	24.00	22.33	31.67	11.67	21.67	15.67	13.50	21.21
Second Class.....	"	30.00	20.00	12.33	13.33	22.50	16.00	22.50	30.00	8.00	18.00	12.33	10.25	16.76
Third Class.....	"	-	15.00	8.00	-	16.00	-	-	-	-	-	-	10.50	13.10
<b>MENU</b>														
'Yebeg Key Wot'.....	Single Meal	6.00	6.33	7.67	6.00	-	6.00	5.50	7.00	5.00	-	6.00	-	6.19
'Yeber Key Wot'.....	"	-	-	-	-	-	-	7.00	4.00	4.00	-	-	-	5.00
'Yebeg Alich Wot'.....	"	-	7.00	-	-	-	-	4.00	-	-	-	7.00	-	6.25
'Yeber Alich Wot'.....	"	-	5.00	-	-	-	-	7.00	4.00	-	-	-	-	5.33
'Doro Wot'.....	"	-	-	-	-	-	-	8.00	-	-	-	6.00	-	7.00
'Minchet Abish'.....	"	5.00	8.00	6.00	6.00	-	6.50	4.00	6.00	-	-	5.50	-	5.92
'Yebeg Kikil'.....	"	6.00	6.67	6.00	5.33	-	6.00	6.00	8.00	5.00	-	6.00	-	6.10
'Yeber Kikil'.....	"	-	5.00	-	-	-	-	-	-	4.00	-	-	-	4.50
'Tripa'.....	"	-	-	-	-	-	-	-	-	-	-	-	-	-
'Yebeg Tibs'.....	"	7.00	7.67	8.17	6.33	-	7.67	6.50	9.33	6.00	-	7.00	-	7.41
'Yeber Tibs'.....	"	-	10.00	-	-	-	-	7.00	7.00	-	-	-	-	8.00
'Yebeg Dullet'.....	"	5.00	5.00	5.33	4.33	-	5.00	3.50	5.00	4.00	-	4.83	-	4.76
'Yeber Dullet'.....	"	-	6.00	-	-	-	-	-	3.50	4.00	-	-	-	4.50
'Kitfo'.....	"	10.00	10.00	11.33	10.00	-	10.50	10.67	11.00	7.00	-	9.33	-	9.96
'Gored Gored'.....	"	-	-	-	8.00	-	-	-	-	-	-	-	-	8.00
'Tire Siga'.....	Kg.	-	20.00	-	-	-	-	-	-	-	-	-	-	20.00
Scrambled Egg.....	Single Meal	-	5.00	4.00	4.00	-	4.33	3.00	6.00	-	-	4.50	-	4.57
Scrambled Egg With Meat	"	5.00	6.00	5.00	6.00	-	5.00	-	7.00	-	-	4.50	-	5.31
'Enjera Firfir'.....	"	4.50	4.67	4.50	4.00	4.33	4.67	5.00	6.00	3.00	3.67	3.33	-	4.29
'Quanta Firfir'.....	"	5.00	6.50	7.33	5.33	-	6.00	-	7.00	4.00	-	6.00	-	6.06
'Doro Firfir'.....	"	-	-	-	-	-	-	-	-	-	-	6.00	-	6.00
'Zilzil Tibs'.....	"	-	10.00	-	-	-	-	-	10.00	-	-	-	-	10.00
'Goden Tibs'.....	"	-	10.00	-	-	-	-	-	-	-	-	-	-	10.00
'Milasna Sember Tibs'....	"	-	-	-	6.00	-	-	-	8.00	-	-	-	-	7.33

Table 10 :-(Cont'd) Average Prices of Hotel Services by Region and Urban Market Places - Group 10 Market Places

March  
Megabit 2003  
1995

ITEM	UNIT	R E G I O N   A N D   M A R K E T   P L A C E S												ADDIS ABABA AVERAGE
		A D D I S   A B A B A												
		Merkato	Kera	Zenebe work	Gergi	Sarise	Kotebe	Ferensay Legasion	Shola (yeka)	Asko	Addisu- Gebeya	Efoyita Gebeya	Akaki	
P R I C E   I N   B I R R														
'Atiklt Besiga'.....	"	6.00	5.00	5.00	-	-	5.50	-	-	-	-	5.50	-	5.38
Roasted Lamb.....	"	-	-	14.00	-	-	-	-	9.50	-	-	6.00	-	9.75
Roasted Chicken.....	"	-	-	-	-	-	-	-	12.00	-	-	-	-	12.00
Spaghetti With Sauce...	"	6.33	6.00	6.67	5.33	5.33	5.33	5.33	6.33	3.00	5.33	4.67	4.00	5.31
Macaroni With Sauce...	"	10.00	5.50	-	5.00	5.00	4.00	-	6.50	3.00	-	4.33	4.00	5.00
Minestrone.....	"	-	5.00	4.00	-	-	5.00	-	7.00	-	5.33	5.00	-	5.22
Pastal Furno.....	"	-	-	10.00	-	-	-	-	10.00	-	-	-	-	10.00
Secondo Misto.....	"	-	12.00	7.00	6.00	-	-	-	8.00	-	-	-	-	7.50
Cotelet /Veal.....	"	-	8.00	12.00	-	-	-	-	8.50	-	-	-	-	9.25
Fasting Meal Without Fish	"	6.00	6.00	6.00	4.67	5.00	4.67	4.67	6.33	2.50	4.33	3.67	4.00	4.82
Fasting Meal With Fish	"	13.00	8.00	7.50	7.00	7.00	7.00	8.00	9.50	4.00	6.67	5.83	6.00	7.26
'Suff Fitfit'.....	"	6.00	4.50	3.50	4.00	3.50	3.00	-	-	-	3.75	-	4.00	3.96
'Assa Wot'/Fish/.....	"	9.00	7.00	7.00	4.00	6.00	-	-	7.00	4.50	-	5.50	5.67	6.28
'Assa Cotelet'.....	"	-	9.50	8.50	8.00	7.00	7.33	10.00	10.00	-	-	-	6.00	8.14
'Assa Lebleb'.....	"	6.00	7.50	7.33	7.00	6.50	7.00	-	10.00	-	6.00	5.50	6.00	6.85

March  
Megabit 2003  
1995

# Group 11

## Market Places

( Gambela, Shebo Kiro, Akashi,Harari Town, Dire Dawa, Melka Jebdu, )

# Market Places Group 11

( Gambela, Shebo Kiro, Akasiri, Harari Town, Dire  
Dawa, Mekele, Jeddah )

Table 11 :- Average Prices of Hotel Services by Region and Urban Market Places - Group 11 Market Places

March 2003  
Megabit 1995

REGION AND MARKET PLACES										
ITEM	UNIT	GAMBELLA			GAMBELLA AVERAGE	HARARI TOWN	DIREDAWA		DIREDAWA AVERAGE	COUNTRY LEVEL AVERAGE
		Gambella	Shebo- kire	Akashi			Dire Dawa	Melka- Jebdu		
PRICE IN BIRR										
<b>BED ROOM</b>										
First Class.....	Per Night	12.33	10.00	5.00	9.90	19.00	26.00	-	18.83	13.47
Second Class.....	"	-	-	-	-	12.67	17.17	-	14.63	11.35
Third Class.....	"	-	-	-	-	10.00	13.50	-	13.50	9.50
<b>MENU</b>										
'Yebeg Key Wot'.....	Single Meal	4.33	5.00	5.00	4.64	5.00	6.00	-	6.00	5.30
'Yebere Key Wot'.....	"	4.33	5.00	5.00	4.64	-	-	-	-	4.75
'Yebeg Alich Wot'.....	"	4.33	5.00	5.00	4.64	5.00	-	-	-	5.02
'Yebere Alich Wot'.....	"	4.33	5.00	5.00	4.64	-	-	-	-	4.86
'Doro Wot'.....	"	-	-	-	-	8.00	-	-	-	6.42
'Minchet Abish'.....	"	5.33	-	-	5.33	7.00	-	-	-	5.71
'Yebeg Kikil'.....	"	4.33	5.00	-	4.50	-	5.00	-	5.00	5.32
'Yebere Kikil'.....	"	4.00	5.00	-	4.25	-	-	-	-	4.58
'Tripa'.....	"	4.33	-	-	4.33	-	-	-	-	4.29
'Yebeg Tibs'.....	"	5.33	5.00	6.00	5.36	10.00	6.00	-	6.50	6.05
'Yebere Tibs'.....	"	5.00	5.00	6.00	5.18	5.00	8.00	-	8.00	5.75
'Yebeg Dullet'.....	"	4.67	5.00	4.00	4.64	5.00	5.00	-	4.50	4.11
'Yebere Dullet'.....	"	-	-	-	-	-	-	-	-	4.50
'Kitfo'.....	"	5.33	6.00	-	5.43	7.00	10.00	-	10.00	8.44
'Gored Gored'.....	"	5.83	-	-	5.83	7.00	-	-	-	7.58
'Tire Siga'.....	Kg.	-	-	-	-	-	-	-	-	14.89
Scrambled Egg.....	Single Meal	5.00	5.00	5.00	5.00	5.00	5.00	-	5.00	4.12
Scrambled Egg With Meat	"	5.00	5.00	5.00	5.00	7.00	5.50	-	5.50	5.22
'Enjera Firfir'.....	"	4.00	2.75	3.00	3.55	3.67	3.00	-	3.00	3.49
'Quanta Firfir'.....	"	5.00	3.50	-	4.25	5.00	-	-	-	5.15
'Doro Firfir'.....	"	-	4.00	-	4.00	-	-	-	-	5.86
'Zilzil Tibs'.....	"	6.25	5.50	-	6.00	10.00	-	-	-	7.22
'Goden Tibs'.....	"	6.25	-	-	6.25	-	-	-	-	7.17
'Milasna Sember Tibs'...	"	5.00	-	-	5.00	5.00	-	-	-	5.70

Table 11 --(Cont'd) Average Prices of Hotel Services by Region and Urban Market Places - Group 11 Market Places

March  
Megabit 2003  
1995

R E G I O N   A N D   M A R K E T   P L A C E S										
ITEM	UNIT	G A M B E L L A			GAMBELLA AVERAGE	HARARI TOWN	D I R E D A W A		DIREDAWA AVERAGE	COUNTRY LEVEL AVERAGE
		Gambella	Shebo- kire	Akashi			Dire Dawa	Melka- Jebdu		
P R I C E   I N   B I R R										
'Atiklt Besiga'.....	"	4.33	5.00	-	4.50	6.00	-	-	-	5.06
Roasted Lamb.....	"	10.00	-	-	10.00	10.00	10.00	-	10.00	8.74
Roasted Chicken.....	"	-	-	-	-	15.00	-	-	-	10.78
Spaghetti With Sauce...	"	4.33	5.00	3.00	4.11	4.17	6.33	-	5.50	4.36
Macaroni With Sauce...	"	4.33	5.00	3.00	4.11	3.50	5.00	-	4.00	3.97
Minestrone.....	"	4.67	5.00	3.00	4.40	3.00	-	-	-	4.34
Pastal Furno.....	"	7.00	-	-	7.00	-	-	-	-	7.14
Secondo Misto.....	"	6.00	-	-	6.00	12.00	10.00	-	10.00	6.95
Cotelet /Veal.....	"	6.00	-	-	6.00	-	-	-	-	8.00
Fasting Meal Without Fish	"	3.00	2.33	3.00	2.82	4.17	6.00	-	5.00	3.27
Fasting Meal With Fish	"	5.00	-	-	5.00	-	-	-	-	6.19
'Suff Fitfit'.....	"	4.00	-	3.00	3.75	3.00	3.00	-	3.00	3.15
'Assa Wot'/Fish/.....	"	6.00	-	-	6.00	-	6.00	-	6.00	5.38
'Assa Cotelet'.....	"	7.00	-	-	7.00	-	10.00	-	10.00	6.84
'Assa Lebleb'.....	"	6.00	-	-	6.00	-	8.00	-	8.00	5.95

March  
Megabit 2003  
1995

Table 11 -- Average Prices of Hotel Services by Region and Urban Market Places - Group 11 Market Places





