

L

ኢ ት ዮ ጵ ያ

የኢትዮጵያ ሪፐብሊክ
የታታኒ ማኅበር
Central Statistical Agency
Library

ዓመታዊ የስታቲስቲክስ መጽሔት

ገጽ ፩ ዓ. ም.

ETHIOPIA

STATISTICAL ABSTRACT

1978

STATISTICAL ABSTRACT 1978

የት ገጽ ፩ ዓ. ም.

ኢ ት ዮ ጵ ያ

የኢትዮጵያ ሪፐብሊክ
የብሔራዊ ምርመራ ቢሮ
Federal Statistical Agency
Addis Ababa

ዓመታዊ የስታቲስቲክስ መጽሔት

፲፱፻፸

ETHIOPIA

STATISTICAL ABSTRACT

1978

የስታቲስቲክስ ጠቅላይ ጽሕፈት ቤት

Central Statistical Office

244

በኅብረተሰብነዊት አትሮጽያ ጊዜያዊ ወታደራዊ ጠንግሥት
በአስታላቲክስ ጠቅላይ ጽሕፈት ቤት
የተዘጋጀና የታተመ
ፖ: ሣ: ቁ: 1143 አዲስ አበባ

PREPARED AND PRINTED BY
PROVISIONAL MILITARY GOVERNMENT
OF SOCIALIST ETHIOPIA
CENTRAL STATISTICAL OFFICE
P.O. BOX 1143 ADDIS ABABA



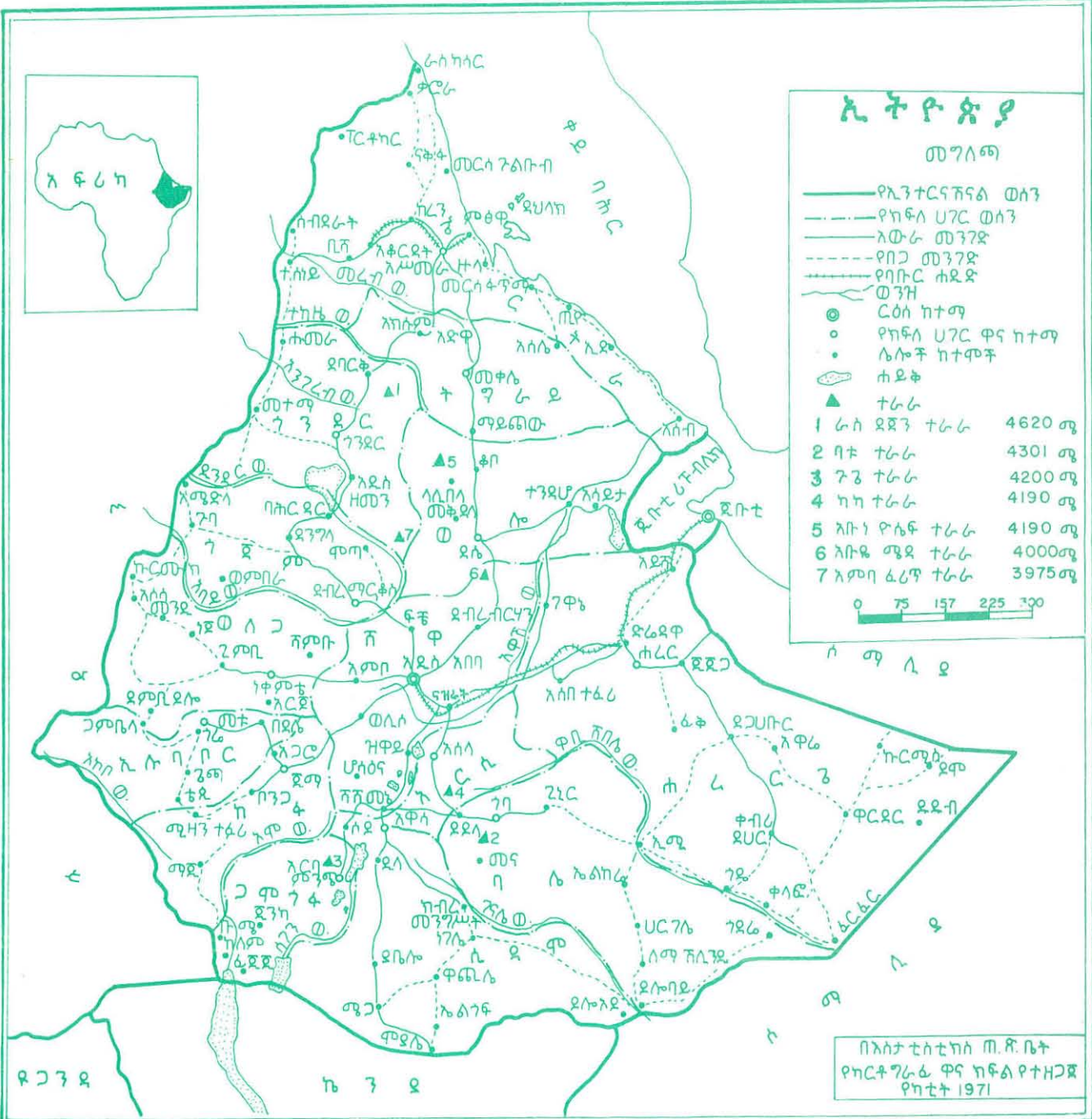
ኢትዮጵያ

መግለጫ

- የኢንተርናሽናል ወሰን
- የካፍላ ሀገር ወሰን
- እውራ መንገድ
- የቦጋ መንገድ
- የባቡር ሐይቅ
- ወንዝ
- Cዕሳ ከተማ
- የካፍላ ሀገር ዋና ከተማ
- ሌሎች ከተሞች
- ☞ ሐይቅ
- ▲ ተራራ

1	ራስ ደደን ተራራ	4620 ሜ
2	ባቱ ተራራ	4301 ሜ
3	ገገ ተራራ	4200 ሜ
4	ካካ ተራራ	4190 ሜ
5	አቡነ ዮሴፍ ተራራ	4190 ሜ
6	አቡዬ ሜዳ ተራራ	4000 ሜ
7	አመባ ልሳኑ ተራራ	3975 ሜ

0 75 157 225 300



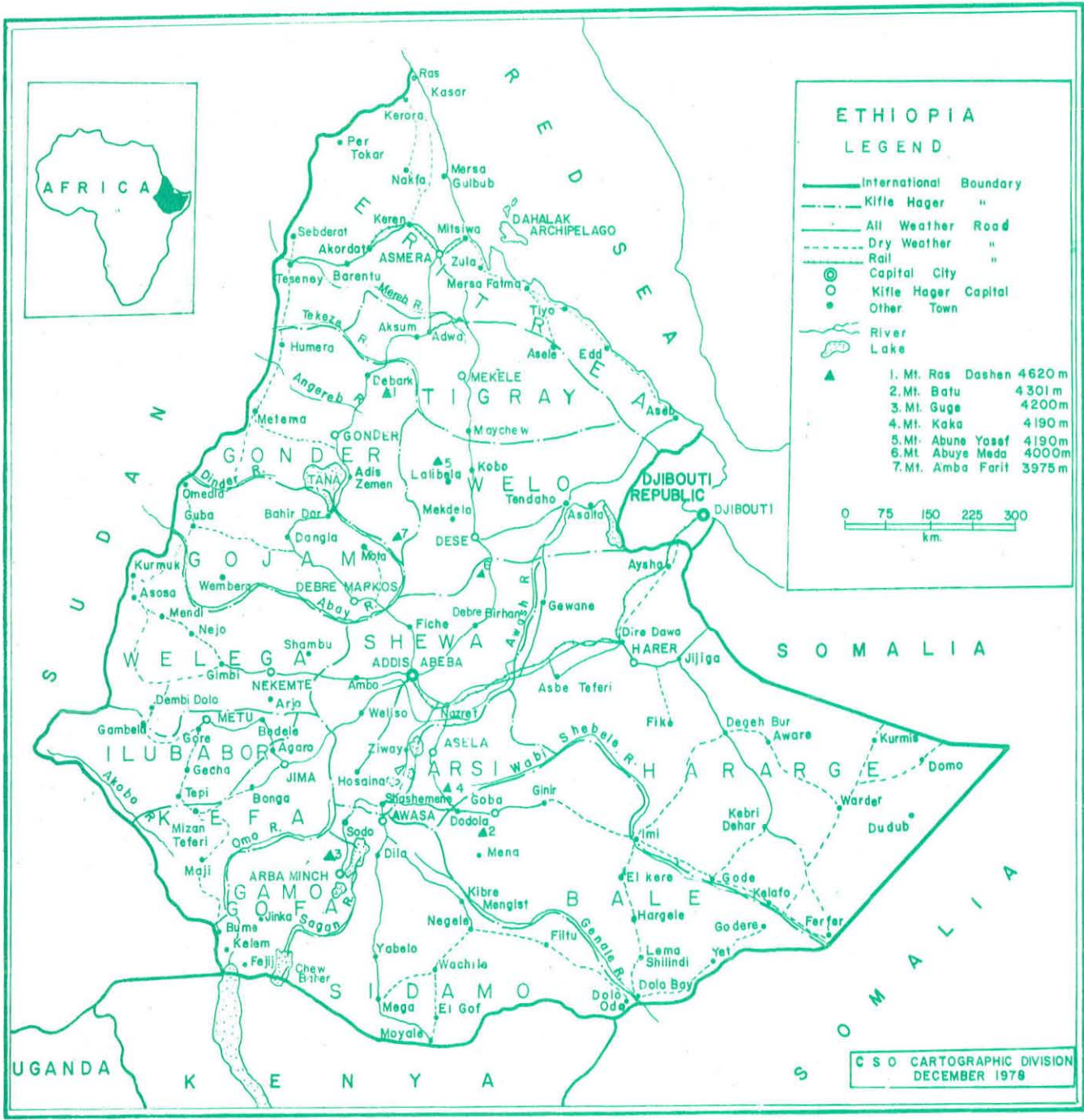

በአስተዳደር ግብርና ስር የተዘጋጀ
 የካርታ ግራፊ ዋና ካፍላ የተዘጋጀ
 የካቲት 1971



ETHIOPIA LEGEND

- International Boundary
- Kifle Hager "
- All Weather Road
- Dry Weather "
- Rail "
- Capital City
- Kifle Hager Capital
- Other Town
- River
- Lake

- ▲ 1. Mt. Ras Dashen 4620m
- ▲ 2. Mt. Batu 4301m
- ▲ 3. Mt. Guge 4200m
- ▲ 4. Mt. Kaka 4190m
- ▲ 5. Mt. Abune Yosaif 4190m
- ▲ 6. Mt. Abuye Meda 4000m
- ▲ 7. Mt. Amba Farit 3975m



C S O CARTOGRAPHIC DIVISION
DECEMBER 1976

መ ቀ ድ ም

ይህ አሥራ ሰባ ተኛው የእስታኒቲክስ መጻፊት እንዳለፈት እትዎች ሁሉ በአጣርኛና በእንግሊዝኛ ተዘጋጅቷል ።

በመጻፊት ውስጥ የተጠቃሉት መረጃዎች ወደፊት በጥራትም ሆነ በስፋት እየተሻሻሉ የሚሄዱ በት መንገድ ሲኖሩም፣ አሁንም በሚገኙበት ደረጃም ቢሆን ስለ ሀገሪቱ የሶሻልና የኢኮኖሚ ሁኔታ የሚያጠቃልል ነው ። መረጃዎችም የኢኮኖሚና የሶሻል ፖሊሲዎች ለመቀየስ፣ የልማት ዐቅዶችንና ንግድ ገራጮችን ለማዘጋጀት፣ በየጊዜው ለሚደረጉ ውሳኔዎችና እንዲሁም ከሀገሪቱ የልማት ችግሮች ጋር የተዛመዱ ጥናቶችና ምርመሮችን ለማካሄድም ጭምር ጠቃሚ እስተዋጽኦ እንደሚያደርግ ይታስባል ።

በአብዮት የተገኙትን ድሎች ለማጠናከር፣ ለሶሻሊዝም ገንባታ የሀገሪቷን የተክኖሎጂና የጥሬ ያል መሠረት ለማጠናከር፣ የሶሻልና የኢኮኖሚ ልማቷን በማፋጠንና ከልማቱም የሚገኘውን ውጤት ለሰፊው ሕዝብ ጥቅም መዋሉን ለማረጋገጥ ብሔራዊው ኢኮኖሚውን በማዕከላዊ ንግድ አመራር ሥር ማዋል እስፈላጊ መሆኑ ይታወቃል ። ስለሆነም የመጀመሪያውና የሁለተኛው የምርት ዘመቻ ንግድም በሥራ በመዋሉ የኢኮኖሚው አመራር ከላይ የተጠቀሰውን ፈር እንዲከተል አድርጎታል ።

በተከታታይ የኢኮኖሚ ንግድና ንግድም ለመቀየስ እስተማማኝ የሆነ የእስታኒቲክስ መረጃ የሚያስፈልገው መሆኑ አያጠያይቅም ። ስለሆነም የእስታኒቲክስ ጠቀላይ ጽ/ቤት ወቅታዊ፣ ጥራትና ስፋት ያላቸውንና አስፈላጊ የሆኑት መረጃዎች በማቀረብ ረገድ ከፍተኛ ሚና እንደሚጫወት አያጠራጥርም ። ሆኖም ጽሕፈት ቤት ይህንን ከባድ ሥራ ብቻውን ለወጣው የማይቻል መሆኑ የታወቀ ስለሆነ እስፈላጊውን የእስታኒቲክስ መረጃዎችን ለማቀረብ፣ ገዳታውንም ለማግኘት የሚኒስቴር መ/ቤቶችን፣ የሙን ገሥት ድርጅቶችን፣ የሕዝባዊ ድርጅቶችንና እንዲሁም የገለሰቦችን ቅንና የተግላ ተባብሮ እጥብቅ ይጠይቃል ።

በመጨረሻም ይህ መጻፊት በሚዘጋጅበት ወቅት እስፈላጊውን የእስታኒቲክስ መረጃ በመስጠት ረገድ የተባበሩትን፣ የሚኒስቴር መ/ቤቶችን፣ መንገሥታዊና ሕዝባዊ ድርጅቶች እንዲሁም ገለሰቦች የሚመሰገኑ ናቸው ። በተጨማሪም መጻፊት በይዘትም ሆነ በአቅራቢ በየጊዜው ደረጃውን ጠብቆ እንዲዘጋጅ ያደረጉት የእስታኒቲክስ ጠ/ጽ/ቤት ሠራተኞችም የሚመሰገኑ ናቸው ።

ኢትዮጵያ ተቀደም
ታዲያ ፣ ፖሊሲ
ደክቲቲቲ ታዲያ ጉልላት
ምክትል ዋና ጸሐፊ
ብሔራዊ አብዮታዊ የምርት ዘመቻና
የማዕከላዊ ንግድ ጠ/መምሪያ

F O R E W O R D

This thirteenth issue of the Statistical Abstract, as in the past, has been prepared bilingually in English and Amharic.

Although there is still further scope for improving the statistical series covered in the Abstract, the publication does, however, include a wide range of data illustrating the socio-economic conditions of the country. Among other uses, it is anticipated that the data will be essential for formulating economic and social policies, elaborating development plans and programmes, day to day decision-making, as well as for carrying out studies and research designed to allay the various developmental problems facing the country.

To consolidate the gains of the revolution, strengthen the technological and material basis for the building of socialism, accelerate the country's economic and social development, and ensure that development benefits the masses, the necessity of a centrally planned management of the national economy is recognized. With the launching of the First and Second Development Campaign Programme, this has been set in motion.

In order to elaborate subsequent plans and programmes, however, accurate and reliable statistics is indispensable. The Central Statistical Office will, no doubt, play a dynamic role in furnishing the required data with improved frequency, quality, and coverage. It should, nevertheless, be emphasized that, in order for the Office to discharge its responsibilities effectively, active co-operation by ministries, government agencies and mass organizations, and individuals is needed.

Finally, thanks are due to ministries, government agencies, mass organizations and individuals who co-operated by providing data, without which the preparation of this publication would not have been possible. Last but not least the staff of the Central Statistical Office are to be commended for the standard which this publication continues to achieve both in content and presentation.

ETHIOPIA TIKDEM

Taye G.

Dr. Taye Gulilat

Deputy Secretary-General

National Revolutionary Development Campaign &
Central Planning Supreme Council

ከ1956 ዓ.ም ጀምሮ የሚታወቁ ዓመታዊው የአስተባባሪ ትክክለኛ መጽሐፍ በአጠቃላይ መሰከ የሀገሪቱን የሚሰጠው የሀገሪቱ ሁኔታዎች የሚገልጹ የአስተባባሪ ትክክለኛ መረጃዎችን ለማቀረብ ነው። በተጨማሪም መጽሐፍ ለገፊ ታን ስለሚመለከት የአስተባባሪ ትክክለኛ መረጃዎች እንዲሁም ስለ ሌሎች የአስተባባሪ ትክክለኛ መጽሐፍት መገለጫና መመሪያ ሆኖ እንዲያገለገል ተዘጋጅቷል።

ከላይተኛው መጽሐፍ በተከታታይ በየረቡዕ መረጃዎች እንዳሰፈላጊነታቸው ተሻሻለው እንዲሁም ለዓለ ሠንጠረዦች ተጨምረው ቅርብ ዋል። ለባዘኛዎች ሠንጠረዦች ከሰባት እስከ አምስት ዓመታት ተከታታይ መረጃዎችን የያዙ ናቸው። ለንባቢዎች ስለአስተባባሪ ትክክለኛ ጠ/ጸ/ቤት ሥራና የሥራ አፈጻጸም በይበልጥ ለመረዳት ከፈለጉ ከዚህ በፊት በተከታታይ የወጡት ዓመታዊ የአስተባባሪ ትክክለኛ መጽሐፍቶችንና ሌሎችም በልዩ ልዩ ጥናት ውጤት መሠረት የተዘጋጁትን መጽሐፍት ይጥላሉ።

በመጽሐፍ ውስጥ የሚገኙት መረጃዎች በርከት ከሱ ምንጮች የተገኙ ቢሆንም የአስተባባሪ ትክክለኛ ጠ/ጸ/ቤት ስለመረጃዎች አመራረጥና አቅራቢነት ኃላፊ ነው። መረጃዎች የተገኙት ከአንድ ድርጅት ወይም መጽሐፍ ከሆነ፤ መረጃው የተገኘበት ምንጭ ተገልጿል። በዚህ አሥራ ስባተኛው መጽሐፍ የተመለከተው መረጃዎች በአጠቃላይ ስለ 1969 ዓ.ም የሚመለከት ቢሆንም ስለ1970 እና 1971 ዓ.ም መረጃዎችም ቅርብ ዋል።

የአስተባባሪ ትክክለኛ ጠ/ጸ/ቤት ይህን መጽሐፍ ሲያዘጋጅ በሥራው ለተባበሩ ሁሉ ምስጋናውን እያቀረበ ስለመጽሐፍቱ የወደፊት መሻሻል የሚረዱ ሃሳቦችን ለመቀበል ዘገታ መሆኑን ያስታውቃል። በመጨረሻም ይህ ዓመታዊው የአስተባባሪ ትክክለኛ መጽሐፍ በርከት ከሱ ለንባቢዎች ዘንድ በመፋረስ ከፍተኛ አገልግሎት እንደሚሰጥና ስለ ሀገሪቷ በበለጠ ለማወቅ እንደሚረዳ ይታወቃል።

የአስተባባሪ ትክክለኛ ጠ/ጸ/ቤት ጸሕፊት ቤት
ገንቦት 1972 ዓ.ም

P R E F A C E

The Statistical Abstract published annually since 1963, is intended to present a summary of statistical information on the social and economic conditions of Ethiopia. It is designed to serve as convenient volume for statistical reference and as a guide to other statistical publications.

Tables included in previous issues are revised, continuing series brought up to date, new tables added and sext notes revised as necessary. For most part of the sections, trend data are shown for 3 to 5 years period. For details on statistical activities of the Central Statistical Office readers are requested to refer to previous editions of the Abstract and other Publications based on the results of various surveys.

The contents of the Abstract are taken from a large number of sources. The Central Statistical Office is responsible for the selection and presentation of the material. Where data have been furnished by a single agency or publication a source acknowledgement is made. The data presented in this 13th annual issue of the Statistical Abstract refer to the year 1977 for all and 1978 and 1979 for some of the sections.

The Central Statistical Office wishes to thank all those who have cooperated in the production of this Statistical Abstract. Further, the office welcomes suggestions and comments for improving the content of the future issues of the abstract. Finally, it is hoped that the Abstract will reach more readers and contribute towards a better knowledge of the country.

CENTRAL STATISTICAL OFFICE
May 1980

የኢትዮጵያ ስር ታ

ወቅድም	I
ወገቤያ	III
ግወጧ	IV
በለ ቀገ ወ ቁጠራያ ግብታወባ	XVI

ክፍል ሀ. ምድርና አየር

ወገላጧ	1
ሠገጠረዦቹ:	
ሀ. 1 - የኢትዮጵያ ዋና ዋና ወገዞቹ ርዝመት	4
ሀ. 2 - የኢትዮጵያ ዋና ዋና የሰይጣን መጠን ገምት	4
ሀ. 3 - የኢትዮጵያ ዋና ዋና ተራራዎች ከፍ ታ	5
ሀ. 4 - ብሔራዊ ፓርቲያን ክልሎችና መጠላቸው	6
ሀ. 5 - የዋና ዋና የአየር ምርመራ ጣቢያዎች ላይ ተከላክሎ ሌላገ ተከላክሎ ከፍ ታና የዋና መጠን	7
ሀ. 6 - የዋና ዋና አየር ጣቢያዎች መዕከላዊ ከፍ ታናና ዘቅ ታና የአየር ጠባይ ሁኔታ፣ የዋና መቅላላ መጠን በወር	8
ሀ.6 - 1 አዲስ አበባ	8
ሀ.6 - 2 አሥመራ	8
ሀ.6 - 3 ባሕር ጎር	9
ሀ.6 - 4 ከምብላጅ	9
ሀ.6 - 5 ደብረ ግር ቀስ	10
ሀ.6 - 6 ደብረ ዘይት	10
ሀ.6 - 7 ድረ ጎዋ	11
ሀ.6 - 8 ገባ	11
ሀ.6 - 9 ገረ	12
ሀ.6 - 10 ጁግ	12
ሀ.6 - 11 ምፅዋ	13
ሀ.6 - 12 ወገጁ	13

ክፍል ለ. በለ ሕዝብ

ወገላጧ	14
ሠገጠረዦቹ:	
ለ. 1 - የክፍለ ሀገርና የአውራጃ ስፋት፣ የሕዝብ ብዛት ገምትና አሠፋፈር፣	20
ለ. 2.1 - መቀላላ የኢትዮጵያ ሕዝብ ብዛት በዕድሜ ወደብና በጾታ፣ 1970 ዓ.ም	23
ለ. 2.2 - የገጠር ነዋሪ የኢትዮጵያ ሕዝብ ብዛት በዕድሜ ወደብና በጾታ፣ 1970 ዓ.ም	23
ለ. 2.3 - የከተማ ነዋሪ የኢትዮጵያ ሕዝብ ብዛት በዕድሜ ወደብና በጾታ፣ 1970 ዓ.ም	24
ለ. 3 - የገጠርና የከተማ ነዋሪ የሕዝብ ብዛትና ግዕዝ ግራም የቤተሰብ መጠን በክፍለ ሀገር፣ 1970 ዓ.ም	25
ለ. 4 - ሁለት ሺህ እና ከዚያ በላይ ነዋሪዎች ያላቸው ከገጠር የሕዝብ ብዛት በጾታና በክፍለ ሀገር፣ 1970 ዓ.ም	26
ለ. 5 - የወደፊት የኢትዮጵያ ሕዝብ ብዛት፣ 1967 - 1992 ዓ.ም	32

ክፍል ሐ. ወደ ኢትዮጵያ የግብር፣ ከኢትዮጵያ የግዴታ ሰነድና በኢትዮጵያ የሚኖሩ የውጭ አገር ዜጎች ብዛት፣

ወገላጧ	33
ሠገጠረዦቹ:	
ሐ. 1 - ወደ ኢትዮጵያ የገቡትን ሰነድ በጾታ፣ በአገርና የገቡትን ምክንያት ለይተ የሚያሳይ /ከኅር 1970 - 1971 ዓ.ም/	37
ሐ. 2 - በየወሩ ወደ ኢትዮጵያ የግብር፣ ሰነድ በጾታና የገቡትን ምክንያት የሚያሳይ /ከኅር 1970 - ታህሣሥ 1971 ዓ.ም/	38
ሐ. 3 - ከኢትዮጵያ የወጡትን ሰነድ በጾታ፣ በአገርና የወጡትን ምክንያት ለይተ የሚያሳይ /ከኅር 1970 - ታህሣሥ 1971 ዓ.ም/	39
ሐ. 4 - በየወሩ ከኢትዮጵያ የወጡትን ሰነድ፣ የወጡትን ምክንያት የሚያሳይ /ከኅር 1970- ታህሣሥ 1971 ዓ.ም/	40

ክፍል መ. በለ ገብርና

መገለጫ	41
ሠገጠረዦች:	
መ. 1 - የታሪክው መረት ስፋትና የዋና ዋና ሰብሎች ምርት ገምት	49
መ. 2 - በቡናና ቫይ ልማትና ገበያ ባለሥልጣን የተመረመረውን ቡና መጠንና የመጠበቅን ክፍለ ሀገር የሚያሳይ	49
መ. 3 - በቡናና የቫይ ልማትና ገበያ ባለሥልጣን የተመረመረውን ቡና በተመረመረበት ጣቢያ	50
መ. 4 - ለከብት ሕክምና የተቆመ መድኃኒት መጠን፣ የተከተሉ ከብቶች ብዛትና፣ በከተባት ሥራ ላይ የሚገኙ ሠራተኞች	51
መ. 5 - የአርቫ ሥራ ማስፋፊያ ተቋማትና ወኪሎች ብዛት በክፍለ ሀገር	52

ክፍል ሠ. በለ ማዕድን

መገለጫ	53
ሠገጠረዦች:	
ሠ. 1 - የማዕድን ምርት፣ 1962 - 1970 ዓ.ም	55
ሠ. 2 - የማዕድን ምርት ገቢ፣ 1962 - 1970 ዓ.ም	55
ሠ. 3 - ለማዕድን ፍለጋና ማስፋፊያ የተደረገ ማዋለ ገደብ 1967 - 1970 ዓ.ም	56
ሠ. 4 - የመዋለ ነዳጅ ምንጭና የአመገናዊ ሁኔታ፣ 1967 - 1970	56

ክፍል ረ. በለ ኢንፎርሜሽን

መገለጫ	57
ሠገጠረዦች:	
ረ. 1 - የፋብሪካዎች ሙሉት ማጠቃለያ፣ 1968 - 1970 ዓ.ም	62
ረ. 2 - የፋብሪካዎች ቁጥርና የተቆረረ ሠራተኞች ብዛት በኢንፎርሜሽን ዓይነት፣ 1968-1970	62
ረ. 3 - የኢንፎርሜሽን ስልጠና ሁኔታ ማጠቃለያ፣ 1968 - 1970 ዓ.ም	63
ረ. 4 /ሀ/-በ1969 ዓ.ም የፋብሪካዎች ብዛትና በፋብሪካው የሚገኙ ሠራተኞች ብዛት በሠራተኞች ብዛት መደብ	64
ረ. 4 /ለ/-በ1970 ዓ.ም የፋብሪካዎች ብዛትና በፋብሪካው የሚገኙ ሠራተኞች ብዛት በሠራተኞች ብዛት መደብ	65
ረ. 5 - በፋብሪካ የተሠሩ የዋና ዋና ዕቃዎች ምርት፣ 1968 - 1970 ዓ.ም	66
ረ. 6 - የስኬር ኢንፎርሜሽን ምርትና በጥቅም ላይ የዋለ፣ 1955 - 1970 ዓ.ም	67
ረ. 7 /ሀ/-በ1969 ዓ.ም ፋብሪካዎች ያወጧቸው የዕቃዎች ዋጋ በሠራተኞች ብዛት መደብ	68
ረ. 7 /ለ/-በ1970 ዓ.ም ፋብሪካዎች ያወጧቸው ዕቃዎች ዋጋ በሠራተኞች ብዛት መደብ	69
ረ. 8 /ሀ/-የኢንፎርሜሽን ስልጠና ስልጠና ስልጠና ዓይነት፣ 1969 ዓ.ም	70
ረ. 8 /ለ/-የኢንፎርሜሽን ስልጠና ስልጠና ስልጠና ዓይነት፣ 1970 ዓ.ም	71
ረ. 9 - የኢንፎርሜሽን ጣቢያዎች የማመገጫ ፍላጎትና ያመነጨት ኢንፎርሜሽን መጠን 1962 - 1970	73
ረ.10 - የኢንፎርሜሽን ኢንፎርሜሽን የሥራ ክፍል መገለጫ፣ 1969 - 1970 ዓ.ም	73
ረ.11 /ሀ/-የኢንፎርሜሽን ኢንፎርሜሽን ስልጠና ገቢ፣ 1969 ዓ.ም	74
ረ.11 /ለ/-የኢንፎርሜሽን ኢንፎርሜሽን ስልጠና ገቢ፣ 1970 ዓ.ም	74
ረ.12 - በ1969 እና 1970 ዓ.ም ለመዋለ ነዳጅ የተደረገው ወጪና የገንዘብ ምንጭ	75
ረ.13 - የኢንፎርሜሽን ጣቢያዎች የማመገጫ ፍላጎትና በየጣቢያው የመነጨው ኢንፎርሜሽን መጠን 1970	76

ክፍል ሰ. በለ ሕንጻዎች

መገለጫ	77
ሠገጠረዦች:	
ሰ. 1 - በአዲስ አበባ ከተማ የቤት ሥራ ፈቃድ የተሰጣቸው አዳዲስ ሕንጻዎች	78
ሰ. 2 - በአዲስ አበባ ከተማ የቤት ሥራ ፈቃድ የተሰጣቸው አዳዲስ ሕንጻዎች ዋጋ የሚያሳይ	78

ከፍል ሸ. ተራገሰፖርትና መገናኛ

መገለጫ	80
ሠገጠረዥቸ:	
ሸ. 1 - የኢትዮጵያ አየር መገናኛ መሥሪያ ቤት የሥራ ክፍፍን	85
ሸ. 2 - በአዳክ አበባና በአሥመራ ዓለም አቀፍ አይርፕላን ማረፊያዎች የተደረገው የአየር ተራፊክ	86
ሸ. 3/ሀ/ - በአዳክ አበባ ዓለም አቀፍ አይርፕላን ማረፊያ የተደረገው የአየር ተራፊክ 1968/69-1970/71 / የአይርፕላን አገባብና የመገናኛቸው ብዛት/.....	87
ሸ. 3/ለ/ - በአዳክ አበባ ዓለም አቀፍ የአይርፕላን ማረፊያ የተደረገው የአየር ተራፊክ 1968/69 - 1970/71 / በአይርፕላን የተጓዘው ዕቃና ፖስታ/.....	88
ሸ. 4/ሀ/ - በአሥመራ ዓለም አቀፍ አይርፕላን ማረፊያ የተደረገው የአየር ተራፊክ ከ1968/69 -1970/71 ዓ.ም /የአየር አገባብና የመገናኛቸው ብዛት/.....	89
ሸ. 4/ለ/ - በአሥመራ ዓለም አቀፍ አይርፕላን ማረፊያ የተደረገው የአየር ተራፊክ 1968/69 -1970/71 /በአይርፕላን የተጓዘው ዕቃና ፖስታ/	90
ሸ. 5 - የክረምትና የበጎ መገናኛቸው በገና ጣቢያ	91
ሸ. 6/ሀ/ - ለአውራ ጉዳይ ሥራዎች የተገኘ ገንዘብ፣ 1969 - 1971 ዓ.ም	92
ሸ. 6/ለ/ - የመገናኛ ሥራ ባለሥልጣን የገንዘብ አጠቃቀም፣ 1969 - 1971 ዓ.ም	93
ሸ. 7 - የአገዳዊ ማህበረ ተገቢዎች ተገቢነት ጥናትና የመኪና መገናኛ	93
ሸ. 8 - የተጠቃሚ የመገናኛ ፈቃድ 1968 - 1971 ዓ.ም	94
ሸ. 9/ሀ/ - በኢትዮጵያ ተሽከርካሪ መኪናዎች ያደረሱት አደጋ፣ 1969 - 1971 ዓ.ም ..	95
ሸ. 9/ለ/ - በአዳክ አበባ ከተማ ተሽከርካሪዎች ያደረሱት አደጋ 1969 - 1971 ዓ.ም ..	95
ሸ.10 - የፈረንሳይና የኢትዮጵያ የምድር ባቡር የሥራ ክፍፍን፣ 1969 - 1971 ዓ.ም ..	96
ሸ.11 - በፈረንሳይና ኢትዮጵያ የምድር ባቡር የተጓዙት የገዳዎች ብዛትና ዓይነት 1969 - 1971 ዓ.ም	97
ሸ.12 - የፈረንሳይና የኢትዮጵያ የምድር ባቡር የአገልግሎት የገቢ ገዳዎች የተራገሰፖርት ታሪክ፣ 1969 - 1971 ዓ.ም	98
ሸ.13 - የፈረንሳይና የኢትዮጵያ የምድር ባቡር የአገልግሎት የወጭ ዕቃዎች የተራገሰፖርት ታሪክ፣ 1969 - 1971 ዓ.ም	99
ሸ.14 - የአቅናታ ምጽዋ የምድር ባቡር ተራፊክ	100
ሸ.15 - የወደቦች አስተዳደር ጥራት ማጠቃለያ	100
ሸ.16 - የቴሌኮሙኒኬሽን አገልግሎት መሥሪያ ቤት የሥራ ክፍፍን፣ 1970 - 1971 ዓ.ም ..	101
ሸ.17 - የፖስታ አገልግሎት አስተዳደር	101

ከፍል ቀ. የወጭ አገር ገንደ

መገለጫ	102
ሠገጠረዥቸ:	
ቀ. 1 - የገቢ፣ የወጭ ገቢ ተቆይታ ለገንደና የወጭ የገንደ ዕቃዎች ጭነት	108
ቀ. 2 - የገቢና የወጭ ገንደ ዕቃዎች የገቢ ተቆይታ ዕቃዎች አመዳደብ	109
ቀ. 3 - ወደ አገር የገቡ ዕቃዎች ብዛትና የገቢ ተቆይታ ዕቃዎች አመዳደብ	110
ቀ. 4 - የወጭ ገንደ ዕቃዎች ብዛትና የገቢ ተቆይታ ዕቃዎች አመዳደብ፣	117
ቀ. 5 - ገቢ ተቆይታ ለገንደና የወጭ ዕቃዎች የገቢ ተቆይታ ዕቃዎች አመዳደብ	121
ቀ. 6 - የገቢ ገንደ ዕቃዎች በአገልግሎታቸው ዓይነት፣	124
ቀ. 7 - የገቢ ገንደ ዕቃዎች የመጠን አገር	125
ቀ. 8 - የወጭ ገቢ ተቆይታ የወጭ የገንደ ዕቃዎች የተላኩት አገር	126
ቀ. 9 - አገልግሎት የገቢ ዕቃዎች የገቢ የመጠን አገር	127
ቀ.10 - አገልግሎት የወጭ ገንደ ዕቃዎች የገቢ የተላኩት አገር	128
ቀ.11 - ለገቢ ገንደ መሥሪያ የተጠጠ የወጭ አገር ምዝገባ ፈቃድ በዕቃው ዓይነት	130
ቀ.12 - ለወጭ ገንደ ተፈቅዶ የተጠጠ የወጭ አገር ምዝገባ በዕቃው ዓይነት	131

ክፍል በ. የወታደ የሀገር ሀብት ውጤት

መገለጫ	132
ሠገጠረዞች:	
በ. 1 - የሀገር ሀብት ውጤት ግጠቃላይ	139
በ. 2 - ጠቅላላ የሀገር ውስጥ ምርት ጠመኑ የላኮናዊ ዘርፍና በጊዜው በተሠራበት ዋጋ?	140
በ. 3 - ጠቅላላ የጠራቂ ምርት ላይ የተደረገ ወጪ በጊዜው የገባ ዋጋ	141
በ. 4 /ሀ/ - የመንግሥት ገቢና ወጪ ዓላቂ ሂሳብ?	142
በ. 4 /ለ/ - የመንግሥት የካፒታል ሂሳብ?	143
በ. 5 - ጠቅላላ የግዴታ ቀስ ቀስ የሀገር ውስጥ ካፒታል ከምት በቀለበት የላኮናዊ ዘርፍና በገቢ ላይ ካለው	144
በ. 6 - ከሌሎች ለገርቻ ጋር የተደረገው የክፍያ ሂሳብ	145
በ. 7 - ጠቅላላ የሀገር ውስጥ ምርት ጠመኑ የላኮናዊ ዘርፍና በ1953 ዓ.ም በተሠራበት ወይንም ዋጋ	146

ክፍል ተ. የመንግሥት ገንዘብ /ጠለክ ፋይናንስ/

መገለጫ	147
ሠገጠረዞች:	
ተ. 1 - የመንግሥት ገቢና ወጪ	152
ተ. 2 - የመንግሥት ገቢ? በገቢው ዓይነት	153
ተ. 3 - የመንግሥት ወጪና የገቢ ለክፋረል	154
ተ. 4 - የመንግሥት ወይንም ወጪ	155
ተ. 5 - የመንግሥት ወይንም ወጪ ለመጻፈት? በምክንያትና በዓይነት	156
ተ. 6 - የካፒታል ወጪ በገንዘብ ምንጭ ለሥራው ዓይነት? 1970 ዓ.ም	158
ተ. 7 - የኢትዮጵያ የውጭ ለገር ዕዳ በብድር ምንጭ በድርጅት መደብ ለስክ ሰኔ 23 ቀን 1970 ዓ.ም	161
ተ. 8 - የኢትዮጵያ የውጭ ለገር ብድር በቀለበት ለገልገሎት ለስክ ሰኔ 23 ቀን 1968 ዓ.ም ለና በ1970 ዓ.ም የበጀት ዓመት	162
ተ. 9 - የግዛጅ ስጦታ ብዛት በገቢ መጠንና በክፍለ ሀገር? 1971 ዓ.ም የበጀት ዓመት?	163
ተ.10 - የግዛጅ ስጦታ ብዛት በወጪ መጠንና በክፍለ ሀገር 1971 ዓ.ም የበጀት ዓመት?	164
ተ.11 - የግዛጅ ስጦታ የገቢና ወጪ ግጠቃላይ በክፍለ ሀገር	165
ተ.12 - በከተማ ልማትና ስጦታ ላይ ስራ ሥር የግዛጅ ግዛጅ ስጦታ ገቢና ወጪ?	166
ተ.13 - የአሥራ ግዛጅ ስጦታ ገቢና ወጪ?	167
ተ.14 - የአገልግሎት ግዛጅ ስጦታ ገቢና ወጪ	168

ክፍል ገ. የባንክ ሥራ ምንጭ የላኮናዊ ግዛጅ

መገለጫ	169
ሠገጠረዞች:	
ገ. 1 - አጠቃላይ የጠራቂ ባንክ የሂሳብ መገለጫ?	178
ገ. 2 - አጠቃላይ የገንዘብ ባንኮች የሂሳብ ሁኔታ መገለጫ?	179
ገ. 3 - የሌሎች የገንዘብ ነገር ድርጅቶች የሂሳብ ሁኔታ መገለጫ	180
ገ. 4 - የገንዘብ መጠንና ዘርዘር?	181
ገ. 5 - ለገንዘብ የቀጠባ ጊዜያዊ ተቀማጭ ሂሳቦች?	181
ገ. 6 - በሥራ ላይ ያሉ የወረቀትና የቀንሳናሽ ገንዘቦች ዘርዘር?	182
ገ. 7 - በሥራ ላይ ያሉ ገንዘብ መጠን?	180
ገ. 8 - በጠራቂ ባንክና በገንዘብ ባንኮች የተደረገ የላኮናዊ ውስጥ ክፍያ?	183
ገ. 9 - የተጠራ የወርቅና የውጭ ለገር ምንጭ ተቀማጭ?	185
ገ.10 - የገንዘብ ባንኮች ያደረጉት ብድሮች? የቀድሞ ክፍያ ምንጭ? በቀናሽ የገዛጅ ስጦታ ስራ ስራ የልማት ወጪ ምንጭ?	186
ገ.11 - የመንግሥት የላኮናዊ ውስጥ ዕዳ በላኮናዊ ምንጭ?	187
ገ.12 - በላኮናዊ ላንግዳን ልማት ባንክ የተፈቀደ የተጠራ ብድር በብዛትና መጠን	188

ክፍል ቺ. የባንክ ሥራዎች የአከፋፈል ሚዛን

ቺ.13 - የተፈቀዱ ብድሮች በሥራ ዓይነታቸው	188
ቺ.14 - በተጠቃሚዎች ላይ ያሉ ብድሮች በየሥራ ዓይነታቸው	189
ቺ.15 - ሊተዩሉ ያሉ ከሌሎች ለገርቶ ጋር ያላተ የገንዘብ ክፍያ ሚዛን ጊዜያዊ ሂሳብ	190
ቺ.16 - ሊተዩሉ ያሉ ከሌሎች ለገርቶ ጋር ያላተ የገንዘብ ክፍያ ሚዛን ጊዜያዊ ሂሳብ	190

ክፍል ኀ. ስለ መደን /አገልግሎት/

መገለጫ	192
ሠንጠረዦች:	
ኀ. 1 - የሕይወት መደን አርቦገና ለመደን የተከፈለ ማጠቃለያ	196
ኀ. 2 - የሕይወት ያልሆነ መደን አርቦገና ለመደን የተከፈለ ማጠቃለያ	196
ኀ. 3 - የሕይወት ያልሆነ መደን ዓመታዊ ገቢና ወጪ በሥራ መደብ፣	197
ኀ. 4 /ሀ/ - የሕይወት መደን የሂሳብ ሚዛን /ሀብቶች/	199
ኀ. 4 /ለ/ - የሕይወት መደን የሂሳብ ሚዛን /ገጻታዎች/	199
ኀ. 5 /ሀ/ - የሕይወት ያልሆነ መደን የሂሳብ ሚዛን /ሀብቶች/	200
ኀ. 5 /ለ/ - የሕይወት ያልሆነ መደን የሂሳብ ሚዛን /ገጻታዎች/	200
ኀ. 6 - የሕይወት የባንክ ሁኔታ የሚያመለክት መገለጫ	201

ክፍል ነ. ስለ ዕቃዎች የጋ

መገለጫ	202
ሠንጠረዦች:	
ነ. 1 - በአዲስ አበባ የአገልግሎት የተሰጠ የገቢ ገንደ ዕቃዎች የጋ ለገዳዎች	207
ነ. 2 - በአዲስ አበባ የዋና ዋና የውሳኔ ገንደ ዕቃዎች የጋ ለገዳዎች	207
ነ. 3 - በአዲስ አበባ የአገልግሎት የገቢ ገንደ ዕቃዎች የጋ ለገዳዎች	208
ነ. 4 - የአገልግሎት ከተማዎች የአርባ ወጪ ተቶ የጋ ለገዳዎች	210
ነ. 5 - በአዲስ አበባ ያልታወቀ ሰነድ የጋ ለገዳዎች	215
ነ. 6 - የኒውዌርክ የሰነድ ገቢዎች የጋ ለገዳዎች	215
ነ. 7 - የአዲስ አበባ የቸር ቻር የጋ ሁኔታ የሚገልጽ መዘድ /አገልግሎት/ በ1969/70 እና 1970/71 ዓ.ም	216
ነ. 8 /ሀ/ - በአዲስ አበባ የዋና ዋና የምግብ ሽያጭ መከሰሰ የቸር ቻር የጋ፣1969/70 ዓ.ም	217
ነ. 8 /ለ/ - በአዲስ አበባ የዋና ዋና የምግብ ሽያጭ መከሰሰ የቸር ቻር የጋ፣ 1970/71 ዓ.ም	218

ክፍል ኘ. ስለ ጤና ጥበቃ

መገለጫ	219
ሠንጠረዦች:	
ኘ. 1 - በየክፍሉ ሀገረ የሚገኙ የሕክምና የጤና ጥበቃ አገልግሎት ድርጅቶች፣ /ፖሊስና የጦር ሠራዊቶችን አይወደዱም/ 1970 ዓ.ም	222
ኘ. 2 - በየክፍሉ ሀገረ የሚገኙት ጠባቂዎችና የሕክምና ሠራተኞች ብዛት፣ /ፖሊስና የጦር ሠራዊቶችን አይወደዱም/ 1970 ዓ.ም	222
ኘ. 3 - ለሕክምና አገልግሎት በሊተዩሉ ያሉ የሰለጠኑ ባለሙያዎች ብዛትና የተሰጠው ዓመት	223
ኘ. 4 - ሀሰፒታል ተገቢው ከታወቀ ሰዎች በተለያዩ የባንክ ዓይነቶች ምክንያት የሞተው ብዛት	224
ኘ. 5 - በተለያዩ የባንክ ዓይነቶች ምክንያት የታወቀው ሰዎች ብዛት	225
ኘ. 6 - የተላላፊ ባንክ መከላከያ የተከተሉ ሰዎች ብዛት በከተባተ ዓይነት፣	226
ኘ. 7 /ሀ/ - በ1969 ዓ.ም የተላላፊ ባንክ መከላከያ የተከተሉ ሰዎች ብዛት በክፍሉ ሀገርና በከተባተ ዓይነት	226
ኘ. 7 /ለ/ - በ1970 ዓ.ም የተላላፊ ባንክ መከላከያ የተከተሉ ሰዎች ብዛት በክፍሉ ሀገርና በከተባተ ዓይነት	227

ክፍል አ. ስለ ተምህርት

መገለጫ 228

ሠንጠረዦች:

- አ. 1 - የተምህርት ቤቶች፣ መምህራን፣ ተግራፆችና የመግሪያ ክፍሎች ብዛት በተምህርት ቤቶች
 9ይዘት 232
- አ. 2 - የሙዘገቡት ተግራፆች ብዛት በክፍል ደረጃና በተምህርት ቤት 9ይዘት 233
- አ. 3 - የሙዘገቡ ተግራፆች ብዛት በክፍል ደረጃና በፆታ 234
- አ. 4 - ለ የተምህርት ቤት፣ መምህርና መግሪያ ክፍል የሚደርሰው የተግራፆች መከሰላኛ ብዛት ... 235
- አ. 5 - የተግራፆች ብዛት በጾታና በተምህርት ቤት 9ይዘት 236
- አ. 6 - የወገድና የሲት ተግራፆች ብዛት በፐርሰንት 237
- አ. 7 - በውገጃት ተ/ቤቶች የሙዘገቡት ተግራፆች ብዛት በክፍል ደረጃ 238
- አ. 8 - ለውገጃት ተምህርት ቤቶች የተደረገ ወጪ፣ / የገሰርሲቲውን አይወጥርም/ 239
- አ. 9 - በአገደኛና በቀለም ሁለተኛ ደረጃ ተምህርት ቤቶች የሙዘገቡት ተግራፆች በክፍል ሀገርና
 በተምህርት ቤት 9ይዘት 240
- አ.10 /ሀ/ - ከአኳስ አበባ የህገርሲቲና ቀርገጫኛች በልዩ ልዩ የተምህርት 9ይዘት የሙረቀ
 9ይዘት የሙረቀ 242
- አ.10 /ለ/ - በ1971 ዓ.ም ከአኳስ አበባ የህገርሲቲና ቀርገጫኛች በልዩ ልዩ የተምህርት
 9ይዘት የሙረቀ 246
- አ.11 /ሀ/ - በውጭ አገር በተምህርት ላይ ያሉ ሊት የአያውያን በሚገኙበት ሀገርና በተምህርት
 9ይዘት፣ 1967 ዓ.ም 249
- አ.11 /ለ/ - በውጭ አገር በተምህርት ላይ ያሉ ሊት የአያውያን በሚገኙበት አገርና በተምህርት
 9ይዘት፣ 1968 ዓ.ም 251
- አ.11 /ጠ/ - በውጭ አገር በተምህርት ላይ ያሉ ሊት የአያውያን በሚገኙበት አገርና በተምህርት
 9ይዘት፣ 1969 ዓ.ም 253

ክፍል ከ. ሕገና ደንብ

መገለጫ 255

ሠንጠረዦች:

- ከ. 1 - የጠበቆች ብዛት በክፍል ሀገር፣ 259
- ከ. 2 - የጠበቆች ብዛት በክፍል ስት 9ይዘትና በክፍል ሀገር፣ 1971 ዓ.ም 259
- ከ. 3 /ሀ/ - በከተማ ብሔር ክስ የቀረቡት ጉዳዮች ብዛት በውስጥና በ9ይዘት 260
- ከ. 3 /ለ/ - በ1969 ዓ.ም በከተማ ብሔር ክስ የቀረቡት ጉዳዮች ብዛት በውስጥና 9ይዘትና
 በክፍል ሀገር 260
- ከ. 3 /ጠ/ - በ1970 ዓ.ም በከተማ ብሔር ክስ የቀረቡት ጉዳዮች ብዛት በውስጥና 9ይዘትና
 በክፍል ሀገር 261
- ከ. 3 /መ/ - በ1969 ዓ.ም በከተማ ብሔር ክስ በይገባኝ የቀረቡት ጉዳዮች ብዛት በውስጥና
 9ይዘትና በክፍል ሀገር 262
- ከ. 3 /ሠ/ - በ1970 ዓ.ም በከተማ ብሔር ክስ በይገባኝ የቀረቡት ጉዳዮች ብዛት በውስጥና
 9ይዘትና በክፍል ሀገር 263
- ከ. 4 /ሀ/ - በውገጃል ክስ የቀረቡት ጉዳዮች በውስጥና 9ይዘት 264
- ከ. 4 /ለ/ - በ1969 ዓ.ም በውገጃል ክስ የቀረቡት ጉዳዮች ብዛት በውስጥና 9ይዘትና በክፍል
 ሀገር 264
- ከ. 4 /ጠ/ - በ1970 ዓ.ም በውገጃል ክስ የቀረቡት ጉዳዮች ብዛት በውስጥና 9ይዘትና በክፍል
 ሀገር 265
- ከ. 4 /መ/ - በ1969 ዓ.ም በውገጃል ክስ በይገባኝ የቀረቡት ጉዳዮች ብዛት በውስጥና 9ይዘትና
 በክፍል ሀገር 266
- ከ. 4 /ሠ/ - በ1970 ዓ.ም በውገጃል ክስ በይገባኝ የቀረቡት ጉዳዮች ብዛት በውስጥና 9ይዘትና
 በክፍል ሀገር 267
- ከ. 5 - የአሥረኛች ብዛትና የአሥራት ዘመን 268
- ከ. 6 - የአሥረኛች ብዛት በጾታና በአሥራት ዘመን፣ 1970 ዓ.ም 269

CONTENTS

	<u>Page</u>
Map of Ethiopia	
Foreword	II
Preface	III
Contents	X
Notes on the Calendar	XVII

SECTION A. LAND AND CLIMATE

Notes and definitions	1
Tables:	
A. 1 - Length of major rivers in Ethiopia	4
A. 2 - Approximate size of major lakes in Ethiopia	4
A. 3 - Height of major mountains in Ethiopia	5
A. 4 - National parks, game reserves and sanctuaries	6
A. 5 - Average annual rainfall, latitude, longitude and altitude of major weather stations	7
A. 6 - Average maximum and minimum temperatures, total rainfall of major weather stations by month	8
A. 6 - 1 Addis Ababa	8
A. 6 - 2 Asmara	8
A. 6 - 3 Bahir Dar	9
A. 6 - 4 Combolcha	9
A. 6 - 5 Debre Markos	10
A. 6 - 6 Debre Zeit	10
A. 6 - 7 Dire Dawa	11
A. 6 - 8 Goba	11
A. 6 - 9 Gore	12
A. 6 -10 Jima	12
A. 6 -11 Massawa	13
A. 6 -12 Wonji	13

SECTION B. POPULATION

Notes and definitions	15
Tables:	
B. 1 - Area, population estimate and population density by region and Awraja.	20
B. 2.1 - Total population of Ethiopia by age group and sex, 1978	23
B. 2.2 - Rural population of Ethiopia by age group and sex, 1978	23
B. 2.3 - Urban population of Ethiopia by age group and sex, 1978	24
B. 3 - Estimate of rural and urban population and average size of household by region, 1978	25
B. 4 - Towns with estimated population of 2000 and above by sex and region, 1978	26
B. 5 - Population projection of Ethiopia, 1975-2000	32

CONTENTS

	<u>Page</u>
<u>SECTION C. ARRIVALS AND DEPARTURES AND NUMBER OF FOREIGN RESIDENTS</u>	
Notes and definitions	34
Tables:	
C. 1 - Arrivals by sex, continent and purpose of entry, (Jan-Dec. 1978) ...	37
C. 2 - Monthly arrivals by sex and purpose of entry (all continents), Jan.- Dec. 1978	38
C. 3 - Departures by sex, continent and purpose of exit (Jan.-Dec. 1978)...	39
C. 4 - Monthly departures by sex and purpose of exit (all continents), Jan.- Dec. 1978	40
 <u>SECTION D. AGRICULTURE</u>	
Notes and definitions	42
Tables:	
D. 1 - Area under cultivation, yield and production of major crops	49
D. 2 - Coffee inspected by the Coffee and Tea Development and Marketing Authority by region	49
D. 3 - Coffee inspected by the Coffee and Tea Development and Marketing Authority by inspection station	50
D. 4 - Vaccine production, cattle vaccinated, and veterinary personnel	51
D. 5 - Number of Agricultural Extension personnel by administrative region	52
 <u>SECTION E. MINING</u>	
Notes and definitions	53
Tables:	
E. 1 - Mineral production, 1969/70 - 1977/78	55
E. 2 - Value of mineral production, 1969/70 - 1977/78	55
E. 3 - Investment in mining, 1974/75 - 1977/78	56
E. 4 - Source and allocation of investment fund 1974/75 - 1977/78	56
 <u>SECTION F. MANUFACTURING INDUSTRY</u>	
Notes and definitions	58
Tables:	
F. 1 - Summary of results of manufacturing industry, 1975/76 - 1977/78	62
F. 2 - Number of establishments and total employment by industrial branches 1975/76 - 1977/78	62
F. 3 - Summary of operations of manufacturing industry, 1975/76 - 1977/78 ..	63
F. 4 (a) - Number of establishments and number of persons engaged by size of establishment, 1976/77	64
F. 4 (b) - Number of establishments and number of persons engaged by size of establishment, 1977/78	65
F. 5 - Production of major manufactured articles, 1975/76 - 1977/78	66
F. 6 - Sugar production and consumption, 1962/63 - 1977/78	67
F. 7 (a) - Gross value of production by size of establishment, 1976/77	68
F. 7 (b) - Gross value of production by size of establishment, 1977/78	69
F. 8 (a) - General operations of manufacturing industries by industrial groups, 1976/77	70
F. 8 (b) - General operations of manufacturing industries by industrial groups, 1977/78	71
F. 9 - Installed generating capacity and electric energy production, 1969/70 - 1977/78	73
F.10 - Operating statistics of electricity industry (public utilities only), 1977/78	73
F.11 (a) - Fixed capital assets in electricity industry, 1976/77	74
F.11 (b) - Fixed capital assets in electricity industry, 1977/78	74
F.12 - Investment and sources of investment in electricity industry 1976/77- 1977/78	75
F.13 - Installed generating capacity and Electric Energy Production by station, 1977/78	76

CONTENTS

	<u>Page</u>
<u>SECTION G. CONSTRUCTION</u>	
Notes and definitions	77
Tables:	
G. 1 - Building permits for new constructions in Addis Ababa	78
G. 2 - Building permits for new construction in Addis Ababa, by value of buildings	78
<u>SECTION H. TRANSPORT AND COMMUNICATIONS</u>	
Notes and definitions	81
Tables:	
H. 1 - Ethiopian airlines operations	85
H. 2 - Air traffic at Addis Ababa and Asmara international airports	86
H. 3 (a) - Airtraffic at Addis Ababa international airport 1976 - 1978(Air craft movements and passengers carried)	87
H. 3 (b) - Airtraffic at Addis Ababa international airport, 1976 - 1978 (Freight and Mail carried)	88
H. 4 (a) - Airtraffic at Asmara international airport, 1976 - 1978(Air craft movement and passengers carried)	89
H. 4 (b) - Air traffic at Asmara International airport, 1976 - 1978, (Freight and Mail carried)	90
H. 5 - All weather roads by maintenance district	91
H. 6 (a) - Funds obtained for the construction of highways 1976/77 - 1978/79	92
H. 6 (b) - Use of fund by the Ethiopian Road Authority, 1976/77 - 1978/79 .	93
H. 7 - Highway transport tariff on principal roads per metric ton	93
H. 8 - Driving licences issued, 1975/76 - 1978/79	94
H. 9 (a) - Motor-vehicle accidents in Ethiopia, 1976/77 - 1978/79	95
H. 9 (b) - Motor-vehicle accidents in Addis Ababa, 1976/77 - 1978/79	95
H.10 - Operations of the Franco-Ethiopian Railway, 1976/77 - 1978/79	96
H.11 - Freight carried on the Franco-Ethiopian Railway, by type of commodity 1976/77 - 1978/79	97
H.12 - Freight rates on the Franco-Ethiopian Railway for selected import goods, 1976/77 - 1978/79	98
H.13 - Freight rates on the Franco-Ethiopian Railway for selected export goods, 1976/77 - 1978/79	99
H.14 - Traffic on the Agordat - Massawa Railway	100
H.15 - Summary of port operations statistics	100
H.16 - Operations of the Telecommunication services, 1977/78 - 1978/79	101
H.17 - Postal Services Statistics	101
<u>SECTION I. EXTERNAL TRADE</u>	
Notes and definitions	103
Tables:	
I. 1 - Total value of imports, exports and re-exports, and visible balance of trade	108
I. 2 - Value of imports and export by commodity section	109
I. 3 - Quantity and value of imports by commodity group	110
I. 4 - Quantity and value of exports by commodity group	117
I. 5 - Value of re-exports by commodity group	121
I. 6 - End-use classification of imports	124
I. 7 - Value of imports by country of origin	125

CONTENTS

	<u>Page</u>
I. 8 - Value of exports and re-exports by country of destination	126
I. 9 - Value of major commodities of imports by country of origin	127
I.10 - Value of major commodities of exports by country of destination	128
I.11 - Foreign exchange permits utilised for import by type of commodity	130
I.12 - Foreign exchange permits authorized for export by type of commodity ..	131
 <u>SECTION J. NATIONAL ACCOUNTS</u>	
Notes and definitions	134
Tables:	
J. 1 - Summary of national accounts statistics	139
J. 2 - Gross domestic product by industrial origin at current factor cost ...	140
J. 3 - Expenditure on gross national product at current market prices	141
J. 4 (a) - Central Government revenue and expenditure - current account	142
J. 4 (b) - Central Government - capital account	143
J. 5 - Gross domestic fixed capital formation, by industries and type of assets.	144
J. 6 - Rest of the world account	145
J. 7 - Gross domestic product by industrial origin at constant factor cost of 1960/61	146
 <u>SECTION K. PUBLIC FINANCE</u>	
Notes and definitions	147
Tables:	
K. 1 - Central Government revenue and expenditure	152
K. 2 - Government revenue by source	153
K. 3 - Government expenditure and its financing	154
K. 4 - Current Government expenditure	155
K. 5 - Composition of current Government expenditure by purpose and type ...	156
K. 6 - Capital expenditure by source of finance and purpose, 1977/78	158
K. 7 - Ethiopia's external debt by source and sector up to June 30, 1978	161
K. 8 - Utilization of foreign loans by purpose up to June 30, 1978 and during E.F.Y. 1977/78	162
K. 9 - Number of Municipalities by revenue group and administrative region, fiscal year 1978/79	163
K.10 - Number of Municipalities by expenditure group and administrative region, fiscal year 1978/79	164
K.11 - Summary of revenue and expenditure of municipalities by regions	165
K.12 - Revenue and expenditure of Municipalities under the Ministry of Urban Development and Housing	166
K.13 - Revenue and expenditure of Municipality of Asmara	167
K.14 - Revenue and expenditure of Municipality of Addis Ababa	168
 <u>SECTION L. BANKING AND BALANCE OF PAYMENTS</u>	
Notes and definitions	171
Tables:	
L. 1 - Consolidated statement of condition of the National Bank.....	178
L. 2 - Consolidated statement of condition of commercial banks	179
L. 3 - Statement of condition of other Financial Institutions	180
L. 4 - Size and composition of money	181
L. 5 - Selected deposit items	181
L. 6 - Circulating notes and coins by denominations	182
L. 7 - Money Supply	183

ክፍል ሀ. ምድርና አየር

የመሬትን አካል የሚገልጹት መረጃዎች ስለ ወንዞች ርዝመት፣ ስለ ጠይቆች መጠን፣ ስለ ተራራዎች ከፍ ታና፣ እንዲሁም ስለ ብሔራዊ ፓርኮችና፣ ክልሎች ስፋትና አቀማመጥ ነው። አንዳንዶቹ መረጃዎች በትክክል ተሰፍረው የተገኙ ባይሆንም የኢትዮጵያ ካርታ ሥራ ድርጅት ከታሪካዊ ምንጮች የሰበሰባቸው ናቸው።

ስለ አየር ጠባይ ሁኔታ ለብዙዎች ጣቢያዎች የረጅም ዘመን የዘናምና የአየር ጠባይ ሁኔታ መገለጫ ግንኙነት አስቸጋሪ ነው።

ሠንጠረዥ ሀ.5 የተሰለጠነ ጣቢያዎች የአየር ጠባይ አገልግሎት መሥሪያ ቤት የተሟሉ መረጃዎች ሳይቋረጥ የሚሰበሰቡባቸው ናቸው።

ሠንጠረዥ ሀ.6 የአሥራ ሁለት የተመረጡ ጣቢያዎችን የየወራትን ለነበተኛና ከፍተኛ ሙዋት በዲግሪ ሄንሪታይድና የዘናም መጠን በሚሊ ሜትር ያሳያል። ጣቢያዎቹም የተመረጡት ልዩ ልዩ የአየር ጠባይ ሁኔታ ባሉባቸው የኢትዮጵያ ክፍለ ተሀገር ነው።

SECTION A. LAND & CLIMATE

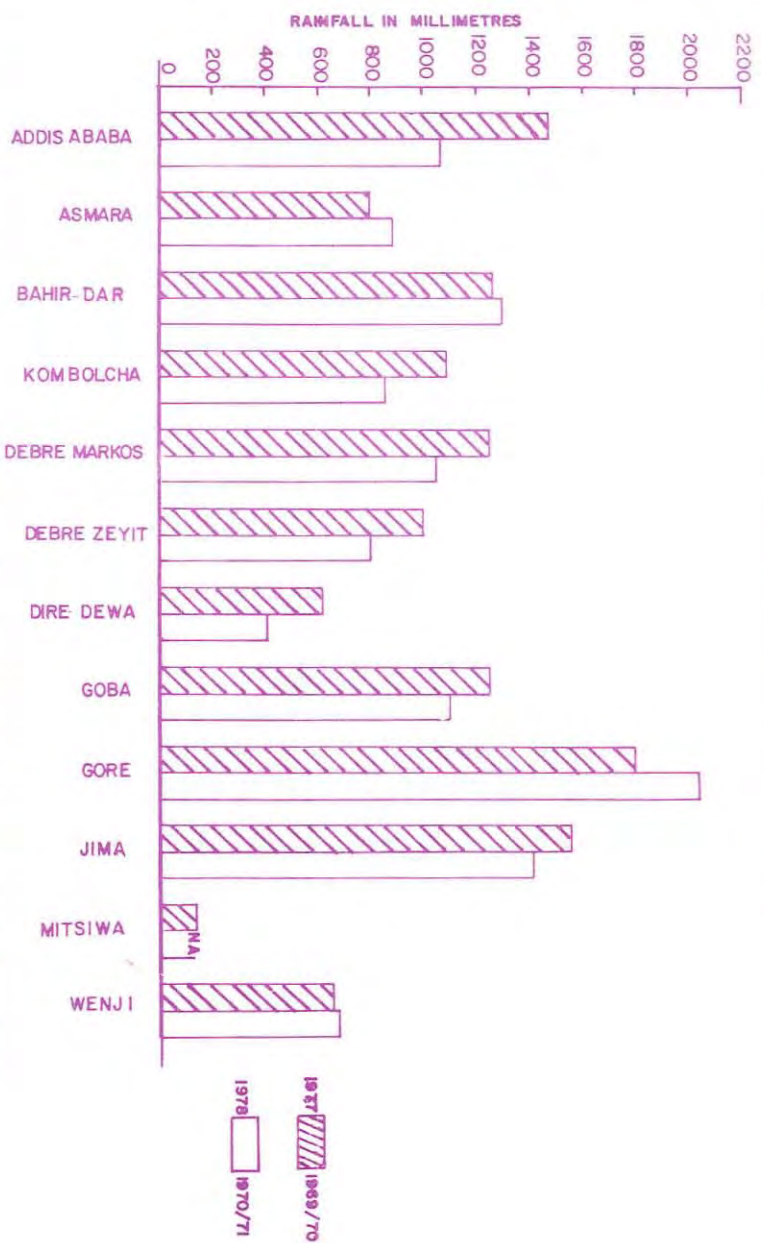
Land. The data under Land include length of rivers, size of lakes, height of mountains, location of National Parks and game reserves. Some of the information given are not based on actual measurement but have been collected from various reliable sources by the Ethiopian Mapeng Agency.

Climate: For many stations it is difficult to obtain long-term records of temperature and rainfall.

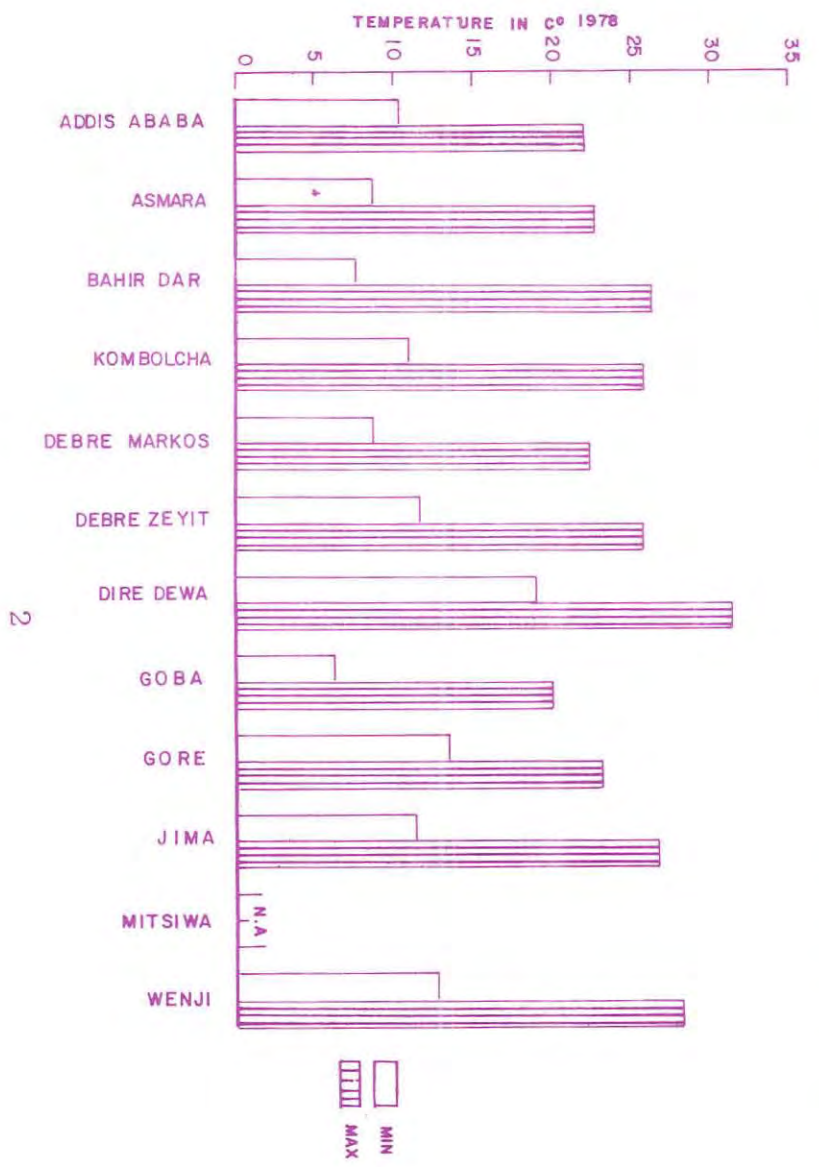
Table A.5 The stations selected are those for which the National Climatological Services supplied data contineously.

Table A.6 Gives, for twelve selected stations, monthly maximum and minimum temperatures in degrees centigrade and monthly rainfall in millimetres. The stations chosen represent the various climatological regions found in Ethiopia.

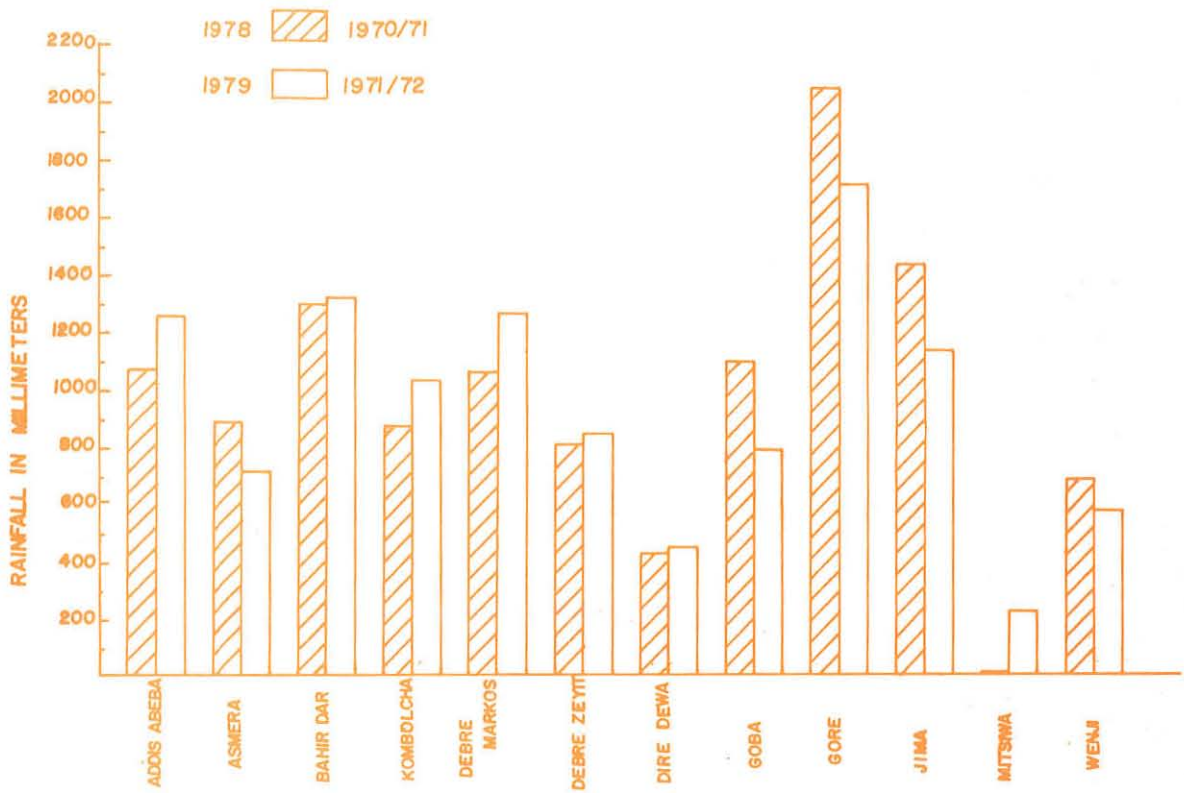
A-1 ANNUAL RAINFALL IN SELECTED STATIONS



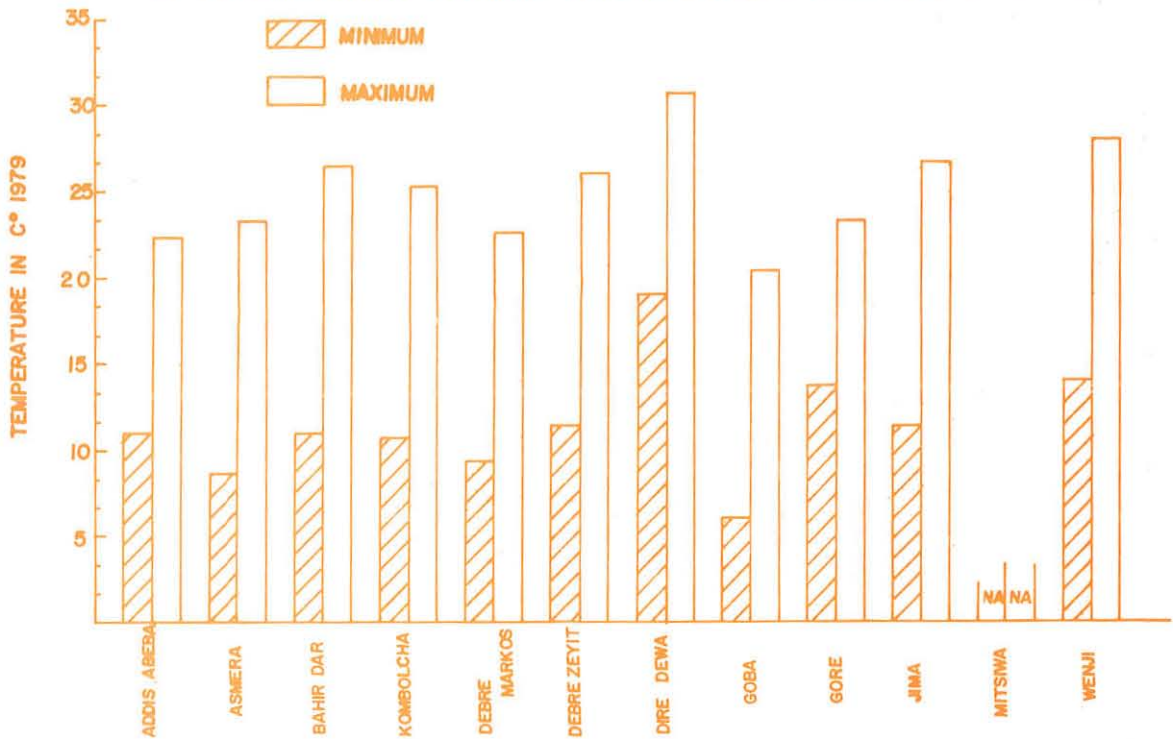
A-2 MAXIMUM AND MINIMUM TEMPERATURE IN SELECTED STATIONS



A-3 ANNUAL RAINFALL IN SELECTED STATIONS



A-4 MAXIMUM AND MINIMUM TEMPERATURE IN SELECTED STATIONS



የሊት የአያ ዋና ዋና ወንዞች ርዝመት
LENGTH OF MAJOR RIVERS IN ETHIOPIA

ሠንጠረዥ ሀ.1 TABLE A.1

የወንዝ ስም	ርዝመት በኪሎ ሜትር			NAME OF RIVER
	ጠቅላላ	ሊት የአያ ውስጥ	በሊት የአያ ውጭ	
አባይ	1,450	800	650	ABAY
ዋቤ ሸበሌ	1,130	1,000	130	WABI SHEBELE
ገናሌ	858	480	378	GENALE
አዋሽ	1,200	1,200	-	AWASH
ሎሞ	760	760	-	OMO
ተክጼ	608	608	-	TEKEZE
መረብ	440	440	-	MEREB
ባር	277	277	-	BARO
አንገረብ	220	220	-	ANGEREB
	TOTAL	INSIDE ETHIOPIA	OUTSIDE ETHIOPIA	NAME OF RIVER
LENGTH IN KM.				

የሊት የአያ ዋና ዋና የሰይጣን መጠን ገምት
APPROXIMATE SIZE OF MAJOR LAKES IN ETHIOPIA

ሠንጠረዥ ሀ.2 TABLE A.2

የሰይጣን ስም	ርዝመት በኪሎ ሜትር	ወርድ በኪሎ ሜትር	ስፋት በኪሎ ሜትር ካሬ	ከፍተኛ ጥለቀት በሜትር	ከፍታ በሜትር	NAME OF LAKES
አባያ	60	20	1,160	13	1,268	ABAYA
አቢያታ	17	15	205	14	1,573	ABIYATA
አሸንጌ	5	4	20	25	2,409	ASHENGE
አዋሻ	16	9	129	10	1,708	AWASA
ቢሾፍታ	85	...	BISHOFTU
ሞሞ	26	22	551	10	1,235	CHAMO
ሐይቀ	7	5	35	23	2,030	HAYK
ቀታ	20	15	250	9	...	KOKA
ሳንጋና	18	16	230	46	1,585	LANGANO
ሻላ	28	12	409	250	1,567	SHALA
ጣና	70	60	3,600	9	1,840	TANA
ዝዋይ	25	20	434	4	1,846	ZIWAY
	LENGTH (KM)	WIDTH (KM)	AREA (KM ²)	MAXIMUM DEPTH (M)	ALTITUDE (M)	NAME OF LAKES

የኢትዮጵያ ዋና ዋና ተራራዎች ከፍታ
HEIGHT OF MAJOR MOUNTAINS IN ETHIOPIA

ሠንጠረዥ ሀ.3 TABLE A.3

የተራራው ስም	ክፍለ ሀገር	ከፍታው በሜትር		
ራስ ጎሽጎ	ጉንደር	4550	RAS DASHEN	GONDER
ላገዳ	ጉንደር	4532	LAGEDA	GONDER
አናሉ	ጉንደር	4480	ANALU	GONDER
ወይኖብር	ጉንደር	4472	WEYNOBER	GONDER
አባ ያራይ	ጉንደር	4460	ABA YARED	GONDER
ጠፋው ለHC	ጉንደር	4456	TEFAWLEZER	GONDER
ቧሂት	ጉንደር	4437	BWAHIT	GONDER
ጫራሪ ያ	ጉንደር	4360	MESERYA	GONDER
ከራ	አርሲ	4340	KARRA	ARSSI
ባት	ባላ	4307	BATU	BALE
አገ ቀሉ	አርሲ	4300	ANKELO	ARSSI
ቦሉ	ወሉ	4300	KOLO	WELLO
ላለባላ	ወሉ	4276	LALIBELA	WELLO
ጉና	ጉንደር	4231	GUNA	GONDER
ጉን	ጋም ጉፋ	4200	GUGE	GAMO GOFFA
አቡነ-ዮሴፍ	ወሉ	4190	ABUNE YOSEF	WELLO
ሄይ	ጉንደር	4173	HEY	GONDER
ብር ሃን	ጉጃዎ	4154	BIRHAN	GOJJAM
ቦጻ	አርሲ	4133*	BEDA	ARSSI
ባሉ	ጉጃዎ	4100	TALO	GOJJAM
አምባራስ	ጉንደር	4077	AMBA RAS	GONDER
ከር ኔ	ጉጃዎ	4070	KARNI	GOJJAM
ኩራታ	ጉጃዎ	4066	URATA	GOJJAM
ጥላሉ	አርሲ	4036	CHILALO	ARSSI
አቡዩ ዮሴፍ	ሸዋ	4000	ABUYEMEDA	SHEWA
ሰጻ	ተገራይ	3988*	SEDI	TIGRAI
አምባ ፈሪት	ወሉ	3975	AMBA FERIT	WELLO
የወለ	ወሉ	3859*	YEWEL	WELLO
ከባ	አርሲ	3820*	KAKA	ARSSI
አዳ ገደለ	ወሉ	3819	ATSE GEDEL	WELLO
ጉራገ	ሸዋ	3719	GURAGE	SHEWA
ምጢ	ሸዋ	3677	WOTI	SHEWA
አም ኔም	ጉጃዎ	3664	AMONEWAS	GOJJAM
ጉጉ	አርሲ	3623	GUGU	ARSSI
አው ጻላት	ጉጃዎ	3619*	AMEDAMIT	GOJJAM
የወራ	ወሉ	3611*	YEWERA	WELLO
ደሉ	ሲዳሞ	3600	DELO	SIDAMO
አስታ ገማያ	ሸዋ	3599*	ASTA GOMAYA	SHEWA
ወገዘዘ	ሸዋ	3596*	MEGEZEE	SHEWA
አራት ወከራከር	ጉጃዎ	3577*	ARAT MEKERAKER	GOJJAM
አምባሰላ	ወሉ	3567*	AMBASEL	WELLO
ከገጅ	ጉንደር	3500	KANCHI	GONDER
አምባ	ሸዋ	3485	AMBA	SHEWA
ቦራዝ	ጉጃዎ	3476	BERAZ	GOJJAM
አባ ቀጻ	ጉጃዎ	3468	ABEKEMA	GOJJAM
ጋራውላታ	ሰረርገ	3392	GARAMULETA	HARARGE
ሰገደ	ጉጃዎ	3355	SEGEDO	GOJJAM
ባጻ ርገ	ሸዋ	3350	BADA ROGE	SHEWA
አዳ ፋሪስ	ጉንደር	3341	ATSE FARIS	GONDER
ፋጋጂ	አርሲ	3310	FAGAJI	ARSSI
ሊጋ	ጉንደር	3246	LIGA	GONDER
ዳጉላ	ጉጃዎ	3228	DAGUE	GOJJAM
ጋራጢጣ	ሰረርገ	3170	GARATITA	HARARGE
ሰባላ	ሰረርገ	3130	SABEL	HARARGE
ወከታር	ሰረርገ	3060	MUKTAR	HARARGE
ሲሪርገ	ሰረርገ	3060	SERIRTA	HARARGE
ጥፍ	ጉጃዎ	3058	CHEF	GOJJAM
ዘጃላ	ሸዋ	2989	ZIKWALA	SHEWA

HEIGHT (M) NAME OF MOUNTAIN REGION

*ከፍታው ያልተረጋገጠ

*Height Not verified.

ከኢትዮጵያ ከፍታ ሥራ ድርጅት የተገኘ ::
Source: Ethiopian Mapping Agency.

ብሔራዊ ፓርኮች፣ ክልሎችና መጠለያዎች
 NATIONAL PARKS, GAME RESERVES AND SANCTUARIES

ሠንጠረዥ ሀ.4 TABLE A.4

ብሔራዊ ፓርኮች ክልሎችና መጠለያዎች	ክፍለ ሀገር	ባዳት በኪሎ ሜትር ካረ		
ብሔራዊ ፓርኮች			NATIONAL PARKS	
አዋሽ	ሸዋ	720	AWASH	SHEWA
ሰሜን	ጉንደር	150	SIMEN	GONDER
ሰሜን ሸለቆ ጠይቆች	ሸዋ	650	RIFT VALLEY LAKES	SHEWA
አዎ	ከፋ	3,450	OMO	KEFFA
የባለ ተራራዎች	ባለ	3,000	BALE MTS.	BALE
ደንከሰ	ጠረርጓ	3,000	DANAKIL	HARARGE
ማጉ	ጋዎ ጉፋ	2,200	MAGO	GAMO GOFFA
ነጭሳር	ጋዎ ጉፋ	700	NACHISAR	GAMO GOFFA
ዳሀሳክ	አርተራ	1,500	DAHLAK	ERITREA
የጻር አራዊት ክልሎች			GAME RESERVES	
አዋሽ	ሸዋ	700	AWASH WEST	SHEWA
አሳደገ	ጠረርጓ	800	ALDEGHE	HARARGE
ባለ	ባለ	2,100	BALE	BALE
ጋምባሳ	ኢሉባቦር	10,800	GAMBELLA	ILLUBABOR
ማጉ	ጋዎ ጉፋ	3,400	MAGO	GAMO GOFFA
ገዋኔ	ጠረርጓ	800	GEWANE	HARARGE
ሚሉ-ተንዳህ	ወሎ	2,000	MILLE-TENDAHO	WELLO
ሰርዶ	ወሎ	1,000	SERDO	WELLO
ስጤፋኔ	ጋዎ ጉፋ	4,500	STEFANIE	GAMO GOFFA
ዋ	አርተራ	1,800	YOB	ERITREA
ናቆፋ	አርተራ	1,400	NAKFA	ERITREA
ዊረ	ትገራይ	600	CHIRE	TIGRAI
ጋሽ-ሰቲት	አርተራ	11,600	GASH-SETIT	ERITREA
መጠለያዎች			SANCTUARIES	
ጠረር	ጠረርጓ	6,000	HARAR	HARARGE
ያሼሎ	ሲዳሞ	1,200	YABELLO	SIDAMO
		AREA IN SQ. KM	NATIONAL PARKS, GAME RESERVES AND SANCTUARIES	REGION

ከአዋሽ፣ ከሰሜን፣ ከአዎ፣ ከሰሜን ሸለቆና ከባለ ሰባተኛ የቀረት ቦታዎች ባዳታቸው በአቀራቢያ ገምት የተሰጠ ነው።
 Area figures are approximate, except for Awash, Simen, Omo, Rift Valley Lakes and Bale.

ከገብርና ሚኒስቴር ከደገና ጻር አራዊት ጥበቃና ሰሜን መደራደሪያ የተገኘ።
 Source: Ministry of Agriculture, Forestry and Wild Life Protection and Development Department.

የዋና ዋና የአየር ምርመራ ጣቢያዎች ላቲቲውድ፣ ሎንግቲውድ፣ ከፍታና የዘናም መጠን
 AVERAGE ANNUAL RAINFALL, LATITUDE, LONGITUDE AND ALTITUDE OF MAJOR WEATHER STATIONS

ሠንጠረዥ ሀ.5 TABLE A.5

የምርመራ ጣቢያ	ላቲቲውድ*	ሎንግቲውድ**	ከፍታው / በሜትር /	ማዕከላዊ የዘናም መጠን / በሚሊ ሜትር /	የዓመት ብዛት	የዘናም መጠን / በሚሊ ሜትር /		STATION
						የከፍተኛው ዓመት	የከፍተኛው ዓመት	
አዲስ አበባ	09°02'	38°44'	2408	1155.5	34	1481.7(1977)	902.2(1953)	ADDIS ABABA
አሥመራ	15°17'	38°55'	2325	520.3	48	797.2(1977)	208.7(1969)	ASMARA
አሰብ	13°01'	42°43'	11	50.8	25	157.3(1967)	0.1(1965)	ASSAB
ባሕር ጎር	11°36'	37°25'	1802	1477.9	18	2036.7(1973)	1065.9(1965)	BAHIRDAR
ኮምቦሊቻ	11°94'	39°45'	1903	1069.1	26	1301.0(1964)	667.5(1973)	COMBOLCHA
ደብረ ማር ቶስ	10°22'	37°43'	2509	1345.1	25	1935.4(1958)	1053.0(1978)	DEBRE MARKOS
ደብረ ዘይት	08°44'	38°58'	1850	856.7	27	1268.7(1966)	378.1(1952)	DEBRE ZEIT
ድረ ጎረቤት	09°45'	41°52'	1160	622.8	27	902.5(1967)	387.2(1965)	DIRE DAWA
ጎረቤት	08°10'	35°25'	2002	2401.4	26	3448.6(1969)	1633.0(1968)	GORE
ጅማ	07°39'	36°50'	1740	1493.0	24	2077.6(1963)	1130.1(1979)	JIMMA
ሙሉ ጎረቤት	15°36'	39°28'	5	197.8	27	633.1(1975)	50.0(1960)	MASSAWA
ወንጌ	08°31'	39°15'	1500	798.8	28	1176.0(1958)	479.0(1974)	WENJI
	LATI-TUDE*	LONGI-TUDE**	ALTITUDE (meters)	AVERAGE RAINFALL (Milli-Metres)	NO. OF YEARS	THE HIGHEST YEAR	THE LOWEST YEAR	
						RAINFALL (in millimetres)		

ዓስተዳደር፡ በዓገና ውስጥ የተመለከተ ባዕዳት ምህረት በአውሮፓውያን የዘመን ለቅጣጠር ናቸው።

NOTE: The years shown in brackets are in Gregorian Calendar.

*ከምድር ሰቅ በሰተሰላን
 *North of Equator

**ከጎረቤት ዊቸ በሰተሰላን
 **East of Greenwich

በተራጎስፖርት ሰውገናኛ ሚኒስቴር፣ ከአየር ተራጎስፖርት ባለሥልጣን የአየር ምርመራ አገልግሎት የተገኘ።

Source: Ministry of Transport and Communication, Civil Aviation Authority, Meteorological Service.

የዋና ዋና የአየር ጾርመራ ጠቢያዎች ማዕከላዊ፣ ከፍተኛና ዝቅተኛ የአየር ጠባይ ሁኔታ፣ የዘመናዊ ጠቅላላ መጠን በወር
 AVERAGE, MAXIMUM AND MINIMUM TEMPERATURES, TOTAL RAINFALL OF MAJOR WEATHER STATIONS BY MONTH

አዲስ አበባ
 ADDIS ABABA

ሠንጠረዥ ሀ.6.1 TABLE A.6.1

ወር	1969/70			1970/71			1971/72			MONTH
	የአየር ጾርመት		የዘርፍ መጠን	የአየር ጾርመት		የዘርፍ መጠን	የአየር ጾርመት		የዘርፍ መጠን	
	ከፍተኛ	ዝቅተኛ		ከፍተኛ	ዝቅተኛ		ከፍተኛ	ዝቅተኛ		
ጥር	21.4	10.4	55.8	22.5	8.0	2.1	20.9	10.6	127.9	JANUARY
የካቲት	22.3	10.3	40.0	22.8	10.7	63.3	23.2	10.7	19.1	FEBRUARY
መጋቢት	23.4	10.6	68.0	22.7	11.2	30.8	23.6	11.3	73.6	MARCH
ዲያርሜ	24.4	11.8	65.9	23.6	11.9	80.3	23.4	11.9	84.9	APRIL
ገንቦት	23.2	12.0	146.0	23.5	11.7	30.8	24.3	13.1	103.4	MAY
ሰኔ	21.7	11.5	154.6	22.3	11.2	115.7	23.6	11.5	143.7	JUNE
ጥምረት	20.1	11.1	255.3	19.3	11.3	208.1	21.0	11.7	316.8	JULY
ክርክር	20.3	11.3	288.8	20.4	11.1	361.3	20.4	11.7	183.0	AUGUST
መስከረም	20.2	11.1	133.6	19.8	11.0	111.0	21.5	11.7	172.6	SEPTEMBER
ኅዳር	21.0	11.1	272.5	21.0	9.6	60.9	22.7	10.8	14.6	OCTOBER
ከሐምሌ	21.1	9.0	1.2	22.1	7.9	0.0	22.9	8.8	0.0	NOVEMBER
መስከረም	21.8	7.9	0.0	22.2	9.1	3.4	23.0	9.1	16.3	DECEMBER
የዓመት	21.7	10.7	1481.7	21.9	10.4	1067.7	22.5	11.1	1255.9	ANNUAL
	MAX.	MIN.	RAIN	MAX.	MIN.	RAIN	MAX.	MIN.	RAIN	MONTH
	TEMPERATURE			TEMPERATURE			TEMPERATURE			
	1977			1978			1979			

አሥመራ
 ASMARA

ሠንጠረዥ ሀ.6.2 TABLE A.6.2

ወር	1969/70			1970/71			1971/72			MONTH
	የአየር ጾርመት		የዘርፍ መጠን	የአየር ጾርመት		የዘርፍ መጠን	የአየር ጾርመት		የዘርፍ መጠን	
	ከፍተኛ	ዝቅተኛ		ከፍተኛ	ዝቅተኛ		ከፍተኛ	ዝቅተኛ		
ጥር	21.9	4.8	0.0	22.9	4.9	0.0	22.6	3.6	13.2	JANUARY
የካቲት	22.6	6.1	0.0	24.1	5.2	0.0	24.1	5.9	0.0	FEBRUARY
መጋቢት	24.6	8.0	39.7	25.8	8.0	11.8	25.9	6.9	0.0	MARCH
ዲያርሜ	26.1	7.8	0.0	25.2	10.7	97.5	24.8	10.5	26.1	APRIL
ገንቦት	24.7	11.0	25.8	X	X	X	24.8	11.5	41.9	MAY
ሰኔ	24.3	12.4	102.5	24.8	12.0	55.0	25.2	11.3	50.4	JUNE
ጥምረት	20.9	12.3	213.1	19.3	11.7	395.5	23.0	11.2	324.6	JULY
ክርክር	20.8	11.4	263.4	20.7	11.2	261.7	21.6	11.3	142.3	AUGUST
መስከረም	22.0	9.7	65.4	22.5	8.5	0.8	22.9	8.9	41.1	SEPTEMBER
ኅዳር	21.8	9.1	66.7	21.7	9.0	5.2	22.0	9.4	66.9	OCTOBER
ከሐምሌ	21.8	7.6	0.0	21.7	8.6	49.7	21.3	7.5	0.0	NOVEMBER
መስከረም	21.2	7.9	20.6	22.0	6.3	12.4	23.0	6.1	3.5	DECEMBER
የዓመት	22.7	9.0	797.2	(22.8)	(8.7)	(889.6)	23.4	8.7	710.0	ANNUAL
	MAX.	MIN.	RAIN	MAX.	MIN.	RAIN	MAX.	MIN.	RAIN	MONTH
	TEMPERATURE			TEMPERATURE			TEMPERATURE			
	1977			1978			1979			

ወረዳ አለ ተገኝም

X = Data not available

ወረዳው የተዳላ ባይሆንም ተከበረ እንደሆነ ታስቧል ::

() = Data are incomplete, but assumed to be representative.

የዘርፍ መጠን - የዘርፍ መጠን የተጠቀሰ በሚሊሜትር ነው :: የአየር ጾርመት የተጠቀሰ በሚሊሜትር ነው ::

Note - The amount of Rainfall is given in millimetres. Temperature is given in degrees centigrade.

የዋና ዋና የአየር ጾርጫ ጠቢቃዎች ማህበላዊ፣ ከፍ ተኛና ዝቅተኛ የአየር ጠባይ ሁኔታ፣ የዘርፍ ጠቅላላ መጠን በወር
 AVERAGE, MAXIMUM AND MINIMUM TEMPERATURES, TOTAL RAINFALL OF MAJOR WEATHER STATIONS BY MONTH

ባሕር ጎር
 BAHIR DAR

ሠንጠረዥ ሀ.6.3 TABLE A.6.3

ወር	1969/70			1970/71			1971/72			MONTH
	የአየር ጾርጫ			የአየር ጾርጫ			የአየር ጾርጫ			
	ከፍ ተኛ	ዝቅተኛ	የዘርፍ መጠን	ከፍ ተኛ	ዝቅተኛ	የዘርፍ መጠን	ከፍ ተኛ	ዝቅተኛ	የዘርፍ መጠን	
ጥር	25.4	3.4	0.0	26.5	4.2	0.0	25.6	4.6	9.9	JANUARY
የካቲት	27.1	4.9	0.0	27.1	5.4	0.0	27.2	X	0.0	FEBRUARY
መጋቢት	29.4	11.0	6.0	28.6	7.5	9.4	29.3	X	0.1	MARCH
ግንቦት	29.4	7.3	0.0	29.2	11.8	67.9	29.8	12.8	1.3	APRIL
ግንቦት	28.1	11.6	43.0	28.3	11.2	41.1	27.8	X	97.1	MAY
ሰኔ	25.3	12.0	229.6	26.0	10.4	266.7	26.4	X	180.2	JUNE
ሰኔ	23.8	11.5	358.6	22.9	8.3	350.0	24.3	14.0	463.4	JULY
ነሴር	23.5	11.2	257.4	23.9	8.4	212.4	24.1	13.8	284.2	AUGUST
መስከረም	25.0	10.5	147.2	24.8	6.3	200.8	24.9	13.1	163.2	SEPTEMBER
ጥቅምት	25.4	11.4	197.9	24.8	4.4	123.2	26.3	12.9	110.3	OCTOBER
ሀገር	25.6	7.4	15.0	26.2	7.3	23.9	26.5	9.3	0.1	NOVEMBER
ታህሣሥ	25.9	6.5	4.8	25.9	5.6	0.1	26.2	7.8	0.2	DECEMBER
የዓመት	26.2	9.1	1259.5	26.2	7.6	1295.5	26.5	(11.0)	1310.0	ANNUAL
	MAX.	MIN.	RAIN	MAX.	MIN.	RAIN	MAX.	MIN.	RAIN	MONTH
	TEMPERATURE			TEMPERATURE			TEMPERATURE			
	1977			1978			1979			

ኮምቦላቻ
 COMBOLCHA

ሠንጠረዥ ሀ.6.4 TABLE A.6.4

ወር	1969/70			1970/71			1971/72			MONTH
	የአየር ጾርጫ			የአየር ጾርጫ			የአየር ጾርጫ			
	ከፍ ተኛ	ዝቅተኛ	የዘርፍ መጠን	ከፍ ተኛ	ዝቅተኛ	የዘርፍ መጠን	ከፍ ተኛ	ዝቅተኛ	የዘርፍ መጠን	
ጥር	22.3	10.5	24.7	24.4	7.2	0.0	21.4	11.4	86.1	JANUARY
የካቲት	23.2	8.7	7.7	24.2	9.4	33.4	23.6	11.2	82.1	FEBRUARY
መጋቢት	26.0	10.5	98.7	25.6	11.0	50.3	25.3	12.4	81.2	MARCH
ግንቦት	26.5	11.4	65.2	27.1	11.2	41.0	27.2	11.9	29.0	APRIL
ግንቦት	27.1	12.4	129.8	28.9	12.5	36.5	27.3	13.0	77.1	MAY
ሰኔ	29.4	13.5	13.1	30.3	14.0	6.8	X	X	77.0	JUNE
ሰኔ	27.4	12.0	319.8	26.7	12.2	259.0	28.4	12.9	209.8	JULY
ነሴር	25.3	12.1	252.2	26.2	11.9	219.1	26.0	12.4	209.3	AUGUST
መስከረም	25.4	11.5	102.1	25.8	11.0	125.8	25.2	11.2	109.2	SEPTEMBER
ጥቅምት	23.3	10.6	61.3	23.4	11.4	32.3	24.9	8.5	50.3	OCTOBER
ሀገር	23.1	7.4	10.0	23.8	9.2	10.0	24.2	5.0	0.7	NOVEMBER
ታህሣሥ	23.8	7.4	7.3	22.4	9.5	43.2	24.6	9.2	8.0	DECEMBER
የዓመት	25.2	10.7	1,091.9	25.7	10.9	857.4	(25.3)	(10.8)	1019.8	ANNUAL
	MAX.	MIN.	RAIN	MAX.	MIN.	RAIN	MAX.	MIN.	RAIN	MONTH
	TEMPERATURE			TEMPERATURE			TEMPERATURE			
	1977			1978			1979			

ወረጃው የተጻፈ ባይሆንም ተከታታይ እንደሆነ ታስቦል ::
 (-) = Data are incomplete, but assumed to be representative

ወረጃ ለሌላው አይገኝም
 X = Data not available.

የዋና ዋና የአየር ስርዓት ጠቅላላ ማዕከላዊ፣ ከፍተኛ፣ ዝቅተኛና የአየር ጠባቂ፣ ሁኔታ የዘርፍ ጠቅላላ መጠን ጠባቂ
 AVERAGE, MAXIMUM AND MINIMUM TEMPERATURES, TOTAL RAINFALL OF MAJOR WEATHER STATIONS BY MONTH

ደብረ ጣር ቀስ
 DEBRE MARKOS

ሠንጠረዥ ሀ.6.5 TABLE A.6.5

ወር	1969/70			1970/71			1971/72			MONTH
	የአየር ስርዓት		የዘርፍ መጠን	የአየር ስርዓት		የዘርፍ መጠን	የአየር ስርዓት		የዘርፍ መጠን	
	ከፍተኛ	ዝቅተኛ		ከፍተኛ	ዝቅተኛ		ከፍተኛ	ዝቅተኛ		
ጥር	23.2	8.0	13.1	23.8	7.2	2.1	21.8	8.0	30.9	JANUARY
የካቲት	24.2	8.7	30.7	25.3	8.4	0.0	24.2	8.7	38.0	FEBRUARY
መጋቢት	24.8	10.3	52.3	25.9	10.0	21.7	25.1	10.4	29.2	MARCH
ግንባታ	26.1	10.2	0.4	25.4	11.7	37.0	25.9	11.3	14.5	APRIL
ገንቦት	23.5	10.4	175.7	24.1	10.1	30.1	24.0	10.8	104.3	MAY
ሰኔ	20.2	10.0	156.7	21.3	9.7	128.9	21.9	10.5	125.0	JUNE
ጥቅምት	18.7	9.9	284.2	17.8	9.9	229.3	19.2	10.1	352.9	JULY
ክብረት	19.0	9.8	188.8	19.1	9.6	236.3	19.7	10.2	244.2	AUGUST
መስከረም	20.1	9.2	182.1	20.1	8.7	219.0	19.7	8.6	265.9	SEPTEMBER
ጥቅምት	20.6	10.0	144.6	21.0	8.4	98.3	22.3	6.8	46.3	OCTOBER
ህዳር	21.5	7.2	10.8	22.0	4.1	13.2	23.0	7.9	0.1	NOVEMBER
ታህሣሥ	22.6	7.3	9.1	22.3	7.5	37.1	23.8	7.8	1.4	DECEMBER
የዓመት	22.0	9.3	1248.5	22.3	8.8	1053.0	22.6	9.3	1252.7	ANNUAL
	MAX.	MIN.	RAIN	MAX.	MIN.	RAIN	MAX.	MIN.	RAIN	MONTH
	TEMPERATURE			TEMPERATURE			TEMPERATURE			
	1977			1978			1979			

ደብረ ዘይት
 DEBRE ZEIT

ሠንጠረዥ ሀ.6.6 TABLE A.6.6

ወር	1969/70			1970/71			1971/72			MONTH
	የአየር ስርዓት		የዘርፍ መጠን	የአየር ስርዓት		የዘርፍ መጠን	የአየር ስርዓት		የዘርፍ መጠን	
	ከፍተኛ	ዝቅተኛ		ከፍተኛ	ዝቅተኛ		ከፍተኛ	ዝቅተኛ		
ጥር	24.6	9.7	43.1	25.8	7.9	1.4	24.5	11.5	77.7	JANUARY
የካቲት	25.9	9.7	1.0	25.3	11.3	69.0	26.8	10.9	0.0	FEBRUARY
መጋቢት	27.4	12.5	87.7	27.1	12.8	34.5	27.2	12.2	54.7	MARCH
ግንባታ	27.5	12.7	90.2	28.2	13.8	47.4	29.3	12.9	12.2	APRIL
ገንቦት	27.2	12.8	57.6	28.4	12.1	28.5	27.9	13.0	76.0	MAY
ሰኔ	26.3	12.2	101.3	26.9	11.8	133.7	26.9	12.4	110.9	JUNE
ጥቅምት	23.6	13.0	222.8	22.9	13.7	132.3	24.0	12.6	224.9	JULY
ክብረት	23.8	12.2	202.7	24.2	13.1	191.1	24.2	12.7	187.6	AUGUST
መስከረም	24.7	11.1	82.2	24.6	11.7	122.3	25.0	12.3	83.8	SEPTEMBER
ጥቅምት	26.5	11.0	112.7	25.6	10.7	24.6	26.2	10.5	12.6	OCTOBER
ህዳር	23.7	9.2	3.4	X	X	13.1	26.2	8.1	0.0	NOVEMBER
ታህሣሥ	25.1	8.3	0.0	25.2	9.4	0.1	26.1	9.2	0.0	DECEMBER
የዓመት	25.5	11.2	1004.7	(25.8)	(11.7)	798.0	26.1	11.5	840.4	ANNUAL
	MAX.	MIN.	RAIN	MAX.	MIN.	RAIN	MAX.	MIN.	RAIN	MONTH
	TEMPERATURE			TEMPERATURE			TEMPERATURE			
	1977			1978			1979			

መረጃ ለሌላ ተገኝቶ
 X= Data not available

መረጃው የተጻፈው ስለሆነም ተከክል ለገይህ ታስቦ ::
 ()= Data are incomplete, but assumed to be representative.

የዋና ዋና የአየር ጾርጫ ጠቢያዎች ማዕከላዊ፣ ከፍ ተኛና ዝቅተኛ የአየር ጠባይ ሁኔታ፣ የዘርጭ ጠቅላላ መጠን በወር
 AVERAGE, MAXIMUM AND MINIMUM TEMPERATURES, TOTAL RAINFALL OF MAJOR WEATHER STATIONS BY MONTH

ድረ ገጽ
 DIRE DAWA

ሠገጠረዥ ሀ.6.7 TABLE A.6.7

ወር	1969/70			1970/71			1971/72			የዘርጭ መጠን	MONTH
	የአየር ጾርጫ		የዘርጭ መጠን	የአየር ጾርጫ		የዘርጭ መጠን	የአየር ጾርጫ		የዘርጭ መጠን		
	ከፍ ተኛ	ዝቅተኛ		ከፍ ተኛ	ዝቅተኛ		ከፍ ተኛ	ዝቅተኛ			
ጥር	27.9	17.1	33.4	29.3	14.9	0.0	25.2	16.1	62.5	JANUARY	
የካቲት	28.9	14.9	0.4	28.8	17.0	159.7	27.6	16.7	0.0	FEBRUARY	
መጋቢት	32.1	17.5	32.8	30.4	18.9	12.7	30.4	18.4	60.1	MARCH	
ግንቦት	31.8	19.6	123.6	33.4	21.3	19.1	33.2	20.7	2.9	APRIL	
ሰኔ	33.2	21.1	56.1	34.0	22.2	10.3	32.0	21.0	41.4	MAY	
ጠቃላ	34.0	22.2	19.3	35.6	22.6	6.5	34.3	22.6	11.5	JUNE	
ሃምሌ	33.3	21.3	69.6	31.6	20.2	75.3	33.1	21.5	71.5	JULY	
ነሐሴ	33.8	20.7	149.8	32.2	20.5	88.7	31.9	20.9	58.3	AUGUST	
መስከረም	32.4	20.7	45.3	32.2	20.1	0.0	32.5	21.0	39.4	SEPTEMBER	
ጥቅምት	30.6	19.4	88.5	31.3	18.4	41.5	31.4	19.3	0.0	OCTOBER	
ሀገር	29.1	16.6	0.0	29.2	15.9	0.0	29.9	15.3	0.0	NOVEMBER	
ታህሣሥ	29.0	15.0	0.0	29.0	15.0	0.0	28.6	16.0	94.3	DECEMBER	
የዓመት	31.4	18.8	618.8	31.4	18.9	413.8	30.8	19.1	441.9	ANNUAL	
	MAX.	MIN.	RAIN	MAX.	MIN.	RAIN	MAX.	MIN.	RAIN	MONTH	
	TEMPERATURE			TEMPERATURE			TEMPERATURE				
	1977			1978			1979				

ገባ
 GOBA

ሠገጠረዥ ሀ.6.8 TABLE A.6.8

ወር	1969/70			1970/71			1971/72			የዘርጭ መጠን	MONTH
	የአየር ጾርጫ		የዘርጭ መጠን	የአየር ጾርጫ		የዘርጭ መጠን	የአየር ጾርጫ		የዘርጭ መጠን		
	ከፍ ተኛ	ዝቅተኛ		ከፍ ተኛ	ዝቅተኛ		ከፍ ተኛ	ዝቅተኛ			
ጥር	19.3	6.5	66.1	20.7	3.2	10.6	18.3	5.8	78.4	JANUARY	
የካቲት	20.0	5.4	78.6	20.3	5.7	106.3	20.5	5.7	20.0	FEBRUARY	
መጋቢት	20.5	6.6	26.8	20.7	7.4	51.8	21.5	5.9	78.7	MARCH	
ግንቦት	19.9	8.6	119.2	20.4	7.3	119.1	20.1	7.3	83.7	APRIL	
ሰኔ	20.4	7.9	129.4	20.7	7.5	146.0	21.1	7.7	108.0	MAY	
ጠቃላ	21.1	7.6	51.9	21.6	7.6	37.8	19.0	6.2	75.0	JUNE	
ሃምሌ	20.4	7.9	140.5	19.3	7.0	143.1	21.2	6.6	8.33	JULY	
ነሐሴ	19.6	6.9	75.1	20.4	6.8	172.0	20.3	6.3	77.5	AUGUST	
መስከረም	18.9	7.6	169.1	19.4	6.7	71.3	20.3	6.9	77.0	SEPTEMBER	
ጥቅምት	17.1	8.9	263.6	17.6	7.1	129.1	18.8	6.6	83.7	OCTOBER	
ሀገር	18.0	5.9	126.6	18.3	4.4	102.3	20.2	4.2	8.5	NOVEMBER	
ታህሣሥ	19.8	4.1	2.6	19.7	4.1	2.0	21.8	4.1	4.1	DECEMBER	
የዓመት	19.6	7.0	1,249.5	19.9	6.2	1091.4	20.3	6.1	777.9	ANNUAL	
	MAX.	MIN.	RAIN	MAX.	MIN.	RAIN	MAX.	MIN.	RAIN	MONTH	
	TEMPERATURE			TEMPERATURE			TEMPERATURE				
	1977			1978			1979				

ወረዳ ለሰጠው
 X= Data not available

ወረዳው የተሟላ ባይሆንም ተከታሪ እንደሆነ ታስቦ ።
 ()= Data are incomplete, but assumed to be representative

የዋና ዋና የአየር ጾርጫ ጣቢያዎች ማዕከላዊ፣ ከፍ ተኛና ዝቅተኛ የአየር ጠባይ ሁኔታ፣ የዘርጭ ጠቅላላ መጠን በወር
 AVERAGE, MAXIMUM AND MINIMUM TEMPERATURES, TOTAL RAINFALL OF MAJOR WEATHER STATIONS BY MONTH

ጌ
 GORE

ሠንጠረዥ ሀ.6.9 TABLE A.6.9

ወር	1969/70			1970/71			1971/72			
	የአየር ጭቀት		የዘርጭ መጠን	የአየር ጭቀት		የዘርጭ መጠን	የአየር ጭቀት		የዘርጭ መጠን	
	ከፍ ተኛ	ዝቅተኛ		ከፍ ተኛ	ዝቅተኛ		ከፍ ተኛ	ዝቅተኛ		
ጥር	23.5	13.9	16.8	24.6	13.7	52.5	22.8	13.5	53.2	JANUARY
የካቲት	25.3	14.1	34.8	26.0	15.4	0.0	25.0	14.5	17.5	FEBRUARY
ጳጉሜ	24.4	13.3	127.6	26.2	15.3	88.9	26.2	15.2	74.4	MARCH
ጥቅምት	25.5	15.5	13.3	24.3	14.1	263.5	26.1	14.9	49.2	APRIL
ግንቦት	23.9	13.6	219.6	22.7	13.1	165.7	23.0	13.9	179.8	MAY
ሰኔ	21.6	12.6	292.8	21.6	13.0	237.0	21.7	12.7	335.0	JUNE
ሰኞ	20.0	13.1	208.4	20.4	12.9	288.4	20.4	13.0	260.1	JULY
ክብረት	20.7	12.6	284.1	20.7	12.8	308.5	21.1	13.4	305.0	AUGUST
መስከረም	21.7	12.7	271.0	21.4	12.0	257.7	22.0	13.0	206.4	SEPTEMBER
ኅዳር	22.3	13.4	182.7	22.4	13.1	274.1	23.3	13.4	131.5	OCTOBER
ገብረመስቀል	22.7	13.6	93.3	22.9	13.0	50.8	23.9	14.2	37.2	NOVEMBER
ጊኦርጊያ	23.1	13.5	65.2	23.4	13.7	57.7	X	X	54.5	DECEMBER
የዓመት	22.9	13.5	1809.6	23.1	13.5	2044.8	23.2	13.8	1703.8	ANNUAL
	MAX.	MIN.	RAIN	MAX.	MIN.	RAIN	MAX.	MIN.	RAIN	MONTH
	TEMPERATURE			TEMPERATURE			TEMPERATURE			
	1977			1978			1979			

ጊጫ
 JIMMA

ሠንጠረዥ ሀ.6.10 TABLE A.6.10

ወር	1969/70			1970/71			1971/72			
	የአየር ጭቀት		የዘርጭ መጠን	የአየር ጭቀት		የዘርጭ መጠን	የአየር ጭቀት		የዘርጭ መጠን	
	ከፍ ተኛ	ዝቅተኛ		ከፍ ተኛ	ዝቅተኛ		ከፍ ተኛ	ዝቅተኛ		
ጥር	27.0	11.1	73.4	29.1	5.2	4.7	26.5	10.2	32.4	JANUARY
የካቲት	27.4	11.6	55.5	28.7	9.7	42.3	26.9	11.0	119.1	FEBRUARY
ጳጉሜ	28.9	11.0	73.0	29.8	12.0	42.2	28.2	11.4	98.9	MARCH
ጥቅምት	29.9	11.2	15.6	28.7	12.8	148.2	28.4	10.9	81.6	APRIL
ግንቦት	28.5	12.1	138.5	26.5	13.0	194.0	27.1	13.1	107.7	MAY
ሰኔ	25.3	13.1	200.3	25.1	13.4	224.7	25.9	13.3	157.7	JUNE
ሰኞ	24.0	13.0	203.2	23.2	13.8	192.6	24.2	13.3	171.3	JULY
ክብረት	24.8	13.3	274.9	24.4	13.5	224.1	24.7	13.9	144.3	AUGUST
መስከረም	25.6	13.3	202.7	24.6	12.7	184.7	25.7	13.3	123.2	SEPTEMBER
ኅዳር	26.3	13.5	265.1	25.8	12.2	61.2	26.7	11.2	86.3	OCTOBER
ገብረመስቀል	26.8	10.2	45.9	26.7	8.1	57.2	27.9	7.2	5.3	NOVEMBER
ጊኦርጊያ	27.9	8.5	14.5	26.9	9.0	37.6	28.7	8.1	22.3	DECEMBER
የዓመት	26.9	11.8	1562.6	26.6	11.3	1414.0	26.7	11.4	1130.1	ANNUAL
	MAX.	MIN.	RAIN	MAX.	MIN.	RAIN	MAX.	MIN.	RAIN	MONTH
	TEMPERATURE			TEMPERATURE			TEMPERATURE			
	1977			1978			1979			

ወረጃ ስለተገኘም
 X = Data not available

ወረጃው የተጻፈ ባይሆንም ትክክለኛ እንደሆነ ታስቦል ::
 () = Data are incomplete, but assumed to be representative.

የዋና ዋና የአየር ምርመራ ጣቢያዎች ማዕከላዊ፣ ከፍተኛና ዝቅተኛ የአየር ጠባይ ሁኔታ፣ የዘርመ ጠቀላላ መጠን ትኩረት
 AVERAGE, MAXIMUM AND MINIMUM TEMPERATURES, TOTAL RAINFALL OF MAJOR WEATHER STATIONS BY MONTH

ቆ ስ ዋ
 MASSAWA

ሠገጠረዥ ሀ.6.11 TABLE A.6.11

ወ ር	1969/70			1970/71			1971/72			MONTH
	የአየር ጠቀላላ		የዘርመ መጠን	የአየር ጠቀላላ		የዘርመ መጠን	የአየር ጠቀላላ		የዘርመ መጠን	
	ከፍተኛ	ዝቅተኛ		ከፍተኛ	ዝቅተኛ		ከፍተኛ	ዝቅተኛ		
ፕሮ	29.1	15.7	27.9	X	X	X	X	X	24.8	JANUARY
የካቲት	30.7	15.0	2.8	X	X	X	X	X	0.0	FEBRUARY
መጋቢት	32.4	17.2	6.9	X	X	X	X	X	0.1	MARCH
ጁምሃይያ	33.7	18.1	0.0	X	X	X	X	X	0.0	APRIL
ገንቦት	37.6	19.7	0.0	X	X	X	X	X	1.0	MAY
ሰኔ	41.2	22.5	0.0	X	X	X	X	X	0.0	JUNE
ሰኞ	X	X	X	X	X	X	X	X	0.0	JULY
ነሐሴ	41.6	23.2	3.9	X	X	X	X	X	1.6	AUGUST
መስከረም	38.9	22.3	11.0	X	X	X	X	X	38.0	SEPTEMBER
ጥቅምት	35.1	20.7	36.0	X	X	X	X	X	72.7	OCTOBER
ሀገር	32.7	18.6	50.5	X	X	X	X	X	0.0	NOVEMBER
ታህሣሥ	X	X	X	X	X	X	X	X	89.6	DECEMBER
የዓመት	(35.3)	(19.3)	(139.0)	X	X	X	X	X	227.8	ANNUAL
	MAX.	MIN.	RAIN	MAX.	MIN.	RAIN	MAX.	MIN.	RAIN	
	TEMPERATURE			TEMPERATURE			TEMPERATURE			
	1977			1978			1979			

ወገጃ
 WONJI

ሠገጠረዥ ሀ.6.12 TABLE A.6.12

ወ ር	1969/70			1970/71			1971/72			MONTH
	የአየር ጠቀላላ		የዘርመ መጠን	የአየር ጠቀላላ		የዘርመ መጠን	የአየር ጠቀላላ		የዘርመ መጠን	
	ከፍተኛ	ዝቅተኛ		ከፍተኛ	ዝቅተኛ		ከፍተኛ	ዝቅተኛ		
ፕሮ	27.0	14.9	48.1	27.2	9.1	4.2	25.6	14.5	41.3	JANUARY
የካቲት	26.8	10.8	7.3	27.9	11.9	103.9	27.7	13.2	34.9	FEBRUARY
መጋቢት	X	X	X	29.2	13.2	4.8	28.7	13.7	32.4	MARCH
ጁምሃይያ	27.9	14.0	94.3	31.0	12.7	14.6	30.2	14.1	10.7	APRIL
ገንቦት	29.7	14.9	0.0	31.6	12.7	39.9	29.6	15.2	117.1	MAY
ሰኔ	X	X	X	30.6	15.4	87.1	29.0	16.2	119.3	JUNE
ሰኞ	29.3	15.8	121.0	25.8	14.6	162.3	26.9	16.1	131.3	JULY
ነሐሴ	26.8	15.5	153.6	26.4	15.4	207.1	27.0	15.7	80.5	AUGUST
መስከረም	27.7	14.5	85.9	27.7	15.0	58.8	27.5	15.2	0.0	SEPTEMBER
ጥቅምት	27.9	13.6	163.9	27.6	12.9	1.0	28.0	11.9	6.8	OCTOBER
ሀገር	X	X	X	27.1	9.5	0.0	27.4	9.3	0.0	NOVEMBER
ታህሣሥ	X	X	X	26.4	10.9	0.0	X	X	X	DECEMBER
የዓመት	(27.9)	(14.3)	(674.1)	28.2	12.8	683.7	28.0	14.1	574.3	ANNUAL
	MAX.	MIN.	RAIN	MAX.	MIN.	RAIN	MAX.	MIN.	RAIN	
	TEMPERATURE			TEMPERATURE			TEMPERATURE			
	1977			1978			1979			

ወረጃ አለተገኘም
 X= Data not available

ወረጃው የተጻፈ ባይሆንም ተከክለው አገገውን ታስቦ
 (=) Data are incomplete, but assumed to be representative.

ግብታዎች- የዘርመ መጠን የተሰጠው በሚሊሜትር ነው። የአየር ጠቀላላ ለከፍተኛው የተሰጠው በሚሊሜትር ሲገኝ ለዝቅተኛው ነው።

Note- The amount of Rainfall is given in millimetres. Temperature is given in degrees Centigrade.

በተረጎሰበት ጊዜ ወገን ግብርና ማህበረ ሰነድ ከአየር ተረጎሰበት በሚሰጠው የአየር ምርመራ አገልግሎት የተገኘ።

Source: Ministry of Transport and Communication, Civil Aviation Authority, Meteorological Service.

ክፍል 1 - ስለ ሕዝብ

በዚህ መጽሐት የተሰጠው የሕዝብ ብዛት ገምት አብዛኛው የተገኘው ከሁለተኛው ዙር የጠፈራ ዌ እስታቲስቲክስ ጥናት ውጤትን /1961 - 1962 ዓ.ም/ መሠረት በማድረግ ሲሆን፤ ይህ ጥናት ሕዝቡን ከመቶ 80 በላይ አጠቃላይ ። በሁለተኛው ዙር ጥናት መሥሪያ ቤት በመጀመሪያው ዙር ጥናት ያገኘውን ልምድ ጥቅም ላይ አውሏል ። ጥናቱም በተገለጸ ተክኒክ ከመታዘም በላይ መሥሪያ ቤት በዓይነትና በመጠንም የላቀ የሰው ጉልበት ለዚህ ጥናት አሰማርቷል ። ከዚህም የተነሣ የሁለተኛው ዙር ጥናት ውጤት ከመጀመሪያው ዙር ውጤት በበለጠ የሚያስተማምን መሆኑ ታምኖታል ። ስለዚህ በዚህ መጽሐት ከዚህ በፊት ሲሆኑ የነበረ የሕዝብ ብዛት ገምት ሁሉ በሁለተኛው ዙር በተገኘው የሕዝብ ብዛት ገምት ተተክቷል ። የኦርቲራን ክፍለ ሀገር ሕዝብና እንደዚህም ዘላናቸን ጥናት ያላጠቃለለ ስለሆነ የኦርቲራን ክፍለ ሀገርና የዘላና ክፍለ ሕዝብ ብዛት የተሰጠው በአገር አስተዳደር ሚኒስቴር ገምት መሠረት ነው ።

በዚህ መጽሐት የሕዝብ ብዛት ገምት ለ1970 ዓ.ም ተሰጥቷል ። የ1970 የኢትዮጵያ ጠቅላላ የሕዝብ ብዛት 29,408,200 ሲሆን ከዚህም 3,719,400 ወይም 12.6 ከመቶ የሚሆኑት የከተማ ነዋሪዎች ናቸው ። እዚህ ከተማ ማለትም ሁለት ሺ እና ከዚያ በላይ ነዋሪዎች የሚገኙበት ሥፍራ ነው ። ሕዝቡ በየዓመት ከመቶ 2.5 ስለሚያደገው /ስለሚጨምር/ እድገቱም በዚህ መጠን ከቀጠለ በ1977 ዓ.ም 35.3 ሚሊዮን እንደሚደርስ ሲገመት በዚህም አቧጋን በአሁኑ የሕዝብ ብዛት በ27 ዓመት ጊዜ ውስጥ እጥፍ ይሆናል ።

የከተማ ኗሪው ሕዝብ በጠቅላላው ሲታይ ከመቶ 5.5 በዓመት ያድጋል፤ ከዚህም 3.0 ከመቶ ያህል ከገጠር ወይ ከተማ በሚገርፈው ሕዝብ ይከፍታል ነው ። ይህም የከተማ ሕዝብ እድገት ከቀጠለ ከአሥራ ሦስት ዓመት በኋላ የአሁኑ የከተማ ኗሪ ሕዝብ ቁጥር እጥፍ ይሆናል ። በ1977 ዓ.ም የከተማ ነዋሪ ሕዝብ ከጠቅላላው የሀገሪቱ ሕዝብ ብዛት ከመቶ 15.4 ይሆናል ።

ሠንጠረዥ ለ. 1. ስፋት በኪሎ ሜትር ስፋት፣ የሕዝብ ገምትና የሰፈረው የሕዝብ ብዛት በኪሎ ሜትር ስፋት በክፍለ ሀገርና በአውራጃ፣

ሠንጠረዥ ለ. 2.1 ጠቅላላ የኢትዮጵያ ሕዝብ ብዛት በዕድሜ መደብና በጾታ፣

ሠንጠረዥ ለ. 2. 2 የገጠር ነዋሪ የኢትዮጵያ ሕዝብ ብዛት በዕድሜ መደብና በጾታ፣

ሠንጠረዥ ለ. 2. 3 የከተማ ነዋሪ የኢትዮጵያ የሕዝብ ብዛት በዕድሜ መደብና በጾታ፣

ሠንጠረዥ ለ. 3 የገጠርና፣ የከተማ ነዋሪ የሕዝብ ብዛትና የቤተሰብ መጠን ገምት በክፍለ ሀገር፣

ሠንጠረዥ ለ. 4 ከሁለት ሺ እና ከዚያ በላይ ነዋሪዎች ያሉባቸው ከተሞች ዘርዘር የሕዝብ ብዛት በጾታና በክፍለ ሀገር ።

ለአብዛኛዎቹ ከተሞች የሕዝብ ብዛት የተገኘው ከሁለተኛው ዙር የከተማ የእስታቲስቲክስ ጥናት ውጤት ሲሆን ለጥቂቶቹ ከመጀመሪያው ዙር የከተማ ጥናት፣ እንደዚህም ለአገገገጃቸው ከተሞች የሕዝብ ብዛት የተገኘው በ1948 እና በ1954 ዓ.ም የአገር አስተዳደር ሚኒስቴር የሰጠውን የሕዝብ ብዛት መሠረት በማድረግ ነው ። የከተማ ነዋሪዎች የነበረት ሥራ ማግኘት ከተቋቋሙ በተጨማሪ የተሰበሰበ የሕዝብ ብዛት መረጃ የአገር አስተዳደር ሚኒስቴር ለአገገገጃቸው ከተሞች የሰጠውን የሕዝብ ገምት ለመተካት 2000 እና ከዚያ በላይ ነዋሪዎች ያላቸው የከተማን ብዛት ከፍ አድርጎታል። ይሁን እንጂ ሳይጠኑ የቀረቱት የነዋሪው ሕዝብ ብዛት 2,000 ወይም ከዚያ በላይ የሆኑ አገገገጃቸው ከተሞች ይገኛሉ ።

ሠንጠረዥ ለ. 5 የወደፊት የኢትዮጵያ ሕዝብ ብዛት በጾታ፣ 1967 - 1992፣

SECTION B. POPULATION

The population estimate in this issue is based mainly on the National Sample Survey Second Round (N.S.S. II 1969 - 1977), which covered over 80 percent of the population. In N.S.S. II, the Central Statistical Office has made use of the experience of N.S.S.I, prepared better sample design, deployed better quality and quantity of human resources ... etc. Hence, it is believed that the resulting data are more reliable than the data from the N.S.S.I. Therefore all population estimates from N.S.S.I have been replaced with those of N.S.S.II. Eritrea and nomadic areas of the country have not been covered in N.S.S.II and the source of population estimate given for them is the Ministry of Interior.

In this issue, the population estimates are given for January 1978. The total population of the country as of January 1978 is estimated at 29,408,200 of which 3,719,400 (i.e. 12.6%) reside in urban centres. Urban centre is here defined as a locality with 2,000 and more inhabitants. The population of Ethiopia is estimated to grow at 2.5 percent per annum and if the population continues to grow at this rate, the population would reach 35.3 million by 1985, and will double its current population size in about 27 years,

The urban population is growing at an annual rate of about 5.5 percent of which 3.0 percent is due to net-in-migration of people from rural of urban areas. At this rate of growth, the urban population will double in 13 years and will constitute about 15.4 percent of the total population by 1985.

Table B. 1 Area, population estimate and population density by awraja and region.

Table B. 2. 1 Total population of Ethiopia by age group and sex.

Table B. 2. 2 Rural population of Ethiopia by age group and sex.

Table B. 2. 3 Urban population of Ethiopia by age group and sex.

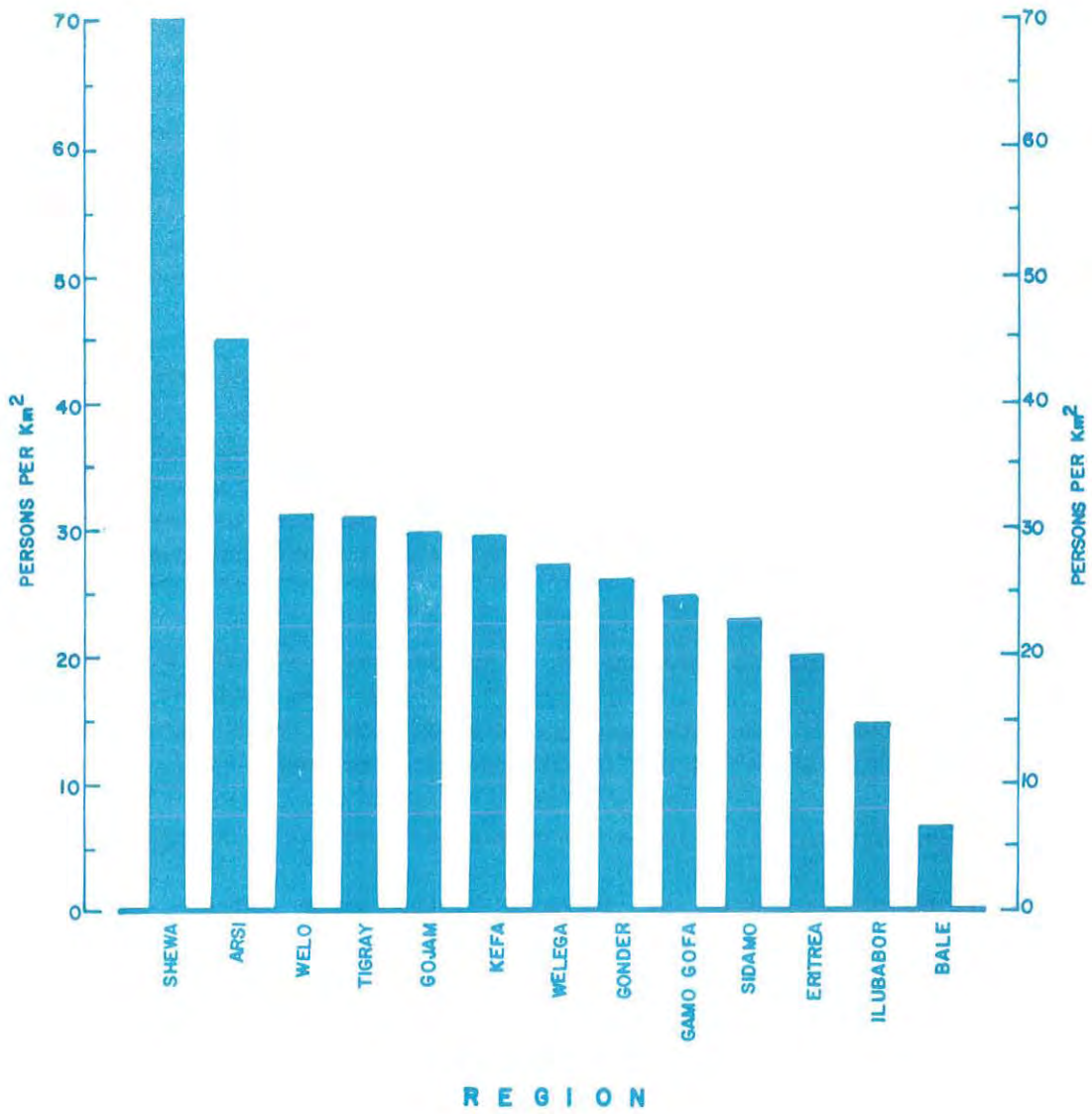
Table B. 3 Estimates of Rural and Urban population and average size of household and region.

Table B. 4 Population estimate for towns with 2,000 and more inhabitants, by sex and region.

The population estimate for most of the towns are obtained through the results of urban surveys, however, the population for some of towns is based on the 1956 and 1962 estimates of the Ministry of Interior. The population estimate obtained from urban dwellers association is also used to replace the Ministry of Interior's estimate and this has increased the number of urban centres. Since the list is not exhaustive there are some towns with a population of 2,000 and above for which population estimates are not available.

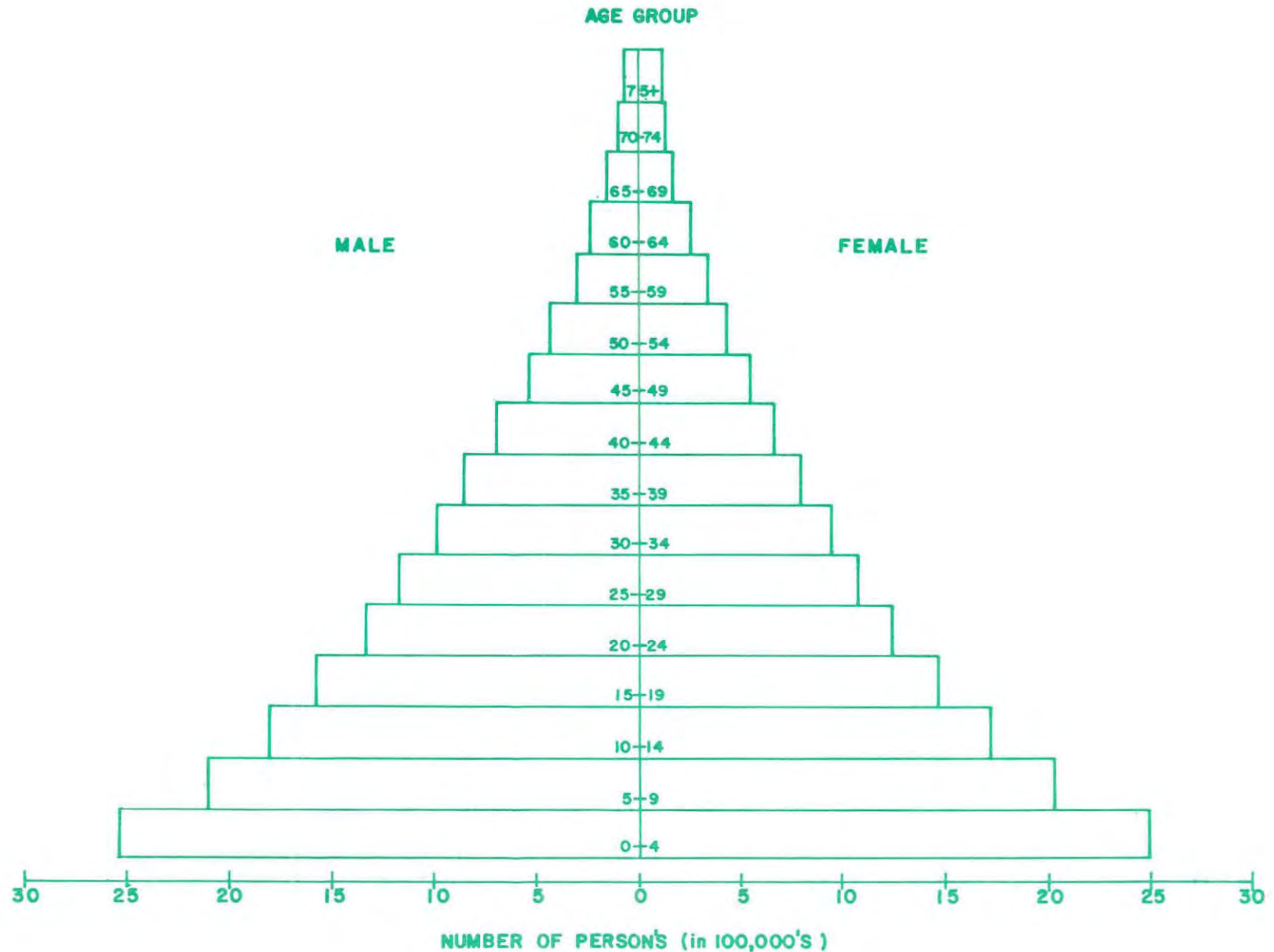
Table B. 5 Population projection of Ethiopia by sex for the period 1975 - 2,000

B-I POPULATION Density (Persons' Per Square Kilometer By Regions): January 1978



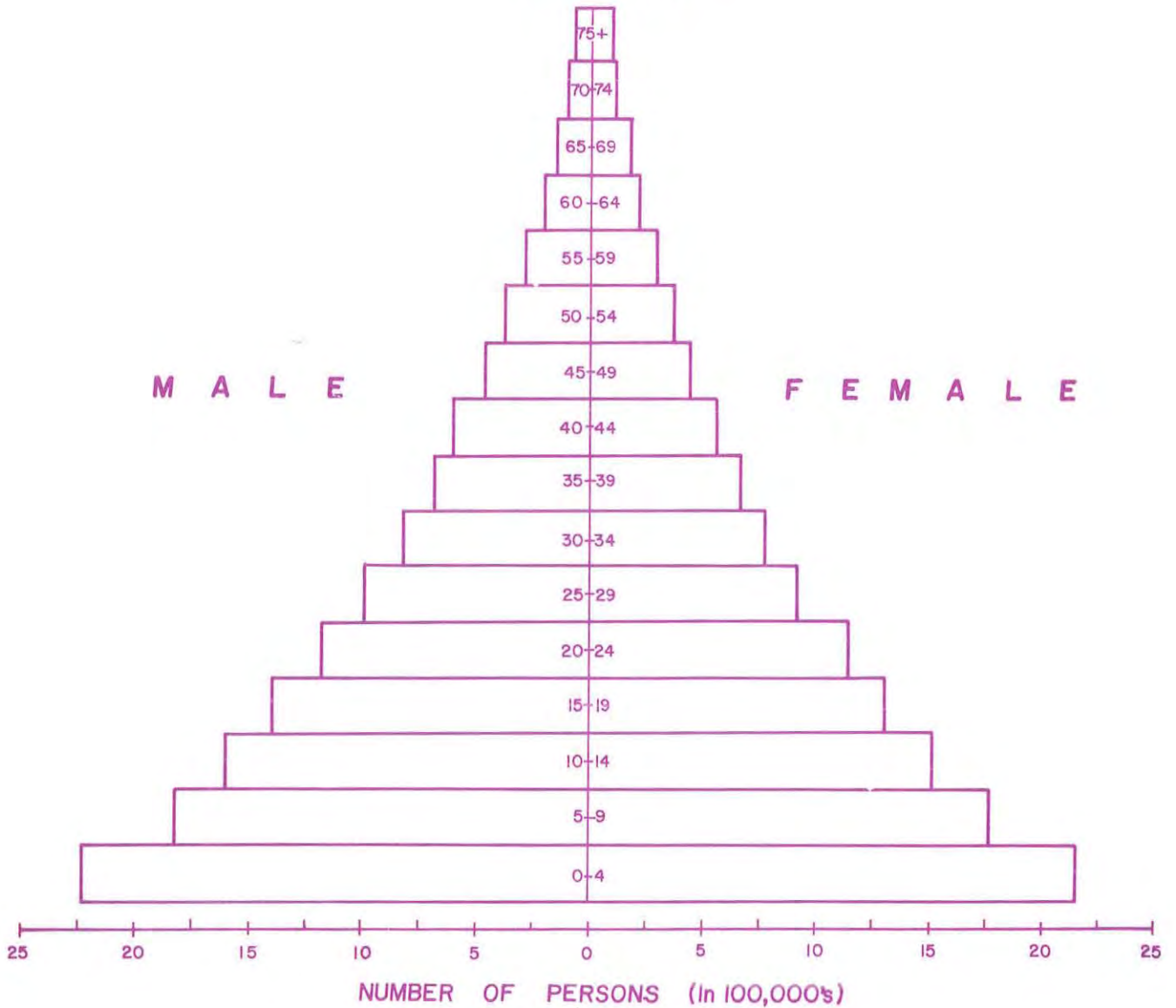
B2

POPULATION PYRAMID OF ETHIOPIA : JANUARY 1978



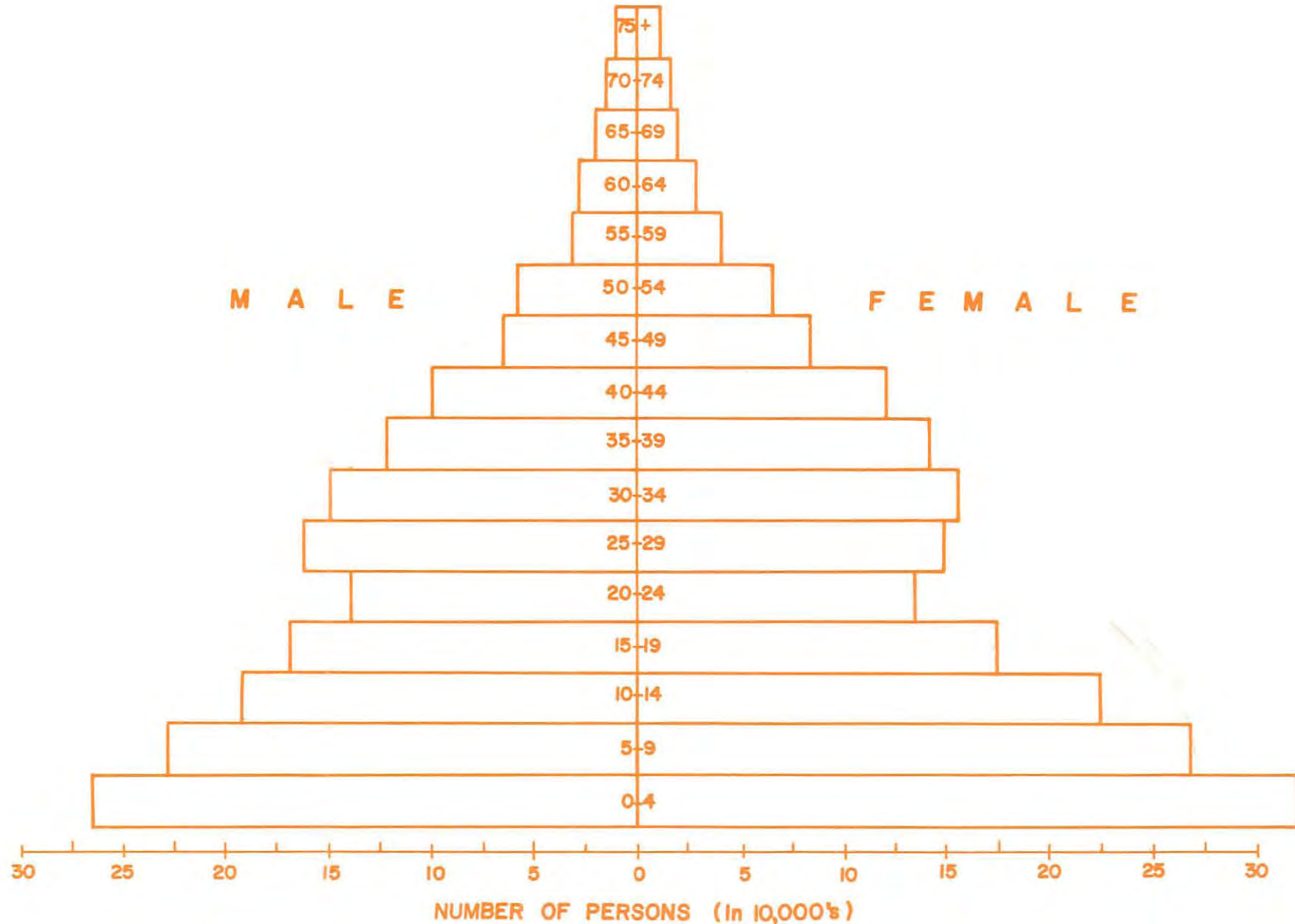
B-3 RURAL POPULATION PYRAMID · JANUARY 1978

AGE GROUP



B-4 URBAN POPULATION PYRAMID · JANUARY 1978

AGE GROUP



የክፍለ ሀገርና የሰውደግ ቦፋት፣ የሕዝብ ብዛት ገምትና ለቦፋፈር
 AREA, POPULATION ESTIMATE AND POPULATION DENSITY BY REGION AND AWRAJA

ሠንጠረዥ ለ.1 TABLE B.1

ክፍለ ሀገርና ለውደግ	ቦፋት በሺ ኪሎ- ግ/ካሬ	የ1967 የሕዝብ ብዛት/ቦሺ/	የ1968 የሕዝብ ብዛት/ቦሺ/	የ1969 የሕዝብ ብዛት/ቦሺ/	የ1970 የሕዝብ ብዛት/ቦሺ/	ቦሺ ላይ የቦፋፈር 1970	
አርቢ	24.6	1,007.2	1,032.4	1,058.2	1,084.7	44.1	ARSSI
አርባጉን	6.5	209.2	214.4	219.8	225.6	34.7	ARBAGUGU
ጥላሎ	9.7	515.1	528.0	541.2	554.3	57.2	CHILALO
ጢጥ	8.4	282.9	290.0	297.2	304.8	36.3	TICHO
ባሌ	128.3	767.5	788.0	809.5	830.0	6.5	BALE
ዶሎ	22.3	86.7	89.0	91.4	93.7	4.2	DOLLO
ደብረ	56.3	154.9	159.0	163.2	167.4	3.0	ELKERE
መንደሩ	13.9	187.1	192.1	197.1	202.2	14.6	MENDEYO
ገናሌ	8.1	135.1	139.7	143.1	146.5	18.1	GENALE
ዋቤ	27.7	203.7	209.2	214.7	220.2	8.0	WABE
ጎንደር	73.4	1,797.4	1,845.7	1,893.9	1,942.4	26.5	GONDER
ጥላጋ	16.9	138.9	142.7	146.4	150.2	8.9	CHILGA
ደብረ ታቦር	5.5	428.1	434.5	445.9	457.2	83.1	DEBRE TABOR
ገይጉት	5.8	187.1	192.1	197.1	202.2	34.9	GAYINT
ጎንደር	11.7	352.7	362.1	371.6	381.1	32.6	GONDAR
ሊቦ	6.2	231.3	237.5	243.7	250.0	40.3	LIBO
ሰሜን	8.5	224.2	203.2	236.2	242.2	28.5	SEMIEN
ወገራ	18.8	240.1	246.6	253.0	259.5	13.8	WEGERA
ጋሞ ገፋ	40.1	875.9	899.2	922.7	946.3	23.6	GAMO GOFFA
ጋርዲላ	9.5	197.1	202.3	207.6	212.9	22.4	GARDULA
ገሰብና ሰመር ባኮ	16.1	156.0	160.2	164.4	168.6	10.5	GELEB & HAMER BAKO
ጋሞ	4.4	254.5	261.3	268.1	275.0	62.5	GAMO
ገፋ	10.1	268.3	275.4	282.6	289.8	28.7	GOFFA
ኢትዮጵያ	117.4	2,124.7	2,181.5	2,238.5	2,295.8	19.6	ERITREA
ላክላ ገዛይ	8.1	261.7	268.8	275.8	282.8	34.9	AKELEGUZAY
አቆናት	26.7	185.1	190.0	195.0	200.0	7.5	AKORDAT
ላሳብ	25.8	70.1	72.0	73.9	75.8	2.9	ASSEB
ገሰና ሰተት	17.4	183.6	188.5	193.4	198.4	11.4	GASH & SETIT
ሰሜን	4.4	545.6	560.2	574.8	589.5	134.0	HAMASSIEN
ከረገ	4.9	216.1	221.9	227.7	233.5	47.7	KEREN
ጾጽዋ	4.8	122.0	125.2	128.5	131.8	27.5	MASSAWA
ባህሉ	18.2	246.2	252.8	259.4	266.1	14.6	SAHEL
ሰራዊ	7.1	294.3	302.1	310.0	317.9	44.8	SERAYE
ጎጃም	64.5	1,784.0	1,831.8	1,879.7	1,927.6	29.9	GOJJAM
አገው ምድር	4.7	179.3	184.1	188.9	193.7	41.2	AGEW MIDER
ባሕር ጎር	7.7	370.2	380.1	390.0	400.0	52.0	BAHIR DAR
ቢቸና	2.6	207.8	213.4	219.0	224.6	86.4	BICHENA
ቆላ-ደጋ ጎረቤት	7.9	361.8	371.5	381.2	390.9	49.5	KOLA-DEGA DAMOT
ደብረ ግር ቆላ	5.4	355.6	365.1	374.6	384.2	71.2	DEBRE MARKOS
ሙተክላ	32.2	106.1	109.0	111.9	114.7	3.6	METEKEL
ሞታ	3.9	203.2	208.6	214.1	219.5	56.3	MOTTA
	AREA ('000 KM ²)	1975 POPULA- TION ('000)	1976 POPULA- TION ('000)	1977 POPULA- TION ('000)	1978 POPULA- TION ('000)	DENSITY 1978	REGION & AWRAJA

የክፍለ ሀገርና የአውራጃ ስፋት፣ የሕዝብ ብዛት ገምገማና ለስፋረር
 AREA, POPULATION ESTIMATE AND POPULATION DENSITY BY REGION AND AWRAJA

ሠንጠረዥ ለ.1 / የክፍለ/

TABLE B.1 (Contd.)

ክፍለ ሀገርና አውራጃ	ስፋት በሺ ኪሎ ግ/ካሬ	የ1967 የሕዝብ ብዛት/በሺ/	የ1968 የሕዝብ ብዛት/በሺ/	የ1969 የሕዝብ ብዛት/በሺ/	የ1970 የሕዝብ ብዛት/በሺ/	ብሔራዊ ካሬ የሰፈራ 1970	
<u>ሐረርጌ</u>	254.8	2,735.2	2,808.7	2,882.2	2,955.4	11.6	<u>HARARGE</u>
ሐረር ዙሪያ	5.1	315.9	324.4	332.8	339.9	66.7	HARAR ZURIA
ጩጩር አካልና ጋራ ጉራቻ	25.3	398.6	409.3	420.0	431.5	17.1	CHEKCHER ADAL AND GARAGURACHA
ወበራ	3.9	157.2	161.4	165.7	168.4	43.2	WEBERA
ጋራ ጩላ ታ	9.6	214.2	220.0	225.8	230.5	24.0	GARA MULETA
ሀበር	26.4	264.0	271.0	278.1	286.7	10.9	HABRO
ገርሱም	7.6	134.5	138.2	141.8	144.8	19.1	GURSUM
ድራዳዋ ሲገና ገር ጉራ	22.2	295.3	303.3	311.2	319.2	14.4	DIRE DAWA, ISA AND GURGURA
ጅጅጋ	15.8	233.7	240.0	246.2	254.2	16.1	JIJIGA
ደጋሀበር	16.6	323.0	331.7	340.3	348.7	21.0	DEGAHABUR
ቀላኖ	15.4	69.2	71.0	72.9	73.9	4.8	KELAFO
ጉላ	20.0	69.2	71.0	72.9	73.9	3.7	GODIE
ቀበሌደሰር	28.0	75.8	77.8	80.0	82.7	3.0	KEBRIDEHAR
ወለወለና ዋርዳር	58.9	184.6	189.6	194.5	201.0	3.4	WELWEL AND WARDER
<u>ሊሊበቦር</u>	50.8	707.5	726.4	745.4	764.0	15.0	<u>ILLUBABOR</u>
ቡና በይሌ	5.0	279.5	287.0	294.5	301.8	60.4	BUNO BEDELE
ጋምበላ	25.6	90.1	92.5	94.9	97.0	3.8	GAMBELLA
ጉራ	7.3	105.1	107.9	110.8	113.8	15.6	GORE
ሞቻ	9.3	57.1	58.6	60.1	61.9	6.7	MOTCHA
ሶርና ገባ	3.6	175.7	180.4	185.1	189.5	52.6	SORE AND GEBBA
<u>ክፍ</u>	53.0	1,413.7	1,451.6	1,489.7	1,527.5	28.8	<u>KEFFA</u>
ገሚራ	7.2	59.5	61.1	62.7	64.3	8.9	GIMIRA
ጅላ	9.4	446.0	458.0	470.0	481.9	51.3	JIMMA
ከፋ	7.1	249.1	255.8	262.5	269.2	37.9	KEFFA
ከሱ ኩንታ	6.4	178.4	183.2	188.0	192.8	30.1	KULO KONTA
ሊሙ	7.0	333.5	342.4	351.4	360.3	51.5	LIMU
ማሻና ጉልዲያ	15.9	147.2	151.1	155.1	159.0	10.0	MAJI AND GOLDIA
<u>ሻዋ</u>	85.5	5,565.4	5,714.8	5,864.0	6,055.2	70.8	<u>SHEWA</u>
ሠበና ጉራጌ	8.8	787.0	803.4	819.2	833.9	94.8	CHEBO AND GURAGE
ሐይ ቆኖና ቡታገራ	10.9	542.4	553.6	564.5	577.0	52.9	HAIKOCH AND BUTAJIRA
ጅባትና ጫ	11.1	628.0	640.9	653.5	664.2	59.8	JIBAT AND MECCHA
ከምባታና ሐዲያ	4.4	681.4	695.6	709.2	803.9	182.7	KENBATA AND HADIA
መናገሻ	7.0	427.6	436.4	445.0	455.8	65.1	MENAGESHA
መርሐበተ	4.6	177.8	181.5	185.1	189.1	41.1	MERHABETE
ሰላላ	6.6	309.6	316.0	322.0	324.9	49.2	SELALE
ተገላትና ቡላጋ	10.6	388.7	396.8	404.6	412.1	38.9	TEGULET AND BULGA
የረርና ከረዩ	7.8	340.6	347.8	354.6	363.6	46.6	YERER AND KEREYU
መንዘና ገሻ	3.4	133.6	136.3	139.0	140.6	41.4	MENZ AND GISHE
ይፋትና ጥጫ	10.1	156.4	159.6	162.7	164.8	16.3	YIFAT AND TIMUGA
11 አውራጃዎች	85.3	4,573.1	4,667.8	4,759.5	4,929.9	57.8	11 AWRAJAS
አዲስ አበባ	0.2	992.3	1,046.9	1,104.5	1,125.3	5,626.5	ADDIS ABABA
<u>ሲዳሞ</u>	116.7	2,457.1	2,522.1	2,589.0	2,654.9	22.8	<u>SIDAMO</u>
አረር	24.3	65.8	67.6	69.4	71.2	2.9	ARERO
ቦረና	65.3	137.4	141.0	144.7	148.4	2.3	BORENA
ጊጌላ	5.8	420.2	431.4	442.7	454.0	78.3	GEDIEO
ጅምጅም	12.0	357.0	366.6	376.2	385.8	32.2	JEMJEM
ሲዳሞ	5.9	747.9	768.0	788.1	808.1	137.0	SIDAMA
ወላይታ	3.4	728.8	748.3	767.9	787.4	231.6	WOLAYTA
	AREA ('000KM ²)	1975 POPULA- TION ('000)	1976 POPULA- TION ('000)	1977 POPULA- TION ('000)	1978 POPULA- TION ('000)	DENSITY 1978	REGION & AWRAJA

የክፍለ ሀገርና የአጭር ስፋት፣ የሕዝብ ብዛት ገምትና አብፋፈር
 AREA, POPULATION ESTIMATE AND POPULATION DENSITY BY REGION AND AWRAJA

ሠገጠኛ ለ.1 / የጠለ/

TABLE B.1 (Contd.)

ክፍለ ሀገርና አጭር	ስፋት በሺ ኪሎ ጫ/ካሬ	የ1967 የሕዝብ ብዛት/በሺ	የ1968 የሕዝብ ብዛት/በሺ	የ1969 የሕዝብ ብዛት/በሺ	የ1970 የሕዝብ ብዛት/በሺ	በኪሎ ጫትር ካሬ የሰፈረው 1970	
<u>ተገራይ</u>	65.7	1,892.0	1,942.8	1,993.8	2,044.4	31.1	<u>TIGRAY</u>
ዓድዋ	3.3	392.4	403.0	413.5	424.0	128.5	ADWA
ዓጋዳ	3.8	270.8	278.0	285.3	292.6	77.0	AGAME
አከሱም	4.2	240.5	246.9	253.4	259.8	61.9	AXUM
አገደር ታ	18.6	277.4	284.8	292.3	299.7	16.1	ENDERTA
ሁለት አውላዕሉ	13.4	169.5	174.1	178.7	183.2	13.9	HULET AWLAELO
ራያና አዛቦ	9.2	102.7	105.5	108.3	111.0	12.1	RAYA & AZEBO
ሺረ	8.0	220.2	226.1	232.0	238.0	29.8	SHIRE
ተምቦገ	5.2	218.5	224.4	230.3	236.1	45.4	TEMBIEN
<u>ወለጋ</u>	69.8	1,767.9	1,815.1	1,862.5	1,910.4	27.4	<u>WELLEGA</u>
አርቶ	3.6	145.3	149.2	153.1	157.0	43.6	ARJO
አቦባ	15.2	163.2	167.5	171.9	176.3	11.6	ASOSA
ጊምቤ	16.5	601.4	617.5	633.6	649.8	39.4	GHIMBI
ሀር ጉዳሩ	17.4	249.3	255.9	262.6	269.6	15.5	HORO GUDRU
ቁለም	10.6	336.8	345.8	354.8	363.9	34.3	KELEM
ነጭ ተ	6.5	271.9	279.2	286.5	293.8	45.2	NEKEMTIE
<u>ወሎ</u>	79.0	2,285.7	2,346.7	2,408.0	2,469.6	31.3	<u>WELLO</u>
አምባሳላ	6.4	269.0	276.2	283.4	290.6	45.4	AMBASSEL
አውሳ	27.8	100.8	103.3	106.0	108.6	3.9	AWASSA
ቦረና	5.8	319.5	328.0	336.6	345.2	59.5	BORENA
ደቡ ዙሪያ	1.5	209.4	215.0	220.6	226.3	150.9	DESSIE - ZURIA
ያሉ	1.4	149.9	153.9	157.9	162.0	115.7	KALU
ራያና ቅብ	9.6	68.6	70.5	72.3	74.2	7.7	RAYA & KOBO
ላስታ	6.0	268.8	276.0	283.2	290.4	48.4	LASTA
የድላ ድላገታ	3.0	180.4	185.3	190.1	195.0	65.0	WADLA DELANTA
ዋገ	7.2	176.0	180.7	185.4	190.2	26.4	WAG
ወረክሙኑ	4.1	233.6	239.8	246.1	252.4	61.6	WEREHIMENU
ወረሲሉ	2.5	135.9	139.6	143.3	146.9	58.8	WEREILLU
የጁ	3.7	173.8	178.4	183.1	187.8	50.8	YEJU
ጠቀላላ ድምር	1,223.6	27,181.2	27,907.7	28,637.1	29,326.5	24.0	GRAND TOTAL
	AREA ('000 KM ²)	1975 POPULA- TION ('000)	1976 POPULA- TION ('000)	1977 POPULA- TION ('000)	1978 POPULA- TION ('000)	DENSITY 1978	REGION & AWRAJA

ማግኛ: ስለ ክፍለ ሀገርና አጭር የፊት ስፋት መረጃ የተገኘው ከሊት የአያ የካርታ ሥራ ድርጅት ነው ::
 Source: Area data by regions and awrajas is obtained from Ethiopian Mapping Agency.

ጠቅላላ የሊት የሉዕ ዕድሜ ብዛት በዕድሜ ወይንና በጾታ፣ 1970 ዓ.ም
 TOTAL POPULATION OF ETHIOPIA BY AGE GROUP AND SEX, 1978

ሠገጠረዥ ለ.2.1 TABLE B.2.1

ዕድሜ	ጠቅላላ የሕዝብ ብዛት		ወገድ		ሴት		
	የጥር በሺህ	ቦመ ቶ ሲታሰብ	የጥር በሺህ	ቦመ ቶ ሲታሰብ	የጥር በሺህ	ቦመ ቶ ሲታሰብ	
0 - 4	5,014.3	17.0	2,545.1	17.1	2,469.2	17.0	0 - 4
5 - 9	4,132.0	14.0	2,098.6	14.1	2,033.4	14.0	5 - 9
10 - 14	3,544.2	12.1	1,815.8	12.2	1,728.4	11.9	10 - 14
15 - 19	3,044.3	10.4	1,562.8	10.5	1,481.5	10.2	15 - 19
20 - 24	2,573.7	8.8	1,324.6	8.9	1,249.1	8.6	20 - 24
25 - 29	2,250.3	7.7	1,160.9	7.8	1,089.4	7.5	25 - 29
30 - 34	1,926.5	6.6	982.3	6.6	944.2	6.5	30 - 34
35 - 39	1,646.9	5.6	833.5	5.6	813.4	5.6	35 - 39
40 - 44	1,367.4	4.6	684.7	4.6	682.7	4.7	40 - 44
45 - 49	1,087.7	3.7	535.8	3.6	551.9	3.8	45 - 49
50 - 54	867.3	2.9	431.6	2.9	435.7	3.0	50 - 54
55 - 59	661.1	2.2	312.5	2.1	348.6	2.4	55 - 59
60 - 64	499.6	1.7	238.1	1.6	261.5	1.8	60 - 64
65 - 69	352.5	1.2	163.7	1.1	188.8	1.3	65 - 69
70 - 74	234.9	0.8	104.2	0.7	130.7	0.9	70 - 74
75 እና በላይ	205.5	0.7	89.3	0.6	116.2	0.8	75 & OVER
ድምር	29,408.2	100.0	14,883.5	100.0	14,524.7	100.0	TOTAL
	NUMBER IN('000)	PERCENT	NUMBER IN('000)	PERCENT	NUMBER IN('000)	PERCENT	AGE
	BOTH SEXES		MALE		FEMALE		

የገጠር ነዋሪ የሊት የሉዕ ዕድሜ ብዛት በዕድሜ ወይንና በጾታ፣ 1970 ዓ.ም
 RURAL POPULATION OF ETHIOPIA BY AGE GROUP AND SEX, 1978

ሠገጠረዥ ለ.2.2 TABLE B.2.2

ዕድሜ	ጠቅላላ የሕዝብ ብዛት		ወገድ		ሴት		
	የጥር በሺህ	ቦመ ቶ ሲታሰብ	የጥር በሺህ	ቦመ ቶ ሲታሰብ	የጥር በሺህ	ቦመ ቶ ሲታሰብ	
0 - 4	4,419.1	17.2	2,270.2	17.3	2,148.9	17.1	0 - 4
5 - 9	3,622.6	14.1	1,863.4	14.2	1,759.2	14.0	5 - 9
10 - 14	3,134.5	12.2	1,614.0	12.3	1,520.5	12.1	10 - 14
15 - 19	2,697.9	10.5	1,391.0	10.6	1,306.9	10.4	15 - 19
20 - 24	2,311.9	9.0	1,181.0	9.0	1,130.9	9.0	20 - 24
25 - 29	1,914.9	7.5	997.4	7.6	917.5	7.3	25 - 29
30 - 34	1,631.4	6.4	839.8	6.4	791.6	6.3	30 - 34
35 - 39	1,374.6	5.4	708.6	5.4	666.0	5.3	35 - 39
40 - 44	1,156.0	4.5	590.5	4.5	565.5	4.5	40 - 44
45 - 49	912.2	3.6	472.4	3.6	439.8	3.5	45 - 49
50 - 54	757.5	2.9	380.6	2.9	376.9	3.0	50 - 54
55 - 59	602.8	2.3	288.7	2.2	314.1	2.5	55 - 59
60 - 64	448.7	1.7	209.9	1.6	238.8	1.9	60 - 64
65 - 69	320.3	1.2	144.4	1.1	175.9	1.4	65 - 69
70 - 74	205.0	0.8	91.9	0.7	113.1	0.9	70 - 74
75 እና በላይ	179.4	0.7	78.8	0.6	100.6	0.8	75 & OVER
ድምር	25,688.8	100.0	13,122.6	100.0	12,566.2	100.0	TOTAL
	NUMBER IN('000)	PERCENT	NUMBER IN('000)	PERCENT	NUMBER IN('000)	PERCENT	AGE
	BOTH SEXES		MALE		FEMALE		

የከተማ ነዳጅ የሊት የአገልግ ሕዝብ ብዛት በዕድሜ ወይንና በጾታ 1970 ዓ.ም
 URBAN POPULATION OF ETHIOPIA BY AGE GROUP AND SEX, 1978

ሠንጠረዥ ለ.2.3 TABLE B.2.3

ዕድሜ	ጠቅላላ የሕዝብ ብዛት		ወንድ		ሴት		
	ቁጥር በሺህ	ቦመ ቶ ሲታሰብ	ቁጥር በሺህ	ቦመ ቶ ሲታሰብ	ቁጥር በሺህ	ቦመ ቶ ሲታሰብ	
0 - 4	585.1	15.7	265.9	15.0	319.2	16.3	0 - 4
5 - 9	497.3	13.4	228.9	13.0	268.4	13.7	5 - 9
10 - 14	418.9	11.3	193.7	11.0	225.2	11.5	10 - 14
15 - 19	343.3	9.2	169.0	9.6	174.3	8.9	15 - 19
20 - 24	272.4	7.3	139.2	7.9	133.2	6.8	20 - 24
25 - 29	312.8	8.4	162.0	9.2	150.8	7.7	25 - 29
30 - 34	306.5	8.2	149.8	8.5	156.7	8.0	30 - 34
35 - 39	269.7	7.3	126.7	7.2	143.0	7.3	35 - 39
40 - 44	219.6	5.9	100.2	5.6	119.4	6.1	40 - 44
45 - 49	147.4	4.0	65.1	3.7	82.3	4.2	45 - 49
50 - 54	124.6	3.4	58.1	3.3	66.5	3.4	50 - 54
55 - 59	69.1	1.8	30.0	1.7	39.1	2.0	55 - 59
60 - 64	57.6	1.6	28.2	1.6	29.4	1.5	60 - 64
65 - 69	41.0	1.1	19.4	1.1	21.6	1.1	65 - 69
70 - 74	31.8	0.8	14.1	0.8	17.7	0.9	70 - 74
75 እና በላይ	22.3	0.6	10.6	0.6	11.7	0.6	75 & OVER
ድምር	3,719.4	100.0	1,760.9	100.0	1,958.5	100.0	TOTAL
	NUMBER IN ('000)	PERCENT	NUMBER IN ('000)	PERCENT	NUMBER IN ('000)	PERCENT	AGE
	BOTH SEXES		MALE		FEMALE		

ግስታዎች - ከሁለተኛው ዘር የጠፈራ የሕዝብ ብዛት ጥናት የተገኘው የሕዝብ ብዛት ከመጀመሪያው ዘር የሕዝብ ብዛት ጥናት በተገኘው ዘቅ ያለ ነው። ሆኖም ሁለተኛው ዘር ከመጀመሪያው ዘር በተሻለ ታዳሪ የተሠራ ስለሆነ ከ ዚያ የተገኘ ወረጃ በበለጠ እንደሚያስተምሩን ታምናለን። በዚህ ወጽኦት የሕዝብ ብዛት የሚያመለክት ወረጃ ሁሉ በሁለተኛው ዘር ጥናት በተገኘው ውጤት ተተክሏል።

Note - The National Sample Survey second round (N.S.S. II 1969-71) resulted in population estimate for Ethiopia which is lower than the estimate from National Sample Survey first round (N.S.S.I 1964-67). The N.S.S. II was better designed and executed survey than the N.S.S.I, hence, it is believed that the resulting data are more reliable. In this issue of the Abstract population estimates from N.S.S. I have been replaced with those of N.S.S. II.

የገጠናና የከተማ ነዋሪ የሕዝብ ብዛትና ግዕዝ ለውጥ የቤተሰብ መጠን በክፍለ ሀገር 1970
 ESTIMATE OF RURAL AND URBAN POPULATION AND AVERAGE SIZE OF HOUSEHOLD BY REGION, 1978

ሠንጠረዥ ለ.3 TABLE B.3

ክፍለ ሀገር	የሕዝብ ብዛት / በሺህ /			ከተማ ከክፍለ ሀገረ ሕዝብ ብዛት ከመቶ	አማካኝ ቤተሰብ ግዕዝ ለውጥ ለባለ ብዛት		
	ጠቅላላ	የገጠና ሕዝብ	የከተማ ሕዝብ		ገጠና	ከተማ	
አርቢ	1,084.7	992.1	92.6	8.5	4.6	3.6	ARSSI
ባሌ	830.0	786.2	43.8	5.3	4.2	3.4	BALE
ጎንደር	1,942.4	1,799.4	143.0	7.4	4.7	3.7	GONDER
ኦሮሚያ	2,295.8	1,672.7	623.1	27.1	-	-	ERITREA
ጋምባ	946.3	905.2	41.1	4.3	4.1	3.0	GAMO GOFFA
ጎጃም	1,927.6	1,760.2	167.4	8.7	4.8	3.3	GOJJAM
ሐረርጌ	2,955.4	2,715.5	239.9	8.1	4.7	3.6	HARARGE
ሊሊቤላ	764.0	716.5	47.5	6.2	3.7	3.4	ILLUBABOR
ክፍ	1,527.5	1,410.5	117.0	7.7	4.0	3.5	KEFFA
ሸዋ	6,055.2	4,474.0	1,581.2	27.1	4.5	3.6	SHEWA
ሲዳሞ	2,654.9	2,467.3	187.6	7.1	4.5	3.7	SIDAMO
ጥቅም	2,044.4	1,874.1	170.3	8.4	4.4	3.7	TIGRAI
ወላጌ	1,910.4	1,806.0	104.1	5.5	4.5	4.0	WELLEGA
ወሎ	2,469.6	2,309.1	160.5	6.5	4.2	3.5	WELLO
ድምር	29,408.2	25,688.8	3,719.4	12.6	4.4	3.6	TOTAL
	TOTAL	RURAL	URBAN	% URBAN POPULATION IN THE REGION	RURAL	URBAN	REGION
	POPULATION ('000)				AVERAGE NUMBER OF PERSONS PER HOUSEHOLD		

የቀረበው የሕዝብ ብዛት ገምት ከሁለተኛው ዘር ብሔራዊ የሕዝብ ብዛት ጥናት ሲሆን የኦሮሚያ ክፍለ ሀገር ገን ከአገር ለስተዳደር ዲክትሬት በተገኘው ገምት መሠረት ነው።

The Population Estimates are obtained from the NSS second round for all regions except for Eritrea which is based on the Ministry of Interior estimate.

ሠለተ ሺ እና በዚያ በላይ የሆኑ ያላቸው ከተሞች የሕዝብ ብዛት በጾታና በክፍለ ሀገር፣ 1970 ዓ.ም.
TOWNS WITH ESTIMATED POPULATION OF 2000 AND ABOVE BY SEX AND REGION, 1978

ሠንጠረዥ ለ.4

TABLE B.4

ቦታ ቁጥር NUMBER

ክፍለ ሀገርና ከተማ	የሕዝብ ብዛት			ቦታ ቁጥር
	ወንድ	ሴት	ጭር	
<u>አርቢ</u>				<u>ARSSI</u>
ለሰሰ	1,689	1,825	3,514	ASASA
ለሰላ	14,749	15,945	30,694	ASSELA
በቀጂ	1,653	1,903	3,556	BOKOJI
ዲራ	2,104	2,264	4,368	DERA
ገሥሳ	1,705	2,128	3,833	GUBESSA
ሁረታ	3,248	3,613	6,861	HURUTA
ኮፊሌ	3,359	2,792	6,151	KOFELE
ሮቢ	3,044	3,498	6,542	ROBI
ሲሮ /ፈለገ ብርሃን/	2,890	3,204	6,094	SIRE (FELEGE BERHAN)
ቲሻ	1,923	2,066	3,989	TICHO
ተንሣኤ ብርሃን	4,233	4,497	8,730	TINSAE BERHAN
ክርሳ	1,114	1,174	2,288	KERSA
ሥልጣና	1,114	1,252	2,366	SILTANA
ሰገራ	1,648	1,969	3,617	SAGURE
ጭር /14 ከተሞች/	44,473	48,130	92,603	TOTAL (14 TOWNS)
<u>ባሌ</u>				<u>BALE</u>
አዳባ	2,031	2,483	4,514	ADABA
ደዶላ	2,404	2,580	4,984	DODOLA
ጊኒር	3,125	3,304	6,429	GINIR
ገባ	8,504	10,643	19,147	GOBA
ሮቢ	1,537	1,722	3,259	ROBI
መና	1,541	1,586	3,127	MENA
ገር	1,068	1,308	2,376	GORRO
ጭር /7 ከተሞች/	20,210	23,626	43,836	TOTAL (7 TOWNS)
<u>ጎንደር</u>				<u>GONDER</u>
አዳሰ ዘመን	3,448	4,524	7,972	ADDIS ZEMEN
አዎባ ጊዩር ጊን*	2,118	2,588	4,706	AMBA GEORGIS*
ዳባት	3,271	4,499	7,770	DABAT
ደባርቅ	3,301	4,671	7,972	DEBARK
ደብረ ታቦር	4,485	5,721	10,206	DEBRE TABOR
ጎንደር /አዘዘን ጭር/	27,789	40,001	67,790	GONDAR (INCLUDING AZEZO)
እስተ	1,531	2,609	4,140	ISTIE
ቀላ ዳባ	3,300	4,354	7,654	KOLA DIBA
ነፋስ መውጫ	1,823	1,983	3,806	NEFAS MEWCHA
ሀመራ*	4,350	4,000	8,350	HUMERA*
ወርታ	2,621	3,458	6,079	WEROTA
አይከላ	1,401	1,730	3,131	AYKEL
ገር ገራ	1,424	1,945	3,369	GORGORA
ጭር /13 ከተሞች/	60,862	82,083	142,945	TOTAL (13 TOWNS)
<u>ክርትራ</u>				<u>ERITREA</u>
ዓፄ ዳር	3,555	4,155	7,710	ADI KEYEH
ዓፄ ባላ	5,229	5,525	10,754	ADI KWALA
ዓፄ ወገሪ /መንደፈራ/	8,560	9,238	17,798	ADI UGRI (MENDEFERA)
አቁር ባት**	13,306	12,555	25,861	AGORDAT**
ዓሰብ	12,801	9,275	22,076	ASEB
	MALE	FEMALE	TOTAL	REGION AND TOWN
	POPULATION			

ሁለተኛው ስድስት ወር የሚያሳይ የሕዝብ ብዛት በጾታና በክፍለ ሀገር፣ 1970 ዓ.ም
TOWNS WITH ESTIMATED POPULATION OF 2000 and ABOVE BY SEX AND REGION, 1978

ሠንጠረዥ ለ.4 / የቀጠለ / TABLE B.4 (Contd.)

ክፍለ ሀገርና ከተማ	የሕዝብ ብዛት			
	ወንድ	ሴት	ጭማር	
<u>ኢርትራ / የቀጠለ /</u>				<u>ERITREA (Contd.)</u>
አሥመራ	190,802	183,025	373,827	ASMARA
ደብር ቀ	1,889	2,105	3,994	DEBARWA
ደ ቁጠራ	6,560	8,012	14,572	DEKEMHARE
ደ ቁጠራ	2,296	2,297	4,593	DEKESHEHAY
ዓጻ ተሰለዘገ	1,308	1,476	2,784	ADI TEKELEZAN
አዎባ ደርሀ	4,069	3,940	8,009	EMBA DERHO
ጊንጻዕ	3,576	3,857	7,433	GINDAE
ሕምብር ቲ	2,632	3,077	5,709	HIMBIRTI
ሕር ጊገ**	2,670	2,658	5,328	HIRGIGO**
ከረገ**	17,279	16,089	33,368	KEREN**
ዎጾ ቀ	13,396	15,668	29,064	MASSAWA
ኪዳን	2,884	3,111	5,995	QUAZEN
ሰንጻፊ	2,048	3,071	5,119	SENAFE
ተሰነጃ**	6,847	6,974	13,821	TESENEY**
ጻዕጻ ክርስቲያን	4,105	2,455	6,560	TSAEDA CHRISTIAN
ጸዓዘገ	3,042	3,089	6,131	TSEAZEGA
ባረገተ	2,572	3,730	6,302	BARENTU
ነፋሲት	2,572	3,730	6,702	NEFASIT
ጭማር /23 ከተሞች/	313,998	309,112	623,110	TOTAL (23 TOWNS)
<u>ጋሞ ገፋ</u>				<u>GAMO GOFFA</u>
አርባ ምንጭ	6,902	6,237	13,139	ARBA MINCH
ቡላጅ	1,551	1,758	3,309	BULKI
ጩንቻ	2,519	3,325	5,844	CHENCHA
ፈለገ ነፃይ	2,397	2,342	4,739	FELEGE NEWAY
ጊደሌ	3,953	4,621	8,574	GIDOLE
ጁንቫ	2,779	2,744	5,523	JINKA
ጭማር /6 ከተሞች/	20,101	21,027	41,128	TOTAL (6 TOWNS)
<u>ገጃጃ</u>				<u>GOJJAM</u>
አደት*	954	1,297	2,251	ADET*
ባሕር ጻር	20,576	25,379	45,955	BAHR DAR
ቡረ	4,162	6,109	10,271	BURE
ደብረ ጻር ቅስ	16,314	19,504	35,818	DEBRE MARKOS
ዳንገላ	3,303	4,186	7,489	DANGLA
ደጀን	2,174	3,466	5,640	DEJEN
ደምበጃ	1,521	2,244	3,765	DEMBECHA
ቻገ ነጃ*	1,990	2,244	4,234	CHAGNI*
ፍናት ሰላም	3,408	4,532	7,940	FENOTE SELAM
ጦርጦ ለጻር ም	1,637	2,456	4,093	MERTOLE MARIAM
ሞጃ	3,268	3,525	6,793	MOTTA
ቢቸና	2,442	2,971	5,413	BICHENA
ደብረ ወርቅ	2,341	2,863	5,204	DEBRE WORK
ዳርቢት /አቢ ተክለ/*	1,154	1,549	2,703	DURBETE (ABECHEKLI)*
	MALE	FEMALE	TOTAL	REGION AND TOWN
	POPULATION			

ሁለተኛ ሺ እና ከዚያ በላይ ነዋሪዎች ያላቸው ከተሞች የሕዝብ ብዛት በጾታና በክፍለ ሀገር 1970 ዓ.ም

TOWNS WITH ESTIMATED POPULATION OF 2000 AND ABOVE BY SEX AND REGION, 1978

ሀገራዊ ለ.4 / የክልል/

TABLE B.4 (Contd.)

ብ ቁጥር NUMBER

ክፍለ ሀገርና ከተማ	የሕዝብ ብዛት			REGION AND TOWN
	ወንድ	ሴት	ጭር	
<u>ጎጃም / የክልል/</u>				<u>GOJJAM (Contd.)</u>
ጎጃም ቤተ	1,423	1,491	2,914	GIMJA BET
ስገጃባራ	1,487	1,678	3,165	INJIBARA
ጃጋ	1,312	1,812	3,124	JIGA
ሎማዳ*	1,128	1,252	2,380	LUMAME*
መራ ጭ*	1,314	1,668	2,982	MERAWI*
አማ ኮሌላ*	1,260	1,658	2,918	AMANUEL*
ጢስ አባይ*	1,090	1,263	2,353	TIS ABAY*
ጭር /21 ከተሞች/	74,258	93,147	167,405	TOTAL (21 TOWNS)
<u>ሐረርጌ</u>				<u>HARARGE</u>
ዓለም ግያ	3,879	3,862	7,741	ALEM MAYA
አሰቦ ተፈሪ	6,469	8,777	15,246	ASBE TEFERI
በደኖ	2,094	2,094	4,188	DEDENO
በዳሣ	3,034	3,021	6,055	BEDESA
ደደር	3,235	3,435	6,670	DEDER
ደረላዋ	34,446	37,756	72,202	DIRE DAWA
ፈኛገ ቤ	4,312	4,651	8,963	FUGNAN BIRA
ገለምቦ	3,104	3,091	6,195	GELEMSO
ገራዋ	2,086	2,085	4,171	GIRAWA
ገታ /ሐረርጌ/	2,933	3,164	6,097	GOTA (ERER)
ሐረር	25,310	30,091	55,401	HARAR
ሐርና	3,562	3,605	7,167	HIRNA
ጃጃጋ**	5,780	6,336	12,116	JIJIGA**
መልካ ራፋ	2,795	2,569	5,364	MELKA RAFU
አሰቦተ	1,602	1,738	3,340	ASEBOT
አይቫ	1,002	1,225	2,227	AISHA
አወደይ*	1,124	1,272	2,396	AWEDAY*
ጨለገቶ	1,628	1,603	3,231	CHELENKO
ፈላስ በኩ*	1,175	1,289	2,464	FEDIS BEKU*
ክርሳ	1,165	1,379	2,544	KERSA
መላሶ	1,445	1,566	3,011	MEISSO
መጢታ*	1,545	1,572	3,117	MECHETA*
ጭር /22 ከተሞች/	113,725	126,181	239,906	TOTAL (22 TOWNS)
<u>ሊሊባቦር</u>				<u>ILLUBABOR</u>
ቦኖ በደሌ	2,003	2,085	4,088	BUNO BEDELE
ደንቢ*	1,138	1,201	2,339	DENBI*
ጋምቤላ	1,632	1,769	3,401	GAMBELLA
ገራ	6,699	6,989	13,688	GORE
መተ	4,337	5,080	9,417	METTU
ቸባ	2,136	2,044	4,180	TOBBA
ሁሩሙ	1,307	1,375	2,682	HURUMU
ክምባባ*	1,047	1,288	2,335	KUMBABE*
ያዩ	1,148	1,209	2,357	YAYU
ተፒ*	1,600	1,428	3,028	TEPPI*
ጭር /10 ከተሞች/	23,047	24,468	47,515	TOTAL (10 TOWNS)
	MALE	FEMALE	TOTAL	
	POPULATION			

ሠለተ ሺ እና ከዚያ በላይ ነዋሪዎች ያላቸው ከተሞች የልዩነት ብዛት በጾታና በክፍለ ሀገር 1970 ዓ.ም
TOWNS WITH ESTIMATED POPULATION OF 2000 AND ABOVE BY SEX AND REGION, 1978

ሠገጠረዥ ለ.4 / የቀጠለ/

TABLE B. 4 (Contd.)

ቦታ ቁጥር NUMBER

ክፍለ ሀገርና ከተማ	የልዩነት ብዛት			
	ወንድ	ሴት	ጅምር	
ክፍ				KEFFA
አጋር	8,443	9,185	17,628	AGARO
በጋጋ	3,911	3,901	7,812	BONGA
ጂማ	27,315	28,963	56,278	JIMMA
ሚዛን ተፈሪ	2,732	2,922	5,654	MIZAN TEFERI
ሰንቲ / ለም ገነት/	2,308	2,711	5,019	SINTU (LIMU GENET)
ዋካ	2,106	2,294	4,400	WAKA
አሰንገብ	1,134	1,207	2,341	ASENDABO
ጊምቤ*	1,914	1,628	3,542	GEIMBIE*
ሰር*	1,539	1,432	2,971	HARO*
ክምቤ*	1,119	1,233	2,352	KUMBI*
ሰያ*	1,738	1,843	3,581	SEKA*
ሸቢ	1,325	1,556	2,881	SHEBIE
ማጂ*	1,235	1,265	2,500	MAJJI*
ጅምር /13 ከተሞች/	56,819	60,140	116,959	TOTAL (13 TOWNS)
ሸዋ				SHEWA
አዲስ አበባ	533,412	591,928	1,125,340	ADDIS ABABA
አዲስ ባላም	2,801	3,233	6,034	ADDIS ALEM
አታጅ	14,254	16,616	30,870	AKAKI
አላባ ቁሊቶ	3,381	3,664	7,045	ALABA KULETO
ዓለም ገና*	1,662	1,919	3,581	ALEM GENA*
አንበሰር**	1,693	1,564	3,257	ANKOBER**
ባከ	2,976	3,479	6,455	BAKO
ቡታጃራ	3,918	5,670	9,588	BUTAJIRA
ደብረ ብርሃን	9,440	12,402	21,842	DEBRE BERHAN
ደብረ ሲና	3,003	3,655	6,658	DEBRE SINA
ደብረ ዘይት	20,141	23,513	43,654	DEBRE ZEIT
አንዋሪ	1,890	2,229	4,119	ENWARE
ፊቼ	6,745	8,185	14,930	FICHE
ገብረ ጌታ	2,241	3,082	5,323	GEBRE GURACHA
ጊዶ	2,743	3,135	5,878	GEDO
ገፈርሃ /ወንጃ ገፈርሃ/	2,315	2,718	5,033	GEFERSA (WONJI GEFERSA)
ገነት /ሀለታ/	3,879	4,684	8,563	GENET (HOLETA)
ገንጢ	2,362	3,459	5,821	GHINCHI
ገዳን /ወሊሶ/	8,578	10,139	18,717	GHION (WOLISSO)
ገደር	2,305	2,818	5,123	GUDER
ሰገረ ሕይወት /አምቦ/	6,934	7,208	14,142	HAGERE HIWET (AMBO)
ሀሃኦና	5,952	6,080	12,032	HOSANA
ከራቅሪ	2,043	2,823	4,866	KARAKORE
መደ	4,264	4,573	8,837	MEKI
ሞዶ	4,396	4,929	9,325	MOJO
ናዝረት	29,462	32,006	61,468	NAZRET
ነገሌ	3,564	4,389	7,953	NEGELE
ሮቢ	3,724	4,298	8,022	ROBI
ሻሻመኔ	10,501	10,108	20,609	SHASHEMANE
ሻቦካ	1,896	2,056	3,952	SHEBOKA
ሻኖ	1,429	1,807	3,236	SHENO
ሻኔ*	1,049	1,038	2,087	SHONIE*
ሺንሻካ*	1,193	1,102	2,295	SHINSHICHO*
	MALE	FEMALE	TOTAL	REGION AND TOWN
	POPULATION			

ሠለተ ሺ እና ከዚያ በላይ ነዋሪዎች ያላቸው ከከተማ የሕዝብ ብዛት በጾታና በክፍለ ሀገር 1970 ዓ.ም
TOWNS WITH ESTIMATED POPULATION OF 2000 AND ABOVE BY SEX AND REGION, 1978

ሠገጠረዥ ለ.4 / የቀጠለ/

TABLE B.4(Contd.)

ቦታ ቁጥር NUMBER

ክፍለ-ሀገርና ከተማ	የሕዝብ ብዛት			
	ወንድ	ሴት	ጭምር	
<u>ሺያ / የቀጠለ/</u>				<u>SHEWA (Contd.)</u>
ሰበታ	2,713	2,912	5,625	SEBETA
ተሎ ቦሎ	1,928	2,141	4,069	TULU BOLO
ወለገጧት	3,341	3,394	6,735	WELENCHITI
ወለገኮላ	2,023	2,434	4,457	WELENCOMI
ወላ ቄጌ	2,803	3,250	6,053	WELKITE
አዋሽ	1,524	1,918	3,442	AWASH
ዓለም ጤና	3,453	3,414	6,867	ALEM TENA
አዳጫ ተሎ	1,170	1,269	2,439	ADAMITULU
ጫገሮ	1,045	1,429	2,474	CHANCHO
ደብረ ጽጌ	1,140	1,366	2,506	DEBRE TSEGHE
ዱከም*	1,608	2,247	3,855	DUKEM*
ኤፊሰን / አጣጣይ*	1,805	2,013	3,818	EFESON (ATAYE)*
ጎሳ ጽዳን	1,267	1,546	2,813	GHOATSION
አደጃ	1,557	1,647	3,204	IJAJI
ቆሽ*	1,364	1,388	2,752	KOSHE*
መተሰራ	1,669	1,517	3,186	METAHARA
መሰል ጫና	1,268	1,705	2,973	MEHAL MEDA
ሰገዳፋ*	3,447	4,042	7,489	SENDAFA*
ሰምበት*	1,452	1,569	3,021	SEMBETIE*
ወገጁ ዓለም ጤና*	2,190	2,068	4,258	WONJI ALEMTENA*
ዝዋይ	1,225	1,238	2,463	ZUWAY
ጭምር /54 ከተማ/	746,138	835,016	1,581,154	TOTAL (54 TOWNS)
<u>ቢላም</u>				<u>SIDAMO</u>
አገረ ጫና	3,081	3,904	6,985	AGERE MARIAM
አገረ ሰላም	3,390	3,376	6,766	AGRE SELAM
አለታ ወንድ	6,609	6,019	12,628	ALETA WONDO
አዋሽ / ታቦር/	11,617	11,605	23,222	AWASSA (TABOR)
ቦሌ	1,668	1,809	3,477	BULE
ዲላ	10,762	9,653	20,415	DILLA
ሂዳሎ	1,964	1,883	3,847	HIDILOLA
ከብረ መንግሥት	5,267	5,424	10,691	KIBRE MENGIST
ለቡ	3,721	3,646	7,367	LEKU
ዎያሌ	3,093	3,477	6,570	MOYALLE
ነገሌ	6,192	6,459	12,651	NEGELE
ሰዶ ቫቂን	1,994	2,249	4,243	ODO SHAKISO
ሰዶ	7,716	8,206	15,922	SODO
ወናካ	2,272	2,462	4,734	WENAGO
ተፈሪ ከላ	1,135	1,281	2,416	TEFERI KELLA
ያቦሎ	2,770	2,953	5,723	YABELLO
ይርጋ ዓለም	10,559	9,397	19,956	YIRGA ALEM
ይርጋ ጩራ	3,820	3,933	7,753	YIRGA CHEFFE
አርቤ ገና	1,471	1,338	2,809	ARBEGONA
ቦዲት	1,484	1,635	3,119	BODITI
ቦራ	1,377	1,614	2,991	BORE
ጫለቆት	1,627	1,693	3,320	CHELELEKTI
ጭምር /22 ከተማ/	93,589	94,016	187,605	TOTAL (22 TOWNS)
	MALE	FEMALE	TOTAL	REGION AND TOWN
	POPULATION			

ሠለተ ሺ እና ከዚያ በላይ ነዋሪዎች ያላቸው ከከተሞች የሕዝብ ብዛት በጾታና በክፍለ ሀገር 1970 ዓ.ም

TOWNS WITH ESTIMATED POPULATION OF 2000 AND ABOVE BY SEX AND REGION, 1978

ሠገጠረዥ ለ.4 / የቀጠለ /

TABLE B.4 (Contd.)

ቦታ ቁጥር NUMBER

ክፍለ ሀገርና ከተማ	የሕዝብ ብዛት			ቦታ ቁጥር
	ወንድ	ሴት	ጅምር	
<u>ተገራይ</u>				<u>TIGRAI</u>
ዓበይ ዓፄ*	3,204	4,305	7,509	ABI ADDI*
አገሳ	1,415	1,730	3,145	AGULAE
ዓፄ ገራተ	4,503	7,126	11,629	ADI GRAT
ዓፄ ሸሀ	1,492	2,239	3,731	ADI SHAHO
መርሳ	1,423	2,423	3,846	MERSA
ዓድዋ	9,493	11,614	21,107	ADWA
አከሱም	8,121	10,887	19,008	AXUM
ጩጩር /ወይራ ውሃ/	1,416	2,233	3,649	CHERCHER (WEIRA WUHA)
ሰውዘን	1,960	2,059	4,019	HAUZEN
አንጻ ባገና**	1,909	2,006	3,915	INDA BAGUNA**
አንጻ ሥላሴ	3,593	5,876	9,469	INDA SELASSIE
አን ተሞ	1,573	2,003	3,576	INTICHO
ቅርብተ	1,434	2,063	3,497	KORBETE
ማይጨው	4,934	5,769	10,703	MAYCHEW
መ ቀሌ	17,961	23,274	41,235	MEKELE
ከሰ	1,787	2,437	4,224	QUIHA
ሰለከለገ	1,961	2,241	4,202	SELEKLAKA
ውቀር	4,201	5,268	9,469	WUKRO
ሰን ያጣ	957	1,440	2,397	SENKATA
ጅምር /19 ከተሞች/	73,337	96,993	170,330	TOTAL (19 TOWNS)
<u>ወለጋ</u>				<u>WELLEGA</u>
አርጃ	2,114	2,586	4,700	ARJO
ደምቢ ደሉ	5,725	5,432	11,157	DEMBI DOLLO
አናንጉ	1,809	2,270	4,079	ENANGO
ጊምቢ	5,728	6,168	11,896	GHIMBI
ነቀጥተ	10,798	13,089	23,887	NEKEMT
መገዳ	2,404	2,606	5,010	MENDI
ነጆ	2,705	3,037	5,742	NEJO
ሸምቡ	3,309	3,569	6,878	SHAMBU
ሲራ	1,465	1,941	3,406	SIRE
አሰሳ	1,182	1,231	2,413	ASOSA
አያና*	1,104	1,162	2,266	AYANA*
ቤጊ	997	1,220	2,217	BEGI
ጊዳጫ	1,242	1,401	2,643	GIDAME
ገይ*	1,430	1,253	2,683	GUY*
ፊንቅ*	1,056	1,315	2,371	FINCHA*
ሰራተ	1,012	1,288	2,300	HARATU
ሀጫ	1,095	1,149	2,244	HOMA
ቂሳጡ ባራ*	1,598	1,492	3,090	KILTU KARA*
ሙጊ	1,628	1,565	3,193	MUGI
ቢላ	1,059	1,193	2,252	BILLA
ጅምር /20 ከተሞች/	49,460	54,967	104,427	TOTAL (20 TOWNS)
<u>ወሱ</u>				<u>WOLLO</u>
አላጫጣ	3,513	6,434	9,947	ALAMATA
ባቲ	4,793	6,095	10,888	BATI
	MALE	FEMALE	TOTAL	REGION AND TOWN
	POPULATION			

ህዳት ሺ እና ከዚያ በላይ የዕድሜ ያለገደው ከጎቦች የሕዝብ ብዛት በጾታና በክፍል ሀገር 1970 ዓ.ም
TOWNS WITH ESTIMATED POPULATION OF 2000 AND ABOVE BY SEX AND REGION, 1978

ሠንጠረዥ ለ.4 / የግጠላ/

TABLE B.4 (Contd.)

በ ቁጥር NUMBER

ክፍል ሀገርና ከተማ	የሕዝብ ብዛት			WELLO DESSIE HIKE KOBO KOMBOLCHA KOREM SEKOTA* WUCHALE WOLDIYA WEREILU TENTA ASAITA KUTABER MERSA
	ወገድ	ሴት	ድምር	
ወሎ / የግጠላ/				
ደቦ	29,257	36,314	65,571	
ሕይቀ	2,089	3,039	5,128	
ቆቦ	4,251	5,235	9,486	
ኮምቦሊታ	3,928	4,988	8,916	
ኮረም	3,194	3,316	6,510	
ሱቆጣ*	4,533	4,386	8,919	
ወህላ	1,556	3,022	4,578	
ወለድያ	6,274	7,660	13,934	
ወረይሎ	2,281	2,968	5,249	
ተገታ	1,188	1,201	2,389	
አሳይታ	1,056	1,422	2,478	
ኩታበር	1,116	1,133	2,249	
መርሃ	1,907	2,361	4,268	
ድምር /15 ከጎቦች/	70,936	89,574	160,510	TOTAL (15 TOWNS)
ጠቅላላ ድምር /259 ከጎቦች/	1,760,953	1,958,480	3,719,433	GRAND TOTAL (259 TOWNS)
	MALE	FEMALE	TOTAL	REGION AND TOWN
	POPULATION			

* የአ ነገህ ከጎቦች ሕዝብ ብዛት የተገኘው በከተማ የዕድሜ የሰበረተ ሥራ ግብረተ ነገሮች ነው።

*Towns whose population estimates are obtained from Urban dwellers association.

** የአ ነገህ ከጎቦች ሕዝብ ብዛት የተገኘው በ1949 ዓ.ም የአገር አቀፍ ሕዝብ ብዛት ሰበሰቡ ገምት ነው። የተቀሩት ገገ የአካባቢ ጥበቃ ጠቅላይ ጾ/ቤት ከደረጋቸው ጥናት የተገኙ ናቸው።

**Towns whose estimates are based on the 1956 Ministry of Interior Population reporting. Estimates for all other towns are based on C.S.O. Surveys.

የወደፊት የሕዝብ ብዛት 1967 - 1992 ዓ.ም
POPULATION PROJECTION OF ETHIOPIA, 1975-2000

ሠንጠረዥ ለ.5

TABLE B.5

ዓመት ስራረትና የገምት መጠን	የሕዝብ ብዛት /በሺህ/			1975 1980 1985 1990 1995 2000 HIGH MEDIUM LOW
	ወገድ	ሴት	ድምር	
1967	13,939.6	13,241.6	27,181.2	
1972	15,600.7	15,224.7	30,825.4	
1977	18,423.0	16,912.5	35,335.5	
1982				
ከፍተኛ	21,253.1	19,386.7	40,639.8	HIGH
መካከለኛ	21,253.1	19,386.7	40,639.8	MEDIUM
ዝቅተኛ	21,160.9	19,300.0	40,460.9	LOW
1987				
ከፍተኛ	24,516.5	22,653.9	47,170.4	HIGH
መካከለኛ	24,409.5	22,551.8	46,961.3	MEDIUM
ዝቅተኛ	23,999.1	22,162.4	46,161.5	LOW
1992				
ከፍተኛ	28,563.6	26,563.6	55,127.2	HIGH
መካከለኛ	27,959.6	25,987.9	53,947.5	MEDIUM
ዝቅተኛ	27,059.0	25,132.1	52,191.1	LOW
	MALE	FEMALE	TOTAL	YEAR & PROJECTION VARIANT
	POPULATION (000's)			

ከፍል ስ - ወደ ኢትዮጵያ የሚገቡ፣ ከኢትዮጵያ የሚወጡ ሰዎችና በኢትዮጵያ የሚኖሩ የውጭ አገር ዜጎች ባዘት

ለሠጠረዥ ስ. 1-4 መረጃው የተገኘው በየቦታ፣ በባሕርና በአየር አድርገው ወደ ስገራቷ በሚገቡና ከስገራቷም ከሚወጡ ሰዎች ከሚመዘገቡበት የመገቢያና የመውጫ ቀጾች ነው።

ሠጠረዥ ስ. 1-2 እነዚህ ሠጠረዥ የሚያመለክት ወደ ኢትዮጵያ የሚገቡትን በአሕገር፣ በጾታ፣ የገቡበትን ምክንያትና እንደዚህም በየወሩ ስንት ሰዎች እንደሚገቡ ጭምር ነው።

ሠጠረዥ ስ. 3-4 እነዚህ ሠጠረዥ የሚያመለክት ከኢትዮጵያ የወጡትን በአሕገር፣ በጾታ የወጡበትን ምክንያትና እንደዚህም በየወሩ ስንት ሰዎች እንደሚወጡ ጭምር ነው።

ሠጠረዥ ስ. 5 የውጭ አገር ዜጎች እስታቲስቲክስ ሲሆን የሚዘጋጀው በአገር አስተዳደር ሚኒስቴር የሕዝብ ደህንነት ጥበቃ አስተዳደር ነው። በ1937 ዓ.ም የወጣው አዎንቶ 57 ማናቸውም የውጭ አገር ዜጋ /ሰት ወይም ወንድ/ እንዲሁም 16 ዓመት የሞላው ኢትዮጵያ በገባ በ30 ቀን ውስጥ የይለፍና ቪዛ ክፍል ቀርቦ ተመዘገቦ የኗሪ ነት መታወቅ ወረቀት አገኝቶ እንዲይዝ ያዘላ። ከዚያም በኋላ በየዓመቱ በመመዘገብ የኗሪ ነትን ፈቃድ ያሰጥ ሳል። ሲሆንም ለጊዜው ይህ እስታቲስቲክስ ሊገኝ አልተቻለም።

የቃላት ትርጉም

ወጪዎች: ከኢትዮጵያ ከወጡ በኋላ ወዲያውኑ የሚመለሱ፣ ከኢትዮጵያ ወደ ሌላ አገር የሄዱ ሰዎች ማለት ነው። ይህም ገብኝዎችና በትራንዚት መልክ የወጡትን አይጠቀስም።

አዲስ ገቢዎች: ወደ ኢትዮጵያ የሚገቡ የውጭ አገር ዜጎች ሁሉ አዲስ የገቡ ተባለው የሚመዘገቡት በኢትዮጵያ ውስጥ ለመኖር የሚያስችላቸው የመገቢያ ፈቃድ ቢኖራቸውና ከዚህ በታች በተመለከተው መሠረት ተመልሶ ገቢ ያልሆኑ እንደሆኑ ነው።

ተመልሰው ገቢዎች: ከኢትዮጵያ በፈቃድ ወጥተው ተመልሰው የሚገቡ ዜጎች ሀ/ ተመልሶ ለመገባት የሚያስችል ቪዛ ካላቸው፣ ለ/ አስቀድመው በኢትዮጵያ መኖራቸው ከታወቀ /በገብኝ ወይም በትራንዚት ሳይሆን/ ከኢትዮጵያ ወጪ የቀዳሚ ጊዜ ከአንድ ዓመት ያልበለጠ ወይም ስ/ ትምህርት ለመከታተል ከሁለት ዓመት ሳልበለጠ ጊዜ ውጭ አገር የቆየ ከሆነ ወጥተው ተመልሰው የገቡ በመባል ይመደባሉ።

ነዋሪ: ማንኛውም ኢትዮጵያዊ ወይም የውጭ አገር ከሚገኙ የኢትዮጵያ ቀንሶሎች ወይም ከኢትዮጵያ በርቶ የይለፍና የቪዛ ክፍል የነዋሪዎች ሕጋዊ ቪዛ በመቀበል በኢትዮጵያ የሚኖር ነው።

ተራሰት /አገር ገብኝ/ - በተራሰት ስም የተወደበ ከውጭ አገር ከሚገኝ የኢትዮጵያ ቀንሶሎች ወይም ከአዲስ አበባ፣ ከአሥመራ፣ ከድረዳዋና ከአሰብ አውሮፕላን ማረፊያዎች ከይለፍና ከቪዛ የተራሰት /የአገር ገብኝ/ ቪዛ በመቀበል ኢትዮጵያ ውስጥ ለተወሰነ ጊዜ የሚቆይ ሰው ነው። ቪዛው ለሰባት ወራት ያህል ስለሚያገለገል መንገደኛው /ተራሰት/ አንዳንድ ጉዳዮች ለማከናወን ወይም የእረፍት ጊዜውን አገር በመገባት ሊያሳለፍ ይችላል።

ትራንዚት: ለተሳሳሪ መንገደኞች የሚሰጥ ለሰባት ቀናት ያህል የሚያገለገል የትራንዚት ቪዛ ያለው ነው። ይህም ቪዛ የሚሰጠው በውጭ አገር በሚገኙ የኢትዮጵያ ቀንሶሎች ወይም በኢትዮጵያ በርቶ ነው።

SECTION C. ARRIVALS AND DEPARTURES
AND NUMBER OF FOREIGN RESIDENTS

The data for Table C 1-4 are obtained from the information supplied by persons entering to or departing from Ethiopia via road, rail, sea or air.

Tables C. 1-2: These Tables indicate number of arrivals to Ethiopia by continent, sex and purpose of entry to Ethiopia and number of arrivals by month.

Tables C. 3-4: These Tables indicate number of departures by continent sex and purpose of exit and number of departures by month.

Table C. 5: The Public Security Department of the Ministry of Interior is the primary source of statistics of foreign residents in Ethiopia. By Proclamation No. 57 of 1955, every foreigner is required, within 30 days of his (or her) arrival in Ethiopia or of his (or her) attaining the age of 16 years and thereafter annually, to report in person to the registrar, and secure an identity card (Foreigner's Refistration Book). However, current data are not available.

DEFINITION OF CONCEPTS

Emigrants. An emigrant is a person proceeding out of Ethiopia for a destination elsewhere without the immediate intention of returning to the country, excluding visitors and persons in transit.

Immigrants. Persons entering the country are classified as new immigrants if they are not returning residents as defined below and have an entry permit, which allows them to become residents of the country.

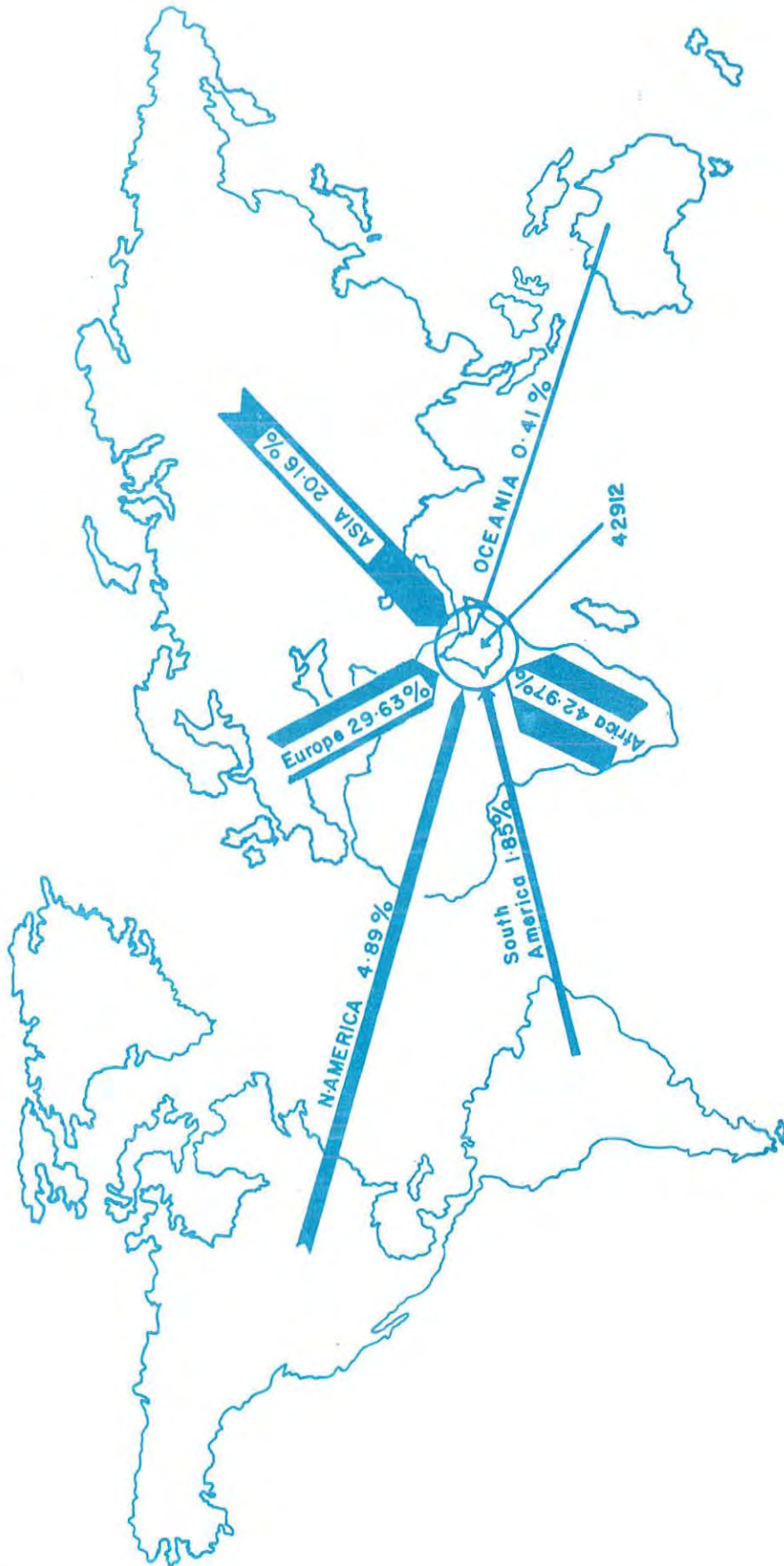
Re-Entrants. Persons returning to the country are classified as returning residents if (a) they possess a valid re-entry visa, or if (b) they have been absent for less than one year, or (c) if they have been abroad for educational purposes for a period of less than two years.

Resident. Any Ethiopian and/or foreigner (with valid resident permit) residing in Ethiopia regardless of his nationality is a resident.

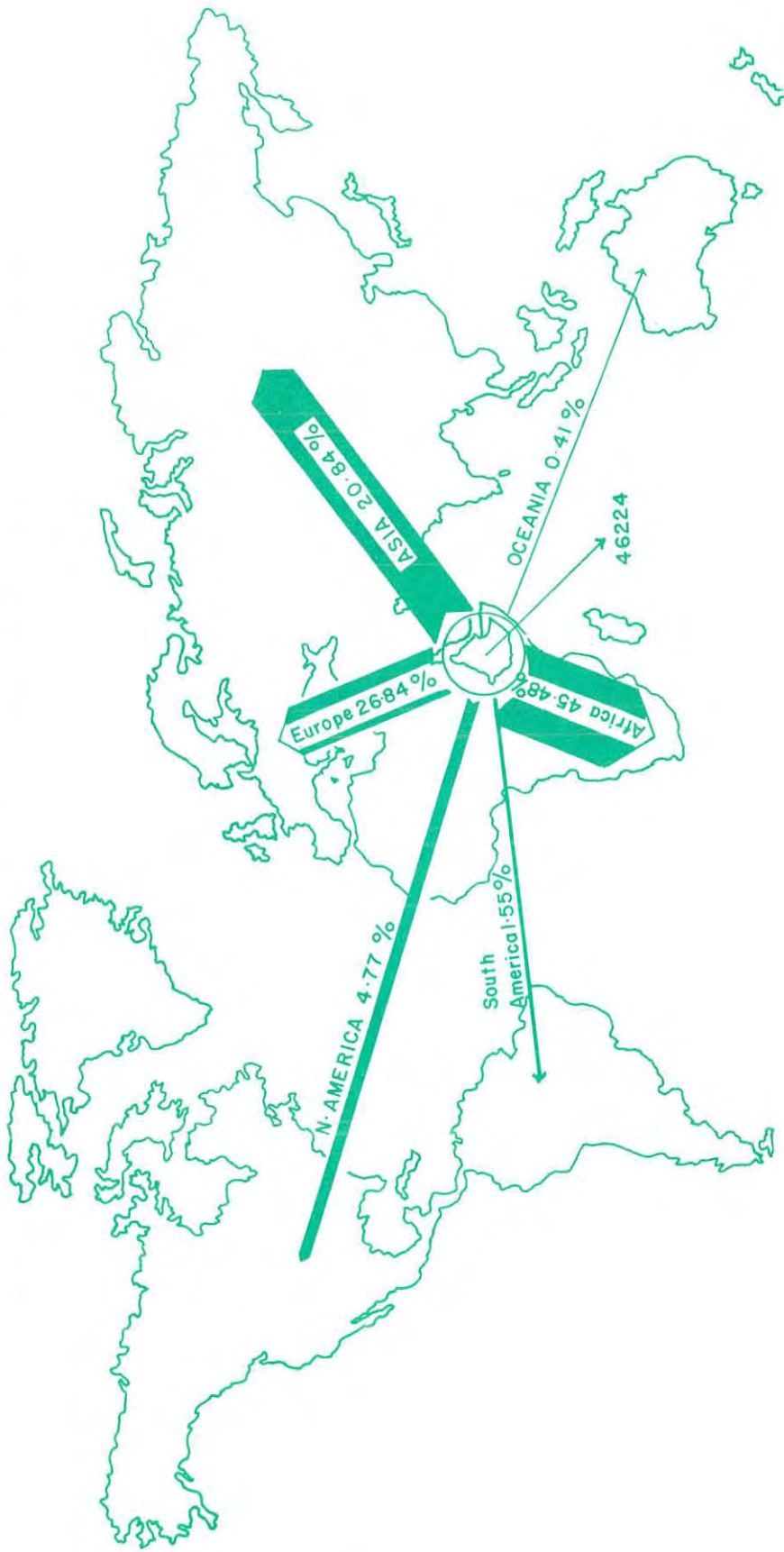
Tourists. Are persons who have a visitor's or tourist's visa, that can be obtained either at the Ethiopian consulates abroad or at the ports in Ethiopia. These visas are valid up to 3 months and allow the visitor to pursue temporarily his business or profession. Tourists also cover visitors on holiday.

Transit. Any person who has an in-transit visa that will enable him to pass through the country to a certain destination abroad is a transit. The visa is issued at the Ethiopian consulates abroad or at the ports in Ethiopia. The intransit visa may be valid for a period of up to seven days.

CI - ARRIVALS TO ETHIOPIA BY CONTINENT 1978



C2-DEPARTURES FROM ETHIOPIA BY CONTINENT 1978



ወደ ሊት የሌላ የገቡትን ሰዎች በጾታ ፣ በአካሄድ ፣ የገቡትን ዎከንያት ለይቶ የሚያሳይ /ከጥር1970-1971 ዓ.ም/ ARRIVALS BY SEX, CONTINENT AND PURPOSE OF ENTRY (JAN.-DEC. 1978)

ሠንጠረዥ ሐ.1 TABLE C. 1

አካሄድ	ጾታ	የገቡትን ዎከንያት								ጾታ	አካሄድ
		የባሪ	ሰሥራ	ለሰብሰባ	ለሰራተኛ	በተራን ዘተነት	ሌላ	ያልተ ገለጸ	ድምር		
አፍሪካ	ወንድ	6,256	762	803	638	2,240	337	3,209	14,245	M	AFRICA
	ሴት	1,626	79	119	462	498	95	1,318	4,197	F	
	ድምር	7,882	841	922	1,100	2,738	432	4,527	18,442	TOTAL	
አውሮፓ	ወንድ	1,768	3,008	333	557	820	552	2,410	9,448	M	EUROPE
	ሴት	1,094	305	77	390	336	242	823	3,267	F	
	ድምር	2,862	3,313	410	947	1,156	794	3,233	12,715	TOTAL	
አሜሪካ /በ/	ወንድ	222	378	72	210	235	69	145	1,331	M	AMERICA (N)
	ሴት	182	61	45	211	174	34	63	770	F	
	ድምር	404	439	117	421	409	103	208	2,101	TOTAL	
አሜሪካ /ደ/	ወንድ	36	53	39	14	26	114	348	630	M	AMERICA (S)
	ሴት	18	11	10	6	4	29	90	168	F	
	ድምር	54	64	49	20	30	143	438	798	TOTAL	
አሲያ	ወንድ	578	571	138	607	1,758	249	3,475	7,376	M	ASIA
	ሴት	271	30	16	178	294	48	440	1,277	F	
	ድምር	849	601	154	785	2,052	297	3,915	8,653	TOTAL	
አውስትራሊያና ኒዥላንድ	ወንድ	26	57	6	6	22	6	13	136	M	OCEANIA
	ሴት	14	2	2	13	4	2	4	41	F	
	ድምር	40	59	8	19	26	8	17	177	TOTAL	
ያልተገለጸ	ወንድ	4	3	1	2	2	1	6	20	M	NOT STATED
	ሴት	1	-	-	3	1	1	1	7	F	
	ድምር	5	3	1	5	3	2	7	27	TOTAL	
ጠቅላላ ድምር	ወንድ	8,890	4,832	1,392	2,034	5,103	1,328	9,606	33,185	M	GRAND TOTAL
	ሴት	3,206	488	269	1,263	1,311	451	2,739	9,727	F	
	ድምር	12,096	5,320	1,661	3,297	6,414	1,779	12,345	42,912	TOTAL	
		RESI- DENT	BUSI- NESS	CONFER- ENCE	VACA- TION	TRAN- SIT	OTHER	NOT STATED	TOTAL	SEX	CONTINENTS
PURPOSE OF ENTRY											

M = Male
F = Female

በየወሩ ወደ ኢትዮጵያ የሚገቡትን ሰዎች በጾታና የገቡበትን ምክንያት የሚያሳይ /ከተሮ 1970-ታህሣሥ 1971 ዓ.ም
 MONTHLY ARRIVALS BY SEX, AND PURPOSE OF ENTRY (ALL CONTINENTS) JAN.-DEC.1978

ሠንጠረዥ ሐ.2 TABLE C. 2

ወር	ጾታ	የገቡበት ምክንያት								ጾታ	ወር
		የሞሪ	ሰሥራ	ሰብሰባ	ለሰራተኛ	በተራ ሁኔታ	ሌላ	ያልተገለጸ	ድምር		
ጥር	ወገድ	708	469	75	176	391	108	685	2,612	M	JANUARY
	ሴት	364	43	8	143	123	29	237	947	F	
	ድምር	1,072	512	83	319	514	137	922	3,559	TOTAL	
የካቲት	ወገድ	454	457	74	143	269	99	622	2,118	M	FEBRUARY
	ሴት	153	26	10	60	87	27	143	506	F	
	ድምር	607	483	84	203	356	126	765	2,624	TOTAL	
መጋቢት	ወገድ	1,264	644	120	262	510	148	848	3,796	M	MARCH
	ሴት	409	51	41	187	124	63	282	1,157	F	
	ድምር	1,673	695	161	449	634	211	1,130	4,953	TOTAL	
ሚያዝያ	ወገድ	291	211	58	69	214	58	410	1,311	M	APRIL
	ሴት	98	26	15	50	33	17	114	353	F	
	ድምር	389	237	73	119	247	75	524	1,664	TOTAL	
ገንቦት	ወገድ	665	369	88	130	316	76	435	2,079	M	MAY
	ሴት	267	25	11	70	73	23	110	579	F	
	ድምር	932	394	99	200	389	99	545	2,658	TOTAL	
ሰኔ	ወገድ	693	404	80	115	374	68	567	2,301	M	JUNE
	ሴት	225	33	8	61	69	23	165	584	F	
	ድምር	918	437	88	176	443	91	732	2,885	TOTAL	
ሰኞ	ወገድ	751	300	129	213	492	128	868	2,881	M	JULY
	ሴት	256	36	23	134	120	42	150	761	F	
	ድምር	1,007	336	152	347	612	170	1,018	3,642	TOTAL	
ነሐሴ	ወገድ	731	329	83	210	663	99	948	3,063	M	AUGUST
	ሴት	295	54	32	143	211	43	237	1,015	F	
	ድምር	1,026	383	115	353	874	142	1,185	4,078	TOTAL	
መስከረም	ወገድ	955	398	213	138	460	193	1,206	3,563	M	SEPTEMBER
	ሴት	444	61	44	63	112	64	296	1,084	F	
	ድምር	1,399	459	257	201	572	257	1,502	4,647	TOTAL	
ጥቅምት	ወገድ	823	452	129	149	472	130	952	3,107	M	OCTOBER
	ሴት	277	53	20	79	96	46	271	842	F	
	ድምር	1,100	505	149	228	568	176	1,223	3,949	TOTAL	
ገዳር	ወገድ	737	435	132	174	553	120	1,091	3,242	M	NOVEMBER
	ሴት	183	50	23	68	151	49	397	921	F	
	ድምር	920	485	155	242	704	169	1,488	4,163	TOTAL	
ታህሣሥ	ወገድ	818	364	211	255	389	101	974	3,112	M	DECEMBER
	ሴት	235	30	34	205	112	25	337	978	F	
	ድምር	1,053	394	245	460	501	126	1,311	4,090	TOTAL	
ጠቅላላ ድምር	ወገድ	8,890	4,832	1,392	2,034	5,103	1,328	9,606	33,185	M	GRAND TOTAL
	ሴት	3,206	488	269	1,263	1,311	451	2,739	9,727	F	
	ድምር	12,096	5,320	1,661	3,297	6,414	1,779	12,345	42,912	TOTAL	
		RESIDENT	BUSINESS	CONFERENCE	VACATION	TRANSIT	OTHER	NOT STATED	TOTAL	SEX	MONTH
PURPOSE OF ENTRY											

ከአገር ወጪ የወጡትን ሰዎች በጾታ፣ በአካፍና የወጡትን ምክንያት ለይቶ የሚያሳይ /ከጥር 1970-ታህሣሥ 1971 ዓ.ም/
 DEPARTURES, BY SEX, CONTINENT AND PURPOSE OF EXIT (JAN.-DEC.1978)

ሠገጠረዥ ስ.3 TABLE C.3

አካፍ	ጾታ	አወገገሥት ሥራ	የ ሰ ራ ም ች የ ወ ጡ ጡ ጠ ጠ ት ም ክ ጎ ም ት							የጻፈ የልሀት	ጠቀላላ ደምር		
			ሰገላ ሥራ	ለሰራተኛት	ለተም ሀርት	ለሀክምና	ሌላ	የልተገለጸ	ደምር				
አፍሪካ	ወገድ	1,801	580	241	2,290	115	725	2,851	8,603	7,504	16,107	M	AFRICA
	ሴት	186	266	192	213	73	374	1,321	2,624	2,292	4,916	F	
	ደምር	1,987	846	433	2,503	188	1,099	4,172	11,227	9,796	21,023	TOTAL	
አውሮፓ	ወገድ	272	366	685	48	54	210	1,027	2,762	6,290	9,052	M	EUROPE
	ሴት	112	72	646	27	50	203	604	1,714	1,644	3,358	F	
	ደምር	384	438	1,331	75	104	513	1,631	4,476	7,934	12,410	TOTAL	
አሜሪካ/ቦ	ወገድ	66	42	80	14	5	43	69	319	1,090	1,409	M	AMERICA (N)
	ሴት	42	24	85	8	13	28	54	254	546	800	F	
	ደምር	108	66	165	22	18	71	123	573	1,636	2,209	TOTAL	
አሜሪካ/ደ	ወገድ	13	2	1	-	30	18	69	133	411	544	M	AMERICA (S)
	ሴት	4	1	6	1	36	3	28	79	94	173	F	
	ደምር	17	3	7	1	66	21	97	212	505	717	TOTAL	
አስያ	ወገድ	97	93	231	22	9	137	765	1,354	6,585	7,939	M	ASIA
	ሴት	33	18	143	15	9	104	396	718	980	1,698	F	
	ደምር	130	111	374	37	18	241	1,161	2,072	7,565	9,637	TOTAL	
አውስትራሊያና ኒዩሲላንድ	ወገድ	-	18	8	-	-	1	6	33	113	146	M	OCEANIA
	ሴት	-	-	7	1	2	1	5	16	30	46	F	
	ደምር	-	18	15	1	2	2	11	49	143	192	TOTAL	
የልተገለጸ	ወገድ	-	1	2	-	-	7	1	11	12	23	M	NOT STATED
	ሴት	-	2	1	-	-	5	2	10	3	13	F	
	ደምር	-	3	3	-	-	12	3	21	15	36	TOTAL	
ጠቀላላ ደምር	ወገድ	2,249	1,102	1,248	2,374	213	1,241	4,788	13,215	22,005	35,220	M	GRAND TOTAL
	ሴት	377	383	1,080	265	183	717	2,410	5,415	5,589	11,004	F	
	ደምር	2,626	1,485	2,328	2,639	396	1,958	7,198	18,630	27,594	46,224	TOTAL	
		GOVERNMENT	PRIVATE BUSINESS	VACATION	TRAINING	MEDICAL	OTHERS	NOT STATED	TOTAL	NON RESIDENTS	GRAND TOTAL	SEX	CONTINENTS
RESIDENTS BY PURPOSE OF EXIT													

በየወሩ ከኢትዮጵያ የሚወጡትን ባሉት የወጡበትን ምክንያት የሚያሳይ /ከተር 1970-ታህሣሥ 1971 ዓ.ም
 MONTHLY DEPARTURES BY SEX AND PURPOSE OF EXIT (ALL CONTINENTS) JAN.-DEC. 1978

ሠገጠረዥ ሐ.4 TABLE C.4

ወር	ጾታ	ለመገንጠት	የወጡበት ምክንያት							የወጡበት	ጠቅላላ ድምር		
			ለገለ	ለሰራተኛ	ለትምህርት	ለሀኪምና	ለሌላ	ያልተገለጸ	ድምር				
ጥር	ወንድ	188	76	100	70	15	155	242	846	1,274	2,120	M	JANUARY
	ሴት	24	31	84	6	19	49	103	316	314	630	F	
	ድምር	212	107	184	76	34	204	345	1,162	1,588	2,750	TOTAL	
የካቲት	ወንድ	134	101	52	151	13	91	294	836	1,361	2,197	M	FEBRUARY
	ሴት	37	47	53	17	13	48	151	366	533	899	F	
	ድምር	171	148	105	168	26	139	445	1,202	1,894	3,096	TOTAL	
መጋቢት	ወንድ	174	76	29	114	10	80	304	787	1,328	2,115	M	MARCH
	ሴት	33	30	27	12	7	34	140	283	368	651	F	
	ድምር	207	106	56	126	17	114	444	1,070	1,696	2,766	TOTAL	
ሚያዝያ	ወንድ	198	107	61	71	17	126	284	864	1,776	2,640	M	APRIL
	ሴት	26	37	54	14	10	62	188	391	449	840	F	
	ድምር	224	144	115	85	27	188	472	1,255	2,225	3,480	TOTAL	
ገንቦት	ወንድ	191	89	56	181	26	111	341	995	1,479	2,474	M	MAY
	ሴት	23	42	56	14	10	57	200	402	322	724	F	
	ድምር	214	131	112	195	36	168	541	1,397	1,801	3,198	TOTAL	
ሰኔ	ወንድ	181	97	189	220	12	109	490	1,298	1,510	2,808	M	JUNE
	ሴት	46	30	164	12	17	74	288	631	299	930	F	
	ድምር	227	127	353	232	29	183	778	1,929	1,809	3,738	TOTAL	
ሰኞ	ወንድ	269	81	298	91	14	122	553	1,428	2,075	3,503	M	JULY
	ሴት	55	37	267	10	11	86	337	803	504	1,307	F	
	ድምር	324	118	565	101	25	208	890	2,231	2,579	4,810	TOTAL	
ክብረት	ወንድ	168	59	149	102	15	93	353	939	2,016	2,955	M	AUGUST
	ሴት	23	13	112	20	13	70	180	431	603	1,034	F	
	ድምር	191	72	261	122	28	163	533	1,370	2,619	3,989	TOTAL	
መስከረም	ወንድ	250	105	97	426	19	118	458	1,473	2,674	4,147	M	SEPTEMBER
	ሴት	44	44	105	53	18	78	242	584	596	1,180	F	
	ድምር	294	149	202	479	37	196	700	2,057	3,270	5,327	TOTAL	
ጥቅምት	ወንድ	155	112	33	384	17	83	452	1,236	1,981	3,217	M	OCTOBER
	ሴት	18	20	38	62	5	62	176	381	471	852	F	
	ድምር	173	132	71	446	22	145	628	1,617	2,452	4,069	TOTAL	
ኅዳር	ወንድ	185	94	39	406	17	61	489	1,291	2,357	3,648	M	NOVEMBER
	ሴት	25	31	24	16	17	43	209	365	584	949	F	
	ድምር	210	125	63	422	34	104	698	1,656	2,941	4,597	TOTAL	
ታህሣሥ	ወንድ	156	105	145	158	38	92	528	1,222	2,174	3,396	M	DECEMBER
	ሴት	23	21	96	29	43	54	196	462	546	1,008	F	
	ድምር	179	126	241	187	81	146	724	1,684	2,720	4,404	TOTAL	
ጠቅላላ ድምር	ወንድ	2,249	1,102	1,248	2,374	213	1,241	4,788	13,215	22,005	35,220	M	GRAND TOTAL
	ሴት	377	383	1,080	265	183	717	2,410	5,415	5,589	11,004	F	
	ድምር	2,626	1,485	2,328	2,639	396	1,958	7,198	18,630	27,594	46,224	TOTAL	
		GOVERNMENT	PRIVATE BUSINESS	VACATION	TRAINING	MEDICAL	OTHERS	NOT STATED	TOTAL	NON RESIDENTS	GRAND TOTAL	SEX	
RESIDENTS BY PURPOSE OF EXIT													

ክፍል መ - ስለ ገበርና

ሠገጠረዥ መ. 1 የ1969 እና በ1970 ዓ.ም ለዋና ዋና ሰብሎች የታረሰው መሬት ስፋት፣ ውጤትና ጠቀላላ ምርት መጠን ለማዘጋጀት የተቻለው የገበርና ሚኒስቴር በ1970 ዓ.ም ከአከናወነው የሰብሶ ስብሰባ ጥናት ውጤት ሲሆን የ1971 ዓ.ም መረጃው ገን የተገኘው የ1970 ዓ.ም ጥናት ውጤት፣ ከገበረ ማህበር ተመራጭዎችና ከወረዳ አስተዳዳሪዎች በተገኘው መረጃ መሠረት ነው።

የምርት ውጤት መጠን የሚያሳየው ከመንገሥት እርሻዎች፣ ከአምራቶች የሕብረት ሥራ ማህበራት፣ ከገበረዎች የተገኘውን ምርትና በበልገ ወራት የተመረተውንም ይጨምራል። በበልገ ጊዜ የታረሰው መሬት በሁሉ ተም ዓመት ውስጥ ከታረሰው ጠቀላላ የመሬት ስፋት ጋር አልተጨመረም።

ሠገጠረዥ መ. 2-3 ስለቡና የሚደረገውን ቁጥጥር ያመለክታሉ። ወደ ውጭ አገር የሚላከው ቡና ሁሉ በቡናና ሻይ ልማት ሚኒስቴር መመርመር አለበት። ተፈላጊውን የጥራት ደረጃ የያዘ ቡና ወደ ውጭ አገር እንዲላክ የሚያስችለው በመ/ቤተ ሠር ተፍኪት ሲገጠው፣ ይህን አሟልቶ ያልተገኘው ገን ጥራት ተሻሻሎ እንዲቀርብ ወይም በአገር ውስጥ እንዲሻጥ ይደረጋል። በዚህ ምክንያት በሠገጠረዥ የተመለከተው የቡና መጠን ከተመረተው መጠን ሊበልጥ ይችላል ማለት ነው።

ሠገጠረዥ መ. 4 ለከብት ሕክምና የተቋመ መድኃኒት መጠን፣ የተከተሉ ከብቶች ብዛትና በከብት ሕክምና ሥራ የተሠማሩትን ሠራተኞች ብዛት ያመለክታል።

ሠገጠረዥ መ. 5 በየክፍለ ጠገሩ የሚገኙ የእርሻ ሥራ ማስፋፊያ ተቋማት ዎችና ወኪሎች ብዛት የሚያሳይ ነው።

ማሰባሰቢያ የከብቶች ብዛትና ዓይነት፣ የከብት ሀብትንና የደን ሀብት ውጤትን የሚገልጽ መረጃ ባለመኖሩ ረ በመጽሔት ውስጥ አልተመለከተም። ሆኖም ለወደፊት በነገህ እርእስቶች ላይ ተከታታይና አስተማማኝ እስታቲስቲካዊ መረጃዎች እንደተገኙ ለተጠያሚው ሕዝብ በዚህ መጽሔት አማካኝነት እንዲቀርቡ ይደረጋል።

SECTION D. AGRICULTURE

Table D.1 Data on area, yield and production of major crops are based on the results of the crop production survey conducted by the Ministry of Agriculture in 1977/78; and the data for 1978/79 were forecasted on the basis on the results of 1977/78 crop production survey and data obtained from wereda and farmers' Associations officials.

The production figures include state and Co-operative farms, private peasant holdings and harvest of Belg season. Area under Belg crops is not included in the total figure for both years.

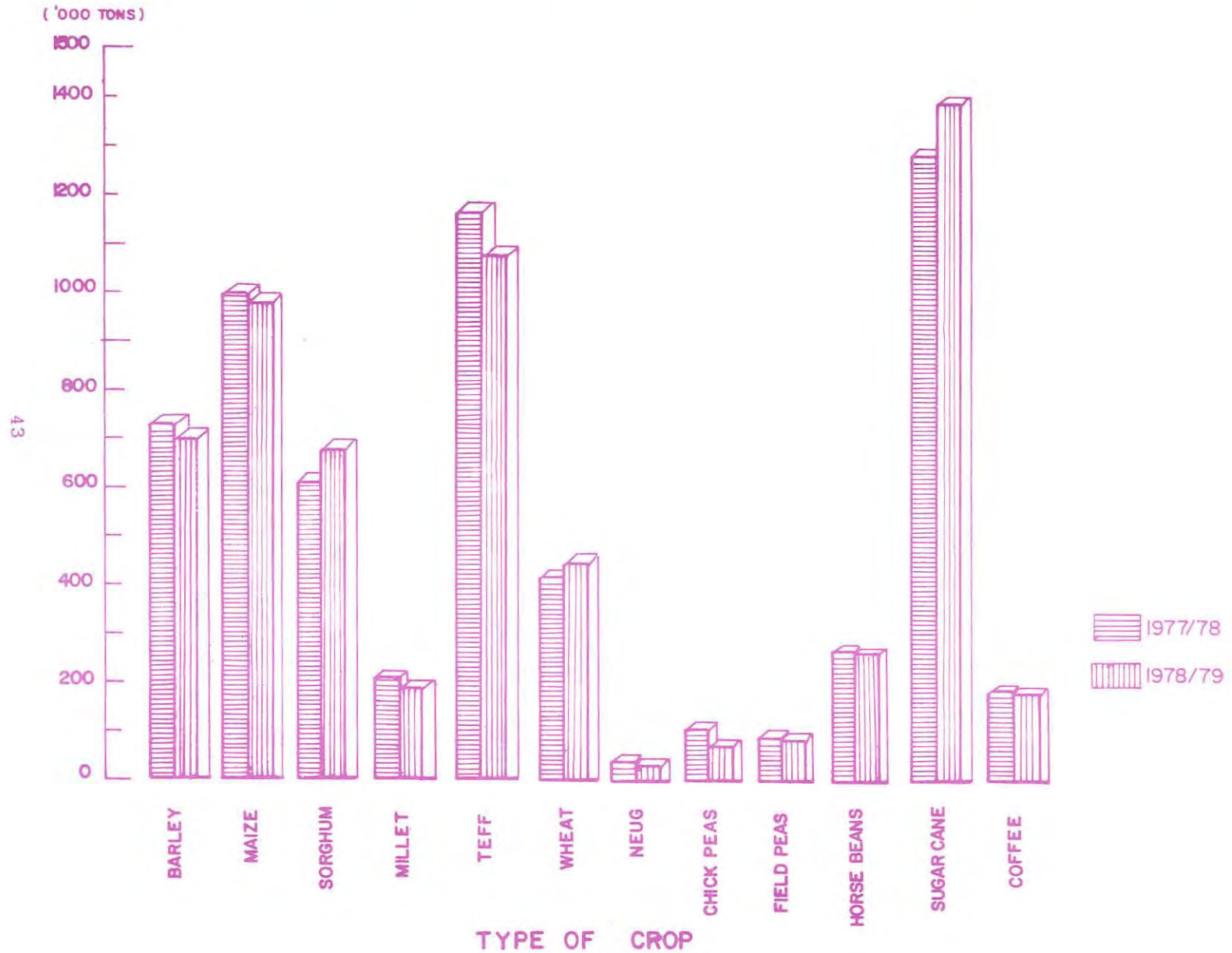
Table D.2.3 refer to coffee inspection. All coffee intended for export has to be inspected by the Ministry of Coffee and Tea Development. The Coffee which is of the prescribed degree of purity is given the Ministry's Export certificate. The coffee that does not meet the standard is either sent back for recleaning or sold locally. Thus, because of double counting, the amount of coffee shown on these tables could be more than the actual amount of Coffee produced in the Country.

Table D.4 refers to vaccine production, number of cattle vaccinated and number of veterinary personnel.

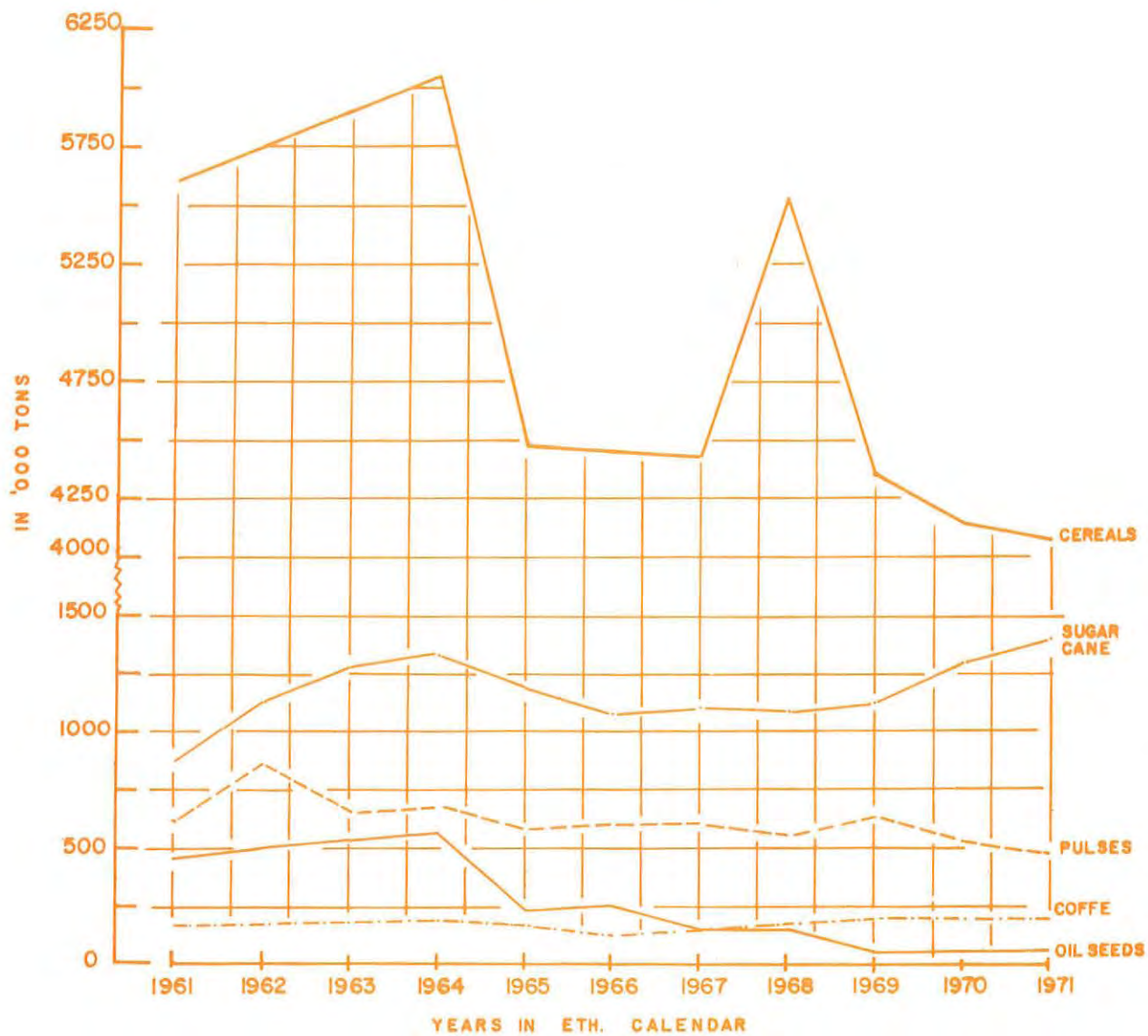
Table D.5 shows the number of agricultural extension personnel by administrative region.

N.B. The projected data on livestock by age and sex, animal and forestry products usually presented in this publication are discontinued, and will be resumed when reliable data become available.

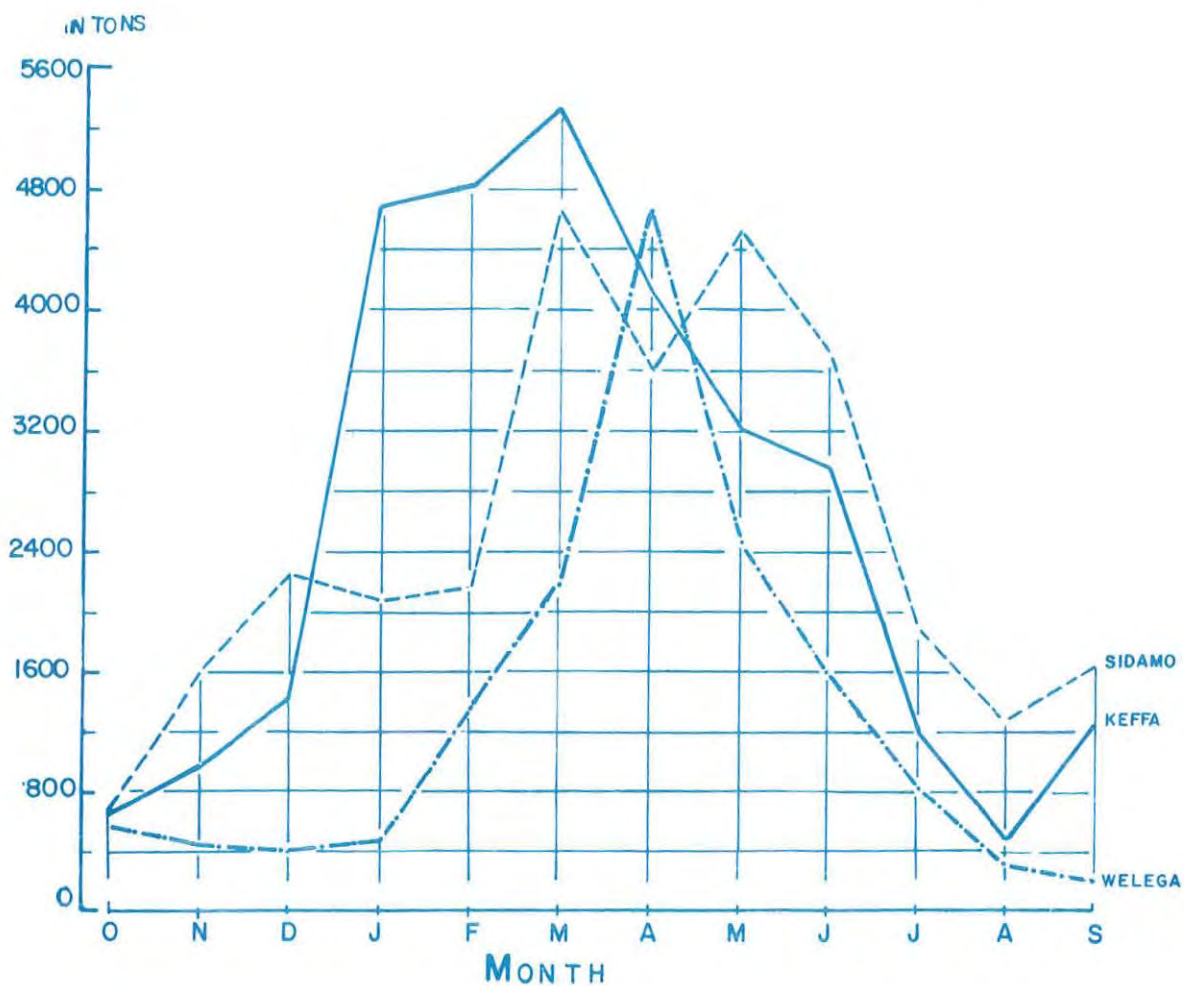
D-1 PRODUCTION OF MAIN CROPS 1977/78 & 1978/79



D.2 PRODUCTION OF IMPORTANT AGRICULTURAL CROPS (ETH.C. 1961-1971)

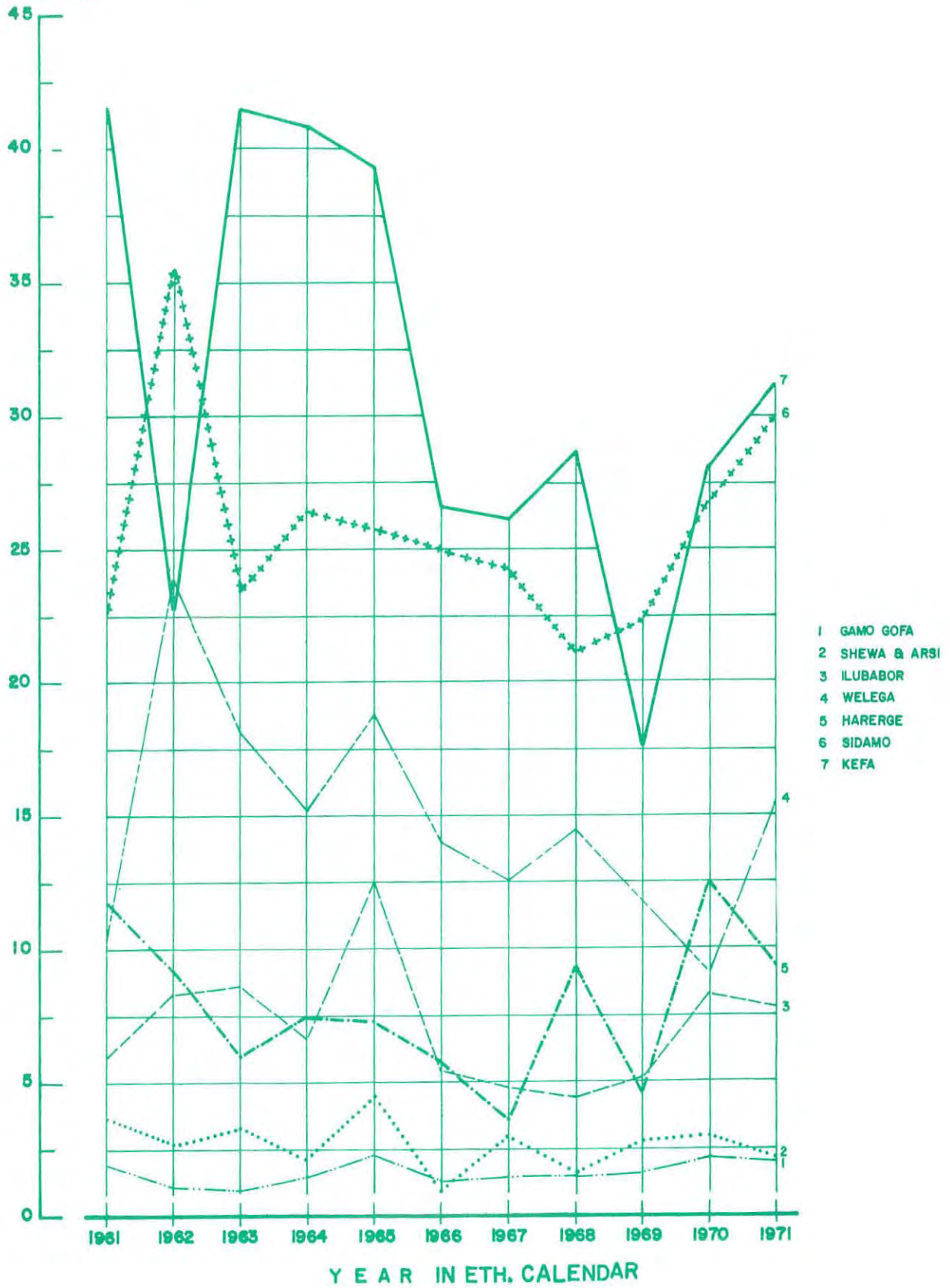


D-3 COFFEE INSPECTED BY THE MINISTRY OF COFFEE AND TEA DEVELOPMENT BY MAIN COFFEE PRODUCING REGION 1978/79

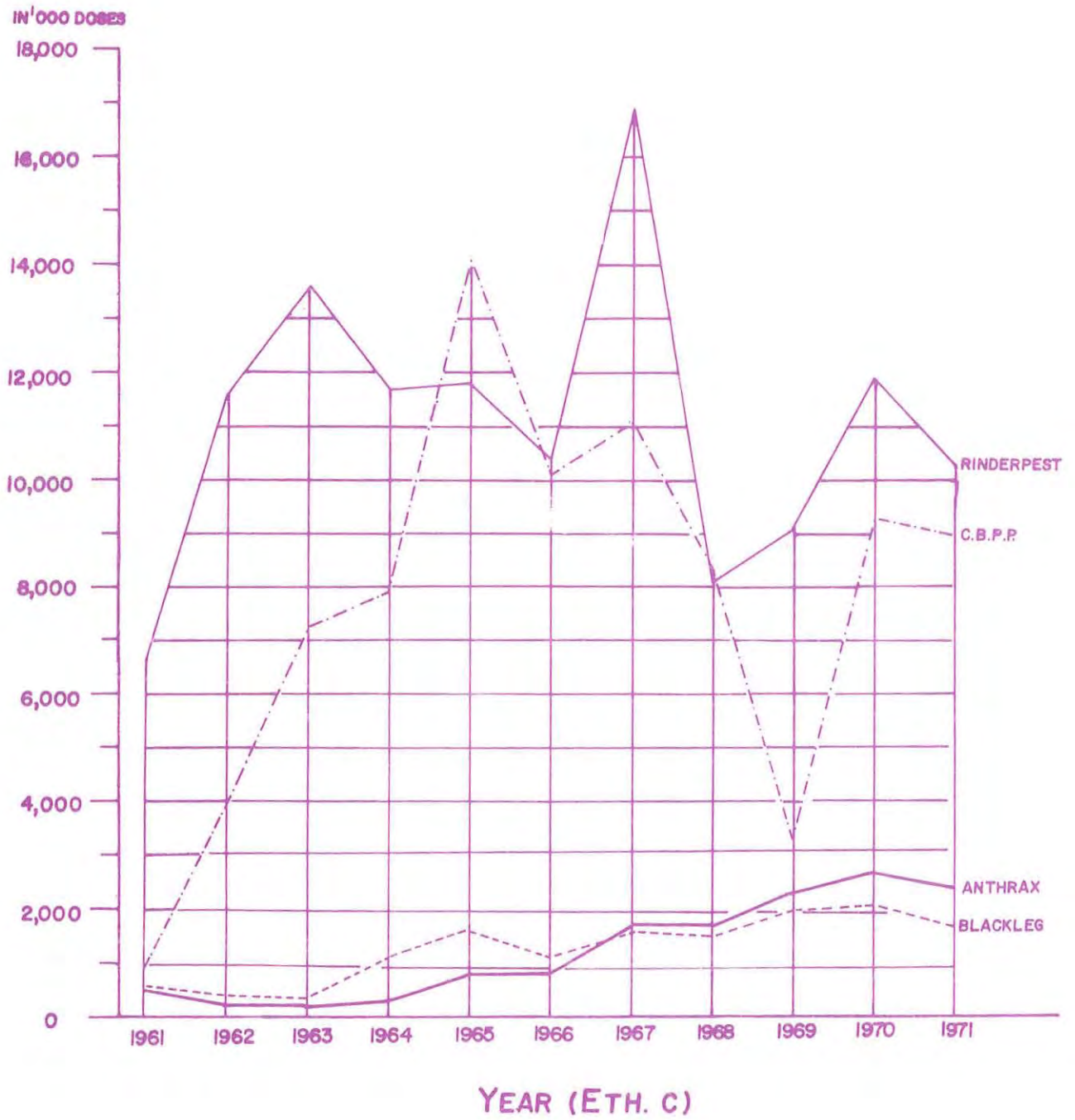


D-4 COFFEE INSPECTED BY THE MINISTRY OF COFFEE AND TEA DEVELOPMENT BY REGION 1961-1971

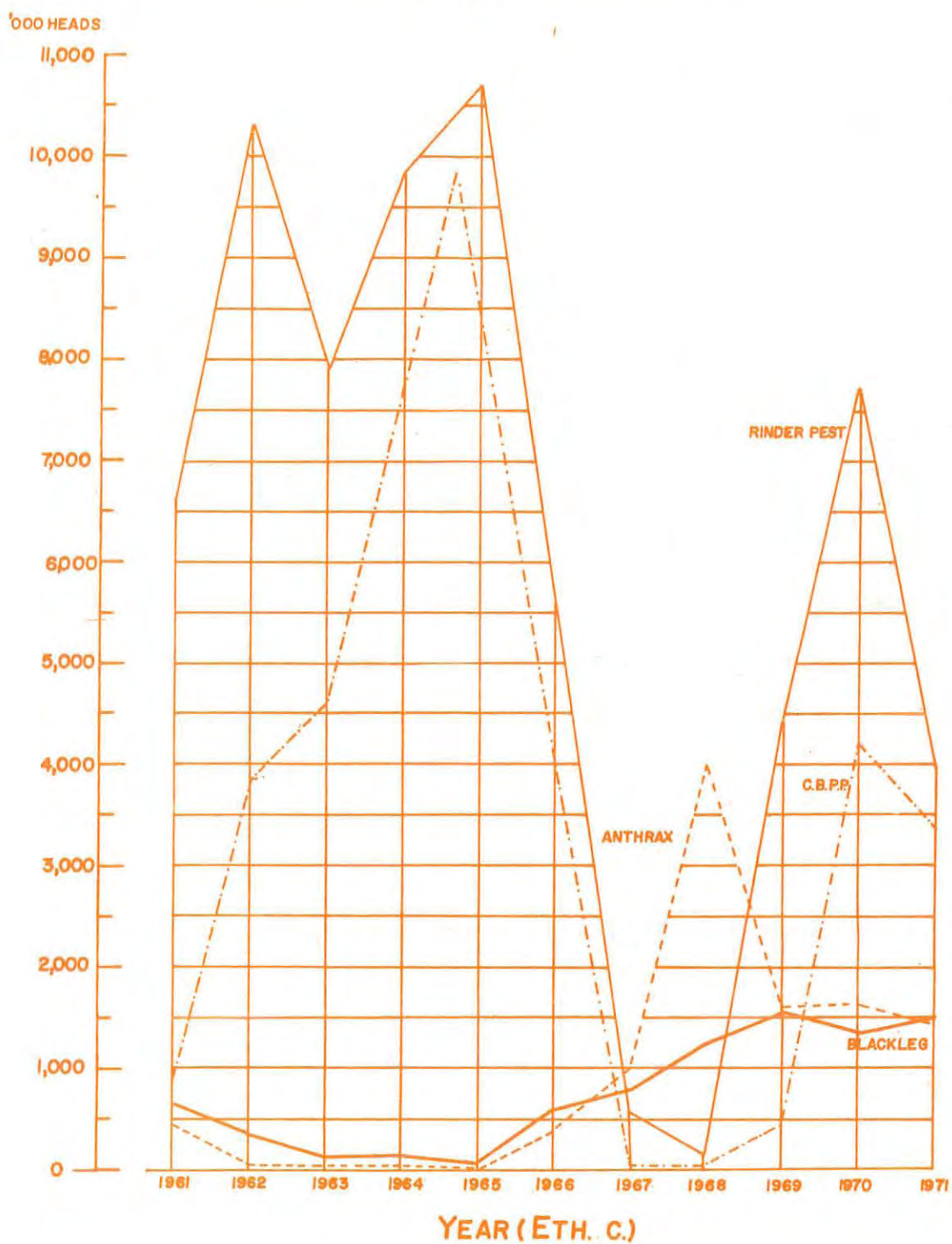
IN '000 TONS



D-5 AMOUNT OF VACCINE PRODUCED ('000 DOSES) 1961-1971



D-6 NUMBER OF CATTLE VACCINATED ('000 HEADS) 1961-1971



የታሪክው መሬት* ስፋትና የዋና ዋና በበሉቶ ምርት ገምት
 AREA* UNDER CULTIVATION, YIELD AND PRODUCTION OF MAJOR CROPS

ሠገጠረዥ መ.1 TABLE D.1

የበበሉቶ ዓይነት	1970			1971			CROPS
	የታሪክው መሬት ስፋት /በሺህ/ ስኩሪር/	የምግባሩ ስኩሪር /በሱንታ/	ጠቅላላ ምርት /በሺህ ተን/	የታሪክው መሬት ስፋት /በሺህ/ ስኩሪር/	የምግባሩ ስኩሪር /በሱንታ/	ጠቅላላ ምርት /በሺህ ተን/	
አሁሎች							CEREALS
ገብስ	866	8.4	731.0	837	8.3	696.8	BARLEY
ባሕር	878	11.4	998.4	910	10.8	981.6	MAIZE
ዓሽላ	707	8.7	611.2	726	9.4	679.9	SORGHUM
ዳገባ	204	10.4	212.0	238	8.0	189.6	MILLET
ጤፍ	1,522	7.7	1,174.4	1,393	7.8	1,083.8	TEFF
ሰንጃ	467	9.1	423.4	511	8.8	448.8	WHEAT
የቀበት አሁሎች							OIL SEEDS
የጉሎ ፍራ	X	X	X	X	X	X	CASTOR BEANS
ለወዛ	X	X	X	X	X	X	GROUND NUTS
የተሰባ ፍራ	26	4.1	10.6	38	3.6	13.6	LINSEED
ነገ	120	3.6	43.0	121	2.9	35.3	NEUG
ሰሊቶ	0.5	6.3	0.3	0.5	3.2	0.2	SESAME
ፕራ ፕራፖች							PULSES
ሻንብራ	155	6.9	107.2	142	5.5	77.2	CHICK-PEAS
አቸር	129	7.1	91.6	127	6.9	87.4	FIELD PEAS
አደገገራ	17	7.0	12.1	20	6.7	13.4	HARICOT BEANS
ባዳላ	279	9.8	273.3	296	9.0	265.1	HORSE BEANS
ሾብር	65	5.6	36.4	59	4.6	26.9	LENTILS
ሌሎች ለዘርዐት							OTHER CROPS
ጥፋ	X	X	X	X	X	X	COTTON
ሸንብራ አገገ	6.2	2,089	1295.0	8.5	1,654	1,406.0	SUGAR CANE
ባፍ	X	X	190.0	X	X	188.0	COFFEE
	AREA ('000 ha)	YIELD (qt/ha)	PRODUCTION ('000 tons)	AREA ('000 ha)	YIELD (qt/ha)	PRODUCTION ('000 tons)	
		1977/78			1978/79		

በቦናና ሽይ ልዩትና ገባፆ ባለሥልጣን የተመረመረውን ቦና መጠንና የመጠበቅን ክፍለ ሀገር የሚያሳይ
 COFFEE INSPECTED BY THE COFFEE AND TEA DEVELOPMENT AND MARKETING AUTHORITY BY REGION

ሠገጠረዥ መ.2 TABLE D.2

ብ ተ ገ TONS

	ድምር	ጋም ጉፋ	ሰረር ገ	አዋባቦር	ከፋ	ሸዋ	ሲዳሞ	ወለጋ	
1961	97,988.0	1,952.4	11,860.8	6,010.8	41,551.5	3,612.3	22,694.0	10,306.2	1968/9
1962	103,744.3	1,218.8	9,220.9	8,267.5	22,859.6	2,675.9	35,603.2	23,898.4	1969/70
1963	102,388.0	1,058.0	6,055.0	8,684.0	41,566.0	3,265.0	23,481.0	18,279.0	1970/1
1964	100,457.7	1,522.4	7,477.5	6,672.6	40,884.2	2,241.9	26,533.0	15,126.1	1971/2
1965	111,177.8	2,414.7	7,420.7	12,466.6	39,473.4	4,549.2	25,917.5	18,935.7	1972/3
1966	79,372.0	1,275.0	5,865.0	5,573.0	26,576.0	938.0	25,098.0	14,047.0	1973/4
1967	76,418.0	1,501.0	3,743.0	4,862.0	26,299.0	2,934.0	24,365.0	12,714.0	1974/5
1968	81,186.0	1,549.0	9,293.0	4,494.0	28,652.0	1,560.0	21,174.0	14,464.0	1975/6
1969	66,279.0	1,705.0	4,742.0	5,256.0	17,735.0	2,757.0	22,302.0	11,782.0	1976/7
1970	90,294.0	2,171.0	12,569.0	8,290.0	28,248.0	3,020.0	26,816.0	9,180.0	1977/8
1971	98,112.0	1,959.0	9,399.0	7,885.0	31,147.0	2,176.0	30,059.0	15,487.0	1978/9
1971									1978/79
ጥቅምት	2,995.0	73.0	805.0	194.0	655.0	8.0	694.0	566.0	OCTOBER
ገዳር	4,395.0	69.0	788.0	263.0	948.0	307.0	1,599.0	421.0	NOVEMBER
ታህሣሥ	5,631.0	190.0	444.0	147.0	1,456.0	764.0	2,226.0	404.0	DECEMBER
ጥር	9,004.0	169.0	586.0	339.0	4,683.0	654.0	2,080.0	493.0	JANUARY
የካቲት	10,787.0	213.0	1,226.0	779.0	4,819.0	209.0	2,170.0	1,371.0	FEBRUARY
መጋቢት	15,497.0	54.0	1,398.0	1,855.0	5,333.0	59.0	4,643.0	2,155.0	MARCH
ሚያዝያ	15,090.0	325.0	1,011.0	1,326.0	4,133.0	36.0	3,604.0	4,655.0	APRIL
ገንቦት	12,925.0	340.0	1,195.0	1,157.0	3,216.0	9.0	4,516.0	2,489.0	MAY
ቦታ	10,373.0	157.0	850.0	1,097.0	2,948.0	24.0	3,707.0	1,590.0	JUNE
ሰኔ	5,131.0	215.0	592.0	355.0	1,215.0	11.0	1,914.0	829.0	JULY
ኅሙስ	2,626.0	63.0	248.0	222.0	487.0	7.0	1,277.0	322.0	AUGUST
መስከረም	3,658.0	91.0	256.0	151.0	1,254.0	88.0	1,626.0	192.0	SEPTEMBER
TOTAL		GAMO GOFPA	HARARGE	ILLUBA-BOR	KEFFA	SHEWA	SIDAMO	WELLEGA	

መረጃ አልተገኘም
 X= Data not available

መ.1. ከገባርና ሚኒስቴር የተገኘ ::
 D.1. Source: Ministry of Agriculture

*በሰጠው ገዛ የታሪክውን መሬት አይጨምርም ::
 *Area under Belg crop is not included

መ.2. ከቦናና ሽይ ልዩትና ሚ/ር/ና ከአገገ ገባፆ ቦና ገባፆ ድርጅት የተገኘ ::
 D.2. Source: Ministry of Coffee and Tea Development, Ethiopian Coffee Marketing Corporation.

	1969	1970	1971	
<u>አርቢ</u>	11.0	26.0	50.9	<u>ARSSI</u>
አርባጉጉ	11.0	26.0	-	ARBA GUGU
<u>ጋሞ ጉፋ</u>	1,705.0	2,171.0	1,958.2	<u>GAMO GOFFA</u>
ድገብ	720.0	613.0	565.0	JINKA
ጉፋ	0	0	-	GOFFA
ረሰገ ገዳይ	537.0	1,002.0	138.8	FELEGE NEWAY
ሌሎች	448.0	556.0	1,254.4	OTHERS
<u>ሊሊባቦር</u>	5,256.0	8,288.0	7,883.9	<u>ILLUBABOR</u>
ጠተ	627.0	1,446.0	980.0	METU
ያዋ	301.0	675.0	513.8	YAYO
ሱሊ	139.0	90.0	296.7	SUPE
ሱረጫ	310.0	680.0	627.2	HURUMU
በደሊ	56.0	42.0	154.7	BEDELE
ሌሎች	3,823.0	5,355.0	5,311.5	OTHERS
<u>ክፋ</u>	17,736.0	28,246.0	31,146.1	<u>KEFFA</u>
ድግ	6,130.0	8,452.0	13,072.0	JIMMA
አጋር	7,946.0	13,612.0	12,825.4	AGARO
ሌሎች	3,660.0	6,182.0	5,248.7	OTHERS
<u>ሸዋ</u>	2,757.0	3,018.0	2,175.1	<u>SHEWA</u>
ዳጫ	716.0	712.0	107.6	DURAME
ሌሎች	2,041.0	2,306.0	2,067.5	OTHERS
<u>ቢዳሞ</u>	22,302.0	26,814.0	30,058.5	<u>SIDAMO</u>
ሂላ	5,466.0	4,762.0	3,304.3	DILA
ድርጋ ጤፊ	3,700.0	4,678.0	5,611.7	YIRGA CHEFE
ድርጋ ዓለም	1,969.0	2,949.0	3,007.1	YIRGA ALEM
ወላይታ	2,627.0	2,649.0	1,368.0	WELAITA
ወናጉ	900.0	1,361.0	3,074.2	WENAGO
ላኩ	711.0	933.0	1,759.2	LEKU
አለታ ወገዶ	3,986.0	4,892.0	4,990.1	ALETA WONDO
ሌሎች	2,943.0	4,590.0	6,893.9	OTHERS
<u>ወለጋ</u>	11,782.0	9,180.0	15,485.4	<u>WELLEGA</u>
ገምቢ	5,199.0	5,151.0	5,743.1	GHIMBI
ደምቢዶሎ	1,214.0	678.0	1,573.8	DEMBI DOLO
አገፊሎ	1,093.0	600.0	1,506.0	ANFILO
ጉሊሰ	618.0	610.0	953.6	GULISO
ገዳሚ	777.0	256.0	867.0	GIDAMI
ነጆ	684.0	310.0	931.9	NEJO
ሌሎች	2,197.0	1,575.0	3,910.0	OTHERS
	1976/71	1977/78	1978/79	

ከሰናና ሻይ ለግት ሚኒስቴር ከአትዌልያ ቡና ገበያ ድርጅት የተገኘ ::

Source: Ministry of Coffee and Tea Development, Ethiopian Coffee Marketing Corporation.

ለከብት ሕክምና የተቋመ መድኃኒት መጠን፣ የተከተሉ ከብቶች ብዛትና፣ በከተባተ ሥራ ላይ የሚገኙ ሠራተኞች*
 VACCINE PRODUCTION, CATTLE VACCINATED, AND VETERINARY PERSONNEL*

ሠንጠረዥ መ.4 TABLE D.4

	1969	1970	1971	
የተቋመ መድኃኒት ብዛት / በሺህ ይዘ/				VACCINE PRODUCTION ('000 DOSES)
ለደብታ	9,120	11,942	10,258	RINDERPEST
ለባንባ	3,312	9,329	8,982	C.B.P.P
ለባገርባ	1,968	2,075	1,719	BLACKLEG
ገርርባ	510	662	782	HAEMORRHAGIC SEPTICEMIA
ለባ ሰንገ	2,312	2,663	2,413	ANTHRAX
ድምር	17,222	26,671	24,154	TOTAL
የተከተሉ ከብቶች ብዛት / በሺህ/				CATTLE VACCINATED ('000)
በደብታ	4,384	7,719	3,956	RINDERPEST
በሣንባ	390	4,219	3,342	C.B.P.P.
ለደብታና ለባምባ	1,320	-	7,488	RINDERPEST + C.B.P.P.
ለባገርባ	1,573	1,347	1,502	BLACKLEG
ገርርባ	285	325	557	HAEMORRHAGIC SEPTICEMIA
ለባሰንገ	1,596	1,654	1,453	ANTHRAX
ድምር	9,548	15,264	18,298	TOTAL
የከብት ሕክምና ባለሙያዎች ብዛት				VETERINARY PERSONNEL (NUMBERS)
ሐኪሞች	66	74	113	DOCTORS
የውጭ ለገር	17	17	69	FOREIGN
ኢትዮጵያውያን	49	57	44	ETHIOPIAN
ረዳተ የከብት ሐኪሞች	219	200	165	ANIMAL HEALTH ASSISTANTS
ተክኒሻኖች	14	14	44	TECHNICIANS
ረዳተ ተክኒሻኖች	18	23	-	ASST. TECHNICIANS
ከታቢያዎች	600	597	614	VACCINATORS
ሥጋ መርጫዎች	12	56	48	MEAT INSPECTORS
ድምር	929	967	984	TOTAL
	1976/77	1977/78	1978/79	

* የዓመት መጨረሻ ሰኔ 30

*Year ending 7 July.

የ1970 እና የ1971 ዓ.ም ሥጋ መርጫዎች የሚለው ረዳተኞችም ይጨምራል ።

The 1977/78 and 1978/79 Figures for meat inspectors include assistants.

ከገብርና ሚኒስቴር የእንግዳላ ህብት ልማት መምሪያ የተገኘ ።

Source: Ministry of Agriculture, Animal Resources Development Department.

የአርቫ ሥራ መስፈጫ ተቆጣጣሪዎችና ወኪሎች ብዛት በክፍለ ሀገር
 NUMBER OF AGRICULTURAL EXTENSION PERSONNEL BY ADMINISTRATIVE REGION

ወገጠረዥ መ.5

TABLE D.5

ቦታዎች NUMBER

ክፍለ ሀገር	1969		1970		1971		
	ተቆጣጣሪዎች	ወኪሎች	ተቆጣጣሪዎች	ወኪሎች	ተቆጣጣሪዎች	ወኪሎች	
አርሲ	-	-	-	-	-	-	ARSSI
ባሌ	2	39	5	35	10	75	BALE
ጉንደር	5	54	6	74	18	167	GONDER
ኦርትራ	3	25	5	22	17	45	ERITREA
ጋም ጉፋ	3	54	5	73	13	123	GAMO GOFFA
ጉጃም	2	88	13	144	16	206	GOJJAM
ዘረርጌ	13	143	6	110	19	229	HARARGE
ኢሉባቦር	3	69	8	71	16	136	ILLUBABOR
ክፋ	4	88	8	96	15	174	KEFFA
ሸዋ	23	286	23	380	136	554	SHEWA
ሲዳሞ	7	47	10	139	18	112	SIDAMO
ተገራይ	5	80	11	98	22	173	TIGRAI
ወለጋ	5	126	5	156	13	212	WELLEGA
ወሎ	14	94	10	114	26	177	WELLO
ድምር	89	1,193	115	1,512	339	2,383	TOTAL
	SUPER-VISORS	AGENTS	SUPER-VISORS	AGENTS	SUPER-VISORS	AGENTS	REGION
	1976/77		1977/78		1978/79		

ከ1971 ዓ.ም በፊት በዚህ ሠጠረዥ ሕጻን ይገኝ የነበረው መረጃ ከአርቫ ዘጻና ሕብረተ ማስፈጫ መዳሪያ የተገኘ ብቻ ሲሆን፣ የ1971 ዓ.ም ገን በገብርና ዲክሰር ሥር ያሉትን ይጨምራል ።

For the years preceding 1978/79 data were obtained from Extension and Project Implementation Department (EPID).
 The data for 1978/79 refer to extension personnel of the Ministry of Agriculture.

ከገብርና ዲክሰር የተገኘ ።
 Source: Ministry of Agriculture

በፍል ወ - ስለ ማዕድን

የማዕድንን ሥራ የሚመለከተው መረጃ የተዘጋጀው በማዕድን ሚኒስቴር ነው። የዘመኑ ለ ቁጥጥር በሊት ቶኦ ያ የበጀት ዓመት መሠረት ነው።

ሠንጠረዥ ሠ.1 እና ሠ.2፡ በነዚህ ሠንጠረዥ የተመለከተው ከ1962-1970 ዓ.ም ያለውን የማዕድን ምርት ብዛትና ዋጋ ነው። ስለ ዋጋውም የቀረበው ሂሳብ የውጤትን ጠቀላላ ዋጋ ያመለክታል።

ሠንጠረዥ ሠ.3 እና ሠ.4፡ እነዚህ ሠንጠረዥ የሚያመለክቱት ከ1967-1970 ለማዕድን ፍለጋና ማስፈጸም የተደረገውን የገንዘብ ወጪ፣ ገንዘብ ከ የት እንደተገኘና የአወጣጡንም ሁኔታ ነው።

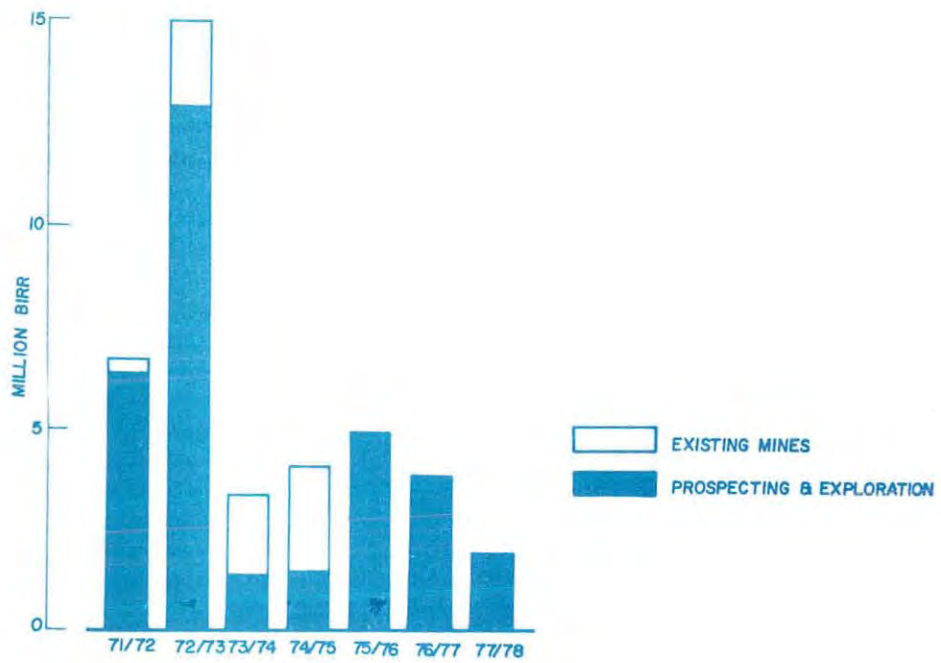
SECTION E. MINING

The Statistics relating to mining have been compiled by the Ministry of Mines. The year refers to the Ethiopian fiscal year (i.e. from July 8th to July 7th).

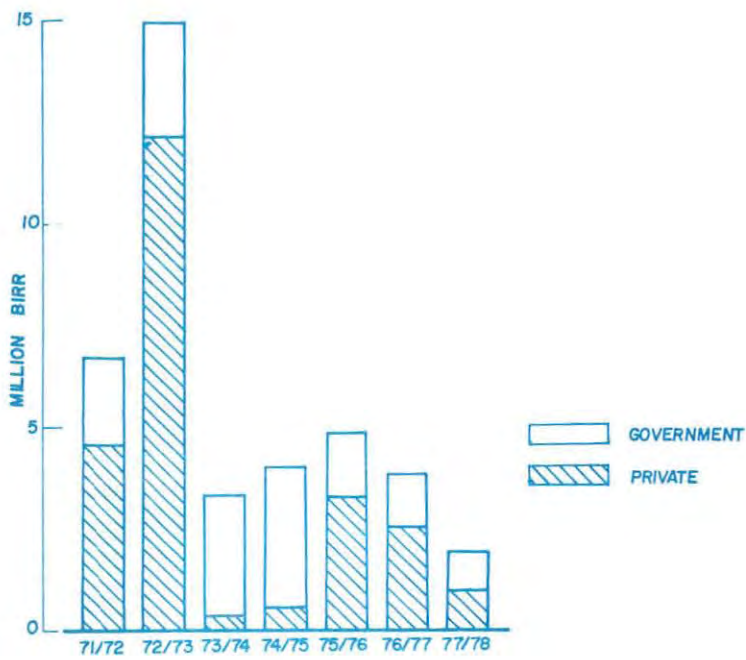
Tables E.1 and E.2 give the volume and value of mineral production for the years 1969/70 - 1977/78. The value figures are gross value of production.

Tables E.3 and E.4 show the volume of investment in mining; and the source and allocation of the investment fund for the years 1974/75 - 1977/78.

E1(a) ALLOCATION OF INVESTMENT IN MINING



E1(b) SOURCE OF INVESTMENT IN MINING



የግዕድገት ምርት 1962-1970
MINERAL PRODUCTION, 1969/70-1977/78

ሠንጠረዥ ሠ.1 TABLE E.1

ዓመት ደረጃ	ወርቅ /ክግ/	ፕላቲኒየም /ክግ/	
1962	848.6	7.5	1969/70
1963	762.4	6.4	1970/71
1964	675.3	7.7	1971/72
1965	791.3	8.9	1972/73
1966	525.2*	7.1*	1973/74
1967	621.1	5.5	1974/75
1968	841.9	6.7	1975/76
1969	289.6	5.8	1976/77
1970	240.3	3.8	1977/78
	GOLD (KG)	PLATINIUM (KG)	YEAR

የግዕድገት ምርት ገቢ 1962-1970
VALUE OF MINERAL PRODUCTION, 1969/70 - 1977/78

ሠንጠረዥ ሠ.2 TABLE E.2

ዓመት ደረጃ	ወርቅ	ፕላቲኒየም	በ'000 BIRR
1962	2,320.0	76.0	1969/70
1963	2,793.8	49.5	1970/71
1964	2,862.9	66.3	1971/72
1965	2,856.2	68.6	1972/73
1966	5,121.4*	86.0	1973/74
1967	6,900.1	63.6	1974/75
1968	7,958.7	65.6	1975/76
1969	2,242.2	66.5	1976/77
1970	2,625.9	52.4	1977/78
	GOLD	PLATINIUM	YEAR

* የታሰበ
*Revised

ገንዘብ ገቢ ለምርት የውሃ ለማት ሚኒስቴር የተገኘ ::
Source: Ministry of Mines, Power and water resources

ለግዕድን ፍለጋና ግብፋፊያ የተደረገው የዕለ ስድስት 1967-1970
INVESTMENT IN MINING, 1974/75 - 1977/78

ሠገጠረዥ ሠ.3 TABLE E.3

ቢሺ ባር IN'000 BIRR

	1967	1968	1969	1970	
<u>በሥራ ላይ ለሉ ግዕድናቸው የተደረገው የዕለ ስድስት</u>	2,606.5	-	-	-	<u>INVESTMENT IN EXISTING MINES</u>
ወርቅ	2,536.2	-	-	-	GOLD
ፕላቲኒየም	70.3	-	-	-	PLATINIUM
ፖታሽ	-	-	-	-	POTASH
<u>ለግዕድን ፍለጋ የዋለው የዕለ ስድስት</u>	1,481.4*	4,880.2	3,838.8	1,942.3	<u>PROSPECTING AND EXPLORATION INVESTMENT</u>
ኒኬል	-	433.7	575.0	11.4	NICKEL
አቡገዢን	535.0	1,587.1	782.6	-	PETROLEUM
ለግዕድና ዩባኒታ	596.1	1,586.3	1,275.9	1,000.9	GEOLOGICAL MAP
የግዕድን ምርመራ	1.2	1,273.1	1,205.3	930.0	MINERAL SURVEY
ለዋለ ሌሎች ግዕድናቸው	349.1	-	-	-	VARIOUS MINERALS
<u>ጠቅላላ ድምር</u>	4,087.9	4,880.2	3,838.8	1,942.3	<u>GRAND TOTAL</u>
	1974/75	1975/76	1976/77	1977/78	

የዕለ ስድስት ምንጭና የክፍያ ለውጥ ሁኔታ፡ 1967-1970
SOURCE AND ALLOCATION OF INVESTMENT FUND, 1974/75-1977/78

ሠገጠረዥ ሠ.4 TABLE E.4

ቢሺ ባር IN'000 BIRR

	1967	1968	1969	1970	
<u>1. ከመንግሥት በጀት የተገኘ</u>					<u>1. GOVERNMENT BUDGET</u>
ለሉት ግዕድናቸው ግብፋፊያ	2,606.3	-	-	-	DEVELOPMENT OF EXISTING MINES
ለፍለጋና ለምርመራ	946.6	1,586.3	1,275.9	1,000.9	PROSPECTING AND EXPLORATION
ድምር	3,552.9	1,586.3	1,275.9	1,000.9	TOTAL
<u>2. ከገላ ሀብት ወጭ</u>					<u>2. PRIVATE CAPITAL</u>
አቡገዢን ፍለጋ	535.0	1,587.1	782.6	-	PROSPECTING AND EXPLORATION FOR PETROLEUM
ኒኬል ፍለጋ	-	433.7	575.0	11.4	PROSPECTING AND EXPLORATION NICKEL
ለግዕድን ፍለጋ	-	1,273.1	1,205.3	930.0	GEOLOGICAL AND MINERAL SURVEY
ድምር	535.0	3,293.8	2,562.9	941.4	TOTAL
<u>ጠቅላላ ድምር</u>	4,087.9	4,880.0	3,838.8	1,942.3	<u>GRAND TOTAL</u>
	1974/75	1975/76	1976/77	1977/78	

ግብታወቅ:- ለግዕድን ሥራ ከላይ ከተጠቀሰው በተጨማሪ ከተገባረት መንግሥት የተገኘ ዕርገታ ከ1967 - 1970 ለገደግታዎቹ ነው፡ 862.0, 1057.1, 1043.9፣ 890.0፣ ቢሺ ባር ።

Note:- In addition to the amount mentioned above U.N.D.P. assistance in mining from 1974/75 - 1977/78 was 862.0, 1057.1, 1043.9 and 890.0 Thousand Birr, respectively.

ከግዕድን ኃይል ግጭትና የውሃ ለግዳት ግብፋፊያ የተገኘ ።
Source: Ministry of Mines, Power and water resources

ከፍል ረ - ሰለ እንጥስትፊ

ይህ የእንጥስትፊ እስታቲስቲካስ ሊዘጋጅ የቻለው የእስታቲስቲካስ ጠቅላይ ጽ/ቤት ከሚያከናውኑት ዓመታዊ የእንጥስትፊ ጥናት ነው።

ሰለ እንጥስትፊ የቀረቡት ሠንጠረዦች የ1969 እና የ1970 ዓ.ም. ዓመታዊ ምርት ይገልጻሉ። በተጨማሪም ከላረው ጥናት የ1968 ዓ.ም. መረጃዎች ይገኙታል።

ከ1963 ዓ.ም. ጀምሮ የተደረገው የእንጥስትፊ ጥናት ሥራ መረጃው የተሰበሰበው እንደ ቀዳሚው አምስትና ከአምስት ሠራተኛ በላይ ከሚቀጥሩት እንጥስትፊዎች ሳይሆን፣ አሥርና ከአሥር በላይ ከሚቀጥሩት እንጥስትፊዎች ብቻ ነው።

መረጃዎች ሁሉ የቀረቡት በኢትዮጵያ የበጀት ዓመት አቆጣጠር መሠረት ነው። በኢትዮጵያ ወይም በኦሮሞ ገዢዎች የቀን አቆጣጠር መሠረት መረጃዎችን የሰጡ አገላለጽ ባለእንጥስትፊዎች ቢኖሩም ወራትን ለማስተካከል የተደረገ ጭነት የለም።

የቃላት ትርጉም

የእንጥስትፊ አቋም:- ማለት የተወሰነ ገቢና የታወቀ አድራሻ ኖሮት በአገሩ ባለቤት ወይም አስተዳደር ሥር የሚመራ /አንድ ማዕድን፣ ፋብሪካ፣ ወይም የአገጣጠሙን መሰጠት የያለ/ ድርጅት ነው።

የተቆጣሪ ሠራተኛዎች ቁጥር:- በደመወዝ መክፈያ ላይ ተዘገባቸው በክፍል ሆነ ወይም ሙሉ ጊዜ የሚያገለግሉትን የድርጅቱን ሠራተኛዎች በሙሉ ያጠቃልላል።

በሥራ ላይ የተሰማሩ ሰዎች:- የተባለው ከላይ እንደ ተመለከተው ሆኖ በተጨማሪ የድርጅቱን ባለቤቶችና ወይም ሽርኮችን እንዲሁም ያለደቆዘ የሚያገለግሉትን የቤተሰብ አባሎች ያጠቃልላል።

ጠቅላይ ገቢዎች:- የሚያጠቃልለው ጥናት በሚመለከተው ዓመት ውስጥ በጥረ ገንዘብና በዓይነት ለሠራተኛዎች የተደረገው ክፍያ ሲሆን የትርፍ ሰዓት ክፍያ፣ በበዓል በአረፍትና በሀመም ጊዜ የተከፈለውን፣ ከሠራተኛው ደመወዝ ላይ የሚቀነሱትን ልዩ ልዩ ታክሶችና መጠኖች ስሜትን በነሰ፣ የበረሃ አበልና ልዩ ልዩ አበሎችን ይጨምራል።

የውጤቶች ጠቅላላ ዋጋ:- የውጤቶች ጠቅላላ ዋጋ የሚያመለክተው በዓመት ውስጥ በፋብሪካዎች ተዘጋጅተው ለገቢዎች የወጡትን ሽቀጦች ዋጋ፣ በመሠረት ያሉ ዕቃዎች በዓመት መጀመሪያና በዓመት መጨረሻ ያሉ ለጥቅም የዋጋ ልዩነት፣ ፋብሪካው ለሌሎች ከበጠው አገልግሎቶችና ጥገናዎች የተገኘ ገቢ፣ በተገዛብት ሁኔታ ተመልሶው ከተሸጡት ዕቃዎች ገቢ እንዲሁም ከሌሎች ልዩ ልዩ ነገሮች የተገኙ ገቢዎችን ነው።

የእንጥስትፊ ወጪ:- የፋብሪካውን ወጤት ለማዘጋጀት ለጥረ ዕቃዎች፣ ለነጻጅ፣ ለአሰሪነት፣ ለላይ ሽና መጠገኛ፣ በተገዛብት ሁኔታ ተመልሶው ለሚሸጡ ዕቃዎች የተደረገ ወጪና ለሌሎች ድርጅቶች የተከፈለ ነው።

ተጨማሪ ዋጋ:- የሚለው የተገኘው ከውጤቶች ጠቅላላ ዋጋ ላይ የእንጥስትፊ ወጪዎችን በመቀነስ ነው።

መዋለ ነጻይ /ሊንቪስትወገት/:- መዋለ ነጻይ የሚባለው የእንጥስትፊውን ሥራ ለማስፋፋት አዲስ ሆነ የሠራ ዕቃ በተገዛብት ዋጋ ታስቦ የቀረበ ሂሳብ ነው። ከተገዛብት ዋጋ ሌላ የጉምረክ ቀረጥ፣ ሌሎች ታክሶች፣ የባለቤትነት መብት ማዘወፊያ፣ የሚገባቸው የሚቋቋሙ ወጪዎች ሁሉ ይገኙታል። በተጨማሪም የእንጥስትፊው ሠራተኛዎች ቢቸገሩ ልዩ ልዩ ሕንጻዎችን ለመሥራት፣ የፋብሪካው ኪናዎችን ለማዘጋጀትና ለመገጣጠም፣ ከፍተኛ ለውጦችን ለማድረግ፣ አሻሽሎ ለመሥራትና ለማደስ ያዋሉት የድብዳቤና የሙሳሪዎች ዋጋ በዚህ ውስጥ ይገባል።

የማይገባቸው ገቢዎች:- የማይገባቸው ገቢዎች የገቢው ይህ ድርጅት ከሌላ ድርጅት ያገኘው ሆነ አራሱ ባለገቢዎች የሠራው፣ ሥራውን የሚያገባቸውን በሰው የተመለከተው የጠቅላላው ሀብት ገምት ነው። ይህም አዲስና ያገለገለውን የማይገባቸው ገቢዎች የያዘ ከመሆኑ በላይ በቋሚ ገቢዎች ላይ ለተደረጉ ለውጦችና ማሻሻያዎች የወጣውን ወጪ ያጠቃልላል። በየጊዜው የሚረገውን የመጠገኛና የሚደረግ ወጭ ገንዘብ ያይደረግም።

SECTION F. MANUFACTURING INDUSTRY

The statistics on Manufacturing Industry are obtained through the Annual Survey of Manufacturing Industries conducted by the Central Statistical Office.

All data in this section are shown according to Ethiopian Fiscal year. No attempt was made to adjust figures of firms which submitted information on the basis of Ethiopian or the Gregorian Calendar year.

The tables deal mainly with the results of the Annual Survey for the year 1969 and 1970 E.C. or 1976/77 and 1977/78 G.C. Figures for 1975/76 are taken from earlier Abstract.

From 1970/71 the survey covers establishments with 10 or more employees unlike the earlier surveys which covered establishments with 5 or more employees.

Main definitions used

Establishments: An "establishment" normally comprises the whole of the premises under the same ownership or management at a particular address (for example a factory or sawmill.)

Number of employees: The number of employees includes all persons on the payroll, whether employed full-time or part-time.

Number of persons engaged: This includes the number of employees as defined above plus working proprietors and active business partners and unpaid family workers.

Wages and Salaries: includes all payments, whether in cash or in kind made to employees during the reference year. Included are bonuses, cost-of-living allowances and wages paid during vacation and sick leave, taxes and social insurance contributions and the like payable by the employee but deducted by the employer and payments in kind.

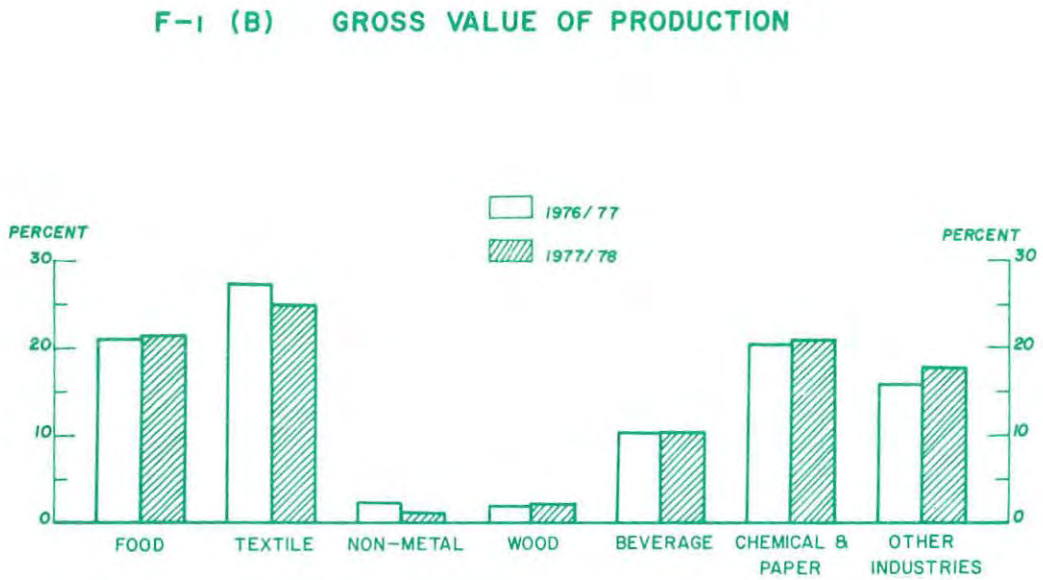
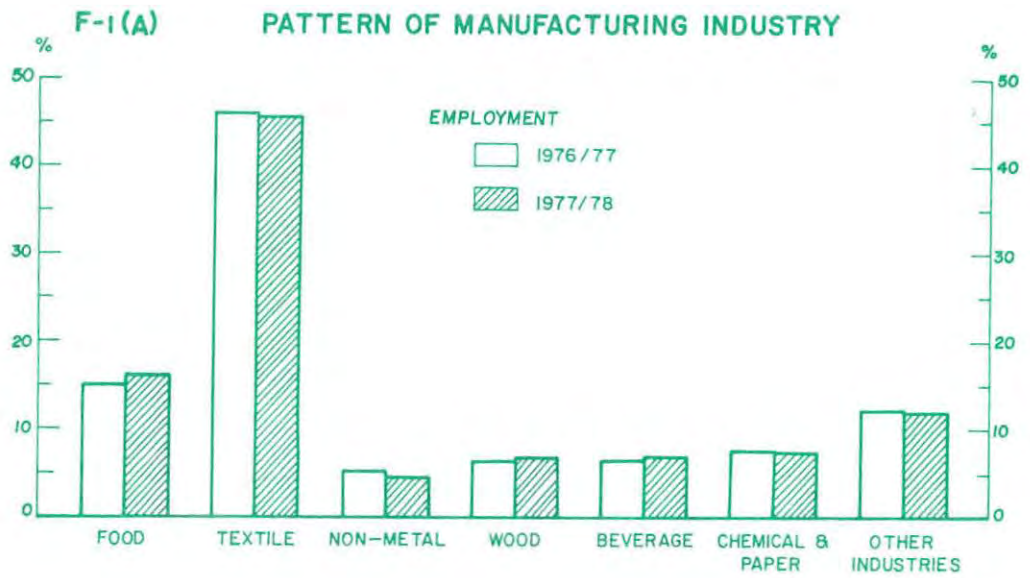
Gross value of production includes: Selling value of the goods produced within the year (including taxes), the net change between the beginning and the end of the reference period in the value of the work in progress; the value of industrial services rendered to others, the value of goods sold without further processing in the establishment and the value of fixed assets produced during the reference period by the unit for its own use.

Industrial Costs: Industrial costs are defined as the cost of materials, fuels, electricity, cost of repairs and maintenance work provided by others, cost of goods sold without further manufacturing, processing or assembling.

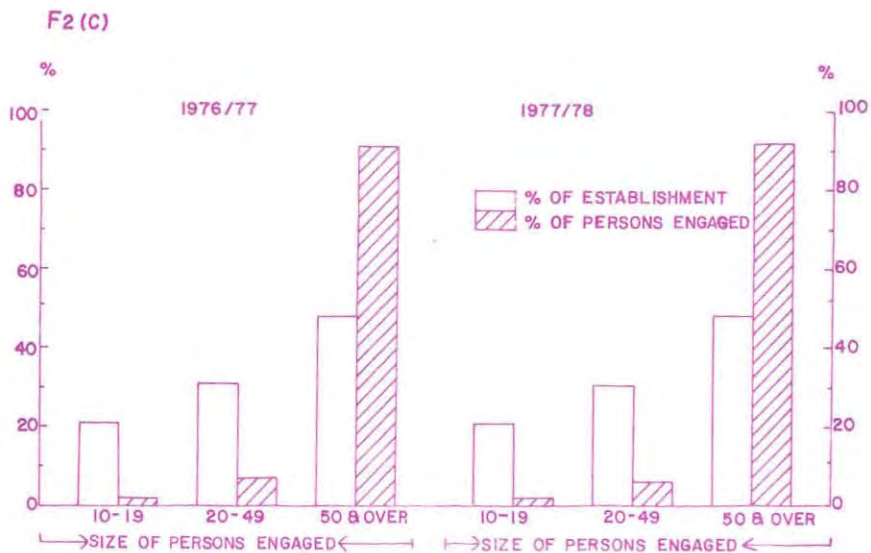
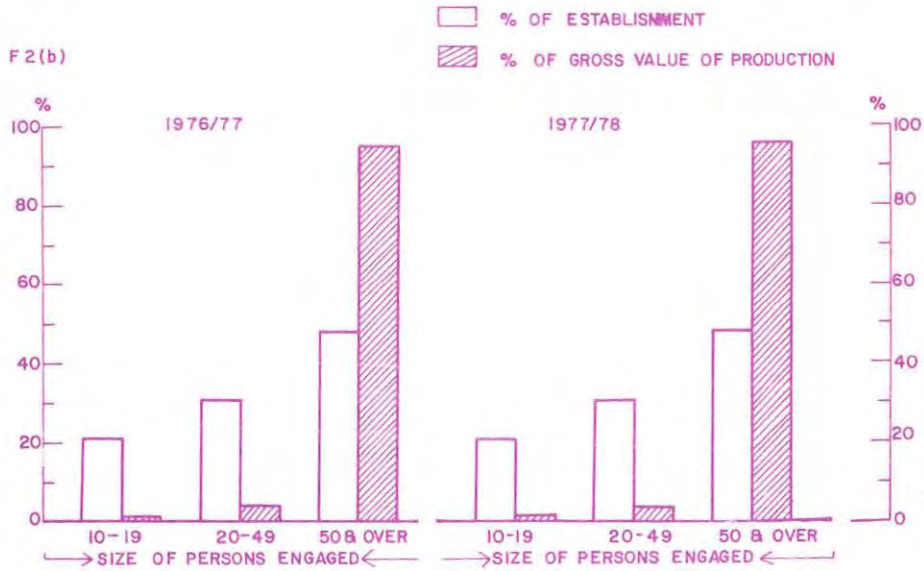
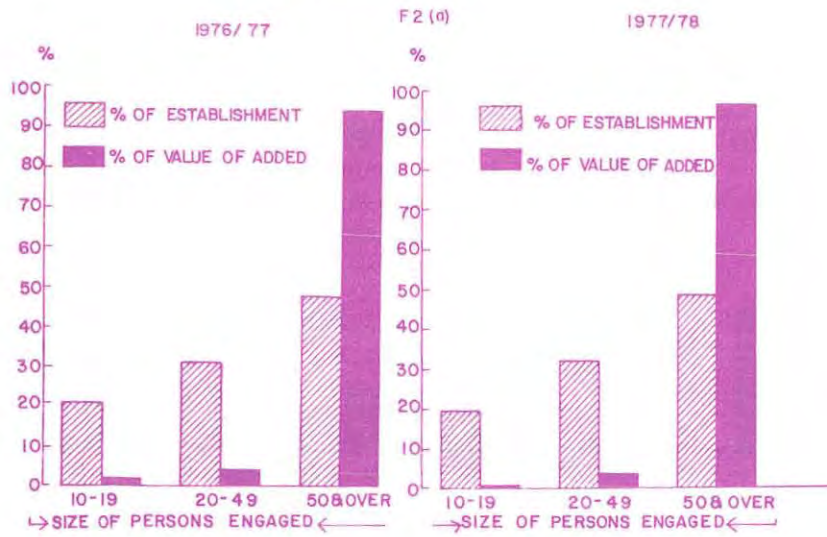
Value added: Value added is defined as the difference between the gross value of production and the industrial costs.

Investment: The investment includes additions whether new or second-hand assets, valued at purchase price. Besides purchase price, it includes customs duties, other taxes, transfer fees, delivery and installation costs. It includes also value of work done by workers of the establishment (inclusive of materials used) on buildings, other constructions, manufacture and installation of machinery and equipment and capitalised alterations, improvements or rebuilding.

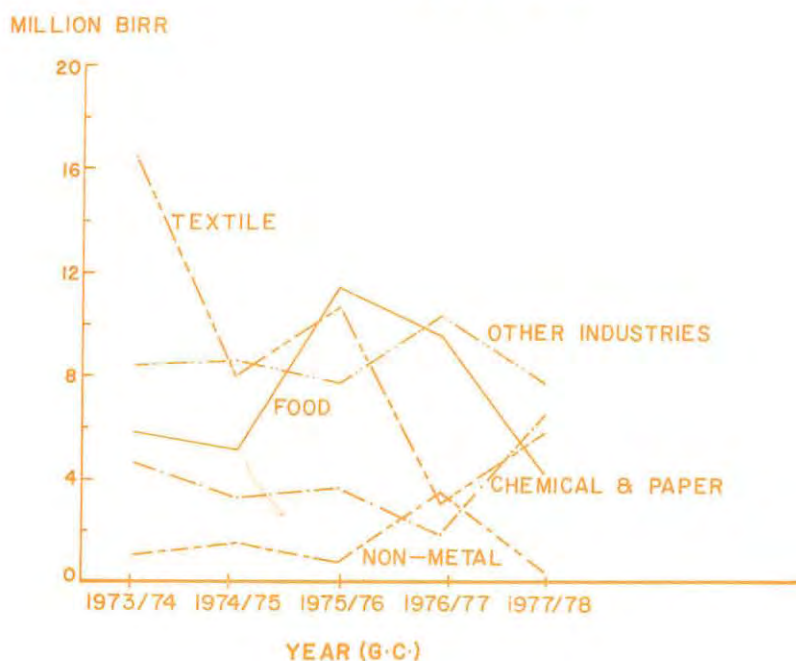
Fixed capital assets: The fixed capital assets include all acquisitions by the enterprise for its business, whether obtained from other establishments or produced by the enterprise. It includes both new and second-hand assets with the cost of major alterations and improvements. It excludes cost of repair and maintenance.



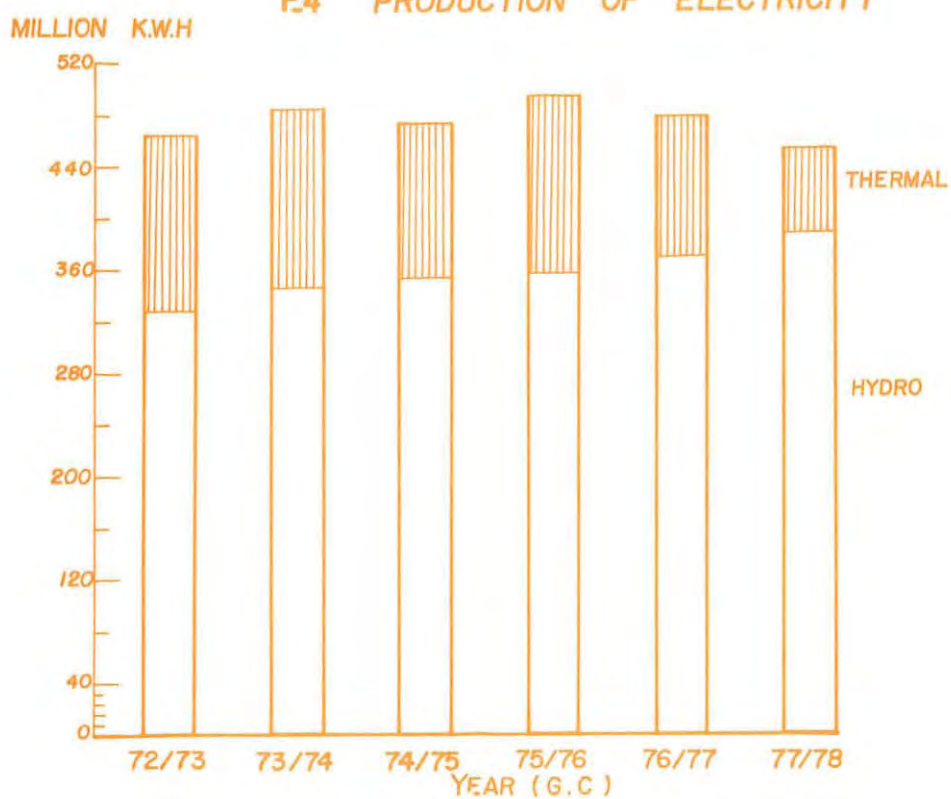
CLASSIFICATION OF MANUFACTURING ESTABLISHMENT



F-3 INVESTMENT IN MANUFACTURING INDUSTRIES



F.4 PRODUCTION OF ELECTRICITY



የፋብሪካዎች ልማት ማጠቃለያ፡ 1968 - 1970
 SUMMARY OF RESULTS OF MANUFACTURING INDUSTRY, 1975/76-1977/78

ሠገጠረዥ ረ.1 TABLE F.1

	1968	1969	1970	
የፋብሪካዎች ብዛት /10 እና ከ10 በላይ የሚኖሩ/	430	420	416	NUMBER OF ESTABLISHMENTS (EMPLOYING TEN AND ABOVE)
የተጠራ ሠራተኞች ብዛት	59,222	62,472	65,858	NUMBER OF EMPLOYEES
የግዴገን ቀን ቀን ገብረት /በሺህ ብር/	354,169	370,872	354,795	FIXED CAPITAL ASSETS ('000 BIRR)
ጠቀላላ የሥራ ልማት ዋጋ /በሺህ ብር/	1,010,790	1,099,303	1,107,894	GROSS VALUE OF PRODUCTION ('000 BIRR)
ደመወዝና ዎገን /በሺህ ብር/	106,335	121,491	130,969	WAGES AND SALARIES PAID ('000 BIRR)
የባህሪ ልማት /በሺህ ብር/	34,164	28,219	24,851	CAPITAL EXPENDITURE ('000 BIRR)
በአያገገገ ሠራተኛ ሲታብብ				AVERAGE PER EMPLOYEE
ወቅታዊ ደመወዝ /ብር/	1,796	1,945	1,989	EARNINGS (BIRR)
ወቅታዊ የሥራ ልማት /ብር/	17,067	17,597	16,822	OUTPUT (BIRR)
የግዴገን ቀን ቀን ገብረት ገዎት /ብር/	5,980	5,937	5,387	FIXED ASSETS (BIRR)
	1975/6	1976/7	1977/8	

የፋብሪካዎች ቁጥርና የተጠራ ሠራተኞች ብዛት በአገገገገ ላይ 1968-1970
 NUMBER OF ESTABLISHMENTS AND TOTAL EMPLOYMENT, 1975/76-1977/78
 BY INDUSTRIAL BRANCHES

ሠገጠረዥ ረ.2 TABLE F.2

የአገገገገ ላይ ነት	የፋብሪካዎች ብዛት			የተጠራ ሠራተኞች						INDUSTRIAL BRANCH
				ብዛት			ከጠቀላላው በመቶ			
	1968	1969	1970	1968	1969	1970	1968	1969	1970	
የዎገን	114	130	130	10,724	9,659	10,557	18.1	15.5	16.0	FOOD
የጠጠጥ	30	28	29	3,625	4,098	4,605	6.1	6.5	7.0	BEVERAGES
የትዎባሀ	2	2	2	662	636	706	1.1	1.0	1.1	TOBACCO
የጨርቃ ጨርቅ	62	51	47	26,044	28,787	29,958	44.0	46.1	45.5	TEXTILE
የቅጥና የሽግግር	17	20	20	2,708	3,684	3,649	4.6	5.9	5.5	LEATHER AND SHOES
የአገገገ	77	78	77	4,242	4,059	4,439	7.2	6.5	6.7	WOOD
ብረት ብረት ያለሁት ማዕድኖች*	37	29	29	3,338	3,237	3,209	5.6	5.2	4.9	NON-METALLIC M.P.*
የግጥም	22	20	20	1,634	1,741	1,861	2.8	2.8	2.8	PRINTING
የከግገገ	38	35	35	4,511	4,941	5,124	7.6	7.9	7.8	CHEMICAL
የብረት ብረትና የኤሌክትሪክ	31	27	27	1,734	1,630	1,750	2.9	2.6	2.7	STEEL, METAL AND ELECTRICAL
ጾቆ	430	420	416	59,222	62,472	65,858	100.0	100.0	100.0	TOTAL
	1975/6	1976/7	1977/8	1975/6	1976/7	1977/8	1975/6	1976/7	1977/8	
	NUMBER OF ESTABLISHMENTS			NUMBER			AS PERCENT OF TOTAL			
				NUMBER OF EMPLOYEES						

*ብረት ብረት ያለሁት ማዕድኖች

*Non metallic mineral products

የአገራችን ስራ ሁኔታ ማጠቃለያ፡ 1968-1970
 SUMMARY OF OPERATIONS OF MANUFACTURING INDUSTRY, 1975/76-1977/78

ሠንጠረዥ ፭.3 TABLE F.3

የፋብሪካው ግዴታ	በሺህ ብር			ከጠቅላላው ጠመቶ			
	1968	1969	1970	1968	1969	1970	
<u>ጠቅላላ የፋብሪካዎች ስራ</u>							<u>GROSS VALUE OF PRODUCTION</u>
የምግብ	203,748	235,121	239,944	20.2	21.4	21.7	FOOD
የቤጣ	103,643	116,452	118,661	10.2	10.6	10.7	BEVERAGES
የተሞገሰ	49,627	50,400	66,189	4.9	4.6	6.0	TOBACCO
የጨርቃ ጨርቅ	287,738	299,552	275,303	28.5	27.2	24.8	TEXTILE
የቀጥተኛ የሽያጭ	40,278	60,225	55,421	4.0	5.5	5.0	LEATHER AND SHOE
የአገጣጠም	22,022	22,464	26,924	2.2	2.0	2.4	WOOD
በፈረስ ስራ ላይ ያለው ማዕድን	24,035	25,065	19,227	2.4	2.3	1.7	NON METALLIC MINERAL
የሞተራዎች	17,967	21,705	21,728	1.8	2.0	2.0	PRINTING
የኬሚካል	215,798	226,177	229,789	21.3	20.6	20.8	CHEMICAL
የፈረስ ስራ ላይ የሌሎች ስራዎች	45,934	42,142	54,708	4.5	3.8	4.9	METAL AND ELECTRICAL
ጅምር	1,010,790	1,099,303	1,107,894	100.0	100.0	100.0	TOTAL
<u>ደብዳቤ ገንዘብ</u>							<u>WAGES & SALARIES</u>
የምግብ	25,295	21,369	22,958	23.8	17.6	17.5	FOOD
የቤጣ	6,621	8,433	9,783	6.2	6.9	7.5	BEVERAGES
የተሞገሰ	1,617	1,888	1,967	1.5	1.6	1.5	TOBACCO
የጨርቃ ጨርቅ	34,222	44,452	48,973	32.2	36.6	37.4	TEXTILE
የቀጥተኛ የሽያጭ	4,261	6,572	6,866	4.0	5.4	5.3	LEATHER AND SHOE
የአገጣጠም	5,363	5,940	7,128	5.0	4.9	5.4	WOOD
በፈረስ ስራ ላይ ያለው ማዕድን	5,706	6,643	6,145	5.4	5.5	4.7	NON METALLIC MINERAL
የሞተራዎች	3,504	4,714	4,971	3.3	3.9	3.8	PRINTING
የኬሚካል	15,540	17,432	17,809	14.6	14.3	13.6	CHEMICAL
የፈረስ ስራ ላይ የሌሎች ስራዎች	4,206	4,048	4,369	4.0	3.3	3.3	METAL AND ELECTRICAL
ጅምር	106,335	121,491	130,969	100.0	100.0	100.0	TOTAL
<u>የማይንቀሳቀስ ንብረት</u>							<u>FIXED ASSETS</u>
የምግብ	109,310	125,561	125,198	30.8	33.8	35.3	FOOD
የቤጣ	25,793	25,533	25,058	7.3	6.9	7.1	BEVERAGES
የተሞገሰ	10,575	10,234	9,899	3.0	2.8	2.8	TOBACCO
የጨርቃ ጨርቅ	89,326	71,029	63,569	25.2	19.1	17.9	TEXTILE
የቀጥተኛ የሽያጭ	5,886	31,305	28,579	1.7	8.5	8.1	LEATHER AND SHOE
የአገጣጠም	8,624	7,429	7,140	2.4	2.0	2.0	WOOD
በፈረስ ስራ ላይ ያለው ማዕድን	23,677	19,463	17,612	6.7	5.2	5.0	NON METALLIC MINERAL
የሞተራዎች	4,939	5,082	4,551	1.4	1.4	1.3	PRINTING
የኬሚካል	58,725	62,940	60,813	16.6	17.0	17.0	CHEMICAL
የፈረስ ስራ ላይ የሌሎች ስራዎች	17,314	12,296	12,376	4.9	3.3	3.5	METAL AND ELECTRICAL
ጅምር	354,169	370,872	354,795	100.0	100.0	100.0	TOTAL
<u>በዋሳኔ ላይ የሚደረግ ግብዓት</u>							<u>INVESTMENT (IN FIXED ASSETS)</u>
የምግብ	11,468	9,646	4,256	33.6	34.2	17.1	FOOD
የቤጣ	3,908	3,883	4,911	11.4	13.8	19.8	BEVERAGES
የተሞገሰ	2,370	4,524	749	6.9	16.0	3.0	TOBACCO
የጨርቃ ጨርቅ	10,617	2,925	5,878	31.1	10.4	23.6	TEXTILE
የቀጥተኛ የሽያጭ	249	669	692	0.7	2.4	2.8	LEATHER AND SHOE
የአገጣጠም	372	376	415	1.1	1.3	1.7	WOOD
በፈረስ ስራ ላይ ያለው ማዕድን	809	3,535	432	2.4	12.5	1.7	NON METALLIC MINERAL
የሞተራዎች	599	437	214	1.8	1.5	0.9	PRINTING
የኬሚካል	3,570	1,784	6,515	10.4	6.3	26.2	CHEMICAL
የፈረስ ስራ ላይ የሌሎች ስራዎች	202	440	789	0.6	1.6	3.2	METAL AND ELECTRICAL
ጅምር	34,164	28,219	24,851	100.0	100.0	100.0	TOTAL
	1975/6	1976/7	1977/8	1975/6	1976/7	1977/8	
	AMOUNT IN ('000 BIRR)			AS PERCENT OF TOTAL			INDUSTRIAL GROUP

በ1969 ዓ.ም. የፋብሪካዎች ብዛትና በየፋብሪካው የሚገኙት ሠራተኞች ብዛት
 በሠራተኞች ብዛት መደብ
 NUMBER OF ESTABLISHMENTS AND NUMBER OF PERSONS ENGAGED BY SIZE
 OF ESTABLISHMENT, 1976/77

ሠንጠረዥ ፭.4 /ሀ/ TABLE F.4 (a)

የፋብሪካው/ የአገልግሎት/ ዓይነት	የፋብሪካዎች ብዛት በሠራተኞች ብዛት መደብ			የሠራተኞች ጠቅላላ ብዛት በሠራተኞች ብዛት መደብ			
	10-19	20-49	50 እና በላይ	10-19	20-49	50 እና በላይ	
የምግብ	30	48	52	421	1,464	7,876	FOOD
የመጠጥ	2	9	17	34	297	3,782	BEVERAGE
የተሾባሀ	-	-	2	-	-	636	TOBACCO
የጨርቃ ጨርቅና የተጠፈ ሰብሶች	7	8	36	87	289	28,458	TEXTILES & MADE-UP CLOTHES
የቅጻና የቅጻ ዕቃዎች	2	-	7	31	-	1,925	TANNERIES & LEATHER FINISHING
የቅጻ ሲሞዎችና ጉቶች	2	4	5	29	160	1,549	LEATHER SHOES & BOOTS
የአገጢትና የሶጃ ዕቃዎች	16	20	24	216	626	2,644	WOOD AND CORK PRODUCTS
የአገጢት የቤት ቅጣቅጣና የቤት መሥሪያ	8	5	5	114	133	403	FURNITURE & FIXTURES
የወረቀትና ከወረቀት የሚሠሩ ዕቃዎች	-	1	4	-	36	670	PAPER & PAPER PRODUCTS
የተሟያ ቤተሰብ ገጠባዊ ፋብሪካዎች	7	4	9	115	130	1,516	PRINTING, PUBLISHING AND ALLIED INDUSTRIES
በአገልግሎት የሚሠሩ ከሚሰሩ	1	1	1	13	26	186	INDUSTRIAL CHEMICALS
የሌሎች ከሚሰሩ ሌሎች	1	5	8	19	176	1,051	OTHER CHEMICAL PRODUCTS
የነጻ ማጣሪያ	-	-	1	-	-	762	PETROLEUM REFINERY
የላቦታ ዕቃዎች	-	-	3	-	-	1,032	RUBBER PRODUCTS
የፕላስቲክ ዕቃዎች	-	6	3	-	200	790	PLASTIC PRODUCTS
መስተዋትና የመስተዋት ዕቃዎች	-	-	2	-	-	561	GLASS & GLASS PRODUCTS
ብረት ብረት ያለሁኑ የግዕዝ ዓይነቶች	7	7	13	95	230	2,365	OTHER NON-METALLIC MINERAL PRODUCTS
የብረት ብረት ፋብሪካዎች	-	-	3	-	-	484	IRON & STEEL BASIC INDUSTRIES
ከብረት የተሠሩ ዕቃዎች /ከመኪናዎች ሌላ/	6	10	6	77	322	728	FABRICATED METAL PRODUCTS EXCEPT MACHINERY AND EQUIPMENT
የኤሌክትሪክ ዕቃዎችና መለጠጫዎች	-	2	-	-	49	-	ELECTRICAL MACHINERY, APPARATUS, APPLIANCES AND SUPPLIES
ጅምር	89	130	201	1,251	4,138	57,418	TOTAL
	10-19	20-49	50 & OVER	10-19	20-49	50 & OVER	INDUSTRIAL GROUP
	NO. OF ESTABLISHMENT BY SIZE GROUP			DISTRIBUTION OF PERSONS ENGAGED BY SIZE - GROUP			

በ1970 ዓ.ም የፋብሪካዎች ብዛትና በፋብሪካው የሚገኙ ሠራተኞች ብዛት
 በሠራተኞች ብዛት መደብ
 NUMBER OF ESTABLISHMENTS AND NUMBER OF PERSONS ENGAGED BY SIZE
 OF ESTABLISHMENT, 1977/78

ሠገጠረዥ ረ.4 /ለ/

TABLE F.4 (b)

የፋብሪካው / የአገልግሎት/ ዓይነት	የፋብሪካው ብዛት በሠራተኞች ብዛት መደብ			የሠራተኞች ጠቅላላ ብዛት በሠራተኞች ብዛት መደብ			
	10-19	20-49	50 እና በላይ	10-19	20-49	50 እና በላይ	
የምግብ	29	50	51	340	1,661	8,662	FOOD
የመጠጥ	4	6	19	68	214	4,338	BEVERAGE
የተምባህ	-	-	2	-	-	706	TOBACCO
የጨርቃ ጨርቅና የተሠራ ስብሰታ	6	8	33	85	249	29,653	TEXTILES & MADE-UP CLOTHES
የቅጻና የቅጻ ዕቃዎች	2	-	7	31	-	1,777	TANNERIES & LEATHER FINISHING
የቅጻ ሰጣዎችና ጉቶች	1	5	5	13	206	1,632	LEATHER SHOES & BOOTS
የአገልግሎት የብሽ ዕቃዎች	18	17	24	221	548	3,095	WOOD & CORK PRODUCTS
የአገልግሎት የቤት ቅጣትና የቤት መሥሪያ	8	6	4	111	155	363	FURNITURE & FIXTURES
የወረቀትና ከወረቀት የሚሠሩ ዕቃዎች	-	1	4	-	36	819	PAPER & PAPER PRODUCTS
የተሟላ ስጦታና ስጦታዎች ፋብሪካዎች	6	4	10	96	121	1,657	PRINTING, PUBLISHING AND ALLIED INDUSTRIES
በአገልግሎት የሚሠሩ ከሚሰሩት	1	1	1	13	26	62	INDUSTRIAL CHEMICALS
የሌሎች ከሚሰሩት ውጤት	1	4	9	18	156	1,161	OTHER CHEMICAL PRODUCTS
የነጻ ማጠፊያ	-	-	1	-	-	819	PETROLEUM REFINERY
የላቦን ዕቃዎች	-	-	3	-	-	1,093	RUBBER PRODUCTS
የፕላስቲክ ዕቃዎች	1	5	3	19	181	733	PLASTIC PRODUCTS
መስተዋትና የመስተዋት ዕቃዎች	-	-	2	-	-	504	GLASS & GLASS PRODUCTS
ብረት ብረት ያለሁት የሚሰሩት ዓይነቶች	7	7	13	104	245	2,370	OTHER NON-METALIC MINERAL PRODUCTS
የብረት ብረት ፋብሪካዎች	-	-	3	-	-	524	IRON & STEEL BASIC INDUSTRIES
ከብረት የተሠሩ ዕቃዎች /ከመኪናዎች ላላ/	4	11	7	46	336	813	FABRICATED METAL PRODUCTS EXCEPT MACHINERY AND EQUIPMENT
የኤሌክትሪክ ዕቃዎችና ማለ የወጣዎች	-	2	-	-	43	-	ELECTRICAL MACHINERY, APPARATUS, APPLIANCES AND SUPPLIES
ጅምር	88	127	201	1,165	4,177	60,781	TOTAL
	10-19	20-49	50 & OVER	10-19	20-49	50 & OVER	INDUSTRIAL GROUP
	NO. OF ESTABLISHMENT BY SIZE - GROUP			DISTRIBUTION OF PERSONS ENGAGED BY SIZE-GROUP			

በፋብሪካ የተሠሩ የዋና ዋና ዕቃዎች ምርት፣ 1968-1970
 PRODUCTION OF MAJOR MANUFACTURED ARTICLES, 1975/76 - 1977/78

ሠገጠኒቱ ረ.5 TABLE F.5

የዕቃው ስም	መለኪያ	1968	1969	1970	
የግብ					FOOD INDUSTRY
ሥጋ በብረት የቀዘቀዘ	/በትን/	2,370	1,948	362	MEAT FROZEN (TONS)
ሥጋ በቁር ቁር የታሸገ	/በትን/	2,320	108	108	MEAT CANNED (TONS)
ስኳር	/በትን/	123,287	124,106	159,759	SUGAR (TONS)
ጨው የባሕር	/በትን/	105,881	65,026	40,119	SALT (SEA) (TONS)
የምግብ ዘይት	/በትን/	9,739	10,800	8,092	EDIBLE OIL (TONS)
ጥቂት	/በትን/	80,460	107,290	80,963	FLOUR (TONS)
ማካርኒ	/በትን/	9,066	6,145	6,569	MACARONI (TONS)
ብስቦት	/በትን/	712	156	277	BISCUITS (TONS)
ከሰከር የተሠሩ ጣፋጭ ምግቦች	/በትን/	2,086	1,724	2,407	SWEETS (TONS)
ወተት/ፓስቲራይዜድ/	/በህክተ ሊትር/	121,173	69,787	72,058	MILK PASTEURISED (H.L)
መጠጥ					BEVERAGES
ቢራ	/በህክተ ሊትር/	376,026	410,896	414,976	BEER (H.L)
የወይን ጠጅ	/በህክተ ሊትር/	55,841	67,477	65,980	WINE (H.L)
የአልኮል መጠጥ	/በህክተ ሊትር/	26,059	26,741	60,445	LIQUORS (H.L)
አልኮል	/በህክተ ሊትር/	7,697	8,515	10,599	ALCOHOL (H.L)
ሊሞናድ	/በህክተ ሊትር/	325,511	325,429	327,872	LEMONADE (H.L)
የሚኒራ ውሀ	/በህክተ ሊትር/	172,259	143,532	144,876	MINERAL WATER (H.L)
ተምባህ					TOBACCO MANUFACTURES
ሲጋራት	/በሺህ ቁጥር/	1,571,538	1,084,431	1,004,691	CIGARETTES ('000 PCS)
ሲጋር	/በሺህ ቁጥር/	-	-	-	CIGARS ('000 PCS)
ጨርቃ ጨርቃ					TEXTILE INDUSTRY
ከጥጥ የሚዘጋጅ ጨርቃ ቁጥር /በሺህ ሜትር ካራ/		81,103	76,179	65,460	COTTON FABRICS ('000 SQ.M.)
ከናይሎን የሚዘጋጅ ጨርቃ ቁጥር /በሺህ ሜትር ካራ/		4,830	6,155	5,148	NYLON FABRICS ('000 SQ.M.)
ከጥጥ የሚሠራ ድርና ማገ	/በትን/	9,799	8,943	7,882	COTTON YARN (TONS)
ብርድልብብ /የሱና/	/በቁጥር/	236,074	497,295	457,110	BLANKETS WOOLEN (PCS)
ብርድልብብ /ኮሎናኖ ጥጥ/	/በቁጥር/	608,931	457,507	413,883	BLANKETS WASTE (PCS)
ምግብ	/በሜትር ካራ/	10,741	9,406	5,904	CARPETS (SQ.M.)
ጅገያ	/በሺህ ቁጥር/	10,023	8,957	7,621	GUNNY BAGS ('000 PCS)
ከሹራብ የሚሰሩ ልብቦች	/በደርዘን/	344,916	458,206	196,647	HOSIERIES (DOZEN)
ቆሳና ጨርቃ					LEATHER AND SHOES INDUSTRY
የቆሳ ጨርቃ ስጦታ	/በጥምታ/	1,393,938	1,207,129	1,038,899	LEATHER SHOES AND BOOTS (PAIRS)
የላሰ ተክና የሽራ ጨርቃ	/በጥምታ/	1,971,686	1,982,086	916,715	CANVAS AND RUBBER SHOES (PAIRS)
የገላሰ ተክ ጨርቃ	/በጥምታ/	2,022,867	1,949,838	561,401	PLASTIC FOOT-WEAR (PAIRS)
የጨርቃ ቆሳ/የላይና ገብር//በሺህ ሜትር ካራ/		4,701	4,445	569	LEATHER, UPPER & LINNING ('000 SQ.M)
የጨርቃ ቆሳ/የታች/	/በትን/	251*	216	201	LEATHER SOLE (TONS)
በከፊል የተሰሩ ቆሳዎች	/በሺህ ቁጥር/	1,880	2,798	2,378	SEMI-PROCESSED SKINS ('000 PCS)
አገጨት					WOOD INDUSTRY
ጠርብ	/በሜትር ካብ/	60,780	63,900	66,015	TIMBER (M ³)
ኮምፕሪዎች	/በሜትር ካብ/	2,101	2,193	2,142	PLY WOOD (M ³)
ባንታ	/በሜትር ካብ/	2,423	2,503	7,568	PARTICLE BOARD (M ³)
		1975/76	1976/77	1977/78	COMMODITY

በፋብሪካ የተሠሩ የጥናድ ዕቃዎች ምርት፣ 1968-1970
 PRODUCTION OF MAJOR MANUFACTURED ARTICLES, 1975/76-1977/78

ሠንጠረዥ ፭.5 / የጥጠለ/ TABLE F.5 (Contd.)

የዕቃው ዓይነት	መሰረሪያ	1968	1969	1970		
ከሚካል					CHEMICAL INDUSTRY	
ነጥ ፍፍጣ	/በትን/	191,113	191,113	175,740	GASOIL	(TONS)
ቢንዚን /ተ/	/በትን/	68,899	68,899	70,438	REGULAR BENZINE	(TONS)
ቢንዚን /ሱፐር/	/በትን/	9,714	9,714	5,077	GASOLINE	(TONS)
ከባድ ጥቁር ፍፍጣ	/በትን/	217,171	217,171	232,311	FUEL OIL	(TONS)
ዲዛይል ዘይት	/በትን/	8,729	8,729	8,742	DIESEL OIL	(TONS)
አል. ፒ. ጂ.	/በትን/	3,025	3,025	2,982	LPG	(TONS)
ክብሪት	/በሺህ ስጥን/	28,862	24,614	18,493	MATCHES	('000 BOXES)
ሰጦፍ	/በትን/	12,801	8,900	8,951	SOAP	(TONS)
ካርቦን ደ ዩካይድ	/በትን/	238	286	199	CARBON DIOXIDE	(TONS)
አክሲጅን	/በሜትር ኩባ/	94,233*	113,599	114,646	OXYGEN	(M ³)
ካልሲየም ስልፊት	/በትን/				CALCIUM SULPHATE	(TONS)
በረታ ብረት ያልሆኑ የግዕድ ጭቶች					NON-METALIC MINERAL PRODUCTS	
ሲሚንት		100,481	198,833	103,480	CEMENT	(TONS)
የሲሚንት ጭቶች አሽንጋዎች	/በሺህ ቁጥር/	1,474	548	1,798	CEMENT BLOCKS TUBES	('000 PCS)
የሲሚንት የወለል ገጣፍቶች	/በሜትር ካሬ/	331,294	44,635	183,745	CEMENT FLOOR TILES	(SQ.N.)
የሸክላ ጭቶች	/በሺህ ቁጥር/	17,303	11,942	13,666	BRICKS OF CLAY	('000 PCS)
የተቃጠለ ፍራ	/በትን/	34,716	4,639	3,491	LIME	(TONS)
መስታዎች/ብርጭቆዎች/	/በሺህ ቁጥር/	15,732	5,071	2,678	GLASSES	('000 PCS)
ጠርጭቶች/ የጠቃሚት/	/በሺህ ቁጥር/	9,950	24,523	6,759	GLASS BOTTLES	('000 PCS)
የብረት ብረት ዕቃዎች መሣሪያዎች					METAL PRODUCTS	
የብረት ዘንጎች	/በትን/	6,498	4,231	5,742	ROUND IRON BARS	(TONS)
ሽቦዎች	/በትን/	465	402	237	WIRES	(TONS)
ሶስጣርቶች	/በትን/	2,529	2,523	2,784	NAILS	(TONS)
የብት ከጎን ቁር ቁር	/በትን/	9,172	10,645	14,144	CORRUGATED IRON SHEETS	(TONS)
		1975/76	1976/77	1977/78	COMMODITY	UNIT

የስኬር ለንጎስት ምርትና በጥቅም ላይ የዋለ*፣ 1962-1977
 SUGAR PRODUCTION AND CONSUMPTION*, 1962/63-1977/78

ሠንጠረዥ ፭.6 TABLE F.6

በትን (TONS)

ዓመት ስራረት	የስኬር ምርት ብዛት	በጥቅም ላይ የዋለ	
1955	59,212	52,051	1962/63
1956	62,747	50,168	1963/64
1957	61,698	62,933	1964/65
1958	68,861	73,198	1965/66
1959	76,868	70,832	1966/67
1960	67,753	72,500	1967/68
1961	66,199	72,500	1968/69
1962	96,967	89,273	1969/70
	PRODUCTION	CONSUMPTION	YEAR

ዓመት ስራረት	የስኬር ምርት ብዛት	በጥቅም ላይ የዋለ	
1963	108,672	93,537	1970/71
1964	113,989	91,821	1971/72
1965	131,824	100,492	1972/73
1966	120,658	110,138	1973/74
1967	128,640	104,197**	1974/75
1968	123,287	108,521	1975/76
1969	124,106	104,672	1976/77
1970	159,759	103,401	1977/78
	PRODUCTION	CONSUMPTION	YEAR

* ዓመት የሚያለቀው እ.አ.አ. ለ ቆይታ ስራ ስንት ነው። ** የተሻሻለ
 *Year Ending 31 August ** Revised
 በኢትዮጵያ ስኬር ኮርፖሬሽን የተገኘ።
 Source: Ethiopian Sugar Corporation.

በ1969 ዓ.ም. ፋብሪካዎች ያወጧቸው የዕቃዎች የገበያ ተኮሮች በዓይነት መደብ
GROSS VALUE OF PRODUCTION BY SIZE OF ESTABLISHMENT ,1976/77

ሠንጠረዥ ረ.7 /ሀ/

TABLE F.7 (a)

በሺህ ብር '000 BIRR

የፋብሪካው / የአገልግሎት/ ዓይነት	የሠራተኞች ብዛት መደብ			
	10-19	20-49	50 እና በላይ	
የምግብ	3,034	15,952	216,135	FOOD
የመጠጥ	594	7,930	107,928	BEVERAGE
የትቃባህ	-	-	50,400	TOBACCO
የጨርቃ ጨርቅና የተገፈ ልብሶች	815	1,567	297,170	TEXTILES AND MADE-UP CLOTHES
የቅጥና የቅጥ ዕቃዎች	120	-	35,327	TANNERIES & LEATHER FINISHING
የቅጥ ለውጫዎችና ጉቶች	261	2,038	22,478	LEATHER SHOES & BOOTS
አገልግሎት፣ የአገልግሎትና የጠገን ዕቃዎች	792	2,440	13,460	WOOD, WOOD AND CORK PRODUCTS
የአገልግሎት የቤት ጭንቀትና የቤት መሥሪያ	336	452	4,984	FURNITURE & FIXTURES
የወረቀትና ከወረቀት የሠራተኛ ዕቃዎች	-	184	17,378	PAPER & PAPER PRODUCTS
የተጫዳሪ ስራዎችና ተቃራኒ ፋብሪካዎች	1,988	1,309	18,408	PRINTING, PUBLISHING & ALLIED INDUSTRIES
በአገልግሎት የሠራተኛ ኪሚካሎች ከሚገኙት ያልተቀረጹ	101	446	1,093	BASIC INDUSTRIAL CHEMICALS EXCEPT FERTILIZERS
የሌሎች ኪሚካሎች ውጤት	169	4,393	26,967	OTHER CHEMICAL PRODUCTS
የትንፋስ ማጠቃለያ	-	-	136,764	PETROLEUM REFINERY
የላቲክ ዕቃዎች	-	-	25,376	RUBBER PRODUCTS
የፕላስቲክ ዕቃዎች	-	3,768	9,539	PLASTIC PRODUCTS
መስተዋትና የመስተዋት ዕቃዎች	-	-	7,136	GLASS AND GLASS PRODUCTS
ብረት ብረት ያልሆኑ ማዕደግ ዓይነቶች	266	959	16,704	OTHER NON-METALLIC MINERAL PRODUCTS
የብረት ብረት ፋብሪካዎች	-	-	24,321	IRON & STEEL BASIC INDUSTRIES
ከብረት ብረት የተሠሩ የማይገቡ ጭንቀት ዕቃዎች	444	4,302	12,642	FABRICATED METAL PRODUCTS, EXCEPT MACHINERY AND EQUIPMENT
የኤሌክትሮኒክ ዕቃዎችና መለጠጫዎች	-	433	-	ELECTRICAL MACHINERY, APPARATUS, APPLIANCES & SUPPLIES
ድምር	8,920	46,173	1,044,210	TOTAL
	10-19	20-49	50 & OVER	INDUSTRIAL GROUP
	NO. OF PERSONS ENGAGED PER ESTABLISHMENT			

በ1970 ዓ.ም ፋብሪካዎች ያወጧቸው ዕቃዎች የገበያ ስራ ብዛት መደብ
GROSS VALUE OF PRODUCTION BY SIZE OF ESTABLISHMENT, 1977/78

ሠገጠኛ 2.7 /ለ/ TABLE F.7. (b)

የፋብሪካው / የአገልግሎት/ ዓይነት	የሠራተኛ ብዛት መደብ			
	10-19	20-49	50 እና በላይ	
የምግብ	2,665	16,428	220,851	FOOD
የመጠጥ	371	5,561	112,729	BEVERAGE
የተምባህ	-	-	66,189	TOBACCO
የጨርቃ ጨርቅና የተሰፈ ልብሰቶች	549	1,445	273,309	TEXTILES AND MADE-UP CLOTHES
የቆላና የቆላ ዕቃዎች	166	-	31,923	TANNERIES & LEATHER FINISHING
የቆላ ጨዳዎችና ጉቶች	98	2,372	20,861	LEATHER SHOES & BOOTS
አገጠት የአገጠትና የሱህ ዕቃዎች	1,049	1,983	17,528	WOOD, WOOD AND CORK PRODUCTS
የአገጠት የቤት ጥገናና የቤት መሥሪያ	300	510	5,554	FURNITURE & FIXTURE
የወረቀትና ከወረቀት የሚሠሩ ዕቃዎች	-	184	26,718	PAPER & PAPER PRODUCTS
ጥተኛ ስራዎችና ጥቅም ፋብሪካዎች	679	1,452	19,597	PRINTING, PUBLISHING & ALLIED INDUSTRIES
በአገልግሎት የሚሠሩ ከሚከተሉት ከጥገናዎች በስተቀር	22	244	907	BASIC INDUSTRIAL CHEMICALS EXCEPT FERTILIZERS
የሌሎች ከሚከተሉት ውጤት	48	3,352	26,961	OTHER CHEMICAL PRODUCTS
የነጻ ማባሪያ	-	-	138,027	PETROLEUM REFINERY
የላሽኑ ዕቃዎች	-	-	26,199	RUBBER PRODUCTS
የፕላስቲክ ዕቃዎች	712	2,430	3,985	PLASTIC PRODUCTS
መስተዋትና የመስተዋት ዕቃዎች	-	-	2,968	GLASS & GLASS PRODUCTS
ብረት ብረት ያልሆኑ የግዕድ ሳይኒት	312	791	15,156	OTHER NON-METALLIC MINERAL PRODUCTS
የብረት ብረት ፋብሪካዎች	-	-	33,090	IRON & STEEL BASIC INDUSTRIES
ከብረት ብረት የተሠሩ የሚደገፉ ጥገናዎች	123	3,458	17,752	FABRICATED METAL PRODUCTS, EXCEPT MACHINERY AND EQUIPMENT
የኤሌትሪክ ዕቃዎችና መለኪያዎች	-	286		ELECTRICAL MACHINERY, APPARATUS, APPLIANCES & SUPPLIES
ጅምር	7,094	40,496	1,060,304	TOTAL
	10-19	20-49	50 & OVER	INDUSTRIAL GROUP
	NO. OF PERSONS ENGAGED PER ESTABLISHMENT			

የአገራችን ጠቅላላ ጥም ጠቅላላ ጥም ጠቅላላ ጥም 1969
 GENERAL OPERATIONS OF MANUFACTURING INDUSTRIES BY INDUSTRIAL GROUPS, 1976/77

ሠገጠኛ ረ.8 /ሀ/ TABLE F.8 (a)

የፋብሪካው ግብይት	የፋብሪካዎች ብዛት / በ ቁጥር /	የሠራተኞች ብዛት / በ ቁጥር /	ደመወዝ ምንጭ / በ ሺህ ብር /	ጠቅላላ የሥራ ወጪዎች / በ ሺህ ብር /	ለአገራችን የተደረገ ወጭ / በ ሺህ ብር /	ተጨማሪ ዋጋ / በ ሺህ ብር /	
<u>የምግብ ፋብሪካዎች</u>	130	9,761	21,369	235,121	137,700	97,421	<u>FOOD MANUFACTURING</u>
ሥጋ ግዛጃዎችና መጠቀሚያ	10	1,516	2,895	22,552	12,561	9,991	<u>SLAUGHTERING, PREPARING AND PRESERVING MEAT</u>
ወተትና የወተት ተጽእኖ	3	437	1,357	4,209	3,644	565	<u>MANUFACTURE OF DAIRY PRODUCTS</u>
ከአገራችን ከአሁን የሚገኙ ቅባቶች	21	1,297	2,029	31,111	22,383	8,728	<u>MANUFACTURE OF VEGETABLES AND ANIMAL OILS AND FATS</u>
የአሁን ወፍጮና የጻጻ መገገጫዎች	81	3,878	5,328	83,836	60,079	23,757	<u>GRAIN MILLS AND BAKERY PRODUCTS</u>
የባህር ፋብሪካዎችና ከባህር የሚዘጋጁ ምግቦች	11	2,405	9,309	71,428	37,076	34,352	<u>SUGAR FACTORIES, REFINERIES AND SUGAR CONFECTIONERY</u>
ለሌሎች ምግብ	4	228	451	21,985	1,957	20,028	<u>MANUFACTURE OF FOOD PRODUCTS N.E. CLASSIFIED</u>
<u>የመጠጥ ፋብሪካዎች</u>	28	4,113	8,433	116,452	31,488	84,964	<u>BEVERAGE INDUSTRIES</u>
ለሌሎች ግጥሞችና መጠጥ	8	441	812	20,186	3,550	16,636	<u>DISTILLING RECTIFYING AND BLENDING OF SPIRITS</u>
የወይን ጠጅ መጥመቅ	4	423	823	9,251	2,387	6,864	<u>WINE INDUSTRIES</u>
አረቂዎች መጥመቅና ደፍደፍ ግዛጃዎች	3	1,444	3,532	60,073	13,816	46,257	<u>MALT LIQUORS AND MALT</u>
ለሌሎች መጠጥ ጠቅላላ	13	1,805	3,266	26,942	11,735	15,207	<u>SOFT DRINKS AND CARBONATED WATER INDUSTRIES</u>
<u>ከተምባህ የሚሠሩ ውጤቶች</u>	2	636	1,888	50,400	26,455	23,945	<u>TOBACCO MANUFACTURES</u>
<u>የጨርቃ ጨርቃ ፋብሪካዎች</u>	45	27,587	42,605	288,130	166,881	121,249	<u>MANUFACTURE OF TEXTILES</u>
መፍተሽ ለብብ መሥራትና ግጥሞች	22	22,842	37,027	260,905	151,724	109,181	<u>SPINNING, WEAVING AND FINISHING TEXTILES</u>
ሸራብ መሥራት	18	1,511	1,583	6,985	4,123	2,862	<u>KNITTING MILLS</u>
ገመዶችና ሲገጉዎች መሥራት	5	3,234	3,995	20,240	11,034	9,206	<u>CORDAGE ROPE AND TWINE INDUSTRIES</u>
<u>የተጠፋ ለብብ</u>	6	1,247	1,847	11,422	5,713	5,709	<u>MANUFACTURE OF WEARING APPAREL EXCEPT FOOTWEAR</u>
<u>ቅጥጥ ግጥሞችና ግጥሞች</u>	9	1,956	2,967	35,447	20,987	14,460	<u>TANNERIES AND LEATHER FINISHING</u>
ከቅጥ የተሠሩ ግጥሞች	11	1,738	3,605	24,778	12,645	12,133	<u>MANUFACTURE OF FOOTWEAR (LEATHER)</u>
አገጣጠሙ የአገጣጠሙ የብሽ ሰዎች	60	3,486	4,552	16,692	6,336	10,356	<u>MANUFACTURE OF WOOD AND CORK PRODUCTS</u>
የአገጣጠሙ የብሽ ቅጥጥና የብሽ መሥሪያዎች	18	650	1,388	5,772	2,325	3,447	<u>MANUFACTURE OF FURNITURE AND FIXTURES</u>
የወረቀትና ከወረቀት የሚሠሩ ሰዎች	5	706	1,731	17,563	11,067	6,496	<u>MANUFACTURE OF PAPER AND PAPER PRODUCTS</u>
ግጥም ስራዎችና ግጥም ፋብሪካዎች	20	1,761	4,714	21,704	10,331	11,373	<u>PRINTING, PUBLISHING AND ALLIED INDUSTRIES</u>
በአገራችን የሚሠሩ ከሚገኙ ከሚገኙ ሰዎች	3	225	667	1,640	664	976	<u>MANUFACTURE OF BASIC INDUSTRIAL CHEMICALS EXCEPT FERTILIZERS</u>
	NO. OF ESTABLISHMENTS	NO. OF PERSONS ENGAGED	('000 BIRR) WAGES AND SALARIES	('000 BIRR) GROSS VALUE OF PRODUCTION	('000 BIRR) INDUSTRIAL COSTS	('000 BIRR) VALUE ADDED	INDUSTRIAL GROUP

የሊንጥስተሪዎች ጠቅላላ ለጭ በፋብሪካው ዓይነት፣ 1970
 GENERAL OPERATIONS OF MANUFACTURING INDUSTRIES BY INDUSTRIAL GROUPS, 1977/78

ሠንጠረዥ 2.8 /ለ/ TABLE F.8 (b)

የፋብሪካው ዓይነት	የፋብሪካዎች ብዛት /በቁጥር/	የሠራተኞች ብዛት /በቁጥር/	ደመወዝ ስንጥር /በሺህ	ጠቅላላ የሥራ ወጪት ዋጋ /በሺህ ብር/	ለገንዘብ ተፈጻሚ የተደረገው ዋጋ /በሺህ ብር/	ተጨማሪ ዋጋ /በሺህ ብር/	
<u>የምግብ ፋብሪካዎች</u>	130	10,663	22,958	239,944	127,876	112,068	<u>FOOD MANUFACTURING</u>
ሥጋ ማዘጋጀትና መጠባቂያ	10	1,939	3,433	25,850	16,232	9,618	SLAUGHTERING, PREPARING AND PRESERVING MEAT
ወተትና የወተት ተዋህዶ	3	487	1,058	5,268	3,586	1,682	MANUFACTURE OF DAIRY PRODUCTS
ከአገሰሰትና ከአህል የሚገኙ ቁባቶች	20	1,523	2,323	24,385	15,717	8,668	MANUFACTURE OF VEGETABLES AND ANIMAL OILS AND FATS
የአህል ወፍጮና የዓባ መገገፊያዎች	82	3,952	5,430	78,958	62,648	16,310	GRAIN MILLS AND BAKERY PRODUCTS
የሱክር ፋብሪካዎችና ከሱክር የሚዘጋጁ ምግቦች	10	2,432	10,067	85,942	26,664	59,278	SUGAR FACTORIES, REFINERIES AND SUGAR CONFECTIONERY
ሌሎች ምግቦች	5	330	647	19,541	3,029	16,512	MANUFACTURE OF FOOD PRODUCTS N.E. CLASSIFIED
<u>የመጠጥ ፋብሪካዎች</u>	29	4,620	9,783	118,661	35,403	83,258	<u>BEVERAGE INDUSTRIES</u>
አልኮሎች ማጣራትና መጥም	8	506	970	19,383	4,879	14,504	DISTILLING RECTIFYING AND BLENDING OF SPIRITS
የወይን ጠጅ መጥም	4	462	893	9,968	2,668	7,300	WINE INDUSTRIES
አረቆዎች መጥምና ድፍድፍ ማዘጋጀት	3	1,569	4,405	59,913	13,966	45,947	MALT LIQUORS AND MALT
ለሰላሳ መጠጥ ጠባቂዎች	14	2,083	3,515	29,397	13,890	15,507	SOFT DRINKS AND CARBONATED WATER INDUSTRIES
<u>ከትምባህ የሚሠሩ ውጤቶች</u>	2	706	1,967	66,189	34,696	31,493	<u>TOBACCO MANUFACTURES</u>
<u>የጨርቅ ጨርቅ ፋብሪካዎች</u>	41	28,670	46,811	263,367	120,119	143,248	<u>MANUFACTURE OF TEXTILES</u>
መፍተሽ፣ ለብብ መሥራትና ማውጣት	20	24,090	41,016	241,578	107,491	134,087	SPINNING, WEAVING AND FINISHING TEXTILES
ኾራብ መሥራት	16	1,319	1,404	4,604	2,388	2,216	KNITTING MILLS
ገመዶችና ሲባጉዎች መሥራት	5	3,261	4,391	17,185	10,240	6,945	CORDAGE ROPE AND TWIND INDUSTRIES
<u>የተገሩ ለብሶች</u>	6	1,317	2,162	11,936	6,853	5,083	<u>MANUFACTURE OF WEARING APPAREL EXCEPT FOOTWEAR</u>
ቀዳዎችን መፋቅና ማለፋት	9	1,808	3,298	32,089	20,048	12,041	TANNERIES AND LEATHER FINISHING
ከቀዳ የተሠሩ ጨዳዎች	11	1,851	3,568	23,331	11,992	11,339	MANUFACTURE OF FOOTWEAR (LEATHER)
አገጢቶች የአገጢትና የሱክር ዕቃዎች	59	3,864	5,526	20,560	7,384	13,176	MANUFACTURE OF WOOD AND CORK PRODUCTS
የአገጢት የቤት ቁባ ቃሳቸና የቤት መሥሪያዎች	18	629	1,602	6,364	2,164	4,200	MANUFACTURE OF FURNITURE AND FIXTURES
የወረቀትና ከወረቀት የሚሠሩ ዕቃዎች	5	855	1,952	26,902	8,943	17,959	MANUFACTURE OF PAPER AND PAPER PRODUCTS
የተሞያ ቤቶችና ተወሳኪ ፋብሪካዎች	20	1,874	4,971	21,728	8,974	12,754	PRINTING, PUBLISHING AND ALLIED INDUSTRIES
በአገንጠብ የሚሠሩ ከሚካሉ ስሜቶች ጋር የተያያዙ	3	101	252	1,173	326	847	MANUFACTURE OF BASIC INDUSTRIAL CHEMICALS EXCEPT FERTILIZERS
	NO. OF ESTABLISHMENTS	NO. OF PERSONS ENGAGED	('000 BIRR) WAGES AND SALARIES	('000 BIRR) GROSS VALE OF PRODUCTION	('000 BIRR) INDUS-TRIAL COSTS	('000 BIRR) VALUE ADDED	INDUSTRIAL GROUP

የኢንዱስትሪያት ጠቅላላ አቋም በፋብሪካው ዓይነት፣ 1970
 GENERAL OPERATIONS OF MANUFACTURING INDUSTRIES BY INDUSTRIAL GROUP, 1977/8

ሠገጠረዥ ረ.8 /ለ// የቀጠለ/ TABLE F.8 (b) (Contd.)

የፋብሪካው ዓይነት	የፋብሪካዎች ብዛት /በቀጥር/	የሠራተኞች ብዛት /በቀጥር/	ደመወዝ ሥንገር /በሺህ ብር/	ጠቅላላ የሠራ ሙከራ ዋጋ /በሺህ ብር/	ለኢንዱስትሪ የተደረገው የተደረገው ዋጋ /በሺህ ብር/	ተጨማሪ ዋጋ /በሺህ ብር/	
የሌሎች ኪሚካሎች ሙከራ	14	1,335	3,328	30,361	15,305	15,056	MANUFACTURE OF OTHER CHEMICAL PRODUCTS
ቀለሞችና ገሥላኮች	3	121	415	3,913	2,590	1,323	MANUFACTURE OF PAINTS, VARNISHES AND LACQUERS
ባሙናዎች ሌሎች ማድገፊያዎችና የሙከራ መጠጫዎች	7	769	1,548	15,910	6,957	8,953	MANUFACTURE OF SOAP, COSMETICS, PERFUMES AND OTHER CLEANING PREP.
ሌሎች ኪሚካሎች	4	445	1,365	10,538	5,758	4,780	MANUFACTURE OF CHEMICAL PRODUCTS N.E.C.
የነጻይ ማጠፊያ	1	819	7,009	138,027	119,275	18,752	PETROLEUM REFINERY
የላቦን ስጦታዎች	3	1,093	3,657	26,199	16,467	9,732	MANUFACTURE OF RUBBER PRODUCTS
የፕላስቲክ ስጦታዎች	9	933	1,611	7,127	2,622	4,505	MANUFACTURE OF PLASTIC PRODUCTS
ጠቀላላ የጠቀላላ ስጦታዎች	2	504	989	2,968	1,843	1,125	MANUFACTURE OF GLASS AND GLASS PRODUCTS
ብረት ብረት ያልሆኑ የማዕድን ዓይነቶች	27	2,719	5,156	16,259	8,933	7,326	MANUFACTURE OF OTHER NON-METALLIC MINERAL PRODUCTS
አገልግሎት ሥራ የሚሆኑ ጠቀላላ	18	998	1,063	3,469	1,467	2,002	MANUFACTURE OF STRUCTURAL CLAY PRODUCTS
ቢሮን ተናፊና ሌሎች መለባሰቦች	5	1,146	2,982	10,564	6,144	4,420	MANUFACTURE OF CEMENT, LIME AND PLASTER
ሌሎች ብረት ብረት ያልሆኑ የማዕድን ሙከራዎች	4	575	1,111	2,226	1,322	904	MANUFACTURE OF NON-METALLIC MINERAL PRODUCTS N.E.C.
ብረት ብረት	3	524	1,554	33,090	21,924	11,166	IRON AND STEEL BASIC INDUSTRIES
ከጠቀላላዎችና ፋብሪካ መሣሪያዎች ለላቦን ስጦታዎች የተሠሩ ስጦታዎች	22	1,195	2,769	21,333	14,372	6,961	MANUFACTURE OF FABRICATED METAL PRODUCTS EXCEPT MACHINERY AND EQUIPMENT
ከብረት የተሠሩ የባሽግ ስጦታዎች	8	371	691	3,799	2,168	1,631	MANUFACTURE OF CUTLERY, HAND TOOLS AND GENERAL HARDWARE
የጠቀላላ መሣሪያ ብረት ብረት	6	200	413	1,943	956	987	MANUFACTURE OF STRUCTURAL METAL PRODUCTS
ሌሎች መሣሪያዎችና የፋብሪካ መሣሪያዎች ያልሆኑ የብረት ብረት ስጦታዎች	8	624	1,665	15,591	11,248	4,343	MANUFACTURE OF FABRICATED METAL PRODUCTS EXCEPT MACHINERY AND EQUIPMENT N.E.C.
የኤሌክትሪክ ስጦታዎችና መለባሰቢያዎች	2	43	46	286	227	59	MANUFACTURE OF ELECTRICAL MACHINERY, APPARATUS, APPLIANCE AND SUPPLIES
ጅምር	416	66,123	130,969	1,107,894	585,746	522,148	TOTAL
	NO. OF ESTABLISHMENT	NO. OF PERSONS ENGAGED	('000 BIRR) WAGES AND SALARIES	('000 BIRR) GROSS VALUE OF PRODUCTION	('000 BIRR) INDUS-TRIAL COSTS	('000 BIRR) VALUE ADDED	INDUSTRIAL GROUP

የኢትዮጵያ የኃይል ምንጭ ስራ ስርዓት ለስፋት ስራ ወጪዎች 1969 - 1970
 INSTALLED GENERATING CAPACITY AND ELECTRIC ENERGY PRODUCTION, 1969/70-1977/78

ሠንጠረዥ 2.9 TABLE F.9

ዓመት ስራ	የኃይል ምንጭ ስራ ስርዓት			የኃይል ስፋት ስራ ስርዓት			ዓመት
	ከውሃ ስራ	ከሳይንስ ስራ	ጠቅላይ	ከውሃ ስራ	ከሳይንስ ስራ	ጠቅላይ	
1962	91,420	56,099	147,519	258,759	108,880	367,639	1969/70
1963	123,384	60,551	183,935	299,575	116,620	416,195	1970/71
1964	123,384	61,196	184,580	307,480	123,413	430,893	1971/72
1965	207,084	67,529	274,613	326,817	137,422	464,239	1972/73
1966	206,784	68,435	275,219	345,988	137,883	487,871	1973/74
1967	206,364	71,393	277,757	351,558	120,213	471,771	1974/75
1968	206,196	72,638	278,834	355,895	137,378	493,273	1975/76
1969	206,196	74,273	280,469	369,139	108,903	478,041	1976/77
1970	206,616	75,002	281,618	385,892	66,572	452,464	1977/78
	HYDRO	THERMAL	TOTAL	HYDRO	THERMAL	TOTAL	YEAR
	CAPACITY (KW)			PRODUCTION ('000 KWH)			

የኢትዮጵያ ኢንፎርሜሽን የሥራ ስርዓት ወጪዎች 1969-1970
 OPERATING STATISTICS OF ELECTRICITY INDUSTRY (PUBLIC UTILITIES ONLY), 1976/77-1977/78

ሠንጠረዥ 2.10 TABLE F.10

	1969	1970	
የኢትዮጵያ ኢንፎርሜሽን ቤት	55	49	NUMBER OF STATIONS
የሥራ ስርዓት ቤት	4,215	4,556	NUMBER OF EMPLOYEES
ጠቅላላ ስራ ስርዓት / በኪ.ዋት/	280,469	281,618	GENERATING CAPACITY (KW)
የኃይል ስፋት የኢትዮጵያ መጠን / በኪ.ዋት ስራ ስርዓት/	478,603	452,464	PRODUCTION OF ELECTRICITY (IN'000 Kwh)
የኮንደንሰሽን ስራ ስርዓት / በኪ.ዋት ስራ ስርዓት/	-	-	TRANSMISSION FACILITIES (IN Km)
230 በኪ.ዋት ስራ ስርዓት መጠን	200	200	230 Kv LINES
132 በኪ.ዋት ስራ ስርዓት መጠን	-	-	132 Kv LINES
ሀ/ በአንድ ስራ ስርዓት	552	552	a) SINGLE CIRCUIT
ለ/ በሁለት ስራ ስርዓት	96	96	b) DOUBLE CIRCUIT
130 በኪ.ዋት ስራ ስርዓት መጠን	215	215	130 Kv LINES
50 በኪ.ዋት ስራ ስርዓት መጠን	128	128	50 Kv LINES
45 በኪ.ዋት ስራ ስርዓት መጠን	222	222	45 Kv LINES
15 በኪ.ዋት ስራ ስርዓት መጠን	1,688	1,688	15 Kv LINES
የተሸጠ የኢትዮጵያ ኢንፎርሜሽን ቤት / በኪ.ዋት ስራ ስርዓት/	423,168	400,142	ELECTRICITY SOLD (IN'000 Kwh)
በጠቅላላ ትኩረት	143,282	147,092	GENERAL TARIFF
በኢንፎርሜሽን ትኩረት	279,886	253,050	INDUSTRIAL TARIFF
የሽያጭ ገቢ / በኪ.ዋት ስራ ስርዓት/	46,363	43,185	REVENUE FROM SALES OF ELECTRICITY ('000 B.)
በጠቅላላ ትኩረት	21,495	21,424	GENERAL RARIFF
በኢንፎርሜሽን ትኩረት	24,868	21,761	INDUSTRIAL TARIFF
ደመዳደሪያ ስራ ስርዓት የተከፈለ / በኪ.ዋት ስራ ስርዓት/	15,793	15,064	WAGES AND SALARIES PAID ('000 B.)
ለዕቃ የተደረገው ወጭ / በኪ.ዋት ስራ ስርዓት/	4,153	3,503	COST OF MATERIALS ('000 B.)
ለሳይንስ የተደረገው ወጭ / በኪ.ዋት ስራ ስርዓት/	9,794	6,775	COST OF FUEL ('000 B.)
የወጪ ስራ ስርዓት ገቢ ስራ ስርዓት ጠቅላላ ዋጋ / በኪ.ዋት ስራ ስርዓት/	202,640	196,906	TOTAL FIXED ASSETS ('000 B.)
በኢንፎርሜሽን ስራ ስርዓት	198,343	192,618	FIXED CAPITAL ASSETS
በመስፍን ስራ ስርዓት	4,297	4,288	CAPITAL WORK IN PROGRESS
የገንዘብ ወጭ / በኪ.ዋት ስራ ስርዓት/	4,371	9,636	CAPITAL EXPENDITURE ('000 B.)
	1976/77	1977/78	

የኤሌክትሪክ አገልግሎት ቋንቋ ገብረት 1969
 FIXED CAPITAL ASSETS IN ELECTRICITY INDUSTRY, 1976/77

ሠንጠረዥ ረ.11 /ሀ/

TABLE F.11 (a)

በሺህ ብር (In'000 BIRR)

	በ1968* መጨረሻ መዘገብ የሚያሳይው	በ1969 የአገልግሎት ቆይታ	በ1969 የተሸጠና ከአ ገልግሎት ወጪ የሆነ	በ1969 ለ ቋንቋ ገብረት ወጪ የሆነ	በ1969 መጨረሻ መዘገብ የሚያሳይው	
መኖሪያና መኖሪያ ያልሆኑ ሕንጻዎች	25,319	834	-	685	25,170	RESIDENTIAL AND NON- RESIDENTIAL BUILDINGS
ሌሎች የገንባታና ሥራ ምረቃ የሚያስፈልጉ ማሳሪያ ማሽኖችና ዕቃዎች	92,523	2,459	-	256	90,286	OTHER CONSTRUCTION AND WORKS
የሚያስፈልጉ ማሳሪያ ማሽኖችና ዕቃዎች	40,789	3,616	-	853	38,026	MACHINERY AND EQUIPMENT
ተሽከርካሪዎች	1,309	519	48	941	1,683	VEHICLES
ሌሎች	49,514	2,220	1,481	1,636	47,483	OTHERS
ጠቅላይ	209,454	9,648	1,529	4,371	202,648	TOTAL
	BOOK VALUE END OF 1975/76*	DEPRE- CIATION IN 1976/77	SOLD AND DISPOSED IN 1976/77	INVEST- MENT IN 1976/77	BOOK VALUE END OF 1976/77	

የኤሌክትሪክ አገልግሎት ቋንቋ ገብረት 1970
 FIXED CAPITAL ASSETS IN ELECTRICITY INDUSTRY 1977/78

ሠንጠረዥ ረ.11 /ለ/

TABLE F.11 (b)

በሺህ ብር (IN'000 BIRR)

	በ1969 መጨረሻ መዘገብ የሚያሳይው	በ1970 የአገልግሎት ቆይታ	በ1970 የተሸጠና ከአ ገልግሎት ወጪ የሆነ	በ1970 ለ ቋንቋ ገብረት ወጪ የሆነ	በ1970 መጨረሻ መዘገብ የሚያሳይው	
መኖሪያና መኖሪያ ያልሆኑ ሕንጻዎች	25,170	875	-	582	24,877	RESIDENTIAL AND NON- RESIDENTIAL BUILDINGS
ሌሎች የገንባታና ሥራ ምረቃ የሚያስፈልጉ ማሳሪያ ማሽኖችና ዕቃዎች	90,286	2,459	-	245	88,072	OTHER CONSTRUCTION AND WORKS
የሚያስፈልጉ ማሳሪያ ማሽኖችና ዕቃዎች	38,026	3,547	-	422	34,902	MACHINERY AND EQUIPMENT
ተሽከርካሪዎች	1,683	528	50	1,178	2,283	VEHICLES
ሌሎች	47,483	2,227	21	1,538	46,772	OTHERS
ጠቅላይ	202,648	9,636	71	3,965	196,906	TOTAL
	BOOK VALUE END OF 1976/77	DEPRE- CIATION IN 1977/78	SOLD AND DISPOSED IN 1977/78	INVEST- MENT IN 1977/78	BOOK VALUE END OF 1977/78	

* የታሪክ

*Revised

ስራው የኤሌትሪክ ማህበረሰብ የገንባታና ሥራ ምረቃ ማህበረሰብ የሚያስፈልጉ ማሳሪያ ማሽኖችና ዕቃዎች ላይ የተመሰረተ ነው።

Source: Ethiopian Electric Light and Power Authority.

በ1969 እና በ1970 ዓ.ም ለውጭ ሀገር የተደረገው ወጪና የገንዘብ ምንጭ
 INVESTMENT AND SOURCES OF INVESTMENT IN ELECTRICITY INDUSTRY, 1976/77-1977/78

ሠንጠረዥ ረ. 12

TABLE F.12

በሺህ ብር

IN('000 BIRR)

	ድምር	ከሀገር ውስጥ የተገኘ		
		ከገላ	ከባንክ	
<u>1969</u>				<u>1976/77</u>
ወኖሪ ያና ወኖሪ ያ ያለሆኑ ሕንጻዎች	685	685	-	RESIDENTIAL AND NON-RESIDENTIAL BUILDINGS
ሌሎች የከንብተራ-ከሸን ሥራዎች	256	256	-	OTHER CONSTRUCTION AND WORKS
የግምገማ ወሳሪ ያዎችና ዕቃዎች	853	409	444	MACHINERY AND EQUIPMENT
ተሽከርካሪ ያዎች	941	927	14	VEHICLES
ሌሎች	1,636	1,432	204	OTHERS
ድምር	4,371	3,709	662	TOTAL
<u>1970</u>				<u>1977/78</u>
ወኖሪ ያና ወኖሪ ያ ያለሆኑ ሕንጻዎች	582	582	-	RESIDENTIAL AND NON-RESIDENTIAL BUILDINGS
ሌሎች የከንብተራ-ከሸን ሥራዎች	245	245	-	OTHER CONSTRUCTION AND WORKS
የግምገማ ወሳሪ ያዎችና ዕቃዎች	422	420	2	MACHINERY AND EQUIPMENT
ተሽከርካሪ ያዎች	1,178	1,178	-	VEHICLES
ሌሎች	1,538	1,516	22	OTHERS
ድምር	3,965	3,941	24	TOTAL
	TOTAL	OWN FUND	BANK LOAN	
		DOMESTIC SOURCES		

ከላት የጻፉ ስልጠና ለሰጠው ወጪና ኃይል ባለሥልጣን የተገኘ ::

Source: Ethiopian Electric Light and Power Authority

የኢትዮጵያ ኪሮኒኮች የግልገሎች ችሎታና የክብቃት የመጠን አለመጠን 1976/77
 INSTALLED GENERATING CAPACITY AND ELECTRIC ENERGY PRODUCTION BY STATION 1976/77

ሠንጠረዥ 2.13 /ሀ/

TABLE F.13 (a)

ክብቃት	የደንበኞች ብዛት	የግልገሎች ችሎታ / በሲ.ዊ.ት /			የመጠን አለመጠን / በሲ.ዊ.ት ኪሎዊት ሰዓት			
		ከውሃ ክብቃት	ከሃይድሮ ክብቃት	ድምር	ከውሃ ክብቃት	ከሃይድሮ ክብቃት	ድምር	
አባ ሰሎሞን	-	6,560	-	6,560	-	-	-	ABA SAMUEL
አዲስ አበባ	99,456 ⁽¹⁾	-	5,000	5,000	-	-	-	ADDIS ABABA
አዲስ ቅርብ	233	-	97	97	-	19	19	ADI KAIEH
አዲስ ባላ	211	-	115	115	-	16	16	ADI QUALA
ዓዲገራት	462	-	120	120	-	253	253	ADIGRAT
ዓዲ ማርያም	736	-	321	321	-	45	45	ADI UGRI
አገር	1,749	-	570	570	-	1,173	1,173	AGARO
ዓለም ዓምት ጌላቦና ማረፊያ	5,605	-	2,748	2,748	-	275	275	ALEM MAYA, GILBO & HARAR
አርባ ግንባታ	912	-	640	640	-	1,058	1,058	ARBA MINCH
አባባ ተፈሪ	1,039	-	538	538	-	703	703	ASEBE TEFERI
አባባ	1,806	-	3,100	3,100	-	7,402 ⁽²⁾	7,402	ASSAB
አባባ	2,384	-	1,000	1,000	-	1,939	1,939	ASSELA
አገማ 1 / ቀን	-	43,200	120	43,320	71,332	-	71,332	AWASH I (KOKA)
አገማ 2 / ርዕረዕረ	8,450	32,000	100	32,100	70,930	-	70,930	AWASH II (NAZERETH)
አገማ 3	-	32,000	-	32,000	67,958	-	67,958	AWASH III
አክሱም	2,185	-	544	544	-	302	302	AXUM
ባሕር ጎርጎሮ	2,376	7,680	80	7,760	19,542	-	19,542	BAHAR DAR
ባላ ግንባታ	1,036	-	219	219	-	612	612	BALE GOBA
ባላባባ ግንባታ	36,089 ⁽³⁾	-	31,900	31,900	-	53,233	53,233	BELESA AND MASSAWA
ቡና ቦረቤ	397	-	219	219	-	102	102	BUNO BEDELE
ደብረ ብርሃን	2,718	100	1,281	1,381	572	1,956	2,528	DEBE BERHAN
ደብረ ግብር	2,648	184	750	934	638	873	1,511	DEBE MARKOS
ደብረ ተቦር	419	-	239	239	-	81	81	DEBRE TAVOR
ደብረ ማርያም	710	-	1,144	1,144	-	94	94	DECAMARE
ደብረ ደሌ	522	184	-	184	438	-	438	DEMBI DOLO
ደብረ	5,135	-	1,386	1,386	-	4,725	4,725	DESSIE
ደብረ ገሳ	7,187	-	2,900	2,900	-	591	591	DIRE DAWA
ደብረ ገሳ	1,619	-	720	720	-	1,663	1,663	DILLA
ደብረ ገሳ	-	84,000	200	84,200	137,065	-	137,065	FINCHA
ገሳ	782	-	267	267	-	231	231	GHIMBI
ገሳ	1,464	148	300	448	304	569	873	GHION
ገሳ	138	-	218	218	-	153	153	GODE
ገሳ	4,280	-	1,450	1,450	-	3,467	3,467	GONDAR
ገሳ	1,864	-	692	692	-	1,621	1,621	HAGERE HIOWOT
ገሳ	1,714	-	500	500	-	1,243	1,243	JIJIGA
ገሳ	4,292	140	1,544	1,684	360	3,518	3,878	JIMMA
ገሳ	625	-	219	219	-	298	298	KEBERE MENGIST
ገሳ	-	-	3,000	3,000	-	5,787	5,787	KAGNEW
ገሳ	714	-	128	128	-	92	92	KEBERI DAHAR
ገሳ	1,148	-	437	437	-	437	437	KEREN
ገሳ	3,062	-	1,250	1,250	-	2,576	2,576	MAKALE
ገሳ	-	-	16	16	-	-	-	MAREB
ገሳ	953	-	415	415	-	659	659	NEGELE BORENA
ገሳ	1,717	-	900	900	-	1,339	1,339	NEKEMETE
ገሳ	-	-	56	56	-	-	-	SEGENEITI
ገሳ	365	-	219	219	-	623	623	SHAMBOU
ገሳ	4,852	-	2,105	2,105	-	5,625	5,625	SHASHEMENE
ገሳ	1,419	-	836	836	-	1,573	1,573	WOLAYITA SODO
ገሳ	2,557	-	900	900	-	2,048	2,048	YIRGA ALEM
ገሳ	1,445	-	368	368	-	600	600	ZEWAI
ገሳ	450	-	64	64	-	59	59	GORE
ገሳ	753	-	384	384	-	123	123	FITCHE
ገሳ	288	-	348	348	-	43	43	METTU
ድምር	220,946	206,186	72,667	278,863	369,139	109,799	478,938	TOTAL
TOTAL NUMBER OF CONSUMERS		HYDRO	THERMAL	TOTAL	HYDRO	THERMAL	TOTAL	STATIONS

የአገማ 1፣ የአገማ 2፣ የአገማ 3፣ የአባ ሰሎሞንና የደብረ ገሳ ደንበኞች ይጨምራል ::

(1) Includes Consumers in Awash I, Awash II, Awash III, Aha Samuel and Fincha.

ከአባባ ሃይድሮ ግብረ ገሳ የተገኘውን 6410 ኪሎዊት ሰዓት የጨመረ ሲሆን የግልገሎች ችሎታ 2000 ኪሎዊት ነው ::

(2) Includes the 6410kwh energy purchased from Assab Oil Refinery and guaranteed capacity of 2000 Kw.

የአስመራና የገሳን ደንበኞች ይጨምራል ::

(3) Includes consumers in Asmara and Ghinda.

ከኢትዮጵያ አለመጠን ወ/ደ.ኃ.ገ.የተሰማር ተባብሮ የተገኘ ::

Source: Ethiopian Electric Light and Power Authority.

ከፍላ ስ - ስለ ሕንጻዎች

የሕንጻዎችን ሥራ የሚመለከተው መረጃ የተዘጋጀው በአዲስ አበባ ማዘጋጃ ቤት ነው። የዘመኑ አቋጣጠር በኢትዮጵያ ዘመን አቋጣጠር መሠረት ነው።

ሠንጠረዥ ስ.1 በዚህ ሠንጠረዥ የተመለከተው በአዲስ አበባ ከተማ የቤት ሥራ ፈቃድ የተሰጣቸው አዲስ ሕንጻዎች ብዛታቸውን፣ ዋጋቸውንና የወለሉ ስፋት ፡ በካራ ማተር/ ነው።

ሠንጠረዥ ስ.2 የሚያመለክተው በአዲስ አበባ ከተማ የቤት ሥራ ፈቃድ የተሰጣቸው አዲስ ሕንጻዎች አንድ ዋጋቸው አመዳደብ ነው።


SECTION G - CONSTRUCTION

The statistics relating to construction have been compiled by the Municipality of Addis Ababa. The year refers to the Ethiopian Calendar Year.

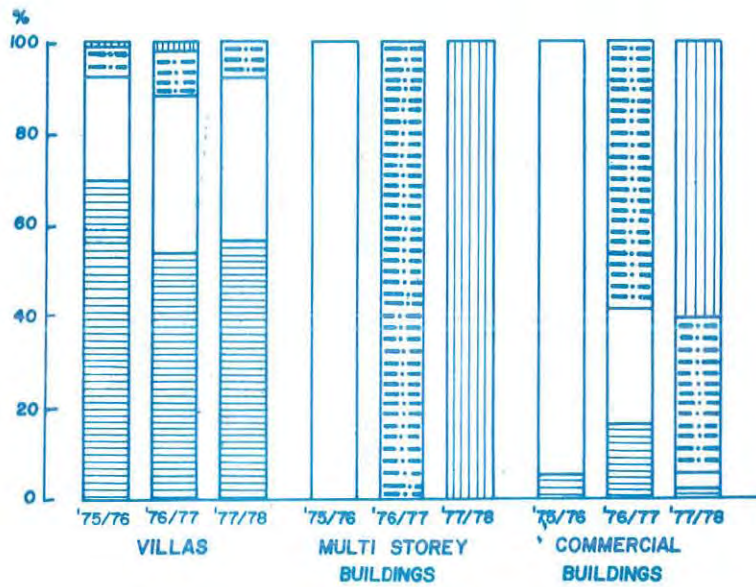
Table G.1 Gives the number of building permits for New Constructions in Addis Ababa, their costs and floor area.

Table G.2 Indicates the building permits for New Construction by type of construction and value range.

G-1 BUILDING PERMITS FOR NEW CONSTRUCTION IN ADDIS ABABA



G-2 COMPOSITION OF NEW CONSTRUCTION IN ADDIS ABABA BY VALUE OF BUILDINGS



በአዲስ አበባ ከተማ የቤት ሥራ ፈቃድ የተሰጠባቸው አዳዲስ ሕንጻዎች
BUILDING PERMITS FOR NEW CONSTRUCTIONS IN ADDIS ABABA

ሠንጠረዥ ሰ.1 TABLE G.1

የሕንጻው ዓይነት	1969			1970			
	ብዛት	ዋጋ /በሺህ ብር/	የወለል ስፋት /በካራ ሜትር/	ብዛት	ዋጋ /በሺህ ብር/	የወለል ስፋት /በካራ ሜትር/	
ቪላዎች	1,371	16,836	110,492	2,980	38,240	227,699	VILLAS
ፍቅ ቤቶች	1	40	123	2	125	357	MULTI-STOREY BUILDINGS
ንግድ ቤቶች	4	120	524	12	824	3,132	COMMERCIAL BUILDINGS
የባንዲን ጣዳያዎች	-	-	-	-	-	-	PETROL STATIONS
የአገልግሎት ሕንጻዎች	5	2,131	4,948	-	-	-	INDUSTRIAL BUILDINGS
ትምህርት ቤቶች	-	-	-	2	60	890	SCHOOLS
አጥርቶች	32	207	12,446	23	147	4,464	FENCES
ለጣደሻ	18	135	1,641	-	-	-	MAINTENANCE
ጋራዎች	1	20	371	4	136	1,256	GARAGES
ቤተክርስቲያኖች	3	180	560	1	80	197	CHURCHES
የሠራተኛ ጦሩሪያ	54	127	1,828	38	156	1,210	SERVANTS QUARTERS
ሌሎች	6	73	1,255	26	1,223	6,821	OTHERS
ድምር	1,495	19,869	134,188	3,088	40,991	246,026	TOTAL
	NUMBER	COST ('000 BIRR)	FLOOR AREA (SQ. M.)	NUMBER	COST ('000 BIRR)	FLOOR AREA (SQ. M.)	TYPE OF CONSTRUCTION
	1976/77			1977/78			

በአዲስ አበባ ከተማ የቤት ሥራ ፈቃድ የተሰጠባቸው አዳዲስ ሕንጻዎች ዋጋ የሚያሳይ
BUILDING PERMITS FOR NEW CONSTRUCTION IN ADDIS ABABA, BY VALE OF BUILDINGS

ሠንጠረዥ ሰ.2 TABLE G.2

የዋጋው አወጣጥ /በሺህ ብር/	1969			1970			
	ብዛት	ዋጋ /በሺህ ብር/	የወለል ስፋት /በካራ ሜትር/	ብዛት	ዋጋ /በሺህ ብር/	የወለል ስፋት /በካራ ሜትር/	
<u>ቪላዎች</u>							<u>VILLAS</u>
ከ5 በታች	355	1,224	15,112	652	2,101	20,549	LESS THAN 5
5 - 10	369	2,131	22,920	1,137	9,281	82,396	5 - 10
10 - 15	235	2,809	21,138	290	4,182	26,865	10 - 15
15 - 20	171	2,930	19,189	339	5,996	29,720	15 - 20
20 - 30	146	3,698	16,668	359	8,799	40,235	20 - 30
30 - 40	61	2,020	8,906	148	4,835	19,123	30 - 40
40 - 50	16	677	2,574	43	2,398	6,144	40 - 50
50 - 100	16	1,032	2,949	12	648	2,667	50 - 100
100 - 200	2	315	1,036	-	-	-	100 - 200
ድምር	1,371	16,836	110,492	2,980	38,240	227,699	TOTAL
	NUMBER	COST (IN '000 BIRR)	FLOOR AREA (SQ.M.)	NUMBER	COST ('000 BIRR)	FLOOR AREA (SQ. M.)	VALUE RANGE ('000 BIRR)
	1976/77			1977/78			

በአዲስ አበባ ከተማ የቤተ ሥራ ፈቃድ የተሰጡ ተገናኝ አዳዲስ ገንዘብ ገንጠታዎች የገንጠታ ዋጋ
 BUILDING PERMITS FOR NEW CONSTRUCTION IN ADDIS ABABA, BY VALUE OF BUILDINGS

ሠንጠረዥ ሰ.2 / የቀጠለ/ TABLE G.2 (contd.)

የገንጠታ ዋጋ ደረጃ /በሺህ ብር/	1969			1970			
	ብዛት	ዋጋው/በሺህ ብር	የወለል ስፋት /በካሬ ሜትር/	ብዛት	ዋጋው/በሺህ ብር	የወለል ስፋት /በካሬ ሜትር/	
<u>ፍቅ ቤቶች</u>							<u>MULTI-STOREY BUILDINGS</u>
10 - 15	-	-	-	-	-	-	10 - 15
15 - 20	-	-	-	-	-	-	15 - 20
20 - 30	-	-	-	-	-	-	20 - 30
30 - 40	-	-	-	-	-	-	30 - 40
40 - 50	1	40	123	-	-	-	40 - 50
50 - 100	-	-	-	2	125	357	50 - 100
100 - 200	-	-	-	-	-	-	100 - 200
200 እና ከዚያ በላይ	-	-	-	-	-	-	200 & OVER
ድምር	1	40	123	2	125	357	TOTAL
<u>የንግድ ቤቶች</u>							<u>COMMERCIAL BUILDINGS</u>
ከ5 በታች	-	-	-	-	-	-	LESS THAN 5
5 - 10	-	-	-	-	-	-	5 - 10
10 - 15	2	20	156	4	19	332	10 - 15
15 - 20	-	-	-	-	-	-	15 - 20
20 - 30	-	-	-	1	25	228	20 - 30
30 - 40	1	30	162	-	-	-	30 - 40
40 - 50	-	-	-	1	40	189	40 - 50
50 - 100	1	70	206	3	240	640	50 - 100
100 - 200	-	-	-	1	100	500	100 - 200
200 እና ከዚያ በላይ	-	-	-	2	400	1,243	200 & OVER
ድምር	4	120	524	12	824	3,132	TOTAL
	NUMBER	COST (IN '000 BIRR)	FLOOR AREA (SQ.M.)	NUMBER	COST (IN '000 BIIR)	FLOOR AREA (SQ.M.)	VALUE RANGE ('000 BIRR)
	1976/77			1977/78			

በአዲስ አበባ ከተማ ግዛታዊ ቤተ የተገኘ ::
 Source: Municipality of Addis Ababa.

ክፍል ሸ - ትራንስፖርትና መገናኛ

ሠገጠረዥ ሸ.1: የኢትዮጵያ አየር መገናኛ የሥራ ክግግር ይገልጻል :: መረጃዎች የሀገር ውስጥና የኢንተርናሽናል በረራዎችን ያጠቃልላሉ ::

ሠገጠረዥ ሸ.2-ሸ.4: ስለ አየር ትራንስፖርት መሠረታዊ መረጃዎችን የሚሰጡ ሲሆን፣ የቀረቡት መረጃዎች የአዲስ አበባና የአሠመራን የዓለም አቀፍ አይርገላን ማረፊያዎች በቻ የሚመለከቱ ናቸው :: ስለ መገናኛዎች ቁጥርና ስለ ቁጥት መጠን የቀረበው መረጃ የገንዘብ አይርገላ ላኖችን በቻ የሚመለከት ሲሆን የአይርገላን አገዛዝ ደንብ ማጥናትም አይርገላን ያጠቃልላል ::

ሠገጠረዥ ሸ.5: ከረዕዮተኛነት የሚያገለግሉትን መገናኛ ርዘቶችና ዘርዘር ሁኔታ በመገንዘብ ሥራ ባለሥልጣን መሥሪያ ቤት የጥገና ጣቢያዎች ለይቶ ያመለክታል :: ይህም ሠገጠረዥ ከ1967 - 1969 ዓ.ም ድረስ ያለውን ያሳያል :: አገልግሎት ሥፍራ የመገናኛ ርዘቶች ቀንሶ የሚታየው በመገንዘብ መሥመር ለውጥ ምክንያት ነው ::

ሠገጠረዥ ሸ.6: በጠቅላላው እስከ 1967 ዓ.ም፣ 1968 ዓ.ም እና 1969 ዓ.ም ድረስ ለአውራ ጉዳይ ሥራዎች የዋለውን ገንዘብና ለምን ሥራ እንደዋለ ለይቶ ያሳያል ::

ሠገጠረዥ ሸ.7: በዋና ዋና አውራ መገናኛ ለአገዳጅ ማትሪክ ትን ቁጥት የሚከፈለውን የሚገኝ ጋዢ ዋጋ ይገልጻል ::

ሠገጠረዥ ሸ.8 እና ሸ.9: በኢትዮጵያ ውስጥ የመገናኛ ፈቃድ የተሰጣቸውን ሰዎች በዛትና እንዲሁም የተሸከርከረ መኪናዎች የአደረሱትን አደጋ ያሰረዳሉ ::

ሠገጠረዥ ሸ.10 እና ሸ.11: የፈረንሳይና የኢትዮጵያ የምድር ባቡርን የሥራ ክግግር ይገልጻል ::

ሠገጠረዥ ሸ. 12 እና ሸ.13: ለአገልግሎት የተሰጠው የገንዘብ ዕቃዎች የሚከፈለውን የባቡር ትራንስፖርት ዋጋ ያሳያሉ ::

ሠገጠረዥ ሸ.14: በአቅርባት ምጽዋ የምድር ባቡር መስመር የተደረገውን የሥራ ክግግር ይገልጻል ::

ሠገጠረዥ ሸ.15: በኢትዮጵያ ወደቦች ስለሚከናወኑት ሥራዎች መሠረታዊ መረጃዎችን ያመለክታል ::

ሠገጠረዥ ሸ.16 እና 17: የተላፍገገ፣ የተላገረፍ መገናኛና የፖስታ እስታቲስቲክስን ያሳያል ::

SECTION H. TRANSPORT AND COMMUNICATIONS

Table H.1: refers to operations of Ethiopian Airlines both domestically and internationally.

Tables H.2 - 4: Pertains to basic statistics concerning international traffic at Addis Ababa and Asmara airports. However, figures on passengers and freight refer only to commercial planes while figures on aircraft movement refer to all airplanes.

Table H.5: shows length of all-weather roads by Highway maintenance district. Decrease of certain roads is due to change of alignment.

Table H.6: gives the cumulative investment in Highway operations up to the reference periods specified, by source and use of fund.

Table H.7: refers to transport tariffs per metric ton on principal roads.

Tables H.8 and H.9: relate to data on driving licences issued and motor vehicle accidents.

Tables H.10 and H.11: give data on the operations of the Franco - Ethiopian Railway.

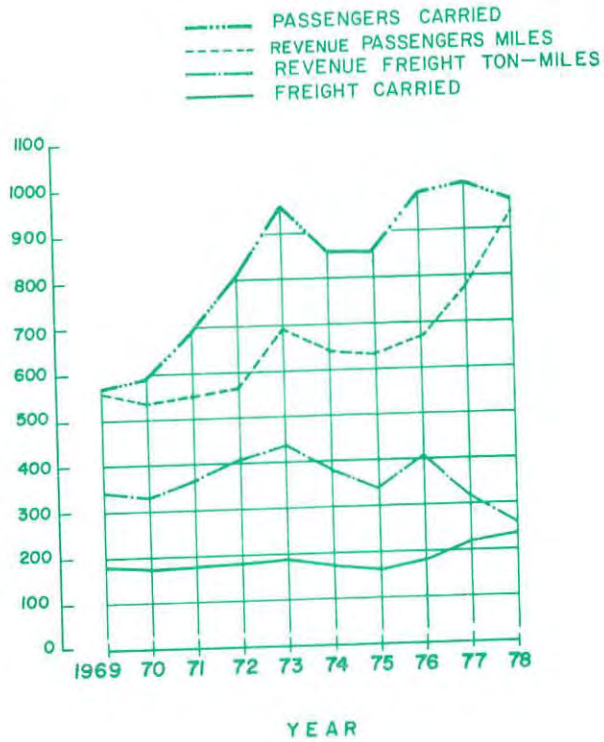
Tables H.12 and H.13: show railway freight rates for selected import and export items.

Table H.14 : refers to traffic on the Agordat - Massawa railway.

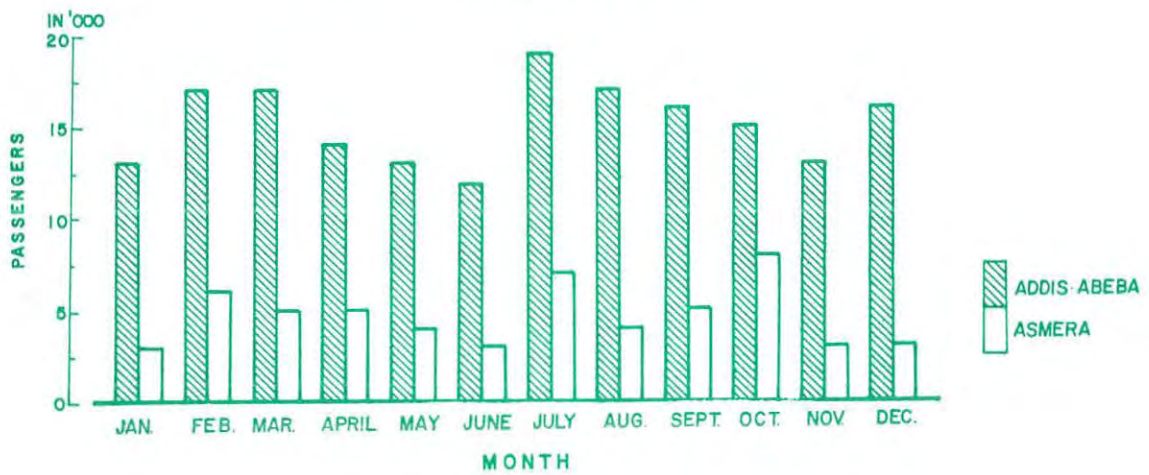
Table H.15: Pertains to basic statistics concerning the activities of sea ports.

Tables H.16 and H.17: deal with telecommunications and postal services statistics.

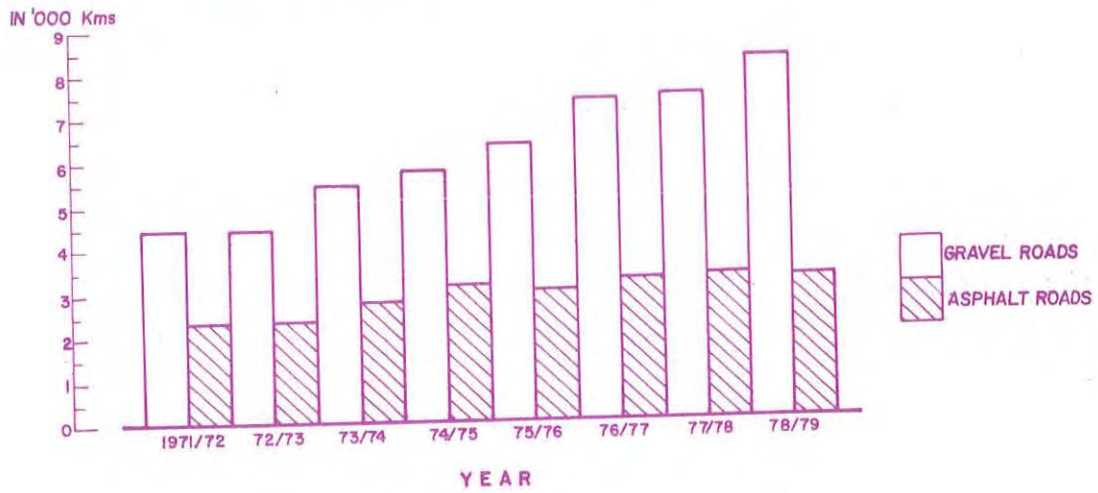
H-1 INDICES OF ETHIOPIAN AIRLINES OPERATIONS 1956=100



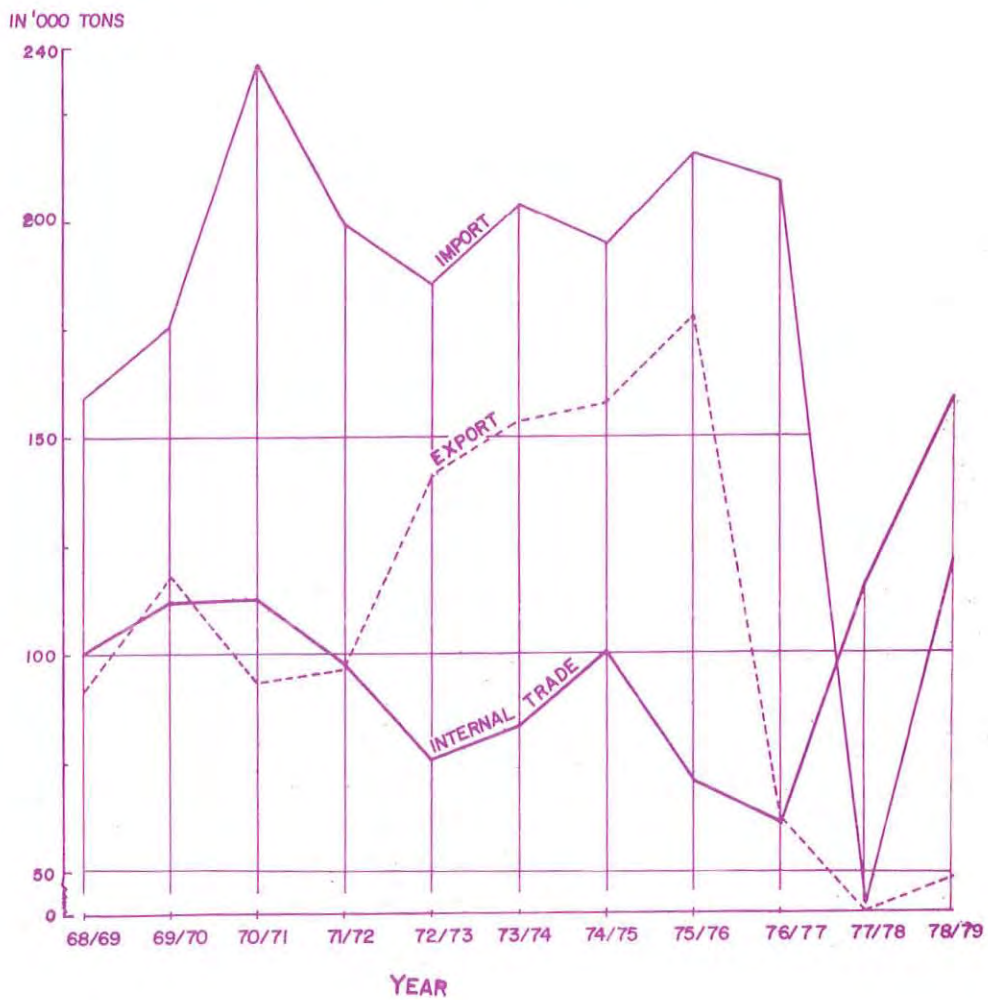
H-2 PASSENGERS CARRIED AT ADDIS ABEBA AND ASMERA AIRPORTS IN 1978



H-3 ALL WEATHER ROADS BY TYPE IN Kms.



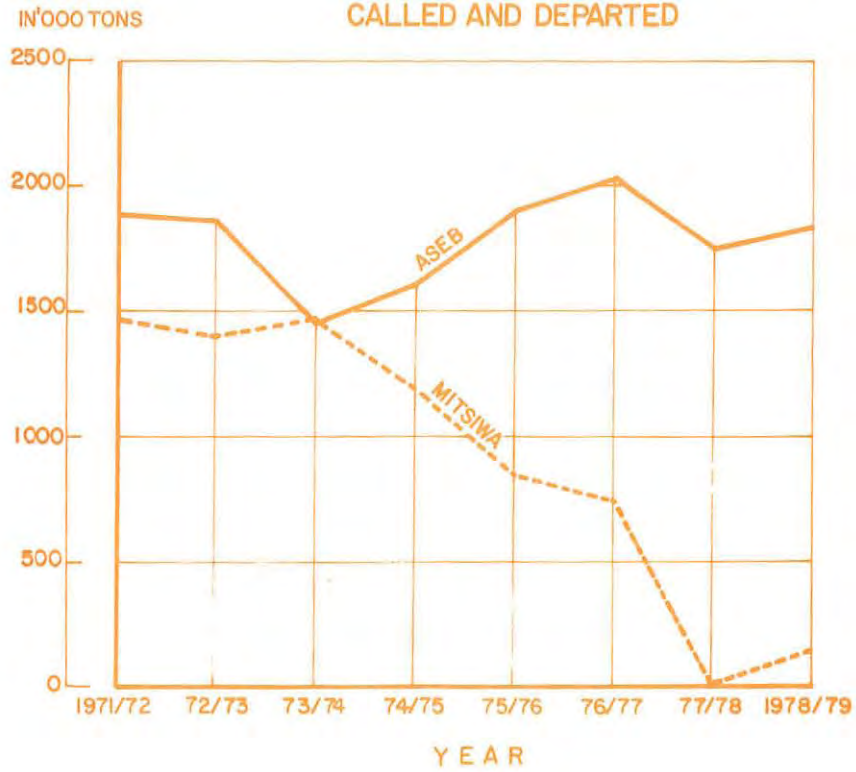
H-4 FREIGHT CARRIED ON FRANCO-ETHIOPIAN RAILWAY



H-5 SEAPORT CARGOES LOADED AND UNLOADED



H-6 NET REGISTERED TONNAGE OF SHIPS CALLED AND DEPARTED



የኢትዮጵያ ለየር ጠገን ወመሪያ ቤት የሥራ ክፍያ
ETHIOPIAN AIRLINES OPERATIONS

ሠንጠረዥ ሸ.1

TABLE H.1

		1967/68	1968/69	1969/70	1970/71		
የበጎ ወገን ተሰጥቶ በዘተ	/በ ቆይታ/					PASSENGERS CARRIED	(NUMBER)
የኢንተርናሽናል		144,532	170,274	170,588	137,223	INTERNATIONAL	
የሀገር ውስጥ		100,933	118,396	55,523	48,539	DOMESTIC	
ድምር		245,465	288,670	226,111	185,762	TOTAL	
አያንገን ተሰጥቶ የበረረው ማይል ወካክለኛ ገጽተ						AVERAGE MILES PER PASSENGER	
የኢንተርናሽናል		1,817	1,778	1,886	2,220	INTERNATIONAL	
የሀገር ውስጥ		195	191	200	281	DOMESTIC	
ወካክለኛ ገጽተ		1,150	1,127	1,472	1,714	AVERAGE	
አያንገን ከፋይ ጠገን የበረረው ማይል	/በሺ/					REVENUE PASSENGER-MILES	('000)
የኢንተርናሽናል		262,612	302,667	321,646	304,641	INTERNATIONAL	
የሀገር ውስጥ		19,721	22,603	11,088	13,663	DOMESTIC	
ድምር		282,333	325,270	332,734	318,304	TOTAL	
የሚከፈለበት የዕቃ ጥነት	/በሎንግ ተን/*					REVENUE FREIGHT CARRIED (LONG TONS)*	
የኢንተርናሽናል		5,903	6,953	9,887	9,807	INTERNATIONAL	
የሀገር ውስጥ		2,320	2,318	1,548	2,133	DOMESTIC	
ድምር		8,223	9,271	11,435	11,940	TOTAL	
ገቢ ዕቃ /በሺ/ ተን ማይል						REVENUE FREIGHT TON-MILES	('000)
የኢንተርናሽናል		9,996	10,412	12,389	14,880	INTERNATIONAL	
የሀገር ውስጥ		489	598	453	676	DOMESTIC	
ድምር		10,485	11,010	12,842	15,556	TOTAL	
አይርፕላኖች ለጥቅም የበረረው ማይል	/በሺ/	7,581	8,841	8,871	9,917	REVENUE PLANE-MILES	('000)
የተከፈለበት የጥነት መጠን	/በመቶ ሲታገበ/	48	47	59	63	PAYLOAD FACTOR	(%)
የሠራተኞች ብዛት	/በ ቆይታ/	2,828	2,993	3,121	3,253	EMPLOYEES	(NUMBER)
የሥራ ገቢ	/በሺ ብር/					OPERATING REVENUE	('000) BIRR
ከጠገን ወጪ		66,267	77,194 ⁺	82,632	81,905	PASSENGER	
ከዕቃ ጥነት		12,184	14,668 ⁺	19,678	23,750	FREIGHT	
ከሌሎች		18,203	20,113	35,454	52,231	OTHERS	
ድምር		96,654	111,975 ⁺	137,764	157,886	TOTAL	
የሥራ ወጪ	/በሺ ብር/					OPERATING EXPENSES	('000) BIRR
የበረረ ወጪ		34,785	42,499 ⁺	51,112	61,610	FLYING	
ሌሎች		52,706	65,882 ⁺	64,246	81,686	OTHERS	
ድምር		87,491	108,381 ⁺	115,358	143,296	TOTAL	
የግዴታ የተጣራ ትርፍ	/በሺ ብር/	4,335	(1,751) ^{**}	22,972	3,303	ADJUSTED NET PROFIT	('000) BIRR
ተገባዎች ሀብት	/በሺ ብር/	63,120	61,673	73,417	68,802	CURRENT ASSETS	('000) BIRR
ተገባዎች ዕቃ	/በሺ ብር/	23,327	22,692	26,919	36,347	CURRENT LIABILITIES	('000) BIRR
በሥራ ላይ ያለ የተጣራ ካፒታል	/በሺ ብር/	39,793	38,981	46,498	32,455	NET WORKING CAPITAL	
የካፒታል ወጪ	/በሺ ብር/					CAPITAL EXPENDITURES	('000) BIRR
ለተገንጠረው ማሳሪያዎች /ለአውሮፕላኖች ለተክኒካል መኪናዎችና ለመሳሰሉት	/በሺ ብር/	3,558	2,598	2,650	4,890	TRANSPORT EQUIPMENT (AIRCRAFT, VEHICLES, ETC.)	('000) BIRR
ሌሎች	/በሺ ብር/	1,864	495	237	3,237	OTHERS	('000) BIRR
ድምር	/በሺ ብር/	5,422	3,093	2,887	8,127	TOTAL	('000) BIRR
ሊገባበት ገንዘብ በግንባታ ታሰበ	/በሺ ብር/	1,589	1,504	81	66	INVESTMENT AT COST	('000) BIRR
የገቢ ተቆይታ ግን የግዴታ ገደብ ተቀንሶ	/በሺ ብር/	16,847	17,750	16,654	23,934	FIXED ASSETS AFTER DEPRECIATION	('000) BIRR
		1975	1976	1977	1978		

*አንድ ሎንግ ተን 1.016 ሜትሮን ተን ነው
*Long ton equals 1.016 metric tons.
ከኢትዮጵያ ለየር ጠገን ወመሪያ ቤት የተገኘ
Source: Ethiopian Airlines.

**ከግብር
**Loss
+ የታረመ
+Revised

በአዲስ አበባና በአሥመራ ዓለም አቀፍ አየር ገበያ ማረፊያዎች የተደረገው የአየር ትራፊክ
 AIR TRAFFIC AT ADDIS ABABA AND ASMARA INTERNATIONAL AIRPORTS

ሠንጠረዥ ሺ.2 TABLE H.2

		1967/68	1968/69	1969/70	1970/71		
<u>አዲስ አበባ</u>						<u>ADDIS ABABA</u>	
የአየር ገበያ አገልግሎት	/በ ቁጥር/					AIRCRAFT MOVEMENT	(NUMBER)
ገቢ		14,732	14,054	14,996	13,316	IN	
ወጪ		14,700	14,081	14,989	13,431	OUT	
ድምር		29,432	28,135	29,985	26,747	TOTAL	
የሕዝብ ተሽከርካሪዎች ብዛት	/በ ቁጥር/					PASSENGERS CARRIED	(NUMBER)
ገቢ		81,541	94,773	75,863	80,334	IN	
ወጪ		89,843	98,709	120,016	80,236	OUT	
ትራንዚት		49,221	36,220	29,189	21,850	IN TRANSIT	
ድምር		220,605	229,702	225,068	182,420	TOTAL	
የዕቃ ቁጥጥር ብዛት	/በ ቶን/					FREIGHT CARRIED	(TONS)
ገቢ		3,835	5,605	11,161	14,844	IN	
ወጪ		3,397	4,381	8,264	16,991	OUT	
ትራንዚት		2,044	1,466	1,072	885	IN TRANSIT	
ድምር		9,276	11,452	20,497	32,720	TOTAL	
የጽሑፍ ብዛት	/በ ቶን/					MAIL CARRIED	(TONS)
ገቢ		309	377	301	186	IN	
ወጪ		196	240	185	139	OUT	
ትራንዚት		-	-	-	-	IN TRANSIT	
ድምር		505	617	476	325	TOTAL	
<u>አሥመራ</u>						<u>ASMARA</u>	
የአየር ገበያ አገልግሎት	/በ ቁጥር/					AIRCRAFT MOVEMENT	(NUMBER)
ገቢ		6,772	8,177	10,303	14,022	IN	
ወጪ		6,775	8,167	10,323	14,002	OUT	
ድምር		13,547	16,344	20,626	28,024	TOTAL	
የሕዝብ ተሽከርካሪዎች ብዛት	/በ ቁጥር/					PASSENGERS CARRIED	(NUMBER)
ገቢ		18,237	42,244	61,985	31,695	IN	
ወጪ		25,886	38,978	40,396	25,423	OUT	
ትራንዚት		7,093	10,434	-	-	IN TRANSIT	
ድምር		51,216	91,656	102,381	57,118	TOTAL	
የዕቃ ቁጥጥር ብዛት	/በ ቶን/					FREIGHT CARRIED	(TONS)
ገቢ		567	2,857	6,150	19,949	IN	
ወጪ		2,049	3,486	5,805	3,565	OUT	
ድምር		2,616	6,343	11,955	23,514	TOTAL	
የጽሑፍ ብዛት	/በ ቶን/					MAIL CARRIED	(TONS)
ገቢ		60	85	72	51	IN	
ወጪ		29	41	49	16	OUT	
ድምር		89	126	121	67	TOTAL	
		1975	1976	1977	1978		

ከአየር ግብይት ስርዓት አስተዳደር የተገኘ ::
 Source: Air Transport Administration.

በአዲስ አበባ ዓለም አቀፍ አድርጎላጎ ግረሬያ የተደረገው የአየር ተራፊክ ከ1968/69 - 1970/71
 AIR TRAFFIC AT THE ADDIS ABABA INTERNATIONAL AIR PORT, 1976 - 1978

የአየርጎላጎ አገቀስቃሲና የወገገደኛቸ ብዛት
 AIRCRAFT MOVEMENTS AND PASSENGERS CARRIED

ሠገጠረዥ ሸ.3 /ሀ/

TABLE H.3 (a)

ብ ቀጥር

NUMBER

ወ ር	የአድርጎላጎ አገቀስቃሲ			የወገገደኛቸ ብዛት				1976 1977 1978
	ገቢ	ወጪ	ድምር	ገቢ	ወጪ	ተራገዘት	ድምር	
<u>1968/69</u>								
ጥር	1,525	1,525	3,050	9,443	9,128	3,767	22,338	JANUARY
የካቲት	1,939	1,934	3,873	6,626	6,994	3,345	16,965	FEBRUARY
መጋቢት	1,887	1,893	3,780	7,476	7,849	3,583	18,908	MARCH
ሚያዝያ	1,156	1,164	2,320	6,839	7,561	3,135	17,535	APRIL
ገንቦት	1,310	1,298	2,608	7,510	7,301	2,653	17,464	MAY
ሰኔ	988	986	1,974	7,112	8,754	2,601	18,467	JUNE
ሐምሌ	946	958	1,904	9,632	10,005	3,082	22,719	JULY
ነሐሴ	957	974	1,931	7,632	7,870	3,080	18,582	AUGUST
መስከረም	789	798	1,587	8,118	7,978	2,762	18,858	SEPTEMBER
ጥቅምት	715	721	1,436	7,716	8,368	2,657	18,741	OCTOBER
ጎዳር	776	776	1,552	7,520	8,795	2,408	18,723	NOVEMBER
ታህሣሥ	1,066	1,054	2,120	9,149	8,106	3,147	20,402	DECEMBER
ድምር	14,054	14,081	28,135	94,773	98,709	36,220	229,702	TOTAL
<u>1969/70</u>								
ጥር	1,056	1,063	2,119	7,784	8,106	2,727	18,617	JANUARY
የካቲት	1,393	1,397	2,790	6,062	5,988	2,795	14,845	FEBRUARY
መጋቢት	2,039	2,047	4,086	6,222	6,881	2,552	15,655	MARCH
ሚያዝያ	1,752	1,751	3,503	6,711	7,554	2,382	16,647	APRIL
ገንቦት	1,867	1,863	3,730	5,625	6,721	2,304	14,650	MAY
ሰኔ	1,463	1,453	2,916	5,662	13,960	2,275	21,897	JUNE
ሐምሌ	1,240	1,236	2,476	7,465	19,785	2,862	30,112	JULY
ነሐሴ	887	887	1,774	6,211	11,993	2,234	20,438	AUGUST
መስከረም	861	868	1,729	6,103	13,461	2,411	21,975	SEPTEMBER
ጥቅምት	701	700	1,401	6,043	6,192	2,180	14,415	OCTOBER
ጎዳር	757	757	1,514	5,576	11,862	2,045	19,483	NOVEMBER
ታህሣሥ	980	967	1,947	6,399	7,513	2,422	16,334	DECEMBER
ድምር	14,996	14,989	29,985	75,863	120,016	29,189	225,068	TOTAL
<u>1970/71</u>								
ጥር	942	940	1,882	5,589	5,928	1,524	13,041	JANUARY
የካቲት	889	855	1,744	8,835	6,761	1,636	17,232	FEBRUARY
መጋቢት	985	998	1,983	8,299	6,730	2,084	17,113	MARCH
ሚያዝያ	866	900	1,766	6,293	5,988	1,502	13,783	APRIL
ገንቦት	845	863	1,708	5,527	6,003	1,195	12,725	MAY
ሰኔ	729	766	1,495	4,933	5,287	1,651	11,871	JUNE
ሐምሌ	645	697	1,342	6,192	10,667	1,919	18,778	JULY
ነሐሴ	895	904	1,799	7,938	6,437	2,210	16,585	AUGUST
መስከረም	1,024	1,028	2,052	7,140	7,065	2,123	16,328	SEPTEMBER
ጥቅምት	1,419	1,418	2,837	7,153	6,446	1,667	15,266	OCTOBER
ጎዳር	1,486	1,480	2,966	5,512	5,902	2,066	13,480	NOVEMBER
ታህሣሥ	2,591	2,582	5,173	6,923	7,022	2,273	16,218	DECEMBER
ድምር	13,316	13,431	26,747	80,334	80,236	21,850	182,420	TOTAL
	IN	OUT	TOTAL	IN	OUT	TRANSIT	TOTAL	MONTH
	AIRCRAFT MOVEMENT			PASSENGERS CARRIED				

በአየር ግጭት ለአገልግሎት ለተገኘው የተገኘው
 Source: Air Transport Administration.

በአዲስ አበባ ዓለም አቀፍ አየር ገበያ ግራፊያ የተደረገው የአየር ተራፊክ በ1968/69 - 1970/71
 AIR TRAFFIC AT ADDIS ABABA INTERNATIONAL AIR PORT, 1976 - 1978

በአየር ገበያ የተጓዘ ዕቃና ፖስት
 FREIGHT AND MAIL CARRIED

ሠጠረዥ ሸ.3 /ለ/ TABLE H.3 (b)

በኪሎ ግራም KGS

ወር	በአየር ገበያ የተጓዘ ዕቃ በዛት				በአየር ገበያ የፖስት በዛት			ወር
	ገቢ	ወጪ	ተራገዘተ	ድምር	ገቢ	ወጪ	ድምር	
<u>1968/69</u>								<u>1976</u>
ጥር	326,325	260,847	179,179	766,351	27,761	9,543	37,304	JANUARY
የካቲት	491,984	355,925	138,062	985,971	21,662	3,058	24,720	FEBRUARY
መጋቢት	492,550	357,521	154,123	1,004,194	28,830	11,581	40,411	MARCH
ሚያዝያ	491,713	493,233	126,591	1,111,537	32,124	13,000	45,124	APRIL
ገንቦት	559,448	605,907	153,658	1,319,013	27,731	11,992	39,723	MAY
ሰኔ	449,867	390,691	108,550	498,908	29,424	15,392	44,816	JUNE
ሰኞ	354,316	231,303	75,764	661,383	31,881	14,377	46,258	JULY
ነሐሴ	410,874	286,703	97,710	795,287	29,620	14,047	43,667	AUGUST
መስከረም	492,252	405,119	77,137	974,508	30,949	17,717	42,666	SEPTEMBER
ጥቅምት	513,809	368,103	101,306	983,218	24,040	14,909	38,949	OCTOBER
ኅዳር	574,601	377,986	132,903	1,045,490	24,631	9,013	33,644	NOVEMBER
ታህሣሥ	447,396	287,929	120,617	855,942	24,423	10,106	34,529	DECEMBER
ድምር	5,604,935	4,381,267	1,465,600	11,451,802	333,076	138,735	471,811	TOTAL
<u>1969/70</u>								<u>1977</u>
ጥር	477,467	286,556	90,425	854,448	37,961	18,993	56,954	JANUARY
የካቲት	425,501	276,086	114,049	815,636	29,918	21,850	51,768	FEBRUARY
መጋቢት	490,124	307,263	136,792	934,179	32,092	22,648	54,740	MARCH
ሚያዝያ	504,602	266,028	102,006	872,636	28,245	20,061	48,306	APRIL
ገንቦት	695,763	326,702	110,055	1,132,520	21,137	19,253	40,390	MAY
ሰኔ	735,957	594,208	100,116	1,430,281	19,203	10,670	29,873	JUNE
ሰኞ	835,160	1,167,356	69,920	2,072,436	13,907	14,065	27,972	JULY
ነሐሴ	1,053,204	1,349,163	71,166	2,473,533	24,776	11,056	35,832	AUGUST
መስከረም	1,369,215	1,535,805	65,403	2,970,423	34,729	12,295	47,024	SEPTEMBER
ጥቅምት	1,383,444	1,014,712	80,744	2,478,900	17,800	11,746	29,546	OCTOBER
ኅዳር	1,165,448	559,768	67,021	1,792,237	21,324	10,629	31,953	NOVEMBER
ታህሣሥ	2,025,254	580,592	63,833	2,669,679	20,416	11,607	32,023	DECEMBER
ድምር	11,161,139	8,264,239	1,071,530	20,496,908	301,508	184,873	486,381	TOTAL
<u>1970/71</u>								<u>1978</u>
ጥር	2,539,623	632,361	28,910	3,200,894	16,815	8,198	25,013	JANUARY
የካቲት	1,583,588	1,264,580	25,097	2,873,265	15,263	8,403	23,666	FEBRUARY
መጋቢት	1,641,590	2,436,259	45,739	4,123,588	17,022	8,205	25,227	MARCH
ሚያዝያ	1,150,684	2,161,823	179,424	3,491,931	16,259	10,488	26,747	APRIL
ገንቦት	1,259,027	2,059,671	53,217	3,371,915	15,022	12,435	27,457	MAY
ሰኔ	1,414,830	1,896,456	31,187	3,342,473	15,764	12,398	28,162	JUNE
ሰኞ	944,192	1,328,442	45,570	2,318,204	16,105	9,588	25,693	JULY
ነሐሴ	1,094,925	1,161,495	44,629	2,301,049	12,827	9,846	22,673	AUGUST
መስከረም	952,124	955,251	89,425	1,996,800	15,479	13,530	29,009	SEPTEMBER
ጥቅምት	774,388	1,221,999	99,310	2,095,697	13,739	14,816	28,555	OCTOBER
ኅዳር	624,465	690,111	131,208	1,445,784	14,923	12,864	27,787	NOVEMBER
ታህሣሥ	864,891	1,182,196	110,998	2,158,085	16,956	18,054	35,010	DECEMBER
ድምር	14,844,327	16,990,644	884,714	32,719,685	186,174	138,825	324,999	TOTAL
	IN	OUT	TRANSIT	TOTAL	IN	OUT	TOTAL	MONTH
	FREIGHT CARRIED				MAIL CARRIED			

ከአየር ግጥም ለገበያ አስተዳደር የተገኘ ::
 Source: Air Transport Administration.

የአየር እንቅስቃሴና የጉዞ አገልግሎት ብዛት
AIRCRAFT MOVEMENT AND PASSENGERS CARRIED

ሠንጠረዥ ሸ.4 /ሀ/

TABLE H.4 (a)

ቦታ ቁጥር NUMBER

ወር	የአየር ጉዞ እንቅስቃሴ			የጉዞ አገልግሎት ብዛት				ቦታ ቁጥር NUMBER
	ገቢ	ወጪ	ድምር	ገቢ	ወጪ	ተራገዘተ	ድምር	
<u>1968/69</u>								<u>1976</u>
ጥር	873	668	1,341	4,199	3,197	2,078	9,474	JANUARY
የካቲት	659	659	1,318	2,381	2,687	760	5,828	FEBRUARY
መጋቢት	705	708	1,413	3,024	3,149	-	6,173	MARCH
ሚያዝያ	604	601	1,205	3,563	3,578	1,360	8,501	APRIL
ገንቦት	671	666	1,337	3,203	3,555	1,542	8,300	MAY
ሰኔ	510	506	1,016	3,157	2,683	723	6,563	JUNE
ሰኞ	507	508	1,015	4,222	3,615	-	7,837	JULY
ነሐሴ	548	547	1,095	3,268	3,265	404	6,937	AUGUST
መስከረም	820	825	1,645	3,696	3,539	-	7,235	SEPTEMBER
ጥቅምት	890	833	1,723	4,641	2,729	1,438	8,808	OCTOBER
ኅዳር	841	853	1,694	3,224	3,439	1,121	7,784	NOVEMBER
ታህሣሥ	749	743	1,492	3,666	3,542	2,008	9,216	DECEMBER
ድምር	8,177	8,167	16,344	42,244	38,978	11,434	92,656	TOTAL
<u>1969/70</u>								<u>1977</u>
ጥር	825	823	1,648	4,540	3,977	-	8,517	JANUARY
የካቲት	807	799	1,606	3,751	3,474	-	7,225	FEBRUARY
መጋቢት	810	818	1,628	5,499	3,037	-	8,536	MARCH
ሚያዝያ	883	894	1,777	4,163	3,350	-	7,513	APRIL
ገንቦት	820	819	1,639	3,524	2,771	-	6,295	MAY
ሰኔ	1,037	1,039	2,076	9,495	6,489	-	15,984	JUNE
ሰኞ	842	861	1,703	11,963	3,434	-	15,397	JULY
ነሐሴ	780	783	1,563	7,654	2,481	-	10,135	AUGUST
መስከረም	784	788	1,572	3,183	2,173	-	5,356	SEPTEMBER
ጥቅምት	773	756	1,529	2,800	3,265	-	6,065	OCTOBER
ኅዳር	973	968	1,941	2,493	2,962	-	5,455	NOVEMBER
ታህሣሥ	969	975	1,944	2,920	2,983	-	5,903	DECEMBER
ድምር	10,303	10,323	20,626	61,985	40,396	-	102,381	TOTAL
<u>1970/71</u>								<u>1978</u>
ጥር	1,027	1,035	2,062	1,940	1,512	-	3,452	JANUARY
የካቲት	960	965	1,925	3,099	3,016	-	6,115	FEBRUARY
መጋቢት	1,249	1,241	2,490	3,024	1,935	-	4,959	MARCH
ሚያዝያ	1,409	1,395	2,804	2,838	2,138	-	4,976	APRIL
ገንቦት	1,192	1,186	2,378	1,867	2,363	-	4,230	MAY
ሰኔ	1,046	1,040	2,086	1,014	1,653	-	2,667	JUNE
ሰኞ	1,015	1,012	2,027	4,943	1,674	-	6,617	JULY
ነሐሴ	1,280	1,283	2,563	1,681	2,786	-	4,467	AUGUST
መስከረም	1,254	1,248	2,502	2,472	2,844	-	5,316	SEPTEMBER
ጥቅምት	1,090	1,089	2,179	5,658	2,819	-	8,477	OCTOBER
ኅዳር	1,548	1,549	3,097	1,597	1,231	-	2,828	NOVEMBER
ታህሣሥ	952	959	1,911	1,562	1,452	-	3,014	DECEMBER
ድምር	14,022	14,002	28,024	31,695	25,423	-	57,118	TOTAL
	IN	OUT	TOTAL	IN	OUT	TRANSIT	TOTAL	MONTH
	AIRCRAFT MOVEMENT			PASSENGERS CARRIED				

ከአየር ጉዞ ላይ ለሚገኝ አየር ጉዞ ላይ የተደረገው የአየር ተራፊክ

Source: Air Transport Administration.

በአየር ማረፊያ የተጓዘ ዕቃ ፖስት
FREIGHT AND MAIL CARRIED

ሠጠረዥ ቮ.4 (A)

TABLE H. 4 (b)

በኩሉ KGS

ወር	በአየር ማረፊያ የተጓዘ ዕቃ በዛት			በአየር ማረፊያ የተጓዘ ፖስት በዛት			1976 1977 1978
	ገቢ	ወጪ	ድምር	ገቢ	ወጪ	ድምር	
<u>1968/69</u>							
ጥር	100,237	86,947	187,184	3,895	2,037	5,932	JANUARY
የካቲት	120,149	253,507	373,656	7,738	1,950	9,688	FEBRUARY
መጋቢት	289,290	300,889	590,179	5,825	6,025	11,850	MARCH
ግንቦት	463,186	264,983	667,477	7,100	3,131	10,231	APRIL
ሰኔ	471,550	471,550	934,736	7,453	2,530	9,983	MAY
ጥቅምት	253,441	276,875	530,316	7,091	2,113	9,204	JUNE
ጥቅምት	85,590	68,052	153,642	5,684	1,889	7,573	JULY
ክርክር	164,634	169,620	334,254	8,174	1,276	9,450	AUGUST
መስከረም	275,446	399,515	674,960	5,551	2,626	8,177	SEPTEMBER
ጥቅምት	177,475	373,080	550,555	7,399	3,661	11,060	OCTOBER
ኅዳር	289,705	523,180	812,885	14,929	7,021	21,950	NOVEMBER
ታህሣሥ	234,956	298,173	533,129	4,565	6,148	10,713	DECEMBER
ድምር	2,856,602	3,486,371	6,342,973	85,404	40,407	125,811	TOTAL
<u>1969/70</u>							
ጥር	261,082	379,263	640,345	9,928	9,231	19,159	JANUARY
የካቲት	248,910	367,569	616,479	6,806	3,628	10,434	FEBRUARY
መጋቢት	290,003	410,917	700,920	7,449	6,325	13,774	MARCH
ግንቦት	227,362	344,908	572,270	6,945	3,126	10,091	APRIL
ሰኔ	389,848	557,769	947,617	10,077	3,194	13,271	MAY
ጥቅምት	388,722	579,869	968,591	3,982	3,323	7,305	JUNE
ጥቅምት	866,543	734,988	1,601,531	7,201	2,215	9,416	JULY
ክርክር	987,058	523,021	1,510,079	3,375	9,661	13,036	AUGUST
መስከረም	601,441	484,344	1,085,785	5,762	2,346	8,108	SEPTEMBER
ጥቅምት	517,718	518,072	1,035,790	3,234	2,595	5,829	OCTOBER
ኅዳር	741,995	574,159	1,316,154	3,052	2,294	5,346	NOVEMBER
ታህሣሥ	629,600	330,150	959,750	3,628	1,208	4,836	DECEMBER
ድምር	6,150,282	5,805,029	11,955,311	71,439	49,166	120,605	TOTAL
<u>1970/71</u>							
ጥር	985,894	306,036	1,291,930	1,856	2,172	4,028	JANUARY
የካቲት	1,553,978	274,948	1,828,926	2,548	1,591	4,139	FEBRUARY
መጋቢት	2,596,858	135,888	2,732,746	1,523	761	2,284	MARCH
ግንቦት	2,534,653	199,139	2,733,792	2,789	834	3,623	APRIL
ሰኔ	2,540,759	190,519	2,731,278	3,918	920	4,838	MAY
ጥቅምት	2,201,737	175,903	2,377,640	5,225	1,581	6,806	JUNE
ጥቅምት	1,537,162	144,478	1,681,640	3,888	1,856	5,744	JULY
ክርክር	1,411,043	224,180	1,635,223	2,302	1,202	3,504	AUGUST
መስከረም	1,108,383	524,681	1,633,064	7,647	1,264	8,911	SEPTEMBER
ጥቅምት	1,444,204	513,104	1,957,308	8,663	787	9,450	OCTOBER
ኅዳር	1,102,360	638,187	1,740,547	895	1,851	2,746	NOVEMBER
ታህሣሥ	932,120	238,216	1,170,336	9,351	1,174	10,525	DECEMBER
ድምር	19,949,151	3,565,279	23,514,430	50,605	15,993	66,598	TOTAL
	IN	OUT	TOTAL	IN	OUT	TOTAL	MONTH
	FREIGHT CARRIED			MAIL CARRIED			

በአየር ማረፊያ አስተዳደር የተገኘ
Source: Air Transport Administration

የከረዎትና የበጎ ወንገዶች በጥገና ባህሪ
ALL WEATHER ROADS BY MAINTENANCE DISTRICT

ሠንጠረዥ ሸ.5

TABLE H.5

በኪሎ ሜትር

IN KMS

የጥገና ባህሪዎች	ከረት*	አስፋልት	ጠቅላላ ድምር	
				<u>1976/77</u>
<u>1969</u>				
አለምገና	1,319	1,107	2,426	ALEMGENA
ኮምቦሊቻ	402	423	825	COMBOLCHA
ሻሻመኔ	862	524	1,386	SHASHEMENE
ድራዳዋ	1,163	397	1,560	DIRE DAWA
ጉንደር	535	15	550	GONDER
ደብረ ማር ቅስ	395	-	395	DEBRE MARKOS
ጃማ	577	159	736	JIMMA
አሥመራ	332	567	899	ASMARA
አዲገራት	605	37	642	ADIGRAT
ድምር	6,190	3,229	9,419	SUB-TOTAL
የገጠር ወንገዶች	1,100	-	1,100	RURAL ROADS
ጠቅላላ ድምር	7,290	3,229	10,519	GRAND TOTAL
				<u>1977/78</u>
<u>1970</u>				
አለምገና	1,430	1,201	2,631	ALEMGENA
ኮምቦሊቻ	402	423	825	COMBOLCHA
ሻሻመኔ	862	524	1,386	SHASHEMENE
ድራዳዋ	1,163	397	1,560	DIRE DAWA
ጉንደር	535	15	550	GONDER
ደብረ ማር ቅስ	395	-	395	DEBRE MARKOS
ጃማ	577	159	736	JIMMA
አሥመራ	332	567	899	ASMARA
አዲገራት	605	37	642	ADIGRAT
ድምር	6,301	3,323	9,624	SUB-TOTAL
የገጠር ወንገዶች	1,100	-	1,100	RURAL ROADS
ጠቅላላ ድምር	7,401	3,323	10,724	GRAND TOTAL
				<u>1978/79</u>
<u>1971</u>				
አለምገና	1,652	1,107	2,759	ALEMGENA
ኮምቦሊቻ	402	423	825	COMBOLCHA
ሻሻመኔ	1,032	524	1,556	SHASHEMENE
ድራዳዋ	1,163	397	1,560	DIRE DAWA
ጉንደር	580	15	595	GONDER
ደብረ ማር ቅስ	521	-	521	DEBRE MARKOS
ጃማ	675	159	834	JIMMA
አሰመራ	332	567	899	ASMARA
አዲገራት	605	37	642	ADIGRAT
ድምር	6,962	3,229	10,191	SUB-TOTAL
የገጠር ወንገዶች	1,300	-	1,300	RURAL ROADS
ጠቅላላ ድምር	8,262	3,229	11,491	GRAND TOTAL
	GRAVEL*	ASPHALT	TOTAL	MAINTENANCE DISTRICT

* የጥገና ስፋት ለገንጠል ተጨምሮ ገጠመዎቹ ላይ ተጨምሯል ::

*The length of service to traffic is added to the gravel road.

ከወንገድ ሥራ ባለሥልጣን/ቤት የተገኘ ::

Source: Ethiopian Road Authority.

ለአውራ ጉዳና ሥራዎች የተገኘ ገንዘብ፣ 1969 - 1971
 FUNDS OBTAINED FOR THE CONSTRUCTION OF HIGHWAYS, 1976/77 - 1978/79

ሠገጠረዥ ስ.6 /U/

TABLE H.6 (a)

በሚሊዮን ብር

IN MILLION BIRR

	ባጀት	ብድር	ድምር	
<u>1969</u>				<u>1976/77</u>
አገደኛው የአውራ ጉዳና ፕሮግራም	26.5	12.5	39.0	FIRST HIGHWAY PROGRAMME
ለጊዜያዊ ፕሮግራም	36.4	-	36.4	INTERIM PERIOD
ሁለተኛው የአውራ ጉዳና ፕሮግራም	89.0	42.3	131.3	SECOND HIGHWAY PROGRAMME
ሶስተኛው የአውራ ጉዳና ፕሮግራም	133.3	58.0	191.3	THIRD HIGHWAY PROGRAMME
አራተኛው የአውራ ጉዳና ፕሮግራም	69.5	124.2	193.7	FOURTH HIGHWAY PROGRAMME
አምስተኛው የአውራ ጉዳና ፕሮግራም	19.0	54.2	73.2	FIFTH HIGHWAY PROGRAMME
ስድስተኛው የአውራ ጉዳና ፕሮግራም	19.7	65.7	85.4	SIXTH HIGHWAY PROGRAMME
ወደገባዎች ለሌሎች ፕሮግራሞች	451.8	74.1	525.9	RECURRENT & OTHER PROJECTS
ወደ ያልተደረገ ገንዘብ ሲቀነስ	91.7	-	91.7	LESS UNCASHED APPROPRIATION
ድምር	753.5	431.0	1,184.5	TOTAL
<u>1970*</u>				<u>1977/78*</u>
አገደኛው የአውራ ጉዳና ፕሮግራም	26.5	12.5	39.0	FIRST HIGHWAY PROGRAMME
ለጊዜያዊ ፕሮግራም	36.4	-	36.4	INTERIM PERIOD
ሁለተኛው የአውራ ጉዳና ፕሮግራም	89.0	42.3	131.3	SECOND HIGHWAY PROGRAMME
ሶስተኛው የአውራ ጉዳና ፕሮግራም	133.3	58.0	191.3	THIRD HIGHWAY PROGRAMME
አራተኛው የአውራ ጉዳና ፕሮግራም	69.5	129.3	198.8	FOURTH HIGHWAY PROGRAMME
አምስተኛው የአውራ ጉዳና ፕሮግራም	20.0	54.2	74.2	FIFTH HIGHWAY PROGRAMME
ስድስተኛው የአውራ ጉዳና ፕሮግራም	28.4	65.7	94.1	SIXTH HIGHWAY PROGRAMME
ወደገባዎች ለሌሎች ፕሮግራሞች	544.4	86.6	631.0	RECURRENT & OTHER PROJECTS
ወደ ያልተደረገ ገንዘብ ሲቀነስ	114.5	-	114.5	LESS UNCASHED APROPRIATION
ድምር	833.0	448.6	1,281.6	TOTAL
<u>1971*</u>				<u>1978/79*</u>
አገደኛው የአውራ ጉዳና ፕሮግራም	26.5	12.5	39.0	FIRST HIGHWAY PROGRAMME
ለጊዜያዊ ፕሮግራም	36.4	-	36.4	INTERIM PERIOD
ሁለተኛው የአውራ ጉዳና ፕሮግራም	89.0	41.3	130.3	SECOND HIGHWAY PROGRAMME
ሶስተኛው የአውራ ጉዳና ፕሮግራም	133.3	59.0	192.3	THIRD HIGHWAY PROGRAMME
አራተኛው የአውራ ጉዳና ፕሮግራም	69.5	129.4	198.9	FOURTH HIGHWAY PROGRAMME
አምስተኛው የአውራ ጉዳና ፕሮግራም	20.0	54.3	74.3	FIFTH HIGHWAY PROGRAMME
ስድስተኛው የአውራ ጉዳና ፕሮግራም	37.7	65.7	103.4	SIXTH HIGHWAY PROGRAMME
ሰባተኛው የአውራ ጉዳና ፕሮግራም	3.0	115.1	118.1	SEVENTH HIGHWAY PROGRAMME
ወደገባዎች ለሌሎች ፕሮግራሞች	645.5	18.4	663.9	RECURRENT & OTHER PROJECT
ሌሎች ገቢዎች	80.1	-	80.1	OTHER REVENUES
ወደ ያልተደረገ ገንዘብ ሲቀነስ	121.3	-	121.3	LESS UNCASHED APROPRIATION
ድምር	1,019.7	495.7	1,515.4	TOTAL
	BUDGET	LOAN	TOTAL	

* የግምት ወጪ ሰኞ 30 ነው።

*Year ending July 7th

በአገር ውስጥ የሥራ ገንዘብ ስር ለሌሎች ፕሮግራሞች የተገኘ።

Source: Ethiopian Road Authority.

የመንገድ ሥራ ባለሥልጣን የገንዘብ አጠቃቀም፣ 1969 - 1971
 USE OF FUND BY THE ETHIOPIAN ROAD AUTHORITY, 1976/77 - 1978/79

ሠንጠረዥ ሸ.6 /ለ/

TABLE H.6 (b)

ቦርሳ ላይ ብር

IN MILLION BIRR

የገንዘብ አጠቃቀም	1969	1970*	1971*	USE OF FUND
ለቀየባ	45.6	37.7	39.8	SURVEY EXPENSES
ለገጠር መንገዶች	23.3	34.8	49.6	RURAL ROADS
ለማሻሻያ	120.8	121.1	-	RECONSTRUCTION AND/OR BETTERMENT
ለመንገድ ሥራዎች	373.6	413.5	625.1	CONSTRUCTION
ለጥገና	308.1	333.9	363.1	MAINTENANCE
ለክፍለ ሀገር መንገዶችና ለዩኖርጅክ ተች	84.1	108.9	112.8	PROVINCIAL ROADS & SPECIAL PROJECTS
ሌሎች	-	-	-	OTHERS
የፕሮግራም ወጪዎች ድምር	945.5	1,049.9	1,190.4	TOTAL PROGRAM EXPENDITURE
ገዛያዊና ቋሚ ገብረ ተችና መሣሪያዎች	270.6	248.3	349.2	CURRENT AND FIXED ASSETS
ዕዳ ሲቀነስ	31.6	16.4	24.2	LESS LIABILITIES
ጠቅላላ ድምር	1,184.5	1,281.8	1,515.4	GRAND TOTAL
	1976/77	1977/78*	1978/79*	

* የዓመት መጨረሻ በነጻ 30 ነው ::

*Year Ending July 7th

ስሌት የጻፈው የመንገድ ሥራ ባለሥልጣን መ/ቤት የተገኘ

Source: Ethiopian Road Authority.

የአገዳጅ ጭነት ተገቢ ላይ ባለው የገንዘብ መጠን

HIGHWAY TRANSPORT TARIFF ON PRINCIPAL ROADS PER METRIC TON

ሠንጠረዥ ሸ.7

TABLE H.7

ቦርሳ

IN BIRR

ዓመት ምህረት	ከ አ ላ ስ ስ ስ ስ ስ ስ ስ ስ ስ								ዓመት
	አሰባ	አሥመራ	ደቡ	ጅማ	ዳላ	ለቀተ	ደብረ ግርብ	ናዝረት	
1959/60	15-40	35-45	15-20	15-25	15-22	15-20	15-20	2-5	1967
1960/61	28	40	18	23	18	15	18	4	1968
1961/62	15-40	35-45	15-20	15-25	15-22	15-20	15-20	3	1969
1962/63	20-25	40-65	15-20	25-30	15-20	25-30	20-25	10	1970
1963/64	20-30	40-70	15-20	25-30	15-30	25-30	25-30	10	1971
1964/65	20-30	35-45	15-20	15-22	15-25	15-25	15-20	2-5	1972
1965/66	53-70	80-105	33-38	30-35	18-20	28-33	30-35	10	1973
1966/67	63-73	110-120	35-40	30-33	18-25	30-35	25-30	10	1974
1967/68	55-105	150-300	30-42	25-40	27-35	30-35	27-30	8-10	1975
1968/69	55-105	300-400	30-40	30-40	27-35	30-35	27-30	10	1976
1969/70	66-123	81-151	30-56	25-47	27-51	25-46	23-43	7-14	1977
1970/71	65-86	108	40	34	35	33	30	9	1978
	ASSAB	ASMARA	DESSIE	JIMMA	DILLA	LEKEMT	DEBRE MARKOS	NAZARETH	YEAR
	FROM ADDIS ABABA TO								

ከመንገድ ተራገብ ላይ ለሰነድ የተገኘ ::

Source: Road Transport Administration

የተሰጠ የመገዳ ፈቃድ፡ 1968-1971
DRIVING LICENCES ISSUED, 1975/76 - 1978/79

ሠገጠረዥ ሺ.8

TABLE H.8

	1968	1969	1970*	1971*	
					<u>TYPE OF LICENCE</u>
<u>የመገዳ ፈቃድ ዓይነት</u>					
1ኛ ደረጃ ለቆ ተር ቢስኪክ ቶፕ	214	385	239	385	FIRST CLASS (MOTORCYCLES)
አዲስ አበባ	51	75	34	99	ADDIS ABABA
አሥመራ	13	18	2	17	ASMARA
ሌሎች ክፍለ ሀገራት	150	292	203	269	OTHERS
2ኛ ደረጃ የቤተ መኪና ምኞት	7,233	7,915	12,897	11,918	SECOND CLASS (PRIVATE CARS)
አዲስ አበባ	2,511	1,723	6,925	5,974	ADDIS ABABA
አሥመራ	3,303	3,601	2,605	951	ASMARA
ሌሎች ክፍለ ሀገራት	1,419	2,591	3,367	4,993	OTHERS
3ኛ ደረጃ በቢንዲን ለሚሄዱ ስራዎች	1,522	2,147	3,876	2,223	THIRD CLASS (PETROL-ENGINE TRUCKS)
አዲስ አበባ	417	257	2,108	1,561	ADDIS ABABA
አሥመራ	709	1,222	971	662	ASMARA
ሌሎች ክፍለ ሀገራት	396	668	797	1,147	OTHERS
4ኛ ደረጃ በድፍታ ለሚሄዱ ስራዎች	542	979	1,699	1,781	FOURTH CLASS (DIESEL ENGINE TRUCKS)
አዲስ አበባ	27	16	826	818	ADDIS ABABA
አሥመራ	353	692	432	410	ASMARA
ሌሎች ክፍለ ሀገራት	162	271	441	553	OTHERS
5ኛ ደረጃ /ከባድ መኪና ከጎተባቢው/	385	599	845	1,138	FIFTH CLASS (TRUCK WITH TRAILERS)
አዲስ አበባ	53	54	360	484	ADDIS ABABA
አሥመራ	221	416	264	318	ASMARA
ሌሎች ክፍለ ሀገራት	111	129	221	336	OTHERS
6ኛ ደረጃ /ትራክተር ጉልበት ወዘተ/	62	-	-	-	SIXTH CLASS (TRACTORS, BULLDOZERS ETC.)
አዲስ አበባ	60	-	-	-	ADDIS ABABA
አሥመራ	-	-	-	-	ASMARA
ሌሎች ክፍለ ሀገራት	2	-	-	-	OTHERS
	1975/76	1976/77	1977/78*	1978/79*	

* የዓመት መጨረሻ በኋላ 30 ነው።
*Year Ending July 7th

ከመገዳ ማመላለሻ ስራ ተቋም የተገኘ።
Source: Road Transport Administration.

በኢትዮጵያ ተሽከርካሪ መኪናዎች ያደረሱት አደጋ፣ 1969 - 1971
 MOTOR-VEHICLE ACCIDENTS IN ETHIOPIA, 1976/77 - 1978/79

ሠንጠረዥ ሸ.9 /ሀ/

TABLE H.9 (a)

	1969 ¹	1970	1971	
<u>ጠቅላላ አደጋ</u>	3,244	2,532	3,251	<u>TOTAL ACCIDENT</u>
ከባድ የመቀሰሰ አደጋ	1,213	873	1,051	SERIOUS
ቀላል የመቀሰሰ አደጋ	603	335	375	SLIGHT
የሞት አደጋ	814	729	965	FATAL
የገንጠላ ጉዳት	614	595	860	PROPERTY DAMAGE
<u>የሞት ሰዎች ብዛት</u>	938	847	1,070	<u>NUMBER OF DEATH</u>
ወጣቶች*	170	166	199	YOUTH*
መስከለኛ ዕድሜ**	714	618	780	ADULT**
ሽያጊዎች***	54	63	91	AGED***
<u>የተጉዳተ ሰዎች ብዛት</u>	3,383	2,576	3,397	<u>NUMBER OF PEOPLE INJURED</u>
ወጣቶች*	543	370	394	YOUTH*
መስከለኛ ዕድሜ**	2,627	2,045	2,870	ADULT**
ሽያጊዎች***	213	161	133	AGED***
	1976/77	1977/78	1978/79	

¹ የባሌን ክፍለ ሀገር አይጨምርም ::

¹ Does not include Bale administrative region.

በአዲስ አበባ ከተማ ተሽከርካሪ መኪናዎች ያደረሱት አደጋ፣ 1969-1971
 MOTOR-VEHICLE ACCIDENTS IN ADDIS ABABA, 1976/77-1978/79

ሠንጠረዥ ሸ.9 /ለ/

TABLE H.9 (b)

	1969	1970	1971	
<u>ጠቅላላ አደጋ</u>	947	2,378	851	<u>TOTAL ACCIDENT</u>
ከባድ የመቀሰሰ አደጋ	438	277	346	SERIOUS
ቀላል የመቀሰሰ አደጋ	78	860	57	SLIGHT
የሞት አደጋ	133	125	166	FATAL
የገንጠላ ጉዳት	298	1,116	282	PROPERTY DAMAGE
<u>የሞት ሰዎች ብዛት</u>	134	127	178	<u>NUMBER OF DEATH</u>
ወጣቶች*	21	36	41	YOUTH*
መስከለኛ ዕድሜ**	94	74	105	ADULT**
ሽያጊዎች***	19	17	32	AGED***
<u>የተጉዳተ ሰዎች ብዛት</u>	577	1,214	491	<u>NUMBER OF PEOPLE INJURED</u>
ወጣቶች*	141	346	120	YOUTH*
መስከለኛ ዕድሜ**	376	692	330	ADULT**
ሽያጊዎች***	60	176	41	AGED***
	1976/77	1977/78	1978/79	

*ከ1-16 ዓመት

*1-16 years old

**ከ17-50

**17-50 years old

***ከ51-90 ዓመት በላይ

***51 years old and above

ከአዲስ አበባ የፖሊስ ሠራዊት ጠቅላይ ጽ/ቤት በት የተገኘ ::

Source: Addis Ababa, Police Headquarters.

የፈረንሳይና የኢትዮጵያ የምድር ባሕር የሥራ ከገጠን፣ 1969 - 1971 *
 OPERATIONS OF THE FRANCO-ETHIOPIAN RAILWAY, 1976/77 -1978/79*

ሠገጠኒዥ ቩ.10 TABLE H.10

	1969	1970	1971	
የሰራዊት ርዝመት /በኪሎ ሜትር/	781	781	781	LENGTH OF TRACK (KMS)
የባሕር ተከክርካፊ ያቸ ብዛት /በ ቁጥር/				ROLLING STOCK (NUMBERS)
በአገሩ ጋራ የሚሄዱ	12	10	10	STEAM LOCOMOTIVES AND LOCOTRACTORS
በግዛት አለባቸው ጋራ የሚሄዱ	28	26	26	DIESEL-ELECTRIC LOCOMOTIVES
የዕቃ ማጋገፊያ ፈርጉ ብዛት	46	43	43	PASSENGER CARS
የዕቃ ማጋገፊያ ፈርጉ ብዛት	875	618	595	FREIGHT CARS
ሊቶሪ	5	4	5	AUTORAILS
ሌሎች የባሕር ተከክርካፊ ያቸ	80	-	-	OTHERS
የሥራ ተኞች ብዛት /በ ቁጥር/				EMPLOYEES (NUMBERS)
ኢትዮጵያውያን	2,071	2,069	2,237	ETHIOPIAN
የውጭ አገር ተወላጅ ዶሞር	4	266	329	FOREIGNER
	2,075	2,335	2,566	TOTAL
ባ.አርቶ ለጥቅም የተጋዘተ ኪሎ ሜትር /በሺህ/	REVENUE TRAIN-KILOMETERS ('000)
የሕንጻዎች ብዛት				PASSENGERS CARRIED ('000)
በ1ኛና በ2ኛ ግራድ	40	7	23	1st AND 2nd CLASS
በ3ኛ ግራድ	875	497	1,066	3rd CLASS
ዶሞር	915	504	1,089	TOTAL
የሕንጻዎች የተጋዘተ ኪሎሜትር /በሺህ ተገ/	155	68	171	PASSENGER-KILOMETERS (MILLION)
አገልግሎት ሕንጻዎች የተጋዘጡ መስከላኛ ኪሎ ሜትር	165	135	157	AVERAGE KMS PER PASSENGER
የሞከሩ ዕቃ ብዛት /በሺህ ተገ/	333	116	321	FREIGHT CARRIED ('000 TONS)
ገቢ	209	5	122	IMPORTS
ወጪ	63	1	41	EXPORTS
በሀገር ውስጥ የሞላለሰ	61	110	158	INTERNAL TRAFFIC
የገንዘብ ተራፊክ /በሺህ ተገ ኪሎ ሜትር/	208	30	148	COMMERCIAL TRAFFIC MILLION TON-KILOMETERS
አገልግሎት ተገ ለገንዘብ በመላላሰ የተደረገው ገዢ መስከላኛ ወጪት /በኪሎ ሜትር/	550	258	461	AVERAGE KMS PER TON OF COMMERCIAL TRAFFIC
<u>ገቢ</u> /በሺህ ብር/				<u>REVENUE</u> ('000 BIRR)
ከሕንጻዎች	3,694	1,672	3,838	PASSENGER
ከዕቃ ሞከሩ	16,871	2,842	12,235	FREIGHT
ከሌሎች	414	477	972	OTHERS
ጠቅላላ ገቢ	20,979	4,991	17,045	TOTAL REVENUE
<u>ወጪ</u> /በሺህ ብር/				<u>EXPENDITURE</u>
ለሥራ ተኞች	12,538	9,987	13,041**	PERSONNEL
ለዕቃዎችና ሌሎች ነገሮች ጠቅላላ የሥራ ግብዓት	7,507	4,439	6,763	MATERIAL AND OTHER
	20,045	14,426	19,804	TOTAL OPERATING EXPENSES
ለመሣሪያዎች ማደገና ለሥራ መጠበቅ ደግሞ	934	753	1,259	PROVISION FOR WORKS AND RENEWAL OR EQUIPMENT
ጠቅላላ ወጪ	20,979	15,179	21,063	TOTAL EXPENDITURE
	1976/77	1977/78	1978/79	

* የዓመት መጨረሻ በኋላ 30 ነው።
 *Year ending 7th July.

** ገዛ ያዩ
 **Provisional

ስራዎች ለተገኘው የምድር ባሕር መ/ቤት የተገኘ።
 Source: Franco-Ethiopian Railway.

በፈረንሳይና ሊትዩኒያ የምድር ባሕር የተገዙት የገንዘብ ዕቃዎች በዚህ ዓይነት 1969 - 1971
 FREIGHT CARRIED ON THE FRANCO-ETHIOPIAN RAILWAY, BY TYPE OF COMMODITY 1976/77 - 1978/79

ሠገጠረዥ ስ.11 TABLE H.11

በ ቶን TONS

	1969	1970	1971	
				<u>IMPORTS</u>
<u>ገቢ ገንዘብ</u>				
ጾገብና የጭኑ ከብቶች	-	-	27,117.4	FOOD AND LIVE ANIMALS
መጠጦችና ተጭባሪ	244.9	13.0	221.8	BEVERAGES AND TOBACCO
ያልተሰናጡ ዕቃዎች ከነጻድ በስተቀር	5,419.6	-	1,776.3	CRUDE MATERIALS, EXCEPT FUELS
ነጻዎች፣ ግለሰብ ቀባቶችና ለውሃዎች ነገሮች**	26,575.3	1,290.7	42,064.3	FUELS, LUBRICANTS AND RELATED MATERIALS**
የአገራዊትና የአካባቢ ዘይትና ሰብካሚዎች	3,449.6	-	-	ANIMAL AND VEGETABLE OILS AND FATS
ከግብርና	3,498.4	3,360.8	33,261.7	CHEMICALS
በፋብሪካ የተሠሩ ዕቃዎች	2,334.7	51.2	10,961.6	MANUFACTURED ARTICLES
የግብርና ዎችና የተፈገገረረተ ለውሃዎች	4,285.1	177.9	2,107.5	MACHINERY AND TRANSPORT EQUIPMENT
ለ የ ለ የ ዕ ቃ ዎች በሌላ ውስጥ ያልተሰለከተ	163,560.1	2.9	4,169.2	MISCELLANEOUS ARTICLES, N.E.S.
ድምር	209,367.7	4,896.5	121,679.8	TOTAL
				<u>EXPORTS</u>
<u>ወጪ ገንዘብ</u>				
ጾገብና የጭኑ ከብቶች	802.7	657.6	34,401.5	FOOD AND LIVE ANIMALS
መጠጦችና ተጭባሪ	-	-	-	BEVERAGES AND TOBACCO
ያልተሰናጡ ዕቃዎች ከነጻድ በስተቀር	128.7	-	258.1	CRUDE MATERIALS, EXCEPT FUELS
ነጻዎች ግለሰብ ቀባቶችና ለውሃዎች ነገሮች	90.7	-	-	FUELS, LUBRICANTS AND RELATED MATERIALS
የአገራዊትና የአካባቢ ዘይትና ሰብካሚዎች	2,425.7	-	-	ANIMAL AND VEGETABLE OILS AND FATS
ከግብርና	280.0	0.2	-	CHEMICALS
በፋብሪካ የተሠሩ ዕቃዎች	381.8	-	1,422.5	MANUFACTURED ARTICLES
የግብርና ዎችና የተፈገገረረተ ለውሃዎች	132.4	-	30.7	MACHINERY AND TRANSPORT EQUIPMENT
ለ የ ለ የ ዕ ቃ ዎች በሌላ ውስጥ ያልተሰለከተ	59,204.9	-	4,845.9	MISCELLANEOUS ARTICLES, N.E.S.
ድምር	63,446.9	657.8	40,958.7	TOTAL
				<u>INTERNAL TRADE</u>
<u>የአገር ውስጥ ገንዘብ</u>				
ጾገብና የጭኑ ከብቶች	1,194.1	69,846.3	88,278.9	FOOD AND LIVE ANIMALS
መጠጦችና ተጭባሪ	51.4	22.5	468.0	BEVERAGES AND TOBACCO
ያልተሰናጡ ዕቃዎች ከነጻድ በስተቀር	80.4	795.3	3,029.7	CRUDE MATERIALS, EXCEPT FUELS
ነጻዎች፣ ግለሰብ ቀባቶችና ለውሃዎች ነገሮች	524.5	4,493.6	1,901.3	FUELS, LUBRICANTS AND RELATED MATERIALS
የአገራዊትና የአካባቢ ዘይትና ሰብካሚዎች	244.3	99.2	2.2	ANIMAL AND VEGETABLE OILS AND FATS
ከግብርና	67.2	5,525.6	14,744.4	CHEMICALS
በፋብሪካ የተሠሩ ዕቃዎች	194.8	22,677.6	42,635.9	MANUFACTURED ARTICLES
የግብርና ዎችና የተፈገገረረተ ለውሃዎች	720.3	2,512.3	1,874.0	MACHINERY AND TRANSPORT EQUIPMENT
ለ የ ለ የ ዕ ቃ ዎች በሌላ ውስጥ ያልተሰለከተ	57,507.7	4,668.5	5,377.4	MISCELLANEOUS ARTICLES, N.E.S.
ድምር	60,584.7	110,640.9	158,311.8	TOTAL
	1976/77	1977/78	1978/79	

**ከአሰብ በኋላ በኩል የሚገቡ ነጻዎች ያልተሰለከተ

**Includes fuels reentering Ethiopia via Djibouti from Assab

በፈረንሳይና ሊትዩኒያ የምድር ባሕር ሠ/ቤት የተገኘ ::

Source: Franco-Ethiopian Railway.

የፈረንሳይና የኢትዮጵያ የምድር ባሕር፣ የአገላገል የገቢ ገንዶ ዕቃዎች ተራገባሪት ታሪፍ 1969 - 1971
 FREIGHT RATES ON THE FRANCO-ETHIOPIAN RAILWAY FOR SELECTED IMPORT GOODS, 1976/77-1978/79

ሠገጠረዥ ቩ.12

TABLE H.12

ላገድ ተገ በቦር PER TON IN BIRR

የዕቃው ስም	1969	1970	1971	
<u>ከጅቡቲ እስከ አዲስ አበባ</u>				<u>DJIBOUTI - ADDIS ABABA</u>
<u>ለሕንጻው መሥሪያ የሚያገለገሉ መሣሪያዎችና ዕቃዎች</u>				<u>BUILDING MATERIALS AND SUPPLIES</u>
የቤት መሥሪያ ዕቃዎች	67.45	67.45	67.45	BUILDING MATERIALS
ሲሚንት	46.25	46.25	46.25	CEMENT
የቤት ከላገ ቅር ቅር	49.75	52.25	52.25	CORRUGATED IRON SHEETS
<u>ምግብ</u>				<u>FOOD</u>
ፍሬፍሬዎችና አትክልቶች	115.20	115.20	115.20	FRESH FRUITS AND VEGETABLES
ረዥ	67.45	67.45	67.45	RICE
ጠቁ	39.15	34.20	34.20	SALT
ሰባር	56.85	56.85	56.85	SUGAR
<u>ተሽከርካሪ መኪናዎች፣ ነጻጅና መሣሪያዎች</u>				<u>MOTOR-VEHICLES, FUEL AND EQUIPMENT</u>
ተሽከርካሪ መኪናዎች	165.80	165.80	165.80	MOTOR-VEHICLES
ቢንዚን	61.45	61.45	81.45	BENZINE
ግለሰለሻ ዘይት	67.45	67.45	87.45	LUBRICATING OILS
የውስጥ ላሰቲክና የውጭ ገጽ	80.95	80.95	80.95	TYRES AND TUBES
<u>ጠርቃጠር ቅጽ</u>				<u>TEXTILES</u>
ጥጥ ጥሬ	58.55	58.55	58.55	COTTON, RAW
ድርና ግገ	78.05	78.05	78.05	COTTON YARN
<u>ከጅቡቲ እስከ ድረ ጻዋ</u>				<u>DJIBOUTI - DIRE DAWA</u>
<u>ለሕንጻው መሥሪያ የሚያገለገሉ መሣሪያዎችና ዕቃዎች</u>				<u>BUILDING MATERIALS AND SUPPLIES</u>
የቤት መሥሪያ ዕቃዎች	29.00	29.00	29.00	BUILDING MATERIALS
ሲሚንት	29.00	29.00	29.00	CEMENT
የቤት ከላገ ቅር ቅር	29.00	29.00	29.00	CORRUGATED IRON SHEETS
<u>ምግብ</u>				<u>FOOD</u>
ፍሬፍሬዎችና አትክልቶች	47.15	47.15	47.15	FRESH FRUITS AND VEGETABLES
ረዥ	29.00	29.00	29.00	RICE
ጠቁ	28.50	28.50	28.50	SALT
ሰባር	34.90	34.90	34.90	SUGAR
<u>ተሽከርካሪ መኪናዎች፣ ነጻጅና መሣሪያዎች</u>				<u>MOTOR-VEHICLES, FUEL AND EQUIPMENT</u>
ተሽከርካሪ መኪናዎች	74.05	74.05	74.05	MOTOR VEHICLES
ቢንዚን	43.35	43.35	63.35	BENZINE
ግለሰለሻ ዘይት	29.00	29.00	49.00	LUBRICATING OILS
የውስጥ ላሰቲክና የውጭ ገጽ	50.45	50.45	50.45	TYRES AND TUBES
<u>ጠርቃጠር ቅጽ</u>				<u>TEXTILES</u>
ጥጥ ጥሬ	27.30	27.30	27.30	COTTON, RAW
ድርና ግገ	33.20	33.20	33.20	COTTON YARN
	1976/77	1977/78	1978/79	COMMODITY

ከፈረንሳይና ኢትዮጵያ የምድር ባሕር መ/ቤት የተገኘ ::
 Source: Franco-Ethiopian Railway.

የፈረንሳይና የኢትዮጵያ የምድር ባሕር የአገላገድ ወጭ ዕቃዎች የተራገሰገርት ታሪፍ፣ 1969-1971
 FREIGHT RATES ON THE FRANCO-ETHIOPIAN RAILWAY FOR SELECTED EXPORT GOODS, 1976/77-1978/79

ሠገጠረዥ ስ.13

TABLE H.13

ብር በቶን BIRR PER TON

የዕቃው ስም	1969	1970	1971	
<u>አዲስ አበባ ጁቦቲ</u>				<u>ADDIS ABABA - DJIBOUTI</u>
ሰዎ	42.45	42.45	42.45	BEESWAX
የሞከሮ ተክል / በሜትር ካራ/	41.30	41.30	41.30	CATTLE, LIVE (PER M ²)
አሀል	40.50	58.00	60.00	CEREALS
ወተ / ለመቶ ኪሎ/	218.95	218.95	218.95	CHAT (100 Kgs)
ቦና	55.15	58.00	60.00	COFFEE
ጥፍት	47.95	49.75	49.75	FLOUR
ፍረፍራዎችና አትክልት	74.90	74.90	74.90	FRESH FRUITS AND VEGETABLES
ቆሳና ለጠ	70.00	70.00	70.00	HIDES AND SKINS
የቀባት አሀሎቶች ጥጣጭ	45.00	45.00	45.00	OIL CAKE
የቀባት አሀሎቶች ጥፋት	54.85	58.00	60.00	OIL SEEDS AND PULSES
<u>ደብረ ዳዋ ጁቦቲ</u>				<u>DIRE DAWA - DJIBOUTI</u>
ሰዎ	29.00	29.00	29.00	BEESWAX
የሞከሮ ተክል / በሜትር ካራ/	17.65	17.65	17.65	CATTLE, LIVE (PER M ²)
ቆሳ	36.95	36.95	36.95	CATTLE HIDES
አሀል	29.00	29.00	29.00	CEREALS
ወተ / ለመቶ ኪሎ/	320.80	320.80	320.80	CHAT (100 Kgs)
ቦና	42.40	42.40	42.40	COFFEE
ጥፍት	29.00	29.00	29.00	FLOUR
ፍረፍራዎችና አትክልት	31.90	31.90	31.90	FRESH FRUITS AND VEGETABLES
የፍየላና የበገ ለጠ	42.90	42.90	42.90	GOAT AND SHEEP SKINS
የቀባት አሀሎቶች ጥጣጭ	29.00	29.00	29.00	OIL CAKE
የቀባት አሀሎቶች	29.00	29.00	29.00	OIL SEEDS
ጥፋት	29.00	29.00	29.00	PULSES
	1976/77	1977/78	1978/79	COMMODITY

ከፈረንሳይና የኢትዮጵያ የምድር ባሕር መ/ባት የተገኘ።
 Source: Franco-Ethiopian Railway.

አዳዲስ ምዳዳ የምድር ባቦር ተራራክ
TRAFFIC ON THE AGORDAT-MASSAWA RAILWAY

ሠንጠረዥ ሸ.14 TABLE H.14

ዓመት ሥሪት	የገቢዎች ተራራክ		የጥገና ተራራክ				የገቢ ተራራክ በሺህ ተገ ሴ ማተር	
	የገቢዎች ብዛት	የገቢዎች የተገዛት ሴ ማተር	ድምር	ገቢ ገቢ	ወጪ ገቢ	በአገር ውስጥ የተሰላሰበ		
	በሺህ		በሺህ ሜትሪክ ተገቢ					
1953	316	14,717	152.4	46.7	54.4	51.3	17,598	1960/61
1954	384	19,553	178.0	58.6	68.9	50.5	19,850	1961/62
1955	397	20,008	184.3	58.0	91.9	34.4	10,939	1962/63
1956	411	20,073	192.2	52.0	100.0	40.2	11,895	1963/64
1957	440	22,064	208.1	70.2	98.6	39.3	24,417	1964/65
1958	449	23,958	209.6	77.3	87.4	44.9	24,223	1965/66
1959	310	17,833	183.4	53.2	75.5	54.7	20,851	1966/67
1960	268	15,044	163.2	48.3	61.5	53.4	19,264	1967/68
1961	238	12,776	151.2	42.2	69.3	39.7	18,286	1968/69
1962	248	13,858	160.6	47.9	57.5	55.2	19,082	1969/70
1963	114	6,528	166.2	50.9	71.7	43.6	19,345	1970/71
1964	1	47	146.6	35.8	74.2	36.6	17,415	1971/72
1965	190	8,513	181.7	15.7	125.0	41.0	22,114	1972/73
1966	93	3,620	167.3	12.8	124.0	30.5	20,201	1973/74
	THOUSANDS		'000 METRIC TONS				COMMERCIAL TRAFFIC TON KILOMETERS ('000)	YEAR
	PASSENGER CARRIED	PASSENGER KILOMETERS	TOTAL	IMPORTS	EXPORT	INTERNAL		
	PASSENGER TRAFFIC		FREIGHT		CARRIED			

ከጠቅላይ ሚኒስትርና ከኮንግረግ ምክር ቤት የተገኘ
Source: Ministry of Communications and Chamber of Commerce.

የወይን ስጦታ ስታቲስቲክስ ማጠቃለያ
SUMMARY OF PORT OPERATIONS STATISTICS

ሠንጠረዥ ሸ.15 TABLE H.15

	1967/68	1968/69	1970*	1971*		
<u>አሰባ</u>					<u>ASSAB</u>	
የወርሶች ብዛት	529	624	486	488	NUMBER OF SHIPS ENTERED	
የተዘገበ የተዘራ ተገቢ	1,901,097	2,025,795	1,736,546	1,822,393	NET REGISTERED TONNAGE	
የተዘገበ ጠቅላላ ተገቢ	3,139,312	3,350,085	2,906,349	2,976,017	GROSS REGISTERED TONNAGE	
የወርሶች የተራገፈ ጥነት	/በ ተገ/	718,067	770,258	1,027,376	1,391,522	CARGO UNLOADED (TONS)
የወርሶች የተዘጋጀ	/በ ተገ/	397,387	521,085	366,100	462,273	CARGO LOADED (TONS)
የገቢዎች ብዛት	/በ ማተር/					PASSENGERS (NUMBER)
ገቢ	352	263	156	137	IN	
ወጪ	390	389	342	597	OUT	
<u>ምዳዳ**</u>					<u>MASSAWA**</u>	
የወርሶች ብዛት	354	342	-	83	NUMBER OF SHIPS ENTERED	
የተዘገበ የተዘራ ተገቢ	839,152	744,170	-	140,977	NET REGISTERED TONNAGE	
የተዘገበ ጠቅላላ ተገቢ	1,467,565	1,325,340	-	255,357	GROSS REGISTERED TONNAGE	
የወርሶች የተራገፈ ጥነት	/በ ተገ/	130,356	173,651	-	106,864	CARGO UNLOADED (TONS)
የወርሶች የተዘጋጀ	/በ ተገ/	155,936	102,042	-	19,010	CARGO LOADED (TONS)
የገቢዎች ብዛት	/በ ማተር/					PASSENGERS (NUMBER)
ገቢ	4,532	148	-	202	IN	
ወጪ	4,860	148	-	95	OUT	
	1975	1976	1977/78*	1978/79*		

* የዓመት መጨረሻ በሰኔ 30 ነው

*Year Ending July 7th

** በ1970 እና በ1971 የምዳዳ ምዳዳ 6 ወር በምዳዳ ወይን ስጦታ ስታቲስቲክስ አልነበረም ::

**Port of Massawa was not functioning during the whole year of 1977/78 and the first 6 months of 1978/79.

ጠቅላይ ሚኒስትርና የግብር ተራገግ ስታቲስቲክስ ስራ ሰሪ

Source: Marine Transport Authority, Ministry of Transport and Communication.

የተላኩት ህገግ አገልግሎት መስጫ ባለ ዓመት ከገጠነ፣ 1970 - 1971
 OPERATIONS OF TELECOMMUNICATION SERVICES, 1977/78 - 1978/79

ሠንጠረዥ ሸ.16 TABLE H.16

	1970*	1971*	
<u>የተለፍኛ ብዛት</u>	79,207	81,972	<u>NUMBER OF TELEPHONES</u>
አዲስ አበባ	49,976	50,848	ADDIS ABABA
አሥመራ	9,852	10,063	ASMARA
ቦሌ አካባቢ ሥፍራዎች	19,379	21,061	OTHER LOCALITIES
<u>የተለፍኛ ተጠቃሚ ብዛት /ባሽህ/</u>	192,987	190,960	<u>NUMBER OF CALLS ('000)</u>
የከተማ ውስጥ ተጠቃሚ	190,025	187,490	LOCAL
አዲስ አበባ	106,806	92,016	ADDIS ABABA
አሥመራ	11,953	13,720	ASMARA
ቦሌ አካባቢ ሥፍራዎች	71,266	81,754	OTHER LOCALITIES
የሀገር ውስጥ ተጠቃሚ	2,962	3,470	INTERURBAN
አዲስ አበባ	905	866	ADDIS ABABA
አሥመራ	29	20	ASMARA
ቦሌ አካባቢ ሥፍራዎች	2,028	2,584	OTHER LOCALITIES
አገላለጽ ስጦታ /ወጪ ተጠቃሚ/	47	49	INTERNATIONAL (OUTGOING)
አገላለጽ ስጦታ /ገቢ ተጠቃሚ/	42	46	INTERNATIONAL (INCOMING)
<u>የተላለፈ ተላገሪዎች ብዛት /ባሽህ/</u>	401	374	<u>NUMBER OF TELEGRAM ('000)</u>
የሀገር ውስጥ	232	227	DOMESTIC
አገላለጽ ስጦታ /ወጪ/	75	65	INTERNATIONAL (OUTGOING)
አገላለጽ ስጦታ /ገቢ/	94	82	INTERNATIONAL (INCOMING)
<u>የሠራተኞች ብዛት</u>	4,238	4,406	<u>NUMBER OF EMPLOYEES</u>
ኢትዮጵያውያን	4,238	4,406	ETHIOPIANS
የውጭ ሀገር ተወላጆች	-	-	FOREIGNERS
የአገልግሎት ገቢ /ባሽህ ብር/	40,589**	41,323**	SERVICE REVENUE ('000 BIRR)
የካፒታል ወጪ /ባሽህ ብር/	13,288	14,973	CAPITAL EXPENDITURE ('000 BIRR)
	1977/78*	1978/79*	

* የዓመት መጨረሻ ሰኔ 30 ነው።
 *Year Ending July 7th
 ከ ተላኩት ህገግ የተገኘ።
 Source: Telecommunication

** ገዘፈ
 **Preliminary

የፖስታ አገልግሎት አባታታ ስታቲስቲክስ
 POSTAL SERVICES STATISTICS*

ሠንጠረዥ ሸ.17 TABLE H.17

	1968	1969	1970**	1971	
<u>የደብዳቤዎች ብዛት /ባዕዳ/</u>					<u>LETTERS (NUMBER)</u>
የሀገር ውስጥ	9,367,497	8,288,541	-	10,100,876	DOMESTIC
የውጭ ሀገር					INTERNATIONAL
ገቢ	24,195,924	3,147,789	-	6,894,195	IN
ወጪ	2,800,414	1,620,018	-	1,165,124	OUT
ጅምር	36,363,835	13,056,348	-	18,160,195	TOTAL
<u>የተላለፉት ብዛት /ባዕዳ/</u>					<u>PARCELS (NUMBER)</u>
የሀገር ውስጥ	310	28,080	-	23,320	DOMESTIC
የውጭ ሀገር					INTERNATIONAL
ገቢ	27,263	36,253	-	18,023	IN
ወጪ	7,870	2,544	-	2,571	OUT
ጅምር	45,443	66,877	-	43,914	TOTAL
	1975/76	1976/77	1977/78**	1978/79	

* የዓመት መጨረሻ ሰኔ 30 ነው።
 *Year Ending 7th July
 ከ ኢትዮጵያ ፖስታ አገልግሎት ድርጅት የተገኘ
 Source: Ethiopian Postal Service.

** የተጠቃሚውን ስታቲስቲክስ አጠቃላይ መረጃ ለግንኙነት አልተገኘም
 **Complete Data is not available

ክፍል ቀ - የውጭ አገር ንግድ

የውጭ አገር ንግድ እስታቲስቲክስ በሀገሪቱ ውስጥ በሚገኙት የጉምረት በርኞችና ጣቢያዎች፣ የአይር ፕላን ማረፊያዎችና ፖስታ ቤቶች በኩል የሚገቡትንና የሚወጡትን የንግድ ዕቃዎች ሲያመለክት መረጃው የተገኘው ከጉምረት ጠቀላይ ጽሑፎች በት ነው።

ከመሰብረት 1 ቀን 1954 ዓ.ም ጀምሮ የኢትዮጵያ ንግድ ዕቃዎች አውጪ የኢንፎርሽንና የንግድ ዕቃዎችን አከፋፈል እንዲከተል ተደርጎአል። ጠቀላላው ንግድ በ10 ዋና ዋና ክፍሎች ሲወደብ እነ ዚህም ክፍሎች እንደገና በ177 ንዑስ ክፍሎች ተከፍለው በውስጣቸው 1000 የሚሆኑ ዕቃዎች ተወድቀዋል። በዚህ መጽሔት ውስጥ ዋና ዋናዎቹን በመከተል የ500 ዕቃዎች እስታቲስቲክስ ተደርጎአል። የውጭ ንግድ እስታቲስቲክስ እያዘመኑ ከ1938 ዓ.ም እስከ 1954 ዓ.ም ድረስ እስከ ነጻ 30 ቀን ያለውን የዓመት ጊዜ ሲከተል ከ1955 ዓ.ም ወዲህ እስከ ታህሣሥ 30 ቀን ያለውን የዓመት መዘረብ ይከተላል።

ገቢ ንግድ: ገቢ ንግድ ማለት ከውጭ አገር በቀጥታ መጥቶ ለንግድ የቀለ ወይም አገር ውስጥ ከገባ በኋላ በመጋዘን ውስጥ የተከማቸ የንግድ ዕቃ ነው። ይህም እንደገና የሚወጡትን ሽቀቶች ይጨምራል።

ገብ ተው ተወልደው የሚወጡ ዕቃዎች ማለት: ለውጥ ስይደረግባቸው በገቡበት አካሄድ ተወልደው የሚወጡት የንግድ ዕቃዎች ናቸው።

ውጭ ዕቃዎች: ይህም ከኢትዮጵያ ውጭ ዕቃዎችን የሚያመለክት ሲሆን፣ ተሻሽለውና ታደሰው ተወልደው የሚወጡትን ገቢ ዕቃዎች ይጨምራል።

በንግድ እስታቲስቲክስ ውስጥ የተወለደ ተት፣ የሚከተሉት ናቸው።

የውጭ ስጦታ የሆኑትና ያልሆኑት የንግድ ዕቃዎች፣ በብድር ወይም በዕርዳታ ገንዘብ የተገዙት ዕቃዎች፣ በኩሊ ፖስታ የገቡት ሽቀቶች፣ መርከቦች፣ ለገዛ የሚያስፈልጋቸው ነገሮች እንደ ነጻድ መለ የወጣ የመርከቦች ምገብ የመሳሰሉት።

በንግድ እስታቲስቲክስ ውስጥ፣ ያልተወለደ ተት፣ የሚከተሉት ናቸው።

ወርቅ፣ ለአጭር ጊዜ የገቡ ዕቃዎች፣ የውጭ ደግሞ የገል ጋዘ፣ ለግልግል ተከናኝ ለቀንሰል መልክተኞች ከወጡ የሚገቡ ዕቃዎች።

ቀረጥ ስለሚከፈልበት ዕቃ ቀን፣ በገቢው ዕቃ ላይ የኢንፎርሽንና የመርከቡን መጋጠም ቀን እስከ ኢትዮጵያ ወደብ እና ጉምረት ጣቢያዎች ድረስ ያለውን ሲጨምር ለጅቡቲ ገን ሊጻፍ የሚችለው በግልግል ላይ ሲገለጽ ብቻ ነው። ስለዚህ በባቡር ወይ ኢትዮጵያ ለሚገቡት ዕቃዎች ከጅቡቲ እስከ ኢትዮጵያ ጠረፍ ድረስ የተራገዙት፣ የኢንፎርሽንና የሚጠቃም ቀን ቀረጥ የሚከፈልበት ዕቃ ቀን ውስጥ አይገቡም።

በውጭ ዕቃ: እስከ ኢትዮጵያ ወደብ የጉምረት ጣቢያዎች ድረስ ያለው የዕቃ ቀን ሲሆን በጅቡቲ በኩል ለሚላኩት ዕቃዎች ገን እስከ ባቡር ጣቢያ ድረስ ያለው ቀን ስለሆነ የዕቃ መጠን ቀን እንደገና እንዲሁም ከባቡር ጣቢያው እስከ ወደብ ድረስ ያለውን ማናቸውንም ውጭ አይጨምርም።

ገቢ ዕቃዎች የመጡት አገር: ዕቃው የተወረተበት ወይም የተዘጋጀበት አገር ማለት ነው። ለዚህም እንዲሁም ለአጭር ጊዜ የገቡትን ገቢውን ግልግል ላይ ጋር የባለፋብሳሳውን ፋክተር ማቀረብ ይገባል።

ዕቃው የተላከበት አገር: ከመዘገብ ለመረጃ ተቃራኒ መጠን ዕቃው በመዘረብ የሚደርስበት አገር ነው። የጉምረት መሥሪያ ቤት ወይ ድቡቲና አደገ በሚላኩት የውጭ ንግድ ዕቃዎች ላይ ልዩ ጥንቃቄ ያደርጋል።

በዓመታዊ የእስታቲስቲክስ መጽሔቶች ውስጥ ስለ ንግድ የሚከፈሉት መረጃዎች በማጠቃለያ መልክ ነው በዘርዘር የሚያሳዩ እንዲሁም ሠንጠረዦች ሲኖሩም በኢንፎርሽንና የንግድ ዕቃዎች አከፋፈል ዘርዘር መሠረት ለዋናዎቹ ክፍሎች ብቻ መረጃዎችን ስያደርጉ ስለገቡ ክፍሎች መገለጫ አይጠቀሙም። ዘርዘር መረጃዎችን የሚሹ አገባቢዎች በጉምረት ዋና መሥሪያ ቤት በየዓመቱ የሚታወቁትን የእስታቲስቲክስ መጽሔት ሊጠቀሙ ይችላሉ።

SECTION I - EXTERNAL TRADE

The trade statistics refer to goods entering to all customs ports, stations, airports, and post offices in the country. The original information is obtained from the Customs Head Office.

The Ethiopian Commodity Trade Classification (ECTC), based on the Standard International Trade Classification (revised), was introduced as from January 1962. The Classification consists of ten sections. The sections are further sub-divided into 177 divisions and, within these, nearly 1,000 items are specified. In this Abstract only the major classification of items - some 500 - are shown. Figures on foreign trade for the period 1945 - 1961 refer to year ending 10th of December and for the period thereafter to year ending 10th of January.

IMPORTS: Are goods entered at the time of importation for consumption or warehousing into Ethiopia, including goods which are subsequently re-exported or re-directed.

RE-EXPORTS: Are Imported goods subsequently re-exported without change of form, including ships' or aircraft's stores.

EXPORTS: Are Ethiopian products, including imports which are exported after being transformed, improved or repaired.

COVERAGE:

Included are:

All Government and non-Government transactions, goods financed by grants and loans, postal trade, bunkers' and ships' stores.

Excluded are:

Gold, temporary imports, personal effects of passengers, goods imported by Diplomatic and Consular Missions.

VALUATION: Imports - c.i.f. Ethiopian ports and customs stations; but c.i.f. - Djibouti values are accepted if so shown on the declaration. Thus, transit charges, insurance and freight charges for railway carriage between Djibouti and the border of Ethiopia are not included in values of imports using this route.

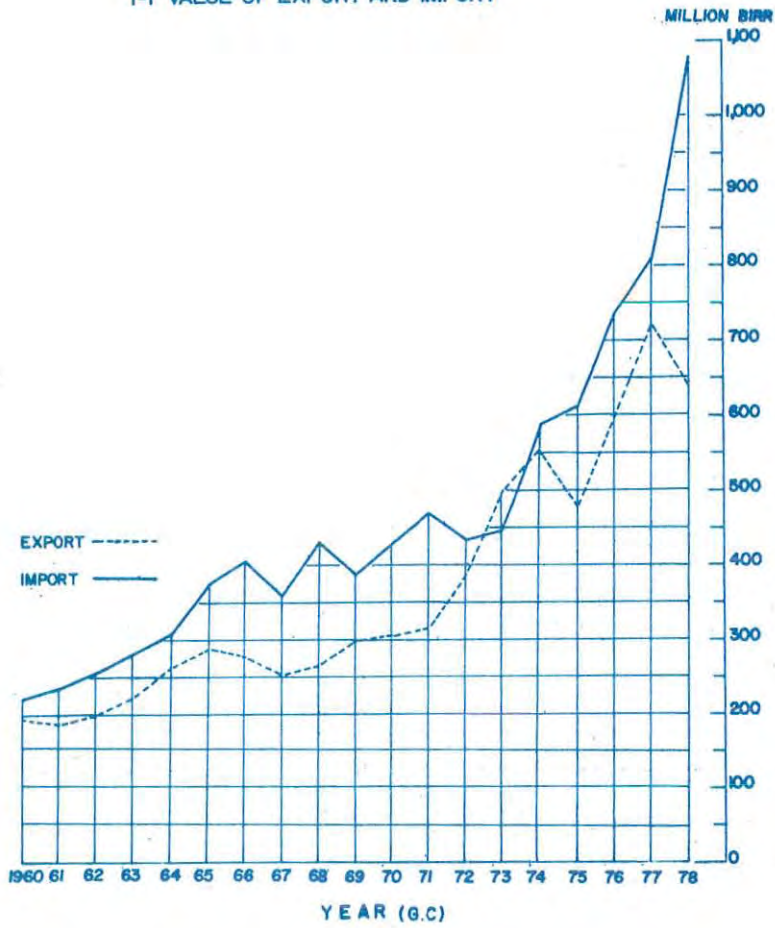
Exports - f.o.b. Ethiopian ports and customs stations, but goods dispatched through Djibouti are valued at f.o.b. the Ethiopian customs station of clearance on the Franco-Ethiopian Railway and hence exclude freight, insurance, and other charges from the loading station to the border.

COUNTRY OF ORIGIN - The importers are obliged to submit manufactures' invoices with import declarations. Generally the country of origin is then the country in which goods were grown or produced.

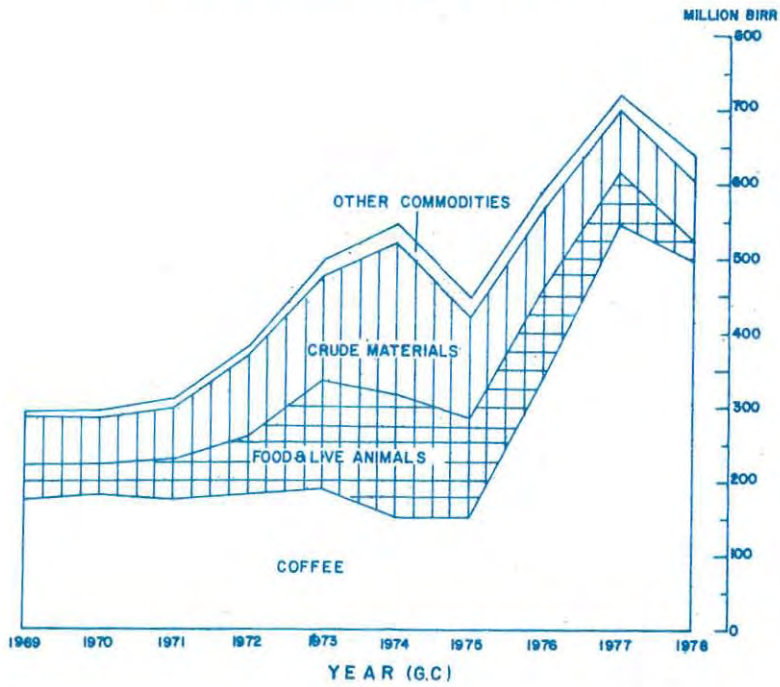
Destination - Is the country of final destination to the extent identifiable from records. Special care in this matter is given by the customs authorities to exports consigned to Djibouti and Aden.

The trade statistics published in the annual Abstracts are summary figures and even the detail tables give only up to the three digit level of the International Trade Classification. For more detailed information, readers are referred to Annual Trade Statistics bulletin published by the Customs Head Office.

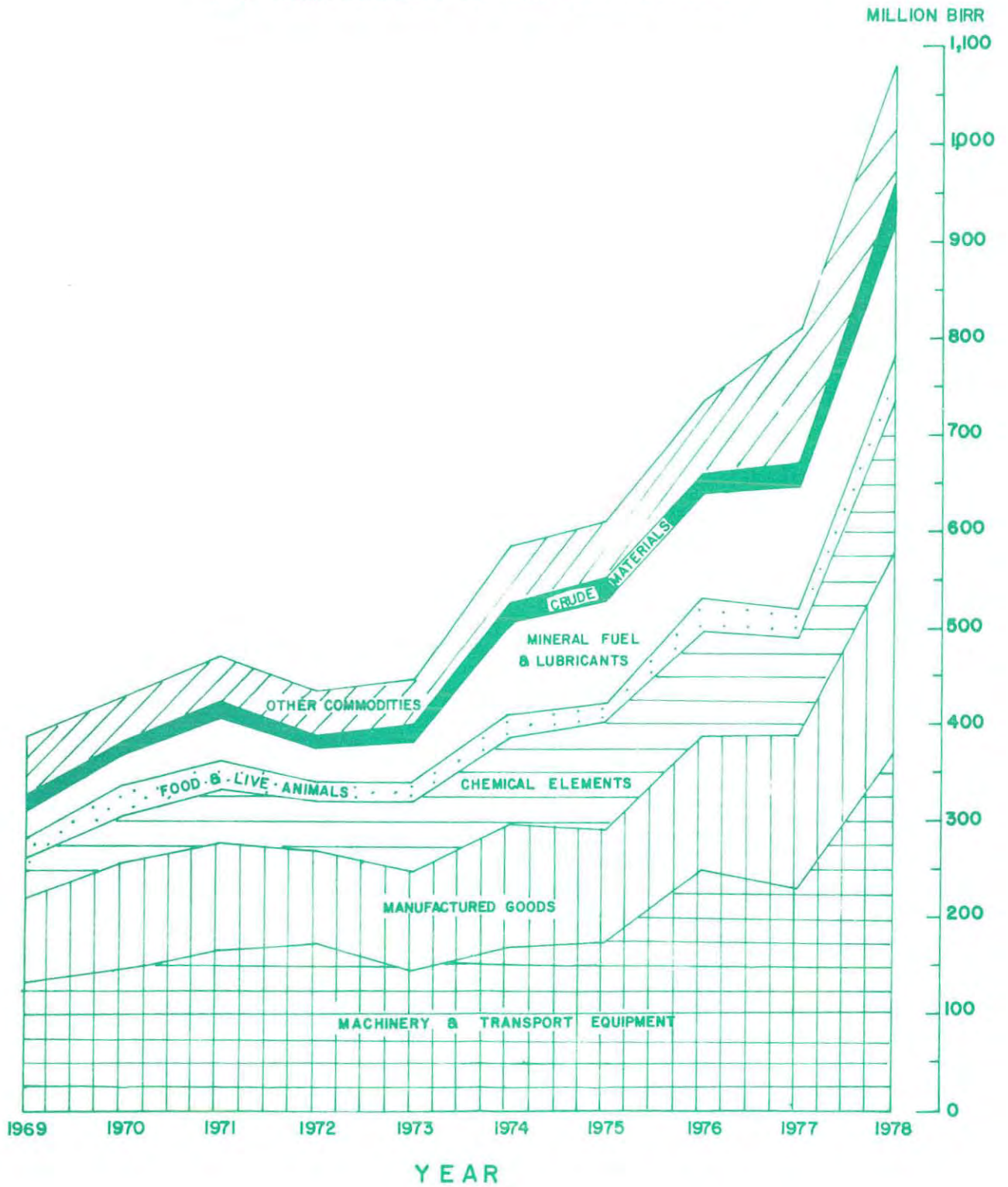
I-1 VALUE OF EXPORT AND IMPORT



I-2 COMPOSITION OF EXPORT VALUES

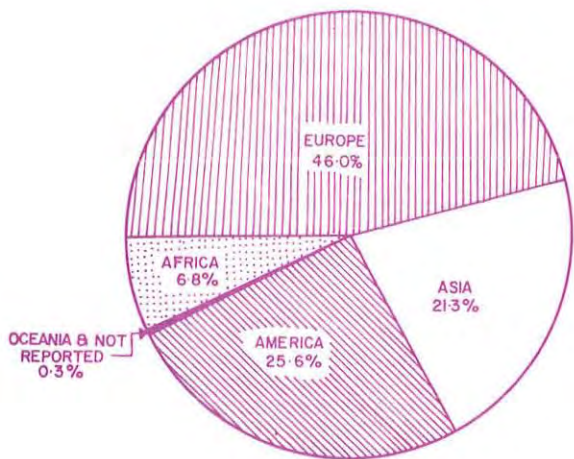


I-3 COMPOSITION OF IMPORT VALUES

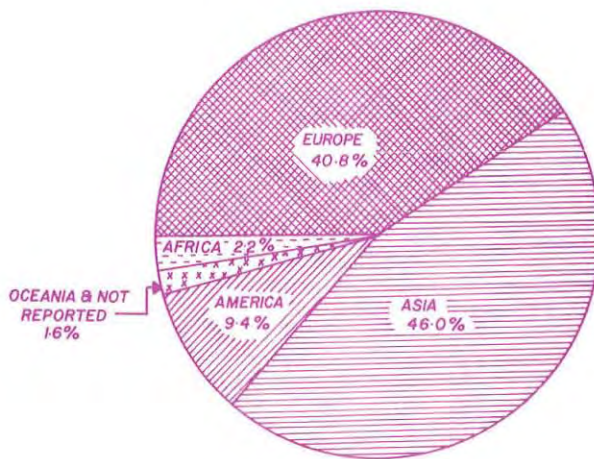


I-4 PERCENTAGE DISTRIBUTION OF TRADE BY GEOGRAPHIC AREA

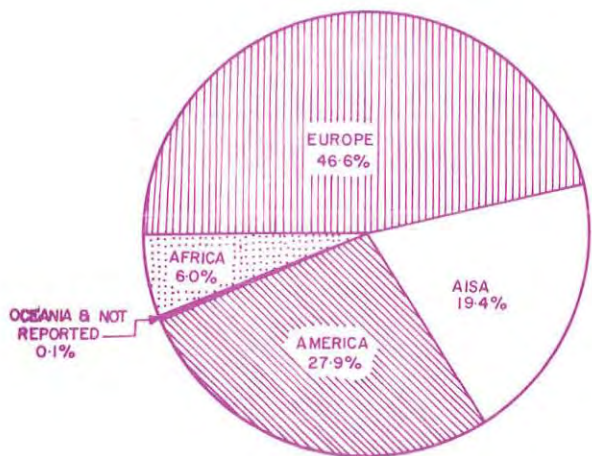
EXPORT-1977



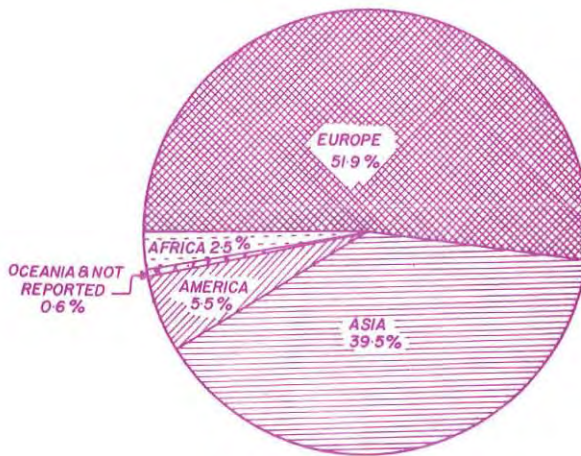
IMPORT-1977



EXPORT-1978



IMPORT -1978



የገቢ፣ የወጣና ገብተው ለገደገና የወጡ የገገድ ዕቃዎች ሚዛን
 TOTAL VALUE OF IMPORTS, EXPORTS AND RE-EXPORTS AND VISIBLE BALANCE OF TRADE

ሠገጠረዥ ቁ.1 TABLE I.1

በሚሊዮን ብር MILLION BIRR

ዓመት ምህረት	የገቢ ገገድ	የወጣና ገብተው የወጣ ገገድ	የገገድ- ሚዛን የሚያሳይ	
1946/47	160.1	160.3	+ 0.2	1954
1947/48	168.0	162.2	- 5.8	1955
1948/49	157.1	151.4	- 5.7	1956
1949/50	178.4	192.0	+ 13.6	1957
1950/51	193.6	156.8	- 36.8	1958
1951/52	208.9	179.2	- 29.7	1959
1952/53	219.3	192.6	- 26.7	1960
1953/54	235.6	188.7	- 46.9	1961
1954/55	257.3	199.5	- 57.8	1962
1955/56	276.1	223.4	- 52.7	1963
1956/57	307.6	262.5	- 45.1	1964
1957/58	375.7	289.8	- 85.9	1965
1958/59	404.3	277.0	-127.3	1966
1959/60	357.4	252.7	-104.7	1967
1960/61	432.5	266.0	-166.5	1968
1961/62	388.3	298.1	- 90.2	1969
1962/63	429.1	305.9	-123.2	1970
1963/64	469.5	314.4	-155.4	1971
1964/65	435.6	387.3	- 48.3	1972
1965/66	448.2	499.5	+ 51.3	1973
1966/67	586.0	556.2	- 29.8	1974
1967/68	613.1	478.3	-134.8	1975
1968/69	736.7	603.9	-132.8	1976
1969/70	810.9	722.0	- 88.9	1977
1970/71	1,080.8	640.9	-439.9	1978
	IMPORTS	EXPORTS AND RE-EXPORTS	VISIBLE BALANCE OF TRADE	YEAR

የገቢና የውጭ ንግድ ዕቃዎች ዋጋ በከተሰጠው ዕቃዎች አካሄድ
 VALUE OF IMPORTS AND EXPORTS BY COMMODITY SECTION

ሠንጠረዥ ቁ.2 TABLE 1.2

በሺህ ብር IN '000 BIRR

የዕቃው ዓይነት	1967/68	1968/69	1969/70	1970/71	
<u>የገቢ ንግድ</u>					<u>IMPORTS</u>
ምግብና የጭ ከብ ተች	19,722	31,497	28,975	42,274	FOOD AND LIVE ANIMALS
መጠጦችና ትምባሆ	8,706	11,049	9,976	13,164	BEVERAGES AND TOBACCO
ለምግብ የጫይህኑ ያለ ተሰናፋ ዕቃዎች ከ ነጻጅ በስተባር	24,582	19,676	23,686	34,796	CRUDE MATERIALS, INEDIBLE, EXCEPT FUELS
ከጫዕድገ የውጤ ነጻጆች፣ ጫሰሰላሽ ዘይ ተችና ሙሳሳይ ነገሮች	106,955	111,095	128,335	145,344	MINERAL FUELS, LUBRICANTS AND RELATED MATERIALS
የአገሰሰቶና የአትክል ተች ዘይ ተና ሰብ	2,242	2,811	3,510	3,672	ANIMAL AND VEGETABLE OILS AND FATS
ኬሚካሎችና ከኬሚካል የተሠሩ	113,197	110,323	102,519	156,470	CHEMICAL ELEMENTS AND COMPOUNDS
በ የዓይ ነታቸው የተደቡ በፋብሪካ የተሠሩ ዕቃዎች	114,710	138,776	157,693	211,917	MANUFACTURED GOODS, CLASSIFIED CHIEFLY BY MATERIAL
መኪናዎችና የተገሰገሩት ሙሳሪ ያዎች	174,808	249,861	231,140	369,822	MACHINERY AND TRANSPORT EQUIPMENT
ልዩ ልዩ የፋብሪካ ሥራዎች	45,234	52,660	86,735	88,556	MISCELLANEOUS MANUFACTURED ARTICLES
በ የዓይ ነታቸው ተለይተው ያለ ሙሉ ስራ ዕቃዎች	2,939	8,928	38,357	14,810	COMMODITIES NOT CLASSIFIED ACCORDING TO KIND
ድምር	613,095	736,674	810,926	1,080,825	TOTAL
<u>የውጭ ንግድ</u>					<u>EXPORTS</u>
ምግብና የጭ ከብ ተች	286,400	463,105	617,147	526,363	FOOD AND LIVE ANIMALS
መጠጦችና ትምባሆ	39	1	-	25	BEVERAGES AND TOBACCO
ለምግብ የጫይህኑ ያለ ተሰናፋ ዕቃዎች ከ ነጻጅ በስተባር	134,890	110,959	83,866	77,915	CRUDE MATERIALS, INEDIBLE EXCEPT FUELS
ከጫዕድገ የውጤ ነጻጆች ጫሰሰላሽ ዘይ ተችና ሙሳሳይ ነገሮች	15,003	14,634	12,706	25,136	MINERAL FUELS, LUBRICANTS AND RELATED MATERIALS
የአገሰሰቶና የአትክል ተች ዘይ ተና ሰብ	2,540	3,105	3,104	5,142	ANIMAL AND VEGETABLE OILS AND FATS
ኬሚካሎችና ከኬሚካል የተሠሩ	2,001	237	2,220	2,527	CHEMICAL ELEMENTS AND COMPOUNDS
በ የዓይ ነታቸው የተደቡ በፋብሪካ የተሠሩ ዕቃዎች	2,593	2,188	1,614	1,939	MANUFACTURED GOODS, CLASSIFIED CHIEFLY BY MATERIAL
መኪናዎችና የተገሰገሩት ሙሳሪ ያዎች	7	12	3	4	MACHINERY & TRANSPORT EQUIPMENT
ልዩ ልዩ የፋብሪካ ሥራዎች	1,540	807	671	423	MISCELLANEOUS MANUFACTURED ARTICLES
በ የዓይ ነታ ተለይተው ያለ ሙሉ ስራ ዕቃዎች	3,693	1,050	318	125	COMMODITIES NOT CLASSIFIED ACCORDING TO KIND
ድምር	448,706	596,093	721,649	639,599	TOTAL
	1975	1976	1977	1978	COMMODITY

ወደ አገር የገቡ ዕቃዎች ብዛትና ዋጋ በጠባባይ ዕቃዎች አወጻጸን
 QUANTITY AND VALUE OF IMPORTS BY COMMODITY GROUP

ሠንጠረዥ ቁ. 3

TABLE I.3

የዕቃው ስም	1968/69		1969/70		1970/71		
	ብዛት በ ቶን	ዋጋ/ቦሽህ ብር	ብዛት በ ቶን	ዋጋ/ቦሽህ ብር	ብዛት በ ቶን	ዋጋ/ቦሽህ ብር	
<u>ክፍል ዐ. ምግብና የጭ ከብ ቸች</u>							<u>SECTION O. FOOD AND LIVE ANIMALS</u>
የጭ ከብ ቸች	24.3	34.9	0.8	72.8	1.9	62.2	LIVE ANIMALS
ሥጋ-ተኮሰ ወይም በብረድ የዋዛ ዋዛ	3.1	12.6	7.1	22.8	3.4	6.5	MEAT, FRESH OR FROZEN
ሥጋ-የደረቀ በጨው ወይም በጤሰ የተዘጋጀ	13.4	54.8	0.7	3.8	3.0	17.7	MEAT, DRIED, SALTED OR SMOKED
ለሌሎች ከሥጋ የተሠሩ ምግቦች	51.4	203.6	33.5	262.2	2.5	10.3	MEAT AND MEAT PREPARATIONS n.e.s.
ወተትና ክራም	1,904.6	6,058.1	1,043.4	3,942.5	3,163.9	7,056.7	MILK AND CREAM
ቅቢ	410.1	632.5	358.1	624.7	287.3	576.2	BUTTER
አይብ	56.8	233.1	23.2	88.2	21.6	80.2	CHEESE
አገ ዋላል	1.3	1.8	0.1	0.5	-	0.8	EGGS
ዓሣ-ተኮሰ ወይም በ ዋላሉ የተዘጋጀ	9.1	27.8	154.0	304.1	2.6	9.1	FISH, FRESH OR SIMPLY PRESERVED
ዓሣ-በ ቁር ቁር የታሸገ	334.2	604.0	344.9	666.0	343.1	917.8	CANNED FISH
ሰገዳ ያልተፈጨ ገርዶፍ	15,322.5	5,805.1	8,643.5	2,160.8	-	-	WHEAT (INCLUDING SPELT) AND MESLIN, UNMILLED
ረዝ	1,389.9	1,046.2	1,265.7	922.5	775.4	914.0	RICE
ገብስ	0.4	0.5	-	-	7,700.9	2,082.3	BARLEY
በ ዋሉ	409.3	513.6	183.6	225.0	84.5	54.8	MAIZE
ለላ ለሀላ ያልተፈጨ	164.4	101.4	400.0	159.8	209.3	42.1	CEREALS, UNMILLED, n.e.s.
የሰገዳ ጥቂት ገርዶፍ	7.1	3.7	112.9	97.7	310.3	275.1	MEAL AND FLOUR OF WHEAT OR OF MESLIN
የለላ ለሀላ ዓይነቶች ጥቂት	10.4	10.8	13.4	20.0	164.1	457.7	MEAL AND FLOUR OF OTHER CEREALS
በአሀልና ከአሀል ጥቂቶች የተዘጋጀ ምግቦችና ከፍሬፍሬዎች ከአተክል ቸች የተዘጋጁ አሳይ	4,124.2	3,482.5	5,128.8	4,690.3	9,855.4	10,211.6	CEREAL PREPARATIONS AND PREPARATIONS OF FLOUR, STARCH OF FRUITS AND VEGETABLES, AND STARCH
ተኮሰ ፍሬና ተኮሰ ወይም የደረቀ ነጥብ	216.1	227.2	61.1	160.3	4.1	6.7	FRUIT, FRESH, AND NUTS FRESH OR DRIED
የደረቀ ፍሬፍሬዎች	323.6	424.0	381.9	637.8	344.8	590.9	DRIED FRUITS
ፍሬ በጥረት የተያዘና ከፍሬ የተዘጋጁ	1,269.4	1,826.4	1,085.8	1,221.1	548.5	979.6	FRUIT, PRESERVED, AND FRUIT PREPARATIONS
ተኮሰ የዋዛ ወይም በ ዋላሉ ዘዳ በደሀና የተዘጋጁ አተክል ቸች	180.2	377.3	78.8	699.1	100.6	725.2	VEGETABLES, FRESH FROZEN OR SIMPLY PRESERVED
አተክል ቸች በሌላ ቦታ ያልተሰለጠነ በኮርና ጫር	466.7	790.0	264.3	690.7	500.1	478.7	VEGETABLES, n.e.s.
ከሰባር የተዘጋጁ ጣፋሮቹ	62.3	150.7	29.5	76.2	262.5	158.1	SUGAR AND HONEY
ሱና	225.8	1,053.9	233.3	1,062.8	844.0	3,858.5	SUGAR CONFECTIONERY
ሱና	7.3	40.8	5.6	45.0	8.1	22.7	COFFEE
ካካዎ	5.1	26.2	1.6	8.6	-	-	COCOA
ቸኩላትና ካካዎ ጋር የተዘጋጁ /ጣፋሮቹን የላይኛው/	44.5	278.1	18.6	117.9	3.4	23.1	CHOCOLATE AND PREPARATIONS CONTAINING COCOA (NOT INCLUDING CONFECTIONERY)
ቫይ	954.3	3,422.3	742.0	5,725.3	1,248.2	6,462.7	TEA
ቅመጣ ቅመጦ	693.9	1,262.5	287.7	865.5	120.4	515.6	SPICES
ለአገባቦች የሚሆን ጫና	7.0	12.3	8.1	9.4	13.6	14.3	FEEDING STUFF FOR ANIMALS
ጫና ጋራ ጫና የሚሰጥ ቅባቸ	561.8	899.6	526.8	961.8	672.1	1,701.3	MARGARINE AND SHORTENING
በሌላ ቦታ ያልተሰለጠነ የተሠሩ ጥቃቶች	697.9	1,878.6	1,092.2	2,429.5	1,408.1	3,961.1	FOOD PREPARATIONS, n.e.s.
ድምር	29,952.5	31,496.9	22,532.0	28,974.7	29,007.7	42,273.6	TOTAL
	(QTY TONS)	VALUE (IN '000 BIRR)	(QTY TONS)	VALUE (IN '000 BIRR)	(QTY TONS)	VALUE (IN '000 BIRR)	COMMODITY
	1976		1977		1978		

ወደ ለገር የገቡ ዕቃዎች ብዛትና ዋጋ በሕብረት ዕቃዎች አወጣጥ
 QUANTITY AND VALUE OF IMPORTS BY COMMODITY GROUP

ሠገጠረዥ ቁ.3 / የቀጠለ/ TABLE I.3 (Contd.)

የዕቃው ስም	1968/69		1969/70		1970/71		
	ብዛት በትን	ዋጋ/በሺህ ብር	ብዛት በትን	ዋጋ/በሺህ ብር	ብዛት በትን	ዋጋ/በሺህ ብር	
ክፍል 1. መጠጦችና ትምባህ							
አልኮል የሌላ ችግ መጠጦች	351.7	644.8	152.9	153.6	115.1	167.0	SECTION 1. BEVERAGES AND TOBACCO
አልኮል ያላ ችግ መጠጦች	1,678.8	5,034.3	1,401.7	4,102.9	809.6	2,975.8	NON-ALCOHOLIC BEVERAGES
ትምባህ - ያልተዘጋጀ	259.8	1,714.2	274.2	1,741.4	343.7	1,834.7	ALCOHOLIC BEVERAGES
የተዘጋጀ ትምባህ	6,900.3	3,655.7	211.1	3,977.9	341.9	8,186.5	TOBACCO, UNMANUFACTURED
ድምር	9,190.6	11,049.0	2,039.9	9,975.8	1,610.3	13,164.0	TOBACCO MANUFACTURED
							TOTAL
ክፍል 2. ለመብል የግዴህት ያልተሰጠ ዕቃዎች ከነጻድ በስተቀር							
ቀላና ሌቦ ያልተሰጠ	0.2	14.0	-	-	-	-	SECTION 2. CRUDE MATERIALS, INEDIBLE, EXCEPT FUELS
የቆባት ለሀሎቶች የቆባት ለውዛና ፍራዎች	6.5	6.6	1.8	0.7	-	-	HIDES AND SKINS UNDRESSED
ያልተሰጠ ላብ ጭንቅ	11.8	40.3	1,621.1	2,454.9	3,184.2	4,992.1	OIL SEEDS, OIL NUTS AND OIL KERNELS
የግግግ ለገጠኑና ከሰል	1.1	0.2	2.0	0.8	-	-	CRUDE RUBBER
ፍልጥ ግዕዝን ወይም ገንድ	0.5	0.1	30.3	28.3	-	-	FUEL WOOD AND CHARCOAL
የተቀረጹ ወይም የተሰጠ ቀ ለገጠኑ	-	-	-	-	64.5	52.3	WOOD IN THE ROUGH OR ROUGHLY SQUARED
ፕላፕና የወረቀት ቁጥጥሮች	6,232.9	5,900.1	5,172.0	6,588.3	6,895.2	5,374.5	WOOD SHAPED OR SIMPLY WORKED
ያልተሰጠ ላብ ቁጥጥሮች	2.7	9.4	23.5	179.0	19.4	267.1	PULP AND WASTE PAPER
የሰፍና የአገባባት ጠገር	135.2	126.9	659.3	601.5	534.7	630.9	CORK RAW AND WASTE
ጥጥ	96.2	319.5	-	-	-	89.9	WOOL AND OTHER ANIMAL HAIR
ብትን ምጣ	9,210.6	4,991.4	6,759.6	4,810.8	5,295.3	5,036.7	COTTON
የአትክልቶች ጥረት/ጥጥ ምጣ ስይጨምር/	-	-	1,489.3	1,090.6	772.2	623.5	JUTE
ተደባለው የተሠሩ ለርተሬቲያል ጥረቶች	749.3	2,594.8	1,822.9	5,387.1	3,002.0	9,821.2	VEGETABLE FIBRES (NOT INCLUDING COTTON AND JUTE)
ጠጠር ቃ ጠርቆ ፋብሪካ ተርፍራራ ቁጥጥሮች	32.6	152.2	328.9	358.6	1,011.0	1,361.6	SYNTHETIC AND REGENERATED ARTIFICIAL FIBRES
የመረተ ግግግ ያና ፍገ	11,234.5	4,636.0	-	-	-	-	WASTE MATERIALS FROM TEXTILES FABRICS
አብነ በረድና ሌላ የሕንጻ መሣሪያ	44.5	23.6	2,505.7	198.6	7.4	20.4	FERTILIZERS AND MANURE, CRUDE
ያልተሰጠ ግግ	-	-	-	-	-	-	MARBLE AND OTHER BUILDING STONES
ያልተሰጠ ግግ የመሣሪያ ድገጋይ	-	-	0.0	0.2	-	-	SULPHUR, CRUDE
ሌሎች ያልተሰጠ ግግ ግግግ	703.6	516.1	440.2	373.6	1,532.8	4,215.1	NATURAL ABRASIVES
የብረት ለፈርና ድገጋይ	-	-	-	-	-	-	OTHER CRUDE MINERALS
ብረትና የብረት ቁጥጥሮች	147.3	43.6	2,367.2	382.7	429.0	66.7	IRON ORE AND CONCENTRATES
ብረትነት የሌላ ችግ የግዕዝ ዕቃዎች	0.1	0.6	-	-	-	-	IRON AND STEEL SCRAP
ብረትነት የሌላ ችግ ቁጥጥሮች	-	-	430.3	761.1	917.8	1,383.5	ORES AND CONCENTRATES OF NON-FERROUS BASE METALS
ያልተሰጠ የብር ግዕዝ	-	-	-	-	-	-	NON-FERROUS METAL SCRAP
የራገ ያምና ግዕዝ	-	-	-	-	-	-	SILVER ORE AND CONCENTRATES
ያልተዘጋጁ የአገባባቶች ውጤቶች	1.2	10.9	8.3	16.3	11.0	10.6	URANIUM AND CONCENTRATES
ያልተዘጋጁ የአትክልት ውጤቶች	46.6	288.2	68.4	452.8	243.1	808.7	CRUDE ANIMAL MATERIALS, n.e.s.
ድምር	28,657.4	19,675.5	23,730.8	23,685.9	24,009.5	34,796.0	CRUDE VEGETABLE MATERIALS n.e.s.
							TOTAL
	(QTY TONS)	VALUE (IN '000 BIRR)	(QTY TONS)	VALUE (IN '000 BIRR)	(QTY TONS)	VALUE (IN '000 BIRR)	COMMODITY
		1976		1977		1978	

ወይ እገር የገቡ ዕቃዎች ብዛትና ዋጋ በተወሰነው ዕቃዎች አወጣጥ
 QUANTITY AND VALUE OF IMPORTS BY COMMODITY GROUP

ሠንጠረዥ ቁ. 3 / የግብር / TABLE I.3 (Contd.)

የዕቃው ስም	1968/69		1969/70		1970/71		COMMODITY
	ብዛት በ ቶን	ዋጋ/በሺህ ብር	ብዛት በ ቶን	ዋጋ/በሺህ ብር	ብዛት በ ቶን	ዋጋ/በሺህ ብር	
<u>ክፍል 3. ከግዕድን የወጡ ነጻዎች</u>							<u>SECTION 3. MINERAL, FUELS</u>
<u>ግለሰብ ዘይታና ተጠቃሚ ነገሮች</u>							<u>LUBRICANTS, ETC.</u>
የግዕድን ከሰል	-		9.0	1.6	86.5	16.0	COAL
ያለ ተባብሮ ፕትሮሊየም	471,867.0	93,428.3	572,048.0	116,066.7	611,433.6	127,281.3	PETROLEUM CRUDE FOR FURTHER REFINERY
የፕትሮሊየም ውጤቶች	44,282.4	17,523.4	31,697.8	12,195.3	35,779.0	18,032.0	PETROLEUM PRODUCTS
የታወቀ ጋዝ	91.3	143.5	28.5	71.5	4.9	14.7	COMPRESSED GAS
ድምር	516,240.7	111,095.2	603,783.3	128,335.1	647,304.0	145,344.0	TOTAL
<u>ክፍል 4. የአገሰቦችና የአተክላቶች</u>							<u>SECTION 4. ANIMAL AND</u>
<u>ዘይታና ሰብ</u>							<u>VEGETABLE OILS AND FATS</u>
አሰጣጥ የተገኘ ዘይታና ቀባት	843.1	1,140.2	5.6	65.6	205.9	302.1	ANIMAL OIL AND FATS
የተዘጋጀ ለሰብ የአተክላት ዘይታ	111.5	279.3	35.0	136.6	23.2	75.5	FIXED VEGETABLE OILS, SOFT
ሌሎች የተዘጋጁ የአተክላት ዘይታ	573.7	734.7	1,027.6	1,987.0	515.4	789.7	OTHER FIXED VEGETABLE OILS
የአገሰቦችና የአተክላቶች ዘይታና ሰብ	542.8	657.0	1,041.3	1,320.7	685.8	2,504.6	ANIMAL AND VEGETABLE OIL AND WAX
ድምር	2,071.1	2,811.2	2,109.5	3,509.9	1,430.3	3,671.9	TOTAL
<u>ክፍል 5. ከግብርና ከከሚካል</u>							<u>SECTION 5. CHEMICAL</u>
<u>የተሠሩ</u>							<u>ELEMENTS AND COMPOUNDS</u>
ሶርጋ ነጥ ከግብርና	2,397.5	2,961.9	2,388.7	5,389.4	2,006.4	3,178.9	ORGANIC CHEMICALS
ሌላ ሶርጋ ነጥ ከግብርና ለአግባብ	7,069.6	4,860.0	8,512.6	6,636.5	9,446.5	10,494.7	INORGANIC CHEMICALS: ELEMENTS, OXIDES AND HALOGEN SALTS
ሌላ ሌላ ሶርጋ ነጥ ከግብርና	9,044.7	7,530.7	2,703.7	2,518.4	7,334.0	10,027.9	OTHER INORGANIC CHEMICALS
ረገጥ ለከሚካል ዕቃዎች	-	2.5	-	7.8	0.1	4.7	RADIO-ACTIVE MATERIALS
የግዕድን ስጦታ የከሰለ የፕትሮሊየም የፍቅራ ጋዝ ያለ ተጠቃሚ ከግብርና	-	-	-	-	-	-	MINERAL TAR AND CRUDE CHEMICAL FROM COAL, PETROLEUM AND NATURAL GAS
የተጠቃሚ የሌሎች	2,156.1	7,487.6	846.9	4,633.1	863.3	11,941.5	SYNTHETIC ORGANIC DYE-STUFFS NATURAL INDIGO, AND COLOUR LAKES
የግብርና ስጦታ የግብርና ስጦታ	2,010.1	3,708.0	2,432.6	4,896.3	1,246.7	2,755.5	DYEING AND TANNING EXTRACTS AND SYNTHETIC TANNING MATERIALS
የግብርና ተጠቃሚ የሌሎች ስጦታ	717.4	1,596.8	855.9	2,145.6	1,153.7	3,483.4	PIGMENTS, PAINTS, VARNISHES AND RELATED MATERIALS
ድምር የግብርና ዕቃዎች	2,016.3	19,223.5	3,853.2	31,544.4	3,049.5	41,781.9	MEDICINAL AND PHARMACEUTICAL PRODUCTS
ለግብርና የግብርና ግብርና	859.7	3,300.1	253.5	3,226.3	220.7	3,877.3	ESSENTIAL OILS AND ESSENCES
ሌሎች ግብርና የግብርና ግብርና የግብርና ግብርና	846.9	3,775.5	818.7	3,531.7	503.9	2,668.2	PERFUMERY AND COSMETICS, DENTIFRICES, AND OTHER TOILET PREPARATIONS (EXCEPT SOAPS)
የግብርና ግብርና ግብርና	11,443.3	12,249.6	9,160.8	10,472.9	5,180.2	6,598.0	SOAPS, CLEANSING AND POLISHING PREPARATIONS
በግብርና የተዘጋጁ የግብርና ግብርና	42,964.1	25,183.0	30,757.3	11,175.9	22,411.0	13,056.8	FERTILIZERS, MANUFACTURED
ረገጥ ግብርና ግብርና ግብርና	365.4	84.8	361.1	830.8	179.9	754.4	EXPLOSIVES AND PYROTECHNIC PRODUCTS
ከግብርና የተሠሩ ዕቃዎች ሌሎች ግብርና	744.6	1,224.6	1,330.4	1,992.1	1,110.9	3,799.1	PLASTIC MATERIALS, REGENERATED CELLULOSE AND ARTIFICIAL RESINS
(QTY TONS)	VALUE (IN '000 BIRR)	(QTY TONS)	VALUE (IN '000 BIRR)	(QTY TONS)	VALUE (IN '000 BIRR)		
	1976		1977		1978		

ወይ አገር የገቡ ዕቃዎች ብዛትና ዋጋ በተወሰነው ዕቃዎች አወጻጸብ
 QUANTITY AND VALUE OF IMPORTS BY COMMODITY GROUP

ሠገጠረዥ ቁ. 3 / የቀጠለ/

TABLE I.3 (Contd.)

የዕቃው ስም	1968/69		1969/70		1970/71		
	ብዛት በትን	ዋጋ/በሺህ ብር	ብዛት በትን	ዋጋ/በሺህ ብር	ብዛት በትን	ዋጋ/በሺህ ብር	
ከሚባል የሆኑ ዕቃዎችና ከነሱም የተገኙ በሌላ ቦታ ያልተጻፉ	6,782.4	17,133.9	4,077.5	13,517.6	6,847.8	42,047.2	CHEMICAL MATERIALS AND PRODUCTS, n.e.s.
ድምር	89,418.1	110,322.5	68,352.8	102,518.8	61,554.6	156,469.5	TOTAL
<u>ክፍል 6. በዓይነታቸው የተወሰኑ በፋብሪካ የተሠሩ ዕቃዎች</u>							<u>SECTION 6. MANUFACTURED GOODS, CLASSIFIED CHIEFLY BY MATERIAL</u>
የተዘጋጀ ቁጥ	6.8	42.4	49.2	156.3	65.6	202.8	LEATHER
ከቁጥ የተሠሩ ዕቃዎች	539.0	3,524.3	599.1	4,945.4	593.5	6,111.1	LEATHER MANUFACTURES
ጠገኑ የቀረጸ የተለፈ ወይም የተዘጋጀ	-	-	-	-	-	-	FUR SKINS, TANNED OR DRESSED
ከላብራ ባህሪ የተዘጋጀ ዕቃዎች	3,852.4	5,853.0	1,569.5	3,037.2	479.4	1,701.3	MATERIALS OF RUBBER
የላብራ ባህሪ ዕቃዎች ሌላ ቦታ ያልተጻፉ	1,658.4	8,249.9	2,254.2	10,954.4	2,162.1	11,888.3	ARTICLES OF RUBBER, n.e.s.
በሰ የአገጣጠም ስም ገንባታ አገጣጠም ስሌትና የአገጣጠም ሥራ	195.7	394.4	81.9	262.4	65.2	280.3	VENEERS, PLYWOOD BOARDS, "IMPROVED OR RECONSTITUTED WOOD AND OTHER FOOD WORKED, n.e.s.
ከአገጣጠም የተሠሩ ዕቃዎች	75.1	478.1	167.6	273.7	53.3	778.6	WOOD MANUFACTURES
ከሰጠ የተሠሩ ዕቃዎች	32.1	240.1	11.4	92.8	14.8	135.3	CORK MANUFACTURES
ወረቀትና የወረቀት ስሌት	3,189.3	3,703.8	5,329.9	6,262.5	3,524.0	4,569.0	PAPER AND PAPER BOARD
ከወረቀት ገልጻ ወይም ከወረቀት ስሌት የተሠሩ ዕቃዎች	3,488.9	7,167.9	2,115.8	5,210.7	6,173.7	10,313.5	ARTICLES MADE OF PAPER PULP OR OF PAPERBOARD
ጨርቃ ጨርቅ ፈተላና ክር	3,788.9	15,452.2	2,207.8	14,617.2	2,275.4	17,013.1	TEXTILE YARN AND THREAD
የተፈተኑ የጥጥ ሸጫዎች	176.7	1,102.9	999.5	7,318.4	718.9	5,872.9	COTTON FABRICS, WOVEN
የተፈተኑ ጨርቃ ጨርቅ ቁጥ / ጥጥ ሳይከፈሉ	3,699.6	33,519.2	7,566.5	39,638.4	4,865.2	59,877.2	TEXTILE FABRICS WOVEN (NOT INCLUDING COTTON FABRICS)
ገጠገጥ ያለ ቸው ትንገሽ የጨርቅ ዕቃዎች / ከፈፍና ጥላና የመሳሰሉት	49.4	689.0	177.8	488.6	18.5	400.0	TULLE, LACE, EMBROIDERY RIBBONS, TRINGS AND OTHER SMALL WARES
ልዩ ልዩ የጨርቃ ጨርቅ ዕቃዎችና የመሳሰሉት ሌሎች	464.1	3,940.8	334.3	2,798.3	617.0	5,172.5	SPECIAL TEXTILE FABRICS AND RELATED PRODUCTS (NOT INCLUDING CLOTHING)
በሙሉ ወይም በክፍል ከጨርቃ ጨርቅ የተሠሩ ዕቃዎች	1,503.4	10,931.2	1,049.5	6,735.1	1,239.8	11,439.5	MADE-UP ARTICLES, WHOLLY OR CHIEFLY OF TEXTILE MANUFACTURE, n.e.s.
ፖሊሽና የሰጠ ጨርቅ	60.8	248.3	107.7	404.1	69.5	324.1	FLOOR COVERINGS, TAPESTRIES ETC.
ከሽከላና ከመስተዋት በስተቀር ፍራ ሲሚንትና ከፋብሪካ የተዘጋጀ የሰጠ መሥሪያ ዕቃዎች	367.0	674.2	172.0	131.9	1,002.8	850.4	LIME CEMENT AND FABRICATED BUILDING MATERIALS, EXCEPT GLASS AND CLAY MATERIALS
የሽከላ መሥሪያ ዕቃዎች	705.6	680.2	749.7	297.7	1,239.9	1,093.1	CLAY CONSTRUCTION MATERIALS
ከሚዳን የተሠሩ /ሌሎች/ መስተዋት	1,501.7	2,737.8	590.4	1,420.1	1,297.1	3,368.6	MINERAL MANUFACTURES, n.e.s.
ከመስተዋት የተሠሩ ዕቃዎች	525.2	638.2	489.7	613.8	1,504.6	1,575.9	GLASS
የሽከላ ሥራዎች	1,115.8	1,519.7	568.2	1,257.4	1,226.9	2,483.5	GLASSWARE
የሽከላ ሥራዎች	962.8	1,181.2	578.0	743.0	904.8	1,332.2	POTTERY
ዕገዳና በክፍልና በሙሉ የከበሩ ደንጋጭ	-	-	-	10.2	4.0	20.4	PEARLS AND PRECIOUS AND SEMIPRECIOUS STONES
ገዢና የብረት ስፖንጅና ቶቶ	456.8	243.1	93.3	74.0	13.6	35.7	PIG IRON, SPIEGELEISEN, SPONGE IRON AND STEEL POWDERS AND SHOT AND FERRO-ALLOYS
	(QTY TONS)	VALUE (IN'000) BIRR)	(QTY TONS)	VALUE (IN'000) BIRR)	(QTY TONS)	VALUE (IN'000) BIRR)	COMMODITY
	1976		1977		1978		

ወይ ኦገር የገቡ ዕቃዎች ብዛትና ዋጋ በጠባባይ ዕቃዎች አወጻጸን
 QUANTITY AND VALUE OF IMPORTS BY COMMODITY GROUP

ሠንጠረዥ ቁ.3 / የጠባባይ

TABLE I.3 (Contd.)

የዕቃው ስም	1968/69		1969/70		1970/71		COMMODITY
	ብዛት በትን	ዋጋ/በሺህ ብር	ብዛት በትን	ዋጋ/በሺህ ብር	ብዛት በትን	ዋጋ/በሺህ ብር	
የብረት ማዕዘናቸና ጥፍጥፍ በሌላዎች	4,339.2	3,604.7	2,702.6	1,408.9	8,381.2	3,553.4	INGOTS AND SLABS OF IRON OR STEEL
የብረት የጥገና ወፍሬዎች ዘንገቶች መመ ለሻዎች ቀርቶ ቀርጾችና ወክራዎች	3,470.5	2,705.5	4,168.4	3,261.7	3,340.8	3,063.0	IRON AND STEEL BARS, RODS, ANGLE SHAPES, AND SECTIONS
ዘርገ የብረት ዕቃዎች ቀርጾች	13,823.2	10,144.3	25,276.5	21,120.6	41,491.2	19,021.4	UNIVERSALS, PLATES AND SHEETS OF IRON OR STEEL
ከብረት የተሠሩ የለቦታቸና ሪቦን	21.4	15.7	176.9	182.2	419.9	417.9	HOOP AND STRIP OF IRON OR STEEL
የብረት ስራዎች የሰው ጭነት መሃልያ ብረት ብረቶች	874.6	469.2	128.5	87.5	1.5	1.9	RAILS AND RAILWAY TRACK CONSTRUCTION MATERIAL OF IRON OR STEEL
የብረት ሽቦች	204.5	260.2	1,062.3	949.2	623.2	880.2	IRON AND STEEL WIRE
ውስጠ ክፍት ብረቶች ቧባዎችና ተገ ጣጣሊ ብረት ብረት	1,193.3	1,344.3	2,108.1	2,333.4	2,875.3	4,133.8	TUBES, PIPES AND FITTINGS OF IRON OR STEEL
ብረት ብረት ማቀላባዎች ማሰፊያ	-	-	-	-	0.3	0.9	IRON AND STEEL CASTINGS AND FORGINGS
ብርና ፕላቲኒየም አገላለጽ ሌሎች ከፕላቲኒየም ክፍል ያሉ	-	-	-	-	-	-	SILVER PLATINUM AND OTHER METALS OF THE PLATINUM GROUP
መጥጥና ነጠሳ	22.7	96.4	94.0	422.2	86.8	273.5	COPPER AND BRASS
ኒኬል	0.3	2.7	7.1	78.3	2.9	35.2	NICKEL
አሉሚኒየም	168.8	595.3	224.7	909.3	256.3	1,277.2	ALUMINIUM
ሐርሲየም	69.3	117.6	46.0	90.6	46.4	146.5	LEAD
ዘንክ	589.1	1,041.5	513.9	846.7	779.7	1,072.7	ZINC
ታይን	72.8	57.2	88.1	116.3	295.0	369.6	TIN
ሩንየም	-	-	-	-	-	-	URANIUM
ብረት ነጥ የሌላ ጥቅም ለብረት ብረት ሥራ የሚውሉ	19.7	36.3	-	-	-	-	MISCELLANEOUS NON- FERROUS METALS EMPLOYED IN METALLURGY
የቤት ያህል ወይም ሌላ ዓይነት ገደብ መጠቀሚያዎች አገላለጽ ሌሎች የቤት ሥራ መሃልያዎች	53.4	311.1	398.5	870.3	596.5	1,326.0	HOUSE FRAMES, DOORS, WINDOWS AND FITTINGS AND OTHER BUILDING REQUISITES
ለማከማቻ ለጥገና የሚያገለግሉ ከብረት የተሠሩ ገጽቶች	462.6	1,437.5	690.4	1,781.6	428.3	1,896.1	METAL CONTAINERS FOR STORAGE AND TRANSPORT
ከሽቦ የተገኙና /ከአለስታሪክ ለላ/ ለአገር የሚያገለግሉ	525.3	1,028.3	534.2	1,066.3	462.9	907.7	WIRE PRODUCTS (EXCLUDING ELECTRIC) AND FENCING GRILLS
ምስጫርቶች ቀርጾች ስራዎችና እነሱን መሰላት ከብረት ከመጥጥ ከሌሎች ብረት ብረት የተሠሩ	194.7	461.3	458.1	1,139.5	546.0	1,244.5	NAILS, SCREWS, NUTS, BOLTS RIVETS AND SIMILAR ARTICLES OF IRON, STEEL OR OF COPPER
ለአገልግሎት ወይም ለሌሎች የሚውሉ አገልግሎት መሃልያዎች	236.5	2,190.4	473.4	3,312.2	883.1	6,042.5	TOOLS FOR USE IN HAND OR IN MACHINES
ለመቅረብ ለመጠቀሚያ የሚውሉ	168.2	1,448.3	181.6	1,078.6	240.1	1,802.3	CUTLERY
ከብረት የተሠሩ የቤት ዕቃዎች	416.9	2,023.3	1,337.8	4,144.0	3,258.2	8,051.0	HOUSEHOLD EQUIPMENT OF BASE METALS
ከብረት የተሠሩ ዕቃዎች /በሌላ ሥራ ያልተወለዱት/	2,254.8	6,192.6	1,458.4	4,750.2	2,830.1	9,560.0	MANUFACTURES OF METAL, n.e.s.
ጭምር	57,597.3	138,775.7	69,992.5	157,693.2	97,975.3	211,916.6	TOTAL
	(QTY TONS)	VALUE (IN'000) BIRR	(QTY TONS)	VALUE (IN'000) BIRR	(QTY TONS)	VALUE (IN'000) BIRR	
	1976		1977		1978		

ወደ አገር የገቡ ዕቃዎች ብዛትና ዋጋ በጠባባይ ዕቃዎች አጠቃላይ
 QUANTITY AND VALUE OF IMPORTS BY COMMODITY GROUP

ሠገጠረዥ ቁ. 3 / የጠለ/

TABLE I.3 (Contd.)

የዕቃው ስም	1968/69		1969/70		1970/71		
	ብዛት በትን	ዋጋ/በሺህ ብር	ብዛት በትን	ዋጋ/በሺህ ብር	ብዛት በትን	ዋጋ/በሺህ ብር	
SECTION 7. MACHINERY AND TRANSPORT EQUIPMENT							
ክፍል 7. መኪናዎችና የተፈገገረገረት መሣሪያዎች							
የጋይል መሰጠት መኪናዎች	351.3	4,021.3	366.1	4,988.5	1,203.3	10,788.4	POWER GENERATING MACHINERY
የአርቫ ሥራ መኪናዎችና መሣሪያዎች	1,402.9	9,319.4	2,125.8	13,457.4	1,812.6	9,259.8	AGRICULTURAL MACHINERY AND IMPLEMENTS
የቢሮ የሥራ መኪናዎች	105.7	3,438.7	131.0	4,626.0	121.3	6,028.2	OFFICE MACHINES
የብረት ብረት ሥራ መሣሪያ	49.8	528.0	165.4	864.2	123.6	1,695.0	METALWORKING MACHINERY
የጨርቃ ጨርቅና የቀላ መሥሪያ መሣሪያ	1,465.3	13,795.7	1,136.7	13,133.6	1,529.0	26,151.4	TEXTILE AND LEATHER MACHINERY
ለልዩ ለገጥሞች ሥራ የሚያገለገሉ መሣሪያዎችና መለዋወጫዎች / ከአለስተሪክ ዕቃዎች በስተቀር/	3,707.7	26,294.6	2,955.4	29,235.2	4,791.1	47,967.0	MACHINES FOR SPECIAL INDUSTRIES
የአለስተሪክ ጋይል መሣሪያዎችና የአለስተሪክ መግባቢያ	949.5	9,311.2	830.0	11,018.3	2,504.0	22,241.5	MACHINERY AND APPLIANCE (OTHER THAN ELECTRIC) AND MACHINE PARTS, n.e.s.
የአለስተሪክ ግንባራ መኪናዎችና መሣሪያዎች ከውስጣዊ መገጠሚያ በስተቀር	566.7	5,620.0	248.3	2,890.7	1,426.7	8,819.4	ELECTRIC POWER MACHINERY AND SWITCHGEAR
የአለስተሪክ ግንባራ መኪናዎችና መሣሪያዎች ከውስጣዊ መገጠሚያ በስተቀር	811.1	2,285.2	1,288.2	3,742.7	1,276.4	4,821.7	MACHINERY AND APPLIANCES FOR DISTRIBUTING ELECTRICITY (EXCLUDING INTERNAL FITTINGS)
የተለቦው ነጠብ ማሳሪያዎች	694.1	17,532.2	3,328.6	34,799.9	1,450.8	32,829.0	TELECOMMUNICATIONS APPARATUS
ለቤት ውስጥ ለገገሎች የሚውሉ የአለስተሪክ ዕቃዎችና መሣሪያዎች	164.6	1,096.7	303.3	1,809.8	237.6	4,693.7	DOMESTIC ELECTRICAL EQUIPMENT AND APPLIANCES
በአለስተሪክ የሚሠሩ የሕክምናና የአስተዳደር መሣሪያዎች	0.9	60.1	3.2	155.0	3.2	118.9	ELECTRO-MEDICAL AND X-RAY APPARATUS
ሌላ የአለስተሪክ መኪናዎችና መሣሪያዎች	2,585.6	8,479.5	1,597.6	8,421.6	2,302.7	12,573.9	OTHER ELECTRICAL MACHINERY AND APPARATUS
የጠገብ ተከታታይ መኪናዎች	483.8	2,196.9	345.5	690.4	198.3	4,971.5	RAILWAY VEHICLES
የጉጃና ተከታታይ መኪናዎች	11,126.5	85,371.9	13,595.2	90,970.5	14,997.9	154,595.7	ROAD MOTOR VEHICLES
የጉጃና ተከታታይ መኪናዎች ከባለቤቱ ተከታታይ መኪናዎች ለሌላ	1,396.7	7,063.5	967.4	5,352.8	3,613.3	17,770.5	ROAD VEHICLES OTHER THAN MOTOR VEHICLES
አይርፕላን	431.0	53,388.1	401.2	2,867.1	491.0	4,301.0	AIRCRAFT
መርከቦችና ጆላባዎች	13.2	59.8	393.5	2,116.4	29.5	195.5	SHIPS AND BOATS
ጅምር	26,306.4	249,860.8	30,182.4	231,140.1	38,112.3	369,822.1	TOTAL
SECTION 8. MISCELLANEOUS MANUFACTURED ARTICLES							
ክፍል 8. ሌሎች ለገገሎች የተሠሩ ዕቃዎች							
የጸገት የውጭ የውሃ ግብር ላይ ያሉ ዕቃዎችና መገጠሚያዎች	484.8	1,166.2	380.0	1,443.1	522.7	2,313.9	SANITARY, PLUMBING, HEATING AND LIGHTING FIXTURES AND FITTINGS
የቤት ዕቃዎች	174.2	609.2	250.0	1,092.9	286.8	1,216.9	FURNITURE
የጉዞ ዕቃዎች የአይሌ ሽግግር እና የጉዞ ስጦታ	177.2	711.1	233.1	972.5	198.3	1,082.8	TRAVEL GOODS, HANDBAGS AND SIMILAR ARTICLES
በጥገና ስጦታ ስጦታና ከአርቴፊሻል ጠር የተሠሩ ለገገሎች ለገገሎችና ለገገሎች የተሠሩትን ይጨምራል	1,228.6	18,000.7	2,536.9	46,875.3	2,070.8	34,116.0	CLOTHING OF COTTON, SILK, WOOL, AND ARTIFICIAL-SILK, (INCLUDING KNITTED OR CROCHETED CLOTHING)
አገራዊ ለገገሎች	-	-	0.1	1.4	0.2	6.6	FUR CLOTHING
መጨረሻዎች ከታክና ከባለ ሌላ	19.1	391.5	24.2	555.4	187.0	1,360.4	FOOTWEAR (EXCLUDING HEELS AND SOLES)
የባይንገና የውጭ ዕቃዎች መሣሪያዎች	489.3	5,848.6	429.8	8,840.8	870.8	14,770.4	SCIENTIFIC AND PROFESSIONAL INSTRUMENTS
	(QTY TONS)	VALUE (IN '000) BIRR	(QTY TONS)	VALUE (IN '000) BIRR	(QTY TONS)	VALUE (IN '000) BIRR	COMMODITY
	1976		1977		1978		

ወደ ለገር የገቡ ዕቃዎች ብዛትና ዋጋ በተመሰጠኑ ዕቃዎች ለውጥ
 QUANTITY AND VALUE OF IMPORTS BY COMMODITY GROUP

ሠንጠረዥ ቁ. 3 / የግለሰብ / TABLE I.3 (Contd.)

የዕቃው ስም	1968/69		1969/70		1970/71		
	ብዛት በትን	ዋጋ/በሺህ ብር	ብዛት በትን	ዋጋ/በሺህ ብር	ብዛት በትን	ዋጋ/በሺህ ብር	
<u>11ኛው ይ. ስ. ስ. ስ. በፈብሪታ</u> <u>የተሠሩ ዕቃዎች</u>							<u>SECTION 8. MISCELLANEOUS</u> <u>MANUFACTURED ARTICLES</u>
የፍቅጥ ስራና የሲኒማ ግንባ ዕቃዎች	116.2	1,779.9	179.6	2,237.9	292.1	3,771.0	PHOTOGRAPHIC AND CINEMA- TOGRAPHIC SUPPLIES
የሲኒማ ፊልሞች	-	-	-	-	-	-	DEVELOPED CINEMATOGRA- PHIC FILM
የአድፎ የጠረጴዛና የገዳገዳ ሰዓት	18.1	4,322.6	20.4	4,729.7	24.2	8,262.1	WATCHES AND CLOCKS
የውዚያ መሣሪያዎች፣ የድምጽ መቅጃና ግብጫ ለገጽሁም መለያዎች ጭምር	79.1	1,525.0	113.8	2,904.3	84.4	1,177.7	MUSICAL INSTRUMENTS, SOUND RECORDERS AND REPRODUCERS AND PARTS AND ACCESSORIES THEREOF
አተሞች ጽሑፍ	884.6	4,398.8	361.2	3,483.9	1,371.2	3,038.9	PRINTED MATTER
በሰው ሠራሽ / ለርተፊሺያል/ ገለብቲ የተሠሩ ዕቃዎች	2,771.8	7,400.1	2,035.7	6,256.7	1,641.6	5,645.2	ARTICLES OF ARTIFICIAL PLASTIC MATERIALS, n.e.s.
የሰደፍ ጋራዎች ለሽገገሊቶች መዳዎችና የአባገርት ዕቃዎች	123.7	699.4	144.2	1,268.5	139.4	808.3	PERAMBULATORS, TOYS, GAMES AND SPORTING GOODS
የጽሕፈት ቤትና የጽሕፈት መደብር ዕቃዎች	462.4	2,666.9	539.8	3,224.0	600.8	7,735.7	OFFICE AND STATIONERY SUPPLIES, n.e.s.
የኪነ ጥበብ ሥራዎች ጥገታውያን ዕቃዎችና የተሰጠ ሰብሰባገዳ ደጃዎች	-	-	-	-	2.5	29.6	WORKS OF ART COLLECTORS' PIECES AND ANTIQUES INCLUDING STAMPS OF PHILATELIC INTEREST
ገባገባቸው የወርቅ ሥራዎች፣ የብር ሥራዎች ቅጠቶች	20.4	635.9	9.9	226.2	13.7	190.0	JEWELLERY AND GOLDSMITHS' AND SILVERSMITHS' WARES
በፈብሪታ የተሠሩ ዕቃዎች፣ በዚህ ውስጥ በሌላ ሥፍራ ያልተሰጠ ት	515.6	2,503.8	594.5	2,622.2	463.5	3,030.9	MANUFACTURED ARTICLES, n.e.s.
ድምር	7,565.1	52,659.7	7,853.1	86,734.9	8,770.2	88,556.4	TOTAL
<u>ከፍል 9. በየዓይነት ተለይተው</u> <u>ያልተሰጡት ዕቃዎች</u>							<u>SECTION 9. COMMODITIES</u> <u>NOT CLASSIFIED ACCORDING</u> <u>TO KIND</u>
በየዓይነት ያልተለየ የከሊ ገባቸው ተቀላቶች	3.6	38.1	-	-	0.1	1.0	POSTAL PACKAGES NOT CLASSIFIED ACCORDING TO KIND
ዓይነታቸው ያልተለየ ስ. ስ. የገገድ ሽግግ ሽግግ	1,235.4	2,734.6	9.5	38.9	0.6	2.7	SPECIAL TRANSACTIONS NOT CLASSIFIED ACCORDING TO KIND
አገሰሰቶች፣ በዚህና በሌላ ሥፍራ የጠር መሣሪያዎችና ጥይቶች	-	-	0.4	0.5	-	-	ANIMALS, n.e.s.
የጠር መሣሪያዎችና ጥይቶች	93.7	6,154.8	8,511.8	38,317.6	-	0.4	FIREARMS AND AMMUNITION
ቅጥሰናሽ ገንዘብ ከወርቅ ያልተሠሩ ሌላ በሕግ ያልታወቁ	-	-	-	0.1	96.7	1,176.7	COIN (OTHER THAN GOLD COIN) NOT BEING LEGAL TENDER
ከወርቅ የተሠሩ ቅጥሰናሽ ገንዘብ	-	-	-	-	2,485.9	13,629.3	GOLD COINS
ድምር	1,332.7	8,927.5	8,521.7	38,357.1	2,583.3	14,810.1	TOTAL
የገቢ ዕቃዎች ድምር	768,331.9	736,674.0	839,098.0	810,925.3	912,357.5	1,080,824.3	TOTAL IMPORT
	(QTY TONS)	VALUE (IN'000) BIRR)	(QTY TONS)	VALUE (IN'000) BIRR)	(QTY TONS)	VALUE (IN'000) BIRR)	COMMODITY
	1976		1977		1978		

የጫላ ገንዶች ዕቃዎች ብዛትና ዋጋ በቁጥጥር ዕቃዎች አወጣጥ
 QUANTITY AND VALUE OF EXPORTS BY COMMODITY GROUP

ሠገጠሪዥ ቁ.4

TABLE I.4

የዕቃው ዓይነት	1968/69		1969/70		1970/71		
	ብዛት በ ተን	ዋጋ/በሺህ ብር	ብዛት በ ተን	ዋጋ/በሺህ ብር	ብዛት በ ተን	ዋጋ/በሺህ ብር	
<u>ክፍል 0. ምግብና የቁም</u>							<u>SECTION 0. FOOD AND</u>
<u>ከብ ተች</u>							<u>LIVE ANIMALS</u>
የቁም ከብ ተች	12,486.5	18,301.1	1,042.4	1,642.7	567.0	957.2	LIVE ANIMALS
ሥጋ ተኩስ ወይም በበረዶ የተዘጋጀ	2,061.2	4,710.8	355.8	1,089.9	80.4	330.2	MEAT, FRESH OR FROZEN
ሥጋ የደረቀ በጨው ወይም በጤን የተዘጋጀ	-	-	1.1	4.9	33.5	48.2	MEAT DRIED, SALTED OR SMOKED
ሥጋና ከሥጋ የተሠሩ ምግቦች በሌላ በታ ያልተዘጋጠኑ	576.7	2,035.8	1,337.2	2,293.4	225.2	449.2	MEAT AND MEAT PREPARATIONS n.e.s.
ወተትና ከራም	-	-	100.0	117.9	-	-	MILK AND CREAM
ቅጠ	1.9	10.9	0.7	4.8	0.5	3.9	BUTTER
አይብ	-	-	-	-	-	-	CHEESE
አገጃጃ	314.6	269.6	132.6	124.0	1.6	4.4	EGGS
ዓሣ ተኩስ ወይም በጥላሎ የተዘጋጀ	126.6	61.9	210.6	58.8	-	-	FISH, FRESH OR SIMPLY PRESERVED
የፍር ፍር ዓሣ	216.3	72.4	-	-	-	-	CANNED FISH
በገጻ ያልተፈጠሩ ገርዶፍ	-	-	-	-	-	-	WHEAT (INCLUDING SPELT) AND MESLIN, UNMILLED
ገብብ	6.2	1.5	-	-	-	-	BARLEY
በጥሎ	9.5	1.9	99.0	45.5	-	-	MAIZE
ለላ ጥራጥራ ለሀላ ያልተፈጠሩ	401.0	190.3	100.1	45.3	0.4	0.4	CEREALS, UNMILLED n.e.s.
የበገጻ ጥቂት ወይም ገርዶፍ	158.4	88.7	-	-	-	-	MEAL AND FLOUR OF WHEAT OR MESLIN
የሌላ ለሀላ ዓይነቶች ጥቂት	0.4	0.3	-	-	0.1	0.1	MEAL AND FLOUR OF OTHER CEREALS
ከአሀሳና በአሀሳ ጥቂት የተዘጋጀ ምግቦችና ከፍራፍራዎች አተኩሰቶች የተዘጋጀ አላይ	2.4	1.9	-	-	-	0.2	CEREAL PREPARATIONS AND PREPARATIONS OF FLOUR, STARCH OF FRUITS AND VEGETABLES, AND STARCH
ተኩስ ፍራፍሬና ተኩስ ወይም ደረቀ የተኩስ	12,782.8	5,349.4	8,511.5	3,680.4	3,302.0	1,895.6	FRUIT, FRESH, AND NUTS, FRESH OR DRIED
ፍራፍሬ በጥረት የተያዘና በፍራፍሬ የተዘጋጀ	30.2	12.3	-	-	-	-	FRUIT, PRESERVED, AND FRUIT PREPARATIONS
ተኩስ የተዘጋጀ ወይም በጥላላ ዘጋ በደሀና የተዘጋጀ አተኩሰቶች	99,294.3	56,298.8	70,743.1	44,336.1	24,337.4	18,782.0	VEGETABLES, FRESH, FROZEN OR SIMPLY PRESERVED
በሌላ በታ ያልተዘጋጠኑ አተኩሰቶች	0.8	0.7	-	-	21.8	25.3	VEGETABLE n.e.s.
ከባርና ጭር	41,288.5	17,930.9	8,525.4	3,158.0	1,544.4	519.3	SUGAR AND HONEY
ከባርና የተዘጋጀ ጣፋሮች	-	-	-	-	-	-	SUGAR CONFECTIONERY
ቡና	71,245.9	341,751.0	50,180.6	547,515.2	67,231.7	496,863.8	COFFEE
ቅመጣ ቅመም	2,286.6	1,693.5	1,584.3	2,722.8	500.8	1,876.4	SPICES
ለአገባቦች የሚሆን ጭና	57,157.5	12,229.1	32,412.4	10,276.6	19,294.4	4,565.5	FEEDING STUFF FOR ANIMAL
በሌላ በታ ያልተዘጋጠኑ የተኩስ ጭና	27.7	91.8	27.6	31.0	14.0	41.7	FOOD PREPARATION, n.e.s.
ድምር	300,476.0	463,104.6	175,369.4	617,147.3	117,155.1	526,363.4	TOTAL
<u>ክፍል 1. መጠጦች ተምባህ</u>							<u>SECTION 1. BEVERAGES AND TOBACCO</u>
አለብሳ የሌላ ጭና መጠጦች	-	-	-	-	-	-	NON-ALCOHOLIC BEVERAGES
አለብሳ ያላ ጭና መጠጦች	0.2	0.6	-	-	8.0	25.1	ALCOHOLIC BEVERAGES
ተምባህ ያልተዘጋጀ	-	-	-	-	-	-	TOBACCO UNMANUFACTURED
ተምባህ የተዘጋጀ	-	-	-	-	-	-	TOBACCO, MANUFACTURED
ድምር	0.2	0.6	-	-	8.0	25.1	TOTAL
	(QTY TONS)	VALUE (IN '000 BIRR)	(QTY TONS)	VALUE (IN '000 BIRR)	(QTY TONS)	VALUE (IN '000 BIRR)	COMMODITY
	1976		1977		1978		

የውጭ ገንዘብ ዕቃዎች ብዛትና ዋጋ በሙሉ ለውጭ ለውጭ ለውጭ ለውጭ
 QUANTITY AND VALUE OF EXPORTS BY COMMODITY GROUP

ሠንጠረዥ ቁ.4 / የግለሰብ / TABLE I.4 (Contd.)

የዕቃው ስም	1968/69		1969/70		1970/71		
	ብዛት በ ቶን	ዋጋ/በሺህ ብር	ብዛት በ ቶን	ዋጋ/በሺህ ብር	ብዛት በ ቶን	ዋጋ/በሺህ ብር	
ክፍል 2. ለውጭ የሚሆኑ							SECTION 2. CRUDE
ያልተሰሩና ዕቃዎች ከነጻይ							MATERIALS INEDIBLE.
በብድር							EXCEPT FUELS
የላሽ ለብ ያልተሰሩ	10,869.4	61,655.8	6,963.7	54,827.5	8,256.7	53,791.6	HIDES AND SKINS, UNDRESSED
ግራም ለብ ያልተሰሩ	-	-	17.5	5.4	0.2	9.7	FUR SKINS UNRESSED
የቀባት ለሀላቶች ለውጭ ፍረዎች	30,948.3	31,242.0	21,732.7	17,728.8	13,828.8	12,337.5	OIL SEEDS, OIL NUTS AND OIL KERNELS
የሚገደ ለገጠኑና ከባለ	205.3	31.1	-	-	-	-	FUEL WOOD AND CHARCOAL
በደንብ ያልተሰሩ ግዕዝን	-	-	108.0	11.2	375.0	155.2	WOOD IN THE ROUGH
በውጭ የተሰሩ ግዕዝን	-	-	52.5	4.7	100.0	41.4	WOOD SHAPED OR SIMPLY WORKED
የባህ ለገጠኑ ለላሽ የላሽ ባሽ ለገጠኑ	80.7	45.3	-	-	70.0	42.6	WOOL AND OTHER ANIMAL HAIR
ጥጥ	2,403.1	5,557.9	486.6	2,229.3	386.9	1,380.1	COTTON
ለገጠኑ ለብድርና ለውጭ	-	-	-	-	1.5	4.6	OLD CLOTHING AND TEXTILE ARTICLES
ለብድርና ለውጭ የላሽ ደንብ	-	-	0.7	1.1	-	-	MARBLE AND OTHER BUILDING STONES
ያልተሰሩ ደንብ	-	-	-	-	-	-	SULPHUR CRUDE
ሌሎች ያልተሰሩ ለውጭ	11,901.0	766.4	50.0	22.9	-	-	OTHER CRUDE MINERALS
በረታና የባሽ ገጠኑ	83.0	130.2	60.0	76.9	-	-	IRON AND STEEL SCRAP
በረታ ነት የላሽ ገጠኑ ዕቃዎች	-	-	-	-	-	-	ORES AND CONCENTRATES OF NON-FERROUS BASE METALS
በረታ ነት የላሽ ገጠኑ ዕቃዎች	-	-	-	-	-	-	NON-FERROUS METAL SCRAP
ያልተሰሩ የላሽ ገጠኑ በላሽ ብቻ ያልተሰሩ	2,719.3	2,179.3	384.4	1,784.6	975.5	1,663.7	CRUDE ANIMAL MATERIALS, n.e.s.
ያልተሰሩ የላሽ ገጠኑ በላሽ ብቻ ያልተሰሩ	4,875.2	9,350.5	1,337.4	7,173.7	1,301.0	8,488.2	CRUDE VEGETABLE MATERIALS n.e.s.
ድምር	64,085.3	110,958.5	31,193.5	83,866.1	25,295.6	77,914.6	TOTAL
ክፍል 3. ከውጭ የውጭ							SECTION 3. MINERAL
ነጻይቶች ለውጭ ለውጭ							FUELS, LIBRICANTS AND
ቶን ለውጭ ነገሮች							RELATED MATERIALS
የውጭ ነገር	78.8	9.2	-	-	-	-	COAL
የተሰሩ የውጭ	87,521.0	14,619.4	53,217.2	12,682.3	166,162.2	25,134.3	PETROLEUM PRODUCTS
የታዘቁ ገንዘብ	10.9	4.9	49.2	23.9	4.7	2.2	COMPRESSED GAS
ድምር	87,610.7	14,633.5	53,266.4	12,706.2	166,166.9	25,136.5	TOTAL
ክፍል 4. የላሽ ገጠኑ							SECTION 4. ANIMAL AND
በላሽ ገጠኑ ለውጭ							VEGETABLE OILS AND
ቶን ለውጭ ነገሮች							FATS
የተሰሩ ለውጭ የላሽ ገጠኑ	-	-	-	-	-	-	FIXED VEGETABLE OILS, SOFT
ሌሎች የተሰሩ የላሽ ገጠኑ	-	-	-	-	-	-	OTHER FIXED VEGETABLE OILS
የላሽ ገጠኑ የላሽ ገጠኑ	707.5	3,104.9	399.6	3,103.7	557.3	5,141.8	ANIMAL AND VEGETABLE OILS AND WAXES
ድምር	707.5	3,104.9	399.6	3,103.7	557.3	5,141.8	TOTAL
ክፍል 5. ከውጭ የውጭ							SECTION 5. CHEMICAL
የተሰሩ ለውጭ							ELEMENTS AND COMPOUNDS
ለውጭ የውጭ ነገር ለውጭ	50.2	84.3	24.0	39.3	3.1	5.4	INORGANIC CHEMICALS ELEMENTS, OXIDES AND HALOGEN SALTS
	(QTY TONS)	VALUE (IN'000) BIRR)	(QTY TONS)	VALUE (IN'000) BIRR)	(QTY TONS)	VALUE (IN'000) BIRR)	COMMODITY
	1976		1977		1978		

የግብርና ገንደ ስታቲስቲክስ የግብርና ገንደ ስታቲስቲክስ አጠቃላይ
 QUANTITY AND VALUE OF EXPORTS BY COMMODITY GROUP

ሠንጠረዥ ቁ.4 / የግብርና / TABLE I.4 (Contd.)

የዕቃዎች ስም	1968/69		1969/70		1970/71		
	ባዘት በቶን	ዋጋ/ባዕሽ ብር	ባዘት በቶን	ዋጋ/ባዕሽ ብር	ባዘት በቶን	ዋጋ/ባዕሽ ብር	
ክፍል 5. ከግብርና ጋር የተያያዘ							
SECTION 5. CHEMICAL ELEMENTS AND COMPOUNDS							
OTHER INORGANIC CHEMICALS							
ሌላ ሌላ አገልግሎት ከግብርና	-	-	-	-	-	-	DYEING AND TANNING EXTRACTS AND SYNTHETIC TANNING MATERIALS
የቀለም ማጠገንና የቀለም ማለፊያ ለገንዘብ የግብርና ስታቲስቲክስ	0.5	3.2	-	-	-	-	MEDICINAL AND PHARMACEUTICAL PRODUCTS
ግብርና ጋር የተያያዘ የፍርድ ስታቲስቲክስ	-	-	1.0	36.5	-	0.4	ESSENTIAL OILS, AND ESSENCES
ለግብርና የግብርና ጋር የተያያዘ የፍርድ ስታቲስቲክስ	-	-	17.4	1,021.2	42.2	2,518.5	PERFUMERY AND COSMETICS, DENTIFRICES, AND OTHER TOILET PREPARATIONS (EXCEPT SOAPS)
ግብርና ጋር የተያያዘ የፍርድ ስታቲስቲክስ	-	-	531.2	1,030.5	2.3	1.9	SOAPS AND POLISHING PREPARATION
የገንዘብ ግብርና ጋር የተያያዘ ስታቲስቲክስ	0.1	0.3	-	-	0.1	0.5	CHEMICAL MATERIALS n.e.s.
ግብርና ጋር የተያያዘ የግብርና ጋር የተያያዘ ስታቲስቲክስ	59.9	149.3	38.3	92.8	-	-	TOTAL
ግብርና ጋር የተያያዘ የፍርድ ስታቲስቲክስ	110.7	237.1	611.9	2,220.3	47.7	2,526.7	
ክፍል 6. በግብርና ጋር የተያያዘ የግብርና ጋር የተያያዘ							
SECTION 6. MANUFACTURED GOODS, CLASSIFIED CHIEFLY BY MATERIAL							
LEATHER							
LEATHER MANUFACTURES							
የግብርና ጋር የተያያዘ የፍርድ ስታቲስቲክስ	-	-	-	-	-	-	VENEERS, PLYWOOD BOARDS, "IMPROVED" OR RECONSTITUTED WOOD AND OTHER WOOD WORKED, n.e.s.
የግብርና ጋር የተያያዘ የፍርድ ስታቲስቲክስ	-	-	-	-	-	-	WOOD MANUFACTURES
የግብርና ጋር የተያያዘ የፍርድ ስታቲስቲክስ	3,088.0	774.8	390.1	194.5	2,186.7	910.1	PAPER AND PAPERBOARD
የግብርና ጋር የተያያዘ የፍርድ ስታቲስቲክስ	-	-	-	-	-	-	PAPER PULP ARTICLES
የግብርና ጋር የተያያዘ የፍርድ ስታቲስቲክስ	36.7	56.0	1.6	9.9	101.0	47.1	COTTON FABRICS, WOVEN
የግብርና ጋር የተያያዘ የፍርድ ስታቲስቲክስ	0.1	1.2	-	-	-	-	TEXTILE FABRICS, WOVEN (NOT INCLUDING COTTON FABRICS)
የግብርና ጋር የተያያዘ የፍርድ ስታቲስቲክስ	-	-	0.1	1.1	-	0.6	MADE-UP ARTICLES, WHOLLY OR CHIEFLY OF TEXTILE MANUFACTURE, n.e.s.
የግብርና ጋር የተያያዘ የፍርድ ስታቲስቲክስ	0.8	8.0	12.8	68.1	1.0	12.0	FLOOR COVERING, TAPESTRIES, n.e.s.
የግብርና ጋር የተያያዘ የፍርድ ስታቲስቲክስ	-	-	3.0	6.7	-	-	LIME CEMENT AND FABRICATED BUILDING MATERIALS, EXCEPT GLASS AND CLAY MATERIALS
የግብርና ጋር የተያያዘ የፍርድ ስታቲስቲክስ	5.1	11.3	0.4	0.6	-	0.3	CLAY CONSTRUCTION MATERIALS AND REFRACTORY CONSTRUCTION MATERIALS
የግብርና ጋር የተያያዘ የፍርድ ስታቲስቲክስ	25.8	283.0	85.0	466.3	55.9	605.5	POTTERY
የግብርና ጋር የተያያዘ የፍርድ ስታቲስቲክስ	9,836.5	844.0	-	-	1,721.6	152.2	SILVER, PLATINUM AND OTHER METALS OF THE PLATINUM GROUP
የግብርና ጋር የተያያዘ የፍርድ ስታቲስቲክስ	91.4	13.9	153.0	11.4	171.5	38.3	HOUSE FRAMES, DOORS, WINDOWS AND FITTINGS, AND OTHER BUILDING REQUISITES
የግብርና ጋር የተያያዘ የፍርድ ስታቲስቲክስ	-	-	-	-	0.1	0.4	METAL CONTAINERS FOR STORAGE AND TRANSPORT
የግብርና ጋር የተያያዘ የፍርድ ስታቲስቲክስ	-	-	-	-	-	-	MANUFACTURED GOODS, n.e.s.
የግብርና ጋር የተያያዘ የፍርድ ስታቲስቲክስ	39.0	36.8	69.8	384.8	-	-	TOTAL
የግብርና ጋር የተያያዘ የፍርድ ስታቲስቲክስ	11.5	15.8	1.5	4.7	1.9	4.1	
የግብርና ጋር የተያያዘ የፍርድ ስታቲስቲክስ	51.8	143.0	162.3	465.6	8.2	168.3	
ግብርና ጋር የተያያዘ የፍርድ ስታቲስቲክስ	13,186.7	2,187.8	879.6	1,613.7	4,247.0	1,038.9	
	(QTY TONS)	VALUE (IN '000 BIRR)	(QTY TONS)	VALUE (IN '000 BIRR)	(QTY TONS)	VALUE (IN '000 BIRR)	COMMODITY
	1976		1977		1978		

የወጣ ገንዘብ ዕቃዎች ብዛትና ዋጋ በጠባባይ ዕቃዎች አወጣጥ
 QUANTITY AND VALUE OF EXPORTS BY COMMODITY GROUP

ሠንጠረዥ ቁ.4 / የጠለ/ TABLE I.4 (Contd.)

የዕቃው ስም	1968/69		1969/70		1970/71		
	ብዛት በትን	ዋጋ/በሺህ ብር	ብዛት በትን	ዋጋ/በሺህ ብር	ብዛት በትን	ዋጋ/በሺህ ብር	
ክፍል 7. መኪናዎችና የተጠቃሚ መሳሪያዎች							SECTION 7. MACHINERY AND TRANSPORT EQUIPMENT
የጥገና ማሳሪያና የቅጥር መሳሪያዎች	-	-	-	-	-	-	TEXTILE AND LEATHER MACHINERY
ለልዩ ለዩ ስፔሻላይዥን ማሳሪያ	-	-	-	-	-	-	MACHINES FOR SPECIAL INDUSTRIES
መሳሪያዎችና የኪት ዕቃዎች	-	-	-	-	-	-	MACHINERY AND APPLIANCES AND MACHINE PARTS n.e.s.
ለሌሎች የኤሌክትሪክ መኪናዎች	2.8	12.1	-	0.5	-	0.5	OTHER ELECTRICAL MACHINERY AND APPARATUS
የጉዳይ ተሽከርካሪ መኪናዎች	-	-	0.1	2.0	-	-	ROAD MOTOR VEHICLES PARTS AND ACCESSORIES
ሌሎች	-	-	0.1	0.9	0.3	3.2	OTHER
ጭማሪ	2.8	12.1	0.2	3.4	0.3	3.7	TOTAL
ክፍል 8. ሌሎች ሌሎች ስፔሻላይዥን ስፔሻላይዥን							SECTION 8. MISCELLANEOUS MANUFACTURED ARTICLES
የጥገና የውሃ መሳሪያዎች	-	-	-	-	-	-	SANITARY, PLUMBING, HEATING AND LIGHTING FIXTURES AND FITTINGS
የኪት ዕቃዎች	69.5	213.0	22.7	126.7	7.1	40.7	FURNITURE
የጉዳይ ስፔሻላይዥን ስፔሻላይዥን	0.1	4.2	-	-	-	-	TRAVEL GOODS, HANDBAGS AND SIMILAR ARTICLES
የጥገና ስፔሻላይዥን ስፔሻላይዥን	1.8	50.6	4.9	94.1	0.9	11.7	CLOTHING OF COTTON, SILK, WOOL, AND ARTIFICIAL SILK (INCLUDING KNITTED OR CROCHETED CLOTHING)
የጥገና ስፔሻላይዥን ስፔሻላይዥን	0.1	1.8	-	0.4	0.8	3.7	FOOTWEAR (EXCLUDING HEELS AND SOLES)
የጥገና ስፔሻላይዥን ስፔሻላይዥን	-	-	-	-	-	-	SCIENTIFIC AND PROFESSIONAL INSTRUMENTS
የጥገና ስፔሻላይዥን ስፔሻላይዥን	1.1	7.7	2.2	57.5	0.5	3.7	PRINTED MATTER
የጥገና ስፔሻላይዥን ስፔሻላይዥን	2.4	10.2	0.2	2.9	0.9	5.3	ARTICLES OF ARTIFICIAL PLASTIC MATERIALS, n.e.s.
የጥገና ስፔሻላይዥን ስፔሻላይዥን	0.1	0.9	0.1	1.2	-	1.2	PERAMBULATORS, TOYS, GAME AND SPORTING GOODS
የጥገና ስፔሻላይዥን ስፔሻላይዥን	69.4	516.6	33.9	386.4	48.9	354.8	WORKS OF ART, COLLECTORS PIECES AND ANTIQUES (INCLUDING STAMPS OF PHILATELIC INTEREST)
የጥገና ስፔሻላይዥን ስፔሻላይዥን	-	-	-	0.3	0.1	2.3	JEWELLERY AND GOLDSMITHS' AND SILVERSMITHS' WARES
የጥገና ስፔሻላይዥን ስፔሻላይዥን	0.2	2.3	0.1	1.0	-	0.2	MANUFACTURED ARTICLES, n.e.s.
ጭማሪ	144.7	807.3	64.1	670.5	59.2	423.6	TOTAL
ክፍል 9. በየዓይነቱ ተለይተው ያለው ስፔሻላይዥን ስፔሻላይዥን							SECTION 9. COMMODITIES NOT CLASSIFIED ACCORDING TO KIND
በዓይነቱ ተለይተው ያለው ስፔሻላይዥን ስፔሻላይዥን	-	-	-	-	-	-	POSTAL PACKAGES NOT CLASSIFIED ACCORDING TO KIND
የዓይነቱ ተለይተው ያለው ስፔሻላይዥን ስፔሻላይዥን	2.6	4.9	19.5	114.6	0.1	1.0	SPECIAL TRANSACTIONS NOT CLASSIFIED ACCORDING TO KIND
የዓይነቱ ተለይተው ያለው ስፔሻላይዥን ስፔሻላይዥን	482.0	1,045.8	30.8	203.2	21.8	124.1	ANIMALS, n.e.s.
የዓይነቱ ተለይተው ያለው ስፔሻላይዥን ስፔሻላይዥን	-	-	-	-	-	-	GOLD COINS
የዓይነቱ ተለይተው ያለው ስፔሻላይዥን ስፔሻላይዥን	-	-	-	-	-	-	OTHER COINS
የዓይነቱ ተለይተው ያለው ስፔሻላይዥን ስፔሻላይዥን	484.6	1,050.7	50.3	317.8	21.9	125.1	ARMS AND AMMUNITIONS
ጭማሪ	484.6	1,050.7	50.3	317.8	21.9	125.1	TOTAL
የወጣ ዕቃዎች ጭማሪ	466,809.2	596,097.1	261,835.0	721,649.0	313,559.9	639,599.4	TOTAL EXPORT
	(QTY TONS)	VALUE (IN'000 BIRR)	(QTY TONS)	VALUE (IN'000 BIRR)	(QTY TONS)	VALUE (IN'000 BIRR)	COMMODITY
		1976		1977		1978	

ገቢ ተው እንደገና የወጡ ዕቃዎች ገን በተወሰኑ ዕቃዎች እውሳደን
 VALUE OF RE-EXPORTS BY COMMODITY GROUP

ሠገጠረዥ ቁ.5

TABLE I.5

በብር IN BIRR

የዕቃው ስም	1968/69	1969/70	1970/71	
<u>ክፍል 0. ምግብና የጭ ከባቶች</u>				<u>SECTION 0. FOOD AND LIVE ANIMALS</u>
የጭ ከባቶች	-	-	-	LIVE ANIMALS
ረዥ	-	-	-	RICE
የሰንጠረዥ ተክት	-	-	-	WHEAT FLOUR
ፍረ በጥረ የተያዘና ከፍረ የተዘጋጁ	-	-	-	FRUIT PRESERVED AND PREPARATIONS
ቅመጣ ቅመጦ	-	-	-	SPICES
ቡና	-	-	-	COFFEE
ድምር	-	-	-	TOTAL
<u>ክፍል 1. መጠጦችና ትጋቢ</u>				<u>SECTION 1. BEVERAGES AND TOBACCO</u>
አልኮል የሌላ ጥው መጠጦች	-	-	-	NON-ALCOHOLIC BEVERAGES
አልኮል ያላ ጥው መጠጦች	4,348	5,527	-	ALCOHOLIC BEVERAGES
የተዘጋጀ ትጋቢ	5,894	-	-	TOBACCO MANUFACTURE
ድምር	10,242	5,527	-	TOTAL
<u>ክፍል 2. ለውበል የግዴሀት ያልተሰናቀ</u>				<u>SECTION 2. CRUDE MATERIALS, INEDIBLE,</u>
<u>ዕቃዎች ከነጻጅ በቁር</u>				<u>EXCEPT FUELS</u>
ቁጥና ለጠ ያልተሰፈ	-	-	-	HIDES & SKINS UNDRESSED
ብረት ነት የሌላ ጥው ቁርጥራጦች	-	-	-	NON-FERROUS METAL SCRAP
ብረትና የብረት ቁርጥራጦች	-	-	-	IRON & STEEL SCRAP
ሌሎች	-	-	-	OTHER CRUDE MINERALS
ያልተዘጋጁ የእንግሊዝ ጤቶች	-	-	-	CRUDE ANIMAL MATERIAL
ያልተዘጋጁ የአትክልት ጤቶች	-	-	-	CRUDE VEGETABLE MATERIAL
ሌሎች	578	-	-	OTHERS
ድምር	578	-	-	TOTAL
<u>ክፍል 3. ከግዕድገ የወጡ ነጻጆች ግለሰላሽ</u>				<u>SECTION 3. MINERAL FUELS, LUBRICANTS</u>
<u>ዘይቶችና መጠጥሪያ ነገሮች</u>				<u>AND RELATED MATERIALS</u>
የግዕድገ ከሰል	-	-	-	COAL
ያልተጠራ ፐትሮሊየም	-	-	-	PETROLEUM CRUDE
የፐትሮሊየም ጤቶች	100	-	4,385	PETROLEUM PRODUCTS
የታወቀ ጋዝ	-	-	-	COMPRESSED GAS
ድምር	100	-	4,385	TOTAL
<u>ክፍል 5. ከግሊዮችና ከኪሚካል የተሠሩ</u>				<u>SECTION 5. CHEMICAL ELEMENTS AND</u>
				<u>COMPOUNDS</u>
አርጋኒ ከግሊዮች	2,432	-	-	ORGANIC CHEMICALS
አን ስርጋኒ ከግሊዮች አላላዊ ተክት፡ አካባቢድና የሌሎችን ጨው	-	-	-	INORGANIC CHEMICALS, ELEMENTS, OXIDES AND HALOGEN SALTS
ሌላ አንስርጋኒ ከግሊዮች	-	-	-	OTHER INORGANIC CHEMICALS
የቀለም ተክት ቀብና እነዚህን የመጠጥራት	500	-	-	PIGMENTS, PAINTS, VARNISHES AND RELATED MATERIALS
መድኃኒቶችና የፈርግቢ ዕቃዎች	-	-	-	MEDICINAL AND PHARMACEUTICAL PRODUCTS
ለቅመጣ የሚያገለግሉ ቀባቶችና ቅመጦች	-	-	-	ESSENTIAL OILS, AND ESSENCES
ቫቶና የውበት ሽቀቶች	-	100	-	PERFUMERY AND COSMETICS
የገጽሀና ስጦት ምጥና ፖሊሽ	85	-	-	SOAPS, CLEANSING AND POLISHING PREPARATIONS
ከግሊዮች የሆኑ ዕቃዎችና ከነሱም የተገኙ /በሌላ በታ ያልተወለዘተ/	189,013	1,283	-	CHEMICAL MATERIALS AND PRODUCTS n.e.s.
ድምር	192,030	1,383	-	TOTAL
	1976	1977	1978	COMMODITY

ገብተው እንደገና የወጡ ዕቃዎች ዋጋ በተወሰነው ዕቃዎች አወጻጸብ
 VALUE OR RE-EXPORTS BY COMMODITY GROUP

ሠንጠረዥ ቁ.5 / የጠለ/

TABLE I.5 (Contd.)

በባር IN BIRR

የዕቃው ጻይነት	1968/69	1969/70	1970/71	
ክፍል 6. በዓይነታቸው የተወሰኑ በፋብሪካ የተሠሩ ዕቃዎች				SECTION 6. MANUFACTURED GOODS, CLASSIFIED CHIEFLY BY MATERIAL
በላሽኑ የተዘጋጁ ዕቃዎች		-	-	MATERIALS OF RUBBER
የላሽኑ ዕቃዎች / በሌላ ቦታ ያልተወለዘተ/	102,285	3,352	-	ARTICLES OF RUBBER, n.e.s.
በብ የአገጣጠኑ ስፔሻላይዥን የአገጣጠኑ ስሌዳና የአገጣጠኑ ሥራ	70	-	-	VENEER PLYWOOD BOARD
ከአገጣጠኑ የተሠሩ ዕቃዎች	-	-	-	WOOD MANUFACTURES
ወረቀትና የወረቀት ስሌዳ	750	-	-	PAPER AND PAPERBOARD
ከወረቀት ገለጃ ወይም ከወረቀት ስሌዳ የተሠሩ ዕቃዎች	-	-	-	ARTICLES MADE OF PAPER OR OF PAPERBOARD
የቴክስቲል የጥጥ ሽግግሮች	-	-	-	COTTON FABRICS, WOVEN
ከጥጥ ሌላ የቴክስቲል ምርት ምርቶች	-	-	-	TEXTILE FABRICS, WOVEN (NOT INCLUDING COTTON FABRICS)
በጥጥ ወይም በከፊል ከምርት ምርት የተሠሩ ዕቃዎች	336	-	-	MADE-UP ARTICLES, WHOLLY OR CHIEFLY OF TEXTILE MANUFACTURE, n.e.s.
የሽከለኛ ጠቅላላ ዕቃዎችና የጥጥ ሽግግሮች	1,520	-	-	CLAY CONSTRUCTION MATERIALS AND REFRACTORY CONSTRUCTION MATERIALS
ወሰንተኛ	64	-	-	GLASS
ከወሰንተኛ የተሠሩ ዕቃዎች	63,052	-	-	GLASSWARE
የሽከለኛ ሥራዎች	-	-	-	POTTERY
የብረት ስሌዳና የሌላው ጠቅላላ ዕቃዎች ከብረት ብረቶች	-	100	-	RAILS AND RAILWAY TRACK CONSTRUCTION MATERIAL OF IRON OR STEEL
ወሰንተኛ ከፍተኛ ብረቶች ቧቧዎችና ተገባጣሚ ብረት ብረቶች	-	-	-	TUBES, PIPES AND FITTINGS OF IRON OR STEEL
የሀሳብ ወይም	-	-	-	COPPER AND BRASS
ብረት ገላጭና አገልግሎት ለሌሎች በገላጭ ስሌዳ	-	-	-	SILVER PLATINUM AND OTHER METALS OF THE PLATINUM GROUP
በሌላ ቦታ ያልተለየ ብረት ነገር የሌላ ጥቅም ዕቃዎች	-	-	-	MISCELLANEOUS NON-FERROUS METALS
አሎሚኒየም	-	-	-	ALUMINIUM
የቤት ቋሚዎች፣ ወዘተ ዕቃዎች፣ ወሰንተኛና ወገንጠላዎች አገልግሎት ለሌሎች የቤት ሥራ ወሳሪዎች	-	-	-	HOUSE FRAMES, DOORS, WINDOWS AND FITTINGS, AND OTHER BUILDING REQUISITES
ለጥቅም ላይ የሚውሉ የሚያገለግሉ ከብረት የተሠሩ ጋናቶች	51,060	30,650	-	METAL CONTAINERS FOR STORAGE AND TRANSPORT
ከሽቦ የተገኘ / ከአላብትሪክ ሌላ/ ለአጥር የሚሆኑ	520	-	-	WIRE PRODUCTS (EXCLUDING ELECTRIC) AND FENCING GRILLS
ለአገልግሎት ወይም ለመሥሪያ የሚጠቀሙ ልዩ ልዩ ሥራዎች	-	-	-	TOOLS FOR USE IN THE HAND OR IN MACHINES
ለመብረቅና ለመገቢያ የሚያገለግሉ መብረቅ	-	5,120	-	CUTLERY
ከብረት የተሠሩ የቤት ዕቃዎች	25,943	910	-	HOUSEHOLD EQUIPMENT OF BASE METALS
ከብረት የተሠሩ ዕቃዎች / በሌላ ሥራ ያልተወለዘተ/	2,570	-	758	MANUFACTURES OF METAL, n.e.s.
ድምር	248,170	40,132	758	TOTAL
ክፍል 7. መኪናዎችና የተጠቃሚዎች መሥሪያዎች				SECTION 7. MACHINERY AND TRANSPORT EQUIPMENT
የኃይል መጠጫ መኪናዎች	450	5,000	-	POWER GENERATING MACHINERY
የአርሻ ሥራ መኪናዎችና ወሳሪዎች	447,145	-	-	AGRICULTURAL MACHINERY AND IMPLEMENTS
የአርሻ ተራክቶች ወይም የወጣ ዕቃዎች	-	-	-	SPAREPARTS OF AGRICULTURAL TRACTORS
የቢሮ የአገልግሎት መኪናዎች	3,190	22,409	5,496	OFFICE MACHINES
የብረት ብረት ሥራ ወሳሪዎች	-	12,420	-	METALWORKING MACHINERY
	1976	1977	1978	COMMODITY

ገባተው አገደገና የወጡ ዕቃዎች ዋጋ በቴሲስቲ ዕቃዎች አወጻጸን
 VALUE OF RE-EXPORTS BY COMMODITY GROUP

ሠገጠረዥ ቁ.5 / የግጠላ/

TABLE I.5 (Contd.)

ቦብር IN BIRR

የዕቃው ስም	1968/69	1969/70	1970/71	
ክፍል 7. መኪናዎችና የተፈገገሩት መሣሪያዎች				SECTION 7. MACHINERY AND TRANSPORT EQUIPMENT
የጨቃ ጨርቀና የቀጻ መሥሪያ መሣሪያ ለልዩ ሊገታተሉ ዎች ሥራ የሚያገለግሉ መሣሪያዎችና የቤት ዕቃዎች ከአሌክትሪክ ዕቃዎች በስተቀር	2,032	1,384	1,872	TEXTILE AND LEATHER MACHINERY
የአሌክትሪክ ኃይል መሣሪያዎች	10,169	13,500	28,839	MACHINERY FOR SPECIAL INDUSTRY
የአሌክትሪክ ኃይል መሣሪያዎች	10,663	768	500	MACHINERY AND APPLIANCES (OTHER THAN ELECTRIC AND MACHINERY PARTS n.e.s.)
የአሌክትሪክ ኃይል መሣሪያዎች	-	-	-	ELECTRICAL POWER MACHINERY
የቴሌኮሙኒኬሽን መሣሪያዎች	109,256	5,985	36,834	TELECOMMUNICATION APPARATUS
የቤት ውስጥ አገልግሎት የአሌክትሪክ ዕቃዎችና መሣሪያዎች	8,803	1,648	1,550	DOMESTIC ELECTRICAL EQUIPMENT AND APPLIANCES
በአሌክትሪክ የሚሠሩ የሕክምና የአክሲራይ መሣሪያዎች	-	136	-	ELECTRO-MEDICAL AND X-RAY APPARATUS
ሌላ የአሌክትሪክ መኪናዎችና መሣሪያዎች	23,280	-	-	OTHER ELECTRICAL MACHINERY AND APPARATUS
የሰሜን ተሽከርካሪዎች	55,119	-	36,125	RAILWAY VEHICLES
የጉዳና ተሽከርካሪ መኪናዎች	141,917	20,942	92,731	ROAD MOTOR VEHICLES
የጉዳና ተሽከርካሪዎች በባለቤቱ ሌላ	12,880	8,265	750	ROAD VEHICLES OTHER THAN MOTOR VEHICLES
አይርፕላን	6,128,075	232,938	1,092,577	AIRCRAFT
መርከቦችና ጸላባዎች	39,624	-	-	SHIPS AND BOATS
ጅምር	6,992,603	325,395	1,297,274	TOTAL
ክፍል 8. ሌሎች ለግብርና የተሠሩ ዕቃዎች				SECTION 8. MISCELLANEOUS MANUFACTURED ARTICLES
ለግብርና የቤት ውስጥ ዕቃዎችና መገጠሚያዎች	-	-	-	SANITARY, PLUMBING, HEATING AND LIGHTING, FIXTURES AND FITTINGS
የቤት ዕቃዎች	11,573	-	-	FURNITURE
የእድ ሻገጣና እነዚህንም የወሰደሉት	4,612	-	-	TRAVEL GOODS, HANDBAGS AND SIMILAR ARTICLES
በየጥ ከጠር ከሰፍና ከአር ቴሻል ጠር የተሠሩ ልብቦች	23,639	-	-	CLOTHING OF COTTON, SILK, WOOL AND ARTIFICIAL SILK (INCLUDING KNITTED OR CROCHETED CLOTHING)
መጠጫዎች ከታከሩ ከሰል በስተቀር	-	-	-	FOOTWEAR (EXCLUDING HEELS AND SOLES)
የባይንብና የውያተኞች መሣሪያዎች	10,197	2,060	-	SCIENTIFIC AND PROFESSIONAL INSTRUMENTS
የፍተገራፍና የሲኒማ ግንባ ዕቃዎች	87,649	2,311	-	PHOTOGRAPHIC AND CINEMATOGRAPHIC SUPPLIES
የአይፍ የጠረጴዛና የገደገላ ቦዳ	-	-	-	WATCHES AND CLOCKS
የድምጽ መቀጫ ግንባዎችና መለ የወጧዎች	10,541	800	3,139	MUSICAL INSTRUMENTS, SOUND RECORDERS AND REPRODUCERS AND PARTS AND ACCESSORIES THEREOF
አተኞችና ጽሑፎች	105,345	-	-	PRINTED MATTER
በአርተፊሻል ፕላስቲክ የተሠሩ ዕቃዎች	-	-	-	ARTICLES OF ARTIFICIAL PLASTIC MATERIAL n.e.s.
አሽገገጢቱ መጠጫዎችና የቡራርት ዕቃዎች	80	1,555	-	PERAMBULATORS, TOYS, GAMES AND SPORTING GOODS
	1976	1977	1978	COMMODITY

ገቢ ተወው እንደገና የወጡ ዕቃዎች ዋጋ በ ተወሰኑ ዕቃዎች አወጣጥ
 VALUE OF RE-EXPORTS BY COMMODITY GROUP

ሠገጠረዥ ቁ.5 / የቀጠለ/

TABLE I.5 (contd.)

ብር IN BIRR

የዕቃው ስም	1968/69	1969/70	1970/71	
<u>ክፍል 8. ሌሎች ለተጠቃሚ የተሠሩ ዕቃዎች</u>				<u>SECTION 8. MISCELLANEOUS MANUFACTURED ARTICLES</u>
የጽሕፈት ቤትና የጽሕፈት መደብር ዕቃዎች	118,205	-	-	OFFICE AND STATIONERY SUPPLIES n.e.s.
የኪነ ጥበብ ሥራዎች ጥንታዊ ዕቃዎችና የቅጥር ስብስባዎች ይጨምራል	4,500	-	-	WORKS OF ART, COLLECTORS' PIECES AND ANTIQUES (INCLUDING STAMPS OF PHILATELIC INTEREST)
ገባገጠኞች የወርቅና የብር ሥራዎች	-	-	-	JUWELLERY AND, GOLDSMITHS' AND SILVERSMITHS WARES
ከፋብሪካ የተሠሩ ዕቃዎች፣ በዚህ ውስጥ በሌላ ሥራ ስራ ስራ ስራ	500	-	318	MANUFACTURED ARTICLES, n.e.s.
ጠቅላላ	376,841	6,726	3,457	TOTAL
<u>ክፍል 9. በዓይነት ተለይተው ያልተሰጡ ዕቃዎች</u>				<u>SECTION 9. COMMODITIES NOT CLASSIFIED ACCORDING TO KIND</u>
የግል ገንዘብ ያልተሰጠ የ ሌሎች የገንዘብ ሽያጭ	12,685	6,877	-	SPECIAL TRANSACTIONS
የግል ገንዘብ ያልተሰጠ አገልግሎት	-	-	-	ANIMALS n.e.s.
የግብር መሣሪያዎችና ጥይቶች	5,661	3,900	750	FIREARMS AND AMMUNITION
ቀንሰናሽ ገንዘብ/ከወርቅ ያልሆኑ/ በሌላ ያልተሰጡ	400	-	-	COIN (OTHER THAN GOLD COIN) NOT BEING LEGAL TENDER
ጠቅላላ	18,746	10,777	750	TOTAL
ገቢ ተወው የወጡ ዕቃዎች ጠቅላላ	7,839,310	389,940	1,306,624	TOTAL RE-EXPORT
	1976	1977	1978	COMMODITY

የገቢ ገንዘብ ዕቃዎች በአገልግሎታቸው ስም
 END-USE CLASSIFICATION OF IMPORTS

ሠገጠረዥ ቁ.6

TABLE I.6

ብር IN MILLION BIRR

	1968/69		1969/70		1970/71		
	የዕቃው ዋጋ	ከመቶ	የዕቃው ዋጋ	ከመቶ	የዕቃው ዋጋ	ከመቶ	
የግል ገንዘብ ዕቃዎች	24.2	3.3	28.7	3.5	40.8	3.8	RAW MATERIAL
በከፊል የተዘጋጁ ዕቃዎች	132.5	18.0	117.8	14.5	173.4	16.0	SEMI-FINISHED GOODS
ነጻ	111.1	15.1	128.3	15.8	145.3	13.4	FUEL
መኪናዎችና የተራገቡት መሣሪያዎች	217.7	29.5	225.2	27.8	360.7	33.4	MACHINERY & TRANSPORT EQUIPMENT
ሌሎች ያልሆኑ ዕቃዎች	91.6	12.4	76.9	9.5	109.8	10.2	DURABLE CONSUMER GOODS
<u>አልተሰጡ ዕቃዎች</u>	150.6	20.5	194.8	24.1	235.2	21.8	<u>NON-DURABLE CONSUMER GOODS</u>
ግብ	43.2	5.9	36.2	4.5	50.4	4.7	FOOD
ሌሎች ዕቃዎች በግብ ሌላ	107.4	14.6	158.6	19.6	184.8	17.1	GOODS OTHER THAN FOOD
ሌሎች	8.9	1.2	39.2	4.8	15.6	1.4	MISCELLEANEOUS ITEMS
ጠቅላላ	736.6	100.0	810.9	100.0	1,080.8	100.0	TOTAL
	VALUE	%	VALUE	%	VALUE	%	
	1976		1977		1978		

የገቢ ገንዶ ዕቃ ዋጋና የመጣት አገር
 VALUE OF IMPORTS BY COUNTRY OF ORIGIN

ሠገጠረዥ ቁ.7

TABLE I.7

ባሺህ ብር '000 BIRR

የመጣት አገር	1968/69	1969/70	1970/71	
<u>አፍሪካ</u>	10,505	17,600	26,572	<u>AFRICA</u>
ጅቡቲ	1,360	1,339	3,470	DJIBOUTI
ገብፅ	337	322	266	EGYPT
ኬንያ	8,286	11,861	16,256	KENYA
ሱዳን	215	43	194	SUDAN
ታንዛኒያ	16	1	759	TANZANIA
ሌሎች	291	4,034	5,627	OTHERS
<u>አሜሪካ</u>	138,173	76,193	59,552	<u>AMERICA</u>
የሮይተይ አስተባባሪ	122,356	73,501	55,972	UNITED STATES
ሌሎች	15,817	2,692	3,580	OTHERS
<u>አሰያ</u>	279,321	372,961	427,028	<u>ASIA</u>
ባሮሎን/ባሪሳን/	756	650	542	CEYLON (SRI LANKA)
ሕዝባዊ ጆርጅ	11,181	19,566	21,613	PEOPLE'S REPUBLIC OF CHINA
ጆርጅ / ታይዋን/	10,453	11,544	16,820	CHINA (TAIWAN)
ሀንገ ኮንግ	12,183	13,469	15,703	HONG KONG
ሎንዶ	11,329	11,181	17,536	INDIA
ሊዳ	6,216	41,056	108,516	IRAN
አስራኤል	12,739	15,715	13,156	ISRAEL
ጃፓን	91,343	128,664	162,022	JAPAN
ደቡብ ኮሪያ	9,845	33,551	22,250	SOUTH KOREA
ፓኪስታን	1,510	2,720	427	PAKISTAN
ሰውላ አረቢያ	94,799	79,986	1,927	SAUDI ARABIA
ሲንጋፖር	8,300	6,589	7,069	SINGAPORE
ታይላንድ	4,931	5,394	5,573	THAILAND
ሌሎች	3,736	2,876	33,874	OTHERS
<u>አሮፓ</u>	293,591	331,094	560,645	<u>EUROPE</u>
አውስትሪያ	3,193	5,254	7,142	AUSTRIA
ቤልጅጅ	10,294	6,260	8,824	BELGIUM
ቸኮስሎቫኪያ	5,140	9,588	8,368	CZECHOSLOVAKIA
ዳንማርክ	6,279	8,457	11,685	DENMARK
ፈረንሳይ	16,023	16,559	28,369	FRANCE
ጆርጅያ	64	4,364	10,311	GERMANY, DEMOC.R.
ጆርጅያ	64,854	65,549	130,383	GERMANY, FED. R.
ሀንጋሪ	3,311	6,325	15,001	HUNGARY
ኢጣሊያ	64,473	81,142	140,871	ITALY
ኔዘርላንድስ	22,059	18,222	21,002	NETHERLANDS
ኖርዌይ	1,129	490	699	NORWAY
ፖላንድ	1,367	1,721	4,053	POLAND
ሮማኒያ	4,418	1,386	2,722	ROMANIA
ስፓን	1,365	1,287	4,614	SPAIN
ስዊድን	14,353	19,490	24,079	SWEDEN
ስዊስላንድ	13,369	12,374	28,942	SWITZERLAND
አገላዛዥ	47,095	46,712	86,612	UNITED KINGDOM
የተገባረት የሰሜን አሜሪካ	9,918	13,398	7,296	U.S.S.R.
ዩግዎስላቪያ	1,013	10,459	12,643	YUGOSLAVIA
ሌሎች	3,874	2,057	7,029	OTHERS
<u>አሸያ</u>	7,665	1,350	2,040	<u>OCEANIA</u>
አውስትራሊያ	7,640	1,247	2,000	AUSTRALIA
ሌሎች	25	103	40	OTHERS
<u>አገረ ያልተገኘ</u>	7,419	11,727	4,988	<u>NOT REPORTED</u>
የገቢ ዕቃዎች ድምር	736,674	810,925	1,080,825	TOTAL IMPORT
	1976	1977	1978	COUNTRY OF ORIGIN

የውጭ ገቢ ተመላሽ የወጣው የገደብ ዕቃ የገና የተላከበት አገር
 VALUE OF EXPORTS AND RE-EXPORTS BY COUNTRY OF DESTINATION

ሠገጠረዥ. ቁ. 8

TABLE I.8

በሺህ ብር '000 BIRR

ዕቃው የሚደርስበት አገር	1968/69	1969/70	1970/71	
<u>አፍሪካ</u>	78,905	49,503	38,457	<u>AFRICA</u>
ጁቡቲ	49,380	32,999	33,410	DJIBOUTI
ገብፅ	22,954	10,033	1,792	EGYPT
ኪንያ	272	1,311	2,086	KENYA
ሱዳን	1,597	801	4	SUDAN
ሌሎች	4,702	4,359	1,165	OTHERS
<u>አሜሪካ</u>	197,423	184,621	178,832	<u>AMERICA</u>
የናይትይ አስተሳሰብ	195,159	182,445	178,821	UNITED STATES
ሌሎች	2,264	2,176	11	OTHERS
<u>አስያ</u>	124,445	153,710	124,498	<u>ASIA</u>
ባይሎን /ሶሪላንዳ/	593	-	-	CEYLON (SRI LANKA)
ሕዝባዊ ዊት ጆይና	6,009	7,735	3,253	PEOPLE'S REPUBLIC OF CHINA
አስራኤል	7,090	10,721	5,188	ISRAEL
ጃፓን	43,404	47,938	40,184	JAPAN
ሊባኖስ	751	1,514	217	LEBANON
ባሕሪ አረቢያ	43,170	62,247	65,904	SAUDI ARABIA
ዲሞክራቲክ ሕዝብ ዲሞክራሲያዊ ሕዝብ	12,144	125	1,052	DEMOCRATIC REPUBLIC OF YEMEN
የሕዝብ ዲሞክራሲያዊ ሕዝብ	5,012	4,350	5,943	REPUBLIC OF YEMEN
ሌሎች	6,272	19,080	2,757	OTHERS
<u>አውሮፓ</u>	202,469	332,009	298,313	<u>EUROPE</u>
ቤልጂየም	6,396	6,344	3,024	BELGIUM
ቅዝታዊ ስላቫኪያ	3,417	454	1,579	CZECHOSLOVAKIA
ፈረንሳይ	23,753	21,561	12,006	FRANCE
ጆርጅያ	442	104,393	65,611	GERMANY, DEMOC. R.
ጆርጅያ	38,308	64,362	55,992	GERMANY, FED. R.
ገሪክ	2,368	3,425	3,914	GREECE
ሊባኖስ	41,376	35,036	29,197	ITALY
ኔዘርላንድስ	28,457	23,335	21,467	NETHERLANDS
ኖርዌይ	722	158	921	NORWAY
ፖላንድ	5,791	4,329	5,171	POLAND
ስፔይን	5,718	5,206	4,081	SPAIN
ስዊድን	5,168	3,216	2,278	SWEDEN
ስዊዘርላንድ	2,601	18,499	4,510	SWITZERLAND
አገላጣሪ	18,194	18,306	13,534	UNITED KINGDOM
የተባበሩት የብሔራዊ የገቢ ጥቅም	1,661	63	12,480	U.S.S.R.
ዩጎስላቪያ	9,613	10,250	55,149	YUGOSLAVIA
ሌሎች	8,484	13,072	7,399	OTHERS
<u>ኦሽትራሊያ</u>	60	2	255	<u>OCEANIA</u>
አገሩ ያልተላከ	636	2,194	551	<u>NOT REPORTED</u>
የውጭ ገቢ ተመላሽ አገራት የውጭ ዕቃዎች ድምር	603,938	722,039	640,906	TOTAL EXPORT AND RE-EXPORT
	1976	1977	1978	COUNTRY OF DESTINATION

ለገባዎቹ የገቢ ዕቃዎች ዋጋና የመጣት አገር
 VALUE OF MAJOR COMMODITIES OF IMPORTS BY COUNTRY OF ORIGIN

ሠገጠረዥ ቁ.9

TABLE I.9

በሺህ ብር '000 BIRR

የመጣት አገር	1968/69	1969/70	1970/71	
<u>ተሽከርካሪ መኪናዎችና መለዋወጫዎች</u>	85,181	90,970	154,596	<u>ROAD MOTOR VEHICLES AND PARTS</u>
ኢጣልያ	21,230	20,783	64,455	ITALY
ዎሪጎን ጀርመን	12,909	13,079	22,960	W. GERMANY
አገገሊዝ	8,003	7,481	10,418	UNITED KINGDOM
ፈረንሳይ	2,383	3,303	5,869	FRANCE
ዩናይትድ ስቴትስ	19,414	15,279	5,610	UNITED STATES
የተሰጠረወ ሰብ የተ ሀብረተ	763	2,189	2,650	U.S.S.R.
ጃፓን	13,282	21,846	25,395	JAPAN
ሌሎች	7,197	7,010	17,239	OTHERS
<u>ፕትሮሊየምና ውጤቶች</u>	110,952	128,262	145,313	<u>PETROLEUM AND PRODUCTS</u>
ኢራን	5,754	41,039	108,491	IRAN
ዩናይትድ ስቴትስ	2,103	2,709	836	UNITED STATES
ሳውዲ አረቢያ	93,934	79,929	254	SAUDI ARABIA
ኢጣልያ	2,065	703	253	ITALY
ደቡብ ሃይማን	319	151	229	SOUTHERN YEMEN
አገገሊዝ	1,389	524	1,967	UNITED KINGDOM
ሌሎች	5,388	3,207	33,283	OTHERS
<u>ለልዩ ልዩ አገልግሎት የሚያገለግሉ</u>	26,295	29,235	47,966	<u>MACHINES FOR SPECIAL INDUSTRIES</u>
ፈረንሳይ	163	509	342	FRANCE
ኢጣልያ	695	2,409	5,827	ITALY
ዎሪጎን ጀርመን	3,427	3,299	6,172	W. GERMANY
ዩናይትድ ስቴትስ	13,697	16,611	19,598	UNITED STATES
አገገሊዝ	1,736	1,495	3,914	UNITED KINGDOM
ነዘርላንድ	3,275	1,682	1,129	NETHERLANDS
ዳንማርክ	971	618	1,391	DENMARK
ስዊድን	158	325	2,073	SWEDEN
ጃፓን	108	568	1,087	JAPAN
ዩጎስላቪያ	22	30	12	YUGOSLAVIA
ህንድ	19	162	60	INDIA
ሌሎች	2,024	1,527	6,361	OTHERS
<u>የላቲክ ዕቃዎች</u>	8,250	10,955	11,889	<u>RUBBER ARTICLES N.E.S.</u>
ጃፓን	4,338	4,437	5,171	JAPAN
አገገሊዝ	361	430	322	UNITED KINGDOM
ኢጣልያ	470	1,233	799	ITALY
ዎሪጎን ጀርመን	246	477	807	W. GERMANY
አሥራኤል	268	248	118	ISRAEL
ዩናይትድ ስቴትስ	275	305	435	UNITED STATES
ፈረንሳይ	561	433	954	FRANCE
ሕዝባዊ ጃይና	236	71	26	PEOPLE'S REPUBLIC OF CHINA
ሌሎች	1,495	3,321	3,257	OTHERS
	1976	1977	1978	COUNTRY OF ORIGIN

አገላገዩ የገቢ ዕቃዎች ዋጋና የመጣበት አገር
 VALUE OF MAJOR COMMODITIES OF IMPORTS BY COUNTRY OF ORIGIN

ሠገጠረዥ ቁ.9 / የቀጠለ/

TABLE I.9 (Contd.)

ባሺህ ብር '000 BIRR

የመጣበት አገር	1968/69	1969/70	1970/71	
<u>ልብስ</u>	17,999	46,875	34,108	<u>CLOTHING</u>
ሕዝባዊ ገጅና	483	480	1,905	PEOPLE'S REPUBLIC OF CHINA
ጃፓን	1,664	1,714	1,587	JAPAN
ሆንግ ኮንግ	5,938	5,810	9,808	HONG KONG
ዎዕራብ ጀርመን	276	610	1,103	WEST GERMANY
ሕንድ	3,583	2,594	2,878	INDIA
ኢጣሊያ	964	2,673	1,095	ITALY
ፖላንድ	371	539	549	POLAND
ቸክዮስላቫኪያ	27	420	256	CZECHOSLAVAKIA
አገገላዝ	452	408	568	UNITED KINGDOM
አሥራኤል	431	2,505	337	ISRAEL
ሀንጋሪ	342	334	841	HUNGARY
ዩናይትድ ስቴትስ	255	855	950	UNITED STATES
ደቡብ ኮሪያ	697	23,663	4,614	KOREA SOUTH
ሌሎች	2,516	4,270	7,617	OTHERS
	1976	1977	1978	COUNTRY OF ORIGIN

አገላገዩ የውጭ ገቢዎች ዕቃዎች ዋጋና የተላከበት አገር
 VALUE OF MAJOR COMMODITIES OF EXPORTS BY COUNTRY OF DESTINATION

ሠገጠረዥ ቁ.10

TABLE I.10

ባሺህ ብር '000 BIRR

ዕቃው የሚደርስበት አገር	1968/69	1969/70	1970/71	
<u>ቡና</u>	347,751	547,515	496,864	<u>COFFEE</u>
ዩናይትድ ስቴትስ	189,611	178,353	173,334	UNITED STATES
ዎዕራብ ጀርመን	19,686	52,373	48,561	WEST GERMANY
ኢጣሊያ	19,315	19,859	13,077	ITALY
ሰውያን አረብያ	14,464	54,985	58,773	SAUDI ARABIA
ጃፓን	28,544	35,860	33,380	JAPAN
ፈረንሳይ	15,544	13,987	7,512	FRANCE
ኖርዌይ	708	142	258	NORWAY
ስዊድን	3,219	706	-	SWEDEN
የተባበሩት የሰብዓት ሀብረት	1,635	-	12,400	U.S.S.R.
ሕዝባዊ ገጅና	5,984	7,735	3,253	PEOPLE'S REPUBLIC OF CHINA
ሌሎች	43,041	183,515	146,316	OTHERS
<u>ቀጥታ ለጠገን ያልተለፈ</u>	61,656	54,827	53,792	<u>HIDES & SKINS UNDRRESSED</u>
አገገላዝ	7,483	7,995	8,366	UNITED KINGDOM
ኢጣሊያ	18,518	11,490	14,741	ITALY
	1976	1977	1978	COUNTRY OF DESTINATION

ለገዳገድ የውጭ ገዢዎች ዕቃ የገና የተላከበት አገር
 VALUE OF MAJOR COMMODITIES OF EXPORTS BY COUNTRY OF DESTINATION

ሠንጠረዥ ቁ. 10 / የቀጠለ /

TABLE I.10 (Contd.)

በሺህ ብር

'000 BIRR

ዕቃው የሚደርሰበት አገር	1968/69	1969/70	1970/71	
<u>ቆዳና ሊብ ያልተለፈ / የቀጠለ /</u>				<u>HIDES & SKINS UNDRESSED (CONTD.)</u>
የናይትሮ ስተት	2,024	2,066	981	UNITED STATES
ፈረንሳይ	3,088	3,527	2,250	FRANCE
ዎሪስ ደርዎን	2,304	3,117	3,324	WEST GERMANY
የተገበረው የሰጠ የት ሕብረት	-	-	-	U.S.S.R.
ገሪክ	1,830	2,683	2,092	GREECE
ሊባኖስ	123	-	52	LEBANON
አራጎ	987	536	-	IRAN
ሌሎች	25,299	23,413	21,986	OTHERS
<u>የቆታ አህሎች</u>	31,242	17,729	12,336	<u>OIL SEEDS</u>
የናይትሮ ስተት	-	-	256	UNITED STATES
ኢጣልያ	46	100	288	ITALY
ጃፓን	7,923	6,487	3,073	JAPAN
ገሪክ	-	376	-	GREECE
ደቡብ ሻንጣ	4,353	63	43	SOUTHERN YEMEN
አንገሊዝ	207	325	-	UNITED KINGDOM
ሊባኖስ	-	-	-	LEBANON
ሰውላ ሳራቢያ	6,306	860	2,371	SAUDI ARABIA
ዎሪስ ደርዎን	163	108	915	WEST GERMANY
ኢሥራኤል	4,235	4,917	3,072	ISRAEL
የተገበረው የሰጠ የት ሕብረት	-	-	-	U.S.S.R.
ሌሎች	8,009	4,493	2,318	OTHER
<u>ተኩስ ወይም የቀዘቀዘ ለተከለ ተቸ</u>	58,299	44,336	18,782	<u>VEGETABLES, FRESH, FROZEN</u>
ዎሪስ ደርዎን	7,059	5,669	1,316	WEST GERMANY
የአፋርና ኢባ	5,334	2,127	1,034	DJIBOUTI
ኢጣልያ	-	88	-	ITALY
ሲሎን / ሲላንባን /	503	-	-	CEYLON (SRI LANKA)
ሰውላ ሳራቢያ	4,162	2,125	3,072	SAUDI ARABIA
አንገሊዝ	4,312	1,373	1,046	UNITED KINGDOM
ፈረንሳይ	2,280	1,397	150	FRANCE
ጃፓን	151	1,814	84	JAPAN
ደቡብ ሻንጣ	413	60	641	SOUTHERN YEMEN
ሱዳን	1,375	792	-	SUDAN
ኢሥራኤል	439	107	-	ISRAEL
ሊባኖስ	169	417	161	LEBANON
ዎርዳኖስ	1,544	521	201	JORDAN
ሌሎች	30,558	27,846	11,077	OTHERS
	1976	1977	1978	COUNTRY OF DESTINATION.

ለገቢ ገንድ መሥሪያ የተሰጠ የውጭ አገር ምዝገባ ፈቃድ በዕቃው ዓይነት
 FOREIGN EXCHANGE PERMITS UTILIZED FOR IMPORT BY TYPE OF COMMODITY

ሠንጠረዥ ቁ. 119

TABLE I.11

ባሚሊዮን ብር

IN MILLION BIRR

የዕቃው ዓይነት	1968/69	1969/70	1970/71	
<u>ምገባ መጠቀሻና ተምባህ</u>	38.1	82.1	74.6	<u>FOOD BEVERAGES & TOBACCO</u>
ወተትና ውጤቶች	6.5	7.8	9.1	DAIRY PRODUCTS
እሀሳና የእሀሳ ውጤቶች	6.9	46.1	35.7	CEREAL & CEREAL PRODUCTS
ሻይ	2.5	1.2	5.5	TEA
ሌሎች	22.2	27.1	24.4	OTHERS
<u>ጨርቃ ጨርቅና የመሰባሰብ</u>	96.5	155.1	142.3	<u>TEXTILE & RELATED PRODUCTS</u>
ጥሬ ጥጥ	0.4	0.1	-	RAW COTTON
ጥሬ ገብና ጸባና ጥረት	8.1	9.6	6.7	RAW WOOL, JUTE & FIBRES
ድርና ጫግ	15.1	20.4	21.5	TEXTILE YARN & THREAD
ጨርቃ ጨርቅ	45.2	61.9	56.1	TEXTILE FABRICS
ተጠቅ የወጣ ጨርቃ ጨርቅ	25.5	61.1	56.5	FINISHED TEXTILE PRODUCTS
ሌሎች	2.2	2.1	1.3	OTHERS
<u>መኪናዎችና የተራገቡ ስራ መሣሪያዎች</u>	218.6	215.8	283.3	<u>MACHINERY & TRANSPORT EQUIPMENT</u>
የአርሻ መሣሪያዎች	11.6	12.9	12.2	AGRICULTURAL MACHINERY
የኢንዱስትሪ መሣሪያዎች	81.3	72.6	91.3	INDUSTRIAL MACHINERY
የኤሌክትሪክ መሣሪያዎች	14.5	13.6	16.4	ELECTRICAL MACHINERY
የተሰጠው ክሊንግ መሣሪያዎች	10.8	20.1	16.3	TELECOMMUNICATION APPARATUS
የጉዳና ተሽከርካሪ መኪናዎች	77.4	78.7	115.5	ROAD MOTOR VEHICLES
የቆይታ ተሽከርካሪዎችና ጥቅር ለሌላ ጥቅር ተሽከርካሪዎች	5.6	7.5	11.5	RAILWAY VEHICLES AND NON-MOTOR VEHICLES
ሌሎች	17.3	10.4	20.3	OTHERS
<u>ኬሚካል ውጤቶች</u>	102.3	113.8	127.9	<u>CHEMICAL PRODUCTS</u>
ኬሚካልና የመረት ግዳብ ስራ	62.5	60.1	72.1	CHEMICAL PRODUCTS & FERTILIZERS
መድሃኒቶችና የፋርማሲ ዕቃዎች	15.2	24.9	33.5	MEDICAL & PHARMACEUTICAL PRODUCTS
የጉዳህና ህመም ዎች መወሰደያ	15.3	11.9	9.1	SOAPS & TOILET PREPARATIONS
ሌሎች	9.3	16.9	13.2	OTHERS
<u>ሌሎች የገቢ ገንድ ዕቃዎች</u>	391.3	390.6	384.3	<u>OTHER IMPORTS</u>
ገላብጫና ክፍፍል ለተሠራ ዕቃዎች	5.3	6.5	5.3	PLASTIC & PLASTIC MANUFACTURES
የተዘጋጁ የግዳሃና ጫግዎች	3.5	4.6	4.3	LEATHER, LEATHER MANUFACTURE & FOOT WEAR
ላቦን ክፍፍልና የላቦን ክፍፍል ውጤቶች	14.5	18.9	17.0	RUBBER & RUBBER PRODUCTS
ብረታብረትና የብረታብረት ውጤቶች	36.7	58.9	60.6	METAL & METAL PRODUCTS
ፕትሮሊየምና የፕትሮሊየም ውጤቶች	132.4	129.5	162.1	PETROLEUM & PETROLEUM PRODUCTS
የቤት መሥሪያ ዕቃዎች በሌላ በታ ያልተገለጹ	2.9	6.7	8.0	BUILDING MATERIALS n.e.s.
ሌሎች	195.8	165.3	127.0	OTHERS
<u>ጠቅላላ ለገቢ ገንድ የተሰጠ የውጭ ምዝገባ ፈቃድ</u>	846.8	957.4	1,012.4	<u>TOTAL IMPORT PERMITS</u>
	1976	1977	1978	COMMODITY

ከብሔራዊ ባንክ የውጭ አገር ምዝገባ መቆጣጠሪያ ክፍል የተገኘ ::

Source: National Bank, Exchange Control Division.

የጥርጅን ከመጋገት የተነሳ ዘርዘር ድምረግ ለይሰጥ ይኾናል ::

N.B. Details may not add up to total due to rounding

ለውጭ ገንዘብ ተፈቅዶ ናተሰጠው የውጭ ለገር ምንዘሪ በ የዕቃው ዓይነት
 FOREIGN EXCHANGE PERMITS AUTHORIZED FOR EXPORT BY TYPE OF COMMODITY

ሠንጠረዥ ቁ.12 TABLE I.12

በሚሊዮን ብር IN MILLION BIRR

የዕቃው ዓይነት	1968/69	1969/70	1970/71	
ቡና	263.4	596.7	528.2	COFFEE
የበገ ቅጻ	31.0	36.9	40.9	SHEEP SKINS
የፍ የሰ ቅጻ	21.5	19.0	25.1	GOAT SKINS
ቅጻ	7.8	8.4	8.6	HIDES
ጥራ ጥራ	66.7	56.5	17.1	PULSES
የቅባት ለሀሎች	40.2	25.5	14.7	OILSEEDS
የዘይት ጭማቂ	14.1	13.7	8.4	OILCAKES
የጭ ከብ ተች	21.9	1.6	1.1	LIVESTOCK
አተክላተና ፍራፍራዎች	6.0	5.4	2.0	FRUITS & VEGETABLES
የምገባ ዓይነቶች	12.4	4.6	6.8	FOODSTUFFS AND PRODUCTS
ቦታ	9.0	2.8	1.6	SUGAR
ጫት	5.4	6.5	1.1	CHAT
ነጻይ	24.6	21.2	28.0	FUEL, OIL, ETC.
ገብ ተው ለገደገና የወጡ ዕቃዎች	0.2	-	-	RE-EXPORTS
ሌሎች	29.0	19.3	20.8	OTHERS
ድምር	653.3	818.1	704.4	TOTAL
	1976	1977	1978	COMMODITY

ከብሔራዊ ባንክ የውጭ ለገር ምንዘሪ መቆጣጠሪያ ክፍል የተገኘ
 Source: National Bank, Exchange Control Division.

ክፍል በ. ዓመታዊ የሀገር ሀብት ውጤት

የሀገር ሀብትን ገምት ለማዘጋጀት በባሰት ዓይነት የአሠራር ዘዴዎች መጠቀም ይቻላል ። እነዚህም፡-

1ኛ/ የግምገማ ዓክፋፈ ያና የአገልግሎት ድርጅቶች የሚያመርቱትን የዕቃዎችና የገልጋሎቶች የጋ ጠቅላላ ደምር በማውጣት፡-

2ኛ/ በግምገማ ዓክፋፈ ያና የአገልግሎት ድርጅቶች የተመረቱትን ዕቃዎችና ገልጋሎቶች በማውጣት ለተባታይ የሠራተኛ ጉልበትና ለላ የምርት ኃይል የተደረጉትን ክፍያዎች በመደመር፡-

3ኛ/ ለመጨረሻ ጠቀሟቸው የዋሉትን ዕቃዎችና ገልጋሎቶች የጋ ደምር ከውጭ ለገር የተገዙትን ዕቃዎችና ገልጋሎቶች የጋ በመቀነስ ።

የኢትዮጵያ ዓመታዊ የሀገር ሀብት ለማዘጋጀት በብዛት ጥቅም ላይ የዋለው የአሠራር ዘዴ በተራ ቁጥር አገዳ አገዳ ተጠቅሞ ሲሆን በተራ ቁጥር ስህተት የተመለከተው ደገፍ ያገለገለው ለአስተዳደር፣ ለመከላከያ፣ ለትምህርት፣ ለሕክምና ለጤናና ለመሳሰሉት የሌሎችም ክፍለ አካሎች ነው ። በተራ ቁጥር ሁለት የታየው የአሠራር ዘዴ የገልጋሎቶች በቻ ለማጠቃለል የረዳ ሲሆን በብዛት እጥቃም ላይ አልዋለም ። ጠቅላላ የዕቃዎችና ገልጋሎቶች የጋ በጭነት የሌሎችም ክፍለ አካል ተለይቶ የታየ ሲሆንም፣ እቃዎችን ወይም ገልጋሎቶችን ሳስገኙት ስዎች የተከፈለውን ደብዳቤ አባል የመሳሰሉትን ገቢዎች ከፋፍሎ አያሳይም ። በተራ ቁጥር ስህተት መሠረት በወጪ መልኩ የተዘጋጀው የሀገሪቱ ሀብት በዕቃዎችና በገልጋሎቶች ዓይነት ተለይቶ ያልተጠጠሩ ከመሆኑም በላይ ለገል ኑር የተደረገው ወጪዎችም ገምት ሊደረሰበት የተቻለው ከጠቅላላው ወጪ ሌሎች የታወቁ ወጪዎችን በማቀና ነስ ነው ።

ከበጀት ዓመትና ከጠቅላላ መንገሥታዊ የልማት ፕላኖች ጋር ገንገኝነት እንዲኖረው የጥላቻ ስህተት ሥራ ላይ መዋሉን ለመቆጣጠር እንዲያስችል በግለት የጠፈራዊ ሀብት ውጤትን መረጃዎች ከአውሮፓ የቀን አቆጣጠር ወይ በጀት ዓመት ጊዜ ማዘወር አስፈላጊ ሆኖ ተገኝቷል፣ በዚህም መሠረት ከሌሎች ለገር ጋር ባለው ሂሳብ በቀር የቀረት መረጃዎች ሁሉ የበጀት ዓመትን በመከተል ተዘጋጅተው ቀርቦ ዋል ።

የሀገር ሀብት ገምት አወጣጡን ለመገለጽ የዋና ዋና አርእስት ትርጉምና ማሰራሪያ ከዚህ በታች ተገልጿል ።

ጠቅላላ የሀገር ውስጥ ምርት በገባዎች የጋ፡ በሀገሪቱ ውስጥ የተሠሩትን ዕቃዎችና የተፈጸሙትን ገልጋሎቶች በገባዎች የጋ የሚያጠቃለል ሲሆን የካፒታል ገብረት መቀነስን አይመለከትም ። በሌላ ዓይነት የአሠራር ዘዴ ደገፍ የገልጋሎት የዓላዊ ዕቃዎችና ገልጋሎቶች ፍጆታ ወጪዎችን፣ ጠቅላላ የሀገር ውስጥ የካፒታል ክምችትንና በዕቃዎችና በገልጋሎቶች ገንዶ ያለው የላውጥ ሚዛን ሲደመሩ ተወሳሳይ ውጤት ያስገኛሉ ።

ጠቅላላ የሀገር ውስጥ ምርት በተሠራበት የጋ፡ የሀገር ውስጥ ምርትን በማውጣት ላይ ለተሰማራው የሠራተኛ ጉልበትና ለሌሎች የምርት ኃይሎች የተደረገውን ክፍያና የካፒታል ዓመታዊ የአርፎና ወጪን ያጠቃለላል ። ይህም በጊዜው የገባዎች የጋ ከሚቀርቡ ጠቅላላ የሀገር ውስጥ ምርት የሂሳብ ተጠጋ የሚላቸው የተገኙ ያልሆኑትን ተከታቾች ስለማይወጡና መንገሥት ለግምገማ ድርጅቶች የሚሰጡትን ድጋፎች ስለሚከፈሉ ነው ።

ጠቅላላ ብሔራዊ ምርት በገበያ ዋጋ፡ የኢትዮጵያ ነዋሪዎች በሀገር ውስጥም ሆነ በውጪ ሀገር የሠረዘቸውን ዕቃዎችና የፈጸሙትን ገልጋሎቶች በገበያ ዋጋ የሚያጠቃልሉ ሲሆን የከፈቱ ልንብረት መቀነስን አይመለከትም። ይህ ውጤት ከጠቅላላው የሀገር ውስጥ ምርት በገበያ ዋጋ ጋር የሚለያየው ከውጭ አገር የተገኘውን የተከፈ የሥራና የንብረት ገቢ ስለሚጨምር ነው።

ከውጭ አገር የተገኘ የተከፈ የሥራና የንብረት ገቢ ፡ እንደ ወለድና ተርፍ የመሰባሰቡትን የሥራና የንብረት ገቢዎች ለኢትዮጵያ የተከፈሉትን እንዲሁም ለሌሎች ሀገሮች ወጪ የተደረጉትን በጣቶና ነስ የተገኘ ሂሳብ ነው።

ገላጭ የዓለቂ ዕቃዎችና ገልጋሎቶች ፍጆታ ወጪ፡ ለቡተብ ወይም አተራፊ ላለሀኑ ድርጅቶች ጥቅም የዋሉ ዕቃዎችና ገልጋሎቶች ጠቅላላ ዋጋ ሲሆን በሰጠቱ መልክ ከውጭ አገር የመጡትን ዕቃዎች የተከፈ ዋጋንም ይጨምራል።

መንገሥታዊ የዓለቂ ዕቃዎችና ገልጋሎቶች ፍጆታ ወጪ ፡ ለመንገሥት ጥቅም የዋሉትን ዕቃዎችና ገልጋሎቶችን ጠቅላላ ዋጋ ይገልጻል። ይህም የሠራተኞችን ደመወዝና አበል፣ መንገሥት የገዛቸውን ዓለቂ ዕቃዎችና ገልጋሎቶች ዋጋ ሲያጠቃልል የመንገሥት ሽያጮችን ገን ተቀናሽ ያደርጋል። በድጋፍ መልክ የተደረጉትን ወጪዎች፣ ለወለድና ለአርዳታ የተከፈሉ የመንገሥት ሂሳብ በዚህ ርእስ ውስጥ አይገቡም።

ጠቅላላ የማይንቀሳቀስ ከፈተኛ ክፍያዎች፡ ቢተባብሩ፣ ድርጅቶችና እንዲሁም መንገሥት የገዙትን ወይም የሠረዘቸውን ዓለቂ ዓለሀኑ የማይረጋገጡ ገቢዎችን ዋጋ ይገልጻል። እነዚህም ገቢዎች እንደ መሬት፣ ሕንጻ፣ የፋብሪካና የመጓጓዣ መሣሪያዎችን የመሰባሰቡ ናቸው።

SECTION J. NATIONAL ACCOUNTS

In principle, in the measurement of national accounts aggregates three basic approaches may be applied depending upon the available statistics, i.e. production, income and expenditure approaches. (i) The production approach takes production as the total value of goods and services less intermediate inputs originating in the various industries which make up the economy, (ii) the income approach considers production as the sum of the incomes received by those producing these goods and services, and (iii) the expenditure approach sums up the value of the final uses of goods and services reduced by the value of imports of goods and services.

In Ethiopia's National Accounts the production approach has been mainly used but the expenditure approach is applied in the case of Public Administration and Defence, Education, Medical and Health services. The Income approach is hardly used except in some service sectors such as domestic services. The total value of goods and services thus arrived at has been given according to the industry producing them. But no breakdown by type of factor income has been attempted. In the expenditure side of Ethiopia's National Accounts private consumption expenditure is arrived at as a residual.

Since the reference period for the government budget and governmental plans in general is the Ethiopian Fiscal year (E.F.Y.) in order to facilitate the monitoring and evaluation of plan implementation it has been decided to change the reference period of national accounts data from G.C.Y. to E.F.Y. Accordingly all national accounts tables except the Rest of The World Accounts have been compiled in the E.F.Y.

The concepts and definitions of major aggregates used in the National Accounts are given below:

Gross Domestic Product (GDP) at Market Prices is the market value of the goods and services, produced within the territory of Ethiopia, before any allowance is made for the consumption of fixed capital. It is equal to the sum of consumption expenditure by private consumers and government, gross domestic capital formation, and net export of goods and services.

Gross Domestic Product (GDP) at Factor cost is the sum of incomes accruing from the production of goods and services. It differs from the Gross Domestic Product at market price by the amount equal to Indirect taxes less of subsidies.

Gross National Product (GNP) at Market Prices is the market value of goods and services before deduction of provision for the consumption of fixed capital, attributable to the factors of production supplied by residents of Ethiopia. It is equal to the sum of consumption expenditure, gross domestic capital formation, and net export of goods and services plus net factor income received from abroad. It differs from the Gross Domestic Product at Market Prices by the amount of net factor income from abroad.

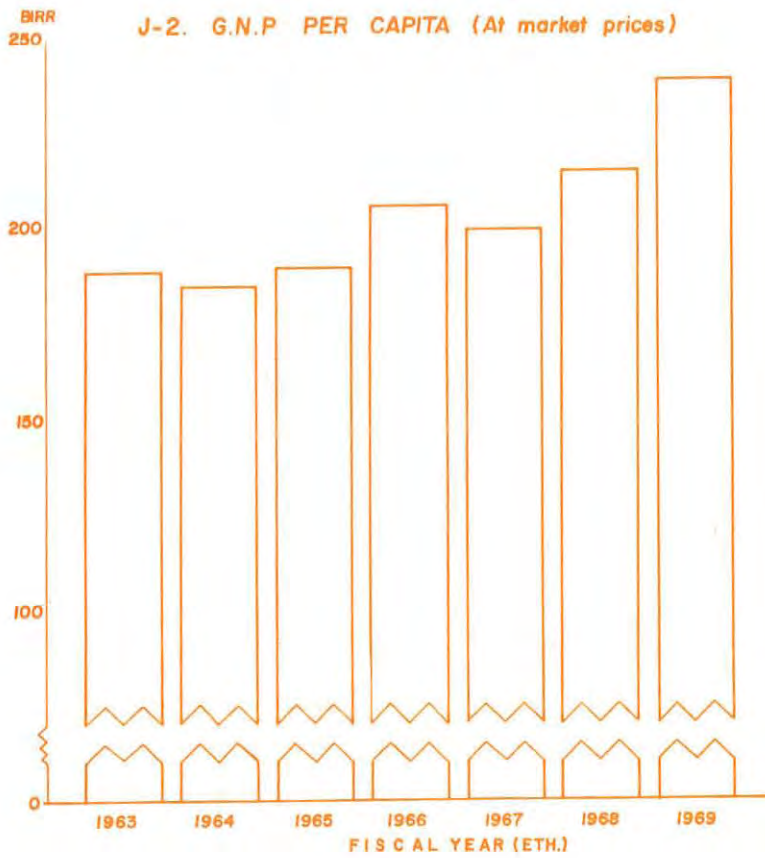
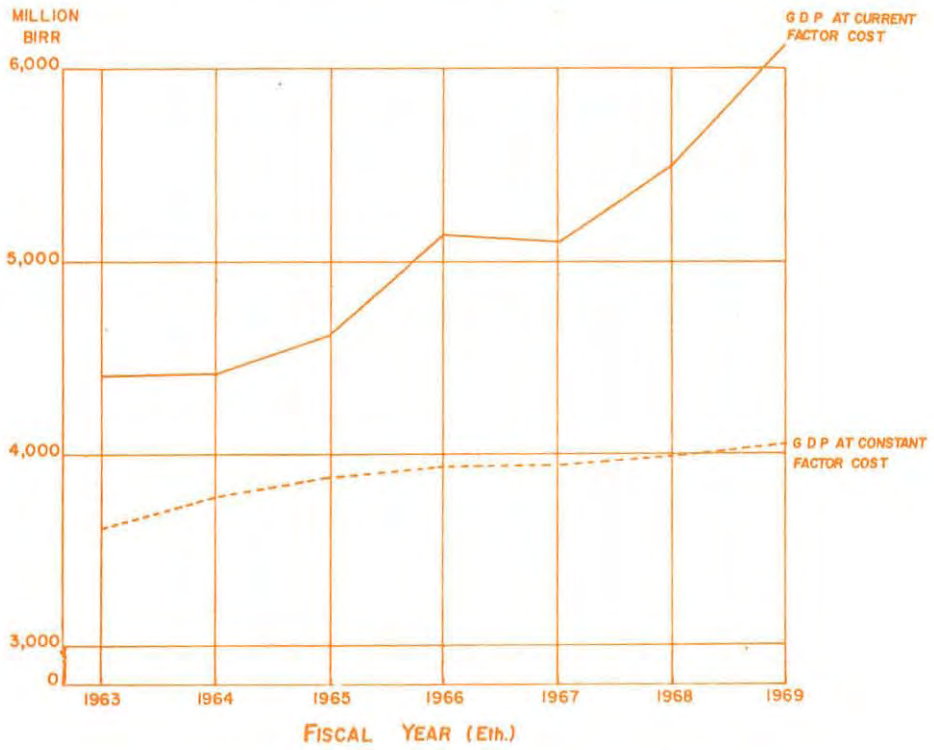
Net Factor Income from Abroad is excess of factor incomes (interest, dividends, profits, etc.) Paid abroad over factor incomes received from abroad.

Private Consumption Expenditure is the value of goods and services (purchased or self-produced) consumed by households and private non-profit institutions plus the net value of gifts in kind received from abroad.

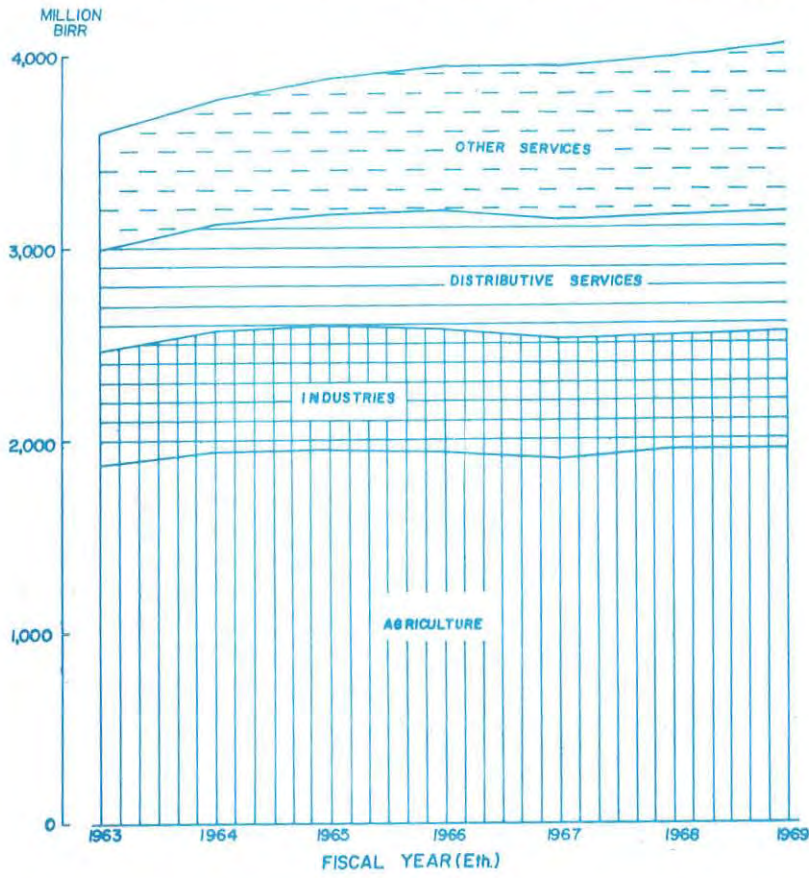
Government Consumption Expenditure represents the current expenditure on goods and services by central and municipal governments. It comprises compensation of employees, purchases by government from local enterprises and from abroad, less sales by government of goods and services. Government consumption expenditure excludes transfer payments, interest paid by government and subsidies.

Gross fixed capital formation includes the value of the purchases and own account construction of fixed assets (land, civil construction and works, machinery and equipment) by enterprises, households, private non-profit institutions and government.

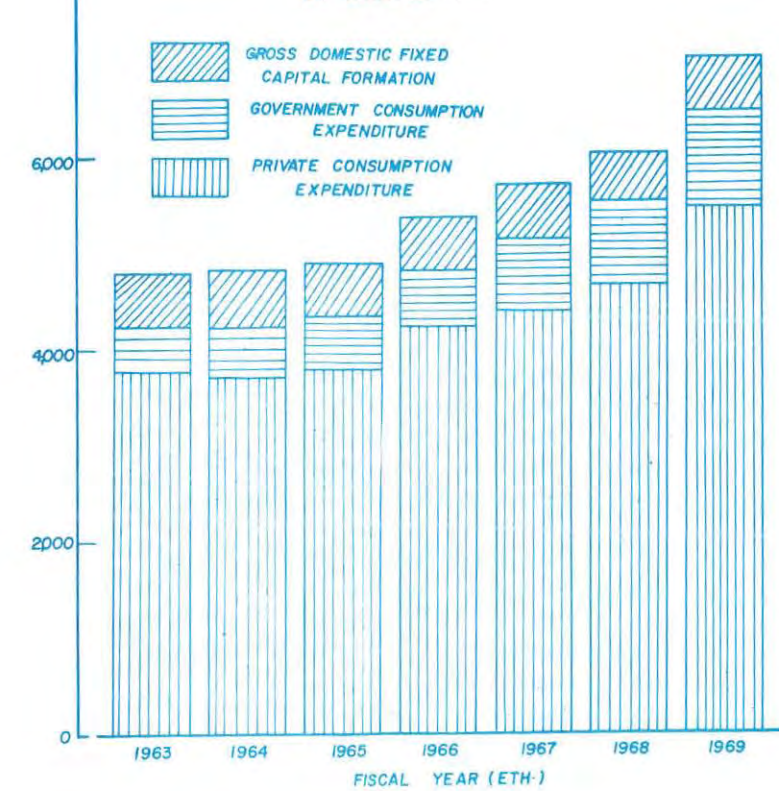
J-1 THE MOVEMENT OF GROSS DOMESTIC PRODUCT



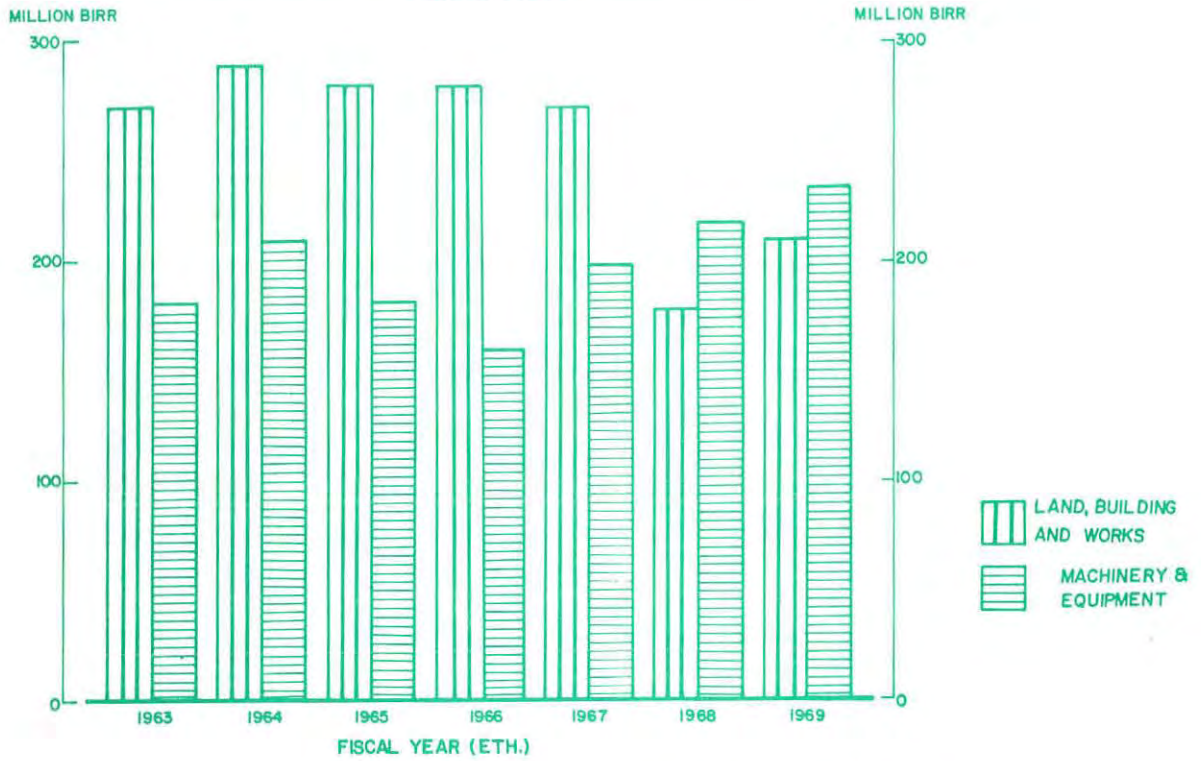
J-3 G.D.P BY INDUSTRIAL ORIGIN AT CONSTANT FACTOR COST



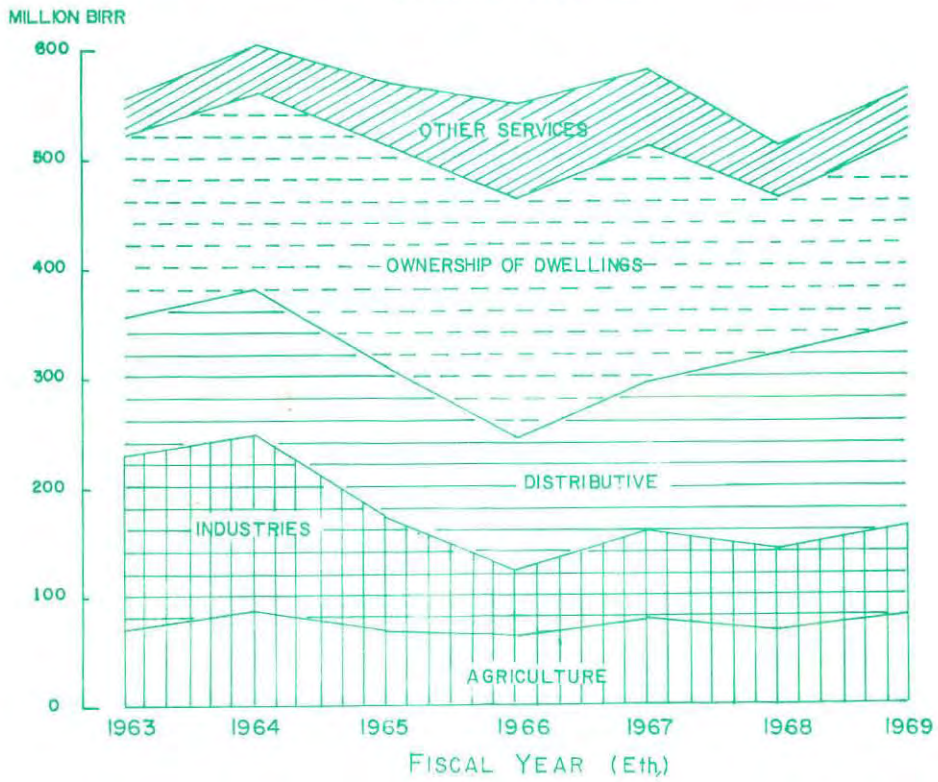
J-4 EXPENDITURE ON GROSS NATIONAL PRODUCT AT MARKET PRICE



J-5 GROSS DOMESTIC FIXED CAPITAL FORMATION BY TYPE OF ASSET



J-6 GROSS DOMESTIC FIXED CAPITAL FORMATION BY INDUSTRIAL USE



የህገር ሀብት ውስጥ ግብይት
SUMMARY OF NATIONAL ACCOUNTS STATISTICS

ሠገጠረዥ በ.ገ

TABLE J.1

በግሊ ዋጋ ብር IN MILLION BIRR

	1965	1966	1967	1968***	1969	
1. ጠቅላላ የህገር ውጥፍ ስርዓት በገዢው በተሠራበት ዋጋ	4,629.2	5,140.8	5,103.2	5,492.7	6,136.0	1. GROSS DOMESTIC PRODUCT AT CURRENT FACTOR COST
2. ከውጭ አገር የተገኘ የተጣራ የሥራና የገብረት ገቢ	-47.0	-36.4	-29.8	-2.7	-3.8	2. NET FACTOR INCOME FROM ABROAD
3. ጠቅላላ ብሔራዊ ስርዓት በተሠራበት ዋጋ /1+2/	4,582.2	5,104.4	5,073.4	5,490.0	6,132.2	3. GROSS NATIONAL PRODUCT AT FACTOR COST (1+2)
4. የጥቅም ያልሆኑ የረገጥ**	376.0	410.4	421.3	482.9	694.1	4. INDIRECT TAXES (NET OF SUBSIDIES)**
5. ጠቅላላ ብሔራዊ ስርዓት በገበያ ዋጋ /3+4/	4,958.2	5,514.8	5,494.7	5,972.9	6,826.3	5. GROSS NATIONAL PRODUCT AT MARKET PRICES (3+4)
6. ጠቅላላ የግዴታ የገባ ገንዘብ ከገንዘብ ክፍሎች	569.4	549.4	579.7	509.5	560.9	6. GROSS FIXED CAPITAL FORMATION
ከዚህም የጠረጎሽ የሥራ ገንዘብ	387.0	389.3	382.1	291.4	326.5	LAND, BUILDING AND WORKS
የፍላጎትና የተራገሰፖርት መሳሪያዎች	182.3	160.1	197.6	218.1	234.4	MACHINERY AND TRANSPORT EQUIPMENT
7. በሽያጭ ወይም አጥቅም ላይ በመዋገድ ያለ ተጣራ ዕቃዎች ከገንዘብ ክፍሎች	-	-	-	-	-	7. INCREASE IN STOCKS*
8. ጠቅላላ የአገር ውስጥ ከገንዘብ ክፍሎች /6+7/	569.3	549.4	579.7	509.5	560.9	8. GROSS DOMESTIC CAPITAL FORMATION (6+7)
9. ጠቅላላ የከገበያ ክፍሎች ከጠቅላላው ብሔራዊ ስርዓት /በገበያ ዋጋ/ ጋር ሲመጣጠን	11.5	10.0	10.6	8.5	8.2	9. GROSS DOMESTIC CAPITAL FORMATION AS PERCENT OF GROSS NATIONAL PRODUCT AT MARKET PRICES
10. ጠቅላላ ብሔራዊ ስርዓት በሰዓት ወይም በገበያ ዋጋ በሰዓት	189.1	205.1	199.2	214.0	238.4	10. GROSS NATIONAL PRODUCT PER CAPITA (AT MARKET PRICES IN BIRR)
11. የ1953 ዓ.ም ለገንዘብ ወጪ ስርዓት ስርዓት ስርዓት	119.3	130.6	129.5	137.6	151.7	11. IMPLICIT PRICE INDEX (1960/61=100)
12. ጠቅላላ የአገር ውጥፍ ስርዓት ዓመታዊ ዕድገት ያለፈውን ዓመት ለገንዘብ ወጪ ስርዓት /በ1953 ዓ.ም ዋጋ/	2.7	1.5	0.1	1.3	1.3	12. ANNUAL RATE OF GROWTH IN REAL GROSS DOMESTIC PRODUCT AT 1960/61 PRICES (WITH PREVIOUS YEAR AS 100)
	1972/73	1973/74	1974/75	1975/76***	1976/77	

*በሽያጭ ወይም አጥቅም ላይ በመዋገድ ያለ ተጣራ ዕቃዎች ከገንዘብ ክፍሎች የሚለዩት በ"_" ብቻ የተሞላው በደንበኞች ስለሌላ ተገንጠሎች ስለሆነ ገንዘብ ለማድረግ ባለመቻሉ ነው::

*The series of "_" meaning not available for "increase in stocks" is due to lack of information.

**ለግብይት ስርዓት ስርዓት የተደረገ የግብይት ስርዓት ወደ ከተቀነሰ በኋላ::

**After the reduction of government subsidies to business enterprises.

*** የተሻሻለ

*** Revised

ጠቅላላ የሀገር ውስጥ ምርት በጠ ነጠበት የሊከናወኑ ዘርፍና በገዛው በተሠራበት ዎን
 GROSS DOMESTIC PRODUCT BY INDUSTRIAL ORIGIN AT CURRENT FACTOR COST

ሠንጠረዥ በ.2

TABLE J.2

በሚሊዮን ብር IN MILLION BIRR

	1965	1966	1967	1968*	1969	
<u>ክሊርቭ</u>	2,331.4	2,605.2	2,423.4	2,738.8	3,197.9	<u>AGRICULTURE</u>
ክሊርቭ	2,217.2	2,486.9	2,301.4	2,615.1	3,068.7	AGRICULTURE
ክፍገ	109.3	113.4	117.1	118.8	124.3	FORESTRY
ክለጋ	1.3	1.3	1.3	1.3	1.3	HUNTING
ክለሣ ግብር	3.6	3.6	3.6	3.6	3.6	FISHING
<u>ክሊንቅተሪዎች</u>	748.2	796.3	854.8	824.0	891.5	<u>INDUSTRIES</u>
ክግዕድገና ድገይ ግግግት	11.1	12.5	12.6	11.6	8.7	MINING AND QUARRYING
ክፋብሪካዎች	236.8	266.3	308.8	313.8	358.0	MANUFACTURING
ክለጅ ጥበብ ሥራና ተገንብ አገገብ ተሪዎች	227.2	241.3	260.6	272.1	278.0	HANDICRAFT & SMALL SCALE INDUSTRY
ክሕገግግግና ግንገጅ ሥራዎች	233.4	235.7	232.3	188.2	207.9	BUILDING & CONSTRUCTION
ክጠብራት ክላላክተሪክ ገይላና ውሃ	39.7	40.5	40.5	38.3	38.9	ELECTRICITY & WATER
<u>ክግብፋሪሳ ሥራ</u>	697.5	795.6	795.6	846.7	900.4	<u>DISTRIBUTIVE SERVICES</u>
ክጅምላና ችር ችር ገገጅ ሥራ	441.6	532.5	522.7	565.4	611.3	WHOLESALE AND RETAIL TRADE
ክጠጋጋዝና ግንገጅ	255.9	263.1	272.9	281.3	289.1	TRANSPORT AND COMMUNICATION
<u>ክሌ.ግ ል.ግ አገልግሎቶች</u>	852.1	943.7	1,029.4	1,083.2	1,146.2	<u>OTHER SERVICES</u>
ክባንክ ሊገራገብና የግይገግ ግን ገብረት	76.3	97.6	116.4	142.1	144.2	BANKING, INSURANCE & REAL ESTATE
ክለስ ተገደርና ግብረት	269.6	304.2	348.7	365.9	415.0	PUBLIC ADMINISTRATION & DEFENCE
ክጠፍሪ ግ ቤቶች ባለቤትነት	180.3	190.2	190.1	188.4	191.1	OWNERSHIP OF DWELLINGS
ክተምሀርት አገልግሎት	109.2	121.8	135.2	136.1	143.7	EDUCATIONAL SERVICES
ክሕክምናና የጤና አገልግሎቶች	35.2	35.9	36.6	39.5	40.4	MEDICAL & HEALTH SERVICES
ክቤት ውስጥ አገልግሎቶች	62.9	63.5	64.1	64.7	65.3	DOMESTIC SERVICES
ክሌሎች	118.6	130.5	138.3	146.5	146.5	OTHERS
ጅምር	4,629.2	5,140.8	5,103.2	5,492.7	6,136.0	TOTAL
	1972/73	1973/74	1974/75	1975/76*	1976/77	

* የታሪክ

*Revised

ጠቅላላ ብሔራዊ ምርት ላይ የተደረገ ወጪ በገዛው የገበያ ዋጋ
EXPENDITURE ON GROSS NATIONAL PRODUCT AT CURRENT MARKET PRICES

ሠንጠረዥ በ.3

TABLE J.3

በሚሊዮን ብር IN MILLION BIRR

	1965	1966	1967	1968*	1969	
ገላጭ የዓለቱ ዕቃዎችና ገልጋሎቶች ፍጆታ ወጪ	3,796.6	4,243.8	4,406.9	4,673.5	5,485.3	PRIVATE CONSUMPTION EXPENDITURE
ጠንገሥታዊ የዓለቱ ዕቃዎችና ገልጋሎቶች ፍጆታ ወጪ	537.6	585.8	730.1	866.0	995.1	GOVERNMENT CONSUMPTION EXPENDITURE
ጠቅላላ የግዴታ የሰጠ ስጦታ ስጦታ ላይ የተደረገ ወጪ	569.3	549.0	579.7	509.5	560.9	GROSS DOMESTIC FIXED CAPITAL FORMATION
በፍጆታና በስጦታ ስጦታ ላይ የተደረገ ወጪ	4,903.5	5,378.6	5,716.7	6,049.0	7,041.3	EXPENDITURE ON CONSUMPTION AND GROSS CAPITAL FORMATION
ወደ ውጭ ከተላኩ ዕቃዎችና ገልጋሎቶች የተገኘ	653.6	827.8	883.1	760.1	840.2	EXPORTS OF GOODS AND SERVICES
ከውጭ አገር ለገቡ ዕቃዎችና ገልጋሎቶች የተደረገ ወጪ ሲቀነስ	551.9	655.2	875.3	842.4	1,055.2	LESS IMPORTS OF GOODS AND SERVICES
ጠቅላላ የሀገር ውስጥ ምርት ወጪ በገበያ ዋጋ	5,005.2	5,551.2	5,524.5	5,966.7	6,826.3	EXPENDITURE ON GROSS DOMESTIC PRODUCT AT MARKET PRICES
ከውጭ አገር የተገኘ የተጣራ የሥራና የገባረት ገቢ	-47.0	-36.4	-29.8	-2.7	-3.8	NET FACTOR INCOME PAYMENTS FROM ABROAD
ጠቅላላ ብሔራዊ ምርት ላይ የተደረገ ወጪ	4,958.2	5,514.8	5,494.7	5,994.0	6,822.5	EXPENDITURE ON GROSS NATIONAL PRODUCT
<u>በመቼ % / ሲተነተን</u>						<u>PERCENTAGE DISTRIBUTION</u>
ጠቅላላ ብሔራዊ ምርት ላይ የተደረገ ወጪ	100.0	100.0	100.0	100.0	100.0	EXPENDITURE ON GROSS NATIONAL PRODUCT
ገላጭ የዓለቱ ዕቃዎችና ገልጋሎቶች ፍጆታ ወጪ	76.6	77.0	80.2	78.0	80.4	PRIVATE CONSUMPTION EXPENDITURE
ጠንገሥታዊ የዓለቱ ዕቃዎችና ገልጋሎቶች ፍጆታ ወጪ	10.8	10.6	13.3	14.4	14.6	GOVERNMENT CONSUMPTION EXPENDITURE
ጠቅላላ ስጦታ ስጦታ ላይ የተደረገ ወጪ	11.5	10.0	10.6	8.5	8.2	GROSS CAPITAL FORMATION
ወደ ውጭ ከተላኩ ዕቃዎችና ገልጋሎቶች የተገኘ	13.2	15.0	12.4	12.7	12.3	EXPORT OF GOODS AND SERVICES
ከውጭ አገር ለገቡ ዕቃዎችና ገልጋሎቶች የተደረገ ወጪ ሲቀነስ	11.1	11.9	15.9	14.1	15.5	LESS IMPORT OF GOODS AND SERVICES
ከውጭ አገር የተገኘ የተጣራ የሥራና የገባረት ገቢ	-0.9	-0.8	-0.5	-0.05	-0.1	NET FACTOR INCOME FROM ABROAD
	1972/73	1973/74	1974/75	1975/76*	1976/77	

* የታሪክ
*Revised

የመንግሥት ገቢና ወጪ ስላጭ ሂሳብ
CENTRAL GOVERNMENT REVENUE AND EXPENDITURE - CURRENT ACCOUNT

ሠንጠረዥ ቦ.4 /ሀ/

TABLE J.4 (a)

በግሊ የገብ ብር

IN MILLION BIRR

	1965	1966	1967	1968	1969	
<u>ገቢ</u>						<u>RECEIPTS</u>
1. ከመንግሥት ገብረትና ድርጅቶች ገቢ	27.5	29.5	61.0	43.0	76.9	1. INCOME FROM PROPERTY AND ENTERPRENEURSHIP
2. የመንግሥት ዕዳ ወለድ / ተዳኛ ሽ/	17.5	17.7	20.1	32.8	42.4	2. LESS INTEREST ON PUBLIC DEBT
3. ቀጥታ ያልሆኑ ገቢዎች	353.1	396.1	426.0	450.5	663.1	3. INDIRECT TAXES
4. ቀጥታ ገቢዎች	142.1	151.6	176.8	174.4	209.0	4. DIRECT TAXES
5. የጤረታ መጽደ	7.4	8.1	11.4	13.7	14.7	5. CONTRIBUTIONS TO PENSIONS FUND
6. ከሌሎች ለገርቶ የተዘወረ	68.5	65.8	64.0	41.7	53.7	6. CURRENT TRANSFERS FROM THE REST OF THE WORLD
7. ሌሎች የተዘወረ ገቢ ሂሳቦች	12.7	14.4	16.3	18.0	14.1	7. OTHER CURRENT TRANSFERS
የጊዜያዊ ሂሳብ መቀላላ ገቢ	593.8	647.8	735.4	708.5	989.1	TOTAL CURRENT REVENUE
<u>ወጪ</u>						<u>EXPENDITURE</u>
8. የዓለቂ ሂሳብ ወጭ	514.2	564.2	708.4	843.8	982.5	8. CONSUMPTION EXPENDITURE
ሀ/ለሰላላዊ ለገልገሎት	390.8	430.3	509.1	517.7	605.2	a) CIVIL
1. ለስነ-ተጻፎ	243.3	271.2	307.7	323.8	412.0	I. CENTRAL ADMINISTRATION
2. ለትምህርትና ጥናት	109.5	121.1	159.8	146.9	143.5	II. EDUCATION & RESEARCH
3. ለጤና ጥበቃ	38.0	38.0	41.6	47.0	49.7	III. HEALTH SERVICES
ለ/ለወከለክያ	123.4	133.9	199.3	326.1	377.3	b) DEFENCE
9. የመንግሥት ዐርዳታ	0.9	13.1	36.0	8.9*	3.8	9. SUBSIDIES
10. በሌሎች ወገን የተዘወረ ሂሳብ	31.3	34.2	72.2	68.6	74.4	10. CURRENT DOMESTIC TRANSFERS
ሀ/ለትምህርትና ጥናት	1.5	1.0	1.5	2.0	1.1	a) EDUCATION & RESEARCH
ለ/ለጤና ጥበቃ	0.1	1.1	1.3	0.4	3.4	b) HEALTH
ሰ/ለጤረታ	28.4	30.5	44.5	48.6	52.9	c) PENSIONS EXPENDITURE
መ/ለሌሎች	1.3	1.6	24.9	17.6	17.0	d) OTHER
11. ለሌሎች ለገርቶ የተዘወረ ወጪ	2.1	2.7	1.4	2.4	4.0	11. CURRENT TRANSFERS TO THE REST OF THE WORLD
12. ለሌሎች የተዘወረ ወጪዎች	-	-	-	-	-	12. CURRENT TRANSFERS TO NON-CENTRAL GOVERNMENT AGENCIES
13. ለሌሎች ወጪዎች	-	-	-	-	-	13. OTHER EXPENDITURE
<u>መቀላላ ወጪ</u>	548.5	614.2	818.0	923.7	1,064.7	<u>TOTAL CURRENT EXPENDITURE</u>
ከወጪ ቀሪ	45.3	33.6	-82.6	-215.2	-75.1	SAVING (CURRENT SURPLUS)
	1972/73	1973/74	1974/75	1975/6	1976/77	

*ለዓጻብሪያ ድጋፍ ለሪንደር ጥቅም ወከለክያ ዘመቻ የተሰጠ

*Fertilizer subsidy, rinder pest campaign

የመንግሥት የባንክ ሲታል ሲታል
CENTRAL GOVERNMENT: CAPITAL ACCOUNT

ሠገጠረዥ ብ.4 /ለ/

TABLE J.4 (b)

በሚሊዮን ብር IN MILLION BIRR

	1965	1966	1967	1968	1969	
<u>ገቢ</u>						<u>RECEIPTS</u>
1. ተፈሪ ሂሳብ	45.3	33.6	-82.6	-215.2	-75.1	1. SAVING (CURRENT SUPLUS)
2. ከሌላ አገር በገቢ የተዘወረ ባንክ	23.2	32.1	32.1	35.5	28.9	2. CAPITAL TRANSFERS FROM ABROAD
3. የውጭ አገር ብድር	57.7	62.9	114.3	121.9	106.6	3. EXTERNAL BORROWING
4. የአገር ውስጥ ብድር	10.1	-1.1	127.2	220.3	125.6	4. INTERNAL BORROWING
ሀ/ በቆይታ የተሰጠ ገንዘብ	-13.0	-21.0	30.0	44.0	50.0	a) ADVANCES
ለ/ የመንግሥት ገንዘብ	6.5	27.4	15.0	9.0	56.0	b) TREASURY BILLS
ሐ/ ከባንክ ሽያጭ	5.8	8.4	101.1	150.8	25.2	c) SALE OF BONDS
መ/ የተፈጠረ ሂሳብ ለውጥ	10.8	-15.9	-18.9	16.5	-5.6	d) NET CHANGE IN CASH BALANCE ("INCREASE" -)
5. ሌሎች	1.6	4.2	5.1	62.6*	9.5	5. OTHERS
6. ማወዛዘኛ	-0.1	-0.7	-0.1	0.3	16.9	6. BALANCING ITEM
ጠቅላላ የባንክ ገቢ	137.8	131.1	196.0	225.4	211.4	TOTAL CAPITAL RECEIPTS
<u>ወጪ</u>						<u>EXPENDITURE</u>
7. ለመንግሥት ዕዳ የተከፈለ	17.9	15.9	16.0	17.6	18.4	7. REPAYMENT OF PRINCIPAL OF PUBLIC DEBT
8. ለመንግሥት ድርጅቶች የተዘወረ ሂሳብ	19.1	14.4	45.6	10.7	3.0	8. CAPITAL TRANSFERS TO OR INVESTMENT IN PUBLIC CORPORATIONS
ሀ/ ለመንግሥት ሌላ ወጪ	0.8	0.5	-	3.4	-	a) ROAD AND OTHER TRANSPORT
ለ/ ለገንዘብ ስራ ስራዎች	7.7	4.9	13.4	4.2	0.9	b) INDUSTRY, COMMERCE AND TOURISM
ሐ/ ለገንዘብ ነገር ድርጅቶች	7.4	8.2	16.5	0.7	0.8	c) BANKING AND FINANCE
መ/ ሌሎች	3.2	0.8	15.7	2.4	1.3	d) OTHERS
9. ብድር	8.9	18.5	27.3	33.0	13.9	9. LOANS TO
ሀ/ ለመንግሥት የገንዘብ ድርጅቶች	7.0	14.1	6.8	10.0	11.4	a) PUBLIC CORPORATIONS
ለ/ ሌሎች	1.9	4.4	20.5	23.0	2.5	b) OTHERS
10. የተፈጠረ የባንክ ወጪ	91.9	82.3	107.1	164.1	176.1	10. DIRECT CAPITAL EXPENDITURE
ሀ/ ለአርቫ	7.0	9.0	9.7	20.5	29.4	a) AGRICULTURE
ለ/ ለግዕድ	1.0	1.3	0.9	1.4	0.4	b) MINING
ሐ/ ለግንባታና ግንኙነት	49.4	39.1	62.8	104.1	104.4	c) TRANSPORT AND COMMUNICATION
መ/ ለትምህርት ለጤናና ለሕዝባዊ ህይወት	26.8	28.8	26.0	23.9**	22.9	d) EDUCATION, HEALTH AND COMMUNITY DEVELOPMENT
ሰ/ ለመንግሥት ሕንፃ	1.3	0.6	0.4	0.1	-	e) PUBLIC BUILDINGS
ረ/ ሌሎች	6.4	3.5	7.3	14.1	19.0	f) OTHERS
ጠቅላላ የባንክ ወጪ	137.8	131.1	196.0	225.4	211.4	TOTAL CAPITAL EXPENDITURE
	1972/73	1973/74	1974/75	1975/6	1976/77	

* የወርቅ ሽያጭ፣ የብድር ከፍታና የገቢ ስራ ስራዎች ደጋግቶ ሲታል ።

*Includes sales of gold (from stock), loan repayments and sales of property.

** የሕዝባዊ ህይወት ስራ ስራዎች ስራ ስራዎች ።

**Excluding Community Development

የላባ የማይንቀሳቀስ የሀገር ውስጥ ካፒታል ክምችት በዓለበት የላኮናዊ ዘርፍና በጥበቃ ዓይነት
 GROSS DOMESTIC FIXED CAPITAL FORMATION, BY INDUSTRIES AND TYPE OF ASSETS

ሠንጠረዥ በ.5

TABLE J.5

በሚሊዮን ብር IN MILLION BIRR

	1965	1966	1967	1968*	1969	
ጠቅላላው የማይንቀሳቀስ ካፒታል ክምችት						TOTAL GROSS FIXED CAPITAL FORMATION
<u>ሊንቨስትወገት በገንዘብ</u>	461.9	439.9	468.0	395.6	444.6	<u>MONETARY INVESTMENT</u>
ከአርሻ	40.1	36.8	50.1	40.1	51.7	AGRICULTURE
ከግዕድገትና ድንጋይ ግዕዝት	1.3	1.3	2.4	1.6	4.3	MINING & QUARRYING
ከፋብሪካዎች	76.9	42.1	50.6	49.1	41.2	MANUFACTURING
የሕንጻዎችና የውገዳ ሥራዎች	7.0	5.4	11.6	5.1	22.3	BUILDING & CONSTRUCTION
መብራት፣ አለስተሪክ ኃይልና ውሃ	19.9	11.4	15.9	17.8	14.3	ELECTRICITY & WATER
ከመጓጓዣ፣ መገናኛና ግንባራ ሥራ	137.2	119.1	135.5	177.3	182.7	TRANSPORT, COMMUNICATION & DISTRIBUTION
የመኖሪያ ቤቶች ባለቤትነት	120.0	137.0	133.3	58.2	85.6	OWNERSHIP OF DWELLINGS
አስተዳደርና መከላከያ	8.7	11.0	1.6	8.7	4.6	PUBLIC ADMINISTRATION & DEFENCE
የተምህርት አገልግሎት	22.9	26.5	22.6	21.5	18.5	EDUCATIONAL SERVICES
ሕክምናና የጤና አገልግሎቶች	3.4	3.9	5.9	6.2	7.2	MEDICAL & HEALTH SERVICES
ሌሎች	24.5	45.4	38.5	10.0	12.2	OTHER SERVICE INDUSTRIES
<u>ሊንቨስትወገት በዓይነት</u>	107.4	109.5	111.7	113.9	116.3	<u>INVESTMENT IN KIND</u>
ድምር	569.3	549.4	579.7	509.5	560.9	TOTAL
ለመራት፣ ለሕንጻዎችና ለሥራዎች						LAND, BUILDING AND WORKS
<u>ሊንቨስትወገት በገንዘብ</u>	279.6	279.8	270.4	177.5	210.2	<u>MONETARY INVESTMENT</u>
ከአርሻ	4.4	4.5	9.7	7.6	14.4	AGRICULTURE
ከግዕድገትና ድንጋይ ግዕዝት	-	0.1	0.9	0.3	-	MINING & QUARRYING
ከፋብሪካዎች	26.8	6.2	4.6	9.5	13.8	MANUFACTURING
የሕንጻዎችና የውገዳ ሥራዎች	-	-	-	-	-	BUILDING & CONSTRUCTION
መብራት፣ አለስተሪክ ኃይልና ውሃ	14.0	3.9	4.8	6.1	8.6	ELECTRICITY & WATER
ከመጓጓዣ፣ መገናኛና ግንባራ ሥራ	68.2	52.0	57.9	66.1	60.8	TRANSPORT, COMMUNICATION & DISTRIBUTION
የመኖሪያ ቤቶች ባለቤትነት	120.0	137.0	133.3	58.2	85.6	OWNERSHIP OF DWELLINGS
አስተዳደርና መከላከያ	8.7	11.0	1.6	8.7	4.6	PUBLIC ADMINISTRATION & DEFENCE
የተምህርት አገልግሎት	19.6	24.4	19.8	18.2	16.1	EDUCATIONAL SERVICES
ሕክምናና የጤና አገልግሎት	1.3	0.6	3.8	2.2	3.9	MEDICAL & HEALTH SERVICES
ሌሎች	16.6	40.1	34.0	0.6	2.4	OTHER SERVICE INDUSTRIES
<u>ሊንቨስትወገት በዓይነት</u>	107.4	109.5	111.7	113.9	116.3	<u>INVESTMENT IN KIND</u>
ድምር	387.0	389.3	382.1	291.4	326.5	TOTAL
ለግምገማና ግንባራ ሥራ የሚውሉ ያህል መሣሪያዎች						MACHINERY AND EQUIPMENT
<u>ሊንቨስትወገት በገንዘብ</u>	182.3	160.1	197.6	218.1	234.4	<u>MONETARY INVESTMENT</u>
ከአርሻ	35.7	32.3	40.4	32.5	37.3	AGRICULTURE
ከግዕድገትና ድንጋይ ግዕዝት	1.3	1.2	1.5	1.3	4.3	MINING & QUARRYING
ከፋብሪካዎች	50.1	35.9	46.0	39.6	27.4	MANUFACTURING
የሕንጻዎችና የውገዳ ሥራዎች	7.0	5.4	11.6	5.1	22.3	BUILDING & CONSTRUCTION
መብራት፣ አለስተሪክ ኃይልና ውሃ	5.9	7.5	11.1	11.7	5.7	ELECTRICITY & WATER
ከመጓጓዣ፣ መገናኛና ግንባራ ሥራ	69.0	67.1	77.6	111.2	121.9	TRANSPORT, COMMUNICATION & DISTRIBUTION
የተምህርት አገልግሎት	3.3	2.1	2.8	3.3	2.4	EDUCATIONAL SERVICES
ሕክምናና የጤና አገልግሎት	2.1	3.3	2.1	4.0	3.3	MEDICAL AND HEALTH SERVICES
ሌሎች	7.9	5.3	4.5	9.4	9.8	OTHER SERVICES
	1972/73	1973/74	1974/75	1975/76*	1976/77	

* የተረጋገጠ
 *Revised

ከሌሎች አገሮች ጋር የተደረገው የገቢ ይዘት
REST OF THE WORLD ACCOUNT

ሠንጠረዥ በ.6

TABLE J.6

በሚሊዮን ቢር IN MILLION BIRR

	1965/6	1966/7	1967/8	1968/9	1969/70	
1. ከወጪ ገንዶ ዕቃዎችና ገልጋሎቶች የተገኙ	716.8	776.4	706.6	785.8	895.1	I. EXPORTS OF GOODS AND NON-FACTOR SERVICES
1. ከወጪ ገንዶ እስከ ወደብ	503.7	556.5	497.8	581.1	690.0	1. EXPORTS F.O.B.
2. ከጣባይና ከአገራዊ ገቢ	3.5	5.4	4.7	6.1	6.4	2. FREIGHT & INSURANCE
3. ከሌሎች የጋራ ገቢዎች	69.0	62.2	79.5	76.5	89.8	3. OTHER TRANSPORT
4. ከገዢ የተገኘ ገቢ	25.7	22.2	15.1	12.4	6.2	4. TRAVEL
5. ለመንግሥት ገቢ ይዘት	59.6	72.0	59.0	65.7	45.6	5. GOVERNMENT N.E.S.
6. ከሌሎች ገልጋሎቶች	55.3	58.1	50.5	44.0	57.1	6. OTHER SERVICES
2. ወለድና ከአገራዊ ገቢ የተገኘ ገቢ ይዘት	18.3	42.6	26.7	34.9	30.7	II. INTEREST, DIVIDENDS AND PROFITS RECEIVED
3. ሌሎች ከወጭ አገር የተዘወረ ገቢዎች	78.4	143.1	106.2	140.4	109.4	III. OTHER TRANSFER FROM THE REST OF THE WORLD
1. ለቤተሰብ	48.4	72.8	53.5	54.7	38.0	1. TO HOUSEHOLDS
2. ለመንግሥት	30.0	70.3	52.7	85.7	71.4	2. GENERAL GOVERNMENT
4. በገዢ ይዘት ይዘት ላይ ያለው ጉዳት	-159.2	-132.1	96.1	68.1	189.4	IV. DEFICIT OF THE NATION ON CURRENT ACCOUNT
የገዢ ይዘት ይዘት ለቆይታ ገቢ	654.3	830.0	935.6	1,029.2	1,224.6	CURRENT RECEIPTS FROM ABROAD
5. ለገቢ ገንዶ ዕቃዎችና ገልጋሎቶች የወጣ	569.7	729.2	861.3	981.7	1,178.1	V. IMPORTS OF GOODS AND NON-FACTOR SERVICES
1. ለገቢ ገንዶ እስከ ወደብ	376.3	506.9	586.5	713.5	863.1	1. IMPORTS F.O.B.
2. ከጣባይና ለአገራዊ ገቢ ወጪ	71.9	96.4	113.3	138.1	165.7	2. FREIGHT AND INSURANCE
3. ለሌሎች ግንባታ	25.1	34.4	42.3	51.0	62.2	3. OTHER TRANSPORTATION
4. ለገዢ ወጪ	19.9	16.0	15.1	12.6	9.8	4. TRAVEL
5. የመንግሥት ወጪ ይዘት	19.1	21.0	18.2	26.9	28.0	5. GOVERNMENT N.E.S.
6. ሌሎች አገልግሎቶች	57.4	54.5	85.9	39.5	49.3	6. OTHER SERVICES
6. ለወለድና ለአገራዊ ገቢ የተከፈለ	60.0	65.7	50.8	38.1	37.7	VI. INTEREST, DIVIDENDS AND PROFITS PAID
7. ሌሎች ወደ ወጪ የተዘወረ ወጪዎች	24.6	35.1	23.5	9.4	8.8	VII. OTHER TRANSFERS TO THE REST OF THE WORLD
1. ከቤተሰብና ከገንዶ አቋቶ	24.6	35.1	23.5	9.4	8.8	1. FROM HOUSEHOLDS AND CORPORATIONS
2. ከመንግሥት የገዢ ይዘት ይዘት ለቆይታ ወጪ	-	-	-	-	-	2. FROM GENERAL GOVERNMENT
8. የገዢ ይዘት ይዘት ጉዳት ጣባይ ጠቅላይ	654.3	830.0	935.6	1,029.2	1,224.6	DISPOSAL OF CURRENT RECEIPTS
8. የገዢ ይዘት ይዘት ጉዳት ጣባይ ጠቅላይ						VIII. FINANCING OF THE DEFICIT OF THE NATION OR CURRENT ACCOUNT
1. በተጨማሪ ገንዘብና በወጭ አገር ይዘት ላይ የተደረገው የጠቅላይ ቅናሽ / ጥጣሪ	-218.3	-189.4	-1.0	-32.9	133.8	1. NET DECREASE IN RESERVES AND OTHER EXTERNAL BALANCES (INCREASE" -")
2. ከሌሎች አገሮች የተገኘ የጠቅላይ ብድር	89.4	87.9	123.9	114.7	73.1	2. NET BORROWING FROM THE REST OF THE WORLD
ሀ/በወጪ ሀገር ስላሉ ሀብት የጠቅላይ ቅናሽ / ጥጣሪ	-25.9	-24.4	-8.7	-19.7	-15.7	a) NET DECREASE IN ASSETS ABROAD (INCREASE" -")
ለ/ለወጪ ሀገር ከጣባይ ላይ ያለው የጠቅላይ ቅናሽ / ጥጣሪ	115.3	112.3	131.6	134.4	88.8	b) NET INCREASE ON LIABILITIES TO THE REST OF THE WORLD
3. በሌሎች ወይም ገደፈት ጠቅላይ ጉዳት	-30.3	-30.6	-26.8	-13.7	-17.5	3. ERRORS AND OMISSIONS
	-159.2	-132.1	96.1	68.1	189.4	TOTAL DEFICIT
	1973	1974	1975	1976	1977	

ጠቅላላ የሀገር ውስጥ ምርት በጠቅላላ የሕዝብ ዘርፍ በ1953 ዓ.ም በተሠራበት ወይንም የገ
 GROSS DOMESTIC PRODUCT BY INDUSTRIAL ORIGIN AT CONSTANT FACTOR COST OF 1960/61

ሠገጠረዥ በ.7

TABLE J.7

በግሊዓን ብር IN MILLION BIRR

	1965	1966	1967	1968*	1969	
<u>ከአርቫ</u>	1,950.8	1,940.1	1,902.6	1,953.6	1,953.3	<u>AGRICULTURE</u>
ከአርቫ	1,836.6	1,821.8	1,785.4	1,839.6	1,838.7	AGRICULTURE
ከደገ	109.3	113.4	112.3	109.1	109.7	FORESTRY
ከአደገ	1.3	1.3	1.3	1.3	1.3	HUNTING
ከዓሣ ግላገር	3.6	3.6	3.6	3.6	3.6	FISHING
<u>ከሌገጥስተሪያቸ</u>	637.2	633.7	624.3	584.8	602.0	<u>INDUSTRIES</u>
ከግዕዳና ድገጋይ ግጭት	10.2	9.7	8.7	7.2	6.5	MINING AND QUARRYING
ከፋብሪካዎች	175.2	173.3	170.6	172.0	176.0	MANUFACTURING
ከአድገብ ሥራና ተገንብ አገጥስ ተሪያቸ	193.2	191.4	189.9	190.4	192.6	HANDICRAFT AND SMALL SCALE INDUSTRY
ከሕንፃዎችና መገንዳ ሥራዎች	216.7	214.9	210.9	172.3	183.3	BUILDING & CONSTRUCTION
ከመብራተ፣ከአላከተሪክ ኃይልና ውሃ	41.9	44.4	44.2	42.9	43.6	ELECTRICITY AND WATER
<u>ከግክፋረሰ ሥራ</u>	585.5	612.7	611.6	617.3	619.7	<u>DISTRIBUTIVE SERVICES</u>
ከጅምላና ፑርፑር ገንድ ሥራ	335.9	358.6	356.2	353.3	345.6	WHOLESALE AND RETAIL TRADE
ከመጓጓዣና መገናኛ	249.6	254.1	255.4	264.0	274.1	TRANSPORT AND COMMUNICATION
<u>ከልዩ ልዩ አገልግሎቶች</u>	706.1	749.5	801.0	836.5	870.6	<u>OTHER SERVICES</u>
ከባንክ ሊገራገሩና የግዴታ ጥገና ገብረት	50.9	59.6	71.0	82.6	82.9	BANKING, INSURANCE AND REAL ESTATE
ከሰነድና መከላከያ	225.9	245.0	274.4	287.9	315.1	PUBLIC ADMINISTRATION AND DEFENCE
ከወናሪያ ቤቶች ባለቤቶች	164.1	171.5	176.2	178.4	181.0	OWNERSHIP OF DWELLINGS
ከተምህርት አገልግሎት	79.9	81.5	83.1	88.8	91.6	EDUCATIONAL SERVICES
ከሕክምናና የጤና አገልግሎቶች	28.8	29.4	29.7	31.6	32.2	MEDICAL AND HEALTH SERVICES
ከቤተ ውስጥ አገልግሎቶች	62.9	63.5	64.1	64.7	65.3	DOMESTIC SERVICES
ሌሎች	93.6	99.0	102.5	102.5	102.5	OTHERS
ድምር	3,879.6	3,936.0	3,939.5	3,992.2	4,045.6	TOTAL
<u>በፕርሰንቲጅ ሲተካተገ</u>						<u>PERCENTAGE DISTRIBUTION</u>
<u>ከአርቫ</u>	50.2	49.3	48.3	48.9	48.3	<u>AGRICULTURE</u>
አርቫ	47.3	46.3	45.3	46.1	45.4	AGRICULTURE
ደገ	2.8	2.9	2.9	2.7	2.7	FORESTRY
አደገ	-	-	-	-	-	HUNTING
ዓሣ ግላገር	0.1	0.1	0.1	0.1	0.1	FISHING
<u>ከሌገጥስተሪያቸ</u>	16.4	16.1	15.8	14.6	14.9	<u>INDUSTRIES</u>
ግዕዳና ድገጋይ ግጭት	0.2	0.2	0.2	0.2	0.2	MINING AND QUARRYING
ፋብሪካዎች	4.5	4.4	4.3	4.3	4.4	MANUFACTURING
አድገብ ሥራና ተገንብ አገጥስ ተሪያቸ	5.0	4.9	4.8	4.8	4.8	HANDICRAFT AND SMALL SCALE INDUSTRY
ሕንፃዎችና መገንዳ ሥራዎች	5.6	5.5	5.4	4.3	4.5	BUILDING AND CONSTRUCTION
መብራተ፣ከአላከተሪክ ኃይልና ውሃ	1.1	1.1	1.1	1.1	1.1	ELECTRICITY AND WATER
<u>ከግክፋረሰ ሥራ</u>	15.1	15.6	15.5	15.5	15.3	<u>DISTRIBUTIVE SERVICES</u>
ጅምላና ፑርፑር ገንድ ሥራ	8.7	9.1	9.0	8.8	8.5	WHOLESALE AND RETAIL TRADE
መጓጓዣና መገናኛ	6.4	6.5	6.5	6.6	6.8	TRANSPORT AND COMMUNICATION
<u>ከልዩ ልዩ አገልግሎቶች</u>	18.2	19.0	20.3	21.0	21.5	<u>OTHER SERVICES</u>
ባንክ ሊገራገሩና የግዴታ ጥገና ገብረት	1.3	1.5	1.8	2.1	2.0	BANKING, INSURANCE AND REAL ESTATE
ሰነድና መከላከያ	5.8	6.2	7.0	7.2	7.8	PUBLIC ADMINISTRATION AND DEFENCE
ወናሪያ ቤቶች ባለቤቶች	4.2	4.4	4.5	4.5	4.5	OWNERSHIP OF DWELLINGS
ተምህርት አገልግሎት	2.1	2.1	2.1	2.2	2.3	EDUCATIONAL SERVICES
ሕክምናና የጤና አገልግሎቶች	0.8	0.7	0.7	0.8	0.8	MEDICAL AND HEALTH SERVICES
የቤተ ውስጥ አገልግሎቶች	1.6	1.6	1.6	1.6	1.6	DOMESTIC SERVICES
ሌሎች	2.4	2.5	2.6	2.6	2.5	OTHERS
ድምር	100.0	100.0	100.0	100.0	100.0	TOTAL
	1972/73	1973/74	1974/75	1975/76*	1976/77	

* የተሻሻለ
 *Revised

ክፍል ተ. የመንግሥት ገንዘብ / ጠለጋ ፋይናንስ/

በዚህ ክፍል የቀረበው መረጃ በበጀት ዓመት ነው። /ሰለ ቀን አቆጣጠር የተዘጋጀውን መግለጫ ይመልከቱ/

ሠንጠረዥ ተ.1 - ተ.6: የመንግሥትን ገቢ፣ መደበኛ ወጪና የካፒታል ወጪን ይገልጻል።

ሠንጠረዥ ተ.7 እና ተ.8: የኢትዮጵያን የውጭ አገር ዕዳ መጠን በአባዳሪ አገሮች፣ በሥራ ላይ የዋለውን የባድር መጠን እና ባድሩ የዋለበትን ሥራ ዘርፍ ያሳያል።

ሠንጠረዥ ተ.9 - ተ.14: በከተማ ልዩነትና ቤት ጫካ ተር ሥር የሚገኙት ግዛጋዎች ቤቶች የአዲስ አበባና የአሥመራን ግዛጋዎች ቤቶች ገቢ፣ መደበኛ ወጪና የካፒታል ወጪን ያመለክታል።

SECTION K. PUBLIC FINANCE

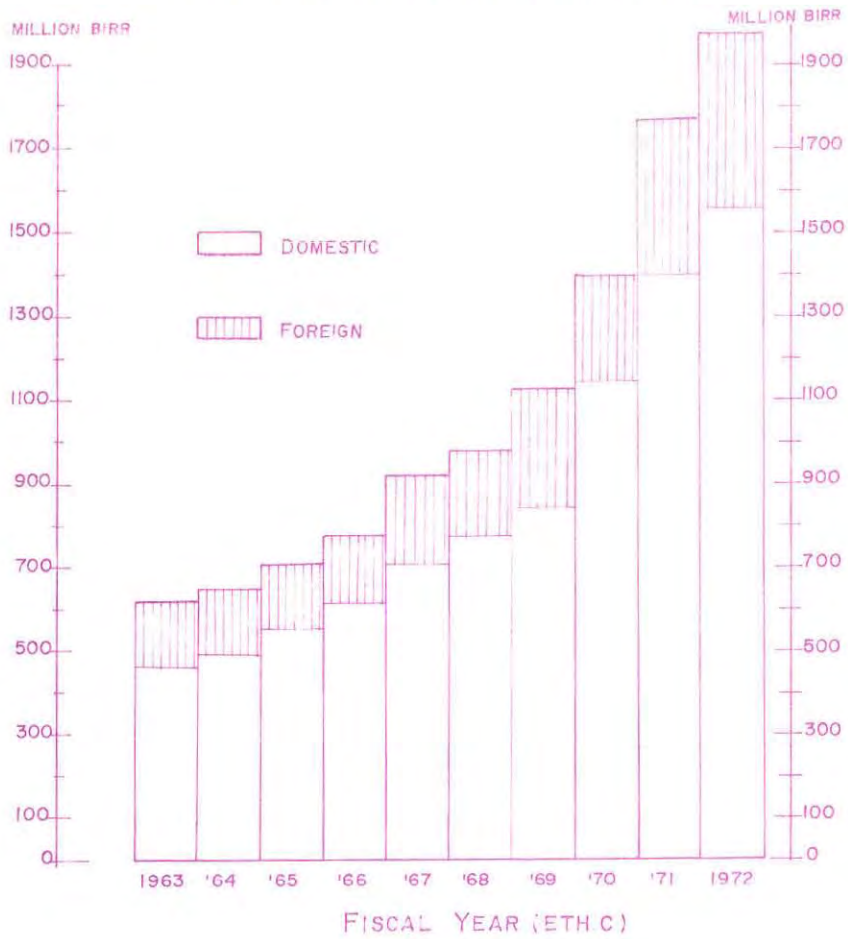
The Ethiopian fiscal year is used in this section (See note on calendar)

Table K.1 - K.6: refer to the central government revenue, current expenditure and capital expenditure.

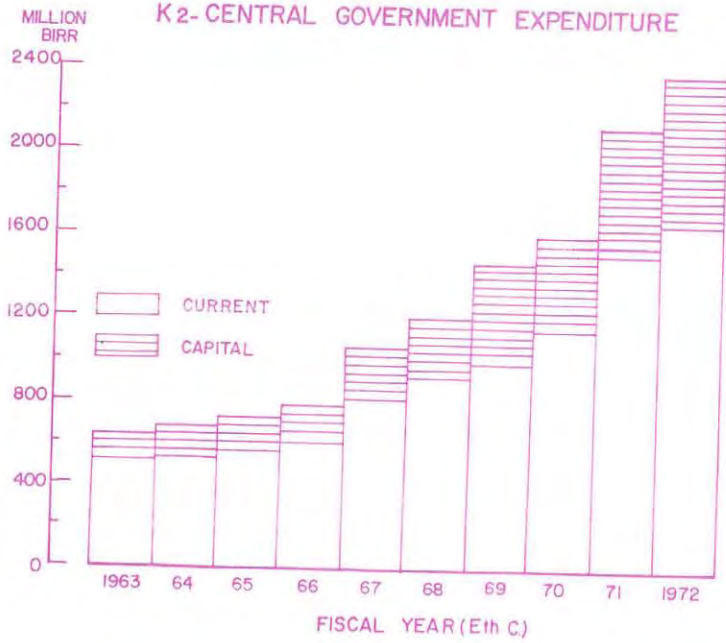
Table K.7 - K.8: show Ethiopia's external debt by donor country and amount utilized by purpose and sector.

Table K.9 - K.14: refer to the revenue, current and capital expenditure of municipalities under the Ministry of Urban Development and Housing as well as municipalities of Addis Ababa and Asmara.

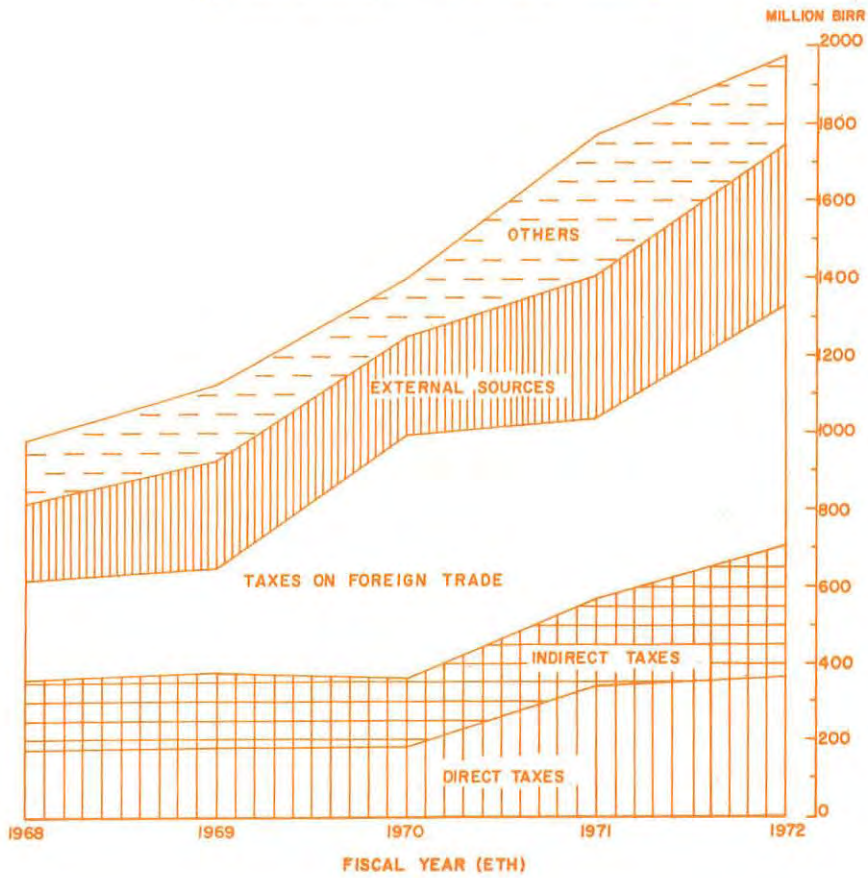
K1: CENTRAL GOVERNMENT REVENUE



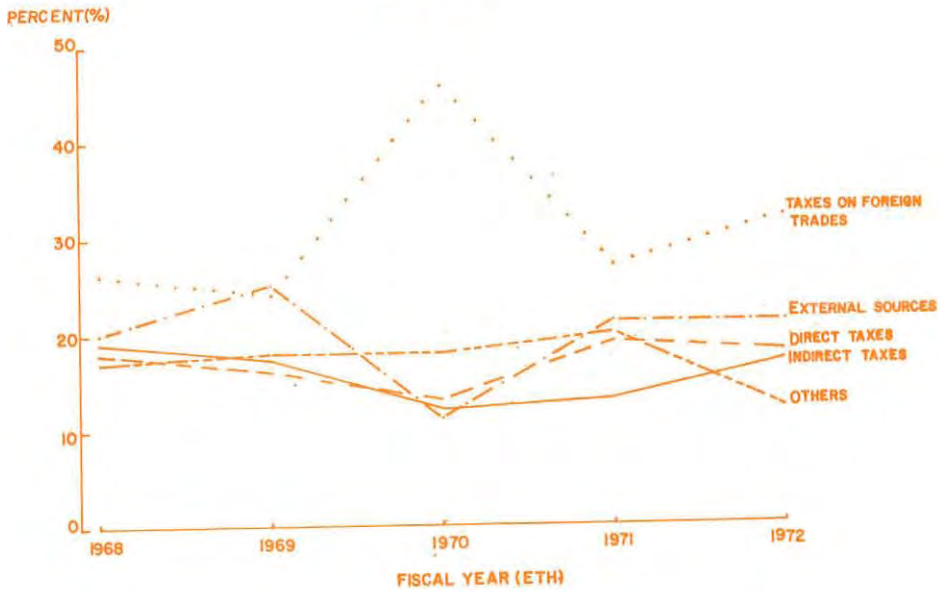
K2: CENTRAL GOVERNMENT EXPENDITURE



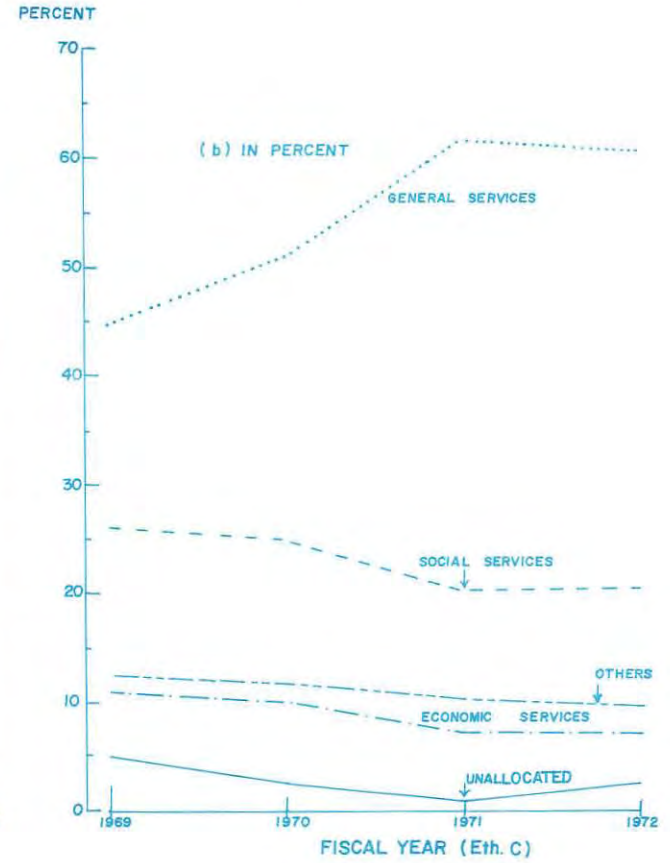
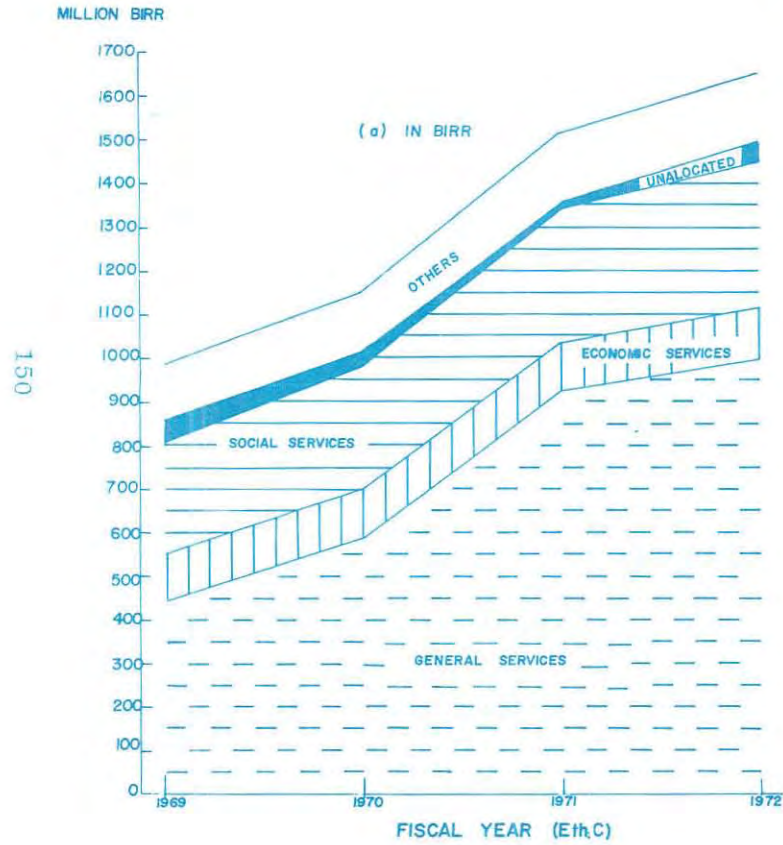
K3— GOVERNMENT REVENUE BY SOURCE



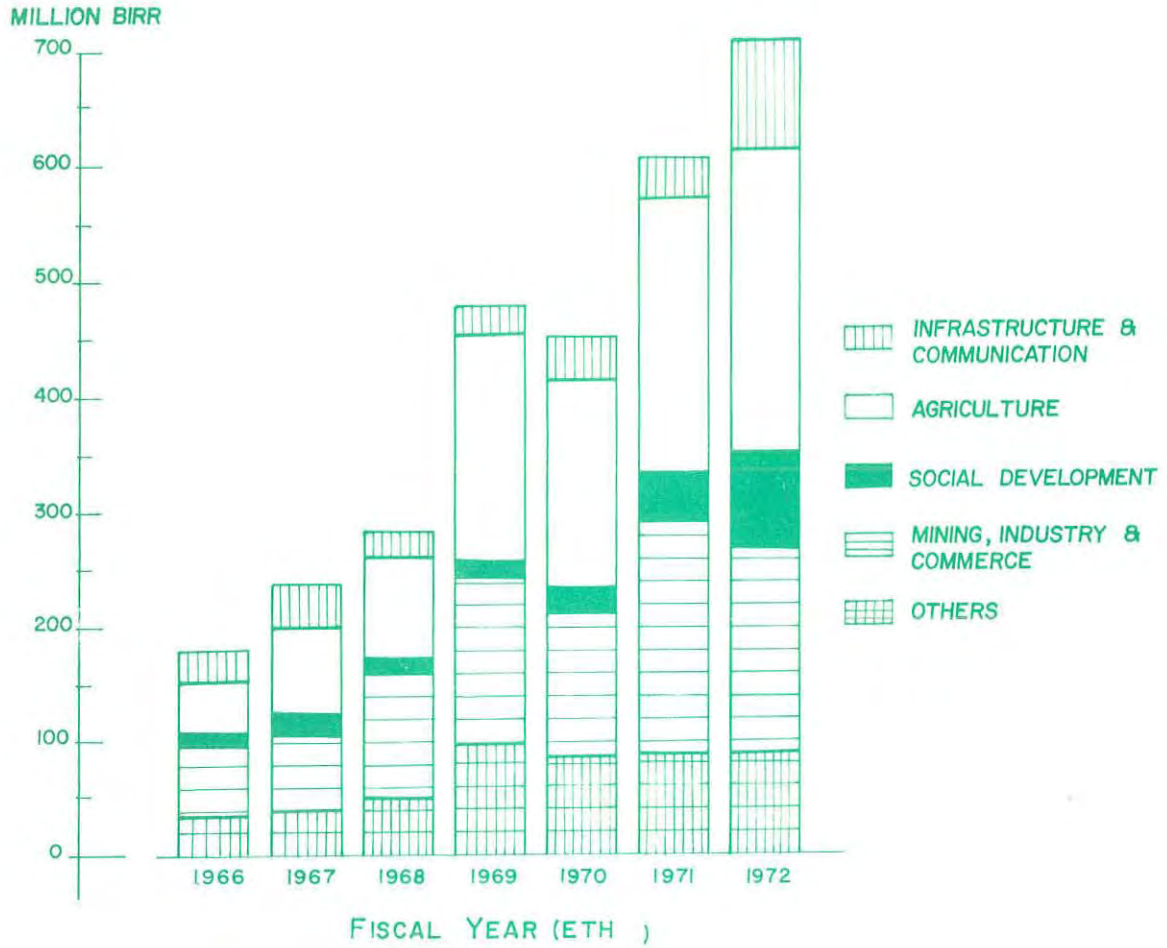
**K4— COMPOSITION of GOVERNMENT REVENUE by SOURCE
in PERCENT**



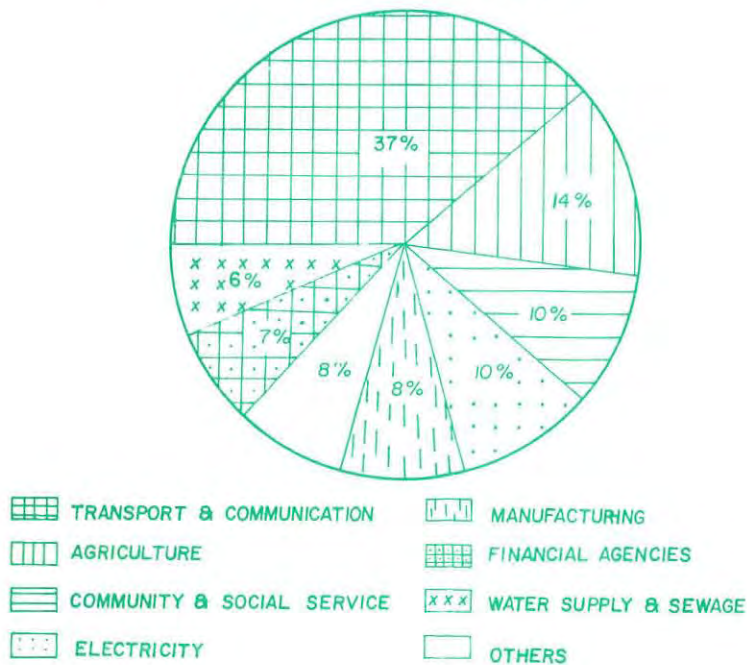
K-5 COMPOSITION OF CURRENT GOVERNMENT EXPENDITURE



K6 - GOVERNMENT CAPITAL EXPENDITURE



K7-UTILIZATION OF FOREIGN LOANS UP TO JUNE 30th 1977



የመንግሥት ገቢና ወጪ*
CENTRAL GOVERNMENT REVENUE AND EXPENDITURE*

ሠንጠረዥ ተ.1

TABLE K.1

በሚሊዮን ብር

IN MILLION BIRR

ዓመት ምዕረብ	ገቢ			ወጪ			ዓመት
	ድምር	ከሀገር ውስጥ	ከውጭ አገር	ድምር	ደዋዘና ሥራ ጣቢያ	የካፒታል ወጪ	
		REVENUE		EXPENDITURE			YEAR
1953	209.0	184.6	24.4	213.1	176.5	36.6	1960/1
1954	252.8	215.4	37.4	253.1	181.8	71.3	1961/2
1955	283.5	218.8	64.7	299.5	205.2	94.3	1962/3
1956	339.8	379.7	80.1	359.3	297.8	61.5	1963/4
1957	396.4	297.8	98.6	400.8	356.5	44.3	1964/5
1958	470.2	427.7	42.5	474.5	394.4	80.1	1965/6
1959	483.9	364.5	119.4	493.9	416.8	77.1	1966/7
1960	492.2	378.6	113.6	523.2	442.2	81.0	1967/8
1961	505.5	396.7	108.8	530.4	454.5	75.9	1968/9
1962	565.4	428.8	136.6	579.7	473.6	106.1	1969/70
1963	620.1	466.0	154.1	631.3	507.1	124.2	1970/1
1964	650.2	494.8	155.4	671.4	521.5	149.9	1971/2
1965	706.2	556.8	149.4	716.2	563.1	153.1	1972/3
1966	779.4	618.6	160.8	777.9	599.2	178.7	1973/4
1967	921.7	711.4	210.3	1,048.9	811.2	237.7	1974/5
1968	983.1	782.2	200.9	1,200.4	917.6	282.8	1975/6
1969**	1,125.1	844.9	280.2	1,465.7	987.1	478.6	1976/7**
1970**	1,399.1	1,146.9	252.2	1,600.9	1,149.0	451.9	1977/8**
1971**	1,769.3	1,399.4	369.9	2,118.8	1,513.2	605.6	1978/9**
1972**	1,971.8	1,555.2	416.6	2,365.0	1,654.6	710.4	1979/80**

* የዓመት መጨረሻ ሰኔ 30 ነው

*Year ending 7 July

** የባጀት ግምት

**Budget Estimate.

1. በገንዘብ ጥበቃ ስራ ላይ ለሥራ ማዘጋጀት የተገኘ ፡፡

Source: 1. Ministry of Finance, Central Accounting Department.

2. ከነገሪት ገዢ መስጠት 27 ቀን 1969 ዓ.ም ቁ.101፣ ነሐሴ 20 ቀን 1969 ዓ.ም ቁ. 125፣ መስጠት 27 ቀን 1971 ዓ.ም ቁ.151 እና ነሐሴ 12 ቀን 1972 ዓ.ም ቁ.172 የተገኘ ፡፡

2. Negarit Gazeta 7th Oct. 1976, 26th Aug.1977, 7th Oct.1978 and 22nd Nov.1979 No. 101,125, 151 & 172 of 1976, 1977, 1978 & 1979 respectively.

የግንባታ ገቢ፣ በገቢው ዓይነት*
GOVERNMENT REVENUE BY SOURCE*

ሠንጠረዥ ተ. 2

TABLE K.2

በሚሊዮን ብር

IN MILLION BIRR

	1967	1968	1969**	1970**	1971**	1972**	
ቀጥተኛ ገቢዎች	176.8	174.4	180.0	180.5	341.0	361.4	DIRECT TAXES
ከሥራ ገብር	153.5	146.6	147.0	152.0	299.2	318.6	INCOME TAX
ከደውወዘ ገብር	55.8	55.4	60.0	61.0	88.4	118.8	PERSONAL INCOME TAX
ከብረቱ	13.0	5.0	-	-	-	-	RENT TAX
ከንግድ	74.3	76.5	69.0	79.0	167.4	152.0	BUSINESS TAX
ከእርሻ	10.4	9.7	18.0	12.0	43.4	48.0	AGRICULTURAL TAX
ከመረተ	2.4	11.8	16.0	13.0	39.0	42.8	LAND USE TAX
ከአሥራተ	0.6	0.5	-	-	-	-	TITHE ON LAND
ከትምህርት ታላቅ	17.1	14.7	17.0	15.5	2.8	-	EDUCATION TAX
ከጤና ታላቅ	3.1	0.7	-	-	-	-	HEALTH TAX
ከከብት ታላቅ	0.1	0.1	-	-	-	-	CATTLE TAX
ተጠቅላላ ገቢዎች	200.8	183.6	195.8	177.9	227.3	342.7	INDIRECT TAXES
ከተራገዛክሾን ታላቅ	25.0	28.0	27.5	27.0	38.1	51.5	TRANSACTION TAX
ከነጻጽ ለከሰባይ ባረጥ	55.9	24.7	31.0	21.0	27.0	33.0	EXCISE TAX ON PETROLEUM PRODUCT
ከአለብሳ ለከሰባይ ታላቅ	32.7	35.9	36.5	40.0	45.0	101.0	ALCOHOL EXCISE TAX
ሌሎች ለከሰባይ ታላቅ	34.9	35.0	41.8	36.3	51.2	61.6	OTHER EXCISE TAXES
ከተገባህ ታላቅና ልዩ ገቢ	6.0	14.0	11.4	10.6	12.0	18.1	TOBACCO TAXES AND FEES
ከተገባህ ጭናፖል የተጣራ ገቢ	3.0	2.0	3.0	3.0	3.0	3.0	TOBACCO MONOPOLY NET SURPLUS
ከሽያጭ ታላቅ	25.2	28.0	27.0	26.0	36.0	52.0	TURNOVER TAX
ከሕንጻ ታላቅ	2.3	0.8	1.0	-	-	-	CONSTRUCTION TAX
ከጽብር ባረጥ	7.2	6.3	7.8	5.0	6.0	9.5	STAMP DUTIES
ከጤው ባረጥ	8.6	8.9	8.8	9.0	9.0	13.0	SALT TAX
ከውጭ አገር ገንዶ ባረጥ	215.2	257.6	272.2	637.1	468.7	623.3	TAXES ON FOREIGN TRADE
ከገቢ ዕቃ ባረጥ	104.9	111.6	106.5	152.8	163.0	174.0	IMPORT DUTIES
ከወጪ ዕቃ ባረጥ	34.8	77.1	87.7	388.3	207.7	295.0	EXPORT DUTIES
ከተራገዛክሾን ታላቅ	59.4	56.8	65.0	72.0	79.4	129.2	TRANSACTION TAX
ከውጭ ከግብር የላከሰባይ ባረጥ	16.1	12.1	13.0	24.0	18.6	25.1	EXCISE TAX ON IMPORTED PRODUCT
ሌሎች ወይን ገቢዎች	102.2	143.5	173.0	125.0	322.5	201.9	OTHER CURRENT RECEIPTS
ከጤ ቁጣ	21.4	18.9	17.9	18.2	10.3	11.8	CHARGES AND FEES
ከዕቃዎችና አገልግሎቶች ሽያጭ	14.8	18.8	40.3	27.0	29.7	32.1	SALES OF GOODS AND SERVICES
ከተርፍና ከወለድና ከብረቱ	61.0	97.3	111.7	74.8	152.0	137.0	PROFITS, INTEREST, AND RENTS
ልዩ ልዩ ገቢዎች	5.0	8.5	3.1	5.0	130.5 ⁺	21.0	MISCELLANEOUS REVENUE
ከጠረታ ገቢ	11.3	13.7	14.5	15.8	34.9	17.9	CONTRIBUTION TO PENSIONS FUND
ከውጭ አገር ዕርዳታ	96.1	77.2	93.8	101.1	125.2	151.6	EXTERNAL ASSISTANCE
ከከፍተኛ ገቢዎች	119.3	133.1	195.8	161.7	249.7	273.0	CAPITAL RECEIPTS
ከውጭ አገር ብድርና ክሬዲት	114.2	124.7	186.4	151.1	244.7	265.0	EXTERNAL LOANS AND CREDITS
ሌሎች የከፍተኛ ገቢዎች	5.1	8.4	9.4	10.6	5.0	8.0	OTHER CAPITAL RECEIPTS
ጠቅላላ የገቢ ድምር	921.7	983.1	1,125.1	1,399.1	1,769.3	1,971.8	TOTAL REVENUE
	1974/5	1975/6	1976/7	1977/8**	1978/9**	1979/80**	

* የዓመት መጨረሻ ሰኔ 30 ነው።
*Year ending 7 July.

** የብጀት ገምት።
**Budget estimate

ከገንዘብ ዲቪዥን ስራ ላይ የተገኘው መሆኑን የተገኘ።

Source: (1) Ministry of Finance, Central Accounting Department.

/2/ከነገሪት ጋዜጣ መሰረታዊ 27 ቀን 1969 ዓ.ም. ቁ.101፣ ነሐሴ 20 ቀን 1969 ዓ.ም. ቁ.125፣ መስከረም 27 ቀን 1971 ዓ.ም. ቁ. 151 እና ነገር 12 ቀን 1972 ዓ.ም. ቁ.172 የተገኘ።

(2) Negarit Gazeta, 7th Oct. 1976, 26th Aug. 1977, 7th Oct. 1978 & 22nd Nov. 1979 No. 101, 125, 151 & 172 of 1976, 1977, 1978 & 1979 respectively.

⁺ ይህ ልዩ ገቢ ለሌሎች ለገር ጥሪ ልዩ የሌተኛ ዕቅድ የሕዝብ ወጭ ለገገህ ወይን ወይን የሚዘጋጅ የጠረታ ወጭ ይጨምራል።

⁺ This includes VARIOUS REVENUES Such as Voluntary contributions from the public & Special National Lottery Draw and transfer of accumulated pensions contributions.

የግንባራ ወጪና የገቢ አስፈጻሚ
GOVERNMENT EXPENDITURE AND ITS FINANCING*

ሠንጠረዥ ቱ.3

TABLE K.3

በሚሊዮን ቢር

IN MILLION BIRR

	1969**	1970**	1971**	1972**	
<u>ወጪ</u>					<u>EXPENDITURE</u>
ሀ. ወደባዊ ወጪ	987.1	1,149.0	1,513.2	1,654.6	A. RECURRENT EXPENDITURE
1. ለጠቅላላ አገልግሎት	441.7	585.8	928.7	998.8	1. GENERAL SERVICES
2. ለግንባራ ዊ አገልግሎት	256.3	284.3	306.6	335.8	2. SOCIAL SERVICES
3. ለአከፋጫ አገልግሎት	109.1	113.6	107.9	118.8	3. ECONOMIC SERVICES
4. ለጠረታ	59.0	60.0	68.8	66.0	4. PENSION
5. ለዕዳ ከፍታ	69.0	76.0	86.7	92.0	5. PUBLIC DEBT
6. ለሌላ ሌላ ወጪዎች	52.0	29.3	14.5	43.1	6. UNALLOCATED EXPENDITURE
ለ. የከፍተኛ ወጪ	478.6	451.9	605.5	710.4	B. CAPITAL EXPENDITURE
1. ለአከፋጫ ልማት	381.5	364.8	511.8	594.7	1. ECONOMIC DEVELOPMENT
2. ለግንባራ ዊ ኑሮ ዕድገት	93.7	85.8	85.1	89.0	2. SOCIAL DEVELOPMENT
3. ለጠቅላላ አገልግሎት	3.4	1.3	8.6	26.7	3. GENERAL SERVICES
ሐ. ጠቅላላ ወጪ	1,465.7	1,600.9	2,118.7	2,365.0	C. TOTAL EXPENDITURE
<u>ገቢ</u>					<u>REVENUE</u>
ሀ. ወደባዊ ገቢ	835.4	1,136.3	1,394.4	1,547.2	A. ORDINARY REVENUE
1. ከቀጥታ ቀረጾች	180.0	180.5	341.0	361.4	1. DIRECT TAXES
2. የቀጥታ ከላይኛ ቀረጾች	195.8	177.9	227.3	342.7	2. INDIRECT TAXES
3. ከውጭ አገር ገንዘብ ቀረጾች	272.2	637.1	468.7	623.3	3. FOREIGN TRADE TAXES
4. ሌላ ሌላ ገቢ	187.4	140.8	357.4	219.8	4. NON-TAX REVENUE
ለ. የከፍተኛ ገቢ	9.4	10.6	5.0	8.0	B. CAPITAL RECEIPTS
ሐ. የውጭ አገር ዕርዳታ	93.8	101.1	125.2	151.6	C. EXTERNAL ASSISTANCE
መ. ከውጭ ቀሪ	-	-	-	-	D. CASH BALANCE
ሠ. ብድር	527.1	352.9	594.1	658.2	E. BORROWINGS
1. ከውጭ አገር	186.5	151.1	244.7	265.0	1. EXTERNAL
2. ከአገር ውስጥ	340.6	201.8	349.4	393.2	2. INTERNAL
ረ. ጠቅላላ ገቢ	1,465.7	1,600.9	2,118.7	2,365.0	F. TOTAL REVENUE
	1976/77**	1977/78**	1978/79**	1979/80**	

* የግንባራ ወጪ ለ 30 ነገር ::

*Year ending 7th July

** የባደት ግምት ::

**Budget estimates.

1. ከገንባራ ሚኒስቴር ከሂሳብ ማጠቃለያ የተገኘ ::

Source:- 1. Ministry of Finance.

2. ከነገሩት ጋዜጣ መሰረድ 27 ቀን 1969 ዓ.ም ቁ. 101፣ ነሐሴ 20 ቀን 1969 ዓ.ም ቁ.125፣ መስከረም 27 ቀን 1971 ዓ.ም ቁ.151 እና ነጻር 12 ቀን 1972 ዓ.ም ቁ. 172 የተገኘ ::

2. Negarit Gazeta 7th Oct.1976, 26th Aug. 1977, 7th Oct. 1978 and 22nd Nov. 1979 No. 101,125, 151, 172 of 1976,1977, 1978 & 1979 respectively.

የመንግሥት መደበኛ ወጪ*
CURRENT GOVERNMENT EXPENDITURE*

ሠንጠረዥ ተ.4

TABLE K.4

በሚሊዮን ብር

IN MILLION BIRR

	1968	1969**	1970**	1971**	1972**	
<u>ጠቅላላ አገልግሎት</u>	496.5	441.7	585.8	928.7	998.8	<u>GENERAL SERVICES</u>
ለአስተዳደር በጠቅላላው	20.8	33.2	22.7	45.9	47.2	GENERAL GOVERNMENT
ለአገር መከላከያ	315.6	214.5	344.6	693.2	750.8	NATIONAL DEFENCE
ለፍርድና ለአገር ውስጥ ጥበቃ	127.7	137.1	153.6	136.9	143.7	INTERNAL ORDER & JUSTICE
ለውጭ አገር ግንኙነት	9.5	24.3	28.5	14.4	13.8	FOREIGN RELATIONS
ለፈናገስና ለፕላን	22.9	32.6	36.4	38.3	43.3	FINANCE AND PLANNING
<u>ልህከናዊ አገልግሎት</u>	83.3	109.1	113.6	107.9	118.8	<u>ECONOMIC SERVICES</u>
ለአርሻና ለመረተ ይዘታ	24.3	35.4	41.6	43.6	47.2	AGRICULTURE & LAND REFORM
ለኢንዱስትሪ ለገንዘብና ለግዴታ	11.5	14.2	18.8	21.8	28.6	INDUSTRY COMMERCE & MINING
ለሥራና መገናኛ	47.5	59.5	53.2	42.5	43.0	PUBLIC WORKS & COMMUNICATION
<u>ለሕዝባዊ አገልግሎት</u>	196.0	256.3	284.3	306.6	335.8	<u>SOCIAL SERVICES</u>
ለትምህርትና ለባህላ	116.7	179.6	188.9	203.4	221.2	EDUCATION & CULTURE
ለጤና ጥበቃ	43.2	58.8	63.4	68.9	76.1	PUBLIC HEALTH
ለሰባሰብ ጉዳዮች	36.1	18.0	32.0	34.3	38.5	SOCIAL AFFAIRS
<u>የጠረታ ወጪ</u>	48.6	59.0	60.0	68.8	66.0	<u>PENSIONS EXPENDITURE</u>
<u>ዕዳ መክፈያ</u>	50.5	69.0	76.0	86.7	92.0	<u>PUBLIC DEBT</u>
ያገር ውስጥ ዕዳ	-	-	39.7	50.1	51.1	INTERNAL DEBT
ለ ዋናው ገንዘብ መክፈያ	-	-	-	-	-	PRINCIPAL REPAYMENT
ለወለድና ለልዩ ልዩ ወጪ	22.6	35.0	39.7	50.1	51.1	INTEREST & CHARGES
የውጭ አገር ብድር	27.9	34.0	36.3	36.6	40.9	EXTERNAL DEBT
ለ ዋናው ገንዘብ መክፈያ	17.6	20.0	19.6	19.4	23.4	PRINCIPAL REPAYMENT
ለወለድና ለልዩ ልዩ ወጪ	10.3	14.0	16.7	17.2	17.5	INTEREST & CHARGES
ልዩ ልዩ የባንክ ወጪ	0.5	1.0	1.0	1.5	1.5	VARIOUS BANK CHARGES
<u>ልዩ ልዩ ወጪዎች</u>	42.3	51.0	28.2	13.0	41.6	<u>UNALLOCATED</u>
ድምር	917.7	987.1	1,148.9	1,513.2	1,654.6	TOTAL
	1975/6	1976/7**	1977/8**	1978/9**	1979/80**	

* የዓመት መጨረሻ ሰኔ 30 ነው።

*Year ending 7th July.

** የበጀት ግምት

**Budget estimate

ስርዓቱን ለማረጋገጥ ከህብረት ግንባታ ጋር የተገኘው።

Source: (1) Ministry of Finance, Central Accounting Department.

/2/ በነገሩት ጋዜጣ መሰረት 27 ቀን 1969 ዓ.ም. ቁ. 101፣ ነሐሴ 20 ቀን 1969 ዓ.ም. ቁ. 125፣ መስከረም 27 ቀን 1971 ዓ.ም. ቁ. 151 እና ነሐሴ 12 ቀን 1972 ዓ.ም. ቁ. 172 የተገኘ።

(2) Negarit Gazeta 7th Oct. 1976, 26th Aug. 1977, 7th Oct. 1978 and 22nd Nov. 1979 No. 101, 125, 151, and 172 of 1976, 1977, 1978 & 1979 respectively.

የግንዛቤ ደንብ ወጪ ለውጭ ገንዘብ ገቢዎች በግብርና በግብርና
COMPOSITION OF CURRENT GOVERNMENT EXPENDITURE BY PURPOSE AND TYPE*

ሠንጠረዥ ተ.5 / የግብር/

TABLE K.5 (Contd.)

በጊዜ ባር '000 BIRR

1972**	2000000 አበላ		ለግብርና አገልግሎቶች		ለግብርና አገልግሎቶች		ለግብርና አገልግሎቶች		ለግብርና አገልግሎቶች		1979/80**
	ግብርና አበላ	ግብርና አገልግሎቶች	ግብርና አገልግሎቶች	ግብርና አገልግሎቶች	ግብርና አገልግሎቶች	ግብርና አገልግሎቶች	ግብርና አገልግሎቶች	ግብርና አገልግሎቶች	ግብርና አገልግሎቶች	ግብርና አገልግሎቶች	
ጠቅላላ አገልግሎት	436,568	76,647	-	147,431	272,694	65,436	998,776	GENERAL SERVICES			
ለአስተዳደር ጠቅላላው	17,818	11,220	-	1,748	2,302	14,156	47,244	GENERAL GOVERNMENT			
ለአገር መከላከያ	277,227	41,868	-	141,422	242,339	47,922	750,778	NATIONAL DEFENCE			
ለፍርድና ለአገር ውስጥ ጥበቃ	104,697	12,063	-	2,604	24,281	54	143,699	INTERNAL ORDER & JUSTICE			
ለውጭ አገር ግንኙነት	7,746	3,641	-	453	410	1,540	13,790	FOREIGN RELATIONS			
ለፍናገብና ለገንዘብ	29,079	7,856	-	1,204	3,362	1,764	43,265	FINANCE & PLANNING			
ኢኮኖሚያዊ አገልግሎት	59,220	33,775	-	3,667	11,800	10,375	118,837	ECONOMIC SERVICES			
ለአርባና ለውጭ ይዘታ	25,209	6,094	-	2,074	6,015	7,801	47,193	AGRICULTURE & LAND REFORM			
ለአገልግሎት ለገንዘብና ለግብርና	15,457	6,673	-	1,565	2,325	2,573	28,593	INDUSTRY COMMERCE & MINING			
ለሥራና ግንኙነት	18,554	21,008	-	28	3,460	-	43,050	PUBLIC WORKS & COMMUNICATION			
ከህዝብ ወይንም ለአገልግሎት	228,283	31,028	-	1,363	44,364	30,784	335,822	SOCIAL SERVICES			
ለተምህርትና ለባህሪ	175,663	22,072	-	769	19,646	3,057	221,207	EDUCATION & CULTURE			
ለጤና ጥበቃ	39,729	6,954	-	277	23,501	5,696	76,157	PUBLIC HEALTH			
ለሰብአዊ ጉዳዮች	12,891	2,002	-	318	1,217	22,031	38,459	SOCIAL AFFAIRS			
የውጭ ወጪ	-	-	-	-	-	-	66,000	PENSIONS EXPENDITURE			
ዕዳ መክፈት	-	-	-	-	-	-	92,000	PUBLIC DEBT			
የውጭ ዕርዳታ	-	-	-	-	-	-	-	EXTERNAL ASSISTANCE			
ልዩ ለዩ ወጪዎች	-	-	-	-	-	-	43,145	UNALLOCATED			
ጭማር	724,071	141,450	-	152,461	328,858	106,595	1,654,580	TOTAL			
	PERSONAL SERVICES	NON-PERSONAL SERVICES	MAINTENANCE OF PREMISES AND EQUIPMENT	MOTOR VEHICLES AND EQUIPMENT	MATERIAL AND SUPPLIES	CURRENT++ TRANSFER	TOTAL				

* የግብርና ወጪ ለ 30 ነፃ ፡፡
*Year ending 7th July.

** የግብርና ግምት
**Budget estimate

+ ለግብርና ለውጭ ወጪዎች ለአገልግሎቶች
+ Non-Personal and contractual Services

++ ለደጋፊና ግንኙነት
++ Grants, Contributions & Other Current transfer

በ 1972 ታሪክ 12 ነፃ 1972 ዓ.172
Source: Negarit Gazeta 22nd Nov. 1979 No. 172.

የካቲት ወሩ በገንዘብ ምንጭና በሥራው ግብ 1970 ዓ.ም
CAPITAL EXPENDITURE BY SOURCE OF FINANCE AND PURPOSE 1977/78

ሠንጠረዥ ተ.6

TABLE K.6

በሚሊዮን ብር

IN MILLION BIRR

	ከአገር ውስጥ የገንዘብ ምንጮች	ከውጭ አገር ዕርዳታ	ከውጭ አገር ብድር	ድምር	
<u>አሰባሰብ ልማት</u>	28.4	23.1	34.8	86.3	<u>SOCIAL DEVELOPMENT</u>
ሀ/ ለተምህርት	9.0	10.4	29.4	48.8	a) EDUCATION
ለ/ ለጤና ጥበቃ	15.8	5.7	0.9	22.4	b) PUBLIC HEALTH
ለ/ ለሰባሰብ	3.6	7.0	4.5	15.1	c) SOCIAL AFFAIRS
<u>ኢኮኖሚ ልማት</u>	196.5	62.1	106.3	364.9	<u>ECONOMIC DEVELOPMENT</u>
ሀ/ <u>ለኢንፍራስትራስትራክቸርና መገናኛ</u>	66.6	0.4	58.3	125.3	a) <u>INFRASTRUCTURE AND COMMUNICATION</u>
1. ለመገንጠይ ሥራ	47.5	0.4	32.2	80.1	1. ROAD CONSTRUCTION
2. ለአየር ግረፊያ	3.0	-	0.4	3.4	2. AIRPORTS
3. ለባሕር ወደብ	16.1	-	2.4	18.5	3. SEAPORTS
4. ለመገናኛ	-	-	23.3	23.3	4. COMMUNICATION
5. ሌሎች	-	-	-	-	5. OTHERS
ለ/ <u>ለግዕድን ኢንፍራስትራክቸርና ጥበቃ</u>	5.8	3.8	14.3	23.9	b) <u>MINING, INDUSTRY, COMMERCE AND TOURISM</u>
1. ለግዕድን	2.3	2.1	9.7	13.3	1. MINING
2. ለኢንፍራስትራክቸርና ጥበቃ	2.2	1.7	4.6	8.5	2. INDUSTRY AND COMMERCE
3. ለጥበቃ ግብረጭ	1.3	-	-	1.3	3. TOURISM DEVELOPMENT
ለ/ <u>ለአርሻ</u>	110.8	38.8	29.3	178.9	c) <u>AGRICULTURE</u>
1. ለአርሻ አገልግሎት	6.1	5.4	1.3	12.8	1. AGRICULTURAL SERVICES
2. ለአርሻ ጥናት ጣቢያ	14.4	9.5	12.9	36.8	2. AGRICULTURAL RESEARCH
3. ለአርሻ ግብረጭ ፕሮጀክት	38.1	7.7	10.1	55.9	3. AGRICULTURAL DEV. PROJECT
4. ለድርቅ እርዳታ	30.8	2.0	-	32.8	4. REHABILITATION
5. ለወረተ ይዘት ግብረጭ	0.3	0.8	-	1.1	5. LAND REFORM
6. ለተገንቦ ገበሬዎች የተከፈለ	21.1	13.4	5.0	39.5	6. CREDIT TO SMALL FARMERS
7. ሌሎች	-	-	-	-	7. OTHERS
መ/ <u>ለውሃ ልማት ግብረጭ</u>	12.6	19.1	4.4	36.1	d) <u>WATER RESOURCES DEVELOPMENT</u>
ሠ/ <u>ለገንዘብ ድርጅቶች</u>	0.7	-	-	0.7	e) <u>FINANCIAL AGENCIES</u>
<u>አጠቃላይ አገልግሎትና ለመንግሥት ቤቶች ግብረጭ</u>	0.8	-	-	0.8	<u>GENERAL SERVICES AND PUBLIC BUILDINGS</u>
ሀ/ ለአጠቃላይ አገልግሎት	0.2	-	-	0.2	a) GENERAL SERVICES
ለ/ ለመንግሥት ቤቶች	0.6	-	-	0.6	b) PUBLIC BUILDINGS
<u>የካቲት ወሩ ድምር</u>	225.7	85.2	141.1	452.0	<u>TOTAL CAPITAL EXPENDITURE</u>
	LOCAL FUNDS	EXTERNAL ASSISTANCE	EXTERNAL LOANS	TOTAL	

በካቲት 20 ቀን 1969 ቁ.125 የተገኘ ::

Source: Negarit Gazeta 26th Aug. 1977 No. 125.

የካቲት ወር በገንዘብ ምንጭና በሥራው ዓይነት 1971 ዓ.ም
CAPITAL EXPENDITURE BY SOURCE OF FINANCE AND PURPOSE 1978/79

ሠገጠረዥ ተ.6 /የቅጠለ/

TABLE K.6 (Contd.)

በሚሊዮን ብር

IN MILLION BIRR

	ከአገር ውስጥ የገንዘብ ምንጭ	ከውጭ አገር ዕርዳታ	ከውጭ አገር ብድር	ጭማር	
<u>ሶሻል ልማት</u>	28.1	26.5	33.2	87.8	<u>SOCIAL DEVELOPMENT</u>
U/ ለተምህርት	12.6	15.9	31.9	60.4	a) EDUCATION
ለ/ ለጤና ጥበቃ	11.9	5.0	-	16.9	b) PUBLIC HEALTH
ጤ/ ለሶሻል	3.6	5.5	1.3	10.5	c) SOCIAL AFFAIRS
<u>ኢኮኖሚ ልማት</u>	211.1	108.7	191.5	511.3	<u>ECONOMIC DEVELOPMENT</u>
<u>U/ ለአገልግሎትና ግንኙነት መዘገፍ</u>	<u>57.1</u>	<u>36.3</u>	<u>109.2</u>	<u>202.6</u>	a) <u>INFRASTRUCTURE AND COMMUNICATION</u>
1. ለመገንጠያ ሥራ	51.1	16.3	105.2	172.6	1. ROAD CONSTRUCTION
2. ለአየር ግረፊያ	-	-	-	-	2. AIRPORTS
3. ለባሕር ወይን	6.0	-	4.0	10.0	3. SEAPORTS
4. ለግንኙነት	-	20.0	-	20.0	4. COMMUNICATION
5. ሌሎች	-	-	-	-	5. OTHERS
ለ/ ለግዕድን ስራና ግንኙነት	<u>16.6</u>	<u>2.4</u>	<u>25.2</u>	<u>44.2</u>	b) <u>MINING INDUSTRY, COMMERCE AND TOURISM</u>
1. ለግዕድን	4.0	1.6	22.7	28.3	1. MINING
2. ለስራና ግንኙነት ስራ	11.3	0.8	2.5	14.6	2. INDUSTRY AND COMMERCE
3. ለጥቅም ግንኙነት	1.3	-	-	1.3	3. TOURISM DEVELOPMENT
ጤ/ ለእርሻ	<u>124.5</u>	<u>59.5</u>	<u>52.9</u>	<u>236.9</u>	c) <u>AGRICULTURE</u>
1. ለእርሻ አገልግሎት	8.9	6.4	11.5	16.6	1. AGRICULTURAL SERVICES
2. ለስጦት እርባታ	4.9	-	12.8	17.7	2. LIVESTOCK DEVENT.
3. ለእርሻ ግንኙነት ፕሮጀክት	45.9	34.4	38.6	118.9	3. AGRICULTURAL DEVELOPMENT PROJECT
4. ለድቅ ዕርዳታ	39.7	5.0	-	44.7	4. REHABILITATION
5. ለድንገት ጥራት ስራ	8.5	13.7	-	22.2	5. FORESTRY & WILDLIFE
6. ለትንሽ ገበያዎች የተከፈለ	16.6	-	-	16.6	6. CREDIT TO SMALL FARMERS
7. ሌሎች	-	-	-	-	7. OTHERS
ጤ/ ለውሃ ልማት ግንኙነት	<u>12.3</u>	<u>10.4</u>	<u>4.1</u>	<u>26.8</u>	d) <u>WATER RESOURCES DEVELOPMENT</u>
ሠ/ ለገንዘብ ድርጅቶች	<u>0.7</u>	<u>-</u>	<u>-</u>	<u>0.7</u>	e) <u>FINANCIAL AGENCIES</u>
<u>አጠቃላይ አገልግሎትና ለመገንዘብ ስራ ግንኙነት</u>	<u>6.5</u>	<u>-</u>	<u>-</u>	<u>6.5</u>	<u>GENERAL SERVICES AND PUBLIC BUILDINGS</u>
U/ ለአጠቃላይ አገልግሎት	5.5	-	-	5.5	a) GENERAL SERVICES
ለ/ ለመገንዘብ ስራ	1.0	-	-	1.0	b) PUBLIC BUILDINGS
<u>የካቲት ወር ጭማር</u>	<u>245.7</u>	<u>135.2</u>	<u>224.7</u>	<u>605.5</u>	<u>TOTAL CAPITAL EXPENDITURE</u>
	LOCAL FUNDS	EXTERNAL ASSISTANCE	EXTERNAL LOANS	TOTAL	

በካቲት 27 ቀን 1971 ቁ. 151 የተገኘ ::

Source: Negarit Gazeta 7th Oct. 1978 No. 151

የከፍተኛ ወጪ በገንዘብ ምንጭና በሥራው ገቢ የተከፈለ 1972 ዓ.ም
CAPITAL EXPENDITURE BY SOURCE OF FINANCE AND PURPOSE, 1979/80

ሠንጠረዥ ተ.6 / የጥላላ

TABLE K.6 (Contd.)

በሚሊዮን ብር

IN MILLION BIRR

	ከአገር ውስጥ የገንዘብ ምንጭ	ከውጭ አገር ዕርዳታ	ከውጭ አገር ብድር	ጭር	
<u>ህጋዊ ልማት</u>	52.6	26.2	10.3	89.1	<u>SOCIAL DEVELOPMENT</u>
ሀ/ ለተምህርት	16.8	14.1	10.3	41.2	a) EDUCATION
ለ/ ለጤና ጥበቃ	10.6	6.2	-	16.8	b) PUBLIC HEALTH
ሐ/ ለሶሻል	25.2	5.9	-	31.1	c) SOCIAL AFFAIRS
<u>ኢኮኖሚ ልማት</u>	<u>305.7</u>	<u>125.4</u>	<u>163.5</u>	<u>594.6</u>	<u>ECONOMIC DEVELOPMENT</u>
ሀ/ <u>ኢንፍራስትራስትራክቸርና ግንኙኛ</u>	<u>111.6</u>	<u>0.8</u>	<u>87.7</u>	<u>180.1</u>	a) <u>INFRASTRUCTURE & COMMUNICATION</u>
1. ለውገገድ ሥራ	106.8	-	50.2	157.0	1. ROAD CONSTRUCTION
2. ለአየር ግራፊያ	4.8	-	-	4.8	2. AIRPORTS
3. ለባሕር ወደብ	-	-	0.4	0.4	3. SEA PORTS
4. ለውገኛ	-	0.8	16.9	17.7	4. COMMUNICATION
5. ሌሎች	-	-	0.2	0.2	5. OTHERS
ለ/ <u>ለግዕድን ስጦታ ገንዘብ ተፈጥሮ</u>	<u>32.3</u>	<u>12.6</u>	<u>39.2</u>	<u>84.1</u>	b) <u>MINING INDUSTRY COMMERCE & TOURISM</u>
1. ለግዕድን	14.0	10.5	3.7	28.2	1. MINING
2. ለስጦታ ገንዘብ ስጦታ	18.3	2.1	35.5	55.9	2. INDUSTRY & COMMERCE
3. ለተፈጥሮ ግንኙኛ	-	-	-	-	3. TOURISM DEVELOPMENT
ሐ/ <u>ለእርሻ</u>	<u>139.1</u>	<u>96.3</u>	<u>26.3</u>	<u>261.7</u>	c) <u>AGRICULTURE</u>
1. ለእርሻ ስጦታ	9.3	6.3	0.2	15.7	1. AGRICULTURAL SERVICES
2. ለእርሻ ጥናት ጥናት	11.3	0.5	7.4	19.2	2. AGRICULTURAL RESEARCH
3. ለእርሻ ግንኙኛ ፕሮጀክት	40.3	52.8	18.8	111.9	3. AGRICULTURAL DEVELOPMENT PROJECT
4. ለእርሻ ግንኙኛ ግንኙኛ	17.6	33.9	-	51.5	4. REHABILITATION
5. ለውጭ ይዘት ግንኙኛ	47.4	2.8	-	50.2	5. LAND REFORM
6. ለተገባሪ ገቢ ግንኙኛ የተከፈለ	13.2	-	-	13.2	6. CREDIT TO SMALL FARMERS
7. ሌሎች	-	-	-	-	7. OTHERS
መ/ ለውጭ ግንኙኛ ግንኙኛ	<u>22.7</u>	<u>15.7</u>	<u>30.4</u>	<u>68.8</u>	d) <u>WATER RESOURCES DEVELOPMENT</u>
ሠ/ ለገንዘብ ድርጅቶች	-	-	-	-	e) <u>FINANCIAL AGENCIES</u>
<u>አጠቃላይ ስጦታ ስጦታ ስጦታ ግንኙኛ</u>	<u>10.5</u>	<u>-</u>	<u>16.2</u>	<u>26.7</u>	<u>GENERAL SERVICES & PUBLIC BUILDINGS</u>
ሀ/ ለአጠቃላይ ስጦታ	-	-	-	-	a) <u>GENERAL SERVICES</u>
ለ/ ለውጭ ግንኙኛ ግንኙኛ	10.5	-	16.2	26.7	b) <u>PUBLIC BUILDINGS</u>
<u>የከፍተኛ ወጪ ጭር</u>	<u>368.8</u>	<u>151.6</u>	<u>190.0</u>	<u>710.4</u>	<u>TOTAL CAPITAL EXPENDITURE</u>
	LOCAL FUNDS	EXTERNAL ASSISTANCE	EXTERNAL LOANS	TOTAL	

ከገንዘብ ገዛብ 140 12 ቀን 1972 ዓ.ም ቁ. 172 የተገኘ ።
Source: Negarit Gazeta, 22nd November, 1979 No. 172.

የኢትዮጵያ የውጭ አገር ዕዳ በባዕር ያገኘና በድርጅት ወይም እስከ ሰኔ 23 ቀን 1970 ዓ.ም
ETHIOPIA'S EXTERNAL DEBT BY SOURCE AND SECTOR UP TO JUNE 30, 1978

ሠንጠረዥ ተ.7

TABLE K.7

በሺ ባር IN '000 BIRR

አይነት ድርጅት	ወጪ ሆኖ የተሠራበት				የተከፈለ		በ1968 የባዕር ለውጭ የተከፈለ	ያለ ተከፈለ ሰኔ 23 1970	
	የተሰጠ ባዕር	ወጪ ስጦታ የተሰጠ ሰኔ 23 1969	በባዕር ላይ ሰጠው ሰኔ 23 1969	እስከ ሰኔ 23 1970	በባዕር ላይ ሰጠው ሰኔ 23 1970	እስከ ሰኔ 23 1970			
አይነት ድርጅት									TO PUBLIC SECTOR
በአረብ ግብይት ድርጅት	29,394	-	-	29,394	-	-	-	29,394	ARAB LOAN FUND
በዓለም አቀፍ የልዩነት ግብይት	738,868	415,642	55,718	323,226	606	2,215	2,112	321,068	INTERNATIONAL DEVELOPMENT ASSOCIATION
በዓለም አቀፍ የገንዘብ ድርጅት	10,230	-	-	10,230	1,571	5,874	461	4,356	INTERNATIONAL FINANCE CORPORATION
በዓለም ባንክ	234,732	971	1,028	233,762	8,886	77,307	11,280	183,410	WORLD BANK
ከጥንቃቄ ስራ	116,953	91,476	14	25,477	1,382	8,782	322	9,596	CZECHOSLOVAKIA
ከጀርመን ፊደራል	124,328	34,081	12,822	90,247	3,889	20,791	1,795	88,945	FEDERAL REPUBLIC OF GERMANY
ከፈረንሳይ	7,078	7,078	-	-	-	-	-	-	FRANCE
ከኢጣል	147,385	73,447	6,106	73,938	3,326	20,787	1,234	29,479	ITALY
ከጃፓን	30,157	5,808	5,069	24,349	208	833	1,001	31,472	JAPAN
ከዛርላንድ	4,134	-	-	4,134	733	2,417	190	1,898	NETHERLANDS
ከሕንድ ዩኒየን	203,114	167,600	4,029	35,514	-	-	-	35,514	PEOPLES' REPUBLIC OF CHINA
ከፖላንድ	1,052	-	-	1,052	184	814	79	238	POLAND
ከስዊድን	24,898	-	54	24,898	207	1,084	17	57	SWEDEN
ከሶቪየት ህብረት	244,936	206,045	4	38,891	3,243	32,320	222	6,571	SOVIET UNION
ከታይዎን	23,352	6,960	1,077	16,391	737	3,568	61	10,389	UNITED KINGDOM
ከአሜሪካ የአዲስ ድርጅት	353,751	5,274	3,910	348,477	8,747	66,273	6,055	252,958	UNITED STATES OF AMERICA
ከዩጎስላቪያ	10,338	6,389	-	3,949	363	3,146	18	319	YUGOSLAVIA
ከአፍሪካ የልዩነት ድርጅት	50,600	43,893	2,961	6,707	-	-	-	6,707	AFRICAN DEVELOPMENT FUND
ከጀርመን ፊደራል	41,400	41,400	-	-	-	-	-	-	GERMAN DEMOCRATIC REPUBLIC
ፊንላንድ	3,763	-	-	3,763	-	-	26	3,431	FINLAND
ኦፔክ ስፔሻል ፊንድ	9,936	-	9,936	9,936	-	-	13	9,936	OPEC SPECIAL FUND
ቡልጋሪያ	46,000	46,000	-	-	-	-	-	-	BULGARIA
ሊቢያ	31,050	31,050	-	-	-	-	-	-	LIBYA
ጠቅላይ	2,487,449	1,183,114	102,728	1,304,335	33,982	246,211	24,886	1,025,738	TOTAL
	AMOUNT PLEDGED	BALANCE UNDISBURSED 30.6.77	DISBURSED		REPAYMENTS		INTEREST PAID IN F.Y. 1970	OUTSTANDING DEBT 30.6.78	
			DURING F.Y. 1970	CUMULATIVE TO 30.6.78	DURING F.Y. 1970	CUMULATIVE TO 30.6.78			

አገልግሎት ለሰጠው ከከፈተኛ ከባዕር ወይም የተገኘ ::

Source: Ministry of Finance, Credit and Loans Department.

የኢትዮጵያ የውጭ አገር ብድር በዋሰነት አገልግሎት፣ ኦክቶበር 23 ቀን 1968 ዓ.ም እና በ1970 ዓ.ም የበጀት ዓመት
 UTILIZATION OF FOREIGN LOANS BY PURPOSE, UP TO JUNE 30, 1978 AND DURING E.F.Y. 1977/78

ሠንጠረዥ ተ.8

TABLE K.8

	በሥራ ላይ የዋለው የብድር መጠን / በሚሊዮን ብር /				
	ኦክቶበር 23 1970	ከመቶ	በ1970 የበጀት ዓመት	ከመቶ	
<u>ለአርቫ</u>	<u>182.7</u>	<u>14.0</u>	<u>16.8</u>	<u>16.3</u>	<u>AGRICULTURE</u>
ለብቅና ለወተት ለማት	11.8	0.9	3.8	3.7	LIVESTOCK AND DAIRY DEVELOPMENT
ለአርቫ አገልግሎትና ለከፊላት	53.5	4.1	8.2	8.0	AGRICULTURAL SERVICES AND CREDIT
ለአርቫና ለሕብረት ሥራ	0.6	0.1	-	-	FARMS AND CO-OPERATIVES
ለከፍለ ሀገር ለማት ፓርጀክት	30.2	2.3	4.8	4.6	REGIONAL DEVELOPMENT PROJECTS
ለአርቫ ሥራዎች የበጀት ድጋፍ	86.6	6.6	-	-	AGRICULTURAL SECTOR BUDGET SUPPORT
<u>ለፋብሪካዎች</u>	<u>102.0</u>	<u>7.8</u>	<u>3.4</u>	<u>3.3</u>	<u>MANUFACTURING</u>
ለምግብና ለመጠጥ	22.2	1.7	3.4	3.3	FOOD AND BEVERAGES
ለጨርቃ ጨርቅና ቅጻ	21.0	1.6	-	-	TEXTILES, CLOTHING, LEATHER
ለአገጣጠና ለአገጣጠት ሥራዎች	-	-	-	-	WOOD, WOOD PRODUCTS, FURNITURE
ለወረቀትና ለማተሚያዎች	10.6	0.8	-	-	PAPER, PRINTING AND PUBLISHING
ለገግና ለካሳድ	47.1	3.6	-	-	RUBBER AND PETROLEUM PRODUCTS
ለብረታ ብረት አገልግሎት	0.9	0.1	-	-	METAL INDUSTRIES
ለሌሎች	0.2	0.0	-	-	OTHERS
<u>ለአስተሳሰብ፣ ለውጋና ለውጋ ፍገታ</u>	<u>216.8</u>	<u>16.6</u>	<u>22.3</u>	<u>21.7</u>	<u>ELECTRICITY, WATER SUPPLY AND SEWERAGE</u>
ለውበራት ሀይል	127.4	9.8	10.8	10.5	ELECTRIC POWER GENERATION AND DISTRIBUTION
ለከተማ ውጋ ፍገታ አገልግሎት	72.2	5.5	5.1	5.0	URBAN WATER SUPPLY AND SEWERAGE WORKS
ለውጋ ለማትና ለውጋ ጉድጓድ ግብ ቅሬራ	17.2	1.3	6.4	6.2	WATER RESOURCES DEVELOPMENT, WELL DRILLING
<u>ለሕንጻ ሥራ</u>	<u>-</u>	<u>-</u>	<u>-</u>	<u>-</u>	<u>CONSTRUCTION</u>
ለውገሥት ቤቶች ግራንድ	-	-	-	-	CONSTRUCTION OF PUBLIC BUILDINGS
<u>ለገንደ ሀገራትና ተራዘም</u>	<u>9.2</u>	<u>0.7</u>	<u>-</u>	<u>-</u>	<u>TRADE, HOTELS & TOURISM</u>
ለሀገራት ለተሰጡ አገልግሎት	9.2	0.7	-	-	HOTELS AND TOURIST FACILITIES
<u>ለውጋጋቸው መገናኛ</u>	<u>485.0</u>	<u>37.2</u>	<u>30.1</u>	<u>29.4</u>	<u>TRANSPORT & COMMUNICATIONS</u>
ለአውራ ጉሳና	315.3	24.2	18.7	18.2	HIGHWAYS
ለወይባ	4.1	0.3	0.6	0.6	SEAPORTS
ለአየር ግራንድ	72.8	5.6	0.6	0.6	AIRPORTS
ለአየር መጋገፊያ	28.5	2.2	-	-	AIR CARRIERS
ለፖስታ፣ ስልክና ተላገራዎች	64.3	4.9	10.2	10.0	POSTS, TELEPHONE & TELEGRAPHS
<u>ለገንዘብ ደርጅቶች</u>	<u>78.4</u>	<u>6.0</u>	<u>-</u>	<u>-</u>	<u>FINANCIAL AGENCIES</u>
ለኢትዮጵያ ገንደ ባንክ	35.3	2.7	-	-	COMMERCIAL BANK OF ETHIOPIA
ለአርቫና ለገንዘብ ለማት ባንክ	43.1	3.3	-	-	AGRICULTURAL & INDUSTRIAL DEVELOPMENT BANK
<u>ለዓለም አቀፍ ለሕዝብ አገልግሎት</u>	<u>134.4</u>	<u>10.3</u>	<u>16.8</u>	<u>16.3</u>	<u>COMMUNITY & SOCIAL SERVICES</u>
ለትምህርት	67.1	5.1	6.9	6.7	EDUCATION
ለጤና	57.1	4.4	3.8	3.7	PUBLIC HEALTH
ለሀገር ፓላን፣ ከሌክን፣ ለጤና	7.8	0.6	-	-	HOSPITALS, CLINICS, HEALTH CENTRES
ለወባ ግጥም	49.3	3.8	3.8	3.7	MALARIA ERADICATION
ለቤቶችና ለዓለም አቀፍ አገልግሎት	10.2	0.8	6.1	5.9	HOUSING AND COMMUNITY AMENITIES
<u>ለልዩ ለዩ ወጪዎች</u>	<u>95.9</u>	<u>7.4</u>	<u>13.4</u>	<u>13.0</u>	<u>NOT ALLOCABLE TO SECTORS</u>
ለበጀት ድጋፍ	46.8	3.6	-	-	BUDGET SUPPORT
ለደርቅ ዕርዳታ	11.7	0.9	5.6	5.4	DROUGHT RELIEF AND REHABILITATION
ላልተወደበ	37.4	2.9	7.8	7.6	UNCOMMITTED
ድምር	1,304.4	100.0	102.8	100.0	TOTAL
	UP TO 30.6.78	%	DURING F.Y. 1977/8	%	
	AMOUNT OF LOAN UTILIZED (IN MILLION BIRR)				

ከገንዘብ ሚኒስቴር ከከፈላትና ከብድር መምሪያ የተገኘ ::
 Source: Ministry of Finance, Credit and Loans Department.

የግዛታዊ ቤቶች ብዛት* በገቢ መጠንና በክፍለ ሀገር፣1971 ዓ.ም የበጀት ዓመት
 NUMBER OF MUNICIPALITIES* BY REVENUE GROUP AND ADMINISTRATIVE REGION, FISCAL YEAR 1978/79

ሠንጠረዥ ተ.9 TABLE K.9

ክፍለ ሀገር	የግዛታዊ ቤቶች ብዛት**	የገቢ መደብ / በሺህ ብር /					ADMINISTRATIVE REGION
		በ100 በላይ	ከ50-99	ከ25-49	ከ5-24	ከ5 በታች	
አርሲ	10	2	-	6	2	-	ARSSI
ባሌ	10	1	1	3	4	1	BALE
ጎንደር	11	1	1	3	6	-	GONDER
ጋሞ ጉፋ	2	-	-	-	2	-	GAMO GOFA
ጎጃም	18	2	5	3	6	2	GOJJAM
ሐረርጌ	16	5	4	1	4	2	HARARGE
ሊሉባቦር	7	-	3	2	2	-	ILLUBABOR
ክፍ	3	2	-	1	-	-	KEFFA
ሸዋ	38	6	9	10	13	-	SHEWA
ሲዳሞ	12	5	3	2	2	-	SIDAMO
ትግራይ	8	2	3	-	3	-	TIGRAI
ወለጋ	7	3	-	2	2	-	WELLEGA
ወሎ	10	2	2	1	4	1	WELLO
ጅምር	152	31	31	34	50	6	TOTAL
	NUMBER** OF MUNICIPALITIES	100 & OVER	50-99	25-49	5-24	UNDER 5	
		AMOUNT OF REVENUE (IN'000 BIRR)					

* ሂሳብ ቸውን ለመለከት ግዛታዊ ቤቶች ብቻ የቀረቡ ።

*Only for those municipalities which submitted their accounts.

** የአዲስ አበባንና በአርቲራ ክፍለ ሀገር የሚገኙትን ግዛታዊ ቤቶች አይጨምርም ።

**Excluding Addis Ababa and all Municipalities in Eritrea Administrative Region

ስብሰታ ለማተና ቤት ሚኒስቴር የተገኘ ።

Source: Ministry of Urban Development and Housing.

የግዛጃ ስፋት ብዛት* በወጪ መደብና በክፍለ ሀገር፣ 1971 ዓ.ም የበጀት ዓመት
 NUMBER OF MUNICIPALITIES* BY EXPENDITURE GROUP AND ADMINISTRATIVE REGION FISCAL YEAR 1978/79

ሠንጠረዥ ተ.10 TABLE K.10

ክፍለ ሀገር	የግዛጃ** ብዛት	የወጪ መደብ / በሺህ ብር /					
		ከ100 በላይ	ከ50-99	ከ25-49	ከ5-24	ከ5 በታች	
አርሲ	10	2	-	2	6	-	ARSSI
ባሌ	10	1	-	1	5	3	BALE
ገንደር	11	1	1	-	9	-	GONDER
ጋም ጉፋ	2	-	-	-	1	1	GAMO GOFA
ጎጃም	18	2	3	2	3	8	GOJJAM
አረርገ	16	5	1	3	4	3	HARARGE
ሊሊባቦር	7	-	1	4	2	-	ILLUBABOR
ካፍ	3	2	-	1	-	-	KAFFA
ሸዋ	38	5	8	10	14	1	SHEWA
ሲዳሞ	12	3	5	1	3	-	SIDAMO
ትገራይ	8	1	4	-	3	-	TIGRAI
ወለጋ	7	2	2	-	3	-	WELLEGA
ወሎ	10	1	2	2	2	3	WELLO
ድምር	152	25	27	26	55	19	TOTAL
	NUMBER** OF MUNICI- PALITIES	100 & OVER	50-99	25-49	5-24	UNDER 5	ADMINISTRATIVE REGION
	AMOUNT OF EXPENDITURE (IN'000 BIRR)						

* ሂሳብ ተወካ ለመለከት ግዛጃ ስፋት ብቻ የቀረበ ::

*Only for those municipalities which submitted their accounts.

** አዲስ አበባና በአርቲካ ክ/ሀገር የሚገኙት ግዛጃ ስፋት አይጨምርም

**Excluding Addis Ababa and all Municipalities in Eritrea Administrative Region.

ጠባቂ ለግዛጃ ስፋት ሚኒስቴር የተገኘ ::

Source: Ministry of Urban Development and Housing.

የዓዛጋጃ ቤቶች የገቢና ወጪ ግጠቃላያ በክፍለ ሀገር*
 SUMMARY OF REVENUE AND EXPENDITURE OF MUNICIPALITIES BY REGIONS*

ሠንጠረዥ ተ.11

TABLE K.11

በሺህ ብር

IN'000 BIRR

ክፍለ ሀገር**	1969***		1970***		1971***		
	ገቢ	ወጪ	ገቢ	ወጪ	ገቢ	ወጪ	
አርቢ	461	387	307	265	636	573	ARSSI
ባሌ	175	201	238	160	336	224	BALE
ጎንደር	576	581	532	465	865	774	GONDAR
ጋሞ ጉጴ	7	9	4	4	19	16	GAMO GOFFA
ጎጃም	548	517	624	423	1,123	920	GOJJAM
ዘርገጌ	2,332	2,002	1,229	1,119	2,348	1,625	HARARGE
ሊላባቦር	275	216	191	197	325	243	ILLUBABOR
ክፍ	880	709	-	-	1,178	1,253	KEFFA
ሸዋ	2,342	2,026	2,568	2,797	3,931	2,887	SHEWA
ሲዳሞ	908	817	729	661	1,138	860	SIDAMO
ተገራይ	884	797	886	855	521	464	TIGRAI
ወለጋ	478	282	353	212	664	411	WELLEGA
ወሎ	675	651	280	168	958	729	WELLO
ድምር	10,541	9,197	7,939	7,326	14,042	10,979	TOTAL
	REVENUE	EXPENDITURE	REVENUE	EXPENDITURE	REVENUE	EXPENDITURE	ADMINISTRATIVE** REGIONS
	1976/77***		1977/78***		1978/79***		

*አላባ ለበባገና በአርቲኔ ከ/ሀገር የሚገኙትን ዓዛጋጃ ቤቶች አይጨምርም ::
 *Excluding Addis Ababa and all municipalities in Eritrea Administrative Region.

**ሂሳብ ተወካ ለመለከት ዓዛጋጃ ቤቶች ብቻ የቀረቡ ::
 **Only for those municipalities which submitted their accounts.

***የዓመት መጨረሻ በኋላ 30 ነው ::
 ***Year ending July 7th.

ስንጠረዥ ለግንባታና ለተግባር ወረቀት የተገኘ ::
 Source: Ministry of Urban Development and Housing.

በስተጻፍ ልዩነትና በተጨማሪ ሥር የሚገኙ ግዛቶች ስር ወጪዎች
 REVENUE AND EXPENDITURE OF MUNICIPALITIES UNDER THE MINISTRY OF URBAN DEVELOPMENT AND HOUSING*

ሠንጠረዥ ተ. 12

TABLE K.12

በሺህ ብር

IN '000 BIRR

	1969**	1970**	1971**	
<u>ገቢ</u>				<u>REVENUE</u>
<u>ገብር</u>	14,304	11,929	18,939	<u>TAXES</u>
ከነጻዎች ከግምገማ የረገጠ ከሽግግር የተገኘ***	9,871	8,177	10,775	FUEL AND CUSTOM DUTIES***
ከግዴታ ተገቢ ገቢ	571	1,078	1,527	TAXES ON IMMOVABLE PROPERTY
ከስጦት ገቢ ያልተገኘ	978	686	1,064	CATTLE SALES TAX
ከገንዘብ ፈጻሚና ግዴታ ገቢና ከገንዘብ ሥራ ገቢ	2,884	1,988	4,834	ISSUANCE & RENEWAL OF BUSINESS LICENSE AND BUSINESS TAX
ሌሎች	-	-	739	OTHERS
<u>ከረገጠ ከሌሎች ክፍያዎች የተገኘ ገቢ</u>	1,731	1,284	2,974	<u>CHARGES AND FEES</u>
ከተሽከርካሪ ምዝገባና ምርመራ የግዴታ ፈጻሚ ግዴታ	1,040	624	1,167	VEHICLES AND DRIVING LICENSE FEE
ከርሰት ወሰን ቀየሮች ከመስጠት ገቢ ጋር የተገኘ ስለሌሎች ከወሰን ምዝገባና ከርሰት ግዴታ ከሰጠ ሥራ ፈጻሚ	51	76	845	LAND SURVEY, REGISTRATION AND BUILDING PERMIT
ከጽዳቅ	299	221	343	SLAUGHTERING
ከጸገት	257	190	442	SANITATION
ሌሎች	84	173	177	OTHERS
<u>ከዕቃዎችና ገልጋሎቶች ሽያጭ</u>	2,211	1,212	1,130	<u>SALE OF GOODS AND SERVICES</u>
ከውኃ	1,966	927	754	WATER
ከውበራት	223	165	363	ELECTRICITY
ከአሰጣጥ አደጋ መከላከያ	22	8	13	FIRE PROTECTION
ከጋራዥ	-	112	-	GARAGE
<u>ከክራይ</u>	760	531	1,014	<u>RENTAL INCOME</u>
ከባንክ ሄሃብ የወለደ ገቢ	-	-	76	<u>INTEREST</u>
<u>ከሌሎች ልዩ</u>	1,383	558	794	<u>MISCELLANEOUS</u>
ከተገቢ ተሽከርካሪ ከግዴታ ገቢ	394	233	393	SALES & RENT OF FIXED ASSETS
ከደርጅተና ከሌሎች መዋቅር	66	-	85	CONTRIBUTIONS
ከመንግሥት የተሰጠ የበጀት ድጋፍ	-	-	-	SUBSIDY FROM CENTRAL GOVERNMENT
ሌሎች	923	325	316	OTHERS
የገቢ ድምር	20,389	15,514	24,927	TOTAL REVENUE
<u>ወጪ</u>				<u>EXPENDITURE</u>
<u>መደበኛ ወጪ</u>	4,956	3,661	21,856	<u>CURRENT EXPENDITURE</u>
ደመወዝና አለቃገን	4,460	2,747	18,669	SALARIES & ALLOWANCES
ለአላቂ ዕቃዎችና ገልጋሎቶች	282	445	2,896	MATERIALS AND SERVICES
ፈሰስ	214	469	291	TRANSFERS
<u>የከተማ ወጪ</u>	4,193	2,666	3,773	<u>CAPITAL EXPENDITURE</u>
ለሕንፃ ገደብና መገዥ	8	9	58	BUILDING ESTIMATION AND PURCHASING
ለአላቂ ሕንፃዎች ለመገንባት ለደሰደዱ	1,296	707	682	BUILDING ROAD & BRIDGE CONSTRUCTION
ለውኃ ግብግቢና ግብግቢ	-	387	13	WATER SUPPLY AND PIPE LINE EXTENSION
ለውበራት	1,965	610	-	ELECTRICITY
ለውኃ ግዴታና ሌሎች ልዩ ልዩ	-	-	2,931	MACHINERY AND EQUIPMENT
ሌሎች	924	953	89	OTHERS
የወጪ ድምር	9,149	6,327	25,629	TOTAL EXPENDITURE
	1976/77**	1977/78**	1978/79**	

* ህገባቸውን በተከረዘረዘሩት የገቢና ወጪ አሰጣጥ መሠረት ለመለካተት ግዛቶች ስር ብቻ የቀረበ ነው ::
 *Only for those municipalities which reported the details of their accounts.

** የዓመት መጨረሻ ሰኔ 30 ነው ::
 **Year ending July 7th.

*** ለ ዲሞክራሲያዊ ስርዓት ለሚገኙት ግዛቶች የተሰጠ የመንግሥት ድጋፍ ::
 ***Central Government subsidy to the Head Office and Municipalities in Eritrea.

ስርዓት ልዩነትና በተጨማሪ የተገኘ ::

-Source: Ministry of Urban Development and Housing.

የአሥመራ ግዛጋጃ ቤተ ገቢና ወጪ*
REVENUE AND EXPENDITURE OF MUNICIPALITY OF ASMARA*

ሠንጠረዥ ተ. 13

TABLE K.13

በሺህ ብር '000 BIRR

	1968	1969	1970	
<u>ገቢ</u>				<u>REVENUE</u>
<u>ገቢ</u>	<u>2,654</u>	<u>2,640</u>	<u>1,832</u>	<u>TAXES</u>
ከሽዋቱ ቀረጥ	247	293	124	SALES TAX
ከኢንዱስትሪ፣ ከገንዘብ፣ ከኪነተምሳሌና ከሥራ ገቢ	1,182	1,008	565	INDUSTRY, COMMERCE, ARTS AND PROFESSION TAX
ከነጻድና ከጌጭሩ 1% ቀረጥ	946	932	864	FUEL AND 1% CUSTOMS TAX
ከገንብረት ገቢ	195	292	164	PROPERTY TAX
ከሕንጻና ከጥገና ሥራ ገቢ	3	2	2	CONSTRUCTION AND MAINTENANCE WORK TAX
ከቀጥታ ከብት ሽያጭ ማስመዘገቢያ ቀረጥ	68	91	93	CATTLE REGISTRATION TAX
ከግብይት ደጋጋሚ ገቢ	13	22	20	ADVERTISING TAX
<u>ከፈቃድና ከሌሎች ክፍያዎች የተገኘ ገቢ</u>	<u>1,340</u>	<u>1,167</u>	<u>680</u>	<u>CHARGES AND FEES</u>
ከተሽከርካሪ መኪናዎች ፈቃድ	533	411	-	VEHICLES AND DRIVING LICENSE FEE
ከጸገት	182	202	167	SANITATION FEE
ከቁና ከሥጋ ማሰላሰቢያ	86	102	106	SLAUGHTERING AND MEAT DELIVERY FEE
ከአባት ለደጋ መከላከያ	16	24	-	PROTECTION AGAINST FIRE AND FIRE EXTINGUISHING FEE
ሌሎች	523	428	407	OTHERS
<u>ከኪራይ የተገኘ ገቢ</u>	<u>143</u>	<u>153</u>	<u>-</u>	<u>RENTAL INCOME</u>
<u>ልዩ ልዩ ገቢዎች</u>	<u>177</u>	<u>78</u>	<u>-</u>	<u>MISCELLANEOUS</u>
የገቢ ድምር	4,314	4,038	2,512	TOTAL REVENUE
<u>ወጪ</u>				<u>EXPENDITURE</u>
<u>ወደባዊ ወጪ</u>	<u>2,433</u>	<u>2,644</u>	<u>2,440</u>	<u>CURRENT EXPENDITURE</u>
ለደዋዘና አበላ	1,835	1,982	1,985	SALARIES, WAGES AND ALLOWANCES
ለቢሮ ዕቃዎች	140	157	143	OFFICE SUPPLIES
ለሌሎች ለላይ ወሳሪ ያዎችና ዕቃዎች	239	283	148	OTHER EQUIPMENT AND SUPPLIES
ለፈሰስ	43	37	22	CURRENT TRANSFER
ለልዩ ልዩ ወጪዎች	176	185	142	MISCELLANEOUS
<u>የከፍተኛ ወጪ</u>	<u>768</u>	<u>711</u>	<u>166</u>	<u>CAPITAL EXPENDITURE</u>
ለሕንጻዎችና ለሌሎች ሥራዎች	174	184	84	BUILDINGS AND CONSTRUCTION
ለመኪናዎችና ለመሳሪያዎች	261	51	44	MACHINERY AND EQUIPMENT
ሌሎች የከፍተኛ ወጪዎች	333	476	38	OTHER CAPITAL EXPENDITURE
ጠቅላላ የወጪ ድምር	3,201	3,355	2,606	TOTAL EXPENDITURE
	1975/76	1976/77	1977/78	

* የግድት ወጪ ለ 30 ነገር ::

*Year ending 7th July.

ከአሥመራ ግዛጋጃ ቤተ የተገኘ ::

Source: Municipality of Asmara.

የአዲስ አበባ ግዛጃ ቤት ገቢና ወጪ
REVENUE AND EXPENDITURE OF MUNICIPALITY OF ADDIS ABABA

ሠንጠረዥ ተ. 14

TABLE K.14

ባሺህ ብር

'000 BIRR

	1968*	1969	1970**	
<u>ገቢ</u>				<u>REVENUE</u>
<u>ከገጠራክ ቀረጥ</u>	<u>4,902</u>	<u>1,630</u>	<u>4,839</u>	<u>IMPORT DUTIES</u>
<u>ገብር</u>	<u>1,986</u>	<u>4,801</u>	<u>4,224</u>	<u>TAXES</u>
ከቦታ /ከጠረጣሪ/ገብር	518	3,222	989	LAND TAX
ከሕንጻ ገብር	917	1,085	2,605	BUILDING TAX
ከከብት ሽያጭ ቀረጥ	536	494	630	TAX ON SALE OF ANIMALS
ከጤና ታክስ	15	-	-	HEALTH TAX
<u>ከፈቃድና ከሌሎች ክፍያዎች የተገኘ</u>	<u>6,549</u>	<u>6,474</u>	<u>4,806</u>	<u>CHARGES AND FEES</u>
ከገንዘብ ሥራ ፈቃድ	3,194	2,966	2,868	BUSINESS LICENSE FEES
ከተሽከርካሪ መኪናዎች ፈቃድ	2,286	2,316	372	VEHICLES AND DRIVING LICENSE FEES
ከወላ መዘገቢያ፣ ከለሽራና ከባተ ሥራ ፈቃድ	84	321	691	LAND SURVEY AND REGISTRATION FEES
ከጽዳት	710	579	669	SANITATION FEES
ከሌሎች	275	292	206	OTHERS
<u>ከኪራይ ገቢ</u>	<u>297</u>	<u>110</u>	<u>633</u>	<u>RENTAL INCOME</u>
<u>ከገንባታ ሽያጭ</u>	<u>96</u>	<u>-</u>	<u>46</u>	<u>SALE OF PROPERTIES</u>
<u>ከእኩል ዩናይት ወለድና ትርፍ</u>	<u>185</u>	<u>4,225</u>	<u>60</u>	<u>INTEREST AND DIVIDENDS</u>
<u>ልዩ ልዩ ገቢዎች</u>	<u>159</u>	<u>225</u>	<u>91</u>	<u>MISCELLANEOUS</u>
የገቢ ድምር***	14,174	17,538	14,699	TOTAL REVENUE***
<u>ወጪ</u>				<u>EXPENDITURE</u>
<u>መደበኛ ወጪ</u>	<u>13,179</u>	<u>12,249</u>	<u>12,197</u>	<u>CURRENT EXPENDITURE</u>
<u>ለደወዘና ለባለ</u>	<u>7,491</u>	<u>8,807</u>	<u>7,721</u>	<u>PERSONAL EMOLUMENTS</u>
ደዋዝ	7,022	7,731	7,049	WAGES AND SALARIES
አባል	469	1,076	672	ALLOWANCES
<u>ለብር ዕቃዎች</u>	<u>973</u>	<u>1,140</u>	<u>396</u>	<u>OFFICE SUPPLIES</u>
<u>ለፈሰስ</u>	<u>188</u>	<u>726</u>	<u>1,024</u>	<u>CURRENT TRANSFER</u>
<u>ሌሎች ወጪዎች</u>	<u>4,527</u>	<u>1,576</u>	<u>3,056</u>	<u>OTHER EXPENDITURES</u>
<u>የካፒታል ወጪዎች</u>	<u>11,589</u>	<u>11,513</u>	<u>4,457</u>	<u>CAPITAL EXPENDITURE</u>
ለመንገድ ሥራና ጥገና	8,536	5,743	3,643	ROAD CONSTRUCTION AND MAINTENANCE
መኪናና መሳሪያ	770	MACHINERY AND EQUIPMENT
ሌሎች የካፒታል ወጪዎች	3,051	5,770	44	OTHER CAPITAL EXPENDITURE
የወጪ ድምር***	24,768	23,762	16,654	TOTAL EXPENDITURE***
	1975/76*	1976/77	1977/78**	

* የዓመት መጨረሻ ጳጉሜ 5 ወይም 6 ነው።

*Year Ending September 10 or 11.

** የዓመት መጨረሻ ባክ 30 ነው።

**Year Ending July 7th

*** ገዛያዊ

***Preliminary

ከአዲስ አበባ ግዛጃ ቤት የተገኘ።

Source: Municipality of Addis Ababa.

ክፍል ፮. የባንክ ሥራዎችና የአከፋፈል ሚዛን

ሰለ ገንዘብ: አገድ ብር ዋጋው በተነጠረ ወር ቅ ሲታሰብ 0.355468 ገራዎ ሲሆን፣ በአሜሪካን ገንዘብ ምንዛሬ ሲታሰብ 48 ሣንቲም ነው።

ሰለ ባንኮች: የኢትዮጵያ መንግሥት ባንክ እስከ ጥር 1956 ዓ.ም ድረስ ብሔራዊ ባንክና የገንዘብ ሚኒስቴር ወኪል በመሆን የባንክ ና ተቸገና ቅጥራትን ገንዘቦችን ለማሳተፍ በውጭ አገር ምንዛሬ ባለ ሙሉ ሥልጣን በመሆን ሲሠራ ቅጽ ታላ፣ እስከ ተመለከተው ዓመት ድረስ የገንድ ባንኮች ሥራ ይሠራ ነበር።

በአዎጅ ቀጥር 106: 1955 ዓ.ም በወጣው ነጋሪት ጋዜጣ መሠረት የኢትዮጵያ መንግሥት ባንክ ቁር ተ የኢትዮጵያ ብሔራዊ ባንክ ከጥር 1956 ዓ.ም ጀምሮ ተቋቋመ። የኢትዮጵያ ብሔራዊ ባንክ የኢትዮጵያ ጠቅላይ ባንክ ሲሆን የገንዘብ ሚኒስቴር ወኪልም ሆኖ ገንዘቦችን ያተማል። የገንድ ባንኮች ስሙ እን ደሚያመለክተው ሁሉ ማንኛውንም የባንክ ሥራዎች ያከናውናል። ሰለ ገንድ ባንኮች በየሠንጠረዡ የቀረ ጡት እስታሁኑ ተከታይ ከዚህ በታች የተዘረዘሩትን ባንኮች ያጠቃልላሉ።

- 1. የኢትዮጵያ ገንድ ባንክ
- 2. የአዲስ ባንክ

ሠንጠረዥ ፮.3: ለሌሎች ገንዘብ ነክ ድርጅቶች የእርሻና የእንጥረት ልማት ባንኮች፣ የቤተኛና የገንዘብ ቁጠባ የሕዝብ ማህበርና የገብረት ማሰራጨ የገንዘብ ቁጠባ አከራ ጭ ማሕበርን ያጠቃልላል። ጥቅ ምት 27 ቀን 1968 ዓ.ም የቤተኛና የገንዘብ ቁጠባ የሕዝብ ማህበርና የገብረት ማሰራጨ የገንዘብ ቁጠባ አከራ ጭ ማሕበር በመቀሰም የቤተኛና የገንዘብ ቁጠባ ባንክ እንዲሆን ተወስነዋል።

ሠንጠረዥ ፮.12፣ 13 እና 14: የእርሻና የእንጥረት ልማት ባንኮች

ነሰሰ 22 ቀን 1962 ዓ.ም በነጋሪት ጋዜጣ የወጣው ድንጋጌ ቀጥር 55 የቀደሙትን የኢትዮ ጵ ያ ልማት ባንክ ገብረትና ዕጻ እንዲሆኑ የቀደሙትን የአገር ሥራ ማሰራጨ አከራ ጭ ማህበር አከራ ጭ ናቸው በማጠቃለል፣ የሁለቱን የገንዘብ አዛዞች ድርጅቶች ሥራ እንዲያሟሉ የእርሻና የእንጥረት ልማት ባንክ አከራ ጭ ማህበርን አቋቋመ።

ሠንጠረዥ ፮.16: ከሌሎች አገሮች ጋር ያለው የገንዘብ ክፍያ ሚዛን

ሀ. ዕቃዎችና ገልጋሎቶች:

ተራ ቀጥር 1. የዕቃዎች ገንድ፣ ወጭ ዕቃ: የጥምረት ጭላራ ጭ እንደሚያመለክተው ነው፣ ገቢ ዕቃ: በጥምረት ጭላራ ጭ ላይ በተመለከተው የባሕር ጭጋታ በመቶ አሥራ አራት እና የእንጥረት ጭላራ በጭላራ ጭ ወጪ በመቶ አገድ ተቀጥሏል።

ተራ ቀጥር 2. የገቢው አሥራ የሚያሳየው በብሔራዊ ባንክ የኢትዮጵያ መንግሥት ጠቅላይ ገምጃ ቤት የተገዛውን የወርቅ ዋጋ ነው።

ተራ ቀጥር 3. የዕቃዎች ማሰጫና ወጪና እንጥረት፣ የባሕር ጭጋታ ከጠቅላላው የገቢ ዕቃ ዎች ዋጋ ላይ በመቶ አሥራ አራት ተገምቷል፣ እንዲሁም እስከ ጭላራ ጭ ወጪ ጭጋታ ይጨምራል። የ ባሕር ላይ እንጥረት ጭላላው የገቢ ዕቃዎች ዋጋ ላይ በመቶ አገድ ነጥብ አገድ ተገምቷል።

ተራ ቀጥር 4. ሌሎች የተራገሰገሰ ወጪዎች፣ የተመዘገበው የኢትዮጵያን ዓየር መንገድ ገቢና /ከረዲት/ ወጪውን /ጻቢት/ ይጨምራል። እንደዚሁም ገቢው /ከረዲት/ በምጽዋና በአሰብ ወደብ ከሚመጡት የኢትዮጵያ መርከብ ማህበርና ሌሎች የውጭ አገር መርከቦች፣ በኢትዮጵያ ውስጥ ባሉት አውሮፕላን ማረፊያዎች ከአረፉት አውሮፕላኖች የተገኘውን ያጠቃልላል። ከ1954 ዓ.ም ጀምሮ ወጭ /ጻቢት/ በኢትዮጵያ የሚገኙት የመርከብ ወኪሎች ወደ ወጭ አገር የሚለኩትን ይጨምራሉ።

ተራ ቀጥር 5: ገዢ የገዛ ገቢ የሚያመለክተው የውጭ አገር መንገደኞች ኢትዮጵያ ውስጥ ያወጡትን ወጪ ሲያጠቃልል በአንጻሩ የገዛ ወጭ ደገፍ የሚያመለክተው ኢትዮጵያውያን መንገደኞች በወጪ አገር ያወጡትንና እንዲሁም ለገዛ ወጭ በውጭ ምንዛሬ የተሰጠውን ነው።

ተራ ቁጥር 6. የኢንቨስትመንት ገቢ ሂሳብ፣ በገቢ የተዘገበው የኢትዮጵያ ብሔራዊ ባንክ በውጭ አገር ባለው ተቀማጭ ገንዘብና በባንክና በጋራ ገቢ ላይ የተገኘውን ወለድ ያጠቃልላል። በወደ በኩል የተዘገበው መገንጠያ ለተበደረው የክፍያውን ወለድና የውጭ አገር ኩባንያዎች ያተረፉትን ያጠቃልላል።

ተራ ቁጥር 7. የሙንግሥት ሂሳብ፣ በገቢ የተዘገበው በኢትዮጵያ የሚገኙ የኢትዮጵያ ባንክ ላይ ሚስት የኖሮችና የዓለም አቀፍ ድርጅቶች ያደረጉትን ወጭ ያጠቃልላል። በወደ የተዘገበው በውጭ አገር የሚገኙትን የኢትዮጵያ ባንክ ላይ የኢትዮጵያ ሚስቶች እንዲሁም የቲክኒክ ዕርዳታ በሰጠታ መለክ የተገኙትን ሌሎች የአገልግሎቶች ወደ ይዘውራል።

ተራ ቁጥር 8. ሌሎች፣ ከውጭ አገር የአገልግሎት ኩባንያ ለኢትዮጵያ ነዋሪዎች የተከፈለውን /ከ ረዳት/ እንዲሁም ለአገልግሎት ወሎችና ገዳታዎች የኢትዮጵያ ነዋሪዎች የከፈሉትን /ዳቢት/ ይዘውራል በተዘጋጀው በሌላ ቦታ ያለ ተመሳሳይ ልዩ ልዩ አገልግሎቶች ያጠቃልላል።

ለ. የተዘጋጀ ክፍያዎች፡

ተራ ቁጥር 9. የገላ ክፍያዎች፣ የሃይማኖት ሚስቶች የገላ ድርጅቶች እንዲሁም የአያገገገጥን ሰው ስጦታዎች ያስገቡትንም ሀብት /ካፒታል/ በሙሉ ያጠቃልላል።

ተራ ቁጥር 10. የመገንጠያ ክፍያዎች፣ በገቢ የተዘገበው፣ ከግና ቸውም አገሮችና ከኢንተርናሽናል ድርጅቶች የተገኙትን እርዳታዎች ያጠቃልላል።

ጠ. የካፒታል ሂሳብ ዘውውር፡

ተራ ቁጥር 11. የረጅም ዘመን የገላ ካፒታል በኢትዮጵያ የተደረገውን ጥሩ ገንዘብና የካፒታል ዕቃዎች የተገኙ ኢንቨስትመንት፣ እንደገና ተመለሰ እንዲሁም የተደረገውንና አዲሱን ኢንቨስትመንት ይዘውራል። በኢትዮጵያ ያሉ የገላ ኩባንያዎች በረጅም ጊዜ የሚከፈሉትን ዕቃዎች ገጽተና የውጭ አገር ካፒታል የሚጠራበት ክፍያ በዕዳ ወጭ ተይዟል።

ተራ ቁጥር 12. የአጭር ዘመን የገላ ካፒታል፣ የኢትዮጵያ ነገዳዎች ከውጭ አገር ነገዳዎች ጋር ያደረጉትን የንግድ ክረዳቶች ለውጭ ያመለክታል። እንዲሁም በውጭ አገር ባንኮች የኢትዮጵያ አዩር መንገድና የኢትዮጵያ ንግድ መርከብ ያሳቸውን ተቀማጭ ሂሳብ ልዩነት ያመለክታል።

ተራ ቁጥር 13. የመገንጠያ ካፒታል ከብድሩ የተወሰደውን /ክረዳት/ ለብድሩ የተከፈለውን /ዳቢት/ ያጠቃልላል።

መ. ገንዘብ ነክ ድርጅቶች፡

ተራ ቁጥር 14. ዋና ዋናዎቹ ገንዘብ ድርጅቶች፣ በገቢ የተመለከተው ባንኩ በውጭ አገር ያለውን ሀብትና ያለበትን ዕዳ ልዩነት ያመለክታል።

ተራ ቁጥር 15. ሌሎች ገንዘብ ነክ ድርጅቶች በኢትዮጵያ ውስጥ የሚሠሩ የአገር ውስጥና የውጭ አገር ንግድ ባንኮች ያሳቸውን የሀብትና የዕዳ መጠን ያሳያል።

SECTION L. BANKING AND BALANCE OF PAYMENTS

Currency: The Birr is equal in value to 0.355468 grams of fine gold and is worth 48 US cents at par.

Banks: Prior to January 1964, the State Bank was the Central bank with the power, as agent of the Ministry of Finance, to issue Bank notes and coins and was the sole authorized dealer in foreign exchange. It was also up to that date that the State Bank was engaged in commercial banking activities. By the Monetary and Banking Proclamation No. 206 of 1963, the State Bank was dissolved, and the National Bank of Ethiopia and the Commercial Bank of Ethiopia were formed w.e.f. 1st January 1964. The National Bank is the Central Bank of Ethiopia and the currency issuing authority, as agent of the Minister of Finance. The commercial bank, as its name indicates, undertakes all general banking business. The figures for commercial banks in the tables cover the following banks:

1. Commercial Bank of Ethiopia,
2. Addis Bank,

Tables L.3: Other financial institutions include Agricultural and Industrial Development bank, Savings and Home ownership Public Association, and Savings and Mortgage Corporation. However, Savings and Home Ownership Public Association, and Savings and Mortgage Corporation have been replaced by the Housing and Savings Bank as of November 7, 1975.

Table L. 12, 13. & 14: AGRICULTURAL AND INDUSTRIAL DEVELOPMENT BANK

On the 28th August 1970 by decree No. 55, the Agricultural and Industrial Development Bank s.c. was formed to take over the liabilities and assets of the former Development Bank of Ethiopia and the shares of Ethiopian Investment Corporation.

Table L. 16 BALANCE OF PAYMENTS

A. GOODS AND SERVICES

Item 1. Merchandise Transactions: Exports Valued f.o.b. data on exports are compiled as reported by the Customs Head Office. Imports f. o. b., Customs trade valuations less and estimated 14.0 percent for ocean freight and 1.1 percent for insurance and transit charges through Djibouti.

Item 2. The credit figure represents gold purchased by the national bank from the Ethiopian Treasury.

Item 3. Freight and insurance: Ocean freight for imports is an estimated 14.0 per cent of the total c.i.f. value of imports plus transit charges through Djibouti. Ocean insurance is estimated at 1.1 per cent of the total c.i.f. value of imports.

Item 4. Other transportation: The entries cover receipts(credit) and expenditures (debit) aboard the Ethiopian Air Lines; also receipts(credit)from Ethiopian Shipping Lines & foreign ships calling at Massawa and Assab ports, and from foreign aircraft landing at Ethiopian Airports;beginning 1962. Debits include remittances aborad by travel and shipping agents in Ethiopia.

Item 5. Travel: The credit entry covers expenditure in Ethiopia by travellers from abroad. The debit entry covers expenditures by Ethiopians travelling abroad and foreign exchange provided for travel expenses.

Item 6. Investment Income: The credit entries cover interest earned on foreign deposits and securities held by the National Bank of Ethiopia. The debit entries cover interest payment by the Central Government on loans, and the profits and dividends of the major foreign companies operating in Ethiopia.

Item 7. Government, not included elsewhere: The credit entries cover expenditure of foreign diplomatic and consular missions and international institutions in Ethiopia. The debit entries cover Ethiopian consular and diplomatic expenditure, and technical assistance contra entry of service received in a form of grants.

Item 8. Other services: The item covers insurance claims (credit) by Ethiopian residents on foreign insurance companies, and non-merchandise premiums and claims (debit) paid by Ethiopian residents. It further covers transfer for services which cannot be identified separately for inclusion elsewhere.

B. TRANSFER PAYMENTS:

Item 9. Private: All donations and imports of capital by religious and private organizations as well as individuals are covered under this item.

Item 10. Central Government: The credit entries cover grants received from various Governments, and International Agencies.

C. CAPITAL MOVEMENTS:

Item 11. Private long-term: The entries cover changes in foreign direct investment in Ethiopia in the form of cash and capital goods, re-invested capital and new foreign investment. Estimated repayments of Long-term credit owed by private companies in Ethiopia and foreign capital amortization are debited under liabilities.

Item 12. Private short term: The entries cover changes in commercial credits by Ethiopian merchants from foreign merchants, and changes in deposits of Ethiopian Airlines, and Ethiopian shipping lines held in foreign banks.

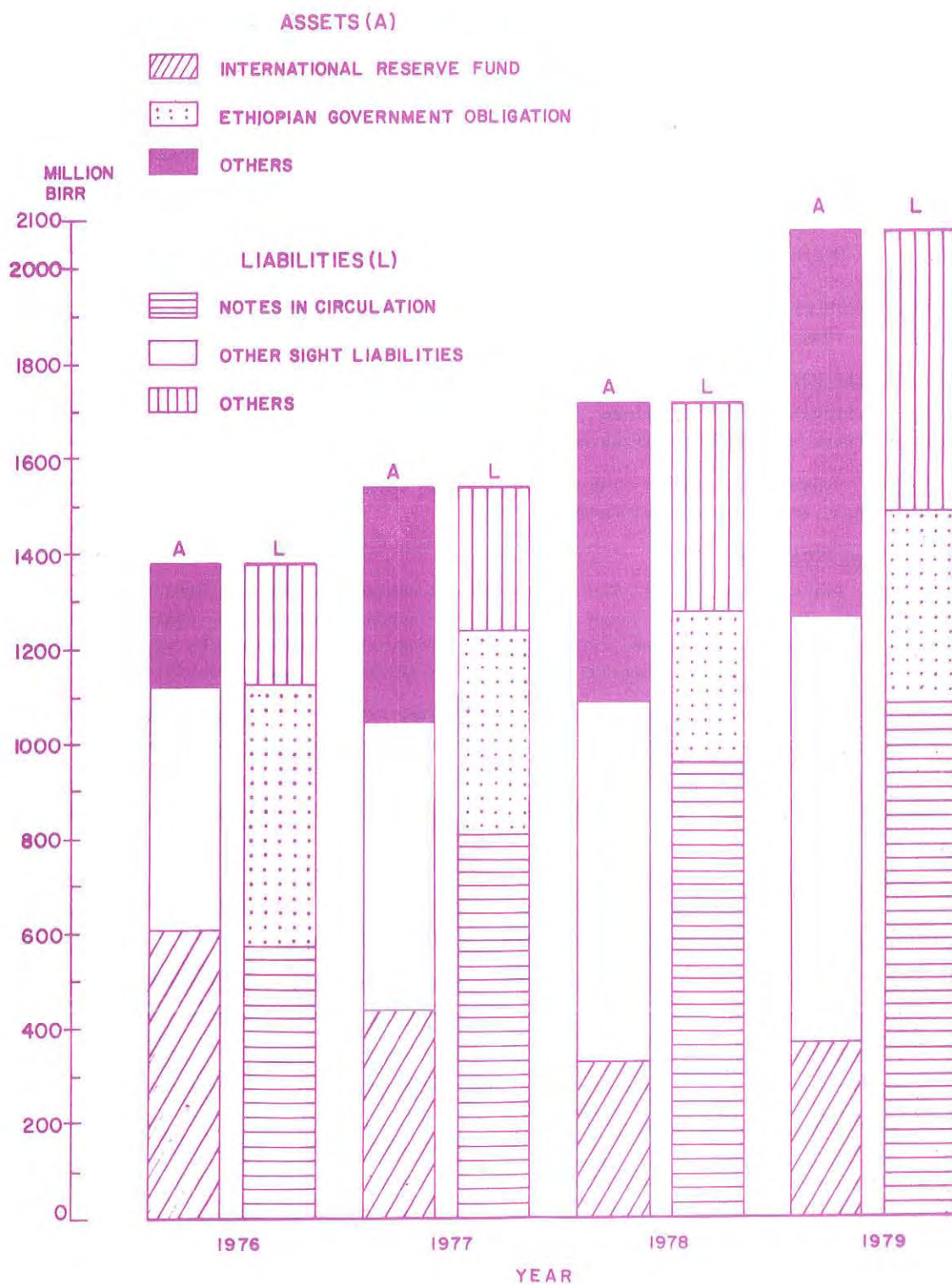
Item 13. Central Government long term: The entries cover loan withdrawals (credit) and loan repayments (debits).

D. MONETARY INSTITUTIONS:

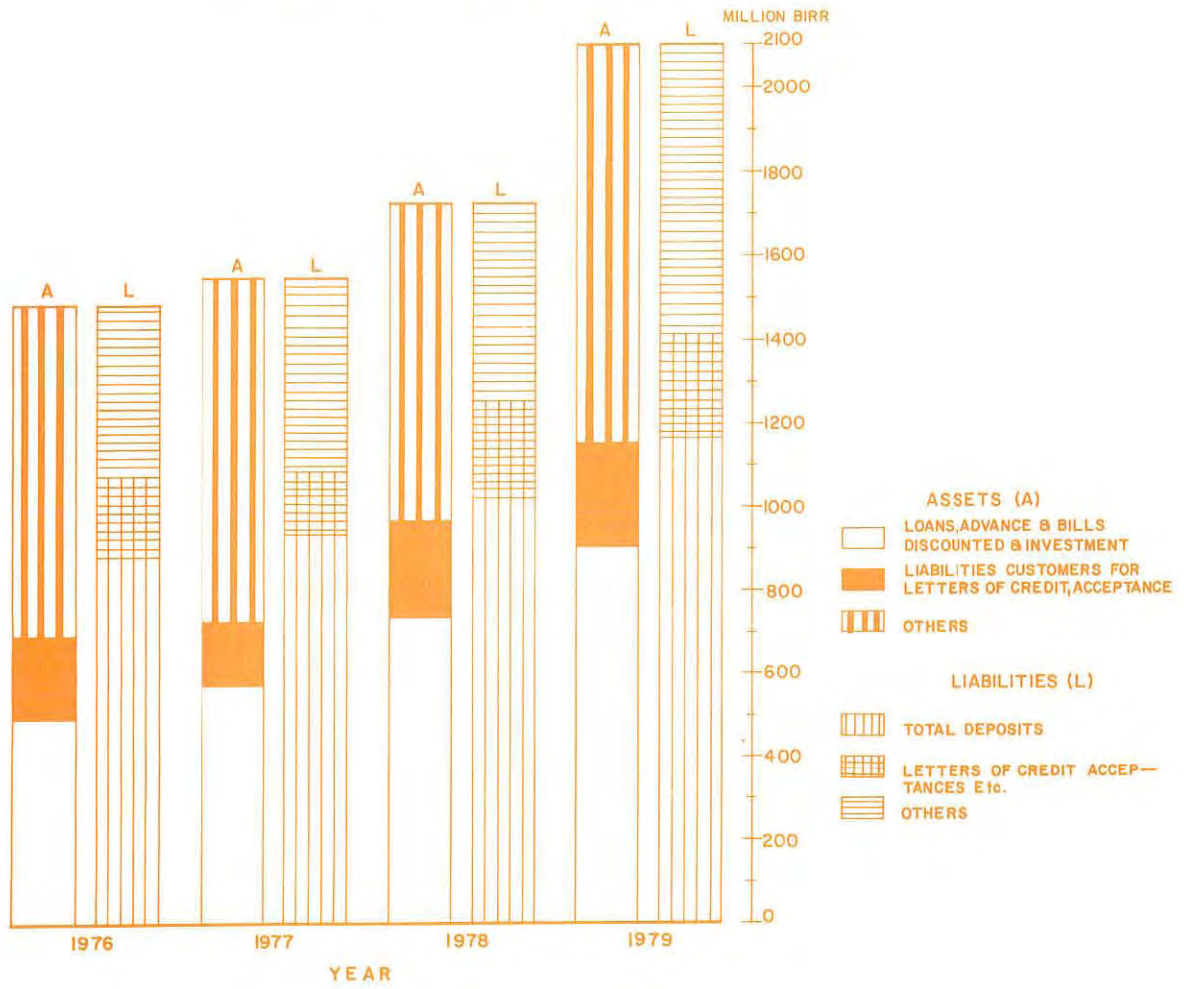
Item 14. Central monetary institutions:- credit entries include decline in foreign assets and increases in foreign liabilities of the central bank.

Item 15. Other Monetary Institutions: The entries represent net change in foreign assets and liabilities of the Domestic and Foreign Commercial banks operating in Ethiopia.

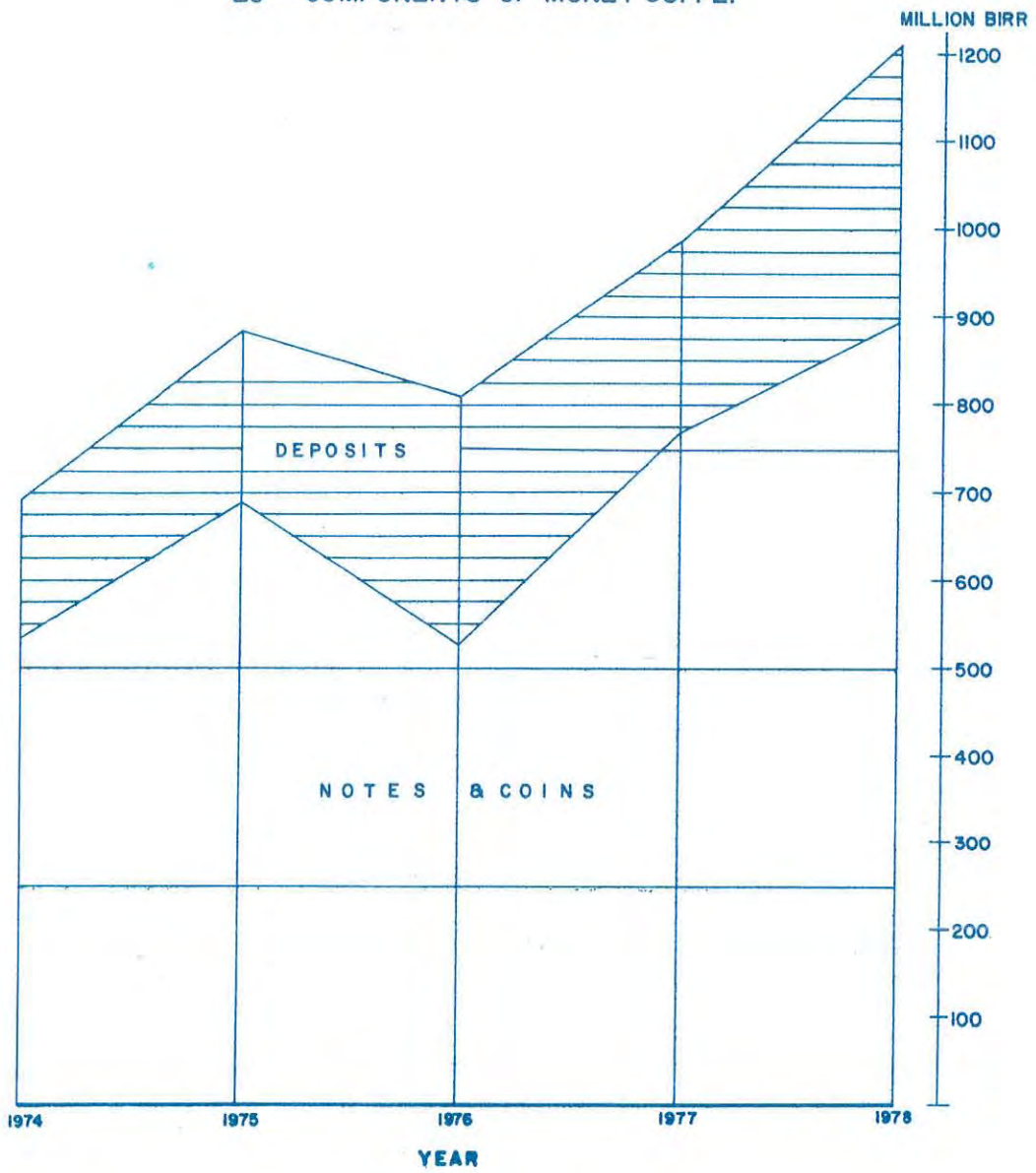
LI—CONDITION OF NATIONAL BANK



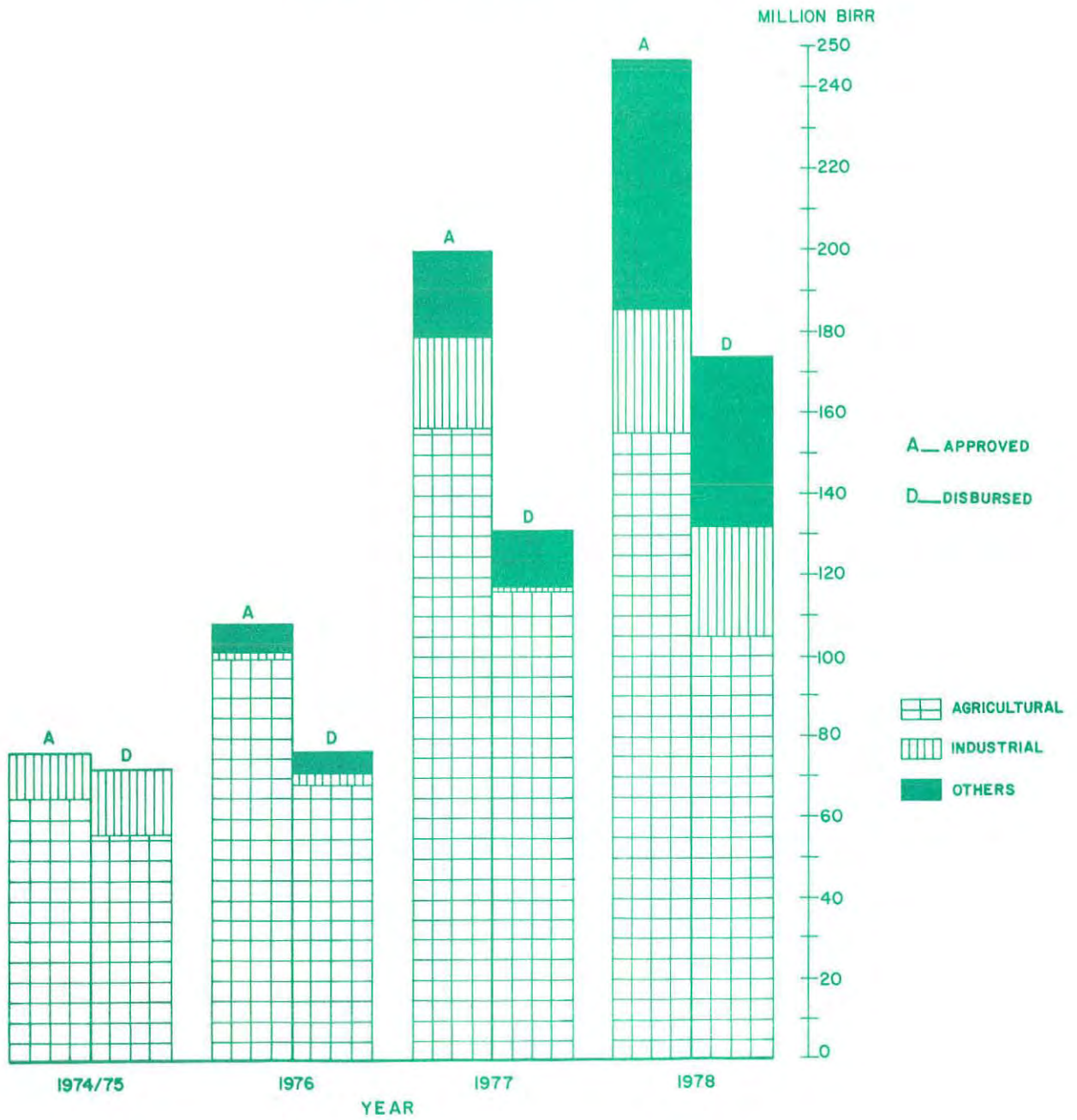
L2—CONDITION OF COMMERCIAL BANK



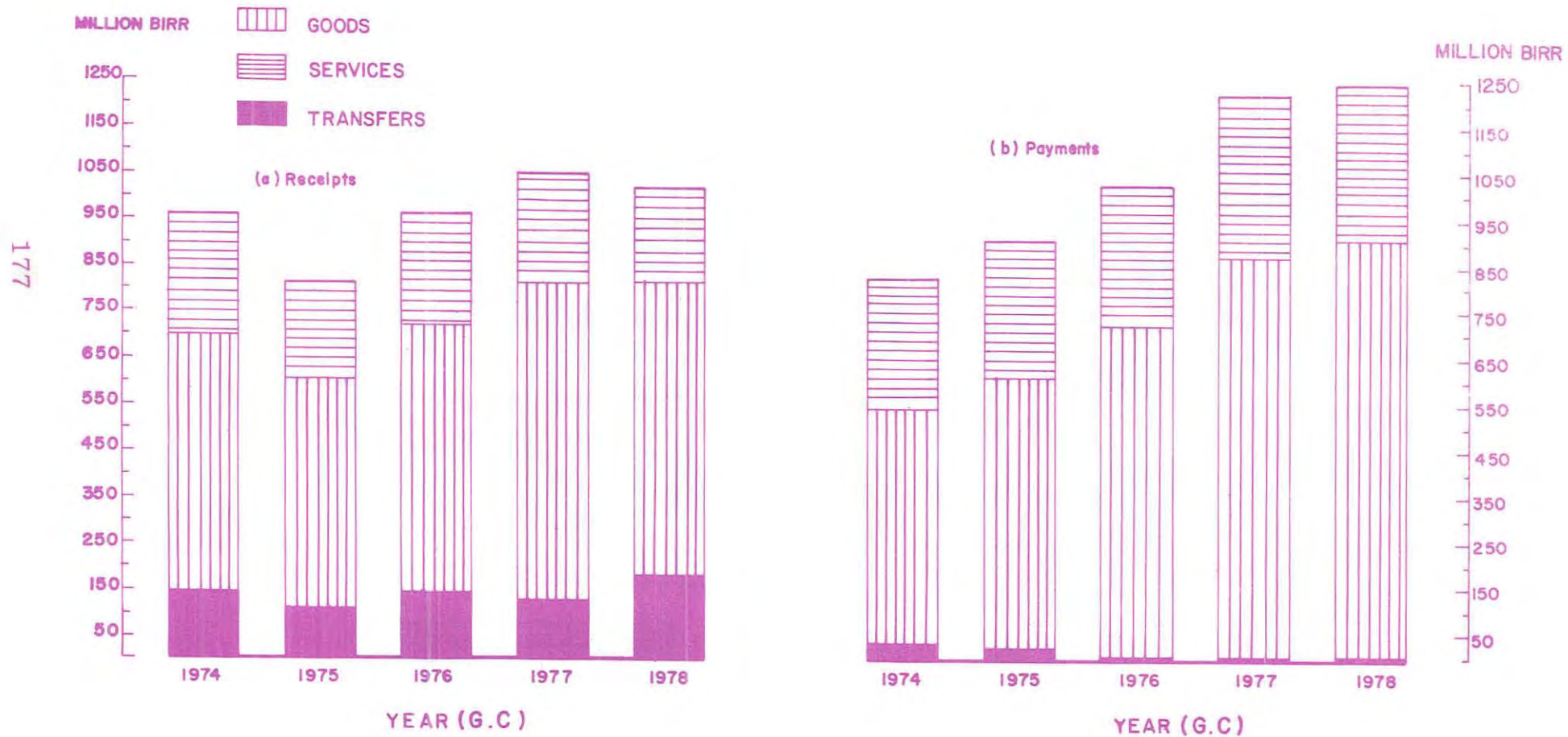
L3 - COMPONENTS OF MONEY SUPPLY



L4-LOANS APPROVED & DISBURSED BY AGRICULTURAL AND INDUSTRIAL DEVELOPMENT



L5—BALANCE OF PAYMENTS, CURRENT TRANSACTION



አጠቃላይ የብሔራዊ ባንክ የሂሳብ መገለጫ
 CONSOLIDATED STATEMENT OF CONDITION OF NATIONAL BANK

ሠንጠረዥ ፑ.1

TABLE L.1

በሚሊዮን ብር

IN MILLION BIRR

	1970	1971		1972	
	በ ኔ	ታህሣሥ	በ ኔ	ታህሣሥ	
<u>ሀብቶች</u>					<u>ASSETS</u>
ኢንተርናሽናል መጠባበቂያ ሂሳብ	343.0	327.1	227.0	368.0	INTERNATIONAL RESERVE FUND
በቀድሞ የተከፈለና ያለ ተጠራ ሂሳቦች	216.9	282.4	364.3	441.3	ADVANCES AND UNCLEARED EFFECTS
በኢንተርናሽናል ድርጅቶች የተደረገ ኢንቨስትመንት	99.0	101.6	105.1	105.1	INVESTMENTS IN INTERNATIONAL INSTITUTIONS
ለገንዘብ ክፍሎች የደንበኞች ዕጻ	78.3	42.2	57.9	50.5	CUSTOMERS LIABILITY ON DOCUMENTARY CREDITS
የኢትዮጵያ መንግሥት ገንዘብ	731.3	756.5	869.2	897.0	ETHIOPIAN GOVERNMENT OBLIGATION
የብር ቀጠና ገንዘቦች	9.4	8.3	3.6	2.6	SILVER COINS
የግዴታ ጭነት ሀብት	2.1	2.1	1.8	1.5	FIXED ASSETS
ሌሎች ሂሳቦች	204.5	192.4	194.5	208.7	OTHER ACCOUNTS
የሀብት ድምር	1,684.5	1,712.6	1,823.4	2,074.7	TOTAL ASSETS
<u>ዕጻዎች</u>					<u>LIABILITIES</u>
በሥራ ላይ የሚገኙ ናቶች	914.5	951.0	1,012.4	1,077.6	NOTES IN CIRCULATION
ሌሎች በቀርብ ተጠያቂ ዕጻዎች	284.9	325.7	301.9	407.5	OTHER SIGHT LIABILITIES
የገንዘብ ክፍሎች ደንበኞች	106.8	61.6	68.5	60.3	COMMERCIAL LETTERS OF CREDIT
የኢንተርናሽናል ድርጅቶች በስም የግዴታ ዘዋውሪ የጭነት ሰነዶች	71.1	73.7	77.2	77.2	INTERNATIONAL INSTITUTIONS (NON-TRANSFERABLE PROMISSORY NOTES)
ተጭኞች	35.4	140.4	139.1	143.5	PROVISIONS
ሌሎች ሂሳቦች	150.1	9.2	76.8	145.1	OTHER ACCOUNTS
የከፊታልና የጠቅላላ መጠባበቂያ ሂሳብ	121.7	151.0	147.5	163.5	CAPITAL AND GENERAL RESERVE FUND
የዕጻዎች ድምር	1,684.5	1,712.6	1,823.4	2,074.7	TOTAL LIABILITIES
	JUNE	DECEMBER	JUNE	DECEMBER	
	1978		1979		

ከኢትዮጵያ ብሔራዊ ባንክ የሂሳብ መደሪያ የተገኘ ::
 Source: National Bank of Ethiopia, Accounts Department.

አጠቃላይ የገንዘብ ሁኔታ ሪፖርት
 CONSOLIDATED STATEMENT OF CONDITION OF COMMERCIAL BANKS

ሠንጠረዥ ቱ.2

TABLE L.2

በሚሊዮን ብር

IN MILLION BIRR

	1970		1971		1972	
	ሰኔ	ታህሣሥ	ሰኔ	ታህሣሥ	ሰኔ	ታህሣሥ
<u>የገንዘብና የጥሬ ገንዘብ ሀብቶች</u>						
በአገሪቱ ያለ ጥሬ ገንዘብ	61.5	58.2	66.9	78.0	CASH ON HAND	
ያልተጣራ የአገር ውስጥ ሂሳቦች	163.6	156.7	204.2	235.0	DOMESTIC UNCLEARED EFFECTS	
ያልተጣራ የውጭ አገር ሂሳቦች	50.8	25.5	73.5	54.8	FOREIGN UNCLEARED EFFECTS	
የኢትዮጵያ ጠቅላይ ገቢ ገቢዎች	198.0	198.3	159.3	228.8	ETHIOPIAN GOVERNMENT TREASURY BILLS	
በደርጅ በቀደሙ የተከፈሉ ሂሳቦችና ቀናሽ የተደረገባቸው ሰነዶች	667.1	718.1	823.7	887.0	LOANS, ADVANCES & BILLS DISCOUNTED	
አገልግሎት ሰጪ	18.0	17.2	17.2	17.2	INVESTMENTS	
የባንክ ቤት የብር ዕቃዎች ሌሎች ምርጫ ገቢዎች	25.8	19.1	20.9	22.6	PREMISES, FURNITURE, AND OTHER FIXED ASSETS	
ሌሎች በውጭ አገር የሚገኙ ሀብቶች	2.1	1.3	1.3	1.3	OTHER FOREIGN ASSETS	
ለገንዘብ ክፍያ ገቢዎች ሰነዶች	202.8	231.8	251.7	247.1	LIABILITIES OF CUSTOMERS FOR LETTERS OF CREDIT, ACCEPTANCES ETC.	
ሌሎች ሂሳቦች	99.1	66.2	78.4	94.4	OTHER CONTINGENT ASSETS	
ከብሔራዊ ባንክ ተቀማሚ ገንዘብ	166.1	144.3	147.0	129.2	DEPOSITS WITH NATIONAL BANK	
ከአገር ውስጥና ከውጭ አገር ባንኮች የሚሰጡ ሂሳቦች	102.5	87.6	149.6	106.3	DUE FROM OTHER DOMESTIC AND FOREIGN BANKS	
የሀብት ድምር	1,757.4	1,724.3	1,993.7	2,101.7	TOTAL ASSETS	
<u>ግብዓቶች</u>						
በተጠየቀ ጊዜ የሚከፈል ገቢዎች	561.3	537.1	669.0	629.1	DEMAND DEPOSITS	
ተቀማሚና ለተወሰነ ጊዜ በአገሪቱ ያለ የተቀማሚ ገንዘብ ድምር	494.9	483.2	506.7	536.0	SAVING AND TIME DEPOSITS	
የተቀማሚ ገንዘብ ድምር	1,056.2	1,020.3	1,175.7	1,165.1	TOTAL DEPOSITS	
የከፍተኛ ሂሳቦች	78.9	80.8	84.7	84.7	CAPITAL FUNDS	
ሌሎች ሂሳቦች	397.8	370.8	462.1	586.4	OTHER ACCOUNTS	
የተረጋገጡ የገንዘብ ክፍያ ገቢዎች	202.8	231.8	251.7	247.1	LETTERS OF CREDIT, ACCEPTANCES ETC.	
በደርጅ	21.7	20.6	19.5	18.4	BORROWINGS	
የግብዓቶች ድምር	1,757.4	1,724.3	1,993.7	2,101.7	TOTAL LIABILITIES	
	JUNE	DEC.	JUNE	DEC.		
	1978		1979			

ከኢትዮጵያ ብሔራዊ ባንክ ጠቅላይ ገቢ ክፍል የተገኘ ::
 Source: National Bank of Ethiopia, Control Division.

የሌሎች ገንዘብ ነገ ደርጅቶች የሂሳብ ሁኔታ መገለጫ
STATEMENT OF CONDITION OF OTHER FINANCIAL INSTITUTIONS

ሠንጠረዥ ፑ.3

TABLE L.3

በግሊ ዋጋ ብር IN MILLION BIRR

	1970	1971		1972	
	ሰኔ	ታህሣሥ	ሰኔ	ታህሣሥ	
ሀብቶች					ASSETS
በጥሬ ገንዘብና በሌሎች ባንኮች ያለ ሂሳብ	46.8	41.1	43.0	...	CASH AND BALANCE WITH DOMESTIC BANKS
በውጪ አገር ያሉ ሀብቶች	15.1	7.5	5.3	...	FOREIGN ASSETS
በመንግሥት ላይ ያለ ተጠያቂ ገንዘብ	10.0	10.0	10.0	...	CLAIMS ON GOVERNMENT
በገላ ደርጅቶች ላይ ያለ ተጠያቂ ገንዘብ	530.1	621.4	718.3	...	CLAIMS ON PRIVATE SECTOR
የሀብቶች ድምር	602.0	680.0	776.6	...	TOTAL ASSETS
ዕዳዎች					LIABILITIES
ለተወሰነ ጊዜ በአደራ ያለና ተጭኖ ገንዘብ	104.0	123.9	135.9	...	TIME AND SAVING DEPOSITS
በባንኮች ሂሳብ	117.6	117.6	115.0	...	CAPITAL ACCOUNTS
የባንኮች ብድር	254.0	316.9	395.5	...	CREDIT FROM BANKS
የመንግሥት ብድር	24.1	23.8	23.3	...	CREDIT FROM GOVERNMENT
የውጭ አገር ብድር	96.5	96.0	97.8	...	FOREIGN ADVANCES AND LOANS
ሌሎች ሂሳቦች	6.1	1.8	9.2	...	OTHER ITEMS (NET)
የዕዳዎች ድምር	602.3	680.0	776.7	...	TOTAL LIABILITIES
	JUNE	DECEMBER	JUNE	DECEMBER	
	1978		1979		

... መረጃው አለ ተገኝም
... Not available

በአጠቃላይ የገንዘብ ሁኔታው የተሻለ ሆኖ ከፍተኛ የተገኘ ።
Source: National Bank of Ethiopia, Economic Research and Planning Division.

የገንዘብ መጠንና ዘርዘር
SIZE AND COMPOSITION OF MONEY

ሠንጠረዥ ፑ.4 TABLE L.4

	ጠቅላላ ገንዘብ / በሚሊዮን ብር /			በጠቅላላ ገንዘብ=100/		
	ድምር	ጠቅላላ በሥራ ላይ ያሉ ናቶችና ቅጥሮች ገንዘቦች	የገላ ጠያቂ ተቋማት	ናቶችና ቅጥሮች ገንዘቦች	ተቋማት	
ታህሣሥ 22 1968	883.0	689.0	194.0	78	22	1975 DECEMBER
ታህሣሥ 22 1969	809.7	574.7	235.0	71	29	1976 DECEMBER
ታህሣሥ 22 1970	985.0	769.4	215.6	78	22	1977 DECEMBER
ታህሣሥ 22 1971	1,210.7	894.7	316.0	74	26	1978 DECEMBER
ጥር 1971	1,214.4	919.0	295.4	76	24	1979 JANUARY
የካቲት	1,199.0	923.4	275.6	77	23	FEBRUARY
መጋቢት	1,218.8	939.4	279.4	77	23	MARCH
ሚያዝያ	1,255.4	940.7	314.7	75	25	APRIL
ገንቦት	1,256.9	935.4	321.5	74	26	MAY
ሰኔ	1,341.3	952.0	389.3	71	29	JUNE
ሰኔ	1,367.4	947.4	420.0	69	31	JULY
ከመስከረም	1,344.2	949.3	394.9	71	29	AUGUST
መስከረም 1972	1,349.4	959.0	390.4	71	29	SEPTEMBER
ጥቅምት	1,342.5	970.5	372.0	72	28	OCTOBER
ህዳር	1,297.8	986.2	311.6	76	24	NOVEMBER
ታህሣሥ	1,327.1	1,012.4	314.7	76	24	DECEMBER
	TOTAL	CIRCULATING CURRENCY	PRIVATE DEMAND DEPOSIT	CURRENCY	DEPOSIT	
	MONEY (MILLION BIRR)			PERCENT TOTAL MONEY=100		

አገላገል የቀበሰና ገዛያዊ ተቋማት ሂሳቦች
SELECTED DEPOSIT ITEMS

ሠንጠረዥ ፑ.5 TABLE L.5

በሚሊዮን ብር IN MILLION BIRR

	የቀበሰ ተቋማት	ገዛያዊ ተቋማት /30 ቀናትና በላይ/	የጠቅላላ ተቋማት		
			ከብሔራዊ ባንክ	ከገንዘብ ባንክ	
ታህሣሥ 22 1968	193.3	108.6	86.8	25.4	1975 DECEMBER
ታህሣሥ 22 1969	308.9	141.0	122.5	30.7	1976 DECEMBER
ታህሣሥ 22 1970	307.3	165.9	134.5	23.6	1977 DECEMBER
ታህሣሥ 22 1971	343.4	139.8	147.8	28.3	1978 DECEMBER
ጥር 1971	344.5	134.8	124.2	31.8	1979 JANUARY
የካቲት	348.1	136.9	122.3	31.6	FEBRUARY
መጋቢት	352.1	142.5	127.2	40.3	MARCH
ሚያዝያ	356.5	140.4	134.3	41.5	APRIL
ገንቦት	361.1	137.0	130.1	45.7	MAY
ሰኔ	371.0	135.7	125.5	40.7	JUNE
ሰኔ	372.9	146.3	118.3	41.2	JULY
ከመስከረም	376.9	148.4	171.3	39.6	AUGUST
መስከረም 1972	378.2	141.4	120.0	33.2	SEPTEMBER
ጥቅምት	378.1	142.0	121.6	45.3	OCTOBER
ህዳር	385.8	140.3	145.8	37.5	NOVEMBER
ታህሣሥ	395.5	140.4	144.4	38.7	DECEMBER
	SAVING DEPOSITS	TIME DEPOSITS (30 DAYS & OVER)	NATIONAL BANK	COMMERCIAL BANK	
			GOVERNMENT DEPOSITS WITH		

ከሌት የጸያ ብሔራዊ ባንክ የአኮኖሚ ጥናትና የፕላን ዋና ክፍል የተገኘ ::

Source: National Bank of Ethiopia, Economic Research and Planning Division.

በሥራ ላይ ያሉ የወረቀት ቋንቋዎች ገንዘቦች HCHC
CIRCULATING NOTES AND COINS BY DENOMINATIONS

ሠጠረዥ ቶ.6

TABLE L.6

በሚሊዮን ብር

IN MILLION BIRR

HCHC ገንዘቦች	1969	1970		1971		
	ሰከ	ታህሣሥ	ሰከ	ታህሣሥ	ሰከ	
ሀ/ የወረቀት ገንዘቦች	667.0	748.1	854.1	891.3	953.1	a) <u>NOTES</u>
1 ብር	175.6	168.0	179.5	177.0	191.6	1 BIRR
5 "	35.4	40.1	41.4	40.2	41.1	5 "
10 "	218.4	242.2	279.3	294.4	305.4	10 "
20 "	-	-	-	-	-	20 "
50 "	62.8	78.6	93.0	93.6	93.9	50 "
100 "	174.8	219.2	260.9	286.1	321.1	100 "
500 "	-	-	-	-	-	500 "
ለ/ ቋንቋዎች ገንዘቦች	61.9	61.2	64.7	61.6	61.5	b) <u>COINS</u>
1 ሣንቲም	0.3	0.3	0.3	0.3	0.3	1 CNET
5 "	10.2	10.2	10.9	10.9	11.2	5 "
10 "	30.7	30.2	28.7	25.6	24.7	10 "
25 "	8.2	8.0	10.1	10.0	10.3	25 "
50 "	12.5	12.5	14.7	14.8	15.0	50 "
ጠቅላላ ድምር	728.9	809.3	918.8	952.9	1,014.6	TOTAL NOTES & COINS
	JUNE	DEC.	JUNE	DEC.	JUNE	
	1977		1978		1979	DENOMINATIONS

ጠለቅ የሥራ ብሔራዊ ባንክ የኢኮኖሚ ጥናትና የፕላን ዋና ኮሚሽን የተገኘ ::

Source: National Bank of Ethiopia, Economic Research and Planning Division.

በሥራ ላይ ያለ ገንዘብ መጠን*
MONEY SUPPLY*

ሠንጠረዥ ፯.7

TABLE E.7

በሚሊዮን ብር

IN MILLION BIRR

	1969		1970		
	መጋቢት 23	ሰኔ 22	መስከረም 20	ታህሣሥ 22	
በሥራ ላይ ያሉ ናቶና ቅጥሩ ገንዘቦች	675.9	696.6	727.2	769.4	NOTES AND COINS IN CIRCULATION
የሰባት ወር ለዳት	101.2	20.7	30.6	42.2	QUARTERLY CHANGE
ተጠያቂ ተቃላቂ	256.3	299.7	218.2	215.6	DEMAND DEPOSITS
የሰባት ወር ለዳት	21.3	43.4	-81.5	-2.6	QUARTERLY CHANGE
የገንዘብ መጠን	932.2	996.3	945.4	985.0	SUPPLY
የሰባት ወር የተጣራ ለዳት	122.5	64.1	-50.9	39.6	NET QUARTERLY CHANGE
<u>ለዳት በዘርዘር</u>					<u>COMPOSITION OF CHANGE</u>
<u>የገላ ድርጅቶች:</u>					<u>PRIVATE SECTOR:</u>
የክረዳት ዕድገት	137.1	-109.1	69.4	-22.4	INCREASE IN CREDIT
ባለቅንብ ተጠያቂ ያለሀኝ ተቃላቂ ሲቆይ	21.5	0.2	-7.1	8.7	LESS INCREASE IN NON-SIGHT DEPOSITS
የሰባት ወር ለዳት	115.6	-109.3	76.5	-31.1	QUARTERLY CHANGE
<u>የግንባታ ድርጅቶች</u>					<u>PUBLIC SECTOR:</u>
የክረዳት ዕድገት	-74.3	62.9	63.3	113.6	INCREASE IN CREDIT
በተቃላቂ ገንዘብ ላይ ጥገና ሲቆይ	-31.3	21.8	-10.5	24.9	LESS INCREASE IN DEPOSITS
የሰባት ወር ለዳት	-43.0	41.1	73.8	88.7	QUARTERLY CHANGE
የግንባታና የገላ የተጣራ ሂሳብ	72.6	-68.2	150.3	57.6	NET PRIVATE AND PUBLIC SECTOR
በውጭ ስገር ተቃላቂ	29.7	107.5	-164.1	-106.9	EFFECT OF EXTERNAL RESERVES
ያልተዘረዘረ	20.2	24.8	-46.1	97.9	UNCLASSIFIED ITEMS
በገንዘብ መጠን የሰባት ወር የተጣራ ለዳት	122.5	64.1	-59.9	48.6	NET QUARTERLY CHANGE
	31. MAR.	30 JUN.	30 SEP.	31 DEC.	
	1977				

*በአገር ውስጥ የሥራ ላይ ያለ ገንዘብ በተገኘው መረጃ መሠረት ።
*Based on Data obtained from National Bank of Ethiopia.

ጠቅላይ ላይ ያለ ገንዘብ መጠን*
MONEY SUPPLY*

ሠጠረዥ ቁ.7 / የጥቅም/

TABLE L.7 (Contd.)

በሚሊዮን ቢር IN MILLION BIRR

	1970		1971		
	ጠቅላይ 23	ሰኔ 22	ጠቅላይ 20	ታህሳስ 23	
ጠቅላይ ላይ ያለ ናቶና ቀንስናሽ ገንዘብ	837.9	857.3	855.1	894.7	NOTES AND COINS IN CIRCULATION
የሰባት ወር ለቆየት	68.5	19.4	-2.2	39.6	QUARTERLY CHANGE
ተከፋይ ተጠቃሚ	285.2	329.9	284.0	316.0	DEMAND DEPOSITS
የሰባት ወር ለቆየት	69.6	44.7	-45.9	32.0	QUARTERLY CHANGE
ገንዘብ መጠን	1,123.1	1,187.2	1,139.1	1,210.7	SUPPLY
የሰባት ወር የተጣራ ለቆየት	138.1	64.1	-48.1	71.6	NET QUARTERLY CHANGE
<u>ለቆየት በዘርዘር</u>					<u>COMPOSITION OF CHANGE</u>
<u>የገላ ድርጅቶች</u>					<u>PRIVATE SECTOR:</u>
የክሬዲት ዕድገት	101.5	11.7	-2.3	52.4	INCREASE IN CREDIT
ባለገቢዎች፣ ተከፋይ ያልሆኑ ተጠቃሚዎች	8.5	13.3	-1.3	-10.5	LESS INCREASE IN NON-SIGHT DEPOSITS
የሰባት ወር ለቆየት	93.0	-1.6	-1.0	62.9	QUARTERLY CHANGE
<u>የግንባር ድርጅቶች</u>					<u>PUBLIC SECTOR:</u>
የክሬዲት ዕድገት	71.5	94.1	-8.4	62.9	INCREASE IN CREDIT
ከተጠቃሚ ገንዘብ ላይ ጥግሬ ሲቆየት	-13.8	18.8	3.4	9.3	LESS INCREASE IN DEPOSITS
የሰባት ወር ለቆየት	85.3	75.3	-11.8	53.6	QUARTERLY CHANGE
የግንባርና የገላ የተጣራ ድጋግ	178.3	73.7	-12.8	116.5	NET PRIVATE AND PUBLIC SECTOR
በወጭ አገር ተጠቃሚ	-28.6	-33.2	-53.8	-67.3	EFFECT OF EXTERNAL RESERVES
ያልተዘረዘሩ	-12.1	24.0	18.5	21.8	UNCLASSIFIED ITEMS
ገንዘብ መጠን የሰባት ወር የተጣራ ለቆየት	137.6	64.5	-48.1	71.0	NET QUARTERLY CHANGE
	31 MAR.	30 JUN.	30 SEP.	31 DEC.	
	1978				

*ከኢትዮጵያ ባለገቢዎች ባንክ በተገኘው መረጃ መሠረት ።

*Based on data obtained from National Bank of Ethiopia.

በብሔራዊ ባንክና በገንዘብ ባንኮች የተደረገ የሥጦታ ወጪዎች ጠቅላይ ስፋት
DOMESTIC CREDIT BY THE NATIONAL BANK AND COMMERCIAL BANKS

ሠገጠረዥ ጥ.8

TABLE L.8

በሚሊዮን ብር

IN MILLION BIRR

ደብዳቤ	የወገን ሥጦታ ገንዘብ		የወገን ሥጦታ ያልሆኑ ገንዘቦች			1975 DECEMBER 1976 DECEMBER 1977 DECEMBER 1978 DECEMBER 1979 JANUARY FEBRUARY MARCH APRIL MAY JUNE JULY AUGUST SEPTEMBER OCTOBER NOVEMBER DECEMBER
	ጠቅላላ	የብሔራዊ ባንክ	የገንዘብ ባንክ	በደርጅና በጥቅም የተሰጡ ሥጦታዎች	የተደረገው ገንዘብ	
ታህሳስ 22 1968	866.1	306.6	64.9	444.3	5.6	44.7
ታህሳስ 22 1969	1,065.8	512.3	86.0	449.5	3.3	44.2
ታህሳስ 22 1970	1,335.8	605.3	158.5	562.8	0.8	18.4
ታህሳስ 22 1971	1,719.2	785.6	198.3	716.6	1.4	17.2
ጥር 1971	1,768.9	794.6	197.7	758.8	0.6	17.2
የካቲት	1,784.2	804.6	197.7	764.2	0.5	17.2
መጋቢት	1,840.5	798.6	197.9	826.4	0.4	17.2
ግንቦት	1,837.6	797.6	198.5	823.9	0.4	17.2
ሰኔ	1,823.1	819.3	204.5	781.6	0.5	17.2
ጥቅምት	1,869.8	869.2	159.3	823.7	0.4	17.2
ጥቅምት	1,860.0	896.9	159.0	786.5	0.4	17.2
ሰኔ	1,885.4	854.9	196.8	814.1	0.4	17.2
መስከረም 1972	1,904.5	821.0	228.7	837.1	0.5	17.2
ጥቅምት	1,937.2	848.0	228.9	842.9	0.2	17.2
ህዳር	1,963.8	837.0	228.9	880.5	0.2	17.2
ታህሳስ	2,030.0	897.0	228.8	886.8	0.2	17.2
		NATIONAL BANK	COMMERCIAL BANKS	LOANS & ADVANCES	BILLS DISCOUNTED	INVESTMENT
		CLAIMS ON CENTRAL GOVERNMENT		CLAIMS ON OTHER THAN CENTRAL GOVERNMENT		

የተከፈለ የወር ቅና የወጭ ሥጦታ ሥጦታዎች ጠቅላይ ስፋት
NET GOLD AND FOREIGN EXCHANGE HOLDINGS

ሠገጠረዥ ጥ.9

TABLE L.9

በሚሊዮን ብር

IN MILLION BIRR

ደብዳቤ	ጠቅላላ	የተከፈለ የወር ቅና የወጭ ሥጦታ ሥጦታዎች ጠቅላይ ስፋት			ወር ቅና / ቅንብር / ገንዘብ / ጠቅላላ	በዓለ ሥጦታ ሥጦታዎች ጠቅላይ ስፋት	1975 DECEMBER 1976 DECEMBER 1977 DECEMBER 1978 DECEMBER 1979 JANUARY FEBRUARY MARCH APRIL MAY JUNE JULY AUGUST SEPTEMBER OCTOBER NOVEMBER DECEMBER
		ጠቅላላ	የብሔራዊ ባንክ	የገንዘብ ባንክ			
ታህሳስ 22 1968	618.7	578.8	543.0	35.8	22.8	17.1	
ታህሳስ 22 1969	649.3	607.5	573.5	34.0	22.3	19.5	
ታህሳስ 22 1970	515.6	472.1	404.0	68.1	23.3	20.2	
ታህሳስ 22 1971	332.7	309.7	261.8	47.9	23.3	-0.3	
ታህሳስ 22 1971	304.1	280.6	225.2	55.4	23.8	-0.3	
ጥር 1971	297.1	273.6	202.0	71.6	23.8	-0.3	
የካቲት	291.2	267.7	180.7	87.0	23.8	-0.3	
መጋቢት	312.6	289.1	163.9	125.2	23.8	-0.3	
ግንቦት	367.6	344.7	198.0	146.7	23.8	-0.9	
ሰኔ	377.0	354.1	191.4	162.7	23.8	-0.9	
ጥቅምት	406.3	383.4	242.4	141.0	23.8	-0.9	
ጥቅምት	355.3	388.1	283.6	104.5	23.8	-56.6	
ሰኔ	345.0	377.7	285.3	92.4	23.9	-56.6	
መስከረም 1972	327.2	351.6	265.0	86.6	23.9	-48.3	
ጥቅምት	356.4	389.1	251.0	138.1	23.9	-56.6	
ህዳር	352.8	424.7	329.1	95.6	24.4	-96.3	
		TOTAL	NATIONAL BANK	COMMERCIAL BANK	GOLD (COIN & BULLION)	IMP GOLD TRANCHE (NET)	
		NET FOREIGN EXCHANGE HOLDINGS					

በሌሎች የብሔራዊ ባንክ የሥጦታ ጠቅላይ ስፋት የተገኘ ስፋት ::

Source: National Bank of Ethiopia, Economic Research and Planning Division.

የገንዘብ ባንኮች ያደረጉት ብድሮች፣ የቀዳሚ ዘመናዊ ክፍያዎች፣ በቅናሽ የገንዘብ ትውልድ ሰነዶች - የልዩት ወጭዎች
 LOANS, ADVANCES, BILLS DISCOUNTED AND INVESTMENT BY COMMERCIAL BANKS

ሠንጠረዥ ቁ. 10

TABLE L.10

በሚሊዮን ብር

IN MILLION BIRR

	1968	1969	1971*	
	ታህሣሥ 22	ታህሣሥ 22	ታህሣሥ 22	
<u>ለአገልግሎት</u>	76.9	84.9	133.9	<u>INDUSTRIAL</u>
ለወርቅ ጠርቅ	30.0	19.9	32.6	TEXTILES & CLOTHING
ሌሎች	46.9	65.0	101.3	OTHERS
<u>ለአርሻ</u>	63.6	57.2	21.5	<u>AGRICULTURAL</u>
ለጥጥ	56.2	48.1	12.0	COTTON,
ለከብት አርሻ	7.4	9.1	1.7	LIVESTOCK
ሌሎች	-	-	7.8	OTHERS
<u>ወደ ወጭ ለገር ለተሸጡ ዕቃዎች</u>	93.2	113.3	92.5	<u>EXPORT</u>
ለቡና	52.0	64.7	61.8	COFFEE
ለቀባት አህሎች	2.4	7.5	1.8	OIL SEEDS
ለአህሉና ጥራጥራ	7.7	17.2	6.9	CEREALS AND PULSES
ለቅጻና ለሌሎች	6.4	9.6	10.6	HIDES AND SKINS
ሌሎች	24.7	14.3	11.4	OTHERS
<u>ከወጭ ለተገዙ ዕቃዎች</u>	89.4	91.9	155.4	<u>IMPORT</u>
ለሕንጻ ወሳሪዎች	9.1	6.1	2.9	BUILDING MATERIALS
ለተሸከርካሪዎችና ለወለቅወዳ ዕቃዎች	22.4	17.0	29.0	VEHICLES AND SPARE PARTS
ለወርቅ ጠርቅ	6.1	3.2	16.6	TEXTILES
ለወኪናዎችና ለወሳሪዎች	19.3	14.5	9.0	MACHINERY AND TOOLS
ሌሎች	32.7	51.0	97.5	OTHERS
<u>ለሥራዎችና ለግዴታዎች ገብረ ተገኝ</u>	71.1	68.9	70.0	<u>CONSTRUCTION AND REAL ESTATE</u>
ለሕንጻዎች፣ ለወንገዶች፣ ለድለድዎችና ለገደቦች	30.9	28.2	70.0	BUILDINGS, ROADS, BRIDGES, DAMS
ለገደብ ገብረት ለባት ወሳሪዎች ግደብ	40.2	40.7	-	REAL ESTATE (LOAN FOR ACQUISITION OF PROPERTY AND CONSTRUCTION OF NEW HOUSES AND REPAIRS)
<u>ለአገር ውስጥ ገንዘብ</u>	100.8	87.6	144.3	<u>LOCAL TRADE</u>
አጭጋጋዥ	14.4	17.2	38.3	TRANSPORT
ለቡና	9.2	7.5	9.5	COFFEE
ለቀባት አህሎች	2.6	1.8	-	OIL SEEDS
ለአህሉና ጥራጥራ	8.3	9.8	24.8	CEREALS AND PULSES
ለቅጻና ሌሎች	7.5	4.2	1.3	HIDES AND SKINS
ሌሎች	58.9	47.1	70.4	OTHERS
<u>የገልብድ / ለወኪና ለባት ዕቃ ወገን /</u>	5.8	4.3	7.9	<u>PERSONAL LOANS (CARS, FURNITURE)</u>
<u>በወንገዶች ገንዘብ ላይ የተደረገ ለገንጠት ግንባታ</u>	64.9	86.0	-	<u>INVESTMENT IN GOV'T. SECURITIES</u>
ለባንድ	-	-	-	BONDS
ለገንዘብ ላይ ሰነድ	64.9	86.4	-	TREASURY BILLS
ድምር	565.7	594.5	625.5	TOTAL
	31 DEC.	31 DEC.	31 DEC.	
	1975	1976	1978*	

* የ1970 ዓ.ም ወረዳ አስተገኝ

*1977 G.C. data not available

የዚህ ጥናት ምንጭት የኢኮኖሚ ጥናት ክፍል የተገኘ ።

Source: National Bank of Ethiopia, Economic Research Department.

የውጭ ገንዘብ ወሰን ላይ በአገር ውስጥ የተሰጠው የገንዘብ ወሰን
INTERNAL DEBT OF GOVERNMENT BY HOLDERS

ሠንጠረዥ ፑ. 11

TABLE L.11

በሚሊዮን ቢር

IN MILLION BIRR

አገልግሎት	1968		1969		1970		
	ሰኔ	ታህሣሥ	ሰኔ	ታህሣሥ	ሰኔ	ሰኔ	
አገልግሎት							
<u>ከኢትዮጵያ ባንክ ጋር</u>	459.3	512.3	454.3	605.3	731.3		<u>NATIONAL BANK OF ETHIOPIA</u>
በቀጥታ በቀድሞ የተሰጠ	122.0	155.0	106.0	237.0	252.0		DIRECT ADVANCES
በገንዘብ ሰነድ	68.0	66.0	66.0	64.0	64.0		PROMISORY NOTES
በገንዘብ ወሰን / በገንዘብ /	269.3	291.3	282.3	304.3	415.3		SECURITIES (BONDS)
<u>ከገንዘብ ባንኮች</u>	74.0	86.4	133.2	159.2	199.0		<u>COMMERCIAL BANKS</u>
በገንዘብ ወሰን / በገንዘብ /	-	-	-	-	-		SECURITIES (BONDS)
ገንዘብ ሰነድ	74.0	86.4	133.2	159.2	199.0		TREASURY BILLS
<u>ከውጭ ገንዘብ ወሰን / በገንዘብ /</u>	41.5	46.7	53.7	67.2	82.7		<u>INTER GOVERNMENT DEPARTMENT DEBT (BONDS)</u>
<u>ሌሎች</u>	15.0	9.6	6.8	5.9	6.1		<u>OTHERS</u>
በገንዘብ ወሰን / በገንዘብ /	5.0	5.0	5.0	5.0	5.0		SECURITIES (BONDS)
ገንዘብ ሰነድ	10.0	4.6	1.8	0.9	1.1		TREASURY BILLS
ጠቅላይ	589.8	655.0	648.0	837.6	1,019.1		TOTAL
	JUNE	DEC.	JUNE	DEC.	JUNE		HOLDERS
	1976		1977		1978		

ከኢትዮጵያ ባንክ ጋር የሌሎች ገንዘብ ወሰን የተሰጠው የገንዘብ ወሰን ከዚህ የተገኘ ።

Source: National Bank of Ethiopia, Economic Research and Planning Division.

በእርሻና ኢንዱስትሪ ልዩ ባንክ የተፈቀዱና የተሰጡ ብድሮች ብዛትና መጠን
 NUMBER AND AMOUNT OF LOANS APPROVED AND DISBURSED BY AGRICULTURAL AND INDUSTRIAL DEVELOPMENT BANK

ሠንጠረዥ ቁ.12 TABLE L.12 በሺህ ብር '000 BIRR

የሥራው ዓይነት	1968/69*			1969/70*			1970/71*			SECTOR
	የተፈቀደ ብድር		የተሰጠ ብድር	የተፈቀደ ብድር		የተሰጠ ብድር	የተፈቀደ ብድር		የተሰጠ ብድር	
	ብዛት በቶር	የገንዘብ ጠቅላይ		ብዛት በቶር	የገንዘብ ጠቅላይ		ብዛት በቶር	የገንዘብ ጠቅላይ		
አእርሻ	80	99,965	68,129	96	156,514	115,791	163	154,579	104,484	AGRICULTURAL
ከኢንዱስትሪ	3	1,402	2,500	16	22,474	1,419	29	31,126	27,359	INDUSTRIAL
ሌሎች ሥራዎች	2	6,987	5,437	9	21,221	14,125	6	61,262	41,668	SERVICES AND OTHERS
ጠቅላይ	85	108,354	76,066	121	200,209	131,335	198	246,967	173,501	TOTAL
	NUMBER	AMOUNT	DIS-BURSED	NUMBER	AMOUNT	DIS-BURSED	NUMBER	AMOUNT	DIS-BURSED	SECTOR
	LOANS APPROVED			LOANS APPROVED			LOANS APPROVED			
	1976*			1977*			1978*			

የተፈቀዱ ብድሮች በሥራ ዓይነት
 LOANS APPROVED BY ACTIVITIES

ሠንጠረዥ ቁ.13 TABLE L.13 በሺህ ብር '000 BIRR

የሥራ ዓይነት	1968/69*	1969/70	1970/71	
ሀ. አእርሻና ለከበት እርባታ	99,965	156,514	154,579	A. <u>AGRICULTURE & LIVESTOCK</u>
ለ. ለፍብፈታ ኢንዱስትሪዎች	1,402	22,474	31,126	B. <u>MANUFACTURING INDUSTRIES</u>
1. ለምግብ ሥራ	300	-	-	1. FOOD STUFFS
2. ለመጠቀሚያ ሥራ	-	-	-	2. BEVERAGES
3. ለወርቅ ወርቅና ለመሳሰሉት ሥራዎች	962	20,601	3,148	3. TEXTILES AND ALLIED INDUSTRIES
4. ለእንጨት ሥራ	-	-	-	4. WOOD
5. ለወረቀትና ለመሳሰሉት ሥራዎች	-	-	104	5. PAPER AND PAPER PRODUCTS
6. ለጥጥር ሥራ	-	-	-	6. PRINTING
7. ለላቡካ ሥራ	-	-	-	7. RUBBER
8. ለቅጣት/ከሚባል/ ሥራ	-	-	-	8. CHEMICALS
9. ለብርቱቅ ለሽከላና ለድንጋይ ሥራ	-	-	842	9. GLASS, CLAY AND STONE
10. ለብረታ ብረት ሥራ	-	-	-	10. METAL WORKING
11. ለጥጥር ሥራ	-	-	-	11. FIBRE
12. ለቅጥና ለቅጥ ጥጥር ሥራ	140	1,728	7,490	12. LEATHER AND TANNING
13. ሌሎች	-	145	19,542	13. OTHERS
ለ. ለእንጭቻ ሥራ	-	2,292	19,571	C. <u>CONSTRUCTION</u>
መ. ለመጓጓዣ/ለተፈገገረ/	5,437	18,718	32,400	D. <u>TRANSPORTATION</u>
ሠ. ለእድገት ለገንዘብ ለሚሰጡ ድርጅቶች	1,550	211	9,291	E. <u>SERVICES</u>
ረ. ለሌሎች ልዩ ልዩ ሥራዎች	-	-	-	F. <u>MISCELLANEOUS</u>
ጠቅላይ	108,354	200,209	246,967	TOTAL
	1976*	1977*	1978*	ACTIVITIES

* የዓመት መጨረሻ ታህሣሥ 22 ነው።
 *Year ending 31th December.

ከአእርሻና ኢንዱስትሪ ልዩ ባንክ ዓመታዊ ወገለጫ የተገኘ።
 Source: Agricultural and Industrial Development Bank Annual Report.

በተገባሪ ስራ ያሉ ብድሮች በየሥራ ዓይነታቸው
 OUTSTANDING LOANS DISTRIBUTED BY ACTIVITIES

ሠንጠረዥ ጥ.14

TABLE L.14

በሺህ ብር

'000 BIRR

የሥራ ዓይነቶች	1968/69*	1969/70*	1970/71*	
ሀ. ለእርሻና ለስብተ አርባታ	143,182	193,995	263,561	A. <u>AGRICULTURE AND LIVESTOCK</u>
ለ. ለፋብሪካ እንዳስተራ ምኞት	51,405	52,987	75,303	B. <u>MANUFACTURING INDUSTRIES</u>
1. ለምግብ ሥራ	6,136	5,757	5,726	1. FOOD STUFFS
2. ለመጠቦች	4,542	941	5,606	2. BEVERAGES
3. ለጨርቃ ጨርቅና ለመባሰሎት ሥራ ምኞት	7,316	7,101	15,728	3. TEXTILES AND ALLIED INDUSTRIES
4. ለአገጣጠኝ ሥራ	119	214	344	4. WOOD
5. ለወረቀትና ለመባሰሎት ሥራ ምኞት	3,924	3,922	3,817	5. PAPER AND PAPER PRODUCTS
6. ለጥተካያ ሥራ	73	1	62	6. PRINTING
7. ለላብ ትክ ሥራ	4,711	4,710	11,250	7. RUBBER
8. ለቀመጣ / ለከሚካል / ሥራ	479	-	-	8. CHEMICALS
9. ለብርጫቅ ለሽቦላና ለድገጋይ ሥራ	8,980	9,090	9,303	9. GLASS, CLAY AND STONE
10. ለብረታ ብረት ሥራ	1,428	1,413	1,470	10. METAL WORKING
11. ለጃሚ ሥራ	636	427	2,259	11. FIBRE
12. ለቆሃና ለቆሃ ግልፋት ሥራ	13,061	13,284	13,488	12. LEATHER AND TANNING
13. ሌሎች	-	6,127	6,250	13. OTHERS
ሐ. ለሕንጻ ምኞት ሥራ	12,530	6,433	12,642	C. <u>CONSTRUCTION</u>
መ. ለመጓጓዣ / ተፈጥሮ ስራ	10,072	21,699	35,541	D. <u>TRANSPORTATION</u>
ሠ. ለሕዝብ አገልግሎት ለሚሰጡ ድርጅቶች	306	6,610	13,295	E. <u>SERVICES</u>
ረ. ለሌሎች ልዩ ልዩ ሥራ ምኞት	3,845	-	-	F. <u>MISCELLANEOUS</u>
ሰ. ለጃሚ ገብረት	-	-	-	G. <u>REAL ESTATE</u>
ድምር	221,340	281,724	400,342	TOTAL
	1976*	1977*	1978*	ACTIVITIES

* የዓመት መጨረሻ ታህሣሥ 22 ነው ።

*Year ending 31th December.

በእርሻና እንዳስተራ ለማት ባንክ ዓመታዊ ወገለጫ የተገኘ ።

Source: Agricultural and Industrial Development Bank Annual Report.

ኢትዮጵያ ከሌሎች አገሮች ጋር ያላት የገንዘብ ከፍ ያለው ሚዛን ማጠቃለያ
SUMMARY OF THE BALANCE OF PAYMENTS OF ETHIOPIA

ሠገጠኛ ቁ. 15

TABLE L.15

የተከራከረ ልዩነት በሚሊዮን ብር

-Net transactions in million Birr

ዓመት ስሌዳ	ገንዘብ ሚዛን				የከፍተኛ ሚዛን			በገንዘብ ነገር ይገኛቸው የተከራከረ ሚዛን			የተከራከረ ገንዘብ ስህተት	ዓመት
	የዕቃዎች ገንዘብ	ገንጋታ ገንዘብ	የተከራከረ ከፍ ያለው ሚዛን	የተከራከረ በሌለው	ጠቅላላ	የግል	የመንግሥት	ጠቅላላ	በዓለ አገልግሎት	በሌሎች		
1958/9	-75.1	-36.4	29.7	-81.8	72.3	16.0	36.3	7.9	-3.2	11.1	1.6	1966
1959/60	-57.4	-37.3	15.8	-78.9	33.2	6.8	26.4	43.4	35.3	8.1	2.3	1967
1960/1	-88.0	-19.2	29.4	-77.8	75.3	16.1	59.2	-7.8	-4.5	3.3	10.3	1968
1961/2	-25.3	-25.1	27.9	-22.5	31.7	-5.0	36.7	-11.1	-10.4	-0.7	1.9	1969
1962/3	-54.9	-45.5	20.0	-78.9	45.0	29.1	16.9	42.3	2.2	40.1	8.4	1970
1963/4	-79.6	-58.5	22.5	-111.6	100.0	36.6	63.4	16.7	16.9	-0.2	-5.1	1971
1964/5	19.3	-40.2	40.6	19.7	75.7	30.4	45.3	-86.0	-61.3	-24.7	-9.4	1972
1965/6	127.4	-22.0	53.8	159.2	89.4	41.1	48.3	-218.3	-150.7	-67.6	-30.3	1973
1966/7	49.6	-25.5	108.0	132.1	87.9	41.9	46.0	-189.4	-193.9	4.5	-30.6	1974
1967/8	-88.7	-90.1	82.7	-96.1	130.5	16.7	113.8	-7.6	-27.0	19.4	-26.8	1975
1968/9	-132.4	-66.7	131.1	-68.0	111.8	-19.6	131.4	-30.0	-32.4	2.4	-13.8	1976
1969/70	-173.2	-116.7	114.0	-175.9	72.4	5.9	66.5	133.8	167.9	-34.1	-30.3	1977
1970/71	-269.8	-136.8	173.4	-233.2	50.5	-39.2	89.7	179.5	157.2	22.3	3.2	1978*
	TRADE BALANCE FOB	SERVICES	TRANSFER PAYMENTS	NET SURPLUS	TOTAL	PRIVATE	CENTRAL GOVERNMENT	TOTAL	CENTRAL MONETARY	OTHER INSTITUTION	NET ERRORS AND OMISSION	YEAR
	CURRENT ACCOUNT				CAPITAL ACCOUNT			RESERVES IN MONETARY INSTITUTIONS				

ኢትዮጵያ ከሌሎች አገሮች ጋር ያላት የገንዘብ ከፍ ያለው ሚዛን

BALANCE OF PAYMENTS OF ETHIOPIA

ገንዘብ ሚዛን
CURRENT ACCOUNT

ሠገጠኛ ቁ. 16

TABLE L.16

በሚሊዮን ብር IN MILLION BIRR

	1969/70			1970/71		
	ገቢ	ወጪ	የተከራከረ ገቢ	ገቢ	ወጪ	የተከራከረ ገቢ
ሀ. ለዕቃዎችና ገንጋታ						
1. የዕቃዎች ገንዘብ	689.0	863.2	-173.2	633.8	903.6 ¹	-269.8
2. በገንዘብ ያልተለወጠ ወርቅ	1.0	-	1.0	-	-	-
3. የዕቃዎች ግብዓት ለገንዘብ	6.4	165.6	-159.2	2.7	172.5	-169.8
4. ሌሎች የተጠቀሱት ወጪ	89.8	62.2	27.6	71.1	56.7	14.4
5. የዝነ ወጪዎች	6.2	9.8	-3.6	7.4	6.5	0.9
6. ሥራ ላይ የዋለ ገንዘብ	30.7	37.6	-6.9	22.6	26.0	-3.4
7. የመንግሥት ሚዛን	45.6	28.0	17.6	49.1	32.8	16.3
8. ሌሎች ድጋግ	57.1	49.3	7.8	51.0	46.2	4.8
ድምር	925.8	1,215.7	-289.9	837.7	1,244.3	-406.6
ለ. ወይ ወይም አገር የተከራከረ ከፍ ያለው						
9. የግል ከፍ ያለው	38.0	8.8	29.2	46.5	6.3	40.2
10. የመንግሥት ከፍ ያለው	84.8	-	84.8	133.2	-	133.2
ከሌሎች መንግሥት ጋር	84.8	-	84.8	133.2	-	133.2
ከሌሎች	-	-	-	-	-	-
የተከራከረ ከፍ ያለው ድጋግ	122.8	8.8	114.0	179.7	6.3	173.4 ²
የገንዘብ ሚዛን የተከራከረ በሌለው /U+A/	1,048.6	1,224.5	-175.9	1,017.4	1,250.6	-233.2
	CREDIT (RECEIPTS)	DEBIT (PAYMENTS)	NET (CREDIT)	CREDIT (RECEIPTS)	DEBIT (PAYMENTS)	NET (CREDIT)
		1977			1978*	
ሀ. GOODS AND SERVICES						
1. MERCHANDISE TRANSACTION (f.o.b.)						
2. NON-MONETARY GOLD						
3. FREIGHT AND INSURANCE						
4. OTHER TRANSPORTATION						
5. TRAVEL						
6. INVESTMENT INCOME						
7. GOVERNMENT, N.E.I						
8. OTHER SERVICES						
TOTAL GOODS AND SERVICES						
ለ. TRANSFER PAYMENTS						
9. PRIVATE						
10. CENTRAL GOVERNMENT						
INTER-GOVERNMENT						
OTHERS						
TOTAL TRANSFER PAYMENTS						
NET SURPLUS ON CURRENT ACCOUNT (A+B)						

*ጊዜያዊ
*Preliminary

1/ ለሌሎች ገቢ ገንዘብ ዕቃዎችና በ1970 ዓ.ም. ሌሎች ገንዘብ ማጠቃለያ ላይ የጠቀሱት ለሌሎች የገቢ ገንዘብ ዕቃዎች ግብዓት ነው::

1/ Adjusted for unrecorded imports and for imports which were paid for during 1977/78 and could not clear customs until the second half of 1978.

2/ ከተከራከረው የገቢ የተሰጠ የገንዘብ ሚዛን የተከራከረ ከፍ ያለው ድጋግ ይዘገባል::

2/ Includes transfer receipts from USSR & Yugoslavia which previously were not included in the balance of payments.

የኢትዮጵያ የገንዘብ ሚዛን ምንጭ: የኢኮኖሚ ጥናትና የገንዘብ ጥናት ክፍል የተገኘ::

Source: Economic Research and Planning Division, National Bank of Ethiopia.

ሊት ዩኒየት ኮሌት ለገርቶ ጋር ያላት የገንዘብ ክፍያ ሚዛን
BALANCE OF PAYMENTS OF ETHIOPIA

የባንክ ሂሳብ
CAPITAL ACCOUNT

ሠንጠረዥ ቱ.16 / የገንዘብ / TABLE L.16 (Contd.) በሚሊዮን ቢር IN MILLION BIRR

	1969/70			1970/71			
	የዕዳዎች ተጨማሪ ዕድገት	የሀብት ተጨማሪ ዕድገት	የተጠራው የዕድገት ለ ያነተ	የዕዳዎች ተጨማሪ ዕድገት	የሀብት ተጨማሪ ዕድገት	የተጠራው የዕድገት ለ ያነተ	
ሐ. የባንክ ሂሳብ ክፍያ							C. CAPITAL MOVEMENTS
11. የረዥም ዘመን የገል ባንክ	12.0	2.7	9.3	-	-	-	11. PRIVATE LONG TERM
12. የአጭር ዘመን የገል ባንክ	-	3.4	-3.4	-	39.2	-39.2	12. PRIVATE SHORT TERM
13. የመንግሥት ባንክ	103.3	36.8	66.5	127.4	37.7	89.7	13. CENTRAL GOVERNMENT*
ጅምር	115.3	42.9	72.4	127.4	76.9	50.5	TOTAL CAPITAL MOVEMENTS
መ. ገንዘብ ክፍያዎች							D. MONETARY INSTITUTIONS
14. የፍ ዓናዎች ገንዘብ ክፍያዎች	-2.3	-170.2	167.9	77.8	-79.4	157.2	14. CENTRAL MONETARY INSTITUTIONS
በገንዘብ የሚለወጥ ሀብት	-	-1.1	1.1	-	-0.9	0.9	MARKETABLE ASSETS
ተጻጻፊ ሂሳብ	-1.6	-170.3	168.7	4.5	-108.0	112.5	DEPOSITS
ሌሎች ሀብቶችና ዕዳዎች	-0.7	-0.2	-0.9	73.3	29.5	43.8	OTHER FOREIGN ASSETS AND LIABILITIES
በገንዘብ የሚታዘብ ወርቅ	-	1.0	-1.0	-	-	-	GOLD
15. ሌሎች ገንዘብ ክፍያዎች	5.4	39.5	-34.1	-5.8	-28.1	22.3	15. OTHER MONETARY INSTITUTIONS
ተጻጻፊ ሂሳብ	7.6	7.2	0.4	-3.6	3.6	-7.2	DEPOSITS
ሌሎች የውጭ ሀብቶችና ዕዳዎች	-	32.3	-32.3	-	-31.7	31.7	OTHER FOREIGN ASSETS AND LIABILITIES
ባድርቶ	-2.2	-	-2.2	-2.2	-	-2.2	LOANS
በመጠባበቅ ደረጃ ገንዘብ የተጠራ ለ ያነተ /14+15/	3.1	-130.7	133.8	72.0	-107.5	179.5	NET CHANGE IN MONETARY RESERVES (14+15)
የባንክ ወጭ የተጠራ ጅምር /ሐ+መ/	118.4	87.8	206.2	199.4	-30.6	230.0	NET CHANGE ON CAPITAL ACCOUNT (C+D)
የተጠራ ለሀብት ወይም ገደረተ		30.3	-30.3	-	-3.2	3.2	NET ERRORS AND OMISSIONS
	LIABILITIES (NET INCREASE)	ASSETS (NET INCREASE)	NET	LIABILITIES (NET INCREASE)	ASSETS (NET INCREASE)	NET	
	1977			1978			

*በ1969/70 ዓ.ም መንግሥት ለአፍሪካ የላይት ገንዘብ ያደረገውን የባንክ ሂሳብ መጠን ይጨምራል ::
*Data for 1977 Includes government capital subscription to the African Development Bank.

ከሊት ዩኒየት ኮሌት የገንዘብ ክፍያ ጥናትና የገንዘብ ጥናት ክፍል የተገኘ ::
Source: Economic Research and Planning Division, National Bank of Ethiopia.

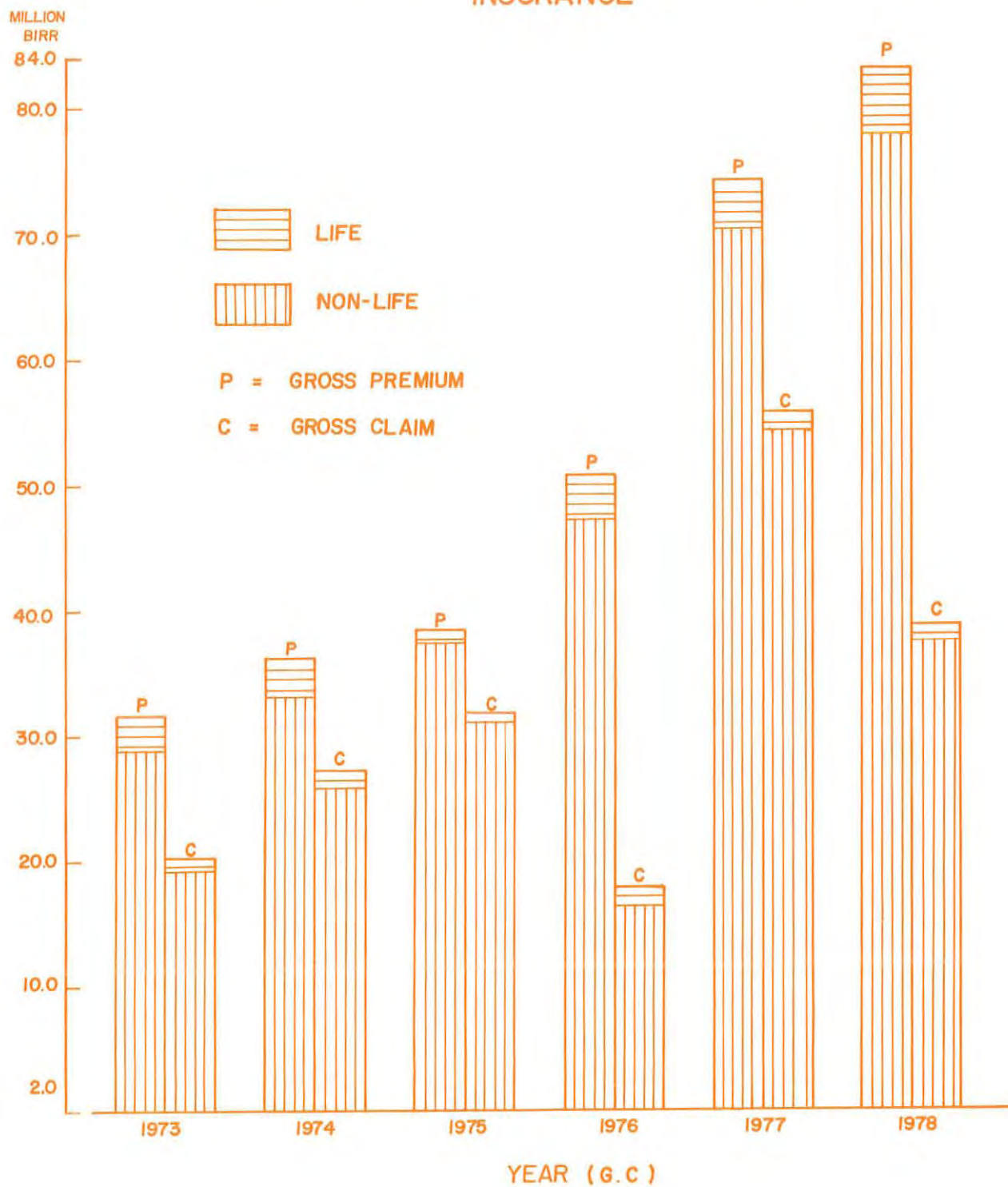
ክፍል ፮. - ስለጤና /ኢንሹራንስ/

በዚህ በፊት በሀገሪቱ 13 የተለያዩ የጤና ኩባንያዎች በሥራ ላይ እንደ ነበሩ ይታወቃል ።
ነገር ግን በጥቅምት 1968 ዓ.ም የጤና ኩባንያዎች ከተወረሱ በኋላ "የኢትዮጵያ የጤና ድርጅት"
በመባል ለሥራ ሰበቅ ስራ ላይ ተጠቃለዋል ። በዚህ ክፍል የተገለጹት መረጃዎች በሙሉ የክሪስቲያን
ትት እንደ ገራገሪ ያን ዘመን አብዮተኛ ነው ።

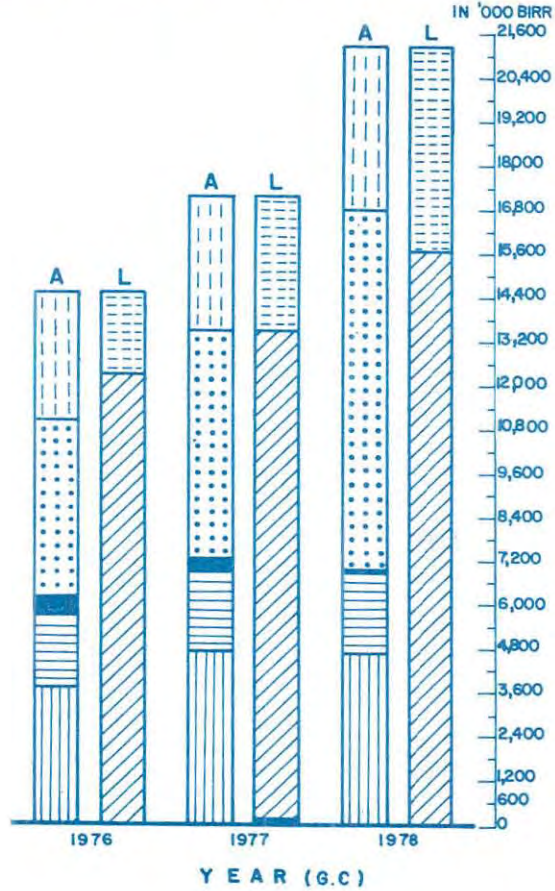
SECTION M. INSURANCE

Formerly there were 13 Insurance Companies Operating in the Nation. However, since the nationalization of the insurance companies in November 1975 all the thirteen are consolidated into one corporation under the name of "Ethiopian Insurance Corporation". All data in this section are shown according to Gregorian Calendar.

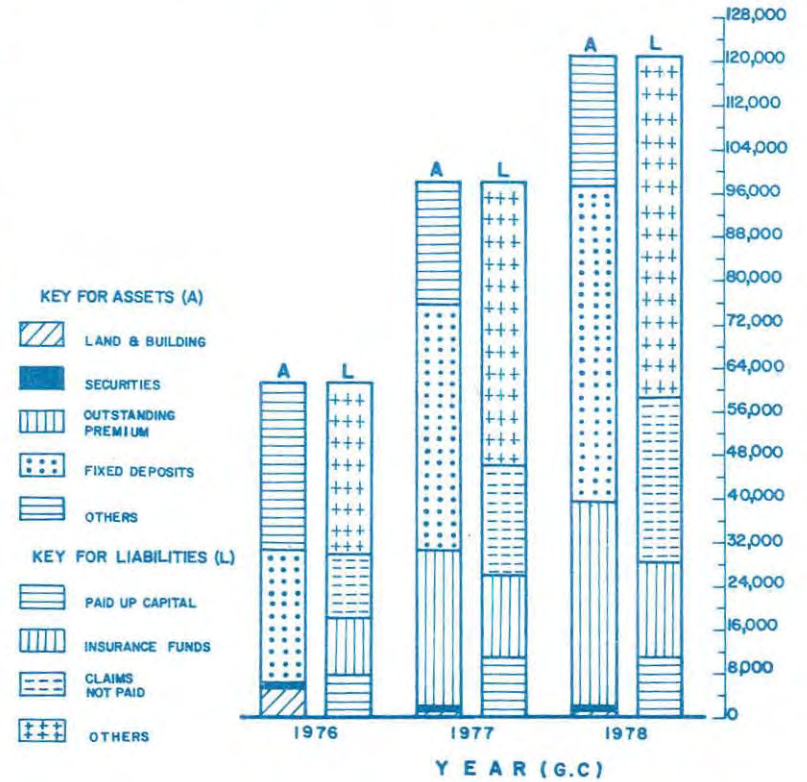
MI-GROSS PREMIUM AND CLAIMS OF LIFE & NON-LIFE INSURANCE



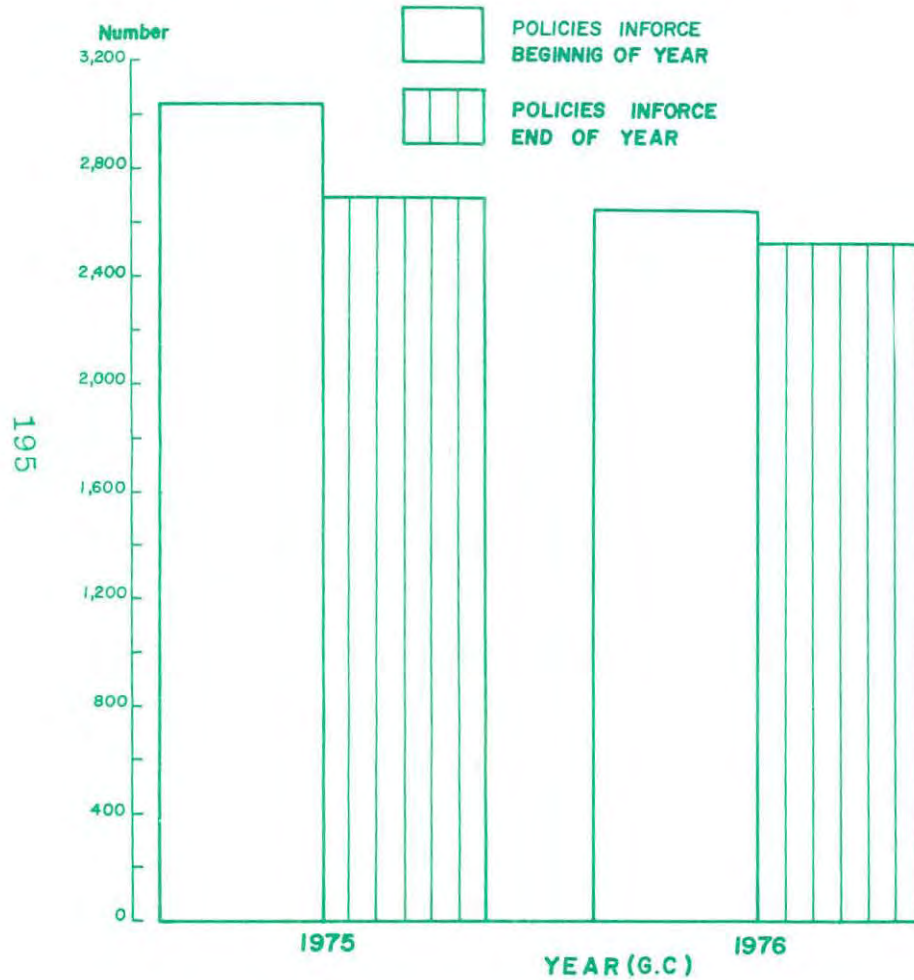
M-2 LIFE INSURANCE ASSETS AND LIABILITIES




M-3 NON LIFE INSURANCE ASSETS AND LIABILITIES



M-4 NUMBER OF LIFE INSURANCE POLICIES



M-5 AMOUNT OF LIFE INSURANCE POLICIES



የኦ.ቲ.ቲ. ወይን አርባና ለወይን የተከፈለ ግጠኝያ
 SUMMARY OF PREMIUM AND CLAIMS OF LIFE INSURANCE

ሠንጠረዥ 1.1 TABLE M.1

በሚሊዮን ብር

IN MILLION BIRR

ዓመት ምዕረብ	1964/65	1965/66	1966/67	1967/68	1968/69	1969/70	1970/71	
ገቢ								INCOME
ጠቅላላ አርባ	2.2	2.8	3.2	1.1	3.6	4.0	5.4	GROSS PREMIUM
ለጠለፋ ወይን የተከፈለ ሲቶነስ	0.5	0.5	0.5	0.1	0.9	0.4	0.5	LESS REINSURANCE CEDED
የተከፈ አርባ	1.7	2.3	2.7	1.0	2.7	3.6	4.9	NET PREMIUM
ወጪ								OUT GO
ጠቅላላ ለወይን የተከፈለ	0.7	1.0	1.4	0.9	1.7	1.5	1.4	GROSS CLAIMS
ከጠለፋ ወይን ሰጪ የተከፈለውን የተመለሰው ሲቶነስ	0.1	0.4	0.4	0.1	0.5	0.1	0.3	LESS REINSURANCE RECOVERIES
የተከፈ ለወይን ወሎቶች ገዳታ የተከፈለ	0.6	0.6	1.0	0.8	1.2	1.4	1.1	NET CLAIMS
	1972	1973	1974	1975	1976	1977	1978	YEAR

የኦ.ቲ.ቲ. ገልህነት ወይን አርባና ለወይን የተከፈለ ግጠኝያ
 SUMMARY OF PREMIUM AND CLAIMS OF NON-LIFE INSURANCE

ሠንጠረዥ 1.2 TABLE M.2

በሚሊዮን ብር

IN MILLION BIRR

ዓመት ምዕረብ	1964/65	1965/66	1966/67	1967/68	1968/69	1969/70	1970/71	
ገቢ								INCOME
ጠቅላላ አርባ	25.1	28.8	33.0	37.4	47.2	70.3	77.8	GROSS PREMIUM
ለጠለፋ ወይን የተከፈለ ሲቶነስ	14.2	16.2	18.9	23.4	19.9	33.3	34.4	LESS REINSURANCE CEDED
የተከፈ አርባ	10.9	12.6	14.1	14.0	27.3	37.0	43.4	NET PREMIUMS
ወጪ								OUT GO
ጠቅላላ ለወይን የተከፈለ	15.8	19.2	25.9	30.9	16.2	54.3	37.4	GROSS CLAIMS
ከጠለፋ ወይን ሰጪ የተከፈለውን ወጪ የተመለሰው ሲቶነስ	8.1	10.0	14.2	18.7	8.8	32.9	10.6	LESS REINSURANCE RECOVERIES
የተከፈ ለወይን ወሎቶች ገዳታ የተከፈለ	7.7	9.2	11.7	12.2	7.4	21.4	26.8	NET CLAIMS
	1972	1973	1974	1975	1976	1977	1978	YEAR

በኢትዮጵያ ወይን ድርጅት ፡፡

Source: Ethiopian Insurance Corporation.

የሕይወት ያልሆነ ወይን ግብርና ወጪ በሥራ ወይን
 INCOME AND EXPENDITURE OF NON-LIFE INSURANCE BY LINE OF INSURANCE

ሠገጠረዥ 1.3.

TABLE M.3

በሺህ በር '000 BIRR

	የሰባተ	የምተር ተሽከርካሪ	የመርከብና የአውሮፕላን	የሠራተኞች ገዛ	የአደጋ	የሌሎች	
<u>1968/69</u>							<u>1976</u>
<u>ገቢ</u>							<u>INCOME</u>
ጠቅላላ አርቦን	6,523	18,656	10,233	6,267	-	5,547	GROSS PREMIUM
በሌት የሌት ወስጥ ለጠለፋ ወይን የተከፈለ	-	-	-	-	-	-	REINSURANCE INSIDE ETHIOPIA
ከሌት የሌት ወጪ ለጠለፋ ወይን የተከፈለ	4,937	2,758	7,376	389	-	4,453	REINSURANCE OUTSIDE ETHIOPIA
የተጠራ አርቦን	1,586	15,897	2,857	5,878	-	1,094	NET PREMIUM
በሰባተ ገንዘብ የተገኘ	1,979	754	1,935	75	-	1,497	COMMISSIONS RECEIVED
ሌላ ገቢ	-	-	-	-	-	-	OTHER INCOME
በዓመት መጀመሪያ ለመጠባበቅ ደንብ የነበረ	434	8,782	697	2,166	-	1,254	RESERVE BEGINNING OF YEAR
ከተርፍና ኪሣራ ሂሳብ የተዘወረ	-	-	-	-	-	-	TRANSFERRED FROM PROFIT AND LOSS ACCOUNT
ድምር	3,999	25,433	5,489	8,119	-	3,845	TOTAL
<u>ወጪ</u>							<u>EXPENDITURE</u>
ለወይን ገንዘብ የተከፈለ የሚከፈል	1,180	7,212	3,552	2,235	-	2,045	CLAIMS PAID & OUTSTANDING
ከጠለፋ ወይን ስጦታ የተከፈለውን የተሰለጠኑ ሲቶክስ	1,149	2,021	3,006	907	-	1,709	LESS REINSURANCE RECOVERIES
የተጠራ ለወይን ወሎች ገንዘብ የተከፈለ	31	5,191	546	1,328	-	336	NET CLAIMS
ለሰባተ ገንዘብ የተከፈለ	259	685	168	230	-	130	COMMISSIONS PAID
የሥራ ግሰኪያ	243	697	322	262	-	202	MANAGEMENT EXPENSES
በዓመት መጨረሻ ለመጠባበቅ ደንብ የነበረ	979	13,683	2,122	5,005	-	1,715	RESERVE END OF YEAR
ሌሎች ወጪዎች	13	26	22	11	-	6	OTHER EXPENSES
ወደተርፍና ኪሣራ ሂሳብ የተዘወረ	2,474	5,151	2,309	1,283	-	1,457	TRANSFERRED TO PROFIT AND LOSS ACCOUNT
ድምር	3,999	25,433	5,489	8,119	-	3,846	TOTAL
	FIRE	MOTOR	MARINE & ARIATION	WORKERS COMPEN-SATION	ACCIDENT	MIS-CELLAN-EOUS	

በሌት የሌት ወይን ድርጅት ::

Source: Ethiopian Insurance Corporation.

የአይወተ ገለጻ ጉዳይ ላይ የገቢና ወጪ ስራ ስራዎች
INCOME AND EXPENDITURE OF NON-LIFE INSURANCE BY LINE OF INSURANCE

ሠንጠረዥ 1.3 / የገቢ/

TABLE M.3 (Contd.)

በጊዜ ገቢ

'000 BIRR

		የአገተ	የገቢ ተኮር	የገቢ ገቢ	የሠራተኞች ገቢ	የሥራ ገቢ	የሌሎች ገቢ		
<u>1969/70*</u>								<u>1977*</u>	
								<u>INCOME</u>	
ገቢ								GROSS PREMIUM	
በአገተ የሥራ ገቢ ለገቢ ለገቢ		6,337	20,443	32,189	5,889	5,458	-	REINSURANCE INSIDE ETHIOPIA	
በአገተ የሥራ ገቢ ለገቢ ለገቢ		4,682	4,349	20,364	238	3,693	-	REINSURANCE OUTSIDE ETHIOPIA	
የተገቢ ገቢ		1,654	16,094	11,825	5,652	1,765	-	NET PREMIUM	
በገቢ ገቢ የተገቢ		1,950	1,010	6,857	35	1,144	-	COMMISSIONS RECEIVED	
ሌሎች ገቢ		-	-	-	-	-	-	OTHER INCOME	
በገቢ ገቢ የተገቢ		686	7,277	1,260	2,682	594	-	RESERVE BEGINNING OF YEAR	
በገቢ ገቢ የተገቢ		-	-	-	-	-	-	TRANSFERRED FROM PROFIT AND LOSS ACCOUNT	
ጠቅላይ		4,290	24,381	19,743	8,369	3,503	-	TOTAL	
								<u>EXPENDITURE</u>	
ገቢ								CLAIMS PAID AND OUTSTANDING	
በገቢ ገቢ የተገቢ		2,954	14,437	29,154	3,548	4,205	-	LESS REINSURANCE RECOVERIES	
በገቢ ገቢ የተገቢ		1,851	3,494	24,578	(264)	3,232	-	NET CLAIMS	
በገቢ ገቢ የተገቢ		1,102	10,943	4,576	3,812	973	-	COMMISSIONS PAID	
በገቢ ገቢ የተገቢ		115	648	186	117	42	-	MANAGEMENT EXPENSES	
በገቢ ገቢ የተገቢ		193	624	834	187	162	-	RESERVE END OF YEAR	
በገቢ ገቢ የተገቢ		753	7,323	5,380	2,572	803	-	OTHER EXPENSES	
በገቢ ገቢ የተገቢ		1	2	2	1	-	-	TRANSFERRED TO PROFIT AND LOSS ACCOUNT	
በገቢ ገቢ የተገቢ		2,126	4,841	8,765	1,680	1,524	-		
ጠቅላይ		4,290	24,381	19,743	8,369	3,503	-	TOTAL	
<u>1970/71*</u>								<u>1978*</u>	
								<u>INCOME</u>	
ገቢ								GROSS PREMIUM	
በአገተ የሥራ ገቢ ለገቢ ለገቢ		7,363	23,974	32,461	7,132	6,852	-	REINSURANCE INSIDE ETHIOPIA	
በአገተ የሥራ ገቢ ለገቢ ለገቢ		4,735	4,788	21,126	222	3,490	-	REINSURANCE OUTSIDE ETHIOPIA	
የተገቢ ገቢ		2,628	19,186	11,335	6,909	3,362	-	NET PREMIUM	
በገቢ ገቢ የተገቢ		2,401	1,142	7,020	55	1,076	-	COMMISSIONS RECEIVED	
ሌሎች ገቢ		-	-	-	-	-	-	OTHER INCOME	
በገቢ ገቢ የተገቢ		756	7,452	5,409	2,578	812	-	RESERVE BEGINNING OF YEAR	
በገቢ ገቢ የተገቢ		-	-	-	-	-	-	TRANSFERRED FROM PROFIT AND LOSS ACCOUNT	
ጠቅላይ		5,785	27,780	23,764	9,542	5,250	-	TOTAL	
								<u>EXPENDITURE</u>	
ገቢ								CLAIMS PAID AND OUTSTANDING	
በገቢ ገቢ የተገቢ		99	18,017	12,528	4,314	2,467	-	LESS REINSURANCE RECOVERIES	
በገቢ ገቢ የተገቢ		(297)	3,090	6,579	334	876	-	NET CLAIMS	
በገቢ ገቢ የተገቢ		396	14,927	5,948	3,979	1,591	-	COMMISSIONS PAID	
በገቢ ገቢ የተገቢ		76	657	116	104	41	-	MANAGEMENT EXPENSES	
በገቢ ገቢ የተገቢ		215	690	742	210	189	-	RESERVE END OF YEAR	
በገቢ ገቢ የተገቢ		1,196	8,768	5,158	3,144	1,530	-	OTHER EXPENSES	
በገቢ ገቢ የተገቢ		1	2	23	29	14	-	TRANSFERRED TO PROFIT AND LOSS ACCOUNT	
በገቢ ገቢ የተገቢ		3,901	2,736	11,777	2,077	1,885	-		
ጠቅላይ		5,785	27,780	23,764	9,542	5,250	-	TOTAL	
		FIRE	MOTOR	MARINE & AVIATION	WORKERS COMPEN-SATION	ACCI-DENT	MISCEL-LANEOUS		

*Provisional.

(-) Negative

() Positive

(-) Negative

Source: Ethiopian Insurance Corporation.

የሕይወት መደን የሂሳብ ጫን
BALANCE SHEET OF LIFE INSURANCE

ሀ ባ ተ ች*
A S S E T S*

ሠገጠረዥ ፲.4/ሀ/

TABLE M.4 (a)

በሺህ ባር

'000 BIRR

በ.....መጠረሻ	ታህሣሥ 1969	ታህሣሥ 1970	ታህሣሥ 1971	
ሕንጻዎች	-	-	-	BUILDINGS
ተሽከርካሪ መኪናዎች ዕቃዎችና መሣሪያዎች	92	92	81	MOTOR VEHICLES, FURNITURES AND EQUIPMENT
በዋስትና የተያዘ	3,740	4,754	4,675	MORTGAGES
በሕይወት መደን ጤሎች ዋስትና ባለመደናች የሚመሰጠት ብድር	2,042	2,140	2,164	POLICY-HOLDERS' LOAN ON LIFE POLICIES
ሌሎች ብድሮች	74	68	68	OTHER LOANS
የመንግሥት የገንዘብ ሰነዶች	357	357	100	GOVERNMENT SECURITIES
ድርሻዎች / ለከሲዎች/	1,216	-	-	SHARES
ሌሎች የገንዘብ ሰነዶች	-	-	-	OTHER SECURITIES
በወኪሎች ያለ ሂሳብ	-	-	-	AGENTS' BALANCES
ገቢ የሚሆን ስርዓት	328	516	943	OUTSTANDING PREMIUM
ወለድ፣ የተርፍ ድርሻና ኪራይ	130	-	-	INTEREST, DIVIDENDS AND RENTS
ከተገኝ ሰነድ ለመደን ሰጪው የሚከፈል ዕዳ	602	664	410	DEBTORS
በእጅ ያለ ጥሬ ገንዘብ	41	311	805	CASH ON HAND
በባንክ የሌለ / ተገቢዎች ሂሳብ/	251	-	-	CURRENT ACCOUNTS
ለ ተወሰኑ ጊዜ የተቆጠ	4,922	6,264	9,871	FIXED DEPOSITS
ሌሎች ሀብቶች	754	1,991	2,118	OTHER ASSETS
ድምር	14,549	17,157	21,235	TOTAL
	DECEMBER 1976	DECEMBER 1977	DECEMBER 1978	AS AT END OF

ገ ጻ ታ ሆ ች*
L I A B I L I T I E S*

ሠገጠረዥ ፲.4/ለ/

TABLE M.4 (b)

በሺህ ባር

'000 BIRR

በ.....መጠረሻ	ታህሣሥ 1969	ታህሣሥ 1970	ታህሣሥ 1971	
የተከፈለ የባለድርሻዎች ዋና ገንዘብ	-	124	-	PAID UP CAPITAL
ለመደን የተከፈለ ገንዘብ	12,306	13,395	15,653	INSURANCE FUNDS
ለሕይወት	11,107	11,145	12,928	LIFE
ለሌሎች	1,199	2,250	2,725	OTHERS
ከተርፍና ኪራይ ሂሳብ የተረ	640	-	662	BALANCE OF PROFIT AND LOSS ACCOUNT
ተከፈሉት ታዎች ገና ያልተከፈሉ	367	391	443	CLAIMS ADMITTED BUT NOT PAID
ለመለፋ ዋስትና ሰጪዎች የሚከፈል	610	916	631	DUE REINSURERS
ለልዩ ልዩ ባለዕዳዎች የሚከፈል	584	248	289	DUE SUNDRY CREDITORS
ለገቢ ገብር የሚከፈል	-	79	-	DUE INCOME TAX
ሌሎች	42	2,004	3,557	OTHERS
ድምር	14,549	17,157	21,235	TOTAL
	DECEMBER 1976	DECEMBER 1977	DECEMBER 1978	AS AT END OF

*ከጊዜያዊ

*Provisional

በኢትዮጵያ መደን ድርጅት

Source: Ethiopian Insurance Corporation.

BALANCE SHEET OF NON-LIFE INSURANCE

ሀ ብ ት ቸ *
A S S E T S*

ሠገጠረዥ ፲.5/ሀ/

TABLE M.5 (a)

ባሺህ ብር

'000 BIRR

ብ.....መጨረሻ	ታህሣሥ 1969	ታህሣሥ 1970	ታህሣሥ 1971	
ሕንጻዎች	5,542	1,049	1,108	BUILDINGS
ተሽባርባሪ መኪናዎች ዕቃዎችና መሳሪያዎች	679	777	755	MOTOR VEHICLES, FURN & EQUIPMENT
ሌሎች ብድሮች	57	-	-	OTHER LOANS
የሕንጻዎች የገዳታ ሰነዶች	848	848	848	GOVERNMENT SECURITIES
ድርሻዎች / ለከቢዩዎች/	1,364	961	651	SHARES
ሌሎች የገዳታ ሰነዶች	-	-	-	OTHER SECURITIES
በወኪሎች ያለ ሂሳብ	-	-	725	AGENTS' BALANCES
ገቢ የሚሆን ስርዓት	-	28,681	37,327	OUTSTANDING PREMIUM
ወለድ፣ የተርፍ ድርሻና ኪራይ	450	-	-	INTEREST, DIVIDENDS & RENTS
ከተባባሪዎች ለመድን ሰጪው የሚከፈል ሰጥ	19,097	5,589	7,845	DEBTORS
በሰጠ ያለ ተራ ገንዘብ	1,204	8,861	7,835	CASH ON HAND
በባንክ ያለ / ተገባቢዎች ሂሳብ/	4,778	-	-	CURRENT ACCOUNTS
ለተወሰነ ጊዜ የተቆመ	24,240	45,227	57,817	FIXED DEPOSITS
ሌሎች ሀብቶች	2,741	5,839	6,130	OTHER ASSETS
ድምር	61,290	97,832	121,041	TOTAL
	DECEMBER 1976	DECEMBER 1977	DECEMBER 1978	AS AT END OF

ገ ጻ ታ ቸ *
L I A B I L I T I E S*

ሠገጠረዥ ፲.5/ለ/

TABLE M.5 (b)

ባሺህ ብር

'000 BIRR

ብ.....መጨረሻ	ታህሣሥ 1969	ታህሣሥ 1970	ታህሣሥ 1971	
<u>የተከፈለ የባለድርሻዎች ዋና ገንዘብ</u>	7,777	11,000	11,000	<u>PAID UP CAPITAL</u>
<u>ለመድን የተከፈለ ገንዘብ</u>	10,483	14,797	17,402	<u>INSURANCE FUNDS</u>
ለአባት	669	662	1,051	FIRE
ለሞተር ተሽባርባሪ	6,672	6,438	7,709	MOTOR VEHICLE
ለአደጋ	-	706	1,345	ACCIDENT
ለሠራዎች ለሠራተኞች ላለባቸው የገዳታ መድን	2,468	2,261	2,764	EMPLOYERS' LIABILITIES
ለመርከብ እና ለአውሮፕላን	1,195	4,730	4,534	MARINE & AVIATION
ሌሎች	(521)	-	-	OTHERS
<u>ከተርፍና ኪራይ የቀረ</u>	5,708	-	8,458	<u>BALANCE OF PROFIT & ACCOUNT</u>
<u>ተከፈለ ነገ ታምና ገና ያልተከፈለ</u>	11,523	20,367	30,032	<u>CLAIMS ADMITTED BUT NOT PAID</u>
ለአባት	297	1,302	1,503	FIRE
ለመኪና / ለሞተር /	6,407	9,780	15,208	MOTOR
ለአደጋ	-	1,531	1,877	ACCIDENT
ለሠራዎች ለሠራተኞች ላለባቸው የገዳታ	2,323	3,916	5,313	EMPLOYERS' LIABILITIES
ለመርከብና ለአውሮፕላን	859	3,325	6,131	MARINE & AVIATION
ሌሎች	1,637	513	-	OTHER
<u>ለጠለፋ ዋስትና ሰጪዎች የሚከፈል</u>	14,887	25,248	30,106	<u>DUE REINSURERS</u>
<u>ለሌሎች ባለባቶች የሚከፈል</u>	4,063	3,153	3,707	<u>DUE SUNDRY CREDITORS</u>
<u>ለገቢ ገብር የሚከፈል</u>	4,244	9,738	9,583	<u>DUE INCOME TAX</u>
ሌሎች	2,605	13,529	10,752	<u>OTHER</u>
ድምር	61,290	97,832	121,040	TOTAL
	DECEMBER 1976	DECEMBER 1977	DECEMBER 1978	AS AT END OF

*ጊዜያዊ ሂሳብ ::
*Provisional.

ገለጻ የሌለው መድን ድርጅት ::
Source: Ethiopian Insurance Corporation.

የኦሪግናል ግንባታ ሆሊዳይን ማህበረሰብ
STATEMENT OF LIFE PORTFOLIO*

ሠንጠረዥ 1.6

TABLE M.6.

በጊዜ ብር '000 BIRR

የኦሪግናል ግንባታ	ባለጠቅላላ ስምት የሚጠራው		ለባለጠቅላላ የሆኑ ገዛ ሲያሰጡ ወይም ስምት የሚጠራው		ሌሎች		ድምር		
	ብዛት	የግንባታው ልዩ	ብዛት	የግንባታው ልዩ	ብዛት	የግንባታው ልዩ	ብዛት	የግንባታው ልዩ	
1968									
1. በዓመት መጀመሪያ የነበሩት የዕድገት ስምት	9	305	2,616	33,243	421	20,654	3,046	54,202	1. POLICIES IN FORCE BEGINNING OF YEAR
2. አዲስ የተሰጡ የዕድገት ስምት	-	-	144	1,598	61	1,316	205	2,914	2. NEW POLICIES ISSUED
3. አገደነበር የሆኑ	-	-	12	104	1	200	13	304	3. REINSTATEMENTS
ድምር	9	305	2,772	34,945	483	22,170	3,264	57,420	TOTAL
4. ዕድገት ስምት የሆኑ የግንባታ ስምት	-	-	17	190	-	-	17	190	4. MATURITIES
5. በዕድገት ተቀባዮች የተሠረዙ ስምት	-	-	130	1,716	-	-	130	1,716	5. SURRENDERS
6. ግንባታ ስምት አገደነበሩ የተጠየቁ	-	-	19	205	-	-	19	205	6. DEATH CLAIMS
7. ባለጠቅላላ ገደብ የሆኑ የግንባታ ስምት	-	-	428	5,296	-	1	428	5,296	7. LAPSES
ድምር	-	-	594	7,407	-	1	594	7,407	TOTAL
8. በዓመት መጨረሻ የነበሩት የዕድገት ስምት	9	305	2,178	27,537	513	22,170	2,700	50,012	8. POLICIES IN FORCE END OF YEAR
9. የጠለፋ ዕድገት ስምት ስምት	9	270	1,966	23,169	471	8,031	2,446	31,470	9. POLICIES REINSURED
10. በገብረት መገኘት የተገዙ ስምት	-	-	2	1,095	20	13,272	22	14,367	10. GROUP POLICIES IN FORCE
1969									
1. በዓመት መጀመሪያ የነበሩት የዕድገት ስምት	43	439	2,435	35,158	179	16,161	2,657	51,757	1. POLICIES IN FORCE BEGINNING OF YEAR
2. አዲስ የተሰጡ የዕድገት ስምት	19	149	485	5,474	28	571	532	6,194	2. NEW POLICIES ISSUED
3. አገደነበር የሆኑ	-	-	39	486	1	30	40	516	3. REINSTATEMENTS
ድምር	62	588	2,959	41,118	208	16,761	3,229	58,467	TOTAL
4. ዕድገት ስምት የሆኑ የግንባታ ስምት	-	-	12	73	-	-	12	73	4. MATURITIES
5. በዕድገት ተቀባዮች የተሠረዙ ስምት	2	50	197	1,470	-	-	199	1,520	5. SURRENDERS
6. ግንባታ ስምት አገደነበሩ የተጠየቁ	-	-	14	379	2	50	16	429	6. DEATH CLAIMS
7. ባለጠቅላላ ገደብ የሆኑ የግንባታ ስምት	12	150	276	3,903	49	771	337	4,824	7. LAPSES
ድምር	14	200	499	5,825	51	821	564	6,846	TOTAL
8. በዓመት መጨረሻ የነበሩት የዕድገት ስምት	48	388	2,329	34,158	157	15,940	2,534	50,486	8. POLICIES IN FORCE END OF YEAR
9. የጠለፋ ዕድገት ስምት ስምት	40	1,349	1,302	16,075	175	3,054	1,517	20,478	9. POLICIES REINSURED
10. በገብረት መገኘት የተገዙ ስምት	-	-	4	608	25	57,575	29	58,183	10. GROUP POLICIES IN FORCE
	NO.	SUM ASSURED	NO.	SUM ASSURED	NO.	SUM ASSURED	NO.	SUM ASSURED	LIFE PORTFOLIO
	WHOLE LIFE		ENDOWMENT		OTHERS		TOTAL		

* የ1970 እና 1971 ዓ.ም መረጃ አልተገኘም
*Data not available for 1977 and 1978.

በኢትዮጵያ የዕድገት ስምት ማህበረሰብ
Source: Ethiopian Insurance Corporation.

ክፍል ነ. ስለ ዕቃዎች ዋጋ

ሠንጠረዥ ነ. 1 እና ነ. 2: በእነዚህ ሠንጠረዦች የሙሉነት በአዲስ አበባ ከተማ አገልግሎት የተሰጠ የገቢና የወጪ ገንዘብ ዕቃዎች የጅምላ ዋጋ መወዛዥ /አገልግሎት/ ናቸው። የተዘጋጁትም በኢትዮጵያ ብሔራዊ ባንክ ሲሆን፣ በየወሩ ከተሰጡ ጅምላ ነገራት ከሚሰጠው የዕቃዎች ዋጋና ከጉምሩክ መሥሪያ ቤት በተገኘው የገንዘብ እስተካከያ ሪፖርት መሠረት ነው።

ሠንጠረዥ ነ. 3: የኢትዮጵያ ብሔራዊ ባንክ የኢኮኖሚክ ጥናት ክፍል ከውጭ ለገቡ ዋና ዋና ዕቃዎች በየወሩ የሰጠውን የጅምላ ዋጋ ያሳያል። በዘርዘሩ የሙሉነት የአዲስ አበባ ገበያ የዓመት ማዕከላዊ ዋጋ ነው።

ሠንጠረዥ ነ. 4: የሚሙሉነት የኢትዮጵያ ብሔራዊ ባንክ የሚያዘጋጀውን የምርጥ ከተማዎች የአርባ ወጪዎች የጅምላ ዋጋ ነው። ከ1968/9 እስከ 1970/71 የዓመት ማዕከላዊ ዋጋ በእነዚህ ሠንጠረዦች ቁርባኛ ነው።

ሠንጠረዥ ነ. 5 እና ነ. 6: እነዚህ ሠንጠረዦች የሚሙሉነት ለተሰጡ የቡና ዓይነቶች የኒውዎርክ ገበያ ዋጋና በአገር ውስጥ የተሸጠውን ያልታጠበ ቡና በአዲስ አበባ ገበያ መካከለኛ የጅምላ ዋጋ መሠረት ነው። በኒውዎርክ ገበያ የጅምላ ቡና በመባል የታወቀው ከሥራ ቡና በስተቀር ማናቸውም ዓይነት የኢትዮጵያ ቡና ሲሆን፣ በአዲስ አበባ ገበያ ገን የጅምላ ቡና ተገቢ የሚሆነው ከከፋ ክፍለ ሀገር የሚመጣውን ብቻ ነው።

ሠንጠረዥ ነ. 7: በ1955/6 ዓ.ም ከተደረገው የቤተሰብ የኑሮ ወጪ ጥናት የተገኘውን ወጪና በየወሩ የሚሰጠውን የቸር ቸር ዋጋ መሠረት በማድረግ፣ የእስተካከያ ጠቅላይ ጽ/ቤት ያዘጋጀውን የ1969/70 እና የ1970/71 ዓ.ም የአዲስ አበባ ከተማ የቸር ቸር ገበያ ዋጋ መወዛዥ /አገልግሎት/ ያሳያል። ይህም በተለይ የሚያገለግለው የወር ገቢያቸው እስከ አራት መቶ ብር ለሆኑ ቤተሰቦች ነው።

ሠንጠረዥ ነ. 8: በአዲስ አበባ ከተማ ከገበያዎችና ከገርሶሪዎች የተሰጠውን የምገባ ዓይነቶች ማዕከላዊ የቸር ቸር ዋጋን ለ1969/70 እና ለ1970/71 ዓ.ም ያመለክታል። ማዕከላዊ ዋጋ የእስተካከያ ጠቅላይ ጽ/ቤት በየወሩ ለሚያዘጋጀው የምገባ ዋጋ ሁኔታ መወዛዥ መሠረት ሲሆን የተገኘው ከአዲስ አበባ ከተማና ከሌሎች የከተማዎች ከፍተኛ ለአገልግሎት ዕቃ ከሰድስት ከሚያገቡ ልዩ መደብርቶች ዋጋዎችን በመሰብሰብ ነው።

SECTION N. PRICES

Tables N. 1 and N. 2: Show indices of the prices of import and export commodities, collected by the National Bank of Ethiopia from selected wholesalers and customs Trade Returns.

Table N. 3: Shows the wholesale prices of selected import commodities collected by the Department of Economic Research of the National Bank of Ethiopia at monthly intervals. The series presented refer to average annual prices in Addis Ababa.

Table N. 4: Indicates the wholesale prices of agricultural commodities in selected towns, collected by the National Bank of Ethiopia. The figures presented in this table are annual averages for the years 1976 to 1978.

Table N. 5 and N. 6: Show the New York Market spot prices of selected types of coffee and the average Addis Ababa wholesale prices of unwashed coffee. Coffee known as "Jima", usually good quality, in New York Market, are blends of all types of Ethiopian Coffee except Coffee from Hararghe. On the other hand, the Addis Ababa prices quoted for "Jima" refer to coffee from Kefa Administrative Region only.

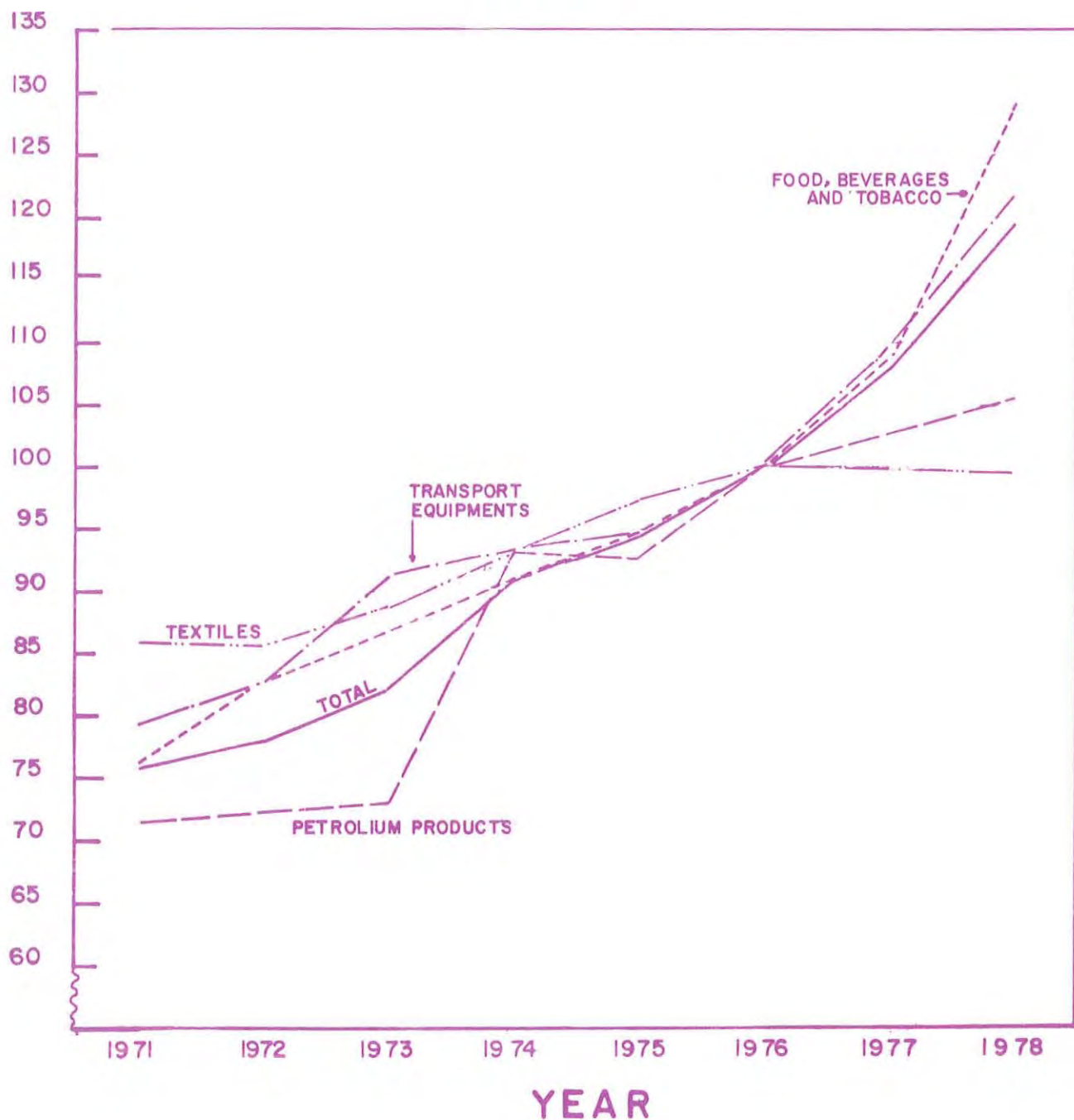
Table N. 7: Here the Central Statistical Office presents a retail price Index for Addis Ababa for the years 1977 and 1978. The information are based on the retail prices collected monthly by the Central Statistical Office. The Index applies to households belonging to income group upto 400.00 Birr/month.

Table N. 8: Shows Addis Ababa retail prices of some major items for the years 1977 and 1978. They are averages of prices in "Addis Ketema" and other parts of the town; collected from at least six quotations for the monthly Retail Price Index prepared by the Central Statistical Office.

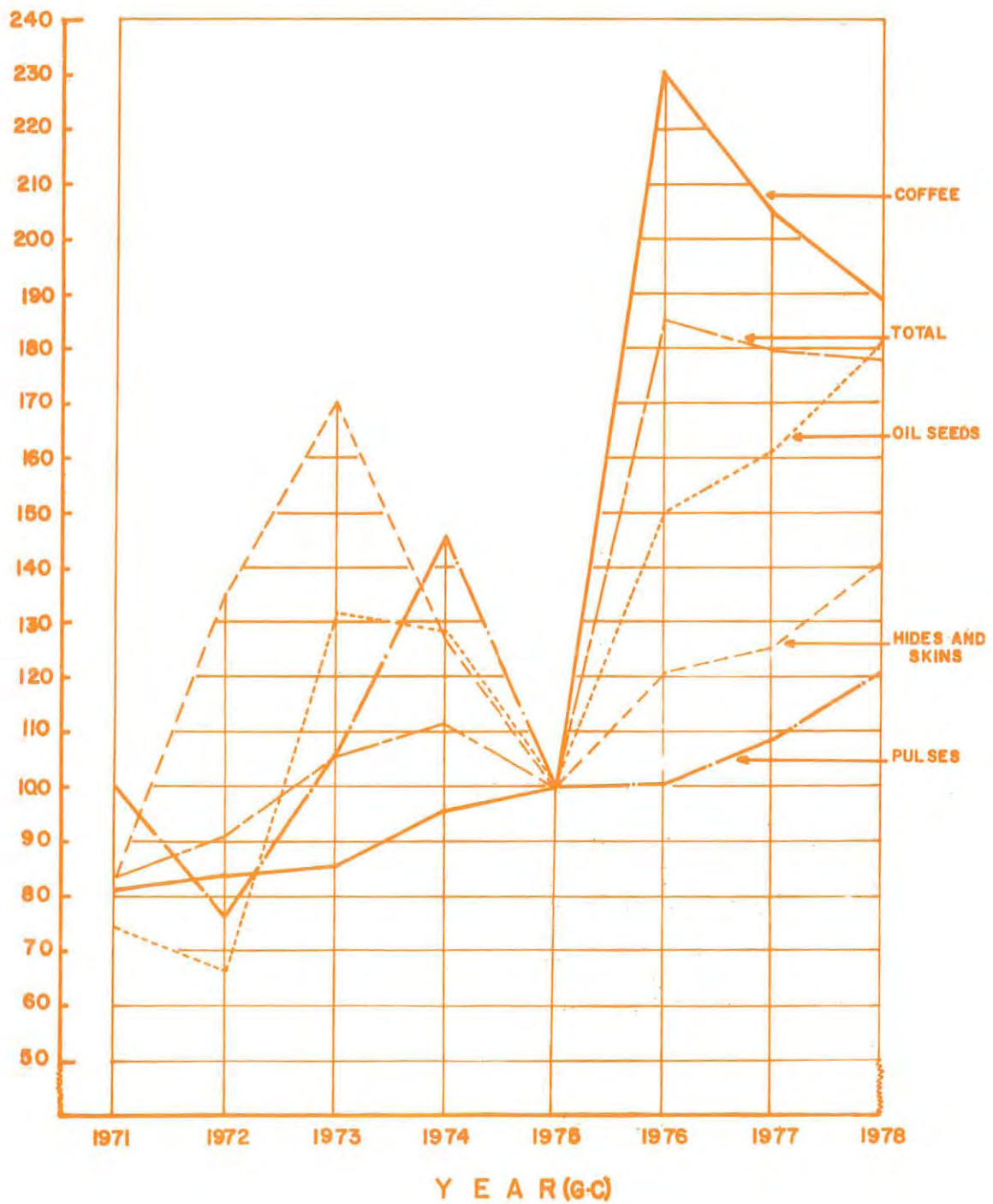
N-1

INDICES OF WHOLESALE PRICES OF SELECTED IMPORTED COMMODITIES IN ADDIS ABABA

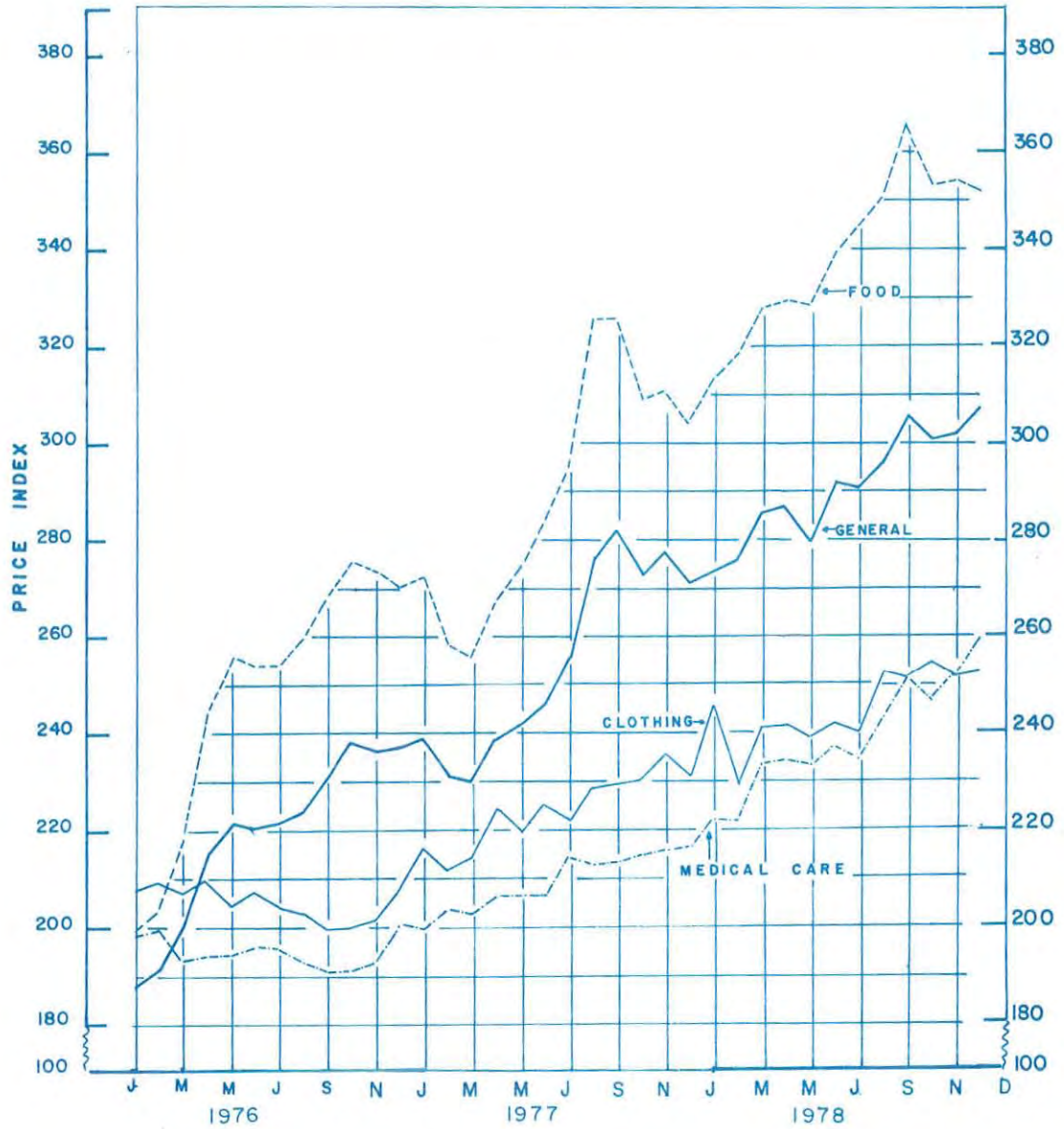
1976 = 100



**N-2 INDICES OF WHOLESALE
PRICES OF SELECTED EXPORTED COMMODITIES
IN ADDIS ABEBA
1975=100**



N-3 RETAIL PRICE INDEX OF ADDIS ABABA
 (EXCLUDING HOUSE RENT)
 1963=100



በአዲስ አበባ የአገዳጅ የከፈሎ የገቢ ገዢ ዕቃዎች የጅምላ የጋ አገዳከን
 INDICES OF WHOLESALE PRICES OF SELECTED IMPORTS BY MAJOR COMMODITY GROUPS IN ADDIS ABABA

ሠገጠረዥ ነ.1 TABLE N.1 1968/9 ዓ.ም = 100 1976 = 100

የዕቃው ዓይነት	1963/4	1964/5	1965/6	1966/7	1967/8	1968/9	1969/70	1970/71	
የቤት ጠረፍ ዕቃዎች	87.0	89.6	92.7	95.7	97.2	100.0	118.0	146.9	BUILDING MATERIALS
የአለስተሪክ ጠረፍ ዕቃዎች	71.7	71.9	77.4	87.3	93.3	100.0	115.5	125.0	ELECTRICAL MATERIALS
ምግብ፣ ጠጠጥና ትግባህ	76.1	82.6	86.6	91.0	94.9	100.0	108.6	128.2	FOOD, BEVERAGES AND TOBACCO
የተገቢ ጠባብ ዕቃዎችና ጠባብ ዕቃዎች	96.3	93.5	91.6	90.2	100.8	100.0	108.5	154.6	INSECTICIDES AND DISINFECTANTS
የተራገብጋርት ጠረፍ ዕቃዎች	79.3	85.1	91.2	93.3	94.6	100.0	109.4	121.5	TRANSP. EQUIPMENTS
ጨርቃ ጨርቃ	85.8	85.6	88.7	93.3	97.4	100.0	99.9	99.2	TEXTILES
ለዓለቅ ጠረፍ ዕቃዎች	-	-	-	-	-	100.0	115.2	132.9	SPARE PARTS AND ACCESSORIES
የአርሻ ጠረፍ ዕቃዎች	-	-	-	-	-	100.0	111.4	115.3	AGRICULTURAL MACHINERY
ወረቀት	43.8	47.1	51.3	79.9	98.4	100.0	103.3	110.1	PAPER
የሚኒራላ ነጻጅና ዘይቶ	71.4	72.9	73.3	93.8	92.5	100.0	102.7	105.6	PETROLEUM PRODUCTS
የፈርማሲ ዕቃዎችና ጠቅላይ ጥቅም	80.9	72.6	80.8	86.4	93.2	100.0	106.1	124.2	PHARMACEUTICALS
ሣሙና	78.7	84.2	86.2	88.5	95.6	100.0	102.9	104.2	SOAP AND DETERGENTS
የገቢ ዕቃዎች የጋ ጠቅላላ አገዳከን	75.7	77.9	82.0	90.1	94.7	100.0	107.9	119.9	GENERAL INDEX OF IMPORTS
	1971	1972	1973	1974	1975	1976	1977	1978	COMMODITY

በአዲስ አበባ የዋና ዋና የወጥ ገዢ ዕቃዎች የጅምላ የጋ አገዳከን
 INDICES OF WHOLESALE PRICES OF MAJOR EXPORT COMMODITIES IN ADDIS ABABA

ሠገጠረዥ ነ.2 TABLE N.2 1967/8 ዓ.ም = 100 1975 = 100

የዕቃው ዓይነት	1963/4	1964/5	1965/6	1966/7	1967/8	1968/9	1969/70	1970/71	
በጾ	71.0	64.4	67.4	134.5	100.0	144.6	205.6	228.4	BEEES WAX
በርበረ	62.9	58.9	87.2	95.2	100.0	205.9	253.1	248.8	CHILLIES & PEPPERS
ጥራጥራ	100.6	76.4	106.7	145.9	100.0	100.2	108.8	120.4	PULSES
ዘባድ	89.1	89.8	100.6	102.0	100.0	102.1	86.3	131.1	CIVET
ቡና	81.0	83.8	85.1	95.3	100.0	230.9	205.0	189.4	COFFEE
ቆላና ለጠ	83.2	135.6	170.1	127.1	100.0	120.2	125.3	140.5	HIDES AND SKINS
የበባት ቆላ	172.1	345.0	312.0	175.5	100.0	79.1	94.2	97.8	HIDES
የሩ የሰ ለጠ	93.5	121.9	146.3	119.4	100.0	145.7	125.8	168.3	GOAT
የበገ ለጠ	61.8	119.6	172.3	127.5	100.0	132.8	148.9	155.6	SHEEP
እጣገ	117.5	100.0	100.0	100.0	100.0	185.6	437.8	495.6	INCENCE
የቀባት እሀሎች	74.3	66.3	131.2	128.1	100.0	149.5	161.9	181.1	OIL SEEDS
የዘይት ጥጣጭ	80.3	83.6	151.9	110.4	100.0	99.4	165.3	148.4	OIL SEED CAKES
ጠቅላላ አገዳከን	86.7	91.0	105.0	111.7	100.0	185.9	179.9	178.5	GENERAL INDEX
	1971	1972	1973	1974	1975	1976	1977	1978	COMMODITY

በአዲስ አበባ የአገላገል የገቢ ገንዶ ዕቃዎች የድምሳ ዋጋ
 WHOLESAL PRICES OF SELECTED IMPORT COMMODITIES IN ADDIS ABABA

ሠንጠረዥ 5.3

TABLE N.3

በብር IN BIRR

የዕቃው ስም	1969/70	1970/71	
<u>ሣጠና</u>			
ለከበ የገላ ሣጠና በሣጥን	76.60	76.60	<u>SOAP</u> LUX TOILET SOAP per case
144 x ባለ 3 አጭገን የሆነ			144 x 3 oz.
የለበሰ ማጠቃለያ ሣጠና በሣጥን	80.70	80.70	LAUNDARY SOAP 72% fat per case
72% ዋፋ የሆነ 48 ኪሎ			48 kg.
<u>ጠርቃኞች</u>			
100% ፖሊስተር ዘገግጥም ጀርባ	213.33	209.79	<u>TEXTILES</u> 100% POLYSTER PRINTED JACQUARED JERSEY
58 ሊንች ባለ 25 ያርድ			58 in x 25 yards
65% ፖሊስተር 35% ቪስኮስ ፖፕሊን	208.12	203.75	65% POLYSTER, 35% VISCOSE DYED POPLIN
58 ሊንች በ25 ያርድ			58 in x 25 yards
100% ፖሊስተር ባለጅርብ ፈተላ ጀርባ	197.70	208.01	100% POLYSTER DOUBLE KNITTED JACQUARED JERSEY
58 ሊንች በ25 ያርድ			58 in x 25 yards
100% ፖሊስተር ዘገግጥም ፖገጃ	95.10	94.48	100% POLYSTER PRINTED PONGES
58 ሊንች ባለ 25 ያርድ			58 in x 25 yards
65% ፖሊስተር 35% ተጥ የሆነ ጅገገም	93.02	97.60	65% POLYSTER AND 34% COTTON YARN DYED JINGAM
58 ሊንች ባለ 25 ያርድ			58 in x 25 yard
<u>ወረቀት</u>			
የመጻፊያ ወረቀት በኪሎ	3.00	3.00	<u>PAPER</u> WRITING PAPER WF per kgm.
የግብዣ ወረቀት ባለ 70 ገፊዎ በቁ.500 ቅጠሎች በገቢ	10.46	12.46	DUPLICATING PAPER 70gm. x 500 SHEETS per pack
የገቢ ተኮር ጽሕፈት መኪና አስተገባሪ በቁ. 48 የሆነ በገቢ	12.60	12.71	STENCILS FOR GESTNER MACHINES 48 SHEETS per pack
<u>የፕትሮሊየም ወጣቶች</u>			
ካሮ ጋዘ በአያገገጥ ለተር	0.42	0.45	<u>PETROLEUM PRODUCTS</u> KEROSENE per litre
ቢንዲን በአያገገጥ ለተር	0.64	0.66	BENZINE (GASOLINE) per litre
የሞተር ዘይት 30 ቀብር በአያገገጥ ለተር	2.23	2.30	MOTOR OIL No. 30 per litre
<u>የአርቫ መኪናዎች</u>			
የአርቫ መኪና ለቁ. 135 አያገገጥ	13,950.00	13,950.00	<u>AGRICULTURAL MACHINERY</u> TRACTOR MF 135 each
የአርቫ መኪና ለቁ. 185 አያገገጥ	27,000.00	27,100.00	TRACTOR MF 185 each
ተባቢ የአርቫ መኪና 2 ፐት.አቡ-4-793 አያገገጥ	5,683.00	5,900.00	TRAILER 2 PTS-4-793 (METALIC BODY) each
<u>ሌሎች መኪናዎች</u>			
ሲንጀር የብፈት መኪና አያገገጥ	440.00	440.00	<u>OTHER MACHINERY</u> SINGER SEWING MACHINE each
አግርኛ የጽሕፈት መኪና ባለ 38 ሲ.ሜ. አያገገጥ	1,224.00	1,206.00	TYPEWRITER 38 cm. (AMHARIC) each
አገገላዘፍ የጽሕፈት መኪና ባለ46ሲ.ሜ. አያገገጥ	1,147.50	1,422.25	TYPEWRITER 46 cm. (ENGLISH) each
	1977	1978	COMMODITY

በአዲስ አበባ የአገላገል የገቢ ገደብ ዕቃዎች የኤፍላ ዋጋ
 WHOLESAL PRICES OF SELECTED IMPORT COMMODITIES IN ADDIS ABABA

ሠገጠረዥ ነ.3 / የጠለ/

TABLE N.3 (Contd.)

ብር IN BIRR

የዕቃው ስም	1969/70	1970/71	
<u>የቤት መሥሪያ ዕቃዎች</u>			<u>BUILDING MATERIALS</u>
ነጭ የገላገላ ሽኩቻ	አያገላገላ 0.48	0.48	WALL TILES (WHITE) per piece
የፊት መታጠቢያ ባህን ከነጻጻታቸው	አያገላገላ 100.00	100.00	WASH BASIN WITH PEDESTAL (60 x 50) cm. each
የመስኮት መስጋታት ባለ 4 ሜ.ሜ. /180 ሲ.ሜ. x 240 ሲ.ሜ./	አያገላገላ 20.00	20.00	WINDOW GLASS (4mm.) WIDTH (180 cm. x 240 cm.) each
<u>የኤሌክትሪክ መሣሪያዎች</u>			<u>ELECTRICAL MATERIALS</u>
ሉካስ ባትሪ ባለ 12 ሾልት 96 ለምንጭ አያገላገላ	279.25	273.10	LUCAS 12 VOLTS 96 AMPS. BATTERY each
የቁዝ ቁዝ ባለ 225 ሊትር	980.00	980.00	REFRIGRATOR 225 LITERS each
የተሸፈነ ጥገዳ የኤሌክትሪክ ሽቦ ባለ 100 ሜትር	13.00	14.00	DOUBLE ELECTRIC WIRES per 100 mts. each
<u>ምገባ፣ መጠጥፍ እና ትምባህ</u>			<u>FOOD, DRINKS AND TOBACCO</u>
ሜይ ቦይ ባለብረት ወተት 48 x 14 ለውገስ	ጣባ 65.45	71.84	MY BOY (CONDENSED) MILK 14 oz. x 48 tins
ባለ ሜላ ፍ የል የሲሎን ሽይ 200 x 1/4 ጋውዳድ	ፓቦ 200.00	240.00	GAZZELLE CEYLON TEA 1/2 lbs. x 200 pack
የኖር ዌይ ስርጻግ የታሸገ ባለ 100 x 106 ገሬም	ሃጥጎ 81.44	81.44	NORWEGIAN SARDINE 100 x 106 gm. box
ዌስኪ/ ዌላገዳ/	ደርዘጎ 276.97	328.60	WHISKY, (HIGHLAND) dozen
ዌስኪ ተገቢ 1000	ቦቶር 101.88	109.25	WINSTON CIGARETTES 1000 pieces
<u>የልክምና ዕቃዎች</u>			<u>PHARMACEUTICALS</u>
የፐንሲሊን ተቋት 6 ገሬም	1.69	1.70	PENICILLIN POWDER per 6 gms
ባላርጊን ቦቶ. 100 ለገዘብል	37.18	37.17	BALARGIN 100 tab.
ቪታሚን ሲ. 500 ሜ.ገ.	6.65	5.96	VITAMIN C 500 gm.
<u>ተሽከርካሪዎች</u>			<u>VEHICLES</u>
ተቆታ ስርላ ባለ ሁለት ስር	አያገላገላ 18,332.00	21,165.00	TOYOTA CORROLA 2 DOOR STANDARD each
ቮልክስዌጎን 1300 ብራዚሊያ	አያገላገላ 15,579.08	16,500.00	VOLKSWAGON 1300 BRAZILIAN ORIGIN each
ኮምቢ ቮልክስዌጎን 231 ብራዚሊያ	አያገላገላ 19,425.00	20,732.83	KOMBI VOLKSWAGON BRAZILIAN ORIGIN VW 231 each
ላንድሮቮር ባለመስጋታት ተገቢ	አያገላገላ 27,504.08	34,618.30	REGULAR LAND ROVER 4cy1. each
ፊያት ለገ.ተረ 682	አያገላገላ 92,277.46	98,540.87	FIAT 682 N3 TIPPER (BUILT UP) each
<u>ሌሎች ዕቃዎች</u>			<u>MISCELLANEOUS</u>
ናሽናል ሬዲዮ ለር. 325 ባለ 3 ባንድ	አያገላገላ 104.50	130.00	NATIONAL RADIO R-325 3 BAND each
ናሽናል 20 ለገቢ ቲ.ቪ.	አያገላገላ 1,970.00	1,944.67	NATIONAL 20 in. TV SET each
	1977	1978	COMMODITY

ከብሔራዊ ባንክ የኢኮኖሚ ጥናት መሥሪያ ቤት የተገኘ
 Source: National Bank of Ethiopia, Department of Economic Research.

የአገላገይ በተዳቻ የአርቫ ዕጠተኛ የጋራ የገዛ
 WHOLESAL PRICES OF AGRICULTURAL COMMODITIES IN SELECTED TOWNS

ሠገጠረዥ 1.4

TABLE N.4

ቦብር IN BIRR

የዕድሜ ዓይነት	ከተማው	አሥጫ			ደብ			
		1968/9	1969/70**	1970/71	1968/9	1969/70**	1970/71	
<u>አሀል</u>	/በኩንታል/							<u>CEREALS</u> (per quintal)
ገብስ		28.00	41.00	62.43	BARLEY
በቆሎ		21.87	31.40	45.75	MAIZE
ዓሽላ		26.00	40.00	50.13	SORGHUM
ጤፍ /ጥፍር/		38.67	63.20	72.50	TEFF - BROWN
ጤፍ /በርገኛ/		40.50	64.80	75.88	TEFF - MIXED
ጤፍ /ነፍ/		43.58	67.00	82.13	TEFF - WHITE
በገፍ		33.00	43.80	64.00	WHEAT
<u>ቡና*</u>	/በረረሰላ/	101.33	108.00	82.37	<u>COFFEE*</u> (per 17 kgs.)
<u>ቅጥፍ ሊጠ</u>								<u>HIDES AND SKINS</u>
የከብት	/በረረሰላ/	9.52	12.45	...	9.80	9.62	12.38	CATTLE (per 17 kgs.)
የፍ የል	/በብረጃ/	60.92	63.50	...	62.70	56.40	62.88	GOAT (per 20 pcs.)
የበገ	/በብረጃ/	70.00	82.06	...	71.15	78.40	77.51	SHEEP (per 20 pcs.)
<u>የቅባት አሀሎች</u>	/በኩንታል/							<u>OIL SEEDS</u> (per quintal)
ጉሎ		...	63.60	CASTOR
ተለባ		46.43	50.44	...	38.00	LINSEED
ሰናፍቄ		53.56	66.50	MUSTARD
ነገ		67.33	68.00	...	40.25	NEUG
የገጠን ዘር		39.83	RAPESEED
ሰለጥ		106.75	113.68	SESAME
<u>ጥሬጥሬ</u>	/በኩንታል/							<u>PULSES</u> (per quintal)
ሸገብራ		53.33	CHICK PEAS
አደገገራ		24.75	...	41.36	HARICOT BEANS
ባቆላ		...	45.14	...	29.77	36.20	36.00	HORSE BEANS
ሾሰር		63.58	53.50	...	35.37	34.68	51.00	LENTILS
አተር		28.70	PEAS
		1976	1977**	1978	1976	1977**	1978	COMMODITY
		ASMARA			DESSE			TOWN

* ያለ ታጠብ

*Unwashed

**መረጃው የዲያሙላንተው ከጥር ወር 1969 ዓ.ም አስከሬም ወር 1970 ዓ.ም ነው ::

**Information refers to the 1st nine months of 1977

... መረጃዎች አልተገኙም

...Data not available

ከብሔራዊ ባንክ የኢኮኖሚክ ጥናት መድረክ የተገኘ ::

Source: National Bank of Ethiopia, Department of Economic Research.

የአገላለጽ ከተማዎች የአርቫ ዕቃዎች የድምሳ ዋጋ
 WHOLESAL PRICES OF AGRICULTURAL COMMODITIES IN SELECTED TOWNS

ሠንጠረዥ 4 / የቀበሌ /

TABLE N. 4 (Contd.)

በቦር IN BIRR

የዕቃው ስም	ከተማ	ደብረ ማርቀስ			ጌ			የዕቃው ስም	በቦር
		1968/69	1969/70**	1970/71	1968/69	1969/70	1970/71		
<u>አሀል</u>	/በኩንታላ/							<u>CEREALS</u>	(per quintal)
ገብስ		22.22	26.14	27.50	34.25	...	74.17	BARLEY	
በቆሎ		24.33	27.11	24.02	22.25	...	45.91	MAIZE	
ማሽላ		21.67	27.66	25.70	40.00	SORGHUM	
ጤፍ / ተ ቁር /		35.17	37.77	34.78	38.41	...	67.57	TEFF-BROWN	
ጤፍ / በርገኛ /		39.83	41.77	39.40	41.64	...	68.26	TEFF-MIXED	
ጤፍ / ነጭ /		43.67	47.33	45.80	45.00	...	90.00	TEFF-WHITE	
ሰገጻ		32.10	33.25	38.00	58.64	...	50.00	WHEAT	
<u>ቦኛ</u> *	/በፈረሰላ/	71.46	71.50	77.00	53.00	...	46.70	COFFEE*	(per 17 kgs.)
<u>ቆላና ለብ</u>								<u>HIDES AND SKINS</u>	
የከብተ	/በፈረሰላ/	13.75	4.30	4.59	6.86	...	4.07	CATTLE	(per 17 kgs.)
የፍ የሰ	/በቦረዳ/	60.73	53.22	61.73	37.50	...	32.50	GOAT	(per 20 pcs)
የባገ	/በቦረዳ/	60.36	71.33	75.36	50.58	...	63.33	SHEEP	(per 20 pcs)
<u>የቆባተ አሀሎች</u>	/በኩንታላ/							<u>OIL SEEDS</u>	(per quintal)
ጉሎ		22.24	28.12	30.09	CASTOR	
ተሰባ		24.75	33.22	34.09	75.00	LINSEED	
ነገ		36.58	41.88	33.64	65.00	NEUG	
ገመገ ዘር		24.50	31.25	29.91	75.00	RAPESEED	
<u>ተፈጥረ</u>	/በኩንታላ/							<u>PULSES</u>	(per quintal)
ሸገብሬ		26.90	28.25	31.27	54.75	CHICK PEAS	
አደገገሬ		HARICOT BEANS	
ባቆላ		24.89	33.00	27.45	HORSE BEANS	
ሾብር		39.20	36.25	40.18	LENTILS	
አተር		33.60	PEAS	
<u>ቦኞ</u>	/በፈረሰላ/	BEESWAX	(per 17 kgs.)
<u>ቦርቦረ</u>	/በፈረሰላ/	RED PEPPER	(per 17 kgs.)
		1976	1977**	1978	1976	1977	1978	COMMODITY	
		DEBRE MARKOS			GORE			TOWN	

የአገላገል ከተማያቸው የአርባ ሙሉት የጅምላ ዋጋ
 WHOLESALe PRICES OF AGRICULTURAL COMMODITIES IN SELECTED TOWNS

ሠገጠረዥ ፲.4 / የጸጠለ/

TABLE N.4 (Contd.)

በባር IN BIRR

የዕቃው ስም	ከተማ	ድረ ላዕ			ጉንደር			በባር
		1968/9	1969/70*	1970/71	1968/9	1969/70**	1970/71	
<u>አሀሷ</u>	/በኩንታ/							<u>CEREALS</u> (per quintal)
ገብስ		29.00	33.42	28.00	28.67	BARLEY
በ ቅሎ		24.00	29.92	31.00	28.84	MAIZE
ዓሽላ		32.99	32.17	28.25	29.67	SORGHUM
ጤፍ /ጥ ዳር/		41.13	45.75	46.00	46.83	TEFF - BROWN
ጤፍ /ሰርገኛ/		45.75	48.08	48.75	48.84	TEFF - MIXED
ጤፍ /ነጭ/		50.38	52.58	52.62	53.00	TEFF - WHITE
ሰገኛ		32.13	43.00	39.87	47.56	WHEAT
<u>ቡና</u>	/በረረሰጣ/	60.94	63.11	63.75	96.82	81.66	73.70	<u>COFFEE*</u> (per 17 kgs.)
<u>የዓፍ ለቧ</u>								<u>HIDES AND SKINS</u>
የብብተ	/በረረሰጣ/	4.61	6.35	4.58	CATTLE (per 17 kgs.)
የፍ የለ	/በከረጃ/	60.08	44.62	54.33	GOAT (per 20 pcs.)
የበገ	/በከረጃ/	74.33	69.25	73.50	SHEEP (per 20 pcs.)
<u>የቀባት አሀሎት</u>	/በኩንታ/							<u>OIL SEEDS</u> (per quintal)
ጉሎ		24.45	30.55	CASTOR
ተላባ		54.30	61.75	...	34.75	32.20	50.00	LINSEED
ሰናፍቁ		MUSTARD
ነገ		36.67	43.34	...	35.50	41.75	48.00	NEUG
የገጠገ ዘር		25.80	36.00	RAPESEED
ሰለጥ		68.63	83.66	...	78.33	87.37	95.00	SESAME
<u>ጥረጥረ</u>	/በኩንታ/							<u>PULSES</u> (per quintal)
ሽገብረ		37.81	47.22	...	32.17	24.87	29.51	CHICK PEAS
አደገገረ		20.56	21.00	29.76	HARICOT BEANS
ባ ዳላ		28.91	35.66	...	28.83	25.87	27.96	HORSE BEANS
ጾሰር		40.20	44.08	...	34.50	23.93	29.17	LENTILS
አ ተር		34.00	30.92	PEAS
		1976	1977**	1978	1976	1977**	1978	COMMODITY
		DIRE DAWA			GONDAR			TOWN

የአገላገል ከተማዎች የእርሻ ዕቤቶች የድምሻ ዋጋ
 WHOLESALe PRICES OF AGRICULTURAL COMMODITIES IN SELECTED TOWNS

ሠገጠረዥ 4.4 / የቀጠለ/

TABLE N.4 (Contd.)

ባቦር IN BIRR

የዕቃው ጻይ ነት	ከተማ	አሰላ			ባሙር ጻር			COMMODITY
		1968/9	1969/70	1970/71	1968/9	1969/70	1970/71	
<u>አሀል</u>	/በኩጎታላ/							<u>CEREALS</u> (per quintal)
ገብስ		21.38	...	22.00	26.58	...	37.80	BARLEY
በቆሎ		18.25	...	26.00	27.60	...	25.20	MAIZE
ዓሸላ		19.63	32.33	...	26.00	SORGHUM
ጤፍ /ጥቁር/		36.75	...	68.00	39.45	...	40.40	TEFF-BROWN
ጤፍ /ሰርገኛ/		40.25	...	70.00	42.17	...	41.20	TEFF-MIXED
ጤፍ /ነጭ/		45.38	...	71.00	45.25	...	48.60	TEFF-WHITE
ሰገላ		26.88	...	32.00	29.17	...	41.20	WHEAT
<u>ቡና</u>	/በፈረሰላ/	80.00	77.43	...	102.00	COFFEE* (per 17 kgs.)
<u>ቆላና ለብ</u>								<u>HIDES AND SKINS</u>
የብብተ	/በፈረሰላ/	4.57	...	57.00	8.70	...	8.50	CATTLE (per 17 kgs.)
የፍ የለ	/በባረጃ/	32.50	...	51.00	63.18	...	54.41	GOAT (per 20 pcs)
የበጎ	/በባረጃ/	61.88	...	70.30	65.42	...	77.00	SHEEP (per 20 pcs)
<u>የቀባተ አሀሌቶች</u>	/በኩጎታላ/							<u>OIL SEEDS</u> (per quintal)
ጉሎ		17.73	...	21.00	CASTOR
ተሰባ		21.75	28.92	...	23.00	LINSEED
ኑግ		37.58	...	45.00	NEUG
ገጭ ገር		31.00	45.00	RAPE SEED
<u>ጥሬጥሬ</u>	/በኩጎታላ/							<u>PULSES</u> (per quintal)
ሸገብራ		34.40	CHICK PEAS
አደገጋሬ		34.36	28.14	...	34.00	HARICOT BEANS
ባቆላ		30.00	28.00	HORSE BEANS
ምብር		34.00	LENTILS
አቶር		24.00	...	27.00	33.11	PEAS
<u>ቦኛ</u>	/በፈረሰላ/	75.00	BEESWAX (per 17 kgs.)
ቦርቦራ	/በፈረሰላ/	34.44	...	36.33	31.91	RED PEPPER (per 17 kgs.)
		1976	1977	1978	1976	1977	1978	
		ASSELA			BAHIR DAR			TOWN

የአገላለጽ ከተማዎች የአርባ ወጪ ተቻ የጽዳታ ዋጋ
 WHOLESALe PRICES OF AGRICULTURAL COMMODITIES IN SELECTED TOWNS

ሠጠረዥ ነ.4 / የቀበሌ/

TABLE N.4 (Contd.)

በባር IN BIRR

የዕቃው ስም	ከተማው	ደባ			ናዘረተ			የዕቃው ስም	በባር
		1968/9	1969/70	1970/71	1968/9	1969/70**	1970/71		
<u>አሀል</u>	/በኩንታ/							<u>CEREALS</u>	(per quintal)
ገብስ		28.14	20.67	23.33	...	BARLEY	
በቁሎ		20.40	...	26.00	21.25	21.66	...	MAIZE	
ማሽላ		29.83	11.42	20.00	...	SORGHUM	
ጤፍ /ጥቁር/		36.40	...	37.00	39.42	48.16	...	TEFF - BROWN	
ጤፍ /በርገኛ/		47.17	...	42.00	46.42	56.00	...	TEFF - MIXED	
ጤፍ /ነጭ/		48.80	...	56.00	52.83	65.41	...	TEFF - WHITE	
ሰገላ		36.14	28.08	27.83	...	WHEAT	
<u>ቡና</u>	/በረረሰ/	56.43	<u>COFFEE*</u>	(per 17 kgs.)
<u>ቀጥና ለጠ</u>								<u>HIDES AND SKINS</u>	
የከብተ	/በረረሰ/	10.40	...	3.74	4.50	5.00	...	CATTLE	(per 17 kgs.)
የፍየላ	/በቦረዳ/	49.29	...	34.00	44.50	45.00	...	GOAT	(per 20 pcs.)
የበገ	/በቦረዳ/	53.57	...	68.00	54.50	55.00	...	SHEEP	(per 20 pcs.)
<u>የቅባት አሀሎች</u>	/በኩንታ/							<u>OIL SEEDS</u>	(per quintal)
ጉሎ		30.00	32.61	36.00	...	CASTOR	
ተሰባ		36.00	34.09	39.66	...	LINSEED	
ሰናፍጭ		39.33	...	60.00	MUSTARD	
ኑግ		30.33	...	55.00	40.27	43.00	...	NEUG	
የገጭን ዘር		39.40	...	40.00	RAPE-SEED	
<u>ፕራፕረ</u>	/በኩንታ/							<u>PULSES</u>	(per quintal)
ሸገብራ		42.29	33.00	...	CHICK PEAS	
አደገጋረ		30.67	28.00	...	HARICOT BEANS	
ባቁላ		33.33	...	50.00	26.29	31.83	...	HORSE BEANS	
ዶብር		50.57	39.09	35.00	...	LENTILS	
አተር		46.57	PEAS	
<u>ባዶ</u>	/በረረሰ/	51.40	BEESWAX	(per 17 kgs.)
		1976	1977	1973	1976	1977**	1978		COMMODITY
		JIMMA			NAZRET				TOWN

* ያልታጠበ

*Unwashed

** መረጃው የሚመለከተው ከጥር ወር 1969 ዓ.ም እስከ መስከረም ወር 1970 ዓ.ም ነው ::

**Information refers to the 1st nine months of 1977

... መረጃዎች አልተገኙም

... Data not available

ከብሔራዊ ባንክ የኢኮኖሚክ ጥናት የተገኘ

Source: National Bank of Ethiopia, Department of Economic Research.

በአዳላ ለበባ ያለታወቀ ቦና የጅምላ ዋጋ
WHOLESALE PRICES OF UN-WASHED COFFEE IN ADDIS ABABA

ሠገጠኛ 5.5 TABLE N.5 ፈረንሳይ በሊት.ብር BIRR PER 17 KGS.

ክፍለ ሀገር	1963/4	1964/5	1965/6	1966/7	1967/8	1968/9	1969/70	1970/71	
ከፋ	26.90	28.53	28.28	31.07	27.91	68.15	60.04	55.52	KEFFA
ሲዳሞ	26.86	28.93	28.44	30.87	27.38	67.03	57.18	52.97	SIDAMO
ወለጋ	27.87	29.50	28.81	32.81	28.73	68.47	61.52	57.32	WELLEGA
ሊሉባቦር	26.91	28.84	28.17	32.24	27.75	65.41	59.46	54.31	ILLUBABOR
ሸዋ	26.99	...	57.63	52.56	SHEWA
ጋሞ ገፋ	27.94	...	58.87	51.31	GAMO GOFA
	1971	1972	1973	1974	1975	1976	1977	1978	REGION

ከሊት ዋጋ ያለው ቦና ለገዢው ባለሥልጣን የተገኘ ።
Source: Ethiopian Coffee and Tea Development and Marketing Authority.

የሳይኖርክ የቦና ገበያ ዋጋ
SPOT COFFEE PRICES IN THE NEW YORK MARKET

ሠገጠኛ 5.6 TABLE N.6 ለያንዳንዱ ጋራታ ቦና በአዳላ ስገጥ U.S. CENTS PER POUND

	1963/4	1964/5	1965/6	1966/7	1967/8	1968/9	1969/70*	1970/71	
<u>ብራዚል</u>									<u>BRAZIL</u>
ባንቶን 4	44.78	50.80	66.93	68.11	74.95	146.65	198.36	169.11	SANTOS TYPE 4
ፖራና 4	43.86	49.92	66.16	66.60	73.64	147.83	198.67	181.25	PARANA TYPE 4
<u>ሊሳልቫዎር</u>									<u>EL SALVADOR</u>
ሰገጥ ለባንታርድ	45.54	49.81	61.94	66.18	65.30	131.14	260.21	164.77	CENTRAL STANDARD
<u>ኮሎምቢያ</u>									<u>COLOMBIA</u>
ሜሙ	77.86	81.71	146.15	262.10	189.67	MAMS
<u>ኢትዮጵያ</u>									<u>ETHIOPIA</u>
ጃማ /ፖሩ ባይ ነት/	42.93	48.46	59.71	67.18	63.61	103.45	257.87	169.33	JIMMA'S UGQ
<u>አንጎላ</u>									<u>ANGOLA</u>
አምቦሪያዝ ለገ. 2ላላ	42.84	44.90	49.91	59.20	56.12	95.92	AMBRIZ N. 2AA
<u>ሁጋንዳ</u>									<u>UGANDA</u>
ደብሊ/10	42.77	44.83	49.88	59.56	51.91	W & C/10
ነገ/10	42.35	44.12	49.33	68.71	56.20	NATIVE/10
	1971	1972	1973	1974	1975	1976	1977*	1978	

*ከ1969/70 ዓ.ም ጀምሮ ከራዲዮ ቦና ዘና ሪፖርት የተገኘ
*Since 1977 data compiled from Reutor Coffee Report.

ከ1963/64-1968/69 ከጆርጅ ገርዶን ጋርኮን የተገኘ ።
Source: 1971-1976 From George Gordon's Paton Co.

የአዲስ አበባ የቸር ቻር ዋጋ ሁኔታ የሚገልጽ መዘና/አገጻጸብ/ * በ1969/70 እና በ1970/71 ዓ.ም
 RETAIL PRICE INDEX FOR ADDIS ABABA* IN 1977 AND 1978

ሠገጠረዥ ነ.7

TABLE N.7

1955/6 ዓ.ም = 100 1963 = 100

	የካቲት	ሚያዝያ	ሰኔ	ሰኔ	ጥቅምት	ታህሣሥ	የዓመት አገጻጸብ	
<u>1969/70</u>								<u>1977</u>
ጠቅላላ መዘና	230.2	238.2	246.3	276.6	272.0	270.8	255.1	GENERAL INDEX
ምግብ	259.0	267.1	253.5	325.4	309.3	303.8	290.1	FOOD
የቤት ዕቃዎች	232.5	246.4	228.1	266.1	290.1	293.2	261.0	HOUSEHOLD ITEMS
ልብስ	211.7	223.3	224.4	228.2	230.3	230.6	223.7	CLOTHING
መጓጓዣ	107.3	107.3	108.2	108.2	108.6	125.5	110.8	TRANSPORTATION
ሕክምና	203.2	206.7	206.5	212.2	214.2	216.0	209.3	MEDICAL CARE
ገጽሀና	197.0	198.6	198.6	197.0	198.8	198.6	197.9	PERSONAL CARE
ለምገባና ለመዘናኛ	173.9	173.0	176.4	172.2	175.7	174.5	173.9	READING & RECREATION
ሌሎች ዕቃዎችና ገልጋሎቶች	129.4	1294.4	56.2	147.7	150.7	159.3	144.9	OTHER GOODS & SERVICES
<u>1970/71</u>								<u>1978</u>
ጠቅላላ መዘና	276.3	287.5	291.9	296.5	300.5	307.8	291.6	GENERAL INDEX
ምግብ	317.9	329.3	338.7	350.4	353.6	352.6	339.5	FOOD
የቤት ዕቃዎች	275.5	295.1	287.0	267.2	279.5	318.6	280.4	HOUSEHOLD ITEMS
ልብስ	229.1	241.6	241.3	253.3	254.3	252.5	245.2	CLOTHING
መጓጓዣ	125.9	125.9	126.1	126.1	125.3	125.3	125.8	TRANSPORTATION
ሕክምና	222.6	234.0	237.5	243.4	247.7	260.0	239.3	MEDICAL CARE
ገጽሀና	197.5	204.7	206.3	206.3	194.2	260.4	205.1	PERSONAL CARE
ለምገባና ለመዘናኛ	178.0	178.0	179.5	180.0	180.0	180.0	178.8	READING AND RECREATION
ሌሎች ዕቃዎችና ገልጋሎቶች	163.5	163.4	166.7	171.1	171.8	177.8	168.5	OTHER GOODS AND SERVICES
<u>1969/70</u>								<u>1977</u>
የምግብ ዓይነቶች								FOOD ITEMS
አሀል	242.6	239.8	266.8	323.0	344.7	292.3	289.6	CEREALS
ሥጋ	234.2	259.5	269.6	272.8	257.8	292.9	263.7	MEAT
አሣ	204.5	200.0	224.5	207.3	210.0	211.8	207.8	FISH
ወተትና የወተት ተዋጾ	299.1	342.1	342.4	346.3	335.9	338.8	333.7	DAIRY PRODUCE
አትክልትና ፍሬፍሬ	262.8	253.0	259.6	716.2	376.7	288.7	340.2	FRUITS AND VEGETABLES
ጥሬጥሬ	238.0	228.7	278.9	271.7	285.9	254.1	253.9	PULSES
ቆመዳ ቆመዳ	469.5	476.7	541.6	627.4	604.9	675.0	547.2	SPICES
ምግብ / ልዩ ልዩ /	297.0	284.6	280.8	277.4	264.8	278.9	198.4	OTHER FOOD ITEMS
መጠጦችና ተምባህ	150.0	147.7	174.9	189.8	189.4	198.4	172.6	DRINKS AND TOBACCO
<u>1970/71</u>								<u>1978</u>
የምግብ ዓይነቶች								FOOD ITEM
አሀል	318.1	334.1	341.9	375.7	353.8	355.5	350.4	CEREALS
ሥጋ	315.4	326.5	345.2	342.8	346.7	344.6	333.2	MEAT
አሣ	217.3	224.5	250.0	260.0	267.5	277.3	246.9	FISH
ወተትና የወተት ተዋጾ	341.9	380.2	389.2	369.8	360.2	367.3	364.8	DAIRY PRODUCE
አትክልትና ፍሬፍሬ	440.9	395.2	382.3	574.0	382.2	312.9	414.0	FRUITS AND VEGETABLES
ጥሬጥሬ	256.5	240.5	255.3	356.8	335.9	364.0	305.0	PULSES
ቆመዳ ቆመዳ	633.5	698.2	779.6	683.1	773.3	854.9	731.6	SPICES
ምግብ / ልዩ ልዩ /	270.8	259.3	260.0	249.5	309.9	325.1	278.7	OTHER FOOD ITEMS
መጠጦችና ተምባህ	216.6	215.0	214.9	216.4	227.2	221.1	217.2	DRINKS AND TOBACCO
	FEB.	APRIL	JUNE	AUG.	OCT.	DEC.	YEARLY AVERAGE	

*ከቤት ኪራይ በስተቀር

*Excluding house rent.

በአስተዳደር ጠቅላይ ጽ/ቤት የተገኘ

Source: Central Statistical Office

በአዲስ አበባ የዋና ዋና የምግብ ሽያጭ ወቅቶች የቸር ቸር የገዢ 1969/70 ዓ.ም
 AVERAGE RETAIL PRICE OF MAJOR FOOD ITEMS IN ADDIS ABABA, 1977

ሠገጠረዥ ነ.8 /ሀ/ TABLE N.8 (a)

ብር IN BIRR

ሃይ ነጥ	መሰረድ ያው	የካቲት	ሚያዝያ	ሰኔ	ነሐሴ	ጥቅምት	ታህሣሥ	የዓመት መሀከላኛ		
መጠጦች										
BEVERAGES										
ፒላኒየር ቤሩ	350 ሲሲ	0.63	0.61	0.63	0.64	0.63	0.64	0.63	BEER, PILSNER	350 c.c.
ያለ ተቆላ ሱፍ	ሲሎ	6.31	5.96	5.61	5.13	4.42	4.70	5.41	COFFEE, GREEN	kg.
ጠላ	ሊትር	0.15	0.15	0.15	0.15	0.20	0.20	0.17	TELLA	lt.
አሀሎችና ከአሀላ የሚገኙ										
CEREALS AND CEREAL PRODUCTS										
ያለ ተፈጠ ገብብ /ዳብላት/	ሲሎ	0.30	0.28	0.34	0.37	0.53	0.47	0.37	BARLEY UNMILLED (MIXED)	kg.
ጎብ የሰገጃ	350 ግራም	0.24	0.25	0.27	0.27	0.28	0.28	0.26	BREAD	350 gm.
ጥቁር የጤፍ ተቆተ	ሲሎ	0.63	0.68	0.69	0.92	0.87	0.61	0.77	TEFF, FLOUR, BLACK	kg.
ያለ ተፈጠ ነጭ ጤፍ	ሲሎ	0.64	0.60	0.76	0.93	0.87	0.77	0.69	TEFF, WHITE UNMILLED	kg.
ያለ ተፈጠ ነጭ ሰገጃ	ሲሎ	0.54	0.50	0.54	0.65	0.64	0.79	0.61	WHEAT, WHITE UNMILLED	kg.
ፍሬፍሬዎችና አትክላት										
FRUITS AND VEGETABLES										
ጫካ	ሲሎ	0.62	0.64	0.70	0.73	0.75	0.75	0.69	BANANAS	kg.
ነጭ ሸገብርት	ሲሎ	0.93	1.32	1.75	3.47	2.41	1.45	1.75	GARLIC	kg.
ቀይ ሸገብርት	ሲሎ	0.84	0.74	0.70	2.44	1.10	0.87	1.05	ONIONS	kg.
ቃሬያ	ሲሎ	1.24	0.83	0.78	0.79	0.82	0.81	0.91	PEPPER, GREEN (KARIA)	kg.
ዱገጥ	ሲሎ	0.30	0.33	0.28	0.34	0.29	0.36	0.31	POTATOES	kg.
ሥጋና የወተት ወጠት										
MEAT AND DAIRY PRODUCTS										
የሸገጥ ሥጋ	ሲሎ	2.29	2.77	2.92	3.58	3.45	3.55	3.20	BEEF, LOIN	kg.
የወርቅ ሥጋ	ሲሎ	1.53	1.80	2.14	1.92	2.11	2.21	2.01	BEEF, SHANK	kg.
ያለ ተጠረ ቅቢ	ሲሎ	7.15	8.23	8.33	8.25	7.90	7.93	7.94	BUTTER, UNREFINED	kg.
የአገር ወሰጥ ደር	አያገገገጥ	2.67	3.26	2.73	3.47	3.15	3.61	3.22	POULTRY, LOCAL	each
በገ/በገዕ አሰከ 15 ሲሎ/ አያገገገጥ	አያገገገጥ	25.70	27.80	28.42	28.50	26.40	30.67	27.90	SHEEP, LIVE (10 - 15 kg.)	each
ጥሬጥሬ										
PULSES										
ሸገብራ	ሲሎ	0.40	0.37	0.47	0.48	0.50	0.48	0.44	CHICK PEAS	kg.
ባቆላ	ሲሎ	0.35	0.32	0.37	0.41	0.40	0.33	0.36	HORSE BEANS	kg.
ደብላት አተር	ሲሎ	0.45	0.45	0.54	0.49	0.53	0.45	0.48	PEAS, MIXED	kg.
ቅመጫ ቅመጫ ጨውና ስኳር										
SPICES AND CONDIMENTS										
የተባራ የኮገ ዘይት	ሊትር	2.16	2.17	2.43	3.03	3.08	3.06	2.64	NEUG OIL, REFINED	lt.
ቅንዶ በርበሬ	ሲሎ	19.50	18.75	22.92	34.17	29.17	33.75	25.04	PEPPER, BLACK	kg.
ያለ ተደ ቅብ በርበሬ	ሲሎ	3.40	3.67	3.69	3.99	3.06	3.06	3.56	PEPPER, RED WHOLE	kg.
ጨው	ሲሎ	0.43	0.38	0.51	0.67	1.11	1.35	0.68	SALT	kg.
ስኳር	ሲሎ	0.75	0.75	0.75	0.75	0.75	0.75	0.75	SUGAR	kg.
		FEB.	APRIL	JUNE	AUG.	OCT.	DEC.	YEARLY AVERAGE	COMMODITY	UNIT

በአዲስ አበባ የቀረበው ጠቅላይ ጽ/ቤት የተገኘ
 Source: Central Statistical Office.

በአዲስ አበባ የዋና ዋና የምግብ ሽንብቶች መስከረም የቸር ቻር ዋጋ፣ የ1970/71
 AVERAGE RETAIL PRICE OF MAJOR FOOD ITEMS IN ADDIS ABABA, 1978

ሠገረዥ ኑ.8 /ለ/ TABLE N.8 (b)

ባብር IN BIRR

ዓይነት	መጠን	ፀኑ	ጁን	ሰኔ	ነሱ	ጥቅምት	ታህሣሥ	የዓመት መሀከላዊ		
መጠቆሚያ										
ገሰገሰ ስራ	350 ሲሲ	0.66	0.64	0.59	0.63	0.59	0.62	0.61	BEVERAGES	
ያልተቀላ ስፍ	ኪሎ	4.78	4.58	4.62	4.63	6.06	6.35	5.15	BEER, PILSINER	350 c.c
ጠላ	ሊትር	0.20	0.20	0.20	0.21	0.20	0.21	0.21	COFFEE, GREEN	kg.
									TELLA	lt.
አሀሳቶችና ከአሀሳብ የሚገኙ										
ያልተፈጠረ ገብብ /ደብዳቤ/	ኪሎ	...	0.31	CEREALS AND CEREAL PRODUCTS	
የባህር የጠፍ ተቋት	350 ግራም	0.27	0.27	0.28	0.29	0.28	0.29	0.28	BARLEY UNMILLED (MIXED)	kg.
ያልተፈጠረ የጥ ጠፍ	ኪሎ	0.82	0.98	1.09	1.31	1.23	0.85	1.10	BREAD	350. gm
ያልተፈጠረ የጥ ጠፍ	ኪሎ	0.54	0.54	0.95	0.61	TEFF, FLOUR BLACK	kg.
ያልተፈጠረ የጥ ጠፍ	ኪሎ	...	0.41	1.06	0.64	TEFF, WHITE UNMILLED	kg.
									WHEAT, WHITE UNMILLED	kg.
ፍሬና ሌሎች ለተከፈሉት										
ጠቆሚያ	ኪሎ	0.75	0.75	0.75	0.75	0.75	0.75	0.75	FRUITS AND VEGETABLES	
የባህር ጠፍ	ኪሎ	2.37	2.23	2.39	4.38	3.07	1.97	2.65	BANANAS	kg.
የባህር ጠፍ	ኪሎ	1.29	1.25	1.09	1.55	0.96	0.80	1.17	GARLIC	kg.
የባህር ጠፍ	ኪሎ	1.47	1.55	0.97	0.92	0.72	1.39	1.16	ONIONS	kg.
ደግፍ	ኪሎ	0.54	0.56	0.40	0.51	0.45	0.49	0.50	PEPPER, GREEN (KARIA)	kg.
									POTATOES	kg.
ሥጋና የወተት ወጠት										
የባህር ሥጋ	ኪሎ	3.50	...	4.24	4.38	4.52	4.39	3.49	MEAT AND DAIRY PRODUCTS	
የወርቅ ሥጋ	ኪሎ	2.23	...	3.05	2.89	2.99	2.64	2.33	BEEF, LOIN	kg.
ያልተፈጠረ ቀብ	ኪሎ	8.00	3.00	9.40	8.75	8.50	8.70	8.64	BEEF, SANK	kg.
ያገር ወሰን ደር	አያገገግ	3.71	4.08	3.42	4.04	3.92	3.92	3.78	BUTTER, UNREFINED	kg.
በገ/ከገገገ አስከ 15 ኪሎ	አያገገግ	33.60	35.00	35.40	35.20	35.46	35.80	34.57	POULTRY, LOCAL	each
									SHEEP, LIVE (10 - 15 kg)	each
ጥሬ ጥሬ										
የባህር ጠፍ	ኪሎ	0.49	0.49	0.53	0.63	0.68	0.80	0.61	PULSES	
ባህር	ኪሎ	0.36	0.39	...	0.49	0.57	0.41	0.44	CHICK PEAS	kg.
ደብዳቤ አተር	ኪሎ	HORSE BEANS	kg.
									PEAS, MIXED	kg.
ቀመጫና ቀመጫ ወጠት										
የተጠፋ የኑግ ዘይት	ሊትር	3.09	2.80	2.80	2.80	3.02	SPICES AND CONDIMENTS	
የቀይ ባርባር	ኪሎ	33.33	35.00	40.00	31.95	34.44	79.12	40.13	NEUG OIL, REFINED	lt.
ያልተፈጠረ ባርባር	ኪሎ	2.38	3.14	3.23	3.75	4.76	3.17	3.27	PEPER, BLACK	kg.
ወጠት	ኪሎ	0.87	0.30	0.69	0.66	0.77	PEPPER, RED WHOLE	kg.
ባርባር	ኪሎ	0.75	0.75	0.85	1.05	0.79	SALT	kg.
									SUGAR	kg.
		FEB.	APRIL	JUNE	AUG.	OCT.	DEC.	YEARLY AVERAGE	COMMODITY	UNIT

ከአስተባባሪ ተከታይ ጽ/ቤት የተገኘ
 Source: Central Statistical Office

... መረጃዎች አልተገኙም
 ... Data not available

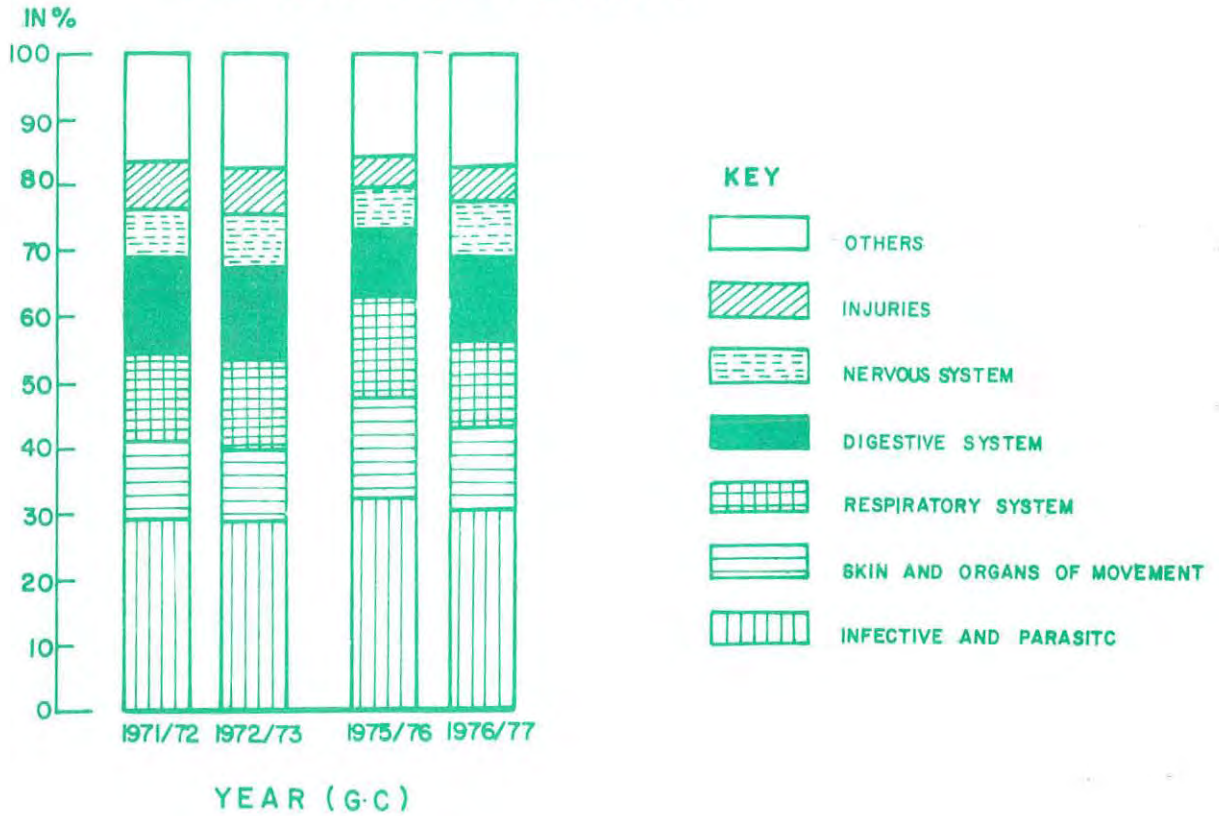
ክፍል ኝ - ስለ ጤና ጥበቃ

በዚህ ክፍል ያለው መረጃ ከጤና ጥበቃ ሚኒስቴር የተገኘ ነው። በሠገጠረዥቹ የኖረቡት በየክፍለ ሀገሩ የሚገኙት የሕክምናና የጤና ጥበቃ አገልግሎት ድርጅቶች፣ የሕክምና ሠራተኞች፣ ለሕክምና አገልግሎት በሊት የጸያ ውስጥ የሰለጠኑ ሰዎች በጥያቄ ዓይነት፣ ለተሳሳፊ በሽታዎች በየክፍለ ሀገሩ የተከተሉ ሰዎች ብዛት፣ የተሰላሰሩ በሽታዎች ብዛት በበሽታ ዓይነት፣ እንደዚህም በሀሰፒታል ተገኝተው ከታከሙት በሽታዎች የሞተው የበሽታ ዓይነትን ያጠቃላላል።

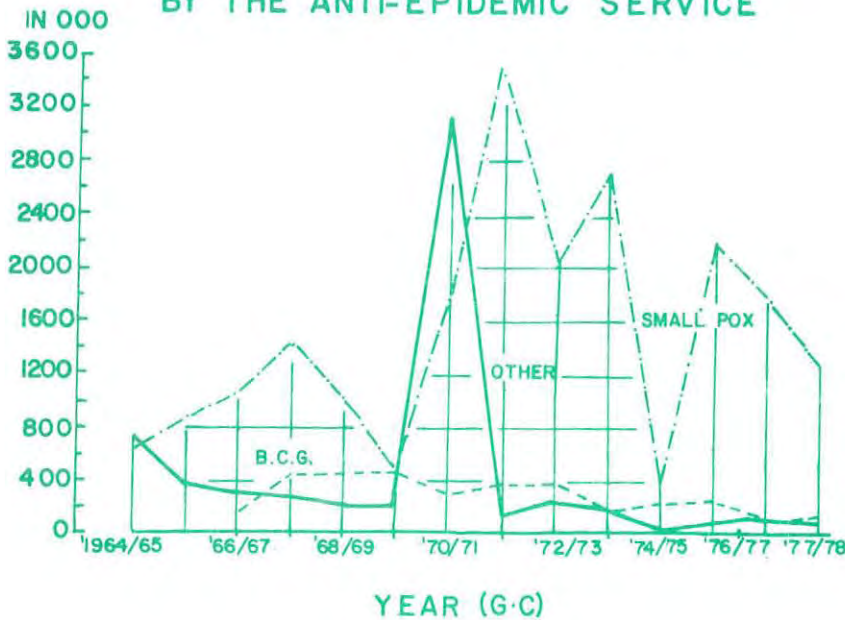
SECTION O. HEALTH

This section has been compiled from the data obtained from the Ministry of Health. The data presented in the tables comprise mainly of medical and public health facilities available in the country, medical and paramedical personnel and their distribution in the administrative regions; number of health personnel trained in Ethiopia by category; number of persons vaccinated by type and administrative region; out-patients treated for various disease groups, and deaths among inpatients from various disease groups.

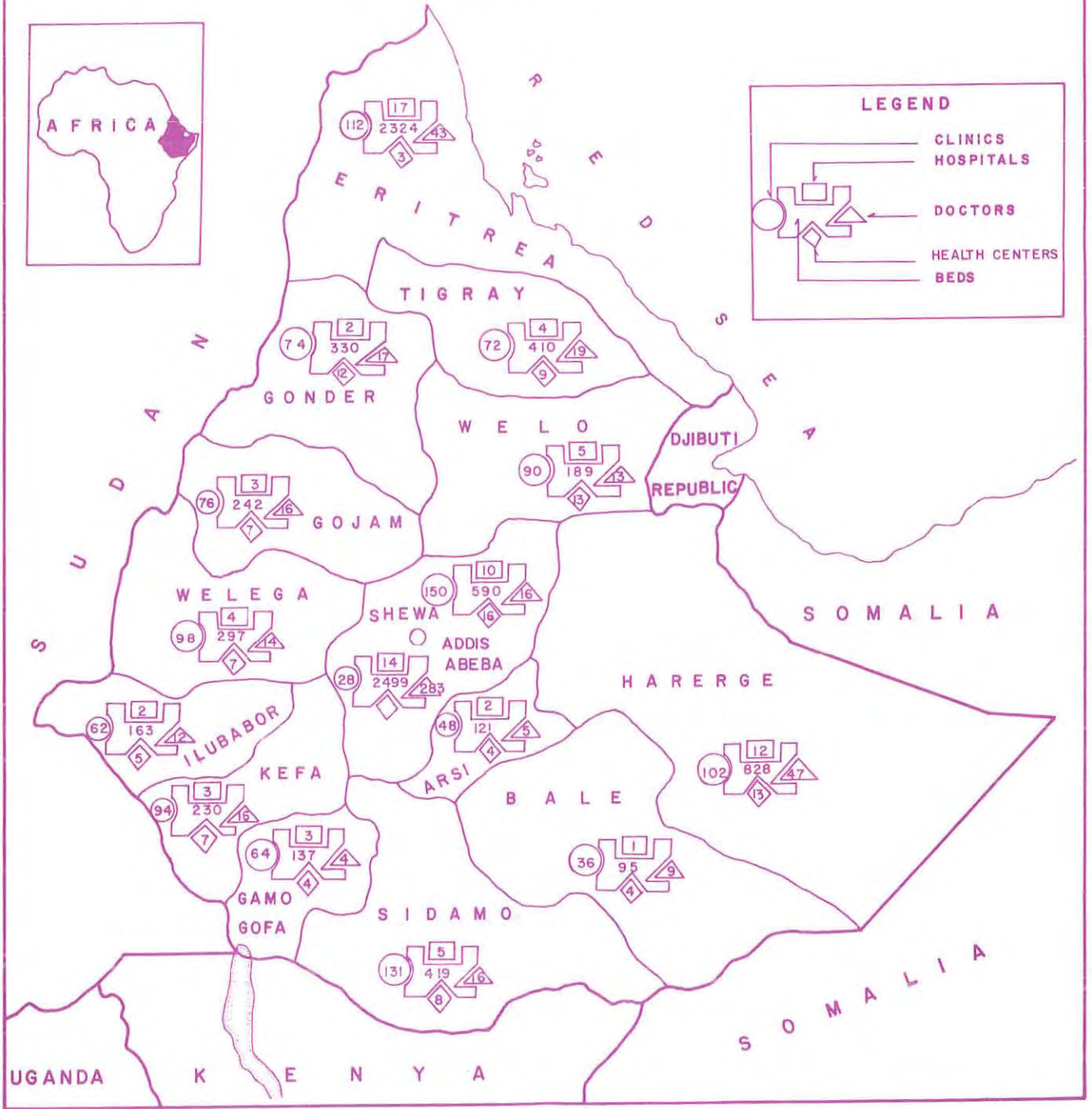
0.1 NUMBER OF OUT-PATIENTS TREATED FOR VARIOUS DISEASE GROUPS



0.2 NUMBER OF PERSONS VACCINATED BY THE ANTI-EPIDEMIC SERVICE



O-3 MEDICAL AND PUBLIC HEALTH FACILITIES 1976/77
(EXCLUDING POLICE AND ARMED FORCES)



በ የክፍለ ሀገረ የሚገኙ የሕክምናና የጤና ጥበቃ አገልግሎት ድርጅቶች / ፖሊስና ጦር ሠራዊቶችን አይወደዱም/1977/78
 MEDICAL AND HEALTH FACILITIES BY ADMINISTRATIVE REGION (EXCLUDING POLICE AND ARMED FORCES) 1977/78

ሠንጠረዥ ፮.፡፡

TABLE 0.1

ቦታ ቁጥር NUMBER

ክፍለ ሀገር	ሀሰ ፒታሎች	አልጋዎች*	ክሊኒኮች	የጤና ጣቢያዎች	
አርቢ	2	121	48	4	ARSSI
ባሌ	1	95	36	4	BALE
ኦርታራ	17	2,324	112	3	ERITREA
ጋሞ ጉፋ	3	137	64	4	GAMO GOFA
ጎጃም	3	242	76	7	GOJJAM
ጎንደር	2	330	74	12	GONDER
ዘረርጌ	12	828	102	13	HARARGE
ኢሉባቦር	2	163	62	5	ILLUBABOR
ክፋ	3	230	94	7	KEFFA
ሸዋ	10	590	150	16	SHEWA
አዲስ አበባ	14	2,499	28	-	ADDIS ABABA
ሲዳሞ	5	419	131	8	SIDAMO
ተገራይ	4	410	72	9	TIGRAI
ወላጋ	4	297	98	7	WELLEGA
ወሎ	5	189	90	13	WELLO
ድምር	87	8,874	1,237	112	TOTAL
	HOSPITALS	BEDS*	CLINICS	HEALTH CENTERS	ADMINISTRATIVE REGION

* የሶስት ሀሰ ፒታሎች አልጋዎች አልተገለጹም

*Number of beds of three hospitals is not specified.

በ የክፍለ ሀገረ የሚገኙ ሕክምናና የሕክምና ሠራተኞች ብዛት/ፖሊስና ጦር ሠራዊቶችን አይወደዱም/1977/78
 MEDICAL PERSONNEL BY ADMINISTRATIVE REGION (EXCLUDING POLICE AND ARMED FORCES) 1977/78

ሠንጠረዥ ፮.፡፡

TABLE 0.2

ቦታ ቁጥር NUMBER

ክፍለ ሀገር	ሕክምና	የጤና ጣቢያዎች	ፋርማሲውት	የጤና ተቆጣጣሪዎች	ነርቶች	የጤና ረዳተኞች / ጭላላተኞች / ጅገጃዎች / ደጃዎች	ጠቅላላ ቁጥር			
							ባሳቦራ ተር	ቦራጅ	ጋራ ዓሳቢ	
አርቢ	5	13	1	10	30	192	8	2	-	ARSSI
ባሌ	9	6	2	7	14	102	4	-	-	BALE
ኦርታራ	43	14	18	22	178	526	20	3	-	ERITREA
ጋሞ ጉፋ	4	7	1	9	16	129	4	-	-	GAMO GOFA
ጎጃም	16	20	6	20	55	215	12	2	-	GOJJAM
ጎንደር	17	25	3	30	75	229	18	2	-	GONDER
ዘረርጌ	47	20	10	23	119	303	10	8	-	HARARGHE
ኢሉባቦር	12	8	3	1	35	203	6	3	-	ILLUBABOR
ክፋ	16	14	1	12	37	227	5	3	-	KEFFA
ሸዋ	16	28	3	30	104	650	25	5	-	SHEWA
አዲስ አበባ	283	105	124	83	820	-	209	47	113	ADDIS ABABA
ሲዳሞ	16	12	2	15	31	422	2	2	-	SIDAMO
ተገራይ	19	15	4	23	57	172	11	5	-	TIGRAI
ወላጋ	14	13	1	13	52	339	5	2	-	WELLEGA
ወሎ	13	16	4	21	44	346	5	2	-	WELLO
ድምር	530	316	183	319	1,667	4,055	344	86	113	TOTAL
	DOCTORS	HEALTH OFFICERS	PHARMACY ATTENDANTS & PHARMACISTS*	SANITARIANS	NURSES	HEALTH ASSISTANTS (INCLUDING JUNIORS)	LABORATORY	X-RAY	PARAMEDICALS	ADMINISTRATIVE REGION
							TECHNICIANS			

*ይህ በገለጹ ፋርማሲውት የሚሠሩ ፋርማሲውት አይወደዱም ::

*This does not include pharmacists, pharmacy attendants and drugists working in private pharmacies and drug shop.

ለሕክምና ለገልገሎት በሊት ዩኔድ ያሰለጠኑ ባለጠያያቹ ደብዳቤ የተረጋገጡ የዓመት
 NUMBER OF HEALTH PERSONNEL TRAINED IN ETHIOPIA BY YEAR OF GRADUATION

ሠንጠረዥ ፲.፮

TABLE 0.3

በ ቁጥር NUMBER

ዓመት ሥሪት	ሰውዎች	የጤና መከንከሮች	ፋርማሲ ስቶች	ነርቦች		የጤና ተቋማት ጣሪዎች	ህክምናዎች		የጤና ረዳተኞች	መሰሪያ ጥራት የጤና ረዳተኞች	
				ፈጅቶች	የሃገረባባ		በሰብራ ተር	በራድ			
1941	-	-	-	-	-	-	-	-	-	7	1948/49
1942	-	-	-	-	-	-	-	-	-	35	1949/50
1943	-	-	-	-	-	-	-	-	-	17	1950/51
1944	-	-	-	-	-	-	-	-	-	8	1951/52
1945	-	-	-	17	-	-	-	-	20	45	1952/53
1946	-	-	-	5	-	-	-	-	32	85	1953/54
1947	-	-	-	36	-	-	-	-	73	67	1954/55
1948	-	-	-	13	-	-	-	-	52	89	1955/56
1949	-	-	-	25	-	-	3	-	48	95	1956/57
1950	-	20	-	33	15	12	3	-	6	104	1957/58
1951	-	29	-	49	13	19	13	-	55	267	1958/59
1952	-	17	-	29	12	21	2	-	83	70	1959/60
1953	-	18	-	46	17	23	-	-	45	116	1960/61
1954	-	7	-	30	13	23	6	-	44	106	1961/62
1955	-	13	-	44	17	30	12	14	53	92	1962/63
1956	-	13	-	53	22	-	-	10	53	82	1963/64
1957	-	10	3	40	28	25	4	19	39	162	1964/65
1958	-	13	1	60	20	15	34	12	44	174	1965/66
1959	-	21	2	57	28	18	41	34	69	223	1966/67
1960	-	29	3	83	30	29	23	14	69	222	1967/68
1961	6	25	5	67	33	25	44	11	66	281	1968/69
1962	4	43	2	87	40	30	20	-	106	243	1969/70
1963	20	40	10	74	29	25	23	15	119	240	1970/71
1964	18	39	11	69	27	21	-	-	125	263	1971/72
1965	15	4	15	57	13	14	10	-	110	229	1972/73
1966	9	36	23	107	32	16	21	8	98	249	1973/74
1967	-	-	6	-	-	-	-	-	-	-	1974/75
1968	22	42	10	58	29	30	27	12	258	414	1975/76
1969	-	14	-	240	28	-	50	-	117	861	1976/77
1970	-	-	-	143*	-	17	52	-	509	982	1977/78
	DOCTORS	HEALTH OFFICERS	PHARMACISTS	REGISTERED	COMMUNITY	SANITARIANS	LABORATORY	X-RAY	HEALTH ASSISTANTS	JUNIOR HEALTH ASSISTANTS	YEAR
				NURSES			TECHNICIANS				

*ፈጅቶችና ሀገረባባ ነርቦችን ያጠቃልላል ::

*Includes both registered and community nurses.

ህገገታ ተኝተው ከሚታኩሉ ሰዎች በተለያዩ የበሽታ ዓይነቶች ምክንያት የሞተት ብዛት
 NUMBER OF IN-PATIENTS DEAD DUE TO VARIOUS DISEASE GROUPS

ሠገጠረዥ 3.4

TABLE O.4

ብዛት NUMBER

የበሽታ ዓይነት	1962	1963	1964	DISEASE GROUP
	1969/70	1970/71	1971/72	
ልዩ ልዩ ተሳሳፊና የጥገኛ ነፍሳት በሽታዎች	872	1,337	974	INFECTIVE AND PARASITIC DISEASES
እብጠት ወይም ተቀጥሎ	169	188	209	NEOPLASMA
የሰውነት የምግብ መገሰፊሽር የደም ምግቦች በሽታና አለርጂ	442	482	470	ALLERGIES, ENDOCRINE, METABOLIC AND NUTRITIONAL DISEASES, AND DISEASES OF THE BLOOD FORMING ORGANS
የአገገግ መናገሻና የሰውነት ስብር መገደል	51	47	10	MENTAL, PSYCHONEUROTIC, AND PERSONALITY DISORDERS
የጭንቀት የአካላዊ ስብሰታ በሽታ	138	200	171	DISEASES OF THE NERVOUS SYSTEM AND SENSE ORGANS
የደም መዘየወራጃ ብልቶች በሽታዎች	212	258	280	DISEASES OF THE CIRCULATORY SYSTEM
የመተንተን ብልቶች በሽታዎች	335	387	377	DISEASES OF THE RESPIRATORY SYSTEM
የምግብ ጭቅቂያ ብልቶች በሽታዎች	621	811	704	DISEASES OF THE DIGESTIVE SYSTEM
የመራቢያና የሽግግር ብልቶች በሽታዎች	108	146	143	DISEASES OF THE GENITO-URINARY SYSTEM
የነፍስ ጤር ነት፣ የምጥፍ የወለድና የአራሳት በሽታዎች	100	121	158	DISEASES OF PREGNANCY, CHILDBIRTH AND PUERPERIUM, AND NORMAL DELIVERIES
የቆሳ፣ የአጥገትና የመገባባት ብልቶች በሽታዎች	40	35	44	DISEASES OF THE SKIN, CELLULAR TISSUE, BONE AND ORGANS OF MOVEMENT
አብር የተወለደ ጉዳላት	21	16	17	CONGENITAL MALFORMATIONS
የአራሳት ጊዜ ጠገቅ	83	133	136	DISEASES OF EARLY INFANCY
በአርፎናና በደገብ ያልታወቀ የበሽታ ሁኔታዎች	57	115	124	SENILITY AND ILL-DEFINED CONDITIONS
ግንኙነት በሰውነት የሚደርስ አደጋ	317	406	419	INJURIES FROM EXTERNAL CAUSES
ያልተገለጹ በሽታዎች	130	207	108	DISEASES NOT STATED
ድምር	3,696	4,889	4,342	TOTAL
	1969/70	1970/71	1971/72	DISEASE GROUP

በተለያዩ የበሽታ ዓይነቶች ምክንያት የታከሙ ሰዎች ብዛት
 PATIENTS TREATED FOR VARIOUS DISEASE GROUPS

ሠንጠረዥ ፮.5

TABLE 0.5

ብ ቁጥር NUMBER

የበሽታው ዓይነት	በ ጠባላሽ የታከሙ በሽታኞች ብዛት*				DISEASE GROUP
	1964	1965	1968	1969	
ልዩ ልዩ ተሳሳፊና የጥገኛ ነፍሳት በሽታዎች	360,261	442,197	306,944	669,362	INFECTIVE AND PARASITIC DISEASES
አጠጠብ ወይም ተዋሳ	6,794	6,805	1,038	6,679	NEOPLASMA
የሰውነት የምግብ መገኛ-ሽርና የደም ምንጮች በሽታ፣ አላርጂ	54,214	73,144	42,267	96,514	ALLERGIES, ENDOCRINE, AND NUTRITIONAL DISEASE, AND DISEASES OF THE BLOOD FORMING ORGANS
የአገገል መናወጫና የሰውነት ሕብር መገደል	10,230	10,502	1,375	2,480	MENTAL, PSYCHONEUROTIC, AND PERSONALITY DISORDERS
የፎላትና የአእምሮ ሕዋት በሽታዎች	93,774	123,654	61,965	178,460	DISEASES OF THE NERVOUS SYSTEM AND SENSE ORGANS
የደም መዘዋወሪያ ብልቶች በሽታዎች	17,868	20,995	9,000	29,224	DISEASES OF THE CIRCULATORY SYSTEM
የመተገራሽ ብልቶች በሽታዎች	164,148	210,305	143,441	284,128	DISEASES OF THE RESPIRATORY SYSTEM
የምግብ ግድቀቂያ ብልቶች በሽታዎች	173,630	211,160	94,557	283,385	DISEASES OF THE DIGESTIVE SYSTEM
የመራቢያና የሽጉት ብልቶች በሽታዎች	41,063	52,392	23,792	72,099	DISEASES OF THE GENITO-URINARY SYSTEM
የነፍሰጠር ነት የምጥ የወሊዶና የአራብ ነት በሽታዎች	19,418	27,229	9,160	39,016	DISEASES OF PREGNANCY, CHILDBIRTH AND PURPERIUM AND NORMAL DELIVERIES
የቀፋ፣ የአጥገንተገና የሙን ቀሳ ቀሻ ብልቶች በሽታዎች	145,462	168,034	143,868	262,455	DISEASES OF THE SKIN, CELLULAR TISSUE, BONES AND ORGANS OF MOVEMENT
አብር የተወለደ ጉዳለት	986	747	79	642	CONGENITAL MALFORMATIONS
የአራብ ነት ጊዜ ጠገቅ	1,911	3,939	1,024	2,464	DISEASE OF EARLY INFANCY
በእርጅናና በደገብ ያለ ተገለጹ የበሽታ ሁኔታዎች	50,154	67,061	62,513	122,538	SENILITY AND ILL-DEFINED CONDITIONS
ግንኛውም በሰውነት የሚደርስ አደጋ	86,493	106,945	42,212	112,439	INJURIES FROM EXTERNAL CAUSE
ድምር	1,226,406	1,525,109	943,235	2,161,885	TOTAL
	1971/72	1972/73	1975/76	1976/77	
	OUT-PATIENTS*				

* የ1966 ዓ.ም እና የ1967 ዓ.ም መረጃ አልተገኘም
 *Data not available for 1973/74 and 1974/75

የተለፈ በሽታ መከላከያ የተከተሉ ሰዎች ብዛት በከተባተ ዓይነት
 NUMBER OF PERSONS VACCINATED BY TYPE OF VACCINATION

ሠገጠረዥ ፮.6 TABLE 0.6

በሺህ IN'000

ዓመት ስህረት	የተሰበ በሺታ	የፈገገ በሺታ	የተቋቋ በሺታ	የተከተከ በሺታ	የባህ ወባ በሺታ	የአብደ ውሻ በሺታ	የቡሌ በሺታ	ቢ.ሲ.ጻ.	
1960	275.9	1,457.3	3.8	-	-	4.7	-	429.8	1967/68
1961	217.2	1,060.1	2.6	-	-	4.8	-	416.7	1968/69
1962	207.3	507.3	-	-	-	4.2	-	459.8	1969/70
1963	9.9	1,725.6	3.6	0.2	-	4.0	3,138.0*	330.6	1970/71
1964	10.1	3,510.7	1.9	-	0.4	0.4	115.1	384.7	1971/72
1965	0.4	2,054.8	2.6	-	4.0	1.8	230.0	388.5	1972/73
1966	0.1	2,735.2	1.5	-	0.3	1.6	208.3	208.0	1974/75
1967	0.0	352.5	-	0.6	0.8	1.2	-	248.0	1974/75
1968	-	2,196.2	-	-	1.7	1.4	-	265.0	1975/76
1969	-	1,783.9	-	-	-	-	-	93.0	1976/77
1970	-	1,302.8	-	-	-	-	-	116.3	1977/78
	TYPHUS	SMALL POX	TYPHOID	WHOOPING COUGH	YELLOW FEVER	RABIES	CHOLERA	B.C.G	YEAR

*ከ10 ሺህ የላይ በላይ የሚገመት በተከታታይ የሕክምና ጋራ የተከናወነውን ከተባተ አይጨምርም

*This figure excludes the number of people vaccinated with mobile teams during the epidemic estimated to exceed 10 million

በ1969 ዓ.ም የተለፈ በሽታ መከላከያ የተከተሉ ሰዎች ብዛት በከፍለ ሀገርና በከተባተ ዓይነት
 NUMBER OF PERSONS VACCINATED IN 1976/77 BY ADMINISTRATIVE REGION AND TYPE OF VACCINATION

ሠገጠረዥ ፮.7 /ሀ/

TABLE 0.7 (a)

በ ቁጥር NUMBER

ከፍለ ሀገር	የፈገገ በሺታ*	ቢ.ሲ.ጻ.	ዲ.ፒ.ቲ.	ሌላ	
አርቢ	381	318	413	364	ARSSI
ባሌ	1,168	9,138	26	-	BALE
አርተራ	1,256	770	-	2,759	ERITREA
ጋም ጉ	311	11,534	526	309	GAMO GOFA
ገጃም	6,467	1,618	1,348	4,605	GOJJAM
ጎንደር	3,108	3,720	570	48	GONDER
ሰረርጌ	-	-	-	-	HARARGE
ሲሳይ	702	415	41	-	ILLUBABOK
ከፋ	4,605	788	540	2,148	KEFFA
ሸዋ	26,987	40,492	9,879	7,491	SHEWA
አዳስ አበባ	11,334	9,566	29,865	32,228	ADDIS ABABA
ሲዳሞ	-	-	-	-	SIDAMO
ተገራይ	-	-	-	-	TIGRAI
ወለጋ	13,740	12,481	4,708	3,143	WELLEGA
ወሌ	2,918	2,112	1,274	4,157	WELLO
ድምር	72,977	92,952	49,190	57,252	TOTAL
	SMALL* POX	B.C.G.	D.P.T.	OTHER	ADMINISTRATIVE REGION

*በፈገገ መከላከያ ፕሮግራም የተከተሉት /1,710,909/ አይጨምርም ::

*This does not include the number of persons vaccinated (1,710,909) for small-pox by small-pox eradication program.

በ1970 ዓ.ም የተላላፊ በቫታ ጠክላክያ የተከተሉት ሰዎች ብዛት በክፍለ ሀገርና በከተባት ዓይነት
 NUMBER OF PERSONS VACCINATED IN 1977/78 BY ADMINISTRATIVE REGION AND TYPE OF VACCINATION

ሠገጠረዥ ን.7 /ለ/

TABLE 0.7 (b)

ቦታ ቁጥር NUMBER

ክፍለ ሀገር	የፈገገጣ በቫታ	ቢ.ሲ.ጁ.	ዲ.ፒ.ቲ.	ሌላ	
አርቢ	28	4,026	4,026	-	ARSSI
ባሉ	-	-	-	-	BALE
ኦርተራ	1,692	558	-	1,330	ERITREA
ጋዎ ገፋ	-	-	-	-	GAMO GOFA
ገጃዎ	795	3,928	4,659	3,432	GOJJAM
ጉንደር	891	1,488	688	168	GONDER
ዘረርን	2,883	54,632	3,564	38	HARARGE
ሲሳባቦር	1,588	6,466	1,727	1,650	ILLUBABOR
ክፋ	20	309	165	135	KEFFA
ሸዋ	11,000	13,285	12,151	14,175	SHEWA
አዲስ አበባ	7,505	12,001	9,297	9,548	ADDIS ABABA
ሲዳሞ	350	1,245	881	517	SIDAMO
ትገራይ	1,086	220	367	658	TIGRAI
ወለጋ	15,802	16,887	13,174	7,450	WELLEGA
ወሎ	1,373	1,265	1,164	2,294	WELLO
ድምር	45,013	116,310	51,863	41,395	TOTAL
	SMALL POX	B.C.G.	D.P.T.	OTHER	ADMINISTRATIVE REGION

*በፈገገጣ ጠክላክያ ፕሮግራም የተከተሉት /1,257,747/ አይጨምርም ::

*This does not include the number of persons vaccinated (1,257,747) for small-pox by small-pox eradication program.

ክፍል አ - ስለ ትምህርት

የትምህርት ቤቶች ዓይነት፡

የመንግሥት ትምህርት ቤቶች የሚገኙት፡ በትምህርት ሚኒስቴር፣ በጤና ጥበቃ ሚኒስቴር፣ በእርሻ ሚኒስቴር፣ በትራንስፖርትና መገናኛ ሚኒስቴር፣ እንዲሁም እነዚህን በመሰብሰቡ የመንግሥት መሥሪያ ቤቶች ቀጥቶ ሥር የሚተዳደሩ ትምህርት ቤቶችንና የአዲስ አበባ ዩኒቨርሲቲና ቅርንጫፍ ቅን ያጠቃልላል ።

የገል ትምህርት ቤቶች የተገኙት፡ የመንግሥት ዕርዳታ በማግኘትም ሆነ ወይም ባለማግኘት በአንድ ሰው ወይም ሰዎችና በሃይማኖትም ሆነ በልዩ ልዩ ኅብረታዊ ድርጅቶች የሚሠሩ ትምህርት ቤቶች ናቸው ። የገል ትምህርት ቤቶች በሙሉ ከ1968 ዓ.ም ጀምሮ የሐዘብ ሆኖአል ።

የሚሲዮን ትምህርት ቤቶች የተገኙት፡ የመንግሥት ዕርዳታ በማግኘትም ሆነ ወይም ባለማግኘት በሃይማኖታዊ ሚሲዮን ድርጅት የሚከላከሉ ትምህርት ቤቶች ናቸው ።

የቤተ ክህነት ትምህርት ቤቶች የተገኙት፡ የኢትዮጵያ ለርቶዶክስ ቤተ ክርስቲያን የምታስተዳድራቸው ትምህርት ቤቶች ናቸው ። ምንም እንኳን ቤተ ክህነት አንዳንድ ጊዜ የሚከተሉት የትምህርት ሚኒስቴርን የትምህርት መሥሪያ ቤታንም አብዛኛውን ጊዜ ዓላማው የገባብ የጽሕፈትና የሃይማኖት ትምህርትን ማስተማር ነው ። በዚህ መጽሔት ውስጥ የተጠቀሱት ለብታክቲክስ የሚያገባው የትምህርት ሚኒስቴር ሥርዓተ ትምህርት የሚከተሉትን ት/ቤቶች ብቻ ነው ።

ልዩ ትምህርት ቤቶች የሚገኙት፡ በአንድ የልዩ ምያ ትምህርት ዓይነት ቢያንስ አንድ ክርስ የሚያስተምሩ አንደ የመሥሪያ ማሰልጠኛ፣ የእርሻ ቴክኒክ፣ የሥነ ተገባር፣ የጤና የንግድ ትምህርት ቤቶችና የመሰብሰቡ ናቸው ።

የትምህርት ቤት ደረጃዎች አመዳደብ፡ የትምህርት ቤት ደረጃዎች አመዳደብ የትምህርት ሚኒስቴር በማሻሻል ባወጣው የትምህርት ደረጃ አከፋፈል መሠረት ነው ። ይህም፡- የመጀመሪያ ደረጃ ከ1ኛ-6ኛ ክፍል፣ ሙሉ ስተኛ ሁለተኛ ደረጃ ከ7ኛ-8ኛ ክፍል፣ ከፍተኛ ሁለተኛ ደረጃ ከ9ኛ-12ኛ ክፍል ነው ።

መረጃው የተገኘው ከትምህርት ሚኒስቴር፣ ከአዲስ አበባ ዩኒቨርሲቲ ከአሥራ ሁለት ዩኒቨርሲቲና ከከፍተኛ ትምህርት ኮሌጅ ነው ።

SECTION P. EDUCATION

Government schools are schools operated by the Ministries of Education, Public Health, Agriculture, Transportation and Communications, Addis-Abeba University and its branches etc.

Private schools are schools operated by a private person or institution, or a religious organisation with or without assistance from the Government. But all private schools have been made public since 1975.

Mission schools are schools operated by religious missions with or without assistance from the Government.

Church schools are schools maintained and operated by the Ethiopian Orthodox Church. Most of these schools teach reading, writing, and religion but some follow the Ministry of Education curriculum. The data on church schools in the tables include only the latter.

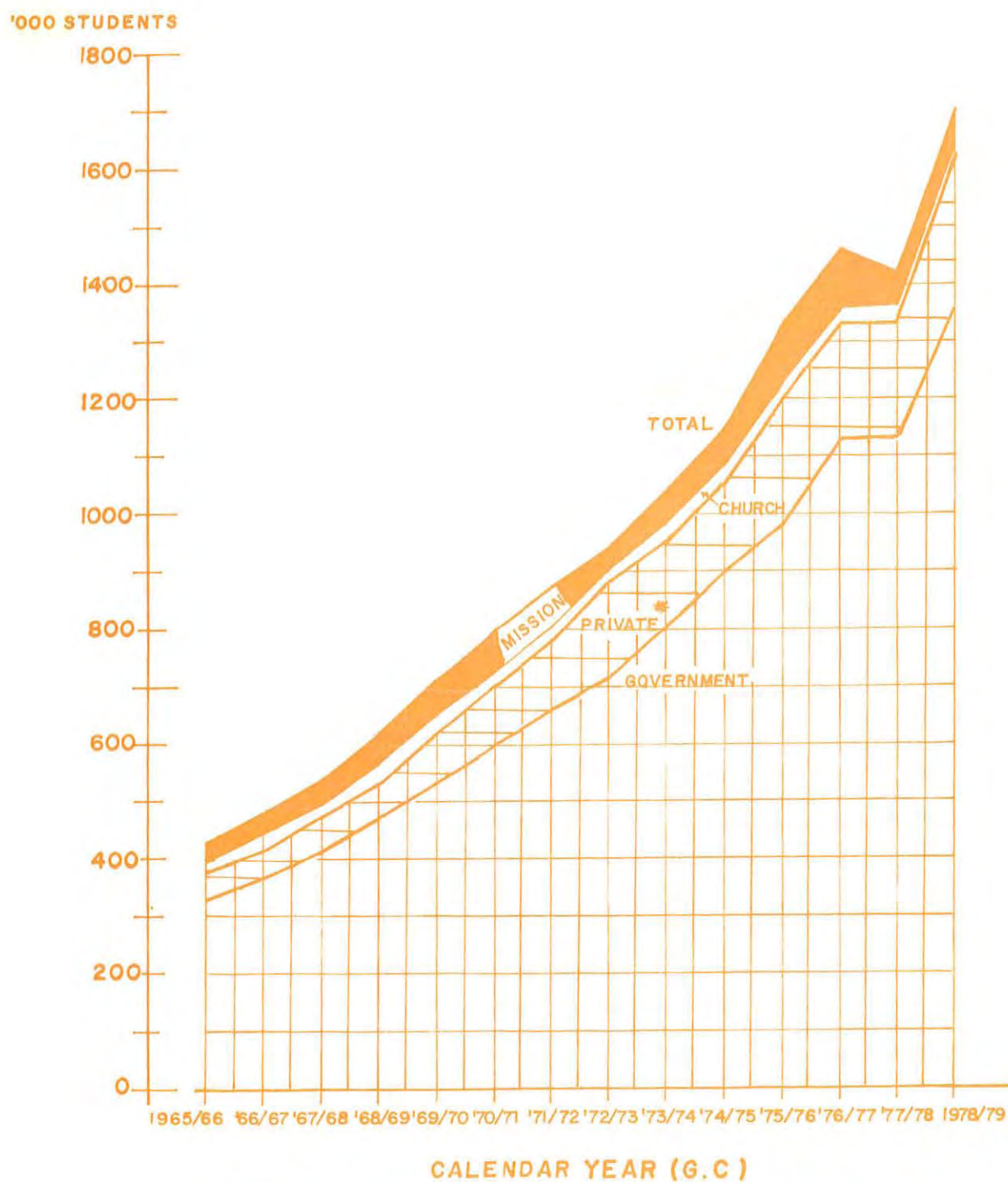
Specialized schools are schools having at least one course in a specialized subject, such as agriculture, commerce, health, teacher training, technical and vocational training etc.

GRADES:

In the tables, grades have been grouped according to the system established by the Ministry of Education. Under the system, the primary grades are grades 1 to 6, the junior secondary include grades 7 and 8, and the senior secondary cover grades 9 to 12.

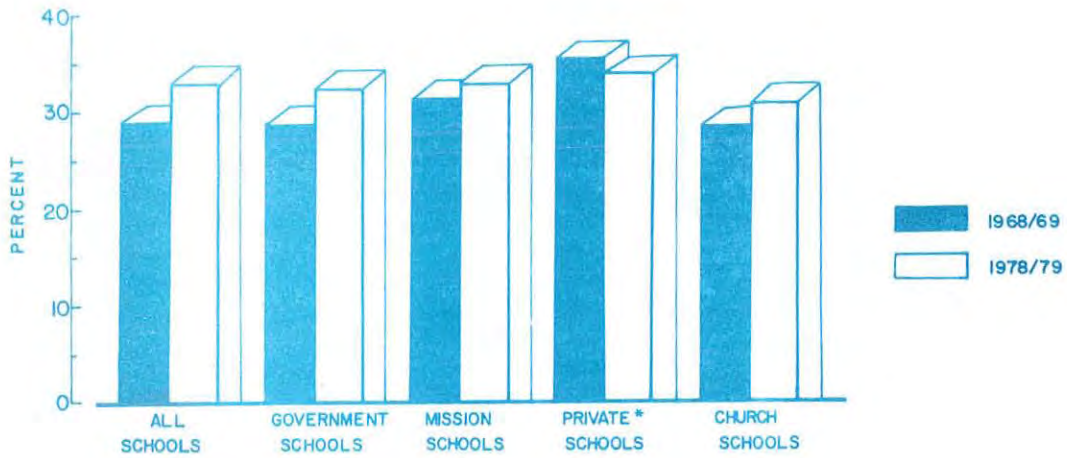
Sources of data are the Ministry of Education, Addis Ababa University, Asmara University and Commission for Higher Education.

P-1 NUMBER OF STUDENTS BY TYPE OF SCHOOL 1965/66-1978/79



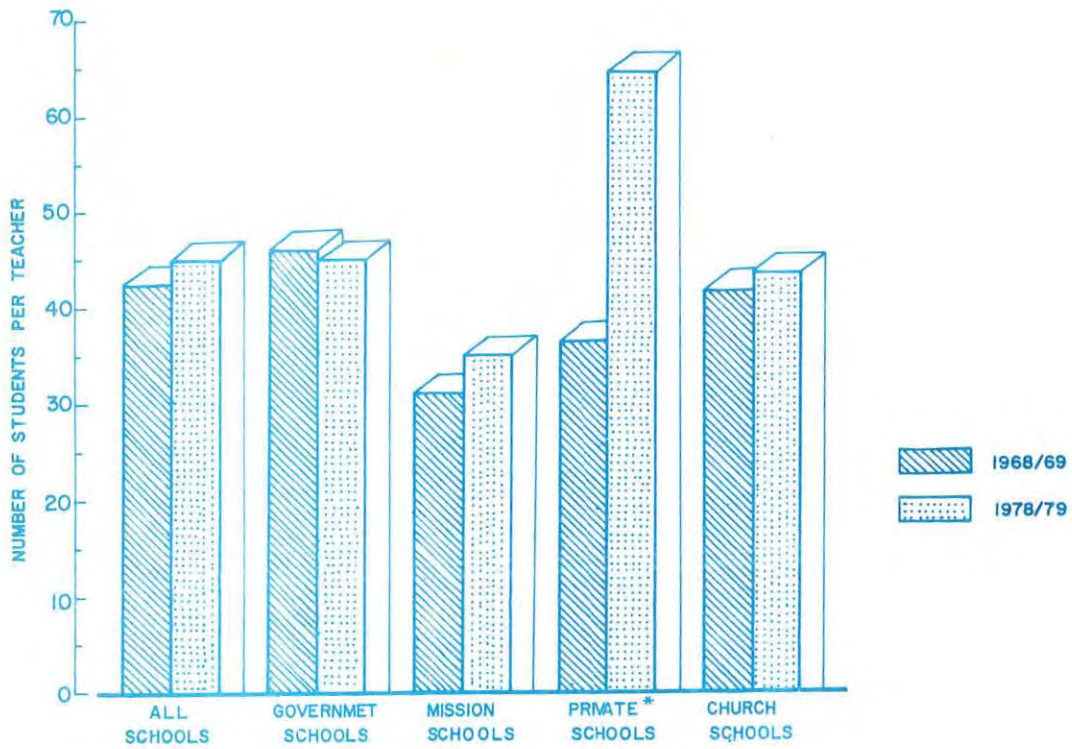
* ALL PRIVATE SCHOOLS HAVE BEEN MADE PUBLIC SINCE 1975

P-2 PROPORTION OF FEMALE STUDENTS BY TYPE OF SCHOOL



*ALL PRIVATE SCHOOLS HAVE BEEN MADE PUBLIC SINCE 1975

P-3 COMPARISON OF AVERAGE NUMBER OF STUDENTS PER TEACHER



*ALL PRIVATE SCHOOLS HAVE BEEN MADE PUBLIC SINCE 1975.

የትምህርት ቤቶች፣ መምህራን፣ ተማሪዎችና የመማሪያ ክፍሎች ብዛት በትምህርት ቤቶች ዓይነት*
 NUMBER OF SCHOOLS, TEACHERS, STUDENTS AND CLASSROOMS IN DIFFERENT TYPE OF SCHOOLS*

ሠገጠረዥ ለ.ገ TABLE P.1

ብ ቁጥር NUMBER

ትምህርት ቤቶች	1965	1966	1967**	1968**	1969	1970	1971	
								<u>GOVERNMENT</u>
<u>የጠቅላይ ልማት</u>								SCHOOLS
ት/ቤቶች	1,799	2,004	2,347	2,723	3,397	3,953	4,558	TEACHERS
መምህራን	17,545	18,031	20,539	23,480	25,626	28,273	30,108	STUDENTS
ተማሪዎች	713,655	804,261	908,317	987,978	1,130,592	1,131,697	1,359,014	CLASS ROOMS
የመማሪያ ክፍሎች	12,886	14,270	15,446	18,115	20,820	23,979	-	
								<u>MISSION</u>
<u>ሚሲዮን</u>								SCHOOLS
ት/ቤቶች	385	370	448	478	542	289	-	TEACHERS
መምህራን	1,954	1,985	2,107	2,778	2,757	1,628	2,251	STUDENTS
ተማሪዎች	36,522	64,160	68,737	103,860	99,438	61,554	78,928	CLASS ROOMS
የመማሪያ ክፍሎች	1,616	1,534	1,674	2,282	2,350	1,135	-	
								<u>PRIVATE***</u>
<u>የግል***</u>								SCHOOLS
ት/ቤቶች	753	786	854	1,035	795	694	-	TEACHERS
መምህራን	3,514	4,239	4,044	4,639	4,292	3,988	3,842	STUDENTS
ተማሪዎች	169,164	148,940	146,623	213,991	202,221	203,651	248,931	CLASS ROOMS
የመማሪያ ክፍሎች	3,535	3,890	3,873	4,695	4,223	3,816	-	
								<u>CHURCH</u>
<u>የቤተ ክርስቲያን</u>								SCHOOLS
ት/ቤቶች	104	127	149	134	119	112	-	TEACHERS
መምህራን	476	575	533	622	577	748	386	STUDENTS
ተማሪዎች	21,902	25,515	22,421	27,210	25,835	25,889	16,862	CLASS ROOMS
የመማሪያ ክፍሎች	432	451	448	489	473	502	-	
								<u>ALL SCHOOLS</u>
<u>ሁሉም ት/ቤቶች</u>								SCHOOLS
ት/ቤቶች	3,041	3,287	3,755	4,370	4,852	5,048	5,601	TEACHERS
መምህራን	23,489	24,830	26,969	31,519	33,252	34,637	36,587	STUDENTS
ተማሪዎች	941,243	1,042,876	1,146,098	1,333,039	1,458,086	1,422,791	1,703,735	CLASS ROOM
የመማሪያ ክፍሎች	18,469	20,145	21,441	25,581	27,866	29,432	-	
	1972/3	1973/4	1974/5**	1975/6**	1976/7	1977/78	1978/9	SCHOOLS

*ሳ ዩ ትምህርት ቤቶችና ክፍሎች ት/ቤቶችን ለጎጠኞች አይካተቱም

*Does not include specialized Schools and Institutions of higher Learning.

**በ1967 እና 1968 ዓ.ም የአድገት በሕብረት የአውቀትና የሥራ ዘመን የላኩትን ለይዘውርዎ ::

**Does not include students participated in Development Through Cooperation Campaign in 1974/5 and 1975/6

***የግል የነበሩት ት/ቤቶች ከ1968 ጀምሮ የሕዝብ ሆኗቸው ::

***Private schools have been made public since 1975.

የተማሪዎች ተግባራዊ ብዛት በክፍል ደረጃና በተምህርት ቤቱ ዓይነት*
STUDENT ENROLMENT BY GRADES AND TYPE OF SCHOOL*

ሠንጠረዥ አ.2 TABLE P.2

ብዛት NUMBER

የተምህርት ደረጃ	የጠንገሥት	የሚሰዩን	የግል**	የቤተ ክርስቲያን	ጭምር	
						<u>1978/79</u>
<u>1971</u>						1 - 6
ከ1 እስከ 6	1,059,038	68,991	233,235	15,663	1,376,927	7 AND 8
7 እና 8	139,184	6,664	15,696	993	162,537	9 - 12
ከ9 እስከ 12	160,792	3,273	-	206	164,271	SPECIALIZED SCHOOLS
ልዩ ት/ቤተ	-	-	-	-	-	UNIVERSITIES***
የህግርሲታዎች***	13,365	309	-	-	13,674	TOTAL
ጭምር	1,372,379	79,237	248,931	16,862	1,717,409	
						<u>1977/78</u>
<u>1970</u>						1 - 6
ከ1 እስከ 6	876,477	50,940	191,077	24,713	1,143,207	7 AND 8
7 እና 8	122,866	7,510	12,574	930	143,880	9 - 12
ከ9 እስከ 12	132,354	3,104	-	246	135,704	SPECIALIZED SCHOOLS
ልዩ ት/ቤተ	-	-	-	-	-	UNIVERSITIES
የህግርሲታዎች	-	-	-	-	-	TOTAL
ጭምር	1,131,697	61,554	203,651	25,889	1,422,791	
						<u>1976/77</u>
<u>1969</u>						1 - 6
ከ1 እስከ 6	873,256	86,731	191,897	24,752	1,176,636	7 AND 8
7 እና 8	129,514	9,208	10,324	1,083	150,129	9 - 12
ከ9 እስከ 12	127,822	3,499	-	-	131,321	SPECIALIZED SCHOOLS
ልዩ ት/ቤተ	-	-	-	-	-	ADDIS ABABA UNIVERSITY
አዲስ አበባ ዩኒቨርሲቲ	4,971	-	-	-	4,971	TOTAL
ጭምር	1,135,563	99,438	202,221	25,835	1,463,057	
	GOVERNMENT	MISSION	PRIVATE**	CHURCH	TOTAL	GRADES
						SCHOOL

*ልዩ ትምህርት ቤቶችን አያካትትም

*Does not include specialized schools.

**የግል የነበሩት ትምህርት ቤቶች ከ1968 ዓ.ም ጀምሮ የሕዝብ ሆኑ ።

**Private Schools have been made public since 1975.

***የግንባታ ተግባራዊ ህግጋዊ ህግ

***It includes Expansion students.

የተመዘገቡ ተግባራዊ ብዛት በክፍል ደረጃና በጾታ*
STUDENT ENROLMENT BY GRADES AND SEX*

ሠገጠረዥ አ.3

TABLE P.3

ብዛት NUMBER

	1969	1970	1971	
<u>ከ1ኛ እስከ 6ኛ ክፍል</u>				<u>GRADES 1 - 6</u>
ወገድ	796,770	768,518	934,713	MALE
ሴት	379,866	374,689	442,214	FEMALE
ድምር	1,176,636	1,143,207	1,376,927	TOTAL
<u>7ኛና 8ኛ ክፍል</u>				<u>GRADES 7 AND 8</u>
ወገድ	101,083	93,165	104,282	MALE
ሴት	49,046	50,715	58,255	FEMALE
ድምር	150,129	143,880	162,537	TOTAL
<u>ከ9ኛ እስከ 12ኛ ክፍል</u>				<u>GRADES 9 - 12</u>
ወገድ	94,381	89,861	104,161	MALE
ሴት	36,940	45,843	60,110	FEMALE
ድምር	131,321	135,704	164,271	TOTAL
<u>ልዩ ተምህርት ቤቶች</u>				<u>SPECIALIZED SCHOOLS</u>
ወገድ	-	-	-	MALE
ሴት	-	-	-	FEMALE
ድምር	-	-	-	TOTAL
<u>ዩኒቨርሲቲዎች**</u>				<u>UNIVERSITIES**</u>
ወገድ	4,427	-	8,981	MALE
ሴት	544	-	1,721	FEMALE
ድምር	4,971	-	10,702	TOTAL
ጠቅላላ የተግባራዊ ድምር	1,463,057	1,422,791	1,714,437	TOTAL STUDENTS
	1976/77	1977/78	1978/79	

*ልዩ ተምህርት ቤቶችን አያካትትም

*Does not include specialized schools.

**የ1971 ዓ.ም የዩኒቨርሲቲ ተግባራዊ ብዛት የጣታ ተግባራዊን አይወክልም

**1978/79 Figure does not include extension students.

ለ የትምህርት ቤቶች ጠቅላይ ግብዓት ስፍራ የሚደርሰው ተግባራዊ ጠባቂዎች ብዛት*
 AVERAGE NUMBER OF STUDENTS PER SCHOOL, PER TEACHER, AND PER CLASS ROOM
 IN DIFFERENT TYPE OF SCHOOLS*

ሠንጠረዥ ለ.4

TABLE P.4

ቦታ ቁጥር NUMBER

ት/ቤቶች	1965	1966	1967**	1968**	1969	1970	1971	
<u>የመንግሥት ት/ቤቶች</u>								<u>GOVERNMENT SCHOOL</u>
ት/ቤት	396.7	400.3	387.0	362.8	332.8	286.3	298.2	SCHOOL
ጠቅላይ	40.7	44.6	44.2	42.1	44.1	40.0	45.1	TEACHER
ክፍል	55.4	56.4	58.8	54.5	54.3	47.2	-	CLASS ROOM
<u>የሚሰጥ ት/ቤቶች</u>								<u>MISSION</u>
ት/ቤት	94.9	173.4	153.4	217.3	183.5	213.0	-	SCHOOL
ጠቅላይ	18.7	32.3	32.6	37.4	36.1	37.8	35.1	TEACHER
ክፍል	22.6	41.8	41.1	45.5	42.3	54.2	-	CLASS ROOM
<u>የገላ ት/ቤቶች***</u>								<u>PRIVATE***</u>
ት/ቤት	224.7	189.5	171.7	206.8	254.4	293.4	-	SCHOOL
ጠቅላይ	48.1	35.1	36.3	46.1	47.1	51.1	64.8	TEACHER
ክፍል	47.9	38.3	37.9	45.6	48.0	53.4	-	CLASS ROOM
<u>የቤተ ክርስቲያን ት/ቤቶች</u>								<u>CHURCH</u>
ት/ቤት	210.6	200.9	150.5	203.1	219.0	231.2	-	SCHOOL
ጠቅላይ	46.0	44.4	42.1	43.7	45.0	34.6	43.7	TEACHER
ክፍል	50.7	56.6	50.0	55.6	55.0	51.6	-	CLASS ROOM
<u>ሁሉም ት/ቤቶች</u>								<u>ALL TYPES OF SCHOOL</u>
ት/ቤት	309.5	317.3	305.2	305.0	300.5	281.9	304.2	SCHOOL
ጠቅላይ	40.1	42.0	42.5	42.3	43.8	41.1	46.6	TEACHER
ክፍል	51.0	51.8	53.5	52.1	52.3	48.3	-	CLASS ROOM
	1972/3	1973/4	1974/5**	1975/6**	1976/7	1977/78	1978/79	SCHOOLS

*ለ የትምህርት ቤቶችና ስፍራ ት/ቤቶችን አያጠቃልልም

*Does not include specialized schools and institutions of higher learning

**በ1967 እና 1968 ዓ.ም የአድገት ባሕብረት የአውቶና የሥራ ዘመን የሃተን አፈጻጸም

**Does not include students participated in Development Through Cooperation Campaign in 1974/5 and 1975/76

***የገላ የነበሩት ት/ቤቶች በ1968 ዓ.ም ጀምሮ የሕዝብ ሆኗል ::

***Private Schools have been made public since 1975.

የተግራ ምኞት በጾታና በትምህርት ቤት ሃይማኖት
 NUMBER OF STUDENTS BY SEX AND TYPE OF SCHOOL*

ሠንጠረዥ አ.5 TABLE P.5

በ ቁጥር ቁጥር

ት/ቤት	1965	1966	1967**	1968**	1969	1970	1971	
								<u>GOVERNMENT</u>
<u>የመንግሥት</u>								
ጅምር	713,655	804,261	908,317	987,978	1,130,592	1,131,697	1,359,014	TOTAL
ሴት	212,764	237,757	275,617	306,552	350,423	362,693	444,262	FEMALE
ወንድ	500,891	566,504	632,700	681,426	780,169	769,004	914,652	MALE
								<u>MISSION</u>
<u>የጣሊያን</u>								
ጅምር	36,522	64,160	68,737	103,860	99,438	61,554	78,928	TOTAL
ሴት	11,664	21,020	22,553	37,012	33,553	22,733	26,252	FEMALE
ወንድ	24,858	43,140	46,184	66,848	65,885	38,821	52,676	MALE
								<u>PRIVATE***</u>
<u>የገላጭ</u>								
ጅምር	169,164	148,940	146,623	213,991	202,221	203,651	248,931	TOTAL
ሴት	61,154	57,415	56,846	73,507	73,081	74,754	84,835	FEMALE
ወንድ	108,010	91,525	89,777	140,484	129,140	128,897	164,096	MALE
								<u>CHURCH</u>
<u>የቤተ ክርስቲያን</u>								
ጅምር	21,902	25,515	22,421	27,210	25,835	25,889	16,862	TOTAL
ሴት	7,723	7,786	6,464	8,662	8,795	11,067	5,230	FEMALE
ወንድ	14,179	17,729	15,957	18,548	17,040	14,822	11,632	MALE
								<u>ALL SCHOOLS</u>
<u>ሁሉም ት/ቤት</u>								
ጅምር	941,243	1,042,876	1,146,098	1,333,039	1,458,086	1,422,791	1,703,735	TOTAL
ሴት	293,305	323,977	361,480	425,733	465,852	471,247	560,579	FEMALE
ወንድ	647,938	718,898	784,618	907,306	992,234	951,544	1,143,156	MALE
	1972/3	1973/4	1974/5**	1975/6**	1976/7	1977/8	1978/9	SCHOOLS

*ላይ ተምህርት ቤቶችና ከፍተኛ ት/ቤቶችን አያካትትም ::

*Does not include specialized schools and institutions of higher learning.

**በ1967 እና 1968 ዓ.ም ለአድገት በሰብረት የአቅጣጫ የሥራ ዘመን የሃገርን አያካትትም ::

**Does not include students who participated in the Development Through Cooperation Campaign in 1974/5 and 1975/6.

***የገላጭ የነበሩት ትምህርት ቤቶች ከ1968 ዓ.ም ጀምሮ የሕዝብ ሆነዋል ::

***Private schools have been made public since 1975.

የወገዳና የሰነድ ተግባር ያዩ ብዛት በጥርጣጣ*
 PERCENTAGE DISTRIBUTION OF STUDENTS BY SEX AND TYPE OF SCHOOL*

ሠገጠረዥ ለ.6 TABLE P.6

በጥርጣጣ PERCENTAGE

ተ/ባ ተቸ	1965	1966	1967**	1968**	1969	1970	1971	
<u>የወገጥ ሥነ</u>								<u>GOVERNMENT</u>
ድምር	75.8	77.1	79.3	74.1	77.5	79.6	79.8	TOTAL
ሴት	29.8	29.6	30.3	31.0	31.0	32.0	32.7	FEMALE
ወገድ	70.2	70.4	69.7	69.0	69.0	68.0	67.3	MALE
<u>የግብግብ</u>								<u>MISSION</u>
ድምር	3.9	6.2	6.0	7.8	6.8	4.3	4.6	TOTAL
ሴት	31.9	32.8	32.8	35.6	34.0	36.9	33.3	FEMALE
ወገድ	68.1	67.2	67.1	64.4	66.0	63.7	66.7	MALE
<u>የገላ***</u>								<u>PRIVATE***</u>
ድምር	18.0	14.3	12.8	16.1	13.9	14.3	14.6	TOTAL
ሴት	36.2	38.5	38.8	34.4	36.1	36.7	34.1	FEMALE
ወገድ	63.8	61.5	61.2	65.6	63.9	63.3	65.9	MALE
<u>የቤተ ክርስቲያን</u>								<u>CHURCH</u>
ድምር	2.3	2.4	2.0	2.0	1.8	1.8	1.0	TOTAL
ሴት	35.3	30.5	28.8	31.8	34.0	42.7	31.0	FEMALE
ወገድ	64.3	69.5	71.2	68.2	66.0	57.3	69.0	MALE
<u>ሁሉም ተ/ባ ተቸ</u>								<u>ALL SCHOOLS</u>
ድምር	100.0	100.0	100.0	100.0	100.0	100.0	100.0	TOTAL
ሴት	31.2	31.1	31.5	31.9	32.0	34.2	32.9	FEMALE
ወገድ	68.8	68.9	68.5	68.1	68.0	65.8	67.1	MALE
	1972/3	1973/4	1974/5**	1975/6**	1976/7	1977/8	1978/79	SCHOOLS

*ላይኛ ተ/ባ ተቸና ከፍተኛ ተ/ባ ተቸን አያጠቃልሉም ::

*Does not include specialized schools and institutions of higher learning.

**በ1967 እና 1968 ዓ.ም ለአድገት በሕብረት የአጭቀትና የሥራ ዘመቻ የሂደትን አያጠቃልሉም ::

**Does not include students participated in Development Through Cooperation Campaign in 1974/5 and 1975/6.

***የገላ የነበሩት ተ/ባ ተቸ ከ1968 ጀምሮ የሕዝብ ሆኑ ::

***Private schools have been made public since 1975.

በመንግሥት ተምህርት ቤቶች የትምህርት ደረጃ በደረጃ በክፍል ደረጃ
NUMBER OF STUDENTS IN GOVERNMENT SCHOOLS BY GRADE

ሠንጠረዥ አ.7 TABLE P.7

ቦታ ቁጥር NUMBER

ክፍል	1962	1963	1964	1965	1966	1967	1968	1969	1970	1971	
አገደኛ ደረጃ											PRIMARY
1	123,865	134,687	155,431	165,569	191,704	248,767	254,536	331,436	-	418,130	1
2	77,869	84,668	95,139	99,672	113,492	123,273	137,493	144,505	-	188,111	2
3	69,221	74,663	82,287	87,126	101,301	110,888	112,028	119,207	-	144,508	3
4	60,837	67,445	72,439	77,986	91,107	99,728	104,289	104,374	-	116,615	4
5	49,975	55,351	60,498	63,465	74,434	82,065	87,348	89,280	-	98,371	5
6	48,991	54,169	59,901	63,136	72,960	76,196	78,235	84,454	-	93,303	6
ድምር	430,758	470,983	525,695	556,954	644,998	740,917	774,129	873,256	876,477	1,059,038	TOTAL
ግልብ ተምህርት											JUNIOR
ሁለተኛ ደረጃ											SECONDARY
7	26,166	35,083	33,723	40,182	45,476	63,268	69,308	70,038	-	73,703	7
8	28,673	28,322	34,024	35,978	39,125	43,070	56,594	59,476	-	65,481	8
ድምር	54,839	63,405	67,747	76,160	84,601	106,338	125,902	129,514	122,866	139,184	TOTAL
ከፍተኛ											SENIOR*
ሁለተኛ ደረጃ											SECONDARY
9	18,357	23,435	21,107	28,472	32,264	36,309	40,501	44,502	-	59,942	9
10	13,958	16,929	21,200	19,084	22,043	24,753	30,343	37,462	-	42,684	10
11	7,180	9,525	12,706	16,274	15,814	*	17,075*	32,160	-	33,350	11
12	5,093	5,580	7,439	9,477	11,394	*	28*	13,698	-	24,816	12
ድምር	44,588	55,469	62,452	73,307	81,515	61,062	87,947	127,822	132,354	160,792	TOTAL
ዩኒቨርሲቲ											UNIVERSITY
አገደኛ ዓመት	2,266	1,507	2,025	1,864	2,475	*	*	2,073	-	6,036	FIRST YEAR
ሁለተኛ ዓመት	830	1,038	1,446	534	1,847	*	*	125	-	2,979	SECOND YEAR
ሶስተኛ ዓመት	367	823	877	424	903	*	132*	808	-	783	THIRD YEAR
አራተኛ ዓመት	632	699	625	638	480	*	294*	719	-	601	FOURTH YEAR
አምስተኛ ዓመት**	-	-	78	105	127	22*	56*	104	-	156	FIFTH YEAR**
ስድስተኛ ዓመት***	-	-	11	23	28	19*	25*	9	-	-	SIXTH YEAR***
ሌሎች****	-	-	63	3,648	4,029	2,702*	1,442*	1,995	-	2,810	OTHERS ****
ድምር	4,095	4,067	5,125	7,234	9,889	2,743*	1,949*	6,966	-	13,365	TOTAL
ጠቅላላ ድምር	534,280	593,924	661,019	713,655	821,003	911,060	991,376	1,137,578	1,131,697	1,372,379	GRAND TOTAL
	1969/70	1970/1	1971/2	1972/3	1973/4	1974/5	1975/6	1976/7	1977/8	1978/9	GRADE

*ከ1960 ዓ.ም ለስከ 1966 ዓ.ም ያለው መረጃ መምህራን ግራም ትምህርት ቤቶች ውስጥ የተከሰቱ ተማሪዎችን ያጠቃልላል። ከዚያ ወላይ ያለው ደረጃ ለገምገማያል።

*Includes students of teacher training institutes, vocational and technical schools from 1967/8 to 1973/4

**የግንባታና የሕክምና ተምህርት ተቃራኒ ተማሪዎች ብቻ። የ1971 ዓ.ም ገን በጠቅላላ 5ኛ ዓመት ወይም ከዚያ በላይ የሆኑትን ብዛት ነው።

**Engineering and medical school students only. The entry for 1978/79 is the total number of students who were in 5th year or above.

***የሕክምና ተማሪዎች ብቻ።

****ለፊት ተማሪዎች ከ1965 ዓ.ም ደረጃ የሚታዩ ተማሪዎችን ያጠቃልላል።

***Students of medical school only.

****Special students includes extension students from 1972/73 on.

።ከ1967 እና 1968 ዓ.ም ለአድገት በሌላ ሁኔታ የተገኙ የሥራ ዘመን የላቀቱትን ለገምገማያል።

*Does not include students participated in Development Through Cooperation Campaign in 1974/5 and 1975/6.

ለመገገሥት ትምህርት ቤቶች የተደረገ ወጪ / የገብርሲ ተቃራኒ አይደለም /
EXPENDITURE FOR GOVERNMENT SCHOOLS (EXCLUDING UNIVERSITY)

ሠንጠረዥ አ.፩

TABLE P.8

ባሺህ ብር

('000)BIRR

	1969				1976/7					
	ደመወዝና አባል	ሌሎች ወጪዎች	የካፒታል ወጪዎች	ጠቅላላ* ወጪ	HEAD OFFICES	PRIMARY SCHOOLS	JUNIOR AND SENIOR SECONDARY SCHOOLS	TECHNICAL-VOCATIONAL AND T.T.I.	MISCELLANEOUS	TOTAL
<u>1969</u>										
ለ ዋና መሥሪያ ቤቶች	4,455	1,714	-	6,169	HEAD OFFICES					
ለአገደኛ ደረጃ	53,228	3,076	6,629	62,933	PRIMARY SCHOOLS					
ለመለስ ተኛና ከፍ ተኛ ሁለተኛ ደረጃ	38,332	5,164	2,959	46,455	JUNIOR AND SENIOR SECONDARY SCHOOLS					
ለ ተክ ነክ ለመርሰውያና ለመምህራን ማሰልጠኛ	4,082	915	1,820	6,817	TECHNICAL-VOCATIONAL AND T.T.I.					
ለሌሎች	1,408	1,146	1,679	4,233	MISCELLANEOUS					
ድምር	101,505	12,015	13,087	126,607	TOTAL					
<u>1968</u>										
ለ ዋና መሥሪያ ቤቶች	3,552	840	-	4,392	HEAD OFFICES					
ለአገደኛ ደረጃ	46,867	2,089	14,157	63,113	PRIMARY SCHOOLS					
ለመለስ ተኛና ከፍ ተኛ ሁለተኛ ደረጃ	37,715	2,891	2,354	42,960	JUNIOR AND SENIOR SECONDARY SCHOOLS					
ለ ተክ ነክ ለመርሰውያና ለመምህራን ማሰልጠኛ	4,624	665	1,596	6,885	TECHNICAL-VOCATIONAL AND T.T.I.					
ለሌሎች	781	740	419	1,940	MISCELLANEOUS					
ድምር	93,539	7,225	18,526	119,290	TOTAL					
<u>1967</u>										
ለ ዋና መሥሪያ ቤቶች	3,908	1,391	-	5,299	HEAD OFFICES					
ለአገደኛ ደረጃ	47,561	2,592	13,777	63,930	PRIMARY SCHOOLS					
ለመለስ ተኛና ከፍ ተኛ ሁለተኛ ደረጃ	34,853	2,851	3,722	41,426	JUNIOR AND SENIOR SECONDARY SCHOOLS					
ለ ተክ ነክ ለመርሰውያና ለመምህራን ማሰልጠኛ	4,803	1,037	2,146	7,986	TECHNICAL-VOCATIONAL AND T.T.I.					
ለሌሎች	676	950	714	2,340	MISCELLANEOUS					
ድምር	91,801	8,821	20,359	120,981	TOTAL					
	SALARIES AND ALLOWANCES	OTHER EXPENDITURE	CAPITAL EXPENDITURE	TOTAL						

*ጠመደበኛ ወጪ ያሉትን የውጭ አገር አርዳታ አይካተትም ::
*Does not include external assistance on current accounts.

ከገንዘብ ዲክሰቲ የበጀት ክፍል የተገኘ ::
Source: Budgetary Revenue and Expenditure, Ministry of Finance.

በአገሪቸው በተለያዩ ደረጃ ተ/ቤቶች የተመዘገቡት ተግባራዊ የሆኑ ህገርና በተምህርት ቤት ዓይነት
 STUDENTS ENROLLED IN PRIMARY AND ACCADAMIC SECONDARY SCHOOLS BY TYPE OF SCHOOLS AND REGION

ሠንጠረዥ አ.9

TABLE P.9

በ ቁጥር NUMBER

	የመንግሥት	የጳጳስ ቤት	የግል**	የቤተ ገብስት	ጭር	
1968*						1975/6*
አርቢ	43,432	1,914	664	248	46,257	ARSSI
ባሌ	24,866	689	471	-	26,026	BALE
አርተራ	87,608	31,051	21,826	1,995	142,440	ERITREA
ጋሞ ጉፋ	24,387	734	607	-	25,728	GAMO GOFFA
ጎጃም	53,847	364	-	2,055	56,266	GOJJAM
ጎንደር	48,317	2,430	635	1,350	52,732	GONDER
ዘረርጓ	75,874	4,078	3,286	921	84,159	HARARGE
ሲካም	40,329	482	945	285	42,041	ILLUBABOR
ክፋ	44,269	2,738	2,574	200	49,781	KEFFA
ሸዋ	160,728	15,368	73,926	5,712	255,734	SHEWA
አዲስ አበባ	115,510	11,142	72,076	699	199,427	ADDIS ABABA
ሲዳሞ	61,543	12,513	2,718	4,079	80,871	SIDAMO
ተገራይ	62,776	2,972	906	7,451	74,105	TIGRAI
ወለጋ	81,076	14,338	32,510	1,625	129,549	WELLEGA
ወሎ	63,416	3,047	848	612	67,923	WELLO
ጭር	987,978	103,860	213,991	27,210	1,333,039	TOTAL
1969						1976/7
አርቢ	51,024	2,437	660	280	54,401	ARSSI
ባሌ	26,850	1,318	471	-	28,639	BALE
አርተራ	87,608	13,420	21,527	1,955	124,510	ERITREA
ጋሞ ጉፋ	31,922	757	609	-	33,288	GAMO GOFFA
ጎጃም	66,159	340	13	2,195	68,707	GOJJAM
ጎንደር	52,680	2,199	1,593	1,350	57,822	GONDER
ዘረርጓ	75,694	4,731	3,104	1,970	85,499	HARARGE
ሲካም	46,937	964	2,474	385	50,760	ILLUBABOR
ክፋ	55,254	2,525	2,844	200	60,823	KEFFA
ሸዋ	200,369	21,111	54,345	4,605	280,430	SHEWA
አዲስ አበባ	132,614	10,283	73,116	2,781	218,794	ADDIS ABABA
ሲዳሞ	61,543	12,513	2,700	4,097	80,853	SIDAMO
ተገራይ	78,382	2,687	129	4,073	85,271	TIGRAI
ወለጋ	93,839	20,932	37,195	1,531	153,497	WELLEGA
ወሎ	69,717	3,221	1,441	413	74,792	WELLO
ጭር	1,130,592	99,438	202,221	25,835	1,458,086	TOTAL
	GOVERNMENT	MISSION	PRIVATE**	CHURCH	TOTAL	ADMINISTRATIVE REGION

*በ1968 ዓ.ም የዕድገት በሕብረት የአውቶትና የሥራ ዘመቻ የሂዳተን አይዘጋጁም ::

*Does not include students who participated in development through cooperation campaign in 1975/6

**የግል የባህሪ ተምህርት ቤቶች በ1968 ዓ.ም ጀምሮ የሕዝብ ሆኑ

**Private schools have been made public since 1975

በአገሪቱ በ ቅለም ሁለተኛ ደረጃ ተ/ቤቶች የመዘገቡ ተግባራዊ በከፍተኛ ሀገርና በተደራጀት ቤት ባይነት
 STUDENTS ENROLLED IN PRIMARY AND ACCADAMIC SECONDARY SCHOOLS BY TYPE OF SCHOOLS AND REGION

ሠንጠረዥ አ.9 / የቁጠላ/ TABLE P.9 (Contd.)

ቦታ ቁጥር NUMBER

ክፍለ ሀገር	የመንግሥት	የሚሲዮን	የግል*	የቤተ ክርስቲያን	ጠቅላይ	
<u>1970</u>						<u>1977/8</u>
አርሲ	55,757	1,447	465	618	58,287	ARSSI
ባሌ	27,778	-	917	489	29,184	BALE
አርቲራ	24,575	1,638	12,439	6,401	45,053	ERITREA
ጋም ጉፋ	39,624	88	-	-	39,712	GAMO GOFFA
ጉጃም	68,197	-	-	966	69,163	GOJJAM
ጉንደር	46,923	1,795	1,295	-	50,013	GONDER
ሐረርጌ	38,283	2,272	2,988	694	44,237	HARARGE
ኢሉባቦር	44,805	561	1,377	592	47,335	ILLUBABOR
ክፋ	62,544	2,705	2,650	375	68,274	KEFFA
ሸዋ	219,874	20,505	77,067	3,940	321,386	SHEWA
አዲስ አበባ	139,004	10,032	79,590	2,762	231,388	ADDIS ABABA
ሲዳሞ	102,601	9,337	8,361	1,181	121,480	SIDAMO
ተገራይ	78,289	2,084	379	5,730	86,482	TIGRAI
ወለጋ	104,621	7,194	10,838	1,467	124,120	WELLEGA
ወሎ	78,822	1,896	5,285	674	86,677	WELLO
ጠቅላይ	1,131,697	61,554	203,651	25,889	1,422,791	TOTAL
<u>1971</u>						<u>1978/9</u>
አርሲ	62,965	2,299	-	-	65,264	ARSSI
ባሌ	33,386	-	-	-	33,386	BALE
አርቲራ	42,058	6,012	11,137	3,278	62,485	ERITREA
ጋም ጉፋ	51,425	-	1,817	-	53,242	GAMO GOFFA
ጉጃም	73,661	-	-	1,800	75,461	GOJJAM
ጉንደር	54,152	780	-	728	55,660	GONDER
ሐረርጌ	72,758	2,938	3,735	831	80,262	HARARGE
ኢሉባቦር	63,484	618	-	273	64,375	ILLUBABOR
ክፋ	80,232	-	195	252	80,679	KEFFA
ሸዋ	253,520	10,704	80,408	4,626	349,258	SHEWA
አዲስ አበባ	157,006	10,633	83,298	747	251,684	ADDIS ABABA
ሲዳሞ	120,899	12,222	17,551	1,297	151,969	SIDAMO
ተገራይ	66,693	1,205	-	940	68,838	TIGRAI
ወለጋ	129,901	30,432	49,911	1,531	211,775	WELLEGA
ወሎ	96,874	1,085	879	559	99,397	WELLO
ጠቅላይ	1,359,014	78,928	248,931	16,862	1,703,735	TOTAL
	GOVERNMENT	MISSION	PRIVATE*	CHURCH	TOTAL	ADMINISTRATIVE REGION

* የግል የነበሩት ተ/ቤቶች ከ1968 ዓ.ም ጀምሮ የሕዝብ ሆኗቸው ።
 *Private Schools have been made public since 1975.

በአዲስ አበባ ዩኒቨርሲቲና በቅርባዎች ባለ ዓለቱ የትምህርት ዓይነቶች የታወቀው
GRADUATES OF ADDIS ABABA UNIVERSITY AND BRANCHES BY FIELD OF STUDY

ሠንጠረዥ አ.10 /ሀ/

TABLE P.10 (a)

በ ቁጥር NUMBER

	1967*	1968**	1969***	1970	
አርሻ:					AGRICULTURE:
ግሪ					DEGREE
አርሻ ኢኮኖሚክስ	-	9	24	10	AGRICULTURAL ECONOMICS
አርሻ መሳሪያዎች	1	-	31	7	AGRICULTURAL ENGINEERING
አርሻ ኢንጅነሪንግ	-	2	8	-	AGRICULTURAL EDUCATION
ከብት አርባታ ባይንስ	-	3	21	13	ANIMAL SCIENCE
አጽዋት ባይንስ	-	11	34	25	PLANT SCIENCE
ጠቅላላ አርሻ	-	-	7	3	GENERAL AGRICULTURE
ድምር	1	25	125	58	TOTAL
አርትስ:					ARTS:
ግሪ					DEGREE
ኢኮኖሚክስ	1	15	28	17	ECONOMICS
አገልግሎት ቋንቋ	-	1	5	4	ENGLISH
ኢትዮጵያ ቋንቋ ሥነ ጽሑፍ	-	1	1	-	ETHIOPIAN LANGUAGE AND LITERATURE
ጂዮግራፊ	-	1	1	3	GEOGRAPHY
ታሪክ	-	3	4	1	HISTORY
ፖለቲካ ባይንስና መንግሥት	1	10	11	15	POLITICAL SCIENCE AND GOVERNMENT
ፓብሊክ አድሚኒስትሬሽን	-	25	16	-	PUBLIC ADMINISTRATION
ፖለቲካ ባይንስ	-	-	-	-	POLITICAL SCIENCE
ድምር	2	56	66	40	TOTAL
ገዢ ሥራ አወራር:					COLLEGE OF BUSINESS ADMINISTRATION:
ግሪ					DEGREE
አካውንቲንግ	-	8	32	17	ACCOUNTING
ማኔጅመንት	1	2	33	23	MANAGEMENT
ድምር	1	10	65	40	TOTAL
ጊዥ ደረጃ ኢንፎርሜሽን					EDUCATION SECONDARY:
ግሪ					DEGREE
ሥነ ፍጥረት /ባዮሎጂ/	-	6	4	11	BIOLOGY
ሂሳብ	-	10	10	6	MATHS
ፊዚክስ	-	10	1	2	PHYSICS
ቁሙር /ኬሚስትሪ/	-	4	3	5	CHEMISTRY
አገልግሎት	-	11	14	9	ENGLISH
ኢትዮጵያ ቋንቋ ሥነ ጽሑፍ	-	10	8	11	ETHIOPIAN LANGUAGE AND LITERATURE
ታሪክ	-	5	9	5	HISTORY
ባይኮሎጂ	-	-	-	5	PSYCHOLOGY
ጂዮግራፊ	-	15	2	10	GEOGRAPHY
ጊዥ ደረጃ ኢንፎርሜሽን:					EDUCATION ELEMENTARY:
ግሪ					DEGREE
አገልግሎት	-	2	3	-	ENGLISH
ጂዮግራፊ	-	5	4	-	GEOGRAPHY
ታሪክ	-	2	5	-	HISTORY
ኢትዮጵያ ቋንቋ ሥነ ጽሑፍ	-	6	5	-	ETHIOPIAN LANGUAGE AND LITERATURE
ጊዥ ደረጃ ተ/ቤት ማስተማር	-	-	-	-	ELEMENTARY SCHOOL TEACHING
ጊዥ ደረጃ ተ/ቤት አስተዳደር	1	3	10	5	ADVANCED ELEMENTARY SCHOOL ADMINISTRATION
ድምር	1	89	78	69	TOTAL
	1974/5*	1975/6**	1976/7***	1977/8	

በአዲስ አበባ ዩኒቨርሲቲና ቅርንጫፍ ገለጻ ላይ የትምህርት ዓይነቶች የተመረቁ
GRADUATES OF ADDIS ABABA UNIVERSITY AND BRANCHES BY FIELD OF STUDY

ሠንጠረዥ አ. 10/ሀ የቀጠለ/

TABLE P. 10(A)(Contd.)

ቦታ ቁጥር NUMBER

	1967*	1968**	1969***	1970	
<u>1ኛ ደረጃ ስኬት</u>					<u>EDUCATION ELEMENTARY</u>
<u>ዲፕሎማ</u>					DIPLOMA
1ኛ ደረጃ ትምህርት/ቤተሰብ አስተዳደር	93	-	-	-	ADVANCED ELEMENTARY SCHOOL ADMINISTRATION
1ኛ ደረጃ ትምህርት/ቤተሰብ ግብዓት	399	-	-	-	ADVANCED ELEMENTARY SCHOOL TEACHING
ደራሲ ተርፍ ተቆጣጣሪ	100	-	-	-	DIRECTOR AND SUPERVISOR
ድምር	592	-	-	-	TOTAL
<u>በግብዓት 2ኛ ደረጃ ትምህርት</u>					<u>JUNIOR SECONDARY SCHOOL</u>
<u>ግብዓት</u>					TEACHING
ቦር ቴሌኮም					CERTIFICATE
አማርኛ	59	-	-	-	AMHARIC
ሂሳብ	32	-	-	-	MATHS
ድምር	91	-	-	-	TOTAL
<u>ሌሎች</u>					<u>EDUCATION (T.T.E.)</u>
<u>ዲፕሎማ</u>					DIPLOMA
አውቶ ተሽ	-	6	3	7	AUTOMATIVE
አለክትሪካል	-	3	6	1	ELECTRICAL
ድራፍ ቲንግ	-	7	4	3	DRAFTING
ጣታል	-	5	2	4	METAL
አገጠት ሥራ	-	5	1	4	WOOD WORK
ቢዛኑ	-	9	11	15	BUSINESS
ቤተ ገባትና	-	16	12	-	HOME ECONOMICS
ድምር	-	51	39	34	TOTAL
<u>ህክምና</u>					<u>MEDICAL:</u>
ዲግሪ	19	21	-	1	DEGREE
ድምር	19	21	-	1	TOTAL
<u>ዲፕሎማ</u>					DIPLOMA
ላቮራቶሪ ትኩረት	-	-	-	-	LABORATORY TECHNICIAN
ድምር	-	-	-	-	TOTAL
<u>ፋርማሲ</u>					<u>PHARMACY</u>
ዲግሪ	1	8	-	9	DEGREE
ድምር	1	8	-	9	TOTAL
<u>ጤና አጠባበቅ</u>					<u>PUBLIC HEALTH:</u>
ዲግሪ					DEGREE
ጤና ጠቅላይ ማኅበር	2	40	-	14	HEALTH OFFICER
ድምር	2	40	-	14	TOTAL
	1974/5 ^o	1975/6 ^{**}	1976/7 ^{***}	1977/8	

ከአዲስ አበባ ዩኒቨርሲቲ ቅርንጫፍ በለዩ ስዩ የተምህርት ዓይነቶች የተጠረፉ
GRADUATES OF ADDIS ABABA UNIVERSITY AND TRANCHES BY FIELD OF STUDY

ሠንጠረዥ አ.10 /ሀ//የጥጠሉ/ TABLE P.10 (a) (Contd.)

ቦታ ቁጥር NUMBER

	1967*	1968**	1969***	1970	
<u>ጤና አጠባበቅ:</u>					<u>PUBLIC HEALTH:</u>
<u>ዲፕሎማ</u>					<u>DIPLOMA</u>
ሀብረ ተብብ ነርስነት	-	28	-	28	COMMUNITY NURSES
ሣነታሪያ ገንዘብ	-	27	-	4	SANITARIANS
ድምር	-	55	-	32	TOTAL
<u>ሰርቲፍኬት</u>					<u>CERTIFICATES</u>
ላቦራቶሪ ቴክኒሻን	-	-	9	-	LABORATORY TECHNICIANS
ድምር	-	-	9	-	TOTAL
<u>ሀገ:</u>					<u>LAW:</u>
ዲግሪ	-	24	15	36	DEGREE
ድምር	-	24	15	36	TOTAL
<u>ሰብሳቢ ሥራ:</u>					<u>SOCIAL WORK:</u>
ዲግሪ	-	22	16	12	DEGREE
ድምር	-	22	16	12	TOTAL
<u>ሰይጣን:</u>					<u>SCIENCE:</u>
ዲግሪ					<u>DEGREE</u>
ባዮሎጂ	-	12	17	20	BIOLOGY
ቆይታ /ከምስተሪ/	-	14	9	6	CHEMISTRY
ሂሳብ /ግጥም ስርዓት/	-	2	7	3	MATHEMATICS
ፊዚክስ	-	1	1	3	PHYSICS
ጂኦሎጂ	-	7	4	2	GEOLOGY
አስታሎጥ ስርዓት	-	23	18	4	STATISTICS
ድምር	-	59	56	36	TOTAL
<u>ዲፕሎማ</u>					<u>DIPLOMA</u>
አስታሎጥ ስርዓት	-	16	4	2	STATISTICS
ድምር	-	16	4	2	TOTAL
<u>ቴክኖሎጂ:</u>					<u>TECHNOLOGY:</u>
ዲግሪ					<u>DEGREE</u>
ሲቪል መሰሪያ ግንባታ	-	14	11	11	CIVIL ENGINEERING
ሜካኒካል መሰሪያ ግንባታ	-	4	7	9	MECHANICAL ENGINEERING
ኤሌክትሪክ መሰሪያ ግንባታ	-	15	22	10	ELECTRICAL ENGINEERING
አርክቴክቸር	-	6	4	4	ARCHITECTURE
ሀንጻ	-	-	-	-	BUILDING
ድምር	-	39	44	34	TOTAL
<u>ዲፕሎማ</u>					<u>DIPLOMA</u>
ሀንጻ መሰሪያ ግንባታ	-	20	-	8	BUILDING ENGINEERING
ሰርቪዩ	-	-	-	13	SURVEY
ድምር	-	20	-	21	TOTAL
<u>ከጥናት ደረጃ</u>					<u>THEOLOGY</u>
ዲግሪ	-	-	7	-	DEGREE
ድምር	-	-	7	-	TOTAL
	1974/5*	1975/6**	1976/7***	1977/8	

በአዲስ አበባ ዩኒቨርሲቲ ትምህርት ቤቶች በልዩ ልዩ የትምህርት ዓይነቶች የተመረቱ
GRADUATES OF ADDIS ABABA UNIVERSITY AND BRANCHES BY FIELD OF STUDY

ሠንጠረዥ አ. 10/ሀ/ የጥጠላ/

TABLE P.10(Contd.)

በ ቁጥር NUMBER

	1967*	1968**	1969***	1970	
የትምህርት ዓይነት					EXTENSION:
ድግሪ					DEGREE
ኢኮኖሚክስና ፖለቲካ ሳይንስ	9	10	13	8	ECONOMICS AND POLITICAL SCIENCE
ፖለቲካ ሳይንስ	-	-	-	-	POLITICAL SCIENCE
ፓብሊክ አድሚኒስትሬሽን	-	-	2	16	PUBLIC ADMINISTRATION
አካውንቲንግ	6	20	32	32	ACCOUNTING
ማኔጅሜንት	2	5	17	13	MANAGEMENT
ገንዘብ	1	-	-	-	COMMERCE
ግሪግራፊያና ታሪክ	-	-	14	2	GEOGRAPHY AND HISTORY
አግሮኖሚና አገልግሎት	-	-	10	11	AMHARIC AND ENGLISH
ድምር	18	35	88	82	TOTAL
ዲፕሎማ					DIPLOMA
ኢኮኖሚክስ	1	1	-	-	ECONOMICS
ፖለቲካ ሳይንስ	3	-	-	-	POLITICAL SCIENCE
ፓብሊክ አድሚኒስትሬሽን	89	45	50	26	PUBLIC ADMINISTRATION
አካውንቲንግ	67	44	6	98	ACCOUNTING
ሶሻል ወርክ	7	8	16	4	SOCIAL WORK
ኢኮኖሚክስ ሳይንስ	32	43	4	9	EXECUTIVE SECRETARY
ሳይንስ ሳይንስ	12	-	-	-	LIBRARY SCIENCE
አድጋሚ አድጋሚ ትምህርት/የትምህርት	8	4	21	2	ADVANCED ELEMENTARY SCHOOL TEACHING
ኢሌክትሪክ ማሽን	12	7	-	6	ELECTRICAL ENGINEERING
ሲቪል ማሽን	8	9	-	21	CIVIL ENGINEERING
ሜካኒካል ማሽን	6	-	-	15	MECHANICAL ENGINEERING
ህግ	-	130	-	-	LAW
ድምር	245	291	97	181	TOTAL
ሰርቲፊኬት					CERTIFICATES
አስተዳደር	3	3	-	-	STATISTICS
ድምር	3	3	-	-	TOTAL
አዳማ					AWASSA
ዲፕሎማ					DIPLOMA
የአገልግሎት የጥበቃ ቴክኖሎጂ	-	-	-	30	ANIMAL PROTECTION TECHNOLOGY
ሀርቲኪቸር የጥበቃ ቴክኖሎጂ	-	-	-	39	HORTICULTURE PRODUCTION PROTECTION TECHNOLOGY
የሰብሰብ የጥበቃ ቴክኖሎጂ	-	-	-	76	CROP PRODUCTION PROTECTION TECHNOLOGY
የአገር ማሽን ቴክኖሎጂ	-	-	-	34	AGRICULTURAL ENGINEERING TECHNOLOGY
የቤት ገቢ	-	-	-	20	HOME ECONOMICS
ድምር	-	-	-	199	TOTAL
በድግሪ የተመረቱ ባዘቱ	45	428	560	433	TOTAL DEGREE GRADUATES
በዲፕሎማ የተመረቱ ባዘቱ	837	433	140	469	TOTAL DIPLOMA GRADUATES
በሰርቲፊኬት የተመረቱ ባዘቱ	94	3	9	-	TOTAL CERTIFICATE GRADUATES
ጠቅላላ ድምር	976	864	709	902	GRAND TOTAL
	1974/5*	1975/6**	1976/7***	1978	

*138 ድግሪ ባዘቱ በክብር ወር 1968 ዓ.ም. ተመረቁ
*138 of them graduated in October 1975 after the Ethiopian New Year.

**ከተመረቁት ውስጥ 540 ያዎቹ የተመረቁት በክብር ወር 1969 ዓ.ም. ነው።
**Actual Graduation for 540 of them was in October 1976 after the Ethiopian New Year.

***የተመረቁት በኢትዮጵያ አጠቃላይ ወሰን 1 ቀን 1970 ዓ.ም. ነበር።
***Actual Graduation was on Ethiopian New Year.

በ1979 ዓ.ም በአዲስ አበባ ዩኒቨርሲቲና ቅራንቆናቸው በሌሎች የትምህርት ዓይነቶች የተመረቁ
GRADUATES OF ADDIS ABABA UNIVERSITY AND BRANCHES BY FIELD OF STUDY, 1978/79

ሠንጠረዥ አ.10/ለ/ TABLE P.10 (b)

የተመረቁት የትምህርት መስክ	ዲግሪ	ዲፕሎማ	ርብርብ ፈታኒት	ጠቅላይ	
<u>ከዓለማዊ ኮሌጅ</u>	90	86	-	176	<u>ALEMAYA COLLEGE</u>
ሀ/ እርሻ					A) AGRICULTURE
በከበት እርባታ ሳይገባ	26	-	-	26	ANIMAL SCIENCE
በእፅዋት ሳይገባ	59	-	-	59	PLANT SCIENCE
በእርሻ ኢኮኖሚክስ	5	-	-	5	AGRICULTURAL ECONOMICS
ለ/ የሳይንስ መምህራን ግብረገብ ፓርፕራም					B) SCIENCE TEACHERS TRAINING PROGRAM
ቦዎት ፍጥረት /ባዕሎች/	-	46	-	46	BIOLOGY
ባዕሎች /ከምስጢር/	-	40	-	40	CHEMISTRY
<u>ከአዳማ ጋራ ዩኒቨርሲቲ የእርሻ ኮሌጅ</u>	-	166	-	166	<u>AWASSA JUNIOR COLLEGE OF AGRICULTURE</u>
ሀ/ እርሻ					A) AGRICULTURE
በከበት እርባታ ተክሎች	-	36	-	36	ANIMAL PRODUCTION TECHNOLOGY
በሰብላ ማምረትና መጠበቅ ተክሎች	-	57	-	57	CROP PRODUCTION AND PROTECTION TECHNOLOGY
በሀር ግብረ ማምረት ተክሎች	-	37	-	37	HORTICULTURAL PRODUCTION TECHNOLOGY
በእርሻ መሳገዳት ተክሎች	-	18	-	18	AGRICULTURAL ENGINEERING TECHNOLOGY
ለ/ በቤት ባላትና	-	18	-	18	B) HOME ECONOMICS
<u>ከደብረዘይት ወለደ ተኛ የእርሻ ኮሌጅ</u>	-	150	-	150	<u>DEBRESEIT JUNIOR COLLEGE OF AGRICULTURE</u>
በከበት እርባታ ተክሎች	-	18	-	18	ANIMAL PRODUCTION TECHNOLOGY
በሰብላ ማምረትና መጠበቅ ተክሎች	-	49	-	49	CROP PRODUCTION AND PROTECTION TECHNOLOGY
በሀር ግብረ ማምረትና መጠበቅ ተክሎች	-	19	-	19	HORTICULTURAL PRODUCTION AND PROTECTION TECHNOLOGY
በገጠር የኢኮኖሚና የሰብላ ለማት	-	64	-	64	RURAL ECONOMIC AND SOCIAL DEVELOPMENT
<u>ከባሕር ጻር ወለደ ተኛ የሳይንስ ኮሌጅ</u>	-	32	-	32	<u>BAHR DAR JUNIOR COLLEGE OF SCIENCE</u>
በግጥም ተክስ	-	24	-	24	MATHEMATICS
በፊዚክስ	-	8	-	8	PHYSICS
<u>ከሰብላ ሳይንስ ኮሌጅ</u>	135	-	-	135	<u>COLLEGE OF SOCIAL SCIENCE</u>
በአካውንቲንግ	28	-	-	28	ACCOUNTING
በኢኮኖሚክስ	20	-	-	20	ECONOMICS
በግሳገራፊ	6	-	-	6	GEOGRAPHY
በስነ ግንኙነት	26	-	-	26	GOVERNMENTAL AFFAIRS
በጥሪ	2	-	-	2	HISTORY
በግንባታ	19	-	-	19	MANAGEMENT
በሰብ ግሎች	13	-	-	13	SOCIOLOGY
በሰብ ግራም	21	-	-	21	SOCIAL WORK
	DEGREE	DIPLOMA	CERTIFICATE	TOTAL	FIELD OF GRADUATION

በ1977 ዓ.ም. ከአዲስ አበባ ዩንቨርሲቲና ቀርገሞች በልዩ ልዩ የትምህርት ዓይነቶች የቀረጸ ቀ
GRADUATES OF ADDIS ABABA UNIVERSITY AND BRANCHES BY FIELD OF STUDY, 1978/79

ሠገጠረዥ አ.ገዐ/ለ/ / የግጥም/ TABLE P.10 (b) (Contd.)

የቀረጸ ቀን የትምህርት ወቅት	ዲግሪ	ዲፕሎማ	ሰርቲፊኬት	ድምር	
<u>ከ ቋንቋዎች ትምህርት ተቋም</u>	5	-	-	5	<u>INSTITUTE OF LANGUAGE STUDIES</u>
በእንግሊዝኛ ቋንቋ	5	-	-	5	ENGLISH
<u>ከ ሕግ ፋኩልቲ</u>	40	-	-	40	<u>FACULTY OF LAW</u>
<u>ከ ፕላግጂካል ስሪገብ ኮሌጅ</u>	100	60	-	160	<u>COLLEGE OF PEDAGOGICAL SCIENCES</u>
በእንግሊዝኛ ቋንቋ	19	-	-	19	ENGLISH
በሊት ቅጽ ደንቋዎችና ሥነ ጽሑፍ	8	-	-	8	ETHIOPIAN LANGUAGES AND LITERATURE
በግሳገራሬ	10	-	-	10	GEOGRAPHY
በሥነ ፍጥረት/ባዮሎጂ/	17	-	-	17	BIOLOGY
በቁጥጫ /ኮሚኒቲ/	7	-	-	7	CHEMISTRY
በግጥም ትክክል	14	-	-	14	MATHEMATICS
በፊዚክስ	4	-	-	4	PHYSICS
በታሪክ	10	-	-	10	HISTORY
በፕሮፌሽናል ኢንፎርሜሽን	6	-	-	6	PROFESSIONAL EDUCATION
በሰነድ ልቦና /ባይኮሎጂ/	5	-	-	5	PSYCHOLOGY
<u>የ ትኩህክ ወምህራን ትምህርት</u>					<u>TECHNICAL TEACHERS EDUCATION</u>
በአውቶሞቲቭ	-	6	-	6	AUTOMATIVE
በድራፍ ቲንግ /ባንዲና/	-	5	-	5	DRAFTING
በኤሌክትሪካል	-	8	-	8	ELECTRICITY
በግብርና ትኩህክ	-	9	-	9	METAL TECHNOLOGY
በእግዚአብሔር ሥራ ትኩህክ	-	9	-	9	WOOD TECHNOLOGY
በቢዛንስ ትምህርት	-	22	-	22	BUSINESS EDUCATION
በባይብሊዮሪ ባይገባ	-	1	-	1	LIBRARY SCIENCE
<u>በ ጤናና ፋኩልቲ /አዲስ አበባ/</u>	4	-	-	4	<u>FACULTY OF MEDICINE (ADDIS ABABA)</u>
<u>በፋርማሲ ትምህርት ቤት</u>	14	-	-	14	<u>SCHOOL OF PHARMACY</u>
<u>በ ስሪገብ ፋኩልቲ</u>	76	-	-	76	<u>FACULTY OF SCIENCE</u>
በሥነ ፍጥረት /ባዮሎጂ/	16	-	-	16	BIOLOGY
በቁጥጫ /ኮሚኒቲ/	9	-	-	9	CHEMISTRY
በግሳገራጂ	10	-	-	10	GEOLOGY
በግጥም ትክክል	17	-	-	17	MATHEMATICS
በፊዚክስ	4	-	-	4	PHYSICS
በእስታቲስቲክስ	20	-	-	20	STATISTICS
	DEGREE	DIPLOMA	CERTIFICATE	TOTAL	FIELD OF GRADUATION

በ1977 ዓ.ም በአዲስ አበባ ዩኒቨርሲቲና ቅርንጫፍ ስልጣን ተቀባይ የትምህርት ዓይነቶች የተወረዘ
GRADUATES OF ADDIS ABABA UNIVERSITY AND BRANCHES BY FIELD OF STUDY, 1978/79

ሠንጠረዥ አ.ገዕ/ለ/ / የጠለ/ TABLE P.10 (b) (Contd.)

የተወረዘ የትምህርት ዓይነት	ዲግሪ	ዲፕሎማ	ሰርቲፊኬት	ድምር	
<u>ከ ትክኖሎጂ ፋኩልቲ</u>	46	24	-	70	<u>FACULTY OF TECHNOLOGY</u>
ሀ/ መስገዳህነት					A) ENGINEERING
በሲቪል መስገዳህነት	22	-	-	22	CIVIL ENGINEERING
በኤሌክትሪክ መስገዳህነት	6	-	-	6	ELECTRICAL ENGINEERING
በመካኒካል መስገዳህነት	14	-	-	14	MECHANICAL ENGINEERING
ለ/ በአርኪቲክትነት	4	-	-	4	B) ARCHITECTURE
ጠ/ በሀንጻ ትክኖሎጂ	-	13	-	13	C) BUILDING TECHNOLOGY
መ/ በውኃ ልማት መሃንዳሪነት	-	11	-	11	D) WATER RESOURCE ENGINEERING
<u>ከ ጉንደር የጤና ጥበቃ ኮሌጅ</u>	14	80	14	108	<u>GONDAR PUBLIC HEALTH COLLEGE</u>
በህብረተሰብ ነርስነት	-	26	-	26	COMMUNITY NURSES
በጤና አጠባበቅ	14	-	-	14	PUBLIC HEALTH
በባሕርይ ሳይንስ	-	54	-	54	SANITARY SCIENCE
በላቦራቶሪ ትክኖሎጂ	-	-	14	14	LABORATORY TECHNOLOGY
<u>ከ ማታ ትምህርት ክፍል</u>	206	74	-	280	<u>EXTENSION GRADUATES</u>
በአካውንቲንግ	99	38	-	137	ACCOUNTING
በማኔጅሜንት	24	-	-	24	MANAGEMENT
በኢኮኖሚክስና ፓለቲካል ሃይንስ	47	-	-	47	ECONOMICS AND POLITICAL SCIENCE
በገቢዎች አደጋ ህትረት	28	11	-	39	PUBLIC ADMINISTRATION
በኢኮኖሚክስ ስራ ሳይንስ	-	2	-	2	EXECUTIVE SECRETARIAL SCIENCE
በአገልግሎት ደረጃ ተ/ቤት ክፍተት የማስተማር ትምህርት	-	1	-	1	ADVANCED ELEMENTARY SCHOOL TEACHING
በኢትዮጵያ	8	-	-	8	EDUCATION
በሲቪል መስገዳህነት	-	8	-	8	CIVIL ENGINEERING
በኤሌክትሪክ መስገዳህነት	-	4	-	4	ELECTRICAL ENGINEERING
በስታቲስቲክስ	-	10	-	10	STATISTICS
<u>ከ ሥራ ላይ ለ ነበረት መምህራን ትምህርት</u>	-	126	342	468	<u>IN-SERVICE TEACHER EDUCATION</u>
የአገልግሎት ደረጃ ተ/ቤት አስተዳደርና ሱፐርቪዥን	-	126	-	126	ELEMENTARY SCHOOL ADMINISTRATION AND SUPERVISION
በመለስ ተኛ ደረጃ ተ/ቤት የመምህራን ርዕሰ ትምህርት	-	-	342	342	JUNIOR SECONDARY SCHOOL TEACHING
በአማርኛ ቋንቋ	-	-	95	95	AMHARIC
በእንግሊዝኛ ቋንቋ	-	-	87	87	ENGLISH
በጥንቃቄ	-	-	44	44	MATHEMATICS
በሶሻል ሳይንስ	-	-	52	52	SOCIAL SCIENCE
በሳይንስ	-	-	64	64	SCIENCE
ጠቅላላ ድምር	730	798	356	1,884	GRAND TOTAL
	DEGREE	DIPLOMA	CERTIFICATE	TOTAL	FIELD OF GRADUATION

በጭ ለገር በትምህርት ሳይ ያሉ ለት የጸ ያጭ ያን በግጥኑት ስገርና በትምህርት ዓይነት 1967 ዓ.ም
 ETHIOPIAN STUDENTS ABROAD BY COUNTRY AND FIELD OF STUDY, 1974/5

ሠገጠረዥ ለ.11 /ሀ/

TABLE P.11 (a)

በ ቀጥር NUMBER

ለገር	የትምህርት ዓይነት	ሁለተኛ ማህበራዊ ክር	መስገላሰነት	ሀክዶና	እርሻ	ትምህርትና ኪነ ጥበብ	ና ጅራላ ስይገሰ	ያለ ታወቀ	ድምር		
<u>አፍሪቃ</u>										<u>AFRICA</u>	
ገብፅ	10	4	6	2	-	1	1	1	24	EGYPT	
ጋና	6	3	-	1	-	-	-	-	10	GHANA	
ከንያ	7	-	1	6	2	-	-	-	16	KENYA	
ማላጋሲ	-	4	-	-	-	-	-	-	4	MALAGASY	
ማላዊ	1	-	-	-	-	-	-	-	1	MALAWI	
ናይጄሪያ	3	1	1	6	3	4	-	-	18	NIGERIA	
ሲራሊዮን	-	4	1	2	-	-	-	-	7	SIERRA LEONE	
ሱዳን	1	-	2	1	-	-	-	-	4	SUDAN	
ታንዛንያ	1	-	-	1	-	-	-	-	2	TANZANIA	
ቲኒስያ	1	-	-	-	-	-	-	-	1	TUNISIA	
ዩጋንዳ	7	-	2	8	-	-	-	-	17	UGANDA	
ዛምቢያ	-	1	-	-	-	-	-	-	1	ZAMBIA	
ድምር	37	17	13	27	5	5	1	105		TOTAL	
<u>አሜሪካ</u>										<u>AMERICA</u>	
ካናዳ	16	12	10	20	3	11	1	73		CANADA	
ጃማይካ	-	-	-	2	-	-	-	-	2	JAMAICA	
ሜክሲኮ	-	-	-	-	-	-	1	1	1	MEXICO	
ዩ.ሲ.ኤ.	769	184	116	115	224	104	101	1,613		U.S.A.	
ድምር	785	196	126	137	227	115	103	1,689		TOTAL	
<u>አሰያ</u>										<u>ASIA</u>	
ሀንድ	11	5	9	2	4	2	-	33		INDIA	
ኢራን	1	1	1	-	-	-	-	3		IRAN	
ኢራቅ	1	-	-	-	-	-	-	1		IRAQ	
እስራኤል	2	1	8	1	-	-	-	12		ISRAEL	
ጃፓን	1	4	-	-	1	1	1	8		JAPAN	
ሊባኖስ	13	-	6	1	2	9	-	31		LEBANON	
ፓኪስታን	-	5	-	-	-	-	-	5		PAKISTAN	
ፊሊፒንስ	4	2	2	-	-	1	-	9		PHILLIPINES	
ሰውያ ስራብያ	69	-	-	-	-	-	-	69		SAUDI ARABIA	
ሲንጋፖር	1	-	-	-	-	-	-	1		SINGAPORE	
ቲርክ	-	1	1	-	-	-	-	2		TURKEY	
ድምር	103	19	27	4	7	13	1	174		TOTAL	
		HUMAN-ITIES AND SOCIAL SCIENCE	ENGINEERING	MEDICAL SCIENCE	AGRI-CULTURE	EDUCA-TION AND FINE ARTS	NATURAL SCIENCE	UNCLAS-SIFIED	TOTAL		COUNTRY
											SUBJECT

በውጭ አገር በትምህርት ላይ ያሉ ኢትዮጵያውያን በዲግሪ በትምህርት ላይ የተገኙት ስግግር በትምህርት ዓይነት 1967 ዓ.ም
 ETHIOPIAN STUDENTS ABROAD, BY COUNTRY AND FIELD OF STUDY, 1974/5

ሠግጦሪዥ አ.ገገ /ሀ/ /የቀጠለ/

TABLE P.11 (a) (Contd.)

በ ቁጥር NUMBER

አገር	የትምህርት ዓይነት	ሠግጦሪዥ ስግግር	መሀንጻስነት	ሀከምና	አርቫ	ትምህርትና ኪነ ጥበብ	ና ጥራት ሳይንስ	ያለ ታወቀ	ድምር	
አሻኔያ										
አውስትራሊያ	3	3	-	-	-	-	-	-	6	OCEANIA
ኒውዚላንድ	1	-	-	-	-	-	-	-	1	AUSTRALIA
ድምር	4	3	-	-	-	-	-	-	7	NEWZELAND
አውሮፓ										
የሥራ	1	-	1	-	3	-	-	-	5	EUROPE
ቤልጅግ	2	1	2	1	1	-	-	-	7	AUSTRIA
ቡልጋሪያ	-	8	9	7	10	1	-	-	35	BELGIUM
ቆሮስ	-	-	1	3	1	-	-	-	5	BULGARIA
ቸክዮስሎቫኪያ	11	14	1	6	4	-	-	-	36	CYPRUS
ዳንማርክ	-	-	-	1	-	-	-	-	1	CZECHOSLOVAKIA
ፈረንሳይ	70	16	32	9	16	12	2	157	DENMARK	
ፊንላንድ	-	2	-	1	1	1	-	-	5	FRANCE
ጀርመን /ዎሪስ/	10	38	6	6	-	2	-	62	FINLAND	
ግሪክ	10	5	21	12	1	1	10	60	GERMANY /WEST/	
ሁንጋሪ	16	17	27	6	5	7	14	92	GREECE	
ኢጣሊያ	32	17	27	6	5	7	14	108	HUNGARY	
ማልታ	-	-	-	-	3	-	-	3	3	ITALY
ኔዘርላንድ	31	6	2	7	2	1	7	56	MALTA	
ኖርዌይ	-	1	-	-	-	-	-	1	1	NETHERLANDS
ፖላንድ	2	7	1	2	3	1	-	16	NORWAY	
ሩሜንያ	6	5	2	-	-	-	-	13	13	POLAND
ስፓን	-	4	-	-	-	-	1	5	5	RUMANIA
ስዊድን	3	-	-	2	-	9	2	16	16	SPAIN
ስዊስላንድ	2	-	2	1	4	-	-	9	9	SWEDEN
ብሪታንያ	67	21	31	23	35	20	7	204	204	SWITZERLAND
ሶቪየት ሕብረት	58	163	42	64	14	47	6	394	394	UNITED KINGDOM
ዩጎስላቪያ	9	21	9	16	5	8	6	74	74	U.S.S.R
ድምር	330	346	216	173	113	117	69	1,364	1,364	YUGOSLAVIA
ጠቅላላ ድምር	1,259	581	382	341	352	250	174	3,339	3,339	TOTAL
	HUMAN-ITIES AND SOCIAL SCIENCE	ENGINEERING	MEDICAL SCIENCE	AGRI-CULTURE	EDUCA-TION AND FINE ARTS	NATURAL SCIENCE	UNCLAS-SIFIED	TOTAL		COUNTRY
										SUBJECT

በጤ ለገር ባትምርት ላይ ያሉ ኢትዮጵያውያን በዲግሪት ስገርና በትምርት ዓይነት 1968 ዓ.ም
ETHIOPIAN STUDENTS ABROAD, BY COUNTRY AND FIELD OF STUDY, 1975/6

ሠገጠረዥ ለ. 11 /ለ/ TABLE P.11(b)

በ ቁጥር NUMBER

አገር	የትምርት ዓይነት	ሁለተኛ ማህበራዊ ነር	ጠቅላላ ቁጥር	ሀክምና	እርሻ	ትምርትና ኪነ ጥበብ	ና ችሎታ ሳይገባ	ያልታወቀ	ድምር	
አፍሪቃ										AFRICA
ካሜሮን	2	-	-	1	-	-	-	-	3	CAMEROUN
ገብፅ	11	4	7	2	-	1	1	26	EGYPT	
ጋና	7	4	-	1	-	2	-	14	GHANA	
ኪንያ	7	-	1	9	2	-	-	19	KENYA	
ማላጋሲ	-	4	-	-	-	-	-	4	MALAGASY	
ማላዊ	1	-	-	-	-	-	-	1	MALAWI	
ላይብሪያ	-	-	-	-	2	-	-	2	LIBYA	
ናይጄሪያ	4	3	1	6	3	4	-	21	NIGERIA	
ሲኤራሌዮን	-	4	1	2	-	-	-	7	SIERRA LEONE	
ሱዳን	1	-	2	1	-	-	-	4	SUDAN	
ታንዛንያ	1	-	-	2	-	-	-	3	TANZANIA	
ቲኒዥያ	1	-	-	-	-	-	-	1	TUNISIA	
ህጋንዳ	7	-	1	8	-	1	-	17	UGANDA	
ዛምቢያ	-	1	-	-	-	-	-	1	ZAMBIA	
ድምር	42	20	13	32	7	8	1	123	TOTAL	
አሜሪካ										AMERICA
ካናዳ	20	14	11	23	4	13	1	86	CANADA	
ጃማይካ	-	-	-	2	-	-	-	2	JAMAICA	
ሜክሲኮ	-	-	-	1	-	-	-	1	MEXICO	
ዩ.ኤስ.ኤ	786	184	118	131	236	114	103	1,672	U.S.A	
ድምር	806	198	129	157	240	127	104	1,761	TOTAL	
አስያ										ASIA
ቻይና	1	1	1	-	-	-	-	3	CHINA	
ሀንድ	12	5	9	3	4	2	-	35	INDIA	
ኢራን	1	1	1	-	-	-	-	3	IRAN	
ኢራቅ	1	-	-	-	-	-	-	1	IRAQ	
እስራኤል	2	1	8	2	-	-	-	13	ISRAEL	
ጃፓን	1	7	-	-	1	1	1	11	JAPAN	
ሊባኖስ	13	-	6	1	2	9	-	31	LEBANON	
ፓኪስታን	-	5	-	-	-	-	-	5	PAKISTAN	
ፊሊፒንስ	4	1	2	-	-	1	-	8	PHILIPPINES	
ሰውያን አረቢያ	69	-	-	-	-	-	-	69	SAUDI ARABIA	
ሲንጋፖር	1	-	-	-	-	-	-	1	SINGAPORE	
ድምር	105	21	27	6	7	13	1	180	TOTAL	
		HUMANITIES AND SOCIAL SCIENCE	ENGINEERING	MEDICAL SCIENCE	AGRI-CULTURE	EDUCATION AND FINE ARTS	NATURAL SCIENCE	UNCLAS-SIFIED	TOTAL	COUNTRY
										SUBJECT

በውጭ አገር በትምህርት ላይ ያሉ ኢትዮጵያውያን በግንባታ ሀገርና በትምህርት ዓይነት 1968 ዓ.ም
ETHIOPIAN STUDENTS ABROAD, BY COUNTRY AND FIELD OF STUDY, 1975/6

ሠገጠረዥ ኢ.11 /አ/ /የጥጠላ/

TABLE P.11 (b) (Contd.)

በ ቁጥር NUMBER

አገር	የትምህርት ዓይነት	ሁጻኑ ስር ማህበራዊ ነር	ወጠን ግንባታ	ሀከምና	አርቫ	ትምህርትና ኪነ ጥበብ	ናጥራላ ስራ ገንባ	ያላታወቀ	ድምር	
<u>OCEANIA</u>										
አውስትራሊያ	5	4	-	-	-	1	-	-	10	AUSTRALIA
ድምር	5	4	-	-	-	1	-	-	10	TOTAL
<u>EUROPE</u>										
የሶቫ	1	-	1	-	-	3	-	-	5	AUSTRIA
ቤልጅግ	2	1	2	1	1	1	-	-	7	BELGIUM
ቡልጋሪያ	-	8	9	7	10	1	1	-	35	BULGARIA
ሶሪኒ	-	-	1	3	1	-	-	-	5	CYPRUS
ቸኮስላቫኪያ	14	16	1	8	5	1	-	-	45	CZECHOSLOVAKIA
ዲንማርክ	-	-	-	1	-	-	-	-	1	DENMARK
ፊንላንድ	-	2	-	3	1	1	1	-	7	FINLAND
ፈረንሳይ	71	18	33	11	16	13	2	164	FRANCE	
ጀርመን /ምሥራቅ/	2	-	-	3	-	-	-	5	GERMANY (EAST)	
ጀርመን /ምዕራብ/	15	39	7	7	-	2	-	70	GERMANY (WEST)	
ግሪክ	10	4	21	12	1	1	10	59	GREECE	
ሁንጋሪ	7	18	13	29	4	2	1	74	HUNGARY	
አይርላንድ	1	1	-	-	-	-	-	2	IRELAND	
ኢጣሊያ	35	20	28	8	5	7	14	117	ITALY	
ማልታ	-	-	-	-	3	-	-	3	MALTA	
ኔዘርላንድ	41	9	2	10	2	1	7	72	NETHERLANDS	
ኖርዌይ	-	1	-	-	-	-	-	1	NORWAY	
ፖላንድ	3	9	4	2	3	1	-	22	POLAND	
ሩሜንያ	12	9	4	3	-	-	-	28	RUMANIA	
ስፓን	1	4	-	-	-	-	-	5	SPAIN	
ስዊድን	4	-	1	2	-	10	2	19	SWEDEN	
ስዊስላንድ	2	-	2	1	4	-	-	9	SWITZERLAND	
ብሪታንያ	73	23	32	26	38	21	7	220	UNITED KINGDOM	
ሶቪየት ኡብረት	81	182	46	85	18	54	6	472	U.S.S.R	
ዩጎስላቫያ	16	26	12	17	5	7	6	89	YUGOSLAVIA	
ድምር	391	390	219	239	120	122	55	1,536	TOTAL	
ጠቅላላ ድምር	1,349	633	388	434	375	270	161	3,610	GRAND TOTAL	
	HUMAN-ITIES AND SOCIAL SCIENCE	ENGIN-EERING	MEDICAL SCIENCE	AGRI-CULTURE	EDUCA-TION AND FINE ARTS	NATURAL SCIENCE	UNCLAS-SIFIED	TOTAL		COUNTRY
										SUBJECT

በውጭ አገር በትምህርት ላይ ያሉ ለት የጸያውያን በዲግሪት ስገርና በትምህርት ዓይነት 1969 ዓ.ም
 ETHIOPIAN STUDENTS ABROAD, BY COUNTRY AND FIELD OF STUDY, 1976/7

ሠገጠረዥ አ.11 /ሐ/

TABLE P.11 (c)

ቦታ ቁጥር NUMBER

አገር	የትምህርት ዓይነት	ሁሉንም ማህበራዊ ኑሮ	መስገን ዓይነት	ሀከጾና	አርቫ	ትምህርትና ኪነ ጥበብ	ና ጭላታ ስራ	ያሳታውቀው	ድምር	
<u>AFRICA</u>										
አፍሪካ										
ካሜሮን	2	-	-	1	-	-	-	-	3	CAMEROUN
ግንቆ	11	4	7	2	-	1	1	1	26	EGYPT
ጋና	6	4	-	1	-	2	-	-	13	GHANA
ኩንያ	7	-	1	11	2	-	-	-	21	KENYA
ላይቤሪያ	-	-	-	-	2	-	-	-	2	LIBERIA
ማላጋሲ	-	4	-	-	-	-	-	-	4	MALAGASY
ማላዊ	1	-	-	-	-	-	-	-	1	MALAWI
ናይጄር	4	3	1	6	5	4	-	-	23	NIGERIA
ሲራሊዮን	-	3	1	2	-	-	-	-	6	SIERRA LEONE
ሱዳን	1	-	2	1	-	-	-	-	4	SUDAN
ታንዛኒያ	1	-	-	4	-	-	-	-	5	TANZANIA
ቲኒስ	1	-	-	-	-	-	-	-	1	TUNISIA
ህጋንዳ	7	-	1	8	-	1	-	-	17	UGANDA
ዛምቢያ	-	-	-	-	-	-	1	1	1	ZAMBIA
ድምር	41	18	13	36	9	8	2	2	127	TOTAL
<u>AMERICA</u>										
ካናዳ	25	14	12	23	4	15	1	1	94	CANADA
ኩባ	-	-	1	2	1	-	-	-	4	GUBA
ጃማይካ	-	-	-	1	-	-	-	-	1	JAMAICA
ሜክሲኮ	-	-	-	1	-	-	-	-	1	MEXICO
ዩ.ኤስ.ኤ	793	200	130	138	244	223	104	1,832	1,832	U.S.A
ድምር	818	214	143	165	249	238	105	1,932	1,932	TOTAL
<u>ASIA</u>										
ቻይና	2	1	1	3	-	-	-	-	7	CHINA
ሀንድ	10	6	9	4	3	2	-	-	34	INDIA
ኢራን	1	1	1	-	-	-	-	-	3	IRAN
ኢራቅ	1	-	-	-	-	-	-	-	1	IRAQ
አሜሪካ	2	1	8	2	-	-	-	-	13	ISRAEL
ጃፓን	1	6	-	-	1	1	1	1	10	JAPAN
ሊባኖስ	9	-	8	2	18	9	-	-	46	LEBANON
ፓኪስታን	-	5	1	1	-	-	-	-	7	PAKISTAN
ፊሊፒንስ	4	1	2	-	-	1	-	-	8	PHILIPPINES
ሳውዲ አረቢያ	69	-	-	-	-	-	-	-	69	SAUDI ARABIA
ሲንጋፖር	1	-	-	-	-	-	-	-	1	SINGAPORE
ቱርክ	1	1	1	-	-	-	-	-	3	TURKEY
ድምር	101	22	31	12	22	13	1	1	202	TOTAL
	HUMAN-ITIES AND SOCIAL SCIENCE	ENGINEERING	MEDICAL SCIENCE	AGRI-CULTURE	EDUCA-TION AND FINE ARTS	NATURAL SCIENCE	UNCLES-SIFIED	TOTAL		COUNTRY
										SUBJECT

በጭ አገር በትምህርት ላይ ያሉ ኢትዮጵያውያን በዲግሪዎች ስገርና በትምህርት ዓይነት 1969 ዓ.ም
ETHIOPIAN STUDENTS ABROAD, BY COUNTRY AND FIELD OF STUDY, 1976/7

ሠንጠረዥ አ. 11 /ሰ/ /የቀጠለ/

TABLE P.11 (c) (Contd.)

ቦታ ቁጥር NUMBER

አገር	የትምህርት ዓይነት	ሁለተኛ ማህበራዊ ኑሮ	መስገን ላሳት	ሀክምና	አርቫ	ትምህርትና ኪነ ጥበብ	ና ችራሳ ሳይንስ	ያልታወቀ	ድምር	
<u>OCEANIA</u>										
አውስትራሊያ	5	4	-	-	-	1	-	-	10	AUSTRALIA
ድምር	5	4	-	-	-	1	-	-	10	TOTAL
<u>EUROPE</u>										
የሞሃ	1	-	1	-	-	3	-	-	5	AUSTRIA
ቤልጅግ	2	1	3	1	1	1	-	-	8	BELGIUM
ቦላጋርያ	-	11	12	12	12	16	1	-	52	BULGARIA
ቆላስ	-	-	1	3	1	-	-	-	5	CYPRUS
ቸካዛስቫኪያ	26	26	11	11	10	4	-	-	88	CZECHOSLOVAKIA
ዳንማርክ	-	-	-	1	-	-	-	-	1	DENMARK
ፊንላንድ	-	2	-	3	1	1	-	-	7	FINLAND
ፈረንሳይ	73	19	33	18	15	14	2	-	174	FRANCE
ጀርመን /ምሥራቅ/	10	3	5	7	1	-	-	-	26	GERMANY (EAST)
ጀርመን /ምዕራብ/	16	44	8	7	-	2	-	-	77	GERMANY (WEST)
ገሪክ	10	4	21	12	1	1	10	-	59	GREECE
ሁንጋሪያ	8	27	16	34	4	2	1	-	92	HUNGARY
አየርላንድ	1	1	-	-	-	-	-	-	2	IRELAND
ኢጣሊያ	35	19	28	8	19	4	-	-	113	ITALY
ማልታ	-	-	-	-	3	-	-	-	3	MALTA
ኔዘርላንድ	41	12	2	12	3	3	7	-	80	NETHERLANDS
ኖርዌይ	-	1	-	-	-	-	-	-	1	NORWAY
ፖላንድ	7	11	5	2	3	1	-	-	29	POLAND
ሩሜንያ	17	10	5	8	-	-	-	-	40	RUMANIA
ስፓን	1	4	-	-	-	-	-	-	5	SPAIN
ስዊድን	5	-	2	2	-	10	2	-	21	SWEDEN
ስዊስላንድ	1	-	2	1	4	-	-	-	8	SWITZERLAND
ብሪታንያ	74	27	32	29	40	22	7	-	231	UNITED KINGDOM
ሶቪየት ህብረት	137	265	75	155	40	75	6	-	753	U.S.S.R
ዩጎስላቫያ	17	29	13	17	5	6	6	-	93	YUGOSLAVIA
ድምር	482	516	275	343	170	146	41	-	1,973	TOTAL
ጠቅላላ ድምር	1,447	774	462	556	451	405	149	-	4,244	GRAND TOTAL
	HUMANITIES AND SOCIAL SCIENCE	ENGINEERING	MEDICAL SCIENCE	AGRI-CULTURE	EDUCATION AND FINE ARTS	NATURAL SCIENCE	UNCLASSIFIED	TOTAL		COUNTRY
										SUBJECT

ክፍል ከ - ሕገና ደንብ

ፍርድ ቤቶች: በ1934 ዓ.ም በመጀመሪያ ዓመት በቁጥር 2: ስለ ጥገና ሥራ ለካሄድ በነገሪት ጋዜጣ በወጣው ለዋጅ መሠረት ከፍተኛው ፍርድ ቤት ክፍለ ሀገር ፍርድ ቤቶች የሚከተሉትን የደንባኝ ጉዳዮች ይሰማ ነበር :: እንዲሁም ከፍተኛው ፍርድ ቤት በአዲስ አበባና ለሰፈላጊ በሆነ ጊዜም በክፍለ ሀገር ዋና ከተማዎች በመዘዋወር ያሰጥል ነበር ::

ነገር ገን በ1955 ዓ.ም ስለ ፍርድ ቤቶች መሻሻል የወጣው ለዋጅ /22ኛ ዓመት ቁጥር 7/ ከሚያዝያ 27/1955 ዓ.ም ጀምሮ ከፍተኛው ፍርድ ቤት በየክፍለ ሀገሩና በአዲስ አበባም እንዲቋቋም ሲወሰን፣ ከዚያ በፊት የነበሩትን የክፍለ ሀገር ፍርድ ቤቶች ሸርሏቸዋል ::

በዚህም መሠረት ከ1956 ዓ.ም ጀምሮ ካሁን በፊት ወረዳ ፍርድ ቤቶች ቁርቦ ወደ አውራጃ ፍርድ ቤት ይመራ የነበረው ጉዳይ በቀጥታ በወረዳ ፍርድ ቤቶች ይታያል፣ በክፍለ ሀገሩ ፍርድ ቤቶች የሚከሰቱ ጉዳዮች በቀጥታ ለአውራጃው ፍርድ ቤቶች እንዲከሰቱ ተደርገዋል፣ በአውራጃ ፍርድ ቤቶች የታዩ ጉዳዮች በአዲስ ለዋጅ መሠረት ወደ ተቋቋሙ የክፍለ ሀገር ከፍተኛ ፍርድ ቤት ይከሰቱ ::

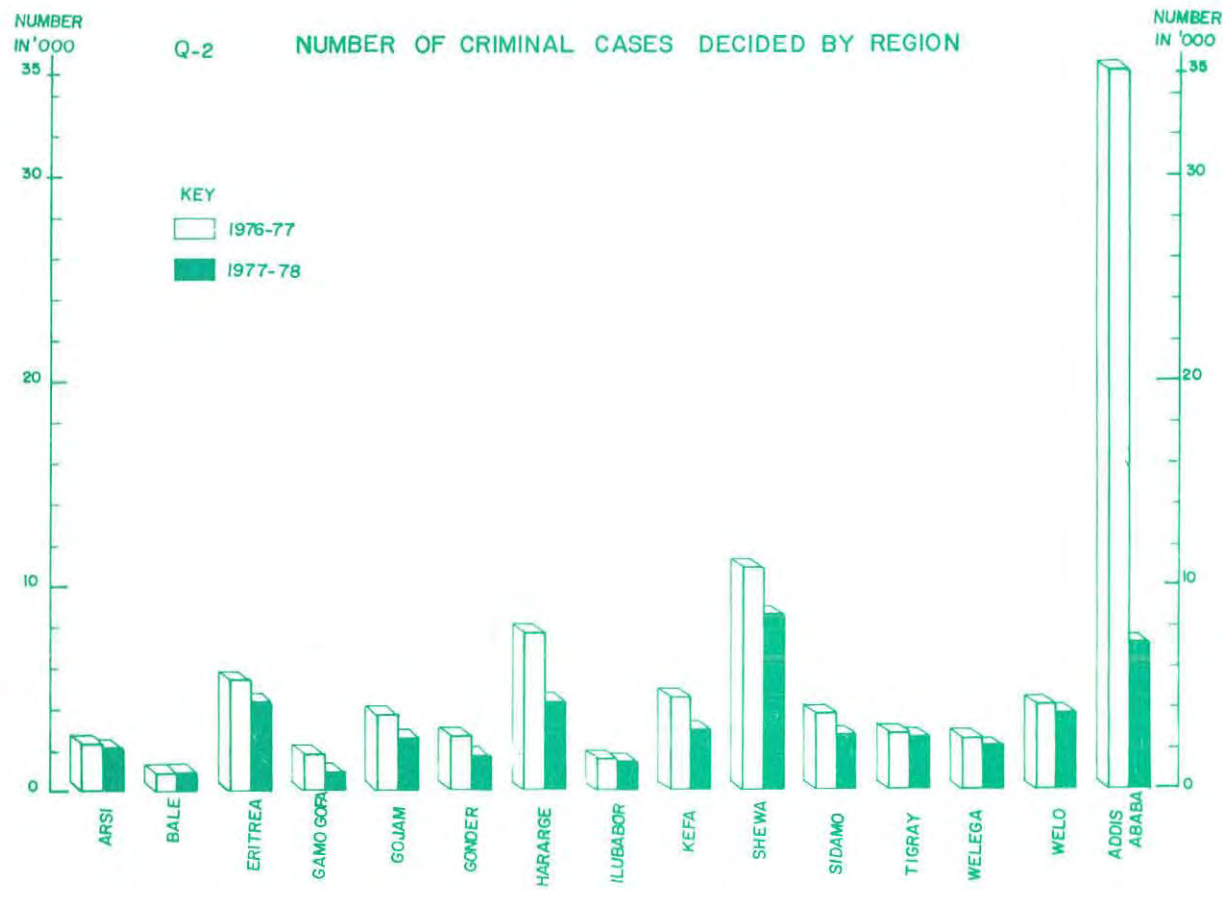
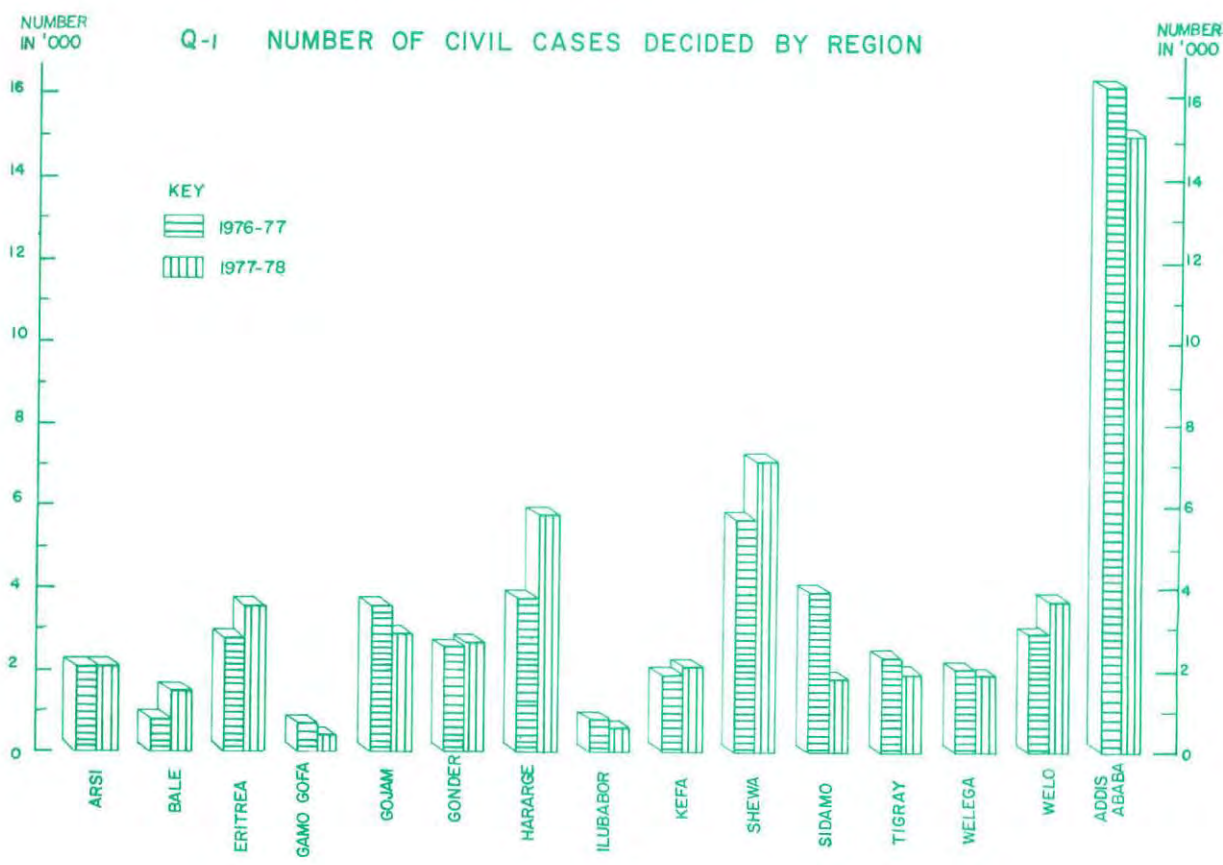
በዚህ ክፍል ውስጥ የተሠጠው መረጃ የተገኘው ከፍርድና ፍትሕ ሚኒስቴርና ከወሀኒ ቤቶች ስለተጻፈ ጽሑፍ ነው ::

SECTION Q. LAW AND ORDER

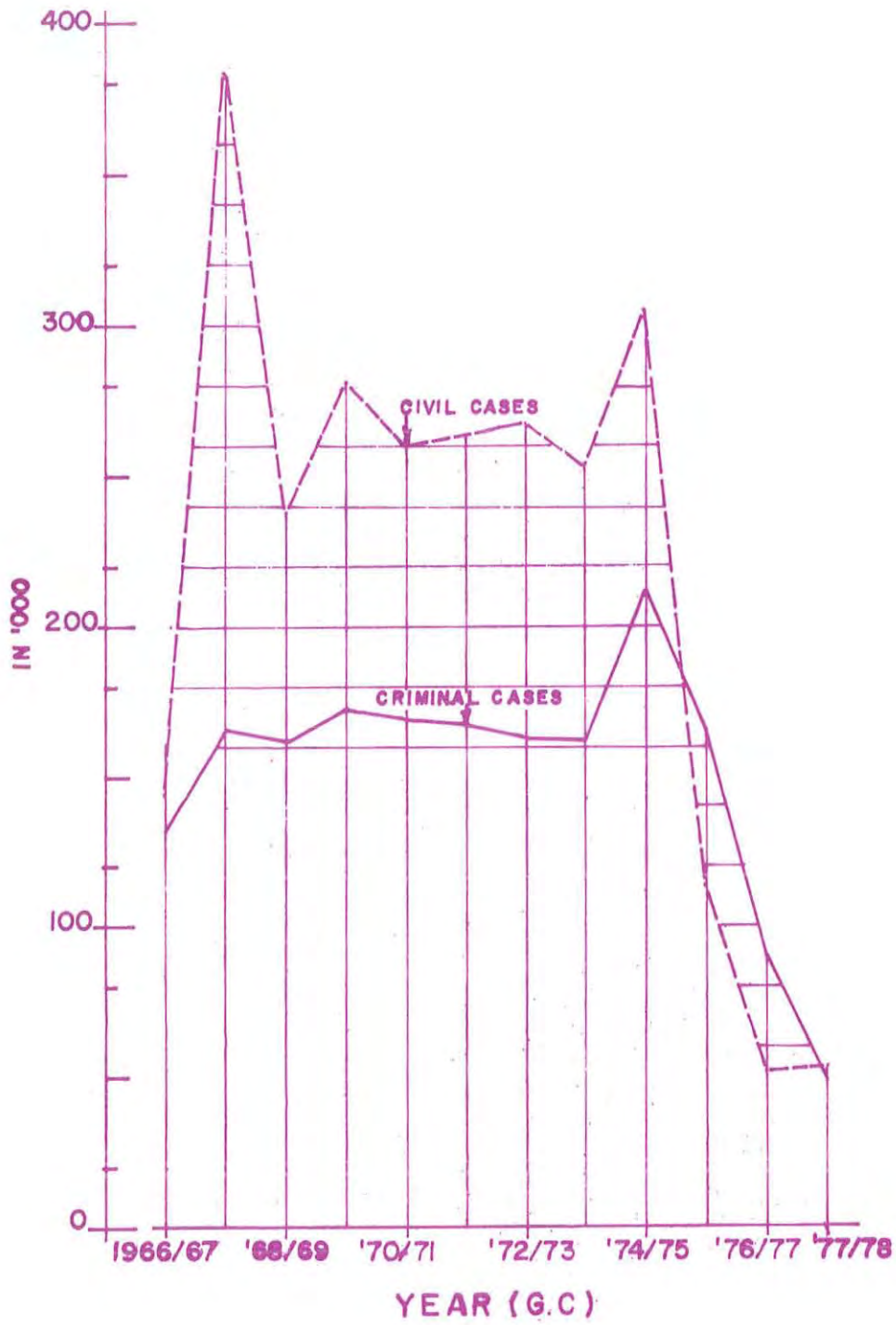
THE COURTS: Under the terms of the Administration of Justice Proclamation, 1942 (Negarit Gazeta, 1st year, No. 2), the High Court heard appeals from decisions of the province courts and also had, and still has, original jurisdiction. The High Court sat in Addis Ababa and in the regional capitals when necessary. According to the Courts Proclamation, 1962 (Negarit Gazeta, 22nd year, No.7), from 5 May 1963, the High Court, sits permanently in the regions as well as in Addis Ababa but the regional courts have been abolished.

Thus, cases which formerly were presented to district courts and then to sub-province courts now go to the district courts. Cases which formerly were presented to regional courts now go to sub-province courts, and appeals from decisions of the sub-province courts are presented directly to the reorganised High Court.

The sources for the data in this section are the Ministry of Law and Justice and the Prisons Administration.

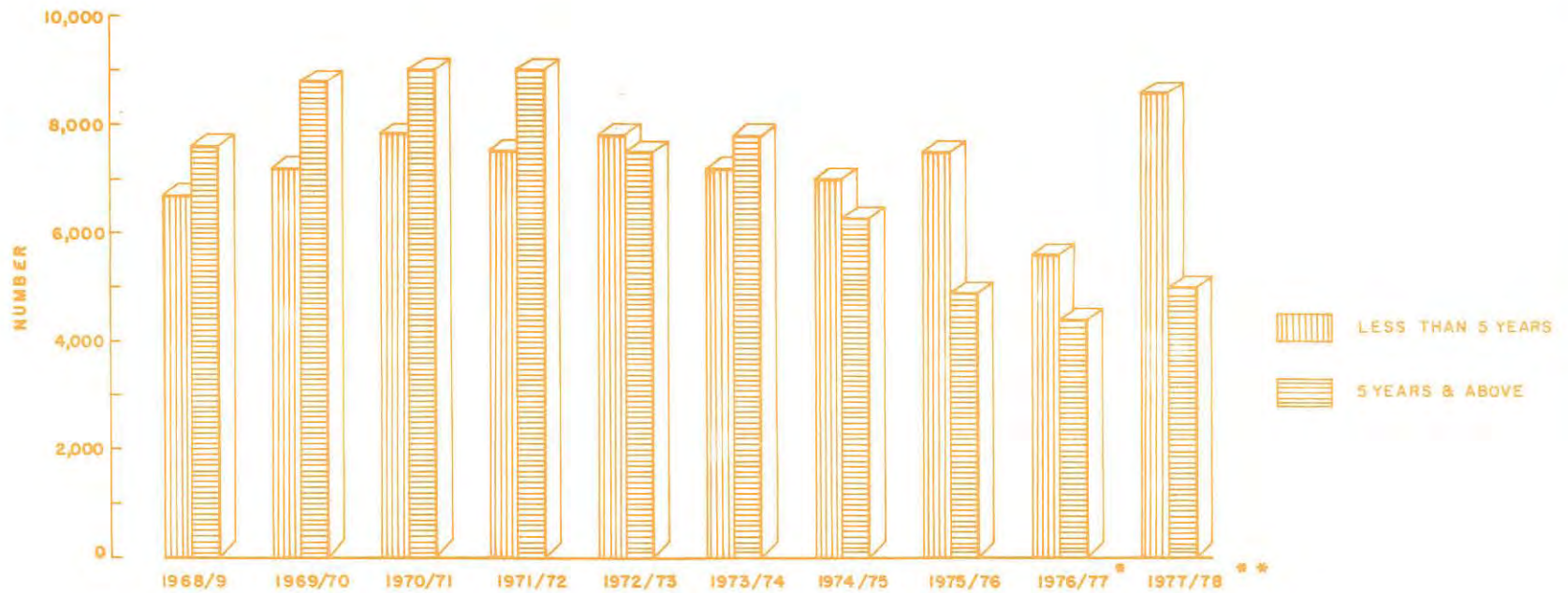


Q.3 NUMBER OF CIVIL AND CRIMINAL CASES DECIDED



Q-4

NUMBER OF PRISONERS BY THE LENGTH OF SENTENCE



* FOR 1976/77, IT IS LESS THAN 3 YEARS, AND 3 YEARS AND ABOVE

** FOR 1977/78 IT IS LESS THAN 4 YEARS, AND 4 YEARS AND ABOVE

የጠበቆች ብዛት በክፍለ ሀገር
NUMBER OF ADVOCATES BY ADMINISTRATIVE REGION*

ሠንጠረዥ ከ.1

TABLE Q.1

ብ ቁጥር NUMBER

ክፍለ ሀገር	1966	1968	1969	1970	1971	
አርሲ	181	36	29	29	23	ARSSI
ባሌ	54	21	5	2	-	BALE
ኦሮሞ	41	37	31	24	25	ERITREA
ጋሞ ጉፋ	22	17	7	1	1	GAMO GOFA
ጎጃም	21	8	8	7	7	GOJJAM
ጉንደር	15	10	5	9	8	GONDER
ዘረርጌ	70	31	16	14	16	HARARGE
ኢሉባቦር	25	6	3	3	3	ILLUBABOR
ክፋ	74	18	9	8	9	KEFFA
ሸዋ	906	261	245	250	283	SHEWA
ሲዳሞ	228	22	16	10	6	SIDAMO
ተገራይ	17	15	14	12	13	TIGRAI
ወለጋ	356	24	15	24	23	WELLEGA
ወሎ	164	20	21	20	13	WELLO
ድምር	2,174	526	429	413	430	TOTAL
	1973/4	1975/6	1976/7	1977/8	1978/9	ADMINISTRATIVE REGION

* የ1967 ዓ.ም የጠበቆች ብዛት አለ ተገኝቶ
*Data not available for 1974/75.

የጠበቆች ብዛት በጥይድ ቤት ዓይነትና በክፍለ ሀገር፣ 1971 ዓ.ም
NUMBER OF ADVOCATES BY TYPE OF COURT AND REGION 1978/79

ሠንጠረዥ ከ.2

TABLE Q.2

ብ ቁጥር NUMBER

ክፍለ ሀገር	በከፍተኛ ፍርድ ቤት	በአካላዊ ፍርድ ቤት	በወረዳ ፍርድ ቤት	ድምር	
አርሲ	14	6	3	23	ARSSI
ባሌ	-	-	-	-	BALE
ኦሮሞ	23	-	2	25	ERITREA
ጋሞ ጉፋ	1	-	-	1	GAMO GOFA
ጎጃም	2	5	-	7	GOJJAM
ጉንደር	5	3	-	8	GONDER
ዘረርጌ	8	6	2	16	HARARGE
ኢሉባቦር	1	2	-	3	ILLUBABOR
ክፋ	5	3	1	9	KEFFA
ሸዋ	162	72	49	283	SHEWA
ሲዳሞ	6	-	-	6	SIDAMO
ተገራይ	5	6	2	13	TIGRAI
ወለጋ	4	13	6	23	WELLEGA
ወሎ	4	7	2	13	WELLO
ድምር	240	123	67	430	TOTAL
	HIGH COURT	SUB-REGION COURT	DISTRICT COURT	TOTAL	ADMINISTRATIVE REGION

በፍትሕ ብሔር ከስ የቀረቡት ጉዳዮች ብዛት በውሳኔ ዓይነት**
 NUMBER OF CIVIL CASES BY STATUS OF DECISION**

ሠገጠረዥ ከ.3 /ሀ/ TABLE Q.3 (a)

በ ቁጥር NUMBER

ዓመት ምዕረብ	ጉ ጎ ጾ ፑ				1970/1 1971/2 1972/3 1973/4 1974/5 1975/6 1976/7 1977/8
	በዘመኑ የቀረቡ	ውሳኔ የተሰጠባቸው*	በይገባኝ የቀረቡ	ፍርድ የተሰጠባቸው	
1963	250,070	248,910	11,142	11,261	
1964	244,155	245,541	17,511	17,579	
1965	249,773	249,144	18,831	17,769	
1966	236,052	236,782	17,420	17,188	
1967	218,582	282,385	16,012	25,323	
1968	97,662	108,209	5,267	5,398	
1969	42,787	47,029	5,147	5,090	
1970	49,732	48,348	4,954	4,968	
	LODGED	DECIDED*	APPEALED	JUDGED	YEAR
C A S E S					

*ከዓመት ወደ ዓመት የሚተላለፉ ጉዳዮች በመኖራቸው በዓመት ለፍርድ ከሚቀርቡት ጉዳዮች ውስጥ ያገኙ ብለዉ ሊኖሩ ሊችሉ ይችላሉ ።
 *In any given year, the number of cases decided may exceed the number lodged due to the transfer of pending cases from previous years.
 **በ የከፍለ ሀገሩ ከፍ ተኛ አውራጃና ወረዳ በሽሪዓና በቃዲ ፍ/በተቸ የቀረቡትን ጉዳዮች ይጨምራል ።
 **Includes the high court, Awraja, Wereda courts and the Kadi council of each administrative region.

በ1969 ዓ.ም በፍትሕ ብሔር ከስ የቀረቡት ጉዳዮች ብዛት የውሳኔ ዓይነትና በከፍለ ሀገር**
 NUMBER OF CIVIL CASES BY STATUS OF DECISION AND ADMINISTRATIVE REGION 1976/77**

ሠገጠረዥ ከ.3 /ለ/ TABLE Q.3 (b)

በ ቁጥር NUMBER

ከፍለ ሀገር	ጉ ጎ ጾ ፑ				ARSSI BALE ERITREA GAMO GOFA GOJJAM GONDER HARARGE ILLUBABOR KEFFA SHEWA ADDIS ABABA SIDAMO TIGRAI WELLEGA WELLO TOTAL ADMINISTRATIVE REGION
	ከሰራዊት የተላለፈ	አዳስ የቀረቡ	በፍርድ የተወሰኑ	በቅጠር የተላለፈ	
አርሲ	390	1,732	1,889	233	
ባሌ	193	713	763	143	
አርቲራ	452	2,524	2,487	489	
ጋሞ ጉፋ	260	426	628	58	
ጎጃም	786	2,909	3,173	522	
ጎንደር	606	1,905	2,238	273	
ሐረርጌ	854	3,110	3,244	720	
አሱባቦር	241	572	662	151	
ከፋ	732	1,219	1,676	275	
ቨዩ	1,396	4,858	5,411	843	
አዳስ አበባ	4,738	13,734	14,782	3,690	
ሲዳሞ	440	3,484	3,669	255	
ቲግራይ	526	1,954	2,002	478	
ወለጋ	662	1,549	1,911	300	
ወሎ	791	2,098	2,494	395	
ድምር	13,067	42,787	47,029	8,825	
	CASES FROM LAST YEAR	CASES LODGED DURING THE YEAR	DECIDED	CASES APPOINTED FOR THE FOLLOWING YEAR	ADMINISTRATIVE REGION
C A S E S					

*በ የከፍለ ሀገሩ ከፍ ተኛ አውራጃና ወረዳ በሽሪዓና በቃዲ ፍ/በተቸ የቀረቡትን ጉዳዮች ያጠቃልላል ።
 *Includes the high court, Awraja, Wereda courts and the Kadi council of each administrative region.

በ1978 ዓ.ም በፍትህ ቤብር ዘንድ የቀረቡት ጉዳዮች በዘወትር በውጣት ዓይነትና በክፍለ ሀገር*
 NUMBER OF CIVIL CASES BY STATUS OF DECISION AND ADMINISTRATIVE REGION 1977/78*

ሠገጠረዥ ከ.ጌ /ሰ/

TABLE Q.3 (c)

በ ቁጥር NUMBER

ክፍለ ሀገር	ጉ ጥ ጭ ች				በ ቁጥር NUMBER
	ከላኒው ዓመት የተላለፈ	አዲስ የቀረበ	በፍርድ የተወሰነ	በ ቁጥር የተላለፈ	
አርሲ	345	2,080	1,976	449	ARSSI
ባሌ	146	1,565	1,383	328	BALE
አርተራ	607	3,490	3,337	760	ERITREA
ጋሞ ጉፋ	56	419	401	74	GAMO GOFA
ጉጃም	468	2,643	2,614	497	GOJJAM
ጉንደር	286	2,573	2,474	385	GONDER
ዘረርጌ	692	5,493	5,559	626	HARARGE
ኢሉባቦር	80	612	569	123	ILUBABOR
ክፋ	379	1,991	1,973	397	KEFFA
ሸዋ	934	7,144	6,968	1,110	SHEWA
አዲስ አበባ	4,254	12,584	12,480	4,358	ADDIS ABABA
ሲዳሞ	271	1,638	1,671	238	SIDAMO
ተገራይ	437	1,945	1,803	579	TIGRAI
ወላጋ	330	1,928	1,773	485	WELLEGA
ወሎ	440	3,627	3,367	700	WELLO
ጅምር	9,725	49,732	48,348	11,109	TOTAL
	CASES FROM LAST YEAR	CASES LODGED DURING THE YEAR	DECIDED	CASES APPOINTED FOR THE FOLLOWING YEAR	ADMINISTRATIVE REGION
	C A S E S				

* በ ክፍለ ሀገሩ በከፍተኛ አውራጃና ወረዳ በሽሪዓና በታላቅ ፍ/ቤቶች የቀረቡትን ጉዳዮች ይጨምራል ::

*Includes the high court, Awraja court, Wereda court and the Kadi council of each administrative region.

በ1969 ዓ.ም. በፍትህ ብሔር ዘስ በይገባኝ የቀረቡ ጉዳዮች በዚህ በውሳኔ ዓይነትና በክፍለ ሀገር
 NUMBER OF CIVIL CASES APPEALED DURING 1976/77 BY ADMINISTRATIVE
 REGION AND STATUS OF DECISION

ሠገጠረዥ ከ.3 /መ/ TABLE Q.3 (d)

በ ቁጥር NUMBER

ክፍለ ሀገር	ጉ ጎ ፃ ች				በ ቁጥር የተላለፈ
	ከላለው ዓመት በይገባኝ የተላለፈ	አዲስ በይገባኝ የቀረበ	የተወሰነ	በ ቁጥር የተላለፈ	
አርሲ	71	212	239	44	ARSSI
ባሌ	5	40	39	6	BALE
አርተኔ	85	312	317	80	ERITREA
ጋሞ ጉፋ	11	79	89	1	GAMO COFA
ጉጂዎ	103	403	395	111	GOJJAM
ጉንደር	73	306	346	33	GONDER
ዘረርጌ	154	435	513	76	HARARGE
አላባቦር	16	100	110	6	ILLUBABOR
ክፋ	61	184	222	23	KEFFA
ሸዋ	66	257	298	25	SHEWA
አዲስ አበባ	107	1,745	1,450	402	ADDIS ABABA
ሲዳሞ	28	182	199	11	SIDAMO
ተገራይ	122	274	290	106	TIGRAI
ወለጋ	37	128	135	30	WELLEGA
ወሎ	31	490	448	73	WELLO
ድምር	970	5,147	5,090	1,027	TOTAL
	APPEALS FROM CASES LODGED LAST YEAR	APPEALS FROM CASES LODGED DURING THE YEAR	DECIDED	APPOINTED FOR THE FOLLOWING YEAR	ADMINISTRATIVE REGION
	C A S E S				

በ1970 ዓ.ም በወንጀል ከሰ የቀረቡት ጉዳዮች በዘጠኝ በወሰኑ ዓይነትና በክፍል ሀገር
 NUMBER OF CRIMINAL CASES BY STATUS OF DECISION AND ADMINISTRATIVE
 REGION, 1977/78

ሠንጠረዥ ከ.4 /ሐ/ TABLE Q.4 (c)

ቦታ ቁጥር NUMBER

ክፍል ሀገር	ጉ ጎ ያ ቾ				
	ከሰፊው ዓመት የተሰላፈ	አዲስ የቀረበ	በፍርድ የተወሰነ	በቅጠር የተሰላፈ	
አርሲ	416	2,073	2,069	420	ARSSSI
ባሌ	77	819	810	86	BALE
አርቲራ	331	4,046	4,072	305	ERITREA
ጋሞ ጉፋ	122	920	925	117	GAMO GOFA
ጉጃም	478	2,069	2,168	379	GOJJAM
ጉንደር	204	1,485	1,541	148	GONDER
ሐረርጌ	660	4,150	4,167	643	HARARGE
ሌላባቦር	129	1,230	1,254	105	ILLUBABOR
ከፋ	267	2,720	2,803	184	KEFFA
ሻዋ	639	7,903	7,967	575	SHEWA
አዲስ አበባ	1,644	5,548	6,299	893	ADDIS ABABA
ሲዳሞ	292	2,506	2,502	296	SIDAMO
ተገራይ	489	2,467	2,484	472	TIGRAI
ወለጋ	336	2,049	1,979	406	WELLEGA
ወሎ	487	3,600	3,596	491	WELLO
ድምር	6,571	43,585	44,636	5,520	TOTAL
	CASES FROM LAST YEAR	CASES LODGED DURING THE YEAR	DECIDED	APPONTEED FOR THE FOLLOWING YEAR	ADMINISTRATIVE REGION
	C A S E S				

በወንጀል ከስ የቀረቡት ጉዳዮች በውሳኔው ዓይነት
NUMBER OF CRIMINAL CASES BY STATUS OF DECISION

ሠገጠኒዥ ከ.4 /ሀ/ TABLE Q.4 (a)

ዓመት ምህረት	ጉ ዳ ዮ ች				1970/1 1971/2 1972/3 1973/4 1974/5 1975/6 1976/7 1977/8
	በዘመኑ የቀረቡ	ውሳኔ የተሰጠበት መጠን	በይገባኝ የቀረቡ	ፍርድ የተሰጠበት መጠን	
1963	163,244	161,081	8,165	8,234	
1964	160,277	157,666	9,534	10,110	
1965	163,017	160,169	10,102	2,695	
1966	145,024	153,024	9,766	9,400	
1967	166,478	197,447	12,930	15,008	
1968	153,089	157,111	8,057	8,103	
1969	79,707	84,464	6,119	6,233	
1970	43,585	44,636	4,183	4,268	
	LODGED	DECIDED*	APPEALED	JUDGED	YEAR
C A S E S					

*በዓመት ወይም ዓመት የሚተላለፉ ጉዳዮች በመኖራቸው በየዓመት ለፍርድ ከሚቀርቡት ጉዳዮች ውስጥ ያገኙት ብለዉ ለፍርድ ይቸላል ::
*In any given year, the number of cases decided may exceed the number lodged due to the transfer of pending cases from previous year.

በ1969 ዓ.ም በወንጀል ከስ የቀረቡት ጉዳዮች ብዛት በውሳኔ ዓይነትና በክፍለ ሀገር
NUMBER OF CRIMINAL CASES BY STATUS OF DECISION AND ADMINISTRATIVE REGION, 1976/77

ሠገጠኒዥ ከ.4 /ለ/ TABLE Q.4 (b)

በ ቁጥር NUMBER

ክፍለ ሀገር	ጉ ዳ ዮ ች				ARSSI BALE ERITREA GAMO GOFA GOJJAM GONDER HARARGE ILLUBABOR KEFFA SHEWA ADDIS ABABA SIDAMO TIGRAI WELLEGA WELLO TOTAL
	በሰላሳው ዓመት የተላለፈ	አዲስ የቀረበ	በፍርድ የተወሰነ	በቁጠር የተላለፈ	
አርሲ	441	2,097	2,133	405	
ባሌ	116	829	871	74	
አርትራ	411	5,232	5,158	485	
ጋሞ ጉፋ	529	1,342	1,748	123	
ጎጃም	824	2,841	3,220	445	
ጎንደር	518	2,186	2,491	213	
ዘረርጌ	1,616	6,020	6,940	696	
ኢላላቦር	181	1,379	1,431	129	
ክፍ	868	3,642	4,261	249	
ሸዋ	1,766	9,120	9,810	1,076	
አዲስ አበባ	3,587	33,431	34,463	2,555	
ሲዳሞ	561	3,271	3,553	279	
ትግራይ	429	2,510	2,470	469	
ወለጋ	339	2,145	2,158	326	
ወሎ	581	3,662	3,757	486	
ጅምር	12,767	79,707	84,464	8,010	
	CASES FROM LAST YEAR	CASES LODGED DURING THE YEAR	DECIDED	APPOINTED FOR THE FOLLOWING YEAR	ADMINISTRATIVE REGION
C A S E S					

በ1970 ዓ.ም በወገጃል ክስ የተረቡት ጉዳዮች በዘተ በወሰነ ዓይነትና በክፍል ሀገር
 NUMBER OF CRIMINAL CASES BY STATUS OF DECISION AND ADMINISTRATIVE
 REGION, 1977/78

ሠገጠረዥ ከ.4 /ሰ/ TABLE Q.4 (c)

በ ቁጥር NUMBER

ክፍል ሀገር	ጉ ጥ ፆ ች				
	ከሰረዙ ዓመት የተላለፈ	አዲስ የቀረበ	በፍርድ የተወሰነ	በ ቁጠሮ የተላለፈ	
አርሲ	416	2,073	2,069	420	ARSSI
ባሌ	77	819	810	86	BALE
አር ተራ	331	4,046	4,072	305	ERITREA
ጋዎ ጉፋ	122	920	925	117	GAMO GOFA
ጎጃም	478	2,069	2,168	379	GOJJAM
ጉንደር	204	1,485	1,541	148	GONDER
ሰረር ጌ	660	4,150	4,167	643	HARARGE
ኢሉባቦር	129	1,230	1,254	105	ILLUBABOR
ቦፋ	267	2,720	2,803	184	KEFFA
ሸዋ	639	7,903	7,967	575	SHEWA
አዲስ አበባ	1,644	5,548	6,299	893	ADDIS ABABA
ሲዳሞ	292	2,506	2,502	296	SIDAMO
ተገራይ	489	2,467	2,484	472	TIGRAI
ወለጋ	336	2,049	1,979	406	WELLEGA
ወሌ	487	3,600	3,596	491	WELLO
ድምር	6,571	43,585	44,636	5,520	TOTAL
	CASES FROM LAST YEAR	CASES LODGED DURING THE YEAR	DECIDED	APPONTEED FOR THE FOLLOWING YEAR	ADMINISTRATIVE REGION
	C A S E S				

በ1969 ዓ.ም በወንጀል ከሰ በይገባኝ የደቡብ ጉዳዮች በዚህ በወጣ ነጻ ነትና በከፍለ ሀገር
 NUMBER OF CRIMINAL CASES APPEALED BY STATUS OF DECISION
 AND ADMINISTRATIVE REGION, 1976/77

ሠንጠረዥ ከ.4 /መ/

TABLE Q.4 (d)

ቦታ ቁጥር NUMBER

ከፍለ ሀገር	ጉ ገ ላ ላ				ቦታ
	ከላረው ዓመት የተላለፈ	አዳስ የደቡብ	በፍርድ የተወሰነ	በቁጠር የተላለፈ	
አርሲ	68	376	398	46	ARSSI
ባሌ	8	66	71	3	BALE
አርተራ	70	315	306	79	ERITREA
ጋዎ ጉፋ	30	118	147	1	GAMO GOFA
ጉጃም	85	578	531	132	GOJJAM
ጉንደር	23	242	249	16	GONDER
ሐረርጌ	247	514	717	44	HARARGE
ሊላባቦር	14	186	191	9	ILLUBABOR
ከፋ	41	263	301	3	KEFFA
ሸዋ	173	988	1,086	75	SHEWA
አዳስ አበባ	98	944	688	354	ADDIS ABABA
ሲዳሞ	32	376	389	19	SIDAMO
ተገራይ	52	381	371	62	TIGRAI
ወላጋ	45	347	364	28	WELLEGA
ወሌ	41	425	424	42	WELLO
ዶቶር	1,027	6,119	6,233	913	TOTAL
	APPEALS FROM CASES LODGED LAST YEAR	APPEALS FROM CASES LODGED DURING THE YEAR	DECIDED	APPOINTED FOR THE FOLLOWING YEAR	ADMINISTRATIVE REGION
	C A S E S				

በ1970 ዓ.ም በወገኛዎች የቀረቡ ጉዳዮች በዚህ በወጣ ጊዜ ያደረጉትን ስርዓት ለሀገር
 NUMBER OF CRIMINAL CASES APPEALED BY STATUS OF DECISION AND ADMINISTRATIVE
 REGION, 1977/78

ሠገጠረዥ ከ4 /ሠ/ TABLE Q.4 (e)

በ ቁጥር NUMBER

ክፍለ ሀገር	ጉ ገ ገ ገ				
	ከላለው ዓመት የተላለፈ	አዲስ የቀረበ	የተወሰነ	በ ቁጥር የተላለፈ	
አርሲ	34	307	267	74	ARSSI
ባሌ	3	70	64	9	BALE
አር ትራ	31	215	205	41	ERITREA
ጋሞ ጉፋ	1	74	67	8	GAMO GOFA
ጎጃም	94	346	394	46	GOJJAM
ጉንደር	18	111	118	11	GONDER
ሐረርጌ	42	180	204	18	HARARGE
ሊላብያ	9	131	132	8	ILLUBABOR
ክፍ	2	239	209	32	KEFFA
ሽዋ	42	770	739	73	SHEWA
አዲስ አበባ	303	684	825	162	ADDIS ABABA
ሲዳሞ	23	241	241	23	SIDAMO
ጉጉራይ	50	248	255	43	TIGRAI
ወለጋ	25	243	220	48	WELLEGA
ወሎ	42	324	328	38	WELLO
ጅምር	719	4,183	4,268	634	TOTAL
	APPEALS FROM CASES LODGED FROM LAST YEAR	APPEALS FROM CASES LODGED DURING THE YEAR	DECIDED	APPOINTED FOR THE FOLLOWING YEAR	ADMINISTRATIVE REGION
	C A S E S				

የአሥረኛች በዛትና የስራት ዘመን
 NUMBER OF PRISONERS BY LENGTH OF SENTENCE

ሠገጠረዥ ቡ.5 TABLE Q.5

የአሥረት ዘመን	1966		1967		1968		1969		1970		
	ከ5 ዓመት		ከ5 ዓመት		ከ5 ዓመት		ከ5 ዓመት		ከ4 ዓመት	4 ዓመት	
	በታች	በላይ	በታች	በላይ	በታች	በላይ	በታች	በላይ	በታች	በላይ	
አርሶ	177	336	336	253	429	107	136	110	361	110	ARSSI
በላቲ ባቢያ	-	1	-	-	132	240	72	208	90	255	BILATTE
ባሌ	179	169	140	99	95	178	94	100	132	105	BALE
አርትራ	617	427	245	15	448	58	196	55	285	93	ERITREA
ጋዎ ገፋ	362	406	351	383	372	266	302	145	390	201	GAMO GOFA
ጉጃቻ	364	353	329	426	972	324	382	138	1,427	149	GOJJAM
ጉንደር	161	363	144	225	514	225	247	187	246	182	GONDER
ሐረርጌ	678	688	805	675	717	380	394	333	598	370	HARARGE
ስጋጻን አስተጓደር	31	-	-	65	-	-	-	-	-	-	OGADEN ADMINISTRATION
ሊሉባቦር	801	395	472	226	452	222	244	139	391	101	ILLUBABOR
ክፋ	424	427	344	395	486	240	486	240	KEFFA
ሸዋ	1,051	811	951	852	1,005	770	607	320	1,038	426	SHEWA
አዲስ አበባ	528	1,087	509	662	847	611	1,007	1,099	1,193	1,199	ADDIS ABABA
ሮቤ አርሽ ባቢያ	248	433	134	273	279	275	62	579	147	659	ROBI FARM VILLAGE
ሲዳሞ	281	491	585	464	361	355	357	98	475	149	SIDAMO
ትገራይ	399	349	333	202	311	211	156	56	284	82	TIGRAI
ወለጋ	440	481	912	462	466	326	520	322	WELLEGA
ወሎ	485	605	382	532	521	269	437	212	526	321	WELLO
ድምር	7,226	7,821	6,972	6,275	7,455	4,891	5,645	4,415	8,589	4,964	TOTAL
	LESS THAN 5 YEARS	MORE THAN 5 YEARS	LESS THAN 5 YEARS	MORE THAN 5 YEARS	LESS THAN 5 YEARS	MORE THAN 5 YEARS	LESS THAN 3 YEARS	MORE THAN 3 YEARS	LESS THAN 4 YEARS	4 YEARS AND ABOVE	LENGTH OF SENTENCE
	1973/4		1974/5		1975/6		1976/7		1977/78		

የአሰሪዎች ብዛት በጾታና በአሰሪት ዘመን፣ 1970 ዓ.ም
 NUMBER OF PRISONERS BY SEX AND LENGTH OF SENTENCE, 1977/78

ሠገጠረዥ ከ.6

TABLE Q.6

ክፍለ ሀገር	የላላ ፍርድ /ከ4 ዓመት በታች/			ከባድ ፍርድ 4 ዓመትና ከ4 ዓመት በላይ			የተቀረ ከሰቶ			ድምር	
	ሊት የሌ ያውያን		የውጭ* ዘገቶች	ሊት የሌ ያውያን		የውጭ* ዘገቶች	ሊት የሌ ያውያን		የውጭ* ዘገቶች		
	ወገድ	ሴት		ወገድ	ሴት		ወገድ	ሴት			
አርሲ	355	6	-	108	2	-	322	5	-	798	ARSSI
ብላት ባቢያ	90	-	-	255	-	-	110	-	-	455	BILLATE
ባሌ	132	-	-	105	-	-	151	-	-	388	BALE
አርተራ	240	44	1	89	3	1	872	56	8	1,314	ERITREA
ጋዎ ጉፋ	372	18	-	200	1	-	521	29	-	1,141	GAMO GOFA
ጎጃም	1,340	87	-	143	6	-	555	13	-	2,144	GOJJAM
ጎንደር	238	8	-	180	-	2	386	12	-	826	GONDER
ዘረርጌ	580	18	-	370	-	-	1,275	28	-	2,271	HARARGE
ሊሉባቦር	382	9	-	99	2	-	257	14	-	763	ILLUBABOR
ከፋ	483	3	-	235	5	-	555	6	-	1,287	KEFFA
ሸዋ	1,002	36	-	424	2	-	1,064	22	-	2,550	SHEWA
አዲስ አበባ	1,126	55	12	1,162	28	9	1,626	111	28	4,157	ADDIS ABABA
ርቢ አርሻ ባቢያ	147	-	-	659	-	-	-	-	-	806	ROBI FARM VILLAGE
ሲዳሞ	456	19	-	144	5	-	1,455	88	-	2,167	SIDAMO
ተገራይ	281	3	-	82	-	-	407	9	-	782	TIGRAI
ወለጋ	510	10	-	318	4	-	618	9	-	1,469	WELLEGA
ወሎ	514	11	1	315	6	-	937	23	-	1,807	WELLO
ድምር	8,248	327	14	4,888	64	12	11,111	425	36	25,125	TOTAL
	MEN	WOMEN	FOR- EIGNERS*	MEN	WOMEN	FOR- EIGNERS*	MEN	WOMEN	FOR- EIGNERS*	TOTAL	ADMINISTRATIVE REGION
	ETHIOPIAN			ETHIOPIAN			ETHIOPIAN				
	SENTENCE OF LESS THAN 4 YEARS			SENTENCE OF 4 OR MORE YEARS			CASES POSTPONED				

* የታሰሩት ወገዶች ብቻ ናቸው

*The Prisoners consist of males only.

አርማት
ERRATA

የገጽ ቁጥር	ሃሳብ ማረጋገጫ	በጠቅላላ የተሰጠው አርማት	በጠቅላላ	አርማት	የትዕዛዝ ቁጥር	የትዕዛዝ ስም
27	ለ.4	ገጠራት - ድምር	6702	6302.0	B.4	Nefasit - TOTAL
32	ለ.5	1982: ከፍተኛ ድምር	47,639.8	40,639.8	B.5	1990: High; TOTAL
32	ለ.5	1987: ከፍተኛ ድምር	40,170	47,170.4	B.5	1995: High; TOTAL
76	ረ.13	የሚጠቀሙ የኑሮች የውሃ ጠቅላላ ድምር	20,616	206,616	F.13	Capacity; hydro TOTAL
76	ረ.13	የደንበኞች ብዛት: አዲስ አበባ	10,584	105,824	F.13	Number of consumers: Addis Ababa
76	ረ.13	የደንበኞች ብዛት: ድምር	230,952	230,100	F.13	Number of consumers; TOTAL
76	ረ.13	የውሃ ጠቅላላ አጠቃቀም: የውሃ ጠቅላላ ድምር	585,893	385,893	F.13	Production, hydro, TOTAL
86	ሸ.2	የገጠራት ብዛት: አዲስ አበባ 1969/70 ድምር	476	486	H.2	Mail carried, Addis Ababa, 1977, TOTAL
99	ሸ.13	አህልፍ: አዲስ አበባ 1969	40.50	50.50	H.13	Cereals, Addis Ababa, 1976/77
111	ዩ.3	የገጠራት ለውጥ ዋጋ 1968/69	14.0	15.0	I.3	Hides and skins undressed, Value, 1976
117	ዩ.4	ተጠቃሚ የዝግጅት ወይም በደንበኞች ለውጥ ዋጋ 1968/69	56,298.8	58,298.8	I.4	Vegetables, fresh, frozen or simply reserved, 1976
141	በ.3	በደንበኞች ለውጥ ዋጋ 1968	5,994.0	5,964.0	J.3	Expenditure on Gross National Product, 1975/76
216	ኑ.7	በደንበኞች ለውጥ ዋጋ ለውጥ ዋጋ ለውጥ ዋጋ	1,294.4	129.4	N.7	General Index, Other goods and services, April
236	ለ.5	የገጠራት ወገድ: 1970	914,652	914,752	P.5	Government: Male, 1978/79
237	ለ.6	የገጠራት ወገድ: 1970	63.7	63.1	P.6	Mission, Male, 1977/78
Page Number			Error	Correc-tion	Table Number	Items