


THE FEDERAL DEMOCRATIC REPUBLIC OF ETHIOPIA  
CENTRAL STATISTICAL AUTHORITY



REPORT ON COTTAGE/HANDICRAFT  
MANUFACTURING INDUSTRIES SURVEY

NOVEMBER 2002


ADDIS ABABA  
SEPT. 2003

30102/196

C- 2/5 ACC0001126

000861


**THE FEDERAL DEMOCRATIC REPUBLIC OF ETHIOPIA  
CENTRAL STATISTICAL AUTHORITY**



**REPORT ON COTTAGE/HANDICRAFT  
MANUFACTURING INDUSTRIES SURVEY  
NOVEMBER 2002**

**ADDIS ABABA  
SEPT. 2003**

THE FEDERAL DEMOCRATIC REPUBLIC OF ETHIOPIA  
CENTRAL STATISTICAL AUTHORITY



REPORT ON COTTAGE HANDICRAFT  
MANUFACTURING INDUSTRIES SURVEY  
NOVEMBER 2002

ADDIS ABABA  
SEPT. 2003

LIST OF TABLES

PART III. SUMMARY OF THE MAJOR FINDINGS OF THE SURVEY

	<u>PAGE NO</u>
<b>LIST OF TABLES</b> .....	<b>II</b>
<b>ABBREVIATIONS</b> .....	<b>IX</b>
<b>PART I. INTRODUCTION AND OBJECTIVES OF THE SURVEY</b>	
1 INTRODUCTION.....	1
2 OBJECTIVES OF THE SURVEY.....	3
<b>PART II. SURVEY METHODOLOGY, DATA COLLECTION AND PROCESSING</b>	
1 SCOPE, COVERAGE AND CONTENT.....	5
2 BASIC CONCEPTS AND DEFINITIONS.....	6
3 SAMPLE DESIGN.....	11
4 TRAINING OF FIELD STAFF.....	18
5 FIELD ORGANIZATION AND DATA COLLECTION.....	19
6 DATA PROCESSING.....	20
a) EDITING, CODING AND VERIFICATION.....	20
b) DATA ENTRY, CLEANING AND TABULATION.....	20
<b>PART III. SUMMARY OF THE MAJOR FINDINGS OF THE SURVEY</b> .....	<b>22</b>
<b>PART IV. STATISTICAL TABLES ON COUNTRY LEVEL, URBAN AND RURAL</b> .....	<b>56</b>
<b>PART V. STATISTICAL TABLES FOR SELECTED URBAN CENTERS AND RURAL AREAS OF REGIONAL STATES</b> .....	<b>208</b>
<b>ANNEX 1: ESTIMATION PROCEDURES OF TOTAL, RATIO AND SAMPLING ERRORS</b> .....	<b>258</b>
<b>ANNEX 2: SURVEY QUESTIONNAIRE</b> .....	<b>265</b>

## LIST OF TABLES

### PART III. SUMMARY OF THE MAJOR FINDINGS OF THE SURVEY

<u>TABLE NO.</u>	<u>PAGE NO.</u>
SUMMARY TABLE 3.1 DISTRIBUTION OF ESTABLISHMENTS BY INDUSTRIAL GROUP AND URBAN/RURAL AREA, 2001/02 (1994 E.F.Y.).....	23
SUMMARY TABLE 3.2 DISTRIBUTION OF ESTABLISHMENTS BY INDUSTRIAL GROUP, URBAN/RURAL AREA AND TYPE OF OWNERSHIP, 2001/02 (1994 E.F.Y.).....	25
SUMMARY TABLE 3.3A NUMBER OF REPORTING ESTABLISHMENTS BY INDUSTRIAL GROUP AND SIZE OF INITIAL CAPITAL - COUNTRY LEVEL, 2001/02 (1994 E.F.Y.).....	26
SUMMARY TABLE 3.3.B NUMBER OF REPORTING ESTABLISHMENTS BY INDUSTRIAL GROUP URBAN/RURAL AREA AND SIZE OF INITIAL CAPITAL- URBAN, 2001/02 (1994 E.F.Y.).....	27
SUMMARY TABLE 3.3.C NUMBER OF REPORTING ESTABLISHMENTS BY INDUSTRIAL GROUP URBAN/RURAL AREA AND SIZE OF INITIAL CAPITAL- RURAL, 2001/02 (1994 E.F.Y.).....	28
SUMMARY TABLE 3.4A NUMBER OF REPORTING ESTABLISHMENTS BY INDUSTRIAL GROUP AND SOURCE OF INITIAL CAPITAL -COUNTRY LEVEL, 2001/02 (1994 E.F.Y.).....	29
SUMMARY TABLE 3.4B NUMBER OF REPORTING ESTABLISHMENTS BY INDUSTRIAL GROUP AND SOURCE OF INITIAL CAPITAL - URBAN, 2001/02 (1994 E.F.Y.).....	30
SUMMARY TABLE 3.4C NUMBER OF REPORTING ESTABLISHMENTS BY INDUSTRIAL GROUP AND SOURCE OF INITIAL CAPITAL - RURAL, 2001/02 (1994 E.F.Y.).....	31
SUMMARY TABLE 3.5A SUMMARY OF OPERATIONS OF COTTAGE/HANDICRAFT MANUFACTURING INDUSTRIES BY INDUSTRIAL GROUP- COUNTRY LEVEL, 2001/02 (1994 E.F.Y.)- .....	34
SUMMARY TABLE 3.5B SUMMARY OF OPERATIONS OF COTTAGE/HANDICRAFT MANUFACTURING INDUSTRIES BY INDUSTRIAL GROUP- URBAN, 2001/02 (1994 E.F.Y.)-.....	35
SUMMARY TABLE 3.5C SUMMARY OF OPERATIONS OF COTTAGE/HANDICRAFT MANUFACTURING INDUSTRIES BY INDUSTRIAL GROUP- RURAL, 2001/02 (1994 E.F.Y.) .....	36
SUMMARY TABLE 3.6A NUMBER OF PERSONS ENGAGED BY URBAN/RURAL AREA, INDUSTRIAL GROUP, TYPE OF EMPLOYMENT AND SEX- COUNTRY LEVEL, 2001/02 (1994 E.F.Y.) .....	38

**TABLE NO.****PAGE NO.**

SUMMARY TABLE 3.6B	
NUMBER OF PERSONS ENGAGED BY URBAN/RURAL AREA, INDUSTRIAL GROUP	
TYPE OF EMPLOYMENT AND SEX: 1994 E.F.Y.(2001/02)URBAN.....	39
SUMMARY TABLE 3.6C	
NUMBER OF PERSONS ENGAGED BY URBAN/RURAL AREA, INDUSTRIAL GROUP	
TYPE OF EMPLOYMENT AND SEX: 1994 E.F.Y.(2001/02)RURAL.....	40
SUMMARY TABLE 3.7A	
GROSS VALUE OF PRODUCTION AND VALUEA ADDED PER PERSON ENGAGED	
BY INDUSTRIAL GROUP: 1994 E.F.Y (2001/02)COUNTRY LEVEL.....	42
SUMMARY TABLE 3.7B	
GROSS VALUE OF PRODUCTION AND VALUEA ADDED PER PERSON ENGAGED	
BY INDUSTRIAL GROUP:1994 E.F.Y(2001/02)URBAN .....	43
SUMMARY TABLE 3.7C	
GROSS VALUE OF PRODUCTION AND VALUEA ADDED PER PERSON ENGAGED	
BY INDUSTRIAL GROUP:1994 E.F.Y (2001/02)RURAL.....	44
SUMMARY TABLE 3.8A	
NUMBER OF ESTABLISHMENTS BY INDUSTRIAL GROUP, AND TYPE OF FIRST	
MAJOR PROBLEM FACED DURING COMMENCEMENT OF OPERATION: 1994 E.F.Y	
(2001/02) COUNTRY LEVEL.....	47
SUMMARY TABLE 3.8B	
NUMBER OF ESTABLISHMENTS BY INDUSTRIAL GROUP, AND TYPE OF FIRST	
MAJOR PROBLEM FACED DURING COMMENCEMENT OF OPERATION: 1994 E.F.Y	
(2001/02) URBAN.....	48
SUMMARY TABLE 3.8C	
NUMBER OF ESTABLISHMENTS BY INDUSTRIAL GROUP, AND TYPE OF FIRST	
MAJOR PROBLEM FACED DURING COMMENCEMENT OF OPERATION: 1994 E.F.Y	
(2001/02) RURAL.....	49
SUMMARY TABLE 3.9A	
NUMBER OF ESTABLISHMENTS BY INDUSTRIAL GROUP, AND TYPE OF FIRST	
REASON FOR NOT BEING FULLY OPERATIONAL DURING: 1994 E.F.Y	
(2001/02) COUNTRY LEVEL.....	50
SUMMARY TABLE 3.9B	
NUMBER OF ESTABLISHMENTS BY INDUSTRIAL GROUP, AND TYPE OF FIRST	
REASON FOR NOT BEING FULLY OPERATIONAL DURING: 1994 E.F.Y	
(2001/02) URBAN.....	51
SUMMARY TABLE 3.9C	
NUMBER OF ESTABLISHMENTS BY INDUSTRIAL GROUP, AND TYPE OF FIRST	
REASON FOR NOT BEING FULLY OPERATIONAL DURING :1994 E.F.Y	
(2001/02) RURAL.....	52
SUMMARY TABLE 3.10A	
NUMBER OF ESTABLISHMENTS BY INDUSTRIAL GROUP, AND TYPE OF FIRST	
REASON PROBLEM FACED DURING THE SURVEY PERIOD :1994 E.F.Y.	
(2001/02)-COUNTRY LEVEL.....	53

**TABLE NO.**

**PAGE NO.**

**SUMMARY TABLE 3.10B**

NUMBER OF ESTABLISHMENTS BY INDUSTRIAL GROUP, AND TYPE OF FIRST  
REASON PROBLEM FACED DURING THE SURVEY PERIOD- 2001/02 URBAN,  
(1994 E.F.Y.) .....

54

**SUMMARY TABLE 3.10C**

NUMBER OF ESTABLISHMENTS BY INDUSTRIAL GROUP, AND TYPE OF FIRST  
REASON PROBLEM FACED DURING THE SURVEY PERIOD- RURAL, 2001/02  
(1994 E.F.Y.).....

55

**PART IV. STATISTICAL TABLES ON COUNTRY LEVEL, URBAN AND RURAL**

4.1 DISTRIBUTION OF ESTABLISHMENTS BY INDUSTRIAL GROUP AND URBAN/RURAL  
AREAS, 2001/02 (1994 E.F.Y.)..... 58

4.2 NUMBER OF ESTABLISHMENTS BY INDUSTRIAL GROUP AND URBAN/RURAL  
AVAILABILITY OF BOOKS OF ACCOUNTS- COUNTRY LEVEL, 2001/02  
(1994 E.F.Y.) ..... 60

4.3 DISTRIBUTION OF ESTABLISHMENTS WITH AND WITHOUT LICENSE BY INDUSTRIAL  
GROUP- COUNTRY LEVEL, 2001/02 (1994 E.F.Y.)..... 62

4.4A NUMBER OF ESTABLISHMENTS BY INDUSTRIAL GROUP AND FORM OF OWNERSHIP-  
COUNTRY LEVEL, 2001/02 (1994 E.F.Y.) ..... 64

4.4B NUMBER OF ESTABLISHMENTS BY INDUSTRIAL GROUP AND FORM OF OWNERSHIP-  
URBAN, 2001/02 (1994 E.F.Y.)..... 66

4.4C NUMBER OF ESTABLISHMENTS BY INDUSTRIAL GROUP AND FORM OF OWNERSHIP-  
RURAL, 2001/02 (1994 E.F.Y.) ..... 68

4.5A NUMBER OF ESTABLISHMENTS AND INITIAL CAPITAL FOR REPORTING ESTABLISHMENTS  
BY INDUSTRIAL GROUP, NATIONALITY AND SEX OF OWNERS- COUNTRY LEVEL,  
2001/02 (1994 E.F.Y.)..... 70

4.5B NUMBER OF ESTABLISHMENTS AND INITIAL CAPITAL FOR REPORTING ESTABLISHMENTS  
BY INDUSTRIAL GROUP, NATIONALITY AND SEX OF OWNERS- URBAN, 2001/02  
(1994 E.F.Y.)..... 72

4.5C NUMBER OF ESTABLISHMENTS AND INITIAL CAPITAL FOR REPORTING ESTABLISHMENTS  
BY INDUSTRIAL GROUP NATIONALITY AND SEX OF OWNERS- RURAL,  
2001/02 (1994 E.F.Y.)..... 74

4.6A DISTRIBUTION OF REPORTING OF ESTABLISHMENTS BY INDUSTRIAL GROUP AND SIZE  
OF INITIAL CAPITAL - COUNTRY LEVEL, 2001/02 (1994 E.F.Y.) ..... 76

4.6B DISTRIBUTION OF REPORTING OF ESTABLISHMENTS BY INDUSTRIAL GROUP AND SIZE  
OF INITIAL CAPITAL - URBAN, 2001/02 (1994 E.F.Y.) ..... 78

4.6C DISTRIBUTION OF REPORTING OF ESTABLISHMENTS BY INDUSTRIAL GROUP AND SIZE  
OF INITIAL CAPITAL - RURAL, 2001/02 (1994 E.F.Y.) ..... 80

**TABLE NO.****PAGE NO.**

4.7A	DISTRIBUTION OF REPORTING ESTABLISHMENTS BY INDUSTRIAL GROUP AND SOURCE OF INITIAL CAPITAL - COUNTRY LEVEL, 2001/02 (1994 E.F.Y.) .....	82
4.7B	DISTRIBUTION OF REPORTING ESTABLISHMENTS BY INDUSTRIAL GROUP AND SOURCE OF INITIAL CAPITAL - URBAN, 2001/02 (1994 E.F.Y.) .....	84
4.7C	DISTRIBUTION OF REPORTING ESTABLISHMENTS BY INDUSTRIAL GROUP AND SOURCE OF INITIAL CAPITAL - COUNTRY RURAL, 2001/02 (1994 E.F.Y.) .....	86
4.8A	DISTRIBUTION OF REPORTING ESTABLISHMENTS BY INDUSTRIAL GROUP AND AGE- COUNTRY LEVEL, 2001/02 (1994 E.F.Y.) .....	88
4.8B	DISTRIBUTION OF REPORTING ESTABLISHMENTS BY INDUSTRIAL GROUP AND AGE- URBAN, 2001/02 (1994 E.F.Y.) .....	90
4.8C	DISTRIBUTION OF REPORTING ESTABLISHMENTS BY INDUSTRIAL GROUP AND AGE- RURAL, 2001/02 (1994 E.F.Y.) .....	92
4.9A	NUMBER OF OWNERS OF ESTABLISHMENTS BY INDUSTRIAL GROUP, FORM OF OWNERSHIP AND SEX- COUNTRY LEVEL, 2001/02 (1994 E.F.Y.) .....	94
4.9B	NUMBER OF OWNERS OF ESTABLISHMENTS BY INDUSTRIAL GROUP, FORM OF OWNERSHIP AND SEX- URBAN, 2001/02 (1994 E.F.Y.) .....	96
4.9C	NUMBER OF OWNERS OF ESTABLISHMENTS BY INDUSTRIAL GROUP, FORM OF OWNERSHIP AND SEX - RURAL, 2001/02 (1994 E.F.Y.) .....	98
4.10A	NUMBER OF PERSONS ENGAGED BY INDUSTRIAL GROUP, TYPE OF WORKER AND SEX- COUNTRY LEVEL, 2001/02 (1994 E.F.Y.) .....	100
4.10B	NUMBER OF PERSONS ENGAGED BY INDUSTRIAL GROUP, TYPE OF WORKER AND SEX- URBAN, 2001/02 (1994 E.F.Y.) .....	102
4.10C	NUMBER OF PERSONS ENGAGED BY INDUSTRIAL GROUP, TYPE OF WORKER AND SEX- RURAL, 2001/02 (1994 E.F.Y.) .....	104
4.11A	NUMBER OF PERSONS ENGAGED FOR REPORTING ESTABLISHMENTS BY INDUSTRIAL GROUP, LITERACY STATUS AND SEX- COUNTRY LEVEL, 2001/02 (1994 E.F.Y.) .....	106
4.11B	NUMBER OF PERSONS ENGAGED FOR REPORTING ESTABLISHMENTS BY INDUSTRIAL GROUP, LITERACY STATUS AND SEX- URBAN, 2001/02 (1994 E.F.Y.) .....	108
4.11C	NUMBER OF PERSONS ENGAGED FOR REPORTING ESTABLISHMENTS BY INDUSTRIAL GROUP, LITERACY STATUS AND SEX- RURAL, 2001/02 (1994 E.F.Y.) .....	110
4.12A	NUMBER OF LITERATE PERSONS ENGAGED BY INDUSTRIAL GROUP, SEX AND HIGHEST GRADE COMPLETED- COUNTRY LEVEL, 2001/02 (1994 E.F.Y.) .....	112
4.12B	NUMBER OF LITERATE PERSONS ENGAGED BY INDUSTRIAL GROUP, SEX AND HIGHEST GRADE COMPLETED- URBAN, 2001/02 (1994 E.F.Y.) .....	114

4.12C	NUMBER OF LITERATE PERSONS ENGAGED BY INDUSTRIAL GROUP, SEX AND HIGHEST GRADE COMPLETED- RURAL, 2001/02 (1994 E.F.Y)	116
4.13A	NUMBER OF PERSONS ENGAGED BY INDUSTRIAL GROUP, SEX, TYPE AND DURATION OF TRAINING- COUNTRY LEVEL , 2001/02 (1994 E.F.Y)	118
4.13B	NUMBER OF PERSONS ENGAGED BY INDUSTRIAL GROUP, SEX TYPE AND, DURATION OF TRAINING- URBAN, 2001/02 (1994 E.F.Y)	120
4.13C	NUMBER OF PERSONS ENGAGED BY INDUSTRIAL GROUP, SEX TYPE AND, DURATION OF TRAINING- RURAL, 2001/02 (1994 E.F.Y)	122
4.14A	NUMBER OF PERSONS ENGAGED FOR REPORTING ESTABLISHMENTS BY INDUSTRIAL GROUP, SEX, AND AGE GROUP- COUNTRY LEVEL, 2001/02 (1994 E.F.Y)	124
4.14B	NUMBER OF PERSONS ENGAGED FOR REPORTING ESTABLISHMENTS BY INDUSTRIAL GROUP, SEX, AND AGE GROUP- URBAN, 2001/02 (1994 E.F.Y)	126
4.14C	NUMBER OF PERSONS ENGAGED FOR REPORTING ESTABLISHMENTS BY INDUSTRIAL GROUP, SEX, AND AGE GROUP- RURAL, 2001/02 (1994 E.F.Y)	128
4.15A	NUMBER OF ESTABLISHMENTS, WAGES AND SALARIES PAID BY INDUSTRIAL GROUP, TYPE OF WORKER AND SEX- COUNTRY LEVEL, 2001/02 (1994 E.F.Y)	130
4.15B	NUMBER OF ESTABLISHMENTS, WAGES AND SALARIES PAID BY INDUSTRIAL GROUP, TYPE OF WORKER AND SEX- URBAN, 2001/02 (1994 E.F.Y)	132
4.15C	NUMBER OF ESTABLISHMENTS, WAGES AND SALARIES PAID BY INDUSTRIAL GROUP, TYPE OF WORKER AND SEX- RURAL, 2001/02 (1994 E.F.Y)	134
4.16A	DISTRIBUTION OF ESTABLISHMENTS BY INDUSTRIAL GROUP AND NUMBER OF MONTHS OPERATED DURING THE LAST TWELVE MONTHS- COUNTRY LEVEL, 2001/02 (1994 E.F.Y)	136
4.16B	DISTRIBUTION OF ESTABLISHMENTS BY INDUSTRIAL GROUP AND NUMBER OF MONTHS OPERATED DURING THE LAST TWELVE MONTHS- URBAN, 2001/02 (1994 E.F.Y)	138
4.16C	DISTRIBUTION OF ESTABLISHMENTS BY INDUSTRIAL GROUP AND NUMBER OF MONTHS OPERATED DURING THE LAST TWELVE MONTHS- RURAL, 2001/02 (1994 E.F.Y)	140
4.17A	COMPONENTS OF GROSS BVALUE OF PRODUCTION BY INDUSTRIAL GROUP- COUNTRY LEVEL, 2001/02 (1994 E.F.Y)	142
4.17B	COMPONENTS OF GROSS VALUE OF PRODUCTION BY INDUSTRIAL GROUP- URBAN, 2001/02 (1994 E.F.Y)	144
4.17C	COMPONENTS OF GROSS VALUE OF PRODUCTION BY INDUSTRIAL GROUP- RURAL, 2001/02 (1994 E.F.Y)	146
4.18A	MONTHLY VALUE OF SALES DURING THE LAST TWELVE MONTHS ON PEAK AND SLACK SEASONS BY INDUSTRIAL GROUP AND TYPE OF OWNERSHIP- COUNTRY, 2001/02 (1994 E.F.Y)	148

4.12C	NUMBER OF LITERATE PERSONS ENGAGED BY INDUSTRIAL GROUP, SEX AND HIGHEST GRADE COMPLETED- RURAL, 2001/02 (1994 E.F.Y)	116
4.13A	NUMBER OF PERSONS ENGAGED BY INDUSTRIAL GROUP, SEX, TYPE AND DURATION OF TRAINING- COUNTRY LEVEL , 2001/02 (1994 E.F.Y)	118
4.13B	NUMBER OF PERSONS ENGAGED BY INDUSTRIAL GROUP, SEX TYPE AND, DURATION OF TRAINING- URBAN, 2001/02 (1994 E.F.Y)	120
4.13C	NUMBER OF PERSONS ENGAGED BY INDUSTRIAL GROUP, SEX TYPE AND, DURATION OF TRAINING- RURAL, 2001/02 (1994 E.F.Y)	122
4.14A	NUMBER OF PERSONS ENGAGED FOR REPORTING ESTABLISHMENTS BY INDUSTRIAL GROUP, SEX, AND AGE GROUP- COUNTRY LEVEL, 2001/02 (1994 E.F.Y)	124
4.14B	NUMBER OF PERSONS ENGAGED FOR REPORTING ESTABLISHMENTS BY INDUSTRIAL GROUP, SEX, AND AGE GROUP- URBAN, 2001/02 (1994 E.F.Y)	126
4.14C	NUMBER OF PERSONS ENGAGED FOR REPORTING ESTABLISHMENTS BY INDUSTRIAL GROUP, SEX, AND AGE GROUP- RURAL, 2001/02 (1994 E.F.Y)	128
4.15A	NUMBER OF ESTABLISHMENTS, WAGES AND SALARIES PAID BY INDUSTRIAL GROUP, TYPE OF WORKER AND SEX- COUNTRY LEVEL, 2001/02 (1994 E.F.Y)	130
4.15B	NUMBER OF ESTABLISHMENTS, WAGES AND SALARIES PAID BY INDUSTRIAL GROUP, TYPE OF WORKER AND SEX- URBAN, 2001/02 (1994 E.F.Y)	132
4.15C	NUMBER OF ESTABLISHMENTS, WAGES AND SALARIES PAID BY INDUSTRIAL GROUP, TYPE OF WORKER AND SEX- RURAL, 2001/02 (1994 E.F.Y)	134
4.16A	DISTRIBUTION OF ESTABLISHMENTS BY INDUSTRIAL GROUP AND NUMBER OF MONTHS OPERATED DURING THE LAST TWELVE MONTHS- COUNTRY LEVEL, 2001/02 (1994 E.F.Y)	136
4.16B	DISTRIBUTION OF ESTABLISHMENTS BY INDUSTRIAL GROUP AND NUMBER OF MONTHS OPERATED DURING THE LAST TWELVE MONTHS- URBAN , 2001/02 (1994 E.F.Y)	138
4.16C	DISTRIBUTION OF ESTABLISHMENTS BY INDUSTRIAL GROUP AND NUMBER OF MONTHS OPERATED DURING THE LAST TWELVE MONTHS- RURAL , 2001/02 (1994 E.F.Y)	140
4.17A	COMPONENTS OF GROSS BVALUE OF PRODUCTION BY INDUSTRIAL GROUP- COUNTRY LEVEL , 2001/02 (1994 E.F.Y)	142
4.17B	COMPONENTS OF GROSS VALUE OF PRODUCTION BY INDUSTRIAL GROUP- URBAN, 2001/02 (1994 E.F.Y)	144
4.17C	COMPONENTS OF GROSS VALUE OF PRODUCTION BY INDUSTRIAL GROUP- RURAL, 2001/02 (1994 E.F.Y)	146
4.18A	MONTHLY VALUE OF SALES DURING THE LAST TWELVE MONTHS ON PEAK AND SLACK SEASONS BY INDUSTRIAL GROUP AND TYPE OF OWNERSHIP- COUNTRY, 2001/02 (1994 E.F.Y)	148

<u>TABLE NO</u>	<u>PAGE NO.</u>
4.18B MONTHLY VALUE OF SALES DURING THE LAST TWELVE MONTHS ON PEAK AND SLACK SEASONS BY INDUSTRIAL GROUP AND TYPE OF OWNERSHIP- URBAN, 2001/02 (1994 E.F.Y).....	150
4.18C MONTHLY VALUE OF SALES DURING THE LAST TWELVE MONTHS ON PEAK AND SLACK SEASONS BY INDUSTRIAL GROUP AND TYPE OF OWNERSHIP- RURAL, 2001/02 (1994 E.F.Y).....	152
4.19A COMPONENTS OF INDUSTRIAL AND NON-INDUSTRIAL COSTS BY INDUSTRIAL GROUP- COUNTRY LEVEL, 2001/02 (1994 E.F.Y).....	154
4.19B COMPONENTS OF INDUSTRIAL AND NON-INDUSTRIAL COSTS BY INDUSTRIAL GROUP- URBAN , 2001/02 (1994 E.F.Y).....	156
4.19C COMPONENTS OF INDUSTRIAL AND NON-INDUSTRIAL COSTS BY INDUSTRIAL GROUP- RURAL, 2001/02 (1994 E.F.Y).....	158
4.20A NUMBER OF ESTABLISHMENTS, GROSS VALUE OF PRODUCTION, INDUSTRIAL AND NON-INDUSTRIAL COSTS, INDIRECT TAXES AND VALUE ADDED IN THE NATIONAL ACCOUNT CONCEPT BY INDUSTRIAL GROUP- COUNTRY LEVEL, 2001/02 (1994 E.F.Y).....	160
4.20B NUMBER OF ESTABLISHMENTS, GROSS VALUE OF PRODUCTION, INDUSTRIAL AND NON-INDUSTRIAL COSTS, INDIRECT TAXES AND VALUE ADDED IN THE NATIONAL ACCOUNT CONCEPT BY INDUSTRIAL GROUP- URBAN , 2001/02 (1994 E.F.Y).....	162
4.20C NUMBER OF ESTABLISHMENTS, GROSS VALUE OF PRODUCTIO, INDUSTRIAL AND NON-INDUSTRIAL COSTS, INDIRECT TAXES AND VALUE ADDED IN THE NATIONAL ACCOUNT CONCEPT BY INDUSTRIAL GROUP- RURAL, 2001/02 (1994 E.F.Y).....	164
4.21A OPERATING SURPLUS BY INDUSTRIAL GROUP- COUNTRY LEVEL , 2001/02 (1994 E.F.Y).....	166
4.21B OPERATING SURPLUS BY INDUSTRIAL GROUP- URBAN, 2001/02 (1994 E.F.Y).....	168
4.21C OPERATING SURPLUS BY INDUSTRIAL GROUP- RURAL, 2001/02 (1994 E.F.Y).....	170
4.22A ESTIMATED VALUE OF FIXED ASSETS OF ESTABLISHMENTS BY INDUSTRIAL GROUP AND TYPE OF FIXED ASSETS- COUNTRY LEVEL, 2001/02 (1994 E.F.Y).....	172
4.22B ESTIMATED VALUE OF FIXED ASSETS OF ESTABLISHMENTS BY INDUSTRIAL GROUP AND TYPE OF FIXED ASSETS- URBAN, 2001/02 (1994 E.F.Y).....	174
4.22C ESTIMATED VALUE OF FIXED ASSETS OF ESTABLISHMENTS BY INDUSTRIAL GROUP AND TYPE OF FIXED ASSETS- RURAL , 2001/02 (1994 E.F.Y).....	176
4.23A INVESTMENT DURING THE LAST TWELVE MONTHS BY INDUSTRIAL GROUP AND TYPE OF FIXED ASSETS- COUNTR LEVEL, 2001/02 (1994 E.F.Y).....	178

TABLE NO

PAGE NO.

4.23B INVESTMENT DURING THE LAST TWELVE MONTHS BY INDUSTRIAL GROUP AND TYPE OF FIXED ASSETS- URBAN, 2001/02 (1994 E.F.Y).....180

4.23C INVESTMENT DURING THE LAST TWELVE MONTHS BY INDUSTRIAL GROUP AND TYPE OF FIXED ASSETS- RURAL , 2001/02 (1994 E.F.Y).....182

4.24A NUMBER OF ESTABLISHMENTS BY INDUSTRIAL GROUP AND TYPE OF FIRST PROBLEM FACED FURING COMMENCMENT OF OPERATION - COUNTRY LEVEL, 2001/02 (1994 E.F.Y) .....184

4.24B NUMBER OF ESTABLISHMENTS BY INDUSTRIAL GROUP AND TYPE OF FIRST PROBLEM FACED FURING COMMENCMENT OF OPERATION – URBAN, 2001/02 (1994 E.F.Y).....186

4.24C NUMBER OF ESTABLISHMENTS BY INDUSTRIAL GROUP AND TYPE OF FIRST PROBLEM FACED FURING COMMENCMENT OF OPERATION- RURAL, 2001/02 (1994 E.F.Y) .....188

4.25A NUMBER OF ESTABLISHMENTS BY INDUSTRIAL GROUP AND TYPE OF FIRST REASON FOR NOT BEING FULLY OPERATIONAL DURING- COUNTRY LEVEL , 2001/02 (1994 E.F.Y). .....190

4.25B NUMBER OF ESTABLISHMENTS BY INDUSTRIAL GROUP AND TYPE OF FIRST REASON FOR NOT BEING FULLY OPERATIONAL DURING- URBAN , 2001/02 (1994 E.F.Y).....192

4.25C NUMBER OF ESTABLISHMENTS BY INDUSTRIAL GROUP AND TYPE OF FIRST REASON FOR NOT BEING FULLY OPERATIONAL DURING- RURAL , 2001/02 (1994 E.F.Y).....194

4.26A NUMBER OF ESTABLISHMENTS BY INDUSTRIAL GROUP AND TYPE OF FIRST PROBLEM FACED DURING THE SURVEY PERIOD- COUNTRY LEVEL , 2001/02 (1994 E.F.Y).....196

4.26B NUMBER OF ESTABLISHMENTS BY INDUSTRIAL GROUP AND TYPE OF FIRST PROBLEM FACED DURING THE SURVEY PERIOD- URBAN , 2001/02 (1994 E.F.Y).....198

4.26C NUMBER OF ESTABLISHMENTS BY INDUSTRIAL GROUP AND TYPE OF FIRST PROBLEM FACED DURING THE SURVEY PERIOD- RURAL , 2001/02 (1994 E.F.Y).....200

4.27A NUMBER OF ESTABLISHMENTS BY INDUSTRIAL GROUP AND NATURE OF MAJOR FUTURE PLAN - COUNTRY LEVEL, 2001/02 (1994 E.F.Y).....202

4.27B NUMBER OF ESTABLISHMENTS BY INDUSTRIAL GROUP AND NATURE OF MAJOR FUTURE PLAN - URBAN , 2001/02 (1994 E.F.Y).....204

4.27C NUMBER OF ESTABLISHMENTS BY INDUSTRIAL GROUP AND NATURE OF MAJOR FUTURE PLAN – RURAL, 2001/02 (1994 E.F.Y).....206

**PART V. STATISTICAL TABLES SELECTED URBAN CENTERS AND REGIONAL STATES (RURAL)**

<u>TABLE NO</u>	<u>PAGE NO.</u>
5.1A	NUMBER OF ESTABLISHMENTS BY INDUSTRIAL GROUP AND REGIONAL STATES- URBAN, 2001/02 (1994 E.F.Y) .....210
5.1B	NUMBER OF ESTABLISHMENTS BY INDUSTRIAL GROUP AND REGIONAL STATES -RURAL, 2001/02 (1994 E.F.Y).....216
5.2A	INITIAL CAPITAL PAID BY INDUSTRIAL GROUP, REGIONAL STATES, MAJOR URBAN CENTERS AND OTHER URBANS CENTER, 2001/02 (1994 E.F.Y).....218
5.2B	INITIAL CAPITAL PAID BY INDUSTRIAL GROUP AND REGIONAL STATES- RURAL, 2001/02 (1994 E.F.Y).....224
5.3A	TOTAL PERSONS ENGAGED BY INDUSTRIAL GROUP, REGIONAL STATES, MAJOR URBAN CENTERS AND OTHER URBAN CENTERS, 2001/02 (1994 E.F.Y).....226
5.3B	TOTAL PERSONS ENGAGED BY INDUSTRIAL GROUP-RURAL, 2001/02 (1994 E.F.Y).....232
5.4A	GROSS VALUE OF PRODUCTION BY INDUSTRIAL GROUP,REGIONAL STATES MAJOR URBAN CENTERS AND OTHER URBAN CENTERS, 2001/02 (1994 E.F.Y).....234
5.4B	GROSS VALUE OF PRODUCTION BY INDUSTRIAL GROUP- RURAL, 2001/02 (1994 E.F.Y).....240
5.5A	VALUE ADDED BY INDUSTRIAL GROUP, REGIONAL STATES, MAJOR URBAN CENTERS AND OTHER URBAN CENTERS, 2001/02 (1994 E.F.Y).....242
5.5B	VALUE ADDED BY INDUSTRIAL GROUP- RURAL, 2001/02 (1994 E.F.Y).....248
5.6A	ESTIMATED VALUE OF FIXED ASSET BY INDUSTRIAL GROUP,REGIONAL STATES,MAJOR URBAN CENTERS AND OTHER URBAN CENTERS, 2001/02 (1994 E.F.Y).....250
5.6B	ESTIMATED VALUE OF FIXED ASSET BY INDUSTRIAL GROUP - RURAL, 2001/02 (1994 E.F.Y).....256

**Abbreviations**

- CSA - Central Statistical Authority
- E.F.Y. - Ethiopian Fiscal Year
- G.C - Gregorian Calendar year
- S.N.N.P.R - Southern Nation, Nationalities and peoples' Region
- NEC - Not Elsewhere Classified
- SNA - System of National Accounts
- IMPS - Integrated Microcomputer Processing System

IMPS - Integrated Microcomputer Processing System

SNA - System of National Accounts

NEC - Not Elsewhere Classified

S.N.I.P.R. - Southern Nation, Nationalities and peoples, Region

G.C. - Gregorian Calendar year

E.F.Y. - Ethiopian Fiscal Year

CZA

- Central Statistical Authority (1994 E.F.Y.)

Abbreviations

270 NUMBER OF ESTABLISHMENTS BY INDUSTRIAL GROUP AND REGIONAL STATES (RURAL)

269 REGIONAL STATES-URBAN, 2001/02 (1994 E.F.Y.)

268 REGIONAL STATES-RURAL, 2001/02 (1994 E.F.Y.)

267 REGIONAL STATES-URBAN, 2001/02 (1994 E.F.Y.)

266 REGIONAL STATES-RURAL, 2001/02 (1994 E.F.Y.)

265 ESTIMATED VALUE OF FIXED ASSET BY INDUSTRIAL GROUP, REGIONAL STATES MAJOR URBAN CENTERS AND OTHER URBAN CENTERS, 2001/02 (1994 E.F.Y.)

264 ESTIMATED VALUE OF FIXED ASSET BY INDUSTRIAL GROUP, REGIONAL STATES-RURAL, 2001/02 (1994 E.F.Y.)

263 VALUE ADDED BY INDUSTRIAL GROUP, REGIONAL STATES, MAJOR URBAN CENTERS AND OTHER URBAN CENTERS, 2001/02 (1994 E.F.Y.)

262 VALUE ADDED BY INDUSTRIAL GROUP, REGIONAL STATES, MAJOR URBAN CENTERS AND OTHER URBAN CENTERS, 2001/02 (1994 E.F.Y.)

261 GROSS VALUE OF PRODUCTION BY INDUSTRIAL GROUP, REGIONAL STATES MAJOR URBAN CENTERS AND OTHER URBAN CENTERS, 2001/02 (1994 E.F.Y.)

260 GROSS VALUE OF PRODUCTION BY INDUSTRIAL GROUP, REGIONAL STATES-RURAL, 2001/02 (1994 E.F.Y.)

259 URBAN CENTERS AND OTHER URBAN CENTERS, 2001/02 (1994 E.F.Y.)

258 GROSS VALUE OF PRODUCTION BY INDUSTRIAL GROUP, REGIONAL STATES MAJOR URBAN CENTERS AND OTHER URBAN CENTERS, 2001/02 (1994 E.F.Y.)

257 GROSS VALUE OF PRODUCTION BY INDUSTRIAL GROUP, REGIONAL STATES-RURAL, 2001/02 (1994 E.F.Y.)

256 TOTAL PERSONS ENGAGED BY INDUSTRIAL GROUP, REGIONAL STATES MAJOR URBAN CENTERS AND OTHER URBAN CENTERS, 2001/02 (1994 E.F.Y.)

255 TOTAL PERSONS ENGAGED BY INDUSTRIAL GROUP, REGIONAL STATES-RURAL, 2001/02 (1994 E.F.Y.)

254 TOTAL PERSONS ENGAGED BY INDUSTRIAL GROUP, REGIONAL STATES MAJOR URBAN CENTERS AND OTHER URBAN CENTERS, 2001/02 (1994 E.F.Y.)

253 INITIAL CAPITAL PAID BY INDUSTRIAL GROUP AND REGIONAL STATES-RURAL, 2001/02 (1994 E.F.Y.)

252 INITIAL CAPITAL PAID BY INDUSTRIAL GROUP, REGIONAL STATES, MAJOR URBAN CENTERS AND OTHER URBAN CENTERS, 2001/02 (1994 E.F.Y.)

251 NUMBER OF ESTABLISHMENTS BY INDUSTRIAL GROUP AND REGIONAL STATES-URBAN, 2001/02 (1994 E.F.Y.)

250 NUMBER OF ESTABLISHMENTS BY INDUSTRIAL GROUP AND REGIONAL STATES-RURAL, 2001/02 (1994 E.F.Y.)

249 NUMBER OF ESTABLISHMENTS BY INDUSTRIAL GROUP AND REGIONAL STATES MAJOR URBAN CENTERS AND OTHER URBAN CENTERS, 2001/02 (1994 E.F.Y.)

248 NUMBER OF ESTABLISHMENTS BY INDUSTRIAL GROUP AND REGIONAL STATES-RURAL, 2001/02 (1994 E.F.Y.)

247 REGIONAL STATES-URBAN, 2001/02 (1994 E.F.Y.)

246 REGIONAL STATES-RURAL, 2001/02 (1994 E.F.Y.)

245 REGIONAL STATES-URBAN, 2001/02 (1994 E.F.Y.)

244 REGIONAL STATES-RURAL, 2001/02 (1994 E.F.Y.)

TABLE NO.

REGIONAL STATES (RURAL)

PART V STATISTICAL TABLES SELECTED URBAN CENTERS AND

PAGE NO.

## PART I

# INTRODUCTION AND OBJECTIVES OF THE SURVEY

### 1.1 Introduction

The presence of adequate and current statistical data in various economic and social sectors that are considered essential for development planning, socio-economic policy formulation and economic analysis is vital in promoting a country's economic development. Owing to this fact and, in an effort to provide comprehensive, accurate, reliable and timely data on a regular basis on the country's manufacturing sector, the Central Statistical Authority (CSA) has conducted in 1995 E.F.Y. a survey on the entire manufacturing sector, including Cottage/Handicraft Manufacturing Industries.

Manufacturing is defined here according to International Standard Industrial Classification (ISIC Revision -3) as " the physical or chemical transformation of materials or components into new products, whether the work is performed by power - driven machines or by hand, whether it is done in a factory or in the worker's home, and whether the products are sold at wholesale or retail. The assembly of the component parts of manufactured products is also considered as manufacturing activities." For this survey grain milling services are also considered as manufacturing activities.

The survey of manufacturing activities is designed to provide basic information on the characteristics, structure and performance of Cottage/Handicraft, Small, Medium and Large Scale Manufacturing Industries. For the accomplishment of these objectives, manufacturing establishments are divided into three major groups. These are: -

- a) Large and Medium Scale Manufacturing establishments,

engaging 10 or more persons and using power -driven machines.

b) Small Scale Manufacturing establishments engaging less than 10 persons and use power -driven machines.

c) Cottage/Handicraft Manufacturing establishments performing their activities by hand (i.e., using non -power -driven machines).

Among the above three major groups, the Central Statistical Authority has been conducting survey of Large and Medium Scale Manufacturing Industries each year and publish the results of the survey on annual basis, to provide users with reliable comprehensive and timely statistical data.

Concerning Small Scale and Cottage/Handicraft Manufacturing Industries the Central Statistical Authority for the first time for the reference period 1988 E.F.Y. conducted comprehensive survey both in urban and rural parts of the country. In line with CSA's plan to conduct these surveys with regular time intervals and provide detailed information on the structure and performance of all groups of manufacturing industries CSA conducted for the second time the following surveys in 1995 E.F.Y.

- Small Scale Manufacturing Industries survey, and
- Cottage/Handicraft Manufacturing Industries survey.

This publication provides results of Cottage/Handicraft Manufacturing Industries Survey for the reference period 2001/02 (1994 E.F.Y.). The report is presented in five parts. Part I deals with an introduction and objectives of the survey. Part II gives an overview about the survey methodology, data collection and processing. Part III

Obtain the number of people engaged in Cottage/Handicraft Manufacturing Industries and find out the major products that are produced in this sector. In this case, identification of the problems are required for planning and executing any type of government intervention programme.

presents summary of the major survey findings. Part IV provides statistical tables on country level, urban and rural areas. Finally, part V presents statistical Tables for selected urban centers and rural areas of regional states. The format of this report is arranged in such a way as to facilitate easy comparability among the reporting levels i.e., country, and urban and rural levels. To accomplish this task, the tabulation formats with the same title and content are presented by the same title and number but subscripted by the letters "A","B" and "C" for the country, urban and rural level results, respectively. Furthermore, estimation procedures of total, ratio and sampling errors and the questionnaire for the survey are attached as an appendix for interested users.

## 2.1 Objectives of the Survey

The main objectives of Cottage/Handicraft Manufacturing Industries Survey are to:

- a) Obtain basic statistical data that are essential for policy makers, planners and researchers by manufacturing industrial group.
- b) Collect basic quantitative information on employment, structure and performance of the country's Cottage/Handicraft Manufacturing Industries and their distribution by urban/rural areas and Regional States and major urban centers.
- c) Compile statistical data, which will be an input to the System of National Accounts (SNA) on Cottage/Handicraft Manufacturing Industries as a whole and by manufacturing industrial group.

d) Obtain the number of people engaged in Cottage/Handicraft Manufacturing Industries and find out the major problems that creates stumbling block for their activities. In this case, identification of the problems are required for planning and executing any type of government intervention programme.

e) Fill-in the statistical data gap concerning the Cottage/Handicraft Manufacturing Industries.

In this respect, it is expected that this survey will continue with regular intervals of three to five years.

### 2.1 Objectives of the Survey

The main objectives of Cottage/Handicraft Manufacturing Industries Survey are to:

- a) Obtain basic statistical data that are essential for policy makers, planners and researchers by manufacturing industrial group.
- b) Collect basic quantitative information on employment, structure and performance of the country's Cottage/Handicraft Manufacturing Industries and their distribution by urban/rural areas and Regional States and major urban centers.
- c) Compile statistical data, which will be an input to the system of National Accounts (SNA) on Cottage/Handicraft Manufacturing

## PART II

# SURVEY METHODOLOGY, DATA COLLECTION AND PROCESSING

### 2.1 Scope, Coverage and Content of the Survey

The scope of the Cottage/Handicraft Manufacturing survey is confined to those manufacturing establishments producing goods primarily for sale and which preponderantly do not use power-driven machines in performing their main manufacturing activities. Concerning type of ownership all types of ownership, i.e., individual, share, private limited company, partnership and co-operative manufacturing industries are included in the survey. With respect to geographic area, the survey includes urban and rural areas of the country on a sample basis in all the regional states of the country. Since it would have been very expensive to interview all household type enterprises in Cottage/Handicraft Manufacturing Industries and because the sector is composed of very small and relatively homogeneous establishments, the sampling approach was used.

In this report, detailed information are presented on number of establishments, number of persons engaged and number of employees by industrial group, sex and occupation. Moreover, data are provided on major items like initial capital, gross value of production, industrial and non-industrial cost, operating surplus, value of fixed assets, investment, raw materials by industrial group. Also some information on number of persons engaged by literacy status, highest grade completed and type and duration of training are presented for the country, urban and rural areas. The major survey findings are summarized for selected survey results for urban and rural areas of regional states.

## 2.2 Basic Concepts and Definitions:-

- i. **An Establishment:-** is defined as the whole of the premises under the same ownership or management at a particular address. (e.g. a bakery, a pottery,...etc.). However, the Cottage/Handicraft Manufacturing Industries are usually located in household or small workshops and depend normally on own or family labour. Manual skills rather than machines play the major role in the production activity in these manufacturing industries. Thus, Cottage/Handicraft Manufacturing establishments include mainly household type enterprises like production of local drinks, leather tanning, weaving of cultural clothes, tailoring, pottery making, treatment and coating of metals and hand tools...etc.
- ii. **Initial Capital:-** is that part of the issued capital of an establishment that has been paid by the shareholders or the individual owner to start the operation.
- iii. **Current Paid-up Capital:-** is that part of the issued capital of an establishment that has been paid by the owners/shareholders up to the survey period for operation of the establishment
- iv. **Working Proprietors, Active Partners and Family Workers:-** include all unpaid working proprietors, active partners and members of their household who actively participate in the operation of the establishment.
- v. **Production, Administrative and other Employees:-** include salaried directors and managers, book-keepers, guards and other office staff and

workers directly engaged in production i.e., in fabricating, processing and assembling and maintenance activities.

**vi. Apprentices:-** include both production and administrative workers, who are working to gain experience with or without payment.

**vii. Seasonal and Temporary Workers:-** include workers who are employed for a whole or a part of the year. These workers are not regularly on the payroll of the establishment.

**viii. Number Employed:-** includes all persons on the payroll whether seasonal or temporary workers. The number of seasonal and temporary workers has been adjusted to give equivalent of full-time workers.

**ix. Number Engaged:-** includes paid employees and working proprietors, active partners, unpaid family workers and Apprentices .

**x. Wages and Salaries:-** includes all payments in cash or in kind made to employees during the reference year in connection with work done for the establishments.

**xi. Revenue from Sales:-** represents the total sales value of all products and by-products during the reference year valued at market price.

**xii. Difference of Stocks in the Value of Finished Goods and Semi-Finished Goods:-** is the net change between the end and the beginning of the reference period in the value of finished and semi-finished goods.

- xiii. Gross Value of Production:-** includes the sales value of all products of the establishment, the net change between the beginning and end of the reference period in the value of finished goods and the value of work in-progress, the value of industrial services rendered to others and other receipts. The valuation of Gross Value of Production is in terms of producers' values where indirect taxes are included in the value of sales of the establishment and the value of subsidies received (if any) is exclude.
- xiv. Raw Materials:-** include all raw and auxiliary materials, parts and containers which are consumed during the reference year, which includes the purchase price, transport charges, taxes and other incidental costs.
- xv. Other Payments for Industrial and Non-Industrial Services:-** includes cost of water consumed, cost of current repair and maintenance done by others, cost of wood and charcoal, rent, and others like fuel, stationary and supplies, cost of goods bought and resold without processing, etc.. (Depreciation is excluded).
- xvi. Total Industrial and Non-Industrial Cost:-** includes raw materials consumed, transport cost and other payments for industrial and non-industrial services.
- xvii. Value Added in the National Account Concept (at Market Price):-** is defined as the difference between the gross value of production and industrial and non-industrial costs. To get the same indicator at factor cost indirect taxes net (i.e., indirect taxes less subsidies) are subtracted.

**xviii. Fixed Capital Assets:-** are those with a productive life of one year or more which are intended for the use of the establishment including fixed assets made by the establishment's own labour force for its own use. They are valued in this report at book-value end of the reference year, that is the net book value at the beginning plus new capital expenditure minus those sold and disposed and depreciation during the reference year.

**xix. Hand Tools and Equipment:-** are tools which are not power-driven e.g., shovel, ax, hammer, etc..

**xx. Machinery:-** any power driven instrument used in production process. e.g., welding instruments (machine), bakery hardware, etc..

**xxi. New Capital Expenditure (Investment):-** is the cost of new or used capital equipment bought during the reference period.

**xxii. Operating Surplus:-** is defined here as the difference between value added in the national account concept at factor cost and total wages and salaries.

**xxiii. An Individual Proprietor:-** is a person who owns and controls an establishment.

**xxiv. Partnership:-** is an establishment owned and operated by more than one person with unlimited liability.

**xxv. Share Company:-** is a business organization formed by an agreement made between at least 5 or more persons with limited liability. The shares are transferable.

**XXvi. Private Limited Company**:- is a business organization formed, by an agreement between two or more persons but not exceeding fifty, with limited liability. The shares are not transferable except with consent of three-quarters of the members.

**XXvii. Co-operative**:- an establishment owned and run jointly by its members with profits shared between them.

**XXviii. Other Form of Ownership**:- includes legal form of organizations different from those mention above (xxiii-xxvii).

**XXix. Enumeration Area (EA)**:- is a unit of land delineated for the purpose of enumerating housing units and population without omission and duplication.

For the purpose of the 1994 population and Housing Census, an EA in rural areas usually consists of 150-200 households, and on the other hand an EA in urban centers constitutes 150-200 housing units. During the Census/Survey an EA is usually assigned to an enumerator.

**XXX. Urban Center**:- is in principle defined as a locality with 2000 or more inhabitants. However for practical purposes an urban center includes the following regardless of the number of inhabitants.

a) All administrative capitals

i) Regional capitals

ii) Zonal capitals not included in (i)

iii) Wereda capital no included in (i) and (ii)

iv) Localities with UDAs not included in (i) –(iii)

b) Municipal towns not included in (a) above.

c) All localities, which are not included, wither in (a) or (b) above having a population of 1000 or more persons, and whose inhabitants are primarily engaged in non-agricultural activities.

### 2.3 Sample Design

The 2001/02 (1994 E.F.Y.) Cottage/Handicraft Manufacturing Industries Survey covered both urban and rural parts of the country. For the purpose of the survey, the country was divided into three categories. Taking into account of the sizes of their population and expected distribution of Cottage/Manufacturing Industries, urban areas were divided into two broad categories. The third category was also ascribed to rural areas.

Category I: This category includes eleven regional capitals and four major urban centers. Each of them is considered to be the survey domains (reporting levels) for which separate survey results for major survey characteristics were reported.

Category II: This category consists of eight domains (reporting levels) of urban centers that are not included in the first category, namely:

- a) Tigray other urban
- b) Afar other urban
- c) Amhara other urban
- d) Oromia other urban
- e) Somali other urban
- f) Benishangul-Gumuz other urban

g) SNNP other urban

h) Gambella other urban

Since samples required for Harari, Dire Dawa and Addis Ababa regions are entirely selected from Harar, Dire Dawa and Addis Ababa Urban Centers, respectively, the above three regions are excluded from Other Urban domains. Hence, the following eight additional domains were constructed by combining basic domains of the above two categories.

i) Urban Tigray

ii) Urban Afar

iii) Urban Amhara

iv) Urban Oromia

v) Urban Somali

vi) Urban Benishangul-Gumuz

vii) Urban SNNP

viii) Urban Gambella

Including country level a total of thirty-two urban domains were defined for the survey.

Category III: The rural parts of eleven regions, including Dire Dawa and Addis Ababa, were incorporated in this category. Zones in each region (except three zones in Afar region and six zones of Somali region where their residents are pastoralists) and special weredas that are considered as zone were taken to be the survey domains (reporting levels).

Totally, seventy-one basic rural domains (reporting levels), including regional and total rural (country level), were defined for the survey.

Moreover, survey results could also be reported at regional and country levels by aggregating survey results for corresponding urban and rural areas.

Sample sizes for the domains were determined in such a way that it enables provision of major indicators with reasonable precision subject to the resources that were available for the survey.

### **2.3.1 Sampling Frame:**

Information from the listing of the 1994 Population and Housing Census was utilized to develop sampling frame for the reference period 2001/02 (1994 E.F.Y.) Cottage/Handicraft Manufacturing Industries survey. However, due to the change in definition of “Cottage/Handicraft Industry” after the census, adjustment on the number of Cottage/Handicraft Manufacturing Industries has been made before the sample selection.

In most of the EA's, except in urban Addis Ababa, the number of Cottage/Handicraft Manufacturing Industries per EA as of the census date was found to be very small compared to the number required to administer the survey questionnaire. Hence, for this reason, EA's, which are often, adopted as sampling units in most household based surveys could not be used in all situations. So it was necessary to use larger area units such as Kebeles/Farmer Associations (FAs) as sampling units. Even though, considering kebeles/FAs, as sampling unit would enable us to achieve the desired sample size, it was also necessary to think about the additional resources incurred in the data collection. As a result, urban Kebeles and rural FAs that were mostly delineated into two or more EAs during the 1994 Census map work were systematically segmented such that each segment contained two EAs to serve as

sampling units. But Kebeles/ FAs that were delineated into one or two EAs were treated as segments on their own. For urban Addis Ababa, however, the frame indicated that sufficient observation could be made within EAs and hence urban EAs of Addis Ababa were taken to be area sample units.

### **2.3.2 Selection Procedures and Sample Size:**

- a) Category I: A two stage stratified cluster sample design was used to select the samples. The primary sampling units (PSUs) were segments (EAs in the case of Addis Ababa). Sampling units from each domain were selected systematically using probability proportional to size; size being adjusted number of Cottage/Handicraft Industries obtained from the 1994 Population and Housing Census. A total of 333 clusters/segments were selected in this category. For each sampled cluster/segment a fresh list of Cottage/Handicraft Industries was prepared and 30 establishments selected systematically at the second stage. Finally, the survey questionnaire was administered to those 30 establishments selected from each cluster/segment.
- b) Category II: A three stage stratified cluster sample design was adopted to select the sample from domains in category II. The PSUs were urban centers selected systematically using probability proportional to size; size being adjusted number of Cottage/Handicraft Industries obtained from the 1994 Population and Housing Census. The secondary-sampling units (SSUs) were segments that were selected systematically using probability proportional to size; size being adjusted number of Cottage/Handicraft Industries obtained from the 1994 Population and Housing Census. A total of 74 urban centers (PSUs) and 202 secondary sampling units (SSUs) were selected from this category. All Cottage/Handicraft Manufacturing Industries within each selected SSUs (segments) were identified using the fresh list of Cottage/Handicraft

Manufacturing Industries prepared at the beginning of the survey's fieldwork. Thirty Cottage/Handicraft Manufacturing Industry establishments were selected systematically at the third stage and the survey questionnaire administered to them finally.

c) Category III: A two stage stratified cluster sample design was used to select the samples in which the clusters were segments. Sample clusters (segments) from each domain were selected systematically using probability proportional to size; size being adjusted number of Cottage/Handicraft Manufacturing Industries obtained from the 1994 Population and Housing Census. A total of 2,040 clusters (segments) were selected from this category (rural part of the country). Within each sampled clusters (segments) a fresh list of Cottage/Handicraft Manufacturing Industries was prepared and 30 establishments selected systematically at the beginning of the survey's fieldwork. The survey questionnaire was, finally, administered to the 30 establishments selected at the second stage.

Distribution of sampling units by category and domain (reporting level) is given in the following tables.

II	Tiers Other Urban	157
	Atar Other Urban	32
	Amara Other Urban	35
	Qadina Other Urban	
	Somali Other Urban	
	Bersabgud-Gannax Other Urban	
	SNT Other Urban	
	Gambella Other Urban	
	Total	232

Table 2.1 Planned and Covered Sample Sizes by Category and Domain (URBAN)

Category	Domain (Reporting Level)	Number of Clusters Sampled	
		Planned	Covered
I	Mekele	20	20
	Asayita	15	15
	Bahir Dar	20	20
	Nazreth	20	20
	Jijiga	15	15
	Asosa	15	15
	Awasa	20	20
	Gambella	15	15
	Harar	20	20
	Addis Ababa	70	70
	Dire Dawa	23	23
	Gondar	20	20
	Dessie	20	20
	Jimma	20	20
Debre Zeit	20	20	
II	Tigray Other Urban	20	20
	Afar Other Urban	15	15
	Amhara Other Urban	35	35
	Oromia Other urban	50	50
	Somali Other Urban	20	20
	Benishangul-Gumuz Other Urban	15	15
	SNNP Other Urban	34	34
	Gambella Other Urban	13	13
<b>Total</b>		535	535

Table 2.2 Planned and Covered Sample Sizes by Domain (Rural)

Category	Domain (Reporting Level)	Sampled Number Of Clusters	
		Planned	Covered
III	Tigray Region	164	157
	North Western Tigray	32	32
	Central Tigray	36	35
	Eastern Tigray	32	31
	Southern Tigray	36	33
	Western Tigray	28	26
	Afar Region	56	38
	Zone 1	28	20
	Zone 3	28	18
	Amhara Region	396	390
	North Gondar	40	40
	South Gondar	40	40
	North Wello	40	40
	South Wello	48	48
	North Shewa	40	40
	East Gojam	44	41
	West Gojam	44	42
	Wag Himira	32	32
	Awi	36	35
	Oromia	32	32
	Oromia Region	504	500
	West Wellega	40	40
	East Wellega	36	36
	Illubabor	36	36
	Jima	44	44
	West Shewa	36	36
	North Shewa	36	36
	East Shewa	40	40
	Arsi	44	44
	West Hararghe	36	36
	East Hararghe	44	42
	Bale	36	36
	Borena	40	38
	South West Shewa	36	36
	Somali Region	84	80
	Shinile	24	22
	Jijiga	32	32
	Liben	28	26
	Benishangul-Gumuz Region	84	84
	Metekel	28	28
	Asosa	28	28
Kemashi	28	28	
SNNP Region	624	622	
Guraghe	36	36	
Hadya	32	32	
Kembata-Tembaro	32	32	

Table 2.2 (continued)

Category	Domain (Reporting Level)	Sampled Number Of Clusters	
		Planned	Covered
III	Sidama	44	44
	Gedeo	32	31
	Welayita	36	36
	South Omo	32	32
	Shaka	28	28
	Kafa	32	32
	Gamo Gofa	36	36
	Bench Maji	32	32
	Yem Special Wereda	24	24
	Amaro Special Wereda	24	23
	Burji Special Wereda	24	24
	Konso Special Wereda	24	24
	Derashe Special wereda	24	24
	Dawro	32	32
	Basketo Special Wereda	24	24
	Konta Special wereda	24	24
	Silte	28	28
	Alaba Special Wereda	24	24
	Gambella Region	56	41
	Zone 1	28	13
	Zone 2	28	28
	Harari Region	24	24
	Harari	24	24
Addis Ababa Region	24	24	
Addis Ababa	24	24	
Dire Dawa Adm. Council	24	24	
Dire Dawa	24	24	
Total		2040	1984

## 2.4 Training of Field Staff

The training of the field staff for the main survey was carried out at two stages. In the first stage, the staff from the Authority's 25 Branch Statistical Offices, statisticians, statistical technicians and computer experts from the head office were trained. The first phase of the training lasted for three days. In the second stage, enumerators and field supervisors were trained for four days at the 25 Branch Statistical Offices, all over the country. CSA staff members who have been trained in the first stage gave this training.

In order to ensure the quality of the data, the training in both stages consisted of classroom discussions, filling-in questionnaires by trainees using Cottage /Handicraft Manufacturing Industries data prepared in advance for illustration purposes. The filled-in questionnaires by the trainees were checked and corrections were made and the errors were pointed out to them, so that these errors wouldn't be repeated during the actual fieldwork.

## **2.5 Field Origination and Data Collection**

In order to carry out this survey in the sample enumeration areas with the desired level of quality and precision, there was a need to organize a large field staff that performs the various survey activities within a short period of time both in rural and urban areas at the same time.

Accordingly, all CSA Branch Statistical Offices i.e., 25 heads of Branch Statistical Offices, 515 field supervisors each supervising four to five enumerators and 2,703 enumerators (including reserve enumerators) were involved in the actual data collection activity for a period of 15 days. In line with the nature of the survey the data collection was carried out by personal interviews. However, in few cases some written notes and records were used. In this exercise the enumerator prepared a complete list of housing units by going from house to house and identified Cottage/Handicraft Manufacturing Industries following a screening criteria given in the listing form. The enumeration areas were identified using the enumeration area map prepared for the 1994 Population and Housing Census.

The reference period for the data collection was the last 12 months, preceding the survey date. However, since the Cottage/Handicraft Manufacturing Industries survey respondents by and large have no record keeping practices, for most of the items monthly data were collected. In such situations at the time of the data compilation a

raising factor of 12 or number of months operated by the establishment was applied for computation of annual figures.

## **2.6 Data Processing**

### **a) Editing, Coding and Verification**

A number of quality control steps were taken to ensure the quality of data collected in this survey. At the out-set the survey questionnaires were designed in such a way that internal consistency checking or editing both at field and office levels would be simplified. Furthermore, in the enumerator's instruction manual, field-editing procedures were attached in order to help in the field editing operation.

The editing and coding instruction manuals were prepared for office editing in which editors and verifiers were given training. The training program given to the editors and verifiers lasted for three days. The coding and the manual editing and verification activity were performed by 64 editors-coders and verifiers, which lasted for two months. The verification was done on 100 percent basis.

### **b. Data Entry, Cleaning and Tabulation**

Edit specification were prepared for computer internal consistency checking purposes. The data entry and verification were done on personal computers using IMPS (Integrated Micro-Computer Processing System) software. About 120 and 12 CSA data entry operators and supervisors, respectively were participated for this activity. The data entry activity lasted for one month with close supervision by two statisticians and one programmer. Then, the data entered was cleaned by personal computer using the computer edit specification in combination with manual editing for some serious errors. Finally, the tabulation of the results of the survey were processed using the

same software by one programmer with technical assistance from subject matter personnel.

PART III

SUMMARY OF THE MAJOR FINDINGS OF THE SURVEY

3.1 Distribution of Number of Establishments by Industrial Group and

Urban/Rural Areas

The distribution of Cottage/Handicraft Manufacturing Industries by industrial group and urban/rural areas are shown in Summary Table 3.1. At county level, the size of Cottage/Handicraft Manufacturing Industries in terms of number of establishments were estimated to comprise a total of 974,676 establishments of which 616,696 (63.27 percent) in rural and the remaining 357,979 (36.73 percent) are located in urban areas.

Cottage/Handicraft Manufacturing Industries cover a variety of industrial groups. However, the distribution among the major industrial group is quite uneven with the majority of the activities concentrating in manufacture of food products and beverages, manufacture of textiles and manufacture of non-metallic mineral products. Because of that, the share of the three industrial groups alone was 80 percent of the overall industrial groups, leaving only 14 percent for the other eight major industrial groups. This situation holds true for rural areas. However, in the urban areas the situation is a bit different where the number of establishment of manufacturing of wearing apparel, dressing and dyeing of fur exceeded number of manufacture of non-metallic mineral establishments. The output by food and beverage industries among many others includes mainly production of light consumer goods like local drinks and bakery products. The most common type of activity in manufacture of textiles industrial group is weaving of clothes. Manufacture of other non-metallic mineral products in the other relatively important industrial group with the highest type of activity in pottery products making.

## PART III

# SUMMARY OF THE MAJOR FINDINGS OF THE SURVEY

### 3.1 Distribution of Number of Establishments by Industrial Group and Urban/Rural Areas

The distribution of Cottage/Handicrafts Manufacturing Industries by industrial group and urban/ rural areas are shown in Summary Table 3.1. At country level, the size of Cottage/ Handicraft Manufacturing Industries in terms of number of establishments were estimated to comprise a total of 974,676 establishments of which 616,696 (63.27 percent) in rural and the remaining 357,979 (36.73) percent are located in urban areas.

Cottage/Handicraft Manufacturing Industries cover a variety of industrial groups. However, the distribution among the major industrial group is quite uneven with the majority of the activities concentrating in manufacture of food products and beverages, manufacture of textiles and manufacture of non-metallic mineral products. Because of that, the share of the three industrial groups alone was 86 percent of the overall industrial groups, leaving only 14 percent for the other eight major industrial groups. This situation holds true for rural areas. However, in the urban areas the situation is a bit different where the number of establishment of manufacturing of wearing apparel, dressing and dyeing of fur exceeded number of manufacture of non -metallic mineral establishments. The output by food and beverage industries among many others includes mainly production of light consumer goods, like local drinks and bakery products. The most common type of activity in manufacture of textiles industrial group is weaving of clothes. Manufacture of other non -metallic mineral products is the other realtively important industrial group with the highest type of activity in pottery products making.

DISTRIBUTION OF ESTABLISHMENTS BY INDUSTRIAL GROUP AND URBAN/RURAL AREAS  
2001/2002 (1994 E.F.Y)

SUMMARY TABLE 3.1

INDUSTRIAL GROUP	COUNTRY LEVEL		URBAN		RURAL	
	No.	%	No.	%	No.	%
MANUFACTURE OF FOOD PRODUCTS AND BEVERAGES.....	524,172	100.00	217,763	41.54	306,409	58.46
MANUFACTURE OF TOBACCO PRODUCTS .....	966	100.00	27	2.80	940	97.31
MANUFACTURE OF TEXTILES .....	221,848	100.00	100,671	45.38	121,176	54.62
MANUFACTURE OF WEARING APPAREL, DRESSING AND DYEING OF FUR .....	24,137	100.00	13,225	54.79	10,912	45.21
TANNING AND DRESSING OF LEATHER; MANUFACTURE OF LUGGAGE, HANDBAGS, SADDLERY, HARNESS AND FOOTWEAR....	12,025	100.00	2,679	22.28	9,346	77.72
MANUFACTURE OF WOOD AND OF PRODUCTS OF WOOD AND CORK, EXCEPT FURNITURE; MANUFACTURE OF ARTICLES OF STRAW AND PLAITING MATERIALS .....	60,462	100.00	6,721	11.12	53,740	88.88
PUBLISHING, PRINTING AND REPRODUCTION OF RECORDED MEDIA	197	100.00	51	25.89	146	74.11
MANUFACTURE OF CHEMICALS AND CHEMICAL PRODUCTS.....	1,117	100.00	914	81.83	203	18.17
MANUFACTURE OF OTHER NON-METALLIC MINERAL PRODUCTS ...	92,403	100.00	6,717	7.27	85,685	92.73
MANUFACTURE OF FABRICATED METAL PRODUCTS, EXCEPT MACHINERY AND EQUIPMENT .....	20,788	100.00	3,212	15.45	17,576	84.55
MANUFACTURE OF FURNITURE; MANUFACTURING N.E.C. ....	16,561	100.00	5,999	36.22	10,563	63.78
T O T A L	974,676	100.00	357,979	36.73	616,696	63.27

**3.2 Distribution of Number of Establishments by Industrial Group Urban/Rural Areas and Type of Ownership**

Summary Table 3.2 shows that Cottage/Handicraft Manufacturing Industries, as defined, is dominated by individual or household mode of ownership covering about 99 percent of the total establishments. Group ownership like partnership/ co-operative and others are not common in this sector as they are represented by less than one percent of the total estimated establishments. The proportion is very similar in both rural and urban areas.

**3.3 Number of establishments by Urban/rural Area, Industrial Group, Size and Source of Initial capital**

The distribution of reporting Cottage/Handicraft Manufacturing Industries by range of initial capital and its source for urban/rural areas and for each major industrial group is presented in Summary Tables 3.3A, 3.3B and 3.3C. As data in Summary Table 3.3A shows, at country level out of the total 942,051 reported establishments 819,877 or 87.03 percent of the Cottage/Handicraft Manufacturing Industries started their operation with a total capital of less than 250 Birr while only 3,623(0.38 percent) commenced operation with a capital ranging from 5001 to 1000 Birr.

The fact that quite large number of establishments started their operation with the lower range of initial capital support on the one hand the general assumption that this sector offers easy entry, while on the other hand, it can indicate the general problem of availability of adequate initial capital. This has implications also on the type of establishments Cottage/Handicraft Manufacturing Industrial sector manufacturer can be able to establish. The survey result therefore showed that a large number of establishments are engaged in small manufacturing activities such as production of

DISTRIBUTION OF ESTABLISHMENTS BY INDUSTRIAL GROUP, URBAN/RURAL AREAS AND TYPES OF OWNERSHIP  
2001/2002 (1994 E.F.Y)

SUMMARY TABLE 3.2

INDUSTRIAL GROUP	COUNTRY LEVEL								URBAN				RURAL			
	INDIVIDUAL		PARTNERSHIP/ CO-OPERATIVE AND OTHERS		INDIVIDUAL		PARTNERSHIP/ CO-OPERATIVE AND OTHERS		INDIVIDUAL		PARTNERSHIP/ CO-OPERATIVE AND OTHERS					
	No.	%	No.	%	No.	%	No.	%	No.	%	No.	%				
MANUFACTURE OF FOOD PRODUCTS AND BEVERAGES.....	520,459	99.29	3,713	.71	217,042	99.67	721	5.33	303,417	99.02	2,992	.98				
MANUFACTURE OF TOBACCO PRODUCTS .....	915	94.72	51	5.28	27	100.00	-	-	888	94.57	51	5.43				
MANUFACTURE OF TEXTILES .....	221,010	99.62	837	.38	100,444	99.77	227	.23	120,566	99.50	610	.50				
MANUFACTURE OF WEARING APPAREL, DRESSING AND DYEING OF FUR .....	23,530	97.49	607	2.51	12,785	96.67	440	3.33	10,745	98.47	167	1.53				
TANNING AND DRESSING OF LEATHER; MANUFACTURE OF LUGGAGE, HANDBAGS, SADDLERY, HARNESS AND FOOTWEAR....	11,655	96.92	370	3.08	2,443	91.19	236	8.81	9,212	98.57	134	1.43				
MANUFACTURE OF WOOD AND OF PRODUCTS OF WOOD AND CORK, EXCEPT FURNITURE; MANUFACTURE OF ARTICLES OF STRAW AND PLAITING MATERIALS .....	58,944	97.49	1,518	2.51	6,689	99.51	33	1.49	52,255	97.24	1,485	2.76				
PUBLISHING, PRINTING AND REPRODUCTION OF RECORDED MEDIA	197	100.00	-	-	51	100.00	-	-	146	100.00	-	-				
MANUFACTURE OF CHEMICALS AND CHEMICAL PRODUCTS.....	899	80.48	218	19.52	696	76.15	218	23.85	203	100.00	-	-				
MANUFACTURE OF OTHER NON-METALLIC MINERAL PRODUCTS ...	91,929	99.49	474	.51	6,639	98.84	78	1.16	85,290	99.54	396	.46				
MANUFACTURE OF FABRICATED METAL PRODUCTS, EXCEPT MACHINERY AND EQUIPMENT .....	19,798	95.24	990	4.76	3,169	98.66	43	1.34	16,629	94.61	947	5.39				
MANUFACTURE OF FURNITURE; MANUFACTURING N.E.C. ....	15,986	96.53	575	3.47	5,808	96.82	191	3.18	10,178	96.36	384	3.64				
<b>T O T A L</b>	<b>965,322</b>	<b>99.04</b>	<b>9,353</b>	<b>.96</b>	<b>355,793</b>	<b>99.39</b>	<b>2,187</b>	<b>.61</b>	<b>609,529</b>	<b>98.84</b>	<b>7,166</b>	<b>1.16</b>				

SUMMARY TABLE 3.3A

NUMBER OF REPORTING ESTABLISHMENTS BY INDUSTRIAL GROUP AND SIZE OF INITIAL CAPITAL  
2001/2002 (1994 E.F.Y.) - COUNTRY LEVEL

INDUSTRIAL GROUP	SIZE OF INITIAL CAPITAL (In Birr)								
	UP TO 250	251 - 500	501 - 750	751 - 1000	1001-2000	2001-5000	5001-10000	10001 & OVER	Total
MANUFACTURE OF FOOD PRODUCTS AND BEVERAGES.....	455,353	39,371	7,910	5,323	6,339	6,133	2,485	-	522,914
MANUFACTURE OF TOBACCO PRODUCTS .....	900	60	-	-	-	-	-	-	966
MANUFACTURE OF TEXTILES .....	192,053	11,523	2,219	1,024	1,605	1,510	-	-	210,035
MANUFACTURE OF WEARING APPAREL, DRESSING AND DYEING OF FUR .....	7,592	2,127	1,490	3,212	5,148	3,380	649	-	23,598
TANNING AND DRESSING OF LEATHER; MANUFACTURE OF LUGGAGE, HANDBAGS, SADDLERY, HARNESS AND FOOTWEAR....	10,600	491	280	149	103	111	218	-	11,952
MANUFACTURE OF WOOD AND OF PRODUCTS OF WOOD AND CORK, EXCEPT FURNITURE; MANUFACTURE OF ARTICLES OF STRAW AND PLAITING MATERIALS .....	54,564	1,976	377	185	187	84	28	-	57,401
PUBLISHING, PRINTING AND REPRODUCTION OF RECORDED MEDIA	148	31	-	18	-	-	-	-	197
MANUFACTURE OF CHEMICALS AND CHEMICAL PRODUCTS.....	615	19	-	10	27	226	20	-	917
MANUFACTURE OF OTHER NON-METALLIC MINERAL PRODUCTS ...	72,502	2,440	1,435	379	376	202	55	-	77,389
MANUFACTURE OF FABRICATED METAL PRODUCTS, EXCEPT MACHINERY AND EQUIPMENT .....	15,659	3,477	521	341	320	297	-	-	20,615
MANUFACTURE OF FURNITURE; MANUFACTURING N.E.C. ....	9,891	3,189	1,044	745	705	432	61	-	16,067
T O T A L	819,877	64,704	15,276	11,386	14,810	12,375	3,623	-	942,051
Percentages	87.03	6.87	1.62	1.21	1.57	1.31	.38	-	100.00

NUMBER OF REPORTING ESTABLISHMENT BY INDUSTRIAL GROUP AND SIZE OF INITIAL CAPITAL  
2001/2002 (1994 E.F.Y) - URBAN

SUMMARY TABLE 3.3B

INDUSTRIAL GROUP	SIZE OF INITIAL CAPITAL (in Birr)							10001 & OVER	Total
	UP TO 250	251 - 500	501 - 750	751 -1000	1001-2000	2001-5000	5001-10000		
MANUFACTURE OF FOOD PRODUCTS AND BEVERAGES.....	179,188	21,005	4,299	2,769	3,534	4,247	1,746	-	216,788
MANUFACTURE OF TOBACCO PRODUCTS .....	20						6	-	26
MANUFACTURE OF TEXTILES .....	90,885	4,898	1,042	530	824	1,103	34	-	99,316
MANUFACTURE OF WEARING APPAREL, DRESSING AND DYEING OF FUR .....	4,106	1,489	957	1,867	2,184	1,841	485	-	12,929
TANNING AND DRESSING OF LEATHER; MANUFACTURE OF LUGGAGE, HANDBAGS, SADDLERY, HARNESS AND FOOTWEAR....	1,799	113	236	117	76	80	218	-	2,639
MANUFACTURE OF WOOD AND OF PRODUCTS OF WOOD AND CORK, EXCEPT FURNITURE; MANUFACTURE OF ARTICLES OF STRAW AND PLAITING MATERIALS .....	6,253	197	44	61	70	41	28	-	6,694
PUBLISHING, PRINTING AND REPRODUCTION OF RECORDED MEDIA	51								51
MANUFACTURE OF CHEMICALS AND CHEMICAL PRODUCTS.....	465	19		10	27	224	20	-	765
MANUFACTURE OF OTHER NON-METALLIC MINERAL PRODUCTS ...	5,599	226	384	13	14	122	20	-	6,378
MANUFACTURE OF FABRICATED METAL PRODUCTS, EXCEPT MACHINERY AND EQUIPMENT .....	1,931	678	181	113	51	224			3,178
MANUFACTURE OF FURNITURE; MANUFACTURING N.E.C. ....	1,593	2,077	626	615	392	257	61		5,621
<b>T O T A L</b>	<b>291,890</b>	<b>30,702</b>	<b>7,769</b>	<b>6,095</b>	<b>7,172</b>	<b>8,139</b>	<b>2,618</b>		<b>354,385</b>
Percentages	82.37	8.66	2.19	1.72	2.02	2.30	0.74		100.00

SUMMARY TABLE 3.3C

 NUMBER OF REPORTING ESTABLISHMENT BY INDUSTRIAL GROUP AND SIZE OF INITIAL CAPITAL  
 2001/2002 (1994 E.F.Y.) - RURAL

INDUSTRIAL GROUP	SIZE OF INITIAL CAPITAL (in Birr)								Total
	UP TO 250	251 - 500	501 - 750	751 - 1000	1001-2000	2001-5000	5001-10000	10001 & OVER	
MANUFACTURE OF FOOD PRODUCTS AND BEVERAGES.....	276,165	18,366	3,611	2,555	2,806	1,885	739	-	306,127
MANUFACTURE OF TOBACCO PRODUCTS .....	880	60	-	-	-	-	-	-	940
MANUFACTURE OF TEXTILES .....	101,169	6,626	1,177	494	781	407	67	-	110,721
MANUFACTURE OF WEARING APPAREL, DRESSING AND DYEING OF FUR .....	3,486	639	534	1,345	2,964	1,539	164	-	10,671
TANNING AND DRESSING OF LEATHER; MANUFACTURE OF LUGGAGE, HANDBAGS, SADDLERY, HARNESS AND FOOTWEAR....	8,801	378	44	31	27	31	-	-	9,312
MANUFACTURE OF WOOD AND OF PRODUCTS OF WOOD AND CORK, EXCEPT FURNITURE; MANUFACTURE OF ARTICLES OF STRAW AND PLAITING MATERIALS .....	48,311	1,779	333	124	117	44	-	-	50,708
PUBLISHING, PRINTING AND REPRODUCTION OF RECORDED MEDIA	97	31	-	18	-	-	-	-	146
MANUFACTURE OF CHEMICALS AND CHEMICAL PRODUCTS.....	149	805	1,005	220	85	1,101	2	-	150
MANUFACTURE OF OTHER NON-METALLIC MINERAL PRODUCTS ...	66,902	2,214	1,051	366	362	79	35	-	71,009
MANUFACTURE OF FABRICATED METAL PRODUCTS, EXCEPT MACHINERY AND EQUIPMENT .....	13,728	2,799	341	228	269	73	-	-	17,438
MANUFACTURE OF FURNITURE; MANUFACTURING N.E.C. ....	8,297	1,112	418	130	313	175	-	-	10,445
T O T A L	527,985	34,004	7,509	5,291	7,639	4,234	1,005	-	587,667
Percentages	89.84	5.79	1.28	0.90	1.30	0.72	0.17	-	100.00

NUMBER OF REPORTING ESTABLISHMENT BY INDUSTRIAL GROUP AND SOURCE OF INITIAL CAPITAL  
2001/2002 (1994 E.F.Y.) - COUNTRY LEVEL

SUMMARY TABLE 3.4A

INDUSTRIAL GROUP EXCEPT OTHER NON-METALLIC MINERAL PRODUCTS	INITIAL CAPITAL								TOTAL
	OWN SAVING	INHERITED	BORROWED FROM FRIENDS/RELATIVES	BORROWED FROM MICRO FINANCE	BORROWED FROM BANKS	BORROWED FROM MONEY LENDERS	ASSISTANCE FROM GOV. NGO, etc.	OTHERS	
MANUFACTURE OF FOOD PRODUCTS AND BEVERAGES.....	191,076	5,691	160,457	3,721	691	16,926	107,482	37,391	523,435
MANUFACTURE OF TOBACCO PRODUCTS .....	209	6	211	-	-	120	305	105	956
MANUFACTURE OF TEXTILES .....	84,844	5,579	49,641	565	12	4,979	47,386	18,207	211,213
MANUFACTURE OF WEARING APPAREL, DRESSING AND DYEING OF FUR .....	14,049	643	3,243	130	26	320	3,545	1,565	23,521
TANNING AND DRESSING OF LEATHER; MANUFACTURE OF LUGGAGE, HANDBAGS, SADDLERY, HARNESS AND FOOTWEAR....	4,265	171	2,118	-	-	515	2,461	2,443	11,973
MANUFACTURE OF WOOD AND OF PRODUCTS OF WOOD AND CORK, EXCEPT FURNITURE; MANUFACTURE OF ARTICLES OF STRAW AND PLAITING MATERIALS .....	17,385	610	13,555	23	-	945	16,515	8,566	57,599
PUBLISHING, PRINTING AND REPRODUCTION OF RECORDED MEDIA	69	-	83	-	-	-	28	16	196
MANUFACTURE OF CHEMICALS AND CHEMICAL PRODUCTS.....	218	21	96	-	-	-	712	56	1,103
MANUFACTURE OF OTHER NON-METALLIC MINERAL PRODUCTS ...	25,059	1,482	18,091	147	5	1,464	21,659	11,772	79,679
MANUFACTURE OF FABRICATED METAL PRODUCTS, EXCEPT MACHINERY AND EQUIPMENT .....	7,629	1,737	4,358	36	-	908	3,145	2,745	20,558
MANUFACTURE OF FURNITURE; MANUFACTURING N.E.C. ....	7,678	218	3,070	71	-	280	2,541	2,363	16,221
<b>TOTAL</b>	<b>352,481</b>	<b>16,158</b>	<b>254,923</b>	<b>4,693</b>	<b>734</b>	<b>26,457</b>	<b>205,779</b>	<b>85,229</b>	<b>946,454</b>
<b>Percentage</b>	<b>37.24</b>	<b>1.71</b>	<b>26.93</b>	<b>.50</b>	<b>.08</b>	<b>2.80</b>	<b>21.74</b>	<b>9.01</b>	<b>100.00</b>

NUMBER OF REPORTING ESTABLISHMENT BY INDUSTRIAL GROUP AND SOURCE OF INITIAL CAPITAL  
2001/2002 (1994 E.F.Y) - URBAN

SUMMARY TABLE 3.4B

INDUSTRIAL GROUP	INITIAL CAPITAL								TOTAL
	OWN SAVING	INHERITED	BORROWED FROM FRIENDS/RELATIVES	BORROWED FROM MICRO FINANCE	BORROWED FROM BANKS	BORROWED FROM MONEY LENDERS	ASSISTANCE FROM GOV. NGO, etc	OTHERS	
MANUFACTURE OF FOOD PRODUCTS AND BEVERAGES.....	90,249	2,386	70,554	2,781	208	2,603	38,021	10,546	217,348
MANUFACTURE OF TOBACCO PRODUCTS .....	10	6	-	-	-	-	10	-	26
MANUFACTURE OF TEXTILES .....	46,869	2,059	23,306	423	-	581	21,536	4,521	99,295
MANUFACTURE OF WEARING APPAREL, DRESSING AND DYEING OF FUR .....	8,385	296	1,671	89	26	-	2,061	312	12,840
TANNING AND DRESSING OF LEATHER; MANUFACTURE OF LUGGAGE, HANDBAGS, SADDLERY, HARNESS AND FOOTWEAR....	1,065	11	330	-	-	45	700	529	2,680
MANUFACTURE OF WOOD AND OF PRODUCTS OF WOOD AND CORK, EXCEPT FURNITURE; MANUFACTURE OF ARTICLES OF STRAW AND PLAITING MATERIALS .....	3,146	142	1,204	20	-	13	1,538	632	6,695
PUBLISHING, PRINTING AND REPRODUCTION OF RECORDED MEDIA	6	-	-	-	-	-	28	16	50
MANUFACTURE OF CHEMICALS AND CHEMICAL PRODUCTS.....	197	21	96	-	-	-	600	-	914
MANUFACTURE OF OTHER NON-METALLIC MINERAL PRODUCTS ...	2,271	193	2,070	14	-	21	1,754	158	6,481
MANUFACTURE OF FABRICATED METAL PRODUCTS, EXCEPT MACHINERY AND EQUIPMENT .....	1,137	117	1,074	-	-	87	474	252	3,141
MANUFACTURE OF FURNITURE; MANUFACTURING N.E.C. ....	3,550	46	854	35	-	70	802	412	5,769
<b>TOTAL</b>	<b>156,885</b>	<b>5,277</b>	<b>101,159</b>	<b>3,362</b>	<b>234</b>	<b>3,420</b>	<b>67,524</b>	<b>17,378</b>	<b>355,239</b>
Percentage	44.16	1.49	28.48	0.95	0.07	0.96	19.01	4.89	100.00

NUMBER OF REPORTING ESTABLISHMENT BY INDUSTRIAL GROUP AND SOURCE OF INITIAL CAPITAL  
2001/2002 (1994 E.F.Y) - RURAL

SUMMARY TABLE 3.4C

INDUSTRIAL GROUP	INITIAL CAPITAL								TOTAL
	OWN SAVING	INHERITED	BORROWED FROM FRIENDS/RELATIVES	BORROWED FROM MICRO FINANCE	BORROWED FROM BANKS	BORROWED FROM MONEY LENDERS	ASSISTANCE FROM GOV. NGO, etc	OTHERS	
MANUFACTURE OF FOOD PRODUCTS AND BEVERAGES.....	100,827	3,305	89,903	940	484	14,323	69,461	26,845	306,088
MANUFACTURE OF TOBACCO PRODUCTS .....	199	-	211	-	-	120	295	105	930
MANUFACTURE OF TEXTILES .....	37,975	3,520	26,335	142	12	4,398	25,850	13,686	111,918
MANUFACTURE OF WEARING APPAREL, DRESSING AND DYEING OF FUR .....	5,665	347	1,572	41	-	320	1,484	1,254	10,683
TANNING AND DRESSING OF LEATHER; MANUFACTURE OF LUGGAGE, HANDBAGS, SADDLERY, HARNESS AND FOOTWEAR....	3,199	160	1,788	-	-	469	1,761	1,914	9,291
MANUFACTURE OF WOOD AND OF PRODUCTS OF WOOD AND CORK, EXCEPT FURNITURE; MANUFACTURE OF ARTICLES OF STRAW AND PLAITING MATERIALS .....	14,240	468	12,351	4	-	932	14,977	7,934	50,906
PUBLISHING, PRINTING AND REPRODUCTION OF RECORDED MEDIA	63	-	83	-	-	-	-	-	146
MANUFACTURE OF CHEMICALS AND CHEMICAL PRODUCTS.....	22	-	-	-	-	-	112	56	190
MANUFACTURE OF OTHER NON-METALLIC MINERAL PRODUCTS ...	22,788	1,289	16,021	132	5	1,443	19,905	11,614	73,197
MANUFACTURE OF FABRICATED METAL PRODUCTS, EXCEPT MACHINERY AND EQUIPMENT .....	6,492	1,620	3,284	36	-	821	2,671	2,493	17,417
MANUFACTURE OF FURNITURE; MANUFACTURING N.E.C. ....	4,128	172	2,215	36	-	210	1,738	1,951	10,450
<b>T O T A L</b>	<b>195,598</b>	<b>10,881</b>	<b>153,763</b>	<b>1,331</b>	<b>501</b>	<b>23,036</b>	<b>138,254</b>	<b>67,852</b>	<b>591,216</b>
Percentage	33.08	1.84	26.01	.23	.08	3.90	23.38	11.48	100.00

local drinks, manufacture of bakery products, weaving of textiles and pottery making as mentioned earlier.

During the survey period, owners of Cottage/Handicraft Manufacturing establishments were asked to state not only the amount of initial capital but also information on the source of their initial capital for starting their manufacturing activities. It can be observed from the data in Summary Table 3.4A that at country level from the total 946,454 reported establishments in the sector 352,481 or 37.24 percent secured their initial capital from their own savings. As the data in the same table indicates, the next major source of initial capital was, assistance from friends/relatives, which is reported by 26.93 percent or (254,923) establishments. This trend holds true also for both urban and rural areas. The survey result proved also the widely held presumption that small establishments like that of Cottage/Handicraft Manufacturers who get loans from formal financial institutions mainly (from banks and micro-finance) are very few for all industrial groups (only 0.58 percent)

### 3.4 Operations of Cottage/Handicraft Manufacturing Industries by Industrial Group

Summary Tables 3.5A, 3.5B and 3.5C show the result of gross value of production, value added, operating surplus, fixed assets of Cottage/Handicraft Manufacturing Industries at country level, urban and rural areas, respectively.

Gross value of production includes the sales value of products, other income and the net change in value of stocks. At country level, the total annual gross value of production of the sector was estimated to be about 2.1 billion Birr in 2001/02 (1994 E.F.Y.). Manufacture of food products and beverages with annual estimated gross value of production at nearly 1.3 billion Birr, i.e. 61.91 percent of the total gross value of production was the most important group in the sector. The next most important

industrial group in terms of gross value of production was manufacture of textiles industrial group which accounted for about 387 million Birr or about 18.39 percent of the total gross value of production. The share of these two major industrial groups alone was about 80 percent of the total gross value of production of the sector, which again proved the dominance of the two major industrial groups i.e. manufacture of food products and beverages and manufacture of textiles. The share of the remaining major industrial groups ranges from 5.37 percent in manufacture of furniture to 0.06 percent in publishing printing and reproduction of recorded media.

Value added in the national account concept at factor cost which is computed as gross value of production less intermediate costs and indirect taxes is presented in Summary Tables 3.5A, 3.5B and 3.5.C at the country level, urban and rural areas, respectively. Furthermore, in order to measure the profitability of Cottage/Handicraft Manufacturing Industries operating surplus (i.e., value added less wages and salaries and employee benefits) was also calculated and presented in the same Summary Tables for each major industrial group at country level, urban and rural areas (see Summary Tables 3.5A, 3.5B and 3.5C). The sectors total value added and operating surplus for the year was estimated to be 735 and 694 million Birr, respectively, at the country level. Like that of gross value of production, in terms of value added and operating surplus the most notable industries were again manufacture of food products and beverages and manufacture of textiles.

As the data in the Summary Table 3.5A indicates at the country level the total fixed assets of Cottage/Handicraft Manufacturing Industries was estimated to be 129 million Birr in the survey period. This estimate was based on initial fixed capital assets of each establishment and taking into account the estimated capital expenditure made and subtracting depreciation up to and including the survey period.

SUMMARY OF OPERATIONS OF COTTAGE/HANDICRAFT MANUFACTURING INDUSTRIES BY INDUSTRIAL GROUP : COUNTRY LEVEL  
2001/2002 (1994 E.F.Y)

SUMMARY TABLE 3.5A

(VALUE IN '000 BIRR)

INDUSTRIAL GROUP	NUMBER OF ESTABLISHMENTS		NUMBER OF PERSONS ENGAGED		GROSS VALUE OF PRODUCTION		VALUE ADDED *		OPERATING SURPLUS		FIXED ASSETS **		NEW CAPITAL EXPENDITURE	
	No.	%	No.	%	Value	%	Value	%	Value	%	Value	%	Value	%
	MANUFACTURE OF FOOD PRODUCTS AND BEVERAGES.....	524,172	53.78	720,895	55.16	1,303,824	61.91	357,494	48.64	338,953	48.82	80,913	62.59	13,607
MANUFACTURE OF TOBACCO PRODUCTS .....	966	.10	1,116	.09	1,554	.07	606	.08	597	.09	26	.02	2	.01
MANUFACTURE OF TEXTILES .....	221,848	22.76	296,737	22.71	387,301	18.39	154,771	21.06	148,385	21.37	15,519	12.01	2,432	12.18
MANUFACTURE OF WEARING APPAREL, DRESSING AND DYEING OF FUR .....	24,137	2.48	32,401	2.48	99,142	4.71	49,634	6.75	43,245	6.23	19,433	15.03	2,218	11.10
TANNING AND DRESSING OF LEATHER; MANUFACTURE OF LUGGAGE, HANDBAGS, SADDLERY, HARNESS AND FOOTWEAR....	12,025	1.23	15,068	1.15	27,374	1.30	11,470	1.56	11,045	1.59	776	.60	94	.47
MANUFACTURE OF WOOD AND OF PRODUCTS OF WOOD AND CORK, EXCEPT FURNITURE; MANUFACTURE OF ARTICLES OF STRAW AND PLAITING MATERIALS .....	60,462	6.20	70,137	5.37	43,603	2.07	23,569	3.21	23,044	3.32	1,671	1.29	292	1.46
PUBLISHING, PRINTING AND REPRODUCTION OF RECORDED MEDIA	197	.02	240	.02	1,329	.06	966	.13	960	.14	7	.01	1	.01
MANUFACTURE OF CHEMICALS AND CHEMICAL PRODUCTS.....	1,117	.11	2,125	.16	4,751	.23	2,273	.31	2,240	.32	881	.68	87	.44
MANUFACTURE OF OTHER NON-METALLIC MINERAL PRODUCTS ...	92,403	9.48	109,783	8.40	65,679	3.12	46,120	6.28	45,241	6.52	1,383	1.07	285	1.43
MANUFACTURE OF FABRICATED METAL PRODUCTS, EXCEPT MACHINERY AND EQUIPMENT .....	20,788	2.13	33,535	2.57	58,382	2.77	27,499	3.74	24,328	3.50	4,161	3.22	359	1.80
MANUFACTURE OF FURNITURE; MANUFACTURING N.E.C. ....	16,561	1.70	24,830	1.90	113,190	5.37	60,549	8.24	56,276	8.11	4,497	3.48	598	2.99
<b>T O T A L</b>	<b>974,676</b>	<b>100.00</b>	<b>1,306,867</b>	<b>100.00</b>	<b>2,106,129</b>	<b>100.00</b>	<b>734,951</b>	<b>100.00</b>	<b>694,314</b>	<b>100.00</b>	<b>129,267</b>	<b>100.00</b>	<b>19,975</b>	<b>100.00</b>

\* IN THE NATIONAL ACCOUNT CONCEPT AT FACTORY COST  
\*\* EXCLUDES VALUE OF RESIDENTIAL BUILDINGS WITH MANUFACTURING ACTIVITIES

SUMMARY OF OPERATIONS OF COTTAGE/HANDICRAFT MANUFACTURING INDUSTRIES BY INDUSTRIAL GROUP : URBAN  
2001/2002 (1994 E.F.Y)

SUMMARY TABLE 3.5B

(VALUE IN '000 BIRR)

INDUSTRIAL GROUP	NUMBER OF ESTABLISHMENTS		NUMBER OF PERSONS ENGAGED		GROSS VALUE OF PRODUCTION		VALUE ADDED *		OPERATING SURPLUS		FIXED ASSETS **		NEW CAPITAL EXPENDITURE	
	No.	%	No.	%	Value	%	Value	%	Value	%	Value	%	Value	%
MANUFACTURE OF FOOD PRODUCTS AND BEVERAGES.....	217,763	60.83	334,782	61.97	888,055	62.76	233,813	50.04	218,554	50.55	55,107	63.16	9,485	69.28
MANUFACTURE OF TOBACCO PRODUCTS .....	27	.01	39	.01	64	-	25	.01	16	-	4	-	-	-
MANUFACTURE OF TEXTILES .....	100,671	28.12	143,879	26.63	279,844	19.78	108,323	23.18	102,183	23.63	11,711	13.42	1,793	13.10
MANUFACTURE OF WEARING APPAREL, DRESSING AND DYEING OF FUR .....	13,225	3.69	19,494	3.61	72,120	5.10	36,324	7.77	30,495	7.05	13,260	15.20	1,593	11.64
TANNING AND DRESSING OF LEATHER; MANUFACTURE OF LUGGAGE, HANDBAGS, SADDLERY, HARNESS AND FOOTWEAR....	2,679	.75	4,049	.75	13,671	.97	5,173	1.11	4,762	1.10	625	.72	25	.18
MANUFACTURE OF WOOD AND OF PRODUCTS OF WOOD AND CORK, EXCEPT FURNITURE; MANUFACTURE OF ARTICLES OF STRAW AND PLAITING MATERIALS .....	6,721	1.88	7,835	1.45	14,867	1.05	6,186	1.32	5,947	1.38	370	.42	77	.56
PUBLISHING, PRINTING AND REPRODUCTION OF RECORDED MEDIA	51	.01	64	.01	514	.04	313	.07	307	.07	-	-	-	-
MANUFACTURE OF CHEMICALS AND CHEMICAL PRODUCTS.....	914	.26	1,897	.35	4,558	.32	2,178	.47	2,145	.50	875	1.00	86	.63
MANUFACTURE OF OTHER NON-METALLIC MINERAL PRODUCTS ...	6,717	1.88	9,540	1.77	21,259	1.50	13,722	2.94	13,004	3.01	504	.58	134	.98
MANUFACTURE OF FABRICATED METAL PRODUCTS, EXCEPT MACHINERY AND EQUIPMENT .....	3,212	.90	6,614	1.22	26,007	1.84	10,235	2.19	8,016	1.85	1,552	1.78	78	.57
MANUFACTURE OF FURNITURE; MANUFACTURING N.E.C. ....	5,999	1.68	12,049	2.23	94,113	6.65	50,975	10.91	46,930	10.85	3,245	3.72	420	3.07
<b>T O T A L</b>	<b>357,979</b>	<b>100.00</b>	<b>540,242</b>	<b>100.00</b>	<b>1,415,072</b>	<b>100.00</b>	<b>467,267</b>	<b>100.00</b>	<b>432,359</b>	<b>100.00</b>	<b>87,253</b>	<b>100.00</b>	<b>13,691</b>	<b>100.00</b>

\* IN THE NATIONAL ACCOUNT CONCEPT AT FACTORY COST

\*\* EXCLUDES VALUE OF RESIDENTIAL BUILDINGS WITH MANUFACTURING ACTIVITIES

SUMMARY TABLE 3.6A

NUMBER OF PERSONS ENGAGED BY INDUSTRIAL GROUP, TYPE OF EMPLOYMENT AND SEX : COUNTRY LEVEL  
2001/2002 (1994 E.F.Y)

INDUSTRIAL GROUP	TYPE OF EMPLOYMENT AND SEX											
	ACTIVE PARTNERS AND UNPAID FAMILY WORKERS			APPRENTICES			EMPLOYEES			TOTAL		
	MALE	FEMALE	BOTH SEXES	MALE	FEMALE	BOTH SEXES	MALE	FEMALE	BOTH SEXES	MALE	FEMALE	BOTH SEXES
MANUFACTURE OF FOOD PRODUCTS AND BEVERAGES.....	47,233	628,528	675,761	1,817	6,543	8,360	13,365	23,410	36,775	62,415	658,481	720,896
MANUFACTURE OF TOBACCO PRODUCTS .....	740	363	1,103	-	-	-	13	-	13	753	363	1,116
MANUFACTURE OF TEXTILES .....	136,403	148,799	285,202	2,779	1,238	4,017	4,829	2,689	7,518	144,011	152,726	296,737
MANUFACTURE OF WEARING APPAREL, DRESSING AND DYEING OF FUR .....	24,117	4,524	28,641	449	22	471	3,279	9	3,288	27,845	4,555	32,400
TANNING AND DRESSING OF LEATHER; MANUFACTURE OF LUGGAGE, HANDBAGS, SADDLERY, HARNESS AND FOOTWEAR....	12,337	2,402	14,739	127	5	132	173	24	197	12,637	2,431	15,068
MANUFACTURE OF WOOD AND OF PRODUCTS OF WOOD AND CORK, EXCEPT FURNITURE; MANUFACTURE OF ARTICLES OF STRAW AND PLAITING MATERIALS .....	27,631	40,847	68,478	540	302	842	799	17	816	28,970	41,166	70,136
PUBLISHING, PRINTING AND REPRODUCTION OF RECORDED MEDIA	212	15	227	-	-	-	13	-	13	225	15	240
MANUFACTURE OF CHEMICALS AND CHEMICAL PRODUCTS.....	1,665	207	1,872	-	20	20	218	14	232	1,883	241	2,124
MANUFACTURE OF OTHER NON-METALLIC MINERAL PRODUCTS ...	8,544	98,218	106,762	102	1,766	1,868	696	458	1,154	9,342	100,442	109,784
MANUFACTURE OF FABRICATED METAL PRODUCTS, EXCEPT MACHINERY AND EQUIPMENT .....	26,198	2,031	28,229	1,806	44	1,850	3,455	-	3,455	31,459	2,075	33,534
MANUFACTURE OF FURNITURE; MANUFACTURING N.E.C. ....	18,636	1,196	19,832	1,985	16	2,001	2,965	32	2,997	23,586	1,244	24,830
T O T A L	303,716	927,130	1,230,846	9,605	9,956	19,561	29,805	26,653	56,458	343,126	963,739	1,306,865

NUMBER OF PERSONS ENGAGED BY INDUSTRIAL GROUP, TYPE OF EMPLOYMENT AND SEX : URBAN  
2001/2002 (1994 E.F.Y)

SUMMARY TABLE 3.6B

INDUSTRIAL GROUP	TYPE OF EMPLOYMENT AND SEX											
	ACTIVE PARTNERS AND UNPAID FAMILY WORKERS			APPRENTICES			EMPLOYEES			TOTAL		
	MALE	FEMALE	BOTH SEXES	MALE	FEMALE	BOTH SEXES	MALE	FEMALE	BOTH SEXES	MALE	FEMALE	BOTH SEXES
MANUFACTURE OF FOOD PRODUCTS AND BEVERAGES.....	17,990	285,047	303,037	287	1,725	2,012	9,305	20,428	29,733	27,582	307,200	334,782
MANUFACTURE OF TOBACCO PRODUCTS .....	17	10	27	-	-	-	13	-	13	30	10	40
MANUFACTURE OF TEXTILES .....	59,242	76,456	135,698	2,044	136	2,180	4,572	1,429	6,001	65,858	78,021	143,879
MANUFACTURE OF WEARING APPAREL, DRESSING AND DYEING OF FUR .....	14,235	2,502	16,737	178	-	178	2,571	9	2,580	16,984	2,511	19,495
TANNING AND DRESSING OF LEATHER; MANUFACTURE OF LUGGAGE, HANDBAGS, SADDLERY, HARNESS AND FOOTWEAR....	3,176	651	3,827	62	5	67	131	24	155	3,369	680	4,049
MANUFACTURE OF WOOD AND OF PRODUCTS OF WOOD AND CORK, EXCEPT FURNITURE; MANUFACTURE OF ARTICLES OF STRAW AND PLAINTING MATERIALS .....	1,317	6,231	7,548	91	27	118	169	-	169	1,577	6,258	7,835
PUBLISHING, PRINTING AND REPRODUCTION OF RECORDED MEDIA	36	15	51	-	-	-	13	-	13	49	15	64
MANUFACTURE OF CHEMICALS AND CHEMICAL PRODUCTS.....	1,515	150	1,665	-	-	-	218	14	232	1,733	164	1,897
MANUFACTURE OF OTHER NON-METALLIC MINERAL PRODUCTS ...	1,120	7,375	8,495	-	27	27	651	367	1,018	1,771	7,769	9,540
MANUFACTURE OF FABRICATED METAL PRODUCTS, EXCEPT MACHINERY AND EQUIPMENT .....	3,830	410	4,240	91	-	91	2,282	-	2,282	6,203	410	6,613
MANUFACTURE OF FURNITURE; MANUFACTURING N.E.C. ....	7,326	449	7,775	1,661	-	1,661	2,580	32	2,612	11,567	481	12,048
<b>T O T A L</b>	<b>109,804</b>	<b>379,296</b>	<b>489,100</b>	<b>4,414</b>	<b>1,920</b>	<b>6,334</b>	<b>22,505</b>	<b>22,303</b>	<b>44,808</b>	<b>136,723</b>	<b>403,519</b>	<b>540,242</b>

NUMBER OF PERSONS ENGAGED BY INDUSTRIAL GROUP, TYPE OF EMPLOYMENT AND SEX : RURAL  
2001/2002 (1994 E.F.Y)

SUMMARY TABLE 3.6C

INDUSTRIAL GROUP	TYPE OF EMPLOYMENT AND SEX											
	ACTIVE PARTNERS AND UNPAID FAMILY WORKERS			APPRENTICES			EMPLOYEES			TOTAL		
	MALE	FEMALE	BOTH SEXES	MALE	FEMALE	BOTH SEXES	MALE	FEMALE	BOTH SEXES	MALE	FEMALE	BOTH SEXES
MANUFACTURE OF FOOD PRODUCTS AND BEVERAGES.....	29,243	343,480	372,723	1,530	4,818	6,348	4,060	2,982	7,042	34,833	351,280	386,113
MANUFACTURE OF TOBACCO PRODUCTS .....	723	353	1,076	-	-	-	-	-	-	723	353	1,076
MANUFACTURE OF TEXTILES .....	77,161	72,342	149,503	735	1,102	1,837	257	1,261	1,518	78,153	74,705	152,858
MANUFACTURE OF WEARING APPAREL, DRESSING AND DYEING OF FUR .....	9,882	2,022	11,904	272	22	294	709	-	709	10,863	2,044	12,907
TANNING AND DRESSING OF LEATHER; MANUFACTURE OF LUGGAGE, HANDBAGS, SADDLERY, HARNESS AND FOOTWEAR....	9,161	1,751	10,912	65	-	65	43	-	43	9,269	1,751	11,020
MANUFACTURE OF WOOD AND OF PRODUCTS OF WOOD AND CORK, EXCEPT FURNITURE; MANUFACTURE OF ARTICLES OF STRAW AND PLAITING MATERIALS .....	26,313	34,616	60,929	449	275	724	630	17	647	27,392	34,908	62,300
PUBLISHING, PRINTING AND REPRODUCTION OF RECORDED MEDIA	176	-	176	-	-	-	-	-	-	176	-	176
MANUFACTURE OF CHEMICALS AND CHEMICAL PRODUCTS.....	150	57	207	-	20	20	-	-	-	150	77	227
MANUFACTURE OF OTHER NON-METALLIC MINERAL PRODUCTS ...	7,424	90,843	98,267	102	1,739	1,841	45	91	136	7,571	92,673	100,244
MANUFACTURE OF FABRICATED METAL PRODUCTS, EXCEPT MACHINERY AND EQUIPMENT .....	22,368	1,621	23,989	1,714	44	1,758	1,173	-	1,173	25,255	1,665	26,920
MANUFACTURE OF FURNITURE; MANUFACTURING N.E.C. ....	11,310	747	12,057	323	16	339	385	-	385	12,018	763	12,781
T O T A L	193,911	547,832	741,743	5,190	8,036	13,226	7,302	4,351	11,653	206,403	560,219	766,622

females. With respect to area distribution from the total persons engaged, urban areas accounted for 540,242 (41.53 percent) and the remaining 766,622 (58.66 percent) were engaged in rural areas during the survey period. The proportions are very similar for males and females.

The largest employers in Cottage/Handicraft Manufacturing Industries were manufacture of food products and beverages and manufacture of textiles industrial groups each contributing 720,896 (55.16 percent) and 296,737 (22.71 percent) persons engaged, respectively. That indicates the share of these two major industrial groups from the total persons engaged was 77.87 percent (1,017,633). More than 65 percent of all females in Cottage/Handicraft Manufacturing industries were engaged in manufacture of food products and beverages industrial group compared to only 18.19 percent of all males. This could be due to the fact that, manufacture of food products and beverages industrial group include production of local drinks, bakery products in which females are the dominant operators. This result is quite similar for urban and rural areas.

### **3.6 Gross value of Production and Value Added per Persons Engaged by Urban/Rural Area and Industrial Group**

Gross value of production and value added per persons engaged are shown in Summary Tables 3.7. The data in this table makes clear that, on average, i.e., for all major industrial groups combined at country level annual gross value of production and value added per persons engaged were Birr 1,612 and Birr 562, respectively, in 2001/02 (1994 E.F.Y.). For gross value of production per persons engaged, the intra-major industrial group structural distribution at country level ranged from Birr 598 in manufacture of other non- metallic mineral products except machinery and equipment, to Birr 5,537 in manufacture of publishing, printing and reproduction of recorded media. In annual value added per person engaged the lowest value was found to be

GROSS VALUE OF PRODUCTION AND VALUE ADDED PER PERSON ENGAGED BY INDUSTRIAL GROUP : COUNTRY LEVEL  
 SUMMARY TABLE 3.7A  
 2001/2002 (1994 E.F.Y)

INDUSTRIAL GROUP	No. OF ESTAB.	GROSS VALUE OF PRODUCTION	VALUE ADDED*	NUMBER OF PERSONS ENGAGED	GROSS VALUE OF PRODUCTION PER PERSON ENGAGED	VALUE ADDED PER PERSON ENGAGED
MANUFACTURE OF FOOD PRODUCTS AND BEVERAGES.....	524,172	1,303,824,282	357,493,892	720,895	1,809	496
MANUFACTURE OF TOBACCO PRODUCTS .....	966	1,553,971	605,812	1,116	1,392	543
MANUFACTURE OF TEXTILES .....	221,848	387,300,824	154,771,231	296,737	1,305	522
MANUFACTURE OF WEARING APPAREL, DRESSING AND DYEING OF FUR .....	24,137	99,142,003	49,634,343	32,401	3,060	1,532
TANNING AND DRESSING OF LEATHER; MANUFACTURE OF LUGGAGE, HANDBAGS, SADDLERY, HARNESS AND FOOTWEAR....	12,025	27,374,369	11,469,920	15,068	1,817	761
MANUFACTURE OF WOOD AND OF PRODUCTS OF WOOD AND CORK, EXCEPT FURNITURE; MANUFACTURE OF ARTICLES OF STRAW AND PLAITING MATERIALS .....	60,462	43,603,336	23,569,114	70,137	622	336
PUBLISHING, PRINTING AND REPRODUCTION OF RECORDED MEDIA	197	1,328,841	966,308	240	5,537	4,026
MANUFACTURE OF CHEMICALS AND CHEMICAL PRODUCTS.....	1,117	4,750,536	2,272,996	2,125	2,236	1,070
MANUFACTURE OF OTHER NON-METALLIC MINERAL PRODUCTS ...	92,403	65,679,286	46,120,371	109,783	598	420
MANUFACTURE OF FABRICATED METAL PRODUCTS, EXCEPT MACHINERY AND EQUIPMENT .....	20,788	58,381,675	27,499,008	33,535	1,741	820
MANUFACTURE OF FURNITURE; MANUFACTURING N.E.C. ....	16,561	113,190,191	60,549,133	24,830	4,559	2,439
T O T A L	974,676	2,106,129,314	734,952,128	1,306,867	1,612	562

GROSS VALUE OF PRODUCTION AND VALUE ADDED PER PERSON ENGAGED BY INDUSTRIAL GROUP : URBAN  
2001/2002 (1994 E.F.Y)

SUMMARY TABLE 3.7B

INDUSTRIAL GROUP*	No. OF ESTAB.	GROSS VALUE OF PRODUCTION	VALUE ADDED*	NUMBER OF PERSONS ENGAGED	GROSS VALUE OF PRODUCTION PER PERSON ENGAGED	VALUE ADDED PER PERSON ENGAGED
MANUFACTURE OF FOOD PRODUCTS AND BEVERAGES.....	217,763	888,055,154	233,812,977	334,782	2,653	698
MANUFACTURE OF TOBACCO PRODUCTS .....	27	63,548	24,536	39	1,629	629
MANUFACTURE OF TEXTILES .....	100,671	279,844,244	108,322,932	143,879	1,945	753
MANUFACTURE OF WEARING APPAREL, DRESSING AND DYEING OF FUR .....	13,225	72,119,753	36,323,514	19,494	3,700	1,863
TANNING AND DRESSING OF LEATHER; MANUFACTURE OF LUGGAGE, HANDBAGS, SADDLERY, HARNESS AND FOOTWEAR....	2,679	13,670,932	5,173,276	4,049	3,376	1,278
MANUFACTURE OF WOOD AND OF PRODUCTS OF WOOD AND CORK, EXCEPT FURNITURE; MANUFACTURE OF ARTICLES OF STRAW AND PLAITING MATERIALS .....	6,721	14,867,142	6,185,671	7,835	1,898	789
PUBLISHING, PRINTING AND REPRODUCTION OF RECORDED MEDIA	51	514,078	313,169	64	8,032	4,893
MANUFACTURE OF CHEMICALS AND CHEMICAL PRODUCTS.....	914	4,557,528	2,177,383	1,897	2,402	1,148
MANUFACTURE OF OTHER NON-METALLIC MINERAL PRODUCTS ...	6,717	21,258,800	13,721,532	9,540	2,228	1,438
MANUFACTURE OF FABRICATED METAL PRODUCTS, EXCEPT MACHINERY AND EQUIPMENT .....	3,212	26,006,515	10,234,390	6,614	3,932	1,547
MANUFACTURE OF FURNITURE; MANUFACTURING N.E.C. ....	5,999	94,112,977	50,974,570	12,049	7,811	4,231
T O T A L	357,979	1,415,070,671	467,263,950	540,242	2,619	865

GROSS VALUE OF PRODUCTION AND VALUE ADDED PER PERSON ENGAGED BY INDUSTRIAL GROUP : RURAL		2001/2002 (1994 E.F.Y)				
SUMMARY TABLE 3.7C : INDUSTRIAL GROUPS EXCEPT						
	No. OF ESTAB.	GROSS VALUE OF PRODUCTION	VALUE ADDED*	NUMBER OF PERSONS ENGAGED	GROSS VALUE OF PRODUCTION PER PERSON ENGAGED	VALUE ADDED PER PERSON ENGAGED
MANUFACTURE OF FOOD PRODUCTS AND BEVERAGES.....	306,409	415,769,127	123,680,914	386,113	1,077	320
MANUFACTURE OF TOBACCO PRODUCTS.....	940	1,490,423	581,277	1,077	1,384	540
MANUFACTURE OF TEXTILES.....	121,176	107,456,580	46,448,299	152,858	703	304
MANUFACTURE OF WEARING APPAREL, DRESSING AND DYEING OF FUR.....	10,912	27,022,249	13,310,828	12,907	2,094	1,031
TANNING AND DRESSING OF LEATHER; MANUFACTURE OF LUGGAGE, HANDBAGS, SADDLERY, HARNESS AND FOOTWEAR....	9,346	13,703,436	6,296,644	11,019	1,244	571
MANUFACTURE OF WOOD AND OF PRODUCTS OF WOOD AND CORK, EXCEPT FURNITURE; MANUFACTURE OF ARTICLES OF STRAW AND PLAITING MATERIALS.....	53,740	28,736,194	17,383,444	62,302	461	279
PUBLISHING, PRINTING AND REPRODUCTION OF RECORDED MEDIA	146	814,763	653,140	176	4,629	3,711
MANUFACTURE OF CHEMICALS AND CHEMICAL PRODUCTS.....	203	193,008	95,613	228	847	419
MANUFACTURE OF OTHER NON-METALLIC MINERAL PRODUCTS ...	85,685	44,420,486	32,398,839	100,243	443	323
MANUFACTURE OF FABRICATED METAL PRODUCTS, EXCEPT MACHINERY AND EQUIPMENT.....	17,576	32,375,160	17,264,617	26,921	1,203	641
MANUFACTURE OF FURNITURE; MANUFACTURING N.E.C. ....	10,563	19,077,213	9,574,562	12,782	1,493	749
<b>T O T A L</b>	<b>616,696</b>	<b>691,058,639</b>	<b>267,688,177</b>	<b>766,626</b>	<b>901</b>	<b>349</b>

Birr 336 in manufacture of wood and of products of wood and cork and the highest Birr 4,026 in manufacture of publishing, printing and reproduction of recorded media. However, these estimates should be indicative rather than conclusive mainly for two major reasons. First of all in Cottage/Handicraft establishment survey of this nature owners of establishments usually tend to under estimate the actual production and relatively over estimate the intermediate costs and, therefore, under estimate value added due to various reasons. Secondly, some establishments may work less than 12 months during the survey period.

The findings of this survey showed that, labor productivity as measured in terms of gross value of production and value added per persons engaged was relatively high in manufacturer of publishing, printing and reproduction of recorded media, manufacture of furniture, manufacture of wearing apparel, dressing and dyeing of fur and manufacture of chemical and chemical products of industrial groups as compared to that of the other major industrial groups. Productivity in relation to both gross value of production and value added was generally higher in urban-based establishments than those based in rural areas. For example, average gross value of production and value added per person engaged in urban areas were Birr 2,619 and Birr 865, respectively, while for rural areas Birr 901 and Birr 349, respectively.

### **3.7 Major Problems of Cottage/Handicrafts Manufacturing**

#### **Industries**

Summary Tables 3.8A 3.8B and 3.8C show the distribution of number of establishments by industrial group and various types of major problems faced during commencement of operation at country level, urban and rural areas respectively. Among the first major problems faced by Cottage/Handicraft Manufacturing establishments, when starting their manufacturing activity, the most common problem at country level was lack of sufficient initial capital. This problem was reported by

about 41 percent of the establishments. Following lack of sufficient initial capital was absence of adequate skills, which was reported by about 5.8 percent of the total establishments.

Establishments, which were working less than 12 months during the reference period, were asked to state their reasons for not being fully operational during the reference period and this is presented in Summary Table 3.9. It can be observed that among the total establishments working less than 12 months during the reference period (excluding newly established establishments and other reasons) absence of market demand for their products, shortage of supply of raw materials and lack of working capital stood as the first, second and third highest proportion at country level, respectively.

Results in Summary Tables 10A, 10B and 10C depict the first major problem faced by establishments in the survey period at country level, urban and rural areas respectively. At country level, as Summary Table 10A indicates 38.09 percent of the establishments reported that, absence of market demand was the first major current operating difficulty, followed by lack of working capital which was reported by 13.39 percent of the total establishments.

### 3.7 Major Problems of Cottage/Handicraft Manufacturing Industries

Summary Tables 3.8A, 3.8B and 3.8C show the distribution of number of establishments by industrial group and various types of major problems faced during commencement of operation at country level, urban and rural areas respectively. Among the first major problems faced by Cottage/Handicraft Manufacturing establishments, when starting their manufacturing activity, the most common problem at country level was lack of sufficient initial capital. This problem was reported by

NUMBER OF ESTABLISHMENTS BY INDUSTRIAL GROUP AND TYPE OF FIRST  
MAJOR PROBLEM FACED DURING COMMENCEMENT OF OPERATION : COUNTRY LEVEL 2001/2002 (1994 E.F.Y)

SUMMARY TABLE 3.8A

INDUSTRIAL GROUP	TYPE OF PRODUCTION									
	LACK OF SUFFICIENT INITIAL CAPITAL	OBSTACLES FROM GOV. RULES AND REGULATIONS	ACCESS TO CREDIT FACILITIES	LACK OF WORKING PREMISES	LACK OF SUPPLY OF RAW MATERIALS	ABSENCE OF ADEQUATE SKILLS	OTHERS	NO PROBLEM FACED	NOT STATED	TOTAL No. OF ESTAB.
MANUFACTURE OF FOOD PRODUCTS AND BEVERAGES.....	246,075	1,050	4,834	19,288	13,059	11,507	21,298	206,335	725	524,171
MANUFACTURE OF TOBACCO PRODUCTS .....	258	-	-	38	42	26	-	603	-	967
MANUFACTURE OF TEXTILES .....	90,701	645	594	4,352	7,585	17,605	4,450	95,628	288	221,848
MANUFACTURE OF WEARING APPAREL, DRESSING AND DYEING OF FUR .....	8,706	215	104	1,490	807	3,986	534	8,262	33	24,137
TANNING AND DRESSING OF LEATHER; MANUFACTURE OF LUGGAGE, HANDBAGS, SADDLERY, HARNESS AND FOOTWEAR....	4,332	143	54	416	496	1,351	230	4,992	12	12,026
MANUFACTURE OF WOOD AND OF PRODUCTS OF WOOD AND CORK, EXCEPT FURNITURE; MANUFACTURE OF ARTICLES OF STRAW AND PLAITING MATERIALS .....	17,051	796	364	552	4,455	4,206	1,129	31,738	171	60,462
PUBLISHING, PRINTING AND REPRODUCTION OF RECORDED MEDIA	79	-	-	-	-	25	8	85	-	197
MANUFACTURE OF CHEMICALS AND CHEMICAL PRODUCTS.....	102	158	-	144	21	-	-	672	20	1,117
MANUFACTURE OF OTHER NON-METALLIC MINERAL PRODUCTS ...	13,162	213	212	5,053	8,655	16,090	1,782	47,028	207	92,402
MANUFACTURE OF FABRICATED METAL PRODUCTS, EXCEPT MACHINERY AND EQUIPMENT .....	9,150	101	56	844	1,667	1,168	349	7,445	8	20,788
MANUFACTURE OF FURNITURE; MANUFACTURING N.E.C. ....	9,070	312	162	452	1,165	932	747	3,722	-	16,562
T O T A L	398,686	3,633	6,380	32,629	37,952	56,896	30,527	406,510	1,464	974,677

SUMMARY TABLE 3.8B

NUMBER OF ESTABLISHMENTS BY INDUSTRIAL GROUP AND TYPE OF FIRST MAJOR PROBLEM FACED DURING COMMENCEMENT OF OPERATION : URBAN 2001/2002 (1994 E.F.Y)

INDUSTRIAL GROUP	TYPE OF PRODUCTION									
	LACK OF SUFFICIENT INITIAL CAPITAL	OBSTACLES FROM GOV. RULES AND REGULATIONS	ACCESS TO CREDIT FACILITIES	LACK OF WORKING PREMISES	LACK OF SUPPLY OF RAW MATERIALS	ABSENCE OF ADEQUATE SKILLS	OTHERS	NO PROBLEM FACED	NOT STATED	TOTAL No. OF ESTAB.
MANUFACTURE OF FOOD PRODUCTS AND BEVERAGES.....	105,103	479	1,409	11,232	4,609	6,020	12,071	76,744	97	217,764
MANUFACTURE OF TOBACCO PRODUCTS .....						10		17		27
MANUFACTURE OF TEXTILES .....	41,146	461	79	2,872	2,744	9,725	2,003	41,576	65	100,671
MANUFACTURE OF WEARING APPAREL, DRESSING AND DYEING OF FUR .....	4,833	203	-	942	417	2,016	370	4,410	33	13,224
TANNING AND DRESSING OF LEATHER; MANUFACTURE OF LUGGAGE, HANDBAGS, SADDLERY, HARNESS AND FOOTWEAR....	856	44	-	224	70	675	52	748	12	2,681
MANUFACTURE OF WOOD AND OF PRODUCTS OF WOOD AND CORK, EXCEPT FURNITURE; MANUFACTURE OF ARTICLES OF STRAW AND PLAITING MATERIALS .....	1,967	1	7	166	270	281	113	3,907	8	6,720
PUBLISHING, PRINTING AND REPRODUCTION OF RECORDED MEDIA	10					25	8	8		51
MANUFACTURE OF CHEMICALS AND CHEMICAL PRODUCTS.....	63	158		144	19		-	530	-	914
MANUFACTURE OF OTHER NON-METALLIC MINERAL PRODUCTS ...	1,499	-	28	588	882	1,524	140	2,039	15	6,715
MANUFACTURE OF FABRICATED METAL PRODUCTS, EXCEPT MACHINERY AND EQUIPMENT .....	1,332	-	-	410	82	113	243	1,025	5	3,210
MANUFACTURE OF FURNITURE; MANUFACTURING N.E.C. ....	3,784	85	68	221	389	198	502	752	-	5,999
<b>T O T A L</b>	<b>160,593</b>	<b>1,431</b>	<b>1,591</b>	<b>16,799</b>	<b>9,482</b>	<b>20,587</b>	<b>15,502</b>	<b>131,756</b>	<b>235</b>	<b>357,976</b>

NUMBER OF ESTABLISHMENTS BY INDUSTRIAL GROUP AND TYPE OF FIRST  
MAJOR PROBLEM FACED DURING COMMENCEMENT OF OPERATION : RURAL 2001/2002 (1994 E.F.Y)

SUMMARY TABLE 3.8C

INDUSTRIAL GROUP	TYPE OF PRODUCTION									
	LACK OF SUFFICIENT INITIAL CAPITAL	OBSTACLES FROM GOV. RULES AND REGULATIONS	ACCESS TO CREDIT FACILITIES	LACK OF WORKING PREMISES	LACK OF SUPPLY OF RAW MATERIALS	ABSENCE OF ADEQUATE SKILLS	OTHERS	NO PROBLEM FACED	NOT STATED	TOTAL No. OF ESTAB.
MANUFACTURE OF FOOD PRODUCTS AND BEVERAGES.....	140,972	571	3,425	8,056	8,451	5,488	9,226	129,592	628	306,409
MANUFACTURE OF TOBACCO PRODUCTS .....	258	-	-	38	42	16	-	587	-	941
MANUFACTURE OF TEXTILES .....	49,555	184	515	1,480	4,841	7,880	2,447	54,052	224	121,178
MANUFACTURE OF WEARING APPAREL, DRESSING AND DYEING OF FUR .....	3,873	12	104	548	390	1,970	164	3,852	-	10,913
TANNING AND DRESSING OF LEATHER; MANUFACTURE OF LUGGAGE, HANDBAGS, SADDLERY, HARNESS AND FOOTWEAR....	3,476	99	54	192	426	676	178	4,244	-	9,345
MANUFACTURE OF WOOD AND OF PRODUCTS OF WOOD AND CORK, EXCEPT FURNITURE; MANUFACTURE OF ARTICLES OF STRAW AND PLAITING MATERIALS .....	15,084	794	357	386	4,185	3,924	1,015	27,831	163	53,739
PUBLISHING, PRINTING AND REPRODUCTION OF RECORDED MEDIA	69	-	-	-	-	-	-	77	-	146
MANUFACTURE OF CHEMICALS AND CHEMICAL PRODUCTS.....	39	-	-	-	1	-	-	142	20	202
MANUFACTURE OF OTHER NON-METALLIC MINERAL PRODUCTS ...	11,663	213	184	4,465	7,773	14,566	1,642	44,988	192	85,686
MANUFACTURE OF FABRICATED METAL PRODUCTS, EXCEPT MACHINERY AND EQUIPMENT .....	7,818	101	56	433	1,584	1,054	106	6,419	3	17,574
MANUFACTURE OF FURNITURE; MANUFACTURING N.E.C. ....	5,285	226	94	231	775	735	246	2,970	-	10,562
<b>T O T A L</b>	<b>238,092</b>	<b>2,200</b>	<b>4,789</b>	<b>15,829</b>	<b>28,468</b>	<b>36,309</b>	<b>15,024</b>	<b>274,754</b>	<b>1,230</b>	<b>616,695</b>

SUMMARY TABLE 3.9A

NUMBER OF ESTABLISHMENTS BY INDUSTRIAL GROUP AND TYPE OF FIRST  
REASON FOR NOT BEING FULLY OPERATIONAL DURING 2001/2002 (1994 E.F.Y) : COUNTRY LEVEL

INDUSTRIAL GROUP	TYPE OF REASON									
	SHORTAGE OF SUPPLY OF RAW MATERIALS	SHORTAGE OF SUPPLY OF SPAREPARTS	ABSENCE OF MARKET DEMAND	LACK OF WORKING CAPITAL	FREQUENT EQUIPMENT MACHINAERY BREAKAGE	OBSTACLES FROM GOV. RULES & REGULATIONS	OTHERS	NEWLY ESTABLI-SHED	NOT STATED	TOTAL No. OF ESTAB.
MANUFACTURE OF FOOD PRODUCTS AND BEVERAGES.....	35,083	1,733	46,366	23,031	1,019	165	68,463	89,578	2,922	268,360
MANUFACTURE OF TOBACCO PRODUCTS .....	222	-	17	54	-	-	130	100	-	523
MANUFACTURE OF TEXTILES .....	16,450	294	18,347	7,188	245	510	45,553	18,426	1,470	108,483
MANUFACTURE OF WEARING APPAREL, DRESSING AND DYEING OF FUR .....	1,188	70	2,997	673	52	45	2,827	3,027	285	11,164
TANNING AND DRESSING OF LEATHER; MANUFACTURE OF LUGGAGE, HANDBAGS, SADDLERY, HARNESS AND FOOTWEAR....	2,140	14	809	496	30	2	2,442	459	169	6,561
MANUFACTURE OF WOOD AND OF PRODUCTS OF WOOD AND CORK, EXCEPT FURNITURE; MANUFACTURE OF ARTICLES OF STRAW AND PLAITING MATERIALS .....	12,608	118	8,140	1,492	27	125	12,367	5,122	581	40,580
PUBLISHING, PRINTING AND REPRODUCTION OF RECORDED MEDIA	18	-	-	-	-	-	89	15	3	125
MANUFACTURE OF CHEMICALS AND CHEMICAL PRODUCTS.....	156	-	50	13	-	-	6	218	-	443
MANUFACTURE OF OTHER NON-METALLIC MINERAL PRODUCTS ...	10,388	262	9,253	425	425	19	27,860	4,228	418	53,278
MANUFACTURE OF FABRICATED METAL PRODUCTS, EXCEPT MACHINERY AND EQUIPMENT .....	2,801	168	2,482	243	3	23	2,620	654	153	9,147
MANUFACTURE OF FURNITURE; MANUFACTURING N.E.C. ....	2,431	39	1,959	312	71	71	2,600	2,470	93	10,046
T O T A L	83,485	2,698	90,420	33,927	1,872	960	164,957	124,297	6,094	508,710

NUMBER OF ESTABLISHMENTS BY INDUSTRIAL GROUP AND TYPE OF FIRST  
REASON FOR NOT BEING FULLY OPERATIONAL DURING 2001/2002 (1994 E.F.Y) : URBAN

SUMMARY TABLE 3.9B

INDUSTRIAL GROUP	TYPE OF REASON									TOTAL No. OF ESTAB.
	SHORTAGE OF SUPPLY OF RAW MATERIALS	SHORTAGE OF SUPPLY OF SPAREPARTS	ABSENCE OF MARKET DEMAND	LACK OF WORKING CAPITAL	FREQUENT EQUIPMENT MACHINAERY BREAKAGE	OBSTACLES FROM GOV. RULES & REGULATIONS	OTHERS	NEWLY ESTABLISHED	NOT STATED	
MANUFACTURE OF FOOD PRODUCTS AND BEVERAGES.....	2,882	238	12,212	8,246	149	108	28,001	42,251	817	94,904
MANUFACTURE OF TOBACCO PRODUCTS .....	-	-	-	-	-	-	-	6	-	6
MANUFACTURE OF TEXTILES .....	1,063	17	4,909	2,594	81	45	18,711	8,385	395	36,200
MANUFACTURE OF WEARING APPAREL, DRESSING AND DYEING OF FUR .....	100	-	1,099	361	-	16	1,428	1,868	207	5,079
TANNING AND DRESSING OF LEATHER; MANUFACTURE OF LUGGAGE, HANDBAGS, SADDLERY, HARNESS AND FOOTWEAR....	396	-	141	267	-	2	127	55	49	1,037
MANUFACTURE OF WOOD AND OF PRODUCTS OF WOOD AND CORK, EXCEPT FURNITURE; MANUFACTURE OF ARTICLES OF STRAW AND PLAITING MATERIALS .....	335	-	643	96	-	2	1,618	656	72	3,422
PUBLISHING, PRINTING AND REPRODUCTION OF RECORDED MEDIA	-	-	-	-	-	-	8	15	3	26
MANUFACTURE OF CHEMICALS AND CHEMICAL PRODUCTS.....	150	-	19	13	-	-	-	218	-	400
MANUFACTURE OF OTHER NON-METALLIC MINERAL PRODUCTS ...	317	-	589	36	-	-	1,240	368	-	2,550
MANUFACTURE OF FABRICATED METAL PRODUCTS, EXCEPT MACHINERY AND EQUIPMENT .....	50	-	471	-	-	-	61	154	1	737
MANUFACTURE OF FURNITURE; MANUFACTURING N.E.C. ....	88	-	569	137	-	5	801	1,650	-	3,250
<b>T O T A L</b>	<b>5,381</b>	<b>255</b>	<b>20,652</b>	<b>11,750</b>	<b>230</b>	<b>178</b>	<b>51,995</b>	<b>55,626</b>	<b>1,544</b>	<b>147,611</b>

NUMBER OF ESTABLISHMENTS BY INDUSTRIAL GROUP AND TYPE OF FIRST  
REASON FOR NOT BEING FULLY OPERATIONAL DURING 2001/2002 (1994 E.F.Y) : RURAL

SUMMARY TABLE 3.9C

INDUSTRIAL GROUP	TYPE OF REASON									
	SHORTAGE OF SUPPLY OF RAW MATERIALS	SHORTAGE OF SUPPLY OF SPAREPARTS	ABSENCE OF MARKET DEMAND	LACK OF WORKING CAPITAL	FREQUENT EQUIPMENT MACHINAERY BREAKAGE	OBSTACLES FROM GOV. RULES & REGULATIONS	OTHERS	NEWLY ESTABLISHED	NOT STATED	TOTAL No. OF ESTAB.
MANUFACTURE OF FOOD PRODUCTS AND BEVERAGES.....	32,201	1,495	34,154	14,785	870	57	40,461	47,327	2,106	173,456
MANUFACTURE OF TOBACCO PRODUCTS .....	222	-	17	54	-	-	130	93	-	516
MANUFACTURE OF TEXTILES .....	15,386	277	13,438	4,594	164	465	26,842	10,041	1,075	72,282
MANUFACTURE OF WEARING APPAREL, DRESSING AND DYEING OF FUR .....	1,088	70	1,898	312	52	29	1,400	1,159	78	6,086
TANNING AND DRESSING OF LEATHER; MANUFACTURE OF LUGGAGE, HANDBAGS, SADDLERY, HARNESS AND FOOTWEAR....	1,744	14	1,668	229	30	-	2,315	403	120	5,523
MANUFACTURE OF WOOD AND OF PRODUCTS OF WOOD AND CORK, EXCEPT FURNITURE; MANUFACTURE OF ARTICLES OF STRAW AND PLAITING MATERIALS .....	12,273	118	7,497	1,396	27	123	10,748	4,466	509	37,157
PUBLISHING, PRINTING AND REPRODUCTION OF RECORDED MEDIA	18	-	-	-	-	-	81	-	-	99
MANUFACTURE OF CHEMICALS AND CHEMICAL PRODUCTS.....	6	31	31	31	31	31	31	31	31	43
MANUFACTURE OF OTHER NON-METALLIC MINERAL PRODUCTS ...	10,071	262	8,664	389	425	19	26,620	3,860	418	50,728
MANUFACTURE OF FABRICATED METAL PRODUCTS, EXCEPT MACHINERY AND EQUIPMENT .....	2,752	168	2,011	243	3	23	2,559	500	151	8,410
MANUFACTURE OF FURNITURE; MANUFACTURING N.E.C. ....	2,343	39	1,390	175	71	66	1,799	819	93	6,795
T O T A L	78,104	2,443	69,768	22,177	1,642	782	112,961	68,668	4,550	361,095

NUMBER OF ESTABLISHMENTS BY INDUSTRIAL GROUP AND TYPE OF FIRST REASON PROBLEM FACED DURING THE SURVEY PERIOD : 2001/2002 (1994 E.F.Y) - COUNTRY LEVEL

SUMMARY TABLE 3.10A

INDUSTRIAL GROUP	TYPE OF PROBLEM										TOTAL No. OF ESTAB.	
	ABSENCE OF MARKET DEMAND	SHORTAGE OF SUPPLY OF RAW MATERIALS	ACCESS TO CREDIT FACILITIES	LACK OF WORKING CAPITAL	OBSTACLES FROM GOV. RULES AND REGJ.	FREQUENT EQUIPEMENT /MACHINARY BREAK&GE	LACK OF WORKING PREMISES	SOCIAL OBLIGATIONS	OTHER PROBLEM	NO PROBLEM FACED		NOT STATED
MANUFACTURE OF FOOD PRODUCTS AND BEVERAGES.....	222,947	32,331	18,735	76,709	669	2,972	9,781	20,565	16,499	122,483	451	524,142
MANUFACTURE OF TOBACCO PRODUCTS .....	221	71	72	154	-	-	44	82	18	305	-	967
MANUFACTURE OF TEXTILES .....	75,097	13,782	5,855	36,456	322	871	3,956	12,163	10,754	62,522	59	221,837
MANUFACTURE OF WEARING APPAREL, DRESSING AND DYEING OF FUR .....	10,797	1,140	374	2,908	312	109	1,755	659	1,067	5,014	-	24,135
TANNING AND DRESSING OF LEATHER; MANUFACTURE OF LUGGAGE, HANDBAGS, SADDLERY, HARNESS AND FOOTWEAR....	4,129	1,567	769	1,654	16	4	236	370	455	2,805	20	12,025
MANUFACTURE OF WOOD AND OF PRODUCTS OF WOOD AND CORK, EXCEPT FURNITURE; MANUFACTURE OF ARTICLES OF STRAW AND PLAITING MATERIALS .....	16,463	8,290	1,643	5,178	925	329	238	4,432	2,383	20,475	96	60,452
PUBLISHING, PRINTING AND REPRODUCTION OF RECORDED MEDIA .....	38	34	15	6	-	-	-	8	18	77	-	196
MANUFACTURE OF CHEMICALS AND CHEMICAL PRODUCTS.....	541	168	20	19	11	-	10	29	-	318	-	1,116
MANUFACTURE OF OTHER NON-METALLIC MINERAL PRODUCTS ..	29,476	11,951	795	1,885	16	513	1,986	9,039	5,577	31,042	121	92,401
MANUFACTURE OF FABRICATED METAL PRODUCTS, EXCEPT MACHINERY AND EQUIPMENT .....	6,346	3,466	592	3,007	17	131	419	577	585	5,649	-	20,789
MANUFACTURE OF FURNITURE; MANUFACTURING N.E.C. ....	5,206	3,066	856	2,537	472	6	835	217	625	2,708	3	16,531
<b>T O T A L</b>	<b>371,261</b>	<b>75,866</b>	<b>29,726</b>	<b>130,513</b>	<b>2,760</b>	<b>4,935</b>	<b>19,260</b>	<b>48,141</b>	<b>37,981</b>	<b>253,398</b>	<b>750</b>	<b>974,591</b>

SUMMARY TABLE 3.10B

 NUMBER OF ESTABLISHMENTS BY INDUSTRIAL GROUP AND TYPE OF FIRST REASON PROBLEM FACED DURING  
 THE SURVEY PERIOD : 2001/2002 (1994 E.F.Y.) - URBAN

INDUSTRIAL GROUP	TYPE OF PROBLEM											TOTAL No. OF ESTAB.
	ABSENCE OF MARKET DEMAND	SHORTAGE OF SUPPLY OF RAW MATERIALS	ACCESS TO CREDIT FACILITIES	LACK OF WORKING CAPITAL	OBSTACLES FROM GOV. RULES AND REGU.	FREQUENT EQUIPMENT /MACHINERY BREAK&GE	LACK OF WORKING PREMISES	SOCIAL OBLIGATIONS	OTHER PROBLEM	NO PROBLEM FACED	NOT STATED	
MANUFACTURE OF FOOD PRODUCTS AND BEVERAGES.....	97,415	12,569	5,889	42,117	311	1,209	6,502	5,808	8,290	37,543	80	217,733
MANUFACTURE OF TOBACCO PRODUCTS .....	20	-	-	-	-	-	-	-	-	6	-	26
MANUFACTURE OF TEXTILES .....	33,681	4,329	1,657	21,603	155	342	3,238	3,749	6,435	25,468	13	100,670
MANUFACTURE OF WEARING APPAREL, DRESSING AND DYEING OF FUR .....	5,495	461	66	1,865	312	26	1,441	240	704	2,615	-	13,225
TANNING AND DRESSING OF LEATHER; MANUFACTURE OF LUGGAGE, HANDBAGS, SADDLERY, HARNESS AND FOOTWEAR...	1,387	359	244	222	-	-	101	-	16	349	-	2,678
MANUFACTURE OF WOOD AND OF PRODUCTS OF WOOD AND CORK, EXCEPT FURNITURE; MANUFACTURE OF ARTICLES OF STRAW AND PLAITING MATERIALS .....	1,891	806	221	992	92	9	71	275	512	1,853	-	6,722
PUBLISHING, PRINTING AND REPRODUCTION OF RECORDED MEDIA	8	16	-	6	-	-	-	8	-	11	-	49
MANUFACTURE OF CHEMICALS AND CHEMICAL PRODUCTS.....	491	130	-	19	11	-	-	-	-	261	-	912
MANUFACTURE OF OTHER NON-METALLIC MINERAL PRODUCTS ..	1,820	1,483	43	347	-	-	828	168	408	1,620	-	6,717
MANUFACTURE OF FABRICATED METAL PRODUCTS, EXCEPT MACHINERY AND EQUIPMENT .....	738	234	60	747	13	9	299	96	150	865	-	3,211
MANUFACTURE OF FURNITURE; MANUFACTURING N.E.C. ....	1,501	798	554	1,328	279	-	823	26	28	663	-	6,000
T O T A L	144,447	21,185	8,734	69,246	1,173	1,595	13,303	10,370	16,543	71,254	93	357,943

NUMBER OF ESTABLISHMENTS BY INDUSTRIAL GROUP AND TYPE OF FIRST REASON PROBLEM FACED DURING  
THE SURVEY PERIOD : 2001/2002 (1994 E.F.Y) - RURAL

SUMMARY TABLE 3.10C

INDUSTRIAL GROUP	TYPE OF PROBLEM											TOTAL No. OF ESTAB.		
	ABSENCE OF MARKET DEMAND	SHORTAGE OF SUPPLY OF RAW MATERIALS	ACCESS TO CREDIT FACILITIES	LACK OF WORKING CAPITAL	OBSTACLES FROM GOV. RULES AND REGU.	FREQUENT EQUIPEMENT /MACHINARY BREAK&GE	LACK OF WORKING PREMISES	SOCIAL OBLIGATIONS	OTHER PROBLEM	NO PROBLEM FACED	NOT STATED			
													371	306,409
MANUFACTURE OF FOOD PRODUCTS AND BEVERAGES.....	125,532	19,762	12,847	34,592	357	1,763	3,279	14,757	8,209	84,940			-	939
MANUFACTURE OF TOBACCO PRODUCTS .....	200	71	72	154	-	-	44	82	18	298			45	121,166
MANUFACTURE OF TEXTILES .....	41,416	9,454	4,198	14,853	167	529	718	8,413	4,319	37,054				
MANUFACTURE OF WEARING APPAREL, DRESSING AND DYEING OF FUR .....	5,302	680	308	1,044	-	83	315	419	363	2,400				10,914
TANNING AND DRESSING OF LEATHER; MANUFACTURE OF LUGGAGE, HANDBAGS, SADDLERY, HARNESS AND FOOTWEAR...	2,741	1,208	525	1,431	16	4	135	370	438	2,456			20	9,344
MANUFACTURE OF WOOD AND OF PRODUCTS OF WOOD AND CORK, EXCEPT FURNITURE; MANUFACTURE OF ARTICLES OF STRAW AND PLAITING MATERIALS .....	14,572	7,484	1,422	4,187	833	320	167	4,157	1,871	18,622			96	53,731
PUBLISHING, PRINTING AND REPRODUCTION OF RECORDED MEDIA	30	18	15	-	-	-	-	-	18	66				147
MANUFACTURE OF CHEMICALS AND CHEMICAL PRODUCTS.....	50	37	20	-	-	-	10	29	-	57				203
MANUFACTURE OF OTHER NON-METALLIC MINERAL PRODUCTS ..	27,656	10,468	753	1,537	16	513	1,158	8,871	5,169	29,422			121	85,684
MANUFACTURE OF FABRICATED METAL PRODUCTS, EXCEPT MACHINERY AND EQUIPMENT .....	5,607	3,231	533	2,260	4	122	120	481	436	4,783				17,577
MANUFACTURE OF FURNITURE; MANUFACTURING N.E.C. ....	3,705	2,268	302	1,209	193	6	12	191	597	2,045			3	10,531
T O T A L	226,811	54,681	20,995	61,267	1,586	3,340	5,958	37,770	21,438	182,143			656	616,645





DISTRIBUTION OF ESTABLISHMENTS BY INDUSTRIAL GROUP AND URBAN/RURAL AREAS  
2001/2002 (1994 E.F.Y)

TABLE 4.1

INDUSTRIAL GROUP	COUNTRY LEVEL		URBAN		RURAL	
	No.	%	No.	%	No.	%
<b>MANUFACTURE OF FOOD PRODUCTS AND BEVERAGES</b> .....	524,172	100.00	217,764	41.54	306,408	58.46
Production, processing and preserving of meat and meat products .....	1,604	100.00	190	11.85	1,415	88.22
Manufacture of vegetable and animal oils and fats ..	411	100.00	142	34.55	269	65.45
Manufacture of dairy products .....	1,046	100.00	17	1.63	1,029	98.37
Manufacture of animal feed .....	48	100.00	35	72.92	13	27.08
Manufacture of bakery products .....	117,000	100.00	62,311	53.26	54,688	46.74
Manufacture of cocoa, chocolate and sugar confectionery .....	48	100.00	48	100.00	-	-
Manufacture of other food product n.e.c .....	7,130	100.00	4,522	63.42	2,608	36.58
Distilling, rectifying and blending of spirits; ethyl alcohol production from fermented materials..	176,924	100.00	48,060	27.16	128,864	72.84
Manufacture of malt liquors and malt .....	219,961	100.00	102,439	46.57	117,522	53.43
<b>MANUFACTURE OF TOBACCO PRODUCTS</b> .....	966	100.00	27	2.80	940	97.31
Manufacture of tobacco products.....	966	100.00	27	2.80	940	97.31
<b>MANUFACTURE OF TEXTILES</b> .....	221,847	100.00	100,670	45.38	121,176	54.62
Preparation and spinning of textile fibers; weaving of textiles .....	162,398	100.00	84,153	51.82	78,245	48.18
Manufacture of made-up textile articles, except apparel .....	14,643	100.00	11,275	77.00	3,367	22.99
Manufacture of carpets and rugs .....	28,604	100.00	2,921	10.21	25,683	89.79
Manufacture of cordage, rope, twine and netting .....	12,783	100.00	247	1.93	12,536	98.07
Manufacture of knitted and crocheted fabrics and articles .....	3,419	100.00	2,074	60.66	1,345	39.34
<b>MANUFACTURE OF WEARING APPAREL; DRESSING AND DYING OF FUR</b> .....	24,137	100.00	13,225	54.79	10,912	45.21
Manufacture of wearing apparel, except fur apparel..	22,877	100.00	13,188	57.65	9,689	42.35
Manufacture of articles of fur .....	1,260	100.00	37	2.94	1,223	97.06
<b>TANNING AND DRESSING OF LEATHER, MANUFACTURE OF LUGGAGE, HANDBAGS, SADDLERY, HARNESS AND FOOTWEAR</b> ...	12,025	100.00	2,680	22.29	9,345	77.71
Tanning and dressing of leather .....	6,682	100.00	684	10.24	5,998	89.76
Manufacture of luggage, handbags and the like, saddlery and harness .....	4,194	100.00	1,248	29.76	2,946	70.24
Manufacture of footwear .....	1,149	100.00	748	65.10	401	34.90

DISTRIBUTION OF ESTABLISHMENTS BY INDUSTRIAL GROUP AND URBAN/RURAL AREAS  
2001/2002 (1994 E.F.Y)

TABLE 4.1 (Cont'd)

INDUSTRIAL GROUP	COUNTRY LEVEL		URBAN		RURAL	
	No.	%	No.	%	No.	%
MANUFACTURE OF WOOD AND OF PRODUCTS OF WOOD AND CORK, EXCEPT FURNITURE; MAUFACTURE OF ARTICLES OF STREW AND PLATING MATERIALS .....	60,463	100.00	6,721	11.12	53,741	88.88
Sawmilling and planing of wood .....	6,754	100.00	191	2.83	6,563	97.17
Manufacture of builders' carpentry and joinery .....	1,847	100.00	76	4.11	1,770	95.83
Manufacture of wooden containers .....	1,514	100.00	330	21.80	1,184	78.20
Manufacture of other products of wood, manufacture of articles of cork, straw and plating materials ..	50,348	100.00	6,124	12.16	44,224	87.84
PUBLISHING, PRINTING AND REPRODUCTION OF RECORDED MEDIA	197	100.00	51	25.89	146	74.11
MANUFACTURE OF CHEMICALS AND CHEMICAL PRODUCTS .....	1,117	100.00	914	81.83	203	18.17
Manufacture of pharmaceuticals, medicinal chemicals and botanical products.....	841	100.00	638	75.86	203	24.14
Manufacture of other chemical products N.E.C .....	276	100.00	276	100.00	-	-
MANUFACTURE OF OTHER NON-METALLIC MINERAL PRODUCTS ...	92,404	100.00	6,717	7.27	85,686	92.73
Manufacture of glass and glass products.....	107	100.00	95	88.79	12	11.21
Manufacture of non-structural non-refractory ceramic ware .....	91,779	100.00	6,467	7.05	85,311	92.95
Manufacture of structural non-refractory clay and ceramic products .....	124	100.00	94	75.81	30	24.19
Manufacture of articles of concrete, cement and plaster .....	127	100.00	38	29.92	90	70.87
Cutting, shaping and finishing of stone .....	267	100.00	23	8.61	243	91.01
MANUFACTURE OF FABRICATED METAL PRODUCTS, EXCEPT MACHINERY AND EQUIPMENT .....	20,787	100.00	3,211	15.45	17,576	84.55
Manufacture of structural metal products .....	60	100.00	-	-	60	100.00
Treatment and coating of metals, general mechanical engineering on fee or contract basis .....	3,257	100.00	601	18.45	2,656	81.55
Manufacture of cutlery, hand tools and general hardware .....	17,470	100.00	2,610	14.94	14,860	85.06
MANUFACTURE OF FURNITURE; MANUFACTURING N.E.C. ....	16,562	100.00	5,998	36.22	10,562	63.77
Manufacture of furniture .....	14,998	100.00	5,351	35.68	9,646	64.32
Manufacture of jewellery and related articles .....	1,564	100.00	647	41.37	916	58.57
<b>T O T A L</b>	<b>974,677</b>	<b>100.00</b>	<b>357,978</b>	<b>36.73</b>	<b>616,695</b>	<b>63.27</b>

TABLE 4.2

 NUMBER OF ESTABLISHMENTS BY INDUSTRIAL GROUP AND AVAILABILITY  
 BOOKS OF ACCOUNTS AT COUNTRY, URBAN AND RURAL AREAS : 2001/2002 (1994 E.F.Y)

INDUSTRIAL GROUP	AVAILABILITY OF BOOKS OF ACCOUNTS (COUNTRY LEVEL)			AVAILABILITY OF BOOKS OF ACCOUNTS (URBAN)			AVAILABILITY OF BOOKS OF ACCOUNTS (RURAL)		
	BOOKS OF ACCOUNTS NOT FULL	NO BOOKS OF ACCOUNTS	TOTAL	BOOKS OF ACCOUNTS NOT FULL	NO BOOKS OF ACCOUNTS	TOTAL	BOOKS OF ACCOUNTS NOT FULL	NO BOOKS OF ACCOUNTS	TOTAL
MANUFACTURE OF FOOD PRODUCTS AND BEVERAGES .....	7,424	516,749	524,173	3,757	214,007	217,764	3,666	302,743	306,409
Production, processing and preserving of meat and meat products .....	-	1,604	1,604	-	190	190	-	1,415	1,415
Manufacture of vegetable and animal oils and fats ..	19	392	411	19	123	142	-	269	269
Manufacture of dairy products .....	45	1,001	1,046	-	17	17	45	985	1,030
Manufacture of animal feed .....	-	48	48	-	35	35	-	13	13
Manufacture of bakery products .....	3,113	113,887	117,000	1,953	60,358	62,311	1,160	53,529	54,689
Manufacture of cocoa, chocolate and sugar confectionery .....	-	48	48	-	48	48	-	-	-
Manufacture of other food product n.e.c .....	78	7,053	7,131	60	4,462	4,522	18	2,590	2,608
Distilling, rectifying and blending of spirits; ethyl alcohol production from fermented materials..	1,119	175,805	176,924	123	47,937	48,060	996	127,868	128,864
Manufacture of malt liquors and malt .....	3,050	216,911	219,961	1,602	100,837	102,439	1,447	116,074	117,521
MANUFACTURE OF TOBACCO PRODUCTS .....	-	966	966	-	27	27	-	940	940
Manufacture of tobacco products .....	-	966	966	-	27	27	-	940	940
MANUFACTURE OF TEXTILES .....	2,209	219,639	221,848	1,083	99,588	100,671	1,126	120,051	121,177
Preparation and spinning of textile fibers; weaving of textiles .....	1,597	160,802	162,399	722	83,431	84,153	874	77,371	78,245
Manufacture of made-up textile articles, except apparel .....	308	14,335	14,643	242	11,034	11,276	67	3,301	3,368
Manufacture of carpets and rugs .....	268	28,336	28,604	119	2,802	2,921	149	25,534	25,683
Manufacture of cordage, rope, twine and netting ....	36	12,747	12,783	-	247	247	36	12,500	12,536
Manufacture of knitted and crocheted fabrics and articles .....	-	3,419	3,419	-	2,074	2,074	-	1,345	1,345
MANUFACTURE OF WEARING APPAREL; DRESSING AND DYING OF FUR .....	954	23,183	24,137	503	12,721	13,224	451	10,461	10,912
Manufacture of wearing apparel, except fur apparel..	954	21,923	22,877	503	12,684	13,187	451	9,238	9,689
Manufacture of articles of fur .....	-	1,260	1,260	-	37	37	-	1,223	1,223
TANNING AND DRESSING OF LEATHER, MANUFACTURE OF LUGGAGE, HANDBAGS, SADDLERY, HARNESS AND FOOTWEAR ...	457	11,569	12,026	241	2,438	2,679	216	9,129	9,345
Tanning and dressing of leather .....	169	6,514	6,683	-	684	684	169	5,829	5,998
Manufacture of luggage, handbags and the like, saddlery and harness .....	265	3,929	4,194	218	1,029	1,247	47	2,899	2,946
Manufacture of footwear .....	23	1,126	1,149	23	725	748	-	401	401

NUMBER OF ESTABLISHMENTS BY INDUSTRIAL GROUP AND AVAILABILITY  
BOOKS OF ACCOUNTS AT COUNTRY, URBAN AND RURAL AREAS : 2001/2002 (1994 E.F.Y)

TABLE 4.2 (Cont'd)

INDUSTRIAL GROUP	AVAILABILITY OF BOOKS OF ACCOUNTS (COUNTRY LEVEL)			AVAILABILITY OF BOOKS OF ACCOUNTS (URBAN)			AVAILABILITY OF BOOKS OF ACCOUNTS (RURAL)		
	BOOKS OF ACCOUNTS NOT FULL	NO BOOKS OF ACCOUNTS	TOTAL	BOOKS OF ACCOUNTS NOT FULL	NO BOOKS OF ACCOUNTS	TOTAL	BOOKS OF ACCOUNTS NOT FULL	NO BOOKS OF ACCOUNTS	TOTAL
MANUFACTURE OF WOOD AND OF PRODUCTS OF WOOD AND CORK, EXCEPT FURNITURE; MANUFACTURE OF ARTICLES OF STREW AND PLAITING MATERIALS .....	454	60,008	60,462	74	6,647	6,721	380	53,359	53,739
Sawmilling and planing of wood .....	68	6,686	6,754	-	191	191	68	6,494	6,562
Manufacture of builders' carpentry and joinery .....	-	1,847	1,847	-	76	76	-	1,770	1,770
Manufacture of wooden containers .....	14	1,499	1,513	-	330	330	14	1,170	1,184
Manufacture of other products of wood, manufacture of articles of cork, straw and plating materials ..	372	49,976	50,348	74	6,050	6,124	298	43,925	44,223
PUBLISHING, PRINTING AND REPRODUCTION OF RECORDED MEDIA	16	180	196	-	51	51	16	130	146
MANUFACTURE OF CHEMICALS AND CHEMICAL PRODUCTS .....	218	898	1,116	218	695	913	-	203	203
Manufacture of pharmaceuticals, medicinal chemicals and botanical products.....	218	622	840	218	419	637	-	203	203
Manufacture of other chemical products N.E.C .....	-	276	276	-	276	276	-	-	-
MANUFACTURE OF OTHER NON-METALLIC MINERAL PRODUCTS ...	940	91,463	92,403	114	6,604	6,718	826	84,859	85,685
Manufacture of glass and glass products.....	6	101	107	6	89	95	-	12	12
Manufacture of non-structural non-refractory ceramic ware .....	884	90,895	91,779	76	6,392	6,468	808	84,503	85,311
Manufacture of structural non-refractory clay and ceramic products .....	32	91	123	32	62	94	-	30	30
Manufacture of articles of concrete, cement and plaster .....	11	116	127	-	38	38	11	78	89
Cutting, shaping and finishing of stone .....	7	260	267	-	23	23	7	236	243
MANUFACTURE OF FABRICATED METAL PRODUCTS, EXCEPT MACHINERY AND EQUIPMENT .....	450	20,339	20,789	195	3,016	3,211	255	17,321	17,576
Manufacture of structural metal products .....	-	60	60	-	-	-	-	60	60
Treatment and coating of metals, general mechanical engineering on fee or contract basis .....	11	3,247	3,258	-	601	601	11	2,645	2,656
Manufacture of cutlery, hand tools and general hardware .....	439	17,032	17,471	195	2,415	2,610	244	14,616	14,860
MANUFACTURE OF FURNITURE; MANUFACTURING N.E.C. ....	898	15,664	16,562	634	5,364	5,998	264	10,299	10,563
Manufacture of furniture .....	885	14,113	14,998	621	4,730	5,351	264	9,383	9,647
Manufacture of jewelry and related articles .....	13	1,551	1,564	13	634	647	-	916	916
<b>T O T A L</b>	14,020	960,658	974,678	6,819	351,158	357,977	7,200	609,495	616,695
Percentages	1.44	98.56	100.00	1.90	98.10	100.00	1.17	98.83	100.00

TABLE 4.3

## DISTRIBUTION OF ESTABLISHMENTS WITH AND WITHOUT LICENCE BY INDUSTRIAL GROUP AND COUNTRY, URBAN AND RURAL AREAS : 2001/2002 (1994 E.F.Y)

INDUSTRIAL GROUP	COUNTRY LEVEL			URBAN			RURAL		
	WITH LICENCE	WITHOUT LICENCE	TOTAL	WITH LICENCE	WITHOUT LICENCE	TOTAL	WITH LICENCE	WITHOUT LICENCE	TOTAL
	MANUFACTURE OF FOOD PRODUCTS AND BEVERAGES .....	2,474	521,667	524,141	2,046	215,688	217,734	429	305,980
Production, processing and preserving of meat and meat products .....	-	1,604	1,604	-	190	190	-	1,415	1,415
Manufacture of vegetable and animal oils and fats ..	138	273	411	112	30	142	26	243	269
Manufacture of dairy products .....	-	1,046	1,046	-	17	17	-	1,029	1,029
Manufacture of animal feed .....	-	48	48	-	35	35	-	13	13
Manufacture of bakery products .....	2,112	114,888	117,000	1,828	60,484	62,312	284	54,404	54,688
Manufacture of cocoa, chocolate and sugar confectionery .....	-	48	48	-	48	48	-	-	-
Manufacture of other food product n.e.c .....	25	7,105	7,130	25	4,497	4,522	-	-	-
Distilling, rectifying and blending of spirits; ethyl alcohol production from fermented materials..	199	176,703	176,902	81	47,957	48,038	119	2,608	2,608
Manufacture of malt liquors and malt .....	-	219,952	219,952	-	102,430	102,430	-	128,746	128,865
MANUFACTURE OF TOBACCO PRODUCTS .....	-	966	966	-	27	27	-	117,522	117,522
Manufacture of tobacco products .....	-	966	966	-	27	27	-	940	940
MANUFACTURE OF TEXTILES .....	755	221,083	221,838	555	100,117	100,672	199	120,967	121,166
Preparation and spinning of textile fibers; weaving of textiles .....	490	161,908	162,398	325	83,829	84,154	165	78,080	78,245
Manufacture of made-up textile articles, except apparel .....	38	14,605	14,643	38	11,238	11,276	-	3,367	3,367
Manufacture of carpets and rugs .....	81	28,514	28,595	46	2,875	2,921	34	25,639	25,673
Manufacture of cordage, rope, twine and netting ..	-	12,783	12,783	-	247	247	-	12,536	12,536
Manufacture of knitted and crocheted fabrics and articles .....	146	3,273	3,419	146	1,928	2,074	-	1,345	1,345
MANUFACTURE OF WEARING APPAREL; DRESSING AND DYING OF FUR .....	2,253	21,884	24,137	1,968	11,257	13,225	285	10,628	10,913
Manufacture of wearing apparel, except fur apparel..	2,253	20,624	22,877	1,968	11,220	13,188	285	9,405	9,690
Manufacture of articles of fur .....	-	1,260	1,260	-	37	37	-	1,223	1,223
TANNING AND DRESSING OF LEATHER, MANUFACTURE OF LUGGAGE, HANDBAGS, SADDLERY, HARNESS AND FOOTWEAR ...	494	11,530	12,024	447	2,232	2,679	47	9,297	9,344
Tanning and dressing of leather .....	19	6,663	6,682	-	684	684	19	5,979	5,998
Manufacture of luggage, handbags and the like, saddlery and harness .....	246	3,947	4,193	218	1,029	1,247	28	2,917	2,945
Manufacture of footwear .....	229	920	1,149	229	519	748	-	401	401

DISTRIBUTION OF ESTABLISHMENTS WITH AND WITHOUT LICENCE BY INDUSTRIAL GROUP AND COUNTRY, URBAN AND RURAL AREAS : 2001/2002 (1994 E.F.Y)

TABLE 4.3 (Cont'd)

INDUSTRIAL GROUP	COUNTRY LEVEL			URBAN			RURAL		
	WITH LICENCE	WITHOUT LICENCE	TOTAL	WITH LICENCE	WITHOUT LICENCE	TOTAL	WITH LICENCE	WITHOUT LICENCE	TOTAL
CORK, EXCEPT FURNITURE; MANUFACTURE OF ARTICLES OF STREW AND PLAITING MATERIALS .....	136	60,316	60,452	65	6,656	6,721	71	53,660	53,731
Sawmilling and planing of wood .....	6	6,748	6,754	-	191	191	6	6,557	6,563
Manufacture of builders' carpentry and joinery .....	35	1,811	1,846	14	62	76	21	1,749	1,770
Manufacture of wooden containers .....	63	1,451	1,514	51	279	330	12	1,172	1,184
Manufacture of other products of wood, manufacture of articles of cork, straw and plating materials ..	32	50,306	50,338	-	6,124	6,124	32	44,182	44,214
PUBLISHING, PRINTING AND REPRODUCTION OF RECORDED MEDIA	-	197	197	-	51	51	-	146	146
MANUFACTURE OF CHEMICALS AND CHEMICAL PRODUCTS .....	551	566	1,117	540	373	913	10	193	203
Manufacture of pharmaceuticals, medicinal chemicals and botanical products.....	551	290	841	540	97	637	10	193	203
Manufacture of other chemical products N.E.C .....	-	276	276	-	276	276	-	-	-
MANUFACTURE OF OTHER NON-METALLIC MINERAL PRODUCTS ...	202	92,200	92,402	113	6,605	6,718	89	85,594	85,683
Manufacture of glass and glass products.....	62	45	107	62	33	95	-	12	12
Manufacture of non-structural non-refractory ceramic ware .....	122	91,655	91,777	44	6,424	6,468	78	85,231	85,309
Manufacture of structural non-refractory clay and ceramic products .....	-	124	124	-	94	94	-	30	30
Manufacture of articles of concrete, cement and plaster .....	18	109	127	7	31	38	11	78	89
Cutting, shaping and finishing of stone .....	-	267	267	-	23	23	-	243	243
MANUFACTURE OF FABRICATED METAL PRODUCTS, EXCEPT MACHINERY AND EQUIPMENT .....	311	20,477	20,788	207	3,005	3,212	104	17,472	17,576
Manufacture of structural metal products .....	-	60	60	-	-	-	-	60	60
Treatment and coating of metals, general mechanical engineering on fee or contract basis .....	83	3,175	3,258	20	582	602	63	2,593	2,656
Manufacture of cutlery, hand tools and general hardware .....	228	17,242	17,470	187	2,423	2,610	41	14,819	14,860
MANUFACTURE OF FURNITURE; MANUFACTURING N.E.C. ....	840	15,691	16,531	834	5,164	5,998	6	10,526	10,532
Manufacture of furniture .....	704	14,263	14,967	698	4,653	5,351	6	9,610	9,616
Manufacture of jewellery and related articles .....	136	1,428	1,564	136	511	647	-	916	916
<b>T O T A L</b>	<b>8,016</b>	<b>966,577</b>	<b>974,593</b>	<b>6,775</b>	<b>351,175</b>	<b>357,950</b>	<b>1,240</b>	<b>615,403</b>	<b>616,643</b>
Percentages	.82	99.18	100.00	1.89	98.11	100.00	.20	99.80	100.00

TABLE 4.4A

 NUMBER OF ESTABLISHMENTS BY INDUSTRIAL GROUP AND  
 FORM OF OWNERSHIP : 2001/2002 (1994 E.F.Y) - COUNTRY LEVEL

INDUSTRIAL GROUP	FORM OF OWNERSHIP				
	INDIVIDUAL OWNERSHIP	PARTNER-SHIP	CO-OPERATIVES	OTHERS	TOTAL
<b>MANUFACTURE OF FOOD PRODUCTS AND BEVERAGES</b> .....	520,459	3,344	195	174	524,172
Production, processing and preserving of meat and meat products .....	1,584	21	-	-	1,605
Manufacture of vegetable and animal oils and fats ..	411	-	-	-	411
Manufacture of dairy products .....	1,046	-	-	-	1,046
Manufacture of animal feed .....	48	-	-	-	48
Manufacture of cocoa, chocolate and sugar confectionery .....	115,553	1,408	18	20	116,999
Manufacture of other food product n.e.c .....	48	-	-	-	48
Distilling, rectifying and blending of spirits; ethyl alcohol production from fermented materials..	7,080	14	-	36	7,130
Manufacture of malt liquors and malt .....	176,110	694	65	55	176,924
<b>MANUFACTURE OF TOBACCO PRODUCTS</b> .....	218,579	1,207	112	63	219,961
Manufacture of tobacco products .....	915	215	-	31	967
<b>MANUFACTURE OF TEXTILES</b> .....	221,011	579	38	220	221,848
Preparation and spinning of textile fibers; weaving of textiles .....	161,706	493	38	161	162,398
Manufacture of made-up textile articles, except apparel .....	14,635	8	-	-	14,643
Manufacture of carpets and rugs .....	28,516	40	-	49	28,605
Manufacture of cordage, rope, twine and netting ..	12,745	38	-	-	12,783
Manufacture of knitted and crocheted fabrics and articles .....	3,409	-	-	10	3,419
<b>MANUFACTURE OF WEARING APPAREL; DRESSING AND DYING OF FUR</b> .....	23,530	572	-	13	24,138
Manufacture of wearing apparel, except fur apparel..	22,270	572	-	13	22,878
Manufacture of articles of fur .....	1,260	-	-	-	1,260
<b>TANNING AND DRESSING OF LEATHER, MANUFACTURE OF LUGGAGE, HANDBAGS, SADDLERY, HARNESS AND FOOTWEAR</b> .....	11,655	371	-	-	12,026
Tanning and dressing of leather .....	6,554	129	-	-	6,683
Manufacture of luggage, handbags and the like, saddlery and harness .....	3,969	225	-	-	4,194
Manufacture of footwear .....	1,132	17	-	-	1,149

NUMBER OF ESTABLISHMENTS BY INDUSTRIAL GROUP AND  
FORM OF OWNERSHIP : 2001/2002 (1994 E.F.Y) - COUNTRY LEVEL

INDUSTRIAL GROUP	FORM OF OWNERSHIP				
	INDIVIDUAL OWNERSHIP	PARTNERSHIP	CO-OPERATIVES	OTHERS	TOTAL
MANUFACTURE OF WOOD AND OF PRODUCTS OF WOOD AND CORK, EXCEPT FURNITURE; MAUFACTURE OF ARTICLES OF STREW AND PLAINTING MATERIALS .....	58,945	1,461	-	57	60,463
Sawmilling and planing of wood .....	5,617	1,099	-	38	6,754
Manufacture of builders' carpentry and joinery .....	1,648	199	-	-	1,847
Manufacture of wooden containers .....	1,401	94	-	19	1,514
Manufacture of other products of wood, manufacture of articles of cork, straw and plating materials ..	50,279	69	-	-	50,348
PUBLISHING, PRINTING AND REPRODUCTION OF RECORDED MEDIA .....	197	-	-	-	197
MANUFACTURE OF CHEMICALS AND CHEMICAL PRODUCTS .....	898	218	-	102	1,218
Manufacture of pharmaceuticals, medicinal chemicals and botanical products.....	622	218	-	112	952
Manufacture of other chemical products N.E.C .....	276	-	-	-	276
MANUFACTURE OF OTHER NON-METALLIC MINERAL PRODUCTS ...	91,930	310	73	91	92,404
Manufacture of glass and glass products.....	107	-	-	-	107
Manufacture of non-structural non-refractory ceramic ware .....	91,331	284	73	91	91,779
Manufacture of structural non-refractory clay and ceramic products .....	124	-	-	-	124
Manufacture of articles of concrete, cement and plaster .....	101	26	-	-	127
Cutting, shaping and finishing of stone .....	267	-	-	-	267
MANUFACTURE OF FABRICATED METAL PRODUCTS, EXCEPT MACHINERY AND EQUIPMENT .....	19,798	917	73	-	20,788
Manufacture of structural metal products .....	60	-	-	-	60
Treatment and coating of metals, general mechanical engineering on fee or contract basis .....	13,171	87	-	-	13,258
Manufacture of cutlery, hand tools and general hardware .....	16,567	830	73	-	17,470
MANUFACTURE OF FURNITURE; MANUFACTURING N.E.C. ....	15,986	548	27	-	16,561
Manufacture of furniture .....	14,422	548	27	-	14,997
Manufacture of jewelry and related articles .....	1,564	-	-	-	1,564
<b>T O T A L</b>	<b>965,324</b>	<b>8,341</b>	<b>429</b>	<b>586</b>	<b>974,680</b>
<b>Percentages</b>	<b>100.00</b>	<b>0.86</b>	<b>.04</b>	<b>.06</b>	

TABLE 4.4B

 NUMBER OF ESTABLISHMENTS BY INDUSTRIAL GROUP AND  
 FORM OF OWNERSHIP : 2001/2002 (1994 E.F.Y) - URBAN

INDUSTRIAL GROUP	FORM OF OWNERSHIP				
	INDIVIDUAL OWNERSHIP	PARTNER-SHIP	CO-OPERATIVES	OTHERS	TOTAL
<b>MANUFACTURE OF FOOD PRODUCTS AND BEVERAGES</b> .....	217,043	697	25	-	217,765
Production, processing and preserving of meat and meat products .....	169	21	-	-	190
Manufacture of vegetable and animal oils and fats ..	142	-	-	-	142
Manufacture of dairy products .....	17	-	-	-	17
Manufacture of animal feed .....	35	-	-	-	35
Manufacture of bakery products .....	62,053	240	18	-	62,311
Manufacture of cocoa, chocolate and sugar confectionery .....	48	-	-	-	48
Manufacture of other food product n.e.c .....	4,513	10	-	-	4,523
Distilling, rectifying and blending of spirits; ethyl alcohol production from fermented materials..	48,060	-	-	-	48,060
Manufacture of malt liquors and malt .....	102,006	426	7	-	102,439
<b>MANUFACTURE OF TOBACCO PRODUCTS</b> .....	27	-	-	-	27
Manufacture of tobacco products .....	27	-	-	-	27
<b>MANUFACTURE OF TEXTILES</b> .....	100,445	107	7	113	100,672
Preparation and spinning of textile fibers; weaving of textiles .....	83,961	83	7	103	84,154
Manufacture of made-up textile articles, except apparel .....	11,275	-	-	-	11,275
Manufacture of carpets and rugs .....	2,921	-	-	-	2,921
Manufacture of cordage, rope, twine and netting .....	224	24	-	-	248
Manufacture of knitted and crocheted fabrics and articles .....	2,064	-	-	10	2,074
<b>MANUFACTURE OF WEARING APPAREL; DRESSING AND DYING OF FUR</b> .....	12,784	423	17	-	13,224
Manufacture of wearing apparel, except fur apparel..	12,747	423	17	-	13,187
Manufacture of articles of fur .....	37	-	-	-	37
<b>TANNING AND DRESSING OF LEATHER, MANUFACTURE OF LUGGAGE, HANDBAGS, SADDLERY, HARNESS AND FOOTWEAR</b> ..	2,443	237	-	-	2,680
Tanning and dressing of leather .....	684	-	-	-	684
Manufacture of luggage, handbags and the like, saddlery and harness .....	1,028	220	-	-	1,248
Manufacture of footwear .....	731	17	-	-	748

NUMBER OF ESTABLISHMENTS BY INDUSTRIAL GROUP AND  
FORM OF OWNERSHIP : 2001/2002 (1994 E.F.Y) - URBAN

TABLE 4.4B (Cont'd)

INDUSTRIAL GROUP	FORM OF OWNERSHIP				
	INDIVIDUAL OWNERSHIP	PARTNER-SHIP	CO-OPERATIVES	OTHERS	TOTAL
MANUFACTURE OF WOOD AND OF PRODUCTS OF WOOD AND CORK, EXCEPT FURNITURE; MANUFACTURE OF ARTICLES OF STREW AND PLAITING MATERIALS .....	6,688	13	-	19	6,720
Sawmilling and planing of wood .....	189	2	-	-	191
Manufacture of builders' carpentry and joinery .....	76	-	-	-	76
Manufacture of wooden containers .....	307	3	-	19	329
Manufacture of other products of wood, manufacture of articles of cork, straw and plating materials ..	6,116	8	-	-	6,124
PUBLISHING, PRINTING AND REPRODUCTION OF RECORDED MEDIA	51	-	-	-	51
MANUFACTURE OF CHEMICALS AND CHEMICAL PRODUCTS .....	695	218	-	-	913
Manufacture of pharmaceuticals, medicinal chemicals and botanical products.....	419	218	-	-	637
Manufacture of other chemical products N.E.C .....	276	-	-	-	276
MANUFACTURE OF OTHER NON-METALLIC MINERAL PRODUCTS ...	6,639	49	29	-	6,717
Manufacture of glass and glass products.....	95	-	-	-	95
Manufacture of non-structural non-refractory ceramic ware .....	6,404	35	29	-	6,468
Manufacture of structural non-refractory clay and ceramic products .....	94	-	-	-	94
Manufacture of articles of concrete, cement and plaster .....	23	14	-	-	37
Cutting, shaping and finishing of stone .....	23	-	-	-	23
MANUFACTURE OF FABRICATED METAL PRODUCTS, EXCEPT MACHINERY AND EQUIPMENT .....	3,169	43	-	-	3,212
Manufacture of structural metal products .....	-	-	-	-	-
Treatment and coating of metals, general mechanical engineering on fee or contract basis .....	567	34	-	-	601
Manufacture of cutlery, hand tools and general hardware .....	2,602	9	-	-	2,611
MANUFACTURE OF FURNITURE; MANUFACTURING N.E.C. ....	5,807	191	-	-	5,998
Manufacture of furniture .....	5,160	191	-	-	5,351
Manufacture of jewelry and related articles .....	647	-	-	-	647
<b>T O T A L</b>	<b>355,791</b>	<b>1,978</b>	<b>78</b>	<b>132</b>	<b>357,979</b>
Percentages	99.39	.55	.02	.04	

NUMBER OF ESTABLISHMENTS BY INDUSTRIAL GROUP AND  
FORM OF OWNERSHIP : 2001/2002 (1994 E.F.Y) - RURAL

TABLE 4.4C

INDUSTRIAL GROUP	FORM OF OWNERSHIP				
	INDIVIDUAL OWNERSHIP	PARTNER-SHIP	CO-OPERATIVES	OTHERS	TOTAL
MANUFACTURE OF FOOD PRODUCTS AND BEVERAGES .....	303,417	2,649	170	174	306,410
Production, processing and preserving of meat and meat products .....	1,415	-	-	-	1,415
Manufacture of vegetable and animal oils and fats ..	269	-	-	-	269
Manufacture of dairy products .....	1,029	-	-	-	1,029
Manufacture of animal feed .....	13	-	-	-	13
Manufacture of bakery products .....	53,500	1,169	-	20	54,689
Manufacture of cocoa, chocolate and sugar confectionery .....	-	-	-	-	-
Manufacture of other food product n.e.c .....	2,568	5	-	36	2,609
Distilling, rectifying and blending of spirits; ethyl alcohol production from fermented materials..	128,050	694	65	55	128,864
Manufacture of malt liquors and malt .....	116,573	781	105	63	117,522
MANUFACTURE OF TOBACCO PRODUCTS .....	888	21	-	31	940
Manufacture of tobacco products .....	888	21	-	31	940
MANUFACTURE OF TEXTILES .....	120,566	473	31	107	121,177
Preparation and spinning of textile fibers; weaving of textiles .....	77,745	411	31	58	78,245
Manufacture of made-up textile articles, except apparel .....	3,359	8	-	-	3,367
Manufacture of carpets and rugs .....	25,595	40	-	49	25,684
Manufacture of cordage, rope, twine and netting .....	12,522	14	-	-	12,536
Manufacture of knitted and crocheted fabrics and articles .....	1,345	-	-	-	1,345
MANUFACTURE OF WEARING APPAREL; DRESSING AND DYING OF FUR .....	10,745	149	5	13	10,912
Manufacture of wearing apparel, except fur apparel..	9,522	149	5	13	9,689
Manufacture of articles of fur .....	1,223	-	-	-	1,223
TANNING AND DRESSING OF LEATHER, MANUFACTURE OF LUGGAGE, HANDBAGS, SADDLERY, HARNESS AND FOOTWEAR ...	9,212	134	-	-	9,346
Tanning and dressing of leather .....	5,870	129	-	-	5,999
Manufacture of luggage, handbags and the like, saddlery and harness .....	2,941	5	-	-	2,946
Manufacture of footwear .....	401	-	-	-	401

NUMBER OF ESTABLISHMENTS BY INDUSTRIAL GROUP AND  
FORM OF OWNERSHIP : 2001/2002 (1994 E.F.Y) - RURAL

TABLE 4.4C (Cont'd)

INDUSTRIAL GROUP	FORM OF OWNERSHIP				
	INDIVIDUAL OWNERSHIP	PARTNER-SHIP	CO-OPERATIVES	OTHERS	TOTAL
MANUFACTURE OF WOOD AND OF PRODUCTS OF WOOD AND CORK, EXCEPT FURNITURE; MANUFACTURE OF ARTICLES OF STREW AND PLAITING MATERIALS .....	52,256	1,447	-	38	53,741
Sawmilling and planing of wood .....	5,428	1,097	-	38	6,563
Manufacture of builders' carpentry and joinery .....	1,571	199	-	-	1,770
Manufacture of wooden containers .....	1,094	90	-	-	1,184
Manufacture of other products of wood, manufacture of articles of cork, straw and plating materials ..	44,163	61	-	-	44,224
PUBLISHING, PRINTING AND REPRODUCTION OF RECORDED MEDIA	146	-	-	-	146
MANUFACTURE OF CHEMICALS AND CHEMICAL PRODUCTS .....	203	-	-	-	203
Manufacture of pharmaceuticals, medicinal chemicals and botanical products.....	203	-	-	-	203
Manufacture of other chemical products N.E.C .....	-	-	-	-	-
MANUFACTURE OF OTHER NON-METALLIC MINERAL PRODUCTS ...	85,290	260	44	91	85,685
Manufacture of glass and glass products.....	12	-	-	-	12
Manufacture of non-structural non-refractory ceramic ware .....	84,927	249	44	91	85,311
Manufacture of structural non-refractory clay and ceramic products .....	30	-	-	-	30
Manufacture of articles of concrete, cement and plaster .....	78	11	-	-	89
Cutting, shaping and finishing of stone .....	243	-	-	-	243
MANUFACTURE OF FABRICATED METAL PRODUCTS, EXCEPT MACHINERY AND EQUIPMENT .....	16,629	874	73	-	17,576
Manufacture of structural metal products .....	60	-	-	-	60
Treatment and coating of metals, general mechanical engineering on fee or contract basis .....	2,603	53	-	-	2,656
Manufacture of cutlery, hand tools and general hardware .....	13,966	821	73	-	14,860
MANUFACTURE OF FURNITURE; MANUFACTURING N.E.C. ....	10,178	357	27	-	10,562
Manufacture of furniture .....	9,262	357	27	-	9,646
Manufacture of jewellery and related articles .....	916	-	-	-	916
	609,530	6,364	350	454	616,698
Percentages	98.84	1.03	.06	.07	

TABLE 4.5A

NUMBER OF ESTABLISHMENTS AND INITIAL CAPITAL FOR REPORTING ESTABLISHMENTS BY INDUSTRIAL GROUP  
 NATIONALITY AND SEX OF OWNERS : 2001/2002 (1994 E.F.Y) - COUNTRY LEVEL

INDUSTRIAL GROUP	No. OF ESTAB.	INITIAL CAPITAL (IN BIRR)					
		ETHIOPIANS			FOREIGNERS	OTHERS	TOTAL
		MALE	FEMALE	BOTH SEXES			
MANUFACTURE OF FOOD PRODUCTS AND BEVERAGES							
Production, processing and preserving of meat and meat products	523,594	31,585,686	87,889,860	119,475,546	2,851	15,783	119,494,180
Manufacture of vegetable and animal oils and fats	1,599	232,665	151,993	384,658	-	-	384,658
Manufacture of dairy products	411	571,625	206,479	778,104	-	-	778,104
Manufacture of animal feed	1,040	7	125,363	125,370	-	-	125,370
Manufacture of bakery products	48	-	3,049	3,049	-	-	3,049
Manufacture of cocoa, chocolate and sugar confectionery	116,738	15,005,277	15,207,659	30,212,936	2,851	1,355	30,217,142
Manufacture of other food product n.e.c	48	-	647	647	-	20	647
Distilling, rectifying and blending of spirits; ethyl alcohol production from fermented materials	7,130	27,586	418,286	445,872	-	5,102	450,974
Manufacture of malt liquors and malt	176,797	415,086	20,521,111	20,936,197	-	92	20,936,289
MANUFACTURE OF TOBACCO PRODUCTS	219,783	15,333,440	51,255,273	66,588,713	-	9,234	66,597,947
Manufacture of tobacco products	966	80,375	37,767	118,142	-	-	118,142
Manufacture of textiles	966	80,375	37,767	118,142	-	-	118,142
Preparation and spinning of textile fibers; weaving of textiles	210,228	20,649,094	10,133,894	30,782,988	1,509	34,110	30,818,607
Manufacture of made-up textile articles, except apparel	161,674	19,597,499	7,365,519	26,963,018	-	34,110	26,997,128
Manufacture of carpets and rugs	13,887	325,796	1,325,895	1,651,691	-	-	1,651,691
Manufacture of cordage, rope, twine and netting	22,978	209,825	436,512	646,337	1,509	-	647,846
Manufacture of knitted and crocheted fabrics and articles	8,270	117,120	37,348	154,468	-	-	154,468
MANUFACTURE OF WEARING APPAREL; DRESSING AND DYING OF FUR	3,419	398,854	968,620	1,367,474	-	-	1,367,474
Manufacture of wearing apparel, except fur apparel	23,647	27,359,418	1,320,695	28,680,113	-	112,774	28,792,887
Manufacture of articles of fur	22,387	27,338,551	1,308,071	28,646,622	-	112,774	28,759,396
TANNING AND DRESSING OF LEATHER, MANUFACTURE OF LUGGAGE, HANDBAGS, SADDLERY, HARNESS AND FOOTWEAR	1,260	20,867	12,624	33,491	-	-	33,491
Tanning and dressing of leather	11,952	1,309,872	2,401,897	3,711,769	-	-	3,711,769
Manufacture of luggage, handbags and the like, saddlery and harness	6,649	417,171	12,686	429,857	-	-	429,857
Manufacture of footwear	4,154	504,788	2,332,831	2,810,899	-	-	2,810,899
	1,149	414,633	56,380	471,013	-	-	471,013

NUMBER OF ESTABLISHMENTS AND INITIAL CAPITAL FOR REPORTING ESTABLISHMENTS BY INDUSTRIAL GROUP  
NATIONALITY AND SEX OF OWNERS : 2002/2003 (1995 E.F.Y) - COUNTRY LEVEL

(IN BIRR)

TABLE 4.5A (Cont'd)

INDUSTRIAL GROUP	No. OF ESTAB.	INITIAL CAPITAL					
		ETHIOPIANS			FOREIGNERS	OTHERS	TOTAL
		MALE	FEMALE	BOTH SEXES			
MANUFACTURE OF WOOD AND OF PRODUCTS OF WOOD AND CORK, EXCEPT FURNITURE; MAUFACTURE OF ARTICLES OF STREW AND PLAITING MATERIALS .....	57,401	2,342,192	897,376	3,239,568	-	-	3,239,568
Sawmilling and planing of wood .....	6,644	811,756	1,622	813,378	-	-	813,378
Manufacture of builders' carpentry and joinery .....	1,835	410,961	13,060	424,021	-	-	424,021
Manufacture of wooden containers .....	1,511	524,349	9,552	533,901	-	-	533,901
Manufacture of other products of wood, manufacture of articles of cork, straw and plating materials ..	47,411	595,126	873,142	1,468,268	-	-	1,468,268
PUBLISHING, PRINTING AND REPRODUCTION OF RECORDED MEDIA	197	41,053	492	41,545	-	-	41,545
MANUFACTURE OF CHEMICALS AND CHEMICAL PRODUCTS .....	1,064	3,657,996	137,818	3,795,814	-	-	3,795,814
Manufacture of pharmaceuticals, medicinal chemicals and botanical products.....	788	3,622,211	136,380	3,758,591	-	-	3,758,591
Manufacture of other chemical products N.E.C .....	276	35,785	1,438	37,223	-	-	37,223
MANUFACTURE OF OTHER NON-METALLIC MINERAL PRODUCTS ...	77,452	2,584,195	4,563,047	7,147,242	-	-	7,147,242
Manufacture of glass and glass products.....	104	799,467	105	799,572	-	-	799,572
Manufacture of non-structural non-refractory ceramic ware .....	76,860	1,316,039	4,561,171	5,877,210	-	-	5,877,210
Manufacture of structural non-refractory clay and ceramic products .....	105	180,353	-	180,353	-	-	180,353
Manufacture of articles of concrete, cement and plaster .....	126	223,659	1,207	224,866	-	-	224,866
Cutting, shaping and finishing of stone .....	257	64,677	564	65,241	-	-	65,241
MANUFACTURE OF FABRICATED METAL PRODUCTS, EXCEPT MACHINERY AND EQUIPMENT .....	20,615	4,713,125	118,074	4,831,199	1,368	6,044	4,838,611
Manufacture of structural metal products .....	60	8,956	-	8,956	-	-	8,956
Treatment and coating of metals, general mechanical engineering on fee or contract basis .....	3,187	648,608	16,429	665,037	-	-	665,037
Manufacture of cutlery, hand tools and general hardware .....	17,368	4,055,561	101,645	4,157,206	1,368	6,044	4,164,618
MANUFACTURE OF FURNITURE; MANUFACTURING N.E.C. ....	16,196	8,663,237	27,371	8,690,608	28,176	-	8,718,784
Manufacture of furniture .....	14,859	7,649,581	27,273	7,676,854	28,176	-	7,705,030
Manufacture of jewelry and related articles .....	1,337	1,013,656	98	1,013,754	-	-	1,013,754
<b>T O T A L</b>	<b>943,312</b>	<b>102,986,243</b>	<b>107,528,291</b>	<b>210,514,534</b>	<b>33,904</b>	<b>168,711</b>	<b>210,717,149</b>
Percentages	-	48.87	51.03	99.90	.02	.08	100.00

TABLE 4.5B

NUMBER OF ESTABLISHMENTS AND INITIAL CAPITAL FOR REPORTING ESTABLISHMENTS BY INDUSTRIAL GROUP  
 NATIONALITY AND SEX OF OWNERS : 2001/2002 (1994 E.F.Y.) - URBAN

INDUSTRIAL GROUP	No. OF ESTAB.	INITIAL CAPITAL					TOTAL
		ETHIOPIANS			FOREIGNERS	OTHERS	
		MALE	FEMALE	BOTH SEXES			
<b>MANUFACTURE OF FOOD PRODUCTS AND BEVERAGES</b> .....	217,386	20,269,552	55,370,467	75,640,019	2,269	5,652	75,647,940
Production, processing and preserving of meat and meat products .....	190	5,835	11,512	17,347	-	-	17,347
Manufacture of vegetable and animal oils and fats ..	142	171,052	205,888	376,940	-	-	376,940
Manufacture of dairy products .....	17	-	1,942	1,942	-	-	1,942
Manufacture of animal feed .....	35	-	2,785	2,785	-	-	2,785
Manufacture of bakery products .....	62,084	9,287,870	9,558,188	18,846,058	2,269	1,355	18,849,682
Manufacture of cocoa, chocolate and sugar confectionery .....	48	-	647	647	-	-	647
Manufacture of other food product n.e.c .....	4,522	5,878	351,263	357,141	-	1,858	358,999
Distilling, rectifying and blending of spirits; ethyl alcohol production from fermented materials..	48,014	281,027	8,040,475	8,321,502	-	-	8,321,502
Manufacture of malt liquors and malt .....	102,334	10,517,890	37,197,767	47,715,657	-	2,439	47,718,096
<b>MANUFACTURE OF TOBACCO PRODUCTS</b> .....	27	53,628	740	54,368	-	-	54,368
Manufacture of tobacco products .....	27	53,628	740	54,368	-	-	54,368
<b>MANUFACTURE OF TEXTILES</b> .....	99,505	11,319,421	8,238,472	19,557,893	-	31,348	19,589,241
Preparation and spinning of textile fibers; weaving of textiles .....	83,760	10,649,523	6,034,396	16,683,919	-	31,348	16,715,267
Manufacture of made-up textile articles, except apparel .....	10,543	214,380	1,207,142	1,421,522	-	-	1,421,522
Manufacture of carpets and rugs .....	2,881	52,821	53,923	106,744	-	-	106,744
Manufacture of cordage, rope, twine and netting .....	247	28,794	2,428	31,222	-	-	31,222
Manufacture of knitted and crocheted fabrics and articles .....	2,074	373,903	940,583	1,314,486	-	-	1,314,486
<b>MANUFACTURE OF WEARING APPAREL; DRESSING AND DYING OF FUR</b> .....	12,976	15,789,885	977,097	16,766,982	-	112,693	16,879,675
Manufacture of wearing apparel, except fur apparel..	12,939	15,789,325	977,097	16,766,422	-	112,693	16,879,115
Manufacture of articles of fur .....	37	560	560	560	-	-	560
<b>TANNING AND DRESSING OF LEATHER, MANUFACTURE OF LUGGAGE, HANDBAGS, SADDLERY, HARNESS AND FOOTWEAR</b> .....	2,640	754,785	2,239,601	2,994,386	-	-	2,994,386
Tanning and dressing of leather .....	684	92,418	212	92,630	-	-	92,630
Manufacture of luggage, handbags and the like, saddlery and harness .....	1,208	306,513	2,184,711	2,491,224	-	-	2,491,224
Manufacture of footwear .....	748	355,854	54,678	410,532	-	-	410,532

NUMBER OF ESTABLISHMENTS AND INITIAL CAPITAL FOR REPORTING ESTABLISHMENTS BY INDUSTRIAL GROUP  
 NATIONALITY AND SEX OF OWNERS : 2001/2002 (1994 E.F.Y) - URBAN

(IN BIRR)

TABLE 4.5B (Cont'd)

INDUSTRIAL GROUP	No. OF ESTAB.	INITIAL CAPITAL					
		ETHIOPIANS			FOREIGNERS	OTHERS	TOTAL
		MALE	FEMALE	BOTH SEXES			
MANUFACTURE OF WOOD AND OF PRODUCTS OF WOOD AND CORK, EXCEPT FURNITURE; MANUFACTURE OF ARTICLES OF STREW AND PLAITING MATERIALS .....	6,694	509,444	245,365	754,809	-	-	754,809
Sawmilling and planing of wood .....	191	58,318	-	58,318	-	-	58,318
Manufacture of builders' carpentry and joinery .....	76	48,607	-	48,607	-	-	48,607
Manufacture of wooden containers .....	330	317,180	9,552	326,732	-	-	326,732
Manufacture of other products of wood, manufacture of articles of cork, straw and plating materials ..	6,097	85,339	235,813	321,152	-	-	321,152
PUBLISHING, PRINTING AND REPRODUCTION OF RECORDED MEDIA	51	961	492	1,453	-	-	1,453
MANUFACTURE OF CHEMICALS AND CHEMICAL PRODUCTS .....	914	3,647,701	137,219	3,784,920	-	-	3,784,920
Manufacture of pharmaceuticals, medicinal chemicals and botanical products.....	638	3,611,916	135,781	3,747,697	-	-	3,747,697
Manufacture of other chemical products N.E.C .....	276	35,785	1,438	37,223	-	-	37,223
MANUFACTURE OF OTHER NON-METALLIC MINERAL PRODUCTS ...	6,438	2,127,953	496,089	2,624,042	-	-	2,624,042
Manufacture of glass and glass products.....	95	799,467	-	799,467	-	-	799,467
Manufacture of non-structural non-refractory ceramic ware .....	6,196	983,156	496,089	1,479,245	-	-	1,479,245
Manufacture of structural non-refractory clay and ceramic products .....	86	177,883	-	177,883	-	-	177,883
Manufacture of articles of concrete, cement and plaster .....	38	164,327	-	164,327	-	-	164,327
Cutting, shaping and finishing of stone .....	23	3,120	-	3,120	-	-	3,120
MANUFACTURE OF FABRICATED METAL PRODUCTS, EXCEPT MACHINERY AND EQUIPMENT .....	3,177	1,490,647	46,194	1,536,841	1,368	6,044	1,544,253
Treatment and coating of metals, general mechanical engineering on fee or contract basis .....	567	145,704	11,698	157,402	-	-	157,402
Manufacture of cutlery, hand tools and general hardware .....	2,610	1,344,943	34,496	1,379,439	1,368	6,044	1,386,851
MANUFACTURE OF FURNITURE; MANUFACTURING N.E.C. ....	5,751	6,212,643	11,833	6,224,476	27,915	-	6,252,391
Manufacture of furniture .....	5,331	5,621,694	11,833	5,633,527	27,915	-	5,661,442
Manufacture of jewelry and related articles .....	420	590,949	-	590,949	-	-	590,949
<b>T O T A L</b>	<b>355,559</b>	<b>62,176,620</b>	<b>67,763,569</b>	<b>129,940,189</b>	<b>31,552</b>	<b>155,737</b>	<b>130,127,478</b>
Percentages		47.78	52.07	99.86	.02	.12	100.00

TABLE 4.5C

 NUMBER OF ESTABLISHMENTS AND INITIAL CAPITAL FOR REPORTING ESTABLISHMENTS BY INDUSTRIAL GROUP  
 NATIONALITY AND SEX OF OWNERS : 2001/2002 (1994 E.F.Y.) - RURAL

(IN BIRR)

INDUSTRIAL GROUP	No. OF ESTAB.	INITIAL CAPITAL					
		ETHIOPIANS			FOREIGNERS	OTHERS	TOTAL
		MALE	FEMALE	BOTH SEXES			
<b>MANUFACTURE OF FOOD PRODUCTS AND BEVERAGES</b>							
Production, processing and preserving of meat and meat products	306,209	11,316,137	32,519,393	43,835,530	582	10,131	43,846,243
Manufacture of vegetable and animal oils and fats	1,409	226,830	140,481	367,311	-	-	367,311
Manufacture of dairy products	269	400,574	591	401,165	-	-	401,165
Manufacture of animal feed	1,023	7	123,421	123,428	-	-	123,428
Manufacture of bakery products	13	-	264	264	-	-	264
Manufacture of cocoa, chocolate and sugar confectionery	54,655	5,717,408	5,649,471	11,366,879	582	-	11,367,461
Manufacture of other food product n.e.c	-	-	-	-	-	-	-
Distilling, rectifying and blending of spirits; ethyl alcohol production from fermented materials..	2,608	21,708	67,023	88,731	-	3,244	91,975
Manufacture of malt liquors and malt	128,783	134,060	12,480,636	12,614,696	-	-	12,614,788
<b>MANUFACTURE OF TOBACCO PRODUCTS</b>	117,449	4,815,550	14,057,506	18,873,056	-	92	18,879,851
Manufacture of tobacco products	940	26,748	37,026	63,774	-	6,795	63,774
<b>MANUFACTURE OF TEXTILES</b>	940	26,748	37,026	63,774	-	-	63,774
Preparation and spinning of textile fibers; weaving of textiles	110,720	9,329,672	1,895,421	11,225,093	1,509	2,762	11,229,364
Manufacture of made-up textile articles, except apparel	77,914	8,947,976	1,331,123	10,279,099	-	2,762	10,281,861
Manufacture of carpets and rugs	3,343	111,415	118,753	230,168	-	-	230,168
Manufacture of cordage, rope, twine and netting	20,096	157,004	382,588	539,592	1,509	-	541,101
Manufacture of knitted and crocheted fabrics and articles	8,022	88,326	34,920	123,246	-	-	123,246
<b>MANUFACTURE OF WEARING APPAREL; DRESSING AND DYING OF FUR</b>	1,345	24,951	28,037	52,988	-	-	52,988
Manufacture of wearing apparel, except fur apparel..	10,671	11,569,533	343,598	11,913,131	-	81	11,913,212
Manufacture of articles of fur	9,448	11,549,226	330,974	11,880,200	-	81	11,880,281
<b>TANNING AND DRESSING OF LEATHER, MANUFACTURE OF LUGGAGE, HANDBAGS, SADDLERY, HARNESS AND FOOTWEAR</b>	1,223	20,307	12,624	32,931	-	-	32,931
Tanning and dressing of leather	9,312	555,087	162,294	717,381	-	-	717,381
Manufacture of luggage, handbags and the like, saddlery and harness	5,965	324,753	12,474	337,227	-	-	337,227
Manufacture of footwear	2,946	171,555	148,119	319,674	-	-	319,674
	401	58,779	1,701	60,480	-	-	60,480

NUMBER OF ESTABLISHMENTS AND INITIAL CAPITAL FOR REPORTING ESTABLISHMENTS BY INDUSTRIAL GROUP  
 NATIONALITY AND SEX OF OWNERS : 2002/2002 (1994 E.F.Y) - RURAL

(IN BIRR)

TABLE 4.5C (Cont'd)

INDUSTRIAL GROUP	No. OF ESTAB.	INITIAL CAPITAL					TOTAL
		ETHIOPIANS			FOREIGNERS	OTHERS	
		MALE	FEMALE	BOTH SEXES			
MANUFACTURE OF WOOD AND OF PRODUCTS OF WOOD AND CORK, EXCEPT FURNITURE; MAUFACTURE OF ARTICLES OF STREW AND PLAITING MATERIALS .....	50,706	1,832,748	652,011	2,484,759	-	-	2,484,759
Sawmilling and planing of wood .....	6,453	753,438	1,622	755,060	-	-	755,060
Manufacture of builders' carpentry and joinery .....	1,758	362,354	13,060	375,414	-	-	375,414
Manufacture of wooden containers .....	1,181	207,169	-	207,169	-	-	207,169
Manufacture of other products of wood, manufacture of articles of cork, straw and plating materials ..	41,314	509,787	637,329	1,147,116	-	-	1,147,116
PUBLISHING, PRINTING AND REPRODUCTION OF RECORDED MEDIA	146	40,093	-	40,093	-	-	40,093
MANUFACTURE OF CHEMICALS AND CHEMICAL PRODUCTS .....	151	10,295	599	10,894	-	-	10,894
Manufacture of pharmaceuticals, medicinal chemicals and botanical products.....	151	10,295	599	10,894	-	-	10,894
Manufacture of other chemical products N.E.C .....	-	-	-	-	-	-	-
MANUFACTURE OF OTHER NON-METALLIC MINERAL PRODUCTS ...	71,013	456,243	4,066,958	4,523,201	-	-	4,523,201
Manufacture of glass and glass products.....	9	-	105	105	-	-	105
Manufacture of non-structural non-refractory ceramic ware .....	70,664	332,883	4,065,082	4,397,965	-	-	4,397,965
Manufacture of structural non-refractory clay and ceramic products .....	19	2,470	-	2,470	-	-	2,470
Manufacture of articles of concrete, cement and plaster .....	88	59,332	1,207	60,539	-	-	60,539
Cutting, shaping and finishing of stone .....	233	61,558	564	62,122	-	-	62,122
MANUFACTURE OF FABRICATED METAL PRODUCTS, EXCEPT MACHINERY AND EQUIPMENT .....	17,438	3,222,478	171,879	3,294,357	-	-	3,294,357
Manufacture of structural metal products .....	60	8,956	-	8,956	-	-	8,956
Treatment and coating of metals, general mechanical engineering on fee or contract basis .....	2,620	502,904	4,731	507,635	-	-	507,635
Manufacture of cutlery, hand tools and general hardware .....	14,758	2,710,618	67,148	2,777,766	-	-	2,777,766
MANUFACTURE OF FURNITURE; MANUFACTURING N.E.C. ....	10,445	2,450,594	15,537	2,466,131	261	-	2,466,392
Manufacture of furniture .....	9,529	2,027,887	15,439	2,043,326	261	-	2,043,587
Manufacture of jewellery and related articles .....	916	422,707	98	422,805	-	-	422,805
<b>T O T A L</b>	<b>587,751</b>	<b>40,809,628</b>	<b>39,764,716</b>	<b>80,574,344</b>	<b>2,352</b>	<b>12,974</b>	<b>80,589,670</b>
Percentages		50.64	49.34	99.98		.02	100.00

TABLE 4.6A

 DISTRIBUTION OF REPORTING OF ESTABLISHMENTS BY INDUSTRIAL GROUP AND  
 SIZE OF INITIAL CAPITAL : 2001/2002 (1994 E.F.Y) - COUNTRY LEVEL

INDUSTRIAL GROUP	INITIAL CAPITAL (IN BIRR)								
	UPTO 250	251- 500	501- 750	751- 1000	1001- 2000	2001- 5000	5001- 10000	10001- & OVER	TOTAL
<b>MANUFACTURE OF FOOD PRODUCTS AND BEVERAGES</b> .....	455,351	39,370	7,910	5,323	6,339	6,133	2,485	-	522,911
Production, processing and preserving of meat and meat products .....	1,431	84	6	-	26	18	33	-	1,598
Manufacture of vegetable and animal oils and fats ..	132	11	10	13	85	135	25	-	411
Manufacture of dairy products .....	793	206	-	27	13	-	-	-	1,039
Manufacture of bakery products .....	48	-	-	-	-	-	-	-	48
Manufacture of cocoa, chocolate and sugar confectionery .....	100,780	8,986	1,734	1,441	1,473	1,068	995	-	116,477
Manufacture of other food product n.e.c .....	48	-	-	-	-	-	-	-	48
Distilling, rectifying and blending of spirits; ethyl alcohol production from fermented materials..	6,847	215	26	23	19	-	-	-	7,130
Manufacture of malt liquors and malt .....	158,415	13,864	2,239	1,118	787	218	137	-	176,778
<b>MANUFACTURE OF TOBACCO PRODUCTS</b> .....	186,857	16,004	3,895	2,701	3,936	4,694	1,295	-	219,382
Manufacture of tobacco products .....	900	60	-	-	-	-	6	-	966
<b>MANUFACTURE OF TEXTILES</b> .....	900	60	-	-	-	-	6	-	966
Preparation and spinning of textile fibers; weaving of textiles .....	192,053	11,524	2,218	1,024	1,605	1,510	101	-	210,035
Manufacture of made-up textile articles, except apparel .....	145,335	10,728	2,094	797	1,249	1,201	90	-	161,494
Manufacture of carpets and rugs .....	12,683	544	101	147	306	93	11	-	13,885
Manufacture of cordage, rope, twine and netting .....	22,758	173	-	15	32	-	-	-	22,978
Manufacture of knitted and crocheted fabrics and articles .....	8,174	45	8	42	-	-	-	-	8,269
<b>MANUFACTURE OF WEARING APPAREL; DRESSING AND DYING OF FUR</b> .....	3,103	34	15	23	18	216	-	-	3,409
Manufacture of wearing apparel, except fur apparel..	7,592	2,127	1,490	3,212	5,148	3,380	649	-	23,598
Manufacture of articles of fur .....	6,361	2,121	1,474	3,212	5,141	3,380	649	-	22,338
<b>TANNING AND DRESSING OF LEATHER, MANUFACTURE OF LUGGAGE, HANDBAGS, SADDLERY, HARNESS AND FOOTWEAR</b> ..	1,231	6	16	-	7	-	-	-	1,260
Tanning and dressing of leather .....	10,600	492	279	148	104	111	218	-	11,952
Manufacture of luggage, handbags and the like, saddlery and harness .....	6,437	164	17	14	8	9	-	-	6,649
Manufacture of footwear .....	3,378	287	37	129	56	50	218	-	4,155
	785	41	225	5	40	52	-	-	1,148

DISTRIBUTION OF REPORTING OF ESTABLISHMENTS BY INDUSTRIAL GROUP AND  
SIZE OF INITIAL CAPITAL : 2001/2002 (1994 E.F.Y) - COUNTRY LEVEL

TABLE 4.6A (Cont'd)

INDUSTRIAL GROUP	INITIAL CAPITAL (IN BIRR)								TOTAL
	UPTO 250	251- 500	501- 750	751- 1000	1001- 2000	2001- 5000	5001- 10000	10001- & OVER	
MANUFACTURE OF WOOD AND OF PRODUCTS OF WOOD AND CORK, EXCEPT FURNITURE; MANUFACTURE OF ARTICLES OF STREW AND PLAINTING MATERIALS .....	54,563	1,977	377	186	187	85	28	-	57,403
Sawmilling and planing of wood .....	5,840	613	52	47	92	-	-	-	6,644
Manufacture of builders' carpentry and joinery .....	1,373	296	97	22	19	29	-	-	1,836
Manufacture of wooden containers .....	918	472	43	37	-	13	28	-	1,511
Manufacture of other products of wood, manufacture of articles of cork, straw and plating materials ..	46,432	596	185	80	76	43	-	-	47,412
PUBLISHING, PRINTING AND REPRODUCTION OF RECORDED MEDIA	148	31	-	18	-	-	-	-	197
MANUFACTURE OF CHEMICALS AND CHEMICAL PRODUCTS .....	615	19	-	10	27	226	20	-	917
Manufacture of pharmaceuticals, medicinal chemicals and botanical products.....	339	19	-	10	27	226	20	-	641
Manufacture of other chemical products N.E.C .....	276	-	-	-	-	-	-	-	276
MANUFACTURE OF OTHER NON-METALLIC MINERAL PRODUCTS ....	72,501	2,439	1,434	379	376	201	55	-	77,385
Manufacture of glass and glass products.....	22	21	-	5	5	9	6	-	68
Manufacture of non-structural non-refractory ceramic ware .....	72,130	2,407	1,414	355	362	128	35	-	76,831
Manufacture of structural non-refractory clay and ceramic products .....	60	8	-	-	-	36	-	-	104
Manufacture of articles of concrete, cement and plaster .....	66	-	-	19	9	18	14	-	126
Cutting, shaping and finishing of stone .....	223	3	20	-	-	10	-	-	256
MANUFACTURE OF FABRICATED METAL PRODUCTS, EXCEPT MACHINERY AND EQUIPMENT .....	15,658	3,477	521	341	320	297	-	-	20,614
Manufacture of structural metal products .....	56	-	4	-	-	-	-	-	60
Treatment and coating of metals, general mechanical engineering on fee or contract basis .....	2,417	598	22	116	34	-	-	-	3,187
Manufacture of cutlery, hand tools and general hardware .....	13,185	2,879	495	225	286	297	-	-	17,367
MANUFACTURE OF FURNITURE; MANUFACTURING N.E.C. ....	9,891	3,189	1,045	745	705	432	61	-	16,068
Manufacture of furniture .....	9,187	3,031	867	628	639	366	23	-	14,741
Manufacture of jewellery and related articles .....	704	158	178	117	66	66	38	-	1,327
<b>T O T A L</b>	<b>819,872</b>	<b>64,705</b>	<b>15,274</b>	<b>11,386</b>	<b>14,811</b>	<b>12,375</b>	<b>3,623</b>	<b>-</b>	<b>942,046</b>
Percentages	87.03	6.87	1.62	1.21	1.57	1.31	.38	-	-

TABLE 4.68

DISTRIBUTION OF REPORTING OF ESTABLISHMENTS BY INDUSTRIAL GROUP AND  
SIZE OF INITIAL CAPITAL : 2001/2002 (1994 E.F.Y) - URBAN

INDUSTRIAL GROUP	INITIAL CAPITAL (IN BIRR)								
	UPTO 250	251- 500	501- 750	751- 1000	1001- 2000	2001- 5000	5001- 10000	10001- & OVER	TOTAL
MANUFACTURE OF FOOD PRODUCTS AND BEVERAGES .....	179,189	21,006	4,298	2,770	3,532	4,247	1,746	-	216,788
Production, processing and preserving of meat and meat products .....	166	23	-	-	-	-	-	-	189
Manufacture of vegetable and animal oils and fats ..	28	-	-	-	39	56	19	-	142
Manufacture of dairy products .....	12	4	-	-	-	-	-	-	16
Manufacture of animal feed .....	35	-	-	-	-	-	-	-	35
Manufacture of bakery products .....	53,026	5,119	954	768	856	514	642	-	61,879
Manufacture of cocoa, chocolate and sugar confectionery .....	48	-	-	-	-	-	-	-	48
Manufacture of other food product n.e.c .....	4,290	172	20	23	17	-	-	-	4,522
Distilling, rectifying and blending of spirits; ethyl alcohol production from fermented materials..	40,609	5,313	876	682	324	73	-	-	48,003
Manufacture of malt liquors and malt .....	80,975	10,375	2,448	1,297	2,296	3,604	126	959	101,954
MANUFACTURE OF TOBACCO PRODUCTS .....	20	-	-	-	-	-	-	6	26
Manufacture of tobacco products .....	20	-	-	-	-	-	-	6	26
MANUFACTURE OF TEXTILES .....	90,885	4,898	1,041	530	824	1,103	34	-	99,315
Preparation and spinning of textile fibers; weaving of textiles .....	76,519	4,376	940	358	570	794	23	-	83,580
Manufacture of made-up textile articles, except apparel .....	9,520	488	83	125	222	93	11	-	10,542
Manufacture of carpets and rugs .....	2,850	-	-	24	32	-	-	-	2,882
Manufacture of cordage, rope, twine and netting and articles .....	215	-	8	24	-	-	-	-	247
Manufacture of knitted and crocheted fabrics and articles .....	1,781	34	10	23	-	216	-	-	2,064
MANUFACTURE OF WEARING APPAREL; DRESSING AND DYING OF FUR .....	4,106	1,489	957	1,867	2,184	1,841	485	-	12,929
Manufacture of wearing apparel, except fur apparel..	4,069	1,489	957	1,867	2,184	1,841	485	-	12,892
Manufacture of articles of fur .....	37	-	-	-	-	-	-	-	37
TANNING AND DRESSING OF LEATHER, MANUFACTURE OF LUGGAGE, HANDBAGS, SADDLERY, HARNESS AND FOOTWEAR ..	1,800	114	235	117	76	80	218	-	2,640
Tanning and dressing of leather .....	627	18	17	14	-	9	-	-	685
Manufacture of luggage, handbags and the like, saddlery and harness .....	774	63	-	98	36	19	218	-	1,208
Manufacture of footwear .....	399	33	218	5	40	52	-	-	747

DISTRIBUTION OF REPORTING OF ESTABLISHMENTS BY INDUSTRIAL GROUP AND  
SIZE OF INITIAL CAPITAL : 2001/2002 (1994 E.F.Y) - URBAN

TABLE 4.6B (Cont'd)

INDUSTRIAL GROUP	INITIAL CAPITAL (IN BIRR)								
	UPTO 250	251- 500	501- 750	751- 1000	1001- 2000	2001- 5000	5001- 10000	10001- & OVER	TOTAL
MANUFACTURE OF WOOD AND OF PRODUCTS OF WOOD AND CORK, EXCEPT FURNITURE; MAUFACTURE OF ARTICLES OF STREW AND PLAITING MATERIALS .....	6,253	197	44	62	70	41	28	-	6,695
Sawmilling and planing of wood .....	128	11	19	-	34	-	-	-	192
Manufacture of builders' carpentry and joinery .....	22	14	25	-	14	-	-	-	75
Manufacture of wooden containers .....	121	132	-	37	-	13	28	-	331
Manufacture of other products of wood, manufacture of articles of cork, straw and plating materials ..	5,982	40	-	25	22	28	-	-	6,097
PUBLISHING, PRINTING AND REPRODUCTION OF RECORDED MEDIA	51	-	-	-	-	-	-	-	51
MANUFACTURE OF CHEMICALS AND CHEMICAL PRODUCTS .....	465	19	-	10	27	224	20	-	765
Manufacture of pharmaceuticals, medicinal chemicals and botanical products.....	189	19	-	10	27	224	20	-	489
Manufacture of other chemical products N.E.C .....	276	-	-	-	-	-	-	-	276
MANUFACTURE OF OTHER NON-METALLIC MINERAL PRODUCTS ...	5,599	225	384	13	14	122	20	-	6,377
Manufacture of glass and glass products.....	14	21	-	5	5	9	6	-	60
Manufacture of non-structural non-refractory ceramic ware .....	5,521	196	384	-	-	70	-	-	6,171
Manufacture of structural non-refractory clay and ceramic products .....	41	8	-	-	-	36	-	-	85
Manufacture of articles of concrete, cement and plaster .....	-	-	-	8	9	7	14	-	38
Cutting, shaping and finishing of stone .....	23	-	-	-	-	-	-	-	23
MANUFACTURE OF FABRICATED METAL PRODUCTS, EXCEPT MACHINERY AND EQUIPMENT .....	1,931	678	181	113	51	224	-	-	3,178
Manufacture of structural metal products .....	-	-	-	-	-	-	-	-	-
Treatment and coating of metals, general mechanical engineering on fee or contract basis .....	394	88	-	83	1	-	-	-	566
Manufacture of cutlery, hand tools and general hardware .....	1,537	590	181	30	50	224	-	-	2,612
MANUFACTURE OF FURNITURE; MANUFACTURING N.E.C. ....	1,593	2,077	626	615	392	257	61	-	5,621
Manufacture of furniture .....	1,340	2,060	626	554	377	231	23	-	5,211
Manufacture of jewellery and related articles .....	253	17	-	61	15	26	38	-	410
<b>T O T A L</b>	<b>291,892</b>	<b>30,703</b>	<b>7,766</b>	<b>6,097</b>	<b>7,170</b>	<b>8,139</b>	<b>2,618</b>	<b>-</b>	<b>354,385</b>
Percentages	82.37	8.66	2.19	1.72	2.02	2.30	.74	-	-

TABLE 4.6C

DISTRIBUTION OF REPORTING OF ESTABLISHMENTS BY INDUSTRIAL GROUP AND  
SIZE OF INITIAL CAPITAL : 2001/2002 (1994 E.F.Y.) - RURAL

INDUSTRIAL GROUP	INITIAL CAPITAL (IN BIRR)								TOTAL
	UPTO 250	251- 500	501- 750	751- 1000	1001- 2000	2001- 5000	5001- 10000	10001- & OVER	
<b>MANUFACTURE OF FOOD PRODUCTS AND BEVERAGES</b> .....	276,165	18,366	3,611	2,556	2,805	1,886	739	-	306,128
Production, processing and preserving of meat and meat products .....	1,265	61	6	-	26	18	33	-	1,409
Manufacture of vegetable and animal oils and fats ..	104	11	10	13	46	79	7	-	270
Manufacture of dairy products .....	781	202	-	27	13	-	-	-	1,023
Manufacture of bakery products .....	13	-	-	-	-	-	-	-	13
Manufacture of cocoa, chocolate and sugar confectionery .....	47,755	3,867	780	674	616	554	352	-	54,598
Manufacture of other food product n.e.c .....	-	-	-	-	-	-	-	-	-
Distilling, rectifying and blending of spirits; ethyl alcohol production from fermented materials..	2,557	44	6	-	1	-	-	-	2,608
Manufacture of malt liquors and malt .....	117,807	8,552	1,362	437	463	145	10	-	128,776
<b>MANUFACTURE OF TOBACCO PRODUCTS</b> .....	105,883	5,629	1,447	1,405	1,640	1,090	337	-	117,431
Manufacture of tobacco products .....	880	60	-	-	-	-	-	-	940
<b>MANUFACTURE OF TEXTILES</b> .....	880	60	-	-	-	-	-	-	940
Preparation and spinning of textile fibers; weaving of textiles .....	101,168	6,626	1,177	494	781	407	67	-	110,720
Manufacture of made-up textile articles, except apparel .....	68,816	6,352	1,154	439	679	407	67	-	77,914
Manufacture of carpets and rugs .....	3,163	56	18	22	84	-	-	-	3,343
Manufacture of cordage, rope, twine and netting ..	19,908	173	-	15	-	-	-	-	20,096
Manufacture of knitted and crocheted fabrics and articles .....	7,959	45	-	18	-	-	-	-	8,022
Manufacture of wearing apparel; DRESSING AND DYING OF FUR .....	1,322	-	5	-	18	-	-	-	1,345
Manufacture of wearing apparel, except fur apparel..	3,486	639	534	1,345	2,964	1,539	164	-	10,671
Manufacture of articles of fur .....	2,292	633	518	1,345	2,957	1,539	164	-	9,448
<b>TANNING AND DRESSING OF LEATHER, MANUFACTURE OF LUGGAGE, HANDBAGS, SADDLERY, HARNESS AND FOOTWEAR</b> ...	1,194	6	16	-	7	-	-	-	1,223
Tanning and dressing of leather .....	8,802	377	44	31	27	31	-	-	9,312
Manufacture of luggage, handbags and the like, saddlery and harness .....	5,811	146	-	-	8	-	-	-	5,965
Manufacture of footwear .....	2,604	224	37	31	19	31	-	-	2,946
	387	7	7	-	-	-	-	-	401

83

DISTRIBUTION OF REPORTING OF ESTABLISHMENTS BY INDUSTRIAL GROUP AND  
SIZE OF INITIAL CAPITAL : 2001/2002 (1994 E.F.Y) - RURAL

TABLE 4.6C (Cont'd)

INDUSTRIAL GROUP	INITIAL CAPITAL (IN BIRR)								TOTAL
	UPTO 250	251- 500	501- 750	751- 1000	1001- 2000	2001- 5000	5001- 10000	10001- & OVER	
MANUFACTURE OF WOOD AND OF PRODUCTS OF WOOD AND CORK, EXCEPT FURNITURE; MANUFACTURE OF ARTICLES OF STREW AND PLAITING MATERIALS .....	48,311	1,778	332	124	117	44	-	-	50,706
Sawmilling and planing of wood .....	5,713	602	33	47	59	-	-	-	6,454
Manufacture of builders' carpentry and joinery .....	1,350	281	71	22	4	29	-	-	1,757
Manufacture of wooden containers .....	797	340	43	-	-	-	-	-	1,180
Manufacture of other products of wood, manufacture of articles of cork, straw and plating materials ..	40,451	555	185	55	54	15	-	-	41,315
PUBLISHING, PRINTING AND REPRODUCTION OF RECORDED MEDIA	97	31	-	18	-	-	-	-	146
MANUFACTURE OF CHEMICALS AND CHEMICAL PRODUCTS .....	149	-	-	-	-	1	-	-	150
Manufacture of pharmaceuticals, medicinal chemicals and botanical products.....	149	-	-	-	-	1	-	-	150
Manufacture of other chemical products N.E.C .....	-	-	-	-	-	-	-	-	-
MANUFACTURE OF OTHER NON-METALLIC MINERAL PRODUCTS ...	66,903	2,214	1,051	366	362	79	35	-	71,010
Manufacture of glass and glass products.....	9	-	-	-	-	-	-	-	9
Manufacture of non-structural non-refractory ceramic ware .....	66,609	2,211	1,031	355	362	58	35	-	70,661
Manufacture of structural non-refractory clay and ceramic products .....	19	-	-	-	-	-	-	-	19
Manufacture of articles of concrete, cement and plaster .....	66	-	-	11	-	11	-	-	88
Cutting, shaping and finishing of stone .....	200	3	20	-	-	10	-	-	233
MANUFACTURE OF FABRICATED METAL PRODUCTS, EXCEPT MACHINERY AND EQUIPMENT .....	13,728	2,800	341	228	269	73	-	-	17,439
Manufacture of structural metal products .....	56	-	4	-	-	-	-	-	60
Treatment and coating of metals, general mechanical engineering on fee or contract basis .....	2,023	510	22	33	32	-	-	-	2,620
Manufacture of cutlery, hand tools and general hardware .....	11,649	2,290	315	195	237	73	-	-	14,759
MANUFACTURE OF FURNITURE; MANUFACTURING N.E.C. ....	8,297	1,111	418	130	313	175	-	-	10,444
Manufacture of furniture .....	7,846	970	240	75	262	135	-	-	9,528
Manufacture of jewellery and related articles .....	451	141	178	55	51	40	-	-	916
<b>T O T A L</b>	<b>527,986</b>	<b>34,002</b>	<b>7,508</b>	<b>5,292</b>	<b>7,638</b>	<b>4,235</b>	<b>1,005</b>	<b>-</b>	<b>587,666</b>
Percentages	89.84	5.79	1.28	1.00	1.30	.72	.17	-	-

DISTRIBUTION OF REPORTING ESTABLISHMENT BY INDUSTRIAL GROUP AND SOURCE OF INITIAL CAPITAL  
2001/2002 (1994 E.F.Y) - COUNTRY LEVEL

TABLE 4.7A

INDUSTRIAL GROUP	SOURCE OF INITIAL CAPITAL								TOTAL
	OWN SAVING	INHERITED	BORROWED FROM FRIENDS/RELATIVES	BORROWED FROM MICRO FINANCE	BORROWED FROM BANKS	BORROWED FROM MONEY LENDERS	ASSISTANCE FROM GOV. NGO, etc	OTHERS	
<b>MANUFACTURE OF FOOD PRODUCTS AND BEVERAGES</b> .....	191,076	5,691	160,457	3,722	692	16,926	107,481	37,390	523,435
Production, processing and preserving of meat, fruit vegetables and meat, fruit and vegetables product..	710	-	250	12	-	6	-	-	1,600
Manufacture of vegetable and animal oils and fats ..	197	-	20	26	-	-	421	201	410
Manufacture of dairy products .....	548	-	128	-	-	-	80	87	1,039
Manufacture of animal feed .....	-	-	8	-	-	-	148	35	48
Manufacture of bakery products .....	42,082	808	40,775	1,170	191	1,352	21,335	9,231	116,944
Manufacture of cocoa, chocolate and sugar confectionery .....	37	-	5	-	-	-	-	-	-
Manufacture of other food product n.e.c .....	2,494	-	2,524	122	8	21	5	-	47
Distilling, rectifying and blending of spirits; ethyl alcohol production from fermented materials..	54,128	1,654	51,931	382	264	10,407	46,918	809	7,130
Manufacture of malt liquors and malt .....	90,880	3,229	64,816	2,010	229	5,140	37,417	10,976	176,660
<b>MANUFACTURE OF TOBACCO PRODUCTS</b> .....	209	6	211	-	-	-	-	-	219,557
Manufacture of tobacco products.....	209	6	211	-	-	120	305	105	956
<b>MANUFACTURE OF TEXTILES</b> .....	84,845	5,579	49,641	566	12	4,979	47,386	18,207	211,215
Preparation and spinning of textile fibers; weaving of textiles .....	69,882	5,260	36,020	480	12	4,672	33,637	11,703	161,666
Manufacture of made-up textile articles, except apparel .....	5,331	30	3,416	73	-	-	84	612	13,897
Manufacture of carpets and rugs .....	6,262	173	6,591	13	-	84	4,351	612	13,897
Manufacture of cordage, rope, twine and netting ....	1,903	108	2,644	-	-	164	6,002	3,473	22,678
Manufacture of knitted and crocheted fabrics and articles .....	1,467	8	970	-	-	59	2,560	2,299	9,573
<b>MANUFACTURE OF WEARING APPAREL; DRESSING AND DYING OF FUR</b> .....	14,049	643	3,243	130	-	-	836	120	3,401
Manufacture of wearing apparel, except fur apparel..	13,432	584	2,949	130	26	320	3,545	1,565	23,521
Manufacture of articles of fur .....	617	59	294	130	26	320	3,375	1,445	22,261
<b>TANNING AND DRESSING OF LEATHER, MANUFACTURE OF LUGGAGE, HANDBAGS, SADDLERY, HARNESS AND FOOTWEAR</b> .....	4,265	171	2,118	-	-	-	170	120	1,260
Tanning and dressing of leather .....	2,217	59	1,051	-	-	515	2,461	2,443	11,973
Manufacture of luggage, handbags and the like, saddlery and harness .....	1,675	101	807	-	-	399	1,152	1,766	6,644
Manufacture of footwear .....	373	11	260	-	-	116	933	548	4,180
							376	129	1,149

DISTRIBUTION OF REPORTING ESTABLISHMENT BY INDUSTRIAL GROUP AND SOURCE OF INITIAL CAPITAL  
2001/2002 (1994 E.F.Y) - COUNTRY LEVEL

TABLE 4.7A (Cont'd)

INDUSTRIAL GROUP	SOURCE OF INITIAL CAPITAL								TOTAL
	OWN SAVING	INHERITED	BORROWED FROM FRIENDS/RELATIVES	BORROWED FROM MICRO FINANCE	BORROWED FROM BANKS	BORROWED FROM MONEY LENDERS	ASSISTANCE FROM GOV. NGO, etc	OTHERS	
MANUFACTURE OF WOOD AND OF PRODUCTS OF WOOD AND CORK, EXCEPT FURNITURE; MANUFACTURE OF ARTICLES OF STREW AND PLAITING MATERIALS .....	17,385	609	13,555	23	-	945	16,516	8,566	57,599
Sawmilling and planing of wood .....	3,667	-	1,192	4	-	74	576	1,205	6,718
Manufacture of builders' carpentry and joinery .....	674	9	220	-	-	112	167	653	1,835
Manufacture of wooden containers .....	706	-	217	11	-	-	193	383	1,510
Manufacture of other products of wood, manufacture of articles of cork, straw and plating materials ..	12,338	600	11,926	8	-	759	15,580	6,325	47,536
PUBLISHING, PRINTING AND REPRODUCTION OF RECORDED MEDIA .....	69	-	83	-	-	-	28	16	196
MANUFACTURE OF CHEMICALS AND CHEMICAL PRODUCTS .....	218	21	96	-	-	-	712	56	1,103
Manufacture of pharmaceuticals, medicinal chemicals and botanical products.....	218	21	38	-	-	-	494	56	827
Manufacture of other chemical products N.E.C .....	-	-	58	-	-	-	218	-	276
MANUFACTURE OF OTHER NON-METALLIC MINERAL PRODUCTS ...	25,058	1,482	18,090	147	5	1,464	21,659	11,771	79,676
Manufacture of glass and glass products.....	44	-	54	-	-	-	5	3	106
Manufacture of non-structural non-refractory ceramic ware .....	24,792	1,482	17,935	147	5	1,448	21,578	11,677	79,064
Manufacture of structural non-refractory clay and ceramic products .....	65	-	4	-	-	-	16	30	115
Manufacture of articles of concrete, cement and plaster .....	69	-	34	-	-	-	11	11	125
Cutting, shaping and finishing of stone .....	88	-	63	-	-	16	49	50	266
MANUFACTURE OF FABRICATED METAL PRODUCTS, EXCEPT MACHINERY AND EQUIPMENT .....	7,629	1,736	4,358	36	-	908	3,145	2,745	20,557
Manufacture of structural metal products .....	8	-	43	-	-	-	9	-	60
Treatment and coating of metals, general mechanical engineering on fee or contract basis .....	1,171	436	701	10	-	124	325	391	3,584
Manufacture of cutlery, hand tools and general hardware .....	6,450	1,300	3,614	26	-	784	2,811	2,354	17,339
MANUFACTURE OF FURNITURE; MANUFACTURING N.E.C. ....	7,678	218	3,070	71	-	280	2,541	2,363	16,221
Manufacture of furniture .....	7,017	150	2,941	71	-	280	2,153	2,272	14,884
Manufacture of jewellery and related articles .....	661	68	129	-	-	-	388	91	1,337
<b>T O T A L</b>	<b>352,481</b>	<b>16,156</b>	<b>254,922</b>	<b>4,695</b>	<b>735</b>	<b>26,457</b>	<b>205,779</b>	<b>85,227</b>	<b>946,452</b>
<b>Percentages</b>	<b>37.24</b>	<b>1.71</b>	<b>26.93</b>	<b>.50</b>	<b>.08</b>	<b>2.80</b>	<b>21.74</b>	<b>9.00</b>	

DISTRIBUTION OF REPORTING ESTABLISHMENT BY INDUSTRIAL GROUP AND SOURCE OF INITIAL CAPITAL  
2001/2002 (1994 E.F.Y) - URBAN

TABLE 4.7B

INDUSTRIAL GROUP

SOURCE OF INITIAL CAPITAL

	OWN SAVING	INHERITED	BORROWED FROM FRIENDS/RELATIVES	BORROWED FROM MICRO FINANCE	BORROWED FROM BANKS	BORROWED FROM MONEY LENDERS	ASSISTANCE FROM GOV. NGO, etc	OTHERS	TOTAL
<b>MANUFACTURE OF FOOD PRODUCTS AND BEVERAGES</b> .....	90,248	2,386	70,553	2,782	208	2,604	38,020	10,547	217,348
Production, processing and preserving of meat and meat products .....	55	-	64	12	-	-	-	-	189
Manufacture of vegetable and animal oils and fats ..	119	-	4	-	-	-	14	44	142
Manufacture of dairy products .....	8	-	-	-	-	-	-	9	17
Manufacture of animal feed .....	-	-	-	-	-	-	-	35	35
Manufacture of bakery products .....	24,433	297	22,165	1,027	22	564	10,008	3,777	62,293
Manufacture of cocoa, chocolate and sugar confectionery .....	37	-	5	-	-	-	-	-	47
Manufacture of other food product n.e.c .....	2,084	-	1,539	120	8	-	5	-	47
Distilling, rectifying and blending of spirits; ethyl alcohol production from fermented materials..	16,157	138	15,896	142	-	-	547	224	4,522
Manufacture of malt liquors and malt .....	47,355	1,951	30,880	1,481	167	989	13,435	1,261	48,029
<b>MANUFACTURE OF TOBACCO PRODUCTS</b> .....	10	6	-	-	-	-	-	-	26
Manufacture of tobacco products .....	10	6	-	-	-	-	10	-	26
<b>MANUFACTURE OF TEXTILES</b> .....	46,869	2,059	23,307	423	-	581	21,536	4,522	99,297
Preparation and spinning of textile fibers; weaving of textiles .....	40,329	2,022	19,388	350	-	549	17,139	4,017	83,794
Manufacture of made-up textile articles, except apparel .....	4,082	11	2,392	73	-	-	3,585	397	10,540
Manufacture of carpets and rugs .....	1,323	18	842	-	-	8	383	86	2,660
Manufacture of cordage, rope, twine and netting .....	32	-	123	-	-	24	47	22	248
Manufacture of knitted and crocheted fabrics and articles .....	1,103	8	562	-	-	-	382	-	2,055
<b>MANUFACTURE OF WEARING APPAREL; DRESSING AND DYING OF FUR</b> .....	8,384	296	1,671	89	26	-	2,061	312	12,839
Manufacture of wearing apparel, except fur apparel..	8,347	296	1,671	89	26	-	2,061	312	12,802
Manufacture of articles of fur .....	37	-	-	-	-	-	-	-	37
<b>TANNING AND DRESSING OF LEATHER, MANUFACTURE OF LUGGAGE, HANDBAGS, SADDLERY, HARNESS AND FOOTWEAR</b> .....	1,065	11	331	-	-	45	699	528	2,679
Tanning and dressing of leather .....	310	-	18	-	-	5	60	291	684
Manufacture of luggage, handbags and the like, saddlery and harness .....	511	-	171	-	-	-	-	-	-
Manufacture of footwear .....	244	-	-	-	-	40	377	148	1,247
							262	89	748

DISTRIBUTION OF REPORTING ESTABLISHMENT BY INDUSTRIAL GROUP AND SOURCE OF INITIAL CAPITAL  
2001/2002 (1994 E.F.Y) - URBAN

TABLE 4.7B (Cont'd)

INDUSTRIAL GROUP	SOURCE OF INITIAL CAPITAL								
	OWN SAVING	INHERITED	BORROWED FROM FRIENDS/RELATIVES	BORROWED FROM MICRO FINANCE	BORROWED FROM BANKS	BORROWED FROM MONEY LENDERS	ASSISTANCE FROM GOV. NGO, etc	OTHERS	TOTAL
<b>MANUFACTURE OF WOOD AND OF PRODUCTS OF WOOD AND CORK, EXCEPT FURNITURE; MANUFACTURE OF ARTICLES OF STREW AND PLAINTING MATERIALS</b>	<b>3,145</b>	<b>142</b>	<b>1,205</b>	<b>19</b>	<b>-</b>	<b>13</b>	<b>1,538</b>	<b>632</b>	<b>6,694</b>
Sawmilling and planing of wood	179	-	11	-	-	-	1	-	191
Manufacture of builders' carpentry and joinery	58	-	18	-	-	-	-	-	76
Manufacture of wooden containers	163	-	70	11	-	-	73	13	330
Manufacture of other products of wood, manufacture of articles of cork, straw and plating materials	2,745	142	1,106	8	-	13	1,464	619	6,097
<b>PUBLISHING, PRINTING AND REPRODUCTION OF RECORDED MEDIA</b>	<b>6</b>	<b>-</b>	<b>-</b>	<b>-</b>	<b>-</b>	<b>-</b>	<b>28</b>	<b>16</b>	<b>50</b>
<b>MANUFACTURE OF CHEMICALS AND CHEMICAL PRODUCTS</b>	<b>197</b>	<b>21</b>	<b>96</b>	<b>-</b>	<b>-</b>	<b>-</b>	<b>600</b>	<b>-</b>	<b>914</b>
Manufacture of pharmaceuticals, medicinal chemicals and botanical products	197	21	38	-	-	-	382	-	638
Manufacture of other chemical products N.E.C	-	-	58	-	-	-	218	-	276
<b>MANUFACTURE OF OTHER NON-METALLIC MINERAL PRODUCTS</b>	<b>2,271</b>	<b>193</b>	<b>2,070</b>	<b>14</b>	<b>-</b>	<b>21</b>	<b>1,753</b>	<b>158</b>	<b>6,480</b>
Manufacture of glass and glass products	35	-	54	-	-	-	5	-	94
Manufacture of non-structural non-refractory ceramic ware	2,116	193	2,005	14	-	21	1,732	158	6,239
Manufacture of structural non-refractory clay and ceramic products	65	-	4	-	-	-	16	-	85
Manufacture of articles of concrete, cement and plaster	38	-	-	-	-	-	-	-	38
Cutting, shaping and finishing of stone	17	-	7	-	-	-	-	-	24
<b>MANUFACTURE OF FABRICATED METAL PRODUCTS, EXCEPT MACHINERY AND EQUIPMENT</b>	<b>1,137</b>	<b>117</b>	<b>1,074</b>	<b>-</b>	<b>-</b>	<b>87</b>	<b>474</b>	<b>252</b>	<b>3,141</b>
Manufacture of structural metal products	-	-	-	-	-	-	-	-	-
Treatment and coating of metals, general mechanical engineering on fee or contract basis	174	51	245	-	-	87	-	-	557
Manufacture of cutlery, hand tools and general hardware	963	66	829	-	-	-	474	252	2,584
<b>MANUFACTURE OF FURNITURE; MANUFACTURING N.E.C.</b>	<b>3,550</b>	<b>46</b>	<b>855</b>	<b>35</b>	<b>-</b>	<b>70</b>	<b>802</b>	<b>412</b>	<b>5,770</b>
Manufacture of furniture	3,406	46	812	35	-	70	568	412	5,349
Manufacture of jewellery and related articles	144	-	43	-	-	-	234	-	421
<b>T O T A L</b>	<b>156,882</b>	<b>5,277</b>	<b>101,162</b>	<b>3,362</b>	<b>234</b>	<b>3,421</b>	<b>67,521</b>	<b>17,379</b>	<b>355,238</b>
<b>Percentages</b>	<b>44.16</b>	<b>1.49</b>	<b>28.48</b>	<b>0.95</b>	<b>0.07</b>	<b>0.96</b>	<b>19.01</b>	<b>4.89</b>	

TABLE 4.7C

 DISTRIBUTION OF REPORTING ESTABLISHMENT BY INDUSTRIAL GROUP AND SOURCE OF INITIAL CAPITAL  
 2001/2002 (1994 E.F.Y) - RURAL

## INDUSTRIAL GROUP

## SOURCE OF INITIAL CAPITAL

	OWN SAVING	INHERITED	BORROWED FROM FRIENDS/RELATIVES	BORROWED FROM MICRO FINANCE	BORROWED FROM BANKS	BORROWED FROM MONEY LENDERS	ASSISTANCE FROM GOV. NGO, etc	OTHERS	TOTAL
<b>MANUFACTURE OF FOOD PRODUCTS AND BEVERAGES</b>									
Production, processing and preserving of meat and meat products	100,828	3,304	89,904	941	484	14,323	69,460	26,846	306,090
Manufacture of vegetable and animal oils and fats	655	-	186	-	-	-	406	157	1,410
Manufacture of dairy products	78	-	16	26	-	6	80	69	269
Manufacture of animal feed	540	-	128	-	-	-	148	207	1,023
Manufacture of bakery products	-	-	8	-	-	-	5	-	13
Manufacture of cocoa, chocolate and sugar confectionery	17,649	510	18,610	144	169	788	11,327	5,454	54,651
Manufacture of other food product n.e.c	-	-	-	-	-	-	-	-	-
Distilling, rectifying and blending of spirits; ethyl alcohol production from fermented materials..	410	-	985	2	-	-	-	-	-
Manufacture of malt liquors and malt	37,971	1,516	36,035	240	-	21	605	586	2,609
<b>MANUFACTURE OF TOBACCO PRODUCTS</b>									
Manufacture of tobacco products	43,525	1,278	33,936	529	253	9,418	33,483	9,715	128,631
<b>MANUFACTURE OF TEXTILES</b>									
Preparation and spinning of textile fibers; weaving of textiles	199	-	211	-	-	120	295	105	930
Manufacture of made-up textile articles, except apparel	199	-	211	-	-	120	295	105	930
Manufacture of carpets and rugs	37,976	3,519	26,336	143	12	4,398	25,850	13,687	111,921
Manufacture of cordage, rope, twine and netting	29,553	3,237	16,633	130	12	4,123	16,498	7,687	77,873
Manufacture of knitted and crocheted fabrics and articles	1,248	19	1,024	-	-	84	767	215	3,357
<b>MANUFACTURE OF WEARING APPAREL; DRESSING AND DYING OF FUR</b>									
Manufacture of wearing apparel, except fur apparel..	4,940	155	5,749	13	-	156	5,619	3,388	20,020
Manufacture of articles of fur	1,871	108	2,522	-	-	35	2,512	2,277	9,325
<b>TANNING AND DRESSING OF LEATHER, MANUFACTURE OF LUGGAGE, HANDBAGS, SADDLERY, HARNESS AND FOOTWEAR</b>									
Tanning and dressing of leather	364	-	408	-	-	-	454	120	1,346
Manufacture of luggage, handbags and the like, saddlery and harness	5,665	347	1,572	41	-	320	1,484	1,254	10,683
Manufacture of footwear	5,085	288	1,278	41	-	320	1,314	1,134	9,460
<b>OTHERS</b>									
OWN SAVING	580	59	1,294	-	-	-	170	120	1,223
INHERITED	3,199	160	1,788	-	-	-	-	-	5,960
BORROWED FROM FRIENDS/RELATIVES	1,907	59	1,033	-	-	-	-	-	9,294
BORROWED FROM MICRO FINANCE	1,163	101	636	-	-	470	1,762	1,915	5,960
BORROWED FROM BANKS	129	-	119	-	-	394	1,092	1,475	2,932
BORROWED FROM MONEY LENDERS	-	-	-	-	-	76	556	400	402
ASSISTANCE FROM GOV. NGO, etc	-	-	-	-	-	-	114	40	-

DISTRIBUTION OF REPORTING ESTABLISHMENT BY INDUSTRIAL GROUP AND SOURCE OF INITIAL CAPITAL  
2001/2002 (1994 E.F.Y) - RURAL

TABLE 4.7C (Cont'd)

INDUSTRIAL GROUP	SOURCE OF INITIAL CAPITAL							TOTAL	
	OWN SAVING	INHERITED	BORROWED FROM FRIENDS/RELATIVES	BORROWED FROM MICRO FINANCE	BORROWED FROM BANKS	BORROWED FROM MONEY LENDERS	ASSISTANCE FROM GOV. NGO, etc		OTHERS
MANUFACTURE OF WOOD AND OF PRODUCTS OF WOOD AND CORK, EXCEPT FURNITURE; MAUFACTURE OF ARTICLES OF STREW AND PLAITING MATERIALS .....	14,240	467	12,352	4	933	14,978	7,934	50,908	
Sawmilling and planing of wood .....	3,487	-	1,181	4	74	575	1,205	6,526	
Manufacture of builders' carpentry and joinery .....	616	9	202	-	112	167	653	1,759	
Manufacture of wooden containers .....	544	-	148	-	-	120	370	1,182	
Manufacture of other products of wood, manufacture of articles of cork, straw and plating materials ..	9,593	458	10,821	-	747	14,116	5,706	41,441	
PUBLISHING, PRINTING AND REPRODUCTION OF RECORDED MEDIA .....	63	-	83	-	-	-	-	146	
MANUFACTURE OF CHEMICALS AND CHEMICAL PRODUCTS .....	22	-	-	-	-	112	56	190	
Manufacture of pharmaceuticals, medicinal chemicals and botanical products .....	22	-	-	-	-	112	56	190	
Manufacture of other chemical products N.E.C .....	-	-	-	-	-	-	-	-	
MANUFACTURE OF OTHER NON-METALLIC MINERAL PRODUCTS ...	22,790	1,289	16,021	132	5	1,443	19,906	11,614	73,200
Manufacture of glass and glass products .....	9	-	-	-	-	-	-	3	12
Manufacture of non-structural non-refractory ceramic ware .....	22,677	1,289	15,930	132	5	1,427	19,846	11,520	72,826
Manufacture of structural non-refractory clay and ceramic products .....	-	-	-	-	-	-	-	30	30
Manufacture of articles of concrete, cement and plaster .....	32	-	34	-	-	-	11	11	88
Cutting, shaping and finishing of stone .....	72	-	57	-	-	49	50	244	
MANUFACTURE OF FABRICATED METAL PRODUCTS, EXCEPT MACHINERY AND EQUIPMENT .....	6,492	1,620	3,284	36	821	2,672	2,493	17,418	
Manufacture of structural metal products .....	8	-	43	-	-	9	-	60	
Treatment and coating of metals, general mechanical engineering on fee or contract basis .....	998	386	456	10	37	325	391	2,603	
Manufacture of cutlery, hand tools and general hardware .....	5,486	1,234	2,785	26	784	2,338	2,102	14,755	
MANUFACTURE OF FURNITURE; MANUFACTURING N.E.C. ....	4,128	173	2,215	36	210	1,738	1,951	10,451	
Manufacture of furniture .....	3,611	105	2,129	36	-	210	1,584	1,860	9,535
Manufacture of jewellery and related articles .....	517	68	86	-	-	154	91	916	
<b>T O T A L</b>	<b>195,602</b>	<b>10,879</b>	<b>153,766</b>	<b>1,333</b>	<b>501</b>	<b>23,038</b>	<b>138,257</b>	<b>67,855</b>	<b>591,231</b>
Percentages	33.08	1.84	26.01	.23	.08	3.90	23.38	11.48	

DISTRIBUTION OF REPORTING ESTABLISHMENTS BY INDUSTRIAL GROUP AND AGE  
2001/2002 (1994 E.F.Y) - COUNTRY LEVEL

TABLE 4.8A

INDUSTRIAL GROUP	AGE OF ESTABLISHMENTS						TOTAL
	< 1	1 - 3	4 - 6	7 - 10	11 - 20	21 & OVER	
<b>MANUFACTURE OF FOOD PRODUCTS AND BEVERAGES</b> .....	47,338	197,628	85,671	63,655	87,106	41,503	522,901
Production, processing and preserving of meat and meat products .....	256	699	322	61	85	181	1,604
Manufacture of vegetable and animal oils and fats ..	14	194	113	29	41	19	410
Manufacture of dairy products .....	53	428	216	186	116	45	1,044
Manufacture of bakery products .....	-	13	-	35	-	-	48
Manufacture of cocoa, chocolate and sugar confectionery .....	16,115	54,454	19,784	9,869	12,191	4,345	116,758
Manufacture of other food product n.e.c .....	-	12	-	-	36	-	48
Distilling, rectifying and blending of spirits; ethyl alcohol production from fermented materials..	1,060	2,871	1,005	575	1,135	289	6,935
Manufacture of malt liquors and malt .....	6,908	50,477	30,913	27,613	40,386	19,996	176,293
<b>MANUFACTURE OF TOBACCO PRODUCTS</b> .....	22,932	88,480	33,318	25,287	33,116	16,628	219,761
Manufacture of tobacco products.....	49	162	113	174	242	226	966
<b>MANUFACTURE OF TEXTILES</b> .....	49	162	113	174	242	226	966
Preparation and spinning of textile fibers; weaving of textiles .....	6,782	53,475	30,472	28,497	51,056	50,821	221,103
Manufacture of made-up textile articles, except apparel .....	4,094	29,888	19,833	20,479	41,037	46,337	161,668
Manufacture of carpets and rugs .....	565	5,994	2,708	2,057	2,526	788	14,638
Manufacture of cordage, rope, twine and netting .....	1,101	8,865	5,544	4,276	5,782	3,030	28,598
Manufacture of knitted and crocheted fabrics and articles .....	807	7,516	1,874	953	1,182	446	12,778
<b>MANUFACTURE OF WEARING APPAREL; DRESSING AND DYING OF FUR</b> .....	215	1,212	513	732	529	220	3,421
Manufacture of wearing apparel, except fur apparel..	1,153	6,995	4,043	3,133	4,981	3,773	24,078
Manufacture of articles of fur .....	1,153	6,578	3,893	3,065	4,564	3,566	22,819
<b>TANNING AND DRESSING OF LEATHER, MANUFACTURE OF LUGGAGE, HANDBAGS, SADDLERY, HARNESS AND FOOTWEAR</b> ...	-	417	150	68	417	207	1,259
Tanning and dressing of leather .....	125	2,612	1,815	1,434	2,521	3,510	12,017
Manufacture of luggage, handbags and the like, saddlery and harness .....	3	1,000	915	872	1,457	2,435	6,682
Manufacture of footwear .....	67	1,407	466	460	888	899	4,187
	55	205	434	102	176	176	1,148

DISTRIBUTION OF REPORTING ESTABLISHMENTS BY INDUSTRIAL GROUP AND AGE  
2001/2002 (1994 E.F.Y) - COUNTRY LEVEL

TABLE 4.8A (Cont'd)

INDUSTRIAL GROUP	AGE OF ESTABLISHMENTS						TOTAL
	< 1	1 - 3	4 - 6	7 - 10	11- 20	21 & OVER	
MANUFACTURE OF WOOD AND OF PRODUCTS OF WOOD AND CORK, EXCEPT FURNITURE; MANUFACTURE OF ARTICLES OF STREW AND PLAITING MATERIALS .....	1,941	22,193	12,473	7,369	10,779	5,642	60,397
Sawmilling and planing of wood .....	307	3,637	1,073	811	769	157	6,754
Manufacture of builders' carpentry and joinery .....	50	501	417	179	511	188	1,846
Manufacture of wooden containers .....	61	423	467	295	207	62	1,515
Manufacture of other products of wood, manufacture of articles of cork, straw and plating materials ..	1,523	17,632	10,516	6,084	9,292	5,235	50,282
PUBLISHING, PRINTING AND REPRODUCTION OF RECORDED MEDIA	18	33	-	-	43	104	198
MANUFACTURE OF CHEMICALS AND CHEMICAL PRODUCTS .....	218	58	453	46	24	318	1,117
Manufacture of pharmaceuticals, medicinal chemicals and botanical products.....	218	44	191	46	24	318	841
Manufacture of other chemical products N.E.C .....	-	14	262	-	-	-	276
MANUFACTURE OF OTHER NON-METALLIC MINERAL PRODUCTS ...	1,782	21,061	14,044	13,490	23,939	18,067	92,383
Manufacture of glass and glass products.....	14	42	19	13	9	11	108
Manufacture of non-structural non-refractory ceramic ware .....	1,710	20,923	13,887	13,392	23,862	17,983	91,757
Manufacture of structural non-refractory clay and ceramic products .....	31	43	49	-	-	-	123
Manufacture of articles of concrete, cement and plaster .....	23	11	11	24	24	34	127
Cutting, shaping and finishing of stone .....	4	42	78	61	44	39	268
MANUFACTURE OF FABRICATED METAL PRODUCTS, EXCEPT MACHINERY AND EQUIPMENT .....	176	2,937	3,148	2,238	6,227	6,037	20,763
Manufacture of structural metal products .....	-	-	8	43	9	-	60
Treatment and coating of metals, general mechanical engineering on fee or contract basis .....	-	640	258	295	1,040	1,018	3,251
Manufacture of cutlery, hand tools and general hardware .....	176	2,297	2,882	1,900	5,178	5,019	17,452
MANUFACTURE OF FURNITURE; MANUFACTURING N.E.C. ....	944	5,320	3,232	2,861	2,999	1,192	16,548
Manufacture of furniture .....	925	5,121	2,882	2,567	2,584	907	14,986
Manufacture of jewelry and related articles .....	19	199	350	294	415	285	1,562
<b>T O T A L</b>	<b>60,526</b>	<b>312,474</b>	<b>155,464</b>	<b>122,897</b>	<b>189,917</b>	<b>131,193</b>	<b>972,471</b>

80

DISTRIBUTION OF REPORTING ESTABLISHMENTS BY INDUSTRIAL GROUP AND AGE  
2001/2002 (1994 E.F.Y.) - URBAN

TABLE 4.8B

INDUSTRIAL GROUP	AGE OF ESTABLISHMENTS						TOTAL
	< 1	1 - 3	4 - 6	7 - 10	11 - 20	21 & OVER	
<b>MANUFACTURE OF FOOD PRODUCTS AND BEVERAGES</b>							
Production, processing and preserving of meat and meat products	27,525	72,217	31,188	24,927	39,519	21,499	216,875
Manufacture of vegetable and animal oils and fats	94	44	46	-	5	-	189
Manufacture of dairy products	-	28	47	29	19	19	142
Manufacture of animal feed	-	9	-	-	8	-	17
Manufacture of bakery products	-	-	-	35	-	-	35
Manufacture of cocoa, chocolate and sugar confectionery	10,640	25,492	9,833	5,474	8,045	2,728	62,212
Manufacture of other food product n.e.c.	-	12	-	-	-	-	12
Distilling, rectifying and blending of spirits; ethyl alcohol production from fermented materials..	846	1,392	781	290	891	127	4,327
Manufacture of malt liquors and malt	2,451	10,565	7,886	6,169	12,917	7,549	47,537
<b>MANUFACTURE OF TOBACCO PRODUCTS</b>	13,494	34,675	12,595	12,930	17,598	11,076	102,368
Manufacture of tobacco products	6	-	20	-	-	-	26
<b>MANUFACTURE OF TEXTILES</b>	6	-	20	-	-	-	26
Preparation and spinning of textile fibers; weaving of textiles	3,881	22,060	12,698	13,232	24,193	23,945	100,009
Manufacture of made-up textile articles, except apparel	3,095	16,106	9,727	10,373	21,173	23,024	83,498
Manufacture of carpets and rugs	439	4,943	2,055	1,407	1,889	538	11,271
Manufacture of cordage, rope, twine and netting	146	247	512	920	837	257	2,919
Manufacture of knitted and crocheted fabrics and articles	3	67	78	49	7	44	204
<b>MANUFACTURE OF WEARING APPAREL; DRESSING AND DYING OF FUR</b>	198	697	326	483	287	82	2,073
Manufacture of wearing apparel, except fur apparel..	894	3,462	1,845	1,637	2,760	2,587	13,185
Manufacture of articles of fur	894	3,462	1,808	1,637	2,760	2,587	13,148
<b>TANNING AND DRESSING OF LEATHER, MANUFACTURE OF LUGGAGE, HANDBAGS, SADDLERY, HARNESS AND FOOTWEAR</b>							
Tanning and dressing of leather	58	920	411	179	456	655	12,679
Manufacture of luggage, handbags and the like, saddlery and harness	-	150	26	37	35	436	684
Manufacture of footwear	11	663	41	70	335	128	1,248
	47	107	344	72	86	91	747

DISTRIBUTION OF REPORTING ESTABLISHMENTS BY INDUSTRIAL GROUP AND AGE  
2001/2002 (1994 E.F.Y) - URBAN

TABLE 4.8B (Cont'd)

INDUSTRIAL GROUP	AGE OF ESTABLISHMENTS						TOTAL
	< 1	1 - 3	4 - 6	7 - 10	11 - 20	21 & OVER	
MANUFACTURE OF WOOD AND OF PRODUCTS OF WOOD AND CORK, EXCEPT FURNITURE; MAUFACTURE OF ARTICLES OF STREW AND PLAITING MATERIALS .....	382	1,771	1,653	791	1,251	845	6,693
Sawmilling and planing of wood .....	86	30	39	2	34	-	191
Manufacture of builders' carpentry and joinery .....	22	32	11	11	-	-	79
Manufacture of wooden containers .....	45	84	63	72	46	19	329
Manufacture of other products of wood, manufacture of articles of cork, straw and plating materials ..	229	1,625	1,540	706	1,171	826	6,097
PUBLISHING, PRINTING AND REPRODUCTION OF RECORDED MEDIA	18	33	-	-	-	-	51
MANUFACTURE OF CHEMICALS AND CHEMICAL PRODUCTS .....	218	45	412	46	19	174	914
Manufacture of pharmaceuticals, medicinal chemicals and botanical products.....	218	31	150	46	19	174	638
Manufacture of other chemical products N.E.C .....	-	14	262	-	-	-	276
MANUFACTURE OF OTHER NON-METALLIC MINERAL PRODUCTS ...	136	1,204	761	1,284	2,148	1,187	6,720
Manufacture of glass and glass products.....	14	42	19	13	-	8	96
Manufacture of non-structural non-refractory ceramic ware .....	87	1,122	686	1,263	2,131	1,179	6,468
Manufacture of structural non-refractory clay and ceramic products .....	12	33	49	-	-	-	94
Manufacture of articles of concrete, cement and plaster .....	23	7	-	8	-	-	38
Cutting, shaping and finishing of stone .....	-	-	7	-	17	-	24
MANUFACTURE OF FABRICATED METAL PRODUCTS, EXCEPT MACHINERY AND EQUIPMENT .....	122	519	886	252	735	697	3,211
Manufacture of structural metal products .....	-	-	-	-	-	-	-
Treatment and coating of metals, general mechanical engineering on fee or contract basis .....	-	173	65	120	138	106	602
Manufacture of cutlery, hand tools and general hardware .....	122	346	821	132	597	591	2,609
MANUFACTURE OF FURNITURE; MANUFACTURING N.E.C. ....	768	2,584	1,011	1,015	517	92	5,987
Manufacture of furniture .....	768	2,418	731	849	508	65	5,339
Manufacture of jewellery and related articles .....	-	166	280	166	9	27	648
<b>T O T A L</b>	<b>34,008</b>	<b>104,815</b>	<b>50,885</b>	<b>43,363</b>	<b>71,598</b>	<b>51,681</b>	<b>356,350</b>

TABLE 4.8C

DISTRIBUTION OF REPORTING ESTABLISHMENTS BY INDUSTRIAL GROUP AND AGE  
2001/2002 (1994 E.F.Y) - RURAL

INDUSTRIAL GROUP	AGE OF ESTABLISHMENTS						TOTAL
	< 1	1 - 3	4 - 6	7 - 10	11 - 20	21 & OVER	
MANUFACTURE OF FOOD PRODUCTS AND BEVERAGES .....	19,812	125,414	54,484	38,729	47,588	20,005	306,032
Production, processing and preserving of meat and meat products .....	162	655	276	61	80	181	1,415
Manufacture of vegetable and animal oils and fats ..	14	166	66	-	23	-	269
Manufacture of dairy products .....	53	419	216	186	108	45	1,027
Manufacture of animal feed .....	-	13	-	-	-	-	13
Manufacture of bakery products .....	5,475	28,963	9,951	4,396	4,146	1,617	54,548
Manufacture of cocoa, chocolate and sugar confectionery .....	-	-	-	-	-	-	-
Manufacture of other food product n.e.c .....	214	1,480	224	285	244	162	2,609
Distilling, rectifying and blending of spirits; ethyl alcohol production from fermented materials..	4,456	39,913	23,027	21,444	27,470	12,447	128,757
Manufacture of malt liquors and malt .....	9,438	53,805	20,724	12,357	15,517	5,553	117,394
MANUFACTURE OF TOBACCO PRODUCTS .....	43	162	93	174	242	226	940
Manufacture of tobacco products .....	43	162	93	174	242	226	940
MANUFACTURE OF TEXTILES .....	2,903	31,413	17,772	15,267	26,863	26,877	121,095
Preparation and spinning of textile fibers; weaving of textiles .....	1,000	13,782	10,106	10,106	19,864	23,314	78,172
Manufacture of made-up textile articles, except apparel .....	127	1,050	652	650	638	250	3,367
Manufacture of carpets and rugs .....	955	8,618	5,031	3,357	4,945	2,773	25,679
Manufacture of cordage, rope, twine and netting ....	804	7,449	1,796	905	1,175	402	12,531
Manufacture of knitted and crocheted fabrics and articles .....	17	514	187	249	241	138	1,346
MANUFACTURE OF WEARING APPAREL; DRESSING AND DYING OF FUR .....	259	3,533	2,198	1,496	2,221	1,186	10,893
Manufacture of wearing apparel, except fur apparel..	259	3,116	2,085	1,428	1,804	979	9,671
Manufacture of articles of fur .....	-	417	113	68	417	207	1,222
TANNING AND DRESSING OF LEATHER, MANUFACTURE OF LUGGAGE, HANDBAGS, SADDLERY, HARNESS AND FOOTWEAR .....	67	1,692	1,405	1,255	2,065	2,855	9,339
Tanning and dressing of leather .....	3	850	889	835	1,422	1,999	5,998
Manufacture of luggage, handbags and the like, saddlery and harness .....	56	744	426	390	553	771	2,940
Manufacture of footwear .....	8	98	90	30	90	85	401

DISTRIBUTION OF REPORTING ESTABLISHMENTS BY INDUSTRIAL GROUP AND AGE  
2001/2002 (1994 E.F.Y) - RURAL

TABLE 4.8C (Cont'd)

INDUSTRIAL GROUP	AGE OF ESTABLISHMENTS						TOTAL
	< 1	1 - 3	4 - 6	7 -10	11- 20	21 & OVER	
MANUFACTURE OF WOOD AND OF PRODUCTS OF WOOD AND CORK, EXCEPT FURNITURE; MAUFACTURE OF ARTICLES OF STREW AND PLAITING MATERIALS .....	1,557	20,421	10,820	6,578	9,528	4,796	53,700
Sawmilling and planing of wood .....	220	3,607	1,034	809	735	157	6,562
Manufacture of builders' carpentry and joinery .....	28	469	406	168	511	188	1,770
Manufacture of wooden containers .....	15	338	404	223	161	42	1,183
Manufacture of other products of wood, manufacture of articles of cork, straw and plating materials ..	1,294	16,007	8,976	5,378	8,121	4,409	44,185
PUBLISHING, PRINTING AND REPRODUCTION OF RECORDED MEDIA	-	-	-	-	43	104	147
MANUFACTURE OF CHEMICALS AND CHEMICAL PRODUCTS .....	-	13	41	-	5	144	203
Manufacture of pharmaceuticals, medicinal chemicals and botanical products.....	-	13	41	-	5	144	203
Manufacture of other chemical products N.E.C .....	-	-	-	-	-	-	-
MANUFACTURE OF OTHER NON-METALLIC MINERAL PRODUCTS ...	1,646	19,858	13,283	12,206	21,792	16,880	85,665
Manufacture of glass and glass products.....	-	-	-	-	9	3	12
Manufacture of non-structural non-refractory ceramic ware .....	1,623	19,801	13,201	12,129	21,732	16,804	85,290
Manufacture of structural non-refractory clay and ceramic products .....	19	11	-	-	-	-	30
Manufacture of articles of concrete, cement and plaster .....	-	4	11	16	24	34	89
Cutting, shaping and finishing of stone .....	4	42	71	61	27	39	244
MANUFACTURE OF FABRICATED METAL PRODUCTS, EXCEPT MACHINERY AND EQUIPMENT .....	54	2,419	2,262	1,987	5,492	5,340	17,554
Manufacture of structural metal products .....	-	-	8	43	9	-	60
Treatment and coating of metals, general mechanical engineering on fee or contract basis .....	-	468	193	176	902	912	2,651
Manufacture of cutlery, hand tools and general hardware .....	54	1,951	2,061	1,768	4,581	4,428	14,843
MANUFACTURE OF FURNITURE; MANUFACTURING N.E.C. ....	176	2,735	2,221	1,847	2,482	1,101	10,562
Manufacture of furniture .....	157	2,702	2,151	1,718	2,076	842	9,646
Manufacture of jewellery and related articles .....	19	33	70	129	406	259	916
<b>T O T A L</b>	<b>26,517</b>	<b>207,660</b>	<b>104,579</b>	<b>79,539</b>	<b>118,321</b>	<b>79,514</b>	<b>616,130</b>

TABLE 4.9A

 NUMBER OF OWNERS OF ESTABLISHMENTS BY INDUSTRIAL GROUP AND FORM OF OWNERSHIP AND SEX  
 2001/2002 (1994 E.F.Y) - COUNTRY LEVEL

INDUSTRIAL GROUP	FORM OF OWNERSHIP											
	INDIVIDUAL OWNERSHIP		PARTNERSHIP		CO-OPERATIVES		OTHERS		TOTAL		BOTH SEXES	
	MALE	FEMALE	MALE	FEMALE	MALE	FEMALE	MALE	FEMALE	MALE	FEMALE		
MANUFACTURE OF FOOD PRODUCTS AND BEVERAGES												
Production, processing and preserving of meat and meat products	28,918	514,782	2,596	4,306	373	273	77	279	31,964	519,640	551,604	
Manufacture of vegetable and animal oils and fats	627	989	23	18	-	-	-	-	650	1,007	1,657	
Manufacture of dairy products	336	114	-	-	-	-	-	-	336	114	450	
Manufacture of animal feed	91	981	-	-	-	-	-	-	91	981	1,072	
Manufacture of bakery products	35	53	-	-	-	-	-	-	35	53	88	
Manufacture of cocoa, chocolate and sugar confectionery	15,572	107,693	1,689	1,179	293	-	-	50	17,554	108,922	126,476	
Manufacture of other food product n.e.c	-	48	-	-	-	-	-	-	-	48	48	
Distilling, rectifying and blending of spirits; ethyl alcohol production from fermented materials..	1,228	6,015	19	10	-	-	72	-	1,319	6,025	7,344	
Manufacture of malt liquors and malt	1,009	177,603	43	1,439	130	50	5	109	1,052	179,281	180,333	
MANUFACTURE OF TOBACCO PRODUCTS	10,020	221,286	822	1,660	80	143	5	120	1,052	179,281	180,333	
Manufacture of tobacco products	642	273	42	-	-	-	61	745	745	273	1,018	
MANUFACTURE OF TEXTILES	642	273	42	-	-	-	61	745	745	273	1,018	
Preparation and spinning of textile fibers; weaving of textiles	124,839	106,059	777	410	355	213	146	270	126,117	106,952	233,069	
Manufacture of made-up textile articles, except apparel	100,647	69,507	651	341	355	213	52	246	101,705	70,307	172,012	
Manufacture of carpets and rugs	1,822	12,844	8	8	-	-	-	-	8	8	16	
Manufacture of cordage, rope, twine and netting	13,106	16,485	40	40	-	-	-	-	40	40	80	
Manufacture of knitted and crocheted fabrics and articles	8,703	4,295	78	21	-	-	73	24	13,219	16,549	29,768	
Manufacture of wearing apparel; dressing and dyeing of fur	561	2,928	-	-	-	-	21	582	2,928	561	3,510	
MANUFACTURE OF WEARING APPAREL; DRESSING AND DYING OF FUR												
Manufacture of wearing apparel, except fur apparel..	20,732	3,552	941	275	435	90	25	22,133	3,917	26,050		
Manufacture of articles of fur	20,555	2,462	941	275	435	90	25	21,956	2,827	24,783		
Manufacture of leather, manufacture of luggage, handbags, saddlery, harness and footwear	177	1,090	-	-	-	-	-	177	1,090	1,267		
TANNING AND DRESSING OF LEATHER, MANUFACTURE OF LUGGAGE, HANDBAGS, SADDLERY, HARNESS AND FOOTWEAR												
Tanning and dressing of leather	11,199	1,059	439	302	-	-	-	11,638	1,361	12,999		
Manufacture of luggage, handbags and the like, saddlery and harness	6,484	223	173	84	-	-	-	6,657	307	6,964		
Manufacture of footwear	3,451	730	233	218	-	-	-	3,684	948	4,632		
Manufacture of footwear	1,264	106	33	-	-	-	-	1,297	106	1,403		

NUMBER OF OWNERS OF ESTABLISHMENTS BY INDUSTRIAL GROUP AND FORM OF OWNERSHIP AND SEX  
2001/2002 (1994 E.F.Y.) - COUNTRY LEVEL

TABLE 4.9A (Cont'd)

INDUSTRIAL GROUP	FORM OF OWNERSHIP										
	INDIVIDUAL OWNERSHIP		PARTNERSHIP		CO-OPERATIVES		OTHERS		TOTAL		
	MALE	FEMALE	MALE	FEMALE	MALE	FEMALE	MALE	FEMALE	MALE	FEMALE	BOTH SEXES
MANUFACTURE OF WOOD AND OF PRODUCTS OF WOOD AND CORK, EXCEPT FURNITURE; MANUFACTURE OF ARTICLES OF STREW AND PLAING MATERIALS .....	21,460	38,680	3,138	134	-	-	114	-	24,712	38,814	63,526
Sawmilling and planing of wood .....	6,021	7	2,519	-	-	-	76	-	8,616	7	8,623
Manufacture of builders' carpentry and joinery .....	1,583	64	410	-	-	-	-	-	1,993	64	2,057
Manufacture of wooden containers .....	1,362	42	200	-	-	-	38	-	1,600	42	1,642
Manufacture of other products of wood, manufacture of articles of cork, straw and plating materials .....	12,494	38,567	9	134	-	-	-	-	12,503	38,701	51,204
PUBLISHING, PRINTING AND REPRODUCTION OF RECORDED MEDIA .....	182	15	-	-	-	-	-	-	182	15	197
MANUFACTURE OF CHEMICALS AND CHEMICAL PRODUCTS .....	761	157	873	-	-	-	-	-	1,634	157	1,791
Manufacture of pharmaceuticals, medicinal chemicals and botanical products .....	499	143	873	-	-	-	-	-	1,372	143	1,515
Manufacture of other chemical products N.E.C. ....	262	14	-	-	-	-	-	-	262	14	276
MANUFACTURE OF OTHER NON-METALLIC MINERAL PRODUCTS .....	3,350	90,231	311	452	139	92	59	107	3,859	90,882	94,741
Manufacture of glass and glass products .....	74	33	-	-	-	-	-	-	74	33	107
Manufacture of non-structural non-refractory ceramic ware .....	2,926	90,075	260	452	139	92	59	107	3,384	90,726	94,110
Manufacture of structural non-refractory clay and ceramic products .....	86	19	-	-	-	-	-	-	86	19	105
Manufacture of articles of concrete, cement and plaster .....	35	67	51	-	-	-	-	-	86	67	153
Cutting, shaping and finishing of stone .....	229	37	-	-	-	-	-	-	229	37	266
MANUFACTURE OF FABRICATED METAL PRODUCTS, EXCEPT MACHINERY AND EQUIPMENT .....	20,368	785	2,082	28	305	-	-	-	22,755	813	23,568
Manufacture of structural metal products .....	60	-	-	-	-	-	-	-	60	-	60
Treatment and coating of metals, general mechanical engineering on fee or contract basis .....	3,395	53	238	-	-	-	-	-	3,633	53	3,686
Manufacture of cutlery, hand tools and general hardware .....	16,913	732	1,844	28	305	-	-	-	19,062	760	19,822
MANUFACTURE OF FURNITURE; MANUFACTURING N.E.C. ....	15,556	602	1,123	-	54	-	-	-	16,733	602	17,335
Manufacture of furniture .....	14,233	361	1,123	-	54	-	-	-	15,410	361	15,771
Manufacture of jewellery and related articles .....	1,323	241	-	-	-	-	-	-	1,323	241	1,564
<b>T O T A L</b>	<b>248,007</b>	<b>756,195</b>	<b>12,322</b>	<b>5,907</b>	<b>1,661</b>	<b>668</b>	<b>482</b>	<b>656</b>	<b>262,472</b>	<b>763,426</b>	<b>1,025,898</b>

TABLE 4.9b

 NUMBER OF OWNERS OF ESTABLISHMENTS BY INDUSTRIAL GROUP AND FORM OF OWNERSHIP AND SEX  
 2001/2002 (1994 E.F.Y) - URBAN

INDUSTRIAL GROUP	FORM OF OWNERSHIP										TOTAL	
	INDIVIDUAL OWNERSHIP		PARTNERSHIP		CO-OPERATIVES		OTHERS		TOTAL			
	MALE	FEMALE	MALE	FEMALE	MALE	FEMALE	MALE	FEMALE	MALE	FEMALE		BOTH SEXES
MANUFACTURE OF FOOD PRODUCTS AND BEVERAGES												
Production, processing and preserving of meat and meat products	16,623	217,269	539	853	293	13	-	-	17,455	218,135	235,590	
Manufacture of vegetable and animal oils and fats	32	169	23	18	-	-	-	-	55	187	242	
Manufacture of dairy products	58	84	-	-	-	-	-	-	58	84	142	
Manufacture of animal feed	-	17	-	-	-	-	-	-	-	17	17	
Manufacture of bakery products	35	35	-	-	-	-	-	-	35	35	70	
Manufacture of cocoa, chocolate and sugar confectionery	9,217	59,191	307	172	293	-	-	-	9,817	59,363	69,180	
Manufacture of other food product n.e.c.	-	48	-	-	-	-	-	-	-	48	48	
Distilling, rectifying and blending of spirits; ethyl alcohol production from fermented materials..	363	4,300	10	10	-	-	-	-	373	4,310	4,683	
Manufacture of malt liquors and malt	507	48,127	-	-	-	-	-	-	507	48,127	48,634	
MANUFACTURE OF TOBACCO PRODUCTS	6,411	105,298	199	653	-	13	-	-	6,610	105,964	112,574	
Manufacture of tobacco products	17	10	-	-	-	-	-	-	17	10	27	
MANUFACTURE OF TEXTILES	17	10	-	-	-	-	-	-	17	10	27	
Preparation and spinning of textile fibers; weaving of textiles	54,251	53,418	156	80	70	-	-	-	17	10	27	
Manufacture of made-up textile articles, except apparel	52,306	38,174	85	80	70	-	21	166	54,498	53,664	108,162	
Manufacture of carpets and rugs	1,308	9,980	-	-	-	-	-	166	52,461	38,420	90,881	
Manufacture of cordage, rope, twine and netting	347	3,199	-	-	-	-	-	-	347	3,199	3,546	
Manufacture of knitted and crocheted fabrics and articles	17	207	71	-	-	-	-	-	88	207	295	
MANUFACTURE OF WEARING APPAREL; DRESSING AND DYING OF FUR	273	1,858	-	-	-	-	-	-	273	1,858	2,152	
Manufacture of wearing apparel, except fur apparel..	11,644	1,734	670	248	430	85	-	-	12,744	2,067	14,811	
Manufacture of articles of fur	11,644	1,697	670	248	430	85	-	-	12,744	2,030	14,774	
TANNING AND DRESSING OF LEATHER, MANUFACTURE OF LUGGAGE, HANDBAGS, SADDLERY, HARNESS AND FOOTWEAR	2,719	212	256	218	-	-	-	-	2,975	430	3,405	
Tanning and dressing of leather	682	64	-	-	-	-	-	-	682	64	746	
Manufacture of luggage, handbags and the like, saddlery and harness	-	-	-	-	-	-	-	-	-	-	-	
Manufacture of footwear	1,117	100	223	218	-	-	-	-	1,340	318	1,658	
	920	48	33	-	-	-	-	-	953	48	1,001	

NUMBER OF OWNERS OF ESTABLISHMENTS BY INDUSTRIAL GROUP AND FORM OF OWNERSHIP AND SEX  
2001/2002 (1994 E.F.Y) - URBAN

TABLE 4.9B (Cont'd)

INDUSTRIAL GROUP	FORM OF OWNERSHIP										
	INDIVIDUAL OWNERSHIP		PARTNERSHIP		CO-OPERATIVES		OTHERS		TOTAL		
	MALE	FEMALE	MALE	FEMALE	MALE	FEMALE	MALE	FEMALE	MALE	FEMALE	BOTH SEXES
MANUFACTURE OF WOOD AND OF PRODUCTS OF WOOD AND CORK, EXCEPT FURNITURE; MANUFACTURE OF ARTICLES OF STREW AND PLAITING MATERIALS .....	1,389	5,802	12	16	-	-	38	-	1,439	5,818	7,257
Sawmilling and planing of wood .....	206	-	5	-	-	-	-	-	211	-	211
Manufacture of builders' carpentry and joinery .....	76	-	-	-	-	-	-	-	76	-	76
Manufacture of wooden containers .....	265	42	7	-	-	-	38	-	310	42	352
Manufacture of other products of wood, manufacture of articles of cork, straw and plating materials ..	842	5,760	-	16	-	-	-	-	842	5,776	6,618
PUBLISHING, PRINTING AND REPRODUCTION OF RECORDED MEDIA	36	15	-	-	-	-	-	-	36	15	51
MANUFACTURE OF CHEMICALS AND CHEMICAL PRODUCTS .....	613	102	873	-	-	-	-	-	1,486	102	1,588
Manufacture of pharmaceuticals, medicinal chemicals and botanical products.....	351	88	873	-	-	-	-	-	1,224	88	1,312
Manufacture of other chemical products N.E.C .....	262	14	-	-	-	-	-	-	262	14	276
MANUFACTURE OF OTHER NON-METALLIC MINERAL PRODUCTS ...	727	6,236	132	104	99	138	-	-	958	6,348	7,306
Manufacture of glass and glass products.....	74	21	-	-	-	-	-	-	74	21	95
Manufacture of non-structural non-refractory ceramic ware .....	521	6,207	104	104	99	8	-	-	724	6,319	7,043
Manufacture of structural non-refractory clay and ceramic products .....	86	8	-	-	-	-	-	-	86	8	94
Manufacture of articles of concrete, cement and plaster .....	23	-	28	-	-	-	-	-	51	-	51
Cutting, shaping and finishing of stone .....	23	-	-	-	-	-	-	-	23	-	23
MANUFACTURE OF FABRICATED METAL PRODUCTS, EXCEPT MACHINERY AND EQUIPMENT .....	3,090	458	136	-	-	-	-	-	3,226	458	3,684
Manufacture of structural metal products .....	741	53	118	-	-	-	-	-	859	53	912
Treatment and coating of metals, general mechanical engineering on fee or contract basis .....	2,349	405	18	-	-	-	-	-	2,367	405	2,772
Manufacture of cutlery, hand tools and general hardware .....	5,484	347	402	-	-	-	-	-	5,886	347	6,233
MANUFACTURE OF FURNITURE; MANUFACTURING N.E.C. ....	5,064	120	402	-	-	-	-	-	5,466	120	5,586
Manufacture of furniture .....	420	227	-	-	-	-	-	-	420	227	647
Manufacture of jewelry and related articles .....											
<b>T O T A L</b>	<b>96,593</b>	<b>285,603</b>	<b>3,176</b>	<b>1,519</b>	<b>892</b>	<b>106</b>	<b>166</b>	<b>100,720</b>	<b>287,394</b>	<b>388,114</b>	

NUMBER OF OWNERS OF ESTABLISHMENTS BY INDUSTRIAL GROUP AND FORM OF OWNERSHIP AND SEX  
2001/2002 (1994 E.F.Y.) - RURAL

TABLE 4.9C

INDUSTRIAL GROUP	FORM OF OWNERSHIP										TOTAL	BOTH SEXES
	INDIVIDUAL OWNERSHIP		PARTNERSHIP		CO-OPERATIVES		OTHERS		TOTAL			
	MALE	FEMALE	MALE	FEMALE	MALE	FEMALE	MALE	FEMALE	MALE	FEMALE		
MANUFACTURE OF FOOD PRODUCTS AND BEVERAGES	12,293	297,512	2,057	3,453	80	260	77	279	14,507	301,504	316,011	
Production, processing and preserving of meat and meat products	594	821	-	-	-	-	-	-	594	821	1,415	
Manufacture of vegetable and animal oils and fats	278	30	-	-	-	-	-	-	278	30	308	
Manufacture of dairy products	91	964	-	-	-	-	-	-	91	964	1,055	
Manufacture of animal feed	-	18	-	-	-	-	-	-	-	18	18	
Manufacture of bakery products	6,355	48,502	1,382	1,007	-	-	-	50	7,737	49,559	57,296	
Manufacture of cocoa, chocolate and sugar confectionery	865	1,715	9	-	-	-	72	-	946	1,715	2,661	
Manufacture of other food product n.e.c.	501	129,475	43	1,439	-	130	-	109	544	131,153	131,697	
Distilling, rectifying and blending of spirits; ethyl alcohol production from fermented materials	3,609	115,987	623	1,007	80	130	5	120	4,317	117,244	121,561	
Manufacture of malt liquors and malt	625	263	42	-	-	-	61	-	728	263	991	
MANUFACTURE OF TOBACCO PRODUCTS	625	263	42	-	-	-	61	-	728	263	991	
Manufacture of tobacco products	70,587	52,644	621	330	284	213	125	104	71,617	53,291	124,908	
MANUFACTURE OF TEXTILES	48,341	31,333	566	261	284	213	52	80	49,243	31,887	81,130	
Preparation and spinning of textile fibers; weaving of textiles	514	2,865	8	8	-	-	-	-	522	2,873	3,395	
Manufacture of made-up textile articles, except apparel	12,759	13,287	40	40	-	-	73	24	12,872	13,351	26,223	
Manufacture of carpets and rugs	8,686	4,089	7	21	-	-	-	-	8,693	4,110	12,803	
Manufacture of cordage, rope, twine and netting	1287	1,070	-	-	-	-	-	-	1287	1,070	1,357	
Manufacture of knitted and crocheted fabrics and articles	9,087	1,818	271	27	5	5	25	-	9,388	1,850	11,238	
MANUFACTURE OF WEARING APPAREL; DRESSING AND DYING OF FUR	18,910	765	271	27	5	5	25	-	19,211	797	10,008	
Manufacture of wearing apparel, except fur apparel	177	1,053	-	-	-	-	-	-	177	1,053	1,230	
Manufacture of articles of fur	8,479	848	183	84	-	-	-	-	8,662	932	9,594	
TANNING AND DRESSING OF LEATHER, MANUFACTURE OF LUGGAGE, HANDBAGS, SADDLERY, HARNESS AND FOOTWEAR	5,802	160	173	84	-	-	-	-	5,975	244	6,219	
Tanning and dressing of leather	2,334	630	10	-	-	-	-	-	2,344	630	2,974	
Manufacture of luggage, handbags and the like, saddlery and harness	343	58	-	-	-	-	-	-	343	58	401	
Manufacture of footwear												

NUMBER OF OWNERS OF ESTABLISHMENTS BY INDUSTRIAL GROUP AND FORM OF OWNERSHIP AND SEX  
2001/2002 (1994 E.F.Y.) - RURAL

TABLE 4.9C (Cont'd)

INDUSTRIAL GROUP	FORM OF OWNERSHIP										
	INDIVIDUAL OWNERSHIP		PARTNERSHIP		CO-OPERATIVES		OTHERS		TOTAL		
	MALE	FEMALE	MALE	FEMALE	MALE	FEMALE	MALE	FEMALE	MALE	FEMALE	BOTH SEXES
MANUFACTURE OF WOOD AND OF PRODUCTS OF WOOD AND CORK, EXCEPT FURNITURE; MANUFACTURE OF ARTICLES OF STREW AND PLAITING MATERIALS .....	20,071	32,878	3,126	118	-	-	76	576	23,273	32,996	56,269
Sawmilling and planing of wood .....	5,814	7	2,514	-	-	-	76	-	8,404	7	8,411
Manufacture of builders' carpentry and joinery .....	1,507	64	410	-	-	-	-	-	1,917	64	1,981
Manufacture of wooden containers .....	1,097	-	193	-	-	-	-	-	1,290	-	1,290
Manufacture of other products of wood, manufacture of articles of cork, straw and plating materials ..	11,653	32,807	9	118	-	-	-	-	11,662	32,925	44,587
PUBLISHING, PRINTING AND REPRODUCTION OF RECORDED MEDIA .....	146	-	-	-	-	-	-	-	146	-	146
MANUFACTURE OF CHEMICALS AND CHEMICAL PRODUCTS .....	148	55	-	-	-	-	-	-	148	55	203
Manufacture of pharmaceuticals, medicinal chemicals and botanical products .....	148	55	-	-	-	-	-	-	148	55	203
Manufacture of other chemical products N.E.C .....	-	-	-	-	-	-	-	-	-	-	-
MANUFACTURE OF OTHER NON-METALLIC MINERAL PRODUCTS .....	2,622	83,994	179	348	40	84	59	107	2,900	84,533	87,433
Manufacture of glass and glass products .....	-	12	-	-	-	-	-	-	-	12	12
Manufacture of non-structural non-refractory ceramic ware .....	2,405	83,867	156	348	40	84	59	107	2,660	84,406	87,066
Manufacture of structural non-refractory clay and ceramic products .....	-	-	-	-	-	-	-	-	-	-	-
Manufacture of articles of concrete, cement and plaster .....	11	67	23	-	-	-	-	-	34	67	101
Cutting, shaping and finishing of stone .....	206	37	-	-	-	-	-	-	206	37	243
MANUFACTURE OF FABRICATED METAL PRODUCTS, EXCEPT MACHINERY AND EQUIPMENT .....	17,278	327	1,946	28	305	-	-	-	19,529	355	19,884
Manufacture of structural metal products .....	60	-	120	-	-	-	-	-	60	-	60
Treatment and coating of metals, general mechanical engineering on fee or contract basis .....	2,654	-	-	-	-	-	-	-	2,774	-	2,774
Manufacture of cutlery, hand tools and general hardware .....	14,564	327	1,826	28	305	-	-	-	16,695	355	17,050
MANUFACTURE OF FURNITURE; MANUFACTURING N.E.C. ....	10,071	255	721	-	54	-	-	-	10,846	255	11,101
Manufacture of furniture .....	9,169	241	721	-	54	-	-	-	9,944	241	10,185
Manufacture of jewellery and related articles .....	902	14	-	-	-	-	-	-	902	14	916
<b>T O T A L</b>	<b>151,407</b>	<b>470,594</b>	<b>9,146</b>	<b>4,388</b>	<b>768</b>	<b>562</b>	<b>423</b>	<b>490</b>	<b>161,744</b>	<b>476,034</b>	<b>637,778</b>

NUMBER OF PERSONS ENGAGED BY INDUSTRIAL GROUP, TYPE OF WORKER AND SEX  
2001/2002 (1994 E.F.Y) - COUNTRY LEVEL

TABLE 4.10A

INDUSTRIAL GROUP	No. OF ESTAB.	TYPE OF WORKER												TOTAL		
		UNPAID FAMILY WORKERS AND ACTIVE OWNERS		UNPAID APPRENTICES		PAID APPRENTICES		PERMANENT PRODUCTION & ADMINISTRATIVE EMPLOYEES		SEASONAL & TEMPORARY WORKERS				MALE	FEMALE	BOTH SEXES
		MALE	FEMALE	MALE	FEMALE	MALE	FEMALE	MALE	FEMALE	MALE	FEMALE					
MANUFACTURE OF FOOD PRODUCTS AND BEVERAGES .....	524,172	47,233	628,528	1,007	5,828	810	716	3,229	7,763	10,135	15,648	62,414	658,483	720,897		
Production, processing and preserving of meat and meat products .....	1,604	774	1,127	61	-	-	-	-	-	-	-	835	1,127	1,962		
Manufacture of vegetable and animal oils and fats ..	411	510	328	42	10	-	-	37	19	47	-	636	357	993		
Manufacture of dairy products .....	1,046	415	1,169	-	29	-	-	-	-	-	-	415	1,198	1,613		
Manufacture of animal feed .....	48	-	48	-	-	-	-	-	-	-	-	-	48	48		
Manufacture of bakery products .....	117,000	20,047	133,777	559	1,100	602	231	1,558	1,681	5,694	4,396	28,460	141,185	169,645		
Manufacture of cocoa, chocolate and sugar confectionery .....	48	-	49	-	-	-	-	-	-	-	-	-	49	49		
Manufacture of other food product n.e.c .....	7,130	1,616	7,544	-	96	-	-	-	36	77	170	1,693	7,846	9,539		
Distilling, rectifying and blending of spirits; ethyl alcohol production from fermented materials..	176,924	7,081	209,311	154	2,265	-	52	-	1,452	6	1,297	7,241	214,377	221,618		
Manufacture of malt liquors and malt .....	219,961	16,790	275,175	191	2,328	208	433	1,634	4,575	4,311	9,785	23,134	292,296	315,430		
MANUFACTURE OF TOBACCO PRODUCTS .....	966	740	363	-	-	-	-	-	-	13	-	753	363	1,116		
Manufacture of tobacco products .....	966	740	363	-	-	-	-	-	-	13	-	753	363	1,116		
MANUFACTURE OF TEXTILES .....	221,847	136,402	148,799	2,059	1,081	720	156	1,108	223	3,723	2,466	144,012	152,725	296,737		
Preparation and spinning of textile fibers; weaving of textiles .....	162,398	109,574	107,966	2,031	476	671	32	1,085	177	3,672	1,352	117,033	110,003	227,036		
Manufacture of made-up textile articles, except apparel .....	14,643	2,242	14,507	-	128	-	-	-	13	28	59	2,270	14,707	16,977		
Manufacture of carpets and rugs .....	28,604	14,059	18,544	28	447	49	124	-	10	2	1,055	14,138	20,180	34,318		
Manufacture of cordage, rope, twine and netting .....	12,783	9,533	4,790	-	30	-	-	-	-	-	-	9,533	4,820	14,353		
Manufacture of knitted and crocheted fabrics and articles .....	3,419	994	2,992	-	-	-	-	23	23	21	-	1,038	3,015	4,053		
MANUFACTURE OF WEARING APPAREL; DRESSING AND DYING OF FUR .....	24,137	24,117	4,524	358	22	92	-	506	-	2,774	9	27,847	4,555	32,402		
Manufacture of wearing apparel, except fur apparel..	22,877	23,895	3,376	358	22	92	-	506	-	2,774	9	27,625	3,407	31,032		
Manufacture of articles of fur .....	1,260	222	1,148	-	-	-	-	-	-	-	-	222	1,148	1,370		
TANNING AND DRESSING OF LEATHER, MANUFACTURE OF LUGGAGE, HANDBAGS, SADDLERY, HARNESS AND FOOTWEAR ...	12,025	12,336	2,402	114	5	12	-	26	5	147	18	12,635	2,430	15,065		
Tanning and dressing of leather .....	6,682	7,256	1,185	18	-	5	-	-	-	60	-	7,339	1,185	8,524		
Manufacture of luggage, handbags and the like, saddlery and harness .....	4,194	3,870	1,075	41	-	-	-	-	-	-	-	-	-	-		
Manufacture of footwear .....	1,149	1,210	142	55	5	7	-	26	5	87	18	3,911	1,093	5,004		
												1,385	152	1,537		

NUMBER OF PERSONS ENGAGED BY INDUSTRIAL GROUP, TYPE OF WORKER AND SEX  
2001/2002 (1994 E.F.Y.) - COUNTRY LEVEL

TABLE 4.10A (Cont'd)

INDUSTRIAL GROUP	TYPE OF WORKER													
	No. OF ESTAB.	UNPAID FAMILY WORKERS AND ACTIVE OWNERS		UNPAID APPRENTICES		PAID APPRENTICES		PERMANENT PRODUCTION & ADMINISTRATIVE EMPLOYEES		SEASONAL & TEMPORARY WORKERS		TOTAL		
		MALE	FEMALE	MALE	FEMALE	MALE	FEMALE	MALE	FEMALE	MALE	FEMALE	MALE	FEMALE	BOTH SEXES
MANUFACTURE OF WOOD AND OF PRODUCTS OF WOOD AND CORK, EXCEPT FURNITURE; MANUFACTURE OF ARTICLES OF STREW AND PLAITING MATERIALS .....	60,463	27,630	40,847	313	290	228	12	98	17	702	-	28,971	41,166	70,137
Sawmilling and planing of wood .....	6,754	11,134	61	89	-	125	-	64	-	389	-	11,800	61	11,861
Manufacture of builders' carpentry and joinery .....	1,847	2,251	10	8	-	58	2	-	-	140	-	2,529	12	2,541
Manufacture of wooden containers .....	1,514	1,739	126	1	-	10	-	34	-	150	-	1,944	126	2,070
Manufacture of other products of wood, manufacture of articles of cork, straw and plating materials ..	50,348	12,506	40,650	134	290	35	10	-	17	23	-	12,698	40,967	53,665
PUBLISHING, PRINTING AND REPRODUCTION OF RECORDED MEDIA	197	212	15	-	-	-	-	-	-	13	-	225	15	240
MANUFACTURE OF CHEMICALS AND CHEMICAL PRODUCTS .....	1,117	1,665	207	-	20	-	-	-	-	218	14	1,883	241	2,124
Manufacture of pharmaceuticals, medicinal chemicals and botanical products .....	841	1,403	149	-	20	-	-	-	-	218	-	1,621	169	1,790
Manufacture of other chemical products N.E.C. ....	276	262	58	-	-	-	-	-	-	14	14	262	72	334
MANUFACTURE OF OTHER NON-METALLIC MINERAL PRODUCTS ...	92,404	8,544	98,217	102	1,762	-	5	107	91	588	367	9,341	100,442	109,783
Manufacture of glass and glass products .....	107	91	62	-	6	-	-	-	-	9	18	100	86	186
Manufacture of non-structural non-refractory ceramic ware .....	91,779	8,025	97,947	102	1,756	-	5	99	83	300	341	8,524	100,132	108,656
Manufacture of structural non-refractory clay and ceramic products .....	124	124	27	-	-	-	-	8	8	150	8	282	43	325
Manufacture of articles of concrete, cement and plaster .....	127	75	114	-	-	-	-	-	-	129	-	204	114	318
Cutting, shaping and finishing of stone .....	267	231	67	-	-	-	-	-	-	-	-	231	67	298
MANUFACTURE OF FABRICATED METAL PRODUCTS, EXCEPT MACHINERY AND EQUIPMENT .....	20,787	26,198	2,031	1,070	42	736	3	1,023	-	2,433	-	31,460	2,076	33,536
Manufacture of structural metal products .....	60	60	9	-	-	-	-	-	-	-	-	60	9	69
Treatment and coating of metals, general mechanical engineering on fee or contract basis .....	3,257	4,113	80	124	3	269	-	11	-	260	-	4,777	83	4,860
Manufacture of cutlery, hand tools and general hardware .....	17,470	22,025	1,942	946	39	467	3	1,012	-	2,173	-	26,623	1,984	28,607
MANUFACTURE OF FURNITURE; MANUFACTURING N.E.C. ....	16,562	18,637	1,196	1,335	3	649	13	595	-	2,371	32	23,587	1,244	24,831
Manufacture of furniture .....	14,998	16,685	608	1,313	3	649	13	581	-	2,344	23	21,572	647	22,219
Manufacture of jewellery and related articles .....	1,564	1,952	588	22	-	-	-	14	-	27	9	2,015	597	2,612
<b>T O T A L</b>	<b>974,677</b>	<b>303,714</b>	<b>927,129</b>	<b>6,358</b>	<b>9,053</b>	<b>3,247</b>	<b>905</b>	<b>6,692</b>	<b>8,099</b>	<b>23,117</b>	<b>18,554</b>	<b>343,128</b>	<b>963,740</b>	<b>1,306,868</b>

NUMBER OF PERSONS ENGAGED BY INDUSTRIAL GROUP, TYPE OF WORKER AND SEX  
2001/2002 (1994 E.F.Y) - URBAN

TABLE 4.10B

INDUSTRIAL GROUP	TYPE OF WORKER													
	No. OF ESTAB.	UNPAID FAMILY WORKERS AND ACTIVE OWNERS		UNPAID APPRENTICES		PAID APPRENTICES		PERMANENT PRODUCTION & ADMINISTRATIVE EMPLOYEES		SEASONAL & TEMPORARY WORKERS		TOTAL		
		MALE	FEMALE	MALE	FEMALE	MALE	FEMALE	MALE	FEMALE	MALE	FEMALE	MALE	FEMALE	BOTH SEXES
MANUFACTURE OF FOOD PRODUCTS AND BEVERAGES .....	217,764	17,989	285,048	53	1,307	234	419	2,922	6,784	6,383	13,645	27,581	307,203	334,784
Production, processing and preserving of meat and meat products .....	190	56	230	-	-	-	-	-	-	-	-	56	230	286
Manufacture of vegetable and animal oils and fats ..	142	90	154	-	-	-	-	37	19	21	-	148	173	321
Manufacture of dairy products .....	17	8	17	-	-	-	-	-	-	-	-	8	17	25
Manufacture of animal feed .....	35	-	35	-	-	-	-	-	-	-	-	-	35	35
Manufacture of bakery products .....	62,311	8,868	76,847	44	267	143	117	1,327	1,459	3,798	3,675	14,180	82,365	96,545
Manufacture of cocoa, chocolate and sugar confectionery .....	48	-	49	-	-	-	-	-	-	-	-	-	49	49
Manufacture of other food product n.e.c .....	4,522	740	5,408	-	-	-	-	-	-	-	-	-	49	49
Distilling, rectifying and blending of spirits; ethyl alcohol production from fermented materials..	48,060	880	62,067	-	472	-	-	-	-	73	170	813	5,578	6,391
Manufacture of malt liquors and malt .....	102,439	7,347	140,241	9	568	91	302	1,558	3,874	2,491	8,582	11,496	65,189	66,069
MANUFACTURE OF TOBACCO PRODUCTS .....	27	17	10	-	-	-	-	-	-	-	-	30	10	40
Manufacture of tobacco products.....	27	17	10	-	-	-	-	-	-	13	-	30	10	40
MANUFACTURE OF TEXTILES .....	100,670	59,243	76,457	1,601	104	443	32	933	124	3,640	1,306	65,860	78,023	143,883
Preparation and spinning of textile fibers; weaving of textiles .....	84,153	56,314	59,189	1,601	70	443	32	910	101	3,591	1,247	62,859	60,639	123,498
Manufacture of made-up textile articles, except apparel .....	11,275	1,678	11,558	-	34	-	-	-	-	-	28	59	1,706	11,651
Manufacture of carpets and rugs .....	2,921	326	3,351	-	-	-	-	-	-	-	-	326	3,351	3,677
Manufacture of cordage, rope, twine and netting .....	247	225	431	-	-	-	-	-	-	-	-	225	431	656
Manufacture of knitted and crocheted fabrics and articles .....	2,074	700	1,928	-	-	-	-	23	23	21	-	744	1,951	2,695
MANUFACTURE OF WEARING APPAREL; DRESSING AND DYING OF FUR .....	13,225	14,235	2,502	144	-	33	-	396	-	2,174	9	16,982	2,511	19,493
Manufacture of wearing apparel, except fur apparel..	13,188	14,235	2,465	144	-	33	-	396	-	2,174	9	16,982	2,474	19,456
Manufacture of articles of fur .....	37	-	37	-	-	-	-	-	-	-	-	-	37	37
TANNING AND DRESSING OF LEATHER, MANUFACTURE OF LUGGAGE, HANDBAGS, SADDLERY, HARNESS AND FOOTWEAR .....	2,680	3,175	652	57	5	5	-	26	5	104	18	3,367	680	4,047
Tanning and dressing of leather .....	684	977	234	9	-	5	-	-	-	17	-	1,008	234	1,242
Manufacture of luggage, handbags and the like, saddlery and harness .....	1,248	1,368	334	-	-	-	-	-	-	-	-	-	-	-
Manufacture of footwear .....	748	830	84	48	5	-	-	26	5	87	18	1,368	352	1,720
												991	94	1,085

NUMBER OF PERSONS ENGAGED BY INDUSTRIAL GROUP, TYPE OF WORKER AND SEX  
2001/2002 (1994 E.F.Y) - URBAN

TABLE 4.10B (Cont'd)

INDUSTRIAL GROUP	TYPE OF WORKER													
	No. OF ESTAB.	UNPAID FAMILY WORKERS AND ACTIVE OWNERS		UNPAID APPRENTICES		PAID APPRENTICES		PERMANENT PRODUCTION & ADMINISTRATIVE EMPLOYEES		SEASONAL & TEMPORARY WORKERS		TOTAL		
		MALE	FEMALE	MALE	FEMALE	MALE	FEMALE	MALE	FEMALE	MALE	FEMALE	MALE	FEMALE	BOTH SEXES
MANUFACTURE OF WOOD AND OF PRODUCTS OF WOOD AND CORK, EXCEPT FURNITURE; MANUFACTURE OF ARTICLES OF STREW AND PLAITING MATERIALS .....	6,721	1,317	6,230	66	17	24	10	50	-	119	-	1,576	6,257	7,833
Sawmilling and planing of wood .....	191	247	-	30	-	-	-	16	-	2	-	295	-	295
Manufacture of builders' carpentry and joinery .....	76	98	-	28	-	-	-	-	-	14	-	140	-	140
Manufacture of wooden containers .....	330	501	29	-	-	10	-	34	-	80	-	625	29	654
Manufacture of other products of wood, manufacture of articles of cork, straw and plating materials ..	6,124	471	6,201	8	17	14	10	-	-	23	-	516	6,228	6,744
PUBLISHING, PRINTING AND REPRODUCTION OF RECORDED MEDIA	51	36	15	-	-	-	-	-	-	13	-	49	15	64
MANUFACTURE OF CHEMICALS AND CHEMICAL PRODUCTS .....	914	1,515	150	-	-	-	-	-	-	218	14	1,733	164	1,897
Manufacture of pharmaceuticals, medicinal chemicals and botanical products.....	638	1,253	92	-	-	-	-	-	-	218	-	1,471	92	1,563
Manufacture of other chemical products N.E.C .....	276	262	58	-	-	-	-	-	-	14	14	262	72	334
MANUFACTURE OF OTHER NON-METALLIC MINERAL PRODUCTS ...	6,717	1,120	7,375	-	27	-	-	107	8	543	359	1,770	7,769	9,539
Manufacture of glass and glass products.....	95	91	51	-	6	-	-	-	-	9	18	100	75	175
Manufacture of non-structural non-refractory ceramic ware .....	6,467	868	7,308	-	21	-	-	99	-	289	333	1,256	7,662	8,918
Manufacture of structural non-refractory clay and ceramic products .....	94	86	16	-	-	-	-	8	8	150	8	244	32	276
Manufacture of articles of concrete, cement and plaster .....	38	52	-	-	-	-	-	-	-	95	-	147	-	147
Cutting, shaping and finishing of stone .....	23	23	-	-	-	-	-	-	-	-	-	23	-	23
MANUFACTURE OF FABRICATED METAL PRODUCTS, EXCEPT MACHINERY AND EQUIPMENT .....	3,211	3,830	410	28	-	63	-	931	-	1,350	-	6,202	410	6,612
Manufacture of structural metal products .....	-	-	-	-	-	-	-	-	-	-	-	-	-	-
Treatment and coating of metals, general mechanical engineering on fee or contract basis .....	601	983	-	11	-	-	-	-	-	162	-	1,156	-	1,156
Manufacture of cutlery, hand tools and general hardware .....	2,610	2,847	410	17	-	63	-	931	-	1,188	-	5,046	410	5,456
MANUFACTURE OF FURNITURE; MANUFACTURING N.E.C. ....	5,998	7,326	449	1,086	-	576	-	559	-	2,022	32	11,569	481	12,050
Manufacture of furniture .....	5,351	6,392	213	1,086	-	576	-	545	-	1,995	23	10,594	236	10,830
Manufacture of jewelry and related articles .....	647	934	236	-	-	-	-	14	-	27	9	975	245	1,220
T O T A L	357,978	109,803	379,298	3,035	1,460	1,378	461	5,924	6,921	16,579	15,383	136,719	403,523	540,242

NUMBER OF PERSONS ENGAGED BY INDUSTRIAL GROUP, TYPE OF WORKER AND SEX  
2001/2002 (1994 E.F.Y.) - RURAL

TABLE 4.10C

INDUSTRIAL GROUP	No. OF ESTAB.	TYPE OF WORKER												TOTAL		
		UNPAID FAMILY WORKERS AND ACTIVE OWNERS		UNPAID APPRENTICES		PAID APPRENTICES		PERMANENT PRODUCTION & ADMINISTRATIVE EMPLOYEES		SEASONAL & TEMPORARY WORKERS						
		MALE	FEMALE	MALE	FEMALE	MALE	FEMALE	MALE	FEMALE	MALE	FEMALE	MALE	FEMALE	BOTH SEXES		
<b>MANUFACTURE OF FOOD PRODUCTS AND BEVERAGES</b>	306,408	29,244	343,479	955	4,521	576	298	308	981	3,752	2,002	34,835	351,281	386,116		
Production, processing and preserving of meat and meat products	1,415	718	897	61	-	-	-	-	-	-	-	779	897	1,676		
Manufacture of vegetable and animal oils and fats	269	420	173	42	10	-	-	-	-	-	-	488	183	671		
Manufacture of dairy products	1,029	407	1,152	-	29	-	-	-	-	26	-	407	1,181	1,588		
Manufacture of bakery products	13	-	13	-	-	-	-	-	-	-	-	-	13	13		
Manufacture of cocoa, chocolate and sugar confectionery	54,688	11,179	56,931	516	833	459	114	231	222	1,896	721	14,281	58,821	73,102		
Manufacture of other food product n.e.c.	-	-	-	-	-	-	-	-	-	-	-	-	-	-		
Distilling, rectifying and blending of spirits; ethyl alcohol production from fermented materials..	2,608	876	2,136	-	96	-	-	-	-	36	5	881	2,268	3,149		
Manufacture of malt liquors and malt	128,864	6,201	147,244	154	1,793	-	52	-	21	6	78	6,361	149,188	155,549		
<b>MANUFACTURE OF TOBACCO PRODUCTS</b>	117,522	9,443	134,933	182	1,760	117	132	77	702	1,819	1,203	11,638	138,730	150,368		
Manufacture of tobacco products	940	723	353	-	-	-	-	-	-	-	-	723	353	1,076		
<b>MANUFACTURE OF TEXTILES</b>	940	723	353	-	-	-	-	-	-	-	-	723	353	1,076		
Preparation and spinning of textile fibers; weaving of textiles	121,176	77,161	72,341	458	978	277	124	175	100	82	1,160	78,153	74,703	152,856		
Manufacture of made-up textile articles, except apparel	78,245	53,260	48,777	430	407	228	70	175	77	80	105	54,173	49,366	103,539		
Manufacture of carpets and rugs	3,367	564	2,949	-	94	-	-	-	-	-	-	-	-	-		
Manufacture of cordage, rope, twine and netting	25,683	13,734	15,192	28	447	49	124	-	13	-	-	564	3,056	3,620		
Manufacture of knitted and crocheted fabrics and articles	12,536	9,308	4,359	30	30	-	-	-	10	2	1,055	13,813	16,828	30,641		
<b>MANUFACTURE OF WEARING APPAREL; DRESSING AND DYING OF FUR</b>	1,345	295	1,064	-	-	-	-	-	-	-	-	295	1,064	1,359		
Manufacture of wearing apparel, except fur apparel..	10,912	9,883	2,022	213	22	58	110	599	-	-	-	10,863	2,044	12,907		
Manufacture of articles of fur	9,689	9,661	912	213	22	58	110	599	-	-	-	10,641	934	11,575		
<b>TANNING AND DRESSING OF LEATHER, MANUFACTURE OF LUGGAGE, HANDBAGS, SADDLERY, HARNESS AND FOOTWEAR</b>	1,223	222	1,110	-	-	-	-	-	-	-	-	222	1,110	1,332		
Tanning and dressing of leather	9,345	9,161	1,751	58	-	7	-	43	-	-	-	9,269	1,751	11,020		
Manufacture of luggage, handbags and the like, saddlery and harness	5,998	6,279	951	10	-	-	-	43	-	-	-	6,332	951	7,283		
Manufacture of footwear	2,946	2,502	742	41	-	-	-	43	-	-	-	2,543	742	3,285		
	401	380	58	7	-	7	-	-	-	-	-	394	58	452		

NUMBER OF PERSONS ENGAGED BY INDUSTRIAL GROUP, TYPE OF WORKER AND SEX  
 2001/2002 (1994 E.F.Y.) - RURAL

TABLE 4.10C (Cont'd)

INDUSTRIAL GROUP	No. OF ESTAB.	TYPE OF WORKER												TOTAL
		UNPAID FAMILY WORKERS AND ACTIVE OWNERS		UNPAID APPRENTICES		PAID APPRENTICES		PERMANENT PRODUCTION & ADMINISTRATIVE EMPLOYEES		SEASONAL & TEMPORARY WORKERS		TOTAL		
		MALE	FEMALE	MALE	FEMALE	MALE	FEMALE	MALE	FEMALE	MALE	FEMALE	MALE	FEMALE	
MANUFACTURE OF WOOD AND OF PRODUCTS OF WOOD AND CORK, EXCEPT FURNITURE; MANUFACTURE OF ARTICLES OF STREW AND PLAITING MATERIALS .....	53,741	26,313	34,616	246	273	204	2	48	17	583	-	27,394	34,908	62,302
Sawmilling and planing of wood .....	6,563	10,887	61	58	-	125	-	48	-	387	-	11,505	61	11,566
Manufacture of builders' carpentry and joinery .....	1,770	2,153	10	52	-	58	2	-	-	126	-	2,389	12	2,401
Manufacture of wooden containers .....	1,184	1,238	96	11	-	-	-	-	-	70	-	1,319	96	1,415
Manufacture of other products of wood, manufacture of articles of cork, straw and plating materials ..	44,224	12,035	34,449	125	273	21	-	-	17	-	-	12,181	34,739	46,920
PUBLISHING, PRINTING AND REPRODUCTION OF RECORDED MEDIA	146	176	-	-	-	-	-	-	-	-	-	176	-	176
MANUFACTURE OF CHEMICALS AND CHEMICAL PRODUCTS .....	203	150	57	-	20	-	-	-	-	-	-	150	77	227
Manufacture of pharmaceuticals, medicinal chemicals and botanical products.....	203	150	57	-	20	-	-	-	-	-	-	150	77	227
Manufacture of other chemical products N.E.C .....	-	-	-	-	-	-	-	-	-	-	-	-	-	-
MANUFACTURE OF OTHER NON-METALLIC MINERAL PRODUCTS ...	85,686	7,424	90,844	102	1,734	5	-	83	45	8	7,571	92,674	100,245	
Manufacture of glass and glass products.....	12	-	12	-	-	-	-	-	-	-	-	12	-	12
Manufacture of non-structural non-refractory ceramic ware .....	85,311	7,155	90,640	102	1,734	5	-	83	11	8	7,268	92,470	99,738	
Manufacture of structural non-refractory clay and ceramic products .....	30	38	11	-	-	-	-	-	-	-	-	38	11	49
Manufacture of articles of concrete, cement and plaster .....	90	23	114	-	-	-	-	-	-	-	-	57	114	171
Cutting, shaping and finishing of stone .....	243	208	67	-	-	-	-	-	-	-	-	208	67	275
MANUFACTURE OF FABRICATED METAL PRODUCTS, EXCEPT MACHINERY AND EQUIPMENT .....	17,576	22,367	1,621	1,041	42	673	3	91	-	1,081	-	25,253	1,666	26,919
Manufacture of structural metal products .....	60	60	9	-	-	-	-	-	-	-	-	60	9	69
Treatment and coating of metals, general mechanical engineering on fee or contract basis .....	2,656	3,129	80	112	3	269	-	11	-	97	-	3,618	83	3,701
Manufacture of cutlery, hand tools and general hardware .....	14,860	19,178	1,532	929	39	404	3	80	-	984	-	21,575	1,574	23,149
MANUFACTURE OF FURNITURE; MANUFACTURING N.E.C. ....	10,562	11,310	747	249	3	74	13	36	-	349	-	12,018	763	12,781
Manufacture of furniture .....	9,646	10,292	395	227	3	74	13	36	-	349	-	10,978	411	11,389
Manufacture of jewellery and related articles .....	916	1,018	352	22	-	-	-	-	-	-	-	1,040	352	1,392
<b>T O T A L</b>	<b>616,695</b>	<b>193,912</b>	<b>547,831</b>	<b>3,322</b>	<b>7,593</b>	<b>1,869</b>	<b>445</b>	<b>768</b>	<b>1,181</b>	<b>6,534</b>	<b>3,170</b>	<b>206,405</b>	<b>560,220</b>	<b>766,625</b>

TABLE 4.11A

 NUMBER OF PERSONS ENGAGED FOR REPORTING ESTABLISHMENTS BY INDUSTRIAL GROUP,  
 LITERACY STATUS AND SEX : 2001/2002 (1994 E.F.Y) - COUNTRY LEVEL

INDUSTRIAL GROUP	LITERACY STATUS AND SEX											
	LITERATE				ILLITERATE				TOTAL			
	MALE		FEMALE		MALE		FEMALE		MALE		FEMALE	
	No.	%	No.	%	No.	%	No.	%	No.	%	No.	%
MANUFACTURE OF FOOD PRODUCTS AND BEVERAGES .....	38,351	69.49	194,027	30.91	16,836	30.51	433,610	69.09	55,187	100.00	627,637	100.00
Production, processing and preserving of meat and meat products .....	431	53.01	274	24.12	382	46.99	862	75.88	813	100.00	1,136	100.00
Manufacture of vegetable and animal oils and fats ..	319	51.20	123	40.46	304	48.80	181	59.54	623	100.00	304	100.00
Manufacture of dairy products .....	190	45.78	88	7.58	225	54.22	1,073	92.42	415	100.00	1,161	100.00
Manufacture of bakery products .....	-	-	-	-	-	-	48	100.00	-	-	48	100.00
Manufacture of cocoa, chocolate and sugar confectionery .....	18,159	80.97	53,487	39.56	4,267	19.03	81,727	60.44	22,426	100.00	135,214	100.00
Manufacture of other food product n.e.c .....	-	-	2	4.08	-	-	47	95.92	-	-	49	100.00
Distilling, rectifying and blending of spirits; ethyl alcohol production from fermented materials..	1,064	62.51	3,042	40.55	638	37.49	4,459	59.45	1,702	100.00	7,501	100.00
Manufacture of malt liquors and malt .....	3,837	43.78	51,365	24.77	4,927	56.22	156,001	75.23	8,764	100.00	207,366	100.00
MANUFACTURE OF TOBACCO PRODUCTS .....	14,351	70.20	85,646	31.16	6,093	29.80	189,212	68.84	20,444	100.00	274,858	100.00
Manufacture of tobacco products.....	159	21.12	18	5.13	594	78.88	333	94.87	753	100.00	351	100.00
MANUFACTURE OF TEXTILES .....	159	21.12	18	5.13	594	78.88	333	94.87	753	100.00	351	100.00
Preparation and spinning of textile fibers; weaving of textiles .....	60,203	43.56	36,977	24.95	77,994	56.44	111,204	75.05	138,197	100.00	148,181	100.00
Manufacture of made-up textile articles, except apparel .....	49,146	44.14	20,857	19.47	62,183	55.86	86,265	80.53	111,329	100.00	107,122	100.00
Manufacture of carpets and rugs .....	1,658	59.45	9,839	70.13	1,131	40.55	4,190	29.87	2,789	100.00	14,029	100.00
Manufacture of cordage, rope, twine and netting ....	5,341	39.12	2,925	15.30	8,313	60.88	16,189	84.70	13,654	100.00	19,114	100.00
Manufacture of knitted and crocheted fabrics and articles .....	3,178	33.79	781	15.90	6,227	66.21	4,132	84.10	9,405	100.00	4,913	100.00
MANUFACTURE OF WEARING APPAREL; DRESSING AND DYING OF FUR .....	880	86.27	2,575	85.75	140	13.73	428	14.25	1,020	100.00	3,003	100.00
Manufacture of wearing apparel, except fur apparel..	20,175	82.59	1,818	43.19	4,252	17.41	2,391	56.81	24,427	100.00	4,209	100.00
Manufacture of articles of fur .....	20,077	83.02	1,808	58.64	4,106	16.98	1,275	41.36	24,183	100.00	3,083	100.00
TANNING AND DRESSING OF LEATHER, MANUFACTURE OF LUGGAGE, HANDBAGS, SADDLERY, HARNESS AND FOOTWEAR ...	98	40.16	10	.89	146	59.84	1,116	99.11	244	100.00	1,126	100.00
Tanning and dressing of leather .....	4,551	36.78	532	21.31	7,824	63.22	1,965	78.69	12,375	100.00	2,497	100.00
Manufacture of luggage, handbags and the like, saddlery and harness .....	1,940	27.00	118	9.46	5,244	73.00	1,130	90.54	7,184	100.00	1,248	100.00
Manufacture of footwear .....	1,662	42.64	353	32.30	2,236	57.36	740	67.70	3,898	100.00	1,093	100.00
	949	73.40	61	39.10	344	26.60	95	60.90	1,293	100.00	156	100.00

NUMBER OF PERSONS ENGAGED FOR REPORTING ESTABLISHMENTS BY INDUSTRIAL GROUP,  
LITERACY STATUS AND SEX : 2001/2002 (1994 E.F.Y) - COUNTRY LEVEL

TABLE 4.11A (Cont'd)

INDUSTRIAL GROUP	LITERACY STATUS AND SEX											
	LITERATE				ILLITERATE				TOTAL			
	MALE		FEMALE		MALE		FEMALE		MALE		FEMALE	
	No.	%	No.	%	No.	%	No.	%	No.	%	No.	%
MANUFACTURE OF WOOD AND OF PRODUCTS OF WOOD AND CORK, EXCEPT FURNITURE; MANUFACTURE OF ARTICLES OF STREW AND PLAINTING MATERIALS .....	12,306	48.46	7,594	18.57	13,089	51.54	33,300	81.43	25,395	100.00	40,894	100.00
Sawmilling and planing of wood .....	5,281	61.59	31	28.97	3,294	38.41	76	71.03	8,575	100.00	107	100.00
Manufacture of builders' carpentry and joinery .....	1,368	60.00	28	33.33	912	40.00	56	66.67	2,280	100.00	84	100.00
Manufacture of wooden containers .....	1,258	67.45	16	34.78	607	32.55	30	65.22	1,865	100.00	46	100.00
Manufacture of other products of wood, manufacture of articles of cork, straw and plating materials ..	4,399	34.71	7,519	18.49	8,276	65.29	33,138	81.51	12,675	100.00	40,657	100.00
PUBLISHING, PRINTING AND REPRODUCTION OF RECORDED MEDIA	197	92.92	8	57.14	15	7.08	6	42.86	212	100.00	14	100.00
MANUFACTURE OF CHEMICALS AND CHEMICAL PRODUCTS .....	1,119	68.40	78	33.05	517	31.60	158	66.95	1,636	100.00	236	100.00
Manufacture of pharmaceuticals, medicinal chemicals and botanical products.....	857	62.37	34	19.10	517	37.63	144	80.90	1,374	100.00	178	100.00
Manufacture of other chemical products N.E.C .....	262	100.00	44	75.86	-	-	14	24.14	262	100.00	58	100.00
MANUFACTURE OF OTHER NON-METALLIC MINERAL PRODUCTS ...	3,169	33.81	6,963	7.10	6,203	66.19	91,125	92.90	9,372	100.00	98,088	100.00
Manufacture of glass and glass products.....	91	100.00	43	62.32	-	-	26	37.68	91	100.00	69	100.00
Manufacture of non-structural non-refractory ceramic ware .....	2,816	31.84	6,885	7.04	6,027	68.16	90,938	92.96	8,843	100.00	97,823	100.00
Manufacture of structural non-refractory clay and ceramic products .....	132	100.00	35	100.00	-	-	-	-	132	100.00	35	100.00
Manufacture of articles of concrete, cement and plaster .....	68	90.67	-	-	7	9.33	114	100.00	75	100.00	114	100.00
Cutting, shaping and finishing of stone .....	62	26.84	-	-	169	73.16	47	100.00	231	100.00	47	100.00
MANUFACTURE OF FABRICATED METAL PRODUCTS, EXCEPT MACHINERY AND EQUIPMENT .....	9,643	35.20	787	31.64	17,755	64.80	1,700	68.36	27,398	100.00	2,487	100.00
Manufacture of structural metal products .....	43	71.67	-	-	17	28.33	9	100.00	60	100.00	9	100.00
Treatment and coating of metals, general mechanical engineering on fee or contract basis .....	1,723	39.99	24	15.89	2,586	60.01	127	84.11	4,309	100.00	151	100.00
Manufacture of cutlery, hand tools and general hardware .....	7,877	34.20	763	32.79	15,152	65.80	1,564	67.21	23,029	100.00	2,327	100.00
MANUFACTURE OF FURNITURE; MANUFACTURING N.E.C. ....	14,785	73.04	590	41.58	5,456	26.96	829	58.42	20,241	100.00	1,419	100.00
Manufacture of furniture .....	13,435	73.58	502	60.77	4,823	26.42	324	39.23	18,258	100.00	826	100.00
Manufacture of jewellery and related articles .....	1,350	68.08	88	14.84	633	31.92	505	85.16	1,983	100.00	593	100.00
T O T A L	164,658	52.24	249,392	26.93	150,535	47.76	676,621	73.07	315,193	100.00	926,013	100.00

NUMBER OF PERSONS ENGAGED FOR REPORTING ESTABLISHMENTS BY INDUSTRIAL GROUP,  
LITERACY STATUS AND SEX : 2001/2002 (1994 E.F.Y) - URBAN

TABLE 4.11B

INDUSTRIAL GROUP	LITERACY STATUS AND SEX											
	LITERATE				ILLITERATE				TOTAL			
	MALE		FEMALE		MALE		FEMALE		MALE		FEMALE	
	No.	%	No.	%	No.	%	No.	%	No.	%	No.	%
MANUFACTURE OF FOOD PRODUCTS AND BEVERAGES .....	18,712	83.01	130,728	45.61	3,830	16.99	155,862	54.39	22,542	100.00	286,590	100.00
Production, processing and preserving of meat and meat products .....	-	-	134	58.26	44	100.00	96	41.74	44	100.00	230	100.00
Manufacture of vegetable and animal oils and fats .....	72	56.25	89	57.79	56	43.75	65	42.21	128	100.00	154	100.00
Manufacture of dairy products .....	8	100.00	-	-	-	-	17	100.00	8	100.00	17	100.00
Manufacture of animal feed .....	-	-	-	-	-	-	35	100.00	-	-	35	100.00
Manufacture of bakery products .....	9,380	87.70	40,748	52.38	1,315	12.30	37,051	47.62	10,695	100.00	77,799	100.00
Manufacture of cocoa, chocolate and sugar confectionery .....	-	-	2	4.08	-	-	47	95.92	-	-	49	100.00
Manufacture of other food product n.e.c .....	555	76.24	2,537	46.54	173	23.76	2,914	53.46	728	100.00	5,451	100.00
Distilling, rectifying and blending of spirits; ethyl alcohol production from fermented materials .....	976	72.30	27,531	44.36	374	27.70	34,527	55.64	1,350	100.00	62,058	100.00
Manufacture of malt liquors and malt .....	7,721	80.52	59,687	42.39	1,868	19.48	81,110	57.61	9,589	100.00	140,797	100.00
MANUFACTURE OF TOBACCO PRODUCTS .....	6	37.50	-	-	10	62.50	-	-	16	100.00	10	100.00
Manufacture of tobacco products .....	6	37.50	-	-	10	62.50	10	100.00	16	100.00	10	100.00
MANUFACTURE OF TEXTILES .....	34,738	56.03	26,646	35.10	27,260	43.97	49,272	64.90	61,998	100.00	75,918	100.00
Preparation and spinning of textile fibers; weaving of textiles .....	32,508	55.57	16,071	27.18	25,996	44.43	43,066	72.82	58,504	100.00	59,137	100.00
Manufacture of made-up textile articles, except apparel .....	1,300	59.94	8,272	74.52	869	40.06	2,829	25.48	2,169	100.00	11,101	100.00
Manufacture of carpets and rugs .....	119	31.73	236	7.15	256	68.27	3,066	92.85	375	100.00	3,302	100.00
Manufacture of cordage, rope, twine and netting .....	131	57.46	255	59.58	97	42.54	173	40.42	228	100.00	428	100.00
Manufacture of knitted and crocheted fabrics and articles .....	680	94.18	1,812	92.92	42	5.82	138	7.08	722	100.00	1,950	100.00
MANUFACTURE OF WEARING APPAREL; DRESSING AND DYING OF FUR .....	12,448	84.95	1,153	61.17	2,205	15.05	732	38.83	14,653	100.00	1,885	100.00
Manufacture of wearing apparel, except fur apparel .....	12,448	85.17	1,153	61.17	2,168	14.83	732	38.83	14,616	100.00	1,885	100.00
Manufacture of articles of fur .....	-	-	-	-	37	100.00	-	-	37	100.00	-	-
TANNING AND DRESSING OF LEATHER, MANUFACTURE OF LUGGAGE, HANDBAGS, SADDLERY, HARNESS AND FOOTWEAR ...	2,299	70.24	365	56.68	974	29.76	279	43.32	3,273	100.00	644	100.00
Tanning and dressing of leather .....	699	70.53	30	14.49	292	29.47	177	85.51	991	100.00	207	100.00
Manufacture of luggage, handbags and the like, saddlery and harness .....	814	59.55	274	78.74	553	40.45	74	21.26	1,367	100.00	348	100.00
Manufacture of footwear .....	786	85.90	61	68.54	129	14.10	28	31.46	915	100.00	89	100.00

NUMBER OF PERSONS ENGAGED FOR REPORTING ESTABLISHMENTS BY INDUSTRIAL GROUP,  
LITERACY STATUS AND SEX : 2001/2002 (1994 E.F.Y) - URBAN

TABLE 4.11B (Cont'd)

INDUSTRIAL GROUP	LITERACY STATUS AND SEX											
	LITERATE				ILLITERATE				TOTAL			
	MALE		FEMALE		MALE		FEMALE		MALE		FEMALE	
	No.	%	No.	%	No.	%	No.	%	No.	%	No.	%
MANUFACTURE OF WOOD AND OF PRODUCTS OF WOOD AND CORK, EXCEPT FURNITURE; MANUFACTURE OF ARTICLES OF STREW AND PLAITING MATERIALS .....	1,145	79.40	1,803	28.80	297	20.60	4,457	71.20	1,442	100.00	6,260	100.00
Sawmilling and planing of wood .....	272	92.83	-	-	21	7.17	-	-	293	100.00	-	-
Manufacture of builders' carpentry and joinery .....	93	100.00	11	100.00	-	-	-	-	93	100.00	11	100.00
Manufacture of wooden containers .....	524	96.15	10	29.41	21	3.85	24	70.59	545	100.00	34	100.00
Manufacture of other products of wood, manufacture of articles of cork, straw and plating materials ..	256	50.10	1,782	28.67	255	49.90	4,433	71.33	511	100.00	6,215	100.00
PUBLISHING, PRINTING AND REPRODUCTION OF RECORDED MEDIA	36	100.00	8	57.14	-	-	6	42.86	36	100.00	14	100.00
MANUFACTURE OF CHEMICALS AND CHEMICAL PRODUCTS .....	1,079	71.22	58	38.67	436	28.78	92	61.33	1,515	100.00	150	100.00
Manufacture of pharmaceuticals, medicinal chemicals and botanical products.....	817	65.20	14	15.22	436	34.80	78	84.78	1,253	100.00	92	100.00
Manufacture of other chemical products N.E.C .....	262	100.00	44	75.86	-	-	14	24.14	262	100.00	58	100.00
MANUFACTURE OF OTHER NON-METALLIC MINERAL PRODUCTS ...	1,098	90.52	2,597	35.55	115	9.48	4,708	64.45	1,213	100.00	7,305	100.00
Manufacture of glass and glass products.....	91	100.00	43	75.44	-	-	14	24.56	91	100.00	57	100.00
Manufacture of non-structural non-refractory ceramic ware .....	861	90.44	2,529	35.01	91	9.56	4,694	64.99	952	100.00	7,223	100.00
Manufacture of structural non-refractory clay and ceramic products .....	94	100.00	25	100.00	-	-	-	-	94	100.00	25	100.00
Manufacture of articles of concrete, cement and plaster .....	45	86.54	-	-	7	13.46	-	-	52	100.00	-	-
Cutting, shaping and finishing of stone .....	7	29.17	-	-	17	70.83	-	-	24	100.00	-	-
MANUFACTURE OF FABRICATED METAL PRODUCTS, EXCEPT MACHINERY AND EQUIPMENT .....	3,685	75.23	413	100.00	1,213	24.77	-	-	4,898	100.00	413	100.00
Manufacture of structural metal products .....	-	-	-	-	-	-	-	-	-	-	-	-
Treatment and coating of metals, general mechanical engineering on fee or contract basis .....	675	67.84	-	-	320	32.16	-	-	995	100.00	-	-
Manufacture of cutlery, hand tools and general hardware .....	3,010	77.12	413	100.00	893	22.88	-	-	3,903	100.00	413	100.00
MANUFACTURE OF FURNITURE; MANUFACTURING N.E.C. ....	8,357	94.14	322	55.61	520	5.86	257	44.39	8,877	100.00	579	100.00
Manufacture of furniture .....	7,514	94.71	308	91.12	420	5.29	30	8.88	7,934	100.00	338	100.00
Manufacture of jewelry and related articles .....	843	89.40	14	5.81	100	10.60	227	94.19	943	100.00	241	100.00
<b>T O T A L</b>	<b>83,603</b>	<b>69.40</b>	<b>164,093</b>	<b>43.21</b>	<b>36,860</b>	<b>30.60</b>	<b>215,675</b>	<b>56.79</b>	<b>120,463</b>	<b>100.00</b>	<b>379,768</b>	<b>100.00</b>

103

NUMBER OF PERSONS ENGAGED FOR REPORTING ESTABLISHMENTS BY INDUSTRIAL GROUP,  
LITERACY STATUS AND SEX : 2001/2002 (1994 E.F.Y) - RURAL

TABLE 4.11C

INDUSTRIAL GROUP	LITERACY STATUS AND SEX											
	LITERATE				ILLITERATE				TOTAL			
	MALE		FEMALE		MALE		FEMALE		MALE		FEMALE	
	No.	%	No.	%	No.	%	No.	%	No.	%	No.	%
MANUFACTURE OF FOOD PRODUCTS AND BEVERAGES .....	19,640	60.16	63,299	18.56	13,005	39.84	277,751	81.44	32,645	100.00	341,050	100.00
Production, processing and preserving of meat and meat products .....	431	56.05	140	15.44	338	43.95	767	84.56	769	100.00	907	100.00
Manufacture of vegetable and animal oils and fats ..	247	49.90	34	22.67	248	50.10	116	77.33	495	100.00	150	100.00
Manufacture of dairy products .....	182	44.72	88	7.69	225	55.28	1,056	92.31	407	100.00	1,144	100.00
Manufacture of animal feed .....	-	-	-	-	-	-	13	100.00	-	-	13	100.00
Manufacture of bakery products .....	8,779	74.84	12,738	22.19	2,952	25.16	44,677	77.81	11,731	100.00	57,415	100.00
Manufacture of cocoa, chocolate and sugar confectionery .....	-	-	-	-	-	-	-	-	-	-	-	-
Manufacture of other food product n.e.c .....	509	52.26	506	24.67	465	47.74	1,545	75.33	974	100.00	2,051	100.00
Distilling, rectifying and blending of spirits; ethyl alcohol production from fermented materials..	2,861	38.59	23,834	16.40	4,553	61.41	121,475	83.60	7,414	100.00	145,309	100.00
Manufacture of malt liquors and malt .....	6,631	61.09	25,959	19.36	4,224	38.91	108,102	80.64	10,855	100.00	134,061	100.00
MANUFACTURE OF TOBACCO PRODUCTS .....	152	20.65	18	5.28	584	79.35	323	94.72	736	100.00	341	100.00
Manufacture of tobacco products.....	152	20.65	18	5.28	584	79.35	323	94.72	736	100.00	341	100.00
MANUFACTURE OF TEXTILES .....	25,464	33.42	10,332	14.30	50,735	66.58	61,930	85.70	76,199	100.00	72,262	100.00
Preparation and spinning of textile fibers; weaving of textiles .....	16,638	31.50	4,786	9.97	36,187	68.50	43,198	90.03	52,825	100.00	47,984	100.00
Manufacture of made-up textile articles, except apparel .....	357	57.67	1,567	53.54	262	42.33	1,360	46.46	619	100.00	2,927	100.00
Manufacture of carpets and rugs .....	5,222	39.33	2,690	17.01	8,057	60.67	13,123	82.99	13,279	100.00	15,813	100.00
Manufacture of cordage, rope, twine and netting ....	3,047	33.20	526	11.73	6,131	66.80	3,959	88.27	9,178	100.00	4,485	100.00
Manufacture of knitted and crocheted fabrics and articles .....	200	67.11	763	72.46	98	32.89	290	27.54	298	100.00	1,053	100.00
MANUFACTURE OF WEARING APPAREL; DRESSING AND DYING OF FUR .....	7,727	79.06	664	28.60	2,046	20.94	1,658	71.40	9,773	100.00	2,322	100.00
Manufacture of wearing apparel, except fur apparel..	7,629	79.74	654	54.68	1,938	20.26	542	45.32	9,567	100.00	1,196	100.00
Manufacture of articles of fur .....	98	47.57	10	.89	108	52.43	1,116	99.11	206	100.00	1,126	100.00
TANNING AND DRESSING OF LEATHER, MANUFACTURE OF LUGGAGE, HANDBAGS, SADDLERY, HARNESS AND FOOTWEAR ...	2,252	24.74	168	9.07	6,851	75.26	1,685	90.93	9,103	100.00	1,853	100.00
Tanning and dressing of leather .....	1,241	20.04	88	8.45	4,952	79.96	953	91.55	6,193	100.00	1,041	100.00
Manufacture of luggage, handbags and the like, saddlery and harness .....	848	33.49	80	10.72	1,684	66.51	666	89.28	2,532	100.00	746	100.00
Manufacture of footwear .....	163	43.12	-	-	215	56.88	66	100.00	378	100.00	66	100.00

NUMBER OF PERSONS ENGAGED FOR REPORTING ESTABLISHMENTS BY INDUSTRIAL GROUP,  
LITERACY STATUS AND SEX : 2001/2002 (1994 E.F.Y) - RURAL

TABLE 4.11C (Cont'd)

INDUSTRIAL GROUP	LITERACY STATUS AND SEX											
	LITERATE				ILLITERATE				TOTAL			
	MALE		FEMALE		MALE		FEMALE		MALE		FEMALE	
	No.	%	No.	%	No.	%	No.	%	No.	%	No.	%
MANUFACTURE OF WOOD AND OF PRODUCTS OF WOOD AND CORK, EXCEPT FURNITURE; MANUFACTURE OF ARTICLES OF STREW AND PLAITING MATERIALS .....	11,161	46.60	5,789	16.72	12,792	53.40	28,843	83.28	23,953	100.00	34,632	100.00
Sawmilling and planing of wood .....	5,009	60.48	31	28.97	3,273	39.52	76	71.03	8,282	100.00	107	100.00
Manufacture of builders' carpentry and joinery .....	1,275	58.30	16	22.22	912	41.70	56	77.78	2,187	100.00	72	100.00
Manufacture of wooden containers .....	734	55.61	5	45.45	586	44.39	6	54.55	1,320	100.00	11	100.00
Manufacture of other products of wood, manufacture of articles of cork, straw and plating materials ..	4,143	34.06	5,737	16.66	8,021	65.94	28,705	83.34	12,164	100.00	34,442	100.00
PUBLISHING, PRINTING AND REPRODUCTION OF RECORDED MEDIA	161	91.48	-	-	15	8.52	-	-	176	100.00	-	-
MANUFACTURE OF CHEMICALS AND CHEMICAL PRODUCTS .....	41	33.61	20	23.26	81	66.39	66	76.74	122	100.00	86	100.00
Manufacture of pharmaceuticals, medicinal chemicals and botanical products.....	41	33.61	20	23.26	81	66.39	66	76.74	122	100.00	86	100.00
Manufacture of other chemical products N.E.C .....	-	-	-	-	-	-	-	-	-	-	-	-
MANUFACTURE OF OTHER NON-METALLIC MINERAL PRODUCTS ...	2,072	25.39	4,366	4.81	6,088	74.61	86,417	95.19	8,160	100.00	90,783	100.00
Manufacture of glass and glass products.....	-	-	-	-	-	-	12	100.00	-	-	12	100.00
Manufacture of non-structural non-refractory ceramic ware .....	1,955	24.78	4,355	4.81	5,936	75.22	86,244	95.19	7,891	100.00	90,599	100.00
Manufacture of structural non-refractory clay and ceramic products .....	38	100.00	11	100.00	-	-	-	-	38	100.00	11	100.00
Manufacture of articles of concrete, cement and plaster .....	23	100.00	-	-	-	-	114	100.00	23	100.00	114	100.00
Cutting, shaping and finishing of stone .....	56	26.92	-	-	152	73.08	47	100.00	208	100.00	47	100.00
MANUFACTURE OF FABRICATED METAL PRODUCTS, EXCEPT MACHINERY AND EQUIPMENT .....	5,957	26.48	374	18.03	16,542	73.52	1,700	81.97	22,499	100.00	2,074	100.00
Manufacture of structural metal products .....	43	71.67	-	-	17	28.33	9	100.00	60	100.00	9	100.00
Treatment and coating of metals, general mechanical engineering on fee or contract basis .....	1,048	31.62	24	15.89	2,266	68.38	127	84.11	3,314	100.00	151	100.00
Manufacture of cutlery, hand tools and general hardware .....	4,866	25.44	350	18.29	14,259	74.56	1,564	81.71	19,125	100.00	1,914	100.00
MANUFACTURE OF FURNITURE; MANUFACTURING N.E.C. ....	6,429	56.57	268	31.87	4,935	43.43	573	68.13	11,364	100.00	841	100.00
Manufacture of furniture .....	5,921	57.35	194	39.67	4,403	42.65	295	60.33	10,324	100.00	489	100.00
Manufacture of jewellery and related articles .....	508	48.85	74	21.02	532	51.15	278	78.98	1,040	100.00	352	100.00
<b>T O T A L</b>	<b>81,056</b>	<b>41.62</b>	<b>85,298</b>	<b>15.62</b>	<b>113,674</b>	<b>58.38</b>	<b>460,946</b>	<b>84.38</b>	<b>194,730</b>	<b>100.00</b>	<b>546,244</b>	<b>100.00</b>

NUMBER OF REPORTING LITERATE PERSONS ENGAGED BY INDUSTRIAL GROUP, SEX AND HIGHEST GRADE COMPLETED  
2001/2002 (1994 E.F.Y) - COUNTRY LEVEL

TABLE 4.12A

INDUSTRIAL GROUP	HIGHEST GRADE COMPLETED											
	1 - 3		4 - 6		7 - 8		9 - 12		ABOVE 12		TOTAL	
	No.	%	No.	%	No.	%	No.	%	No.	%	No.	%
MANUFACTURE OF FOOD PRODUCTS AND BEVERAGES												
BOTH SEXES .....	64,131	27.60	84,597	36.40	46,980	20.22	36,256	15.60	414	.18	232,378	100.00
MALE .....	10,481	27.33	14,594	38.05	6,896	17.98	6,191	16.14	189	.49	60,203	100.00
FEMALE .....	53,650	27.65	70,003	36.08	40,084	20.66	30,065	15.50	225	.12	194,027	100.00
MANUFACTURE OF TOBACCO PRODUCTS												
BOTH SEXES .....	11	6.25	41	23.30	118	67.05	6	3.41	-	-	176	100.00
MALE .....	11	6.96	23	14.56	118	74.68	6	3.80	-	-	158	100.00
FEMALE .....	-	-	18	100.00	-	-	-	-	-	-	18	100.00
MANUFACTURE OF TEXTILES												
BOTH SEXES .....	39,061	40.19	30,879	31.78	13,139	13.52	13,453	13.84	647	.67	97,179	100.00
MALE .....	27,254	45.27	19,579	32.52	7,317	12.15	5,678	9.43	375	.62	60,203	100.00
FEMALE .....	11,807	31.93	11,300	30.56	5,822	15.75	7,775	21.03	272	.74	36,976	100.00
MANUFACTURE OF WEARING APPAREL, DRESSING AND DYEING OF FUR												
BOTH SEXES .....	5,596	25.44	7,483	34.02	4,019	18.27	4,628	21.04	267	1.21	21,993	100.00
MALE .....	5,297	26.26	6,960	34.50	3,451	17.11	4,200	20.82	267	1.32	20,175	100.00
FEMALE .....	299	16.45	523	28.77	568	31.24	428	23.54	-	-	1,818	100.00
TANNING AND DRESSING OF LEATHER; MANUFACTURE OF LUGGAGE, HANDBAGS, SADDLERY, HARNESS AND FOOTWEAR												
BOTH SEXES .....	2,151	42.32	1,472	28.96	383	7.53	1,036	20.38	41	.81	5,083	100.00
MALE .....	2,029	44.58	1,360	29.88	383	8.42	779	17.12	-	-	4,551	100.00
FEMALE .....	122	22.93	112	21.05	-	-	257	48.31	41	7.71	532	100.00
MANUFACTURE OF WOOD AND OF PRODUCTS OF WOOD AND CORK, EXCEPT FURNITURE; MANUFACTURE OF ARTICLES OF STRAW AND PLAITING MATERIALS												
BOTH SEXES .....	7,254	36.45	7,942	39.91	2,927	14.71	1,731	8.70	46	.23	19,900	100.00
MALE .....	4,392	35.69	5,208	42.32	1,744	14.17	921	7.48	42	.34	12,307	100.00
FEMALE .....	2,862	37.69	2,734	36.01	1,183	15.58	810	10.67	4	.05	7,593	100.00
PUBLISHING, PRINTING AND REPRODUCTION OF RECORDED MEDIA												
BOTH SEXES .....	161	78.92	16	7.84	16	7.84	11	5.39	-	-	204	100.00
MALE .....	161	82.14	16	8.16	8	4.08	11	5.61	-	-	196	100.00
FEMALE .....	-	-	-	-	8	100.00	-	-	-	-	8	100.00
MANUFACTURE OF CHEMICALS AND CHEMICAL PRODUCTS												
BOTH SEXES .....	220	18.38	507	42.36	52	4.34	200	16.71	218	18.21	1,197	100.00
MALE .....	200	17.86	507	45.27	5	.45	190	16.96	218	19.46	1,120	100.00
FEMALE .....	20	25.97	-	-	47	61.04	10	12.99	-	-	77	100.00
MANUFACTURE OF OTHER NON-METALLIC MINERAL PRODUCTS												
BOTH SEXES .....	4,113	40.60	3,079	30.39	1,317	13.00	1,588	15.67	34	.34	10,131	100.00
MALE .....	1,344	42.41	843	26.60	259	8.17	703	22.18	20	.63	3,169	100.00
FEMALE .....	2,769	39.77	2,236	32.12	1,058	15.20	885	12.71	14	.20	6,962	100.00

TABLE 4.12A (Cont'd)

INDUSTRIAL GROUPS OF SEX AND HIGHEST GRADE COMPLETED												
2001/2002 (1994 E.F.Y.) - COUNTRY LEVEL												
INDUSTRIAL GROUPS OF SEX	HIGHEST GRADE COMPLETED											
	1 - 3		4 - 6		7 - 8		9 - 12		ABOVE 12		TOTAL	
	No.	%	No.	%	No.	%	No.	%	No.	%	No.	%
MANUFACTURE OF FABRICATED METAL PRODUCTS, EXCEPT MACHINERY AND EQUIPMENT												
BOTH SEXES	4,291	41.14	3,691	35.39	1,330	12.75	1,118	10.72	-	-	10,430	100.00
MALE	3,855	39.98	3,384	35.09	1,306	13.54	1,098	11.39	-	-	9,643	100.00
FEMALE	436	55.40	307	39.01	24	3.05	20	2.54	-	-	787	100.00
MANUFACTURE OF FURNITURE; MANUFACTURING N.E.C.												
BOTH SEXES	2,693	17.52	3,714	24.16	3,495	22.73	4,956	32.24	516	3.36	15,374	100.00
MALE	2,576	17.42	3,512	23.75	3,390	22.93	4,791	32.40	516	3.49	14,785	100.00
FEMALE	117	19.86	202	34.30	105	17.83	165	28.01	-	-	589	100.00
T O T A L												
BOTH SEXES	129,682	31.32	143,421	34.64	73,776	17.82	64,983	15.69	2,183	.53	414,045	100.00
MALE	57,600	34.98	55,986	34.00	24,877	15.11	24,568	14.92	1,627	.99	164,658	100.00
FEMALE	72,082	28.90	87,435	35.06	48,899	19.61	40,415	16.21	556	.22	249,387	100.00

NUMBER OF REPORTING LITERATE PERSONS ENGAGED BY INDUSTRIAL GROUP, SEX AND HIGHEST GRADE COMPLETED  
2001/2002 (1994 E.F.Y) - URBAN

TABLE 4.12B

INDUSTRIAL GROUP	HIGHEST GRADE COMPLETED											
	1 - 3		4 - 6		7 - 8		9 - 12		ABOVE 12		TOTAL	
	No.	%	No.	%	No.	%	No.	%	No.	%	No.	%
MANUFACTURE OF FOOD PRODUCTS AND BEVERAGES												
BOTH SEXES .....	33,245	22.25	51,749	34.63	34,965	23.40	29,113	19.48	368	.25	149,440	100.00
MALE .....	3,267	17.46	6,503	34.75	4,581	24.48	4,192	22.40	168	.90	18,711	100.00
FEMALE .....	29,978	22.93	45,246	34.61	30,384	23.24	24,921	19.06	200	.15	130,729	100.00
MANUFACTURE OF TOBACCO PRODUCTS												
BOTH SEXES .....	-	-	-	-	-	-	6	100.00	-	-	6	100.00
MALE .....	-	-	-	-	-	-	6	100.00	-	-	6	100.00
FEMALE .....	-	-	-	-	-	-	-	-	-	-	-	-
MANUFACTURE OF TEXTILES												
BOTH SEXES .....	20,440	33.30	19,813	32.28	10,116	16.48	10,377	16.91	638	1.04	61,384	100.00
MALE .....	13,112	37.75	12,106	34.85	5,234	15.07	3,920	11.28	366	1.05	34,738	100.00
FEMALE .....	7,328	27.50	7,707	28.92	4,882	18.32	6,457	24.23	272	1.02	26,646	100.00
MANUFACTURE OF WEARING APPAREL, DRESSING AND DYEING OF FUR												
BOTH SEXES .....	2,529	18.59	4,165	30.62	2,953	21.71	3,687	27.11	267	1.96	13,601	100.00
MALE .....	2,403	19.31	4,002	32.15	2,494	20.04	3,281	26.36	267	2.15	12,447	100.00
FEMALE .....	126	10.92	163	14.12	459	39.77	406	35.18	-	-	1,154	100.00
TANNING AND DRESSING OF LEATHER; MANUFACTURE OF LUGGAGE, HANDBAGS, SADDLERY, HARNESS AND FOOTWEAR												
BOTH SEXES .....	877	32.92	638	23.95	236	8.86	872	32.73	41	1.54	2,664	100.00
MALE .....	858	37.32	590	25.66	236	10.27	615	26.75	-	-	2,299	100.00
FEMALE .....	19	5.21	48	13.15	-	-	257	70.41	41	11.23	365	100.00
MANUFACTURE OF WOOD AND OF PRODUCTS OF WOOD AND CORK, EXCEPT FURNITURE; MANUFACTURE OF ARTICLES OF STRAW AND PLAITING MATERIALS												
BOTH SEXES .....	542	18.39	812	27.55	818	27.76	729	24.74	46	1.56	2,947	100.00
MALE .....	172	15.02	395	34.50	319	27.86	217	18.95	42	3.67	1,145	100.00
FEMALE .....	370	20.53	417	23.14	499	27.69	512	28.41	4	.22	1,802	100.00
PUBLISHING, PRINTING AND REPRODUCTION OF RECORDED MEDIA												
BOTH SEXES .....	-	-	16	37.21	16	37.21	11	25.58	-	-	43	100.00
MALE .....	-	-	16	45.71	8	22.86	11	31.43	-	-	35	100.00
FEMALE .....	-	-	-	-	8	100.00	-	-	-	-	8	100.00
MANUFACTURE OF CHEMICALS AND CHEMICAL PRODUCTS												
BOTH SEXES .....	167	14.70	500	44.01	51	4.49	200	17.61	218	19.19	1,136	100.00
MALE .....	167	15.48	500	46.34	4	.37	190	17.61	218	20.20	1,079	100.00
FEMALE .....	-	-	-	-	47	82.46	10	17.54	-	-	57	100.00
MANUFACTURE OF OTHER NON-METALLIC MINERAL PRODUCTS												
BOTH SEXES .....	906	24.53	1,017	27.53	995	26.94	742	20.09	34	.92	3,694	100.00
MALE .....	435	39.62	123	11.20	98	8.93	422	38.43	20	1.82	1,098	100.00
FEMALE .....	471	18.14	894	34.44	897	34.55	320	12.33	14	.54	2,596	100.00



NUMBER OF REPORTING LITERATE PERSONS ENGAGED BY INDUSTRIAL GROUP, SEX AND HIGHEST GRADE COMPLETED  
2001/2002 (1994 E.F.Y) - RURAL

TABLE 4.12C

INDUSTRIAL GROUP	HIGHEST GRADE COMPLETED											
	1 - 3		4 - 6		7 - 8		9 - 12		ABOVE 12		TOTAL	
	No.	%	No.	%	No.	%	No.	%	No.	%	No.	%
MANUFACTURE OF FOOD PRODUCTS AND BEVERAGES												
BOTH SEXES .....	30,886	37.24	32,849	39.61	12,016	14.49	7,143	8.61	45	.05	82,939	100.00
MALE .....	7,214	36.73	8,092	41.20	2,315	11.79	1,999	10.18	21	.11	19,641	100.00
FEMALE .....	23,672	37.40	24,757	39.11	9,701	15.33	5,144	8.13	24	.04	63,298	100.00
MANUFACTURE OF TOBACCO PRODUCTS												
BOTH SEXES .....	11	6.47	41	24.12	118	69.41	-	-	-	-	170	100.00
MALE .....	28	11	23	15.13	118	77.63	-	-	-	-	152	100.00
FEMALE .....	17	-	18	100.00	-	-	-	-	-	-	18	100.00
MANUFACTURE OF TEXTILES												
BOTH SEXES .....	18,621	52.02	11,067	30.92	3,023	8.45	3,075	8.59	9	.03	35,795	100.00
MALE .....	14,142	55.54	7,473	29.35	2,083	8.18	1,757	6.90	9	.04	25,464	100.00
FEMALE .....	4,479	43.35	3,594	34.79	940	9.10	1,318	12.76	-	-	10,331	100.00
MANUFACTURE OF WEARING APPAREL, DRESSING AND DYEING OF FUR												
BOTH SEXES .....	3,066	36.53	3,319	39.55	1,066	12.70	941	11.21	-	-	8,392	100.00
MALE .....	2,893	37.44	2,958	38.28	957	12.39	919	11.89	-	-	7,727	100.00
FEMALE .....	173	26.02	361	54.29	109	16.39	22	3.31	-	-	665	100.00
TANNING AND DRESSING OF LEATHER; MANUFACTURE OF LUGGAGE, HANDBAGS, SADDLERY, HARNESS AND FOOTWEAR												
BOTH SEXES .....	1,275	52.69	833	34.42	148	6.12	164	6.78	-	-	2,420	100.00
MALE .....	1,171	51.98	770	34.18	148	6.57	164	7.28	-	-	2,253	100.00
FEMALE .....	104	62.28	63	37.72	-	-	-	-	-	-	167	100.00
MANUFACTURE OF WOOD AND OF PRODUCTS OF WOOD AND CORK, EXCEPT FURNITURE; MANUFACTURE OF ARTICLES OF STRAW AND PLAITING MATERIALS												
BOTH SEXES .....	6,712	39.59	7,130	42.06	2,109	12.44	1,001	5.90	-	-	16,952	100.00
MALE .....	4,220	37.81	4,813	43.12	1,425	12.77	704	6.31	-	-	11,162	100.00
FEMALE .....	2,492	43.04	2,317	40.02	684	11.81	297	5.13	-	-	5,790	100.00
PUBLISHING, PRINTING AND REPRODUCTION OF RECORDED MEDIA												
BOTH SEXES .....	161	100.00	-	-	-	-	-	-	-	-	161	100.00
MALE .....	161	100.00	-	-	-	-	-	-	-	-	161	100.00
FEMALE .....	-	-	-	-	-	-	-	-	-	-	-	-
MANUFACTURE OF CHEMICALS AND CHEMICAL PRODUCTS												
BOTH SEXES .....	53	88.33	6	10.00	1	1.67	-	-	-	-	60	100.00
MALE .....	33	82.50	6	15.00	1	2.50	-	-	-	-	40	100.00
FEMALE .....	20	100.00	-	-	-	-	-	-	-	-	20	100.00
MANUFACTURE OF OTHER NON-METALLIC MINERAL PRODUCTS												
BOTH SEXES .....	3,207	49.81	2,062	32.03	322	5.00	847	13.16	-	-	6,438	100.00
MALE .....	909	43.87	720	34.75	161	7.77	282	13.61	-	-	2,072	100.00
FEMALE .....	2,298	52.63	1,342	30.74	161	3.69	565	12.94	-	-	4,366	100.00

TABLE 4.12C (Cont'd)

INDUSTRIAL GROUP	HIGHEST GRADE COMPLETED											
	1 - 3		4 - 6		7 - 8		9 - 12		ABOVE 12		TOTAL	
	No.	%	No.	%	No.	%	No.	%	No.	%	No.	%
<b>MANUFACTURE OF FABRICATED METAL PRODUCTS, EXCEPT MACHINERY AND EQUIPMENT</b>												
BOTH SEXES .....	3,249	51.31	2,240	35.38	405	6.40	438	6.92	-	-	6,332	100.00
MALE .....	2,927	49.13	2,232	37.46	381	6.39	418	7.02	-	-	5,958	100.00
FEMALE .....	322	86.10	8	2.14	24	6.42	20	5.35	-	-	374	100.00
<b>MANUFACTURE OF FURNITURE; MANUFACTURING N.E.C.</b>												
BOTH SEXES .....	2,146	32.04	2,422	36.17	1,338	19.98	776	11.59	15	.22	6,697	100.00
MALE .....	2,042	31.76	2,344	36.46	1,291	20.08	737	11.46	15	.23	6,429	100.00
FEMALE .....	104	38.81	78	29.10	47	17.54	39	14.55	-	-	268	100.00
<b>TOTAL</b>												
BOTH SEXES .....	69,387	41.71	61,969	37.25	20,546	12.35	14,385	8.65	69	.04	166,356	100.00
MALE .....	35,723	44.07	29,431	36.31	8,880	10.95	6,980	8.61	45	.06	81,059	100.00
FEMALE .....	33,664	39.47	32,538	38.15	11,666	13.68	7,405	8.68	24	.03	85,297	100.00

NUMBER OF PERSONS ENGAGED BY INDUSTRIAL GROUP, SEX, TYPE AND DURATION OF TRAINING  
2001/2002 (1994 E.F.Y) - COUNTRY LEVEL

TABLE 4.13A

INDUSTRIAL GROUP	TYPE AND DURATION OF TRAINING								TOTAL
	BASIC < 1 YR	TECHNICAL CERTIFICATE 1 - 2 YRS	OTHER CERTIFICATE 1 - 2 YRS	TECHNICAL DIPLOMA 2 YRS +	OTHER DIPLOMA 2 YRS +	UNIVERSITY	INFORMAL TRAINING	OTHERS	
MANUFACTURE OF FOOD PRODUCTS AND BEVERAGES									
BOTH SEXES .....	2,018	190	419	71	29	34	3,580	70	6,411
MALE .....	166	52	50	61	18	30	406	5	788
FEMALE .....	1,852	138	369	10	11	4	3,174	65	5,623
MANUFACTURE OF TOBACCO PRODUCTS									
BOTH SEXES .....	26	-	-	-	-	-	12	-	38
MALE .....	26	-	-	-	-	-	6	-	32
FEMALE .....	-	-	-	-	-	-	6	-	6
MANUFACTURE OF TEXTILES									
BOTH SEXES .....	2,795	458	267	72	57	91	7,205	184	11,129
MALE .....	1,569	106	55	55	40	83	6,239	151	8,298
FEMALE .....	1,226	352	212	17	17	8	966	33	2,831
MANUFACTURE OF WEARING APPAREL, DRESSING AND DYEING OF FUR									
BOTH SEXES .....	1,061	41	85	29	-	-	1,643	24	2,883
MALE .....	726	25	49	29	-	-	1,554	24	2,407
FEMALE .....	335	16	36	-	-	-	89	-	476
TANNING AND DRESSING OF LEATHER; MANUFACTURE OF LUGGAGE, HANDBAGS, SADDLERY, HARNESS AND FOOTWEAR									
BOTH SEXES .....	208	-	-	-	-	-	354	19	581
MALE .....	167	-	-	-	-	-	354	19	540
FEMALE .....	41	-	-	-	-	-	-	-	41
MANUFACTURE OF WOOD AND OF PRODUCTS OF WOOD AND CORK, EXCEPT FURNITURE; MANUFACTURE OF ARTICLES OF STRAW AND PLAITING MATERIALS									
BOTH SEXES .....	183	82	24	14	14	-	959	9	1,285
MALE .....	106	71	24	14	14	-	494	9	732
FEMALE .....	77	11	-	-	-	-	465	-	553
PUBLISHING, PRINTING AND REPRODUCTION OF RECORDED MEDIA									
BOTH SEXES .....	-	-	-	-	-	-	24	16	40
MALE .....	-	-	-	-	-	-	18	16	34
FEMALE .....	-	-	-	-	-	-	6	-	6
MANUFACTURE OF CHEMICALS AND CHEMICAL PRODUCTS									
BOTH SEXES .....	-	-	-	-	-	-	1	-	1
MALE .....	-	-	-	-	-	-	1	-	1
FEMALE .....	-	-	-	-	-	-	-	-	-
MANUFACTURE OF OTHER NON-METALLIC MINERAL PRODUCTS									
BOTH SEXES .....	815	6	21	-	20	-	2,068	70	3,000
MALE .....	6	-	8	-	20	-	242	-	276
FEMALE .....	809	6	13	-	-	-	1,826	70	2,724

NUMBER OF PERSONS ENGAGED BY INDUSTRIAL GROUP, SEX, TYPE AND DURATION OF TRAINING  
2001/2002 (1994 E.F.Y) - COUNTRY LEVEL

TABLE 4.13A (Cont'd)

INDUSTRIAL GROUP	TYPE AND DURATION OF TRAINING								
	BASIC < 1 YR	TECHNICAL CERTIFICATE 1 - 2 YRS	OTHER CERTIFICATE 1 - 2 YRS	TECHNICAL DIPLOMA 2 YRS +	OTHER DIPLOMA 2 YRS +	UNIVERSITY	INFORMAL TRAINING	OTHERS	TOTAL
<b>MANUFACTURE OF FABRICATED METAL PRODUCTS, EXCEPT MACHINERY AND EQUIPMENT</b>									
BOTH SEXES .....	563	28	33	-	-	-	770	35	1,429
MALE .....	557	28	33	-	-	-	770	35	1,423
FEMALE .....	6	-	-	-	-	-	-	-	6
<b>MANUFACTURE OF FURNITURE; MANUFACTURING N.E.C.</b>									
BOTH SEXES .....	1,209	152	47	107	73	88	718	32	2,426
MALE .....	1,209	152	47	107	73	88	718	32	2,426
FEMALE .....	-	-	-	-	-	-	-	-	-
<b>T O T A L</b>									
BOTH SEXES .....	8,878	957	896	293	193	213	17,334	459	29,223
MALE .....	4,532	434	266	266	165	201	10,802	291	16,957
FEMALE .....	4,346	523	630	27	28	12	6,532	168	12,266

TABLE 4.13B

NUMBER OF PERSONS ENGAGED BY INDUSTRIAL GROUP, SEX, TYPE AND DURATION OF TRAINING  
2001/2002 (1994 E.F.Y) - URBAN

INDUSTRIAL GROUP	TYPE AND DURATION OF TRAINING								TOTAL
	BASIC < 1 YR	TECHNICAL CERTIFICATE 1 - 2 YRS	OTHER CERTIFICATE 1 - 2 YRS	TECHNICAL DIPLOMA 2 YRS +	OTHER DIPLOMA 2 YRS +	UNIVERSITY	INFORMAL TRAINING	OTHERS	
MANUFACTURE OF FOOD PRODUCTS AND BEVERAGES									
BOTH SEXES .....	1,379	95	374	54	29	30	927	31	2,919
MALE .....	66	-	14	44	18	30	81	-	253
FEMALE .....	1,313	95	360	10	11	-	846	31	2,666
MANUFACTURE OF TOBACCO PRODUCTS									
BOTH SEXES .....	-	-	-	-	-	-	-	-	-
MALE .....	-	-	-	-	-	-	-	-	-
FEMALE .....	-	-	-	-	-	-	-	-	-
MANUFACTURE OF TEXTILES									
BOTH SEXES .....	1,723	408	259	68	52	8	1,168	13	3,699
MALE .....	643	56	55	51	35	-	779	13	1,619
FEMALE .....	1,080	352	204	17	17	8	389	13	2,080
MANUFACTURE OF WEARING APPAREL, DRESSING AND DYEING OF FUR									
BOTH SEXES .....	741	-	70	-	-	-	-	-	-
MALE .....	451	-	34	-	-	-	839	1	1,651
FEMALE .....	290	-	36	-	-	-	761	1	1,247
TANNING AND DRESSING OF LEATHER; MANUFACTURE OF LUGGAGE, HANDBAGS, SADDLERY, HARNESS AND FOOTWEAR									
BOTH SEXES .....	106	58	22	-	-	-	78	-	404
MALE .....	65	58	22	-	-	-	-	-	125
FEMALE .....	41	-	-	-	-	-	-	19	84
MANUFACTURE OF WOOD AND OF PRODUCTS OF WOOD AND CORK, EXCEPT FURNITURE; MANUFACTURE OF ARTICLES OF STRAW AND PLAITING MATERIALS									
BOTH SEXES .....	-	-	-	-	-	-	-	-	-
MALE .....	-	60	24	14	14	-	146	9	267
FEMALE .....	-	49	24	14	14	-	25	9	135
PUBLISHING, PRINTING AND REPRODUCTION OF RECORDED MEDIA									
BOTH SEXES .....	-	11	-	-	-	-	121	-	132
MALE .....	-	-	-	-	-	-	9	-	9
FEMALE .....	-	-	-	-	-	-	3	-	3
MANUFACTURE OF CHEMICALS AND CHEMICAL PRODUCTS									
BOTH SEXES .....	-	-	-	-	-	-	6	-	6
MALE .....	-	-	-	-	-	-	-	-	-
FEMALE .....	-	-	-	-	-	-	1	-	1
MANUFACTURE OF OTHER NON-METALLIC MINERAL PRODUCTS									
BOTH SEXES .....	-	-	-	-	-	-	1	-	1
MALE .....	75	-	8	-	20	-	109	70	282
FEMALE .....	75	-	8	-	20	-	-	-	28
							109	70	254



NUMBER OF PERSONS ENGAGED BY INDUSTRIAL GROUP, SEX, TYPE AND DURATION OF TRAINING  
2001/2002 (1994 E.F.Y) - RURAL

TABLE 4.13C

INDUSTRIAL GROUP	TYPE AND DURATION OF TRAINING								
	BASIC < 1 YR	TECHINICAL CERTIFICATE 1 - 2 YRS	OTHER CERTIFICATE 1 - 2 YRS	TECHINICAL DIPLOMA 2 YRS +	OTHER DIPLOMA 2 YRS +	UNIVERSITY	INFORMAL TRAINING	OTHERS	TOTAL
MANUFACTURE OF FOOD PRODUCTS AND BEVERAGES									
BOTH SEXES .....	640	96	45	17	-	4	2,652	39	3,493
MALE .....	100	52	36	17	-	-	325	5	535
FEMALE .....	540	44	9	-	-	4	2,327	34	2,958
MANUFACTURE OF TOBACCO PRODUCTS									
BOTH SEXES .....	26	26	26	26	26	26	12	-	38
MALE .....	26	26	26	26	26	26	6	-	32
FEMALE .....	26	26	26	26	26	26	6	-	6
MANUFACTURE OF TEXTILES									
BOTH SEXES .....	1,072	50	8	4	6	83	6,036	171	7,430
MALE .....	926	50	-	4	6	83	5,460	151	6,680
FEMALE .....	146	-	8	-	-	-	576	20	750
MANUFACTURE OF WEARING APPAREL, DRESSING AND DYEING OF FUR									
BOTH SEXES .....	319	41	15	29	-	-	805	23	1,232
MALE .....	274	25	15	29	-	-	793	23	1,159
FEMALE .....	45	16	-	-	-	-	12	-	73
TANNING AND DRESSING OF LEATHER; MANUFACTURE OF LUGGAGE, HANDBAGS, SADDLERY, HARNESS AND FOOTWEAR									
BOTH SEXES .....	102	-	-	-	-	-	354	-	456
MALE .....	102	-	-	-	-	-	354	-	456
FEMALE .....	-	-	-	-	-	-	-	-	-
MANUFACTURE OF WOOD AND OF PRODUCTS OF WOOD AND CORK, EXCEPT FURNITURE; MANUFACTURE OF ARTICLES OF STRAW AND PLAITING MATERIALS									
BOTH SEXES .....	183	21	-	-	-	-	814	-	1,018
MALE .....	106	21	-	-	-	-	470	-	597
FEMALE .....	77	-	-	-	-	-	344	-	421
PUBLISHING, PRINTING AND REPRODUCTION OF RECORDED MEDIA									
BOTH SEXES .....	-	-	-	-	-	-	15	16	31
MALE .....	-	-	-	-	-	-	15	16	31
FEMALE .....	-	-	-	-	-	-	-	-	-
MANUFACTURE OF CHEMICALS AND CHEMICAL PRODUCTS									
BOTH SEXES .....	-	-	-	-	-	-	-	-	-
MALE .....	-	-	-	-	-	-	-	-	-
FEMALE .....	-	-	-	-	-	-	-	-	-
MANUFACTURE OF OTHER NON-METALLIC MINERAL PRODUCTS									
BOTH SEXES .....	740	6	13	-	-	-	1,959	-	2,718
MALE .....	6	-	-	-	-	-	242	-	248
FEMALE .....	734	6	13	-	-	-	1,717	-	2,470

TABLE 4.13C (Cont'd)

INDUSTRIAL GROUP	TYPE AND DURATION OF TRAINING								
	BASIC < 1 YR	TECHNICAL CERTIFICATE 1 - 2 YRS	OTHER CERTIFICATE 1 - 2 YRS	TECHNICAL DIPLOMA 2 YRS +	OTHER DIPLOMA 2 YRS +	UNIVERSITY	INFORMAL TRAINING	OTHERS	TOTAL
<b>MANUFACTURE OF FABRICATED METAL PRODUCTS, EXCEPT MACHINERY AND EQUIPMENT</b>									
BOTH SEXES .....	554	13	33	-	-	-	433	-	1,033
MALE .....	548	13	33	-	-	-	433	-	1,027
FEMALE .....	6	-	-	-	-	-	-	-	6
<b>MANUFACTURE OF FURNITURE; MANUFACTURING N.E.C.</b>									
BOTH SEXES .....	205	91	-	15	-	-	326	32	669
MALE .....	205	91	-	15	-	-	326	32	669
FEMALE .....	-	-	-	-	-	-	-	-	-
<b>T O T A L</b>									
BOTH SEXES .....	3,841	318	114	65	6	87	13,406	281	18,118
MALE .....	2,293	252	84	65	6	83	8,424	227	11,434
FEMALE .....	1,548	66	30	-	-	4	4,982	54	6,684

TABLE 4.14A

 NUMBER OF PERSONS ENGAGED FOR REPORTING ESTABLISHMENTS BY INDUSTRIAL GROUP, SEX AND AGE GROUP  
 2001/2002 (1994 E.F.Y) - COUNTRY LEVEL

INDUSTRIAL GROUP	AGE GROUP										TOTAL	
	BELOW 18	18 - 22	23 - 27	28 - 32	33 - 37	38 - 41	42 - 45	46 - 50	51 - 55	ABOVE 55		
MANUFACTURE OF FOOD PRODUCTS AND BEVERAGES												
BOTH SEXES .....	104,155	97,362	92,265	96,071	72,868	63,361	45,222	44,965	25,097	40,788	682,154	
MALE .....	14,420	8,802	8,251	7,521	4,914	3,121	2,828	2,026	1,229	1,938	55,050	
FEMALE .....	89,735	88,560	84,014	88,550	67,954	60,240	42,394	42,939	23,868	38,850	627,104	
MANUFACTURE OF TOBACCO PRODUCTS												
BOTH SEXES .....	38	134	49	158	149	84	181	56	72	181	1,102	
MALE .....	2	57	38	144	84	61	121	51	60	134	752	
FEMALE .....	36	77	11	14	65	23	60	5	12	47	350	
MANUFACTURE OF TEXTILES												
BOTH SEXES .....	37,736	35,275	32,223	36,728	27,219	22,767	18,729	21,507	14,145	40,010	286,339	
MALE .....	19,191	16,426	14,269	17,097	12,555	10,295	8,460	10,512	7,099	22,287	138,191	
FEMALE .....	18,545	18,849	17,954	19,631	14,664	12,472	10,269	10,995	7,046	17,723	148,148	
MANUFACTURE OF WEARING APPAREL, DRESSING AND DYEING OF FUR												
BOTH SEXES .....	1,264	3,225	4,589	4,867	3,235	2,833	2,409	2,149	1,873	2,190	28,634	
MALE .....	1,127	2,812	3,641	4,147	2,796	2,499	2,073	1,726	1,687	1,918	24,426	
FEMALE .....	137	413	948	720	439	334	336	423	186	272	4,208	
TANNING AND DRESSING OF LEATHER; MANUFACTURE OF LUGGAGE, HANDBAGS, SADDLERY, HARNESS AND FOOTWEAR												
BOTH SEXES .....	1,212	1,834	1,694	1,776	1,536	1,325	1,271	1,412	792	2,031	14,883	
MALE .....	964	1,418	1,332	1,521	1,172	998	1,126	1,220	779	1,856	12,386	
FEMALE .....	248	416	362	255	364	327	145	192	13	175	2,497	
MANUFACTURE OF WOOD AND OF PRODUCTS OF WOOD AND CORK, EXCEPT FURNITURE; MANUFACTURE OF ARTICLES OF STRAW AND PLAITING MATERIALS												
BOTH SEXES .....	10,025	11,710	10,497	9,079	6,724	4,605	3,305	3,366	2,055	4,978	66,344	
MALE .....	2,814	3,625	4,224	3,989	2,916	2,061	1,396	1,205	1,036	2,120	25,386	
FEMALE .....	7,211	8,085	6,273	5,090	3,808	2,544	1,909	2,161	1,019	2,858	40,958	
PUBLISHING, PRINTING AND REPRODUCTION OF RECORDED MEDIA												
BOTH SEXES .....	16	31	38	3	18	11	16	66	11	15	225	
MALE .....	16	23	38	3	18	8	16	66	8	15	211	
FEMALE .....	-	8	-	-	-	3	-	-	3	-	14	
MANUFACTURE OF CHEMICALS AND CHEMICAL PRODUCTS												
BOTH SEXES .....	4	65	19	393	497	11	31	284	10	559	1,873	
MALE .....	-	21	19	376	497	11	31	284	10	459	1,636	
FEMALE .....	4	44	-	17	-	-	6	66	-	100	237	
MANUFACTURE OF OTHER NON-METALLIC MINERAL PRODUCTS												
BOTH SEXES .....	9,962	11,819	14,064	15,633	13,839	10,057	8,637	8,447	5,044	9,883	107,385	
MALE .....	1,332	775	769	1,278	1,093	1,095	960	800	313	932	9,347	
FEMALE .....	8,630	11,044	13,295	14,355	12,746	8,962	7,677	7,647	4,731	8,951	98,038	

TABLE 4.14A (Cont'd) NUMBER OF PERSONS ENGAGED FOR REPORTING ESTABLISHMENTS BY INDUSTRIAL GROUP, SEX AND AGE GROUP 2001/2002 (1994 E.F.Y.) - COUNTRY LEVEL

INDUSTRIAL GROUP	AGE GROUP										TOTAL
	BELOW 18	18 - 22	23 - 27	28 - 32	33 - 37	38 - 41	42 - 45	46 - 50	51 - 55	ABOVE 55	
<b>MANUFACTURE OF FABRICATED METAL PRODUCTS, EXCEPT MACHINERY AND EQUIPMENT</b>											
BOTH SEXES .....	3,711	3,415	3,358	3,432	2,502	2,736	2,718	2,452	1,579	3,984	29,887
MALE .....	3,095	3,111	3,012	3,142	2,194	2,531	2,544	2,319	1,541	3,912	27,401
FEMALE .....	616	304	346	290	308	205	174	133	38	72	2,486
<b>MANUFACTURE OF FURNITURE; MANUFACTURING N.E.C.</b>											
BOTH SEXES .....	1,483	3,732	4,460	4,082	2,632	1,480	1,015	959	790	1,043	21,676
MALE .....	1,333	3,534	4,237	3,803	2,477	1,408	979	932	549	1,005	20,257
FEMALE .....	150	198	223	279	155	72	36	27	241	38	1,419
<b>T O T A L</b>											
BOTH SEXES .....	169,606	168,602	163,256	172,222	131,219	109,270	83,534	85,663	51,468	105,662	1,240,502
MALE .....	44,294	40,604	39,830	43,021	30,716	24,088	20,528	21,075	14,311	36,576	315,043
FEMALE .....	125,312	127,998	123,426	129,201	100,503	85,182	63,006	64,588	37,157	69,086	925,459

1994 E.F.Y.

TABLE 4.14B

NUMBER OF PERSONS ENGAGED FOR REPORTING ESTABLISHMENTS BY INDUSTRIAL GROUP, SEX AND AGE GROUP  
2001/2002 (1994 E.F.Y) - URBAN

INDUSTRIAL GROUP	AGE GROUP										TOTAL	
	BELOW 18	18 - 22	23 - 27	28 - 32	33 - 37	38 - 41	42 - 45	46 - 50	51 - 55	ABOVE 55		
MANUFACTURE OF FOOD PRODUCTS AND BEVERAGES												
BOTH SEXES .....	49,069	41,221	35,111	36,540	31,325	31,651	21,629	24,168	13,551	24,642	308,907	
MALE .....	6,571	4,000	3,321	2,526	1,844	1,159	689	936	568	905	22,519	
FEMALE .....	42,498	37,221	31,790	34,014	29,481	30,492	20,940	23,232	12,983	23,737	286,388	
MANUFACTURE OF TOBACCO PRODUCTS												
BOTH SEXES .....	-	-	-	6	-	10	-	-	-	10	26	
MALE .....	-	-	-	6	-	-	-	-	-	10	16	
FEMALE .....	-	-	-	-	-	-	-	-	-	-	10	
MANUFACTURE OF TEXTILES												
BOTH SEXES .....	15,025	18,461	16,727	18,059	12,776	10,936	8,352	10,335	6,452	20,728	137,851	
MALE .....	7,440	9,198	7,218	7,384	5,408	4,143	3,284	4,379	2,845	10,620	61,919	
FEMALE .....	7,585	9,263	9,509	10,675	7,368	6,793	5,068	5,956	3,607	10,108	75,932	
MANUFACTURE OF WEARING APPAREL, DRESSING AND DYEING OF FUR												
BOTH SEXES .....	835	2,109	2,498	2,393	1,796	1,473	1,582	1,206	1,210	1,436	16,538	
MALE .....	698	1,948	2,172	2,096	1,541	1,286	1,308	1,079	1,172	1,353	14,653	
FEMALE .....	137	161	326	297	255	187	274	127	38	83	1,885	
TANNING AND DRESSING OF LEATHER; MANUFACTURE OF LUGGAGE, HANDBAGS, SADDLERY, HARNESS AND FOOTWEAR												
BOTH SEXES .....	536	805	546	291	333	382	350	197	70	408	3,918	
MALE .....	530	628	447	255	84	348	325	180	70	407	3,274	
FEMALE .....	6	177	99	36	249	34	25	17	-	1	644	
MANUFACTURE OF WOOD AND OF PRODUCTS OF WOOD AND CORK, EXCEPT FURNITURE; MANUFACTURE OF ARTICLES OF STRAW AND PLAITING MATERIALS												
BOTH SEXES .....	574	1,413	1,017	987	821	367	624	693	207	1,006	7,709	
MALE .....	247	264	175	249	71	94	60	35	30	216	1,441	
FEMALE .....	327	1,149	842	738	750	273	564	658	177	790	6,268	
PUBLISHING, PRINTING AND REPRODUCTION OF RECORDED MEDIA												
BOTH SEXES .....	16	16	8	3	-	3	-	-	3	-	49	
MALE .....	16	8	8	3	-	-	-	-	-	-	35	
FEMALE .....	-	8	-	-	-	3	-	-	3	-	14	
MANUFACTURE OF CHEMICALS AND CHEMICAL PRODUCTS												
BOTH SEXES .....	4	63	19	392	490	6	19	272	-	400	1,665	
MALE .....	-	19	19	376	490	6	19	218	-	367	1,514	
FEMALE .....	4	44	-	16	-	-	-	54	-	33	151	
MANUFACTURE OF OTHER NON-METALLIC MINERAL PRODUCTS												
BOTH SEXES .....	700	816	1,387	928	2,097	833	573	429	326	431	8,520	
MALE .....	90	77	121	98	244	315	194	63	9	4	1,215	
FEMALE .....	610	739	1,266	830	1,853	518	379	366	317	427	7,305	

TABLE 4.14B (Cont'd)

INDUSTRIAL GROUP	AGE GROUP										
	BELOW 18	18 - 22	23 - 27	28 - 32	33 - 37	38 - 41	42 - 45	46 - 50	51 - 55	ABOVE 55	TOTAL
MANUFACTURE OF FABRICATED METAL PRODUCTS, EXCEPT MACHINERY AND EQUIPMENT											
BOTH SEXES .....	1,102	802	541	477	179	450	720	370	166	505	5,312
MALE .....	710	802	541	477	176	447	705	370	166	505	4,899
FEMALE .....	392	-	-	-	3	3	15	-	-	-	413
MANUFACTURE OF FURNITURE; MANUFACTURING N.E.C.											
BOTH SEXES .....	813	2,707	2,506	1,689	453	473	313	111	308	82	9,455
MALE .....	813	2,628	2,400	1,575	444	458	313	91	81	73	8,876
FEMALE .....	-	79	106	114	9	15	-	20	227	9	579
<b>T O T A L</b>											
BOTH SEXES .....	68,674	68,413	60,360	61,765	50,270	46,584	34,162	37,781	22,293	49,648	499,950
MALE .....	17,115	19,572	16,422	15,045	10,302	8,256	6,897	7,351	4,941	14,460	120,361
FEMALE .....	51,559	48,841	43,938	46,720	39,968	38,328	27,265	30,430	17,352	35,188	379,589

NUMBER OF PERSONS ENGAGED FOR REPORTING ESTABLISHMENTS BY INDUSTRIAL GROUP, SEX AND AGE GROUP  
2001/2002 (1994 E.F.Y) - RURAL

TABLE 4.14C

INDUSTRIAL GROUP	AGE GROUP										TOTAL	
	BELOW 18	18 - 22	23 - 27	28 - 32	33 - 37	38 - 41	42 - 45	46 - 50	51 - 55	ABOVE 55		
MANUFACTURE OF FOOD PRODUCTS AND BEVERAGES												
BOTH SEXES .....	55,085	56,142	57,154	59,531	41,544	31,711	23,593	20,796	11,546	16,146	373,248	
MALE .....	7,849	4,803	4,930	4,995	3,071	1,963	2,139	1,090	661	1,033	32,534	
FEMALE .....	47,236	51,339	52,224	54,536	38,473	29,748	21,454	19,706	10,885	15,113	340,714	
MANUFACTURE OF TOBACCO PRODUCTS												
BOTH SEXES .....	38	134	49	152	149	74	181	56	72	171	1,076	
MALE .....	2	57	38	138	84	61	121	51	60	124	736	
FEMALE .....	36	77	11	14	65	13	60	5	12	47	340	
MANUFACTURE OF TEXTILES												
BOTH SEXES .....	22,711	16,815	15,496	18,669	14,444	11,831	10,377	11,172	7,694	19,282	148,491	
MALE .....	11,751	7,229	7,051	9,713	7,147	6,152	5,176	6,133	4,254	11,667	76,273	
FEMALE .....	10,960	9,586	8,445	8,956	7,297	5,679	5,201	5,039	3,440	7,615	72,218	
MANUFACTURE OF WEARING APPAREL, DRESSING AND DYEING OF FUR												
BOTH SEXES .....	428	1,117	2,090	2,474	1,439	1,361	827	942	663	754	12,095	
MALE .....	428	864	1,469	2,051	1,255	1,214	765	647	515	565	9,773	
FEMALE .....	-	253	621	423	184	147	62	295	148	189	2,322	
TANNING AND DRESSING OF LEATHER; MANUFACTURE OF LUGGAGE, HANDBAGS, SADDLERY, HARNESS AND FOOTWEAR												
BOTH SEXES .....	676	1,029	1,148	1,486	1,204	943	921	1,215	722	1,624	10,968	
MALE .....	434	790	885	1,266	1,088	650	801	1,040	709	1,450	9,113	
FEMALE .....	242	239	263	220	116	293	120	175	13	174	1,855	
MANUFACTURE OF WOOD AND OF PRODUCTS OF WOOD AND CORK, EXCEPT FURNITURE; MANUFACTURE OF ARTICLES OF STRAW AND PLAITING MATERIALS												
BOTH SEXES .....	9,451	10,296	9,481	8,090	5,903	4,239	2,681	2,672	1,847	3,971	58,631	
MALE .....	2,567	3,360	4,049	3,739	2,845	1,968	1,337	1,169	1,005	1,903	23,942	
FEMALE .....	6,884	6,936	5,432	4,351	3,058	2,271	1,344	1,503	842	2,068	34,689	
PUBLISHING, PRINTING AND REPRODUCTION OF RECORDED MEDIA												
BOTH SEXES .....	-	15	30	-	18	8	16	66	8	15	176	
MALE .....	-	15	30	-	18	8	16	66	8	15	176	
FEMALE .....	-	-	-	-	-	-	-	-	-	-	-	
MANUFACTURE OF CHEMICALS AND CHEMICAL PRODUCTS												
BOTH SEXES .....	-	1	-	1	7	5	12	12	10	158	206	
MALE .....	-	1	-	-	7	5	6	-	10	92	121	
FEMALE .....	-	-	-	1	-	-	6	12	-	66	85	
MANUFACTURE OF OTHER NON-METALLIC MINERAL PRODUCTS												
BOTH SEXES .....	9,262	11,003	12,677	14,706	11,742	9,224	8,065	8,018	4,717	9,451	98,865	
MALE .....	1,242	698	648	1,180	849	780	767	737	304	928	8,133	
FEMALE .....	8,020	10,305	12,029	13,526	10,893	8,444	7,298	7,281	4,413	8,523	90,732	

NUMBER OF PERSONS ENGAGED FOR REPORTING ESTABLISHMENTS BY INDUSTRIAL GROUP, SEX AND AGE GROUP  
2001/2002 (1994 E.F.Y.) - RURAL

TABLE 4.14C (Cont'd)

INDUSTRIAL GROUP	AGE GROUP										
	BELOW 18	18 - 22	23 - 27	28 - 32	33 - 37	38 - 41	42 - 45	46 - 50	51 - 55	ABOVE 55	TOTAL
<b>MANUFACTURE OF FABRICATED METAL PRODUCTS, EXCEPT MACHINERY AND EQUIPMENT</b>											
BOTH SEXES .....	2,610	2,613	2,817	2,955	2,323	2,286	1,998	2,082	1,413	3,479	24,576
MALE .....	2,385	2,309	2,471	2,665	2,018	2,084	1,839	1,949	1,375	3,407	22,502
FEMALE .....	225	304	346	290	305	202	159	133	38	72	2,074
<b>MANUFACTURE OF FURNITURE; MANUFACTURING N.E.C.</b>											
BOTH SEXES .....	669	1,025	1,954	2,393	2,180	1,007	702	848	483	961	12,222
MALE .....	519	906	1,837	2,228	2,033	950	666	841	469	932	11,381
FEMALE .....	150	119	117	165	147	57	36	7	14	29	841
<b>T O T A L</b>											
BOTH SEXES .....	100,930	100,190	102,896	110,457	80,953	62,689	49,373	47,879	29,175	56,012	740,554
MALE .....	27,177	21,032	23,408	27,975	20,415	15,835	13,633	13,723	9,370	22,116	194,684
FEMALE .....	73,753	79,158	79,488	82,482	60,538	46,854	35,740	34,156	19,805	33,896	545,870

NUMBER OF ESTABLISHMENT, WAGES AND SALARIES PAID BY INDUSTRIAL GROUP, TYPE OF WORKER AND SEX  
2001/2002 (1994 E.F.Y) - COUNTRY LEVEL

TABLE 4.15A

INDUSTRIAL GROUP	TYPE OF WORKER												
	No. OF ESTAB.	WAGES AND SALARIES PAID TO PERMANENT EMPLOYEES			WAGES AND SALARIES OF SEASONAL AND TEMPORARY WORKERS			WAGES AND SALARIES OF APPRENTICES			TOTAL		
		MALE	FEMALE	BOTH SEXES	MALE	FEMALE	BOTH SEXES	MALE	FEMALE	BOTH SEXES	MALE	FEMALE	BOTH SEXES
MANUFACTURE OF FOOD PRODUCTS AND BEVERAGES .....	27,936	3,556,963	1,992,456	5,549,419	7,963,485	4,499,175	12,462,660	394,492	134,086	528,578	11,914,940	6,625,717	18,540,657
Production, processing and preserving of meat and meat products .....	-	-	-	-	-	-	-	-	-	-	-	-	-
Manufacture of vegetable and animal oils and fats ..	79	43,436	-	43,436	39,365	1,290	40,655	-	-	-	82,801	1,290	84,091
Manufacture of dairy products .....	-	-	-	-	-	-	-	-	-	-	-	-	-
Manufacture of animal feed .....	-	-	-	-	-	-	-	-	-	-	-	-	-
Manufacture of bakery products .....	8,794	2,170,012	509,513	2,679,525	4,961,132	1,809,113	6,770,245	181,867	78,522	260,389	7,313,011	2,397,148	9,710,159
Manufacture of cocoa, chocolate and sugar confectionery .....	-	-	-	-	-	-	-	-	-	-	-	-	-
Manufacture of other food product n.e.c .....	184	-	11,748	11,748	64,830	95,203	160,033	-	-	-	64,830	106,951	171,781
Distilling, rectifying and blending of spirits; ethyl alcohol production from fermented materials..	2,455	-	476,089	476,089	1,511	318,626	320,137	-	825	825	1,511	795,540	797,051
Manufacture of malt liquors and malt .....	16,424	1,343,515	995,106	2,338,621	2,896,647	2,274,943	5,171,590	212,625	54,739	267,364	4,452,787	3,324,788	7,777,575
MANUFACTURE OF TOBACCO PRODUCTS .....	6	-	-	-	9,245	-	9,245	-	-	-	9,245	-	9,245
Manufacture of tobacco products.....	6	-	-	-	9,245	-	9,245	-	-	-	9,245	-	9,245
MANUFACTURE OF TEXTILES .....	3,963	1,339,025	59,615	1,398,640	4,067,638	671,556	4,739,194	234,697	13,818	248,515	5,641,360	744,989	6,386,349
Preparation and spinning of textile fibers; weaving of textiles .....	3,476	1,302,494	44,920	1,347,414	4,000,913	620,459	4,621,372	232,950	5,514	238,464	5,536,357	670,893	6,207,250
Manufacture of made-up textile articles, except apparel .....	86	-	-	-	37,032	38,816	75,848	-	-	-	37,032	38,816	75,848
Manufacture of carpets and rugs .....	368	-	488	488	-	12,281	12,281	1,747	8,304	10,051	1,747	21,073	22,820
Manufacture of cordage, rope, twine and netting .....	-	-	-	-	-	-	-	-	-	-	-	-	-
Manufacture of knitted and crocheted fabrics and articles .....	33	36,531	14,207	50,738	29,693	-	29,693	-	-	-	66,224	14,207	80,431
MANUFACTURE OF WEARING APPAREL; DRESSING AND DYING OF FUR .....	1,871	508,186	-	508,186	5,793,544	7,820	5,801,364	79,765	-	79,765	6,381,495	7,820	6,389,315
Manufacture of wearing apparel, except fur apparel..	1,871	508,186	-	508,186	5,793,544	7,820	5,801,364	79,765	-	79,765	6,381,495	7,820	6,389,315
Manufacture of articles of fur .....	-	-	-	-	-	-	-	-	-	-	-	-	-
TANNING AND DRESSING OF LEATHER, MANUFACTURE OF LUGGAGE, HANDBAGS, SADDLERY, HARNESS AND FOOTWEAR ...	109	64,344	10,160	74,504	345,355	3,292	348,647	1,475	-	1,475	411,174	13,452	424,626
Tanning and dressing of leather .....	38	-	-	-	30,155	-	30,155	938	-	938	31,093	-	31,093
Manufacture of luggage, handbags and the like, saddlery and harness .....	18	-	-	-	-	3,292	3,292	-	-	-	-	3,292	3,292
Manufacture of footwear .....	53	64,344	10,160	74,504	315,200	-	315,200	537	-	537	380,081	10,160	390,241

NUMBER OF ESTABLISHMENT, WAGES AND SALARIES PAID BY INDUSTRIAL GROUP, TYPE OF WORKER AND SEX  
2001/2002 (1994 E.F.Y) - COUNTRY LEVEL

TABLE 4.15A (Cont'd)

INDUSTRIAL GROUP	TYPE OF WORKER												
	No. OF ESTAB.	WAGES AND SALARIES PAID TO PERMANENT EMPLOYEES			WAGES AND SALARIES OF SEASONAL AND TEMPORARY WORKERS			WAGES AND SALARIES OF APPRENTICES			TOTAL		
		MALE	FEMALE	BOTH SEXES	MALE	FEMALE	BOTH SEXES	MALE	FEMALE	BOTH SEXES	MALE	FEMALE	BOTH SEXES
MANUFACTURE OF WOOD AND OF PRODUCTS OF WOOD AND CORK, EXCEPT FURNITURE; MANUFACTURE OF ARTICLES OF STREW AND PLAITING MATERIALS .....	858	87,537	-	87,537	351,765	-	351,765	85,613	442	86,055	524,915	442	525,357
Sawmilling and planing of wood .....	525	8,008	-	8,008	188,409	-	188,409	39,337	-	39,337	235,754	-	235,754
Manufacture of builders' carpentry and joinery .....	131	-	-	-	39,304	-	39,304	5,497	442	5,939	44,801	442	45,243
Manufacture of wooden containers .....	151	79,529	-	79,529	81,903	-	81,903	21,674	-	21,674	183,106	-	183,106
Manufacture of other products of wood, manufacture of articles of cork, straw and plating materials ..	51	-	-	-	42,149	-	42,149	19,105	-	19,105	61,254	-	61,254
PUBLISHING, PRINTING AND REPRODUCTION OF RECORDED MEDIA	6	-	-	-	5,778	-	5,778	-	-	-	5,778	-	5,778
MANUFACTURE OF CHEMICALS AND CHEMICAL PRODUCTS .....	232	-	-	-	26,184	6,902	33,086	-	-	-	26,184	6,902	33,086
Manufacture of pharmaceuticals, medicinal chemicals and botanical products.....	218	-	-	-	26,184	-	26,184	-	-	-	26,184	-	26,184
Manufacture of other chemical products N.E.C .....	14	-	-	-	-	6,902	6,902	-	-	-	-	6,902	6,902
MANUFACTURE OF OTHER NON-METALLIC MINERAL PRODUCTS ...	227	84,351	6,502	90,853	476,458	310,975	787,433	-	393	393	560,809	317,870	878,679
Manufacture of glass and glass products.....	9	-	-	-	67,813	56,511	124,324	-	-	-	67,813	56,511	124,324
Manufacture of non-structural non-refractory ceramic ware .....	136	69,300	-	69,300	200,965	251,834	452,799	-	393	393	270,265	252,227	522,492
Manufacture of structural non-refractory clay and ceramic products .....	29	15,051	6,502	21,553	13,047	2,630	15,677	-	-	-	28,098	9,132	37,230
Manufacture of articles of concrete, cement and plaster .....	53	-	-	-	194,633	-	194,633	-	-	-	194,633	-	194,633
Cutting, shaping and finishing of stone .....	-	-	-	-	-	-	-	-	-	-	-	-	-
MANUFACTURE OF FABRICATED METAL PRODUCTS, EXCEPT MACHINERY AND EQUIPMENT .....	2,064	813,327	-	813,327	1,850,053	-	1,850,053	507,136	-	507,136	3,170,516	-	3,170,516
Manufacture of structural metal products .....	-	-	-	-	-	-	-	-	-	-	-	-	-
Treatment and coating of metals, general mechanical engineering on fee or contract basis .....	381	5,491	-	5,491	248,828	-	248,828	92,357	-	92,357	346,676	-	346,676
Manufacture of cutlery, hand tools and general hardware .....	1,683	807,836	-	807,836	1,601,225	-	1,601,225	414,779	-	414,779	2,823,840	-	2,823,840
MANUFACTURE OF FURNITURE; MANUFACTURING N.E.C. ....	2,492	1,365,570	-	1,365,570	2,547,592	48,223	2,595,815	311,386	-	311,386	4,224,548	48,223	4,272,771
Manufacture of furniture .....	2,454	1,357,380	-	1,357,380	2,465,444	24,542	2,489,986	311,386	-	311,386	4,134,210	24,542	4,158,752
Manufacture of jewellery and related articles .....	38	8,190	-	8,190	82,148	23,681	105,829	-	-	-	90,338	23,681	114,019
T O T A L	39,764	7,819,303	2,068,733	9,888,036	23,437,097	5,547,943	28,985,040	1,614,564	148,739	1,763,303	32,870,964	7,765,415	40,636,379

NUMBER OF ESTABLISHMENT, WAGES AND SALARIES PAID BY INDUSTRIAL GROUP, TYPE OF WORKER AND SEX  
2001/2002 (1994 E.F.Y.) - URBAN

TABLE 4.15B

INDUSTRIAL GROUP	TYPE OF WORKER												
	No. OF ESTAB.	WAGES AND SALARIES PAID TO PERMANENT EMPLOYEES			WAGES AND SALARIES OF SEASONAL AND TEMPORARY WORKERS			WAGES AND SALARIES OF APPRENTICES			TOTAL		
		MALE	FEMALE	BOTH SEXES	MALE	FEMALE	BOTH SEXES	MALE	FEMALE	BOTH SEXES	MALE	FEMALE	BOTH SEXES
MANUFACTURE OF FOOD PRODUCTS AND BEVERAGES .....	22,529	3,312,536	1,858,679	5,171,215	5,930,358	3,997,987	9,928,345	92,168	67,079	159,247	9,335,062	5,923,745	15,258,807
Production, processing and preserving of meat and meat products .....	-	-	-	-	-	-	-	-	-	-	-	-	-
Manufacture of vegetable and animal oils and fats ..	62	43,436	-	43,436	20,608	1,290	21,898	-	-	-	64,044	1,290	65,334
Manufacture of dairy products .....	-	-	-	-	-	-	-	-	-	-	-	-	-
Manufacture of animal feed .....	-	-	-	-	-	-	-	-	-	-	-	-	-
Manufacture of bakery products .....	6,271	1,971,796	456,440	2,428,236	3,968,396	1,552,844	5,521,240	33,920	18,974	52,894	5,974,112	2,028,258	8,002,370
Manufacture of cocoa, chocolate and sugar confectionery .....	-	-	-	-	-	-	-	-	-	-	-	-	-
Manufacture of other food product n.e.c .....	161	-	-	-	63,697	95,203	158,900	-	-	-	63,697	95,203	158,900
Distilling, rectifying and blending of spirits; ethyl alcohol production from fermented materials..	2,365	-	476,089	476,089	-	311,695	311,695	-	-	-	-	-	-
Manufacture of malt liquors and malt .....	13,670	1,297,304	926,150	2,223,454	1,877,657	2,036,955	3,914,612	58,248	48,105	106,353	3,233,209	3,011,210	6,244,419
MANUFACTURE OF TOBACCO PRODUCTS .....	6	-	-	-	9,245	-	9,245	-	-	-	-	-	-
Manufacture of tobacco products .....	6	-	-	-	9,245	-	9,245	-	-	-	9,245	-	9,245
MANUFACTURE OF TEXTILES .....	3,267	1,240,416	59,127	1,299,543	4,041,726	647,212	4,688,938	146,148	5,514	151,662	5,428,290	711,853	6,140,143
Preparation and spinning of textile fibers; weaving of textiles .....	3,148	1,203,885	44,920	1,248,805	3,975,001	608,396	4,583,397	146,148	5,514	151,662	5,325,034	658,830	5,983,864
Manufacture of made-up textile articles, except apparel .....	86	-	-	-	37,032	38,816	75,848	-	-	-	-	37,032	38,816
Manufacture of carpets and rugs .....	-	-	-	-	-	-	-	-	-	-	-	-	-
Manufacture of cordage, rope, twine and netting .....	-	-	-	-	-	-	-	-	-	-	-	-	-
Manufacture of knitted and crocheted fabrics and articles .....	33	36,531	14,207	50,738	29,693	-	29,693	-	-	-	66,224	14,207	80,431
MANUFACTURE OF WEARING APPAREL; DRESSING AND DYING OF FUR .....	1,428	397,576	-	397,576	5,363,374	7,820	5,371,194	60,048	-	60,048	5,820,998	7,820	5,828,818
Manufacture of wearing apparel, except fur apparel..	1,428	397,576	-	397,576	5,363,374	7,820	5,371,194	60,048	-	60,048	5,820,998	7,820	5,828,818
Manufacture of articles of fur .....	-	-	-	-	-	-	-	-	-	-	-	-	-
TANNING AND DRESSING OF LEATHER, MANUFACTURE OF LUGGAGE, HANDBAGS, SADDLERY, HARNESS AND FOOTWEAR ...	91	64,344	10,160	74,504	331,904	3,292	335,196	938	-	938	397,186	13,452	410,638
Tanning and dressing of leather .....	23	-	-	-	16,704	-	16,704	938	-	938	17,642	-	17,642
Manufacture of luggage, handbags and the like, saddlery and harness .....	18	-	-	-	-	3,292	3,292	-	-	-	-	-	-
Manufacture of footwear .....	50	64,344	10,160	74,504	315,200	-	315,200	-	-	-	379,544	10,160	389,704

NUMBER OF ESTABLISHMENT, WAGES AND SALARIES PAID BY INDUSTRIAL GROUP, TYPE OF WORKER AND SEX  
2001/2002 (1994 E.F.Y) - URBAN

TABLE 4.15B (Cont'd)

INDUSTRIAL GROUP	No. OF ESTAB.	TYPE OF WORKER											
		WAGES AND SALARIES PAID TO PERMANENT EMPLOYEES			WAGES AND SALARIES OF SEASONAL AND TEMPORARY WORKERS			WAGES AND SALARIES OF APPRENTICES			TOTAL		
		MALE	FEMALE	BOTH SEXES	MALE	FEMALE	BOTH SEXES	MALE	FEMALE	BOTH SEXES	MALE	FEMALE	BOTH SEXES
MANUFACTURE OF WOOD AND OF PRODUCTS OF WOOD AND CORK, EXCEPT FURNITURE; MANUFACTURE OF ARTICLES OF STRAW AND PLAITING MATERIALS .....	152	79,529	-	79,529	119,317	-	119,317	39,943	-	39,943	238,789	-	238,789
Sawmilling and planing of wood .....	2	-	-	-	392	-	392	-	-	-	392	-	392
Manufacture of builders' carpentry and joinery .....	14	-	-	-	13,632	-	13,632	-	-	-	13,632	-	13,632
Manufacture of wooden containers .....	106	79,529	-	79,529	63,144	-	63,144	21,674	-	21,674	164,347	-	164,347
Manufacture of other products of wood, manufacture of articles of cork, straw and plating materials ..	30	-	-	-	42,149	-	42,149	18,269	-	18,269	60,418	-	60,418
PUBLISHING, PRINTING AND REPRODUCTION OF RECORDED MEDIA	6	-	-	-	5,778	-	5,778	-	-	-	5,778	-	5,778
MANUFACTURE OF CHEMICALS AND CHEMICAL PRODUCTS .....	232	-	-	-	26,184	6,902	33,086	-	-	-	26,184	6,902	33,086
Manufacture of pharmaceuticals, medicinal chemicals and botanical products.....	218	-	-	-	26,184	-	26,184	-	-	-	26,184	-	26,184
Manufacture of other chemical products N.E.C .....	14	-	-	-	-	6,902	6,902	-	-	-	-	6,902	6,902
MANUFACTURE OF OTHER NON-METALLIC MINERAL PRODUCTS ...	180	84,351	6,502	90,853	317,366	309,997	627,363	-	-	-	401,717	316,499	718,216
Manufacture of glass and glass products.....	9	-	-	-	67,813	56,511	124,324	-	-	-	67,813	56,511	124,324
Manufacture of non-structural non-refractory ceramic ware .....	112	69,300	-	69,300	200,701	250,856	451,557	-	-	-	270,001	250,856	520,857
Manufacture of structural non-refractory clay and ceramic products .....	29	15,051	6,502	21,553	13,047	2,630	15,677	-	-	-	28,098	9,132	37,230
Manufacture of articles of concrete, cement and plaster .....	30	-	-	-	35,805	-	35,805	-	-	-	35,805	-	35,805
Cutting, shaping and finishing of stone .....	-	-	-	-	-	-	-	-	-	-	-	-	-
MANUFACTURE OF FABRICATED METAL PRODUCTS, EXCEPT MACHINERY AND EQUIPMENT .....	1,001	719,999	-	719,999	1,394,996	-	1,394,996	103,760	-	103,760	2,218,695	-	2,218,695
Manufacture of structural metal products .....	-	-	-	-	147,426	-	147,426	-	-	-	147,426	-	147,426
Treatment and coating of metals, general mechanical engineering on fee or contract basis .....	162	-	-	-	147,426	-	147,426	-	-	-	147,426	-	147,426
Manufacture of cutlery, hand tools and general hardware .....	839	719,999	-	719,999	1,247,570	-	1,247,570	103,760	-	103,760	2,071,269	-	2,071,269
MANUFACTURE OF FURNITURE; MANUFACTURING N.E.C. ....	2,178	1,346,010	-	1,346,010	2,381,199	48,223	2,429,422	269,708	-	269,708	3,996,917	48,223	4,045,140
Manufacture of furniture .....	2,140	1,337,820	-	1,337,820	2,299,051	24,542	2,323,593	269,708	-	269,708	3,906,579	24,542	3,931,121
Manufacture of jewellery and related articles .....	38	8,190	-	8,190	82,148	23,681	105,829	-	-	-	90,338	23,681	114,019
T O T A L	31,070	7,264,701	1,934,468	9,179,169	19,921,447	5,021,433	24,942,880	712,713	72,593	785,306	27,878,861	7,028,494	34,907,355

NUMBER OF ESTABLISHMENT, WAGES AND SALARIES PAID BY INDUSTRIAL GROUP, TYPE OF WORKER AND SEX  
2001/2002 (1994 E.F.Y) - RURAL

TABLE 4.15C

INDUSTRIAL GROUP	TYPE OF WORKER												
	No. OF ESTAB.	WAGES AND SALARIES PAID TO PERMANENT EMPLOYEES			WAGES AND SALARIES OF SEASONAL AND TEMPORARY WORKERS			WAGES AND SALARIES OF APPRENTICES			TOTAL		
		MALE	FEMALE	BOTH SEXES	MALE	FEMALE	BOTH SEXES	MALE	FEMALE	BOTH SEXES	MALE	FEMALE	BOTH SEXES
MANUFACTURE OF FOOD PRODUCTS AND BEVERAGES .....	5,407	244,427	133,776	378,203	2,033,129	501,188	2,534,317	302,325	67,007	369,332	2,579,881	701,971	3,281,852
Production, processing and preserving of meat and meat products .....	-	-	-	-	-	-	-	-	-	-	-	-	-
Manufacture of vegetable and animal oils and fats .....	16	-	-	-	18,758	-	18,758	-	-	-	18,758	-	18,758
Manufacture of dairy products .....	-	-	-	-	-	-	-	-	-	-	-	-	-
Manufacture of animal feed .....	-	-	-	-	-	-	-	-	-	-	-	-	-
Manufacture of bakery products .....	2,523	198,216	53,072	251,288	992,737	256,269	1,249,006	147,948	59,548	207,496	1,338,901	368,889	1,707,790
Manufacture of cocoa, chocolate and sugar confectionery .....	-	-	-	-	-	-	-	-	-	-	-	-	-
Manufacture of other food product n.e.c .....	23	-	11,748	11,748	1,133	-	1,133	-	-	-	1,133	11,748	12,881
Distilling, rectifying and blending of spirits; ethyl alcohol production from fermented materials..	90	-	-	-	1,511	6,931	8,442	-	825	825	1,511	7,756	9,267
Manufacture of malt liquors and malt .....	2,755	46,211	68,956	115,167	1,018,990	237,988	1,256,978	154,377	6,634	161,011	1,219,578	313,578	1,533,156
MANUFACTURE OF TOBACCO PRODUCTS .....	-	-	-	-	-	-	-	-	-	-	-	-	-
Manufacture of tobacco products .....	-	-	-	-	-	-	-	-	-	-	-	-	-
MANUFACTURE OF TEXTILES .....	696	98,609	488	99,097	25,912	24,344	50,256	88,549	8,304	96,853	213,070	33,136	246,206
Preparation and spinning of textile fibers; weaving of textiles .....	328	98,609	-	98,609	25,912	12,063	37,975	86,802	-	86,802	211,323	12,063	223,386
Manufacture of made-up textile articles, except apparel .....	-	-	-	-	-	-	-	-	-	-	-	-	-
Manufacture of carpets and rugs .....	368	-	488	488	-	12,281	12,281	1,747	8,304	10,051	1,747	21,073	22,820
Manufacture of cordage, rope, twine and netting .....	-	-	-	-	-	-	-	-	-	-	-	-	-
Manufacture of knitted and crocheted fabrics and articles .....	-	-	-	-	-	-	-	-	-	-	-	-	-
MANUFACTURE OF WEARING APPAREL; DRESSING AND DYING OF FUR .....	443	110,610	-	110,610	430,169	-	430,169	19,717	-	19,717	560,496	-	560,496
Manufacture of wearing apparel, except fur apparel .....	443	110,610	-	110,610	430,169	-	430,169	19,717	-	19,717	560,496	-	560,496
Manufacture of articles of fur .....	-	-	-	-	-	-	-	-	-	-	-	-	-
TANNING AND DRESSING OF LEATHER, MANUFACTURE OF LUGGAGE, HANDBAGS, SADDLERY, HARNESS AND FOOTWEAR .....	20	-	-	-	13,451	-	13,451	537	-	537	13,988	-	13,988
Tanning and dressing of leather .....	16	-	-	-	13,451	-	13,451	-	-	-	13,451	-	13,451
Manufacture of luggage, handbags and the like, saddlery and harness .....	-	-	-	-	-	-	-	-	-	-	-	-	-
Manufacture of footwear .....	4	-	-	-	-	-	-	537	-	537	537	-	537

NUMBER OF ESTABLISHMENT, WAGES AND SALARIES PAID BY INDUSTRIAL GROUP, TYPE O WORKER AND SEX  
2001/2002 (1994 E.F.Y) - RURAL

TABLE 4.15C (Cont'd)

INDUSTRIAL GROUP	No. OF ESTAB.	TYPE OF WORKER											
		WAGES AND SALARIES PAID TO PERMANENT EMPLOYEES			WAGES AND SALARIES OF SEASONAL AND TEMPORARY WORKERS			WAGES AND SALARIES OF APPRENTICES			TOTAL		
		MALE	FEMALE	BOTH SEXES	MALE	FEMALE	BOTH SEXES	MALE	FEMALE	BOTH SEXES	MALE	FEMALE	BOTH SEXES
MANUFACTURE OF WOOD AND OF PRODUCTS OF WOOD AND CORK, EXCEPT FURNITURE; MAUFACTURE OF ARTICLES OF STREW AND PLAITING MATERIALS .....	707	8,008	-	8,008	232,448	-	232,448	45,670	442	46,112	286,126	442	286,568
Sawmilling and planing of wood .....	524	8,008	-	8,008	188,017	-	188,017	39,337	-	39,337	235,362	-	235,362
Manufacture of builders' carpentry and joinery .....	117	-	-	-	25,672	-	25,672	5,497	442	5,939	31,169	442	31,611
Manufacture of wooden containers .....	45	-	-	-	18,759	-	18,759	-	-	-	18,759	-	18,759
Manufacture of other products of wood, manufacture of articles of cork, straw and plating materials ..	21	-	-	-	-	-	-	836	-	836	836	-	836
PUBLISHING, PRINTING AND REPRODUCTION OF RECORDED MEDIA .....	-	-	-	-	-	-	-	-	-	-	-	-	-
MANUFACTURE OF CHEMICALS AND CHEMICAL PRODUCTS .....	-	-	-	-	-	-	-	-	-	-	-	-	-
Manufacture of pharmaceuticals, medicinal chemicals and botanical products .....	-	-	-	-	-	-	-	-	-	-	-	-	-
Manufacture of other chemical products N.E.C .....	-	-	-	-	-	-	-	-	-	-	-	-	-
MANUFACTURE OF OTHER NON-METALLIC MINERAL PRODUCTS ...	47	-	-	-	159,090	978	160,068	-	393	393	159,090	1,371	160,461
Manufacture of glass and glass products .....	-	-	-	-	-	-	-	-	-	-	-	-	-
Manufacture of non-structural non-refractory ceramic ware .....	24	-	-	-	263	978	1,241	-	393	393	263	1,371	1,634
Manufacture of structural non-refractory clay and ceramic products .....	-	-	-	-	-	-	-	-	-	-	-	-	-
Manufacture of articles of concrete, cement and plaster .....	23	-	-	-	158,827	-	158,827	-	-	-	158,827	-	158,827
Cutting, shaping and finishing of stone .....	-	-	-	-	-	-	-	-	-	-	-	-	-
MANUFACTURE OF FABRICATED METAL PRODUCTS, EXCEPT MACHINERY AND EQUIPMENT .....	1,063	93,389	-	93,389	455,057	-	455,057	403,375	-	403,375	951,821	-	951,821
Manufacture of structural metal products .....	-	-	-	-	-	-	-	-	-	-	-	-	-
Treatment and coating of metals, general mechanical engineering on fee or contract basis .....	219	5,491	-	5,491	101,402	-	101,402	92,357	-	92,357	199,250	-	199,250
Manufacture of cutlery, hand tools and general hardware .....	844	87,898	-	87,898	353,655	-	353,655	311,018	-	311,018	752,571	-	752,571
MANUFACTURE OF FURNITURE; MANUFACTURING N.E.C. ....	314	19,560	-	19,560	166,393	-	166,393	41,678	-	41,678	227,631	-	227,631
Manufacture of furniture .....	314	19,560	-	19,560	166,393	-	166,393	41,678	-	41,678	227,631	-	227,631
Manufacture of jewellery and related articles .....	-	-	-	-	-	-	-	-	-	-	-	-	-
<b>T O T A L</b>	<b>8,697</b>	<b>574,603</b>	<b>134,264</b>	<b>708,867</b>	<b>3,515,649</b>	<b>526,510</b>	<b>4,042,159</b>	<b>901,851</b>	<b>76,146</b>	<b>977,997</b>	<b>4,992,103</b>	<b>736,920</b>	<b>5,729,023</b>

DISTRIBUTION OF ESTABLISHMENTS BY INDUSTRIAL GROUP AND NUMBER OF MONTHS OPERATED DURING  
THE LAST TWELVE MONTHS : 2001/2002 (1994 E.F.Y) - COUNTRY LEVEL

TABLE 4.16A

INDUSTRIAL GROUP	NUMBER OF MONTHS												TOTAL
	1	2	3	4	5	6	7	8	9	10	11	12	
<b>MANUFACTURE OF FOOD PRODUCTS AND BEVERAGES</b> .....	29,387	19,332	23,334	19,688	19,092	29,165	21,539	30,455	26,545	31,490	16,682	257,466	524,175
Production, processing and preserving of meat and meat products .....	-	-	-	-	-	-	-	-	-	-	-	-	-
Manufacture of vegetable and animal oils and fats ..	95	198	129	-	123	170	175	92	157	40	15	411	1,605
Manufacture of dairy products .....	14	38	27	54	-	44	48	47	65	30	-	44	411
Manufacture of animal feed .....	7	12	17	152	161	361	6	136	6	2	-	186	1,046
Manufacture of bakery products .....	-	-	-	-	-	5	-	-	-	-	-	43	48
Manufacture of cocoa, chocolate and sugar confectionery .....	8,954	5,394	5,463	5,390	4,072	5,736	4,303	5,390	4,814	5,864	3,523	58,097	117,000
Manufacture of other food product n.e.c .....	-	-	-	-	-	-	-	-	-	-	-	-	-
Distilling, rectifying and blending of spirits; ethyl alcohol production from fermented materials..	241	482	502	234	249	177	230	332	214	623	140	30	48
Manufacture of malt liquors and malt .....	5,917	4,691	8,323	7,044	7,784	12,366	8,406	12,299	10,147	10,784	6,001	83,163	176,925
<b>MANUFACTURE OF TOBACCO PRODUCTS</b> .....	14,159	8,517	8,873	6,814	6,703	10,306	8,371	12,159	11,142	14,129	7,003	111,785	219,961
Manufacture of tobacco products .....	54	17	67	51	104	46	101	12	53	18	-	444	967
<b>MANUFACTURE OF TEXTILES</b> .....	54	17	67	51	104	46	101	12	53	18	-	444	967
Preparation and spinning of textile fibers; weaving of textiles .....	5,529	4,464	7,892	8,039	8,118	14,393	8,255	15,117	13,774	14,570	8,224	113,473	221,848
Manufacture of made-up textile articles, except apparel .....	2,691	2,925	4,932	4,365	4,991	10,082	6,123	10,748	9,778	10,534	6,339	88,892	162,400
Manufacture of carpets and rugs .....	762	216	455	641	831	654	198	823	954	949	1,099	7,060	14,642
Manufacture of cordage, rope, twine and netting .....	1,163	775	1,610	1,992	1,486	2,563	1,322	2,384	2,163	2,156	507	10,482	28,603
Manufacture of knitted and crocheted fabrics and articles .....	851	490	687	791	660	748	479	1,019	599	705	262	5,492	12,783
<b>MANUFACTURE OF WEARING APPAREL; DRESSING AND DYING OF FUR</b> .....	62	58	208	250	150	346	133	143	280	226	17	1,547	3,420
Manufacture of wearing apparel, except fur apparel..	442	716	925	1,323	696	1,419	690	1,503	1,114	1,720	616	12,974	24,138
Manufacture of articles of fur .....	442	716	921	1,240	686	1,137	680	1,301	1,037	1,515	616	12,586	22,877
<b>TANNING AND DRESSING OF LEATHER, MANUFACTURE OF LUGGAGE, HANDBAGS, SADDLERY, HARNESS AND FOOTWEAR</b> ...	-	-	4	83	10	282	10	202	77	205	-	388	1,261
Tanning and dressing of leather .....	190	313	334	637	383	958	501	1,154	1,046	827	188	5,494	12,025
Manufacture of luggage, handbags and the like, saddlery and harness .....	21	159	132	503	220	355	272	723	480	582	122	3,112	6,681
Manufacture of footwear .....	154	142	172	132	150	583	214	417	536	582	122	3,112	6,681
	15	12	30	2	13	20	15	14	30	66	46	1,469	4,194
											20	913	1,150

DISTRIBUTION OF ESTABLISHMENTS BY INDUSTRIAL GROUP AND NUMBER OF MONTHS OPERATED DURING  
THE LAST TWELVE MONTHS : 2001/2002 (1994 E.F.Y) - COUNTRY LEVEL

TABLE 4.16A (Cont'd)

INDUSTRIAL GROUP	NUMBER OF MONTHS												TOTAL
	1	2	3	4	5	6	7	8	9	10	11	12	
MANUFACTURE OF WOOD AND OF PRODUCTS OF WOOD AND CORK, EXCEPT FURNITURE; MAUFACTURE OF ARTICLES OF STREW AND PLAITING MATERIALS .....	2,066	2,249	4,012	3,889	3,572	6,047	4,395	4,558	3,662	4,270	1,840	19,900	60,460
Sawmilling and planing of wood .....	189	357	694	771	856	884	628	327	252	269	104	1,423	6,754
Manufacture of builders' carpentry and joinery .....	71	85	124	173	86	239	76	60	130	204	11	587	1,846
Manufacture of wooden containers .....	76	88	29	61	160	228	111	103	54	107	17	479	1,513
Manufacture of other products of wood, manufacture of articles of cork, straw and plating materials ..	1,730	1,719	3,165	2,884	2,470	4,696	3,580	4,068	3,226	3,690	1,708	17,411	50,347
PUBLISHING, PRINTING AND REPRODUCTION OF RECORDED MEDIA	8	15	28	-	15	26	-	8	-	25	-	72	197
MANUFACTURE OF CHEMICALS AND CHEMICAL PRODUCTS .....	218	8	9	15	-	-	130	25	19	20	-	673	1,117
Manufacture of pharmaceuticals, medicinal chemicals and botanical products.....	218	8	9	15	-	-	130	25	19	20	-	397	841
Manufacture of other chemical products N.E.C .....	-	-	-	-	-	-	-	-	-	-	-	276	276
MANUFACTURE OF OTHER NON-METALLIC MINERAL PRODUCTS ...	1,688	1,598	1,947	3,426	3,212	5,651	5,069	9,060	9,704	9,376	2,406	39,262	92,399
Manufacture of glass and glass products.....	-	-	14	-	-	5	-	9	14	15	-	50	107
Manufacture of non-structural non-refractory ceramic ware .....	1,662	1,596	1,913	3,402	3,192	5,631	5,046	8,998	9,676	9,324	2,406	38,930	91,776
Manufacture of structural non-refractory clay and ceramic products .....	4	-	8	8	11	-	8	32	-	16	-	35	122
Manufacture of articles of concrete, cement and plaster .....	14	-	9	-	-	13	15	1	4	-	-	71	127
Cutting, shaping and finishing of stone .....	8	2	3	16	9	2	-	20	10	21	-	176	267
MANUFACTURE OF FABRICATED METAL PRODUCTS, EXCEPT MACHINERY AND EQUIPMENT .....	87	241	561	733	909	1,189	546	996	1,462	1,951	470	11,643	20,788
Manufacture of structural metal products .....	-	-	-	8	-	-	-	-	-	-	-	52	60
Treatment and coating of metals, general mechanical engineering on fee or contract basis .....	-	67	44	199	205	124	51	158	208	240	190	1,771	3,257
Manufacture of cutlery, hand tools and general hardware .....	87	174	517	526	704	1,065	495	838	1,254	1,711	280	9,820	17,471
MANUFACTURE OF FURNITURE; MANUFACTURING N.E.C. ....	215	651	1,146	902	723	1,606	814	1,142	1,190	1,380	270	6,523	16,562
Manufacture of furniture .....	175	651	1,146	901	672	1,555	747	1,002	863	1,279	268	5,739	14,998
Manufacture of jewellery and related articles .....	40	-	-	1	51	51	67	140	327	101	2	784	1,564
<b>T O T A L</b>	<b>39,884</b>	<b>29,604</b>	<b>40,255</b>	<b>38,703</b>	<b>36,824</b>	<b>60,500</b>	<b>42,040</b>	<b>64,030</b>	<b>58,569</b>	<b>65,647</b>	<b>30,696</b>	<b>467,924</b>	<b>974,676</b>
Percentages	4.09	3.04	4.13	3.97	3.78	6.21	4.31	6.57	6.01	6.74	3.15	48.01	

121

DISTRIBUTION OF ESTABLISHMENTS BY INDUSTRIAL GROUP AND NUMBER OF MONTHS OPERATED DURING  
THE LAST TWELVE MONTHS : 2001/2002 (1994 E.F.Y) - URBAN

INDUSTRIAL GROUP	NUMBER OF MONTHS												TOTAL
	1	2	3	4	5	6	7	8	9	10	11	12	
<b>MANUFACTURE OF FOOD PRODUCTS AND BEVERAGES</b> .....	12,144	8,559	10,499	4,942	4,296	6,790	6,507	10,091	9,543	12,322	8,490	123,583	217,766
Production, processing and preserving of meat and meat products .....	49	47	24	-	-	-	-	32	-	-	9	29	190
Manufacture of vegetable and animal oils and fats ..	-	-	19	-	-	19	-	37	21	33	10	4	143
Manufacture of dairy products .....	-	-	-	4	-	4	-	-	-	-	-	8	16
Manufacture of animal feed .....	4,747	2,733	3,177	2,497	1,073	2,379	1,395	2,232	1,953	3,127	1,683	35,316	62,312
Manufacture of cocoa, chocolate and sugar confectionery .....	-	-	-	-	-	-	-	-	-	-	-	35	35
Manufacture of other food product n.e.c .....	126	384	349	132	65	58	112	101	129	18	-	30	48
Distilling, rectifying and blending of spirits; ethyl alcohol production from fermented materials..	1,522	920	1,850	517	669	1,103	1,420	2,790	2,604	2,886	2,599	29,181	48,061
Manufacture of malt liquors and malt .....	5,700	4,475	5,080	1,792	2,489	3,227	3,543	4,915	4,824	5,860	4,146	56,390	102,441
<b>MANUFACTURE OF TOBACCO PRODUCTS</b> .....	-	-	6	-	-	-	-	-	-	-	-	20	26
Manufacture of tobacco products .....	-	-	6	-	-	-	-	-	-	-	-	20	26
<b>MANUFACTURE OF TEXTILES</b> .....	2,134	1,267	2,919	1,636	1,810	4,152	1,860	4,777	4,408	5,828	5,348	64,532	100,671
Preparation and spinning of textile fibers; weaving of textiles .....	1,424	1,132	2,431	972	1,149	3,515	1,778	4,130	3,507	4,925	4,313	54,878	84,154
Manufacture of made-up textile articles, except apparel .....	663	83	324	433	638	352	79	515	676	635	1,030	5,847	11,275
Manufacture of carpets and rugs .....	2	49	16	23	8	26	3	54	92	121	-	2,528	2,920
Manufacture of cordage, rope, twine and netting ..	45	3	-	-	3	46	-	7	11	8	-	167	247
Manufacture of knitted and crocheted fabrics and articles .....	-	-	148	208	12	213	-	71	122	139	5	1,112	2,075
<b>MANUFACTURE OF WEARING APPAREL; DRESSING AND DYING OF FUR</b> .....	201	391	586	732	117	395	262	502	625	892	374	8,147	13,224
Manufacture of wearing apparel, except fur apparel..	201	391	586	695	117	395	262	502	625	892	374	8,147	13,187
Manufacture of articles of fur .....	-	-	-	37	-	-	-	-	-	-	-	-	37
<b>TANNING AND DRESSING OF LEATHER, MANUFACTURE OF LUGGAGE, HANDBAGS, SADDLERY, HARNESS AND FOOTWEAR</b> ...	28	12	77	-	5	291	106	9	359	114	21	1,657	2,679
Tanning and dressing of leather .....	11	-	5	-	-	9	-	9	9	9	-	633	685
Manufacture of luggage, handbags and the like, saddlery and harness .....	10	12	42	-	-	269	98	-	350	81	1	383	1,246
Manufacture of footwear .....	7	-	30	-	5	13	8	-	-	24	20	641	748

DISTRIBUTION OF ESTABLISHMENTS BY INDUSTRIAL GROUP AND NUMBER OF MONTHS OPERATED DURING THE LAST TWELVE MONTHS : 2001/2002 (1994 E.F.Y) - URBAN

TABLE 4.16B (Cont'd)

INDUSTRIAL GROUPS	NUMBER OF MONTHS												TOTAL
	1	2	3	4	5	6	7	8	9	10	11	12	
<b>MANUFACTURE OF WOOD AND OF PRODUCTS OF WOOD AND CORK, EXCEPT FURNITURE; MAUFACTURE OF ARTICLES OF STREW AND PLAITING MATERIALS</b>	121	199	152	96	215	1,008	437	168	311	409	305	3,299	6,720
Sawmilling and planing of wood	-	85	2	11	-	-	1	34	1	11	-	47	192
Manufacture of builders' carpentry and joinery	22	-	-	-	14	11	4	-	-	-	-	26	77
Manufacture of wooden containers	19	17	90	44	27	28	32	-	-	23	65	123	328
Manufacture of other products of wood, manufacture of articles of cork, straw and plating materials	80	97	141	96	146	970	404	102	310	375	299	3,103	6,123
<b>PUBLISHING, PRINTING AND REPRODUCTION OF RECORDED MEDIA</b>	8	-	10	-	-	-	-	-	-	-	-	25	51
<b>MANUFACTURE OF CHEMICALS AND CHEMICAL PRODUCTS</b>	218	-	-	-	-	-	130	19	19	13	-	513	912
Manufacture of pharmaceuticals, medicinal chemicals and botanical products	218	-	-	-	-	-	130	19	19	13	-	237	636
Manufacture of other chemical products N.E.C	-	-	-	-	-	-	-	-	-	-	-	276	276
<b>MANUFACTURE OF OTHER NON-METALLIC MINERAL PRODUCTS</b>	39	32	116	88	4	180	199	899	403	524	65	4,167	6,716
Manufacture of glass and glass products	-	-	14	-	-	5	-	-	14	15	-	47	95
Manufacture of non-structural non-refractory ceramic ware	21	32	85	80	4	175	184	867	389	493	65	4,073	6,468
Manufacture of structural non-refractory clay and ceramic products	4	-	82	8	-	-	8	32	-	16	-	16	92
Manufacture of articles of concrete, cement and plaster	14	-	9	-	-	-	7	-	-	-	-	8	38
Cutting, shaping and finishing of stone	-	-	-	-	-	-	-	-	-	-	-	23	23
<b>MANUFACTURE OF FABRICATED METAL PRODUCTS, EXCEPT MACHINERY AND EQUIPMENT</b>	6	30	139	51	32	37	276	129	68	2,474	3,212		
Manufacture of structural metal products	-	-	-	-	-	-	-	-	-	-	-	-	-
Treatment and coating of metals, general mechanical engineering on fee or contract basis	11	10	15	11	51	55	12	50	11	16	8	464	602
Manufacture of cutlery, hand tools and general hardware	6	5	139	-	2	32	-	13	267	129	114	2,010	2,610
<b>MANUFACTURE OF FURNITURE; MANUFACTURING N.E.C.</b>	9	363	724	155	116	339	95	251	593	510	97	2,748	6,000
Manufacture of furniture	9	363	724	155	116	324	94	248	347	485	95	2,392	5,352
Manufacture of jewelry and related articles	-	-	-	-	-	15	1	3	246	25	2	356	648
<b>T O T A L</b>	14,908	10,823	15,228	7,649	6,614	13,187	9,596	16,753	16,537	20,749	14,768	211,165	357,977
Percentages	4.16	3.02	4.25	2.14	1.85	3.68	2.68	4.68	4.62	5.80	4.13	58.99	

TABLE 4.16C

## DISTRIBUTION OF ESTABLISHMENTS BY INDUSTRIAL GROUP AND NUMBER OF MONTHS OPERATED DURING THE LAST TWELVE MONTHS : 2001/2002 (1994 E.F.Y) - RURAL

INDUSTRIAL GROUP	NUMBER OF MONTHS												TOTAL
	1	2	3	4	5	6	7	8	9	10	11	12	
MANUFACTURE OF FOOD PRODUCTS AND BEVERAGES .....	17,243	10,772	12,836	14,745	14,795	22,374	15,033	20,366	17,002	19,166	8,190	133,882	306,404
Production, processing and preserving of meat and meat products .....	46	151	105	-	123	170	175	60	157	40	6	382	1,415
Manufacture of vegetable and animal oils and fats .....	14	38	8	54	-	25	11	26	32	20	-	40	268
Manufacture of dairy products .....	7	12	17	148	161	357	6	136	6	2	-	178	1,030
Manufacture of animal feed .....	-	-	-	-	-	5	-	-	-	-	-	8	13
Manufacture of bakery products .....	4,207	2,661	2,286	2,893	2,999	3,356	2,908	3,159	2,861	2,737	-	-	54,688
Manufacture of cocoa, chocolate and sugar confectionery .....	-	-	-	-	-	-	-	-	-	-	-	-	-
Manufacture of other food product n.e.c .....	114	97	153	101	184	119	118	231	85	201	-	-	-
Distilling, rectifying and blending of spirits; ethyl alcohol production from fermented materials .....	4,395	3,771	6,474	6,527	7,115	11,262	6,987	9,509	7,542	7,898	3,402	53,981	128,863
Manufacture of malt liquors and malt .....	8,460	4,042	3,793	5,022	4,213	7,080	4,828	7,245	6,319	8,268	2,856	55,395	117,521
MANUFACTURE OF TOBACCO PRODUCTS .....	54	17	60	51	104	46	101	12	53	18	-	423	939
Manufacture of tobacco products .....	54	17	60	51	104	46	101	12	53	18	-	423	939
MANUFACTURE OF TEXTILES .....	3,394	3,198	4,973	6,402	6,308	10,240	6,394	10,340	9,366	8,742	2,876	48,943	121,176
Preparation and spinning of textile fibers; weaving of textiles .....	1,267	1,793	2,501	3,393	3,842	6,567	4,345	6,618	6,271	5,609	2,026	34,014	78,246
Manufacture of made-up textile articles, except apparel .....	99	133	131	207	193	302	118	309	277	314	69	1,214	3,366
Manufacture of carpets and rugs .....	1,163	727	1,594	1,969	1,478	2,536	1,319	2,330	2,072	2,034	507	7,954	25,683
Manufacture of cordage, rope, twine and netting .....	848	487	687	791	657	702	479	1,011	588	697	262	5,326	12,535
Manufacture of knitted and crocheted fabrics and articles .....	17	58	60	42	138	133	133	72	158	88	12	435	1,346
MANUFACTURE OF WEARING APPAREL; DRESSING AND DYING OF FUR .....	241	324	338	589	579	1,025	428	1,001	490	828	241	4,828	10,912
Manufacture of wearing apparel, except fur apparel .....	241	324	334	544	569	743	418	799	413	623	241	4,440	9,689
Manufacture of articles of fur .....	-	-	4	45	10	282	10	202	77	205	-	388	1,223
TANNING AND DRESSING OF LEATHER, MANUFACTURE OF LUGGAGE, HANDBAGS, SADDLERY, HARNESS AND FOOTWEAR .....	162	301	257	637	377	667	395	1,146	687	714	167	3,837	9,347
Tanning and dressing of leather .....	10	159	127	503	220	346	272	715	471	574	122	2,479	5,998
Manufacture of luggage, handbags and the like, saddlery and harness .....	144	130	130	132	150	314	116	417	186	98	45	1,086	2,948
Manufacture of footwear .....	8	12	2	2	7	7	7	14	30	42	-	272	401

DISTRIBUTION OF ESTABLISHMENTS BY INDUSTRIAL GROUP AND NUMBER OF MONTHS OPERATED DURING  
THE LAST TWELVE MONTHS : 2001/2002 (1994 E.F.Y) - RURAL

TABLE 4.16C (Cont'd)

INDUSTRIAL GROUP	NUMBER OF MONTHS												TOTAL
	1	2	3	4	5	6	7	8	9	10	11	12	
MANUFACTURE OF WOOD AND OF PRODUCTS OF WOOD AND CORK, EXCEPT FURNITURE; MANUFACTURE OF ARTICLES OF STREW AND PLAITING MATERIALS .....	1,946	2,050	3,861	3,793	3,357	5,038	3,958	4,390	3,350	3,860	1,534	16,603	53,740
Sawmilling and planing of wood .....	189	272	693	771	845	884	627	293	250	258	104	1,375	6,561
Manufacture of builders' carpentry and joinery .....	50	85	124	173	72	228	73	60	130	204	11	562	1,772
Manufacture of wooden containers .....	57	71	20	61	116	200	83	71	54	84	10	357	1,184
Manufacture of other products of wood, manufacture of articles of cork, straw and plating materials ..	1,650	1,622	3,024	2,788	2,324	3,726	3,175	3,966	2,916	3,314	1,409	14,309	44,223
PUBLISHING, PRINTING AND REPRODUCTION OF RECORDED MEDIA	-	15	18	-	15	26	-	8	-	16	-	48	146
MANUFACTURE OF CHEMICALS AND CHEMICAL PRODUCTS .....	-	8	9	15	-	-	-	6	-	6	-	160	204
Manufacture of pharmaceuticals, medicinal chemicals and botanical products.....	-	8	9	15	-	-	-	6	-	6	-	160	204
Manufacture of other chemical products N.E.C .....	-	-	-	-	-	-	-	-	-	-	-	-	-
MANUFACTURE OF OTHER NON-METALLIC MINERAL PRODUCTS ...	1,649	1,567	1,832	3,339	3,208	5,471	4,871	8,162	9,301	8,852	2,342	35,095	85,689
Manufacture of glass and glass products.....	-	-	-	-	-	-	-	9	-	-	-	3	12
Manufacture of non-structural non-refractory ceramic ware .....	1,641	1,565	1,829	3,323	3,188	5,456	4,862	8,132	9,287	8,831	2,342	34,857	85,313
Manufacture of structural non-refractory clay and ceramic products .....	-	-	-	-	11	-	-	-	-	-	-	19	30
Manufacture of articles of concrete, cement and plaster .....	-	-	-	-	-	13	9	1	4	-	-	63	90
Cutting, shaping and finishing of stone .....	8	2	3	16	9	2	-	20	10	21	-	153	244
MANUFACTURE OF FABRICATED METAL PRODUCTS, EXCEPT MACHINERY AND EQUIPMENT .....	80	241	421	733	858	1,157	546	960	1,185	1,822	403	9,169	17,575
Manufacture of structural metal products .....	-	-	-	8	-	-	-	-	-	-	-	52	60
Treatment and coating of metals, general mechanical engineering on fee or contract basis .....	-	67	44	199	154	124	51	134	198	240	137	1,307	2,655
Manufacture of cutlery, hand tools and general hardware .....	80	174	377	526	704	1,033	495	826	987	1,582	266	7,810	14,860
MANUFACTURE OF FURNITURE; MANUFACTURING N.E.C. ....	206	288	422	747	607	1,267	719	891	598	870	173	3,774	10,562
Manufacture of furniture .....	166	288	422	746	556	1,231	653	754	517	794	173	3,347	9,647
Manufacture of jewellery and related articles .....	40	-	-	1	51	36	66	137	81	76	-	427	915
<b>T O T A L</b>	<b>24,975</b>	<b>18,781</b>	<b>25,027</b>	<b>31,051</b>	<b>30,208</b>	<b>47,311</b>	<b>32,445</b>	<b>47,282</b>	<b>42,032</b>	<b>44,894</b>	<b>15,926</b>	<b>256,762</b>	<b>616,694</b>
Percentages	4.05	3.05	4.06	5.04	4.90	7.67	5.26	7.67	6.82	7.28	2.58	41.64	

TABLE 4.17A

COMPONENTS OF GROSS VALUE OF PRODUCTION BY INDUSTRIAL GROUP  
2001/2002 (1994 E.F.Y) - COUNTRY LEVEL

(VALUE IN '000 BIRR)

INDUSTRIAL GROUP	No. OF ESTAB.	AVERAGE REVENUE FROM SALES	RECEIPTS FROM INDUSTRIAL SERVICES	OTHER RECEIPTS	DIFFERENCE OF STOCKS		GROSS VALUE OF PRODUCTION
					FINISHED GOODS	SEMI-FINISHED GOODS	
<b>MANUFACTURE OF FOOD PRODUCTS AND BEVERAGES</b> .....	524,172	1,188,667	2,727	18,268	48,964	45,199	1,303,825
Production, processing and preserving of meat and meat products .....							
Manufacture of vegetable and animal oils and fats ..	1,604	1,970	140	25	166	80	2,381
Manufacture of dairy products .....	411	4,541	24	206	1,111	706	6,588
Manufacture of animal feed .....	1,046	479	1	18	7	11	516
Manufacture of bakery products .....	48	24	-	-	14	-	38
Manufacture of cocoa, chocolate and sugar confectionery .....	117,000	475,603	1,513	5,686	9,215	7,012	499,029
Manufacture of other food product n.e.c .....	48	241	-	-	-	-	241
Distilling, rectifying and blending of spirits; ethyl alcohol production from fermented materials..	7,130	13,080	73	171	478	502	14,304
Manufacture of malt liquors and malt .....	176,924	228,631	247	3,087	15,904	15,068	262,938
<b>MANUFACTURE OF TOBACCO PRODUCTS</b> .....	219,961	464,098	729	9,075	22,069	21,820	517,790
Manufacture of tobacco products .....	966	1,280	-	22	189	62	1,554
<b>MANUFACTURE OF TEXTILES</b> .....	966	1,280	-	22	189	62	1,554
Preparation and spinning of textile fibers; weaving of textiles .....	221,847	320,894	25,096	3,249	19,146	18,917	387,301
Manufacture of made-up textile articles, except apparel .....	162,398	295,211	18,231	2,583	16,456	16,794	349,274
Manufacture of carpets and rugs .....	14,643	8,786	5,930	405	762	1,209	17,092
Manufacture of cordage, rope, twine and netting .....	28,604	10,417	136	177	1,314	701	12,745
Manufacture of knitted and crocheted fabrics and articles .....	12,783	4,112	164	38	172	92	4,578
<b>MANUFACTURE OF WEARING APPAREL; DRESSING AND DYING OF FUR</b> .....	3,419	2,368	635	46	442	121	3,612
Manufacture of wearing apparel, except fur apparel..	24,137	44,845	41,107	2,228	8,523	2,439	99,142
Manufacture of articles of fur .....	22,877	44,594	41,033	2,228	8,516	2,411	98,782
<b>TANNING AND DRESSING OF LEATHER, MANUFACTURE OF LUGGAGE, HANDBAGS, SADDLERY, HARNESS AND FOOTWEAR</b> .....	1,260	251	74	-	7	28	360
Tanning and dressing of leather .....	12,025	19,443	1,788	248	4,319	1,576	27,374
Manufacture of luggage, handbags and the like, saddlery and harness .....	6,682	7,928	1,158	186	1,321	1,036	11,629
Manufacture of footwear .....	4,194	5,594	508	15	1,578	347	8,041
	1,149	5,921	122	47	1,420	193	7,704

COMPONENTS OF GROSS VALUE OF PRODUCTION BY INDUSTRIAL GROUP  
2001/2002 (1994 E.F.Y) - COUNTRY LEVEL

(VALUE IN '000 BIRR)

TABLE 4.17A (Cont'd)

INDUSTRIAL GROUP	No. OF ESTAB.	AVERAGE REVENUE FROM SALES	RECEIPTS FROM INDUSTRIAL SERVICES	OTHER RECEIPTS	DIFFERENCE OF STOCKS		GROSS VALUE OF PRODUCTION
					FINISHED GOODS	SEMI-FINISHED GOODS	
MANUFACTURE OF WOOD AND OF PRODUCTS OF WOOD AND CORK, EXCEPT FURNITURE; MAUFACTURE OF ARTICLES OF STREW AND PLAITING MATERIALS .....	60,463	34,261	2,623	1,141	3,040	2,538	43,604
Sawmilling and planing of wood .....	6,754	9,201	1,014	97	517	738	11,567
Manufacture of builders' carpentry and joinery .....	1,847	3,395	863	112	84	194	4,648
Manufacture of wooden containers .....	1,514	2,825	262	139	916	171	4,313
Manufacture of other products of wood, manufacture of articles of cork, straw and plating materials ..	50,348	18,840	484	793	1,523	1,435	23,076
PUBLISHING, PRINTING AND REPRODUCTION OF RECORDED MEDIA	197	1,202	-	22	-94	199	1,329
MANUFACTURE OF CHEMICALS AND CHEMICAL PRODUCTS .....	1,117	2,618	1	7	2,106	19	4,751
Manufacture of pharmaceuticals, medicinal chemicals and botanical products.....	841	1,711	1	7	1,216	19	2,954
Manufacture of other chemical products N.E.C .....	276	907	-	-	890	-	1,797
MANUFACTURE OF OTHER NON-METALLIC MINERAL PRODUCTS ...	92,404	55,976	154	518	6,292	2,740	65,680
Manufacture of glass and glass products.....	107	1,285	40	15	126	452	1,918
Manufacture of non-structural non-refractory ceramic ware .....	91,779	50,307	108	438	4,980	2,058	57,892
Manufacture of structural non-refractory clay and ceramic products .....	124	3,540	3	39	213	25	3,820
Manufacture of articles of concrete, cement and plaster .....	127	590	15	15	949	188	1,741
Cutting, shaping and finishing of stone .....	267	254	3	11	24	17	309
MANUFACTURE OF FABRICATED METAL PRODUCTS, EXCEPT MACHINERY AND EQUIPMENT .....	20,787	38,131	10,509	1,208	7,169	1,365	58,382
Manufacture of structural metal products .....	60	7	5	-	1	-	13
Treatment and coating of metals, general mechanical engineering on fee or contract basis .....	3,257	2,879	2,688	140	217	-8	5,915
Manufacture of cutlery, hand tools and general hardware .....	17,470	35,245	7,816	1,068	6,951	1,373	52,454
MANUFACTURE OF FURNITURE; MANUFACTURING N.E.C. ....	16,562	77,348	6,144	885	18,712	10,100	113,190
Manufacture of furniture .....	14,998	73,678	5,005	767	17,261	10,016	106,728
Manufacture of jewelry and related articles .....	1,564	3,670	1,139	118	1,451	84	6,462
<b>T O T A L</b>	<b>974,677</b>	<b>1,784,665</b>	<b>90,149</b>	<b>27,796</b>	<b>118,366</b>	<b>85,154</b>	<b>2,106,132</b>

COMPONENTS OF GROSS VALUE OF PRODUCTION BY INDUSTRIAL GROUP  
2001/2002 (1994 E.F.Y) - URBAN

(VALUE IN '000 BIRR)

INDUSTRIAL GROUP	No. OF ESTAB.	AVERAGE REVENUE FROM SALES	RECEIPTS FROM INDUSTRIAL SERVICES	OTHER RECEIPTS	DIFFERENCE OF STOCKS		GROSS VALUE OF PRODUCTION
					FINISHED GOODS	SEMI-FINISHED GOODS	
<b>MANUFACTURE OF FOOD PRODUCTS AND BEVERAGES</b> .....	217,764	824,433	1,223	6,794	28,328	27,278	888,056
Production, processing and preserving of meat and meat products .....							
Manufacture of vegetable and animal oils and fats ..	190	165	-	-	27	13	204
Manufacture of dairy products .....	142	2,427	-	2	438	182	3,049
Manufacture of animal feed .....	17	40	-	-	-	-	41
Manufacture of bakery products .....	35	21	-	-	13	-	33
Manufacture of cocoa, chocolate and sugar confectionery .....	62,311	362,050	1,039	1,903	5,096	4,122	374,210
Manufacture of other food product n.e.c .....	48	241	-	-	-	-	241
Distilling, rectifying and blending of spirits; ethyl alcohol production from fermented materials..	4,522	11,299	4	142	405	425	12,275
Manufacture of malt liquors and malt .....	48,060	137,939	2	1,493	9,361	10,295	159,091
<b>MANUFACTURE OF TOBACCO PRODUCTS</b> .....	102,439	310,251	178	3,254	12,988	12,241	338,912
Manufacture of tobacco products.....	27	47	-	2	13	1	64
<b>MANUFACTURE OF TEXTILES</b> .....	27	47	-	2	13	1	64
Preparation and spinning of textile fibers; weaving of textiles .....	100,670	235,573	15,896	2,395	11,298	14,681	279,845
Manufacture of made-up textile articles, except apparel .....	84,153	221,365	9,915	2,033	9,912	13,231	256,457
Manufacture of carpets and rugs .....	11,275	8,008	5,269	350	635	1,129	15,391
Manufacture of cordage, rope, twine and netting ..	2,921	3,429	33	12	360	246	4,080
Manufacture of knitted and crocheted fabrics and articles .....	247	681	94	-	33	16	825
<b>MANUFACTURE OF WEARING APPAREL; DRESSING AND DYING OF FUR</b> .....	2,074	2,090	585	-	358	59	3,092
Manufacture of wearing apparel, except fur apparel..	13,225	29,119	34,434	1,650	5,299	1,619	72,119
Manufacture of articles of fur .....	13,188	29,119	34,421	1,650	5,299	1,619	72,106
<b>TANNING AND DRESSING OF LEATHER, MANUFACTURE OF LUGGAGE, HANDBAGS, SADDLERY, HARNESS AND FOOTWEAR</b> ..	37	-	13	-	-	-	13
Tanning and dressing of leather .....	2,680	9,446	593	10	2,914	707	13,671
Manufacture of luggage, handbags and the like, saddlery and harness .....	684	1,590	310	-	141	315	2,356
Manufacture of footwear .....	1,248	2,910	169	-	1,399	265	4,743
	748	4,946	114	10	1,374	127	6,572

COMPONENTS OF GROSS VALUE OF PRODUCTION BY INDUSTRIAL GROUP  
2001/2002 (1994 E.F.Y) - URBAN

(VALUE IN '000 BIRR)

TABLE 4.17B (Cont'd)

INDUSTRIAL GROUP	No. OF ESTAB.	AVERAGE REVENUE FROM SALES	RECEIPTS FROM INDUSTRIAL SERVICES	OTHER RECEIPTS	DIFFERENCE OF STOCKS		GROSS VALUE OF PRODUCTION
					FINISHED GOODS	SEMI-FINISHED GOODS	
MANUFACTURE OF WOOD AND OF PRODUCTS OF WOOD AND CORK, EXCEPT FURNITURE; MAUFACTURE OF ARTICLES OF STREW AND PLAING MATERIALS .....	6,721	12,332	182	218	1,115	1,019	14,867
Sawmilling and planing of wood .....	191	550	10	-	2	91	653
Manufacture of builders' carpentry and joinery .....	76	1,589	27	3	1	146	1,766
Manufacture of wooden containers .....	330	1,994	5	25	719	137	2,881
Manufacture of other products of wood, manufacture of articles of cork, straw and plating materials ..	6,124	8,199	140	190	393	645	9,567
PUBLISHING, PRINTING AND REPRODUCTION OF RECORDED MEDIA	51	500	-	-	6	8	514
MANUFACTURE OF CHEMICALS AND CHEMICAL PRODUCTS .....	914	2,540	-	-	1,999	19	4,558
Manufacture of pharmaceuticals, medicinal chemicals and botanical products.....	638	1,633	-	-	1,109	19	2,761
Manufacture of other chemical products N.E.C .....	276	907	-	-	890	-	1,797
MANUFACTURE OF OTHER NON-METALLIC MINERAL PRODUCTS ...	6,717	18,306	67	79	2,080	731	21,258
Manufacture of glass and glass products.....	95	1,281	40	15	126	452	1,913
Manufacture of non-structural non-refractory ceramic ware .....	6,467	13,067	27	10	1,402	250	14,755
Manufacture of structural non-refractory clay and ceramic products .....	94	3,539	-	39	200	24	3,801
Manufacture of articles of concrete, cement and plaster .....	38	335	-	15	328	2	679
Cutting, shaping and finishing of stone .....	23	84	-	-	24	3	110
MANUFACTURE OF FABRICATED METAL PRODUCTS, EXCEPT MACHINERY AND EQUIPMENT .....	3,211	16,036	4,179	300	4,657	835	26,006
Manufacture of structural metal products .....	-	-	-	-	-	-	-
Treatment and coating of metals, general mechanical engineering on fee or contract basis .....	601	896	1,171	12	47	-36	2,089
Manufacture of cutlery, hand tools and general hardware .....	2,610	15,140	3,008	288	4,610	871	23,917
MANUFACTURE OF FURNITURE; MANUFACTURING N.E.C. ....	5,998	63,142	4,020	502	17,022	9,425	94,113
Manufacture of furniture .....	5,351	60,835	3,013	395	15,839	9,381	89,464
Manufacture of jewellery and related articles .....	647	2,307	1,007	107	1,183	44	4,649
<b>T O T A L</b>	<b>357,978</b>	<b>1,211,474</b>	<b>60,594</b>	<b>11,950</b>	<b>74,731</b>	<b>56,323</b>	<b>1,415,071</b>

COMPONENTS OF GROSS VALUE OF PRODUCTION BY INDUSTRIAL GROUP  
2001/2002 (1994 E.F.Y.) - RURAL

(VALUE IN '000 BIRR)

INDUSTRIAL GROUP	No. OF ESTAB.	AVERAGE REVENUE FROM SALES	RECEIPTS FROM INDUSTRIAL SERVICES	OTHER RECEIPTS	DIFFERENCE OF STOCKS		GROSS VALUE OF PRODUCTION
					FINISHED GOODS	SEMI-FINISHED GOODS	
<b>MANUFACTURE OF FOOD PRODUCTS AND BEVERAGES</b> .....	306,408	364,236	1,502	11,474	20,635	17,921	415,769
Production, processing and preserving of meat and meat products .....	1,415	1,806	140	25	139	68	2,177
Manufacture of vegetable and animal oils and fats ..	269	2,114	24	204	673	524	3,539
Manufacture of dairy products .....	1,029	439	1	18	6	11	475
Manufacture of animal feed .....	13	3	-	-	1	-	5
Manufacture of cocoa, chocolate and sugar confectionery .....	54,688	113,553	473	3,783	4,119	2,890	124,819
Manufacture of other food product n.e.c .....	-	-	-	-	500	5	3,804
Distilling, rectifying and blending of spirits; ethyl alcohol production from fermented materials..	2,608	1,781	68	29	73	77	2,029
Manufacture of malt liquors and malt .....	128,864	90,693	245	1,594	6,543	4,773	103,847
<b>MANUFACTURE OF TOBACCO PRODUCTS</b> .....	117,522	153,847	551	5,821	9,081	9,578	178,878
Manufacture of tobacco products .....	940	1,233	-	20	176	61	1,490
<b>MANUFACTURE OF TEXTILES</b> .....	940	1,233	-	20	176	61	1,490
Preparation and spinning of textile fibers; weaving of textiles .....	121,176	85,320	9,200	853	7,847	4,234	107,456
Manufacture of made-up textile articles, except apparel .....	78,245	73,845	8,316	550	6,544	3,563	92,818
Manufacture of carpets and rugs .....	3,367	778	661	55	126	79	1,700
Manufacture of cordage, rope, twine and netting .....	25,683	6,988	103	164	955	455	8,665
Manufacture of knitted and crocheted fabrics and articles .....	12,536	3,431	70	38	138	75	3,753
<b>MANUFACTURE OF WEARING APPAREL; DRESSING AND DYING OF FUR</b> .....	1,345	278	50	46	84	62	520
Manufacture of wearing apparel, except fur apparel..	10,912	15,726	6,674	578	3,224	820	27,023
Manufacture of articles of fur .....	9,689	15,475	6,613	578	3,217	792	26,676
<b>TANNING AND DRESSING OF LEATHER, MANUFACTURE OF LUGGAGE, HANDBAGS, SADDLERY, HARNESS AND FOOTWEAR</b> ..	1,223	251	61	-	7	28	347
Tanning and dressing of leather .....	9,345	9,996	1,195	238	1,405	869	13,703
Manufacture of luggage, handbags and the like, saddlery and harness .....	5,998	6,338	848	186	1,180	721	9,273
Manufacture of footwear .....	2,946	2,683	339	15	179	82	3,298
	401	975	8	37	46	66	1,132

COMPONENTS OF GROSS VALUE OF PRODUCTION BY INDUSTRIAL GROUP  
2001/2002 (1994 E.F.Y) - RURAL

(VALUE IN '000 BIRR)

TABLE 4.17C (Cont'd)

INDUSTRIAL GROUP	No. OF ESTAB.	AVERAGE REVENUE FROM SALES	RECEIPTS FROM INDUSTRIAL SERVICES	OTHER RECEIPTS	DIFFERENCE OF STOCKS		GROSS VALUE OF PRODUCTION
					FINISHED GOODS	SEMI-FINISHED GOODS	
MANUFACTURE OF WOOD AND OF PRODUCTS OF WOOD AND CORK, EXCEPT FURNITURE; MAUFACTURE OF ARTICLES OF STREW AND PLAITING MATERIALS .....	53,741	21,929	2,441	924	1,925	1,518	28,736
Sawmilling and planing of wood .....	6,563	8,651	1,004	97	515	647	10,913
Manufacture of builders' carpentry and joinery .....	1,770	1,806	836	110	83	47	2,882
Manufacture of wooden containers .....	1,184	831	257	114	197	33	1,432
Manufacture of other products of wood, manufacture of articles of cork, straw and plating materials ..	44,224	10,641	344	603	1,130	791	13,509
PUBLISHING, PRINTING AND REPRODUCTION OF RECORDED MEDIA	146	702	-	22	-100	191	815
MANUFACTURE OF CHEMICALS AND CHEMICAL PRODUCTS .....	203	78	1	7	107	-	193
Manufacture of pharmaceuticals, medicinal chemicals and botanical products .....	203	78	1	7	107	-	193
Manufacture of other chemical products N.E.C .....	-	-	-	-	-	-	-
MANUFACTURE OF OTHER NON-METALLIC MINERAL PRODUCTS ...	85,686	37,671	87	439	4,213	2,009	44,421
Manufacture of glass and glass products .....	12	4	-	-	-	-	5
Manufacture of non-structural non-refractory ceramic ware .....	85,311	37,241	81	428	3,578	1,808	43,136
Manufacture of structural non-refractory clay and ceramic products .....	30	1	3	-	14	1	19
Manufacture of articles of concrete, cement and plaster .....	90	255	-	-	621	186	1,062
Cutting, shaping and finishing of stone .....	243	170	3	11	-	14	199
MANUFACTURE OF FABRICATED METAL PRODUCTS, EXCEPT MACHINERY AND EQUIPMENT .....	17,576	22,095	6,330	907	2,512	530	32,375
Manufacture of structural metal products .....	60	7	5	-	1	-	13
Treatment and coating of metals, general mechanical engineering on fee or contract basis .....	2,656	1,983	1,517	127	170	28	3,826
Manufacture of cutlery, hand tools and general hardware .....	14,860	20,105	4,808	780	2,341	502	28,536
MANUFACTURE OF FURNITURE; MANUFACTURING N.E.C. ....	10,562	14,206	2,124	383	1,690	676	19,077
Manufacture of furniture .....	9,646	12,843	1,992	372	1,422	636	17,264
Manufacture of jewellery and related articles .....	916	1,363	132	11	268	40	1,813
<b>T O T A L</b>	<b>616,695</b>	<b>573,192</b>	<b>29,554</b>	<b>15,845</b>	<b>43,634</b>	<b>28,829</b>	<b>691,058</b>

TABLE 4.18A

MONTHLY VALUE OF SALES DURING THE LAST TWELVE MONTHS ON PEAK AND SLACK SEASONS BY INDUSTRIAL GROUP  
AND TYPE OF OWNERSHIP : 2001/2002 (1994 E.F.Y) - COUNTRY LEVEL

(VALUE IN '000 BIRR)

INDUSTRIAL GROUP	SOLE OWNERSHIP			PARTNERSHIP			CO-OPERATIVE			OTHERS		
	No. OF ESTAB.	MONTHLY SALES		No. OF ESTAB.	MONTHLY SALES		No. OF ESTAB.	MONTHLY SALES		No. OF ESTAB.	MONTHLY SALES	
		PEAK SEASON	SLACK SEASON		PEAK SEASON	SLACK SEASON		PEAK SEASON	SLACK SEASON		PEAK SEASON	SLACK SEASON
MANUFACTURE OF FOOD PRODUCTS AND BEVERAGES	520,859	140,856	73,034	3,334	2,356	1,210	195	19	7	174	9	4
Production, processing and preserving of meat and meat products	1,604	358	149	21	13	3	-	-	-	-	-	-
Manufacture of vegetable and animal oils and fats	411	780	274	-	-	-	-	-	-	-	-	-
Manufacture of dairy products	1,046	98	51	-	-	-	-	-	-	-	-	-
Manufacture of animal feed	48	3	2	-	-	-	-	-	-	-	-	-
Manufacture of bakery products	116,338	55,731	29,513	1,408	1,441	751	18	5	3	20	2	1
Manufacture of cocoa, chocolate and sugar confectionery	48	24	15	-	-	-	-	-	-	-	-	-
Manufacture of other food product n.e.c	7,119	1,662	855	14	3	1	-	-	-	-	-	-
Distilling, rectifying and blending of spirits; ethyl alcohol production from fermented materials	176,279	27,326	13,015	694	52	28	65	5	1	55	4	1
Manufacture of malt liquors and malt	217,966	54,874	29,160	1,197	847	427	112	9	3	63	3	2
MANUFACTURE OF TOBACCO PRODUCTS	966	248	87	21	2	-	-	-	-	31	2	-
Manufacture of tobacco products	966	248	87	21	2	-	-	-	-	31	2	-
MANUFACTURE OF TEXTILES	219,167	44,109	22,667	579	349	207	38	98	28	220	79	54
Preparation and spinning of textile fibers; weaving of textiles	160,636	38,997	20,571	493	215	131	38	98	28	161	52	32
Manufacture of made-up textile articles, except apparel	13,943	2,101	920	8	1	1	-	-	-	-	-	-
Manufacture of carpets and rugs	28,425	1,696	706	40	2	1	-	-	-	49	2	1
Manufacture of cordage, rope, twine and netting	12,732	553	236	38	131	74	-	-	-	-	-	-
Manufacture of knitted and crocheted fabrics and articles	3,431	762	234	-	-	-	-	-	-	10	25	21
MANUFACTURE OF WEARING APPAREL; DRESSING AND DYING OF FUR	22,543	11,149	4,050	356	359	137	23	119	35	13	8	2
Manufacture of wearing apparel, except fur apparel	21,283	11,094	4,024	356	359	137	23	119	35	13	8	2
Manufacture of articles of fur	1,260	55	26	-	-	-	-	-	-	-	-	-
TANNING AND DRESSING OF LEATHER, MANUFACTURE OF LUGGAGE, HANDBAGS, SADDLERY, HARNESS AND FOOTWEAR	11,960	3,094	1,180	371	99	45	-	-	-	-	-	-
Tanning and dressing of leather	6,660	1,343	571	129	19	10	-	-	-	-	-	-
Manufacture of luggage, handbags and the like, saddlery and harness	4,188	863	361	225	74	33	-	-	-	-	-	-
Manufacture of footwear	1,112	888	248	17	6	2	-	-	-	-	-	-

MONTHLY VALUE OF SALES DURING THE LAST TWELVE MONTHS ON PEAK AND SLACK SEASONS BY INDUSTRIAL GROUP  
AND TYPE OF OWNERSHIP : 2001/2002 (1994 E.F.Y) - COUNTRY LEVEL

(VALUE IN '000 BIRR)

TABLE 4.18A (Cont'd)

INDUSTRIAL GROUP	SOLE OWNERSHIP			PARTNERSHIP			CO-OPERATIVE			OTHERS		
	No. OF ESTAB.	MONTHLY SALES		No. OF ESTAB.	MONTHLY SALES		No. OF ESTAB.	MONTHLY SALES		No. OF ESTAB.	MONTHLY SALES	
		PEAK SEASON	SLACK SEASON		PEAK SEASON	SLACK SEASON		PEAK SEASON	SLACK SEASON		PEAK SEASON	SLACK SEASON
MANUFACTURE OF WOOD AND OF PRODUCTS OF WOOD AND CORK, EXCEPT FURNITURE; MANUFACTURE OF ARTICLES OF STREW AND PLAITING MATERIALS .....	59,449	5,851	2,511	1,457	466	232	-	-	-	57	46	12
Sawmilling and planing of wood .....	6,674	1,230	561	1,091	390	193	-	-	-	38	28	7
Manufacture of builders' carpentry and joinery .....	1,844	817	277	203	42	27	-	-	-	-	-	-
Manufacture of wooden containers .....	1,467	571	184	94	26	9	-	-	-	19	18	5
Manufacture of other products of wood, manufacture of articles of cork, straw and plating materials ..	49,464	3,233	1,489	69	8	3	-	-	-	-	-	-
PUBLISHING, PRINTING AND REPRODUCTION OF RECORDED MEDIA	197	248	77	-	-	-	-	-	-	-	-	-
MANUFACTURE OF CHEMICALS AND CHEMICAL PRODUCTS .....	1,117	392	156	218	65	65	-	-	-	-	-	-
Manufacture of pharmaceuticals, medicinal chemicals and botanical products.....	841	259	93	218	65	65	-	-	-	-	-	-
Manufacture of other chemical products N.E.C .....	276	133	63	-	-	-	-	-	-	-	-	-
MANUFACTURE OF OTHER NON-METALLIC MINERAL PRODUCTS ...	91,907	8,610	3,262	310	98	61	73	100	4	91	5	4
Manufacture of glass and glass products.....	107	170	86	-	-	-	-	-	-	-	-	-
Manufacture of non-structural non-refractory ceramic ware .....	91,290	7,796	3,062	284	38	15	73	100	4	91	5	4
Manufacture of structural non-refractory clay and ceramic products .....	124	467	43	-	-	-	-	-	-	-	-	-
Manufacture of articles of concrete, cement and plaster .....	127	136	54	26	60	46	-	-	-	-	-	-
Cutting, shaping and finishing of stone .....	259	41	17	-	-	-	-	-	-	-	-	-
MANUFACTURE OF FABRICATED METAL PRODUCTS, EXCEPT MACHINERY AND EQUIPMENT .....	20,698	6,955	2,060	904	334	63	73	28	11	-	-	-
Manufacture of structural metal products .....	60	4	1	-	-	-	-	-	-	-	-	-
Treatment and coating of metals, general mechanical engineering on fee or contract basis .....	3,248	724	287	79	51	14	-	-	-	-	-	-
Manufacture of cutlery, hand tools and general hardware .....	17,390	6,227	1,772	825	283	49	73	28	11	-	-	-
MANUFACTURE OF FURNITURE; MANUFACTURING N.E.C. ....	16,420	15,544	5,038	548	534	228	27	5	3	-	-	-
Manufacture of furniture .....	14,879	14,794	4,779	548	534	228	27	5	3	-	-	-
Manufacture of jewellery and related articles .....	1,541	750	259	-	-	-	-	-	-	-	-	-
<b>T O T A L</b>	<b>965,283</b>	<b>237,056</b>	<b>114,122</b>	<b>8,098</b>	<b>4,662</b>	<b>2,248</b>	<b>429</b>	<b>369</b>	<b>88</b>	<b>586</b>	<b>149</b>	<b>76</b>

TABLE 4.18B

MONTHLY VALUE OF SALES DURING THE LAST TWELVE MONTHS ON PEAK AND SLACK SEASONS BY INDUSTRIAL GROUP  
AND TYPE OF OWNERSHIP : 2001/2002 (1994 E.F.Y) - URBAN

(VALUE IN '000 BIRR)

## INDUSTRIAL GROUP

INDUSTRIAL GROUP	SOLE OWNERSHIP			PARTNERSHIP			CO-OPERATIVE			OTHERS		
	No. OF ESTAB.	MONTHLY SALES		No. OF ESTAB.	MONTHLY SALES		No. OF ESTAB.	MONTHLY SALES		No. OF ESTAB.	MONTHLY SALES	
		PEAK SEASON	SLACK SEASON		PEAK SEASON	SLACK SEASON		PEAK SEASON	SLACK SEASON		PEAK SEASON	SLACK SEASON
MANUFACTURE OF FOOD PRODUCTS AND BEVERAGES												
Production, processing and preserving of meat and meat products	216,846	93,494	52,356	697	1,001	593	25	5	3	-	-	-
Manufacture of vegetable and animal oils and fats	190	30	13	21	13	3	-	-	-	-	-	-
Manufacture of dairy products	142	523	155	-	-	-	-	-	-	-	-	-
Manufacture of animal feed	17	5	2	-	-	-	-	-	-	-	-	-
Manufacture of bakery products	35	3	2	-	-	-	-	-	-	-	-	-
Manufacture of cocoa, chocolate and sugar confectionery	62,101	41,386	23,647	240	638	435	18	5	3	-	-	-
Manufacture of other food product n.e.c	48	24	15	-	-	-	-	-	-	-	-	-
Distilling, rectifying and blending of spirits; ethyl alcohol production from fermented materials..	4,522	1,314	740	10	3	1	-	-	-	-	-	-
Manufacture of malt liquors and malt	48,009	14,953	7,714	-	-	-	-	-	-	-	-	-
MANUFACTURE OF TOBACCO PRODUCTS	101,782	35,256	20,068	426	347	154	7	-	-	-	-	-
Manufacture of tobacco products	27	15	6	-	-	-	-	-	-	-	-	-
MANUFACTURE OF TEXTILES	27	15	6	-	-	-	-	-	-	-	-	-
Preparation and spinning of textile fibers; weaving of textiles	99,031	28,980	16,502	107	236	133	7	86	26	113	70	49
Manufacture of made-up textile articles, except apparel	82,981	25,880	15,261	83	106	60	7	86	26	103	45	28
Manufacture of carpets and rugs	10,808	1,875	817	-	-	-	-	-	-	-	-	-
Manufacture of cordage, rope, twine and netting	2,921	500	199	-	-	-	-	-	-	-	-	-
Manufacture of knitted and crocheted fabrics and articles	247	39	18	24	130	73	-	-	-	-	-	-
MANUFACTURE OF WEARING APPAREL; DRESSING AND DYING OF FUR	2,074	686	207	-	-	-	-	-	-	10	25	21
Manufacture of wearing apparel, except fur apparel..	11,722	7,451	2,829	207	176	90	17	116	34	-	-	-
Manufacture of articles of fur	11,685	7,448	2,826	207	176	90	17	116	34	-	-	-
TANNING AND DRESSING OF LEATHER, MANUFACTURE OF LUGGAGE, HANDBAGS, SADDLERY, HARNESS AND FOOTWEAR	37	3	3	-	-	-	-	-	-	-	-	-
Tanning and dressing of leather	2,663	1,321	504	237	80	35	-	-	-	-	-	-
Manufacture of luggage, handbags and the like, saddlery and harness	693	240	124	-	-	-	-	-	-	-	-	-
Manufacture of footwear	1,248	370	170	220	74	33	-	-	-	-	-	-
	722	711	210	17	6	2	-	-	-	-	-	-

MONTHLY VALUE OF SALES DURING THE LAST TWELVE MONTHS ON PEAK AND SLACK SEASONS BY INDUSTRIAL GROUP  
AND TYPE OF OWNERSHIP : 2001/2002 (1994 E.F.Y) - URBAN

(VALUE IN '000 BIRR)

TABLE 4.18B (Cont'd)

INDUSTRIAL GROUP	SOLE OWNERSHIP			PARTNERSHIP			CO-OPERATIVE			OTHERS		
	No. OF ESTAB.	MONTHLY SALES		No. OF ESTAB.	MONTHLY SALES		No. OF ESTAB.	MONTHLY SALES		No. OF ESTAB.	MONTHLY SALES	
		PEAK SEASON	SLACK SEASON		PEAK SEASON	SLACK SEASON		PEAK SEASON	SLACK SEASON		PEAK SEASON	SLACK SEASON
MANUFACTURE OF WOOD AND OF PRODUCTS OF WOOD AND CORK, EXCEPT FURNITURE; MANUFACTURE OF ARTICLES OF STREW AND PLAITING MATERIALS .....	6,465	1,966	914	13	16	5	-	-	-	19	18	5
Sawmilling and planing of wood .....	190	104	45	2	1	-	-	-	-	-	-	-
Manufacture of builders' carpentry and joinery .....	76	384	119	-	-	-	-	-	-	-	-	-
Manufacture of wooden containers .....	311	396	108	3	13	4	-	-	-	19	18	5
Manufacture of other products of wood, manufacture of articles of cork, straw and plating materials ..	5,888	1,082	642	8	2	1	-	-	-	-	-	-
PUBLISHING, PRINTING AND REPRODUCTION OF RECORDED MEDIA	51	56	19	-	-	-	-	-	-	-	-	-
MANUFACTURE OF CHEMICALS AND CHEMICAL PRODUCTS .....	914	377	151	218	65	65	-	-	-	-	-	-
Manufacture of pharmaceuticals, medicinal chemicals and botanical products.....	638	244	88	218	65	65	-	-	-	-	-	-
Manufacture of other chemical products N.E.C .....	276	133	63	-	-	-	-	-	-	-	-	-
MANUFACTURE OF OTHER NON-METALLIC MINERAL PRODUCTS ...	6,713	2,254	922	49	46	38	29	94	2	-	-	-
Manufacture of glass and glass products.....	95	169	85	-	-	-	-	-	-	-	-	-
Manufacture of non-structural non-refractory ceramic ware .....	6,463	1,543	751	35	10	2	29	94	2	-	-	-
Manufacture of structural non-refractory clay and ceramic products .....	94	465	43	-	-	-	-	-	-	-	-	-
Manufacture of articles of concrete, cement and plaster .....	38	65	38	14	36	36	-	-	-	-	-	-
Cutting, shaping and finishing of stone .....	23	12	5	-	-	-	-	-	-	-	-	-
MANUFACTURE OF FABRICATED METAL PRODUCTS, EXCEPT MACHINERY AND EQUIPMENT .....	3,202	2,897	824	43	40	14	-	-	-	-	-	-
Manufacture of structural metal products .....	-	-	-	-	-	-	-	-	-	-	-	-
Treatment and coating of metals, general mechanical engineering on fee or contract basis .....	601	165	108	34	39	13	-	-	-	-	-	-
Manufacture of cutlery, hand tools and general hardware .....	2,601	2,732	716	9	1	1	-	-	-	-	-	-
MANUFACTURE OF FURNITURE; MANUFACTURING N.E.C. ....	5,982	12,578	3,997	191	467	198	-	-	-	-	-	-
Manufacture of furniture .....	5,335	12,099	3,834	191	467	198	-	-	-	-	-	-
Manufacture of jewellery and related articles .....	647	479	163	-	-	-	-	-	-	-	-	-
<b>T O T A L</b>	<b>353,616</b>	<b>151,389</b>	<b>79,024</b>	<b>1,762</b>	<b>2,127</b>	<b>1,171</b>	<b>78</b>	<b>301</b>	<b>65</b>	<b>132</b>	<b>88</b>	<b>54</b>

TABLE 4.18C

MONTHLY VALUE OF SALES DURING THE LAST TWELVE MONTHS ON PEAK AND SLACK SEASONS BY INDUSTRIAL GROUP AND TYPE OF OWNERSHIP : 2001/2002 (1994 E.F.Y) - RURAL

(VALUE IN '000 BIRR)

INDUSTRIAL GROUP

INDUSTRIAL GROUP	SOLE OWNERSHIP			PARTNERSHIP			CO-OPERATIVE			OTHERS		
	No. OF ESTAB.	MONTHLY SALES		No. OF ESTAB.	MONTHLY SALES		No. OF ESTAB.	MONTHLY SALES		No. OF ESTAB.	MONTHLY SALES	
		PEAK SEASON	SLACK SEASON		PEAK SEASON	SLACK SEASON		PEAK SEASON	SLACK SEASON		PEAK SEASON	SLACK SEASON
MANUFACTURE OF FOOD PRODUCTS AND BEVERAGES	304,013	47,362	20,677	2,638	1,354	617	170	14	4	174	9	4
Production, processing and preserving of meat and meat products	1,415	328	135	-	-	-	-	-	-	-	-	-
Manufacture of vegetable and animal oils and fats	269	257	119	-	-	-	-	-	-	-	-	-
Manufacture of dairy products	1,029	93	50	-	-	-	-	-	-	-	-	-
Manufacture of animal feed	13	1	-	-	-	-	-	-	-	-	-	-
Manufacture of bakery products	54,237	14,344	5,865	1,169	802	316	-	-	-	-	-	-
Manufacture of cocoa, chocolate and sugar confectionery	2,597	348	115	5	-	-	-	-	-	20	2	1
Manufacture of other food product n.e.c	128,269	12,373	5,301	694	52	28	65	5	1	55	4	1
Distilling, rectifying and blending of spirits; ethyl alcohol production from fermented materials..	116,184	19,618	9,092	770	500	273	105	9	3	63	3	2
Manufacture of malt liquors and malt	940	233	81	21	2	-	-	-	-	31	2	-
MANUFACTURE OF TOBACCO PRODUCTS	940	233	81	21	2	-	-	-	-	31	2	-
Manufacture of tobacco products	120,136	15,130	6,165	473	113	73	31	12	2	107	9	5
MANUFACTURE OF TEXTILES	77,656	13,117	5,310	411	109	71	31	12	2	58	7	4
Preparation and spinning of textile fibers; weaving of textiles	3,135	226	103	8	1	1	-	-	-	-	-	-
Manufacture of made-up textile articles, except apparel	25,504	1,196	507	40	2	1	-	-	-	-	-	-
Manufacture of carpets and rugs	12,484	515	218	14	1	-	-	-	-	49	2	1
Manufacture of cordage, rope, twine and netting	1,357	76	27	-	-	-	-	-	-	-	-	-
Manufacture of knitted and crocheted fabrics and articles	10,821	3,699	1,221	149	183	47	5	2	1	13	8	2
MANUFACTURE OF WEARING APPAREL; DRESSING AND DYING OF FUR	9,598	3,647	1,198	149	183	47	5	2	1	13	8	2
Manufacture of wearing apparel, except fur apparel..	1,223	52	23	-	-	-	-	-	-	-	-	-
Manufacture of articles of fur	9,298	1,774	676	134	19	10	-	-	-	-	-	-
TANNING AND DRESSING OF LEATHER, MANUFACTURE OF LUGGAGE, HANDBAGS, SADDLERY, HARNESS AND FOOTWEAR	5,967	1,103	447	129	19	10	-	-	-	-	-	-
Tanning and dressing of leather	2,940	494	191	5	-	-	-	-	-	-	-	-
Manufacture of luggage, handbags and the like, saddlery and harness	391	177	38	-	-	-	-	-	-	-	-	-
Manufacture of footwear												

MONTHLY VALUE OF SALES DURING THE LAST TWELVE MONTHS ON PEAK AND SLACK SEASONS BY INDUSTRIAL GROUP  
AND TYPE OF OWNERSHIP : 2001/2002 (1994 E.F.Y.) - RURAL

(VALUE IN '000 BIRR)

TABLE 4.18C (Cont'd)

INDUSTRIAL GROUP	SOLE OWNERSHIP			PARTNERSHIP			CO-OPERATIVE			OTHERS		
	No. OF ESTAB.	MONTHLY SALES		No. OF ESTAB.	MONTHLY SALES		No. OF ESTAB.	MONTHLY SALES		MONTHLY SALES		
		PEAK SEASON	SLACK SEASON		PEAK SEASON	SLACK SEASON		PEAK SEASON	SLACK SEASON	PEAK SEASON	SLACK SEASON	
MANUFACTURE OF WOOD AND OF PRODUCTS OF WOOD AND CORK, EXCEPT FURNITURE; MAUFACTURE OF ARTICLES OF STREW AND PLAITING MATERIALS .....	52,985	3,886	1,597	1,443	448	227	-	-	-	38	28	7
Sawmilling and planing of wood .....	6,484	1,126	516	1,089	389	193	-	-	-	38	28	7
Manufacture of builders' carpentry and joinery .....	1,768	433	158	203	42	27	-	-	-	-	-	-
Manufacture of wooden containers .....	1,157	176	76	90	12	5	-	-	-	-	-	-
Manufacture of other products of wood, manufacture of articles of cork, straw and plating materials ..	43,576	2,151	847	61	582	2	-	-	-	-	-	-
PUBLISHING, PRINTING AND REPRODUCTION OF RECORDED MEDIA	146	192	57	-	-	-	-	-	-	-	-	-
MANUFACTURE OF CHEMICALS AND CHEMICAL PRODUCTS .....	203	15	5	-	-	-	-	-	-	-	-	-
Manufacture of pharmaceuticals, medicinal chemicals and botanical products.....	203	15	5	-	-	-	-	-	-	-	-	-
Manufacture of other chemical products N.E.C .....	-	-	-	-	-	-	-	-	-	-	-	-
MANUFACTURE OF OTHER NON-METALLIC MINERAL PRODUCTS ...	85,194	6,354	2,339	260	52	23	44	6	1	91	5	4
Manufacture of glass and glass products.....	12	1	-	-	-	-	-	-	-	-	-	-
Manufacture of non-structural non-refractory ceramic ware .....	84,826	6,253	2,310	249	28	13	44	6	1	91	5	4
Manufacture of structural non-refractory clay and ceramic products .....	30	1	1	-	-	-	-	-	-	-	-	-
Manufacture of articles of concrete, cement and plaster .....	90	70	16	11	24	10	-	-	-	-	-	-
Cutting, shaping and finishing of stone .....	236	29	12	-	-	-	-	-	-	-	-	-
MANUFACTURE OF FABRICATED METAL PRODUCTS, EXCEPT MACHINERY AND EQUIPMENT .....	17,496	4,058	1,236	861	293	50	73	28	11	-	-	-
Manufacture of structural metal products .....	60	4	1	-	-	-	-	-	-	-	-	-
Treatment and coating of metals, general mechanical engineering on fee or contract basis .....	2,647	559	179	45	11	1	-	-	-	-	-	-
Manufacture of cutlery, hand tools and general hardware .....	14,789	3,495	1,056	816	282	49	73	28	11	-	-	-
MANUFACTURE OF FURNITURE; MANUFACTURING N.E.C. ....	10,439	2,965	1,041	357	67	30	27	5	3	-	-	-
Manufacture of furniture .....	9,545	2,695	945	357	67	30	27	5	3	-	-	-
Manufacture of jewellery and related articles .....	894	270	96	-	-	-	-	-	-	-	-	-
<b>T O T A L</b>	<b>611,671</b>	<b>85,668</b>	<b>35,095</b>	<b>6,336</b>	<b>2,531</b>	<b>1,077</b>	<b>350</b>	<b>67</b>	<b>22</b>	<b>454</b>	<b>61</b>	<b>22</b>

COMPONENTS OF INDUSTRIAL AND NON-INDUSTRIAL COSTS BY INDUSTRIAL GROUP  
2001/2002 (1994 E.F.Y) - COUNTRY LEVEL

TABLE 4.19A

INDUSTRIAL GROUP	(VALUE IN '000 BIRR)				TOTAL INDUSTRIAL & NON-INDUSTRIAL COST
	No. OF ESTAB.	COST OF MATERIALS CONSUMED	TRANSPORT COST	OTHER PAYMENTS FOR INDUSTRIAL & NON-INDUSTRIAL SERVICES	
<b>MANUFACTURE OF FOOD PRODUCTS AND BEVERAGES</b> .....	524,172	776,194	8,596	161,029	945,816
Production, processing and preserving of meat and meat products .....					
Manufacture of vegetable and animal oils and fats ..	1,604	1,291	18	122	1,431
Manufacture of dairy products .....	411	4,042	34	172	4,248
Manufacture of animal feed .....	1,046	307	11	5	322
Manufacture of bakery products .....	48	23	-	11	34
Manufacture of cocoa, chocolate and sugar confectionery .....	117,000	307,135	3,915	55,696	366,745
Manufacture of other food product n.e.c .....	48	156	-	15	171
Distilling, rectifying and blending of spirits; ethyl alcohol production from fermented materials..	7,130	8,782	133	1,409	10,324
Manufacture of malt liquors and malt .....	176,924	150,149	1,235	39,707	191,091
<b>MANUFACTURE OF TOBACCO PRODUCTS</b> .....	219,961	304,309	3,250	63,892	371,450
Manufacture of tobacco products.....	966	885	23	41	948
<b>MANUFACTURE OF TEXTILES</b> .....	966	885	23	41	948
Preparation and spinning of textile fibers; weaving of textiles .....	221,847	217,237	2,866	12,402	232,504
Manufacture of made-up textile articles, except apparel .....	162,398	202,186	2,309	10,327	214,822
Manufacture of carpets and rugs .....	14,643	6,583	96	1,493	8,172
Manufacture of cordage, rope, twine and netting ....	28,604	5,149	357	431	5,937
Manufacture of knitted and crocheted fabrics and articles .....	12,783	2,078	71	92	2,240
<b>MANUFACTURE OF WEARING APPAREL; DRESSING AND DYING OF FUR</b> .....	3,419	1,241	33	59	1,333
Manufacture of wearing apparel, except fur apparel..	24,137	36,458	1,305	11,703	49,466
Manufacture of articles of fur .....	22,877	36,319	1,305	11,678	49,302
<b>TANNING AND DRESSING OF LEATHER, MANUFACTURE OF LUGGAGE, HANDBAGS, SADDLERY, HARNESS AND FOOTWEAR</b> ...	1,260	139	-	25	164
Tanning and dressing of leather .....	12,025	14,106	217	1,568	15,890
Manufacture of luggage, handbags and the like, saddlery and harness .....	6,682	6,024	69	205	6,297
Manufacture of footwear .....	4,194	3,590	32	641	4,263
	1,149	4,492	116	722	5,330

COMPONENTS OF INDUSTRIAL AND NON-INDUSTRIAL COSTS BY INDUSTRIAL GROUP  
2001/2002 (1994 E.F.Y) - COUNTRY LEVEL

(VALUE IN '000 BIRR)

TABLE 4.19A (Cont'd)

INDUSTRIAL GROUP	No. OF ESTAB.	COST OF MATERIALS CONSUMED	TRANSPORT COST	OTHER PAYMENTS FOR INDUSTRIAL & NON-INDUSTRIAL SERVICES	TOTAL INDUSTRIAL & NON-INDUSTRIAL COST
MANUFACTURE OF WOOD AND OF PRODUCTS OF WOOD AND CORK, EXCEPT FURNITURE; MANUFACTURE OF ARTICLES OF STREW AND PLAITING MATERIALS .....	60,463	17,740	737	1,553	20,032
Sawmilling and planing of wood .....	6,754	3,873	431	584	4,888
Manufacture of builders' carpentry and joinery .....	1,847	1,840	40	206	2,087
Manufacture of wooden containers .....	1,514	2,099	115	158	2,372
Manufacture of other products of wood, manufacture of articles of cork, straw and plating materials ..	50,348	9,928	151	605	10,685
PUBLISHING, PRINTING AND REPRODUCTION OF RECORDED MEDIA	197	350	10	2	363
MANUFACTURE OF CHEMICALS AND CHEMICAL PRODUCTS .....	1,117	2,065	67	345	2,478
Manufacture of pharmaceuticals, medicinal chemicals and botanical products.....	841	1,129	65	311	1,505
Manufacture of other chemical products N.E.C .....	276	936	2	34	973
MANUFACTURE OF OTHER NON-METALLIC MINERAL PRODUCTS ...	92,404	6,785	937	11,826	19,549
Manufacture of glass and glass products.....	107	863	39	112	1,015
Manufacture of non-structural non-refractory ceramic ware .....	91,779	4,440	738	11,385	16,563
Manufacture of structural non-refractory clay and ceramic products .....	124	1,046	109	54	1,208
Manufacture of articles of concrete, cement and plaster .....	127	368	29	255	652
Cutting, shaping and finishing of stone .....	267	68	22	20	111
MANUFACTURE OF FABRICATED METAL PRODUCTS, EXCEPT MACHINERY AND EQUIPMENT .....	20,787	23,507	821	6,551	30,879
Manufacture of structural metal products .....	60	3	-	3	6
Treatment and coating of metals, general mechanical engineering on fee or contract basis .....	3,257	1,532	64	693	2,289
Manufacture of cutlery, hand tools and general hardware .....	17,470	21,972	757	5,855	28,584
MANUFACTURE OF FURNITURE; MANUFACTURING N.E.C. ....	16,562	45,386	2,012	5,223	52,621
Manufacture of furniture .....	14,998	42,487	1,993	4,701	49,181
Manufacture of jewellery and related articles .....	1,564	2,899	19	522	3,440
<b>T O T A L</b>	<b>974,677</b>	<b>1,140,713</b>	<b>17,591</b>	<b>212,243</b>	<b>1,370,546</b>

TABLE 4.19B

 COMPONENTS OF INDUSTRIAL AND NON-INDUSTRIAL COSTS BY INDUSTRIAL GROUP  
 2001/2002 (1994 E.F.Y.) - URBAN

INDUSTRIAL GROUP	(VALUE IN '000 BIRR)				
	No. OF ESTAB.	COST OF MATERIALS CONSUMED	TRANSPORT COST	OTHER PAYMENTS FOR INDUSTRIAL & NON-INDUSTRIAL SERVICES	TOTAL INDUSTRIAL & NON-INDUSTRIAL COST
MANUFACTURE OF FOOD PRODUCTS AND BEVERAGES .....					
Production, processing and preserving of meat and meat products .....	217,764	535,830	4,769	113,182	653,781
Manufacture of vegetable and animal oils and fats ..	190	138	-	26	164
Manufacture of dairy products .....	142	2,136	15	62	2,212
Manufacture of animal feed .....	17	23	-	-	23
Manufacture of bakery products .....	35	17	-	10	27
Manufacture of cocoa, chocolate and sugar confectionery .....	62,311	231,966	2,374	42,863	277,203
Manufacture of other food product n.e.c .....	48	156	-	15	171
Distilling, rectifying and blending of spirits; ethyl alcohol production from fermented materials..	4,522	7,560	118	1,268	8,946
Manufacture of malt liquors and malt .....	48,060	92,667	734	23,811	117,212
MANUFACTURE OF TOBACCO PRODUCTS .....	102,439	201,167	1,528	45,127	247,823
Manufacture of tobacco products.....	27	36	2	2	39
MANUFACTURE OF TEXTILES .....	27	36	2	2	39
Preparation and spinning of textile fibers; weaving of textiles .....	100,670	159,767	2,040	9,710	171,516
Manufacture of made-up textile articles, except apparel .....	84,153	150,352	1,749	8,134	160,234
Manufacture of carpets and rugs .....	11,275	6,030	76	1,385	7,491
Manufacture of cordage, rope, twine and netting .....	2,921	2,054	133	123	2,310
Manufacture of knitted and crocheted fabrics and articles .....	247	307	53	16	376
MANUFACTURE OF WEARING APPAREL; DRESSING AND DYING OF FUR .....	2,074	1,024	29	52	1,105
Manufacture of wearing apparel, except fur apparel..	13,225	25,303	868	9,600	35,771
Manufacture of articles of fur .....	13,188	25,303	868	9,599	35,770
TANNING AND DRESSING OF LEATHER, MANUFACTURE OF LUGGAGE, HANDBAGS, SADDLERY, HARNESS AND FOOTWEAR ...	37	-	-	1	1
Tanning and dressing of leather .....	2,680	7,094	104	1,299	8,498
Manufacture of luggage, handbags and the like, saddlery and harness .....	684	1,408	25	71	1,504
Manufacture of footwear .....	1,248	2,046	28	566	2,641
	748	3,640	51	662	4,353

COMPONENTS OF INDUSTRIAL AND NON-INDUSTRIAL COSTS BY INDUSTRIAL GROUP  
2001/2002 (1994 E.F.Y) - URBAN

(VALUE IN '000 BIRR)

TABLE 4.19B (Cont'd)

INDUSTRIAL GROUP	No. OF ESTAB.	COST OF MATERIALS CONSUMED	TRANSPORT COST	OTHER PAYMENTS FOR INDUSTRIAL & NON-INDUSTRIAL SERVICES	TOTAL INDUSTRIAL & NON-INDUSTRIAL COST
MANUFACTURE OF WOOD AND OF PRODUCTS OF WOOD AND CORK, EXCEPT FURNITURE; MAUFACTURE OF ARTICLES OF STREW AND PLAITING MATERIALS .....	6,721	7,861	237	585	8,680
Sawmilling and planing of wood .....	191	349	29	14	391
Manufacture of builders' carpentry and joinery .....	76	795	8	90	892
Manufacture of wooden containers .....	330	1,480	108	130	1,718
Manufacture of other products of wood, manufacture of articles of cork, straw and plating materials ..	6,124	5,237	92	351	5,679
PUBLISHING, PRINTING AND REPRODUCTION OF RECORDED MEDIA	51	201	-	-	201
MANUFACTURE OF CHEMICALS AND CHEMICAL PRODUCTS .....	914	1,978	61	341	2,380
Manufacture of pharmaceuticals, medicinal chemicals and botanical products.....	638	1,042	59	307	1,407
Manufacture of other chemical products N.E.C .....	276	936	2	34	973
MANUFACTURE OF OTHER NON-METALLIC MINERAL PRODUCTS ...	6,717	4,344	373	2,816	7,534
Manufacture of glass and glass products.....	95	862	39	112	1,013
Manufacture of non-structural non-refractory ceramic ware .....	6,467	2,053	218	2,628	4,900
Manufacture of structural non-refractory clay and ceramic products .....	94	1,039	109	52	1,199
Manufacture of articles of concrete, cement and plaster .....	38	364	1	22	387
Cutting, shaping and finishing of stone .....	23	26	6	2	35
MANUFACTURE OF FABRICATED METAL PRODUCTS, EXCEPT MACHINERY AND EQUIPMENT .....	3,211	12,782	206	2,782	15,769
Manufacture of structural metal products .....	-	-	-	-	-
Treatment and coating of metals, general mechanical engineering on fee or contract basis .....	601	527	3	195	725
Manufacture of cutlery, hand tools and general hardware .....	2,610	12,255	203	2,587	15,044
MANUFACTURE OF FURNITURE; MANUFACTURING N.E.C. ....	5,998	36,903	1,653	4,564	43,121
Manufacture of furniture .....	5,351	35,116	1,639	4,179	40,935
Manufacture of jewellery and related articles .....	647	1,787	14	385	2,186
<b>T O T A L</b>	<b>357,978</b>	<b>792,099</b>	<b>10,313</b>	<b>144,881</b>	<b>947,290</b>

TABLE 4.19C

 COMPONENTS OF INDUSTRIAL AND NON-INDUSTRIAL COSTS BY INDUSTRIAL GROUP  
 2001/2002 (1994 E.F.Y) - RURAL

(VALUE IN '000 BIRR)

INDUSTRIAL GROUP	No. OF ESTAB.	COST OF MATERIALS CONSUMED	TRANSPORT COST	OTHER PAYMENTS FOR INDUSTRIAL & NON-INDUSTRIAL SERVICES	TOTAL INDUSTRIAL & NON-INDUSTRIAL COST
<b>MANUFACTURE OF FOOD PRODUCTS AND BEVERAGES</b> .....	306,408	240,365	3,826	47,844	292,036
Production, processing and preserving of meat and meat products .....					
Manufacture of vegetable and animal oils and fats ..	1,415	1,153	17	96	1,267
Manufacture of dairy products .....	269	1,906	19	110	2,036
Manufacture of animal feed .....	1,029	284	11	4	299
Manufacture of bakery products .....	13	6	-	1	7
Manufacture of cocoa, chocolate and sugar confectionery .....	54,688	75,170	1,541	12,832	89,543
Manufacture of other food product n.e.c .....	-	-	-	-	-
Distilling, rectifying and blending of spirits; ethyl alcohol production from fermented materials..	2,608	1,222	15	141	1,378
Manufacture of malt liquors and malt .....	128,864	57,482	502	15,896	73,879
<b>MANUFACTURE OF TOBACCO PRODUCTS</b> .....	117,522	103,142	1,721	18,764	123,627
Manufacture of tobacco products .....	940	849	21	39	909
<b>MANUFACTURE OF TEXTILES</b> .....	940	849	21	39	909
Preparation and spinning of textile fibers; weaving of textiles .....	121,176	57,470	824	2,693	60,984
Manufacture of made-up textile articles, except apparel .....	78,245	51,833	560	2,194	54,587
Manufacture of carpets and rugs .....	3,367	553	20	108	680
Manufacture of cordage, rope, twine and netting ..	25,683	3,095	223	308	3,626
Manufacture of knitted and crocheted fabrics and articles .....	12,536	1,771	17	76	1,863
<b>MANUFACTURE OF WEARING APPAREL; DRESSING AND DYING OF FUR</b> .....	1,345	218	4	7	228
Manufacture of wearing apparel, except fur apparel..	10,912	11,155	436	2,102	13,694
Manufacture of articles of fur .....	9,689	11,016	436	2,079	13,532
<b>TANNING AND DRESSING OF LEATHER, MANUFACTURE OF LUGGAGE, HANDBAGS, SADDLERY, HARNESS AND FOOTWEAR</b> ..	1,223	139	-	23	162
Tanning and dressing of leather .....	9,345	7,012	113	268	7,392
Manufacture of luggage, handbags and the like, saddlery and harness .....	5,998	4,615	44	134	4,793
Manufacture of footwear .....	2,946	1,544	4	75	1,622
	401	853	65	59	977

COMPONENTS OF INDUSTRIAL AND NON-INDUSTRIAL COSTS BY INDUSTRIAL GROUP  
2001/2002 (1994 E.F.Y.) - RURAL

(VALUE IN '000 BIRR)

TABLE 4.19C (Cont'd)

INDUSTRIAL GROUP	No. OF ESTAB.	COST OF MATERIALS CONSUMED	TRANSPORT COST	OTHER PAYMENTS FOR INDUSTRIAL & NON-INDUSTRIAL SERVICES	TOTAL INDUSTRIAL & NON-INDUSTRIAL COST
MANUFACTURE OF WOOD AND OF PRODUCTS OF WOOD AND CORK, EXCEPT FURNITURE; MANUFACTURE OF ARTICLES OF STREW AND PLAITING MATERIALS .....	53,741	9,879	502	969	11,349
Sawmilling and planing of wood .....	6,563	3,524	402	570	4,496
Manufacture of builders' carpentry and joinery .....	1,770	1,045	33	117	1,194
Manufacture of wooden containers .....	1,184	619	7	28	653
Manufacture of other products of wood, manufacture of articles of cork, straw and plating materials ..	44,224	4,691	60	254	5,006
PUBLISHING, PRINTING AND REPRODUCTION OF RECORDED MEDIA	146	149	10	2	162
MANUFACTURE OF CHEMICALS AND CHEMICAL PRODUCTS .....	203	87	6	5	97
Manufacture of pharmaceuticals, medicinal chemicals and botanical products.....	203	87	6	5	97
Manufacture of other chemical products N.E.C .....	-	-	-	-	-
MANUFACTURE OF OTHER NON-METALLIC MINERAL PRODUCTS ...	85,686	2,441	564	9,010	12,016
Manufacture of glass and glass products.....	12	1	-	-	2
Manufacture of non-structural non-refractory ceramic ware .....	85,311	2,387	520	8,757	11,664
Manufacture of structural non-refractory clay and ceramic products .....	30	7	-	2	9
Manufacture of articles of concrete, cement and plaster .....	90	4	28	233	265
Cutting, shaping and finishing of stone .....	243	42	16	18	76
MANUFACTURE OF FABRICATED METAL PRODUCTS, EXCEPT MACHINERY AND EQUIPMENT .....	17,576	10,726	615	3,769	15,110
Manufacture of structural metal products .....	60	3	-	3	6
Treatment and coating of metals, general mechanical engineering on fee or contract basis .....	2,656	1,005	61	498	1,564
Manufacture of cutlery, hand tools and general hardware .....	14,860	9,718	554	3,268	13,540
MANUFACTURE OF FURNITURE; MANUFACTURING N.E.C. ....	10,562	8,484	358	658	9,500
Manufacture of furniture .....	9,646	7,371	353	522	8,246
Manufacture of jewellery and related articles .....	916	1,113	5	136	1,254
<b>T O T A L</b>	<b>616,695</b>	<b>348,617</b>	<b>7,275</b>	<b>67,359</b>	<b>423,249</b>

NUMBER OF ESTABLISHMENTS, GROSS VALUE OF PRODUCTION, INDUSTRIAL AND NON-INDUSTRIAL COST, INDIRECT TAXES AND VALUE ADDED IN THE NATIONAL ACCOUNT CONCEPT BY INDUSTRIAL GROUP 2001/2002 (1994 E.F.Y) - COUNTRY LEVEL  
 TABLE 4.20A  
 (VALUE IN '000 BIRR)

INDUSTRIAL GROUP	No. OF ESTAB.	GROSS VALUE OF PRODUCTION	INDUSTRIAL AND NON-INDUSTRIAL COST	INDIRECT TAXES	VALUE ADDED IN THE NATIONAL ACCOUNT CONCEPT	
					AT MARKET PRICE	AT FACTOR COST
MANUFACTURE OF FOOD PRODUCTS AND BEVERAGES .....	524,172	1,303,825	945,816	514	358,009	357,495
Production, processing and preserving of meat and meat products .....	1,604	2,381	1,431	-	950	950
Manufacture of vegetable and animal oils and fats ..	411	6,588	4,248	-	2,340	2,340
Manufacture of dairy products .....	1,046	516	322	-	194	194
Manufacture of animal feed .....	48	38	34	-	4	4
Manufacture of bakery products .....	117,000	499,029	366,745	241	132,284	132,043
Manufacture of cocoa, chocolate and sugar confectionery .....	48	241	171	-	70	70
Manufacture of other food product n.e.c .....	7,130	14,304	10,324	1	3,980	3,979
Distilling, rectifying and blending of spirits; ethyl alcohol production from fermented materials..	176,924	262,938	191,091	-	71,847	71,847
Manufacture of malt liquors and malt .....	219,961	517,790	371,450	272	146,340	146,068
MANUFACTURE OF TOBACCO PRODUCTS .....	966	1,554	948	-	606	606
Manufacture of tobacco products .....	966	1,554	948	-	606	606
MANUFACTURE OF TEXTILES .....	221,847	387,301	232,504	25	154,797	154,772
Preparation and spinning of textile fibers; weaving of textiles .....	162,398	349,274	214,822	23	134,452	134,429
Manufacture of made-up textile articles, except apparel .....	14,643	17,092	8,172	-	8,920	8,920
Manufacture of carpets and rugs .....	28,604	12,745	5,937	1	6,808	6,807
Manufacture of cordage, rope, twine and netting ..	12,783	4,578	2,240	-	2,338	2,338
Manufacture of knitted and crocheted fabrics and articles .....	3,419	3,612	1,333	1	2,279	2,278
MANUFACTURE OF WEARING APPAREL; DRESSING AND DYING OF FUR .....	24,137	99,142	49,466	42	49,676	49,634
Manufacture of wearing apparel, except fur apparel..	22,877	98,782	49,302	42	49,480	49,438
Manufacture of articles of fur .....	1,260	360	164	-	196	196
TANNING AND DRESSING OF LEATHER, MANUFACTURE OF LUGGAGE, HANDBAGS, SADDLERY, HARNESS AND FOOTWEAR ..	12,025	27,374	15,890	15	11,484	11,469
Tanning and dressing of leather .....	6,682	11,629	6,297	13	5,332	5,319
Manufacture of luggage, handbags and the like, saddlery and harness .....	4,194	8,041	4,263	1	3,778	3,777
Manufacture of footwear .....	1,149	7,704	5,330	1	2,374	2,373

NUMBER OF ESTABLISHMENTS, GROSS VALUE OF PRODUCTION, INDUSTRIAL AND NON-INDUSTRIAL COST, INDIRECT TAXES AND VALUE ADDED IN THE NATIONAL ACCOUNT CONCEPT BY INDUSTRIAL GROUP 2001/2002 (1994 E.F.Y) - COUNTRY LEVEL (VALUE IN '000 BIRR)

TABLE 4.20A (Cont'd)

INDUSTRIAL GROUP	No. OF ESTAB.	GROSS VALUE OF PRODUCTION	INDUSTRIAL AND NON-INDUSTRIAL COST	INDIRECT TAXES	VALUE ADDED IN THE NATIONAL ACCOUNT CONCEPT	
					AT MARKET PRICE	AT FACTOR COST
MANUFACTURE OF WOOD AND OF PRODUCTS OF WOOD AND CORK, EXCEPT FURNITURE; MAUFACTURE OF ARTICLES OF STREW AND PLAITING MATERIALS .....	60,463	43,604	20,032	3	23,572	23,569
Sawmilling and planing of wood .....	6,754	11,567	4,888	3	6,679	6,676
Manufacture of builders' carpentry and joinery .....	1,847	4,648	2,087	-	2,561	2,561
Manufacture of wooden containers .....	1,514	4,313	2,372	-	1,941	1,941
Manufacture of other products of wood, manufacture of articles of cork, straw and plating materials ..	50,348	23,076	10,685	-	12,391	12,391
PUBLISHING, PRINTING AND REPRODUCTION OF RECORDED MEDIA	197	1,329	363	-	966	966
MANUFACTURE OF CHEMICALS AND CHEMICAL PRODUCTS .....	1,117	4,751	2,478	-	2,273	2,273
Manufacture of pharmaceuticals, medicinal chemicals and botanical products.....	841	2,954	1,505	-	1,449	1,449
Manufacture of other chemical products N.E.C .....	276	1,797	973	-	824	824
MANUFACTURE OF OTHER NON-METALLIC MINERAL PRODUCTS ...	92,404	65,680	19,549	9	46,131	46,122
Manufacture of glass and glass products.....	107	1,918	1,015	-	903	903
Manufacture of non-structural non-refractory ceramic ware .....	91,779	57,892	16,563	7	41,329	41,322
Manufacture of structural non-refractory clay and ceramic products .....	124	3,820	1,208	-	2,612	2,612
Manufacture of articles of concrete, cement and plaster .....	127	1,741	652	2	1,089	1,087
Cutting, shaping and finishing of stone .....	267	309	111	-	198	198
MANUFACTURE OF FABRICATED METAL PRODUCTS, EXCEPT MACHINERY AND EQUIPMENT .....	20,787	58,382	30,879	4	27,503	27,499
Manufacture of structural metal products .....	60	13	6	-	7	7
Treatment and coating of metals, general mechanical engineering on fee or contract basis .....	3,257	5,915	2,289	-	3,626	3,626
Manufacture of cutlery, hand tools and general hardware .....	17,470	52,454	28,584	4	23,870	23,866
MANUFACTURE OF FURNITURE; MANUFACTURING N.E.C. ....	16,562	113,190	52,621	20	60,569	60,549
Manufacture of furniture .....	14,998	106,728	49,181	16	57,547	57,531
Manufacture of jewelry and related articles .....	1,564	6,462	3,440	4	3,022	3,018
TOTAL	974,677	2,106,132	1,370,546	632	735,586	734,954

101

NUMBER OF ESTABLISHMENTS, GROSS VALUE OF PRODUCTION, INDUSTRIAL AND NON-INDUSTRIAL COST, INDIRECT TAXES AND  
VALUE ADDED IN THE NATIONAL ACCOUNT CONCEPT BY INDUSTRIAL GROUP 2001/2002 (1994 E.F.Y) - URBAN  
TABLE 4.20B (VALUE IN '000 BIRR)

INDUSTRIAL GROUP	No. OF ESTAB.	GROSS VALUE OF PRODUCTION	INDUSTRIAL AND NON-INDUSTRIAL COST	INDIRECT TAXES	VALUE ADDED IN THE NATIONAL ACCOUNT CONCEPT	
					AT MARKET PRICE	AT FACTOR COST
<b>MANUFACTURE OF FOOD PRODUCTS AND BEVERAGES</b> .....						
Production, processing and preserving of meat and meat products .....	217,764	888,056	653,781	463	234,275	233,812
Manufacture of vegetable and animal oils and fats ..	190	204	164	-	40	40
Manufacture of dairy products .....	142	3,049	2,212	-	837	837
Manufacture of animal feed .....	17	41	23	-	18	18
Manufacture of bakery products .....	35	33	27	-	6	6
Manufacture of cocoa, chocolate and sugar confectionery .....	62,311	374,210	277,203	211	97,007	96,796
Manufacture of other food product n.e.c .....	48	241	171	-	70	70
Distilling, rectifying and blending of spirits; ethyl alcohol production from fermented materials..	4,522	12,275	8,946	1	3,329	3,328
Manufacture of malt liquors and malt .....	48,060	159,091	117,212	-	41,879	41,879
<b>MANUFACTURE OF TOBACCO PRODUCTS</b> .....	102,439	338,912	247,823	251	91,089	90,838
Manufacture of tobacco products .....	27	64	39	-	25	25
Manufacture of tobacco products .....	27	64	39	-	25	25
<b>MANUFACTURE OF TEXTILES</b> .....						
Preparation and spinning of textile fibers; weaving of textiles .....	100,670	279,845	171,516	4	108,329	108,325
Manufacture of made-up textile articles, except apparel .....	84,153	256,457	160,234	3	96,223	96,220
Manufacture of carpets and rugs .....	11,275	15,391	7,491	-	7,900	7,900
Manufacture of cordage, rope, twine and netting .....	2,921	4,080	2,310	-	1,770	1,770
Manufacture of knitted and crocheted fabrics and articles .....	247	825	376	-	449	449
Manufacture of knitted and crocheted fabrics and articles .....	2,074	3,092	1,105	1	1,987	1,986
<b>MANUFACTURE OF WEARING APPAREL; DRESSING AND DYING OF FUR</b> .....						
Manufacture of wearing apparel, except fur apparel..	13,225	72,119	35,771	24	36,348	36,324
Manufacture of articles of fur .....	13,188	72,106	35,770	24	36,336	36,312
Manufacture of articles of fur .....	37	13	1	-	12	12
<b>TANNING AND DRESSING OF LEATHER, MANUFACTURE OF LUGGAGE, HANDBAGS, SADDLERY, HARNESS AND FOOTWEAR</b> ..						
Tanning and dressing of leather .....	2,680	13,671	8,498	-	5,173	5,173
Manufacture of luggage, handbags and the like, saddlery and harness .....	684	2,356	1,504	-	852	852
Manufacture of footwear .....	1,248	4,743	2,641	-	2,102	2,102
Manufacture of footwear .....	748	6,572	4,353	-	2,219	2,219

NUMBER OF ESTABLISHMENTS, GROSS VALUE OF PRODUCTION, INDUSTRIAL AND NON-INDUSTRIAL COST, INDIRECT TAXES AND VALUE ADDED IN THE NATIONAL ACCOUNT CONCEPT BY INDUSTRIAL GROUP 2001/2002 (1994 E.F.Y) - URBAN  
 TABLE 4.20B (Cont'd) (VALUE IN '000 BIRR)

INDUSTRIAL GROUP	No. OF ESTAB.	GROSS VALUE OF PRODUCTION	INDUSTRIAL AND NON-INDUSTRIAL COST	INDIRECT TAXES	VALUE ADDED IN THE NATIONAL ACCOUNT CONCEPT	
					AT MARKET PRICE	AT FACTOR COST
MANUFACTURE OF WOOD AND OF PRODUCTS OF WOOD AND CORK, EXCEPT FURNITURE; MANUFACTURE OF ARTICLES OF STREW AND PLAITING MATERIALS .....	6,721	14,867	8,680	-	6,187	6,187
Sawmilling and planing of wood .....	191	653	391	-	262	262
Manufacture of builders' carpentry and joinery .....	76	1,766	892	-	874	874
Manufacture of wooden containers .....	330	2,881	1,718	-	1,163	1,163
Manufacture of other products of wood, manufacture of articles of cork, straw and plating materials ..	6,124	9,567	5,679	-	3,888	3,888
PUBLISHING, PRINTING AND REPRODUCTION OF RECORDED MEDIA	51	514	201	-	313	313
MANUFACTURE OF CHEMICALS AND CHEMICAL PRODUCTS .....	914	4,558	2,380	-	2,178	2,178
Manufacture of pharmaceuticals, medicinal chemicals and botanical products.....	638	2,761	1,407	-	1,354	1,354
Manufacture of other chemical products N.E.C .....	276	1,797	973	-	824	824
MANUFACTURE OF OTHER NON-METALLIC MINERAL PRODUCTS ...	6,717	21,258	7,534	3	13,724	13,721
Manufacture of glass and glass products.....	95	1,913	1,013	-	900	900
Manufacture of non-structural non-refractory ceramic ware .....	6,467	14,755	4,900	3	9,855	9,852
Manufacture of structural non-refractory clay and ceramic products .....	94	3,801	1,199	-	2,602	2,602
Manufacture of articles of concrete, cement and plaster .....	38	679	387	-	292	292
Cutting, shaping and finishing of stone .....	23	110	35	-	75	75
MANUFACTURE OF FABRICATED METAL PRODUCTS, EXCEPT MACHINERY AND EQUIPMENT .....	3,211	26,006	15,769	3	10,237	10,234
Manufacture of structural metal products .....				-		
Treatment and coating of metals, general mechanical engineering on fee or contract basis .....	601	2,089	725	-	1,364	1,364
Manufacture of cutlery, hand tools and general hardware .....	2,610	23,917	15,044	3	8,873	8,870
MANUFACTURE OF FURNITURE; MANUFACTURING N.E.C. ....	5,998	94,113	43,121	18	50,992	50,974
Manufacture of furniture .....	5,351	89,464	40,935	14	48,529	48,515
Manufacture of jewellery and related articles .....	647	4,649	2,186	4	2,463	2,459
<b>T O T A L</b>	<b>357,978</b>	<b>1,415,071</b>	<b>947,290</b>	<b>515</b>	<b>467,781</b>	<b>467,266</b>

NUMBER OF ESTABLISHMENTS, GROSS VALUE OF PRODUCTION, INDUSTRIAL AND NON-INDUSTRIAL COST, INDIRECT TAXES AND VALUE ADDED IN THE NATIONAL ACCOUNT CONCEPT BY INDUSTRIAL GROUP 2001/2002 (1994 E.F.Y.) - RURAL  
 TABLE 4.20C (VALUE IN '000 BIRR)

INDUSTRIAL GROUP	No. OF ESTAB.	GROSS VALUE OF PRODUCTION	INDUSTRIAL AND NON-INDUSTRIAL COST	INDIRECT TAXES	VALUE ADDED IN THE NATIONAL ACCOUNT CONCEPT	
					AT MARKET PRICE	AT FACTOR COST
<b>MANUFACTURE OF FOOD PRODUCTS AND BEVERAGES</b> .....	306,408	415,769	292,036	51	123,733	123,682
Production, processing and preserving of meat and meat products .....	1,415	2,177	1,267	-	910	910
Manufacture of vegetable and animal oils and fats ..	269	3,539	2,036	-	1,503	1,503
Manufacture of dairy products .....	1,029	475	299	-	176	176
Manufacture of grain mill products .....	13	5	7	-	-2	-2
Manufacture of bakery products .....	54,688	124,819	89,543	30	35,276	35,246
Manufacture of cocoa, chocolate and sugar confectionery .....	-	-	-	-	-	-
Manufacture of other food product n.e.c .....	2,608	2,029	1,378	-	651	651
Distilling, rectifying and blending of spirits; ethyl alcohol production from fermented materials..	128,864	103,847	73,879	-	29,968	29,968
Manufacture of malt liquors and malt .....	117,522	178,878	123,627	21	55,251	55,230
<b>MANUFACTURE OF TOBACCO PRODUCTS</b> .....	940	1,490	909	-	581	581
Manufacture of tobacco products .....	940	1,490	909	-	581	581
<b>MANUFACTURE OF TEXTILES</b> .....	121,176	107,456	60,984	22	46,472	46,450
Preparation and spinning of textile fibers; weaving of textiles .....	78,245	92,818	54,587	21	38,231	38,210
Manufacture of made-up textile articles, except apparel .....	3,367	1,700	680	-	1,020	1,020
Manufacture of carpets and rugs .....	25,683	8,665	3,626	1	5,039	5,038
Manufacture of cordage, rope, twine and netting ....	12,536	3,753	1,863	-	1,890	1,890
Manufacture of knitted and crocheted fabrics and articles .....	1,345	520	228	-	292	292
<b>MANUFACTURE OF WEARING APPAREL; DRESSING AND DYING OF FUR</b> .....	10,912	27,023	13,694	17	13,329	13,312
Manufacture of wearing apparel, except fur apparel..	9,689	26,676	13,532	17	13,144	13,127
Manufacture of articles of fur .....	1,223	347	162	-	185	185
<b>TANNING AND DRESSING OF LEATHER, MANUFACTURE OF LUGGAGE, HANDBAGS, SADDLERY, HARNESS AND FOOTWEAR</b> ...	9,345	13,703	7,392	15	6,311	6,296
Tanning and dressing of leather .....	5,998	9,273	4,793	13	4,480	4,467
Manufacture of luggage, handbags and the like, saddlery and harness .....	2,946	3,298	1,622	1	1,676	1,675
Manufacture of footwear .....	401	1,132	977	1	155	154

NUMBER OF ESTABLISHMENTS, GROSS VALUE OF PRODUCTION, INDUSTRIAL AND NON-INDUSTRIAL COST, INDIRECT TAXES AND VALUE ADDED IN THE NATIONAL ACCOUNT CONCEPT BY INDUSTRIAL GROUP 2001/2002 (1994 E.F.Y) - RURAL (VALUE IN '000 BIRR)

TABLE 4.20C (Cont'd)

INDUSTRIAL GROUP	No. OF ESTAB.	GROSS VALUE OF PRODUCTION	INDUSTRIAL AND NON-INDUSTRIAL COST	INDIRECT TAXES	VALUE ADDED IN THE NATIONAL ACCOUNT CONCEPT	
					AT MARKET PRICE	AT FACTOR COST
MANUFACTURE OF WOOD AND OF PRODUCTS OF WOOD AND CORK, EXCEPT FURNITURE; MANUFACTURE OF ARTICLES OF CORK AND PLAING MATERIALS .....	53,741	28,736	11,349	3	17,387	17,384
Sawmilling and planing of wood .....	6,563	10,913	4,496	3	6,417	6,414
Manufacture of builders' carpentry and joinery .....	1,770	2,882	1,194	-	1,688	1,688
Manufacture of wooden containers .....	1,184	1,432	653	-	779	779
Manufacture of other products of wood, manufacture of articles of cork, straw and plating materials ..	44,224	13,509	5,006	-	8,503	8,503
PUBLISHING, PRINTING AND REPRODUCTION OF RECORDED MEDIA	146	815	162	-	653	653
MANUFACTURE OF CHEMICALS AND CHEMICAL PRODUCTS .....	203	193	97	-	96	96
Manufacture of pharmaceuticals, medicinal chemicals and botanical products.....	203	193	97	-	96	96
Manufacture of other chemical products N.E.C .....	-	-	-	-	-	-
MANUFACTURE OF OTHER NON-METALLIC MINERAL PRODUCTS ...	85,686	44,421	12,016	6	32,405	32,399
Manufacture of glass and glass products.....	12	5	2	-	3	3
Manufacture of non-structural non-refractory ceramic ware .....	85,311	43,136	11,664	4	31,472	31,468
Manufacture of structural non-refractory clay and ceramic products .....	30	19	9	-	10	10
Manufacture of articles of concrete, cement and plaster .....	90	1,062	265	2	797	795
Cutting, shaping and finishing of stone .....	243	199	76	-	123	123
MANUFACTURE OF FABRICATED METAL PRODUCTS, EXCEPT MACHINERY AND EQUIPMENT .....	17,576	32,375	15,110	1	17,265	17,264
Manufacture of structural metal products .....	60	13	6	-	7	7
Treatment and coating of metals, general mechanical engineering on fee or contract basis .....	2,656	3,826	1,564	-	2,262	2,262
Manufacture of cutlery, hand tools and general hardware .....	14,860	28,536	13,540	1	14,996	14,995
MANUFACTURE OF FURNITURE; MANUFACTURING N.E.C. ....	10,562	19,077	9,500	3	9,577	9,574
Manufacture of furniture .....	9,646	17,264	8,246	3	9,018	9,015
Manufacture of jewellery and related articles .....	916	1,813	1,254	-	559	559
<b>T O T A L</b>	<b>616,695</b>	<b>691,058</b>	<b>423,249</b>	<b>118</b>	<b>267,809</b>	<b>267,691</b>

OPERATING SURPLUS BY INDUSTRIAL GROUP  
2001/2002 (1994 E.F.Y) - COUNTRY LEVEL

TABLE 4.21A

(VALUE IN '000 BIRR)

INDUSTRIAL GROUP	No. OF ESTAB.	VALUE ADDED IN THE NATIONAL ACCOUNT CONCEPT (AT FACTOR CIST	TOTAL WAGES AND SALARIES	OPERATING SURPLUS
<b>MANUFACTURE OF FOOD PRODUCTS AND BEVERAGES</b>				
Production, processing and preserving of meat and meat products	524,172	357,494	18,541	338,953
Manufacture of vegetable and animal oils and fats	1,604	950	-	950
Manufacture of dairy products	411	2,339	84	2,255
Manufacture of animal feed	1,046	194	-	194
Manufacture of bakery products	48	4	-	4
Manufacture of cocoa, chocolate and sugar confectionery	117,000	132,043	9,710	122,333
Manufacture of other food product n.e.c	48	70	-	70
Distilling, rectifying and blending of spirits; ethyl alcohol production from fermented materials..	7,130	3,979	172	3,807
Manufacture of malt liquors and malt	176,924	71,847	797	71,050
<b>MANUFACTURE OF TOBACCO PRODUCTS</b>	219,961	146,068	7,778	138,290
Manufacture of tobacco products	966	606	9	597
<b>MANUFACTURE OF TEXTILES</b>	966	606	9	597
Preparation and spinning of textile fibers; weaving of textiles	221,847	154,771	6,386	148,385
Manufacture of made-up textile articles, except apparel	162,398	134,429	6,207	128,222
Manufacture of carpets and rugs	14,643	8,920	76	8,844
Manufacture of cordage, rope, twine and netting	28,604	6,807	23	6,784
Manufacture of knitted and crocheted fabrics and articles	12,783	2,338	-	2,338
	3,419	2,277	80	2,197
<b>MANUFACTURE OF WEARING APPAREL; DRESSING AND DYING OF FUR</b>				
Manufacture of wearing apparel, except fur apparel..	24,137	49,634	6,389	43,245
Manufacture of articles of fur	22,877	49,438	6,389	43,049
	1,260	196	-	196
<b>TANNING AND DRESSING OF LEATHER, MANUFACTURE OF LUGGAGE, HANDBAGS, SADDLERY, HARNESS AND FOOTWEAR</b>				
Tanning and dressing of leather	12,025	11,469	424	11,045
Manufacture of luggage, handbags and the like, saddlery and harness	6,682	5,319	31	5,288
Manufacture of footwear	4,194	3,777	3	3,774
	1,149	2,373	390	1,983

TABLE 4.21A (Cont'd)

INDUSTRIAL GROUP	No. OF ESTAB.	VALUE ADDED IN THE NATIONAL ACCOUNT CONCEPT (AT FACTOR COST)	TOTAL WAGES AND SALARIES	OPERATING SURPLUS
MANUFACTURE OF WOOD AND OF PRODUCTS OF WOOD AND CORK, EXCEPT FURNITURE; MANUFACTURE OF ARTICLES OF STREW AND PLAITING MATERIALS .....	60,463	23,569	525	23,044
Sawmilling and planing of wood .....	6,754	6,676	236	6,440
Manufacture of builders' carpentry and joinery .....	1,847	2,561	45	2,516
Manufacture of wooden containers .....	1,514	1,941	183	1,758
Manufacture of other products of wood, manufacture of articles of cork, straw and plating materials ..	50,348	12,391	61	12,330
PUBLISHING, PRINTING AND REPRODUCTION OF RECORDED MEDIA	197	966	6	960
MANUFACTURE OF CHEMICALS AND CHEMICAL PRODUCTS .....	1,117	2,273	33	2,240
Manufacture of pharmaceuticals, medicinal chemicals and botanical products.....	841	1,449	26	1,423
Manufacture of other chemical products N.E.C .....	276	824	7	817
MANUFACTURE OF OTHER NON-METALLIC MINERAL PRODUCTS ...	92,404	46,121	878	45,243
Manufacture of glass and glass products.....	107	903	124	779
Manufacture of non-structural non-refractory ceramic ware .....	91,779	41,321	522	40,799
Manufacture of structural non-refractory clay and ceramic products .....	124	2,612	37	2,575
Manufacture of articles of concrete, cement and plaster .....	127	1,087	195	892
Cutting, shaping and finishing of stone .....	267	198	-	198
MANUFACTURE OF FABRICATED METAL PRODUCTS, EXCEPT MACHINERY AND EQUIPMENT .....	20,787	27,499	3,171	24,328
Manufacture of structural metal products .....	60	7	-	7
Treatment and coating of metals, general mechanical engineering on fee or contract basis .....	3,257	3,626	347	3,279
Manufacture of cutlery, hand tools and general hardware .....	17,470	23,866	2,824	21,042
MANUFACTURE OF FURNITURE; MANUFACTURING N.E.C. ....	16,562	60,549	4,273	56,276
Manufacture of furniture .....	14,998	57,531	4,159	53,372
Manufacture of jewellery and related articles .....	1,564	3,018	114	2,904
<b>TOTAL</b>	<b>974,677</b>	<b>734,951</b>	<b>40,635</b>	<b>694,316</b>

TABLE 4.21B

OPERATING SURPLUS BY INDUSTRIAL GROUP  
2001/2002 (1994 E.F.Y) - URBAN

(VALUE IN '000 BIRR)

INDUSTRIAL GROUP	No. OF ESTAB.	VALUE ADDED IN THE NATIONAL ACCOUNT CONCEPT (AT FACTOR CIST)	TOTAL WAGES AND SALARIES	OPERATING SURPLUS
<b>MANUFACTURE OF FOOD PRODUCTS AND BEVERAGES</b> .....	217,764	233,814	15,258	218,556
Production, processing and preserving of meat and meat products .....	190	40	-	40
Manufacture of vegetable and animal oils and fats ..	142	837	65	772
Manufacture of dairy products .....	17	18	-	18
Manufacture of animal feed .....	35	6	-	6
Manufacture of bakery products .....	62,311	96,797	8,002	88,795
Manufacture of cocoa, chocolate and sugar confectionery .....	48	70	-	70
Manufacture of other food product n.e.c .....	4,522	3,328	159	3,169
Distilling, rectifying and blending of spirits; ethyl alcohol production from fermented materials..	48,060	41,879	788	41,091
Manufacture of malt liquors and malt .....	102,439	90,839	6,244	84,595
<b>MANUFACTURE OF TOBACCO PRODUCTS</b> .....	27	25	9	16
Manufacture of tobacco products .....	27	25	9	16
<b>MANUFACTURE OF TEXTILES</b> .....	100,670	108,325	6,140	102,185
Preparation and spinning of textile fibers; weaving of textiles .....	84,153	96,220	5,984	90,236
Manufacture of made-up textile articles, except apparel .....	11,275	7,900	76	7,824
Manufacture of carpets and rugs .....	2,921	1,770	-	1,770
Manufacture of cordage, rope, twine and netting .....	247	449	-	449
Manufacture of knitted and crocheted fabrics and articles .....	2,074	1,986	80	1,906
<b>MANUFACTURE OF WEARING APPAREL; DRESSING AND DYING OF FUR</b> .....	13,225	36,323	5,829	30,494
Manufacture of wearing apparel, except fur apparel..	13,188	36,311	5,829	30,482
Manufacture of articles of fur .....	37	12	-	12
<b>TANNING AND DRESSING OF LEATHER, MANUFACTURE OF LUGGAGE, HANDBAGS, SADDLERY, HARNESS AND FOOTWEAR</b> ..	2,680	5,173	411	4,762
Tanning and dressing of leather .....	684	852	18	834
Manufacture of luggage, handbags and the like, saddlery and harness .....	1,248	2,102	3	2,099
Manufacture of footwear .....	748	2,219	390	1,829

OPERATING SURPLUS BY INDUSTRIAL GROUP  
2001/2002 (1994 E.F.Y) - URBAN

(VALUE IN '000 BIRR)

TABLE 4.21B (Cont'd)

INDUSTRIAL GROUP	No. OF ESTAB.	VALUE ADDED IN THE NATIONAL ACCOUNT CONCEPT (AT FACTOR CIST	TOTAL WAGES AND SALARIES	OPERATING SURPLUS
MANUFACTURE OF WOOD AND OF PRODUCTS OF WOOD AND CORK, EXCEPT FURNITURE; MANUFACTURE OF ARTICLES OF STREW AND PLAITING MATERIALS .....	6,721	6,186	238	5,948
Sawmilling and planing of wood .....	191	262	-	262
Manufacture of builders' carpentry and joinery .....	76	873	14	859
Manufacture of wooden containers .....	330	1,163	164	999
Manufacture of other products of wood, manufacture of articles of cork, straw and plating materials ..	6,124	3,888	60	3,828
PUBLISHING, PRINTING AND REPRODUCTION OF RECORDED MEDIA	51	313	6	307
MANUFACTURE OF CHEMICALS AND CHEMICAL PRODUCTS .....	914	2,178	33	2,145
Manufacture of pharmaceuticals, medicinal chemicals and botanical products.....	638	1,354	26	1,328
Manufacture of other chemical products N.E.C .....	276	824	7	817
MANUFACTURE OF OTHER NON-METALLIC MINERAL PRODUCTS ...	6,717	13,721	718	13,003
Manufacture of glass and glass products.....	95	900	124	776
Manufacture of non-structural non-refractory ceramic ware .....	6,467	9,852	521	9,331
Manufacture of structural non-refractory clay and ceramic products .....	94	2,602	37	2,565
Manufacture of articles of concrete, cement and plaster .....	38	292	36	256
Cutting, shaping and finishing of stone .....	23	75	-	75
MANUFACTURE OF FABRICATED METAL PRODUCTS, EXCEPT MACHINERY AND EQUIPMENT .....	3,211	10,234	2,218	8,016
Manufacture of structural metal products .....	-	-	-	-
Treatment and coating of metals, general mechanical engineering on fee or contract basis .....	601	1,364	147	1,217
Manufacture of cutlery, hand tools and general hardware .....	2,610	8,870	2,071	6,799
MANUFACTURE OF FURNITURE; MANUFACTURING N.E.C. ....	5,998	50,975	4,045	46,930
Manufacture of furniture .....	5,351	48,516	3,931	44,585
Manufacture of jewellery and related articles .....	647	2,459	114	2,345
T O T A L	357,978	467,267	34,905	432,362

TABLE 4.21C

OPERATING SURPLUS BY INDUSTRIAL GROUP  
2001/2002 (1994 E.F.Y) - RURAL

INDUSTRIAL GROUP	No. OF ESTAB.	(VALUE IN '000 BIRR)		
		VALUE ADDED IN THE NATIONAL ACCOUNT CONCEPT (AT FACTOR CIST	TOTAL WAGES AND SALARIES	OPERATING SURPLUS
<b>MANUFACTURE OF FOOD PRODUCTS AND BEVERAGES</b>				
Production, processing and preserving of meat and meat products	306,408	123,680	3,282	120,398
Manufacture of vegetable and animal oils and fats	1,415	910	-	910
Manufacture of dairy products	269	1,503	19	1,484
Manufacture of animal feed	1,029	176	-	176
Manufacture of bakery products	13	-2	-	-2
Manufacture of cocoa, chocolate and sugar confectionery	54,688	35,246	1,708	33,538
Manufacture of other food product n.e.c	2,608	651	13	638
Distilling, rectifying and blending of spirits; ethyl alcohol production from fermented materials	128,864	29,967	9	29,958
Manufacture of malt liquors and malt	117,522	55,229	1,533	53,696
<b>MANUFACTURE OF TOBACCO PRODUCTS</b>				
Manufacture of tobacco products	940	581	-	581
<b>MANUFACTURE OF TEXTILES</b>				
Preparation and spinning of textile fibers; weaving of textiles	121,176	46,448	246	46,202
Manufacture of made-up textile articles, except apparel	78,245	38,210	223	37,987
Manufacture of carpets and rugs	3,367	1,019	-	1,019
Manufacture of cordage, rope, twine and netting	25,683	5,037	23	5,014
Manufacture of knitted and crocheted fabrics and articles	12,536	1,890	-	1,890
	1,345	292	-	292
<b>MANUFACTURE OF WEARING APPAREL; DRESSING AND DYING OF FUR</b>				
Manufacture of wearing apparel, except fur apparel	10,912	13,312	560	12,752
Manufacture of articles of fur	9,689	13,127	560	12,567
	1,223	185	-	185
<b>TANNING AND DRESSING OF LEATHER, MANUFACTURE OF LUGGAGE, HANDBAGS, SADDLERY, HARNESS AND FOOTWEAR</b>				
Tanning and dressing of leather	9,345	6,296	14	6,282
Manufacture of luggage, handbags and the like, saddlery and harness	5,998	4,467	13	4,454
Manufacture of footwear	2,946	1,675	-	1,675
	401	154	1	153

OPERATING SURPLUS BY INDUSTRIAL GROUP  
2001/2002 (1994 E.F.Y) - RURAL

(VALUE IN '000 BIRR)

TABLE 4.21C (Cont'd)

INDUSTRIAL GROUP	No. OF ESTAB.	VALUE ADDED IN THE NATIONAL ACCOUNT CONCEPT (AT FACTOR CIST)	TOTAL WAGES AND SALARIES	OPERATING SURPLUS
MANUFACTURE OF WOOD AND OF PRODUCTS OF WOOD AND CORK, EXCEPT FURNITURE; MAUFACTURE OF ARTICLES OF STREW AND PLAITING MATERIALS .....	53,741	17,384	287	17,097
Sawmilling and planing of wood .....	6,563	6,414	235	6,179
Manufacture of builders' carpentry and joinery .....	1,770	1,688	32	1,656
Manufacture of wooden containers .....	1,184	779	19	760
Manufacture of other products of wood, manufacture of articles of cork, straw and plating materials ..	44,224	8,503	1	8,502
PUBLISHING, PRINTING AND REPRODUCTION OF RECORDED MEDIA	146	653	-	653
MANUFACTURE OF CHEMICALS AND CHEMICAL PRODUCTS .....	203	96	-	96
Manufacture of pharmaceuticals, medicinal chemicals and botanical products .....	203	96	-	96
Manufacture of other chemical products N.E.C .....	-	-	-	-
MANUFACTURE OF OTHER NON-METALLIC MINERAL PRODUCTS ...	85,686	32,399	161	32,238
Manufacture of glass and glass products .....	12	3	-	3
Manufacture of non-structural non-refractory ceramic ware .....	85,311	31,468	2	31,466
Manufacture of structural non-refractory clay and ceramic products .....	30	10	-	10
Manufacture of articles of concrete, cement and plaster .....	90	795	159	636
Cutting, shaping and finishing of stone .....	243	123	-	123
MANUFACTURE OF FABRICATED METAL PRODUCTS, EXCEPT MACHINERY AND EQUIPMENT .....	17,576	17,264	952	16,312
Manufacture of structural metal products .....	60	7	-	7
Treatment and coating of metals, general mechanical engineering on fee or contract basis .....	2,656	2,262	199	2,063
Manufacture of cutlery, hand tools and general hardware .....	14,860	14,995	753	14,242
MANUFACTURE OF FURNITURE; MANUFACTURING N.E.C. ....	10,562	9,574	228	9,346
Manufacture of furniture .....	9,646	9,015	228	8,787
Manufacture of jewellery and related articles .....	916	559	-	559
<b>T O T A L</b>	<b>616,695</b>	<b>267,687</b>	<b>5,730</b>	<b>261,957</b>

TABLE 4.22A

ESTIMATED VALUE OF FIXED ASSETS OF ESTABLISHMENTS BY INDUSTRIAL GROUP  
AND TYPE OF FIXED ASSETS : 2001/2002 (1994 E.F.Y) - COUNTRY LEVEL

INDUSTRIAL GROUP	No. OF ESTAB.	NON * RESIDENTIAL BUILDINGS	MACHINERY	HAND TOOLS AND EQUIPMENT	VEHICLES	(VALUE IN '000 BIRR)	
						OTHERS	TOTAL
<b>MANUFACTURE OF FOOD PRODUCTS AND BEVERAGES</b> .....	502,902	15,070	539	61,873	30	3,401	80,913
Production, processing and preserving of meat and meat products .....	1,601	164	5	167	-	-	345
Manufacture of vegetable and animal oils and fats ..	401	8	17	304	-	9	329
Manufacture of dairy products .....	1,010	17	-	6	-	-	23
Manufacture of bakery products .....	48	2	-	3	-	-	5
Manufacture of cocoa, chocolate and sugar confectionery .....	112,389	4,608	89	11,960	-	-	16,888
Manufacture of other food product n.e.c .....	47	-	-	1	18	213	1
Distilling, rectifying and blending of spirits; ethyl alcohol production from fermented materials..	6,221	12	-	229	-	-	241
Manufacture of malt liquors and malt .....	169,729	1,705	51	12,832	-	-	14,730
<b>MANUFACTURE OF TOBACCO PRODUCTS</b> .....	211,456	8,554	377	36,371	12	142	48,351
Manufacture of tobacco products .....	920	1	-	25	-	3,037	26
<b>MANUFACTURE OF TEXTILES</b> .....	920	1	-	25	-	-	26
Preparation and spinning of textile fibers; weaving of textiles .....	176,843	2,984	17	12,455	-	-	26
Manufacture of made-up textile articles, except apparel .....	147,870	2,853	17	10,115	46	16	15,518
Manufacture of carpets and rugs .....	7,966	65	-	1,159	46	15	13,046
Manufacture of cordage, rope, twine and netting .....	14,898	64	-	133	-	1	1,225
Manufacture of knitted and crocheted fabrics and articles .....	2,885	2	-	25	-	-	197
<b>MANUFACTURE OF WEARING APPAREL; DRESSING AND DYING OF FUR</b> .....	3,224	-	-	1,023	-	-	27
Manufacture of wearing apparel, except fur apparel..	20,885	763	285	18,331	-	-	1,023
Manufacture of articles of fur .....	19,682	763	285	18,316	-	-	54
<b>TANNING AND DRESSING OF LEATHER, MANUFACTURE OF LUGGAGE, HANDBAGS, SADDLERY, HARNESS AND FOOTWEAR</b> .....	1,203	-	-	15	-	54	19,433
Tanning and dressing of leather .....	11,319	12	7	754	-	54	19,418
Manufacture of luggage, handbags and the like, saddlery and harness .....	6,542	2	1	130	-	-	15
Manufacture of footwear .....	3,659	8	1	332	-	4	777
	1,118	2	5	292	-	1	134
						3	341
							302

ESTIMATED VALUE OF FIXED ASSETS OF ESTABLISHMENTS BY INDUSTRIAL GROUP  
AND TYPE OF FIXED ASSETS : 2001/2002 (1994 E.F.Y) - COUNTRY LEVEL

(VALUE IN '000 BIRR)

TABLE 4.22A (Cont'd)

INDUSTRIAL GROUP	No. OF ESTAB.	NON * RESIDENTIAL BUILDINGS	MACHINERY	HAND TOOLS AND EQUIPMENT	VEHICLES	OTHERS	TOTAL
MANUFACTURE OF WOOD AND OF PRODUCTS OF WOOD AND CORK, EXCEPT FURNITURE; MANUFACTURE OF ARTICLES OF STREW AND PLAITING MATERIALS .....	46,870	293	42	1,336	-	-	1,671
Sawmilling and planing of wood .....	6,472	88	2	539	-	-	629
Manufacture of builders' carpentry and joinery .....	1,828	10	5	267	-	-	282
Manufacture of wooden containers .....	1,473	-	-	214	-	-	214
Manufacture of other products of wood, manufacture of articles of cork, straw and plating materials ..	37,097	195	35	316	-	-	546
PUBLISHING, PRINTING AND REPRODUCTION OF RECORDED MEDIA	197	-	-	7	-	-	7
MANUFACTURE OF CHEMICALS AND CHEMICAL PRODUCTS .....	1,060	-	-	116	-	765	881
Manufacture of pharmaceuticals, medicinal chemicals and botanical products.....	784	-	-	42	-	765	807
Manufacture of other chemical products N.E.C .....	276	-	-	74	-	-	74
MANUFACTURE OF OTHER NON-METALLIC MINERAL PRODUCTS ...	69,345	109	6	1,260	1	6	1,382
Manufacture of glass and glass products.....	90	-	-	50	-	-	50
Manufacture of non-structural non-refractory ceramic ware .....	68,764	95	6	986	1	6	1,094
Manufacture of structural non-refractory clay and ceramic products .....	113	-	-	42	-	-	42
Manufacture of articles of concrete, cement and plaster .....	127	-	-	164	-	-	164
Cutting, shaping and finishing of stone .....	251	14	-	18	-	-	32
MANUFACTURE OF FABRICATED METAL PRODUCTS, EXCEPT MACHINERY AND EQUIPMENT .....	19,453	19	41	4,094	8	-	4,162
Manufacture of structural metal products .....	60	-	-	8	-	-	8
Treatment and coating of metals, general mechanical engineering on fee or contract basis .....	3,187	1	2	589	1	-	593
Manufacture of cutlery, hand tools and general hardware .....	16,206	18	39	3,497	7	-	3,561
MANUFACTURE OF FURNITURE; MANUFACTURING N.E.C. ....	16,080	147	63	4,252	-	35	4,497
Manufacture of furniture .....	14,743	139	63	3,665	-	25	3,892
Manufacture of jewellery and related articles .....	1,337	8	-	587	-	10	605
<b>T O T A L</b>	<b>865,874</b>	<b>19,398</b>	<b>1,000</b>	<b>104,503</b>	<b>85</b>	<b>4,281</b>	<b>129,267</b>

\* EXCLUDES VALUE OF RESIDENTIAL BUILDINGS WITH MANUFACTURING ACTIVITIES

ESTIMATED VALUE OF FIXED ASSETS OF ESTABLISHMENTS BY INDUSTRIAL GROUP  
AND TYPE OF FIXED ASSETS : 2001/2002 (1994 E.F.Y) - URBAN

TABLE 4.22B

(VALUE IN '000 BIRR)

INDUSTRIAL GROUP	No. OF ESTAB.	NON * RESIDENTIAL BUILDINGS	MACHINERY	HAND TOOLS AND EQUIPMENT	VEHICLES	OTHERS	TOTAL
MANUFACTURE OF FOOD PRODUCTS AND BEVERAGES .....	210,529	8,866	224	42,848	13	3,156	55,107
Production, processing and preserving of meat and meat products .....	190	-	-	9	-	-	9
Manufacture of vegetable and animal oils and fats ..	142	-	-	191	-	-	191
Manufacture of dairy products .....	17	-	-	-	-	-	-
Manufacture of animal feed .....	35	-	-	2	-	-	2
Manufacture of bakery products .....	60,229	2,938	44	7,950	11	184	11,127
Manufacture of cocoa, chocolate and sugar confectionery .....	47	-	-	1	-	-	1
Manufacture of other food product n.e.c .....	4,104	8	-	181	-	-	189
Distilling, rectifying and blending of spirits; ethyl alcohol production from fermented materials..	46,883	234	4	7,144	-	103	7,485
Manufacture of malt liquors and malt .....	98,882	5,686	176	27,370	2	2,869	36,103
MANUFACTURE OF TOBACCO PRODUCTS .....	27	-	-	4	-	-	4
Manufacture of tobacco products.....	27	-	-	4	-	-	4
MANUFACTURE OF TEXTILES .....	87,234	2,417	2	9,238	46	11	11,714
Preparation and spinning of textile fibers; weaving of textiles .....	76,798	2,333	2	7,126	46	10	9,517
Manufacture of made-up textile articles, except apparel .....	5,865	57	-	1,058	-	1	1,116
Manufacture of carpets and rugs .....	2,505	27	-	31	-	-	58
Manufacture of cordage, rope, twine and netting ....	145	-	-	7	-	-	7
Manufacture of knitted and crocheted fabrics and articles .....	1,921	-	-	1,016	-	-	1,016
MANUFACTURE OF WEARING APPAREL; DRESSING AND DYING OF FUR .....	10,803	402	90	12,716	-	52	13,260
Manufacture of wearing apparel, except fur apparel..	10,803	402	90	12,716	-	52	13,260
Manufacture of articles of fur .....	-	-	-	-	-	-	-
TANNING AND DRESSING OF LEATHER, MANUFACTURE OF LUGGAGE, HANDBAGS, SADDLERY, HARNESS AND FOOTWEAR ...	2,517	-	5	615	-	4	624
Tanning and dressing of leather .....	675	-	-	46	-	1	47
Manufacture of luggage, handbags and the like, saddlery and harness .....	1,117	-	-	292	-	-	292
Manufacture of footwear .....	725	-	5	277	-	3	285

ESTIMATED VALUE OF FIXED ASSETS OF ESTABLISHMENTS BY INDUSTRIAL GROUP  
AND TYPE OF FIXED ASSETS : 2001/2002 (1994 E.F.Y) - URBAN

(VALUE IN '000 BIRR)

TABLE 4.22B (Cont'd)

INDUSTRIAL GROUP	No. OF ESTAB.	NON * RESIDENTIAL BUILDINGS	MACHINERY	HAND TOOLS AND EQUIPMENT	VEHICLES	OTHERS	TOTAL
MANUFACTURE OF WOOD AND OF PRODUCTS OF WOOD AND CORK, EXCEPT FURNITURE; MAUFACTURE OF ARTICLES OF STREW AND PLAINTING MATERIALS	4,950	148	--	222	--	--	370
Sawmilling and planing of wood	191	21	18	20	--	--	41
Manufacture of builders' carpentry and joinery	765	21	18	41	--	--	83
Manufacture of wooden containers	311	--	--	83	--	--	--
Manufacture of other products of wood, manufacture of articles of cork, straw and plating materials	4,372	148	--	78	--	--	226
PUBLISHING, PRINTING AND REPRODUCTION OF RECORDED MEDIA	51	--	--	105	--	--	51
MANUFACTURE OF CHEMICALS AND CHEMICAL PRODUCTS	880	--	--	110	--	765	875
Manufacture of pharmaceuticals, medicinal chemicals and botanical products	604	29	2	36	--	765	801
Manufacture of other chemical products N.E.C	276	--	--	74	--	--	74
MANUFACTURE OF OTHER NON-METALLIC MINERAL PRODUCTS	4,893	8	--	494	--	1	503
Manufacture of glass and glass products	81	--	--	50	--	--	50
Manufacture of non-structural non-refractory ceramic ware	4,657	8	--	266	--	1	275
Manufacture of structural non-refractory clay and ceramic products	94	--	--	41	10	40	41
Manufacture of articles of concrete, cement and plaster	38	--	--	135	--	--	135
Cutting, shaping and finishing of stone	23	--	--	2	--	--	2
MANUFACTURE OF FABRICATED METAL PRODUCTS, EXCEPT MACHINERY AND EQUIPMENT	3,124	--	--	1,553	--	--	1,553
Manufacture of structural metal products	543	8	--	135	--	--	135
Treatment and coating of metals, general mechanical engineering on fee or contract basis	543	8	--	135	--	--	135
Manufacture of cutlery, hand tools and general hardware	2,581	--	--	1,418	--	--	1,418
MANUFACTURE OF FURNITURE; MANUFACTURING N.E.C.	5,741	135	60	3,017	--	33	3,245
Manufacture of furniture	5,321	135	60	2,579	--	23	2,797
Manufacture of jewellery and related articles	420	--	--	438	--	10	448
<b>TOTAL</b>	<b>330,749</b>	<b>11,976</b>	<b>381</b>	<b>70,817</b>	<b>59</b>	<b>4,022</b>	<b>87,255</b>

\* EXCLUDES VALUE OF RESIDENTIAL BUILDINGS WITH MANUFACTURING ACTIVITIES

TABLE 4.22C

ESTIMATED VALUE OF FIXED ASSETS OF ESTABLISHMENTS BY INDUSTRIAL GROUP  
AND TYPE OF FIXED ASSETS : 2001/2002 (1994 E.F.Y) - RURAL

INDUSTRIAL GROUP	(VALUE IN '000 BIRR)						
	No. OF ESTAB.	NON * RESIDENTIAL BUILDINGS	MACHINERY	HAND TOOLS AND EQUIPMENT	VEHICLES	OTHERS	TOTAL
<b>MANUFACTURE OF FOOD PRODUCTS AND BEVERAGES</b> .....	292,374	6,205	316	19,023	17	246	25,807
Production, processing and preserving of meat and meat products .....	1,411	164	5	158	-	-	336
Manufacture of vegetable and animal oils and fats ..	260	8	17	112	-	9	137
Manufacture of dairy products .....	993	17	-	5	-	-	22
Manufacture of animal feed .....	13	2	-	-	-	-	2
Manufacture of bakery products .....	52,160	1,670	46	4,010	7	-	5,762
Manufacture of cocoa, chocolate and sugar confectionery .....	-	-	-	-	-	29	-
Manufacture of other food product n.e.c .....	2,117	5	-	48	-	-	53
Distilling, rectifying and blending of spirits; ethyl alcohol production from fermented materials..	122,846	1,470	47	5,688	-	40	7,245
Manufacture of malt liquors and malt .....	112,574	2,869	201	9,002	10	168	12,250
<b>MANUFACTURE OF TOBACCO PRODUCTS</b> .....	894	1	-	21	-	-	22
Manufacture of tobacco products .....	894	1	-	21	-	-	22
<b>MANUFACTURE OF TEXTILES</b> .....	89,607	569	15	3,218	-	-	3,807
Preparation and spinning of textile fibers; weaving of textiles .....	71,072	521	15	2,989	-	5	3,530
Manufacture of made-up textile articles, except apparel .....	2,101	8	-	101	-	5	109
Manufacture of carpets and rugs .....	12,393	38	-	102	-	-	140
Manufacture of cordage, rope, twine and netting .....	2,739	2	-	19	-	-	21
Manufacture of knitted and crocheted fabrics and articles .....	1,302	-	-	17	-	-	557
<b>MANUFACTURE OF WEARING APPAREL; DRESSING AND DYING OF FUR</b> .....	10,082	361	196	5,614	-	-	6,173
Manufacture of wearing apparel, except fur apparel..	8,879	361	196	5,599	-	2	6,158
Manufacture of articles of fur .....	1,203	-	-	15	-	-	15
<b>TANNING AND DRESSING OF LEATHER, MANUFACTURE OF LUGGAGE, HANDBAGS, SADDLERY, HARNESS AND FOOTWEAR</b> .....	8,801	12	2	138	-	-	152
Tanning and dressing of leather .....	5,867	2	1	83	-	-	86
Manufacture of luggage, handbags and the like, saddlery and harness .....	2,541	8	1	40	-	-	49
Manufacture of footwear .....	393	2	-	15	-	-	17

ESTIMATED VALUE OF FIXED ASSETS OF ESTABLISHMENTS BY INDUSTRIAL GROUP  
AND TYPE OF FIXED ASSETS : 2001/2002 (1994 E.F.Y) - RURAL

TABLE 4.22C (Cont'd)

(VALUE IN '000 BIRR)

INDUSTRIAL GROUP	No. OF ESTAB.	NON * RESIDENTIAL BUILDINGS	MACHINERY	HAND TOOLS AND EQUIPMENT	VEHICLES	OTHERS	TOTAL
MANUFACTURE OF WOOD AND OF PRODUCTS OF WOOD AND CORK, EXCEPT FURNITURE; MANUFACTURE OF ARTICLES OF STREW AND PLAITING MATERIALS .....	41,920	145	42	1,114	-	-	1,301
Sawmilling and planing of wood .....	6,281	88	2	519	-	-	609
Manufacture of builders' carpentry and joinery .....	1,752	10	5	226	-	-	241
Manufacture of wooden containers .....	1,163	-	-	131	-	-	131
Manufacture of other products of wood, manufacture of articles of cork, straw and plating materials ..	32,724	47	35	238	-	-	320
PUBLISHING, PRINTING AND REPRODUCTION OF RECORDED MEDIA	146	-	-	7	-	-	7
MANUFACTURE OF CHEMICALS AND CHEMICAL PRODUCTS .....	179	-	-	6	-	-	6
Manufacture of pharmaceuticals, medicinal chemicals and botanical products.....	179	-	-	6	-	-	6
Manufacture of other chemical products N.E.C .....	-	-	-	-	-	-	-
MANUFACTURE OF OTHER NON-METALLIC MINERAL PRODUCTS ...	64,452	101	6	766	1	5	879
Manufacture of glass and glass products.....	9	-	-	-	-	-	-
Manufacture of non-structural non-refractory ceramic ware .....	64,107	87	6	720	1	5	819
Manufacture of structural non-refractory clay and ceramic products .....	19	-	-	1	-	-	1
Manufacture of articles of concrete, cement and plaster .....	90	-	-	29	-	-	29
Cutting, shaping and finishing of stone .....	227	14	-	16	-	-	30
MANUFACTURE OF FABRICATED METAL PRODUCTS, EXCEPT MACHINERY AND EQUIPMENT .....	16,328	19	41	2,542	8	-	2,610
Manufacture of structural metal products .....	60	-	-	8	-	-	8
Treatment and coating of metals, general mechanical engineering on fee or contract basis .....	2,644	1	2	454	1	-	458
Manufacture of cutlery, hand tools and general hardware .....	13,624	18	39	2,080	7	-	2,144
MANUFACTURE OF FURNITURE; MANUFACTURING N.E.C. ....	10,338	12	3	1,235	-	2	1,252
Manufacture of furniture .....	9,422	4	3	1,086	-	2	1,095
Manufacture of jewelry and related articles .....	916	8	-	149	-	-	157
T O T A L	535,121	7,425	621	33,684	26	260	42,016

\* EXCLUDES VALUE OF RESIDENTIAL BUILDINGS WITH MANUFACTURING ACTIVITIES

TABLE 4.23A

INVESTMENT DURING THE LAST TWELVE MONTHS BY INDUSTRIAL GROUP AND TYPE OF FIXED ASSETS : 2001/2002 (1994 E.F.Y) - COUNTRY LEVEL

(VALUE IN '000 BIRR)

INDUSTRIAL GROUP	No. OF ESTAB.	NON RESIDENTIAL BUILDINGS	MACHINERY	HAND TOOLS AND EQUIPMENT	VEHICLES	OTHERS	TOTALS
<b>MANUFACTURE OF FOOD PRODUCTS AND BEVERAGES</b>	504	7,907	420	4,772	33	473	13,605
Production, processing and preserving of meat and meat products	2	3	5	4	-	-	23
Manufacture of vegetable and animal oils and fats	1	7	8	19	-	6	61
Manufacture of dairy products	113	-	-	-	-	-	-
Manufacture of animal feed	113	2,003	98	1,155	14	133	3,403
Manufacture of cocoa, chocolate and sugar confectionery	6	-	-	28	-	-	30
Manufacture of other food product n.e.c	6	7	-	-	-	-	35
Distilling, rectifying and blending of spirits; ethyl alcohol production from fermented materials..	170	1,323	67	880	3	46	2,319
Manufacture of malt liquors and malt	212	4,564	212	2,683	16	288	7,763
<b>MANUFACTURE OF TOBACCO PRODUCTS</b>	1	-	-	2	-	-	2
Manufacture of tobacco products	1	-	-	2	-	-	2
<b>MANUFACTURE OF TEXTILES</b>	177	1,113	179	1,128	6	5	2,431
Preparation and spinning of textile fibers; weaving of textiles	148	1,075	128	787	6	4	2,000
Manufacture of made-up textile articles, except apparel	8	2	51	319	-	-	372
Manufacture of carpets and rugs	15	35	-	10	-	1	46
Manufacture of cordage, rope, twine and netting	3	1	-	1	-	-	2
Manufacture of knitted and crocheted fabrics and articles	3	-	-	11	-	-	11
<b>MANUFACTURE OF WEARING APPAREL; DRESSING AND DYING OF FUR</b>	21	739	333	1,119	-	-	2,218
Manufacture of wearing apparel, except fur apparel..	20	739	333	1,118	-	27	2,217
Manufacture of articles of fur	1	-	-	1	-	-	1
<b>TANNING AND DRESSING OF LEATHER, MANUFACTURE OF LUGGAGE, HANDBAGS, SADDLERY, HARNESS AND FOOTWEAR</b>	12	43	6	44	-	1	94
Tanning and dressing of leather	7	38	5	9	-	-	47
Manufacture of luggage, handbags and the like, saddlery and harness	4	5	1	11	-	-	17
Manufacture of footwear	1	-	5	24	-	-	30

INVESTMENT DURING THE LAST TWELVE MONTHS BY INDUSTRIAL GROUP AND  
TYPE OF FIXED ASSETS : 2001/2002 (1994 E.F.Y) - COUNTRY LEVEL

TABLE 4.23A (Cont'd)

(VALUE IN '000 BIRR)

INDUSTRIAL GROUP	No. OF ESTAB.	NON RESIDENTIAL BUILDINGS	MACHINERY	HAND TOOLS AND EQUIPMENT	VEHICLES	OTHERS	TOTAL
MANUFACTURE OF WOOD AND OF PRODUCTS OF WOOD AND CORK, EXCEPT FURNITURE; MANUFACTURE OF ARTICLES OF STREW AND PLAITING MATERIALS .....	46	80	46	162	4	1	293
Sawmilling and planing of wood .....	6	3	7	63	-	1	77
Manufacture of builders' carpentry and joinery .....	2	4	1	45	-	-	50
Manufacture of wooden containers .....	1	6	2	22	-	-	30
Manufacture of other products of wood, manufacture of articles of cork, straw and plating materials ..	37	67	36	32	4	-	139
PUBLISHING, PRINTING AND REPRODUCTION OF RECORDED MEDIA .....	-	-	-	1	-	-	1
MANUFACTURE OF CHEMICALS AND CHEMICAL PRODUCTS .....	1	67	-	19	-	1	87
Manufacture of pharmaceuticals, medicinal chemicals and botanical products.....	1	67	-	19	-	1	87
Manufacture of other chemical products N.E.C .....	-	-	-	-	-	-	-
MANUFACTURE OF OTHER NON-METALLIC MINERAL PRODUCTS ...	69	84	2	188	-	11	285
Manufacture of glass and glass products.....	-	-	-	1	-	-	1
Manufacture of non-structural non-refractory ceramic ware .....	69	84	2	66	-	6	158
Manufacture of structural non-refractory clay and ceramic products .....	-	-	-	4	-	5	9
Manufacture of articles of concrete, cement and plaster .....	-	-	-	116	-	-	116
Cutting, shaping and finishing of stone .....	-	-	-	1	-	-	1
MANUFACTURE OF FABRICATED METAL PRODUCTS, EXCEPT MACHINERY AND EQUIPMENT .....	19	49	30	280	1	-	360
Manufacture of structural metal products .....	-	-	-	1	-	-	1
Treatment and coating of metals, general mechanical engineering on fee or contract basis .....	3	2	5	43	-	-	50
Manufacture of cutlery, hand tools and general hardware .....	16	47	25	236	1	-	309
MANUFACTURE OF FURNITURE; MANUFACTURING N.E.C. ....	16	107	72	381	15	23	598
Manufacture of furniture .....	15	96	71	326	15	23	531
Manufacture of jewellery and related articles .....	1	11	1	55	-	-	67
<b>T O T A L</b>	<b>866</b>	<b>10,189</b>	<b>1,088</b>	<b>8,096</b>	<b>59</b>	<b>542</b>	<b>19,974</b>

TABLE 4.23B

INVESTMENT DURING THE LAST TWELVE MONTHS BY INDUSTRIAL GROUP AND  
TYPE OF FIXED ASSETS : 2001/2002 (1994 E.F.Y) - URBAN

(VALUE IN '000 BIRR)

INDUSTRIAL GROUP	No. OF ESTAB.	NON RESIDENTIAL BUILDINGS	MACHINERY	HAND TOOLS AND EQUIPMENT	VEHICLES	OTHERS	TOTAL
<b>MANUFACTURE OF FOOD PRODUCTS AND BEVERAGES</b>							
Production, processing and preserving of meat and meat products	210	6,132	128	2,906	27	292	9,485
Manufacture of vegetable and animal oils and fats	-	-	-	4	-	-	4
Manufacture of dairy products	-	7	-	18	-	-	25
Manufacture of animal feed	-	-	-	-	-	-	-
Manufacture of bakery products	60	1,545	66	832	11	114	2,568
Manufacture of cocoa, chocolate and sugar confectionery	-	-	-	-	-	-	-
Manufacture of other food product n.e.c	4	6	-	24	-	-	30
Distilling, rectifying and blending of spirits; ethyl alcohol production from fermented materials	47	1,071	1	467	2	18	1,559
Manufacture of malt liquors and malt	99	3,503	61	1,561	14	160	5,299
<b>MANUFACTURE OF TOBACCO PRODUCTS</b>							
Manufacture of tobacco products	-	-	-	-	-	-	-
<b>MANUFACTURE OF TEXTILES</b>							
Preparation and spinning of textile fibers; weaving of textiles	88	902	137	746	6	2	1,793
Manufacture of made-up textile articles, except apparel	77	869	86	492	6	2	1,455
Manufacture of carpets and rugs	6	-	51	242	-	-	293
Manufacture of cordage, rope, twine and netting	3	33	-	2	-	-	35
Manufacture of knitted and crocheted fabrics and articles	2	-	-	10	-	-	10
<b>MANUFACTURE OF WEARING APPAREL; DRESSING AND DYING OF FUR</b>							
Manufacture of wearing apparel, except fur apparel	11	630	55	881	-	27	1,593
Manufacture of articles of fur	11	630	55	881	-	27	1,593
<b>TANNING AND DRESSING OF LEATHER, MANUFACTURE OF LUGGAGE, HANDBAGS, SADDLERY, HARNESS AND FOOTWEAR</b>							
Tanning and dressing of leather	3	-	5	18	-	1	24
Manufacture of luggage, handbags and the like, saddlery and harness	1	-	-	-	-	-	-
Manufacture of footwear	1	-	-	4	-	-	4
	1	-	5	14	-	1	20

INVESTMENT DURING THE LAST TWELVE MONTHS BY INDUSTRIAL GROUP AND  
TYPE OF FIXED ASSETS : 2001/2002 (1994 E.F.Y.) - URBAN

(VALUE IN '000 BIRR)

TABLE 4.23B (Cont'd)

INDUSTRIAL GROUP	No. OF ESTAB.	NON RESIDENTIAL BUILDINGS	MACHINERY	HAND TOOLS AND EQUIPMENT	VEHICLES	OTHERS	TOTAL
MANUFACTURE OF WOOD AND OF PRODUCTS OF WOOD AND CORK, EXCEPT FURNITURE; MAUFACTURE OF ARTICLES OF STREW AND PLAITING MATERIALS .....	4	35	53	43	-	-	78
Sawmilling and planing of wood .....	-	-	53	11	-	-	11
Manufacture of builders' carpentry and joinery .....	-	-	-	15	-	-	15
Manufacture of wooden containers .....	-	-	-	4	-	-	4
Manufacture of other products of wood, manufacture of articles of cork, straw and plating materials ..	4	35	-	13	-	-	48
PUBLISHING, PRINTING AND REPRODUCTION OF RECORDED MEDIA	-	-	-	-	-	-	-
MANUFACTURE OF CHEMICALS AND CHEMICAL PRODUCTS .....	1	66	-	19	-	1	86
Manufacture of pharmaceuticals, medicinal chemicals and botanical products.....	1	66	-	19	-	1	86
Manufacture of other chemical products N.E.C .....	-	-	-	-	-	-	-
MANUFACTURE OF OTHER NON-METALLIC MINERAL PRODUCTS ...	5	-	-	126	-	7	133
Manufacture of glass and glass products.....	-	-	-	1	-	-	1
Manufacture of non-structural non-refractory ceramic ware .....	5	-	-	18	5	150	20
Manufacture of structural non-refractory clay and ceramic products .....	-	-	-	4	-	50	9
Manufacture of articles of concrete, cement and plaster .....	-	-	-	103	-	-	103
Cutting, shaping and finishing of stone .....	-	-	-	-	-	-	-
MANUFACTURE OF FABRICATED METAL PRODUCTS, EXCEPT MACHINERY AND EQUIPMENT .....	4	-	-	78	-	-	78
Manufacture of structural metal products .....	-	-	-	5	-	-	5
Treatment and coating of metals, general mechanical engineering on fee or contract basis .....	1	-	-	8	-	-	8
Manufacture of cutlery, hand tools and general hardware .....	3	-	-	70	-	-	70
MANUFACTURE OF FURNITURE; MANUFACTURING N.E.C. ....	5	89	53	257	-	22	421
Manufacture of furniture .....	5	89	53	208	-	22	372
Manufacture of jewellery and related articles .....	-	-	-	49	-	-	49
<b>T O T A L</b>	<b>33</b>	<b>7,854</b>	<b>378</b>	<b>5,074</b>	<b>33</b>	<b>352</b>	<b>13,691</b>

TABLE 4.23C

INVESTMENT DURING THE LAST TWELVE MONTHS BY INDUSTRIAL GROUP AND  
TYPE OF FIXED ASSETS : 2001/2002 (1994 E.F.Y) - RURAL

(VALUE IN '000 BIRR)

INDUSTRIAL GROUP	No. OF ESTAB.	NON RESIDENTIAL BUILDINGS	MACHINERY	HAND TOOLS AND EQUIPMENT	VEHICLES	OTHERS	TOTAL
<b>MANUFACTURE OF FOOD PRODUCTS AND BEVERAGES</b>	292	1,775	291	1,867	6	181	4,120
Production, processing and preserving of meat and meat products	1	3	8	2	-	6	19
Manufacture of vegetable and animal oils and fats	1	-	35	2	-	-	37
Manufacture of dairy products	-	-	-	1	-	-	1
Manufacture of animal feed	52	458	31	322	3	19	833
Manufacture of cocoa, chocolate and sugar confectionery	-	-	-	-	-	-	-
Manufacture of other food product n.e.c	2	2	-	4	-	-	6
Distilling, rectifying and blending of spirits; ethyl alcohol production from fermented materials..	123	252	66	413	1	-	760
Manufacture of malt liquors and malt	113	1,060	151	1,123	2	28	2,464
<b>MANUFACTURE OF TOBACCO PRODUCTS</b>	1	-	-	2	-	-	2
Manufacture of tobacco products	1	-	-	2	-	-	2
<b>MANUFACTURE OF TEXTILES</b>	89	212	42	382	-	3	639
Preparation and spinning of textile fibers; weaving of textiles	71	207	42	294	-	2	545
Manufacture of made-up textile articles, except apparel	2	2	-	77	-	-	79
Manufacture of carpets and rugs	12	2	-	9	-	-	12
Manufacture of cordage, rope, twine and netting	3	1	-	1	-	1	2
Manufacture of knitted and crocheted fabrics and articles	1	-	-	1	-	-	1
<b>MANUFACTURE OF WEARING APPAREL; DRESSING AND DYING OF FUR</b>	10	109	277	238	-	-	624
Manufacture of wearing apparel, except fur apparel..	9	109	277	237	-	-	623
Manufacture of articles of fur	1	-	-	1	-	-	1
<b>TANNING AND DRESSING OF LEATHER, MANUFACTURE OF LUGGAGE, HANDBAGS, SADDLERY, HARNESS AND FOOTWEAR</b>	9	43	1	26	-	-	70
Tanning and dressing of leather	6	38	-	9	-	-	47
Manufacture of luggage, handbags and the like, saddlery and harness	3	5	1	7	-	-	13
Manufacture of footwear	-	-	-	10	-	-	10

INVESTMENT DURING THE LAST TWELVE MONTHS BY INDUSTRIAL GROUP AND  
TYPE OF FIXED ASSETS : 2001/2002 (1994 E.F.Y) - RURAL

(VALUE IN '000 BIRR)

TABLE 4.23C (Cont'd)

INDUSTRIAL GROUP	No. OF ESTAB.	NON RESIDENTIAL BUILDINGS	MACHINERY	HAND TOOLS AND EQUIPMENT	VEHICLES	OTHERS	TOTAL
MANUFACTURE OF WOOD AND OF PRODUCTS OF WOOD AND CORK, EXCEPT FURNITURE; MAUFACTURE OF ARTICLES OF STREW AND PLAITING MATERIALS .....	42	45	46	120	4	1	216
Sawmilling and planing of wood .....	6	3	7	52	-	1	63
Manufacture of builders' carpentry and joinery .....	2	4	1	30	-	-	35
Manufacture of wooden containers .....	1	6	2	18	-	-	26
Manufacture of other products of wood, manufacture of articles of cork, straw and plating materials ..	33	32	36	20	4	-	92
PUBLISHING, PRINTING AND REPRODUCTION OF RECORDED MEDIA	-	-	-	1	-	-	1
MANUFACTURE OF CHEMICALS AND CHEMICAL PRODUCTS .....	-	-	-	-	-	-	-
Manufacture of pharmaceuticals, medicinal chemicals and botanical products.....	-	-	-	-	-	-	-
Manufacture of other chemical products N.E.C .....	-	-	-	-	-	-	-
MANUFACTURE OF OTHER NON-METALLIC MINERAL PRODUCTS ...	64	84	2	62	-	3	151
Manufacture of glass and glass products.....	-	-	-	-	-	-	-
Manufacture of non-structural non-refractory ceramic ware .....	64	84	2	49	-	3	138
Manufacture of structural non-refractory clay and ceramic products .....	-	-	-	-	-	-	-
Manufacture of articles of concrete, cement and plaster .....	-	-	-	12	-	-	12
Cutting, shaping and finishing of stone .....	-	-	-	1	-	-	1
MANUFACTURE OF FABRICATED METAL PRODUCTS, EXCEPT MACHINERY AND EQUIPMENT .....	17	49	30	202	1	-	282
Manufacture of structural metal products .....	-	-	-	1	-	-	1
Treatment and coating of metals, general mechanical engineering on fee or contract basis .....	3	2	5	35	-	-	42
Manufacture of cutlery, hand tools and general hardware .....	14	47	25	166	1	-	239
MANUFACTURE OF FURNITURE; MANUFACTURING N.E.C. ....	10	18	19	125	15	1	178
Manufacture of furniture .....	9	7	18	119	15	-	160
Manufacture of jewelry and related articles .....	1	11	1	6	-	-	18
<b>T O T A L</b>	<b>534</b>	<b>2,335</b>	<b>708</b>	<b>3,025</b>	<b>26</b>	<b>189</b>	<b>6,283</b>

TABLE 4.24A

NUMBER OF ESTABLISHMENTS BY INDUSTRIAL GROUP AND TYPE OF FIRST PROBLEM FACED DURING COMMENCEMENT OF OPERATION : 2001/2002 (1994 E.F.Y) - COUNTRY LEVEL

INDUSTRIAL GROUP	TYPE OF PROBLEM										TOTAL NO. OF ESTAB.
	LACK OF SUFFICIENT INITIAL CAPITAL	OBSTACLES FROM GOV. RULES AND REGULATIONS	ACCESS TO CREDIT FACILITIES	LACK OF WORKING PREMISES	LACK OF SUPPLY OF RAW MATERIALS	ABSENCE OF ADEQUATE SKILLS	OTHERS	NO PROBLEM FACED	NOT STATED		
MANUFACTURE OF FOOD PRODUCTS AND BEVERAGES	246,074	1,050	4,835	19,288	13,061	11,508	21,297	206,335	724	524,172	
Production, processing and preserving of meat and meat products	402	4	25	25	99	46	13	990	-	1,604	
Manufacture of vegetable and animal oils and fats	222	10	-	31	19	-	-	130	-	412	
Manufacture of dairy products	80	-	4	91	21	2	-	824	-	1,046	
Manufacture of animal feed	13	-	-	-	-	-	-	35	-	48	
Manufacture of bakery products	57,117	259	818	5,116	3,158	2,145	5,301	43,008	77	116,999	
Manufacture of cocoa, chocolate and sugar confectionery	5	-	-	-	-	-	-	-	-	-	
Manufacture of other food product n.e.c	3,591	32	85	65	164	18	-	24	-	47	
Distilling, rectifying and blending of spirits; ethyl alcohol production from fermented materials	84,556	130	1,936	2,523	5,016	6,968	5,506	70,023	267	176,925	
Manufacture of malt liquors and malt	100,088	615	1,967	11,437	4,584	2,266	10,286	88,338	380	219,961	
MANUFACTURE OF TOBACCO PRODUCTS	258	-	-	38	42	26	-	603	-	967	
Manufacture of tobacco products	258	-	-	38	42	26	-	603	-	967	
MANUFACTURE OF TEXTILES	90,701	644	595	4,351	7,586	17,605	4,450	95,628	288	221,848	
Preparation and spinning of textile fibers; weaving of textiles	74,745	249	359	3,466	3,155	13,571	3,164	63,474	215	162,398	
Manufacture of made-up textile articles, except apparel	3,490	38	-	395	449	1,563	442	8,265	-	14,642	
Manufacture of carpets and rugs	8,302	327	95	317	2,379	1,418	476	15,246	44	28,604	
Manufacture of cordage, rope, twine and netting	3,113	30	79	127	1,572	779	278	6,776	29	12,783	
Manufacture of knitted and crocheted fabrics and articles	1,051	-	62	46	31	274	90	1,867	-	3,421	
MANUFACTURE OF WEARING APPAREL; DRESSING AND DYING OF FUR	8,707	215	104	1,490	807	3,986	534	8,262	33	24,138	
Manufacture of wearing apparel, except fur apparel	8,547	215	104	1,488	800	3,922	534	7,234	33	22,877	
Manufacture of articles of fur	160	-	-	2	7	64	-	1,028	-	1,261	
TANNING AND DRESSING OF LEATHER, MANUFACTURE OF LUGGAGE, HANDBAGS, SADDLERY, HARNESS AND FOOTWEAR	4,333	143	54	415	496	1,351	230	4,992	12	12,026	
Tanning and dressing of leather	2,431	75	10	149	199	836	80	2,903	-	6,683	
Manufacture of luggage, handbags and the like, saddlery and harness	1,312	68	44	261	250	422	115	1,722	-	4,194	
Manufacture of footwear	590	-	-	5	47	93	35	367	12	1,149	

NUMBER OF ESTABLISHMENTS BY INDUSTRIAL GROUP AND TYPE OF FIRST PROBLEM FACED DURING COMMENCEMENT OF OPERATION : 2001/2002 (1994 E.F.Y) - COUNTRY LEVEL

TABLE 4.24A (Cont'd)

INDUSTRIAL GROUP	TYPE OF PROBLEM									
	LACK OF SUFFICIENT INITIAL CAPITAL	OBSTACLES FROM GOV. RULES AND REGULATIONS	ACCESS TO CREDIT FACILITIES	LACK OF WORKING PREMISES	LACK OF SUPPLY OF RAW MATERIALS	ABSENCE OF ADEQUATE SKILLS	OTHERS	NO PROBLEM FACED	NOT STATED	TOTAL No. OF ESTAB.
MANUFACTURE OF WOOD AND OF PRODUCTS OF WOOD AND CORK, EXCEPT FURNITURE; MANUFACTURE OF ARTICLES OF STREW AND PLAITING MATERIALS .....	17,052	796	365	553	4,455	4,205	1,128	31,738	171	60,463
Sawmilling and planing of wood .....	1,817	578	25	52	191	795	107	3,189	-	6,754
Manufacture of builders' carpentry and joinery .....	883	43	-	64	92	177	13	554	20	1,846
Manufacture of wooden containers .....	796	72	3	61	156	112	35	279	-	1,514
Manufacture of other products of wood, manufacture of articles of cork, straw and plating materials ..	13,556	103	337	376	4,016	3,121	973	27,716	151	50,349
PUBLISHING, PRINTING AND REPRODUCTION OF RECORDED MEDIA	79	-	-	-	-	25	8	85	-	197
MANUFACTURE OF CHEMICALS AND CHEMICAL PRODUCTS .....	102	158	-	144	21	-	-	672	20	1,117
Manufacture of pharmaceuticals, medicinal chemicals and botanical products .....	44	158	-	144	21	-	-	454	20	841
Manufacture of other chemical products N.E.C .....	58	-	-	-	-	-	-	218	-	276
MANUFACTURE OF OTHER NON-METALLIC MINERAL PRODUCTS ...	13,162	213	212	5,054	8,654	16,090	1,783	47,028	207	92,403
Manufacture of glass and glass products .....	26	-	-	5	28	9	9	29	-	106
Manufacture of non-structural non-refractory ceramic ware .....	12,983	189	212	5,007	8,594	16,008	1,774	46,814	199	91,780
Manufacture of structural non-refractory clay and ceramic products .....	21	-	-	32	27	8	-	27	8	123
Manufacture of articles of concrete, cement and plaster .....	15	-	-	8	1	13	-	90	-	127
Cutting, shaping and finishing of stone .....	117	24	-	2	4	52	-	68	-	267
MANUFACTURE OF FABRICATED METAL PRODUCTS, EXCEPT MACHINERY AND EQUIPMENT .....	9,149	101	56	843	1,667	1,168	349	7,445	8	20,786
Manufacture of structural metal products .....	43	-	-	9	9	-	-	8	-	60
Treatment and coating of metals, general mechanical engineering on fee or contract basis .....	1,429	40	6	199	231	255	1,097	3,257	8	3,257
Manufacture of cutlery, hand tools and general hardware .....	7,677	61	50	644	1,427	913	349	6,340	8	17,469
MANUFACTURE OF FURNITURE; MANUFACTURING N.E.C. ....	9,070	312	162	452	1,165	933	748	3,722	-	16,564
Manufacture of furniture .....	8,177	298	162	415	1,064	907	589	3,387	-	14,999
Manufacture of jewellery and related articles .....	893	14	-	37	101	26	159	335	-	1,565
<b>T O T A L</b>	<b>398,687</b>	<b>3,632</b>	<b>6,383</b>	<b>32,628</b>	<b>37,954</b>	<b>56,897</b>	<b>30,527</b>	<b>406,510</b>	<b>1,463</b>	<b>974,681</b>
Percentages	40.90	.37	.65	3.35	3.89	5.84	3.13	41.71	.15	

TABLE 4.248

 NUMBER OF ESTABLISHMENTS BY INDUSTRIAL GROUP AND TYPE OF FIRST PROBLEM FACED DURING  
 COMMENCEMENT OF OPERATION : 2001/2002 (1994 E.F.Y) - URBAN

INDUSTRIAL GROUP	TYPE OF PROBLEM									
	LACK OF SUFFICIENT INITIAL CAPITAL	OBSTACLES FROM GOV. RULES AND REGULATIONS	ACCESS TO CREDIT FACILITIES	LACK OF WORKING PREMISES	LACK OF SUPPLY OF RAW MATERIALS	ABSENCE OF ADEQUATE SKILLS	OTHERS	NO PROBLEM FACED	NOT STATED	TOTAL No. OF ESTAB.
<b>MANUFACTURE OF FOOD PRODUCTS AND BEVERAGES</b>	105,104	478	1,408	11,232	4,609	6,019	12,072	76,743	97	217,762
Production, processing and preserving of meat and meat products .....	79	-	-	-	-	32	-	78	-	189
Manufacture of vegetable and animal oils and fats ..	107	-	-	4	19	-	-	12	-	142
Manufacture of dairy products .....	4	-	-	-	4	-	-	8	-	16
Manufacture of animal feed .....	-	-	-	-	-	-	-	35	-	35
Manufacture of bakery products .....	29,830	108	247	3,631	1,564	1,445	3,448	22,030	9	62,312
Manufacture of cocoa, chocolate and sugar confectionery .....	5	-	-	-	-	-	-	-	-	-
Manufacture of other food product n.e.c .....	2,666	32	9	62	66	18	-	24	-	47
Distilling, rectifying and blending of spirits; ethyl alcohol production from fermented materials..	23,798	6	578	646	735	41	127	1,520	-	4,523
Manufacture of malt liquors and malt .....	48,615	332	574	6,889	2,221	2,914	2,229	17,149	4	48,059
<b>MANUFACTURE OF TOBACCO PRODUCTS</b>	-	-	-	-	-	1,569	6,268	35,887	84	102,439
Manufacture of tobacco products.....	-	-	-	-	-	10	-	17	-	27
<b>MANUFACTURE OF TEXTILES</b>	41,147	461	79	2,871	2,744	10	-	17	-	27
Preparation and spinning of textile fibers; weaving of textiles .....	36,639	139	79	2,519	2,389	9,725	2,002	41,576	65	100,670
Manufacture of made-up textile articles, except apparel .....	2,364	35	-	-	-	8,288	1,584	32,466	50	84,153
Manufacture of carpets and rugs .....	1,333	287	-	315	272	1,143	334	6,813	-	11,276
Manufacture of cordage, rope, twine and netting .....	105	-	-	1	72	51	27	1,135	15	2,921
Manufacture of knitted and crocheted fabrics and articles .....	706	-	-	-	11	47	-	84	-	247
<b>MANUFACTURE OF WEARING APPAREL; DRESSING AND DYING OF FUR</b>	4,833	203	-	36	-	196	57	1,078	-	2,073
Manufacture of wearing apparel, except fur apparel..	4,833	203	-	942	417	2,016	370	4,410	33	13,224
Manufacture of articles of fur .....	-	-	-	942	417	2,016	370	4,373	33	13,187
<b>TANNING AND DRESSING OF LEATHER, MANUFACTURE OF LUGGAGE, HANDBAGS, SADDLERY, HARNESS AND FOOTWEAR</b>	855	44	-	-	-	-	-	37	-	37
Tanning and dressing of leather .....	241	13	-	223	70	674	53	748	12	2,679
Manufacture of luggage, handbags and the like, saddlery and harness .....	342	31	-	-	-	356	18	57	-	685
Manufacture of footwear .....	272	-	-	218	30	250	-	376	-	1,247
				5	40	68	35	315	12	747

NUMBER OF ESTABLISHMENTS BY INDUSTRIAL GROUP AND TYPE OF FIRST PROBLEM FACED DURING  
COMMENCEMENT OF OPERATION : 2001/2002 (1994 E.F.Y) - URBAN

TABLE 4.24B (Cont'd)

INDUSTRIAL GROUP	TYPE OF PROBLEM									TOTAL No. OF ESTAB.
	LACK OF SUFFICIENT INITIAL CAPITAL	OBSTACLES FROM GOV. RULES AND REGULATIONS	ACCESS TO CREDIT FACILITIES	LACK OF WORKING PREMISES	LACK OF SUPPLY OF RAW MATERIALS	ABSENCE OF ADEQUATE SKILLS	OTHERS	NO PROBLEM FACED	NOT STATED	
MANUFACTURE OF WOOD AND OF PRODUCTS OF WOOD AND CORK, EXCEPT FURNITURE; MANUFACTURE OF ARTICLES OF STREW AND PLAITING MATERIALS .....	1,967	1	7	167	270	282	113	3,907	8	6,722
Sawmilling and planing of wood .....	91	1	-	-	11	85	-	4	-	192
Manufacture of builders' carpentry and joinery .....	62	-	-	14	-	-	-	-	-	76
Manufacture of wooden containers .....	172	-	-	40	58	28	23	9	-	330
Manufacture of other products of wood, manufacture of articles of cork, straw and plating materials ..	1,642	-	7	113	201	169	90	3,894	8	6,124
PUBLISHING, PRINTING AND REPRODUCTION OF RECORDED MEDIA	10	-	-	-	-	25	8	8	-	51
MANUFACTURE OF CHEMICALS AND CHEMICAL PRODUCTS .....	63	158	-	144	19	-	-	530	-	914
Manufacture of pharmaceuticals, medicinal chemicals and botanical products.....	5	158	-	144	19	-	-	312	-	638
Manufacture of other chemical products N.E.C .....	58	-	-	-	-	-	-	218	-	276
MANUFACTURE OF OTHER NON-METALLIC MINERAL PRODUCTS ...	1,500	-	28	588	882	1,524	141	2,040	15	6,718
Manufacture of glass and glass products.....	26	-	-	5	20	9	9	26	-	95
Manufacture of non-structural non-refractory ceramic ware .....	1,437	-	28	543	854	1,490	132	1,977	7	6,468
Manufacture of structural non-refractory clay and ceramic products .....	21	-	-	32	8	8	-	16	8	93
Manufacture of articles of concrete, cement and plaster .....	9	-	-	8	-	-	-	21	-	38
Cutting, shaping and finishing of stone .....	7	-	-	-	-	17	-	-	-	24
MANUFACTURE OF FABRICATED METAL PRODUCTS, EXCEPT MACHINERY AND EQUIPMENT .....	1,332	-	-	410	83	114	243	1,026	5	3,213
Manufacture of structural metal products .....	-	-	-	-	-	-	-	-	-	-
Treatment and coating of metals, general mechanical engineering on fee or contract basis .....	342	-	-	70	9	25	-	156	-	602
Manufacture of cutlery, hand tools and general hardware .....	990	-	-	340	74	89	243	870	5	2,611
MANUFACTURE OF FURNITURE; MANUFACTURING N.E.C. ....	3,785	86	68	221	389	198	502	752	-	6,001
Manufacture of furniture .....	3,409	72	68	184	355	198	343	723	-	5,352
Manufacture of jewellery and related articles .....	376	14	-	37	34	-	159	29	-	649
<b>T O T A L</b>	<b>160,596</b>	<b>1,431</b>	<b>1,590</b>	<b>16,798</b>	<b>9,483</b>	<b>20,587</b>	<b>15,504</b>	<b>131,757</b>	<b>235</b>	<b>357,981</b>
Percentages	44.86	.40	.44	4.69	2.65	5.75	4.33	36.81	.07	

TABLE 4.24C

NUMBER OF ESTABLISHMENTS BY INDUSTRIAL GROUP AND TYPE OF FIRST PROBLEM FACED DURING COMMENCEMENT OF OPERATION : 2001/2002 (1994 E.F.Y) - RURAL

INDUSTRIAL GROUP	TYPE OF PROBLEM									
	LACK OF SUFFICIENT INITIAL CAPITAL	OBSTACLES FROM GOV. RULES AND REGULATIONS	ACCESS TO CREDIT FACILITIES	LACK OF WORKING PREMISES	LACK OF SUPPLY OF RAW MATERIALS	ABSENCE OF ADEQUATE SKILLS	OTHERS	NO PROBLEM FACED	NOT STATED	TOTAL No. OF ESTAB.
MANUFACTURE OF FOOD PRODUCTS AND BEVERAGES .....	140,973	571	3,425	8,056	8,450	5,488	9,226	129,591	628	306,408
Production, processing and preserving of meat and meat products .....	324	4	25	25	99	14	13	912	-	1,416
Manufacture of vegetable and animal oils and fats .....	115	10	-	26	-	-	-	118	-	269
Manufacture of dairy products .....	76	-	4	91	17	2	24	816	-	1,030
Manufacture of animal feed .....	13	-	-	-	-	-	-	-	-	13
Manufacture of bakery products .....	27,288	151	571	1,486	1,593	700	1,853	20,978	68	54,688
Manufacture of cocoa, chocolate and sugar confectionery .....	-	-	-	-	-	-	-	-	-	-
Manufacture of other food product n.e.c .....	925	-	76	3	98	22	41	1,442	-	2,607
Distilling, rectifying and blending of spirits; ethyl alcohol production from fermented materials..	60,758	124	1,357	1,877	4,280	4,054	3,277	52,874	264	128,865
Manufacture of malt liquors and malt .....	51,474	282	1,392	4,548	2,363	696	4,018	52,451	296	117,520
MANUFACTURE OF TOBACCO PRODUCTS .....	258	-	-	38	42	16	-	587	-	941
Manufacture of tobacco products .....	258	-	-	38	42	16	-	587	-	941
MANUFACTURE OF TEXTILES .....	49,555	183	516	1,479	4,841	7,881	2,447	54,052	223	121,177
Preparation and spinning of textile fibers; weaving of textiles .....	38,106	110	280	947	766	5,283	1,579	31,008	165	78,244
Manufacture of made-up textile articles, except apparel .....	1,127	3	-	80	176	421	108	1,452	-	3,367
Manufacture of carpets and rugs .....	6,969	40	95	316	2,307	1,367	449	14,112	29	25,684
Manufacture of cordage, rope, twine and netting .....	3,008	30	79	127	1,561	732	278	6,692	29	12,536
Manufacture of knitted and crocheted fabrics and articles .....	345	-	62	9	31	78	33	788	-	1,346
MANUFACTURE OF WEARING APPAREL; DRESSING AND DYING OF FUR .....	3,874	12	104	547	390	1,970	164	3,852	-	10,913
Manufacture of wearing apparel, except fur apparel..	3,714	12	104	545	383	1,906	164	2,862	-	9,690
Manufacture of articles of fur .....	160	-	-	2	7	64	-	990	-	1,223
TANNING AND DRESSING OF LEATHER, MANUFACTURE OF LUGGAGE, HANDBAGS, SADDLERY, HARNESS AND FOOTWEAR ...	3,475	99	54	192	426	676	178	4,244	-	9,344
Tanning and dressing of leather .....	2,189	62	10	149	199	480	63	2,846	-	5,998
Manufacture of luggage, handbags and the like, saddlery and harness .....	969	37	44	43	220	172	115	1,346	-	2,946
Manufacture of footwear .....	317	-	-	-	7	24	-	52	-	400

NUMBER OF ESTABLISHMENTS BY INDUSTRIAL GROUP AND TYPE OF FIRST PROBLEM FACED DURING COMMENCEMENT OF OPERATION : 2001/2002 (1994 E.F.Y) - RURAL

TABLE 4.24C (Cont'd)

INDUSTRIAL GROUP	TYPE OF PROBLEM									
	LACK OF SUFFICIENT INITIAL CAPITAL	OBSTACLES FROM GOV. RULES AND REGULATIONS	ACCESS TO CREDIT FACILITIES	LACK OF WORKING PREMISES	LACK OF SUPPLY OF RAW MATERIALS	ABSENCE OF ADEQUATE SKILLS	OTHERS	NO PROBLEM FACED	NOT STATED	TOTAL No. OF ESTAB.
MANUFACTURE OF WOOD AND OF PRODUCTS OF WOOD AND CORK, EXCEPT FURNITURE; MANUFACTURE OF ARTICLES OF STREW AND PLAITING MATERIALS .....	15,085	794	357	386	4,185	3,924	1,015	27,831	163	53,740
Sawmilling and planing of wood .....	1,726	576	25	52	180	711	107	3,185	-	6,562
Manufacture of builders' carpentry and joinery .....	821	43	-	50	92	177	13	554	20	1,770
Manufacture of wooden containers .....	624	72	3	21	98	84	12	270	-	1,184
Manufacture of other products of wood, manufacture of articles of cork, straw and plating materials ..	11,914	103	329	263	3,815	2,952	883	23,822	143	44,224
PUBLISHING, PRINTING AND REPRODUCTION OF RECORDED MEDIA	69	-	-	-	-	-	-	77	-	146
MANUFACTURE OF CHEMICALS AND CHEMICAL PRODUCTS .....	39	-	-	-	1	-	-	142	20	202
Manufacture of pharmaceuticals, medicinal chemicals and botanical products.....	39	-	-	-	1	-	-	142	20	202
Manufacture of other chemical products N.E.C .....	-	-	-	-	-	-	-	-	-	-
MANUFACTURE OF OTHER NON-METALLIC MINERAL PRODUCTS ...	11,662	213	184	4,465	7,773	14,566	1,642	44,988	192	85,685
Manufacture of glass and glass products.....	-	-	-	-	9	-	-	3	-	12
Manufacture of non-structural non-refractory ceramic ware .....	11,546	189	184	4,463	7,740	14,518	1,642	44,837	192	85,311
Manufacture of structural non-refractory clay and ceramic products .....	-	-	-	-	19	-	-	11	-	30
Manufacture of articles of concrete, cement and plaster .....	6	-	-	-	1	-	-	69	-	89
Cutting, shaping and finishing of stone .....	110	24	-	2	4	35	-	68	-	243
MANUFACTURE OF FABRICATED METAL PRODUCTS, EXCEPT MACHINERY AND EQUIPMENT .....	7,818	101	56	433	1,584	1,054	106	6,420	3	17,575
Manufacture of structural metal products .....	43	-	-	-	9	-	-	8	-	60
Treatment and coating of metals, general mechanical engineering on fee or contract basis .....	1,087	40	6	129	222	230	-	942	-	2,656
Manufacture of cutlery, hand tools and general hardware .....	6,688	61	50	304	1,353	824	106	5,470	3	14,859
MANUFACTURE OF FURNITURE; MANUFACTURING N.E.C. ....	5,285	226	94	231	775	735	246	2,970	-	10,562
Manufacture of furniture .....	4,768	226	94	231	708	709	246	2,664	-	9,646
Manufacture of jewellery and related articles .....	517	-	-	-	67	26	-	306	-	916
<b>T O T A L</b>	<b>238,093</b>	<b>2,199</b>	<b>4,790</b>	<b>15,827</b>	<b>28,467</b>	<b>36,310</b>	<b>15,024</b>	<b>274,754</b>	<b>1,229</b>	<b>616,693</b>
Percentages	38.61	.36	.78	2.57	4.62	5.89	2.44	44.55	.20	

TABLE 4.25A

 NUMBER OF ESTABLISHMENTS BY INDUSTRIAL GROUP AND TYPE OF FIRST REASON FOR NOT BEING  
 FULLY OPERATIONAL DURING : 2001/2002 (1994 E.F.Y) - COUNTRY LEVEL

INDUSTRIAL GROUP	TYPE OF REASON									TOTAL No. OF ESTAB.
	NEWLY ESTAB- LISHED	SHORTAGE OF SUPPLY OF RAW MATERIALS	SHORTAGE OF SUPPLY OF SPAREPARTS	ABSENCE OF MARKET DEMAND	LACK OF WORKING CAPITAL	FREQUENT EQUIPMENT /MACHINERY BREAKAGE	OBSTACLES FROM GOV. RULES & REGULATIONS	OTHERS	NOT STATED	
MANUFACTURE OF FOOD PRODUCTS AND BEVERAGES .....	89,577	35,083	1,734	46,366	23,032	1,019	165	68,461	2,922	268,359
Production, processing and preserving of meat and meat products .....	460	139	-	449	-	-	-	145	-	1,193
Manufacture of vegetable and animal oils and fats ..	13	140	-	49	70	-	-	75	20	367
Manufacture of animal feed .....	178	485	-	48	27	-	-	122	-	860
Manufacture of bakery products .....	-	5	-	-	-	-	-	-	-	5
Manufacture of cocoa, chocolate and sugar confectionery .....	28,077	4,332	245	9,372	3,973	326	20	12,492	656	59,493
Manufacture of other food product n.e.c .....	-	-	-	18	-	-	-	-	-	18
Distilling, rectifying and blending of spirits; ethyl alcohol production from fermented materials..	1,639	310	-	456	342	-	-	-	-	18
Manufacture of malt liquors and malt .....	16,315	18,183	1,012	13,830	11,607	505	15	667	28	3,442
MANUFACTURE OF TOBACCO PRODUCTS .....	42,895	11,489	477	22,144	7,013	188	130	31,425	950	93,842
Manufacture of tobacco products .....	100	222	-	17	54	-	-	23,535	1,268	109,139
Manufacture of tobacco products .....	100	222	-	17	54	-	-	130	-	523
MANUFACTURE OF TEXTILES .....	18,426	16,450	295	18,347	7,189	245	510	130	-	523
Preparation and spinning of textile fibers; weaving of textiles .....	10,570	8,231	184	12,026	5,756	210	471	35,379	790	73,617
Manufacture of made-up textile articles, except apparel .....	2,184	559	-	2,028	193	10	-	2,581	28	7,583
Manufacture of carpets and rugs .....	2,833	6,307	90	2,689	790	2	5	4,837	569	18,122
Manufacture of cordage, rope, twine and netting .....	2,586	1,291	-	963	136	-	-	2,238	76	7,290
Manufacture of knitted and crocheted fabrics and articles .....	253	62	21	641	314	23	34	518	8	1,874
MANUFACTURE OF WEARING APPAREL; DRESSING AND DYING OF FUR .....	3,027	1,188	70	2,997	672	52	45	2,827	285	11,163
Manufacture of wearing apparel, except fur apparel..	2,982	1,085	70	2,865	573	52	45	2,334	285	10,291
Manufacture of articles of fur .....	45	103	-	132	99	-	-	493	-	872
TANNING AND DRESSING OF LEATHER, MANUFACTURE OF LUGGAGE, HANDBAGS, SADDLERY, HARNESS AND FOOTWEAR ...	458	2,140	14	809	496	30	2	2,442	169	6,560
Tanning and dressing of leather .....	208	997	14	293	218	-	-	1,808	32	3,570
Manufacture of luggage, handbags and the like, saddlery and harness .....	210	1,096	-	436	278	30	2	560	126	2,738
Manufacture of footwear .....	40	47	-	80	-	-	-	74	11	252

NUMBER OF ESTABLISHMENTS BY INDUSTRIAL GROUP AND TYPE OF FIRST REASON FOR NOT BEING FULLY OPERATIONAL DURING : 2001/2002 (1994 E.F.Y) - COUNTRY LEVEL

TABLE 4.25A (Cont'd)

INDUSTRIAL GROUP	TYPE OF REASON									
	NEWLY ESTABLISHED	SHORTAGE OF SUPPLY OF RAW MATERIALS	SHORTAGE OF SUPPLY OF SPAREPARTS	ABSENCE OF MARKET DEMAND	LACK OF WORKING CAPITAL	FREQUENT EQUIPMENT /MACHINERY BREAKAGE	OBSTACLES FROM GOV. RULES & REGULATIONS	OTHERS	NOT STATED	TOTAL No. OF ESTAB.
MANUFACTURE OF WOOD AND OF PRODUCTS OF WOOD AND CORK, EXCEPT FURNITURE; MANUFACTURE OF ARTICLES OF STREW AND PLAITING MATERIALS .....	5,122	12,608	118	8,141	1,491	27	126	12,366	581	40,580
Sawmilling and planing of wood .....	1,011	1,863	25	1,054	14	15	56	1,206	87	5,331
Manufacture of builders' carpentry and joinery .....	87	273	-	544	39	-	13	282	21	1,259
Manufacture of wooden containers .....	215	387	2	96	39	-	39	255	-	1,033
Manufacture of other products of wood, manufacture of articles of cork, straw and plating materials ..	3,809	10,085	91	6,447	1,399	12	18	10,623	473	32,957
PUBLISHING, PRINTING AND REPRODUCTION OF RECORDED MEDIA	15	18	-	-	-	-	-	89	3	125
MANUFACTURE OF CHEMICALS AND CHEMICAL PRODUCTS .....	218	156	-	50	13	-	-	6	-	443
Manufacture of pharmaceuticals, medicinal chemicals and botanical products.....	218	156	-	50	13	-	-	6	-	443
Manufacture of other chemical products N.E.C .....	-	-	-	-	-	-	-	-	-	-
MANUFACTURE OF OTHER NON-METALLIC MINERAL PRODUCTS ...	4,228	10,388	262	9,253	425	425	19	27,860	418	53,278
Manufacture of glass and glass products.....	15	22	-	10	9	-	-	-	-	56
Manufacture of non-structural non-refractory ceramic ware .....	4,152	10,353	262	9,162	407	425	19	27,789	418	52,987
Manufacture of structural non-refractory clay and ceramic products .....	29	-	-	41	-	-	-	19	-	89
Manufacture of articles of concrete, cement and plaster .....	23	13	-	12	-	-	-	8	-	56
Cutting, shaping and finishing of stone .....	9	-	-	28	9	-	-	44	-	90
MANUFACTURE OF FABRICATED METAL PRODUCTS, EXCEPT MACHINERY AND EQUIPMENT .....	654	2,801	168	2,482	243	3	23	2,620	153	9,147
Manufacture of structural metal products .....	-	-	-	8	-	-	-	-	-	8
Treatment and coating of metals, general mechanical engineering on fee or contract basis .....	131	451	-	445	33	-	-	392	37	1,489
Manufacture of cutlery, hand tools and general hardware .....	523	2,350	168	2,029	210	3	23	2,228	116	7,650
MANUFACTURE OF FURNITURE; MANUFACTURING N.E.C. ....	2,470	2,432	39	1,959	312	70	71	2,600	93	10,046
Manufacture of furniture .....	2,453	2,240	39	1,546	312	48	71	2,465	92	9,266
Manufacture of jewellery and related articles .....	17	192	-	413	-	22	-	135	1	780
<b>T O T A L</b>	<b>124,295</b>	<b>83,486</b>	<b>2,700</b>	<b>90,421</b>	<b>33,927</b>	<b>1,871</b>	<b>961</b>	<b>164,954</b>	<b>6,095</b>	<b>508,710</b>
Percentages	24.43	16.41	.53	17.77	6.67	.37	.19	32.43	1.20	

TABLE 4.25B

NUMBER OF ESTABLISHMENTS BY INDUSTRIAL GROUP AND TYPE OF FIRST REASON FOR NOT BEING FULLY OPERATIONAL DURING : 2001/2002 (1994 E.F.Y) - URBAN

INDUSTRIAL GROUP	TYPE OF REASON									
	NEWLY ESTABLISHED	SHORTAGE OF SUPPLY OF RAW MATERIALS	SHORTAGE OF SUPPLY SPAREPARTS	ABSENCE OF MARKET DEMAND	LACK OF WORKING CAPITAL	FREQUENT EQUIPMENT /MACHINERY BREAKAGE	OBSTACLES FROM GOV. RULES & REGULATIONS	OTHERS	NOT STATED	TOTAL No. OF ESTAB.
MANUFACTURE OF FOOD PRODUCTS AND BEVERAGES .....	42,252	2,882	238	12,211	8,247	150	108	28,001	816	94,905
Production, processing and preserving of meat and meat products .....	126	-	-	34	-	-	-	-	-	160
Manufacture of vegetable and animal oils and fats ..	9	25	-	38	19	-	-	56	-	138
Manufacture of dairy products .....	15,720	578	38	2,301	2,092	28	20	6,340	251	27,368
Manufacture of bakery products .....	-	-	-	-	-	-	-	-	-	9
Manufacture of cocoa, chocolate and sugar confectionery .....	1,112	26	-	18	-	-	-	-	-	18
Manufacture of other food product n.e.c .....	3,833	648	200	138	259	-	-	405	11	1,951
Distilling, rectifying and blending of spirits; ethyl alcohol production from fermented materials..	21,452	1,605	-	2,012	2,678	41	-	9,467	-	18,879
Manufacture of malt liquors and malt .....	6	-	-	7,670	3,199	81	88	11,733	554	46,382
MANUFACTURE OF TOBACCO PRODUCTS .....	6	-	-	-	-	-	-	-	-	6
Manufacture of tobacco products .....	8,385	1,063	17	4,909	2,594	81	45	18,710	395	36,199
MANUFACTURE OF TEXTILES .....	6,217	547	17	3,280	2,160	53	45	16,621	395	29,335
Preparation and spinning of textile fibers; weaving of textiles .....	1,898	333	-	1,223	109	5	-	1,860	-	5,428
Manufacture of made-up textile articles, except apparel .....	47	165	-	46	62	-	-	73	-	393
Manufacture of carpets and rugs .....	12	18	-	-	-	-	-	51	-	81
Manufacture of cordage, rope, twine and netting .....	211	-	-	360	263	23	-	105	-	962
Manufacture of knitted and crocheted fabrics and articles .....	1,868	100	-	1,099	361	-	-	1,428	207	5,079
MANUFACTURE OF WEARING APPAREL; DRESSING AND DYING OF FUR .....	1,868	100	-	1,062	361	-	16	1,428	207	5,042
Manufacture of wearing apparel, except fur apparel..	55	396	-	37	267	-	16	1,428	207	5,042
Manufacture of articles of fur .....	5	-	-	9	9	-	2	127	49	1,038
TANNING AND DRESSING OF LEATHER, MANUFACTURE OF LUGGAGE, HANDBAGS, SADDLERY, HARNESS AND FOOTWEAR .....	17	376	-	115	258	-	-	28	-	51
Tanning and dressing of leather .....	33	20	-	18	-	-	2	55	41	864
Manufacture of luggage, handbags and the like, saddlery and harness .....	-	-	-	-	-	-	-	44	8	123
Manufacture of footwear .....	-	-	-	-	-	-	-	-	-	-

NUMBER OF ESTABLISHMENTS BY INDUSTRIAL GROUP AND TYPE OF FIRST REASON FOR NOT BEING FULLY OPERATIONAL DURING : 2001/2002 (1994 E.F.Y) - URBAN

TABLE 4.25B (Cont'd)

INDUSTRIAL GROUP	TYPE OF REASON									
	NEWLY ESTABLISHED	SHORTAGE OF SUPPLY OF RAW MATERIALS	SHORTAGE OF SUPPLY OF SPAREPARTS	ABSENCE OF MARKET DEMAND	LACK OF WORKING CAPITAL	FREQUENT EQUIPMENT /MACHINERY BREAKAGE	OBSTACLES FROM GOV. RULES & REGULATIONS	OTHERS	NOT STATED	TOTAL No. OF ESTAB.
MANUFACTURE OF WOOD AND OF PRODUCTS OF WOOD AND CORK, EXCEPT FURNITURE; MANUFACTURE OF ARTICLES OF STREW AND PLAITING MATERIALS .....	655	336	51	7,382	1,219	27	2	1,618	72	3,422
Sawmilling and planing of wood .....	86	34	-	-	11	-	-	11	-	144
Manufacture of builders' carpentry and joinery .....	36	4	-	9,211	120	-	-	-	-	51
Manufacture of wooden containers .....	118	8	80	37	4	5	-	39	200	206
Manufacture of other products of wood, manufacture of articles of cork, straw and plating materials ..	415	290	91	595	81	12	-	1,568	72	3,021
PUBLISHING, PRINTING AND REPRODUCTION OF RECORDED MEDIA	15	-	-	-	-	-	-	8	3	26
MANUFACTURE OF CHEMICALS AND CHEMICAL PRODUCTS .....	218	150	-	19	13	-	-	-	-	400
Manufacture of pharmaceuticals, medicinal chemicals and botanical products.....	218	150	-	19	13	-	-	-	-	400
Manufacture of other chemical products N.E.C .....	-	-	-	-	-	-	-	-	-	-
MANUFACTURE OF OTHER NON-METALLIC MINERAL PRODUCTS ...	368	317	845	589	36	-	-	1,240	-	2,550
Manufacture of glass and glass products.....	15	14	-	10	9	-	-	-	-	48
Manufacture of non-structural non-refractory ceramic ware .....	301	303	-	531	27	-	-	1,232	-	2,394
Manufacture of structural non-refractory clay and ceramic products .....	29	-	504	41	-	-	-	8	-	78
Manufacture of articles of concrete, cement and plaster .....	23	-	-	7	-	-	-	-	-	30
Cutting, shaping and finishing of stone .....	-	-	-	-	-	-	-	-	-	-
MANUFACTURE OF FABRICATED METAL PRODUCTS, EXCEPT MACHINERY AND EQUIPMENT .....	154	50	-	472	-	-	-	62	1	739
Manufacture of structural metal products .....	-	-	-	-	-	-	-	-	-	-
Treatment and coating of metals, general mechanical engineering on fee or contract basis .....	11	47	75	75	-	-	-	-	-	138
Manufacture of cutlery, hand tools and general hardware .....	143	3	-	397	-	-	-	57	1	601
MANUFACTURE OF FURNITURE; MANUFACTURING N.E.C. ....	1,651	88	-	569	137	-	5	801	-	3,251
Manufacture of furniture .....	1,648	86	-	307	137	-	-	777	-	2,960
Manufacture of jewellery and related articles .....	3	2	-	262	-	-	-	24	-	291
<b>T O T A L</b>	<b>55,627</b>	<b>5,382</b>	<b>255</b>	<b>20,653</b>	<b>11,751</b>	<b>231</b>	<b>178</b>	<b>51,995</b>	<b>1,543</b>	<b>147,615</b>
Percentages	37.68	3.65	0.17	13.99	7.96	0.16	0.12	35.22	1.05	

TABLE 4.25C

NUMBER OF ESTABLISHMENTS BY INDUSTRIAL GROUP AND TYPE OF FIRST REASON FOR NOT BEING FULLY OPERATIONAL DURING : 2001/2002 (1994 E.F.Y) - RURAL

INDUSTRIAL GROUP	TYPE OF REASON									TOTAL No. OF ESTAB.
	NEWLY ESTABLISHED	SHORTAGE OF SUPPLY OF RAW MATERIALS	SHORTAGE OF SUPPLY OF SPAREPARTS	ABSENCE OF MARKET DEMAND	LACK OF WORKING CAPITAL	FREQUENT EQUIPMENT /MACHINERY BREAKAGE	OBSTACLES FROM GOV. RULES & REGULATIONS	OTHERS	NOT STATED	
MANUFACTURE OF FOOD PRODUCTS AND BEVERAGES .....	47,327	32,201	1,496	34,155	14,786	870	57	40,462	2,106	173,460
Production, processing and preserving of meat and meat products .....	334	139	-	415	-	-	-	145	-	1,033
Manufacture of vegetable and animal oils and fats ..	13	115	-	11	51	-	-	20	20	230
Manufacture of dairy products .....	170	485	-	48	27	-	-	122	-	852
Manufacture of animal feed .....	-	5	-	-	-	-	-	-	-	5
Manufacture of bakery products .....	12,357	3,753	207	7,071	1,881	298	-	6,152	406	32,125
Manufacture of cocoa, chocolate and sugar confectionery .....	-	-	-	-	-	-	-	-	-	-
Manufacture of other food product n.e.c .....	527	284	-	318	83	-	-	-	-	-
Distilling, rectifying and blending of spirits; ethyl alcohol production from fermented materials..	12,482	17,535	812	11,818	8,930	464	-	262	17	1,491
Manufacture of malt liquors and malt .....	21,444	9,885	477	14,474	3,814	108	15	21,959	950	74,965
MANUFACTURE OF TOBACCO PRODUCTS .....	93	222	-	17	54	-	42	11,802	713	62,759
Manufacture of tobacco products.....	93	222	-	17	54	-	-	130	-	516
MANUFACTURE OF TEXTILES .....	10,042	15,386	277	13,438	4,595	163	-	130	-	516
Preparation and spinning of textile fibers; weaving of textiles .....	4,353	7,684	166	8,746	3,596	156	466	26,842	1,076	72,285
Manufacture of made-up textile articles, except apparel .....	286	225	-	805	84	5	-	18,758	395	44,281
Manufacture of carpets and rugs .....	2,786	6,143	90	2,643	728	5	-	721	28	2,154
Manufacture of cordage, rope, twine and netting .....	2,575	1,272	-	963	136	2	5	4,764	569	17,730
Manufacture of knitted and crocheted fabrics and articles .....	42	62	21	281	51	-	-	2,187	76	7,209
MANUFACTURE OF WEARING APPAREL; DRESSING AND DYING OF FUR .....	1,160	1,088	70	1,898	312	52	34	412	8	911
Manufacture of wearing apparel, except fur apparel..	1,115	985	70	1,803	213	52	29	1,399	78	6,086
Manufacture of articles of fur .....	45	103	-	95	99	29	-	906	78	5,251
TANNING AND DRESSING OF LEATHER, MANUFACTURE OF LUGGAGE, HANDBAGS, SADDLERY, HARNESS AND FOOTWEAR .....	403	1,744	14	668	229	30	-	493	-	835
Tanning and dressing of leather .....	203	997	14	284	209	30	-	2,314	120	5,522
Manufacture of luggage, handbags and the like, saddlery and harness .....	192	720	-	322	20	30	-	1,779	32	3,518
Manufacture of footwear .....	8	27	-	62	-	-	-	505	85	1,874
								30	3	130

NUMBER OF ESTABLISHMENTS BY INDUSTRIAL GROUP AND TYPE OF FIRST REASON FOR NOT BEING FULLY OPERATIONAL DURING : 2001/2002 (1994 E.F.Y.) - RURAL

TABLE 4.25C (Cont'd)

INDUSTRIAL GROUP	TYPE OF REASON									TOTAL No. OF ESTAB.
	NEWLY ESTABLISHED	SHORTAGE OF SUPPLY OF RAW MATERIALS	SHORTAGE OF SUPPLY OF SPAREPARTS	ABSENCE OF MARKET DEMAND	LACK OF WORKING CAPITAL	FREQUENT EQUIPMENT /MACHINERY BREAKAGE	OBSTACLES FROM GOV. RULES & REGULATIONS	OTHERS	NOT STATED	
MANUFACTURE OF WOOD AND OF PRODUCTS OF WOOD AND CORK, EXCEPT FURNITURE; MAUFACTURE OF ARTICLES OF STREW AND PLAITING MATERIALS .....	4,466	12,272	118	7,498	1,395	27	124	10,748	509	37,157
Sawmilling and planing of wood .....	925	1,829	25	1,054	3	15	54	1,195	87	5,187
Manufacture of builders' carpentry and joinery .....	51	269	-	533	39	-	13	282	21	1,208
Manufacture of wooden containers .....	97	379	2	60	35	-	39	216	-	828
Manufacture of other products of wood, manufacture of articles of cork, straw and plating materials ..	3,393	9,795	91	5,851	1,318	12	18	9,055	401	29,934
PUBLISHING, PRINTING AND REPRODUCTION OF RECORDED MEDIA	-	18	-	-	-	-	-	81	-	99
MANUFACTURE OF CHEMICALS AND CHEMICAL PRODUCTS .....	-	6	-	31	-	-	-	6	-	43
Manufacture of pharmaceuticals, medicinal chemicals and botanical products.....	-	6	-	31	-	-	-	6	-	43
Manufacture of other chemical products N.E.C .....	-	-	-	-	-	-	-	-	-	-
MANUFACTURE OF OTHER NON-METALLIC MINERAL PRODUCTS ...	3,860	10,072	262	8,664	389	425	19	26,620	418	50,729
Manufacture of glass and glass products.....	-	9	-	-	-	-	-	-	-	9
Manufacture of non-structural non-refractory ceramic ware .....	3,851	10,050	262	8,630	380	425	19	26,557	418	50,592
Manufacture of structural non-refractory clay and ceramic products .....	-	-	-	-	-	-	-	11	-	11
Manufacture of articles of concrete, cement and plaster .....	-	13	-	6	-	-	-	8	-	27
Cutting, shaping and finishing of stone .....	9	-	-	28	9	-	-	44	-	90
MANUFACTURE OF FABRICATED METAL PRODUCTS, EXCEPT MACHINERY AND EQUIPMENT .....	499	2,752	168	2,011	243	3	23	2,559	151	8,409
Manufacture of structural metal products .....	-	-	-	8	-	-	-	-	-	8
Treatment and coating of metals, general mechanical engineering on fee or contract basis .....	119	405	-	371	33	-	-	387	37	1,352
Manufacture of cutlery, hand tools and general hardware .....	380	2,347	168	1,632	210	3	23	2,172	114	7,049
MANUFACTURE OF FURNITURE; MANUFACTURING N.E.C. ....	819	2,344	39	1,390	175	70	66	1,799	93	6,795
Manufacture of furniture .....	805	2,154	39	1,239	175	48	66	1,688	92	6,306
Manufacture of jewellery and related articles .....	14	190	-	151	-	22	-	111	1	489
<b>T O T A L</b>	<b>68,669</b>	<b>78,105</b>	<b>2,444</b>	<b>69,770</b>	<b>22,178</b>	<b>1,640</b>	<b>784</b>	<b>112,960</b>	<b>4,551</b>	<b>361,101</b>
Percentages	19.02	21.63	.68	19.32	6.14	.45	.22	31.28	1.26	

NUMBER OF ESTABLISHMENTS BY INDUSTRIAL GROUP AND TYPE OF FIRST REASON PROBLEM FACED DURING  
THE SURVEY PERIOD : 2001/2002 (1994 E.F.Y) - COUNTRY LEVEL

TABLE 4.26A

INDUSTRIAL GROUP	TYPE OF PROBLEM											TOTAL No. OF ESTAB.
	ABSENCE OF MARKET DEMAND	SHORTAGE OF SUPPLY OF RAW MATERIALS	ACCESS TO CREDIT FACIL- ITIES	LACK OF WORKING CAPITAL	OBSTACLES FROM GOV. RULES AND REGU.	FREQUENT EQUIPMENT /MACHINERY BREAK&GE	LACK OF WORKING PREMISES	SOCIAL OBLIG- ATIONS	OTHER PROBLEM	NO PROBLEM FACED	NOT STATED	
MANUFACTURE OF FOOD PRODUCTS AND BEVERAGES .....	222,948	32,331	18,736	76,710	668	2,971	9,781	20,565	16,500	122,482	451	524,143
Production, processing and preserving of meat and meat products .....	620	94	56	174	-	26	33	147	63	392	-	1,605
Manufacture of vegetable and animal oils and fats ..	98	156	-	39	-	26	-	-	19	74	-	412
Manufacture of dairy products .....	101	189	2	33	-	-	9	10	19	683	-	1,046
Manufacture of animal feed .....	35	-	-	-	-	-	-	-	-	8	5	48
Manufacture of bakery products .....	50,444	6,126	4,876	18,220	177	1,055	3,267	4,310	3,566	24,798	160	116,999
Manufacture of cocoa, chocolate and sugar confectionery .....	1	-	-	-	-	-	-	5	-	41	-	47
Manufacture of other food product n.e.c .....	2,076	220	194	2,092	13	-	221	299	244	1,767	4	7,130
Distilling, rectifying and blending of spirits; ethyl alcohol production from fermented materials..	63,562	12,780	8,037	26,545	85	1,241	1,494	10,095	8,148	44,863	53	176,903
Manufacture of malt liquors and malt .....	106,011	12,766	5,571	29,607	393	623	4,752	5,704	4,441	49,856	229	219,953
MANUFACTURE OF TOBACCO PRODUCTS .....	221	71	72	154	-	-	44	82	18	305	-	967
Manufacture of tobacco products .....	221	71	72	154	-	-	44	82	18	305	-	967
MANUFACTURE OF TEXTILES .....	75,097	13,782	5,855	36,457	323	872	3,956	12,163	10,753	62,523	58	221,839
Preparation and spinning of textile fibers; weaving of textiles .....	56,858	6,903	4,577	31,963	293	793	3,461	8,885	9,082	39,528	56	162,399
Manufacture of made-up textile articles, except apparel .....	5,198	625	154	1,487	9	14	381	647	212	5,917	-	14,644
Manufacture of carpets and rugs .....	8,668	4,156	758	1,688	-	36	52	1,842	995	10,396	2	28,593
Manufacture of cordage, rope, twine and netting .....	3,641	1,940	332	697	21	29	36	560	361	5,167	-	12,784
Manufacture of knitted and crocheted fabrics and articles .....	732	158	34	622	-	-	26	229	103	1,515	-	3,419
MANUFACTURE OF WEARING APPAREL; DRESSING AND DYING OF FUR .....	10,797	1,140	374	2,909	312	109	1,755	659	1,067	5,015	-	24,137
Manufacture of wearing apparel, except fur apparel..	10,528	935	354	2,683	312	109	1,755	614	978	4,609	-	22,877
Manufacture of articles of fur .....	269	205	20	226	-	-	45	89	406	-	-	1,260
TANNING AND DRESSING OF LEATHER, MANUFACTURE OF LUGGAGE, HANDBAGS, SADDLERY, HARNESS AND FOOTWEAR ...	4,130	1,567	769	1,654	15	4	236	370	454	2,806	21	12,026
Tanning and dressing of leather .....	1,780	1,138	278	1,200	1	4	208	195	342	1,530	7	6,683
Manufacture of luggage, handbags and the like, saddlery and harness .....	1,587	371	475	312	14	-	-	148	107	1,179	-	4,193
Manufacture of footwear .....	763	58	16	142	-	-	-	28	27	97	14	1,150

NUMBER OF ESTABLISHMENTS BY INDUSTRIAL GROUP AND TYPE OF FIRST REASON PROBLEM FACED DURING THE SURVEY PERIOD : 2001/2002 (1994 E.F.Y) - COUNTRY LEVEL

TABLE 4.26A (Cont'd)

INDUSTRIAL GROUP	TYPE OF PROBLEM											TOTAL No. OF ESTAB.
	ABSENCE OF MARKET DEMAND	SHORTAGE OF SUPPLY OF RAW MATERIALS	ACCESS TO CREDIT FACILITIES	LACK OF WORKING CAPITAL	OBSTACLES FROM GOV. RULES AND REGULS	FREQUENT EQUIPEMENT /MACHINARY BREAK&GE	LACK OF WORKING PREMISES	SOCIAL REGU- ATIONS	OTHER PROBLEM	NO PROBLEM FACED	NOT STATED	
MANUFACTURE OF WOOD AND OF PRODUCTS OF WOOD AND CORK, EXCEPT FURNITURE; MAUFACTURE OF ARTICLES OF STREW AND PLAITING MATERIALS .....	16,463	8,290	1,643	5,179	925	329	237	4,432	2,383	20,475	96	60,452
Sawmilling and planing of wood .....	899	1,123	77	397	711	279	4	196	169	2,899	-	6,754
Manufacture of builders' carpentry and joinery .....	678	335	86	209	9	10	14	10	11	484	-	1,846
Manufacture of wooden containers .....	399	363	67	310	85	5	68	49	3	164	-	1,513
Manufacture of other products of wood, manufacture of articles of cork, straw and plating materials ..	14,487	6,469	1,413	4,263	120	35	151	4,177	2,200	16,928	96	50,339
PUBLISHING, PRINTING AND REPRODUCTION OF RECORDED MEDIA	38	34	15	6	-	-	-	8	18	77	-	196
MANUFACTURE OF CHEMICALS AND CHEMICAL PRODUCTS .....	541	168	20	19	11	-	10	29	-	317	-	1,115
Manufacture of pharmaceuticals, medicinal chemicals and botanical products.....	483	168	20	19	11	-	10	29	-	99	-	839
Manufacture of other chemical products N.E.C .....	58	-	-	-	-	-	-	-	-	218	-	276
MANUFACTURE OF OTHER NON-METALLIC MINERAL PRODUCTS ...	29,476	11,952	795	1,885	16	513	1,986	9,039	5,576	31,043	120	92,401
Manufacture of glass and glass products.....	50	-	-	32	-	-	13	-	-	12	-	107
Manufacture of non-structural non-refractory ceramic ware .....	29,188	11,910	795	1,822	16	513	1,898	9,011	5,532	30,975	116	91,776
Manufacture of structural non-refractory clay and ceramic products .....	52	19	-	-	-	-	8	-	4	41	-	124
Manufacture of articles of concrete, cement and plaster .....	61	21	-	2	-	-	19	8	5	8	4	128
Cutting, shaping and finishing of stone .....	125	2	-	29	-	-	48	20	35	7	-	266
MANUFACTURE OF FABRICATED METAL PRODUCTS, EXCEPT MACHINERY AND EQUIPMENT .....	6,345	3,466	592	3,007	17	131	418	577	585	5,649	-	20,787
Manufacture of structural metal products .....	52	-	-	-	-	-	-	-	-	8	-	60
Treatment and coating of metals, general mechanical engineering on fee or contract basis .....	931	611	67	441	9	123	231	61	782	-	-	3,256
Manufacture of cutlery, hand tools and general hardware .....	5,362	2,855	525	2,566	17	122	295	346	524	4,859	-	17,471
MANUFACTURE OF FURNITURE; MANUFACTURING N.E.C. ....	5,207	3,066	855	2,537	472	6	835	217	625	2,708	3	16,531
Manufacture of furniture .....	4,635	2,873	797	2,344	472	6	593	217	582	2,445	3	14,967
Manufacture of jewellery and related articles .....	572	193	58	193	-	-	242	-	43	263	-	1,564
T O T A L	371,263	75,867	29,726	130,517	2,759	4,935	19,258	48,141	37,979	253,400	749	974,594
Percentages	38.09	7.78	3.05	13.39	.28	.51	1.98	4.94	3.90	26.00	.08	

TABLE 4.26B

NUMBER OF ESTABLISHMENTS BY INDUSTRIAL GROUP AND TYPE OF FIRST REASON PROBLEM FACED DURING THE SURVEY PERIOD : 2001/2002 (1994 E.F.Y) - URBAN

INDUSTRIAL GROUP	TYPE OF PROBLEM											TOTAL No. OF ESTAB.
	ABSENCE OF MARKET DEMAND	SHORTAGE OF SUPPLY OF RAW MATERIALS	ACCESS TO CREDIT FACILITIES	LACK OF WORKING CAPITAL	OBSTACLES FROM GOV. RULES AND REGU.	FREQUENT EQUIPEMENT /MACHINERY BREAK&GE	LACK OF WORKING PREMISES	SOCIAL OBLIGATIONS	OTHER PROBLEM	NO PROBLEM FACED	NOT STATED	
MANUFACTURE OF FOOD PRODUCTS AND BEVERAGES .....	97,415	12,569	5,889	42,116	311	1,208	6,501	5,808	8,290	37,542	79	217,728
Production, processing and preserving of meat and meat products .....	116	32	-	9	-	-	-	-	15	17	-	189
Manufacture of vegetable and animal oils and fats ..	47	62	-	10	-	-	-	-	19	4	-	142
Manufacture of dairy products .....	35	12	-	4	-	-	-	-	-	-	-	16
Manufacture of bakery products .....	25,697	3,018	2,218	12,051	152	569	2,778	1,366	2,436	11,977	47	62,309
Manufacture of cocoa, chocolate and sugar confectionery .....	1	-	-	-	-	-	-	-	-	-	-	35
Manufacture of other food product n.e.c .....	1,531	107	102	1,578	13	-	5	-	-	41	-	47
Distilling, rectifying and blending of spirits; ethyl alcohol production from fermented materials..	16,206	3,962	1,477	11,148	-	-	185	166	185	650	4	4,521
Manufacture of malt liquors and malt .....	53,782	5,376	2,092	17,316	146	402	636	2,270	3,353	8,585	-	48,039
MANUFACTURE OF TOBACCO PRODUCTS .....	20	-	-	-	-	237	2,897	2,006	2,282	16,268	28	102,430
Manufacture of tobacco products .....	20	-	-	-	-	-	-	-	-	6	-	26
MANUFACTURE OF TEXTILES .....	33,682	4,328	1,657	21,603	155	342	3,238	3,749	6,434	25,467	13	100,668
Preparation and spinning of textile fibers; weaving of textiles .....	28,120	3,259	1,257	19,763	146	334	2,879	3,255	6,262	18,865	13	84,153
Manufacture of made-up textile articles, except apparel .....	3,974	292	114	1,140	9	8	336	353	94	4,955	-	11,275
Manufacture of carpets and rugs .....	1,243	732	278	96	-	-	-	38	32	502	-	2,921
Manufacture of cordage, rope, twine and netting .....	7	8	-	139	-	-	-	12	28	53	-	247
Manufacture of knitted and crocheted fabrics and articles .....	338	37	8	465	-	-	23	91	18	1,092	-	2,072
MANUFACTURE OF WEARING APPAREL; DRESSING AND DYING OF FUR .....	5,495	460	66	1,865	312	26	1,441	240	704	2,615	-	13,224
Manufacture of wearing apparel, except fur apparel..	5,495	423	66	1,865	312	26	1,441	240	704	2,615	-	13,187
Manufacture of articles of fur .....	-	37	-	-	-	-	-	-	-	-	-	37
TANNING AND DRESSING OF LEATHER, MANUFACTURE OF LUGGAGE, HANDBAGS, SADDLERY, HARNESS AND FOOTWEAR ...	1,388	359	245	223	-	-	-	-	16	349	-	2,681
Tanning and dressing of leather .....	198	293	9	-	-	-	101	-	11	100	-	684
Manufacture of luggage, handbags and the like, saddlery and harness .....	651	30	227	161	-	-	-	-	-	-	-	180
Manufacture of footwear .....	539	36	9	62	-	-	-	-	5	69	-	1,249

NUMBER OF ESTABLISHMENTS BY INDUSTRIAL GROUP AND TYPE OF FIRST REASON PROBLEM FACED DURING  
THE SURVEY PERIOD : 2001/2002 (1994 E.F.Y) - URBAN

TABLE 4.26B (Cont'd)

INDUSTRIAL GROUP	TYPE OF PROBLEM											
	ABSENCE OF MARKET DEMAND	SHORTAGE OF RAW MATERIALS	ACCESS TO CREDIT FACILITIES	LACK OF WORKING CAPITAL	OBSTACLES FROM GOV. RULES AND REGU.	FREQUENT EQUIPMENT /MACHINERY BREAK&GE	LACK OF WORKING PREMISES	SOCIAL REGU- ATIONS	OTHER PROBLEM	NO PROBLEM FACED	NOT STATED	TOTAL No. OF ESTAB.
MANUFACTURE OF WOOD AND OF PRODUCTS OF WOOD AND CORK, EXCEPT FURNITURE; MAUFACTURE OF ARTICLES OF STREW AND PLAITING MATERIALS .....	1,892	806	221	991	92	9	71	274	512	1,853	-	6,721
Sawmilling and planing of wood .....	104	-	-	11	39	-	1	-	-	37	-	192
Manufacture of builders' carpentry and joinery .....	54	-	-	11	-	-	11	-	-	-	-	76
Manufacture of wooden containers .....	80	29	54	67	39	-	41	9	-	10	-	329
Manufacture of other products of wood, manufacture of articles of cork, straw and plating materials ..	1,654	777	167	902	14	9	18	265	512	1,806	-	6,124
PUBLISHING, PRINTING AND REPRODUCTION OF RECORDED MEDIA	8	16	-	6	-	-	-	8	-	11	-	49
MANUFACTURE OF CHEMICALS AND CHEMICAL PRODUCTS .....	491	130	-	19	11	-	-	-	-	261	-	912
Manufacture of pharmaceuticals, medicinal chemicals and botanical products.....	433	130	-	19	11	-	-	-	-	43	-	636
Manufacture of other chemical products M.E.C .....	58	-	-	-	-	-	-	-	-	218	-	276
MANUFACTURE OF OTHER NON-METALLIC MINERAL PRODUCTS ...	1,820	1,483	43	348	-	-	829	168	408	1,621	-	6,720
Manufacture of glass and glass products.....	50	-	-	32	-	-	13	-	-	-	-	95
Manufacture of non-structural non-refractory ceramic ware .....	1,696	1,469	43	316	-	-	793	168	404	1,580	-	6,469
Manufacture of structural non-refractory clay and ceramic products .....	41	-	-	-	-	-	8	-	4	41	-	94
Manufacture of articles of concrete, cement and plaster .....	16	14	-	-	-	-	8	-	-	-	-	38
Cutting, shaping and finishing of stone .....	17	-	-	-	-	-	7	-	-	-	-	24
MANUFACTURE OF FABRICATED METAL PRODUCTS, EXCEPT MACHINERY AND EQUIPMENT .....	738	234	59	747	13	9	299	96	150	866	-	3,211
Manufacture of structural metal products .....	-	-	-	-	-	-	-	-	-	-	-	-
Treatment and coating of metals, general mechanical engineering on fee or contract basis .....	120	37	34	92	-	9	118	61	13	117	-	601
Manufacture of cutlery, hand tools and general hardware .....	618	197	25	655	13	-	181	35	137	749	-	2,610
MANUFACTURE OF FURNITURE; MANUFACTURING N.E.C. ....	1,501	798	553	1,327	279	-	823	26	28	663	-	5,998
Manufacture of furniture .....	1,444	779	551	1,201	279	-	581	26	-	491	-	5,352
Manufacture of jewellery and related articles .....	57	19	2	126	-	-	242	-	28	172	-	646
<b>T O T A L</b>	<b>144,450</b>	<b>21,183</b>	<b>8,733</b>	<b>69,245</b>	<b>1,173</b>	<b>1,594</b>	<b>13,303</b>	<b>10,369</b>	<b>16,542</b>	<b>71,254</b>	<b>92</b>	<b>357,938</b>
Percentages	40.36	5.92	2.44	19.35	0.33	0.45	3.72	2.90	4.62	19.91	0.03	

TABLE 4.26C

NUMBER OF ESTABLISHMENTS BY INDUSTRIAL GROUP AND TYPE OF FIRST REASON PROBLEM FACED DURING THE SURVEY PERIOD : 2001/2002 (1994 E.F.Y.) - RURAL

INDUSTRIAL GROUP	TYPE OF PROBLEM											TOTAL No. OF ESTAB.
	ABSENCE OF MARKET DEMAND	SHORTAGE OF SUPPLY OF RAW MATERIALS	ACCESS TO CREDIT FACILITIES	LACK OF WORKING CAPITAL	OBSTACLES FROM GOV. RULES AND REGU.	FREQUENT EQUIPMENT /MACHINERY BREAK&GE	LACK OF WORKING PREMISES	SOCIAL OBLIGATIONS	OTHER PROBLEM	NO PROBLEM FACED	NOT STATED	
MANUFACTURE OF FOOD PRODUCTS AND BEVERAGES	125,531	19,761	12,847	34,592	358	1,763	3,280	14,756	8,210	84,940	372	306,410
Production, processing and preserving of meat and meat products	503	62	56	165	-	26	33	147	48	375	-	1,415
Manufacture of vegetable and animal oils and fats	51	93	-	29	-	-	-	-	-	69	-	268
Manufacture of dairy products	101	177	2	28	-	-	9	10	19	683	-	1,029
Manufacture of animal feed	-	-	-	-	-	-	-	-	-	8	5	13
Manufacture of bakery products	24,747	3,108	2,657	6,168	25	486	489	2,944	1,130	12,821	113	54,688
Manufacture of cocoa, chocolate and sugar confectionery	-	-	-	-	-	-	-	-	-	-	-	-
Manufacture of other food product n.e.c	544	113	92	514	-	-	-	-	-	-	-	-
Distilling, rectifying and blending of spirits; ethyl alcohol production from fermented materials..	47,356	8,818	6,560	15,397	85	839	858	7,825	4,795	36,279	53	128,865
Manufacture of malt liquors and malt	52,229	7,390	3,480	12,291	248	386	1,855	3,697	2,159	33,588	201	117,524
MANUFACTURE OF TOBACCO PRODUCTS	200	71	72	154	-	-	44	82	18	298	-	939
Manufacture of tobacco products	200	71	72	154	-	-	44	82	18	298	-	939
MANUFACTURE OF TEXTILES	41,417	9,452	4,198	14,853	168	530	718	8,414	4,319	37,054	45	121,168
Preparation and spinning of textile fibers; weaving of textiles	28,739	3,644	3,320	12,200	147	459	582	5,630	2,820	20,662	43	78,246
Manufacture of made-up textile articles, except apparel	1,224	333	40	347	-	6	45	293	118	961	-	3,367
Manufacture of carpets and rugs	7,426	3,424	480	1,592	-	36	52	1,804	963	9,894	2	25,673
Manufacture of cordage, rope, twine and netting	3,634	1,931	332	557	21	29	36	549	333	5,114	-	12,536
Manufacture of knitted and crocheted fabrics and articles	394	120	26	157	-	-	3	138	85	423	-	1,346
MANUFACTURE OF WEARING APPAREL; DRESSING AND DYING OF FUR	5,302	680	308	1,044	-	83	315	419	363	2,400	-	10,914
Manufacture of wearing apparel, except fur apparel..	5,033	512	288	818	-	83	315	374	274	1,994	-	9,691
Manufacture of articles of fur	269	168	20	226	-	-	-	45	89	406	-	1,223
TANNING AND DRESSING OF LEATHER, MANUFACTURE OF LUGGAGE, HANDBAGS, SADDLERY, HARNESS AND FOOTWEAR	2,742	1,207	524	1,431	15	4	135	370	438	2,456	21	9,343
Tanning and dressing of leather	1,582	844	269	1,200	-	-	-	195	331	1,430	7	5,998
Manufacture of luggage, handbags and the like, saddlery and harness	936	341	248	151	14	-	-	148	107	999	-	2,944
Manufacture of footwear	224	22	7	80	-	-	-	27	-	27	14	401

NUMBER OF ESTABLISHMENTS BY INDUSTRIAL GROUP AND TYPE OF FIRST REASON PROBLEM FACED DURING THE SURVEY PERIOD : 2001/2002 (1994 E.F.Y) - RURAL

TABLE 4.26c (Cont'd)

INDUSTRIAL GROUP	TYPE OF PROBLEM											TOTAL No. OF ESTAB.
	ABSENCE OF MARKET DEMAND	SHORTAGE OF SUPPLY OF RAW MATERIALS	ACCESS TO CREDIT FACILITIES	LACK OF WORKING CAPITAL	OBSTACLES FROM GOV. RULES AND REGU.	FREQUENT EQUIPEMENT /MACHINARY BREAK&GE	LACK OF WORKING PREMISES	SOCIAL REGU- ATIONS	OTHER PROBLEM	NO PROBLEM FACED	NOT STATED	
MANUFACTURE OF WOOD AND PRODUCTS OF WOOD AND CORK, EXCEPT FURNITURE; MANUFACTURE OF ARTICLES OF STREW AND PLAITING MATERIALS .....	14,572	7,483	1,422	4,186	834	320	167	4,158	1,871	18,621	96	53,730
Sawmilling and planing of wood .....	795	1,123	77	386	672	279	3	196	169	2,862	-	6,562
Manufacture of builders' carpentry and joinery .....	625	335	86	197	9	10	3	10	11	484	-	1,770
Manufacture of wooden containers .....	319	333	13	243	46	5	28	40	3	154	-	1,184
Manufacture of other products of wood, manufacture of articles of cork, straw and plating materials ..	12,833	5,692	1,246	3,360	107	26	133	3,912	1,688	15,121	96	44,214
PUBLISHING, PRINTING AND REPRODUCTION OF RECORDED MEDIA	30	18	15	-	-	-	-	-	18	66	-	147
MANUFACTURE OF CHEMICALS AND CHEMICAL PRODUCTS .....	50	37	20	-	-	-	10	29	-	57	-	203
Manufacture of pharmaceuticals, medicinal chemicals and botanical products.....	50	37	20	-	-	-	10	29	-	57	-	203
Manufacture of other chemical products N.E.C .....	-	-	-	-	-	-	-	-	-	-	-	-
MANUFACTURE OF OTHER NON-METALLIC MINERAL PRODUCTS ....	27,656	10,468	753	1,537	16	513	1,158	8,871	5,169	29,422	120	85,683
Manufacture of glass and glass products.....	-	-	-	-	-	-	-	-	-	12	-	12
Manufacture of non-structural non-refractory ceramic ware .....	27,492	10,441	753	1,506	16	513	1,105	8,843	5,129	29,395	116	85,309
Manufacture of structural non-refractory clay and ceramic products .....	11	19	-	-	-	-	-	-	-	-	-	30
Manufacture of articles of concrete, cement and plaster .....	45	6	-	2	-	-	11	8	5	8	4	89
Cutting, shaping and finishing of stone .....	108	2	-	29	-	-	42	20	35	7	-	243
MANUFACTURE OF FABRICATED METAL PRODUCTS, EXCEPT MACHINERY AND EQUIPMENT .....	5,607	3,231	533	2,260	4	122	119	481	436	4,783	-	17,576
Manufacture of structural metal products .....	52	-	-	-	-	-	-	-	-	8	-	60
Treatment and coating of metals, general mechanical engineering on fee or contract basis .....	811	573	33	349	-	-	5	170	49	665	-	2,655
Manufacture of cutlery, hand tools and general hardware .....	4,744	2,658	500	1,911	4	122	114	311	387	4,110	-	14,861
MANUFACTURE OF FURNITURE; MANUFACTURING N.E.C. ....	3,705	2,268	302	1,209	193	6	12	191	597	2,046	3	10,532
Manufacture of furniture .....	3,191	2,094	246	1,143	193	6	12	191	582	1,955	3	9,616
Manufacture of jewellery and related articles .....	514	174	56	66	-	-	-	-	15	91	-	916
T O T A L	226,812	54,676	20,994	61,266	1,588	3,341	5,958	37,771	21,439	182,143	657	616,645
Percentages	36.78	8.87	3.40	9.94	.26	.54	.97	6.13	3.48	29.54	.11	

TABLE 4.27A

 NUMBER OF ESTABLISHMENTS BY INDUSTRIAL GROUP AND NATURE OF  
 MAJOR FUTURE PLAN: 2001/2002 (1994 E.F.Y) COUNTRY LEVEL

INDUSTRIAL GROUP	Maintain current production level		Expand capacity		Reduce capacity		Others		Total	
	No.	%	No.	%	No.	%	No.	%	No.	%
MANUFACTURE OF FOOD PRODUCTS AND BEVERAGES	116,860	26.12	311,367	69.60	15,488	3.46	3,649	.82	447,364	100.00
Production, processing and preserving of meat and meat products	206	14.14	1,246	85.52	5	.34	-	-	1,457	100.00
Manufacture of vegetable and animal oils and fats	144	39.02	216	58.54	9	2.44	-	-	369	100.00
Manufacture of dairy products	570	58.16	370	37.76	40	4.08	-	-	980	100.00
Manufacture of animal feed	35	72.92	13	27.08	-	-	-	-	48	100.00
Manufacture of bakery products	22,333	23.01	71,280	73.45	-	-	-	-	97,048	100.00
Manufacture of cocoa, chocolate and sugar confectionery	25	58.14	18	41.86	2,795	2.88	640	.66	43	100.00
Manufacture of other food product n.e.c.	1,046	19.33	4,215	77.88	-	-	-	-	5,412	100.00
Distilling, rectifying and blending of spirits; ethyl alcohol production from fermented materials	43,423	28.85	99,478	66.09	134	2.48	17	.31	150,525	100.00
Manufacture of malt liquors and malt	49,078	25.63	134,531	70.26	6,763	4.49	861	.57	191,482	100.00
MANUFACTURE OF TOBACCO PRODUCTS	-	-	-	-	5,742	3.00	2,131	1.11	-	-
Manufacture of tobacco products	125	15.23	608	74.06	88	10.72	-	-	821	100.00
MANUFACTURE OF TEXTILES	16,700	32.88	32,275	63.55	1,391	2.74	424	.83	50,790	100.00
Preparation and spinning of textile fibers; weaving of textiles	4,042	31.11	8,399	64.65	516	3.97	35	.27	12,992	100.00
Manufacture of made-up textile articles, except apparel	7,870	31.26	16,430	65.26	543	2.16	334	1.33	25,177	100.00
Manufacture of carpets and rugs	3,910	39.64	5,624	57.01	276	2.80	55	.56	9,865	100.00
Manufacture of cordage, rope, twine and netting and articles	878	31.86	1,822	66.11	56	2.03	-	-	2,756	100.00
MANUFACTURE OF WEARING APPAREL; DRESSING AND DYING OF FUR	5,598	27.28	14,527	70.78	232	1.13	167	.81	20,524	100.00
Manufacture of wearing apparel, except fur apparel	906	75.75	290	24.25	-	-	-	-	1,196	100.00
TANNING AND DRESSING OF LEATHER, MANUFACTURE OF LUGGAGE, HANDBAGS, SADDLERY, HARNESS AND FOOTWEAR	2,960	28.29	7,163	68.46	271	2.59	69	.66	10,463	100.00
Tanning and dressing of leather	2,090	35.53	3,546	60.28	191	3.25	56	.95	5,883	100.00
Manufacture of luggage, handbags and the like, saddlery and harness	538	14.82	3,015	83.03	65	1.79	13	.36	3,631	100.00
Manufacture of footwear	332	34.98	602	63.44	15	1.58	-	-	949	100.00

NUMBER OF ESTABLISHMENTS BY INDUSTRIAL GROUP AND NATURE OF  
MAJOR FUTURE PLAN: 2002/2003 (1995 E.F.Y) COUNTRY LEVEL

TABLE 4.27A (Cont'd)

INDUSTRIAL GROUP	Maintain current production level		Expand capacity		Reduce capacity		Others		Total	
	No.	%	No.	%	No.	%	No.	%	No.	%
MANUFACTURE OF WOOD AND OF PRODUCTS OF WOOD AND CORK, EXCEPT FURNITURE; MANUFACTURE OF ARTICLES OF STREW AND PLAITING MATERIALS .....	15,152	28.96	33,990	64.97	2,982	5.70	191	.37	52,315	100.00
Sawmilling and planing of wood .....	1,037	20.27	3,860	75.43	151	2.95	69	1.35	5,117	100.00
Manufacture of builders' carpentry and joinery .....	278	15.55	1,432	80.09	78	4.36	-	-	1,788	100.00
Manufacture of wooden containers .....	245	17.60	1,101	79.09	27	1.94	19	1.36	1,392	100.00
Manufacture of other products of wood, manufacture of articles of cork, straw and plating materials ..	13,592	30.88	27,597	62.69	2,726	6.19	103	.23	44,018	100.00
MANUFACTURE OF CHEMICALS AND CHEMICAL PRODUCTS .....	59	33.91	85	48.85	15	8.62	15	8.62	174	100.00
Manufacture of pharmaceuticals, medicinal chemicals and botanical products.....	-	-	-	-	-	-	-	-	-	-
MANUFACTURE OF OTHER NON-METALLIC MINERAL PRODUCTS ...	31,648	37.70	47,623	56.74	4,279	5.10	388	.46	83,938	100.00
Manufacture of glass and glass products.....	-	-	233	100.00	-	-	-	-	233	100.00
Manufacture of non-structural non-refractory ceramic ware .....	-	-	-	-	-	-	-	-	-	-
Manufacture of structural non-refractory clay and ceramic products .....	18	17.82	83	82.18	-	-	-	-	101	100.00
Manufacture of articles of concrete, cement and plaster .....	31,611	37.86	47,213	56.55	4,279	5.13	388	.46	83,491	100.00
Cutting, shaping and finishing of stone .....	19	16.81	94	83.19	-	-	-	-	113	100.00
MANUFACTURE OF BASIC METALS .....	135	45.45	145	48.82	17	5.72	-	-	297	100.00
Manufacture of basic precious and non-ferrous metals	122	71.76	45	26.47	3	1.76	-	-	170	100.00
MANUFACTURE OF FABRICATED METAL PRODUCTS, EXCEPT MACHINERY AND EQUIPMENT .....	4,136	22.20	13,986	75.06	405	2.17	105	.56	18,632	100.00
Manufacture of structural metal products .....	13	21.67	47	78.33	-	-	-	-	60	100.00
Treatment and coating of metals, general mechanical engineering on fee or contract basis .....	546	19.24	2,179	76.78	99	3.49	14	.49	2,838	100.00
Manufacture of cutlery, hand tools and general hardware .....	3,577	22.73	11,760	74.74	306	1.94	91	.58	15,734	100.00
MANUFACTURE OF FURNITURE; MANUFACTURING N.E.C. ....	1,927	13.24	12,171	83.60	334	2.29	127	.87	14,559	100.00
Manufacture of furniture .....	1,813	13.72	11,008	83.30	267	2.02	127	.96	13,215	100.00
Manufacture of jewellery and related articles .....	114	8.48	1,163	86.53	67	4.99	-	-	1,344	100.00
<b>T O T A L</b>	<b>195,300</b>	<b>27.90</b>	<b>473,940</b>	<b>67.72</b>	<b>25,502</b>	<b>3.64</b>	<b>5,135</b>	<b>.73</b>	<b>699,877</b>	<b>100.00</b>
Percentage	27.90	.40	67.72	.97	3.64	.05	.73	.01	100.00	1.43

TABLE 4.27B

 NUMBER OF ESTABLISHMENTS BY INDUSTRIAL GROUP AND NATURE OF  
 MAJOR FUTURE PLAN: 2001/2002 (1994 E.F.Y) URBAN

## INDUSTRIAL GROUP

	Maintain current production level		Expand capacity		Reduce capacity		Others		Total	
	No.	%	No.	%	No.	%	No.	%	No.	%
<b>MANUFACTURE OF FOOD PRODUCTS AND BEVERAGES</b>	50,750	28.58	118,538	66.75	6,309	3.55	1,995	1.12	177,592	100.00
Production, processing and preserving of meat and meat products	64	42.95	85	57.05	-	-	-	-	149	100.00
Manufacture of vegetable and animal oils and fats	19	15.45	104	84.55	-	-	-	-	123	100.00
Manufacture of dairy products	-	-	17	100.00	-	-	-	-	17	100.00
Manufacture of grain mill products	35	100.00	-	-	-	-	-	-	35	100.00
Manufacture of animal feed	12,387	25.25	34,489	70.31	-	-	-	-	49,051	100.00
Manufacture of bakery products	25	58.14	18	41.86	1,850	3.77	325	.66	43	100.00
Manufacture of cocoa, chocolate and sugar confectionery	726	22.18	2,411	73.66	119	3.64	-	-	43	100.00
Manufacture of other food product n.e.c	13,009	33.71	24,026	62.26	1,292	3.35	17	.52	3,273	100.00
Distilling, rectifying and blending of spirits; ethyl alcohol production from fermented materials	24,485	28.37	57,388	66.49	3,048	3.53	262	.68	38,589	100.00
Manufacture of malt liquors and malt	-	-	-	-	-	-	1,391	1.61	86,312	100.00
<b>MANUFACTURE OF TOBACCO PRODUCTS</b>	20	76.92	6	23.08	-	-	-	-	26	100.00
Manufacture of tobacco products	4,607	31.33	9,540	64.87	538	3.66	-	-	14,707	100.00
<b>MANUFACTURE OF TEXTILES</b>	3,114	31.02	6,402	63.76	502	5.00	22	.22	10,040	100.00
Preparation and spinning of textile fibers; weaving of textiles	976	33.78	1,913	66.22	-	-	-	-	2,889	100.00
Manufacture of made-up textile articles, except apparel	40	27.40	106	72.60	-	-	-	-	146	100.00
Manufacture of carpets and rugs	477	29.23	1,119	68.57	36	2.21	-	-	1,632	100.00
Manufacture of cordage, rope, twine and netting	-	-	-	-	-	-	-	-	-	-
Manufacture of knitted and crocheted fabrics and articles	3,160	30.15	7,223	68.92	89	.85	9	.09	10,481	100.00
<b>MANUFACTURE OF WEARING APPAREL; DRESSING AND DYING OF FUR</b>	37	100.00	-	-	-	-	-	-	37	100.00
Manufacture of wearing apparel, except fur apparel	488	22.16	1,640	74.48	74	3.36	-	-	2,202	100.00
<b>TANNING AND DRESSING OF LEATHER, MANUFACTURE OF LUGGAGE, HANDBAGS, SADDLERY, HARNESS AND FOOTWEAR</b>	156	22.87	505	74.05	21	3.08	-	-	682	100.00
Tanning and dressing of leather	50	5.24	867	90.79	38	3.98	-	-	955	100.00
Manufacture of luggage, handbags and the like, saddlery and harness	282	49.91	268	47.43	15	2.65	-	-	565	100.00
Manufacture of footwear	-	-	-	-	-	-	-	-	-	-

NUMBER OF ESTABLISHMENTS BY INDUSTRIAL GROUP AND NATURE OF  
 MAJOR FUTURE PLAN: 2002/2003 (1995 E.F.Y) URBAN

TABLE 4.27B (Cont'd)

INDUSTRIAL GROUP	Maintain current production level		Expand capacity		Reduce capacity		Others		Total	
	No.	%	No.	%	No.	%	No.	%	No.	%
MANUFACTURE OF WOOD AND OF PRODUCTS OF WOOD AND CORK, EXCEPT FURNITURE; MAUFACTURE OF ARTICLES OF STREW AND PLAITING MATERIALS .....	2,061	38.54	2,592	48.48	607	11.35	87	1.63	5,347	100.00
Sawmilling and planing of wood .....	35	77.78	10	22.22	-	-	-	-	45	100.00
Manufacture of builders' carpentry and joinery .....	-	-	76	100.00	-	-	-	-	76	100.00
Manufacture of wooden containers .....	71	31.56	135	60.00	-	-	19	8.44	225	100.00
Manufacture of other products of wood, manufacture of articles of cork, straw and plating materials .....	1,955	39.09	2,371	47.41	607	12.14	68	1.36	5,001	100.00
MANUFACTURE OF CHEMICALS AND CHEMICAL PRODUCTS .....	8	19.05	34	80.95	-	-	-	-	42	100.00
Manufacture of pharmaceuticals, medicinal chemicals and botanical products.....	-	-	-	-	-	-	-	-	-	-
MANUFACTURE OF OTHER NON-METALLIC MINERAL PRODUCTS .....	2,054	33.11	3,924	63.25	179	2.89	47	.76	6,204	100.00
Manufacture of glass and glass products.....	-	-	233	100.00	-	-	-	-	233	100.00
Manufacture of non-structural non-refractory ceramic ware .....	-	-	-	-	-	-	-	-	-	-
Manufacture of structural non-refractory clay and ceramic products .....	18	20.22	71	79.78	-	-	-	-	89	100.00
Manufacture of articles of concrete, cement and plaster .....	2,036	35.18	3,526	60.92	179	3.09	47	.81	5,788	100.00
Cutting, shaping and finishing of stone .....	-	-	94	100.00	-	-	-	-	94	100.00
MANUFACTURE OF BASIC METALS .....	17	30.91	38	69.09	-	-	-	-	55	100.00
Manufacture of basic precious and non-ferrous metals .....	17	100.00	-	-	-	-	-	-	17	100.00
MANUFACTURE OF FABRICATED METAL PRODUCTS, EXCEPT MACHINERY AND EQUIPMENT .....	330	12.04	2,370	86.46	12	.44	29	1.06	2,741	100.00
Manufacture of structural metal products .....	-	-	-	-	-	-	-	-	-	-
Treatment and coating of metals, general mechanical engineering on fee or contract basis .....	37	6.29	540	91.84	-	-	11	1.87	588	100.00
Manufacture of cutlery, hand tools and general hardware .....	293	13.61	1,830	85.00	12	.56	18	.84	2,153	100.00
MANUFACTURE OF FURNITURE; MANUFACTURING N.E.C. ....	455	8.71	4,738	90.75	14	.27	14	.27	5,221	100.00
Manufacture of furniture .....	413	8.78	4,263	90.63	14	.30	14	.30	4,704	100.00
Manufacture of jewellery and related articles .....	42	8.12	475	91.88	-	-	-	-	517	100.00
T O T A L	63,950	28.47	150,643	67.07	7,822	3.48	2,203	.98	224,618	100.00
Percentage	28.47	1.27	67.07	2.99	3.48	.15	.98	.04	100.00	4.45

TABLE 4.27C NUMBER OF ESTABLISHMENTS BY INDUSTRIAL GROUP AND NATURE OF MAJOR FUTURE PLAN: 2001/2002 (1994 E.F.Y) RURAL

INDUSTRIAL GROUP	Maintain current production level		Expand capacity		Reduce capacity		Others		Total	
	No.	%	No.	%	No.	%	No.	%	No.	%
<b>MANUFACTURE OF FOOD PRODUCTS AND BEVERAGES</b>										
Production, processing and preserving of meat and meat products	66,108	24.51	192,829	71.48	9,180	3.40	1,654	.61	269,771	100.00
Manufacture of vegetable and animal oils and fats	142	10.86	1,161	88.76	5	.38	-	-	1,308	100.00
Manufacture of dairy products	125	50.81	112	45.53	9	3.66	-	-	246	100.00
Manufacture of grain mill products	570	59.19	353	36.66	40	4.15	-	-	963	100.00
Manufacture of animal feed	-	-	13	100.00	-	-	-	-	13	100.00
Manufacture of bakery products	9,945	20.72	36,791	76.65	946	1.97	-	-	47,997	100.00
Manufacture of cocoa, chocolate and sugar confectionery	-	-	-	-	-	-	315	.66	-	-
Manufacture of other food product n.e.c	320	14.96	1,804	84.34	-	-	-	-	-	-
Distilling, rectifying and blending of spirits; ethyl alcohol production from fermented materials	30,414	27.17	75,452	67.41	15	.70	-	-	2,139	100.00
Manufacture of malt liquors and malt	24,592	23.38	77,143	73.35	5,471	4.89	599	.54	111,936	100.00
<b>MANUFACTURE OF TOBACCO PRODUCTS</b>										
Manufacture of tobacco products	105	13.21	602	75.72	2,694	2.56	740	.70	105,169	100.00
<b>MANUFACTURE OF TEXTILES</b>										
Preparation and spinning of textile fibers; weaving of textiles	12,092	33.51	22,736	63.01	88	11.07	-	-	795	100.00
Manufacture of made-up textile articles, except apparel	927	31.41	1,997	67.67	853	2.36	402	1.11	36,083	100.00
Manufacture of carpets and rugs	6,894	30.93	14,518	65.14	14	.47	13	.44	2,951	100.00
Manufacture of cordage, rope, twine and netting	3,870	39.82	5,518	56.78	543	2.44	334	1.50	22,289	100.00
Manufacture of knitted and crocheted fabrics and articles	401	35.68	703	62.54	276	2.84	55	.57	9,719	100.00
<b>MANUFACTURE OF WEARING APPAREL; DRESSING AND DYING OF FUR</b>										
Manufacture of wearing apparel, except fur apparel	2,436	24.26	7,304	72.74	20	1.78	-	-	1,124	100.00
Tanning and dressing of leather	868	74.96	290	25.04	143	1.42	158	1.57	10,041	100.00
<b>TANNING AND DRESSING OF LEATHER, MANUFACTURE OF LUGGAGE, HANDBAGS, SADDLERY, HARNESS AND FOOTWEAR</b>										
Tanning and dressing of leather	2,472	29.92	5,524	66.86	-	-	-	-	1,158	100.00
Manufacture of luggage, handbags and the like, saddlery and harness	1,934	37.19	3,042	58.49	197	2.38	69	.84	8,262	100.00
Manufacture of footwear	488	18.24	2,147	80.23	169	3.25	56	1.08	5,201	100.00
	50	12.99	335	87.01	28	1.05	13	.49	2,676	100.00
									385	100.00

NUMBER OF ESTABLISHMENTS BY INDUSTRIAL GROUP AND NATURE OF  
MAJOR FUTURE PLAN: 2002/2003 (1995 E.F.Y) RURAL

TABLE 4.27C (Cont'd)

INDUSTRIAL GROUP	Maintain current production level		Expand capacity		Reduce capacity		Others		Total	
	No.	%	No.	%	No.	%	No.	%	No.	%
MANUFACTURE OF WOOD AND OF PRODUCTS OF WOOD AND CORK, EXCEPT FURNITURE; MANUFACTURE OF ARTICLES OF STREW AND PLAITING MATERIALS .....	13,091	27.87	31,396	66.85	2,376	5.06	105	.22	46,968	100.00
Sawmilling and planing of wood .....	1,002	19.76	3,850	75.91	151	2.98	69	1.36	5,072	100.00
Manufacture of builders' carpentry and joinery .....	278	16.25	1,355	79.19	78	4.56	-	-	1,711	100.00
Manufacture of wooden containers .....	173	14.84	966	82.85	27	2.32	-	-	1,166	100.00
Manufacture of other products of wood, manufacture of articles of cork, straw and plating materials ..	11,638	29.83	25,225	64.65	2,120	5.43	36	.09	39,019	100.00
MANUFACTURE OF CHEMICALS AND CHEMICAL PRODUCTS .....	51	38.64	51	38.64	15	11.36	15	11.36	132	100.00
Manufacture of pharmaceuticals, medicinal chemicals and botanical products.....	-	-	-	-	-	-	-	-	-	-
MANUFACTURE OF OTHER NON-METALLIC MINERAL PRODUCTS ...	29,595	38.07	43,699	56.22	4,100	5.27	341	.44	77,735	100.00
Manufacture of glass and glass products.....	-	-	-	-	-	-	-	-	-	-
Manufacture of non-structural non-refractory ceramic ware .....	-	-	-	-	-	-	-	-	-	-
Manufacture of structural non-refractory clay and ceramic products .....	-	-	12	100.00	-	-	-	-	12	100.00
Manufacture of articles of concrete, cement and plaster .....	29,576	38.06	43,687	56.22	4,100	5.28	341	.44	77,704	100.00
Cutting, shaping and finishing of stone .....	19	100.00	-	-	-	-	-	-	19	100.00
MANUFACTURE OF BASIC METALS .....	118	48.56	108	44.44	17	7.00	-	-	243	100.00
Manufacture of basic precious and non-ferrous metals	105	68.63	45	29.41	3	1.96	-	-	153	100.00
MANUFACTURE OF FABRICATED METAL PRODUCTS, EXCEPT MACHINERY AND EQUIPMENT .....	3,806	23.95	11,616	73.10	393	2.47	76	.48	15,891	100.00
Manufacture of structural metal products .....	13	21.67	47	78.33	-	-	-	-	60	100.00
Treatment and coating of metals, general mechanical engineering on fee or contract basis .....	509	22.62	1,639	72.84	99	4.40	3	.13	2,250	100.00
Manufacture of cutlery, hand tools and general hardware .....	3,284	24.18	9,930	73.12	294	2.16	73	.54	13,581	100.00
MANUFACTURE OF FURNITURE; MANUFACTURING N.E.C. ....	1,471	15.75	7,433	79.60	321	3.44	113	1.21	9,338	100.00
Manufacture of furniture .....	1,400	16.45	6,745	79.24	254	2.98	113	1.33	8,512	100.00
Manufacture of jewelry and related articles .....	71	8.60	688	83.29	67	8.11	-	-	826	100.00
T O T A L	131,345	27.64	323,298	68.03	17,683	3.72	2,933	.62	475,259	100.00
Percentage		27.64		68.03		3.72		.62		100.00
				1.43		.08		.01		2.10



# STATISTICAL TABLES ON SELECTED URBAN CENTERS AND REGIONAL STATES

## Part V

NUMBER OF ESTABLISHMENTS IN 'E.C.' .....	1950		1951		1952		1953		1954		1955		1956		1957		1958		1959		1960		1961		1962		1963		1964		1965		1966		1967		1968		1969		1970					
	Number	%	Number	%	Number	%	Number	%	Number	%	Number	%	Number	%	Number	%	Number	%	Number	%	Number	%	Number	%	Number	%	Number	%	Number	%	Number	%	Number	%	Number	%	Number	%	Number	%						
MANUFACTURE OF RUBBER, MANUFACTURING IN 'E.C.' .....	10	100	10	100	10	100	10	100	10	100	10	100	10	100	10	100	10	100	10	100	10	100	10	100	10	100	10	100	10	100	10	100	10	100	10	100	10	100	10	100	10	100	10	100	10	100
MACHINERY AND EQUIPMENT .....	10	100	10	100	10	100	10	100	10	100	10	100	10	100	10	100	10	100	10	100	10	100	10	100	10	100	10	100	10	100	10	100	10	100	10	100	10	100	10	100	10	100	10	100	10	100
MANUFACTURE OF FABRICATED METAL PRODUCTS EXCEPT	10	100	10	100	10	100	10	100	10	100	10	100	10	100	10	100	10	100	10	100	10	100	10	100	10	100	10	100	10	100	10	100	10	100	10	100	10	100	10	100	10	100	10	100	10	100
MANUFACTURE OF OTHER NON-METALLIC MINERAL PRODUCTS .....	10	100	10	100	10	100	10	100	10	100	10	100	10	100	10	100	10	100	10	100	10	100	10	100	10	100	10	100	10	100	10	100	10	100	10	100	10	100	10	100	10	100	10	100	10	100
MANUFACTURE OF CHEMICALS AND CHEMICAL PRODUCTS .....	10	100	10	100	10	100	10	100	10	100	10	100	10	100	10	100	10	100	10	100	10	100	10	100	10	100	10	100	10	100	10	100	10	100	10	100	10	100	10	100	10	100	10	100	10	100
MANUFACTURE OF FOOD PRODUCTS AND BEVERAGES .....	10	100	10	100	10	100	10	100	10	100	10	100	10	100	10	100	10	100	10	100	10	100	10	100	10	100	10	100	10	100	10	100	10	100	10	100	10	100	10	100	10	100	10	100	10	100
PRINTING AND REPRODUCTION OF RECORDED MEDIA	10	100	10	100	10	100	10	100	10	100	10	100	10	100	10	100	10	100	10	100	10	100	10	100	10	100	10	100	10	100	10	100	10	100	10	100	10	100	10	100	10	100	10	100		
MANUFACTURE OF TOBACCO PRODUCTS .....	10	100	10	100	10	100	10	100	10	100	10	100	10	100	10	100	10	100	10	100	10	100	10	100	10	100	10	100	10	100	10	100	10	100	10	100	10	100	10	100	10	100	10	100		
MANUFACTURE OF TEXTILES .....	10	100	10	100	10	100	10	100	10	100	10	100	10	100	10	100	10	100	10	100	10	100	10	100	10	100	10	100	10	100	10	100	10	100	10	100	10	100	10	100	10	100	10	100		
MANUFACTURE OF LEATHERS, FURRIERIES AND FUR PRODUCTS .....	10	100	10	100	10	100	10	100	10	100	10	100	10	100	10	100	10	100	10	100	10	100	10	100	10	100	10	100	10	100	10	100	10	100	10	100	10	100	10	100	10	100	10	100		
MANUFACTURE OF WOOD AND OF PRODUCTS OF WOOD AND CORK .....	10	100	10	100	10	100	10	100	10	100	10	100	10	100	10	100	10	100	10	100	10	100	10	100	10	100	10	100	10	100	10	100	10	100	10	100	10	100	10	100	10	100	10	100		
MANUFACTURE OF PAPER AND PRODUCTS OF PAPER .....	10	100	10	100	10	100	10	100	10	100	10	100	10	100	10	100	10	100	10	100	10	100	10	100	10	100	10	100	10	100	10	100	10	100	10	100	10	100	10	100	10	100	10	100		
MANUFACTURE OF METALS AND METAL PRODUCTS .....	10	100	10	100	10	100	10	100	10	100	10	100	10	100	10	100	10	100	10	100	10	100	10	100	10	100	10	100	10	100	10	100	10	100	10	100	10	100	10	100	10	100	10	100		
MANUFACTURE OF OTHER NON-METALLIC MINERAL PRODUCTS .....	10	100	10	100	10	100	10	100	10	100	10	100	10	100	10	100	10	100	10	100	10	100	10	100	10	100	10	100	10	100	10	100	10	100	10	100	10	100	10	100	10	100	10	100		
MANUFACTURE OF RUBBER, MANUFACTURING IN 'E.C.' .....	10	100	10	100	10	100	10	100	10	100	10	100	10	100	10	100	10	100	10	100	10	100	10	100	10	100	10	100	10	100	10	100	10	100	10	100	10	100	10	100	10	100	10	100		

TABLE 5.1A

 NUMBER OF ESTABLISHMENTS BY INDUSTRIAL GROUP AND REGIONAL STATES  
 URBAN : 2001/2002 (1994 E.F.Y)

INDUSTRIAL GROUP	TIGRAY						AFAR					
	MEKELE		OTHER TOWN		TOTAL		ASAYITA		OTHER TOWN		TOTAL	
	Number	%	Number	%	Number	%	Number	%	Number	%	Number	%
MANUFACTURE OF FOOD PRODUCTS AND BEVERAGES.....	6,979	3.20	4,131	1.90	11,110	5.10	117	.05	2,016	.93	2,133	.98
MANUFACTURE OF TOBACCO PRODUCTS .....	-	-	-	-	-	-	-	-	6	22.22	6	22.22
MANUFACTURE OF TEXTILES .....	3,458	3.43	3,342	3.32	6,800	6.75	47	.05	61	.06	108	.11
MANUFACTURE OF WEARING APPAREL, DRESSING AND DYEING OF FUR .....	54	.41	870	6.58	924	6.99	20	.15	76	.57	96	.73
TANNING AND DRESSING OF LEATHER; MANUFACTURE OF LUGGAGE, HANDBAGS, SADDLERY, HARNESS AND FOOTWEAR....	-	-	20	.75	20	.75	9	.34	27	1.01	36	1.34
MANUFACTURE OF WOOD AND OF PRODUCTS OF WOOD AND CORK, EXCEPT FURNITURE; MANUFACTURE OF ARTICLES OF STRAW AND PLAITING MATERIALS .....	404	6.01	115	1.71	519	7.72	10	.15	236	3.51	246	3.66
PUBLISHING, PRINTING AND REPRODUCTION OF RECORDED MEDIA	-	-	-	-	-	-	-	-	-	-	-	-
MANUFACTURE OF CHEMICALS AND CHEMICAL PRODUCTS.....	-	-	-	-	-	-	-	-	-	-	-	-
MANUFACTURE OF OTHER NON-METALLIC MINERAL PRODUCTS ...	76	1.13	141	2.10	217	3.23	3	.04	-	-	3	.04
MANUFACTURE OF FABRICATED METAL PRODUCTS, EXCEPT MACHINERY AND EQUIPMENT .....	-	-	164	5.11	164	5.11	13	.40	47	1.46	60	1.87
MANUFACTURE OF FURNITURE; MANUFACTURING N.E.C. ....	10	.17	187	3.12	197	3.28	11	.18	9	.15	20	.33
T O T A L	10,981	3.07	8,970	2.51	19,951	5.57	230	.06	2,478	.69	2,708	.76

TABLE 5.1A (Cont'd)

INDUSTRIAL GROUP	A M H A R A									
	BAHIR DAR		GONDAR		DESSIE		OTHER TOWN		TOTAL	
	Number	%	Number	%	Number	%	Number	%	Number	%
MANUFACTURE OF FOOD PRODUCTS AND BEVERAGES.....	7,454	3.42	9,556	4.39	3,355	1.54	53,427	24.53	73,792	33.89
MANUFACTURE OF TOBACCO PRODUCTS .....	-	-	-	-	10	37.04	-	-	10	37.04
MANUFACTURE OF TEXTILES .....	4,789	4.76	4,666	4.63	3,367	3.34	33,484	33.26	46,306	46.00
MANUFACTURE OF WEARING APPAREL, DRESSING AND DYEING OF FUR .....	683	5.16	1,090	8.24	539	4.08	2,775	20.98	5,087	38.47
TANNING AND DRESSING OF LEATHER; MANUFACTURE OF LUGGAGE, HANDBAGS, SADDLERY, HARNESS AND FOOTWEAR.....	242	9.03	102	3.81	101	3.77	539	20.12	984	36.73
MANUFACTURE OF WOOD AND OF PRODUCTS OF WOOD AND CORK, EXCEPT FURNITURE; MANUFACTURE OF ARTICLES OF STRAW AND PLAITING MATERIALS .....	971	14.45	128	1.90	442	6.58	671	9.98	2,212	32.91
PUBLISHING, PRINTING AND REPRODUCTION OF RECORDED MEDIA	-	-	-	-	-	-	-	-	-	-
MANUFACTURE OF CHEMICALS AND CHEMICAL PRODUCTS.....	170	18.60	-	-	-	-	-	-	170	18.60
MANUFACTURE OF OTHER NON-METALLIC MINERAL PRODUCTS ...	17	.25	-	-	-	-	1,403	20.89	1,420	21.14
MANUFACTURE OF FABRICATED METAL PRODUCTS, EXCEPT MACHINERY AND EQUIPMENT .....	-	-	180	5.60	97	3.02	783	24.38	1,060	33.00
MANUFACTURE OF FURNITURE; MANUFACTURING M.E.C. ....	293	4.88	87	1.45	52	.87	223	3.72	655	10.92
<b>T O T A L</b>	<b>14,619</b>	<b>4.08</b>	<b>15,809</b>	<b>4.42</b>	<b>7,963</b>	<b>2.22</b>	<b>93,305</b>	<b>26.06</b>	<b>131,696</b>	<b>36.79</b>

I O I V T

NUMBER OF ESTABLISHMENTS BY INDUSTRIAL GROUP AND REGIONAL STATES  
 URBAN : 2001/2002 (1994 E.F.Y)

INDUSTRIAL GROUP	OROMIA									
	NAZARETH		JIMMA		DEBRE ZEIT		OTHER TOWN		TOTAL	
	Number	%	Number	%	Number	%	Number	%	Number	%
MANUFACTURE OF FOOD PRODUCTS AND BEVERAGES.....	7,310	3.36	6,887	3.16	4,713	2.16	38,475	17.67	57,385	26.35
MANUFACTURE OF TOBACCO PRODUCTS .....	-	-	-	-	-	-	-	-	-	-
MANUFACTURE OF TEXTILES.....	1,484	1.47	491	.49	779	.77	8,024	7.97	10,778	10.71
MANUFACTURE OF WEARING APPAREL, DRESSING AND DYEING OF FUR.....	547	0.36	448	3.39	140	1.06	2,252	17.03	2,887	21.83
TANNING AND DRESSING OF LEATHER; MANUFACTURE OF LUGGAGE, HANDBAGS, SADDLERY, HARNESS AND FOOTWEAR....	999	3.70	25	0.93	68	2.54	419	15.64	611	22.81
MANUFACTURE OF WOOD AND OF PRODUCTS OF WOOD AND CORK, EXCEPT FURNITURE; MANUFACTURE OF ARTICLES OF STRAW AND PLAITING MATERIALS .....	193	2.87	303	4.51	109	1.62	1,753	26.08	2,358	35.08
PUBLISHING, PRINTING AND REPRODUCTION OF RECORDED MEDIA .....	-	-	-	-	-	-	-	-	-	-
MANUFACTURE OF CHEMICALS AND CHEMICAL PRODUCTS.....	-	-	19	2.08	35	3.83	130	14.22	184	20.13
MANUFACTURE OF OTHER NON-METALLIC MINERAL PRODUCTS ...	112	1.67	226	3.36	18	.27	2,042	30.40	2,398	35.70
MANUFACTURE OF FABRICATED METAL PRODUCTS, EXCEPT MACHINERY AND EQUIPMENT .....	33	1.03	127	3.95	8	.25	403	12.55	571	17.78
MANUFACTURE OF FURNITURE; MANUFACTURING N.E.C. ....	73	1.22	1,060	17.67	98	1.63	594	9.90	1,825	30.42
<b>T O T A L</b>	<b>9,351</b>	<b>2.61</b>	<b>9,586</b>	<b>2.68</b>	<b>5,968</b>	<b>1.67</b>	<b>54,092</b>	<b>15.11</b>	<b>78,997</b>	<b>22.07</b>

NUMBER OF ESTABLISHMENTS BY INDUSTRIAL GROUP AND REGIONAL STATES  
 URBAN : 2001/2002 (1994 E.F.Y)

TABLE 5.1A (Cont'd)

INDUSTRIAL GROUPS EXCEPT MANUFACTURE OF FOOD PRODUCTS AND BEVERAGES	SOMALIE						BENISHANGUL GUMUZ					
	JIJIGA		OTHER TOWN		TOTAL		ASSOSA		OTHER TOWN		TOTAL	
	Number	%	Number	%	Number	%	Number	%	Number	%	Number	%
MANUFACTURE OF FOOD PRODUCTS AND BEVERAGES.....	1,566	.72	948	.44	2,514	1.15	581	.27	2,405	1.10	2,986	1.37
MANUFACTURE OF TOBACCO PRODUCTS .....	-	-	-	-	-	-	-	-	-	-	-	-
MANUFACTURE OF TEXTILES .....	60	.06	2,486	2.47	2,546	2.53	19	.02	1,256	1.25	1,275	1.27
MANUFACTURE OF WEARING APPAREL, DRESSING AND DYEING OF FUR .....	44	.33	8	.06	52	.39	59	.45	192	1.45	251	1.90
TANNING AND DRESSING OF LEATHER; MANUFACTURE OF LUGGAGE, HANDBAGS, SADDLERY, HARNESS AND FOOTWEAR....	28	1.05	12	.45	40	1.49	1	.04	46	1.72	47	1.75
MANUFACTURE OF WOOD AND OF PRODUCTS OF WOOD AND CORK, EXCEPT FURNITURE; MANUFACTURE OF ARTICLES OF STRAW AND PLAING MATERIALS .....	27	.40	12	.18	39	.58	8	.12	12	.18	20	.30
PUBLISHING, PRINTING AND REPRODUCTION OF RECORDED MEDIA	-	-	-	-	-	-	-	-	-	-	-	-
MANUFACTURE OF CHEMICALS AND CHEMICAL PRODUCTS.....	5	.55	-	-	5	.55	7	.77	-	-	7	.77
MANUFACTURE OF OTHER NON-METALLIC MINERAL PRODUCTS ...	24	.36	-	-	24	.36	6	.09	11	.16	17	.25
MANUFACTURE OF FABRICATED METAL PRODUCTS, EXCEPT MACHINERY AND EQUIPMENT .....	78	2.43	92	2.86	170	5.29	4	.12	54	1.68	58	1.81
MANUFACTURE OF FURNITURE; MANUFACTURING N.E.C. ....	44	.73	71	1.18	115	1.92	20	.33	39	.65	59	.98
<b>T O T A L</b>	<b>1,876</b>	<b>.52</b>	<b>3,629</b>	<b>1.01</b>	<b>5,505</b>	<b>1.54</b>	<b>705</b>	<b>.20</b>	<b>4,015</b>	<b>1.12</b>	<b>4,720</b>	<b>1.32</b>

NUMBER OF ESTABLISHMENTS BY INDUSTRIAL GROUP AND REGIONAL STATES  
 URBAN : 2001/2002 (1994 E.F.Y)

INDUSTRIAL GROUP	S N N P R						G A M B E L L A					
	AWASSA		OTHER TOWN		TOTAL		GAMBELLA		OTHER TOWN		TOTAL	
	Number	%	Number	%	Number	%	Number	%	Number	%	Number	%
MANUFACTURE OF FOOD PRODUCTS AND BEVERAGES.....	7,656	3.52	34,556	15.87	42,212	19.38	1,374	.63	3,767	1.73	5,141	2.36
MANUFACTURE OF TOBACCO PRODUCTS .....	10	37.04	-	-	10	37.04	-	-	-	-	-	-
MANUFACTURE OF TEXTILES .....	1,751	1.74	5,563	5.53	7,314	7.27	58	.06	7	.01	65	.06
MANUFACTURE OF WEARING APPAREL, DRESSING AND DYEING OF FUR .....	325	2.46	2,659	20.11	2,984	22.56	3	.02	123	.93	126	.95
TANNING AND DRESSING OF LEATHER; MANUFACTURE OF LUGGAGE, HANDBAGS, SADDLERY, HARNESS AND FOOTWEAR....	91	3.40	-	-	91	3.40	-	-	-	-	-	-
MANUFACTURE OF WOOD AND OF PRODUCTS OF WOOD AND CORK, EXCEPT FURNITURE; MANUFACTURE OF ARTICLES OF STRAW AND PLAITING MATERIALS .....	96	1.43	32	.48	128	1.90	5	.07	59	.88	64	.95
PUBLISHING, PRINTING AND REPRODUCTION OF RECORDED MEDIA	-	-	-	-	-	-	-	-	-	-	-	-
MANUFACTURE OF CHEMICALS AND CHEMICAL PRODUCTS.....	19	2.08	-	-	19	2.08	-	-	-	-	-	-
MANUFACTURE OF OTHER NON-METALLIC MINERAL PRODUCTS ...	29	.43	601	8.95	630	9.38	5	.07	-	-	5	.07
MANUFACTURE OF FABRICATED METAL PRODUCTS, EXCEPT MACHINERY AND EQUIPMENT .....	19	.59	29	.90	48	1.49	2	.06	16	.50	18	.56
MANUFACTURE OF FURNITURE; MANUFACTURING N.E.C. ....	244	4.07	1,082	18.04	1,326	22.10	28	.47	15	.25	43	.72
T O T A L	10,240	2.86	44,522	12.44	54,762	15.30	1,475	.41	3,987	1.11	5,462	1.53

INDUSTRIAL GROUP

	HARER		ADDIS ABABA		DIRE DAWA		GRAND TOTAL	
	Number	%	Number	%	Number	%	Number	%
MANUFACTURE OF FOOD PRODUCTS AND BEVERAGES.....	1,472	.68	15,735	7.23	3,282	1.51	217,763	100.00
MANUFACTURE OF TOBACCO PRODUCTS .....	-	-	-	-	-	-	27	100.00
MANUFACTURE OF TEXTILES .....	297	.30	25,100	24.93	83	.08	100,671	100.00
MANUFACTURE OF WEARING APPAREL, DRESSING AND DYEING OF FUR .....	209	1.58	580	4.39	29	.22	13,225	100.00
TANNING AND DRESSING OF LEATHER; MANUFACTURE OF LUGGAGE, HANDBAGS, SADDLERY, HARNESS AND FOOTWEAR....	-	-	853	31.84	-	-	2,679	100.00
MANUFACTURE OF WOOD AND OF PRODUCTS OF WOOD AND CORK, EXCEPT FURNITURE; MANUFACTURE OF ARTICLES OF STRAW AND PLAITING MATERIALS .....	442	6.58	670	9.97	25	.37	6,721	100.00
PUBLISHING, PRINTING AND REPRODUCTION OF RECORDED MEDIA	51	100.00	-	-	-	-	51	100.00
MANUFACTURE OF CHEMICALS AND CHEMICAL PRODUCTS.....	-	-	528	57.77	-	-	914	100.00
MANUFACTURE OF OTHER NON-METALLIC MINERAL PRODUCTS ...	58	.86	1,903	28.33	42	.63	6,717	100.00
MANUFACTURE OF FABRICATED METAL PRODUCTS, EXCEPT MACHINERY AND EQUIPMENT .....	29	.90	956	29.76	81	2.52	3,212	100.00
MANUFACTURE OF FURNITURE; MANUFACTURING N.E.C. ....	51	.85	1,523	25.39	187	3.12	5,999	100.00
<b>T O T A L</b>	<b>2,609</b>	<b>.73</b>	<b>47,848</b>	<b>13.37</b>	<b>3,729</b>	<b>1.04</b>	<b>357,979</b>	<b>100.00</b>

TABLE 5.1B

 NUMBER OF ESTABLISHMENTS BY INDUSTRIAL GROUP AND REGIONAL STATE  
 RURAL : 2001/2002 (1994 E.F.Y)

INDUSTRIAL GROUP	TIGRAY		AFAR		AMHARA		OROMIYA		SOMALIE		BENISHANGUL GUMUZ	
	Number	%	Number	%	Number	%	Number	%	Number	%	Number	%
MANUFACTURE OF FOOD PRODUCTS AND BEVERAGES.....	14,125	4.61	230	.08	48,012	15.67	107,701	35.15	155	.05	4,284	1.40
MANUFACTURE OF TOBACCO PRODUCTS .....	7	.74	-	-	79	8.40	305	32.45	-	-	-	-
MANUFACTURE OF TEXTILES .....	10,811	8.92	1,023	.84	36,266	29.93	23,037	19.01	2,163	1.79	1,261	1.04
MANUFACTURE OF WEARING APPAREL, DRESSING AND DYEING OF FUR .....	972	8.91	11	.10	4,532	41.53	3,580	32.81	35	.32	120	1.10
TANNING AND DRESSING OF LEATHER; MANUFACTURE OF LUGGAGE, HANDBAGS, SADDLERY, HARNESS AND FOOTWEAR....	161	1.72	1	.01	4,808	51.44	1,452	15.54	-	-	77	.82
MANUFACTURE OF WOOD AND OF PRODUCTS OF WOOD AND CORK, EXCEPT FURNITURE; MANUFACTURE OF ARTICLES OF STRAW AND PLAITING MATERIALS .....	1,883	3.50	53	.10	8,229	15.31	19,444	36.18	448	.83	1,627	3.03
PUBLISHING, PRINTING AND REPRODUCTION OF RECORDED MEDIA	146	100.00	-	-	-	-	-	-	-	-	-	-
MANUFACTURE OF CHEMICALS AND CHEMICAL PRODUCTS.....	10	4.93	-	-	13	6.40	107	52.71	-	-	29	14.29
MANUFACTURE OF OTHER NON-METALLIC MINERAL PRODUCTS ...	3,058	3.57	1	-	22,515	26.28	26,693	31.15	-	-	1,719	2.01
MANUFACTURE OF FABRICATED METAL PRODUCTS, EXCEPT MACHINERY AND EQUIPMENT .....	1,306	7.43	6	.03	4,947	28.15	5,874	33.42	76	.43	449	2.55
MANUFACTURE OF FURNITURE; MANUFACTURING N.E.C. ....	492	4.66	4	.04	1,733	16.41	2,447	23.17	25	.24	600	5.68
T O T A L	32,971	5.35	1,329	.22	131,134	21.26	190,640	30.91	2,902	.47	10,166	1.65

INITIAL CAPITAL PAID BY INDUSTRIAL GROUP, REGIONAL STATES, MAJOR URBAN CENTERS AND OTHER URBAN CENTERS : 2001/2002 (1994 E.F.Y)

NUMBER OF ESTABLISHMENTS BY INDUSTRIAL GROUP AND REGIONAL STATES  
RURAL : 2001/2002 (1994 E.F.Y)

TABLE 5.1B(Cont'd)

INDUSTRIAL GROUP	SNNPR		GAMBELLA		HARARI		DIRE DAWA		ADDIS ADADA		RURAL		TOTAL	
	Number	%	Number	%	Number	%	Number	%	Number	%	Number	%	Number	%
MANUFACTURE OF FOOD PRODUCTS AND BEVERAGES.....	123,159	40.19	7,564	2.47	829	.09	52	.02	1,116	.36	306,409	100.00	940	100.00
MANUFACTURE OF TOBACCO PRODUCTS .....	497	52.87	52	5.53	-	-	-	-	-	-	-	-	-	-
MANUFACTURE OF TEXTILES .....	46,393	38.29	199	.16	6	-	-	-	17	.01	121,176	100.00	-	-
MANUFACTURE OF WEARING APPAREL, DRESSING AND DYEING OF FUR .....	1,652	15.14	-	-	9	.08	2	.02	-	-	10,912	100.00	-	-
TANNING AND DRESSING OF LEATHER; MANUFACTURE OF LUGGAGE, HANDBAGS, SADDLERY, HARNESS AND FOOTWEAR.....	2,845	30.44	-	-	-	-	-	-	2	.02	9,346	100.00	-	-
MANUFACTURE OF WOOD AND OF PRODUCTS OF WOOD AND CORK, EXCEPT FURNITURE; MANUFACTURE OF ARTICLES OF STRAW AND PLAITING MATERIALS .....	21,099	39.26	850	1.58	47	.09	27	.05	34	.06	53,740	100.00	146	100.00
PUBLISHING, PRINTING AND REPRODUCTION OF RECORDED MEDIA .....	-	-	-	-	-	-	-	-	-	-	-	-	-	-
MANUFACTURE OF CHEMICALS AND CHEMICAL PRODUCTS.....	43	21.18	-	-	-	-	-	-	1	.49	203	100.00	-	-
MANUFACTURE OF OTHER NON-METALLIC MINERAL PRODUCTS ...	30,005	35.02	1,118	1.30	58	.07	-	-	519	.61	85,685	100.00	-	-
MANUFACTURE OF FABRICATED METAL PRODUCTS, EXCEPT MACHINERY AND EQUIPMENT .....	4,827	27.46	72	.27	28	.16	15	.09	2	.02	17,576	100.00	-	-
MANUFACTURE OF FURNITURE; MANUFACTURING N.E.C. ....	5,177	49.01	72	.68	4	.04	7	.07	2	.02	10,563	100.00	-	-
<b>T O T A L</b>	<b>235,697</b>	<b>38.22</b>	<b>9,903</b>	<b>1.61</b>	<b>161</b>	<b>.03</b>	<b>103</b>	<b>.02</b>	<b>1,691</b>	<b>.27</b>	<b>616,696</b>	<b>100.00</b>		

TABLE 5.2A INITIAL CAPITAL PAID BY INDUSTRIAL GROUP, REGIONAL STATES, MAJOR URBAN CENTERS AND OTHER URBANS CENTER : 2001/2002 (1994 E.F.Y)

INDUSTRIAL GROUP	TIGRAY			A F A R		
	MEKELE	OTHER TOWN	TOTAL	ASAYITA	OTHER TOWN	TOTAL
	MANUFACTURE OF FOOD PRODUCTS AND BEVERAGES.....	1,548,596	2,317,758	3,866,354	80,040	553,389
MANUFACTURE OF TOBACCO PRODUCTS .....	-	-	-	-	53,607	53,607
MANUFACTURE OF TEXTILES .....	338,551	359,585	698,136	3,139	7,464	10,603
MANUFACTURE OF WEARING APPAREL, DRESSING AND DYEING OF FUR .....	27,591	1,692,594	1,720,185	16,816	90,681	107,497
TANNING AND DRESSING OF LEATHER; MANUFACTURE OF LUGGAGE, HANDBAGS, SADDLERY, HARNESS AND FOOTWEAR....	-	59,760	59,760	1,912	1,316	3,228
MANUFACTURE OF WOOD AND OF PRODUCTS OF WOOD AND CORK, EXCEPT FURNITURE; MANUFACTURE OF ARTICLES OF STRAW AND PLAITING MATERIALS .....	11,439	1,517	12,956	119	22,179	22,298
PUBLISHING, PRINTING AND REPRODUCTION OF RECORDED MEDIA	-	-	-	-	-	-
MANUFACTURE OF CHEMICALS AND CHEMICAL PRODUCTS.....	-	-	-	-	-	-
MANUFACTURE OF OTHER NON-METALLIC MINERAL PRODUCTS ...	316,089	742,875	1,058,964	76	-	76
MANUFACTURE OF FABRICATED METAL PRODUCTS, EXCEPT MACHINERY AND EQUIPMENT .....	-	83,854	83,854	4,477	4,597	9,074
MANUFACTURE OF FURNITURE; MANUFACTURING N.E.C. ....	7,494	114,872	122,366	27,756	1,277	29,033
<b>T O T A L</b>	<b>2,249,760</b>	<b>5,372,815</b>	<b>7,622,575</b>	<b>134,335</b>	<b>734,510</b>	<b>868,845</b>

STATE AND REGIONAL STATES BY INDUSTRIAL GROUP (1994 E.F.Y)

330

INITIAL CAPITAL PAID BY INDUSTRIAL GROUP, REGIONAL STATES, MAJOR URBAN CENTERS AND  
OTHER URBANS CENTER : 2001/2002 (1994 E.F.Y)

TABLE 5.2A (Cont'd)

INDUSTRIAL GROUP	A M H A R A				
	BAHIR DAR	GONDAR	DESSIE	OTHER TOWN	TOTAL
MANUFACTURE OF FOOD PRODUCTS AND BEVERAGES.....	7,989,438	1,124,917	648,358	23,870,762	33,633,475
MANUFACTURE OF TOBACCO PRODUCTS .....	-	-	740	-	740
MANUFACTURE OF TEXTILES .....	5,248,749	243,965	171,702	4,194,332	9,858,748
MANUFACTURE OF WEARING APPAREL, DRESSING AND DYEING OF FUR .....	312,047	1,348,544	286,200	3,442,986	5,389,777
TANNING AND DRESSING OF LEATHER; MANUFACTURE OF LUGGAGE, HANDBAGS, SADDLERY, HARNESS AND FOOTWEAR....	53,372	14,095	43,610	30,188	141,265
MANUFACTURE OF WOOD AND OF PRODUCTS OF WOOD AND CORK, EXCEPT FURNITURE; MANUFACTURE OF ARTICLES OF STRAW AND PLAITING MATERIALS .....	83,464	2,341	45,412	9,746	140,963
PUBLISHING, PRINTING AND REPRODUCTION OF RECORDED MEDIA	-	-	-	-	-
MANUFACTURE OF CHEMICALS AND CHEMICAL PRODUCTS.....	2,458,938	-	-	-	2,458,938
MANUFACTURE OF OTHER NON-METALLIC MINERAL PRODUCTS ...	1,814	-	-	42,304	44,118
MANUFACTURE OF FABRICATED METAL PRODUCTS, EXCEPT MACHINERY AND EQUIPMENT .....	-	33,682	12,888	734,722	781,292
MANUFACTURE OF FURNITURE; MANUFACTURING N.E.C. ....	186,644	1,559	22,025	38,567	248,795
<b>T O T A L</b>	<b>16,334,466</b>	<b>2,769,103</b>	<b>1,230,935</b>	<b>32,363,607</b>	<b>52,698,111</b>

INITIAL CAPITAL PAID BY INDUSTRIAL GROUP, REGIONAL STATES, MAJOR URBAN CENTERS AND OTHER URBAN CENTERS : 2001/2002 (1994 E.F.Y)

INDUSTRIAL GROUP	O R O M I A				
	NAZARETH	JIMMA	DEBRE ZEIT	OTHER TOWN	TOTAL
MANUFACTURE OF FOOD PRODUCTS AND BEVERAGES.....	1,596,749	7,787,680	535,712	6,998,978	16,919,119
MANUFACTURE OF TOBACCO PRODUCTS .....	-	-	-	-	-
MANUFACTURE OF TEXTILES .....	211,559	41,109	99,141	1,800,157	2,151,966
MANUFACTURE OF WEARING APPAREL, DRESSING AND DYEING OF FUR .....	25,603	493,303	620,127	1,896,412	3,035,445
TANNING AND DRESSING OF LEATHER; MANUFACTURE OF LUGGAGE, HANDBAGS, SADDLERY, HARNESS AND FOOTWEAR.....	13,493	95,808	22,708	11,433	143,442
MANUFACTURE OF WOOD AND OF PRODUCTS OF WOOD AND CORK, EXCEPT FURNITURE; MANUFACTURE OF ARTICLES OF STRAW AND PLAING MATERIALS .....	265,019	123,834	12,128	66,150	467,131
PUBLISHING, PRINTING AND REPRODUCTION OF RECORDED MEDIA .....	-	-	-	-	-
MANUFACTURE OF CHEMICALS AND CHEMICAL PRODUCTS.....	-	952	24,029	7,829	32,810
MANUFACTURE OF OTHER NON-METALLIC MINERAL PRODUCTS ...	115,671	649,282	6,531	391,313	1,162,797
MANUFACTURE OF FABRICATED METAL PRODUCTS, EXCEPT MACHINERY AND EQUIPMENT .....	8,471	38,950	754	98,286	146,461
MANUFACTURE OF FURNITURE; MANUFACTURING N.E.C. ....	44,861	1,094,243	64,787	209,944	1,413,835
T O T A L	2,281,426	10,325,161	1,385,917	11,480,502	25,473,006

TABLE 5.2A (Cont'd)

OTHER URBAN CENTERS : 2001/2002 (1994 E.F.Y)

INITIAL CAPITAL PAID BY INDUSTRIAL GROUP, REGIONAL STATES, MAJOR URBAN CENTERS AND  
OTHER URBAN CENTER : 2001/2002 (1994 E.F.Y)

TABLE 5.2A (Cont'd)

INDUSTRIAL GROUP	S O M A L I E			BENISHANGUL GUMUZ		
	JIJIGA	OTHER TOWN	TOTAL	ASSOSA	OTHER TOWN	TOTAL
MANUFACTURE OF FOOD PRODUCTS AND BEVERAGES.....	262,723	203,518	466,241	73,095	279,411	352,506
MANUFACTURE OF TOBACCO PRODUCTS .....	-	-	-	-	-	-
MANUFACTURE OF TEXTILES .....	26,844	47,655	74,499	3,984	79,228	83,212
MANUFACTURE OF WEARING APPAREL, DRESSING AND DYEING OF FUR .....	58,795	7,562	66,357	31,341	130,988	162,329
TANNING AND DRESSING OF LEATHER; MANUFACTURE OF LUGGAGE, HANDBAGS, SADDLERY, HARNESS AND FOOTWEAR....	7,072	584	7,656	690	899	1,589
MANUFACTURE OF WOOD AND OF PRODUCTS OF WOOD AND CORK, EXCEPT FURNITURE; MANUFACTURE OF ARTICLES OF STRAW AND PLAITING MATERIALS .....	595	4,668	5,263	487	207	694
PUBLISHING, PRINTING AND REPRODUCTION OF RECORDED MEDIA	-	-	-	-	-	-
MANUFACTURE OF CHEMICALS AND CHEMICAL PRODUCTS.....	267	-	267	17,927	-	17,927
MANUFACTURE OF OTHER NON-METALLIC MINERAL PRODUCTS ...	393	-	393	59,700	164	59,864
MANUFACTURE OF FABRICATED METAL PRODUCTS, EXCEPT MACHINERY AND EQUIPMENT .....	29,422	19,757	49,179	405	7,319	7,724
MANUFACTURE OF FURNITURE; MANUFACTURING N.E.C. ....	19,645	61,768	81,413	42,602	30,162	72,764
T O T A L	405,756	345,512	751,268	230,231	528,378	758,609

TABLE 5.2A (Cont'd)

INITIAL CAPITAL PAID BY INDUSTRIAL GROUP, REGIONAL STATES, MAJOR URBAN CENTERS AND OTHER URBAN CENTER : 2001/2002 (1994 E.F.Y)

INDUSTRIAL GROUP	S N N R P			G A M B E L L A		
	AWASSA	OTHER TOWN	TOTAL	GAMBELLA	OTHER TOWN	TOTAL
	MANUFACTURE OF FOOD PRODUCTS AND BEVERAGES.....	1,661,873	10,318,923	11,980,796	183,021	1,243,050
MANUFACTURE OF TOBACCO PRODUCTS .....	21	-	21	-	-	-
MANUFACTURE OF TEXTILES .....	232,401	411,823	644,224	6,887	16	6,903
MANUFACTURE OF WEARING APPAREL, DRESSING AND DYEING OF FUR .....	851,549	4,690,859	5,542,408	7,742	297,378	305,120
TANNING AND DRESSING OF LEATHER; MANUFACTURE OF LUGGAGE, HANDBAGS, SADDLERY, HARNESS AND FOOTWEAR....	92,991	-	92,991	-	-	-
MANUFACTURE OF WOOD AND OF PRODUCTS OF WOOD AND CORK, EXCEPT FURNITURE; MANUFACTURE OF ARTICLES OF STRAW AND PLAINTING MATERIALS .....	17,383	4,553	21,936	2,519	27,123	29,642
PUBLISHING, PRINTING AND REPRODUCTION OF RECORDED MEDIA	-	-	-	-	-	-
MANUFACTURE OF CHEMICALS AND CHEMICAL PRODUCTS.....	1,015	-	1,015	-	-	-
MANUFACTURE OF OTHER NON-METALLIC MINERAL PRODUCTS ...	263	13,297	13,560	-	-	-
MANUFACTURE OF FABRICATED METAL PRODUCTS, EXCEPT MACHINERY AND EQUIPMENT .....	575	3,121	3,696	459	4,146	4,605
MANUFACTURE OF FURNITURE; MANUFACTURING N.E.C. ....	773,810	577,953	1,351,763	23,853	104,020	127,873
T O T A L	3,631,881	16,020,529	19,652,410	224,481	1,675,733	1,900,214

INITIAL CAPITAL PAID BY INDUSTRIAL GROUP, REGIONAL STATES, MAJOR URBAN CENTERS AND  
OTHER URBAN CENTER : 2001/2002 (1994 E.F.Y)

TABLE 5.2A (Cont'd)

INDUSTRIAL GROUP	H A R A R I	ADDIS ABABA	DIRE DAWA	URBAN
	HARAR	ADDIS ABABA	DIRE DAWA	GRAND TOTAL
MANUFACTURE OF FOOD PRODUCTS AND BEVERAGES.....	588,669	4,176,263	1,605,016	75,647,940
MANUFACTURE OF TOBACCO PRODUCTS .....	-	-	-	54,368
MANUFACTURE OF TEXTILES .....	134,035	5,865,720	1,561,197	19,589,241
MANUFACTURE OF WEARING APPAREL, DRESSING AND DYEING OF FUR .....	130,459	405,655	14,443	16,879,675
TANNING AND DRESSING OF LEATHER; MANUFACTURE OF LUGGAGE, HANDBAGS, SADDLERY, HARNESS AND FOOTWEAR....	-	2,544,458	-	2,994,387
MANUFACTURE OF WOOD AND OF PRODUCTS OF WOOD AND CORK, EXCEPT FURNITURE; MANUFACTURE OF ARTICLES OF STRAW AND PLAITING MATERIALS .....	15,695	34,476	3,755	754,809
PUBLISHING, PRINTING AND REPRODUCTION OF RECORDED MEDIA	1,453	-	-	1,453
MANUFACTURE OF CHEMICALS AND CHEMICAL PRODUCTS.....	-	1,273,963	-	3,784,920
MANUFACTURE OF OTHER NON-METALLIC MINERAL PRODUCTS ...	6,058	97,089	181,123	2,624,042
MANUFACTURE OF FABRICATED METAL PRODUCTS, EXCEPT MACHINERY AND EQUIPMENT .....	51,672	245,893	160,804	1,544,252
MANUFACTURE OF FURNITURE; MANUFACTURING N.E.C. ....	30,552	2,339,089	434,911	6,252,392
<b>T O T A L</b>	<b>958,593</b>	<b>16,982,606</b>	<b>2,461,249</b>	<b>130,127,479</b>

TABLE 5.2B

INITIAL CAPITAL PAID BY INDUSTRIAL GROUP AND REGIONAL STATES  
RURAL : 2001/2002 (1994 E.F.Y)

INDUSTRIAL GROUP	TIGRAY	AFAR	AMHARA	OROMIA	SOMALIE	BENISHANGUL
MANUFACTURE OF FOOD PRODUCTS AND BEVERAGES.....	2,630,149	45,864	7,189,671	15,937,865	16,255	951,406
MANUFACTURE OF TOBACCO PRODUCTS .....	566	-	1,294	37,128	-	-
MANUFACTURE OF TEXTILES .....	759,924	34,356	5,883,131	1,530,456	138,462	68,122
MANUFACTURE OF WEARING APPAREL, DRESSING AND DYEING OF FUR .....	1,994,900	18,598	3,744,592	4,244,228	20,843	116,372
TANNING AND DRESSING OF LEATHER; MANUFACTURE OF LUGGAGE, HANDBAGS, SADDLERY, HARNESS AND FOOTWEAR....	30,422	93	398,269	100,430	-	3,375
MANUFACTURE OF WOOD AND OF PRODUCTS OF WOOD AND CORK, EXCEPT FURNITURE; MANUFACTURE OF ARTICLES OF STRAW AND PLAITING MATERIALS .....	64,944	10,251	567,094	910,246	15,393	80,085
PUBLISHING, PRINTING AND REPRODUCTION OF RECORDED MEDIA	40,093	-	-	-	-	-
MANUFACTURE OF CHEMICALS AND CHEMICAL PRODUCTS.....	-	-	-	4,088	-	-
MANUFACTURE OF OTHER NON-METALLIC MINERAL PRODUCTS ...	88,610	11	1,941,096	1,103,123	-	45,220
MANUFACTURE OF FABRICATED METAL PRODUCTS, EXCEPT MACHINERY AND EQUIPMENT .....	399,056	1,184	1,228,966	978,937	39,481	60,881
MANUFACTURE OF FURNITURE; MANUFACTURING N.E.C. ....	116,721	696	734,821	462,370	1,791	55,867
T O T A L	6,125,385	111,053	21,688,934	25,308,871	232,225	1,381,900

TABLE 5.2B (CONT.)

OTHER PARTIAL CAPITAL : 5001/5005 (1994 E.F.Y)  
INITIAL CAPITAL PAID BY INDUSTRIAL GROUP AND REGIONAL STATES

TABLE 5.2A (Cont'd)

INITIAL CAPITAL PAID BY INDUSTRIAL GROUP AND REGIONAL STATES  
RURAL : 2001/2002 (1994 E.F.Y)

INDUSTRIAL GROUP	SNNRP	GAMBELLA	HARARI	ADDIS ABABA	DIRE DAWA	TOTAL
MANUFACTURE OF FOOD PRODUCTS AND BEVERAGES.....	13,334,375	2,899,837	3,240	831,197	6,331	43,846,191
MANUFACTURE OF TOBACCO PRODUCTS .....	21,426	3,361	-	-	-	63,774
MANUFACTURE OF TEXTILES .....	2,811,731	673	65	2,445	-	11,229,365
MANUFACTURE OF WEARING APPAREL, DRESSING AND DYEING OF FUR .....	1,757,932	-	10,316	-	5,430	11,913,211
TANNING AND DRESSING OF LEATHER; MANUFACTURE OF LUGGAGE, HANDBAGS, SADDLERY, HARNESS AND FOOTWEAR....	184,728	-	-	65	-	717,382
MANUFACTURE OF WOOD AND OF PRODUCTS OF WOOD AND CORK, EXCEPT FURNITURE; MANUFACTURE OF ARTICLES OF STRAW AND PLAITING MATERIALS .....	812,682	19,983	785	2,197	1,097	2,484,758
PUBLISHING, PRINTING AND REPRODUCTION OF RECORDED MEDIA	-	-	-	-	-	40,093
MANUFACTURE OF CHEMICALS AND CHEMICAL PRODUCTS.....	617	-	-	5,617	-	10,894
MANUFACTURE OF OTHER NON-METALLIC MINERAL PRODUCTS ...	717,044	11,803	878	615,415	-	4,523,200
MANUFACTURE OF FABRICATED METAL PRODUCTS, EXCEPT MACHINERY AND EQUIPMENT .....	560,648	3,542	13,439	-	8,224	3,294,357
MANUFACTURE OF FURNITURE; MANUFACTURING N.E.C. ....	1,073,710	19,057	391	225	744	2,466,391
<b>TOTAL</b>	<b>21,274,893</b>	<b>2,958,256</b>	<b>29,114</b>	<b>1,457,161</b>	<b>21,826</b>	<b>80,589,616</b>

TOTAL PERSONS ENGAGED BY INDUSTRIAL GROUP, REGIONAL STATES, MAJOR URBAN CENTERS AND OTHER URBAN CENTERS : 2001/2002 (1994 E.F.Y)

TABLE 5.3A

INDUSTRIAL GROUP	TIGRAY			AFAR		
	MEKELE	OTHER TOWN	TOTAL	ASAYITA	OTHER TOWN	TOTAL
	MANUFACTURE OF FOOD PRODUCTS AND BEVERAGES.....	12,260	6,163	18,423	183	2,892
MANUFACTURE OF TOBACCO PRODUCTS .....	-	-	-	-	19	19
MANUFACTURE OF TEXTILES .....	4,874	5,669	10,543	55	61	116
MANUFACTURE OF WEARING APPAREL, DRESSING AND DYEING OF FUR .....	54	1,031	1,085	27	115	142
TANNING AND DRESSING OF LEATHER; MANUFACTURE OF LUGGAGE, HANDBAGS, SADDLERY, HARNESS AND FOOTWEAR....	-	40	40	12	27	39
MANUFACTURE OF WOOD AND OF PRODUCTS OF WOOD AND CORK, EXCEPT FURNITURE; MANUFACTURE OF ARTICLES OF STRAW AND PLAITING MATERIALS .....	422	115	537	10	349	359
PUBLISHING, PRINTING AND REPRODUCTION OF RECORDED MEDIA .....	-	-	-	-	-	-
MANUFACTURE OF CHEMICALS AND CHEMICAL PRODUCTS.....	-	-	-	-	-	-
MANUFACTURE OF OTHER NON-METALLIC MINERAL PRODUCTS ...	157	320	477	4	-	4
MANUFACTURE OF FABRICATED METAL PRODUCTS, EXCEPT MACHINERY AND EQUIPMENT .....	-	432	432	16	47	63
MANUFACTURE OF FURNITURE; MANUFACTURING N.E.C. ....	29	201	230	23	17	40
<b>T O T A L</b>	<b>17,796</b>	<b>13,971</b>	<b>31,767</b>	<b>330</b>	<b>3,527</b>	<b>3,857</b>

TOTAL PERSONS ENGAGED BY INDUSTRIAL GROUP, REGIONAL STATES, MAJOR URBAN CENTERS AND  
OTHER URBAN CENTERS : 2001/2002 (1994 E.F.Y)

TABLE 5.3A (Cont'd)

INDUSTRIAL GROUP	AMHARA				TOTAL
	BAHIR DAR	GONDAR	DESSIE	OTHER TOWN	
MANUFACTURE OF FOOD PRODUCTS AND BEVERAGES.....	11,396	17,184	5,113	83,086	116,779
MANUFACTURE OF TOBACCO PRODUCTS .....	-	-	10	-	10
MANUFACTURE OF TEXTILES .....	5,907	6,238	4,262	47,143	63,550
MANUFACTURE OF WEARING APPAREL, DRESSING AND DYEING OF FUR .....	715	1,485	697	3,404	6,301
TANNING AND DRESSING OF LEATHER; MANUFACTURE OF LUGGAGE, HANDBAGS, SADDLERY, HARNESS AND FOOTWEAR....	354	201	101	844	1,500
MANUFACTURE OF WOOD AND OF PRODUCTS OF WOOD AND CORK, EXCEPT FURNITURE; MANUFACTURE OF ARTICLES OF STRAW AND PLAITING MATERIALS .....	1,059	128	527	713	2,427
PUBLISHING, PRINTING AND REPRODUCTION OF RECORDED MEDIA	-	-	-	-	-
MANUFACTURE OF CHEMICALS AND CHEMICAL PRODUCTS.....	213	-	-	-	213
MANUFACTURE OF OTHER NON-METALLIC MINERAL PRODUCTS ...	17	-	-	1,503	1,520
MANUFACTURE OF FABRICATED METAL PRODUCTS, EXCEPT MACHINERY AND EQUIPMENT .....	527	107	2,651	-	3,285
MANUFACTURE OF FURNITURE; MANUFACTURING N.E.C. ....	364	87	95	223	769
T O T A L	20,025	25,850	10,912	139,567	196,354

TOTAL PERSONS ENGAGED BY INDUSTRIAL GROUP, REGIONAL STATES, MAJOR URBAN CENTERS AND  
OTHER URBAN CENTERS : 2001/2002 (1994 E.F.Y)

INDUSTRIAL GROUP	S O R O M I A				TOTAL
	NAZARETH	JIMMA	DEBRE ZEIT	OTHER TOWN	
MANUFACTURE OF FOOD PRODUCTS AND BEVERAGES.....	10,816	10,676	6,624	51,288	79,404
MANUFACTURE OF TOBACCO PRODUCTS .....	-	-	-	-	-
MANUFACTURE OF TEXTILES .....	2,008	510	1,038	11,963	15,519
MANUFACTURE OF WEARING APPAREL, DRESSING AND DYEING OF FUR .....	54	533	635	2,389	3,611
TANNING AND DRESSING OF LEATHER; MANUFACTURE OF LUGGAGE, HANDBAGS, SADDLERY, HARNESS AND FOOTWEAR....	109	44	112	713	978
MANUFACTURE OF WOOD AND OF PRODUCTS OF WOOD AND CORK, EXCEPT FURNITURE; MANUFACTURE OF ARTICLES OF STRAW AND PLAITING MATERIALS .....	462	421	117	1,753	2,753
PUBLISHING, PRINTING AND REPRODUCTION OF RECORDED MEDIA	-	-	-	-	-
MANUFACTURE OF CHEMICALS AND CHEMICAL PRODUCTS.....	-	19	45	130	194
MANUFACTURE OF OTHER NON-METALLIC MINERAL PRODUCTS ...	183	891	18	2,981	4,073
MANUFACTURE OF FABRICATED METAL PRODUCTS, EXCEPT MACHINERY AND EQUIPMENT .....	117	264	18	461	804
MANUFACTURE OF FURNITURE; MANUFACTURING N.E.C. ....	87	2,146	239	1,905	3,377
T O T A L	13,790	15,504	8,836	72,583	110,713

TOTAL PERSONS ENGAGED BY INDUSTRIAL GROUP, REGIONAL STATES, MAJOR URBAN CENTERS AND  
OTHER URBAN CENTERS : 2001/2002 (1994 E.F.Y.)

TABLE 5.3A (Cont'd)

INDUSTRIAL GROUP	S O M A L I E			BENISHANGUL GUMUZ		
	JIJIGA	OTHER TOWN	TOTAL	ASSOSA	OTHER TOWN	TOTAL
MANUFACTURE OF FOOD PRODUCTS AND BEVERAGES.....	2,084	1,418	3,502	734	3,061	3,795
MANUFACTURE OF TOBACCO PRODUCTS .....	-	-	-	-	-	-
MANUFACTURE OF TEXTILES .....	72	3,126	3,198	20	2,386	2,406
MANUFACTURE OF WEARING APPAREL, DRESSING AND DYEING OF FUR .....	76	8	84	74	192	266
TANNING AND DRESSING OF LEATHER; MANUFACTURE OF LUGGAGE, HANDBAGS, SADDLERY, HARNESS AND FOOTWEAR....	28	12	40	1	46	47
MANUFACTURE OF WOOD AND OF PRODUCTS OF WOOD AND CORK, EXCEPT FURNITURE; MANUFACTURE OF ARTICLES OF STRAW AND PLAITING MATERIALS .....	27	12	39	11	14	25
PUBLISHING, PRINTING AND REPRODUCTION OF RECORDED MEDIA	-	-	-	-	-	-
MANUFACTURE OF CHEMICALS AND CHEMICAL PRODUCTS.....	5	-	5	7	-	7
MANUFACTURE OF OTHER NON-METALLIC MINERAL PRODUCTS ...	24	-	24	12	11	23
MANUFACTURE OF FABRICATED METAL PRODUCTS, EXCEPT MACHINERY AND EQUIPMENT .....	173	174	347	7	77	84
MANUFACTURE OF FURNITURE; MANUFACTURING N.E.C. ....	101	115	216	38	44	82
<b>T O T A L</b>	<b>2,590</b>	<b>4,865</b>	<b>7,455</b>	<b>904</b>	<b>5,831</b>	<b>6,735</b>

TOTAL PERSONS ENGAGED BY INDUSTRIAL GROUP, REGIONAL STATES, MAJOR URBAN CENTERS AND OTHER URBAN CENTERS : 2001/2002 (1994 E.F.Y)

TABLE 5.3A (Cont'd)

INDUSTRIAL GROUP	S N N R P			G A M B E L L A		
	AWASSA	OTHER TOWN	TOTAL	GAMBELLA	OTHER TOWN	TOTAL
MANUFACTURE OF FOOD PRODUCTS AND BEVERAGES.....	12,670	59,958	72,628	1,942	5,155	7,097
MANUFACTURE OF TOBACCO PRODUCTS .....	10	-	10	-	-	-
MANUFACTURE OF TEXTILES .....	2,442	7,288	9,730	58	7	65
MANUFACTURE OF WEARING APPAREL, DRESSING AND DYEING OF FUR .....	651	5,833	6,484	8	268	276
FINISHING AND DRESSING OF LEATHER; MANUFACTURE OF LUGGAGE, HANDBAGS, SADDLERY, HARNESS AND FOOTWEAR.....	165	-	165	-	-	-
MANUFACTURE OF WOOD AND OF PRODUCTS OF WOOD AND CORK, EXCEPT FURNITURE; MANUFACTURE OF ARTICLES OF STRAW AND PLAITING MATERIALS .....	110	49	159	7	107	114
PUBLISHING, PRINTING AND REPRODUCTION OF RECORDED MEDIA .....	-	-	-	-	-	-
MANUFACTURE OF CHEMICALS AND CHEMICAL PRODUCTS.....	19	-	19	-	-	-
MANUFACTURE OF OTHER NON-METALLIC MINERAL PRODUCTS .....	29	742	771	5	-	5
MANUFACTURE OF FABRICATED METAL PRODUCTS, EXCEPT MACHINERY AND EQUIPMENT .....	57	43	100	2	22	24
MANUFACTURE OF FURNITURE; MANUFACTURING N.E.C. ....	664	2,170	2,834	60	30	90
	16,817	76,083	92,900	2,082	5,589	7,671

TOTAL PERSONS ENGAGED BY INDUSTRIAL GROUP, REGIONAL STATES, MAJOR URBAN CENTERS AND  
OTHER URBAN CENTERS : 2001/2002 (1994 E.F.Y)

TABLE 5.3A (Cont'd)

INDUSTRIAL GROUP	H A R A R I	ADDIS ABABA	DIRE DAWA	URBAN GRAND TOTAL
	HARAR	ADDIS ABABA	DIRE DAWA	
MANUFACTURE OF FOOD PRODUCTS AND BEVERAGES.....	2,347	22,111	5,621	334,782
MANUFACTURE OF TOBACCO PRODUCTS .....	-	-	-	39
MANUFACTURE OF TEXTILES .....	486	38,089	180	143,879
MANUFACTURE OF WEARING APPAREL, DRESSING AND DYEING OF FUR .....	204	997	45	19,494
TANNING AND DRESSING OF LEATHER; MANUFACTURE OF LUGGAGE, HANDBAGS, SADDLERY, HARNESS AND FOOTWEAR....	-	1,241	-	4,049
MANUFACTURE OF WOOD AND OF PRODUCTS OF WOOD AND CORK, EXCEPT FURNITURE; MANUFACTURE OF ARTICLES OF STRAW AND PLAITING MATERIALS .....	500	887	35	7,835
PUBLISHING, PRINTING AND REPRODUCTION OF RECORDED MEDIA	64	-	-	64
MANUFACTURE OF CHEMICALS AND CHEMICAL PRODUCTS.....	-	1,458	-	1,897
MANUFACTURE OF OTHER NON-METALLIC MINERAL PRODUCTS ...	140	2,391	113	9,540
MANUFACTURE OF FABRICATED METAL PRODUCTS, EXCEPT MACHINERY AND EQUIPMENT .....	126	1,152	198	6,614
MANUFACTURE OF FURNITURE; MANUFACTURING N.E.C. ....	85	3,982	344	12,049
<b>T O T A L</b>	<b>3,952</b>	<b>72,308</b>	<b>6,536</b>	<b>540,242</b>

TOTAL PERSONS ENGAGED BY INDUSTRIAL GROUP: RURAL  
2001/2002 (1994 E.F.Y)

TABLE 5.3B

INDUSTRIAL GROUP	TIGRAY	AFAR	AMHARA	ROMIA	SOMALIE	BENISHANGUL
MANUFACTURE OF FOOD PRODUCTS AND BEVERAGES.....	17,646	283	58,104	134,559	178	5,093
MANUFACTURE OF TOBACCO PRODUCTS .....	7	-	79	333	-	-
MANUFACTURE OF TEXTILES .....	13,600	1,471	49,717	28,836	2,565	1,337
MANUFACTURE OF WEARING APPAREL, DRESSING AND DYEING OF FUR .....	1,241	13	5,143	4,225	42	126
TANNING AND DRESSING OF LEATHER; MANUFACTURE OF LUGGAGE, HANDBAGS, SADDLERY, HARNESS AND FOOTWEAR....	307	1	5,977	1,527	-	77
MANUFACTURE OF WOOD AND OF PRODUCTS OF WOOD AND CORK, EXCEPT FURNITURE; MANUFACTURE OF ARTICLES OF STRAW AND PLAITING MATERIALS .....	2,029	113	9,179	21,312	457	1,847
PUBLISHING, PRINTING AND REPRODUCTION OF RECORDED MEDIA	176	-	-	-	-	-
MANUFACTURE OF CHEMICALS AND CHEMICAL PRODUCTS.....	10	-	13	127	-	29
MANUFACTURE OF OTHER NON-METALLIC MINERAL PRODUCTS ...	3,708	1	25,017	31,188	-	1,766
MANUFACTURE OF FABRICATED METAL PRODUCTS, EXCEPT MACHINERY AND EQUIPMENT .....	2,108	8	7,194	9,056	103	595
MANUFACTURE OF FURNITURE; MANUFACTURING N.E.C. ....	669	6	2,289	2,732	32	622
T O T A L	41,501	1,896	162,712	233,895	3,377	11,492

TOTAL PERSONS ENGAGED BY INDUSTRIAL GROUP: RURAL  
2001/2002 (1994 E.F.Y)

TABLE 5.3B(Cont'd)

INDUSTRIAL GROUP	SNNRP	GAMBELLA	HARARI	ADDIS ABABA	DIRE DAWA	TOTAL
MANUFACTURE OF FOOD PRODUCTS AND BEVERAGES.....	156,804	11,929	24	1,430	63	386,113
MANUFACTURE OF TOBACCO PRODUCTS .....	606	52	-	-	-	1,077
MANUFACTURE OF TEXTILES .....	55,040	260	9	22	-	152,858
MANUFACTURE OF WEARING APPAREL, DRESSING AND DYEING OF FUR .....	2,107	-	9	-	2	12,907
TANNING AND DRESSING OF LEATHER; MANUFACTURE OF LUGGAGE, HANDBAGS, SADDLERY, HARNESS AND FOOTWEAR....	3,128	-	-	2	-	11,019
MANUFACTURE OF WOOD AND OF PRODUCTS OF WOOD AND CORK, EXCEPT FURNITURE; MANUFACTURE OF ARTICLES OF STRAW AND PLAITING MATERIALS .....	26,280	970	54	34	27	62,302
PUBLISHING, PRINTING AND REPRODUCTION OF RECORDED MEDIA	-	-	-	-	-	176
MANUFACTURE OF CHEMICALS AND CHEMICAL PRODUCTS.....	43	-	-	6	-	228
MANUFACTURE OF OTHER NON-METALLIC MINERAL PRODUCTS ...	36,325	1,494	61	681	-	100,243
MANUFACTURE OF FABRICATED METAL PRODUCTS, EXCEPT MACHINERY AND EQUIPMENT .....	7,703	58	58	-	38	26,921
MANUFACTURE OF FURNITURE; MANUFACTURING N.E.C. ....	6,324	95	4	2	7	12,782
<b>T O T A L</b>	<b>294,360</b>	<b>14,858</b>	<b>219</b>	<b>2,177</b>	<b>137</b>	<b>766,626</b>

TABLE 5.4A

GROSS VALUE OF PRODUCTION BY INDUSTRIAL GROUP, REGIONAL STATES, MAJOR URBAN CENTERS AND OTHER URBAN CENTERS : 2001/2002 (1994 E.F.Y)

INDUSTRIAL GROUP	(VALUE IN '000 BIRR)					
	TIGRAY			A F A R		
	MEKELE	OTHER TOWN	TOTAL	ASAYITA	OTHER TOWN	TOTAL
MANUFACTURE OF FOOD PRODUCTS AND BEVERAGES.....	42,143	21,697	63,840	1,277	12,169	13,446
MANUFACTURE OF TOBACCO PRODUCTS .....	-	-	-	-	35	35
MANUFACTURE OF OTHER NON-METALLIC MINERAL PRODUCTS.....	11,071	12,011	23,082	182	59	241
MANUFACTURE OF TEXTILES .....	-	-	-	-	-	-
MANUFACTURE OF WEARING APPAREL, DRESSING AND DYEING OF FUR .....	16	5,807	5,823	338	441	779
TANNING AND DRESSING OF LEATHER; MANUFACTURE OF LUGGAGE, HANDBAGS, SADDLERY, HARNESS AND FOOTWEAR.....	-	39	39	75	56	131
MANUFACTURE OF WOOD AND OF PRODUCTS OF WOOD AND CORK, EXCEPT FURNITURE; MANUFACTURE OF ARTICLES OF STRAW AND PLAITING MATERIALS .....	311	43	354	2	929	931
PUBLISHING, PRINTING AND REPRODUCTION OF RECORDED MEDIA .....	-	-	-	-	-	-
MANUFACTURE OF CHEMICALS AND CHEMICAL PRODUCTS.....	-	-	-	-	-	-
MANUFACTURE OF OTHER NON-METALLIC MINERAL PRODUCTS ...	494	4,020	4,514	3	-	3
MANUFACTURE OF FABRICATED METAL PRODUCTS, EXCEPT MACHINERY AND EQUIPMENT .....	2,318	2,318	2,318	79	140	219
MANUFACTURE OF FURNITURE; MANUFACTURING N.E.C. ....	51	1,006	1,057	455	28	483
TOTAL	54,086	46,941	101,027	2,411	13,857	16,268

GROSS VALUE OF PRODUCTION BY INDUSTRIAL GROUP, REGIONAL STATES, MAJOR URBAN CENTERS AND  
OTHER URBAN CENTERS : 2001/2002 (1994 E.F.Y)

(VALUE IN '000 BIRR)

TABLE 5.4A (Cont'd)

INDUSTRIAL GROUP	AMHARA				
	BAHIR DAR	GONDAR	DESSIE	OTHER TOWN	TOTAL
MANUFACTURE OF FOOD PRODUCTS AND BEVERAGES.....	24,595	36,228	14,104	146,366	221,293
MANUFACTURE OF TOBACCO PRODUCTS .....	-	-	19	-	19
MANUFACTURE OF TEXTILES .....	5,958	5,914	4,445	49,950	66,267
MANUFACTURE OF WEARING APPAREL, DRESSING AND DYEING OF FUR .....	4,608	3,142	2,764	11,949	22,463
TANNING AND DRESSING OF LEATHER; MANUFACTURE OF LUGGAGE, HANDBAGS, SADDLERY, HARNESS AND FOOTWEAR....	1,465	1,182	499	1,592	4,738
MANUFACTURE OF WOOD AND OF PRODUCTS OF WOOD AND CORK, EXCEPT FURNITURE; MANUFACTURE OF ARTICLES OF STRAW AND PLAITING MATERIALS .....	916	54	263	234	1,467
PUBLISHING, PRINTING AND REPRODUCTION OF RECORDED MEDIA	-	-	-	-	-
MANUFACTURE OF CHEMICALS AND CHEMICAL PRODUCTS.....	1,099	-	-	-	1,099
MANUFACTURE OF OTHER NON-METALLIC MINERAL PRODUCTS ...	16	-	-	1,181	1,197
MANUFACTURE OF FABRICATED METAL PRODUCTS, EXCEPT MACHINERY AND EQUIPMENT .....	-	913	750	10,086	11,749
MANUFACTURE OF FURNITURE; MANUFACTURING N.E.C. ....	4,823	32	597	245	5,697
<b>TOTAL</b>	<b>43,480</b>	<b>47,465</b>	<b>23,441</b>	<b>221,603</b>	<b>335,989</b>

GROSS VALUE OF PRODUCTION BY INDUSTRIAL GROUP, REGIONAL STATES, MAJOR URBAN CENTERS AND OTHER URBAN CENTERS : 2001/2002 (1994 E.F.Y)

TABLE 5.4A (Cont'd)

(VALUE IN '000 BIRR)

INDUSTRIAL GROUP	O R O M I A				
	NAZARETH	JIMMA	DEBRE ZEIT	OTHER TOWN	TOTAL
MANUFACTURE OF FOOD PRODUCTS AND BEVERAGES.....	39,070	38,770	21,699	105,842	205,381
MANUFACTURE OF TOBACCO PRODUCTS .....	-	-	-	-	-
MANUFACTURE OF TEXTILES .....	4,491	357	2,729	42,911	50,488
MANUFACTURE OF WEARING APPAREL, DRESSING AND DYEING OF FUR .....	217	2,270	923	6,722	10,132
TANNING AND DRESSING OF LEATHER; MANUFACTURE OF LUGGAGE, HANDBAGS, SADDLERY, HARNESS AND FOOTWEAR....	517	324	393	514	1,748
MANUFACTURE OF WOOD AND OF PRODUCTS OF WOOD AND CORK, EXCEPT FURNITURE; MANUFACTURE OF ARTICLES OF STRAW AND PLAITING MATERIALS .....	2,236	1,133	290	4,609	8,268
PUBLISHING, PRINTING AND REPRODUCTION OF RECORDED MEDIA	-	-	-	-	-
MANUFACTURE OF CHEMICALS AND CHEMICAL PRODUCTS.....	-	28	67	74	169
MANUFACTURE OF OTHER NON-METALLIC MINERAL PRODUCTS ...	207	1,281	379	4,980	6,847
MANUFACTURE OF FABRICATED METAL PRODUCTS, EXCEPT MACHINERY AND EQUIPMENT .....	792	770	22	878	2,462
MANUFACTURE OF FURNITURE; MANUFACTURING N.E.C. ....	513	14,581	1,485	3,475	20,054
T O T A L	48,043	59,514	27,987	170,005	305,549

GROSS VALUE OF PRODUCTION BY INDUSTRIAL GROUP, REGIONAL STATES, MAJOR URBAN CENTERS AND OTHER URBAN CENTERS : 2001/2002 (1994 E.F.Y)

(VALUE IN '000 BIRR)

TABLE 5.4A (Cont'd)

INDUSTRIAL GROUP	S O M A L I E			BENISHANGUL GUMUZ		
	JIJIGA	OTHER TOWN	TOTAL	ASSOSA	OTHER TOWN	TOTAL
MANUFACTURE OF FOOD PRODUCTS AND BEVERAGES.....	13,289	7,949	21,238	1,414	3,729	5,143
MANUFACTURE OF TOBACCO PRODUCTS .....	-	-	-	-	-	-
MANUFACTURE OF TEXTILES .....	227	3,716	3,943	20	1,764	1,784
MANUFACTURE OF WEARING APPAREL, DRESSING AND DYEING OF FUR .....	684	29	713	291	238	529
TANNING AND DRESSING OF LEATHER; MANUFACTURE OF LUGGAGE, HANDBAGS, SADDLERY, HARNESS AND FOOTWEAR....	178	29	207	1	47	48
MANUFACTURE OF WOOD AND OF PRODUCTS OF WOOD AND CORK, EXCEPT FURNITURE; MANUFACTURE OF ARTICLES OF STRAW AND PLAITING MATERIALS .....	32	46	78	7	8	15
PUBLISHING, PRINTING AND REPRODUCTION OF RECORDED MEDIA	-	-	-	-	-	-
MANUFACTURE OF CHEMICALS AND CHEMICAL PRODUCTS.....	23	-	23	45	-	45
MANUFACTURE OF OTHER NON-METALLIC MINERAL PRODUCTS ...	64	-	64	388	4	392
MANUFACTURE OF FABRICATED METAL PRODUCTS, EXCEPT MACHINERY AND EQUIPMENT .....	1,047	1,032	2,079	14	140	154
MANUFACTURE OF FURNITURE; MANUFACTURING N.E.C. ....	1,608	855	2,463	261	96	357
T O T A L	17,152	13,656	30,808	2,441	6,026	8,467

GROSS VALUE OF PRODUCTION BY INDUSTRIAL GROUP, REGIONAL STATES, MAJOR URBAN CENTERS AND OTHER URBAN CENTERS : 2001/2002 (1994 E.F.Y)  
 TABLE 5.4A (Cont'd) (VALUE IN '000 BIRR)

INDUSTRIAL GROUP	S N N R P			G A M B E L L A		
	AWASSA	OTHER TOWN	TOTAL	GAMBELLA	OTHER TOWN	TOTAL
MANUFACTURE OF FOOD PRODUCTS AND BEVERAGES.....	48,682	156,333	205,015	4,499	12,222	16,721
MANUFACTURE OF TOBACCO PRODUCTS .....	9	-	9	-	-	-
MANUFACTURE OF TEXTILES .....	4,184	11,927	16,111	108	2	110
MANUFACTURE OF WEARING APPAREL, DRESSING AND DYEING OF FUR .....	5,746	19,079	24,825	148	1,027	1,175
TANNING AND DRESSING OF LEATHER; MANUFACTURE OF LUGGAGE, HANDBAGS, SADDLERY, HARNESS AND FOOTWEAR....	1,321	-	1,321	-	-	-
MANUFACTURE OF WOOD AND OF PRODUCTS OF WOOD AND CORK, EXCEPT FURNITURE; MANUFACTURE OF ARTICLES OF STRAW AND PLAITING MATERIALS .....	812	46	858	21	400	421
PUBLISHING, PRINTING AND REPRODUCTION OF RECORDED MEDIA .....	131	-	131	-	-	-
MANUFACTURE OF CHEMICALS AND CHEMICAL PRODUCTS.....	17	1,814	1,831	-	-	-
MANUFACTURE OF OTHER NON-METALLIC MINERAL PRODUCTS ...	130	40	170	3	9	12
MANUFACTURE OF FABRICATED METAL PRODUCTS, EXCEPT MACHINERY AND EQUIPMENT .....	8,377	12,906	21,283	233	53	286
MANUFACTURE OF FURNITURE; MANUFACTURING N.E.C. ....	69,409	202,145	271,554	5,012	13,713	18,725
T O T A L						

GROSS VALUE OF PRODUCTION BY INDUSTRIAL GROUP, REGIONAL STATES, MAJOR URBAN CENTERS AND  
OTHER URBAN CENTERS : 2001/2002 (1994 E.F.Y)

TABLE 5.4A (Cont'd)

(VALUE IN '000 BIRR)

INDUSTRIAL GROUP	H A R A R I	ADDIS ABABA	DIRE DAWA	URBAN GRAND TOTAL
	HARAR	ADDIS ABABA	DIRE DAWA	
MANUFACTURE OF FOOD PRODUCTS AND BEVERAGES.....	25,915	76,461	33,601	888,055
MANUFACTURE OF TOBACCO PRODUCTS .....	-	-	-	64
MANUFACTURE OF TEXTILES .....	5,026	111,965	827	279,844
MANUFACTURE OF WEARING APPAREL, DRESSING AND DYEING OF FUR .....	691	4,846	144	72,120
TANNING AND DRESSING OF LEATHER; MANUFACTURE OF LUGGAGE, HANDBAGS, SADDLERY, HARNESS AND FOOTWEAR....	-	5,437	-	13,671
MANUFACTURE OF WOOD AND OF PRODUCTS OF WOOD AND CORK, EXCEPT FURNITURE; MANUFACTURE OF ARTICLES OF STRAW AND PLAITING MATERIALS .....	1,213	1,082	181	14,867
PUBLISHING, PRINTING AND REPRODUCTION OF RECORDED MEDIA	514	-	-	514
MANUFACTURE OF CHEMICALS AND CHEMICAL PRODUCTS.....	-	3,090	-	4,558
MANUFACTURE OF OTHER NON-METALLIC MINERAL PRODUCTS ...	303	5,086	1,022	21,259
MANUFACTURE OF FABRICATED METAL PRODUCTS, EXCEPT MACHINERY AND EQUIPMENT .....	1,487	4,869	486	26,007
MANUFACTURE OF FURNITURE; MANUFACTURING N.E.C. ....	895	38,076	3,461	94,113
T O T A L	36,044	250,912	39,722	1,415,072

GROSS VALUE OF PRODUCTION BY INDUSTRIAL GROUP : RURAL  
2001/2002 (1994 E.F.Y)

TABLE 5.4B

INDUSTRIAL GROUP	(VALUE IN '000 BIRR)					
	TIGRAY	AFAR	AMHARA	OROMIA	SOMALIE	BENISHANGUL
MANUFACTURE OF FOOD PRODUCTS AND BEVERAGES.....	28,358	506	42,771	168,020	751	2,889
MANUFACTURE OF TOBACCO PRODUCTS .....	3	-	8	635	-	-
MANUFACTURE OF TEXTILES .....	11,162	649	35,068	28,894	1,758	439
MANUFACTURE OF WEARING APPAREL, DRESSING AND DYEING OF FUR .....	5,474	61	6,557	8,348	26	135
TANNING AND DRESSING OF LEATHER; MANUFACTURE OF LUGGAGE, HANDBAGS, SADDLERY, HARNESS AND FOOTWEAR....	782	2	8,146	1,967	-	27
MANUFACTURE OF WOOD AND OF PRODUCTS OF WOOD AND CORK, EXCEPT FURNITURE; MANUFACTURE OF ARTICLES OF STRAW AND PLAITING MATERIALS .....	1,197	146	2,986	9,332	604	650
PUBLISHING, PRINTING AND REPRODUCTION OF RECORDED MEDIA	815	-	-	-	-	-
MANUFACTURE OF CHEMICALS AND CHEMICAL PRODUCTS.....	41	-	13	109	-	14
MANUFACTURE OF OTHER NON-METALLIC MINERAL PRODUCTS ...	1,813	2	9,220	13,930	-	700
MANUFACTURE OF FABRICATED METAL PRODUCTS, EXCEPT MACHINERY AND EQUIPMENT .....	3,978	6	9,200	11,688	341	340
MANUFACTURE OF FURNITURE; MANUFACTURING N.E.C. ....	1,196	14	3,127	4,227	32	375
T O T A L	54,819	1,386	117,096	247,150	3,512	5,569

GROSS VALUE OF PRODUCTION BY INDUSTRIAL GROUP : RURAL  
2001/2002 (1994 E.F.Y)

(VALUE IN '000 BIRR)

TABLE 5.4B(Cont'd)

INDUSTRIAL GROUP	SNNRP	GAMBELLA	HARARI	ADDIS ABABA	DIRE DAWA	TOTAL
MANUFACTURE OF FOOD PRODUCTS AND BEVERAGES.....	155,998	13,951	450	1,939	136	415,769
MANUFACTURE OF TOBACCO PRODUCTS .....	512	332	-	-	-	1,490
MANUFACTURE OF TEXTILES .....	29,408	40	1	39	-	107,457
MANUFACTURE OF WEARING APPAREL, DRESSING AND DYEING OF FUR .....	6,391	-	26	-	3	27,022
TANNING AND DRESSING OF LEATHER; MANUFACTURE OF LUGGAGE, HANDBAGS, SADDLERY, HARNESS AND FOOTWEAR....	2,779	-	-	-	-	13,703
MANUFACTURE OF WOOD AND OF PRODUCTS OF WOOD AND CORK, EXCEPT FURNITURE; MANUFACTURE OF ARTICLES OF STRAW AND PLAITING MATERIALS .....	12,527	1,235	31	9	18	28,736
PUBLISHING, PRINTING AND REPRODUCTION OF RECORDED MEDIA	-	-	-	-	-	815
MANUFACTURE OF CHEMICALS AND CHEMICAL PRODUCTS.....	15	-	-	2	-	193
MANUFACTURE OF OTHER NON-METALLIC MINERAL PRODUCTS ...	17,041	808	27	881	-	44,420
MANUFACTURE OF FABRICATED METAL PRODUCTS, EXCEPT MACHINERY AND EQUIPMENT .....	6,553	63	136	-	70	32,375
MANUFACTURE OF FURNITURE; MANUFACTURING N.E.C. ....	9,915	162	3	12	13	19,077
<b>T O T A L</b>	<b>241,139</b>	<b>16,591</b>	<b>674</b>	<b>2,882</b>	<b>240</b>	<b>691,057</b>

VALUE ADDED BY INDUSTRIAL GROUP, REGIONAL STATES, MAJOR URBAN CENTERS AND  
OTHER URBAN CENTERS : 2001/2002 (1994 E.F.Y)

TABLE 5.5A

(VALUE IN '000 BIRR)

INDUSTRIAL GROUP	T I G R A Y			A F A R		
	MEKELE	OTHER TOWN	TOTAL	ASAYITA	OTHER TOWN	TOTAL
MANUFACTURE OF FOOD PRODUCTS AND BEVERAGES.....	12,033	4,881	16,914	320	3,407	3,727
MANUFACTURE OF TOBACCO PRODUCTS .....	-	-	-	-	14	14
MANUFACTURE OF TEXTILES .....	5,897	4,618	10,515	124	43	167
MANUFACTURE OF WEARING APPAREL, DRESSING AND DYEING OF FUR .....	10	2,916	2,926	120	319	439
TANNING AND DRESSING OF LEATHER; MANUFACTURE OF LUGGAGE, HANDBAGS, SADDLERY, HARNESS AND FOOTWEAR....	-	25	25	54	40	94
MANUFACTURE OF WOOD AND OF PRODUCTS OF WOOD AND CORK, EXCEPT FURNITURE; MANUFACTURE OF ARTICLES OF STRAW AND PLAITING MATERIALS .....	185	19	204	1	288	289
PUBLISHING, PRINTING AND REPRODUCTION OF RECORDED MEDIA	-	-	-	-	-	-
MANUFACTURE OF CHEMICALS AND CHEMICAL PRODUCTS.....	-	-	-	-	-	-
MANUFACTURE OF OTHER NON-METALLIC MINERAL PRODUCTS ...	171	2,451	2,622	2	-	2
MANUFACTURE OF FABRICATED METAL PRODUCTS, EXCEPT MACHINERY AND EQUIPMENT .....	-	1,149	1,149	51	90	141
MANUFACTURE OF FURNITURE; MANUFACTURING N.E.C. ....	28	334	362	233	11	244
TOTAL	18,324	16,393	34,717	905	4,212	5,117

VALUE ADDED BY INDUSTRIAL GROUP, REGIONAL STATES, MAJOR URBAN CENTERS AND  
OTHER URBAN CENTERS : 2001/2002 (1994 E.F.Y)

(VALUE IN '000 BIRR)

TABLE 5.5A (Cont'd)

INDUSTRIAL GROUP	A M H A R A				
	BAHIR DAR	GONDAR	DESSIE	OTHER TOWN	TOTAL
MANUFACTURE OF FOOD PRODUCTS AND BEVERAGES.....	6,917	7,710	3,893	37,480	56,000
MANUFACTURE OF TOBACCO PRODUCTS.....	-	-	8	-	8
MANUFACTURE OF TEXTILES.....	2,611	3,228	1,952	17,901	25,692
MANUFACTURE OF WEARING APPAREL, DRESSING AND DYEING OF FUR .....	3,177	1,788	1,521	4,827	11,313
TANNING AND DRESSING OF LEATHER; MANUFACTURE OF LUGGAGE, HANDBAGS, SADDLERY, HARNESS AND FOOTWEAR....	593	569	201	314	1,677
MANUFACTURE OF WOOD AND OF PRODUCTS OF WOOD AND CORK, EXCEPT FURNITURE; MANUFACTURE OF ARTICLES OF STRAW AND PLAITING MATERIALS .....	455	39	150	144	788
PUBLISHING, PRINTING AND REPRODUCTION OF RECORDED MEDIA	-	-	-	-	-
MANUFACTURE OF CHEMICALS AND CHEMICAL PRODUCTS.....	274	-	-	-	274
MANUFACTURE OF OTHER NON-METALLIC MINERAL PRODUCTS ...	12	-	-	677	689
MANUFACTURE OF FABRICATED METAL PRODUCTS, EXCEPT MACHINERY AND EQUIPMENT .....	-	681	286	4,833	5,800
MANUFACTURE OF FURNITURE; MANUFACTURING N.E.C. ....	2,131	22	182	105	2,440
<b>T O T A L</b>	<b>16,170</b>	<b>14,037</b>	<b>8,193</b>	<b>66,281</b>	<b>104,681</b>

392

VALUE ADDED BY INDUSTRIAL GROUP, REGIONAL STATES, MAJOR URBAN CENTERS AND  
OTHER URBAN CENTERS : 2001/2002 (1994 E.F.Y)

TABLE 5.5A (Cont'd)

(VALUE IN '000 BIRR)

INDUSTRIAL GROUP	O R O M I A				
	NAZARETH	JIMMA	DEBRE ZEIT	OTHER TOWN	TOTAL
MANUFACTURE OF FOOD PRODUCTS AND BEVERAGES.....	11,005	11,078	6,450	25,882	54,415
MANUFACTURE OF TOBACCO PRODUCTS .....	-	-	-	-	-
MANUFACTURE OF TEXTILES .....	1,909	240	959	17,079	20,187
MANUFACTURE OF WEARING APPAREL, DRESSING AND DYEING OF FUR .....	124	1,557	539	3,157	5,377
TANNING AND DRESSING OF LEATHER; MANUFACTURE OF LUGGAGE, HANDBAGS, SADDLERY, HARNESS AND FOOTWEAR....	334	173	189	175	871
MANUFACTURE OF WOOD AND OF PRODUCTS OF WOOD AND CORK, EXCEPT FURNITURE; MANUFACTURE OF ARTICLES OF STRAW AND PLAITING MATERIALS .....	1,153	547	137	1,287	3,124
PUBLISHING, PRINTING AND REPRODUCTION OF RECORDED MEDIA	-	-	-	-	-
MANUFACTURE OF CHEMICALS AND CHEMICAL PRODUCTS.....	-	13	56	47	116
MANUFACTURE OF OTHER NON-METALLIC MINERAL PRODUCTS ...	68	914	258	3,704	4,944
MANUFACTURE OF FABRICATED METAL PRODUCTS, EXCEPT MACHINERY AND EQUIPMENT .....	388	544	19	489	1,440
MANUFACTURE OF FURNITURE; MANUFACTURING N.E.C. ....	257	8,703	871	1,500	11,331
T O T A L	15,238	23,769	9,478	53,320	101,805

VALUE ADDED BY INDUSTRIAL GROUP, REGIONAL STATES, MAJOR URBAN CENTERS AND  
OTHER URBAN CENTERS : 2001/2002 (1994 E.F.Y)

(VALUE IN '000 BIRR)

INDUSTRIAL GROUP	S O M A L I E			BENISHANGUL GUMUZ		
	JIJIGA	OTHER TOWN	TOTAL	ASSOSA	OTHER TOWN	TOTAL
MANUFACTURE OF FOOD PRODUCTS AND BEVERAGES.....	3,136	2,644	5,780	299	946	1,245
MANUFACTURE OF TOBACCO PRODUCTS .....	-	-	-	-	-	-
MANUFACTURE OF TEXTILES .....	77	1,520	1,597	11	1,121	1,132
MANUFACTURE OF WEARING APPAREL, DRESSING AND DYEING OF FUR .....	242	26	268	205	144	349
TANNING AND DRESSING OF LEATHER; MANUFACTURE OF LUGGAGE, HANDBAGS, SADDLERY, HARNESS AND FOOTWEAR....	118	13	131	-	33	33
MANUFACTURE OF WOOD AND OF PRODUCTS OF WOOD AND CORK, EXCEPT FURNITURE; MANUFACTURE OF ARTICLES OF STRAW AND PLAITING MATERIALS .....	26	1	27	4	4	8
PUBLISHING, PRINTING AND REPRODUCTION OF RECORDED MEDIA	-	-	-	-	-	-
MANUFACTURE OF CHEMICALS AND CHEMICAL PRODUCTS.....	11	-	11	20	-	20
MANUFACTURE OF OTHER NON-METALLIC MINERAL PRODUCTS ...	30	-	30	358	3	361
MANUFACTURE OF FABRICATED METAL PRODUCTS, EXCEPT MACHINERY AND EQUIPMENT .....	608	556	1,164	5	59	64
MANUFACTURE OF FURNITURE; MANUFACTURING N.E.C. ....	979	447	1,426	112	66	178
<b>T O T A L</b>	<b>5,227</b>	<b>5,207</b>	<b>10,434</b>	<b>1,014</b>	<b>2,376</b>	<b>3,390</b>

VALUE ADDED BY INDUSTRIAL GROUP, REGIONAL STATES, MAJOR URBAN CENTERS AND  
OTHER URBAN CENTERS : 2001/2002 (1994 E.F.Y)

TABLE 5.5A (Cont'd)

(VALUE IN '000 BIRR)

INDUSTRIAL GROUP	S N N R P			G A M B E L L A		
	AWASSA	OTHER TOWN	TOTAL	GAMBELLA	OTHER TOWN	TOTAL
MANUFACTURE OF FOOD PRODUCTS AND BEVERAGES.....	12,782	38,825	51,607	1,403	4,201	5,604
MANUFACTURE OF TOBACCO PRODUCTS .....	2	-	2	-	-	-
MANUFACTURE OF TEXTILES .....	2,213	4,644	6,857	53	1	54
MANUFACTURE OF WEARING APPAREL, DRESSING AND DYEING OF FUR .....	2,501	10,716	13,217	38	565	603
TANNING AND DRESSING OF LEATHER; MANUFACTURE OF LUGGAGE, HANDBAGS, SADDLERY, HARNESS AND FOOTWEAR....	603	-	603	-	-	-
MANUFACTURE OF WOOD AND OF PRODUCTS OF WOOD AND CORK, EXCEPT FURNITURE; MANUFACTURE OF ARTICLES OF STRAW AND PLAITING MATERIALS .....	316	27	343	9	216	225
PUBLISHING, PRINTING AND REPRODUCTION OF RECORDED MEDIA	-	-	-	-	-	-
MANUFACTURE OF CHEMICALS AND CHEMICAL PRODUCTS.....	108	-	108	-	-	-
MANUFACTURE OF OTHER NON-METALLIC MINERAL PRODUCTS ...	9	1,592	1,601	-	-	-
MANUFACTURE OF FABRICATED METAL PRODUCTS, EXCEPT MACHINERY AND EQUIPMENT .....	98	14	112	1	6	7
MANUFACTURE OF FURNITURE; MANUFACTURING N.E.C. ....	3,058	7,109	10,167	120	39	159
T O T A L	21,690	62,927	84,617	1,624	5,028	6,652

VALUE ADDED BY INDUSTRIAL GROUP, REGIONAL STATES, MAJOR URBAN CENTERS AND  
OTHER URBAN CENTERS : 2001/2002 (1994 E.F.Y)

TABLE 5.5A (Cont'd)

INDUSTRIAL GROUP	H A R A R I	ADDIS ABABA	DIRE DAWA	URBAN
	HARAR	ADDIS ABABA	DIRE DAWA	GRAND TOTAL
MANUFACTURE OF FOOD PRODUCTS AND BEVERAGES.....	7,901	21,586	9,034	233,813
MANUFACTURE OF TOBACCO PRODUCTS .....	-	-	-	25
MANUFACTURE OF TEXTILES .....	1,509	40,376	237	108,323
MANUFACTURE OF WEARING APPAREL, DRESSING AND DYEING OF FUR .....	549	1,189	91	36,324
TANNING AND DRESSING OF LEATHER; MANUFACTURE OF LUGGAGE, HANDBAGS, SADDLERY, HARNESS AND FOOTWEAR....	-	1,739	-	5,173
MANUFACTURE OF WOOD AND OF PRODUCTS OF WOOD AND CORK, EXCEPT FURNITURE; MANUFACTURE OF ARTICLES OF STRAW AND PLAITING MATERIALS .....	696	372	110	6,186
PUBLISHING, PRINTING AND REPRODUCTION OF RECORDED MEDIA	313	-	-	313
MANUFACTURE OF CHEMICALS AND CHEMICAL PRODUCTS.....	-	1,649	-	2,177
MANUFACTURE OF OTHER NON-METALLIC MINERAL PRODUCTS ...	274	2,744	453	13,722
MANUFACTURE OF FABRICATED METAL PRODUCTS, EXCEPT MACHINERY AND EQUIPMENT .....	-2,026	1,974	407	10,234
MANUFACTURE OF FURNITURE; MANUFACTURING N.E.C. ....	486	22,295	1,886	50,975
T O T A L	9,702	93,924	12,218	467,265

VALUE ADDED BY INDUSTRIAL GROUP: RURAL  
2001/2002 (1994 E.F.Y)

TABLE 5.5B

(VALUE IN '000 BIRR)

INDUSTRIAL GROUP	TIGRAY	AFAR	AMHARA	OROMIA	SOMALIE	BENISHANGUL
MANUFACTURE OF FOOD PRODUCTS AND BEVERAGES.....	8,639	114	11,276	49,725	194	962
MANUFACTURE OF TOBACCO PRODUCTS .....	2	-	6	97	-	-
MANUFACTURE OF TEXTILES .....	6,645	317	15,466	10,479	1,184	268
MANUFACTURE OF WEARING APPAREL, DRESSING AND DYEING OF FUR .....	2,182	27	3,346	4,236	22	69
TANNING AND DRESSING OF LEATHER; MANUFACTURE OF LUGGAGE, HANDBAGS, SADDLERY, HARNESS AND FOOTWEAR....	318	1	3,948	755	-	20
MANUFACTURE OF WOOD AND OF PRODUCTS OF WOOD AND CORK, EXCEPT FURNITURE; MANUFACTURE OF ARTICLES OF STRAW AND PLAITING MATERIALS .....	798	104	1,578	5,952	406	495
PUBLISHING, PRINTING AND REPRODUCTION OF RECORDED MEDIA .....	653	-	-	-	-	-
MANUFACTURE OF CHEMICALS AND CHEMICAL PRODUCTS.....	39	-	1	38	-	12
MANUFACTURE OF OTHER NON-METALLIC MINERAL PRODUCTS ...	1,482	1	6,770	9,747	-	594
MANUFACTURE OF FABRICATED METAL PRODUCTS, EXCEPT MACHINERY AND EQUIPMENT .....	2,236	3	5,347	6,179	172	180
MANUFACTURE OF FURNITURE; MANUFACTURING N.E.C. ....	683	8	1,254	2,107	11	186
<b>T O T A L</b>	<b>23,677</b>	<b>575</b>	<b>48,992</b>	<b>89,315</b>	<b>1,989</b>	<b>2,786</b>

ESTIMATED VALUE OF FIXED ASSET BY INDUSTRIAL GROUP, REGIONAL STATES, MAJOR URBAN CENTERS AND OTHER URBAN CENTERS : 2001/2002 (1994 E.F.Y)

VALUE ADDED BY INDUSTRIAL GROUP: RURAL  
2001/2002 (1994 E.F.Y)

TABLE 5.5B(Cont'd)

INDUSTRIAL GROUP	SNRNP	GAMBELLA	HARARI	ADDIS ABABA	DIRE DAWA	TOTAL
MANUFACTURE OF FOOD PRODUCTS AND BEVERAGES.....	46,671	5,225	327	518	30	123,681
MANUFACTURE OF TOBACCO PRODUCTS .....	264	212	-	-	-	581
MANUFACTURE OF TEXTILES .....	12,046	31	-	13	-	46,448
MANUFACTURE OF WEARING APPAREL, DRESSING AND DYEING OF FUR .....	3,413	-	15	-	-	13,311
TANNING AND DRESSING OF LEATHER; MANUFACTURE OF LUGGAGE, HANDBAGS, SADDLERY, HARNESS AND FOOTWEAR....	1,254	-	-	-	-	6,297
MANUFACTURE OF WOOD AND OF PRODUCTS OF WOOD AND CORK, EXCEPT FURNITURE; MANUFACTURE OF ARTICLES OF STRAW AND PLAITING MATERIALS .....	6,875	1,131	24	4	17	17,383
PUBLISHING, PRINTING AND REPRODUCTION OF RECORDED MEDIA	-	-	-	-	-	653
MANUFACTURE OF CHEMICALS AND CHEMICAL PRODUCTS.....	515	200	800	1	-	96
MANUFACTURE OF OTHER NON-METALLIC MINERAL PRODUCTS ...	12,530	698	25	553	-	32,399
MANUFACTURE OF FABRICATED METAL PRODUCTS, EXCEPT MACHINERY AND EQUIPMENT .....	3,000	35	71	-	41	17,265
MANUFACTURE OF FURNITURE; MANUFACTURING N.E.C. ....	5,220	92	1	5	8	9,575
<b>T O T A L</b>	<b>91,278</b>	<b>7,424</b>	<b>463</b>	<b>1,094</b>	<b>96</b>	<b>267,689</b>

ESTIMATED VALUE OF FIXED ASSET BY INDUSTRIAL GROUP, REGIONAL STATES, MAJOR URBAN CENTERS AND OTHER URBAN CENTERS : 2001/2002 (1994 E.F.Y)

ESTIMATED VALUE OF FIXED ASSET BY INDUSTRIAL GROUP, REGIONAL STATES, MAJOR URBAN CENTERS AND OTHER URBAN CENTERS : 2001/2002 (1994 E.F.Y)

TABLE 5.6A

(VALUE IN '000 BIRR)

INDUSTRIAL GROUP	T I G R A Y			A F A R		
	MEKELE	OTHER TOWN	TOTAL	ASAYITA	OTHER TOWN	TOTAL
MANUFACTURE OF FOOD PRODUCTS AND BEVERAGES.....	2,514	1,273	3,787	60	372	432
MANUFACTURE OF TOBACCO PRODUCTS .....	-	-	-	-	4	4
MANUFACTURE OF TEXTILES .....	210	596	806	3	9	12
MANUFACTURE OF WEARING APPAREL, DRESSING AND DYEING OF FUR .....	28	1,630	1,658	13	74	87
TANNING AND DRESSING OF LEATHER; MANUFACTURE OF LUGGAGE, HANDBAGS, SADDLERY, HARNESS AND FOOTWEAR....	-	16	16	1	2	3
MANUFACTURE OF WOOD AND OF PRODUCTS OF WOOD AND CORK, EXCEPT FURNITURE; MANUFACTURE OF ARTICLES OF STRAW AND PLAITING MATERIALS .....	-	1	1	-	11	11
PUBLISHING, PRINTING AND REPRODUCTION OF RECORDED MEDIA	-	-	-	-	-	-
MANUFACTURE OF CHEMICALS AND CHEMICAL PRODUCTS.....	-	-	-	-	-	-
MANUFACTURE OF OTHER NON-METALLIC MINERAL PRODUCTS ...	41	50	91	-	-	-
MANUFACTURE OF FABRICATED METAL PRODUCTS, EXCEPT MACHINERY AND EQUIPMENT .....	-	94	94	3	3	6
MANUFACTURE OF FURNITURE; MANUFACTURING N.E.C. ....	6	93	99	60	1	61
T O T A L	2,799	3,753	6,552	140	476	616

ESTIMATED VALUE OF FIXED ASSET BY INDUSTRIAL GROUP, REGIONAL STATES, MAJOR URBAN CENTERS AND OTHER URBAN CENTERS : 2001/2002 (1994 E.F.Y)

TABLE 5.6A (Cont'd)

(VALUE IN '000 BIRR)

INDUSTRIAL GROUP	AMHARA				
	BAHIR DAR	GONDAR	DESSIE	OTHER TOWN	TOTAL
MANUFACTURE OF FOOD PRODUCTS AND BEVERAGES.....	1,727	1,561	591	19,649	23,528
MANUFACTURE OF TOBACCO PRODUCTS .....	-	-	-	-	-
MANUFACTURE OF TEXTILES .....	436	221	133	3,993	4,783
MANUFACTURE OF WEARING APPAREL, DRESSING AND DYEING OF FUR .....	708	1,144	437	2,440	4,729
TANNING AND DRESSING OF LEATHER; MANUFACTURE OF LUGGAGE, HANDBAGS, SADDLERY, HARNESS AND FOOTWEAR....	36	3	29	11	79
MANUFACTURE OF WOOD AND OF PRODUCTS OF WOOD AND CORK, EXCEPT FURNITURE; MANUFACTURE OF ARTICLES OF STRAW AND PLAITING MATERIALS .....	126	-	7	2	135
PUBLISHING, PRINTING AND REPRODUCTION OF RECORDED MEDIA	-	-	-	-	-
MANUFACTURE OF CHEMICALS AND CHEMICAL PRODUCTS.....	1	-	-	-	1
MANUFACTURE OF OTHER NON-METALLIC MINERAL PRODUCTS ...	2	-	-	54	56
MANUFACTURE OF FABRICATED METAL PRODUCTS, EXCEPT MACHINERY AND EQUIPMENT .....	-	25	14	840	879
MANUFACTURE OF FURNITURE; MANUFACTURING N.E.C. ....	62	1	9	15	87
<b>T O T A L</b>	<b>3,098</b>	<b>2,955</b>	<b>1,220</b>	<b>27,004</b>	<b>34,277</b>

ESTIMATED VALUE OF FIXED ASSET BY INDUSTRIAL GROUP, REGIONAL STATES, MAJOR URBAN CENTERS AND OTHER URBAN CENTERS : 2001/2002 (1994 E.F.Y)

TABLE 5.6A (Cont'd)

(VALUE IN '000 BIRR)

INDUSTRIAL GROUP	O R O M I A				
	NAZARETH	JIMMA	DEBRE ZEIT	OTHER TOWN	TOTAL
MANUFACTURE OF FOOD PRODUCTS AND BEVERAGES.....	1,270	3,084	935	6,030	11,319
MANUFACTURE OF TOBACCO PRODUCTS .....	-	-	-	-	-
MANUFACTURE OF TEXTILES .....	128	101	63	1,435	1,727
MANUFACTURE OF WEARING APPAREL, DRESSING AND DYEING OF FUR .....	57	427	372	1,506	2,362
TANNING AND DRESSING OF LEATHER; MANUFACTURE OF LUGGAGE, HANDBAGS, SADDLERY, HARNESS AND FOOTWEAR....	7	38	1	11	57
MANUFACTURE OF WOOD AND OF PRODUCTS OF WOOD AND CORK, EXCEPT FURNITURE; MANUFACTURE OF ARTICLES OF STRAW AND PLAITING MATERIALS .....	59	70	13	16	158
PUBLISHING, PRINTING AND REPRODUCTION OF RECORDED MEDIA	-	-	-	-	-
MANUFACTURE OF CHEMICALS AND CHEMICAL PRODUCTS.....	-	-	9	4	13
MANUFACTURE OF OTHER NON-METALLIC MINERAL PRODUCTS ...	103	39	4	113	259
MANUFACTURE OF FABRICATED METAL PRODUCTS, EXCEPT MACHINERY AND EQUIPMENT .....	11	29	1	107	148
MANUFACTURE OF FURNITURE; MANUFACTURING N.E.C. ....	34	393	40	127	594
<b>T O T A L</b>	<b>1,669</b>	<b>4,181</b>	<b>1,438</b>	<b>9,349</b>	<b>16,637</b>

ESTIMATED VALUE OF FIXED ASSET BY INDUSTRIAL GROUP, REGIONAL STATES, MAJOR URBAN CENTERS AND  
OTHER URBAN CENTERS : 2001/2002 (1994 E.F.Y)

(VALUE IN '000 BIRR)

TABLE 5.6A (Cont'd)

INDUSTRIAL GROUP	S O M A L I E			BENISHANGUL GUMUZ		
	JIJIGA	OTHER TOWN	TOTAL	ASSOSA	OTHER TOWN	TOTAL
MANUFACTURE OF FOOD PRODUCTS AND BEVERAGES.....	197	84	281	60	446	506
MANUFACTURE OF TOBACCO PRODUCTS .....	-	-	-	-	-	-
MANUFACTURE OF TEXTILES .....	35	15	50	3	76	79
MANUFACTURE OF WEARING APPAREL, DRESSING AND DYEING OF FUR .....	18	8	26	51	228	279
TANNING AND DRESSING OF LEATHER; MANUFACTURE OF LUGGAGE, HANDBAGS, SADDLERY, HARNESS AND FOOTWEAR....	2	-	2	-	1	1
MANUFACTURE OF WOOD AND OF PRODUCTS OF WOOD AND CORK, EXCEPT FURNITURE; MANUFACTURE OF ARTICLES OF STRAW AND PLAITING MATERIALS .....	-	5	5	-	-	-
PUBLISHING, PRINTING AND REPRODUCTION OF RECORDED MEDIA	-	-	-	-	-	-
MANUFACTURE OF CHEMICALS AND CHEMICAL PRODUCTS.....	-	-	-	1	-	1
MANUFACTURE OF OTHER NON-METALLIC MINERAL PRODUCTS ...	-	-	-	1	-	1
MANUFACTURE OF FABRICATED METAL PRODUCTS, EXCEPT MACHINERY AND EQUIPMENT .....	19	22	41	1	8	9
MANUFACTURE OF FURNITURE; MANUFACTURING N.E.C. ....	35	29	64	22	30	52
<b>T O T A L</b>	<b>306</b>	<b>163</b>	<b>469</b>	<b>139</b>	<b>789</b>	<b>928</b>

ESTIMATED VALUE OF FIXED ASSET BY INDUSTRIAL GROUP, REGIONAL STATES, MAJOR URBAN CENTERS AND OTHER URBAN CENTERS : 2001/2002 (1994 E.F.Y)

TABLE 5.6A (Cont'd)

(VALUE IN '000 BIRR)

INDUSTRIAL GROUP	SNNRP			GAMBELLA		
	AWASSA	OTHER TOWN	TOTAL	GAMBELLA	OTHER TOWN	TOTAL
MANUFACTURE OF FOOD PRODUCTS AND BEVERAGES.....	1,285	8,665	9,950	210	1,094	1,304
MANUFACTURE OF TOBACCO PRODUCTS .....	-	-	-	-	-	-
MANUFACTURE OF TEXTILES .....	274	353	627	7	-	7
MANUFACTURE OF WEARING APPAREL, DRESSING AND DYEING OF FUR .....	594	2,840	3,434	8	168	176
TANNING AND DRESSING OF LEATHER; MANUFACTURE OF LUGGAGE, HANDBAGS, SADDLERY, HARNESS AND FOOTWEAR....	80	-	80	-	-	-
MANUFACTURE OF WOOD AND OF PRODUCTS OF WOOD AND CORK, EXCEPT FURNITURE; MANUFACTURE OF ARTICLES OF STRAW AND PLAITING MATERIALS .....	12	3	15	1	13	14
PUBLISHING, PRINTING AND REPRODUCTION OF RECORDED MEDIA .....	-	-	-	-	-	-
MANUFACTURE OF CHEMICALS AND CHEMICAL PRODUCTS.....	-	-	-	-	-	-
MANUFACTURE OF OTHER NON-METALLIC MINERAL PRODUCTS ...	-	17	17	-	-	-
MANUFACTURE OF FABRICATED METAL PRODUCTS, EXCEPT MACHINERY AND EQUIPMENT .....	6	2	8	-	4	4
MANUFACTURE OF FURNITURE; MANUFACTURING N.E.C. ....	174	408	582	7	103	110
<b>T O T A L</b>	<b>2,425</b>	<b>12,288</b>	<b>14,713</b>	<b>233</b>	<b>1,382</b>	<b>1,615</b>

ESTIMATED VALUE OF FIXED ASSET BY INDUSTRIAL GROUP, REGIONAL STATES, MAJOR URBAN CENTERS AND  
OTHER URBAN CENTERS : 2001/2002 (1994 E.F.Y)

TABLE 5.6A (Cont'd)

(VALUE IN '000 BIRR)

INDUSTRIAL GROUP	H A R A R I	ADDIS ABABA	DIRE DAWA	URBAN GRAND TOTAL
	HARAR	ADDIS ABABA	DIRE DAWA	
MANUFACTURE OF FOOD PRODUCTS AND BEVERAGES.....	242	2,752	1,004	55,107
MANUFACTURE OF TOBACCO PRODUCTS .....	-	-	-	4
MANUFACTURE OF TEXTILES .....	74	3,515	31	11,711
MANUFACTURE OF WEARING APPAREL, DRESSING AND DYEING OF FUR .....	127	353	29	13,260
TANNING AND DRESSING OF LEATHER; MANUFACTURE OF LUGGAGE, HANDBAGS, SADDLERY, HARNESS AND FOOTWEAR....	-	386	-	625
MANUFACTURE OF WOOD AND OF PRODUCTS OF WOOD AND CORK, EXCEPT FURNITURE; MANUFACTURE OF ARTICLES OF STRAW AND PLAITING MATERIALS .....	15	13	1	370
PUBLISHING, PRINTING AND REPRODUCTION OF RECORDED MEDIA	-	-	-	-
MANUFACTURE OF CHEMICALS AND CHEMICAL PRODUCTS.....	-	859	-	875
MANUFACTURE OF OTHER NON-METALLIC MINERAL PRODUCTS ...	6	19	53	504
MANUFACTURE OF FABRICATED METAL PRODUCTS, EXCEPT MACHINERY AND EQUIPMENT .....	91	140	133	1,552
MANUFACTURE OF FURNITURE; MANUFACTURING N.E.C. ....	59	1,244	291	3,245
<b>T O T A L</b>	<b>614</b>	<b>9,281</b>	<b>1,542</b>	<b>87,253</b>

ESTIMATED VALUE OF FIXED ASSET BY INDUSTRIAL GROUP: RURAL  
2001/2002 (1994 E.F.Y)

TABLE 5.6B (VALUE IN '000 BIRR)

INDUSTRIAL GROUP	TIGRAY	AFAR	AMHARA	ROMIA	SOMALIE	BENISHANGUL
MANUFACTURE OF FOOD PRODUCTS AND BEVERAGES.....	1,727	11	2,810	10,784	13	316
MANUFACTURE OF TOBACCO PRODUCTS .....	-	-	1	11	-	-
MANUFACTURE OF TEXTILES .....	524	10	1,600	872	20	30
MANUFACTURE OF WEARING APPAREL, DRESSING AND DYEING OF FUR .....	787	4	2,271	1,941	20	103
TANNING AND DRESSING OF LEATHER; MANUFACTURE OF LUGGAGE, HANDBAGS, SADDLERY, HARNESS AND FOOTWEAR....	5	-	71	40	-	1
MANUFACTURE OF WOOD AND OF PRODUCTS OF WOOD AND CORK, EXCEPT FURNITURE; MANUFACTURE OF ARTICLES OF STRAW AND PLAITING MATERIALS .....	11	2	136	418	7	44
PUBLISHING, PRINTING AND REPRODUCTION OF RECORDED MEDIA	7	-	-	-	-	-
MANUFACTURE OF CHEMICALS AND CHEMICAL PRODUCTS.....	-	-	-	3	-	1
MANUFACTURE OF OTHER NON-METALLIC MINERAL PRODUCTS ...	58	-	239	290	-	17
MANUFACTURE OF FABRICATED METAL PRODUCTS, EXCEPT MACHINERY AND EQUIPMENT .....	313	-	819	864	17	46
MANUFACTURE OF FURNITURE; MANUFACTURING N.E.C. ....	90	1	202	306	1	32
T O T A L	3,522	28	8,149	15,529	78	590

ESTIMATED VALUE OF FIXED ASSET BY INDUSTRIAL GROUP: RURAL  
2001/2002 (1994 E.F.Y)

(VALUE IN '000 BIRR)

TABLE 5.68(Cont'd)

INDUSTRIAL GROUP	SNNRP	GAMBELLA	HARARI	ADDIS ABABA	DIRE DAWA	TOTAL
MANUFACTURE OF FOOD PRODUCTS AND BEVERAGES.....	8,325	1,532	7	278	3	25,806
MANUFACTURE OF TOBACCO PRODUCTS .....	5	5	-	-	-	22
MANUFACTURE OF TEXTILES .....	747	-	-	4	-	3,808
MANUFACTURE OF WEARING APPAREL, DRESSING AND DYEING OF FUR .....	1,036	-	10	-	1	6,173
TANNING AND DRESSING OF LEATHER; MANUFACTURE OF LUGGAGE, HANDBAGS, SADDLERY, HARNESS AND FOOTWEAR....	35	-	-	-	-	151
MANUFACTURE OF WOOD AND OF PRODUCTS OF WOOD AND CORK, EXCEPT FURNITURE; MANUFACTURE OF ARTICLES OF STRAW AND PLAITING MATERIALS .....	640	18	-	23	1	1,301
PUBLISHING, PRINTING AND REPRODUCTION OF RECORDED MEDIA	-	-	-	-	-	7
MANUFACTURE OF CHEMICALS AND CHEMICAL PRODUCTS.....	-	-	-	2	-	6
MANUFACTURE OF OTHER NON-METALLIC MINERAL PRODUCTS ...	258	4	1	14	-	879
MANUFACTURE OF FABRICATED METAL PRODUCTS, EXCEPT MACHINERY AND EQUIPMENT .....	516	6	18	-	10	2,609
MANUFACTURE OF FURNITURE; MANUFACTURING N.E.C. ....	606	12	-	-	1	1,251
T O T A L	12,168	1,577	36	321	16	42,013



# APPENDIX 1

## ESTIMATION PROCEDURE

**Appendix 1: Estimation procedures of total, ratio and sampling errors**

The following formulas were used to estimate the required variables by reporting levels.

1. Estimate of domain total  $\hat{Y}_h$  in categories\* I and III is given by:

$$\hat{Y}_h = \sum_{i=1}^{n_h} \frac{M_h H_{hi}}{n_h M_{hi} h_{hi}} \sum_{j=1}^{h_{hi}} Y_{hij} = \sum_{i=1}^{n_h} \sum_{j=1}^{h_{hi}} W_{hi} y_{hij} \text{-----} \quad (1)$$

Where,

$$W_{hi} = \frac{M_h H_{hi}}{n_h M_{hi} h_{hi}} \text{ is the basic sampling weight}$$

APPENDIX I

2. The estimate of domain total  $\hat{Y}_h$  in category\* II is given by:

ESTIMATION PROCEDURE

$$\hat{Y}_h = \sum_{i=1}^{n_h} \frac{M_h}{n_h n_{hi}} \sum_{j=1}^{n_{hi}} \frac{H_{hij}}{M_{hij} h_{hij}} \sum_{k=1}^{h_{hij}} Y_{hijk} \text{-----} \quad (2)$$

$$\sum_{i=1}^{n_h} \sum_{j=1}^{n_{hi}} \sum_{k=1}^{h_{hij}} W_{hij} Y_{hijk}$$

Where,

$$W_{hij} = \frac{M_h H_{ij}}{n_h n_{hi} M_{hij} h_{hij}} \text{ is basic sampling weight}$$

\* See Chapter Two for category definition.

The following notations were used in the formula:

$M_h$  = Total adjusted number of cottage industries in stratum h obtained from the sampling frame.

$M_{hi}$  = Total adjusted number of cottage industries in segment/PSU i for categories I and III or in urban center/PSU i for category II, stratum h obtained from the sampling frame.

$n_h$  = Number of successfully covered sample segments for categories I and III or urban centers for category II in stratum h.

$H_{hi}$  = Total number of cottage industries identified during the survey listing in segment/PSU i stratum h (category I and III).

$h_{hi}$  = Total number of cottage industries successfully covered in segment/PSU i stratum h for categories I and III.

$M_{hij}$  = Total adjusted number of cottage industries in segment/SSU j, urban center/PSU i and stratum h obtained from the sampling frame (category II).

$n_{hi}$  = Number of sample segments successfully covered in urban center/PSU i stratum h (category II).

$H_{hij}$  = Total number of cottage industries identified during the survey listing in segment/SSU j, urban center/PSU i and stratum h (category II)

$h_{hij}$  = Number of sample cottage industries successfully covered in segment/SSU, urban center/PSU  $i$  and stratum  $h$  (category II).

$Y_{hij}$  = The observed value of a characteristic  $y$  for cottage industry  $j$  in segment/PSU  $i$  and stratum  $h$  (categories I and III).

$Y_{hijk}$  = The observed value of a characteristic  $y$  for cottage industry  $k$  in segment/SSU  $j$ , urban center/PSU  $i$  and stratum  $h$  (category II).

Note: Estimate of total at country level,  $\hat{Y}$ , is obtained by summing up stratum/domain total estimates.

$$\hat{Y} = \sum_{h=1} \hat{Y}_h$$

### 3. Sampling variance of the estimates:

Sampling variance of estimate of stratum total are given by the following formulas:

The variance of domain or reporting total estimate is:

$$V(\hat{y}_h) = \frac{n_h}{n_h - 1} \left[ \sum_{i=1}^{n_h} \hat{Y}_{hi}^2 - \frac{\hat{Y}_h^2}{n_h} \right] \quad (3)$$

in which  $\hat{Y}_{hi} = W_{hi} \sum_{j=1}^{h_{hj}} Y_{hij}$  for categories I and III

and  $\hat{Y}_{hi} = \sum_{j=1}^{n_{hi}} W_{hij} \sum_{k=1}^{h_{hjk}} y_{hijk}$  for category II

$$V(\hat{Y}) = \sum_h V(\hat{Y}_h) \quad (4)$$

$$SE(\hat{Y}_h) = \sqrt{Var(\hat{Y}_h)} \quad (5)$$

#### 4. Coefficient of variation and confidence interval

The following formulas were used to calculate CV and CI of the domain (reporting level) total.

The coefficient of variation (CV) of domain total in percentage is:

$$CV(\hat{Y}_h) = \sqrt{\frac{Var(\hat{Y}_h)}{\hat{Y}_h}} \times 100 \quad \text{-----} \quad (6)$$

and

Ninety five confidence interval (CI) of domain total:

$$\hat{Y}_h \pm 1.96 \times SE(\hat{Y}_h) \quad \text{-----} \quad (7)$$

#### 5. Ratio estimates:

$$\hat{R}_h = \frac{\hat{Y}_h}{\hat{X}_h} \text{ and } \hat{R} = \frac{\hat{Y}}{\hat{X}} \quad \text{-----} \quad (8)$$

Where the numerator and the denominator are estimates of domain totals characteristic y and x, respectively.

$$Var(\hat{R}_h) = \frac{1}{\hat{X}_h^2} \left[ Var(\hat{Y}_h) + \hat{R}_h^2 Var(\hat{X}_h) - 2\hat{R}_h Cov(\hat{Y}_h, \hat{X}_h) \right]$$

In which

$$Cov(\hat{Y}_h, \hat{X}_h) = \frac{n_h}{n_h - 1} \left[ \sum_{i=1}^{n_h} \hat{Y}_{hi} \hat{X}_{hi} - \frac{\hat{Y}_h \hat{X}_h}{n_h} \right]$$

Estimates of standard error, coefficient of variation and confidence interval for the estimate can be calculated by adopting formulas 5, 6 and 7.

estimate can be calculated by solving formula 2' and 3'

Estimates of standard error, coefficient of variation and confidence interval for the

$$(5) \quad \text{COV}(Y^y, X^x) = \frac{1}{N^y} \left[ \sum_{i=1}^m Y_i^y X_i^x - \frac{N^y}{N^x} \bar{Y}^y \bar{X}^x \right]$$

in which

$$\text{COV}(Y^y) = \frac{1}{N^y} \left[ \text{Var}(Y^y) + Y^y \text{COV}(X^y) - 2Y^y \text{COV}(Y^y, X^x) \right]$$

characteristic  $\lambda$  and  $x^y$  respectively.

Where the numerator and the denominator are the relationship of domain total

$$Y^y = \frac{Y^y}{N^y} \text{ and } X^x = \frac{X^x}{N^x} \quad (8)$$

Sampling variance of estimate of domain total are given by the following

2. **Estimate of the**

$$(7) \quad \text{Sampling variance of the estimates:}$$

level domain total (CI) of domain total.

$$(6) \quad \text{CV}(Y^y) = \sqrt{\frac{\text{Var}(Y^y)}{N^y}} \times 100$$

Note: Estimate of total is given by  $T^y$ , is obtained by summing up stratum/domain total

The observed value of a characteristic  $y$  for cottage industry  $k$  in segment/SSU, when

level (level indicator)  $J$  in segment/SSU  $i$  and

level (level indicator)  $J$  in segment/SSU  $i$  and

level (level indicator)  $J$  in segment/SSU  $i$  and

ADMINISTRATIVE USE ONLY

FOR OFFICE USE ONLY  
QUART. (QTR) \_\_\_\_\_  
INC. \_\_\_\_\_  
SR. NO. \_\_\_\_\_

ESTABLISHMENT

FEDERAL DEMOCRATIC REPUBLIC OF ETHIOPIA  
CENTRAL STATISTICAL AUTHORITY

## APPENDIX 2

# SURVEY QUESTIONNAIRE

COTTAGE HANDICRAFT MANUFACTURING  
INDUSTRIES SURVEY QUESTIONNAIRE

1994 P.A. 10/10/94 C.A.

INT

APPENDIX 2

SURVEY QUESTIONNAIRE

**COTTAGE/HANDICRAFT MANUFACTURING  
INDUSTRIES SURVEY-1994 E.F.Y. (2001/02G.C.)**

**ITEM 1 - IDENTIFICATION PARTICULARS**

**CONFIDENTIAL  
FOR STATISTICAL USE ONLY**

**FOR OFFICE USE ONLY**  
 QUEST. (MI) \_\_\_\_\_  
 ISIC \_\_\_\_\_  
 SR. NO. \_\_\_\_\_

**NAME OF THE STABLISHMENT** \_\_\_\_\_

2.10	QUEST	SR NO	NAME OF ESTABLISHMENT/OWNER

**THE FEDERAL DEMOCRATIC REPUBLIC OF ETHIOPIA**

**CENTRAL STATISTICAL AUTHORITY**

**COTTAGE/HANDICRAFT MANUFACTURING  
INDUSTRIES SURVEY QUESTIONNAIRE  
1994 E.F.Y. (2001/02G.C.)**

2.12 IN ORDER OF MAJOR PRODUCTS OF THE ESTABLISHMENT (ENUMERATE IN ORDER OF IMPORTANCE) YOU FACED WHEN YOU STARTED THIS OPERATION (IN ETHIOPIAN CALENDAR YEAR)

2.13 WHAT WERE THE THREE MOST DIFFICULT PROBLEMS (IN ORDER OF IMPORTANCE) YOU FACED WHEN YOU STARTED THIS OPERATION

2.14 DO YOU KEEP BOOKS OF ACCOUNTS

2.15 NUMBER OF MONTHS THE ESTABLISHMENT OPERATED DURING THE LAST 12 MONTHS

2.16 IF THE ANSWER TO 2.15 IS LESS THAN 12 MONTHS, WHAT WERE THE THREE MAJOR PROBLEMS THAT PREVENTED YOU FROM OPERATING FULL YEAR (ENUMERATE IN ORDER OF IMPORTANCE)

2.17 NEWLY ESTABLISHED

2.18 SHORTAGE OF RAW MATERIALS SUPPLY

2.19 SHORTAGE OF SPARE PARTS

2.20 GETTING MARKET CUSTOMERS

2.21 SHORTAGE OF WORKING CAPITAL

2.22 FREQUENT BREAKDOWNS OF EQUIPMENT

2.23 GOVERNMENT RULES & REGULATIONS

2.24 OTHER (SPECIFY)

# COTTAGE/HANDICRAFT MANUFACTURING INDUSTRIES SURVEY-1994 E.F.Y. ( 2001/02 G.C.)

## ITEM 1 - IDENTIFICATION PARTICULARS

1	2	3	4	5	6	7	8	9
REGION	ZONE	WEREDA	TOWN	HIGHER	KEBELE/ F.A.	E.A.	ISIC	SR.NO. OF ESTAB.
							(FOR OFFICE USE)	(FOR OFFICE USE)

10		11
NAME OF ESTABLISHMENT/OWNER		SR. NO. OF ESTAB. (FOR OFF. USE)
NAME		QUEST. CI. 1

## ITEM 2 - PARTICULARS OF THE ESTABLISHMENT

<p>2.1 MAJOR PRODUCTS OF THE ESTABLISHMENT (ENUMERATE IN ORDER OF THEIR VALUE OF SALES) _____</p> <p>2.2 DATE OF COMMENCEMENT OF OPERATION (IN ETHIOPIAN CALENDER YEAR) _____</p> <p>2.3 WHAT WERE THE THREE MOST DIFFICULT PROBLEMS (IN ORDER OF IMPORTANCE) YOU FACED WHEN YOU STARTED THIS OPERATION</p> <p>NO PROBLEM FACED----- =1</p> <p>LACK OF SUFFICIENT INITIAL CAPITAL ----- =2</p> <p>GOVERNMENT RULES AND REGULATIONS ----- =3</p> <p>LACK OF CREDIT FACILITIES----- =4</p> <p>LACK OF WORKING PREMISES/SPACE ----- =5</p> <p>ACCESS TO RAW MATERIALS SUPPLY----- =6</p> <p>LACK OF TECHNICAL KNOW HOW----- =7</p> <p>OTHER (SPECIFY)----- =8</p> <p>2.4 DO YOU KEEP BOOKS OF ACCOUNTS?</p> <p>YES, FULL BOOKS OF ACCOUNTS ----- =1</p> <p>YES, ONLY RECORDS OF INCOME/EXPENDITURE----- =2</p> <p>NO BOOKS OF ACCOUNTS ----- =3</p> <p>2.5 ON THE AVERAGE HOW MANY HOURS DOES THE ESTABLISHMENT OPERATE IN A WEEK?</p> <p>2.6 NUMBER OF MONTHS THE ESTABLISHMENT OPERATED DURING THE LAST 12 MONTHS _____</p> <p>2.7 IF THE ANSWER TO 2.6 IS LESS THAN 12 MONTHS, WHAT WERE THE THREE MAJOR PROBLEMS THAT PREVENTED YOU FROM OPERATING FULL YEAR (ENUMERATE IN ORDER OF IMPORTANCE)</p> <p>NEWLY ESTABLISHED ----- =1</p> <p>SHORTAGE OF RAW MATERIALS SUPPLY ----- =2</p> <p>SHORTAGE OF SPARE PARTS ----- =3</p> <p>GETTING MARKET/CUSTOMERS ----- =4</p> <p>SHORTAGE OF WORKING CAPITAL ----- =5</p> <p>FREQUENT BREAKAGE OF EQUIPMENT/MACHINES ----- =6</p> <p>GOVERNMENT RULES &amp; REGULATIONS ----- =7</p> <p>OTHER (SPECIFY) ----- =8</p>	<p>2.2 <input style="width: 40px; height: 15px;" type="text"/></p> <p>2.3 <input style="width: 20px; height: 15px;" type="text"/></p> <p>2.4 <input style="width: 20px; height: 15px;" type="text"/></p> <p>2.5 <input style="width: 40px; height: 15px;" type="text"/></p> <p>2.6 <input style="width: 40px; height: 15px;" type="text"/></p> <p>2.7 <input style="width: 20px; height: 15px;" type="text"/></p>
---	---

2.8 IF THE ANSWER FOR QUESTION 2.7 IS CODE 5 AND THE ESTABLISHMENT MADE EFFORT TO SOLVE SHORTAGE OF WORKING CAPITAL THROUGH BANK LOAN, WHAT WERE THE TWO MAIN REASONS FOR NOT ABLE TO SOLVE THE PROBLEM?

- MADE NO EFFORT ..... =1
- LACK OF NEAR BY CREDIT FACILITIES ..... =2
- HIGH INTEREST RATE..... =3
- HIGH COLLATERAL ..... =4
- INSUFFICIENT LOAN ..... =5
- TIME CONSUMING LOAN PROCESSES ..... =6
- OTHER /SPECIFY/ ..... =7

2.8  12

2.9 WHAT IS THE MAIN MEANS OF TRANSPORT USED BY ESTABLISHMENTS TO TRANSPORT THEIR RAW MATERIALS AND/OR PRODUCTS?

- MAN POWER =1                      VEHICLES =3
- ANIMALS =2                        OTHER/SPECIFY =4

2.9  13

2.10 TYPE OF OWNERSHIP

- INDIVIDUAL PROPRIETOR..... =1
- PARTNERSHIP ..... =2
- CO-OPERATIVE ..... =3
- OTHER (SPECIFY)..... =4

2.10  14

2.11 NUMBER OF OWNERS OF THE ESTABLISHMENT BY SEX

2.11

16		
MALE	FEM	TOTAL
<input type="checkbox"/>	<input type="checkbox"/>	<input type="checkbox"/>

2.12 INITIAL PAID UP CAPITAL BY OWNERSHIP AND SEX

- 1. ETHIOPIAN MALE                      BIRR \_\_\_\_\_
- 2. ETHIOPIAN FEMALE                      BIRR \_\_\_\_\_
- 3. NON-ETHIOPIAN                      BIRR \_\_\_\_\_
- 4. OTHERS (SPECIFY) \_\_\_\_\_ BIRR \_\_\_\_\_
- 5. TOTAL                                      BIRR \_\_\_\_\_

2.12

17		
<input type="checkbox"/>	<input type="checkbox"/>	<input type="checkbox"/>
18		
<input type="checkbox"/>	<input type="checkbox"/>	<input type="checkbox"/>
19		
<input type="checkbox"/>	<input type="checkbox"/>	<input type="checkbox"/>
20		
<input type="checkbox"/>	<input type="checkbox"/>	<input type="checkbox"/>
21		
<input type="checkbox"/>	<input type="checkbox"/>	<input type="checkbox"/>

2.13 SOURCE OF INITIAL CAPITAL

- OWN SAVING ..... =1
- INHERITED ..... =2
- BORROWED FROM FREINDS/  
RELATIVES ..... =3
- BORROWED FROM MICRO FINANCE ..... =4
- BORROWED FROM BANKS ..... =5
- BORROWED FROM MONEY  
LENDERS ..... =6
- ASSISTANCE FROM GOV., NGO, etc.. =7
- OTHERS (SPECIFY) ..... =8

2.13  22

2.14 CURRENT PAIED UP CAPITAL (IN BIRR) \_\_\_\_\_

2.14

23				
<input type="checkbox"/>	<input type="checkbox"/>	<input type="checkbox"/>	<input type="checkbox"/>	<input type="checkbox"/>

2.15 OWNERSHIP OF NON-RESIDENTIAL BUILDINGS

- PRIVATELY OWNED =1
- RENTED =2
- OTHER (SPECIFY) =3

2.15  24

2.16 IF PRIVATELY OWNED ,WHAT WAS THE SOURCE OF OWNERSHIP?

- INHERITED..... =1      CONSTRUCTED BY THE ESTABLISHMENT..... =3
- PROVIDED FREE--- =2      OTHER (SPECIFY)..... =4

2.16  25

**ITEM 3 - NUMBER OF PERSONS ENGAGED AND WAGES AND SALARIES PAID (IN BIRR) DURING THE LAST ONE MONTH**

SR. NO.	GENERAL OCCUPATION	NUMBER OF PERSONS ENGAGED DURING THE LAST ONE MONTH			WAGES AND SALARIES PAID DURING THE LAST ONE MONTH		
		MALE	FEMALE	TOTAL	MALE	FEMALE	TOTAL
1	2	3	4	5	6	7	8
1	UNPAID WORKING PROPRIETORS ACTIVE PARTNERS AND FAMILY WORKERS						
2	UNPAID APPRENTICES						
3	PRODUCTION, ADMINISTRATIVE AND OTHER PERMANENT EMPLOYEES						
4	PAID APPRENTICES						
5	SEASONAL & TEMPORARY WORKERS *						
6	<b>TOTAL</b>						

\* NUMBER OF SEASONAL AND TEMPORARY WORKERS SHOULD BE ESTIMATED BY MULTIPLYING NUMBER OF DAYS WORKED DURING THE LAST ONE MONTH WITH THE TOTAL NUMBER OF TEMPORARY WORKERS ENGAGED AND DIVIDING THE RESULT BY 30 DAYS.

# ITEM 4 - RAW MATERIALS AND OTHER EXPENSES

## 4.1 VALUE OF RAW MATERIALS CONSUMED DURING THE LAST ONE MONTH

SR. NO.	DESCRIPTION OF PRINCIPAL RAW MATERIALS	VALUE (IN BIRR)
1	2	3
1		
2		
3		
4		
5		
6		
7		
8	OTHERS (PACKING & OTHER AUXILIARY MATERIALS)	
9	TOTAL	

## 4.2 VALUE OF OTHER EXPENSES DURING THE LAST ONE MONTH (IN BIRR)

SR. NO.	COST OF WATER CONSUMED	COST OF CURRENT REPAIRS & MAINTENANCE	COST OF WOOD & CHARCOAL	TRANSPORT COST	RENT (FOR FIXED ASSETS)	OTHERS	TOTAL
1	2	3	4	5	6	7	8
1							

## 4.3 DIRECT AND INDIRECT TAXES PAID (IN BIRR) DURING THE LAST 12 MONTHS

SR. NO.	SALES TAXES	PROFIT TAXES	TOTAL
1	2	3	4
1			

# ITEM 5 - PRODUCTION, SALES, OTHER INCOME AND STOCK

## 5.1 VALUE OF PRODUCTION AND SALES DURING THE LAST ONE MONTH

SR. NO.	DESCRIPTION OF PRODUCTS AND BY-PRODUCTS	VALUE OF PRODUCTION				VALUE OF SALES			
		3				4			
1	2								
1									
2									
3									
4									
5									
6	OTHERS								
7	TOTAL								

## 5.2.1. VALUE OF SALES DURING THE LAST TWELVE MONTHS ON PEAK, MEDIUM AND SLACK SEASONS

SR. NO.	DESCRIPTION OF PRODUCTS AND BY PRODUCTS	VALUE OF SALES (IN BIRR)											
		PEAK SEASON				MEDIUM SEASON				SLACK SEASON			
1	2	3				4				5			
1													
2													
3													
4													
5													
6	OTHERS												
7	TOTAL												

## 5.2.2 WHAT WAS THE CONDITION OF SALES IN THE LAST TWELVE MONTHS?

SR/NO	OCT	NOV	DEC	JAN	FEB	MAR	APR	MAY	JUNE	JULY	AUG.	SEP
1												
	HIGHER =1		LOWER =3									
	MEDIUM =2		NO SALE =4									

## 5.3 INCOME FROM SERVICES AND OTHER INCOME (IN BIRR) DURING THE LAST ONE MONTH

SR. NO.	RECEIPT. FROM INDUSTRIAL SERVICES	RENTAL INCOME FROM LEASE OF EQUIP./MACHINERY	OTHER INCOME	TOTAL
	2	3	4	5
1				
1				

### 5.4 VALUE OF STOKS IN THE LAST ONE MONTH (IN BIRR)

Sr. No.	TYPE OF STOCK	BEGINNING OF THE MONTH	END OF THE MONTH	DIFFERENCE
1	2	3	4	5=4-3
1	FINISHED PRODUCTS			
2	SEMI-FINISHED PRODUCTS			

### ITEM 6 - FIXED ASSESTS AND INVESTMENT

Sr. No.	TYPE OF FIXED ASSETS	PURCHASE/ PRODUCTION COST (IN BIRR)	AGE OF FIXED ASSETS	INVESTMENT DURING THE YEAR (IN BIRR)	CURRENT VALUE OF FIXED ASSETS IF SOLD (IN BIRR)
1	2	3	4	5	6
1	NON-RESIDENTIAL BUILDINGS				
2	MACHINERY				
3	EQUIPMENT				
4	VEHICLES				
5	OFFICE EQUIPMENT & OTHERS				
6	TOTAL				

### ITEM 7 - OPERATIONAL PROBLEMS AND LICENSE

7.1 WHAT ARE THE THREE MOST DIFFICULT PROBLEMS CURRENTLY AFFECTING OPERATION OF YOUR ESTABLISHMENT	
NO PROBLEM ----- =1	7.1 <input type="checkbox"/>
LACK OF MARKET ----- =2	
LACK OF RAW MATERIALS ----- =3	
LACK OF CREDIT FACILITIES ----- =4	<input type="checkbox"/>
LACK OF WORKING CAPITAL ----- =5	
GOVERNMENT RULES & REGULATIONS ----- =6	
REPEATED BREAKAGE OF MACHINERY ----- =7	
INCONVENIENT WORKING PLACE ----- =8	<input type="checkbox"/>
TOO MUCH SOCIAL OBLIGATIONS /RESPONSIBILITIES / ----- =9	
CULTURAL INFLUENCE ----- =10	
TOO MUCH FAMILY RESPONSIBILITY AND BURDEN ----- =11	
OTHER (SPECIFY) ----- =12	<input type="checkbox"/>

7.2 DO YOU HAVE WORKING LICENSE? YES =1 NO =2	7.2 <input type="checkbox"/>
--	------------------------------

## PART 8: MAJOR DEMOGRAPHIC CHARACTERISTICS OF THE WORKERS

( EXCLUDING TEMPORARY AND SEASONAL WORKERS)

SR NO	NAME OF THE WORKER	OCCUPATIONAL STATUS	SEX M = 1 F = 2	AGE (FULL YEAR)	MARITAL STATUS NEVER MARRIED=1 MARRIED=2 DIVORCED=3 WIDOWED=4	ETHNIC GROUP	EDUCATIONAL STATUS		HOW MANY YEARS DID YOU CONTINUOUSLY LIVE IN THIS TOWN? (SINCE BIRTH =98)	IF YOU GET TRAINING		
							RELIGION ORTHODOCS =1 PROTESTANT=2 CATHOLIC =3 MUSLIM =4 TRADITIONAL =5 OTHER =6	CAN YOU READ AND WRITE? YES = 1 NO =2		HIGHEST GRADE COMPLETED	FOR HOW LONG	TYPE
1	2	3	4	5	6	7	8	9	10	11	12	13

**CODES FOR COLUMN 3**  
 OWNER/REPRESENTATIVE ----- =1  
 UNPAID FAMILY WORKERS,  
 MEMBER OF COOPERATIVES =2  
 APPRENTICES (UNPAID) ----- =3  
 PRODUCTION WORKERS ----- =4  
 ADMI, TECHNICAL EMPLOYEES,  
 CLERICAL AND OFF. WORKERS =5  
 APPRENTICES (PAID) ----- =6

**CODES FOR COLUMN 10**  
 2N FORMAL EDUCATION -----=00  
 1ST GRADE COMPELETE -- =01  
 2ND " " ----- =02  
 3RD " " ----- =03  
 4TH " " ----- =04  
 5TH " " ----- =05  
 6TH " " ----- =06  
 7TH " " ----- =07  
 8TH " " ----- =08  
 9TH " " ----- =09  
 10TH " " ----- =10  
 11TH " " ----- =11  
 12TH " " ----- =12  
 ABOVE GRADE 12 ----- =13

**CODES FOR COLUMN 12**  
 NO FORMAL TRAINING ----- =0  
 BASIC TRAINING LESS THAN  
 ONEYEAR ----- =1  
 TECHNICAL /COMMERCIAL  
 CERTIFICATE 1-2 YERS ----- =2  
 OTHER CERTIFICATE ----- =3  
 TECHNICAL /COMMERCIAL  
 DEPLOMA 2 YERS & ABOVE ----- =4  
 OTHER DIPLOMA 2 YERS & ABOVE ----- = 5  
 UNIVERSITY ----- =6  
 OTHER ----- =7  
 INFORMAL /THROUGH PRACTICE-- =8

**CODES FOR COLUMN 13**  
 NO FORMAL TRAINING =0  
 WOOD WORK ----- =1  
 ELECTRICITY ----- =2  
 METAL WORK ----- =3  
 WEAVING ----- =4  
 POTERY ----- =5  
 CONSTRUCTION  
 WORK ----- =6  
 OTHER /SPECIFY/ ----- =7

**PART 9: GENERAL QUESTIONS ABOUT OPERATORS OF THE ESTABLISHMENT**

<p>9.1 DO YOU HAVE OTHER INCOME GENERATING ACTIVITY?          YES =1 NO =2</p>	<p>1  <input type="text"/></p>
<p>9.2 IF THE ANSWER TO 9.1 IS YES WHAT IS THIS OTHER INCOME GENERATING ACTIVITY?          AGRICULTURE _____ =1          OTHER OWN FORMAL SECTOR _____ =2          GOVERNMENT EMPLOYEE _____ =3          INFORMAL SECTOR EMPLOYEE _____ =4          OTHER PRIVATE SECTOR EMPLOYEE _____ =5          OTHER /SPECIFY/ _____ =6</p>	<p>2  <input type="text"/></p>
<p>9.3 HOW DID YOU ACQUIRE THE SKILL YOU ARE USING CURRENTLY ?          FORMAL /INFORMAL TRAINING _____ =1          SELF TAUGHT _____ =2          FAMILY _____ =3          ON JOB TRAINING _____ =4          OTHER /SPECIFY/ _____ =5</p>	<p>3  <input type="text"/></p>
<p>9.4 SPECIFY TWO MAIN REASONS IF YOU ARE NOT CURRENTLY USING THE SKILL OBTAINED IN THE FORMAL /INFORMAL TRAINING          OPERATING WITH TRAINED SKILL _____ =1          LACK OF PREMISES _____ =2          TO GET BETTER JOB _____ =3          UNPROFITABLE _____ =4          LACK OF RAW MATERIALS _____ =5          LACK OF MARKET _____ =6          LACK OF CAPITAL _____ =7          NO TRAINING TAKEN _____ =8          OTHER /SPECIFY/ _____ =9</p>	<p>4  <input type="text"/></p> <p>5  <input type="text"/></p>
<p>9.5 IF THIS COTTAGE INDUSTRY PLAN TO CONTINUE ITS OPERATION WHAT IS ITS MAJOR FUTURE PLAN?          STOP OPERATION _____ =1          MAINTAIN PRODUCTION AT THE SAME LEVEL &amp; COMPOSITION _____ =2          EXPAND CAPACITY _____ =3          REDUCE CAPACITY _____ =4          OTHER /SPECIFY/ _____ =5</p>	<p>6  <input type="text"/></p>
<p>9.6 IF THE ANSWER TO QUESTION 9.5 IS CODE 1, WHAT ARE THE TWO MAIN REASONS FOR NOT CONTINUING THE OPERATION.          LACK OF CAPITAL _____ =1          UNABLE TO COMPETE THE MARKET _____ =2          TOO MUCH FAMILY PROBLEM _____ =3          LACK OF WORKING PREMISES _____ =4          LACK OF MARKET _____ =5          LACK OF RAW MATERIALS _____ =6          UNPROFITABLE _____ =7          OTHER /SPECIFY/ _____ =8</p>	<p>7  <input type="text"/></p>

**ITEM 9- NAME AND SIGNATURE OF ENUMERATOR AND SUPERVISOR**

9.1 NAME OF ENUMERATOR _____	SIGNATURE _____	DATE _____
9.2 NAME OF SUPERVISOR _____	SIGNATURE _____	DATE _____
9.3 NAME OF HEAD BRANCH STAT. OFF. _____	SIGNATURE _____	DATE _____

