

ኢ ት ዮ ጵ ያ

ዓመታዊ የስታቲስቲክስ መጽሔት

፲፱፻፸፩

**ETHIOPIA**

**STATISTICAL ABSTRACT**

1982

የስታቲስቲክስ ጠቅላይ ጽሕፈት ቤት

Central Statistical Office

# ኢትዮጵያ

ዓመታዊ የስታቲስቲክስ መጽሔት

፲፱፻፸፬

# ETHIOPIA

STATISTICAL ABSTRACT

1982

የስታቲስቲክስ ጠቅላይ ጽሕፈት ቤት

Central Statistical Office



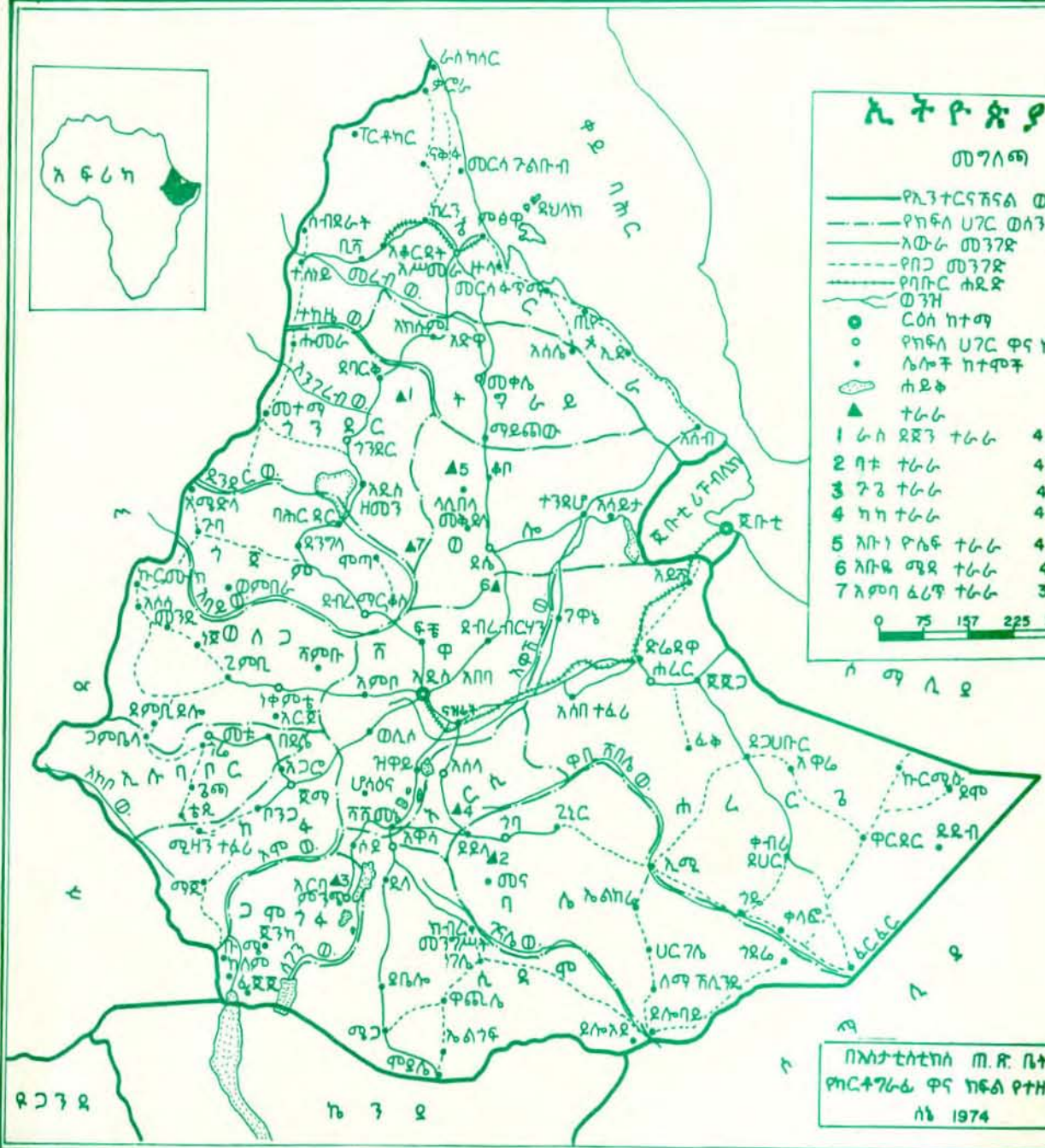
### ኢትዮጵያ

#### መገለጫ

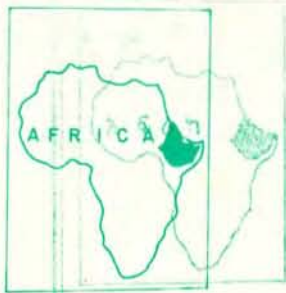
- የኢንፎርሜሽን ወላጅ
- የካቶሊክ ሀገር ወላጅ
- የሀገር መንገድ
- የባህር መንገድ
- የባህር ሕድገ
- ወንዝ
- ርዕሰ ከተማ
- የካቶሊክ ሀገር ዋና ከተማ
- ሌሎች ከተሞች
- ሕይቅ
- ▲ ተራራ

1 ራስ ደን ተራራ	4620 ሜ
2 ባቱ ተራራ	4301 ሜ
3 ገገ ተራራ	4200 ሜ
4 ካቱ ተራራ	4190 ሜ
5 እቡ የሌቶ ተራራ	4190 ሜ
6 እቡ ሜዳ ተራራ	4000 ሜ
7 እቡ ልግ ተራራ	3975 ሜ

0 75 150 225 300



በአስተዳደር ማ.ዲ. ቤተ  
 የከተማ ምክር ቤት የተዘጋጀ  
 ሰኔ 1974

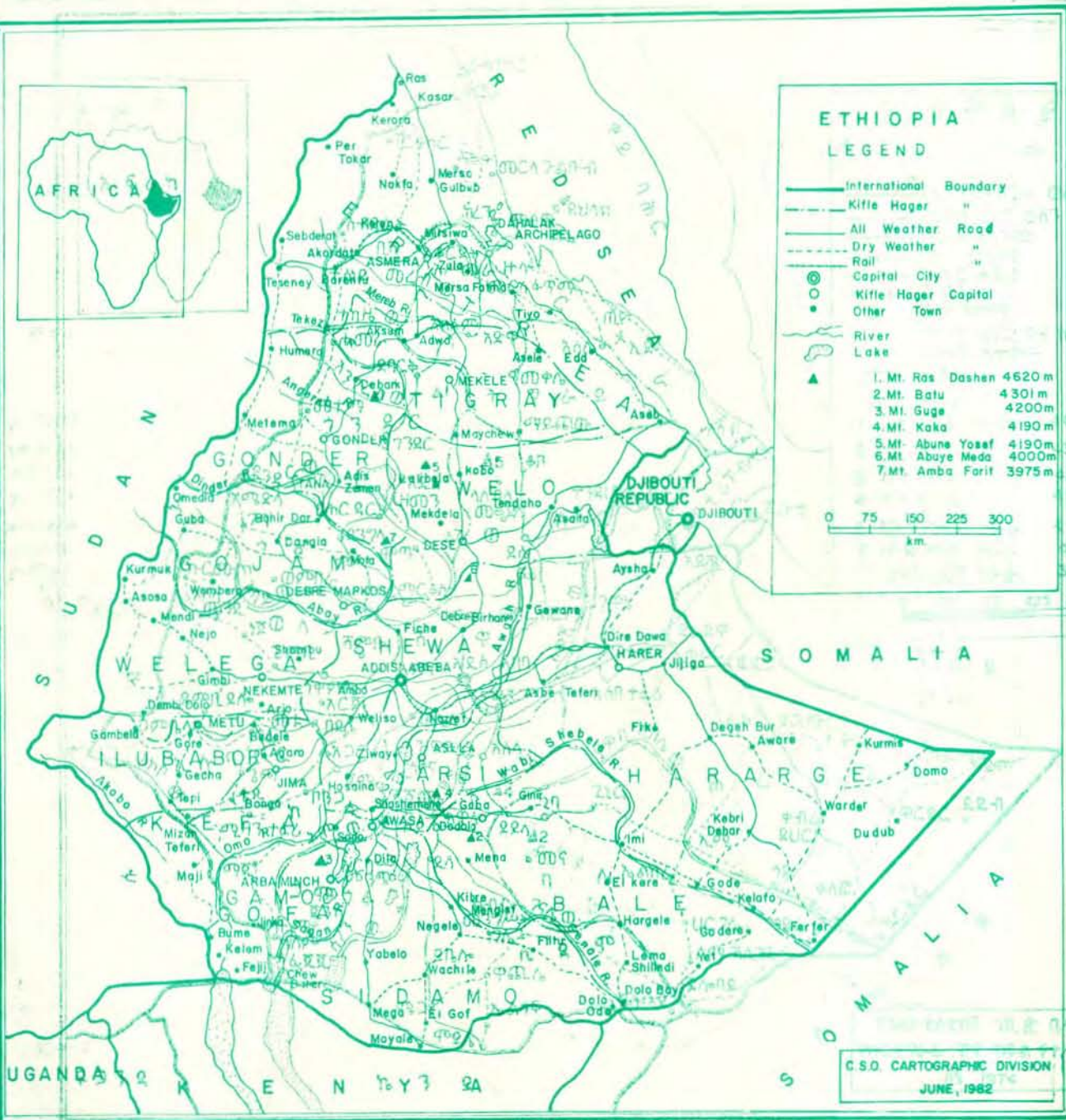


### ETHIOPIA LEGEND

- International Boundary
- Kiffe Hager "
- All Weather Road
- Dry Weather "
- Rail
- Capital City
- Kiffe Hager Capital
- Other Town
- River
- Lake

▲	1. Mt. Ras Dashen 4620 m
▲	2. Mt. Batu 4301 m
▲	3. Mt. Guga 4200 m
▲	4. Mt. Kaka 4190 m
▲	5. Mt. Abune Yosaf 4190 m
▲	6. Mt. Abuye Meda 4000 m
▲	7. Mt. Amba Farit 3975 m

0 75 150 225 300  
 km



C.S.O. CARTOGRAPHIC DIVISION  
 JUNE, 1962

ወ ቅ ድ ዎ


ይህ አሥራ አምስተኛው የአባታቸው ተቃራኒ አንደኛው  
አባቶቻቸው ሁሉ በአጣርና በአገልግሎት ዘገይተው የደረሱ ።

ወጪው በህግ ለገሪት የባላቸው የሥነ-ምግባር ህግ  
ለገጽ አባታቸው ተቃራኒ የሆነው የገዛ በግሥት ለገሥት ሆኖ ለሌላ  
ገጽ ለገጽ ዘገይተው ገጽ ለገጽ ለገጽ ለገጽ ተገባርቶ ወገን በግሥት  
አንደኛው ሆኖ ይታያል ።

በአሥራ ዓመት ወጪ ዕቅድ መሠረት ለተከታታይ ዘመናት የሚታዩት  
ተገባር የሌላው ገጽ ለገጽ ገጽ ለገጽ ለገጽ ተከታታይ ለሌላው ለሌላው  
አባታቸው ተቃራኒ የሆኑት ለሌላው ለሌላው ሆኖ ። በዚህም በወገን  
የአባታቸው ተቃራኒ ገጽ ለገጽ ገጽ ለገጽ ወገን ሆኖ ገጽ ለገጽ  
ተገባር በሌላው የአባታቸው ተቃራኒ ሆኖ ገጽ ለገጽ ገጽ ለገጽ  
በገጽ ይገባል ገጽ ለገጽ የተከታታይ ገጽ ለገጽ ለገጽ ለገጽ ለገጽ  
ይህ ወጪው ወገን ለገጽ ለገጽ ለገጽ ለገጽ ለገጽ ለገጽ ለገጽ  
ባይ ይሰጥና ገጽ ለገጽ ገጽ ለገጽ ገጽ ለገጽ ገጽ ለገጽ ገጽ ለገጽ ።  
በሌላው የሚከተሉት ሁሉ ወገን ለገጽ ገጽ ገጽ ገጽ ገጽ ገጽ ገጽ  
በገጽ ለገጽ ይገባል ።

በተከታታይ ለገጽ ለገጽ የሆኑት የሥነ-ምግባር ህግ  
በገጽ በገጽ የሌላው ዕቅድ ለገጽ ለገጽ የአባታቸው ተቃራኒ  
ገጽ ለገጽ ገጽ ለገጽ የገጽ የአባታቸው ተቃራኒ ገጽ ለገጽ  
ለገጽ ዓመታት ለገጽ ። ለገጽ የሆኑት ገጽ ለገጽ ገጽ ለገጽ  
1976 ወገን ለገጽ ገጽ ለገጽ ገጽ ለገጽ ገጽ ለገጽ ገጽ ለገጽ  
ተቃራኒ ። በገጽ የተገኘው ወጪ ለገጽ ገጽ የተገኘው የገጽ  
አገሪት በገጽ ለገጽ ይገባል ።

በወጪው ወጪው ለገጽ ለገጽ የሚገኘው ለገጽ ለገጽ  
ወጪው ለገጽ ለገጽ ለገጽ ገጽ ለገጽ ገጽ ለገጽ ገጽ ለገጽ  
በገጽ የገጽ ገጽ ለገጽ የሆኑት ወጪው ገጽ ለገጽ ገጽ ለገጽ  
ወጪው ገጽ ለገጽ የአባታቸው ተቃራኒ ገጽ ለገጽ ገጽ ለገጽ  
ለገጽ ገጽ ።

ኢትዮጵያ ተቃራኒ  
  
የተከታታይ  
የሥነ-ምግባር  
የአባታቸው ተቃራኒ ገጽ ለገጽ

## F O R W A R D

This fifteenth issue of the Statistical Abstract, as in the past, has been prepared both in English and Amharic.

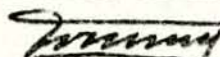
The publication presents a wide range of data illustrating the various socio-economic conditions of the country. Such statistical data is expected to provide background information for policy making, preparation and evaluation of development programme and conduct of research work.

In order to elaborate medium and short-term plans and programmes in accordance with the Ten Year Perspective Plan however, accurate and reliable statistical data is indispensable. In this respect the Central Statistical Office should play a major role in furnishing the required data by under taking various statistical studies with a continuous improvement of frequency, quality and coverage. It should, nevertheless, be emphasized that, in order for the office to discharge its responsibilities effectively and in particular the timely publication of this Abstract active cooperation of ministries, government agencies and mass organizations and individuals is needed. Hence the Central Statistical Office urges, all those concerned to enlist further cooperation.

Several surveys were conducted in the last four years in the rural part of the country with the objective of obtaining reliable information about the Socio-economic conditions of the country for the purpose of development planning. Furthermore the Population and Housing Census conducted in May 1984 has enabled the country to acquire reliable information concerning population and housing conditions. It is believed that the results of the census, will alleviate the lack of reliable data on the Population and housing conditions of the country.

Finally, compliments are due to the various government ministries, agencies, mass organizations and individuals for their cooperation in providing the required data for the preparation of this Statistical Abstract, as well as to the staff of the Central Statistical Office for their efforts involved in producing this edition.

ETHIOPIA TIKDEM



Mitik Beyene  
General Manager  
Central Statistical Office

ከ1956 ዓ.ም. ጀምሮ የሚታተሙ ዓመታዊው የእስታቲስቲክስ መጽሔት በአጠቃላይ መልክ የሀገሪቱን የግብርናና የኢኮኖሚያዊ ሁኔታዎች የሚገልጹ የእስታቲስቲክስ መረጃዎችን ለማቅረብ ነው። በተጨማሪም መጽሔቱ፣ አገሪቱን ስለሚመለከት የእስታቲስቲክስ መረጃዎች እንዲሁም ስለ ሌሎች የእስታቲስቲክስ መጽሔቶች መገለጫና መመሪያ ሆኖ እንዲያገለገል ተዘጋጅቷል።

ከላኛት መጽሔቶች በተከታታይ ከቀረቡት መረጃዎች እንዳስፈላጊነታቸው ተሻሻለው እንዲሁም አዳዲስ ሠንጠረዦች ተጨምረው ቀርበዋል። አብዛኛዎቹ ሠንጠረዦች ከቦስት እስከ አምስት ዓመታት ተከታታይ መረጃዎችን የያዙ ናቸው።

በመጽሔቱ ውስጥ የሚገኙት መረጃዎች በርካት ከሌሎች የተገኙ ቢሆኑም የእስታቲስቲክስ ጠ/ጸ/ቤት ስለመረጃዎች አመራረጥና አቀራረብ ኃላፊ ነው። መረጃዎች የተገኙት ከአንድ ድርጅት ወይም መጽሔት ከሆነ፣ መረጃው የተገኘበት ምንጭ ተገልጿል። በዚህ አሥራ አምስተኛው መጽሔት የተመለከተት መረጃዎች በአጠቃላይ ስለ 1974 ዓ.ም. የሚያመለክት ቢሆንም ለ1975 አንዳንድ መረጃዎች ቀርበዋል።

የእስታቲስቲክስ ጠቅላይ ጸ/ቤት ይህን መጽሔት ሲያዘጋጅ በሥራው ለተከታታይ ሁሉ ምስጋናውን እያቀረበ ስለመጽሔቱ የወደፊት መሻሻል የሚረዱ ሃሳቦችን ለመቀበል ዘገኞ መሆኑን ያስታውቃል። በመጨረሻም ይህ ዓመታዊ የእስታቲስቲክስ መጽሔት በርካት ከሌሎች አንባቢዎች ዘንድ በመዳረስ ከፍተኛ አገልግሎት እንደሚሰጥና ስለ ሃገሪቷ በበለጠ ለማወቅ እንደሚረዳ ይታመናል።

የእስታቲስቲክስ ጠቅላይ ጸሕፊት ቤት  
ነሐሴ 1976 ዓ.ም.

P R E F A C E

The Statistical Abstract published annually since 1963, is intended to present a summary of statistical information on the social and economic conditions of Ethiopia. It is designed to serve as convenient volume for statistical reference and as a guide to other statistical publications.

Tables included in previous issues are revised, continuing series brought up to date, new tables added and text notes revised as necessary. For most part of the sections, trend data are shown for 3 to 5 years period.

The contents of the Abstract are taken from a large number of sources. The Central Statistical Office is responsible for the selection and presentation of the material. Where data have been furnished by a single agency or publication a source acknowledgement is made. The data presented in this 15th annual issue of the Statistical Abstract refer to the year 1982 for most tables and for some of the sections figures are given for 1983.

The Central Statistical Office wishes to thank all those who have cooperated in the production of this Statistical Abstract. Further, the office welcomes suggestions and comments for improving the content of the future issues of the abstract. Finally, it is hoped that the Abstract will reach more readers and contribute towards a better knowledge of the country.

CENTRAL STATISTICAL OFFICE  
AUGUST 1984

የኢትዮጵያ ካርታ	
መቅደም .....	I
መገቢያ .....	III
ግጥሙ .....	IV
ሰለ ቀን መቆጣሪያ ግብታዎች .....	XVI

ክፍል ሀ. ምድርና አየር

መገለጫ .....	1
ሠንጠረዦች:	
ሀ. 1 - የኢትዮጵያ ዋና ዋና ወንዞች ርዝመት .....	4
ሀ. 2 - የኢትዮጵያ ዋና ዋና የሰው ቆይታ መጠን ገምት .....	4
ሀ. 3 - የኢትዮጵያ ዋና ዋና ተራራዎች ከፍታ .....	5
ሀ. 4 - በሰው ደረጃ ጋር ስለሆኑ ክልሎችና መጠላያዎች .....	6
ሀ. 5 - የዋና ዋና የአየር ምርመራ ጣቢያዎች ላይ ተከላክሎ ሌላ ጉዳይ ከፍታ የዘናም መጠን ...	7
ሀ. 6 - የዋና ዋና አየር ጣቢያዎች መዕከላዊ ከፍ ተኛና ዘቅተኛ የአየር ጠባይ ሁኔታ፣ የዘናም- ጠቅላላ መጠን በወር .....	8
ሀ.6 - 1 አዲስ አበባ .....	8
ሀ.6 - 2 አሥመራ .....	8
ሀ.6 - 3 ባሕር ዳር .....	9
ሀ.6 - 4 ከምብላታ .....	9
ሀ.6 - 5 ደብረ ጫር ቀበ .....	10
ሀ.6 - 6 ደብረ ዘይት .....	10
ሀ.6 - 7 ደረ ጻዋ .....	11
ሀ.6 - 8 ገባ .....	11
ሀ.6 - 9 ገራ .....	12
ሀ.6 - 10 ጂማ .....	12
ሀ.6 - 11 ወንጌ .....	13

ክፍል ለ. ሰለ ሕዝብ

መገለጫ /1973 ዓ.ም/ .....	14
ሠንጠረዦች:	
ለ. 1 - የክፍለ ሀገርና የውራጃ ስፋት፣ የሕዝብ ብዛት ገምት በጾታና ለሰፋፈር 1973 ዓ.ም	20
ለ. 2.1 - ጠቅላላ የኢትዮጵያ ሕዝብ ብዛት በዕድሜ መደብና በጾታ፣ 1973 ዓ.ም .....	23
ለ. 2.2 - የገጠር ነዋሪ የኢትዮጵያ ሕዝብ ብዛት በዕድሜ መደብና በጾታ፣ 1973 ዓ.ም ...	23
ለ. 2.3 - የከተማ ነዋሪ የኢትዮጵያ ሕዝብ ብዛት በዕድሜ መደብና በጾታ፣ 1973 ዓ.ም ...	24
ለ. 3 - የገጠርና የከተማ ነዋሪ የሕዝብ ብዛትና ግዕዝ ላይ የቤተሰብ መጠን በክፍለ ሀገር፣ 1973 ዓ.ም .....	25
ለ. 4 - ሁለት ሺህ እና ከዚያ በላይ ነዋሪዎች ያላቸው ከተሞች የሕዝብ ብዛት በጾታና በክፍለ ሀገር 1973 ዓ.ም .....	26
መገለጫ /1974 ዓ.ም/ .....	33
ሠንጠረዦች:	
ለ. 1 - የክፍለ ሀገርና የውራጃ ስፋት የሕዝብ ብዛት ገምት በጾታና ለሰፋፈር 1974 ዓ.ም	35
ለ. 2.1 - ጠቅላላ የኢትዮጵያ ሕዝብ ብዛት በዕድሜና በጾታ 1974 ዓ.ም .....	38
ለ. 2.2 - የገጠር ነዋሪ የኢትዮጵያ ሕዝብ ብዛት በዕድሜ መደብና በጾታ 1974 ዓ.ም ....	38
ለ. 2.3 - የከተማ ነዋሪ የሕዝብ ብዛት በዕድሜ መደብና በጾታ 1974 ዓ.ም .....	39
ለ. 3 - የገጠርና የከተማ ነዋሪ የሕዝብ ብዛትና ግዕዝ ላይ የቤተሰብ መጠን በክፍለ ሀገር 1974 ዓ.ም .....	40
ለ. 4 - ሁለት ሺህ እና ከዚያ በላይ ነዋሪዎች ያላቸው ከተሞች የሕዝብ ብዛት በጾታና በክፍለ ሀገር 1974 ዓ.ም .....	41
ለ. 5 - የደብዳቤ የወይዘት የኢትዮጵያ ሕዝብ ብዛት ተገባይ በጾታ በገጠርና በከተማ ከ1972 -1982 ዓ.ም .....	48
ለ. 6 - የወይዘት የኢትዮጵያ ሕዝብ ብዛት 1967 - 1992 .....	49

ክፍል መ. ስለ ገበርና

መገለጫ .....	50
ሠገጠረዦች:	
መ. 1 - የታሪክው መረተ ስፋትና የዋና ዋና ሰበሌቶች ስርዓት ገጽት .....	58
መ. 2 - በገበርና ሽይ ስጦት ዲክራሽን የሕገመንግሥት ገጽ መጠና የመጠበቅን ክፍለ ሀገር የሚያሳይ .....	58
መ. 3 - በገበርና ሽይ ስጦት ዲክራሽን በኢትዮጵያ ገበያ ድርጅት የሕገመንግሥት ገጽ በሕገመንግሥት ጣቢያ .....	59
መ. 4 - ለከፍተኛ ስጦት የተቀመጠ መደብ ነው፤ የተከተሉ ከፍተኛ ስጦት፤ በስተባት ሥራ ላይ የሚገኙ ሠራተኞች .....	60
መ. 5 - የኢትዮጵያ ነፍ ማሻሻያ ዘዴ ሠራተኞች ስጦት በክፍለ ሀገር .....	61

ክፍል ሠ. ስለ ግዕድገ

መገለጫ .....	62
ሠገጠረዦች:	
ሠ. 1 - የወርቅ ስርዓትና ዋጋ፣ 1965-1974 ዓ.ም .....	64
ሠ. 2 - የገላገላ ስርዓትና ዋጋ 1965-1974 ዓ.ም .....	64
ሠ. 3 - ለግዕድገ ፍለጋና ግብረሰብ የተደረገው የዕለ ገደብ 1970-1974 ዓ.ም .....	65
ሠ. 4 - የመግለጫ ነፍ ስጦት 1970-1974 ዓ.ም .....	65

ክፍል ረ. ስለ ኢንፎርሜሽን

መገለጫ .....	66
ሠገጠረዦች:	
ረ. 1 - በ1973 ዓ.ም የፋብሪካዎች ስጦትና የተቀጠረ ሠራተኞች ስጦት በይዘት .....	71
ረ. 2 - የኢንፎርሜሽን ስጦት ስርዓት ስጦት በይዘት 1972-1973 ዓ.ም .....	73
ረ. 3 - በ1973 ዓ.ም የፋብሪካዎች ስጦትና የሠራተኞች ጠቅላላ ስጦት በሠራተኞች ስጦት መደብ .....	74
ረ. 4 - በፋብሪካ የተሠሩ የዋና ዋና ዕቃዎች ስርዓት፣ 1971-1973 .....	77
ረ. 5 - የሰነድ ኢንፎርሜሽን ስርዓትና በጥቅም ላይ የዋለ 1959-1974 .....	89
ረ. 6 - በ1973 ዓ.ም በፋብሪካዎች ያወጧቸው ዕቃዎች ዋጋ በሠራተኞች ስጦት መደብ .....	80
ረ. 7 - ደብዳቤ ስጦት ጠቅላላ የሥራ ውጤት ዋጋና ተጨማሪ ዋጋ በይዘት 1973 ዓ.ም .....	82
ረ. 8 - የኢንፎርሜሽን ስጦት ስጦት የሚመጣቸው ስጦት የኢንፎርሜሽን መጠን 1965-1973 .....	84
ረ. 9 - የኢንፎርሜሽን ኢንፎርሜሽን የሥራ ክፍት መገለጫ 1972-1973 .....	84
ረ. 10 - የኢንፎርሜሽን ኢንፎርሜሽን ስጦት ስጦት 1972 .....	85
ረ. 11 - በ1972 ዓ.ም ለመግለጫ ገደብ የተደረገው ወጪና የገንዘብ ስጦት .....	85
ረ. 12/ሀ/ - የኢንፎርሜሽን ስጦት የሚመጣቸው ስጦት በየጣቢያው የመጣው የኢንፎርሜሽን መጠን 1972 .....	86
ረ. 12/ለ/ - የኢንፎርሜሽን ስጦት የሚመጣቸው ስጦት በየጣቢያው የመጣው የኢንፎርሜሽን መጠን 1973 .....	87

ክፍል ሰ. ስለ ስጦት

መገለጫ .....	88
ሠገጠረዦች:	
ሰ. 1 - በአጠቃላይ ስጦት ስጦት የሰነድ ስጦት የተሰጠው ስጦት .....	90
ሰ. 2 - በአጠቃላይ ስጦት ስጦት የሰነድ ስጦት የተሰጠው ስጦት በዋጋ ስጦት .....	90

ክፍል ሸ. ተራገብረርትና ስጦት

መገለጫ .....	92
ሠገጠረዦች:	
ሸ. 1 - የኢትዮጵያ ስጦት ስጦት የሥራ ክፍት 1970/71-1973/74 .....	97
ሸ. 2 - በአጠቃላይ ስጦት ስጦት የሥራ ክፍት ስጦት የተደረገው የስጦት ተራገብ 1970/71-1973/74 .....	98
ሸ. 3 /ሀ/ - በአጠቃላይ ስጦት ስጦት የሥራ ክፍት ስጦት የተደረገው የስጦት ተራገብ 1971/72 - 1973/74 / የስጦት ስጦት ስጦት የሥጦት ስጦት .....	99
ሸ. 3 /ለ/ - በአጠቃላይ ስጦት ስጦት የሥራ ክፍት ስጦት የተደረገው የስጦት ተራገብ 1971/72 - 1973/74 / በስጦት ስጦት የተደረገው ስጦት .....	100
ሸ. 4 /ሀ/ - በአጠቃላይ ስጦት ስጦት የሥራ ክፍት ስጦት የተደረገው የስጦት ተራገብ 1972/72 - 1973/74 ዓ.ም / የስጦት ስጦት ስጦት የሥጦት ስጦት .....	101

ሸ. 4 /ለ/ - በአሥራ ሳሎ አቶ አይርገላን ግሪፊያ የተደረገው የአየር ተፈልክ፣  
1971/72 - 1973/74 /በአይርገላን የተጓዘ ዐቃ ፖስታ/..... 102

ሸ. 5 - የከረምተና የበጋ መንገዶች በጥገና ጣቢያ 1971-1973 ዓ.ም ..... 103

ሸ. 6 /ሀ/ - ለአውራ ጉዳና ሥራዎች የተገኘ ገንዘብ፣ 1971 - 1972 ..... 104

ሸ. 6 /ለ/ - የመንገድ ሥራ ባለሥልጣን የገንዘብ አጠቃቀም፣ 1971 - 1973 ዓ.ም..... 105

ሸ. 7 - የአገዳ ጫሪክ ተገ ጭነት ታሪፍ በዋና ዋና የመኪና መንገዶች ..... 105

ሸ. 8 - የተሰጠው የመንጃ ፈቃድ 1970 - 1973 ዓ.ም ..... 106

ሸ. 9 /ሀ/ - በኢትዮጵያ ተከክርካሪ መኪናዎች ያደረሱት አደጋ፣ 1971 - 1973 ዓ.ም..... 107

ሸ. 9 /ለ/ - በአዲስ አበባ ከተማ ተከክርካሪ መኪናዎች ያደረሱት አደጋ 1971-1973 ዓ.ም ..... 107

ሸ.10 - የኢትዮጵያና የጄኔራል የምድር ባቦር የሥራ ክፍሉ፣ 1971-1973 ዓ.ም..... 108

ሸ.11 - በኢትዮጵያና ጄኔራል የምድር ባቦር የተጓዙት የገደብ ዐቃዎች በዘተና ዓይነት 1971-  
1973 ዓ.ም ..... 109

ሸ.12 - የኢትዮጵያና የጄኔራል የምድር ባቦር የአገገገገው የገቢ ገደብ ዐቃዎች የተፈገገረረት  
ታሪፍ፣ 1971 - 1973 ዓ.ም ..... 110

ሸ.13 - የኢትዮጵያና የጄኔራል የምድር ባቦር የአገገገገው የወጭ ዐቃዎች የተፈገገረረት ታሪፍ  
1971-1973 ዓ.ም ..... 111

ሸ.14 - የአቶላት ምጽዋ የምድር ባቦር ተፈልክ ..... 112

ሸ.15 - የወይቦች እስታቲስቲክስ ግጥም ስነ-ምግባር ከ1970<sup>ደ</sup>- 1973 ዓ.ም ..... 112

ሸ.16 - የተለያዩ የአገልግሎት ግጥም ስነ-ምግባር ከ1971-1973 ዓ.ም ..... 113

ሸ.17 - የፖስታ አገልግሎት እስታቲስቲክስ፣ ..... 113

ክፍል ቀ. የወጭ አገር ገንዘብ

መገለጫ ..... 114

ሠገጠረዎች:

ቀ. 1 - የገቢ፣ የወጭ ገቢው እንደገና የወጡ የገንዘብ ዐቃዎች ማዘጋ ..... 120

ቀ. 2 - የገቢና የወጭ ገንዘብ ዐቃዎች የጋ በተመሳሳይ ዐቃዎች አመዳደብ ..... 121

ቀ. 3 - ወይ አገር የገቡ ዐቃዎች በዘተና የጋ በተመሳሳይ ዐቃዎች አመዳደብ ..... 122

ቀ. 4 - የወጭ ገንዘብ ዐቃዎች በዘተና የጋ በተመሳሳይ ዐቃዎች አመዳደብ፣ ..... 133

ቀ. 5 - ገቢው እንደገና የወጡ ዐቃዎች የጋ በተመሳሳይ ዐቃዎች አመዳደብ ..... 141

ቀ. 6 - የገቢ ገንዘብ ዐቃዎች በአገልግሎታቸው ዓይነት፣ ..... 144

ቀ. 7 - የገቢ ገንዘብ ዐቃዎች የመጣበት አገር ..... 145

ቀ. 8 - የወጭ ገቢ ተጠቃሚ የወጣው የገንዘብ ዐቃዎች የተሰጠበት አገር ..... 146

ቀ. 9 - አገገገገው የገቢ ዐቃዎች የጋ የመጣበት አገር ..... 147

ቀ.10 - አገገገገው የወጭ ገንዘብ ዐቃዎች የተሰጠበት አገር ..... 148

ቀ.11 - ለገቢ ገንዘብ ግጥም የተሰጠ የወጭ አገር ምዝገባ ፈቃድ በዐቃው ዓይነት ..... 150

ቀ.12 - ለወጭ ገንዘብ ተፈቅዶ የተሰጠው የወጭ አገር ምዝገባ በየዐቃው ዓይነት ..... 151

ክፍል በ. ዓመታዊ የሀገር ሀብት ውጤት

መገለጫ ..... 152

ሠገጠረዎች:

በ. 1 - የሀገር ሀብት ውጤት ግጥም ..... 159

በ. 2 - ጠቅላላ የሀገር ውጤት ምርት በመሠረት የአገገገገው ዘርፍና በጊዜው በተሠራበት የጋ፣... 160

በ. 3 - ጠቅላላ የሀገር ውጤት ምርት ላይ የተደረገ ወዲ በጊዜው የገቢ የጋ ..... 161

በ. 4 /ሀ/ - የመንገድ ገቢና ወዲ ላይ ሂሳብ፣ ..... 162

በ. 4 /ለ/ - የመንገድ የከፈታ ሂሳብ፣ ..... 163

በ. 5 - ጠቅላላ የዓይን ተገቢ የሀገር ውጤት ከፈታ ክፍት በዋሰነት የአገገገገው ዘርፍና በገቢረት  
ዓይነት ..... 164

በ. 6 - ከሌሎች አገር ጋር የተደረገው የክፍያ ሂሳብ ..... 165

በ. 7 - ጠቅላላ የሀገር ውጤት ምርት በመሠረት የአገገገገው ዘርፍና በ1953 ዓ.ም በተሠራበት  
ወይቦች የጋ ..... 166



ክፍል ከ. ሕገና ደንብ

መገለጫ ..... 263

ሠገጠረዥቸ:

ከ. 1 - የጠበቀቱ ብዛት በክፍል ሀገር፣ ..... 267

ከ. 2 /ሀ/ - የጠበቀቱ ብዛት በፍርድ ቤቱ ዓይነትና በክፍል ሀገር፣ 1973 ዓ.ም ... 267

ከ. 2 /ለ/ - የጠበቀቱ ብዛት በፍርድ ቤቱ ዓይነትና በክፍል ሀገር፣ 1974 ዓ.ም ... 268

ከ. 3 - ለፍርድ ቤቶች በሙሉ የቀረቡና የታዩ የወገኛ ለገጠኞች ገንዘብ ገንዘብ ለብዛትና ይህ ብዛት በ1965 ከቀረቡት ጋር ሲነፃፀር የ1965ን ለገጠኞች 100 በመቶ ብዛት ..... 269

ከ. 4 /ሀ/ - ለፍርድ ቤቶች በሙሉ የቀረቡና የታዩ የወገኛ ለገጠኞች ገንዘብ ገንዘብ ለብዛት በክፍል ሀገር 1973 ..... 270

ከ. 4 /ለ/ - ለፍርድ ቤቶች በሙሉ የቀረቡና የታዩ የወገኛ ለገጠኞች ገንዘብ ገንዘብ ለብዛት በክፍል ሀገር፣ 1974 ..... 271

ከ. 5 - ለፍርድ ቤቶች በሙሉ የቀረቡና የታዩ የፍትህ ብዛት ገንዘብ ገንዘብ ለብዛትና ይህ ብዛት በ1965 ከቀረቡት ጋር ሲነፃፀር የ1965ን ለገጠኞች 100 በመቶ ብዛት ..... 272

ከ. 6 /ሀ/ - በ1973 ዓ.ም ለፍርድ ቤቶች በሙሉ የቀረቡና የታዩ የፍትህ ብዛት ገንዘብ ገንዘብ ለብዛት በክፍል ሀገር ..... 273

ከ. 6 /ለ/ - ለፍርድ ቤቶች በሙሉ የቀረቡና የታዩ የፍትህ ብዛት ገንዘብ ገንዘብ ለብዛት በክፍል ሀገር፣ 1974 ..... 274

ከ. 7 /ሀ/ - በፍትህ ብዛት በመጀመሪያ ክፍል በይገባኝ የቀረቡት ገንዘብ ገንዘብ ለብዛት በውስጥ ዓይነት በክፍል ሀገር 1973 ..... 275

ከ. 7 /ለ/ - በፍትህ ብዛት በመጀመሪያ ክፍል በይገባኝ የቀረቡት ገንዘብ ገንዘብ ለብዛት በውስጥ ዓይነት በክፍል ሀገር 1974 ..... 276

ከ. 8 - በፍትህ ብዛት ክፍል የቀረቡት ገንዘብ ገንዘብ ለብዛት በውስጥ ዓይነት ..... 277

ከ. 9 - ለፍርድ ቤቶች በሙሉ የቀረቡና የታዩ የወገኛ ለገጠኞች ገንዘብ ገንዘብ ለብዛትና ይህ ብዛት በ1965 ዓ.ም ከቀረቡት ጋር ሲነፃፀር የ1965ን ለገጠኞች 100 በመቶ ብዛት ..... 278

ከ.10 /ሀ/ - ለፍርድ ቤቶች በሙሉ የቀረቡና የታዩ የወገኛ ለገጠኞች ገንዘብ ገንዘብ ለብዛት በክፍል ሀገር፣ 1973 ዓ.ም ..... 279

ከ.10 /ለ/ - ለፍርድ ቤቶች በሙሉ የቀረቡና የታዩ የወገኛ ለገጠኞች ገንዘብ ገንዘብ ለብዛት በክፍል ሀገር 1974 ዓ.ም ..... 280

ከ.11 /ሀ/ - በወገኛ ለገጠኞች በመጀመሪያ ክፍል በይገባኝ የቀረቡት ገንዘብ ገንዘብ ለብዛት በውስጥ ዓይነት በክፍል ሀገር፣ 1973 ..... 281

ከ.11 /ለ/ - በወገኛ ለገጠኞች በመጀመሪያ ክፍል በይገባኝ የቀረቡት ገንዘብ ገንዘብ ለብዛት በውስጥ ዓይነት በክፍል ሀገር፣ 1974 ..... 282

ከ.12 - በወገኛ ለገጠኞች ክፍል የቀረቡት ገንዘብ ገንዘብ ለብዛት በውስጥ ዓይነት ..... 283

ከ.13 - የአስረኛቸ ብዛት በአስረት ለርዘጃኝ ..... 284

ከ.14 /ሀ/ - የአስረኛቸ ብዛት በጾታና በአስረት ዘመን፣ 1973 ..... 285

ከ.14 /ለ/ - የአስረኛቸ ብዛት በጾታና በአስረት ዘመን፣ 1974 ..... 286

ክፍል ከ - ስለ ስጋርት

መገለጫ ..... 287

ከ.1 - የስጋርት ክለሳቸ ወይም ስጋርት ብዛት በክፍል ሀገር ..... 288

ከ.2 /ሀ/ - የስጋርት ብዛት በስጋርት ዓይነትና በክፍል ሀገር 1971 ዓ.ም ..... 289

ከ.2 /ለ/ - የስጋርት ብዛት በስጋርት ዓይነትና በክፍል ሀገር 1972 ዓ.ም ..... 290

ከ.2 /ጤ/ - የስጋርት ብዛት በስጋርት ዓይነትና በክፍል ሀገር፣ 1973 ዓ.ም ..... 291

ከ.3 - የተለያዩ የስጋርት ዓይነቶች ለገጠኞች ብዛት በክፍል ሀገር ..... 292

ከ.4 - በአገልግሎት ክፍል የሚገኙ የተለያዩ የስጋርት ዓይነቶች ለሠልጣኞች ብዛት ..... 293

CONTENTS

	<u>Page</u>
Map of Ethiopia .....	II
Foreword .....	III
Preface .....	X
Contents .....	XVII
Notes on the Calendar .....	
 <u>SECTION A. LAND AND CLIMATE</u>	
Notes and definitions .....	1
Tables:	
A. 1 - Length of major rivers in Ethiopia .....	4
A. 2 - Approximate size of major lakes in Ethiopia .....	4
A. 3 - Height of major mountains in Ethiopia .....	5
A. 4 - National parks, game reserves and sanctuaries .....	6
A. 5 - Average annual rainfall, latitude, longitude and altitude of major weather stations .....	7
A. 6 - Average maximum and minimum temperatures, total rainfall of major weather stations by month .....	8
A. 6 - 1 Addis Ababa .....	8
A. 6 - 2 Asmara .....	8
A. 6 - 3 Bahir Dar .....	9
A. 6 - 4 Combolcha .....	9
A. 6 - 5 Debre Markos .....	10
A. 6 - 6 Debre Zeit .....	10
A. 6 - 7 Dire Dawa .....	11
A. 6 - 8 Goba .....	11
A. 6 - 9 Gore .....	12
A. 6 -10 Jima .....	12
A. 6 -11 Wonji .....	13
 <u>SECTION B. POPULATION</u>	
Notes and definitions (1981) .....	14
Tables:	
B. 1 - Area, population estimate and population density by region and Awraja	20
B. 2.1 - Total population of Ethiopia by age group and sex, 1981 .....	23
B. 2.2 - Rural population of Ethiopia by age group and sex, 1981 .....	23
B. 2.3 - Urban population of Ethiopia by age group sex, 1981 .....	24
B. 3 - Estimate of rural and urban population and average size of household by region, 1981 .....	25
B. 4 - Towns with estimated population of 2000 and above by sex and region, 1981 .....	26
Notes and definitions (1982) .....	33
Tables:	
B. 1 - Area population estimate by sex and population density by region and Awraja .....	35
B. 2.1 - Total population of Ethiopia by age and sex, 1982 .....	38
B. 2.2 - Rural population of Ethiopia by age group and sex, 1982 .....	38
B. 2.3 - Urban population of Ethiopia by age group and sex, 1982 .....	39
B. 3 - Estimate of rural and urban population and average size of household by region, 1982 .....	40
B. 4 - Towns with estimated population of 2000 and above by sex and region 1982 .....	41

CONTENTS

	<u>Page</u>
B. 5 - Annual population projection of Ethiopia by sex, rural urban areas, 1980 - 1990 .....	48
B. 6 - Population projection of Ethiopia, 1975 - 2000 .....	49
 <u>SECTION D. AGRICULTURE</u>	
Notes and definitions .....	50
Tables:	
D. 1 - Area under cultivation, yield and production of major crops .....	58
D. 2 - Coffee inspected by the Ministry of Coffee and Tea Development by Region .....	58
D. 3 - Coffee inspected by the Coffee and Tea Development, Marketing Corporation by inspection station .....	59
D. 4 - Vaccine production, cattle vaccinated, and veterinary personnel .....	60
D. 5 - Number of Home Economics Personnel by Region .....	61
 <u>SECTION E. MINING</u>	
Notes and definitions .....	62
Tables:	
E. 1 - Production and value of gold, 1972/73 - 1981/82 .....	64
E. 2 - Production and value of platinum, 1972/73 - 1981/82.....	64
E. 3 - Investment in mining, 1977/78 - 1981/82 .....	65
E. 4 - Source of investment fund 1977/78 - 1981/82 .....	65
 <u>SECTION F. MANUFACTURING INDUSTRY</u>	
Notes and definitions .....	66
Tables:	
F. 1 - Number of establishments and number of employees by ownership 1980/81 G.C .....	71
F. 2 - Summary of operations of manufacturing industry by ownership 1979/80 - 1980/81 G.C .....	73
F. 3 - Number of establishments and number of persons engaged by size of establishment 1980/81 G.C. ....	74
F. 4 - Production of major manufacturing articles, 1978/79 - 1980/81 .....	77
F. 5 - Sugar production and consumption 1966/67 - 1981/82 .....	79
F. 6 - Gross value of production by size group 1980/81 G.C. ....	80
F. 7 - Wages and salaries, gross value of production and value added by ownership 1980/81 G.C. ....	82
F. 8 - Installed generating capacity and electric energy production, 1972/73 - 1980/81 .....	84
F. 9 - Operating statistics of electricity industry (Public utilities only), 1979/80 - 1980/81 .....	84
F.10 - Fixed capital assets in electricity industry 1979/80 .....	85
F.11 - Investment and sources of investment in electricity industry 1979/80.....	85
F.12 (a) Installed generating capacity and Electric Energy Production by station 1979/80 .....	86
F.12 (b) Installed generating capacity and Electric Energy Production by station, 1980/81 .....	87
 <u>SECTION G. CONSTRUCTION</u>	
Notes and definitions .....	88
Tables:	
G. 1 - Building permits for new constructions in Addis Ababa .....	90
G. 2 - Building permits for new construction in Addis Ababa, by value of buildings .....	90

CONTENTS

Page

SECTION H. TRANSPORT AND COMMUNICATIONS

Notes and definitions .....	92
Tables:	
H. 1 - Ethiopian airlines operation 1978 - 1980/81 .....	97
H. 2 - Air traffic at Addis Ababa and Asmara international airports, 1978 - 1981 .....	98
H. 3 (a) - Airtraffic at Bole Addis Ababa international airport 1980 - 1981 (Air craft movements and passengers carried) .....	99
H. 3 (b) - Airtraffic at Addis Ababa international airport, 1979 - 1981 (Freight and Mail carried) .....	100
H. 4 (a) - Airtraffic at Asmara international airport, 1979 - 1981 (Air craft movement and passengers carried) .....	101
H. 4 (b) - Air traffic at Asmara international airport, 1979 - 1981, (Freight and Mail carried) .....	102
H. 5 - All weather roads by maintenance district, 1978/79 - 1980/81 .....	103
H. 6 (a) - Funds obtained for the construction of highways 1978/79 - 1980/81 .....	104
H. 6 (b) - Use of fund by the Ethiopian Road Authority, 1978 - 1980/81 .....	105
H. 7 - Highway transport tariff on principal roads per metric ton .....	105
H. 8 - Highway transport tariff on principal roads per metric ton .....	106
H. 8 - Driving licences issued, 1977/78 - 1980/81 .....	107
H. 9 (a) - Motor-vehicle accidents in Ethiopia, 1978/79 - 1980/81 .....	107
H. 9 (b) - Motor-vehicle accidents in Addis Ababa, 1978/79 - 1980/81 .....	107
H.10 - Operations of the Ethio-Djibouti Railway, 1978/79 - 1980/81 .....	108
H.11 - Freight carried on the Ethio-Djibouti Railway, by type of commodity 1978/79 - 1980/81 .....	109
H.12 - Freight rates on the Ethio-Djibouti Railway for selected import goods, 1978/79* - 1980/81 .....	110
H.13 - Freight rates on the Ethio-Djibouti Railway for selected export goods, 1978/79*- 1980/81* .....	111
H.14 - Traffic on the Agordat - Massawa Railway .....	112
H.15 - Summary of port operations statistics, 1977/78*- 1980/81* .....	112
H.16 - Operations of Telecommunication services, 1978/79 - 1980/81 .....	113
H.17 - Postal Services Statistics .....	113

SECTION I. EXTERNAL TRADE

Notes and definitions .....	114
Tables:	
I. 1 - Total value of imports, exports and re-exports, and visible balance of trade .....	120
I. 2 - Value of imports and exports, by commodity section .....	121
I. 3 - Quantity and value of imports by commodity group .....	122
I. 4 - Quantity and value of imports by commodity group .....	133
I. 5 - Value of re-exports by commodity group .....	141
I. 6 - Value of re-exports by commodity group .....	144
I. 6 - End-use classification of imports .....	145
I. 7 - Value of imports by country of origin .....	146
I. 8 - Value of exports and re-exports by country of destination .....	147
I. 9 - Value of major commodities of imports by country of origin .....	148
I.10 - Value of major commodities of exports by country of destination .....	150
I.11 - Foreign exchange permits utilised for import by type of commodity .....	151
I.12 - Foreign exchange permits authorized for export by type of commodity .....	151

SECTION J. NATIONAL ACCOUNTS

Notes and definitions .....	152
Tables:	
J. 1 - Summary of national accounts statistics, .....	159
J. 2 - Gross domestic product by industrial origin at current factor cost .....	160
J. 3 - Expenditure on gross national product at current market prices .....	161
J. 4 (a) - Central Government revenue and expenditure - current account .....	162
J. 4 (b) - Central Government - capital account .....	163
J. 5 - Gross domestic fixed capital formation, by industries and type of assets ...	164
J. 6 - Rest of the world account .....	165
J. 7 - Gross domestic product by industrial origin at constant factor cost of 1960/61	166

SECTION K. PUBLIC FINANCE

Notes and definitions .....	167
Tables:	
K. 1 - Central Government revenue and expenditure .....	173
K. 2 - Government revenue by source .....	174
K. 3 - Government expenditure and its financing .....	175
K. 4 - Current Government expenditure .....	176
K. 5 - Composition of current Government expenditure by purpose and type .....	177
K. 6 - Capital expenditure by source of finance and purpose, 1979/80 .....	79
K. 7 - Ethiopia's external debt by source and sector up to June 30, 1982 .....	182
K. 8 - Utilization of foreign loans by purpose up to June 30, 1980 and during E.F.Y 1979/80 .....	183
K. 9 - Number of Municipalities by revenue group and administrative region, fiscal year 1980/81 .....	184
K.10 - Number of Municipalities by expenditure group and administrative region fiscal year 1980/81 .....	185
K.11 - Summary of revenue and expenditure of municipalities by regions.....	186
K.12 - Revenue and expenditure of Municipalities under the Ministry of Urban Development and Housing .....	187
K.13 - Revenue and expenditure of Municipality of Asmara.....	188
K.14 - Revenue and expenditure of Municipality of Addis Ababa.....	189
K.15 - Revenue and expenditure of Municipality of Assab .....	190

SECTION L. BANKING AND VALANCE OF PAYMENTS

Notes and definitions .....	191
Tables:	
L. 1 - Consolidated statement of condition of the National Bank .....	200
L. 2 - Consolidated statement of condition of commercial banks .....	201
L. 3 - Statement of condition of other Financial Institutions .....	202
L. 4 - Size and composition of money .....	203
L. 5 - Selected deposit items .....	203
L. 6 - Circulating notes and coins by denominations .....	204
L. 7 - Money Supply .....	205
L. 8 - Domestic credit by the National Bank and commercial banks .....	207
L. 9 - Net gold and foreign exchange holdings .....	207
L.10 - Loans, advances bills discounted and investment by commercial banks.....	208
L.11 - Internal debt of Government by holders .....	209
L.12 - Number and amount of loans approved and disbursed by Agricultural and Industrial Development Bank .....	210
L.13 - Loans approved by activities .....	210
L.14 - Outstanding loans distributed by activities .....	211
L.15 - Summary of the balance of payments of Ethiopia .....	212
L.16 - Balance of payment of Ethiopia .....	213

CONTENTS

	<u>Page</u>
 <u>SECTION M. INSURANCE</u>	
Notes and definitions .....	214
Tables:	
M. 1 - Summary of premium and claims of life insurance .....	218
M. 2 - Summary of premium and claims of non-life insurance .....	218
M. 3 - Income and Expenditure of non-life insurance by line of insurance .....	219
M. 4 (a) - Balance sheet of life insurance(assets) .....	221
M. 4 (b) - Liabilities .....	221
M. 5 (a) - Balance sheet of non-life insurance (assets) .....	222
M. 5 (b) - Liabilities .....	222
M. 6 - Statement of life portfolio .....	223
 <u>SECTION N. PRICES</u>	
Notes and definitions .....	224
Tables:	
N. 1 - Wholesale prices of un-washed coffee in Addis Ababa .....	227
N. 2 - Spot coffee prices in the New York Market .....	227
N. 3 (a) - Retail price index for Addis Ababa in 1981 and 1982 .....	228
N. 3 (b) - Retail price index for Addis Ababa in 1983 .....	229
N. 4 (a) - Average retail price of major food items in Addis Ababa, 1982 .....	230
N. 4 (b) - Average retail price of major food items in Addis Ababa, 1983 .....	231
 <u>SECTION O. HEALTH</u>	
Notes and definitions .....	232
Tables:	
O. 1 - Medical and health facilities by administrative region (excluding Police and Armed Forces), 1981/82 .....	235
O. 2 - Medical personnel by administrative region (excluding Police and Armed Forces), 1981/82 .....	235
O. 3 - Number of health personnel trained in Ethiopia by year of graduation .....	236
O. 4 - Out - Patients treated for various disease groups .....	237
O. 5 - Number of persons vaccinated by type of vaccination.....	238
O. 6 (a)-Number of persons vaccinated by administrative region and type of vaccination 1981.....	238
O. 6 (b)-Number of persons vaccinated by administrative region and type of vaccination, 1982 .....	239
 <u>SECTION P; EDUCATION</u>	
Notes and definitions .....	240
Tables:	
P. 1 - Number of schools, teachers, students and classrooms in different type of schools* .....	244
P. 2 - Student enrolment by level and type of school .....	245
P. 3 - Student enrolment by level and sex .....	246
P. 4 - Average number of students per school, per teacher and per classroom in different type of schools .....	247
P. 5 - Number of students by sex and type of school .....	248
P. 6 - Percentage distribution of students by sex and type of school .....	249
P. 7 - Number of students in government schools by grade .....	250

CONTENTS

	<u>Page</u>
P.8 - Students enrolled in primary and accademic secondary schools by types of schools and region .....	251
P. 9 (a) - Graguates of institutes of higher learning by field of study 1981/82 .....	258
P. 9 (b) - Extension graguates of institutes of higher learning by field of study 1981/82 .....	258
P.10 (a) - Number of Ethiopian students sent for higher education by field of study .....	260
P.10 (b) - Number of Ethiopian students sent for higher education by field of study, and country 1979/80 .....	261
P.10 (c) - Number of Ethiopian students sent for higher education by field of study and country 1980/81 .....	262

SECTION Q. LAW AND ORDER

Notes and definitions .....	263
Tables:	
Q. 1 - Number of advocates by administrative region .....	267
Q. 2 (a) - Number of advocates by type of court and region 1980/81 .....	267
Q. 2 (b) - Number of advocates by type of court and region .....	268
Q. 3 - Numberof criminal and civil cases lodged in all courts and this number compared with that in 1972/73 taking the latter as 100 .....	269
Q. 4 (a) - Number of criminal and civil cases lodged in all courts by region 1980/81 .....	270
Q. 4 (b) - Number of criminal and civil cases lodged in all courts by region 1981/82 .....	271
Q. 5 - Number of civil cases lodged in all courts and this number compared with that in 1972/73 taking the latter as 100 .....	272
Q. 6 (a) - Number of civil cases lodged in all courts by region 1980/81 .....	273
Q. 6 (b) - Number of civil cases lodged in all courts by region 1981/82 .....	274
Q. 7 (a) - Number of new and appealed civil cases by status of decision and administrative region, 1980/81 .....	275
Q. 7 (b) - Number of new and appealed civil cases by status of decision and administrative region 1981/82 .....	276
Q. 8 - Number of civil cases by status of decision .....	277
Q. 9 - Number of criminal cases lodged in all courts and this number compared with in 1972/73 taking the latter as 100 .....	278
Q.10 (a) - Number of criminal cases lodged in all courts by region 1980/81 .....	279
Q.10 (b) - Number of criminal cases lodged in all courts by region 1981/82 .....	280
Q.11 (a) - Number of new appealed criminal cases by status of decision and administrative region 1980/81 .....	281
Q.11 (b) - Number of new and appealed criminal cases by status of decision and administrative region 1981/82 .....	282
Q.12 - Number of criminal cases by status of decision .....	283
Q.13 - Number of prisoners by length of sentence .....	284
Q.14 (a) - Number of prisoners by sex and length of sentence 1980/81 .....	285
Q.14 (b) - Number of prisoners by sex and length of sentence 1981/82 .....	286

SECTION R - SPORTS

Notes and definitions .....	287
Tables:	
R. 1 - Number of sports clubs or teams by administrative region .....	288
R. 2 (a) - Number of sports men by type of sports and administrative region, 1978/79 .....	289
R. 2 (b) - Number of sports men by type of sports and administrative region, 1979/80 .....	290
R. 2 (c) - Number of sports men by type of sports and administrative region, 1980/81 .....	291
R. 3 - Number of sports referees by administrative region .....	292
R. 4 - Number of sports coaches in some towns .....	293

በሌ ቀን አቅጣጫ ማስታወሻ

በሌገራቸን ልዩ ልዩ የአስታላክ ጠቅላይ ተቋማት የተለየ የቀን አቅጣጫ በጠቅላላ አስታላክ ጠቅላይ ያዘጋጁሉ።  
 ቀጥሎ የሚገኘው ሠንጠረዥ በሌተ የጽያጽና በአጭር ገጽ /በገራገራ ያን/ የቀን አቅጣጫ ረገድ ያለውን ገንጥነት የሚ  
 ጠለቅት ነው።

በጠቅላላው ውስጥ በየትኛውም ሥፍራ ቀጥሎ በገራገራ ያን የቀን አቅጣጫ መሠረት ተዘጋጅተው ሲገኙ የሌተ የ  
 ጽያጽ አቅጣጫ ጊዜው ተዘጋጅቶ ሲታይ እንደዚሁም ቀጥሎ በሌተ የጽያጽ የቀን አቅጣጫ መሠረት ተዘጋጅተው እንደሆነ  
 የገራገራ ያን የቀን አቅጣጫ ተዘጋጅቶ ይታያል። ለምሳሌ /አ.አ.አ/ 1979 ዓ.ም፣ በሌተ የጽያጽ አቅጣጫ ከታህ  
 ሣሥ 23/1972 እስከ ታህሣሥ 22/1973 ዓ.ም ያለው ጊዜ በመሆኑ፣ በሠንጠረዥ ላይ የጠለቀው 1972/73  
 ዓ.ም ተጠሎ ነው። በዚህ ዓይነት በሌተ የጽያጽ 1973 ዓ.ም አ.አ.አ. ከመስከረም 11/1980 ዓ.ም እስከ  
 መስከረም 10/1981 ዓ.ም ባለው ጊዜ ውስጥ ስለሆነ የተጻፈው 1980/81 ዓ.ም ተጠሎ ነው።

በገራገራ ያን አቅጣጫ	በሌተ የጽያጽ የዓመትና የቀን አቅጣጫ			
	ወራ ተቸ	የየወረ ዓኖቻቸ	የገንድ ዓመት	የበጀት ዓመት
ጁላይ 8, 1980 -----				ጠቅላ 1, 1973
ለገሰት				1974 የሌተ የጽያጽ የበጀት ዓመት
ሲኔታሮር 11 .....	መስከረም 1, 1973	30		
ለከተባር	ጥቅምት	30		
ናቪዮሮር	ጎዳር	30		
ጎሳዮሮር	ታህሣሥ	30		
ጁኑላሪ 1, 1980	ታህሣሥ 23			
ጁኑላሪ 9 -----	ጥር	30	ጥር 1, 1973	
ፊብሩዳሪ	የካቲት	30		
ግርብ	መጋቢት	30		
ኢፕሪል	ሚያዝያ	30		
ጳይ	ገንቦት	30		
ጁን	ሰኔ	30		
ጁላይ 7 -----	ጠቅላ	30	ሰኔ 30, 1974	
ለገሰት	ነጠላ	30		
ሲኔታሮር 10	ጳጉሜ 5 መስከረም 1, 1974	5 ወይም 6		
ለከተባር	ጥቅምት			
ናቪዮሮር	ጎዳር			
ጎሳዮሮር 31	ታህሣሥ 22			
ጁኑላሪ 8, 1981 -----			ተህሣሥ 30, 1974	

NOTES OF THE CALENDAR

In Ethiopia various authorities use different calendar years in Compilation of statistical series. The following table sets out the relation between the Ethiopian and Gregorian years. In the Ethiopian year, there are 12 month of 30 days each and one short month, Pagume, which is 5 days for three consecutive years and 6 days on the fourth year. The trade year and the fiscal year are also shown in the table.

Throughout the Abstract when figures were obtained for the Gregorian year a split year is shown in the Ethiopian calendar, and inversely, split Gregorian years are shown where the data are for Ethiopian years. For Example 1980 in the Gregorian calendar is the period between Tahsas 23,1972 to Tahsas 22, 1973 E.C. and is shown as 1972/73. Likewise, 1973 E.C. covers the Gregorian year between September 11,1980 to September 10, 1981 and is shown as 1980/81.

Gregorian Calendar	Ethiopian Calendar Year			
	Months	Number of days	Trade Year	Fiscal Year
July 8,1980				Hamle 1,1973
August				
September 11 .....	Maskerem 1,1973	30		
October	Tikimt	30		
November	Hidar	30		
December	Tahsas			
January 1,1979	Tahsas 21			
January 9	Tir	30	Tir 1,1980	
February	Yekatit	30		
March	Megabit	30		
April	Miazia	30		
May	Guenbot	30		
June	Sene	30		
July 7	Hamle	30		Sene 30,1974
August	Nehassie	30		
September 10	Pagume 5	5 or 6		
October	Maskerem 1,1974			
November	Tikimt			
December 31	Hidar			
	Tahsas 22			
January 8, 1981			Tahsas 30,1974	

ክፍል ሀ. ዎድርና አየር

የመሬትን ለካል የሚገለጹት መረጃዎች ስለ ወንዞች ርዝመት፣ ስለ ጠይቆች መጠን፣ ስለ ተራራዎች ከፍ ታና፣ እንዲሁም ስለ ባሕር ዳርቻዎች፣ ከሌሎች ስፋትና አቀማመጥ ነው። አንዳንዶቹ መረጃዎች በተገኘ ክልል ተከፋረው የተገኙ ባይሆንም የሊት የጸያ ካርታ ሥራ ድርጅት ከታላቅ ዎንጮች የሰበሰባቸው ናቸው።

ስለ አየር ጠባይ ሁኔታ ለብዙዎቹ ጣቢያዎች የረጅም ዘመን የዘናዎና የአየር ጠባይ ሁኔታ መገለጫ ግንኙነት ለስታገራ ነው።

ሠንጠረዥ ሀ.5 የመለከተት ጣቢያዎች የብሔራዊ ሚኒስቴር ለገልገሎት ድርጅት የተሟሉ መረጃዎች ባይጸረጹ የሚሰበሰቡባቸው ናቸው።

ሠንጠረዥ ሀ.6 የአሥራ አንድ የመረጡ ጣቢያዎችን የየወራትን ለነበተኛና ከፍተኛ ጭነት በሚገልጽ ሃንቲገረድና የዘናዎ መጠን በሚለ ሜትር ያሳያል። ጣቢያዎቹም የመረጡት ለየ ለየ የአየር ጠባይ ሁኔታ ካሉባቸው የሊት የጸያ ክፍለ ተሀገር ነው።

SECTION A. LAND & CLIMATE

Land. The data under Land Include length of rivers, size of lakes, height of mountains, location of National Parks and game reserves. Some of the information given are not based on actual measurement but have been collected from various reliable sources by the Ethiopian Mapeng Agency.

Climate: For many stations it is difficult to obtain long-term records of temperature and rainfall.

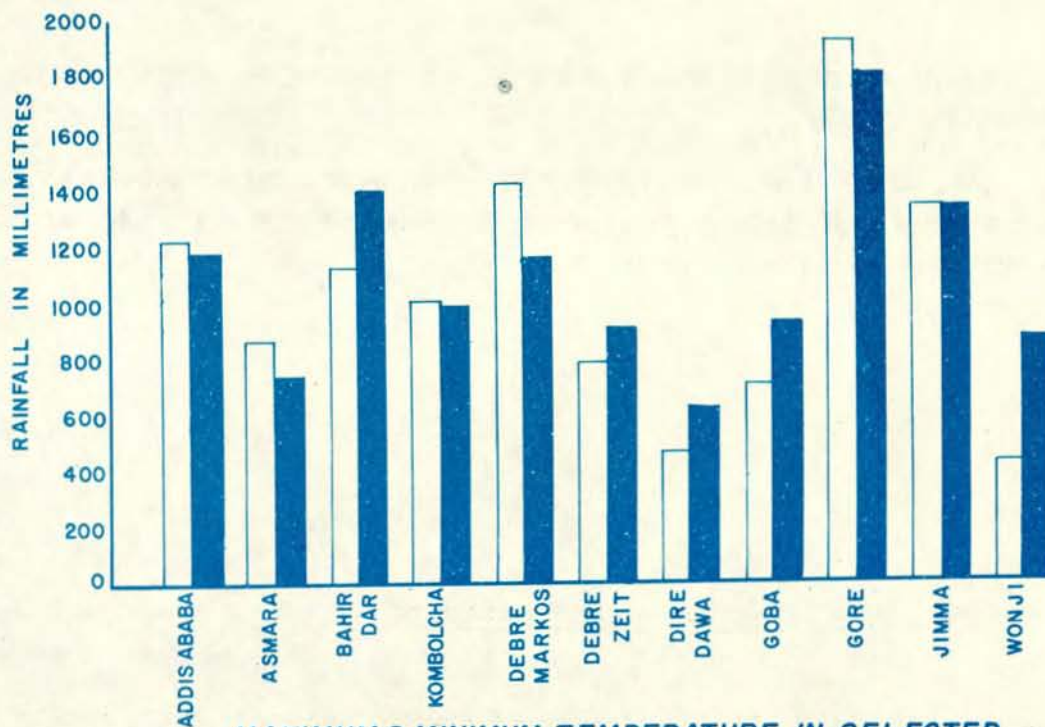
Table A.5 The stations selected are those for which the National Meteorological Services Agency supplied data continuously.

Table A.6 Gives, for eleven selected stations, monthly maximum and minimum Temperatures in degrees centigrade and monthly rainfall in millimetres. The stations chosen represent the various climatological regions found in Ethiopia.

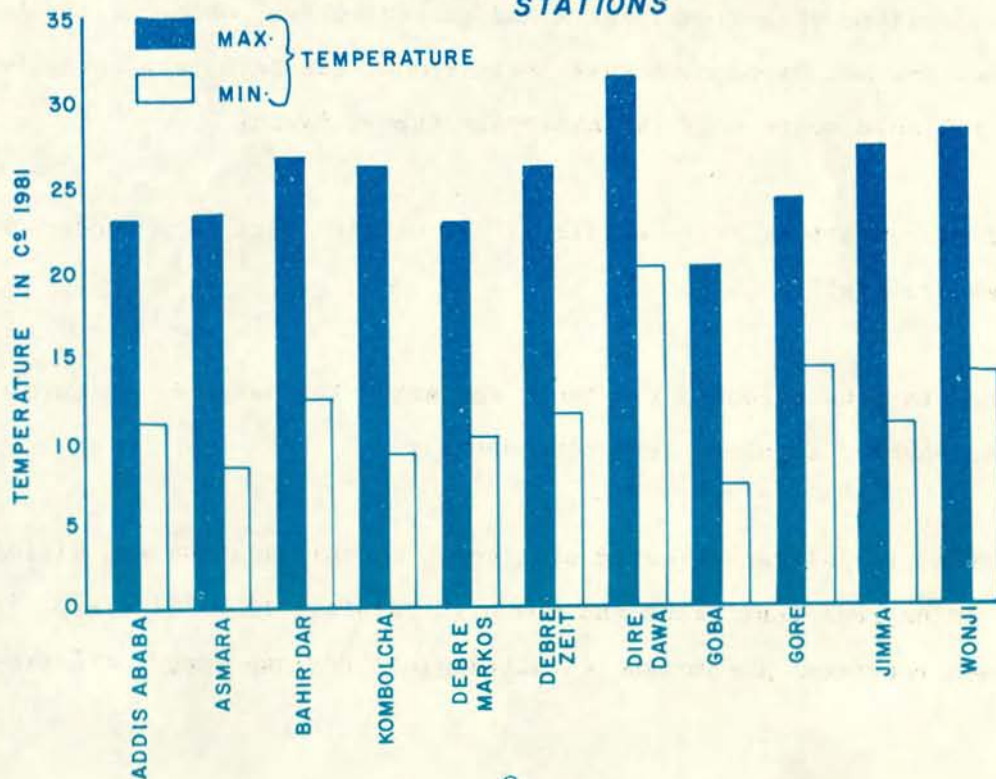
## ANNUAL RAINFALL IN SELECTED STATIONS

1980  1972/73

1981  1973/74

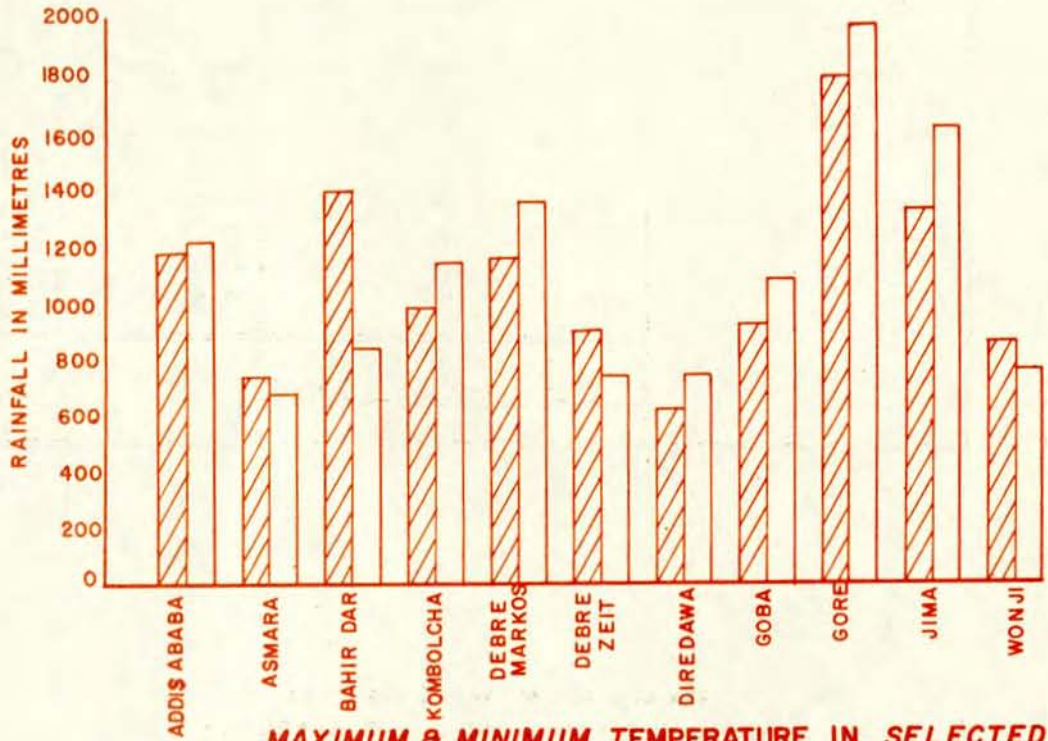


## MAXIMUM & MINIMUM TEMPERATURE IN SELECTED STATIONS

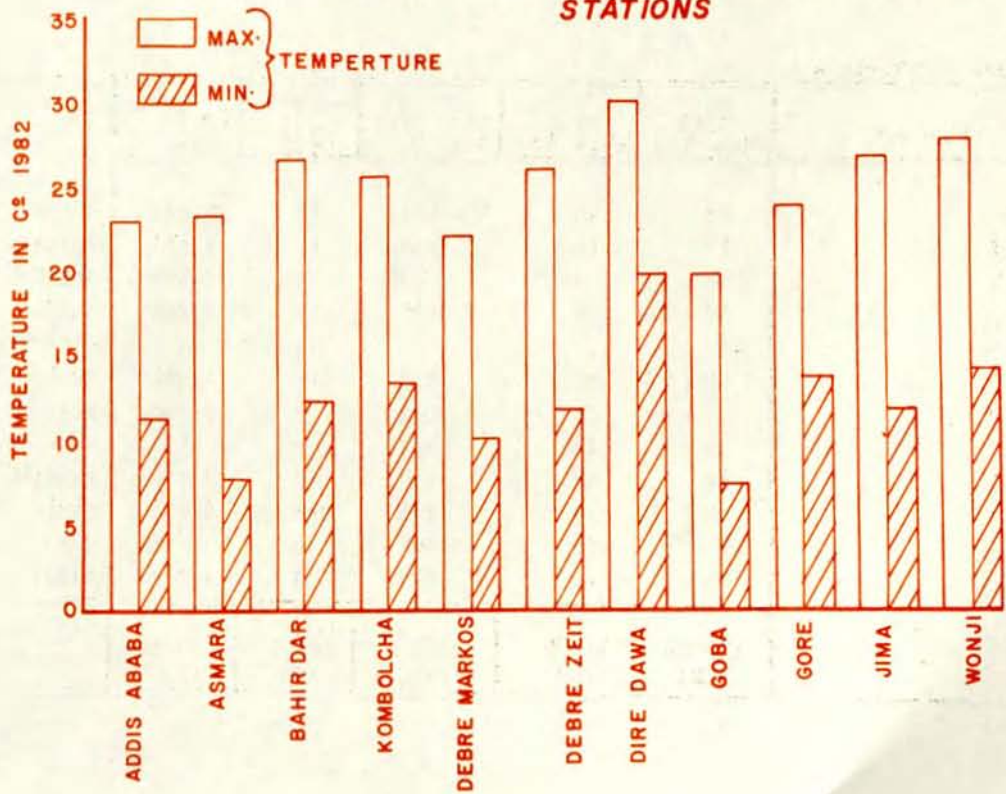


## ANNUAL RAINFALL IN SELECTED STATIONS

1981  1973/74  
 1982  1974/75



## MAXIMUM & MINIMUM TEMPERATURE IN SELECTED STATIONS



የሊት የሌላ ድና ድና ወንዞች ርዝመት  
LENGTH OF MAJOR RIVERS IN ETHIOPIA

ሠንጠረዥ ሀ.1 TABLE A.1

የወንዝ ስም	ርዝመት በኪሎ ሜትር			NAME OF RIVER
	ጠቀላላ	ሊት የሌላ ድና ውስጥ	ከሊት የሌላ ድና ውጭ	
አባይ	1,450	800	650	ABAY
ዋቢ ሸበሌ	1,130	1,000	130	WABI SHEBELE
ገናሌ	858	480	378	GENALE
አዋሽ	1,200	1,200	-	AWASH
ሎም	760	760	-	OMO
ተክዜ	608	608	-	TEKEZE
መረብ	440	440	-	MEREB
ባሮ	277	277	-	BARO
አንገረብ	220	220	-	ANGEREB
	TOTAL	INSIDE ETHIOPIA	OUTSIDE ETHIOPIA	NAME OF RIVER
LENGTH IN KM.				

የሊት የሌላ ድና ድና የሰይጣን መጠን ገምት  
APPROXIMATE SIZE OF MAJOR LAKES IN ETHIOPIA

ሠንጠረዥ ሀ.2 TABLE A.2

የሰይጣን ስም	ርዝመት በኪሎ ሜትር	ወርድ በኪሎ ሜትር	ስፋት በኪሎ ሜትር ካሬ	ከፍተኛ ጥለቀት በሜትር	ከፍታ በሜትር	NAME OF LAKES
አባያ	60	20	1,160	13	1,268	ABAYA
አቢያታ	17	15	205	14	1,573	ABIYATA
አሸንገ	5	4	20	25	2,409	ASHENGE
አዋሳ	16	9	129	10	1,708	AWASA
ቢሸፍቲ	...	...	...	85	...	BISHOFTU
ሞሞ	26	22	551	10	1,235	CHAMO
ሐይቅ	7	5	35	23	2,030	HAYK
ቀቃ	20	15	250	9	...	KOKA
ላንጋኖ	18	16	230	46	1,585	LANGANO
ሻላ	28	12	409	250	1,567	SHALA
ታና	70	60	3,600	9	1,840	TANA
ዘዋይ	25	20	434	4	1,846	ZIWAY
	LENGTH (KM)	WIDTH (KM)	AREA (KM <sup>2</sup> )	MAXIMUM DEPTH (M)	ALTITUDE (M)	NAME OF LAKES

የኢትዮጵያ ዋና ዋና ተራራዎች ከፍታ  
HEIGHT OF MAJOR MOUNTAINS IN ETHIOPIA

ሠንጠረዥ ሀ.3 TABLE A.3

የተራራው ስም	ከፍላ ሀገር	ከፍታው በሜትር		
ራስ ሳሽገ	ጉጉደር	4550	RAS DASHEN	GONDER
ላገላ	ጉጉደር	4532	LAGEDA	GONDER
አናሱ	ጉጉደር	4480	ANALU	GONDER
ወይኖር	ጉጉደር	4472	WEYNOBER	GONDER
አባ ያራዶ	ጉጉደር	4460	ABA YARED	GONDER
ጠፋው ለአር	ጉጉደር	4456	TEFAWLEZER	GONDER
ቧሂት	ጉጉደር	4437	BWAHIT	GONDER
ወሲረ ያ	ጉጉደር	4360	MESERYA	GONDER
ካራ	አርሲ	4340	KARRA	ARSSI
ባት	ባሌ	4307	BATU	BALE
አገ ዋሉ	አርሲ	4300	ANKELO	ARSSI
ቡሉ	ወሉ	4300	KOLO	WELLO
ላሊበላ	ወሉ	4276	LALIBELA	WELLO
ጉና	ጉጉደር	4231	GUNA	GONDER
ጉጌ	ጋዎ ጉጋ	4200	GUGE	GAMO GOFFA
አቡት ዳጌ	ወሉ	4190	ABUNE YOSEF	WELLO
ሄይ	ጉጉደር	4173	HEY	GONDER
ብር ሃገ	ጉጌዎ	4154	BIRHAN	GOJJAM
ባላ	አርሲ	4133*	BEDA	ARSSI
ባሉ	ጉጌዎ	4100	TALO	GOJJAM
አምባራስ	ጉጉደር	4077	AMBA RAS	GONDER
ካር ኔ	ጉጌዎ	4070	KARNI	GOJJAM
ኩራታ	ጉጌዎ	4066	URATA	GOJJAM
ዮላሉ	አርሲ	4036	CHILALO	ARSSI
አቡ ዋ ዳላ	ሸዋ	4000	ABUYEMEDA	SEWEA
ባላ	ተገራይ	3988*	SEDI	TIGRAI
አምባ ረሪት	ወሉ	3975	AMBA FERIT	WELLO
የወላ	ወሉ	3859*	YEWEL	WELLO
ካካ	አርሲ	3820*	KAKA	ARSSI
አዳ ገደላ	ወሉ	3819	ATSE GEDEL	WELLO
ጉራገ	ሸዋ	3719	GURAGE	SEWEA
ዎጢ	ሸዋ	3677	WOTI	SEWEA
አም ኔዎስ	ጉጌዎ	3664	AMONEWAS	GOJJAM
ጉጉ	አርሲ	3623	GUGU	ARSSI
አውሳላት	ጉጌዎ	3619*	AMEDAMIT	GOJJAM
የወራ	ወሉ	3611*	YEWERA	WELLO
ደሉ	ሲሳዎ	3600	DELO	SIDAMO
አባታ ጉዳዎ	ሸዋ	3599*	ASTA GOMAYA	SEWEA
ወገዘዘ	ሸዋ	3596*	MEGEZEZ	SEWEA
አራት ወከራከር	ጉጌዎ	3577*	ARAT MEKERAKER	GOJJAM
አምባባላ	ወሉ	3567*	AMBASEL	WELLO
ካገቺ	ጉጉደር	3500	KANCHI	GONDER
አምባ	ሸዋ	3485	AMBA	SEWEA
ባራዘ	ጉጌዎ	3476	BERAZ	GOJJAM
አባ ዳዳ	ጉጌዎ	3468	ABEKEMA	GOJJAM
ገራውላታ	ጠረርጓ	3392	GARAMULETA	HARARGE
ባገዶ	ጉጌዎ	3355	SEGEDO	GOJJAM
ባላ ርገ	ሸዋ	3350	BADA ROGE	SEWEA
አዳ ፋሪስ	ጉጉደር	3341	ATSE FARIS	GONDER
ፋጋጃ	አርሲ	3310	FAGAJI	ARSSI
ሊጋ	ጉጉደር	3246	LIGA	GONDER
ዳጉሊ	ጉጌዎ	3228	DAGUE	GOJJAM
ገራጠባ	ጠረርጓ	3170	GARATITA	HARARGE
ባባላ	ጠረርጓ	3130	SABEL	HARARGE
ወከታር	ጠረርጓ	3060	MUKTAR	HARARGE
ሲሪርታ	ጠረርጓ	3060	SERIRTA	HARARGE
ጉና	ጉጌዎ	3058	CHEP	GOJJAM
ዘጃላ	ሸዋ	2989	ZIKWALA	SEWEA

\*ከፍታው ያልተረገጠ

\*Height Not verified.

ከኢትዮጵያ ካርታ ሥራ ደርድረው የተገኘ ::

Source: Ethiopian Mapping Agency.

ብጠራ ዊ ፓርኮች፣ ክልሎችና መጠለያዎች  
 NATIONAL PARKS, GAME RESERVES AND SANCTUARIES

ሠንጠረዥ ሀ.4 TABLE A.4

ብጠራ ዊ ፓርኮች ክልሎችና መጠለያዎች	ክፍለ ሀገር	በፋት በኪሎ ግተር ካረ		
<b>ብጠራ ዊ ፓርኮች</b>			<b>NATIONAL PARKS</b>	
አዋሽ	ሸዋ	720	AWASH	SHEWA
ሰሜን	ጉንደር	150	SIMEN	GONDER
ሰዎጥ ሸለቆ ጠይቆች	ሸዋ	650	RIFT VALLEY LAKES	SHEWA
አዎ	ከፋ	3,450	OMO	KEFFA
የባሌ ተራራዎች	ባሌ	3,000	BALE MTS.	BALE
ደንከሰ	ጠረርጓ	3,000	DANAKIL	HARARGE
ጫጉ	ጋዎ ጉፋ	2,200	MAGO	GAMO GOFFA
ነጥባር	ጋዎ ጉፋ	700	NACHISAR	GAMO GOFFA
ዳሀሳክ	አርተራ	1,500	DAHLAK	ERITREA
<b>የቶር ለራዊት ክልሎች</b>			<b>GAME RESERVES</b>	
አዋሽ	ሸዋ	700	AWASH WEST	SHEWA
አለደገ	ጠረርጓ	800	ALDEGHE	HARARGE
ባሌ	ባሌ	2,100	BALE	BALE
ጋምባላ	አሎባቦር	10,800	GAMBELLA	ILLUBABOR
ጫጉ	ጋዎ ጉፋ	3,400	MAGO	GAMO GOFFA
ገዋኔ	ጠረርጓ	800	GEWANE	HARARGE
ጫሎ-ተንግሀ	ወሎ	2,000	MILLE-TENDAHO	WELLO
ሰርዶ	ወሎ	1,000	SERDO	WELLO
ስጠፋኔ	ጋዎ ጉፋ	4,500	STEFANIE	GAMO GOFFA
ዋብ	አርተራ	1,800	YOB	ERITREA
ናቶፋ	አርተራ	1,400	NAKFA	ERITREA
ጭረ	ተገራይ	600	CHIRE	TIGRAI
ጋሽ-ሰተ	አርተራ	11,600	GASH-SETIT	ERITREA
<b>መጠለያዎች</b>			<b>SANCTUARIES</b>	
ጠረርጓ	ጠረርጓ	6,000	HARAR	HARARGE
ያቤሎ	ሲዳሞ	1,200	YABELLO	SIDAMO
		AREA IN SQ. KM	NATIONAL PARKS, GAME RESERVES AND SANCTUARIES	REGION

ከአዋሽ፣ ከሰሜን፣ ከአዎ፣ ከሰዎጥ ሸለቆና ከባሌ በስተቀር የቀረጡ ቦታዎች በፋቸው በአቅራቢያ ገደብ የተሰጡ ነው።  
 Area figures are approximate, except for Awash, Simen, Omo, Rift Valley Lakes and Bale.

ከገብርና ጫካቲር ክፍለ ሀገርና ቶር ለራዊት ጥበቃና ለዓት መዳሪያ የተገኘ።  
 Source: Ministry of Agriculture, Forestry and Wild Life Protection and Development Department.

የጥናት የአየር ድርጅት ጠቢቃዎች ላይኛው ስገር ስገር ከጥናት የዘመን መጠን  
 AVERAGE ANNUAL RAINFALL, LATITUDE, LONGITUDE AND ALTITUDE OF MAJOR WEATHER STATIONS

ሠንጠረዥ ሀ.5 TABLE A.5

የድርጅት ጠቢቃ	ላይኛው ስገር	ስገር ስገር	ከጥናት / በላይኛው	ዓመታዊ የዘመን መጠን / በላይኛው	የዓመት ብዛት	የዘመን መጠን / በላይኛው		STATIONS
						የከፍተኛው ዓመት	የዘቅተኛው ዓመት	
						LATI-TUDE	LONGI-TUDE**	
አዲስ አበባ	09°02'	38°44'	2408	1160.0	37	1481.7(1977)	902.2(1953)	ADDIS ABABA
አሥመራ	15°17'	38°55'	2325	534.4	51	860.8(1980)	208.7(1969)	ASMARA
ባሕር ጎር	11°36'	37°25'	1802	1426.6	21	2036.7(1973)	844.6(1982)	BAHIRDAR
ቦምብላይ	11°94'	39°45'	1903	1065.8	29	1301.0(1964)	667.5(1973)	COMBOLCHA
ደብረ ግር ቅኝ	10°22'	37°43'	2509	1341.9	28	1935.4(1958)	1053.0(1978)	DEBRE MARKOS
ደብረ ዘይት	08°44'	38°58'	1850	852.1	30	1268.7(1966)	378.1(1952)	DEBRE ZEIT
ደረ ጎረቤት	09°45'	41°52'	1160	621.2	30	902.5(1967)	387.2(1965)	DIRE DAWA
ጊዮርጊ	08°10'	35°25'	2002	2348.9	29	3448.6(1969)	1633.0(1968)	GORE
ጅም	07°39'	36°50'	1740	1485.2	27	2077.6(1963)	1130.1(1979)	JIMMA
ወንጌ	08°31'	39°15'	1500	767.4	31	1176.0(1958)	421.0(1980)	WENJI
						RAINFALL (in millimetres)		

ግብታዎች: በጥናት ወቅት የተለከተ ዓመት ያህረ ትክክል በአወር ገጽ የዘመን አጠቃላይ ናቸው ::  
 NOTE: The years shown in brackets are in Gregorian Calendar.

- \*ከምድር ሰቅ በስተሰላም
- \*North of Equator
- \*\*ከግሪንዊች በስተሰላም
- \*\*East of Greenwich

ጠባብረው የዓየር ስገር ስገር ስገር ከጥናት የዘመን መጠን መጠን ::  
 Source: National Meteorological Services Agency.

የዋና ዋና የአየር ድምጫ ጠቢቃዎች ግዕዝ ላይ ከፍ ተኛና ዘቅ ተኛ የአየር ጠባይ ሁኔታ፣ የአየር ጠባይ ሁኔታ፣ የአየር ጠባይ ሁኔታ፣ የአየር ጠባይ ሁኔታ  
 AVERAGE, MAXIMUM AND MINIMUM TEMPERATURES, TOTAL RAINFALL OF MAJOR WEATHER STATIONS BY MONTH

አዲስ አበባ  
 ADDIS ABABA

ሠገጠረዥ ሀ.6.1 TABLE A.6.1

ወር	1972/73			1973/74			1974/75			MONTH
	የአየር ጠባይ		የአየር ጠባይ	የአየር ጠባይ		የአየር ጠባይ	የአየር ጠባይ		የአየር ጠባይ	
	ከፍ ተኛ	ዘቅ ተኛ		ከፍ ተኛ	ዘቅ ተኛ		ከፍ ተኛ	ዘቅ ተኛ		
	MAX.	MIN.	RAIN	MAX.	MIN.	RAIN	MAX.	MIN.	RAIN	
ጥር	23.6	9.9	23.2	24.4	9.9	0.0	23.4	10.4	48.7	JANUARY
የካቲት	24.9	11.3	36.6	24.7	10.4	75.5	23.7	11.7	80.9	FEBRUARY
ጳጉሜ	25.2	12.2	45.3	22.4	12.4	176.0	24.8	11.7	57.8	MARCH
ግንቦት	24.6	12.5	88.5	22.7	12.4	82.9	23.1	12.3	103.7	APRIL
ገንቦት	25.6	13.1	54.2	25.3	12.7	3.9	24.2	12.7	115.9	MAY
ሰኔ	22.7	11.9	126.2	25.3	11.9	50.1	24.0	11.6	38.2	JUNE
ጃምን	20.6	11.0	385.1	20.4	11.7	266.5	21.1	11.3	259.3	JULY
ከምታ	20.8	11.5	295.9	20.9	11.7	320.9	24.4	11.3	257.9	AUGUST
ሰኔ	21.9	11.8	111.9	20.8	11.4	182.1	21.7	11.7	133.8	SEPTEMBER
ጥቅምት	22.2	10.8	51.5	22.3	10.3	13.3	21.8	10.3	64.4	OCTOBER
ህዳር	22.7	9.4	0.0	22.9	9.0	0.0	22.7	10.1	43.2	NOVEMBER
ታህሳስ	23.4	8.4	0.0	23.0	8.7	5.2	22.8	10.2	12.8	DECEMBER
የዓመት	23.2	11.1	1218.4	22.9	11.0	1176.5	23.1	11.3	1216.6	ANNUAL
	MAX.	MIN.	RAIN	MAX.	MIN.	RAIN	MAX.	MIN.	RAIN	
	TEMPERATURE			TEMPERATURE			TEMPERATURE			
	1980			1981			1982			

አሙራ  
 ASMARA

ሠገጠረዥ ሀ.6.2 TABLE A.6.2

ወር	1972/73			1973/74			1974/75			MONTH
	የአየር ጠባይ		የአየር ጠባይ	የአየር ጠባይ		የአየር ጠባይ	የአየር ጠባይ		የአየር ጠባይ	
	ከፍ ተኛ	ዘቅ ተኛ		ከፍ ተኛ	ዘቅ ተኛ		ከፍ ተኛ	ዘቅ ተኛ		
	MAX.	MIN.	RAIN	MAX.	MIN.	RAIN	MAX.	MIN.	RAIN	
ጥር	23.7	5.1	0.0	23.6	6.2	2.2	22.8	4.6	0.0	JANUARY
የካቲት	24.5	7.2	0.0	24.4	4.6	1.0	23.7	4.1	0.0	FEBRUARY
ጳጉሜ	25.8	7.2	11.9	24.4	7.6	65.4	24.8	7.4	25.7	MARCH
ግንቦት	24.8	11.0	119.2	24.2	8.6	83.3	25.1	7.5	105.8	APRIL
ገንቦት	25.3	11.4	38.4	24.4	10.9	74.6	24.3	9.1	50.5	MAY
ሰኔ	24.5	10.8	96.1	26.1	10.6	5.6	25.5	10.4	22.4	JUNE
ጃምን	21.1	11.7	405.6	22.0	11.5	166.4	22.8	10.1	269.5	JULY
ከምታ	21.8	11.5	154.3	22.9	11.3	266.4	21.1	10.2	160.0	AUGUST
ሰኔ	23.4	8.9	1.2	23.2	8.2	7.0	23.5	7.3	5.3	SEPTEMBER
ጥቅምት	22.2	8.6	0.0	22.2	8.8	33.6	22.4	7.3	49.5	OCTOBER
ህዳር	21.7	7.3	34.1	21.1	7.6	25.0	22.7	5.2	0.0	NOVEMBER
ታህሳስ	22.1	6.2	0.0	22.1	3.5	0.0	22.4	7.3	0.0	DECEMBER
የዓመት	23.4	8.9	860.8	23.4	8.3	730.5	23.4	7.5	688.7	ANNUAL
	MAX.	MIN.	RAIN	MAX.	MIN.	RAIN	MAX.	MIN.	RAIN	
	TEMPERATURE			TEMPERATURE			TEMPERATURE			
	1980			1981			1982			

ግብ ታወቀ - የአየር ጠባይ የተጠቀሰ በሚሊሜትር ነው። የአየር ጠባይ የተጠቀሰ በግራድ ስሜት ነው።

NOTE: The amount of Rainfall is given in millimetres. Temperature is given in degrees centigrade.

የዋና ዋና የአየር ድርጅት ጠቢቃዎች ዓመታዊ፣ ከፍተኛና ዝቅተኛ የአየር ጠባይ ሁኔታ፣ የአየር ጠባይ ሁኔታ፣ የአየር ጠባይ ሁኔታ ለአየር ጠባይ ሁኔታ  
 AVERAGE, MAXIMUM AND MINIMUM TEMPERATURES, TOTAL RAINFALL OF MAJOR WEATHER STATIONS BY MONTH

ባሕር ጎር  
 BAHIR DAR

ሠገጠረዥ ሀ.6.3 TABLE A.6.3

ወር	1972/73			1973/74			1974/75			MONTH
	የአየር ጠባይ		የአየር ጠባይ	የአየር ጠባይ		የአየር ጠባይ	የአየር ጠባይ		የአየር ጠባይ	
	ከፍተኛ	ዝቅተኛ		ከፍተኛ	ዝቅተኛ		ከፍተኛ	ዝቅተኛ		
	MAX.	MIN.	RAIN	MAX.	MIN.	RAIN	MAX.	MIN.	RAIN	
ጥር	27.0	7.4	0.0	27.0	9.4	0.0	26.8	9.3	4.7	JANUARY
የካቲት	28.2	11.1	4.4	28.5	9.4	0.0	26.4	9.7	0.1	FEBRUARY
ጳጉሜ	29.5	12.9	16.1	28.3	12.8	0.0	28.8	13.8	42.8	MARCH
ግንቦት	29.4	15.8	51.8	29.2	13.7	68.5	29.0	12.4	9.1	APRIL
ሰኔ	28.9	16.4	27.9	28.1	14.9	45.3	28.6	14.5	35.4	MAY
ሰኔ	26.7	15.4	136.1	27.4	14.6	66.0	27.2	14.9	28.4	JUNE
ግንቦት	23.7	14.2	349.3	23.7	14.0	636.4	24.7	14.2	266.9	JULY
ሰኔ	23.9	14.2	320.5	23.9	13.9	382.7	23.6	14.2	261.5	AUGUST
ግንቦት	25.3	13.3	150.2	24.3	13.4	132.4	25.4	13.5	116.7	SEPTEMBER
ግንቦት	26.2	12.0	55.5	26.3	12.2	57.7	25.7	12.4	73.0	OCTOBER
ሰኔ	26.5	10.7	3.2	26.4	10.4	8.0	26.0	10.6	6.0	NOVEMBER
ግንቦት	26.4	8.2	0.0	26.5	7.6	0.0	26.0	7.7	0.0	DECEMBER
የዓመት	26.8	12.6	1115.0	26.6	12.2	1397.0	26.5	12.3	844.6	ANNUAL
	MAX.	MIN.	RAIN	MAX.	MIN.	RAIN	MAX.	MIN.	RAIN	
	TEMPERATURE			TEMPERATURE			TEMPERATURE			
	1980			1981			1982			

ኮምቦሎች  
 COMBOLCHA

ሠገጠረዥ ሀ.6.4 TABLE A.6.4

ወር	1972/73			1973/74			1974/75			MONTH
	የአየር ጠባይ		የአየር ጠባይ	የአየር ጠባይ		የአየር ጠባይ	የአየር ጠባይ		የአየር ጠባይ	
	ከፍተኛ	ዝቅተኛ		ከፍተኛ	ዝቅተኛ		ከፍተኛ	ዝቅተኛ		
	MAX.	MIN.	RAIN	MAX.	MIN.	RAIN	MAX.	MIN.	RAIN	
ጥር	24.5	10.5	11.4	25.6	7.8	0.0	23.5	10.6	37.6	JANUARY
የካቲት	22.1	10.8	30.1	26.0	8.8	1.6	23.6	13.0	107.6	FEBRUARY
ጳጉሜ	26.6	13.2	37.0	24.2	11.8	166.2	25.6	12.9	131.8	MARCH
ግንቦት	28.3	13.5	63.2	25.3	11.2	76.5	25.3	14.0	104.3	APRIL
ሰኔ	28.4	13.9	41.6	28.4	11.1	18.5	26.8	14.4	79.5	MAY
ሰኔ	30.7	14.9	33.8	30.7	12.3	0.4	30.2	16.1	0.0	JUNE
ግንቦት	27.3	13.4	305.6	27.3	10.1	264.0	29.1	15.8	93.7	JULY
ሰኔ	26.4	13.7	278.7	26.5	10.5	291.0	26.1	14.6	286.4	AUGUST
ግንቦት	25.7	12.9	104.2	25.2	9.8	118.5	25.4	14.2	101.1	SEPTEMBER
ግንቦት	26.7	9.3	75.7	25.1	5.0	36.4	23.7	11.2	100.0	OCTOBER
ሰኔ	24.4	7.1	15.4	25.0	3.5	0.0	23.1	11.9	70.7	NOVEMBER
ግንቦት	24.4	15.7	0.0	24.1	6.7	9.8	23.0	11.5	20.2	DECEMBER
የዓመት	26.3	12.4	996.7	26.1	9.1	982.9	25.5	13.4	1132.9	ANNUAL
	MAX.	MIN.	RAIN	MAX.	MIN.	RAIN	MAX.	MIN.	RAIN	
	TEMPERATURE			TEMPERATURE			TEMPERATURE			
	1980			1981			1982			

NOTE: The amount of Rainfall is given in millimetres. Temperature is given in degrees centigrade.

የድንበር የአየር ጥቅል ጠባቂ ማዕከላዊ፣ ከፍተኛ ዘቅተኛ የአየር ጠባቂ፣ ሁነታ የዘርፍ ጠቅላላ ጠጠር በወር  
 AVERAGE, MAXIMUM AND MINIMUM TEMPERATURES, TOTAL RAINFALL OF MAJOR WEATHER STATIONS BY MONTH

ደብረ ግር ቅስ  
 DEBRE MARKOS

ሠገጠረዥ U.6.5 TABLE A.6.5

ወር	1972/73			1973/74			1974/75			MONTH
	የአየር ጠቅላላ		የዘርፍ ጠጠር	የአየር ጠቅላላ		የዘርፍ ጠጠር	የአየር ጠቅላላ		የዘርፍ ጠጠር	
	ከፍተኛ	ዘቅተኛ		ከፍተኛ	ዘቅተኛ		ከፍተኛ	ዘቅተኛ		
	MAX.	MIN.	RAIN	MAX.	MIN.	RAIN	MAX.	MIN.	RAIN	
ጥር	24.5	8.1	17.8	24.2	9.2	13.2	23.5	9.3	32.6	JANUARY
የካቲት	25.0	10.6	26.3	25.7	9.5	1.9	24.3	10.0	13.3	FEBRUARY
ጳጉሜ	25.6	11.0	30.8	24.3	11.0	41.4	24.7	11.5	59.8	MARCH
የከረር	24.5	11.7	98.0	24.6	11.3	90.8	24.8	10.9	33.7	APRIL
ገንቦት	22.9	11.4	172.3	23.8	11.5	77.6	23.4	11.5	88.7	MAY
ሰኔ	20.6	10.4	168.9	22.3	10.3	103.3	21.3	10.2	124.2	JUNE
ጥቅምት	18.6	10.3	343.3	18.5	10.5	356.3	18.6	10.2	246.2	JULY
ሰኔ	19.0	10.4	318.0	18.8	10.1	315.9	18.3	10.2	328.5	AUGUST
መስከረም	20.3	10.1	168.6	19.5	9.7	137.1	19.9	9.6	222.2	SEPTEMBER
ኅዳር	20.9	9.4	74.4	21.6	9.2	14.0	20.7	8.9	169.7	OCTOBER
ገብረ ኃይለ	22.6	8.8	9.1	22.9	8.3	0.6	21.5	8.6	41.3	NOVEMBER
ገብረ ኃይለ	23.5	7.8	0.0	23.2	7.8	0.0	22.4	8.0	6.3	DECEMBER
የዓመት	22.3	10.0	1427.5	22.5	9.9	1152.1	22.0	9.9	1366.5	ANNUAL
	1980			1981			1982			

ደብረ ዘይት  
 DEBRE ZEIT

ሠገጠረዥ U.6.6 TABLE A.6.6

ወር	1972/73			1973/74			1974/75			MONTH
	የአየር ጠቅላላ		የዘርፍ ጠጠር	የአየር ጠቅላላ		የዘርፍ ጠጠር	የአየር ጠቅላላ		የዘርፍ ጠጠር	
	ከፍተኛ	ዘቅተኛ		ከፍተኛ	ዘቅተኛ		ከፍተኛ	ዘቅተኛ		
	MAX.	MIN.	RAIN	MAX.	MIN.	RAIN	MAX.	MIN.	RAIN	
ጥር	26.2	9.0	20.0	27.1	9.8	0.0	25.9	9.7	20.8	JANUARY
የካቲት	28.7	11.9	10.1	27.3	11.2	20.5	26.1	11.3	75.4	FEBRUARY
ጳጉሜ	29.1	12.9	32.3	25.9	13.6	164.2	27.9	10.8	34.5	MARCH
የከረር	28.6	12.9	24.3	25.7	13.3	62.1	26.8	11.6	47.3	APRIL
ገንቦት	29.2	12.2	69.4	28.8	12.5	7.1	27.6	13.1	57.7	MAY
ሰኔ	27.2	13.2	75.9	29.0	11.7	35.8	26.6	11.5	91.0	JUNE
ጥቅምት	24.0	13.3	242.4	24.4	13.3	294.6	24.6	12.3	124.1	JULY
ሰኔ	33.8	13.1	215.5	23.9	12.6	151.8	23.0	13.1	233.6	AUGUST
መስከረም	25.0	11.9	58.0	23.5	12.2	162.8	25.0	12.3	46.1	SEPTEMBER
ኅዳር	25.7	10.8	40.7	25.4	9.5	4.2	X	X	X	OCTOBER
ገብረ ኃይለ	25.0	9.8	0.0	25.5	8.4	0.0	25.3	10.8	9.4	NOVEMBER
ገብረ ኃይለ	26.0	7.6	0.0	25.6	6.0	1.2	25.6	10.6	0.0	DECEMBER
የዓመት	26.5	11.6	788.6	26.0	11.2	904.3	(25.9)	(11.6)	(739.9)	ANNUAL
	1980			1981			1982			

ጠቅላላ ስህተት

ጠቅላላ የተገኘው የደብረ ዘይት ተከታይ ስህተት

X = Data not available

( ) = Data are in complete, but assumed to be representative

የዋና ዋና የአየር ስርዓት ጠባቂ ምዕበላዊ፣ ከፍተኛና ዝቅተኛ የአየር ጠባቂ ሁኔታ፣ የዝናው ጠቅላላ መጠን በወር  
 AVERAGE, MAXIMUM AND MINIMUM TEMPERATURES, TOTAL RAINFALL OF MAJOR WEATHER STATIONS BY MONTH

ድረ ገጽ  
 DIRE DAWA

ሠገጠረዥ ሀ.6.7 TABLE A.6.7

ወር	1972/73			1973/74			1974/75			MONTH
	የአየር ጠቅላላ		የዝናው መጠን	የአየር ጠቅላላ		የዝናው መጠን	የአየር ጠቅላላ		የዝናው መጠን	
	ከፍተኛ	ዝቅተኛ		ከፍተኛ	ዝቅተኛ		ከፍተኛ	ዝቅተኛ		
	MAX.	MIN.	RAIN	MAX.	MIN.	RAIN	MAX.	MIN.	RAIN	
TEMPERATURE			TEMPERATURE			TEMPERATURE				
	1980			1981			1982			
ጥር	28.2	15.6	79.2	29.4	15.9	0.0	28.4	16.9	58.0	JANUARY
የካቲት	30.8	17.5	0.0	30.0	16.4	1.1	29.1	18.4	76.0	FEBRUARY
መጋቢት	33.0	20.8	16.1	28.5	19.4	222.0	31.1	19.6	57.6	MARCH
ግንቦት	35.2	21.3	61.6	29.3	19.7	135.5	30.1	20.2	95.6	APRIL
ጳጉሜ	34.8	22.6	21.1	33.6	22.2	26.6	31.8	21.0	103.3	MAY
ሰኔ	35.2	22.9	23.8	35.4	23.4	0.0	24.4	23.3	0.1	JUNE
ግንቦት	33.0	22.0	49.6	32.6	21.4	62.6	33.5	22.4	15.7	JULY
ከምቅርት	32.8	21.0	92.5	31.6	21.1	121.2	31.6	21.1	154.9	AUGUST
ሰኔ	32.9	21.8	51.0	31.3	20.6	46.2	32.5	21.3	61.7	SEPTEMBER
ጥቅምት	31.9	18.2	48.2	X	X	X	29.4	17.4	80.8	OCTOBER
ህዳር	29.1	16.0	15.5	X	X	X	29.0	16.8	36.7	NOVEMBER
ጥቅምት	28.1	14.4	0.0	X	X	X	28.4	15.5	5.8	DECEMBER
የዓመት	32.1	19.5	458.6	(31.3)	(20.0)	(615.2)	29.9	19.5	746.2	ANNUAL

ገባ  
 GOBA

ሠገጠረዥ ሀ.6.8 TABLE A.6.8

ወር	1972/73			1973/74			1974/75			MONTH
	የአየር ጠቅላላ		የዝናው መጠን	የአየር ጠቅላላ		የዝናው መጠን	የአየር ጠቅላላ		የዝናው መጠን	
	ከፍተኛ	ዝቅተኛ		ከፍተኛ	ዝቅተኛ		ከፍተኛ	ዝቅተኛ		
	MAX.	MIN.	RAIN	MAX.	MIN.	RAIN	MAX.	MIN.	RAIN	
	1980			1981			1982			
ጥር	23.0	3.7	0.7	21.7	4.0	0.0	20.1	6.1	70.9	JANUARY
የካቲት	23.8	4.8	39.9	21.2	5.5	23.4	21.0	6.2	44.4	FEBRUARY
መጋቢት	23.2	6.8	47.1	19.9	8.1	99.0	21.6	7.0	76.7	MARCH
ግንቦት	21.6	7.7	114.0	18.8	9.4	242.9	19.2	8.9	194.3	APRIL
ጳጉሜ	22.5	8.4	52.2	20.0	8.8	91.2	19.8	9.2	121.5	MAY
ሰኔ	22.1	7.5	77.1	21.9	7.8	23.9	20.8	7.2	45.8	JUNE
ግንቦት	21.2	7.7	50.4	20.4	8.5	81.7	19.6	8.2	63.9	JULY
ከምቅርት	20.7	7.4	69.9	19.8	7.7	142.3	19.5	7.7	123.3	AUGUST
ሰኔ	19.3	7.9	135.7	19.0	7.9	133.2	19.2	7.6	53.7	SEPTEMBER
ጥቅምት	18.1	7.2	77.5	17.9	7.3	42.9	17.5	7.3	147.8	OCTOBER
ህዳር	19.4	6.0	42.2	18.5	4.7	29.7	18.7	6.9	57.4	NOVEMBER
ጥቅምት	20.6	3.7	0.5	19.9	3.6	12.7	19.1	6.1	74.3	DECEMBER
የዓመት	21.3	6.6	707.2	19.9	6.9	922.9	19.7	7.4	1074.0	ANNUAL

ደረጃ አልተገኘም  
 X= Data not available

ደረጃው የተገኘበት ባይሆንም ተከክሎ አገልግሎት ተሰጥቷል።  
 () = Data are incomplete, but assumed to be representative

የጥናት ዓመት የአየር ጥቅም ለውጥ ስርዓት ዘዴ የአየር ጠባይ ሁኔታ የዘርፍ ጠቅላላ ጠባይ በወር  
 AVERAGE, MAXIMUM AND MINIMUM TEMPERATURES, TOTAL RAINFALL OF MAJOR WEATHER STATIONS BY MONTH

ጌ  
 GORE

ሠገጠረዥ ሀ.6.9 TABLE A.6.9

ወር	1972/73			1973/74			1974/75			MONTH
	የአየር ጠቅላላ		የዘርፍ ጠቅላላ	የአየር ጠቅላላ		የዘርፍ ጠቅላላ	የአየር ጠቅላላ		የዘርፍ ጠቅላላ	
	ስርዓት	ዘዴ		ስርዓት	ዘዴ		ስርዓት	ዘዴ		
	MAX.	MIN.	RAIN	MAX.	MIN.	RAIN	MAX.	MIN.	RAIN	
ጥር	24.8	14.6	6.6	25.3	14.7	15.1	24.4	13.6	86.5	JANUARY
የባለት	26.0	14.3	45.7	28.3	15.7	3.0	25.3	14.4	34.0	FEBRUARY
ጠቅላላ	26.4	19.5	107.9	25.4	14.0	72.9	25.2	14.2	138.6	MARCH
ጥቅም	24.8	14.2	151.2	27.0	14.0	40.9	25.4	14.4	80.8	APRIL
ገንቦት	22.7	13.5	144.1	23.1	13.5	227.3	24.8	14.2	211.5	MAY
ሰኔ	21.9	13.3	277.2	22.2	13.1	275.8	22.5	12.5	309.5	JUNE
ጠቅላላ	20.1	13.0	483.0	20.2	13.0	215.1	20.7	12.9	273.6	JULY
ሰኔ	20.7	13.0	243.7	21.1	13.4	323.0	20.6	13.0	264.2	AUGUST
ጠቅላላ	22.2	12.9	270.8	21.3	13.1	421.7	22.4	12.9	326.6	SEPTEMBER
ጥቅም	23.3	13.5	105.8	23.9	13.5	158.4	22.5	13.1	222.2	OCTOBER
ሀገር	23.3	14.0	68.0	24.0	13.4	32.6	23.3	13.6	19.8	NOVEMBER
ታህሣሥ	24.4	14.4	13.3	25.2	14.5	6.4	24.6	14.1	4.5	DECEMBER
የዓመት	23.4	14.2	1917.3	23.9	13.9	1792.3	23.5	13.6	1971.8	ANNUAL
	MAX.	MIN.	RAIN	MAX.	MIN.	RAIN	MAX.	MIN.	RAIN	
	TEMPERATURE			TEMPERATURE			TEMPERATURE			
	1980			1981			1982			

ጊማ  
 JIMMA

ሠገጠረዥ ሀ.6.10 TABLE A.6.10

ወር	1972/73			1973/74			1974/75			MONTH
	የአየር ጠቅላላ		የዘርፍ ጠቅላላ	የአየር ጠቅላላ		የዘርፍ ጠቅላላ	የአየር ጠቅላላ		የዘርፍ ጠቅላላ	
	ስርዓት	ዘዴ		ስርዓት	ዘዴ		ስርዓት	ዘዴ		
	MAX.	MIN.	RAIN	MAX.	MIN.	RAIN	MAX.	MIN.	RAIN	
ጥር	28.8	8.2	23.4	28.8	7.5	0.9	27.8	9.9	105.0	JANUARY
የባለት	30.0	9.9	42.1	30.8	6.6	7.2	28.2	10.6	42.5	FEBRUARY
ጠቅላላ	29.5	12.3	100.1	28.2	12.9	135.8	29.1	10.3	60.9	MARCH
ጥቅም	28.2	13.6	301.3	27.9	12.8	62.0	27.8	12.6	136.0	APRIL
ገንቦት	26.8	13.8	108.1	27.6	13.5	252.0	27.0	12.9	210.6	MAY
ሰኔ	25.6	13.5	188.7	26.1	13.0	113.6	25.6	13.4	222.9	JUNE
ጠቅላላ	23.9	12.5	96.1	23.3	13.0	192.5	24.4	13.0	141.1	JULY
ሰኔ	24.2	12.9	164.2	24.4	13.2	240.0	24.0	12.9	194.5	AUGUST
ጠቅላላ	26.9	13.0	140.8	24.7	13.5	164.4	25.5	12.8	156.8	SEPTEMBER
ጥቅም	26.8	10.5	108.7	26.7	10.4	30.8	25.9	11.1	94.4	OCTOBER
ሀገር	27.6	8.4	26.5	27.6	7.5	126.9	26.3	11.1	211.5	NOVEMBER
ታህሣሥ	28.7	5.4	27.7	28.0	5.4	1.2	26.7	9.2	37.0	DECEMBER
የዓመት	27.3	11.2	1327.7	27.0	10.8	1327.3	26.5	11.7	1613.2	ANNUAL
	MAX.	MIN.	RAIN	MAX.	MIN.	RAIN	MAX.	MIN.	RAIN	
	TEMPERATURE			TEMPERATURE			TEMPERATURE			
	1980			1981			1982			

የዓኖ ዓኖ የአየር ጾርጫ ጠቢያዎች ማዕከላዊ፣ ስር ጎኖና ዘቀጎኖ የአየር ጠባይ ሁኔታ፣ የዘርጭ ጠቀላላ ጠጠን በወር  
 AVERAGE, MAXIMUM AND MINIMUM TEMPERATURES, TOTAL RAINFALL OF MAJOR WEATHER STATION BY MONTH

ወገጃ  
 WONJI

ሠገጠረዥ U.6.11 TABLE A.6.11

ወር	1971/73			1973/74			1974/75			MONTH
	የአየር ጾርጫ		የዘርጭ ጠጠን	የአየር ጾርጫ		የዘርጭ ጠጠን	የአየር ጾርጫ		የዘርጭ ጠጠን	
	ስር ጎኖ	ዘቀጎኖ		ስር ጎኖ	ዘቀጎኖ		ስር ጎኖ	ዘቀጎኖ		
	MAX.	MIN.	RAIN	MAX.	MIN.	RAIN	MAX.	MIN.	RAIN	
ጥር	26.9	X	0.0	X	X	X	27.5	13.8	5.8	JANUARY
የካቲት	29.3	14.6	X	28.3	13.0	46.4	28.0	15.2	35.7	FEBRUARY
ጳጉሜ	30.5	15.6	4.7	27.5	15.9	67.2	30.0	13.5	31.4	MARCH
ግንባት	29.9	15.4	X	27.4	14.9	30.7	29.3	15.1	35.1	APRIL
ገንቦት	31.3	15.8	X	31.7	15.0	9.7	29.5	15.4	68.7	MAY
ሰኔ	29.2	17.2	43.2	32.1	17.3	3.7	30.6	16.5	38.6	JUNE
ጃምንላ	26.7	16.5	118.6	26.9	16.4	275.8	27.3	16.2	92.9	JULY
ኦገስት	26.3	15.8	231.8	25.9	15.7	255.7	25.5	15.2	243.6	AUGUST
ሴፕቴምበር	27.9	15.3	X	26.0	14.7	158.1	27.4	14.1	33.8	SEPTEMBER
ኦክቶበር	22.8	11.8	22.7	27.5	9.9	6.2	25.8	10.9	86.9	OCTOBER
ኖቬምበር	27.7	10.4	0.0	27.0	8.5	0.0	26.0	11.4	56.3	NOVEMBER
ዲሴምበር	26.8	7.5	0.0	26.6	8.7	0.0	25.8	10.7	39.9	DECEMBER
የዓመት	27.9	(14.2)	(421.0)	(27.7)	(13.6)	(353.5)	27.7	14.0	768.7	ANNUAL
	1980			1981			1982			

ጾርጫ አልተገኘም X = Data not available  
 ጾርጫ የተጻፈ ባይሆንም ተከክለ አገደሀኝ ታስቧል ( ) = Data are incomplete, but assumed to be representative

ማሳሰቢያ - የዘርጭ ጠጠን የተሰጠው በሚሊሜትር ነው። የአየር ጾርጫ ስር የተሰጠው በሚሊሜትር ሲገለጽ ነው።  
 NOTE: The amount of Rainfall is given in millimetres. Temperature is given in degree centigrade.

ከጠብረው የዓየር ጾርጫ አገልግሎት ደርጅት የተገኘ።  
 Source: National Meteorological Services Agency.

በዚህ ወጽኤት የተጠበቀ የሕዝብ ብዛት ገምት ለብዛኛው የተገኘው ከሁለተኛው ዙር የጠቅላይ ልማት ስራ ስር ጥናት ወጤትን /1961 - 1962 ዓ.ም/ መሠረት በግድገታ ሲሆን፣ ይህ ጥናት ሕዝቡን ከጠቅላይ ልማት ስራ ጋር ለማገናኘት ሲሆን፣ በሁለተኛው ዙር ጥናት መሠረት ቤተ መጻሕፍት ዙር ጥናት ያገኘውን ልዩ ጥቅም ላይ አወጣጠ :: ጥናቱ በተሻለ ተከናኦ ከመታዘጋጀት በፊት በግድገታ ስራ ስር የተገኘውን ልዩ ጥቅም ላይ አወጣጠ :: ከዚህም የተነሳ የሁለተኛው ዙር ጥናት ወጤት ከመጀመሪያው ዙር ወጤት በበለጠ የሚያስተማሩን መሆኑ ታምናታል :: ስለዚህ በዚህ ወጽኤት ከዚህ በፊት ሲሆን የነበረ የሕዝብ ብዛት ገምት ሁሉ በሁለተኛው ዙር በተገኘው የሕዝብ ብዛት ገምት ተተክቷል :: የኦሮሙን ክፍለ ሀገር ሕዝብና ለገደዚህም ዘላቂ ጥናት ያለጠቃለለ ስለሆነ የኦሮሙን ክፍለ ሀገርና የዘላቂ ክፍለ ሕዝብ ብዛት የተጠበቀ በሀገር ለስተዳደር ሚኒስቴር ገምት መሠረት ነው ::

በዚህ ወጽኤት የሕዝብ ብዛት ገምት ለጠቃላይ ወር 1973 ዓ.ም ተሰጥቷል :: የጠቃላይ ወር 1973 ዓ.ም የኢትዮጵያ ጠቅላላ የሕዝብ ብዛት 31,904,100 ሲሆን ከዚህም 4,466,700 ወይም 14.0 ከመቶ የሚሆኑት የከተማ ነዋሪዎች ናቸው :: እዚህ ከተማ ግለሰብ ሁለት ሺ እና ከዚያ በላይ ነዋሪዎች የሚገኙት ሥፍራ ነው :: በአሁኑ ጊዜ የኢትዮጵያ ሕዝብ ብዛት የተገመተው 37.9 ሚሊዮን ሲሆን በ1982 ዓ.ም ብዛት 41.1 ሚሊዮን ሲደርስ በ1992 ዓ.ም 54.6 ሚሊዮን ለገደደርስ ተገምቷል ::

የከተማ ኗሪው ሕዝብ በጠቅላላው ሲታይ ከጠቅላላው 5.5 በመቶ ያድጋል፣ ከዚህም 3.0 በመቶ ያህል ከገጠር ወይ ከተማ በሚገኝው ሕዝብ ይከፈላል ነው :: ይህም የከተማ ሕዝብ እድገት ከጠቃላይ ከሥራ ስር ጋር የተገናኘው የከተማ ኗሪ ሕዝብ ቁጥር እጥፍ ይሆናል :: በ1977 ዓ.ም የ ከተማ ነዋሪ ሕዝብ በጠቅላላው የሀገሪቱ ሕዝብ ብዛት ከጠቅላላው 15.4 ይሆናል ::

ሠገጠኛ ለ.1 የሕዝብ ብዛት ገምት በጾታ፣ ስፋት በኪሎ ሜትር ስራ የሰፈረው የሕዝብ ብዛት በ ኪሎ ሜትር ስራ በክፍለ ሀገርና በአውራጃ፣

ሠገጠኛ ለ. 2.1 ጠቅላላ የኢትዮጵያ ሕዝብ ብዛት በዐደጃ ወይም በጾታ፣

ሠገጠኛ ለ. 2. 2 የገጠር ነዋሪ የኢትዮጵያ ሕዝብ ብዛት በዐደጃ ወይም በጾታ፣

ሠገጠኛ ለ. 2. 3 የከተማ ነዋሪ የኢትዮጵያ የሕዝብ ብዛት በዐደጃ ወይም በጾታ፣

ሠገጠኛ ለ. 3 የገጠርና፣ የከተማ ነዋሪ የሕዝብ ብዛትና የቤተሰብ መጠን ገምት በክፍለ ሀገር፣

ሠገጠኛ ለ. 4 ከሁለት ሺ እና ከዚያ በላይ ነዋሪዎች ያሉት ከተማዎች ዙር ዙር የሕዝብ ብዛት በጾታና በክፍለ ሀገር ::

ለአብዛኛዎቹ ከተማዎች የሕዝብ ብዛት የተገኘው ከሁለተኛው ዙር የከተማ የአስተዳደር ስራ ጥናት ወጤት ሲሆን ለጥቂቶቹ ከመጀመሪያው ዙር የከተማ ጥናት፣ ለገደዚህም ለሌሎች ከተማዎች የሕዝብ ብዛት የተገኘው በ1948 እና በ1954 ዓ.ም የሀገር ለስተዳደር ሚኒስቴር የሰጠውን የሕዝብ ብዛት መሠረት በግድገታ ነው :: የከተማ ነዋሪዎች የሰጠው ሥራ ማሰባሰቢያ ከተማዎች የተሰጠበት የሕዝብ ብዛት መረጃ የሀገር ለስተዳደር ሚኒስቴር ለሌሎች ከተማዎች የሰጠውን የሕዝብ ገምት ሰጠውን 2000 እና በዚያ በላይ ነዋሪዎች ያሉት ከተማዎች ብዛት ከፍ አድርጎታል :: ይሁን እንጂ ባይኖሩት የካርታና፣ የነዋሪው ሕዝብ ብዛት 2,000 ወይም ከዚያ በላይ የሆኑ ሌሎች ከተማዎች ይገኛሉ ::

## SECTION B. POPULATION, 1981

The population estimate in this issue is based mainly on the National Sample Survey Second Round (N.S.S. II 1969 - 1971), which covered over 80 percent of the population. In N.S.S. II. the Central Statistical Office has made use of the experience on N.S.S.I, prepared better sample design, deployed better quality and quantity of human resources...etc. Hence, it is believed that the resulting data are more reliable than the data from the N.S.S.I. Therefore all population estimates from N.S.S.I have been replaced with those of N.S.S.II. Eritrea and nomadic areas of the country have not been covered in N.S.S.II and the source of population estimate given for them is the Ministry of Interior.

In this issue, the population estimates are given for July 1981. The total population of the country as of July 1981 is estimated at 31,904,100 of which 4,466,700 (i.e. 14.0%) reside in urban centres. Urban centre is here defined as a locality with 2,000 and more inhabitants. The population of Ethiopia which is currently estimated at 31.9 million will reach 41.1 million by 1990 and is expected to reach 54.6 million by the year 2000.

The urban population is growing at an annual rate of about 5.5 percent of which 3.0 percent is due to net-in-migration of people from rural to urban areas. At this rate of growth, the urban population will double in 13 years and will constitute about 15.4 percent of the total population by 1985.

Table B. 1 Population estimate by sex, area, and population density by awraja and region.

Table B. 2. 1 Total population of Ethiopia by age group and sex.

Table B. 2. 2 Rural population of Ethiopia by age group and sex.

Table B. 2. 3 Urban population of Ethiopia by age group and sex.

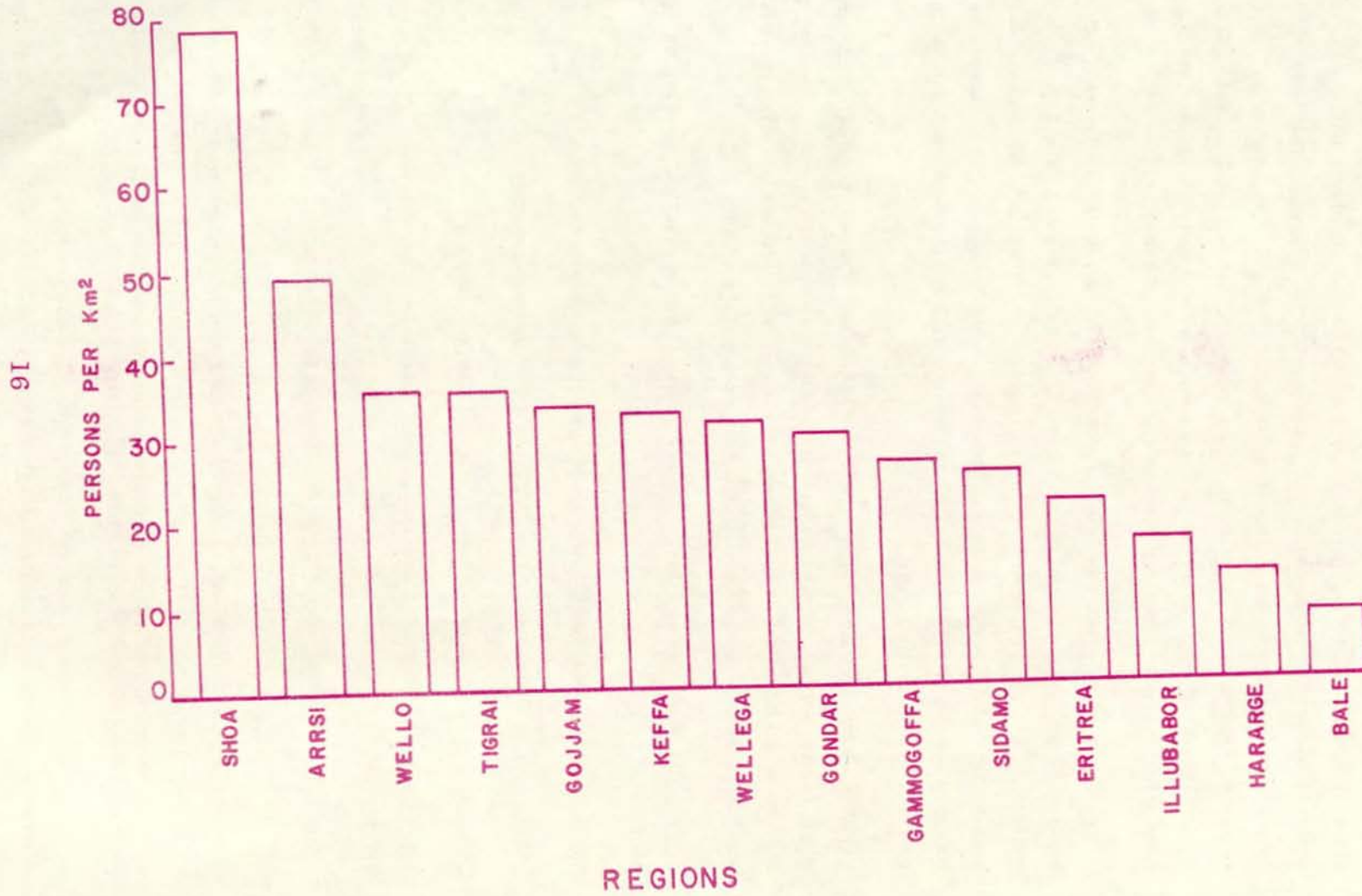
Table B. 3 Estimates of Rural and Urban population and average size of household by region.

Table B. 4 Population estimate for towns with 2,000 and more inhabitants, by sex and region.

The population estimate for most of the towns are obtained through the results of urban surveys, however, the population for some towns is based on the 1956 and 1962 estimates of the Ministry of Interior. The population estimate obtained from urban dwellers association is also used to replace the Ministry of Interior's estimate and this has increased the number of urban centres. Since the list is not exhaustive there are some towns with a population of 2,000 and above for which population estimates are not available.

BI

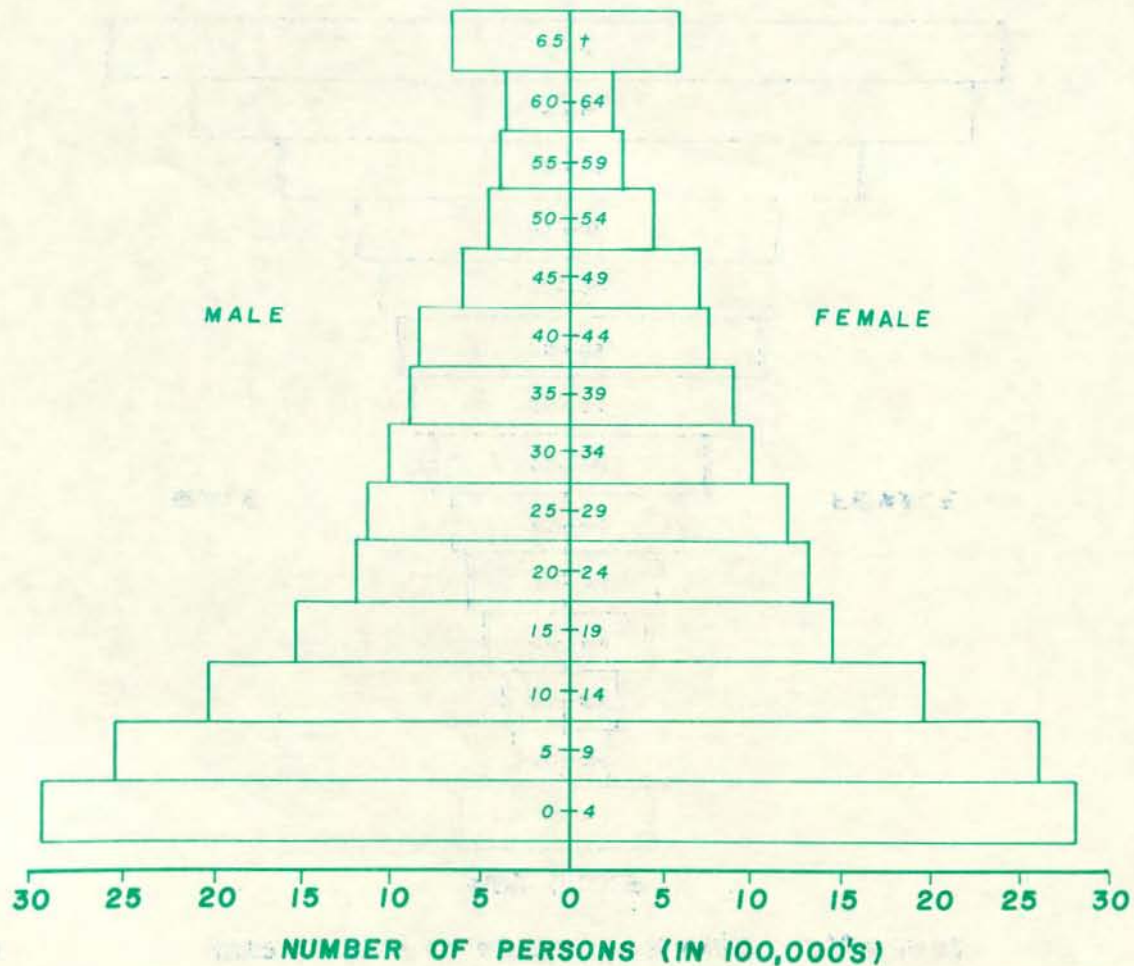
### POPULATION DENSITY (Persons per square kilometer by region): JULY 1982



# POPULATION PYRAMID OF ETHIOPIA JULY 1982


B 2

AGE-GROUP



B3

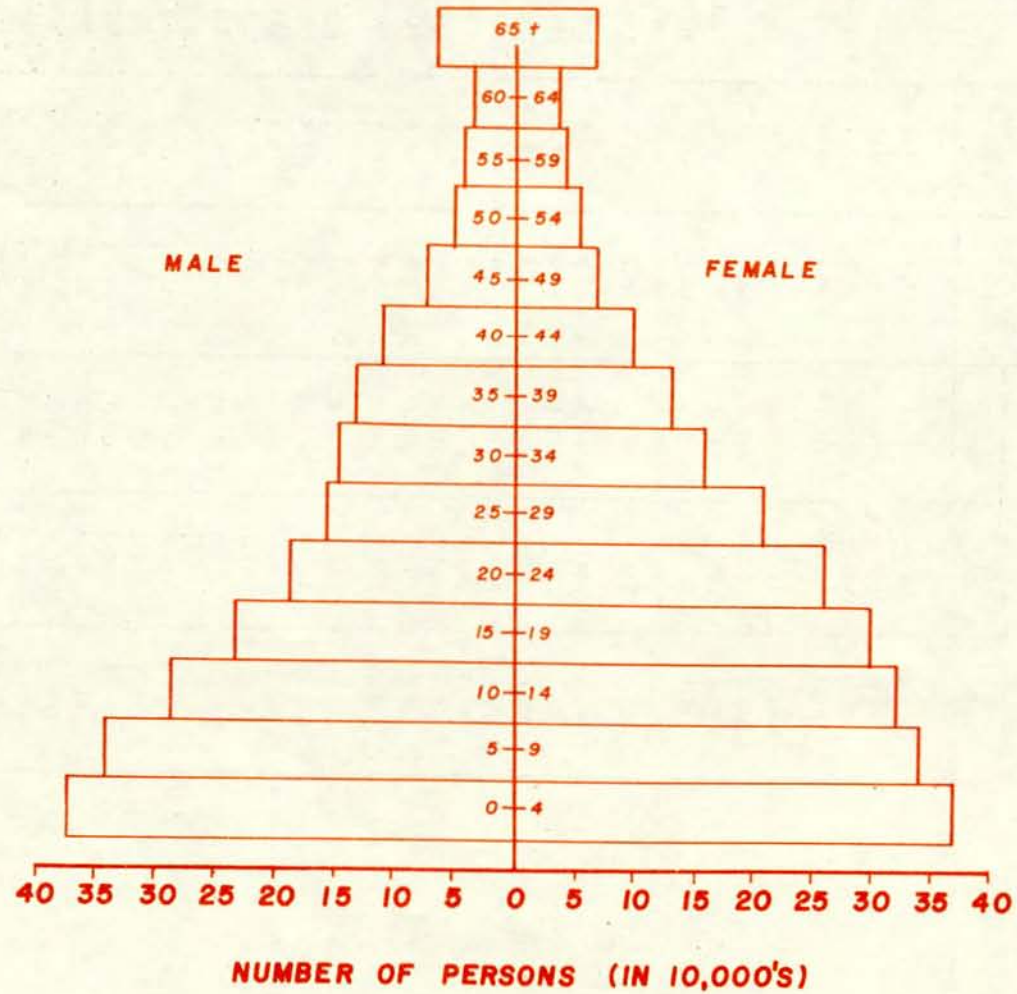
RURAL POPULATION PYRAMID : JULY 1982



B 4

### URBAN POPULATION PYRAMID JULY 1982

#### AGE-GROUP



የክፍለ ሀገርና የአውራጃ ስፋት፣ የሕዝብ ብዛት ገጽተ ስፋትና ስንፍረት  
 AREA, POPULATION ESTIMATE BY SEX AND POPULATION DENSITY BY REGION AND AWRAJA

ሠንጠረዥ ለ.1

TABLE B.1

ክፍለ ሀገርና አውራጃ	የሕዝብ ብዛት / ስንፍረት / 1973			ስፋት ስንፍረት ካሬ ኪ.ሜ	ስንፍረት የሰፈር ኪ.ሜ	
	ወንድ	ሴት	ጠቅላይ			
<u>አርባ</u>	595.8	584.6	1,180.4	24.6	48.0	<u>ARSSI</u>
አርባ ጉጉ	123.9	121.6	245.5	6.5	37.8	ARBA GUGU
ጥላሎ	304.5	298.7	603.2	9.7	62.2	CHILALO
ጢቶ	167.4	164.3	331.7	8.4	39.5	TICHO
<u>ባሌ</u>	455.7	447.2	902.9	128.3	7.0	<u>BALE</u>
ዶሎ	51.5	50.5	102.0	22.3	4.6	DOLLO
አልክረ	92.0	90.2	182.2	56.3	3.2	ELKERE
ሜንደሃ	111.0	109.1	220.1	13.9	15.8	MENDEYO
ገናሌ	80.2	78.7	158.9	8.1	19.6	GENALE
ዌቤ	121.0	118.7	239.7	27.7	8.7	WABE
<u>ጎንደር</u>	1,064.4	1,044.5	2,108.9	73.4	28.7	<u>GONDAR</u>
ቁለጋ	82.3	80.7	163.0	16.9	9.6	CHILGA
ደብረ ታቦር	250.5	245.9	496.4	5.5	90.3	DEBRE TABOR
ጃይንት	110.8	108.7	219.5	5.8	37.8	GAYINT
ጎንደር	208.9	204.9	413.8	11.7	35.4	GONDAR
ሊቦ	137.0	134.4	271.4	6.2	43.8	LIBO
ሰሜን	132.7	130.3	263.0	8.5	30.9	SEMIEN
ወገራ	142.2	139.6	281.8	18.8	15.0	WEGERA
<u>ጎረቤት</u>	520.2	510.3	1,030.5	40.1	25.7	<u>GAMO GOFFA</u>
ገርጫ	117.0	114.9	231.9	9.5	24.4	GARDULA
ገላና ሐመር ባቦ	92.7	90.8	183.5	16.1	11.4	GELEB & HAMER BAKO
ጎጃም	151.2	148.3	299.5	4.4	68.1	GAMO
ገራ	159.3	156.3	315.6	10.1	31.2	GOFFA
<u>ክርክር</u>	1,257.7	1,234.0	2,491.7	117.4	21.2	<u>ERITREA</u>
አካለ ገዘፀ	154.9	152.1	307.0	8.1	37.9	AKALE GUZAY
አክላት	109.5	107.5	217.0	26.7	8.1	AKORDAT
አሰባ	41.5	40.7	82.2	25.8	3.2	ASSEB
ጎሽና ሰተት	108.7	106.6	215.3	17.4	12.4	GASH & SETIT
ሐሜሲን	323.0	316.9	639.9	4.4	145.4	HAMASIEN
ክረን	127.9	125.5	253.4	4.9	51.7	KEREN
ሞሪያ	72.2	70.8	143.0	4.8	29.8	MASSAWA
ሰህል	145.8	143.0	288.8	18.2	15.9	SAHEL
ሰራዊ	174.2	170.9	345.1	7.1	48.6	SERAYE
<u>ጎጃም</u>	1,056.4	1,036.5	2,092.9	64.4	32.4	<u>GOJJAM</u>
አገው ምድር	106.2	104.1	210.3	4.7	44.7	AGEW MIDR
ባሕር ጎርጎር	219.2	215.1	434.3	7.7	56.4	BAHR DAR
ቢኻና	123.1	120.7	243.8	2.6	93.8	BICHENA
ክላ ደጋ ጥቅት	214.2	210.3	424.5	7.9	53.7	KOLA DEGA DAMOT
ደብረ ግር ጥቅት	210.5	206.6	417.1	5.4	77.2	DEBRE MARKOS
ሙክላ	62.9	61.6	124.5	32.2	3.9	METEKEL
ሞታ	120.3	118.1	238.4	3.9	61.1	MOTA
	MALE	FEMALE	TOTAL	AREA IN ( '000 Km <sup>2</sup> )	DENSITY	REGION AND AWRAJA
	1981 POPULATION IN ('000)					

የከፍላ ሀገርና የሰውደ ስፋት፣ የሕዝብ ብዛት ገጽ በገጽ ስፋት  
 AREA, POPULATION ESTIMATE BY SEX AND POPULATION DENSITY BY REGION AND AWRAJA

ሠንጠረዥ ለ.1 / የጠለ/

TABLE B.1 (Contd.)

ከፍላ ሀገርና ስፋት	የሕዝብ ብዛት / በሺ / 1973			ስፋት በሺ ኪ/ሜ <sup>2</sup>	ሰውደ ስፋት ኪ/ሜ <sup>2</sup>	
	ወንድ	ሴት	ጠቅላይ			
ሐረርጌ	1,620.0	1,589.6	3,209.6	254.8	12.6	HARARGE
ሐረር ዙሪያ	186.3	182.8	369.1	5.1	72.4	HARER ZURIA
ጨጨር ለላላና ጋራ ጉራ	236.5	232.1	468.6	25.3	18.5	CHERCHER ADAL AND GARA GURACHA
ወበራ	92.3	90.7	183.0	3.9	46.9	WEBERA
ጋራ ጠላታ	126.4	124.0	250.4	9.6	26.1	GARA MULETA
ሀበሮ	157.0	154.3	311.3	26.4	11.8	HABRO
ገርሱም	79.4	77.9	157.3	7.6	20.7	GURSUM
ድረ-ላዋ ለላና ገር ጉራ	175.0	171.6	346.6	22.2	15.6	DIRE DAWA, ISA AND GURGURA
ድድጋ	139.3	136.7	276.0	15.8	17.5	JIJIGA
ደጋሀበሮ	191.2	187.5	378.7	16.6	22.8	DEGAHABUR
ክላፍ	40.5	39.7	80.2	15.4	5.2	KELAFO
ገላ	40.5	39.7	80.2	20.0	4.0	GODIE
ክብሪ ደሀር	45.4	44.5	89.9	28.0	3.2	KEBRI DEHAR
ወለወለና ግርግር	110.2	108.1	218.3	58.9	3.7	WELWEL AND WARDER
ሲህባቦር	420.3	412.4	832.7	50.8	16.4	ILLUBABOR
ሱና በይላ	166.1	162.9	329.0	5.0	65.8	BUNO BEDELE
ጋምቤላ	53.4	52.4	105.8	25.6	4.1	GAMBELA
ጎራ	62.5	61.4	123.9	7.3	17.0	GORE
ሞቻ	34.0	33.4	67.4	9.3	7.2	MOCHA
ሶርና ገባ	104.3	102.3	206.6	3.6	57.4	SOR AND GEBE
ክፍ	837.4	821.6	1,659.0	53.0	31.3	KEFFA
ገግራ	35.3	34.5	69.8	7.2	9.7	GIMIRA
ገገማ	264.2	259.2	523.4	9.4	55.7	JIMMA
ክፍ	147.5	144.8	292.3	7.1	41.2	KEFFA
ኪሎ ኮንታ	105.7	103.7	209.4	6.4	32.7	KULO KONTA
ሊሙ	197.5	193.9	391.4	7.0	55.9	LIMMU
ማጅና ገላ	87.2	85.5	172.7	15.9	10.9	MAJI AND GOLDIA
ሸዋ	3,298.0	3,236.0	6,534.0	85.5	76.4	SHOA
ጨቆና ጉራ	457.9	435.3	893.2	8.8	101.5	CHEBO AND GURAGE
ሐይ የጥና ቡታገራ	317.1	301.4	618.5	10.9	56.7	HAIKOCH AND BUTAJIRA
ገባትና ግባ	364.7	346.7	711.4	11.1	64.1	JIBAT AND MECHA
ከምባታና ሐይታ	396.4	376.8	773.2	4.4	175.7	KEMBATA AND HADIA
ጠናገሻ	250.2	237.9	488.1	7.0	69.7	MENAGESHA
ጠርጠቢት	104.1	99.0	203.1	4.6	44.2	MERHABETIE
ሰላላ	178.3	169.6	347.9	6.6	52.7	SELALE
ተገላትና ጠጋ	226.0	214.9	440.9	10.6	41.6	TEGULET AND BULGA
የረርና ከረዋ	199.7	189.8	389.5	7.8	49.9	YERER AND KEREYU
ጠንዳና ገሻ	77.2	73.4	150.6	3.4	44.3	MENZE AND GISHIE
ይፋትና ተጠጋ	90.5	86.1	176.6	10.1	17.5	YIFAT AND TIMUGA
ጠቅላይ	2,662.1	2,530.9	5,193.0	85.3	60.9	TOTAL
ለላላ ስባባ	635.9	705.1	1,341.0	0.2	6,705.0	ADDIS ABABA
	MALE	FEMALE	TOTAL	AREA IN ('000 Km <sup>2</sup> )	DENSITY	REGION AND AWRAJA
	1981 POPULATION IN ('000)					

የክፍለ ሀገርና የአወራጃ ስፋት፣ የሕዝብ ብዛት ገምት በዞታ አሰራር  
 AREA, POPULATION ESTIMATE BY SEX AND POPULATION DENSITY BY REGION AND AWRAJA

ሠገጠረዥ ለ.1 / የተጠለ/ TABLE B.1 (Contd.)

ክፍለ ሀገርና አወራጃ	የሕዝብ ብዛት / በሺ / 1973			ስፋት በሺ ኪ/ሜ <sup>2</sup>	ብዛት ግ/ሮ ኪ/ሜ <sup>2</sup>	በክፍለ ሀገር ስፋት
	ወንድ	ሴት	ጠቅላይ			
<u>ቢሳቦ</u>	1,455.8	1,423.3	2,884.2	116.7	24.7	<u>SIDAMO</u>
አረር	39.0	33.3	77.3	24.3	3.2	ARERO
ቦረና	81.4	79.8	161.2	65.3	2.5	BORENA
ገሳህ	248.9	244.3	493.2	5.8	85.0	GEDIEO
ጃምታ	211.5	207.6	419.1	12.0	34.9	JEMJEM
ቢሳቦ	443.2	434.7	877.9	5.9	148.8	SIDAMA
ወለይታ	431.8	423.6	855.4	3.4	251.6	WELAYTA
<u>ገገሬ</u>	1,120.8	1,099.7	2,220.5	65.7	33.8	<u>TIGRAI</u>
ዓዳዋ	232.4	228.1	460.5	3.3	139.5	ADWA
ዓገዳ	160.4	157.3	317.7	3.8	83.6	AGAMIE
አከሰጃ	142.4	139.8	282.2	4.2	67.2	AXUM
አገደርታ	164.3	161.2	325.5	18.6	17.5	ENDERTA
ሠለተ አወላሎ	100.4	98.6	199.0	13.4	14.9	HULET AWLAELO
ራይና አዛቦ	60.9	59.7	120.6	9.2	13.1	RAYA AND AZEBO
ሺራ	130.5	128.0	258.5	8.0	32.3	SHIRE
ጥምባ	129.5	127.0	256.5	5.2	49.3	TEMBENE
<u>ወለገ</u>	1,046.7	1,027.1	2,073.8	69.8	29.7	<u>WELEGA</u>
አርጃ	86.0	84.5	170.5	3.6	47.4	ARJO
አቦባ	96.6	94.8	191.4	15.2	12.6	ASSOSA
ጊቤ	356.1	349.4	705.5	16.5	42.8	GHIMBI
ሀር ገዳ	147.6	144.8	292.4	17.4	16.8	HORO GUDRU
ቋላ	199.4	195.7	395.1	10.6	37.3	KELEM
ነጃታ	161.0	157.9	318.9	6.5	49.1	NEKEMTE
<u>ወሎ</u>	1,354.3	1,328.8	2,683.1	79.0	34.0	<u>WELLO</u>
አዋባባ	159.4	156.4	315.8	6.4	49.3	AMBASSEL
አወሳ	59.6	58.5	118.1	27.8	4.2	AUSSA
ቦረና	189.3	185.8	375.1	5.8	64.7	BORENA
ደብ ዙሪያ	124.0	121.8	245.8	1.5	163.9	DESSIE ZURIA
ታላ	88.8	87.2	176.0	1.4	125.7	KALU
ራይና ባቦ	40.6	39.9	80.5	9.6	8.4	RAYA AND KOBO
ላባታ	159.3	156.2	315.5	6.0	52.6	LASTA
ዓዳላ ደላገታ	106.9	104.8	211.7	3.0	70.6	WADLA DELANTA
ዋገ	104.3	102.3	206.6	7.2	28.7	WAG
ወረ ወገኑ	138.4	135.8	274.2	4.1	66.9	WEREHIMENU
ወረሲታ	80.6	79.0	159.6	2.5	63.8	WEREILLU
የጃ	103.1	101.1	204.2	3.7	55.2	YEJU
ጠቅላላ ጠቅላይ	16,103.5	15,800.6	31,904.1	1,223.5	26.1	GRAND TOTAL
	MALE	FEMALE	TOTAL	AREA IN ('000 Km <sup>2</sup> )	DENSITY	REGION AND AWRAJA
	1981 POPULATION IN ('000)					

ጠቅላላ የሊት የጾታ ልዩነት በዕድሜ ወደብና በጾታ፣ 1973 ዓ.ም  
 TOTAL POPULATION OF ETHIOPIA BY AGE GROUP AND SEX, 1981

ሠገጠረዥ ለ.2.1

TABLE B.2.1

ዕድሜ	ጠቅላላ የሕዝብ ብዛት		ወገድ		ሴት		
	የብር በሺህ	ብድር ቢታብብ	የብር በሺህ	ብድር ቢታብብ	የብር በሺህ	ብድር ቢታብብ	
0 - 4	5,543.3	17.4	2,836.6	17.6	2,706.7	17.1	0 - 4
5 - 9	5,057.6	15.9	2,547.8	15.8	2,509.8	15.9	5 - 9
10 - 14	3,898.2	12.2	2,019.0	12.5	1,879.2	11.9	10 - 14
15 - 19	2,939.0	9.2	1,502.0	9.3	1,437.0	9.1	15 - 19
20 - 24	2,530.4	7.9	1,195.3	7.4	1,335.1	8.4	20 - 24
25 - 29	2,322.8	7.3	1,078.8	6.7	1,244.0	7.9	25 - 29
30 - 34	2,042.4	6.4	979.7	6.1	1,062.7	6.7	30 - 34
35 - 39	1,739.2	5.5	860.8	5.3	878.4	5.6	35 - 39
40 - 44	1,422.6	4.4	715.9	4.4	706.7	4.5	40 - 44
45 - 49	1,130.4	3.5	574.0	3.6	556.4	3.5	45 - 49
50 - 54	887.8	2.8	457.6	2.8	430.2	2.7	50 - 54
55 - 59	691.7	2.2	381.0	2.4	310.7	2.0	55 - 59
60 - 64	573.7	1.8	333.3	2.2	240.4	1.5	60 - 64
65 እና በላይ	1,125.0	3.5	621.7	3.9	503.3	3.2	65 & OVER
ድምር	31,904.1	100.0	16,103.5	100.0	15,800.6	100.0	TOTAL
	NUMBER IN('000)	PERCENT	NUMBER IN('000)	PERCENT	NUMBER IN('000)	PERCENT	AGE
	BOTH SEXES		MALE		FEMALE		

የገጠር ነዋሪ የሊት የጾታ ልዩነት በዕድሜ ወደብና በጾታ፣ 1973 ዓ.ም  
 RURAL POPULATION OF ETHIOPIA BY AGE GROUP AND SEX, 1981

ሠገጠረዥ ለ.2.2.

TABLE B.2.2

ዕድሜ	ጠቅላላ የሕዝብ ብዛት		ወገድ		ሴት		
	የብር በሺህ	ብድር ቢታብብ	የብር በሺህ	ብድር ቢታብብ	የብር በሺህ	ብድር ቢታብብ	
0 - 4	4,848.6	17.7	2,482.8	17.7	2,365.8	17.6	0 - 4
5 - 9	4,419.2	16.1	2,229.6	15.9	2,189.6	16.3	5 - 9
10 - 14	3,324.9	12.1	1,749.9	12.5	1,575.0	11.7	10 - 14
15 - 19	2,434.1	8.9	1,284.1	9.2	1,150.0	8.6	15 - 19
20 - 24	2,100.9	7.7	1,016.9	7.3	1,084.0	8.1	20 - 24
25 - 29	1,960.1	7.2	921.8	6.6	1,038.3	7.7	25 - 29
30 - 34	1,741.7	6.3	837.9	6.0	903.8	6.7	30 - 34
35 - 39	1,483.3	5.4	728.8	5.2	754.5	5.6	35 - 39
40 - 44	1,226.1	4.5	614.1	4.4	612.0	4.6	40 - 44
45 - 49	991.7	3.6	502.1	3.6	489.6	3.6	45 - 49
50 - 54	790.4	2.9	409.8	2.9	380.6	2.8	50 - 54
55 - 59	615.8	2.2	345.5	2.5	270.3	2.0	55 - 59
60 - 64	502.5	1.8	300.7	2.1	201.8	1.5	60 - 64
65 እና በላይ	998.1	3.6	563.7	4.0	434.4	3.2	65 & OVER
ድምር	27,437.4	100.0	13,987.7	100.0	13,449.7	100.0	TOTAL
	NUMBER IN('000)	PERCENT	NUMBER IN('000)	PERCENT	NUMBER IN('000)	PERCENT	AGE
	BOTH SEXES		MALE		FEMALE		

የከተማ ነዋሪ የሊት ጾታ ልዩ ልዩ ሕዝብ ብዛት በዕድሜ ግደብና በጾታ 1973 ዓ.ም  
 URBAN POPULATION OF ETHIOPIA BY AGE GROUP AND SEX, 1981

ሠንጠረዥ ለ.2.3 TABLE B.2.3

ዕድሜ	ጠቅላላ የሕዝብ ብዛት		ወገድ		ሴት		
	የደር ብሽህ	ቦታ ቢታብ	የደር ብሽህ	ቦታ ቢታብ	የደር ብሽህ	ቦታ ቢታብ	
0 - 4	694.7	15.6	333.8	16.7	340.9	14.5	0 - 4
5 - 9	638.4	14.3	318.2	15.0	320.2	13.6	5 - 9
10 - 14	573.3	12.8	269.1	12.7	304.2	12.9	10 - 14
15 - 19	504.9	11.3	217.9	10.3	287.0	12.2	15 - 19
20 - 24	429.5	9.6	178.4	8.4	251.1	10.7	20 - 24
25 - 29	362.7	8.1	157.0	7.4	205.7	8.7	25 - 29
30 - 34	300.7	6.7	141.8	6.7	158.9	6.8	30 - 34
35 - 39	255.9	5.7	132.0	6.3	123.9	5.3	35 - 39
40 - 44	196.5	4.4	101.8	4.8	94.7	4.0	40 - 44
45 - 49	138.7	3.1	71.9	3.4	66.8	2.8	45 - 49
50 - 54	97.4	2.2	47.8	2.3	49.6	2.1	50 - 54
55 - 59	75.9	1.7	35.5	1.8	40.4	1.7	55 - 59
60 - 64	71.2	1.6	32.6	1.5	38.6	1.6	60 - 64
65 እና በላይ	126.9	2.8	58.0	2.7	68.9	2.9	65 & OVER
ድምር	4,466.7	100.0	2,115.8	100.0	2,350.9	100.0	TOTAL
	NUMBER IN('000)	PERCENT	NUMBER IN('000)	PERCENT	NUMBER IN('000)	PERCENT	AGE
	BOTH SEXES		MALE		FEMALE		

**ግስታዎች** - ከሁለተኛው ዘመን የሕዝብ ብዛት ጥናት የተገኘው የሕዝብ ብዛት ከመጀመሪያው ዘመን የሕዝብ ብዛት ጥናት ከተገኘው ዘመን ያለ ነው። ሆኖም ሁለተኛው ዘመን ከመጀመሪያው ዘመን በተገኘው ታዩ የተሠራ ስለሆነ ከዚያ የተገኘው ጠቅላላ ለገጽ ሲያስተዋዎን ታዩናቸዋል። በዚህ ግደብ የሕዝብ ብዛት የሚያመለክት ጠቅላላ ሁሉ በሁለተኛው ዘመን ጥናት በተገኘው ወጠተ ተከታይ።

**Note** - The National Sample Survey second round (N.S.S. II 1969-71) resulted in population estimate for Ethiopia which is lower than the estimate from National Sample Survey first round(N.S.S.I. 1964-67). The N.S.S. II was better designed and executed survey than the N.S.S.I. hence, it is believed that the resulting data are more reliable. In this issue of the Abstract population estimates from N.S.S.I - have been replaced with those of N.S.S. II.

የገጠናና የከተማ ነዋሪ የሕዝብ ብዛትና ግዕዝላዊ የቤተሰብ መጠን በክፍለ ሀገር 1973  
 ESTIMATE OF RURAL AND URBAN POPULATION AND AVERAGE SIZE OF HOUSEHOLD BY REGION, 1981

ሠገጠረዥ ለ.3 TABLE B.3

ክፍለ ሀገር	የሕዝብ ብዛት /በሺህ/			ከተማው ከክፍለ ሀገሩ ሕዝብ ብዛት በመቶ	በአጭሩ ብዛት የሚገኝ ግዕዝላዊ አባል ብዛት		
	ጠቅላላ	የገጠና ሕዝብ	የከተማ ሕዝብ		ገጠና	ከተማ	
አርቢ	1,180.5	1,069.3	111.2	9.4	4.6	3.6	ARSSI
ባሌ	902.9	850.2	52.7	5.8	4.2	3.4	BALE
ጉንደር	2,108.9	1,937.4	171.5	8.1	4.7	3.7	GONDER
ኦርታራ	2,491.7	1,743.5	748.2	30.0	-	-	ERITREA
ጋሞ ጉ	1,030.5	980.9	49.6	4.8	4.1	3.0	GAMO GOFFA
ገጃም	2,092.9	1,891.9	201.0	9.6	4.8	3.3	GOJJAM
ዘረርጌ	3,209.5	2,921.4	288.1	8.9	4.7	3.6	HARARGE
ሲባባር	832.7	775.5	57.2	6.9	3.7	3.4	ILLUBABOR
ክፋ	1,659.0	1,518.7	140.3	8.4	4.0	3.5	KEFFA
ሸዋ	6,534.0	4,636.6	1,897.4	29.0	4.5	3.6	SHEWA
ሲዳሞ	2,884.1	2,659.0	225.1	7.8	4.5	3.7	SIDAMO
ተገራይ	2,220.5	2,015.9	204.6	9.2	4.4	3.7	TIGRAI
ወለጋ	2,073.8	1,948.3	125.5	6.0	4.5	4.0	WELLEGA
ወሎ	2,683.1	2,488.8	194.3	7.2	4.2	3.5	WELLO
ጅምር	31,904.1	27,437.4	4,466.7	14.0	4.4	3.6	TOTAL
	TOTAL	RURAL	URBAN	% URBAN POPULATION IN THE REGION	RURAL	URBAN	
	POPULATION IN ('000)				AVERAGE NUMBER OF PERSONS PER HOUSEHOLD		

የደረገው የሕዝብ ብዛት ገምት በህዝብ ብዛት ዘርፍ የአባታቸው ተሰጥቶ ሲሆን የኦርታራ ክፍለ ሀገር ገን ከሌሎች አስተዳደር ጋር በተገኘው ገምት መሠረት ነው።

The Population Estimates are obtained from the NSS second round for all regions except for Eritrea which is based on the Ministry of Interior estimate.

ጠነቅቅ ስድስት ወር ስድስት ወር የሕዝብ ብዛት በጾታና በክፍለ ሀገር፣ 1973 ዓ.ም  
TOWNS WITH ESTIMATED POPULATION OF 2000 AND ABOVE BY SEX AND REGION, 1981

ሠንጠረዥ ለ.4

TABLE B. 4

ብዛት ቁጥር NUMBER

ክፍለ ሀገርና ከተማ	የሕዝብ ብዛት			ብዛት ቁጥር NUMBER
	ወንድ	ሴት	ጠቅላይ	
<u>አርባ</u>				<u>ARSSI</u>
አበባ	2,026	2,189	4,215	ASASA
አበላ	17,680	19,190	36,870	ASSELA
ቦቆጋ	1,984	2,287	4,271	BOKOJI
ዳራ	2,522	2,728	5,250	DERA
ገቢ	2,042	2,563	4,605	GUBESSA
ሁሩታ	3,892	4,349	8,241	HURUTA
ቦረሌ	4,026	3,359	7,385	KOFELE
ሮቤ	3,647	4,205	7,852	ROBI
ቢረ /ረላገ ብርሃን/	3,466	3,852	7,318	SIRE (FELEGE BERHAN)
ጠቅ	2,303	2,491	4,794	TICHO
ተንሳኤ ብርሃን	5,076	5,412	10,488	TINSAE BERHAN
ክርሳ	1,338	1,409	2,747	KERSA
ሥልጣና	1,338	1,498	2,836	SILTANA
ባገራ	1,978	2,371	4,349	SAGURE
ጠቅ /14 ከተማ/	53,318	57,903	111,221	TOTAL (14 TOWNS)
<u>ባሌ</u>				<u>BALE</u>
አዳባ	2,445	2,984	5,429	ADABA
ዶዶላ	2,895	3,098	5,993	DODOLA
ገብር	3,762	3,970	7,732	GINIR
ገባ	10,239	12,783	23,022	GOBA
ሮቤ	1,852	2,064	3,916	ROBI
ጠቅ	1,854	1,904	3,758	MENA
ገር	1,285	1,572	2,857	GORRO
ጠቅ /7 ከተማ/	24,332	28,375	52,707	TOTAL (7 TOWNS)
<u>ጎንደር</u>				<u>GONDER</u>
አዳባ ዘመን	4,151	5,420	9,571	ADDIS ZEMEN
አምባ ገብር ገባ	2,548	3,095	5,643	AMBA GIORGIS*
ዳባት	3,931	5,400	9,331	DABAT
ደብር ት	3,968	5,603	9,571	DEBARK
ደብረ ታቦር	5,395	6,852	12,247	DEBRE TABOR
ገንደር /አዘዘን ጠቅ/	33,426	47,909	81,335	GONDAR (INCLUDING AZEZO)
አብ ተ	1,845	3,129	4,974	ISTIE
ቆላ ዳባ	3,968	5,208	9,176	KOLA DIBÁ
ኔፍሌ ጠቅ	2,196	2,366	4,562	NEFAS MEWCHA
ሁጫ	5,234	4,783	10,017	HUMERA*
ወርታ	3,148	4,142	7,290	WEROTA
አይባሌ	1,684	2,072	3,756	AYKEL
ገር ገራ	1,713	2,335	4,048	GORGORA
ጠቅ /13 ከተማ/	73,207	98,314	171,521	TOTAL (13 TOWNS)
<u>ክርክር</u>				<u>ERITREA</u>
ዳባ ቆይሌ	4,263	5,014	9,277	ADI KEYEH
ዳባ ባሌ	6,300	6,643	12,943	ADI KWALA
ዳባ ወገራ /ጠቅ/	10,299	11,099	21,398	ADI UGRI (MENDEFERA)
አብ ተ	15,995	15,054	31,049	AKORDAT**
ዳባ	15,392	11,093	26,485	ASEB
	MALE	FEMALE	TOTAL	REGION AND TOWN
	POPULATION			

ሠለተ ሺ እና ከዚያ በላይ ነዋሪዎች ያላቸው ከጥቅ የሕዝብ ብዛት በጾታና በክፍለ ሀገር፣ 1973 ዓ.ም  
TOWNS WITH ESTIMATED POPULATION OF 2000 AND ABOVE BY SEX AND REGION, 1981

ሠገጠረዥ ለ.4 / የክፍለ/

TABLE B.4 (Contd.)

በ ቁጥር NUMBER

ክፍለ ሀገርና ከተማ	የሕዝብ ብዛት			
	ወንድ	ሴት	ጠቅላይ	
<u>አርቲራ / የክፍለ/</u>				<u>ERITREA (Contd.)</u>
አሥመራ	229,253	219,575	448,828	ASMARA
ድብር ዋ	2,263	2,525	4,788	DEBARWA
ደ ቁጠራ	7,884	9,623	17,507	DEKEMHARE
ደ ቀሽሎይ	2,754	2,783	5,537	DEKESHEHAY
ዓሊ ተስለዘገ	1,547	1,820	3,367	ADI TEKELEZAN
አዎባ ደርሀ	4,866	4,785	9,651	EMBA DERHO
ጊንዳዕ	4,301	4,602	8,903	GINDAE
ሕዎብር ቲ	3,169	3,714	6,883	HIMBIRTI
ሐርጊግ**	3,207	3,227	6,434	HIRGIGO**
ከረጎ**	20,749	19,353	40,102	KEREN**
ዎጾ ዋ	16,071	18,794	34,865	MASSAWA
ቧዛገ	3,471	3,712	7,183	QUAZEN
ሰገዳራ	2,452	3,683	6,135	SENAFE
ተክኔ**	8,224	8,311	16,535	TESENEY**
ጸዕዳ ክርስቲያን	4,942	2,914	7,856	TSAEDA CHRISTIAN
ጸዓዘገ	3,659	3,673	7,332	TSEAZEGA
ባረገት	3,093	4,464	7,557	BARENTU
ነፋሲት	3,093	4,464	7,557	NEFASIT
ጠቅላይ /23 ከጥቅ/	377,247	370,925	748,172	TOTAL (23 TOWNS)
<u>ገዳማ</u>				<u>GAMO GOFFA</u>
አርባ ዎገጥ	8,283	7,553	15,836	ARBA MINCH
ቡሊክ	1,862	2,129	3,991	BULKI
ቋንቋ	3,022	4,023	7,045	CHENCHA
ፈለገ ትዋይ	2,875	2,837	5,712	FELEGE NEWAY
ጊደሌ	4,744	5,593	10,337	GIDOLE
ጅንካ	3,334	3,325	6,659	JINKA
ጠቅላይ /6 ከጥቅ/	24,120	25,460	49,580	TOTAL (6 TOWNS)
<u>ገጃም</u>				<u>GOJJAM</u>
አደት*	1,143	1,571	2,714	ADET*
ባሕር ዳር	24,742	30,433	55,175	BAHR DAR
ቦራ	5,000	7,342	12,342	BURE
ደብረ ግር ቅክ	19,616	23,398	43,014	DEBRE MARKOS
ዳንገላ	3,973	5,012	8,985	DANGLA
ደጀን	2,616	4,158	6,774	DEJEN
ደምበላ	1,830	2,693	4,523	DEMBECHA
ቻገኒ*	2,393	2,692	5,085	CHAGNI*
ፍኖት ሰላም	4,098	5,430	9,528	FENOTE SELAM
መርዕ ለዳር ያም	1,964	2,940	4,904	MERTOLE MARIAM
ዎባ	3,929	4,232	8,161	MOTTA
ቢቸና	2,938	3,554	6,492	BICHENA
ደብረ ወርት	2,813	3,438	6,251	DEBRE WORK
ዳርባት /አባ ተክሌ/ *	1,384	1,852	3,236	DURBETE (ABECHEKLI)*
	MALE	FEMALE	TOTAL	REGION AND TOWN
	POPULATION			

ሠለተ ሺ እና በዚያ በላይ ነዳጃ ያላቸው በቅጥ የሕዝብ ብዛት በጾታና በክፍለ ሀገር 1973 ዓ.ም  
TOWNS WITH ESTIMATED POPULATION OF 2000 AND ABOVE BY SEX AND REGION, 1981

ሠገጠረዥ ለ.4 / የቀበሌ/

TABLE B.4 (Contd.)

በ ቁጥር NUM

ክፍለ ሀገርና ከተማ	የሕዝብ ብዛት			
	ወገድ	ሴት	ጾታ	
<u>ገጃም / የቀበሌ/</u>				<u>GOJJAM (Contd.)</u>
ገጃም ቤተ	1,714	1,783	3,497	GIMJA BET
አገደባራ	1,786	2,013	3,799	INJIBARA
ጂጋ	1,580	2,179	3,759	JIGA
ሎሞጃ*	1,357	1,497	2,854	LUMAME*
መራዊ*	1,580	1,998	3,578	MERAWI*
አሞ ኮሌሎ*	1,518	1,979	3,497	AMANUEL*
ጢስ አባይ*	1,313	1,521	2,834	TIS ABAY*
ጾታ /21 ከ ቅጥ/	89,287	111,715	201,002	TOTAL (21 TOWNS)
<u>ቡረርጌ</u>				<u>HARARGE</u>
ዓለም ግዳ	4,661	4,616	9,277	ALEM MAYA
አበበ ተሬራ	7,777	10,517	18,294	ASBE TEFERI
በደኖ	2,515	2,498	5,013	BEDENO
በላሃ	3,650	3,610	7,260	BEDESA
ደደር	3,896	4,113	8,009	DEDER
ደራጃ ዋ	41,401	45,318	86,719	DIRE DAWA
ፈኛን ቤራ	5,180	5,595	10,775	FUGNAN BIRA
ገለምቦ	3,731	3,702	7,433	GELEMSO
ገራ ዋ	2,501	2,512	5,013	GIRAWA
ገታ /አረር/	3,526	3,792	7,318	GOTA (ERER)
ቡረር	30,425	36,098	66,523	HARAR
ቡርና	4,278	4,336	8,614	HIRNA
ጂጂጋ**	6,943	7,606	14,549	JIJIGA**
መለባ ራፋ	3,362	3,092	6,454	MELKA RAFU
አባቦተ	1,927	2,078	4,005	ASEBOT
አይቫ	1,203	1,476	2,679	AISHA
አወደይ*	1,353	1,528	2,881	AWEDAY*
ዉለገ ቶ	1,955	1,934	3,889	CHELENKO
ረላን በኮ*	1,408	1,560	2,968	FEDIS BEKU*
ቶርባ	1,394	1,660	3,054	KERSA
መለቦ	1,736	1,894	3,630	MEISSO
መዉታ*	1,859	1,886	3,745	MECHETA*
ጾታ /22 ከ ቅጥ/	136,681	151,421	288,102	TOTAL (22 TOWNS)
<u>ሲህገቦር</u>				<u>ILLUBABOR</u>
ቡኖ በደላ	2,409	2,508	4,917	BUNO BEDELE
ደገቢ*	1,369	1,444	2,813	DEMBI*
ጋምቤላ	1,962	2,132	4,094	GAMBELLA
ጎራ	8,057	8,420	16,477	GORE
ጠተ	5,216	6,116	11,332	METTU
ቶባ	2,570	2,461	5,031	TOBBA
ሁሩጭ	1,572	1,653	3,225	HURUMU
ክምባባ*	1,258	1,549	2,807	KUMBABE*
ያዩ	1,380	1,456	2,836	YAYU
ተፒ*	1,924	1,718	3,642	TEPPI*
ጾታ /10 ከ ቅጥ/	27,717	29,457	57,174	TOTAL (10 TOWNS)
	MALE	FEMALE	TOTAL	REGION AND TOWN
	POPULATION			

ሁለተኛ ስድስት ወር የሚያሳይ የግልጽ ሕዝብ ብዛት በጾታና በክፍለ ሀገር 1973 ዓ.ም  
TOWNS WITH ESTIMATED POPULATION OF 2000 AND ABOVE BY SEX AND REGION, 1981

ሠንጠረዥ ለ.4 / የጠለ/

TABLE B.4 (Contd.)

ቦታ C NUMBER

ክፍለ ሀገርና ከተማ	የሕዝብ ብዛት			ቦታ C
	ወንድ	ሴት	ድምር	
<u>በፋ</u>				<u>KEFFA</u>
አጋሮ	10,155	10,981	21,136	AGARO
ቦንጋ	4,702	4,667	9,369	BONGA
ጂማ	32,851	34,639	67,490	JIMMA
ሚዛን ተፈሪ	3,287	3,487	6,774	MIZAN TEFERI
ሰንቲ / ለሙ ገነት/	2,775	3,242	6,017	SINTU (LIMU GENET)
ዋካ	2,536	2,738	5,274	WAKA
ላሰንገቦ	1,367	1,438	2,805	ASENDABO
ጊምቢ*	2,303	1,947	4,250	GIMBIE*
ሐሮ*	1,852	1,711	3,563	HARO*
ክምቢ*	1,346	1,487	2,833	KUMBI*
ሰጅ*	2,091	2,201	4,292	SEKA*
ሸቢ	1,592	1,858	3,450	SHEBIE
ማጁ*	1,483	1,518	3,001	MAJJI*
ድምር /13 ከተማ/	68,340	71,914	140,254	TOTAL (13 TOWNS)
<u>ሸዋ</u>				<u>SHEWA</u>
አዲስ አበባ	635,910	705,107	1,341,017	ADDIS ABABA
አዲስ ዓለም	3,465	3,898	7,363	ADDIS ALEM
አታቂ	17,457	20,249	37,706	AKAKI
ላላባ ዳሊት	4,117	4,583	8,700	ALABA KULETO
ዓለም ገና*	2,006	2,456	4,462	ALEM GENA*
አንቦሮ**	2,110	2,129	4,239	ANKOBER**
ባቦ	3,648	4,272	7,920	BAKO
ቡታጃራ	4,846	6,979	11,825	BUTAJIRA
ደብረ ብርሃን	11,595	15,123	26,718	DEBRE BERHAN
ደብረ ሲና	3,648	4,496	8,144	DEBRE SINA
ደብረ ዘይት	24,674	28,705	53,379	DEBRE ZEIT
አንዋፊ	2,293	2,727	5,020	ENWARE
ፊቼ	8,234	9,950	18,184	FICHE
ገብረ ጌታ	2,736	3,846	6,582	GEBRE GURACHA
ገደ	3,387	3,753	7,140	GEDO
ገፈረሃ /ወገጁ ገፈርሳ/	2,840	3,350	6,190	GEFERSA (WONJI GEFERSA)
ገነት /ሀለታ/	4,742	5,688	10,430	GENET (HOLETA)
ገንጧ	2,918	4,222	7,140	GHINCHI
ገዳን /ወለቦ/	10,500	12,313	22,813	GHION (WOLISSO)
ገደር	2,840	1,622	4,462	GUDER
ሐገረ ሕይወት /አምቦ/	8,494	8,630	17,124	HAGERE HIWET (AMBO)
ሀሃእና	7,322	7,403	14,725	HOSANA
ካራ ቶራ	2,475	3,549	6,024	KARAKORE
ሜቲ	5,211	5,609	10,820	MEKI
ሞጆ	5,393	6,041	11,434	MOJO
ናዘረት	36,113	39,131	75,244	NAZRET
ነገሌ	4,377	5,273	9,650	NEGELE
ሮቤ	4,560	5,313	9,873	ROBI
ሸሸሙኔ	12,897	12,259	25,156	SHASHEMANE
ሸቦካ	2,293	2,560	4,853	SHEBOKA
ሸኖ	1,746	2,326	4,072	SHENO
ሸኔ*	1,277	1,233	2,510	SHONIE*
ሸንሸካ*	1,459	1,665	3,124	SHINSHICHO*
	MALE	FEMALE	TOTAL	REGION AND TOWN
	POPULATION			

ህለት ሺ እና ከዚያ በላይ ነዳጊዎች ያለቸው ከጥቶ የሕዝብ ብዛት በጾታና በክፍለ ሀገር 1973 ዓ.ም  
TOWNS WITH ESTIMATED POPULATION OF 2000 AND ABOVE BY SEX AND REGION, 1981

ሠገጠረዥ ለ.4 / የጠለ/

TABLE B.4 (Contd.)

ክፍለ ሀገርና ከተማ	የሕዝብ ብዛት			
	ወገድ	ሴት	ጾታ	
<u>ሺዋ / የጠለ/</u>				<u>SHEWA (Contd.)</u>
በበታ	3,283	3,689	6,972	SEBETA
ተሉ በሉ	2,372	2,648	5,020	TULU BOLO
ወለገዟቲ	4,117	4,417	8,534	WELENCHITI
ወለገኮሚ	2,475	2,935	5,410	WLENCOMI
ወል ጭ	3,465	3,898	7,363	WELKITE
አ ግሽ	1,824	2,415	4,239	AWASH
ዓለም ጤና	4,195	4,339	8,534	ALEM TENA
አዳሚ ጥሩ	1,459	1,665	3,124	ADMITULU
ዛገሮ	1,277	1,847	3,124	CHANCHO
ደብረ ጸገ	1,382	1,742	3,124	DEBRE TSEGHE
ተከም*	2,006	2,624	4,630	DUKEM*
አፈበገ / አባ ዩ/*	2,189	2,441	4,630	EPESON (ATAYE)*
ገሕጽ ዩገ	1,563	1,895	3,458	GOHATSION
አጃጂ	1,928	2,144	4,072	IJAJI
ዳጅ*	1,641	1,649	3,290	KOSHE*
ወ ተስራ	2,006	2,066	4,072	METAHARA
ወሙሉ ዳገ	1,563	2,117	3,680	MEHAL MEDA
በገላፋ*	4,195	4,897	9,092	SENDAFA*
በምበቲ*	1,824	2,025	3,849	SEMBETIE*
ወገጂ / ዓለም ጤና*/	2,658	2,752	5,410	WONJI (ALEM TENA)*
ዘ ግድ	1,459	1,605	3,124	ZUWAY
ጾታ /54 ከጥቶ/	896,464	1,002,350	1,898,794	TOTAL (54 TOWNS)
<u>ሲዳሞ</u>				<u>SIDAMO</u>
አገረ ግር ያም	3,696	4,679	8,375	AGERE MARIAM
አገረ በላም	4,067	4,060	8,127	AGERE SELAM
አለታ ወገዶ	7,932	7,219	15,151	ALETA WONDO
አ ግሽ / ታቦር/	13,943	13,927	27,870	AWASSA (TABOR)
ጦላ	2,000	2,165	4,165	BULE
ዲላ	12,920	11,573	24,493	DILLA
ሂሳሳ	2,359	2,256	4,615	HIDILOLA
ቡባረ ወገጃት	6,325	6,507	12,832	KIBRE MENGIST
ለኩ	4,472	4,375	8,847	LEKU
ዎ ያለ	3,708	4,171	7,879	MOYALLE
ነገሌ	7,438	7,735	15,173	NEGELE
ሶዶ ሸጭ	2,393	2,695	5,088	ODO SHAKISO
ሶዶ	9,269	9,844	19,113	SODO
ወናገ	2,730	2,943	5,673	WENAGO
ተረፊ ከላ	1,359	1,545	2,904	TEFERI KELLA
ያቡሉ	3,325	3,541	6,866	YABELLO
ይርገ ዓለም	12,673	11,280	23,953	YIRGA ALEM
ይርገ ጩራ	4,584	4,714	9,298	YIRGA CHEFFE
አርባ ገና	1,764	1,635	3,399	ARBEGONA
ቦዲቲ	1,786	1,951	3,737	BODITI
ቦራ	1,651	1,928	3,579	BORE
ጩላጭቲ	1,955	2,030	3,985	CHELELEKTI
ጾታ /22 ከጥቶ/	112,349	112,773	225,122	TOTAL (22 TOWNS)
	MALE	FEMALE	TOTAL	REGION AND TOWN
	POPULATION			

ሠለተ ሺ እና ከዚያ በላይ የዕቅድ ያላቸው ከጥቶ የሕዝብ ብዛት በጾታና በክፍለ ሀገር 1973 ዓ.ም  
TOWNS WITH ESTIMATED POPULATION OF 2000 AND ABOVE BY SEX AND REGION, 1981

ሠገጠረዥ ለ.4 / የጠለ/

TABLE B.4 (Contd.)

በጥር ቁጥር

ክፍለ ሀገርና ከተማ	የሕዝብ ብዛት			በጥር ቁጥር
	ወንድ	ሴት	ጠቅላይ	
<u>ተገራይ</u>				<u>TIGRAI</u>
ዓበይ ዓላ*	3,846	5,155	9,001	ABI ADDI*
አገላዕ	1,699	2,086	3,785	AGULAE
ዓላ ገራተ	5,404	8,568	13,972	ADI GRAT
ዓላ ሸሀ	1,787	2,693	4,480	ADI SHAHO
መርባ	1,708	2,915	4,623	MERSA
ዓድዋ	11,389	13,958	25,347	ADWA
አክሱም	9,743	13,088	22,831	AXUM
ወርወር /ወይራ ወሀ/	1,699	2,679	4,378	CHERCHER (WEIRA WUHA)
ሐውዳገ	2,350	2,478	4,828	HAUZEN
አገዳ ባገና***	2,288	2,417	4,705	INDA BAGUNA**
አገዳ ሥላሴ	4,313	7,061	11,374	INDA SELASSIE
አገጥሞ	1,892	2,404	4,296	INTICHO
ቅርብ ተ	1,725	2,469	4,194	KORBETE
ማይወወ	5,924	6,923	12,847	MAYCHEW
መ ቀለ	21,556	27,972	49,528	MEKELE
ኩሳ	2,148	2,926	5,074	QUIHA
በለክለገ	2,350	2,703	5,053	SELEKLAKA
ውቀር	5,043	6,331	11,374	WUKRO
ሰገታ	1,153	1,732	2,885	SENKATA
ጠቅላይ /19 ከተማ/	88,017	116,558	204,575	TOTAL (19 TOWNS)
<u>ወለገ</u>				<u>WELLEGA</u>
አርጾ	2,539	3,109	5,648	ARJO
ደምቢ ደሱ	6,885	6,520	13,405	DEMBI DOLLO
አናገጉ	2,176	2,719	4,895	ENANGO
ጊምቢ	6,885	7,411	14,296	GHIMBI
ነቀቀተ	12,979	15,739	28,718	NEKEMT
መገዳ	2,890	3,135	6,025	MENDI
ነጾ	3,252	3,652	6,903	NEJO
ሸምቡ	3,977	4,294	8,271	SHAMBU
ሲራ	1,760	2,344	4,104	SIRE
አሰባ	1,421	1,466	2,887	ASOSA
አያና*	1,326	1,398	2,724	AYANA*
ቤጊ	1,201	1,460	2,661	BEGI
ጊዳግ	1,492	1,683	3,175	GIDAME
ገይ*	1,718	1,508	3,226	GUY*
ፊንቃ*	1,272	1,577	2,849	FINCHA*
ሐራተ	1,219	1,542	2,761	HARATU
ሀግ	1,314	1,385	2,699	HOMA
ክሊቲ ካራ*	1,920	1,795	3,715	KILTU KARA*
ሙጊ	1,956	1,885	3,841	MUGI
ቢላ	1,272	1,439	2,711	BILLA
ጠቅላይ /20 ከተማ/	59,454	66,060	125,514	TOTAL (20 TOWNS)
<u>ወሎ</u>				<u>WOLLO</u>
አላግጣ	4,221	7,743	11,964	ALAMATA
ባተ	5,764	7,319	-13,083	BATI
	MALE	FEMALE	TOTAL	REGION AND TOWN
	POPULATION			

ሠላተ ሺ እና ከዚያ በላይ ነዋሪዎች ያላቸው ከተሞች የሕዝብ ብዛት በጾታና በክፍለ ሀገር 1973 ዓ.ም  
 TOWNS WITH ESTIMATED POPULATION OF 2000 AND ABOVE BY SEX AND REGION, 1981

ሠገጠረዥ ለ.4 / የቀጠለ / TABLE B.4 (Contd.)

ብዛት NUMBER

ክፍለ ሀገርና ከተማ	የሕዝብ ብዛት			WELLO DESSIE HIKE KOBO KOMBOLCHA KOREM SEKOTA* WUCHALE WOLDIYA WEREILU TENTA ASAITA KUTABER MERSSA  TOTAL (15 TOWNS)  GRAND TOTAL (259 TOWNS)
	ወንድ	ሴት	ድምር	
ወ/ሎ / የቀጠለ /				
ደሴ	35,164	43,661	78,825	
ሸይቱ	2,515	3,640	6,155	
ቅቦ	5,107	6,297	11,404	
በምበላቻ	4,724	6,005	10,729	
ቦረም	3,837	3,997	7,834	
ቦ ቅጣጽ	5,449	5,280	10,729	
ወዳሌ	1,867	3,632	5,499	
ወላይያ	7,546	9,203	16,749	
ወረይሎ	2,746	3,564	6,310	
ተገታ	1,424	1,451	2,875	
አባይታ	1,270	1,702	2,972	
ኩታቦር	1,339	1,362	2,701	
መርሣ	2,294	2,839	5,133	
ድምር /15 ከተሞች/	85,267	107,695	192,962	
ጠቅላላ ድምር /259 ከተሞች/	2,115,800	2,350,900	4,466,700	
	MALE	FEMALE	TOTAL	REGION AND TOWN
	POPULATION			

\* የአ ነገህ ከተሞች ሕዝብ ብዛት የተገኘው ከከተማ ነዋሪዎች የገብረተ ሥራ ግንባራተ ነው።  
 \*Towns whose population estimates are obtained from urban dwellers association.

\*\* የአ ነገህ ከተሞች ሕዝብ ብዛት የተገኘው በ1949 ዓ.ም የሀገር ለስተዳደር ዲህነቷ በሰጠው ገምት ነው። የተኖሩት ገን የአባታቸው ጠቅላላ ጽ/ቤት ከደረጃቸው ጥናት የተገኙ ናቸው።

\*\*Towns whose estimates are based on the 1956 Ministry of Interior Population reporting.  
 Estimates for all other towns are based on C.S.O. Surveys.

ክፍለ 1 - በሌሎች-1974

በዚህ መጽሐፍ የተጠቀሱ የሕዝብ ብዛት ገምት ለብዛኛው የተገኘው ከሁለተኛው ዘር የተጠቀሱ ለብዛት ተከታይ ተከታይ ሆኖት ለጠቅላላ /1961 - 1962 ዓ.ም/ መሠረት በጥቅም ሲሆን፣ ይህ ጥናት ሕዝቡን ከመቶ 80 በላይ ለጠቅላላ ሆኖት ለጠቅላላ ዘር ጥናት መሠረድ ቤት በመጀመሪያው ዘር ጥናት ያገኘውን ልዩ ጥቅም ላይ ለውሏል ። ጥናቱ በተሻለ ተከታይ ከመታዘብ በላይ መሠረድ ቤት በግዴታና በመጠን የላቀ የሰው ጉልበት ለዚህ ጥናት ለብዛት ሆኖት ለጠቅላላ ሆኖት ለጠቅላላ የተካተተ የሁለተኛው ዘር ጥናት ለጠቅላላ ከመጀመሪያው ዘር ለጠቅላላ የሚያስተዳድሩ መሆኑን ታምኖታል ። ለዚህም በዚህ መጽሐፍ ከዚህ በፊት ሲሆን የነበረ የሕዝብ ብዛት ገምት ሁሉ በሁለተኛው ዘር በተገኘው የሕዝብ ብዛት ገምት ተከታይ ። የኦርተዶክስ ክፍለ ሀገር ሕዝብና ለገደዚህም ዘላቂ ጥናት ያለጠቅላላ በ ለሀገር የኦርተዶ ክፍለ ሀገርና የዘላቂ ክፍለ ሕዝብ ብዛት የተጠቀሱ በሀገር ለተገኘው ሚኒስቴር ገምት መሠረት ነው ።

በዚህ መጽሐፍ የሕዝብ ብዛት ገምት ለጠቅላላ ወር 1974 ዓ.ም ተከታይ ። የጠቅላላ ወር 1974 ዓ.ም የኢትዮጵያ ጠቅላላ የሕዝብ ብዛት 32,275,000 ሲሆን ከዚህም 4,719,600 ወይም 14.4 ከመቶ የሚሆኑ የከተማ ነዋሪዎች ናቸው ። ለዚህ ከተማ ግለሰብ ሁለት ሺ እና ከዚያ በላይ ነዋሪዎች የሚገኙት ሥፍራ ነው ። በአሁኑ ጊዜ የኢትዮጵያ ሕዝብ ብዛት የተገመተው 32.8 ሚሊዮን ሲሆን በ1982 ዓ.ም ብዛት 41.1 ሚሊዮን ሲደርስ በ1992 ዓ.ም 54.6 ሚሊዮን ለገደደርሰ ተገምቷል ።

የከተማ ኗሪው ሕዝብ በጠቅላላው ሲታይ በመቶ 5.5 በዓመት ያድጋል፣ ከዚህም 3.0 በመቶ ያህል ከገጠር ወደ ከተማ በሚገኝው ሕዝብ ምክንያት ነው ። ይህም የከተማ ሕዝብ እድገት ከጠቅላላ ከሥራ ስህተት ጋር በጋራ የሌሁኑ ኗሪ ሕዝብ ቁጥር እጥፍ ይሆናል ። በ1977 ዓ.ም የከተማ ነዋሪ ሕዝብ በጠቅላላው የሀገሪቱ ሕዝብ ብዛት ከመቶ 15.4 ይሆናል ።

ሠገጠኛ ለ. 1 የሕዝብ ብዛት ገምት በጾታ፣ ሰፋት በኮሎ ሜትር ባራ የሰፈረው የሕዝብ ብዛት በኮሎ ሜትር ባራ በክፍለ ሀገርና በአውራጃ፣

ሠገጠኛ ለ. 2. 1 ጠቅላላ የኢትዮጵያ ሕዝብ ብዛት በዕድሜ መደብና በጾታ፣

ሠገጠኛ ለ. 2. 2 የገጠር ነዋሪ የኢትዮጵያ ሕዝብ ብዛት በዕድሜ መደብና በጾታ

ሠገጠኛ ለ. 2. 3 የከተማ ነዋሪ የኢትዮጵያ የሕዝብ ብዛት በዕድሜ መደብና በጾታ፣

ሠገጠኛ ለ. 3 የገጠርና፣ የከተማ ነዋሪ የሕዝብ ብዛትና የቤተሰብ መጠን ገምት በክፍለ ሀገር፣

ሠገጠኛ ለ. 4 ከሁለት ሺ እና ከዚያ በላይ ነዋሪዎች ያሉባቸው ከጠቅላላ ዘር የሕዝብ ብዛት በጾታና በክፍለ ሀገር ።

ለአብዛኛዎቹ ከጠቅላላ የሕዝብ ብዛት የተገኘው ከሁለተኛው ዘር የከጠቀሱ የአብዛት ተከታይ ጥናት ለጠቅላላ ሲሆን ለጥቅም ከመጀመሪያው ዘር የከጠቀሱ ጥናት፣ ለገደዚህም ለአገገደደድ ከጠቅላላ የሕዝብ ብዛት የተገኘው በ1948 እና በ1954 ዓ.ም የሀገር ለተገኘው ሚኒስቴር የሰጠው የሕዝብ ብዛት መሠረት በጥቅም ነው ። የከተማ ነዋሪዎች የነበረት ሥራ ግንባራ ከተጀምረው ከጠቅላላ የተጠቀሱ የሕዝብ ብዛት መረጃ የሀገር ለተገኘው ግዴታ ሚኒስቴር ለአገገደደድ ከጠቅላላ የሰጠው የሕዝብ ገምት በመተካት 2000 እና ከዚያ በላይ ነዋሪዎች ያሉባቸው የከጠቀሱ ብዛት ከፍ ለደርጉታል ። ይሁን እንጂ ባይጠቅም የኖረው የነዋሪው ሕዝብ ብዛት 2,000 ወይም ከዚያ በላይ የሆኑ አገገደደድ ከጠቅላላ ይገኛሉ ።

ሠገጠኛ ለ. 5 የየዓመት የወደፊት የኢትዮጵያ ሕዝብ ብዛት ተገንቦ በጾታ፣ በገጠርና በከተማ፣ ከ1972 - 1982 ዓ.ም ።

ሠገጠኛ ለ. 6 የወደፊት የኢትዮጵያ ሕዝብ ብዛት ተገንቦ በጾታ፣ 1967 - 1992፣

ግንባታ፡- በዚህና በሚከተሉት የዓመታዊ አብዛት ተከታይ መጽሐፍት የኢትዮጵያ ሕዝብ ብዛት ገምተኛና ተገንቦ ያቸ የሚያመለክቱት በየዓመቱ የጠቅላላ ወር የሕዝብ ብዛት ሲሆን ነገር ገን ወዚህ በፊት የወጡት የዓመታዊ አብዛት ተከታይ መጽሐፍት የሕዝብ ብዛት ገምተኛና ተገንቦ ያቸ ሲያመለክቱት የነበረው የዓመቱን የጥር ወር የሕዝብ ብዛት ነው ።

SECTION B. POPULATION, 1982

The population estimate in this issue is based mainly on the National Sample Survey Second Round (N.S.S.II 1969 - 1971), which covered over 80 percent of the population. In N.S.S. II, the Central Statistical Office has made use of the experience of N.S.S.I, prepared better sample design, deployed better quality and quantity of human resources ...etc. Hence, it is believed that the resulting data are more reliable than the data from the N.S.S.I. Therefore all population estimates from N.S.S.I have been replaced with those of N.S.S.II. Eritrea and nomadic areas of the country have not been covered in N.S.S.II and the source of population estimate given for them is the Ministry of Interior.

In this issue, the population estimates are given for July 1982. The total population of the country as of July 1982 is estimated at 32,775,000 of which 4,719,600 (i.e. 14.4%) reside in urban centres. Urban centre is here defined as a locality with 2,000 and more inhabitants. The population of Ethiopia which is currently estimated at 32.8 million will reach 41.1 million in 1990 and is expected to reach 54.6 million by the year 2000.

The urban population is growing at an annual rate of about 5.5 percent of which 3.0 percent is due to net-in-migration of people from rural to urban areas. At this rate of growth, the urban population will double in 13 years and will constitute about 15.4 percent of the total population by 1985.

Table B. 1 Population estimate by sex, area, and population density by awraja and region.

Table B. 2. 1 Total population of Ethiopia by age group and sex.

Table B. 2. 2 Rural population of Ethiopia by age group and sex.

Table B. 2. 3 Urban population of Ethiopia by age group and sex.

Table B. 3 Estimates of Rural and Urban population and average size of household by region.

Table B. 4 Population estimate for towns with 2,000 and more inhabitants, by sex and region.

The population estimate for most of the towns are obtained through the results of urban surveys, however, the population for some towns is based on the 1956 and 1962 estimates of the Ministry of Interior. The population estimate obtained from urban dwellers association is also used to replace the Ministry of Interior's estimate and this has increased the number of urban centres. Since the list is not exhaustive there are some towns with a population of 2,000 and above for which population estimates are not available.

Table B. 5 Annual population projection of Ethiopia by sex, rural and urban areas, 1980 - 1990.

Table B. 6 Population projection of Ethiopia by sex for the period 1975 - 2,000

Note. The population estimates and projections for this and the subsequent issues of the Abstract refer to mid-year population unlike the estimates and projections in the previous issues of the Abstracts that referred to January Population.

የክፍለ ሀገርና የአወጫ ስፋት፣ የሕዝብ ብዛት ጾታ በጾታ አባላት  
 AREA, POPULATION ESTIMATE BY SEX AND POPULATION DENSITY BY REGION AND AWRAJA

ሠንጠረዥ ለ.1

TABLE B.1

ክፍለ ሀገርና አወጫ	የሕዝብ ብዛት / በሺ / 1974			ስፋት በሺ ካሬ ኪ.ሜ	ብዛት በሺ ካሬ ኪ.ሜ	REGION AND AWRAJA
	ወንድ	ሴት	ጠቅላይ			
<u>አርባ</u>	611.9	600.8	1,212.7	24.6	49.3	<u>ARSSI</u>
አርባ ጉጉ	127.3	124.9	252.2	6.5	38.8	ARBAGUGU
ቁላሎ	312.7	307.0	619.7	9.7	63.9	CHILALO
ጢቶ	171.9	168.9	340.8	8.4	40.6	TICHO
<u>ባሌ</u>	468.0	459.5	927.5	128.3	7.2	<u>BALE</u>
ዶሎ	52.9	51.9	104.8	22.3	4.7	DOLLO
አልከረ	94.4	92.8	187.2	56.3	3.3	ELKERE
ሙንደዮ	114.1	111.9	226.0	13.9	16.3	MENDEYO
ገናሌ	82.4	80.8	163.2	8.1	20.2	GENALE
ዌቤ	124.2	122.1	240.3	27.7	8.9	WABE
<u>ጎንደር</u>	1,093.2	1,073.2	2,166.4	73.4	29.5	<u>GONDAR</u>
ቁላጋ	84.5	83.0	167.5	16.9	9.9	CHILGA
ደብረ ታቦር	257.3	252.7	510.0	5.5	92.7	DEBRE TABOR
ገይንት	113.8	111.7	225.5	5.8	38.9	GAYINT
ጎንደር	214.5	210.6	425.1	11.7	36.3	GONDAR
ሊቦ	140.7	138.1	278.8	6.2	45.0	LIBO
በሜን	136.3	133.8	270.1	8.5	31.8	SEMIEN
ወገራ	146.1	143.3	289.4	18.8	15.4	WEGERA
<u>ገሙ</u>	534.2	524.4	1,058.6	40.1	26.4	<u>GAMO GOFFA</u>
ገርዳላ	120.2	118.0	238.2	9.5	25.1	GARDULA
ገላበና ሐመር ባቦ	95.1	93.4	188.6	16.1	11.7	GELEB AND HAMER BAKO
ገሙ	155.3	152.3	307.6	4.4	69.9	GAMO
ገሙ	163.6	160.6	324.2	10.1	32.1	GOFFA
<u>ክርኖ</u>	1,291.6	1,268.1	2,559.7	117.4	21.8	<u>ERITREA</u>
አካለ ገዛይ	159.1	158.3	315.4	8.1	38.9	AKELEGUZAY
አካላት	112.5	110.4	222.9	26.7	8.3	AKORDAT
አሰባ	42.6	41.9	84.5	25.8	3.3	ASSEB
ገሸናፊ ስፋት	111.6	109.6	221.2	17.4	12.7	GASH AND SETIT
ሐሜሲን	331.7	325.6	657.3	4.4	149.4	HAMASSIEN
ክረን	131.4	128.9	260.3	4.9	53.1	KEREN
ሥላሴ	74.1	72.8	146.9	4.8	30.6	MASSAWA
ሰላላ	149.7	147.0	296.7	18.2	16.3	SAHEL
ሰራዩ	178.9	175.6	354.5	7.1	49.9	SERAYE
<u>ጎጃም</u>	1,084.9	1,065.2	2,150.1	64.4	33.3	<u>GOJJAM</u>
አገው ሥዳር	109.0	107.1	216.1	4.7	46.0	AGEW MIDER
ባሕር ጎር	225.1	221.1	446.2	7.7	57.9	BAHIR DAR
ቢሻኔ	126.4	124.1	250.5	2.6	96.3	BICHENA
ቆላ ደገ ዳሞት	220.0	216.0	436.0	7.9	55.2	KOLA DEGA DAMOT
ደብረ ማር ቆን	216.2	212.3	428.5	5.4	79.4	DEBRE MARKOS
ሙጠል	64.6	63.3	127.9	32.2	4.0	METEKEL
ሞጣ	123.6	121.3	244.9	3.9	62.8	MOTTA
	MALE	FEMALE	TOTAL	AREA IN ('000 Km <sup>2</sup> )	DENSITY	REGION AND AWRAJA
	1982 POPULATION IN ('000)					

የክፍለ ሀገርና የአካባቢ ስፋት፣ የሕዝብ ብዛት ገጽ ብጽጽ ለባላጋር  
 AREA, POPULATION ESTIMATE BY SEX AND POPULATION DENSITY BY REGION AND AWRAJA

ሠገጠኛ ለ.1 / የጠለ / TABLE B 1 (Contd.)

ክፍለ ሀገርና አካባቢ	የሕዝብ ብዛት / በሺ / 1974			ስፋት በሺ ኪ.ሜ. ስ.ሜ.	ብድር ስፋት ስ.ሜ. ስ.ሜ.	ክፍለ ሀገር ስፋት ስ.ሜ. ስ.ሜ.	REGION AND AWRAJA
	ወንድ	ሴት	ጠቅላይ				
ሐረርጌ	1,663.8	1,633.4	3,297.2	254.8	12.9		HARARGE
ሐረር ዙሪያ	191.4	187.8	379.2	5.1	74.4		HARAR ZURIA
ጨጨር አካልና ጋራ ጉራጅ	242.9	238.5	481.4	25.3	19.0		CHERCHER ADAL AND GARAGURACHA
ወበራ	94.8	93.1	187.9	3.9	48.2		WEBERA
ጋራ ጠላታ	129.8	127.4	257.2	9.6	26.8		GARA MULETA
ሀብር	161.4	158.4	319.8	26.4	12.1		HABRO
ገርቦም	81.5	80.1	161.6	7.6	21.3		GURSUM
ድረ-ገጽ ለሃና ገር ጉራ	179.7	176.4	356.1	22.2	16.0		DIRE DAWA, ISA AND GURGURA
ደድጋ	143.1	140.5	283.6	15.8	17.9		JIJIGA
ደጋ ሀብር	196.3	192.8	389.1	16.6	23.4		DEGAHABUR
የሳና	41.6	40.8	82.4	15.4	5.4		KELAFO
ጉላ	41.6	40.8	82.4	20.0	4.1		GODIE
ዳሳ ጋራ	46.6	45.7	92.3	28.0	3.3		KEBRIDEHAR
ወለወለና ዋርድ	113.1	111.1	224.2	58.9	3.8		WELWEL AND WARDER
ሊላባባር	431.6	423.8	855.4	50.8	16.8		ILLUBABOR
ቡና ቦራሌ	170.5	167.5	338.0	5.0	67.6		BUNO BEDELE
ጋምቤላ	54.8	53.8	108.6	25.6	4.2		GAMBELLA
ገራ	64.2	63.1	127.3	7.3	17.4		GORE
ጾጅ	35.0	34.3	69.3	9.3	7.5		MOTCHA
ቦርና ገባ	107.1	105.1	212.2	3.6	58.9		SOR AND GEBE
ባላ	860.0	844.3	1,704.3	53.0	32.2		KEFFA
ጊሚራ	36.2	35.6	71.8	7.2	10.0		GIMIRA
ጊሙ	271.4	266.3	537.7	9.4	57.2		JIMMA
ባላ	151.5	148.8	300.3	7.1	42.3		KEFFA
ኪሎ ኮንታ	108.5	106.6	215.1	6.4	33.6		KULO KONTA
ሊሙ	202.9	199.1	402.0	7.0	57.4		LIMU
ማጅና ገላይ	89.5	87.9	177.4	15.9	11.2		MAJI AND GOLDIA
ሸዋ	3,387.1	3,325.2	6,712.3	85.5	78.5		SHEWA
ሐብና ጉራጌ	467.7	444.6	912.3	8.8	103.7		CHEBO AND GURAGE
ሐይ ቶፍና ቡታገራ	323.9	307.8	631.7	10.9	58.0		HAIKOCH AND BUTAJIRA
ገባትና ግዛ	372.6	354.1	726.7	11.1	65.5		JIBAT AND MECHA
ከምባታና ሐይ	404.9	384.9	789.8	4.4	179.5		KENBATA AND HADIA
ዳና ገሻ	255.6	243.0	498.6	7.0	71.2		MENAGESHA
ዳርሰብተ	106.3	101.1	207.4	4.6	45.1		MERRHABETE
ሰላላ	182.2	173.2	355.4	6.6	53.8		SELALE
ተላትና ቦላጋ	230.9	219.4	450.3	10.6	42.5		TEGULET AND BULGA
የረርና ከረቶ	204.0	193.8	397.8	7.8	51.0		YERER AND KEREYU
ዳንዳና ገሻ	78.9	74.9	153.8	3.4	45.2		MENZ AND GISHE
ይፋትና ተሙጋ	92.4	88.0	180.4	10.1	17.9		YIFAT AND TIMUGA
11 አካባቢዎች	2,719.4	2,584.8	5,304.2	85.3	62.2		11 AWRAJAS
አዳጎ ለባባ	667.7	740.4	1,468.1	0.2	7,040.5		ADDIS ABABA
	MALE	FEMALE	TOTAL	AREA IN ('000 Km <sup>2</sup> )	DENSITY		REGION AND AWRAJA
	1982 POPULATION IN ('000)						

የክፍለ ሀገርና የአውራጃ ብረት፣ የአዘብ ብዛት ገምት በፆታና አባረረ  
 AREA, POPULATION ESTIMATE BY SEX AND POPULATION DENSITY BY REGION AND AWRAJA

ሠገጠረዥ ለ.1 / የጠላ/

TABLE B.1 (Contd.)

ክፍለ ሀገርና አውራጃ	የአዘብ ብዛት / በሺ/			ብረት በሺ ኪሜ <sup>2</sup> ላይ	ብዛት ግ/ር ላይ	
	ወገድ	ሴት	ደቆር			
<b>ባላይ</b>						
አረር	1,495.1	1,467.8	2,962.9	116.7	25.4	SIDAMO
ቦረና	40.1	39.3	79.4	24.3	3.3	ARERO
ጅግታ	83.6	82.0	165.6	65.3	2.5	BORENA
ጅግታ	255.7	251.0	506.7	5.8	87.4	GEDIEO
ጅግታ	217.2	213.3	430.5	12.0	35.9	JEMJEM
ሲገጃ	455.1	446.8	901.9	5.9	152.9	SIDAMA
ወላይታ	443.4	435.4	878.8	3.4	258.5	WOLAYTA
<b>ተገራይ</b>						
ገገገ	1,151.1	1,130.0	2,281.1	65.7	34.7	TIGRAY
ገገገ	238.7	234.4	473.1	3.3	143.4	ADWA
ገገገ	164.7	161.7	326.4	3.8	85.9	AGAME
አከላ	146.3	143.6	289.9	4.2	69.0	AXUM
አገገገ	168.8	165.6	334.4	18.6	18.0	ENDERTA
ሁለት አውላሎ	103.1	101.3	204.4	13.4	15.3	HULET AWLAELO
ራይና አዘብ	62.5	61.4	123.9	9.2	13.5	RAYA AND AZEBO
ሺረ	134.0	131.5	265.5	8.0	33.2	SHIRE
ተገገገ	133.0	130.5	263.5	5.2	56.7	TEMBIEN
<b>ወላገ</b>						
አርቻ	1,075.0	1,055.4	2,130.4	69.8	30.5	WELLEGA
አርቻ	88.4	86.7	175.1	3.6	48.6	ARJO
አርቻ	99.2	97.4	196.6	15.2	12.9	ASOSA
ገገገ	365.7	359.1	724.8	16.5	43.9	GHIMBI
ሀርገገገ	151.6	148.8	300.4	17.4	17.3	HORO GUDRU
ቁለት	204.8	201.0	405.8	10.6	38.3	KELEM
ነገገገ	165.3	162.4	327.7	6.5	50.4	NEKEMTIE
<b>ወላ</b>						
አገገገ	1,390.9	1,365.2	2,756.1	79.0	34.9	WELLO
አገገገ	163.7	160.7	324.4	6.4	50.7	AMBASSEL
አገገገ	61.2	60.1	121.3	27.8	4.4	AUSSA
ቦረና	194.4	190.9	385.3	5.8	66.4	BORENA
ደባ ዙሪያ	127.4	125.1	252.5	1.5	168.3	DESSIE ZURIA
ገገገ	91.2	89.6	180.8	1.4	129.1	KALU
ራይና አዘብ	41.7	41.0	82.7	9.6	8.6	RAYA AND KOBO
ላባታ	163.6	160.6	324.2	6.0	54.0	LASTA
የደባ ደላገታ	109.7	107.5	217.2	3.0	72.4	WADLA DELANTA
ዋገ	107.1	105.1	212.2	7.2	29.5	WAG
ወረክገገ	142.2	139.5	281.7	4.1	68.7	WEREHIMENU
ወረክገገ	82.8	81.2	164.0	2.5	65.6	WEREILLU
የገገገ	105.9	103.9	209.8	3.7	56.7	YEJU
<b>ጠቅላላ ደቆር</b>	16,538.4	16,236.3	32,774.7	1,225.5	26.6	GRAND TOTAL
	MALE	FEMALE	TOTAL	AREA IN ('000 Km <sup>2</sup> )	DENSITY	REGION AND AWRAJA
	1982 POPULATION IN ('000)					

ጠቅላላ የኢትዮጵያ ሕዝብ ብዛት በዕድሜ ጭብጥና በጾታ 1974 ዓ.ም  
TOTAL POPULATION OF ETHIOPIA BY AGE GROUP AND SEX, 1982

ሠገጠረዥ ለ.2.1 TABLE B.2.1

ዕድሜ	ጠቅላላ የሕዝብ ብዛት		ወገድ		ሴት		
	የግር ብዛት	ብድር ብዛት	የግር ብዛት	ብድር ብዛት	የግር ብዛት	ብድር ብዛት	
0 - 4	5,691.8	17.4	2,912.5	17.6	2,779.3	17.1	0 - 4
5 - 9	5,193.3	15.8	2,616.1	15.8	2,577.2	15.9	5 - 9
10 - 14	4,005.5	12.2	2,073.7	12.5	1,931.8	11.9	10 - 14
15 - 19	3,022.5	9.2	1,543.3	9.3	1,479.2	9.1	15 - 19
20 - 24	2,602.1	7.9	1,228.3	7.4	1,373.8	8.4	20 - 24
25 - 29	2,387.5	7.3	1,108.4	6.7	1,279.1	7.9	25 - 29
30 - 34	2,098.6	6.4	1,006.5	6.1	1,092.1	6.7	30 - 34
35 - 39	1,787.1	5.6	884.7	5.3	902.4	5.6	35 - 39
40 - 44	1,461.2	4.5	735.4	4.4	725.8	4.5	40 - 44
45 - 49	1,160.7	3.5	589.5	3.6	571.2	3.5	45 - 49
50 - 54	911.2	2.8	469.6	2.8	441.6	2.7	50 - 54
55 - 59	709.9	2.1	390.8	2.4	319.1	2.0	55 - 59
60 - 64	588.9	1.8	341.9	2.2	247.0	1.5	60 - 64
65 እና በላይ	1,154.7	3.5	637.7	3.9	517.0	3.2	65 & OVER
<b>ጠቅላላ</b>	<b>32,775.0</b>	<b>100.0</b>	<b>16,538.4</b>	<b>100.0</b>	<b>16,236.6</b>	<b>100.0</b>	<b>TOTAL</b>
	NUMBER IN('000)	PERCENT	NUMBER IN('000)	PERCENT	NUMBER IN('000)	PERCENT	
	BOTH SEXES		MALE		FEMALE		AGE

የገጠር ነዋሪ የኢትዮጵያ የሕዝብ ብዛት በዕድሜ ጭብጥና በጾታ 1974 ዓ.ም  
RURAL POPULATION OF ETHIOPIA BY AGE GROUP AND SEX, 1982

ሠገጠረዥ ለ.2.2 TABLE B.2.2

ዕድሜ	ጠቅላላ የሕዝብ ብዛት		ወገድ		ሴት		
	የግር ብዛት	ብድር ብዛት	የግር ብዛት	ብድር ብዛት	የግር ብዛት	ብድር ብዛት	
0 - 4	4,957.8	17.7	2,538.7	17.8	2,419.1	17.6	0 - 4
5 - 9	4,518.8	16.2	2,279.9	15.9	2,238.9	16.3	5 - 9
10 - 14	3,399.7	12.1	1,789.3	12.5	1,610.4	11.7	10 - 14
15 - 19	2,488.9	8.9	1,313.0	9.2	1,175.9	8.6	15 - 19
20 - 24	2,148.3	7.7	1,039.8	7.3	1,108.5	8.2	20 - 24
25 - 29	2,004.2	7.1	942.5	6.6	1,061.7	7.7	25 - 29
30 - 34	1,780.9	6.3	856.7	6.0	924.2	6.7	30 - 34
35 - 39	1,516.7	5.4	745.2	5.2	771.5	5.6	35 - 39
40 - 44	1,253.6	4.5	627.9	4.4	625.7	4.6	40 - 44
45 - 49	1,014.1	3.6	513.5	3.6	500.6	3.6	45 - 49
50 - 54	808.3	2.9	419.1	2.9	389.2	2.8	50 - 54
55 - 59	629.7	2.2	353.3	2.5	276.4	2.0	55 - 59
60 - 64	513.8	1.8	307.5	2.2	206.3	1.3	60 - 64
65 እና በላይ	1,020.6	3.6	576.4	4.0	444.2	3.2	65 & OVER
<b>ጠቅላላ</b>	<b>28,055.4</b>	<b>100.0</b>	<b>14,302.8</b>	<b>100.0</b>	<b>13,752.6</b>	<b>100.0</b>	<b>TOTAL</b>
	NUMBER IN('000)	PERCENT	NUMBER IN('000)	PERCENT	NUMBER IN('000)	PERCENT	
	BOTH SEXES		MALE		FEMALE		AGE

የከተማ ነዋሪ የሊት የሕጻን ሕዝብ ብዛት በዕድሜ ወደብና በጾታ 1974 ዓ.ም  
 URBAN POPULATION OF ETHIOPIA BY AGE GROUP AND SEX, 1982

ሠገጠረዥ ለ.2.3

TABLE B.2.3

ዕድሜ	ጠቅላላ የሕዝብ ብዛት		ወንድ		ሴት		
	ቶርብሺህ	ቦመት ሲታብብ	ቶርብሺህ	ቦመት ሲታብብ	ቶርብሺህ	ቦመት ሲታብብ	
0 - 4	734.0	15.6	373.8	16.7	360.2	14.5	0 - 4
5 - 9	674.5	14.3	336.2	15.0	338.3	13.6	5 - 9
10 - 14	605.8	12.8	284.4	12.7	321.4	12.9	10 - 14
15 - 19	533.6	11.3	230.3	10.3	303.3	12.2	15 - 19
20 - 24	453.8	9.6	188.5	8.4	265.3	10.7	20 - 24
25 - 29	383.3	8.1	165.9	7.4	217.4	8.8	25 - 29
30 - 34	317.7	6.7	149.8	6.7	167.9	6.8	30 - 34
35 - 39	270.4	5.7	139.5	6.3	130.9	5.3	35 - 39
40 - 44	207.6	4.4	107.5	4.8	100.1	4.0	40 - 44
45 - 49	146.6	3.1	76.0	3.4	70.6	2.8	45 - 49
50 - 54	102.9	2.2	50.5	2.3	52.4	2.2	50 - 54
55 - 59	80.2	1.7	37.5	1.7	42.7	1.7	55 - 59
60 - 64	75.1	1.7	34.4	1.6	40.7	1.6	60 - 64
65 እና በላይ	134.1	2.8	61.3	2.7	72.8	2.9	65 & OVER
ድምር	4,719.6	100.0	2,235.6	100.0	2,484.0	100.0	TOTAL
	NUMBER IN ('000)	PERCENT	NUMBER IN ('000)	PERCENT	NUMBER IN ('000)	PERCENT	AGE
	BOTH SEXES		MALE		FEMALE		

ግብታዎቹ - ከሀገራዊው የሕዝብ ብዛት ጥናት የተገኘው የሕዝብ ብዛት ከመጀመሪያው የሕዝብ ብዛት ጥናት ከተገኘው ዘቅ ያለ ነው። ሆኖም ሀገራዊው የሕዝብ ብዛት ከተገኘው የሕዝብ ብዛት የተሠራ ስለሆነ ከዚያ የተገኘው ለጠባብ እንደሚታወቅ ታምናታል። በዚህ ወጪ የሕዝብ ብዛት የሚያመለክት ማለት ሲል ሀገራዊው የሕዝብ ብዛት ጥናት በተገኘው ወጪ ተተክሏል።

Note The National Sample Survey second round (N.S.S. II 1969-71) resulted in population estimate for Ethiopia which is lower than the estimate from National Sample Survey first round (N.S.S.I 1964-67). The N.S.S. II was better designed and executed survey than the N.S.S.I, hence, it is believed that the resulting data are more reliable. In this issue of the Abstract population estimates from N.S.S.I have been replaced with those of N.S.S. II.

የገጠናና የከተማ ነዋሪ የሕዝብ ብዛትና ማዕከላዊ የቤተሰብ መጠን በክፍለ ሀገር 1974  
ESTIMATE OF RURAL AND URBAN POPULATION AND AVERAGE SIZE OF HOUSEHOLD BY REGION, 1982

ሠገጠረዥ ለ.3

TABLE B.3

ክፍለ ሀገር	የሕዝብ ብዛት /በሺህ/			ከተማው ከክፍለ ሀገሩ ሕዝብ ብዛት ከመቶ	በአጠቃላይ ቤተሰብ የሚገኝ ማዕከላዊ አባል ብዛት		REGION
	ጠቅላላ	የገጠር ሕዝብ	የከተማ ሕዝብ		ገጠር	ከተማ	
አርቢ	1,212.7	1,095.2	117.5	9.6	4.6	3.6	ARSSI
ባሌ	927.5	871.8	55.7	6.0	4.2	3.4	BALE
ጉንደር	2,166.4	1,985.2	181.2	8.4	4.7	3.7	GONDER
አርቲራ	2,559.7	1,769.2	790.5	30.9	-	-	ERITREA
ጋም ጋፍታ	1,058.6	1,006.2	52.4	4.9	4.1	3.0	GAMO GOFFA
ገጃም	2,150.1	1,937.7	212.4	9.8	4.8	3.3	GOJJAM
ሐረርጌ	3,297.2	2,992.8	304.4	9.2	4.7	3.6	HARARGE
ሲህባቦር	855.4	795.0	60.4	7.0	3.7	3.4	ILLUBABOR
ክፋ	1,704.3	1,556.1	148.2	8.7	4.0	3.5	KEFFA
ሸዋ	6,712.3	4,707.4	2,004.9	29.9	4.5	3.6	SHEWA
ሲዳሞ	2,962.9	2,725.0	237.9	8.0	4.5	3.7	SIDAMO
ተገራይ	2,281.1	2,064.9	216.2	9.5	4.4	3.7	TIGRAI
ወለጋ	2,130.4	1,997.8	132.6	6.2	4.5	4.0	WELLEGA
ወሎ	2,756.4	2,551.1	205.3	7.4	4.2	3.5	WELLO
ጭር	32,775.0	28,055.4	4,719.6	14.4	4.4	3.6	TOTAL
	TOTAL	RURAL	URBAN	% URBAN POPULATION IN THE REGION	RURAL	URBAN	
	POPULATION ('000)				AVERAGE NUMBER OF PERSONS PER HOUSEHOLD		

የቀረበው የሕዝብ ብዛት ገምት በህዝብ ተኮር ዘር በሥራዊ የአስተዳደር ቤት ገና ቢሆን የአርቲራ ክፍለ ሀገር ገን በአገር አስተዳደር ሚኒስቴር በተገኘው ገምት መሠረት ነው።

The Population Estimates are obtained from the NSS second round for all regions except for Eritrea which is based on the Ministry of Interior estimate.

ሠለተ ሺ እና በዚያ በላይ ነዋሪዎች ያላቸው ከቆዩ የሕዝብ ብዛት በጾታና በክፍለ ሀገር፣ 1974 ዓ.ም  
TOWNS WITH ESTIMATED POPULATION OF 2000 AND ABOVE BY SEX AND REGION, 1982

ሠገጠረዥ ለ.4

TABLE B.4

ቦታዎች ቁጥር NUMBER

ክፍለ ሀገርና ከተማ	የሕዝብ ብዛት			ARSSI
	ወንድ	ሴት	ጅምር	
<u>አርቢ</u>				
አበባ	2,141	2,313	4,454	ASASA
አበላ	18,681	20,276	38,957	ASSELA
በቶጂ	2,096	2,417	4,513	BOKOJI
ዳራ	2,665	2,882	5,547	DERA
ገህባ	2,158	2,707	4,865	GUBESSA
ሁሩታ	4,113	4,595	8,708	HURUTA
ኮፊሌ	4,253	3,550	7,803	KOFELE
ሮቢ	3,853	4,444	8,297	ROBI
ሲራ / ሊላገ ብርሃን/	3,662	4,070	7,732	SIRE (FELEGE BERHAN)
ቲቸዎ	2,434	2,631	5,065	TICHO
ቲንሳይ ብርሃን	5,363	5,719	11,082	TINSAE BERHAN
ክርሳ	1,414	1,489	2,903	KERSA
ሥልጣና	1,414	1,583	2,997	SILTANA
ባገራ	2,090	2,505	4,595	SAGURE
ጅምር /14 ከተሞች/	56,337	61,181	117,518	TOTAL (14 TOWNS)
<u>ባሌ</u>				
አዳባ	2,584	3,152	5,736	ADABA
ዶዶላ	3,059	3,273	6,332	DODOLA
ጊኒር	3,975	4,195	8,170	GINIR
ገባ	10,818	13,508	24,326	GOBA
ሮቢ	1,957	2,181	4,138	ROBI
ሜና	1,959	2,012	3,971	MENA
ገራ	1,357	1,661	3,018	GORRO
ጅምር /7 ከተሞች/	25,709	29,982	55,691	TOTAL (7 TOWNS)
<u>ጎንደር</u>				
አዲስ ዘመን	4,386	5,727	10,113	ADDIS ZEMEN
አምባ ጊዮርጊስ*	2,692	3,271	5,963	AMBA GIORGIS*
ዳባት	4,154	5,705	9,859	DABAT
ደባርቶ	2,192	7,921	10,113	DEBARK
ደብረ ታቦር	5,701	7,239	12,940	DEBRE TABOR
ጎንደር /አዘዘገ ጭር/	35,319	50,622	85,941	GONDAR (INCLUDING AZEZO)
አስቲ	1,949	3,307	5,256	ISTIE
ቆላ ዲባ	4,192	5,504	9,696	KOLA DIBA
ነፍሰ ጫጫ	2,321	2,499	4,820	NEFAS MEWCHA
ሁሜራ*	5,531	5,053	10,584	HUMERA*
ወሮታ	3,326	4,376	7,702	WEROTA
አይክሌ	1,779	2,190	3,969	AYKEL
ገራገራ	1,810	2,467	4,277	GORGORA
ጅምር /13 ከተሞች/	75,352	105,881	181,233	TOTAL (13 TOWNS)
<u>ክልል</u>				
ዓዲ ቁጫ	4,504	5,299	9,803	ADI KEYEH
ዓዲ ባላ	6,657	7,019	13,676	ADI KWALA
ዓዲ ወገራ /ወገንገራ/	10,882	11,727	22,609	ADI UGRI (MENDEFERA)
አካር ባት**	16,901	15,906	32,807	AKORDAT**
ዓበባ	16,263	11,722	27,985	ASEB
	MALE	FEMALE	TOTAL	REGION AND TOWN
	POPULATION			

ሠገጠን ለ.4 / የቆዩ /

TABLE B.4 (Contd.)

ክፍለ ሀገርና ከቆዩ	የሕዝብ ብዛት			
	ወንድ	ሴት	ጠቅላይ	
<u>ኢርትራ / የቆዩ /</u>				<u>ERITREA (Contd.)</u>
አሥመራ	242,234	232,007	474,241	ASMARA
ድባር ዋ	2,392	2,667	5,059	DEBARWA
ደ ቁመሪ	8,331	10,168	18,499	DEKEMHARE
ደ ቁሽጫ	2,910	2,940	5,850	DEKSHEHAY
ዓጺ ተክለዘን	1,634	1,923	3,557	ADI TEKELEZAN
አዎባ ደርሀ	5,142	5,056	10,198	EMBA DERHO
ጊንዳዕ	4,544	4,863	9,407	GINDAE
ሕዎብር ቲ	3,348	3,925	7,273	HIMBIRTI
ሕር ጊግ	3,388	3,411	6,799	HIRGIGO**
ከረጎ**	21,923	20,450	42,373	KEREN**
ዎጾ ዋ	16,981	19,858	36,839	MASSAWA
ባዘን	3,667	3,922	7,589	QUAZEN
በንግሬ	2,591	3,891	6,482	SENAFE
ተክ ነጭ**	8,690	8,781	17,471	TESENEY**
ጳዕዳ ክርስቲያን	5,222	3,079	8,301	TSAEDA CHRISTIAN
ጳዳዘጋ	3,866	3,881	7,747	TSEAZEGA
ባረጎተ	3,269	4,715	7,984	BARENTU
ነፋሲት	3,269	4,715	7,984	NEFASIT
ጠቅላይ /23 ከቆዩ/	398,608	391,925	790,533	TOTAL (23 TOWNS)
<u>ጋሞ ጉ</u>				<u>GAMO GOFFA</u>
አርባ ዎንዋ	8,752	7,980	16,732	ARBA MINCH
ቡላ ቲ	1,968	2,249	4,217	BULKI
ቋንታ	3,193	4,251	7,444	CHENCHA
ፈለገ ነጭ	3,038	2,997	6,035	FELEGE NEWAY
ጊደላ	5,013	5,910	10,923	GIDOLE
ጃንካ	3,522	3,514	7,036	JINKA
ጠቅላይ /6 ከቆዩ/	25,486	26,901	52,387	TOTAL (6 TOWNS)
<u>ጎጃም</u>				<u>GOJJAM</u>
አደተ*	1,208	1,659	2,867	ADET*
ባሕር ዳር	26,142	32,157	58,299	BAHR DAR
ቡራ	5,283	7,757	13,040	BURE
ደብረ ጻር ቆክ	20,727	24,723	45,450	DEBRE MARKOS
ዳንገላ	4,198	5,296	9,494	DANGLA
ደጃን	2,764	4,393	7,157	DEJEN
ደምበጃ	1,934	2,845	4,779	DEMBECHA
ታገ ነጭ*	2,521	2,845	5,373	CHAGNI*
ፍናት ሰላም	4,330	5,737	10,067	FENOTE SELAM
መርቆ ለጻር ያም	2,076	3,106	5,182	MERTOLE MARIAM
ዎጃ	4,151	4,472	8,623	MOTTA
ቢቸና	3,104	3,756	6,860	BICHENA
ደብረ ወርቅ	2,972	3,633	6,605	DEBRE WORK
ኅርብ ተ /አቢ ተክሊ/*	1,462	1,957	3,419	DURBETE (ABECHEKLI)*
	MALE	FEMALE	TOTAL	REGION AND TOWN
	POPULATION			

ሠለተ ሺ እና ከዚያ በላይ የዕድሜ ያላቸው ከጥቶ የልዩነት ብዛት በጾታና በክፍለ ሀገር 1974 ዓ.ም  
TOWNS WITH ESTIMATED POPULATION OF 2000 AND ABOVE BY SEX AND REGION, 1982

ሠገጠረዥ ለ.4 / የጠለ/

TABLE B.4 (Contd.)

ቦታ ቁጥር NUMBER

ክፍለ ሀገርና ከተማ	የልዩነት ብዛት			ቦታ ቁጥር
	ወገድ	ሴት	ጾታ	
<u>ገጃም / የጠለ/</u>				<u>GOJJAM (Contd.)</u>
ገጃም ቦተ	1,811	1,885	3,696	GIMJA BET
አገደብራ	1,887	2,127	4,014	INJIBARA
ጂጋ	1,670	2,301	3,971	JIGA
ሎሞጫ	1,434	1,582	3,016	LUMAME*
ጫሬ	1,670	2,110	3,780	MERAWI*
አሞ ኮሌል	1,604	2,091	3,695	AMANUEL*
ጢሳ አባይ	1,387	1,608	2,995	TIS ABAY*
ጾታ /21 ከጥቶ/	94,342	118,040	212,382	TOTAL (21 TOWNS)
<u>ቆረቆር</u>				<u>HARARGE</u>
ዓለም ጫ	4,926	4,877	9,802	ALEM MAYA
አበበ ተረፊ	8,217	11,113	19,330	ASBE TEFERI
በደኖ	2,657	2,640	5,297	BEDENO
በጻሃ	3,856	3,815	7,671	BEDESA
ደደር	4,116	4,347	8,463	DEDER
ድረ ገጽ	43,745	47,884	91,629	DIRE DAWA
ፋኛ ገቢ	5,474	5,911	11,385	FUGNAN BIRA
ገለጽቦ	3,943	3,911	7,854	GELEMSO
ገራ	2,643	2,654	5,297	GIRAWA
ገታ /አረር/	3,726	4,006	7,732	GOTA (ERER)
ቆረቆር	32,148	38,141	70,289	HARAR
ቆርኖ	4,520	4,582	9,102	HIRNA
ጂጂጋ	7,337	8,036	15,373	JIJIGA**
ጫሳ ራፋ	3,553	3,266	6,819	MELKA RAFU
አበቦተ	2,036	2,195	4,231	ASEBOT
አይቫ	1,271	1,560	2,831	AISHA
አወደይ	1,430	1,614	3,044	AWEDAY*
ጫላ ገጽ	2,065	2,045	4,110	CHELENKO
ፊላስ ቦኩ	1,487	1,648	3,135	FEDIS BEKU*
ኖርቦ	1,473	1,754	3,227	KERSA
ጫሳ	1,834	2,002	3,836	MEISSO
ጫታ	1,964	1,993	3,957	MECHETA*
ጾታ /22 ከጥቶ/	144,420	159,994	304,414	TOTAL (22 TOWNS)
<u>ላላባቦር</u>				<u>ILLUBABOR</u>
ቡኖ በደላ	2,545	2,651	5,196	BUNO BEDELE
ደገቢ	1,447	1,525	2,972	DENBI*
ጋምቤላ	2,073	2,252	4,325	GAMBELLA
ገራ	8,513	8,898	17,411	GORE
ጫተ	5,512	6,462	11,974	METTU
ቱባ	2,715	2,601	5,316	TOBBA
ሁኖ	1,661	1,746	3,407	HURUMU
ክምባቦ	1,330	1,636	2,966	KUMBABE*
ያዩ	1,458	1,538	2,996	YAYU
ተቲ	2,032	1,816	3,848	TEPPI*
ጾታ /10 ከጥቶ/	29,286	31,125	60,411	TOTAL (10 TOWNS)
	MALE	FEMALE	TOTAL	REGION AND TOWN
	POPULATION			

ሠለተ ሺ እና ከዚያ በላይ ነዋሪዎች ያላቸው ከጥቅም የሕዝብ ብዛት በጾታና በክፍለ ሀገር 1974 ዓ.ም  
TOWNS WITH ESTIMATED POPULATION OF 2000 AND ABOVE BY SEX AND REGION, 1982

ሠገጠረዥ ለ.4 / የግጠላ/

TABLE B.4 (Contd.)

ቦታ ቁጥር NUMBER

ክፍለ ሀገርና ከተማ	የሕዝብ ብዛት			
	ወንድ	ሴት	ጠቅላይ	
<u>ክፍለ</u>				<u>KEFFA</u>
አገር	10,730	11,603	22,333	AGARO
በገገ	4,969	4,930	9,899	BONGA
ጃማ	34,711	36,600	71,311	JIMMA
ሚዛን ተፈሪ	3,473	3,685	7,158	MIZAN TEFERI
ሰንተ /ሌሙ ገነት/	2,932	3,426	6,358	SINTU (LIMU GENET)
ዋካ	2,679	2,893	5,572	WAKA
አሰገዳቦ	1,444	1,520	2,964	ASENDABO
ጊምቤ	2,433	2,057	4,490	GIMBIE
ሰር*	1,957	1,807	3,764	HARO*
ክምቤ*	1,423	1,571	2,994	KUMBI*
ሰጋ*	2,210	2,325	4,535	SEKA*
ሸቤ	1,682	1,964	3,646	SHEBIE
ማጃ*	1,567	1,604	3,171	MAJJI*
ጠቅላይ /13 ከተሞች/	72,210	75,985	148,195	TOTAL (13 TOWNS)
<u>ሸዋ</u>				<u>SHEWA</u>
አዲስ አበባ	667,706	740,362	1,408,068	ADDIS ABABA
አዲስ ዓለም	3,718	4,179	7,897	ADDIS ALEM
አታቲ	18,728	21,713	40,441	AKAKI
አላባ ጫት	4,416	4,916	9,332	ALABA KULETO
ዓለም ገና*	2,152	2,634	4,786	ALEM GENA*
አንቦበር*	2,264	2,283	4,547	ANKOBER*
ባቦ	3,913	4,582	8,495	BAKO
ቡታጃራ	5,199	7,484	12,683	BUTAJIRA
ደብረ ብርሃን	12,439	16,216	28,655	DEBRE BERHAN
ደብረ ሲና	3,913	4,821	8,734	DEBRE SINA
ደብረ ዘይት	26,470	30,781	57,251	DEBRE ZEIT
አንዳፊ	2,460	2,924	5,384	ENWARE
ፊቼ	8,833	10,669	19,502	FICHE
ገብረ ጌታ	2,935	4,124	7,059	GEBRE GURACHA
ገደ	3,634	4,023	7,657	GEDO
ገፈርጃ /ወንጃ ገፈርጃ/	3,047	3,593	6,640	GEFERSA (WONJI GEFERSA)
ገነት /ሀለታ/	5,087	6,100	11,187	GENET (HOLETA)
ገንቢ	3,131	4,526	7,657	GHINCHI
ገዳን /ወሊባ/	11,265	13,203	24,468	GHION (WOLISSO)
ገደር	3,047	1,739	4,786	GUDER
ሰገረ ሕይወት /አዎቦ/	9,112	9,254	18,366	HAGERE HIWET (AMBO)
ሀሣኦ	7,855	7,938	15,793	HOSANA
ካራ ቅሪ	2,655	3,806	6,461	KARAKORE
ሜቲ	5,590	6,016	11,606	MEKI
ሞቻ	5,786	6,478	12,264	MOJO
ናዚረት	38,741	41,961	80,702	NAZRET
ነገሌ	4,696	5,654	10,350	NEGELE
ሮቤ	4,892	5,697	10,589	ROBI
ሸሸጫ	13,836	13,144	26,980	SHASHEMANE
ሸቦባ	2,460	2,745	5,205	SHEBOKA
ሸና	1,873	2,494	4,367	SHENO
ሸነ*	1,370	1,322	2,692	SHONIE*
ሺንሸካ*	1,565	1,785	3,350	SHINSHICHO*
	MALE	FEMALE	TOTAL	REGION AND TOWN
	POPULATION			

ሁለት ሺ እና ከዚያ በላይ የግልጽ ጾታ ተኮሮች የሕዝብ ብዛት በጾታና በክፍለ ሀገር፣1974 ዓ.ም  
TOWNS WITH ESTIMATED POPULATION OF 2000 AND ABOVE BY SEX AND REGION, 1982

ሠንጠረዥ ለ.4 / የጠለ/

TABLE B.4 (Contd.)

በጥር NUMBER

ክፍለ ሀገርና ከተማ	የሕዝብ ብዛት			በጥር
	ወንድ	ሴት	ጠቅላይ	
<u>ሸዋ / የጠለ/</u>				<u>SHEWA (Contd.)</u>
ሰበታ	3,522	3,956	7,478	SEBETA
ተኩ ቦሎ	2,544	2,840	5,384	TULU BOLO
ወለገጫት	4,416	4,737	9,153	WELENCITTI
ወለገብጫ	2,655	3,148	5,803	WELENCOMI
ወለጫ	3,718	4,179	7,897	WELKITE
አሻሻ	1,957	2,590	4,547	AWASH
ዓለም ጫና	4,500	4,653	9,153	ALEM TENA
አሳጫ ተኩ	1,565	1,785	3,350	ADAMITULU
ቆንቆ	1,370	1,980	3,350	CHANCHO
ደብረ ጸገ	1,481	1,869	3,350	DEBRE TSEGHE
ደብረ ጸገ	2,152	2,813	4,965	DUKEM*
አረብ / አባ ያ/ጽ	2,348	2,617	4,965	EFESON (ATAYE)*
ገሌጽ ያን	1,677	2,032	3,709	GHOHATSION
አጃጂ	2,068	2,299	4,367	IJAJI
ቆንቆ	1,761	1,769	3,530	KOSHE*
ጠቅራ	2,152	2,215	4,367	METAHARA
ጠቅራ ያን	1,677	2,271	3,948	MEHAL MEDA
ሰንጠረዥ	4,500	5,251	9,751	SENDAFA*
ሰንጠረዥ	1,957	2,171	4,128	SEMBETIE*
ወንጂ / ዓለም ጫና/	2,851	2,952	5,803	WONJI (ALEM TENA*)
ዘግቤ	1,565	1,785	3,350	ZUWAY
ጠቅላይ /54 ከተማ/	947,224	1,059,078	2,006,302	TOTAL (54 TOWNS)
<u>ሲዳሞ</u>				<u>SIDAMO</u>
አገረ ግርጌ	3,906	4,943	8,849	AGERE MARIAM
አገረ ሰለጸ	4,297	4,290	8,587	AGERE SELAM
አለታ ወንድ	8,380	7,629	16,009	AGETA WONDO
አሻሻ / ታቦር/	14,732	14,716	29,448	AWASSA (TABOR)
ቦሌ	2,113	2,288	4,401	BULE
ዲላ	13,652	12,228	25,880	DILLA
ዲላ/ሠ	2,493	2,383	4,876	HIDILOLA
ከብረ ጠንገሥተ	6,683	6,876	13,559	KIBRE MENGIST
ላኩ	4,725	4,623	9,348	LEKU
ሞሃላ	3,917	4,408	8,325	MOYALLE
ነገሌ	7,859	8,173	16,032	NEGELE
ሰንጠረዥ	2,529	2,847	5,376	ODO SHAKISO
ሰንጠረዥ	9,794	10,401	20,195	SODO
ወንገ	2,885	3,109	5,994	WENAGO
ተረፈ ስላ	1,436	1,632	3,068	TEFERI KELLA
ያሌሌ	3,514	3,741	7,255	YABELLO
ዳርጋ ዓለጸ	13,390	11,919	25,309	YIRGA ALEM
ዳርጋ ጫረ	4,843	4,981	9,824	YIRGA CHEFFE
አርባ ገና	1,864	1,728	3,592	ARBE GONA
ቦዲቲ	1,887	2,062	3,949	BODITI
ቦረ	1,745	2,037	3,782	BORE
ሕላለታት	2,066	2,144	4,210	CHELELEKTI
ጠቅላይ /22 ከተማ/	118,710	119,158	237,868	TOTAL (22 TOWNS)
	ALE	FEMALE	TOTAL	REGION AND TOWN
	POPULATION			

ሁለት ሺ አና ከዚያ በላይ ነዳጃች ያላቸው ከተሞች የሕዝብ ብዛት በጾታና በክፍለ ሀገር 1974 ዓ.ም  
TOWNS WITH ESTIMATED POPULATION OF 2000 AND ABOVE BY SEX AND REGION, 1982

ሠገጠረዥ ለ.4 /የተጠለ/

TABLE B.4 (Contd.)

ቦታዎች NUMBER

ክፍለ ሀገርና ከተማ	የሕዝብ ብዛት			TIGRAI
	ወገድ	ቤት	ደዋር	
<u>ትገራይ</u>				
ዓብይ ዓሊ <sup>ጠ</sup>	4,064	5,447	9,511	ABI ADDI*
አገሳዕ	1,795	2,204	3,999	AGULAE
ዓሊ ገራት	5,710	9,054	14,764	ADI GRAT
ዓሊ ሸሀ	1,888	2,846	4,734	ADI SHAHO
ዳርባ	1,804	3,081	4,885	MERSA
ዓድዋ	12,034	14,748	26,782	ADWA
አክሱም	10,295	13,828	24,123	AXUM
ወርወር /ወዳሪ ወሃ/	1,795	2,831	4,626	CHERCHER (WEIRA WUHA)
ሐውዳ	2,483	2,618	5,101	HAUZEN
አገላ ባገሩ <sup>ጠጠ</sup>	2,418	2,554	4,972	INDA BAGUNA**
አገላ ሥላሴ	4,558	7,460	12,018	INDA SELASSIE
አገላ	2,000	2,539	4,539	INTICHO
ዮርባ	1,823	2,608	4,431	KORBETE
ዓይወወ	6,259	7,316	13,575	MAYCHEW
ዳላ	22,776	29,556	52,332	MEKELE
ከሐ	2,269	3,092	5,361	QUIHA
ሰለክላክ	2,483	2,856	5,339	SELEKLAKA
ወታር	5,329	6,689	12,018	WUKRO
በገዳጃ	1,218	1,830	3,048	SENKATA
ደዋር /19 ከተሞች/	93,001	123,157	216,158	TOTAL (19 TOWNS)
<u>ወለገ</u>				
አርጾ	2,682	3,286	5,968	ARJO
ደምቢ ደሎ	7,275	6,889	14,164	DEMBI DOLLO
አናገጎ	2,299	2,873	5,172	ENANGO
ጊሞ	7,275	7,830	15,105	GHINBI
ነጥተ	13,714	16,630	30,344	NEKEMT
ዳገላ	3,053	3,313	6,366	MENDI
ነጾ	3,436	3,858	7,294	NEJO
ሸሞቦ	4,203	4,537	8,740	SHAMBU
ሲራ	1,860	2,477	4,337	SIRE
አቦባ	1,501	1,549	3,050	ASOSA
አያሩ <sup>ጠ</sup>	1,401	1,477	2,878	AYANA*
ባገ	1,269	1,543	2,812	BEGI
ገላግ	1,577	1,778	3,355	GIDAME
ገዳ <sup>*</sup>	1,815	1,593	3,408	GUY*
ፊንቃ <sup>ጠ</sup>	1,344	1,666	3,010	FINCHA*
ሐራተ	1,286	1,630	2,918	HARATU
ሀማ	1,388	1,463	2,851	HOMA
ክሊቲ ካራ <sup>*</sup>	2,029	1,897	3,926	KILTU KARA*
ሙገ	2,067	1,991	4,058	MUGI
ቢላ	1,344	1,521	2,865	BILLA
ደዋር /20 ከተሞች/	62,820	69,801	132,621	TOTAL (20 TOWNS)
<u>ወሎ</u>				
አላማላ	4,460	8,181	12,641	ALAMATA
ባቲ	6,090	7,734	13,824	BATI
	MALE	FEMALE	TOTAL	REGION AND TOWN
	POPULATION			

ሁለት ሺ አና ከዚያ በላይ ነዳጊዎች ያሳገዙ ከተሞች የሕዝብ ብዛት በጾታና በክፍለ ሀገር ፣ 1974 ዓ.ም  
TOWNS WITH ESTIMATED POPULATION OF 2000 AND ABOVE BY SEX AND REGION, 1982

ሠገጠረዥ ለ.4 /የግዛት/ TABLE B.4 (Contd.)

ቦታ ቁጥር NUMBER

ክፍለ ሀገርና ከተማ	የሕዝብ ብዛት			WELLO (Contd.)
	ወገድ	ሴት	ጾታ	
ወሎ /የግዛት/				
ደቦ	37,155	46,133	83,288	DESSIE
ላይት	2,658	3,846	6,504	HIKE
ዋቦ	5,397	6,653	12,050	KOBO
ኮምቦሊቻ	4,991	6,345	11,336	KOMBOLCHA
ኮረቆ	4,054	4,224	8,278	KOREM
በግዳ	5,757	5,579	11,336	SEKOTA*
ወርቃላ	1,973	3,838	5,811	WUCHALE
ወልዲያ	7,973	9,724	17,697	WOLDIYA
ወረዳሎ	2,901	3,776	6,667	WEREILU
ተገታ	1,505	1,533	3,038	TENTA
አሳይታ	1,342	1,798	3,140	ASAITA
ኩታቦር	1,415	1,439	2,854	KUTABER
መርሃ	2,424	2,999	5,423	MERSSA
ጾታ /15 ከተሞች/	90,095	113,792	203,887	TOTAL (15 TOWNS)
ጠቅላላ ጾታ /259 ከተሞች/	2,235,600	2,484,000	4,719,600	GRAND TOTAL (259 TOWNS)
	MALE	FEMALE	TOTAL	REGION AND TOWN
	POPULATION			

\*የአካሄድ ከተሞች ሕዝብ ብዛት የተገኘው ከከተማ ነዳጊዎች የገባረት ሥራ ግንባራት ነው።

\*Towns whose population estimates are obtained from urban dwellers association.

\*\*የአካሄድ ከተሞች ሕዝብ ብዛት የተገኘው በ1949 ዓ.ም የአገር አስተዳደር ግንባራ በሰጠው ገጽ ነው። የተቀረጹ ገገ

የአስታላቲክስ ጠቅላይ ለ ሴት ከጸረጋጭ ጥናት የተገኙ ናቸው።

\*\*Towns whose estimates are based on the 1956 Ministry of Interior Population reporting  
Estimates for all other towns are based on C.S.O. Surveys.

የየዓመት የወደፊት የሴት የህይወት ልዩነት ለሰባት ተገባታዎች በጾታ በገጠርና በከተማ ከ1972 - 1982 ዓ.ም  
ANNUAL POPULATION PROJECTION OF ETHIOPIA BY SEX, RURAL AND URBAN AREAS, 1980 - 1990

ሠገጠረዥ ለ.5 TABLE B. 5

ዓመት	ጾታ	የሰባት ሰባት / በጠባብ /				
		የገጠር	የከተማ	ድምር		
1972	ወንድ	13,683.3	2,001.3	15,684.6	MALE	1980
	ሴት	13,157.1	2,223.6	15,380.7	FEMALE	
	ድምር	26,840.4	4,224.9	31,065.3	TOTAL	
1973	ወንድ	13,987.7	2,115.8	16,103.5	MALE	1981
	ሴት	13,449.7	2,350.9	15,800.6	FEMALE	
	ድምር	27,437.4	4,466.7	31,904.1	TOTAL	
1974	ወንድ	14,302.8	2,235.6	16,538.4	MALE	1982
	ሴት	13,752.6	2,484.0	16,236.6	FEMALE	
	ድምር	28,055.4	4,719.6	32,775.0	TOTAL	
1975	ወንድ	14,628.8	2,361.1	16,989.9	MALE	1983
	ሴት	14,066.2	2,623.5	16,689.7	FEMALE	
	ድምር	28,695.0	4,984.6	33,679.6	TOTAL	
1976	ወንድ	14,967.8	2,492.8	17,460.6	MALE	1984
	ሴት	14,392.2	2,769.8	17,162.0	FEMALE	
	ድምር	29,360.0	5,262.6	34,622.6	TOTAL	
1977	ወንድ	15,324.6	2,631.8	17,956.4	MALE	1985
	ሴት	14,735.1	2,924.3	17,659.4	FEMALE	
	ድምር	30,059.7	5,556.1	35,615.8	TOTAL	
1978	ወንድ	15,691.2	2,777.0	18,468.2	MALE	1986
	ሴት	15,087.7	3,085.6	18,117.3	FEMALE	
	ድምር	30,778.9	5,862.6	36,641.5	TOTAL	
1979	ወንድ	16,069.3	2,929.0	18,998.3	MALE	1987
	ሴት	15,451.3	3,254.5	18,705.8	FEMALE	
	ድምር	31,520.6	6,183.5	37,704.1	TOTAL	
1980	ወንድ	16,459.4	3,088.1	19,547.5	MALE	1988
	ሴት	15,826.4	3,431.2	19,257.6	FEMALE	
	ድምር	32,285.8	6,519.3	38,805.1	TOTAL	
1981	ወንድ	16,861.7	3,254.5	20,116.2	MALE	1989
	ሴት	16,213.1	3,616.1	19,829.2	FEMALE	
	ድምር	33,074.8	6,870.6	39,945.4	TOTAL	
1982	ወንድ	17,275.1	3,428.4	20,703.5	MALE	1990
	ሴት	16,610.6	3,809.3	20,419.9	FEMALE	
	ድምር	33,885.7	7,237.7	41,123.4	TOTAL	
		RURAL	URBAN	TOTAL		
		POPULATION (000'S)			SEX	YEAR

የወገደት የሊት የአገጽ ሕዝብ ብዛት 1967 - 1992 ዓ.ም  
 POPULATION PROJECTION OF ETHIOPIA, 1975 - 2000

ሠገጠረዥ ለ.6 TABLE B.6

ዓመት ምስረትና የገጽ ቆይታ	የሕዝብ ብዛት /በሺህ/			ዓመት
	ወገደ	ሴት	ጠቅላይ	
1967	14,014.6	13,377.3	27,391.9	1975
1972	15,684.6	15,380.7	31,065.3	1980
1977	17,956.4	17,659.4	35,615.8	1985
1982				1990
ከፍ ተኛ	20,703.5	20,419.9	41,123.4	HIGH
ወቅታዊ	20,703.5	20,419.9	41,123.4	MEDIUM
ዘቅ ተኛ	20,625.3	20,152.3	40,777.6	LOW
1987				1995
ከፍ ተኛ	23,882.5	23,861.2	47,743.7	HIGH
ወቅታዊ	23,769.8	23,753.7	47,523.5	MEDIUM
ዘቅ ተኛ	23,391.7	23,141.1	46,532.8	LOW
1992				2000
ከፍ ተኛ	28,096.1	27,708.2	55,804.3	HIGH
ወቅታዊ	27,497.0	27,117.3	54,614.3	MEDIUM
ዘቅ ተኛ	26,374.1	26,242.0	52,616.1	LOW
	MALE	FEMALE	TOTAL	YEAR & PROJECTION VARIANT
	POPULATION (000'S)			

ክፍል ፬ - ስለ ገብርና

ሠገጠረዥ ፬.1 1973 ዓ.ም እና 1974 ዓ.ም መረጃ ለጥናትና ለገብርና የታሰበው መረት ስሩት፣ ወጤትና ጠቅላላ ጾርት መጠን ለጥዘታችን የተቻለው የአስተሳሰብ ጠቅላላ ጸ/ጤት ከሀገራዊ ጥናት በተገኘው መረጃ መሠረት ነው።

የጾርት ወጤት መጠን እና የታሰበው መረት ስሩት የሚያሳዩው በጥናት መሪዎች በበልገ ወራት ከሚገኙት አርባዎች፣ ከአዎራቶች የሕብረት ሥራ ጭምር፣ ከገልገሎች የተገኘው ጾርትና የታሰበው መረት ይጨምራል። የታሰበው የመረት ስሩትና የጾርት መጠን የኢርትራገና የጥገራይገ ይጨምራል።

የሸገገጥራ አገጻ መረጃ የተገኘው ከኢትዮጵያ ስፔሪ ድርጅት ነው።

ሠገጠረዥ ፬.2-3 ስለገብርና የሚደረገውን ጥጥር ያመለክታሉ። ወደ ወጭ አገር የሚሰጠው ገብር ሁሉ በገብርና ሽያጭ ልዩነት ሊከለከል መቻላቱን አሳይቷል። ተረጎሞ የጥራት ደረጃ የያዘ ገብር ወደ ወጭ አገር አገልግሎት የሚያስቸገረው በሙሉ ሠርተኛነት ሲሰጠው ይህን አጭቶ ያልተገኘው ገንጠል ተሸሽሎ አገራዊ ጥርብ ወይም በአገር ውስጥ አገልግሎት ይደረጋል። በዚህ ጾካገጥ በሠገጠረዥ የተመለከተው ገብርና መጠን ከተመረተው መጠን ሲለጠጥ ይቸሳል ጭላት ነው።

ሠገጠረዥ ፬.4 ለከብት ሕክምና የተጠቀሙ መድኃኒት መጠን፣ የተከተሉ ከብቶች ብዛትና በከብት ሕክምና ሥራ የተሠጡትን ሠራተኞች ብዛት ያመለክታል።

ሠገጠረዥ ፬.5 በየክፍለ ልገሩ የሚገኙ የባልትና በይገሰ ኢኮኖሚያዊና ወኪሎች ብዛት የሚያሳይ ነው።

ጭላታ የከብቶችን ብዛትና ዓይነት፣ የከብት ሀብትና የደገ ሀብትን ወጤት የሚገልጽ መረጃ ለመጠናቀቅ በመጽሐፉ ውስጥ አልተመለከተም። በገላጭ አርክሶች ላይ ትኩረትና አስተማማኝ አስተሳሰብ መረጃዎች አገልግሎት ወደፊት ለተጠቃሚው ሕዝብ በዚህ መጽሐፍ አጭቶ አገልግሎት ይደረጋል።

## SECTION D. AGRICULTURE

Table D.1 Data on area, yield and production of major crops for 1980/81 and 1981/82 are based on the results of the crop production survey conducted by Central Statistical Office.

The production and area figures include state and co-operative farms, private peasant holdings for main and Belg season. Data on Area and Production includes Eritrea and Tigrai.

Data on Sugar cane were obtained from the Ethiopian Sugar Corporation.

Table D. 2-3 Refer to coffee inspection. All coffee intended for export has to be inspected by the Ministry of Coffee and Tea Development. The Coffee which is of the prescribed degree of purity is given the Ministry's Export certificate. The coffee that does not meet the standard is either sent back for recleaning or sold locally. Thus, because of double counting, the amount of coffee shown on these tables could be more than the actual amount of Coffee produced in the Country.

Table D.4 Refers to vaccine production, number of cattle vaccinated and number of veterinary personnel.

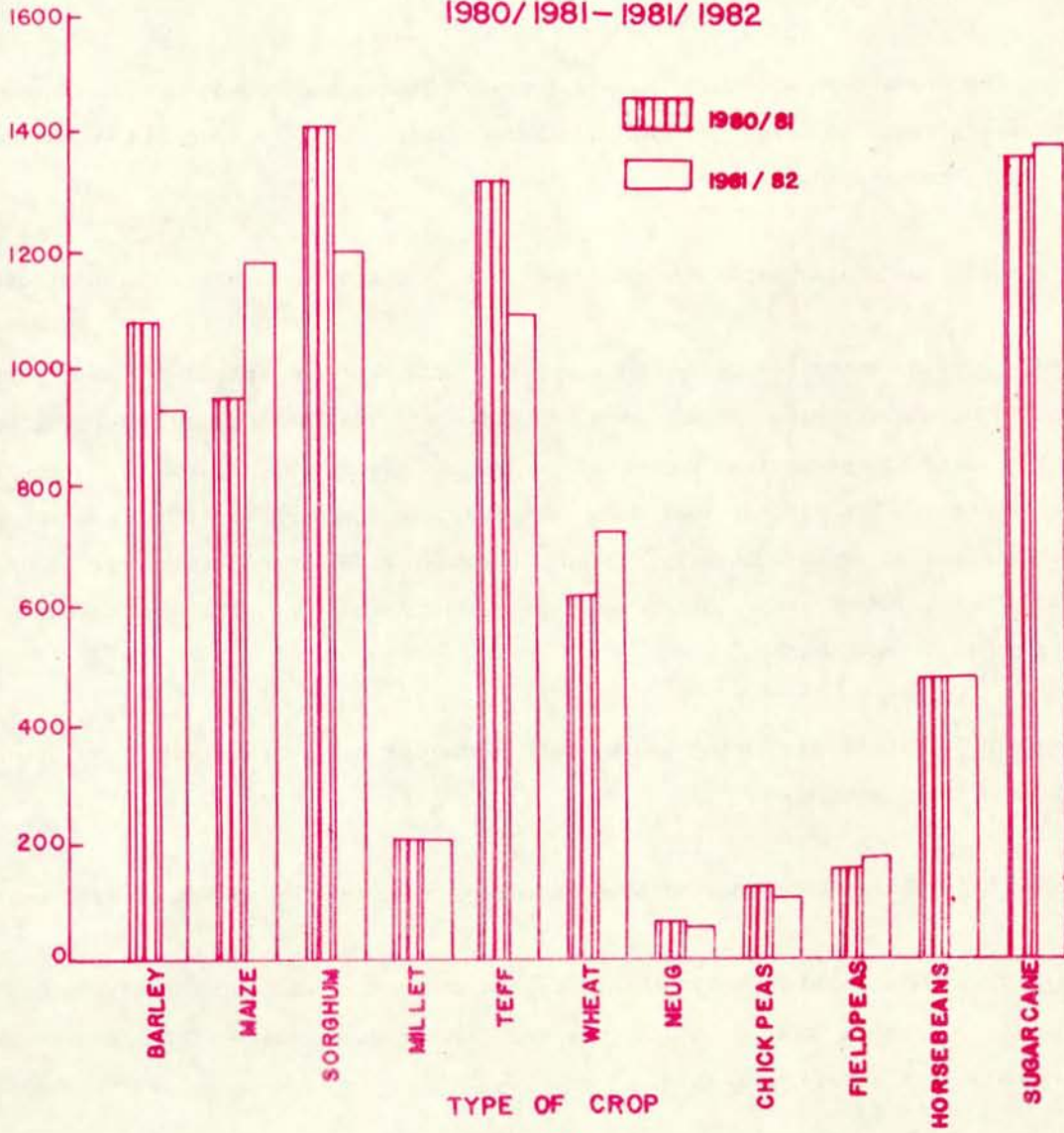
Table D.5 Shows the number of home economics personnel by administrative region.

N.B. The projected data on livestock by age and sex, animal and forestry products usually presented in this publication are discontinued, and will be resumed when reliable data become available.

D-1

\*000 TONS

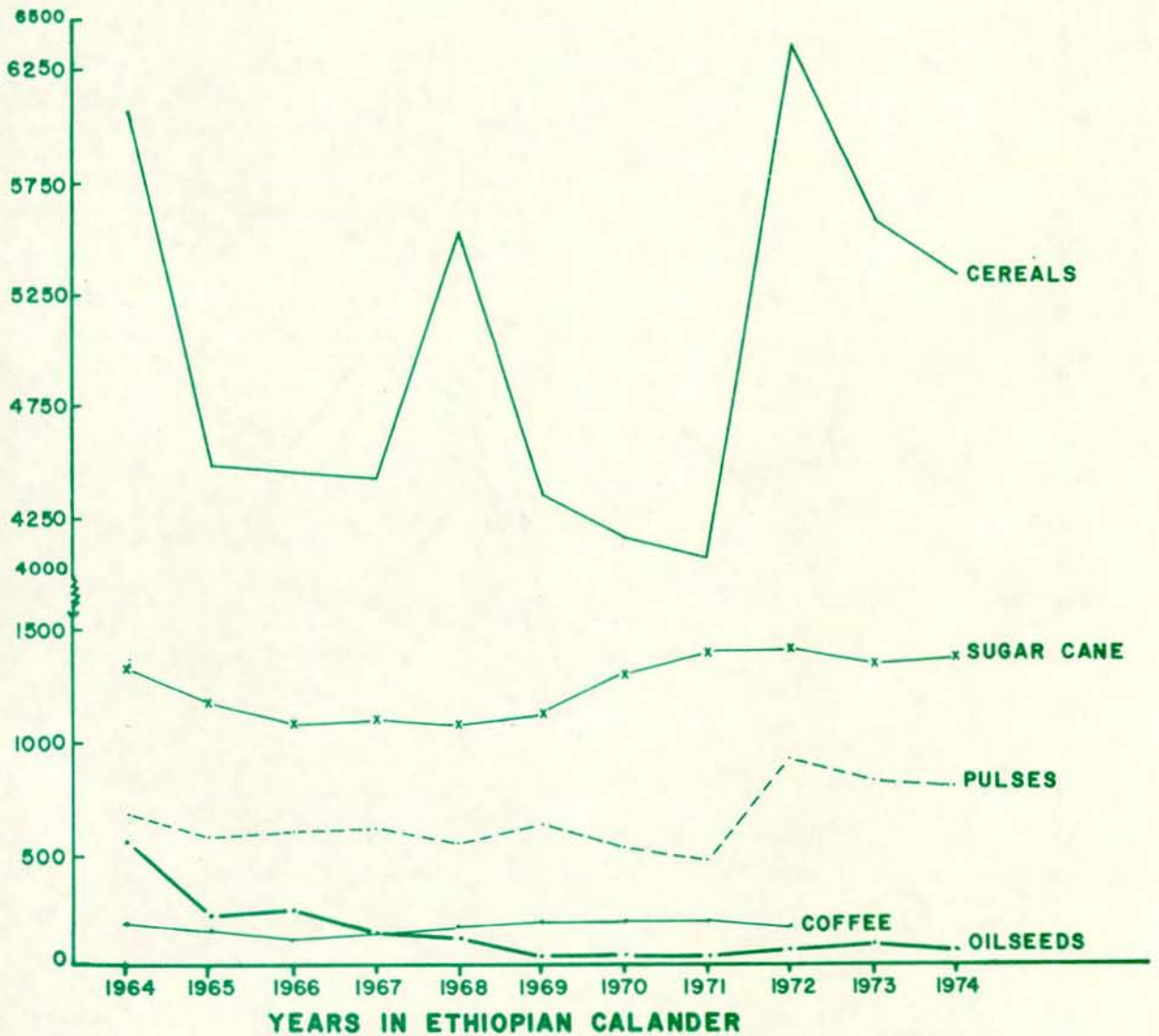
PRODUCTION OF MAIN CROPS  
1980/1981 - 1981/1982



# D-1a PRODUCTION OF IMPORTANT AGRICULTURAL CROPS

1964—1974 Eth. cal.

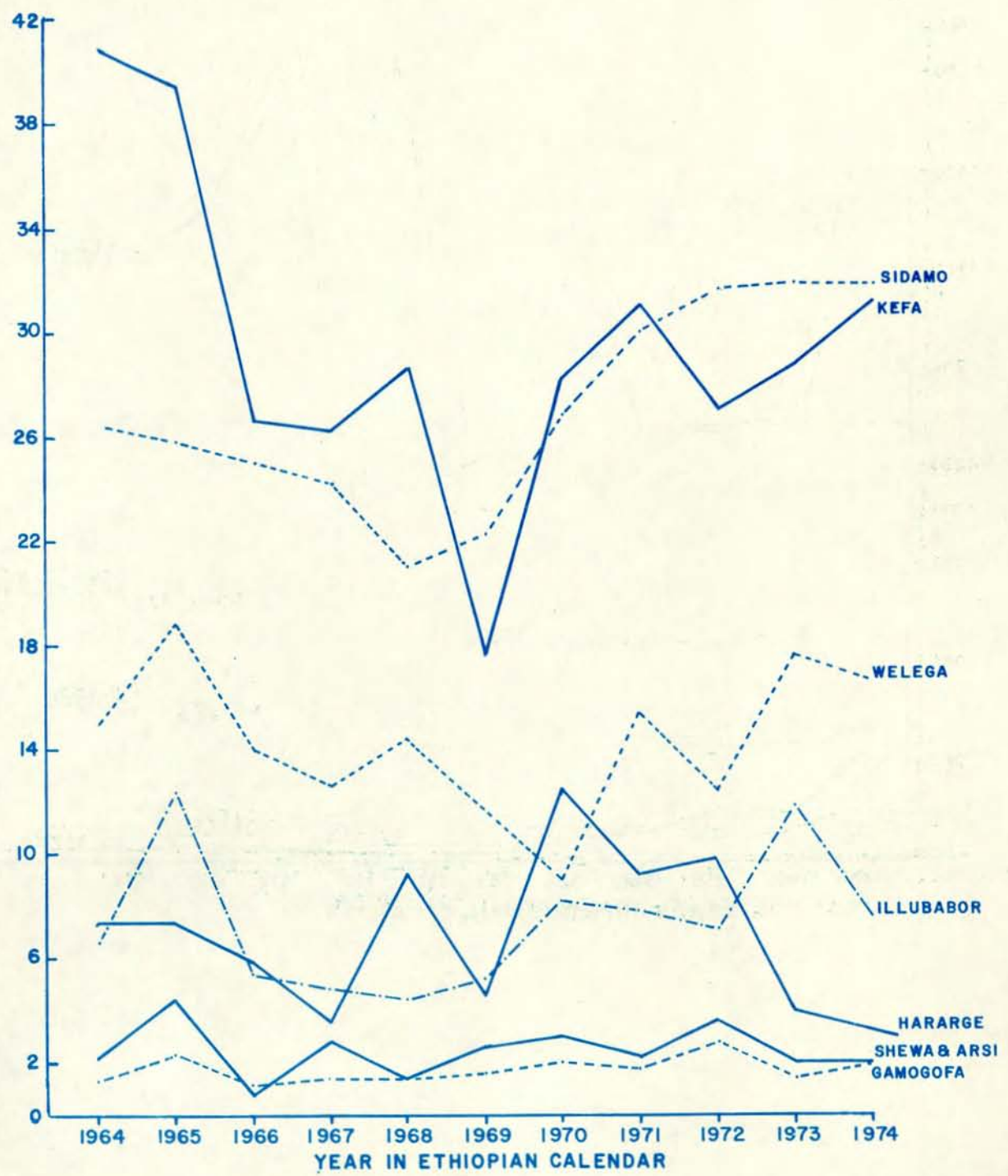
('000 TONS)



**D-2 COFFEE INSPECTED BY THE MINISTRY OF COFFEE AND TEA DEVELOPMENT BY MAIN COFFEE PRODUCING REGION**

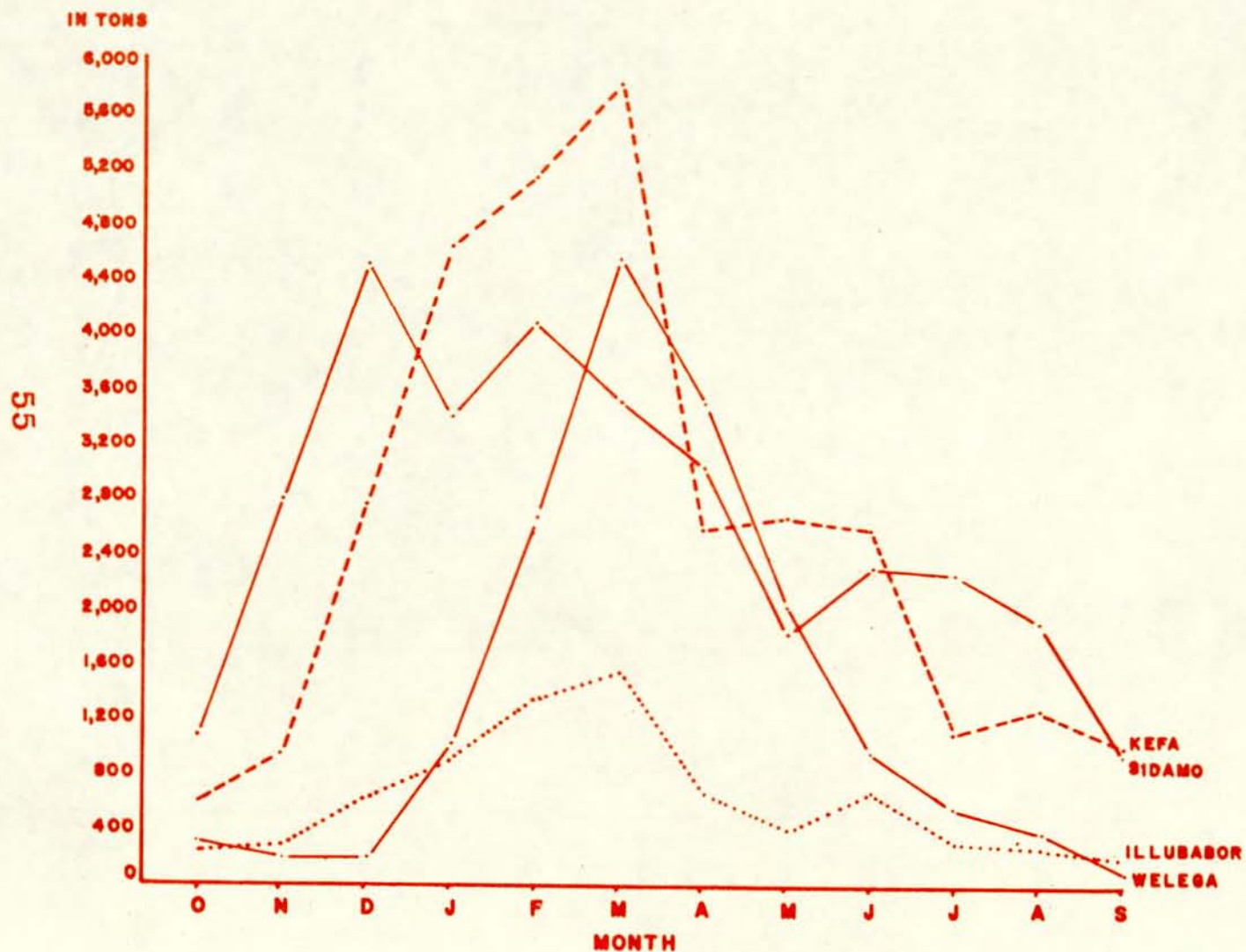
1964 — 1974 Eth. cal.

'000 TONS



D-3

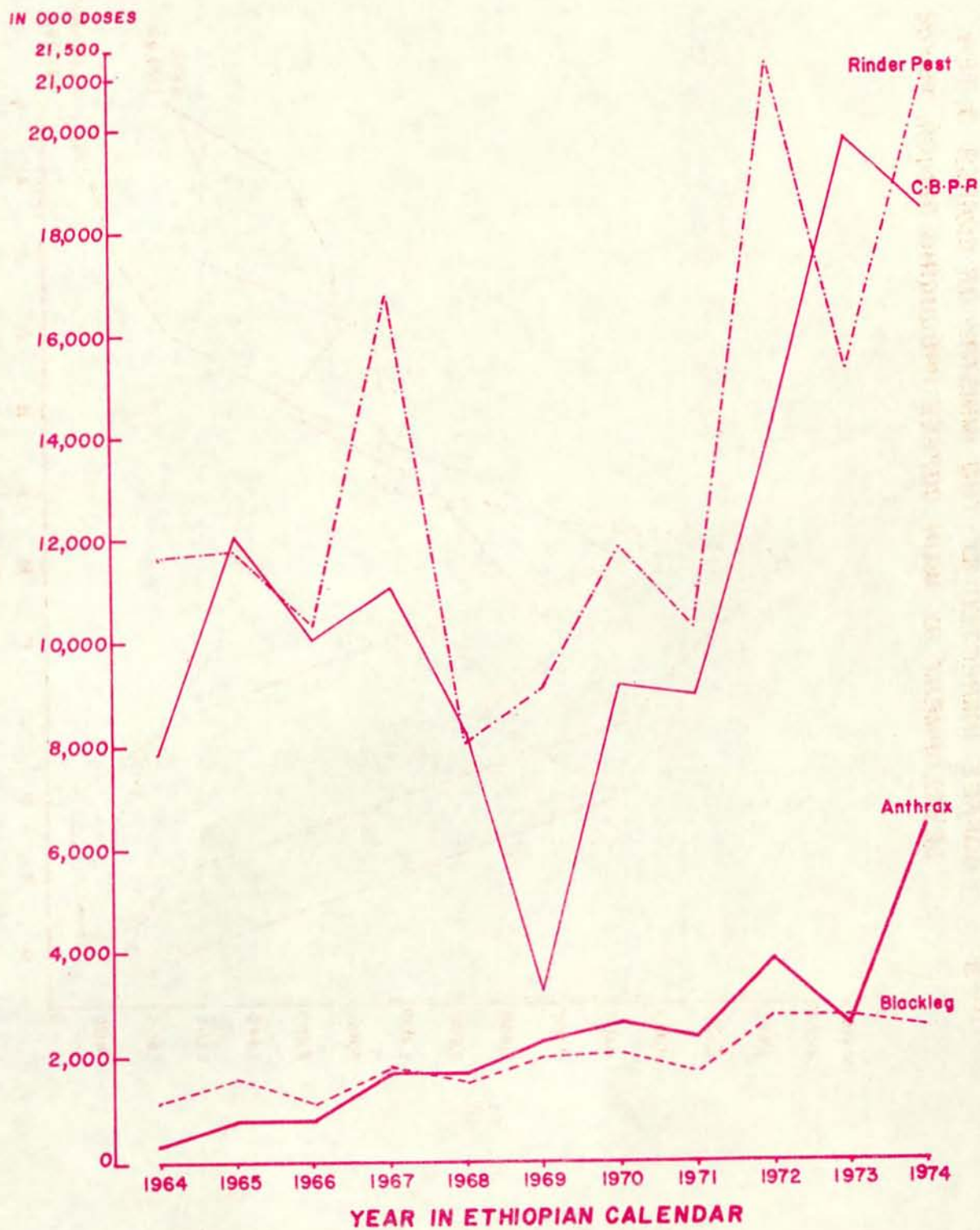
COFFEE INSPECTED BY THE MINISTRY OF COFFEE & TEA  
DEVELOPMENT BY MAIN COFFEE PRODUCING REGION 1981/82



D-4

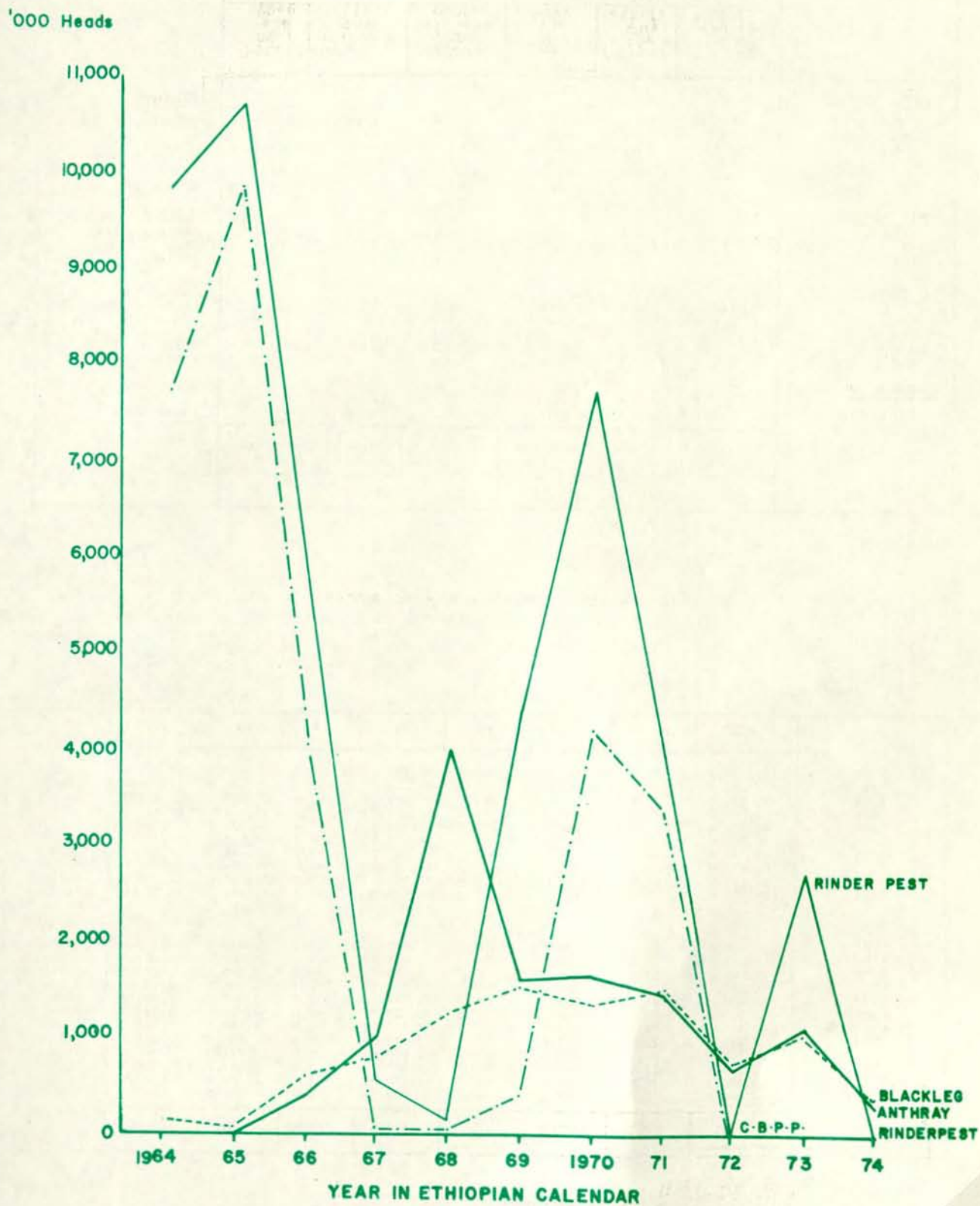
# AMOUNT OF VACCINE PRODUCTION ('000 DOSES)

1964 - 1974 Eth. Cal.



D-4 NUMBER OF CATTLE VACCINATED ('000 HEADS)

1964—1974 Eth. Cal.



የታሪክ ስፋት ስፋትና የድ ጽ ስፍራ ድጋግ ገጽ  
 AREA UNDER CULTIVATION, YIELD AND PRODUCTION OF MAJOR CROPS

ሠንጠረዥ ዱ.1 TABLE D.1

የስፍራ ድጋግ	1973			1974			CEREALS
	የታሪክ ስፋት / ስፍራ / ስፍራ	የድጋግ ስፍራ / ስፍራ	ድጋግ ስፍራ / ስፍራ	የታሪክ ስፋት / ስፍራ / ስፍራ	የድጋግ ስፍራ / ስፍራ	ድጋግ ስፍራ / ስፍራ	
<b>አሁኑ</b>							<b>CEREALS</b>
ገብ	831.0	12.9	1075.2	809.6	11.4	926.5	BARLEY
ባሕር	735.5	12.9	948.3	662.8	17.9	1184.3	MAIZE
ግብ	979.1	14.4	1410.8	837.2	14.4	1202.7	SORGHUM
ገብ	232.9	8.8	204.7	226.5	8.7	197.2	MILLET
ግብ	1362.1	9.6	1312.1	1342.3	8.1	1089.1	TEFF
ባሕር	536.2	11.5	614.4	688.3	10.4	716.3	WHEAT
<b>የታሪክ አሁኑ</b>							<b>OIL SEEDS</b>
የታሪክ ስፋት	56.5	4.8	27.2	60.1	4.3	25.8	LENSEED (FLAX)
ግብ	123.6	5.2	64.1	151.0	3.3	50.3	NEUG
ባሕር	34.4	1.8	6.3	9.7	2.0	1.9	SESAME
<b>ግብ ግብ</b>							<b>PULSES</b>
ገብ	149.0	7.9	118.3	135.2	7.5	101.5	CHICK-PEAS
ገብ	169.1	8.7	147.7	175.9	9.4	166.0	FIELD PEAS
ገብ	20.7	9.5	19.6	24.4	4.8	11.7	HARICOT BEANS
ገብ	306.5	15.3	469.3	350.0	13.5	471.0	HORSE BEANS
ገብ	53.4	11.2	59.9	69.7	7.2	49.9	LENTILS
<b>ሌሎች ስፍራ</b>							<b>OTHER CROPS</b>
ገብ	14.2	948.6	1347.0	14.2	966.2	1372.0	SUGAR CANE
	AREA ('000 ha)	YIELD (qt/ha)	PRODUCTION ('000 tons)	AREA ('000 ha)	YIELD (qt/ha)	PRODUCTION ('000 tons)	CROP
	1980/81			1981/82			

ስፍራ ስፍራ ስፍራ የሰጠው ስፍራ ስፍራ ስፍራ ስፍራ ስፍራ ስፍራ  
 COFFEE INSPECTED BY THE MINISTRY OF COFFEE AND TEA DEVELOPMENT, BY REGION

ሠንጠረዥ ዱ.2 TABLE D.2

ስፍራ TONS

	ድጋግ	ገብ	ስፍራ	ስፍራ	ስፍራ	ስፍራ	ስፍራ	ስፍራ	ስፍራ
1965	111,177.8	2,414.7	7,420.7	12,466.6	39,473.4	4,549.2	25,917.5	18,935.7	1972/73
1966	79,372.0	1,275.0	5,865.0	5,573.0	26,576.0	938.0	25,098.0	14,047.0	1973/74
1967	76,418.0	1,501.0	3,743.0	4,862.0	26,299.0	2,934.0	24,365.0	12,714.0	1974/75
1968	81,186.0	1,549.0	9,293.0	4,494.0	28,652.0	1,560.0	21,174.0	14,464.0	1975/76
1969	66,279.0	1,705.0	4,742.0	5,256.0	17,735.0	2,757.0	22,302.0	11,782.0	1976/77
1970	90,294.0	2,171.0	12,569.0	8,290.0	28,248.0	3,020.0	26,816.0	9,180.0	1977/78
1971	98,112.0	1,959.0	9,399.0	7,885.0	31,147.0	2,176.0	30,059.0	15,487.0	1978/79
1972	94,936.0	2,895.0	9,829.0	7,187.0	27,148.0	3,665.0	31,701.0	12,511.0	1979/80
1973	97,344.0	1,584.0	4,152.0	11,805.0	28,863.0	2,163.0	31,084.0	17,693.0	1980/81
1974	94,254.0	2,033.0	3,047.0	7,517.0	31,238.0	2,098.0	31,742.0	16,579.0	1981/82
<b>1974</b>									<b>1981/82</b>
ገብ	2,308.4	22.3	49.3	257.7	580.3	12.7	1,077.6	308.5	OCTOBER
ገብ	5,315.9	229.6	192.3	269.0	969.5	646.5	2,807.5	201.5	NOVEMBER
ገብ	10,080.9	492.5	463.0	633.9	2,771.2	891.9	4,510.9	217.5	DECEMBER
ገብ	10,955.1	471.5	199.1	903.1	4,647.3	270.3	3,414.5	1,049.3	JANUARY
ገብ	14,206.1	358.1	482.5	1,343.7	5,155.5	112.1	4,064.4	2,689.8	FEBRUARY
ገብ	16,075.3	197.7	361.5	1,562.8	5,829.7	49.6	3,501.9	4,572.1	MARCH
ገብ	10,157.8	10.3	314.5	667.5	2,618.5	0.0	3,046.3	3,500.7	APRIL
ገብ	7,280.4	19.0	302.7	400.9	2,678.3	6.0	1,853.9	2,019.6	MAY
ገብ	6,980.9	80.3	342.4	677.2	2,608.6	0.0	2,312.3	960.1	JUNE
ገብ	4,532.4	84.0	185.4	315.4	1,128.9	0.0	2,263.6	555.1	JULY
ገብ	4,029.9	48.7	85.0	291.8	1,270.5	8.7	1,921.8	403.4	AUGUST
ገብ	2,330.5	19.4	69.3	193.9	979.5	0.0	967.5	100.9	SEPTEMBER
<b>TOTAL</b>	<b>GAMO GOFFA</b>	<b>HARARGE</b>	<b>ILLUBA-BOR</b>	<b>KEFFA</b>	<b>SHEWA</b>	<b>SIDAMO</b>	<b>WELLEGA</b>		

ዱ.2. ስፍራ ስፍራ ስፍራ የተገኘ::  
 D.2. Source: Ministry of Coffee and Tea Development.

በቦና ሽይ ለግት ሚኒስቴር በአገልግሎት ሰጪ ገበያ ድርጅት የተረጋገጠውን ቦና በተረጋገጠበት ጣቢያ  
 COFFEE INSPECTED BY THE COFFEE AND TEA DEVELOPMENT, MARKETING CORPORATION  
 BY INSPECTION STATION

ሠንጠረዥ ዱ.3

TABLE D.3

በ ጥን TONS

	1972	1973	1974	
<u>ገዳ ገዳ</u>	2,895.3	1,584.4	2,033.3	<u>GAMO GOFFA</u>
ድገብ	820.9	440.3	574.5	JINKA
ገዳ	29.3	0.0	0.0	GOFFA
ረሰገ ገዳ	21.0	0.0	0.0	FELEGE NEWAY
ሌሎች	2,024.1	1,144.1	1,458.8	OTHERS
<u>ለላቢሮ</u>	7,187.0	11,805.3	7,516.9	<u>ILLUBABOR</u>
ጠጥ	686.9	2,081.7	529.9	METU
ያቶ	327.2	848.3	50.8	YAYO
ሰሊ	323.3	270.1	80.4	SUPE
ዳራ	475.5	1,092.5	295.8	HURUMU
በደሊ	131.4	459.0	253.6	BEDELE
ሌሎች	5,242.7	7,053.7	6,306.4	OTHERS
<u>በፋ</u>	27,148.2	28,862.5	31,237.7	<u>KEFFA</u>
ደግ	9,948.4	7,645.9	5,393.3	JIMMA
አገር	11,913.7	12,595.2	13,022.7	AGARO
ሌሎች	5,286.1	8,621.4	12,821.7	OTHERS
<u>ሸዋ</u>	3,664.7	2,163.2	2,097.7	<u>SHEWA</u>
ገዳ	834.1	527.8	338.8	DURAMI
ሌሎች	2,830.6	1,635.4	1,758.9	OTHERS
<u>በገደ</u>	31,700.6	31,084.2	31,742.5	<u>SIDAMO</u>
ሳ	5,624.1	7,146.5	5,382.0	DILA
ድርገ ገደ	5,241.3	6,137.7	3,983.5	YIRGA CHEFE
ድርገ ገደ	2,600.6	841.1	651.2	YIRGA ALEM
ወለይታ	2,867.2	1,100.8	635.4	WELAITA
ወናጉ	2,681.0	4,062.1	3,254.8	WENAGO
ለጉ	1,859.6	1,241.8	317.7	LEKU
አለታ ወገደ	4,190.0	2,926.9	2,630.4	ALETA WONDO
ሌሎች	6,636.8	7,627.3	14,887.5	OTHERS
<u>ወለገ</u>	12,511.3	17,693.4	16,578.5	<u>WELLEGA</u>
ገደ	4,119.4	7,451.0	4,195.6	GHIMBI
ደቦቢሎ	849.4	543.5	1,217.5	DEMBI DOLO
አገራ	987.3	1,380.1	110.5	ANFILO
ገሳ	945.5	1,729.5	1,431.5	GULISO
ገዳ	1,300.4	1,041.0	1,320.0	GIDAMI
ገዳ	561.0	450.5	296.8	NEJO
ሌሎች	3,748.3	5,147.8	8,006.6	OTHERS
	1979/80	1980/81	1981/82	

በቦና ሽይ ለግት ሚኒስቴር የተገኘ ::

Source: Ministry of Coffee and Tea Development.

ለበበት ሕክምና የተጠቀሱ መድኃኒት መጠን፣ የተከተሉ ከበኞች ብዛትና፣ በከተባት ሥራ ላይ የሚገኙ ሠራተኞች

VACCINE PRODUCTION, CATTLE VACCINATED, AND VETERINARY PERSONNEL\*

ሠንጠረዥ ዱ.4 TABLE D.4

	1972	1973	1974	
የተጠቀሱ መድኃኒት ብዛት /በሺህ ይዘ/				VACCINE PRODUCTION ('000 DOSES)
ለደበታ	21,168	15,339	20,924	RINDERPEST
ለባገባ	14,083	19,820	18,413	C.B.P.P.
ለባገርባ	2,758	2,801	2,642	BLACKLEG
ገርርባ	1,267	925	1,020	HAEMORRHAGIC SEPTICEMIA
ለባባገገ	3,946	2,664	6,475	ANTHRAX
ድምር	43,222	41,549	49,474	TOTAL
የተከተሉ ከበኞች ብዛት /በሺህ/				CATTLE VACCINATED ('000)
በደበታ	-	2,709	-	RINDERPEST
በሣገባ	-	-	-	C.B.P.P.
ደስታና ባምባ	15,150	8,494	6,610	RINDERPEST + C.B.P.P.
ለባገርባ	692	1,031	403	BLACKLEG
ገርርባ	273	600	108	HAEMORRHAGIC SEPTICEMIA
ለለባባገገ	626	1,105	316	ANTHRAX
ድምር	16,741	13,939	7,437	TOTAL
የከበት ሕክምና ባለሙያዎች ብዛት				VETERINARY PERSONNEL (NUMBERS)
ጠቅላይ	85	95	80	DOCTORS
የውጭ አገር	60	68	53	FOREIGN
ኢትዮጵያውያን	25	27	27	ETHIOPIAN
ረገተ የከበት ጠቅላይ	214	175	279	ANIMAL HEALTH ASSISTANTS
ተከላኪዎች	33	31	19	TECHNICIANS
ረገተ ተከላኪዎች	47	46	26	ASST. TECHNICIANS
ከገቢያዎች	618	632	753	VACCINATORS
ሥነ መርጻፊያዎች	51	57	97	MEAT INSPECTORS
ድምር	1,053	1,036	1,254	TOTAL
	1979/80	1980/81	1981/82	

\* የጸደቀበት ዓመት ጥቅምት 7

\*Year ending 7 July.

ሰነድ ጸደቀበት የአገልግሎት ሠጪ ሰነድ የሥራ ስራ ስራ የተገኘ ::

Source: Ministry of Agriculture, Animal Resources and Development Department, Veterinary Division.

የቤተሰብ እና ግብዓት ዘንግ ሠራተኞች ብዛት በክፍለ ሀገር  
 NUMBER OF HOME ECONOMICS PERSONNEL BY REGION

ሠንጠረዥ ዱ.5

TABLE D.5

ቦታዊ ቁጥር NUMBER

ክፍለ ሀገር	1972		1973		1974		
	የባለተና ሰይጣን ለክስ ፐርተ	ወኪሎች	የባለተና ሰይጣን ለክስ ፐርተ	ወኪሎች	የባለተና ሰይጣን ለክስ ፐርተ	ወኪሎች	
አርሲ	2	-	1	-	7	22	ARSSI
ባሌ	6	12	6	16	5	26	BALE
ጎንደር	4	10	7	10	8	16	GONDER
አርቲራ	7	8	7	8	7	13	ERITREA
ጋሞ ጉሩ	2	4	3	10	4	15	GAMO GOFFA
ጎጃም	7	15	6	14	8	20	GOJJAM
ዘረርጌ	3	9	5	13	3	16	HARARGE
ሊላባቦር	3	7	3	29	5	12	ILLUBABOR
ክፋ	4	11	5	15	5	22	KEFFA
ሸዋ	10	51	11	40	11	51	SHEWA
ሲዳሞ	2	21	5	13	4	26	SIDAMO
ተገራይ	4	10	5	14	4	18	TIGRAI
ወለጋ	6	11	7	16	6	25	WELLEGA
ወሌ	10	17	10	17	10	21	WELLO
<b>ጭር</b>	<b>70</b>	<b>186</b>	<b>81</b>	<b>215</b>	<b>87</b>	<b>303</b>	<b>TOTAL</b>
	H.E. EXPERTS	AGENTS	H.E. EXPERTS	AGENTS	H.E. EXPERTS	AGENTS	REGION
	1979/80		1980/81		1981/82		

ከገቢና ግብዓት ጋር የተገኘ ::

Source: Ministry of Agriculture

ክፍል ሠ - ማዕድን

የማዕድን ሥራ የሚመለከተው መረጃ የተዘጋጀው በማዕድን የጋይሳ ማዕድንና የውሀ ለማት ሚኒስትር ነው። የዘመኑ ለቆጣጠር በኢትዮጵያ የበጀት ዓመት መሠረት ነው።

ሠንጠረዥ ሠ.1 እና ሠ.2:- በነዚህ ሠንጠረዦች የመለከተው ከ1965-1974 ዓ.ም ያለውን የማዕድን ምርት በዘተና ዋጋ ነው። ስለ ዋጋውም የቀረበው ሂሳብ የውጤትን ጠቀላላ ዋጋ ያመለክታል።

ሠንጠረዥ ሠ.3 እና ሠ.4:- እነዚህ ሠንጠረዦች የሚያመለክተው ከ1970-1974 ዓ.ም ለማዕድን ፍለጋና ማስፈጸም የተደረገው የገንዘብ ወጪ፣ ገንዘቡ በየት እንደተገኘና የአወጣጡንም ሁኔታ ነው።

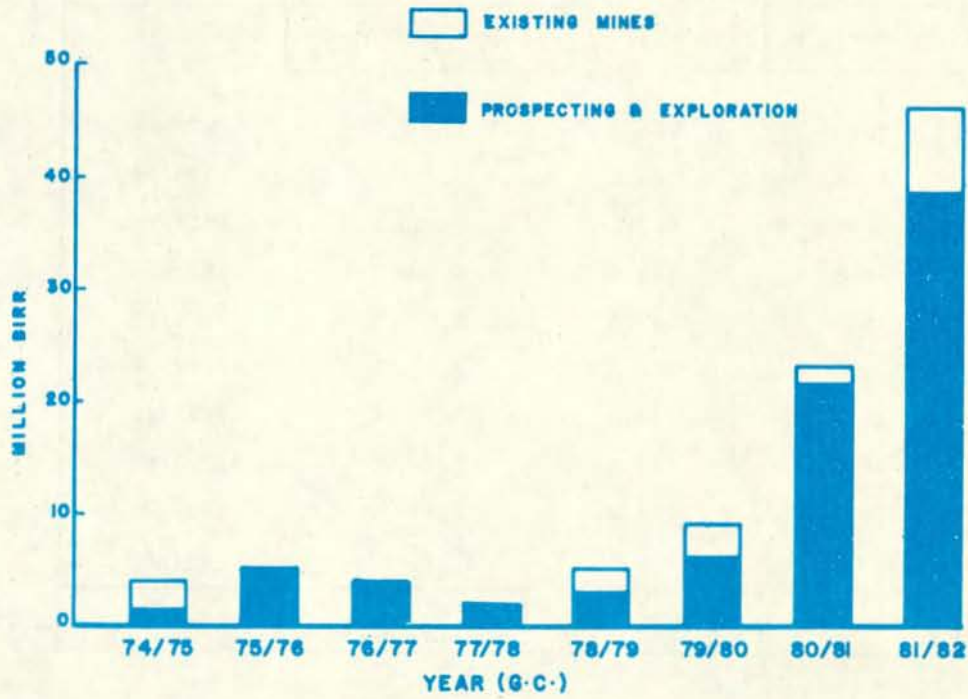
SECTION E. MINING

The Statistics relating to mining have been compiled by the Ministry of Mines, Power and water resources. The year refers to the Ethiopian fiscal year (ie. from July 8<sup>th</sup> to July 7<sup>th</sup>).

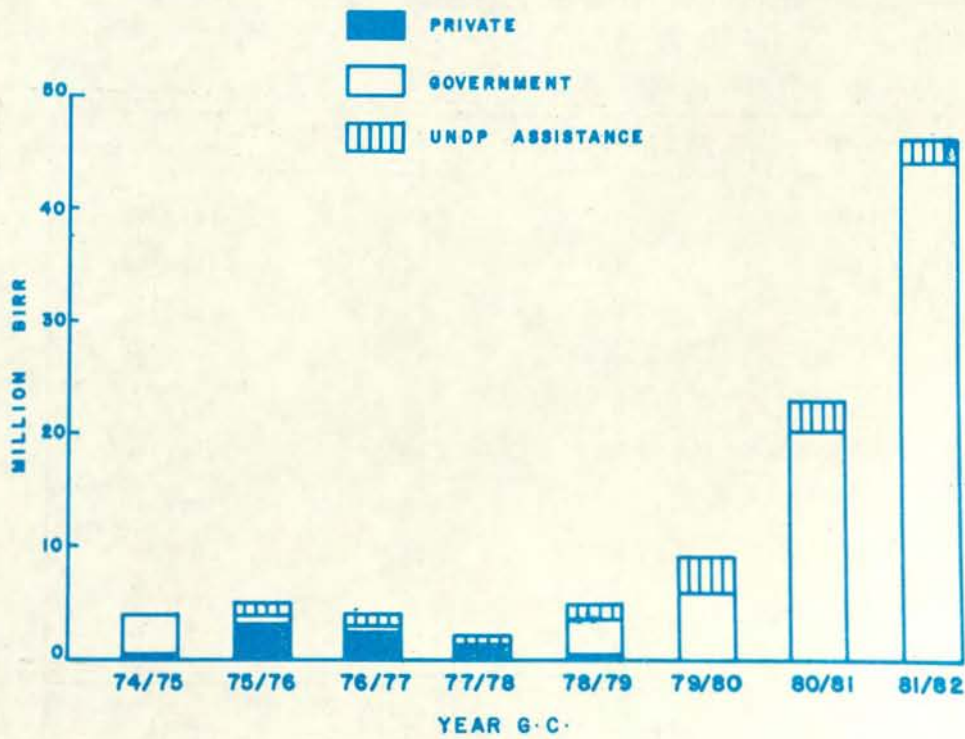
Tables E.1 and E.2 Give the volume and value of mineral production for the years 1972/73 - 1981/82. The value figures are gross value of production.

Tables E.3 and E.4 Show the volume and source of investment fund in mining; for the years 1977/78 - 1981/82.

### E I (a) ALLOCATION OF INVESTMENT IN MINING



### E I (b) SOURCE OF INVESTMENT IN MINING



የወርቅ ምርትና ዋጋ፣ 1965-1974  
 PRODUCTION AND VALUE OF GOLD, 1972/73 - 1981/82

ሠገጠረዥ ሠ.1 TABLE E.1

ዓመት ምዕረብ	ወርቅ /በኪሎ/	ዋጋ /በሺህ ብር/	
1965	791.3	2,856.2	1972/73
1966	525.2	5,121.4	1973/74
1967	621.1	6,900.1	1974/75
1968	841.9	7,958.7	1975/76
1969	289.6	2,242.2	1976/77
1970	240.3	2,625.9	1977/78
1971	247.9	3,757.6	1978/79
1972	373.4	7,200.0	1979/80
1973	371.0	10,302.7	1980/81
1974	492.1	13,782.7	1981/82
	GOLD (KG)	VALUE (IN'000 BIRR)	YEAR

የፕላቲኒየም ምርትና ዋጋ፣ 1965-1974  
 PRODUCTION AND VALUE OF PLATINIUM, 1972/73 - 1981/82

ሠገጠረዥ ሠ.2 TABLE E.2

ዓመት ምዕረብ	ፕላቲኒየም/በኪሎ/	ዋጋ /በሺህ ብር/	
1965	8.9	68.6	1972/73
1966	7.1	86.0	1973/74
1967	5.5	63.6	1974/75
1968	6.7	65.6	1975/76
1969	5.8	66.5	1976/77
1970	3.8	52.4	1977/78
1971	3.4	78.8	1978/79
1972	3.5	70.7	1979/80
1973	-	-	1980/81
1974	1.4	29.8	1981/82
	PLATINIUM (KG)	VALUE (IN'000 BIRR)	YEAR

ለግዕድ ፍለጋና ግብረገብ የደተረገ ጠቅላላ ገቢ 1970-1974  
 INVESTMENT IN MINING 1977/78 - 1981/82

ሠገጠረዥ ሠ.3 TABLE E.3 በሺህ ብር IN'000 BIRR

ዓመት ምዕረብ	በሥራ ላይ ለሎ ግዕድና የተደረገ ጠቅላላ ገቢ	ለግዕድ ፍለጋና ፍርድ የተደረገ ግዕድ ገቢ	ድምር	
1970	-	1,942.3	1,942.3	1977/78
1971	2,111.0	2,858.2	4,969.2	1978/79
1972	3,250.7	5,932.3	9,183.0	1979/80
1973	1,484.0	21,523.3	23,007.3	1980/81
1974	7,784.1	38,606.5	46,390.6	1981/82
	INVESTMENT IN EXISTING MINES	PROSPECTING AND EXPLORATION INVESTMENT	TOTAL	YEAR

ግዕድ ገቢ ምንጭ: 1970-1974  
 SOURCE OF INVESTMENT FUND 1977/78 - 1981/82

ሠገጠረዥ ሠ.4 TABLE E.4 በሺህ ብር IN'000 BIRR

	1970	1971	1972	1973	1974	
ከግዕድ ገቢ የተገኘ	110.9	3,297.7	6,025.7	20,215.3	43,975.4	GOVERNMENT BUDGET
ከተባበሩት ግዕድ ገቢ የተገኘ ዐርጎታ	890.0	1,279.5	3,157.3	2,792.0	2,415.2	U.N.D.P. ASSISTANCE
ከገላ ሀብት ወጪ	941.4	392.0	-	-	-	PRIVATE CAPITAL
ጠቅላላ ድምር	1,942.3	4,969.2	9,183.0	23,007.3	46,390.6	GRAND TOTAL
	1977/78	1978/79	1979/80	1980/81	1981/82	

ከግዕድ ገቢ ጋር ግዕድ ግብረገብ የተገኘ  
 Source: Ministry of Mines and Power

ከፍል ረ በለ ኢንብትሬ

ይህ የኢንብትሬ እስከታሰበ ሲሆን የገለጹ የእስከታሰበ ጠቀላይ ጸ/ቤተ ከሚያከናውነው ዓመታዊ የኢንብትሬ ጥናት ነው።

ወረደቻዎች ሁሉ የቀረቡት በኢትዮጵያ የብጀት ዓመት አብዛኛው ወረደታዎች ነው። በኢትዮጵያ ወይም በ ኢርጋውዎች የቀን አብዛኛው ወረደታዎች የብጠው አገልግሎት ባለአካባቢዎች ቢኖሩም ወራት ለባዕን ባለቤት የተደረገ መከራ የለም።

በግንዛቤ የሚሆነው የኢንብትሬ ጥናት የሚመለከተው በቀጠሉ ገደብ የሚገኝ ጠቃሚ የሚመዘኑ ጠቃሚዎች ብቻ ቢሆንም ከ1963 ዓ.ም ጀምሮ ወረደታዎች የተሰጠው እንደ ቀደም አዎንታዊ ከአዎ ባለ ሠራተኞች በላይ ከሚኖሩት ኢንብትሬዎች ብቻ ባይሆን አሥርና ከአሥር በላይ ከሚኖሩት ኢንብትሬዎች ነው።

በአካባቢው የቀረቡት ሠጠረዥቸው የ1973 ዓ.ም ዓመታዊ ጾርት ይገልጻሉ። በጠቅላይ የ1972 ዓ.ም ወረደቻዎች ይገኙታል።

ቀደም የሚኖሩት ወረደቻዎች ባጠቃላይ በላይ ላይ ኢንብትሬዎች ሲሆን በዚህ እትም ገን አገልግሎት ሠጠረዥቸው ዘርዘር ባለ ሁኔታ በኢንብትሬው ዓይነትና በይዘታ ተዘጋጅተው የርባባ ነው።

የግንባር ተርጉም

ፋብሪካ:- ግለሰብ የታወቀ አድራሻ ኖሮት በአገሪቱ ባለበት ወይም አስተዳደር ሥር የሚሰራ /አገደ ላቦ ቤት የአገዛዙ መሰጠት ወዘተ. ያለ/ ድርጅት ነው።

የተከራ ሠራተኞች ብዛት:- በደመወዝ መከፈያ ላይ የሚከፈሉ በገንዘብ ይኑ በገንዘብ የሚያገለግሉትን የድርጅቱ ሠራተኞች ብዛት ያጠቃልላል።

የሠራተኞች ጠቀላላ ብዛት:- ተተረጎሙ ከሚያገለግሉ ሠራተኞች በጠቅላይ የድርጅቱ ባለቤቶች ሽርቦቸውን አገልግሎት ያለ ደመወዝ የሚያገለግሉትን የቤተሰብ አባላት ያጠቃልላል።

ደመወዝና ሥገዳ:- የሚያጠቃልሉት ጥናት በሚመለከተው ዓመት ውስጥ በተረጎሙ ገንዘብና በዓይነት ለሠራተኞች የተደረገውን ከፍ ሲሆን የቀን አበልና የጠቅላይ አላግባብን ያመለክታል።

ጠቀላላ የሥራ ውጤት ግን:- የሚመለከተው በዓመት ውስጥ በፋብሪካዎች ተዘጋጅተው ለገቢ የወጡትና የተሰጡት ስራ ስራዎች ጠቀላላ ግን ተጠቃሚ ያልሆኑ በመሠረት ላይ ያሉ ዕቃዎች ግን በዓመት መጀመሪያና በዓመት መጨረሻ ያላቸው ለቀደም ፋብሪካዎች ከሰጡት አገልግሎቶች የተገኘ ሥራዎች የተገኘ ገቢ በተገዙ በት ሁኔታ ተሰጠው ከተሰጡት ዕቃዎች ገቢ አገልግሎት ለፋብሪካው አገልግሎት በፋብሪካው ሠራተኞች የሚረጋገጡ ስራ ስራዎች ጠቀላላ ግን ነው። ጠቀላላ የሥራ ውጤት ግን የተሰጠው በአጠቃላይ ግን መሠረት ሲሆን የተገኘ ያልሆኑ የታሰቡ ከፍ ያዎችን ለመጠየቅ ይረዳል።

የኢንብትሬ ወጪ:- የፋብሪካው ወጪ ለግዛጅ ለተረጎሙ ዕቃዎች ለካቶ ለአላስተሳሰብ ለግደብና ለግደብ በተገዙበት ሁኔታ ተሰጠው ለግደብ ዕቃዎች የተደረገ ወጪ ለሌሎች ድርጅቶች ለሰጡት አገልግሎት የተደረገውን ከፍ ያጠቃልላል።

ጠቅላይ ግን:- የሚሰጠው የተገኘው ጠቀላላ የሥራ ውጤት ግን ላይ የኢንብትሬ ወጪዎችን በመቀነስ ነው።

መቀጠሉ ገንዘብ /አገልግሎት/:- የሚሰጠው በጥናት ዓመት የኢንብትሬውን ሥራ ለማስፈራት አገልግሎት ለገን ዕቃ በተገዙበት ግን ታሰቦ የቀረበ ድጋግ ነው። ከተገዙበት ግን ሌላ የግደብ ቀረብ ሌሎች ታሰቦቹ የባለቤትነት መብት ማዘወጫ ግን የግደብና የግደብ ወጪዎች ሁሉ ይገኙታል። በጠቅላይ የኢንብትሬው ሠራተኞች ብቻ ለጥናት ለቀጠሉ ለግደብ ለመሥራት የፋብሪካው ከፍ ያዎች ለግዛጅ ለ መገባወጥ ከፍ ተሰጠው ለግደብ ለግደብ ለግደብ የተደረገው ሠራተኞች ወጪ የመሳሪያዎች ጠቀላላ ግን በዚህ ውስጥ ይገባል።

የግደብ ግን ገቢ:- የግደብ ግን ገቢ ገቢ ሲሆን ይህ ድርጅት በሌላ ድርጅት ያገኘው ሆነ እራሱ ባለገቢው ስራው አገልግሎት ዓመትና በላይ ሊያገለግል የሚችል ሥራውን የሚያገኝ የተሰጠው በሰው የሚከፈልበት የጠቀላላው ሆነ ገቢ ነው። ይህም በተጠቃሚ የጥናት ዓመት መጨረሻ ላይ የሚረጋገጥ ገቢ ሲሆን የሚሰጠው በዓመት መጀመሪያ በነበረው ገቢ ላይ በጥናት ዓመት ውስጥ የተጨማሪ ያደገ ገቢ ግን በደመወዝ በዓመት ውስጥ የተሰጠው በተለይ ወጪ የሆኑ ዕቃዎች ግን አገልግሎት የደመወዝ የኢንብትሬ ግን በመቀነስ ነው። ሌላ ተገናኝ እንደሚሰጠው ይገባል።

## SECTION E. MANUFACTURING INDUSTRY

The statistics on Manufacturing Industry are obtained through the Annual Survey of Manufacturing Industries conducted by the Central Statistical Office.

All data in this section are shown according to Ethiopian Fiscal year. No attempt was made to adjust figures of firms which submitted information on the basis of Ethiopian or Gregorian Calendar year.

The tables deal mainly with the results of the Annual Survey for the year 1973 E.C. or 1980/81 G.C. Figures for 1972 E.C. or 1979/80 G.C. are taken from earlier Abstract.

In previous abstracts all tables were presented for the manufacturing sector as a whole, but in this issue some detailed tables are prepared by industrial classification and ownership.

Since 1970/71 G.C. the survey covers those establishments which have 10 persons engaged and above and use power driven machines, unlike the earlier surveys which covered establishments with 5 or more persons engaged.

### Main definitions used

An Establishment: is defined as the whole of the premises under the same ownership or management at a particular address (eg. a bakery, a sawmill etc....).

Number of employees: includes all persons on the pay roll whether seasonal or temporary workers. The number of seasonal and temporary workers has been adjusted to give equivalent of full-time workers.

Number of persons engaged: includes paid employees and working proprietors, active partners and unpaid family workers.

Wages and salaries: includes all payments in cash or in kind made to employees during the reference year in connection with work done for the establishment. However, it excludes car allowance and per diem.

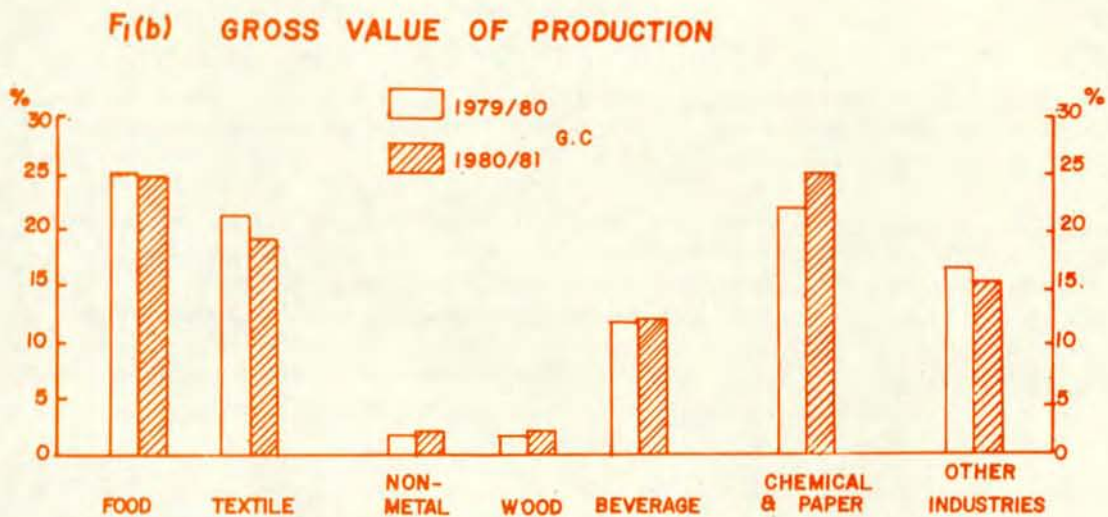
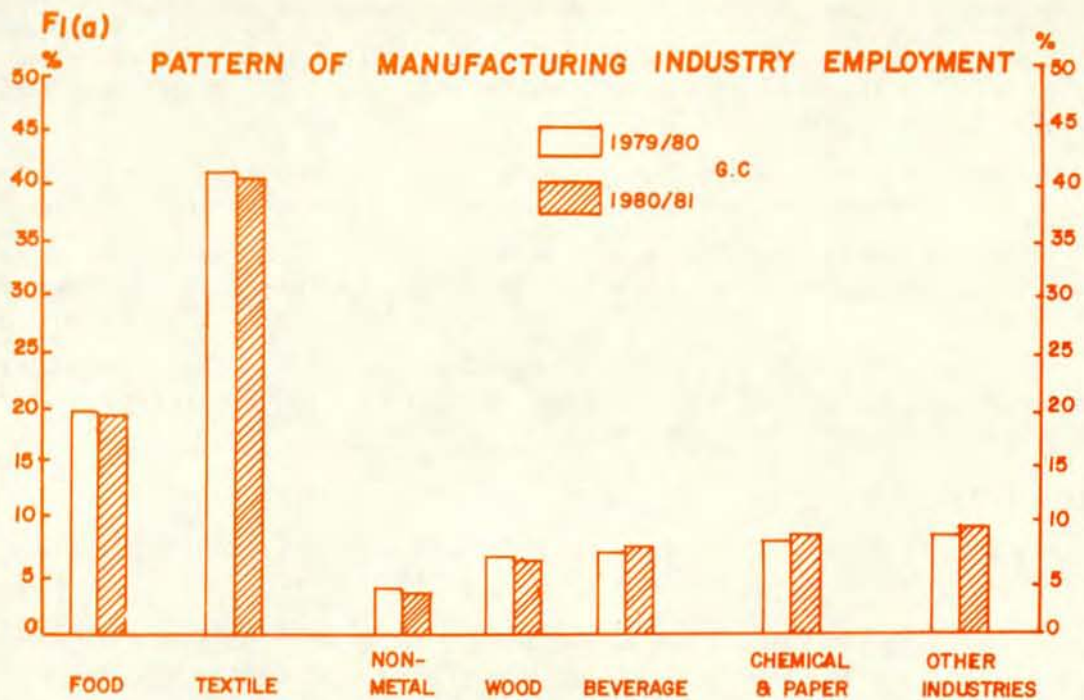
Gross value of production: includes the sales value of all products of the establishment, the net change between the beginning and end of the reference period in the value of finished goods and the value of work in-progress, the value of industrial services rendered to others, the value of goods bought and resold without any transformation or processing and the value of fixed assets produced during the reference period by the unit for its own use. The valuation of gross value of production is in terms of producers' values where indirect taxes are included in the value of sales of the establishment and the value of subsidies received is excluded.

Industrial costs: includes the cost of raw materials, auxiliary materials, fuels, and other supplies consumed, cost of industrial services rendered by others, cost of goods bought and resold without any transformation or processing and cost of electricity consumed.

Value added: is the difference between gross value of production and industrial costs. (i.e. Census value added at market price)

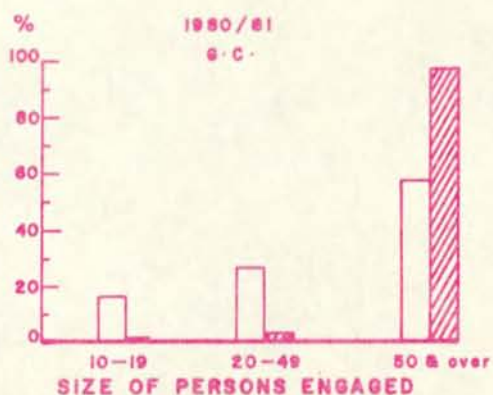
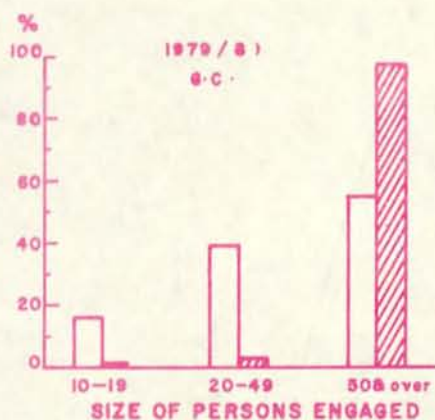
Investment (New Capital expenditure during the year): is the value of all fixed assets as well as second-hand assets bought during the reference year. The value of such fixed assets should include the purchase price (less discounts received) including taxes, customs duties, transportation, assembly and other installation costs. It includes the cost of installation, alterations and renovations made by the employees of the establishment on machineries, buildings and the like.

Fixed capital assets: are those with a productive life of one year or more which are intended for the use of the establishment including fixed assets made by the establishment's own labour force for its own use. They are valued at book-value end of the reference year, that is net book-value of the beginning plus new capital expenditure minus those sold and disposed and depreciation during the reference year. It excludes cost of repair and maintenance.



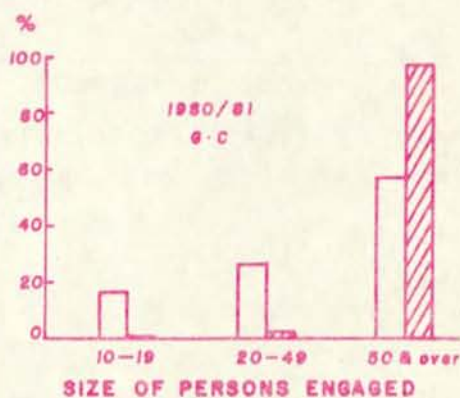
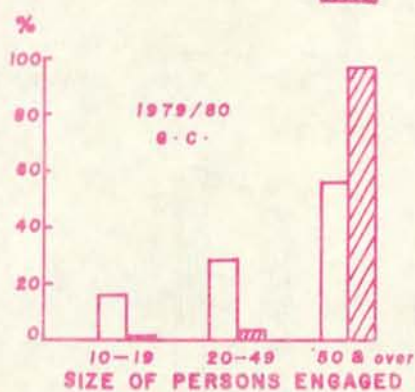
## F-2 (a) CLASSIFICATION OF MANUFACTURING ESTABLISHMENTS

□ % OF ESTABLISHMENT  
 ▨ % OF VALUE ADDED



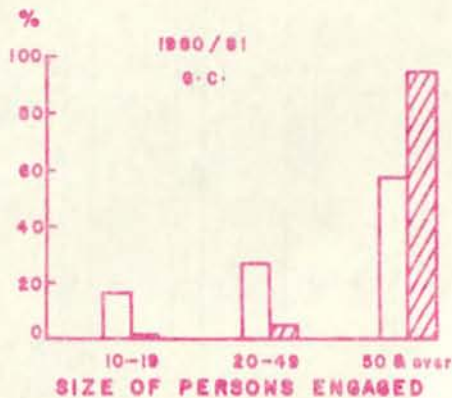
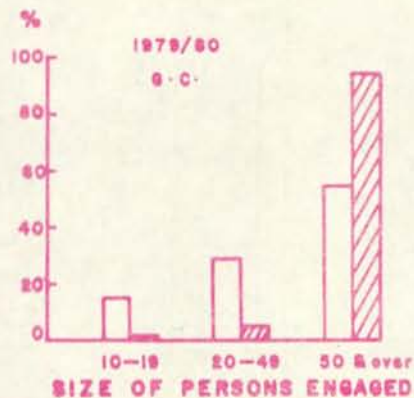
### F-2 (b)

□ % OF ESTABLISHMENTS  
 ▨ % OF GROSS VALUE OF PRODUCTION



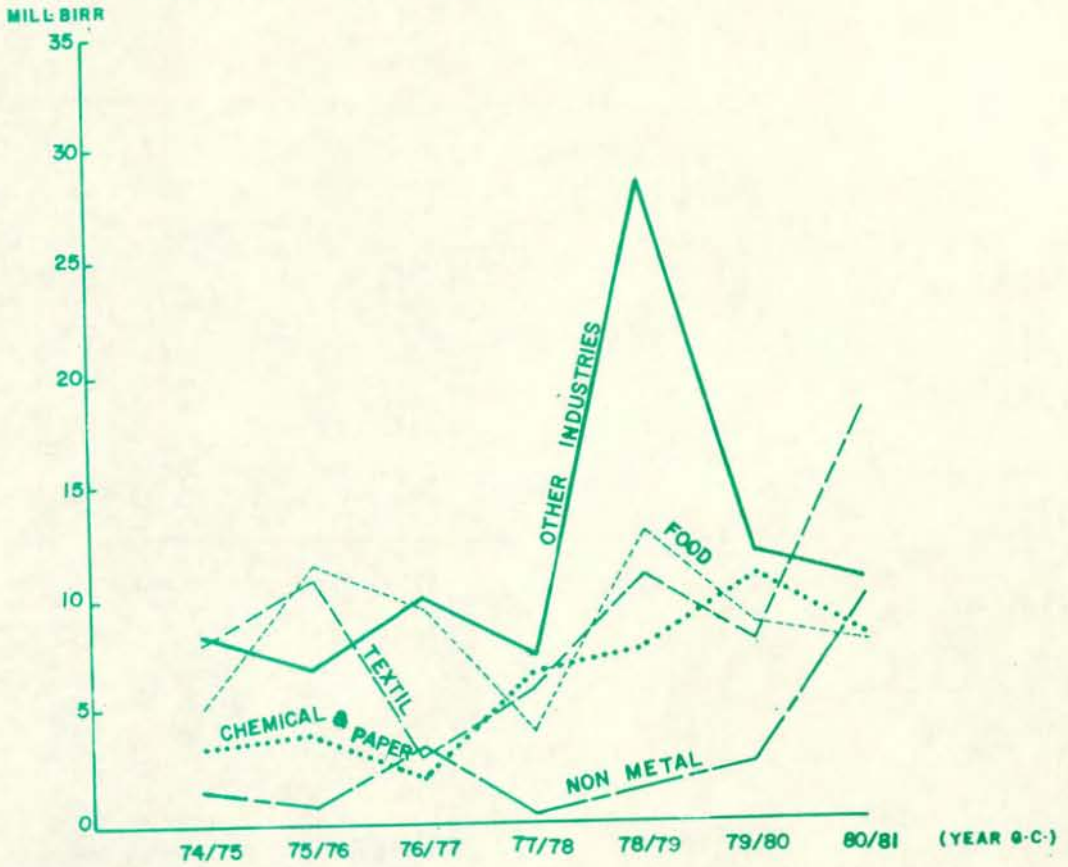
### F-2 (c)

□ % OF ESTABLISHMENTS  
 ▨ % OF PERSONS ENGAGED

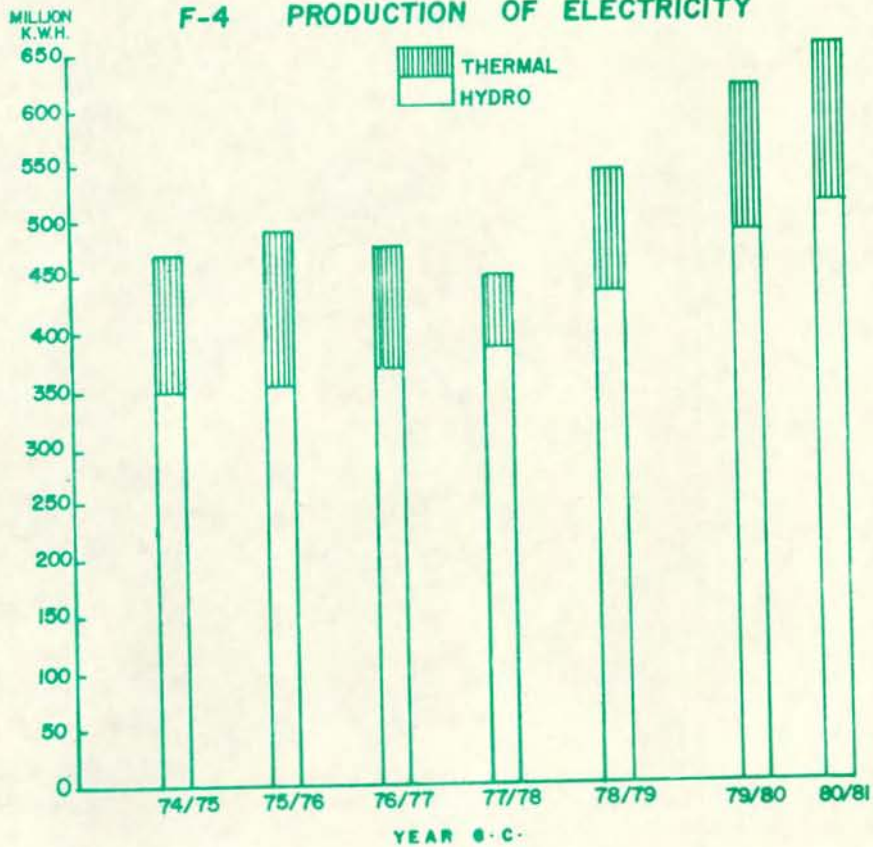


F-3

INVESTMENT IN MANUFACTURING INDUSTRIES



F-4 PRODUCTION OF ELECTRICITY



በ1973 ዓ.ም የፋብሪካዎች ብዛትና የተጠሩ ሠራተኞች ብዛት በይዘት  
 NUMBER OF ESTABLISHMENTS AND NUMBER OF EMPLOYEES-BY OWNERSHIP - 1980/81 G.C.

ሠንጠረዥ ፭.1 TABLE F.1

የኢንዱስትሪ ዓይነት	የፋብሪካዎች ብዛት			የተጠሩ ሠራተኞች ብዛት			
	የጠገሥተ	የገለ	ዶቦር	የጠገሥተ	የገለ	ዶቦር	
<u>የግንብ ፋብሪካዎች</u>	57	66	123	13,401	2,101	15,502	<u>FOOD MANUFACTURING</u>
ሥጋ ግዘጋጅ ጠባብ	9	-	9	4,471	-	4,471	SLAUGHTERING, PREPARING AND PRESERVING OF MEAT
ወተት የወተት ተጽላክ	2	-	2	263	-	263	MANUFACTURE OF DAIRY PRODUCTS
በአገባባትና በአሀል የግገኛ ተባቶ	11	3	14	1,403	142	1,545	MANUFACTURE OF VEGETABLES AND ANIMAL OILS AND FATS
የአሀል ወፍጫዎች	17	-	17	2,835	-	2,835	GRAIN MILL PRODUCTS
የላቦ ጠጋገሪያዎች	9	58	67	920	1,837	2,757	MANUFACTURE OF BAKERY PRODUCTS
የባቦር ፋብሪካዎችና ከባቦር የሚዘገጁ ስገቦች	3	5	8	2,962	122	3,084	SUGAR FACTORIES, REFINERIES AND SUGAR CONFECTIONERY
ሌሎች ስገቦች	3	-	3	400	-	400	MANUFACTURE OF FOOD PRODUCTS N.E.C.
የአገባባት ጠፍ ግዘጋጅ	3	-	3	147	-	147	MANUFACTURE OF PREPARED ANIMAL FEEDS
<u>የጠባብ ፋብሪካዎች</u>	18	10	28	5,890	304	6,194	<u>BEVERAGE INDUSTRIES</u>
አለጠሎች ግግራትና ጠባብ	3	5	8	441	173	614	DISTILLING, RECTIFYING AND BLENDING OF SPIRITS
የወይን ጠጅ ጠባብ	3	1	4	723	17	740	WINE INDUSTRIES
አረፊዎች ጠባብና ደፍደፍ ግዘጋጅ	3	-	3	2,165	-	2,165	MALT LIQUORS AND MALT
ለባላባ ጠባብና ጠባብ	9	4	13	2,561	114	2,675	SOFT DRINKS AND CARBONATED WATER INDUSTRIES
<u>በተግባር የሚሠሩ ወጪዎች</u>	2	-	2	849	-	849	<u>TOBACCO MANUFACTURES</u>
<u>የጠርቀሙ ፋብሪካዎች</u>	25	26	51	29,159	853	30,012	<u>MANUFACTURE OF TEXTILES</u>
ጠፍ ተለገገ ለባባ ጠባብና ግግራት	20	2	22	24,511	240	24,751	SPINNING, WEAVING AND FINISHING OF TEXTILES
ጥራት ጠባብ	2	22	24	754	588	1,342	KNITTING MILLS
ገጠጠኞች ስገቦች ጠባብ	3	2	5	3,894	25	3,919	CORDAGE, ROPE AND TWINE INDUSTRIES
<u>የጠፍ ለባባዎች</u>	3	3	6	2,098	195	2,293	<u>MANUFACTURE OF WEARING APPAREL EXCEPT FOOTWEAR</u>
<u>የላግገን ጠፍ ግግራት</u>	8	2	10	2,037	29	2,066	<u>TANNERIES AND LEATHER FINISHING</u>
<u>በቀጥ የተሠሩ ጨዳዎች</u>	4	6	10	2,202	269	2,471	<u>MANUFACTURE OF FOOTWEAR (LEATHER)</u>
የአገጣጠኞች የአገጣጠኞች የጠፍ ዕቃዎች ጠባብ	21	30	51	2,524	1,762	4,286	<u>MANUFACTURE OF WOOD AND CORK PRODUCTS</u>
የአገጣጠኞች የጠፍ ግግራትና የጠፍ ዕቃዎች	4	13	17	567	384	951	<u>MANUFACTURE OF FURNITURE AND FIXTURE</u>
የወረተኛ ከወረተኛ የሚሠሩ ዕቃዎች	3	3	6	1,266	130	1,396	<u>MANUFACTURE OF PAPER AND PAPER PRODUCTS</u>
የተግባር ጠባብና ጠባብ ፋብሪካዎች	9	13	22	1,910	470	2,380	<u>PRINTING, PUBLISHING AND ALLIED INDUSTRIES</u>
በኢንዱስትሪ የሚሠሩ ከግግራት ጠባብና ጠባብ	3	1	4	243	12	255	<u>MANUFACTURE OF BASIC INDUSTRIAL CHEMICALS EXCEPT FERTILIZERS</u>
	PUBLIC	PRIVATE	TOTAL	PUBLIC	PRIVATE	TOTAL	INDUSTRIAL GROUP
	NUMBER OF ESTABLISHMENTS			NUMBER OF EMPLOYEES			

በ1973 ዓ.ም የፋብሪካዎች ብዛትና የተጠሩ ሠራተኞች ብዛት በይዘታ  
 NUMBER OF ESTABLISHMENTS AND NUMBER OF EMPLOYEES-BY OWNERSHIP - 1980/81 G.C.

ሠንጠረዥ ፭.1 / የጠለ/ TABLE F.1 (Contd.)

የሊንጠራዎች ስም	የፋብሪካዎች ብዛት			የተጠሩ ሠራተኞች ብዛት			የኮንድራክቶር ስም
	ጠቅላይ	ግል	ድምር	ጠቅላይ	ግል	ድምር	
የሌሎች ኮንድራክቶር ወይን	11	3	14	1,660	136	1,796	MANUFACTURE OF OTHER CHEMICAL PRODUCTS
የጠቅላይ ግልጽ ግብር	3	-	3	142	-	142	MANUFACTURE OF PAINTS, VARNISHES AND LACQUERS
በጠቅላይ ግልጽ ግብር የወጣት ጠቅላይ ግብር	6	2	8	970	74	1,044	MANUFACTURE OF SOAP, COSMETICS, PERFUMES AND OTHER CLEANING PREPARATIONS
ሌሎች ኮንድራክቶር	2	1	3	548	62	610	MANUFACTURE OF CHEMICAL PRODUCTS N.E.C.
የነጻ ግብር	1	-	1	1,039	-	1,039	PETROLEUM REFINERY
የሊንጠራ ወይን	2	1	3	1,259	88	1,347	MANUFACTURE OF RUBBER PRODUCTS
የፕላስቲክ ወይን	4	5	9	990	163	1,153	MANUFACTURE OF PLASTIC PRODUCTS
ጠቅላይ ግልጽ የጠቅላይ ግልጽ ወይን	2	-	2	407	-	407	MANUFACTURE OF GLASS AND GLASS PRODUCTS
በፍራንሲስ ስራ ስራ የግብር ወይን	12	13	25	2,093	494	2,587	MANUFACTURE OF OTHER NON-METALLIC MINERAL PRODUCTS
ለግብር ስራ የግብር ወይን	5	12	17	553	396	949	MANUFACTURE OF STRUCTURAL CLAY PRODUCTS
በግብር ስራ ስራ ስራ ወይን	4	1	5	1,143	98	1,241	MANUFACTURE OF CEMENT, LIME AND PLASTER
ሌሎች በፍራንሲስ ስራ ስራ የግብር ወይን	3	-	3	397	-	397	MANUFACTURE OF NON-METALLIC MINERAL PRODUCTS N.E.C.
በፍራንሲስ ስራ	3	-	3	681	-	681	IRON AND STEEL BASIC INDUSTRIES
ከግብር ወይን ስራ ስራ የግብር ወይን	5	13	18	924	429	1,353	MANUFACTURE OF FABRICATED METAL PRODUCTS EXCEPT MACHINERY AND EQUIPMENT
ከግብር ወይን የግብር ወይን	2	5	7	244	155	399	MANUFACTURE OF CUTLERY, HANDTOOLS AND GENERAL HARDWARE
የግብር ወይን ስራ ስራ	-	4	4	-	168	168	MANUFACTURE OF STRUCTURAL METAL PRODUCTS
ሌሎች ከግብር ወይን የፋብሪካ ስራ ስራ የግብር ወይን	3	4	7	680	106	786	MANUFACTURE OF FABRICATED METAL PRODUCTS EXCEPT MACHINERY AND EQUIPMENT N.E.C.
የሌሎች ኮንድራክቶር ወይን	1	2	3	41	32	73	MANUFACTURE OF ELECTRICAL MACHINERY, APPARATUS, APPLIANCES AND SUPPLIES
ድምር	198	210	408	71,240	7,851	79,091	TOTAL
	PUBLIC	PRIVATE	TOTAL	PUBLIC	PRIVATE	TOTAL	INDUSTRIAL GROUP
	NUMBER OF ESTABLISHMENTS			NUMBER OF EMPLOYEES			

የአገጣጠራዎች አጭ ሁኔታ ማጠቃለያ - በይዘት 1972 - 1973  
 SUMMARY OF OPERATIONS OF MANUFACTURING INDUSTRY - BY OWNERSHIP 1979/80 - 1980/81 G.C.

ሠንጠረዥ 2,2 TABLE F.2

	1972			1973			
	የጠቅላይ ገቢ	የጠቅላይ ወጪ	ጠቅላይ ጥቅል	የጠቅላይ ገቢ	የጠቅላይ ወጪ	ጠቅላይ ጥቅል	
<u>ጠቅላላ የፈጠራ ስራዎች ወጪ</u> <u>/በሺህ ብር/</u>							<u>GROSS VALUE OF PRODUCTION (IN</u> <u>'000 BIRR)</u>
የጾገብ	490,347	32,742	523,089	536,459	29,030	565,489	FOOD
የጫፍ	242,889	6,835	249,524	267,702	6,439	274,141	BEVERAGES
የተጾባህ	105,722	-	105,722	111,900	-	111,900	TOBACCO
የጨርቅ ጨርቅ	431,866	9,043	440,909	426,990	9,584	436,574	TEXTILES
የቀጥሎ የሥራ	128,689	3,559	132,248	113,710	3,246	116,956	LEATHER AND FOOTWEAR
የአገልግሎት የገቢ ጥገና	23,245	13,691	36,936	32,637	14,638	47,275	WOOD AND FURNITURE
የወረቀት	40,065	865	40,930	34,080	548	34,628	PAPER
የጥቅል	29,387	5,438	34,825	31,688	5,532	37,220	PRINTING
የከፍተኛ	379,448	13,550	392,998	489,252	10,403	499,655	CHEMICAL
በረታ በረታ ያለሁት ማዕድን	35,314	3,066	38,380	42,418	2,973	45,391	NON-METALLIC MINERAL PRODUCTS
የበረታ በረታ የአላስተራስ	99,702	8,221	107,923	110,500	9,169	119,669	METAL AND ELECTRICAL
ጠቅላይ	2,006,674	96,810	2,103,484	2,197,336	91,562	2,288,898	TOTAL
<u>ደዋዘና ጾገን /በሺህ ብር/</u>							<u>WAGES AND SALARIES (IN'000</u> <u>BIRR)</u>
የጾገብ	30,029	3,778	33,807	29,796	3,583	33,379	FOOD
የጫፍ	13,300	759	14,059	15,257	945	16,202	BEVERAGES
የተጾባህ	2,218	-	2,218	2,267	-	2,267	TOBACCO
የጨርቅ ጨርቅ	57,474	1,521	59,095	60,796	1,813	62,609	TEXTILES
የቀጥሎ የሥራ	7,673	484	8,157	8,919	519	9,438	LEATHER AND FOOTWEAR
የአገልግሎት የገቢ ጥገና	6,403	3,713	10,116	7,902	3,965	11,867	WOOD AND FURNITURE
የወረቀት	1,865	228	2,093	2,115	208	2,323	PAPER
የጥቅል	4,753	1,313	6,066	5,192	1,800	6,992	PRINTING
የከፍተኛ	18,733	1,452	20,185	19,531	1,346	20,877	CHEMICAL
በረታ በረታ ያለሁት ማዕድን	6,870	925	7,795	7,872	763	8,635	NON-METALLIC MINERAL PRODUCTS
የበረታ በረታ የአላስተራስ	5,468	1,597	7,065	5,277	1,862	7,139	METAL AND ELECTRICAL
ጠቅላይ	154,786	16,370	171,156	164,924	16,804	181,728	TOTAL
<u>የሞገስ ጥገና ገቢ /በሺህ ብር/</u>							<u>FIXED CAPITAL ASSETS (IN'000</u> <u>BIRR)</u>
የጾገብ	93,608	6,864	100,472	110,774	3,379	114,153	FOOD
የጫፍ	47,844	734	48,578	50,601	950	51,551	BEVERAGES
የተጾባህ	11,235	-	11,235	9,216	-	9,216	TOBACCO
የጨርቅ ጨርቅ	76,598	2,772	79,370	108,340	2,094	110,434	TEXTILES
የቀጥሎ የሥራ	28,178	649	28,827	25,122	625	25,747	LEATHER AND FOOTWEAR
የአገልግሎት የገቢ ጥገና	8,342	2,533	10,875	11,065	2,693	13,758	WOOD AND FURNITURE
የወረቀት	20,389	294	20,683	10,396	315	10,711	PAPER
የጥቅል	4,717	2,421	7,138	4,770	2,179	6,949	PRINTING
የከፍተኛ	32,853	4,265	37,118	36,276	3,691	39,967	CHEMICAL
በረታ በረታ ያለሁት ማዕድን	16,275	1,295	17,570	22,689	1,338	24,027	NON-METALLIC MINERAL PRODUCTS
የበረታ በረታ የአላስተራስ	7,774	3,913	11,687	8,413	3,875	12,288	METAL AND ELECTRICAL
ጠቅላይ	347,813	25,740	373,553	397,662	21,139	418,801	TOTAL
	PUBLIC	PRIVATE	TOTAL	PUBLIC	PRIVATE	TOTAL	
	1979/80			1980/81			

የኢንዱስትሪ ስራ ሁኔታ ማጠቃለያ - በወዘተ 1972 - 1973  
 SUMMARY OF OPERATIONS OF MANUFACTURING INDUSTRY - BY OWNERSHIP 1979/80 - 1980/81 G.C.

ሠገጠረዥ ረ.2/ የጥለ/ TABLE F.2 (Contd.)

	1972			1973			
	የጠገሥተ	የገለ	ድምር	የጠገሥተ	የገለ	ድምር	
<b>ጠቀሰ ገጭ ለጭገ ገቢ ገብረት</b>							<b>INVESTMENT IN FIXED ASSETS</b>
<b>/በሺህ ብር/</b>							<b>(IN'000 BIRR)</b>
የምገባ	8,717	118	8,835	8,051	49	8,100	FOOD
የጠጠጥ	7,199	2	7,201	6,112	19	6,131	BEVERAGES
የተምባህ	122	-	122	870	-	870	TOBACCO
የጨርቃ ጨርቃ	8,303	44	8,347	18,211	95	18,306	TEXTILES
የቀጥሮ የጨማ	2,639	36	2,675	1,680	-	1,680	LEATHER AND FOOTWEAR
የአገጨተና የቤተ ጽሑፍ	976	225	1,201	623	24	647	WOOD AND FURNITURE
የወረተተ	749	48	797	451	23	474	PAPER
የጥጥጥ	891	82	973	1,080	37	1,117	PRINTING
የገጭገገገ	8,574	541	9,115	6,240	121	6,361	CHEMICAL
በረታ በረታ ያልሆኑ ግዕደኛ	2,522	147	2,669	9,714	334	10,048	NON-METALLIC MINERAL PRODUCTS
የበረታ በረታና የአላከተሪክ	731	178	909	1,273	37	1,310	METAL AND ELECTRICAL
ድምር	41,423	1,421	42,844	54,305	739	55,044	TOTAL
<b>የሠራተኞች ብዛት /በ ጥር/</b>							<b>NUMBER OF EMPLOYEES</b>
የምገባ	12,717	2,507	15,224	13,401	2,101	15,502	FOOD
የጠጠጥ	5,308	256	5,564	5,890	304	6,194	BEVERAGES
የተምባህ	794	-	794	849	-	849	TOBACCO
የጨርቃ ጨርቃ	30,301	1,152	31,453	31,257	1,048	32,305	TEXTILES
የቀጥሮ የጨማ	4,093	251	4,344	4,239	298	4,537	LEATHER AND FOOTWEAR
የአገጨተና የቤተ ጽሑፍ	3,042	2,198	5,240	3,091	2,146	5,237	WOOD AND FURNITURE
የወረተተ	1,289	128	1,417	1,266	130	1,396	PAPER
የጥጥጥ	1,787	515	2,302	1,910	470	2,380	PRINTING
የገጭገገገ	4,580	472	5,052	5,191	399	5,590	CHEMICAL
በረታ በረታ ያልሆኑ ግዕደኛ	2,595	581	3,176	2,500	494	2,994	NON-METALLIC MINERAL PRODUCTS
የበረታ በረታና የአላከተሪክ	1,578	467	2,045	1,646	461	2,107	METAL AND ELECTRICAL
ድምር	68,084	8,527	76,611	71,240	7,851	79,091	TOTAL
	PUBLIC	PRIVATE	TOTAL	PUBLIC	PRIVATE	TOTAL	
	1979/80			1980/81			

በ1973 ዓ.ም የፋብሪካዎች ብዛትና የሠራተኞች ጠቀላላ ብዛት በሠራተኛ ብዛት መደብ  
 NUMBER OF ESTABLISHMENTS AND NUMBER OF PERSONS ENGAGED BY SIZE OF ESTABLISHMENT 1980/81 G.C.

ሠንጠረዥ 2.3 TABLE F.3

የኢንግሊዝኛ ባይት	የፋብሪካዎች ብዛት በሠራተኞች ብዛት መደብ			የሠራተኞች ጠቀላላ ብዛት በሠራተኞች ብዛት መደብ			
	10-19	20-49	50 እና በላይ	10-19	20-49	50 እና በላይ	
<u>የምግብ ፋብሪካዎች</u>	15	50	58	222	1,543	13,835	<u>FOOD MANUFACTURING</u>
ሥጋ ግዛጅጅተና መጠቀ	-	-	9	-	-	4,471	SLAUGHTERING, PREPARING AND PRESERVING OF MEAT
ወተትና የወተት ተጽእኖ	-	1	1	-	48	215	MANUFACTURE OF DAIRY PRODUCTS
ከአገባባትና ከአሀል የሚገኙ ተባቶች	1	3	10	15	67	1,469	MANUFACTURE OF VEGETABLES AND ANIMAL OILS AND FATS
የአሀል ወፍሮዎች	-	-	17	-	-	2,835	GRAIN MILL PRODUCTS
የገብ ወጋገሬዎች	14	37	16	207	1,132	1,500	MANUFACTURE OF BAKERY PRODUCTS
የባቦር ፋብሪካዎችና ከባቦር የሚዘጋጁ ምግቦች	-	6	2	-	178	2,916	SUGAR FACTORIES, REFINERIES AND SUGAR CONFECTIONERY
ሌሎች ምግቦች	-	1	2	-	31	369	MANUFACTURE OF FOOD PRODUCTS N.E.C.
የአገባባት ወፍ ግዛጅ	-	2	1	-	87	60	MANUFACTURE OF PREPARED ANIMAL FEEDS
<u>የወጪ ፋብሪካዎች</u>	4	4	20	63	141	6,006	<u>BEVERAGE INDUSTRIES</u>
አልኮሎች ግብርና ወጪዎች	1	3	4	19	102	498	DISTILLING, RECTIFYING AND BLENDING OF SPIRITS
የወይን ጠጅ መጥመቅ	1	-	3	17	-	723	WINE INDUSTRIES
አረፊዎች ወጥመቅና ደፍደፍ ግዛጅ	-	-	3	-	-	2,165	MALT LIQUORS AND MALT
ለባላባ መጠቀሻ ጠባቦች	2	1	10	27	39	2,620	SOFT DRINKS AND CARBONATED WATER INDUSTRIES
<u>ከተሞቻቸው የሚሠሩ ወጪዎች</u>	-	-	2	-	-	849	<u>TOBACCO MANUFACTURES</u>
<u>የወርቅ ሠርቶ ፋብሪካዎች</u>	14	7	30	182	222	29,653	<u>MANUFACTURE OF TEXTILES</u>
ወፍ ተለገጠኑ ወሥራተና ግዕዝተ	-	-	22	-	-	24,752	SPINNING, WEAVING AND FINISHING OF TEXTILES
ኾራብ ወሥራተ	12	7	5	150	222	1,007	KNITTING MILLS
ገደቦችና ሲገጉዎች ወሥራተ	2	-	3	32	-	3,894	CORDAGE, ROPE AND TWINE INDUSTRIES
<u>የተጠፋ ልብቦች</u>	-	-	6	-	-	2,297	<u>MANUFACTURE OF WEARING APPAREL EXCEPT FOOTWEAR</u>
<u>የገጥሞች ወፍተና ግልፋት</u>	2	-	8	30	-	2,037	<u>TANNERIES AND LEATHER FINISHING</u>
<u>ከተማ የተሠሩ ሠራተኞች</u>	1	2	7	11	75	2,388	<u>MANUFACTURE OF FOOTWEAR (LEATHER)</u>
	10-19	20-49	50 & OVER	10-19	20-49	50 & OVER	INDUSTRIAL GROUP
	NUMBER OF ESTABLISHMENTS BY SIZE GROUP			DISTRIBUTION OF PERSONS ENGAGED BY SIZE GROUP			

01973 ዓ.ም የፋብሪካዎች ብዛትና የሠራተኞች ጠቅላላ ብዛት በሠራተኞች ብዛት ጋር  
 NUMBER OF ESTABLISHMENTS AND NUMBER OF PERSONS ENGAGED BY SIZE OF ESTABLISHMENT 1980/81 G.C

ሠገጠረዥ ፭.፮/የጠለ/ TABLE F.5 (Contd.)

የሥራ ቤቅ ስም	የፋብሪካዎች ብዛት በሠራተኞች			የሠራተኞች ጠቅላላ ብዛት			የፋብሪካው ስም
	10-19	20-49	50 እና በላይ	10-19	20-49	50 እና በላይ	
ገጠማዊ የስጦታና የጥገና ዕቃዎች	9	8	34	135	260	3,926	MANUFACTURE OF WOOD AND CORK PRODUCTS
የስጦታ የቤት ግንባታና የቤት ጠቅላላ ዕቃዎች	4	8	5	50	267	648	MANUFACTURE OF FURNITURE AND FIXTURE
የወረቀትና ከወረቀት የሚሠሩ ዕቃዎች	1	1	4	19	30	1,351	MANUFACTURE OF PAPER AND PAPER PRODUCTS
የጥቅም ቤቶችና ተጠቃሚ ፋብሪካዎች	5	6	11	72	182	2,140	PRINTING, PUBLISHING AND ALLIED INDUSTRIES
በሥራ ቤቅ የሚሠሩ ከግብርና ዕቃዎች በስተቀር	1	-	3	13	-	243	MANUFACTURE OF BASIC INDUSTRIAL CHEMICALS EXCEPT FERTILIZERS
የሌሎች ከግብርና ዕቃዎች	1	2	11	16	64	1,722	MANUFACTURE OF OTHER CHEMICAL PRODUCTS
የላቲክ ግብርና	1	1	1	16	44	82	MANUFACTURE OF PAINTS, VARNISHES AND LACQUERS
የግብርና ሌሎች ግብርናዎች የሚጠቀሙ ዕቃዎች	-	1	7	-	20	1,028	MANUFACTURE OF SOAP, COSMETICS, PERFUMES AND OTHER CLEANING PREPARATIONS
ሌሎች ከግብርና	-	-	3	-	-	612	MANUFACTURE OF CHEMICAL PRODUCTS N.E.C.
የተገቢ ግብርና	-	-	1	-	-	1,039	PETROLEUM REFINERY
የላቲክ ዕቃዎች	-	-	3	-	-	1,352	MANUFACTURE OF RUBBER PRODUCTS
የፕላስቲክ ዕቃዎች	-	4	5	-	117	1,041	MANUFACTURE OF PLASTIC PRODUCTS
ወጠተኛና የወጠተኛ ዕቃዎች	-	-	2	-	-	407	MANUFACTURE OF GLASS AND GLASS PRODUCTS
በረታታ በረታ ያልሆኑ የግብርና ዕቃዎች	5	7	13	73	231	2,300	MANUFACTURE OF OTHER NON-METALLIC MINERAL PRODUCTS
ለገጠማዊ ሥራ የሚሆኑ ግብርና	5	6	6	73	198	695	MANUFACTURE OF STRUCTURAL CLAY PRODUCTS
በግብርና ፍራጅ ሌሎች ግብርናዎች	-	1	4	-	33	1,208	MANUFACTURE OF CEMENT, LIME AND PLASTER
ሌሎች በረታታ በረታ ያልሆኑ የግብርና ዕቃዎች	-	-	3	-	-	397	MANUFACTURE OF NON-METALLIC MINERAL PRODUCTS N.E.C.
በረታታ በረታ	-	-	3	-	-	681	IRON AND STEEL BASIC INDUSTRIES
ከግብርና ዕቃዎች ፋብሪካ ማሳሪያዎች ለሌሎች በረታታ የተሠሩ ዕቃዎች	4	8	6	57	293	1,013	MANUFACTURE OF FABRICATED METAL PRODUCTS EXCEPT MACHINERY AND EQUIPMENT
በረታታ የተሠሩ የግብርና ዕቃዎች	2	3	2	27	131	244	MANUFACTURE OF CUTLERY, HAND-TOOLS AND GENERAL HARDWARE
የገጠማዊ ሥራ በረታታ በረታታ	1	2	1	18	68	89	MANUFACTURE OF STRUCTURAL METAL PRODUCTS
ሌሎች ግብርናዎች የፋብሪካ ማሳሪያዎች ያልሆኑ በረታታ በረታታ ዕቃዎች	1	3	3	12	94	680	MANUFACTURE OF FABRICATED METAL PRODUCTS EXCEPT MACHINERY AND EQUIPMENT N.E.C.
የኤሌክትሪክ ዕቃዎችና ግብርናዎች	1	2	-	10	64	-	MANUFACTURE OF ELECTRICAL MACHINERY, APPARATUS, APPLIANCES AND SUPPLIES
<b>ጠቅላላ</b>	<b>67</b>	<b>109</b>	<b>232</b>	<b>953</b>	<b>3,489</b>	<b>74,928</b>	<b>TOTAL</b>
	10-19	20-49	50 & OVER	10-19	20-49	50 & OVER	INDUSTRIAL GROUP
	NUMBER OF ESTABLISHMENTS BY SIZE GROUP			DISTRIBUTION OF PERSONS ENGAGED BY SIZE GROUP			

በፋብሪካ የተሠሩ የድምጽ ዕቃዎች ምርት፣ 1971 - 1973  
 PRODUCTION OF MAJOR MANUFACTURED ARTICLES, 1978/79 - 1980/81

ሠገጠረዥ ረ.4

TABLE F.4

የዕቃው ጻይነት	ዳብረት	1971	1972	1973		
<b>ጾገብ</b>					<b>FOOD</b>	
ሥጋ	/በት/	985	1,238	2,695	MEAT	(TONS)
የአተክለት ሸርባ	/በት/	6,776	4,048	5,202	VEGETABLE SOUP	(TONS)
ዘገገና ሸር ወጥ	/በት/	11,312	4,508	9,535	ZIGIN AND SHIRO WETT	(TONS)
የባር ጣገገ ዳሳይ	/በዳር ዳር/	210,280	890	-	ORANGE JUICE	(CANS)
ዳር ዳሳይ	/በት/	-	-	452	MARMELEDE	(TONS)
ፋቦሊያ የተሻገ	/በዳር ዳር/	89,764	145	-	GREEN (BEANS) CANNED	(CANS)
የጽግ ጽግ	/በት/	153	202	175	TAMATO PASTE	(TONS)
ወተት ገብተራይዘት	/በህተት ሊተር/	79,921	112,027	114,072	MILK PASTEURISED	(H.L)
ቀባ	/በት/	406	1,217	476	BUTTER AND GHEE	(TONS)
አይብ	/በት/	50	28	140	SHEESE	(TONS)
የጾገብ ዘይት	/በት/	9,408	8,444	9,141	EDIBLE OIL	(TONS)
ፋገጥ	/በት/	17,308	74,247	17,081	OIL CAKES	(TONS)
ተጽት / የባገገ/	/በት/	114,824	174,601	160,498	FLOUR (WHEAT)	(TONS)
ተጽት / የሌሊ/	/በት/	-	874	2,436	FLOUR (OTHERS)	(TONS)
ፋፋይ ተባብሮ አይገተገጥጥ	/በት/	3,845	15,061	9,909	FABA, DUBE, EDGET, METEN	(TONS)
ዳባር ነፍ ገብታ	/በት/	14,091	53,609	24,193	MACARONI AND PASTA	(TONS)
ባባሎት	/በት/	71	182	92	BISCUITS	(TONS)
		-	8,781	8,776	GALETTA	(TONS)
ዳባ	/በት/	21,823	20,175	26,434	BREAD	(TONS)
ባባር	/በት/	155,336	153,504	154,036	SUGAR	(TONS)
		53,755	57,800	56,749	MOLASSES	(TONS)
ባባር የተሠሩ ጣፋፍ ጾገቦች	/በት/	4,115	3,360	3,277	SWEETS	(TONS)
ክክ	/በት/	-	91	479	BEANS (KIK)	(TONS)
ዳባ የጾገብ	/በት/	107,433	117,923	140,482	SALT (EDIBLE)	(TONS)
ዳባ	/በት/	3,017	4,054	3,696	SALT (DENATURED)	(TONS)
የአገባባት ዳር	/በት/	2,815	63,032	12,089	ANIMAL FEED	(TONS)
<b>ዳባ</b>					<b>BEVERAGES</b>	
ቢረ	/በህተት ሊተር/	495,521	552,052	604,270	BEER	(H.L)
የወይን ዳባ	/በህተት ሊተር/	71,044	76,710	74,148	WINE	(H.L)
የአሰባሰብ ዳባ	/በህተት ሊተር/	30,217	33,133	35,996	LIQUORS	(H.L)
አሰባሰብ	/በህተት ሊተር/	5,995	7,409	7,552	ALCOHOL	(H.L)
ሌሞናድ	/በህተት ሊተር/	264,333	710,813	719,796	LEMONADE	(H.L)
የሚኒራላ ወሀ	/በህተት ሊተር/	139,264	160,182	172,842	MINERAL WATER	(H.L)
<b>ተጾባህ</b>					<b>TOBACCO</b>	
ቢገረተ	/በሺህ ቶር/	1,405,606	1,458,093	1,575,367	CIGARETTES	('000 pes)
		-	537	150	PIPE TOBACCO	(K.G)
የሚገኝ ተጾባህ	/በሺህ/	-	108,000	13,000	CHEWING TOBACCO	(K.G)
<b>ዳባ ዳባ</b>					<b>TEXTILES</b>	
ባገገ የሚዘገቡ ዳባ	/በሺህ ዳተር ካረ/	88,140	86,266	87,292	COTTON FABRICS	('000 SQ.M)
ከናይላገ የሚዘገቡ ዳባ	/በሺህ ዳተር ካረ/	5,611	5,906	5,930	NYLON FABRICS	('000 SQ.M)
ባገገ የሚሠሩ ዳርና ዳገ	/በት/	7,851	9,259	7,040	COTTON YARN	(TONS)
ባርድ ለባባ / የሰፍ/	/በቶር/	300,700	549,337	404,570	BLANKETS (WOOLEN)	(PCS.)
		1978/79	1979/80	1980/81	COMMODITY	UNIT

በፋብሪካ የተሠሩ የጽናት ዕቃዎች ምርት 1971 - 1973  
 PRODUCTION OF MAJOR MANUFACTURED ARTICLES, 1978/79 - 1980/81

ሠንጠረዥ ፭.4/የጠለ TABLE F.4 (Contd.)

የዕቃው ስም	ወሰን	1971	1972	1973		
<b>ጨርቅ ጨርቅ</b>					<b>TEXTILES</b>	
ብርድ ልብስ / የጽናት / ሎንጅ	/በጥር/	386,319	608,751	442,001	BLANKETS (WASTE COTTON)	(PCS)
ጆንጅ	/በጥር ስፈ/	15,600	20,504	17,219	CARPETS	(SQ.M)
ጎንጎን	/በጥር ጥር/	7,889	12,176	14,017	GUNNY BAGS	('000 PCS)
ጎንጎን የግራም ልብስ	/በጥር/	400,494	528,032	529,227	HOSIERIES	(DOZEN)
<b>የጥጥር ጨርቅ</b>					<b>LEATHER AND FOOTWEAR</b>	
የጥጥር ጨርቅ ጎንጎን	/በጥር/	1,491,416	1,498,721	1,486,559	LEATHER SHOES AND BOOTS	(PAIRS)
የጥጥር ጨርቅ የጥጥር ጨርቅ	/በጥር/	2,313,519	2,965,041	2,753,822	CANVAS AND RUBBER SHOES	(PAIRS)
የጥጥር ጨርቅ የጥጥር ጨርቅ	/በጥር/	1,709,078	2,161,209	2,696,398	PLASTIC FOOTWEAR	(PAIRS)
የጥጥር ጨርቅ / የጥጥር ጨርቅ ጎንጎን / በጥጥር ጨርቅ ስፈ	/በጥር ስፈ/	754	797	908	LEATHER, UPPER AND LINING	('000 SQ.M.)
የጥጥር ጨርቅ / የጥጥር ጨርቅ ጎንጎን	/በጥር/	289	880	322	LEATHER SOLE	(TONS)
የጥጥር ጨርቅ / የጥጥር ጨርቅ ጎንጎን	/በጥር ጥር/	3,851	5,323	4,835	SEMI-PROCESSED SKINS	('000 PCS.)
የጥጥር ጨርቅ ጎንጎን	/በጥር ስፈ/	121	121	213	GARMENT (LEATHER)	('000 SQ.M.)
<b>አገልግሎት</b>					<b>WOOD</b>	
ጠርብ	/በጥር ጠርብ/	41,105	39,183	21,171	TIMBER	(M <sup>3</sup> )
ጎንጎን ጠርብ	/በጥር ጠርብ/	2,418	2,418	2,565	PLY WOOD	(M <sup>3</sup> )
ጎንጎን	/በጥር ጠርብ/	2,164	2,173	1,542	PARTICLE BOARD	(M <sup>3</sup> )
<b>ከግራም</b>					<b>CHEMICAL</b>	
ጎንጎን ግራም	/በጥር/	206,323	145,039	193,824	GAS OIL	(TONS)
ጎንጎን ግራም / ግራም	/በጥር/	88,092	75,144	94,341	REGULAR BENZINE	(TONS)
ጎንጎን ግራም ግራም	/በጥር/	298,285	308,020	309,109	FUEL OIL	(TONS)
ጎንጎን ግራም	/በጥር/	1,154	4,788	4,325	DIESEL OIL	(TONS)
ጎንጎን ግራም	/በጥር/	4,131	13,607	13,000	ASPHALT	(TONS)
ጎንጎን ግራም	/በጥር ጥር/	16,220	34,989	42,188	MATCHES	('000 BOXES)
ጎንጎን ግራም	/በጥር/	8,777	10,296	10,618	SOAP	(TONS)
ጎንጎን ግራም ግራም	/በጥር/	298	287	315	CARBON DIOXIDE	(TONS)
ጎንጎን ግራም		139,683	149,378	162,410	OXYGEN	(M <sup>3</sup> )
የጥጥር ጨርቅ ጎንጎን	/በጥር ጥር/	150	368	435	PLASTIC CRATES	('000 PCS)
የጥጥር ጨርቅ ጎንጎን	/በጥር ለጥር/	1,876	2,002	2,006	PAINTS	('000 LTRS)
		27	46	59	WARNISH	('000 LTRS)
		17	50	74	LACQUERS	('000 LTRS)
		99,805	98,923	106,434	CAPSULES OR 100	(TIN)
አገልግሎት ግራም 100	/በጥር ጥር/	322,755	414,574	289,275	TABLETS OF 100	(TIN)
ጎንጎን ግራም ግራም	/በጥር ጥር/	33,848	53,409	56,269	ANTIBIOTICS OF 100 V	(BOXES)
ጎንጎን ግራም ግራም	/በጥር ለጥር/	81	102	108	SYRUPS	('000 LTRS)
የጥጥር ጨርቅ ጎንጎን	/በጥር/	59	68	63	OINTMENT	(TONS)
የጥጥር ጨርቅ ጎንጎን ግራም 100 ለ.	/በጥር ጥር/	50,310	46,286	34,845	INJECTIONS OF 100 A	(BOX)
ጎንጎን ግራም	/በጥር ጥር/	93,997	90,724	97,413	TYRES	(PCS)
የጥጥር ጨርቅ ጎንጎን	/በጥር ጥር/	84,250	45,701	57,226	TUBES	(PCS)
የጥጥር ጨርቅ ጎንጎን	/በጥር ስፈ/	5,329	6,283	7,280	PLASTIC WIRES	('000 METERS)
የጥጥር ጨርቅ ጎንጎን	/በጥር/	385	630	768	POLY THELENE PRODUCTS	(TONS)
ጎንጎን	/በጥር/	600	373	386	CANDLES	(TONS)
		1978/79	1979/80	1980/81	COMMODITY	UNIT

በፋብሪካ የተሠሩ የጽዳቅ ዓቃታዎች ምርት፣ 1971 - 1973  
 PRODUCTION OF MAJOR MANUFACTURED ARTICLES, 1978/79 - 1980/81

ሠንጠረዥ ረ.4 / የጽዳቅ / TABLE F.4 (Contd.)

የዕቃው ስም	መሠረታዊ	1971	1972	1973		
					<u>NON-METALLIC MINERAL PRODUCTS</u>	
<u>በረታታ ስራ ላይ የሚገኙ የውሃ ጭብጫዎች</u>						
ቢሮን	/ቦት/	95,409	123,365	142,495	CEMENT	(TONS)
የቢሮን ጠባብና አሸንፏቸው/በሺህ ቁጥር/		1,857	2,058	2,379	CEMENT BLOCKS AND TUBES	('000 PCS)
የቢሮን የውሃ ጭብጫዎች /በሺህ ስራ/		160,498	161,474	182,404	CEMENT FLOOR TILES	(SQ.M)
የሽከለ ጠባ	/በሺህ ቁጥር/	19,884	22,825	22,825	BRICKS OF CLAY	('000 PCS)
የተጽዕኖ ራሪ	/ቦት/	6,796	8,848	5,095	LIME	(TONS)
ጠባቂዎች /በርጭ ተጽዕኖ/	/በሺህ ቁጥር/	181	938	2,608	GLASSES	('000 PCS)
ጠባቂዎች /የጠባቂው/	/በሺህ ቁጥር/	7,880	19,970	9,534	GLASS BOTTLES	('000 PCS)
					<u>METAL</u>	
<u>የበረታታ ስራ ላይ ያገኙት ጠባቂዎች</u>						
የበረታታ ዘንገሮች	/ቦት/	5,920	8,706	11,972	IRON BARS	(TONS)
ሽቦዎች	/ቦት/	509	919	1,291	WIRES	(TONS)
ጠባቂዎች	/ቦት/	3,693	4,913	4,200	NAILS	(TONS)
የበረታታ ዘንገር ቁጥር	/ቦት/	19,427	20,641	21,979	IRON SHEETS	(TONS)
		1978/79	1979/80	1980/81	COMMODITY	UNIT

የባህር ስጦታ ምርትና ጠቃሚ ላይ የጽዳቅ\* 1959-1974  
 SUGAR PRODUCTION AND CONSUMPTION\*, 1966/67 - 1981/82

ሠንጠረዥ ረ.5 TABLE F.5 ቦት (TONS)

ዓመት	የባህር ምርት	ጠቃሚ ላይ የጽዳቅ	ዓመት	የባህር ምርት	ጠቃሚ ላይ የጽዳቅ	ዓመት
1959	76,868	70,832	1966/67	1967	128,640	104,197**
1960	67,753	72,500	1967/68	1968	123,287	108,521
1961	66,199	72,500	1968/69	1969	124,106	104,672
1962	96,967	89,273	1969/70	1970	159,759	103,401
1963	108,672	93,537	1970/71	1971	155,336	149,362
1964	113,989	91,821	1971/72	1972	153,504	155,582
1965	131,824	100,492	1972/73	1973	154,036	138,735
1966	120,658	110,138	1973/74	1974	145,469	140,874
	PRODUCTION	CONSUMPTION	YEAR	PRODUCTION	CONSUMPTION	YEAR

\*ዓመት የሚያስጠጥ ዓ.አ. ለ ባህር ጠባቂ 31 ነገር። \*\*የተሻሻለ  
 \*Year Ending 31 August \*\*Revised

ስለተጻፉት ባህር ጠባቂ ገጽ 7 ላይ የተገኘ።  
 Source: Ethiopian Sugar Corporation

በ1973 ዓ.ም በፋብሪካዎች ያወጧቸው ዕቃዎች የገንዘብ እሴት በዓይነት ተደርጎ  
GROSS VALUE OF PRODUCTION BY SIZE GROUP 1980/81 G.C

ሀምሌ 2.6

TABLE F. 6

ቢሺዮን ብር

IN'000 BIRR

	የሠራተኛው ብዛት ተደርጎ			
	10-19	20-49	50 እና በላይ	
<u>የግብርና ፋብሪካዎች</u>	3,749	24,114	537,626	<u>FOOD MANUFACTURING</u>
ሥጋ ግዛጃደተና ጭቃ	-	-	85,643	SLAUGHTERING, PREPARING AND PRESERVING OF MEAT
ወተና የወተና ተጭቶ	-	2,175	6,650	MANUFACTURE OF DAIRY PRODUCTS
ከእንጥረትና ከሌሎች የሚገኙ ተጭቶ	149	797	38,683	MANUFACTURE OF VEGETABLES AND ANIMAL OILS AND FATS
የሌሎች ወርቆዎች	-	-	156,894	GRAIN MILL PRODUCTS
የላብ-ወገን ስራዎች	3,600	13,418	46,873	MANUFACTURE OF BAKERY PRODUCTS
የሰብስቦ ፋብሪካዎችና ከሰብስቦ የሚገኙ ስራዎች	-	2,606	171,822	SUGAR FACTORIES, REFINERIES AND SUGAR CONFECTIONERY
ሌሎች ስራዎች	-	3,856	29,519	MANUFACTURE OF FOOD PRODUCTS N.E.C.
የእንጥረት ጭቃ ግዛጃ	-	1,262	1,542	MANUFACTURE OF PREPARED ANIMAL FEEDS
<u>የጭቃ ፋብሪካዎች</u>	844	3,582	269,715	<u>BEVERAGE INDUSTRIES</u>
አልኮሎች ጭቃዎችና ጭቃ	391	3,208	18,386	DISTILLING, RECTIFYING AND BLENDING OF SPIRITS
የወይን ጭቃ ጭቃ	284	-	24,038	WINE INDUSTRIES
አረጎን ጭቃ ጭቃና ድጋግ ጭቃዎች	-	-	147,285	MALT LIQUORS AND MALT
ሌሎች ጭቃዎችና ጭቃዎች	169	374	80,006	SOFT DRINKS AND CARBONATED WATER INDUSTRIES
<u>ከተግባር የሚሠሩ ጭቃዎች</u>	-	-	111,900	<u>TOBACCO MANUFACTURES</u>
<u>የጨርቃ ጨርቃ ፋብሪካዎች</u>	2,081	1,830	400,010	<u>MANUFACTURE OF TEXTILES</u>
ጭቃ ጭቃ ለሰብስቦ ጭቃዎችና ጭቃዎች	-	-	357,627	SPINNING, WEAVING AND FINISHING OF TEXTILES
ጭቃ ጭቃ	1,915	1,830	7,673	KNITTING MILLS
ጭቃዎችና ጭቃዎች ጭቃ	166	-	34,710	CORDAGE, ROPE AND TWINE INDUSTRIES
<u>የጭቃ ለሰብስቦ</u>	-	-	32,653	<u>MANUFACTURE OF WEARING APPAREL EXCEPT FOOTWEAR</u>
<u>የጭቃ ጭቃ ጭቃ ጭቃ</u>	167	-	72,511	<u>TANNERIES AND LEATHER FINISHING</u>
<u>ከጭቃ የተሠሩ ጭቃዎች</u>	232	533	43,513	<u>MANUFACTURE OF FOOTWEAR (LEATHER)</u>
<u>አገልግሎት የአገልግሎት የሰብስቦ ዕቃዎች</u>	1,195	1,652	33,875	<u>MANUFACTURE OF WOOD AND CORK PRODUCTS</u>
<u>የአገልግሎት የሰብስቦ ጭቃዎችና ጭቃዎች</u>	239	2,276	8,038	<u>MANUFACTURE OF FURNITURE AND FIXTURE</u>
<u>የወረቀትና ከወረቀት የሚሠሩ ዕቃዎች</u>	62	127	34,439	<u>MANUFACTURE OF PAPER AND PAPER PRODUCTS</u>
<u>የጭቃ ጭቃ ጭቃ ጭቃ ፋብሪካዎች</u>	617	1,904	34,699	<u>PRINTING, PUBLISHING AND ALLIED INDUSTRIES</u>
<u>በአገልግሎት የሚሠሩ ጭቃዎችና ጭቃዎች ከሌሎች ጭቃዎች</u>	148	-	6,745	<u>MANUFACTURE OF BASIC INDUSTRIAL CHEMICALS EXCEPT FERTILIZERS</u>
	10-19	20-49	50 & OVER	INDUSTRIAL GROUP
	SIZE GROUP			

በ1973 ዓ.ም ፋብሪካዎች የወጪዎቹ ዕቃዎች የገበያ ስራ ዋጋ በዓረፍት ብዛት መደብ  
GROSS VALUE OF PRODUCTION BY SIZE GROUP 1980/81 G.C.

ሠገጠረዥ ረ.6/ የጠለ/ TABLE F.6 (Contd.)

ብሔር ብር

IN '000 BIRR

	የሠራተኞች ብዛት መደብ			
	10-19	20-49	50 እና በላይ	
<u>የሌሎች ከግብርና ወጪዎች</u>	1,532	3,756	58,490	<u>MANUFACTURE OF OTHER CHEMICAL PRODUCTS</u>
ጠቃሚ ግብርና	1,532	3,524	4,665	MANUFACTURE OF PAINTS, VARNISHES AND LACQUERS
ባህሪያዎች ሌሎች ግብርናዎች የወጪዎች	-	232	32,199	MANUFACTURE OF SOAP, COSMETICS, PERFUMS AND OTHER CLEANING PREPARATIONS
ሌሎች ከግብርና	-	-	21,626	MANUFACTURE OF CHEMICAL PRODUCTS N.E.C.
<u>የነጻ ማጠቃለያ</u>	-	-	353,617	<u>PETROLEUM REFINERY</u>
<u>የላቦታ ዕቃዎች</u>	-	-	44,956	<u>MANUFACTURE OF RUBBER PRODUCTS</u>
<u>የፕላስቲክ ዕቃዎች</u>	-	2,877	27,534	<u>MANUFACTURE OF PLASTIC PRODUCTS</u>
<u>መጠጥጥ የጠጥጥ ዕቃዎች</u>	-	-	4,535	<u>MANUFACTURE OF GLASS AND GLASS PRODUCTS</u>
<u>ብረት ብረት ያልሆኑ የግዕድ ወጪዎች</u>	743	2,281	37,832	<u>MANUFACTURE OF OTHER NON-METALLIC MINERAL PRODUCTS</u>
ለሕንጻ ሥራ የሚሰጡ ጠጥጥ	743	1,330	3,695	MANUFACTURE OF STRUCTURAL CLAY PRODUCTS
ብረት ብረት ሌሎች ግብርናዎች	-	951	29,557	MANUFACTURE OF CEMENT, LIME AND PLASTER
ሌሎች ብረት ብረት ያልሆኑ የግዕድ ወጪዎች	-	-	4,580	MANUFACTURE OF NON-METALLIC MINERAL PRODUCTS N.E.C.
<u>ብረት ብረት</u>	-	-	73,876	<u>IRON AND STEEL BASIC INDUSTRIES</u>
<u>ከጠቃሚ ዎች ፋብሪካ ወጪዎች ለገበያ ስራ የተሠሩ ዕቃዎች</u>	989	6,181	36,984	<u>MANUFACTURE OF FABRICATED METAL PRODUCTS EXCEPT MACHINERY AND EQUIPMENT</u>
ከገበያ ስራ የተሠሩ የግብርና ዕቃዎች	372	2,261	5,147	MANUFACTURE OF CUTLERY, HAND-TOOLS AND GENERAL HARDWARE
የሕንጻ ወጪዎች ብረት ብረት	513	538	1,190	MANUFACTURE OF STRUCTURAL METAL PRODUCTS
ሌሎች ጠቃሚ ዎች የፋብሪካ ወጪዎች ያልሆኑ የብረት ብረት ዕቃዎች	104	3,382	30,647	MANUFACTURE OF FABRICATED METAL PRODUCTS EXCEPT MACHINERY AND EQUIPMENT N.E.C.
<u>የኮንስትራክሽን ዕቃዎች መለጠጫዎች</u>	325	1,314	-	<u>MANUFACTURE OF ELECTRICAL MACHINERY, APPARATUS, APPLIANCES AND SUPPLIES</u>
<b>ጠቅላይ</b>	12,923	52,427	2,223,548	<b>TOTAL</b>
	10-19	20-49	50 & OVER	<b>INDUSTRIAL GROUP</b>
	SIZE GROUP			

ደቀዘና ሥራ ጠቅላላ የሥራ ወጪት የገና ተጨማሪ የገንዘብ ወጪት 1973 ዓ.ም  
 WAGES AND SALARIES, GROSS VALUE OF PRODUCTION AND VALUE ADDED-BY OWNERSHIP - 1980/81 G.C.

ሀገራዊ ረ.7 TABLE F.7

በሺህ ብር IN '000 BIRR

የሊንጎተሪው ዓይነት	ደቀዘና ሥራ		ጠቅላላ የሥራ ወጪት የገንዘብ		ተጨማሪ የገንዘብ		
	የጠገሥተ	የገለ	የጠገሥተ	የገለ	የጠገሥተ	የገለ	
<u>የግብ ልብሰታዎች</u>	29,796	3,583	536,459	29,030	235,865	8,415	<u>FOOD MANUFACTURING</u>
ሥጋ ግዘገጃትና ጠጠት	6,779	-	85,643	-	32,383	-	SLAUGHTERING, PREPARING AND PRESERVING OF MEAT
ወተት የወተት ተጥሎ	498	-	8,825	-	2,171	-	MANUFACTURE OF DAIRY PRODUCTS
ከአገባትና ከአሁህ የግጥም ተባቶ	2,707	235	36,608	3,021	12,335	951	MANUFACTURE OF VEGETABLES AND ANIMAL OILS AND FATS
የአሁህ ወፍጭጭ	5,281	-	156,894	-	27,855	-	GRAIN MILL PRODUCTS
የጎብ ግዘገጃዎች	1,193	3,170	39,749	24,142	13,907	6,777	MANUFACTURE OF BAKERY PRODUCTS
የባህር ልብሰታዎችና ከባህር የግዘገጃዎች ሥገቦች	11,633	178	172,561	1,867	119,583	687	SUGAR FACTORIES, REFINERIES AND SUGAR CONFECTIONERY
ሌሎች ሥገቦች	1,376	-	33,375	-	26,943	-	MANUFACTURE OF FOOD PRODUCTS N.E.C.
የአገባት ጭና ግዘገጃ	329	-	2,804	-	688	-	MANUFACTURE OF PREPARED ANIMAL FEEDS
<u>የጠገ ልብሰታዎች</u>	15,257	945	267,702	6,439	185,064	4,852	<u>BEVERAGE INDUSTRIES</u>
አለጠጥ ግጥም ጭና ጭዳ	1,017	549	16,888	5,097	15,420	3,985	DISTILLING, RECTIFYING AND BLENDING OF SPIRITS
የወይን ጠጭ ጭዳ	1,606	64	24,038	284	19,381	176	WINE INDUSTRIES
አረ ጭዳ ጭዳ ጭዳ ጭዳ ጭዳ	6,340	-	147,285	-	118,637	-	MALT LIQOURS AND MALT
ለባህር ጭዳ ጭዳ ጭዳ	6,294	332	79,491	1,058	31,626	691	SOFT DRINKS AND CARBONATED WATER INDUSTRIES
<u>ከተጠገ የግራ ጭዳ</u>	2,267	-	111,900	-	54,031	-	<u>TOBACCO MANUFACTURES</u>
<u>የጨዋ ጨዋ ልብሰታዎች</u>	57,968	1,218	397,523	6,398	194,200	2,856	<u>MANUFACTURE OF TEXTILES</u>
ጭዳ ጭዳ ልብሰታ ጭዳ ጭዳ	50,623	333	356,799	828	177,092	537	SPINNING, WEAVING AND FINISHING OF TEXTILES
ጭዳ ጭዳ	985	853	6,014	5,404	2,781	2,262	KNITTING MILLS
ጭዳ ጭዳ ጭዳ ጭዳ	6,360	32	34,710	166	14,327	57	CORDAGE, ROPE AND TWINE INDUSTRIES
<u>የተባረ ልብሰታ</u>	2,828	595	29,467	3,186	10,587	1,087	<u>MANUFACTURE OF WEARING APPAREL EXCEPT FOOTWEAR</u>
<u>የጎብ ጭዳ ጭዳ ጭዳ</u>	4,166	50	72,511	167	25,579	74	<u>TANNERIES AND LEATHER FINISHING</u>
ከ ጎብ የተሠሩ ጭዳዎች	4,753	469	41,199	3,079	15,977	1,303	<u>MANUFACTURE OF FOOTWEAR (LEATHER)</u>
አገጣጥቶ የአገጣጥቶ የጎብ ዕጋዎች	5,989	3,077	24,800	11,922	12,438	6,384	<u>MANUFACTURE OF WOOD AND CORK PRODUCTS</u>
የአገጣጥቶ የጎብ ጭዳ ጭዳ	1,913	888	7,837	2,716	3,814	1,195	<u>MANUFACTURE OF FURNITURE AND FIXTURE</u>
የወረተተና ከወረተተ የግራ ዕጋዎች	2,115	208	34,080	548	5,748	308	<u>MANUFACTURE OF PAPER AND PAPER PRODUCTS</u>
የተግባር ጭዳ ጭዳ ልብሰታዎች	5,192	1,800	31,688	5,532	19,615	3,402	<u>PRINTING, PUBLISHING AND ALLIED INDUSTRIES</u>
በሊንጎተሪ የግራ ከግብረት ከግብረት ጭዳ ጭዳ ጭዳ	394	69	6,745	148	3,138	95	<u>MANUFACTURE OF BASIC INDUSTRIAL CHEMICALS EXCEPT FERTILIZERS</u>

ደቀዘና ሥራ ጠቀላላ የሥራ ወጪት የገና ተጨማሪ የገን በይዘታ 1973 ዓ.ም  
 WAGES AND SALARIES, GROSS VALUE OF PRODUCTION AND VALUE ADDED-BY OWNERSHIP - 1980/81 G.C.

ሠገጠረዥ ፭.7 / የተጠለ/ TABLE F.7 (Contd.)

በሺህ በር

የሊንጠተሪው ዓይነት	ደቀዘና ሥራ		ጠቀላላ የሥራ ወጪት የገን		ተጨማሪ የገን		በሺህ በር
	የወገሥተ	የገሰ	የወገሥተ	የገሰ	የወገሥተ	የገሰ	
የሌሎች ከሚገኙት ወጪት	3,939	550	58,540	5,238	19,040	1,515	MANUFACTURE OF OTHER CHEMICAL PRODUCTS
የሌሎች ጉዳዮች	563	-	9,721	-	3,100	-	MANUFACTURE OF PAINTS, VARNISHES AND LACQUERS
በወር ገንዘብ ለሌሎች ግለሰቦች የወጪት ወጪዎች	1,938	384	29,620	2,812	9,226	763	MANUFACTURE OF SOAP, COSMETICS, PERFUMES AND OTHER CLEANING PREPARATIONS
ሌሎች ከሚገኙት	1,438	166	19,199	2,426	6,714	752	MANUFACTURE OF CHEMICAL PRODUCTS N.E.C.
የነጻ ግጭት	8,928	-	353,617	-	15,835	-	PETROLEUM REFINERY
የሰበሰቡ ዕቃዎች	4,360	399	43,447	1,509	12,204	843	MANUFACTURE OF RUBBER PRODUCTS
የገሰቡ ዕቃዎች	1,910	328	26,903	3,508	11,103	1,679	MANUFACTURE OF PLASTIC PRODUCTS
ወጪት የተጠቀሱ የወጪት ዕቃዎች	1,307	-	4,535	-	1,633	-	MANUFACTURE OF GLASS AND GLASS PRODUCTS
በረታታ በረታ ያለሁት የግዴታ ወጪት	6,565	763	37,883	2,973	21,281	1,483	MANUFACTURE OF OTHER NON-METALLIC MINERAL PRODUCTS
ለሌሎች ሥራ የሚሰጡ ጠገን	874	602	3,384	2,384	1,746	1,268	MANUFACTURE OF STRUCTURAL CLAY PRODUCTS
ቢሮዎች ሩፊና ሌሎች ወጪት	4,773	161	29,919	589	17,974	215	MANUFACTURE OF CEMENT, LIME AND PLASTER
ሌሎች በረታ በረታ ያለሁት የግዴታ ወጪት	918	-	4,580	-	1,561	-	MANUFACTURE OF NON-METALLIC MINERAL PRODUCTS N.E.C.
በረታ በረታ	2,516	-	73,876	-	20,383	-	IRON AND STEEL BASIC INDUSTRIES
ከወጪት ገንዘብ ለግዴታ የተሰጡ ሌላ ክፍሎች የተሰጡ ዕቃዎች	2,644	1,739	35,794	8,360	14,298	3,768	MANUFACTURE OF FABRICATED METAL PRODUCTS EXCEPT MACHINERY AND EQUIPMENT
ከገንዘብ የተሰጡ የግዴታ ዕቃዎች	719	496	5,147	2,633	2,481	1,331	MANUFACTURE OF CUTLERY, HAND-TOOLS AND GENERAL HARDWARE
የሌሎች ግዴታ በረታ በረታ	-	652	-	2,241	-	989	MANUFACTURE OF STRUCTURAL METAL PRODUCTS
ሌሎች ወጪት ገንዘብ ለግዴታ የተሰጡ ክፍሎች የተሰጡ በረታ በረታ ዕቃዎች	1,925	591	30,647	3,486	11,817	1,448	MANUFACTURE OF FABRICATED METAL PRODUCTS EXCEPT MACHINERY AND EQUIPMENT N.E.C.
የሌሎች ክፍሎች ዕቃዎች	117	123	830	809	513	280	MANUFACTURE OF ELECTRICAL MACHINERY, APPARATUS, APPLIANCES AND SUPPLIES
ጠቅላላ	164,924	16,804	2,197,336	91,562	882,346	39,539	TOTAL
	PUBLIC	PRIVATE	PUBLIC	PRIVATE	PUBLIC	PRIVATE	INDUSTRIAL GROUP
	WAGES AND SALARIES		GROSS VALUE OF PRODUCTION		VALUE ADDED		

የኢትዮጵያ ኢንጅነሪንግና የኃይል ስጪት የኢትዮጵያ ኃይል ስጪት የኢትዮጵያ ኃይል 1965-1973  
 INSTALLED GENERATING CAPACITY AND ELECTRIC ENERGY PRODUCTION, 1972/73-1980/81

ሠገጠኛ ረ. 8 TABLE F.8

ዓመት ስም	የኢትዮጵያ ኢንጅነሪንግና የኃይል ስጪት / በኪ.ዊ. /			የኃይል ስጪት / በኪ.ዊ. /			ዓመት
	ከሃይድሮ	ከጥራት	ጠቅላይ	ከሃይድሮ	ከጥራት	ጠቅላይ	
	HYDRO	THERMAL	TOTAL	HYDRO	THERMAL	TOTAL	
1965	207,084	67,529	274,613	326,817	137,422	464,239	1972/73
1966	206,784	68,435	275,219	345,988	137,883	487,871	1973/74
1967	206,364	71,393	277,757	351,558	120,213	471,771	1974/75
1968	206,196	72,638	278,834	355,895	137,378	493,273	1975/76
1969	206,196	74,273	280,469	369,139	108,903	478,041	1976/77
1970	206,616	75,002	281,618	385,892	66,572	452,464	1977/78
1971	206,616	86,519	293,135	437,985	105,797	543,782	1978/79
1972	215,636	79,699	295,335	487,555	127,810	615,365	1979/80
1973	215,752	79,274	295,026	511,536	137,525	649,061	1980/81
	HYDRO	THERMAL	TOTAL	HYDRO	THERMAL	TOTAL	YEAR
	(INSTALLED GENERATING CAPACITY(KW))			PRODUCTION ('000 KWH)			

የኢትዮጵያ ኢንጅነሪንግና የኃይል ስጪት የኃይል ስጪት የኢትዮጵያ ኃይል 1972-1973  
 OPERATING STATISTICS OF ELECTRICITY INDUSTRY (PUBLIC UTILITIES ONLY), 1979/80-1980/81

ሠገጠኛ ረ. 9 TABLE F.9

	1972	1973	
የኢትዮጵያ ኢንጅነሪንግና የኃይል ስጪት ብዛት	45	44	NUMBER OF STATIONS
የሠራተኞች ብዛት	5,048	5,275	NUMBER OF EMPLOYEES
የኢትዮጵያ ኢንጅነሪንግና የኃይል ስጪት / በኪ.ዊ. /	295,335	295,026	INSTALLED GENERATING CAPACITY (KW)
የኃይል ስጪት / በኪ.ዊ. /	615,365	649,061	PRODUCTION OF ELECTRICITY (IN'000 KWH)
ግብርና ስጪት / በኪ.ዊ. /			TRANSMISSION FACILITIES (KM)
132 ኪ.ዊ. ስጪት	817	817	132 KV. LINES
50 ኪ.ዊ. ስጪት	128	128	50 KV. LINES
45 ኪ.ዊ. ስጪት	261	261	45 KV. LINES
15 ኪ.ዊ. ስጪት	2,140	2,160	15 KV. LINES
5.5 ኪ.ዊ. ስጪት	151	151	5.5 KV. LINES
3.2 ኪ.ዊ. ስጪት	42	42	3.2 KV. LINES
የተሸጠ ኢትዮጵያ ኃይል / በኪ.ዊ. /	548,358	567,273	ELECTRICITY SOLD (IN'000 KWH)
በጠቅላላ	210,021	223,827	GENERAL TARIFF
በኢንጅነሪንግና የኃይል ስጪት	338,337	343,446	INDUSTRIAL TARIFF
የሽያጭ ገቢ / በኪ.ዊ. /	69,573	72,854	REVENUE FROM SALES OF ELECTRICITY ('000 BIRR)
በጠቅላላ	34,140	36,810	GENERAL TARIFF
በኢንጅነሪንግና የኃይል ስጪት	35,433	36,044	INDUSTRIAL TARIFF
ደብዳቤ ገቢ / በኪ.ዊ. /	13,524	14,131	WAGES AND SALARIES PAID (IN'000 BIRR)
ለዕቃ የተገኘ ወጭ / በኪ.ዊ. /	5,417	*	COST OF MATERIALS (IN'000 BIRR)
ለኃይል የተገኘ ወጭ / በኪ.ዊ. /	16,368	*	COST OF FUEL (IN'000 BIRR)
የግዴታ ገቢ ገቢ ስጪት ስጪት / በኪ.ዊ. /	195,268	*	TOTAL FIXED ASSETS (IN'000 BIRR)
በኢንጅነሪንግና የኃይል ስጪት	183,556	*	FIXED CAPITAL ASSETS
በግዴታ ስጪት	11,712	*	CAPITAL WORK IN PROGRESS
በግዴታ ስጪት / በኪ.ዊ. /	15,844	*	INVESTMENT (IN FIXED ASSETS (IN'000 BIRR)
	1979/80	1980/81	

የኢትዮጵያ ኢንፎርሜሽን ቴክኖሎጂ ሲስተም ስፔሻላይዥን  
 FIXED CAPITAL ASSETS IN ELECTRICITY INDUSTRY 1979/80

ሠንጠረዥ ረ.10      TABLE F.10      /በሺህ ቦር/      (IN'000 BIRR)

ጠቅላይ ስም	በ1971* መጨረሻ ወዘገቡ የሚገኝ የው	በ1972 የከፈተኛው የው	በ1972 የተጠናኘው የው	በ1972 የጠቀሰው የው	በ1972 መጨረሻ ወዘገቡ የሚገኝ የው	የዕቃዎች ስም
	BOOK VALUE* END OF 1978/79	DEPRECI- ATION IN 1979/80	SOLD AND DISPOSED IN 1979/80	INVEST- MENT IN 1979/80	BOOK VALU END OF 1979/80	
ጠቅላይ ስም	25,394	893	82	235	24,654	RESIDENTIAL AND NON-RESIDENTIAL BUILDINGS
ሌሎች የገንጠብ ስራዎች	80,623	2,242	-	1,033	79,414	OTHER CONSTRUCTION AND WORKS
የሚጠቀሙ ስራዎችና ዕቃዎች	40,129	4,003	104	974	36,996	MACHINERY AND EQUIPMENT
ተከላከያዎች	2,093	828	-	1,426	2,691	VEHICLES
ሌሎች	42,425	3,054	34	12,176	51,513	OTHERS
<b>ጠቅላይ</b>	<b>190,664</b>	<b>11,020</b>	<b>220</b>	<b>15,844</b>	<b>195,268</b>	<b>TOTAL</b>

\* የተሻሻለ  
 Revised

በ1972 ዓ.ም ለውጤት ስራዎች የተደረገው ጠቅላይ የገንዘብ ምንጭ  
 INVESTMENT AND SOURCES OF INVESTMENT IN ELECTRICITY INDUSTRY 1979/80

ሠንጠረዥ ረ.11      TABLE F.11      /በሺህ ቦር/

ጠቅላይ ስም	ጠቅላይ	ውጤት	ስራዎች ምንጭ		የዕቃዎች ስም
			ከገንዘብ	ከባንክ	
ጠቅላይ ስም	-	-	-	-	RESIDENTIAL AND NON-RESIDENTIAL BUILDINGS
ሌሎች የገንጠብ ስራዎች	920	-	20	900	OTHER CONSTRUCTION AND WORKS
የሚጠቀሙ ስራዎችና ዕቃዎች	731	-	31	700	MACHINERY AND EQUIPMENT
ተከላከያዎች	1,426	-	166	1,260	VEHICLES
ሌሎች	12,767	3,290	1,077	8,400	OTHERS
<b>ጠቅላይ</b>	<b>15,844</b>	<b>3,290</b>	<b>1,294</b>	<b>11,260</b>	<b>TOTAL</b>
<b>TOTAL</b>		<b>FOREIGN LOANS</b>	<b>OWN FUND</b>	<b>BANK LOAN</b>	
			<b>DOMESTIC SOURCES</b>		

የአስተራሽ ጣቢያዎች የግጥም ፍላጎት በጣቢያው የሰው ስልጠና ጠቅላይ 1972

INSTALLED GENERATING CAPACITY AND ELECTRIC ENERGY PRODUCTION BY STATION 1979/80

ሠጥረዥ ረ.12 /U/ TABLE F.12 (a)

ጣቢያዎች	የደንበኞች ብዛት	የግጥም ፍላጎት /በሰው ስልጠና/			የሰው ስልጠና ስልጠና /በሰው ስልጠና ስልጠና/			STATIONS
		ከውሃ ጣቢያ	ከነጻ ጣቢያ	ድምር	ከውሃ ጣቢያ	ከነጻ ጣቢያ	ድምር	
አዲስ አበባ	151,647 <sup>(1)</sup>	207,011	-	207,011 <sup>(2)</sup>	459,290	183	459,473 <sup>(3)</sup>	ADDIS ABEBA
አዲገራት	1,035	-	771	771	-	340	340	ADIGRAT
አገር	2,159	-	712	712	-	1,563	1,563	AGARO
አርባ ጾገጭ	1,213	-	800	800	-	1,283	1,283	ARBA MINCH
አሰባ ተረፈ	1,301	-	670	673	-	880	800	ASSEBE TEFERI
አሥጫ	33,821	-	28,600	28,600	-	67,616	67,616	ASMARA
አሰባ	2,589	-	1,375	1,375	-	140	140	ASSAB
አሰባ	-	-	-	-	-	-	-	ASSELA
አሰባ 1 /የጾ/	-	-	-	-	-	-	-	AWASH I (KOKA)
አሰባ 2	-	-	-	-	-	-	-	AWASH II
አሰባ 3	-	-	-	-	-	-	-	AWASH III
አሰባ	2,522	-	679	679	-	1,083	1,083	AXUM
ባህር ጻር	3,332	7,680	-	7,680	26,690	-	26,690	BAHIR DAR
ባላ ገባ	1,903	-	462	462	-	1,240	1,240	BALE GOBA
ባቴ	459	-	338	338	-	115	115	BATTI
ባገገ	419	-	338	338	-	138	138	BONGA
ቡና በጊላ	485	-	274	274	-	133	133	BUNO BEDELE
ደብረ ብርሀን	3,042	125	2,258	2,383	431	2,600	3,031	DEBRE BIRHAN
ደብረ ጻር ጽኑ	3,253	230	938	1,168	-	2,153	2,153	DEBRE MARCOS
ደብረ ገብር	713	-	298	298	-	183	183	DEBRE TABOR
ደብረ ጽኑ	-	-	-	-	-	-	-	DEKEMAHARE
ደብረ ጽኑ	1,046	230	188	418	535	124	659	DEMI DOLLO
ደብረ	6,155	-	2,985	2,985	-	5,800	5,800	DESSIE
ደብረ ጻፉ	-	-	-	-	-	-	-	DIRE DAWA
ደብረ	2,573	-	900	900	-	979	979	DILLA
ብላ - የተደጋገመ	2,076	-	667	667	-	138	138	EX-CONEL
ፍቼ	1,338	-	488	488	-	378	378	FICHE
ፊንታ	-	-	-	-	-	-	-	FINCHA
ገለጽ	227	-	338	338	-	77	77	GELEMSO
ገሥጽ	990	-	338	338	-	384	384	GHIMBI
ገለጽ /አሰባ/	-	-	-	-	-	-	-	GILBO (ALEMAYA)
ገራ	360	-	80	80	-	25	25	GORE
ገንደር	5,302	-	1,813	1,813	-	4,905	4,905	GONDAR
ገንደር ጽኑ	2,228	-	865	865	-	2,196	2,196	HAGERE HIWOT
ገንደር	-	-	-	-	-	-	-	HARRAR
ሀብት	684	-	488	488	-	227	277	HOSANA
ድጋግ	1,629	-	1,045	1,045	-	1,021	1,021	JIJIGA
ጸጋ	5,021	175	3,713	3,888	260	4,175	4,435	JIMMA
ጸጋ	4	-	5,400	5,400	-	5,707	5,707	KAGNEW
ከብረ ጽገሥተ	917	-	274	274	-	483	483	KIBRE MENGIST
ጾገጭ	2,884	-	11,100	11,100	-	9,348	9,348	MASSAWA
ጾገጭ	3,666	-	1,564	1,564	-	3,433	3,433	MEKELE
ጾገጭ	783	-	544	544	-	448	448	METTU
ናዝሬት	-	-	-	-	-	-	-	NAZARETH
ነገሥ ብርኖ	1,177	-	526	526	-	913	913	NEGELE BORENA
ነገሥ	2,120	-	1,126	1,126	-	1,646	1,646	NEKEMTE
ባህር	595	-	284	274	-	130	130	SHAMBOU
ባህር	5,604	-	3,185	3,185	-	1,651	1,651	SHASHEMENE
ወ. በጾ	1,800	-	1,046	1,046	-	1,509	1,509	W. SODDO
ወላጊያ	567	-	338	338	-	162	162	WOLDIYA
ወላጊያ	1,568	185	375	560	349	792	1,141	WOLISO
ወርገ 9ላዎ	2,932	-	1,146	1,146	-	1,304	1,304	YIRGA ALEM
ወርገ	2,145	-	377	377	-	205	205	ZEWAI
ድምር	268,284	215,636	79,699	295,335	487,555	127,810	615,365	TOTAL
TOTAL NUMBER OF CONSUMERS		HYDRO	THERMAL	TOTAL	HYDRO	THERMAL	TOTAL	STATIONS
		CAPACITY (KW)			PRODUCTION ('000 KWH)			

የአሰባ 1፣ የአሰባ 2፣ የአሰባ 3፣ የአሰባገ፣ የናዝሬት፣ የገንደር ደንበኞች ይዘውራል ።

(1) Includes Consumers in Awash I, Awash II, Awash III, Nazareth, Assela and Fincha.

የአሰባ 1፣ የአሰባ 2፣ የአሰባ 3 እና የገንደር የግጥም ፍላጎት ይዘውራል ።

(2) Includes capacity of Awash I, Awash II, Awash III and Fincha

በአሰባ 1፣ አሰባ 2፣ አሰባ 3 እና በገንደር የሰው ስልጠና ይዘውራል ።

(3) Includes Production of Awash I, Awash II, Awash III and Fincha.

ስለተጻፉ ስልጠና ጠቅላይ ገጽ ላይ ባለሥልጣን የተገኘ ።

Source: Ethiopian Electric Light and Power Authority.

የኢትዮጵያ የኃይል ፍጥነት ስፔሊያሊዝድ ስርዓት 1973  
 INSTALLED GENERATING CAPACITY AND ELECTRIC ENERGY PRODUCTION BY STATION 1980/81

ሠንጠረዥ .12/ለ/

TABLE F.12 (b)

ባይታይ	የጸገን ስፔሊያሊዝድ	የኃይል ፍጥነት / ስፔሊያሊዝድ			የኃይል ስፔሊያሊዝድ / ስፔሊያሊዝድ ስርዓት			
		ሰው ስፔሊያሊዝድ	ስፔሊያሊዝድ	ጸገን	ሰው ስፔሊያሊዝድ	ስፔሊያሊዝድ	ጸገን	
አላስ አበባ	176,728 <sup>(1)</sup>	206,982	630	207,612 <sup>(2)</sup>	483,096	114	483,210 <sup>(3)</sup>	ADDIS ABEBA
አገገራት	1,114	-	435	435	-	426	426	ADIGRAT
አገር	2,203	-	712	712	-	1,671	1,671	AGARO
አርባ ታንቄ	1,260	-	800	800	-	1,203	1,203	ARBA MINCH
አስቦ ገራ	1,396	-	673	673	-	941	941	ASEBE TEFERI
አሙራ	34,805	-	29,400	29,400	-	66,594	66,594	ASMARA
አበበ	2,934	-	3,125	3,125	-	2,749	2,749	ASSAB
አበላ	-	-	-	-	-	-	-	ASSELA
አሸ 1 / ታንቄ	-	-	-	-	-	-	-	AWASH I (KOKA)
አሸ 2	-	-	-	-	-	-	-	AWASH II
አሸ 3	-	-	-	-	-	-	-	AWASH III
አክሱም	2,609	-	679	679	-	835	835	AXUM
ባሕር ጎር	3,615	7,680	-	7,680	26,439	-	26,439	BAHIR DAR
ባላ ግን	1,938	-	980	980	-	1,467	1,467	BALE GOBA
ባቲ	541	-	338	338	-	123	123	BATI
ቦንጋ	422	-	338	338	-	156	156	BONGA
ቦኑ ቦደሌ	509	145	274	419	208	109	317	BUNO BEDELE
ደብረ ሰር ሃን	3,145	125	2,258	2,383	497	2,959	3,456	DEBRE BIRHAN
ደብረ ግር ቁን	3,401	230	1,563	1,793	109	2,119	2,228	DEBRE MARCOS
ደብረ ታቦር	780	-	298	298	-	176	176	DEBRE TABOR
ደክሙራ	-	-	-	-	-	-	-	DEKAMARE
ደምቢ ደሱ	1,148	230	188	418	517	140	657	DEMBI DOLO
ደብ	6,442	-	2,985	2,985	-	6,240	6,240	DESSIE
ደራ ጎታ	-	-	-	-	-	-	-	DIRE DAWA
ደላ	-	-	-	-	-	-	-	DILLA
ጉኔ - የተጻፈ	3,846	-	1,255	1,255	-	740	740	EX-CONIEL
ፍቺ	1,392	-	488	488	-	431	431	FICHE
ፈንታ	-	-	-	-	-	-	-	FINCHA
ገለምቦ	305	-	338	338	-	122	122	GELEMESO
ገምቢ	1,033	-	338	338	-	409	409	GHIMBI
ገለቦ / አለግጋ	-	-	-	-	-	-	-	GILBO (ALEMAYA)
ገንደር	5,460	-	1,813	1,813	-	5,689	5,689	GONDAR
ገራ	-	-	-	-	-	-	-	GORE
አገር ሕይወት	2,327	-	865	865	-	2,365	2,365	HAGERE HIWOT
አገር	-	-	-	-	-	-	-	HARRAR
ሀብሳይ	813	-	488	488	-	386	386	HOSANA
ጸገን	1,766	-	1,045	1,045	-	1,455	1,455	JIJIGA
ጽዳ	5,095	175	3,713	3,888	299	4,471	4,770	JIMMA
ታንቄ	4	-	5,400	5,400	-	5,275	5,275	KAGNEW
ከብረ ግንባራ	959	-	274	274	-	476	476	KIBRE MENGIST
ታንቄ	3,148	-	11,600	11,600	-	17,216	17,216	MASSAWA
ታንቄ	3,897	-	1,564	1,564	-	3,548	3,548	MEKELE
ታንቄ	953	-	544	544	-	696	696	METTU
ናዚርት	-	-	-	-	-	-	-	NAZARETH
ነገሥት	1,247	-	526	526	-	958	958	NEGELE BORENA
ነገሥት	2,199	-	1,126	1,126	-	1,875	1,875	NEKEWTE
ሰቲ ሀራ	432	-	188	188	-	193	193	SETIT HUMERA
ሸምቦ	651	-	274	274	-	170	170	SHAMBOU
ሸምቤ	-	-	-	-	-	-	-	SHASHAMENE
ሰላይ ታንቄ	1,915	-	1,046	1,046	-	2,025	2,025	W. SODO
ሰላይ	619	-	338	338	-	150	150	WOLDIYA
ሰላይ	1,690	185	375	560	371	853	1,224	WOLISO
ጸገን	284,741	215,752	79,274	295,026	511,536	137,525	649,061	TOTAL
	TOTAL NUMBER OF CONSUMERS	HYDRO	THERMAL	TOTAL	HYDRO	THERMAL	TOTAL	
		CAPACITY (KW)			PRODUCTION ('000 KWH)			

የአሸ 1፣ የአሸ 2፣ የአሸ 3፣ የፈንታ የኃይል ፍጥነት ስፔሊያሊዝድ የላላ ጸገን ስፔሊያሊዝድ ይዘታል ።  
 (1) Includes consumers in Awash I, Awash II, Awash III, Fincha, Nazareth, Shashemene and Dilla.  
 የአሸ 1፣ የአሸ 2፣ የአሸ 3፣ እና የፈንታ የኃይል ፍጥነት ስፔሊያሊዝድ ይዘታል ።  
 (2) Includes capacity of Awash I, Awash II, Awash III and Fincha.  
 የአሸ 1፣ የአሸ 2፣ የአሸ 3፣ እና የፈንታ የኃይል ፍጥነት ስፔሊያሊዝድ ይዘታል ።  
 (3) Includes production of Awash I, Awash II, Awash III and Fincha.  
 ስራ ስፔሊያሊዝድ ጋደል ባለሙያዎች የተገኘ ።  
 Source: Ethiopian Electric Light and Power Authority.

ከፍሰ ሰ - ስለ ሕንጻዎች

የሕንጻዎችን ሥራ የሚመለከተው መረጃ የተዘጋጀው በአዲስ አበባ ማዘጋጃ ቤት ነው። የዘመኑ አቋጣጠር በኢትዮጵያ ዘመን አቋጣጠር መሠረት ነው።

ሠንጠረዥ ሰ.1 በዚህ ሠንጠረዥ የተመለከተው በአዲስ አበባ ከተማ የቤት ሥራ ፈቃድ የተሰጣቸው አዲስ ሕንጻዎች በዘጠታቸው፣ የገንዘብ፣ የውለላ፣ ስፋት፣ በባራ ማተር/ ነው።

ሠንጠረዥ ሰ.2 የሚመለከተው በአዲስ አበባ ከተማ የቤት ሥራ ፈቃድ የተሰጣቸው አዲስ ሕንጻዎች አገደ የገንዘብ አመጋጠን ነው።

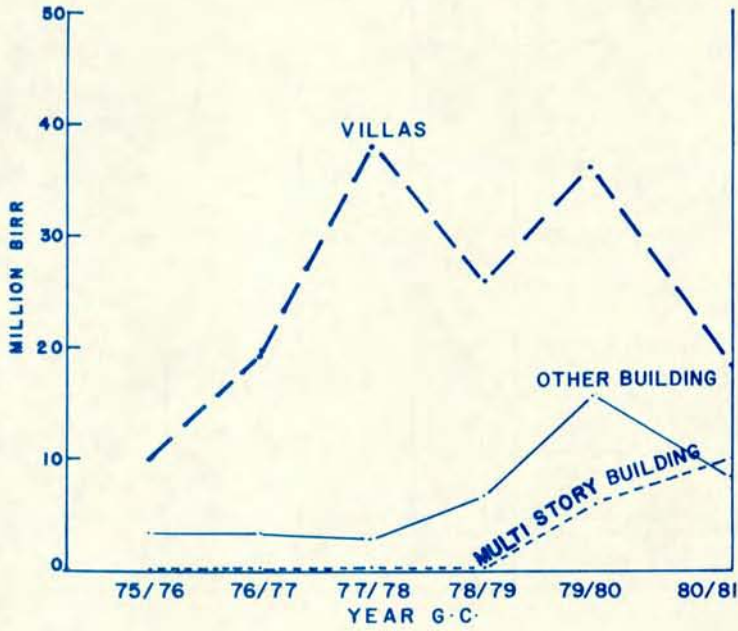
SECTION G - CONSTRUCTION

The statistics relating to construction have been compiled by the Municipality of Addis Ababa. The year refers to the Ethiopian Calendar Year.

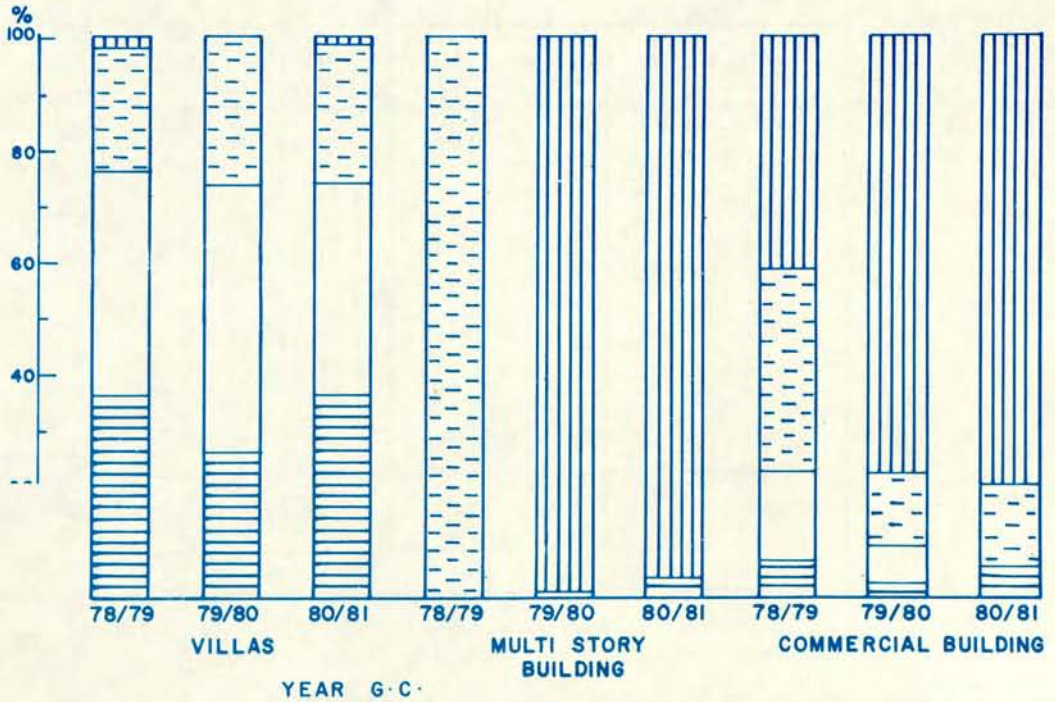
Table G.1 Gives the number of building permits for New Constructions in Addis Ababa, their costs and floor area.

Table G.2 Indicates the building permits for New Construction by type of construction and value range.

**G-1 BUILDING PERMITS FOR NEW CONSTRUCTION  
IN ADDIS ABABA**



**G-2 COMPOSITION OF NEW CONSTRUCTION  
IN ADDIS ABABA BY VALUE OF  
BUILDINGS**



በአዲስ አበባ ከተማ የቤት ሥራ ፈጽሎ የተጠባባሪው አዳዲስ ሕንጻዎች  
BUILDING PERMITS FOR NEW CONSTRUCTIONS IN ADDIS ABEBA

ሠገጠረዥ ሰ.1 TABLE G.1

የሕንጻው ዓይነት	1972			1973			
	ብዛት	ዋጋ /ብሺህ ብር/	የወለል ስፋት በካሬ ሜትር	ብዛት	ዋጋ /ብሺህ ብር/	የወለል ስፋት በካሬ ሜትር	
ቤላዎች	1,854	36,598	131,051	921	18,202	132,278	VILLAS
ፍት ቤቶች	5	5,874	8,171	11	10,288	9,405	MULTI-STORY BUILDINGS
ንገድ ቤቶች	29	2,789	16,657	50	5,206	18,614	COMMERCIAL BUILDINGS
የባንዲና ግደጋዎች	1	200	416	1	30	6,183	PETROL STATIONS
የአገልግሎት ሕንጻዎች	7	571	2,073	1	10	242	INDUSTRIAL BUILDINGS
ተምህርት ቤቶች	4	1,620	2,851	6	336	1,920	SCHOOLS
አኖሮች	122	*219	6,238	101	354	6,576	FENCES
አግደሻ	-	-	-	1	30	135	MAINTENANCES
ጋራዎች	6	398	931	-	-	-	GARAGES
ቤተክርስቲያናዎችና ጠባብሮች	1	80	396	-	-	-	CHURCHES AND MOSQUES
የግዳታ ቤቶች	1,756	**415	30,101	807	276	20,308	SERVICE QUARTERS
ሌሎች	37	6,858	18,942	3	3,021	5,331	OTHERS
<b>ጠቅላይ</b>	<b>3,822</b>	<b>55,622</b>	<b>217,827</b>	<b>1,902</b>	<b>37,763</b>	<b>200,992</b>	<b>TOTAL</b>
	NUMBER	COST ('000 BIRR)	FLOOR AREA (SQ.M.)	NUMBER	COST ('000 BIRR)	FLOOR AREA (SQ.M.)	TYPE OF CONSTRUCTION
	1979/80			1980/81			

በአዲስ አበባ ከተማ የቤት ሥራ ፈጽሎ የተጠባባሪው አዳዲስ ሕንጻዎች በዋጋ አዳደር  
BUILDING PERMITS FOR NEW CONSTRUCTION IN ADDIS ABABA BY VALUE OF BUILDINGS

ሠገጠረዥ ሰ.2 TABLE G.2

የዋጋው አዳደር /ብሺህ ብር/	1972			1973			
	ብዛት	ዋጋ /ብሺህ ብር/	የወለል ስፋት በካሬ ሜትር	ብዛት	ዋጋ /ብሺህ ብር/	የወለል ስፋት በካሬ ሜትር	
<b>ቤላዎች</b>							<b>VILLAS</b>
ከ5 በታች	125	233	3,129	43	160	1,224	LESS THAN 5
5 - 10	517	4,126	21,331	274	2,265	20,544	5 - 10
10 - 15	314	4,268	17,451	164	1,991	63,424	10 - 15
15 - 20	198	3,540	12,528	123	2,179	8,120	15 - 20
20 - 30	327	8,240	27,624	152	3,610	12,787	20 - 30
30 - 40	185	6,715	20,216	88	3,275	8,737	30 - 40
40 - 50	113	5,295	14,750	44	2,031	5,358	40 - 50
50 - 100	75	4,181	14,022	32	2,542	6,624	50 - 100
100 - 200	-	-	-	1	149	5,460	100 - 200
<b>ጠቅላይ</b>	<b>1,854</b>	<b>36,598</b>	<b>131,051</b>	<b>921</b>	<b>18,202</b>	<b>132,278</b>	<b>TOTAL</b>
	NUMBER	COST ('000 BIRR)	FLOOR AREA (SQ.M.)	NUMBER	COST ('000 BIRR)	FLOOR AREA (SQ.M.)	VALUE RANGE ('000 BIRR)
	1979/80			1980/81			

\*በ1972 ዓ.ም 66 አኖሮች ብቻ ከላይ በተለከቱት ዋጋ ብር 219,000 ሲሆን የተሻሻሉት ዋጋው ከሌሎች ቤላዎች ዋጋ ጋር ገብቷል ::  
\*Includes the cost of 66 Fences only. Cost of the rest is included in the cost of villas.

\*\*በ1972 ዓ.ም 65 ግደጋዎች በተለከቱት ዋጋ ብር 415,000 ሲሆን የተሻሻሉት ዋጋው ከሌሎች ቤቶች ዋጋ ጋር ገብቷል ::  
\*\*Includes the cost of 65 service quarters. Cost of the rest is included in the cost of villas

በአዲስ አበባ ከተማ የቤት ሥራ ረገድ የተጠቀሙ አዳዲስ አገልግሎት በየገንዘብ ደረጃው  
 BUILDING PERMITS FOR NEW CONSTRUCTION IN ADDIS ABEBA BY VALUE OF BUILDINGS

ሠንጠረዥ ሲ.2 / የጠ/ / TABLE G.2 (Contd.)

የገንዘብ ደረጃ /ሰጠው ብር/	1972			1973			
	ብዛት	የገንዘብ /ሰጠው ብር/	የወለል ክፍት ስጦታ ግተር	ብዛት	የገንዘብ /ሰጠው ብር/	የወለል ክፍት ስጦታ ግተር	
<b>ፍት ቤቶች</b>							<b>MULTI-STORY BUILDINGS</b>
30 - 40	-	-	-	-	-	-	30 - 40
40 - 50	-	-	-	1	42	139	40 - 50
50 - 100	1	65	148	5	356	1,368	50 - 100
100 - 200	-	-	-	1	150	265	100 - 200
200 እና በላይ	4	5,809	8,023	4	9,740	7,633	200 & OVER
<b>ጭር</b>	<b>5</b>	<b>5,874</b>	<b>8,171</b>	<b>11</b>	<b>10,288</b>	<b>9,405</b>	<b>TOTAL</b>
<b>ገንዘብ ቤቶች</b>							<b>COMMERCIAL BUILDINGS</b>
ከ5 በታች	1	2	8	5	12	424	LESS THAN 5
5 - 10	6	48	430	16	125	2,246	5 - 10
10 - 15	1	11	71	5	68	2,612	10 - 15
15 - 20	1	16	179	1	20	217	15 - 20
20 - 30	4	106	359	2	59	231	20 - 30
30 - 40	2	75	355	-	-	-	30 - 40
40 - 50	-	-	-	5	241	1,352	40 - 50
50 - 100	3	350	3,454	6	521	2,926	50 - 100
100 - 200	5	484	3,295	3	417	2,332	100 - 200
200 እና በላይ	6	1,697	8,506	7	3,743	6,274	200 & OVER
<b>ጭር</b>	<b>29</b>	<b>2,789</b>	<b>16,657</b>	<b>50</b>	<b>5,206</b>	<b>18,614</b>	<b>TOTAL</b>
	NUMBER	COST ('000 BIRR)	FLOOR AREA (SQ.M.)	NUMBER	COST ('000 BIRR)	FLOOR AREA (SQ.M.)	VALUE RANGE ('000 BIRR)
	1979/80			1980/81			

አዲስ አበባ ግዛቷ ቤት የተገኘ::

Source: Municipality of Addis Abeba.

ክፍል ስ - ተራገብሯርተና መገናኛ

ሠገጠረዥ ስ.1: የኢትዮጵያ ስዳራ መገንደግ የሥራ ክግግር ይገልጻል :: መረጃዎች የሀገር ውስጥና የኢንተርናሽናል በረራዎችን ያጠቃልላሉ ::

ሠገጠረዥ ስ.2-ስ.4: በሌላ ስዳራ ተራገብሯርተ መሠረታዊ መረጃዎችን የሚያስጠብቁ ሲሆን፣ የቀረቡትም መረጃዎች የአዲስ አበባና የአሥራ ሦስት የዓለም አቀፍ አይርጥላን ማረፊያዎች በጋራ የሚመለከቱ ናቸው :: በሌላ መገንደኛ ቅጽ በሌላ ቅጽ መጠን የቀረበው መረጃ የገንዘብ አይርጥ ሊኖሩት በጋራ የሚመለከቱ ሲሆን የአይርጥላን እንዲቀጥሉ ገን ማንኛውንም አይርጥላን ያጠቃልላሉ ::

ሠገጠረዥ ስ.5: ከረዎት ከበጋ የሚገለገሉትን መገንደኛ ርዕሰ ጉዳይ ዘርዘር ሁነታ በኢትዮጵያ ተራገብሯርተ ስገጠረዥ በሌላ ስዳራ መሠሪያ በት የገንዘብ ጣቢያዎች ለይቶ ያጠቃልላሉ :: ለገንዘብ ሥፍራ የመገንደኛ ርዕሰ ጉዳይ የሚታዩት በመገንደኛ መሠረት ለውጥ ያከናወኑት ነው ::

ሠገጠረዥ ስ.6: በጠቅላላው ለአውራ ጉዳይ ሥራዎች የሚሰጡ ገንዘብና ለዎን ሥራ እንደሚሰጡ ለይቶ ያሳያል ::

ሠገጠረዥ ስ.7: በዋና ዋና አውራ መገንደኛ ለአገራዊ ማህበራዊ ተግባር የሚጠራውን የሚገኝ ገዢ ዋጋ ይገልጻል ::

ሠገጠረዥ ስ.8 እና ስ.9: በኢትዮጵያ ውስጥ የሥራ ፈጣሪ የተጠቃሚውን ሰዎች በዘድና ሌሎች ላይ የተከሰቱትን መኪናዎች የአደረሱትን አደጋ ያስረዳሉ ::

ሠገጠረዥ ስ.10 እና ስ.11: የኢትዮጵያ ግብር የምድር ባቡርን የሥራ ክግግር ይገልጻል ::

ሠገጠረዥ ስ. 12 እና ስ. 13: ለአገራዊ የሥራ ክግግር የገንዘብ ዕቃዎች የሚጠራውን የባቡር ተራገብሯርተ ዋጋ ያሳያሉ ::

ሠገጠረዥ ስ.14: በሌላ ስዳራ የምድር ባቡር መስመር የተደረገውን የሥራ ክግግር ይገልጻል ::

ሠገጠረዥ ስ.15: በኢትዮጵያ ወይን ስገጠረዥ ስዳራ ሥራዎች መሠረታዊ መረጃዎችን ያጠቃልላሉ ::

ሠገጠረዥ ስ.16 እና 17: የአገራዊ የገንዘብ መገናኛ የገንዘብ እባባ ስገጠረዥ ያሳያል ::

SECTION H. TRANSPORT AND COMMUNICATIONS

Table H.1: refers to operations of Ethiopian Airlines both domestically and internationally.

Tables H. 2 - 4: Pertains to basic statistics concerning international traffic at Addis Ababa and Asmara airports. However, figures on passengers and freight refer only to commercial planes while figures on aircraft movement refer to all airplanes.

Table H.5: shows length of all-weather roads by Highway maintenance district. Decrease of certain roads is due to change of alignment.

Table H.6: gives the cumulative investment in highway operations up to the reference periods specified, by source and use of fund.

Table H.7: refers to transport tariffs per metric ton on principal roads.

Tables H.8 and H.9: relate to data on driving licences issued and motor vehicle accidents.

Tables H.10 and H.11: give data on the operation of the Ethio - Djibouti Railway.

Tables H.12 and H.13: show railway freight rates for selected import and export items.

Table H. 14: refers to traffic on the Agordat - Massawa railway.

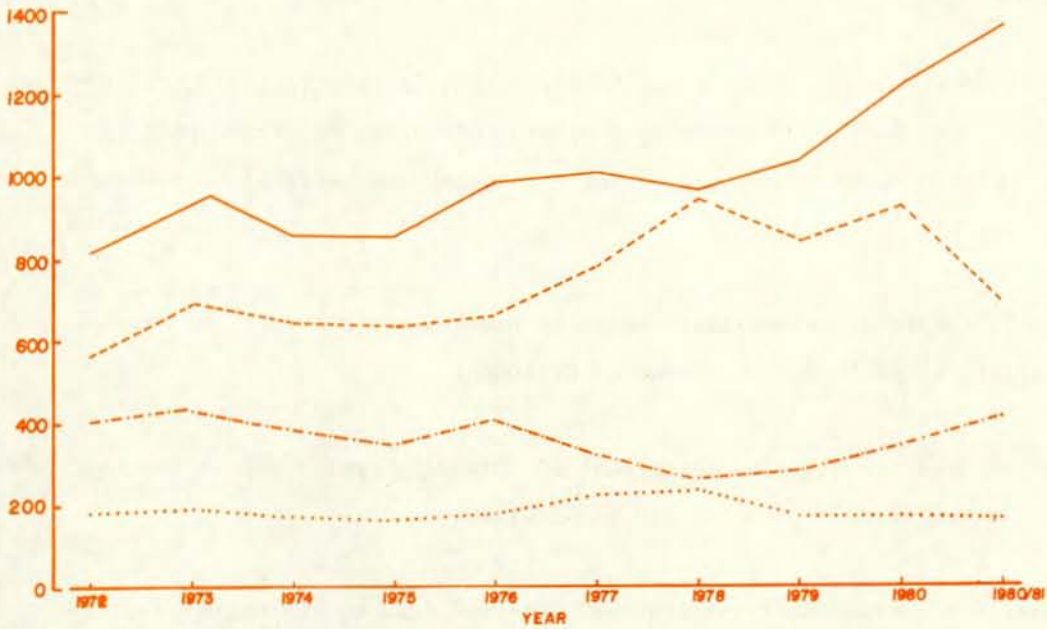
Table H. 15: Pertains to basic statistics concerning the activities of sea ports.

Tables H.16 and H.17: deal with telecommunications and postal services statistics.

INDICES OF ETHIOPIAN AIRLINES OPERATIONS

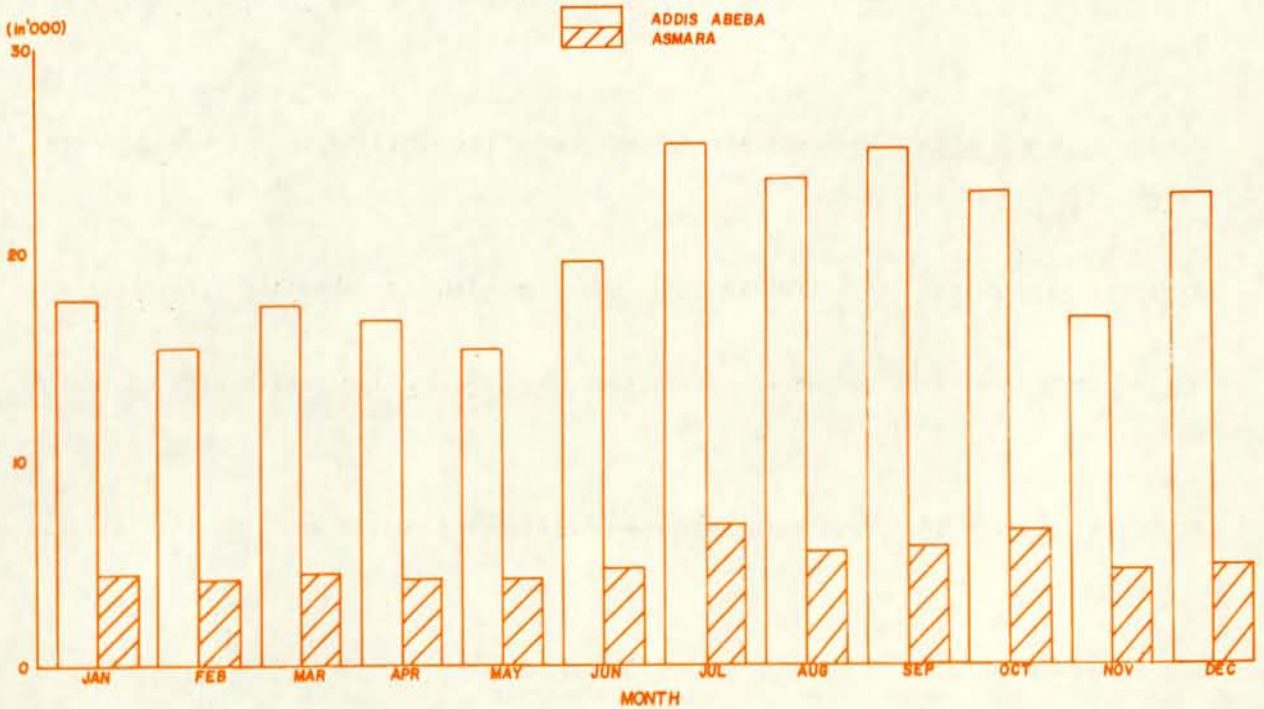
1956 = 100

— REVENUE PASSENGER MILES  
 - - - REVENUE FREIGHT TON MILES  
 - · - · - PASSENGERS CARRIED  
 · · · · · FREIGHT CARRIED



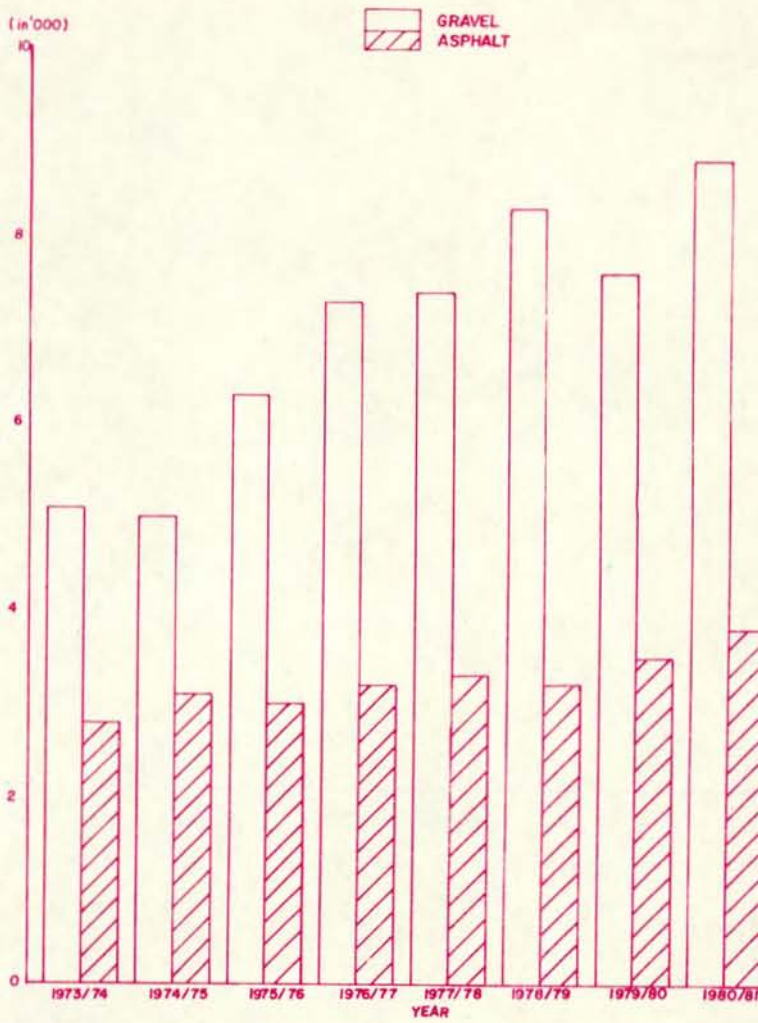
H-2

PASSENGERS CARRIED AT ADDIS ABEBE AND ASMARA AIRPORTS IN 1981



H-3

ALL WEATHER ROADS BY TYPE IN KMs

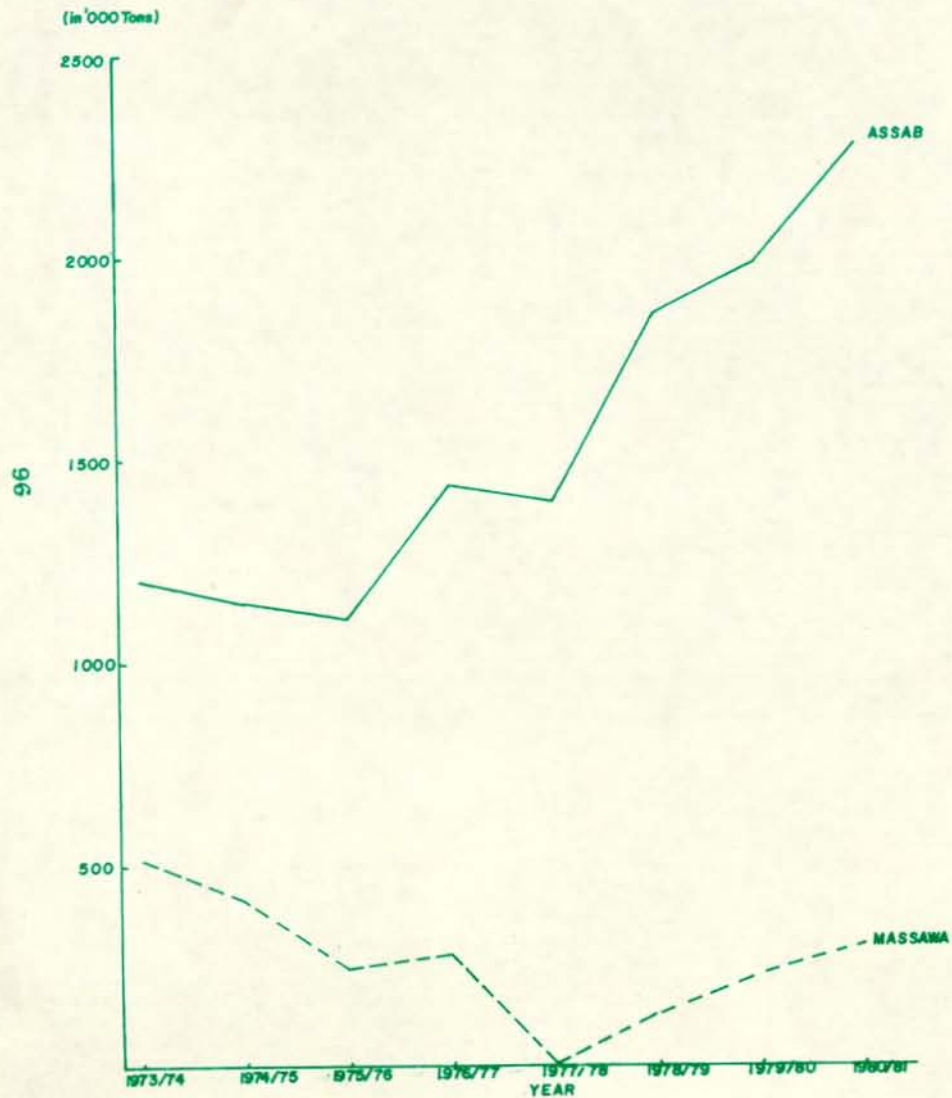


H-4 FREIGHT CARRIED ON DJIBOUTI- ETHIOPIAN RAILWAY

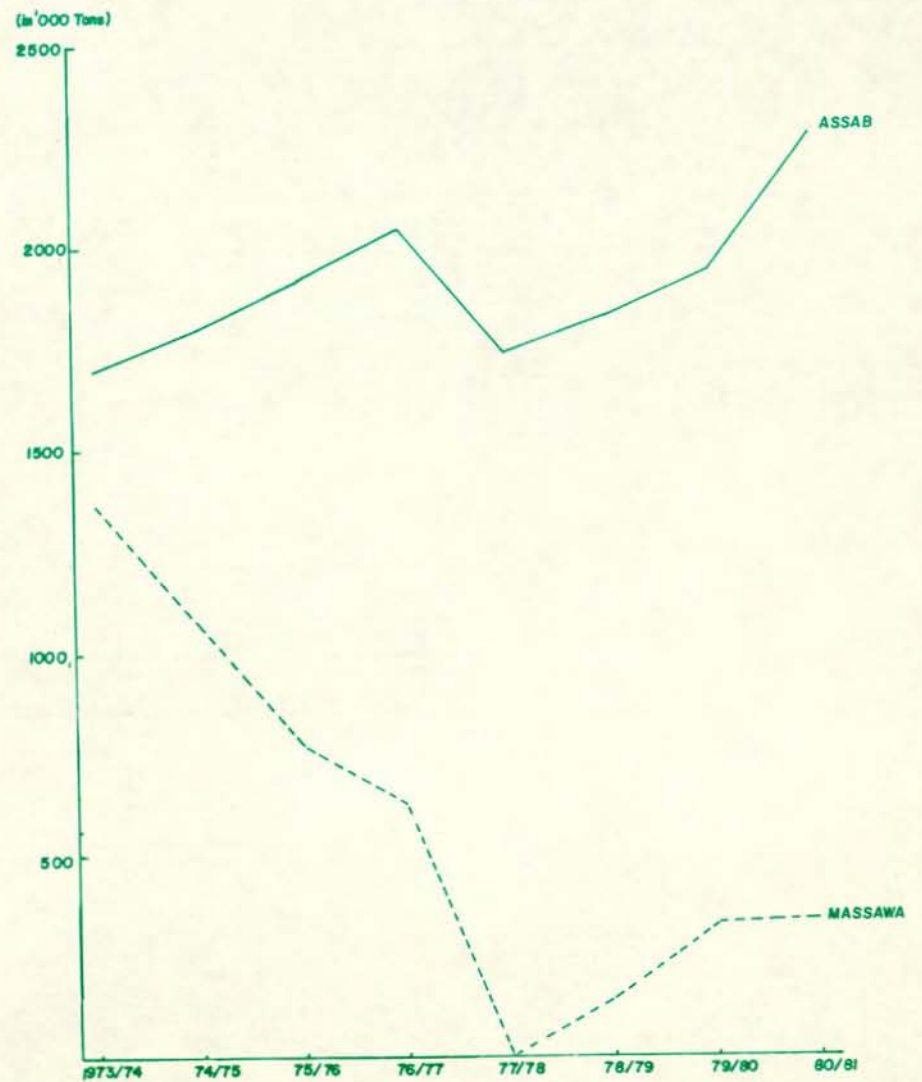
(in '000 Tons)



H-5 SEAPORTS CARGOES LOADED AND UNLOADED



H-6 NET REGISTERED TONNAGE OF SHIPS CALLED AND DEPARTED



የኢትዮጵያ አየር መንገድ ስራ ሪፖርት 1970/71 - 1973/74  
ETHIOPIAN AIRLINES OPERATIONS 1978 - 1980/81

ሠንጠረዥ ሸ.1

TABLE H.1

		1970/71	1971/72	1972/73	1973/74†		
የሰፈራ ጉዞዎች ብዛት	/በ ጥር/					PASSENGERS CARRIED	(NUMBER)
የኢንፎርሽን		137,223	164,117	218,061	252,816	INTERNATIONAL	
የሀገር ወጣት		48,539	36,316	24,863	38,101	DOMESTIC	
ጅምር		185,762	200,433	242,924	290,917	TOTAL	
አያገገጥ ተገቢ የበረራ ማይል ማክላፊ ገዳት						AVERAGE MILES PER PASSENGER	
የኢንፎርሽን		2,220	4,129	2,896	1,595	INTERNATIONAL	
የሀገር ወጣት		281	993	894	225	DOMESTIC	
ማክላፊ		1,714	3,561	2,691	1,424	AVERAGE	
አያገገጥ ሰፈራ ጉዞዎች የበረራ ማይል /በሺ/						REVENUE PASSENGER-MILES	('000)
የኢንፎርሽን		304,641	329,578	395,285	440,225	INTERNATIONAL	
የሀገር ወጣት		13,663	11,769	6,565	8,806	DOMESTIC	
ጅምር		318,304	341,347	401,850	449,031	TOTAL	
የሚጠላበት የዕቃ ቁጥር	/በጠን ትን/					REVENUE FREIGHT CARRIED (LONG TONS)*	
የኢንፎርሽን		9,807	5,471	6,753	6,574	INTERNATIONAL	
የሀገር ወጣት		2,133	3,222	1,998	2,022	DOMESTIC	
ጅምር		11,940	8,693	8,751	8,596	TOTAL	
ገቢ ዕቃ /በሺ/ ትን ማይል						REVENUE FREIGHT TON-MILES ('000)	
የኢንፎርሽን		14,880	12,595	14,410	10,517	INTERNATIONAL	
የሀገር ወጣት		676	1,299	870	860	DOMESTIC	
ጅምር		15,556	13,894	15,280	11,377	TOTAL	
አይርፕላኖች ለጥቅም የበረራ ማይል	/በሺ/	9,917	7,146	8,344	7,002	REVENUE PLANE-MILES	('000)
የተጠላበት የዕቃ መጠን	/በጠን ትን/	63	44	56	55	PAYLOAD FACTOR	(%)
የሠራ ጥያቄ ብዛት	/በ ጥር/	3,253	3,377	2,979	2,944	EMPLOYEES	(NUMBER)
የሠራ ገቢ	/በሺ ብር/					OPERATING REVENUE ***	('000)BIRR
በጉዞዎች		81,905	98,653	125,149	138,102	PASSENGER	
በዕቃ ቁጥር		23,750	18,383	23,809	22,719	FREIGHT	
በሌሎች		52,231	33,882	51,856	52,942	OTHERS	
ጅምር		157,886	150,918	200,814	213,763	TOTAL	
የሠራ ወጪ	/በሺ ብር/					OPERATING EXPENSES ***	('000)BIRR
የበረራ ወጪ		61,610	76,087	99,991	106,005	FLYING	
ሌሎች		81,686	86,581	98,440	104,069	OTHERS	
ጅምር		143,296	162,668	198,431	210,074	TOTAL	
የግብር የተጣራ ተርፍ	/በሺ ብር/	3,303	17,442**	4,646**	70	ADJUSTED NET PROFIT	('000)BIRR
ትን ጠንቅ ህገ	/በሺ ብር/	68,802	73,838	90,004	94,276	CURRENT ASSETS	('000)BIRR
ትን ጠንቅ ዕዳ	/በሺ ብር/	36,347	74,727	66,391	73,054	CURRENT LIABILITIES	('000)BIRR
በሥራ ላይ ያለ የተጣራ ካፒታል	/በሺ ብር/	32,455	889**	23,613	21,222	NET WORKING CAPITAL	('000)BIRR
የካፒታል ወጪ	/በሺ ብር/					CAPITAL EXPENDITURES	('000)BIRR
ለተፈገገ ለጉዞዎች/ለአውሮፕላኖች ለተከናወነው ማይል	/በሺ ብር/	4,890	72,316	6,560	31,551	TRANSPORT EQUIPMENT(AIRCRAFT, VEHICLES, ETC.)	('000)BIRR
ሌሎች	/በሺ ብር/	3,237	2,211	2,871	5,235	OTHERS	('000)BIRR
ጅምር	/በሺ ብር/	8,127	74,527	9,431	36,786	TOTAL	('000)BIRR
አገጠን ገቢ ለጥቅም ትገቢ	/በሺ ብር/	66	24	44	44	INVESTMENT AT COST	('000)BIRR
የገቢ ለጥቅም ትገቢ የግብር ተገቢ	/በሺ ብር/	23,934	81,401	87,109	111,516	FIXED ASSETS AFTER DEPRECIATION	('000)BIRR
		1978	1979	1980	1980/81		

\*አገልግሎት ትን 1.016 ማይል ትን ሜትር

\*Long ton equals 1.016 metric tons

†ከሰኔ 24/72 እስከ ሰኔ 23/73

+July 1, 1980 to June 30, 1981

\*\*ገቢ

\*\*Loss

\*\*\* የ1973/74 የገቢ ለጥቅም የሠራ ገቢና ወጪ ይዘት

\*\*\* 1980/81 includes charter operation

በአዲስ አበባና በአሙራ ዓለም አቀፍ አየር ለይርግላን ዓረፊያዎች የተደረገው የአየር ተራፊክ 1970/71 - 1973/74

AIR TRAFFIC AT ADDIS ABABA AND ASMARA INTERNATIONAL AIRPORTS 1978 - 1981

ሠንጠረዥ ሸ.2 TABLE H.2

		1970/71	1971/72	1972/73	1973/74		
<u>አዲስ አበባ</u>						<u>ADDIS ABABA</u>	
የአይርግላን አገታታኝ	/በ ሰዓት/					AIRCRAFT MOVEMENT	(NUMBER)
ገቢ		13,316	15,869	12,816	14,873	IN	
ወጪ		13,431	15,670	12,811	14,877	OUT	
ድምር		26,747	31,539	25,627	29,750	TOTAL	
የወገንደኛቸው በዛት	/በ ሰዓት/					PASSENGERS CARRIED	(NUMBER)
ገቢ		80,334	74,903	88,527	110,049	IN	
ወጪ		80,236	78,393	89,379	111,375	OUT	
ተራገዘተ		21,850	24,496	15,621	17,332	IN TRANSIT	
ድምር		182,420	177,792	193,527	238,756	TOTAL	
የዕቃ ቁጥት በዛት	/በ ቶን/					FREIGHT CARRIED	(TONS)
ገቢ		14,844	6,289	6,585	5,890	IN	
ወጪ		16,991	4,357	3,722	4,024	OUT	
ተራገዘተ		885	1,407	1,285	879	IN TRANSIT	
ድምር		32,720	12,053	11,592	10,793	TOTAL	
የፖስታ በዛት	/በ ቶን/					MAIL CARRIED	(TONS)
ገቢ		186	236	304	328	IN	
ወጪ		139	144	179	167	OUT	
ተራገዘተ		-	-	-	-	IN TRANSIT	
ድምር		325	380	483	495	TOTAL	
<u>አሙራ</u>						<u>ASMARA</u>	
የአይርግላን አገታታኝ	/በ ሰዓት/					AIRCRAFT MOVEMENT	(NUMBER)
ገቢ		14,022	10,792	6,075	6,458	IN	
ወጪ		14,002	10,786	6,063	6,433	OUT	
ድምር		28,024	21,578	12,138	12,891	TOTAL	
የወገንደኛቸው በዛት	/በ ሰዓት/					PASSENGERS CARRIED	(NUMBER)
ገቢ		31,695	15,446	22,171	29,296	IN	
ወጪ		25,423	15,842	23,668	31,134	OUT	
ተራገዘተ		-	-	18,723	-	IN TRANSIT	
ድምር		57,118	31,288	64,562	60,430	TOTAL	
የዕቃ ቁጥት በዛት	/በ ቶን/					FREIGHT CARRIED	(TONS)
ገቢ		19,949	1,877	1,675	2,269	IN	
ወጪ		3,565	984	1,587	1,402	OUT	
ድምር		23,514	2,861	3,262	3,671	TOTAL	
የፖስታ በዛት	/በ ቶን/					MAIL CARRIED	(TONS)
ገቢ		51	27	60	70	IN	
ወጪ		16	24	31	38	OUT	
ድምር		67	51	91	108	TOTAL	
		1978	1979	1980	1981		

ከአየር ግዴታ ለስተዳደር የተገኘ ።

Source: Air Transport Administration.

በአዲስ አበባ ዓለም አቀፍ አየር ገበያ ላይ የተከናወነው የአየር ትራፊክ 1971/72 - 1973/74  
 AIR TRAFFIC AT BOLE ADDIS ABABA INTERNATIONAL AIR PORT, 1980 - 1981

የአየር ገበያ አገልግሎት የሚገኝበት ብዛት  
 AIRCRAFT MOVEMENTS AND PASSENGERS CARRIED

ሠንጠረዥ ቡ.3 /U/ TABLE H.3 (a)

ብዛት NUMBER

ወር	የአየር ገበያ አገልግሎት			የሚገኝበት ብዛት				1979
	ገቢ	ወጪ	ድምር	ገቢ	ወጪ	ተራገዘተ	ድምር	
<u>1971/72</u>								<u>1979</u>
ጥር	1,952	1,952	3,904	5,715	5,843	2,195	13,753	JANUAR
የባለቤት	1,549	1,539	3,088	4,795	4,666	1,809	11,270	FEBRUARY
ጳጳስ	1,964	1,760	3,724	5,652	5,643	1,522	12,817	MARCH
ጳጳስ	1,549	1,545	3,094	5,676	5,992	1,710	13,378	APRIL
ገንቦት	1,851	1,853	3,704	5,004	5,532	1,691	12,227	MAY
ሰኔ	1,129	1,125	2,254	6,106	6,641	1,887	14,634	JUNE
ሐምሌ	1,174	1,183	2,357	7,391	8,048	2,329	17,768	JULY
ሰኔ	1,072	1,075	2,147	6,493	7,313	2,776	16,582	AUGUST
ጳጳስ	787	784	1,571	7,259	7,474	2,429	17,162	SEPTEMBER
ጥቅምት	1,239	1,245	2,484	7,986	8,032	2,091	18,109	OCTOBER
ኅዳር	934	947	1,881	5,645	5,933	2,005	13,583	NOVEMBER
ገብረ	669	662	1,331	7,181	7,276	2,052	16,509	DECEMBER
ድምር	15,869	15,670	31,539	74,903	78,393	24,496	177,792	TOTAL
<u>1972/73</u>								<u>1980</u>
ጥር	620	620	1,240	6,246	6,228	2,324	14,798	JANUARY
የባለቤት	374	375	749	5,499	5,128	1,861	12,488	FEBRUARY
ጳጳስ	1,504	1,506	3,010	6,508	6,541	2,233	15,282	MARCH
ጳጳስ	1,139	1,138	2,277	5,447	6,226	1,007	12,680	APRIL
ገንቦት	1,078	1,078	2,156	6,175	6,198	-	12,373	MAY
ሰኔ	569	575	1,144	6,576	6,733	471	13,780	JUNE
ሐምሌ	1,195	1,188	2,383	7,808	8,328	1,333	17,469	JULY
ሰኔ	1,920	1,923	3,843	8,511	9,020	1,539	19,070	AUGUST
ጳጳስ	939	946	1,885	8,916	8,980	1,011	18,907	SEPTEMBER
ጥቅምት	1,324	1,321	2,645	9,730	9,617	1,049	20,396	OCTOBER
ኅዳር	1,237	1,229	2,466	7,706	7,747	1,201	16,654	NOVEMBER
ገብረ	917	912	1,829	9,405	8,633	1,592	19,630	DECEMBER
ድምር	12,816	12,811	25,627	88,527	89,379	15,621	193,527	TOTAL
<u>1973/74</u>								<u>1981</u>
ጥር	612	611	1,223	7,837	8,192	1,754	17,783	JANUARY
የባለቤት	865	864	1,729	7,522	6,663	1,180	15,365	FEBRUARY
ጳጳስ	1,673	1,676	3,349	7,940	8,153	1,374	17,467	MARCH
ጳጳስ	1,524	1,525	3,049	8,098	7,930	733	16,761	APRIL
ገንቦት	915	911	1,826	7,283	8,074	-	15,357	MAY
ሰኔ	1,274	1,275	2,549	9,256	9,343	1,048	19,647	JUNE
ሐምሌ	969	972	1,941	11,011	12,042	2,224	25,277	JULY
ሰኔ	1,314	1,318	2,632	10,389	11,165	2,087	23,641	AUGUST
ጳጳስ	1,359	1,359	2,718	11,432	11,622	1,950	25,004	SEPTEMBER
ጥቅምት	1,751	1,751	3,502	10,747	10,447	1,685	22,879	OCTOBER
ኅዳር	1,234	1,229	2,463	7,571	7,833	1,417	16,821	NOVEMBER
ገብረ	1,383	1,386	2,769	10,963	9,911	1,880	22,754	DECEMBER
ድምር	14,873	14,877	29,750	110,049	111,375	17,332	238,756	TOTAL
	IN	OUT	TOTAL	IN	OUT	TRANSIT	TOTAL	MONTH
	AIRCRAFT MOVEMENT			PASSENGER CARRIED				

ከአዲስ አበባ የአየር ገበያ ላይ የተከናወነው የአየር ትራፊክ ስርጻፍ ሲሆን፡፡  
 Source: Ethiopian Airlines.

በአድርጎላገ የተጓዘ ዕጽ ገባታ

FREIGHT AND MAIL CARRIED

ሠገጠርዥ ሸ.3 /ለ/

TABLE H.3 (b)

በኪሎ ግራም KGS

ወር	በአድርጎላገ የተጓዘ ዕጽ ብዛት			በአድርጎላገ የተጓዘ የገባታ ብዛት				
	ገቢ	ወጪ	ተራገዘተ	ድምር	ገቢ	ወጪ	ድምር	
<u>1971/72</u>								<u>1979</u>
ጥር	527,000	487,000	109,000	1,123,000	16,000	12,000	28,000	JANUARY
የካቲት	475,000	630,000	97,000	1,202,000	15,000	10,000	25,000	FEBRUARY
ጳጉሜ	510,000	441,000	87,000	1,038,000	19,000	8,000	27,000	MARCH
ጊዳር	538,000	320,000	69,000	927,000	21,000	10,000	31,000	APRIL
ገንቦት	598,000	352,000	126,000	1,076,000	12,000	4,000	16,000	MAY
ሰኔ	506,000	335,000	110,000	951,000	21,000	11,000	32,000	JUNE
ሐምሌ	467,000	361,000	123,000	951,000	16,000	11,000	27,000	JULY
ነሐሴ	408,000	247,000	146,000	801,000	19,000	11,000	30,000	AUGUST
መስከረም	499,000	178,000	146,000	823,000	17,000	11,000	28,000	SEPTEMBER
ጥቅምት	507,000	286,000	131,000	924,000	19,000	16,000	35,000	OCTOBER
ገዳር	599,000	316,000	146,000	1,061,000	28,000	21,000	49,000	NOVEMBER
ጳጉሜ	655,000	404,000	117,000	1,176,000	33,000	19,000	52,000	DECEMBER
ድምር	6,289,000	4,357,000	1,407,000	12,053,000	236,000	144,000	380,000	TOTAL
<u>1972/73</u>								<u>1980</u>
ጥር	425,000	476,000	135,000	1,036,000	26,000	12,000	36,000	JANUARY
የካቲት	556,000	507,000	116,000	1,179,000	26,000	15,000	41,000	FEBRUARY
ጳጉሜ	635,000	358,000	172,000	1,165,000	26,000	23,000	49,000	MARCH
ጊዳር	509,000	306,000	86,000	901,000	24,000	13,000	39,000	APRIL
ገንቦት	453,000	235,000	114,000	802,000	26,000	17,000	43,000	MAY
ሰኔ	627,000	183,000	85,000	895,000	26,000	12,000	38,000	JUNE
ሐምሌ	567,000	238,000	80,000	885,000	23,000	13,000	36,000	JULY
ነሐሴ	594,000	249,000	60,000	903,000	22,000	14,000	36,000	AUGUST
መስከረም	489,000	352,000	78,000	919,000	24,000	11,000	35,000	SEPTEMBER
ጥቅምት	586,000	237,000	165,000	988,000	24,000	15,000	39,000	OCTOBER
ገዳር	526,000	308,000	124,000	958,000	31,000	17,000	48,000	NOVEMBER
ጳጉሜ	618,000	273,000	70,000	961,000	26,000	17,000	43,000	DECEMBER
ድምር	6,585,000	3,722,000	1,285,000	11,592,000	304,000	179,000	483,000	TOTAL
<u>1973/74</u>								<u>1981</u>
ጥር	414,000	276,000	98,000	788,000	24,000	13,000	37,000	JANUARY
የካቲት	371,000	308,000	74,000	753,000	23,000	15,000	38,000	FEBRUARY
ጳጉሜ	487,000	422,000	87,000	996,000	25,000	16,000	40,000	MARCH
ጊዳር	427,000	395,000	103,000	835,000	28,000	14,000	42,000	APRIL
ገንቦት	524,000	282,000	51,000	857,000	27,000	14,000	41,000	MAY
ሰኔ	449,000	287,000	80,000	816,000	30,000	13,000	43,000	JUNE
ሐምሌ	490,000	365,000	59,000	914,000	32,000	16,000	48,000	JULY
ነሐሴ	472,000	323,000	59,000	854,000	28,000	15,000	43,000	AUGUST
መስከረም	521,000	355,000	55,000	931,000	24,000	12,000	36,000	SEPTEMBER
ጥቅምት	570,000	443,000	83,000	1,096,000	29,000	14,000	44,000	OCTOBER
ገዳር	640,000	327,000	82,000	1,049,000	28,000	12,000	39,000	NOVEMBER
ጳጉሜ	525,000	331,000	49,000	905,000	30,000	15,000	44,000	DECEMBER
ድምር	5,890,000	4,024,000	880,000	10,794,000	328,000	166,000	495,000	TOTAL
	IN	OUT	TRANSIT	TOTAL	IN	OUT	TOTAL	MONTH
	FREIGHT CARRIED				MAIL CARRIED			

በአየር ግጭት ለአገልግሎት የተገኘ ::

Source: Air Transport Administration.

የአየር አገልግቦት የገቢዎች ብዛት  
AIRCRAFT MOVEMENT AND PASSENGERS CARRIED

ሠንጠረዥ ሸ.4 /ሀ/

TABLE H.4 (a)

ብዛት NUMBER

ወር	የአደርገላገ አገልግቦት			የገቢዎች ብዛት				ወር
	ገቢ	ወጪ	ድምር	ገቢ	ወጪ	ተራገዘተ	ድምር	
<u>1971/72</u>								<u>1979</u>
ጥር	825	824	1,649	1,366	1,258	-	2,624	JANUARY
የባቲ	1,094	1,081	2,175	962	1,025	-	1,987	FEBRUARY
ጳጋሲ	923	926	1,849	925	929	-	1,854	MARCH
ጊዳር	1,188	1,194	2,382	1,269	1,229	-	2,498	APRIL
ገንቦት	909	909	1,818	1,151	1,127	-	2,278	MAY
ሰኔ	716	717	1,433	1,328	1,253	-	2,581	JUNE
ሐምሌ	1,213	1,209	2,422	1,603	1,584	-	3,187	JULY
ነሐሴ	604	615	1,219	1,676	1,549	-	3,225	AUGUST
መስከረም	547	543	1,090	1,415	1,686	-	3,101	SEPTEMBER
ጥቅምት	732	724	1,456	1,477	1,802	-	3,279	OCTOBER
ገብር	761	764	1,525	1,011	1,118	-	2,129	NOVEMBER
ታህሣሥ	1,280	1,280	2,560	1,263	1,282	-	2,545	DECEMBER
ድምር	10,792	10,786	21,578	15,446	15,542	-	31,288	TOTAL
<u>1972/73</u>								<u>1980</u>
ጥር	786	781	1,567	1,467	1,272	447	3,186	JANUARY
የባቲ	463	464	927	1,051	1,364	331	2,746	FEBRUARY
ጳጋሲ	535	535	1,070	1,618	1,597	678	3,893	MARCH
ጊዳር	516	507	1,023	1,375	1,630	1,176	4,181	APRIL
ገንቦት	533	533	1,066	1,498	1,821	2,050	5,369	MAY
ሰኔ	461	461	922	1,754	1,773	2,205	5,732	JUNE
ሐምሌ	519	525	1,044	2,397	2,187	2,837	7,421	JULY
ነሐሴ	425	425	850	2,497	2,586	3,190	8,273	AUGUST
መስከረም	479	482	961	2,401	2,557	-	4,958	SEPTEMBER
ጥቅምት	439	433	872	2,372	2,677	-	5,049	OCTOBER
ገብር	402	403	805	1,923	2,151	2,358	6,432	NOVEMBER
ታህሣሥ	517	514	1,031	1,818	2,053	3,451	7,322	DECEMBER
ድምር	6,075	6,063	12,138	22,171	23,668	18,723	64,562	TOTAL
<u>1973/74</u>								<u>1981</u>
ጥር	444	450	894	2,419	2,116	-	4,535	JANUARY
የባቲ	464	461	925	1,809	2,351	-	4,160	FEBRUARY
ጳጋሲ	452	457	909	2,045	2,693	-	4,738	MARCH
ጊዳር	613	610	1,223	2,095	2,104	-	4,199	APRIL
ገንቦት	594	599	1,193	2,011	2,191	-	4,202	MAY
ሰኔ	470	462	932	2,211	2,493	-	4,704	JUNE
ሐምሌ	433	430	863	3,213	3,544	-	6,757	JULY
ነሐሴ	380	379	759	2,730	2,780	-	5,510	AUGUST
መስከረም	487	475	962	2,813	2,912	-	5,725	SEPTEMBER
ጥቅምት	725	730	1,455	3,155	3,331	-	6,486	OCTOBER
ገብር	673	670	1,343	2,281	2,324	-	4,605	NOVEMBER
ታህሣሥ	723	710	1,433	2,514	2,295	-	4,809	DECEMBER
ድምር	6,458	6,433	12,891	29,296	31,134	-	60,430	TOTAL
	IN	OUT	TOTAL	IN	OUT	TRANSIT	TOTAL	MONTH
	AIRCRAFT MOVEMENT			PASSENGERS CARRIED				

በአየር ግልጽ ለስተዳደር የተገኘ  
Source: Air Transport Administration.

በአዲስ አበባ አየር ስፔሌስ አድቫንስ ማረፊያ የተደረገው የአየር ተፈላክ 1971/72 - 1973/74  
 AIR TRAFFIC AT ASMARA INTERNATIONAL AIR PORT, 1979 - 1981

በአድቫንስ የተጓዘ ዕጅ ገቢ  
 FREIGHT AND MAIL CARRIED

ሠገጠረዥ ሸ.4 /ለ/

TABLE H.4 (b)

በኪሎ ግራም KGS

ወር	በአድቫንስ የተጓዘ ዕጅ በዛት			በአድቫንስ የተጓዘ ገቢ በዛት			
	ገቢ	ወጪ	ድምር	ገቢ	ወጪ	ድምር	
<u>1971/72</u>							<u>1979</u>
ጥር	251,000	67,000	318,000	2,000	2,000	4,000	JANUARY
የካቲት	384,000	47,000	431,000	3,000	3,000	6,000	FEBRUARY
ጳጉሜ	190,000	64,000	254,000	-	2,000	2,000	MARCH
ጊዳር	192,000	112,000	304,000	1,000	5,000	6,000	APRIL
ግንቦት	166,000	77,000	243,000	-	2,000	2,000	MAY
ሰኔ	149,000	165,000	314,000	1,000	1,000	2,000	JUNE
ሐምሌ	157,000	93,000	250,000	1,000	1,000	2,000	JULY
እስኪ	79,000	59,000	138,000	3,000	2,000	5,000	AUGUST
ሐምሌ	37,000	58,000	95,000	3,000	2,000	5,000	SEPTEMBER
ጥቅምት	47,000	73,000	120,000	2,000	1,000	3,000	OCTOBER
ኅዳር	125,000	69,000	194,000	6,000	1,000	7,000	NOVEMBER
ጋራ	100,000	100,000	200,000	5,000	2,000	7,000	DECEMBER
ድምር	1,877,000	984,000	2,861,000	27,000	24,000	51,000	TOTAL
<u>1972/73</u>							<u>1980</u>
ጥር	86,000	65,000	151,000	2,000	2,000	4,000	JANUARY
የካቲት	126,000	141,000	267,000	4,000	2,000	6,000	FEBRUARY
ጳጉሜ	121,000	119,000	240,000	7,000	4,000	11,000	MARCH
ጊዳር	111,000	113,000	224,000	4,000	2,000	6,000	APRIL
ግንቦት	73,000	133,000	206,000	5,000	2,000	7,000	MAY
ሰኔ	172,000	227,000	399,000	5,000	2,000	7,000	JUNE
ሐምሌ	135,000	133,000	268,000	5,000	3,000	8,000	JULY
እስኪ	119,000	125,000	244,000	4,000	2,000	6,000	AUGUST
ሐምሌ	207,000	100,000	307,000	4,000	3,000	7,000	SEPTEMBER
ጥቅምት	141,000	123,000	264,000	6,000	3,000	9,000	OCTOBER
ኅዳር	204,000	138,000	342,000	7,000	3,000	10,000	NOVEMBER
ጋራ	180,000	170,000	350,000	7,000	3,000	10,000	DECEMBER
ድምር	1,675,000	1,587,000	3,262,000	60,000	31,000	91,000	TOTAL
<u>1973/74</u>							<u>1981</u>
ጥር	194,000	111,000	305,000	6,000	3,000	9,000	JANUARY
የካቲት	179,000	107,000	287,000	7,000	3,000	10,000	FEBRUARY
ጳጉሜ	216,000	168,000	384,000	9,000	3,000	12,000	MARCH
ጊዳር	185,000	115,000	299,000	7,000	3,000	10,000	APRIL
ግንቦት	161,000	121,000	283,000	5,000	3,000	8,000	MAY
ሰኔ	196,000	109,000	305,000	4,000	5,000	9,000	JUNE
ሐምሌ	185,000	107,000	291,000	4,000	2,000	6,000	JULY
እስኪ	184,000	57,000	240,000	5,000	3,000	8,000	AUGUST
ሐምሌ	207,000	113,000	320,000	5,000	4,000	9,000	SEPTEMBER
ጥቅምት	176,000	142,000	317,000	6,000	4,000	10,000	OCTOBER
ኅዳር	181,000	106,000	287,000	5,000	2,000	7,000	NOVEMBER
ጋራ	205,000	147,000	352,000	7,000	3,000	10,000	DECEMBER
ድምር	2,269,000	1,402,000	3,671,000	70,000	38,000	108,000	TOTAL
	IN	OUT	TOTAL	IN	OUT	TOTAL	MONTH
	FREIGHT CARRIED			MAIL CARRIED			

በአየር ማስተላለፊያ ስርዓት የተጓዘ

Source: Air Transport Administration.

የከረፀ የባን ወገን ስጥናት ሚኒስቴር 1971 - 1973 ዓ.ም  
 ALL WEATHER ROADS BY MAINTENANCE DISTRICT 1978/79 - 1980/81

ሠጠረዥ ሺ.5

TABLE H.5

በኪሎ ሜትር

IN KMS

የጥገና ሚኒስቴር	ገረገጥ**	አስፈላጊ	ጠቅላላ ድምር	
<u>1971*</u>				<u>1978/79*</u>
ለለጥገና	1,652	1,107	2,759	ALEMGENA
በጥገና	402	423	825	COMBOLCHA
ሻሻሎ	1,032	524	1,556	SHASHEMENE
ድረ-ገጽ	1,163	397	1,560	DIRE DAWA
ጉንደር	580	15	595	GONDER
ደብረ ግር ቀን	521	-	521	DEBRE MARKOS
ጂማ	675	159	834	JIMMA
አሥመራ	332	567	899	ASMARA
አዲገራት	605	37	642	ADIGRAT
ድምር	6,962	3,229	10,191	SUB-TOTAL
የገጠር ወገን ገጽ	1,300	-	1,300	RURAL ROADS
ጠቅላላ ድምር	8,262	3,229	11,491	GRAND TOTAL
<u>1972*</u>				<u>1979/80*</u>
ለለጥገና	1,518	1,201	2,719	ALEMGENA
በጥገና	320	538	858	COMBOLCHA
ሻሻሎ	1,147	530	1,677	SHASHEMENE
ድረ-ገጽ	1,361	397	1,758	DIRE DAWA
ጉንደር	650	15	665	GONDER
ደብረ ግር ቀን	477	71	548	DEBRE MARKOS
ጂማ	755	159	914	JIMMA
አሥመራ	332	567	899	ASMARA
አዲገራት	605	37	642	ADIGRAT
ድምር	7,165	3,515	10,680	SUB-TOTAL
የገጠር ወገን ገጽ	473	-	473	RURAL ROADS
ጠቅላላ ድምር	7,638	3,515	11,153	GRAND TOTAL
<u>1973*</u>				<u>1980/81*</u>
ለለጥገና	1,518	1,201	2,719	ALEMGENA
በጥገና	320	548	868	COMBOLCHA
ሻሻሎ	1,177	530	1,707	SHASHEMENE
ድረ-ገጽ	1,361	397	1,758	DIRE DAWA
ጉንደር	650	15	665	GONDER
ደብረ ግር ቀን	512	71	583	DEBRE MARKOS
ጂማ	955	159	1,114	JIMMA
አሥመራ	332	567	899	ASMARA
አዲገራት	605	37	642	ADIGRAT
ድምር	7,430	3,525	10,955	SUB-TOTAL
የገጠር ወገን ገጽ	1,121	-	1,121	RURAL ROADS
ጠቅላላ ድምር	8,551	3,525	12,076	GRAND TOTAL
	GRAVEL**	ASPHALT	TOTAL	MAINTENANCE DISTRICT

\* የዓመት መጨረሻ በ ነፃ 30 ነው

\*Year Ending July 7.

ለአወራ ጉዳና ሥራ ምቹ የተገኘ ገንዘብ፣ 1971 - 1973  
FUNDS OBTAINED FOR THE CONSTRUCTION OF HIGHWAYS, 1978/79 - 1980/81

ሠገጠረዥ ሺ.6 /ሀ/

TABLE H.6 (a)

በሚሊዮን ብር

IN MILLION BIRR

	ባጀት	ብድር	ጭር	
<u>1971*</u>				<u>1978/79</u>
አገደኛው የአወራ ጉዳና ፕሮግራም	26.5	12.5	39.0	FIRST HIGHWAY PROGRAMME
ለጊዜያዊ ፕሮግራም	36.4	-	36.4	INTERIM PERIOD
ሁለተኛው የአወራ ጉዳና ፕሮግራም	89.0	41.3	130.3	SECOND HIGHWAY PROGRAMME
ሶስተኛው የአወራ ጉዳና ፕሮግራም	133.3	59.0	192.3	THIRD HIGHWAY PROGRAMME
አራተኛው የአወራ ጉዳና ፕሮግራም	69.5	129.4	198.9	FOURTH HIGHWAY PROGRAMME
አምስተኛው የአወራ ጉዳና ፕሮግራም	20.0	54.3	74.3	FIFTH HIGHWAY PROGRAMME
ስድስተኛው የአወራ ጉዳና ፕሮግራም	37.7	65.7	103.4	SIXTH HIGHWAY PROGRAMME
ሰባተኛው የአወራ ጉዳና ፕሮግራም	3.0	115.1	118.1	SEVENTH HIGHWAY PROGRAMME
ጠቅላይ ሌሎች ፕሮጀክቶች	645.5	18.4	663.9	RECURRENT & OTHER PROJECTS
ሌሎች ገቢዎች	80.1	-	80.1	OTHER REVENUES
ወዲያ ባልተደረገ ገንዘብ ቢታከስ	121.3	-	121.3	LESS UNCASHED APROPRIATION
<b>ጭር</b>	<b>1,019.7</b>	<b>495.7</b>	<b>1,515.4</b>	<b>TOTAL</b>
<u>1972*</u>				<u>1979/80*</u>
አገደኛው የአወራ ጉዳና ፕሮግራም	26.5	12.5	39.0	FIRST HIGHWAY PROGRAMME
ለጊዜያዊ ፕሮግራም	36.4	-	36.4	INTERIM PERIOD
ሁለተኛው የአወራ ጉዳና ፕሮግራም	89.0	42.3	131.3	SECOND HIGHWAY PROGRAMME
ሶስተኛው የአወራ ጉዳና ፕሮግራም	133.3	59.0	192.3	THIRD HIGHWAY PROGRAMME
አራተኛው የአወራ ጉዳና ፕሮግራም	69.5	129.4	198.9	FOURTH HIGHWAY PROGRAMME
አምስተኛው የአወራ ጉዳና ፕሮግራም	20.5	60.0	80.5	FIFTH HIGHWAY PROGRAMME
ስድስተኛው የአወራ ጉዳና ፕሮግራም	46.7	76.9	123.6	SIXTH HIGHWAY PROGRAMME
ሰባተኛው የአወራ ጉዳና ፕሮግራም	15.3	125.8	141.1	SEVENTH HIGHWAY PROGRAMME
ጠቅላይ ሌሎች ፕሮጀክቶች	824.0	-	824.0	RECURRENT & OTHER PROJECTS
ሌሎች ገቢዎች	105.8	-	105.8	OTHER REVENUES
ወዲያ ባልተደረገ ገንዘብ ቢታከስ	147.9	-	147.9	LESS UNCASHED APROPRIATION
<b>ጭር</b>	<b>1,219.1</b>	<b>505.9</b>	<b>1,725.0</b>	<b>TOTAL</b>
<u>1973*</u>				<u>1980/81*</u>
አገደኛው የአወራ ጉዳና ፕሮግራም	26.5	12.5	39.0	FIRST HIGHWAY PROGRAMME
ለጊዜያዊ ፕሮግራም	36.4	-	36.4	INTERIM PERIOD
ሁለተኛው የአወራ ጉዳና ፕሮግራም	89.0	42.3	131.3	SECOND HIGHWAY PROGRAMME
ሶስተኛው የአወራ ጉዳና ፕሮግራም	133.3	59.0	192.3	THIRD HIGHWAY PROGRAMME
አራተኛው የአወራ ጉዳና ፕሮግራም	69.5	129.4	198.9	FOURTH HIGHWAY PROGRAMME
አምስተኛው የአወራ ጉዳና ፕሮግራም	20.5	60.0	80.5	FIFTH HIGHWAY PROGRAMME
ስድስተኛው የአወራ ጉዳና ፕሮግራም	47.3	76.9	124.2	SIXTH HIGHWAY PROGRAMME
ሰባተኛው የአወራ ጉዳና ፕሮግራም	24.8	125.8	150.6	SEVENTH HIGHWAY PROGRAMME
ጠቅላይ ሌሎች ፕሮጀክቶች	961.0	-	961.0	RECURRENT & OTHER PROJECT
ሌሎች ገቢዎች	114.4	-	114.4	OTHER REVENUES
ወዲያ ባልተደረገ ገንዘብ ቢታከስ	147.9	-	147.9	LESS UNCASHED APROPRIATION
<b>ጭር</b>	<b>1,374.8</b>	<b>505.9</b>	<b>1,880.7</b>	<b>TOTAL</b>
	<b>BUDGET</b>	<b>LOAN</b>	<b>TOTAL</b>	

\* የግምት ወቅት ሰኔ 30 ነው።

\*Year ending July 7th

\*\* የጥርጊያ ጭማሪ ርዕሰ ክፍል ላይ ተጨምሮ ጋር ተገኝቷል።

\*\*The length of service to traffic is added to the gravel road.

ስራው የላይ ተጠቅሞ ለገንዘብ ለማግኘት የተገኘ

Source: Ethiopian Transport Construction Authority.



የገንጠል ስጦት 1970 - 1973  
DRIVING LICENCES ISSUED, 1977/78 - 1980/81

ሠገጠረዥ ሸ.8

TABLE H.8

	1970*	1971*	1972*	1973*	
<u>የገንጠል ስጦት ዓይነት</u>					<u>TYPE OF LICENCE</u>
1ኛ ደረጃ ለጥፋት ሲኮኪኮች	239	385	480	1,071	FIRST CLASS (MOTORCYCLES)
አዲስ አበባ	34	99	229	423	ADDIS ABABA
አሙራ	2	17	13	65	ASMARA
ሌሎች ክፍለ ሀገራት	203	269	238	583	OTHERS
2ኛ ደረጃ የገንጠል ግል ግልጽ	12,897	11,918	13,855	15,349	SECOND CLASS (PRIVATE CARS)
አዲስ አበባ	6,925	5,974	4,033	7,070	ADDIS ABABA
አሙራ	2,605	951	3,082	2,078	ASMARA
ሌሎች ክፍለ ሀገራት	3,367	4,993	6,740	6,201	OTHERS
3ኛ ደረጃ በባንዲን ለግሊት ስጦት	3,876	2,223	4,549	5,816	THIRD CLASS (PETROL-ENGINE TRUCKS)
አዲስ አበባ	2,108	1,561	1,922	2,058	ADDIS ABABA
አሙራ	971	662	676	679	ASMARA
ሌሎች ክፍለ ሀገራት	797	1,147	1,951	3,079	OTHERS
4ኛ ደረጃ በድፍታ ለግሊት ስጦት	1,699	1,781	1,367	1,641	FOURTH CLASS (DIESEL ENGINE TRUCKS)
አዲስ አበባ	826	818	469	465	ADDIS ABABA
አሙራ	432	410	418	263	ASMARA
ሌሎች ክፍለ ሀገራት	441	553	480	913	OTHERS
5ኛ ደረጃ /ከባድ ግልጽ ከተገባው/	845	1,138	911	972	FIFTH CLASS (TRUCK WITH TRAILERS)
አዲስ አበባ	360	484	263	334	ADDIS ABABA
አሙራ	264	318	224	121	ASMARA
ሌሎች ክፍለ ሀገራት	221	336	424	517	OTHERS
6ኛ ደረጃ /ተራከቱ ጠይቅ ወዘተ./	-	-	224	275	SIXTH CLASS (TRACTORS, BULDOZERS ETC.)
አዲስ አበባ	-	-	-	-	ADDIS ABABA
አሙራ	-	-	-	-	ASMARA
ሌሎች ክፍለ ሀገራት	-	-	224	275	OTHERS
	1977/78*	1978/79*	1979/80*	1980/81*	

\* የግልጽ ስጦት ስለ 30 ነገር ::

\*Year Ending July 7th

ከገንጠል ስጦት ስለተገኘው የተገኘ ::

Source: Road Transport Administration.

በኢትዮጵያ ተከላከሎ ጭነት ምድብ ስራ 1971 - 1973  
 MOTOR-VEHICLE ACCIDENTS IN ETHIOPIA, 1978/79 - 1980/81

ሠገጠረዥ ቩ.9 /ሀ/

TABLE H.9 (a)

	1971*	1972*	1973*	
<u>ጠቅላላ ስራ</u>	3,251	3,543	3,377	<u>TOTAL ACCIDENT</u>
ከባድ የጭነት ስራ	1,051	1,124	1,005	SERIOUS
ክፍለ የጭነት ስራ	375	479	450	LIGHT
የሞት ስራ	965	924	934	FATAL
የገንዘብ ጉዳት	860	1,016	988	PROPERTY DAMAGE
<u>የሞት ብዛት</u>	1,070	1,042	1,098	<u>NUMBER OF DEATH</u>
ወጣቶች	199*	585	246	YOUTH
ጭነት ስራ	780	362	752+	ADULT**
ሽግግራዎች	91	95	100	AGED
<u>የተገደቡ ብዛት</u>	3,397	3,180	3,204	<u>NUMBER OF PEOPLE INJURED</u>
ወጣቶች	394	2,011	571	YOUTH
ጭነት ስራ	2,870	1,010	2,472+	ADULT**
ሽግግራዎች	133	159	161	AGED
	1978/79*	1979/80*	1980/81*	

በአዲስ አበባ ከተማ ተከላከሎ ጭነት ምድብ ስራ 1971 - 1973  
 MOTOR-VEHICLE ACCIDENTS IN ADDIS ABABA, 1978/79 - 1980/81

ሠገጠረዥ ቩ.9 /ለ/

TABLE H.9 (b)

	1971*	1972*	1973*	
<u>ጠቅላላ ስራ</u>	851	752	551	<u>TOTAL ACCIDENT</u>
ከባድ የጭነት ስራ	346	284	237	SERIOUS
ክፍለ የጭነት ስራ	57	46	10	LIGHT
የሞት ስራ	166	145	136	FATAL
የገንዘብ ጉዳት	282	277	168	PROPERTY DAMAGE
<u>የሞት ብዛት</u>	178	160	142	<u>NUMBER OF DEATH</u>
ወጣቶች	41	75	31	YOUTH
ጭነት ስራ	105	67	89+	ADULT**
ሽግግራዎች	32	18	22	AGED
<u>የተገደቡ ብዛት</u>	491	401	315	<u>NUMBER OF PEOPLE INJURED</u>
ወጣቶች	120	248	97	YOUTH
ጭነት ስራ	330	124	186+	ADULT**
ሽግግራዎች	41	29	32	AGED
	1978/79*	1979/80*	-1980/81*	

\* የጭነት ስራ ሰኔ 30 ቀን

\*Year Ending July 7th

\*\*ጭነት ስራ ከ31-55

\*\*Adult 19-55 Years old

ከአዲስ አበባ የፖሊስ ሠራዊት ጠቅላይ ጽሕፈት ቤት የተገኘ::

Source: Addis Ababa Police Headquarter

+ጭነት ስራ 19-55

+Adult: 19-55 Years old

የኢትዮጵያ የጅቡቲ የምድር ባሕር የሥራ ከገዢ: 1971-1973  
 OPERATIONS OF THE ETHIO-DJIBOUTI RAILWAY, 1978/79\* - 1980/81\*

ሠገጠረዥ ሸ.10

TABLE H.10

	1971	1972	1973		
የቆይታ ርዕሰ ቤት /በኪሎ ሜትር/	781	781	781	LENGTH OF TRACK	(KMS)
የባሕር ተክክርባሪ ምኞቶች ብዛት /በ ምኞት/				ROLLING STOCK	(NUMBERS)
በአገልግሎት ገደል የሚሄዱ	10	5	5	STEAM LOCOMOTIVES AND LOCOTRACTORS	
በግልጽ ለሌሎች ገደል የሚሄዱ	26	21	21	DIESEL-ELECTRIC LOCOMOTIVES	
የቆይታ ምኞቶች ፈርጎች ብዛት	43	45	45	PASSENGER CARS	
የዕቃ ምጋቢዎች ፈርጎች ብዛት	595	630	630	FREIGHT CARS	
ሌሎች	5	5	5	AUTORAILS	
ሌሎች የባሕር ተክክርባሪ ምኞቶች	-	8	8	OTHERS	
የሠራተኞች ብዛት /በ ምኞት/				EMPLOYEES	(NUMBERS)
ኢትዮጵያውያን	2,237	2,165	2,105	ETHIOPIAN	
የውጭ አገር ተሰሪዎች	329	328	340	FOREIGNER	
ጅምር	2,566	2,493	2,445	TOTAL	
ባሕር ለጥቅም የተጓዙት ኪሎ ሜትር /በኪሎ/	...	...	...	REVENUE TRAIN-KILOMETERS	('000)
የቆይታ ምኞቶች ብዛት				PASSENGERS CARRIED	('000)
በ1ኛና በ2ኛ ግብር	23	60	59	1st and 2nd CLASS	
በ3ኛ ግብር	1,066	1,280	1,277	3rd CLASS	
ጅምር	1,089	1,340	1,336	TOTAL	
የቆይታ ምኞቶች የተጓዙት ኪሎ ሜትር /በሚሊዮን/	171	247	310	PASSENGER-KILOMETERS	(MILLION)
አገልግሎት የሚሰጠው የተጓዙት ጅምር ኪሎ ሜትር	157	184	232	AVERAGE KMS PER PASSENGER	
የጥሬ ዕቃ ብዛት /በኪሎ ተን/	321	316	300	FREIGHT CARRIED	('000 TONS)
ገቢ	122	108	90	IMPORTS	
ወጪ	41	80	71	EXPORTS	
በሀገር ውስጥ የሚሰጠው	158	128	139	INTERNAL TRAFFIC	
የገንዘብ ተፈጻሚ /በሚሊዮን ተን ኪሎ ሜትር/	148	148	131	COMMERCIAL TRAFFIC MILLION TON-KILOMETERS	
አገልግሎት ተገቢ ለገንዘብ በሚሰጠው የተፈጻሚ ገቢ ጅምር ኪሎ ሜትር /በኪሎ ሜትር/	461	468	437	AVERAGE KMS PER TON OF COMMERCIAL TRAFFIC	
ገቢ /በኪሎ ብር/				REVENUE	('000 BIRR)
የቆይታ ምኞቶች	3,838	5,800	8,283	PASSENGER	
በዕቃ ጥሬ ዕቃ	12,235	13,527	13,585	FREIGHT	
ሌሎች	972	300	386	OTHERS	
ጅምር	17,045	19,627	22,254	TOTAL REVENUE	
ወጪ /በኪሎ ብር/				EXPENDITURE	
ሠራተኞች	13,041	13,162	13,695	PERSONNEL	
ለዕቃ ምኞቶች ሌሎች ነገሮች ጅምር	6,763	7,517	9,197	MATERIAL AND OTHER	
ጅምር	19,804	20,679	22,892	TOTAL OPERATING EXPENSES	
ለዕቃ ምኞቶች ምደባና ለሥራ ጅምር	1,259	1,413	888	PROVISION FOR WORKS AND RENEWAL OR EQUIPMENT	
ጅምር	21,063	22,092	23,780	TOTAL EXPENDITURE	
	1978/79	1979/80	1980/81		

\* የዓመት መጨረሻ ሰኔ 30 ነው ::  
 \*Year ending 7<sup>th</sup> July.

ከኢትዮጵያ የጅቡቲ የምድር ባሕር ጅምር ገቢ የተገኘ ::  
 Source: Ethio-Djibouti Railway.

ገለት የሌጅና የጉዳት የጾር ባሕር የተጋዘተ የገንደ ዕጋጋቸ በዛጉና ዓይነት 1971\* - 1973\*  
 FREIGHT CARRIED ON THE ETHIO-DJIBOUTI RAILWAY, BY TYPE OF COMMODITY 1978/79\* - 1980/81\*

ሠገጠረዥ ሺ.ገ.ገ

TABLE H.11

ቦታ TONS

	1971	1972	1973	
				<u>IMPORTS</u>
<u>ገቢ ገንደ</u>				
ጾገብና የጭ ከብ ተቸ	27,117.4	34,809.5	23,732.4	FOOD AND LIVE ANIMALS
ጭጭቸና ተጾባህ	221.8	-	18.5	BEVERAGES AND TOBACCO
ያለ ክርና ተ ዕጋጋቸ ከ ነጻጅ በስተቀር	1,776.3	773.6	4,473.7	CRUDE MATERIALS, EXCEPT FUELS
ነጻጅቸ፣ ግለሰባሽ ተባ ተቸ ጭሃሃይ ነገርቸ**	42,064.3	37,853.6	38,984.4	FUELS, LUBRICANTS AND RELATED MATERIALS**
የአገባቦቸና የአተክልተ ዘይተና ስብ ከጫነሎቸ	-	-	-	ANIMAL AND VEGETABLE OILS AND FATS
በፋብሬታ የተሠሩ ዕጋጋቸ	33,261.7	1,690.3	11,168.4	CHEMICALS
የጭኪና ጋቸና የተፈገባገርተ ጭሃጋጋቸ	10,961.6	25,490.3	5,589.7	MANUFACTURED ARTICLES
	2,107.5	2,051.2	3,430.7	MACHINERY AND TRANSPORT EQUIPMENT
ለ ቆ ለ ቆ ዕጋጋቸ በሌላ ጭብጥ ያለ ጭለክተ	4,169.2	5,165.7	2,617.5	MISCELLANEOUS ARTICLES, N.E.S.
ጾቆር	121,679.8	107,834.2	90,015.3	TOTAL
<u>ጭጫ ገንደ</u>				<u>EXPORTS</u>
ጾገብና የጭ ከብ ተቸ	34,401.5	71,991.7	65,267.4	FOOD AND LIVE ANIMALS
ጭጭቸና ተጾባህ	-	513.0	-	BEVERAGES AND TOBACCO
ያለ ክርና ተ ዕጋጋቸ ከ ነጻጅ በስተቀር	258.1	608.6	1,418.1	CRUDE MATERIALS, EXCEPT FUELS
ነጻጅቸ ግለሰባሽ ተባ ተቸና ጭሃሃይ ነገርቸ	-	-	-	FUELS, LUBRICANTS AND RELATED MATERIALS
የአገባቦቸና የአተክልተ ዘይተና ስብ ከጫነሎቸ	-	-	5.1	ANIMAL AND VEGETABLE OILS AND FATS
በፋብሬታ የተሠሩ ዕጋጋቸ	-	-	138.2	CHEMICALS
የጭኪና ጋቸና የተፈገባገርተ ጭሃጋጋቸ	1,422.5	3,941.4	98.2	MANUFACTURED ARTICLES
	30.7	-	95.2	MACHINERY AND TRANSPORT EQUIPMENT
ለ ቆ ለ ቆ ዕጋጋቸ በሌላ ጭብጥ ያለ ጭለክተ	4,845.9	3,421.4	4,264.3	MISCELLANEOUS ARTICLES, N.E.S.
ጾቆር	40,958.7	80,476.1	71,286.5	TOTAL
<u>የአገር ጭብጥ ገንደ</u>				<u>INTERNAL TRADE</u>
ጾገብና የጭ ከብ ተቸ	88,278.9	84,974.8	96,561.5	FOOD AND LIVE ANIMALS
ጭጭቸና ተጾባህ	468.0	1,818.3	1,511.1	BEVERAGES AND TOBACCO
ያለ ክርና ተ ዕጋጋቸ ከ ነጻጅ በስተቀር	3,029.7	7,613.1	8,524.2	CRUDE MATERIALS, EXCEPT FUELS
ነጻጅቸ፣ ግለሰባሽ ተባ ተቸና ጭባባይ ነገርቸ	1,901.3	983.6	550.2	FUELS, LUBRICANTS AND RELATED MATERIALS
የአገባቦቸና የአተክልተ ዘይተና ስብ ከጫነሎቸ	2.2	0.5	0.6	ANIMALS AND VEGETABLE OILS AND FATS
በፋብሬታ የተሠሩ ዕጋጋቸ	14,744.4	3,016.4	2,043.2	CHEMICALS
የጭኪና ጋቸና የተፈገባገርተ ጭሃጋጋቸ	42,635.9	23,005.6	23,720.7	MANUFACTURED ARTICLES
	1,874.0	2,519.5	3,644.0	MACHINERY AND TRANSPORT EQUIPMENT
ለ ቆ ለ ቆ ዕጋጋቸ በሌላ ጭብጥ ያለ ጭለክተ	5,377.4	3,933.1	2,573.6	MISCELLANEOUS, ARTICLES, N.E.S.
ጾቆር	158,311.8	127,854.9	139,129.1	TOTAL
	1978/79	1979/80	1980/81	

\* የዓመት ጭረብ ሰኔ 30 ነፃ  
 \*year Ending July 7th.

\*\*ከአለብ በጌታት በኩል የግንባጭን ነጻጅ ያጠቃልላል  
 \*\*Includes fuels reentering Ethiopia via Djibouti from Assab

በሌት የሌጅና ጌታት የጾር ባሕር ጭ/ቦታ የተገኘ ::  
 Source: Etho-Djibouti Railway

የኢትዮጵያ የጸድቀው የግብር የአገልግሎት የገቢ ገንዘብ ዕቃዎች ተራገብጋርት ጋራ፣ 1971<sup>\*</sup>-1973<sup>\*</sup>  
 FREIGHT RATES ON THE ETHIO-DJIBOUTI RAILWAY FOR SELECTED IMPORT GOODS, 1978/79<sup>\*</sup> - 1980/81<sup>\*</sup>

ሠገጠኛ ሸ.12

TABLE H.12

ላገድ ትን ሰርር PER TON IN BIRR

የዕቃው ስም	1971	1972	1973	
				<u>DJIBOUTI - ADDIS ABABA</u>
<u>ከጸድቀው አስከሬን አገልግሎት</u>				<u>BUILDING MATERIALS AND SUPPLIES</u>
<u>ለአገልግሎት የሚያገለግሉ የሥራ ዕቃዎች</u>				<u>BUILDING MATERIALS</u>
የቤት ሥራ ዕቃዎች	67.45	67.45	80.95	CEMENT
ሲሚንት	46.25	46.25	55.50	CORRUGATED IRON SHEETS
የቤት አገልግሎት ጥር ጥር	52.25	52.25	62.70	
<u>ግብ</u>				<u>FOOD</u>
ፍሬና ራዕይ አገልግሎት	115.20	115.20	138.25	FRESH FRUITS AND VEGETABLES
ሩዝ	67.45	67.45	80.95	RICE
ጠቃሚ	34.20	34.20	41.05	SALT
ሰብር	56.85	56.85	68.20	SUGAR
<u>ተከርታ ስራ ዕቃዎች ላይ ሥራ ዕቃዎች</u>				<u>MOTOR-VEHICLES, FUEL AND EQUIPMENT</u>
ተከርታ ስራ ዕቃዎች	152.45	152.45	182.95	MOTOR-VEHICLES
ባንዲን	81.45	81.45	98.75	BENZINE
ግለሰብ ዘይት	107.60	107.60	129.10	LUBRICATING OILS
የወጣት ላብ ድረው የወጣ ገንዘብ	76.25	76.25	91.50	TYRES AND TUBES
<u>ጠቃሚ ዕቃዎች</u>				<u>TEXTILES</u>
ጥጥ ጥጥ	58.55	58.55	70.25	COTTON, RAW
ጥጥ ጥጥ	70.95	70.95	85.15	COTTON YARN
				<u>DJIBOUTI - DIRE DAWA</u>
<u>ከጸድቀው አስከሬን አገልግሎት</u>				<u>BUILDING MATERIALS AND SUPPLIES</u>
<u>ለአገልግሎት የሚያገለግሉ የሥራ ዕቃዎች</u>				<u>BUILDING MATERIALS</u>
የቤት ሥራ ዕቃዎች	29.00	29.00	34.80	CEMENT
ሲሚንት	29.00	29.00	34.80	CORRUGATED IRON SHEETS
የቤት አገልግሎት ጥር ጥር	29.00	29.00	34.80	
<u>ግብ</u>				<u>FOOD</u>
ፍሬና ራዕይ አገልግሎት	47.90	47.90	57.50	FRESH FRUITS AND VEGETABLES
ሩዝ	29.00	29.00	34.80	RICE
ጠቃሚ	29.00	29.00	34.80	SALT
ሰብር	34.90	34.90	41.90	SUGAR
<u>ተከርታ ስራ ዕቃዎች ላይ ሥራ ዕቃዎች</u>				<u>MOTOR-VEHICLES, FUEL AND EQUIPMENT</u>
ተከርታ ስራ ዕቃዎች	61.45	61.45	73.75	MOTOR VEHICLES
ባንዲን	65.50	65.50	78.60	BENZINE
ግለሰብ ዘይት	56.95	56.95	68.35	LUBRICATING OILS
የወጣት ላብ ድረው የወጣ ገንዘብ	45.80	45.80	54.95	TYRES AND TUBES
<u>ጠቃሚ ዕቃዎች</u>				<u>TEXTILES</u>
ጥጥ ጥጥ	26.45	26.45	31.75	COTTON, RAW
ጥጥ ጥጥ	33.20	33.20	39.85	COTTON YARN
	1978/79	1979/80	1980/81	COMMODITY

\* የዓመት መጨረሻ በ ሰኔ 30 ነው ።  
 \*Year Ending July 7  
 ከኢትዮጵያ ጸድቀው የግብር ሰርር ለ/ቤት የተገኘ ።  
 Source: Ethio-Djibouti Railway

የኢትዮጵያ የድብድር የጾዳ ስጦታ የአገልግሎት ወጭ ዕቃዎች የተራገበገበት ገጽ 1971\*-1973\*  
 FREIGHT RATES ON THE ETHIO-DJIBOUTI RAILWAY FOR SELECTED EXPORT GOODS, 1978/79\* - 1980/81\*

ሠገጠረዥ ሸ.13 TABLE H.13

በር በጥ BIRR PER TON

የዕቃው ጻይ ነት	1971	1972	1973	
<u>በአዳላን አበባ ጁቦት</u>				<u>ADDIS ABABA - DJIBOUTI</u>
በጾ	44.45	44.45	50.95	BEESWAX
የጾ ከበ ተቸ / በጻትር ባረ/	40.00	40.00	48.00	CATTLE, LIVE (PER M <sup>2</sup> )
አሀላ	60.00	60.00	72.00	CEREALS
ጫት / ለጫ ተ ለህ/	115.20	115.20	140.65	CHAT (100 Kgs)
ቡና	60.00	60.00	72.00	COFFEE
ጥጥ	49.75	49.75	59.70	FLOUR
ፍራፍራጃቸና ለተከለተ	115.20	115.20	140.65	FRESH FRUITS AND VEGETABLES
የጻ ሊቆ	70.00	70.00	84.00	HIDES AND SKINS
የተባተ አሀሎቸ ጭጭ	45.00	45.00	54.00	OIL CAKE
የተባተ አሀሎቸ ጥራጥራ	60.00	60.00	72.00	OILSEEDS AND PULSES
<u>በድራዳዋ ጁቦት</u>				<u>DIRE DAWA - DJIBOUTI</u>
በጾ	28.25	28.25	33.90	BEESWAX
የጾ ከበ ተቸ / በጻትር ባረ/	16.90	16.90	20.30	CATTLE, LIVE (PER M <sup>2</sup> )
የጻ	36.95	36.95	44.35	HIDES
አሀላ	33.80	33.80	42.95	CEREALS
ጫት / ለጫ ተ ለህ/	47.90	47.90	57.50	CHAT (100 Kgs)
ቡና	42.45	42.45	50.96	COFFEE
ጥጥ	29.00	29.00	34.80	FLOUR
ፍራፍራጃቸና ለተከለተ	47.90	47.90	57.50	FRESH FRUITS AND VEGETABLES
የፍ የላና የበገ ሊቆ	40.75	40.75	48.90	GOAT AND SHEEP SKINS
የተባተ አሀሎቸ ጭጭ	29.00	29.00	34.80	OIL CAKE
የተባተ አሀሎቸ	29.00	29.00	34.80	OILSEEDS
ጥራጥራ	29.00	29.00	34.80	PULSES
	1978/79	1979/80	1980/81	COMMODITY

\* የጻው ተ ጫጫረሻ በ ነ 30 ነው

\*Year Ending July 7

በኢትዮጵያ ጁቦት የጾዳ ስጦታ ጭ/በተ የተገኘ ::

Source: Ethio-Djibouti Railway

ለ ተገባዎች ላይ የሚከናወኑ ገቢዎች  
TRAFFIC ON THE AGORDAT-MASSAWA RAILWAY

ሠጠረዥ ስ.14 TABLE H.14

ዓመት ዓረብ	የገቢዎች ተጠቃሚ		የግብርና ግብር				የገቢዎች ተጠቃሚ በሺ ስኩዊር	ዓመት
	የገቢዎች ተጠቃሚ	የገቢዎች ተጠቃሚ	ጠቅላይ	ገቢ ገቢ	ውጪ ገቢ	በአገር ውስጥ		
	በሺ ስኩዊር	በሺ ስኩዊር	በሺ ስኩዊር	በሺ ስኩዊር	በሺ ስኩዊር	በሺ ስኩዊር		
	THOUSANDS	THOUSANDS	'000 METRICK TONS	'000 METRICK TONS	'000 METRICK TONS	'000 METRICK TONS		
PASSENGER CARRIED	PASSENGER KILOMETERS	TOTAL	IMPORTS	EXPORT	INTERNAL	COMMERCIAL TRAFFIC TON KILOMETERS ('000)	YEAR*	
PASSENGER TRAFFIC		FREIGHT CARRIED						
1953	316	14,717	152.4	46.7	54.4	51.3	17,598	1960/61
1954	384	19,553	178.0	58.6	68.9	50.5	19,850	1961/62
1955	397	20,008	184.3	58.0	91.9	34.4	10,939	1962/63
1956	411	20,073	192.2	52.0	100.0	40.2	11,895	1963/64
1957	440	22,064	208.1	70.2	98.6	39.3	24,417	1964/65
1958	449	23,958	209.6	77.3	87.4	44.9	24,223	1965/66
1959	310	17,833	183.4	53.2	75.5	54.7	20,851	1966/67
1960	268	15,044	163.2	48.3	61.5	53.4	19,264	1967/68
1961	238	12,776	151.2	42.2	69.3	39.7	18,286	1968/69
1962	248	13,858	160.6	47.9	57.5	55.2	19,082	1969/70
1963	114	6,528	166.2	50.9	71.7	43.6	19,345	1970/71
1964	1	47	146.6	35.8	74.2	36.6	17,415	1971/72
1965	190	8,513	181.7	15.7	125.0	41.0	22,114	1972/73
1966	93	3,620	167.3	12.8	124.0	30.5	20,201	1973/74

ሠጠረዥ ስ.14 ከገቢዎች ላይ የሚከናወኑ ገቢዎች ላይ የተገኘው ገቢ  
Source: Ministry of Communications and Chamber of Commerce.

የወይን ስጦታ ስጦታ ስጦታ 1970\* - 1973\*  
SUMMARY OF PORT OPERATIONS STATISTICS 1977/78\*-1980/81\*

ሠጠረዥ ስ.15 TABLE H.15

ስም	1970	1971*	1972*	1973*	
አጠቃላይ					
የገቢዎች ተጠቃሚ	486	488	477	497	NUMBER OF SHIPS ENTERED
የገቢዎች ተጠቃሚ	1,736,546	1,822,393	1,936,105	2,272,565	NET REGISTERED TONNAGE
የገቢዎች ተጠቃሚ	2,906,349	2,976,017	3,176,709	3,739,004	GROSS REGISTERED TONNAGE
የገቢዎች ተጠቃሚ	1,027,376	1,391,522	1,502,313	1,371,019.8	CARGO UNLOADED (TONS)
የገቢዎች ተጠቃሚ	366,100	462,273	482,911	551,013.1	CARGO LOADED (TONS)
የገቢዎች ተጠቃሚ					PASSENGERS (NUMBER)
ገቢ	156	137	1,300	275	IN
ውጪ	342	597	1,297	333	OUT
MASSAWA**					
የገቢዎች ተጠቃሚ	-	83	164	166	NUMBER OF SHIPS ENTERED
የገቢዎች ተጠቃሚ	-	140,977	328,785	331,068	NET REGISTERED TONNAGE
የገቢዎች ተጠቃሚ	-	255,357	507,116	623,346	GROSS REGISTERED TONNAGE
የገቢዎች ተጠቃሚ	-	106,864	192,902	224,368.9	CARGO UNLOADED (TONS)
የገቢዎች ተጠቃሚ	-	19,010	35,329	74,099.8	CARGO LOADED (TONS)
የገቢዎች ተጠቃሚ	-				PASSENGERS (NUMBER)
ገቢ	-	202	690	359	IN
ውጪ	-	95	588	613	OUT

\* የገቢዎች ተጠቃሚ ስኩዊር ስኩዊር  
\*Year Ending July 7th

\*\* በ1970 እና በ1971 የገቢዎች ተጠቃሚ ስኩዊር ስኩዊር ስኩዊር ስኩዊር ስኩዊር ስኩዊር  
\*\*Port of Massawa was not functioning during the whole year of 1977/78 and the first 6 months of 1978/79

በተገቢዎች ላይ የሚከናወኑ ገቢዎች ላይ የተገኘው ገቢ  
Source: Marine Transport Authority, Ministry of Transport and Communication.

የቴሌኮሙኒኬሽን አገልግሎት ሙሴያ ቤት የሥራ ከገቢዎች 1971\* - 1973\*\*  
 OPERATIONS OF TELECOMMUNICATION SERVICES, 1978/79\* - 1980/81\*

ሠገጠረዥ ሸ.16

TABLE H.16

	1971	1972	1973	
<u>የቴሌፎኖች ብዛት</u>	81,972	88,184	91,551	<u>NUMBER OF TELEPHONES</u>
አዲስ አበባ	50,848	52,052	54,732	ADDIS ABABA
አሥመራ	10,063	10,706	11,190	ASMARA
ባሌሌ ሆስፒታሎች	21,061	25,426	25,629	OTHER LOCALITIES
<u>የቴሌግራም ትራንስሚሽን ብዛት</u> /በሺ/	180,960	203,267	222,887	<u>NUMBER OF CALLS</u> ('000)
የከተማ ውስጥ ትራንስሚሽን	187,490	199,829	220,225	LOCAL
አዲስ አበባ	92,016	115,723	131,469	ADDIS ABABA
አሥመራ	13,720	36,254	34,334	ASMARA
ባሌሌ ሆስፒታሎች	81,754	47,852	54,422	OTHER LOCALITIES
የሀገር ውስጥ ትራንስሚሽን	3,470	3,438	2,662	INTERURBAN
አዲስ አበባ	866	996	73	ADDIS ABABA
አሥመራ	20	90	96	ASMARA
ባሌሌ ሆስፒታሎች	2,584	2,346	2,493	OTHER LOCALITIES
አገራዊ ማሻሻያ /ውጪ ትራንስሚሽን/	49	48	116	INTERNATIONAL (OUTGOING)
አገራዊ ማሻሻያ /የገቢ ትራንስሚሽን/	46	64	-	INTERNATIONAL (INCOMING)
<u>የቴሌግራም ትራንስሚሽን ብዛት</u> /በሺ/	374	270	250	<u>NUMBER OF TELEGRAM</u> ('000)
የሀገር ውስጥ	227	158	167	DOMESTIC
አገራዊ ማሻሻያ /ውጪ/	65	48	33	INTERNATIONAL (OUTGOING)
አገራዊ ማሻሻያ /ገቢ/	82	64	50	INTERNATIONAL (INCOMING)
<u>የሠራተኞች ብዛት</u>	4,406	4,605	4,691	<u>NUMBER OF EMPLOYEES</u>
አገልግሎት ሰጪ	4,406	4,605	4,691	ETHIOPIANS
የውጭ ሀገር ተወላጆች	-	-	-	FOREIGNERS
የአገልግሎት ገቢ	41,700+	48,051	60,121	SERVICE REVENUE ('000 BIRR)
የካፒታል ወጪ	28,034+	59,734	53,782	CAPITAL EXPENDITURE ('000 BIRR)
	1978/79	1979/80	1980/81	

\* የግምት ወሰን ሰኔ 30 ነው።

\*Year Ending July 7th

+ የተሻሻለ

+Revised

ከ ቴሌኮሙኒኬሽን የተገኘ።

Source: Telecommunication

የፖስታ አገልግሎት አባታታ ስታቲስቲክስ  
 POSTAL SERVICES STATISTICS\*

ሠገጠረዥ ሸ.17

TABLE H.17

	1970**	1971	1972	1973	
<u>የጽሑፍ ትራንስሚሽን ብዛት</u> /በ ሺ/					<u>LETTERS</u> (NUMBER)
የሀገር ውስጥ	-	10,100,876	14,138,600	18,774,000	DOMESTIC
የውጭ አገር					INTERNATIONAL
ገቢ	-	6,894,195	4,228,500	55,132,000	IN
ወጪ	-	1,165,124	1,366,100	1,130,000	OUT
ጠቅላይ	-	18,160,195	19,733,200	25,036,000	TOTAL
<u>የፖስታ ስጦታ ብዛት</u> /በ ሺ/					<u>PARCELS+</u> (NUMBER)
የሀገር ውስጥ	-	23,320	61,900	18,000	DOMESTIC
የውጭ አገር					INTERNATIONAL
ገቢ	-	18,023	36,800	51,000	IN
ወጪ	-	2,571	15,900	6,400	OUT
ጠቅላይ	-	43,914	114,600	75,400	TOTAL
	1977/78**	1978/79	1979/80	1980/81	

\* የግምት ወሰን ሰኔ 30 ነው።

\*Year Ending 7th July

\*\* የተግባር ወረዳ ለግንኙነት አልተገኘም

\*\*Complete Data is not available

ከአገልግሎት ሰጪ አገልግሎት ድርጅት የተገኘ።

Source: Ethiopian Postal Service.

+ አገልግሎት ሰጪ ስጦታዎችን ይዟል

+Includes 2nd class Letters and Packets

ከፍራ ቀ - የወጡ ለገር ገንዶ

የወጡ ለገር ገንዶ እስታክሲዎች በሀገሪቱ ውስጥ በሚገኙት የጉራክ በርቶና ጣቢያዎች፣ የአይርፕላን ጣረፊያዎችና ፖስታ ቤቶች በኩል የሚገቡትንና የሚወጡትን የገንዶ ዕቃዎች ሲያመለክት መረጃው የተገኘው ከጉራክ ጠቅላይ ጸሕፈተ ቤት ነው።

ከጥር 1954 ዓ.ም ጀምሮ የኢትዮጵያ ገንዶ ዕቃዎች ለመጻደብ የሊንተርናቮናል የገንዶ ዕቃዎችን ለከፋፈል እንዲከተል ተደርጎልኗል። ከጥር 1971 ጀምሮም ተሻሽሎ በቀረበው የሊንተርናቮናል የዕቃዎች ለመጻደብ መሰረት የኢትዮጵያ ገንዶ ዕቃዎች ለመጻደብም ተሻሽሎዋል። የእስታክሲዎች ጠ/ጸ/ቤተም መሻሻያውን ተቀብሎ ከሁን ጀምሮ በሥራ ላይ ያውላል። ጠቅላላው ገንዶ በ10 ዋና ዋና ክፍሎች ሲመደብ እነዚህም ክፍሎች እንደ ገና በ177 ገጣጥ ክፍሎች ተከፍለው ነበር። ከጥር 1971 ጀምሮ ገን 239 ገጣጥ ክፍሎች ይመደባሉ። የወጡ ገንዶ እስታክሲዎች ለ1938 ዓ.ም እስከ 1954 ዓ.ም ድረስ እስከ ነጻር 30 ዋና ያለውን የዓመት ጊዜ ሲከተል ከ1955 ዓ.ም ወዲህ እስከ ታህሣሥ 22 ዋና ያለውን የዓመት መደረሻ ይከተላል።

ገቢ ገንዶ: ገቢ ገንዶ ግለሰብ ከወጡ ለገር በቀጥታ መጥቶ ለገንዶ የቀለ ወይም ለገር ውስጥ ከገባ በኋላ በመገንዘብ ውስጥ የተከፈለ የገንዶ ዕቃ ነው። ይህም እንደገና የሚወጡትን ሽጭቶ ይወጣል።

ገብተው ተመለሰው የሚወጡ ዕቃዎች ግለሰብ: ለውጥ ሳይደረግባቸው በገቡበት ለኪነን ተመለሰው የሚወጡትን የገንዶ ዕቃዎች ናቸው።

ወጭ ዕቃዎች: ይህም ከኢትዮጵያ ወጭ ዕቃዎችን የሚያመለክት ሲሆን፣ ተሻሽለውና ታደሰው ተመለሰው የሚወጡትን ገቢ ዕቃዎች ይወጣሉ።

በገንዶ እስታክሲዎች ውስጥ የተመለከተው የሚከተሉት ናቸው።

የመንገድ የሆኑትን ያልሆኑትን የገንዶ ዕቃዎች፣ በባድር ወይም በዕርጻታ ገንዘብ የተገዙት ዕቃዎች፣ በኩሊ ፖስታ የገቡት ሽጭቶ፣ መርከቦች፣ ለገዛ የሚያስፈልጋቸው ነገሮች እንደ ነጻድ መለዋወጫ የመርከቦች ግንባታ የመሳሰሉት።

በገንዶ እስታክሲዎች ውስጥ: ያልተመለከተው የሚከተሉት ናቸው።

ወርቅ፣ ለአጭር ጊዜ የገቡ ዕቃዎች፣ የመንገደኛቸው የገላ ጊዜ፣ ለፋሽኒስቲክና ለቀንበል መልካሚዎች ከወጧ የሚገቡ ዕቃዎችና የሲኒማ ፊልሞች ናቸው።

ቀረጥ ስለሚከፈለበት ዕቃ ዋጋ: በገቢው ዕቃ ላይ የሊንተርናቮናል የመርከብን መጓዝ ዋጋ እስከ ኢትዮጵያ ወደብ እና ጉራክ ጣቢያዎች ድረስ ያለውን ለመጠየቅ ለገንዶ ገን ለጻፍ የሚችለው በጻክራሲዎች ላይ ሲገለጽ ብቻ ነው። ስለዚህ በባቡር ወይ ኢትዮጵያ ለሚገቡት ዕቃዎች በገንዶ እስከ ኢትዮጵያ ጠረፍ ድረስ የተረገዙት የሊንተርናቮናል የሚጠቃ ዋጋ ቀረጥ የሚከፈለበት ዕቃ ዋጋ ውስጥ ለይገቡም።

በወጭ ዕቃ: እስከ ኢትዮጵያ ወደብ የጉራክ ጣቢያዎች ድረስ ያለው የዕቃ ዋጋ ሲሆን በገንዶ በኩል ለሚሰጡት ዕቃዎች ገን እስከ ባቡር ጣቢያ ድረስ ያለው ዋጋ ስለሆነ የዕቃ መዳኘት ዋጋ ሊገኝበት እንዲችል ከባቡር ጣቢያው እስከ ወደብ ድረስ ያለውን ግናቸውንም ወጭ ለይወጣም።

ገቢ ዕቃዎች የመጠነ ለገር: ዕቃው የተረከበ ወይም የተዘገጀበት ለገር ግለሰብ ነው። ለዚህም እንዲላ ለመጠኑ ከገቢው ጻክራሲዎች ጋር የባለፋብሪካውን ፋክቲ ግብር ይገደዳል።

ዕቃው የተሰጠበት ለገር: ከመዘገብ ለመረጃ በተቻለ መጠን ዕቃው በመደረሻ የሚደርስበት ለገር ነው። የጉራክ ጉራክ መሥሪያ ቤት ወይ ድጅቲና ሌደን በሚሰጡት የወጭ ገንዶ ዕቃዎች ላይ ለቆ ጥንቃቄ ያደርጋል።

በዓመታዊ የእስታክሲዎች መጻፍት ውስጥ ስለ ገንዶ የሚኖሩት መረጃዎች በግጥም ላይ መልክ ነው። በዘርዘር የሚያገቡ ለገንዶ ሰንጠረዦች ሲኖሩም በሊንተርናቮናል የገንዶ ዕቃዎች ለከፋፈል ዘርዘር መሠረት ለዋናዎች ክፍሎች ብቻ መረጃዎችን ሲያኖሩ ስለገንዶ ክፍሎች መገለጫ ለይወጡም። ዘርዘር መረጃዎችን የሚሹ ለገባቢዎች በጉራክ ዋና መሥሪያ ቤት በየዓመቱ የሚታወቁትን የእስታክሲዎች መጻፍት ለሰው ይቆያሉ።

ግባሰቢያ: ሊ.ቦ.ያ. - ለላ በታ ያልተመለከተ ግለሰብ ነው።

## SECTION I - EXTERNAL TRADE

The trade statistics refer to goods entering to all customs ports, stations, airports, and post offices in the country. The original information is obtained from the Customs Head Office.

The Ethiopian Commodity Trade Classification (ECTC), based on the Standard International Trade Classification (SITC) revised), was introduced as from January 1962. In 1977, the Customs revised its ECTC based on the SITC (revision 2). In accordance with the customs revision the Central Statistical Office has also revised its external trade (Commodity) classification. The Classification consists of ten sections. The sections which used to be sub-divided into 177 divisions, are now sub-divided into 239 divisions. Figures on foreign trade for the period 1945 - 1961 refer to year ending 10th of December and for the period thereafter to year ending 31 of December.

IMPORTS: Are goods entered at the time of importation for consumption or warehousing into Ethiopia, including goods which are subsequently re-exported or re-directed.

RE-EXPORTS: Are Imported goods subsequently re-exported without change of form, including ships' or aircraft's stores.

EXPORTS: Are Ethiopian products, including imports which are exported after being transformed, improved or repaired.

### COVERAGE:

#### Included are:

All Government and non-Government transactions, goods financed by grants and loans, postal trade, bunkers' and ships' stores.

#### Excluded are:

Gold, temporary imports, personal effects of passengers, goods imported by Diplomatic, Consular Missions and Cinema films.

## VALUATION

a) Imports - c. i. f. Ethiopian ports and customs stations, but c. i. f. - Djibouti values are accepted if so shown on the declaration. Thus, transit charges, insurance and freight charges for railway carriage between Djibouti and the border of Ethiopia are not included in values of imports using this route.

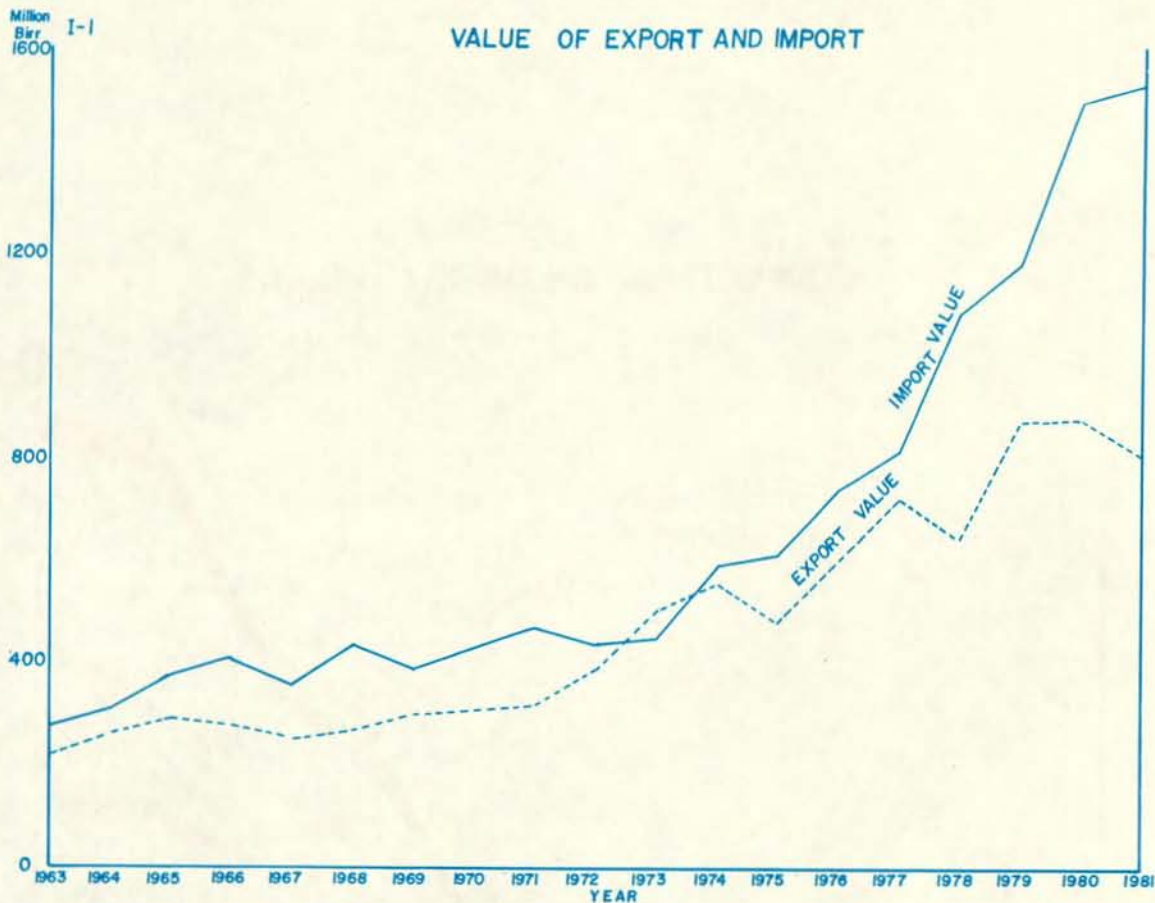
b) Exports - f.o.b. Ethiopian ports and customs stations, but goods dispatched through Djibouti are valued at f.o.b. the Ethiopian customs station of clearance on the Franco-Ethiopian Railway and hence exclude freight, insurance, and other charges from the loading station to the border.

COUNTRY OF ORIGIN - The importers are obliged to submit manufactures' invoices with import declarations. Generally the country of origin is then the country in which goods were grown or produced.

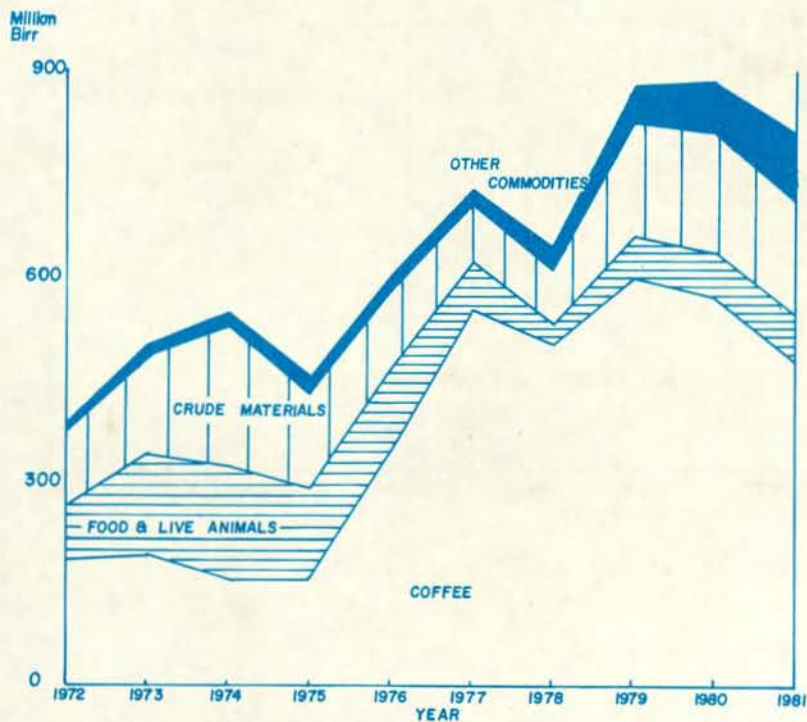
Destination - Is the country of final destination to the extent identifiable from records. Special care in this matter is given by the customs authorities to exports consigned to Djibouti and Aden.

The trade statistics published in the annual Abstracts are summary figures and even the detail tables give only up to the three digit level of the International Trade Classification. For more detailed information, readers are referred to Annual Trade Statistics bulletin published by the Customs Head Office.

N.B. - N.E.S. Means Not Elsewhere Classified.



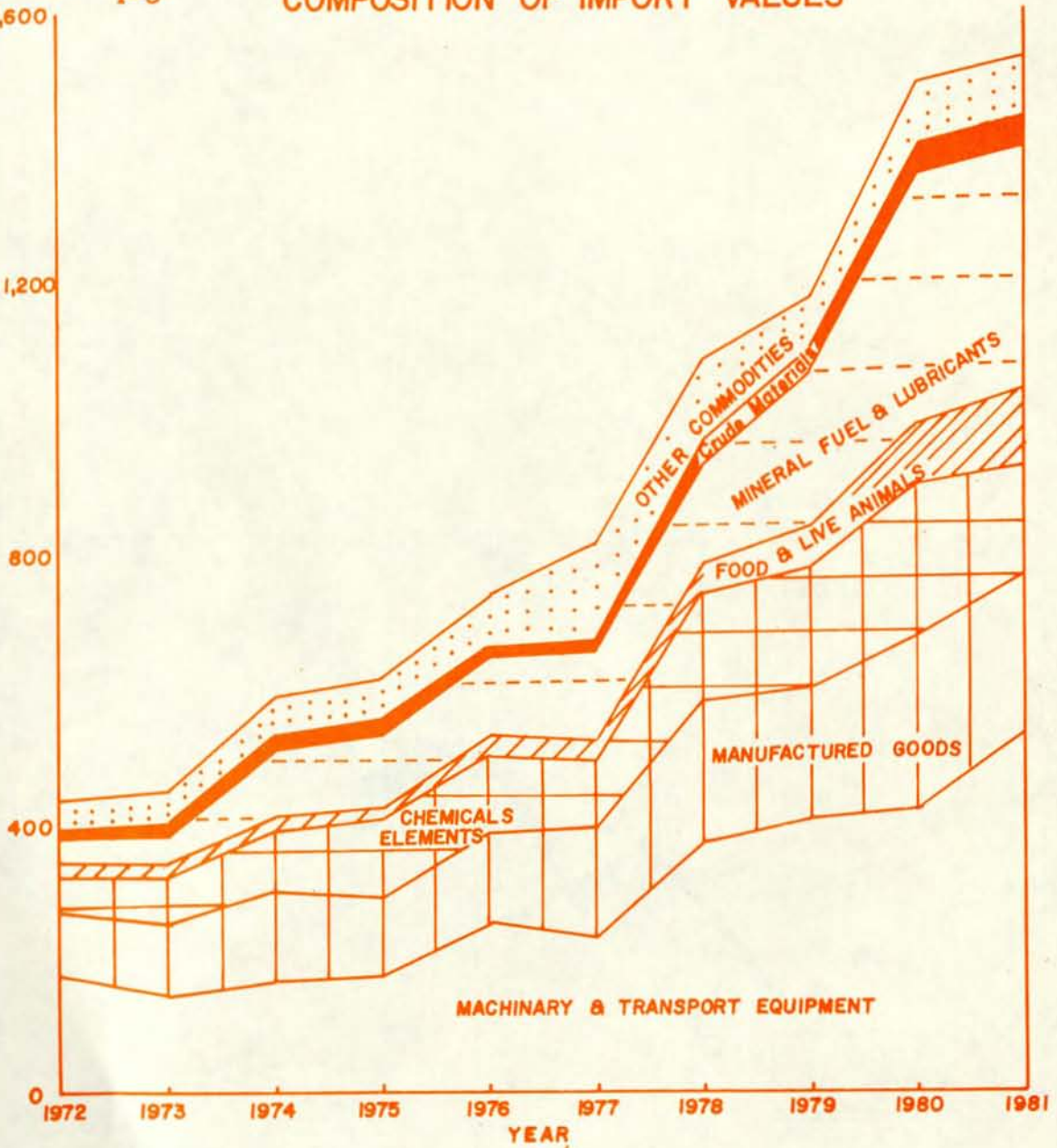
I-2 COMPOSITION OF EXPORT VALUE



Million Birr

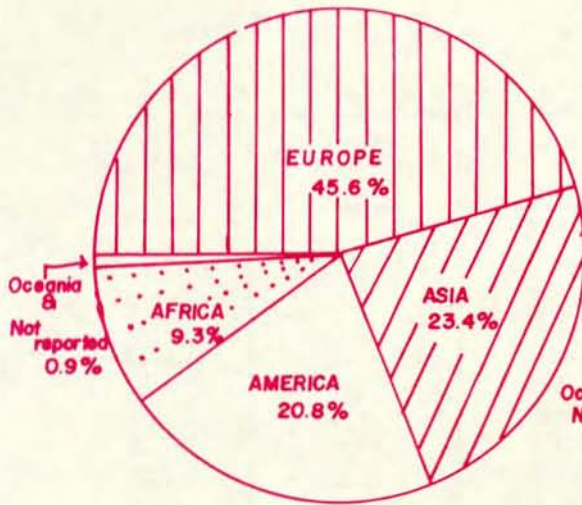
I-3

### COMPOSITION OF IMPORT VALUES

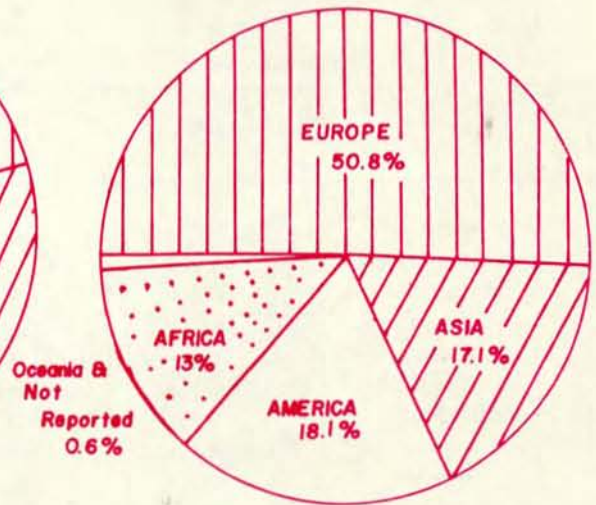


I-4 PERCENTAGE DISTRIBUTION OF TRADE BY GEOGRAPHIC AREA

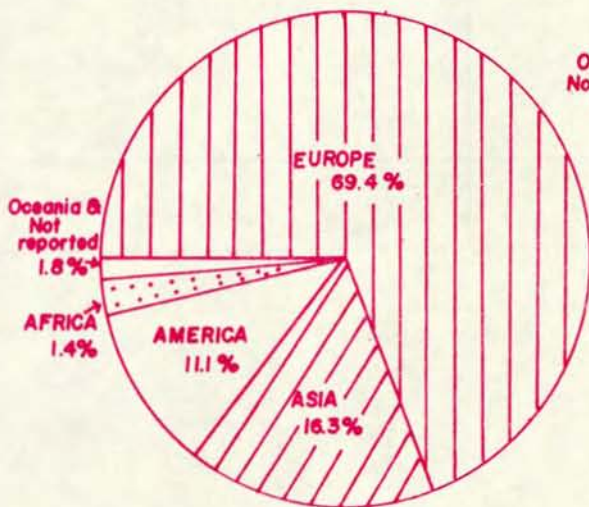
EXPORT & RE-EXPORT  
1981



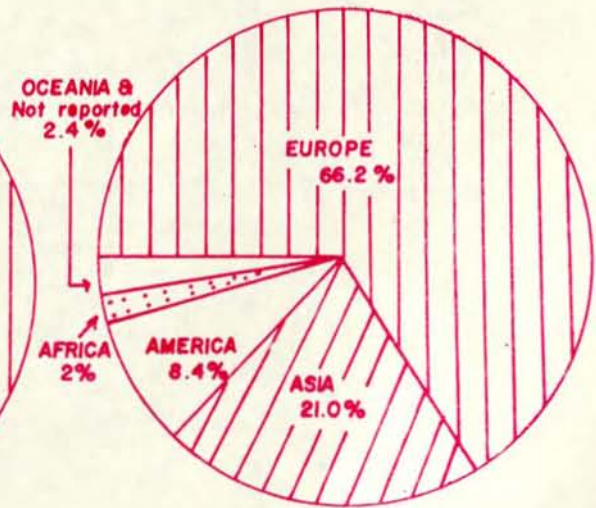
EXPORT & RE-EXPORT  
1980



IMPORT  
1981



IMPORT  
1980



የገቢ፣ የወጪና ገብተው አገደገና የወጡ የገደብ ዕቃዎች ጭነት  
TOTAL VALUE OF IMPORTS, EXPORTS AND RE-EXPORTS AND VISIBLE BALANCE OF TRADE

ሠንጠረዥ ቁ.1

TABLE I.1

በሚሊዮን ብር

MILLION BIRR

ዓመት የሀረግ	የገቢ ገደብ	የወጪና ገብተው የወጡ ገደብ	የገደብ ጭነት የሚያሳይ	
1949/50	178.4	192.0	+ 13.6	1957
1950/51	193.6	156.8	- 36.8	1958
1951/52	208.9	179.2	- 29.7	1959
1952/53	219.3	192.6	- 26.7	1960
1953/54	235.6	188.7	- 46.9	1961
1954/55	257.3	199.5	- 57.8	1962
1955/56	276.1	223.4	- 52.7	1963
1956/57	307.6	262.5	- 45.1	1964
1957/58	375.7	289.8	- 85.9	1965
1958/59	404.3	277.0	-127.3	1966
1959/60	357.4	252.7	-104.7	1967
1960/61	432.5	266.0	-166.5	1968
1961/62	388.3	298.1	- 90.2	1969
1962/63	429.1	305.9	-123.2	1970
1963/64	469.5	314.4	-155.4	1971
1964/65	435.6	387.3	- 48.3	1972
1965/66	448.2	499.5	+ 51.3	1973
1966/67	586.0	556.2	- 29.8	1974
1967/68	613.1	478.3	-134.8	1975
1968/69	736.7	603.9	-132.8	1976
1969/70	810.9	722.0	- 88.9	1977
1970/71	1,080.8	640.9	-439.9	1978
1971/72	1,174.6	873.9	-300.6	1979
1972/73	1,493.3	879.1	-614.2	1980
1973/74	1,526.6	805.1	-721.5	1981
	IMPORTS	EXPORTS AND RE-EXPORTS	VISIBLE BALANCE OF TRADE	YEAR

የገቢና የወጪ ገንዶ ዕቃዎች የገን በተባበሩ ዕቃዎች አጠቃላይ  
 VALUE OF IMPORTS AND EXPORTS BY COMMODITY SECTION

ሠጥረኛ 1.2

TABLE I.2

በሺህ ባር

IN'000 BIRR

የዕቃው ስም	1970/71	1971/72	1972/73	1973/74	
<b>የገቢ ገንዶ</b>					<b>IMPORTS</b>
ጽገብና የሕይወት እና ጽግብ	42,273	60,715	90,898	112,713	FOOD AND LIVE ANIMALS
ጽግብና የሕይወት እና ጽግብ	13,164	14,580	15,323	20,909	BEVERAGES AND TOBACCO
ለጽግብና የሕይወት እና ጽግብ ስላይ ስለተገኘ	34,796	36,230	42,748	47,048	CRUDE MATERIALS, INEDIBLE, EXCEPT FUELS
በግድግዳ የወጪ ስላይ ጽግብና የሕይወት እና ጽግብ	145,344	228,170	369,601	353,997	MINERAL FUELS, LUBRICANTS AND RELATED MATERIALS
የእንግዲሎችና የእንግዲሎች ዘይትና ስጦት	3,672	10,389	11,033	9,721	ANIMAL AND VEGETABLE OILS AND FATS
ከግድግዳ የወጪ ስላይ ጽግብና የሕይወት እና ጽግብ	156,470	177,015	224,409	162,677	CHEMICAL ELEMENTS AND COMPOUNDS
በግድግዳ የወጪ ስላይ ጽግብና የሕይወት እና ጽግብ	211,917	194,775	255,510	227,697	MANUFACTURED GOODS, CLASSIFIED CHIEFLY BY MATERIAL
ጽግብና የሕይወት እና ጽግብ	369,822	403,262	416,641	534,896	MACHINERY AND TRANSPORT EQUIPMENT
ለጽግብና የሕይወት እና ጽግብ ስላይ ስለተገኘ	88,556	43,912	60,265	56,964	MISCELLANEOUS MANUFACTURED ARTICLES
በግድግዳ የወጪ ስላይ ጽግብና የሕይወት እና ጽግብ	14,810	5,521	6,871	19	COMMODITIES AND TRANSACTIONS NOT CLASSIFIED ELSEWHERE
<b>ጠቅላይ</b>	<b>1,080,824</b>	<b>1,174,569</b>	<b>1,493,299</b>	<b>1,526,641</b>	<b>TOTAL</b>
<b>የወጪ ገንዶ</b>					<b>EXPORTS</b>
ጽገብና የሕይወት እና ጽግብ	526,363	653,944	631,226	540,101	FOOD AND LIVE ANIMALS
ጽግብና የሕይወት እና ጽግብ	25	3	16	56	BEVERAGES AND TOBACCO
ለጽግብና የሕይወት እና ጽግብ ስላይ ስለተገኘ	77,915	168,723	175,578	167,138	CRUDE MATERIALS, INEDIBLE EXCEPT FUELS
በግድግዳ የወጪ ስላይ ጽግብና የሕይወት እና ጽግብ	25,136	42,112	65,193	84,420	MINERAL FUELS, LUBRICANTS AND RELATED MATERIALS
የእንግዲሎችና የእንግዲሎች ዘይትና ስጦት	5,142	4,061	4,192	2,582	ANIMAL AND VEGETABLE OILS AND FATS
ከግድግዳ የወጪ ስላይ ጽግብና የሕይወት እና ጽግብ	2,527	1,030	424	1,222	CHEMICAL ELEMENTS AND COMPOUNDS
በግድግዳ የወጪ ስላይ ጽግብና የሕይወት እና ጽግብ	1,939	2,109	574	727	MANUFACTURED GOODS, CLASSIFIED CHIEFLY BY MATERIAL
ጽግብና የሕይወት እና ጽግብ	4	60	79	511	MACHINERY AND TRANSPORT EQUIPMENT
ለጽግብና የሕይወት እና ጽግብ ስላይ ስለተገኘ	423	668	923	1,883	MISCELLANEOUS MANUFACTURED ARTICLES
በግድግዳ የወጪ ስላይ ጽግብና የሕይወት እና ጽግብ	125	513	329	6,235	COMMODITIES AND TRASACTIONS NOT CLASSIFIED ELSEWHERE
<b>ጠቅላይ</b>	<b>639,599</b>	<b>873,223</b>	<b>878,534</b>	<b>804,875</b>	<b>TOTAL</b>
	1978	1979	1980	1981	COMMODITY

ወደ አገር የገቡ ዕቃዎች ባዘተና የገበያ ባለቤቶች ዕቃዎች አጠቃላይ  
 QUANTITY AND VALUE OF IMPORTS BY COMMODITY GROUP

ሠገጠረዥ ተ. 3

TABLE I.3

የዕቃው ስም	1971/72		1972/73		1973/74		
	ባዘተ በትን	የገ/ባህ በር	ባዘተ በትን	የገ/ባህ በር	ባዘተ በትን	የገ/ባህ በር	
<u>ከፍል ዕ. ምግብና የሕይወት ነገሮች</u>							<u>SECTION O. FOOD AND LIVE</u>
							<u>ANIMALS</u>
የሕይወት ነገሮች	2.8	66.4	198.6	1,564.6	-	10.9	LIVE ANIMALS
ሥጋ ተከፍ ወይም በብረት የተዘጋጀ	8.7	29.7	30.6	41.6	0.3	4.0	MEAT, FRESH OR FROZEN
ሥጋ የደረተ በወይም ወይም በጣራ የተዘጋጀ	3.1	4.1	3.6	15.7	0.2	1.8	MEAT, DRIED, SALTED OR SMOCKED
ለሌላ የሚያገለግል የተዘጋጀ ሥጋ ወይም አገልግሎት የተሰጠ የገባ የሥጋ/ሌ.ቦ.ያ/	7.4	15.2	0.7	1.5	3.3	11.8	MEAT AND EDIBLE OFFALS, PREPARED OR PRESERVED, N.E.S.; FISH EXTRACTS
ወተትና ክረም	6,969.3	12,977.3	3,177.6	7,932.8	9,914.4	26,620.8	MILK AND CREAM
ቱቦ	119.1	248.7	75.3	220.5	105.0	549.4	BUTTER
አይቦ	8.2	33.1	2.7	19.7	5.1	42.3	CHEESE
አገጣጠም	-	-	-	0.3	-	0.8	EGGS
ዓሣ ተከፍ ወይም የተዘጋጀ	0.2	0.1	-	-	-	-	FISH, FRESH, CHILLED OR FROZEN
ዓሣ የደረተ ወይም በጣራ የተዘጋጀ	1.4	1.2	-	0.2	0.3	1.4	FISH, DRIED OR SALTED, SMOCKED FISH
ውሃ ወገን የሚረፍ የሚሰጥ አገጣጠም	-	0.3	-	-	-	-	CRUSTACEANS AND MOLLUSCS
የተዘጋጀ ወይም አገልግሎት የተሰጠ የዓሣ ወገን የውሃ ወገን አገጣጠም /ሌ.ቦ.ያ/	29.1	70.1	3.8	52.5	67.5	254.5	FISH, CRUSTACEANS AND MOLLUSCS, PREPARED OR PRESERVED, N.E.S.
አገጣጠም ያልተደገፈ	64,302.6	17,238.3	126,526.3	55,603.1	118,591.3	48,127.5	WHEAT, UNMILLED
ረዥ	282.5	473.8	6.9	14.9	396.4	632.3	RICE
ገብስ ያልተደገፈ	1,303.4	1,330.1	-	-	-	-	BARLEY, UNMILLED
በጥሩ ያልተደገፈ	832.1	872.2	325.4	485.1	36.6	20.0	MAIZE, UNMILLED
ሌላ አህል ያልተደገፈ	1,372.1	363.3	958.1	641.3	1,696.7	7,711.4	CEREALS, UNMILLED, N.E.S.
የአገጣጠም ተጠቃሪ ገርዶና	5.1	7.3	2.4	8.3	1,379.7	1,706.0	MEAL AND FLOUR OF WHEAT AND FLOUR OF MESLIN
የሌላ አህል ዓይነት ተጠቃሪ	1,711.3	868.6	129.2	146.3	400.2	449.1	MEAL AND FLOUR OF CEREALS, N.E.S.
ከአህል፣ ከፍሬ፣ ወይም ከአትክልት ተጠቃሪ አገጣጠም የተዘጋጀ ምግብ	9,079.6	8,373.8	6,872.3	7,645.3	6,897.5	8,589.7	CEREAL PREPARATIONS AND PREPARATIONS OF FLOUR OR STARCH OF FRUITS OF VEGETABLES
አትክልት ተከፍ የተዘጋጀ ወይም አገልግሎት በጣራ ዘላ የተዘጋጀ /ጥሬጥሬ ምግብ/	151.1	663.7	19.3	452.1	86.0	2,580.2	VEGETABLES, FRESH, FROZEN OR SIMPLY PRESERVED (INCL. LEGUMINOUS VEGETABLES)
አትክልት ስራ በሮች በደገብ ወይም አገልግሎት በጣራ ዘላ የተዘጋጀ /ሌ.ቦ.ያ/	487.0	761.4	356.2	558.7	3.8	30.5	VEGETABLES, ROOTS AND TUBERS, PREPARED OR PRESERVED, N.E.S.
ፍሬ፣ ምግብና ነጥል ወይም የደረተ/የተዘጋጀ ነጥል ለወይም ምግብ/	131.6	229.4	118.6	223.2	660.8	1,213.5	FRUITS AND NUTS (NOT INC. OIL NUTS) FRESH OR DRIED
ፍሬ፣ ምግብና ነጥል የተዘጋጀ ስፍራፍራ የተዘጋጀ	885.6	1,108.9	87.5	134.0	124.8	146.8	FRUIT, PRESERVED AND FRUIT PREPARATIONS
ስኬርና ግር	641.2	471.4	320.2	225.5	936.1	893.5	SUGAR AND HONEY
ስኬር የተዘጋጀ ለሌሎች ስኬር የተዘጋጀ /የተዘጋጀ ለሌሎች ለሌሎች የተዘጋጀ/	0.1	0.8	9.9	40.4	27.8	140.3	SUGAR CONFECTIONERY AND OTHER SUGAR PREPARATIONS (EXCEPT CHOCOLATE CONFECTIONERY)
ቡና	0.8	2.3	2.6	16.4	0.3	0.6	COFFEE
ካካዎ	-	-	0.3	5.9	1.5	15.8	COCOA
የተዘጋጀ ለሌሎች ካካዎ ጋር የተዘጋጀ የምግብ ዓይነት /ሌ.ቦ.ያ/	2.9	15.0	4.0	45.6	20.9	161.7	CHOCOLATE AND OTHER FOOD PREPARATIONS CONTAINING COCOA, N.E.S.
	(QTY TONS)	VALUE (IN'000 BIRR)	(QTY TONS)	VALUE (IN'000 BIRR)	(QTY TONS)	VALUE (IN'000 BIRR)	COMMODITY
		1979		1980		1981	

ወደ ለገር የገቡ ዕቃዎች በዛትና የገበያ ተቀባይ ዕቃዎች አወገድ  
 QUANTITY AND VALUE OF IMPORTS BY COMMODITY GROUP

ሠጥረዥ ተ.3 / የተጠለ/

TABLE I.3 (Contd.)

የዕቃው ስም	1971/72		1972/73		1973/74		COMMODITY
	በዛት በትን	የገ/በሺህ በር	በዛት በትን	የገ/በሺህ በር	በዛት በትን	የገ/በሺህ በር	
<b>ክፍል 0. ዶግና የሌሎች ስጦታዎች</b>							<b>SECTION 0. FOOD AND LIVE ANIMALS</b>
ቫይ ተጠላና ማት	1,108.7	4,616.7	950.4	5,116.6	2,802.7	6,751.0	TEA AND MATE
ተጠቃ ተጠቃ	151.6	468.2	31.9	84.6	16.3	117.1	SPICES
ለአገባቦች የሚሆን ወረቀት	41.8	64.4	3.5	23.3	14.6	65.0	FEEDING STUFF FOR ANIMALS
ግርግርና የግብግብ ተባቶች	330.7	846.1	878.4	1,563.8	720.5	1,585.6	MARGARINE AND SHORTENINGS
የተሠናደው ዶግና የሌሎች የሚጠቀሙ ስጦታዎች /ሊ.ቦ.ያ/	3,866.3	8,492.7	3,138.9	7,993.9	1,186.9	10,277.3	FOOD PREPARATIONS, EDIBLE PRODUCTS AND PREPARATIONS, N.E.S.
<b>ጠቅላይ</b>	<b>93,837.4</b>	<b>60,714.9</b>	<b>144,235.4</b>	<b>90,897.7</b>	<b>146,097.5</b>	<b>112,713.0</b>	<b>TOTAL</b>
<b>ክፍል 1. መጠቃኛና ተቃባሪ</b>							<b>SECTION 1. BEVERAGES AND TOBACCO</b>
አለባብ የሌላው መጠቃኛ /ሊ.ቦ.ያ/	94.3	60.6	76.9	57.6	71.6	53.0	NON-ALCOHOLIC BEVERAGES N.E.S.
አለባብ ያለው መጠቃኛ	348.4	1,631.1	442.1	2,194.4	728.8	2,042.7	ALCOHOLIC BEVERAGES
ተቃባሪ ያለ ዝጋጃ	1,149.4	6,036.8	499.7	2,184.0	238.9	1,044.6	TOBACCO, UNMANUFACTURED
ተቃባሪ የዝጋጃ	312.0	6,851.0	458.5	10,886.5	835.6	17,768.9	TOBACCO, MANUFACTURED
<b>ጠቅላይ</b>	<b>1,904.1</b>	<b>14,579.5</b>	<b>1,477.2</b>	<b>15,322.5</b>	<b>1,874.9</b>	<b>20,909.2</b>	<b>TOTAL</b>
<b>ክፍል 2. ለመጠቃኛ የሚያገለግሉ ያልተሠሩ ዕቃዎች ስነ ስርዓት በስተቀር</b>							<b>SECTION 2. CRUDE MATERIALS INEDIBLE, EXCEPT FUELS</b>
የላሳ ሌሎች ያልተሠሩ /ግራም ሌሎች አይደሉም/	-	-	-	-	-	-	HIDES AND SKINS, RAW (EXCEPT FURSKINS)
ግራም ሌሎች ያልተሠሩ	-	-	-	-	-	-	FURSKINS, UNRESSED
የባባት አሰራርና ተባቶች ያለው ፍራግግ ለሰላጣ የአተክለት ዘይት ለግዕዝተ የሚያገለግሉት /ተተና ከከገ ባይደረግ/	0.2	0.1	-	-	210.0	621.1	OIL SEEDS AND OLEAGINOUS FRUITS OF A KIND USED FOR THE EXTRACTION OF SOFT FIXED VEGETABLE OILS(EXCL. FLOURS AND MEALS)
የባባት አሰራርና ሌላ የአተክለት ዘይት ለግዕዝተ የሚያገለግሉት ተባቶች ያለው ፍራግግ	330.0	263.6	-	-	75.5	329.4	OIL SEEDS AND OLEAGINOUS FRUITS OF A KIND USED FOR THE EXTRACTION OF OTHER FIXED VEGETABLE OILS
በላብ ጠቃ ዘይት የሚገኝ ፈሰሰ፣ በውሃ ሠራሽ ያልሆነ ላብ ጠቃ ወጪ	1,528.5	4,409.8	1,118.7	3,468.3	761.4	3,370.6	NATURAL RUBBER LATEX NATURAL RUBBERS AND SIMILAR NATURAL GUMS
በውሃ ሠራሽ ላብ ጠቃ	1,241.9	3,352.2	1,328.7	3,690.2	1,661.8	4,631.2	SYNTHETIC HUBBER
በሽ በውሃ ሠራሽ ያልሆነ ያልተሠሩ ወይም ጥሬ ጥሬ የግግግ ለገጠና የአገጠኑ ከሰለ /ተራራ አገጠኑን ባይደረግ/	38.4	260.0	12.4	150.1	35.5	490.3	CORK, NATURAL, RAW AND WASTE
የግግግ ለገጠና የአገጠኑ ከሰለ /ተራራ አገጠኑን ባይደረግ/	2.2	1.8	0.3	0.7	0.1	0.4	FUEL WOOD, WOOD CHARCOAL (EXCLUDING WOOD WASTE)
ገገግ ወይም ግዕዝገዥ ገገግ /ፍተሩ ጥሬ ጥሬ ለገጠኑ ተቃባሪ/	0.5	1.3	0.1	0.5	20.0	3.0	WOOD IN THE ROUGH OF ROUGHLY SQUARED: PULPWOOD (INCL. CHIPS AND WOOD WASTE)
ሌሎች ገገግ ወይም የግዕዝገዥ ለገጠኑ ተቃባሪ	47.5	45.7	444.9	133.5	-	-	OTHER WOOD IN THE ROUGH OR ROUGHLY SQUARED
የተራራ ወይም በሌላ የተዘጋጁ ለገጠኑ ተቃባሪ	-	-	0.1	0.2	30.9	10.5	WOOD SHAPED OR SIMPLY WORKED
ገገግና ወረቀት ጥሬ ጥሬ	6,773.7	6,214.8	4,649.3	5,272.4	6,143.1	15,171.8	PULP AND WASTE PAPER
ጠር	0.5	18.3	-	-	-	-	SILK
ጥጥ	-	0.1	-	-	-	-	COTTON
	(QTY TONS)	VALUE (IN'000 BIRR)	(QTY TONS)	VALUE (IN'000 BIRR)	(QTY TONS)	VALUE (IN'000 BIRR)	
	1979		1980		1981		

ወደ ለገር የገቡ ዕቃዎች ብዛትና ዋጋ በቀረባባይ ዕቃዎች አወገደን  
 QUANTITY AND VALUE OF IMPORTS BY COMMODITY GROUP

ሠገጠረዥ ቁ. 3 / የጥለ/ TABLE I.3 (Contd.)

የዕቃው ስም	1971/72		1972/73		1973/74		
	ብዛት በ ቶን	ዋጋ/በሺህ ብር	ብዛት በ ቶን	ዋጋ/በሺህ ብር	ብዛት በ ቶን	ዋጋ/በሺህ ብር	
<b>ክፍል 2. ለመብል የግዴታ</b>							
<b>ያል ዘሆና ተ ዕቃዎች በነጻ ጽብብ ተቋርጦ</b>							
ብተን ምግብ	11,385.1	11,092.1	9,396.3	8,618.3	3,548.3	3,299.4	SECTION 2. CRUDE MATERIALS
የአተክል ተቋርጦ/የጥጥር ምግብ	-	-	1,793.5	1,580.2	3,160.1	2,842.2	INEDIBLE, EXCEPT FUELS
ብወ ሠፊሽ ቁረት ለግጠገጠገ የግጠገጠገ	1,123.1	4,392.8	1,852.3	8,070.3	600.2	3,499.1	JUTE
ለላ ሰው ሠፊሽ ቁረት ለግጠገጠገ የግጠገጠገ	0.4	8.6	1,397.0	4,737.2	1,413.8	4,735.9	VEGETABLE FIBRES EXCEPT COTTON AND JUTE
ሰናና ለላ የአገባባት ወገር	704.4	1,169.1	451.3	931.4	728.5	1,523.7	SYNTHETIC FIBRES SUITABLE FOR SPINNING
ለርጌ ለባባቶና ጨርቃ ጨርቃ ተቋርጦ	434.8	1,366.8	286.0	317.1	219.0	1,548.8	OTHER MAN-MADE FIBRE SUITABLE FOR SPINNING AND WASTE
የጥጠገጠገ ለባባ	-	-	391.9	403.9	2.4	9.8	WOOL AND OTHER ANIMAL HAIR
የቁረት ግጠገጠገ ያል ተክና	-	-	9.2	23.4	0.7	1.3	OLD CLOTHING AND OTHER OLD TEXTILE ARTICLES: RAGS
ደገጋይ ለሽግግር ጠጠር	13.6	12.6	5.0	4.8	5.0	6.7	FERTILIZERS, CRUDE
ደገጋይ የደገጋይ ብር ተቋርጦ	-	-	-	-	-	-	STONE, SAND AND GRAVEL
ያል ዘሆና ግጠገጠገ ደገጋይ	0.2	5.5	-	-	-	-	SULPHUR AND UNROASTED IRON PYRITES
/የሌገጠገጠገ ለላግዝ ጥቅር/	855.9	830.7	1,238.8	957.9	1,025.4	869.6	NATURAL ABRASIVES (INCL. INDUSTRIAL DIAMONDS)
ለላቶ ያል ዘገጋጅ ግጠገጠገ	-	-	15.0	-	-	-	OTHER CRUDE MINERALS
የብርት ለፈርና ደገጋይ	-	-	673.3	183.6	443.2	319.5	IRON ORE AND CONCENTRATES
የብርት ብርት ተርፍፈፍ	352.7	82.6	-	-	-	-	WASTE AND SCRAP METAL OF IRON OR STEEL
የጥጠገጠገ የብር የግጠገጠገ ለፈር	-	-	-	-	-	-	ORES AND CONCENTRATES OF URANIUM AND THORIUM
ብርት ብርት የሌገጠገጠገ ለፈር	0.3	0.2	48.7	75.5	-	-	ORES AND CONCENTRATES OF NON-FERROUS BASE METALS
ብርት ብርት የሌገጠገጠገ ለፈር	972.7	1,690.5	700.4	1,298.0	480.0	1,046.5	NON-FERROUS METAL SCRAP AND WASTE, N.E.S.
የጥጠገጠገ የብር የግጠገጠገ ለፈር	-	-	-	-	-	-	ORES AND CONCENTRATES OF PRECIOUS METAL, WASTE AND SCRAPS (EXCEPT GOLD)
የጥጠገጠገ የብር የግጠገጠገ ለፈር	16.1	27.5	11.2	11.1	0.3	0.4	CRUDE ANIMAL MATERIALS, N.E.S.
የጥጠገጠገ የብር የግጠገጠገ ለፈር	237.6	983.3	73.8	2,819.5	46.9	2,716.7	CRUDE VEGETABLE MATERIALS, N.E.S.
ደግሞ	26,060.3	36,230.0	25,898.2	42,748.1	20,612.1	47,047.9	TOTAL
<b>ክፍል 3. ከግዕዝ የወጡ ነጻዎች</b>							
<b>ግለሰብ ዘይታና ተቋርጦ</b>							
ነገር	10.9	0.7	121.0	18.6	33.3	1.4	SECTION 3. MINERAL FUELS, LUBRICANTS AND RELATED MATERIALS
የግዕዝ ከባል	56.0	29.2	15.6	2.1	23.9	22.5	COAL, LIGNITE AND PEAT
የጥጠገጠገ የግዕዝ ከባልና ዘገጋይ ፊት ብር	698,581.7	194,472.8	636,414.0	262,452.3	749,339.9	336,402.2	BRIQUETTES: COKE AND SEMI-COKE OF COAL, LIGNITE OR PEAT: RETORT CARBON
የጥጠገጠገ የግዕዝ ከባል	57,544.9	31,130.8	117,189.2	105,786.5	7,439.3	14,526.8	PETROLEUM, CRUDE AND PARTLY REFINED
የጥጠገጠገ የግዕዝ ከባልና ዘገጋይ ፊት ብር	2,047.2	2,527.9	669.0	1,305.4	1,595.3	3,012.0	PETROLEUM PRODUCTS
የጥጠገጠገ የግዕዝ ከባልና ዘገጋይ ፊት ብር	2.0	8.7	8.3	36.0	9.6	32.3	RESIDUAL PETROLEUM PRODUCTS, N.E.S.
የጥጠገጠገ የግዕዝ ከባልና ዘገጋይ ፊት ብር	-	-	-	-	-	-	GAS, NATURAL AND MANUFACTURED
ደግሞ	758,242.7	228,170.1	754,410.1	369,600.9	758,441.3	353,997.2	ELECTRIC CURRENT
	(QTY TONS)	VALUE (IN'000 BIRR)	(QTY TONS)	VALUE (IN'000 BIRR)	(QTY TONS)	VALUE (IN'000 BIRR)	COMMODITY
	1979		1980		1981		

ወደ አገር የገቡ ዕቃዎች ብዛትና የገባው ዕቃዎች እድገት  
 QUANTITY AND VALUE OF IMPORTS BY COMMODITY GROUP

ሠገጠኛ ቁ. 3 / የጠለ/

TABLE I.3 (Contd.)

የዕቃው ስም	1971/72		1972/73		1973/74		COMMODITY
	ብዛት በጥን	ዋጋ/በሺህ ብር	ብዛት በጥን	ዋጋ/በሺህ ብር	ብዛት በጥን	ዋጋ/በሺህ ብር	
<b>ክፍል 4. የእንግሊዝና የአትላንቲክ</b>							
<b>ዘይት ስርዓት ስም</b>							
በእንግሊዝ የተገኘ ዘይትና ቀባት	1,489.4	2,650.3	80.9	137.8	610.1	762.8	ANIMAL OILS AND FATS
የአትላንቲክ ዘይት ስርዓት	47.3	291.0	0.5	7.7	797.1	3,050.1	FIXED VEGETABLE OILS, SOFT
ሌሎች የአትላንቲክ ዘይቶች	1,476.8	1,889.9	451.8	4,105.4	466.0	1,652.7	OTHER FIXED VEGETABLE OILS
የእንግሊዝና የአትላንቲክ ዘይትና ቀባት በእንግሊዝና በአትላንቲክ የተገኘ ስም	3,111.8	5,557.4	3,538.7	6,782.1	3,242.4	4,255.4	ANIMAL AND VEGETABLE OILS AND FATS, PROCESSED, AND WAXES OF ANIMAL OR VEGETABLE ORIGIN
ጠቅላላ	6,125.3	10,388.6	4,071.9	11,033.0	5,115.6	9,721.0	TOTAL
<b>ክፍል 5. ከካሚካሎችና ተቃራኒ</b>							
<b>ውጤቶች</b>							
ጠቅላላ ከካሚካሎችና ከተቃራኒ የሚገኙ /አ.ቦ.ያ/	266.1	430.7	116.6	256.0	40.5	133.7	HYDROCARBONS, N.E.S. AND THEIR DERIVATIVES
አልኮሎች ለፍጥነት ከተቃራኒ የሚገኙ	18.3	67.2	972.5	1,915.0	38.3	162.2	ALCOHOLS, PHENOLS, PHENOLS - ALCOHOLS AND THEIR DERIVATIVES
ካርቦክሲክ አሲዶችና ከተቃራኒ የሚገኙ	47.4	79.3	84.9	293.6	545.0	318.6	CARBOXYLIC ACIDS AND THEIR DERIVATIVES
ከፍጥነት ለገቢ ለገቢ የተሰጠ ከካሚካሎችና ለፍጥነት ከተቃራኒ በካሚካሎች የተሰጠ	0.2	1.4	-	-	-	-	NITROGEN-FUNCTION COMPOUNDS
-	-	-	-	-	-	-	ORGANO-INORGANIC AND HETEROCYCLIC COMPOUNDS
ሌሎች ለገቢ ከተቃራኒ የሚገኙ	846.5	1,859.4	1,348.5	3,309.1	171.9	601.2	OTHER ORGANIC CHEMICALS
አገራዊ ካሚካሎች ለገቢ የተሰጠ በካሚካሎችና ለፍጥነት ከተቃራኒ	9,086.9	10,419.5	4,715.5	7,233.9	5,632.6	7,473.9	INORGANIC CHEMICAL ELEMENTS, OXIDES AND HALOGEN SALTS
ሌሎች አገራዊ ካሚካሎች ለገቢ የተሰጠ በካሚካሎችና ለፍጥነት ከተቃራኒ የተሰጠ የከተቃራኒ የሚገኙ	9,769.2	16,110.0	13,958.8	21,845.3	12,224.5	24,168.4	OTHER INORGANIC CHEMICALS: ORGANIC AND INORGANIC COMPOUNDS OF PRECIOUS METALS
ፈጣሪ ለከተቃራኒ የተሰጠ ዕቃዎች	0.1	137.7	2.0	51.0	-	-	RADIO ACTIVE AND ASSOCIATED MATERIALS
በውሃ ለገቢ ከተቃራኒ የተሰጠ ለፍጥነት ለፍጥነት የተሰጠ	746.0	8,873.2	1,670.3	14,279.6	660.1	6,091.2	SYNTHETIC ORGANIC DYE STUFFS, NATURAL INDIGO AND COLOUR LAKES
የተሰጠ የተሰጠ የተሰጠ ለገቢ የተሰጠ የተሰጠ የተሰጠ	1,117.1	3,257.2	937.7	2,933.7	1,388.5	3,087.7	DYEING AND TANNING EXTRACTS AND SYNTHETIC TANNING MATERIALS
የተሰጠ የተሰጠ የተሰጠ ለገቢ የተሰጠ የተሰጠ የተሰጠ	1,881.8	3,469.5	2,387.3	5,185.4	1,179.7	4,117.1	PIGMENTS, PAINTS, VARNISHES, AND RELATED MATERIALS
ጠቅላላ የተሰጠ የተሰጠ የተሰጠ የተሰጠ የተሰጠ	2,277.9	36,620.2	2,096.5	40,499.1	3,611.8	47,826.6	MEDICINAL AND PHARMACEUTICAL PRODUCTS
ለተሰጠ የተሰጠ የተሰጠ የተሰጠ ለገቢ የተሰጠ የተሰጠ	440.7	4,482.1	142.4	2,883.2	134.8	1,635.8	ESSENTIAL OILS, PERFUME AND FLAVOUR MATERIALS
የተሰጠ የተሰጠ የተሰጠ የተሰጠ ለገቢ የተሰጠ የተሰጠ	491.2	1,778.0	112.0	1,377.9	87.9	897.8	PERFUMERY, COSMETICS, DENTIFRICES AND OTHER TOILET PREPARATIONS (EXCEPT SOAPS)
የተሰጠ የተሰጠ የተሰጠ የተሰጠ ለገቢ የተሰጠ የተሰጠ	10,325.8	13,071.1	11,046.4	17,738.5	11,987.6	19,757.0	SOAPS, CLEANING AND POLISHING PREPARATIONS
የተሰጠ የተሰጠ የተሰጠ የተሰጠ ለገቢ የተሰጠ የተሰጠ	129,041.5	47,343.2	72,961.2	67,967.6	15,770.2	8,249.1	FERTILIZERS, MANUFACTURED
ፈጣሪ ለገቢ ለገቢ የተሰጠ ፈጣሪ ለገቢ ለገቢ	201.5	513.1	374.9	1,384.4	171.1	772.6	EXPLOSIVES AND PYROTECHNIC PRODUCTS
የተሰጠ የተሰጠ የተሰጠ የተሰጠ ለገቢ የተሰጠ የተሰጠ	628.7	1,565.5	205.4	692.3	1,266.0	807.0	CONDENSATION, POLYCONDENSATION AND POLYADDITION PRODUCTS
የተሰጠ የተሰጠ የተሰጠ የተሰጠ ለገቢ የተሰጠ የተሰጠ	120.6	323.4	1,192.2	3,561.6	793.4	1,815.4	POLYMERIZATION AND COPOLYMERIZATION PRODUCTS
የተሰጠ የተሰጠ የተሰጠ የተሰጠ ለገቢ የተሰጠ የተሰጠ	9.5	34.6	5.6	48.4	-	-	REGENERATED CELLULOSE, CELLULOSE NITRATE, CELLULOSE ACETATE, AND OTHER CELLULOSE ESTERS
(QTY TONS)	VALUE (IN '000 BIRR)	(QTY TONS)	VALUE (IN '000 BIRR)	(QTY TONS)	VALUE (IN '000 BIRR)		
1979		1980		1981			

ወደ ለገር የገቡ ዕቃዎች ባዛትና የገባ ተቆባባይ ዕቃዎች ስሜን  
 QUANTITY AND VALUE OF IMPORTS BY COMMODITY GROUP

ሠገጠረዥ ፩.3 / የጠለ/

TABLE I.3 (Contd.)

የዕቃው ስም	1971/72		1972/73		1973/74		COMMODITY
	ባዛት በተገ	የገ/ባዛት ብር	ባዛት በተገ	የገ/ባዛት ብር	ባዛት በተገ	የገ/ባዛት ብር	
<b>ክፍል 5. ከግብረትና ተቆባባይ ወጪዎች</b>							<b>SECTION 5. CHEMICALS AND RELATED PRODUCTS, N.E.S.</b>
ለሌሎች ስሙ ያሉ ምርትና ስጦታዎች የተሠሩ ዕቃዎች	1,876.7	4,873.9	2,729.2	6,275.1	2,785.1	6,328.8	OTHER ARTIFICIAL RESINS AND PLASTIC MATERIALS
የጠቃሚ የተገኘ የረገገ ስሜን የተገኘውን ዕቃዎች	3,393.3	18,658.2	2,981.4	18,602.9	3,123.2	25,557.8	DISINFECTANTS, INSECTICIDES, FUNGICIDES, WEED-KILLERS, ANTI-SPROUTING PRODUCTS, RAT POISONS AND SIMILAR PRODUCTS
ለ ልዩ ልዩ ስሜን ስጦታዎች የተገኘውን ዕቃዎች	707.2	1,450.4	2,309.9	4,402.2	909.5	1,356.2	STARCHES, INULIN AND WHEAT GLUTEN: ALBUMINOIDAL SUBSTANCES: GLUES
በሌሎች ስሜን ስጦታዎች የተገኘውን ዕቃዎች	634.4	1,596.3	614.4	1,673.7	484.8	1,519.3	MISCELLANEOUS CHEMICAL PRODUCTS, N.E.S.
<b>ጠቅላይ</b>	<b>173,928.6</b>	<b>177,015.1</b>	<b>122,965.4</b>	<b>224,409.5</b>	<b>63,006.2</b>	<b>162,677.4</b>	<b>TOTAL</b>
<b>ክፍል 6. በግብረትና የተቆባባይ በሰጠው የተሠሩ ዕቃዎች</b>							<b>SECTION 6. MANUFACTURED GOODS CLASSIFIED CHIEFLY BY MATERIAL</b>
የላ ስጦታዎች	125.3	447.3	112.1	485.6	68.5	250.0	LEATHER
በላ ስጦታዎች	653.6	4,666.5	1,516.8	7,979.3	372.9	4,262.5	MANUFACTURES OF LEATHER OR OF ARTIFICIAL LEATHER
ፀገቶች የተሠሩ / በተሠሩ የተገኘውን ዕቃዎች	-	0.1	-	-	-	0.1	FURSKINS, TANNED OR DRESSED (INCL. DYED)
በላ ስጦታዎች	1,181.1	3,500.4	1,338.9	10,018.9	1,047.9	3,746.1	MATERIALS OF RUBBER
በላ ስጦታዎች ለግብረትና ስጦታዎች ርካታ የሚሰጡ የሰጠውን ዕቃዎች	1,754.4	9,743.1	3,390.5	24,079.5	4,526.6	30,323.6	RUBBER TYRES, TYRE CASES AND TREADS, INNER TUBES AND FLAPS FOR WHEELS OF ALL KINDS
በላ ስጦታዎች የተሠሩ / ለ.ቦ.ያ/ በሰጠው የተሠሩ ዕቃዎች	115.0	1,868.3	216.1	2,148.4	151.2	2,086.7	ARTICLES OF RUBBER, N.E.S.
በሰጠው የተሠሩ ዕቃዎች	4.6	40.8	7.4	69.9	16.3	283.8	CORK MANUFACTURES
በሰጠው የተሠሩ ስጦታዎች በላ ስጦታዎች ስጦታዎች / ለ.ቦ.ያ/	4.9	39.9	81.8	597.8	74.7	464.1	VENEERS, PLYWOOD BOARDS, "IMPROVED" OR RECONSTITUTED WOOD AND OTHER WOOD, WORKED N.E.S.
በሰጠው የተሠሩ ዕቃዎች / ለ.ቦ.ያ/ ወረተኛ የወረተኛ ስጦታዎች	138.2	561.5	275.5	469.6	241.3	495.8	WOOD MANUFACTURES, N.E.S.
ወረተኛ የወረተኛ ስጦታዎች	5,059.3	6,692.6	7,413.7	13,985.5	6,094.2	10,826.7	PAPER AND PAPER BOARD IN BULK
በወረተኛ ስጦታዎች የተሠሩ ዕቃዎች	4,222.2	10,306.1	8,645.8	21,362.0	3,979.0	10,354.9	ARTICLES MADE OF PAPER PULP, OF PAPER OR OF PAPER BOARD
የጠቃሚ ስጦታዎች ስጦታዎች የተሠሩ ዕቃዎች	2,159.9	16,055.6	1,597.7	16,198.8	1,772.7	16,404.4	TEXTILE YARN AND THREAD
በሰጠው የተሠሩ ዕቃዎች	157.9	2,116.6	61.6	846.9	97.8	1,289.8	COTTON FABRICS, WOVEN
በሰጠው የተሠሩ ዕቃዎች የተሠሩ ዕቃዎች ስጦታዎች / ስጦታዎች	1,170.0	16,190.3	268.3	3,843.8	452.0	5,427.1	TEXTILE FABRICS, WOVEN, OF MAN-MADE FIBRES (OTHER THAN COTTON FABRICS)
በሰጠው የተሠሩ ዕቃዎች ስጦታዎች የተሠሩ ዕቃዎች ስጦታዎች	40.6	558.9	706.7	2,296.9	34.5	1,046.3	TEXTILE FABRICS, WOVEN OTHER THAN OF MAN-MADE AND COTTON FIBRES
	(QTY TONS)	VALUE (IN '000 BIRR)	(QTY TONS)	VALUE (IN '000 BIRR)	(QTY TONS)	VALUE (IN '000 BIRR)	
	1979		1980		1981		

ወደ ለገር የገቡ ዕቃዎች ባዛትና የገበያ ተጠባቂ ዕቃዎች ለውጥ  
 QUANTITY AND VALUE OF IMPORTS BY COMMODITY GROUP

ሠገጠኛ ቁ. 3 / የጠለ/

TABLE I.3 (Contd.)

የዕቃው ስም	1972/73		1972/73		1973/74		COMMODITY
	ባዛት በጥ	ዋጋ/በሺህ ብር	ባዛት በጥ	ዋጋ/በሺህ ብር	ባዛት በጥ	ዋጋ/በሺህ ብር	
<u>ክፍል 6. በግብርና የተዘጋጀው የተጠቃሚ በጠቃሚ የተሠሩ ዕቃዎች</u>							<u>SECTION 6. MANUFACTURED GOODS CLASSIFIED CHIEFLY BY MATERIAL</u>
ጥሬ ግጥም ወይን ግጥም	22.6	316.9	9.2	121.7	-	0.7	KNITTED OR CROCHETED FABRICS
ገጣን ግጥም ተገንቦ የሠሩ ዕቃዎች ከፍተኛ የሥራ የጠቃሚ	16.0	378.2	34.2	584.0	24.0	535.6	TULLE, LACE, EMBROIDERY, RIBBONS, TRIMMINGS AND SMALL WARES
ለ የ ልዩ የሠራት ሠራት ዕቃዎች የጠቃሚ ሠራት/የጠቃሚ	321.7	3,313.7	505.7	5,975.4	576.7	6,748.8	SPECIAL TEXTILE FABRICS AND RELATED PRODUCTS (EXCLUDING CLOTHING)
በጠቃሚ የተዘጋጀው የተጠቃሚ የተሠሩ ዕቃዎች /ሌ.ቦ.ያ/	2,230.4	11,226.2	1,927.4	11,753.4	1,712.8	7,191.7	MADE-UP ARTICLES, WHOLLY OR CHIEFLY OF TEXTILE MANUFACTURES, N.E.S.
የጠቃሚ የጠቃሚ	4.5	28.0	4.5	48.4	15.3	273.0	FLOOR COVERINGS, ETC.
ፍሬም ለግጥም በጠቃሚ የተዘጋጀ የጠቃሚ ዕቃዎች ከጠቃሚ ከጠቃሚ ስጦት	119.0	242.5	67,707.0	10,180.0	10,275.1	2,510.3	LIME, CEMENT, AND FABRICATED BUILDING MATERIALS EXCEPT GLASS AND CLAY MATERIALS
የጠቃሚ ለግጥም ጠቃሚ የሆኑ የጠቃሚ ዕቃዎች	746.7	1,374.1	727.0	880.6	882.3	1,103.3	CLAY CONSTRUCTION MATERIALS AND REFRACTORY CONSTRUCTION MATERIALS
ከግብርና የተሠሩ ዕቃዎች/ሌ.ቦ.ያ/ ጠቃሚ	316.7	1,515.7	832.3	3,835.0	620.3	2,869.8	MINERAL MANUFACTURES, N.E.S.
ጠቃሚ	1,391.6	1,373.0	1,450.3	2,167.2	583.7	1,148.1	GLASS
ጠቃሚ የተሠሩ ዕቃዎች	2,626.8	3,926.6	4,115.7	6,566.4	977.1	2,914.3	GLASSWARE
የጠቃሚ ሠራት	559.6	1,182.1	632.0	1,123.6	87.8	492.5	POTTERY
ለግጥም የጠቃሚ ደጋጋሚ/የተሠሩ ወይን ግጥም/	-	-	-	6.4	-	0.1	PEARLS, PRECIOUS AND SEMI- PRECIOUS STONES, UNWORKED OR WORKED
ያለ የግብርና ስጦት የጠቃሚ ስጦት የጠቃሚ ስጦት የጠቃሚ	126.5	143.0	454.3	381.8	1,057.8	752.6	PIG IRON, SPLEGELEISEN, SPONGE IRON OR STEEL POWDERS AND SHOT, AND FERRO-ALLOYS
የጠቃሚ የግብርና ስጦት ስጦት ስጦት የተሠሩ ስጦት ስጦት	8,723.7	5,568.2	4,554.4	2,697.9	8,967.2	5,478.4	INGOTS AND OTHER PRIMARY FORMS, OF IRON OR STEEL
የጠቃሚ የግብርና ስጦት ስጦት የተሠሩ ስጦት ስጦት	4,906.8	5,613.2	8,204.4	9,096.9	8,593.2	8,131.0	IRON AND STEEL BARS, RODS, ANGLES SHAPES AND SECTIONS
ዘርገ የጠቃሚ ዕቃዎች የተሠሩ	26,076.5	27,832.3	25,317.9	26,203.4	13,348.8	15,808.8	UNIVERSAL PLATES AND SHEETS OF IRON OR STEEL
ከጠቃሚ የተሠሩ የጠቃሚ ስጦት የተሠሩ ስጦት	423.0	494.2	1,797.6	2,245.3	675.3	1,012.8	HOOP AND STRIP OF IRON AND STEEL
የጠቃሚ የግብርና ስጦት ስጦት የተሠሩ ስጦት	18.5	63.6	0.5	0.5	5.8	6.1	HAILS AND RAILWAY TRACK CONSTRUCTIONAL MATERIALS OF IRON AND STEEL
የጠቃሚ ስጦት	379.8	759.0	896.1	1,672.4	704.1	1,167.1	IRON AND STEEL WIRE (EXCLUDING WIRE ROD)
ወጠ ስጦት ስጦት ስጦት ስጦት የተሠሩ ስጦት ስጦት	2,171.1	3,663.7	4,155.5	5,980.8	6,857.1	11,560.8	TUBES, PIPES AND FITTINGS OF IRON AND STEEL
በግብርና ስጦት ስጦት የተሠሩ ሠራት ስጦት ስጦት ስጦት የተሠሩ ስጦት ስጦት	1.0	8.7	33.0	99.5	72.1	284.8	IRON AND STEEL CASTINGS AND FORGINGS, UNWORKED, N.E.S.
በግብርና ስጦት ስጦት ስጦት ስጦት የተሠሩ ስጦት ስጦት	-	-	20.5	130.0	0.3	7.2	SILVER, PLATINUM AND OTHER METALS OR THE PLATINUM GROUP
ግብር	129.9	1,079.8	261.4	989.0	131.8	733.1	COPPER
ኒኬል	8.5	82.4	161.5	335.1	8.6	106.0	NICKEL
አላሚኒየም	390.3	2,145.4	318.8	1,981.4	482.4	2,749.8	ALUMINIUM
	(QTY TONS)	VALUE (IN'00 BIRR)	(QTY TONS)	VALUE (IN'000 BIRR)	(QTY TONS)	VALUE (IN'000 BIRR)	
		1979		1980		1981	

ጠቅላይ የገቢ ዕቃዎች ብዛትና ዋጋ በጠባባይ ዕቃዎች አወገድ  
 QUANTITY AND VALUE OF IMPRTS BY COMMODITY GROUP

ሠገጠረዥ ተ.3 / የጠለ/ TABLE I. 3 (Contd.)

የዕቃዎች ስም	1971/72		1972/73		1973/74		Commodity Description
	ብዛት በተን	ዋጋ/በሺህ ብር	ብዛት በተን	ዋጋ/በሺህ ብር	ብዛት በተን	ዋጋ/በሺህ ብር	
<b>SECTION 6. MANUFACTURED GOODS CLASSIFIED CHIEFLY BY MATERIAL</b>							
አርባስ	8.3	160.7	121.2	476.8	57.7	172.5	LEAD
ዚንክ	981.8	1,792.8	951.8	1,829.5	1,049.4	2,125.4	ZINC
ቲን	48.6	218.0	131.1	421.1	21.4	74.7	TIN
ዩራኒየም ቲን ጭና የነዚህ ተይዞች	-	-	-	-	-	-	URANIUM, THORIUM AND THEIR ALLOYS
ሌሎች ጥቅም አላቸው የሌሎች	-	-	-	-	78.7	1,014.5	MISCELLANEOUS NON-FERROUS METALS
ከብረት የተሠሩ የአገልግሎት ዕቃዎች /ሊ.ቦ.ያ/	2,091.5	4,142.4	1,907.2	6,211.2	1,265.0	3,868.7	FINISHED STRUCTURAL PARTS AND STRUCTURES N.E.S.
ለጥበቃ ወይም ለግንባታ የሚያገለግሉ ከብረት የተሠሩ ድጋፍ	8,867.3	16,688.6	3,788.9	14,898.1	10,520.0	25,165.2	METAL CONTAINERS FOR STORAGE AND TRANSPORT
ከቫቦ የተሠሩ ዕቃዎች/ከሌሎች ሌሎች ለሊ/አና ለአገር የሚሆኑ ጠባብ ጭብጫ	563.1	1,831.5	380.4	1,386.3	823.7	3,059.0	WIRE PRODUCTS (EXCLUDING ELECTRIC) AND FENCING GRILLS
ደብዳቤ ተርጓሚዎች ለጥገና አገልግሎት የሚያገለግሉ ከብረት የተሠሩ	1,436.7	3,479.1	1,485.3	3,701.6	501.0	1,772.0	NAILS, SCREWS, NUTS, BOLTS, RIVETS AND SIMILAR ARTICLES OF IRON, STEEL OR COPPER
በአገልግሎት ለሚያገለግሉ ለጥገና የሚያገለግሉ ሌሎች ዕቃዎች	1,075.5	7,332.3	812.9	9,669.0	604.5	7,789.7	TOOLS FOR USE IN THE HAND OR IN MACHINES
ለመብረቅ ለመገባባት የሚያገለግሉ ዕቃዎች	231.0	1,551.8	1,430.6	2,604.6	97.4	1,088.0	CUTLERY
ከብረት የተሠሩ የቤት ዕቃዎች	996.4	5,047.4	708.0	4,548.4	996.8	5,624.8	HOUSEHOLD EQUIPMENT OF BASE METAL
ከብረት የተሠሩ ዕቃዎች/ሊ.ቦ.ያ/	1,701.8	7,411.6	2,118.0	10,261.7	3,530.7	15,093.4	MANUFACTURES OF METAL, N.E.S.
<b>ጠቅላይ</b>	<b>86,500.2</b>	<b>194,774.7</b>	<b>163,590.1</b>	<b>255,510.3</b>	<b>95,135.5</b>	<b>227,696.5</b>	<b>TOTAL</b>
<b>SECTION 7. MACHINERY AND TRANSPORT EQUIPMENT</b>							
አገልግሎት የሚያስፈልግ ጭና የሚያገለግሉ ጭና	113.6	1,224.7	318.4	3,475.8	420.1	1,970.3	STEAM AND VAPOUR GENERATING BOILERS AND PARTS THEREOF
በአገልግሎት የሚሠሩ አገልግሎት	13.0	150.5	42.8	770.4	38.6	519.5	STEAM AND VAPOUR POWER UNIT
የውስጥ ተጠባቂ ስጦት ለገንዘብ ጭና ጭና ጭና/አዲስ አገልግሎት /ሊ.ቦ.ያ/	157.9	4,479.6	197.3	5,073.7	830.3	7,579.8	INTERNAL COMBUSTION PISTON ENGINES AND PARTS, N.E.S. (DIESEL ENGINES)
አገልግሎት የሚያስፈልግ የሌሎች ጭና ጭና ጭና/ሌሎች ጭና ጭና	1.0	52.5	1.3	144.4	1.4	8.9	ENGINES AND MOTORS, NON-ELECTRIC AND PARTS
ተሽከርካሪ የሌሎች ጭና ጭና ጭና ጭና	417.4	9,169.6	278.5	5,636.5	677.4	7,044.2	ROTATING ELECTRIC PLANT AND PARTS THEREOF
ሌሎች የገደብ ጭና ጭና ጭና ጭና	17.6	382.2	24.1	324.9	8.3	210.6	OTHER POWER GENERATING MACHINERY AND PARTS THEREOF
የአርባስ ጭና ጭና ጭና ጭና	1,561.8	10,044.6	3,077.1	30,722.6	1,597.7	16,399.2	AGRICULTURAL MACHINERY AND PARTS THEREOF
የአርባስ ተራክ ጭና	2,880.1	13,264.2	8,559.6	35,279.4	1,436.5	9,426.9	TRACTORS WHETHER OR NOT FITTED WITH POWER TAKE-OFFS WINCHES OR PULLEYS
	(QTY TONS)	VALUE (IN'000 BIRR)	(QTY TONS)	VALUE (IN'000 BIRR)	(QTY TONS)	VALUE (IN'000 BIRR)	COMMODITY
		1979		1980		1981	

ወደ አገር የገቡ ዕቃዎች ባዘትና ዋጋ በብድር ዕቃዎች አወገደብ  
 QUANTITY AND VALUE OF IMPORT BY COMMODITY GROUP

ሠገጠኛ ፩.3 / የጠለ/

TABLE I.3 (Contd.)

የዕቃው ጽሑፍ	1971/72		1972/73		1973/74		
	ባዘት በትን	ዋጋ/ባሺህ ብር	ባዘት በትን	ዋጋ/ባሺህ ብር	ባዘት በትን	ዋጋ/ባሺህ ብር	
ክፍለ 7. ጠናዎችና የተራገጠጋሪት ወሳሪ ያዎች							SECTION 7. MACHINERY AND TRANSPORT EQUIPMENT
ለገንጠላዎች የሚያገለገሉ ወሳሪ ያዎችና ጠለጠቢ /ሌ.ቦ.ያ/	4,234.4	42,972.1	2,992.9	29,168.2	5,630.7	61,342.2	CIVIL ENGINEERING AND CONTRACTORS' PLANT AND EQUIPMENT AND PARTS THEREOF N.E.S.
የጨርቃ ጨርቅና የተገጠሙ ወሳሪ ያዎች /ሌ.ቦ.ያ/	1,336.7	26,252.6	746.1	19,837.5	727.5	15,580.6	TEXTILE AND LEATHER MACHINERY AND PARTS THEREOF N.E.S.
ወረተተና ጥገና የሚሠሩ ወሳሪ ያዎች	22.2	516.0	16.0	431.4	2,453.0	3,628.1	PAPER MILL AND PULP MILL MACHINERY AND PARTS THEREOF
የግጥምና የጽሑፍ ጠጠር ወሳሪ ያዎችና ጠለጠቢ /ሌ.ቦ.ያ/	64.3	1,822.8	52.1	1,510.8	42.4	1,633.3	PRINTING AND BOOKBINDING MACHINERY AND PARTS THEREOF, N.E.S.
የግጥምና የጽሑፍ ጠጠር ወሳሪ ያዎችና ጠለጠቢ /ሌ.ቦ.ያ/	834.7	11,813.4	496.0	8,336.6	663.5	10,073.3	FOOD PROCESSING MACHINES (EXCL. DOMESTIC) AND PARTS THEREOF, N.E.S.
ለሌሎች ለገንጠላዎች የሚያገለገሉ ወሳሪ ያዎችና ጠለጠቢ /ሌ.ቦ.ያ/	1,021.6	12,842.4	1,247.2	18,674.1	1,243.0	17,582.7	OTHER MACHINERY AND EQUIPMENT SPECIALIZED FOR PARTICULAR INDUSTRIES AND PARTS THEREOF, N.E.S.
ለብረት ብረት ሥራ የሚያገለገሉ ባለገንጠላዎች ገጽ የሚሠሩ ወሳሪ ያዎችና ጠለጠቢ /ሌ.ቦ.ያ/	138.6	1,948.6	238.3	4,514.4	117.4	1,404.4	MACHINE-TOOLS FOR WORKING METAL OR METAL CARBIDES AND PARTS THEREOF
ለሌሎች ለብረት ብረት ሥራ የሚያገለገሉ ወሳሪ ያዎችና ጠለጠቢ /ሌ.ቦ.ያ/	85.3	1,241.6	140.6	1,600.7	72.3	1,319.0	METAL WORKING MACHINERY (OTHER THAN MACHINE-TOOLS) AND PARTS THEREOF
ለግጥምና ለግጥም የሚያገለገሉ ወሳሪ ያዎችና ጠለጠቢ /ሌ.ቦ.ያ/	233.0	3,113.4	334.6	1,779.4	237.5	2,839.3	HEATING AND COOLING EQUIPMENT AND PARTS THEREOF, N.E.S.
ፈሰስ የሚያገለገሉ የሚያወጡ ገጽ /ባለገንጠላዎች ገጽ ለገንጠላዎች ገጽ ጥቅም/ ለገንጠላዎች ገጽ ለገንጠላዎች ገጽ	207.4	3,970.8	487.7	6,150.8	452.1	7,611.8	PUMPS FOR LIQUIDS (INCL. MOTOR AND TURBO-PUMPS), PARTS, N.E.S.
ገጽ ለገንጠላዎች ገጽ ለገንጠላዎች ገጽ /ባለገንጠላዎች ገጽ ለገንጠላዎች ገጽ ጥቅም/ ለገንጠላዎች ገጽ ለገንጠላዎች ገጽ	94.3	2,079.9	213.0	3,958.4	274.0	4,103.8	PUMPS (OTHER THAN PUMPS FOR LIQUIDS) AND COMPRESSORS: FANS AND BLOWERS; CENTRIFUGES FILTERING AND PURIFYING APPARATUS; AND PARTS THEREOF, N.E.S.
ባለገንጠላዎች የሚሠሩ የዕቃ ግጥም ወሳሪ ያዎች ለገንጠላዎች ገጽ ለገንጠላዎች ገጽ ጥቅም/ ለገንጠላዎች ገጽ ለገንጠላዎች ገጽ	376.6	3,309.3	742.8	7,199.8	851.1	3,313.1	MECHANICAL HANDLING EQUIPMENT AND PARTS THEREOF, N.E.S.
ለሌሎች ለገንጠላዎች የሚሠሩ ወሳሪ ያዎች ለገንጠላዎች ገጽ ለገንጠላዎች ገጽ ጥቅም/ ለገንጠላዎች ገጽ ለገንጠላዎች ገጽ	269.3	5,595.5	504.8	6,625.5	287.0	6,290.9	OTHER NON-ELECTRICAL MACHI- NERY, TOOLS AND MECHANICAL APPARATUS AND PARTS THEREOF, N.E.S.
ባለገንጠላዎች የሚሠሩ ወሳሪ ያዎች ጠለጠቢ /ሌ.ቦ.ያ/	341.2	4,130.5	617.5	6,070.3	736.8	5,623.1	NON-ELECTRIC PARTS AND ACCESSORIES OF MACHINERY, N.E.S.
የብር የጠጠር ጠናዎችና የጠጠር ወሳሪ ያዎች ጠለጠቢ /ሌ.ቦ.ያ/	84.2	3,071.2	84.7	3,256.8	69.7	2,070.8	OFFICE MACHINERY
ወረተተና የጠጠር ጠናዎችና የጠጠር ወሳሪ ያዎች ጠለጠቢ /ሌ.ቦ.ያ/	10.1	905.8	7.1	468.1	6.1	765.9	AUTOMATIC DATA PROCESSING MACHINES AND UNITS THEREOF
ለብር የጠጠር ጠናዎችና የጠጠር ወሳሪ ያዎች ጠለጠቢ /ሌ.ቦ.ያ/	11.0	641.4	8.5	1,091.8	18.3	962.6	PARTS AND ACCESSORIES FOR OFFICE MACHINES, N.E.S.
ቴሌቪዥን	5.6	80.8	58.9	927.0	53.5	1,954.2	TELEVISION RECEIVERS
ራዲዮ	95.6	1,923.1	123.5	2,728.0	53.4	2,859.6	RADIO BROADCAST RECEIVERS (INCL. RECEIVERS INCOR- PORATING SOUND RECORDERS OR REPRODUCERS)
	(QTY TONS)	VALUE (IN '000 BIRR)	(QTY TONS)	VALUE (IN '000 BIRR)	(QTY TONS)	VALUE (IN '000 BIRR)	COMMODITY
	1979		1980		1981		

ወደ ለገር የገቡ ዕቃዎች ብዛትና ዋጋ በጠባባይ ዕቃዎች አወገደ  
 QUANTITY AND VALUE OF IMPORTS BY COMMODITY GROUP

ሠንጠረዥ ፩.3 / የጠለ/ TABLE I.3 (Contd.)

የዕቃው ስም	1971/72		1972/73		1973/74		
	ብዛት በ ቶን	ዋጋ/ብሽህ ብር	ብዛት በ ቶን	ዋጋ/ብሽህ ብር	ብዛት በ ቶን	ዋጋ/ብሽህ ብር	
<u>ክፍል 7. ጠባባይና የተፈገገ ፖርት መሣሪያዎች</u>							<u>SECTION 7. MACHINERY AND TRANSPORT EQUIPMENT</u>
ገሬግሬና የጽሑፍ መተረጎጫ መሣሪያዎች	6.8	219.1	8.6	581.5	15.0	2,069.3	GRAMOPHONES, DICTATING MACHINES AND OTHER SOUND RECORDERS AND REPRODUCERS AND RELATED
የኢንፎርሜሽን ማሳሪያዎችና ጠባባይ ማሳሪያዎች /ሊ.ቦ.ያ/	568.7	22,220.4	447.3	13,416.5	272.4	14,891.1	TELECOMMUNICATIONS EQUIPMENT, N.E.S. PARTS AND ACCESSORIES N.E.S.
የኢሌክትሮኒክ ገጽታ መሣሪያዎችና የኢሌክትሮኒክ ጠባባይ	339.1	3,153.1	485.7	3,719.0	349.5	2,310.1	ELECTRIC POWER MACHINERY AND SWITCH GEAR
ሌሎች የጠባባይ ግጥም ስጦት ጠባባይ የኢሌክትሮኒክ ዕቃዎች	359.0	8,196.3	469.0	9,754.0	289.8	5,489.9	OTHER ELECTRICAL APPARATUS FOR MAKING AND BREAKING OR PROTECTING ELECTRICAL CIRCUITS, ETC.
የኢሌክትሮኒክ ግንባራ መሣሪያዎች	2,815.9	8,964.3	869.1	4,380.7	1,501.3	7,912.4	EQUIPMENT FOR DISTRIBUTING ELECTRICITY
ለሕክምና የሚያገለግሉ የኢሌክትሮኒክ ግጥም መሣሪያዎች	0.3	65.6	2.0	189.9	15.4	810.1	ELECTRIC APPARATUS FOR MEDICAL PURPOSES AND RADIOLOGICAL APPARATUS
ለቤተ ወገን ለገለገሉት የሚሰጡ የኢሌክትሮኒክ ዕቃዎች	251.4	2,300.4	238.9	2,744.1	244.0	2,870.1	DOMESTIC ELECTRICAL EQUIPMENT
የሬዲዮ ስልጠኛ ሌሎች የሬዲዮ ዕቃዎች	1.0	56.3	1.5	52.6	2.5	33.4	RADIO VALVES, TUBES AND TRANSISTORS; CATHODE RAY TUBES, OTHER THERMIONIC, AND TUBE
ሌሎች የኢሌክትሮኒክ መሣሪያዎች	2,408.3	12,812.6	2,995.7	17,204.0	1,468.8	10,621.9	OTHER ELECTRICAL MACHINERY AND APPARATUS
አውቶብል /በሕዝብ ግልጽ ለሕዝብ ለገለገሉት/ ለገለገሉት የሕይወት ጠባባይ ለግንባር የሕይወት ጠባባይ	2,604.9	22,450.2	2,187.4	20,320.5	1,724.2	16,428.1	PASSENGER MOTOR CARS(OTHER THAN PUBLIC-SERVICE TYPE) INCLUDING VEHICLES DESIGNED FOR THE TRANSPORT OF BOTH PASSENGERS AND GOODS
የቤተ ግንባር ጠባባይ ለሕዝብ ለገለገሉት የሕይወት ጠባባይ	6,236.4	63,371.4	6,179.7	64,213.0	10,021.7	128,088.7	MOTOR VEHICLES FOR THE TRANSPORT OF GOODS AND SPECIAL PURPOSE MOTOR VEHICLES
የሕይወት ጠባባይ መሣሪያዎች/ሊ.ቦ.ያ/	140.1	1,266.0	315.6	4,261.9	503.3	6,094.6	ROAD MOTOR VEHICLES, N.E.S.
ለሕይወት ጠባባይ መሣሪያዎች ተፈጥሮ የሚያስፈልጉ ሌሎች ዕቃዎች /ሊ.ቦ.ያ/	2,599.2	43,573.2	4,113.1	48,656.5	2,474.6	52,927.0	PARTS AND ACCESSORIES, N.E.S. OF ROAD MOTOR VEHICLES AND TRACTORS
ፎቶ ሲኮኮፎኒክ ሌሎች ፎቶ ስልጠኛ የሌላው ሲኮኮፎኒክ የሌላው ሲኮኮፎኒክ ስልጠኛ	125.8	1,213.0	218.5	1,545.6	274.4	2,700.3	MOTORCYCLES, MOTOR SCOOTERS AND OTHER CYCLES MOTORIZED AND NON-MOTORIZED, INVALID CARRIAGES
ተገቢዎች ሌሎች ፎቶ የሌላው ጠባባይ ጠባባይ ስልጠኛ/ሊ.ቦ.ያ/	1,968.6	7,877.3	2,362.8	12,492.7	1,792.2	16,962.9	TRAILERS AND OTHER VEHICLES, NOT MOTORIZED, N.E.S. AND SPECIALLY DESIGNED AND EQUIPPED TRANSPORT CONTAINERS
የሕይወት ጠባባይ ስልጠኛ	61.0	359.2	32.3	207.4	32.2	790.1	RAILWAY VEHICLES
አየርፕላኖችና ሌሎች የሕይወት ጠባባይ	265.7	36,248.0	286.9	4,776.9	448.8	68,646.7	AIRCRAFT AND PARTS
ወርሶችና ደለባዎች	58.9	1,917.0	44.3	2,316.8	10.4	1,130.3	SHIPS AND BOATS
<b>ጠቅላይ</b>	<b>35,439.6</b>	<b>403,262.5</b>	<b>42,869.8</b>	<b>416,640.9</b>	<b>40,440.1</b>	<b>534,895.6</b>	<b>TOTAL</b>
	(QTY TONS)	VALUE (IN '000 BIRR)	(QTY TONS)	VALUE (IN '000 BIRR)	(QTY TONS)	VALUE (IN '000 BIRR)	COMMODITY
	1979		1980		1981		

ወደ አገር የገቡ ዕቃዎች ብዛትና ዋጋ በቴሌግራም ዕቃዎች አወገደብ  
 QUANTITY AND VALUE OF IMPORTS BY COMMODITY GROUP

ሠገጠረዥ ቁ.3 / የተጠለ/

TABLE I.3 (Contd.)

የዕቃው ግዴታ	1971/72		1972/73		1973/74		COMMODITY
	ብዛት በትን	ዋጋ/በሺህ ብር	ብዛት በትን	ዋጋ/በሺህ ብር	ብዛት በትን	ዋጋ/በሺህ ብር	
ክፍለ 8. ልዩ ልዩ ባህሪ ያላቸው የተሠሩ ዕቃዎች							SECTION 8. MISCELLANEOUS MANUFACTURED ARTICLES
የጸገት የውሃ መሰረዳ የውተና የብርሃን መጠቃ ዕቃዎችና ጠገን መሳሪያዎች	328.1	1,816.5	453.1	2,136.0	518.7	2,842.2	SANITARY, PLUMBING, HEATING AND LIGHTING FIXTURES AND FITTING
የቤት ዕቃዎችና ጠለ የወጣ ያቻቸው	64.8	490.2	25.2	242.8	149.1	613.9	FURNITURE AND PARTS THEREOF
የጉዞ ዕቃዎችና የአጽ ሻገጣና የጠባብሎት	7.6	61.2	42.2	295.3	106.6	899.4	TRAVEL GOODS, HANDBAGS AND SIMILAR ARTICLES
ከጨርቃ ጨርቅ የተሠሩ ከላይ የሚለበሱ ለውገዶች የሚሆኑ ለብባቶ/ከሽግብና በላን ጽ በስተቱ/	199.3	3,625.2	236.8	5,068.7	12.1	649.2	OUTER GARMENTS, MEN'S AND BOY'S OF TEXTILE FABRICS (OTHER THAN KNITTED OR CROCHETED GOODS)
ከጨርቃ ጨርቅ የተሠሩ ከላይ የሚለበሱ ለቤተሰብ ለሕፃናት የሚሆኑ ለብባቶ	10.1	771.0	6.0	302.2	9.5	279.3	OUTER GARMENTS, WOMEN'S GIRLS' AND INFANTS' OF TEXTILE FABRICS
ከጨርቃ ጨርቅ የተሠሩ የውገጥ ለብባቶ	22.8	373.6	64.8	1,289.0	9.0	684.2	UNDER GARMENTS OF TEXTILE FABRICS
ከላይ የሚለበሱ ከሽግብና በላን ጽ የተሠሩ ለብባቶ/በግላብ ጽ የተሠ ሩትን አይወጡም/	19.1	196.7	33.3	548.5	2.9	68.0	OUTER GARMENTS AND OTHER ARTICLES, KNITTED OR CROCHETED NOT ELASTIC NOR RUBBERIZED
ከሽግብና በላን ጽ የተሠሩ የውገጥ ለብባቶ	88.0	1,507.0	13.5	382.3	16.4	263.2	UNDER GARMENTS, KNITTED OR CROCHETED
ከጨርቃ ጨርቅ የተሠሩ ልዩ ልዩ ዕቃዎች	212.3	3,350.1	73.8	1,710.0	58.0	1,311.7	CLOTHING ACCESSORIES OF TEXTILE FABRICS
ከጨርቃ ጨርቅ ከተሠሩት በስተቱ ለሌሎች ልዩ ልዩ ዕቃዎችና ከራስ ላይ የሚረረጉ ዕቃዎች	70.0	1,032.2	174.4	1,153.9	81.4	245.2	ARTICLES OF APPAREL AND CLOTHING ACCESSORIES OF OTHER THAN TEXTILE FABRICS HEADGEAR OF ALL MATERIALS
መጠጫዎች	14.5	441.7	51.4	949.2	24.0	581.8	FOOTWEAR
ከረት የሚያገባ ዳና አገልግሎት የሚያ ሰጥ መሳሪያዎች	3.4	235.9	1.3	307.1	8.2	217.4	OPTICAL INSTRUMENTS AND APPARATUS
የሕክምና መሳሪያዎች ዕቃዎች	125.9	2,486.1	317.0	3,613.1	171.8	3,513.6	MEDICAL INSTRUMENTS AND APPLIANCES
መለኪያዎች /ሊ.ቦ.ያ/	7.1	183.0	1.6	85.5	34.4	576.9	METERS AND COUNTERS, N.E.S.
ገፈተኛ መተኛ የጠባብሎት መለኪያዎችና መጠጫዎች መሳሪያ ዎች ለሌሎች ልዩ ልዩ የባይገብ መሳሪያዎችና መለኪያዎች	120.9	5,332.9	193.5	6,101.7	196.8	4,722.1	MEASURING, CHECKING ANALYSING AND CONTROLLING INSTRUMENTS AND APPARATUS, PARTS AND ACCESSORIES
የኑክሌርና መሳሪያዎች /ሊ.ቦ.ያ/	11.0	1,124.6	16.8	778.9	18.9	844.0	PHOTOGRAPHIC APPARATUS AND EQUIPMENT, N.E.S.
የኑክሌርና የቢዲዮ ግንባ ዕቃዎች	166.8	2,985.8	349.1	5,247.7	175.0	3,583.9	PHOTOGRAPHIC AND CINEMA- TOGRAPHIC SUPPLIES
የቢዲዮ ፈለግቶ	-	-	-	-	-	-	DEVELOPED CINEMATOGRAFIC FILM WITH OR WITHOUT SOUND TRACK
የዓይን መክፈቻ ልዩ ልዩ ለገባቶ /ሊ.ቦ.ያ/	3.5	399.1	5.4	488.8	7.3	370.8	OPTICAL GOODS, N.E.S.
የአጽፎ የጠረጴዛና የገደገላ ባህሪ አቶች /አጠፋቶ/	2.8	649.7	6.1	220.1	2.7	541.5	WATCHES AND CLOCKS
	292.7	3,550.6	382.5	5,597.1	298.3	9,335.4	PRINTED MATTER
	(QTY TONS)	VALUE (IN'000 BIRR)	(QTY TONS)	VALUE (IN'000 BIRR)	(QTY TONS)	VALUE (IN'000 BIRR)	
	1979		1980		1981		

ፊደ ለገር የገቡ ዕቃዎች ብዛትና ዋጋ በቁጥጥር ዕቃዎች ለውሳኔ  
 QUANTITY AND VALUE OF IMPORTS BY COMMODITY GROUP

ሠንጠረዥ ቶ.3 / የጠለ/ TABLE I.3 (Contd.)

የዕቃው ዓይነት	1971/72		1972/73		1973/74		
	ብዛት በትን	ዋጋ/ብሽህ በር	ብዛት በትን	ዋጋ/ብሽህ በር	ብዛት በትን	ዋጋ/ብሽህ በር	
<b>ክፍል 8. ልዩ ልዩ በፋብሪካ የተሠሩ ዕቃዎች</b>							<b>SECTION 8. MISCELLANEOUS MANUFACTURED ARTICLES</b>
ከአር ቴሌቫዥን ገለብ ቅጽ የተሠሩ ዕቃዎች /ሊ.ቦ.ያ/	809.1	4,651.3	1,273.8	8,005.0	2,142.0	15,577.3	ARTICLES OF ARTIFICIAL PLASTIC MATERIALS, N.E.S.
የልጆች ጋሪዎች፣ ለሽግግር ተቆይታ ጠቃሚ ዕቃዎችና የገራት ዕቃዎች	72.0	1,037.5	73.8	1,321.1	27.4	673.4	PERAMBULATORS, TOYS, GAMES AND SPORTING GOODS
የጽሑፍ ጠቃሚ ዕቃዎች /ሊ.ቦ.ያ/	356.2	3,237.7	1,282.9	8,651.2	453.8	5,240.9	OFFICE AND STATIONERY SUPPLIES, N.E.S.
የቢዛት ሥራዎችና የገንዘብ ዕቃዎችና ጽሑፍ	0.2	2.0	-	-	-	-	WORKS OF ART, COLLECTORS' PIECES, ANTIQUES AND STAMPS
ገቢ ገቢዎች፣ የወርቅ ሥራዎች፣ የብር ሥራዎች	0.9	31.3	6.3	107.6	4.0	91.6	JEWELLERY AND GOLD SMITHS' AND SILVER SMITH; WARES
የጠቃሚ ጠቃሚ ዕቃዎችና ጠቃሚ ዕቃዎች / የፍርድ ጥያቄ ተጽዕኖ የሰጠው ጥያቄ /	35.2	945.2	92.2	1,807.4	31.6	727.4	MUSICAL INSTRUMENTS, PARTS AND ACCESSORIES THEROF (INCL. PHONOGRAPH RECORDS AND THE LIKE)
ከፋብሪካ የተሠሩ ዕቃዎች /ሊ.ቦ.ያ/	387.5	3,394.5	479.5	3,855.1	326.6	2,509.8	MANUFACTURED ARTICLES, N.E.S.
<b>ድምር</b>	<b>3,431.8</b>	<b>43,912.6</b>	<b>5,656.3</b>	<b>60,265.3</b>	<b>4,886.5</b>	<b>56,964.1</b>	<b>TOTAL</b>
<b>ክፍል 9. በዓይነት የተከፈለው ጠቃሚ ያል ጠለብ ዕቃዎች</b>							<b>SECTION 9. COMMODITIES AND TRANSACTIONS NOT ELSEWHERE IN THE SITC</b>
በዓይነት የተከፈለው ያል ጠቃሚ የገባ የተሰጠ	-	-	-	-	-	-	POSTAL PACKAGES NOT CLASSIFIED ACCORDING TO KIND
ዓይነት የተከፈለው ያል ጠቃሚ የገባ የተሰጠ	0.1	0.6	-	-	-	-	SPECIAL TRANSACTIONS AND COMMODITIES NOT CLASSIFIED ACCORDING TO KIND
አገላለጽ / የተሰጠ የገባ ጥያቄ / /ሊ.ቦ.ያ/	-	-	-	-	-	-	LIVE ANIMALS (INCL.ZOO ANIMALS), N.E.S.
የጠቃሚ ጠቃሚ ዕቃዎች፣ የጠቃሚ ጠቃሚ ዕቃዎችና ጥይቶች	0.1	2.8	674.1	3,839.5	0.5	8.1	ARMOURD FIGHTING VEHICLES, ARMS OF WAR AND AMMUNITION
የገንዘብ ገንዘብ /ከወርቅ ከተሠሩት ለሊ/ለጠቃሚ ዕቃዎች የሚገለገል	486.7	5,517.4	245.2	3,031.2	0.9	10.8	COIN (OTHER THAN GOLD COIN), NOT BEING LEGAL TENDER
ወርቅ ገንዘብ ያልሆነ / የወርቅ አፈር ገንዘብ ጠቃሚ ዕቃዎች/	-	-	-	-	-	-	GOLD, NON-MONETARY (EXCL. GOLD ORES AND CONCENTRATES)
<b>ድምር</b>	<b>486.9</b>	<b>5,520.8</b>	<b>919.3</b>	<b>6,870.7</b>	<b>1.4</b>	<b>18.9</b>	<b>TOTAL</b>
<b>የገቢ ዕቃዎች ድምር</b>	<b>1,185,956.7</b>	<b>1,174,569.0</b>	<b>1,266,093.7</b>	<b>1,493,298.9</b>	<b>1,135,611.1</b>	<b>1,526,640.8</b>	<b>TOTAL IMPORT</b>
	(QTY TONS)	VALUE (IN'000 BIRR)	(QTY TONS)	VALUE (IN'000 BIRR)	(QTY TONS)	VALUE (IN'000 BIRR)	COMMODITY
		1979		1980		1981	

የወጪ ገንዶ ዕቃዎች በዛትና ቀን በተባበሩ ዕቃዎች አዋጅ  
 QUANTITY AND VALUE OF EXPORTS BY COMMODITY GROUP

ሠገጠረዥ ተ.4

TABLE I.4

የዕቃው ዓይነት	1971/72		1972/73		1973/74		
	በዛት በተገ	ቀን/ሺህ ብር	በዛት በተገ	ቀን/ሺህ ብር	በዛት በተገ	ቀን/ሺህ ብር	
<u>ክፍል ዐ. የገባና የላከ ስጦታዎች</u>							<u>SECTION O. FOOD AND LIVE ANIMALS</u>
የላከ ስጦታዎች	1,418.9	4,143.5	4,125.8	10,938.8	2,570.9	7,509.4	LIVE ANIMALS
ሥጋ ትኩስ ወይም በበረቆ የተዘተዘ	512.2	1,962.0	1,459.9	4,575.5	2,325.1	7,365.5	MEAT, FRESH OR FROZEN
ሥጋ የደረተ በወጪ ወይም በጠላት የተዘጋጀ	-	-	110.8	194.2	-	-	MEAT, DRIED, SALTED OR SMOCKED
ሌላ ማዕከል የተዘጋጀ ሥጋ ወይም አገልግሎት የተጠበቀ የሌላ ወጪዎች /ሌ.በ.ያ/	907.8	1,619.9	759.1	1,518.8	0.3	2.1	MEAT AND EDIBLE OFFALS, PREPARED OR PRESERVE, N.E.S.: FISH EXTRACTS
ወተትና ክረም	-	0.1	98.8	169.7	-	-	MILK AND CREAM
ቅጠ	2.4	25.1	5.3	61.5	5.5	59.6	BUTTER
አይቦ	-	-	-	-	-	-	CHEESE
አገጥላል	58.0	133.8	58.1	199.2	7.1	21.9	EGGS
ዓሣ ትኩስ ወይም የተዘተዘ	-	-	-	-	10.6	11.9	FISH, FRESH, CHILLED OR FROZEN
ዓሣ የደረተ ወይም በጠላት የተዘጋጀ	-	-	-	-	-	-	FISH, DRIED OR SALTED, SMOCKED FISH
ውሃ ውስጥ የሚኖሩ የሚባሉ አገሰቦች	-	-	-	-	-	-	CRUSTACEANS AND MOLLUSCS
የተዘጋጁ ወይም አገልግሎት የተጠበቀ የላከ ስጦታዎች የውሃ ውስጥ አገሰቦች /ሌ.በ.ያ/	-	-	-	-	-	-	FISH CRUSTACEANS AND MOLLUSCS, PREPARED OR PRESERVED
ሰገዳ ያልተፈጠመ	-	-	-	-	0.7	1.3	WHEAT, UNMILLED
ረዝ	-	-	1.0	0.4	-	-	RICE
ገባስ ያልተፈጠመ	-	-	-	-	-	-	BARLEY, UNMILLED
በቀጥ ያልተፈጠመ	-	-	-	-	-	-	MAIZE, UNMILLED
ሌላ አሀል ያልተፈጠመ	50.2	46.7	2,246.6	1,140.1	1.0	0.7	CEREALS, UNMILLED, N.E.S.
የሰገዳ ፋቲትና ገርዶና	-	-	-	-	3.0	3.4	MEAL AND FLOUR OF WHEAT AND FLOUR OF MESLIN
የሌላ አሀል ዓይነቶች ፋቲት	1.4	3.3	3.4	3.6	-	-	MEAL AND FLOUR OF CEREALS, N.E.S.
ከአሀል ስፍራ ወይም ከአትክልት ፋቲትና አጣጣሪ የተዘጋጁ ስጦታዎች	-	-	0.5	0.5	0.7	2.2	CEREAL PREPARATIONS AND PREPARATIONS OF FLOUR OR STARCH OF FRUITS OR VEGETABLES
አትክልቶች ትኩስ የተዘተዘ ወይም አገልግሎት በተሰጠ ዘዴ የተዘጋጁ/ጥራት ደረጃ	37,041.2	25,297.2	55,185.6	28,626.6	35,131.7	30,720.9	VEGETABLES, FRESH, FROZEN OR SIMPLY PRESERVED (INCLUDING, LEGUMINOUS VEGETABLES)
አትክልቶች ሥራሮች በደገብ ወይም አገልግሎት በተሰጠ ዘዴ የተዘጋጁ/ሌ.በ.ያ/	-	-	37.1	26.2	-	-	VEGETABLES, ROOTS AND TUBERS, PREPARED OR PRESERVED, N.E.S.
ፍሬዎችና ነጥሎች ወይም የደረተ /የዘይት ነጥሎች/	1,609.5	1,113.2	2,233.1	1,970.9	803.6	557.1	FRUITS AND NUTS (NOT INCLUDING OIL NUTS) FRESH OR DRIED
ፍሬዎች በጥሩ የተያዙ ስፍራ ፍረ የተዘጋጁ	-	-	0.1	0.5	778.7	459.6	FRUIT PRESERVED AND FRUIT PREPARATIONS
ሰጠርና ግር	27,695.1	10,820.6	35,271.2	9,407.9	35,925.3	12,028.9	SUGAR AND HONEY
ከሰጠር የተዘጋጁ ግራምት ለጥቅም ከሰጠር የተዘጋጁ /የጥቅም ግራምት አይወጡም/	-	-	-	-	-	-	SUGAR CONFECTIONERY AND OTHER SUGAR PREPARATIONS (EXCEPT CHOCOLATE CONFECTIONERY)
ቦና	87,075.6	592,648.3	76,201.7	563,908.4	85,711.2	469,860.9	COFFEE
ቅጣት ቅጣት	1,911.8	3,326.7	628.7	3,076.9	891.1	3,302.7	SPICES
	(QTY TONS)	VALUE (IN '000 BIRR)	(QTY TONS)	VALUE (IN '000 BIRR)	(QTY TONS)	VALUE (IN '000 BIRR)	COMMODITY
	1979		1980		1981		

የወጪ ገንዶ ዕጋጋቸ በዛተና የጋ በጠባባይ ዕጋጋቸ ለጠገብ  
 QUANTITY AND VALUE OF EXPORTS BY COMMODITY GROUP

ሠገጠረዥ ቁ.4 / የጠለ/ TABLE I.4 (Contd.)

የዕጋው ጻይነት	1971/72		1972/73		1973/74		
	በዛተ በት	የጋ/በጊህ በር	በዛተ በት	የጋ/በጊህ በር	በዛተ በት	የጋ/በጊህ በር	
<u>ክፍል 0. ምገብና የጭ ክብቶች</u>							<u>SECTION 0. FOOD AND LIVE</u>
							<u>ANIMALS</u>
ለአገባቦች የሚገኝ ጭና	43,083.0	12,741.8	14,553.1	4,928.3	20,516.8	7,906.2	FEEDING STUFF FOR ANIMALS
የተሠናጠጠ ምገቦችና ሌሎች የሚገኙ ነገሮች /ሌ.ቦ.ያ/	15.3	61.9	78.3	478.3	109.0	286.2	FOOD PREPARATIONS N.E.S. EDIBLE PRODUCTS AND PREPARATIONS, N.E.S
<b>ጭር</b>	<b>201,382.4</b>	<b>653,944.0</b>	<b>193,058.2</b>	<b>631,226.3</b>	<b>184,792.3</b>	<b>540,100.5</b>	<b>TOTAL</b>
<u>ክፍል 1. ጭጭቶችና ተምባህ</u>							<u>SECTION 1. BEVERAGES AND</u>
							<u>TOBACCO</u>
አለባብ የሌላ ጭ ጭጭቶች /ሌ.ቦ.ያ/	0.5	0.1	-	-	-	-	NON-ALCOHOLIC BEVERAGES N.E.S.
አለባብ ያለ ጭ ጭጭቶች	1.5	3.3	9.1	15.8	34.3	56.3	ALCOHOLIC BEVERAGES
ተምባህ ያለ ተዘጋጅ	-	-	-	-	-	-	TOBACCO UNMANUFACTURED
ተምባህ የተዘጋጀ	-	-	-	0.1	-	-	TOBACCO MANUFACTURED
<b>ጭር</b>	<b>2.0</b>	<b>3.4</b>	<b>9.1</b>	<b>15.9</b>	<b>34.3</b>	<b>56.3</b>	<b>TOTAL</b>
<u>ክፍል 2. ለጭብል የሚገኙት የልዩ ጭና ተምባህ ክብቶች</u>							<u>SECTION 2. CRUDE MATERIALS,</u>
							<u>INEDIBLE EXCEPT FUELS</u>
የላይ ላይ ያለ ጭና ተምባህ /ጭጭ ለጭ ለጭ ጭጭቶች/	33,628.7	141,336.9	8,588.4	107,923.0	10,159.5	98,333.1	HIDES AND SKINS, RAW (EXCEPT FURSKINS)
ጭጭ ላይ ያለ ጭና ተምባህ	0.5	12.2	1.4	39.2	-	19.1	FURSKINS, UNDRESSED
የባባት ለሁሉም ባባት ያለ ጭ ፍራጅ ለባባት የሚገኙት ዘይት ለጭጭት የሚገኙት /ተተገና ክብብ ስይጭር/	4,284.7	8,781.7	10,145.4	15,371.3	16,208.9	28,611.6	OIL SEEDS AND OLEAGINOUS FRUITS OF A KIND USED FOR THE EXTRACTION OF SOFT FIXED VEGETABLE OILS (EXCL. FLOUR AND MEALS)
የባባት ለሁሉም ላይ የተከለተ ዘይት ለጭጭት የሚገኙት ባባት ያለ ጭ ፍራጅ	912.8	708.9	130.7	120.9	371.1	292.4	OIL SEEDS AND OLEAGINOUS FRUITS OF A KIND USED FOR THE EXTRACTION OF OTHER FIXED VEGETABLE OILS
ከላባ ተከ ዘር የሚገኝ ፈላጊ በጭ ሠራሽ ያለሁ ላባ ተከ ጭ	-	-	-	-	-	-	NATURAL RUBBER LATEX; NATURAL RUBBERS AND SIMILAR NATURAL GUMS
የሚገኝ አገጣጥሮ የአገጣጥሮ ክብብ /ተራራ አገጣጥሮ ስይጭር/	-	-	-	-	-	-	FUEL WOOD, WOOD CHARCOAL EXCLUDING WOOD WASTE)
ገንዶ ወይን ጭጭ ገልገ /ፍተራ ጭ ጭጭ አገጣጥሮ ጭር/	398.4	165.0	350.0	225.1	-	-	WOOD IN THE ROUGH OR ROUGHLY SQUARED; PULP WOOD (INCL. CHIPS AND WOOD WASTE)
ሌሎች ገንዶ ወይን የጭጭ አገጣጥሮ	-	-	-	-	-	-	OTHER WOOD IN THE ROUGH OR ROUGHLY SQUARED
የተገራጭ ወይን በጭጭ የተዘ ገኙ አገጣጥሮ	803.5	978.9	1,549.4	629.5	4.0	0.1	WOOD, SHAPED OR SIMPLY WORKED
ጭር	-	-	-	-	-	-	SILK
ጥጥ	1,676.6	2,074.5	5,780.6	23,313.5	5,007.0	17,384.5	COTTON
ሰፍና ላይ የአገባባት ጭጭ	20.0	28.0	33.0	42.9	25.0	24.2	WOOL AND OTHER ANIMAL HAIR
አርገ ለባባት ጭጭ ጭጭ የተገጣጠሙ ለባባት	3.9	17.1	-	0.1	1.1	7.8	OLD CLOTHING AND OTHER OLD TEXTILE ARTICLES; RAGS
ጭጭ ጭጭ /ገርጭ/	-	-	-	-	25.0	151.9	FERTILIZERS (CRUDE)
ጭጭ ጭጭ ለጭጭ ጭጭ	-	-	0.2	0.1	3,320.5	372.8	STONE, SAND AND GRAVEL
ጭጭ የጭጭ ጭጭ	-	-	-	-	-	-	SULPHUR AND UNROASTED IRON PYRITES
ሌሎች ያለ ተዘጋጅ ጭጭ	4,300.0	480.7	5,050.0	462.6	28,500.0	627.3	OTHER CRUDE MINERALS
	(QTY TONS)	VALUE (IN'000 BIRR)	(QTY TONS)	VALUE (IN'000 BIRR)	(QTY TONS)	VALUE (IN'000 BIRR)	COMMODITY
	1979		1980		1981		

የወጪ ገደ ዐገጽ ዐዘተና የገበያ ጠቅላይ ዐገጽ ለውጥ  
 QUANTITY AND VALUE OF EXPORTS BY COMMODITY GROUP

ሠንጠረዥ ቁ.4 / የጠለ/

TABLE I.4 (Contd.)

የዐገጽ ስም	1971/72		1972/73		1973/74		COMMODITY
	በዘተ በተን	የገ/በጊህ ብር	በዘተ በተን	የገ/በጊህ ብር	በዘተ በተን	የገ/በጊህ ብር	
<b>ክፍል 2. ለጠባብ የግብር ያልተጠናቀቀ ዐገጽ ስም</b>							<b>SECTION 3. CRUDE MATERIALS, INEDIBLE EXCEPT FUELS</b>
የግብር ያልተጠናቀቀ ዐገጽ ስም							WASTE AND SCRAP METAL OF IRON OR STEEL
የግብር ያልተጠናቀቀ ዐገጽ ስም	68.9	79.9	-	-	-	-	ORES AND CONCENTRATES OF URANIUM AND THORIUM
የግብር ያልተጠናቀቀ ዐገጽ ስም	-	-	-	-	-	-	ORES AND CONCENTRATES OF NON-FERROUS BASE METALS
የግብር ያልተጠናቀቀ ዐገጽ ስም	-	-	-	-	-	-	NON-FERROUS METAL SCRAP AND WASTE, N.E.S.
የግብር ያልተጠናቀቀ ዐገጽ ስም	50.0	104.4	75.0	167.3	-	-	CRUDE ANIMAL MATERIALS, N.E.S.
የግብር ያልተጠናቀቀ ዐገጽ ስም	1,646.5	2,045.8	1,320.5	2,543.5	1,259.9	2,554.3	CRUDE VEGETABLE MATERIALS, N.E.S.
የግብር ያልተጠናቀቀ ዐገጽ ስም	1,706.3	11,909.4	2,218.6	24,917.8	2,494.8	18,759.1	TOTAL
የግብር ያልተጠናቀቀ ዐገጽ ስም	49,500.2	168,723.4	35,243.2	175,577.8	67,376.8	167,138.4	
<b>ክፍል 3. ከግብር ያልተጠናቀቀ ዐገጽ ስም</b>							<b>SECTION 3. MINERAL FUELS, LUBRICANTS AND RELATED MATERIALS</b>
የግብር ያልተጠናቀቀ ዐገጽ ስም	-	-	-	-	-	-	COAL, LIGNITE AND PEAT
የግብር ያልተጠናቀቀ ዐገጽ ስም	-	-	-	-	-	-	BRIQUETTES; COKE AND SEMI-COKE OF COAL, LIGNITE OR PEAT; RETORT CARBON
የግብር ያልተጠናቀቀ ዐገጽ ስም	234,957.8	42,111.8	195,026.9	65,192.6	183,003.1	84,420.0	PETROLEUM PRODUCTS
የግብር ያልተጠናቀቀ ዐገጽ ስም	-	-	-	-	-	-	RESIDUAL PETROLEUM PRODUCTS, N.E.S.
የግብር ያልተጠናቀቀ ዐገጽ ስም	-	-	-	-	-	-	GAS, NATURAL AND MANUFACTURED
የግብር ያልተጠናቀቀ ዐገጽ ስም	-	-	-	-	-	-	ELECTRIC CURRENT
የግብር ያልተጠናቀቀ ዐገጽ ስም	234,957.8	42,111.8	195,026.9	65,192.6	183,003.1	84,420.0	TOTAL
<b>ክፍል 4. የግብር ያልተጠናቀቀ ዐገጽ ስም</b>							<b>SECTION 4. ANIMAL AND VEGETABLE OILS, FATS AND WAXES</b>
የግብር ያልተጠናቀቀ ዐገጽ ስም	-	-	-	-	-	-	FIXED VEGETABLE OILS, SOFT
የግብር ያልተጠናቀቀ ዐገጽ ስም	-	-	-	-	-	-	OTHER FIXED VEGETABLE OILS
የግብር ያልተጠናቀቀ ዐገጽ ስም	405.8	4,061.3	422.9	4,192.1	273.4	2,582.5	ANIMAL AND VEGETABLE OILS AND FATS, PROCESSED, AND WAXES OF ANIMAL OR VEGETABLE ORIGIN
የግብር ያልተጠናቀቀ ዐገጽ ስም	405.8	4,061.3	422.9	4,192.1	278.4	2,582.5	TOTAL
<b>ክፍል 5. ከግብር ያልተጠናቀቀ ዐገጽ ስም</b>							<b>SECTION 5. CHEMICALS AND RELATED PRODUCTS</b>
የግብር ያልተጠናቀቀ ዐገጽ ስም	-	-	100.0	70.2	1.5	12.5	INORGANIC CHEMICAL ELEMENTS, OXIDES AND HALOGEN SALTS
የግብር ያልተጠናቀቀ ዐገጽ ስም	-	-	-	-	-	-	OTHER INORGANIC CHEMICALS; ORGANIC AND INORGANIC COMPOUNDS OF PRECIOUS METALS
የግብር ያልተጠናቀቀ ዐገጽ ስም	-	-	-	-	-	-	DYEING AND TANNING EXTRACTS AND SYNTHETIC TANNING MATERIALS
	(QTY TONS)	VALUE (IN'000 BIRR)	(QTY TONS)	VALUE (IN'000 BIRR)	(QTY TONS)	VALUE (IN'000 BIRR)	
		1979		1980		1981	

የወጪ ገንዶ ዕጋጋዎች በዘጠኝ የገበያ ጠቅላይ ዕጋጋዎች አወጣጥ  
 QUANTITY AND VALUE OF EXPORTS BY COMMODITY GROUP

ሠገጠኛ የ. 4 / የጠለ/

TABLE I.4 (Contd.)

የዕጋው ግዴታ	1971/72		1972/73		1973/74		COMMODITY
	በዘጠኝ	የገ/በጊወ ስር	በዘጠኝ	የገ/በጊወ ስር	በዘጠኝ	የገ/በጊወ ስር	
<b>ክፍለ 5. በግብረትና ጠቅላይ</b>							<b>SECTION 5. CHEMICALS AND RELATED PRODUCTS</b>
<b>ወጪ ተቆይታ</b>	-	0.1	-	-	-	-	PIGMENTS, PAINTS, VARNISHES AND RELATED MATERIALS
የሌሎች ግብርና፣ የሌሎች ገር ህግና የግብረት	-	-	-	-	-	-	MEDICINAL AND PHARMACEUTICAL PRODUCTS
ወጪ ስጦታዎች የፈርግሲ ዕጋጋዎች	0.8	32.1	-	-	0.4	53.2	ESSENTIAL OILS, PERPUME AND FLAVOUR, MATERIALS
ለተወጣ የግንገላገሎ ተገቢዎች ሸጭ ወይን ስጦታዎች	19.5	929.4	6.2	353.8	19.1	1,141.5	PERFUMERY, COSMETICS, DENTIFRICES AND OTHER TOILET PREPARATIONS (EXCEPT SOAPS)
ሸጭ የፈት ተገቢዎች የጥርስ ወይን ስጦታዎች ለሌሎች ግብርና ስጦታዎች	-	-	-	-	3.0	14.5	SOAPS, CLEANING AND POLISHING PREPARATIONS
ሌሎች ግብርና ወይን ስጦታዎች ለሌሎች ግብርና	-	-	-	-	-	-	MISCELLANEOUS CHEMICAL PRODUCTS, N.E.S.
በጠቅላላ ገቢ ወይን ስጦታዎች	100.0	68.2	-	-	-	-	TOTAL
ጠቅላላ	120.3	1,029.8	106.2	424.0	24.0	1,221.7	
<b>ክፍለ 6. በግብርና ተገቢዎች የተወጣ</b>							<b>SECTION 6. MANUFACTURED GOODS CLASSIFIED CHIEFLY BY MATERIALS</b>
<b>የላ ግብርና</b>	-	0.2	-	0.5	-	-	LEATHER
በላ ግብርና ዕጋጋዎች	-	-	-	-	1.1	52.5	MANUFACTURES OF LEATHER OR OF ARTIFICIAL LEATHER
የሌሎች ግብርና የተገቢዎች / በግብርና የተገቢዎች ግብርና	-	-	-	-	-	-	FURSKINS, TANNED OR DRESSED (INCL. DYED)
ለግብርናው የተገቢዎች የግብርና ግብርና	-	-	0.7	8.8	-	-	RUBBER TYRS, TYRE CASES AND TREADS, INNER TUBES AND FLAPS FOR WHEELS OF ALL KINDS
በግብርናው የተገቢዎች ግብርና	0.5	8.9	-	-	-	-	ARTICLES OF RUBBER, N.E.S.
በግብርናው የተገቢዎች ግብርና	2,024.9	872.9	111.0	45.1	-	-	VENEERS, PLYWOOD BOARDS, "IMPROVED" OR RECONSTITUTED WOOD AND OTHER WOOD, WORKED N.E.S.
በግብርናው የተገቢዎች ግብርና	19.7	64.9	8.3	33.7	24.4	76.6	WOOD MANUFACTURES, N.E.S.
ወረቀትና የወረቀት ግብርና	-	-	-	-	-	-	PAPER AND PAPER BOARD IN BULK
በወረቀት ግብርና ወይን ስጦታዎች ለሌሎች ግብርና ዕጋጋዎች	-	0.6	-	0.1	-	0.2	ARTICLES MADE OF PAPER PULP, OF PAPER OR OF PAPER BOARD
የወረቀት ግብርና ስጦታዎች	16.0	146.9	-	0.2	-	0.3	TEXTILE YARN AND THREAD
የተገቢዎች ግብርና	-	-	-	-	-	-	COTTON FABRICS, WOVEN
በግብርናው የተገቢዎች ግብርና	-	-	-	-	-	0.2	TEXTILE FABRICS, WOVEN OF MAN-MADE FIBRE (OTHER THAN COTTON FABRICS)
በግብርናው የተገቢዎች ግብርና	10.0	14.6	-	-	2.2	1.0	TEXTILE FABRICS, WOVEN, OTHER THAN OF MAN-MADE COTTON FIBRES
	(QTY TONS)	VALUE (IN '000 BIRR)	(QTY TONS)	VALUE (IN '000 BIRR)	(QTY TONS)	VALUE (IN '000 BIRR)	
	1979		180		1981		

የወጪ ገዢ ዕቃዎች በዛትና የገበያ ብድር ዕቃዎች አወጣጥ  
 QUANTITY AND VALUE OF EXPORTS BY COMMODITY GROUP

ሠገጠረዥ ቁ. 4 / የጠለ/

TABLE I.4 (Contd.)

የዕቃው ስም	1971/72		1972/73		1973/74		COMMODITY
	በዛት በትን	የገ/በጊወ በር	በዛት በትን	የገ/በጊወ በር	በዛት በትን	የገ/በጊወ በር	
	(QTY TONS)	VALUE (IN'000 BIRR)	(QTY TONS)	VALUE (IN'000 BIRR)	(QTY TONS)	VALUE (IN'000 BIRR)	
	1979		1980		1981		
<b>ክፍል 6. በግብርና የተዘጋጀ የተፈጠረ ዕቃዎች</b>							<b>SECTION 6. MANUFACTURED GOODS CLASSIFIED CHIEFLY BY MATERIAL</b>
ክፍለ-ዕቃ ወይም ሌሎች	-	-	-	-	-	-	KNITTED OR CROCHETED FABRICS
ለ የሌሎች የጨርቃ ጨርቃ ዕቃዎችና የግብርና ሠጥ/ክፍለ-ዕቃዎች ብቻ	0.5	1.4	0.2	0.6	-	-	SPECIAL TEXTILE FABRICS AND RELATED PRODUCTS (EXCLUDING CLOTHING)
በጨርቃ ወይም በክፍለ-ዕቃዎች ጨርቃ የተፈጠረ ዕቃዎች /ሌ.ቦ.ያ/	5.3	70.7	0.1	2.2	6.9	64.5	MADE-UP ARTICLES WHOLLY OR CHIEFLY OF TEXTILE MANUFACTURES, N.E.S.
የጨርቃ ዕቃዎች የግብርና	55.7	771.1	32.1	468.1	29.4	500.5	FLOOR COVERING, ETC.
የጨርቃ ሲሜንትና የተፈጠረ የተዘጋጀ የግብርና ዕቃዎች በግብርና ከጨርቃ ብቻ	-	-	-	-	-	-	LIME CEMENT AND FABRI- CATED BUILDING MATERIALS EXCEPT GLASS AND CLAY MATERIALS
የግብርና ሌሎች ግብርና የግብርና ዕቃዎች	-	-	-	-	-	-	CLAY CONSTRUCTION MATERIALS AND REFRACTORY CONSTRUCTION MATERIALS
ከጨርቃ የተፈጠረ ዕቃዎች የግብርና ሠጥ	0.4	0.3	-	-	-	3.6	GLASSWARE
የግብርና ሠጥ	-	-	0.1	0.3	-	-	POTTERY
ዚንክ	100.0	85.7	-	-	34.3	27.7	ZINC
በግብርና የተፈጠረ የጨርቃ ዕቃዎች /ሌ.ቦ.ያ/	0.1	1.1	-	-	-	-	FINISHED STRUCTURAL PARTS AND STRUCTURES, N.E.S.
ለግብርና ወይም ለግብርና የጨርቃ ግብርና በግብርና የተፈጠረ ዕቃዎች	0.2	0.7	-	-	-	-	METAL CONTAINERS FOR STORAGE AND TRANSPORT
በግብርና የተፈጠረ ዕቃዎች /ከጨርቃ ብቻ ለግብርና ለግብርና የተፈጠረ ዕቃዎች	-	-	-	-	-	-	WIRE PRODUCTS(EXCLUDING ELECTRIC) AND FENCING GRILLS
ለጨርቃ ሌሎች ግብርና የጨርቃ ግብርና ዕቃዎች	-	-	-	-	-	-	CUTLERY
በግብርና የተፈጠረ የጨርቃ ዕቃዎች	8.0	67.9	0.4	5.9	-	0.1	HOUSEHOLD EQUIPMENT OF BASE METAL
በግብርና የተፈጠረ ዕቃዎች /ሌ.ቦ.ያ/	0.2	0.7	0.3	8.2	-	-	MANUFACTURES OF METAL, N.E.S.
<b>ጠቅላይ</b>	<b>2,241.5</b>	<b>2,108.6</b>	<b>153.8</b>	<b>573.7</b>	<b>98.3</b>	<b>727.2</b>	<b>TOTAL</b>
<b>ክፍል 7. የጨርቃ ዕቃዎች የተፈጠረ ግብርና</b>							<b>SECTION 7. MACHINERY AND TRANSPORT EQUIPMENT</b>
የጨርቃ ጨርቃ ዕቃዎች የጨርቃ ዕቃዎች /ሌ.ቦ.ያ/	-	-	-	-	-	-	TEXTILE AND LEATHER MACHINERY AND PARTS THEREOF, N.E.S.
ወረቀት ግብርና የጨርቃ ዕቃዎች	-	-	-	-	-	-	PAPER MILL AND PULP MILL MACHINERY AND PARTS THEREOF
የጨርቃ ዕቃዎች የጨርቃ ዕቃዎች ግብርና የጨርቃ ዕቃዎች	-	-	-	-	-	-	PRINTING AND BOOKBINDING MACHINERY AND PARTS THEREOF, N.E.S.
ለጨርቃ ሌሎች ግብርና የጨርቃ ዕቃዎች ግብርና የጨርቃ ዕቃዎች /ሌ.ቦ.ያ/	0.3	39.8	-	-	75.1	401.1	OTHER MACHINERY AND EQUIPMENT SPECIALIZED FOR PARTICULAR INDUST- RIES AND PARTS THEREOF, N.E.S.

የወጪ ገደብ ዕቃዎች ስድስት ዓመት በዓመት ዕቃዎች ስድስት  
 QUANTITY AND VALUE OF EXPORTS BY COMMODITY GROUP

ሠገጠኛ ቁ. 4 / የጠለ/ TABLE I.4 (Contd.)

የዕቃው ስም	1971/72		1972/73		1973/74		COMMODITY
	ብዛት በትን	ዋጋ/በሺህ ብር	ብዛት በትን	ዋጋ/በሺህ ብር	ብዛት በትን	ዋጋ/በሺህ ብር	
<b>ክፍል 7. ግብርናዎች የተራገቡ</b>							<b>SECTION 7. MACHINERY AND TRANSPORT EQUIPMENT</b>
<b>ፖርት ግብርናዎች</b>							<b>OTHER NON-ELECTRICAL MACHINERY, TOOLS AND MECHANICAL APPARATUS AND PARTS THEREOF, N.E.S.</b>
ለሌሎች የአለስተሪብ ያልሆኑ ግብርናዎች፣ ለግብርና ግብርናዎች ግብርናዎች ግብርናዎች	-	0.6	-	-	-	-	GRAMOPHONES, DICTATING MACHINES, AND OTHER SOUND RECORDERS, AND REPRODUCERS AND RELATED
ገራግናዎች የጸዳጽ ግብርናዎች	0.3	1.6	-	-	-	-	OTHER ELECTRICAL APPARATUS FOR MARKING AND BREAKING OR PROTECTING ELECTRICAL CIRCUITS, ETC.
ለሌሎች የግብርናዎች ግብርናዎች የአለስተሪብ ዕቃዎች	-	-	-	0.1	-	-	DOMESTIC ELECTRICAL EQUIPMENT
ለባለ ግብርናዎች ለግብርናዎች የአለስተሪብ ዕቃዎች	2.0	17.8	8.7	78.3	7.6	110.2	OTHER ELECTRICAL MACHINERY AND APPARATUS
ለሌሎች የአለስተሪብ ግብርናዎች	-	0.6	-	0.4	-	-	PASSENGER MOTOR CARS (OTHER THAN PUBLIC-SERVICE TYPE), INCLUDING VEHICLES DESIGNED FOR THE TRANSPORT OF BOTH PASSENGERS AND GOODS
ለግብርናዎች / ከአለስተሪብ ግብርናዎች ግብርናዎች ለግብርናዎች ግብርናዎች	-	-	-	-	-	-	MOTOR VEHICLES FOR THE TRANSPORT OF GOODS AND SPECIAL PURPOSE MOTOR VEHICLES
የግብርናዎች ግብርናዎች ለግብርናዎች ግብርናዎች ግብርናዎች	-	-	-	-	-	-	ROAD MOTOR VEHICLES, N.E.S.
የግብርናዎች ግብርናዎች ለግብርናዎች ግብርናዎች ግብርናዎች	-	-	-	-	-	-	PARTS AND ACCESSORIES, N.E.S. OF ROAD MOTOR VEHICLES AND TRACTORS
የግብርናዎች ግብርናዎች ለግብርናዎች ግብርናዎች ግብርናዎች	-	-	-	-	-	-	MOTORCYCLES, MOTOR SCOOTERS AND OTHER CYCLES MOTORIZED AND NON-MOTORIZED: INVALID CARRIAGES
የግብርናዎች ግብርናዎች ለግብርናዎች ግብርናዎች ግብርናዎች	-	-	-	-	-	-	TRAILERS AND OTHER VEHICLES, NOT MOTORIZED, N.E.S. AND SPECIALLY DESIGNED AND EQUIPPED TRANSPORT CONTAINERS
የግብርናዎች ግብርናዎች ለግብርናዎች ግብርናዎች ግብርናዎች	-	-	-	-	-	-	SHIPS AND BOATS
<b>ግብርናዎች ግብርናዎች</b>	2.6	60.4	8.7	78.8	82.7	511.3	<b>TOTAL</b>
<b>ክፍል 8. ሌሎች ግብርናዎች</b>							<b>SECTION 8. MISCELLANEOUS MANUFACTURED ARTICLES</b>
የግብርናዎች ግብርናዎች ለግብርናዎች ግብርናዎች ግብርናዎች	-	-	-	-	-	0.7	SANITARY, PLUMBING, HEATING AND LIGHTING FIXTURES AND FITTINGS
የግብርናዎች ግብርናዎች ለግብርናዎች ግብርናዎች ግብርናዎች	33.2	255.2	12.1	95.0	12.8	63.8	FURNITURE AND PARTS THEREOF
የግብርናዎች ግብርናዎች ለግብርናዎች ግብርናዎች ግብርናዎች	0.1	0.2	-	-	0.7	11.2	TRAVEL GOODS, HANDBAGS AND SIMILAR ARTICLES
የግብርናዎች ግብርናዎች ለግብርናዎች ግብርናዎች ግብርናዎች	0.1	2.2	0.8	17.3	-	-	OUTER GARMENTS, MEN'S AND BOYS' OF TEXTILE FABRICS (OTHER THAN KNITTED OR CROCHETED GOODS)
	(QTY TONS)	VALUE (IN '000 BIRR)	(QTY TONS)	VALUE (IN '000 BIRR)	(QTY TONS)	VALUE (IN '000 BIRR)	
	1979		1980		1981		

የወጪ ገንዶ ዕቃዎች ባዘትና የገበያ ጠቅላይ ዕቃዎች ስራ ላይ  
 QUANTITY AND VALUE OF EXPORTS BY COMMODITY GROUP

ሠንጠረዥ ቁ. 4 / የጠለ/

TABLE I.4 (Contd.)

የዕቃው ስም	1971/72		1972/73		1973/74		
	ባዘት በ ቶን	የገ/ባሽህ ብር	ባዘት በ ቶን	የገ/ባሽህ ብር	ባዘት በ ቶን	የገ/ባሽህ ብር	
<u>ክፍል 8. ሌሎች ሌሎች ስጦታዎች</u>							<u>SECTION 8. MISCELLANEOUS</u>
							<u>MANUFACTURED ARTICLES</u>
ከጨርቅ ጨርቅ የተሠሩ ስጦታዎች	0.3	12.4	1.2	48.4	3.3	112.6	OTHER GARMENTS, WOMEN'S GIRLS' AND INFANTS OF TEXTILE FABRICS
ከጨርቅ ጨርቅ የተሠሩ የወጣት ስጦታዎች	0.3	9.2	-	0.5	29.4	341.6	UNDER GARMENTS OF TEXTILE FABRICS
ስጦታዎች የሚለቡ ስጦታዎች በገንጠብ የተሠሩ ስጦታዎች /ከገንጠብ የተሠሩትን ለይዘቶች/	0.1	1.8	0.2	14.0	-	1.8	OUTER GARMENTS AND OTHER ARTICLES, KNITTED OR CROCHETED NOT ELASTIC NOR RUBBERIZED
ከጨርቅ ጨርቅ የተሠሩ የወጣት ስጦታዎች	0.1	2.1	-	0.2	-	-	UNDER GARMENTS KNITTED OR CROCHETED
ከጨርቅ ጨርቅ የተሠሩ ሌሎች ሌሎች ዕቃዎች	-	-	-	-	-	-	CLOTHING ACCESSORIES OF TEXTILE FABRICS
ከጨርቅ ጨርቅ የተሠሩት ስጦታዎች ሌሎች ሌሎች ዕቃዎችን ስጦታዎች የሚደረጉ ማንኛውም ዕቃዎች	-	-	-	-	-	-	ARTICLES OF APPAREL AND CLOTHING ACCESSORIES OF OTHER THAN TEXTILE FABRICS; HEADGEAR OF ALL MATERIALS
ጠቅላይ	-	1.7	16.8	421.9	65.4	1,044.8	FOOTWEAR
ከረት የሚያገለግል ለገጠብ የሚያገለግል ማህፀን ዕቃዎች	-	-	-	-	-	-	OPTICAL INSTRUMENTS AND APPARATUS
የሕክምና ማህፀን ዕቃዎች ዕቃዎች	-	-	-	-	-	-	MEDICAL INSTRUMENTS AND APPLIANCES
ጠቅላይ /ሌ.ቦ.ያ/	-	-	-	-	-	-	METERS AND COUNTERS, N.E.S.
ገፊት ስጦታዎች የሚለቡትን ስጦታዎች ማህፀን ዕቃዎች ሌሎች ሌሎች ዕቃዎች የሚደረጉ ማንኛውም ዕቃዎች	-	-	-	-	-	-	MEASURING, CHECKING, ANALYSING AND CONTROLLING INSTRUMENTS AND APPARATUS, PARTS AND ACCESSORIES
አቅጣጫ /አጠቃላይ/	0.3	28.4	0.1	0.5	0.5	24.1	PRINTED MATTER
ከአር ስጦታዎች የተሠሩት ስጦታዎች /ሌ.ቦ.ያ/	0.4	2.0	0.2	1.2	-	0.5	ARTICLES OF ARTIFICIAL PLASTIC MATERIALS, N.E.S.
የላገጥ ገፊ ዕቃዎች ለገንጠብ የተሠሩት ስጦታዎች	-	1.5	0.1	5.6	-	1.5	PERMEATORS, TOYS, GAMES AND SPORTING GOODS
የአገልግሎት ማህፀን ዕቃዎች /ሌ.ቦ.ያ/	0.5	14.0	0.1	1.2	-	-	OFFICE AND STATIONERY SUPPLIES, N.E.S.
የገንጠብ ስጦታዎች የገንጠብ ዕቃዎች	34.0	337.4	20.9	317.7	16.2	272.5	WORKS OF ART, COLLECTORS' PIECES, ANTIQUES AND STAMPS
ገንጠብ የወርቅ ስጦታዎች የገንጠብ ስጦታዎች	-	-	-	-	-	7.5	JEWELLERY AND GOLD SMITHS' AND SMITHS' WARES
ከጨርቅ የተሠሩት ስጦታዎች /ሌ.ቦ.ያ/	-	-	-	-	-	-	MANUFACTURED ARTICLES, N.E.S.
<b>ጠቅላይ</b>	<b>69.4</b>	<b>668.1</b>	<b>52.5</b>	<b>923.5</b>	<b>128.3</b>	<b>1,882.6</b>	<b>TOTAL</b>
	(QTY TONS)	VALUE (IN'000 BIRR)	(QTY TONS)	VALUE (IN'000 BIRR)	(QTY TONS)	VALUE (IN'000 BIRR)	COMMODITY
	1979		1980		1981		

የወጪ ገንዘብ ዕቃዎች ባዘተና የገንዘብ እሴት ስጦታ ስጦታ ስጦታ  
 QUANTITY AND VALUE OF EXPORTS BY COMMODITY GROUP

ሠገጠኛ ቁ. 4 / የጠለ/

TABLE I.4 (Contd.)

የዕቃው ስም	1971/72		1972/73		1973/74		
	ባዘተ በጥን	የገንዘብ እሴት	ባዘተ በጥን	የገንዘብ እሴት	ባዘተ በጥን	የገንዘብ እሴት	
<u>ክፍለ 9. በግዴታ የሌላው ጠይቅ ያልጠለክሱ ዕቃዎች</u>							<u>SECTION 9. COMMODITIES AND TRANSACTIONS NOT CLASSIFIED ELSEWHERE IN THE SITC</u>
በግዴታ የሌላው ጠይቅ የገንዘብ ተጠቃሚ	-	-	-	-	-	-	POSTAL PACKAGES NOT CLASSIFIED ACCORDING TO KIND
ግዴታ የሌላው ጠይቅ ለግዴታ በግዴታ የሌላው ጠይቅ	4.4	8.5	-	0.2	-	1.2	SPECIAL TRANSACTIONS AND COMMODITIES NOT CLASSI- FIED ACCORDING TO KIND
አገላለጽ / የተሰጠው ግዴታ/ /ሌ.ቦ.ያ/	31.1	360.2	17.3	328.4	34.2	710.6	LIVE ANIMALS (INCL. ZOO ANIMALS), N.E.S.
የግዴታ ተከታታይ ግዴታ ግዴታ የሌላው ጠይቅ	104.3	144.6	-	-	-	-	ARMoured FIGHTING VEHICLES, ARMS OF WAR AND AMMUNITION
የግዴታ ገንዘብ / በግዴታ ስጦታ ረጅም ጊዜ / ለግዴታ የሌላው ጠይቅ ለግዴታ	-	-	-	-	2,052.5	5,523.3	COIN (OTHER THAN GOLD COIN), NOT BEING LEGAL TENDER
ግዴታ ገንዘብ ያልሆነ / የግዴታ አረር ለግዴታ የሌላው ጠይቅ	-	-	-	0.2	-	-	GOLD, NON-MONETARY (EXCL. GOLD ORES AND CONCENTRATES)
ግዴታ	139.8	513.3	17.3	328.8	2,086.7	6,235.1	TOTAL
የወጪ ዕቃዎች ግዴታ	488,821.5	873,223.7	424,098.8	878,533.5	437,904.9	804,876.8	TOTAL EXPORT
	(QTY TONS)	VALUE (IN '000 BIRR)	(QTY TONS)	VALUE (IN '000 BIRR)	(QTY TONS)	VALUE (IN '000 BIRR)	COMMODITY
	1979		1980		1981		

ገቢ ተወላጅ ለገደገና የወጡ ዕቃዎች የገበያ ስራ ስራ ዕቃዎች ለውጥ  
 VALUE OF RE-EXPORTS BY COMMODITY GROUP

ሠገጠር ቁ.5

TABLE I.5

በቢር IN BIRR

	1971/72	1972/73	1973/74	
<b>ክፍል 0. ምግብና የሕይወት ስራ</b>				<b>SECTION 0. FOOD AND LIVE ANIMALS</b>
የሕይወት ስራ	-	-	-	LIVE ANIMALS
ረዥም	-	-	-	RICE
የግብርና ተክል	-	-	-	WHEAT FLOUR
ፍሬ በጥፋት የተገዘገዘ ክፍለ የተዘጋጁ	-	-	-	FRUIT PRESERVED AND PREPARATIONS
ቆይታ ቆይታ	-	-	-	SPICES
ቡና	-	-	-	COFFEE
ጠቅላይ	-	-	-	TOTAL
<b>ክፍል 1. መጠጫና ተጠቃሚ</b>				<b>SECTION 1. BEVERAGES AND TOBACCO</b>
አለባብ የሌላ ጥቃት መጠጫ	-	-	-	NON-ALCOHOLIC BEVERAGES
አለባብ ያላ ጥቃት መጠጫ	-	-	-	ALCOHOLIC BEVERAGES
የተዘጋጀ ተጠቃሚ	-	-	-	TOBACCO MANUFACTURE
ጠቅላይ	-	-	-	TOTAL
<b>ክፍል 2. ለውጥ የግብርና ያልተገኘ</b>				<b>SECTION 2. CRUDE MATERIALS, INEDIBLE,</b>
<b>ዕቃዎች ከላይ በዚህ</b>				<b>EXCEPT FUELS</b>
የላይ ላይ ያልተገኘ	-	-	860	HIDES AND SKINS UNDRRESSED
ብርቱካይት የሌላ ጥቃት ጥፋት	-	-	-	NON-FERROUS METAL SCRAP
ብርቱካይት የብርቱካይት ጥፋት	-	-	-	IRON AND STEEL SCRAP
ሌሎች	-	-	-	OTHER CRUDE MINERALS
ያልተዘጋጀ የአገልግሎት ወይን	-	-	-	CRUDE ANIMAL MATERIAL
ያልተዘጋጀ የአገልግሎት ወይን	-	-	-	CRUDE VEGETABLE MATERIAL
ሌሎች	-	-	-	OTHERS
ጠቅላይ	-	-	860	TOTAL
<b>ክፍል 3. ከግብርና የወጡ ላይ ግለሰብ</b>				<b>SECTION 3. MINERAL FUELS, LUBRICANTS</b>
<b>ዘይታና ሌሎች ላይ ግለሰብ</b>				<b>AND RELATED MATERIALS</b>
የግብርና ክፍል	-	-	-	COAL
ያልተገኘ ትርጉም	-	-	-	PETROLEUM CRUDE AND PARTLY REFINED
የትርጉም ወይን	15,156	-	-	PETROLEUM PRODUCTS
የጋዥ ጋዥ	-	-	-	GAS, NATURAL AND MANUFACTURED
ጠቅላይ	15,156	-	-	TOTAL
<b>ክፍል 4. የአገልግሎት ለተገኘ ዘይት</b>				<b>SECTION 4. ANIMAL AND VEGETABLE OILS,</b>
<b>ባቢና ስራ</b>				<b>FATS WAX</b>
<b>ክፍል 5. ከግብርና ከሌሎች የተሠሩ</b>				<b>SECTION 5. CHEMICAL ELEMENTS AND COMPOUNDS</b>
አርጋኒት ከግብርና	-	-	-	ORGANIC CHEMICALS
አርጋኒት ከግብርና ሌሎች ጋር	-	-	-	INORGANIC CHEMICALS, ELEMENTS,
አገልግሎት የሌሎች ወይን	-	-	-	OXIDES AND HALOGEN SALTS
ሌላ አርጋኒት ከግብርና	5,000	-	-	OTHER INORGANIC CHEMICALS
የጠቅላይ ተክል ተገኝ ለዘዘዘ	-	-	-	PIGMENTS, PAINTS, VARNISHES AND
የጠቅላይ ተክል	-	-	-	RELATED MATERIALS
ወይን ጋዥ የፍርድ ዕቃዎች	237,851	-	-	MEDICINAL AND PHARMACEUTICAL
ለውጥ የግብርና ተገኝ ቆይታ	-	-	-	PRODUCTS
ቆይታ የውጥ ጠቅላይ	-	-	-	ESSENTIAL OILS, AND ESSENCES
የግብርና ጠቅላይ ጋዥ	-	-	-	PERFUMERY AND COSMETICS
የግብርና ጠቅላይ ጋዥ	-	-	-	SOAPS, CLEANSING AND POLISHING
ከግብርና የሆኑ ዕቃዎች ከሌሎች የተገኘ	-	-	-	PREPARATIONS
/በሌላ ቦታ ያልተገኘ/	-	-	-	CHEMICAL MATERIALS AND PRODUCTS, N.E.S.
ጠቅላይ	242,851	-	-	TOTAL
	1979	1980	1981	COMMODITY

ገባ ተጠቃሚ የውጭ ዕቃዎች የገበያ ስራ ስራ ዕቃዎች ስራ ስራ  
 VALUE OF RE-EXPORTS BY COMMODITY GROUP

ሠንጠረዥ ተ.5 / የጠለ/

TABLE I.5 (Contd.)

በብር IN BIRR

የዕቃው ስም	1971/72	1972/73	1973/74	
<b>ክፍል 6. በግብር የተገኙ የተጠቃሚ ስራ ስራ ዕቃዎች</b>				<b>SECTION 6. MANUFACTURED GOODS, CLASSIFIED CHIEFLY BY MATERIAL</b>
በሌሎች ስራ ስራ ዕቃዎች	-	-	-	MATERIALS OF RUBBER
የሌሎች ስራ ስራ ዕቃዎች/በሌሎች ስራ ስራ ዕቃዎች	-	-	-	ARTICLES OF RUBBER, N.E.S.
በሌሎች ስራ ስራ ዕቃዎች የተጠቃሚ ስራ ስራ ዕቃዎች	-	-	-	VENEER PLYWOOD BOARD
በሌሎች ስራ ስራ ዕቃዎች	-	-	-	WOOD MANUFACTURES
ወረቀትና ወረቀት ስራ ስራ ዕቃዎች	-	-	-	PAPER AND PAPERBOARD
በወረቀት ስራ ስራ ዕቃዎች ስራ ስራ ዕቃዎች	-	-	-	ARTICLES MADE OF PAPER OR OF PAPERBOARD
የተጠቃሚ ስራ ስራ ዕቃዎች	-	-	-	COTTON FABRICS, WOVEN
በተጠቃሚ ስራ ስራ ዕቃዎች	-	-	-	TEXTILE FABRICS, WOVEN (NOT INCLUDING COTTON FABRICS)
በተጠቃሚ ስራ ስራ ዕቃዎች	-	-	-	MADE-UP ARTICLES, WHOLLY OR CHIEFLY OF TEXTILE MANUFACTURE, N.E.S.
የተጠቃሚ ስራ ስራ ዕቃዎች	-	1,750	-	FLOOR COVERINGS ETC.
የተጠቃሚ ስራ ስራ ዕቃዎች	-	-	-	CLAY CONSTRUCTION MATERIALS AND REFRACTORY CONSTRUCTION MATERIALS
የተጠቃሚ ስራ ስራ ዕቃዎች	-	-	-	GLASS
የተጠቃሚ ስራ ስራ ዕቃዎች	-	-	-	GLASSWARE
የተጠቃሚ ስራ ስራ ዕቃዎች	-	-	-	POTTERY
የተጠቃሚ ስራ ስራ ዕቃዎች	-	-	-	RAILS AND RAILWAY TRACK CONSTRUCTION MATERIAL OF IRON OR STEEL
የተጠቃሚ ስራ ስራ ዕቃዎች	-	-	-	TUBES, PIPES AND FITTINGS OF IRON OR STEEL
የተጠቃሚ ስራ ስራ ዕቃዎች	-	-	-	COPPER AND BRASS
የተጠቃሚ ስራ ስራ ዕቃዎች	-	-	-	SILVER PLATINUM AND OTHER METALS OF THE PLATINUM GROUP
የተጠቃሚ ስራ ስራ ዕቃዎች	-	-	-	MISCELLANEOUS NON-FERROUS METALS
የተጠቃሚ ስራ ስራ ዕቃዎች	-	-	-	ALUMINIUM
የተጠቃሚ ስራ ስራ ዕቃዎች	-	-	-	HOUSE FRAMES, DOORS, WINDOWS AND FITTINGS, AND OTHER BUILDING REQUISITES
የተጠቃሚ ስራ ስራ ዕቃዎች	8,150	19,329	-	METAL CONTAINERS FOR STORAGE AND TRANSPORT
የተጠቃሚ ስራ ስራ ዕቃዎች	900	-	-	WIRE PRODUCTS (EXCLUDING ELECTRIC) AND FENCING CRILLS
የተጠቃሚ ስራ ስራ ዕቃዎች	-	-	-	TOOLS FOR USE IN THE HAND OR IN MACHINES
የተጠቃሚ ስራ ስራ ዕቃዎች	-	-	-	CUTLERY
የተጠቃሚ ስራ ስራ ዕቃዎች	-	-	350	HOUSEHOLD EQUIPMENT OF BASE METALS
የተጠቃሚ ስራ ስራ ዕቃዎች	1,701	-	168,000	MANUFACTURES OF METAL, N.E.S.
<b>ጠቅላላ</b>	<b>10,751</b>	<b>21,079</b>	<b>168,350</b>	<b>TOTAL</b>
<b>ክፍል 7. የተጠቃሚ ስራ ስራ ዕቃዎች</b>				<b>SECTION 7. MACHINERY AND TRANSPORT EQUIPMENT</b>
የተጠቃሚ ስራ ስራ ዕቃዎች	40,083	-	-	POWER GENERATING MACHINERY
የተጠቃሚ ስራ ስራ ዕቃዎች	10,000	-	-	AGRICULTURAL MACHINERY AND IMPLEMENTS
የተጠቃሚ ስራ ስራ ዕቃዎች	-	-	-	SPAREPARTS OF AGRICULTURAL TRACTORS
የተጠቃሚ ስራ ስራ ዕቃዎች	10,687	-	-	OFFICE MACHINES
የተጠቃሚ ስራ ስራ ዕቃዎች	-	-	-	METALWORKING MACHINERY
	1979	1980	1981	COMMODITY

ገቢው አገደገና የውጭ ዕቃዎች የገበያ ስራ ስራዎች ለውጭ  
 VALUE OF RE-EXPORTS BY COMMODITY GROUP

ሠገጠኛ 9.5 / የጠለ/

TABLE I.5 (Contd.)

በቦር IN BIRR

የዕቃው ስም	1971/72	1972/73	1973/74	
<b>ክፍል 7. ማሳሪያና የተሰጠውን የተሰጠውን</b>				<b>SECTION 7. MACHINERY AND TRANSPORT</b>
<b>ዕቃዎች</b>				<b>EQUIPMENT</b>
የጠርጋ ጠርጋና የተገኘው ዕቃዎች	27,233	-	150	TEXTILE AND LEATHER MACHINERY
ለልዩ ለገጠኞች ለሥራ የሚያገለገሉ	5,861	4,947	-	MACHINERY FOR SPECIAL INDUSTRY
ዕቃዎችና የሰጠውን ዕቃዎች ከሌሎች	350	-	-	MACHINERY AND APPLIANCES (OTHER THAN ELECTRIC AND MACHINERY PARTS N.E.S.)
የሌሎች ገጠኞች ዕቃዎች	-	-	-	ELECTRICAL POWER MACHINERY
የቴሌኮሙኒኬሽን ዕቃዎች	-	300	-	TELECOMMUNICATION APPARATUS
የሰጠውን ለገጠኞች የሌሎች ዕቃዎች	-	-	575	DOMESTIC ELECTRICAL EQUIPMENT AND APPLIANCES
ከሌሎች የሠራ የሰጠውን የሰጠውን ዕቃዎች	-	-	2,274	ELECTRO-MEDICAL AND X-RAY APPARATUS
ሌሎች የሌሎች ማሳሪያ ዕቃዎች	688	625	850	OTHER ELECTRICAL MACHINERY AND APPARATUS
የጠላት ስራዎች	2,150	-	-	RAILWAY VEHICLES
የገላጭ ስራዎች	20,000	-	-	ROAD MOTOR VEHICLES
የገላጭ ስራዎች ከባለቤቱ ለ	-	-	-	ROAD VEHICLES OTHER THAN MOTOR VEHICLES
የአየርፕላንና ሌሎች ዕቃዎች	314,795	545,357	-	AIRCRAFT AND PARTS
ዕቃዎችና ደሰባዎች	-	-	-	SHIPS AND BOATS
<b>ጠቅላይ</b>	<b>431,847</b>	<b>551,229</b>	<b>3,849</b>	<b>TOTAL</b>
<b>ክፍል 8. ሌሎች ለውጭ የተሰጠውን</b>				<b>SECTION 8. MISCELLANEOUS MANUFACTURED</b>
<b>ዕቃዎች</b>				<b>ARTICLES</b>
ለውጭ የሰጠውን ዕቃዎች	-	-	-	SANITARY, PLUMBING, HEATING AND LIGHTING, FIXTURES AND FITTINGS
የሰጠውን ዕቃዎች	-	-	-	FURNITURE
የሌሎች ስራዎች ለውጭ የተሰጠውን	-	-	-	TRAVEL GOODS, HANDBAGS AND SIMILAR ARTICLES
ከገቢ ስራዎች ከሌሎች ስራዎች ስራዎች	-	-	-	CLOTHING OF COTTON, SILK, WOOL AND ARTIFICIAL SILK (INCLUDING KNITTED OR CROCHETED CLOTHING)
ዕቃዎች ከገቢ ስራዎች	-	-	-	FOOTWEAR (EXCLUDING HEELS AND SOLES)
የሰጠውን ዕቃዎች	15,645	-	-	SCIENTIFIC AND PROFESSIONAL INSTRUMENTS
የሰጠውን ዕቃዎች	-	-	-	PHOTOGRAPHIC AND CINEMATOGRAPHIC SUPPLIES
የሰጠውን ዕቃዎች	-	-	-	WATCHES AND CLOCKS
የሰጠውን ዕቃዎች	-	500	2,800	MUSICAL INSTRUMENTS, SOUND RECORDERS AND REPRODUCERS AND PARTS AND ACCESSORIES THEREOF
ለውጭ ስራዎች	660	-	-	PRINTED MATTER
ከሌሎች ስራዎች የተሰጠውን ዕቃዎች	-	-	-	ARTICLES OF ARTIFICIAL PLASTIC MATERIAL N.E.S.
ለውጭ ስራዎች ዕቃዎችና የሰጠውን ዕቃዎች	-	-	-	PERAMBULATORS, TOYS, GAMES AND SPORTING GOODS
	1979	1980	1981	COMMODITY

ገቢው ለገደገና የውጭ ዕቃዎች የገበያ ስራ ስራ ዕቃዎች ለውጭ  
 VALUE OF RE-EXPORTS BY COMMODITY GROUP

ሠገጠርዥ ቁ.5 / የጠለ/

TABLE I.5 (Contd.)

ባር IN BIRR

የዕቃው ስም	1971/72	1972/73	1973/74	
<b>ክፍል 8. ልዩ ልዩ ስራ ስራ የተሠሩ ዕቃዎች</b>				<b>SECTION 8. MISCELLANEOUS MANUFACTURED ARTICLES</b>
የአላፈተ ቢትና የአላፈተ ወይን ዕቃዎች	855	-	-	OFFICE AND STATIONERY SUPPLIES N.E.S.
የቤት ተባብሮ የሥራ ዕቃዎች ስራ ስራ ዕቃዎችና የሥራ ስራ ስራ ዕቃዎች	-	-	-	WORKS OF ART, COLLECTORS' PIECES AND ANTIQUES (INCLUDING STAMPS OF PHILATELIC INTEREST)
ገባገባቸው የወርቅና የብር ሥራ ዕቃዎች	-	-	-	JEWELLERY AND, GOLDSMITHS' AND SILVERSMITHS' WARES
ስራ ስራ የተሠሩ ዕቃዎች በዚህ ወገን በሌላ ሥራ ዕቃዎች	-	-	-	MANUFACTURED ARTICLES, N.E.S.
<b>ጠቅላይ</b>	<b>17,160</b>	<b>500</b>	<b>2,800</b>	<b>TOTAL</b>
<b>ክፍል 9. በዓይነት ስራ ስራ ዕቃዎች</b>				<b>SECTION 9. COMMODITIES NOT CLASSIFIED ACCORDING TO KIND</b>
ዓይነት ዕቃዎች ስራ ስራ ዕቃዎች	-	-	-	SPECIAL TRANSACTIONS
ዓይነት ዕቃዎች ስራ ስራ ዕቃዎች	-	-	-	ANIMALS N.E.S.
የብር ዕቃዎችና ገደብ	-	-	-	FIREARMS AND AMMUNITION
ተገቢው ገንዘብ/ስራ ዕቃዎች/ በሌላ ዕቃዎች	-	-	-	COIN (OTHER THAN GOLD COIN) NOT BEING LEGAL TENDER
<b>ጠቅላይ</b>	<b>-</b>	<b>-</b>	<b>-</b>	<b>TOTAL</b>
<b>ገቢው የውጭ ዕቃዎች ጠቅላይ</b>	<b>717,765</b>	<b>572,808</b>	<b>175,859</b>	<b>TOTAL RE-EXPORT</b>
	<b>1979</b>	<b>1980</b>	<b>1981</b>	<b>COMMODITY</b>

የገቢ ገደብ ዕቃዎች ስራ ስራ ዕቃዎች ስራ ስራ  
 END-USE CLASSIFICATION OF IMPORTS

ሠገጠርዥ ቁ.6

TABLE I.6

ባር IN MILLION BIRR

	1971/72		1972/73		1973/74		
	የዕቃው ዋጋ	ከመቶ	የዕቃው ዋጋ	ከመቶ	የዕቃው ዋጋ	ከመቶ	
ያልተጠናቀቀ ዕቃዎች	46.6	4.0	51.8	3.5	55.8	3.6	RAW MATERIAL
በከፊል የተዘጋጁ ዕቃዎች	206.7	17.6	273.4	18.3	180.3	11.8	SEMI-FINISHED GOODS
ነጻ	228.2	19.4	369.6	24.8	354.0	23.2	FUEL
ወይን ዕቃዎችና የተገቢው ስራ ዕቃዎች	398.7	34.0	433.5	29.0	553.8	36.3	MACHINERY AND TRANSPORT EQUIPMENT
ለላይ ያልሆኑ ዕቃዎች	108.8	9.3	119.5	8.0	131.2	8.6	DURABLE CONSUMER GOODS
<b>ስራ ስራ ዕቃዎች</b>	<b>178.4</b>	<b>15.2</b>	<b>236.2</b>	<b>15.8</b>	<b>250.4</b>	<b>16.4</b>	<b>NON-DURABLE CONSUMER GOODS</b>
ግብ	68.5	5.8	101.5	6.8	130.3	8.5	FOOD
ሌሎች ዕቃዎች ከግብ ሌላ	109.9	9.4	134.7	9.0	120.1	7.9	GOODS OTHER THAN FOOD
ልዩ ልዩ	6.2	0.5	9.2	0.6	1.1	0.1	MISCELLANEOUS ITEMS
<b>ጠቅላይ</b>	<b>1,174.6</b>	<b>100.0</b>	<b>1,493.2</b>	<b>100.0</b>	<b>1,526.6</b>	<b>100.0</b>	<b>TOTAL</b>
	ALUE	%	VALUE	%	VALUE	%	
	<b>1979</b>		<b>1980</b>		<b>1981</b>		

የገቢ ገደ ዐገ የገና የመጣት ለገር  
VALUE OF IMPORTS BY COUNTRY OF ORIGIN

ሠገጠረዥ 9.7

TABLE I.7

በጺህ በር

'000 BIRR

የመጣት ለገር	1971/72	1972/73	1973/74	
<u>አፍሪካ</u>	22,488	30,446	21,410	<u>AFRICA</u>
ጃቡቲ	4,215	11,290	5,693	DJIBOUTI
ገብፅ	122	93	65	EGYPT
ኪንያ	15,779	15,596	12,173	KENYA
ሱዳን	15	45	642	SUDAN
ታንዛኒያ	772	540	889	TANZANIA
ሌሎች	1,585	2,882	1,948	OTHERS
<u>አሜሪካ</u>	148,187	124,900	169,978	<u>AMERICA</u>
ዩናይትድ ስቴትስ	137,492	114,885	117,195	UNITED STATES
ሌሎች	10,695	10,015	52,783	OTHERS
<u>አሰያ</u>	427,266	313,210	248,712	<u>ASIA</u>
ቤይሎን / ስሪላንካ/	14	76	867	CEYLON (SRI LANKA)
ሕዝባዊ ጋራ	13,355	20,741	17,286	PEOPLE'S REPUBLIC OF CHINA
ጋራ / ጋራ	13,734	11,494	7,202	CHINA (TAIWAN)
ሀንገ ቦንገ	7,350	5,726	4,355	HONG KONG
ኢንዲያ	14,111	13,156	15,378	INDIA
ኢራን	4,324	13	-	IRAN
ስራይላንዳ	15,925	21,317	10,957	ISRAEL
ጃፓን	124,399	129,714	108,799	JAPAN
ደቡብ ኮሪያ	22,347	14,557	12,968	SOUTH KOREA
ፓኪስታን	722	1,681	356	PAKISTAN
ሰላዊ አረቢያ	1,386	1,811	56,433	SAUDI ARABIA
ሲንጋፖር	10,324	11,339	9,549	SINGAPORE
ታይላንድ	6,607	6,965	860	THAILAND
ሌሎች	192,668	74,620	3,702	OTHERS
<u>አሮፓ</u>	565,499	988,620	1,059,517	<u>EUROPE</u>
ላውሳን	6,902	9,271	7,223	AUSTRIA
ቤልጅግ-ላክሰምበርግ	19,393	9,214	17,955	BELGIUM-LUX
ቸካላቫኪያ	9,388	15,317	17,957	CZECHOSLOVAKIA
ደንማርክ	5,901	12,152	12,932	DENMARK
ፈረንሳይ	19,486	31,176	46,681	FRANCE
ጆርጅያ ደሮሞ	36,752	34,666	27,653	GERMANY, DEMOC. R.
ጆርጅያ ደሮሞ	118,585	142,387	143,747	GERMANY, FED. R.
ሀንጋሪ	7,147	9,989	9,515	HUNGARY
ኢጣሊያ	117,244	161,477	252,882	ITALY
ኔዘርላንድስ	23,870	33,986	23,329	NETHERLANDS
ኖርዌይ	1,409	3,157	2,767	NORWAY
ፖላንድ	4,278	6,462	4,761	POLAND
ሮማኒያ	10,122	8,904	6,777	ROMANIA
ስፓን	5,063	3,599	4,060	SPAIN
ስዊድን	36,741	22,303	37,769	SWEDEN
ስዊስላንድ	22,068	52,736	21,677	SWITZERLAND
አረብ ስዊድን	77,871	97,931	91,525	UNITED KINGDOM
የታይዋን ባህሪ ተጠቅሞ	22,857	287,746	311,038	U.S.S.R.
የቻሎስያ	12,696	35,681	11,558	YUGOSLAVIA
ሌሎች	8,726	10,466	7,711	OTHERS
<u>አሽያ</u>	1,102	20,887	4,386	<u>OCEANIA</u>
አስትራሊያ	1,072	20,817	4,383	AUSTRALIA
ሌሎች	30	70	3	OTHERS
<u>አገራ ያልተገኘ</u>	10,027	15,236	22,638	<u>NOT REPORTED</u>
የገቢ ዐገጥ ጠቅላይ	1,174,569	1,493,299	1,526,641	TOTAL IMPORT
	1979	1980	1981	COUNTRY OF ORIGIN

የወጪና ገቢ ትኩረት የወጣው የገዳድ ዕቃ የገና የተላከበት አገር  
 VALUE OF EXPORTS AND RE-EXPORTS BY COUNTRY OF DESTINATION

ሠገጠረዥ ቁ.8

TABLE I.8

ጠቢብ ብር

'000 BIRR

ዕቃው የሚደርሰበት አገር:	1971/72	1972/73	1973/74	
<u>አፍሪካ</u>	69,943	117,515	74,747	<u>AFRICA</u>
ጃቡቲ	58,463	100,351	40,835	DJIBOUTI
ገብፅ	3,454	3	20,804	EGYPT
ኪንያ	1,179	1,352	1,979	KENYA
ሱዳን	25	10,453	3,367	SUDAN
ሌሎች	6,822	5,356	7,762	OTHERS
<u>አሜሪካ</u>	246,044	159,602	167,579	<u>AMERICA</u>
የዩ.ኤስ.አ. አጠቃላይ	245,751	159,595	166,040	UNITED STATES
ሌሎች	293	7	1,539	OTHERS
<u>አስያ</u>	164,540	150,535	188,576	<u>ASIA</u>
ባይሎን / ሰሪላንካ/	-	93	-	CEYLON (SRI LANKA)
ሕዝባዊ የቻይና ገብ	-	114	-	PEOPLE'S REPUBLIC OF CHINA
እስራኤል	3,330	3,368	3,794	ISRAEL
ጃፓን	53,036	56,756	59,422	JAPAN
ሊባኖስ	2,162	620	97	LEBANON
ባህሪያ አረቢያ	75,744	66,420	72,577	SAUDI ARABIA
ዲሞክራቲክ የሃንዲስታን ገብ	15,486	11,434	33,771	DEMOCRATIC REPUBLIC OF YEMEN
የሃንዲስታን ገብ	4,520	4,929	4,488	REPUBLIC OF YEMEN
ሌሎች	10,262	6,801	14,427	OTHERS
<u>አውሮፓ</u>	392,663	446,516	367,023	<u>EUROPE</u>
ቤልጅግ-ሊክሰግ	10,946	10,506	9,299	BELGIUM-LUX.
ቻኮስሎቫኪያ	3,807	9,707	4,043	CZECHOSLOVAKIA
ፈረንሳይ	30,342	58,399	52,930	FRANCE
ጆርጅያ	764	3,925	17,555	GERMANY, DEMOC.R.
ጆርጅያ	61,969	74,593	83,968	GERMANY, FED.R.
ገሪክ	5,752	4,904	2,275	GREECE
ሲሊያ	96,285	88,994	56,610	ITALY
ኔዘርላንድስ	32,007	17,884	10,727	NETHERLANDS
ኖርዌይ	78	122	61	NORWAY
ፖላንድ	8,188	3,956	27	POLAND
ስፔይን	12,548	7,658	8,080	SPAIN
ስዊድን	2,697	176	133	SWEDEN
ስዊትሰርላንድ	3,325	1,108	1,526	SWITZERLAND
አገራት	19,120	18,451	19,832	UNITED KINGDOM
የተባበሩት የብሔራት ገብ	58,353	81,194	38,955	U.S.S.R.
ዩግዎስላቪያ	34,469	34,169	33,605	YUGOSLAVIA
ሌሎች	12,013	30,770	27,397	OTHERS
<u>አሽያ</u>	114	308	838	<u>OCEANIA</u>
<u>አገራት ያልተገለጹት</u>	638	4,630	6,288	<u>NOT REPORTED</u>
የወጪና ገቢ ትኩረት አገራት የወጡ ዕቃዎች ድምር	873,942	879,106	805,051	TOTAL EXPORT AND RE-EXPORT
	1979	1980	1981	COUNTRY OF DESTINATION

አገላገል የገቢ ዕቃዎች ዋጋና የመጣት አገር  
 VALUE OF MAJOR COMMODITIES OF IMPORTS BY COUNTRY OF ORIGIN

ሠገጠረዥ ቶ.9

TABLE I.9

በሺህ ብር

'000 BIRR

የመጣት አገር	1971/72	1972/73	1973/74	
<b>ተከባባሪ መኪናዎችና መለያዎች</b>	139,751	151,489	223,202	<b>ROAD VEHICLES AND PARTS</b>
ሲቪል	34,240	48,824	122,214	ITALY
የዕራጎ ደርዕን	14,493	15,217	18,511	W. GERMANY
አገላለጽ	9,417	7,950	8,875	UNITED KINGDOM
ፈረንሳይ	4,088	6,103	6,972	FRANCE
ዩ.ኤስ.ዲ. ባ.ቲ.ቲ.	1,602	2,830	2,787	UNITED STATES
የተከባባሪ ስጦት ህብረት	5,238	15,198	10,949	U.S.S.R.
ጃፓን	38,160	29,031	18,394	JAPAN
ሌሎች	32,513	26,336	34,500	OTHERS
<b>ፕትሮሊየምና ወጪዎች</b>	228,131	369,543	354,043	<b>PETROLEUM AND PRODUCTS</b>
ሲቪል	664	-	-	IRAN
ዩ.ኤስ.ዲ. ባ.ቲ.ቲ.	2,556	4,817	351	UNITED STATES
ባህሪ አረብያ	814	-	50,903	SAUDI ARABIA
ሲቪል	3,489	4,322	934	ITALY
ደቡብ ዩ.ኤስ.ዲ. ባ.ቲ.ቲ.	2,246	1,615	-	SOUTHERN YEMEN
አገላለጽ	3,962	14,190	5,735	UNITED KINGDOM
ኩዌይት	181,028	68,710	-	KUWAIT
የተከባባሪ ስጦት ህብረት	15,264	254,296	285,700	U.S.S.R.
ሌሎች	18,108	21,593	10,420	OTHERS
<b>ለልዩ ልዩ አገልግሎት የሚያገለግሉ</b>	119,528	143,960	135,666	<b>MACHINERY SPECIALIZED FOR PARTICULAR INDUSTRIES AND PARTS</b>
ፈረንሳይ	1,804	2,311	3,118	FRANCE
ሲቪል	12,649	12,712	26,268	ITALY
የዕራጎ ደርዕን	14,780	13,701	10,039	W. GERMANY
ዩ.ኤስ.ዲ. ባ.ቲ.ቲ.	26,000	14,493	17,218	UNITED STATES
አገላለጽ	11,824	11,356	8,071	UNITED KINGDOM
ነዘርላንድ	2,811	6,602	2,256	NETHERLANDS
ደንማርክ	602	763	1,366	DENMARK
ስዊድን	4,710	1,307	4,273	SWEDEN
ጃፓን	7,589	12,531	17,533	JAPAN
የዝግግር	117	26,472	5,660	YUGOSLAVIA
ህንድ	702	319	1,018	INDIA
ሌሎች	35,940	40,993	39,798	OTHERS
<b>የሰበካ ዕቃዎች</b>	11,611	26,229	32,420	<b>RUBBER ARTICLES</b>
ጃፓን	4,635	10,032	17,125	JAPAN
አገላለጽ	224	494	443	UNITED KINGDOM
ሲቪል	545	765	1,158	ITALY
የዕራጎ ደርዕን	811	1,590	1,304	W. GERMANY
አሜሪካ	175	316	421	ISRAEL
ዩ.ኤስ.ዲ. ባ.ቲ.ቲ.	259	3,525	3,594	UNITED STATES
ፈረንሳይ	752	708	1,026	FRANCE
ሕዝባዊ ጃይና	39	268	190	PEOPLE'S REPUBLIC OF CHINA
ሌሎች	4,171	8,531	7,159	OTHERS
	1979	1980	1981	COUNTRY OF ORIGIN

አገላገሎ የገቢ ዕቃዎች የገና ዕቅድ አገር  
 VALUE OF MAJOR COMMODITIES OF IMPORTS BY COUNTRY OF ORIGIN

ሠገጠረዥ ተ.9 / የጸጸለ/

TABLE I.9 (Contd.)

በሺህ ቢር '000 BIRR

ዕቅድ አገር	1971/72	1972/73	1973/74	
<u>ልብ</u>	10,856	10,453	3,501	ARTICLES OF APPAREL AND CLOTHING
				ACCESSORIES
አዘባዩ ጆሮ	171	125	-	PEOPLE'S REPUBLIC OF CHINA
ጃፓን	1,383	15	72	JAPAN
ሀን ገንጠ	1,809	316	32	HONG KONG
ዎሪስ ደርዎ	181	235	175	WEST GERMANY
ጎረቤ	1,636	35	15	INDIA
ላሊያ	406	2,393	213	ITALY
ፖላንድ	186	-	-	POLAND
ሞላቪያ	37	-	-	CZECHOSLAVAKIA
አገላገል	169	100	51	UNITED KINGDOM
አሥራኤል	20	217	151	ISRAEL
ሀንጋሪ	37	-	1	HUNGARY
ዩ.ኤስ.ኤስ	114	309	562	UNITED STATES
ደቡብ ኮሪያ	3,207	5,498	160	KOREA SOUTH
ሌሎች	1,419	1,210	2,069	OTHERS
	1979	1980	1981	COUNTRY OF ORIGIN

አገላገሎ የወጪ ገዢ ዕቃዎች የገና የገባበት አገር  
 VALUE OF MAJOR COMMODITIES OF EXPORTS BY COUNTRY OF DESTINATION

ሠገጠረዥ ተ.10

TABLE I.10

በሺህ ቢር '000 BIRR

	1971/72	1972/73	1973/74	
<u>ቡና</u>	592,648	563,908	469,861	COFFEE
ዩ.ኤስ.ኤስ	238,153	153,005	160,126	UNITED STATES
ዎሪስ ደርዎ	51,128	65,023	66,472	WEST GERMANY
ላሊያ	37,532	43,812	24,219	ITALY
ሰው አረብያ	67,396	58,404	59,207	SAUDI ARABIA
ጃፓን	45,354	46,801	47,818	JAPAN
ፈረንሳይ	21,004	48,785	45,456	FRANCE
ኖርዌይ	70	120	-	NORWAY
ስዊድን	29	-	41	SWEDEN
የተገባበት የገባበት ሀገር	58,277	80,990	-	U.S.S.R.
አዘባዩ ጆሮ	-	40	-	PEOPLE'S REPUBLIC OF CHINA
ሌሎች	73,705	66,928	66,522	OTHERS
<u>የጎረቤ ለብ ዕቃዎች</u>	141,337	107,923	98,333	HIDES & SKINS UNDRRESSED
አገላገል	15,038	13,518	15,159	UNITED KINGDOM
ላሊያ	55,708	34,082	24,169	ITALY
ስፓን	12,462	2,926	7,931	SPAIN
ፖላንድ	7,848	3,854	-	POLAND
	1979	1980	1981	COUNTRY OF DESTINATION

አገላገል የወጪ ገዢ ዕቃ የገና የተሰጠ ለገር  
 VALUE OF MAJOR COMMODITIES OF EXPORTS BY COUNTRY OF DESTINATION

ሠገጠረዥ የ.10 / የቆላ/

TABLE I.10 Contd.)

በሺህ ባር '000 BIRR

ዕቃው የሚደርሰበት ለገር	1971/72	1972/73	1973/74	
<u>የገና ላይ ያለ ተገዳ / የቆላ/</u>				<u>HIDES &amp; SKINS UNDRESSED (CONTD.)</u>
የድይተድ በተተ	4,785	3,820	3,717	UNITED STATES
ፈረንሳይ	6,437	5,091	4,538	FRANCE
ዎዕራብ ደርጃ	7,677	7,622	10,543	WEST GERMANY
የተገበረው የገብ የተ ሕበረተ	-	-	282	U.S.S.R.
ገዕዝ	4,172	3,299	1,617	GREECE
ሊባኖስ	569	518	-	LEBANON
ኢራን	418	-	-	IRAN
ጃፓን	3,247	7,160	10,058	JAPAN
ሌሎች	22,976	26,033	20,319	OTHERS
<u>የታባታ ለሀሎች</u>	9,490	15,492	28,904	<u>OILSEEDS</u>
የድይተድ በተተ	600	167	-	UNITED STATES
ኢጣልያ	48	179	42	ITALY
ጃፓን	832	-	243	JAPAN
ገዕዝ	891	-	-	GREECE
ደቡብ ግንባ	93	3,823	252	SOUTHERN YEMEN
አገገሊዝ	49	-	-	UNITED KINGDOM
ሊባኖስ	1,387	-	-	LEBANON
ባሕሩ ዓረቢያ	2,274	3,246	6,826	SAUDI ARABIA
ዎዕራብ ደርጃ	422	-	-	WEST GERMANY
አሥራኤል	298	-	968	ISRAEL
የተገበረው የገብ የተ ሕበረተ	-	-	3,791	U.S.S.R.
ሌሎች	2,596	8,077	16,782	OTHER
<u>ተጠገ ወይም የተዘገዘ ለተከለ ተቸ</u>	25,297	28,627	30,721	<u>VEGETABLES, FRESH, FROZEN</u>
ዎዕራብ ደርጃ	990	1,256	3,282	WEST GERMANY
ቤልጅግ-ሊክሰምበርግ	2,857	3,035	3,568	BELGIUM-LUX
የአፋርያ ሊባ	3,660	6,129	4,004	DJIBOUTI
ኢጣልያ	-	138	-	ITALY
ሲላን /ሲላን/	-	-	-	CEYLON (SRI LANKA)
ባሕሩ ዓረቢያ	4,630	3,697	4,922	SAUDI ARABIA
አገገሊዝ	-	-	144	UNITED KINGDOM
ፈረንሳይ	877	1,147	1,095	FRANCE
ኔዘርላንድ	5,601	6,421	4,973	NETHERLANDS
ጃፓን	328	160	-	JAPAN
ደቡብ ግንባ	288	142	1,271	SOUTHERN YEMEN
ሱዳን	2	73	11	SUDAN
አሥራኤል	32	199	132	ISRAEL
ሊባኖስ	54	-	-	LEBANON
ዮርዳን	405	357	-	JORDAN
ሌሎች	5,573	5,873	7,319	OTHERS
	1979	1980	1981	COUNTRY OF DESTINATION

ለገቢ ገንዶ ወሥሪያ የተጠቀሱ የውጭ አገር ምዝገባ ፈቃድ በዓይነት ዓይነት  
 FOREIGN EXCHANGE PERMITS UTILIZED FOR IMPORT BY TYPE OF COMMODITY

ሠገጠረዥ ቶ.11

TABLE I.11

በሚሊዮን ብር

IN MILLION BIRR

የዓይነት ዓይነት	1971/72	1972/73	1973/74	
<u>ምግብ መጠጫና ተሞቢያ</u>	94.3	104.1	61.6	<u>FOOD BEVERAGES &amp; TOBACCO</u>
ወተትና ወጤ ተቸ	11.5	10.3	5.6	DAIRY PRODUCTS
አሀልና የአሀል ወጤ ተቸ	58.7	63.3	19.2	CEREAL & CEREAL PRODUCTS
ሽይ	2.9	4.4	4.2	TEA
ሌሎች	21.2	26.1	32.6	OTHERS
<u>ጨርቃ ጨርቅና የመባባሱት</u>	65.4	59.6	71.2	<u>TEXTILE &amp; RELATED PRODUCTS</u>
ጥረ ጥጥ	0.4	-	0.4	RAW COTTON
ጥረ ጥጥ ገዢና ጥረት	9.9	9.1	10.3	RAW WOOL, JUTE & FIBRES
ደርና ግግ	19.4	22.6	21.7	TEXTILE YARN & THREAD
ጨርቃ ጨርቅ	10.7	6.6	14.6	TEXTILE FABRICS
ተጠቅ የወጣ ጨርቃ ጨርቅ	24.3	19.4	23.4	FINISHED TEXTILE PRODUCTS
ሌሎች	0.7	1.9	0.8	OTHERS
<u>ወኪና ምኞትና የተፈገገረረት ወሳይ ምኞት</u>	338.1	346.3	340.9	<u>MACHINERY &amp; TRANSPORT EQUIPMENT</u>
የአርሻ ወሳይ ምኞት	24.8	30.7	27.7	AGRICULTURAL MACHINERY
የአገልግሎት ወሳይ ምኞት	114.0	121.4	131.6	INDUSTRIAL MACHINERY
የአላስተራስ ወሳይ ምኞት	31.5	29.1	28.0	ELECTRICAL MACHINERY
የቴሌኮሙኒኬሽን ወሳይ ምኞት	17.2	11.5	12.7	TELECOMMUNICATION APPARATUS
የገላና ተሽከርካሪ ወኪና ምኞት	122.3	118.4	121.6	ROAD MOTOR VEHICLES
የሙሉ ተሽከርካሪ ምኞትና ግጥም ለሌላ ግጥም ተሽከርካሪ ምኞት	13.4	6.6	7.3	RAILWAY VEHICLES AND NON-MOTOR VEHICLES
ሌሎች	14.9	28.6	18.0	OTHERS
<u>ከሚገባ ወጤ ተቸ</u>	154.5	207.9	154.3	<u>CHEMICAL PRODUCTS</u>
ከሚገባና የሙረት ግጥም	92.5	134.7	79.9	CHEMICAL PRODUCTS & FERTILIZERS
ወደሃይቲቶና የፈርሞሲ ዓይነት ምኞት	28.6	35.0	42.2	MEDICAL & PHARMACEUTICAL PRODUCTS
የገጽሀና ሃጭ ምኞትና መወለወያ	13.3	15.4	19.0	SOAPS & TOILET PREPARATIONS
ሌሎች	20.1	22.8	12.2	OTHERS
<u>ሌሎች የገቢ ገንዶ ዓይነት ምኞት</u>	540.3	570.2	819.1	<u>OTHER IMPORTS</u>
ገለብ ጥጥ ከገለብ ጥጥ ለተረፈ ዓይነት ምኞት	7.6	8.9	10.2	PLASTIC & PLASTIC MANUFACTURES
የተዘጋጅ ተግባርና ጨርቃ ምኞት	4.8	7.0	6.5	LEATHER, LEATHER MANUFACTURE & FOOT WEAR
ላብ ጥጥ የላብ ጥጥ ወጤ ተቸ	27.3	44.2	50.0	RUBBER & RUBBER PRODUCTS
ብረታብረትና የብረታብረት ወጤ ተቸ	94.2	101.7	107.4	METAL & METAL PRODUCTS
ፕትሮሊየምና የፕትሮሊየም ወጤ ተቸ	300.0	297.6	503.9	PETROLEUM & PETROLEUM PRODUCTS
የቤት ወሳይ ምኞት በሌላ ቦታ ያልተገለጹ	8.2	8.3	8.9	BUILDING MATERIALS N.E.S.
ሌሎች	98.2	102.5	132.2	OTHERS
ጠቅላላ ለገቢ ገንዶ የተጠቀሱ የውጭ ምዝገባ ፈቃድ	1,193.0	1,288.1	1,447.1	TOTAL IMPORT PERMITS
	1979	1980	1981	COMMODITY

ከበጠራ ደብዳቤ የውጭ አገር ምዝገባ ወጪ ስፍራ የተገኘ ::  
 Source: National Bank, Exchange Control Division.

ዓባታቸው የተጠቀሱ ከጠቅላላው የተገኘው ዘርፍ ይቆያል ላይኛው ይቆያል ::  
 N.B. Details may not add up to total due to rounding

ለገቢ ገንዘብ ተፈጻሚ የተጠበቀ የውጭ ለገር ያገዛፊ በ የዕቃዎች ዓይነት  
 FOREIGN EXCHANGE PERMITS AUTHORIZED FOR EXPORT BY TYPE OF COMMODITY

ሠገጠረዥ ተ.12

TABLE I.12

በሚሊዮን ብር

IN MILLION BIRR

የዕቃዎች ዓይነት	1971/72	1972/73	1973/74	
ቡና	628.0	555.5	466.0	COFFEE
የባገት ቆይታ	66.0	61.5	62.3	SHEEP SKINS
የፍጻሌ ቆይታ	57.7	36.2	25.6	GOAT SKINS
ቆይታ	33.3	15.6	13.6	HIDES
ጥሬ ጥሬ	25.3	35.0	41.3	PULSES
የተባባተ ለሀላፊ	16.2	15.1	31.4	OILSEEDS
የዘይት ጭንቀት	12.4	10.2	10.2	OILCAKES
የጭንቀት ክፍለ-ገቢ	4.7	13.3	12.0	LIVESTOCK
አተክለተና ፍሬፍሬዎች	3.0	5.0	3.0	FRUITS & VEGETABLES
የጭንቀት ዓይነቶች	11.0	11.5	16.9	FOODSTUFFS AND PRODUCTS
ሰባር	12.3	11.7	11.6	SUGAR
ጫት	13.9	19.4	28.5	CHAT
ነጻይ	37.7	32.8	47.5	FUEL, OIL, ETC.
ገቢ ተቆ ለገንዘብ የውጭ ዕቃዎች	-	-	-	RE-EXPORTS
ሌሎች	19.2	45.3	44.9	OTHERS
<b>ጠቅላይ</b>	<b>940.7</b>	<b>868.1</b>	<b>814.8</b>	<b>TOTAL</b>
	1979	1980	1981	COMMODITY

ከብሔራዊ ባንክ የውጭ ለገር ያገዛፊ ጭንቀት ክፍለ-ገቢ የተገኘ ::  
 Source: National Bank, Exchange Control Division.

የሀገር ሀብት ገምት ለማዘጋጀት በቦስት ዓይነት የአሠራር ዘዴዎች መጠቀም ይቻላል ። እነዚህም፡-

- 1ኛ/ የግምገማታዊ ጥበቃና የአገልግሎት ድርጅቶች የሚያመር ተገንጫ የዕቃዎችና የገልገሎቶች የገንዘብ ጠቅላላ ድምር በማውጣት፤
- 2ኛ/ በግምገማታዊ ጥበቃና የአገልግሎት ድርጅቶች የተሰጠ ተገንጫ የዕቃዎችና ገልገሎቶች በማውጣት ለተገኘው የሠራተኛ ጉልበትና ለላይኛው የምርት ኃይል የተደረገውን ክፍያዎች በመደመር፤
- 3ኛ/ ለመጨረሻ ጠቀሚያ የጥራትና የዕቃዎች ገልገሎቶች የገንዘብ ድምር ከውጭ አገር የተገኘውን የዕቃዎችና ገልገሎቶች የገንዘብ ጠቅላላ ።

የኢትዮጵያ 90 ታዲያ የሀገር ሀብት ለማዘጋጀት በብዛት ጥቅም ላይ የዋለው የአሠራር ዘዴ በተራ ቁጥር አገዳጅ እንደተጠቀሰው ሲሆን በተራ ቁጥር ስንት የተሰጠው ደገፍ ያገለገለው ለአስተዳደር፣ ለመከላከያ፣ ለትምህርት፣ ለሕክምና ለጤናና ለመሳሰሉት የኢኮኖሚው ክፍለ አካሎች ነው ። በተራ ቁጥር ሁለት የታዩት የአሠራር ዘዴ የገልገሎቶች ብቻ ለማጠቃለል የረዳ ሲሆን በብዛት እጥቃም ላይ አልዋለም ። ጠቅላላ የዕቃዎችና ገልገሎቶች የገንዘብ ጠቅላላ የኢኮኖሚው ክፍለ አካል ተለይቶ የታየ ሲሆንም፣ እቃዎችን ወይም ገልገሎቶችን ላስገኙት ሰዎች የተከፈለውን ደብዳቤ አባል የመሰጠትን ገቢዎች ከፋፍሎ አያሳይም ። በተራ ቁጥር ስንት መሠረት በወጪ መልኩ የተዘጋጀው የሀገሪቱ ሀብት በዕቃዎችና በገልገሎቶች ዓይነት ተለይቶ ያልተሰጠ ከመሆኑም በላይ ለገልገሎት የተደረገው ወጪዎች ገምት ለደረሰበት የተቻለው ከጠቅላላው ወጪ ሌሎች የታዩት ወጪዎችን በማጥፋት ነው ።

ከቦስት ዓመትና ከጠቅላላ መንገድ የሰጠ ፕላንና ጋር ገንጠት እንዲኖረው የገንዘብ ሥራ ላይ መዋልን ለመቀጠር እንዲያስችል በማለት የባለሥራዊ ሀብት ውጤትን መረጃዎች ከአውሮፓ የቀን አቀጣጠር ወይ በጀት ዓመት ጊዜ ማዘወር አስፈላጊ ሆኖ ተገኝቷል። በዚህም መሠረት ከሌሎች አገሮች ጋር ባለው ሂሳብ በቀር የቀረት መረጃዎች ሁሉ የቦስት ዓመትን በመከተል ተዘጋጅተው ቀርቦ የሉ ።

የሀገር ሀብት ገምት ለወጣጡን ለመገለጽ የዋና ዋና አርእስት ትርጉምና ማብራሪያ ከዚህ በታች ተገልጿል ።

ጠቅላላ የሀገር ውስጥ ምርት በገቢዎች የገንዘብ ጠቅላላ የተሠራው የተሰጠው የዕቃዎችና የተፈጻሚነት ገልገሎቶች በገቢዎች የገንዘብ ጠቅላላ ሲሆን የካፒታል ገቢ ለመጠየቅ ። በሌላ ዓይነት የአሠራር ዘዴ ደገፍ የገልገሎት የዓላይኛ የዕቃዎችና ገልገሎቶች ፍጆታ ወጪዎችን፣ ጠቅላላ የሀገር ውስጥ የካፒታል ክምችትና በዕቃዎችና በገልገሎቶች ገንዘብ ያለውን የሰጠው ሚዛን ሲደመረ ተሰጥቶ ውጤት ያስገኛሉ ።

ጠቅላላ የሀገር ውስጥ ምርት በተሠራበት የገንዘብ ጠቅላላ የሀገር ውስጥ ምርት ላይ ለተጠቃሚው የሠራተኛ ጉልበትና ለሌሎች የምርት ኃይሎች የተደረገውን ክፍያና የካፒታል 90 ታዲያ የ አርጎና ወጪን ያጠቃልላል ። ይህም በጊዜው የገቢዎች የገንዘብ ጠቅላላ የሀገር ውስጥ ምርት የሂሳብ ጠቅላላ የሚለው የተፈጻሚነት ያለሁኑትን ታክሶች ስለማይወጡና መንገድ ለግምገማታዊ ድርጅቶች የሚጠቀሙትን ድጋፍ ስለሚጠቃልሉ ነው ።

ጠቅላላ ብሔራዊ ምርት በገበያ ዋጋ፡ የኢትዮጵያ ነዋሪዎች በሀገር ውስጥም ሆኑ በውጪ ሀገር የሠሩዎትን ዕቃዎችና የፈጸሙዎትን ገልጋሎቶች በገበያ ዋጋ የሚያጠቃልሉ ሲሆን የከፊታ ል ገብረት መቀነስን አይመለከትም ። ይህ ውጤት ከጠቅላላው የሀገር ውስጥ ምርት በገበያ ዋጋ ጋር የሚለያየው ከውጭ አገር የተገኘውን የተጠራ የሥራና የገብረት ገቢ በለጣጧምር ነው ።

ከውጭ አገር የተገኘ የተጠራ የሥራና የገብረት ገቢ ፡ እንደ ወለድና ተርፍ የመሳሰሉትን የሥራና የገብረት ገቢዎች ለኢትዮጵያ የተከፈሉትን እንዲሁም ለሌሎች ሀገሮች ወጪ የተደረጉትን ገቢ በጣቀና ነስ የተገኘ ሂሳብ ነው ።

ገላጭ የዓለቂ ዕቃዎችና ገልጋሎቶች ፍጀታ ወጪ፡ ለቡተብ ወይም አተራፊ ላለሀኑ ድርጅቶች ጥቅም የዋሉ ዕቃዎችና ገልጋሎቶች ጠቅላላ ዋጋ ሲሆን በስጦታ መልክ ከውጭ አገር የመጡትን ዕቃዎች የተጠራ ዋጋንም ይጨምራል ።

መንገሥታዊ የዓለቂ ዕቃዎችና ገልጋሎቶች ፍጀታ ወጪ ፡ ለመንገሥት ጥቅም የዋሉትን ዕቃዎችና ገልጋሎቶችን ጠቅላላ ዋጋ ይገልጻል ። ይህም የሠራተኞችን ደመወዝና አበል፤ መንገሥት የገዛቸውን ዓለቂ ዕቃዎችና ገልጋሎቶች ዋጋ ሲያጠቃልል የመንገሥት ሽያጮችን ገን ተቀናሽ ያደርጋል ። በድጋፍ መልክ የተደረጉትን ወጪዎች፣ ለወለድና ለአርዳታ የተከፈለ የመንገሥት ሂሳብ በዚህ ርዕስ ውስጥ አይገቡም ።

ጠቅላላ የግዴታ ቀጠቀጠ ከፊታ ስምቶት፡ ቤተሰቦች፣ ድርጅቶችና እንዲሁም መንገሥት የገዙዎትን ወይም የሠሩዎትን ዓለቂ ያለሀኑ የግዴታ ገብረቶችን ዋጋ ይገልጻል ። እነዚህም ገብረቶች እንደ መሪ፣ ሕገ፣ የፋብሪካና የጋራ ግብርና የመሳሪያዎችን የመሳሰሉ ናቸው ።

ግብባቢያ፡ የአገር ሀብትን በጣጠላበት የቀረበው መረጃ የተገኘው ከብሔራዊ አብዮታዊ የምርት ዘዴና የግዕዝኛ ገላገጥ ጠቅላይ መምሪያ ነው ።

## SECTION J. NATIONAL ACCOUNTS

In principle, in the measurement of national accounts aggregates three basic approaches may be applied depending upon the available statistics, i.e. production, income and expenditure approaches. (i) The production approach takes production as the total value of goods and services less intermediate inputs originating in the various industries which make up the economy. (ii) the income approach considers production as the sum of the incomes received by those producing these goods and services, and (iii) the expenditure approach sums up the value of the final uses of goods and services reduced by the value of imports of goods and services.

In Ethiopia's National Accounts the production approach has been mainly used but the expenditure approach is applied in the case of Public Administration and Defence, Education, Medical and Health services. The Income approach is hardly used except in some service sectors such as domestic services. The total value of goods and services thus arrived at has been given according to the industry producing them. But no breakdown by type of factor income has been attempted. In the expenditure side of Ethiopia's National Accounts private consumption expenditure is arrived at as a residual.

Since the reference period for the government budget and governmental plans in general is the Ethiopian Fiscal year (E.F.Y.) in order to facilitate the monitoring and evaluation of plan implementation it has been decided to change the reference period of national accounts data from G.C.Y. to E.F.Y. Accordingly all national accounts tables except the Rest of The World Accounts have been compiled in the E.F.Y.

The concepts and definitions of major aggregates used in the National Accounts are given below:

Gross Domestic Product (GDP) at Market Prices is the market value of the goods and services, produced within the territory of Ethiopia, before any allowance is made for the consumption of fixed capital. It is equal to the sum of consumption expenditure by private consumers and government, gross domestic capital formation, and net export of goods and services.

Gross Domestic Product (GDP) at Factor cost is the sum of incomes accruing from the production of goods and services. It differs from the Gross Domestic Product at market price by the amount equal to Indirect taxes less of subsidies.

Gross National Product (GNP) at Market Prices is the market value of goods and services before deduction of provision for the consumption of fixed capital, attributable to the factors of production supplied by residents of Ethiopia. It is equal to the sum of consumption expenditure, gross domestic capital formation, and net export of goods and services plus net factor income received from abroad. It differs from the Gross Domestic Product at Market Prices by the amount of net factor income from abroad.

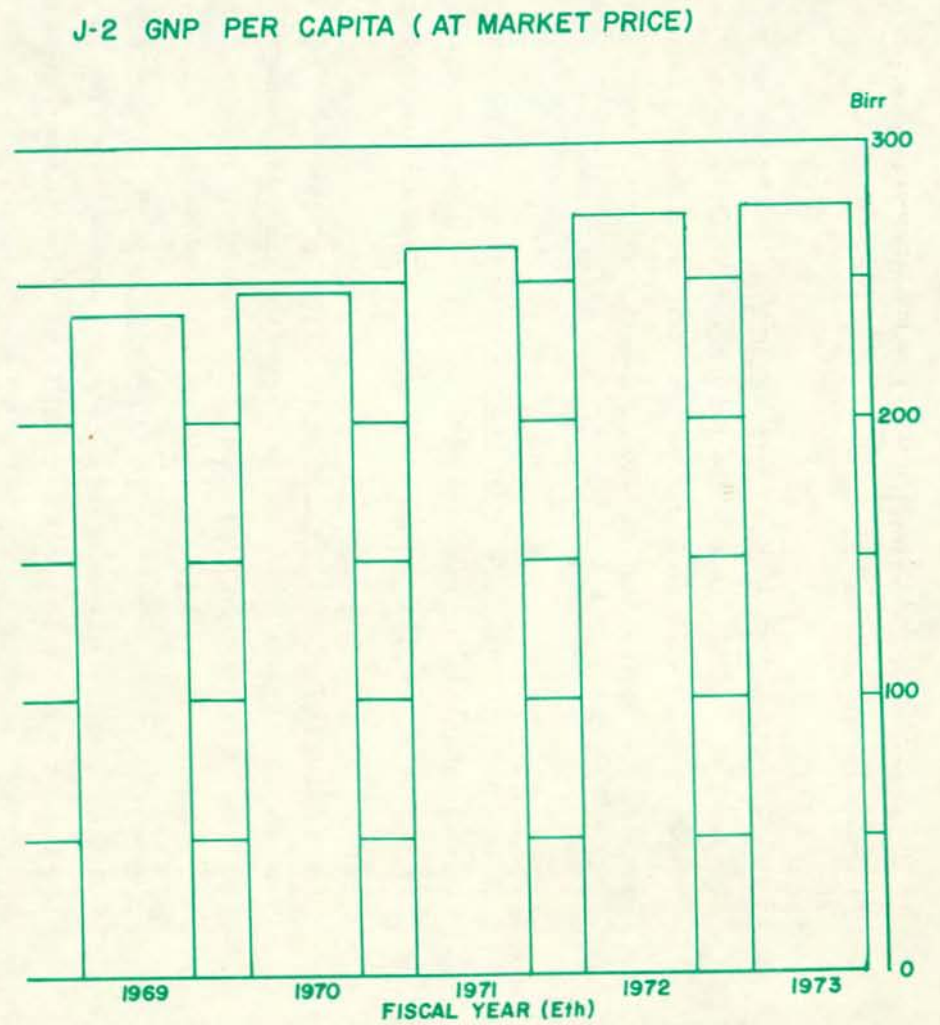
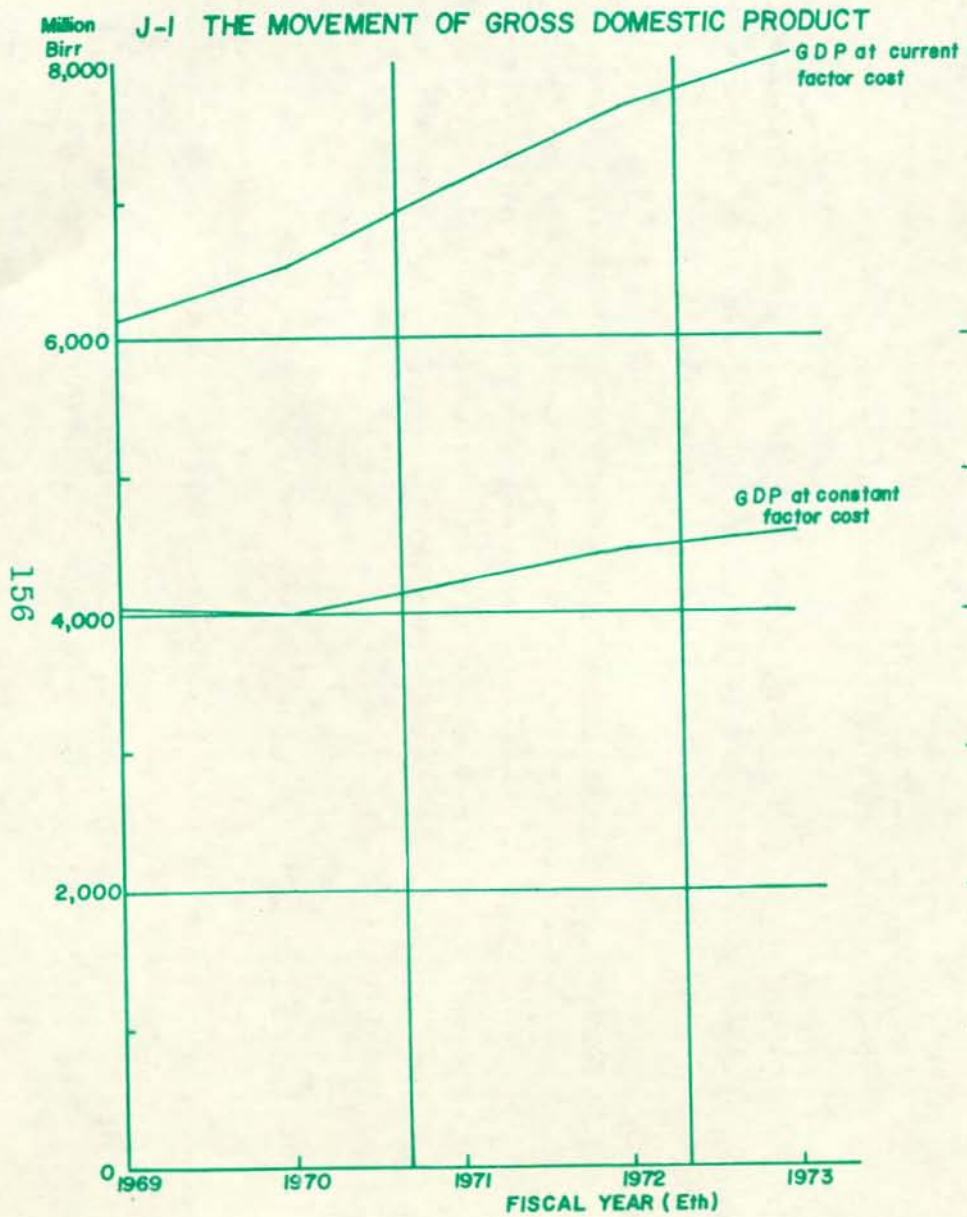
Net Factor Income from Abroad is excess of factor incomes (interest, dividends, profits, etc.) Paid abroad over factor incomes received from abroad.

Private Consumption Expenditure is the value of goods and services (purchased or self-produced) consumed by households and private non-profit institutions plus the net value of gifts in kind received from abroad.

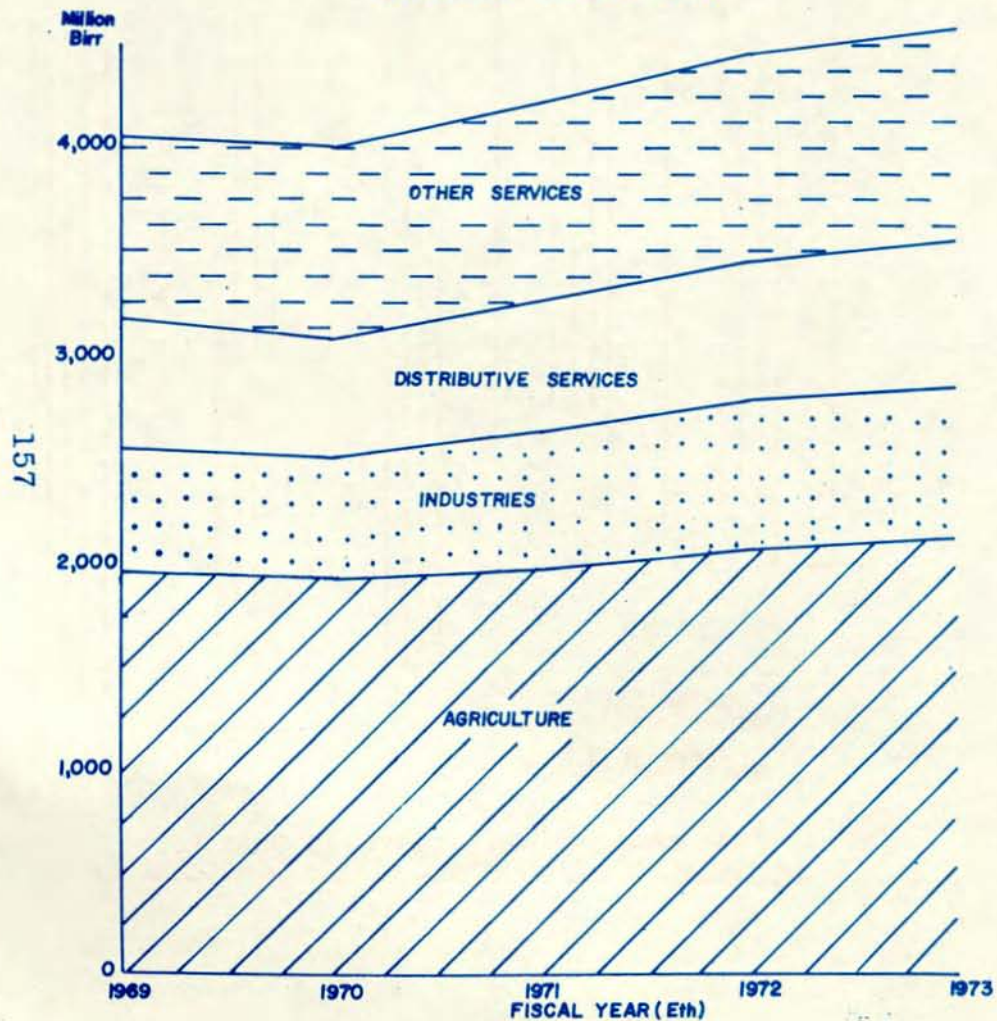
Government Consumption Expenditure represents the current expenditure on goods and services by central and municipal governments. It comprises compensation of employees, purchases by government from local enterprises and from abroad, less sales by government of goods and services. Government consumption expenditure excludes transfer payments, interest paid by government and subsidies.

Gross fixed capital formation includes the value of the purchases and own account construction of fixed assets (land, civil construction and works, machinery and equipment) by enterprises, households, private non-profit institutions and government.

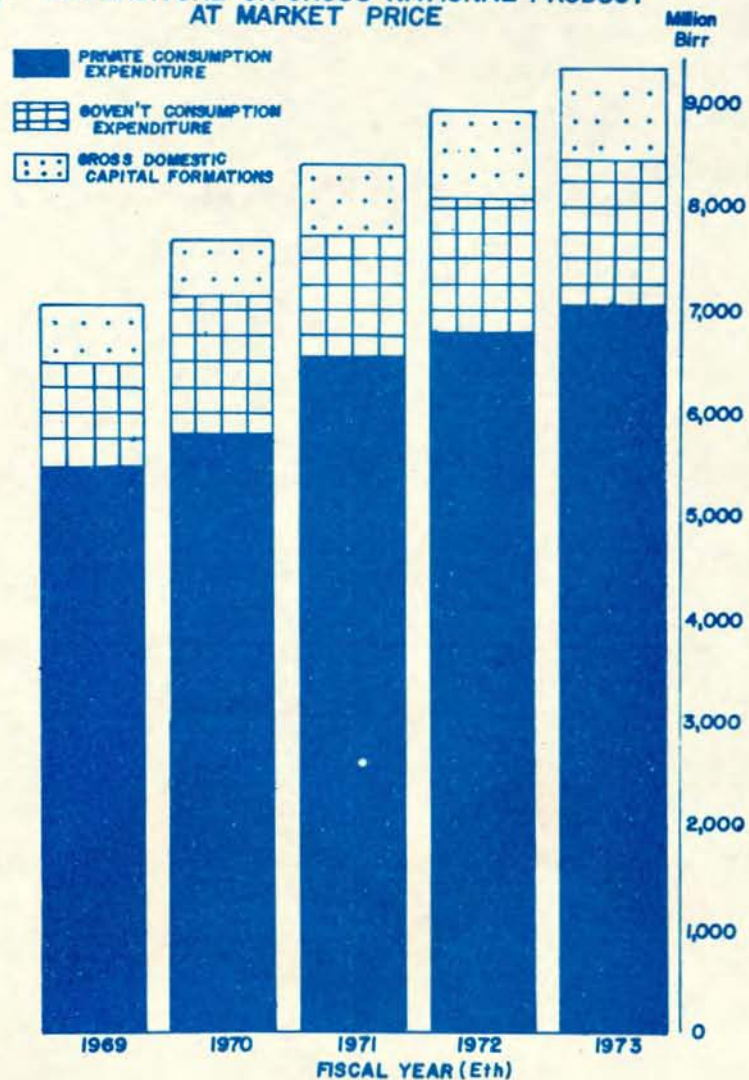
N.B. Data pertaining to National Accounts are obtained from National Revolutionary Development Campaign and Central Planning Supreme Council.

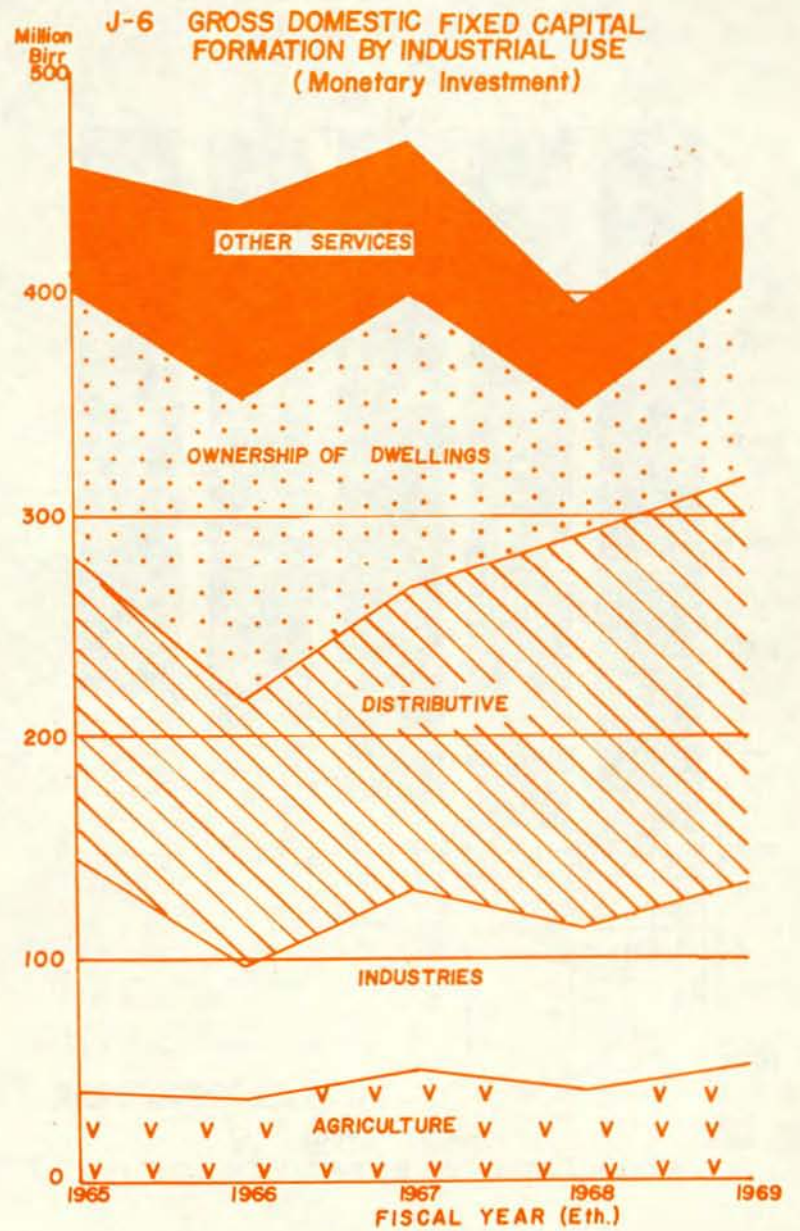
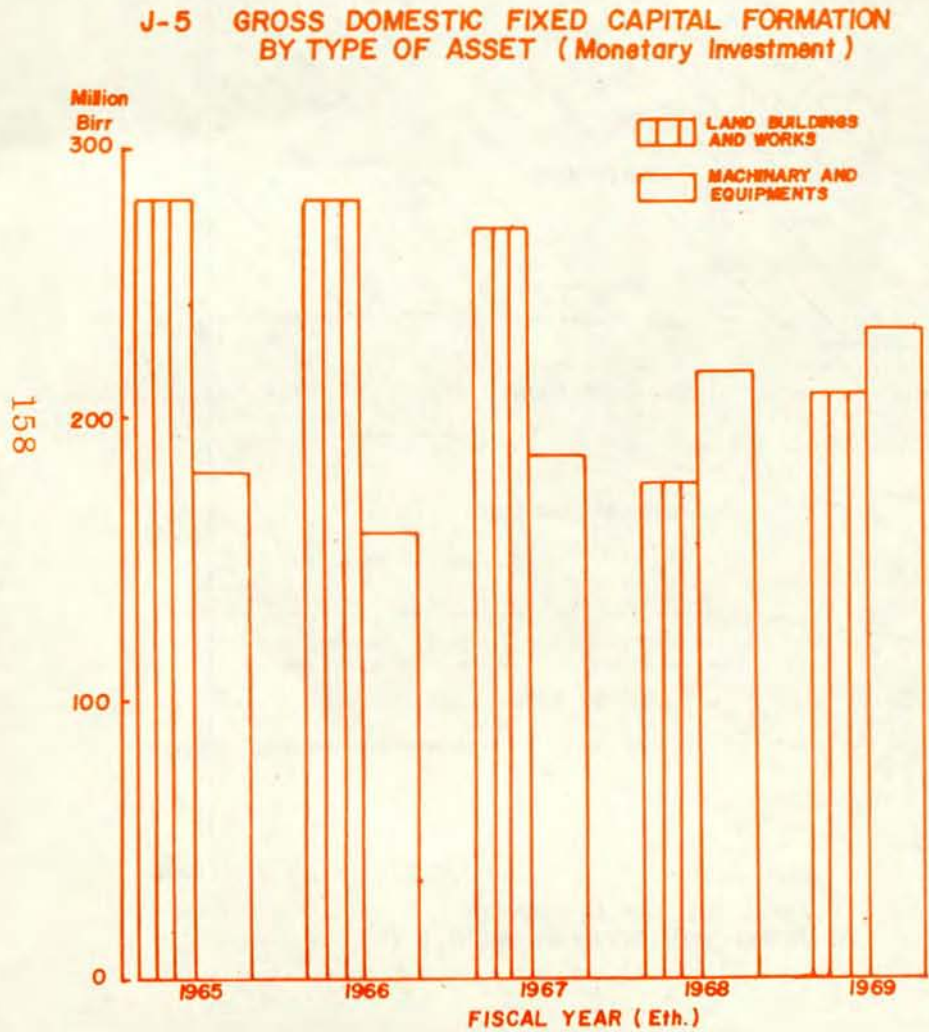


J-3 G.D.P BY INDUSTRIAL ORIGIN AT CONSTANT FACTOR COST



J-4 EXPENDITURE ON GROSS NATIONAL PRODUCT AT MARKET PRICE





የሀገር ሀብት ወጪት ማጠቃለያ  
SUMMARY OF NATIONAL ACCOUNTS STATISTICS

ሠገጠረዥ ቦ.1

TABLE J.1

በሚሊዮን ብር

IN MILLION BIRR

	1969	1970	1971 <sup>+</sup>	1972	1973***	
1. ጠቀላላ የሀገር ወገን ስርዓት በጊዜው በሠራተኛው የገንዘብ ጠቅላላ	6,136.0	6,516.0 <sup>+</sup>	7,110.7	7,653.8 <sup>+</sup>	8,048.2	1. GROSS DOMESTIC PRODUCT AT CURRENT FACTOR COST
2. ጠቅላላ የሀገር ወገን የተጨማሪ የሥራ የገቢ ጠቅላላ	-3.8	-9.2	-5.2	15.0 <sup>+</sup>	-13.4	2. NET FACTOR INCOME FROM ABROAD
3. ጠቀላላ የሀገር ወገን የተጨማሪ የገቢ ጠቅላላ /1+2/	6,132.2	6,506.8 <sup>+</sup>	7,105.5	7,668.8 <sup>+</sup>	8,034.8	3. GROSS NATIONAL PRODUCT AT FACTOR COST (1+2)
4. ተገቢ የሥራ ጠቅላላ የተጨማሪ የገቢ ጠቅላላ	694.1	749.3 <sup>+</sup>	874.8	845.1 <sup>+</sup>	806.2	4. INDIRECT TAXES (NET OF SUBSIDIES)**
5. ጠቀላላ የሀገር ወገን የተጨማሪ የገቢ ጠቅላላ /3+4/	6,826.3	7,256.1 <sup>+</sup>	7,980.3	8,513.9 <sup>+</sup>	8,841.0	5. GROSS NATIONAL PRODUCT AT MARKET PRICES (3+4)
6. ጠቀላላ የሥራ ጠቅላላ የተጨማሪ የገቢ ጠቅላላ	560.9	545.4	698.9	854.0	898.0	6. GROSS FIXED CAPITAL FORMATION
6.1. ጠቀላላ የሥራ ጠቅላላ የተጨማሪ የገቢ ጠቅላላ	326.5	331.7	369.4	489.9	511.4	LAND, BUILDING AND WORKS
6.2. ጠቀላላ የሥራ ጠቅላላ የተጨማሪ የገቢ ጠቅላላ	234.4	213.7	329.5	364.1	386.6	MACHINERY AND TRANSPORT EQUIPMENT
7. ጠቀላላ የሥራ ጠቅላላ የተጨማሪ የገቢ ጠቅላላ	-	-	-	-	-	7. INCREASE IN STOCKS*
8. ጠቀላላ የሥራ ጠቅላላ የተጨማሪ የገቢ ጠቅላላ /6+7/	560.9	545.4	698.9	854.0	898.0	8. GROSS DOMESTIC CAPITAL FORMATION (6+7)
9. ጠቀላላ የሥራ ጠቅላላ የተጨማሪ የገቢ ጠቅላላ /በገቢ ጠቅላላ/ ገር	8.2	7.5	8.8	10.0 <sup>+</sup>	10.2	9. GROSS DOMESTIC CAPITAL FORMATION AS PERCENT OF GROSS NATIONAL PRODUCT AT MARKET PRICES
10. ጠቀላላ የሥራ ጠቅላላ የተጨማሪ የገቢ ጠቅላላ /በገቢ ጠቅላላ/ ገር	238.7 <sup>+</sup>	246.8 <sup>+</sup>	263.4	273.8 <sup>+</sup>	277.1	10. GROSS NATIONAL PRODUCT PER CAPITA (AT MARKET PRICES IN BIRR)
11. የ1953 ዓ.ም አገልግሎት ጠቅላላ የገቢ ጠቅላላ	151.7	162.5 <sup>+</sup>	168.5	171.9 <sup>+</sup>	175.5	11. IMPLICIT PRICE INDEX (1960/61=100)
12. ጠቀላላ የሥራ ጠቅላላ የተጨማሪ የገቢ ጠቅላላ /በ1953 ዓ.ም የገቢ ጠቅላላ/	1.3	-0.9	5.2	5.5 <sup>+</sup>	3.0	12. ANNUAL RATE OF GROWTH IN REAL GROSS DOMESTIC PRODUCT AT 1960/61 PRICES (WITH PREVIOUS YEAR AS 100)
	1976/77	1977/78	1978/79 <sup>+</sup>	1979/80	1980/81***	

\*በገቢ ጠቅላላ ወይም አገልግሎት ላይ በውጭ ያለ ተጨማሪ ዕቃዎች ጠቅላላ የገቢ ጠቅላላ በ " " ብቻ የሚገኝበት በጥራት ጠቅላላ ላይ ተገኝቶ አገልግሎት ላይ ለውጭ ገቢ ጠቅላላ ላይ ነው።

\*The series of " " meaning not available for "increase in stocks" is due to lack of information.

\*\*ለግብርና ግብርና ጠቅላላ የተጨማሪ የገቢ ጠቅላላ የገቢ ጠቅላላ ላይ ነው።

\*\*After the reduction of government subsidies to production and distribution organizations

\*\*\*ሠገጠረዥ

\*\*\*Preliminary

+ የገቢ ጠቅላላ

+Revised

ጠቅላላ የሀገር ውስጥ ድርጅት በጠቅላላ የአካሄድ ዘርፍና በገዛው በተሠራበት የገንዘብ  
GROSS DOMESTIC PRODUCT BY INDUSTRIAL ORIGIN AT CURRENT FACTOR COST

ሠንጠረዥ በ.2

TABLE J.2

በሚሊዮን ቢር

IN MILLION BIRR

	1969	1970	1971	1972	1973*	
<b>ከአርሻ</b>	3,197.9	3,467.5	3,656.4	3,871.9	4,024.0	<b>AGRICULTURE</b>
ከአርሻ	3,068.7	3,330.9	3,514.6	3,723.6	3,872.0	AGRICULTURE
ከደገ	124.3	131.7	136.9	143.4	147.1	FORESTRY
ከአደገ	1.3	1.3	1.3	1.3	1.3	HUNTING
ከአሃ ግሰገር	3.6	3.6	3.6	3.6	3.6	FISHING
<b>ከአገጣጠራዎች</b>	891.5	894.2	1,046.4	1,189.4	1,245.5	<b>INDUSTRIES</b>
ከግዕዳዳዳ ደገገገ ግዕዳዳ	8.7	7.8	7.8	8.1	8.1	MINING AND QUARRYING
ከፈብፈብግግ	358.0	360.8	471.9	532.5	564.4	MANUFACTURING
ከአደገ ግሰገር ሥራ ተገንቦ አገጣጠራዎች	278.0	275.3	286.4	296.5	306.9	HANDICRAFT & SMALL SCALE INDUSTRY
ከአደገ ግሰገር ግሰገር ሥራዎች	207.9	211.0	229.4	295.9	308.1	BUILDING & CONSTRUCTION
ከግሰገር ከአገጣጠራዎች ገደልና ወሃ	38.9	39.3	50.9	55.4	58.0	ELECTRICITY & WATER
<b>ከግሰገር ሥራ</b>	900.4	890.7	1,075.7	1,167.3	1,230.1	<b>DISTRIBUTIVE SERVICES</b>
ከደገገ ግሰገር ገንዘብ ሥራ	611.3	592.5	742.9	812.2	853.4	WHOLESALE AND RETAIL TRADE
ከግሰገር ግሰገር	289.1	298.2	332.8	355.1	376.7	TRANSPORT AND COMMUNICATION
<b>ከሌሎች አገጣጠራዎች</b>	1,146.2	1,263.6 <sup>+</sup>	1,332.2 <sup>+</sup>	1,425.2 <sup>+</sup>	1,548.6	<b>OTHER SERVICES</b>
ከባንክ አገጣጠራዎችና የግዴታ ግዴታ ግዴታ	144.2	162.9	202.3	244.5	291.7	BANKING, INSURANCE & REAL ESTATE
ከአገጣጠራዎች ግሰገር	415.0	510.4 <sup>+</sup>	510.6 <sup>+</sup>	535.3 <sup>+</sup>	584.5	PUBLIC ADMINISTRATION & DEFENCE
ከግሰገር ግሰገር ግሰገር	191.1	193.4	196.3	200.2	206.3	OWNERSHIP OF DWELLINGS
ከተምህርት አገጣጠራዎች	143.7	143.7	157.0	168.1 <sup>+</sup>	178.2	EDUCATIONAL SERVICES
ከአገጣጠራዎች ግሰገር አገጣጠራዎች	40.4	40.8 <sup>+</sup>	44.7 <sup>+</sup>	48.1 <sup>+</sup>	52.5	MEDICAL & HEALTH SERVICES
ከቤት ውስጥ አገጣጠራዎች	65.3	65.9	66.6	67.3	68.0	DOMESTIC SERVICES
ከሌሎች	146.5	146.5	154.7	161.7	167.4	OTHERS
<b>ድምር</b>	<b>6,136.0</b>	<b>6,516.0<sup>+</sup></b>	<b>7,110.7<sup>+</sup></b>	<b>7,653.8<sup>+</sup></b>	<b>8,048.2</b>	<b>TOTAL</b>
	1976/77	1977/78	1978/79	1979/80	1980/81*	

ግሰገር

\*Preliminary

+የገንዘብ

+Revised

ጠቅላላ ብሔራዊ ሥርተ ላይ የተደረገ ወዲ በጊዜው የገበያ ዋጋ  
EXPENDITURE ON GROSS NATIONAL PRODUCT AT CURRENT MARKET PRICES

ሠንጠረዥ በ.3

TABLE J.3

በሚሊዮን ብር IN MILLION BIRR

	1969	1970	1971	1972	1973*	
ገላጭ የዓለቱ ዕቃዎችና ገልጋሎቶች ፍጆታ ወዲ	5,485.3	5,885.4 <sup>+</sup>	6,544.0 <sup>+</sup>	6,794.6 <sup>+</sup>	7,052.0	PRIVATE CONSUMPTION EXPENDITURE
ጠቅላላ የዓለቱ ዕቃዎችና ገልጋሎቶች ፍጆታ ወዲ	995.1	1,239.5 <sup>+</sup>	1,167.9 <sup>+</sup>	1,293.2 <sup>+</sup>	1,399.5	GOVERNMENT CONSUMPTION EXPENDITURE
ጠቅላላ የዓይገጣጣ ስፔሽል ከፍተኛ ላይ የተደረገ ወዲ	560.9	545.4	698.9 <sup>+</sup>	854.0	898.0	GROSS DOMESTIC FIXED CAPITAL FORMATION
ከፍተኛና በስፔሽል ከፍተኛ ላይ የተደረገ ወዲ	7,041.3	7,670.3 <sup>+</sup>	8,410.8 <sup>+</sup>	8,941.8 <sup>+</sup>	9,349.5	EXPENDITURE ON CONSUMPTION AND GROSS CAPITAL FORMATION
ወደ ወዳጅ ከተሳሳት ዕቃዎችና ገልጋሎቶች የተገኘ	840.2	865.6	942.6	1,209.5 <sup>+</sup>	1,147.2	EXPORTS OF GOODS AND SERVICES
ከወዳጅ ለገር ለገሱ ዕቃዎችና ገልጋሎቶች የተደረገ ወዲ ሲተኮስ	1,055.2	1,270.6 <sup>+</sup>	1,367.9	1,652.4 <sup>+</sup>	1,642.3	LESS IMPORTS OF GOODS AND SERVICES
ጠቅላላ የሀገር ውስጥ ሥርተ ወዲ በገበያ ዋጋ	6,826.3	7,265.3 <sup>+</sup>	7,985.5 <sup>+</sup>	8,498.9 <sup>+</sup>	8,854.4	EXPENDITURE ON GROSS DOMESTIC PRODUCT AT MARKET PRICES
ከወዳጅ ለገር የተገኘ የተሰጠ የሥራና የገቢ ለገር	-3.8	-9.2	-5.2 <sup>+</sup>	15.0 <sup>+</sup>	-13.4	NET FACTOR INCOME PAYMENTS FROM ABROAD
ጠቅላላ ብሔራዊ ሥርተ ላይ የተደረገ ወዲ	6,822.5	7,256.1	7,980.3	8,513.9	8,841.0	EXPENDITURE ON GROSS NATIONAL PRODUCT
<u>በፊት /% / ሲተኮስ</u>						<u>PERCENTAGE DISTRIBUTION</u>
ጠቅላላ ብሔራዊ ሥርተ ላይ የተደረገ ወዲ	100.0	100.0	100.0	100.0	100.0	EXPENDITURE ON GROSS NATIONAL PRODUCT
ገላጭ የዓለቱ ዕቃዎችና ገልጋሎቶች ፍጆታ ወዲ	80.4	81.1	82.0	79.8	79.8	PRIVATE CONSUMPTION EXPENDITURE
ጠቅላላ የዓለቱ ዕቃዎችና ገልጋሎቶች ፍጆታ ወዲ	14.6	17.1	14.6	15.2	15.8	GOVERNMENT CONSUMPTION EXPENDITURE
ጠቅላላ ስፔሽል ከፍተኛ ላይ የተደረገ ወዲ	8.2	7.5	8.8	10.0	10.2	GROSS CAPITAL FORMATION
ወደ ወዳጅ ከተሳሳት ዕቃዎችና ገልጋሎቶች የተገኘ	12.3	11.9	11.8	14.2	12.9	EXPORT OF GOODS AND SERVICES
ከወዳጅ ለገር ለገሱ ዕቃዎችና ገልጋሎቶች የተደረገ ወዲ ሲተኮስ	15.5	17.5	17.1	19.4	18.6	LESS IMPORT OF GOODS AND SERVICES
ከወዳጅ ለገር የተገኘ የተሰጠ የሥራና የገቢ ለገር	-0.1	-0.1	-0.1	0.2	-0.2	NET FACTOR INCOME FROM ABROAD
	1976/77	1977/78	1978/79	1979/80	1980/81*	

ጠቅላላ

\*Preliminary

ተገቢ

revised

የግንባታ ገቢና ወጪ ስላቱ ሂሳብ  
CENTRAL GOVERNMENT REVENUE AND EXPENDITURE - CURRENT ACCOUNT

ወገጠረዥ ቢ.4 /ሀ/

TABLE J.4 (a)

በሚሊዮን ቢር

IN MILLION BIRR

	1965	1966	1967	1968	1969	
<u>ገቢ</u>						<u>RECEIPTS</u>
1. ከግንባታ ገቢና ትኩረት ድርጅቶች ገቢ	27.5	29.5	61.0	43.0	76.9	1. INCOME FROM PROPERTY AND ENTREPRENEURSHIP
2. የግንባታ ዐላ ወለድ /ተኖሮ/	17.5	17.7	20.1	32.8	42.4	2. LESS INTEREST ON PUBLIC DEBT
3. ቀጥታ ያልሆኑ ገቢዎች	353.1	396.1	426.0	450.5	663.1	3. INDIRECT TAXES
4. ቀጥታ ገቢዎች	142.1	151.6	176.8	174.4	209.0	4. DIRECT TAXES
5. የጠረታ ወጭ	7.4	8.1	11.4	13.7	14.7	5. CONTRIBUTIONS TO PENSIONS FUND
6. ከሌሎች አገሮች የተዘወረ	68.5	65.8	64.0	41.7	53.7	6. CURRENT TRANSFERS FROM THE REST OF THE WORLD
7. ሌሎች የተዘወረ ገቢ ሂሳቦች	12.7	14.4	16.3	18.0	14.1	7. OTHER CURRENT TRANSFERS
የገዛይደ ሂሳብ ጠቅላላ ገቢ	593.8	647.8	735.4	708.5	989.1	TOTAL CURRENT REVENUE
<u>ወጪ</u>						<u>EXPENDITURE</u>
8. የዓለቱ ሂሳብ ወጭ	514.2	564.2	708.4	843.8	982.5	8. CONSUMPTION EXPENDITURE
U/ለሰላም ደ አገልግሎት	390.8	430.3	509.1	517.7	605.2	a) CIVIL
1. ለአስተዳደር	243.3	271.2	307.7	323.8	412.0	I. CENTRAL ADMINISTRATION
2. ለተምህርትና ጥናት	109.5	121.1	159.8	146.9	143.5	II. EDUCATION & RESEARCH
3. ለጤና ጥበቃ	38.0	38.0	41.6	47.0	49.7	III. HEALTH SERVICES
ለ/ለጠላክ	123.4	133.9	199.3	326.1	377.3	b) DEFENCE
9. የግንባታ ዐርዳታ	0.9	13.1	36.0	8.9*	3.8	9. SUBSIDIES
10. በአገር ውስጥ የተዘወረ ሂሳብ	31.3	34.2	72.2	68.6	74.4	10. CURRENT DOMESTIC TRANSFERS
U/ለተምህርትና ጥናት	1.5	1.0	1.5	2.0	1.1	a) EDUCATION & RESEARCH
ለ/ለጤና ጥበቃ	0.1	1.1	1.3	0.4	3.4	b) HEALTH
ለ/ለጠረታ	28.4	30.5	44.5	48.6	52.9	c) PENSIONS EXPENDITURE
ወ/ለሌሎች	1.3	1.6	24.9	17.6	17.0	d) OTHER
11. ለሌሎች አገሮች የተዘወረ ወጪ	2.1	2.7	1.4	2.4	4.0	11. CURRENT TRANSFERS TO THE REST OF THE WORLD
12. ለሌሎች የተዘወረ ወጪዎች	-	-	-	-	-	12. CURRENT TRANSFERS TO NON CENTRAL GOVERNMENT AGENCIES
13. ለሌሎች ወጪዎች	-	-	-	-	-	13. OTHER EXPENDITURE
<u>ጠቅላላ ወጪ</u>	548.5	614.2	818.0	923.7	1,064.7	<u>TOTAL CURRENT EXPENDITURE</u>
ከወጪ ቀሪ	45.3	33.6	-82.6	-215.2	-75.1	SAVING (CURRENT SURPLUS)
	1972/73	1973/74	1974/75	1975/6	1976/77	

\*ለዓለብ ድጋፍ ለሪንደር ጥበቃ ጠቅላላ ወጪ የተጠቀመ

\*Fertilizer subsidy, rinder pest campaign

የመንግሥት የባንክ ሰጠ ድጋግ  
CENTRAL GOVERNMENT: CAPITAL ACCOUNT

ሠጠረዥ በ.4 /ለ/

TABLE J.4 (b)

በሚሊዮን ብር

IN MILLION BIRR

	1965	1966	1967	1968	1969	
<b>ገቢ</b>						<b>RECEIPTS</b>
1. ተፈፊ ድጋግ	45.3	33.6	-82.6	-215.2	-75.1	1. SAVING (CURRENT SUPPLUS)
2. ከሌላ አገር በገቢ የተዘጋጀ ባንክ	23.2	32.1	32.1	35.5	28.9	2. CAPITAL TRANSFERS FROM ABROAD
3. የውጭ አገር ብድር	57.7	62.9	114.3	121.9	106.6	3. EXTERNAL BORROWING
4. የአገር ውስጥ ብድር	10.1	-1.1	127.2	220.3	125.6	4. INTERNAL BORROWING
ሀ/ በቀድሞ ያ የተሰጠ ገንዘብ	-13.0	-21.0	30.0	44.0	50.0	a) ADVANCES
ለ/ የመንግሥት ገንዘብ	6.5	27.4	15.0	9.0	56.0	b) TREASURY BILLS
ሐ/ ከገንዘብ ሽያጭ	5.8	8.4	101.1	150.8	25.2	c) SALE OF BONDS
መ/ የተረገጠ ድጋግ ማዘጋጀት ለ የገንዘብ/ወጪው	10.8	-15.9	-18.9	16.5	-5.6	d) NET CHANGE IN CASH BALANCE ("INCREASE" "-")
5. ሌሎች	1.6	4.2	5.1	62.6*	9.5	5. OTHERS
6. ማዘጋጀት	-0.1	-0.7	-0.1	0.3	16.9	6. BALANCING ITEM
ጠቅላላ የባንክ ገቢ	137.8	131.1	196.0	225.4	211.4	TOTAL CAPITAL RECEIPTS
<b>ወጪ</b>						<b>EXPENDITURE</b>
7. ለመንግሥት ዕዳ የተሰጠ	17.9	15.9	16.0	17.6	18.4	7. REPAYMENT OF PRINCIPAL OF PUBLIC DEBT
8. ለመንግሥት ድርጅቶች የተዘጋጀ ድጋግ	19.1	14.4	45.6	10.7	3.0	8. CAPITAL TRANSFERS TO OR INVESTMENT IN PUBLIC CORPORATIONS
ሀ/ ለመንግሥት ሌላ ወጪ	0.8	0.5	-	3.4	-	a) ROAD AND OTHER TRANSPORT
ለ/ ለገንዘብ ለንግድና ተራጋጭ	7.7	4.9	13.4	4.2	0.9	b) INDUSTRY, COMMERCE AND TOURISM
ሐ/ ለገንዘብ ነጠ ድርጅቶች	7.4	8.2	16.5	0.7	0.8	c) BANKING AND FINANCE
መ/ ሌሎች	3.2	0.8	15.7	2.4	1.3	d) OTHERS
9. ብድር	8.9	18.5	27.3	33.0	13.9	9. LOANS TO
ሀ/ ለመንግሥት የገንዘብ ድርጅቶች	7.0	14.1	6.8	10.0	11.4	a) PUBLIC CORPORATIONS
ለ/ ሌሎች	1.9	4.4	20.5	23.0	2.5	b) OTHERS
10. የተገኘ የባንክ ወጪ	91.9	82.3	107.1	164.1	176.1	10. DIRECT CAPITAL EXPENDITURE
ሀ/ ለአርቫ	7.0	9.0	9.7	20.5	29.4	a) AGRICULTURE
ለ/ ለግዕድ	1.0	1.3	0.9	1.4	0.4	b) MINING
ሐ/ ለግንባታና ግንኙነት	49.4	39.1	62.8	104.1	104.4	c) TRANSPORT AND COMMUNICATION
መ/ ለትምህርት ለጤናና ለሕዝባዊ እርዳታ	26.8	28.8	26.0	23.9**	22.9	d) EDUCATION, HEALTH AND COMMUNITY DEVELOPMENT
ሰ/ ለመንግሥት ሕንፃ	1.3	0.6	0.4	0.1	-	e) PUBLIC BUILDINGS
ረ/ ሌሎች	6.4	3.5	7.3	14.1	19.0	f) OTHERS
ጠቅላላ የባንክ ወጪ	137.8	131.1	196.0	225.4	211.4	TOTAL CAPITAL EXPENDITURE
	1972/73	1973/74	1974/75	1975/6	1976/77	

\* የወርቅ ሽያጭ፣ የብድር ክፍያና የገንባታ ሽያጭ ይዘት ለ::

\*Includes sales of gold (from stock), loan repayments and sales of property.

\*\* የሕዝባዊ እርዳታ ስራ ለይዘት ለ::

\*\*Excluding Community Development

ጠቅላላ የግዴጋ ተጠቃሚ የሀገር ውስጥ ስጦታ ስጦታ የሌሎች ዘርፍና በገቢ ላይ ነት  
 GROSS DOMESTIC FIXED CAPITAL FORMATION, BY INDUSTRIES AND TYPE OF ASSETS

ሠንጠረዥ ቦ.5

TABLE J.5

በሚሊዮን ቢር IN MILLION BIRR

	1965	1966	1967	1968*	1969	
<b>ጠቅላላው የግዴጋ ተጠቃሚ የሀገር ውስጥ ስጦታ</b>						<b>TOTAL GROSS FIXED CAPITAL FORMATION</b>
ህንጻዎችና ግብርና	461.9	439.9	468.0	395.6	444.6	<b>MONETARY INVESTMENT</b>
ከእርሻ	40.1	36.8	50.1	40.1	51.7	AGRICULTURE
ከግዕድና ድጋጅ ግዕዝት	1.3	1.3	2.4	1.6	4.3	MINING & QUARRYING
ከፋብሪካዎች	76.9	42.1	50.6	49.1	41.2	MANUFACTURING
የሕንጻዎችና የሕንጻድ ሥራዎች	7.0	5.4	11.6	5.1	22.3	BUILDING & CONSTRUCTION
ወብራት ለሌሎች ጋደሎች ወይም	19.9	11.4	15.9	17.8	14.3	ELECTRICITY & WATER
ከጋራ ጋራ ጋራ ጋራ ጋራ ጋራ	137.2	119.1	135.5	177.3	182.7	TRANSPORT, COMMUNICATION & DISTRIBUTION
የሥራ ስጦታ ስጦታ	120.0	137.0	133.3	58.2	85.6	OWNERSHIP OF DWELLINGS
ለስጦታ ስጦታ	8.7	11.0	1.6	8.7	4.6	PUBLIC ADMINISTRATION & DEFENCE
የትምህርት ስጦታ	22.9	26.5	22.6	21.5	18.5	EDUCATIONAL SERVICES
ሌሎችና የጤና ስጦታ	3.4	3.9	5.9	6.2	7.2	MEDICAL & HEALTH SERVICES
ሌሎች	24.5	45.4	38.5	10.0	12.2	OTHER SERVICE INDUSTRIES
ህንጻዎችና ግብርና በግዴጋ	107.4	109.5	111.7	113.9	116.3	<b>INVESTMENT IN KIND</b>
ድምር	569.3	549.4	579.7	509.5	560.9	<b>TOTAL</b>
<b>ለግብርና ስጦታ ስጦታ ስጦታ</b>						<b>LAND, BUILDING AND WORKS</b>
ህንጻዎችና ግብርና	279.6	279.8	270.4	177.5	210.2	<b>MONETARY INVESTMENT</b>
ከእርሻ	4.4	4.5	9.7	7.6	14.4	AGRICULTURE
ከግዕድና ድጋጅ ግዕዝት	-	0.1	0.9	0.3	-	MINING & QUARRYING
ከፋብሪካዎች	26.8	6.2	4.6	9.5	13.8	MANUFACTURING
የሕንጻዎችና የሕንጻድ ሥራዎች	-	-	-	-	-	BUILDING & CONSTRUCTION
ወብራት ለሌሎች ጋደሎች ወይም	14.0	3.9	4.8	6.1	8.6	ELECTRICITY & WATER
ከጋራ ጋራ ጋራ ጋራ ጋራ ጋራ	68.2	52.0	57.9	66.1	60.8	TRANSPORT, COMMUNICATION & DISTRIBUTION
የሥራ ስጦታ ስጦታ	120.0	137.0	133.3	58.2	85.6	OWNERSHIP OF DWELLINGS
ለስጦታ ስጦታ	8.7	11.0	1.6	8.7	4.6	PUBLIC ADMINISTRATION & DEFENCE
የትምህርት ስጦታ	19.6	24.4	19.8	18.2	16.1	EDUCATIONAL SERVICES
ሌሎችና የጤና ስጦታ	1.3	0.6	3.8	2.2	3.9	MEDICAL & HEALTH SERVICES
ሌሎች	16.6	40.1	34.0	0.6	2.4	OTHER SERVICE INDUSTRIES
ህንጻዎችና ግብርና በግዴጋ	107.4	109.5	111.7	113.9	116.3	<b>INVESTMENT IN KIND</b>
ድምር	387.0	389.3	382.1	291.4	326.5	<b>TOTAL</b>
<b>ለግብርና ስጦታ ስጦታ ስጦታ</b>						<b>MACHINERY AND EQUIPMENT</b>
ህንጻዎችና ግብርና	182.3	160.1	197.6	218.1	234.4	<b>MONETARY INVESTMENT</b>
ከእርሻ	35.7	32.3	40.4	32.5	37.3	AGRICULTURE
ከግዕድና ድጋጅ ግዕዝት	1.3	1.2	1.5	1.3	4.3	MINING & QUARRYING
ከፋብሪካዎች	50.1	35.9	46.0	39.6	27.4	MANUFACTURING
የሕንጻዎችና የሕንጻድ ሥራዎች	7.0	5.4	11.6	5.1	22.3	BUILDING & CONSTRUCTION
ወብራት ለሌሎች ጋደሎች ወይም	5.9	7.5	11.1	11.7	5.7	ELECTRICITY & WATER
ከጋራ ጋራ ጋራ ጋራ ጋራ ጋራ	69.0	67.1	77.6	111.2	121.9	TRANSPORT, COMMUNICATION & DISTRIBUTION
የትምህርት ስጦታ	3.3	2.1	2.8	3.3	2.4	EDUCATIONAL SERVICES
ሌሎችና የጤና ስጦታ	2.1	3.3	2.1	4.0	3.3	MEDICAL AND HEALTH SERVICES
ሌሎች	7.9	5.3	4.5	9.4	9.8	OTHER SERVICES
	1972/73	1973/74	1974/75	1975/76*	1976/77	

\* የታሪክ  
 \*Revised

ከሌሎች አገሮች ጋር የተደረገው የክፍያ ሂሳብ

REST OF THE WORLD ACCOUNT

ሠንጠረዥ በ.6

TABLE J.6

በሚሊዮን ብር IN MILLION BIRR

	1965/6	1966/7	1967/8	1968/9	1969/70	
1. ከወጪ ገንዶ ዕቃዎችና ገልጋሎቶች የተገኙ	716.8	776.4	706.6	785.8	895.1	EXPORTS OF GOODS AND NON-FACTOR SERVICES
1. ከወጪ ገንዶ አስከፊ ወደብ	503.7	556.5	497.8	581.1	690.0	1. EXPORTS F.O.B.
2. ከግብርና ከአገልግሎት ገቢ	3.5	5.4	4.7	6.1	6.4	2. FREIGHT & INSURANCE
3. ከሌሎች የግብርና ገቢዎች	69.0	62.2	79.5	76.5	89.8	3. OTHER TRANSPORT
4. ከገዢ የተገኘ ገቢ	25.7	22.2	15.1	12.4	6.2	4. TRAVEL
5. ለውግን ገቢ ሂሳብ	59.6	72.0	59.0	65.7	45.6	5. GOVERNMENT N.E.S.
6. ከሌሎች ገልጋሎቶች	55.3	58.1	50.5	44.0	57.1	6. OTHER SERVICES
2. ወለድና ከአገልግሎት የተገኘ ገቢ ሂሳብ	18.3	42.6	26.7	34.9	30.7	II. INTEREST, DIVIDENDS AND PROFITS RECEIVED
3. ሌሎች ከውጭ አገር የተዘጋጀ ገቢዎች	78.4	143.1	106.2	140.4	109.4	III. OTHER TRANSFER FROM THE REST OF THE WORLD
1. ለቤተሰብ	48.4	72.8	53.5	54.7	38.0	1. TO HOUSEHOLDS
2. ለውግን ገቢ	30.0	70.3	52.7	85.7	71.4	2. GENERAL GOVERNMENT
4. በጊዜያዊ ሂሳብ ላይ ያለው ጉዳት	-159.2	-132.1	96.1	68.1	189.4	IV. DEFICIT OF THE NATION ON CURRENT ACCOUNT
የጊዜያዊ ሂሳብ ጠቅላላ ገቢ	654.3	830.0	935.6	1,029.2	1,224.6	CURRENT RECEIPTS FROM ABROAD
5. ለገቢ ገንዶ ዕቃዎችና ገልጋሎቶች የወጣ	569.7	729.2	861.3	981.7	1,178.1	V. IMPORTS OF GOODS AND NON-FACTOR SERVICES
1. ለገቢ ገንዶ አስከፊ ወደብ	376.3	506.9	586.5	713.5	863.1	1. IMPORTS F.O.B.
2. ለግብርና ለአገልግሎት ወጪ	71.9	96.4	113.3	138.1	165.7	2. FREIGHT AND INSURANCE
3. ለሌሎች ግብርና	25.1	34.4	42.3	51.0	62.2	3. OTHER TRANSPORTATION
4. ለገዢ ወጪ	19.9	16.0	15.1	12.6	9.8	4. TRAVEL
5. የውግን ወጪ ሂሳብ	19.1	21.0	18.2	26.9	28.0	5. GOVERNMENT N.E.S.
6. ሌሎች አገልግሎቶች	57.4	54.5	85.9	39.5	49.3	6. OTHER SERVICES
6. ለወለድና ለአገልግሎት የተከፈለ	60.0	65.7	50.8	38.1	37.7	VI. INTEREST, DIVIDENDS AND PROFITS PAID
7. ሌሎች ወደ ወጪ የተዘጋጀ ወጪዎች	24.6	35.1	23.5	9.4	8.8	VII. OTHER TRANSFERS TO THE REST OF THE WORLD
1. ከቤተሰብና ከገንደ አጭቶ	24.6	35.1	23.5	9.4	8.8	1. FROM HOUSEHOLDS AND CORPORATIONS
2. ከውግን ገቢ	-	-	-	-	-	2. FROM GENERAL GOVERNMENT
የጊዜያዊ ሂሳብ ጠቅላላ ወጪ	654.3	830.0	935.6	1,029.2	1,224.6	DISPOSAL OF CURRENT RECEIPTS
8. የጊዜያዊ ሂሳብ ጉዳት ማስተካከያ						VIII. FINANCING OF THE DEFICIT OF THE NATION OR CURRENT ACCOUNT
1. በተጭኖ ገንዘብና በውጭ አገር ሂሳብ ላይ የተደረገው የተጠቃሚ ቅናሽ / ጭነት	-218.3	-189.4	-1.0	-32.9	133.8	1. NET DECREASE IN RESERVES AND OTHER EXTERNAL BALANCES (INCREASE" -")
2. ከሌሎች አገሮች የተገኘ የተጠቃሚ ብድር	89.4	87.9	123.9	114.7	73.1	2. NET BORROWING FROM THE REST OF THE WORLD
ሀ/በወጪ ሀገር በላይ ሀብት የተጠቃሚ ቅናሽ / ጭነት	-25.9	-24.4	-8.7	-19.7	-15.7	a) NET DECREASE IN ASSETS ABROAD (INCREASE" -")
ለ/ለወጪ ሀገር ከግብርና ላይ የተገኘው የተጠቃሚ ጭነት	115.3	112.3	131.6	134.4	88.8	b) NET INCREASE ON LIABILITIES TO THE REST OF THE WORLD
3. በሕተት ወይም ገደብ	-30.3	-30.6	-26.8	-13.7	-17.5	3. ERRORS AND OMISSIONS
ጠቅላላ ጉዳት	-159.2	-132.1	96.1	68.1	189.4	TOTAL DEFICIT
	1973	1974	1975	1976	1977	

ጠቅላላ የሀገር ውስጥ ምርት በጠቅላላ የላኪናዊ ዘርፍና በ1953 ዓ.ም በቲቲብት ጠቅላላ ገንዘብ  
GROSS DOMESTIC PRODUCT BY INDUSTRIAL ORIGIN AT CONSTANT FACTOR COST OF 1960/61

ሠንጠረዥ ቦ.7 TABLE J.7

በሚሊዮን ብር IN MILLION BIRR

	1969	1970	1971	1972	1973*	
<b>ከአርቫ</b>	1,953.3	1,922.2	1,968.4	2,062.2	2,112.7	<b>AGRICULTURE</b>
ከአርቫ	1,838.7	1,808.1	1,852.3	1,943.0	1,990.6	AGRICULTURE
ከደገ	109.7	109.2	111.2	114.3	117.2	FORESTRY
ከአደገ	1.3	1.3	1.3	1.3	1.3	HUNTING
ከዓሣ ግብግር	3.6	3.6	3.6	3.6	3.6	FISHING
<b>ከሌሎች ስራዎች</b>	602.0	583.1	657.2	718.8 <sup>+</sup>	740.4	<b>INDUSTRIES</b>
ከዓዕድገት ድንጋይ ግዕዝ	6.5	6.3	6.3	6.5	6.5	MINING AND QUARRYING
ከፋብሪካዎች	176.0	169.1	215.2	237.8	251.0	MANUFACTURING
ከአድገብ ሥራና ተገንቦ ስራዎች	192.6	188.9	196.5	201.4	206.4	HANDICRAFT AND SMALL SCALE INDUSTRY
ከሕንጻዎችና ግንባታ ሥራዎች	183.3	175.0	188.5	220.0	221.1	BUILDING & CONSTRUCTION
ከግብርት፣ ከሌሎች ጋራ ጋራ ጋራ	43.6	43.8	50.7	53.1 <sup>+</sup>	55.4	ELECTRICITY AND WATER
<b>ከግብርት ሥራ</b>	619.7	569.3	638.0	674.4	697.6	<b>DISTRIBUTIVE SERVICES</b>
ከግብርት ፍርድ ገደብ ሥራ	345.6	302.3	348.4	365.4	376.4	WHOLESALE AND RETAIL TRADE
ከግብርት ግንኙነት ግንኙነት	274.1	267.0	289.6	309.0	321.2	TRANSPORT AND COMMUNICATION
<b>ከሌሎች ስራዎች</b>	870.6	934.7	955.6 <sup>+</sup>	996.2 <sup>+</sup>	1,035.5	<b>OTHER SERVICES</b>
ከባንክ ስራዎችና የግብርት ግንኙነት	82.9	92.8	99.4	109.4	120.9	BANKING, INSURANCE AND REAL ESTATE
ከህዝብ አገልግሎት ግንኙነት	315.1	366.5	366.6 <sup>+</sup>	381.3 <sup>+</sup>	394.7	PUBLIC ADMINISTRATION AND DEFENCE
ከግብርት ስራዎች ግንኙነት	181.0	183.2	186.0	189.7	193.5	OWNERSHIP OF DWELLINGS
ከትምህርት ስራዎች	91.6	91.6	98.1 <sup>+</sup>	105.0	109.9	EDUCATIONAL SERVICES
ከሕክምናና የጤና ስራዎች	32.2	32.2	33.8	35.8	38.1	MEDICAL AND HEALTH SERVICES
ከቤት ውስጥ ስራዎች	65.3	65.9	66.6	67.3	68.0	DOMESTIC SERVICES
ሌሎች	102.5	102.5	105.1	107.7	110.4	OTHERS
<b>ጠቅላላ</b>	4,045.6	4,009.3	4,219.2 <sup>+</sup>	4,451.6 <sup>+</sup>	4,586.2	<b>TOTAL</b>
<b>ከአርቫ</b>	48.3	47.9	46.6	46.3	46.1	<b>PERCENTAGE DISTRIBUTION</b>
አርቫ	45.4	45.1	43.9	43.6	43.4	AGRICULTURE
ደገ	2.7	2.7	2.6	2.6	2.6	FORESTRY
አደገ	-	-	-	-	-	HUNTING
ዓሣ ግብግር	0.1	0.1	0.1	0.1	0.1	FISHING
<b>ከሌሎች ስራዎች</b>	14.9	14.5	15.6	16.1 <sup>+</sup>	16.1	<b>INDUSTRIES</b>
ዓዕድገት ድንጋይ ግዕዝ	0.2	0.2	0.1	0.2 <sup>+</sup>	0.1	MINING AND QUARRYING
ፋብሪካዎች	4.4	4.2	5.1	5.3	5.5	MANUFACTURING
አድገብ ሥራና ተገንቦ ስራዎች	4.8	4.7	4.7	4.5	4.5	HANDICRAFT AND SMALL SCALE INDUSTRY
ሕንጻዎችና ግንባታ ሥራዎች	4.5	4.4	4.5	4.9	4.8	BUILDING AND CONSTRUCTION
ግብርት፣ ግንኙነት ግንኙነት	1.1	1.1	1.2	1.2	1.2	ELECTRICITY AND WATER
<b>ከግብርት ሥራ</b>	15.3	14.2	15.1	15.1	15.2	<b>DISTRIBUTIVE SERVICES</b>
ግብርት ፍርድ ገደብ ሥራ	8.5	7.5	8.3	8.2	8.2	WHOLESALE AND RETAIL TRADE
ግንኙነት ግንኙነት	6.8	6.7	6.9	6.9	7.0	TRANSPORT AND COMMUNICATION
<b>ከሌሎች ስራዎች</b>	21.5	23.3	22.7 <sup>+</sup>	22.5 <sup>+</sup>	22.6	<b>OTHER SERVICES</b>
ባንክ ስራዎችና የግብርት ግንኙነት	2.0	2.3	2.4	2.5	2.6	BANKING, INSURANCE AND REAL ESTATE
ህዝብ አገልግሎት ግንኙነት	7.8	9.1	8.7 <sup>+</sup>	8.6	8.6	PUBLIC ADMINISTRATION AND DEFENCE
ግብርት ስራዎች ግንኙነት	4.5	4.6	4.4	4.3	4.2	OWNERSHIP OF DWELLINGS
ትምህርት ስራዎች	2.3	2.3	2.3	2.4	2.4	EDUCATIONAL SERVICES
ሕክምናና የጤና ስራዎች	0.8	0.8	0.8	0.8	0.9	MEDICAL AND HEALTH SERVICES
ቤት ውስጥ ስራዎች	1.6	1.6	1.6	1.5	1.5	DOMESTIC SERVICES
ሌሎች	2.5	2.6	2.5	2.4	2.4	OTHERS
<b>ጠቅላላ</b>	100.0	100.0	100.0	100.0	100.0	<b>TOTAL</b>
	1976/77	1977/78	1978/79	1979/80	1980/81*	

\*ግንኙነት  
\*Preliminary

+ የተሻሻለ  
+Revised

ክፍል ተ. የግንዛቤ ገንዘብ / ጠላት ፋይናንስ/

በዚህ ክፍል የቀረበው መረጃ በበጀት ዓመት ነው። /በሌላ የገንዘብ አቅጣጫ የተዘጋጀውን ግልፅ ይመልከት/

ሠንጠረዥ ተ.1 - ተ.6: የግንዛቤ ገቢ፣ ደብዳቤ ወጪና የካፒታል ወጪ ይገልጻል።

ሠንጠረዥ ተ.7 እና ተ.8: የሲቪል ገንዘብ ሰነድ ለግንዛቤ ገቢ፣ በሥራ ላይ የሆኑ ሰነድ ወጪና የሌሎች ገቢዎች ስራ ወጪዎች ያሳያል።

ሠንጠረዥ ተ.9 - ተ. 15: በከተማ ልማትና በግንዛቤ ስራ የሚገኙት ግንዛቤ ሰነድ የሌሎች ሰነድ ስራ ገቢ፣ ደብዳቤ ወጪና የካፒታል ወጪ ያመለክታል።

SECTION K. PUBLIC FINANCE

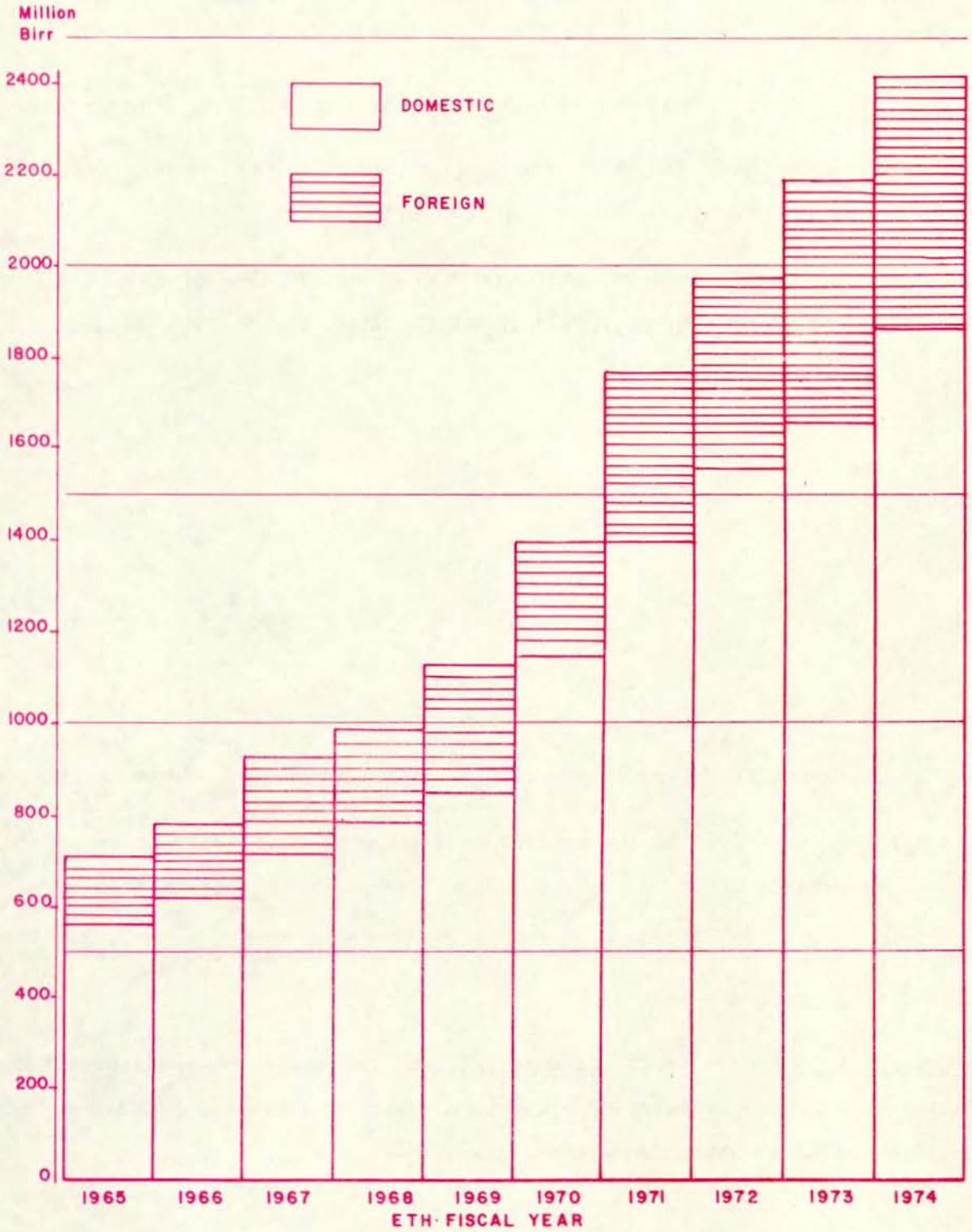
The Ethiopian fiscal year is used in this section (See note on calendar)

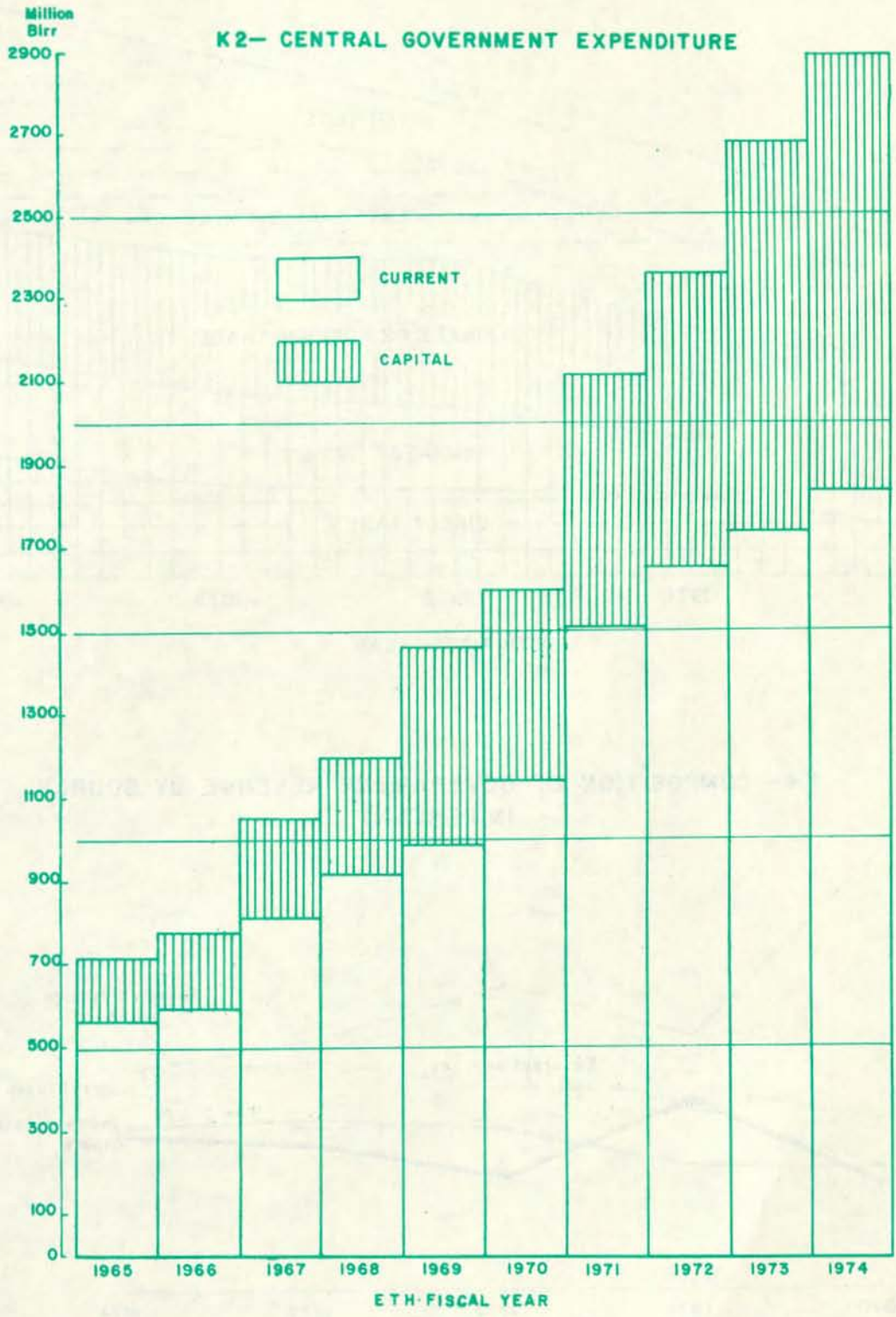
Table K.1 - K.6: refer to the central government revenue, current expenditure and capital expenditure.

Table K.7 - K.8: show Ethiopia's external debt by donor country and amount utilized by purpose and sector.

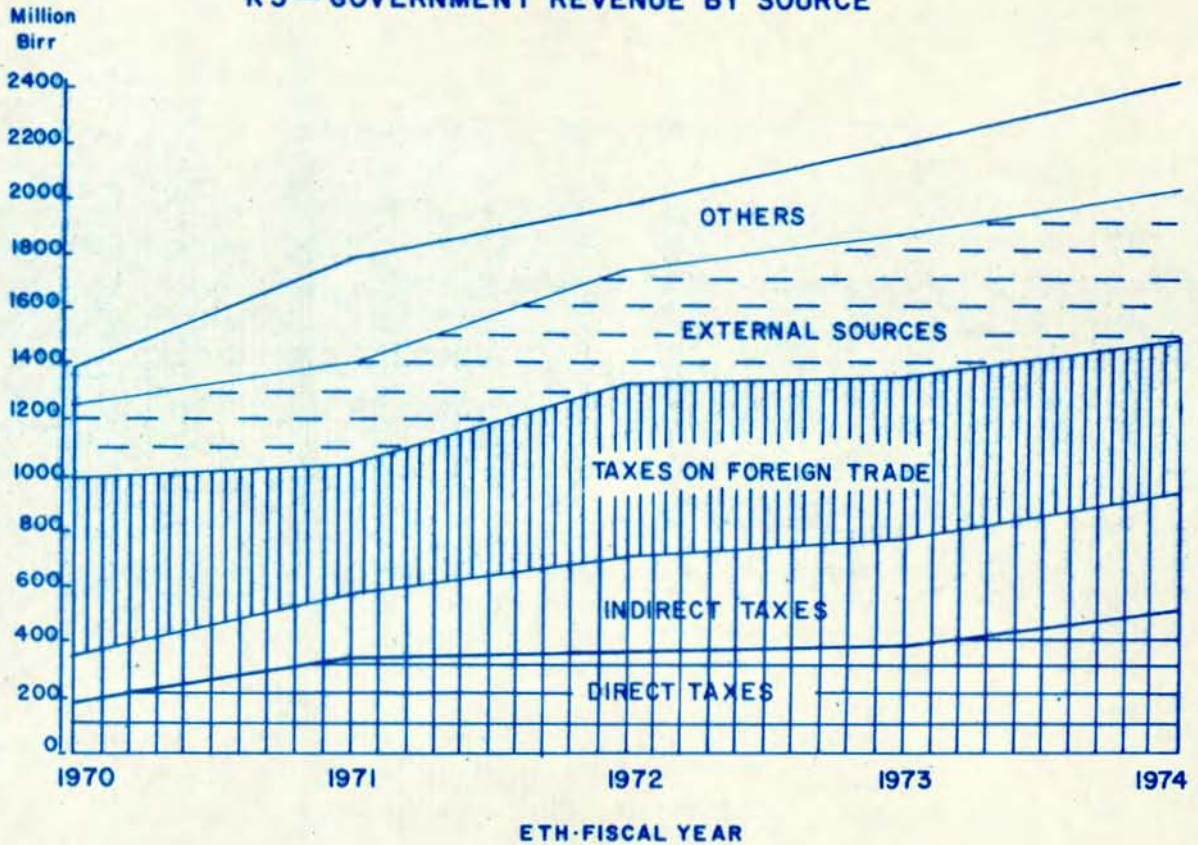
Table K.9 - K.15: refer to the revenue, current and capital expenditure of municipalities under the Ministry of Urban Development and Housing as well as municipalities of Addis Ababa, Asmara and Assab.

# KI— CENTRAL GOVERNMENT REVENUE

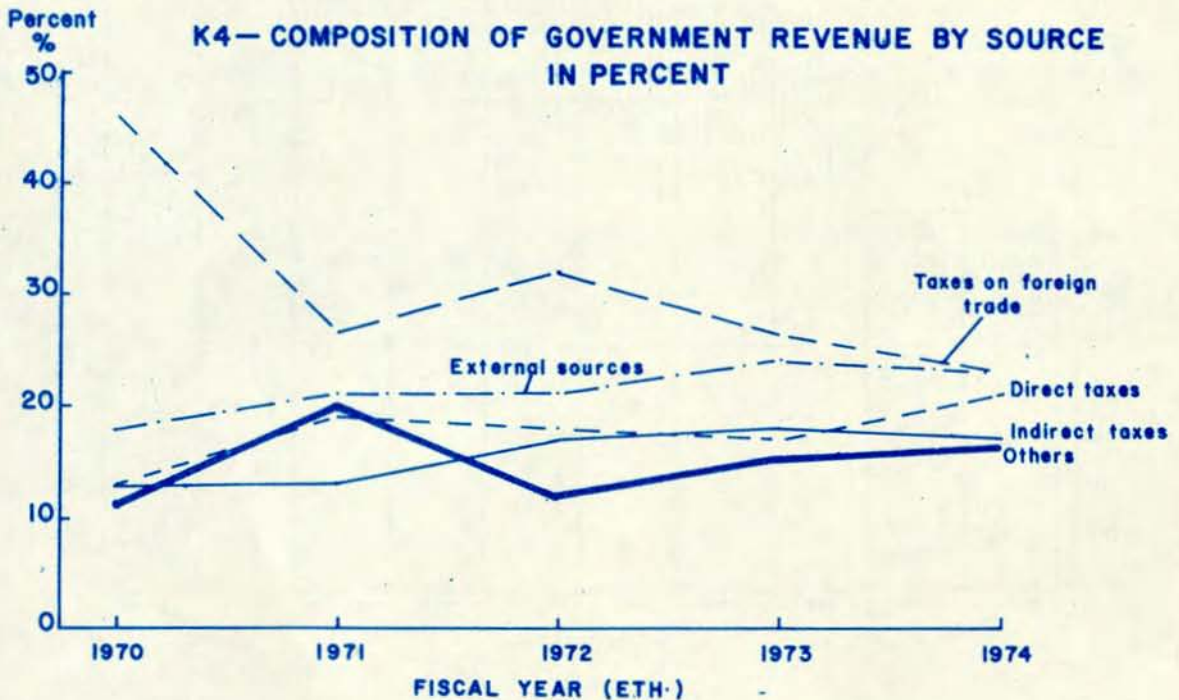




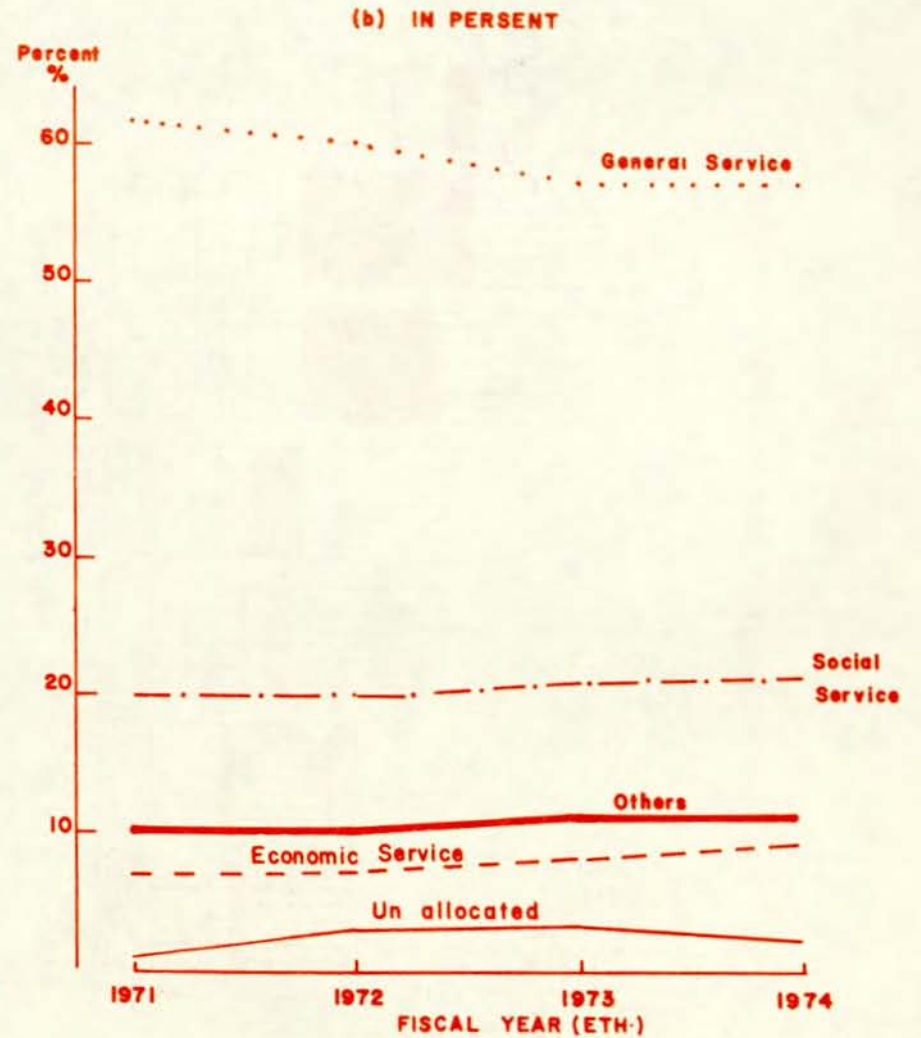
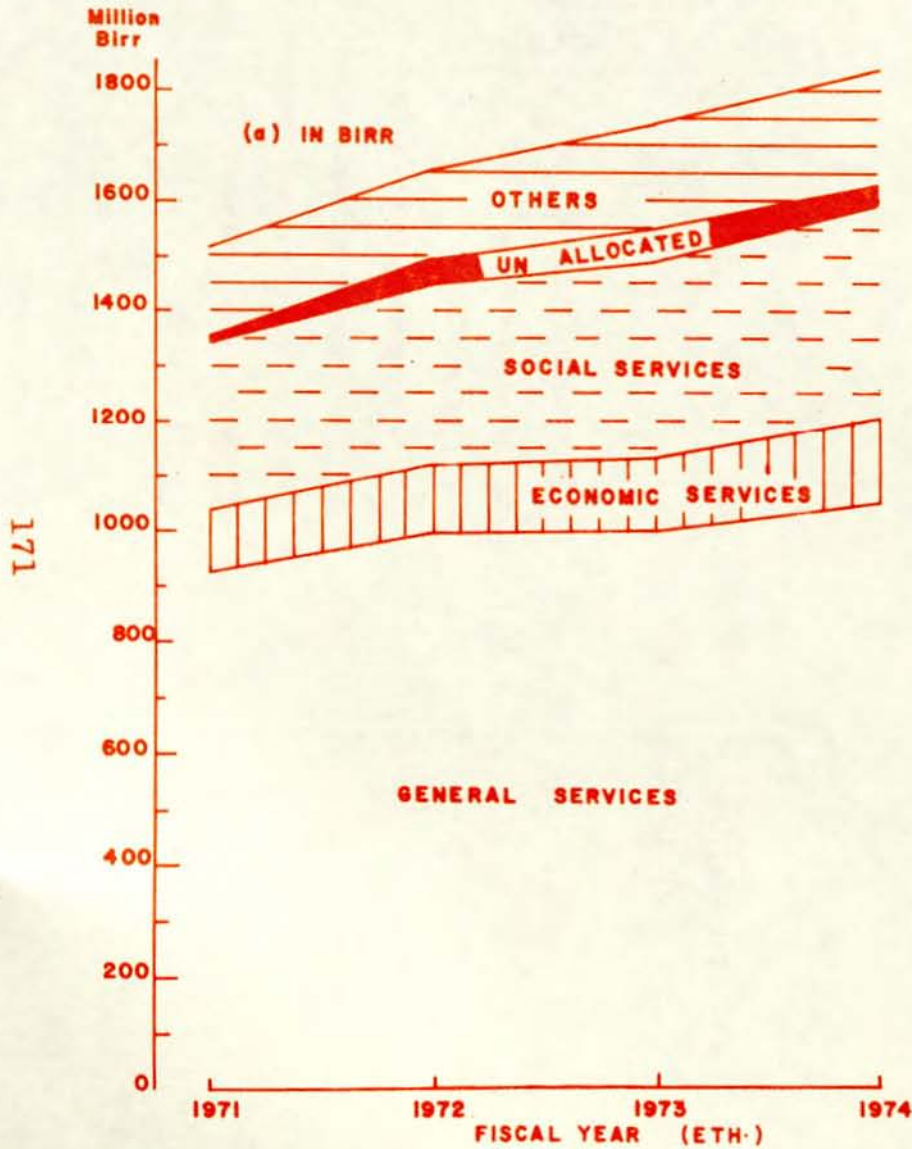
**K3— GOVERNMENT REVENUE BY SOURCE**



**K4— COMPOSITION OF GOVERNMENT REVENUE BY SOURCE IN PERCENT**

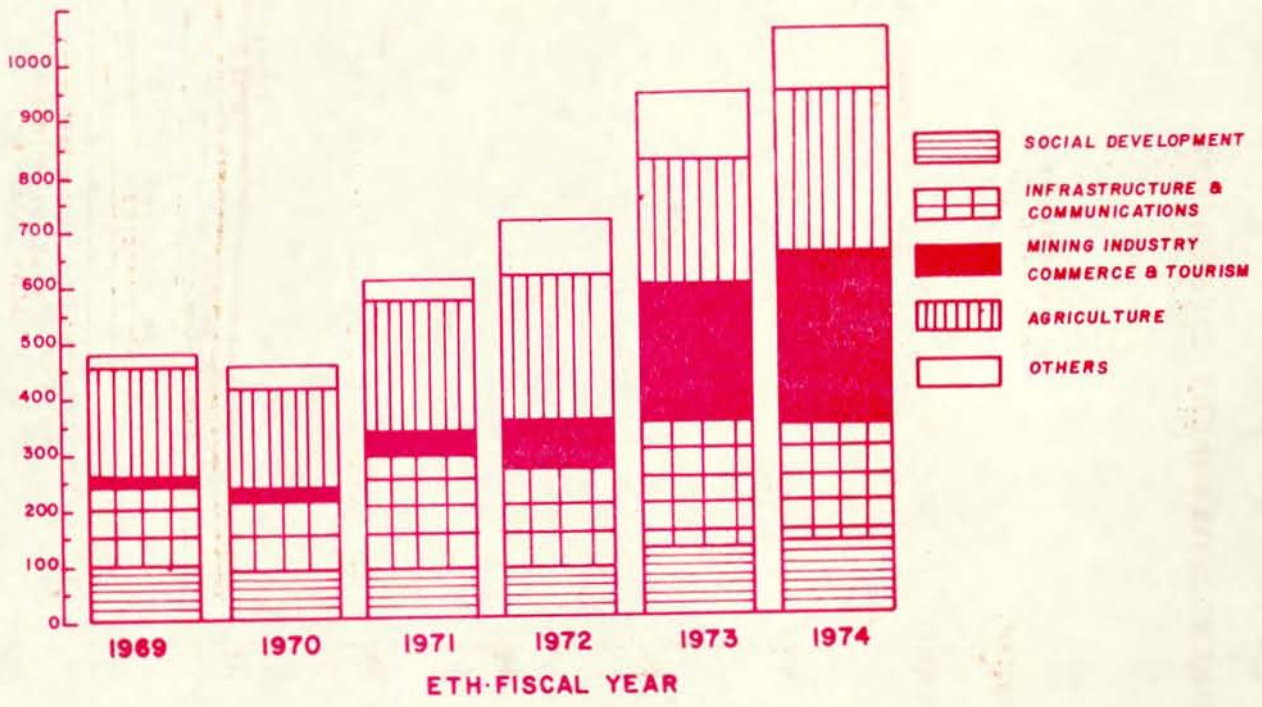


### K5—COMPOSITION OF CURRENT GOVERNMENT EXPENDITURE




MILLION  
BIRR

### K6—GOVERNMENT CAPITAL EXPENDITURE



### K7—UTILIZATION OF FOREIGN LOANS UP TO JUNE 30th, 1980



የጠቅላይ ገቢና ወጪ  
CENTRAL GOVERNMENT REVENUE AND EXPENDITURE\*

ሠንጠረዥ ተ.1

TABLE K.1

በሚሊዮን ብር

IN MILLION BIRR

ዓመት ስህተት	ገቢ			ወጪ			ዓመት
	ጠቅላይ	ከሀገር ወገን	ከውጭ ለገር	ጠቅላይ	ደብዳቤ ሥራ ግብአት	የክፍያ ወጪ	
	REVENUE			EXPENDITURE			YEAR
1955	283.5	218.8	64.7	299.5	205.2	94.3	1962/3
1956	339.8	379.7	80.1	359.3	297.8	61.5	1963/4
1957	396.4	297.8	98.6	400.8	356.5	44.3	1964/5
1958	470.2	427.7	42.5	474.5	394.4	80.1	1965/6
1959	483.9	364.5	119.4	493.9	416.8	77.1	1966/7
1960	492.2	378.6	113.6	523.2	442.2	81.0	1967/8
1961	505.5	396.7	108.8	530.4	454.5	75.9	1968/9
1962	565.4	428.8	136.6	579.7	473.6	106.1	1969/70
1963	620.1	466.0	154.1	631.3	507.1	124.2	1970/1
1964	650.2	494.8	155.4	671.4	521.5	149.9	1971/2
1965	706.2	556.8	149.4	716.2	563.1	153.1	1972/3
1966	779.4	618.6	160.8	777.9	599.2	178.7	1973/4
1967	921.7	711.4	210.3	1,048.9	811.2	237.7	1974/5
1968	983.1	782.2	200.9	1,200.4	917.6	282.8	1975/6
1969**	1,125.1	844.9	280.2	1,465.7	987.1	478.6	1976/7**
1970**	1,399.1	1,146.9	252.2	1,600.9	1,149.0	451.9	1977/8**
1971**	1,769.3	1,399.4	369.9	2,118.8	1,513.2	605.6	1978/9**
1972**	1,971.8	1,555.2	416.6	2,365.0	1,654.6	710.4	1979/80**
1973**	2,184.2	1,665.4	518.8	2,678.4	1,741.1	937.3	1980/81**
1974**	2,406.9	1,859.6	547.3	2,887.7	1,838.6	1,049.1	1981/82**

\*የዓመት መጨረሻ በ ሰኔ 30 ቀን  
\*Year ending 7 July

\*\*የብድር ገምገማ  
\*\*Budget Estimate

1. በገንዘብ ሚኒስቴር ከ ህግ ባለሙያዎች ጋር ተቆይቶ የተገኘ ።

Source: 1. Ministry of Finance, Central Accounting Department.

2. ከገንዘብ ሚኒስቴር ጋር በ 27 ቀን 1969 ዓ.ም. የ. 101፣ በ 20 ቀን 1969 ዓ.ም. የ. 125 መሰረት በ 17 ቀን 1971 ዓ.ም. የ. 151 ላይ በ 12 ቀን 1972 ዓ.ም. የ. 172 ላይ በ 15 ቀን 1973 ዓ.ም. የ. 199 እና በ 15 ቀን 1974 ዓ.ም. የ. 221 የተገኘ ።

2. Negarit Gazeta 7<sup>th</sup> Oct. 1976, 26<sup>th</sup> Agu. 1977, 7<sup>th</sup> Oct. 1977, 22<sup>nd</sup> Nov. 1979, 24<sup>th</sup> Nov. 1980 and 22<sup>nd</sup> Feb. 1982 No. 1979 and 24<sup>th</sup> Nov. 1980 No. 101, 125, 151, 172, 199, 221 of 1977, 1978, 1979, 1980 and 1982 respectively.

የወገን ገቢ ጠቅላይ ልማት  
GOVERNMENT REVENUE BY SOURCE\*

ሠንጠረዥ ተ.2

TABLE K.2

በሚሊዮን ብር

IN MILLION BIRR

	1969**	1970**	1971**	1972**	1973**	1974**	
<b>የቀጥታ ገቢዎች</b>	<b>180.0</b>	<b>180.5</b>	<b>341.0</b>	<b>361.4</b>	<b>381.2</b>	<b>506.2</b>	<b>DIRECT TAXES</b>
<b>ሰው ገቢ</b>	<b>147.0</b>	<b>152.0</b>	<b>299.2</b>	<b>318.6</b>	<b>336.2</b>	<b>456.2</b>	<b>INCOME TAX</b>
<b>ሰው ገቢ ገቢ</b>	<b>60.0</b>	<b>61.0</b>	<b>88.4</b>	<b>118.8</b>	<b>121.0</b>	<b>130.2</b>	<b>PERSONAL INCOME TAX</b>
<b>ከሥራ</b>	-	-	-	-	-	-	<b>RENT TAX</b>
<b>ከሥራ</b>	<b>69.0</b>	<b>79.0</b>	<b>167.4</b>	<b>152.0</b>	<b>163.2</b>	<b>270.0</b>	<b>BUSINESS TAX</b>
<b>ከእርሻ</b>	<b>18.0</b>	<b>12.0</b>	<b>43.4</b>	<b>48.0</b>	<b>52.0</b>	<b>56.0</b>	<b>AGRICULTURAL TAX</b>
<b>ከወረቀት</b>	<b>16.0</b>	<b>13.0</b>	<b>39.0</b>	<b>42.8</b>	<b>45.0</b>	<b>50.0</b>	<b>LAND USE TAX</b>
<b>ከሥራ</b>	-	-	-	-	-	-	<b>TITHE ON ALND</b>
<b>ከትምህርት ትምህርት</b>	<b>17.0</b>	<b>15.5</b>	<b>2.8</b>	-	-	-	<b>EDUCATION TAX</b>
<b>ከጤና ትምህርት</b>	-	-	-	-	-	-	<b>HEALTH TAX</b>
<b>ከከብት ትምህርት</b>	-	-	-	-	-	-	<b>CATTLE TAX</b>
<b>የቀጥታ ያልሆኑ ገቢዎች</b>	<b>195.8</b>	<b>177.9</b>	<b>227.3</b>	<b>342.7</b>	<b>384.8</b>	<b>415.1</b>	<b>INDIRECT TAXES</b>
<b>ከትራንዛክቲዮን ትምህርት</b>	<b>27.5</b>	<b>27.0</b>	<b>38.1</b>	<b>51.5</b>	<b>70.0</b>	<b>73.0</b>	<b>TRANSACTION TAX</b>
<b>ከክፍያ ለከባይነት የረዥም</b>	<b>31.0</b>	<b>21.0</b>	<b>27.0</b>	<b>33.0</b>	<b>34.0</b>	<b>35.0</b>	<b>EXCISE TAX ON PETROLEUM PRODUCT</b>
<b>ከአለባቤ ለከባይነት ትምህርት</b>	<b>36.5</b>	<b>40.0</b>	<b>45.0</b>	<b>101.0</b>	<b>100.0</b>	<b>105.0</b>	<b>ALCOHOL EXCISE TAX</b>
<b>ሌሎች ለከባይነት ትምህርት</b>	<b>41.8</b>	<b>36.3</b>	<b>51.2</b>	<b>61.6</b>	<b>68.7</b>	<b>90.5</b>	<b>OTHER EXCISE TAXES</b>
<b>ከትራንዛክቲዮን ትምህርት ለ ልዩ ገቢ</b>	<b>11.4</b>	<b>10.6</b>	<b>12.0</b>	<b>18.1</b>	<b>10.1</b>	<b>10.1</b>	<b>TOBACCO TAXES AND FEES</b>
<b>ከትራንዛክቲዮን የተቆራ ገቢ</b>	<b>3.0</b>	<b>3.0</b>	<b>3.0</b>	<b>3.0</b>	<b>20.0</b>	-	<b>TOBACCO MONOPOLY NET SURPLUS</b>
<b>ከሽያጭ ትምህርት</b>	<b>27.0</b>	<b>26.0</b>	<b>36.0</b>	<b>52.0</b>	<b>61.0</b>	<b>80.0</b>	<b>TURNOVER TAX</b>
<b>ከሕንጻ ገቢ</b>	<b>1.0</b>	-	-	-	-	-	<b>CONSTRUCTION TAX</b>
<b>ከቅጠር የረዥም</b>	<b>7.8</b>	<b>5.0</b>	<b>6.0</b>	<b>9.5</b>	<b>9.0</b>	<b>10.5</b>	<b>STAMP DUTIES</b>
<b>ከጨው የረዥም</b>	<b>8.8</b>	<b>9.0</b>	<b>9.0</b>	<b>13.0</b>	<b>12.0</b>	<b>11.0</b>	<b>SALT TAX</b>
<b>ከውጭ ለገር ገንዶች የረዥም</b>	<b>272.2</b>	<b>637.1</b>	<b>468.7</b>	<b>623.3</b>	<b>578.5</b>	<b>544.8</b>	<b>TAXES ON FOREIGN TRADE</b>
<b>ከገቢ ዕቃ የረዥም</b>	<b>106.5</b>	<b>152.8</b>	<b>183.0</b>	<b>174.0</b>	<b>145.5</b>	<b>200.5</b>	<b>IMPORT DUTIES</b>
<b>ከውጭ ዕቃ የረዥም</b>	<b>87.7</b>	<b>388.3</b>	<b>207.7</b>	<b>295.0</b>	<b>296.9</b>	<b>188.9</b>	<b>EXPORT DUTIES</b>
<b>ከትራንዛክቲዮን ትምህርት</b>	<b>65.0</b>	<b>72.0</b>	<b>79.4</b>	<b>129.2</b>	<b>121.2</b>	<b>139.0</b>	<b>TRANSACTION TAX</b>
<b>ከውጭ ከዲፖርት የለከባይነት የረዥም</b>	<b>13.0</b>	<b>24.0</b>	<b>18.6</b>	<b>25.1</b>	<b>14.9</b>	<b>16.4</b>	<b>EXCISE TAX ON IMPORTED PRODUCT</b>
<b>ሌሎች ወጪዎች ገቢዎች</b>	<b>173.0</b>	<b>125.0</b>	<b>322.5</b>	<b>201.9</b>	<b>290.5</b>	<b>359.0</b>	<b>OTHER CURRENT RECEIPTS</b>
<b>ከውጭ</b>	<b>17.9</b>	<b>18.2</b>	<b>10.3</b>	<b>11.8</b>	<b>22.4</b>	<b>23.0</b>	<b>CHARGES AND FEES</b>
<b>ከዕቃዎችና ለገንጠሎች ሽያጭ</b>	<b>40.3</b>	<b>27.0</b>	<b>29.7</b>	<b>32.1</b>	<b>37.7</b>	<b>44.0</b>	<b>SALES OF GOODS AND SERVICES</b>
<b>ከተርፍ፣ ከወለድና ከኪራይ</b>	<b>111.7</b>	<b>74.8</b>	<b>152.0</b>	<b>137.0</b>	<b>224.4</b>	<b>286.0</b>	<b>PROFITS, INTEREST, AND RENTS</b>
<b>ልዩ ልዩ ገቢዎች</b>	<b>3.1</b>	<b>5.0</b>	<b>130.5+</b>	<b>21.0</b>	<b>6.0</b>	<b>6.0</b>	<b>MISCELLANEOUS REVENUE</b>
<b>ከጤና ገቢ</b>	<b>14.5</b>	<b>15.8</b>	<b>34.9</b>	<b>17.9</b>	<b>19.9</b>	<b>24.0</b>	<b>CONTRIBUTION TO PENSIONS FUND</b>
<b>ከውጭ ለገር ዕርዳታ</b>	<b>93.8</b>	<b>101.1</b>	<b>125.2</b>	<b>151.6</b>	<b>216.8</b>	<b>167.5</b>	<b>EXTERNAL ASSISTANCE</b>
<b>ከባለቤቱ ገቢዎች</b>	<b>195.8</b>	<b>161.7</b>	<b>249.7</b>	<b>273.0</b>	<b>312.5</b>	<b>390.3</b>	<b>CAPITAL RECEIPTS</b>
<b>ከውጭ ለገር ብድርና ክፍያ</b>	<b>186.4</b>	<b>151.1</b>	<b>244.7</b>	<b>265.0</b>	<b>302.0</b>	<b>379.8</b>	<b>EXTERNAL LOANS AND CREDITS</b>
<b>ሌሎች የባለቤቱ ገቢዎች</b>	<b>9.4</b>	<b>10.6</b>	<b>5.0</b>	<b>8.0</b>	<b>10.5</b>	<b>10.5</b>	<b>OTHER CAPITAL RECEIPTS</b>
<b>ጠቅላላ የገቢ ድምር</b>	<b>1,125.1</b>	<b>1,399.1</b>	<b>1,769.3</b>	<b>1,971.8</b>	<b>2,184.2</b>	<b>2,406.9</b>	<b>TOTAL REVENUE</b>
	1976/77**	1977/78**	1978/79**	1979/80**	1980/81**	1981/82**	

\* የዓመት መጨረሻ ሰኔ 30 ነው።  
\*Year ending 7 July.

\*\* የብድር ገምት።  
\*\*Budget estimate

+ይህ ልዩ ገቢ ለሌሎች ለገር ተሰጥቶ ለሌሎች ዕቃዎች የሕዝብ ወጪ ለገንጠሎች የግዛወር የጤና ገቢ ድምር ሲሆን።  
+This includes VARIOUS REVENUES Such as Voluntary contributions from the public & Special National Lottery Draw and transfer of accumulated pensions contributions.

/1/ ከገንዘብ ዲቪዥን ከህብ ማጠቃለያ ማዕከል የተገኘ።

(1) Ministry of Finance, Central Accounting Department.

/2/ ከነገሩ ጋዜጣ መጠሪያ 27 ቀን 1969 ዓ.ም. የ.101፣ ነሐሴ 20 ቀን 1969 ዓ.ም. የ.125፣ መጠሪያ 27 ቀን 1971 ዓ.ም. የ.151 ነገር 12 ቀን 1972 ዓ.ም. የ.172 ነገር 15 ቀን 1973 ዓ.ም. የ.199 እና ነገሩ 15 ቀን 1974 ዓ.ም. የ.221 የተገኘ።

(2) Negarit Gazeta, 7<sup>th</sup> Oct. 1976 26<sup>th</sup> Aug. 1977, 7<sup>th</sup> Oct. 1978 22<sup>nd</sup> Nov. 1979 24<sup>th</sup> Nov. 1980 and 22<sup>nd</sup> Feb. 1982. No. 101, 125, 151, 172, 199 & 221 of 1977, 1979, 1980 and 1982 respectively.

የግንባታ ወጪና የገቢ ለክረረሰ  
GOVERNMENT EXPENDITURE AND ITS FINANCING\*

ሠንጠረዥ ተ.3

TABLE K.3

በሚሊዮን ብር

IN MILLION BIRR

	1971**	1972**	1973**	1974**	
<u>ወጪ</u>					<u>EXPENDITURE</u>
ሀ. ዳይሬክት ወጪ	1,513.2	1,654.6	1,741.2	1,838.6	A. RECURRENT EXPENDITURE
1. ለጠቅላላ ለገልገሎት	928.7	998.8	1,000.8	1,050.6	1. GENERAL SERVICES
2. ለግንባራ ለገልገሎት	306.6	335.8	360.2	387.2	2. SOCIAL SERVICES
3. ለኢኮኖሚ ለገልገሎት	107.9	118.8	131.5	157.5	3. ECONOMIC SERVICES
4. ለጠረጎ	68.8	66.0	82.6	88.3	4. PENSION
5. ለዕዳ ክፍያ	86.7	92.0	107.8	117.0	5. PUBLIC DEBT
6. ለልዩ ለዩ ወጪዎች	14.5	43.1	58.3	38.0	6. UNALLOCATED EXPENDITURE
ለ. የከፍተኛ ወጪ	605.5	710.4	937.3	1,049.1	B. CAPITAL EXPENDITURE
1. ለኢኮኖሚ ለግት	511.8	594.7	795.5	916.5	1. ECONOMIC DEVELOPMENT
2. ለግንባራ ለ ኑሮ ዕድገት	85.1	89.0	120.6	128.7	2. SOCIAL DEVELOPMENT
3. ለጠቅላላ ለገልገሎት	8.6	26.7	21.2	3.9	3. GENERAL SERVICES
ሐ. ጠቅላላ ወጪ	2,118.7	2,365.0	2,678.5	2,887.7	C. TOTAL EXPENDITURE
<u>ገቢ</u>					<u>REVENUE</u>
ሀ. ዳይሬክት ገቢ	1,394.4	1,547.2	1,654.9	1,849.0	A. ORDINARY REVENUE
1. ከጥቻ የረዎች	341.0	361.4	381.2	506.2	1. DIRECT TAXES
2. ጥቻ ከሌሎች የረዎች	227.3	342.7	384.8	415.1	2. INDIRECT TAXES
3. ከወጭ ለገር ገንዶ የረዎች	468.7	623.3	578.5	544.8	3. FOREIGN TRADE TAXES
4. ለዩ ለዩ ገቢ	357.4	219.8	310.4	382.9	4. NON-TAX REVENUE
ለ. የከፍተኛ ገቢ	5.0	8.0	10.5	10.5	B. CAPITAL RECEIPTS
ሐ. የወጭ ለገር ዕርዳታ	125.2	151.6	216.8	167.5	C. EXTERNAL ASSISTANCE
ሐ. ከወጭ ቀሬ	-	-	-	-	D. CASH BALANCE
ሠ. ባዶር	594.1	658.2	796.3	860.7	E. BORROWINGS
1. ከወጭ ለገር	244.7	265.0	302.0	379.8	1. EXTERNAL
2. ከሌሎች ወገን	349.4	393.2	494.3	480.9	2. INTERNAL
ረ. ጠቅላላ ገቢ	2,118.7	2,365.0	2,678.5	2,887.7	F. TOTAL REVENUE
	1977/78**	1978/79**	1979/80**	1980/81**	

\* የግንባታ ወጪ ለክረረሰ በ 30 ነው።  
\*Year ending 7th July

\*\* የባዶር ገንቦት።  
\*\*Budget estimates.

ከ 1976 ታኅሣሥ ወር 27 ቀን 1971 ዓ.ም. የ 151 ነገር 12 ቀን 1972 ዓ.ም. የ 172 ነገር 15 ቀን 1973 ዓ.ም. የ 199 ነገር 15 ቀን 1974 ዓ.ም. የተገኘ።

Source:- Negarit Gazeta 7<sup>th</sup> Oct. 1978 22<sup>nd</sup> Nov. 1979 24<sup>th</sup> No. 1980 and 22<sup>nd</sup> Feb. 1982  
No. 151, 172, 199, 221 of 1978, 1979, 1980 and 1982 respectively.

የግንዛቤ ወጪዎች ወጪ  
CURRENT GOVERNMENT EXPENDITURE\*

ሠንጠረዥ ተ.4

TABLE K.4

በሚሊዮን ብር

IN MILLION BIRR

	1970**	1971**	1972**	1973**	1974**	
<u>ጠቅላላ አገልግሎት</u>	585.8	928.7	998.8	1,000.8	1,050.6	<u>GENERAL SERVICES</u>
ለአስተዳደር በጠቅላላው	22.7	45.9	47.2	53.4	61.8	GENERAL GOVERNMENT
ለአገር ጠብቂነት	344.6	693.2	750.8	736.8	782.5	NATIONAL DEFENCE
ለፍርድና ለአገር ውስጥ ጥበቃ	153.6	136.9	143.7	150.6	140.2	INTERNAL ORDER & JUSTICE
ለውጭ አገር ጉንባታ	28.5	14.4	13.8	15.8	17.2	FOREIGN RELATIONS
ለፊናንስና ለፕላን	36.4	38.3	43.3	44.2	48.9	FINANCE AND PLANNING
<u>ለኢኮኖሚ አገልግሎት</u>	113.6	107.8	118.9	131.5	157.5	<u>ECONOMIC SERVICES</u>
ለገበያ	41.6	43.6	47.2	51.2	53.9	AGRICULTURE
ለኢንዱስትሪ ለገንዘብ ለግዕድገት	18.8	21.8	28.6	35.5	39.3	INDUSTRY COMMERCE & MINING
ለሥራና ግንኙነት	53.2	42.5	43.0	44.8	64.3	PUBLIC WORKS & COMMUNICATION
<u>ለሕዝባዊ አገልግሎት</u>	284.3	306.6	335.8	360.1	387.2	<u>SOCIAL SERVICES</u>
ለትምህርትና ለባህላዊ	188.9	203.4	221.2	229.7	263.6	EDUCATION & CULTURE
ለጤና ጥበቃ	63.4	68.9	76.1	81.2	87.9	PUBLIC HEALTH
ለሰብአዊ ጉዳዮች	32.0	34.3	38.5	49.2	35.7	SOCIAL AFFAIRS
<u>የጠረጎም ወጪ</u>	60.0	68.8	66.0	82.6	88.3	<u>PENSIONS EXPENDITURE</u>
<u>ዕዳ ጠብቂ</u>	76.0	86.7	92.0	107.8	117.0	<u>PUBLIC DEBT</u>
ያገር ውስጥ ዕዳ	39.7	50.1	51.1	63.1	74.5	INTERNAL DEBT
ለጥናድ ገንዘብ ጠብቂ	-	-	-	-	-	PRINCIPAL REPAYMENT
ለወለድና ለልዩ ለዩ ወጪ	39.7	50.1	51.1	63.1	74.5	INTEREST & CHARGES
የውጭ አገር ብድር	36.3	36.6	40.9	44.7	42.5	EXTERNAL DEBT
ለጥናድ ገንዘብ ጠብቂ	19.6	19.4	23.4	23.7	20.0	PRINCIPAL REPAYMENT
ለወለድና ለልዩ ለዩ ወጪ	16.7	17.2	17.5	21.0	22.5	INTEREST & CHARGES
ለልዩ ለዩ የባንክ ወጪ	1.0	1.5	1.5	2.0	2.2	VARIOUS BANK CHARGES
<u>ልዩ ለዩ ወጪዎች</u>	28.2	13.0	41.6	56.3	35.8	<u>UNALLOCATED</u>
<b>ጠቅላላ</b>	<b>1,148.9</b>	<b>1,513.2</b>	<b>1,654.6</b>	<b>1,741.1</b>	<b>1,838.6</b>	<b>TOTAL</b>
	1977/78**	1978/79**	1979/80**	1980/81**	1981/82**	

\* የዓመት ወጪ ለ 30 ነው።

\*Year ending 7<sup>th</sup> July.

\*\* የብጀት ግምት

\*\*Budget estimate

ከነጋሪት ጋዜጣ ነጠላ 20 ጥን 1969 ዓ.ም. ቁ. 125፣ ጠቅላይ 27 ጥን 1971 ዓ.ም. ቁ. 151 ነጠላ 12 ጥን 1972 ዓ.ም. ቁ. 172፣ ነጠላ 15 ጥን 1973 ዓ.ም. ቁ. 199 እና የካቲት 22 ጥን 1974 ዓ.ም. የተገኘ።

Source:- Negarit Gazeta 26<sup>th</sup> Aug. 1977, 7<sup>th</sup> Oct. 1978 22<sup>nd</sup> Nov. 1979 24<sup>th</sup> Nov. 1980 and 22<sup>nd</sup> Feb. 1982 No. 125, 151, 172, 198, 221 of 1977, 1978, 1979, 1980 and 1982 respectively.



ግንዛቤ ለገንዘብ ለውጤት ለውጤት ለውጤት ለውጤት  
COMPOSITION OF CURRENT GOVERNMENT EXPENDITURE BY PURPOSE AND TYPE\*

ሠገጠኛ ተ.5 / የጠለ/

TABLE K.5 (Contd.)

በሺህ ብር

'000 BIRR

	ገንዘብ ለውጤት	ሰው ሀብት ለውጤት	ሰው ሀብት ለውጤት	ሰው ሀብት ለውጤት	ሰው ሀብት ለውጤት	ሰው ሀብት ለውጤት	ሰው ሀብት ለውጤት	
	ሰው ሀብት ለውጤት	ሰው ሀብት ለውጤት	ሰው ሀብት ለውጤት	ሰው ሀብት ለውጤት	ሰው ሀብት ለውጤት	ሰው ሀብት ለውጤት	ሰው ሀብት ለውጤት	
<b>1974**</b>								<b>1981/82**</b>
<b>ጠቅላላ ለገልገሎት</b>	485,345	92,294	140,158	19,846	263,041	47,696	1,050,552	<b>GENERAL SERVICES</b>
ለሰው ሀብት ለውጤት ለውጤት	18,331	13,963	-	1,522	3,259	24,709	61,784	GENERAL GOVERNMENT
ለሰው ሀብት ለውጤት ለውጤት	326,422	48,015	140,158	14,610	232,430	20,904	782,539	NATIONAL DEFENCE
ለሰው ሀብት ለውጤት ለውጤት	99,470	14,456	-	2,105	24,005	104	140,140	INTERNAL ORDER & JUSTICE
ለሰው ሀብት ለውጤት ለውጤት	9,300	5,052	-	236	485	-	17,245	FOREIGN RELATIONS
ለሰው ሀብት ለውጤት ለውጤት	31,822	10,808	-	1,373	2,862	1,979	48,844	FINANCE & PLANNING
<b>ለሰው ሀብት ለውጤት ለውጤት</b>	82,016	36,179	-	2,111	21,742	15,509	157,557	<b>ECONOMIC SERVICES</b>
ገንዘብ	32,802	6,723	-	631	7,458	6,326	53,940	AGRICULTURE
ለሰው ሀብት ለውጤት ለውጤት	18,980	7,280	-	1,137	3,171	8,756	39,324	INDUSTRY COMMERCE & MINING
ለሰው ሀብት ለውጤት ለውጤት	30,234	22,176	-	343	11,113	427	64,293	PUBLIC WORKS & COMMUNICATION
<b>ለሰው ሀብት ለውጤት ለውጤት</b>	264,263	20,880	-	1,721	68,414	31,960	387,236	<b>SOCIAL SERVICES</b>
ለሰው ሀብት ለውጤት ለውጤት	208,443	10,998	-	1,080	40,276	2,791	263,588	EDUCATION & CULTURE
ለሰው ሀብት ለውጤት ለውጤት	46,901	7,790	-	388	26,762	6,113	87,954	PUBLIC HEALTH
ለሰው ሀብት ለውጤት ለውጤት	8,919	2,092	-	253	1,376	23,056	35,696	SOCIAL AFFAIRS
<b>የገንዘብ ለውጤት ለውጤት</b>	-	-	-	-	-	-	68,300	<b>PENSIONS EXPENDITURE</b>
<b>ዕዳ ለውጤት ለውጤት</b>	-	-	-	-	-	-	117,000	<b>PUBLIC DEBT</b>
<b>የውጭ ዕድገት ለውጤት ለውጤት</b>	-	-	-	-	-	-	-	<b>EXTERNAL ASSISTANCE</b>
<b>ለሰው ሀብት ለውጤት ለውጤት</b>	-	-	-	-	-	-	37,982	<b>UNALLOCATED</b>
<b>ጠቅላላ</b>	831,624	149,353	140,158	23,678	353,197	95,165	1,838,629	<b>TOTAL</b>
	PERSONAL SERVICES	NON-PERSONAL SERVICES	MAINTENANCE <sup>1</sup> OF PREMISES AND EQUIPMENT	MOTOR VEHICLES AND EQUIPMENT	MATERIAL AND SUPPLIES	CURRENT TRANSFER	TOTAL	

\* የግንዛቤ ለውጤት ለውጤት ለውጤት ለውጤት

\*Year ending 7<sup>th</sup> July.

<sup>1</sup> ለውጤት ለውጤት ለውጤት ለውጤት

<sup>1</sup> Military constructions and equipment.

\*\* የግንዛቤ ለውጤት ለውጤት

\*\*Budget estimate

ግንዛቤ:- ግንዛቤ ለውጤት ለውጤት ለውጤት ለውጤት

Source: Negarit Gazeta 22<sup>nd</sup> Feb. 1982 No. 221.

የከፊት ወጪ በገንዘብ ምንጭና በሥራው ዓይነት 1972 ዓ.ም  
CAPITAL EXPENDITURE BY SOURCE OF FINANCE AND PURPOSE 1979/80

ሠንጠረዥ ተ.6

TABLE K.6

በሚሊዮን ብር

IN MILLION BIRR

	ከአገር ወገን የገንዘብ ምንጭ	ከውጭ አገር ዐርጎታ	ከውጭ አገር ብድር	ድምር	
<u>አባሽሶ ልማት</u>	52.6	26.2	10.3	89.1	<u>SOCIAL DEVELOPMENT</u>
U/ ለተምህርት	16.8	14.1	10.3	41.2	a) EDUCATION
ለ/ ለጤና ተባብሮ	10.6	6.2	-	16.8	b) PUBLIC HEALTH
ጤ/ ለሰብሰብ	25.2	5.9	-	31.1	c) SOCIAL AFFAIRS
<u>አኢኮኖሚ ልማት</u>	305.7	125.4	163.5	594.6	<u>ECONOMIC DEVELOPMENT</u>
U/ ለአገልግሎትና ግንኙነት	111.6	0.8	67.7	180.1	a) <u>INFRASTRUCTURE AND COMMUNICATION</u>
1. ለግንጽ ሥራ	106.8	-	50.2	157.0	1. ROAD CONSTRUCTION
2. ለአየር ግራፊያ	4.8	-	-	4.8	2. AIRPORTS
3. ለባሕር ወደብ	-	-	0.4	0.4	3. SEAPORTS
4. ለግንኙነት	-	0.8	16.9	17.7	4. COMMUNICATION
5. ሌሎች	-	-	0.2	0.2	5. OTHERS
ለ/ ለዓዕድገት ለገንዘብ ግንደና ተፈጥሮ	32.3	12.6	39.2	84.1	b) <u>MINING, INDUSTRY, COMMERCE AND TOURISM</u>
1. ለዓዕድገት	14.0	10.5	3.7	28.2	1. MINING
2. ለገንዘብ ግንደና ገንደ	18.3	2.1	35.5	55.9	2. INDUSTRY AND COMMERCE
3. ለተፈጥሮ ግንደና	-	-	-	-	3. TOURISM DEVELOPMENT
ጤ/ ለአርባ	139.1	96.3	26.3	261.7	c) <u>AGRICULTURE</u>
1. ለአርባ ለገልገሎት	9.3	6.3	0.1	15.7	1. AGRICULTURAL SERVICES
2. ለአርባ ተናት ጣቢያ	11.3	0.5	7.4	19.2	2. AGRICULTURAL RESEARCH
3. ለአርባ ግንደና ፕሮጀክት	40.3	52.8	18.8	111.9	3. AGRICULTURAL DEV. PROJECT
4. ለደብዳቤ ስርዓት	17.6	33.9	-	51.5	4. REHABILITATION
5. ለወረዳ ለገንዘብ ግንደና	47.4	2.8	-	50.2	5. LAND REFORM
6. ለተገንቦ ገብረገብ የተከፈለ	13.2	-	-	13.2	6. CREDIT TO SMALL FARMERS
7. ሌሎች	-	-	-	-	7. OTHERS
ጤ/ ለውሃ ልማት ግንደና	22.7	15.7	30.4	68.8	d) <u>WATER RESOURCES DEVELOPMENT</u>
ሠ/ ለገንዘብ ድርጅቶች	-	-	-	-	e) <u>FINANCIAL AGENCIES</u>
<u>አጠቃላይ ለገንዘብ ልማት ስራዎች</u>	10.5	-	16.2	26.7	<u>GENERAL SERVICES AND PUBLIC BUILDINGS</u>
U/ ለአጠቃላይ ለገንዘብ ልማት	-	-	-	-	a) GENERAL SERVICES
ለ/ ለግንደና ስራዎች	10.5	-	16.2	26.7	b) PUBLIC BUILDINGS
<u>የከፊት ወጪ ድምር</u>	368.8	151.6	190.0	710.4	<u>TOTAL CAPITAL EXPENDITURE</u>
	LOCAL FUNDS	EXTERNAL ASSISTANCE	EXTERNAL LOANS	TOTAL	

ከነገሩ ጋዜጣ ሀገር 12 ጥ 1972 ዓ.ም ግ. 172 የተገኘ።

Source: Negarit Gazeta 22<sup>nd</sup> Nov. 1979 No. 172.

የከፊት ወደ በገንዘብ ምንጭና በሥራው ዓይነት 1973 ዓ.ም  
CAPITAL EXPENDITURE BY SOURCE OF FINANCE AND PURPOSE 1980/81

ሠገጠረዥ ተ.6 / የጠለ/	TABLE K.6 (Contd.)		በሚሊዮን ብር		IN MILLION BIRR
	በአገር ውስጥ የገንዘብ ምንጭ	ከውጭ አገር ዐርጎታ	ከውጭ አገር ብድር	ጭር	
<b>ሶሻል ልማት</b>	60.4	43.5	16.7	120.6	<b>SOCIAL DEVELOPMENT</b>
ሀ/ ለተምህርት	26.5	18.4	12.0	56.9	a) EDUCATION
ለ/ ለጤና የበታ	10.7	14.4	-	25.1	b) PUBLIC HEALTH
ጤ/ ሶሻል	23.2	10.7	4.7	38.6	c) SOCIAL AFFAIRS
<b>ኢኮኖሚ ልማት</b>	351.8	173.2	270.5	795.5	<b>ECONOMIC DEVELOPMENT</b>
ሀ/ ለኢንፍራስትራስትራክቸርና ጭንጭ	113.2	18.1	98.8	230.1	a) <b>INFRASTRUCTURE AND COMMUNICATION</b>
1. ለመገንጠያ ሥራ	103.3	16.4	85.2	204.9	1. ROAD CONSTRUCTION
2. ለአየር ግራፊያ	9.9	1.7	0.2	11.8	2. AIRPORTS
3. ለባሕር ወደብ	-	-	-	-	3. SEAPORTS
4. ለጭንጭ	-	-	13.4	13.4	4. COMMUNICATION
5. ሌሎች	-	-	-	-	5. OTHERS
ለ/ ለግዕድን ለንግድ ገንዘብ ጥሬ ገንዘብ	101.4	33.3	109.4	244.1	b) <b>MINING INDUSTRY, COMMERCE AND TOURISM</b>
1. ለግዕድን	23.2	21.1	23.2	67.5	1. MINING
2. ለኢንግዲስትሪ ለንግድ	64.3	3.9	77.6	145.8	2. INDUSTRY AND COMMERCE
3. ለጥሬ ጥቅም ግብረጭ	4.0	-	-	4.0	3. TOURISM DEVELOPMENT
4. የግሌ ጥያቄ ልማት	9.9	8.3	8.6	26.8	4. VALLEYS DEVELOPMENT
ጤ/ ለአርባና የልዩ ግብረጭ	105.6	87.3	33.5	226.4	c) <b>AGRICULTURE &amp; SETTLEMENT</b>
1. የግብርና ጥናት	2.9	2.8	0.5	6.2	1. AGRICULTURAL STUDIES
2. ለአርባ ጥናት ግብረጭ	10.4	5.5	-	15.9	2. AGRICULTURAL RESEARCH
3. ለአርባ ግብረጭ ፕሮጀክት	32.7	43.8	19.5	96.0	3. AGRICULTURAL DEVELOPMENT PROJECT
4. የሠራራ ፕሮግራም	28.9	-	-	28.9	4. SETTLEMENT
5. የእንስሳትና ግሣ ህብት ልማት	13.5	3.5	13.5	30.5	5. ANIMAL & FISHERY RESOURCES DEVELOPMENT
6. የግንባታ አርባ ግብረጭ ግንባታ	3.4	-	-	3.4	6. STATE FARMS & AGRICULTURAL ROADS
7. ሌሎች	13.8	31.7	-	45.5	7. OTHERS
ጤ/ ለውሃ ልማት ግብረጭ	31.6	34.5	28.8	94.9	d) <b>WATER RESOURCES DEVELOPMENT</b>
ሠ/ ለገንዘብ ድርጅቶች	-	-	-	-	e) <b>FINANCIAL AGENCIES</b>
ለጠቅላላ አገልግሎትና ለግንባታ ቢቶ ግብረጭ	6.3	-	14.9	21.2	<b>GENERAL SERVICES AND PUBLIC BUILDINGS</b>
ሀ/ ለጠቅላላ አገልግሎት	-	-	-	-	a) GENERAL SERVICES
ለ/ ለግንባታ ቢቶ	6.3	-	14.9	21.2	b) PUBLIC BUILDINGS
<b>የከፊት ወደ ጭር</b>	<b>418.5</b>	<b>216.7</b>	<b>302.1</b>	<b>937.3</b>	<b>TOTAL CAPITAL EXPENDITURE</b>
	LOCAL FUNDS	EXTERNAL ASSISTANCE	EXTERNAL LOANS	TOTAL	

ከገጽ 15 ጋር ላይ 15 ነገ 1973 ዓ.ም ቁ.199 የተገኘ።  
Source: Negarit Gazeta 24<sup>th</sup> Nov. 1980 No.199.

የካቲት ወሩ በገንዘብ ምንጭና በሥራው ዓይነት 1974 ዓ.ም  
CAPITAL EXPENDITURE BY SOURCE OF FINANCE AND PURPOSE, 1981/82

ሠገራሪዝ ተ.6 / የተጠለ/

TABLE K.6 (Contd.)

በሚሊዮን ቢር

IN MILLION BIRR

	ከአገር ውስጥ የገንዘብ ዎች	ከጭቆ አገር ዐርጎቻ	ከጭቆ አገር ብድር	ጭቆ	
<b>አጠቃላይ ልዩት</b>	<b>72.9</b>	<b>31.4</b>	<b>27.5</b>	<b>131.8</b>	<b>SOCIAL DEVELOPMENT</b>
U/ ለተምህርት	33.9	12.6	26.3	72.8	a) EDUCATION
ለ/ ለዳና ተባብሮ	18.3	11.3	-	29.6	b) PUBLIC HEALTH
ዳ/ ለሰብአዊ	20.7	7.5	1.2	29.4	c) SOCIAL AFFAIRS
<b>ኢኮኖሚ ልዩት</b>	<b>428.0</b>	<b>136.1</b>	<b>352.4</b>	<b>916.5</b>	<b>ECONOMIC DEVELOPMENT</b>
U/ <u>አገልግሎትና ግንኙነት</u>	121.6	31.4	57.1	210.1	a) <u>INFRASTRUCTURE &amp; COMMUNICATION</u>
1. ለሰብአዊ ሥራ	102.1	16.3	48.0	166.4	1. ROAD CONSTRUCTION
2. ለአየር ግንኙነት	1.8	-	0.2	2.0	2. AIRPORTS
3. ለባህር ወይን	17.1	-	0.3	17.4	3. SEA PORTS
4. ለግንኙነት	0.2	0.1	8.6	8.9	4. COMMUNICATION
5. ሌሎች	0.4	15.0	-	15.4	5. OTHERS
ለ/ <u>አግባብ ስራዎችና ግንኙነት</u>	144.9	17.8	146.0	308.7	b) <u>MINING INDUSTRY COMMERCE &amp; TOURISM</u>
1. አግባብ	71.9	13.0	21.5	106.4	1. MINING
2. ለስራና ግንኙነት ስራዎች	69.1	4.8	124.5	198.4	2. INDUSTRY & COMMERCE
3. ለግንኙነት ግንኙነት	3.9	-	-	3.9	3. TOURISM DEVELOPMENT
4. ለሌሎች ልዩት	-	-	-	-	4. VALEYS DEVELOPMENT
ዳ/ <u>አገልግሎት የሰጠ ግብረ</u>	110.3	47.0	128.9	286.2	c) <u>AGRICULTURE &amp; SETTLEMENT</u>
1. የግብርና ተናት	2.8	1.3	-	4.1	1. AGRICULTURAL STUDIES
2. ለአገልግሎት ተናት ግብረ	10.6	4.6	-	15.2	2. AGRICULTURAL RESEARCH
3. ለአገልግሎት ግብረ ግንኙነት	34.9	23.4	68.2	126.5	3. AGRICULTURAL DEVELOPMENT PROJECT
4. የሠራ ግንኙነት	20.6	-	-	20.6	4. SETTLEMENT
5. የአገልግሎት ግብረ ልዩት	12.7	3.9	24.6	41.2	5. ANIMAL & FISHERY RESOURCES DEVELOPMENT
6. ለሰብአዊ አገልግሎት አገልግሎት ግንኙነት	0.4	-	33.4	33.8	6. STATE FARMS & AGRICULTURAL ROADS
7. ሌሎች	28.3	13.8	2.7	44.8	7. OTHERS
ዳ/ <u>አገልግሎት ግንኙነት</u>	43.2	39.9	20.4	103.5	d) <u>WATER RESOURCES DEVELOPMENT</u>
ሠ/ <u>አገልግሎት ደርጅት</u>	8.0	-	-	8.0	e) <u>FINANCIAL AGENCIES</u>
<u>አጠቃላይ አገልግሎት ለሰጠ ግብረ ግንኙነት</u>	<u>0.8</u>	<u>-</u>	<u>-</u>	<u>0.8</u>	<u>GENERAL SERVICES &amp; PUBLIC BUILDINGS</u>
U/ ለአጠቃላይ አገልግሎት	-	-	-	-	a) GENERAL SERVICES
ለ/ ለሰጠ ግብረ ግንኙነት	0.8	-	-	0.8	b) PUBLIC BUILDINGS
<b>የካቲት ወሩ ጭቆ</b>	<b>501.1</b>	<b>167.5</b>	<b>379.9</b>	<b>1,049.1</b>	<b>TOTAL CAPITAL EXPENDITURE</b>
	LOCAL FUNDS	EXTERNAL ASSISTANCE	EXTERNAL LOANS	TOTAL	

በካቲት 15 ካቲት 15 ካቲት 1974 ዓ.ም 9.221 የተገኘ ::

Source: Negarit Gazeta, 22<sup>nd</sup> Feb. 1982 No. 221.

የኢትዮጵያ የውጭ አገር ዕቃ በበደር ያገኘች በደርደት ጸደቀ አስቦ-ብ 23 ነገ 1974 ዓ.ም.  
ETHIOPIA'S EXTERNAL DEBT BY SOURCE AND SECTOR UP TO JUNE 30, 1982

ሠንጠረዥ ተ.7 TABLE K.7

በቢሽ በር IN'000 BIRR

የተፈጻሚ በደር	ጠቅላይ ጠቅላይ የቶቶ በ 23 1974	ጠቅላይ ሆኖ የተሠራበት		የተከፈለ		በ1974 የበደር ዓመት ለውለድ የተ ከፈለ	ያለ ተከፈለ ዕቃ በ 23 1974		
		በበደር ዓመት 1974	አስቦ በ 23 1974	በበደር ዓመት 1974	አስቦ በ 23 1974				
<b>TO PUBLIC SECTOR</b>									
አጠቃላይ ደርደት									
በአረብ ግብር ደርደት	29,394	-	-	29,394	-	-	29,394	ARAB LOAN FUND	
በዓለም አቀፍ የልማት ግብር	843,546	234,448	56,769	609,097	1,312	5,994	602,542	INTERNATIONAL DEVELOPMENT ASSOCIATION	
በዓለም አቀፍ የገንዘብ ቡርራ	3,002	-	-	3,002	214	3,002	10	INTERNATIONAL FINANCE CORPORATION	
በዓለም ባንክ	197,232	-	-	197,232	7,934	77,443	128,826	WORLD BANK	
በግብርና ግብር	124,737	75,721	1,752	49,016	5,838	17,256	527	CZECHOSLOVAKIA	
በደርደት ልዩ ገቢ	136,172	16,162	5,028	120,009	2,565	19,010	1,419	FEDERAL REPUBLIC OF GERMANY	
በፈረንሳይ	1,757	-	1,757	1,757	-	-	-	FRANCE	
በአሜሪካ	236,049	78,468	7,827	157,581	17,334	53,611	4,906	ITALY	
በጃፓን	45,529	2,007	15,089	43,522	2,962	5,788	1,436	JAPAN	
በሕዝባዊ ድጋፍ	203,114	155,480	5,542	47,634	-	-	-	PEOPLES' REPUBLIC OF CHINA	
በፖላንድ	21,608	20,700	-	908	-	-	908	POLAND	
በስዊድን	14,720	2,466	10,421	12,274	709	709	224	SWEDEN	
በሶቪየት ግብር	457,323	360,476	47,713	96,847	1,942	3,968	968	SOVIET UNION	
በብሪታንያ	20,646	2,906	69	17,740	830	4,227	-	UNITED KINGDOM	
በአሜሪካ የልማት ደርደት	434,608	5,980	34,550	428,626	15,458	100,053	13,287	UNITED STATES	
በአሜሪካ የልማት ባንክ	44,660	40,626	224	4,034	-	-	112	BULGARIA	
በሶቪየት ግብር	62,105	22,703	6,111	39,402	5,175	8,964	892	YUGOSLAVIA	
በአፍሪካ የልማት ደርደት	161,499	107,240	26,791	54,259	-	-	344	AFRICAN DEVELOPMENT FUND	
በአፍሪካ የልማት ባንክ	39,155	26,626	5,888	13,529	-	-	933	AFRICAN DEVELOPMENT BANK	
በሊቢያ	31,050	-	-	31,050	-	-	466	LIBYA	
በአገልግሎት ደርደት	9,936	-	-	9,936	248	248	50	OPEC SPECIAL FUND	
በደርደት ልዩ ገቢ ልዩ ገቢ	193,512	148,052	14,761	45,460	267	639	157	GERMAN DEMOCRATIC REPUBLIC	
በአገልግሎት የልማት ግብር	28,437	10,502	8,880	17,935	901	901	313	EEC SPECIAL ACTION ACCOUNT	
በአገልግሎት የልማት ግብር ደርደት	31,350	27,892	3,458	3,458	-	-	3	INT'L. FUND FOR AGRICULTURAL DEVELOPMENT	
በዓለም አቀፍ የገንዘብ ደርደት	70,048	-	-	70,048	-	-	307	IMF TRUST FUND	
በስዊድን	1,152	-	-	1,152	189	287	43	SWITZERLAND	
በሩሲያ	62,100	58,929	384	3,171	-	-	-	ROMANIA	
በካናዳ	23,536	703	2,795	22,832	3,247	3,247	2,241	CANADA	
በኒጄርያ	11,803	2,745	9,059	9,059	265	265	273	NIGERIA	
<b>ጠቅላይ</b>	<b>3,539,780</b>	<b>1,399,812</b>	<b>264,868</b>	<b>2,139,964</b>	<b>67,390</b>	<b>305,612</b>	<b>41,970</b>	<b>1,743,550</b>	<b>TOTAL</b>
	AMOUNT PLEDGED	BALANCE UNDISBURSED 30.6.82	DISBURSED DURING CUMULATIVE F.Y. 1974 TO 30.6.82		REPAYMENTS DURING CUMULATIVE F.Y. 1974 TO 30.6.82		INTEREST PAID IN F.Y. 1974	OUTSTANDING DEBT 30.6.82	

ስርዓት ላይ ለውጭ አገር ከከፈተኛ ከበደር ጸደቆ የተገኘ ::  
Source: Ministry of Finance, Credit and Loans Department



የዳክጋ ስፋት ብዛት\* በገቢ ወደብና በክፍለ ሀገር፣ 1973 ዓ.ም የበጀት ዓመት  
 NUMBER OF MUNICIPALITIES\* BY REVENUE GROUP AND ADMINISTRATIVE REGION, FISCAL YEAR 1980/81

ሠገጠረዥ ተ.9 TABLE K.9

ክፍለ ሀገር	የዳክጋ ስፋት ብዛት**	የገቢ ወደብ / በሺህ ብር /				ከ5 በታች	
		ከ100 በላይ	ከ50-99	ከ25-49	ከ5-24		
አርቢ	10	2	3	4	1	-	ARSSI
ባሌ	10	2	2	2	4	-	BALE
አርተራ	8	7	1	-	-	-	ERITREA
ጎንደር	11	3	1	5	2	-	GONDER
ጋም ጉ	-	-	-	-	-	-	GAMO GOFA
ጎጃም	14	2	4	3	5	-	GOJJAM
ዘረርጌ	11	3	1	5	2	-	HARARGE
ሲሳይ	4	-	2	2	-	-	ILLUBABOR
ክፍ	-	-	-	-	-	-	KEFFA
ሸዋ	35	10	11	8	6	-	SHEWA
ሲዳሞ	13	5	6	1	1	-	SIDAMO
ተገረይ	12	5	2	-	5	-	TIGRAI
ወለጋ	8	3	2	2	1	-	WELLEGA
ወሎ	11	2	3	3	3	-	WELLO
<b>ድምር</b>	<b>147</b>	<b>44</b>	<b>38</b>	<b>35</b>	<b>30</b>	<b>-</b>	<b>TOTAL</b>
	NUMBER** OF MUNIC-PALITIES	100 & OVER	50-99	25-49	5-24	UNDER 5	ADMINISTRATIVE REGION
	AMOUNT OF REVENUE (IN'000 BIRR)						

\* ህገባቸውን ላይሰጡት ዳክጋ ስፋት ብዛት የቀረበ ::

\*Only for those municipalities which submitted their accounts.

\*\* የአዲስ አበባ፣ ለምሥራን ለሰባን ለይጄምርያ ::

\*\*Excluding Addis Ababa, Asmara & Assab

ስርዓተ ልማትና ቤተ ግብርና የተገኘ ::

Source: Ministry of Urban Development and Housing.

የዳክጋ ስጥ ስዛተ\* በወጪ ጭገና በክፍለ ሀገር፣ 1973 ዓ.ም የበጀት ዓመት  
 NUMBER OF MUNICIPALITIES\* BY EXPENDITURE GROUP AND ADMINISTRATIVE REGION FISCAL YEAR 1980/81

ሠንጠረዥ ተ.10 TABLE II.10

ክፍለ ሀገር	የዳክጋ** ስጥ ስዛተ	ከ100 በላይ	የወጪ ጭገን / በሺህ ብር /			ከ5 በታች	
			ከ50-99	ከ25-49	ከ5-24		
አርቢ	10	3	-	4	3	-	ARSSI
ባሌ	10	1	1	3	4	1	BALE
አርተፊ	8	2	5	1	-	-	ERITREA
ጉንደር	11	3	1	3	4	-	GONDER
ጋዎ ጉፋ	-	-	-	-	-	-	GAMO GOFA
ጉጂዎ	14	2	2	4	4	2	GOJJAM
ዘረርጌ	11	3	-	1	7	-	HARARGE
ሲባባር	4	-	2	2	-	-	ILLUBABOR
ክፋ	-	-	-	-	-	-	KAPPA
ሸዋ	35	13	8	7	6	1	SHEWA
ሲዳሞ	13	6	4	2	1	-	SIDAMO
ተገራይ	12	6	1	-	5	-	TIGRAI
ወለጋ	8	3	2	1	2	-	WELLEGA
ወሎ	11	4	-	3	2	2	WELLO
ድምር	147	46	26	31	38	6	TOTAL
	NUMBER** OF MUNICI- PALITIES	100 & OVER	50-99	25-49	5-24	UNDER 5	ADMINISTRATIVE REGION
	AMOUNT OF EXPENDITURE (IN'000 BIRR)						

\* ህገባ የወገን ለመለከት ዳክጋ ስጥ የቀረበ ።  
 \*Only for those municipalities which submitted their accounts.

\*\* አዲስ አበባ፣ አሙራገና አሰባን አይጨምርም  
 \*\*Excluding Addis Ababa, Asmara & Assab

ስነ ልቦና ልማትና ቤት ግዚታ ጥናት ።  
 Source: Ministry of Urban Development and Housing.

**የዳካታ ስጦት የገቢና ወጪ ግጥም ስጦታ ስጦታ ስጦታ**  
**SUMMARY OF REVENUE AND EXPENDITURE OF MUNICIPALITIES BY REGIONS\***

ሠንጠረዥ ተ.11

TABLE K.11

በሺህ ብር

IN'000 BIRR

ክፍለ ሀገር**	1971***		1972***		1973***		
	ገቢ	ወጪ	ገቢ	ወጪ	ገቢ	ወጪ	
አርቢ	636	573	732	788	808	844	ARSSI
ባሌ	336	224	451	464	559	380	BALE
አርቲራ	481	418	1,445	811	2,531	1,147	ERITREA
ጎንደር	865	774	1,286	1,209	1,418	1,337	GONDAR
ጋም ገፋ	19	16	9	7	-	-	GAMO GOFFA
ጎጃም	1,123	920	1,317	1,082	1,391	1,344	GOJJAM
ዘረርጌ	2,348	1,625	1,733	1,415	2,161	2,381	HARARGE
ሊላባቦር	325	243	231	300	229	206	ILLUBABOR
ክፋ	1,178	1,253	-	-	-	-	KEFFA
ሸዋ	3,931	2,887	5,140	3,769	5,307	5,843	SHEWA
ሲዳሞ	1,138	860	1,624	1,628	1,612	2,095	SIDAMO
ተገራይ	521	464	1,576	1,674	1,510	1,620	TIGRAI
ወለጋ	664	411	690	851	957	710	WELLEGA
ወሎ	958	729	559	293	1,279	1,437	WELLO
<b>ጅምር</b>	<b>14,042</b>	<b>10,979</b>	<b>16,798</b>	<b>14,291</b>	<b>19,762</b>	<b>19,344</b>	<b>TOTAL</b>
	REVENUE	EXPENDITURE	REVENUE	EXPENDITURE	REVENUE	EXPENDITURE	ADMINISTRATIVE** REGIONS
	1978/79***		1979/80***		1980/81***		

\* አላሳይ አበባ ለምሥራና አበባን አይወጡም  
 \*Excluding Addis Abeba, Asmara and Asseb

\*\* ህዳር ወጪ ለላላነት ዳካታ ስጦታ ብቻ የተረገጠ ::  
 \*\*Only for those municipalities which submitted their accounts.

\*\*\* የግምት ወጪ ሰኔ 30 ነው ::  
 \*\*\*Year ending July 7th.

ስጦታ ለግብርና ስጦታ ለህንጻ የተገኘ ::  
 Source: Ministry of Urban Development and Housing.

በከተማ ልማትና ቤት ግንባታ ሥር የሚገኙ ግዛታዊ ቤቶች ገቢና ወጪዎች  
 REVENUE AND EXPENDITURE OF MUNICIPALITIES UNDER THE MINISTRY OF URBAN DEVELOPMENT AND HOUSING\*

ሠንጠረዥ ተ. 12

TABLE K.12

በሺህ በር

IN'000 BIRR

	1971**	1972**	1973**	
<b>ገቢ</b>				<b>REVENUE</b>
<b>ገቢ</b>	<b>18,939</b>	<b>8,394</b>	<b>10,615</b>	<b>TAXES</b>
ከገንዘብ ገቢዎች የተገኘው ገቢ	19,775***	165	486	FUEL AND CUSTOM DUTIES
ከግንባታ ገቢዎች የተገኘው ገቢ	1,527	1,711	3,032	TAXES ON IMMOVABLE PROPERTY
ከከተማ ገቢዎች የተገኘው ገቢ	1,064	1,102	1,409	CATTLE SALES TAX
ከገንዘብ ገቢዎች የተገኘው ገቢ	4,834	3,996	4,457	ISSUANCE & RENEWAL OF BUSINESS LICENSE AND BUSINESS TAX
ሌሎች	739	1,330	1,231	OTHERS
<b>ከገንዘብ ገቢዎች የተገኘው ገቢ</b>	<b>2,974</b>	<b>2,790</b>	<b>3,918</b>	<b>CHARGES AND FEES</b>
ከገንዘብ ገቢዎች የተገኘው ገቢ	1,167	1,127	1,350	VEHICLES AND DRIVING LICENSE FEE
ከገንዘብ ገቢዎች የተገኘው ገቢ	845	167	430	LAND SURVEY, REGISTRATION AND BUILDING PERMIT
ከገንዘብ ገቢዎች የተገኘው ገቢ	343	428	1,093	SLAUGHTERING
ከገንዘብ ገቢዎች የተገኘው ገቢ	442	421	455	SANITATION
ሌሎች	177	647	590	OTHERS
<b>ከዕቃዎች ገልገሎቶች ስጦታ</b>	<b>1,130</b>	<b>1,584</b>	<b>1,680</b>	<b>SALE OF GOODS AND SERVICES</b>
ከገንዘብ ገቢዎች የተገኘው ገቢ	754	1,083	1,281	WATER
ከገንዘብ ገቢዎች የተገኘው ገቢ	363	399	363	ELECTRICITY
ከገንዘብ ገቢዎች የተገኘው ገቢ	13	102	36	FIRE PROTECTION
ከገንዘብ ገቢዎች የተገኘው ገቢ	-	-	-	GARAGE
<b>ከገቢ</b>	<b>1,014</b>	<b>2,724</b>	<b>1,552</b>	<b>RENTAL INCOME</b>
ከገንዘብ ገቢዎች የተገኘው ገቢ	76	29	44	INTEREST
<b>ከሌሎች</b>	<b>794</b>	<b>1,278</b>	<b>1,953</b>	<b>MISCELLANEOUS</b>
ከገንዘብ ገቢዎች የተገኘው ገቢ	393	10	344	SALES & RENT OF FIXED ASSETS
ከገንዘብ ገቢዎች የተገኘው ገቢ	85	2	-	CONTRIBUTIONS
ከገንዘብ ገቢዎች የተገኘው ገቢ	-	-	-	SUBSIDY FROM CENTRAL GOVERNMENT
ሌሎች	316	1,266	1,609	OTHERS
<b>የገቢ ድምር</b>	<b>24,927</b>	<b>16,798</b>	<b>19,762</b>	<b>TOTAL REVENUE</b>
<b>ወጪ</b>				<b>EXPENDITURE</b>
<b>ደንበኞች ወጪ</b>	<b>21,856</b>	<b>9,710</b>	<b>10,273</b>	<b>CURRENT EXPENDITURE</b>
ደንበኞች ለሌሎች	18,669	4,286	5,061	SALARIES & ALLOWANCES
ለሌሎች ዕቃዎች ገልገሎቶች	2,896	5,211	4,870	MATERIALS AND SERVICES
ፈላጊ	291	213	342	TRANSFERS
<b>የገንዘብ ወጪ</b>	<b>3,773</b>	<b>4,581</b>	<b>9,071</b>	<b>CAPITAL EXPENDITURE</b>
ለገንዘብ ገቢዎች የተገኘው ገቢ	58	636	517	BUILDING ESTIMATION AND PURCHASING
ለገንዘብ ገቢዎች የተገኘው ገቢ	682	2,236	1,384	BUILDING ROAD & BRIDGE CONSTRUCTION
ለገንዘብ ገቢዎች የተገኘው ገቢ	13	1	-	WATER SUPPLY AND PIPE LINE EXTENSION
ለገንዘብ ገቢዎች የተገኘው ገቢ	-	1	1	ELECTRICITY
ለገንዘብ ገቢዎች የተገኘው ገቢ	2,931	1,697	3,125	MACHINERY AND EQUIPMENT
ሌሎች	89	10	4,044	OTHERS
<b>የወጪ ድምር</b>	<b>25,629</b>	<b>14,291</b>	<b>19,344</b>	<b>TOTAL EXPENDITURE</b>
	1978/79**	1979/80**	1980/81**	

\*ህዝብ ገንዘብ ገቢዎችን የገቢ ወጪ ደንበኞች ወጪዎች ለመረጃ ለመስጠት የተገኘው ገቢ ነው።  
 \*Only for those Municipalities which reported the details of their accounts.

\*\*የዓመት መጨረሻ በ 30 ገደብ  
 \*\*Year ending July 7<sup>th</sup>

\*\*\*የቀዳሚ ወጪ ለገንዘብ ገቢዎች የተገኘው ገቢ ነው።  
 \*\*\*Central Government subsidy to the head office and to the Municipalities in Eritrea.

Source: Ministry of Urban Development and Housing.

የአሥራ ግዛጃ ቤተ ገቢና ወጪ  
REVENUE AND EXPENDITURE OF MUNICIPALITY OF ASMARA

ሠገጠረዥ ተ.13

TABLE K.13

በሺህ ብር

'000 BIRR

	1971*	1972*	1973*	
<b>ገቢ</b>				<b>REVENUE</b>
<b>ገቢ</b>	<u>1,126</u>	<u>2,026</u>	<u>2,358</u>	<b>TAXES</b>
ከሸጥ የረተ	193	320	411	SALES TAX
ከሊገጠተፊ፣ ከገንዘብ፣ ከቢዮጥሰና ከሥራ ገቢ	727	990	1,010	INDUSTRY, COMMERCE, ARTS AND PROFESSION TAX
ከገንዘብ ከገንዘብ 1% የረተ	-	50	566	FUEL AND 1% CUSTOMS TAX
ከገንዘብ ገቢ	67	496	207	PROPERTY TAX
ከሕገግና ከገንዘብ ሥራ ገቢ	-	1	3	CONSTRUCTION AND MAINTENANCE WORK TAX
ከገንዘብ ከገንዘብ ስጦታ ግብዓት ገቢ የረተ	116	149	138	CATTLE REGISTRATION TAX
ከግብይት ገቢ	23	20	23	ADVERTISING TAX
<b>ከረገገና ከሌሎች ስጦታዎች የተገኘ ገቢ</b>	<u>395</u>	<u>444</u>	<u>1,053</u>	<b>CHARGES AND FEES</b>
ከክፍያ ስጦታዎች ፈቃድ	-	-	502	VEHICLES AND DRIVING LICENSE FEE
ከጸገት	192	194	277	SANITATION FEE
ከግብይት ከሥጋ ግብዓት	131	168	190	SLAUGHTERING AND MEAT DELIVERY FEE
ከሰጠ ለገንዘብ ስጦታ	14	27	25	PROTECTION AGAINST FIRE AND FIRE EXTINGUISHING FEE
ሌሎች	58	55	59	OTHERS
<b>ከክፍያ የተገኘ ገቢ</b>	<u>137</u>	<u>256</u>	<u>583</u>	<b>RENTAL INCOME</b>
<b>ለጥያቄ ገቢዎች</b>	<u>515</u>	<u>329</u>	<u>479</u>	<b>MISCELLANEOUS</b>
የገቢ ድምር	2,173	3,055	4,473	TOTAL REVENUE
<b>ወጪ</b>				<b>EXPENDITURE</b>
<b>ደንበኛ ወጪ</b>	<u>2,373</u>	<u>2,406</u>	<u>2,553</u>	<b>CURRENT EXPENDITURE</b>
ለደንበኛ ለባለ	1,580	1,570	1,621	SALARIES, WAGES AND ALLOWANCES
ለባለ ዕቃዎች	19	27	19	OFFICE SUPPLIES
ለሌሎች ለላይ ወሳይ ዕቃዎችና ዕቃዎች	224	210	351	OTHER EQUIPMENT AND SUPPLIES
ለረባሰ	25	10	12	CURRENT TRANSFER
ለሌሎች ለጥያቄ ወጪዎች	525	589	550	MISCELLANEOUS
<b>የባለቤት ወጪ</b>	<u>237</u>	<u>190</u>	<u>222</u>	<b>CAPITAL EXPENDITURE</b>
ለሕንጻዎችና ለሌሎች ሥራዎች	-	-	49	BUILDINGS AND CONSTRUCTION
ለወንጌዎችና ለወሳይ ዕቃዎች	118	19	92	MACHINERY AND EQUIPMENT
ሌሎች የባለቤት ወጪዎች	119	171	81	OTHER CAPITAL EXPENDITURE
ጠቅላላ የወጪ ድምር	2,610	2,596	2,775	TOTAL EXPENDITURE
	1978/79*	1979/80*	1980/81*	

\* የግንባታ ወጪ ለ 30 ነገር ::

\*Year ending 7th July.

ከአሥራ ግዛጃ ቤተ ገቢ ::

Source: Municipality of Asmara.

የአዳዲስ አበባ ከተማ አስተዳደር ገቢና ወጪ  
REVENUE AND EXPENDITURE OF MUNICIPALITY OF ADDIS ABABA

ሠንጠረዥ ተ.14

TABLE K. 14

በሺህ ብር '000 BIRR

	1971*	1972*	1973*	
<u>ገቢ</u>				<u>REVENUE</u>
<u>ከገጠራዎች ቀርቶ</u>	3,340	3,812	2,119	<u>IMPORT DUTIES</u>
<u>ገቢ</u>	3,084	3,624	7,982	<u>TAXES</u>
ከቦታ /ከወረቀት/ገቢ	1,176	1,311	1,479	LAND TAX
ከሕንጻ ገቢ	1,167	1,635	5,410	BUILDING TAX
ከከተማ ሽያጭ ቀርቶ	736	678	573	TAX ON SALE OF ANIMALS
ከጤና ታክስ	-	-	-	HEALTH TAX
ሌሎች	5	-	520	OTHERS
<u>ከረዕይና ከሌሎች ክፍያዎች የተገኘ</u>	6,662	7,414	7,151	<u>CHARGES AND FEES</u>
ከገንዘብ ሥራ ረዕይ	3,295	4,092	6,045	BUSINESS LICENSE FEES
ከክርክር ሥራ ረዕይ	511	621	-	VEHICLES AND DRIVING LICENSE FEES
ከወላ ጠቅላይ ገቢዎች ከአሽጋና ከቤት ሥራ ረዕይ	939	1,014	-	LAND SURVEY AND REGISTRATION FEES
ከጸላት	748	924	956	SANITATION FEES
ሌሎች	1,169	763	150	OTHERS
<u>ከክሬይ ገቢ</u>	4,169	1,688	966	<u>RENTAL INCOME</u>
<u>ከገቢ ስራ ሽያጭ</u>	243	209	95	<u>SALE OF PROPERTIES</u>
<u>ከአክሲዮኖች ወለድና ተርፍ</u>	98	283	128	<u>INTEREST AND DIVIDENDS</u>
<u>ሌሎች ስራ ገቢዎች</u>	199	2,388	2,578	<u>MISCELLANEOUS</u>
የገቢ ድምር	17,795	19,418	21,019	TOTAL REVENUE
<u>ወጪ</u>				<u>EXPENDITURE</u>
<u>ጠቅላላ ወጪ</u>	11,937	12,042	11,267	<u>CURRENT EXPENDITURE</u>
ሰጠኛ ለሰጠ	6,682	7,318	8,329	PERSONAL EMOLUMENTS
ደብዳቤ	6,116	6,726	7,709	WAGES AND SALARIES
አበል	566	592	620	ALLOWANCES
ሰጠኛ ዕቃዎች	631	656	448	OFFICE SUPPLIES
ሰጠኛ	1,126	524	123	CURRENT TRANSFER
ሌሎች ወጪዎች	3,498	3,544	2,367	OTHER EXPENDITURES
<u>የከተማ ወጪዎች</u>	2,868	3,918	3,762	<u>CAPITAL EXPENDITURE</u>
ለጠቅላላ ሥራና ጥገና	2,234	2,449	2,082	ROAD CONSTRUCTION AND MAINTENANCE
ጠቅላላ ጠቅላይ	462	1,175	1,264	MACHINERY AND EQUIPMENT
ሌሎች የከተማ ወጪዎች	172	294	416	OTHER CAPITAL EXPENDITURE
የወጪ ድምር	14,806	15,960	15,029	TOTAL EXPENDITURE
	1978/79*	1979/80*	1980/81*	

\* የጸደቀበት ወቅት ሰኔ 30 ነው።

\*Year Ending July 7<sup>th</sup>

የአዳዲስ አበባ ከተማ አስተዳደር የተገኘ።

Source: Municipality of Addis Ababa.

የአበበ ግዛጃ ቤተ ገቢና ወጪ  
REVENUE AND EXPENDITURE OF MUNICIPALITY OF ASSAB

ሠንጠረዥ ተ.15

TABLE K.15

በሺህ ብር

IN'000 BIRR

	1972*	1973*	
<u>ገቢ</u>			<u>REVENUE</u>
<u>ገቢር</u>	414	338	<u>TAXES</u>
ከጎዳ፣ ከጉዳይ ተጠቃሚና ከሽግግር ጋር	301	-	FUEL AND CUSTOM DUTIES
ከግዳጃ ጋር ገቢ	3	192	TAXES ON IMMOVABLE PROPERTY
ከከብተ ገቢ ተጠቃሚ	28	36	CATTLE SALES TAX
ከገንዘብ ለውጥ ጋር ገቢና ከገንዘብ ሥራ ገቢ	35	96	ISSUANCE & RENEWAL OF BUSINESS LICENSE AND BUSINESS TAX
ከሌሎች	47	14	OTHERS
<u>ከፈጅና ከሌሎች ክፍያዎች የተገኘ ገቢ</u>	181	187	<u>CHARGES AND FEES</u>
ከተከታታይ ስጦታ ስርዓት የሥራ ለውጥ ስጦታ	28	-	VEHICLES AND DRIVING LICENSE FEE
ከገንዘብ ወሰን ላይ የሰጠ ከመለኪያ ገቢና ከገንዘብ ወሰን ላይ የሰጠ ከገንዘብ ስርዓት ስጦታ ስጦታ	-	-	LAND SURVEY, REGISTRATION AND BUILDING PERMIT
ከጸፊ	18	19	SLAUGHTERING
ከጸገት	43	98	SANITATION
ሌሎች	92	70	OTHERS
<u>ከዕቃዎችና ገልገሎቶች ስጦታ</u>	8	7	<u>SALE OF GOODS AND SERVICES</u>
ከውኃ	-	-	WATER
ከግብር	-	-	ELECTRICITY
ከአባት ለደገ መሰላከጃ	8	7	FIRE PROTECTION
ከገራዥ	-	-	GARAGE
<u>ከኪራይ</u>	11	22	<u>RENTAL INCOME</u>
<u>ከባንክ ለውጥ የወለደ ገቢ</u>	48	-	<u>INTEREST</u>
<u>ከሌሎች ሌሎች</u>	465	127	<u>MISCELLANEOUS</u>
ከተገባዎችና ከግዳጃ ጋር ገቢ	348	-	SALES AND RENT OF FIXED ASSETS
ከግዳጃ ጋር ገቢ	-	-	CONTRIBUTIONS
ከግዳጃ ጋር የተሰጠ የገንዘብ ስጦታ	-	-	SUBSIDY FROM CENTRAL GOVERNMENT
ከሌሎች	117	127	OTHERS
የገቢ ድምር	1,127	681	TOTAL REVENUE
<u>ወጪ</u>			<u>EXPENDITURE</u>
<u>ደንበኛ ወጪ</u>	613	481	<u>CURRENT EXPENDITURE</u>
ደመወዝና ለሌሎች ገንዘብ	376	343	SALARIES AND ALLOWANCES
ለሌሎች ዕቃዎችና ገልገሎቶች	234	129	MATERIALS AND SERVICES
ፈሰስ	3	9	TRANSFERS
<u>የከፍተኛ ወጪ</u>	161	1,561	<u>CAPITAL EXPENDITURE</u>
ለገንዘብ ገደብና ግዳጃ	-	375	BUILDING ESTIMATION AND PURCHASING
ለአላገለገሉ ገንዘብ ለውጥ ለውጥ	-	973	BUILDING ROAD AND BRIDGE CONSTRUCTION
ለውኃ ግብርና ግብር	-	-	WATER SUPPLY AND PIPE LINE EXTENSION
ለግብር	-	-	ELECTRICITY
ለግዳጃ ጋር ለውጥ	161	213	MACHINERY AND EQUIPMENT
ሌሎች	-	-	OTHERS
የወጪ ድምር	774	2,042	TOTAL EXPENDITURE
	1979/80*	1980/81*	

\* የግዳጃ ወጪ ስለ 30 ነው

\*Year Ending 7<sup>th</sup> July

ከአበበ ግዛጃ ቤተ ገቢና ወጪ ::

Source: Municipality of Assab.



የኢንቨስትመንት ገቢ ሂሳብ፡ በገቢ የመዘገበው የኢትዮጵያ ብሔራዊ ባንክ በውጭ ለገር ባለው ተግባር ገንዘብና በግብርና በገዢው ገቢ የተገኘው ወለድ ያጠቃልላል ። በወጪ በኩል የመዘገበው ጠገን ለተጠቃሚው የክፍያ ወለድና የውጭ ለገር ከገንዘብ ያተረፉትን ያጠቃልላል ።

የጠገን ሂሳብ፡ በገቢ የመዘገበው በኢትዮጵያ የሚገኙ የኢንፎርሜሽን ቴክኖሎጂ የቀንሰ ሚኒስቴርና የሌሎች ለገር ድርጅቶች ያደረጉትን ወጭ ያጠቃልላል ። በወጪ የመዘገበው በውጭ ለገር የሚገኙትን የኢትዮጵያ የቀንሰ ሚኒስቴርና የኢንፎርሜሽን ቴክኖሎጂ ሚኒስቴር ለገንዘብ በሰጠው ጠቅላይ ስምምነት ለገንዘብ ለገር ወጪ ይጨምራል ።

ሌሎች፡ በውጭ ለገር የሌሎችን ከገንዘብ ለኢትዮጵያ ነዋሪዎች የተከፈለውን /ከረዲት/ ለገንዘብ ለሌሎች ስምምነትና ገንዘብ የኢትዮጵያ ነዋሪዎች የከፈሉትን /ገንዘብ/ ይጨምራል በተጨማሪም በሌላ በታዩ ያለው ስምምነት ለገንዘብ ለገር ያጠቃልላል ።

ለ. የተዘጋጀ ክፍያዎች፡

የገንዘብ ክፍያዎች፡ የሃይማኖት ሚኒስቴር የገንዘብ ድርጅቶች ለገንዘብ የሚገኙትን ስምምነት ያስገቡትን ስም ሀብት /ከገንዘብ/ በውጭ ያጠቃልላል ።

የጠገን ሂሳብ ክፍያዎች፡ በገቢ የመዘገበው፣ ከገንዘብ ለገር ክፍያዎች የተገኙትን ስምምነት ያጠቃልላል ።

ለ. የከገኘ ሂሳብ ዘመድ፡

የአጭር ዘመን የገንዘብ ከገኘ፡ የኢትዮጵያ ነገሳዊ ክፍያ ከውጭ ለገር ነገሳዊ ክፍያ ያደረጉትን የገንዘብ ክፍያ ለውጭ ያጠቃልላል ። ለገንዘብ በውጭ ለገር ከገኘ የኢትዮጵያ ለገር ጠገንና የኢትዮጵያ ገንዘብ ጠገን ያለውን ተግባር ሂሳብ ለገንዘብ ያጠቃልላል ።

የጠገን ሂሳብ ከገኘ፡ ከብድር የተወሰደውን /ከረዲት/ ለብድር የተከፈለውን /ገንዘብ/ ያጠቃልላል ።

ለ. ገንዘብ ነገር ድርጅቶች፡

የገንዘብ ነገር ድርጅቶች፡ በገቢ የተሰጠው ባንክ በውጭ ለገር ያለውን ሀብትና ያለበትን ዕድል ለገንዘብ ያጠቃልላል ።

ሌሎች ገንዘብ ነገር ድርጅቶች፡ በኢትዮጵያ ውስጥ የሚሠሩ የገንዘብ ባንኮች ያለውን የሀብትና የዕድል ጠገን ያጠቃልላል ።

## SECTION L. BANKING AND BALANCE OF PAYMENTS

Currency: The Birr is equal in value to 0.355468 grams of fine gold and is worth 48 US cents at par.

Banks: Prior to January 1964, the State Bank was the Central Bank with the power, as agent of the Ministry of Finance, to issue Bank notes and coins and was the sole authorized dealer in foreign exchange. It was also up to that date that the State Bank was engaged in commercial banking activities. By the Monetary and Banking Proclamation No. 206 of 1963, the State Bank was dissolved, and the National Bank of Ethiopia and the Commercial Bank of Ethiopia were formed w.e.f. 1st January 1964. The National Bank is the Central Bank of Ethiopia and the currency issuing authority, as agent of the Minister of Finance. The commercial bank, as its name indicates, undertakes all general banking business. The commercial Bank of Ethiopia S.C. and Addis Bank merged in 1980 by Proclamation No. 184 of 1980.

Tables L. 3: Other financial Institutions include Agricultural and Industrial Development Bank, Saving and Home Ownership Public Association, and Savings and Mortgage Corporation. However, Savings and Home Ownership Public Association, and Savings and Mortgage Corporation have been replaced by the Housing and Savings Bank as of November 7, 1975.

### Table L. 12. 13. & 14: AGRICULTURAL AND INDUSTRIAL DEVELOPMENT BANK

On the 28<sup>th</sup> August 1970 by decree No. 55, the Agricultural and Industrial Development Bank S. C. was formed to take over the liabilities and assets of the former Development Bank of Ethiopia and the shares of Ethiopian Investment Corporation.

### Table L. 16 BALANCE OF PAYMENTS

#### A. GOODS AND SERVICES

Merchandise Transactions: Exports Valued f.o.b. data on exports are compiled as reported by the Customs Head Office and Imports c.i.f. Customs trade valuations.

Non-Monetary Gold: The credit figure represents gold purchased by the national bank from the Ethiopian Treasury.

Other Transportation: The entries cover receipts (credit) and expenditures (debit) aboard the Ethiopian Air Lines; also receipts (credit) from Ethiopian Commercial Shipping Corporation & foreign ships calling at Massawa and Assab ports, and from foreign aircraft landing at Ethiopian Airports; beginning 1962. Debits include remittances abroad by travel and shipping agents in Ethiopia.

Travel: The credit entry covers expenditure in Ethiopia by travellers from abroad. The debit entry covers expenditures by Ethiopians travelling abroad and foreign exchange provided for travel expenses.

Investment Income: The credit entries cover interest earned on foreign deposits and securities held by the National Bank of Ethiopia. The debit entries cover interest payment by the Central Government on loans, and the profits and dividends of the major foreign companies operating in Ethiopia.

Government, not included elsewhere: The credit entries cover expenditure of foreign diplomatic and consular missions and international institutions in Ethiopia. The debit entries cover Ethiopian consular and diplomatic expenditure, and technical assistance contra entry of service received in a form of grants.

Other services: The item covers insurance claims (credit) by Ethiopian residents on foreign insurance companies, and non-merchandise premiums and claims (debit) paid by Ethiopian residents. It further covers transfer for services which cannot be identified separately for inclusion elsewhere.

#### B. TRANSFER PAYMENTS:

Private: All donations and imports of capital by religious and private organizations as well as individuals are covered under this item.

Central Government: The credit entries cover grants received from various Governments, and International Agencies.

#### C. CAPITAL MOVEMENTS:

Private short term: The entries cover changes in commercial credits by Ethiopian merchants from foreign merchants, and changes in deposits of Ethiopian Airlines, and Ethiopian shipping lines held in foreign banks.

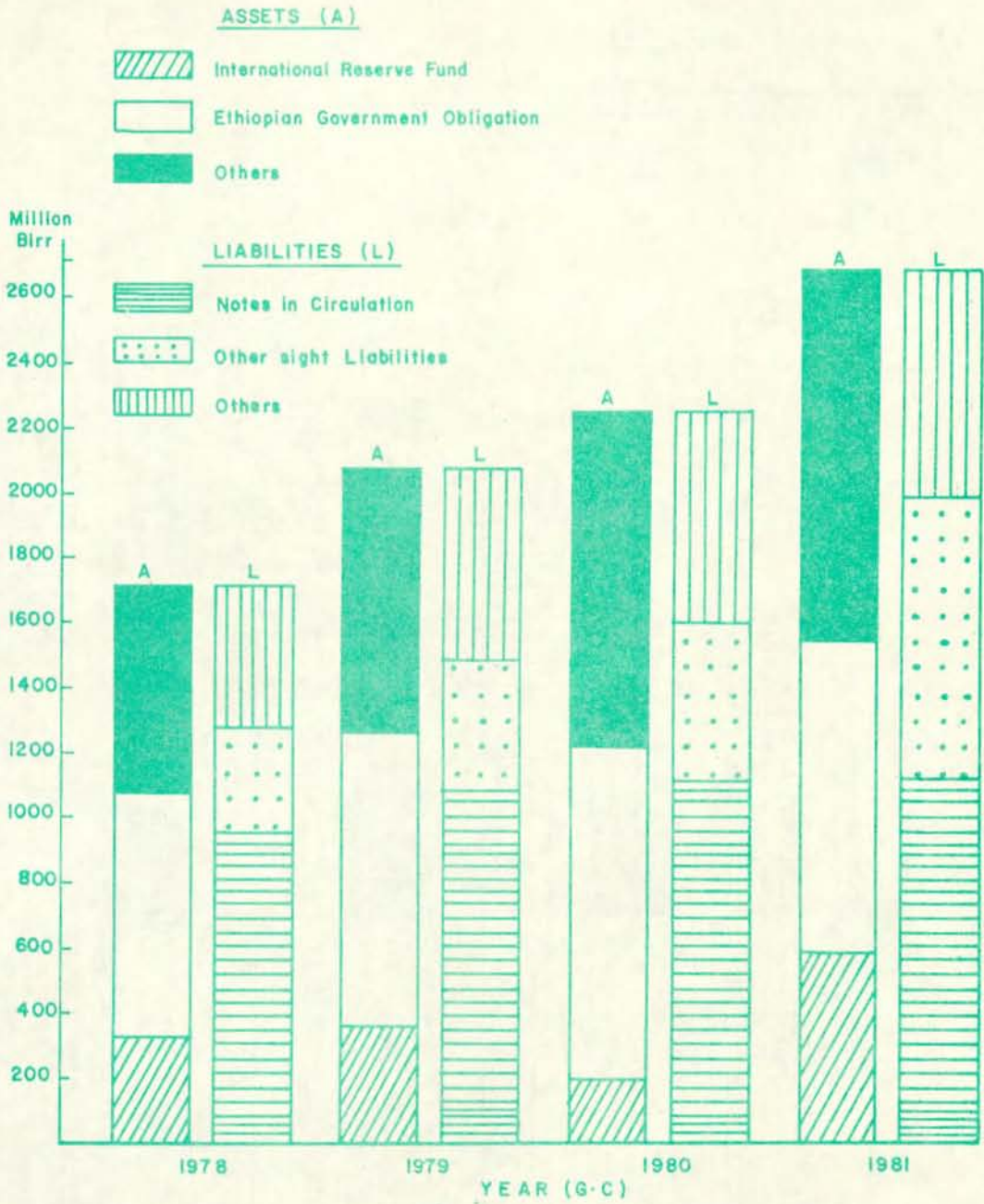
Central Government long term: The entries cover loan withdrawals (credit) and loan repayments (debits).

#### D. MONETARY INSTITUTIONS:

Central monetary institutions:- credit entries include decline in foreign assets and increases in foreign liabilities of the central bank.

Other Monetary Institutions: The entries represent net change in foreign assets and liabilities of Commercial banks operating in Ethiopia.

## LI—CONDITION OF NATIONAL BANK



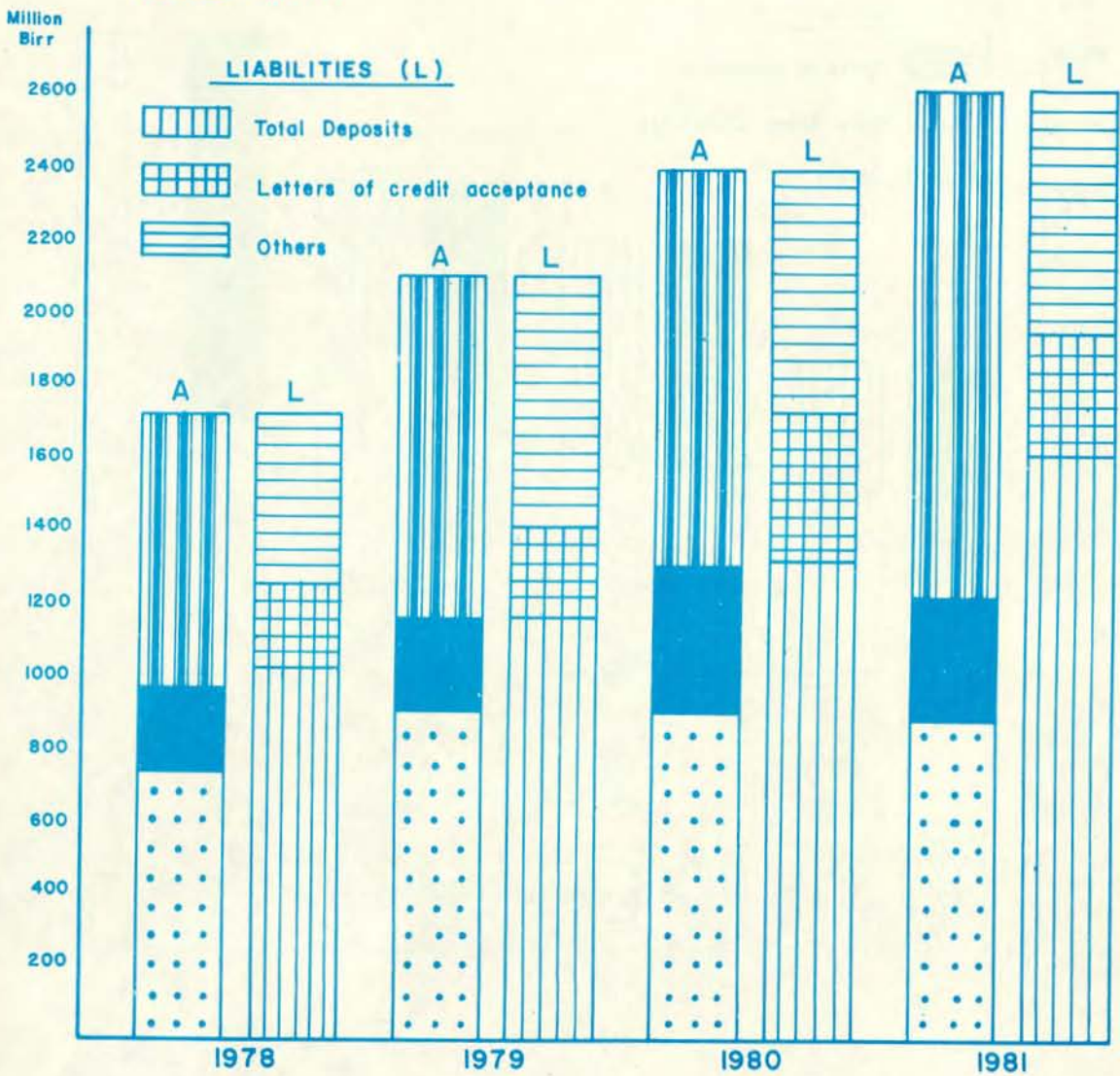
## L 2— CONDITION OF COMMERCIAL BANK

### ASSETS (A)

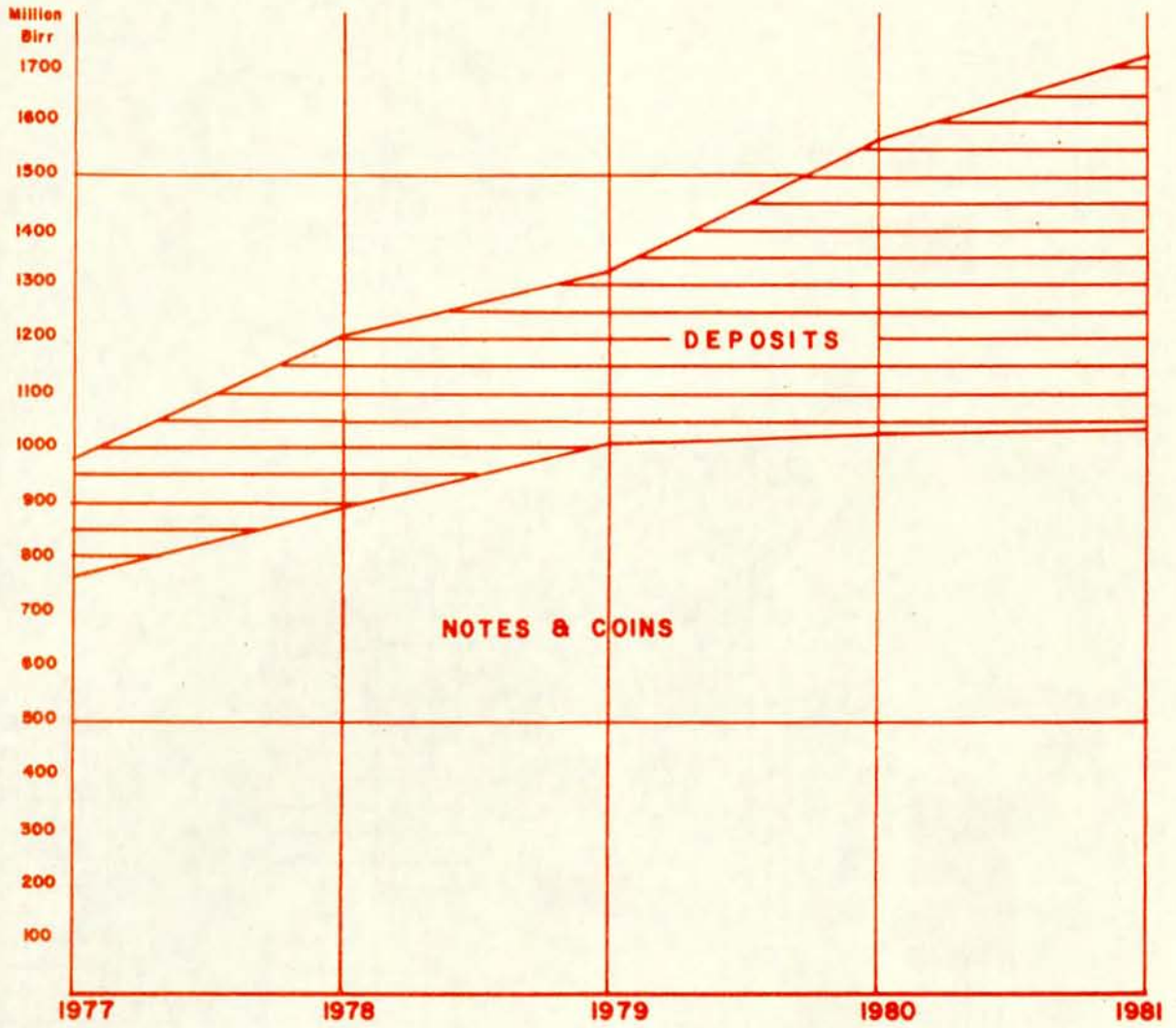
- Loans Advance & Bills
- Discount & Investment
- Liabilities Customers for Letters of Credit Acceptance etc.
- Others

### LIABILITIES (L)

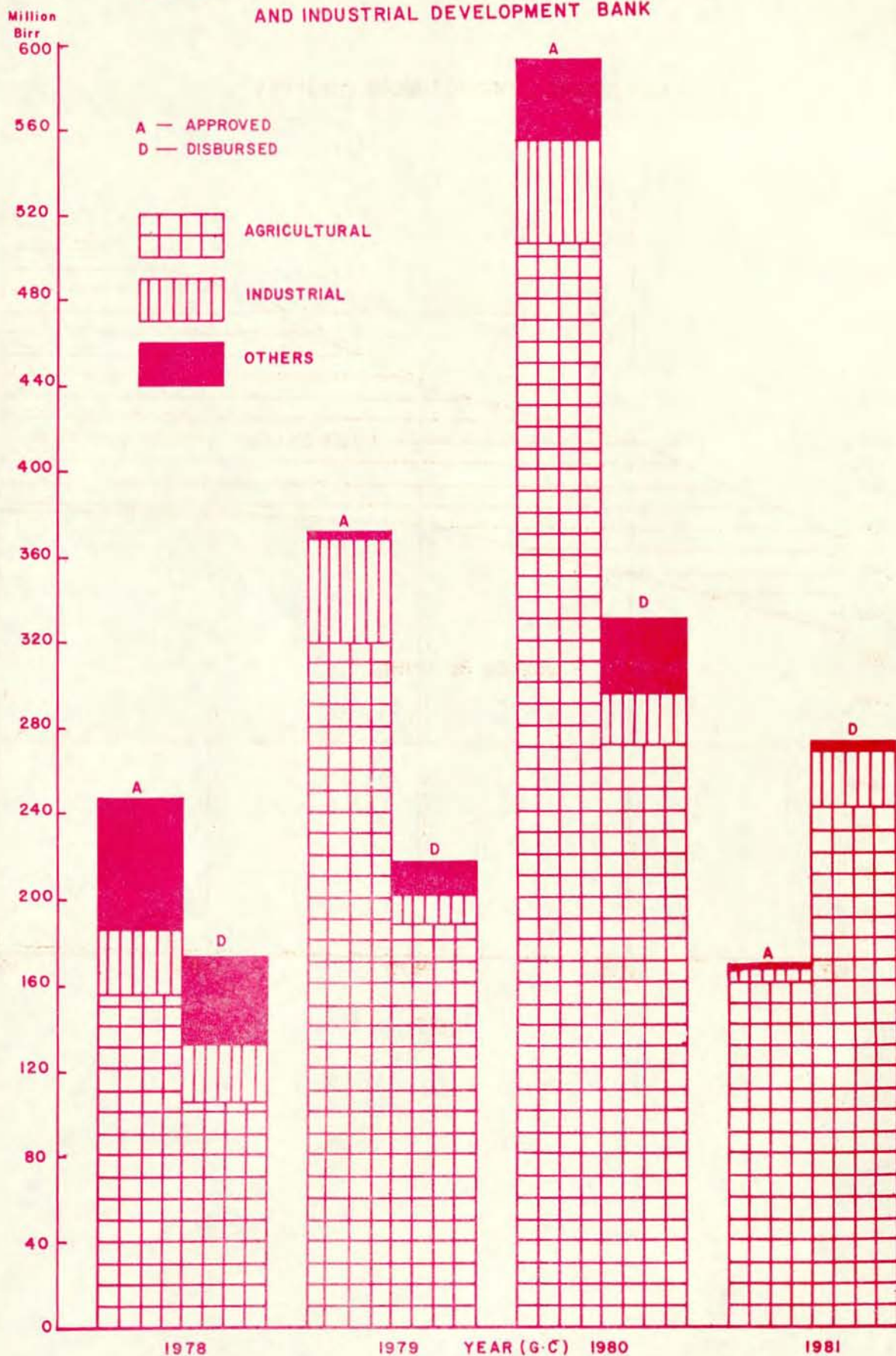
- Total Deposits
- Letters of credit acceptance
- Others



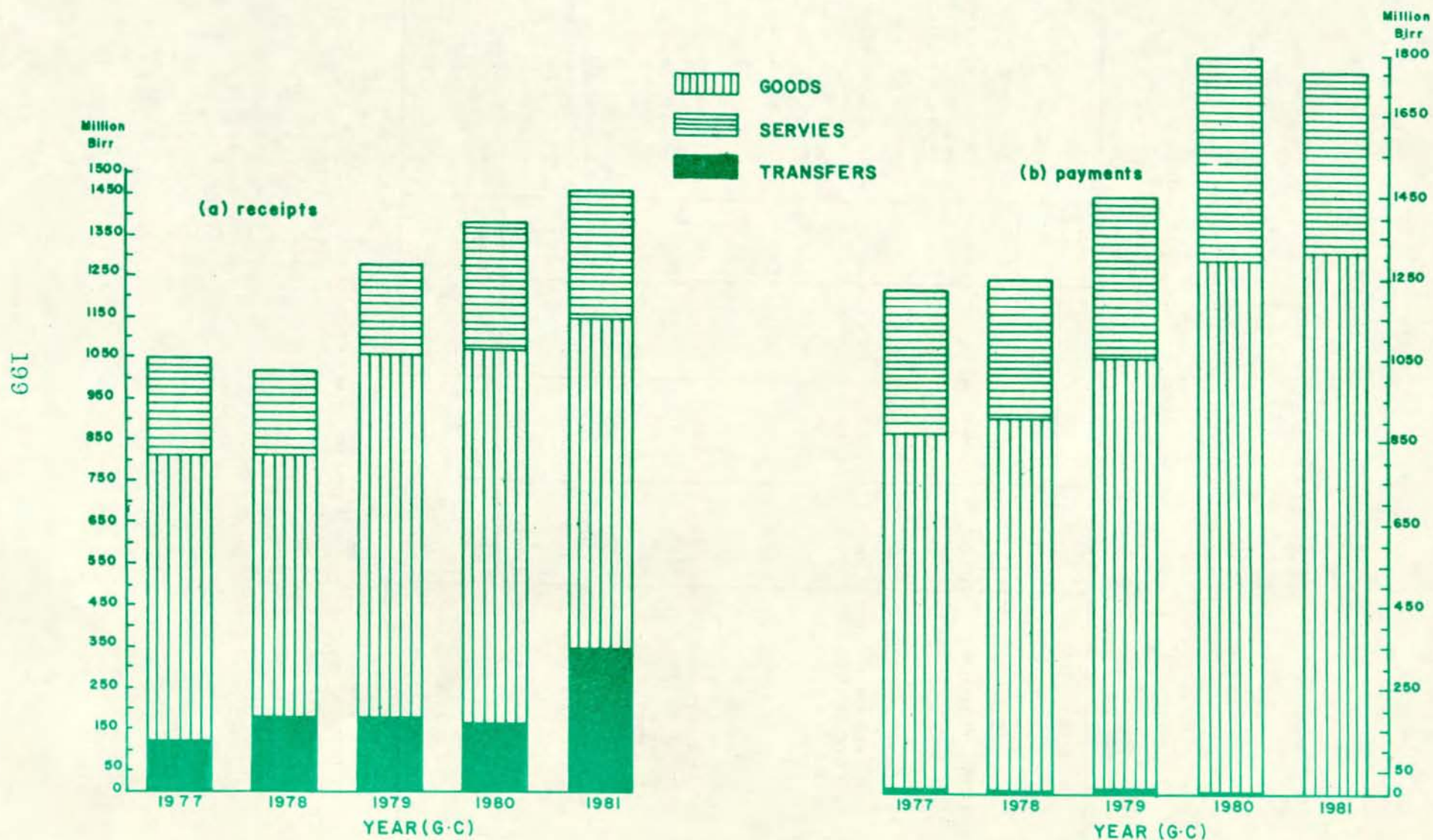
### L3- COMPOSITION OF MONEY SUPPLY



L4- LOANS APPROVED & DISBURSED BY AGRICULTURAL AND INDUSTRIAL DEVELOPMENT BANK



## L5 — BALANCE OF PAYMENTS CURRENT TRANSACTION



አጠቃላይ የባህሪ ደንብ የሥነ ስራ ሪፖርት  
 CONSOLIDATED STATEMENT OF CONDITION OF NATIONAL BANK

ሠንጠረዥ ጥ.1

TABLE L.1

በሚሊዮን ብር

IN MILLION BIRR

	1972	1973		1974	
	ሰኔ	ጋህሣሥ	ሰኔ	ጋህሣሥ	
<b>ሀብቶች</b>					<b>ASSETS</b>
አገረ ገቢና ሌሎች ስጦታዎች ሥነ	323.2	192.8	287.2	576.5	INTERNATIONAL RESERVE FUND
በቀደሚያ የተከሰተው ያልተጠፋ ሥነ	566.4	692.4	797.5	854.6	ADVANCES AND UNCLEARED EFFECTS
በአገረ ገቢና ሌሎች ስጦታዎች የተደረገ ሊገኝበት ስጦታ	108.4	156.7	139.6	139.6	INVESTMENTS IN INTERNATIONAL INSTITUTIONS
ለገንዘብ ክፍያዎች የደገፍ ሰነድ	58.9	45.1	49.7	34.5	CUSTOMERS LIABILITY ON DOCUMENTARY CREDITS
የኢትዮጵያ ግዛት ገንዘብ	915.0	1,023.7	1,125.8	969.3	ETHIOPIAN GOVERNMENT OBLIGATION
የብር ተገቢዎች ገንዘቦች	2.5	2.4	2.5	2.5	SILVER COINS
የግዴታ ገንዘብ ሀብት	1.1	0.8	0.7	0.6	FIXED ASSETS
ሌሎች ሀብቶች	121.7	131.5	107.1	102.6	OTHER ACCOUNTS
<b>የሀብት ድምር</b>	<b>2,097.2</b>	<b>2,245.4</b>	<b>2,510.1</b>	<b>2,680.2</b>	<b>TOTAL ASSETS</b>
<b>ዕዳዎች</b>					<b>LIABILITIES</b>
በሥራ ላይ የሚገኝ ገንዘብ	1,137.0	1,107.8	1,102.9	1,110.4	CURRENCY IN CIRCULATION
ሌሎች በቀርብ ጠይቅ ዕዳዎች	380.4	488.3	766.1	875.3	OTHER SIGHT LIABILITIES
የገንዘብ ክፍያዎች ደብዳቤዎች	74.5	59.3	58.1	47.3	COMMERCIAL LETTERS OF CREDIT
የአገረ ገቢና ሌሎች ስጦታዎች በስም የሚገኙ ይዘቶች የሚሰጡ ሰነዶች	80.5	116.7	99.6	99.6	INTERNATIONAL INSTITUTIONS (NON-TRANSFERABLE PROMISSORY NOTES)
ተግባራዊ	248.7	253.6	317.6	325.4	PROVISIONS
ሌሎች ሀብቶች	4.3	61.8	2.7	60.8	OTHER ACCOUNTS
የባንክ ስጦታ የጠቀሰ ስጦታዎች ሥነ	171.8	157.9	163.1	161.4	CAPITAL AND GENERAL RESERVE FUND
<b>የዕዳዎች ድምር</b>	<b>2,097.2</b>	<b>2,245.4</b>	<b>2,510.1</b>	<b>2,680.2</b>	<b>TOTAL LIABILITIES</b>
	JUNE	DECEMBER	JUNE	DECEMBER	
	1980		1981		

\* የሥራ ስጦታ ወራት ስራ ያሳያል ::  
 \*The figures show the results of operation for 18 months.

ስራ ስጦታ ስራ ደንብ ሥነ ስራ የተገኘ ::  
 Source: National Bank of Ethiopia, Accounts Department.

አጠቃላይ የገንዘብ ባንኮች የሂሳብ ሁኔታ ጠቅላይ ሪፖርት  
 CONSOLIDATED STATEMENT OF CONDITION OF COMMERCIAL BANKS

ሠንጠረዥ ጥ.2

TABLE L.2

በሚሊዮን ብር

IN MILLION BIRR

	1972		1973		
	ብ ሳ	ታህሣሥ	ብ ሳ	ታህሣሥ	
<u>የገባረትና የገራ ገንዘብ ሀብቶች</u>					<u>ASSETS</u>
በአጭ ያለ ተራ ገንዘብ	79.9	85.8	78.7	81.2	CASH ON HAND
ያልተጠራ የሀገር ውስጥ ሂሳቦች	235.2	330.0	296.1	331.7	DOMESTIC UNCLEARED EFFECTS
ያልተጠራ የውጭ ሀገር ሂሳቦች	71.8	51.8	92.3	42.7	FOREIGN UNCLEARED EFFECTS
የኢትዮጵያ ጠቅላይ ገንዘብ ባንክ ስጦታ	261.6	216.5	262.3	292.2	ETHIOPIAN GOVERNMENT TREASURY BILLS
ባድር ስጦታዎች የተጠራሉ ሂሳቦችና ቅናሽ የተረረገባቸው ስጦታዎች	1,008.4	898.5	859.4	880.0	LOANS, ADVANCES & BILLS DISCOUNTED
ኢንቨስትመንት	17.2	1.0	1.0	1.0	INVESTMENTS
የባንክ ስጦታ የሆኑ ዕቃዎች ሌሎች ስጦታዎች	24.1	24.8	25.7	28.0	PREMISES, FURNITURE, AND OTHER FIXED ASSETS
ሌሎች በውጭ ሀገር የሚገኙ ሀብቶች	1.7	0.4	0.4	-	OTHER FOREIGN ASSETS
ለገንዘብ ስጦታዎች የሚገባቸው ዕቃዎች	244.7	406.2	350.3	337.6	LIABILITIES OF CUSTOMERS FOR LETTERS OF CREDIT, ACCEPTANCES ETC.
ሌሎች ሂሳቦች	66.3	38.9	32.2	31.7	OTHER CONTINGENT ASSETS
ከባንክ ደብዳቤ ባንክ ተቃራኒ ገንዘብ	70.4	246.0	339.9	443.1	DEPOSITS WITH NATIONAL BANK
በሀገር ውስጥና በውጭ ሀገር ባንኮች የሚገባቸው ሂሳቦች	192.6	94.2	161.3	145.2	DUE FROM OTHER DOMESTIC AND FOREIGN BANKS
የሀብቶች ጠቅላይ	2,273.9	2,394.1	2,499.6	2,614.4	TOTAL ASSETS
<u>ዕቃዎች</u>					<u>LIABILITIES</u>
በጠቅላይ የሆኑ የሚገባሉ ተቃራኒ	780.0	692.8	852.5	892.1	DEMAND DEPOSITS
ተቃራኒ ለጠቅላይ የሆኑ የሚገባሉ ያለ	610.1	628.2	662.3	718.4	SAVING AND TIME DEPOSITS
የተቃራኒ ገንዘብ ጠቅላይ	1,390.1	1,321.0	1,514.8	1,610.5	TOTAL DEPOSITS
የባንክ ስጦታ	111.7	81.1	92.1	83.4	CAPITAL FUNDS
ሌሎች ሂሳቦች	510.1	569.6	527.2	568.8	OTHER ACCOUNTS
የተረጋገጡ የገንዘብ ስጦታዎች	244.7	406.2	350.3	337.6	LETTERS OF CREDIT, ACCEPTANCES ETC.
ባድር	17.3	16.2	15.2	14.1	BORROWINGS
የዕቃዎች ጠቅላይ	2,273.9	2,394.1	2,499.6	2,614.4	TOTAL LIABILITIES
	JUNE	DEC.	JUNE	DEC.	
	1980		1981		

ከኢትዮጵያ ባንክ ጋር ተቃራኒ ገንዘብ ስጦታዎች ላይ የተገኘው።

Source: National Bank of Ethiopia, Control Division.

የሌሎች ገንዘብ ከግዴታዎች የሕዝብ ሁኔታ ግለጫ  
STATEMENT OF CONDITION OF OTHER FINANCIAL INSTITUTIONS

ሠጠረዥ ፯.3

TABLE L.3

በግሊዮን ብር

IN MILLION BIRR

	1972	1973		1974	
	በ ነ	ታህሣሥ	በ ነ	ታህሣሥ	
<b>ሀብቶች</b>					<b>ASSETS</b>
በጥረ ገንዘብና በሌሎች ወገን ባንኮች ያለ ሕዝብ	42.7	49.0	51.6	52.8	CASH AND BALANCE WITH DOMESTIC BANKS
በወጪ ለገር ያሉ ሀብቶች	4.4	3.6	1.8	0.4	FOREIGN ASSETS
በግንባታ ላይ ያለ ተጠቃሚ ገንዘብ	56.3	56.3	56.3	56.6	CLAIMS ON GOVERNMENT
በግዴታዎች ላይ ያለ ተጠቃሚ ገንዘብ	991.9	1,161.0	1,261.0	1,149.4	CLAIMS ON PRIVATE SECTOR
<b>የሀብቶች ጠቅላይ</b>	<b>1,095.3</b>	<b>1,269.9</b>	<b>1,370.7</b>	<b>1,259.2</b>	<b>TOTAL ASSETS</b>
<b>ዕዳዎች</b>					<b>LIABILITIES</b>
ለተወሰኑ ጊዜ በላይ ያለና ተጠቃሚ ገንዘብ	165.0	228.0	228.9	179.0	TIME AND SAVING DEPOSITS
በባንኮች ሕዝብ	118.7	114.8	102.9	103.7	CAPITAL ACCOUNTS
የባንኮች ብድር	646.8	744.9	867.5	924.7	CREDIT FROM BANKS
የግንባታ ብድር	24.4	22.3	18.1	15.2	CREDIT FROM GOVERNMENT
የወጪ ለገር ብድር	152.5	152.4	143.1	75.4	FOREIGN ADVANCES AND LOANS
ሌሎች ሕዝቦች	-12.1	7.5	10.1	38.8	OTHER ITEMS (NET)
<b>የዕዳዎች ጠቅላይ</b>	<b>1,095.3</b>	<b>1,269.9</b>	<b>1,370.7</b>	<b>1,259.2</b>	<b>TOTAL LIABILITIES</b>
	JUNE	DECEMBER	JUNE	DECEMBER	
	1980		1981		

ከሌተ የሌሎች ገንዘብ ከግዴታዎች የሕዝብ ሁኔታ ግለጫ የተገኘ ::

Source: National Bank of Ethiopia, Economic Research and Planning Division.

የገንዘብ መጠንና ዝርዝር  
SIZE AND COMPOSITION OF MONEY

ሠንጠረዥ ፑ.4 TABLE L.4

	ጠቅላላ ገንዘብ / በሚሊዮን ብር /			በጠቅላላ ገንዘብ=100/		
	ዶቻር	ጠቅላላ በሥራ ላይ ያሉ ርገጥና ቅጥጥ ገንዘቦች	የገላ ተጠያቂ ተቃዋሚ	ርገጥና ቅጥጥ ገንዘቦች	ተቃዋሚ	
MONEY (MILLION BIRR)			PERCENT TOTAL MENEY=100			
ታህሣሥ 22 1971	1,210.7	894.7	316.0	74	26	1978 DECEMBER
ታህሣሥ 22 1972	1,327.1	1,012.4	314.7	76	24	1979 DECEMBER
ታህሣሥ 22 1973	1,568.3	1,029.2	539.1	66	34	1980 DECEMBER
ታህሣሥ 22 1974	1,719.8	1,039.2	680.6	60	40	1981 DECEMBER
ጥር 1974	1,732.9	1,081.1	651.8	62	38	1982 JANUARY
የካቲት	1,760.2	1,112.7	647.5	63	37	FEBRUARY
ጳጉሜ	1,795.1	1,117.9	677.2	62	38	MARCH
ሚያዝያ	1,816.7	1,131.1	685.6	62	38	APRIL
ገንቦት	1,843.6	1,127.9	715.6	61	39	MAY
ሰኔ	1,892.1	1,129.8	762.3	60	40	JUNE
ጳጉሜ	1,891.2	1,123.0	768.2	59	41	JULY
ክርክር	1,880.0	1,101.3	778.7	58	42	AUGUST
ጳጉሜ 1975	1,867.3	1,098.5	768.8	59	41	SEPTEMBER
ጥቅምት	1,875.2	1,089.9	785.3	58	42	OCTOBER
ህዳር	1,853.0	1,105.4	747.6	60	40	NOVEMBER
ታህሣሥ	1,892.4	1,149.9	742.4	61	39	DECEMBER

አንዳንድ የጠባብ ገቢያዊ ተቃዋሚ ሂሳቦች  
SELECTED DEPOSIT ITEMS

ሠንጠረዥ ፑ.5 TABLE L.5 በሚሊዮን ብር IN MILLION BIRR

	የጠባብ ተቃዋሚ	ገቢያዊ ተቃዋሚ /30 ቀናት በላይ/	የጠባብ ገቢያዊ ተቃዋሚ		
			ከጠባብ ባንክ	ከገንዘብ ባንክ	
			SAVING DEPOSITS	TIME DEPOSITS (30 DAYS & OVER)	
			GOVERNMENT DEPOSITS WITH		
ታህሣሥ 22 1971	343.4	139.8	147.5	28.0	1978 DECEMBER
ታህሣሥ 22 1972	395.5	140.5	144.4	38.7	1979 DECEMBER
ታህሣሥ 22 1973	442.2	186.0	95.3	68.5	1980 DECEMBER
ታህሣሥ 22 1974	490.0	228.4	107.3	88.7	1981 DECEMBER
ጥር 1974	489.0	211.0	103.2	98.5	1982 JANUARY
የካቲት	492.0	221.3	118.9	110.6	FEBRUARY
ጳጉሜ	498.8	219.5	122.2	115.1	MARCH
ሚያዝያ	503.2	216.2	109.1	111.4	APRIL
ገንቦት	510.6	221.1	99.5	103.8	MAY
ሰኔ	528.1	223.4	109.0	100.9	JUNE
ጳጉሜ	528.6	230.2	80.3	95.1	JULY
ክርክር	531.3	229.5	79.9	91.4	AUGUST
ጳጉሜ 1975	532.9	259.6	91.0	90.5	SEPTEMBER
ጥቅምት	534.5	257.1	90.6	92.3	OCTOBER
ህዳር	535.9	258.0	103.5	104.0	NOVEMBER
ታህሣሥ	548.3	248.8	118.3	98.2	DECEMBER

ከሊተዩት የጠባብ ገቢያዊ ተቃዋሚ የገንዘብ ባንክ ከፍተኛ የተገኘ ።

Source: National Bank of Ethiopia. Economic Research and Planning Division.

በሥራ ላይ የወረተኛ ትኩረት ያዘጋጀው ዘርዘር  
CIRCULATING NOTES AND COINS BY DENOMINATIONS

ሠጠጠጠ ፑ.6

TABLE L.6

በሚሊዮን ብር

IN MILLION BIRR

ዘርዘር ዝርዝር	1972	1973		1974		
	በ ን	ታህሣሥ	በ ን	ታህሣሥ	በ ን	
ሀ/ የወረተኛ ዝርዝር	1,079.9	1,053.8	1,080.6	1,088.1	1,178.2	a) <u>NOTES</u>
1 ብር	186.4	174.0	170.9	170.8	162.7	1 BIRR
5 "	44.4	46.7	52.8	57.9	61.7	5 "
10 "	335.0	330.2	331.9	337.3	354.1	10 "
20 "	-	-	-	-	-	20 "
50 "	109.7	106.1	112.5	111.3	129.7	50 "
100 "	404.4	396.8	412.5	410.8	470.0	100 "
500 "	-	-	-	-	-	500 "
ለ/ ትኩረት ያዘጋጀው	59.4	57.6	26.4	26.0	27.3	b) <u>COINS</u>
1 ሥጦት	0.4	0.4	0.2	0.1	0.2	1 CNET
5 "	11.4	11.6	5.2	5.2	5.5	5 "
10 "	22.0	20.2	9.2	9.5	9.9	10 "
25 "	10.3	9.8	6.9	6.8	6.8	25 "
50 "	15.3	15.6	4.9	4.4	4.9	50 "
ጠቅላላ ድምር	1,139.3	1,111.4	1,107.0			TOTAL NOTES & COINS
	JUNE	DEC.	JUNE	DEC.	JUNE	DENOMINATIONS
	1980		1981		1982	

ጠቅላላ ድምር በሚሊዮን ብር ላይ የተዘጋጀው የወረተኛ ትኩረት ያዘጋጀው ዘርዘር ::  
Source: National Bank of Ethiopia, Economic Research and Planning Division.

በሥራ ላይ ያለ ገንዘብ መጠን\*  
MONEY SUPPLY\*

ሠንጠረዥ ፑ.7

TABLE L. 7

በሚሊዮን ቢር

IN MILLION BIRR

	1972		1973		
	ጳጳሴት 23	ሰኔ 22	ጳጳሴት 20	ታህሣሥ 22	
በሥራ ላይ ያሉ ናቶና ቶሎና ገንዘቦች	1,069.1	1,062.8	1,025.0	1,029.2	NOTES AND COINS IN CIRCULATION
የሰበት ወር ለዳይት	56.7	-6.3	-37.8	4.2	QUARTERLY CHANGE
ተጠቃሚ ተቃላቂ	352.9	380.2	249.3	539.1	DEMAND DEPOSITS
የሰበት ወር ለዳይት	38.2	27.3	-130.9	289.8	QUARTERLY CHANGE
የገንዘብ መጠን	1,422.0	1,443.0	1,274.3	1,568.3	SUPPLY
የሰበት ወር የተጠራ ለዳይት	94.9	21.0	-168.7	294.0	NET QUARTERLY CHANGE
<u>ለዳይት በዘርዘር</u>					<u>COMPOSITION OF CHANGE</u>
<u>የገላ ድርጅቶች:</u>					<u>PRIVATE SECTOR:</u>
የክረዳት ዕድገት	167.0	-45.6	-116.4	681.9	INCREASE IN CREDIT
በሰጠው ተጠቃሚ ያለሆነ ተቃላቂ ሲታወቅ	38.0	36.2	16.3	1.7	LESS INCREASE IN NON-SIGHT DEPOSITS
የሰበት ወር ለዳይት	129.0	-81.8	-132.7	680.2	QUARTERLY CHANGE
<u>የግንባታ ድርጅቶች</u>					<u>PUBLIC SECTOR:</u>
የክረዳት ዕድገት	17.8	33.0	80.8	-17.2	INCREASE IN CREDIT
ከተቃላቂ ገንዘብ ላይ ዋጭ ሲታወቅ	23.3	2.1	-26.0	-18.7	LESS INCREASE IN DEPOSITS
የሰበት ወር ለዳይት	-5.5	30.9	106.8	1.5	QUARTERLY CHANGE
የግንባታና የገላ የተጠራ ድጋግ	123.5	-50.9	-25.9	681.7	NET PRIVATE AND PUBLIC SECTOR
በውጭ ለገር ተቃላቂ	-1.9	-12.1	-53.6	-172.9	EFFECT OF EXTERNAL RESERVES
ያልተዘረዘሩ	-26.7	-79.4	-84.7	-215.5	UNCLASSIFIED ITEMS
በገንዘብ መጠን የሰበት ወር የተጠራ ለዳይት	94.9	16.4	-164.2	293.3	NET QUARTERLY CHANGE
	31. MAR.	30 JUN.	30 SEP.	31 DEC.	
	1980				

\*ከሊት ያለው የገንዘብ ባንክ በተገኘው መረጃ መሠረት ::

\*Based on Data obtained from National Bank of Ethiopia.



በብሔራዊ ባንክና በገንዘብ ባንኮች የተደረገ የሥጦታ ወጪ ብረት  
DOMESTIC CREDIT BY THE NATIONAL BANK AND COMMERCIAL BANKS

ሠገጠረዥ ፉ.8

TABLE L.8

በሚሊዮን ብር

IN MILLION BIRR

ደቅር	የብሔራዊ ባንክ		የብሔራዊ ገንዘብ ባንኮች			የሥጦታ ወጪ	
	ጠቅላላ	አገልግሎት	ጠቅላላ	የገንዘብ ባንክ	የገንዘብ ባንኮች		
ታህሣሥ 22 1971	1,719.2	785.6	198.3	716.6	1.4	17.2	1978 DECEMBER
ታህሣሥ 22 1972	2,030.0	897.0	228.8	886.8	0.2	17.2	1979 DECEMBER
ታህሣሥ 22 1973	2,832.1	1,023.7	216.5	1,590.9	-	1.0	1980 DECEMBER
ታህሣሥ 22 1974	2,997.3	969.3	292.9	1,734.1	-	1.0	1981 DECEMBER
ጥር 1974	2,842.7	853.3	205.6	1,782.8	-	1.0	1982 JANUARY
የካቲት	2,912.2	857.5	193.5	1,860.2	-	1.0	FEBRUARY
ጥቅምት	2,934.6	851.8	188.7	1,893.1	-	1.0	MARCH
ሚያዝያ	2,998.0	878.9	217.3	1,900.8	-	1.0	APRIL
ገንቦት	3,029.1	874.5	224.9	1,928.7	-	1.0	MAY
ሰኔ	3,066.7	956.9	229.2	1,879.4	-	1.2	JUNE
ጥቅምት	3,052.9	976.7	238.2	1,836.8	-	1.2	JULY
ሰኔ	3,064.7	987.0	241.5	1,835.0	-	1.2	AUGUST
ጥቅምት 1975	3,153.3	1,053.0	253.5	1,845.6	-	1.2	SEPTEMBER
ጥቅምት	3,220.5	1,105.4	250.9	1,863.0	-	1.2	OCTOBER
ህዳር	3,228.0	1,114.5	224.9	1,887.4	-	1.2	NOVEMBER
ታህሣሥ	3,315.4	1,113.7	264.8	1,935.7	-	1.2	DECEMBER
TOTAL		NATIONAL BANK	COMMERCIAL BANK	LOANS & ADVANCES	BILLS DISCOUNTED	INVESTMENT	
		CLAIMS ON CENTRAL GOVERNMENT		CLAIMS ON OTHER THAN CENTRAL GOVERNMENT			

የተከፈለ የወርቅና የውጭ ለገር ምዝገባ ተቆይታ  
NET GOLD AND FOREIGN EXCHANGE HOLDINGS

ሠገጠረዥ ፉ.9

TABLE L.9

በሚሊዮን ብር

IN MILLION BIRR

ደቅር	የተከፈለ የወርቅና የውጭ ለገር ምዝገባ ተቆይታ			ወርቅ / ትንቢት / ገንዘብ ጥሬ ጥቅም	በዓለም አቀፍ የገንዘብ ድት የወርቅ ድርሻ ተቆይታ		
	ጠቅላላ	ጠቅላላ	ገንዘብ				
							ጠቅላላ
ታህሣሥ 22 1971	332.7	309.7	261.8	47.9	23.3	-0.3	1978 DECEMBER
ታህሣሥ 22 1972	363.2	435.0	339.3	95.7	24.4	-96.2	1979 DECEMBER
ታህሣሥ 22 1973	122.7	156.2	135.4	20.8	50.7	-84.2	1980 DECEMBER
ጥር 1973	88.1	121.6	88.2	33.4	50.7	-84.2	1981 JANUARY
የካቲት	80.4	115.3	106.5	8.8	49.3	-84.2	FEBRUARY
ጥቅምት	119.0	156.7	116.0	40.7	46.5	-84.2	MARCH
ሚያዝያ	152.1	189.8	96.2	93.6	46.5	-84.2	APRIL
ገንቦት	189.9	221.4	173.3	48.1	48.2	-179.7	MAY
ሰኔ	217.3	348.8	229.2	119.6	48.2	-179.7	JUNE
ጥቅምት	207.9	349.5	215.8	133.7	48.2	-189.8	JULY
ሰኔ	188.3	329.9	202.3	127.6	48.2	-189.8	AUGUST
ጥቅምት 1975	136.9	307.7	215.8	91.9	48.2	-219.0	SEPTEMBER
ጥቅምት	382.7	553.5	463.1	90.4	48.2	-219.0	OCTOBER
ህዳር	365.0	535.8	505.0	30.8	48.2	-219.0	NOVEMBER
ታህሣሥ	316.3	516.2	508.5	7.7	48.2	-248.1	DECEMBER
GRAND TOTAL	TOTAL	NATIONAL BANK	COMMERCIAL BANK	GOLD (COIN & BULLION)	IMF GOLD TRANCHE (NET)		
	NET FOREIGN EXCHANGE HOLDINGS						

ከላት የላይ ብሔራዊ ባንክ የኢኮኖሚ ጥናትና የፕላን ጥናት ክፍል የተገኘ።  
Source: National Bank of Ethiopia, Economic Research and Planning Division.

የገንዘብ ባንኮች የገንዘብ ገቢዎች፣ የተደጋጋ ስፍራዎች፣ በተናኸ የገንዘብ ገቢዎች የሰጡት ወጪዎች  
 LOANS, ADVANCES, BILLS DISCOUNTED AND INVESTMENT BY COMMERCIAL BANKS

ሠገጠኛ ተ.10

TABLE L.10

በሚሊዮን ቢር

IN MILLION BIRR

	1972	1973	1974	
	ታህሳስ 22	ታህሳስ 22	ታህሳስ 22	
<u>ለትላለቶች ለገንዘብ ተጠቃሚዎች</u>				
ለጠቅላይ ግብር	125.4	132.2	134.9	<u>LARGE SCALE INDUSTRY</u>
ለሌሎች	27.1	31.1	30.3	TEXTILES & CLOTHING
	98.3	101.1	104.6	OTHERS
<u>ለአገልግሎት ለገንዘብ ተጠቃሚዎች ለገንዘብ ተጠቃሚዎች</u>				
ለአገልግሎት	1.6	1.6	2.5	<u>SMALL SCALE &amp; COTTAGE INDUSTRY</u>
ለገንዘብ	37.8	37.2	45.3	<u>AGRICULTURAL</u>
ለገንዘብ ለገንዘብ	12.6	19.1	25.6	PLANTATION
ለሌሎች	0.4	3.6	4.0	LIVESTOCK
	24.8	14.5	15.7	OTHERS
<u>ወደ ወጭ ለገር ለተገቢ ወጪዎች</u>				
ለገንዘብ	113.2	82.4	83.2	<u>EXPORT</u>
ለገንዘብ ለሀገራዊ ጥሬ ጥሬ	81.2	32.5	30.3	COFFEE
ለገንዘብ ለሌሎች	0.3	4.7	23.7	OILSEEDS & PULSES
ለሌሎች	13.9	13.5	18.3	HIDES AND SKINS
	17.8	31.7	10.9	OTHERS
<u>ከወጭ ለተገቢ ወጪዎች</u>				
ለሌሎች ወጪዎች	136.8	409.8	386.6	<u>IMPORT</u>
ለገንዘብ	-	-	-	BUILDING MATERIALS
ለገንዘብ ግብር	0.2	4.6	4.7	FUEL
ለገንዘብ ግብር ለገንዘብ ግብር	0.2	3.8	9.1	TEXTILES
ለሌሎች	26.4	60.6	54.3	MACHINERY AND EQUIPMENT
	110.0	340.8	318.5	OTHERS
<u>ለገንዘብ ተጠቃሚዎች ለገንዘብ ተጠቃሚዎች ለገንዘብ ተጠቃሚዎች</u>				
ለገንዘብ ግብር ለገንዘብ ግብር	79.6	119.6	105.5	<u>CONSTRUCTION AND REAL ESTATE</u>
ለገንዘብ ግብር ለገንዘብ ግብር	-	-	31.1	RESIDENTIAL & COMMERCIAL BUILDING
ለገንዘብ ግብር ለገንዘብ ግብር	79.6	119.6	74.4	ADVANCED CONTRACTORS
<u>ለገንዘብ ተጠቃሚዎች ለገንዘብ ተጠቃሚዎች</u>				
ለገንዘብ ግብር ለገንዘብ ግብር	62.6	69.4	71.0	<u>TRANSPORT &amp; COMMUNICATION</u>
ለገንዘብ ግብር ለገንዘብ ግብር	240.4	149.0	138.3	<u>INTERNAL TRADE</u>
ለገንዘብ ግብር ለገንዘብ ግብር	3.5	12.0	7.9	COFFEE
ለገንዘብ ግብር ለገንዘብ ግብር	149.1	33.9	15.8	CEREALS
ለሌሎች	1.7	0.6	0.9	HIDES AND SKINS
ለሀገራዊ ጥሬ ጥሬ	86.1	102.5	106.4	OTHERS
	4.4	6.9	7.3	HOTELS & TOURISM
<u>የገንዘብ ባንክ / ለገንዘብ ለገንዘብ ግብር ለገንዘብ ግብር</u>				
ለገንዘብ ባንክ ግብር ለገንዘብ ግብር	9.2	11.1	12.0	<u>PERSONAL LOANS (CARS, FURNITURE)</u>
	-	-	24.3	<u>FINANCIAL AGENCIES</u>
ጠቅላላ	811.0+	1,014.2+	1,003.6	TOTAL
	31 DEC.	31 DEC.	31 DEC.	
	1979	1980	1981	

\* ለገንዘብ ግብር ለገንዘብ ግብር ለገንዘብ ግብር ለገንዘብ ግብር

\*Including real estate (loan for acquisition of property and construction of new houses and repairs)

Source: Commercial Bank of Ethiopia.

የግንባታ የሥራ ወጪ ዕዳ በአባላዊዎች  
INTERNAL DEBT OF GOVERNMENT BY HOLDERS

ሠንጠረዥ ቍ.11

TABLE L.11

በሚሊዮን ብር

IN MILLION BIRR

አባላዊዎች	1972		1973		1974		
	በ ነ	ታህሣሥ	በ ነ	ታህሣሥ	በ ነ	ታህሣሥ	
<u>ከኢትዮጵያ ባንክ ጋር</u>	915.0	1,023.7	1,125.8	1,139.3	1,046.0		<u>NATIONAL BANK OF ETHIOPIA</u>
በቀጥታ በቀደሚያ ተከፈለ	276.0	314.0	387.8	366.3	424.0		DIRECT ADVANCES
በታላ ኪሳራ በነድ	60.0	102.7	58.0	56.0	56.0		PROMISORY NOTES
በጥበቃ ወይም /በገደብ/	579.0	607.0	680.0	717.0	566.0		SECURITIES (BONDS)
<u>ከገንዘብ ባንኮች</u>	213.0	218.0	262.3	290.9	330.1		<u>COMMERCIAL BANKS</u>
በጥበቃ ወይም /በገደብ/	-	-	-	-	-		SECURITIES (BONDS)
በገንዘብ ባንኮች	213.0	218.0	262.3	290.9	330.1		TREASURY BILLS
<u>ከግንባታ ተቋማት ጋር /በገደብ/</u>	82.8	92.8	98.8	99.8	110.8		<u>INTER GOVERNMENT DEPARTMENT DEBT (BONDS)</u>
<u>ሌሎች</u>	48.2	68.2	68.3	81.2	96.2		<u>OTHERS</u>
በጥበቃ ወይም /በገደብ/	48.2	68.2	68.3	81.2	96.2		SECURITIES (BONDS)
በገንዘብ ባንኮች	-	-	-	-	-		TREASURY BILLS
<b>ጠቅላይ</b>	<b>1,259.0</b>	<b>1,402.7</b>	<b>1,555.2</b>	<b>1,611.2</b>	<b>1,583.1</b>		<b>TOTAL</b>
	JUNE	DEC.	JUNE	DEC.	JUNE		HOLDERS
	1980		1981		1982		

ከኢትዮጵያ ባንክ ጋር የሥራ ወጪ ዕዳ የኪሳራ ወይም ክፍያ የተገኘ ::

Source: National Bank of Ethiopia, Economic Research and Planning Division.

በአርቫና ኢንዱስትሪ ልዩ ባንክ የተሰጡ የተፈጻሚነት ባህሪ ድርጅቶች ስርዓት  
 NUMBER AND AMOUNT OF LOANS APPROVED AND DISBURSED BY AGRICULTURAL AND INDUSTRIAL DEVELOPMENT BANK

ሠንጠረዥ ቁ.12

TABLE L.12

በሺህ ብር

'000 BIRR

የሥራው ክፍል	1971/72			1972/73			1973/74			SECTOR
	የተፈጻሚነት ድርጅት		የተጠቃሚው ድርጅት	የተፈጻሚነት ድርጅት		የተጠቃሚው ድርጅት	የተፈጻሚነት ድርጅት		የተጠቃሚው ድርጅት	
	በዘጠኝ ብዛት	የገንዘብ ልክ		በዘጠኝ ብዛት	የገንዘብ ልክ		በዘጠኝ ብዛት	የገንዘብ ልክ		
	NUMBER	AMOUNT	DIS-BURSED	NUMBER	AMOUNT	DIS-BURSED	NUMBER	AMOUNT	DIS-BURSED	
1979			1980			1981				
አከፋ	195	318,534	187,832	210	505,667	270,930	199	159,794	240,600	AGRICULTURAL INDUSTRIAL SERVICES AND OTHERS
አከፋ ለከፍተኛ	53	48,602	12,923	24	48,206	24,309	6	6,126	27,228	
አከፋ ለገንዘብ ልክ ለሌሎች ሥራዎች	3	3,880	16,477	5	38,321	35,097	15	2,117	4,831	
<b>ድምር</b>	<b>251</b>	<b>371,016</b>	<b>217,232</b>	<b>239</b>	<b>592,194</b>	<b>330,336</b>	<b>220</b>	<b>168,037</b>	<b>272,659</b>	<b>TOTAL</b>

የተፈጻሚነት ድርጅቶች በሥራ ዓይነት  
 LOANS APPROVED BY ACTIVITIES

ሠንጠረዥ ቁ.13

TABLE L.13

በሺህ ብር

'000 BIRR

የሥራው ዓይነት	1971/72	1972/73	1973/74	
ሀ. አከፋና ለከፍተኛ አርባታ	318,534	505,667	159,794	A. AGRICULTURE & LIVESTOCK
ለ. ለፍጠራ ለከፍተኛዎች	48,602	48,206	6,126	B. MANUFACTURING INDUSTRIES
1. ለግንባታ ሥራ	22,502	2,392	284	1. FOOD STUFFS
2. ለመጠቃሚያ ሥራ	18,950	929	1,386	2. BEVERAGES
3. ለጨቃ ጨርቅና ለመባባሰት ሥራዎች	5,114	28,606	4,394	3. TEXTILES AND ALLIED INDUSTRIES
4. ለአገልግሎት ሥራ	358	2,400	21	4. WOOD
5. ለወረቀት ለመባባሰት ሥራዎች	-	-	-	5. PAPER AND PAPER PRODUCTS
6. ለጥቅም ሥራ	713	-	-	6. PRINTING
7. ለላብ ገቢ ሥራ	-	1,962	-	7. RUBBER
8. ለተግባር / በሚገልጽ ሥራ	-	-	41	8. CHEMICALS
9. ለብርቱካ ለሽከለኛ ለድንጋይ ሥራ	613	4,128	-	9. GLASS, CLAY AND STONE
10. ለብረታ ብረት ሥራ	51	269	-	10. METAL WORKING
11. ለገጣ ሥራ	-	-	-	11. FIBRE
12. ለቅጥና ለቅጥ ግልፋት ሥራ	19	400	-	12. LEATHER AND TANNING
13. ሌሎች	282	7,120	-	13. OTHERS
ሐ. ለገንጠል ሥራ	880	1,734	-	C. CONSTRUCTION
መ. ለግንባታ / ለተፈጥሮ ሥራ	-	19,517	-	D. TRANSPORTATION
ሠ. ለአከፋ ለገንዘብ ልክ ድርጅቶች	3,000	17,070	2,117	E. SERVICES
ረ. ለሌሎች ልዩ ልዩ ሥራዎች	-	-	-	F. MISCELLANEOUS
<b>ድምር</b>	<b>371,016</b>	<b>592,194</b>	<b>168,037</b>	<b>TOTAL</b>
	1979	1980	1981	ACTIVITIES

ከአርቫና ኢንዱስትሪ ልዩ ባንክ ዓመታዊ ጸባሌ ሪፖርት ጋር፡፡

Source: Agricultural and Industrial Development Bank Annual Report.

በተገኘው ላይ ያሉ በድርጅቶች በዓራ ላይ የተከፈሉ  
 OUTSTANDING LOANS DISTRIBUTED BY ACTIVITIES

ሠንጠረዥ ቶ. 14

TABLE L.14

በሺህ ብር

'000 BIRR

የዓራ ላይ የተከፈሉ	1971/72	1972/73	1973/74	
ሀ. ለአርባና ለከተማ አካባቢ	456,510	640,188	494,400	A. <u>AGRICULTURE AND LIVESTOCK</u>
ለ. ለፍብራሽ ለገንጠሎች	84,857	102,030	84,621	B. <u>MANUFACTURING INDUSTRIES</u>
1. ለግብርና ሥራ	11,507	18,607	20,200	1. FOOD STUFFS
2. ለጠቆማ	6,943	10,429	12,295	2. BEVERAGES
3. ለጨርቅ ጨርቅና ለጠባባሎች ሥራዎች	22,145	27,123	29,364	3. TEXTILES AND ALLIED INDUSTRIES
4. ለአገጣጠም ሥራ	540	1,253	-	4. WOOD
5. ለጨርቅ ጨርቅና ለጠባባሎች ሥራዎች	3,748	3,225	2,154	5. PAPER AND PAPER PRODUCTS
6. ለጥቅም ሥራ	285	215	47	6. PRINTING
7. ለሰብሀ ሥራ	10,390	8,874	10,280	7. RUBER
8. ለጥቅም / ለጠባባሎች/ሥራ	262	262	-	8. CHEMICALS
9. ለብርቅ ለሸክላና ለድገገይ ሥራ	9,644	11,919	4,662	9. GLASS, CLAY AND STONE
10. ለብረታ ብረት ሥራ	1,506	1,505	68	10. METAL WORKING
11. ለገጣ ሥራ	2,350	2,405	1,475	11. FIBRE
12. ለቆራና ለቆራ ግልፋት ሥራ	13,486	14,104	3,173	12. LEATHER AND TANNING
13. ሌሎች	2,051	2,109	903	13. OTHERS
ለ. ለገንጠሎች ሥራ	12,074	10,511	9,167	C. <u>CONSTRUCTION</u>
ለ. ለገንጠሎች/ተፈጥሮ/	44,096	68,004	44,515	D. <u>TRANSPORTATION</u>
ሠ. ለገንጠሎች ለገንጠሎች ለግብርና ድርጅቶች	9,916	19,012	34,205	E. <u>SERVICES</u>
ረ. ለሌሎች ለቆ ለቆ ሥራዎች	937	1,086	-	F. <u>MISCELLANEOUS</u>
ሰ. ለገንጠሎች ገብረት	6,346	6,346	3,040	G. <u>REAL ESTATE</u>
ድምር	614,736	847,177	669,948	TOTAL
	1979	1980	1981	ACTIVITIES

በአርባና ለገንጠሎች ለግብርና ግብርና ግብርና የተገኘ ::

Source: Agricultural and Industrial Development Bank Annual Report.

ኢትዮጵያ ከሌሎች አገሮች ጋር ያለት የገንዘብ ክፍያ ሚዛን ግጠታ  
SUMMARY OF THE BALANCE OF PAYMENTS OF ETHIOPIA

ሠንጠረዥ ጥ. 15

TABLE L. 15

የተጠቃሚ ልዩነት በሚሊዮን ብር

-Net transactions in million Birr

ዓመት ምዕራብ	ህዳድ ህገብ				የካፒታል ህዳድ			በገንዘብ ክፍያ ድርጅቶች ተቃራኒ ህገብ ጽድቅ			የተጠቃሚ ገደረገጥ ስህተት	ዓመት
	የዐቃቃቸው ገንደ	ገልጋሎቶች	የተዘጋጁ ክፍያዎች	የተጠቃሚ ገደረገጥ	ጠቅላላ	የገለ	የጠቅላላ ስህተት	ጠቅላላ	በዋና ዋና ዎች	በሌሎች		
1961/2	-25.3	-25.1	27.9	-22.5	31.7	-5.0	36.7	-11.1	-10.4	-0.7	1.9	1969
1962/3	-54.9	-45.5	20.0	-78.9	45.0	29.1	16.9	42.3	2.2	40.1	8.4	1970
1963/4	-79.6	-58.5	22.5	-111.6	100.0	36.6	63.4	16.7	16.9	-0.2	-5.1	1971
1964/5	19.3	-40.2	40.6	19.7	75.7	30.4	45.3	-86.0	-61.3	-24.7	-9.4	1972
1965/6	127.4	-22.0	53.8	159.2	89.4	41.1	48.3	-218.3	-150.7	-67.6	-30.3	1973
1966/7	49.6	-25.5	108.0	132.1	87.9	41.9	46.0	-189.4	-193.9	4.5	-30.6	1974
1967/8	-88.7	-90.1	82.7	-96.1	130.5	16.7	113.6	-7.6	-27.0	19.4	-26.8	1975
1968/9	-132.4	-66.7	131.1	-68.0	111.8	-19.6	131.4	-30.0	-32.4	2.4	-13.8	1976
1969/70	-173.2	-116.7	114.0	-175.9	72.4	5.9	66.5	133.8	167.9	-34.1	-30.3	1977
1970/1	-269.8	-136.8	173.4	-233.2	50.5	-39.2	89.7	179.5	157.2	22.3	3.2	1978
1971/2	-163.7	-179.3	168.7	-174.3	170.3	-47.0	217.3	7.8	74.9	-67.1	-3.8	1979
1972/3	-381.4	-188.3	162.5	-407.2	218.7	64.3	154.4	240.5	157.0	83.5	-52.0	1980
1973/4	-501.5	-132.2	342.0	-291.7	547.0	-50.0	597.0	-196.6	-209.7	13.1	-58.7	1981
	TRADE BALANCE FOB	SERVICES	TRANSFER PAYMENTS	NET SURPLUS	TOTAL	PRIVATE	CENTRAL GOVERNMENT	TOTAL	CENTRAL MONETARY	OTHER INSTITUTIONS	NET ERRORS AND OMISSION	YEAR
	CURRENT ACCOUNT				CAPITAL ACCOUNT			RESERVES IN MONETARY INSTITUTIONS				

ከኢትዮጵያ ባለፈው ዓመት የኢኮኖሚ ጥናትና ፕላን ዋና ክፍል የተገኘ።

Source: Economic Research and Planning Division, National Bank of Ethiopia.

ኢትዮጵያ ከሌሎች አገሮች ጋር ያለት የገንዘብ ክፍያ ሚዛን  
BALANCE OF PAYMENTS OF ETHIOPIA

ሠገጠረዥ ፑ.16

TABLE L.16

በሚሊዮን ቢር

IN MILLION BIRR

	1971/72	1972/73	1973/74	
1. የዕቃዎች ገንዶ ሚዛን	-367.8	-636.6	-723.5	1. TRADE BALANCE
ወዲ ገንዶ አፍ.ሱ.ቢ.	881.7	905.3	805.4	EXPORT, F.O.B.
ቦኛ	(592.6)	(563.6)	(469.9)	COFFEE
ቦኛ ሌላ	288.0	315.7	335.5	NON-COFFEE
በገንዘብ ያልተሰጠ ወርቅ	(1.1)	(26.0)	-	NON-MONETARY GOLD
ገቢ ገንዶ ቢ.አይ.አፍ. ከዚህ	-1,249.5	-1,541.9	-1,528.9	IMPORT C.I.F. OF WHICH
ለዕቃዎች ግብዓትና ለገብራገብ የጠ	(-204.1)	(-255.2)	(-222.0)	FREIGHT AND INSURANCE
2. ገልጋሎቶች				2. SERVICES
ዝ				TRAVEL
ገቢ	11.9	14.8	22.2	CREDIT
ወዲ	6.6	7.8	6.1	DEBIT
ሌላ ተራገባሪ				OTHER TRANSPORT
ገቢ	93.2	132.4	142.6	CREDIT
ወዲ	79.7	96.8	94.9	DEBIT
የሕገገዥት ሂሳብ ሊ.ቦ.ያ.				GOVERNMENT N.I.E.
ገቢ	35.4	54.6	46.3	CREDIT
ወዲ	35.8	45.4	44.7	DEBIT
ሥራ ላይ የጠ ገንዘብ				INVESTMENT INCOME
ገቢ	24.3	32.9	29.5	CREDIT
ወዲ	26.0	29.8	27.1	DEBIT
ሌሎች ገልጋሎቶች				OTHER SERVICES
ገቢ	54.9	79.9	71.9	CREDIT
ወዲ	46.8	67.9	49.9	DEBIT
ገልጋሎቶች / የተሰረ/	24.8	66.9	89.8	SERVICES(NET)
3. የተሰረ የዕቃዎችና ገልጋሎቶች ገቢ /1+2/	-343.0	-569.7	-633.7	3. NET GOODS AND SERVICES (1+2)
4. የተዘወረ ክፍያዎች				4. TRANSFER
ከገል				PRIVATE
ገቢ	51.1	50.6	152.1	CREDIT
ወዲ	8.0	2.6	3.6	DEBIT
ከሕገገዥት				PUBLIC
ገቢ	125.6	114.5	193.5	CREDIT
ወዲ	-	-	-	DEBIT
የተሰረ የተዘወረ ክፍያዎች	168.7	162.5	342.0	TRANSFER (NET)
5. የገንዘብ ሂሳብ የተሰረ ባለቤ /3+4/	-174.3	-407.2	-291.7	5. BALANCE OF C/A (3+4)
6. ተራ ገንዘብ ያልሆነ የረዥም ዘመን ባር	207.8	144.2	503.6	6. NON-MONETARY LONG-TERM CAPITAL
ከገል	-	-	-	PRIVATE
ከሕገገዥት	207.8	144.2	503.6	GOVERNMENT
7. የሠረገዳ ሂሳብ ሚዛን	33.5	-263.0	211.9	7. BASIC BALANCES
8. የአጭር ዘመን የገል ባር	-47.0	64.3	-50.0	8. SHORT-TERM PVT. CAPITAL (NET)
9. የተሰረ በሕገገዥት ወይም ገደብ	-3.8	-52.0	-58.7	9. NET ERRORS AND OMISSIONS
10. የተሰረ የገንዘብ ሚዛን	-	-	83.7	10. REVALUATIONS OF RESERVES
11. ሲ.ዲ.አር. ተሰጥቶ	9.5	10.2	9.7	11. S.D.R. ALLOCATION
12. የአጠቃላይ ሂሳብ ሚዛን /7+8+9+10+11/	-7.8	-240.5	196.6	12. OVERALL BALANCE (7+8+9+10+11)
13. የተሰረ የገንዘብ አገልግሎት	7.8	240.5	-196.6	13. NET MONETARY MOVEMENTS
	1979	1980	1981	

ከኢትዮጵያ ባለቤት ባንክ የኢኮኖሚ ጥናትና ፕላን ድ ክፍል የተገኘ:

Source: Economic Research and Planning Division, National Bank of Ethiopia.

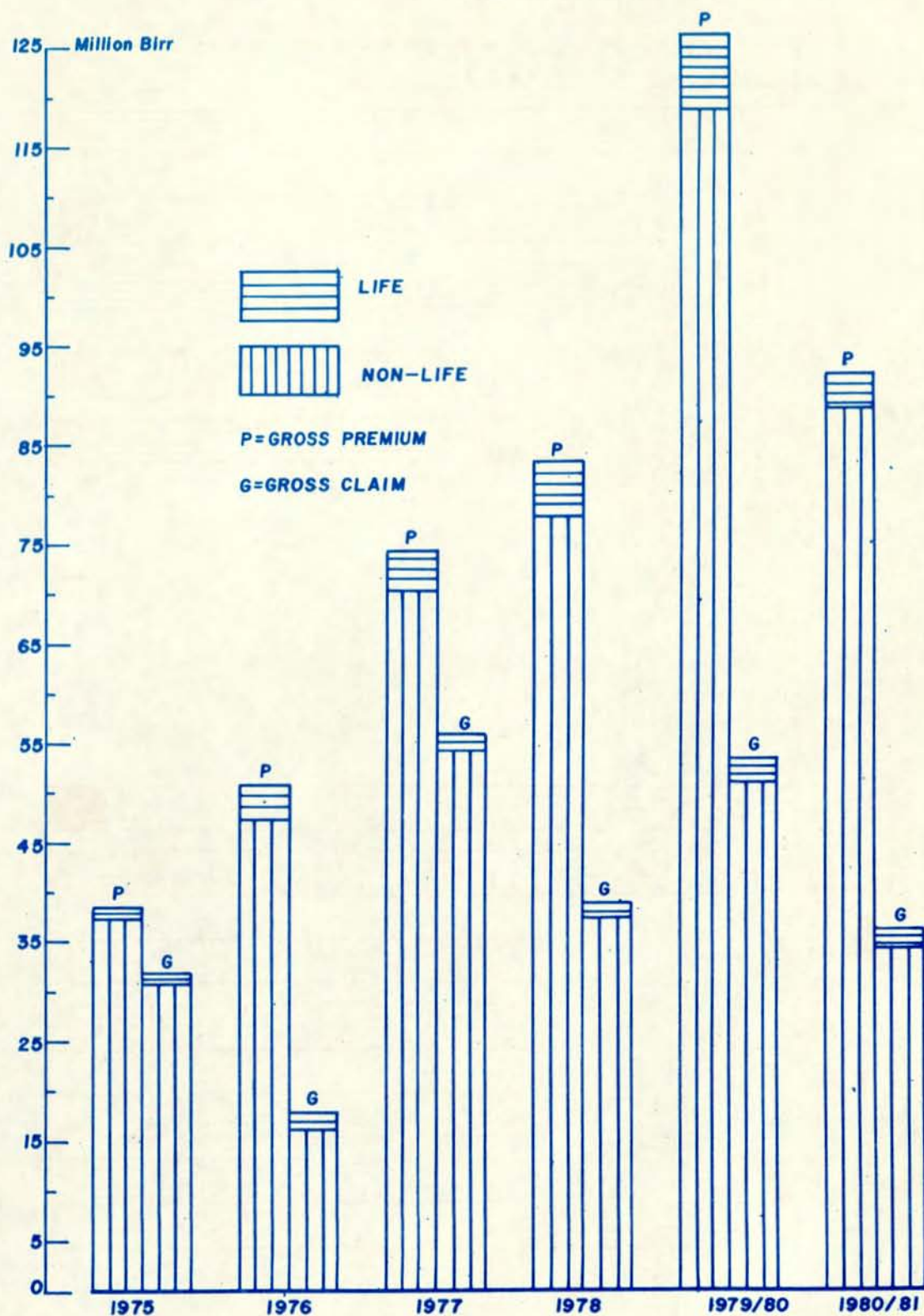
ክፍል ፩. ስለመድን /ኢንሹራንስ/

ከዚህ በፊት በሀገሪቱ 13 የተለያዩ የመድን ኩባንያዎች በሥራ ላይ እንደነበሩ ይታወቃል ።  
ነገር ገን በጥቅምት 1968 ዓ.ም የመድን ኩባንያዎቹ ከተወረሱ በኋላ "የኢትዮጵያ የመድን ድርጅት"  
በመባል አሥራ ሶስቱም በአንድ ላይ ተጠቃለዋል ። በዚህ ክፍል የተገለጹት መረጃዎች በሙሉ የተመለከ  
ተት እንደ ኅራጌ ስራ ዘመን አቀጣጠር ነው ።

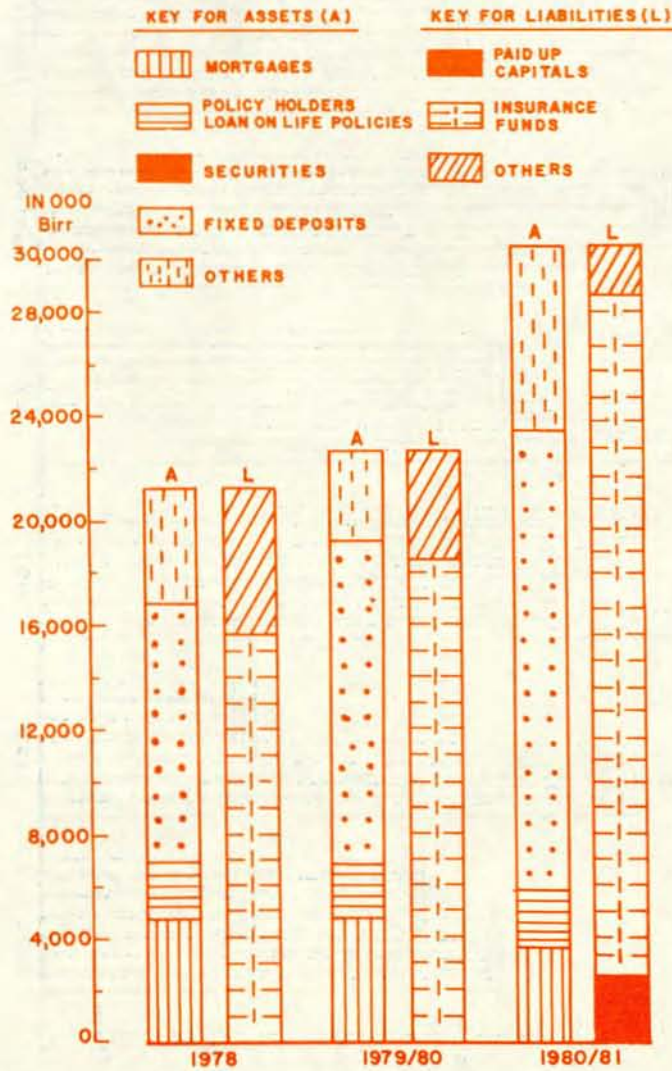
SECTION M. INSURANCE

Formerly there were 13 Insurance Companies Operating in the Nation. However, since the nationalization of the insurance companies in November 1975 all the thirteen are consolidated into one corporation under the name of "Ethiopian Insurance Corporation". All data in this section are shown according to Gregorian Calendar.

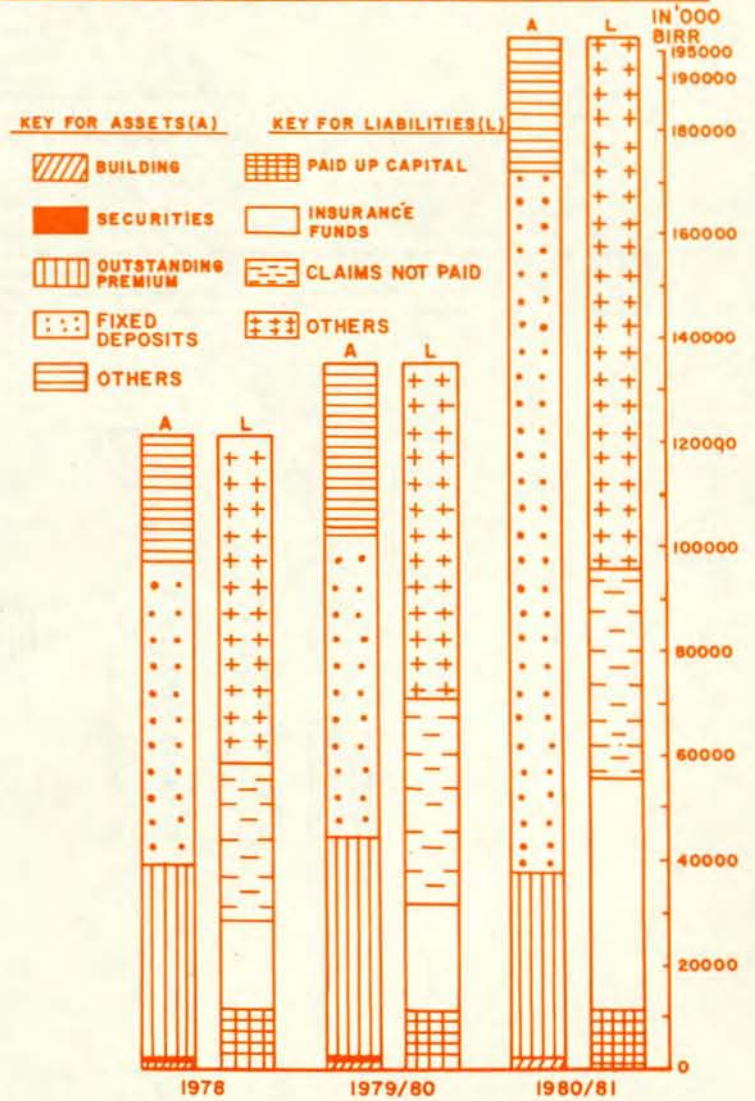
## M-1 GROSS PREMIUM & CLAIMS OF LIFE & NON-LIFE INSURANCE



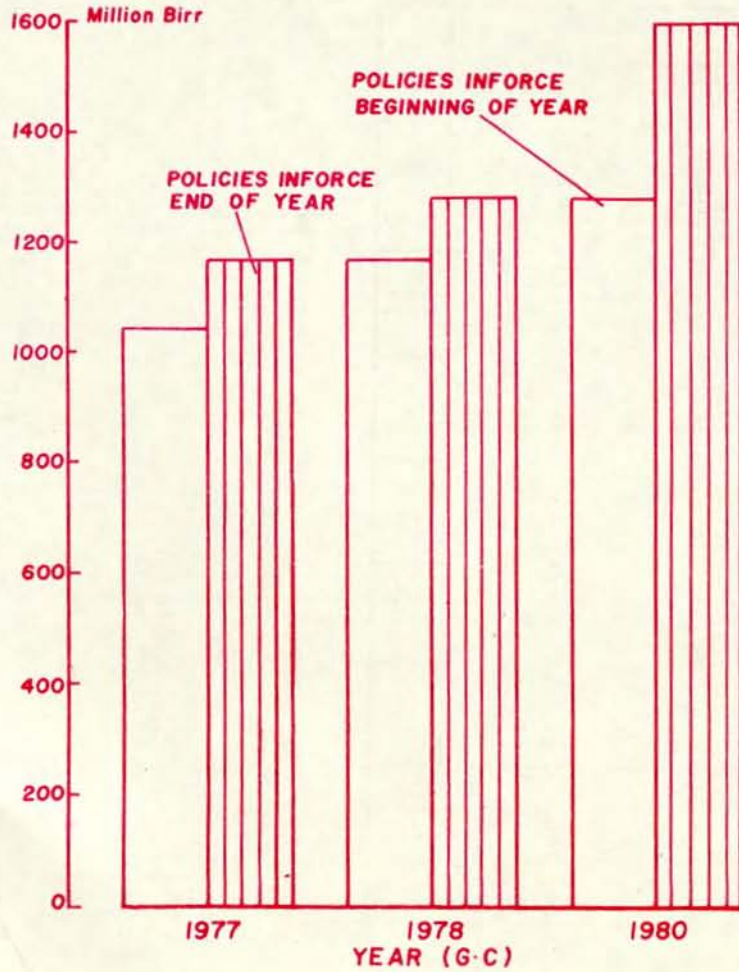
### M-2 LIFE INSURANCE ASSETS & LIABILITIES



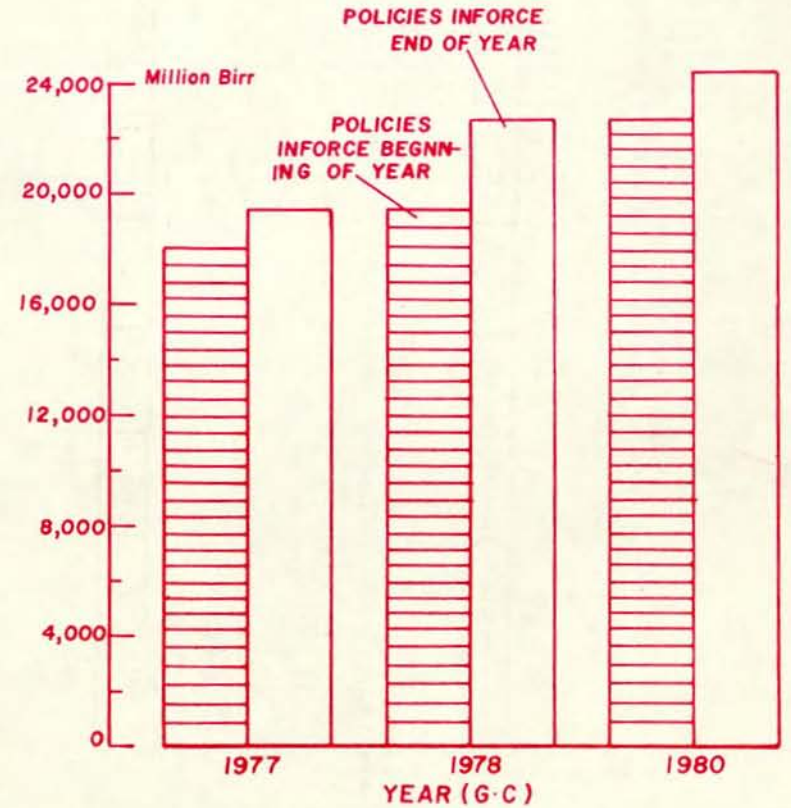
### M-3 NON-LIFE INSURANCE ASSETS & LIABILITIES



M-4 NUMBER OF LIFE INSURANCE POLICIES



M-5 AMOUNT OF LIFE INSURANCE POLICIES



የኤይወት ወደ ስርዓት ለወደ የተሰጠ ጥጠያ  
SUMMARY OF PREMIUM AND CLAIMS OF LIFE INSURANCE

ሠንጠረዥ 1.1 TABLE M.1

በሚሊዮን ብር IN MILLION BIRR

ዓመት ምዕራብ	1966/67	1967/68	1968/69	1969/70	1970/71	1971/72*	1973**	
<b>ገቢ</b>								<b>INCOME</b>
ጠቀላላ ስርዓት	3.2	1.1	3.6	4.0	5.4	7.6	3.4	GROSS PREMIUM
ለጠለፋ ወደ የተሰጠ ሲታይ	0.5	0.1	0.9	0.4	0.5	0.7	0.4	LESS REINSURANCE CEDED
የተሰጠ ስርዓት	2.7	1.0	2.7	3.6	4.9	6.9	3.0	NET PREMIUM
<b>ወጪ</b>								<b>OUT GO</b>
ጠቀላላ ለወደ የተሰጠ	1.4	0.9	1.7	1.5	1.4	2.2	1.8	GROSS CLAIMS
ከጠለፋ ወደ ሰጪ የተሰጠ ፊርማ የተሰጠው ሲታይ	0.4	0.1	0.5	0.1	0.3	0.3	0.2	LESS REINSURANCE RECOVERIES
የተሰጠ ለወደ ውጭ ገዳታ የተሰጠ	1.0	0.8	1.2	1.4	1.1	1.9	1.6	NET CLAIMS
	1974	1975	1976	1977	1978	1979/80*	1980/81**	YEAR

የኤይወት ያለሆነ ወደ ስርዓት ለወደ የተሰጠ ጥጠያ  
SUMMARY OF PREMIUM AND CLAIMS OF NON-LIFE INSURANCE

ሠንጠረዥ 1.2 TABLE M.2

በሚሊዮን ብር IN MILLION BIRR

ዓመት ምዕራብ	1966/67	1967/68	1968/69	1969/70	1970/71	1971/72*	1973**	
<b>ገቢ</b>								<b>INCOME</b>
ጠቀላላ ስርዓት	33.0	37.4	47.2	70.3	77.8	118.7	88.7	GROSS PREMIUM
ለጠለፋ ወደ የተሰጠ ሲታይ	18.9	23.4	19.9	33.3	34.4	52.0	21.1	LESS REINSURANCE CEDED
የተሰጠ ስርዓት	14.1	14.0	27.3	37.0	43.4	66.7	67.6	NET PREMIUMS
<b>ወጪ</b>								<b>OUT GO</b>
ጠቀላላ ለወደ የተሰጠ	25.9	30.9	16.2	54.3	37.4	51.0	34.3	GROSS CLAIMS
ከጠለፋ ወደ ሰጪ የተሰጠ ውጭ የተሰጠው ሲታይ	14.2	18.7	8.8	32.9	10.6	11.6	13.7	LESS REINSURANCE RECOVERIES
የተሰጠ ለወደ ውጭ ገዳታ የተሰጠ	11.7	12.2	7.4	21.4	26.8	39.4	20.6	NET CLAIMS
	1974	1975	1976	1977	1978	1979/80*	1980/81**	YEAR

\*ደረጃው የሚያለከተው ከጋራ 23/70 እስከ 23/72 ያለው ጊዜ የሚያጠቃልል ነው።

\*Data covers from January 1/1978 to June 30/1979 Period.

\*\* የዓመት መጨረሻ ሰኔ 23 ነው

\*\*Year ending 30<sup>th</sup> June

ስራው የሚደረግበት ስርዓት።

Source: Ethiopian Insurance Corporation.

የአይወተ ያለሆነ ወይን ግብርና ወጪ በሥራ ወይን  
 INCOME AND EXPENDITURE OF NON-LIFE INSURANCE BY LINE OF INSURANCE

ሠገጠረዥ 1.3

TABLE M.3

በሺህ ብር '000 BIRR

	የአባተ	የወተ ተከርባሪ	የወርብና የአውሮፕላን	የሠራተኞች ባህ	የአደጋ	የሌሎች	
<u>1970/71</u>							<u>1978</u>
<u>ገቢ</u>							<u>INCOME</u>
ወተላላ አርቦን	7,363	23,974	32,461	7,132	6,852	-	GROSS PREMIUM
በአውሮፕላን ወይን ለጠለፋ ወይን የተከረሰ	4,735	4,788	21,126	222	3,490	-	REINSURANCE OUTSIDE ETHIOPIA
የተከረ አርቦን	2,628	19,186	11,335	6,909	3,362	-	NET PREMIUM
በገጠላ ወይን የተገኘ	2,401	1,142	7,020	55	1,076	-	COMMISSIONS RECEIVED
ሌላ ገቢ	-	-	-	-	-	-	OTHER INCOME
በግዴታ ወይን ለመጠበቅ የነበረ	756	7,452	5,409	2,578	812	-	RESERVE BEGINNING OF YEAR
በተርፍና ኪሣራ ድብደባ የተዘወረ	-	-	-	-	-	-	TRANSFERRED FROM PROFIT AND LOSS ACCOUNT
ድምር	5,785	27,730	23,764	9,542	5,250	-	TOTAL
<u>ወጪ</u>							<u>EXPENDITURE</u>
ለወይን ገዳታ የተከረሰና የሚከረስ	99	18,017	12,528	4,314	2,467	-	CLAIMS PAID & OUTSTANDING
በጠለፋ ወይን ለጠለፋ የተከረሰውና የተጠለፋው ቢታወቅ	(297)	3,030	6,579	334	876	-	LESS REINSURANCE RECOVERIES
የተከረ ለወይን ወሎች ገዳታ የተከረሰ	396	14,927	5,948	3,979	1,591	-	NET CLAIMS
ለገጠላ ወይን የተከረሰ	76	657	116	104	41	-	COMMISSIONS PAID
የሥራ ግብዓት	215	690	742	210	189	-	MANAGEMENT EXPENSES
በግዴታ ወይን ለመጠበቅ የነበረ	1,196	8,768	5,158	3,144	1,530	-	RESERVE END OF YEAR
ሌሎች ወጪዎች	1	2	23	29	14	-	OTHER EXPENSES
ወይን ለተርፍና ኪሣራ ድብደባ የተዘወረ	3,901	2,736	11,777	2,077	1,885	-	TRANSFERRED TO PROFIT AND LOSS ACCOUNT
ድምር	5,785	27,780	23,764	9,542	5,250	-	TOTAL
	FIRE	MOTOR	MARINE & AVIATION	WORKERS COMPEN- SATION	ACCIDENT	MIS- CELLAN- EOUS	

(-) Negative

በአውሮፕላን ወይን ድርጅት ::  
 Source: Ethiopian Insurance Corporation.

የአደጋ ገለጻ ገቢና ወጪ በሥራ ዓይነት  
INCOME AND EXPENDITURE OF NON-LIFE INSURANCE BY LINE OF INSURANCE

ሠገጠር 1.3 / የገለጻ/

TABLE M.3 (Contd.)

በሺህ ብር '000 BIRR

	የገቢ	የግብር ተኮር	የግብር ገቢ	የሥራ ተኮር ገቢ	የአደጋ	የሌሎች	
<u>1971/72+</u>							<u>1979/80+</u>
<u>ገቢ</u>							<u>INCOME</u>
ጠቅላላ አርቦገ	10,975	36,129	50,475	9,111	11,980	-	GROSS PREMIUM
በኢትዮጵያ ወጪ ለጠለፋ ወይን የተከፈለ	7,133	6,374	33,302	143	5,025	-	REINSURANCE OUTSIDE ETHIOPIA
የተከፈለ አርቦገ	3,842	29,755	17,173	8,968	6,945	-	NET PREMIUM
በገቢዎች የተገኘ	3,262	1,462	10,973	-	1,584	-	COMMISSIONS RECEIVED
ሌላ ገቢ	-	-	-	-	-	-	OTHER INCOME
በዓመት መጀመሪያ ለመጠበቅ የነበረ	753	7,323	5,380	2,571	803	-	RESERVE BEGINNING OF YEAR
ከተርፍ ስህተት ለተከፈለ	-	-	-	-	-	-	TRANSFERRED FROM PROFIT AND LOSS ACCOUNT
<b>ጠቅላላ</b>	<b>7,857</b>	<b>38,540</b>	<b>33,526</b>	<b>11,539</b>	<b>9,332</b>	<b>-</b>	<b>TOTAL</b>
<u>ወጪ</u>							<u>EXPENDITURE</u>
ለወይን ገቢ የተከፈለ ገቢ	(678)	27,990	15,433	3,855	4,413	-	CLAIMS PAID AND OUTSTANDING
ከጠለፋ ወይን ገቢ የተከፈለው የጠለፋው ስህተት	(1,182)	4,755	6,996	(631)	1,691	-	LESS REINSURANCE RECOVERIES
የተከፈለ ለወይን ወሰኑ ገቢ የተከፈለ	504	23,235	8,437	4,486	2,722	-	NET CLAIMS
በገቢዎች የተከፈለ	108	936	173	118	72	-	COMMISSIONS PAID
የሥራ ግብዓት	307	1,049	1,186	279	303	-	MANAGEMENT EXPENSES
በዓመት መጨረሻ ለመጠበቅ የነበረ	1,145	9,174	5,272	2,642	2,270	-	RESERVE END OF YEAR
ሌሎች ወጪዎች	2	7	7	2	1	-	OTHER EXPENSES
ወደተርፍ ስህተት ለተከፈለ	5,791	4,139	18,451	4,012	3,964	-	TRANSFERRED TO PROFIT AND LOSS ACCOUNT
<b>ጠቅላላ</b>	<b>7,857</b>	<b>38,540</b>	<b>33,526</b>	<b>11,539</b>	<b>9,332</b>	<b>-</b>	<b>TOTAL</b>
<u>1973*</u>							<u>1980/81*</u>
<u>ገቢ</u>							<u>INCOME</u>
ጠቅላላ አርቦገ	8,748	31,602	30,834	8,574	-	8,966	GROSS PREMIUM
በኢትዮጵያ ወጪ ለጠለፋ ወይን የተከፈለ	4,419	3,012	11,374	476	-	1,788	REINSURANCE OUTSIDE ETHIOPIA
የተከፈለ አርቦገ	4,329	28,590	19,460	8,098	-	7,178	NET PREMIUM
በገቢዎች የተገኘ	2,604	978	4,122	106	-	652	COMMISSIONS RECEIVED
ሌላ ገቢ	-	-	-	-	-	-	OTHER INCOME
በዓመት መጀመሪያ ለመጠበቅ የነበረ	1,141	9,998	5,327	3,180	-	2,378	RESERVE BEGINNING OF YEAR
<b>ጠቅላላ</b>	<b>8,074</b>	<b>39,566</b>	<b>28,909</b>	<b>11,384</b>	<b>-</b>	<b>10,208</b>	<b>TOTAL</b>
<u>ወጪ</u>							<u>EXPENDITURE</u>
ለወይን ገቢ የተከፈለ ገቢ	2,588	10,610	16,525	951	-	3,631	CLAIMS PAID AND OUTSTANDING
ከጠለፋ ወይን ገቢ የተከፈለው የጠለፋው ስህተት	1,579	4,264	7,585	(434)	-	725	LESS REINSURANCE RECOVERIES
የተከፈለ ለወይን ወሰኑ ገቢ የተከፈለ	1,009	6,346	8,940	1,385	-	2,906	NET CLAIMS
በገቢዎች የተከፈለ	3	36	8	2	-	1	COMMISSIONS PAID
የሥራ ግብዓት	227	845	815	267	-	228	MANAGEMENT EXPENSES
በዓመት መጨረሻ ለመጠበቅ የነበረ	2,208	24,581	9,925	4,130	-	3,661	RESERVE END OF YEAR
ሌሎች ወጪዎች	-	-	-	-	-	-	OTHER EXPENSES
ወደተርፍ ስህተት ለተከፈለ	4,627	7,758	9,221	4,600	-	3,412	TRANSFERRED TO PROFIT AND LOSS ACCOUNT
<b>ጠቅላላ</b>	<b>8,074</b>	<b>39,566</b>	<b>28,909</b>	<b>11,384</b>	<b>-</b>	<b>10,208</b>	<b>TOTAL</b>
	FIRE	MOTOR	MARINE & AVIATION	WORKERS COMPEN-SATION	ACCI-DENT	MISCEL-LANEOUS	

\* የዓመት መጨረሻ በ 23 ነው ::

\*Year Ending June 30.

+ ተኮር

(-) Negative

+ መጀመሪያ የሚያጠቃም ከ ታህሳስ 23/70 እስከ ሰኔ 23/72 ያለውን ጊዜ የሚያጠቃም ነው ::

+Data covers from January 1/78 to June 30, 1979 period

በኢትዮጵያ ወይን ደርድት የተገኘ ::

Source: Ethiopian Insurance Corporation.

የሕይወት ጤን የሂሳብ ሚዛን  
BALANCE SHEET OF LIFE INSURANCE

ሀ ብ ተ ቸ  
A S S E T S

ሠገጠረዥ 1.4 /ሀ/

TABLE M.4 (a)

በሺህ ብር

'000 BIRR

በ..... መጨረሻ	ታህሳስ 1971	ሰኔ 23 1972	ሰኔ 23 1973	
ሕንጻዎች	-	-	-	BUILDINGS
ተሽከርካሪ መኪናዎች ዐቃዎችና መሣሪያዎች	81	73	45	MOTOR VEHICLES, FURNITURES AND EQUIPMENT
በግንባታና የተያዘ	4,675	4,713	3,599	MORTGAGES
በሕይወት ጤን ወሎች ግንባታና ባለጠይቆች የሚወሰኑት በድር	2,164	2,124	2,195	POLICY-HOLDERS' LOAN ON LIFE POLICIES
ሌሎች በድር	68	67	68	OTHER LOANS
የመንግሥት የገንዘብ ባይዘት	100	-	-	GOVERNMENT SECURITIES
ድርሻዎች /አክሲዮኖች/	-	-	-	SHARES
ሌሎች የገንዘብ ባይዘት	-	1	-	OTHER SECURITIES
በወኪሎች ያለ ሃብት	-	-	-	AGENTS' BALANCES
ገቢ የሚሆን አርባን	943	-	44	OUTSTANDING PREMIUM
ወለድ፣ የተርፍ ድርሻና ኪራይ	-	680	1,325	INTEREST, DIVIDENDS AND RENTS
በተገባሪዎች ለጤን ለውጥ የሚከፈል ዐጻ	410	220	1,009	DEBTORS
በአድ ያለ ተረጋግጠን	805	306	2,766	CASH ON HAND
በባንክ የለለ / ተገባሪዎች ሂሳብ/	-	-	-	CURRENT ACCOUNTS
ለተወሰነ ጊዜ የተጠመ	9,871	12,359	17,630	FIXED DEPOSITS
ሌሎች ሀብቶች	2,118	2,015	1,840	OTHER ASSETS
<b>ድምር</b>	<b>21,235</b>	<b>22,558</b>	<b>30,521</b>	<b>TOTAL</b>
	DECEMBER 1978	JUNE 1979	JUNE 1981	AS AT END OF

ገ ጻ ታ ዎ ች  
L I A B I L I T I E S

ሠገጠረዥ 1.4 /ለ/

TABLE M.4 (b)

በሺህ ብር

'000 BIRR

በ..... መጨረሻ	ታህሳስ 1971	ሰኔ 23 1972	ሰኔ 23 1973	
የተከፈለ የባለድርሻዎች ዋና ገንዘብ	-	-	2,541	PAID UP CAPITAL
ለጤን የተከፈለ ገንዘብ	15,653	18,454	26,033	INSURANCE FUNDS
ለሕይወት	12,928	18,454	19,924	LIFE
ለሌሎች	2,725	-	6,109	OTHERS
ከተርፍና ኪራይ ሃብት የቀረ	662	-	-	BALANCE OF PROFIT AND LOSS ACCOUNT
ተከፈሉት ታዎች ገና ያልተከፈለ	443	548	1,074	CLAIMS ADMITTED BUT NOT PAID
ለጠለፋ ግንባታና በሚያቸ የሚከፈል	631	737	411	DUE REINSURERS
ለልዩ ለዩ ባለዐጻዎች የሚከፈል	289	273	462	DUE SUNDRY CREDITORS
ለገቢ ገብር የሚከፈል	-	-	-	DUE INCOME TAX
ሌሎች	3,557	2,546	-	OTHERS
<b>ድምር</b>	<b>21,235</b>	<b>22,558</b>	<b>30,521</b>	<b>TOTAL</b>
	DECEMBER 1978	JUNE 1979	JUNE 1981	AS AT END OF

ከኢትዮጵያ ጤን ድርጅት

Source: Ethiopian Insurance Corporation.

የጸደቀ ያለሆነ ጸደቅ የህግ ማዘጋጀት  
BALANCE SHEET OF NON-LIFE INSURANCE

ሀ ብ ቶ ቶ  
A S S E T S

ሠንጠረዥ ፲.5 /ሀ/

TABLE M.5 (a)

በሺህ ብር

'000 BIRR

በ.....ጸደቅ	ጳሌ 1971	ሰኔ 1972	ሰኔ 1973	
ጠቅላይ ቤት	1,108	1,148	2,038	BUILDINGS
ተሽከርካሪ መኪናዎችና ሌሎች የሰው ልምድ ዕቃዎች	755	901	1,321	MOTOR VEHICLES, FURN & EQUIPMENT
ሌሎች ብድሮች	-	-	-	OTHER LOANS
የጠቅላይ ገቢዎች ስጦታዎች	848	848	-	GOVERNMENT SECURITIES
ድርሻዎች / ለሰው ልምድ /	651	940	940	SHARES
ሌሎች የገቢዎች ስጦታዎች	-	-	-	OTHER SECURITIES
በወጪዎች ያለ ህግ	725	685	471	AGENTS' BALANCES
ገቢ የሚሆን ስጦታ	37,327	42,364	35,421	OUTSTANDING PREMIUM
ወለድ የተርፍ ድርሻና ኪራይ	-	1,322	3,377	INTEREST, DIVIDENDS & RENTS
ከተገባዎች ለጠቅላይ ሰጪው የሚገባው ዕዳ	7,845	2,194	3,430	DEBTORS
በአጭ ያለ ጥሬ ገንዘብ	7,835	8,676	5,733	CASH ON HAND
በባንክ ያለ / ተገቢዎች ህግ /	-	2,545	-	CURRENT ACCOUNTS
ለተወሰነ ጊዜ የተቆመ	57,817	67,703	134,475	FIXED DEPOSITS
ሌሎች ሀብቶች	6,130	5,718	10,332	OTHER ASSETS
<b>ጠቅላይ</b>	<b>121,041</b>	<b>132,499</b>	<b>197,538</b>	<b>TOTAL</b>
	DECEMBER 1978	JUNE 1979	JUNE 1981	AS AT END OF

ገ ገ ገ ገ ገ ገ  
L I A B I L I T I E S

ሠንጠረዥ ፲.5 /ለ/

TABLE M.5 (b)

በሺህ ብር

'000 BIRR

በ.....ጸደቅ	ጳሌ 1971	ሰኔ 1972	ሰኔ 1973	
<u>የተገባው የባለድርሻዎች ገንዘብ</u>	11,000	11,000	11,000	<u>PAID UP CAPITAL</u>
<u>ለጠቅላይ የተከፈለ ገንዘብ</u>	17,403	20,502	44,504	<u>INSURANCE FUNDS</u>
ለአባተ	1,051	1,007	2,208	FIRE
ለጠቅላይ ቤት	7,709	8,065	24,581	MOTOR VEHICLE
ለአደጋ	1,345	1,995	-	ACCIDENT
ለሰው ልምድ ለሰጪው ለሰጠው የገቢዎች ጠቅላይ	2,764	2,323	4,130	EMPLOYERS' LIABILITIES
ለጠቅላይ ስር ለሰጠው ሌሎች	4,534	4,638	9,924	MARINE & AVIATION
ሌሎች	-	2,474	3,661	OTHERS
<u>ከተርፍና ኪራይ የገቢ</u>	8,458	2,521	27,517	<u>BALANCE OF PROFIT &amp; ACCOUNT</u>
<u>ተከፈሉት ታዳሪ ገና ያልተከፈሉ</u>	30,032	39,001	39,977	<u>CLAIMS ADMITTED BUT NOT PAID</u>
ለአባተ	1,503	1,550	1,252	FIRE
ለጠቅላይ / ለጠቅላይ /	15,208	23,599	21,056	MOTOR
ለአደጋ	1,877	2,046	-	ACCIDENT
ለሰው ልምድ ለሰጪው ለሰጠው ገቢዎች	5,313	4,710	3,862	EMPLOYERS' LIABILITIES
ለጠቅላይ ስር ለሰጠው ሌሎች	6,131	6,583	10,644	MARINE & AVIATION
ሌሎች	-	513	3,163	OTHER
<u>ለጠቅላይ የተከፈሉት ሰጪዎች የሚገባው</u>	30,106	33,735	26,377	<u>DUE REINSURERS</u>
<u>ለጠቅላይ የተከፈሉት ሰጪዎች የሚገባው</u>	3,707	4,993	12,710	<u>DUE SUNDRY CREDITORS</u>
<u>ለገቢ ገብር የሚገባው</u>	9,583	9,257	27,673	<u>DUE INCOME TAX</u>
ሌሎች	10,752	14,035	7,780	<u>OTHER</u>
<b>ጠቅላይ</b>	<b>121,040</b>	<b>135,044</b>	<b>197,538</b>	<b>TOTAL</b>
	DECEMBER 1978	JUNE 1979	JUNE 1981	AS AT END OF

በላት የላት ጸደቅ ድርጅት ::

Source: Ethiopian Insurance Corporation.

የሕይወት ግንባር ሁኔታ የሚያሳይበት ሪፖርት  
STATEMENT OF LIFE PORTFOLIO

ሠንጠረዥ 1.6

TABLE M.6

ባሺህ ባር

'000 BIRR

የሕይወት ግንባር	ባለሙያዎች ስምት የሚከፈል		ለባለሙያዎች የውሳኔ ጊዜ ሲያልፉ ወይም ስምት የሚከፈል		ሌሎች		ድምር		
	ብዛት	የግንባር ልክ	ብዛት	የግንባር ልክ	ብዛት	የግንባር ልክ	ብዛት	የግንባር ልክ	
<u>1971/72*</u>									
1. በዓመት መጀመሪያ የነበሩት የሕይወት ስምት	34	354	1,091	18,096	46	963	1,171	19,413	1. POLICIES IN FORCE BEGINNING OF YEAR
2. አዲስ የተሰጡ የሕይወት ስምት	1	10	607	8,771	93	1,973	701	10,754	2. NEW POLICIES ISSUED
3. አገደ ነበር የሆኑ	-	-	3	35	2	35	5	70	3. REINSTATEMENTS
ድምር	35	364	1,701	26,902	141	2,961	1,877	30,227	TOTAL
4. ዕድሜያዎች የሞሉ ግንባር ያቸዩ	-	-	8	105	9	100	17	205	4. MATURITIES
5. በሙሉ ተሰጥተው የተሰረዙ ስምት	-	-	193	2,280	-	-	193	2,280	5. SURRENDERS
6. በሞት አደጋ አገዳለፈ የተሞሉ ስምት	-	-	3	55	-	-	3	55	6. DEATH CLAIMS
7. ባለሙያዎች ስምት ስለሚቀርቡ የተቀሩ ስምት	-	-	352	4,360	30	630	382	4,990	7. LAPSES
ድምር	-	-	556	6,800	39	730	595	7,530	TOTAL
8. በዓመት መጨረሻ የነበሩት የሕይወት ስምት	35	364	1,145	20,102	102	2,231	1,282	22,697	8. POLICIES IN FORCE END OF YEAR
9. የጠለፋ ሕይወት ያሉ ስምት	-	-	-	-	-	-	-	-	9. POLICIES REINSURED
10. በግንባር ስምት የተገዙ ስምት	-	-	-	-	-	-	-	-	10. GROUP POLICIES IN FORCE
<u>1972**</u>									
1. በዓመት መጀመሪያ የነበሩት የሕይወት ስምት	35	364	1,145	20,102	102	2,231	1,282	22,697	1. POLICIES IN FORCE BEGINNING OF YEAR
2. አዲስ የተሰጡ የሕይወት ስምት	2	25	879	10,413	227	2,550	1,108	12,938	2. NEW POLICIES ISSUED
3. አገደ ነበር የሆኑ	-	-	-	-	-	-	-	-	3. REINSTATEMENTS
ድምር	37	389	2,029	30,575	332	4,776	2,398	35,740	TOTAL
4. ዕድሜያዎች የሞሉ ግንባር ያቸዩ	7	125	12	105	19	180	38	410	4. MATURITIES
5. በሙሉ ተሰጥተው የተሰረዙ ስምት	-	-	330	4,550	-	-	330	4,550	5. SURRENDERS
6. በሞት አደጋ አገዳለፈ የተሞሉ ስምት	-	-	5	55	2	25	7	80	6. DEATH CLAIMS
7. ባለሙያዎች ስምት ስለሚቀርቡ የተቀሩ ስምት	2	25	204	3,695	217	2,604	423	6,324	7. LAPSES
ድምር	9	150	551	8,405	238	2,809	798	11,364	TOTAL
8. በዓመት መጨረሻ የነበሩት የሕይወት ስምት	28	239	1,478	22,170	94	1,967	1,600	24,376	8. POLICIES IN FORCE END OF YEAR
9. የጠለፋ ሕይወት ያሉ ስምት	-	-	-	-	-	-	-	-	9. POLICIES REINSURED
10. በግንባር ስምት የተገዙ ስምት	-	-	-	-	-	-	-	-	10. GROUP POLICIES IN FORCE
	NO.	SUM ASSURED	NO.	SUM ASSURED	NO.	SUM ASSURED	MO.	SUM ASSURED	LIFE PORTFOLIO
	WHOLE LIFE		ENDOWMENT		OTHERS		TOTAL		

\*ጊዜያዊ

\*Provisional

\*\*መጀመሪያ / ጊዜያዊ የሚያሳይበት ከጋራ 23/71 እስከ 30/72 ያለው ጊዜ የሚያመለክት ነው ::

\*\*Data (Provisional) covers from January 1/1979 to June 30/1980 Period.

ስለት የሰጠው ሕይወት ስምት ስርዓት ::

Source: Ethiopian Insurance corporation.

ክፍል ነ. ስለ ዕቃዎች ዋጋ

ሠገጠረዥ ነ. 1 እና ነ.2: እነዚህ ሠገጠረዥ የሚያመለክቱ የተራራ የሱና ዓይነቶች የሌላው ርክ ገበያ ዋጋና በአገር ውስጥ የተሻጠውን ያልታወቀ ሱና በአዲስ አበባ ገበያ መከከለኛ የሚሉ ዋጋ መሠረት ነው። በሌላው ገበያ የሚሉ ሱና በመባል የታወቁ ከሙረር ሱና በስተቀር ማናቸውም ዓይነት የሌላ የሱና ሲሆን፣ በአዲስ አበባ ገበያ ገን የሚሉ ሱና ተገሎ የሚሙረው ከከፋ ክፍለ ሀገር የሚመጣው ብቻ ነው። ዋጋዎች የሚጠበቁት በሱና ዓመት ማለት ከተቆይት እስከ መጠረጫ ባለ ወ ጊዜ ውስጥ ነው።

ሠገጠረዥ ነ. 3: በ1955/6 ዓ.ም ከተደረገው የቤተሰብ የኑር ወጭ ጥናት የተገኘውን ወጭና በየወሩ የሚጠበቁትን የቸር ታር ዋጋ መሠረት በሚደረገው የእስታቲስቲክስ ጠቀላይ ጽ/ቤት ያዘጋጀውን የ1973/74፣ 1974/75 እና 1975/76 ዓ.ም የአዲስ አበባ ከተማ የቸር ታር ገበያ ዋጋ መዘኛ /አገልግሎት/ ያሳያል። ይህም በተለይ የሚያገለግለው የወር ገቢያቸው እስከ አራት ወቶ ብር ለሚደርሱ ቤተሰቦች ነው።

ሠገጠረዥ ነ. 4: በአዲስ አበባ ከተማ ከገበያዎችና ከገርሰሪዎች የተጠበቁትን የምገባ ዓይነቶች ማዕከላዊ የቸር ታር ዋጋን ለ1974/75 እና 1975/76 ዓ.ም ያመለክታል። ማዕከላዊ ዋጋ የእስታቲስቲክስ ጠቀላይ ጽ/ቤት በየወሩ ለሚያዘጋጀው የምገባ ዋጋ ሁኔታ መዘኛ መሠረት ሲሆን የተገኘው ከመርከብና ከሌሎች የከተማዬት ክፍሎች ዋጋዎችን በመጠበቅ ነው።

ማሳሰቢያ:- በአላፋት ዓመታት እነዎች ላይ ይወጡ የነበሩትን በአዲስ አበባ የአገልግሎት የገቢ ዕቃዎች የሚሉ ዋጋ መሠረት በአሁኑ ወቅት ለማገኘት ስላልተቻለ በዚህ እትም ውስጥ አይገኙም።

SECTION N. PRICES

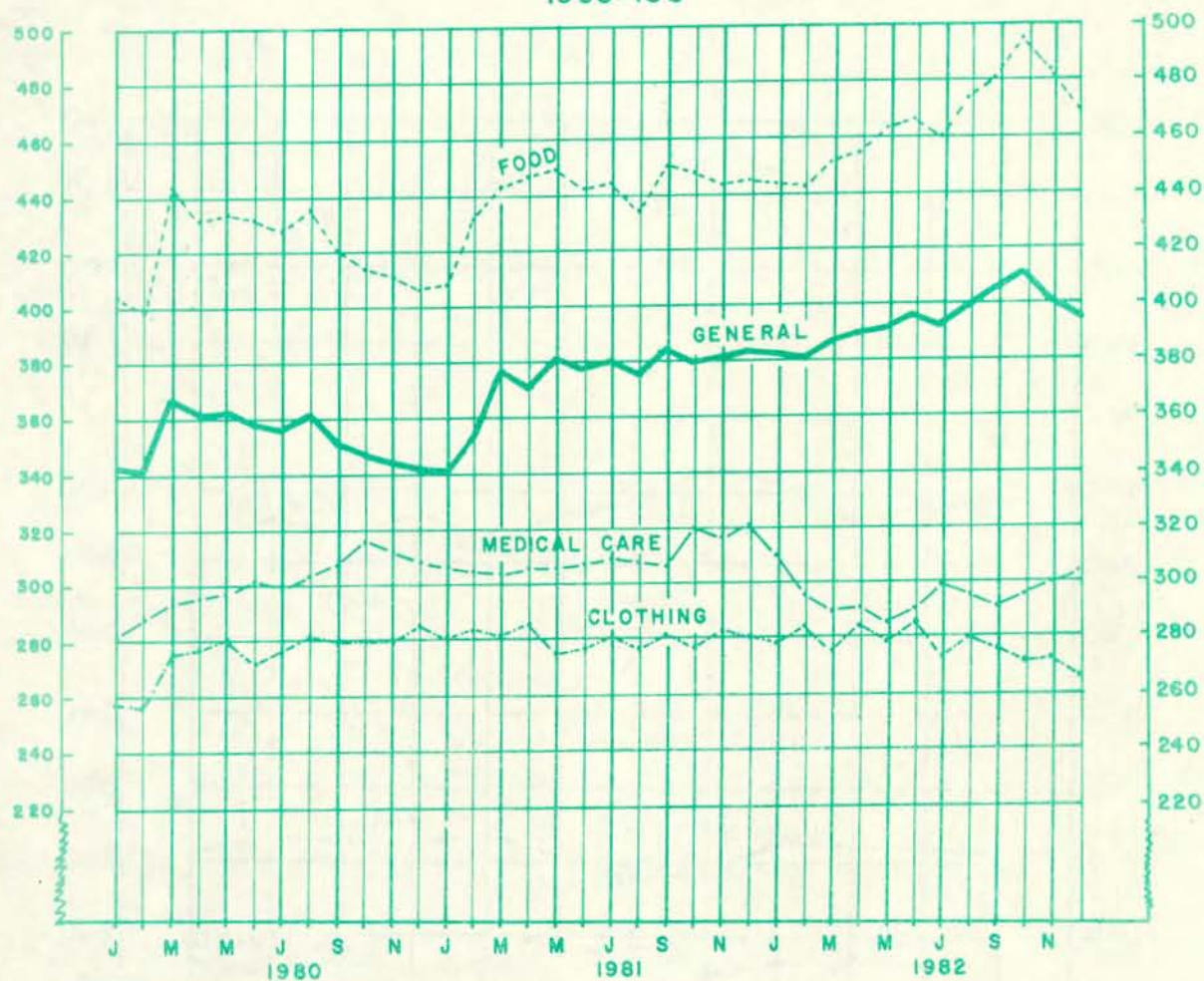
Table N. 1 and N. 2: Show the New York Market spot prices of selected types of coffee and the average Addis Ababa wholesale prices of unwashed coffee. Coffee known as "Jima", usually good quality, in New York Market, are blends of all types of Ethiopian Coffee except Coffee from Hararghe. On the other hand, the Addis Ababa prices quoted for "Jima" refer to coffee from Kefa Administrative Region only. Time period (1976-1983) refers to coffee years that starts on October ending in September.

Table N.3: Here the Central Statistical Office presents a retail-price index for Addis Ababa for the years 1981, 1982, 1983. The information is based on the retail prices collected monthly by the Central Statistical Office. The index applies to households belonging to income group less than 400.00 Birr/month.

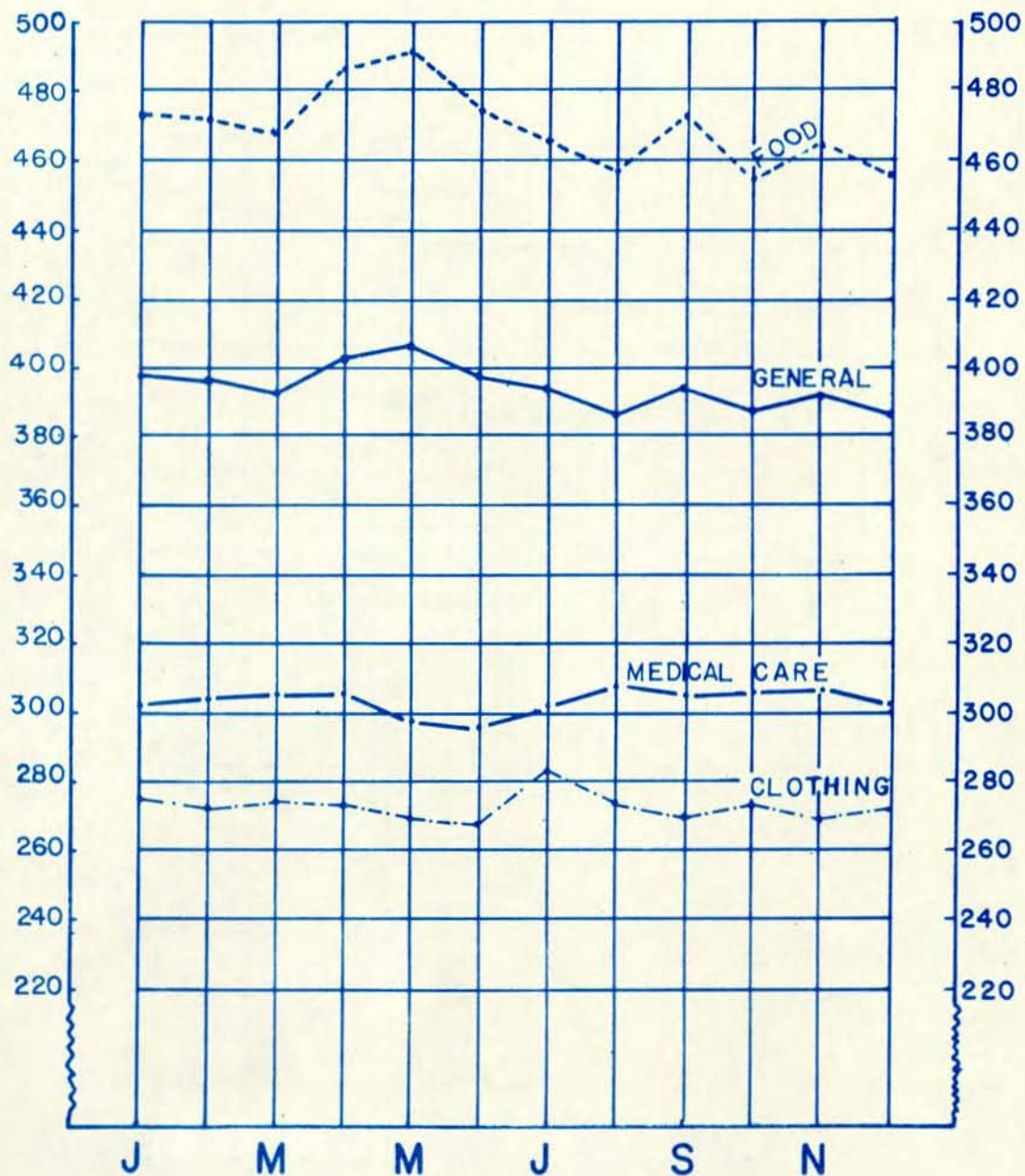
Table N. 4: Shows Addis Ababa retail prices of some major items for the years 1982 and 1983. They are average prices in Merkato, Piazza, Selasie and Kirkos.

Note:- The current publication, due to lack of data, doesn't contain the wholesale price of selected import items in Addis Ababa.

N (a) RETAIL PRICE INDEX OF ADDIS ABABA  
 (EXCLUDING HOUSE RENT)  
 1963=100



N (b) RETAIL PRICE INDEX OF ADDIS ABABA  
 (Excluding House Rent)  
 1963 = 100



1983

በአዲስ አበባ ያለታዘበ ጤ የጅምላ ዋጋ  
WHOLESALE PRICES OF UN-WASHED COFFEE IN ADDIS ABABA

ሠገጠረዥ 1.1 TABLE N.1 ፈረጠጣው በኢት.ቦር BIRR PER 17 KGS

ክፍለ ሀገር	1968/9	1969/70	1970/71	1971/72	1972/73	1973/74	1974/75	1975/76	
ክፋ	68.15	60.04	55.52	51.61	43.80	43.31	51.02	42.49	KEFFA
ቢላዎ	67.03	57.18	52.97	51.11	43.10	43.10	51.30	40.21	SIDAMO
ወለጋ	68.47	61.52	57.32	54.71	48.29	48.29	55.77	46.20	WELLEGA
ሊላባቦር	65.41	59.46	54.31	50.70	44.04	44.05	51.55	42.93	ILLUBABOR
ሸዋ	...	57.63	52.56	50.06	42.61	42.62	48.82	40.93	SHEWA
ጋሞ ጉፋ	...	58.67	51.31	50.71	42.90	42.90	50.48	41.65	GAMO GOFA
	1976	1977	1978	1979	1980	1981	1982	1983	REGION

...ዳጋዎች አልተገኙም  
... Data not available

ከጤናና ሽይ ልማት ሚኒስቴር የተገኘ ::  
Source: Ministry of Coffee and tea development

የኒውዮርክ የጤና ገበያ ዋጋ  
SPOT COFFEE PRICES IN THE NEW YORK MARKET

ሠገጠረዥ 1.2 TABLE N.2 ለያንዳንዱ ጅምላ ጤ በአሜሪካ ሰገጠረዥ U.S. CENTS PER POUND

	1968/9	1969/70	1971/1	1971/2	1972/3	1973/4	1974/5	1975/6	
<u>ብራዚል</u>									<u>BRAZIL</u>
ሰገጠ 4	146.65	198.36	169.11	167.00	202.03	137.19	152.50	...	SANTOS TYPE 4
ጋራ 4	147.83	198.67	181.25	...	202.03	137.17	152.50	...	PARANA TYPE 4
<u>ሌላ ባልቫዎር</u>									<u>EL SALVADOR</u>
ሰገጠ ርዳ አብያተ-ምግብ	131.14	260.21	164.77	160.22	176.96	123.15	143.30	129.41	CENTRAL STANDARD
<u>ኮሎምቢያ</u>									<u>COLOMBIA</u>
ሞሞ	146.15	262.10	189.67	188.54	174.72	161.94	148.13	138.25	MAMS
<u>ኢትዮጵያ</u>									<u>ETHIOPIA</u>
ጃሞ /ጥሩ ግዴ ነት/	103.45	257.87	169.33	...	151.05	116.97	133.92	126.21	JIMMA'S UGQ
<u>አንጎላ</u>									<u>ANGOLA</u>
አምባሪ ገዛ ለገ. 2ኛ ስሌት	95.92	...	...	...	183.75	...	...	...	AMBRIZ N. 2AA
<u>ሁጋንዳ</u>									<u>UGANDA</u>
ደብዳቤ ለ/10 ነገ/10	...	...	...	...	...	...	...	...	W & C/10 NATIVE/10
	1976	1977	1978	1979	1980	1981	1982	1983	

...ዳጋዎች አልተገኙም  
...Data not available

ከጤናና ሽይ ልማት ሚኒስቴር የተገኘ ::  
Source: Ministry of coffee and tea development.

የክፍለ ስጦት የዋና ዋና ዓይነት የሚገኙት ወጪዎች /አገልግሎት/ \*በ1973/74 እና በ1974/75 ዓ.ም  
 RETAIL PRICE INDEX FOR ADDIS ABABA\* IN 1981 AND 1982

ወጪዎች 1.3 /ሀ/ TABLE N.3 (a) 1955/6 ዓ.ም = 100 1963 = 100

1973/74	የገንዘብ	ዲግሪ	ሰኔ	ነገሰ	ተቃታ	ታህሣሥ	የሞት አገልግሎት	1981
<b>ጠቅላላ ወጪዎች</b>	354.6	371.7	378.8	378.6	380.7	384.8	375.2	<b>GENERAL INDEX</b>
ግብ	431.7	447.7	442.7	435.4	449.1	445.4	441.2	FOOD
የቤት ዕቃዎች	289.2	326.5	389.1	401.5	361.1	396.8	366.1	HOUSEHOLD ITEMS
ሰብስቦ	283.2	286.9	278.6	279.4	279.2	281.8	281.3	CLOTHING
ወጋጋሽ	135.3	133.9	133.9	146.8	146.8	146.8	140.6	TRANSPORTATION
ሕክምና	307.8	307.1	308.4	309.9	321.0	321.1	311.1	MEDICAL CARE
ገጽሀና	365.8	365.8	362.7	405.8	451.4	432.2	390.0	PERSONAL CARE
ለግንባርና ለወዳጅ	184.4	185.4	189.1	190.0	190.0	190.0	187.9	READING & RECREATION
ሌሎች ዕቃዎችና ገልጋሎቶች	206.0	220.9	219.0	227.7	236.2	238.0	224.7	OTHER GOODS & SERVICES
<b>1974/75</b>								<b>1982</b>
<b>ጠቅላላ ወጪዎች</b>	383.6	391.2	398.6	400.2	413.3	396.4	396.1	<b>GENERAL INDEX</b>
ግብ	444.4	456.4	469.0	476.9	498.2	472.8	467.6	FOOD
የቤት ዕቃዎች	391.2	391.9	383.0	365.3	373.4	357.4	379.3	HOUSEHOLD ITEMS
ሰብስቦ	285.6	286.7	287.7	281.9	273.2	269.2	279.3	CLOTHING
ወጋጋሽ	146.8	155.0	155.0	154.7	154.7	154.7	153.5	TRANSPORTATION
ሕክምና	296.6	292.2	291.5	297.1	298.0	303.9	297.3	MEDICAL CARE
ገጽሀና	409.4	436.1	440.6	427.7	432.7	439.0	430.3	PERSONAL CARE
ለግንባርና ለወዳጅ	190.0	196.6	203.0	198.2	192.3	198.2	195.5	READING AND RECREATION
ሌሎች ዕቃዎችና ገልጋሎቶች	250.2	245.8	268.4	279.4	284.3	290.3	266.0	OTHER GOODS AND SERVICES
<b>1973/74</b>								<b>1981</b>
<b>የግብ ዓይነቶች</b>								<b>FOOD ITEMS</b>
አሀል	374.7	379.8	395.2	405.5	430.2	448.5	400.0	CEREALS
ሥጋ	369.0	402.4	356.8	381.2	366.7	366.5	370.5	MEAT
አሣ	287.3	287.3	287.3	287.3	287.3	287.3	287.3	FISH
ወተትና የወተት ተጽዕኖ	488.4	502.8	484.2	454.8	412.9	450.8	461.6	DAIRY PRODUCE
አተክለትና ፍሬናሬ	536.5	479.0	405.1	415.5	517.5	350.0	458.5	FRUITS AND VEGETABLES
ጥሬጥሬ	366.9	359.5	386.7	372.5	389.0	432.9	379.0	PULSES
ቅጣት ቅጣት	900.7	1137.5	1185.1	1063.9	1337.3	1115.8	1150.8	SPICES
ግብዥ /ልዩ ለዩ/	521.3	522.9	525.5	513.5	517.4	562.8	522.8	OTHER FOOD ITEMS
ወጪዎችና ተጽዕኖ	250.2	254.6	254.6	254.4	253.8	254.0	253.5	DRINKS AND TOBACCO
<b>1974/75</b>								<b>1982</b>
<b>የግብ ዓይነቶች</b>								<b>FOOD ITEM</b>
አሀል	416.6	401.9	459.8	487.2	539.2	481.6	457.7	CEREALS
ሥጋ	391.9	356.5	335.1	392.1	388.3	399.4	371.8	MEAT
አሣ	287.3	287.3	287.3	461.8	500.0	594.5	392.1	FISH
ወተትና የወተት ተጽዕኖ	435.2	436.7	464.3	415.9	422.0	380.8	434.1	DAIRY PRODUCE
አተክለትና ፍሬናሬ	374.9	370.4	353.2	360.1	383.2	297.5	348.3	FRUITS AND VEGETABLES
ጥሬጥሬ	437.1	441.1	437.7	428.4	428.1	393.5	426.3	PULSES
ቅጣት ቅጣት	1076.4	1427.6	1306.3	1357.0	1484.2	1547.0	1344.4	SPICES
ግብዥ /ልዩ ለዩ/	583.3	598.4	595.9	600.8	601.3	598.6	593.7	OTHER FOOD ITEMS
ወጪዎችና ተጽዕኖ	254.7	252.3	254.8	257.6	258.2	256.2	255.5	DRINKS AND TOBACCO
	FEB.	APRIL	JUNE	AUG.	OCT.	DEC.	YEARLY AVERAGE	

\*ከቤት ስራ ለገደብ

\*Excluding house rent.

አስገታሪክ ወጪዎች ለ/ቤት የተገኘ

Source: Central Statistical Office

በአዲስ አበባ የደንበኞች ሁነታ የሚገለጽ መዘኛ /አገልግሎት/ \*1975/76  
 RETAIL PRICE INDEX FOR ADDIS ABABA\* IN 1983

ሠገጠኛ 1.3 /ለ/

TABLE N.3 (b)

1955/6 ዓ.ም = 100 1963=100

	ፀደቅ	ጳጉሜ	ሰኔ	ሰኔ	ጥቅምት	ገቢ	የዓመት አገልግሎት	
<u>ጠቅላላ መዘኛ</u>	397.1	401.9	397.9	386.6	387.7	387.0	394.5	<u>GENERAL INDEX</u>
ምግብ	473.3	487.1	476.3	459.3	456.5	457.8	471.0	FOOD
የቤት ዕቃዎች	360.2	334.5	352.5	346.4	362.9	359.9	352.6	HOUSEHOLD ITEMS
ሰጠ	272.1	274.2	269.2	273.1	274.5	272.5	273.5	CLOTHING
ግብር	154.7	159.2	159.2	154.7	154.7	154.7	156.4	TRANSPORTATION
ሕክምና	303.4	304.5	296.8	309.2	306.7	303.5	303.7	MEDICAL CARE
ገለል	431.4	445.2	442.1	425.1	434.8	452.3	439.9	PERSONAL CARE
ምግባርና ግልጽ	198.2	196.5	196.5	192.6	170.5	176.8	190.5	READING AND RECREATION
ሌሎች ዕቃዎች ገልግሎቶች	285.7	298.2	293.6	283.4	290.6	274.0	288.8	OTHER GOODS AND SERVICES
<u>የምግብ ዓይነቶች</u>								<u>FOOD ITEMS</u>
አሀል	467.8	449.0	463.6	443.8	424.4	407.7	445.1	CEREALS
ሥጋ	351.2	355.7	345.5	360.5	356.8	422.1	368.4	MEAT
ዓፄ	541.8	582.5	624.5	531.8	624.5	594.5	571.9	FISH
ፀተትና የፀተት ተዳዳሪ	435.0	489.2	500.7	437.7	471.2	490.8	472.8	DAIRY PRODUCE
አተሰብና ፍሬና ራራ	361.6	395.2	627.1	708.0	714.2	718.6	576.6	FRUITS AND VEGETABLES
ጥሬ ጥሬ	411.7	447.2	414.4	390.2	368.5	396.5	408.3	PULSES
ተግባር ተግባር	1449.4	1537.7	1508.9	1406.7	1240.3	1248.6	1381.5	SPICES
ምግባር / ለ ሌ ለ ሌ /	593.6	600.3	446.2	451.4	459.7	417.3	507.6	OTHER FOOD ITEMS
ጠቆሞችና ተግባር	258.6	257.6	256.5	256.8	271.2	267.4	261.5	DRINKS AND TOBACCO
	FEB.	APRIL	JUNE	AUG.	OCT.	DEC.	YEARLY AVERAGE	

\*ከቤት ኪራይ በስተቀር

\*Excluding house rent.

ከአስተዳደር ጠቅላይ ጽ/ቤት የተገኘ

Source: Central Statistical Office.

በአዲስ አበባ የድን ጭንቀት ወይን ጠቅላይ የድርጅት ዋጋ 1974/75  
 AVERAGE RETAIL PRICE OF MAJOR FOOD ITEMS IN ADDIS ABABA, 1982

ሠንጠረዥ 1.4/ሀ/ TABLE N.4 (a)

ብር IN BIRR

ዓይነት	ጠቅላይ ዓይነት	የገበያ	ጥቅም	ገቢ	ገቢ	ገቢ	ገቢ	የዓመት ጠቅላይ		
<b>ጭንቀት</b>										
ገላጠጥ ገቢ	350 ሲ	0.91	0.96	0.93	0.95	0.98	0.98	0.94	BEVERAGES	
ያልተቀነ ገቢ	ሲ	...	...	...	...	...	...	...	BEER, PILSNER	350.c.c.
ገቢ	ሲ	...	0.25	0.25	...	0.25	0.25	0.25	COFFEE, GREEN	kg.
<b>አሳቢዎች ገቢ</b>										
ያልተቀነ ገቢ/ገቢ	ሲ	0.67	0.65	0.70	0.69	0.73	0.68	0.67	CEREALS AND CEREAL PRODUCTS	
ገቢ	350 ገቢ	0.27	0.27	0.29	0.27	0.27	0.28	0.28	BARLEY UNMILLED (MIXED)	kg.
ገቢ	ሲ	0.85	0.87	1.05	1.21	1.43	1.21	1.06	BREAD	350 gm.
ያልተቀነ ገቢ	ሲ	1.13	1.20	1.20	1.27	1.70	1.25	1.27	TEFF, FLOUR, BLACK	kg.
ያልተቀነ ገቢ	ሲ	1.10	0.95	1.12	1.20	1.20	1.10	1.12	TEFF, WHITE UNMILLED	kg.
<b>ፍሬዎችና ለተከለተ</b>										
ገቢ	ሲ	0.84	0.84	0.83	0.84	0.84	0.85	0.83	FRUITS AND VEGETABLES	
ገቢ	ሲ	1.85	1.85	1.61	1.67	1.83	1.55	1.71	BANANAS	kg.
ገቢ	ሲ	1.14	1.05	1.06	1.13	1.11	0.81	1.01	GARLIC	kg.
ገቢ	ሲ	2.30	1.67	1.34	0.94	1.84	1.27	1.48	ONIONS	kg.
ገቢ	ሲ	0.60	0.55	0.49	0.41	0.51	0.53	0.52	PEPPER, GREEN (KARIA)	kg.
<b>ገቢ</b>										
ገቢ	ሲ	3.13	5.00	5.00	5.00	5.00	5.00	4.82	MEAT AND DAIRY PRODUCTS	
ገቢ	ሲ	2.08	3.23	3.12	2.57	2.97	2.79	2.80	BEEF, LOIN	kg.
ገቢ	ሲ	10.50	10.50	11.33	10.00	10.13	9.00	10.39	BEEF, SHANK	kg.
ገቢ	ሲ	4.17	5.15	4.46	4.71	4.17	4.75	4.39	BUTTER, UNREFINED	kg.
ገቢ	ሲ	41.41	35.80	33.20	41.40	43.40	42.00	38.47	POULTRY, LOCAL	each
<b>ገቢ / ገቢ</b>										
ገቢ	ሲ	0.77	0.80	0.80	0.82	0.78	0.75	0.8	PULSES (Unmilled)	
ገቢ	ሲ	0.63	0.60	0.65	0.67	0.65	0.63	0.63	CHICK PEAS	kg.
ገቢ	ሲ	0.80	0.80	0.77	0.71	0.75	0.65	0.74	HORSE BEANS	kg.
<b>ገቢ ገቢ ገቢ ገቢ</b>										
ገቢ	ሲ	5.35	5.00	4.94	4.88	4.88	4.67	4.97	SPICES AND CONDIMENTS	
ገቢ	ሲ	56.25	66.67	60.00	57.50	76.67	83.33	72.64	NEUG OILS, REFINED	lt.
ገቢ	ሲ	4.96	5.89	5.52	5.02	4.02	3.26	4.66	PEPPER, BLACK	kg.
ገቢ	ሲ	0.53	0.49	0.93	0.81	0.83	0.69	0.75	PEPPER, RED WHOLE	kg.
ገቢ	ሲ	...	...	1.15	...	...	1.15	1.15	SALT	kg.
									SUGAR	kg.
		FEB.	APRIL	JUNE	AUG.	OCT.	DEC.	YEARLY AVERAGE	COMMODITY	UNIT

...ጠቅላይ ገቢ ገቢ

...Data not available

ከአስተባባሪ ገቢ ገቢ ገቢ ገቢ

Source: Central Statistical Office.

በአዲስ አበባ የዋና ዋና የምግብ ሸቀጥ ወቅታዊ የፍርድ ዋጋ 1975/76  
 AVERAGE RETAIL PRICE OF MAJOR FOOD ITEMS IN ADDIS ABABA 1983

ሠንጠረዥ 1.4/ለ/ TABLE N.4 (b)

በባር IN BIRR

የይዘት	ወሰን	ጥቅም	ጥቅም	ጥቅም	ጥቅም	ጥቅም	ጥቅም	ጥቅም	ጥቅም	ጥቅም	ጥቅም	ጥቅም
የይዘት	ወሰን	ጥቅም	ጥቅም	ጥቅም	ጥቅም	ጥቅም	ጥቅም	ጥቅም	ጥቅም	ጥቅም	ጥቅም	ጥቅም
<b>መጠን</b>												
<b>BEVERAGES</b>												
ገላገላ ቢ	350 ሲ	0.98	0.97	0.98	0.99	0.99	1.00	0.98	BEER, PILSNER	350 c.c.		
ያልተጠጠ ጥ	ሲ	...	...	9.00	...	10.00	7.50	8.75	COFFEE, GREEN	kg.		
ጠላ	ሊር	...	...	0.50	0.50	0.36	0.25	0.41	TELLA	lt.		
<b>አህሉፍና ስላህል የግጥም</b>												
<b>CEREALS AND CEREAL PRODUCTS</b>												
ያልተጠጠ ጥቅም / ደብዳቤ/ሲ		0.65	0.67	0.68	0.52	0.48	0.62	0.60	BARLEY UNMILLED (MIXED)	kg.		
የግጥም	350 ግራም	0.28	0.28	0.28	0.28	0.28	0.29	0.28	BREAD	350. gm		
ጥቅም የጠፍ ተጠ	ሲ	1.14	1.03	1.00	1.05	0.98	0.89	1.04	TEFF, FLOUR BLACK	kg.		
ያልተጠጠ ነጥ ጠፍ	ሲ	1.20	1.18	1.22	1.23	1.20	1.20	1.20	TEFF, WHITE UNMILLED	kg.		
ያልተጠጠ ነጥ ጥጥ	ሲ	1.10	1.07	1.22	1.15	1.20	1.05	1.11	WHEAT, WHITE UNMILLED	kg.		
<b>ፍሬና ሌብከት</b>												
<b>FRUITS AND VEGETABLES</b>												
ጠዘ	ሲ	0.84	0.85	0.84	0.84	0.85	0.84	0.85	BANANAS	kg.		
ነጥ ሸገጠርተ	ሲ	1.73	2.02	3.36	3.10	3.35	3.11	2.77	GARLIC	kg.		
ጥፍ ሸገጠርተ	ሲ	1.01	1.10	2.65	2.19	2.48	2.40	1.92	ONIONS	kg.		
ያሬያ	ሲ	1.75	1.80	1.72	1.59	1.46	1.54	1.59	PEPPER, GREEN (KARIA)	kg.		
ደገፍ	ሲ	0.62	0.63	0.54	0.59	0.62	0.59	0.59	POTATOES	kg.		
<b>ሥገና የወተት ወጣት</b>												
<b>MEAT AND DAIRY PRODUCTS</b>												
የሸገጥ ሥገ	ሲ	5.00	5.00	5.00	5.00	5.00	5.00	5.00	BEEF, LOIN	kg.		
የወርፍ ሥገ	ሲ	2.66	2.39	2.83	3.04	3.00	2.88	2.78	BEEF, SHANK	kg.		
ያልተጠጠ ተጠ	ሲ	10.50	12.00	12.38	10.50	11.50	12.00	10.53	BUTTER, UNREFINED	kg.		
ያገር ወጣት ደር	አያገገጥ	4.50	4.68	3.92	4.58	4.60	4.52	4.53	POULTRY, LOCAL	each		
በገ/ከ10 አስከ 15 ሲ/አያገገጥ		36.00	37.00	35.00	36.60	36.20	44.20	37.99	SHEEP, LIVE (10 - 15 kg)	each		
<b>ጥሬ ጥሬ / ያልተጠጠ //</b>												
<b>PULSES (Unmilled)</b>												
ሸገጠርተ	ሲ	0.75	0.77	0.73	0.68	0.63	0.72	0.73	CHICK PEAS	kg.		
ጥፍ	ሲ	0.60	0.83	0.80	0.68	0.65	0.65	0.70	HORSE BEANS	kg.		
አገር	ሲ	0.43	0.77	0.68	0.66	0.65	0.68	0.73	PEAS, BLACK	kg.		
<b>ጥሬ ጥሬ ወጣት ጥሬ</b>												
<b>SPICES AND CONDIMENTS</b>												
የተጠጠ የግ ዘይት	ሊር	4.50	4.33	4.25	4.42	4.31	4.00	4.33	NEUG OIL, REFINED	lt.		
ጥሬ ጥሬ	ሲ	83.33	90.00	86.67	76.67	65.00	60.00	77.71	PEPPER, BLACK	kg.		
ያልተጠጠ ጥሬ ጥሬ	ሲ	3.35	3.08	3.51	3.15	3.49	2.92	3.29	PEPPER, RED WHOLE	kg.		
ጠፍ	ሲ	0.73	1.42	0.86	1.18	0.89	0.78	0.95	SALT	kg.		
ጥሬ	ሲ	...	...	...	...	...	...	...	SUGAR	kg.		
		FEB.	APRIL	JUNE	AUG.	OCT.	DEC.	YEARLY AVERAGE	COMMODITY		UNIT	

...ጥሬ ጥሬ አልተገኘም

...Data not available

በአዲስ አበባ ጥሬ ጥሬ ደ/በተ የተገኘ

Source: Central Statistical Office.

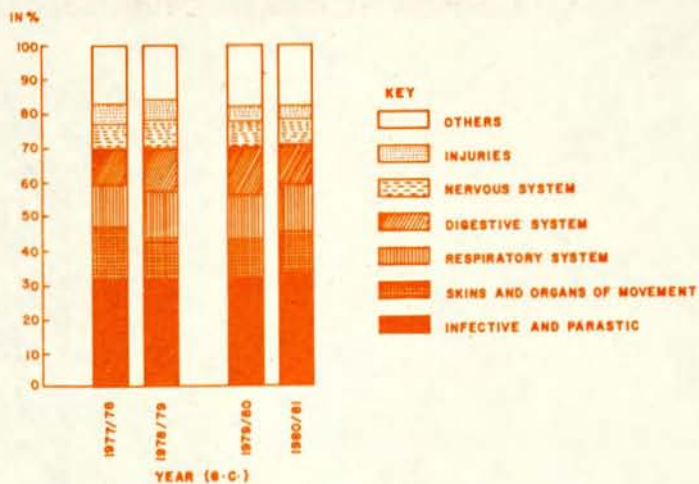
ክፍል ፮ - ሰለ ጤና ጥበቃ

በዚህ ክፍል ያለው መረጃ ከጤና ጥበቃ ዲቪዥን የተገኘ ነው። በሠገጠረዥ የቀረቡት በየክፍለ ሀገሩ የሚገኙት የሕክምና የጤና አገልግሎት ድርጅቶች፣ የሕክምና ሠራተኞች፣ ለሕክምና አገልግሎት በኢትዮጵያ ውስጥ የሰለ ለጠኑ ሰዎች በቆይታው ዓይነት፣ ለተላላፊ በሽታዎች በየክፍለ ሀገሩ የተከተሉ ሰዎች ብዛትና፣ የሕላላሽ በሽታ ሮች ብዛት በበሽታ ዓይነት ያጠቃልላል።

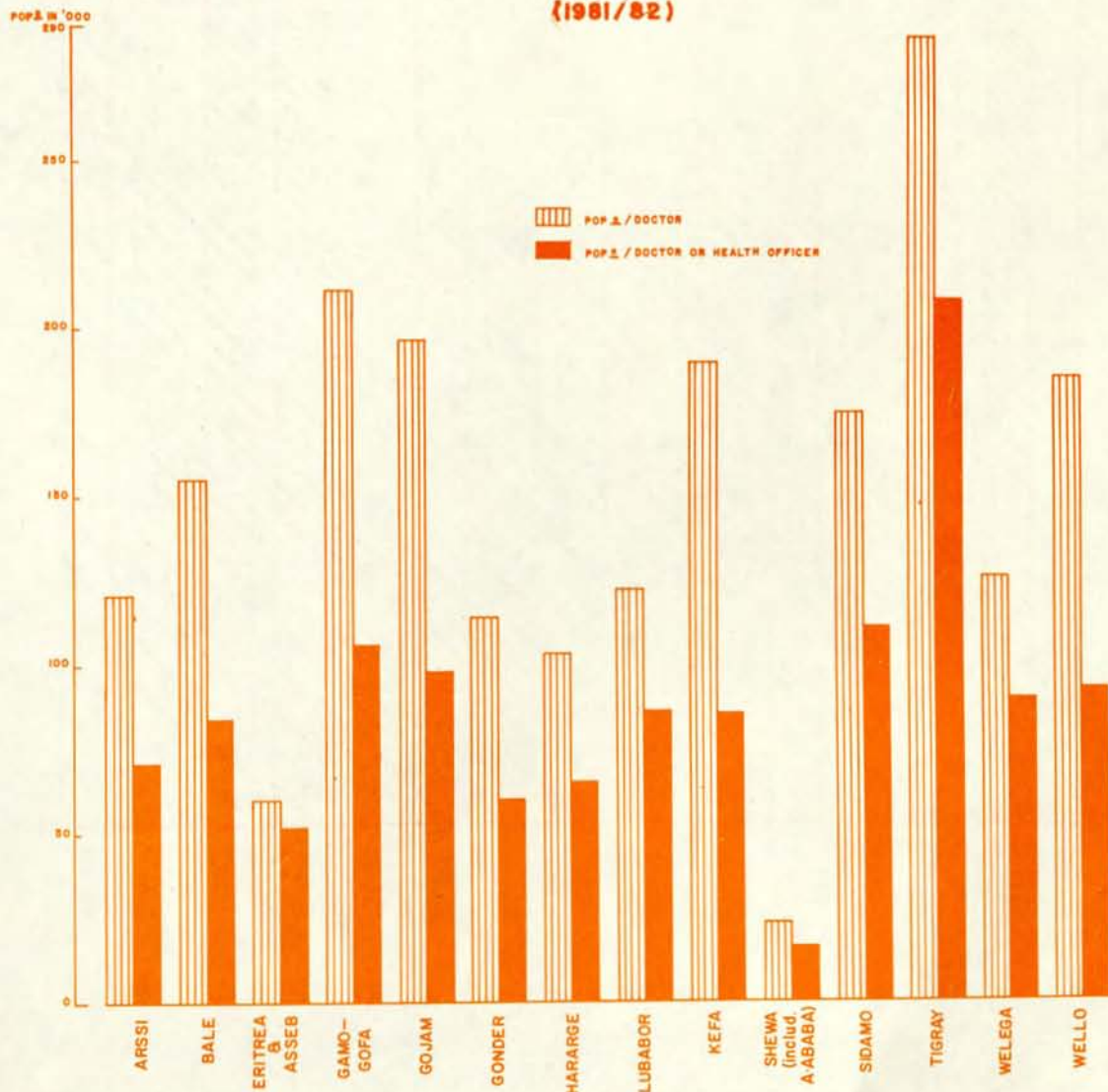
SECTION O. HEALTH

This section has been compiled from data obtained from the Ministry of Health. The data presented in the tables comprise mainly of medical and public health facilities available in the country, medical personnel and their distribution in the administrative regions, number of health personnel trained in Ethiopia by category, number of persons vaccinated by type and administrative region, and out-patients treated for various disease groups.

O-1 PERCENTAGE BREAK DOWN OF OUT-PATIENTS TREATED FOR VARIOUS DISEASE GROUPS



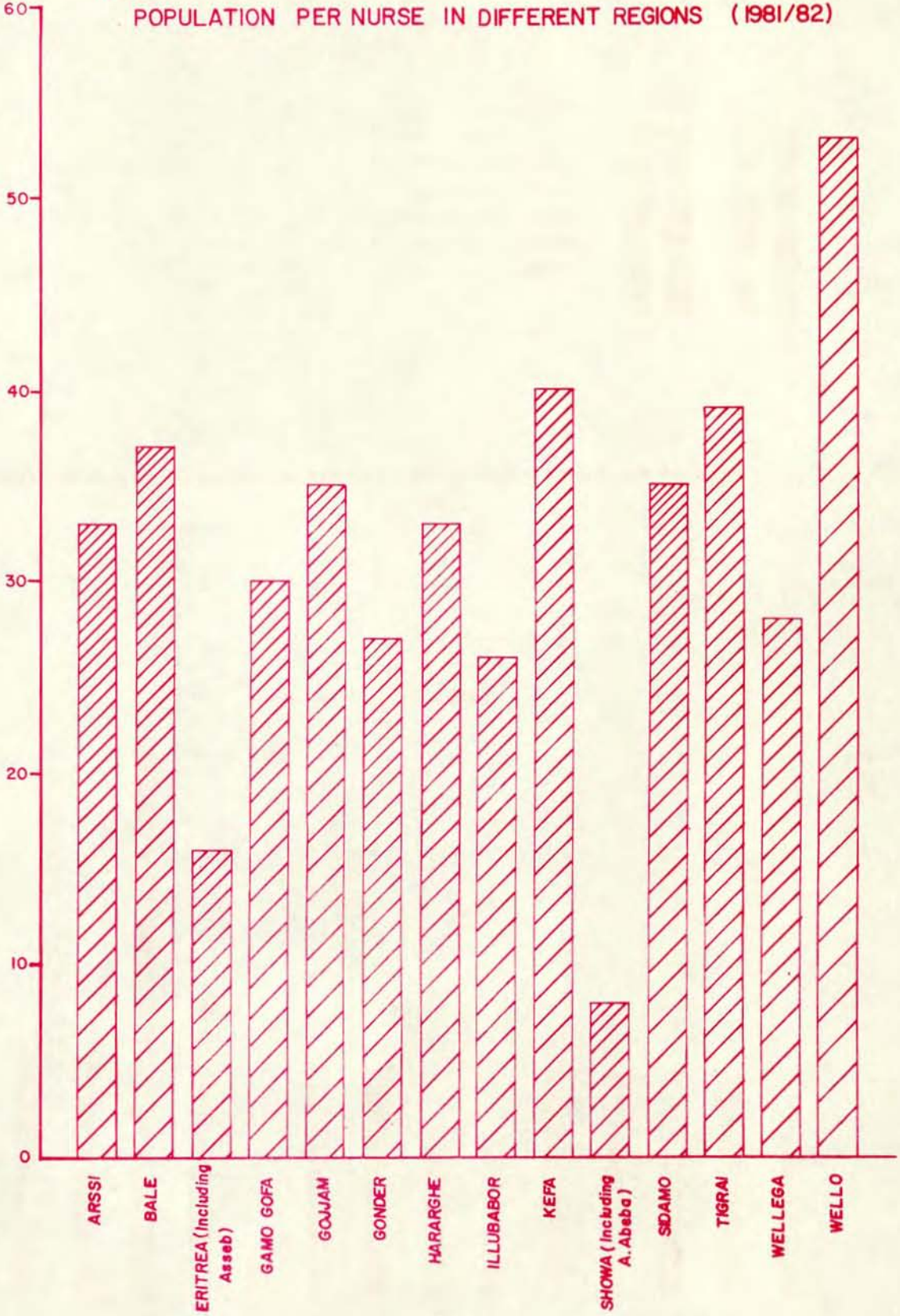
O-2 POPULATION PER DOCTOR & PER DOCTOR OR HEALTH OFFICER IN THE DIFFERENT REGIONS (1981/82)



POP IN  
'000

0-3

POPULATION PER NURSE IN DIFFERENT REGIONS (1981/82)









የተላላሪ በሽታ መከላከያ የተከተሉ ሰዎች ብዛት በከተባተ ዓይነት\*\*  
 NUMBER OF PERSONS VACCINATED BY TYPE OF VACCINATION

ሠገጠረዥ ፮.5

TABLE 0.5

በሺህ IN'000

	1967	1968	1969	1970	1971	1972	1973/4	1974/5	
የተቆጣጥ በሽታ	-	-	-	-	-	-	-	-	TYPHOID
ዲ.ፒ.ቲ	0.6	-	25.5	26.7	46.8	99.3	67.2	93.6	D.P.T
የባጫ ወባ በሽታ	0.8	1.7	-	-	17.5	-	-	-	YELLOW FEVER
የዐብቶ ወሻ በሽታ	1.2	1.4	-	-	-	-	-	-	RABIES
የሱሊሪ በሽታ	-	-	-	-	-	-	-	-	CHOLERA
ቢ.ሲ.ጂ*	248.0	265.0	343.7	256.7	406.0	161.7	89.5	177.5	B.C.G*
ከፍኝ	-	-	11.6	15.7	30.6	116.7	66.0	194.9	MEASLES
ለምሽ	-	-	23.1	19.0	45.5	98.1	67.0	90.5	POLIO
ዓገንገይይ ጠ	-	-	-	163.0	30.0	-	-	-	MENINGITIS
ቲ.ቲ.	0.6	-	-	-	-	20.0	28.4	41.6	T.T.
	1974/75	1975/76	1976/77	1977/78	1978/79	1979/80	1981	1982	

\*ከዚህ በፊት ለ1969 ዓ.ም እና ለ1970 ዓ.ም የተከተሉ ስጋዎች በሌላ ስጋዎች የተተከቡት ምክንያት የጊዜ ብሎ የተሰጠውን ወረዳ የተጻፈ ስጋታ ባለቤቱ ነው።

\*The figures given previously for 1976/77 and 1977/78 have been replaced because the previous figures were incomplete.

\*\* የሌሎች ክፍለ ተዓዛዥ የ1973/74 ወረዳዎች የተጻፉ አይደሉም

\*\*Data for four regions in 1981 are incomplete.

የተላላሪ በሽታ መከላከያ የተከተሉ ሰዎች ብዛት በክፍለ ሀገርና በከተባተ ዓይነት፣1973/74 ዓ.ም  
 NUMBER OF PERSONS VACCINATED BY ADMINISTRATIVE REGION AND TYPE OF VACCINATION, 1981

ሠገጠረዥ ፮.6 /ሀ/ TABLE 0.6 (a)

ክፍለ ሀገር	ቢ.ሲ.ጂ	ከፍኝ	ዲ.ፒ.ቲ	ለምሽ	ቲ.ቲ	
አርቢ	1,532	1,511	1,598	1,560	691	ARSSI
ባሌ	3,413	2,392	2,165	2,166	537	BALE
አርቲራ	3,852	3,029	2,868	2,863	1,591	ERITREA
ጋም ጉራ*	901	638	627	632	183	GAMO GOFA*
ጉጂም	3,792	2,583	2,853	2,640	1,103	GOJJAM
ጉንደር	4,149	3,251	3,940	3,937	1,605	GONDAR
ዘረር ጌ	4,068	2,732	2,612	2,533	663	HARARGHE
ሲዳሞር	2,159	1,800	2,272	2,280	1,234	ILLUBABOR
ክፍ	4,034	3,179	3,028	3,051	1,573	KEFFA
ሾዋ*	18,477	15,436	13,500	13,574	5,750	SHEWA*
አዳስ አበባ	27,292	17,690	19,734	19,787	8,957	ADDIS ABABA
ሲዳሞ*	5,195	3,758	3,647	3,647	1,106	SIDAMO*
ተገረይ	3,703	2,534	2,444	2,405	683	TIGRAI
ወለጋ*	2,387	1,824	2,372	2,384	823	WELLEGA*
ወሎ	4,567	3,644	3,546	3,507	1,895	WELLO
ድምር	89,521	66,001	67,206	66,966	28,394	TOTAL
	B.C.G	MEASLES	D.P.T	POLIO	T.T	ADMINSTRATIVE REGION

\*\*ወረዳዎች አለ ተጻፉም

\*Data are incomplete

የጥላራ በሽታ ተከላከያ የተከተተ ሰዎች ብዛት በድህረ ምረቃ በስተባት ላይ ነቱ 1974/75 ዓ.ም  
 NUMBER OF PERSONS VACCINATED BY ADMINISTRATIVE REGION AND TYPE OF VACCINATION, 1982

ሠግጠረዥ 3.6 /ለ/ TABLE 0.6 (b)

ክፍለ ሃገር	ቢ.ሲ.ጃ	ከፍኝ	ዓ. ፒ. ፒ.	ሶፖሽ	ፒ. ፒ.	
አርቢ	5,176	3,650	2,640	2,645	2,196	ARSSI
ባሌ	38,919	33,186	6,226	6,289	2,069	BALE
ኢርትራ	9,139	9,854	4,496	4,355	1,303	ERITREA
ጋሞ ጉዳ	3,988	37,789	2,154	1,933	792	GAMO GOFA
ጎጃም	10,906	8,097	7,982	7,842	2,436	GOJJAM
ጉንደር	8,142	6,325	6,585	6,737	2,070	GONDER
አረርጌ	9,622	6,283	3,667	3,526	1,353	HARARGHE
ሊሊቤቦር	5,656	3,660	3,183	2,930	1,936	ILLUBABOR
ክፋ	7,608	5,428	4,765	4,822	2,260	KEFFA
ሸዋ	21,783	44,416	15,412	14,550	7,227	SHEWA
አዳላ አበባ	30,322	17,890	21,880	21,204	10,127	ADDIS ABABA
ሲዳሞ	7,718	5,543	4,462	4,385	1,342	SIDAMO
ቲግራይ	3,210	1,860	1,640	1,047	1,282	TIGRAI
ወለጋ	7,024	4,788	3,358	3,131	1,517	WELLEGA
ወሎ	8,269	6,092	5,120	5,152	3,664	WELLO
ጅምር	177,482	194,861	93,570	90,548	41,574	TOTAL
	B.C.G.	MEASLES	D.P.T	POLIO	T.T	ADMINISTRATIVE REGION

ክፍል ለ - ስለ ተምህርት

የተምህርት ቤቶች ዓይነት፣

የመገንጠያ ተምህርት ቤቶች የሚባሉት፡ በተምህርት ዲክት፣ በጤና ጥበቃ ዲክት፣ በእርሻ ዲክት፣ በተራገብረርተና ወገናኛ ዲክት፣ እንዲሁም እነዚህን በመሰብሰቡ የመገንጠያ መሥሪያ ቤቶች የጥቅር ሥር የሚተዳደሩ ተምህርት ቤቶችና የሌላ ለበባ ዩኒቨርሲቲና ቀርገጫዎችን ያጠቃልላሉ ።

የሕዝብ ተምህርት ቤቶች የተባሉት፡ የመገንጠያ ዕርዳታ በማግኘትም ሆነ ወይም ባለማግኘት በውስጣቸው የሚሰጡ ተግባራዊ የሚሆኑትን የገንዘብ ክፍያ ጋይሳ ወይንም በውሳኔ በየሌላው የሚገኙት ተገልጋይ ሕዝቦች የጥቅር የሚሆኑ ተ/ቤቶች ናቸው ። የሕዝብ ተምህርት ቤቶች ከ1968 ዓ.ም በፊት የገለገሉ ነበሩ ።

የሚረዱ ተምህርት ቤቶች የተባሉት፡ የመገንጠያ ዕርዳታ በማግኘትም ሆነ ወይም ባለማግኘት በሃይማኖት ዲክት ድርጅት የሚሰጡ ተምህርት ቤቶች ናቸው ።

የቤተ ክህነት ተምህርት ቤቶች የተባሉት፡ የኢትዮጵያ ስር ተቆይቶ ለተከሰቱት የጾታ ተገደሩት ተምህርት ቤቶች ናቸው ። ጾታ ለገደቡ ቤተ ክህነት ለገንዘብ ጊዜ የሚሰጡ የተምህርት ዲክት፣ የተምህርት መሥሪያ ቤታችን ለበዛኛው ጊዜ ላላቸው የገባቸው የጾታ ተገደሩት ተምህርት ማስተማር ነው ። በዚህ መጽሐፍ ውስጥ የተሰጠው ለቤተ ክህነት የሚሰጡ የተምህርት ዲክት ሥርዓት ተምህርት የሚሰጡትን ተ/ቤቶች ስንት ነው ።

ለ የተምህርት ቤቶች የሚባሉት፡ በሌላው የልዩ ምን ተምህርት ዓይነት ቢያንስ ለገደቡ ስር የሚሰጡት ለገደቡ የመምህራን ማሰልጠኛ፣ የእርሻ ስራ፣ የሥነ ጥበቃ፣ የጤና የገንዘብ ተምህርት ቤቶችና የመሰብሰቡ ናቸው ።

የተምህርት ቤት ደረጃዎች ለመገንጠያ፡ የተምህርት ቤት ደረጃዎች ለመገንጠያ የተምህርት ዲክት በሚሰጡት ባዕዳት የተምህርት ደረጃ ለከፋፈለ መሠረት ነው ። ይህም፡- የመመሪያ ደረጃ ከ1ኛ-6ኛ ክፍል፣ መለኰት ሁለተኛ ደረጃ ከ7ኛ-8ኛ ክፍል፣ ከፍተኛ ሁለተኛ ደረጃ ከ9ኛ-12ኛ ክፍል ነው ።

መረጃው የተገኘው ከተምህርት ዲክት፣ ከሌላ ለበባ ዩኒቨርሲቲና ከከፍተኛ ተምህርት ቤታችን ነው ።

## SECTION P. EDUCATION

Government schools are schools operated by the Ministries of Education, Public Health, Agriculture, Transportation and Communications, Addis-Abeba University and its branches etc.

Public schools are schools operated by the populations of the localities in which they are found and which are financed by student fees with or without assistance from the Government. All public school were private before 1975.

Mission schools are schools operated by religious missions with or without assistance from the government.

Church schools are schools maintained and operated by the Ethiopian Orthodox Church. Most of these schools teach reading, writing, and religion but some follow the Ministry of Education curriculum. The data on church schools in the tables include only the latter.

Specialized schools are schools having at least one course in a specialized subject, such as agriculture, commerce, health, teachers training, technical and vocational training etc.

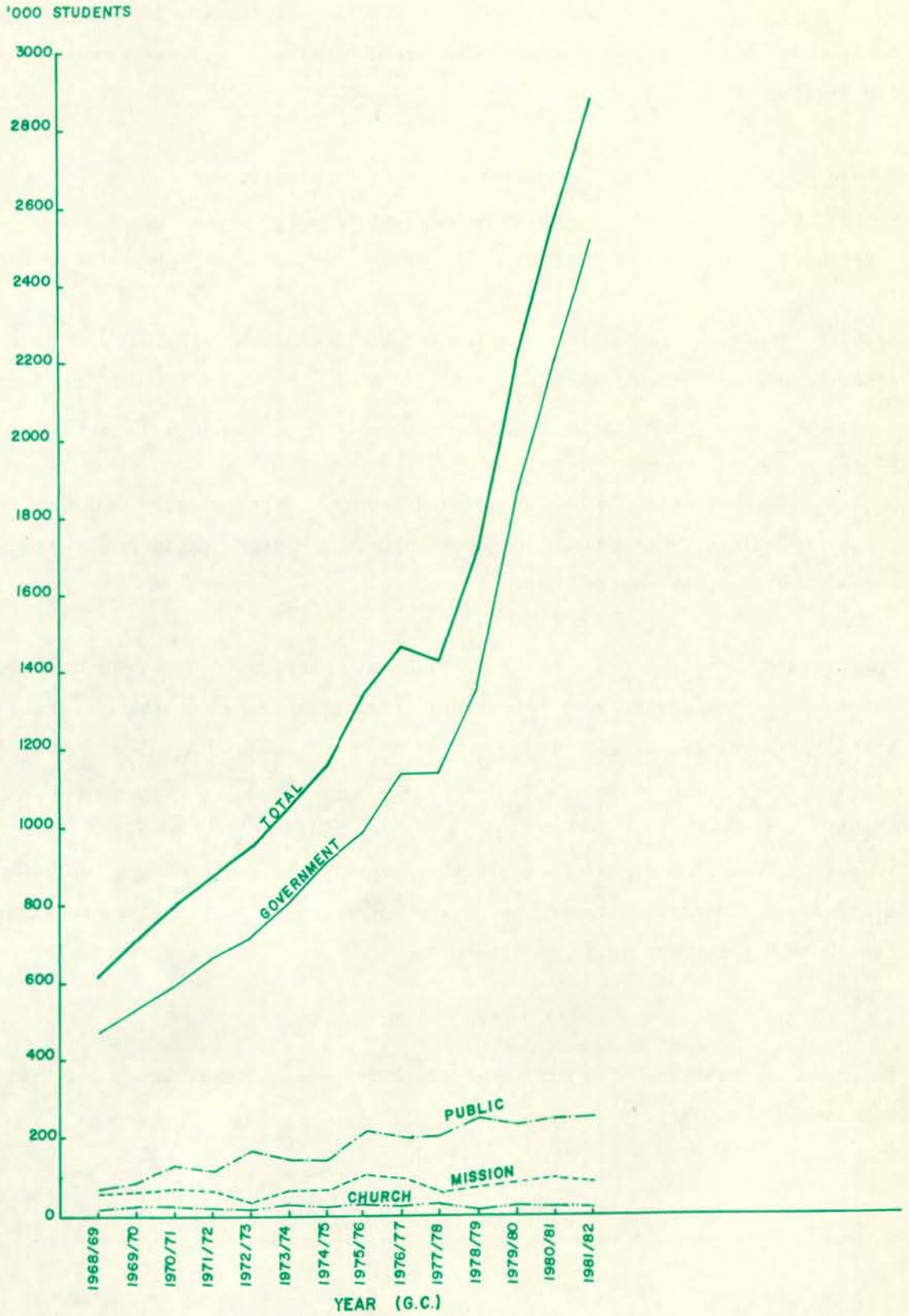
### GRADES:

In the tables, grades have been grouped according to the system established by the Ministry of Education. Under the system, the primary grades are grades 1 to 6, the junior secondary includes grades 7 and 8, and the senior secondary covers grades 9 to 12.

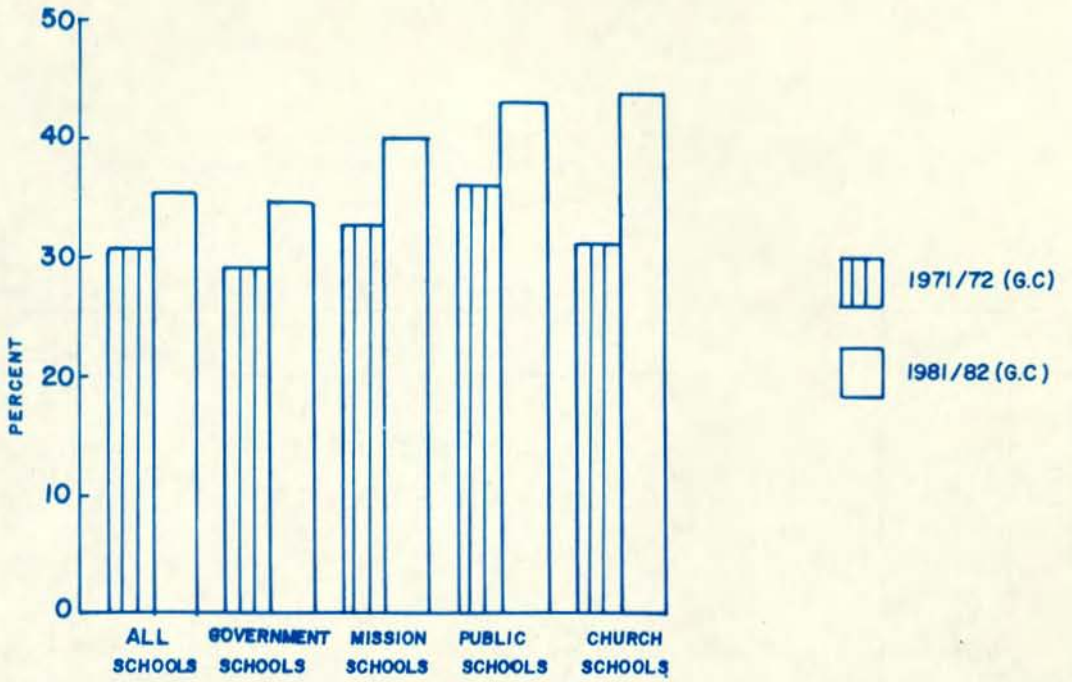
Sources of data are the Ministry of Education, Addis Ababa University, and Commission for Higher Education.

P-1

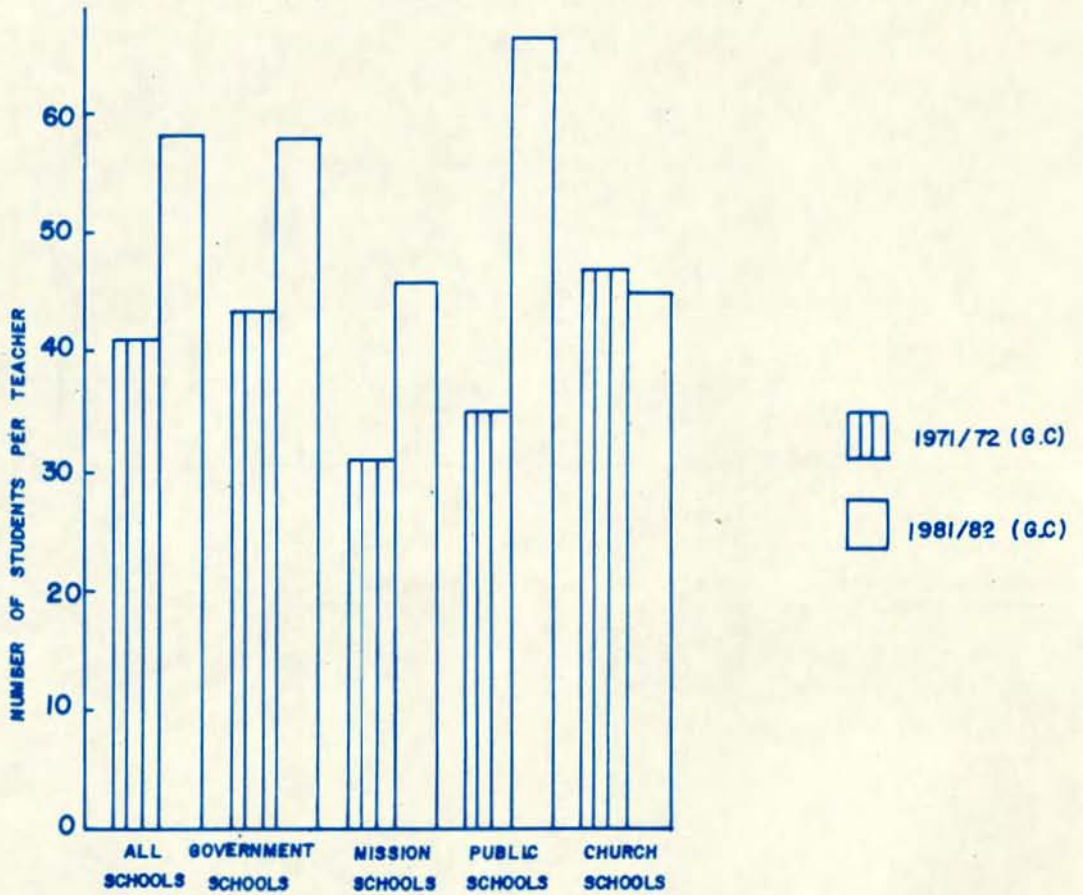
### NUMBER OF STUDENTS BY TYPE OF SCHOOL 1968/69 - 1981/82



PROPORTION OF FEMALE STUDENTS BY TYPE OF SCHOOL



COMPARISON OF AVERAGE NUMBER OF STUDENTS PER TEACHER





የተመዘገቡት ተግራግጥ በዚህ በከፍተኛ ደረጃና በተምህርት ቤት ዓይነት\*\*  
STUDENT ENROLMENT BY LEVEL AND TYPE OF SCHOOL\*

ሠንጠረዥ አ.2 TABLE P.2

የተምህርት ደረጃ	የመንግሥት	የሚሊዮን	የሕዝብ	የቤተ ክርስቲያን	ድምር	
<u>1974</u>						<u>1980</u>
ከ1 እስከ 6	2,051,007	70,656	234,305	18,304	2,374,362	1 - 6
7 እና 8	219,770	9,888	16,805	2,241	248,704	7 AND 8
ከ9 እስከ 12	231,859	5,075	897	394	238,425	9 - 12
ልዩ ት/ቤተ	-	-	-	-	-	SPECIALIZED SCHOOLS
የህግርሲተም**	14,985	-	-	-	14,985	UNIVERSITIES**
ድምር	2,517,711	85,619	252,007	21,139	2,876,476	TOTAL
<u>1973</u>						<u>1980/81</u>
ከ1 እስከ 6	1,798,721	81,188	230,578	20,229	2,130,716	1 - 6
7 እና 8	186,813	8,545	13,748	1,615	210,721	7 AND 8
ከ9 እስከ 12	211,672	4,229	975	-	216,876	9 - 12
ልዩ ት/ቤተ	-	-	-	-	-	SPECIALIZED SCHOOLS
የህግርሲተም**	15,047	-	-	-	15,047	UNIVERSITIES**
ድምር	2,212,253	93,962	245,301	21,844	2,573,360	TOTAL
<u>1972</u>						<u>1979/80</u>
ከ1 እስከ 6	1,494,151	76,915	218,949	21,236	1,811,251	1 - 6
7 እና 8	165,003	7,753	11,432	1,896	186,084	7 AND 8
ከ9 እስከ 12	180,828	4,109	-	280	185,217	9 - 12
ልዩ ት/ቤተ	-	-	-	-	-	SPECIALIZED SCHOOLS
የህግርሲተም**	14,949	-	-	-	14,949	UNIVERSITIES**
	1,854,931	88,777	230,381	23,412	2,197,501	TOTAL
	GOVERNMENT	MISSION	PUBLIC	CHURCH	TOTAL	GRADES
						SCHOOL

\*ልዩ ትምህርት ቤቶችን አይጨምርም

\*Does not include specialized schools.

\*\*የህግርሲተም ተግራግጥ በዚህ የግታ ተግራግጥን አይጨምርም ::

\*\*The numbers of University students do not include those enrolled in the extension department.

የተጠቀሱ ተማሪዎች ብዛት በክፍል ደረጃና በጾታ\*  
STUDENTS ENROLMENT BY LEVEL AND SEX\*

ሠገጠረዥ አ.ጌ

TABLE P.3

ብ ቁጥር

NUMBER

	1972	1973	1974	
<u>ከ1ኛ አስከ 6ኛ ክፍል</u>				<u>GRADES 1 - 6</u>
ወገድ	1,191,797	1,386,648	1,527,210	MALE
ሴት	619,454	744,068	847,152	FEMALE
ድምር	1,811,251	2,130,716	2,374,362	TOTAL
<u>7ኛና 8ኛ ክፍል</u>				<u>GRADES 7 AND 8</u>
ወገድ	119,721	135,708	160,634	MALE
ሴት	66,363	75,013	88,070	FEMALE
ድምር	186,084	210,721	248,704	TOTAL
<u>ከ9ኛ አስከ 12ኛ ክፍል</u>				<u>GRADES 9 - 12</u>
ወገድ	119,768	139,888	154,888	MALE
ሴት	65,449	76,988	83,537	FEMALE
ድምር	185,217	216,876	238,425	TOTAL
<u>ለ ቆይታ ተቃራኒ ቤቶች</u>				<u>SPECIALIZED SCHOOLS</u>
ወገድ	-	-	-	MALE
ሴት	-	-	-	FEMALE
ድምር	-	-	-	TOTAL
<u>የንግድ ቤቶች**</u>				<u>UNIVERSITIES**</u>
ወገድ	-	-	12,978	MALE
ሴት	-	-	2,007	FEMALE
ድምር	14,949	15,047	14,985	TOTAL
ጠቅላላ የተማሪዎች ድምር	2,197,501	2,573,360	2,876,476	TOTAL STUDENTS
	1979/80	1980/81	1981/82	

\*ለ ቆይታ ተቃራኒ ቤቶችን አይጨምርም

\*Does not include specialized schools.

\*\*የንግድ ቤቶች ተማሪዎች ብዛት የሚታወቁ ተማሪዎችን አይጨምርም ::

\*\*Figure does not include extension students.

ለ የተምህርት ቤቶች ጠቅላይ ልማትና ስልጠና የሚደረገው ተግባር በዘዴ  
 AVERAGE NUMBER OF STUDENTS PER SCHOOL, PER TEACHER, AND PER CLASS ROOM  
 IN DIFFERENT TYPES OF SCHOOLS\*

ሠንጠረዥ አ.4 TABLE P.4

ተ/ቤት	1968**	1969	1970	1971	1972	1973	1974	
								<u>GOVERNMENT SCHOOL</u>
<u>የወገን ጠቅላይ ተ/ቤት</u>								
ተ/ቤት	362.8	322.8	286.3	298.2	369.2	392.8	401.3	SCHOOL
ጠቅላይ	42.1	44.1	40.0	45.1	55.3	52.1	58.3	TEACHER
ስልጠና	54.5	54.3	47.2	-	-	64.9	-	CLASS ROOM
								<u>MISSION</u>
<u>የግብዓት ተ/ቤት</u>								
ተ/ቤት	217.3	183.5	213.0	-	279.2	266.9	329.3	SCHOOL
ጠቅላይ	37.4	36.1	37.8	35.1	45.2	45.3	46.3	TEACHER
ስልጠና	45.5	42.3	54.2	-	-	-	-	CLASS ROOM
								<u>PUBLIC***</u>
<u>የሕዝብ ተ/ቤት***</u>								
ተ/ቤት	206.8	254.4	293.4	-	335.8	330.1	395.0	SCHOOL
ጠቅላይ	46.1	47.1	51.1	64.8	60.0	58.4	66.5	TEACHER
ስልጠና	45.6	48.0	53.4	-	-	-	-	CLASS ROOM
								<u>CHURCH</u>
<u>የቤተ ክርስቲያን ተ/ቤት</u>								
ተ/ቤት	203.1	219.0	231.2	-	257.3	216.3	261.0	SCHOOL
ጠቅላይ	43.7	45.0	34.6	43.7	43.5	50.1	45.0	TEACHER
ስልጠና	55.6	55.0	51.6	-	-	-	-	CLASS ROOM
								<u>ALL TYPES OF SCHOOL</u>
<u>ሁሉም ተ/ቤት</u>								
ተ/ቤት	305.0	300.5	281.9	304.2	359.0	376.8	396.6	SCHOOL
ጠቅላይ	42.3	43.8	41.1	46.6	55.1	52.3	58.4	TEACHER
ስልጠና	52.1	52.3	48.3	-	-	64.6	-	CLASS ROOM
	1975/6**	1976/7	1977/78	1978/79	1979/80	1980/81	1981/82	SCHOOLS

\*ለ የተምህርት ቤቶች ስልጠና ስልጠና ተ/ቤቶችን አያካትትም

\*\*Does not include specialized schools and institutions of higher learning

\*\*\*በ1968 ዓ.ም የአዲስ አበባ የአጭቶች የሥራ ዘዴ የላቀቀውን አይደለም

\*\*Does not include students participated in Development Through Cooperation Campaign in 1975/76

\*\*\*የሕዝብ ተ/ቤት ከ1968 ዓ.ም በፊት የገለጸ ነበረ ::

\*\*\*All public Schools were private before 1975.



የወገድና የጾታ ተኮሪ ጾታ በዘጠኝ ስርዓት በፒሮግራም በተደረገው ጾታ ጻፎት  
 PERCENTAGE DISTRIBUTION OF STUDENTS BY SEX AND TYPE OF SCHOOL\*

ሠንጠረዥ አ.6 TABLE P.6

ተ/ቢ ተቸ	1968**	1969	1970	1971	1972	1973	1974	
								<u>GOVERNMENT</u>
<u>የወገን/ሥተ</u>								TOTAL
ደብዳቤ	74.1	77.5	79.6	79.8	84.3	85.9	87.5	FEMALE
ጾታ	31.0	31.0	32.0	32.7	33.4	34.0	34.6	MALE
ወገድ	69.0	69.0	68.0	67.3	66.6	66.0	65.4	
								<u>MISSION</u>
ደብዳቤ	7.8	6.8	4.3	4.6	4.1	3.7	3.0	TOTAL
ጾታ	35.6	34.0	36.9	33.3	37.0	38.0	40.3	FEMALE
ወገድ	64.4	66.0	63.7	66.7	63.0	62.0	59.7	MALE
								<u>PUBLIC***</u>
ደብዳቤ	16.1	13.9	14.3	14.6	10.6	9.6	8.8	TOTAL
ጾታ	34.4	36.1	36.7	34.1	40.5	42.1	43.1	FEMALE
ወገድ	65.6	63.9	63.3	65.9	59.5	57.9	56.9	MALE
								<u>CHURCH</u>
ደብዳቤ	2.0	1.8	1.8	1.0	1.1	0.9	0.7	TOTAL
ጾታ	31.8	34.0	42.7	31.0	43.8	42.8	43.8	FEMALE
ወገድ	68.2	66.0	57.3	69.0	56.2	57.2	56.2	MALE
								<u>ALL SCHOOLS</u>
ደብዳቤ	100.0	100.0	100.0	100.0	100.0	100.0	100.0	TOTAL
ጾታ	31.9	32.0	34.2	32.9	34.4	35.0	35.6	FEMALE
ወገድ	68.1	68.0	65.8	67.1	65.6	65.0	64.4	MALE
	1975/6**	1976/7	1977/8	1978/9	1979/80	1980/81	1981/82	SCHOOLS

\*ላይ ተ/ቢ ተቸና ከፍተኛ ተ/ቢ ተቸን አያካትትም ::

\*Does not include specialized schools and institutions of higher learning.

\*\*በ1968 ዓ.ም ለአድገት በጠበረት የአውቶትና የሥራ ዘመን የሂደትን አያካትትም ::

\*\*Does not include students participated in Development Through Cooperation Campaign in 1975/6

\*\*\*የጠባብ ተ/ቢ ተቸ ከ1968 ዓ.ም በፊት የገላ ነበረ ::

\*\*\*All public schools were private before 1975.



በአገሪኛና በግልጽ ሁለተኛ ደረጃ ት/ቤተት የተዘገገው ተግባራዊ በተምህርት ቤቶች ዓይነትና በክፍለ ሀገር  
STUDENTS ENROLLED IN PRIMARY AND ACCADAMIC SECONDARY SCHOOLS BY TYPES OF SCHOOLS AND REGION

ሠገጠረዥ አ.8 TABLE P.8

ክፍለ ሀገር	የግንባራ	የግንባራ	የግንባራ	የግንባራ	ጠቅላይ	
<u>1971</u>						<u>1978/9</u>
አርቢ	62,965	2,299	-	-	65,264	ARSSI
ባሌ	33,386	-	-	-	33,386	BALE
አርቲ	42,058	6,012	11,137	3,278	62,485	ERITREA
ጋሞ ጉሩ	51,425	-	1,817	-	53,242	GAMO GOFFA
ገጃም	73,661	-	-	1,800	75,461	GOJJAM
ጎንደር	54,152	780	-	728	55,660	GONDER
ዘረርጌ	72,758	2,938	3,735	831	80,262	HARARGE
ሲባቤ	63,484	618	-	273	64,375	ILLUBABOR
ክፍ	80,232	-	195	252	80,679	KEFFA
ሸዋ	253,520	10,704	80,408	4,626	349,258	SHEWA
አዲስ አበባ	157,006	10,633	83,298	747	251,684	ADDIS ABABA
ሲዳሞ	120,899	12,222	17,551	1,297	151,969	SIDAMO
ቲግራይ	66,693	1,205	-	940	68,838	TIGRAI
ወላጋ	129,901	30,432	49,911	1,531	211,775	WELLEGA
ወሎ	96,874	1,085	879	559	99,397	WELLO
	1,359,014	78,928	248,931	16,862	1,703,735	TOTAL
<u>1972</u>						<u>1979/80</u>
አርቢ	93,909	2,810	-	376	97,095	ARSSI
ባሌ	53,661	268	300	-	54,229	BALE
አርቲ	50,646	10,786	14,844	6,244	82,520	ERITREA
ጋሞ ጉሩ	64,813	567	-	-	65,380	GAMO GOFFA
ገጃም	90,276	-	-	625	90,901	GOJJAM
ጎንደር	60,985	671	-	1,733	63,389	GONDER
ዘረርጌ	87,322	3,318	3,098	1,098	94,836	HARARGE
ሲባቤ	83,531	817	-	168	84,516	ILLUBABOR
ክፍ	115,630	352	1,057	271	117,310	KEFFA
ሸዋ	365,140	13,733	49,503	2,856	431,232	SHEWA
አዲስ አበባ	168,618	11,054	89,894	3,306	272,872	ADDIS ABABA
ሲዳሞ	206,948	18,019	22,523	1,785	249,275	SIDAMO
ቲግራይ	62,769	1,715	-	3,445	67,929	TIGRAI
ወላጋ	201,676	23,205	48,293	766	273,940	WELLEGA
ወሎ	134,058	1,462	869	739	137,128	WELLO
ጠቅላይ	1,839,982	88,777	230,381	23,412	2,182,552	TOTAL
	GOVERNMENT	MISSION	PUBLIC	CHURCH	TOTAL	ADMINISTRATIVE REGION

በአገሪቸው በግልጽ ሆኖ ደረጃ ተ/ባቸው የሕዝባት ተግራጾች በተምህርት ቤት ላይ የተገኙ በክፍለ ሀገር  
STUDENTS ENROLLED IN PRIMARY AND ACCADAMIC SECONDARY SCHOOLS BY TYPE OF SCHOOLS AND REGION

ሠገጠረዥ ኦ.8 / የግለሰብ/ TABLE P.8 (Contd.)

ክፍለ ሀገር	የግለሰብ	የግሪ ግን	የሕዝብ	የቤተ ክርስቲያን	ጠቅላይ	
<u>1973</u>						<u>1980/81</u>
አርሲ	111,720	3,422	-	-	115,142	ARSSI
ባሌ	57,193	1,089	333	373	58,988	BALE
አርቲራ	59,554	9,345	18,188	7,623	94,710	ERITREA
ጋም ጉፋ	75,938	714	-	-	76,652	GAMO GOFFA
ጎጃም	113,914	-	-	830	114,744	GOJJAM
ጎንደር	87,393	1,349	-	771	89,513	GONDER
ሐረርጌ	109,731	3,624	3,798	1,323	118,476	HARARGE
ሲባቤ	93,614	873	-	40	94,527	ILLUBABOR
ክፍ	149,056	-	1,377	441	150,874	KEFFA
ሸዋ	439,436	14,417	55,585	3,121	512,559	SHEWA
አዲስ አበባ	187,481	12,276	98,187	3,082	301,026	ADDIS ABABA
ሲዳሞ	253,245	17,897	26,567	1,291	299,000	SIDAMO
ተገራይ	62,332	2,433	-	1,401	66,166	TIGRAI
ወለጋ	254,561	23,971	40,338	391	319,261	WELLEGA
ወሎ	139,267	1,621	928	1,157	142,973	WELLO
አስብ አስተዳደር	2,771	931	-	-	3,702	ASSAB ADMINISTRATION
ጠቅላይ	2,197,206	93,962	245,301	21,844	2,558,313	TOTAL
<u>1974</u>						<u>1981/82</u>
አርሲ	125,202	3,821	-	-	129,023	ARSSI
ባሌ	67,387	921	602	373	69,283	BALE
አርቲራ	69,006	11,423	19,195	10,011	109,635	ERITREA
ጋም ጉፋ	81,187	738	-	-	81,925	GAMO GOFFA
ጎጃም	143,658	-	-	939	144,597	GOJJAM
ጎንደር	108,059	1,166	-	-	109,225	GONDER
ሐረርጌ	123,562	4,109	3,163	1,389	132,223	HARARGE
ሲባቤ	107,758	851	-	183	108,792	ILLUBABOR
ክፍ	164,801	-	-	-	164,801	KEFFA
ሸዋ	505,377	14,635	61,030	1,842	582,884	SHEWA
አዲስ አበባ	196,107	13,178	104,511	4,012	317,808	ADDIS ABABA
ሲዳሞ	300,433	19,294	25,496	860	346,083	SIDAMO
ተገራይ	67,306	3,173	-	1,340	71,819	TIGRAI
ወለጋ	281,988	9,645	37,173	190	328,996	WELLEGA
ወሎ	157,989	1,553	837	-	160,379	WELLO
አስብ አስተዳደር	2,906	1,112	-	-	4,018	ASSAB ADMINISTRATION
ጠቅላይ	2,502,726	85,619	252,007	21,139	2,861,491	
	GOVERNMENT	MISSION	PUBLIC	CHURCH	TOTAL	ADMINISTRATIVE REGION



ከከፍ ትምህርት ተቋማት በላይ ትምህርት ወቅቱ የተሰጠው የተማሪዎች 1974 ዓ.ም  
 GRADUATES OF INSTITUTES OF HIGHER LEARNING BY FIELD OF STUDY, 1980/81

ሠንጠረዥ አ.9 /ሀ// የጠለ/ TABLE P.9 (a) (Contd.)

የተማሪዎች ትምህርት ዓይነት	ግሪ	ዲፕሎማ	ጠቅላይ	የትምህርት መስክ
<u>ከግዛገጃ ቤተ ተክህ ቤት</u>	-	28	28	<u>MUNICIPALITY TECHNIC COLLEGE</u>
ሲቪል ጠቅላይ ግብይት	-	28	28	CIVIL ENGINEERING
<u>አለግጋ ስርዓት ቤት</u>	226	-	226	<u>ALEMAYA AGRICULTURAL COLLEGE</u>
የዕፅዋት ስርዓት	72	-	72	PLANT SCIENCE
ስርዓት ጠቅላይ ግብይት	43	-	43	AGRICULTURAL ENGINEERING
ስርዓት ኢኮኖሚክስ	44	-	44	AGRICULTURAL ECONOMICS
አንገላት ስርዓት	67	-	67	ANIMAL SCIENCE
<u>አለግጋ የስርዓት ጠቅላይ ግብይት ስልጠና</u>	-	156	156	<u>ALEMAYA SCIENCE TEACHERS</u>
<u>ፕሮግራም</u>	-	-	-	<u>TRAINING PROGRAM</u>
በጎ ሕይወት /ባዕላዊ/	-	71	71	BILOGY
ተወግ /ኮሚኒስት/	-	85	85	CHEMISTRY
<u>አምቦ የስርዓት ቤት</u>	-	106	106	<u>AMBO COLLEGE OF AGRICULTURE</u>
አጠቃላይ ስርዓት	-	106	106	GENERAL AGRICULTURE
<u>ዕዳ ጠቅላይ ግብይት የስርዓት ቤት</u>	-	253	253	<u>AWASSA JUNIOR COLLEGE</u>
				<u>OF AGRICULTURE</u>
የስርዓት ጠቅላይ ግብይት	-	43	43	AGRICULTURAL ENGINEERING AND TECHNOLOGY
የአንገላት ስርዓት ጠቅላይ ግብይት	-	87	87	ANIMAL SCIENCE AND TECHNOLOGY
የባላትና ስርዓት ጠቅላይ ግብይት	-	25	25	HOME SCIENCE AND TECHNOLOGY
የዕፅዋት ስርዓት ጠቅላይ ግብይት	-	98	98	PLANT SCIENCE AND TECHNOLOGY
<u>ባሕር ጎር የስርዓት ጠቅላይ ግብይት ስልጠና</u>	123	41	164	<u>BAHIR DAR SCIENCE TEACHER</u>
<u>ፕሮግራም</u>				<u>TRAINING PROGRAM</u>
ግንባራ	-	13	13	MATHEMATICS
ፊዚክስ	-	15	15	PHYSICS
የግልጽ ትምህርት	-	13	13	ADULT EDUCATION
ፕላግግላል ስርዓት	123	-	123	PEDAGOGICAL SCIENCE
	GREE	DIPLOMA	TOTAL	FIELD OF GRADUATION

በከፍተኛ ትምህርት ተቋማት በሌሎች ልዩ ልዩ የትምህርት ወሰኖች የተጨማሪ 1974 ዓ.ም  
GRADUATES OF INSTITUTES OF HIGHER LEARNING BY FIELD OF STUDY, 1981/82

ሠገጠረዥ ለ.9 /ሀ// የጠለ/ TABLE P.9 (a) (Contd.)

የተጨማሪ ትምህርት ዓይነት	ፊት	ፊት	ጠቅላይ	
<u>ከጽህፈት ድረ-ድረ ትምህርት በት</u>				<u>GRADUATE SCHOOL</u>
የአርሻ ለኮኖሚክስ	1	-	1	AGRICULTURAL ECONOMICS
ሀር ቴክኒክ	1	-	1	HORTICULTURE
የኢኮኖሚ ልማትና ፕላንና	9	-	9	ECONOMIC DEVELOPMENT AND PLANNING
በ ስነ ጽሑፍ	2	-	2	LITERATURE
በ ስነ ልቦና	2	-	2	LINGUISTICS
አገልግሎት ለገደ ሀሳብ ጽንፈኛ ማስተማር	4	-	4	TEFL
የአጠቃላይ ስጦታ የህግና ጽንፈኛ ድረ-ድረ	1,835	2,186	4,021	TOTAL NUMBER OF A.A.U. GRADUATES
<u>አሙራት የህግና ጽንፈኛ</u>	29	-	29	<u>ASMARA UNIVERSITY</u>
በ ስነ ጽሑፍ / በ ስነ ጽሑፍ	4	-	4	BIOLOGY
የጥንቃቄ / በኮሚኒኬሽን	11	-	11	CHEMISTRY
አካባቢ ጽንፈኛ	8	-	8	ACCOUNTING
አገልግሎት	6	-	6	ENGLISH
አጠቃላይ ድረ-ድረ	1,864	2,186	4,050	GRAND TOTAL
	DEGREE	DIPLOMA	TOTAL	FIELD OF GRADUATION

በከፍተኛ ትምህርት ተቋማት ስለ የትምህርት ዓይነት የተደረገው የጥናት ዓመት 1974 ዓ.ም  
GRADUATES OF INSTITUTES OF HIGHER LEARNING BY FIELD OF STUDY, 1981/82

ሠንጠረዥ አ.9/ሀ// የጥበቃ/ TABLE P.9 (a) (Contd.)

የጥናት ዓይነት የትምህርት ዓይነት	ዲግሪ	ዲፕሎማ	ጠቅላይ	
<u>በፖሊቴክኒክ ኢንስቲትዩት /ባህርሳር/</u>	-	280	280	<u>POLYTECHNIC INSTITUTE (BAHIR DAR)</u>
አርሻ ጭንቀት	-	53	53	AGRO-MECHANICS
የኢንዱስትሪ ኬሚስትሪ /ኢንዱስትሪ ኬሚስትሪ/	-	42	42	INDUSTRIAL CHEMISTRY
ኢሌክትሪክ ቴክኖሎጂ	-	55	55	ELECTRICAL TECHNOLOGY
የደብዳቤ ምረቃ ቴክኖሎጂ	-	22	22	WOOD TECHNOLOGY
ግብር ቴክኖሎጂ	-	49	49	METAL TECHNOLOGY
የጨርቃ ጨርቃ ቴክኖሎጂ	-	59	59	TEXTILES TECHNOLOGY
<u>ደብረ ዘይት ጭንቀት የአርሻ ቤት</u>	-	238	238	<u>DEBRE ZEIT JUNIOR COLLEGE</u>
አገላለጽ አርባታና የብቃት ቴክኖሎጂ	-	52	52	<u>OF AGRICULTURE</u> ANIMAL PRODUCTION AND PROTECTION TECHNOLOGY
በባል ጥምረትና ጭንቀት ቴክኖሎጂ	-	105	105	CROP PRODUCTION AND PROTECTION TECHNOLOGY
ላገጠር የኢኮኖሚና የሶሻል ልማት	-	81	81	RURAL ECONOMICS AND SOCIAL DEVELOPMENT
<u>ደብረዘይት ረዳት የአገላለጽ ጭንቀት ተቋም</u>	-	60	60	<u>DEBR ZEIT INSTITUTE OF</u>
የአገላለጽ ጨርቃ ስርዓት	-	60	60	<u>ANIMAL HEALTH</u> ANIMAL HEALTH
<u>ጊሞ የአርሻ ቤት</u>	-	110	110	<u>JIMMA COLLEGE OF AGRICULTURE</u>
አጠቃላይ አርሻ	-	110	110	GENERAL AGRICULTURE
የአገላለጽ ስርዓት የህግና ጥናት ተቋም	1,767	2,186	3,953	TOTAL
<u>በድህረ ምረቃ ትምህርት ቤት</u>	68	-	68	<u>GRADUATE SCHOOL</u>
በጎ ጭንቀት /ባዕላዊ/	9	-	9	BIOLOGY
ጥግ /ባዕላዊ/	8	-	8	CHEMISTRY
ግጥም	10	-	10	MATHEMATICS
ግጥም	3	-	3	GEOLOGY
ግጥም	2	-	2	GEOGRAPHY
ግጥም	1	-	1	HISTORY
የባል ጥምረት	4	-	4	CROP PROTECTION
የአገላለጽ አርባታ	2	-	2	ANIMAL PRODUCTION
አገላለጽ	10	-	10	AGRONOMY
	DEGREE	DIPLOMA	TOTAL	FIELD OF GRADUATION

ከከና ትምህርት ተቋማት በሰነድ የትምህርት ወሰኖች የቆረቆረ 1974 ዓ.ም  
GRADUATES OF INSTITUTES OF HIGHER LEARNING BY FIELD OF STUDY, 1981/82

ሠንጠረዥ አ.9/ሀ// የጠለ/ TABLE P.9 (a) (Contd.)

የቆረቆረ የትምህርት ዓይነት	ዲግሪ	ዲፕሎማ	ጠቅላይ	
<u>የተፈጥሮ ስነ-ምግባር</u>	508	-	508	<u>NATURAL SCIENCE</u>
ባዮሎጂ /ሥነ ሕይወት/	140	-	140	BIOLOGY
ኬሚስትሪ /ኬሚስትሪ/	87	-	87	CHEMISTRY
ጂዮሎጂ	61	-	61	GEOLOGY
ግጥም	103	-	103	MATHEMATICS
ፊዚክስ	52	-	52	PHYSICS
ስታቲስቲክስ	65	-	65	STATISTICS
<u>ቴክኖሎጂ</u>	133	97	230	<u>TECHNOLOGY</u>
የአርክቴክቸርና የከተማ ፕላን	14	-	14	ARCHITECTURE AND TOWN PLANNING
ሲቪል ግንባታ/ስትሪኩቸር/	50	-	50	CIVIL ENGINEERING(STRUCTURE)
ኤሌክትሪክ ግንባታ	20	-	20	ELECTRICAL ENGINEERING
ሜካኒካል ግንባታ	49	-	49	MECHANICAL ENGINEERING
ሕንጻ	-	88	88	BUILDING TECHNOLOGY
ውሀ ሀብት ልማት	-	9	9	WATER RESOURCE
<u>ወጭር ትምህርት ቤቅ /አ.አ./</u>	-	422	422	<u>COLLEGE OF TEACHER</u>
				<u>EDUCATION (ADDIS ABABA)</u>
የኢትዮጵያ ቋንቋዎች /አግርኛ/	-	56	56	ETHIOPIAN LANGUAGES (AMHARIC)
እንግሊዝኛ	-	58	58	ENGLISH
ታሪክ	-	32	32	HISTORY
ጂዮግራፊ	-	31	31	GEOGRAPHY
ፊዚካል ስነ-ምግባር	-	37	37	PHYSICAL SCIENCE
ግጥም	-	36	36	MATHEMATICS
አካውንቲንግ	-	21	21	ACCOUNTING
ጤናና የሕይወት ግብዓት ትምህርት	-	60	60	HEALTH AND PHYSICAL EDUCATION
የሕይወት ስነ-ምግባር	-	43	43	LIFE SCIENCE
የቤተሰብ ጥበቃ	-	16	16	HOME ECONOMICS
ኤሌክትሪክ ቴክኖሎጂ	-	19	19	ELECTRICITY TECHNOLOGY
ሜታል ቴክኖሎጂ	-	13	13	METAL TECHNOLOGY
<u>ንግድ ሥራ ተ/ቤት</u>	-	245	245	<u>COMMERCIAL SCHOOL</u>
ሲክረትሪያል ስነ-ምግባር	-	78	78	SECRETARIAL SCIENCE
አካውንቲንግ	-	121	121	ACCOUNTING
ባንክና ፋይናንስ	-	46	46	BANKING AND FINANCE
	DEGREE	DIPLOMA	TOTAL	FIELD OF GRADUATION

በከፍተኛ ትምህርት ተቋማት በሌላ ልዩ ልዩ የትምህርት ወቅቶች በግብር ትምህርት የተወረዘው 1974 ዓ.ም  
 EXTENSION GRADUATES OF INSTITUTES OF HIGHER LEARNING BY FIELD OF STUDY, 1981/82

ሠንጠረዥ አ.9 /ለ/

TABLE P.9 (b)

የተወረዘው የትምህርት ዓይነት	ግራ	ግራ	ጠቅላይ	
<u>አዋጅ ወላጅ የኦርገን ቦሌ</u>	-	47	47	<u>AWASSA JUNIOR AGRICULTURAL COLLEGE</u>
የአገልግሎት ስራ ስርዓት	-	19	19	ANIMAL SCIENCE AND TECHNOLOGY
የዕቃ ስራ ስርዓት	-	28	28	PLANT SCIENCE AND TECHNOLOGY
<u>ደብረ ዘይት ወላጅ የኦርገን ቦሌ</u>	-	39	39	<u>DEBRE ZEIT JUNIOR AGRICULTURAL COLLEGE</u>
ኦርገን	-	13	13	AGRICULTURE
አገልግሎት	-	26	26	ACCOUNTING
<u>በ ቋንቋዎች የናት ተቋም</u>	-	82	82	<u>INSTITUTE OF LANGUAGE STUDIES</u>
የኢትዮጵያ ቋንቋዎች ስነ ስርዓት	-	39	39	ETHIOPIAN LANGUAGE AND LITERATURE
የውጭ ቋንቋዎች ስነ ስርዓት	-	43	43	FOREIGN LANGUAGE AND LITERATURE
<u>ሰነድ ስራ ስርዓት</u>	-	11	11	<u>LIBRARY SCIENCE</u>
ፊት	-	9	9	<u>FACULTY OF LAW</u>
<u>የተፈጥሮ ስራ ስርዓት</u>	-	13	13	<u>NATURAL SCIENCE</u>
አስተሳሰብ	-	13	13	STATISTICS
<u>የትምህርት ስራ ስርዓት</u>	-	98	98	<u>COLLEGE OF PEDAGOGICAL SCIENCE</u>
አውቶ ስራ	-	13	13	AUTOMOTIVE
ንግድ ስራ ትምህርት	-	45	45	BUSINESS EDUCATION
ድረ ስራ	-	20	20	DRAFTING
አስተሳሰብ	-	10	10	ELECTRICITY
ግብር	-	9	9	METAL
የአገልግሎት ስራ	-	1	1	WOOD
	DEGREE	DIPLOMA	TOTAL	FIELD OF GRADUATION

ከስና ተምህርት ተቋማት በሌሎች የተምህርት ተቋማት በግብርና ተምህርት የተሰጠው 1974 ዓ.ም  
 EXTENSION GRADUATES OF INSTITUTES OF HIGHER LEARNING BY FIELD OF STUDY, 1981/82

ሠጠረዛ አ.9 /ለ// የጠለ/ TABLE P.9 (b) (Contd.)

የተሰጠው የተምህርት ዓይነት	ደግሞ	ዲግሪ	ጠቅላይ	ጠቅላይ
<u>ፈርዳሲ</u>	-	64	64	<u>SCHOOL OF PHARMACY</u>
<u>ባሕሪ ባይዳሪ</u>	104	214	318	<u>SOCIAL SCIENCE</u>
አካባቢ ተገባ	37	166	203	ACCOUNTING
ኢኮኖሚክስ	19	-	19	ECONOMICS
ግብርና	3	-	3	GEOGRAPHY
ታሪክ	2	-	2	HISTORY
የግብርናና የጠቅላይ ስራ አስፈጻሚ	28	48	76	MANAGEMENT AND PUBLIC ADMINISTRATION
ፖለቲካና ባይዳሪና ኢንቴርናሽናል ግንኙነት	15	-	15	POLITICAL SCIENCE AND INTERNATIONAL RELATION
<u>ቴክኖሎጂ</u>	-	82	82	<u>TECHNOLOGY</u>
ሲቪል ግብርና	-	32	32	CIVIL ENGINEERING
ኢሌክትሮኒክስ ግብርና	-	28	28	ELECTRICAL ENGINEERING
ሜካኒካል ግብርና	-	22	22	MECHANICAL ENGINEERING
<u>ግብርና የአርባ ተቋም</u>	-	60	60	<u>JIMMA INSTITUTE OF AGRICULTURE</u>
አጠቃላይ አርባ	-	60	60	GENERAL AGRICULTURE
<u>አሙራ ዩኒቨርሲቲ</u>	27	59	86	<u>ASMARA UNIVERSITY</u>
አካባቢ ተገባ	8	40	48	ACCOUNTING
ኢኮኖሚክስ	5	19	24	ECONOMICS
እንግሊዘኛ	14	-	14	ENGLISH
<b>ጠቅላይ</b>	<b>131</b>	<b>778</b>	<b>909</b>	<b>TOTAL</b>
	<b>DEGREE</b>	<b>DIPLOMA</b>	<b>TOTAL</b>	<b>FIELD OF GRADUATION</b>

ጠቅላይ ትምህርት ወደ ወጭ ለገር የተላኩ ኢትዮጵያውያን ተፃሪ ምኞት በዚያ ትምህርት ወሰን  
 NUMBER OF ETHIOPIAN STUDENTS SENT FOR HIGHER EDUCATION BY FIELD OF STUDY

ሠንጠረዥ አ.10 /ሀ/ TABLE P.10 (a)

ዓመት ትምህርት	ሶሻል ሳይንስ	የተፈጥሮ ሳይንስ	የጤና ሳይንስ	የእርሻ ሳይንስ	መስገላትና ቴክኖሎጂ	ስነ ጥበብ	ያልተገለጹ	ጭማር	
1961	193	46	30	42	185	35	2	533	1968/69
1962	299	52	41	39	114	11	29	585	1969/70
1963	344	58	44	52	111	12	27	648	1970/71
1964	308	49	86	57	89	4	10	603	1971/72
1965	131	19	42	54	67	5	15	333	1972/73
1966	124	30	42	72	43	1	4	316	1973/74
1967	246	44	78	110	91	6	20	595	1974/75
1968	146	25	25	70	56	4	2	328	1975/76
1969	151	47	162	176	125	3	2	666	1976/77
1970	136	45	113	113	208	11	42	668	1977/78
1971	63	84	72	123	83	7	48	480	1978/79
1972	163	117	248	266	341	20	80	1,235	1979/80
1973	386	195	262	174	569	19	-	1,605	1980/81
	SOCIAL SCIENCES	NATURAL SCIENCES	MEDICAL SCIENCES	AGRICULTURAL SCIENCES	ENGINEERING AND TECHNOLOGY	ARTS	UN SPECIFIED	TOTAL	YEAR

ለስድ ትምህርት ወይ ወይ ለገር የተላኩ ለተዳያውያን ተግራፆቹ ባዘተ ባትምህርት  
ወቅቶና ባላባት ለገር፣ 1972 ዓ.ም

NUMBER OF ETHIOPIAN STUDENTS SENT FOR HIGHER EDUCATION BY  
FIELD OF STUDY AND COUNTRY, 1979/80

ሠገጠረዥ ለ.10 /ለ/ TABLE P.10 (b)

አገር	የትምህርት ዓይነት	ባሽላ ባይገባ	የተፈታሮ ባይገባ	የጤና ባይገባ	የኦርጂ ባይገባ	ወሽገጫና ተከናሎች	ባን ተባባ	ያልተገለጹ	ድምር	
<u>አፍሪካ</u>										<u>AFRICA</u>
ታንዛኒያ		-	-	-	-	-	-	1	1	TANZANIA
ድምር		-	-	-	-	-	-	1	1	TOTAL
<u>አሜሪካ</u>										<u>AMERICA</u>
ካቢ		34	27	87	58	62	-	27	295	CUBA
ዩ.አስ.አ.		1	1	1	1	3	-	2	9	U.S.A.
ድምር		35	28	88	59	65	-	29	304	TOTAL
<u>አስያ</u>										<u>ASIA</u>
ሀንድ		-	-	-	-	2	-	-	2	INDIA
ፊሊፒንስ		-	-	-	-	38	-	-	38	PHILIPINES
ድምር		-	-	-	-	40	-	-	40	TOTAL
<u>አውሮፓ</u>										<u>EUROPE</u>
ቡልጋሪያ		9	-	7	28	2	-	3	49	BULGARIA
ቅንስታሊንያ		10	11	29	1	32	-	2	85	CZECHOSLOVAKIA
ፈረንሳይ		-	-	-	3	-	-	-	3	FRANCE
ጀርመን /ምሥራቅ/		10	4	25	17	69	-	3	128	GERMANY (EAST)
ግሪክ		-	-	-	1	-	-	-	1	GREECE
ሀንጋሪያ		-	-	2	33	26	-	10	71	HUNGARY
ኔዘርላንድ		-	-	-	-	5	-	2	7	NETHERLAND
ፖላንድ		8	-	1	-	4	-	1	14	POLAND
ሩሜንያ		2	4	7	4	8	-	-	25	RUMANIA
ብሪታንያ		-	3	-	4	2	3	15	27	UNITED KINGDOM
ሶቪየት ኡብረት		86	67	69	111	81	17	13	444	U.S.S.R
ዩጎስላቪያ		3	-	20	5	7	-	1	36	YUGOSLAVIA
ድምር		128	89	160	207	236	20	50	890	TOTAL
አጠቃላይ ድምር		163	117	248	266	341	20	80	1,235	GRAND TOTAL
		SOCIAL SCIENCES	NATURAL SCIENCES	MEDICAL SCIENCES	AGRICU- LTURAL SCIENCES	ENGINEE- RING AND TECHN- OLOGY	ARTS	UN- SPECI- FIED	TOTAL	COUNTRY
										SUBJECT

ለተምህርት ወደ ወጭ አገር የተላኩ ተምሪ ምኞቶች በዚህ በተምህርት መስፈርት  
 በሰነድ አገር፣ 1973 ዓ.ም  
 NUMBER OF ETHIOPIAN STUDENTS SENT FOR HIGHER EDUCATION BY FIELD  
 OF STUDY AND COUNTRY, 1980/81

ሠንጠረዥ አ.10 /ሐ/ TABLE P.10 (c)

አገር	የተምህርት ዓይነት	ሰሻላ ሳይንስ	የተፈጥሮ ሳይንስ	የጤና ሳይንስ	የአርሽ ሳይንስ	መስገላት ና ተከራካሪ	ሰነድ ጥበብ	ድምር	
<u>AFRICA</u>									
አፍሪቃ									
ጅቡቲ	1	-	-	-	-	-	-	1	DJIBOUTI
ኪንያ	2	12	10	-	-	6	-	30	KENYA
ሊቤሪያ	-	-	1	-	-	-	-	1	LIBERIA
ድምር	3	12	11	-	-	6	-	32	TOTAL
<u>AMERICA</u>									
አሜሪካ									
ካናዳ	-	1	-	-	-	-	-	1	CANADA
ኪዩባ	35	10	65	39	60	-	-	209	CUBA
ዩ.ኤስ.ኤ.	159	120	59	8	264	2	-	612	U.S.A.
ድምር	194	131	124	47	324	2	-	822	TOTAL
<u>ASIA</u>									
ሲያል									
ሀንድ	-	-	1	-	-	80	1	82	INDIA
ድምር	-	-	1	-	-	80	1	82	TOTAL
<u>EUROPE</u>									
ሆሎንድ									
ኦስትሪያ	1	-	-	-	-	-	-	1	AUSTRIA
ቤልጅጅም	-	-	1	-	-	-	-	1	BELGIUM
ሳይፕሩስ	1	-	-	-	-	-	-	1	CYPRUS
ቸኮስሎቫኪያ	2	3	4	11	13	1	-	34	CZECHOSLOVAKIA
ደንማርክ	3	2	-	-	2	-	-	7	DENMARK
ፈረንሳይ	4	1	1	4	-	-	1	11	FRANCE
ጀርመን /ምሰራተ/	17	12	8	30	23	2	-	92	GERMANY (EAST)
ጀርመን /ምዕራብ/	3	2	1	2	11	-	-	19	GERMANY (WEST)
ግሪክ	1	1	2	-	3	-	-	7	GREECE
ሁንጋሪያ	1	-	1	2	1	-	-	5	HUNGARY
አይርላንድ	-	-	1	-	-	-	-	1	IRELAND
ኢጣሊያ	1	1	11	-	8	-	-	21	ITALY
ኔዘርላንድስ	2	-	-	-	2	-	-	4	NETHERLANDS
ኖርዌይ	2	-	2	-	2	-	-	6	NORWAY
ፖላንድ	5	-	2	2	5	-	-	14	POLAND
ሩሜንያ	2	1	2	1	2	-	-	8	RUMANIA
ስፓን	3	-	1	-	-	-	1	5	SPAIN
ስዊድን	4	-	2	-	4	-	-	10	SWEDEN
ስዊትሰርላንድ	-	-	-	-	-	-	1	1	SWITZERLAND
ብሪታንያ	3	1	2	-	-	-	-	6	UNITED KINGDOM
ሶቪየት ሕብረት	122	25	84	73	79	9	-	392	U.S.S.R
ሃንግሪያ	12	3	1	2	4	1	-	23	YUGOSLAVIA
ድምር	189	52	126	127	159	16	-	669	TOTAL
አጠቃላይ ድምር	386	195	262	174	569	19	-	1,605	GRAND TOTAL
		SOCIAL SCIENCES	NATURAL SCIENCES	MEDICAL SCIEN- CES	AGRICU- LTURAL SCIENCES	ENGINEE- RING AND TECHNI- OLOGY	ARTS	TOTAL	COUNTRY SUBJECT

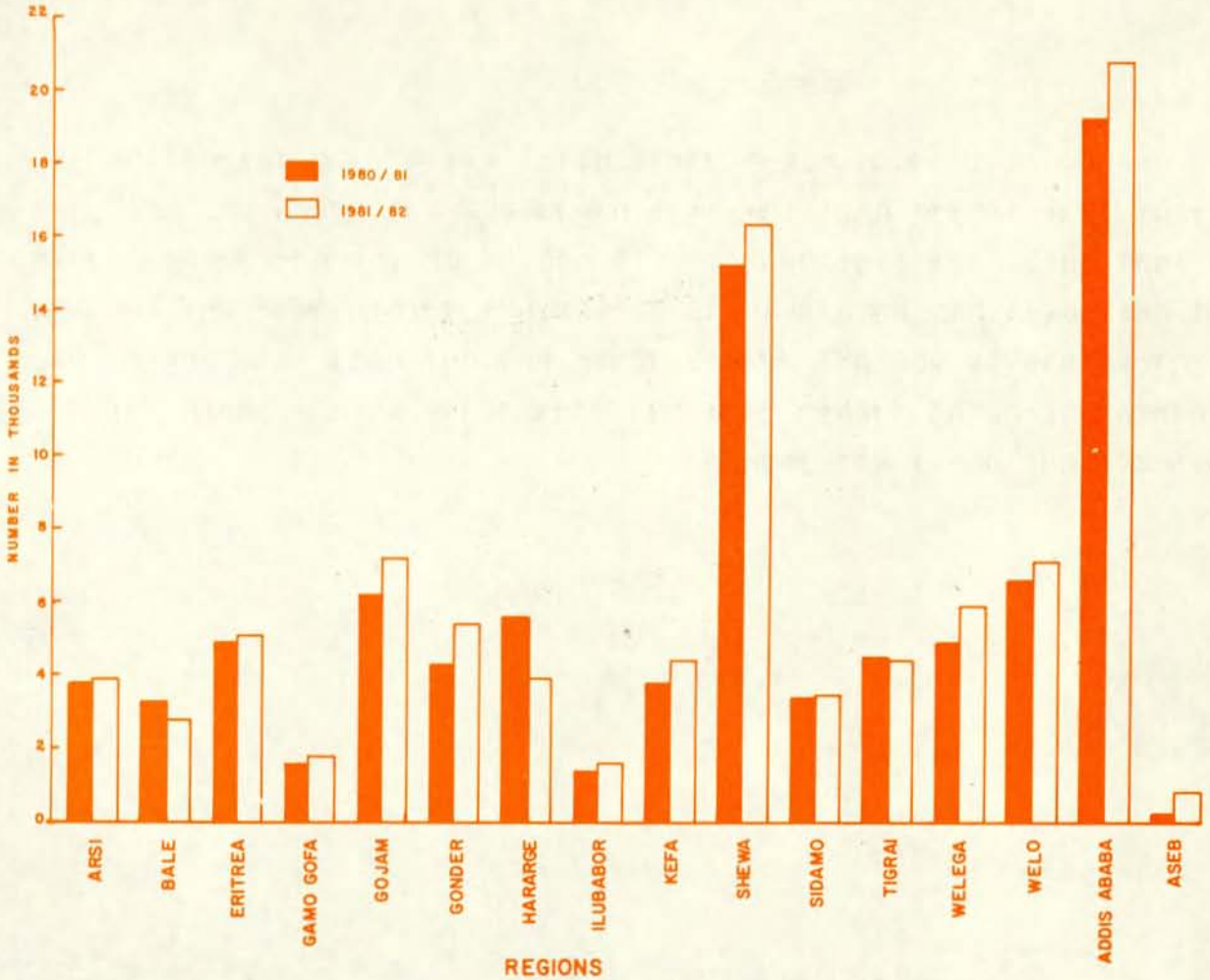
ክፍል ከ - ሕገና ደንብ

በዚህ ክፍል ውስጥ የተሰጡት መረጃዎች የተገኙት በሕገና ፍትሕ ግዴታና ወህኒ ቤቶች ለስተዳደር ጸሐፊት ቤት ነው። መረጃዎቹም ባለፉት ጥቂት ዓመታት በተለያዩ ፍርድ ቤቶች በየክፍለ ሀገሩ ሲሠሩ የነበሩትን ጠባቂዎች በዚያ፣ ባለፉት ዓመታት በወገጃልና በፍትሕ ብጩ ከሰ ወደ ፍርድ ቤቶች የቀረቡና የታዩትን ጉዳዮች በዚያ፣ በፍትሕ ብጩ ከሰ በየክፍለ ሀገሩ ወደ ፍርድ ቤቶች የቀረቡትን ጉዳዮች በዚያ በወጣኔ ዓይነት፣ በየክፍለ ሀገሩ ወደ ፍርድ ቤቶች የቀረቡትን የወገጃል ክስቶች በዚያ በወጣኔ ዓይነት፣ በፍትሕ ብጩ ከሰ በየክፍለ ሀገሩ በይገባኝ የቀረቡትን ጉዳዮች በዚያ በወጣኔ ዓይነትና ለገደዚህም በየክፍለ ሀገሩ የነበሩትን ለሥረጃዎች በዚያ በሰሥራተ ዘመን ያጠቃልላሉ።

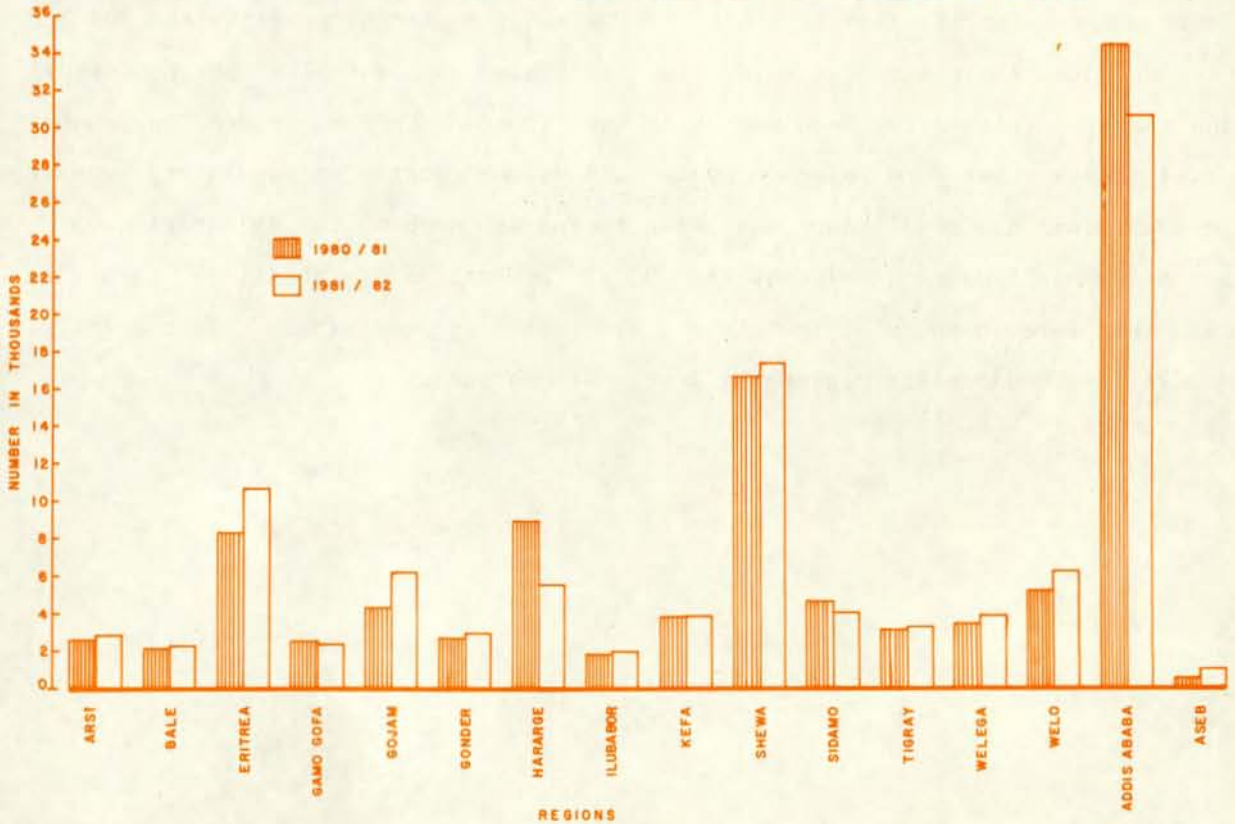
SECTION Q - LAW AND ORDER

The sources for the data in this section are the Ministry of law and Justice and the Prisons Administration. The data presented in the tables pertain mainly to the number of advocates, who worked in the different Courts, by region, number of civil cases that were handled by the Courts by status of decision, number of both criminal and civil cases that were lodged and seen by the different courts, number of criminal cases handled by the Courts by status of decision, number of appeals that were handled by the Courts by status of decision, and number of prisoners in the different regions by length of sentences.

**Q-1 NUMBER OF NEW AND APPEALD CIVIL CASES DECIDED BY REGION**



**Q-2 NUMBER OF NEW & APPEALD CRIMINAL CASES DECIDED BY REGION**



Q-3

### NUMBER OF CIVIL AND CRIMINAL CASES LODGED AND DECIDED

265

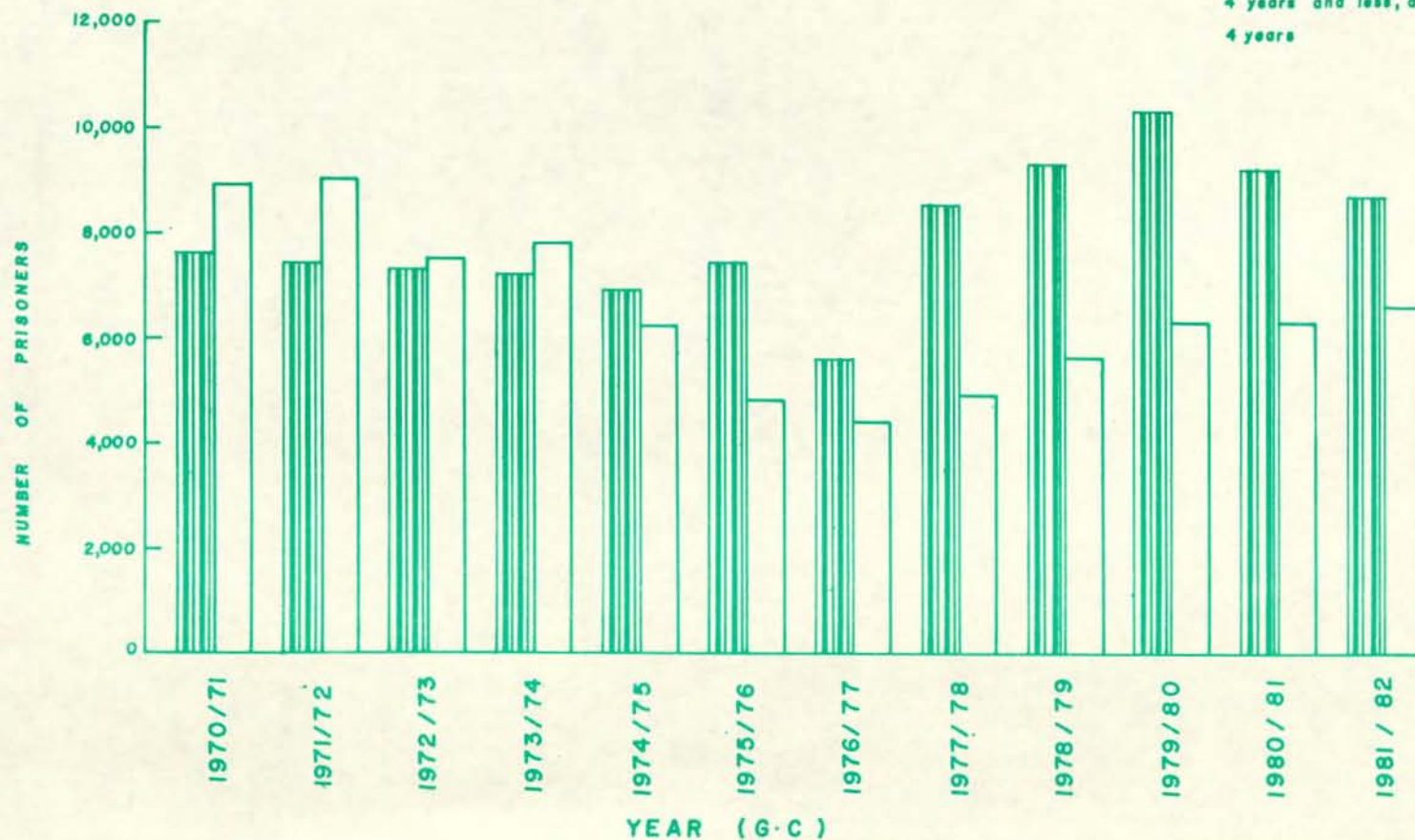


Q-4 NUMBER OF PRISONERS BY THE LENGTH OF SENTENCE

 LESS THAN 5 YEARS \*  
 5 YEARS AND ABOVE \*

\*1- For 1976/77 it is less than 3 years, and 3 years and above  
 2- For 1977/78 it is less than 4 years, and 4 years and above  
 3- For 1980/81 and 1981/82 it is 4 years and less, and more than 4 years

266



የጠበቀ ብዛት በክፍለ ሀገር  
NUMBER OF ADVOCATES BY ADMINISTRATIVE REGION

ሠገጠረዥ ከ.1

TABLE Q.1

ቦታዎች NUMBER

ክፍለ ሀገር	1970	1971	1972	1973	1974	
አርሲ	29	23	25	28	31	ARSSI
ባሌ	2	-	11	16	15	BALE
ኦርታራ	24	25	27	28	27	ERITREA
ጋም ጉ	1	1	1	1	3	GAMO GOFA
ጎጃም	7	7	10	8	13	GOJJAM
ጎንደር	9	8	9	8	12	GONDER
አረርጌ	14	16	17	17	15	HARARGE
ሲባብባ	3	3	2	5	6	ILLUBABOR
ክፋ	8	9	12	19	22	KEFA
ሸዋ	250	283	285	356	352	SHEWA
ሲዳሞ	10	6	15	16	17	SIDAMO
ተገራይ	12	13	13	12	16	TIGRAI
ወለጋ	24	23	29	36	21	WELLEGA
ወሎ	20	13	15	15	15	WELLO
ድምር	413	430	471	565	565	TOTAL
	1977/8	1978/9	1979/80	1980/1	1981/2	ADMINISTRATIVE REGION

የጠበቀ ብዛት በፍርድ ቤት ዓይነትና በክፍለ ሀገር፣ 1973  
NUMBER OF ADVOCATES BY TYPE OF COURT AND REGION, 1980/81

ሠገጠረዥ ከ.2 /ሀ/

TABLE Q. 2(a)

ክፍለ ሀገር	ጠቅላይ ፍርድ ቤት	በአውራጃ ፍርድ ቤት	በወረዳ ፍርድ ቤት	ድምር	
አርሲ	15	8	5	28	ARSSI
ባሌ	1	14	1	16	BALE
ኦርታራ	25	1	2	28	ERITREA
ጋም ጉ	1	-	-	1	GAMO GOFA
ጎጃም	2	6	-	8	GOJJAM
ጎንደር	5	3	-	8	GONDER
አረርጌ	10	5	2	17	HARARGE
ሲባብባ	1	4	-	5	ILLUBABOR
ክፋ	9	8	2	19	KEFA
ሸዋ	189	110	57	356	SHEWA
ሲዳሞ	7	7	2	16	SIDAMO
ተገራይ	4	6	2	12	TIGRAI
ወለጋ	4	19	13	36	WELLEGA
ወሎ	5	9	1	15	WELLO
ድምር	278	200	87	565	TOTAL
	SUPREME AND HIGH COURTS	AWRAJA COURT	WEREDA COURT	TOTAL	ADMINISTRATIVE REGION

የጠበቀ ጠዛት ስፍርታ ቤት ባይነትና በክፍለ ሀገር፣ 1974  
 NUMBER OF ADVOCATES BY TYPE OF COURT AND REGION, 1981/82

ሠገጠረዥ ከ.2 /A/

TABLE Q. 2 (b)

ክፍለ ሀገር	ጠቅላይ ጠፍተኛ ፍርድ ቤቶች	አውራጃ ፍርድ ቤቶች	ወረዳ ፍርድ ቤቶች	ድምር	
አርቢ	15	11	5	31	ARSSI
ባሌ	1	10	4	15	BALE
ኦርትራ	25	1	1	27	ERITREA
ጋም ጉፋ	1	1	1	3	GAMO GOFA
ገጃም	3	10	-	13	GOJJAM
ጎንደር	7	5	-	12	GONDER
አረርጌ	8	5	2	15	HARARGE
ሲሞን	-	5	1	6	ILLUBABOR
ክፋ	10	10	2	22	KEFA
ሸዋ	184	110	58	352	SHEWA
ሲዳሞ	8	8	1	17	SIDAMO
ተገራይ	4	10	2	16	TIGRAI
ወለጋ	7	7	7	21	WELLEGA
ወሎ	6	9	-	15	WELLO
ድምር	279	202	84	565	TOTAL
	SUPREME AND HIGH COURTS	AWRAJA COURT	WEREDA COURT	TOTAL	ADMINISTRATIVE REGION

ለፍርድ ቤቶች በጦሎ የኖረው የታዩ የወገኔላና የፍትህ ብሔር ጉዳዮች ጠቅላላ ባዛትና ይህ ባዛት በ1965 ከኖረው ጋር ሲነፃፀር የ1965ን ለገጾ 100 በመቶ ጠር  
 NUMBER OF CRIMINAL AND CIVIL CASES LODGED IN ALL COURTS AND THIS NUMBER COMPARED WITH THAT IN 1972/73 TAKING THE LATTER AS 100

ሠገጠረዥ ቤ.3 TABLE Q.3

ዓመት	በዓመት የኖረው ጉዳዮች		በዓመት ውስጥ የተሠጠባቸው ጉዳዮች		ለተገታዩ ዓመት የተላላቀ ጉዳዮች		ዓመት
	ጠቅላላ ባዛት*	በ1965 ከኖረው ጋር ሲነፃፀር	ጠቅላላ ባዛት	በ1965 ከኖረው ጋር ሲነፃፀር	ጠቅላላ ባዛት	በ1965 ከኖረው ጋር ሲነፃፀር	
1965	587,866	100.00	429,777	100.00	158,089	100.00	1972/73
1966	564,399	96.00	416,394	96.89	148,005	93.62	1973/74
1967	547,247	93.09	520,143	121.03	27,104	17.14	1974/75
1968	311,593	53.00	278,821	64.88	32,772	20.73	1975/76
1969	170,251	28.96	142,816	33.23	27,435	17.35	1976/77
1970	119,173	20.27	102,220	23.78	16,953	10.72	1977/78
1971	191,636	32.60	163,827	38.12	27,809	17.59	1978/79
1972	198,900	33.83	166,130	38.65	32,770	20.73	1979/80
1973	235,087	39.99	195,360	45.46	39,727	25.13	1980/81
1974	253,254	43.08	200,742	46.71	52,512	33.22	1981/82
	DURING EACH YEAR*	COMPARED WITH THAT IN 1972/73	DECIDED CASES	DECIDED CASES COMPARED WITH THAT IN 1972/73	PENDING CASES	PENDING CASES COMPARED WITH THAT IN 1972/73	YEAR
	NUMBER OF CASES LODGED						

\*በዓመት የኖረው ጉዳዮች ጠቅላላ ባዛት:-

- 1/ በዚያው ዓመት ለገቢ የኖረው ጉዳይ
- 2/ በተጓዳኝ ዓመት በሌላው የርብው በዚያ ዓመት የታየው ዕድል በሌላው የተላላቀ ጉዳይ
- 3/ በዚያው ዓመት በይገባኝ የኖረው ጉዳይ
- 4/ በተጓዳኝ ዓመት በይገባኝ የርብው በዚያ ዓመት የታየው ዕድል በሌላው የተላላቀ ጉዳይ በጦሎ ያጠቃልላል ::

\*Number of cases lodged during each year includes:-

- 1) New cases lodged within the given year
- 2) New cases lodged but not considered during the previous year and hence transferred
- 3) Cases brought to the relevant courts as a result of appealing during the given year
- 4) Cases brought to the relevant courts as a result of appealing during the previous year but stayed pending until the given year.

አፍሪቃ ቤተ ጥበቃ የኖረበት የታዩ የወንጀልና የፍትህ ቤቶች ጉዳዮች ጠቅላላ ብዛት በክፍለ ሀገር፣ 1973  
 NUMBER OF CRIMINAL AND CIVIL CASES LODGED IN ALL COURTS BY REGION, 1980/81

ሠገጠረዥ ቁ.4 /ሀ/ TABLE Q.4 (a)

ክፍለ ሀገር	በዘመኑ የኖረው ጉዳዮች ጠቅላላ ብዛት	በጠቅላላ የኖረው ጉዳዮች የክፍለ ሀገሩ ድርሻ በ ፕሮሰንት	በዘመኑ ውጣት የተጠበቀው ጉዳዮች ጠቅላላ ብዛት	ውጣት ከጠቅላላ ጠቅላላ ጉዳዮች የክፍለ ሀገሩ ድርሻ በ ፕሮሰንት	ለ ተገቢ ዘመን የተላለፉ ጉዳዮች ጠቅላላ ብዛት	በጠቅላላ ከተላለፉት ጉዳዮች የክፍለ ሀገሩ ድርሻ በ ፕሮሰንት	ADMINISTRATIVE REGION
አርቢ	8,019	3.41	6,588	3.37	1,431	3.60	ARSSI
ባሌ	6,544	2.78	5,584	2.86	960	2.42	BALE
ኦርታራ	14,998	6.38	13,296	6.81	1,702	4.28	ERITREA
አሰባ	890	0.38	748	0.38	142	0.36	ASSEB
ጋሞ ጉፋ	5,122	2.18	4,209	2.15	913	2.30	GAMO GOFA
ጎጃም	13,220	5.62	10,641	5.45	2,579	6.49	GOJJAM
ጎንደር	8,717	3.71	7,095	3.63	1,622	4.08	GONDER
ዘረርጌ	16,759	7.13	14,592	7.47	2,167	5.45	HARARGE
ላላቤቦር	3,743	1.59	3,225	1.65	518	1.30	ILLUBABOR
ክፋ	9,244	3.93	7,667	3.92	1,577	3.97	KEFA
ሸዋ	37,820	16.09	31,927	16.34	5,893	14.83	SHEWA
አዲስ አበባ	66,419	28.25	53,677	27.48	12,742	32.07	ADDIS ABABA
ሲዳሞ	9,417	4.01	8,038	4.11	1,379	3.47	SIDAMO
ተገራይ	9,148	3.89	7,742	3.96	1,406	3.54	TIGRAI
ወለጋ	10,852	4.62	8,469	4.34	2,383	6.00	WELLEGA
ወሎ	14,175	6.03	11,862	6.07	2,313	5.82	WELLO
ጭር	235,087	100.00	195,360	100.00	39,727	100.00	TOTAL
	NUMBER OF CASES LODGED DURING THE YEAR*	SHARE OF EACH REGION OUT OF TOTAL LODGED CASES IN PERCENT	DECIDED CASES	SHARE OF EACH REGION OUT OF TOTAL DECIDED CASES IN PERCENT	PENDING CASES	SHARE OF EACH REGION OUT OF TOTAL PENDING CASES IN PERCENT	ADMINISTRATIVE REGION

\*በዘመኑ የኖረው ጉዳዮች ጠቅላላ ብዛት፡-

- 1/ በዚያው ዓመት አዲስ የኖረው ጉዳዮች
- 2/ በተጨማሪ ዓመት በአዲስ የኖረው ጉዳዮች ዓመት የታዩት ዕድህ ስለሌላው ዓመት የተላለፉት
- 3/ በዚያው ዓመት በይገባኝ የኖረው ጉዳዮች
- 4/ በተጨማሪ ዓመት በይገባኝ የኖረው ጉዳዮች ዓመት የታዩት ዕድህ ስለሌላው ዓመት የተላለፉት በውጭ ያጠቃላል ::

\*Number of cases lodged during the year includes :-

- 1) New cases lodged within the given year.
- 2) New cases lodged but not considered during the previous year and hence transferred.
- 3) Cases brought to the relevant courts as a result of appealing during the given year.
- 4) Cases brought to the relevant courts as a result of appealing during the previous year but stayed pending until the given year.

ላፍርድ ቤቶች በውስጥ የፍረቦች የጋራ የወገያዎች የፍትሕ ብሬታ ጉዳዮች ጠቅላላ ብዛት በክፍለ ሀገር፣ 1974  
 NUMBER OF CRIMINAL AND CIVIL CASES LODGED IN ALL COURTS BY REGION, 1981/82

ሠገጠኛ ከ.4 /ለ/ TABLE Q.4 (b)

ክፍለ ሀገር	በዘመነ የፍረቦች ጉዳዮች ጠቅላላ ብዛት*	በጠቅላላ የፍረቦች ጉዳዮች የክፍለ ሀገር ድርሻ በፕሮሰንት	በዘመነ ውጊኔ የተመጣጠኑ ጉዳዮች ጠቅላላ ብዛት	ውጊኔ ከተመጣጠኑ የፍረቦች ጉዳዮች ድርሻ በፕሮሰንት	ለተገባዎቹ ዘመን የተላለፉ ጉዳዮች ጠቅላላ ብዛት	በጠቅላላ የፍረቦች ጉዳዮች የክፍለ ሀገር ድርሻ በፕሮሰንት	ADMINISTRATIVE REGION
አርቢ	8,287	3.27	6,780	3.38	1,507	2.87	ARSSI
ባሌ	6,009	2.37	5,096	2.54	913	1.74	BALE
አርተሬ	17,925	7.08	15,964	7.95	1,961	3.73	ERITREA
አሰባ	2,010	0.79	1,879	0.94	131	0.25	ASSEB
ጋሞ ጉሩ	5,273	2.08	4,126	2.06	1,147	2.18	GAMO GOFA
ጎጃም	15,909	6.28	13,338	6.64	2,571	4.90	GOJJAM
ጎንደር	10,497	4.14	8,425	4.20	2,072	3.95	GONDER
ዘረርጌ	11,981	4.73	9,581	4.77	2,400	4.57	HARARGE
ሲባባር	4,332	1.71	3,682	1.83	650	1.24	ILLUBABOR
ቀረ	10,109	3.99	8,363	4.17	1,746	3.32	KEFA
ሸዋ	39,232	15.49	33,723	16.80	5,509	10.49	SHEWA
አዲስ አበባ	76,062	30.03	51,346	25.58	24,716	47.07	ADDIS ABABA
ሲዳሞ	9,009	3.56	7,547	3.76	1,462	2.78	SIDAMO
ጉጊጊ	8,783	3.47	7,719	3.85	1,064	2.03	TIGRAI
ወለጌ	11,932	4.71	9,787	4.88	2,145	4.08	WELLEGA
ወሎ	15,904	6.28	13,386	6.67	2,518	4.80	WELLO
ድምር	253,254	100.00	200,742	100.00	52,512	100.00	TOTAL
	NUMBER OF CASES LODGED DURING THE YEAR*	SHARE OF EACH REGION OUT OF TOTAL LODGED CASES IN PERCENT	DECIDED CASES	SHARE OF EACH REGION OUT OF TOTAL DECIDED CASES IN PERCENT	PENDING CASES	SHARE OF EACH REGION OUT OF TOTAL PENDING CASES IN PERCENT	

\*በዘመነ የፍረቦች ጉዳዮች ጠቅላላ ብዛት:-

- 1/ በዚያው ዓመት አዲስ የፍረቦች ጉዳዮች
- 2/ በጥቅም ዓመት በአዲስ የፍረቦች ጉዳዮች ዓመት የወገኑ ዕድል ስለሌለው የተላለፉት
- 3/ በዚያው ዓመት በደገባኝ የፍረቦች ጉዳዮች
- 4/ በጥቅም ዓመት በደገባኝ የፍረቦች ጉዳዮች ዓመት የወገኑ ዕድል ስለሌለው የተላለፉት በውስጥ ያጠቃላላ ::

\*Number of cases lodged during the year includes:-

- 1) New cases lodged within the given year
- 2) New cases lodged but not considered during the previous year and hence transferred
- 3) Cases brought to the relevant courts as a result of appealing during the given year
- 4) Cases brought to the relevant courts as a result of appealing during the previous year but stayed pending until the given year.

ለፍርድ ቤቶች በመጡ የቀረቡ የታዩ የፍትህ ብጩ ጉዳዮች ጠቅላላ ብዛትና ይህ ብዛት በ1965  
 ከቀረቡት ጋር ሲነፃፀር የ1965ን እንደ 100 በመቁጠር  
 NUMBER OF CIVIL CASES LODGED IN ALL COURTS AND THIS NUMBER COMPARED  
 WITH THAT IN 1972/73 TAKING THE LATTER AS 100

ሠንጠረዥ ከ.5      TABLE Q.5

ዘመን	በዘመኑ የቀረቡ ጉዳዮች		በዘመኑ ውጣጥ የተመጣጠኑ ጉዳዮች		ለተገታዩ ዘመን በጠር የተላላፊ ጉዳዮች		1972/73
	ጠቅላላ ብዛት*	በ1965 ከቀረቡት ጋር ሲነፃፀር	ጠቅላላ ብዛት	በ1965 ከቀረቡት ጋር ሲነፃፀር	ጠቅላላ ብዛት	በ1965 ከቀረቡት ጋር ሲነፃፀር	
1965	373,004	100.00	266,913	100.00	106,091	100.00	1972/73
1966	364,193	97.64	253,970	95.15	110,223	103.89	1973/74
1967	334,048	89.56	307,688	115.28	26,360	24.85	1974/75
1968	130,864	35.08	113,607	42.56	17,257	16.27	1975/76
1969	70,631	18.94	52,119	19.53	18,512	17.45	1976/77
1970	66,115	17.73	53,316	19.98	12,799	12.06	1977/78
1971	84,887	22.76	67,806	25.40	17,081	16.10	1978/79
1972	91,365	24.49	71,133	26.65	20,232	19.07	1979/80
1973	114,820	30.78	89,695	33.60	25,125	23.68	1980/81
1974	123,527	33.12	95,506	35.78	28,021	26.41	1981/82
	DURING EACH YEAR*	COMPARED WITH THAT IN 1972/73	DECIDED CASES	DECIDE CASES COMPARED WITH THAT IN 1972/73	PENDING CASES	PENDING CASES COMPARED WITH TAHT IN 1972/73	YEAR
	NUMBER OF CASES LODGED						

\*በዘመኑ የቀረቡ ጉዳዮች ጠቅላላ ብዛት:-

- 1/ በዚያው ዓመት በአገሪቱ የቀረቡትን የፍትህ ብጩ ከሰፍን
- 2/ በየዓመቱ ዓመት በአገሪቱ ውጭ በዚያ ዓመት የተገኙት ዕድህ ስላሉ ጉዳዮች የተላላፊትን የፍትህ ብጩ ከሰፍን
- 3/ በዚያው ዓመት በፍትህ ብጩ ከሰፍን በደገባኝ የቀረቡትን
- 4/ በየዓመቱ ዓመት በፍትህ ብጩ ከሰፍን በደገባኝ ውጭ በዚያ ዓመት የተገኙት ዕድህ ስላሉ ጉዳዮች የተላላፊትን በመጡ ያጠቃላሉ ::

\*Number of cases lodged during each year includes:-

- 1) New civil cases lodged within the given year
- 2) New civil cases lodged but not considered during the previous year and hence transferred
- 3) Civil cases brought to the relevant courts as a result of appealing during the given year
- 4) Civil cases brought to the relevant courts as a result of appealing during the previous year but stayed pending until the given year.

በ1973 ዓ.ም ለድርድር በቸው የረቀቀ የታዩ የፍትሕ ብጩ ጉዳዮች ጠቅላላ ብዛት በክፍለ ሀገር  
 NUMBER OF CIVIL CASES LODGED IN ALL COURTS BY REGION, 1980/81

ሠገጠርክ ከ.6 /U/ TABLE Q.6 (a)

ክፍለ ሀገር	በዘመኑ የረቀቀ ጉዳዮች ጠቅላላ ብዛት*	በጠቅላላ ክፍሎች ሀገራዊ ድርሻ በፕሮሰገት	በዘመኑ ውጣጥ የሰጠው ጉዳዮች ጠቅላላ ብዛት	ውጣጥ ከተሰጠው ጉዳዮች የክፍለ ሀገራዊ ድርሻ በፕሮሰገት	ለተገታዩ ዘመን /ለ1974/ የተሰጠው ጉዳዮች ጠቅላላ ብዛት	በጠቅላላ ክፍሎች ሀገራዊ ድርሻ በፕሮሰገት	ADMINISTRATIVE REGION
አርቢ	4,684	4.08	3,898	4.35	786	3.13	ARSSI
ባሌ	3,996	3.48	3,395	3.79	601	2.39	BALE
አርቲራ	6,121	5.33	4,963	5.53	1,158	4.61	ERITREA
አሰብ	291	0.25	222	0.25	69	0.27	ASSEB
ጋሞ ጉራ	2,114	1.84	1,611	1.80	503	2.00	GAMO GOFA
ጎጃም	7,866	6.85	6,293	7.02	1,573	6.26	GOJJAM
ጎንደር	5,483	4.78	4,321	4.82	1,162	4.62	GONDER
ዘረርን	6,667	5.81	5,648	6.30	1,019	4.06	HARARGE
ሊሊቤባሌ	1,653	1.44	1,403	1.56	250	1.00	ILLUBABOR
ክፍለ	4,984	4.34	3,827	4.27	1,157	4.60	KEFA
ሸዋ	18,736	16.32	15,248	17.00	3,488	13.88	SHEWA
አዲስ አበባ	28,171	24.53	19,265	21.48	8,906	35.45	ADDIS ABABA
ሲዳሞ	4,086	3.56	3,410	3.80	676	2.69	SIDAMO
ተገራይ	5,573	4.85	4,570	5.10	1,003	3.99	TIGRAI
ወለጋ	6,343	5.52	4,970	5.54	1,373	5.46	WELLEGA
ወሎ	8,052	7.01	6,651	7.42	1,401	5.58	WELLO
ጅምር	114,820	100.00	89,695	100.00	25,125	100.00	TOTAL
	NUMBER OF CASES LODGED DURING THE YEAR*	SHARE OF EACH REGION OUT OF TOTAL LODGED CASES IN PERCENT	DECIDED CASES	SHARE OF EACH REGION OUT OF TOTAL DESIDED CASES IN PERCENT	PENDING CASES	SHARE OF EACH REGION OUT OF TOTAL PENDING CASES IN PERCENT	ADMINISTRATIVE REGION

- \*በዘመኑ የረቀቀ ጉዳዮች ጠቅላላ ብዛት:-
- 1/ በዚያው ዓመት በአዲስ የረቀቀ የፍትሕ ብጩ ከሰጠው
  - 2/ በተጨማሪ ዓመት በአዲስ የረቀቀ የፍትሕ ብጩ ከሰጠው በሌላው ዓመት የተሰጠው የፍትሕ ብጩ ከሰጠው
  - 3/ በዚያው ዓመት በፍትሕ ብጩ ከሰጠው በሌላው ዓመት የተሰጠው የፍትሕ ብጩ ከሰጠው
  - 4/ በተጨማሪ ዓመት በፍትሕ ብጩ ከሰጠው በሌላው ዓመት የተሰጠው የፍትሕ ብጩ ከሰጠው
- ያጠቃላይ ::

- \*Number of cases lodged during the year includes:-
- 1) New civil cases lodged within the year
  - 2) New civil cases lodged but not considered during the previous year and hence transferred
  - 3) Civil cases brought to the relevant courts as a result of appealing during the given year
  - 4) Civil cases brought to the relevant courts as a result of appealing during the previous year but stayed pending until the given year.

ላፍርድ ቤቶች በጠቅላይ የቀረቡ የታዩ የፍትህ ብጩ ጉዳዮች ጠቅላላ ባዘት በክፍለ ሀገር፣1974  
 NUMBER OF CIVIL CASES LODGED IN ALL COURTS, BY REGION, 1981/82

ሠገጠረዥ ከ.6 /ለ/ TABLE Q.6 (b)

ክፍለ ሀገር	በዘመኑ የቀረቡ ጉዳዮች ጠቅላላ ባዘት	በጠቅላላ በቀረቡት ጉዳዮች የክፍለ ሀገረ ድርሻ በፕርሰንት	በዘመኑ ውጣት የተመጣጠኑ ጉዳዮች ጠቅላላ ባዘት	ውጣት ከተመጣጠኑ ጉዳዮች የክፍለ ሀገረ ድርሻ በፕርሰንት	ለተገታዩ ዘመን /ለ1975/የተላለፉ ጉዳዮች ጠቅላላ ባዘት	በጠቅላላ በተላለፉት ጉዳዮች የክፍለ ሀገረ ድርሻ በፕርሰንት	ADMINISTRATIVE REGION
አርቢ	4,754	3.85	3,977	4.16	777	2.77	ARSSI
ባሌ	3,314	2.68	2,810	2.94	504	1.80	BALE
አርቲራ	6,581	5.33	5,176	5.42	1,405	5.01	ERITREA
አበበ	903	0.73	840	0.88	63	0.22	ASSEB
ጋሞ ጉራ	2,346	1.90	1,814	1.90	532	1.90	GAMO GOFA
ጎጃም	8,810	7.13	7,213	7.55	1,597	5.70	GOJJAM
ጎንደር	6,860	5.55	5,465	5.72	1,395	4.98	GONDER
ዘረርጌ	5,230	4.23	3,986	4.17	1,244	4.44	HARARGE
ሲዳሞ	2,090	1.69	1,696	1.78	394	1.41	ILLUBABOR
ቀረ	5,668	4.59	4,464	4.67	1,204	4.30	KEFA
ሻዋ	19,655	15.91	16,330	17.10	3,325	11.87	SHEWA
አዲስ አበባ	31,993	25.90	20,722	21.70	11,271	40.22	ADDIS ABABA
ሲዳሞ	4,173	3.38	3,469	3.63	704	2.51	SIDAMO
ተገራይ	5,210	4.22	4,482	4.69	728	2.60	TIGRAI
ወለጋ	7,203	5.83	5,941	6.22	1,262	4.50	WELLEGA
ወሎ	8,737	7.07	7,121	7.46	1,616	5.77	WELLO
ድምር	123,527	100.00	95,506	100.00	28,021	100.00	TOTAL
	NUMBER OF CASES LODGED DURING THE YEAR*	SHARE OF EACH REGION OUT OF TOTAL LODGED CASES IN PERCENT	DECIDED CASES	SHARE OF EACH REGION OUT OF TOTAL DECIDED CASES IN PERCENT	PENDING CASES	SHARE OF EACH REGION OUT OF TOTAL PENDING CASES IN PERCENT	ADMINISTRATIVE REGION

\*በዘመኑ የቀረቡ ጉዳዮች ጠቅላላ ባዘት:-

- 1/ በዚያው ዓመት በአዲስ የቀረቡት የፍትህ ብጩ ክስቶች፤
- 2/ በጥገናው ዓመት በአዲስ የቀረቡት በዚያው ዓመት የታዩት ዕድህ ስላላገጠዋቸው የተላለፉት የፍትህ ብጩ ክስቶች፤
- 3/ በዚያው ዓመት በፍትህ ብጩ ከሰበሰቡት በደገባኝ የቀረቡት፤
- 4/ በጥገናው ዓመት በፍትህ ብጩ ከሰበሰቡት የቀረቡት በዚያ ዓመት የታዩት ዕድህ ስላላገጠዋቸው የተላለፉት በውሎ ያጠቃላላል ።

\*Number of cases lodged during the year includes:-

- 1) New civil cases lodged within the year
- 2) New civil cases lodged but not considered during the previous year and hence transferred
- 3) Civil cases brought to the relevant courts as a result of appealing during the previous year
- 4) Civil cases brought to relevant courts as a result of appealing during the previous year but stayed pending until the given year.

በፍትህ ጠቅላይ ጠቅላይ ጠቅላይ ጠቅላይ የደረሰው ጉዳዮች በዘተ በሙሉ ዓይነትና በክፍለ ሀገር\*1973  
 NUMBER OF NEW AND APPEALED CIVIL CASES BY STATUS OF DECISION AND ADMINISTRATIVE REGION, 1980/81\*

ሠገጠረዥ ከ.7/ሀ/ TABLE Q.7 (a)

ክፍለ ሀገር	ባለፈው ዓመት የተሰጠው ጉዳዮች		አዲስ የደረሱ ጉዳዮች		በፍርድ የተወሰኑ ጉዳዮች		በጠቅላይ የተሰጠው ጉዳዮች		
	በጠቅላይ ጠቅላይ	በደብዳቤ	በጠቅላይ ጠቅላይ	በደብዳቤ	በጠቅላይ ጠቅላይ	በደብዳቤ	በጠቅላይ ጠቅላይ	በደብዳቤ	
አርቢ	728	63	3,663	230	3,679	219	712	74	ARSSI
ባሌ	635	26	3,187	148	3,260	135	562	30	BALE
አርቲራ	979	184	4,218	740	4,238	725	959	199	ERITREA
አሰባ	39	2	214	36	187	35	66	3	ASSEB
ጋም ጉፍ	255	10	1,733	116	1,493	118	495	8	GAMO GOFA
ገጃም	1,187	256	5,785	638	5,636	657	1,336	237	GOJJAM
ጉንደር	695	60	4,283	445	3,933	388	1,045	117	GONDER
ዘርገ	659	83	5,548	377	5,341	307	866	153	HARARGE
ዚህባር	213	13	1,316	111	1,300	103	229	21	ILLUBABOR
ክፍ	600	57	4,038	289	3,545	282	1,093	64	KEFA
ሸዋ	2,351	269	14,807	1,309	14,107	1,141	3,051	437	SHEWA
አዲስ አበባ	4,626	2,421	16,250	4,874	15,164	4,101	5,712	3,194	ADDIS ABABA
ሲላም	568	48	3,109	361	3,069	341	608	68	SIDAMO
ተገራይ	864	61	4,166	482	4,124	446	906	97	TIGRAI
ወለጋ	837	32	5,189	285	4,749	221	1,277	96	WELLEGA
ወሎ	984	98	6,467	503	6,151	500	1,300	101	WELLO
ድምር	16,220	3,683	83,973	10,944	79,976	9,719	20,217	4,908	TOTAL
	NEWLY LODGED	APPEALED	NEWLY LODGED	APPEALED	NEWLY LODGED	APPEALED	NEWLY LODGED	APPEALED	ADMINISTRATIVE REGION
	CASES FROM LAST YEAR		CASES DURING THE YEAR		DECIDED CASES		PENDING CASES		

\*በክፍለ ሀገሩ ጠቅላይ ጠቅላይ ጠቅላይ ጠቅላይ የደረሰው ጉዳዮች በዘተ በሙሉ ዓይነትና በክፍለ ሀገር\*1973  
 \*Includes the supreme high courts, Awraja, Wereda courts and the Kadi council of each administrative region.

በፍትሕ ብልፅፊ በመጀመሪያ ከስፍ በይገባኝ የኦሪቦት ጉዳዮች በዛት በውጣኑ ዓይነትና በክፍለ ሀገር\*1974  
 NUMBER OF NEW AND APPEALED CIVIL CASES BY STATUS OF DECISION AND ADMINISTRATIVE REGION, 1981/82\*

ሠንጠረዥ ከ.7 /ለ/ TABLE Q.7 (b)

ክፍለ ሀገር	ባለፈው ዓመት የተሰጡ ጉዳዮች		አሁን የኖረቡ ጉዳዮች		በፍርድ የተወሰኑ ጉዳዮች		በ ተጠር የተሰጡ ጉዳዮች		ADMINISTRATIVE REGION
	በመጀመሪያ ከስ	በይገባኝ	በመጀመሪያ ከስ	በይገባኝ	በመጀመሪያ ከስ	በይገባኝ	በመጀመሪያ ከስ	በይገባኝ	
አርቢ	700	74	3,746	234	3,783	194	663	114	ARSSI
ባሌ	566	44	2,599	105	2,693	117	472	32	BALE
አርቲራ	899	196	4,744	742	4,477	699	1,166	239	ERITREA
አሰባ	52	4	824	23	820	20	56	7	ASSEB
ጋሞ ጉፋ	310	8	1,891	137	1,698	116	503	29	GAMO GOFA
ጎጃም	1,373	225	6,544	668	6,581	632	1,336	261	GOJJAM
ጎንደር	1,055	116	5,092	597	4,934	531	1,213	182	GONDER
አረርጌ	867	156	4,006	201	3,768	218	1,105	139	HARARGE
ሲባባ	209	20	1,756	105	1,590	106	375	19	ILLUBABOR
ክፍ	1,074	62	4,202	330	4,181	283	1,095	109	KEFA
ሸዋ	3,053	433	14,758	1,411	14,949	1,381	2,862	463	SHEWA
አዲስ አበባ	5,645	3,115	18,200	5,033	15,937	4,785	7,908	3,363	ADDIS ABABA
ሲዳሞ	596	67	3,128	382	3,091	378	633	71	SIDAMO
ተገራይ	859	57	3,817	477	4,007	475	669	59	TIGRAI
ወለጋ	1,260	93	5,492	358	5,613	328	1,139	123	WELLEGA
ወሎ	1,275	93	6,878	491	6,640	481	1,513	103	WELLO
ጅምር	19,793	4,763	87,677	11,294	84,762	10,744	22,708	5,313	TOTAL
	NEWLY LODGED	APPEALED	NEWLY LODGED	APPEALED	NEWLY LODGED	APPEALED	NEWLY LODGED	APPEALED	
	CASES FROM LAST YEAR		CASES DURING THE YEAR		DECIDED CASES		PENDING CASES		

\*በ ክፍለ ሀገሩ በጠቅላይ፣ በከፍተኛ፣ በአውራጃና በወረዳ፣ በሸፈ፣ በጎሳና በፍጣ ፍርድ ቤቶች የኦሪቦት ጉዳዮች ያስገኛል።  
 \*Includes the supreme, high courts, Awraja, Wereda courts and the Kadi council of each administrative region.

በፍትህ ቤብር ከሰ የኖረቡት ጉዳዮች በዚህ ዓመት ዓ.ም. የደገፉት  
 NUMBER OF CIVIL CASES BY STATUS OF DECISION \*\*

ሠንጠረዥ ከ.8 TABLE Q.8

ዓመት	በዘመነ የኖረቡ ለዓለ ጉዳዮች	በሌላ አይነት የኖረቡት በዘመነ ወጣት የተሠጠባቸው ጉዳዮች**	በዘመነ በደገባኝ የኖረቡ ጉዳዮች	በደገባኝ የኖረቡት በዘመነ ፍርድ የተሠጠባቸው ጉዳዮች**	ዓመት
	NEW CASES LODGED DURING THE YEAR	DECIDED FROM ALL NEW CASES*	CASES APPEALED DURING THE YEAR	CASES JUDGED FROM ALL APPEALED CASES*	YEAR
1967	218,582	282,365	16,012	25,323	1974/5
1968	97,662	108,209	5,267	5,398	1975/6
1969	42,787	47,029	5,147	5,090	1976/7
1970	49,732	48,348	4,954	4,968	1977/8
1971	62,790	60,062	8,920	7,740	1978/9
1972***	66,411	63,606	8,403	7,526	1979/80
1973	83,973	79,976	10,944	9,719	1980/81**
1974	87,677	84,762	11,294	10,744	1981/82

\*ከዓመት ወደ ዓመት የሚተላለፉ ጉዳዮች በመኖራቸው በዓመት ለፍርድ ከሚኖሩት ጉዳዮች ወጣት ያገኙ ብልህ ሊኖራቸው ይችላሉ።

\*In any given year, the number of cases decided may exceed the number lodged due to the transfer of pending cases from previous year.

\*\*በ የክፍለ ሀገሩ ጠቅላይ ከፍተኛ ለውራዲና ወረዳ፣ በሽሪዳ፣ በጎሳና በናዓህ ፍርድ ቤቶች የኖረቡት ጉዳዮች ይዘገባሉ።  
 \*\*Includes the supreme, high courts, Awraja, Wereda courts and the Kadi council of each administrative region.

\*\*\*ከጥቅምት 1 ቀን ለስከሰት 30 ቀን ድረስ የከፈሉትን 10 ወርቅ ብቻ ይጠቅማል።  
 \*\*\*Covers from 11 September 1979 to 7 July 1980.

ለፍርድ ቤቶች በጽሑፍ የቀረቡ የታች የወገኛ ጉዳዮች ጠቅላላ ብዛትና ይህ ብዛት በ1965  
 ከቀረቡት ጋር ሲነፃፀር የ1965ን እንደ 100 በመብር  
 NUMBER OF CRIMINAL CASES LODGED IN ALL COURTS AND THIS NUMBER COMPARED  
 WITH THAT IN 1972/73 TAKING THE LATTER AS 100

ሠንጠረዥ ከ.9      TABLE Q.9

ዘመን	በዘመኑ የቀረቡ ጉዳዮች		በዘመኑ ውስጥ የተሠጠባቸው ጉዳዮች		ለ ተገታዎ ዘመን በጠር የተላለፉ ጉዳዮች		
	ጠቅላላ ብዛት*	በ1965 ከቀረቡት ጋር ሲነፃፀር	ጠቅላላ ብዛት	በ1965 ከቀረቡት ጋር ሲነፃፀር	ጠቅላላ ብዛት	በ1965 ከቀረቡት ጋር ሲነፃፀር	
1965	214,862	100.00	162,864	100.00	51,998	100.00	1972/73
1966	200,206	93.18	162,424	99.73	37,782	72.66	1973/74
1967	213,199	99.23	212,455	130.45	744	1.43	1974/75
1968	180,729	84.11	165,214	101.44	15,515	29.84	1975/76
1969	99,620	46.36	90,697	55.69	8,923	17.16	1976/77
1970	53,058	24.69	48,904	30.03	4,154	7.99	1977/78
1971	106,749	49.68	96,021	58.96	10,728	20.63	1978/79
1972	107,535	50.05	94,997	58.33	12,538	24.11	1979/80
1973	120,267	55.97	105,665	64.88	14,602	29.08	1980/81
1974	129,727	60.38	105,236	64.62	24,491	47.10	1981/80
	DURING EACH YEAR	COMPARED WITH THAT IN 1972/73	DECIDED CASES	DECIDED CASES COMPARED WITH THAT IN 1972/73	PENDING CASES	PENDING CASES COMPARED WITH THAT IN 1972/73	YEAR
	NUMBER OF CASES LODGED						

\* በዘመኑ የቀረቡ ጉዳዮች ጠቅላላ ብዛት:-

- 1/ በዚያው ዓመት በአላብነት የቀረቡት የወገኛ አቦቶን
- 2/ በቀዳሚው ዓመት በአላብ ቁርባው በዚያ ዓመት የታየው ዕድል ስላልገጠመው የተላለፉትን የወገኛ አቦቶን
- 3/ በዚያው ዓመት በወገኛ ከስ በይገባኝ የቀረቡትን
- 4/ በቀዳሚው ዓመት በወገኛ ከስ በይገባኝ ቁርባው በዚያው ዓመት የታየው ዕድል ስላልገጠመው የተላለፉትን በጽሑፍ ያጠቃልላል ::

\*Number of cases lodged during each year includes:-

- 1) New criminal cases lodged within the given year
- 2) New criminal cases lodged but not considered during the previous year and hence transferred.
- 3) Criminal cases brought to the relevant courts as a result of appealing during the given year.
- 4) Criminal cases brought to the relevant courts as a result of appealing during the previous year but stayed pending until the given year.

ላርሮቹ ቤቶቹ በሙሉ የቀረቡ የታዩ የወገደል ጉዳዮች ጠቅላላ ባዛት ባከፍላቸው ሀገር፣ 1973  
 NUMBER OF CRIMINAL CASES LODGED IN ALL COURTS BY REGION 1980/81

ሠገጠኛ ከ.10 /ሀ/ TABLE Q.10 (a)

ክፍለ ሀገር	በዘመኑ የቀረቡ ጉዳዮች ጠቅላላ ባዛት*	በጠቅላላ ከቀረቡት ጉዳዮች የከፍላቸው ሀገረ ድርሻ በፕሮሰገት	በዘመኑ ውስጥ የተሰጠባቸው ጉዳዮች ጠቅላላ ባዛት	ውስጥ በተሰጠባቸው ጉዳዮች የከፍላቸው ሀገረ ድርሻ በፕሮሰገት	ለተጠቃቂ ዘመን የተላለፉ ጉዳዮች ጠቅላላ ባዛት	በጠቅላላ ከተላለፉት ጉዳዮች የከፍላቸው ሀገረ ድርሻ በፕሮሰገት	
ላርሲ	3,335	2.77	2,690	2.55	645	4.42	ARSSI
ባሌ	2,548	2.12	2,189	2.07	359	2.46	BALE
ላርተራ	8,877	7.38	8,333	7.89	544	3.73	ERITREA
አሰባ	599	0.50	526	0.50	73	0.50	ASSEB
ጋሞ ጉራ	3,008	2.50	2,598	2.46	410	2.81	GAMO GOFA
ጎጃም	5,354	4.45	4,348	4.11	1,006	6.89	GOJJAM
ጎንደር	3,234	2.69	2,774	2.63	460	3.15	GONDER
ዘረርጌ	10,092	8.39	8,944	8.46	1,148	7.86	HARARGE
ሲባባር	2,090	1.74	1,822	1.72	268	1.84	ILLUBABOR
ክፍ	4,260	3.54	3,840	3.63	420	2.88	KEFA
ሸዋ	19,084	15.87	16,679	15.78	2,405	16.47	SHEWA
አዲስ አበባ	38,248	31.80	34,412	32.57	3,836	26.27	ADDIS ABABA
ሲዳሞ	5,331	4.43	4,628	4.38	703	4.81	SIDAMO
ተገራይ	3,575	2.97	3,172	3.00	403	2.76	TIGRAI
ወለጋ	4,509	3.75	3,499	3.31	1,010	6.92	WELLEGA
ወሎ	6,123	5.09	5,211	4.93	912	6.25	WELLO
ድምር	120,267	100.00	105,665	100.00	14,602	100.00	TOTAL
	NUMBER OF CASES LODGED DURING THE YEAR*	SHARE OF EACH REGION OUT OF TOTAL LODGED CASES IN PERCENT	DECIDED CASES	SHARE OF EACH REGION OUT OF TOTAL DECIDED CASES IN PERCENT	PENDING CASES	SHARE OF EACH REGION OUT OF TOTAL PENDING CASES IN PERCENT	ADMINISTRATIVE REGION

\*በዘመኑ የቀረቡ ጉዳዮች ጠቅላላ ባዛት

- 1/ በዚያው ዓመት በአዲስ የቀረቡት የወገደል ክስቶች፤
- 2/ በዓመቱ ዓመት በአዲስ ተርቆ በዚያው ዓመት የታዩት ዕድል ስላልገጠጠው የተላለፉት የወገደል ክስቶች፤
- 3/ በዚያው ዓመት በወገደል ክስ በደገባኝ የቀረቡት፤
- 4/ በዓመቱ ዓመት በወገደል ክስ በደገባኝ ተርቆ በዚያው ዓመት የታዩት ዕድል ስላልገጠጠው የተላለፉት በሙሉ ያጠቃልላሉ።

\*Number of cases lodged during the year includes:-

- 1) New criminal cases lodged within the year
- 2) New criminal cases lodged but not considered during the previous year and hence transferred
- 3) Criminal cases brought to the relevant courts as a result of appealing during the given year
- 4) Criminal cases brought to the relevant year as a result of appealing during the previous year but stayed pending until the given year.

አፍሪቃ ቤቶች በጦሩ-የቀረቡ የታዩ የወገያል ጉዳዮች ጠቅላላ በዚያ በክፍለ ሀገር፣ 1974  
 NUMBER OF CRIMINAL CASES LODGED IN ALL COURTS BY REGION 1981/82

ሠንጠረዥ ከ.10 /አ/ TABLE Q.10 (b)

ክፍለ ሀገር	በዘመኑ የቀረቡ ጉዳዮች ጠቅላላ በዚያ *	በጠቅላላ በቀረቡት ጉዳዮች የክፍለ ሀገረ ድርሻ በፕሮሰገት	በዘመኑ ውሳኔ የተጠበቀው ጉዳዮች ጠቅላላ በዚያ	ውሳኔ በተሠጠበት ጉዳዮች የክፍለ ሀገረ ድርሻ በፕሮሰገት	ለ ተከታታይ ዘመን የተሰለፉ ጉዳዮች ጠቅላላ በዚያ	በጠቅላላ በተሰለፉት ጉዳዮች የክፍለ ሀገረ ድርሻ በፕሮሰገት	ADMINISTRATIVE REGION
	NUMBER OF CASES LODGED DURING THE YEAR*	SHARE OF EACH REGION OUT OF TOTAL LODGED CASES IN PERCENT	DECIDED CASES	SHARE OF EACH REGION OUT OF TOTAL DECIDED CASES IN PERCENT	PENDING CASES	SHARE OF EACH REGION OUT OF TOTAL PENDING CASES IN PERCENT	
አርቢ	3,533	2.72	2,803	2.66	730	2.98	ARSSI
ባሌ	2,695	2.08	2,286	2.17	409	1.67	BALE
ኢትዮጵያ	11,344	8.74	10,788	10.25	556	2.27	ERITREA
አሰባ	1,107	0.85	1,039	0.99	68	0.28	ASEEB
ጋሞ ጉዳ	2,927	2.26	2,312	2.20	615	2.51	GAMO GOFA
ጎጃም	7,099	5.47	6,125	5.82	974	3.98	GOJJAM
ጉንደር	3,637	2.80	2,960	2.81	677	2.76	GONDER
ዘረርዛ	6,751	5.20	5,595	5.32	1,156	4.72	HARARGE
ኢሳይያስ	2,242	1.73	1,986	1.89	256	1.05	ILLUBABOR
ክፍ	4,441	3.42	3,899	3.71	542	2.21	KEFA
ሸዋ	19,577	15.09	17,393	16.53	2,184	8.92	SHEWA
አዳላ አሰባ	44,069	33.97	30,624	29.10	13,445	54.90	ADDOS ABABA
ሲዳሞ	4,836	3.73	4,078	3.88	758	3.10	SIDAMO
ተገራይ	3,573	2.75	3,237	3.08	336	1.37	TIGRAI
ወለጋ	4,729	3.65	3,846	3.65	883	3.61	WELLEGA
ወሎ	7,167	5.52	6,265	5.95	902	3.68	WELLO
ድምር	129,727	100.00	105,236	100.00	24,491	100.00	TOTAL

\*በዘመኑ የቀረቡ ጉዳዮች ጠቅላላ በዚያ

- 1/ በዚያው ዓመት በአዲስ የቀረቡት የወገያል ክስቶች፤
- 2/ በቀዳሚው ዓመት በአዲስ ተጠቅሞ በዚያው ዓመት የታዩት ዕድል ስላለገጠው የተሰለፉት የወገያል ክስቶች፤
- 3/ በዚያው ዓመት በወገያል ክስ በይገባኝ የቀረቡት፤
- 4/ በቀዳሚው ዓመት በወገያል ክስ በይገባኝ ተጠቅሞ በዚያው ዓመት የታዩት ዕድል ስላለገጠው የተሰለፉት ጠቅላላ በዚያ ።

\*Number of cases lodged during the year includes:-

- 1) New criminal cases lodged within the year.
- 2) New criminal cases lodged but not considered during the previous year and hence transferred
- 3) Criminal cases brought to the relevant courts as a result of appealing during the given year.
- 4) Criminal cases brought to the relevant courts as a result of appealing during the previous year but stayed pending until the given year.

በወገደል በመጀመሪያ ከስና በይገባኝ የቀረቡት ጉዳዮች በዚህ በወጣ፤ ጻይ ትኩረት በከፍተኛ ሀገር 1973  
 NUMBER OF NEW AND APPEALED CRIMINAL CASES BY STATUS OF DECISION AND ADMINISTRATIVE REGION 1980/81

ሠገጠኛ ከ.11 /ሀ/ TABLE Q.11 (a)

ክፍለ ሀገር	ከሰላም ግደት የተሰላረ ጉዳዮች		አዲስ የቀረቡ ጉዳዮች		በፍርድ የተወሰኑ ጉዳዮች		በጥጠር የተሰላረ ጉዳዮች		ADMINISTRATIVE REGION
	በመጀመሪያ ከስ	በይገባኝ	በመጀመሪያ ከስ	በይገባኝ	በመጀመሪያ ከስ	በይገባኝ	በመጀመሪያ ከስ	በይገባኝ	
አርቢ	482	75	2,421	357	2,308	382	595	50	ARSSI
ባሌ	205	19	2,183	141	2,056	133	332	27	BALE
አርቲራ	435	88	7,874	480	7,876	457	433	111	ERITREA
አሰባ	106	-	467	26	502	24	71	2	ASSEB
ጋሞ ጉዳ	385	2	2,505	116	2,493	105	397	13	GAMO GOFA
ገጃቆ	566	128	4,035	625	3,776	572	825	181	GOJJAM
ጉንደር	239	25	2,683	287	2,517	257	405	55	GONDER
ዘረርጌ	954	66	8,739	333	8,648	296	1,045	103	HARARGE
ሊላባቦር	150	15	1,764	161	1,661	161	253	15	ILLUBABOR
ክፋ	439	45	3,505	271	3,546	294	398	22	KEFA
ሸዋ	1,994	221	15,059	1,810	14,919	1,760	2,134	271	SHEWA
አዲስ አበባ	2,594	1,066	32,030	2,558	31,736	2,676	2,888	948	ADDIS ABABA
ሲዳሞ	626	26	4,364	315	4,346	282	644	59	SIDAMO
ተገራይ	274	28	2,955	318	2,878	294	351	52	TIGRAI
ወለጋ	588	64	3,481	376	3,164	335	905	105	WELLEGA
ወሎ	517	63	5,169	374	4,878	333	808	104	WELLO
ጅምር	10,554	1,931	99,234	8,548	97,304	8,361	12,484	2,118	TOTAL
	NEWLY LODGED	APPEALED	NEWLY LODGED	APPEALED	NEWLY LODGED	APPEALED	NEWLY LODGED	APPEALED	
	CASES FROM LAST YEAR		CASES DURING THE YEAR		DECIDED CASES		PENDING CASES		

በወገያል በመጀመሪያ ከስና በይገባኝ የቀረቡት ጉዳዎች በዚህ በቋሳ፤ ዓይነትና በክፍለ ሀገር፣1974  
 NUMBER OF NEW AND APPEALED CRIMINAL CASES BY STATUS OF DECISION AND ADMINISTRATIVE REGION, 1981/82

ሠገጠረዥ ከ.11 /ለ/ TABLE Q.11 (b)

ክፍለ ሀገር	በአረብ ዓመት የተሰሩ ጉዳዎች		አዲስ የቀረቡ ጉዳዎች		በፍርድ የተወሰኑ ጉዳዎች		በጥበር የተሰሩ ጉዳዎች		
	በመጀመሪያ ከስ	በይገባኝ	በመጀመሪያ ከስ	በይገባኝ	በመጀመሪያ ከስ	በይገባኝ	በመጀመሪያ ከስ	በይገባኝ	
አርቢ	600	46	2,552	335	2,511	292	641	89	ARSSI
ባሌ	329	27	2,192	147	2,139	147	382	27	BALE
አርትራ	395	112	10,254	583	10,196	592	453	103	ERITREA
አባባ	62	2	1,001	42	1,000	39	63	5	ASSEB
ጋሞ ጉሩ	397	13	2,426	91	2,223	89	600	15	GAMO GOFA
ጎጃም	825	174	5,351	749	5,381	744	795	179	GOJJAM
ጉንደር	423	53	2,752	409	2,625	335	550	127	GONDER
ዘረርጌ	1,007	95	5,445	204	5,395	200	1,057	99	HARARGE
ሲሳይ	246	15	1,812	169	1,814	172	244	12	ILLUBABOR
ክፍ	386	16	3,785	254	3,649	250	522	20	KEFA
ሸዋ	2,127	274	15,338	1,838	15,500	1,893	1,965	219	SHEWA
አዲስ አበባ	2,929	939	37,420	2,781	28,123	2,501	12,226	1,219	ADDIS ABABA
ሲዳሞ	635	48	3,930	223	3,838	220	707	51	SIDAMO
ተገራይ	343	25	2,865	340	2,921	316	287	49	TIGRAI
ወለጋ	827	102	3,423	377	3,431	415	819	64	WELLEGA
ወሎ	765	68	5,905	429	5,848	417	822	80	WELLO
ድምር	12,296	2,009	106,451	8,971	96,614	8,622	22,133	2,358	TOTAL
	NEWLY LODGED	APPEALED	NEWLY LODGED	APPEALED	NEWLY LODGED	APPEALED	NEWLY LODGED	APPEALED	ADMINISTRATIVE REGION
	CASES FROM LAST YEAR		CASES DURING THE YEAR		DECIDED CASES		PENDING CASES		

በወገደል ከሰ የቀረቡት ጉዳዮች በወጣነው ዓይነት  
 NUMBER OF CRIMINAL CASES BY STATUS OF DECISION

ሠገጠረዥ ከ.12

TABLE Q. 12

ዘመን	በዘመኑ የቀረቡ ለዓለ ጉዳዮች	በሌላው ዓይነት የቀረቡት በዘመኑ ውስጥ የተሠጠባቸው ጉዳዮች	በዘመኑ በይገባኝ የቀረቡ ጉዳዮች	በይገባኝ ከቀረቡት በዘመኑ ፍርድ የተሠጠባቸው ጉዳዮች	
1967	166,478	197,447	12,930	15,008	1974/5
1968	153,089	157,111	8,057	8,103	1975/6
1969	79,707	84,464	6,119	6,233	1976/7
1970	43,585	44,636	4,183	4,268	1977/8
1971	91,380	88,018	8,551	7,995	1978/9
1972**	90,788	88,590	7,029	6,407	1979/80**
1973	99,234	97,304	8,548	8,361	1980/81
1974	106,451	96,614	8,971	8,622	1981/82
	NEW CASES LODGED DURING THE YEAR	DECIDED FROM ALL NEW CASES	CASES APPEALED DURING THE YEAR	CASES JUDGED FROM ALL APPEALED CASES	YEAR

\*ከዓመት ወደ ዓመት የሚተላለፉ ጉዳዮች በመኖራቸው በየዓመት ለፍርድ ከሚቀርቡት ጉዳዮች ውስጥ ያገኙት ብልህ ሊኖራቸው ይችላሉ ::  
 \*In any given year the number of cases decided may exceed the number lodged due to the transfer of pending cases from previous year.

\*\*ከመስከረም 11 ነገ ለሰኞ ሰኔ 30 ነገ ድረስ የነበሩትን 10 ወርቅ ይመለከታል ::  
 \*\*Covers from 11 September 1979 to 7 July 1980

የአሥረኛች በዘተ በአስራት አርዳኝ  
 NUMBER OF PRISONERS BY LENGTH OF SENTENCE

ሠገጠረዥ ቡ.13 TABLE Q. 13

ክፍለ ሀገር	ዘመናዊ የአሥራት አርዳኝ										
	1970		1971		1972		1973		1974		
	ከ4 ዓመት በታች	4 ዓመት ወይም በላይ	ከ5 ዓመት በታች	5 ዓመት ወይም በላይ	ከ5 ዓመት በታች	5 ዓመት ወይም በላይ	4 ዓመት ወይም በታች	ከ4 ዓመት በላይ	4 ዓመት ወይም በታች	ከ4 ዓመት በላይ	
አርሲ	361	110	335	103	352	110	236	102	330	108	ARSSI
ባለተ ጣቢያ	90	255	202	301	123	262	-	-	-	-	BILATTE
ባሌ	132	105	240	121	233	114	169	203	240	109	BALE
አርተራ	285	93	424	128	678	112	588	244	624	207	ERITREA
ጋዎ ጉሩ	390	201	355	235	328	295	310	297	332	308	GAMO GOFA
ጎጃም	1,427	149	1,498	92	1,666	170	870	311	106	7	GOJJAM
ጉንደር	246	182	142	128	231	148	467	161	468	308	GONDER
ዘረርጌ	598	370	588	414	759	302	1,103	377	953	386	HARARGE
ሰጋጃጎ አስተዳደር	-	-	-	-	-	-	-	-	-	-	OGADEN ADMINISTRATION
ሲሳይ	391	101	361	236	328	205	264	204	331	195	ILLUBABOR
ክፍ	486	240	318	163	538	301	598	395	476	376	KEFA
ሸዋ	1,038	426	741	324	1,362	673	1,394	803	1,158	862	SHEWA
አዲስ አበባ	1,193	1,199	1,589	1,828	1,247	1,929	1,109	1,532	1,198	1,674	ADDIS ABABA
ሮቢ አርሻ ጣቢያ	147	659	382	632	345	621	240	681	222	703	ROBI FARM STATION
ሲዳሞ	475	149	603	269	643	275	593	311	718	591	SIDAMO
ተገራይ	284	82	345	162	233	209	349	207	237	183	TIGRAI
ወለጋ	520	322	449	301	832	341	541	299	793	383	WELLEGA
ወሎ	526	321	720	166	422	259	393	237	586	275	WELLO
አበበ አስተዳደር	-	-	55	20	46	42	5	15	27	2	ASAB ADMINISTRATION
ጭር	8,589	4,964	9,347	5,623	10,356	6,368	9,229	6,379	8,799	6,677	TOTAL
	LESS THAN 4 YEARS	4 YEARS AND ABOVE	LESS THAN 5 YEARS	5 YEARS AND ABOVE	LESS THAN 5 YEARS	5 YEARS AND ABOVE	4 YEARS AND LESS	MORE THAN 4 YEARS	4 YEARS AND LESS	MORE THAN 4 YEARS	ADMINISTRATIVE REGEION
	1977/8		1978/9		1979/80		1980/81		1981/82		
	YEAR AND LENGTH OF SENTENCE										

የአባረኛቸ በዛት በጾታና በአባረት ዘመን 1973  
 NUMBER OF PRISONERS BY SEX AND LENGTH OF SENTENCE, 1980/81

ሠገጠረዥ ከ.14 /ሀ/ TABLE Q. 14 (a)

ክፍለ ሀገር	የላላ ፍርድ /4 ዓመትና ከ4 ዓመት በታች/			ከባድ ፍርድ /ከ4 ዓመት በላይ/			ዕድሜ ልክ ፍርድ			የጠየቀ ፍርድ		የተጠረጠሩ ክስቶች			ድምር	
	አጠቃላይ		የወጡ ዘገታዎች*	አጠቃላይ		የወጡ ዘገታዎች*	አጠቃላይ		የወጡ ዘገታዎች*	አጠቃላይ		አጠቃላይ		የወጡ ዘገታዎች*		
	ወገድ	ሴት		ወገድ	ሴት		ወገድ	ሴት		ወገድ	ሴት	ወገድ	ሴት			
አርቢ	227	9	-	101	1	-	30	-	-	1	-	393	10	-	772	ARSSI
ባሌ	156	13	-	200	3	-	6	-	-	3	-	455	4	-	840	BALE
አርቲራ አበበ	529	59	-	241	3	-	9	-	-	65	-	531	33	1	1,471	ERTREA
ጋሞ ገፋ	5	-	-	15	-	-	1	-	-	-	-	103	-	-	124	ASSEB
ጋሞ ገፋ	306	4	-	294	3	-	14	-	-	1	-	503	13	-	1,138	GAMO GOFA
ጋሞ ገፋ	834	36	-	311	-	-	18	-	-	-	-	848	24	-	2,071	GOJJAM
ጋሞ ገፋ	460	7	-	155	6	-	23	2	2	1	-	1,259	48	-	1,963	GONDER
አርቲራ	1,073	30	-	371	6	-	18	1	-	10	1	1,288	31	-	2,829	HARARGE
አላባባ	250	14	-	192	12	-	4	-	-	-	-	442	20	-	934	ILLUBABOR
ክፍ	579	19	-	387	8	-	21	-	-	7	-	324	23	-	1,368	KEFA
ሸዋ	1,337	57	-	792	11	-	130	-	-	15	-	1,567	33	-	3,942	SHEWA
አዲስ አበባ	1,073	32	4	1,459	70	3	109	3	-	39	1	2,403	139	-	5,335	ADDIS ABABA
ርቢ አርባ ጣቢያ	240	-	-	681	-	-	-	-	-	-	-	7	-	-	928	ROBI FARM VILLAGE
ሲዳሞ	575	18	-	307	4	-	13	1	-	-	-	1,569	30	-	2,517	SIDAMO
ተገራይ	339	10	-	207	-	-	22	-	-	1	-	450	24	-	1,053	TIGRAI
ወለጋ	531	10	-	297	2	-	21	1	-	7	-	746	20	-	1,635	WELLEGA
ወሎ	381	12	-	231	6	-	56	1	-	1	-	848	12	-	1,548	WELLO
ድምር	8,895	330	4	6,241	135	3	495	9	2	151	2	13,736	464	1	30,468	TOTAL
	MEN WOMEN			MEN WOMEN		FOR- EIG- BERS*	MEN WOMEN		FOR- EIG- NERS*	MEN WOMEN		MEN WOMEN		FOR- EIG- NERS*	TOTAL	ADMINISTRATIVE REGION
	ETHIOPIAN			ETHIOPIAN			ETHIOPIAN			ETHIOPIAN		ETHIOPIAN				
	SENTENCE OF 4 OR LESS YEARS			SENTENCE OF MORE THAN 4 YEARS			LIFE TIME PRISONER			DEATH SENTENCE		PENDING CASES				

\*የታሰሩት ወገዶች ብቻ ናቸው  
 \*The prisoners consist of males only.

የአስረኛቸ በዛት በጾታና በአስረት ዘመን 1974  
 NUMBER OF PRISONERS BY SEX AND LENGTH OF SENTENCE, 1981/82

ሠገጠረዥ ቡ.14 /ለ/ TABLE Q. 14 (b)

ክፍለ ሀገር	ላላ ፍርድ /4 ዓመትና በ4 ዓመት በታች			ከባድ ፍርድ /ከ4 ዓመት በላይ/			ዕድሜ ለከ ፍርድ			የቆተ ፍርድ		የተሞረ ክብቻ			ድምር	ADMINISTRATIVE REGION
	ላላ ዓመት		የዕድሜ ዘገታ*	ከባድ ዓመት		የዕድሜ ዘገታ*	ላላ ዓመት		የዕድሜ ዘገታ*	ላላ ዓመት		ከባድ ዓመት		የዕድሜ ዘገታ*		
	ወገድ	ሴት		ወገድ	ሴት		ወገድ	ሴት		ወገድ	ሴት	ወገድ	ሴት			
አርቢ	322	8	-	108	-	-	29	1	-	5	-	310	4	-	787	ARSSI
ባሌ	230	10	-	107	2	-	6	1	-	-	-	556	22	-	934	BALE
አርቲራ	598	26	-	177	30	-	12	-	-	12	-	757	88	-	1,700	ERITREA
አስባ	27	-	-	2	-	-	-	-	-	-	-	15	-	-	44	ASSEB
ጋምባ	316	16	-	302	6	-	16	-	-	1	-	831	23	-	1,511	GAMO GOFA
ጋጃም	100	6	-	7	-	-	3	-	-	3	-	173	4	-	296	GOJJAM
ጎንደር	452	5	11	300	4	4	25	-	2	-	-	1,111	23	8	1,945	GONDER
ዘረርጌ	911	42	-	380	6	-	19	1	-	8	-	1,366	31	-	2,764	HARARGE
ሲዛብር	319	12	-	193	2	-	8	1	-	-	-	207	11	-	753	ILLUBABOR
ክፋ	461	15	-	351	25	-	27	-	-	6	-	532	18	-	1,435	KEFA
ሸዋ	1,096	62	-	842	20	-	129	-	-	19	1	1,480	30	-	3,679	SHEWA
አዳላ አበባ	1,145	50	3	1,624	47	3	128	3	-	30	4	2,982	218	12	6,249	ADDIS ABABA
ርቢ አርብ ጫቢያ	222	-	-	703	-	-	-	-	-	-	-	4	-	-	929	ROBI FARM VILLAGE
ሲዳሞ	690	28	-	587	4	-	15	1	-	-	-	2,062	41	-	3,428	SIDAMO
ተገራይ	225	12	-	181	2	-	22	-	-	-	-	3,170	16	-	3,628	TIGRAI
ወለጋ	783	10	-	379	4	-	22	1	-	7	-	666	9	-	1,881	WELLEGA
ወሌ	564	22	-	271	4	-	44	1	-	8	-	910	19	-	1,843	WELLO
ድምር	8,461	324	14	6,514	156	7	505	10	2	99	5	17,132	557	20	33,806	TOTAL
	MEN	WOMEN	FOR-EIG-NERS*	MEN	WOMEN	FOR-EIG-NERS*	MEN	WOMEN	FOR-EIG-NERS*	MEN	WOMEN	MEN	WOMEN	FOR-EIG-NERS*	TOTAL	ADMINISTRATIVE REGION
	ETHIOPIAN			ETHIOPIAN			ETHIOPIAN			ETHIOPIAN		ETHIOPIAN				
	SENTENCE OF 4 OR LESS YEARS			SENTENCE OF MORE THAN 4 YEARS			LIFE TIME PRISONER			DEATH SENTENCE		PENDING CASES				

\* የታሰሩት ወገዶች ብቻ ናቸው  
 \*The prisoners consist of males only

ክፍል ስ - ስለ ስፖርት

በዚህ ክፍል ያሉት ጠቅላይ ስራዎች ከሌሎች ግለሰብ ማህልጠኛና ስፖርት ቦርድ የተገኙ ናቸው። በሠጠዎቹ ዘንግ የተሰጡት ጠቅላይ ስራዎች በሀገሪቱ ውስጥ በተጻፉት በጠቅላይ ፊደሮችና ስፖርት ምክርቤት በየክፍለ ሀገሩ ተዘገበው የሚወጡትን ከላቦች /ጉድኞች/ እና ስፖርት ተኞች በዚህ በስፖርት ዓይነት፣ በየክፍለ ሀገሩ የሚገኙት የጻፉት በዚህ፣ እንዲሁም በሌሎችም በተጻፉት የሚገኙት የአሠልጣኛ ተኞችን ያጠቃልላሉ።

SECTION R - SPORTS

The source for the data in this section is the Physical Culture and Sports Commission. The data presented in the tables pertain mainly to the number of clubs or teams, that are under the national sport federation and national sport council by region, number of sportsmen by type of sports and administrative region, number of referees by administrative region, and number of coaches found in some towns.

የከፍተኛ ክልሎች ወይም ቡድኖች ብዛት በክፍለ ሀገር  
NUMBER OF SPORTS CLUBS OR TEAMS BY ADMINISTRATIVE REGION

ሠገጠረዥ ስ.1 TABLE R.1

ክፍለ ሀገር	ዓመት ያህረት			
	1971	1972	1973	
አርሲ	76	77	92	ARSSI
ባሌ	15	17	19	BALE
አርቲራ	20	89	51	ERITREA
ጋም ጉፋ	23	60	56	GAMO GOFA
ገጃም*	27	-	30	GOJJAM*
ጉንደር	30	57	100	GONDER
ሐረርጌ	73	171	249	HARARGE
ሊሉባቦር	27	33	72	ILLUBABOR
ክፋ*	28	70	-	KEFA*
ሸዋ	734	989	1,067	SHEWA
ሲዳሞ	22	36	80	SIDAMO
ተገራይ	8	46	238	TIGRAI
ወለጋ	27	28	32	WELLEGA
ወሎ	62	127	132	WELLO
ድምር	1,172	1,800	2,218	TOTAL
	1978/79	1979/80	1980/81	ADMINISTRATIVE REGION
	Y E A R			

\* የ1972 ዓ.ም የገጃምና የ1973 ዓ.ም የክፋ ክፍለ ሀገር ወረዳዎች ሊገኙ አልቻሉም ::

\*1979/80 Data for Gojjam and 1980/81 data for Kefa are not available.

የስፖርት ተገኝ ባዛት በስፖርት ዓይነትና በክፍለ ሀገር 1971\* ዓ.ም  
 NUMBER OF SPORTS MEN BY TYPE OF SPORTS AND ADMINISTRATIVE REGION, 1978/79\*

ሠንጠረዥ ስ.2/ሀ/ TABLE R.2 (a)

ክፍለ ሀገር	የ ስ ፖ ሪ ር ተ ዓ ይ ነ ት												ጠቅላይ	ዞታ
	አተላቲክስ	ባህሪ	ባህሪ	ቆይታ	ክብረት	ተርቂት	ቦጫ	እግር	ዳግ	እጅ	ጠረጴዛ	ዳረብ		
አርቢ	572	902	-	-	-	902	-	1,520	160	160	240	802	5,258	ARSSI
ባሌ	500	16	-	-	-	150	-	900	-	-	-	360	1,926	BALE
ኦሪትራ	60	-	25	35	80	100	35	215	45	-	120	60	775	ERITREA
ጋም ጎፋ	230	20	16	-	-	144	-	408	-	120	39	248	1,225	GAMO GOFA
ጎጃም	2,592	108	40	-	-	168	-	564	-	-	154	170	3,796	GOJJAM
ጎንደር	550	56	8	-	40	370	-	1,769	-	-	44	616	3,453	GONDER
ዘረገ	708	28	56	-	69	648	-	1,725	81	12	42	684	4,053	HARARGE
ሲባባ	-	90	-	-	-	324	-	2,014	-	112	250	1,404	4,194	ILLUBABOR
ክፍ	1,165	125	32	-	-	336	-	700	10	25	70	416	2,879	KEFA
ሸዋ	1,500	55	40	45	500	8,808	30	18,350	65	48	80	9,308	33,829	SHEWA
ሲዳሞ	400	200	-	200	-	100	-	25	20	-	80	170	1,195	SIDAMO
ቲግራይ	2,082	132	-	-	-	460	-	2,447	-	294	258	1,340	7,013	TIGRAI
ወላጋ	80	40	30	-	-	270	-	675	-	-	52	491	1,638	WELLEGA
ወሎ	266	15	-	-	-	64	-	111	-	64	51	142	713	WELLO
ጠቅላይ	10,705	1,787	247	280	689	12,844	65	31,423	381	835	1,480	16,211	76,947	TOTAL
	ATHLETICS	CYCLING	BOXING	SWIMMING	WEIGHT LIFTING	BASKET BALL	BOWLING	FOOT BALL	GROUND TENNIS	HAND BALL	TABLE TENNIS	VALLEY BALL	TOTAL	ADMINISTRATIVE REGION
	T Y P E O F S P O R T S													

\*አንዳንድ ክፍለ ሀገርን በሚመለከት አንዳንድ ዓይነት ስፖርት የሆኑት ሰባቶች በዚህ ክፍለ ሀገር በአንዳንድ የስፖርት ዓይነቶች በክለብ / በቡድን/ ደረጃ የተዘገቡ ስፖርት ተገኝ ባለጠቅላይ ሆኑ ነው።

\*Some columns are empty with respect to some of the regions because there are no sports men registered as members of clubs or teams in the respective types of sports.



የብሪቲሽ ብዛት በስፖርት ዓይነትና በክፍለ ሀገር 1973 ዓ.ም  
 NUMBER OF SPORTS MEN BY TYPE OF SPORTS AND ADMINISTRATIVE  
 REGION, 1980/81\*

ሠንጠረዥ ስ.2 /ለ/ TABLE R.2 (c)

ክፍለ ሀገር	የ ብ ሪ ቮ ቲ ጥ ግ ይ ነ ቲ												ጠቅላይ	ዞን
	አጠቃላይ	ብስጥ	ብላ	ወጋ ጥ	ክብደት ጥገታ	ታቢት ገቢ	ቦጫገገ	እገር ገቢ	ግሳ ተነሳ	እጅ ገቢ	ጠረጴዛ ተነሳ	ወረቀት ገቢ		
አርቢ	6,079	-	-	-	-	1,172	-	2,298	-	55	82	2,568	12,254	ARSSI
ባሌ	1,200	7	-	-	-	250	-	1,280	-	-	64	580	3,381	BALE
አርታሩ	96	9	15	4	4	149	20	262	21	12	42	130	764	ERITREA
ጋሞ ገዳ	717	70	33	-	-	194	-	1,094	-	66	160	670	3,004	GAMO GOFA
ጎጃም	1,010	25	70	-	-	291	-	1,259	32	93	175	1,053	4,008	GOJJAM
ጎንደር	175	18	24	26	15	140	-	1,808	-	36	150	988	3,380	GONDER
አረርጌ	1,292	13	124	63	-	700	-	2,261	61	111	315	1,221	6,161	HARARGE
ሲባባ	1,200	20	-	-	-	376	-	2,400	-	100	280	2,100	6,476	ILLUBABORE
ክፍለ	-	-	-	-	-	-	-	-	-	-	-	-	-	LEFA
ሸዋ	3,595	295	-	126	50	9,017	-	2,900	-	340	360	13,050	55,833	SHEWA
ሲዳሞ	640	36	6	-	-	598	-	954	6	-	65	1,172	3,477	SIDAMO
ቲግራይ	10,900	30	-	-	-	65	-	1,200	-	47	67	1,197	13,506	TIGRAI
ወላጋ	617	57	34	34	28	354	-	788	31	227	185	676	3,031	WELLEGA
ወሎ	1,817	30	-	-	38	178	-	2,542	-	150	88	1,957	6,800	WELLO
ጠቅላይ	29,338	610	306	253	135	13,484	20	47,146	151	1,237	2,033	27,362	122,075	TOTAL
	ATHLETICS	CYCLING	BOXING	SWIMMING	WEIGHT LIFTING	BASKET BALL	BOWLING	FOOT BALL	GROUND TENNIS	HAND BALL	TABLE TENNIS	VALLEY BALL	TOTAL	ADMINISTRATIVE REGION
T Y P E O F S P O R T S														

\*አንዳንድ ክፍለ ሀገር በሞላላት አንዳንድ ዓይነት ግጥም የሆነውን ብዛት በዚህ ክፍለ ሀገር በአንዳንድ የብሪቲሽ ዓይነት በስፖርት/ብስጥ/ ደረጃ የተዘገቡ ብሪቲሽ ግላዎች ላይ ነው። ክፍለ ሀገር ገን ጠቅላይ ለግንባታ ስላለ ትኩረት ነው።

\*Some columns are empty with respect to some of the regions because there are no sports men registered as number of clubs or teams in the respective types of sports; for Kefa region however it is because data are not available.

የተለያዩ የስፖርት ዓይነቶች ላላቸው የስፖርት ሰዎች ብዛት በክፍለ ሀገር  
 NUMBER OF SPORTS REFEREES BY ADMINISTRATIVE REGION

ሠንጠረዥ ቢ.3      TABLE R.3

ክፍለ ሀገር	ዓመት ያህረት			
	1971	1972	1973	
አርሲ	568	88	121	ARSSI
ባሌ	27	77	30	BALE
ኦርታራ	-	64	104	ERITREA
ጋም ጉ	84	33	36	GAMO GOFA
ጎጃም*	157	-	218	GOJJAM*
ጎንደር	35	111	184	GONDER
ዘረጊጃ	83	229	-	HARARGE
ሲባባ	12	127	156	ILLUBABOR
ክፍለ	158	24	-	KEFA*
ሸዋ	330	818	1,141	SHEWA
ሲዳሞ	52	144	184	SIDAMO
ተገራይ	781	193	375	TIGRAI
ወለጋ	46	158	82	WELLEGA
ወሎ	40	203	283	WELLO
ጅምር	2,373	2,269	2,914	TOTAL
	1978/79	1979/80	1980/81	ADMINISTRATIVE REGION
	Y E A R			

\* የ1972 ዓ.ም የጎጃምና የ1973 ዓ.ም የክፍለ ክፍለ ሀገር ወረዳዎች ሊገኙ ስለቻሉ ።  
 \*1979/80 Data for Gojjam and 1980/81 data for Kefa are not available.

በአንዳንድ ከተሞች የሚገኙ የተለያዩ የስፖርት ግዴታዎች ለሠልጣኛዎች ብዛት  
 NUMBER OF SPORTS COACHES IN SOME TOWNS

ሠንጠረዥ ገ.4

TABLE R.4

ከተማ	ዓመት ምህረት			
	1971	1972	1973	
አዲስ አበባ	79	87	63	ADDIS ABABA
አርባ ጾገዮ	49	11	29	ARBA MINCH
አበሳ	18	12	16	ASELA
አሥመራ	10	23	23	ASMARA
አዋጃ	20	22	36	AWASA
ባሕር ጎር	12	7	63	BAHIR DAR
ደብረ ግር ቅስ	13	5	15	DEBRE MARKOS
ደቦ	10	15	24	DESIE
ድራ ጎዮ	5	13	41	DIRE DAWA
ገባ	21	15	13	GOBA
ጉንደር	25	22	28	GONDER
ዘረር	10	23	18	HARAR
ጅማ	32	14	-	JIMA
ጫጭ	18	76	25	MEKELE
ጫት	24	16	42	METU
ናዝሬት	-	7	17	NAZRET
ነቅሙት	55	-	71	NEKEMT
ወላይታ	-	13	34	WELAYTA
ጅምር	401	381	558	TOTAL
	1978/79	1979/80	1980/81	TOWNS
	Y E A R			