

707

Card

የእስታቲስቲክስ ጠቅላይ ድክሬት ቤት  
CENTRAL STATISTICAL  
OFFICE

የኢትዮጵያ ዋና ዋና እስታቲስቲካዊ  
መረጃዎች

MAJOR STATISTICAL  
INFORMATION ON  
ETHIOPIA

48C 1977  
November 1984

316.3  
ETH/CSO

8

የእስታቲስቲካስ ጠቅላይ ድክሬት ቤት  
CENTRAL STATISTICAL  
OFFICE

የእስታቲስቲካስ ጠ/ድ/ቤት  
ቤተ መጻሕፍት  
C. S. O. Library

የኢትዮጵያ ዋና ዋና እስታቲስቲካዊ  
መረጃዎች

MAJOR STATISTICAL  
INFORMATION ON  
ETHIOPIA

ጎጂ 1977  
November 1984

23-12-84

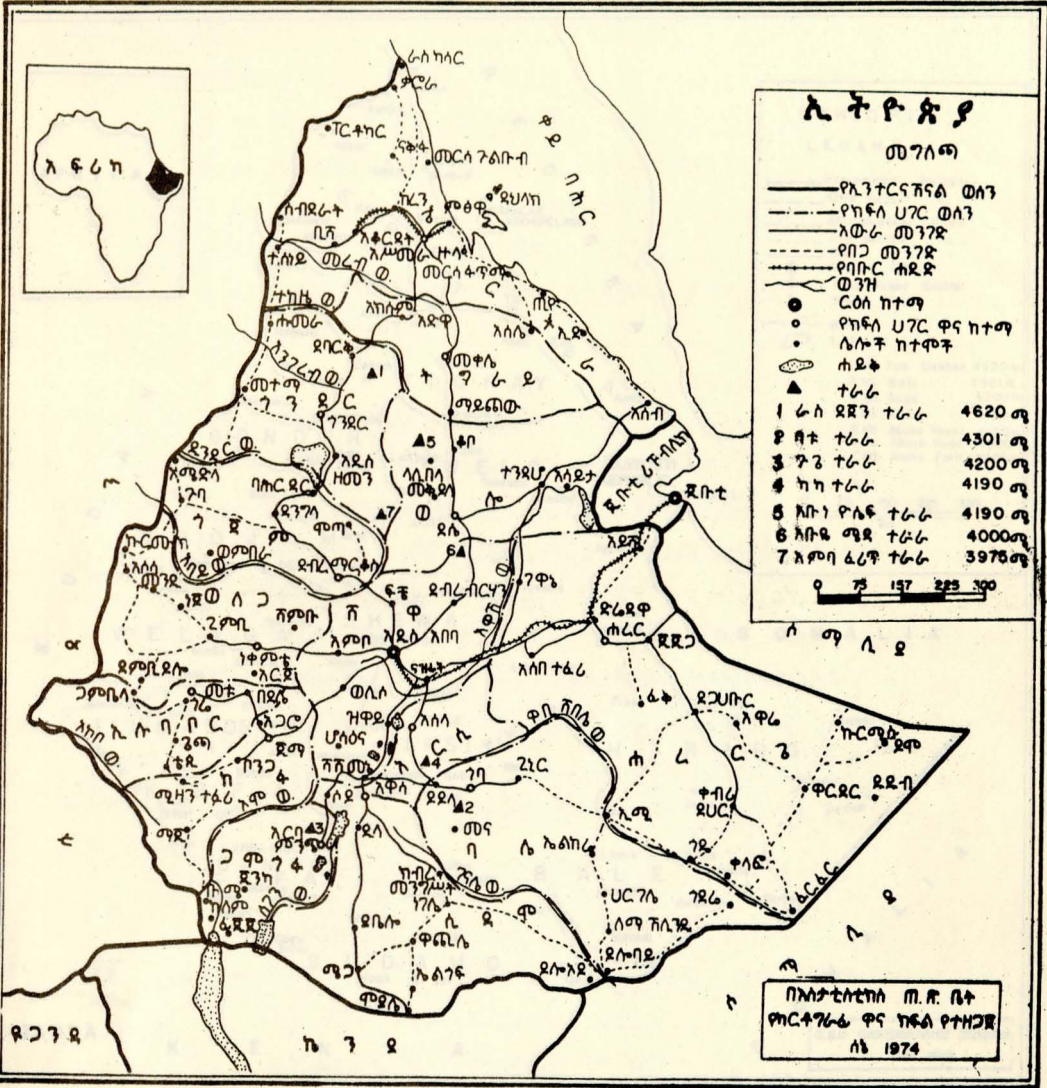
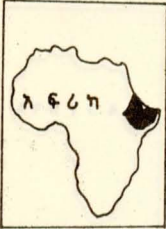
የኢትዮጵያ ሪፐብሊክ ስታቲስቲካል ማእከላዊ  
ቢሮ

የሪፖርት ስም  
የሪፖርት ቁጥር  
የሪፖርት ዓመት

የሪፖርት ቁጥር 97  
የሪፖርት ዓመት 1984

MAJOR STATISTICAL  
INFORMATION ON  
ETHIOPIA

የሪፖርት ዓመት 1984  
ክብር 1984



**ኢትዮጵያ**

መገለጫ

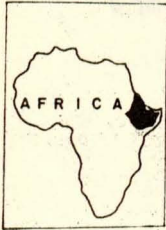
- የኢትዮጵያ ወሰን
- የክፍለ ሀገር ወሰን
- ለውራ መገንጫ
- የባን መገንጫ
- የባህር ሕይወት
- ወንዝ
- ርዕሰ ከተማ
- የክፍለ ሀገር ዋና ከተማ
- ሌሎች ከተሞች
- ▲ ሕይወት
- ▲ ተራራ

1 ራስ ደንቅ ተራራ	4620 ሜ
2 ሳቱ ተራራ	4301 ሜ
3 ገንታ ተራራ	4200 ሜ
4 ካካ ተራራ	4190 ሜ
5 አቡነ ዮሴፍ ተራራ	4190 ሜ
6 አቡይ ሜዳ ተራራ	4000 ሜ
7 አመባ ልራ ተራራ	3970 ሜ

0 75 157 225 300

በአስተዳደር ስር ለውራ መገንጫ ላይ የተደረገው ጥናት  
 ለ 1974

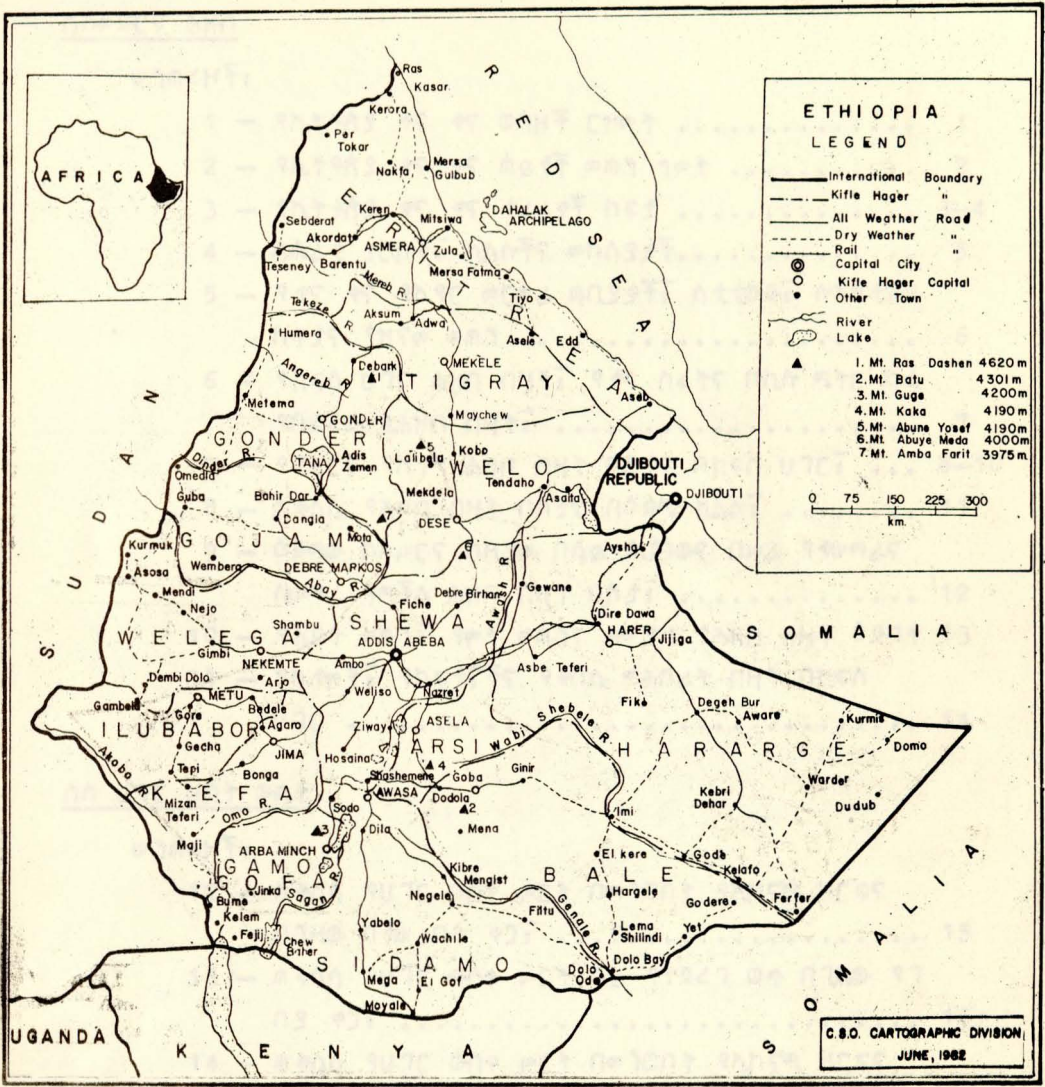
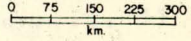




### ETHIOPIA LEGEND

- International Boundary
- - - Kifle Hager
- All Weather Road
- - - Dry Weather "
- Rail
- Capital City
- Kifle Hager Capital
- Other Town
- River
- Lake

- ▲ 1. Mt. Ras Dashen 4620m
- ▲ 2. Mt. Batu 4301m
- ▲ 3. Mt. Guge 4200m
- ▲ 4. Mt. Kaka 4190m
- ▲ 5. Mt. Abune Yosef 4190m
- ▲ 6. Mt. Abuye Meda 4000m
- ▲ 7. Mt. Amba Farit 3975m



C.S.O. CARTOGRAPHIC DIVISION  
JUNE, 1962



ሰለጦድርና ሕዝብ

ሠገጠረዦች፡

1	— የኢትዮጵያ ዋና ዋና ወንዞች ርዝመት .....	1
2	— የኢትዮጵያ ዋና ዋና ሰዎች መጠን ገመት .....	2
3	— የኢትዮጵያ ዋና ዋና ተራራዎች ከፍታ .....	3—4
4	— ብሔራዊ ፓርቲያ፣ ክልሎችና መከላከያዎች.....	5
5	— የዋና ዋና የአዳር መርመራ ጣቢያዎች፣ ሳቲቴሎይት ሉንግቲውድ ከፍታና የዘናዎ መጠን .....	6
6	— የክፍለ ሀገር ሕዝብ ብዛት፣ የቀዳ ስፋትና በኪሎ ሜትር ካራ የሰፈረው ይሕዝብ ብዛት፣ .....	7
7	— የገጠርና የከተማ ሕዝብ ብዛት በጾታና በክፍለ-ሀገር፣ ...	8—10
8	— ጠቅላላ የሕዝብ ብዛት በጾታና በዕድሜ ክልል፣ .....	11
9	— ዕድሜው ከአሥርና ከዚያም በላይ የሆነውና በሥራ የተሠማራ ለሠማራ የሚችል ሕዝብ ብዛት በጾታ፣ .....	12
10	— የልደት መጠን፣ የዎት መጠንና የመታደ የሕዝብ ብዛት ዕድገት	13
11	— የከተሞች፣ የከፍተኛችና የቀበሌ ሜሐበራት ብዛት በክፍለ ሀገር .....	14

ሰለ ሀገር ሀብት ውጤት

ሠገጠረዦች፡

12	— ጠቅላላ የሀገር ውስጥ ጦርት በመገመገሙ የኢኮኖሚ ዘርፍና በጊዛው በተሠራበት ዋጋ፣ .....	15
13	— ጠቅላላ የሀገር ውስጥ ጦርት ሳይ የተደረገ ወጭ በጊዛው የገ በገ ዋጋ፣ .....	16
14	— ጠቅላላ የሀገር ውስጥ ጦርት በመገመገሙ የኢኮኖሚ ዘርፍና በ1955 ዓ.መ በተሠራበት ዋጋ፣ .....	17



ስለ ገብርና

ሠገጠረዞች፡

15 -	የገበረ ማሕበራት ብዛት በኢትዮጵያ .....	18
15 -	የታሪኩ ወረት ስሩትና የዋና ዋና ሰብሶች ጦርት ገጦት፤	19
16 -	በመገገሥት አርባዎች የታሪኩ ወረት ስሩትና የዋና ዋና ሰብሶች ጦርት ገጦት፤.....	20
17 -	የከብት፤ የበገና የፍፃሜ ገጦት በኢትዮጵያ፤.....	21
18 -	የፈረሰ፤ የበቅሎ የአሀዳች ገጦት በኢትዮጵያ፤.....	22
19 -	የጆሮ ርቢ ገጦት በኢትዮጵያ፤ .....	23

ስለ ማዕረጃ ኢገዳስትሪዎች፤ ስለሚወጡና የኢሌክትሪክ ኃይል ማመጣጫ

ሠገጠረዞች፡

20 -	የፈብሪካዎች ብዛት፤ የሠራተኞች ብዛትና በሥራው ተከላይ የሆኑት የሠራተኞች ብዛት በኢገዳስትሪው ዓይነት፤.....	24
21 -	የኢገዳስትሪዎች አቋም ሁኔታ ማጠቃለያ፤.....	25-26
22 -	በፈብሪካ የተሠሩ የዋና ዋናዎች ዕቃዎች ጦርት፤.....	27-28
23 -	የአሰብ ነፃ፤ ማጠቃለያ ውጤት ማጠቃለያ፤ .....	29
24 -	የሚወጡ ጦርትና ገቢ፤ .....	30
25 -	ለሚወጡ ፍለጋና ማሰራጨያ የተደረገ መዋዕለ ነዋይ፤...	31
26 -	የኢሌክትሪክ ጣቢያዎች የማመጣጫ ችሎታና ያመነጨት ኢሌክትሪክ መጠን፤ .....	32
27 -	የኢሌክትሪክ ኢገዳስትሪ የሽያጭ ገቢና የተሸጠው ኢሌክትሪክ ብዛት፤ .....	33
28 -	ለኢሌክትሪክ ኢገዳስትሪ የዋለው መዋለ ነዋይ መጠን፤..	34

ስለ ትራንስፖርት ወገኖች

ሠገጠረዞች፡

29 -	የክረመትና የበጋ መገገዎች ርዝመት በዓይነት፤.....	35
30 -	በኢትዮጵያ ውስጥ የተመረመሩ ተሸከርካሪዎች ብዛት በይዘታ፤	36
31 -	የኢትዮጵያና የጅቡቲ የጦዳር ባቡር የሥራ ክግግር፤.....	37



ሰለ ትራገሰፖርት መገናኛ

ሠገጠረዞች፡

- 32 - የቴሌኮሙኒኬሽን አገልግሎት መ/ቤት የሥራ ከገውገ፡..... 38
- 33 - የሠላም ገንደ ዕቃዎች ብዛትና ቀጋ በተመሰገበ ዕቃዎች አመ  
ዓዲብ፡ ..... 39
- 34 - ወደ ሀገር የገቡ ዕቃዎች ብዛትና ቀጋ በተመሰገበ ዕቃዎች  
አመዓዲብ፡ ..... 40
- 35 - የገቢ ገንደ ዕቃዎች በአገልግሎታቸው ዓይነት፡..... 41
- 36 - የወጪና ገብቶ ተመልሶ የወጣው የገንደ ዕቃ ቀጋና የተሰ  
ከበት አገር፡ ..... 42
- 37 - የገቢ ገንደ ዕቃ ቀጋና የመጣበት አገር፡..... 43

የትምህርትና ጤና ጥበቃ

ሠገጠረዞች፡

- 38 - የትምህርት ቤቶች ብዛት በትምህርት ቤቱ ደረጃና በክፍለ  
ሀገር፡..... 44
- 39 - በአገደኛ ደረጃ፣ በመለሰተኛና በከፍተኛ ደረጃ ትምህርት  
ቤቶች የሚሳሩ ተማሪዎች ብዛት በጾታና በክፍለ ሀገር... 45-46
- 40 - የአስተማሪዎች ብዛት በትምህርት ቤት ደረጃና በክፍለ  
ሀገር፡ ..... 47
- 41 - በአገደኛና በሁለተኛ ደረጃ ትምህርት ዕድሜ የሚገኙ ወጣ  
ቶች፣ በመጣር ሳይ ያሉ ተማሪዎችና የተማሪዎች ተሳትፎ  
መጠን % ፡ ..... 48
- 42 - በከፍተኛ የትምህርት ተቋማት በዲፕሎማና ለመጀመሪያ ዲግሪ  
ፕሮግራሞች የሚሳሩ ተማሪዎች ብዛት በትምህርት ዓይነት፡ 49
- 43 - በየክፍለ ሀገሩ የሚገኙ የሕክምናና የጤና ጥበቃ አገልግ  
ሎት ድርጅቶች /የፖሊስና የጦር ሠራዊቶችን አይዘጋጁም / 50
- 44 - በየክፍለ ሀገሩ የሚገኙት ሰራተኞች የሕክምና ሠራተኞች ብዛት  
/የፖሊስና የጦር ሠራዊቶችን አይዘጋጁም /..... 51

17

1777-1778

1777

- 25 ..... 1777 - 25
- 26 ..... 1777 - 26
- 27 ..... 1777 - 27
- 28 ..... 1777 - 28
- 29 ..... 1777 - 29
- 30 ..... 1777 - 30
- 31 ..... 1777 - 31
- 32 ..... 1777 - 32
- 33 ..... 1777 - 33
- 34 ..... 1777 - 34
- 35 ..... 1777 - 35
- 36 ..... 1777 - 36
- 37 ..... 1777 - 37
- 38 ..... 1777 - 38
- 39 ..... 1777 - 39
- 40 ..... 1777 - 40
- 41 ..... 1777 - 41
- 42 ..... 1777 - 42
- 43 ..... 1777 - 43
- 44 ..... 1777 - 44
- 45 ..... 1777 - 45
- 46 ..... 1777 - 46
- 47 ..... 1777 - 47
- 48 ..... 1777 - 48
- 49 ..... 1777 - 49
- 50 ..... 1777 - 50
- 51 ..... 1777 - 51
- 52 ..... 1777 - 52
- 53 ..... 1777 - 53
- 54 ..... 1777 - 54
- 55 ..... 1777 - 55
- 56 ..... 1777 - 56
- 57 ..... 1777 - 57
- 58 ..... 1777 - 58
- 59 ..... 1777 - 59
- 60 ..... 1777 - 60
- 61 ..... 1777 - 61
- 62 ..... 1777 - 62
- 63 ..... 1777 - 63
- 64 ..... 1777 - 64
- 65 ..... 1777 - 65
- 66 ..... 1777 - 66
- 67 ..... 1777 - 67
- 68 ..... 1777 - 68
- 69 ..... 1777 - 69
- 70 ..... 1777 - 70
- 71 ..... 1777 - 71
- 72 ..... 1777 - 72
- 73 ..... 1777 - 73
- 74 ..... 1777 - 74
- 75 ..... 1777 - 75
- 76 ..... 1777 - 76
- 77 ..... 1777 - 77
- 78 ..... 1777 - 78
- 79 ..... 1777 - 79
- 80 ..... 1777 - 80
- 81 ..... 1777 - 81
- 82 ..... 1777 - 82
- 83 ..... 1777 - 83
- 84 ..... 1777 - 84
- 85 ..... 1777 - 85
- 86 ..... 1777 - 86
- 87 ..... 1777 - 87
- 88 ..... 1777 - 88
- 89 ..... 1777 - 89
- 90 ..... 1777 - 90
- 91 ..... 1777 - 91
- 92 ..... 1777 - 92
- 93 ..... 1777 - 93
- 94 ..... 1777 - 94
- 95 ..... 1777 - 95
- 96 ..... 1777 - 96
- 97 ..... 1777 - 97
- 98 ..... 1777 - 98
- 99 ..... 1777 - 99
- 100 ..... 1777 - 100

1778

1778

- 1 ..... 1778 - 1
- 2 ..... 1778 - 2
- 3 ..... 1778 - 3
- 4 ..... 1778 - 4
- 5 ..... 1778 - 5
- 6 ..... 1778 - 6
- 7 ..... 1778 - 7
- 8 ..... 1778 - 8
- 9 ..... 1778 - 9
- 10 ..... 1778 - 10
- 11 ..... 1778 - 11
- 12 ..... 1778 - 12
- 13 ..... 1778 - 13
- 14 ..... 1778 - 14
- 15 ..... 1778 - 15
- 16 ..... 1778 - 16
- 17 ..... 1778 - 17
- 18 ..... 1778 - 18
- 19 ..... 1778 - 19
- 20 ..... 1778 - 20
- 21 ..... 1778 - 21
- 22 ..... 1778 - 22
- 23 ..... 1778 - 23
- 24 ..... 1778 - 24
- 25 ..... 1778 - 25
- 26 ..... 1778 - 26
- 27 ..... 1778 - 27
- 28 ..... 1778 - 28
- 29 ..... 1778 - 29
- 30 ..... 1778 - 30
- 31 ..... 1778 - 31
- 32 ..... 1778 - 32
- 33 ..... 1778 - 33
- 34 ..... 1778 - 34
- 35 ..... 1778 - 35
- 36 ..... 1778 - 36
- 37 ..... 1778 - 37
- 38 ..... 1778 - 38
- 39 ..... 1778 - 39
- 40 ..... 1778 - 40
- 41 ..... 1778 - 41
- 42 ..... 1778 - 42
- 43 ..... 1778 - 43
- 44 ..... 1778 - 44
- 45 ..... 1778 - 45
- 46 ..... 1778 - 46
- 47 ..... 1778 - 47
- 48 ..... 1778 - 48
- 49 ..... 1778 - 49
- 50 ..... 1778 - 50
- 51 ..... 1778 - 51
- 52 ..... 1778 - 52
- 53 ..... 1778 - 53
- 54 ..... 1778 - 54
- 55 ..... 1778 - 55
- 56 ..... 1778 - 56
- 57 ..... 1778 - 57
- 58 ..... 1778 - 58
- 59 ..... 1778 - 59
- 60 ..... 1778 - 60
- 61 ..... 1778 - 61
- 62 ..... 1778 - 62
- 63 ..... 1778 - 63
- 64 ..... 1778 - 64
- 65 ..... 1778 - 65
- 66 ..... 1778 - 66
- 67 ..... 1778 - 67
- 68 ..... 1778 - 68
- 69 ..... 1778 - 69
- 70 ..... 1778 - 70
- 71 ..... 1778 - 71
- 72 ..... 1778 - 72
- 73 ..... 1778 - 73
- 74 ..... 1778 - 74
- 75 ..... 1778 - 75
- 76 ..... 1778 - 76
- 77 ..... 1778 - 77
- 78 ..... 1778 - 78
- 79 ..... 1778 - 79
- 80 ..... 1778 - 80
- 81 ..... 1778 - 81
- 82 ..... 1778 - 82
- 83 ..... 1778 - 83
- 84 ..... 1778 - 84
- 85 ..... 1778 - 85
- 86 ..... 1778 - 86
- 87 ..... 1778 - 87
- 88 ..... 1778 - 88
- 89 ..... 1778 - 89
- 90 ..... 1778 - 90
- 91 ..... 1778 - 91
- 92 ..... 1778 - 92
- 93 ..... 1778 - 93
- 94 ..... 1778 - 94
- 95 ..... 1778 - 95
- 96 ..... 1778 - 96
- 97 ..... 1778 - 97
- 98 ..... 1778 - 98
- 99 ..... 1778 - 99
- 100 ..... 1778 - 100

# CONTENTS

Page

## LAND AND POPULATION

Tables:

1 - Length of Major Rivers in Ethiopia .....	1
2 - Approximate Size of Major Lakes in Ethiopia .....	2
3 - Height of Major Mountains in Ethiopia .....	3-4
4 - National Parks, Game Reserves and Sanctuaries.....	5
5 - Average Annual Rainfall, Latitude, Longitude and Altitude of Major Stations .....	6
6 - Population, Area and Density Per Km. Square by Region, July	7
7 - Rural and Urban Population by Sex and Region .....	8-10
8 - Total Population by Sex and Broad Age Group .....	11
9 - Economically Active Rural and Urban Population Ten Years and Over by Sex .....	12
10 - Crude Birth Rate, Crude Death Rate, and Annual Population Growth Rate .....	13
11 - Number of Town, Higher Associations and Urban Dwellers' Associations by Region .....	14

## NATIONAL ACCOUNTS

Tables:

12 - Gross Domestic Product by Industrial Origin at current Factor Cost .....	15
13 - Expenditure on Gross National Product at Current Market Prices .....	16
14 - Gross Domestic Product by Industrial Origin at Constant Factor Cost .....	17

## AGRICULTURE

Tables:

15 a) - Total Number of Peasant Associations in Ethiopia .....	18
15 b) - Area Under Cultivation, Yield and Production of Major Crops .....	19
16 - Area Under Cultivation, Yield and Production of Major Crops, for State Farm .....	20



## CONTENTS

Page

### AGRICULTURE

Tables:

17 - Estimates of Cattle, Sheep and Goats in Ethiopia at the Beginning .....	21
18 - Estimates of Horses, Mules and Asses in Ethiopia at the Beginning .....	22
19 - Estimates of Number of Poultry in Ethiopia at the Beginning .....	23

### MANUFACTURING INDUSTRIES MINING AND ELECTRICITY INDUSTRY

Tables:

20 - Number of Establishments, Number of Employees and Number of Persons Engaged by Industrial Group .....	24
21 - Summary of Operations of Manufacturing Industry .....	25-26
22 - Production of Major Manufactured Articles .....	27-28
23 - Summary of Results of the Petroleum Refinery .....	29
24 - Quantity and Value of Mineral Production .....	30
25 - Investment in Mining .....	31
26 - Installed Generating Capacity and Electric Energy Production .....	32
27 - Quantity and Value of Electricity Sold .....	33
28 - Total Investment in Electricity Industry by Type of Investment in Value and Percentage .....	34

### TRANSPORT AND COMMUNICATIONS

Tables:

29 - Length of all Weather Roads by Type .....	35
30 - Number of Motor Vehicles Inspected in Ethiopia by Ownership .....	36
31 - Operations of the Djibouti Ethiopian Railway .....	37
32 - Operations of Telecommunications Services .....	38
33 - Quantity, Value and Percentage of Exports by Commodity Section .....	39
34 - Quantity, Value and Percentage of Imports by Commodity Section .....	40
35 - End-use Classification of Imports .....	41
36 - Value of Exports and Re-exports by Country of Destination .....	42
37 - Value of Imports by Country of Origin .....	43



CONTENT

Page

EDUCATION AND HEALTH

Tables:

38 - Number of Schools by Level and Region .....	44
39 - Enrolment of Students in Primary, Junior and Senior Secondary Schools by sex and Region .....	45-46
40 - Number of Teachers by Level of School and Region.....	47
41 - Number of Primary and Secondary School Aged Children, Number of Students and Participation Rate (%) .....	48
42 - Number of Students in Diploma and First Degree Programmes in Higher Educational Institutions .....	49
43 - Medical and Health Facilities by Region (Excluding Police and Armed Forces) .....	50
44 - Medical Personnel by Region (Excluding Police and Armed Forces) .....	51

440	440		
277	277		
200	220		
TOTAL	INSIDE ETHIOPIA	OUTSIDE ETHIOPIA	BAAS OF RIVER
Length in Km.			



Table 1

የኢትዮጵያ ዋና ዋና ወንዞች ርዕሰ ርዕሰ  
 LENGTH OF MAJOR RIVERS IN ETHIOPIA

የወንዝ ስም	ርዕሰ ርዕሰ ጭንቀት			NAME OF RIVER
	ጠቅላላ	ኢትዮጵያ ውስጥ	ከኢትዮጵያ ውጭ	
አባይ	1450	800	650	ABAY
ዋቢ ሸበሌ	1130	1000	130	WABI SHEBELE
ገናሌ	858	480	378	GENALE
አዋሽ	1200	1200	-	AWASH
ሶም	760	760	-	OMO
ቴኬዜ	608	608	-	TEKEZE
መረብ	440	440	-	MEREB
ባሮ	277	277	-	BARO
አንገረብ	200	220	-	ANGEREBA
TOTAL		INSIDE ETHIOPIA	OUTSIDE ETHIOPIA	
Length in Km.				



ሠንጠረዥ 2

Table 2

የኢትዮጵያ ዋና ዋና ሰይጣን መጠን ገምት  
 APPROXIMATE SIZE OF MAJOR LAKES IN ETHIOPIA

የሰይጣን ስም	ርዕድ ስፋት በኪ.ሜ. ላይ	ወርድ በኪ.ሜ. ላይ	ስፋት ስፋት በኪ.ሜ. ላይ	ከፍተኛ ገሰጽ በሜትር	ከፍተኛ በሜትር	
አባያ	60	20	1160	13	1268	ABAYA
አቢያተ	17	15	205	14	1573	ABIYATA
አሸንጌ	5	4	20	25	2409	ASHENGE
አዋሳ	16	9	129	10	1708	AWASA
ቢሽፍቱ	...	...	...	85	...	BISHOPTU
ሙሾ	26	22	551	10	1235	CHAMO
ሐይቱ	7	5	35	23	2030	HAYK
ቶታ	20	15	250	9	...	KOKA
ሉንጋሮ	18	16	230	46	1585	LANGANO
ሻላ	28	12	409	250	1567	SHALA
ጣና	70	60	3600	9	1840	TANA
ዘዋይ	25	20	434	4	1846	ZIWAY
	LENGTH (KM)	WIDTH (KM)	AREA KM <sup>2</sup>	MAXIMUM DEPTH (m)	ALTITUDE (m)	NAME OF LAKES



የኢትዮጵያ የፍ ፍ ተረፍ ስፍራ  
 HEIGHT OF MAJOR MOUNTAINS IN ETHIOPIA

ሠገጠረዥ 3. TABLE 3.

የተረፍ ስም	ከፍሰ ሀገር	ከፍታ በሜትር	ስም	ዞን
ሬስዳሽን	ገንደር	4550	RAS DASHEN	GONDER
ሰገላ	ገንደር	4532	LANDA	GONDER
አናሱ	ገንደር	4480	ANALU	GONDER
ወወፍቦር	ገንደር	4472	WENDEBER	GONDER
አባያራዬ	ገንደር	4460	ABA YARED	GONDER
ጠሬው ለዘር	ገንደር	4456	TEFAW LIZER	GONDER
ቧላት	ገንደር	4437	BAKIT	GONDER
ወሲረያ	ገንደር	4360	MESERYA	GONDER
ካራ	አርቢ	4340	KARRA	ARSSSI
ባቱ	ባሌ	4307	BATU	BALE
አገታሱ	አርቢ	4300	ANKELD	ARSSSI
ኮሱ	ወሱ	4300	KOLO	WOLLO
ሰሰሰሰ	ወሱ	4276	LALIBELA	WOLLO
ገፍ	ገንደር	4231	GUNA	GONDER
ገገ	ጋሞ ገላ	4200	GUGE	GAMO GOFFA
አቡነ ዓቢፍ	ወሱ	4190	ABUNE YOSEF	WOLLO
ሄይ	ገንደር	4173	MEY	GONDER
ብርሃን	ገሞ	4154	BERHAN	GOJAM
ባላ	አርቢ	4133*	BEDA	ARSSSI
ባሱ	ገሞ	4100	TALO	GOJAM
አመባራሰ	ገንደር	4077	AMBARAS	GONDER
ካርጌ	ገሞ	4070	KARNI	GOJAM
ኮራታ	ገሞ	4066	URATA	GOJAM
ጭሱ	አርቢ	4036	CHILALO	ARSSSI
አቡዋ ጫ	ቨዋ	4000	ABUYE MEDA	SHEWA
ባላ	ትገራይ	3988*	SEDI	TIGRAI
አመባ ረፈት	ወሱ	3975	AMBA FERIT	WOLLO
የወል	ወሱ	3859*	YEWEL	WOLLO
ካካ	አርቢ	3820*	KAKA	ARSSSI
አሲ ገደል	ወሱ	3819	ATSE GEDAL	WOLLO
ጉራገ	ቨዋ	3719	GURAGIE	SHEWA
ጫ	ቨዋ	3677	WOTI	SHEWA
አዋ ጌሰ	ገሞ	3664	AMONIWOS	GOJAM
ገገ	አርቢ	3623	GUGU	ARSSSI
አወላጫት	ገሞ	3619*	AMEDAMIT	GOJAM
የወራ	ወሱ	3611*	YEWERA	WOLLO
ደሱ	ቢላዋ	3600	UELO	SIDAMO
አሰታገጫ	ቨዋ	3599	ASTA GOMAYA	SHEWA
ወገዛዝ	ቨዋ	3596*	MEGEZEZ	SHEWA
አራት ወከራከር	ገሞ	3577*	ARAT MEKERAKER	GOJAM
አመባሰል	ወሱ	3567*	AMBASEL	WOLLO
ካገጃ	ገንደር	3500	KANCHI	GONDER
አመባ	ቨዋ	3485	AEBA	SHEWA
ቦራዝ	ገሞ	3476	BERAZ	GOJAM
አብ ዓጫ	ገሞ	3468	ABEKEMA	GOJAM
ጋራሙስታ	ሐረርገ	3392	GARAMULETA	HARARGE
ባገዶ	ገሞ	3355	SEGEDO	GOJAM
ባላርገ	ቨዋ	3350	BEDAROGGE	SHEWA
አሲፊሰ	ገንደር	3341	ATSE FARIS	GONDER
ሩጋጃ	አርቢ	3310	FAGAJI	ARSSSI
ሲጋ	ገንደር	3246	LIGA	GONDER
ዳጌ	ገሞ	3226	DAGUE	GOJAM
ጋራሙስ	ሐረርገ	3170	GARATITA	HARARGE
ባባል	ሐረርገ	3130	SABEL	HARARGE
ወከርታ	ሐረርገ	3060	MUKTAR	HARARGE
ቤፊርታ	ሐረርገ	3060	SERIRTA	HARARGE
ቸፍ	ገሞ	3056	CHEF	GOJAM
ዝጃሰ	ቨዋ	2989	ZIKWALA	SHEWA

\* ከፍታ ያልተረገጠ

\* Height not verified

HEIGHT (M) NAME OF MOUNTAIN REGION

NO.	NAME	AGE	SEX	EDUCATION	PROFESSION
1	...	...	...	...	...
2	...	...	...	...	...
3	...	...	...	...	...
4	...	...	...	...	...
5	...	...	...	...	...
6	...	...	...	...	...
7	...	...	...	...	...
8	...	...	...	...	...
9	...	...	...	...	...
10	...	...	...	...	...
11	...	...	...	...	...
12	...	...	...	...	...
13	...	...	...	...	...
14	...	...	...	...	...
15	...	...	...	...	...
16	...	...	...	...	...
17	...	...	...	...	...
18	...	...	...	...	...
19	...	...	...	...	...
20	...	...	...	...	...
21	...	...	...	...	...
22	...	...	...	...	...
23	...	...	...	...	...
24	...	...	...	...	...
25	...	...	...	...	...
26	...	...	...	...	...
27	...	...	...	...	...
28	...	...	...	...	...
29	...	...	...	...	...
30	...	...	...	...	...
31	...	...	...	...	...
32	...	...	...	...	...
33	...	...	...	...	...
34	...	...	...	...	...
35	...	...	...	...	...
36	...	...	...	...	...
37	...	...	...	...	...
38	...	...	...	...	...
39	...	...	...	...	...
40	...	...	...	...	...
41	...	...	...	...	...
42	...	...	...	...	...
43	...	...	...	...	...
44	...	...	...	...	...
45	...	...	...	...	...
46	...	...	...	...	...
47	...	...	...	...	...
48	...	...	...	...	...
49	...	...	...	...	...
50	...	...	...	...	...
51	...	...	...	...	...
52	...	...	...	...	...
53	...	...	...	...	...
54	...	...	...	...	...
55	...	...	...	...	...
56	...	...	...	...	...
57	...	...	...	...	...
58	...	...	...	...	...
59	...	...	...	...	...
60	...	...	...	...	...
61	...	...	...	...	...
62	...	...	...	...	...
63	...	...	...	...	...
64	...	...	...	...	...
65	...	...	...	...	...
66	...	...	...	...	...
67	...	...	...	...	...
68	...	...	...	...	...
69	...	...	...	...	...
70	...	...	...	...	...
71	...	...	...	...	...
72	...	...	...	...	...
73	...	...	...	...	...
74	...	...	...	...	...
75	...	...	...	...	...
76	...	...	...	...	...
77	...	...	...	...	...
78	...	...	...	...	...
79	...	...	...	...	...
80	...	...	...	...	...
81	...	...	...	...	...
82	...	...	...	...	...
83	...	...	...	...	...
84	...	...	...	...	...
85	...	...	...	...	...
86	...	...	...	...	...
87	...	...	...	...	...
88	...	...	...	...	...
89	...	...	...	...	...
90	...	...	...	...	...
91	...	...	...	...	...
92	...	...	...	...	...
93	...	...	...	...	...
94	...	...	...	...	...
95	...	...	...	...	...
96	...	...	...	...	...
97	...	...	...	...	...
98	...	...	...	...	...
99	...	...	...	...	...
100	...	...	...	...	...

/የቀጠለ /  
(Continued)

ሠገጠረዥ 3

Table 3

የተራራው ስም	ከፍለ ሀገር	ከፍ ታዕ ስጫት		
ጋራጡላ ታ	ጠረርጓ	3392	GARAMULETA	HARARGE
ሰገዶ	ጉጃዎ	3355	SEGEDO	GOJAM
ባዳሮጌ	ሸዋ	3350	BEDAROGÉ	SHOA
አጼፋሪስ	ጉገደር	3341	ATSE FARIS	GONDER
ፋጋጂ	አርቢ	3310	FAGAJI	ARSSI
ሊጋ	ጉገደር	3246	LIGA	GONDER
ዳጋዊ	ጉጃዎ	3226	DAGUE	GOJAM
ጋራጣጣ	ጠረርጓ	3170	GARATITA	HARARGE
ሳቤል	ጠረርጓ	3130	SABEL	HARARGE
ሙከር ታ	ጠረርጓ	3060	MUKTAR	HARARGE
ሴሪርታ	ጠረርጓ	3060	SERIRTA	HARARGE
ቸፍ	ጉጃዎ	3058	CHEF	GOJAM
ዘጃላ	ሸዋ	2989	ZIKWALA	SHOA
		HEIGHT (M)	NAME OF MOUNTAIN	REGION

\* ከፍ ታዕ ያልተረጋገጠ

\* Height not verified



Table 4

National Parks, Game Reserves and Sanctuaries

ብጩራ ዊ ፓርኮቸ ክልሎቸና ጠጠላ ያዎቸ	ክፍለ ሀገር	ባተ ስኩራ ሜተር ስረ		
<u>ብጩራ ዊ ፓርኮቸ</u>			<u>NATIONAL PARKS</u>	
አዋሽ	ሸዋ	720	AWASH	SHOA
ሰሜን	ጉንደር	150	SIMEN	GONDER
ሰዎጥ ሸለቆ ጠይቆ	ሸዋ	650	RIFT VAL. LAKES	SHOA
ሰዎ	ከፋ	3450	OMO	KEFA
የባሌ ተራራ ያቸ	ባሌ	3000	BALE MTS.	BALE
ደንከላ	ሰረርጌ	3000	DENAKIL	HARARGE
ጫን	ጋዎ ጉፋ	200	MAGO	GAMOGOFA
ነጭሣር	ጋዎ ጉፋ	700	NACHISAR	GAMOGOFA
ዳህሳክ	ኢርተራ	1500	DAHLAK	ERITREA
<u>የዳር ስራ ዊት ክልሎቸ</u>			<u>GAME RESERVES</u>	
አዋሽ	ሸዋ	700	AWASH WEST	SHOA
አለደጌ	ሰረርጌ	800	ALDEGE	HARARGE
ባሌ	ባሌ	2100	BALE	BALE
ጋምቤላ	ኢላባባር	10800	GAMBELA	ILUBABOR
ጫን	ጋዎ ጉፋ	3400	MAGO	GAMOGOFA
ገዋኔ	ሰረርጌ	800	GEWANE	HARARGE
ሚሊ-ተንዳህ	ወሎ	2000	MILLE TENDAHO	WOLLO
ሰርዶ	ወሎ	1000	SERDO	WOLLO
ሰጠፋኔ	ጋዎ ጉፋ	4500	STEFANE	GAMOGOFA
ዳብ	ኢርተራ	1800	YOB	ERI TREA
ናቆፋ	ኢርተራ	1400	NAKFA	ERITREA
ጭረ	ተገራይ	600	CHIRE	TIGRAI
ጋሽ-ሰቲት	ኢርተራ	11600	GASH-SETIT	ERITREA
<u>ጠጠላ ያዎቸ</u>			<u>SANCTURIES</u>	
ሰረርጌ	ሰረርጌ	6000	HARAR	HARARGE
ያቤሎ	ሲዳሞ	1200	YABELO	SIDAMO
		AREA IN SQ. KM.	NATIONAL PARKS RESERVE AND SANCTURIES	REGION

ከአዋሽ፣ ከሰሜን፣ ከሰዎጥ ሸለቆ፣ ከሰዎ ሸለቆ፣ ከባሌ ሰበተር የቆረቆረ ስኩራ ስጦታዎች ባተቸው ስኩራ ስጦታዎች ጋራ የተሰጠ ነው።

AREA FIGURES ARE APPROXIMATE, except for Awash, Simen, Omo, Rift Valley Lakes and Bale.







ሠንጠረዥ 6. የክፍለ ሀገር የሕዝብ ብዛት፣ የየአካባቢው ስፋትና የሕዝብ ጥፋት ስፋት የሰፈረው ሕዝብ ብዛት፣  
1975-1976

TABLE 6. POPULATION, AREA AND DENSITY PER KM. SQUARE BY REGION: 1983 - 1984

ክፍለ ሀገር	1975 ዓ.ም			1976 ዓ.ም		
	የሕዝብ ብዛት ስፋት	የሕዝብ ብዛት	የሕዝብ ጥፋት ስፋት	የሕዝብ ብዛት	የሕዝብ ጥፋት ስፋት	
አርቢ	23,674.7	1,616,375	68.3	1,662,232	70.2	ARSI
ባሌ	127,052.7	979,379	7.7	1,006,490	7.9	BALE
ጋሞ ጉ	40,347.8	1,214,638	30.1	1,248,033	30.9	GAMO GOFA
ገጭ	61,224.3	3,156,150	51.6	3,244,881	53.0	GOJAM
ጎንደር	79,579.4	2,839,550	35.7	2,921,124	36.7	GONDAR
ኦርቶሬ	93,679.0	2,547,632	27.2	2,614,699	27.9	ERITREA
ዘረርጌ	272,636.9	4,046,092	14.8	4,161,167	15.3	HARERGE
ሊላባቦር	46,367.1	937,182	20.2	963,954	20.8	ILUBABOR
ቀሌ	56,633.5	2,381,935	42.1	2,450,368	43.3	KEYFA
ሸዋ	85,093.6	7,868,511	92.5	8,090,563	95.1	SHEWA
ሲዳሞ	119,760.4	3,688,025	30.8	3,790,577	81.7	SIDAMO
ጥገራ	64,921.2	2,342,935	36.1	2,409,699	37.1	TIGRAY
ወለጋ	70,481.0	2,408,028	34.2	2,477,276	35.1	WELEGA
ወሎ	82,143.6	3,542,299	43.1	3,642,014	44.3	WELLO
አዲስ አበባ	222.0	1,377,980	6,207.1	1,412,577	6,363.0	ADDIS ABABA
አስፈር	27,464.5	89,234	3.2	89,299	3.3	ASSEB ADMINISTRATION
ጠቅላይ	1,251,281.7	41,035,945	32.8	42,184,953	33.7	TOTAL
	AREA IN Sq. Kms	POPULATION	DENSITY	POPULATION	DENSITY	REGION
		1983		1984		



ሠገጠረዥ 7. የገጠር፣ የከተማና የጠቅላላ ሕዝብ ብዛት በክፍለ ሀገር፣ 1975-1976

TABLE 7. RURAL URBAN AND TOTAL POPULATION BY SEX AND REGION: 1983 - 1984

ክፍለ ሀገር	ፆታ	የገጠር ሕዝብ ብዛት		የከተማ ሕዝብ ብዛት		የጠቅላላ ሕዝብ ብዛት		SEX	REGION
		1975	1976	1975	1976	1975	1976		
አርቢ	ወንድ	752,286	773,262	48,789	50,526	801,075	823,788	MALE	ARSI
	ሴት	758,926	780,061	56,374	58,383	815,300	838,444	FEMALE	
	ድምር	1,511,212	1,553,323	105,163	108,909	1,616,375	1,662,223	TOTAL	
ባሌ	ወንድ	453,500	465,849	30,215	31,265	483,715	497,114	MALE	BALE
	ሴት	460,558	473,049	35,106	36,327	495,664	409,376	FEMALE	
	ድምር	914,058	938,898	65,321	67,592	979,379	1,006,490	TOTAL	
አርታራ	ወንድ	1,106,385	1,133,256	182,414	168,944	1,268,799	1,302,200	MALE	ERITREA
	ሴት	1,079,352	1,104,994	199,481	207,505	1,278,833	1,312,499	FEMALE	
	ድምር	2,185,737	2,238,250	361,895	376,449	2,547,632	2,614,699	TOTAL	
ጋም ጉ	ወንድ	582,100	597,356	23,173	24,559	605,273	621,915	MALE	GAMO GOFA
	ሴት	583,380	598,578	25,985	27,540	609,365	626,118	FEMALE	
	ድምር	1,165,480	1,195,934	49,158	52,099	1,214,638	1,248,033	TOTAL	
ጋጂያ	ወንድ	1,485,164	1,526,216	92,493	95,788	1,577,657	1,622,004	MALE	GOJAM
	ሴት	1,461,417	1,501,634	117,076	121,243	1,578,493	1,622,877	FEMALE	
	ድምር	2,946,581	3,027,850	209,569	217,031	3,156,150	3,244,881	TOTAL	
		1983	1984	1983	1984	1983	1984		
		RURAL POPULATION		URBAN POPULATION		TOTAL POPULATION			



ክፍለ ሀገር	ዕቃ	የገጠር ሕዝብ ብዛት		የከተማ ሕዝብ ብዛት		የጠቅላላ ሕዝብ ብዛት		SEX	REGION
		1975	1976	1975	1976	1975	1976		
ጉጌር	ወገድ	1,356,019	1,393,461	83,042	86,941	1,439,061	1,480,402	MALE	GONDAR
	ቤት	1,286,884	1,321,823	113,605	118,899	1,400,489	1,440,722	FEMALE	
	ድምር	2,642,903	2,715,284	196,647	205,840	2,839,550	2,921,124	TOTAL	
ጠረጌ	ወገድ	1,923,946	1,977,285	128,107	133,130	2,052,053	2,110,415	MALE	HARERGE
	ቤት	1,850,292	1,901,367	143,747	149,385	1,994,039	2,050,752	FEMALE	
	ድምር	3,774,238	3,878,652	271,854	282,515	4,046,092	4,161,167	TOTAL	
ህዝብር	ወገድ	435,947	448,117	23,839	24,803	459,786	472,920	MALE	ELUBABOR
	ቤት	452,412	465,041	24,984	25,993	477,396	491,034	FEMALE	
	ድምር	888,359	913,158	48,823	50,796	937,182	963,954	TOTAL	
ከፋ	ወገድ	1,132,045	1,164,809	58,399	59,837	1,180,444	1,224,646	MALE	KEFA
	ቤት	1,128,882	1,161,573	62,609	64,149	1,191,491	1,225,722	FEMALE	
	ድምር	2,260,927	2,326,382	121,008	123,986	2,381,935	2,450,368	TOTAL	
ሸዋ	ወገድ	3,628,433	3,726,598	274,486	288,519	3,904,919	4,015,117	MALE	SHEWA
	ቤት	3,644,062	3,742,748	319,530	332,698	3,963,592	4,075,446	FEMALE	
	ድምር	7,272,495	7,469,346	596,016	621,217	7,868,511	8,090,563	TOTAL	
		1983	1984	1983	1984	1983	1984		
		RURAL POPULATION		URBAN POPULATION		TOTAL POPULATION			

REGION	SEX	MOLTAIPOPO TAJIJE		MOLTAIPOPO WARE		MOLTAIPOPO TAJIJE	
		1981	1982	1981	1982	1981	1982
SHEAT	MALE	111,210	117,210	98,888	102,532	132,333	138,888
	FEMALE	97,210	102,210	82,210	88,210	112,210	118,210
	TOTAL	208,420	219,420	181,098	190,742	244,543	257,098
KELY	MALE	112,210	118,210	98,210	102,210	122,210	128,210
	FEMALE	98,210	102,210	82,210	88,210	112,210	118,210
	TOTAL	210,420	220,420	180,420	190,420	234,420	246,420
TIGRABOR	MALE	102,210	108,210	88,210	92,210	118,210	124,210
	FEMALE	88,210	92,210	72,210	78,210	108,210	114,210
	TOTAL	190,420	200,420	160,420	170,420	226,420	238,420
BOKRAN	MALE	112,210	118,210	98,210	102,210	122,210	128,210
	FEMALE	98,210	102,210	82,210	88,210	112,210	118,210
	TOTAL	210,420	220,420	180,420	190,420	234,420	246,420
GONDAR	MALE	102,210	108,210	88,210	92,210	118,210	124,210
	FEMALE	88,210	92,210	72,210	78,210	108,210	114,210
	TOTAL	190,420	200,420	160,420	170,420	226,420	238,420

1981 1982

THE ONE VOLUME THE ONE VOLUME THE ONE VOLUME

ክፍለ ሀገር	ፆታ	የገጠር ሕዝብ ብዛት		የከተማ ሕዝብ ብዛት		የጠቅላላ ሕዝብ ብዛት		SEX	REGION
		1975	1976	1975	1976	1975	1976		
ቢላዎ	ወገድ	1,739,255	1,785,758	108,379	113,253	1,847,634	1,899,011	MALE	SIDAMO
	ሴት	1,726,093	1,772,128	114,298	119,438	1,840,391	1,891,566	FEMALE	
	ድምር	3,465,348	3,557,886	322,677	232,691	3,688,025	3,790,577	TOTAL	
ተገራይ	ወገድ	1,087,256	1,116,394	98,748	103,406	1,186,004	1,219,800	MALE	TIGRAY
	ሴት	1,031,448	1,058,499	125,483	131,400	1,156,931	1,189,899	FEMALE	
	ድምር	2,118,704	2,174,893	224,231	234,806	2,342,935	2,409,699	TOTAL	
ወለጋ	ወገድ	1,131,230	1,163,282	55,722	57,803	1,186,952	1,221,085	MALE	WELEGA
	ሴት	1,161,440	1,194,331	59,636	61,860	1,221,076	1,256,191	FEMALE	
	ድምር	2,292,670	2,357,613	115,358	119,663	2,408,028	2,477,276	TOTAL	
ወሎ	ወገድ	1,657,883	1,704,510	95,444	98,173	1,753,327	1,802,683	MALE	WELLO
	ሴት	1,670,244	1,717,212	118,728	122,119	1,788,972	1,839,331	FEMALE	
	ድምር	3,328,127	3,421,722	214,172	220,292	3,542,299	3,642,014	TOTAL	
አዲስ አበባ	ወገድ	-	-	653,755	668,756	653,755	668,756	MALE	ADDIS ABABA
	ሴት	-	-	724,225	743,821	724,225	743,821	FEMALE	
	ድምር	-	-	1,377,980	1,412,577	1,377,980	1,412,577	TOTAL	
አባባ አስተዳዳሪ	ወገድ	-	-	44,967	45,000	44,967	45,000	MALE	ASSEB ADMINISTRATION
	ሴት	-	-	44,267	44,299	44,267	44,299	FEMALE	
	ድምር	-	-	89,234	89,299	89,234	89,299	TOTAL	
ድምር	ወገድ	18,471,449	18,976,153	1,981,972	2,050,703	20,453,421	21,026,856	MALE	TOTAL
	ሴት	18,295,390	18,793,038	2,287,134	2,365,059	20,582,524	21,158,097	FEMALE	
	ድምር	36,766,839	37,769,191	4,269,106	4,415,762	41,035,945	42,184,953	TOTAL	
		1983	1984	1983	1984	1983	1984		
		RURAL POPULATION		URBAN POPULATION		TOTAL POPULATION		SEX	REGION



ሠገጠረዥ 8. ጠቅላላ የሕዝብ ብዛት በፆታና በዕድሜ ክልል፡፡1975-1976  
 TABLE 8. TOTAL POPULATION BY SEX AND BROAD AGE GROUPS: 1983 - 1984

የዕድሜ ክልል	ፆታ	1975		1976		
		ብዛት		ብዛት		
		NUMBER	%	NUMBER	%	
0 - 14	ወንድ	9,643,222	23.5	9,912,260	23.5	MALE
	ሴት	9,458,350	23.0	9,722,834	23.0	FEMALE
	ድምር	19,101,572	46.5	19,635,114	46.5	TOTAL
15 - 64	ወንድ	9,898,200	24.1	10,175,454	24.1	MALE
	ሴት	10,308,361	25.1	10,598,606	25.1	FEMALE
	ድምር	20,206,561	49.2	20,774,060	49.2	TOTAL
65+	ወንድ	965,765	2.3	992,476	2.3	MALE
	ሴት	762,047	1.9	783,303	1.9	FEMALE
	ድምር	1,727,812	4.2	1,775,779	4.2	TOTAL
ድምር	ወንድ	20,507,187	50.0	21,080,210	50.0	MALE
	ሴት	20,528,758	50.0	21,104,743	50.0	FEMALE
	ድምር	41,035,945	100.0	42,184,953	100.0	TOTAL
BROAD AGE GROUP		NUMBER	%	NUMBER	%	SEX
		1983		1984		



ሠገጠረዥ 9 ዕድሜው አሥርና ከዚያ በላይ የሆነውን በሥራ የተሳማራ ለሠማራ የሚችል የሕዝብ ብዛት በፀታ /1972 - 1976\*/  
 TABLE 9. ECONOMICALLY ACTIVE RURAL AND URBAN POPULATION TEN YEARS AND OVER BY SEX (1980-1984\*)

የመኖሪያ ሥፍራ	ፀታ	በሥራ የተሳማራ ለሠማራ የሚችል ሕዝብ ብዛት /ጠቢብ /					Sex	Place of Residence
		1972	1973	1974	1975	1976		
ገጠር	ወንድ	7,685.8	7,856.9	8,034.0	8,217.0	8,407.4	Male	Rural
	ሴት	4,927.3	5,037.1	5,150.4	5,268.1	5,389.3	Female	
	ድምር	12,613.1	12,894.0	13,184.4	13,485.1	13,796.7	Total	
ከተማ	ወንድ	856.3	904.4	956.2	1,013.4	1,065.7	Male	Urban
	ሴት	485.4	513.7	542.6	572.7	604.9	Female	
	ድምር	1,341.7	1,418.1	1,498.8	1,582.8	1,670.6	Total	
ጠቅላላ	ወንድ	8,542.1	8,761.3	8,990.2	9,230.4	9,473.1	Male	Total
	ሴት	5,412.7	5,550.8	5,693.0	5,840.8	5,994.2	Female	
	ድምር	13,954.8	14,312.1	14,683.2	15,071.2	15,467.3	Total	
		1980	1981	1982	1983	1984		
Economically Active Population (000's)								

ጠቅላይ አስተባባሪ ጽሕፈት ቤት

\* የኢትዮጵያ ሕዝብ ትገበያ ከ1972-1987 ዓ.ም እና የ1970 ዓ.ም የተሰጥኖ መጠን በመጠቀም የተገኘ መረጃ

Source:- Central Statistical Office

\* Computed using the projected population 1980 - 1995 and the economic activity rate for 1978



ሠገጠረዥ 10. የሰደተ መጠን፣ የሞት መጠንና ዓመታዊ የሕዝብ ብዛት ዕድገት /1974 ዓ.ም/

TABLE 10 CRUDE BIRTH RATE; CRUDE DEATH RATE; AND ANNUAL POPULATION GROWTH RATE (1982)

መለኪያ	መጠን	
የሰደተ	47/1000	Crude birth rate
የሞት	18/1000	Crude death rate
ዓመታዊ የሕዝብ ብዛት ዕድገት	2.9	Population Growth
አንድ ሰው ከተወለደ ጀምሮ በአጣ ላይ የሚኖረው ዓመታት ብዛት	47	Expectation of life at birth
	RATES	MEASURES



ሠገጠረዥ 11 የከተሞች የከፍተኛችን የቀበሌ ማህበራት ብዛት በከፍለሀገር

1973 ዓ.ም

TABLE 11 - NUMBER OF TOWNS, HIGHER ASSOCIATIONS AND URBAN DWELLERS' ASSOCIATIONS BY REGION, 1980-81

ከፍለሀገር	የከተማ ብዛት	የከፍተኛችን ብዛት	የቀበሌ ማህበራት ብዛት	
አርቢ	17	9	37	Arssi
ባሌ	9	6	18	Bale
ጉጌይ	25	14	59	Gonder
ኢርትራ ጋሙጉፋ	14	16	149	Eritrea
ጋሙጉፋ ጉጃም	7	2	12	Gamogoffa
ጉጃም	24	14	62	Gojjam
ሐፈርጌ	25	15	83	Hararge
ኢሉባቦር	11	3	18	Illubabor
ክፍ	16	7	46	Keffa
ሸዋ	60	39	181	Shewa
ሲዳሞ	33	15	87	Sidamo
ትግራይ	24	13	80	Tigray
ወለጋ	21	9	42	Wellega
ወሎ	22	15	68	Wello
አዲስ አበባ	1	25	284	Addis Ababa
አበባ አስተዳደር	1	2	12	Asseb Administration
ጭር	310	204	1,238	Total
	Number of Towns	Number of Higher Associations	Number of Urban Dwellers Associations	Region

1 / ከከተማ ልማትና ቤት ሚዛኑ ኮሚሽን በሚሰጡት መረጃ ዋና ክፍል ከመረጃ ቅንብር ክፍል የተገኘ

1/ Ministry of Housing and Urban Development from Associations Organization Department, Statistical Information Division.



ጠቅላላ የሀገር ውስጥ ዎርት በጠየቃበት የአገናኝ ዘርፍና በጊዜው በተሠራበት ዋጋ  
 Gross Domestic Product by Industrial Origin at Current Factor Cost

ሠገጠረዥ 12

Table 12

IN MILLION BIRR

	1973*		1974*		1975*		
	ብዛት	ከመቶ	ብዛት	ከመቶ	ብዛት	ከመቶ	
ከ እር ገ	4071.5	50.0	4061.8	49.0	4388.7	48.4	Agriculture
ከሊንግስት	1258.3	16.0	1296.6	15.6	1401.9	15.5	Industries
ከግክፋረሰ ሥራ	1221.9	15.0	1339.5	16.1	1504.2	16.6	Distributive Services
ከሌሎች ሌሎች አገልግሎቶች	1548.6	19.0	1600.9	19.3	1773.0	19.5	Other Services
ጠቅላላ	8100.3	100.0	8298.8	100.0	9067.8	100.0	Total
	Amount	%	Amount	%	Amount	%	
	1980/81*		1981/82*		1982/83*		

\* የሌት ዓመት የበጀት ዓመት

\* Year Ending July 7

የግዕዝ ገጽ ስርዓት ጽ/ቤት

Source: Office of National Committee for Central Planning,

Year Ending July 7

Source: Office of National Committee for Central Planning



ጠቅላላ የሀገር ውስጥ ዎርቱ ላይ የተደረገ ወዲ በገዛው የገበያ ዋጋ

EXPENDITURE ON GROSS DOMESTIC PRODUCT AT CURRENT MARKET PRICES

ሠገጠረዥ 13

Table 13

IN MILLION BIRR

	1973*		1974*		1975*		
	ብዛት	ከመቶ	ብዛት	ከመቶ	ብዛት	ከመቶ	
	ገላጭ የሌላዊ ዕቃዎች ገለጋሎቶች ፍጆታ ወዲ	7080.3	79.5	7348.9	80.2	7994.8	
ወገንሥታዊ የሌላዊ ዕቃዎችና ገለጋሎቶች ፍጆታ ወዲ	1399.5	15.7	1486.8	16.2	1732.5	17.3	GOVERNMENT CONSUMPTION EXPENDITURE
ጠቅላላ የጫገት ተጠቃሚ ከገገታ ስጦታ ላይ የተደረገ ወዲ	921.8	10.3	1081.7	11.8	1119.4	11.2	GROSS DOMESTIC FIXED CAPITAL FORMATION
በፍጆታና በከገገታ ስጦታ ላይ የተደረገ ወዲ	9401.6	105.5	9917.4	108.2	10846.7	108.3	EXPENDITURE ON CONSUMPTION AND GROSS CAPITAL FORMATION
ወደ ወጭ ከተላኩ ዕቃዎችና ገለጋሎቶች የተገኘ	1147.2	12.9	1076.2	11.7	1136.0	11.3	EXPORT OF GOODS AND SERVICES
ከወጭ ለገር ለገቡ ዕቃዎችና ገለጋሎቶች የተደረገ ወዲ ቢቀነስ	1642.3	18.4	1824.2	19.9	1966.8	19.6	LESS OF IMPORTS OF GOODS AND SERVICES
ጠቅላላ የሀገር ውስጥ ዎርቱ ወዲ በገበያ ዋጋ	8906.5	100.0	9169.4	100.0	10015.9	100.0	EXPENDITURE ON GROSS DOMESTIC PRODUCT AT MARKET PRICES
	AMOUNT	%	AMOUNT	%	AMOUNT	%	
	1980/81*		1981/82*		1982/83*		

\* የኢትዮጵያ የብድር ዓመት

\* Year Ending July 7

የጠቅላይ ገባን ብሔራዊ ስሜት ጽ/ቤት

Source: Office of National Committee for Central Planning



ጠቅላላ የሀገር ውስጥ ዎርት ጠመ ነጨበት የኢኮኖሚ ዘርፍና በ1973 ዓ.ም. በተሠራበት ዋጋ  
 GROSS DOMESTIC PRODUCT BY INDUSTRIAL ORIGIN AT CONSTANT FACTORY COST OF 1980/81

ሠንጠረዥ 14  
 Table 14

በጊዜያዊ ጠመ

IN MILLION BIRR

	1973*		1974*		1975*		
	ብዛት	ክመት	ብዛት	ክመት	ብዛት	ክመት	
ከ እር ገ	4071.5	50.0	4019.5	49.0	4208.9	49.0	Agrivulture
ከኢንዱስትሪ	1258.3	16.0	1297.2	16.0	1364.8	16.0	Industries
ከጣከፋፈላ ሥራ	1221.9	15.0	1257.5	15.0	1335.4	15.0	Distributive Services
ከሌሎች አገልግሎቶች	1548.6	19.0	1612.3	20.0	1698.0	20.0	Other Services
ጅምር	8100.3	100.0	8186.3	100.0	8607.1	100.0	Total
	Amount	%	Amount	%	Amount	%	
	1980/81*		1981/82*		1982/83*		

\* የኢትዮጵያ የጠይቅ ዓመት

\* Year Ending July 7

የዓዕከላዊ ፕላን ብጩራዊ ጠመጃ ጸ/ቦት

Source: Office of National Committee for Central Planning



ሠገጠረዥ 15 ሀ የገባረ ጭብራት በዛት በክፍለ ሀገር ነሐሴ 1974 ዓ.ም

Table 15 A TOTAL NUMBERS OF FARMERS ASSOCIATIONS BY REGION? AUGUST 1982.

ክፍለ ሀገር	የአውራጃ በዛት	የወረዳ በዛት	የገባረ ጭብራት በዛት	
አርቢ	3	22	1,086	ARRSI
ባሌ	5	23	519	BALE
አርቲራ	6	15	188	ERITREA
ጋም ጉፋ	4	22	795	GAMO GOFA
ጉጃም	7	35	1,750	GOJAM
ጉንደር	7	24	1,052	CONDAR
ዛረርጌ	8	34	1,352	HARARGE
ሊላባቦር	6	34	961	ILLUBABOR
ክፋ	6	37	1,612	KEFFA
ሸዋ	11	104	5,364	SHOA
ሲዳሞ	6	33	1,488	SIDAMO
ጥገራይ	8	25	157	TIGRII
ወለጋ	6	50	2,123	WOLLEGA
ወሎ	12	35	1,132	WOLLO
ደምር	94	493	19,579	TOTAL
	NUMBER of Awrajas	Number of Weredas	Number of Farmers Associations	REGION

በገባረና ጭብራት

በገባረ ጭብራትና የብብረት ሥራ ጭራጃ ጭራጃ በገባረ ጭራጃ ክፍለ የተዘጋጀ፣ በየክፍላት ሀገሩ በጭብራት የተደራጀ የብብረት ገባረ ጭብራትና የአባላት ቁጥር፣/ ነሐሴ 1974 ዓ.ም/

Source: Ministry of Agriculture.

Peasant Organization and Co-operative Development Department-Peasant Association Team. Number of peasant association, organized and number of members by region, July 1981.



የጋራው ስፔራት/ሰፊትና የድ ድ ሰበሰብ ድርጅት ገደብ  
/1973-1975/

Area under cultivation, yield and production of major crops  
1980/81 - 1982/83

ሠንጠረዥ 15-6 Table 15-B

የሰበሰብ ድርጅት	1973			1974			1975			
	የጋራው ስፔራት /ሰበሰብ ስፔራት/	የጋራው ስፔራት /ሰበሰብ ስፔራት/	የጋራው ስፔራት /ሰበሰብ ስፔራት/	የጋራው ስፔራት /ሰበሰብ ስፔራት/	የጋራው ስፔራት /ሰበሰብ ስፔራት/	የጋራው ስፔራት /ሰበሰብ ስፔራት/	የጋራው ስፔራት /ሰበሰብ ስፔራት/	የጋራው ስፔራት /ሰበሰብ ስፔራት/	የጋራው ስፔራት /ሰበሰብ ስፔራት/	
<b>አህሉን</b>										<b>CEREALS</b>
ገበሬ	831.0	12.9	10752.0	809.6	11.4	9265.0	908.0	12.9	11683.4	Barley
ባህር	735.5	12.9	9483.0	662.8	17.9	11843.0	819.7	19.6	16029.6	Maize
ግብፍ	979.1	14.4	14108.0	837.2	14.4	12027.0	905.7	15.0	13563.8	Sorghum
ገብፍ	232.9	8.8	2047.0	226.5	8.7	1972.0	225.2	10.7	2400.7	Millet
ጫፍ	1362.1	9.6	13121.0	1342.3	8.1	10891.0	1399.8	9.8	13716.7	Teff
ሰንጠረዥ	536.2	11.5	6144.0	688.3	10.4	7163.0	714.0	12.8	9166.2	Wheat
<b>የቀባት አህሉ</b>										<b>Oil Seeds</b>
ቀን	123.6	5.2	641.0	151.0	3.3	503.0	172.6	4.6	789.3	Neug
<b>የፈጠራ</b>										<b>Pulses</b>
ሸዋብሬ	149.0	7.9	1183.0	135.2	7.5	1015.0	134.8	8.8	1184.7	Chick peas
አገር	169.1	8.7	1477.0	175.9	9.4	1660.0	151.1	9.8	1330.1	Field peas
አደገጋሬ	20.7	9.5	196.0	24.4	4.8	117.0	43.4	8.5	366.8	Haricot beans
ባህር	306.5	15.3	4693.0	350.0	13.5	4710.0	380.6	15.8	6008.6	Horse beans
ደብር	53.4	11.2	599.0	69.7	7.2	499.0	55.3	7.6	420.9	Lentils
	1980/81			1981/82			1982/83			CROP
	Area (.000ha)	Yield (q#/ha)	Production (.000qt)	Area (.000ha)	Yield (q#/ha)	Production (.000qt)	Area (.000ha)	Yield (qt/ha)	Production (.000qt)	

ግባባቢያ፣ ሰንጠረዥ ሰንጠረዥ አርቢያት የጋራው ስፔራት የድ ሰበሰብ ድርጅት ይገልጻል፡፡  
Note:- Includes Private and State Farm production for the Main and Belg Season

ድርጅት፡ አብዮተኛው ሰንጠረዥ ሰንጠረዥ  
SOURCE:- Central Statistical Office



በጭንገሥት አርቫዎች  
የታረበው ጭረት ስፋትና የዋና ዋና ስብሌቶች ምርት ገምት  
/1973-1975/

Area under cultivation, yield and production of major crops for State Farms  
/1980/81 - 1982/83/

ሠገጠረዥ 16 Table 16

የሰብላ ዓይነት	1973			1974			1975			
	የታረበው ጭረት /በሺህ አካጅ	የግንግንት አካጅ /በኩንታል/	ጭንገሥት ምርት /በሺህ ኩንታል/	የታረበው ጭረት ስፋት በሺህ አካጅ	የግንግንት አካጅ /በኩንታል/	ጭንገሥት ምርት /በሺህ ኩንታል/	የታረበው ጭረት ስፋት በሺህ አካጅ	የግንግንት አካጅ ምርት በኩንታል	ጭንገሥት ምርት በሺህ /ኩንታል/	
<u>አሀሌቶች</u>										<u>CEREALS</u>
ገበባ	2.3	18.6	42.7	2.4	18.2	43.7	1.83	23.4	42.90	Barley
በቶሎ	35.0	28.8	1008.0	45.0	28.0	1261.2	48.72	20.1	980.56	Maize
ግሸላ	21.6	11.8	255.4	27.6	7.5	207.7	22.61	5.9	132.81	Sorghum
ጎንጎ	-	-	-	-	-	-	-	-	-	Millet
ጤፍ	1.6	5.0	0.0	0.9	4.8	4.3	1.66	4.9	7.78	Teff
ሰገጻ	79.0	14.5	1145.5	94.9	13.0	1236.0	85.66	15.8	1353.02	Wheat
<u>የቀባት አሀል</u>										<u>OIL SEEDS</u>
ኑግ	1.2	0.8	1.0	0.2	0.5	0.1	-	-	-	Neug
<u>ጥሬጥሬዎች</u>										<u>Pulses</u>
ሸጭብሩ	0.5	6.4	3.2	0.1	1.0	0.1	0.02	2.5	0.05	Chick peas
አደገገሩ	0.3	4.7	1.4	2.7	3.8	10.2	3.91	3.6	14.03	Haricot beans
	Area ('000ha)	Yield (qt/ha)	Production ('000 qt)	Area ('000ha)	Yield (qt/ha)	Production ('000 qt)	Area ('000ha)	Yield (qt/ha)	Production ('000 qt)	Crop
	1980/81			1981/82			1982/83			

ጭንገሥት:- ጭንገሥት ምርት በሚለው ሥር የተዘገገውን አባዛኛ ተግባር ገምት ላይ ነው።

Note:- Most figures shown under total production are only estimates.

ምንጭ:- የጭንገሥት አርቫዎች ልማት ሚኒስቴር

Source:- Ministry of State Farms Development.



የከተ የባገና የፍ የል ገጾች በሊት ጾጶች  
1975

ESTIMATES OF CATTLE, SHEEP AND GOATS IN  
ETHIOPIA

ሠንጠረዥ 17

1982/83

Table 17

ክፍለ ሀገር	1975			Region
	ከተ /በሺህ/	ባገ /በሺህ/	ፍ የሉፕ /በሺህ/	
አርሲ	1643.9	1026.2	271.8	Arssi
ባሌ	558.0	176.8	69.4	Bale
ኢርትራ	988.6*	322.1*	321.2*	Eritrea
ጋም ገፋ	567.6	387.4	193.1	Gamo Goffa
ጎጃም	2401.9	895.7	766.3	Gojam
ጎንደር	1617.8	430.6	609.0	Gonder
ዘረርጌ	1265.7	374.1	806.5	Hararge
ኢሉባቦር	507.6	179.7	53.1	Illubabor
ክፋ	1294.4	452.3	226.8	Keffa
ሸዋ	6649.0	2709.4	1668.9	Shoa
ሲዳሞ	2112.3	519.0	514.1	Sidamo
ጥገራይ	1735.3*	584.8*	1268.6*	Tigray
ወለጋ	1920.8	424.3	210.7	Wollega
ወሌ	2067.0	1764.1	1016.6	Wollo
ደምር	25329.9	10246.5	7996.1	Total
	Cattle ('000)	Sheep ('000)	Goats ('000)	Region
	1982/83			

በዘላኑ አካባቢ የሚገኙት የከተ፣ የባገና ፍ የሉፕን በዘተ አይወጡም

Note:- This does not include the cattle, sheep and goat population in the nomadic areas

\* በ1969 ዓ.ም ጠገብ ላይ የገባርና ሚኒቴር ካካሄዱ ጥናት በተገኘው ውጤት የተሰላ

\* Estimates based on the 1976/77 Agricultural Sample Census conducted by the Ministry of Agriculture

ምንጭ፡- አባታታ ጠቅላይ ጽ/ቤት

Source:- Central Statistical Office.



የፈረንሳይ የብሉላዊ የአሀዳዊ ገዳት  
በኢትዮጵያ 1975

Estimates of Horses, Mules and Asses in Ethiopia

ሠንጠረዥ 18

1982/83

Table 18

ክፍለ ሀገር	1975			
	ፈረንሳይ /በሺህ/	ብሉላዊ /በሺህ/	አሀዳዊ /በሺህ/	
አርሲ	209.3	22.8	165.2	ARSSI
ባሌ	43.4	4.0	51.1	BALE
ኢርትራ	27.1*	11.5*	73.7*	ERITREA
ጋሞጋፎታ	14.2	5.6	11.2	GAMOGOFFA
ኮጋሚ	128.7	13.1	266.6	COJAM
ኮንደር	74.1	18.5	257.9	CONDER
አረርጌ	10.3	6.2	164.6	HARARGE
ደቡብ	13.7	2.8	4.2	ILLUBABOR
ክፍ	29.0	20.4	22.8	KEFFA
ሸዋ	435.0	127.6	792.4	SHOA
ሲዳሞ	51.2	25.4	69.4	SIDAMO
ቲግራይ	8.3*	19.7*	269.1*	TIGRAI
ወለጋ	46.6	15.5	84.8	WELLEGA
ወሎ	124.1	35.2	368.3	WOLLO
	1209.0	328.3	2601.3	TOTAL
	Horses (000)	Mules (000)	Asses (000)	REGION
1982/83				

በዘላቅ አካባቢ የሚገኙትን አይጠቅሙም

Note - Excluding Nomadic Areas

\* በ1969 ዓ.ም. ጠቅላይ ላይ የገበርና ግህጽ ካህኒዎች ጥናት በተገኘው ውስጥ የተሰላ

\* Estimates based on the 1976/77 Agricultural Sample Census conducted by the Ministry of Agriculture

ምንጭ: አስተሳሰብ ጠቅላይ ጽ/ቤት

Source: - Central Statistical Office



የጆሮ ርቢ ገጭተ በሊት ጻጻፎች

1975

ሠገጠረዥ 19

ክፍለ ሀገር	1975	
	የጆሮ ርቢ /በሺህ/	
አርቢ	923.9	Arssi
ባሌ	143.7	Bale
ኦርቲራ	925.2*	Eritrea
ጋም ገፋ	499.1	Gamo Goffa
ጉጉር	2092.6	Gonder
ጉጃጃ	1701.1	Gojan
ሐረርጌ	1782.0	Hararge
ሌላባቦር	636.5	Illubaber
ክፋ	1259.4	Keffa
ሸዋ	4495.1	Shoa
ሲዳሞ	1835.0	Sidamo
ጥገራይ	2007.0*	Tigrai
ወለጋ	1416.3	Wollega
ወሎ	2342.4	Wollo
ጆሮ	22059.3	Total
	Number of Poultry ('000)	Region
	1982/3	

\* በ1969 ዓ.ም በጆሮ ርቢ ላይ የገጠርና ግሪክ ገቢ ላይ ጥናት በተገኘው ወጠት የተሰላ

\* Estimates based on the 1976/77 Agricultural Sample Census conducted by the Ministry of Agriculture

ጥንቅቅ፡ ለባታኮኮኮ ጠቅላይ ጽ/ቤት

Source:- Central Statistical Office



የፋብሪካዎች ብዛት፣ የሠራተኞች ብዛትና በሥራው ተሳታፊ የሆኑት የሠራተኞች ብዛት በኢንዱስትሪው ዓይነት 1972 - 1974  
 NUMBER OF ESTABLISHMENTS, NUMBER OF EMPLOYEES AND NUMBER OF PERSONS ENGAGED BY INDUSTRIAL GROUP 1979/80 - 1981/82

ሠገጠረዥ 20

TABLE 20

የኢንዱስትሪ ዓይነት	የፋብሪካው ብዛት			የተቀጠሩ ሠራተኞች						በሥራው ተሳታፊ የሆኑት ሠራተኞች						INDUSTRIAL GROUP
				ብዛት			ከጠቅላላው በመቶ			ብዛት			ከጠቅላላው በመቶ			
	1972	1973	1974	1972	1973	1974	1972	1973	1974	1972	1973	1974	1972	1973	1974	
የግጥም	124	123	134	15,224	15,502	16,547	20.4	20.1	20.2	15,300	15,600	16,671	20.4	20.1	20.3	FOOD
የግጥም	27	28	28	5,564	6,194	7,143	7.5	8.0	8.7	5,577	6,210	7,159	7.4	8.0	8.7	BEVERAGE
የትብብር	2	2	2	794	849	1,289	1.1	1.1	1.6	794	849	1,289	1.1	1.1	1.6	TOBACCO
የጠርቃ ጠርቅ	54	57	66	31,453	32,305	34,063	42.2	41.8	41.6	31,503	32,354	34,138	42.1	41.7	41.5	TEXTILE
የቀዳ ግጥም	19	20	24	4,344	4,537	4,653	5.8	5.9	5.7	4,353	4,541	4,666	5.8	5.9	5.7	LEATHER AND SHOE
የአገጣጠንና የቤት ተገባሪ	68	68	44	3,220	3,399	3,066	4.3	4.4	3.7	3,274	3,448	3,115	4.4	4.5	3.8	WOOD AND FURNITURE
የወረቀት	6	6	5	1,417	1,396	900	1.9	1.8	1.1	1,420	1,400	903	1.9	1.8	1.1	PAPER
የጥቅም	22	22	24	2,302	2,380	2,496	3.1	3.1	3.1	2,322	2,394	2,512	3.1	3.1	3.1	PRINTING
የኬሚካል	30	31	33	5,052	5,590	5,772	6.8	7.2	7.1	5,070	5,607	5,795	6.8	7.2	7.0	CHEMICAL
ብረታብረት ያልሆኑ ግዕዳዎች	28	27	29	3,176	2,994	3,510	4.2	3.9	4.3	3,191	3,011	3,526	4.3	3.9	4.3	NON-METALIC MINERAL PRODUCTS
የብረት ብረትና ኤሌክትሪክ	24	24	30	2,045	2,107	2,379	2.7	2.7	2.9	2,051	2,118	2,391	2.7	2.7	2.9	STEEL, METAL AND ELECTRICAL
ጅምር	404	408	419	74,591	77,253	81,818	100.0	100.0	100.0	74,875	77,532	82,165	100.0	100.0	100.0	TOTAL
	1979/80	1980/81	1981/82	1979/80	1980/81	1981/82	1979/80	1980/81	1981/82	1979/80	1980/81	1981/82	1979/80	1980/81	1981/82	
NUMBER OF ESTABLISHMENTS				NUMBER			AS PERCENT OF THE TOTAL			NUMBER			AS PERCENT OF THE TOTAL			INDUSTRIAL GROUP
				NUMBER OF EMPLOYEES						NUMBER OF PERSONS ENGAGED						



የኢትዮጵያ ስነ ምግብ 1972 - 1974  
 SUMMARY OF OPERATIONS OF MANUFACTURING INDUSTRY 1979/80 - 1981/82

ሠገጠር 21

TABLE 21

የኢትዮጵያ ዓይነት	በ ሺ ሀ በ ር			በ ስ ሰ ሰ ሰ በ ስ ሰ			
	1972	1973	1974	1972	1973	1974	
<b>ጠቅላላ የፈጠራ ስራ ውጤት</b>							<b>GROSS VALUE OF PRODUCTION</b>
የምግብ	523,089	565,489	566,679	25.0	24.8	22.5	FOOD
የቤጠጥ	249,524	274,141	291,581	11.9	12.0	11.6	BEVERAGE
የተዋጊህ	105,722	111,900	128,627	5.0	4.9	5.1	TOBACCO
የጨርቃ ጨርቅ	440,909	436,574	452,014	21.0	19.2	17.9	TEXTILES
የቀጥና የሙግ	132,249	116,956	118,313	6.3	5.1	4.7	LEATHER AND FOOTWEAR
የአገጠትና የቤት ጭንቀት	28,894	35,718	37,748	1.4	1.6	1.5	WOOD AND FURNITURE
የወረቀት	40,930	34,628	40,121	2.0	1.5	1.6	PAPER
የጥተኞች	34,825	37,220	42,128	1.7	1.6	1.7	PRINTING
የከግባላ	392,992	499,655	665,559	18.8	22.0	26.3	CHEMICAL
በረታ በረታ ያልሆኑ ግዕዳዎች	38,380	45,391	59,020	1.8	2.0	2.3	NON-METALIC MINERAL PRODUCTS
የበረታ በረታና የአለክትራክ	107,923	119,669	121,415	5.1	5.3	4.8	METAL AND ELECTRICAL
ድምር	2,095,442	2,277,341	2,523,205	100.0	100.0	100.0	TOTAL
<b>ደውዘና ሥራ</b>							<b>WAGES AND SALARIES</b>
የምግብ	33,807	33,379	37,623	20.1	18.8	19.5	FOOD
የቤጠጥ	14,059	16,202	17,551	8.4	9.1	9.1	BEVERAGE
የተዋጊህ	2,218	2,267	2,332	1.3	1.3	1.2	TOBACCO
የጨርቃ ጨርቅ	59,095	62,609	67,975	35.2	35.2	35.2	TEXTILES
የቀጥና የሙግ	8,157	9,438	10,788	4.9	5.3	5.6	LEATHER AND FOOTWEAR
የአገጠትና የቤት ጭንቀት	7,017	7,943	7,995	4.2	4.5	4.1	WOOD AND FURNITURE
የወረቀት	2,093	2,323	2,411	1.2	1.3	1.2	PAPER
የጥተኞች	6,566	6,992	7,406	3.9	3.9	3.8	PRINTING
የከግባላ	20,185	20,877	22,164	12.0	11.7	11.5	CHEMICAL
በረታ በረታ ያልሆኑ ግዕዳዎች	7,795	8,635	8,973	4.6	4.9	4.6	NON-METALIC MINERAL PRODUCTS
የበረታ በረታና የአለክትራክ	7,065	7,139	8,022	4.2	4.0	4.2	METAL AND ELECTRICAL
ድምር	168,057	177,804	193,240	100.0	100.0	100.0	TOTAL
<b>የግደገግ ጥቅም ገቢ</b>							<b>FIXED CAPITAL ASSETS</b>
የምግብ	100,472	114,153	125,760	26.9	27.3	29.4	FOOD
የቤጠጥ	48,578	51,551	49,042	13.0	12.3	11.5	BEVERAGE
የተዋጊህ	11,235	9,216	9,209	3.0	2.2	2.2	TOBACCO
የጨርቃ ጨርቅ	79,370	110,434	126,092	21.3	26.4	29.5	TEXTILES
የቀጥና የሙግ	28,825	25,747	21,959	7.7	6.1	5.1	LEATHER AND FOOTWEAR
የአገጠትና የቤት ጭንቀት	10,875	13,758	9,528	2.9	3.3	2.2	WOOD AND FURNITURE
የወረቀት	20,683	10,711	7,362	5.6	2.6	1.7	PAPER
የጥተኞች	7,139	6,949	7,197	1.9	1.7	1.7	PRINTING
የከግባላ	37,119	39,967	38,766	9.9	9.5	9.1	CHEMICAL
በረታ በረታ ያልሆኑ ግዕዳዎች	17,570	24,027	20,912	4.7	5.7	4.9	NON-METALIC MINERAL PRODUCTS
የበረታ በረታና የአለክትራክ	11,687	12,288	11,503	3.1	2.9	2.7	METAL AND ELECTRICAL
ድምር	373,553	418,801	427,330	100.0	100.0	100.0	TOTAL
<b>ጠቅላላ ገደገግ ለግደገግ ጥቅም ገቢ</b>							<b>INVESTMENT IN FIXED ASSETS</b>
የምግብ	8,835	8,100	25,077	20.6	14.7	33.2	FOOD
የቤጠጥ	7,201	6,131	9,052	16.8	11.1	12.0	BEVERAGE
የተዋጊህ	122	870	1,468	0.3	1.6	1.9	TOBACCO
የጨርቃ ጨርቅ	8,347	18,306	27,037	19.5	33.3	35.7	TEXTILES
የቀጥና የሙግ	2,675	1,680	1,022	6.2	3.0	1.4	LEATHER AND FOOTWEAR
የአገጠትና የቤት ጭንቀት	1,201	647	1,310	2.8	1.2	1.7	WOOD AND FURNITURE
የወረቀት	797	474	770	1.9	0.9	1.0	PAPER
የጥተኞች	973	1,117	642	2.3	2.0	0.8	PRINTING
የከግባላ	9,115	6,361	7,227	21.3	11.6	9.6	CHEMICAL
በረታ በረታ ያልሆኑ ግዕዳዎች	2,669	10,048	991	6.2	18.2	1.3	NON-METALIC MINERAL PRODUCTS
የበረታ በረታና የአለክትራክ	909	1,310	1,056	2.1	2.4	1.4	METAL AND ELECTRICAL
ድምር	42,844	55,044	75,637	100.0	100.0	100.0	TOTAL
	1979/80	1980/81	1981/82	1979/80	1980/81	1981/82	INDUSTRIAL GROUP
	AMOUNT IN '000 BIRR			AS PERCENT OF TOTAL			



የኢንዱስትሪያዊ ስራ ሁኔታ ግጠም 1972 - 1974

SUMMARY OF OPERATIONS OF MANUFACTURING INDUSTRY 1979/80 - 1980/81

ሠንጠረዥ 21 / የተጠለ/  
TABLE 21 (cont'd)

የኢንዱስትሪው ግዴታ	በ ሺ ሀ ብ ር			ከ ጠ ቶ ሳ ሳ ው በ መ ተ			
	1972	1973	1974	1972	2973	1974	
<u>ተጨማሪ ዋጋ</u>							<u>VALUE ADDED, NATIONAL ACCOUNT CONCEPT (AT FACTOR JUST</u>
የምግብ	151,515	160,274	140,061	22.5	25.8	23.3	FOOD
የመጠጥ	52,664	54,996	55,071	7.8	8.9	9.2	BEVERAGE
የተምባሀ	40,595	29,795	37,176	6.0	4.8	6.2	TOBACCO
የጨርቃ ጨርቃ	167,025	147,019	160,518	24.7	23.7	26.7	TEXTILES
የቀጥና የጨላ	34,704	24,958	20,454	5.1	4.0	3.4	LEATHER AND FOOTWEAR
የአገጣጠና የቤተ ቅጣ ቅጣ	13,821	13,939	16,384	2.1	2.3	2.7	WOOD AND FURNITURE
የወረቀት	12,445	3,785	8,357	1.8	0.6	1.4	PAPER
የጥተጫያ	17,180	18,073	18,868	2.6	2.9	3.1	PRINTING
የኪሚካል	148,192*	134,977	106,176	22.0	21.7	17.6	CHEMICAL
በረታ በረታ ያለሁት ግዕድግዕ	15,194	6,244	11,428	2.2	1.0	1.9	NON-METALIC MINERAL PRODUCTS
የብረታ በረታና የአላክትሪክ	21,450	26,782	27,105	3.2	4.3	4.5	METAL AND ELECTRICAL
ድ ም ር	674,785*	620,842	601,598	100.0	100.0	100.0	T O T A L
	1979/80	1980/81	1981/82	1979/80	1980/81	1981/82	INDUSTRIAL GROUP
	AMOUNT IN '000 BIRR			AS PERCENT OF TOTAL			

\* የታሪክ

\* REVISED



ገቢዎችና የተፈጻሚነት ዕቃዎች ምርት 1972 - 1974  
 PRODUCTION OF MAJOR MANUFACTURED ARTICLES, 1979/80 - 1981/82

ሠንጠረዥ 22  
 TABLE 22

የ ዕ ዓ ወ ዓ ይ ት ተ	1972	1973	1974		
<b>ግንባ</b>				<b>FOOD</b>	
ግንባ	/በት/	1,238	2,695	2,916	MEAT (TONS)
ሰጋር	/በት/	153,504	154,036	145,469	SUGAR (TONS)
ጨ የሰጋር	/በት/	121,977	144,178	161,158	SALT (SEA) (TONS)
የግንባ ዘይት	/በት/	8,444	9,141	14,490	EDIBLE OIL (TONS)
ቶፍ	/በት/	190,536	172,843	172,220	FLOUR (TONS)
ግሽር	/በት/	53,609	24,193	11,399	MACARONI (TONS)
በስተ	/በት/	182	92	144	BISCUITS (TONS)
ሰጋር የተፈጻሚ ዕቃዎች	/በት/	3,360	3,277	3,532	SWEETS (TONS)
ፀተ /ገቢ የራይዘር/	/በክተ ለተር/	112,027	114,072	106,396	MILK (PASTEURISED) (H.L.)
<b>ግንባ</b>				<b>BEVERAGE</b>	
ቢ	/በክተ ለተር/	552,052	604,270	616,326	BEER (H.L.)
የግንባ ግንባ	/በክተ ለተር/	76,710	74,148	86,357	WINE (H.L.)
ግንባ ግንባ	/በክተ ለተር/	33,133	35,996	46,449	LIQUORS (H.L.)
ሰጋር	/በክተ ለተር/	7,409	7,552	5,403	ALCOHOL (H.L.)
ሰጋር	/በክተ ለተር/	710,813	719,796	624,772	LEMONADE (H.L.)
የግንባ ግንባ	/በክተ ለተር/	160,182	172,842	177,158	MINERAL WATER (H.L.)
<b>ግንባ</b>				<b>TOBACCO MANUFACTURES</b>	
ግንባ	/በግንባ ግንባ/	1,458,093	1,575,367	1,740,509	CIGARETTES ('000 PCS)
<b>ግንባ</b>				<b>TEXTILE INDUSTRY</b>	
ከተ የግንባ ግንባ	/በግንባ ግንባ ስራ/	86,266	87,292	91,865	COTTON FABRICS ('000 SQ.M.)
ከተ የግንባ ግንባ	/በግንባ ግንባ ስራ/	5,906	5,930	5,933	NYLON FABRICS ('000 SQ.M.)
ከተ የግንባ ግንባ	/በት/	9,259	7,040	9,209	COTTON YARN (TONS)
በርዕስ / የሰጋር /	/በት/	549,337	404,570	288,225	BLANKETS (WOOLEN) (PCS.)
በርዕስ / የሰጋር /	/በት/	608,751	442,001	611,166	BLANKETS (WASTE) (PCS.)
የግንባ	/በግንባ ስራ/	20,504	17,218	16,881	CARPETS (SQ.M.)
የግንባ	/በግንባ ግንባ/	12,176	14,017	10,038	GUNNY BAGS ('000 PCS)
ከተ የግንባ ግንባ	/በርዕስ/	528,032	429,227	344,623	HOSIERIES (DOZEN)
<b>የግንባ</b>				<b>LEATHER AND SHOES INDUSTRY</b>	
የግንባ ግንባ	/በግንባ ግንባ/	1,498,721	1,486,559	1,572,117	LEATHER SHOES AND BOOTS (PAIRS)
የግንባ ግንባ	/በግንባ ግንባ/	2,965,041	2,753,822	1,812,917	CANVAS AND RUBBER SHOES (PAIRS)
የግንባ ግንባ	/በግንባ ግንባ/	2,161,209	2,696,398	3,125,917	PLASTIC FOOTWEAR (PAIRS)
የግንባ ግንባ / የግንባ ግንባ /	/በግንባ ግንባ ስራ/	797	908	787	LEATHER, UPPER AND LINING ('000 SQ. M.)
የግንባ ግንባ / የግንባ ግንባ /	/በት/	880	322	318	LEATHER SOLE (TONS)
በርዕስ የተፈጻሚ ግንባ	/በግንባ ግንባ/	5,323	4,835	4,957	SEMI-PROCESSED SKINS ('000 PCS)
የግንባ ግንባ	/በግንባ ግንባ ስራ/	121	213	224	GARMENT (LEATHER) ('000 SQ.M.)
<b>ግንባ</b>				<b>WOOD INDUSTRY</b>	
ግንባ	/በግንባ ግንባ/	39,183	21,171	17,640	TIMBER (M <sup>3</sup> )
ግንባ	/በግንባ ግንባ/	2,418	2,565	3,474	PLYWOOD (M <sup>3</sup> )
ግንባ	/በግንባ ግንባ/	2,173	1,542	1,958	PARTICLE BOARD (M <sup>3</sup> )
		1979/80	1980/81	1981/82	COMMODITY UNIT



ሠንጠረዥ 22 / የተጠለ /  
 TABLE 22 /cont'd/

የዕቃው ስም	መለኪያ	1972	1973	1974		
<b>CHEMICAL INDUSTRY</b>						
ባህሪ						
የጥናብ	/ጠጥ/	145,039	193,824	191,397	GAS OIL	(TONS)
ባንዲያ / ተራ/	/ሰጥ/	75,144	94,341	92,285	REGULAR BENZINE	(TONS)
አስፋልት	/ጠጥ/	13,607	13,000	15,690	ASPHALT	(TONS)
ከባድ የጥናብ	/ጠጥ/	308,020	309,109	310,699	FUEL OIL	(TONS)
ህዝብ ዘይት	/ጠጥ/	4,788	4,325	4,409	DIESEL OIL	(TONS)
አሲ. ፒ. ጂ.	/ጠጥ/	-	-	-	L.P.G.	(TONS)
ክብሪት	/ጠጥ/	34,989	42,188	43,433	MATCHES	(1000 BOXES)
ሃሙስ	/ጠጥ/	10,296	10,618	12,250	SOAP	(TONS)
ባርቦን ዳይኦክሳይድ	/ጠጥ/	287	315	277	CARBON DIOXIDE	(TONS)
ሶስት	/ጠጥ/	149,378	162,410	168,442	OXYGEN	(M <sup>3</sup> )
<b>NON-METALLIC MINERAL PRODUCTS</b>						
ባህሪ						
ባህሪ	/ጠጥ/	123,365	142,495	145,549	CEMENT	(TONS)
የባህሪ ስርዓት ስርዓት	/ጠጥ/	2,058	2,379	2,054	CEMENT BLOCKS AND TUBES	(1000 PCS.)
የባህሪ ወለል ስርዓት	/ጠጥ/	161,474	182,404	260,368	CEMENT FLOOR TILES	(SQ.M.)
የባህሪ ስርዓት	/ጠጥ/	22,825	22,755	20,283	BRICKS OF CLAY	(1000 PCS.)
የተጠለ ስርዓት	/ጠጥ/	8,848	5,095	4,234	LIME	(TONS)
መስጠት/ጠጥ/	/ጠጥ/	938	2,608	5,088	GLASSES	(1000 PCS.)
ጠጥ/ የጠጥ/	/ጠጥ/	19,970	9,534	28,440	GLASS BOTTLES	(1000 PCS.)
<b>METAL PRODUCTS</b>						
ባህሪ						
የባህሪ ዘንግ	/ጠጥ/	8,706	11,972	13,992	IRON BARS	(TONS)
ባህሪ	/ጠጥ/	919	1,291	811	WIRES	(TONS)
ባህሪ	/ጠጥ/	4,913	4,200	5,145	NAILS	(TONS)
ባህሪ	/ጠጥ/	20,641	21,979	22,158	IRON SHEETS	(TONS)
		1979/80	1980/81	1981/82	COMMODITY	UNIT

28







የግዕድን ምርትና ገቢ 1972 - 1974  
 Quantity and Value of Mineral Production 19

ሠንጠረዥ 24 Table 24

ዓመት ምዕረት	ወርቅ		ፕላቲኒየም		ዓመት
	/በኪሎ/	ገቢ በሺህ ብር	/በኪሎ/	ገቢ በሺህ ብር	
1972	373.4	7,200.0	3.5	70.7	1979/80
1973	371.0	10,302.7	-	-	1980/81
1974	492.1	13,782.7	1.4	29.8	1981/82
	KG.	Value In '000 Birr	KG.	Value In '000 Birr	Year
	GOLD		PLATINIUM		

30

Source:- Ministry of Mines, Energy and Water Resources.



ለጣዕድን ፍለጋና ጥበቃ የተደረገ መኖሪያ ገዢ 1972-1974  
 Investment in Mining 1979/80 - 1981/82

ሠንጠረዥ 25 Table 25

ዓመት የሠረዘ	በሠራ ላይ ስለ ጣዕድን ፍለጋና የተደረገ መኖሪያ ገዢ	ለጣዕድን ፍለጋና የተደረገ መኖሪያ ገዢ	ድምር	
1972	3,250.7	5,932.3	9,183.0	1979/80
1973	1,484.0	21,523.3	23,007.3	1980/81
1974	7,784.1	38,606.5	46,390.6	1981/82
	Investment in Existing Mines	Prospecting and Exploration Investment	Total	Year

31

Source:- Ministry of Mines, Energy and Water Resources.



የኦሎምፒክ ጥገናና የኃይል ፍጥነት የኦሎምፒክ መጠን 1971-1973

Installed Generating Capacity and Electric Energy Production 1978/79

ሠንጠረዥ 26 Table '26

32

	የኦሎምፒክ ጥገናና የኃይል ፍጥነት			የኃይል ፍጥነት			
	ከግራ ጥገና	ከኃይል ፍጥነት	ጠቅላይ	ከግራ ጥገና	ከኃይል ፍጥነት	ጠቅላይ	
1971	206,616	86,519	293,135	437,985	105,797	543,782	1978/79
1972	215,636	79,699	295,335	487,555	127,810	615,365	1979/80
1973	215,752	79,274	295,026	511,536	137,525	649,061	1980/81
	Hydro	Thermal	Total	Hydro	Thermal	Total	Year
	Installed Generating Capacity (Kw)			Production ('000 KWH)			

ከኢትዮጵያ ኦሎምፒክ መጠንና ኃይል ባለሥልጣን የተገኘ

Source: Ethiopian Light and Power Authority



የኢሉክትሪክ ኢንፎርሜሽን የፒያድ ገቢና የተሸጠው ኢሉክትሪክ ብዛት 1971-1973  
 Quantity and Value of Electricity Sold 1978/79-1980/81

ሠንጠረዥ 27 Table 27

	1971	1972	1973	
የተሸጠ ኢሉክትሪክ ብዛት / በሺህ	478,304	548,358	567,273	<u>Electricity sold ('000 KWH)</u>
<u>በላይኛው ተኮር</u>	191,011	210,021	223,827	General Tariff
በኪንግደት ተኮር	287,293	238,337	343,446	Industrial Tariff
<u>የፒያድ ገቢ / በሺህ ብር</u>	58,149	69,573	72,854	Revenue from sales of Electricity ('000 Birr)
በላይኛው ተኮር	28,833	34,140	36,810	General Tariff
በኪንግደት ተኮር	29,316	35,433	36,044	Industrial Tariff
	1978/79	1979/80	1980/81	

ስራተኛው ኢሉክትሪክ ግብርና ኃይል ቢሮ የተገኘ  
 Source - Ethiopian Electric Light and Power Authority



ሌሌክትሪክ ኢንዱስትሪ የዋላው የጭዋላ ገዢ መጠን 1970 - 1972

Total Investment in Electricity Industry by type of Investment in value and Percentage 1977/78-1979/80

ሠንጠረዥ 28 TABLE 28

የጭዋላ ገዢ ዓይነት	በሺህ ብር			ከጠቅላላ በመቶ			
	1970	1971	1972	1970	1971	1972	
መኖሪያና መኖሪያ ያ ለሆኑ ሌሎች	582	452	235	14.7	7.9	1.5	Residential and Non Residential buildings
ሌሎች የከንብተራክሽን ሥራዎች	245	236	1033	6.2	4.1	6.5	Other Construction and works
የጣምረቻ መሣሪያዎችና ዕቃዎች	422	2597	974	10.6	45.1	6.1	Machinery and Equipment
ተሽከርካሪዎች	1178	171	1426	29.7	3.0	9.0	Vehicles
ሌሎች	1538	2299	12176	38.8	39.9	76.9	Others
ጭቅ	3965	5755	15844	100.0	100.0	100.0	Total
	1977/78	1978/79	1979/80	1977/78	1978/79	1979/80	TYPE OF INVESTMENT
	In '000 Birr			As Percent of the Total			

34

ከሊተዋል ሌሌክትሪክ መብራተና ኃይል ባለሥልጣን የተገኘ

Source: Ethiopian Electric Light and Power Authority



የከረቆትና የበጋ መንገዶች ርዕሰ ስፊት በዓይነት

Length Of All Weather Roads By Type

ሠንጠረዥ 29

Table 29

ከሌላ ዓይነት

In kms.

	1973**		1974**		1975**		
	ኪሎ ሜትር	ከመተ	ኪሎ ሜትር	ከመተ	ኪሎ ሜትር	ከመተ	
ከረቆት*	8778	69.9	9013	69.0	12399	76.7	Gravel*
አስፋልት	3783	30.1	4055	31.0	3768	23.3	Asphalt
ጅምር	12561	100.0	13068	100.0	16167	100.0	TOTAL
	K/meter	%	K/meter	%	K/meter	%	
	1980/81		1981/82		1982/83		

\* ከረቆት ጥርጊያ መንገድም ይጨምራል

\* Gravel includes service to traffic

\*\* የሌት የጳያ የበጀት ዓመት

\*\* Year ending July 7

ከሌት የጳያ ተራገቦርት ስንጠብቅ ስለሠራዊት የተገኘ

Source: Ethiopian Transport Construction Authority



በኢትዮጵያ ውስጥ የተመረመሩ ተጠባብሪያዎች ብዛት በደዘታ - 1973 - 1975  
 NUMBER OF MOTOR VEHICLES INSPECTED IN ETHIOPIA BY OWNERSHIP - 1980/81 - 1982/83

ሠንጠረዥ 30  
 Table 30

	1973*		1974*		1975*		
	ቁጥር	ከመቶ	ቁጥር	ከመቶ	ቁጥር	ከመቶ	
የግል መኪናዎች	28459	51.0	28430	49.5	28764	47.2	Private Cars
ታክሲዎች	2883	5.2	3302	5.8	3357	5.5	Taxis
የመንግሥት መኪናዎች	8668	15.5	8762	15.3	11605	19.0	Government Cars
የዲፕሎማቲክ መኪናዎች	358	0.6	370	0.6	624	1.0	Diplomatic Cars
የተባበሩት መንግሥታት መኪናዎች	474	0.8	944	1.6	1266	2.1	United Nations Cars+
የሌይድ መኪናዎች	385	0.7	511	0.9	564	0.9	AID Cars
አነስተኛ አውቶሞብላይ	2146	3.9	1782	3.1	2071	3.4	Micro Commercial Buses
ከፍተኛ አውቶሞብላይ	895	1.6	1019	1.8	822	1.4	Public Commercial Buses
አነስተኛ የህይወት ስጧት	3863	6.9	3660	6.4	3480	5.7	Commercial pickups
ከፍተኛ የህይወት ስጧት	4440	8.0	4512	7.9	4295	7.0	Heavy Commercial trucks
የህይወት ተባቢ	1638	2.9	1663	2.9	1633	2.7	Heavy truck trailers
የነጻይ ጭነት ስጧት	483	0.9	590	1.0	610	1.0	Benzine Tank cars
የነጻይ ተባቢ	439	0.8	481	0.8	517	0.9	Benzine tank car trailers
ቆተር በባህሪ ላይ	653	1.2	1349	2.4	1298	2.1	Motor cycles
ሌሎች ስጧቶች	-	-	19	-	78	0.1	Other vehicles
ጠቅላይ ጠቅላይ	55784	100.0	57394	100.0	60984	100.0	Total
	Number	%	Number	%	Number	%	
	1980/81		1981/82		1982/82		

\* የኢትዮጵያ በይዘት ዓመት

\* Year ending July 7

Source: Road Transport Authority

+ የአፍሪካ ለገደት መኪናዎችን ይጨምራል  
 + Includes O.A.W. Cars.

36



የኢትዮጵያ ጌታት የዎድር ባቡር የሥራ ከገጠን 1973 - 1975  
 Operations of the Ethio-Djibuti Rail Way 1960/1-1982/83

ሠገጠረዥ 31  
 Table 31

	1973	1974	1975	
የሌላው ርዕሰት / በሱሉ ግትር / የባቡር ተሰከርካሪዎች ባዘት / በጥር /	781	781	781	Length of track/kms
በአገራት ያልሉ የሚሄዱ	5	5	5	<u>Rolling stock</u>
በሌላ ሌላከተሪክ ያልሉ የሚሄዱ	21	21	21	Steam locomotives and locatracters
የውገደኖች ፉርጌ ባዘት	45	45	45	Diesel-electric locomotives
የዕቃ ግጋጋዎች ፉርጌ ባዘት	630	630	630	Passenger cars
ለተራራ	5	5	5	Freight cars
ለሌላ የባቡር ተሰከርካሪዎች	8	8	8	Outerrails
የሠራተኛዎች ባዘት / በጥር /				Others
አገራዊ ያውያን	2105	2122	2149	<u>Employees (Number)</u>
የውጭ አገር ተወላጅ	340	345	363	Ethiopian
ዱዎር	2445	2467	2512	Foreigner
ባቡር ለተቃዋሚ የተጓዙት ስራ ግ/ባቡር /	-	-	-	T O T A L
የውገደኖች ባዘት				Revenus train-kilometers ('000)
በ1ኛና በ2ኛ ግዕረገ	59	56	50	<u>Passenger carried ('000)</u>
በ3ኛ ግዕረገ	1277	1148	1380	1st and 2nd class
ዱዎር	1336	1204	1430	3rd class
የውገደኖች የተጓዙት ስራ ግ./ባቡር ግ	310	307	360	T O T A L
አገራዊ የውገደኖች የተጓዙት ግዕረገ	232	255	252	Passenger-kilometers (Million)
የተጓዙት ዕቃ ባዘት / በሺ ግ /	300	237	247	Average kms per passenger
ገቢ	90	88	102	<u>Freight carried ('000 Tons)</u>
ወጪ	71	57	77	Imports
በሀገር ውስጥ የተሰላሰበ	139	92	68	Exports
የገንዘብ ተራራ/ባቡር ግዕረገ / ለገንዘብ ግዕረገ	131	108	122	Internal traffic
የተገንዘብ ግዕረገ ግዕረገ ግዕረገ	437	454	494	Commercial Traffic (million Ton-kms)
ገቢ / በሺ ግ /				Average kms per ton of commercial Traffic
ከውገደኖች	8283	10066	12010	<u>Revenus ('000 Birr)</u>
ከዕቃ ግዕረገ	13585	12747	13650	Passenger
ከሌላ	386	690	387	Freight
ጠቅላላ ገቢ	22254	23503	26047	Other
ወጪ / በሺ ግ /				T O T A L R E V E N U E
ለሠራተኛ	13695	14194	14607	<u>Expenditure ('000 Birr)</u>
ለዕቃዎች ሌላ ገንዘብ	9197	8134	10208	Personel
ጠቅላላ የሥራ ግዕረገ	22892	22328	24815	Material and other
ለሠራተኛ ግደባ ለሥራ ግደባ	888	2327	625	Total operating expenses
ጠቅላላ ወጪ	23780	24655	25440	Provision for works and Revenual of equipment
				Total Expenditure
	1980/81	1981/82	1982/83	

\* የኢትዮጵያ ግደባ ግደባ  
 \* Year ending July 7

ከኢትዮጵያ ግደባ ግደባ ግደባ ግደባ የተገኘ  
 Source: Ethio-Djibuti Railway



ሠንጠረዥ 32  
 Table 32

	1973*		1974*		1975*		
	ቁጥር	ከመቶ	ቁጥር	ከመቶ	ቁጥር	ከመቶ	
<u>የተለያዩ ቦዛት</u>	91551	100.0	119298	100.0	107385	100.0	<u>NUMBER OF TELEPHONES</u>
አዲስ አበባ	54732	59.8	68841	57.7	66175	61.6	Addis Ababa
አሙራ	11190	12.2	11516	9.7	11564	10.8	Asmara
ቦሌ/ሌሎች	25629	28.0	38941	32.6	29646	27.6	Other Localities
<u>የተለያዩ የጥራት ቦዛት/ቦታ/</u>	222887	100.0	302133	100.0	310788	100.0	<u>NUMBER OF CALLS ('000)</u>
የከተማ ውስጥ የጥራት	220225	98.8	298612	98.9	307080	98.8	Local
አዲስ አበባ	131469	59.0	158604	52.5	166983	53.7	Addis Ababa
አሙራ	34334	15.4	33165	11.0	43317	13.9	Asmara
ቦሌ/ሌሎች	54422	24.4	106843	35.4	96780	31.2	Other Localities
<u>የሀገር ውስጥ የጥራት</u>	2662	1.1	3369	1.1	3503	1.1	<u>Interurban</u>
አዲስ አበባ	73	-	682	0.2	707	0.2	Addis Ababa
አሙራ	96	-	111	-	146	-	Asmara
ቦሌ/ሌሎች	2493	1.1	2576	0.9	2650	0.9	Other Localities
አገር ውስጥ / ወዲያ የጥራት	116	0.1	152	-	205	0.1	<u>International (Outgoing)</u>
አገር ውስጥ / ገቢ የጥራት	-	-	-	-	-	-	<u>International (Incoming)</u>
<u>የተለያዩ የሌሎች ቦዛት /ቦታ/</u>	250	100.0	272	100.0	247	100.0	<u>NUMBER OF TELEGRAMS ('000)</u>
የሀገር ውስጥ	167	66.8	197	72.4	188	76.1	Domestic
አገር ውስጥ / ወጭ	33	13.2	28	10.3	22	8.9	International(outgoing)
አገር ውስጥ / ገቢ	50	20.0	47	17.3	37	15.0	International(Incoming)
<u>የሠራተኞች ቦዛት</u>	4691	100.0	4825	100.0	4940	100.0	<u>NUMBER OF EMPLOYEES</u>
አገር ውስጥ	4691	100.0	4825	100.0	4940	100.0	Ethiopians
የወጭ አገር ተሰጋጅ	-	-	-	-	-	-	Foreigners
የአገልግሎት ገቢ /ቦታ/	60121	100.0	69227	100.0	74903	100.0	Service revenue('000 Birr)
የከተማ ገቢ /ቦታ/	53782	100.0	58669	100.0	65533	100.0	Capital Expenditure('000Birr)
	Number	%	Number	%	Number	%	
	1980/81*		1981/82*		1982/83*		

\* የአገልግሎት የበጀት ዓመት  
 \* Year ending July 7  
 ከኢትዮጵያ ስልጠና ስራ ስራ ስራ ስራ ስራ ስራ ስራ  
 Source: Telecommunications



የወጪና ገቢ ተመልሶ የወጣው የግዥ ቆይታ የጋና የተሰበሰቡ ለገር  
Value Of Exports And Re-Exports By Country Of Destination

ሠገጠረዥ 36  
Table 36

በጊዜ ብር

'000 Birr

ዕቃው የወጪና ገቢ ለገር	1973/74		1974/75		1975/76		
	የጋ	ከመቶ	የጋ	ከመቶ	የጋ	ከመቶ	
<u>አፍሪካ</u>	74,747	9.3	98,709	11.8	76,391	9.2	<u>AFRICA</u>
ጁቡቲ	40,835	5.1	77,518	9.3	65,363	7.9	Djibouti
ገብጽ	20,804	2.6	10,999	1.4	6	-	Egypt
ኪንያ	1,979	0.2	418	-	1,968	0.2	Kenya
ሱዳን	3,367	0.4	1,008	0.1	1,525	0.2	Sudan
ሌሎች	7,762	1.0	8,766	1.0	7,529	0.9	Others
<u>አሜሪካ</u>	167,579	20.8	218,137	26.1	169,784	20.4	<u>AMERICA</u>
ዩናይትድ ስቴትስ	166,040	20.6	216,045	25.8	169,665	20.4	United States
ሌሎች	1,539	0.2	2,092	0.3	119	-	Others
<u>አስያ</u>	188,576	23.5	196,838	23.5	186,835	22.4	<u>ASIA</u>
ሲላን / ስሪ ላንካ /	-	-	-	-	144	-	Ceylon (Sri Lanka)
ሕዝባዊ የት ጅድፍ	-	-	1,827	0.2	867	0.1	China (Peoples Rep. of)
እስራኤል	3,794	0.5	9,239	1.1	1,838	0.2	Israel
ጃፖን	59,422	7.4	62,171	7.4	62,805	7.6	Japan
ላባዮን	97	-	108	-	194	-	Labanon
ባህሪ አረቢያ	72,577	9.0	56,015	6.7	47,931	5.8	Saudi Arabia
ዩሜን / ልዩ ስ. ሪፑ. /	33,771	4.2	48,980	5.9	54,893	6.5	Yemen (Dem. Rep. of)
ዩሜን / ልዩ ገ. ሪፑ. /	4,488	0.6	2,953	0.4	9,108	1.1	Yemen (Rep. of)
ሌሎች	14,427	1.8	15,545	1.8	9,055	1.1	Others
<u>አውሮፓ</u>	367,023	45.6	322,047	38.6	399,302	47.9	<u>EUROPE</u>
ቤልጅግ	9,299	1.2	7,514	0.9	21,227	2.5	Belgium
ሮሜንያ	4,043	0.5	1,834	0.3	3,689	0.4	Czechoslovakia
ፈረንሳይ	52,930	6.6	44,311	5.3	63,320	7.6	France
ጆርጅያ ገርማን	17,555	2.2	15,423	1.8	38,415	4.6	Germany (Dem. Rep.)
ጆርጅያ ገርማን	83,968	10.4	133,566	16.0	137,809	16.5	Germany (Fed. Rep.)
ገሪክ	2,275	0.3	2,716	0.3	4,205	0.5	Greece
አሞሊያ	56,610	7.0	43,923	5.3	62,184	7.5	Italy
ሄርሳገዳ	10,727	1.3	10,504	1.3	16,476	2.0	Netherlands
ኖርዌይ	61	-	58	-	47	-	Norway
ፖላንድ	27	-	-	-	498	0.1	Poland
ስፔይን	8,080	1.0	7,905	0.9	9,847	1.2	Spain
ስዊድን	133	-	869	0.1	693	0.1	Sweden
ሲዊርላንድ	1,526	0.2	2,310	0.3	2,009	0.2	Switzerland
እንግሊዝ	19,832	2.5	16,927	2.0	13,435	1.6	United Kingdom
የተገባሪት የሰጠ የት ሕብረት	38,955	4.8	5,042	0.6	3,684	0.4	U.S.S.R.
ዩጎስላቪያ	33,605	4.2	15,154	1.8	2,204	0.3	Yugoslavia
ሌሎች	27,397	3.4	13,991	1.7	19,560	2.4	Others
<u>አፓሪካ</u>	838	-	230	-	384	0.1	<u>OCEANIA</u>
አገራ ያልተለየ	6,288	0.8	334	-	277	-	<u>NOT REPORTED</u>
የወጪና ገቢ ለገር	805,051	100.0	836,295	100.0	832,973	100.0	TOTAL EXPORT AND RE-EXPORT
	Value	%	Value	%	Value	%	COUNTRY OF DESTINATION
	1981		1982		1983		

ከግዥና ለከባይነት ቀረጥ ለስተዳደር የተገኘ  
Source: Customs and Excise Tax Administration

STATE OF MICHIGAN  
 DEPARTMENT OF AGRICULTURE  
 DIVISION OF STATISTICS

CROP	1913		1912		1911	
	ACRES	PRODUCE	ACRES	PRODUCE	ACRES	PRODUCE
Wheat	1,200,000	120,000,000	1,100,000	110,000,000	1,000,000	100,000,000
Barley	500,000	50,000,000	450,000	45,000,000	400,000	40,000,000
Oats	2,000,000	200,000,000	1,900,000	190,000,000	1,800,000	180,000,000
Rye	100,000	10,000,000	110,000	11,000,000	120,000	12,000,000
Timothy	300,000	30,000,000	280,000	28,000,000	260,000	26,000,000
Alfalfa	400,000	40,000,000	380,000	38,000,000	360,000	36,000,000
Other Hay	100,000	10,000,000	110,000	11,000,000	120,000	12,000,000
Flax	50,000	5,000,000	55,000	5,500,000	60,000	6,000,000
Linseed	20,000	2,000,000	22,000	2,200,000	24,000	2,400,000
Other Oilseeds	10,000	1,000,000	11,000	1,100,000	12,000	1,200,000
Other Grains	100,000	10,000,000	110,000	11,000,000	120,000	12,000,000
Other Forage	100,000	10,000,000	110,000	11,000,000	120,000	12,000,000
Other	100,000	10,000,000	110,000	11,000,000	120,000	12,000,000
<b>Total</b>	<b>10,000,000</b>	<b>1,000,000,000</b>	<b>9,000,000</b>	<b>900,000,000</b>	<b>8,000,000</b>	<b>800,000,000</b>

ሠገጠረቹ 34  
Table 34

ጠቅላይ የገቢ ዕቃዎች ጠዋትና የጋ በብዛት ዕቃዎች ከግዴታ  
Quantity, Value and Percentages of Imports by Commodity Section

የዕቃው ዓይነት	1973/74				1974/75				1975/76				Commodity
	ጠዋት በ ጥገ	ዋጋ በጊዮ ብር	ጠዋት ከግዳ	ዋጋ ከግዳ	ጠዋት በ ጥገ	ዋጋ በጊዮ ብር	ጠዋት ከግዳ	ዋጋ ከግዳ	ጠዋት በ ጥገ	ዋጋ በጊዮ ብር	ጠዋት ከግዳ	ዋጋ ከግዳ	
ግጥና የቁስ ክፍተት	146,096.9	112,713.0	12.9	7.4	184,360.3	124,320.1	13.9	7.7	360,729.5	214,891.2	22.9	11.9	Food and Live Animals
መጠጥጥና ጥቅም	1,874.9	20,909.0	0.2	1.4	1,160.6	20,266.0	0.1	1.2	1,386.7	17,337.9	0.1	0.9	Beverages and Tobacco
ለግጥ የሚሆኑ ያልተጠናቀቁ ዕቃዎች ከግዳ በስተቀር	20,612.2	46,767.0	1.8	3.1	29,727.0	50,228.7	2.2	3.1	41,590.8	49,590.8	2.6	2.7	Crude Materials, Inedible, Except Fuel
ከግዳ የግዴታ ገደብ ላይ የሚገኙ የግዳ ገቢዎች	758,498.3	354,099.2	66.8	23.2	775,550.3	399,781.0	58.4	24.6	752,227.2	350,230.8	47.8	19.3	Mineral, Fuels, Lubricants and Related Materials
የኮንቨርት የግዳ ገቢዎች ዘይትና ሌሎች	5,115.6	9,721.0	0.4	0.6	6,725.6	14,444.2	0.5	0.9	13,523.6	28,130.8	0.9	1.6	Animal and Vegetable Oils and Fats
ከግዳ የግዴታ ከካሚካል የግዳ	62,981.0	162,678.0	5.5	10.6	83,822.3	173,414.6	6.3	10.7	122,967.4	209,274.5	7.8	11.5	Chemical Elements and Compounds
በየዓይነቱ የግዳ ገቢዎች በግዳ ገቢ የግዳ ዕቃዎች	95,151.6	227,673.0	8.4	15.0	200,696.5	262,727.0	15.7	16.2	207,308.5	272,009.7	13.2	15.0	Manufactured foods, Class- ified Chiefly by Material
መኪናዎችና የግዳ ገቢዎች ማሳሪያዎች	40,472.4	534,981.0	3.6	35.0	41,031.4	513,601.0	3.1	31.6	67,013.8	603,434.9	4.3	33.3	Machinery and Transport Equipment
ልዩ ልዩ የግዳ ገቢዎች ማሳሪያዎች	4,893.7	56,998.0	0.4	3.7	5,510.8	64,578.6	0.4	4.0	5,597.8	67,362.4	0.4	3.7	Miscellaneous Manufactured Articles
በየዓይነቱ የግዳ ገቢዎች ላይ የግዳ ገቢ ዕቃዎች	1.4	19.0	-	-	0.3	35.6	-	-	203.4	1,423.6	-	0.1	Commodities Not classified According to kind
<b>ጠቅላይ</b>	<b>1,135,697.9</b>	<b>1,526,558.2</b>	<b>100.0</b>	<b>100.0</b>	<b>1,328,585.1</b>	<b>1,623,396.8</b>	<b>100.0</b>	<b>100.0</b>	<b>1,572,548.7</b>	<b>1,813,325.5</b>	<b>100.0</b>	<b>100.0</b>	<b>T O T A L</b>
	Quantity In Tons	Value in ('000 Birr)	Qty. In %	Value In %	Quantity In Tons	Value in ('000)	Qty. In %	Value In %	Quantity In Tons	Value in ('000)	Qty. In %	Value In %	COMMODITY
		1981				1982				1983			

ከግዳ ገቢዎች ላይ የግዳ ገቢዎች የግዳ ገቢዎች  
Source: Customs and Excise Tax Administration



የገቢ ገንዘብ ዕቃዎች በአገልግሎታቸው ባይ ነት

End - Use Classification Of Imports

ሠንጠረዥ 35

Table 35

በጊዜ ባለ

In Million Birr

	1973/74		1974/75		1975/76		
	ቀን	ክፍተት	ቀን	ክፍተት	ቀን	ክፍተት	
ያልተሰናፋ ዕቃዎች	55.8	3.6	59.5	3.7	74.3	4.1	Raw Material
በከፊል የተዘጋጁ ዕቃዎች	180.3	11.8	222.1	13.7	248.6	13.7	Semi-finished Goods
ነጻዬ	354.0	23.2	399.9	24.6	350.2	19.3	Fuel
ወክሎችና የተራገቡ ገርተ ዕቃዎች	553.7	36.3	531.3	32.7	630.3	34.8	Machinery and Transport Equipment
አሳድ ያልሆኑ ዕቃዎች	131.2	8.6	143.5	8.8	126.0	7.0	Durable Consumer Goods
<u>አሳድ ዕቃዎች</u>	250.4	16.4	265.7	16.4	376.1	20.7	<u>Non-Durable Consumer Goods</u>
ግጥም	130.3	8.5	144.6	8.9	241.0	13.3	Food
ሌሎች ዕቃዎች ከግጥም ላይ	120.1	7.9	121.1	7.5	135.1	7.4	Goods Other Than Food
ሌሎች ሌሎች	1.1	0.1	1.3	0.1	7.8	0.4	Miscellaneous Items
ጠቅላይ	1,526.5	100.0	1,623.3	100.0	1,813.3	100.0	Total
	Value	%	Value	%	Value	%	
	1981		1982		1983		

ገንዘብና ከሰባይዘ ተረጎ ለስተዳደር

Source: Customs and Excise Tax Administration



የወጪና ገቢ ትኩረት የወጣው የገባዎች ዋጋ የተለየበት ለገር  
Value Of Exports And Re-Exports By Country Of Destination

ሠገጠረዥ 36  
Table 36

በሺህ በር

'000 Birr

ዕቃው የወጪበት ለገር	1973/74		1974/75		1975/76		
	የጋ	ከመተ	የጋ	ከመተ	የጋ	ከመተ	
<b>አፍሪካ</b>	74,747	9.3	98,709	11.8	76,391	9.2	<b>AFRICA</b>
ጅቡቲ	40,835	5.1	77,518	9.3	65,363	7.9	Djibouti
ገብጽ	20,804	2.6	10,999	1.4	6	-	Egypt
ካንያ	1,979	0.2	418	-	1,968	0.2	Kenya
ሶዳን	3,367	0.4	1,008	0.1	1,525	0.2	Sudan
ሌሎች	7,762	1.0	8,766	1.0	7,529	0.9	Others
<b>አሜሪካ</b>	167,579	20.8	218,137	26.1	169,784	20.4	<b>AMERICA</b>
ዩናይትድ ስቴትስ	166,040	20.6	216,045	25.8	169,665	20.4	United States
ሌሎች	1,539	0.2	2,092	0.3	119	-	Others
<b>ስደት</b>	188,576	23.5	196,838	23.5	186,835	22.4	<b>ASIA</b>
ሲን / ስራንገን /	-	-	-	-	144	-	Ceylon (Sri Lanka)
ሐዘባዊት ቻይና	-	-	1,827	0.2	867	0.1	China (Peoples Rep. of)
አስራኤል	3,794	0.5	9,239	1.1	1,838	0.2	Israel
ገጥጋ	59,422	7.4	62,171	7.4	62,805	7.6	Japan
ሊቤኖን	97	-	108	-	194	-	Labanon
ባህሪ አረቢያ	72,577	9.0	56,015	6.7	47,931	5.8	Saudi Arabia
የሙን / ላዎስ / ሪፕብሊክ /	33,771	4.2	48,980	5.9	54,893	6.5	Yemen (Dem.Rep.of)
የሙን / ሪፕብሊክ /	4,488	0.6	2,953	0.4	9,108	1.1	Yemen (Rep. of)
ሌሎች	14,427	1.8	15,545	1.8	9,055	1.1	Others
<b>አሮጌ</b>	367,023	45.6	322,047	38.6	399,302	47.9	<b>EUROPE</b>
ቤልጅጅ	9,299	1.2	7,514	0.9	21,227	2.5	Belgium
ቲክላንዲያ	4,043	0.5	1,834	0.3	3,689	0.4	Czechoslovakia
ፈረንሳይ	52,930	6.6	44,311	5.3	63,320	7.6	France
ጆርጅያ ደርሞን	17,555	2.2	15,423	1.8	38,415	4.6	Germany (Dem.Rep.)
ጆርጅያ ደርሞን	83,968	10.4	133,566	16.0	137,809	16.5	Germany (Fed.Rep.)
ገሪክ	2,275	0.3	2,716	0.3	4,205	0.5	Greece
አዊሊያ	56,610	7.0	43,923	5.3	62,184	7.5	Italy
ህርሳን	10,727	1.3	10,504	1.3	16,476	2.0	Netherlands
ኖርዌይ	61	-	58	-	47	-	Norway
ፖላንድ	27	-	-	-	498	0.1	Poland
ስፔን	8,080	1.0	7,905	0.9	9,847	1.2	Spain
ስዊድን	133	-	869	0.1	693	0.1	Sweden
ሲዊትላንድ	1,526	0.2	2,310	0.3	2,009	0.2	Switzerland
አገላለጽ	19,832	2.5	16,927	2.0	13,435	1.6	United Kingdom
የታይዋን ተቆይቶ ስጦታ	38,955	4.8	5,042	0.6	3,684	0.4	U.S.S.R.
ዩጎስላቪያ	33,605	4.2	15,154	1.8	2,204	0.3	Yugoslavia
ሌሎች	27,397	3.4	13,991	1.7	19,560	2.4	Others
<b>ሰሜን አሜሪካ</b>	838	-	230	-	384	0.1	<b>OCEANIA</b>
አገራት ያልተለየ	6,288	0.8	334	-	277	-	<b>NOT REPORTED</b>
የወጪና ገቢ ትኩረት ለገደገና የወጣ ዕቃዎች ደምር	805,051	100.0	836,295	100.0	832,973	100.0	TOTAL EXPORT AND RE-EXPORT
	Value	%	Value	%	Value	%	COUNTRY OF DESTINATION
	1981		1982		1983		

ከገጠረዥና ለከባደዝ ተረጎ ለስተዳደር የተገኘ  
Source: Customs and Excise Tax Administration



የገቢ ገዳ ዕቃ የጋና የጠባብ ለገር

Value Of Imports By Country of Origin

ሠገጠረዥ 37

Table 37

ገቢ ገዳ

'000 Birr

የጠባብ ለገር	1973/74		1974/75		1975/76		Country of Origin
	የጋ	ክፍተት	የጋ	ክፍተት	የጋ	ክፍተት	
<b>አፍሪካ</b>	21,410	1.4	21,844	1.3	28,383	1.6	<b>AFRICA</b>
ጅቡቲ	5,693	0.4	2,977	0.2	9,577	0.5	Djibouti
ገብጽ	05	-	2,753	0.2	1,547	0.1	Egypt
ኪንያ	12,173	0.8	10,828	0.6	9,757	0.6	Kenya
ሱዳን	342	-	620	-	1,580	0.1	Sudan
ታንዛኒያ	889	0.1	968	0.1	429	-	Tanzania
ሌሎች	1,948	0.1	3,698	0.2	5,493	0.3	Others
<b>አሜሪካ</b>	169,946	11.1	82,586	5.1	134,618	7.4	<b>AMERICA</b>
ዩናይትድ ስቴትስ	117,195	7.7	63,559	3.9	83,192	4.6	United States
ሌሎች	52,751	3.4	19,027	1.2	51,426	2.8	Others
<b>አስያ</b>	248,712	16.3	276,348	17.0	303,147	16.7	<b>ASIA</b>
ሲንጋፖር / ሲንጋፖር	867	0.1	1,816	0.1	3,580	0.2	Ceylon (Sri Lanka)
ሕዝብ ይጆና	17,286	1.1	8,210	0.5	8,775	0.5	Peoples Rep. of China
ጆና / ታይዋን	7,202	0.5	7,359	0.4	7,765	0.4	China (Taiwan)
ሆንግ ኮንግ	4,355	0.3	2,926	0.2	3,491	0.2	Hongkong
ኢንዲያ	15,478	1.0	17,429	1.1	8,098	0.4	India
ኢራን	-	-	-	-	-	-	Iran
ኢራኒያል	10,957	0.7	10,578	0.6	12,023	0.7	Israel
ጃፓን	108,799	7.1	145,432	9.0	168,147	9.3	Japan
ደቡብ ኮሪያ	12,968	0.8	42,941	2.6	46,257	2.6	South Korea
ፖስታል	356	-	847	0.1	208	-	Pakistan
ባህሪ ሲንጋፖር	56,433	3.7	17,957	1.1	18,002	1.0	Saudi Arabia
ሲንጋፖር	9,549	0.6	11,441	0.7	13,052	0.7	Singapore
ታይላንድ	860	0.1	1,018	0.1	41	-	Thailand
ሌሎች	3,702	0.2	8,394	0.5	13,708	0.7	Others
<b>አሜሪካ</b>	1,059,466	69.4	1,218,714	75.1	1,322,514	73.0	<b>EUROPE</b>
አስትሪያ	7,223	0.5	10,483	0.6	12,967	0.7	Austria
ቤጂየም	17,955	1.2	32,031	2.0	24,900	1.3	Belgium
ቸኮስሎቫኪያ	17,957	1.2	12,818	0.7	9,111	0.5	Czechoslovakia
ደንማርክ	12,932	0.8	9,197	0.6	9,701	0.5	Denmark
ፈረንሳይ	46,681	3.1	52,111	3.2	51,494	2.8	France
የሰላላ ደርጃ	27,653	1.8	31,848	2.0	39,086	2.2	Germany, Dem. Rep.
የዕለብ ደርጃ	143,747	9.4	157,866	9.7	179,419	9.9	Germany, Fed. Rep.
ሀንጋሪ	9,515	0.6	3,349	0.2	5,919	0.3	Hungary
አዊሊያ	252,882	16.5	185,506	11.4	243,045	13.4	Italy
ኒደርላንድ	23,329	1.5	30,424	1.9	51,879	2.9	Netherlands
ኖርዌይ	2,767	0.2	1,174	0.1	3,755	0.2	Norway
ፖላንድ	4,761	0.3	11,990	0.7	18,002	1.0	Poland
ሮሜኒያ	6,777	0.4	4,145	0.3	2,287	0.1	Romania
ስዊድን	4,060	0.3	3,368	0.2	12,091	0.7	Spain
ስዊድን	37,769	2.5	38,499	2.4	36,108	2.0	Sweden
ስዊስላንድ	21,677	1.4	31,382	1.9	37,798	2.2	Switzerland
ላንጋዎን	91,525	6.0	122,795	7.6	137,638	7.6	United Kingdom
የባንግላደሽ የገቢዎች ልብረት	311,038	20.4	441,822	27.2	379,063	20.9	U.S.S.R.
የቸካላኒያ	11,558	0.8	17,342	1.1	35,571	2.0	Yugoslavia
ሌሎች	7,660	0.5	20,564	1.3	32,280	1.8	Others
<b>ላንሳያ</b>	4,386	0.3	11,451	0.7	20,553	1.1	<b>OCEANIA</b>
አስትራሊያ	4,383	0.3	11,451	0.7	20,550	1.1	Australia
ሌሎች	3	-	-	-	3	-	Others
<b>አገራዊ ያልተለየ</b>	22,638	1.5	12,454	0.8	4,110	0.2	<b>NOT REPORTED</b>
<b>የገቢ ዕቃዎች ጠቅላይ</b>	1,526,558	100.0	1,623,397	100.0	1,813,325	100.0	<b>TOTAL IMPORT</b>
	Value	%	Value	%	Value	%	
	1981		1982		1983		

Source: Customs and Excise Tax Administration



የትምህርት ቤቶች ብዛት በትምህርት ቤት ደረጃና በክፍለ ሀገር፣ 1973-1975 ዓ.ም

NUMBER OF SCHOOLS BY LEVEL AND REGION, 1981 - 1983

ሠገጠረዥ 38

TABLE 38

ክፍለ ሀገር	1973			1974			1975			
	የትምህርት ደረጃ			የትምህርት ደረጃ			የትምህርት ደረጃ			
	1 - 6	7 - 8	9-12	1 - 6	7 - 8	9-12	1 - 6	7 - 8	9-12	
አርቢ	196	32	1	234	31	9	264	35	10	ARSSI
ባሌ	171	15	3	186	15	3	231	15	4	BALE
ኤርትራ	156	40	11	167	52	16	176	44	16	ERITREA
ጋም ጉፋ	182	15	5	214	15	5	229	15	5	GAMO-GOFA
ገጃም	348	35	9	415	37	10	501	41	13	GOJJAM
ጉንደር	335	33	13	387	29	12	461	33	14	GONDER
ዘረርጌ	387	53	10	418	63	11	524	54	11	HARARGE
ሊላባቦር	256	34	11	287	34	11	323	35	10	ILLUBABOR
ክፋ	339	30	6	368	31	6	404	33	6	KEFA
ሸዋ	1,090	183	40	1,182	191	41	1,297	196	40	SHEWA
ሲዳሞ	477	44	9	568	39	10	668	45	9	SIDAMO
ተገራይ	446	33	9	453	34	10	78	22	8	TIGRAI
ወለጋ	747	98	13	643	98	14	660	98	15	WELLEGA
ወሎ	494	41	12	489	41	14	571	44	15	WELLO
አዲስ አበባ	192	101	21	190	102	21	188	105	23	ADDIS ABABA
አሰባ አስተዳደር	6	1	1	7	1	1	7	1	1	ASSAB ASTEDADER
ጭር	5,822	788	180	6,208	813	194	6,582	816	200	TOTAL
	1 - 6	7 - 8	9-12	1 - 6	7 - 8	9-12	1 - 6	7 - 8	9-12	REGIONS
	LEVEL			LEVEL			LEVEL			
	1980/81			1981/82			1982/83			

ግብ ታወቅ፣ ጠረጴዳዎች የተገኙት ከትምህርት ጊኒክ ቲር ነው።

Note:- Source of data is the Ministry of Education.



በስድስት ደረጃ ተምህርት ስርዓት ውስጥ የሚገኙ ልጆች ብዛት በጾታና በክፍለ ሀገር 1973-1975 ዓ.ም  
 ENROLMENT OF STUDENTS IN PRIMARY, JUNIOR AND SENIOR SECONDARY SCHOOLS BY SEX AND REGION (1981 - 1983)

ሠንጠረዥ 39  
 TABLE 39

ክፍለ ሀገር	ፆታ	1973			1974			1975			SEX
		1 - 6	7 - 8	9 - 12	1 - 6	7 - 8	9 - 12	1 - 6	7 - 8	9 - 12	
አርሲ	ወገድ	66,640	6,804	6,111	74,037	7,242	6,101	88,192	9,070	7,489	MALE
	ሴት	31,136	2,412	2,039	36,847	2,689	2,107	44,526	3,261	2,591	FEMALE
	ጠቅላይ	97,776	9,216	8,150	110,884	9,931	8,208	132,718	12,331	10,080	TOTAL
ባሌ	ወገድ	32,357	2,650	2,529	37,115	3,416	2,878	41,875	3,966	3,155	MALE
	ሴት	19,176	1,213	1,063	23,141	1,424	1,309	24,973	1,925	1,595	FEMALE
	ጠቅላይ	51,533	3,863	3,592	60,256	4,840	4,187	66,848	5,891	4,750	TOTAL
ክፍለ-ገቢ	ወገድ	37,475	4,962	5,014	44,063	6,817	6,109	50,076	8,284	6,997	MALE
	ሴት	37,172	4,965	5,122	40,763	6,269	5,614	45,794	7,888	6,544	FEMALE
	ጠቅላይ	74,647	9,927	10,136	84,826	13,086	11,723	95,870	16,172	13,541	TOTAL
ጎረቤት	ወገድ	49,737	3,444	2,745	52,904	3,911	3,150	49,301	4,456	3,509	MALE
	ሴት	18,772	1,187	767	19,714	1,316	930	19,208	1,712	1,047	FEMALE
	ጠቅላይ	68,509	4,631	3,512	72,618	5,227	4,080	68,509	6,168	4,556	TOTAL
ጎረቤት	ወገድ	59,272	5,445	6,385	75,190	6,498	7,623	84,776	7,745	8,239	MALE
	ሴት	36,539	3,533	3,570	47,330	3,935	4,021	56,829	4,558	4,509	FEMALE
	ጠቅላይ	95,811	8,978	9,955	122,520	10,433	11,644	141,605	12,303	12,748	TOTAL
ጎረቤት	ወገድ	36,044	5,062	6,129	45,513	5,287	7,325	48,976	6,005	7,074	MALE
	ሴት	33,877	3,953	4,239	42,220	4,256	4,624	48,357	4,504	4,996	FEMALE
	ጠቅላይ	69,921	9,015	10,368	87,733	9,543	11,949	97,333	10,509	12,070	TOTAL
ጎረቤት	ወገድ	62,870	5,729	6,044	71,676	5,975	6,137	80,144	6,551	6,728	MALE
	ሴት	35,850	4,355	3,837	39,790	4,536	4,109	42,894	5,017	3,926	FEMALE
	ጠቅላይ	98,720	10,084	9,881	111,466	10,511	10,246	123,038	11,568	10,654	TOTAL
ጎረቤት	ወገድ	56,527	3,954	2,900	63,310	5,000	3,531	65,189	5,004	4,118	MALE
	ሴት	29,210	1,122	814	34,470	1,455	1,026	37,330	1,746	1,168	FEMALE
	ጠቅላይ	85,737	5,076	3,714	97,780	6,455	4,557	102,519	7,550	5,286	TOTAL
ጎረቤት	ወገድ	92,219	4,966	4,055	99,134	6,116	4,980	101,744	7,513	5,789	MALE
	ሴት	45,911	2,033	1,690	49,481	2,824	2,266	49,373	3,563	2,566	FEMALE
	ጠቅላይ	138,130	6,999	5,745	148,615	8,940	7,246	151,117	11,076	8,355	TOTAL
ጎረቤት	ወገድ	303,527	26,888	26,670	340,123	32,879	29,216	349,307	39,079	31,271	MALE
	ሴት	134,296	11,419	9,759	154,021	14,623	11,422	171,900	16,484	12,756	FEMALE
	ጠቅላይ	437,823	38,307	36,429	494,144	47,502	41,238	521,207	55,563	44,027	TOTAL
ጎረቤት	ወገድ	202,077	14,767	11,756	226,292	19,382	12,882	229,054	20,269	15,720	MALE
	ሴት	62,848	3,929	3,623	78,496	5,076	3,955	84,686	4,785	4,515	FEMALE
	ጠቅላይ	264,925	18,696	15,379	304,788	24,458	16,837	313,740	25,054	20,235	TOTAL
ጎረቤት	ወገድ	26,959	4,795	5,444	29,031	4,980	5,654	24,938	4,865	3,851	MALE
	ሴት	22,256	3,604	3,108	24,635	4,028	3,541	24,075	4,059	2,375	FEMALE
	ጠቅላይ	49,215	8,399	8,552	53,666	9,008	9,195	49,013	8,924	6,226	TOTAL
ጎረቤት	ወገድ	192,272	16,096	13,454	187,546	19,626	15,417	181,383	20,161	16,097	MALE
	ሴት	90,516	3,894	3,029	97,856	5,103	3,448	102,545	5,838	3,893	FEMALE
	ጠቅላይ	282,788	19,990	16,483	285,702	24,729	18,865	283,928	25,999	19,990	TOTAL
ጎረቤት	ወገድ	72,789	8,150	8,581	81,408	9,260	9,239	88,303	10,657	10,362	MALE
	ሴት	44,789	4,243	3,509	51,664	4,838	3,970	60,244	5,866	4,355	FEMALE
	ጠቅላይ	117,578	12,393	12,090	133,072	14,098	13,209	148,547	16,523	14,717	TOTAL
ጎረቤት	ወገድ	94,305	21,788	31,833	98,161	24,067	33,769	102,295	24,730	34,564	MALE
	ሴት	100,364	22,993	30,655	105,273	25,529	31,009	109,663	27,267	34,767	FEMALE
	ጠቅላይ	194,669	44,781	62,488	203,434	49,596	64,778	211,958	51,997	69,331	TOTAL



በአገሪቱ ደረጃ በመሰበ ተኛና በከፍተኛ ሠላተኛ ደረጃ ተምህርተ ቤቶች የሚሳሩ ተማሪዎች ብዛት በፆታና በክፍለ ሀገር 1973-1975  
 ENROLMENT OF STUDENTS IN PRIMARY, JUNIOR AND SENIOR SECONDARY SCHOOLS BY SEX AND REGION (1981 - 1983)

ሠገጠረዥ 39 / የጠለ /  
 TABLE 39 (Contd.)

ክፍለ ሀገር	ፆታ	1973			1974			1975			SEX	REGION
		1 - 6	7 - 8	9 - 12	1 - 6	7 - 8	9 - 12	1 - 6	7 - 8	9 - 12		
አበበ አስተዳደር	ወገድ	1,578	208	238	1,707	228	277	1,582	248	308	MALE	ASSEMBLED
	ሴት	1,356	158	164	1,451	169	186	1,518	181	221	FEMALE	ASTEDADER
	ድምር	2,934	366	402	3,158	397	463	3,100	429	529	TOTAL	
ድምር	ወገድ	1,386,648	135,708	139,888	1,527,210	160,684	154,888	1,587,135	179,403	165,271	MALE	
	ሴት	744,068	75,013	76,988	847,152	88,070	83,537	923,915	98,654	91,824	FEMALE	TOTAL
	ድምር	2,130,716	210,721	216,876	2,374,362	248,754	238,425	2,511,050	278,057	257,095	TOTAL	
		1 - 6	7 - 8	9 - 12	1 - 6	7 - 8	9 - 12	1 - 6	7 - 8	9 - 12		
		1980/81			1981/82			1982/83				

ግብታወቅ፡- መረጃዎች የተገኙት ከተምህርት ግብር ነው።  
 Note:- Source of data is the Ministry of Education.



የአስተማሪዎች ብዛት በት/ቤት ደረጃና በክፍለ ሀገር 1973 - 1975 ዓ.ም

NUMBER OF TEACHERS BY LEVEL OF SCHOOL AND REGION (1981 - 1983)

ሠገጠረዥ 40

TABLE 40

ክፍለ ሀገር	1973			1974			1975			
	የትምህርት ቤት ደረጃ			የትምህርት ቤት ደረጃ			የትምህርት ቤት ደረጃ			
	1 - 6	7 - 8	9-12	1 - 6	7 - 8	9-12	1 - 6	7 - 8	9-12	
	LEVEL			LEVEL			LEVEL			
	1980/81			1981/82			1982/83			
አርቢ	1,441	204	215	1,740	200	200	2,263	250	253	ARSSI
ባሌ	1,207	114	111	1,347	125	113	1,542	138	144	BALE
ኤርትራ	1,404	314	295	1,716	336	406	1,797	435	426	ERITREA
ጋሞ ጉ	993	126	110	1,330	129	144	1,579	176	148	GAMO-GOFA
ጉጃም	1,976	177	301	2,413	123	349	2,722	251	376	GOJJAM
ጉንደር	1,749	263	257	2,062	221	280	2,506	250	331	GONDER
ዘረርጌ	2,190	294	280	2,604	335	329	3,009	362	349	HARARGE
ሊላባቦር	1,133	147	122	1,381	128	175	1,709	124	153	ILLUBABOR
ክፋ	1,772	189	190	2,162	171	217	2,366	162	248	KEFA
ሸዋ	5,662	685	810	6,492	1,082	895	6,721	1,256	1,007	SHEWA
ሲሳም	3,285	385	374	3,847	472	444	4,568	498	485	SIDAMO
ተገራይ	1,607	213	224	2,064	242	277	1,951	272	346	TIGRAI
ወለጋ	3,225	465	351	2,870	574	363	2,876	500	469	WELLEGA
ወሎ	2,267	251	311	2,384	270	374	3,047	352	434	WELLO
አዲስ አበባ	3,362	982	1,178	3,371	1,031	1,150	3,616	966	1,362	ADDIS ABABA
አሰባ አስተዳደር	56	10	14	61	13	16	75	15	32	ASSEB ASTEDADER
ጭምር	33,329	4,819	5,143	37,844	5,452	5,732	42,347	6,007	6,563	TOTAL
	1 - 6	7 - 8	9-12	1 - 6	7 - 8	9-12	1 - 6	7 - 8	9-12	REGIONS
	LEVEL			LEVEL			LEVEL			
	1980/81			1981/82			1982/83			

ግብ ታወቀው ጭምር የተገኘው ከትምህርት ግብር ነው።

Note:- Source of data is the Ministry of Education.



በአገሪቸው በህጻናት ደረጃ ተምህርት ዕድሜ የሚገኙ ወጣቶች፣ በመጻፍ ላይ ያሉ ተግባራዊ የተግባራዎች ተገትኖ መጠን /% /1973-1975 ዓ.ም  
 NUMBER OF PRIMARY AND SECONDARY SCHOOL CHILDREN, NUMBER OF STUDENTS AND PARTICIPATION RATE (%) 1981 - 1983

ሠገጠረዥ 41  
 TABLE 41

የተምህርት ደረጃ	የዕድሜ ክልል	ፆታ	1973			1974			1975			LEVEL
			የወጣቶች ብዛት /በሺህ/	የተግባራዎች ብዛት	የተገትኖ መጠን %	የወጣቶች ብዛት /በሺህ/	የተግባራዎች ብዛት	የተገትኖ መጠን %	የወጣቶች ብዛት /በሺህ/	የተግባራዎች ብዛት	የተገትኖ መጠን %	
አገሪቸው ደረጃ	7-12	ወገድ	2,726.7	1,386,648	50.9	2,799.8	1,527,210	54.5	2,875.7	1,587,135	55.2	PRIMARY
		ሴት	2,622.0	744,068	28.4	2,693.3	847,152	31.5	2,767.5	923,915	33.4	
		ጠቅላይ	5,348.7	2,130,716	39.8	5,493.1	2,374,362	43.2	5,643.2	2,511,050	44.5	
ህጻናት ደረጃ	13-18	ወገድ	1,952.8	275,596	14.1	2,006.0	315,572	15.7	2,061.2	344,674	16.7	SECONDARY
		ሴት	1,831.1	152,001	8.3	1,884.0	171,607	9.1	1,939.2	190,478	9.8	
		ጠቅላይ	3,783.9	427,597	11.3	3,890.0	487,179	12.5	4,000.4	535,152	13.4	

AGE - GROUP	SEX	1980/81			1981/82			1982/83			LEVEL
		NUMBER OF CHILDREN (000'S)	NUMBER OF STUDENTS	PARTI-CIPATION RATE %	NUMBER OF CHILDREN (000'S)	NUMBER OF STUDENTS	PARTI-CIPATION RATE %	NUMBER OF CHILDREN (000'S)	NUMBER OF STUDENTS	PARTI-CIPATION RATE %	

48

- ማሳሰቢያ፡-
1. በአገሪቸው ደረጃም ሆነ በህጻናት ደረጃም በመጻፍ ላይ የነበሩት ተግባራዊ ወይንም በመጻፍ ላይ የዘጠነው የዕድሜ ወይንም ወጣቶች ብዛት በተምህርት የወጣቶች ብዛት ሁኔታ በተከሰሰ ነበረ ለዓለት የሚታይ አገገጫዎች መጠን የተጠቀሱ ፕሮግራሞች የተሰጡት ወጣቶች በተምህርት የወጣቶች ብዛት ሁኔታ በተከሰሰ የሚገኙትን ጋራዎች በተገኙት ውስጥ ሊኖሩበት ይችላሉ።
  2. የተግባራዎች ብዛት የተገኙት ከተምህርት ሚኒስቴር ነው።

Note:-

1. In as much as it is not possible to assert that all the students who were enrolled in Primary and Secondary Schools had ages only in the indicated age groups, the extent by which the given percentages correctly reflect the participation of children of the relevant ages in schools is slightly limited.
2. Source: for the numbers of students is the Ministry of Education.





FIELD OF STUDY

	AGRICULTURE	COMMERCE	EDUCATION	ENGINEERING	LIBERAL ARTS	SCIENCE	TECHNICAL	THEOLOGY	UNDEVELOPED	OTHER	GRAND TOTAL	PERCENT
1940	100	100	100	100	100	100	100	100	100	100	100	100
1941	100	100	100	100	100	100	100	100	100	100	100	100
1942	100	100	100	100	100	100	100	100	100	100	100	100
1943	100	100	100	100	100	100	100	100	100	100	100	100
1944	100	100	100	100	100	100	100	100	100	100	100	100
1945	100	100	100	100	100	100	100	100	100	100	100	100
1946	100	100	100	100	100	100	100	100	100	100	100	100
1947	100	100	100	100	100	100	100	100	100	100	100	100
1948	100	100	100	100	100	100	100	100	100	100	100	100
1949	100	100	100	100	100	100	100	100	100	100	100	100
1950	100	100	100	100	100	100	100	100	100	100	100	100

90

THESE FIGURES ARE BASED ON THE DATA SUBMITTED TO THE COMMISSION BY THE INSTITUTIONS IN THE FIELD OF STUDY FOR THE YEAR 1940-1941.

በ የክፍለ ሀገሩ የሚገኙ የሕክምናና የጤና ጥበቃ አገልግሎት ሰጭ ድርጅቶች/ የፖሊስና የጦር ኃይሎች አይዘጋጁም/ 1970, 1972, 1974 ዓ.ም

MEDICAL AND HEALTH FACILITIES BY REGION (EXCLUDING POLICE AND ARMED FORCES)

1978, 1980, 1982

ሠንጠረዥ 43

TABLE 43

ክፍለ ሀገር	ሀሰ ፒታሎች			አላጋዎች			ክሊኒኮች			የጤና ባህሪያዎች			REGION
	1970	1972	1974	1970	1972	1974	1970	1972	1974	1970	1972	1974	
አርቢ	2	2	2	121	168	176	48	51	90	4	5	7	ARSSI
ባሌ	1	1	1	95	189	140	36	59	71	4	4	5	BALE
አርቱሬ	17	16	16	2324	2330	2628	112	124	136	3	4	4	ERITREA
ጋምጉራ	3	3	3	137	131	138	64	85	73	4	8	7	GAMO GOFA
ጉጂዎ	3	3	3	242	248	258	76	94	91	7	8	8	GOJJAM
ጉንደር	2	3	3	330	336	353	74	82	105	12	13	13	CONDAR
ሐረርጌ	12	10	10	828	930	862	102	118	140	13	13	13	HARARGE
ሊሊባቦር	2	2	2	163	155	165	62	85	80	5	7	7	ILLUBABOR
ክፋ	3	3	3	230	218	246	94	87	92	7	9	9	KEFFA
ሸዋ	10	11	11	590	838	979	150	157	223	16	17	18	SHEWA
አዲስ አበባ	14	13	13	2499	2923	3041	28	15	135	-	-	-	ADDIS ABABA
ሲዳሞ	5	5	5	419	470	471	131	106	137	8	9	9	SIDAMO
ተገራይ	4	4	4	410	410	475	72	86	99	9	9	9	TIGRAI
ወለጋ	4	4	4	297	306	330	98	102	159	7	8	9	WELLEGA
ወሎ	5	5	5	189	449	516	90	120	122	13	13	13	WELLO
አሰብ	-	1	1	-	102	215	-	-	8	-	-	-	ASSEB
<b>ድምር</b>	<b>87</b>	<b>86</b>	<b>86</b>	<b>8874</b>	<b>10203</b>	<b>10993</b>	<b>1237</b>	<b>1351</b>	<b>1761</b>	<b>112</b>	<b>127</b>	<b>131</b>	<b>TOTAL</b>
	1978	1980	1982	1978	1980	1982	1978	1980	1982	1978	1980	1982	
	HOSPITALS			BEDS			CLINICS			HEALTH CENTERS			

ጠቅላይ ልማት ሚኒስቴር የተገኙትን የሕክምናና የጤና ጥበቃ ባህሪያት ነው።

Source: Ministry of Health

ጥቅም: ጤናን የሚመለከት ጠቅላይ ልማት ሚኒስቴር የተገኙትን የሕክምናና የጤና አገልግሎት ሰጭ ድርጅቶችን የሕክምና ሰነድ ሲሆን ይህም ተገባር በሆነው ዓመት አንድ ብቻ ይካሄዳል። ስለሆነም ለ1971 እና 1973 ጠቅላይ ልማት ሚኒስቴር ለ1970፣ 1972 እና 1974 ብቻ ጠቅላይ ልማት ሰነድ አይደለም።

N.B. Since census of medical and health institutions, which is the main source for health statistics, is taken only once in two years, hence data are given only for 1978, 1980 and 1982.



በክፍለ ሀገሩ የሚገኙ ሕክምና ሰራተኞች ብዛት/ የግለሰብና የባር ኃይሎችን አይዘሰርም/ 1972 እና 1974 ዓ.ም

MEDICAL PERSONNEL BY REGION (EXCLUDING POLICE AND ARMED FORCES) 1980 AND 1982

ሠንጠረዥ 44  
TABLE 44

ክፍለ ሀገር	ሕክምና		የሕክምና ሰራተኞች				የሕክምና ተቋማት				የሕክምና ሰራተኞች/ወሰን		ቴክኒሻን ያናዥ				ጠቅላላ
	ሕክምና		የሕክምና ሰራተኞች		የሕክምና ተቋማት		የሕክምና ተቋማት		የሕክምና ሰራተኞች/ወሰን		ቴክኒሻን ያናዥ		ቴክኒሻን ያናዥ				
	1972	1974	1972	1974	1972	1974	1972	1974	1972	1974	1972	1974	1972	1974	1972	1974	
አርቢ	5	10	9	7	2	4	15	7	28	37	179	239	7	10	2	2	ARSSI
ባሌ	6	6	9	5	2	3	6	4	25	25	107	151	6	4	3	3	BALE
አርታራ	31	39	9	4	9	12	11	7	147	141	449	476	31	15	12	21	ERITREA
ጋምባራ	4	5	6	5	2	3	10	9	31	35	174	170	8	7	2	2	GAMO GOFA
ጎጃም	13	11	11	11	5	4	16	14	52	61	225	278	14	15	5	4	GOJJAM
ጎንደር	14	19	18	17	3	3	16	18	55	81	246	329	21	30	4	7	GONDER
ሐረርጌ	27	32	12	19	1	11	18	17	78	100	344	430	20	29	11	17	HARARGE
ሲካሳር	7	7	8	3	8	4	9	11	29	33	175	186	11	10	4	2	ILLUBABOR
ክፍ	13	9	9	11	2	4	13	12	34	43	169	251	8	11	3	3	KEFA
ሸዋ	21	38	24	25	3	20	26	28	122	173	604	848	34	39	9	12	SHEWA
አላስ አበባ	237	258	87	89	139	85	67	82	607	660	1267	1285	166	175	39	40	ADDIS ABABA
ቢላይ	12	17	10	10	2	6	14	15	57	86	242	337	7	9	5	6	SIDAMO
ተገራይ	7	8	8	3	4	6	15	10	48	59	246	267	12	13	2	6	TIGRAI
ወለጋ	14	17	10	7	-	2	10	9	64	76	290	409	8	11	3	4	WELLEGA
ወሎ	18	15	19	15	3	6	21	17	60	52	366	395	16	16	5	7	WELLO
አባብ	4	4	-	2	1	4	2	1	11	18	24	47	2	3	1	3	ASSEB
ድምር	433	504*	249	233	186	177	269	261	1448	1680	5107	6098	371	397	110	139	TOTAL
	1980	1982	1980	1982	1980	1982	1980	1982	1980	1982	1980	1982	1980	1982	1980	1982	
	DOCTORS		HEALTH OFFICERS		PHARMACY ATTENDANTS AND PHARMACISTS*		SANITARIANS		NURSES		HEALTH ASSISTANTS (INCLUDING JUNIOR)*		TECHNICIANS		LABORATORY X-RAY		REGION

\*በዚህ ሰንጠረዥ የሕክምና ሰራተኞች የሕክምና ሰራተኞች ብዛት በገለ የሚተዳደሩትን ሕክምና ሰራተኞች ከሕግ ውጭ የሚሰሩትን የሕክምና ሰራተኞች አይዘሰርም፤ ሆኖም በ1974 በገለ የሚተዳደሩ 68 ሕክምና ሰራተኞች፣ 23 ሕክምና ሰራተኞችና 680 የሕክምና ሰራተኞች አገልግሎት ተቃረኑ።

\*The above indicated figures for pharmacists and health assistants do not include those in private employment. It is for instance, known that in 1981/82 there were 68 pharmacists, 23 pharmacy attendants and 680 health assistants in private employment.

+ የሥራ ቦታው ያልተሰጠ ሕክምና ሰራተኞች ክፍለ ሀገር ያልተደረጉ የሕክምና ሰራተኞች በሕክምና ሰራተኞች አይዘሰርም ለዚህ ሰንጠረዥ ተጨማሪ ተጠቅሟል።

+ 9 general medical practitioners (doctors) who have not been assigned to any of the regions are included only in the total for doctors.

ጋራ ሕክምና የተገኙት ከሕክምና ሰራተኞች አካባቢ ነው  
Source: Ministry of Health

ዳታው ለሕግ የሚያስፈልግ የሕክምና ሰራተኞች የሕክምና ሰራተኞች አገልግሎት ሰጭ ድርጅቶችን ለሕግ የሚያስፈልግ የሕክምና ሰራተኞች አገልግሎት ሰጭ ድርጅቶች አካባቢ ነው።

N.B. Since census of medical and health institutions, which is the main source for health statistics, is taken only once in two years, hence data are given only for 1980 and 1982.

Date Due

Date	1937		1938		1939		1940		1941		1942		1943		1944		1945		1946		1947		1948		1949		1950													
	Jan	Feb	Mar	Apr	May	Jun	Jul	Aug	Sep	Oct	Nov	Dec	Jan	Feb	Mar	Apr	May	Jun	Jul	Aug	Sep	Oct	Nov	Dec	Jan	Feb	Mar	Apr	May	Jun	Jul	Aug	Sep	Oct	Nov	Dec				
1937	1	2	3	4	5	6	7	8	9	10	11	12	13	14	15	16	17	18	19	20	21	22	23	24	25	26	27	28	29	30	31									
1938	1	2	3	4	5	6	7	8	9	10	11	12	13	14	15	16	17	18	19	20	21	22	23	24	25	26	27	28	29	30	31									
1939	1	2	3	4	5	6	7	8	9	10	11	12	13	14	15	16	17	18	19	20	21	22	23	24	25	26	27	28	29	30	31									
1940	1	2	3	4	5	6	7	8	9	10	11	12	13	14	15	16	17	18	19	20	21	22	23	24	25	26	27	28	29	30	31									
1941	1	2	3	4	5	6	7	8	9	10	11	12	13	14	15	16	17	18	19	20	21	22	23	24	25	26	27	28	29	30	31									
1942	1	2	3	4	5	6	7	8	9	10	11	12	13	14	15	16	17	18	19	20	21	22	23	24	25	26	27	28	29	30	31									
1943	1	2	3	4	5	6	7	8	9	10	11	12	13	14	15	16	17	18	19	20	21	22	23	24	25	26	27	28	29	30	31									
1944	1	2	3	4	5	6	7	8	9	10	11	12	13	14	15	16	17	18	19	20	21	22	23	24	25	26	27	28	29	30	31									
1945	1	2	3	4	5	6	7	8	9	10	11	12	13	14	15	16	17	18	19	20	21	22	23	24	25	26	27	28	29	30	31									
1946	1	2	3	4	5	6	7	8	9	10	11	12	13	14	15	16	17	18	19	20	21	22	23	24	25	26	27	28	29	30	31									
1947	1	2	3	4	5	6	7	8	9	10	11	12	13	14	15	16	17	18	19	20	21	22	23	24	25	26	27	28	29	30	31									
1948	1	2	3	4	5	6	7	8	9	10	11	12	13	14	15	16	17	18	19	20	21	22	23	24	25	26	27	28	29	30	31									
1949	1	2	3	4	5	6	7	8	9	10	11	12	13	14	15	16	17	18	19	20	21	22	23	24	25	26	27	28	29	30	31									
1950	1	2	3	4	5	6	7	8	9	10	11	12	13	14	15	16	17	18	19	20	21	22	23	24	25	26	27	28	29	30	31									

THE UNIVERSITY OF MICHIGAN LIBRARY

1950

1951

1952

1953

1954

1955

1956

1957

1958

1959

1960

1961

1962

1963

1964

1965

1966

1967

1968

1969

1970

1971

1972

1973

1974

1975

1976

1977

1978

1979

1980

1981

1982

1983

1984

1985

1986

1987

1988

1989

1990

1991

1992

1993

1994

1995

1996

1997

1998

1999

2000

2001

2002

2003

2004

2005

2006

2007

2008

2009

2010

2011

2012

2013

2014

2015

2016

2017

2018

2019

2020

2021

2022

2023

2024

2025

2026

2027

2028

2029

2030

THE UNIVERSITY OF MICHIGAN LIBRARY

1950

1951

1952

1953

1954

1955

1956

1957

1958

1959

1960

1961

1962

1963

1964

1965

1966

1967

1968

1969

1970

1971

1972

1973

1974

1975

1976

1977

1978

1979

1980

1981

1982

1983

1984

1985

1986

1987

1988

1989

1990

1991

1992

1993

1994

1995

1996

1997

1998

1999

2000

2001

2002

2003

2004

2005

2006

2007

2008

2009

2010

2011

2012

2013

2014

2015

2016

2017

2018

2019

2020

2021

2022

2023

2024

2025

2026

2027

2028

2029

2030