



IMPERIAL ETHIOPIAN GOVERNMENT
MINISTRY OF FINANCE

ANNUAL EXTERNAL
TRADE STATISTICS
1969

ISSUED JOINTLY
BY
CUSTOMS HEAD OFFICE
AND
CENTRAL STATISTICAL OFFICE
ADDIS ABABA

382.09'02'63

ETH

CONTENTS

EXPLANATORY NOTES	I
Charts	II
1. SUMMARY TABLES	
1.1. Total value of exports and re-exports, imports and visible balance of trade	1
1.2. Quarterly exports, re-exports, imports & visible balance of trade	2
1.3. Export & import by commodity group section	3
1.4. Export by country of destination	4
1.5. Import by country of origin	5
1.6. Export of selected commodities	7
1.7. Import of selected commodities	8
1.8. Monthly coffee export 1967, 1968, 1969	10
1.9. Import by end use 1969	11
2. EXPORT - COMMODITY BY COUNTRY	
Food and live animals (code 0)	13
Beverage and tobacco (code 1)	20
Crude material inedible except fuel (code 2)	20
Mineral fuels and lubricants (code 3)	26
Animal oils & fats (code 4)	26
Chemical elements & compounds (code 5)	27
Manufactured goods (code 6)	27
Machinery & transport equipment (code 7)	30
Miscellaneous manufactured articles (code 8)	30
Commodity not classified according to kind (code 9).....	32
3. RE-EXPORT - COMMODITY BY COUNTRY	34
4. IMPORT - COMMODITY BY COUNTRY	
Food and live animals (Code 0)	40
Beverage and tobacco (Code 1)	53
Crude material inedible except fuel (code 2)	57
Mineral fuels and lubricants (code 3).....	61
Animal oils and fats (code 4)	64
Chemical elements and compounds (code 5).....	65
Manufactured goods (code 6).....	81
Machinery and transport equipment (code 7).....	130
Miscellaneous manufactured articles (code 8).....	159
Commodity not classified according to kind (code 9).....	196

5. TRADE RELATIONS WITH SOME NEIGHBOURING COUNTRIES, 1969

Fr. Ter. of Affairs and Issues	199
Kenya	200
Sudan	201
Saudi Arabia	202
South Yemen	203

6. TRADE RELATIONS WITH SELECTED COUNTRIES

Austria	204
Belgium	204
France	206
W. Germany	207
Italy	210
Holland	212
U.K.	214
U.S.S.R.	216
U.S.A.	217
China(M)	219
India	220
Iran	221
Israel	221
Japan	224

7. ALPHABETICAL INDEX OF IMPORTED COMMODITIES

EXPLANATORY NOTES

The External Trade Statistics of Ethiopia are compiled on the basis of the general trade system. Goods which are intended for domestic consumption or for re-export are included under import. Export includes domestic merchandise and articles of import which are exported after being transformed, improved or repaired. Re-exports consists of foreign merchandise which leaves the Empire in substantially the same state as when it entered.

Coverage. Statistics in this publications cover following transactions:

- (1) All Government and non Government transactions;
- (2) Goods financed by grants and loans;
- (3) Postal trade; and
- (4) Bunkers and ship's stores.

The following transactions are excluded:

- (1) Temporary imports;
- (2) Gold;
- (3) Personal effects of passengers;
- (4) Goods imported by diplomatic and consular missions to the extent that the details are shown in the declaration, and
- (5) Cinema films.

The statistics included in this publication refer to all customs ports, stations, airports and post offices of the Empire.

Classification. The Ethiopian Commodity Trade Classification (E.C.T.C.) has been adopted beginning January 1962 for compiling commodity trade statistics. This classification is based on the Standard International Trade Classification (Revised) recommended by the Statistical Commission of the United Nations. It consists of ten broad economic categories styled as sections which are subdivided into 177 economic groups most sought in international comparisons of trade statistics; the groups are further divided into 997 items (shown with 6' digit code numbers) frequently occurring in Ethiopian trade.

Country Classification. Imports are classified according to the country of origin, i.e. the place or country in which the goods were produced or manufactured, and exports according to the country of final destination to the extent identifiable from records, especially in the case of the trade through the ports of Djibouti and Aden.

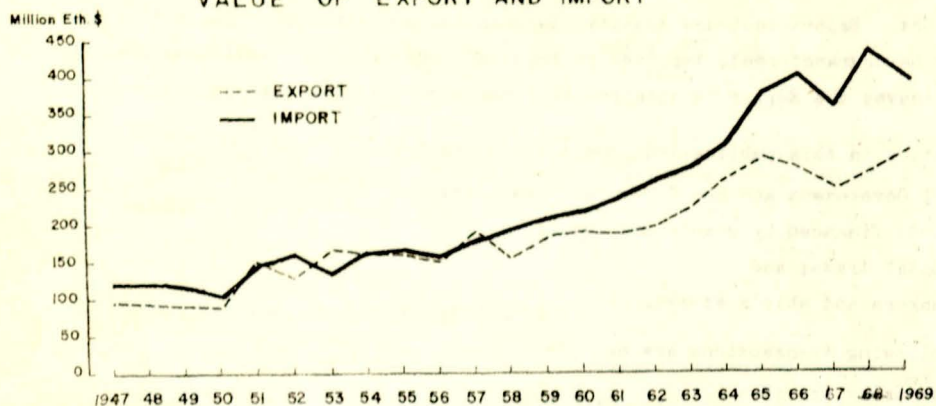
The code numbers and the nomenclature follow mainly the classification recommended by the United Nations Statistical Commission.

Valuation. Exports are valued F.O.B. and imports C.I.F. at the Customs border, stations with the following exceptions:

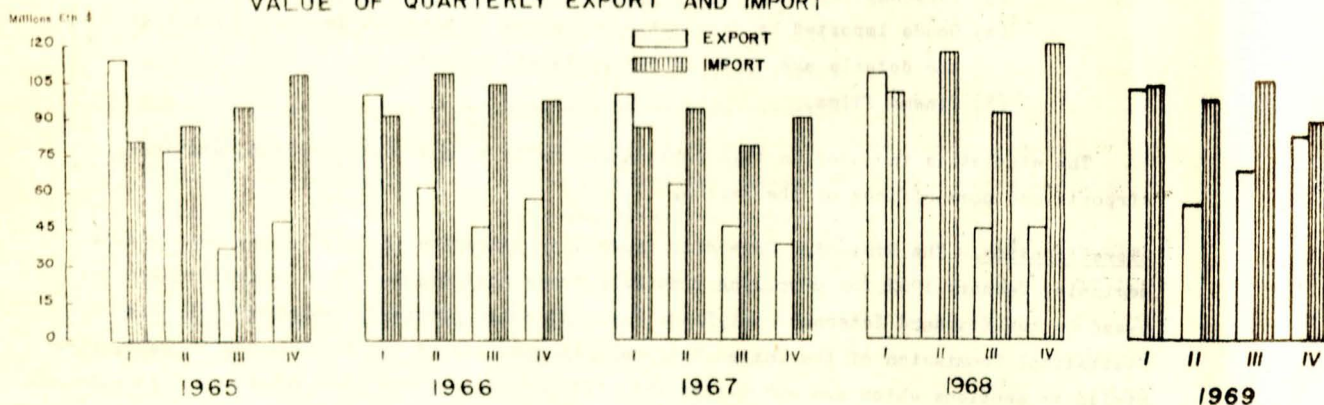
- (1) **Exports.** Goods are valued F.O.B. at the Ethiopian Customs station of clearance on the Franco-Ethiopian Railway, and hence exclude freight insurance and other charges from the loading station up to the border of Ethiopia.
- (2) **Imports.** C.I.F. Djibouti values are accepted if so shown in the declaration. Value figures thus do not include transit charges, insurance and freight charges for railway carriage between Djibouti port and the border of Ethiopia.

Quantity. Generally, quantity figures are shown in net weight expressed in Kilogrammes. In some cases quantity figures are also shown in numbers, pairs and litres etc. as the case may be.

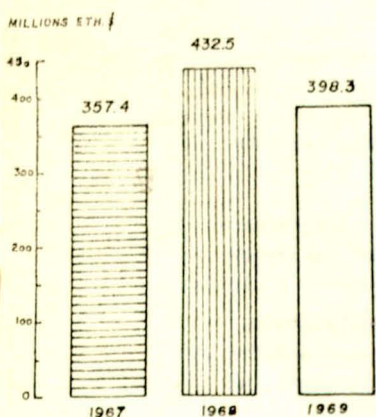
VALUE OF EXPORT AND IMPORT



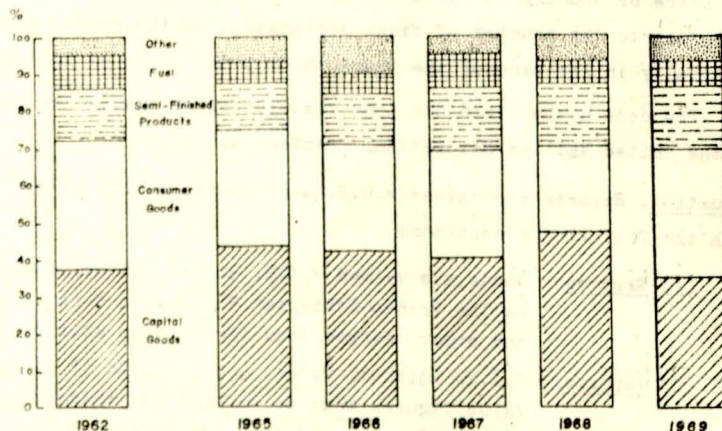
VALUE OF QUARTERLY EXPORT AND IMPORT



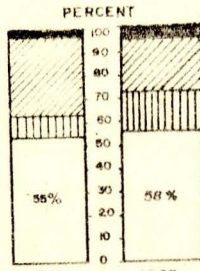
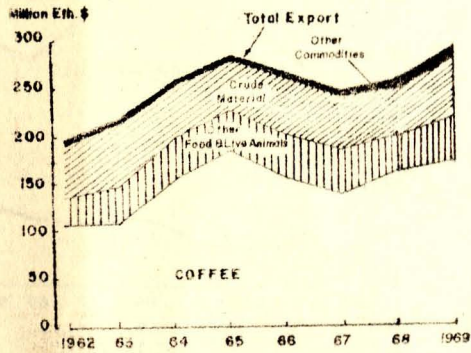
ANALYSIS OF IMPORT IN 1967-1969



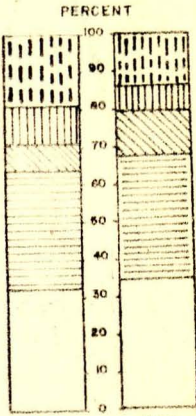
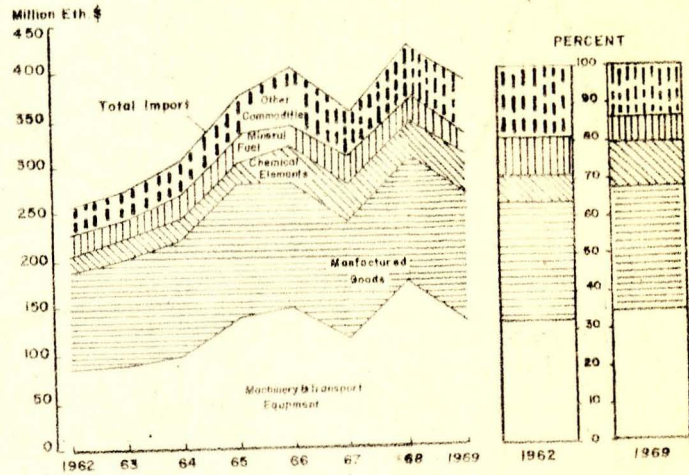
IMPORT BY END USE



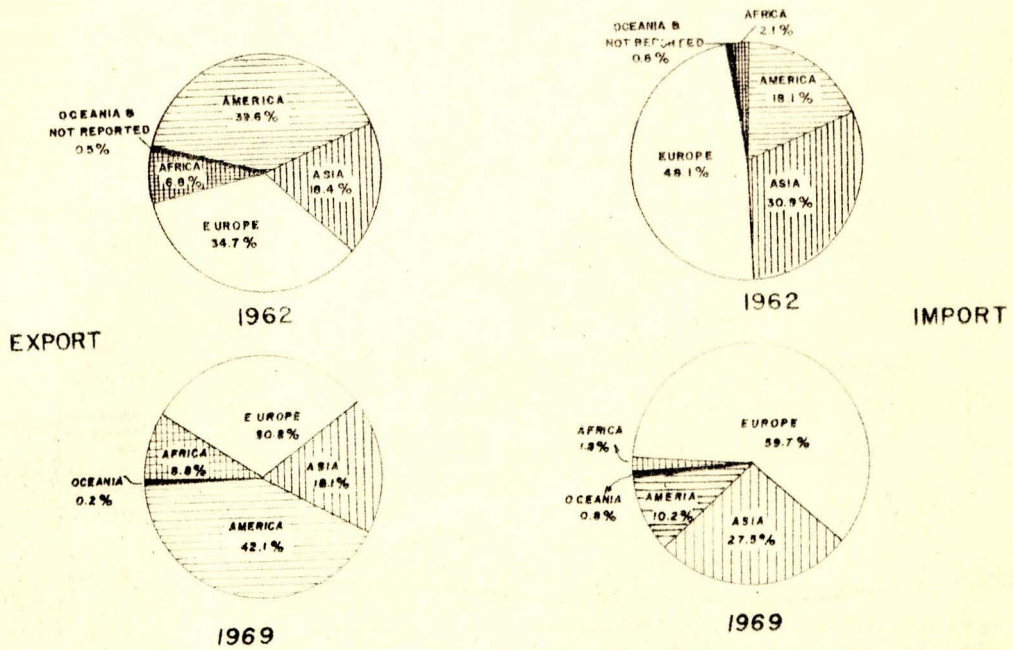
COMPOSITION OF EXPORT



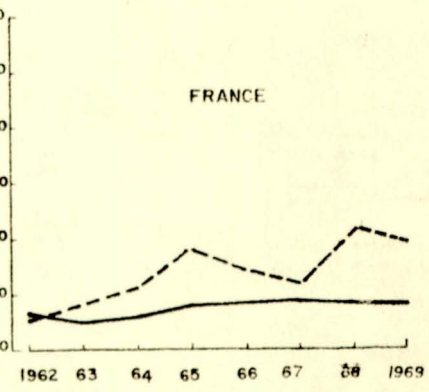
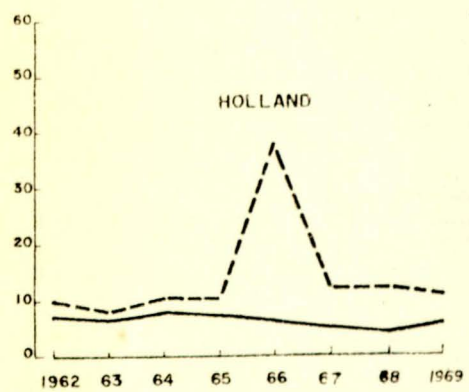
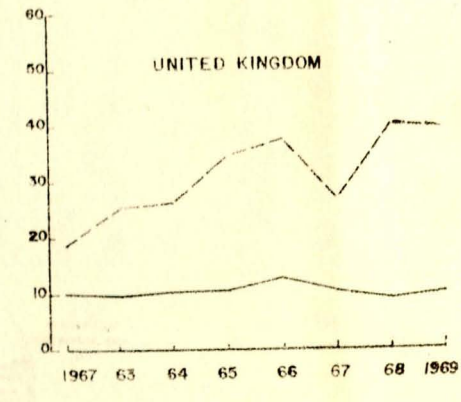
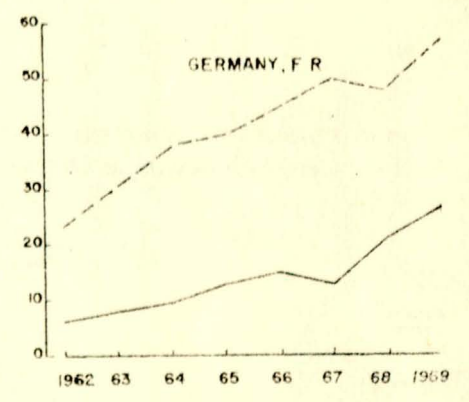
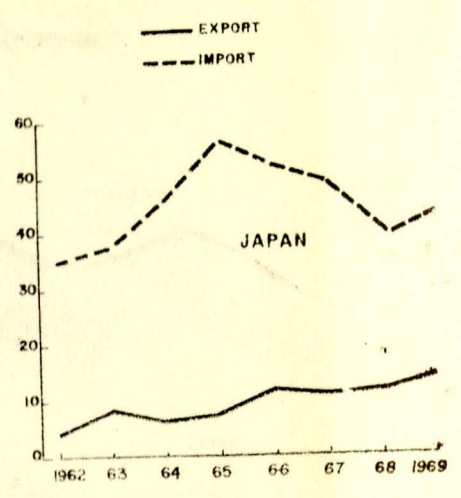
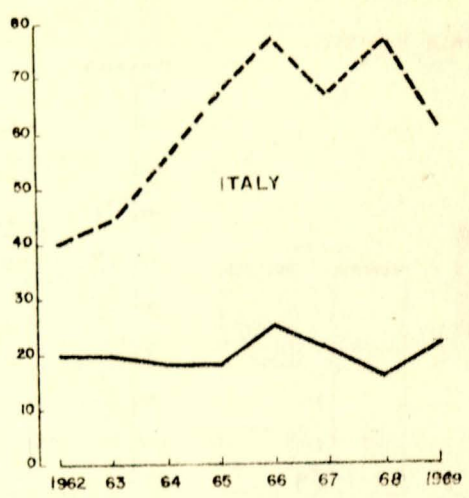
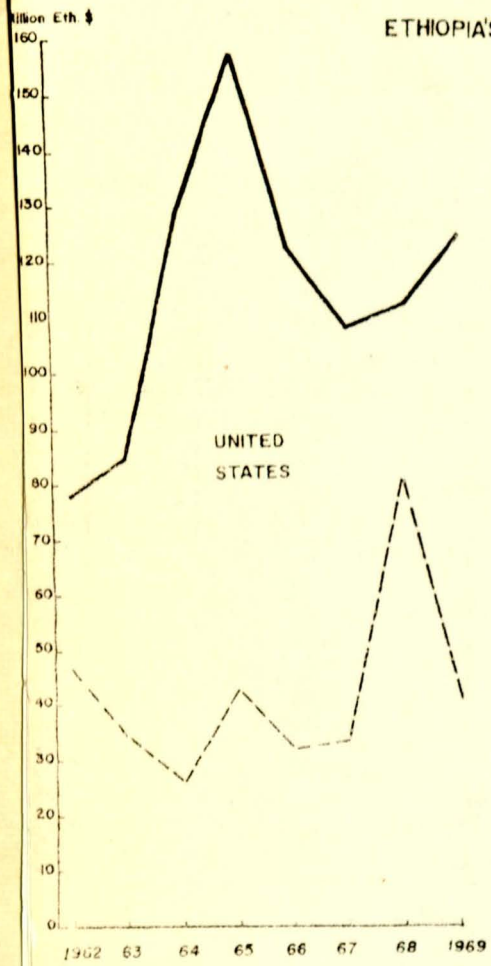
COMPOSITION OF IMPORT



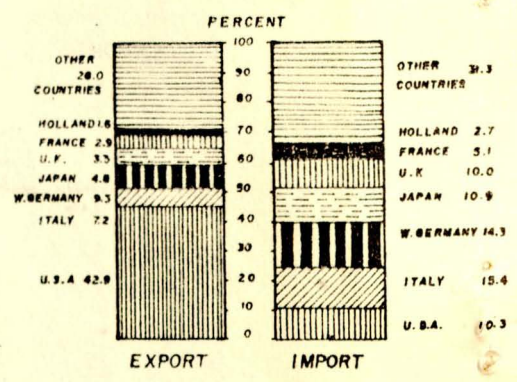
PERCENTAGE DISTRIBUTION OF TRADE BY GEOGRAPHICAL AREA



ETHIOPIA'S TRADE RELATIONS WITH SELECTED COUNTRIES



THE SHARE OF SELECTED COUNTRIES IN EXTERNAL TRADE OF ETHIOPIA, 1969



1.2 QUARTERLY, RE-EXPORTS, IMPORTS, AND VISIBLE BALANCE OF TRADE

(in 000 Eth.\$)

YEAR QUATER	EXPORTS (1)	RE-EXPORTS (2)	IMPORTS (3)	BALANCE (1+2) - (3)
1964 Total	259,153	3,377	307,687	-45,157
I	115,956	1,335	70,208	+47,083
II	55,842	760	71,565	-14,963
III	52,439	560	85,604	-32,605
IV	34,916	722	80,310	
1965 Total	283,043	6,788	375,670	-85,839
I	116,969	409	82,287	+35,091
II	78,781	937	88,823	- 9,105
III	38,270	2,276	95,068	-54,522
IV	49,023	3,166	109,492	-57,303
1966 Total	268,615	8,415	404,250	-127,220
I	101,116	2,314	92,412	+11,018
II	62,587	2,275	109,654	-44,792
III	46,101	1,753	104,272	-56,509
IV	58,902	2,073	97,912	-36,937
1967 Total	249,976	2,724	357,369	-104,669
I	100,010	825	86,915	+13,920
II	64,464	682	94,241	-29,095
III	46,419	707	83,487	-36,361
IV	39,083	510	92,726	-53,133
1968 Total	258,047	7,985	432,522	-166,490
I	109,024	1,892	99,379	+11,537
II	56,208	3,055	114,678	-55,415
III	45,821	1,660	97,059	-49,578
IV	46,994	1,378	121,406	-73,034
1969 Total	292,606	5,519	388,302	-90,177
I	99,476	799	101,838	+ 1,563
II	51,088	1,571	95,487	-42,828
III	61,765	2,799	103,842	-39,278
IV	80,277	350	87,135	- 6,508

I. SUMMARY TABLES

1.1. TOTAL VALUE OF EXPORTS AND RE-EXPORTS, IMPORTS, AND VISIBLE BALANCE OF TRADE (in million Eth.\$)

GREGORIAN YEAR	EXPORTS AND RE-EXPORTS	IMPORTS	VISIBLE BALANCE OF TRADE	ETHIOPIAN YEAR
1946	76.2	94.9	-18.7	1938/9
1947	98.7	121.2	-22.5	1939/40
1948	96.6	124.0	-27.4	1940/1
1949	94.0	119.1	-25.1	1941/2
1950	91.3	105.5	-14.2	1942/3
1951	151.9	147.4	+ 4.5	1943/4
1952	131.4	161.9	-30.5	1944/5
1953	169.4	137.9	+31.5	1945/6
1954	160.3	160.1	+ 0.2	1946/7
1955	162.2	168.0	- 5.8	1947/8
1956	151.4	157.1	- 5.7	1948/9
1957	192.0	178.4	+13.6	1949/50
1958	156.8	193.6	-36.8	1950/1
1959	179.2	208.9	-29.7	1951/2
1960	192.6	219.3	-26.7	1952/3
1961	188.7	235.6	-46.9	1953/4
1962	199.5	257.3	-57.8	1954/5
1963	223.4	276.1	-52.7	1955/6
1964	262.5	307.6	-45.1	1956/7
1965	289.8	375.7	-85.9	1957/8
1966	277.0	404.3	-127.3	1958/9
1967	252.7	357.4	-104.7	1959/60
1968	266.0	432.5	-166.5	1960/1
1969	298.1	388.3	-90.1	1961/2

1.3 EXPORT AND IMPORT BY COMMODITY GROUP SECTION

(in 000Eth.\$)

Commodity Group	1962	1966	1967	1968	1969
			<u>EXPORT</u>		
TOTAL	196,196	268,615	249,976	258,047	292,606
Food & live animals	136,709	202,661	187,820	199,649	221,294
Beverages & tobacco	46	132	53	38	2
Crude materials inedible except fuels	57,247	63,874	60,130	54,299	63,729
Animal & vegetable oils & fats	1,157	1,348	1,462	2,176	2,131
Chemical elements & compound	54	34	8	18	76
Manufactured goods	258	185	80	1,370	1,427
Mineral fuel	-	-	-	-	3,241
Machinery & Transport equipment	-	-	-	-	57
Miscellaneous manufactured articles	44	103	97	129	219
Commodities not classified according to king	681	278	326	368	430
			<u>IMPORT</u>		
TOTAL	257,035	404,250	357,369	432,522	388,302
Food & live animals	12,260	30,857	22,950	19,129	19,688
Beverages & tobacco	4,017	5,096	5,005	5,673	5,492
Crude materials inedible, except fuels	8,344	20,639	15,746	21,348	16,539
Mineral fuel & lubricants	23,097	27,144	31,544	27,033	28,195
Animal & vegetable oils & fats	558	1,022	872	2,103	2,541
Chemical elements & compounds	16,781	31,931	34,503	40,957	43,507
Manufactured goods	79,876	94,697	89,400	95,453	86,465
Machinery & transport equipment	81,222	146,259	116,780	177,084	133,448
Miscellaneous manufactured articles	27,016	42,266	38,924	37,599	43,559
Commodities not classified according to king	3,864	4,339	1,645	6,143	8,868

1.4 EXPORT BY COUNTRY OF DESTINATIONS

(in 000 Eth.\$)

Continent Country	1962	1966	1967	1968	1969
GRAND TOTAL	196,196	268,615	249,976	258,047	292,606
AFRICA	13,304	15,048	10,881	12,083	25,518
Egypt (UAR)	744	959	857	887	1,975
Sudan	2,087	2,760	1,425	2,377	3,084
Mauritius	309	525	529	664	651
Kenya	218	655	462	160	271
Fr.Terr. of Affairs & Ilesas	6,859	9,333	7,356	7,818	18,859
Others	1,087	816	257	181	678
AMERICA	77,592	120,278	198,446	112,736	125,284
United States	77,565	120,234	108,387	112,646	125,264
Others	27	44	59	90	20
ASIA	36,060	44,404	50,365	54,368	52,554
South Yemen	12,248	6,300	6,360	4,752	4,722
Saudi Arabia	8,455	13,645	13,858	17,399	17,214
Lebanon	2,048	1,823	4,463	3,183	2,134
Israel	2,432	3,510	4,840	3,833	3,688
China(M)	26	1,177	2,581	1,129	1,327
Japan	3,865	11,730	10,885	11,445	14,116
Jordan	405	581	1,111	1,829	2,116
Ceylon	4,312	4,152	3,925	7,611	5,292
Others	2,269	1,486	2,342	3,187	1,945
EUROPE	68,097	88,586	79,927	78,010	88,884
Holland	7,517	6,759	5,033	4,870	4,564
Belgium	845	738	663	804	680
W.Germany	5,920	14,430	13,235	21,064	27,061
France	6,980	8,776	8,998	8,091	8,646
Italy	19,300	24,832	20,898	16,091	21,022
United Kingdom	10,121	12,462	10,572	9,409	9,528
Norway	2,313	2,823	1,884	1,688	1,849
Sweden	1,432	1,186	1,906	1,044	1,273
Switzerland	1,837	1,240	1,532	2,164	1,940
Spain	62	1,379	2,366	621	826
Greece	3,824	2,909	1,766	2,080	2,702
U.S.S.R.	1,978	5,513	7,591	7,675	4,187
Bulgaria	0	1,650	444	0	14
Yugoslavia	4,500	1,207	324	558	1,796
Others	1,468	2,682	2,715	1,662	2,796
OCEANIA	451	184	96	426	66
UNSPECIFIED	692	115	261	420	300

1.5 IMPORTS BY COUNTRY OF ORIGIN

(in 000 Eth. \$)

Continent Country	1962	1966	1967	1968	1969
GRAND TOTAL	257,035	404,250	357,369	432,522	388,302
AFRICA	5,385	3,922	3,613	6,308	6,988
Egypt(UAR)	1,803	139	146	197	264
Sudan	1,627	622	164	1,163	883
Tanzania	14	471	528	271	1,159
Kenya	1,020	1,685	1,759	2,542	3,022
Fr.Terr.of Affairs & Issas	474	618	467	358	451
Others	447	387	549	1,777	1,209
AMERICA	46,624	33,539	33,751	80,329	40,518
U.S.A.	46,400	33,174	33,623	80,092	39,975
Others	224	365	128	237	543
ASIA	79,370	104,058	101,916	98,916	106,714
South Yemen	2,441	2,424	2,187	1,599	1,501
Saudi Arabia	5,665	3,020	1,736	1,327	5,442
Syria	16	317	17	6	1
Iran	9,058	15,289	15,024	13,392	19,674
Lebanon	423	1,639	864	835	889
Israel	3,618	5,502	6,030	9,825	11,071
Pakistan	751	1,636	1,633	1,107	1,067
India	11,516	5,229	5,250	6,393	8,272
Malaysia	132	135	221	267	636
Hong Kong	3,497	4,347	4,136	4,286	3,791
China(M)	2,841	6,429	5,573	6,506	5,429
Singapore	762	1,770	2,247	2,516	1,684
Japan	35,725	52,277	48,760	40,740	42,142
Ceylon	1,495	2,463	1,637	1,564	2,041
Iraq	713	460	5,193	3,206	404
Thailand	188	770	964	1,614	1,331
South Korea	-	182	231	904	1,137
Others	529	169	213	1,987	202
EUROPE	123,696	258,731	214,704	245,509	231,826
Holland	8,697	38,127	12,380	12,489	10,530
Belgium	3,390	6,410	4,906	6,706	4,934

1.5 IMPORT BY COUNTRY OF ORIGIN (cont'd)

(in 000 Eth.\$)

Continent Country	1962	1966	1967	1968	1969
W. Germany	23,452	44,485	50,024	48,700	55,635
France	5,482	13,902	11,893	21,410	19,817
Italy	40,053	77,619	67,689	77,176	59,826
United Kingdom	18,176	36,693	27,578	40,698	39,027
Norway	873	1,166	1,514	1,703	2,339
Sweden	1,278	3,735	4,769	5,597	5,315
Denmark	1,497	3,261	4,678	3,582	3,720
Switzerland	2,185	3,993	4,406	4,914	4,828
Austria	4,589	4,806	5,889	4,312	4,278
Spain	184	584	305	698	614
Greece	326	1,171	660	471	1,245
U.S.S.R.	2,592	6,517	4,149	4,611	6,829
E. Germany	-	187	44	334	184
Poland	900	2,146	1,563	2,401	3,283
Czechoslovakia	4,930	6,933	5,267	5,000	5,363
Hungary	2,290	2,347	1,819	2,022	1,488
Rumania	18	283	366	126	563
Bulgaria	272	800	699	456	481
Finland	121	156	201	268	179
Yugoslavia	1,831	3,188	3,651	1,434	869
Others	650	222	194	401	479
OCEANIA	236	1,084	660	623	931
Australia	218	1,073	605	612	925
Others	18	11	55	11	6
UNSPECIFIED	1,724	2,916	2,725	1,679	1,325

1.6. EXPORT OF SELECTED COMMODITIES

Commodity	QUANTITY(000 kg)				VALUE (in 000 Eth.£)			
	1966	1967	1968	1969	1966	1967	1968	1969
GRAND TOTAL	462,365	459,095	473,004	618,495	268,615	249,076	258,047	292,606
FOOD & LIVE ANIMALS								
Live animals	2,424	3,212	3,110	3,643	2,255	3,595	3,067	3,749
Meat & meat products	7,968	5,938	5,605	3,994	7,326	6,135	5,602	4,423
Milk, butter & cheese	127	193	145	162	439	595	404	374
Eggs	503	391	316	360	588	430	316	350
Fish & fish meal	3,677	3,691	2,296	2,592	1,049	1,143	735	835
Cereals	125	3,763	1,490	3,894	30	1,038	399	1,025
Bananas	15,362	17,756	15,740	14,492	4,561	3,281	4,411	4,069
Potatoes	1,835	1,850	1,389	1,348	457	458	304	337
Lentils	14,936	15,031	22,089	24,534	5,441	5,192	7,526	9,292
Horsebeans	22,438	24,749	18,470	27,420	5,663	5,151	3,613	5,256
Haricotbeans	19,473	17,885	19,329	16,672	7,000	6,257	6,895	5,042
Chickpeas	10,949	10,724	13,863	7,981	3,155	2,859	3,038	1,865
Fruit & vegetables, other	10,331	8,640	8,937	8,491	3,131	2,794	2,832	2,823
Sugar	7	1	1,054	3,473	5	1	648	1,321
Coffee	73,642	73,604	80,250	88,383	155,313	139,182	152,957	173,947
Chillies & pepper	845	4,889	2,297	1,565	601	2,566	1,909	1,360
Salt	165,523	156,480	159,524	178,301	1,211	1,121	1,080	1,584
Chat	799	854	842	1,212	2,170	2,921	3,003	5,003
HIDES & SKINS								
Hides	9,409	5,873	3,466	5,265	9,444	5,776	2,776	4,196
Goat skins	2,154	1,739	2,096	2,150	12,087	9,890	8,695	8,456
Sheep skins	3,353	3,295	3,259	4,363	13,741	13,356	13,066	14,921
Skins, other	23	501	19	12	375	813	378	1,585
OILSEEDS & CAKES								
Ground nuts	1,997	1,589	3,083	1,866	1,245	831	1,106	822
Linseed	10,505	9,689	3,715	290	3,557	2,895	1,137	97
Cottonseed	7,860	11,206	6,891	9,878	1,486	2,465	1,157	1,654
Castor seed	5,173	1,919	1,056	1,962	1,298	571	405	619
Sesame seed	20,343	19,752	27,015	30,683	11,221	11,385	14,041	15,607
Niger seed	6,804	8,841	6,933	10,323	2,486	3,032	3,074	3,983
Seeds, other	756	4,804	1,444	1,084	2,972	1,521	520	401
Oil seed cakes	31,149	31,289	25,846	34,056	2,813	4,375	3,677	4,107
MISCELLANEOUS COMMODITIES								
Cotton raw	1	251	433	11	2	451	922	21
Civet	1.6	1.9	1.7	2.2	848	910	888	1,294
Gum & incense	1,775	1,874	1,259	2,186	992	1,035	890	1,930
Bees wax	509	424	599	541	1,337	1,441	2,176	2,129
Others	9,520	6,398	29,142	30,403	2,815	2,598	4,400	4,838
Petroleum & petroleum products	-	-	-	93,396	-	-	-	2,773
Compressed gas	-	-	-	1,507	-	-	-	468

1.7 IMPORT OF SELECTED COMMODITIES

Commodity	QUANTITY (000 Kg.)				VALUE (in 000 Eth.\$)			
	1966	1967	1968	1969	1966	1967	1968	1969
GRAND TOTAL	580,071	523,260	922,506	772,686	404,250	357,369	432,522	388,302
FOOD								
Cereals, pulses & flour	55,057	28,063	19,646	25,924	12,746	6,779	4,256	4,519
Meat & meat products	112	80	103	54	241	164	176	143
Milk, cheese & butter	3,136	5,197	3,231	4,022	3,635	4,945	3,694	3,993
Fruits & vegetables	4,764	1,495	1,243	4,054	2,940	689	973	2,610
Edible oils & margarine	945	548	2,417	1,535	1,170	641	1,873	1,434
Spices	763	696	796	460	1,356	1,235	1,046	708
Sugar	18,265	2,810	1,729	416	5,015	480	311	367
Tea	992	763	765	1,016	2,572	1,777	1,878	2,467
Alcohol	1,149	1,353	1,683	1,658	2,089	2,313	2,686	3,218
Tobacco & products	295	245	489	263	2,525	2,308	2,526	1,824
TEXTILES								
Cotton raw	4,508	2,681	5,453	5,742	6,469	3,510	6,715	7,602
Cotton yarn & thread	1,021	1,040	1,094	849	5,781	5,817	6,113	4,850
Woolen yarn	480	394	774	917	3,038	2,820	2,616	1,759
Silk & art-silk yarn	639	2,171	291	392	1,723	4,172	1,868	2,453
Cotton fabrics	1,613	1,163	464	266	8,212	5,775	2,607	1,562
Silk & art-silk fabrics	1,457	780	386	495	7,672	4,309	2,857	3,678
Woolen fabrics	63	82	114	89	834	1,069	1,078	1,048
Cotton clothing & manufactures	2,193	827	1,511	1,332	7,691	8,151	6,304	5,744
Woolen clothing & manufactures	213	168	136	39	1,592	1,236	1,117	462
Silk & art-silk manufactures	459	610	829	672	781	3,344	5,650	4,862
Gunny bags	184	327	161	28	193	326	130	60
MACHINERY & TRANSPORT EQUIPMENT								
Agricultural machinery	2,949	2,142	2,561	2,892	10,828	7,979	8,471	9,063
Industrial machinery & appliances	10,193	7,962	12,218	9,813	32,358	30,363	49,407	44,570
Office machinery	74	69	186	79	1,406	1,664	1,927	1,583
Electric machinery & appliances	4,116	4,800	1,241	4,923	5,743	13,061	5,862	15,155
Telecommunication equipment	908	1,916	1,994	2,162	7,335	10,208	8,365	10,320
Motor vehicles	8,591	1,593	5,508	7,248	59,102	28,637	27,378	29,032
Motor vehicles parts	1,822	1,691	1,968	1,849	10,360	9,016	9,277	9,495
Aircraft & parts	49	370	803	235	5,740	5,575	46,378	11,404

1.7 IMPORT OF SELECTED COMMODITIES (Cont'd)

	QUANTITY (000 Kg.)				VALUE (in 000 Eth.\$)			
	1966	1967	1968	1969	1966	1967	1968	1969
MANUFACTURED ARTICLES								
Drugs and medicines	1,436	3,295	1,833	1,309	8,144	12,031	10,082	11,059
Dying, tanning & colouring materials	3,399	4,953	4,451	3,005	4,298	6,405	5,732	4,397
Soap	8,940	8,383	11,157	5,592	3,091	4,718	6,364	4,054
Toilet preparations	1,131	845	1,264	1,126	1,538	2,284	2,844	2,648
Chemical products	4,498	14,711	4,898	5,945	4,129	5,378	5,600	7,937
Rubber tyres & tubes	3,463	4,057	3,282	3,349	13,054	12,476	11,873	11,303
Footwear	507	421	457	63	2,074	1,386	1,339	361
Wood & manufactures	6,958	4,037	2,748	1,915	2,470	2,087	1,307	1,953
Paper & manufactures & books	6,259	7,895	11,183	9,471	5,251	9,444	12,028	15,192
Glass & glass ware	2,768	2,500	2,540	3,537	2,087	1,815	1,997	2,055
Cement	6,088	2,666	1,906	804	1,338	205	446	271
Pottery & ceramic ware	622	1,820	396	439	641	1,753	457	1,976
Metals & metal products	54,088	103,069	68,831	50,706	35,901	36,085	41,859	37,790
Plastic & plastic goods	1,084	1,207	2,705	3,064	2,783	2,756	3,983	3,960
PETROLEUM & PRODUCTS								
Crude oil	-	-	605,411	484,334	-	-	14,572	16,241
Benzine	62,998	48,336	19,427	17,749	5,136	8,481	4,722	3,531
Naphtha	127,428	74,015	21,399	22,977	10,900	7,562	2,304	2,427
Kerosene	5,434	6,063	3,049	2,290	676	653	355	301
Fuel oil, furnace oil etc,	66,418	78,669	6,076	876	2,760	3,263	1,575	203
Lubricating oil & greases	5,148	6,933	3,174	4,585	2,374	3,028	1,474	2,877
Petroleum product n.e.s.	11,626	37,481	4,416	4,402	2,479	1,446	1,790	2,115
OTHERS	72,768	32,868	72,109	65,724	81,379	65,750	86,280	69,666

1.8 MONTHLY COFFEE EXPORT

MONTH	Quantity in Kgs.		
	1967	1968	1969 *
January	10,893,047	11,109,103	12,523,708
February	13,960,973	14,814,047	11,768,440
March	7,930,534	13,917,334	9,002,836
April	10,895,801	7,625,231	4,137,089
May	4,674,332	4,492,286	4,492,802
June	4,435,685	6,248,560	4,648,828
July	7,721,655	5,096,653	4,693,573
August	1,853,229	4,226,825	8,822,288
September	3,241,260	3,064,945	8,181,774
October	1,465,940	871,032	4,418,469
November	3,365,648	1,706,817	6,430,695
December	3,165,628	7,077,340	9,262,906
Total	73,603,694	80,250,173	88,383,408

*of which coffee beans

Harrarghe	11,809,704
Kaffa	68,037,917
Sidamo	5,499,865
Wollega	2,132,705
Illubabor	318,500
Arrusi	42,300
Other provinces	473,933
Total	88,314,924
And coffee, broken	67,250
Coffee, ground	1,234
Grand Total	88,383,408

1,9 IMPORT BY END USE, 1969

COMMODITY	Value Eth.\$	PERCENT
GRAND TOTAL	388,302,374	100.00
<u>RAW MATERIALS</u>	18,529,755	4.77
Tobacco	590,565	0.15
Textile cotton fibres	7,602,423	1.96
Textile fibres others	7,162,941	1.84
Metaliferrous ores	62,529	0.02
Non-ferrous metallic ores	-	
Crude minerals	683,404	0.18
Crude fertilizers	14,145	0.00
Crude rubber	-	
Others	2,413,748	0.62
<u>SEMIFINISHED PRODUCTS</u>	65,318,551	16.82
Iron and steel	17,231,255	4.44
Non-ferrous metals	1,884,477	0.49
Oils and fats	269,866	0.07
Chemicals	18,799,479	4.84
Fertilizers manufactured	1,663,991	0.43
Wood	1,415,278	0.36
Pulp and paper	5,960,105	1.53
Textile materials	11,382,209	2.93
Building materials	2,512,229	0.65
Others	4,199,662	1.08
<u>FUEL</u>	28,198,475	7.26
Fuel, wood and charcoal	3,380	0.00
Coal and coke	475,752	0.12
Petroleum	16,241,476	4.18
Petroleum products	11,453,638	2.95
Gas natural and manufactured	24,229	0.01
<u>CAPITAL GOODS (TRANSPORT)</u>	37,848,762	9.74
Tyres for heavy weight road motor vehicles	8,542,303	2.19
Heavy weight road motor vehicles	16,914,422	4.36
Rail way vehicles	665,051	0.17
Rails and rail way construction materials	113,850	0.03
Aircraft	11,404,249	2.94
Ships and boats	208,887	0.05

1.9 IMPORT BY END USE, 1969

COMMODITY	Value Eth. \$.	PERCENT
<u>CAPITAL GOODS AGRICULTURAL</u>	10,351,410	2.67
Cultivating and harvesting appliances	2,310,649	0.60
Coffee grading-cleaning machinery	169,817	0.04
Cream and dairy machinery	200,815	0.05
Tractors	6,922,692	1.78
Others	747,437	0.20
<u>CAPITAL GOODS (INDUSTRIAL)</u>	81,148,726	20.90
Finished structural parts	1,549,952	0.40
Metal containers	164,303	0.04
Metal working machinery and tools	3,873,080	1.00
Power generating machinery	5,624,731	1.45
Office machinery	1,583,024	0.41
Factory machinery	28,900,495	7.44
Electrical machinery and equipment	19,605,190	5.05
Non-electrical machinery and appliances	8,163,651	2.10
Scientific instrument	4,679,981	1.21
Other industrial equipment	7,004,319	1.80
<u>CONSUMERS' GOODS (DURABLE)</u>	56,714,796	14.61
Household equipment	9,364,924	2.40
Radio and television sets	3,637,627	0.94
Tyres for light weight cars	3,001,820	0.78
Light weight cars	23,516,546	6.06
Furniture and fixture	5,122,866	1.32
Wire products	1,444,618	0.37
Other	10,626,395	2.74
<u>CONSUMERS' GOODS (NON-DURABLE)</u>	80,872,657	20.83
Food cereals and flour	4,986,774	1.28
Food others	19,423,890	5.00
Medical and pharmaceutical	11,058,662	2.85
Textile fabrics and clothing	21,275,313	5.48
Printed matter	7,548,737	1.95
Office stationery	3,369,148	0.87
Paper material	1,681,950	0.43
Other	11,528,183	2.97
<u>MISCELLANEOUS</u>	9,319,242	2.40
Radio active material	-	-
Explosives	451,713	0.12
Postal packages	99,881	0.03
Miscellaneous articles	579,893	0.15
Zoo animals	1,670	0.00
Miscellaneous goods, other	8,186,085	2.10

2. EXPORT-COMMODITY BY COUNTRY

COMMODITY	QUANTITY		VALUE Eth.\$
	UNIT		
001.100 Bovine cattle			
Fr. Terr. of Affairs & Issas	No	1,299	170,720
Kenya	"	2	120
Sudan	"	4	400
Kuwait	"	1,620	194,800
Saudi Arabia	"	4,957	744,645
Total		7,882	1,110,685
001.111 Calves			
Fr. Terr. of Affairs & Issas	"	416	45,760
Kuwait	"	180	18,000
Saudi Arabia	"	2,278	223,090
Total	"	2,874	286,850
001.210 Sheep			
Fr. Terr. of Affairs & Issas	"	700	13,300
U.K.	"	6	108
Saudi Arabia	"	10,165	425,607
South Yemen	"	76	571
Total	"	10,947	439,586
001.220 Goats			
Fr. Terr. of Affairs & Issas	"	500	9,500
Saudi Arabia	"	41,908	1,380,528
South Yemen	"	44	270
Yemen	"	35	290
Total	"	42,487	1,390,588
001.300 Pigs			
Fr. Terr. of Affairs & Issas	"	1,200	117,200
Total	"	1,200	117,200
001.410 Chickens			
Fr. Terr. of Affairs & Issas	"	20,887	16,282
Total	"	20,887	16,282
001.420 Turkeys			
Fr. Terr. of Affairs & Issas	"	22	325
Total	"	22	325
011.100 Beef			
Fr. Terr. of Affairs & Issas	Kgs.	48,023	76,017
Ghana	"	715	505

COMMODITY	QUANTITY		VALUE Eth.\$
	UNIT		
011.100 Beef (Cont'd)			
Italy	Kgs.	1,073,029	968,911
Israel	"	87,120	127,219
Saudi Arabia	"	20,379	59,711
South Yemen	"	8,610	10,530
Yemen	"	1,243	2,764
Total	"	1,239,119	1,245,657
011.200 Mutton			
Fr. Terr. of Affairs & Issas	"	586	960
Kuwait	"	2,280	3,600
Saudi Arabia	"	8,220	7,291
Total	"	11,086	11,851
011.300 Pork			
Fr. Terr. of Affairs & Issas	"	3,227	9,593
Somalia	"	993	2,950
Sudan	"	200	600
Italy	"	62	230
Yemen	"	87	414
Total	"	4,569	13,787
011.400 Poultry			
Fr. Terr. of Affairs & Issas	"	444	900
Yemen	"	122	568
Total	"	566	1,468
011.890 Meat other, fresh or frozen			
Fr. Terr. of Affairs & Issas	"	262	800
South Yemen	"	500	977
Total	"	762	1,777
012.900 Meat other, dried, salted or smoked			
Italy	"	125	600
Total	"	125	600
013.300 Meat extracts			
Italy	"	11,748	135,916
Total	"	11,748	135,916
013.400 Sausages			
Fr. Terr. of Affairs & Issas	"	300	900
Total	"	300	900

2. EXPORT

COMMODITY	QUANTITY		VALUE Eth.\$
	U N I T		

013.500 Corned Beef

Fr. Terr. of Affairs & Issas	Kgs.		
Mauritius	"	17,307	123,574
Cyprus	"	100	320
Cyprus	"	5,000	7,863
France	"	10,000	15,322
W. Germany	"	7,000	10,053
Italy	"	88,200	101,705
Netherlands	"	2,239	3,834
Israel	"	98,000	171,614
Japan	"	36,000	63,342
Singapore	"	6,000	10,085
South Yemen	"	200	262
Total	"	276,046	407,974

013.800 Meat, canned

Cyprus	"	1,500	2,231
Greece	"	36,500	30,875
Italy	"	1,394,661	1,668,877
Israel	"	506,257	745,989
Japan	"	39,500	72,676
Saudi Arabia	"	2,215	5,728
Total	"	1,980,633	2,526,376

022.300 Milk, fresh

Saudi Arabia	"	57,600	38,220
Total	"	57,600	38,220

023.010 Ghee

Fr. Terr. of Affairs & Issas	"	1,360	5,600
Saudi Arabia	"	1,260	5,200
South Yemen	"	139	585
Yemen	"	152	666
Total	"	2,911	12,051

023.091 Butter

Fr. Terr. of Affairs & Issas	"	12,580	51,600
Saudi Arabia	"	78,876	239,341
South Yemen	"	3,511	10,560
Yemen	"	2,506	7,603
Unspecified	"	102	310
Total	"	97,575	309,414

024.010 Cheese, canned

Saudi Arabia	"	2,218	7,212
Total	"	2,218	7,212

COMMODITY	QUANTITY		VALUE Eth.\$
	U N I T		

024.020 Cheese, fresh

Fr. Terr. of Affairs & Issas	Kgs.		
Sudan	"	329	985
Saudi Arabia	"	1,211	4,122
South Yemen	"	467	1,414
Total	"	2,141	6,991

025.010 Eggs, fresh

Fr. Terr. of Affairs & Issas	"	138,764	100,294
Sweden	"	900	450
Saudi Arabia	"	5,780	6,554
South Yemen	"	91,558	122,232
Yemen	"	2,410	2,820
Total	"	239,412	232,350

025.020 Eggs, liquid

Italy	"	15,262	16,380
Total	"	15,262	16,380

025.041 Eggs yolk, fresh

Italy	"	95,477	76,381
Total	"	95,477	76,381

025.042 Eggs yolk, dried

Italy	"	9,950	24,876
Total	"	9,950	24,876

031.100 Fish, fresh

France	"	160	150
W. Germany	"	245	408
Italy	"	250	200
Netherlands	"	120	150
Israel	"	492,800	147,840
Jordan	"	62,217	16,472
Persian Gulf States	"	250	900
Total	"	556,042	166,120

031.200 Fish, dried

W. Germany	"	25,000	7,949
Italy	"	20,000	5,937
U.K.	"	15,160	5,371
U.S.A.	"	10,000	3,600
Ceylon	"	1,067,000	366,516
Israel	"	172,000	38,200
Saudi Arabia	"	3,540	1,168
South Yemen	"	261,895	57,239
Total	"	1,574,595	485,980

2. EXPORT

COMMODITY	QUANTITY		VALUE Eth.\$
	U N I T		
031.900 <u>Fish, for canning industry, for spawning or for aquaria</u>			
France	Kgs.	2,671	3,750
W. Germany	"	7,005	11,680
Italy	"	620	1,327
Netherlands	"	2,184	3,050
Switzerland	"	1,592	2,250
U.K.	"	1,384	2,577
U.S.A.	"	2,550	3,750
Total	"	18,006	28,384
032.012 <u>Sardines</u>			
South Yemen	"	63,589	9,825
Total	"	63,589	9,825
032.019 <u>Fish, other</u>			
Ceylon	"	40,000	14,320
Total	"	40,000	14,320
043.100 <u>Barley</u>			
Fr. Terr. of Affairs & Issas	"	20,000	1,320
Total	"	20,000	1,320
044.100 <u>Maize</u>			
Fr. Terr. of Affairs & Issas	"	31,970	4,717
Kenya	"	18,400	5,300
Total	"	50,370	10,017
045.910 <u>Teff</u>			
Yemen	"	600	240
Total	"	600	240
045.920 <u>Durrah</u>			
Fr. Terr. of Affairs & Issas	"	3,716,220	988,832
Netherlands	"	20,000	5,400
U.S.A.	"	25,000	4,366
Saudi Arabia	"	50,000	13,000
Total	"	3,811,220	1,011,598
046.010 <u>Wheat flour</u>			
Fr. Terr. of Affairs & Issas	"	288	160
Kenya	"	1,400	700
Total	"	1,688	860

COMMODITY	QUANTITY		VALUE Eth.\$
	U N I T		
046.020 <u>Meal & groats of wheat</u>			
Kenya	Kgs.	800	400
Total	"	800	400
047.012 <u>Flour of other cereals</u>			
Kenya	"	9,300	885
Total	"	9,300	885
048.300 <u>Macaroni & spaghetti</u>			
Yemen	"	179,575	96,977
Total	"	179,575	96,977
048.421 <u>Biscuits</u>			
Saudi Arabia	"	65	195
Total	"	65	195
048.821 <u>Infant food</u>			
Yemen	"	212	152
Total	"	212	152
051.110 <u>Oranges</u>			
Fr. Terr. of Affairs & Issas	"	3,500	875
Somalia	"	710	420
South Yemen	"	4,000	1,584
Total	"	8,210	2,879
051.120 <u>Mandarins or tangerines</u>			
Saudi Arabia	"	535,818	187,666
Total	"	535,818	187,666
051.210 <u>Lemons</u>			
Saudi Arabia	"	420,634	88,243
Total	"	420,634	88,243
051.300 <u>Bananas</u>			
Kuwait	"	157,556	44,115
Saudi Arabia	"	14,334,110	4,024,405
Total	"	14,491,666	4,068,520
051.500 <u>Grapes, fresh</u>			
Somalia	"	544	832
Saudi Arabia	"	6,449	1,539
Total	"	6,993	2,371
051.959 <u>Mangoes & pine-apples</u>			
Saudi Arabia	"	97,592	47,223
Total	"	97,592	47,223

2. EXPORT

COMMODITY	QUANTITY		VALUE Eth.\$
	U N I T		

051.980 Fresh fruit other

	U N I T	QUANTITY	VALUE Eth.\$
Fr. Terr. of Affairs & Issas	Kgs.	896,005	325,372
Somalia	"	5,680	3,540
France	"	5,000	2,500
W.Germany	"	23,620	11,900
Italy	"	20,000	8,675
Switzerland	"	6,590	3,400
U.K.	"	28,200	14,100
Saudi Arabia	"	2,551	2,202
South Yemen	"	298	198
Total	"	987,944	371,887

054.100 Potatoes

	U N I T	QUANTITY	VALUE Eth.\$
Burindi	"	1,000	250
Fr. Terr. of Affairs & Issas	"	1,175,328	295,327
Kenya	"	3,853	660
Sudan	"	35,400	9,800
Saudi Arabia	"	85,000	23,714
South Yemen	"	47,300	7,740
Total	"	1,347,881	337,491

054.210 Lentils

	U N I T	QUANTITY	VALUE Eth.\$
Fr. Terr. of Affairs & Issas	"	2,700	830
Kenya	"	5,000	2,383
Mauritius	"	1,474,750	592,358
Somalia	"	325,000	104,000
Sudan	"	3,923,834	2,136,415
U.A.R. (Egypt)	"	3,489,040	1,619,096
Netherlands	"	23,720	9,288
U.K.	"	3,456,800	1,098,378
Yugoslavia	"	100,000	29,000
U.S.A.	"	130,000	51,668
Ceylon	"	10,246,000	3,019,830
Israel	"	59,400	23,225
Saudi Arabia	"	1,257,716	588,527
South Yemen	"	38,500	16,347
Yemen	"	2,000	900
Total	"	24,534,460	9,292,245

054.220 Peas, dried

	U N I T	QUANTITY	VALUE Eth.\$
W.Germany	"	83,265	89,718
Italy	"	115,635	35,590
Netherlands	"	1,820	637
Ceylon	"	218,260	46,652

COMMODITY	QUANTITY		VALUE Eth.\$
	U N I T		

054.220 Peas, dried (Cont'd)

	U N I T	QUANTITY	VALUE Eth.\$
Saudi Arabia	Kgs.	9,800	2,940
South Yemen	"	199,800	58,556
Total	"	628,580	234,093

054.230 Horse beans

	U N I T	QUANTITY	VALUE Eth.\$
Fr. Terr. of Affairs & Issas	"	837,200	160,756
Kenya	"	2,600	648
Belgium	"	105,000	31,750
France	"	202,000	57,930
Italy	"	152,000	18,240
U.K.	"	75,000	27,900
U.S.A.	"	31,776	11,946
Ceylon	"	601,270	113,609
Israel	"	308,400	64,075
Japan	"	13,392,310	2,453,925
Jordan	"	2,987,850	454,175
Lebanon	"	734,582	149,833
Saudi Arabia	"	6,010,890	1,303,213
South Yemen	"	1,831,000	374,072
Yemen	"	148,000	33,967
Total	"	27,419,878	5,256,039

054.240 Haricot beans

	U N I T	QUANTITY	VALUE Eth.\$
Fr. Terr. of Affairs & Issas	"	302,200	93,431
Kenya	"	31,241	5,820
Mauritius	"	8,000	2,730
Belgium	"	610,400	182,127
France	"	2,223,000	652,380
W.Germany	"	9,116,408	2,752,097
Italy	"	319,000	89,261
Netherlands	"	588,200	161,641
U.K.	"	1,612,700	613,148
Yugoslavia	"	62,000	14,800
Israel	"	239,300	97,414
Japan	"	432,000	84,240
Kuwait	"	30,000	7,960
Malaysia	"	300,000	37,750
Saudi Arabia	"	352,000	78,540
South Yemen	"	384,210	140,615
Yemen	"	51,000	23,124
Australia	"	9,960	4,930
Total	"	16,671,619	5,042,022

2. EXPORT

COMMODITY	QUANTITY		VALUE Eth. \$
	UNIT		

054.250 Chick peas

Kenya	Kgs.	18,250	2,945
Mauritius	"	16,860	4,885
Ceylon	"	7,017,422	1,653,199
Jordan	"	520,000	94,900
Saudi Arabia	"	209,050	53,629
Singapore	"	89,750	28,320
South Yemen	"	109,250	27,488
Total	"	7,980,582	1,865,366

054.260 Peas mixed

W. Germany	"	150,000	29,863
Italy	"	219,500	45,220
Japan	"	969,500	178,835
South Yemen	"	20,000	6,000
Total	"	1,359,000	259,918

054.290 Leguminous vegetables dried, other

Fr. Terr. of Affairs & Issas	"	30,000	8,400
Total	"	30,000	8,400

054.400 Tomatoes, fresh

Italy	"	30,810	7,703
Saudi Arabia	"	515,742	132,828
Total	"	546,552	140,531

054.520 Garlic

Fr. Terr. of Affairs & Issas	"	4,500	900
Kenya	"	600	195
Sudan	"	9,960	5,735
Saudi Arabia	"	24,650	11,178
Total	"	39,710	18,008

054.530 Onion

Fr. Terr. of Affairs & Issas	"	107,413	27,243
Kenya	"	1,600	480
Total	"	109,013	27,723

054.540 Pumpkins

South Yemen	"	68,200	45,402
Total	"	68,200	45,402

054.590 Vegetables fresh others

Fr. Terr. of Affairs & Issas	"	1,235,486	300,564
------------------------------	---	-----------	---------

COMMODITY	QUANTITY		VALUE Eth. \$
	UNIT		

054.590 Vegetables fresh others (Cont'd)

Somalia	Kgs.	15,706	7,636
Belgium	"	3,400	1,750
France	"	92,729	46,780
W. Germany	"	600,768	298,258
Italy	"	131,066	57,700
Netherlands	"	3,725	1,304
Sweden	"	129,300	64,800
Switzerland	"	276,462	139,100
U.K.	"	226,806	113,450
Saudi Arabia	"	339,104	90,021
South Yemen	"	5,710	2,860
Total	"	3,060,262	1,124,223

054.610 Vegetable, frozen (foul medames)

Saudi Arabia	"	294,866	168,569
South Yemen	"	6,250	2,842
Yemen	"	60,000	29,700
Total	"	361,116	201,111

054.620 Vegetables temporarily preserved (in brine etc.)

Saudi Arabia	"	4,272	2,385
Total	"	4,272	2,385

054.890 Vegetable products, fresh or dried, n.c.s.

Fr. Terr. of Affairs & Issas	"	186,596	38,567
Total	"	186,596	38,567

055.529 Other vegetables preserved other than in vinegar

Saudi Arabia	"	480	348
Yemen	"	40,000	21,600
Total	"	40,480	21,948

061.200 Sugar, refined

Fr. Terr. of Affairs & Issas	"	2,200,000	504,500
Sudan	"	1,273,320	816,650
Total	"	3,473,320	1,321,150

061.500 Molasses

Netherlands	"	590	100
Total	"	590	100

2. EXPORT

COMMODITY	QUANTITY		VALUE Eth.\$
	U N I T		
<u>061.600 Honey</u>			
Sudan	Kgs.	376	376
Saudi Arabia	"	1,993	3,964
South Yemen	"	1,420	7,101
Yemen	"	4,606	9,075
Total	"	10,395	20,516
<u>071.120 Coffee beans</u>			
Fr. Terr. of Affairs & Issas	"	3,544,009	6,814,617
Libya	"	6,000	12,000
Sudan	"	10,698	19,520
Belgium	"	80,880	168,552
Bulgaria	"	3,600	6,889
Cyprus	"	64,500	131,197
Czechoslovakia	"	6,360	14,628
Denmark	"	88,700	171,332
Finland	"	484,380	1,294,148
France	"	1,798,364	3,455,675
W. Germany	"	6,408,703	17,291,152
Greece	"	152,600	269,661
Italy	"	3,002,291	5,604,223
Netherlands	"	172,560	343,230
Norway	"	877,660	1,700,105
Sweden	"	434,127	865,683
Switzerland	"	539,991	1,091,793
U.K.	"	262,655	504,947
U.S.S.R.	"	1,299,960	2,308,274
Yugoslavia	"	775,360	1,474,157
Canada	"	1,980	4,000
U.S.A.	"	62,866,272	119,862,059
China(M)	"	500,640	964,226
Hong Kong	"	6,000	13,425
Israel	"	356,280	658,301
Japan	"	1,971,960	4,068,880
Jordan	"	2,700	5,400
Lebanon	"	39,700	65,914
Saudi Arabia	"	2,449,855	4,444,539
South Yemen	"	81,450	139,631
Australia	"	28,689	55,012
Total	"	88,314,924	173,823,170
<u>071.130 Coffee, broken</u>			
Fr. Terr. of Affairs & Issas	"	25,250	45,203
U.S.A.	"	42,000	74,592
Total	"	67,250	119,795

COMMODITY	QUANTITY		VALUE Eth.\$
	U N I T		
<u>071.140 Coffe, ground</u>			
Fr. Terr. of Affairs & Issas	Kgs.	1,234	3,630
Total	"	1,234	3,630
<u>075.110 Chillies</u>			
Fr. Terr. of Affairs & Issas	"	12,530	11,200
W. Germany	"	5,116	3,491
Netherlands	"	41,945	16,504
U.S.A.	"	5,000	6,873
South Yemen	"	407,945	262,171
Yemen	"	10,150	7,320
Total	"	482,686	307,559
<u>075.120 Pepper, whole</u>			
Fr. Terr. of Affairs & Issas	"	1,120	1,120
Kenya	"	161	115
W. Germany	"	54,487	95,382
Italy	"	698,480	240,475
U.S.A.	"	306,954	699,064
Saudi Arabia	"	2,764	3,221
South Yemen	"	10,553	9,498
Yemen	"	7,281	2,831
Total	"	1,081,800	1,051,706
<u>075.130 Pepper, ground</u>			
Fr. Terr. of Affairs & Issas	"	560	560
Unspecified	"	23	150
Total	"	583	710
<u>075.291 Ginger</u>			
Fr. Terr. of Affairs & Issas	"	10,000	7,650
Sudan	"	11,072	12,120
U.S.S.R.	"	10,000	10,597
Saudi Arabia	"	288,407	219,530
South Yemen	"	751,146	467,282
Yemen	"	93,400	51,270
Total	"	1,164,025	768,449
<u>075.299 Spices, other</u>			
Kenya	"	1,645	1,620
Libya	"	1,000	546
Mauritius	"	7,449	4,232
Italy	"	617	708
Jordan	"	10,750	10,207

2. EXPORT

COMMODITY	QUANTITY		VALUE Eth.\$
	D M I T		

075.299 Spices, other
(Cont'd)

Malaysia	Kgs.	20,000	11,508
Saudi Arabia	"	131,203	74,717
Singapore	"	17,930	11,773
South Yemen	"	80,053	46,687
Syria	"	2,000	5,762
Yemen	"	255	281
Total	"	272,902	168,041

081.110 Husks, cereal

Fr. Terr. of Affairs & Issas	"	83,830	13,120
South Yemen	"	35,600	6,272
Total	"	119,430	19,392

081.121 Hay

Fr. Terr. of Affairs & Issas	"	208,460	18,187
Kuwait	"	56,000	5,805
Total	"	264,460	23,992

081.190 Vegetable pro-
ducts used for
animal food n.s.s.

Fr. Terr. of Affairs & Issas	"	10,000	680
Total	"	10,000	680

081.310 Oil cake, niger

Denmark	"	1,888,640	178,077
W. Germany	"	1,200,000	109,160
Netherlands	"	5,477,620	479,631
Switzerland	"	1,791,600	161,245
U.K.	"	700,000	62,723
Kuwait	"	20,000	1,700
Total	"	11,077,860	992,536

081.320 Oil cake, sesame

Netherlands	"	606,500	105,187
Saudi Arabia	"	69,875	11,201
Total	"	676,375	116,388

081.330 Oil cake, ground-
nuts

Italy	"	150,000	27,855
Netherlands	"	1,863,300	259,156
Total	"	2,013,300	287,011

COMMODITY	QUANTITY		VALUE Eth.\$
	D M I T		

081.340 Oil cake, Rape

Fr. Terr. of Affairs & Issas	Kgs.	200,700	26,773
W. Germany	"	1,096,670	69,386
Netherlands	"	3,646,440	419,247
Total	"	4,943,810	515,406

081.350 Oil cakes, Linseed

Fr. Terr. of Affairs & Issas	"	199,800	42,424
France	"	20,070	2,710
W. Germany	"	5,267,825	830,224
Italy	"	1,267,825	272,726
Netherlands	"	1,581,860	300,579
Total	"	8,656,625	1,448,663

081.360 Oil cake, Cotton

W. Germany	"	5,335,879	581,501
Italy	"	50,000	5,910
Netherlands	"	940,000	94,782
Japan	"	131,600	16,512
Total	"	6,457,479	698,705

081.370 Oil cake, Castor

Italy	"	25,700	8,355
U.K.	"	25,000	12,450
Total	"	50,700	20,805

081.390 Oil cake, other

W. Germany	"	180,000	27,000
Total	"	180,000	27,000

081.410 Meal, fish

Kenya	"	90,000	35,923
Sudan	"	10,000	4,027
Iran	"	240,000	90,525
Total	"	340,000	130,475

081.420 Meal, meat

Greece	"	200,000	25,109
Israel	"	272,000	51,563
Total	"	475,000	76,672

081.800 Residues & waste
from food industry

Fr. Terr. of Affairs & Issas	"	48,830	4,091
Kenya	"	3,300	825
Unspecified	"	10,000	1,400
Total	"	62,130	6,316

2. EXPORT

COMMODITY	QUANTITY		VALUE Eth.\$
	UNIT		

081.910 <u>Husks, coffee</u>			
Israel	Kgs.	46,204	24,034
Saudi Arabia	"	16,000	7,258
South Yemen	"	49,402	20,255
Yemen	"	33,041	16,402
Total	"	144,647	67,949

099.099 <u>Food preparations other</u>			
Fr. Terr. of Affairs & Issas	"	-	10,235
Kenya	"	-	180
Somalia	"	-	810
Sudan	"	-	1,498
Italy	"	-	125
U.K.	"	-	23,178
Saudi Arabia	"	-	1,843
South Yemen	"	-	1,686
Yemen	"	-	627
Unspecified	"	-	282,874
Total	"	-	323,056

111.010 <u>Water, mineral</u>			
Kuwait	Bottles	1,000	350
Unspecified	"	540	151
Total	"	1,540	501

111.020 <u>Lemonade & flavoured waters</u>			
Unspecified	"	208	693
Total	"	208	693

112.131 <u>Vermouth</u>			
Kenya	"	72	360
Total	"	72	360

112.199 <u>Wine of fresh grapes, other</u>			
Unspecified	"	136	456
Total	"	136	456

112.310 <u>Beer</u>			
Unspecified	"	510	269
Total	"	510	269

211.110 <u>Hides ordinary</u>			
Fr. Terr. of Affairs & Issas	Kgs.	60	150
Kenya	"	8,995	4,985
France	"	75,449	69,829

COMMODITY	QUANTITY		VALUE Eth.\$
	UNIT		

211.110 <u>Hides ordinary</u> (Cont'd)			
W. Germany	Kgs.	7,929	20,717
Greece	"	208,660	170,294
Italy	"	3,267,230	2,477,312
Netherlands	"	42,380	29,109
Spain	"	362,893	277,685
Sweden	"	21,178	14,099
U.K.	"	244,833	216,702
U.S.S.R.	"	11,465	8,526
U.S.A.	"	23,577	16,740
China(M)	"	1,749	1,400
India	"	9,201	8,405
Iran	"	344,707	302,130
Israel	"	116,674	105,100
Japan	"	59,521	53,004
Jordan	"	32,001	23,755
Lebanon	"	50,000	38,200
South Yemen	"	115,240	101,627
Syria	"	23,966	25,405
Total	"	5,027,708	3,965,174

211.120 <u>Hides butchery</u>			
Greece	"	36,705	38,650
Norway	"	3,966	1,362
Spain	"	7,795	6,626
U.K.	"	105,627	107,422
Iran	"	5,000	4,350
Israel	"	4,826	6,123
Japan	"	5,000	5,652
Jordan	"	61,351	53,380
Lebanon	"	5,402	6,369
Syria	"	1,516	1,320
Total	"	237,188	231,254

211.410 <u>Goat skins, bati-type</u>			
France	No.	13,200	19,800
W. Germany	"	36,000	71,876
Greece	"	18,000	27,000
Italy	"	392,739	667,175
U.K.	"	36,000	53,700
U.S.S.R.	"	40,000	69,200
U.S.A.	"	96,000	208,076
Total	"	631,939	1,116,827

2. EXPORT

COMMODITY	QUANTITY		VALUE Eth. \$
	U N I T		

211.420 Goat skins bati-genuine

Czechoslovakia	No.	3,000	7,032
France	"	52,200	116,601
W. Germany	"	96,000	185,603
Greece	"	42,000	65,760
Italy	"	830,942	1,352,228
Netherlands	"	24,000	50,965
Spain	"	1,800	2,700
U.K.	"	319,012	655,031
U.S.S.R.	"	555,000	1,263,994
U.S.A.	"	36,003	84,010
Israel	"	39,600	59,400
Japan	"	9,000	16,345
Total	"	2,008,557	3,859,669

211.430 Goat skins, ordinary

Kenya	"	7,536	9,229
W. Germany	"	35,406	51,940
Greece	"	46,500	94,859
Italy	"	997,120	1,802,465
Netherlands	"	24,000	34,800
U.K.	"	7,015	9,310
Japan	"	6,018	7,327
Unspecified	"	110	120
Total	"	1,123,705	2,010,050

211.440 Goat skins, pickled

France	"	1,203	5,310
Italy	"	10,068	22,515
Total	"	11,271	27,825

211.450 Kid skins bati-type

W. Germany	"	18,000	30,588
Greece	"	18,000	29,760
Italy	"	6,000	9,000
U.K.	"	6,000	8,700
Total	"	48,000	78,048

211.460 Kid skins bati-genuine

Italy	"	48,000	72,000
U.K.	"	12,000	17,400
Japan	"	3,000	4,350
Total	"	63,000	93,750

COMMODITY	QUANTITY		VALUE Eth. \$
	U N I T		

211.470 Kid skins ordinary

Bulgaria	No.	50	270
W. Germany	"	136,300	171,005
Italy	"	155,113	230,582
Netherlands	"	406,334	521,383
Sweden	"	7,000	5,627
U.K.	"	225,604	327,515
Yugoslavia	"	10,000	5,162
Japan	"	1,200	1,988
Lebanon	"	72	150
South Yemen	"	55	150
Australia	"	6,000	6,164
Total	"	947,728	1,269,996

211.480 Kid skins pickled

Italy	"	100	110
Total	"	100	110

211.610 Sheep skins ordinary

Kenya	"	2,372	1,971
Czechoslovakia	"	6,000	17,812
Finland	"	19,200	54,632
France	"	75,630	168,418
W. Germany	"	180,172	426,276
Greece	"	5,618	15,319
Italy	"	167,375	414,845
Netherlands	"	15,000	29,550
Sweden	"	15,600	40,800
U.K.	"	435,405	990,530
U.S.A.	"	12,000	47,745
Japan	"	3,006	9,038
Lebanon	"	34,206	86,463
Total	"	971,584	2,303,399

211.620 Sheep skins butchery

Finland	"	42,000	107,720
France	"	462,000	1,119,505
W. Germany	"	922,800	2,504,659
Italy	"	770,200	1,810,184
Netherlands	"	205,000	463,169
Norway	"	60,000	114,000
Spain	"	39,200	86,618
U.K.	"	1,655,200	3,692,320
U.S.A.	"	108,600	338,135

2. EXPORT

COMMODITY	QUANTITY		VALUE Eth.\$
	U N I T		

211.620 Sheep skins

butchery(Cont'd)

Iran	No.	2,400	5,160
Israel	"	3,024	9,305
Japan	"	56,400	130,844
Total	"	4,326,824	10,381,619

211.630 Sheep skins

pickled

Czechoslovakia	"	207,600	738,719
Finland	"	2,400	4,406
France	"	36	100
Italy	"	19,200	50,537
Rumania	"	2,400	8,369
Spain	"	13,200	36,840
Sweden	"	126,616	264,458
Switzerland	"	98,702	266,280
U.K.	"	560	1,650
U.S.A.	"	139,080	460,580
Japan	"	1,200	4,845
Lebanon	"	158,770	399,469
Unspecified	"	60	110
Total	"	769,824	2,236,363

211.920 Monkey skins

W.Germany	"	23	345
Italy	"	44	2,490
Sweden	"	73	1,145
U.K.	"	1	100
U.S.A.	"	27	1,235
Total	"	168	5,315

211.930 Crocodile skins

France	"	13,526	1,556,165
Total	"	13,526	1,556,165

211.940 Snake skins

Sweden	"	4	120
Total	"	4	120

211.950 Hides, camel

Kenya	"	54	2,046
Total	"	54	2,046

211.990 Other hides &

skins undressed

France	"	140	190
Italy	"	6	155
Sweden	"	7	175

COMMODITY	QUANTITY		VALUE Eth.\$
	U N I T		

211.990 Other hides &

skins undressed

(Cont'd)

U.K.	No.	359	13,061
U.S.A.	"	29	7,640
Total	"	541	21,221

221.110 Ground nuts

in shell

France	Kgs.	162,000	78,606
Italy	"	348,160	161,821
Spain	"	150,000	61,551
U.K.	"	1,132,780	477,595
Japan	"	48,861	27,467
Saudi Arabia	"	2,000	1,712
Yemen	"	2,000	1,152
Total	"	1,845,801	809,904

221.120 Ground nuts

without shell

Italy	"	20,000	12,255
Total	"	20,000	12,255

221.500 Linseed

Kenya	"	24,720	8,916
Mauritius	"	15,500	6,769
Italy	"	250,000	81,480
Total	"	290,220	97,165

221.600 Cotton seed

W.Germany	"	284,525	28,500
Greece	"	3,175,560	477,532
Netherlands	"	40,000	3,420
Japan	"	6,377,740	1,144,156
Total	"	9,877,825	1,653,608

221.700 Castor seed

Fr. Terr. of Affars & Issas	"	50,000	18,250
Italy	"	624,499	191,775
Norway	"	99,000	30,000
U.K.	"	472,720	179,368
U.S.A.	"	15,000	3,750
Japan	"	667,000	187,328
Lebanon	"	33,500	8,375
Total	"	1,961,719	618,846

2. EXPORT

COMMODITY	QUANTITY		VALUE Eth. \$
	U N I T		

221.810 Sesame seed

Fr. Terr. of Affairs & Issas	Kgs.	24,300	12,684
Libya	"	600,000	302,400
Sudan	"	5,440	3,400
U.A.R. (Egypt)	"	445,000	237,630
W. Germany	"	138,465	74,949
Greece	"	1,893,250	1,001,148
Italy	"	555,000	292,264
Netherlands	"	54,600	9,872
U.K.	"	215,245	105,794
U.S.S.R.	"	999,984	509,991
Yugoslavia	"	470,000	258,410
U.S.A.	"	2,512,213	1,167,804
America unspecified	"	14,700	8,940
Ceylon	"	100,000	51,600
Formosa	"	102,000	57,000
Israel	"	2,490,000	1,304,541
Japan	"	7,749,935	3,894,998
Jordan	"	2,411,800	1,217,280
Lebanon	"	2,440,660	1,245,279
Saudi Arabia	"	2,706,858	1,427,466
South Yemen	"	4,426,877	2,268,995
Yemen	"	327,000	154,494
Total	"	30,683,327	15,606,939

221.820 Niger seed

Belgium	"	418,196	165,226
France	"	509,270	193,755
W. Germany	"	2,219,722	825,769
Greece	"	4,000	1,942
Italy	"	3,451,910	1,308,372
Netherlands	"	1,587,114	624,958
Spain	"	710,000	291,586
U.K.	"	119,647	52,137
U.S.A.	"	748,608	314,677
Ceylon	"	50,000	26,400
Israel	"	35,000	18,270
Japan	"	310,000	124,253
Saudi Arabia	"	150,000	30,600
South Yemen	"	10,000	5,400
Total	"	10,323,467	3,983,345

COMMODITY	QUANTITY		VALUE Eth. \$
	U N I T		

221.830 Rape seed

Kenya	Kgs.	17,000	9,126
Mauritius	"	101,728	33,412
Netherlands	"	100,000	13,365
Pakistan	"	93,750	25,868
Total	"	312,478	81,771

221.850 Mustard seed

Mauritius	"	6,956	2,470
France	"	79,610	25,172
W. Germany	"	175,210	56,656
Italy	"	82,610	27,440
Netherlands	"	116,660	38,702
U.K.	"	20,780	6,532
U.S.A.	"	228,000	133,840
Total	"	709,826	290,812

221.860 Colza seed

Italy	"	11,000	3,852
Saudi Arabia	"	,500	,180
Total	"	11,500	4,032

221.890 Oil seed others

Kenya	"	24,590	10,447
South Yemen	"	25,200	14,120
Total	"	49,790	24,567

241.100 Fuel wood

Fr. Terr. of Affairs & Issas	"	300	150
Total	"	300	150

242.000 Wood in the
rough

Kenya	"	2,600	2,949
Italy	"	17,630	1,700
Yemen	"	93,050	19,200
Total	"	113,280	23,849

243.000 Wood, shaped or
simply worked

Fr. Terr. of Affairs & Issas	"	40,000	6,000
Gabon	"	6,500	6,061
Kenya	"	150	182
Somalia	"	5,000	910
Total	"	51,650	13,153

2. EXPORT

COMMODITY	QUANTITY		VALUE Eth. \$
	U N I T		

262.000 <u>Raw wool & other animal hair</u>			
Czechoslovakia	Kgs.	20,113	12,229
W. Germany	"	972	1,475
Lebanon	"	78,030	53,104
Total	"	99,115	66,808

263.120 <u>Cotton linters</u>			
Netherlands	"	931	1,720
U.K.	"	10,375	18,944
Total	"	11,306	20,664

263.390 <u>Cotton waste</u>			
Saudi Arabia	"	34,000	13,308
South Yemen	"	5,000	1,973
Total	"	39,000	15,281

263.400 <u>Cotton, carded or combed</u>			
Saudi Arabia	"	2,000	744
Total	"	2,000	744

273.100 <u>Marble & other building stones</u>			
Fr. Terr. of Affairs & Issas	"	49,352	9,342
Italy	"	400,117	27,443
South Yemen	"	52	500
Total	"	449,521	37,285

273.220 <u>Limestone</u>			
Fr. Terr. of Affairs & Issas	"	10,000	750
Total	"	10,000	750

283.300 <u>Natural sands of all kinds</u>			
Fr. Terr. of Affairs & Issas	"	36,000	220
Total	"	36,000	220

274.100 <u>Crude sulphur</u>			
South Yemen	"	2,000	480
Total	"	2,000	480

276.100 <u>Natural asphalt & natural bitumen</u>			
Fr. Terr. of Affairs & Issas	"	1,200,000	108,000
South Yemen	"	33,760	3,375
Total	"	1,233,760	111,375

COMMODITY	QUANTITY		VALUE Eth. \$
	U N I T		

276.320 <u>Salt, common</u>			
Fr. Terr. of Affairs & Issas	Tons	15	1,145
Kenya	"	1,201	34,505
Rwanda	"	700	16,800
Somalia	"	120	4,248
Tanzania	"	1,000	22,500
Uganda	"	700	16,800
France	"	22,388	151,118
Japan	"	137,779	1,208,413
Malaysia	"	14,384	126,249
Unspecified	"	14	2,560
Total	"	178,301	1,584,338

276.622 <u>Battery ashes</u>			
Kenya	Kgs.	648	1,620
Belgium	"	230,000	72,582
Italy	"	110,061	29,460
Total	"	340,709	103,662

282.000 <u>Iron & steel scrap</u>			
Belgium	"	35,000	24,570
France	"	22,650	9,343
Italy	"	118,037	114,365
Netherlands	"	30,652	17,869
U.K.	"	4,659	2,757
Japan	"	22,373	10,080
Total	"	233,371	178,984

283.120 <u>Copper scrap</u>			
W. Germany	"	75,000	63,000
Italy	"	17,645	21,477
Total	"	92,645	84,472

284.000 <u>Non-ferrous metal scrap</u>			
Kenya	"	100	450
Belgium	"	35,000	24,570
Italy	"	71,828	73,862
Netherlands	"	15,000	10,530
Total	"	121,928	109,412

291.110 <u>Bone-ground or powdered & bone waste</u>			
Greece	"	498,501	58,345
U.K.	"	100,000	12,609
Israel	"	50,000	9,375
Total	"	648,501	80,329

2. EXPORT

COMMODITY	QUANTITY		VALUE Eth.\$
	U N I T		

291.160 Sea shells

Belgium	Kgs.	360	500
France	"	520	752
W.Germany	"	20,444	28,311
Italy	"	393,100	201,122
Spain	"	75,000	49,200
U.K.	"	330	600
U.S.A.	"	344	1,805
Iran	"	131	870
Israel	"	973	11,585
Saudi Arabia	"	11,250	31,720
Total	"	492,452	288,465

291.903 Animal intestines

Austria	"	155	3,925
Denmark	"	703	4,075
Netherlands	"	7,212	127,645
Spain	"	506	2,725
Lebanon	"	13,232	74,720
Unspecified	"	785	4,100
Total	"	22,593	217,190

291.940 Fish waste

Denmark	"	100	1,075
Italy	"	4,850	8,439
Spain	"	505	3,000
Saudi Arabia	"	5,346	20,577
South Yemen	"	4,275	2,617
Total	"	15,076	35,708

291.980 Civet

Bulgaria	Oz.	360	5,760
France	"	42,840	712,130
W.Germany	"	1,800	28,888
Italy	"	180	2,550
Switzerland	"	16,020	261,225
U.K.	"	2,484	41,249
U.S.A.	"	15,077	242,224
Iran	"	20	200
Total	"	78,781	1,294,226

291.990 Other materials
of animal origin
U.S.S.R.

W.Germany	Kgs.	288	3,700
Italy	"	58,148	12,137
Netherlands	"	300	1,455
Sweden	"	210	2,125

COMMODITY	QUANTITY		VALUE Eth.\$
	U N I T		

291.990 Other materials
of animal origin
U.S.S.R. (Cont'd)

U.S.A.	Kgs.	159	700
South Yemen	"	6,884	2,720
Total	"	65,989	22,837

292.110 <u>Wares (saffron)</u>			
Fr. Terr. of Affairs & Issas	"	1,380	4,890
Italy	"	50	100
Saudi Arabia	"	680	2,448
South Yemen	"	16,464	55,632
Total	"	18,574	63,070

292.210 Incense

Algeria	"	100,550	110,251
Fr. Terr. of Affairs & Issas	"	28,010	34,824
Kenya	"	87,525	57,984
Libya	"	28,950	33,330
Mauritius	"	3,210	4,098
Morocco	"	4,920	6,064
Senegal	"	20,000	9,720
Tanzania	"	8,015	6,031
U.A.R. (Egypt)	"	98,980	115,807
France	"	132,683	96,558
W.Germany	"	229,576	174,772
Greece	"	78,308	78,767
Italy	"	9,838	6,727
Netherlands	"	274,066	213,858
U.K.	"	20,197	11,987
Yugoslavia	"	10,000	12,900
Mexico	"	13,125	6,111
U.S.A.	"	139,240	94,005
China(M)	"	500,000	361,578
Hong Kong	"	6,905	5,935
India	"	10,000	15,008
Iran	"	63,858	91,133
Iraq	"	11,250	15,384
Jordan	"	195,920	240,222
Lebanon	"	6,240	6,274
Saudi Arabia	"	54,610	53,300
Singapore	"	22,754	28,026
South Yemen	"	25,770	37,848
Yemen	"	1,250	1,616
Total	"	2,185,750	1,930,118

2. EXPORT

COMMODITY	QUANTITY		VALUE Eth.\$
	U N I T		

292.410 Chat

Fr. Terr. of Affairs & Issas	Kgs.	1,211,820	5,002,193
Saudi Arabia	"	247	1,086
Total	"	1,212,067	5,003,279

292.420 Karkade,leaves

Italy	"	1,567	5,715
Saudi Arabia	"	3,748	10,325
Total	"	5,315	16,040

292.430 Senna,leaves

Morocco	"	12,000	2,500
Belgium	"	1,200	1,051
Total	"	13,200	3,551

292.690 Trees,plants & leaves n.e.s.

Fr. Terr. of Affairs & Issas	"	3,084	408
Italy	"	5,600	2,621
Israel	"	1,010	1,260
Saudi Arabia	"	400	600
Total	"	10,094	4,889

292.700 Cut flowers & foliage

Fr. Terr. of Affairs & Issas	"	367	1,290
Italy	"	2,090	1,195
Saudi Arabia	"	540	648
Total	"	2,997	3,133

292.911 Vegetable saps & extracts

Saudi Arabia	"	116,500	72,394
Total	"	116,500	72,394

332.120 Motor spirit Tons

Fr. Terr. of Affairs & Issas	"	1,533	239,418
Total	"	1,533	239,418

332.310 Gas oil(Naphtha)

Fr. Terr. of Affairs & Issas	"	30,958	778,500
Total	"	30,958	778,500

332.410 Heavy oil for road-making

Fr. Terr. of Affairs & Issas	"	480	51,744
Total	"	480	51,744

COMMODITY	QUANTITY		VALUE Eth.\$
	U N I T		

332.490 Furnace & fuel oil

Fr. Terr. of Affairs & Issas	tons	52,333	1,474,282
South Yemen	"	7,481	173,500
Total	"	59,814	1,647,782

332.619 Petroleum jelly motor oil, white oil, other

Unspecified	"	1	297
Total	"	1	297

332.960 Bituminous mixtures

Fr. Terr. of Affairs	"	595	53,550
Sudan	"	15	2,040
Total	"	610	55,590

341.000 Manufactured gases,other

Fr. Terr. of Affairs & Issas	"	1,507	467,527
Total	"	1,507	467,527

421.000 Fixed vegetable oils, soft

Sudan	Kgs.	36,091	336
Total	"	36,091	336

422.990 Vegetable oils, others

Italy	"	200	1,532
Yemen	"	1,020	520
Total	"	1,220	2,052

431.420 Bees-wax

Belgium	"	1,290	3,087
France	"	16,937	65,444
Greece	"	88,942	315,945
Italy	"	5,664	22,842
Netherlands	"	25,549	112,891
Spain	"	998	3,525
Switzerland	"	3,105	12,762
U.S.A.	"	315,589	1,244,742
Israel	"	3,022	10,675
Japan	"	80,099	336,784
Total	"	541,195	2,128,697

2. EXPORT

COMMODITY	QUANTITY		VALUE Eth.\$
	U N I T		
513.280 <u>Carbon gas</u>			
Fr. Terr. of Affairs & Issas	Kgs.	12,000	14,415
Total	"	12,000	14,415
513.900 <u>Inorganic chemicals</u>			
Fr. Terr. of Affairs & Issas	"	14,130	7,145
Total	"	14,130	7,145
514.980 <u>Inorganic chemicals, other</u>			
Fr. Terr. of Affairs & Issas	"	1,500	1,800
Total	"	1,500	1,800
541.700 <u>Medicaments</u>			
Kenya	"	20	420
Total	"	20	420
551.100 <u>Essential oils</u>			
Italy	"	80	763
Total	"	80	763
551.211 <u>Terpenic by- products of essential oils</u>			
Italy	"	25	1,900
Total	"	25	1,900
551.249 <u>Aqueous disti- llates & solutions of essential oils</u>			
Fr. Terr. of Affairs & Issas	"	117	2,640
Total	"	117	2,640
553.100 <u>Perfumed wood</u>			
South Yemen	"	14,430	16,911
Total	"	14,430	16,911
554.110 <u>Soap, common</u>			
Fr. Terr. of Affairs & Issas	"	780	800
Total	"	780	800
554.150 <u>Soap, powder</u>			
Fr. Terr. of Affairs & Issas	"	680	700
Total	"	680	700
599.210 <u>Insecticides & fungicides</u>			
Kenya	"	12,246	11,043
Total	"	12,246	11,043

COMMODITY	QUANTITY		VALUE Eth.\$
	U N I T		
599.540 <u>Eggs, white</u>			
Italy	Kgs.	8,850	17,680
Total	"	8,850	17,680
612.000 <u>Manufactures of leather n.e.s.</u>			
Italy	"	7	200
Total	"	7	200
631.212 <u>Plywood</u>			
Fr. Terr. of Affairs & Issas	"	35,410	12,046
Kenya	"	4,550	5,883
Yemen	"	6,000	6,600
Total	"	45,960	24,529
631.890 <u>Wood simply shaped or worked</u>			
Fr. Terr. of Affairs & Issas	"	4,497	2,000
Kenya	"	7,430	2,032
Somalia	"	5,000	750
U.S.A.	"	7,000	925
Saudi Arabia	"	12,000	2,800
Total	"	35,927	8,507
632.000 <u>Wood manufactures n.e.s.</u>			
Fr. Terr. of Affairs & Issas	"	13,035	20,415
Kenya	"	500	273
Total	"	13,535	20,688
652.295 <u>Cotton fabrics white dyed or printed, others</u>			
Kenya	"	360	3,600
Total	"	360	3,600
653.950 <u>Textile fabrics, woven n.e.s.</u>			
Kenya	Sq.m.	130	2,600
Total	"	130	2,600
653.911 <u>Bags, jute</u>			
Fr. Terr. of Affairs & Issas	No.	3,000	3,000
Total	"	3,000	3,000
656.699 <u>Blankets</u>			
Yemen	"	30	150
Total	"	30	150

2. EXPORT

COMMODITY	QUANTITY		VALUE Eth.\$
	U N I T		

657.511 <u>Carpets woollen, knotted</u>			
Fr. Terr. of Affairs & Issas	No.	2	1,100
W. Germany	"	3	3,215
U.S.A.	"	7	5,494
Yemen	"	39	530
Total	"	51	10,339

657.512 <u>Carpets cotton, knotted</u>			
U.S.A.	"	2	100
Total	"	2	100

657.519 <u>Carpets other, knotted</u>			
Fr. Terr. of Affairs & Issas	"	100	14,020
Ghana	"	10	250
Kenya	"	9	130
W. Germany	"	4	205
Sweden	"	11	525
Switzerland	"	1	500
U.S.A.	"	104	8,190
Saudi Arabia	"	50	4,644
South Yemen	"	16	440
Yemen	"	79	689
Unspecified	"	3	230
Total	"	387	29,823

657.521 <u>Carpettings woollen, knotted</u>			
Kenya	"	13	185
Netherlands	"	1	150
Sweden	"	5	100
South Yemen	"	12	280
Yemen	"	33	998
Total	"	64	1,713

657.522 <u>Carpetting cotton, knotted</u>			
South Yemen	"	6	200
Total	"	6	200

657.529 <u>Carpettings other, knotted</u>			
Sweden	"	27	485
Yemen	"	12	176
Unspecified	"	2	408
Total	"	41	1,069

COMMODITY	QUANTITY		VALUE Eth.\$
	U N I T		

657.531 <u>Rugs woollen, knotted</u>			
W. Germany	No.	10	277
U.S.A.	"	100	1,065
Total	"	110	1,342

657.539 <u>Rugs others, knotted</u>			
Italy	"	5	100
Total	"	5	100

657.611 <u>Carpets woollen unknotted</u>			
South Yemen	"	3	100
Yemen	"	6	145
Total	"	9	245

657.800 <u>Mats & matting</u>			
Saudi Arabia	"	26,480	39,770
South Yemen	"	55	260
Yemen	"	6	140
Total	"	26,541	40,170

661.100 <u>Lime</u>			
Fr. Terr. of Affairs & Issas	Kgs.	30,000	2,240
Total	"	30,000	2,240

661.290 <u>Cement</u>			
Fr. Terr. of Affairs & Issas	Tons.	1,300	60,903
Kenya	"	51	9,360
Saudi Arabia	"	15,815	777,670
South Yemen	"	3,300	163,669
Yemen	"	2,155	105,428
Total	"	22,621	1,117,030

661.390 <u>Worked monumental or building stone</u>			
Unspecified	Kgs.	2,500	635
Total	"	2,500	635

661.820 <u>Building mater- ials, other</u>			
Fr. Terr. of Affairs & Issas	"	2,500	3,531
Total	"	2,500	3,531

662.420 <u>Tiles</u>			
Fr. Terr. of Affairs & Issas	"	870	1,140
Kenya	"	940	1,364

2. EXPORT

COMMODITY	QUANTITY		VALUE Eth. \$
	U N I T		
662.420 <u>Tiles</u> (Cont'd)			
Sudan	Kgs.	4,200	4,903
South Yemen	"	630	730
Total	"	6,640	8,137
662.461 <u>Ceramic hearth & wall tiles</u>			
Israel	"	16,400	12,600
Total	"	16,400	12,600
664.030 <u>Glass sheet plain</u>			
Fr. Terr. of Affairs & Issas	"	210	785
Total	"	210	785
664.890 <u>Other mirrors & polished plate glass, silvered</u>			
Fr. Terr. of Affairs & Issas	"	50	100
Total	"	50	100
665.110 <u>Commercial con- tainers of glass</u>			
Sudan	"	88,560	38,780
Total	"	88,560	38,780
665.120 <u>Glass inners for vacuum flasks</u>			
Sudan	"	58,320	24,629
Yemen	"	55,080	27,225
Total	"	113,400	51,854
665.200 <u>Glassware</u>			
Fr. Terr. of Affairs & Issas	"	40	432
Total	"	40	432
667.110 <u>Pearls, unworked</u>			
India	"	-	9,000
Total	"	-	9,000
673.200 <u>Bars & rods, other</u>			
Sudan	"	2,991	1,944
Total	"	2,991	1,944
674.000 <u>Universal plates & sheets, or iron & steel</u>			
Kenya	"	1,275	2,550
Total	"	1,275	2,550

COMMODITY	QUANTITY		VALUE Eth. \$
	U N I T		
682.272 <u>Tubes & pipes</u>			
Italy	Kgs.	6,075	7,152
Total	"	6,075	7,152
684.100 <u>Unwrought alu- minium in grains, ingots & similar forms</u>			
W. Germany	Kgs.	7,000	6,819
Italy	"	19,862	12,015
Total	"	26,862	18,834
684.272 <u>Plates & sheets of aluminium, other</u>			
Kenya	"	390	468
Total	"	390	468
691.000 <u>Finished struc- tural parts & structure n.e.s.</u>			
Kenya	"	600	810
Italy	"	6,304	4,972
Total	"	6,904	5,782
692.221 <u>Aluminium drums</u>			
Sudan	"	182	500
Total	"	182	500
695.000 <u>Tools for use in the hand or in machines</u>			
Fr. Terr. of Affairs & Issas	"	4,000	2,700
Total	"	4,000	2,700
696.000 <u>Cutlery</u>			
Kenya	"	5	600
Total	"	5	600
697.000 <u>Household equip- ment of base metal</u>			
Kenya	"	70	1,392
Total	"	70	1,392
698.000 <u>Manufactures of metal n.e.s.</u>			
Congo(Kinshasa)	"	5,000	2,645
Total	"	5,000	2,645

2. EXPORT

COMMODITY	QUANTITY		VALUE Eth.\$
	U N I T		
712.000 <u>Agricultural machinery & implements</u>			
South Yemen	Kgs.	300	750
Total	"	300	750
718.000 <u>Machines for special indus- tries</u>			
Saudi Arabia	"	5,000	714
Total	"	5,000	714
719.000 <u>Machinery & appliances & machine parts n.e.s.</u>			
Kenya	"	48	406
Saudi Arabia	"	50	372
South Yemen	"	50	360
Yemen	"	172,000	50,436
Total	"	172,148	51,574
729.000 <u>Electrical machinery & apparatus, other</u>			
Kenya	"	10	738
Total	"	10	738
732.899 <u>Motor vehicles parts & acce- ssories, other.</u>			
Saudi Arabia	"	400	3,145
Total	"	400	3,145
821.011 <u>Metal furniture</u>			
Fr. Terr. of Affairs & Issas	"	444	1,000
Saudi Arabia	"	550	570
Total	"	994	1,570
821.012 <u>Furniture, wooden</u>			
Fr. Terr. of Affairs & Issas	"	5,068	10,375
Saudi Arabia	"	40	350
Unspecified	"	135	325
Total	"	5,243	11,050
821.020 <u>Furniture medical</u>			
Fr. Terr. of Affairs & Issas	"	135	690
Total	"	135	690

COMMODITY	QUANTITY		VALUE Eth.\$
	U N I T		
821.090 <u>Beds, canvas</u>			
Fr. Terr. of Affairs & Issas	Kgs.	120	1,360
Unspecified	"	30	100
Total	"	150	1,460
821.092 <u>Furniture others & parts</u>			
Fr. Terr. of Affairs & Issas	"	1,575	2,725
Yemen	"	92,500	12,450
Total	"	94,075	15,175
831.000 <u>Travel goods, handbags & similar articles</u>			
Italy	Kgs.	14	401
Total	"	14	401
841.000 <u>Clothing</u>			
Fr. Terr. of Affairs & Issas	"	2,025	7,269
Saudi Arabia	"	50	1,050
Total	"	2,075	8,319
851.012 <u>Sandals, open type, with outer soles & uppers of rubber or plastic materials</u>			
Kenya	Kgs.	719	7,720
Malaysia	"	18	110
South Yemen	"	380	4,171
Yemen	"	1,045	10,804
Total	"	2,162	22,805
851.019 <u>Footwear other with soles & uppers of rubber & plastic mater- ials</u>			
Italy	Kgs.	65	200
Yemen	"	2,700	8,700
Total	"	2,765	8,900
851.022 <u>Sandals, open type, having soles or upper of leather</u>			
Yemen	"	2,025	14,058
Total	"	2,025	14,058

2. EXPORT

COMMODITY	QUANTITY		VALUE Eth.\$
	U N I T		

851.029 <u>Footwear other, with soles or upper of leather</u>			
Kenya	Kgs.	1,500	3,858
Total	"	1,500	3,858

851.069 <u>Footwear, other, with outer soles of other materials & upper soles of any material other than leather</u>			
Yemen	Kgs.	850	7,050
Total	"	850	7,050

851.090 <u>Footwear n.e.s.</u>			
Kenya	"	15	6,201
Somalia	"	5	240
Total	"	20	6,441

892.110 <u>Printed books booklets, bro- chures, pamph- lets & leaflets</u>			
Fr. Terr. of Affairs & Issas	"	133	3,000
Zambia	"	37	337
France	"	1,226	470
Italy	"	95	1,152
Sweden	"	243	400
Switzerland	"	2,000	200
U.K.	"	516	185
U.S.S.R.	"	36	130
Yugoslavia	"	126	200
Total	"	4,412	6,074

892.999 <u>Printed matter n.e.s.</u>			
Fr. Terr. of Affairs & Issas	"	45	200
Total	"	45	200

893.090 <u>Articles of arti- ficial plastic materials n.e.s.</u>			
Fr. Terr. of Affairs & Issas	"	335	1,831
Yemen	"	2,000	3,335
Total	"	2,335	5,166

COMMODITY	QUANTITY		VALUE Eth.\$
	U N I T		

896.010 <u>Paintings, draw- ings & pastels, executed entirely by hand</u>			
U.S.A.	Kgs.	3	630
Total	"	3	630

896.070 <u>Stuffed ani- mals</u>			
W. Germany	"	50	150
Total	"	50	150

896.090 <u>Naturalist collections</u>			
Fr. Terr. of Affairs & Issas	No.	83	6,000
Kenya	"	10	110
Nigeria	"	5	200
Senegal	"	1	200
Somalia	"	4	200
U.A.R. (Egypt)	"	100	2,500
Austria	"	9	400
Czechoslovakia	"	11	350
Denmark	"	28	349
France	"	82	8,585
W. Germany	"	623	12,035
Greece	"	10	400
Italy	"	1,037	9,420
Netherlands	"	33	3,802
Norway	"	130	3,850
Poland	"	6	100
Rumania	"	6	200
Spain	"	7	700
Sweden	"	422	7,015
Switzerland	"	5	1,220
U.K.	"	155	6,575
Yugoslavia	"	154	1,600
Canada	"	4	900
U.S.A.	"	2,925	29,158
America unspecified	"	40	200
India	"	20	425
Israel	"	5	300
Japan	"	5	1,120
Kuwait	"	6	200
Saudi Arabia	"	10	400

2. EXPORT

COMMODITY	QUANTITY		VALUE Eth.\$
	U N I T		

896.090 <u>Naturalist collections</u> (Cont'd)			
South Yemen	No.	38	694
Australia	"	15	210
Unspecified	"	73	3,900
Total	"	6,062	103,318

897.140 <u>Pearl or precious stone articles</u>			
France	"	-	750
Total	"	-	750

897.230 <u>Jewellery-imitation others</u>			
Netherlands	"	-	295
Norway	"	-	180
Total	"	-	475

911.000 <u>Postal packages not classified according to kind</u>			
Fr. Terr. of Affairs & Issas	-	-	3,871
Kenya	-	-	165
Zambia	-	-	205
W. Germany	-	-	290
Italy	-	-	1,888
Netherlands	-	-	200
Switzerland	-	-	205
U.K.	-	-	305
U.S.A.	"	-	1,199
Japan	-	-	140
Unspecified	-	-	265
Total	-	-	8,733

931.000 <u>Sundry packages</u>			
Fr. Terr. of Affairs & Issas	-	-	8,226
Kenya	-	-	5,337
Sudan	-	-	318
Belgium	-	-	143
France	-	-	195
W. Germany	-	-	300
Greece	-	-	138
Saudi Arabia	-	-	465
South Yemen	-	-	935

COMMODITY	QUANTITY		VALUE Eth.\$
	U N I T		

931.000 <u>Sundry packages</u> (Cont'd)			
Yemen	-	-	200
Unspecified	-	-	794
Total	-	-	17,051

941.011 <u>Birds</u>			
Belgium	No.	2,252	3,796
Denmark	"	2,445	3,591
France	"	4,705	6,400
W. Germany	"	18,699	24,545
Gibraltar & Malta	"	255	400
Italy	"	3,455	5,555
Netherlands	"	31,732	47,355
Spain	"	1,363	2,639
Sweden	"	950	1,250
U.K.	"	17,469	25,490
U.S.A.	"	2,110	4,948
Burma	"	8	280
Japan	"	5,536	9,399
Saudi Arabia	"	65	163
Total	"	91,044	135,811

941.021 <u>Apes</u>			
Belgium	"	10	300
Denmark	"	556	16,840
France	"	74	2,300
W. Germany	"	940	28,200
Gibraltar & Malta	"	28	840
Greece	"	15	525
Italy	"	240	7,250
Netherlands	"	34	1,035
Spain	"	10	300
Sweden	"	190	2,700
U.K.	"	193	5,790
U.S.A.	"	2,637	7,303
Total	"	4,827	137,383

941.022 <u>Monkeys</u>			
Bulgaria	"	30	900
Denmark	"	393	12,451
France	"	34	1,020
W. Germany	"	548	16,440
Italy	"	83	3,048
Netherlands	"	66	2,590
Sweden	"	21	8,829

2. EXPORT

COMMODITY	QUANTITY		VALUE Eth.\$
	U N I T		

941.022 Monkeys(Cont'd)

U.K.	No.	303	8,750
U.S.S.R.	"	500	16,251
U.S.A.	"	1,660	52,245
Japan	"	2	250
Total	"	3,640	114,770

941.040 Camels

Saudi Arabia	"	50	8,000
South Yemen	"	44	4,570
Total	"	94	12,570

941.080 Lions

Congo(Kinshasa)	"	1	200
Total	"	1	200

941.090 Wild animals
n.e.s.

W.Germany	"	3	188
U.S.A.	"	26	2,975
Persian Gulf States	"	32	130
Total	"	61	3,293

Grand Total 292,605,841

COMMODITY	QUANTITY		VALUE Eth.\$
	U N I T		

3. RE-EXPORT-COMMODITY BY COUNTRY

COMMODITY	QUANTITY	VALUE Eth.\$
	UNIT	
001.000 <u>Live animals</u>		
Fr. Terr. of Affairs & Issas		1,680
Total		1,680
276.100 <u>Natural Asphalt</u>		
Fr. Terr. of Affairs & Issas		10,840
Total		10,840
276.621 <u>Ashes of mineral origin</u>		
Kenya		180
Total		180
282.000 <u>Iron & steel scrap</u>		
France		200
Total		200
332.000 <u>Petroleum products</u>		
Fr. Terr. of Affairs & Issas		8,671
Unspecified		583
Total		9,254
341.000 <u>Gas, natural & manufactured</u>		
Fr. Terr. of Affairs & Issas		100,254
Total		100,254
513.280 <u>Carbon gas</u>		
Fr. Terr. of Affairs & Issas		1,800
Total		1,800
541.000 <u>Medical & pharma- ceutical products</u>		
Guinea		21,661
Kenya		1,245
Somalia		499
Sudan		775
Netherlands		6,662
U.K.		360
Total		31,202
551.249 <u>Solutions of essential oils</u>		
Fr. Terr. of Affairs & Issas		12,651
Total		12,651

COMMODITY	QUANTITY	VALUE Eth.\$
	UNIT	
599.000 <u>Chemical mater- ials & products n.e.s.</u>		
Fr. Terr. of Affairs & Issas		115
Total		115
621.000 <u>Materials of Rubber</u>		
Japan		150
Total		150
629.000 <u>Articles of rubber n.e.s.</u>		
Kenya		7,934
Sudan		2,074
W. Germany		109,200
Italy		3,138
U.K.		600
U.S.A.		58,935
Japan		459
Lebanon		12,382
Unspecified		2,746
Total		197,468
641.000 <u>Paper & paper- board</u>		
Somalia		1,078
Total		1,078
642.110 <u>Boxes, bags & other packing containers, of paper or paper- board</u>		
Saudi Arabia		718
Total		718
652.295 <u>Cotton fabrics white dyed or printed, other</u>		
Nigeria		1,108
Total		1,108
653.950 <u>Textile fabrics woven, other n.e.s.</u>		
W. Germany		558
Unspecified		227
Total		785

3. RE-EXPORT

COMMODITY	QUANTITY		VALUE Eth.\$
	U N I T		
661.390 <u>Worked monumental or building stone</u>			
Unspecified		140	
Total		140	
664.030 <u>Sheet glass plain</u>			
Fr. Terr. of Affairs & Issas		419	
Total		419	
665.811 <u>Laboratory & scientific glass-ware</u>			
W. Germany		24,085	
Total		24,085	
666.000 <u>Pottery</u>			
W. Germany		200	
Total		200	
676.000 <u>Rails & railway track constructional materials</u>			
Fr. Terr. of Affairs & Issas		768	
Total		768	
678.000 <u>Tubes, pipes & fittings of iron & steel</u>			
Fr. Terr. of Affairs & Issas		500	
Total		500	
691.210 <u>Finished structural parts & structures n.e.s.</u>			
Fr. Terr. of Affairs & Issas		1,299	
Total		1,299	
692.219 <u>Casks, boxes, cans similar commercial containers, of aluminium</u>			
Fr. Terr. of Affairs & Issas		100	
Total		100	
692.310 <u>Compressed gas cylinders, of iron & steel</u>			
Fr. Terr. of Affairs & Issas		14,445	
Tanzania		660	

COMMODITY	QUANTITY		VALUE Eth.\$
	U N I T		
692.310 <u>Compressed gas cylinders, of iron & steel (Cont'd)</u>			
W. Germany			8,425
Greece			1,010
Unspecified			330
Total			24,870
692.320 <u>Compressed gas cylinders, of aluminium</u>			
Fr. Terr. of Affairs & Issas			2,998
U.K.			720
Total			3,718
695.100 <u>Hand tools (for use in agriculture & forestry)</u>			
France			19,853
Total			19,853
695.260 <u>Tool-tips & plates</u>			
Gabon			300
Total			300
696.030 <u>Razors & razor plates</u>			
Kenya			500
Total			500
697.110 <u>Domestic stoves, rangers, cookers & similar heating elements, of iron & steel (non-electric)</u>			
U.A.R.(Egypt)			909
Total			909
698.000 <u>Manufactures of metal n.e.s.</u>			
Fr. Terr. of Affairs & Issas			4,358
Switzerland			17,906
Japan			345
Total			22,609
711.420 <u>Jet & gas turbine engines for aircraft</u>			
Pakistan			1,000,000
Total			1,000,000

3. RE - EXPORT

COMMODITY	QUANTITY		VALUE Eth.\$
	U N I T		
711.990 <u>Engines & motors of power genebat- ing machinery, other than electrical</u>			
Kenya			29,262
Total			29,262
712.510 <u>Agricultural tractors</u>			
Fr. Terr. of Affairs & Issas			52,307
France			35,459
Italy			11,600
U.S.A.			202,450
Total			301,816
715.520 <u>Spare parts of agricultural tractors</u>			
U.K.			162
Total			162
714.110 <u>Type-writers</u>			
Kenya			3,255
Brazil			505
Lebanon			600
Total			4,360
714.210 <u>Accounting machines</u>			
Lebanon			1,570
Total			1,570
714.910 <u>Other office machines</u>			
U.K.			387
Total			387
717.000 <u>Textile & Leather machinery</u>			
Fr. Terr. of Affairs & Issas			550
Kenya			100
Sudan			150
Italy			763
Unspecified			1,950
Total			3,513
718.000 <u>Machined for special industry</u>			
W.Germany			91,775
U.K.			3,240
U.S.A.			5,000

COMMODITY	QUANTITY		VALUE Eth.\$
	U N I T		
718.000 <u>Machined for special industry</u> (Cont'd)			
Japan			3,000
Jordan			93,635
Pakistan			12,340
Unspecified			17,873
Total			226,863
719.120 <u>Air-condition machines</u>			
Fr. Terr. of Affairs & Issas			2,000
Total			2,000
719.222 <u>Airpumps, vacuum pumps & the like for use with road motor vehicles</u>			
France			20,408
Total			20,408
719.230 <u>Water filter, metal</u>			
Netherlands			833
Total			833
719.319 <u>Lifting, handling loading or un- loading machinery; other</u>			
Yugoslavia			47,460
Total			47,460
719.630 <u>Weighing machines</u>			
Fr. Terr. of Affairs & Issas			10,000
Total			10,000
719.641 <u>Sprayers & sprinklers for the prevention or destruction of pests</u>			
France			8,631
Total			8,631
719.642 <u>Fire extinguishers</u>			
Netherlands			296
Total			206
719.890 <u>Tyre making & other rubber or plastic making machines</u>			
Fr. Terr. of Affairs & Issas			5,000
Somalia			4,155
Total			9,155

3. RE - EXPORT

COMMODITY	QUANTITY		VALUE Est. \$
	U N I T		

719.990 <u>Machinery parts</u> <u>n.e.s. (other than</u> <u>electrical)</u>			
Somalia			67,624
Netherlands			17,000
Total			84,624

722.110 <u>Electric gene-</u> <u>rators</u>			
France			29,702
Greece			30,000
Total			59,702

722.130 <u>Electric motors</u>			
France			39,898
Total			39,898

722.290 <u>Other elect-</u> <u>rical appara-</u> <u>tus for making</u> <u>& breaking elec-</u> <u>trical circuits</u>			
Congo (Kinshasa)			500
W. Germany			755
Switzerland			1,230
Unspecified			3,251
Total			5,736

724.000 <u>Telecommunications</u> <u>apparatus</u>			
Tanzania			600
W. Germany			3,800
Greece			2,952
Yugoslavia			500
U.S.A.			1,500
Japan			300
South Yemen			250
Unspecified			350
Total			10,052

725.010 <u>Domestic refri-</u> <u>gerators, electrical</u>			
India			1,000
Total			1,000

729.000 <u>Other electrical</u> <u>machinery & apparatus</u>			
Kenya			6,390
U.A.R. (Egypt)			200
France			130
U.S.A.			207
Lebanon			2,870
Total			9,797

COMMODITY	QUANTITY		VALUE Est. \$
	U N I T		

731.700 <u>Railway vehicles,</u> <u>parts</u>			
Fr. Terr. of Affairs & Issas			18,603
Total			18,603

732.110 <u>Passengers motor</u> <u>vehicles (net</u> <u>weight not ex-</u> <u>ceeding 1000 kgs.)</u>			
Fr. Terr. of Affairs & Issas			23,832
Sudan			5,814
U.A.R. (Egypt)			9,500
Denmark			3,000
Greece			6,000
Italy			7,400
Netherlands			11,500
Sweden			2,000
Turkey			3,000
U.K.			8,900
South Yemen			2,500
Total			83,446

732.120 <u>Passengers motor</u> <u>vehicles (where</u> <u>the net weight</u> <u>exceeds 1000 kgs)</u>			
Congo (Kinshasa)			6,000
Fr. Terr. of Affairs & Issas			6,500
Sudan			3,878
Denmark			3,750
U.S.A.			9,950
India			10,000
Israel			9,500
Saudi Arabia			3,575
South Yemen			1,500
Total			56,653

732.330 <u>Land Rovers, jeeps</u> <u>& similar vehicles</u>			
Kenya			7,000
Israel			2,000
Total			9,000

3. RE - EXPORT

COMMODITY	QUANTITY	VALUE Eth.\$
	UNIT	

732.420 Street-spraying lorries & similar vehicles

W. Germany 25,843
Total 25,843

732.894 Parts & accessories for road tractors

Fr. Terr. of Affairs & Issas 193
Kenya 389
Nigeria 2,170
Sudan 258
Belgium 605
France 97,983
U.K. 389
Total 101,987

732.899 Parts & accessories for motor vehicles, other

Congo (Kinshasa) 663
Fr. Terr. of Affairs & Issas 3,326
Kenya 635
Niger 500
Somalia 1,319
South Yemen 21,000
Total 27,443

732.910 Motor cycles

U.S.A. 400
Total 400

733.000 Road vehicles other than motor vehicles

Fr. Terr. of Affairs & Issas 2,700
Total 2,700

734.920 Aircraft parts

Fr. Terr. of Affairs & Issas 4,820
Ghana 34,841
Kenya 30,571
Nigeria 11,915
Tanzania 2,873
U.A.R. (Egypt) 11,583
France 13,540

COMMODITY	QUANTITY	VALUE Eth.\$
	UNIT	

734.920 Aircraft parts
(Cont'd)

W. Germany 1,411,876
Greece 499,094
Italy 65,521
Spain 7,484
U.K. 11,760
U.S.A. 48,124
India 4,371
Israel 56,617
Lebanon 135,052
Pakistan 16,238
Saudi Arabia 657
South Yemen 6,600
Yemen 49,328
Unspecified 123,788
Total 2,546,653

735.000 Ships, boats & their parts

W. Germany 100
Unspecified 250
Total 350

812.100 Boilers & parts

Yemen 150
Total 150

821.000 Furniture

Fr. Terr. of Affairs & Issas 245
Total 245

831.720 Handbags, of textile fabric

W. Germany 118
Total 118

841.000 Clothing

W. Germany 372
Greece 568
Total 940

861.400 Photographic cameras & photographic flash-light apparatus

Tanzania 59,607
U.K. 11,490
Total 71,097

3. RE-EXPORT

COMMODITY	QUANTITY		VALUE Eth.\$
	U N I T		
861.693 <u>Photographic & cinematographic apparatus & equipment n.e.s.</u>			
Sweden			36,210
Total			36,210
861.710 <u>Medical, dental & veterinary instruments & appliances</u>			
Kenya			400
W. Germany			500
Total			900
861.900 <u>Measuring, controlling & scientific instruments, n.e.s.</u>			
W. Germany			50,382
Switzerland			400
Total			50,782
864.000 <u>Watches & clocks</u>			
U.A.R. (Egypt)			6,781
Switzerland			9,642
Total			16,423
891.111 <u>Gramophones & record players</u>			
Fr. Terr. of Affairs & Issas			250
Kenya			1,612
Unspecified			350
Total			2,212
891.112 <u>Tape or wire recorders</u>			
Somalia			550
Italy			1,000
U.K.			500
Unspecified			350
Total			2,400
891.119 <u>Dictating machines & other sound recorders & reproducers & television images</u>			
U.S.S.R.			673
Total			673
892.110 <u>Printed books, booklets & pamphlets</u>			
Fr. Terr. of Affairs & Issas			530
Nigeria			119
France			1,163
W. Germany			544
Greece			1,102
Spain			330
Saudi Arabia			388
Total			4,176

COMMODITY	QUANTITY		VALUE Eth.\$
	U N I T		
892.999 <u>Other printed matter n.e.s.</u>			
Kenya			1,326
Nigeria			168
W. Germany			1,263
Greece			516
Lebanon			540
Unspecified			1,725
Total			6,538
894.120 <u>Baby carriages</u>			
Kenya			207
Nigeria			150
Total			357
895.930 <u>Equipment-stamping for dates etc.</u>			
France			1,796
Total			1,796
899.242 <u>Paint & distemper brushes & paint rollers</u>			
W. Germany			231
Total			231
899.350 <u>Smoking pipes, pipe bowls, stems & other parts of smoking pipes</u>			
Lebanon			110
Total			110
931.000 <u>Special transactions</u>			
Fr. Terr. of Affairs & Issas			8,403
Ghana			121
Kenya			483
Nigeria			4,830
Tanzania			171
France			4,130
W. Germany			329
Greece			186
Italy			3,025
Netherlands			17,223
U.K.			300
U.S.A.			6,525
India			532
Israel			4,250
S. Korea			52,545
Lebanon			283
Unspecified			365
Total			103,701
Grand total			5,519,325

4. IMPORT-COMMODITY BY COUNTRY

COMMODITY	QUANTITY		VALUE Eth.\$
	U N I T		
001.210 <u>Sheep</u>			
Kenya	No.	12	5,670
Total		12	5,670
001.211 <u>Lambs</u>			
Kenya	"	6	1,562
Total		6	1,562
001.410 <u>Chickens</u>			
Kenya	"	350	170
Denmark	"	470	1,300
Netherlands	"	600	895
Total		1,420	2,365
001.510 <u>Horses</u>			
Fr.Terr. of Affairs & Issas	"	41	20,260
Total		41	20,260
001.520 <u>Asses</u>			
Sudan	"	2	115
Total		2	115
001.900 <u>Other live animals (mainly for food)</u>			
Kenya	"	500	300
Sudan	"	3	480
Total		503	780
011.100 <u>Beef</u>			
Belgium	Kg.	1,900	4,145
Total	"	1,900	4,145
001.300 <u>Pork</u>			
Kenya	"	835	2,135
Denmark	"	300	675
Total		1,135	2,810
011.400 <u>Poultry including offals other than liver</u>			
Kenya	"	477	1,300
Switzerland	"	140	1,865
Total		617	3,165

COMMODITY	QUANTITY		VALUE Eth.\$
	U N I T		
011.810 <u>Poultry, liver</u>			
France	Kg.	39	675
Total		39	675
011.890 <u>Meat & edible offals, n.e.s.</u>			
Kenya	"	568	2,323
France	"	35	1,261
Switzerland	"	1,050	2,125
Total		1,653	5,709
012.100 <u>Bacon & Ham</u>			
Kenya	"	5,856	16,074
Denmark	"	13,398	29,833
France	"	184	396
Italy	"	1,519	5,902
Netherlands	"	811	3,350
Norway	"	800	2,458
Switzerland	"	600	2,460
Total		23,168	60,473
013.300 <u>Meat extracts & juices</u>			
Italy	"	543	3,608
Norway	"	350	1,181
Switzerland	"	400	1,851
Total		1,293	6,640
013.400 <u>Sausages</u>			
Bulgaria	"	900	1,745
Denmark	"	1,000	2,075
Netherlands	"	860	2,225
Switzerland	"	175	1,130
U.K.	"	680	774
U.S.A.	"	850	1,595
Total		4,465	9,544
013.800 <u>Other prepared or preserved meat</u>			
Kenya	"	828	1,715
Denmark	"	11,903	21,711
France	"	697	9,913
W. Germany	"	900	5,424

4. IMPORT

COMMODITY	QUANTITY		VALUE Eth. \$
	U N I T		

013.800 Other prepared
or preserved
meat (cont'd)

Netherlands	Kg.	3,736	6,232
Switzerland	"	1,280	2,170
U.S.A.	"	1,326	2,203
Total		19,660	49,368

022.110 Milk & cream
evaporated

Denmark	"	85	100
Netherlands	"	25,222	21,109
U.K.	"	9,683	5,222
Total		34,990	26,431

022.120 Milk & cream
condensed

Denmark	"	916,067	181,753
France	"	450	471
Netherlands	"	27,052	29,978
U.K.	"	4,213	3,468
Total		947,782	215,670

022.200 Milk & cream
powder or blocks

Bulgaria	"	2,895	7,492
Denmark	"	596,767	851,829
France	"	3,500	4,005
W. Germany	"	1,853	6,560
Italy	"	1,620	4,967
Netherlands	"	287,767	711,280
Norway	"	3,750	3,518
Sweden	"	148	176
Switzerland	"	1,579	4,691
U.K.	"	4,076	12,434
U.S.A.	"	275,649	433,238
India	"	605	1,518
Israel	"	95	350
New Zealand	"	2,722	5,066
Total		1,183,026	2,047,124

022.300 Milk & cream
fresh

Kenya	"	1,547	1,020
Total		1,547	1,020

COMMODITY	QUANTITY		VALUE Eth. \$
	U N I T		

022.400 Milk & Cream
canned

Denmark	Kg.	1,090	3,750
Netherlands	"	3,814	7,845
Total		4,904	11,595

023.010 Bazaar butter
(Ghee)

Denmark	"	103,054	76,938
France	"	1,250	2,232
W. Germany	"	132,095	98,008
Netherlands	"	916,599	98,688
Norway	"	65,810	48,193
U.K.	"	19,118	19,888
U.S.A.	"	1,550	3,602
Japan	"	378,142	222,225
Australia	"	770	1,305
Total		1,618,388	1,171,079

023.091 Butter-other
fresh

Kenya	"	50,266	121,532
Bulgaria	"	1,334	2,398
Denmark	"	1,493	4,030
France	"	8,217	19,328
Netherlands	"	21,832	19,979
U.K.	"	1,622	2,350
Total		84,764	169,617

023.092 Butter-other
canned

Kenya	"	3,719	9,614
U.A.R. (Egypt)	"	248	529
Denmark	"	1,905	5,500
France	"	1,703	3,595
Netherlands	"	1,912	3,431
U.K.	"	1,794	2,035
Japan	"	20,340	9,299
Australia	"	1,832	5,134
Total		33,453	39,137

4. IMPORT

COMMODITY	QUANTITY		VALUE
	U N I T		Eth. \$

024.010 Cheese canned
or packed

Kenya	Kg.	454	1,184
Belgium	"	464	1,354
Bulgaria	"	1,250	2,500
Denmark	"	21,043	48,958
France	"	6,115	16,671
W. Germany	"	659	1,920
Greece	"	2,240	8,890
Italy	"	6,710	32,099
Netherlands	"	12,480	25,491
Norway	"	1,400	3,825
Switzerland	"	14,522	48,543
U.K.	"	3,943	13,346
Lebanon	"	1,270	3,797
Australia	"	21,617	46,651
Total		94,167	255,229

024.020 Cheese fresh

Kenya	"	1,015	4,877
Belgium	"	1,775	5,629
Denmark	"	3,133	7,731
Finland	"	2,467	6,785
France	"	3,568	9,499
W. Germany	"	2,127	4,473
Greece	"	30	2,085
Italy	"	3,798	15,255
Total		18,711	56,334

031.100 Fish, fresh,
chilled or
frozen

Fr. Terr. of Affairs & Issas	"	5,199	4,520
Czechoslovakia	"	60	1,335
Netherlands	"	760	1,554
Total		6,019	7,409

COMMODITY	QUANTITY		VALUE
	U N I T		Eth. \$

031.200 Fish, salted
dried or
smoked

Denmark	Kg.	228	3,345
W. Germany	"	249	2,473
Greece	"	372	816
Netherlands	"	710	1,172
U.S.S.R.	"	1,750	1,980
Total		3,309	9,786

031.320 Crustaceans &
molluscs, salted
or dried

Japan	"	5,203	10,170
Total		5,203	10,170

031.900 Fish, for canning
industry, for spawn-
ing or for aquaria

Kedya	"	125	438
Japan	"	22,094	37,168
Total		22,219	37,606

032.011 Smoked salmon

W. Germany	"	237	2,026
U.K.	"	53	880
Total		290	2,906

032.012 Sardines

Morocco	"	9,550	16,175
Denmark	"	1,899	5,623
France	"	850	2,208
W. Germany	"	1,800	3,325
Greece	"	170	1,347
Italy	"	580	1,050
Spain	"	63,007	111,925
U.K.	"	890	1,366
Yugoslavia	"	9,760	18,888
Japan	"	134,594	242,874
Total		223,100	404,781

4. IMPORT

COMMODITY	QUANTITY	VALUE
	UNIT	Eth. \$

032.013 <u>Fish, paste</u>			
Italy	Kg.	689	1,000
Total		689	1,000

032.039 <u>Fish, other</u>			
Denmark	"	90	1,695
France	"	850	2,130
Italy	"	358	500
U.S.S.R.	"	1,751	2,000
Yugoslavia	"	4,300	7,868
India	"	307	2,100
Japan	"	49,392	85,564
Total		57,048	101,851

032.022 <u>LoBSTERS</u>			
Netherlands	"	172	3,435
Total		172	3,435

032.030 <u>Crustaceans & molluscs, other</u>			
W. Germany	"	862	1,952
Japan	"	19,1	30,731
Total		20,022	32,683

041.100 <u>Wheat</u>			
W. Germany	"	49,650	7,547
U.S.A.	"	4,401,181	882,236
Total		4,450,831	889,783

042.000 <u>Rice</u>			
Fr. Terr. of Affairs & Issas	"	375	290
Kenya	"	1,690	1,597
W. Germany	"	15,000	5,275
Italy	"	308,142	165,043
U.K.	"	18,000	17,774
U.S.A.	"	129,362	109,601
India	"	82,039	48,388
Pakistan	"	40,900	26,779
Siam	"	1,900	9,212
South Yemen	"	247	115
Thailand	"	945,036	403,449
Total		1,542,691	787,523

COMMODITY	QUANTITY	VALUE
	UNIT	Eth. \$

043.100 <u>Barley</u>			
Australia	Kg.	1,000,000	205,281
Total		1,000,000	205,281

043.200 <u>Barley spelt (broken)</u>			
Netherlands	"	109	120
Total		109	120

044.100 <u>Maize</u>			
Denmark	"	408	1,055
U.S.A.	"	23,115	21,211
Total		23,523	22,266

045.200 <u>Oats</u>			
Italy	"	400	1,190
Netherlands	"	12,997	17,938
U.S.A.	"	5,700	5,235
Total		19,097	24,363

045.920 <u>Durrah</u>			
Sudan	"	574,724	57,317
Total		574,724	57,317

045.930 <u>Millet</u>			
Sudan	"	417,273	50,979
U.A.R.(Egypt)	"	1,000	200
Total		418,273	51,179

045.990 <u>Cereals, other unmilled</u>			
Netherlands	"	5,930	5,569
Poland	"	25,200	18,267
U.K.	"	1,000	2,694
U.S. A.	"	1,800	2,285
Thailand	"	20,000	9,660
Total		53,930	38,475

046.010 <u>Flour of wheat</u>			
France	"	110,000	19,014
W. Germany	"	17,308,039	2,288,530
Italy	"	175,000	28,618
U.S.A.	"	50,736	28,748
Australia	"	8,469	5,162
Total		17,652,244	2,370,072

4. IMPORT

COMMODITY	QUANTITY		VALUE Eth.\$
	U N I T		

046.020 Meal & groats
of wheat

Italy	Kgs.	195	475
Total		195	475

047.012 Flour of other
cereals

Italy	"	36,000	11,171
Netherlands		2,313	2,185
U.S.A.	"	984	1,680
Israel	"	400	290
Australia	"	6,096	1,776
Total		45,793	17,102

047.020 Meal & groats
of other cereals

W. Germany	"	200	1,035
U.S.A.	"	100,200	24,988
Unspecified		256	195
Total		110,656	26,218

048.111 Grains of wheat
or meslin germ
of wheat or mes-
lin, whole rolled
flaked, or ground

Italy	"	450	370
U.K.	"	150	374
U.S.A.	"	800	2,277
Australia	"	1,760	2,075
Total		3,160	6,096

048.119 Grain of other
cereals, germ of
other cereals
whole, rolled
flaked or ground

Denmark	"	408	1,020
Italy	"	837	950
U.S.A.	"	28,273	32,565
China(N)	"	1,800	1,775
Total		31,318	36,310

048.120 Prepared foods
from cereals, pre-
pared breakfast
foods

France	"	84	284
--------	---	----	-----

COMMODITY	QUANTITY		VALUE Eth.\$
	U N I T		

048.120 Prepared foods
from cereals,
prepared break-
fast foods

Italy	Kgs.	1,003	1,101
U.K.	"	960	1,728
U.S.A.	"	7,131	11,034
India	"	120	208
Total		9,298	14,355

048.200 Malt (incl. malt
flour)

Belgium	"	1,965,000	694,243
Czechoslovakia	"	399,950	158,803
Denmark	"	375,005	122,558
W. Germany	"	503,460	306,033
Netherlands	"	6,000	4,505
Switzerland	"	500	3,750
U.K.	"	10,800	5,308
Total		3,260,715	1,295,200

048.300 Macaroni
spaghetti, nood-
les, vermicelli &
similar products

Italy	"	112,947	86,861
Switzerland	"	494	1,413
U.K.	"	300	848
Total		113,741	89,122

048.411 Bread

Denmark	"	300	155
W. Germany	"	2,680	4,607
Sweden	"	2,807	16,320
Total		5,787	11,082

048.419 Ships biscuits
& other ordinary
bakers wares

Italy	"	3,711	13,035
Total		3,711	13,035

048.421 Biscuits

Kenya	"	3,211	5,710
Denmark	"	18,181	33,439

4. IMPORT

COMMODITY	QUANTITY		VALUE Eth. \$
	U N I T		

048.421 Biscuits (cont'd)

	Kgs.		
France	7,694	23,983	
U. Germany	3,162	4,116	
Italy	14,146	41,041	
U.K.	14,793	34,188	
U.S.A.	3,829	11,123	
India	492	924	
Total	65,508	154,524	

048.429 Pastry, cakes & other fine bakers wares

U. Germany	98	180	
Italy	7,995	31,152	
U.K.	100	350	
U.S.A.	140	195	
Israel	711	913	
South Yemen	247	150	
Total	9,291	32,940	

048.821 Infant food

Belgium	945	2,335	
France	5,488	17,761	
Italy	16,638	41,172	
Netherlands	1,143	3,390	
U.K.	9,541	12,759	
U.S.A.	25,841	43,339	
Total	59,596	120,756	

048.822 Invalid food

Italy	3,285	6,820	
U.K.	5,882	11,039	
Total	9,167	17,859	

048.823 Malted food

Italy	2,789	116	
Total	2,789	116	

048.839 Sealing wafers, rice paper & other similar products

Italy	112	405	
Total	112	405	

COMMODITY	QUANTITY		VALUE Eth. \$
	U N I T		

051.110 Oranges

U.A.R. (Egypt)	Egs.	148,269	49,335
Denmark	"	1,825	1,958
Israel	"	98,000	42,898
Lebanon	"	36,000	18,220
Total		284,094	112,411

051.400 Apples, fresh

Greece	"	1,000	722
Italy	"	373,902	142,255
Lebanon	"	252,998	118,135
Total		627,900	261,112

051.711 Coconuts

Ceylon	"	5,313	5,358
Total		5,313	5,358

051.713 Cashewnuts

Israel	"	792	3,751
Total		792	3,751

051.720 Nuts other

Italy	"	1,400	2,767
U.K.	"	10,700	25,802
U.S.A.	"	350	1,336
China(M)	"	1,046	1,704
Israel	"	3,763	4,136
Total		17,259	35,745

051.951 Dates, in bulk

Greece	"	500	505
Iraq	"	825,939	354,183
Lebanon	"	540	613
Saudi Arabia	"	27,390	9,849
South Yemen	"	12,350	4,490
Total		866,719	369,640

051.952 Dates, in packets

Iraq	"	80,000	16,968
South Yemen	"	110,340	49,531
Total	"	190,340	66,499

051.959 Mangosteens, fresh

India	"	650	926
-------	---	-----	-----

4. IMPORT

COMMODITY	QUANTITY		VALUE Eth.\$
	U N I T		

051.959 Mangosteens, fresh(cont'd)

Singapore	Kgs.	4,000	2,163
Australia	"	1,150	843
Total		5,800	3,932

051.980 Fresh fruit n.e.s.

U.A.R.(Egypt)	"	615	500
Greece	"	10,716	12,053
Italy	"	101,568	51,585
Lebanon	"	39,940	29,608
Total		152,839	93,746

052.031 Currants

Cyprus	"	10,000	5,515
Greece	"	106,540	68,314
Turkey	"	5,900	7,050
South Yemen	"	11,950	6,695
Australia	"	22,134	22,725
Total		156,524	110,299

052.032 Raisins

Cyprus	"	50,000	25,422
Greece	"	119,280	74,801
U.S.A.	"	1,000	1,963
Pakistan	"	2,000	2,787
South Yemen	"	41,000	24,850
Total		213,280	129,823

052.080 Dried fruit, other

Greece	"	15,500	8,965
Italy	"	43,163	89,528
Spain	"	1,000	4,222
U.S.A.	"	4,082	7,354
India	"	912	2,224
Pakistan	"	1,000	1,212
Total		65,657	113,505

053.200 Fruits, peel & parts of plants preserved by sugar

U.K.	"	998	1,103
Israel	"	840	1,400
Total		1,838	2,503

COMMODITY	QUANTITY		VALUE Eth.\$
	U N I T		

053.310 Jams & marmaldes

France	Kgs.	638	1,069
W.Germany	"	29,369	22,207
Hungary	"	11,174	7,629
Italy	"	6,000	4,425
Netherlands	"	6,752	7,405
Spain	"	4,000	4,119
Sweden	"	378	1,435
Switzerland	"	5,511	8,812
U.K.	"	51,553	59,296
U.S.A.	"	4,140	8,226
Israel	"	108,409	86,404
Saudi Arabia	"	1,560	1,505
Australia	"	31,325	33,339
Total		260,809	245,871

053.320 Fruit jellies

France	"	650	1,264
U.K.	"	1,135	1,483
U.S.A.	"	1,200	2,605
Total		2,985	5,352

053.510 Tomato juice

Austria	"	420	1,116
Hungary	"	3,600	1,540
Italy	"	6,558	5,087
U.K.	"	2,795	4,019
U.S.A.	"	720	575
Israel	"	12,692	8,328
Australia	"	2,144	2,125
Total		28,929	22,790

053.590 Other fruit & vegetable juices

Denmark	"	4,824	6,057
France	"	5,336	4,036
W.Germany	"	825	379
Italy	"	25,847	33,826
U.K.	"	26,407	75,505
U.S.A.	"	3,490	3,620
China(H)	"	1,920	1,164

4. IMPORT

COMMODITY	QUANTITY		VALUE Eth. \$
	U N I T		

053.590 <u>Other fruit & vegetable juices</u> (cont'd)			
Israel	Kgs.	60,877	40,532
Singapore	"	2,471	1,395
Total		131,997	166,514

053.610 <u>Fruit preserved by freezing, not containing added sugar</u>			
Australia	"	1,737	3,445
Total		1,737	3,445

053.640 <u>Peel of melons & citrus fruit not preserved by sugar</u>			
Australia	"	9,740	8,471
Total		9,740	8,471

053.990 <u>Fruits & nut prepared or preserved n.e.s.</u>			
Austria	"	17,259	13,141
Belgium	"	6,600	3,865
France	"	354	1,303
Gibraltar & Malta	"	910	1,238
Greece	"	10,239	20,681
Hungary	"	5,565	746
Italy	"	70,496	86,211
Netherlands	"	32,379	32,493
Spain	"	4,500	8,445
U.K.	"	16,388	19,240
U.S.S.R.	"	3,420	2,725
U.S.A.	"	1,345	1,560
China(M)	"	83,542	46,070
Israel	"	37,680	26,842
Japan	"	5,257	3,895
Malaysia	"	31,388	23,127
Singapore	"	61,499	49,063
Australia	"	135,410	122,961
Total		524,231	463,606

054.210 <u>Lentils, whole, skinned, split or broken</u>			
Italy	"	400	204
Total		400	204

COMMODITY	QUANTITY		VALUE Eth. \$
	U N I T		

054.220 <u>Peas, dried</u>			
U.K.	Kgs.	5,243	6,582
Total		5,243	6,582

054.240 <u>Haricot beans dried</u>			
France	"	985	1,029
Hungary	"	1,200	2,590
Netherlands	"	255	297
U.K.	"	1,259	2,218
Total		3,699	6,134

054.250 <u>Chickpeas, dried</u>			
Italy	"	2,000	815
Total		2,000	815

054.290 <u>Other leguminous vegetables, dried</u>			
Netherlands	"	1,155	1,237
U.K.	"	622	2,273
China(M)	"	13,882	6,983
Japan	"	5,060	4,651
Total		20,719	15,144

054.400 <u>Tomatoes fresh</u>			
U.K.	"	2,400	2,096
Total		2,400	2,096

054.510 <u>Green peas, fresh</u>			
Belgium	"	5,775	3,700
France	"	400	459
U.K.	"	467	530
Total		6,642	4,689

054.530 <u>Onions, leeks & shallots</u>			
Sudan	"	25,475	4,013
Total		25,475	4,013

054.590 <u>Other vegetable fresh</u>			
U.K.	"	198	138
Israel	"	1,000	1,020
Total		1,198	1,158

4. IMPORT

COMMODITY	QUANTITY		VALUE Eth.\$
	U N I T		

054.610 Vegetable frozen

Australia	Kgs.	1,270	2,475
Total	"	1,270	2,475

054.620 Vegetable temporarily preserved

France	"	300	1,720
Italy	"	1,430	3,170
Japan	"	1,560	1,403
Total	"	3,290	6,293

054.811 Sago pith

U.S.A.	"	160,000	36,860
Malaysia	"	303	114
Total	"	160,303	36,974

054.812 Manioc, arrow, root salep, jerusalem artichokes, sweet potatoes & other similar roots with high starch content fresh

Kenya	"	287	197
Greece	"	360	342
Lebanon	"	660	666
Total	"	1,307	1,205

054.840 Hop cones & lupulin

Belgium	"	4,524	20,303
W. Germany	"	10,110	59,874
Poland	"	6,108	30,953
U.S.A.	"	10,000	45,008
Total	"	30,742	156,138

054.890 Vegetable products fresh or dried n.e.s.

Belgium	"	1,420	1,480
France	"	225	511
Italy	"	1,750	6,175
Netherlands	"	6,123	5,314
Australia	"	164	245
Total	"	9,682	13,725

COMMODITY	QUANTITY		VALUE Eth.\$
	U N I T		

055.450 Topioca & sago substituted obtained from potato or other starches

U.S.A.	Kgs.	40,000	9,260
Singapore	"	40,000	9,260
Total	"	80,000	18,520

055.512 Asparagus preserved in vinegar

Japan	"	1,016	2,435
Total	"	1,016	2,435

055.518 Fruit preserved in vinegar

Greece	"	2,500	5,150
Italy	"	800	1,230
U.K.	"	940	3,925
Total	"	4,240	10,305

055.519 Other vegetable preserved in vinegar or acetic acid

Italy	"	7,410	12,569
U.K.	"	3,405	4,752
Iraq	"	39,398	8,079
Total	"	50,213	25,400

055.521 Tomato extract, concentrate, juice & puree

France	"	50	150
W. Germany	"	413	410
Hungary	"	910	505
Netherlands	"	50	140
Switzerland	"	130	385
U.K.	"	79	110
U.S.A.	"	4,070	3,955
Israel	"	6,270	5,693
Unspecified	"	1,100	438
Total	"	13,072	11,786

4. IMPORT

COMMODITY	QUANTITY		VALUE Eth. \$
	U N I T		

055.522 Asparagus, pre-
served other
than in vine-
gar

Switzerland	Kgs.	403	1,350
U.S.A.	"	3,861	5,150
Australia	"	2,500	4,943
Total		6,764	11,443

055.529 Other Vegetable
preserved other
than in vinegar

Belgium	"	5,590	4,135
France	"	3,585	5,447
Greece	"	2,132	4,985
Hungary	"	1,150	655
Italy	"	4,005	6,314
Netherlands	"	1,457	4,698
Switzerland	"	3,009	8,935
U.K.	"	4,033	5,572
U.S.A.	"	8,347	14,657
Hong-Kong	"	97	380
Iraq	"	59,295	12,163
Israel	"	1,005	705
Australia	"	12,129	8,503
Total		105,774	77,149

061.200 Sugar, refined

Fr. Terr. of Affairs & Issas	"	2,169	1,484
France	"	51,590	26,095
W. Germany	"	66	175
U.K.	"	14,701	8,329
H.S.A.	"	3,036	2,635
Hong-Kong	"	33,007	16,149
Total		104,569	54,867

061.600 Natural honey

Greece	"	230	875
Australia	"	10,693	10,985
Total		10,923	11,860

061.910 Syrups

France	"	1,800	1,690
W. Germany	"	1,300	2,022

COMMODITY	QUANTITY		VALUE Eth. \$
	U N I T		

061.910 Syrups (cont'd)

U.K.	Kgs.	1,700	1,230
U.S.A.	"	310	760
Total		5,110	5,702

061.990 Caramel, other

W. Germany	"	5,870	13,025
Greece	"	107	469
Italy	"	7,415	14,077
Netherlands	"	44,999	34,396
Poland	"	165,921	133,140
Spain	"	300	624
U.K.A.	"	23,523	62,297
U.S.A.	"	350	1,007
Hong-Kong	"	2,033	1,095
Israel	"	55,967	46,565
Total		306,485	306,695

062.010 Sugar confectionery, not containing cocoa

U.A.R. (Egypt)	"	33,640	23,799
Bulgaria	"	1,542	2,843
W. Germany	"	9,216	13,835
Italy	"	9,850	29,281
Netherlands	"	134,579	95,296
Poland	"	49,960	41,976
U.K.	"	113,703	149,648
U.S.A.	"	1,497	3,010
China (H)	"	10,700	7,580
Israel	"	164,046	128,030
Total		528,733	495,298

062.021 Beet & cane sugar
flavoured or col-
oured

Israel	"	83	1,495
Total		83	1,495

4. IMPORT

COMMODITY	QUANTITY	VALUE Eth. \$
	UNIT	

062.029 Syrups & molasses
flavoured or coloured

France	Kgs.	1,500	1,345
U.K.	"	2,685	23,106
U.S.A.	"	200	505
China(M)	"	1,020	1,190
Total		5,405	26,146

071.130 Coffee broken

U.K.	"	259	846
U.S.A.	"	1,032	1,014
Total		1,282	1,860

071.140 Coffee ground

Ivory coast	"	144	1,905
France	"	390	1,800
W. Germany	"	64	1,100
U.S.A.	"	430	2,300
India	"	40	142
Israel	"	576	5,750
Total		1,644	12,997

071.300 Coffee extracts
essences or con-
centrates & sim-
ilar preparations

Ivory coast	"	108	1,257
U.K.	"	796	8,916
U.S.A.	"	5,869	16,689
Israel	"	416	2,175
Total		7,189	29,037

072.200 Cocoa powder,
unsweetened

Italy	"	1,000	2,118
Netherlands	"	2,508	6,478
U.K.	"	2,765	8,930
Total		6,273	17,526

073.100 Chocolates

U.A.R. (Egypt)	"	23,543	23,585
Denmark	"	628	3,179
France	"	200	648

COMMODITY	QUANTITY	VALUE Eth. \$
	UNIT	

073.100 Chocolates
(cont'd)

Italy	Kgs.	35,435	156,726
Netherlands	"	19,063	23,075
Poland	"	600	1,514
Sweden	"	50	120
Switzerland	"	20,817	91,148
U.K.	"	38,092	137,171
Mexico	"	1,060	1,765
U.S.A.	"	1,398	4,481
Israel	"	11,224	22,097
Singapore	"	1,640	5,580
Total		153,750	471,089

073.110 Confectionery

W. Germany	"	6,442	16,810
Italy	"	852	2,586
Netherlands	"	9,945	17,018
Switzerland	"	3,467	16,914
U.K.	"	20,944	51,829
Mexico	"	820	1,447
U.S.A.	"	2,443	6,032
Israel	"	3,900	6,875
Japan	"	1,747	2,209
Total		50,560	121,720

073.190 Others

Denmark	"	17,606	41,451
France	"	1,130	794
W. Germany	"	8,580	16,378
Italy	"	792	4,993
Netherlands	"	8,848	25,203
Spain	"	450	1,049
U.K.	"	14,411	68,180
U.S.A.	"	4,519	14,073
Japan	"	7,343	16,051
Total		63,679	188,172

4. IMPORT

COMMODITY	QUANTITY		VALUE Eth.\$
	U N I T		

074.300 Tea & mate
in bulk

Kenya	Kgs.	1,134	2,085
Denmark	"	232	647
Ceylon	"	534,823	1,228,111
China(M)	"	227	759
India	"	28,942	67,452
Total		565,358	1,299,054

074.400 Tea & mate, in
packets or con-
tainers

Fr.Terr. of Affairs & Issas	"	251	126
Kenya	"	91,402	226,566
W.Germany	"	793	1,672
Netherlands	"	617	4,826
U.K.	"	6,443	55,207
U.S.A.	"	291	813
Ceylon	"	312,310	784,871
Hong-Kong	"	55	559
India	"	38,267	93,077
Total		450,430	1,167,717

075.120 Pepper, whole

U.S.A.	"	80	185
Malaysia	"	3,000	2,600
Singapore	"	55,326	92,735
Total		58,406	95,520

075.130 Pepper, ground

U.S.A.	"	208	270
Singapore	"	6,102	5,760
Total		6,310	6,030

075.299 Spices others

Kenya	"	5,000	10,030
Tanzania	"	500	3,378
France	"	4,478	6,929
W.Germany	"	150	955
Italy	"	1,447	9,470
Netherlands	"	1,330	8,764
U.K.	"	3,417	7,147

COMMODITY	QUANTITY		VALUE Eth.\$
	U N I T		

075.299 Spices other
(cont'd)

U.S.A.	Kgs.	8,208	33,692
Ceylon	"	4,850	3,693
China(M)	"	62,500	101,850
Hong-Kong	"	10,054	23,553
India	"	164,741	246,264
Iran	"	17,884	21,075
Lebanon	"	39,880	37,274
Malaysia	"	7,196	9,581
Singapore	"	57,887	75,866
South Yemen	"	5,373	7,210
Total		394,895	606,731

081.190 Vegetable products
of a kind used for
animal food, n.e.s.

Italy	"	90	631
Netherlands	"	2,000	2,103
Total		2,090	2,734

081.350 Linseed expellers

Netherlands	"	532	511
Total		532	511

081.380 Mustard expellers

W.Germany	"	76	126
U.K.	"	448	1,055
Total		524	1,181

091.410 Margarine

Netherlands	"	3,432	4,022
Norway	"	27,867	27,934
U.K.	"	113,257	136,455
Israel	"	23,169	20,640
Total		167,725	189,051

091.490 Other prepared
edible fats

U.K.	"	218	20,670
Total		218	20,670

099.020 Extracts, essence
& concentrates tea
or mate

W.Germany	"	77,903	22,462
-----------	---	--------	--------

4. IMPORT

COMMODITY	QUANTITY		VALUE Eth. \$
	U N I T		

099.020 Extracts, essence & concentrates tea or mate (cont'd)

Spain	Kgs.	3	930
Total		77,906	23,392

099.051 Soups & broths, containing meat

France	"	20	109
Switzerland	"	613	3,057
U.S.A.	"	2,400	3,607
Japan	"	3,552	7,717
Total		6,585	14,490

099.059 Soups & broths other

Netherlands	"	4,800	3,185
Switzerland	"	2,167	12,780
U.K.	"	1,050	1,535
U.S.A.	"	310	485
Total		8,327	17,985

099.060 Natural yeasts; baking powders

France	"	26,535	43,369
Italy	"	2,943	12,335
Netherlands	"	42,652	64,814
U.K.	"	69,765	133,143
Canada	"	714	1,543
U.S.A.	"	1,354	4,573
Total		143,963	259,777

099.070 Vinegar & vinegar substitutes

Belgium	"	180	190
Finland	"	348	267
France	"	2,050	2,482
Italy	"	3,142	2,240
U.K.	"	90	155
U.S.A.	"	2,603	1,340
Australia	"	998	1,083
Total		9,411	7,757

COMMODITY	QUANTITY		VALUE Eth. \$
	U N I T		

099.091 Saccharin & similar sugar substitutes, put up ready for consumption

Belgium	Kgs.	52,650	1,683
France	"	600	1,080
Netherlands	"	62,500	20,350
U.K.	"	136	1,250
U.S.A.	"	67,400	21,080
Israel	"	564	5,410
Total		183,850	50,813

099.092 Ravioli, cannelloni tortellini & similar preparations, not containing meat

Bulgaria	"	341	2,045
Total		341	2,045

099.099 Other food preparation n.e.s.

Kenya	"	7,66	5,314
Belgium	"	5,145	14,596
Czechoslovakia	"	186	338
Denmark	"	2,632	6,441
France	"	8,097	16,754
W. Germany	"	11,420	19,571
Greece	"	455	2,130
Hungary	"	21,789	13,460
Italy	"	3,043	9,286
Netherlands	"	20,668	12,983
Norway	"	1,000	1,075
Spain	"	2,469	2,149
Sweden	"	3,650	5,527
Switzerland	"	21,721	79,612
U.K.	"	48,697	45,506
U.S.S.R.	"	595	8,885
U.S.A.	"	92,852	150,701
Ceylon	"	1,181	1,350

4. IMPORT

COMMODITY	QUANTITY		VALUE Eth.\$
	U N I T		

099.099 Other food
preparation
n.e.s.

China(M)	Kgs.	33,711	19,931
Formosa	"	3,434	3,755
Hong-Kong	"	7,218	15,050
India	"	6,317	10,091
Israel	"	6,107	7,859
Japan	"	3,547	4,664
Malaysia	"	141	1,440
Singapore	"	2,053	2,230
South Yemen	"	850	316
Australia	"	17,838	16,774
Unspecified	"	2,728	1,450
Total		337,160	478,738

111.010 Waters, including
spa waters & aerated
waters; ice &
snow-mineral

Bulgaria	"	4,104	2,265
Denmark	"	207,371	87,490
France	"	46,806	20,099
Italy	"	21,329	25,515
Netherlands	"	75	320
U.K.	"	18,937	28,685
Total		298,670	164,374

111.020 Lemonade & flavoured
waters

Kenya	"	2,208	1,280
Denmark	"	108,148	47,640
France	"	3,521	2,556
Italy	"	34,187	40,594
Netherlands	"	2,000	3,515
U.K.	"	21,984	12,501
U.S.A.	"	6,026	41,934
Israel	"	124,192	132,113
Australia	"	350	2,425
Total		302,616	284,558

COMMODITY	QUANTITY		VALUE Eth.\$
	U N I T		

112.131 Vermouth

France	Litres	4,655	10,464
W.Germany	"	264	770
Italy	"	23,826	50,331
Unspecified	"	31	112
Total		28,776	61,677

112.139 Other wine of
fresh grapes
flavoured with
aromatic ex-
tracts

France	"	8,971	29,028
W.Germany	"	6,797	5,923
Italy	"	9,923	23,403
U.K.	"	2,430	8,583
U.S.A.	"	418	1,125
Total		28,542	68,062

112.151 Champagne

Fr.Terr. of Affairs & Issas	"	14	1,404
France	"	28,376	241,398
W.Germany	"	96	408
Italy	"	762	2,008
Switzerland	"	600	1,758
U.K.	"	3,015	5,610
Europe unspecified	"	378	4,210
Australia	"	9	165
Unspecified	"	60	234
Total		33,310	257,195

112.159 Other sparkling
wines

Fr.Terr. of Affairs & Issas	"	150	600
France	"	8,880	33,857
W.Germany	"	4,594	13,447
Italy	"	4,411	13,802
Spain	"	36	115
Switzerland	"	637	4,574
U.K.	"	124	5,805

4. IMPORT

COMMODITY	QUANTITY		VALUE Eth.\$
	U N I T		

112.159 Other sparkling wines(cont'd)

Japan	Litres	2,196	500
Australia	"	2,214	5,213
Total		21,242	77,913

112.162 Sherry

Denmark	"	105	666
U.K.	"	2,227	9,382
U.S.A.	"	336	1,630
Australia	"	912	1,935
Total		3,600	13,613

112.169 Other dessert wines

Bulgaria	"	655	3,140
France	"	19,883	74,849
W.Germany	"	1,277	4,101
Italy	"	25,972	65,444
Spain	"	616	1,465
U.K.	"	393	1,935
U.S.A.	"	480	1,440
Israel	"	460	1,325
Australia	"	224	575
Unspecified	"	76	339
Total		50,036	154,613

112.199 Other wine of fresh grapes

France	"	452	1,395
Total		452	1,395

112.220 Cider & ferment- ed beverages in bottles more than 350cc

U.K.	"	728	3,403
Total		728	2,403

112.230 Cider & ferment- ed beverages in bottle more than 650cc

France	"	35	283
Total		35	283

COMMODITY	QUANTITY		VALUE Eth.\$
	U N I T		

112.290 Cider & ferment- ed beverages other

U.K.	Litres	2,756	13,249
Total		2,756	13,249

112.310 Beer in bottles of less than 350cc

Bulgaria	"	2,167	1,610
Denmark	"	57,049	51,473
W.Germany	"	45,534	41,899
Netherlands	"	124,171	100,114
U.K.	"	2,400	3,075
Unspecified	"	14	210
Total		231,335	198,381

112.320 Beer in bottle more than 350cc but less than 650cc

Bulgaria	"	2,572	1,955
Denmark	"	11,085	9,058
W.Germany	"	6,885	7,687
Netherlands	"	24,981	19,512
U.K.	"	806	802
Total		46,329	39,014

112.330 Beer in bottles of more than than 650cc in bulk

W.Germany	"	1,000	227
Netherlands	"	2,740	1,563
Total		3,740	1,790

112.421 Compound alcoholic preparations

France	"	620	3,540
Italy	"	317	1,188
Total		937	4,728

112.431 Whisky, of an alcoholic strength not exceeding 50% by volume

Fr.Terr. of Affairs & Issas	"	1,320	6,842
--------------------------------	---	-------	-------

4. IMPORT

COMMODITY	QUANTITY		VALUE Eth. \$
	U N I T		

112.431 Whisky, of an alcoholic strength not exceeding 50% by volume (cont'd)

France	Litres	2,602	19,563
W. Germany	"	1,764	3,835
Greece	"	203	890
Italy	"	453	1,204
U.K.	"	136,876	632,569
U.S.A.	"	2,984	26,705
Unspecified	"	420	2,404
Total		146,586	694,012

112.432 Whisky, of an alcoholic strength exceeding 50% by volume

Fr. Terr. of Affairs & Issas	"	63	450
France	"	612	4,355
W. Germany	"	1,751	1,722
Ireland	"	448	1,816
Italy	"	9	210
Netherlands	"	72	359
U.K.	"	266,964	1,181,782
U.S.A.	"	2,593	14,915
Unspecified	"	69	449
Total		272,581	1,206,058

112.441 Rum, of an alcoholic strength not exceeding 50% by volume

France	"	144	172
Brazil	"	432	1,875
America: unspecified	"	354	1,367
Total		930	3,414

112.442 Rum of an alcoholic strength exceeding 50% by volume

U.K.	"	90	280
China(M)	"	445	1,970
Total		535	2,250

COMMODITY	QUANTITY		VALUE Eth. \$
	U N I T		

112.451 Lequeurs & cordials, of an alcoholic strength not exceeding 50% by volume

France	Litres	432,419	174,970
W. Germany	"	257	1,901
Italy	"	640	4,345
Netherlands	"	2,257	960
U.K.	"	942	5,056
U.S.A.	"	920	4,339
Unspecified	"	31	145
Total		435,466	191,716

112.452 Liqueurs & cordials, of an alcoholic strength exceeding 50% by volume

Fr. Terr. of Affairs & Issas	"	537	3,698
France	"	1,259	5,196
W. Germany	"	2,178	5,950
Italy	"	383	2,334
U.K.	"	170	666
U.S.A.	"	100	540
Unspecified	"	300	1,360
Total		4,927	19,744

112.461 Gin of an alcoholic strength not exceeding 50% by volume

W. Germany	"	36	103
Netherlands	"	589	2,161
U.K.	"	6,543	19,650
Unspecified	"	240	280
Total		7,408	22,194

112.462 Gin of an alcoholic strength exceeding 50% by volume

France	"	764	6,758
W. Germany	"	23	100

4. IMPORT

COMMODITY	QUANTITY		VALUE Eth.\$
	U N I T		

112.462 Gin of an alcoholic strength exceeding 50% by volume (cont'd)

U.K.	Litres	8,342	23,394
Total		9,129	30,252

112.491 Other spirits, of an alcoholic strength not exceeding 50% by volume

Denmark	"	247	7799
France	"	6,393	50,427
W. Germany	"	1,056	818
Italy	"	3,549	16,660
U.K.	"	1,684	7,170
U.S.A.	"	923	3,195
Unspecified	"	24	1,044
Total		13,876	80,113

112.492 Other spirits of an alcoholic strength exceeding 50% by volume

France	"	8,144	49,758
W. Germany	"	146	1,868
Poland	"	645	2,107
U.K.	"	1,928	10,291
U.S.S.R.	"	2,800	5,700
U.S.A.	"	1,459	3,506
Total		15,122	73,230

121.000 Tobacco, unmanufactured

Malawi	Kgs.	68,071	269,063
S. Korea	"	90,012	321,502
Total		158,083	590,565

122.100 Cigars, cheroots & cigarillos

Denmark	"	8	711
W. Germany	"	351	915
Netherlands	"	939	38,556
Switzerland	"	601	13,984
U.K.	"	72	3,854

COMMODITY	QUANTITY		VALUE Eth.\$
	U N I T		

122.300 Cigars, cheroots & cigarillos (cont'd)

Cuba	Kgs.	46	4,575
America unspecified	"	10	733
Total		2,027	63,328

122.200 Cigarettes

Fr. Terr. of Affairs & Issas	"	104	663
Tanzania	"	8	280
France	"	145	1,224
W. Germany	"	6,075	42,584
Netherlands	"	420	5,738
Switzerland	"	2,649	27,232
U.K.	"	38,510	452,298
U.S.A.	"	50,030	616,868
Unspecified	"	58	2,312
Total		97,999	1,149,199

122.330 Pipe tobacco

Netherlands	"	69	208
U.K.	"	910	11,659
U.S.A.	"	49	400
Total		1,028	12,267

122.340 Tobacco extract & essences

Denmark	"	82	1,010
W. Germany	"	52	992
Netherlands	"	18	300
U.K.	"	164	1,165
U.S.A.	"	120	848
Total		436	4,315

122.390 Manufactured tobacco, other

Fr. Terr. of Affairs & Issas	"	32	166
W. Germany	"	294	951
Netherlands	"	813	2,731
Switzerland	"	11	392
U.K.	"	924	461
Total		2,074	4,701

4. IMPORT

COMMODITY	QUANTITY		VALUE Eth. \$
	U N I T		

211.930 <u>Crocodile skins</u>			
Sudan	Kgs.	508	7,480
Total		508	7,480
221.120 <u>Ground nuts.</u>			
Israel	"	2,000	4,000
Total		2,000	4,000
221.810 <u>Sesame seed</u>			
Sudan	"	10,350	3,750
Total		10,350	3,750
241.100 <u>Fuel wood, wood waste including sawdust</u>			
Sweden	"	6,400	580
Unspecified	"	30,000	2,800
Total		36,400	3,380
243.210 <u>Wood, sawn length wise soft</u>			
Austria	"	41,800	9,024
Ireland	"	18,500	2,325
Total		60,300	11,349
243.220 <u>Wood, planed, tongued, grooved, etc.</u>			
Austria	"	1,106,941	334,358
Italy	"	128,749	39,348
Yugoslavia	"	99,850	26,850
Total		1,335,531	400,556
251.110 <u>Old newspaper & periodicals</u>			
Kenya	"	400	161
Denmark	"	474,040	103,454
W. Germany	"	10,000	2,000
Norway	"	349,335	58,723
India	"	15,000	6,962
Total		848,775	171,300
263.110 <u>Raw cotton</u>			
Sudan	"	291,658	503,872
Tanzania	"	266,042	343,299
Uganda	"	81,405	100,410
Switzerland	"	99,983	129,184
U.K.	"	554,484	705,433

COMMODITY	QUANTITY		VALUE Eth. \$
	U N I T		

263.110 <u>Raw cotton (cont'd)</u>			
Brazil	Kgs.	268,997	336,375
U.S.A.	"	1,329,092	1,752,999
Pakistan	"	9,908	3,685
Total		2,901,569	3,874,756
263.120 <u>Cotton linters</u>			
U.K.	"	915	62,025
Total		915	62,025
263.310 <u>Cotton waste imported for cleaning purposes</u>			
Denmark	"	56	318
Yugoslavia	"	113	312
Total		169	630
263.390 <u>Cotton waste, other</u>			
Italy	"	23,587	31,143
India	"	87,303	46,507
Total		110,890	77,650
263.400 <u>Cotton, carded or combed</u>			
Sudan	"	74,888	116,835
Tanzania	"	344,259	450,345
Uganda	"	317,689	401,165
Austria	"	25,000	28,399
Italy	"	22,500	29,990
Norway	"	168,786	193,840
U.K.	"	125,478	159,450
U.S.A.	"	1,650,012	2,207,338
Total		2,728,612	3,587,362
264.000 <u>Jute</u>			
Tanzania	"	103,384	41,394
Italy	"	648	2,235
Pakistan	"	938,051	356,610
Thailand	"	2,017,955	870,017
Total		3,060,038	1,270,256

4. IMPORT

COMMODITY	QUANTITY		VALUE Eth.\$
	U N I T		

265.200 <u>Hemp</u>			
Italy	Kgs.	1,000	3,220
Total		1,000	3,220

265.410 <u>Sisal fibre</u>			
Tanzania	"	399,832	158,222
Total		399,832	158,222

266.100 <u>Man-made fibres</u>			
Kenya	"	101,467	39,537
Austria	"	113,812	156,084
E. Germany	"	18,099	19,960
W. Germany	"	4,019,914	4,112,076
Italy	"	694,170	927,953
Norway	"	170,017	188,950
Switzerland	"	109,829	121,181
Japan	"	21,594	149,610
Total		5,248,892	5,714,351

267.011 <u>Old & waste textile footwear</u>			
W. Germany	"	84	600
Total		84	600

267.019 <u>Old clothing</u>			
Italy	"	768	2,003
U.S.A.	"	2	100
Total		770	2,103

267.021 <u>New or unused rags</u>			
Italy	"	4,670	5,123
U.K.	"	1,949	1,890
Japan	"	1,604	2,651
Total		8,223	9,664

267.022 <u>Old rags</u>			
France	"	2,042	1,721
Total		2,042	1,721

267.029 <u>Scrap twine, cordage, rope</u>			
Czechoslovakia	"	795	1,500
Norway	"	219	1,304
Total		1,014	2,804

COMMODITY	QUANTITY		VALUE Eth.\$
	U N I T		

271.100 <u>Guano & other natural animal or vegetable origin</u>			
W. Germany	Kgs.	59,500	12,745
Total		59,500	12,745

271.800 <u>Crude fertilizers & manures</u>			
U.K.	"	58	1,400
Total		58	1,400

273.100 <u>Slate, alabaster, marble & other building or mon- umental stone</u>			
Italy	"	54,623	24,122
Unspecified	"	13,090	7,775
Total		67,713	31,897

273.300 <u>Natural sands of all kinds</u>			
U.K.	"	217	498
Total		217	498

273.400 <u>Gravel & crushed stone</u>			
Kenya	"	32,606	715
Italy	"	10,000	5,881
U.S.A.	"	2,572	3,567
Total		15,178	10,163

275.100 <u>Industrial dia- monds</u>			
Italy	"	48	2,383
Total		48	2,383

275.210 <u>Dust or powder of natural or or synthetic pre- cious or natural abrasives</u>			
Austria	"	449	1,550
Total		449	1,550

276.100 <u>Natural asphalt & natural bitumen</u>			
U.S.A.	"	58,313	1,221
Total		58,313	1,221

4. IMPORT

COMMODITY	QUANTITY		VALUE Eth. \$
	U N I T		

276.210 Clay & similar
refractory materi-
als

France	Kgs.	40,000	26,005
W. Germany	"	23,000	4,688
U.K.	"	23,000	21,450
U.S.A.	"	174,572	36,490
Japan	"	15,000	2,465
Total		275,572	91,098

276.220 Natural graphite

U.K.	"	36	444
Total		36	444

276.320 Other salt,
common

Sudan	"	3,405	393
W. Germany	"	7,588	2,802
U.K.	"	10,595	3,818
U.S.A.	"	18,160	6,450
South Yemen	"	18,000	5,120
Total		57,748	18,583

276.330 Table salt

France	"	2,680	7,515
W. Germany	"	8,400	2,787
U.K.	"	46,124	15,286
U.S.A.	"	30,126	10,092
Total		87,330	29,680

276.400 Asbestos, crude

Italy	"	90,050	37,962
Netherlands	"	373	1,360
U.K.	"	4,727	41,940
Total		95,150	81,262

276.520 Mica including
splittings &
waste

U.K.	"	36,272	23,678
Total		36,272	23,678

276.622 Ashes of mineral
origin

Kenya	"	300,104	37,318
U.S.A.	"	57	550
Total		300,161	37,868

COMMODITY	QUANTITY		VALUE Eth. \$
	U N I T		

276.629 Other slag &
ash n.e.s.

Kenya	Kgs.	450,196	57,000
Total		450,196	57,000

276.710 Natural cryolite
natural chiolite
& natural arsenic
sulphides

W. Germany	"	16,000	5,831
Total		16,000	5,831

276.790 Strontianite
mineral sub-
stances n.e.s.

W. Germany	"	20,000	6,759
Italy	"	33,225	22,100
Netherlands	"	110,900	10,950
U.S.A.	"	59	3,480
Hong-Kong	"	67,192	37,605
Total		231,376	80,894

276.910 Chalk

Sudan	"	10,830	1,960
U.A.R. (Egypt)	"	50,000	4,128
France	"	9,900	1,122
W. Germany	"	704	2,315
Italy	"	60	290
U.K.	"	110,016	15,962
China (M)	"	2,224	897
Total		183,734	26,674

276.920 Earth colours

Belgium	"	12,750	10,405
W. Germany	"	50,000	14,486
Italy	"	14,050	7,012
Spain	"	10,000	2,790
U.K.	"	50,868	23,265
Total		137,668	57,958

276.930 Natural brium
sulphate, nat-
ural barium
carbonate

Unspecified	"	914,820	130,645
Total		914,820	130,645

4. IMPORT

COMMODITY	QUANTITY		VALUE Eth.\$
	U N I T		

276.980 Meerschaum,
amber

W. Germany	Kgs.	4,000	1,450
Italy	"	30,310	18,303
Norway	"	20,000	3,447
Hong-Kong	"	34,958	18,830
Total		89,268	42,030

282.000 Scrap & waste
metal of iron
& steel

Fr. Terr. of Affairs & Issas	"	199,530	10,395
Somalia	"	16,000	2,240
Sudan	"	57,962	7,097
France	"	103,470	7,372
Italy	"	40,100	1,252
Netherlands	"	153	518
U.K.	"	1,285	1,845
Europe unspecified	"	70,750	6,195
U.S.S.R.	"	124,000	9,400
U.S.A.	"	42,489	14,545
Unspecified	"	21,940	1,670
Total		677,679	62,529

291.160 Tortoise-shell
coral, shells &
their waste

Kenya	"	8,732	4,196
Somalia	"	400	400
U.A.R. (Egypt)	"	4,600	725
Saudi Arabia	"	500	1,000
South Yemen	"	6,287	4,953
Total		20,519	11,274

291.970 Natural sponges

Austria	"	44	305
France	"	60	808
Italy	"	44	423
Sweden	"	130	1,884
Switzerland	"	110	1,052
U.K.	"	6	100
Total		394	4,572

COMMODITY	QUANTITY		VALUE Eth.\$
	U N I T		

292.110 Saffron, bastard-
flowers

Italy	Kgs.	183	1,706
Total		183	1,706

292.220 Natural gums,
resins & bal-
sams

Switzerland	"	200	490
U.S.A.	"	40	529
India	"	525	642
Total		765	1,661

292.300 Vegetable mater-
ials primarily
used for plait-
ing, bamboo

Italy	"	203	825
Netherlands	"	500	3,515
Total		703	4,340

292.400 Plants, seeds
flowers & parts
of plants

Kenya	"	2,018	6,986
Austria	"	11	1,149
Denmark	"	19	900
France	"	21	300
W. Germany	"	14	406
Italy	"	95	1,769
Netherlands	"	409	3,123
U.S.A.	"	37	1,874
Israel	"	97,543	85,136
Total		100,166	101,643

292.500 Seeds, fruits &
spores for sowing

Kenya	"	37,968	39,691
Tanzania	"	21	405
Belgium	"	1,200	292
Denmark	"	633	5,029
France	"	22,959	42,009
Italy	"	10,405	35,791
Netherlands	"	1,924	11,441
Sweden	"	500	2,328

4. IMPORT

COMMODITY	QUANTITY		VALUE Eth.¢
	UNIT		
292.500 <u>Seeds, fruits & spores for sowing</u>			
U.K.	Kgs.	586	5,638
U.S.A.	"	4,805	29,550
Israel	"	64,172	56,114
Japan	"	11	117
New Zealand	"	45	754
Total		145,229	229,159
292.680 <u>Live bulbs, tubers & the like</u>			
Austria	"	33	1,521
Cyprus	"	1	193
Denmark	"	8	183
Italy	"	107	1,509
Netherlands	"	93	920
Total		242	4,426
292.700 <u>Cut flowers & foliage</u>			
Netherlands	"	30	137
Total		30	137
292.911 <u>Vegetable saps & extracts; & thickeners for laboratory use.</u>			
Italy	"	1,020	5,060
Total		1,020	5,060
321.000 <u>Coal, coke & briquettes</u>			
France	"	30,000	6,114
W. Germany	"	20,000	4,160
Poland	"	9,843,000	465,358
Europe unspecified	"	4,000	120
Total		9,897,000	475,752
331.011 <u>Petroleum, crude for further refining</u>			
Iran	Mt.	484,334	16,241,476
Total		484,334	16,241,476
332.110 <u>Aviation benzine</u>			
Fr. Terr. of Affairs & Issas	Litres	295,080	18,997

COMMODITY	QUANTITY		VALUE Eth.¢
	UNIT		
332.110 <u>Aviation benzine (cont'd)</u>			
Kenya	Litres	12,750	5,134
U.S.A.	"	2,740,420	1,399,780
Iran	"	5,449,118	643,281
Israel	"	216,000	27,338
Saudi Arabia	"	5,211,000	616,874
South Yemen	"	7,189,356	585,542
Australia	"	65,000	17,108
Total		21,178,724	3,314,054
332.120 <u>Motor spirit</u>			
Kenya	"	940	210
Somalia	"	70	140
Sudan	"	616	581
Iran	"	2,184,921	196,508
Saudi Arabia	"	211,729	19,326
South Yemen	"	2,915	309
Total		2,401,191	217,074
332.210 <u>Kerosene jet fuel</u>			
Fr. Terr. of Affairs & Issas	"	71,604	10,454
Kenya	"	1,800	600
Italy	"	316,348	21,512
U.S.A.	"	27,835	14,000
Iran	"	685,719	144,490
Total		1,103,306	191,056
332.220 <u>Kerosene, other than jet fuel</u>			
Fr. Terr. of Affairs & Issas	"	7,400	880
Kenya	"	24,584	10,486
Sudan	"	9,296	3,030
U.A.R. (Egypt)	"	3,222	1,388
Italy	"	68,680	4,670
Netherlands	"	28,680	2,390
U.K.	"	4,358	523
U.S.A.	"	9,860	5,571

4. IMPORT

COMMODITY	QUANTITY		VALUE Eth.\$
	U N I T		

332.220 Kerosene, other than jet fuel

Iran	Litres	2,310,265	236,683
Saudi Arabia	"	53,161	4,326
South Yemen	"	460,771	31,426
Total		2,980,277	301,373

332.230 White spirit turpentine

Sudan	"	300	120
Netherlands	"	2,880	8,729
U.S.A.	"	1,672	1,125
Israel	"	5,016	1,670
Total		9,868	11,644

332.310 Gas-oil naphtha

Fr.Terr.of Affairs & Issas	"	40,000	2,400
Kerya	"	12,870	1,818
Sudan	"	3,408	1,020
Italy	"	330,711	20,722
U.K.	"	119,822	7,643
Europe unspecified	"	1,992	264
Iran	"	2,312,426	1,996,870
U.S.A.	"	1,650	470
Saudi Arabia	"	666,602	84,044
South Yemen	"	4,032,626	259,093
Total		27,522,107	2,374,344

332.390 Diesel oil

France	"	1,071	170
U.K.	"	6,000	378
Iran	"	860,382	51,623
Total		867,453	52,171

332.490 Furnace & fuel oil

Italy	Kgs.	33	189
Total		33	189

332.511 Lubricating oils batching oil

Kenya	"	18,919	12,616
France	"	5,662	15,937
Italy	"	786,566	444,734

COMMODITY	QUANTITY		VALUE Eth.\$
	U N I T		

332.511 Lubricating oils batching oil (cont'd)

Netherlands	Kgs.	97,873	68,178
U.K.	"	700,765	449,401
U.S.A.	"	94,528	60,776
Iran	"	111,161	70,898
Israel	"	61,050	32,329
Total		1,876,524	1,154,569

332.512 Lubricating greases

France	"	700	510
W.Germany	"	123	3,547
Italy	"	1,786,559	1,091,395
Netherlands	"	2,082	1,272
Sweden	"	800	1,501
U.K.	"	753,298	474,616
U.S.S.R.	"	2,159	3,385
Europe unspecified	"	915	956
U.S.A.	"	2,359	23,287
Iran	"	535	1,645
Israel	"	4,500	3,941
South Yemen	"	78,277	47,099
Unspecified	"	540	356
Total		2,632,847	1,653,510

332.520 Lubricating oil for aviation

Kenya	"	414	885
W.Germany	"	1,190	1,506
Netherlands	"	30,690	12,978
Spain	"	78	402
U.K.	"	31,288	18,543
U.S.A.	"	11,704	34,125
Total		75,364	68,439

332.611 Petroleum jelly in bulk for use in making pharmaceuticals

Italy	"	31,650	18,215
U.K.	"	1,106	3,016
Total		32,756	21,231

4. IMPORT

COMMODITY	QUANTITY		VALUE Eth. \$
	U N I T		

332.619 Petroleum, jelly
other

Kenya	Kgs.	26,150	15,880
France	"	137,775	93,500
W. Germany	"	87,830	42,626
Italy	"	461,825	241,446
Netherlands	"	85,700	42,824
Sweden	"	6,408	5,153
Switzerland	"	242	685
U.K.	"	1,513,099	762,856
U.S.S.R.	"	6,000	600
Europe unspecified	"	9,210	4,810
U.S.A.	"	373,994	258,959
China(M)	"	16,335	7,525
Iran	"	63,764	37,456
Israel	"	102,910	47,013
South Yemen	"	5,997	4,815
Unspecified	"	1,281	784
Total		2,898,500	1,566,932

332.620 Paraffin wax &
other mineral wax

Denmark	"	100	240
W. Germany	"	25,000	11,116
Netherlands	"	50,000	20,114
Rumania	"	50,000	21,612
U.K.	"	63,500	24,938
U.S.S.R.	"	30,000	11,272
Singapore	"	15,000	6,233
Total		233,600	95,525

332.911 Transformer oils

Belgium	"	27,300	14,800
Italy	"	14,040	9,828
Netherlands	"	132,960	56,648
U.K.	"	2,742	1,187
Iran	"	384	349
Total		177,426	82,812

332.919 Other oils, for
special purposes

France	"	1,516	4,133
--------	---	-------	-------

COMMODITY	QUANTITY		VALUE Eth. \$
	U N I T		

332.919 Other oils, for
special purposes
(cont'd)

W. Germany	Kgs.	332	5,027
Netherlands	"	204,290	97,115
Switzerland	"	704	1,116
U.K.	"	24,209	21,864
U.S.S.R.	"	26,947	11,330
U.S.A.	"	60,152	28,678
Israel	"	4,700	15,625
South Yemen	"	1,730	816
Unspecified	"	72,830	42,013
Total		397,410	228,217

332.960 Bituminous mixtures
based on asphalt, pet-
roleum natural bit-
umen, mineral tar
pitch

Austria	"	6,120	1,745
W. Germany	"	1,000	1,160
Italy	"	44,770	21,037
Netherlands	"	5,894	2,566
U.K.	"	465,461	53,697
U.S.A.	"	9,744	11,561
Israel	"	122,785	18,021
Unspecified	"	6,680	6,870
Total		662,454	116,657

332.970 Petroleum bitumen
petroleum coke &
other residues

Netherlands	"	3,092	3,841
Total		3,092	3,481

341.100 Gas natural

Kenya	"	87	731
France	"	900	1,495
Italy	"	393	4,682
Total		1,380	6,908

341.220 Gases, cooking
other

W. Germany	"	3,670	9,401
Netherlands	"	165	428

4. IMPORT

COMMODITY	QUANTITY		VALUE Eth.\$
	U N I T		

341.220 Cases cooking other(cont'd)

South Yemen	Kgs.	20,159	3,940
Total		20,159	3,940

341.230 Cases for medical use.

W. Germany	"	90	801
Italy	"	1,790	2,751
Total		1,880	3,552

411.410 Animal(incl.fish) fats & oils un- processed,edible

Bulgaria	"	490	775
Denmark	"	11,294	7,161
France	"	3,317	4,994
Netherlands	"	4,150	5,687
Spain	"	310	721
U.K.	"	1,100	2,061
U.S.A.	"	13,133	24,233
Israel	"	1,218	923
Total		35,012	46,555

411.490 Animal(incl.fish) fats & oils, un- processed unedible tallow

Norway	"	80,819	51,926
Sweden	"	68,892	36,375
Switzerland	"	188,378	107,125
Australia	"	59,127	27,885
Total		397,216	223,311

421.500 Olive oil

France	"	1,280	3,348
Greece	"	8,311	12,927
Italy	"	94,999	212,185
Netherlands	"	11,000	14,745
Spain	"	37,993	80,273
U.K.	"	9,746	12,059
Total		163,329	335,537

422.300 Coconut(copra) oil

France	"	7,400	7,810
--------	---	-------	-------

COMMODITY	QUANTITY		VALUE Eth.\$
	U N I T		

422.300 Coconut(copra) oil(cont'd)

W. Germany	Kgs.	522,094	286,835
Italy	"	110,040	129,805
Netherlands	"	7,400	3,492
Ceylon	"	16,492	12,677
Malaysia	"	47,160	35,991
Singapore	"	16,631	16,636
Total		727,217	493,246

422.990 Fixed vegetable oils,others

Kenya	"	425	500
Sudan	"	8,541	11,019
Denmark	"	4,178	6,515
France	"	3,800	4,261
W. Germany	"	39,955	24,472
Greece	"	500	1,555
Italy	"	16,240	23,035
Netherlands	"	77,820	93,785
Spain	"	11,100	22,840
Switzerland	"	13,058	12,927
U.K.	"	154,051	92,141
U.S.A.	"	16,597	27,638
Iran	"	225	180
Total		346,490	320,868

431.100 Animal & veget- able oils,boiled oxidised,dehydrat- ed,sulphurised, blown or poly- merised

Netherlands	"	35	178
Singapore	"	13,637	7,651
Total		13,672	7,829

431.210 Hydrogenated oils & fats edible

Sudan	"	180	120
Italy	"	6,200	9,208
Australia	"	110,000	57,620
Total		116,380	66,948

4. IMPORT

COMMODITY	QUANTITY		VALUE Eth.\$
	U N I T		

431.290 <u>Hydrogenated oils & fats inedible</u>			
Denmark	Kgs.	117,006	76,053
W. Germany	"	514,385	301,777
Norway	"	412,148	261,194
Poland	"	100,000	64,000
Sweden	"	100,000	71,100
Switzerland	"	99,900	68,182
Total		1,343,439	842,306

431.320 <u>Residues from the treatment of fatty substances</u>			
Norway	"	79,645	50,575
Total		79,645	50,575

431.400 <u>Spermaceti, & other insect waxes & vegetable waxes</u>			
W. Germany	"	1,7795	19,482
Italy	"	500	915
Netherlands	"	32,400	86,767
Spain	"	1,373	2,547
U.K.	"	7,865	30,180
U.S.A.	"	2,071	6,192
Singapore	"	15,000	6,233
Total		67,004	152,316

431.420 <u>Bees-wax</u>			
Italy	"	310	1,119
U.K.	"	40	100
Total		350	1,219

512.110 <u>Styrene, saccharin, calcium & other artificial sweetening substances</u>			
W. Germany	"	300	2,005
Total		300	2,005

512.120 <u>Hydrocarbon acetylene gas in cylinder ethylene & others</u>			
W. Germany	"	1,311	900
Japan	"	3,000	2,130
Total		4,311	3,030

COMMODITY	QUANTITY		VALUE Eth.\$
	U N I T		

512.140 <u>Hydrocarbon derivatives other</u>			
Japan	Kgs.	20,000	8,080
Total		20,000	8,080

512.150 <u>Naphthalene</u>			
Belgium	"	30,000	22,948
W. Germany	"	63,050	45,146
Italy	"	30,000	20,760
Netherlands	"	12,050	9,037
Rumania	"	10,000	6,500
U.K.	"	35,020	22,444
U.S.S.R.	"	59,475	43,470
Total		239,595	170,305

512.240 <u>Spitit(denatured methylated)</u>			
Austria	"	234	553
W. Germany	"	1,020	1,660
Italy	"	13	170
U.S.A.	"	500	166,223
Total		1,767	168,606

512.511 <u>Acetic, formic & oxalic acids</u>			
Fr. Terr. of Affairs & Issas	"	90	301
W. Germany	"	5,288	4,014
Italy	"	5,000	4,115
Total		10,378	8,430

512.980 <u>Organic chemicals for industry</u>			
Belgium	"	4,425	9,656
Czechoslovakia	"	1,999	930
Denmark	"	80,005	49,900
France	"	6,844	22,620
E. Germany	"	690	2,058
W. Germany	"	236,973	190,755
Italy	"	69,460	46,268
Netherlands	"	13,460	29,144
Sweden	"	500	1,872
Switzerland	"	2,549	7,662

4. IMPORT

COMMODITY	QUANTITY		VALUE Eth. \$
	U N I T		

512.980 Organic chemicals for industry

U.K.	Kgs.	18,505	21,192
U.S.A.	"	15,665	34,777
Japan	"	54,888	23,417
Lebanon	"	291	1,520
Total		506,254	441,771

513.110 Oxygen (in cylin- ders)

Fr.Terr.of Affairs & Issas	"	60,079	21,702
France	"	2,595	2,283
W.Germany	"	85	527
Italy	"	15,000	3,515
Total		77,759	28,027

513.120 Nitrogen

Kenya	"	544	335
Unspecified	"	81	74
Total		625	409

513.210 Chlorine

W.Germany	"	11,354	31,056
U.S.S.R.	"	690	4,469
Total		12,044	35,525

513.230 Sulphur (not natural)

W.Germany	"	273,550	54,730
Netherlands	"	293,688	47,610
Total		567,238	102,340

513.245 Red phosphorous

W.Germany	"	1,000	3,130
Total		1,000	3,130

513.250 Mercury

W.Germany	"	119	5,145
U.K.	"	69	3,540
Total		188	8,685

513.270 Carbon black

W.Germany	"	360	2,526
U.S.A.	"	213	1,642
Total		573	4,168

COMMODITY	QUANTITY		VALUE Eth. \$
	U N I T		

513.310 Hydrochloric acid

W.Germany	Kgs.	20,582	15,915
Italy	"	104,150	44,389
Netherlands	"	10,643	6,132
India	"	4,940	1,800
Israel	"	10,044	4,060
Japan	"	25,000	9,900
Total		175,359	82,196

513.330 Sulphuric acid

Fr.Terr.of Affairs & Issas	"	200	304
W.Germany	"	11,640	4,987
Italy	"	36,380	16,712
Netherlands	"	83,505	34,064
U.S.S.R.	"	35,075	8,901
India	"	4,950	2,251
Japan	"	2,000	835
Total		173,750	68,054

513.340 Nitric acid

W.Germany	"	1,000	1,026
Italy	"	50	465
Switzerland	"	445	1,616
Total		1,495	3,107

513.360 Acid & oxides of arsenic

Belgium	"	1,500	2,564
Hungary	"	5,000	9,000
Netherlands	"	542	534
Rumania	"	250	809
U.S.A.	"	203	1,835
Israel	"	1,638	2,480
Total		9,133	17,222

513.390 Nitrous oxide (gas) & acid inorganic others

Belgium	"	2,500	3,490
France	"	2,000	1,385
W.Germany	"	43,580	20,504

4. IMPORT

COMMODITY	QUANTITY		VALUE Eth.\$
	U N I T		

513.390 Nitrous oxide
(gas) & acid
inorganic others
(cont'd)

Italy	Kgs.	36,987	30,514
Netherlands	"	1,000	1,684
Norway	"	81,905	56,878
Spain	"	700	1,209
Switzerland	"	15	189
Israel	"	8,000	11,404
Australia	"	1,000	665
Total		177,687	127,922

513.400 Halogen & sulphur
compounds of non-
metals or metall-
oids

Italy	"	210	305
Total		210	305

513.520 Manganese oxide

Netherlands	"	15,000	6,460
Total		15,000	6,460

513.530 Iran oxide &
hydroxide

W. Germany	"	12,300	6,167
Total		12,300	6,167

513.610 Ammonia(gas or
liquid)

W. Germany	"	6,848	11,309
Italy	"	1,000	610
U.K.	"	348	455
Total		8,196	12,374

513.620 Caustic soda
(sodium hydroxide)

France	"	9,720	2,904
E. Germany	"	31,832	6,491
W. Germany	"	977,115	230,517
Italy	"	367,050	88,643
Netherlands	"	360,027	79,959
U.K.	"	12,467	2,815

COMMODITY	QUANTITY		VALUE Eth.\$
	U N I T		

513.620 Caustic soda
(sodium hydr-
oxide)(cont'd)

U.S.S.R.	Kgs.	890	1,478
U.S.A.	"	544	315
Total		1,759,645	413,122

513.630 Caustic potash
(potassium hydr-
oxide)

W. Germany	"	2,975	4,055
Netherlands	"	18	105
Total		2,993	4,170

513.640 Barium oxide;
magnesium, potas-
ium; (sodium &
strontium(hydr-
oxide & peroxide

W. Germany	"	185	200
U.K.	"	30,000	21,340
Total		30,185	21,540

513.650 Aluminium oxide &
hydroxide

W. Germany	"	1,020	533
U.S.S.R.	"	7,000	18,556
Total		8,020	19,089

513.670 Chromium oxides
& hydroxide

W. Germany	"	1,000	2,227
Total		1,000	2,227

513.690 Oxides metallic
others

W. Germany	"	12,534	9,060
Italy	"	16,305	15,427
Netherlands	"	3,000	2,352
Spain	"	16,500	4,597
U.K.	"	900	8,241
U.S.A.	"	6	129
Israel	"	1,000	1,445
Total		50,245	41,251

4. IMPORT

COMMODITY	QUANTITY		VALUE Eth. \$
	U N I T		
514.110 <u>Flourides & other flourine salts</u>			
Fr. Terr. of Affairs & Issas	Kgs.	3,036	1,263
U.S.A.	"	511	797
Total		3,547	2,060
514.120 <u>Chlorides</u>			
Belgium	"	4,500	3,070
W. Germany	"	20,310	5,723
Italy	"	5,000	2,035
Norway	"	1	124
Japan	"	93,750	25,807
Total		123,561	36,759
514.130 <u>Chlorites</u>			
France	"	10,000	18,350
Total		10,000	18,350
514.140 <u>Chlorates</u>			
Netherlands	"	19,750	11,470
Total		19,750	11,470
514.210 <u>Sulphides</u>			
Netherlands	"	5,000	969
U.S.A.	"	5	666
Total		5,005	1,635
514.230 <u>Sulphite & thiosulphates</u>			
W. Germany	"	6,000	6,327
U.K.	"	3,434	1,171
Total		9,434	8,038
514.240 <u>Sulphates & persulphates</u>			
Belgium	"	29,700	6,290
France	"	50,000	9,680
W. Germany	"	221,600	48,200
U.K.	"	5,000	875
U.S.A.	"	4,889	5,964
Total		311,189	71,009
514.250 <u>Nitrites & nitrates</u>			
W. Germany	"	10	1,160

COMMODITY	QUANTITY		VALUE Eth. \$
	U N I T		
514.250 <u>Nitrites & nitrates</u> (cont'd)			
Sweden	Kgs.	30,360	10,120
Total		30,370	11,280
514.260 <u>Phosphites & phosphates</u>			
W. Germany	"	6,000	4,655
Netherlands	"	5,000	1,650
Total		11,000	6,305
514.280 <u>Sodium carbonate (soda ash)</u>			
Kenya	"	25,267	19,619
France	"	1,518	475
W. Germany	"	110,000	2,260
Italy	"	100,000	23,955
U.K.	"	14,100	3,852
U.S.A.	"	17,614	10,106
Japan	"	1,000	750
Total		169,499	61,017
514.290 <u>Carbonates (other) & percarbonates</u>			
Italy	"	20,530	3,528
Total		20,530	3,528
514.310 <u>Cyanides</u>			
France	"	630	1,652
Total		630	1,652
514.330 <u>Silicates</u>			
W. Germany	"	97,056	19,430
Italy	"	1,342	1,350
U.K.	"	35,468	7,210
Hong Kong	"	16,350	4,175
India	"	14,828	1,352
Japan	"	20,000	4,068
Total		175,044	37,585
514.340 <u>Borates & pre-borates</u>			
Japan	"	3,584	5,545
Total		3,584	5,545

4. IMPORT

COMMODITY	QUANTITY		VALUE Eth.\$
	U N I T		

514.350 Chromates; per-
manganate; stanu-
ate & salts of met-
allic acids or
others

W. Germany	Kgs.	480	1,051
Italy	"	1,500	1,145
Total		1,980	2,196

514.360 Salts of inorganic
acides n.e.s.

Netherlands	"	130	230
Total		130	230

514.910 Air liquid

Fr. Terr. of Affairs & Issas	"	420	204
Total		420	204

514.920 Hydrogen per-
oxide

W. Germany	"	10,010	6,575
Italy	"	5,000	4,030
U.K.	"	28,700	20,694
Japan	"	6,000	4,205
Total		49,710	35,504

514.930 Phosphides

Netherlands	"	2,727	895
Total		2,727	895

514.940 Calcium carbides

Belgium	"	2,000	924
W. Germany	"	5,005	1,746
Italy	"	15,000	5,860
Netherlands	"	15,000	5,925
Yugoslavia	"	200,000	64,153
Israel	"	85,000	27,597
Total		322,005	106,205

514.980 Inorganic chemical
products n.e.s.

Fr. Terr. of Affairs & Issas	"	4,680	1,734
Kenya	"	178,312	31,911
Austria	"	21,500	23,675
Belgium	"	35,009	49,965

COMMODITY	QUANTITY		VALUE Eth.\$
	U N I T		

514.980 Inorganic chem-
ical products
n.e.s. (cont'd)

Bulgaria	Kgs.	1,100	3,158
Denmark	"	3,120	1,637
Finland	"	43	1,166
France	"	139,425	61,687
E. Germany	"	35,000	9,789
W. Germany	"	2,396,556	2,049,607
Italy	"	820,164	638,992
Netherlands	"	166,930	113,296
Norway	"	203,713	121,848
Rumania	"	3,000	4,500
Sweden	"	1,841	3,614
Switzerland	"	54,331	191,215
U.K.	"	231,224	301,702
U.S.S.R.	"	503,066	16,662
U.S.A.	"	245,708	215,468
China(M)	"	10,350	5,594
Hong Kong	"	113,331	62,695
India	"	18,447	8,925
Israel	"	32,230	22,124
Japan	"	751,975	420,000
South Yemen	"	3,365	686
Australia	"	1,996	1,590
Unspecified	"	4,853	4,779
Total		5,981,271	4,368,019

521.300 Ammoniacal gas
liquors & spent
oxide produced

W. Germany	"	705	2,246
Total		705	2,246

521.410 Creosote oil

W. Germany	"	18,000	10,415
Total		18,000	10,415

521.490 Other oils & pro-
ducts

W. Germany	"	975	1,850
U.K.	"	157	254

4. IMPORT

COMMODITY	QUANTITY		VALUE Eth.\$
	U N I T		

521.490 <u>Other oils & products</u> (cont'd)			
U.S.A.	Kgs.	726	1,766
Israel	"	23,800	10,275
Total		25,658	14,145

531.010 <u>Synthetic organic dyestuffs & natural indigo</u>			
Belgium	"	2,528	2,307
W.Germany	"	544,903	831,999
Italy	"	33,116	83,028
Netherlands	"	10,200	12,325
Norway	"	22	150
Sweden	"	100	2,840
Switzerland	"	26,983	291,166
U.K.	"	27,888	237,212
U.S.S.R.	"	1,100	3,651
China(M)	"	1,225	3,221
India	"	13,070	19,857
Japan	"	68,453	119,003
Australia	"	51,118	28,379
Total		780,706	1,635,138

531.020 <u>Colour lakes</u>			
Kenya	"	45	253
Finland	"	20	295
W.Germany	"	1,118	13,674
Italy	"	43	365
Switzerland	"	246	1,545
U.K.	"	489	2,930
Israel	"	150	350
Total		2,111	19,412

532.110 <u>Annatto</u>			
Switzerland	"	500	11,960
Total		500	11,960

532.190 <u>Other dyeing extracts of vegetable or animal origin</u>			
France	"	40	1,035
W.Germany	"	19,953	69,036

COMMODITY	QUANTITY		VALUE Eth.\$
	U N I T		

532.190 <u>Other dyeing extracts of vegetable or animal origin</u> (cont'd)			
Italy	Kgs.	1,136	2,810
Netherlands	"	432	440
Switzerland	"	7,593	40,532
U.K.	"	155	1,589
U.S.S.R.	"	980	2,450
India	"	1,050	2,002
Japan	"	532	2,469
Total		31,871	122,363

532.300 <u>Synthetic tanning materials</u>			
France	"	2,000	3,565
W.Germany	"	136,701	233,745
Italy	"	6,601	13,007
Netherlands	"	3,625	14,847
Switzerland	"	185	1,459
Turkey	"	19,800	10,008
U.K.	"	450	2,653
U.S.A.	"	26	202
Israel	"	25,000	2,495
S.Korea	"	10,000	5,325
Total		204,388	287,306

532.400 <u>Tanning extracts of vegetable origin</u>			
Kenya	"	49,969	25,535
W.Germany	"	72,892	77,893
Total		122,861	103,428

532.500 <u>Tannic acid (tannic acid) & derivatives</u>			
Kenya	"	29,638	15,256
France	"	30	159
W.Germany	"	97,307	154,798
Italy	"	46,686	59,499
Netherlands	"	30,000	12,450
Switzerland	"	250	529

4. IMPORT

COMMODITY	QUANTITY		VALUE Eth.\$
	U N I T		

532.500 Tannic acid
(tannic acid) &
derivatives

U.K.	Kgs.	3,100	38,296
U.S.A.	"	508	2,228
China(M)	"	9,920	2,585
Israel	"	25,000	2,495
Total		242,439	288,295

533.100 Colouring matter
n.e.s.

Belgium	"	12,250	11,125
E.Germany	"	3,500	1,460
W.Germany	"	152	2,185
Italy	"	3,050	1,440
Spain	"	3,000	819
Switzerland	"	24	498
U.K.	"	145	1,152
U.S.A.	"	78	423
India	"	160	310
Total		22,359	19,412

533.200 Printing ink

Kenya	"	2,544	12,160
Austria	"	305	980
Belgium	"	500	2,371
Bulgaria	"	516	1,928
Denmark	"	7,735	28,555
France	"	730	9,305
W.Germany	"	12,125	73,892
Italy	"	5,691	20,496
Netherlands	"	982	6,097
Switzerland	"	465	5,384
U.K.	"	2,750	9,978
China(M)	"	2,000	2,828
Hong Kong	"	164	750
Israel	"	254	2,135
Japan	"	98	820
Total		36,859	177,679

COMMODITY	QUANTITY		VALUE Eth.\$
	U N I T		

533.310 Prepared pig-
ments, opacifiers
enamels, glazes
lustres & all
paints

Kenya	Kgs.	5,150	5,952
Austria	"	200	790
Belgium	"	34,341	36,435
Bulgaria	"	82,592	119,025
Denmark	"	340,301	322,887
France	"	47,762	61,651
W.Germany	"	52,837	138,282
Italy	"	188,806	234,286
Netherlands	"	70,263	138,074
Norway	"	15,372	28,829
Poland	"	768	1,992
Spain	"	11,000	5,652
Sweden	"	500	1,770
Switzerland	"	1,978	5,876
U.K.	"	140,008	122,545
Yugoslavia	"	23,930	10,289
U.S.A.	"	43,793	81,905
China(M)	"	22,000	8,505
Hong Kong	"	992	1,615
India	"	47,181	44,441
Iran	"	9,253	3,811
Israel	"	187,618	162,305
Japan	"	2,853	9,231
Pakistan	"	17,881	18,421
South Yemen	"	18,590	3,790
Total		1,365,969	1,568,359

533.321 Dyes in forms or
in packings

Kenya	"	24	570
E.Germany	"	10,160	7,514
W.Germany	"	37,103	31,430
Switzerland	"	183	1,885
Unspecified	"	1,113	1,820
Total		48,583	43,219

4. IMPORT

COMMODITY	QUANTITY		VALUE Eth.\$
	U N I T		

533.329 Varnishes, lac- quers distempers & stamping foils

Danmark	Kgs.	109	262
France	"	309	726
W. Germany	"	214	1,417
Netherlands	"	1,409	697
Norway	"	19,610	20,077
Sweden	"	3,110	7,244
Switzerland	"	101	1,140
U.K.	"	4,068	5,438
India	"	4,280	3,007
Total		33,210	40,008

533.330 Artists & stud- nets colour in tablets, bottles; jars & tubes

W. Germany	"	953	3,739
Italy	"	1,878	3,650
U.S.A.	"	357	552
Japan	"	220	1,543
Total		3,408	9,484

533.340 Prepared driers

Italy	"	20,000	7,804
Switzerland	"	58	2,214
U.K.	"	7,111	10,127
China(M)	"	10,000	3,143
Iran	"	20,000	7,603
Israel	"	3,300	1,100
Japan	"	9,218	20,588
Total		69,687	52,579

533.350 Putty & glaziers' fillings

W. Germany	"	5,036	7,587
Italy	"	10,000	5,360
Switzerland	"	24,670	5,089
Total		39,706	18,036

COMMODITY	QUANTITY		VALUE Eth.\$
	U N I T		

541.640 Organo-there- peutic glands & other organs & their extracts microbial vaccines & similar products

Kenya	Kgs.	168	9,249
U.A.R. (Egypt)	"	58	1,938
Austria	"	2,663	57,828
Belgium	"	14,947	234,518
Bulgaria	"	1,380	6,129
Czechoslovakia	"	6,870	46,624
Denmark	"	23,569	201,968
France	"	56,438	554,114
W. Germany	"	323,036	1,131,708
Greece	"	2,512	11,138
Hungary	"	5,897	73,593
Ireland	"	3	284
Italy	"	96,344	1,272,316
Netherlands	"	46,844	394,907
Poland	"	3,973	16,583
Rumania	"	26,478	11,700
Spain	"	66	1,948
Sweden	"	7,151	35,677
Switzerland	"	71,760	578,170
U.K.	"	247,495	1,429,285
U.S.S.R.	"	7,975	28,351
Yugoslavia	"	9,326	58,908
Canada	"	40	2,108
U.S.A.	"	59,743	716,351
China(M)	"	103	1,770
Hong Kong	"	1,445	9,107
India	"	1,944	10,064
Israel	"	38,235	331,819
Lebanon	"	3,200	21,232
Singapore	"	5,400	60,600
Australia	"	6,308	100,123
Unspecified	"	24,377	46,825
Total		1,095,744	8,456,935

4. IMPORT

COMMODITY	QUANTITY		VALUE Eth. \$
	U N I T		

541.700 Medicaments
(incl. veterinary
medicaments)

COMMODITY	QUANTITY	VALUE Eth. \$
Kenya	Kgs. 13,852	267,760
Egypt	" 22	772
Austria	" 479	9,978
Belgium	" 870	42,584
Bulgaria	" 7	800
Czechoslovakia	" 48	553
Denmark	" 1,153	10,834
France	" 8,640	82,530
W. Germany	" 24,313	354,588
Greece	" 1,498	42,167
Hungary	" 145	750
Italy	" 21,160	344,898
Netherlands	" 6,118	74,932
Poland	" 126	261
Rumania	" 208	10,530
Spain	" 137	1,780
Sweden	" 1,674	71,867
Switzerland	" 24,957	433,896
U.K.	" 15,745	235,698
U.S.S.R.	" 5,603	6,525
Yugoslavia	" 3,386	38,325
Europe unspecified	" 100	1,180
Canada	" 34	1,948
U.S.A.	" 4,165	128,748
Hong Kong	" 73	3,723
India	" 2,583	6,455
Israel	" 6,336	51,673
Lebanon	" 15	1,757
Total	142,447	2,227,422

COMMODITY	QUANTITY		VALUE Eth. \$
	U N I T		

541.910 Wadding, gauze
bandages &
similar impre-
gnated or coat-
ed with pharmace-
utical substances

COMMODITY	QUANTITY	VALUE Eth. \$
Kenya	Kgs. 1,846	22,481
Czechoslovakia	" 239	1,272
Denmark	" 454	3,491
France	" 23	1,317
W. Germany	" 15,694	82,162
Italy	" 4,031	21,783
Netherlands	" 9,073	51,133
Switzerland	" 1,324	9,149
U.K.	" 22,269	93,784
U.S.S.R.	" 2,334	14,517
U.S.A.	" 495	5,162
India	" 2,724	5,000
Israel	" 10,014	63,054
Total	70,520	374,305

551.100 Essential oils
& resinoids

W. Germany	" 1,130	3,176
Total	1,130	3,176

551.211 Terpenic by-
products of
essential oils,
for preparing

Tanzania	" 2,500	3,123
W. Germany	" 116,556	49,230
Italy	" 1,869	26,499
Netherlands	" 13,764	7,830
Switzerland	" 107	322
U.K.	" 5,570	16,304
U.S.A.	" 5,489	32,442
India	" 2,880	31,477
Israel	" 32	836
Total	148,767	168,063

4. IMPORT

COMMODITY	QUANTITY		VALUE Eth. \$
	U N I T		

551.212 Terpenic by-products of essential oils, for use in the manufacture of wines, spirits & liquors or in the manufacture of perfumery

Denmark	Kgs.	6	855
France	"	7,848	41,281
W. Germany	"	372	3,107
Italy	"	16,693	55,872
Netherlands	"	6,075	1,404
U.K.	"	2,937	22,968
U.S.A.	"	1,044	22,607
India	"	4,180	94,966
Lebanon	"	391	8,116
Total		39,546	2,299,176

551.219 Terpenic by-products of essential oils, other

Kenya	"	23,330	16,595
France	"	450	3,205
W. Germany	"	820	2,672
Italy	"	2,938	25,649
Switzerland	"	100	1,065
U.K.	"	5,356	32,430
U.S.A.	"	35,255	244,672
India	"	43,432	884,405
Lebanon	"	1,910	14,845
Total		113,591	1,231,538

551.241 Aqueous distillates & solutions for essential oils, for use in the perfumery manufacture.

France	"	1,160	6,574
U.K.	"	77	466
India	"	500	2,278
Total		1,737	9,318

COMMODITY	QUANTITY		VALUE Eth. \$
	U N I T		

551.249 Aqueous distillates & solutions of essential oils other

Kenya	Kgs.	3,063	18,072
France	"	222	1,312
W. Germany	"	10,000	8,804
Italy	"	1,425	8,981
Spain	"	68	544
U.K.	"	1,110	5,429
India	"	1,941	42,420
Lebanon	"	2,916	42,080
Total	"	20,745	127,642

553.010 Perfumery, alcoholic

Kenya	"	10	178
U.A.R. (Egypt)	"	200	2,012
Belgium	"	286	6,826
France	"	35,655	282,546
W. Germany	"	5,464	49,656
Italy	"	18,950	106,384
Netherlands	"	588	2,417
Poland	"	314	1,050
Spain	"	300	3,012
Switzerland	"	2,787	10,491
U.K.	"	11,470	58,928
U.S.S.R.	"	300	1,035
U.S.A.	"	770	5,633
China (M)	"	381	385
Hong Kong	"	290	433
India	"	1,326	18,804
Israel	"	254	2,599
Japan	"	1,693	5,396
Lebanon	"	635	1,795
South Yemen	"	422	5,301
Total	"	82,095	564,881

553.020 Perfumery, non-alcoholic

France	"	1,420	9,553
--------	---	-------	-------

4. IMPORT

COMMODITY	QUANTITY		VALUE Eth. \$
	U N I T		

553.020 Perfumery, non-
alcoholic (Cont'd)

Italy	Kgs.	73	515
U.K.	"	61,308	257,928
U.S.A.	"	470	1,885
India	"	689	9,179
Japan	"	518	1,250
South Yemen	"	790	1,152
Total	"	65,268	281,462

553.030 Incence

France	"	534	1,164
W. Germany	"	487	7,500
U.K.	"	550	5,459
China(M)	"	12,030	77,839
Hong Kong	"	5,085	2,295
India	"	128,376	438,343
Japan	"	617	2,210
Malaysia	"	2,503	2,817
Saudi Arabia	"	90,000	66,664
Singapore	"	127,949	111,279
South Yemen	"	337,340	255,228
Total	"	705,471	910,798

553.040 Dentifrices
dental powder
& mouth-washes

W. Germany	"	29	104
Italy	"	1,145	5,735
Switzerland	"	497	3,836
U.K.	"	40,433	115,787
Total	"	42,104	125,460

553.050 Face cream; powder
rouge; nail var-
nish

France	"	2,558	28,453
W. Germany	"	28,851	131,283
Hungary	"	1,000	1,621
Italy	"	9,919	68,886
Netherlands	"	1,589	5,502
Switzerland	"	1,057	7,576
U.K.	"	25,452	88,346

COMMODITY	QUANTITY		VALUE Eth. \$
	U N I T		

553.050 Face cream; powder
rouge; nail var-
nish (Cont'd)

U.S.A.	Kgs.	7,054	22,281
China(M)	"	12,753	18,051
Hong Kong	"	900	1,230
India	"	3,315	6,732
Israel	"	1,217	15,711
Japan	"	5,727	13,016
Pakistan	"	460	576
Singapore	"	4,970	5,391
Australia	"	700	3,007
Total	"	107,522	417,662

553.060 Hair, oil, cream,
shampoo & tonic

France	"	1,193	11,834
W. Germany	"	4,659	22,081
Hungary	"	180	168
Italy	"	26,670	45,986
Netherlands	"	885	1,890
Spain	"	764	1,246
Switzerland	"	727	4,516
U.K.	"	15,922	46,290
U.S.A.	"	2,469	8,014
China(M)	"	24,243	26,791
India	"	9,127	17,528
Israel	"	200	3,724
Japan	"	463	840
Pakistan	"	1,150	1,512
Australia	"	200	385
Total	"	88,902	192,805

553.080 Toilet prepara-
tion, other

France	"	3,419	12,486
W. Germany	"	4,250	25,923
Italy	"	312	3,413
Netherlands	"	1,431	5,057
U.K.	"	3,999	21,751
U.S.S.R.	"	115	1,567

4. IMPORT

COMMODITY	QUANTITY		VALUE Eth.\$
	U N I T		

553.080 Toilet prepara- tion, other (Cont'd)

U.S.A.	Kgs.	182	200
Israel	"	55	1,254
Total	"	13,763	71,651

553.090 Dyes hair

France	"	1,651	10,708
W.Germany	"	7,597	29,541
Italy	"	714	4,525
U.K.	"	1,878	7,037
India	"	2,942	8,207
Total	"	14,782	60,018

553.100 Perfumed wood

Italy	"	139	1,235
India	"	5,859	22,426
Total	"	5,998	23,661

554.110 Soap, common, in bulk, bars or doublets

France	"	32,580	20,314
W.Germany	"	335	423
Italy	"	1,469,735	747,448
Rumania	"	149,660	61,146
Spain	"	101,000	49,875
U.K.	"	123,718	125,971
U.S.S.R.	"	1,905,180	824,906
U.S.A.	"	1,010	2,179
Israel	"	33,556	21,305
Pakistan	"	70,000	33,100
Australia	"	13,972	8,348
Total	"	3,898,746	1,895,746

554.120 Toilet soap

France	"	7,062	11,193
E.Germany	"	57,600	46,943
W.Germany	"	114,583	125,984
Greece	"	110	753
Hungary	"	21,480	17,990

COMMODITY	QUANTITY		VALUE Eth.\$
	U N I T		

554.120 Toilet soap (Cont'd)

Italy	Kgs.	140,539	150,649
Netherlands	"	59,014	74,535
Poland	"	11,751	11,454
Rumania	"	37,309	28,223
Switzerland	"	5,358	7,751
U.K.	"	543,686	770,216
U.S.A.	"	134	1,311
India	"	11,307	18,866
Lebanon	"	150	240
Pakistan	"	26,553	32,313
Australia	"	300	758
Total	"	1,036,936	1,299,179

554.130 Shaving soap

W.Germany	"	150	590
Hungary	"	375	985
Italy	"	170	595
Netherlands	"	110	185
U.K.	"	5,993	16,472
U.S.A.	"	290	1,570
Unspecified	"	297	576
Total	"	7,385	20,973

554.140 Liquid soap

W.Germany	"	6,805	6,383
Italy	"	1,467	2,308
U.K.	"	6,187	14,412
U.S.A.	"	1,104	3,064
Total	"	15,563	26,167

554.150 Soap powder

France	"	12,621	18,986
W.Germany	"	50,635	39,466
Gibraltar & Malta	"	5,342	4,540
Italy	"	85,840	74,717
Netherlands	"	405	805
Norway	"	740	233
U.K.	"	420,211	622,369
U.S.A.	"	14,845	20,721

4. IMPORT

COMMODITY	QUANTITY		VALUE Eth.\$
	U N I T		
554.150 Soap powder (cont'd)			
India	Kgs.	3,999	4,820
Israel	"	20,019	14,750
Total		614,657	801,407
554.190 Soap, other			
Italy	"	188	472
Netherlands	"	124	238
U.K.	"	13,172	7,017
U.S.A.	"	5,119	3,556
Total		18,603	11,283
554.200 Surface-acting agents & washing preparation			
Belgium	"	122	165
France	"	480	376
W. Germany	"	21,160	13,353
Greece	"	94,625	98,437
Italy	"	174,108	90,975
Netherlands	"	642	1,480
Switzerland	"	2,500	2,163
U.K.	"	85,977	71,084
U.S.A.	"	27,869	27,815
Total		407,483	305,848
554.310 Polishes & creams for footwear			
W. Germany	"	708	1,541
Kenya	"	82,412	176,641
Italy	"	783	5,284
Netherlands	"	501	1,810
Spain	"	237	835
Sweden	"	1,050	1,865
U.K.	"	1,256	1,982
U.S.A.	"	452	325
India	"	110	194
Pakistan	"	17,135	32,908
Total		104,644	223,385

COMMODITY	QUANTITY		VALUE Eth.\$
	U N I T		
554.320 Metal polishes pastes & powder			
Kenya	Kgs.	4,028	8,086
Italy	"	9,004	13,000
U.K.	"	3,176	7,662
U.S.A.	"	609	2,024
Total		16,817	30,772
554.390 Polishes, pastes & powders, other			
Belgium	"	710	2,688
France	"	200	1,750
W. Germany	"	270	784
Italy	"	2,171	4,268
Netherlands	"	4,594	2,264
Switzerland	"	226	640
U.K.	"	11,257	24,439
U.S.A.	"	2,097	4,319
India	"	600	906
Japan	"	1,000	2,762
Australia	"	1,000	1,360
Total		24,125	46,180
561.100 Nitrogenous fertilizers & fertilizer mater- ials			
Belgium	"	1,042	4,375
W. Germany	"	347,788	123,404
Italy	"	150,000	28,060
U.S.A.	"	9,098	2,230
Kuwait	"	50,000	10,790
Total		557,928	168,859
561.200 Phosphatic fer- tilizers & fer- tilizers mater- ials			
Belgium	"	51,730	19,460
W. Germany	"	319,709	68,188
Italy	"	214,850	43,623
Netherlands	"	492,868	118,444
Israel	"	50,000	9,875
Total		1,129,157	259,590

4. IMPORT

COMMODITY	QUANTITY		VALUE Eth.\$
	U N I T		

561.300 <u>Potassic fer-</u> <u>tilizers & fer-</u> <u>tilizer materials</u>			
France	Kgs.	50,000	9,665
W.Germany	"	70,000	14,969
Italy	"	100,000	21,875
Israel	"	100,000	16,665
Total	"	320,000	63,174

561.900 <u>Fertilizers,</u> <u>other</u>			
Belgium	"	626,960	130,285
W.Germany	"	3,055,914	483,435
Italy	"	1,087,500	244,106
Netherlands	"	989,755	207,468
Sweden	"	5,000	1,904
U.K.	"	33,000	22,226
U.S.A.	"	972	980
Japan	"	250	875
Kuwait	"	394,100	81,089
Total	"	6,193,451	1,172,368

571.100 <u>Propellant pow-</u> <u>ders & other pre-</u> <u>pared explosives</u>			
W.Germany	"	4,422	18,472
Italy	"	1,080	12,074
Total	"	5,502	30,546

571.200 <u>Mining, blasting</u> <u>& safety fuses</u>			
W.Germany	"	286,496	295,530
U.K.	"	9,008	32,287
Yugoslavia	"	33,123	43,681
U.S.A.	"	143	6,443
Israel	"	789	4,613
Total	"	329,559	382,554

571.310 <u>Fireworks</u>			
W.Germany	"	2,726	5,926
Japan	"	1,321	10,111
Total	"	4,047	16,037

571.390 <u>Other pyrotechnic</u> <u>products</u>			
Belgium	"	3	129
Czechoslovakia	"	1,560	3,003
Total	"	1,563	3,132

COMMODITY	QUANTITY		VALUE Eth.\$
	U N I T		

571.400 <u>Hunting & sport-</u> <u>ing ammunition</u>			
Hungary	Kgs.	66	2,552
Italy	"	2,852	16,892
Total	"	2,918	19,444

581.410 <u>Plastic mater-</u> <u>ials in the form</u> <u>of emulsions</u>			
Belgium	"	25,000	22,115
W.Germany	"	22,240	21,337
Italy	"	1,141,075	1,196,131
U.K.	"	186,903	189,126
Hong Kong	"	68,064	71,545
India	"	71,000	45,207
Israel	"	341,800	320,347
Total	"	1,856,082	1,865,808

581.420 <u>Prepared glues</u>			
U.S.A.	"	613	1,438
Japan	"	130	730
Total	"	743	2,168

581.490 <u>Plastic materials</u> <u>regenerated cell-</u> <u>ulose & artificial</u> <u>resins, other</u>			
France	"	50,000	52,408
W.Germany	"	33,494	40,465
Italy	"	173,598	182,770
U.K.	"	35,000	34,990
U.S.A.	"	1,190	4,060
Hong Kong	"	39,952	22,585
Israel	"	133,400	85,486
Japan	"	1,529	5,002
Total	"	468,163	427,766

599.210 <u>Insecticides &</u> <u>fungicides</u>			
Kenya	"	42,273	31,701
Sudan	"	16,650	51,604
Tanzania	"	28,754	45,735
Belgium	"	2,500	5,680
Bulgaria	"	77	1,171
Denmark	"	1,539	4,577
W.Germany	"	242,532	223,861
Italy	"	119,756	196,938

COMMODITY	QUANTITY		VALUE Eth.\$
	UNIT		

599.210 Insecticides & Fungicides
(Cont'd)

Netherlands	Kgs.	129,901	194,111
Switzerland	"	3,088	9,120
U.K.	"	43,561	77,669
U.S.A.	"	819,472	1,965,194
India	"	25,000	4,800
Israel	"	157,080	275,196
Japan	"	55,299	92,766
Total	"	1,687,482	3,180,123

599.220 Disinfectants

W. Germany	"	4,895	10,479
Netherlands	"	6,913	6,305
Switzerland	"	216	627
U.K.	"	26,116	26,582
U.S.A.	"	2,758	4,950
India	"	2,500	773
Israel	"	16,000	19,050
Japan	"	400	4,065
Total	"	59,798	72,831

599.290 Weed-killers anti-sprouting products & rat poisons put up for sale by re-tails

Kenya	"	135,373	103,645
Belgium	"	2,000	8,840
Bulgaria	"	3,456	12,921
Denmark	"	520	11,282
W. Germany	"	102,745	336,841
Italy	"	206,214	524,429
Netherlands	"	99,313	314,284
Sweden	"	50,000	80,100
Switzerland	"	9,126	109,423
U.K.	"	97,202	170,972
U.S.S.R.	"	30,000	24,240
U.S.A.	"	20,055	70,563
India	"	15,000	2,870
Israel	"	315,098	415,755
Japan	"	48,080	55,683
Total	"	1,134,182	2,231,848

COMMODITY	QUANTITY		VALUE Eth.\$
	UNIT		

599.511 Starches & inulin in bulk for use in the production of yarns & textile fabric

Belgium	Kgs.	55,880	16,550
Denmark	"	913	1,164
France	"	64,824	18,485
W. Germany	"	347,178	122,684
Italy	"	250	822
Netherlands	"	20,000	5,545
Switzerland	"	750	5,677
U.K.	"	65,200	14,239
U.S.A.	"	30,120	8,043
Japan	"	18	610
Total	"	585,133	193,819

599.512 Starches & inulin, in bulk, other

Belgium	"	309,000	101,313
France	"	16,566	5,030
W. Germany	"	220,210	66,535
Netherlands	"	5,112	2,080
U.K.	"	13,289	10,815
Hong Kong	"	3,000	1,100
Total	"	567,177	186,873

599.513 Starches & inulin, household, in packets, tins or other retail packings

Belgium	"	15,103	6,126
W. Germany	"	137,272	47,644
Netherlands	"	64,830	19,600
U.K.	"	22,054	6,610
U.S.A.	"	1,587	1,608
Total	"	240,846	81,588

599.531 Casein glues & liquid gum

Sudan	"	50	195
Austria	"	105	335
Belgium	"	9,900	4,609
Czechoslovakia	"	5,750	4,890
Finland	"	5,000	6,346
France	"	1,562	1,831

4. IMPORT

COMMODITY	QUANTITY		VALUE Eth.\$
	U N I T		

599.531 Casein glues & liquid gum
(Cont'd)

W. Germany	Kgs.	56,023	98,692
Italy	"	52,454	75,269
Netherlands	"	4,743	9,690
Norway	"	8,298	9,974
Sweden	"	1,980	2,026
Switzerland	"	17,030	10,224
U.K.	"	24,758	28,207
U.S.A.	"	1,014	3,887
China(M)	"	897	175
Israel	"	30,196	31,808
Japan	"	4,464	7,291
Total	"	224,224	295,449

599.539 Casein, caseina-
tes & casein de-
rivatives, other

W. Germany	"	275	2,010
Greece	"	39,860	20,800
U.K.	"	217	310
Total	"	40,352	23,120

599.551 Glues derived
from bones, hides
& nerves

China(M)	"	5,000	3,366
Israel	"	1,010	872
Total	"	6,010	4,238

599.559 Gelatin & other
gelatin deriva-
tives

U.K.	"	1,258	1,275
Total	"	1,258	1,275

599.560 Petones, protein
substances & their
derivatives

Italy	Kgs.	152	1,423
Total	"	152	1,423

599.580 Dextrins,
starch glues &
other prepared
glues n.e.s.

Belgium	"	3,750	1,425
France	"	24	345
W. Germany	"	5,305	12,786
Italy	"	13,390	18,746

COMMODITY	QUANTITY		VALUE Eth.\$
	U N I T		

599.580 Dextrins, starch
glues & other
prepared glues
n.e.s. (Cont'd)

Netherlands	Kgs.	1,388	9,290
Norway	"	2,138	2,838
Switzerland	"	77	535
U.K.	"	2,881	15,247
U.S.A.	"	12,442	17,699
Israel	"	3,173	6,064
Japan	"	952	3,530
Total	"	45,520	88,505

599.630 Spirits of tur-
pentine & other
terpanic pro-
ducts

W. Germany	"	20	110
Netherlands	"	12	280
U.K.	"	23,777	13,095
U.S.S.R.	"	4,000	10,000
Israel	"	8,460	3,555
South Yemen	"	17,866	5,287
Total	"	54,135	32,327

599.650 Wood tar, wood
tar oils, wood
creosote, wood
naphtha & ace-
tone oil

W. Germany	"	5,400	2,970
U.K.	"	1,735	1,114
Israel	"	8,320	3,168
Total	"	15,455	7,252

599.660 Vegetable pitch;
brewers pitch,
foundry core pro-
ducts based on
natural resinous
products

W. Germany	"	556	255
Total	"	556	255

599.710 Artificial waxes
& prepared waxes

W. Germany	"	1,585	2,272
Italy	"	1,266	3,463
Netherlands	"	2,880	2,265
U.S.S.R.	"	70,000	26,310
Total	"	75,731	34,310

4. IMPORT

COMMODITY	QUANTITY		VALUE Eth.\$
	U N I T		

599.740 Prepared glazings
dressing & mor-
dants

Kenya	Kgs.	129,790	74,129
W. Germany	"	464,975	764,612
Italy	"	45,773	49,277
Netherlands	"	5,019	4,326
Switzerland	"	2,050	7,275
U.K.	"	6,203	7,129
U.S.A.	"	4,048	4,525
Total	"	657,858	911,273

599.780 Preparation &
charges for fire
extinguishers

Italy	"	2,053	3,561
Netherlands	"	80	414
U.K.	"	1,462	7,586
Total	"	3,595	11,561

599.790 Anti-knock pre-
parations, rust
preventer & simi-
lar additive for
mineral oils

Israel	"	1,600	753
Total	"	1,600	753

599.910 Modelling pastes,
dental waxes &
dental impression
compounds

U.K.	"	96	1,173
Total	"	96	1,173

599.920 Activated carbon
& activated
natural mineral
products

W. Germany	"	6,250	2,251
Japan	"	135	865
Total	"	6,385	3,116

599.940 Pickling pre-
paration for metal
surfaces, fluxes &
other auxiliary
preparation for
soldering, braz-
ing or welding

W. Germany	"	675	1,150
Italy	"	108	210
U.K.	"	32,100	48,240
Total	"	32,883	49,600

COMMODITY	QUANTITY		VALUE Eth.\$
	U N I T		

599.950 Composite sol-
vents & thinners
for varnish

Kenya	Kgs.	1,600	1,827
Italy	"	410	3,569
U.K.	"	2,400	1,810
Total	"	4,410	7,206

599.991 Anti-scaling
compounds for
use in boilers
& pipes

U.S.A.	"	8	885
Total	"	8	885

599.999 Chemical pro-
ducts & prepara-
tions other

Kenya	"	251	2,756
Belgium	"	1,920	2,400
Czechoslovakia	"	7	983
Denmark	"	4	419
France	"	15,753	21,385
W. Germany	"	354,738	323,662
Italy	"	34,147	28,904
Netherlands	"	14,664	11,906
Norway	"	144	1,626
Switzerland	"	5,775	43,431
U.K.	"	42,931	47,624
U.S.A.	"	1,490	5,999
India	"	6,648	5,000
Israel	"	300	465
Japan	"	20,250	17,210
Lebanon	"	284	2,082
Total	"	499,306	515,852

611.400 Leather of
other bovine
cattle & equine
leather

Italy	"	840	5,735
U.S.A.	"	170	3,855
Total	"	1,010	9,590

611.910 Leather of sheep
& lamb skins

U.S.A.	"	1,000	3,054
Total	"	1,000	3,054

4. IMPORT

COMMODITY	QUANTITY		VALUE Eth.\$
	U N I T		

611.930 Chamois-dressed leather

Switzerland	Kgs.	148	6,010
U.K.	"	213	5,755
Japan	"	35	177
Australia	"	50	1,589
Total	"	446	13,531

611.990 Other kinds of leather

Kenya	"	3,354	6,435
W.Germany	"	1,647	7,747
Italy	"	2,734	14,561
Rumania	"	2,084	2,730
U.S.A.	"	4,757	10,307
Total	"	14,576	41,780

612.110 Conveyor, trans- mission or ele- vator belts of leather

Belgium	"	416	1,425
W.Germany	"	1,223	11,035
Italy	"	1,381	20,427
Netherlands	"	92	1,410
Poland	"	10	473
U.K.	"	644	3,107
India	"	135	1,215
Japan	"	150	1,050
Total	"	4,051	40,142

612.190 Other articles of a kind used in machinery or mechanical appliances

Czechoslovakia	"	11	585
W.Germany	"	60	3,835
Italy	"	200	530
U.K.	"	57	2,756
Total	"	328	7,706

612.210 Saddlery & other harness-makers goods of arti- ficial plastic materials

Italy	"	15	169
U.K.	"	29	1,075
Israel	"	58	782
Total	"	102	2,026

COMMODITY	QUANTITY		VALUE Eth.\$
	U N I T		

612.290 Saddlery & other harness-makers goods, other

U.A.R. (Egypt)	Kgs.	966	4,306
Sweden	"	985	200
U.K.	"	111	3,171
Pakistan	"	1,199	11,994
Total	"	3,261	19,671

612.320 Leather heels

Italy	"	135	225
Total	"	135	225

612.330 Other parts of footwear leather

France	"	122	1,786
Italy	"	255	5,579
Lebanon	"	52	850
Total	"	429	8,215

612.340 Parts of foot- wear of any material other than leather or rubber

Czechoslovakia	"	12,248	36,107
France	"	3,994	15,872
W.Germany	"	2,529	22,277
Italy	"	52,347	189,572
U.K.	"	43,553	56,170
Formosa	"	1,287	3,087
Japan	"	20	344
Lebanon	"	637	4,822
Total	"	116,615	328,251

612.350 Rubber, soles & heels

Czechoslovakia	Pair	9,200	15,503
France	"	36,588	36,038
W.Germany	"	5,200	8,108
Italy	"	252,368	233,143
Netherlands	"	1,000	486
U.K.	"	11,631	12,910
Lebanon	"	5,034	5,092
Total	"	321,021	311,280

612.360 Other parts of footwear rubber

France	Kgs.	64	535
Italy	"	1,576	7,433

4. IMPORT

COMMODITY	QUANTITY		VALUE Eth. \$
	U N I T		

612.360	<u>Other parts of footwear rubber</u> (Cont'd)			
U.K.	Kgs.	1,670	5,508	
Hong Kong	"	13,821	11,835	
Japan	"	3,614	8,893	
Lebanon	"	200	1,298	
Total	"	20,945	35,502	

612.390	<u>Parts of footwear, of other materials not for local manufactures into footwear</u>			
Italy	"	383	1,480	
Total	"	383	1,480	

612.900	<u>Manufactures of leather n.e.s.</u>			
France	"	11	835	
W. Germany	"	54	1,574	
Italy	"	682	10,643	
Spain	"	80	988	
U.K.	"	9	296	
U.S.A.	"	1,020	2,246	
Australia	"	70	2,220	
Total	"	1,926	18,801	

621.010	<u>Plates, sheets strip & granules of unvulcanised natural or synthetic rubber</u>			
France	"	22	701	
W. Germany	"	1,921	1,102	
Italy	"	4,843	13,839	
Switzerland	"	9,965	6,056	
Hong Kong	"	1,395	1,780	
Japan	"	6,485	13,279	
Malaysia	"	500	2,568	
Total	"	25,131	39,325	

621.021	<u>Raw natural or synthetic rubber & rubber gum for retreading, for the manufactures of footwear & parts</u>			
Austria	"	2,892	7,128	
Czechoslovakia	"	18,000	7,685	
France	"	7,737	18,911	
W. Germany	"	316,686	432,572	

COMMODITY	QUANTITY		VALUE Eth. \$
	U N I T		

621.021	<u>Raw natural or synthetic rubber & rubber gum for retreading, for the manufactures of footwear & parts</u> (Cont'd)			
Italy	Kgs.	52,862	105,041	
Netherlands	"	7,524	6,817	
Switzerland	"	840	1,528	
U.K.	"	29,254	66,861	
U.S.A.	"	21,065	59,049	
China(M)	"	161	606	
Formosa	"	92	1,230	
Hong Kong	"	7,990	8,900	
Japan	"	75	305	
Malaysia	"	49,016	59,696	
Pakistan	"	100	1,533	
Singapore	"	23,116	49,803	
Total	"	537,410	827,665	

621.029	<u>Unvulcanised natural synthetic rubber, other</u>			
Italy	"	110	299	
Japan	"	704	2,936	
Total	"	814	3,265	

621.060	<u>Hardened rubber in bulk, plates, sheets, strips rods & powder of hardened rubber</u>			
France	"	2,632	4,214	
Italy	"	3,226	10,039	
Netherlands	"	424	1,055	
Sweden	"	83	416	
Hong Kong	"	620	1,140	
Unspecified	"	63	840	
Total	"	7,048	17,704	

621.070	<u>Vulcanised rubber thread, cord, plates sheets, & tubing of unhardened vulcanised rubber</u>			
Fr. Terr. of Affairs & Issas	"	1,840	11,008	
Czechoslovakia	"	3,050	3,437	
France	"	600	2,489	
W. Germany	"	3,574	10,097	
Greece	"	1,098	3,980	

4. IMPORT

COMMODITY	QUANTITY		VALUE Eth.\$
	U N I T		

621.070 Vulcanised rubber
thread, cord, plates
sheets, & tubing of
unbarred vulcanised
rubber (Cont'd)

Italy	Kgs.	15,175	58,181
Netherlands	"	774	3,072
Norway	"	47	166
U.K.	"	7,288	23,979
Europe unspecified	"	65	210
U.S.A.	"	1,373	13,657
Hong Kong	"	10,882	12,833
India	"	891	2,353
Japan	"	11,568	27,444
South Yemen	"	150	1,800
Total	"	58,375	174,706

629.111 Outer tyres for
cycles & tri-
cycles

Czechoslovakia	No.	6,250	11,335
France	"	2,200	5,756
W.Germany	"	3	189
Italy	"	5,420	16,624
Netherlands	"	120	550
U.K.	"	245	2,014
U.S.S.R.	"	720	2,126
China(M)	"	300	509
Formosa	"	804	2,532
Hong Kong	"	600	925
Israel	"	600	1,226
Japan	"	14,400	29,375
Total	"	31,662	73,161

629.112 Outer tyres for
motor passenger
vehicles light
delivery vans &
motor cycles

Austria	"	2,629	61,513
Belgium	"	1,921	51,920
Czechoslovakia	"	100	1,735
Denmark	"	239	6,655
France	"	5,792	199,887
E.Germany	"	380	7,100
W.Germany	"	3,981	130,704
Italy	"	7,536	248,822

COMMODITY	QUANTITY		VALUE Eth.\$
	U N I T		

629.112 Outer tyres for
motor passenger
vehicles light
delivery vans &
motor cycles
(Cont'd)

Netherlands	Kgs.	306	11,940
Spain	"	298	9,247
U.K.	"	4,786	218,886
U.S.S.R.	"	3,345	55,905
U.S.A.	"	2,085	197,170
China(M)	"	299	14,427
Formosa	"	254	8,525
India	"	766	18,396
Israel	"	6,161	173,876
Japan	"	30,377	1,295,650
S.Korea	"	90	4,420
Singapore	"	1,972	43,697
Australia	"	250	8,460
Unspecified	"	130	5,240
Total	"	73,697	2,774,173

629.113 Outer tyres for
lorries & trucks

Kenya	"	3	2,071
Austria	"	100	18,425
Belgium	"	12	6,444
Czechoslovakia	"	45	10,155
France	"	1,606	261,918
W.Germany	"	234	43,052
Hungary	"	20	3,041
Italy	"	1,539	250,031
Netherlands	"	445	81,396
Rumania	"	6	305
Spain	"	200	23,924
U.K.	"	2,944	503,452
U.S.S.R.	"	304	17,544
U.S.A.	"	317	106,687
China(M)	"	1,583	405,117
Formosa	"	64	12,160
India	"	27	4,121
Israel	"	1,938	226,778
Japan	"	10,737	5,216,469
S.Korea	"	560	62,259
Singapore	"	1,272	154,211
Total	"	33,946	7,409,560

4. IMPORT

COMMODITY	QUANTITY		VALUE Eth.\$
	U N I T		

629.114 Outer tyres for aircraft

Fr. Terr. of Affairs & Issas	No.		VALUE Eth.\$
Kenya	"	3	2,156
Sudan	"	14	4,206
Uganda	"	4	1,675
W.Germany	"	323	218,393
Greece	"	14	7,800
Italy	"	29	7,509
Spain	"	40	1,200
Switzerland	"	33	22,416
U.K.	"	2	631
U.S.A.	"	89	39,906
India	"	1	866
Israel	"	7	987
Lebanon	"	1	1,326
Total	"	581	319,973

629.119 Outer tyres, other

	No.		VALUE Eth.\$
Denmark	"	44	460
France	"	36	1,757
W.Germany	"	20	10,844
Italy	"	132	16,000
Netherlands	"	123	15,344
U.K.	"	689	76,632
U.S.S.R.	"	24	1,990
U.S.A.	"	152	15,564
Israel	"	595	67,543
Japan	"	10	273
Total	"	1,785	206,407

629.121 Inner tubes & flaps for cycles & tricycles

	No.		VALUE Eth.\$
Czechoslovakia	"	5,700	2,972
W.Germany	"	1,125	1,544
Italy	"	6,140	5,187
U.K.	"	316	7,543
China(M)	"	10,000	5,711
Hong Kong	"	3,500	1,985
Israel	"	1,500	975
Japan	"	4,886	3,743
Total	"	33,167	29,660

COMMODITY	QUANTITY		VALUE Eth.\$
	U N I T		

629.122 Inner tubes & flaps for mechanically propelled vehicles

	No.		VALUE Eth.\$
Austria	"	700	2,225
Belgium	"	12	276
Czechoslovakia	"	50	1,055
France	"	1,180	10,275
E.Germany	"	400	5,050
W.Germany	"	1,298	12,543
Italy	"	7,994	53,285
Netherlands	"	370	6,612
Spain	"	220	1,027
Sweden	"	2,900	534
U.K.	"	5,996	50,584
U.S.A.	"	378	30,716
China(M)	"	150	541
Formosa	"	586	5,428
India	"	713	2,504
Israel	"	4,774	27,037
Japan	"	22,657	194,061
S.Korea	"	1,070	13,361
Unspecified	"	170	975
Total	"	51,616	418,089

629.129 Inner tubes & flaps, other

	No.		VALUE Eth.\$
France	"	10	592
W.Germany	"	1,120	10,420
Italy	"	184	2,970
Netherlands	"	245	4,261
U.K.	"	766	12,243
U.S.A.	"	8	130
Israel	"	202	2,250
Japan	"	3,406	14,220
Total	"	5,941	47,086

629.131 Solid tyres, complete or in length or pieces

	No.		VALUE Eth.\$
Netherlands	"	41	9,998
U.K.	"	56	8,721
U.S.A.	"	340	5,783
Total	"	437	24,502

4. IMPORT

COMMODITY	QUANTITY		VALUE Eth.\$
	U N I T		

629.300 Hygienic & pharmaceutical articles of unhardened rubber

Austria	Kgs.	719	3,715
Czechoslovakia	"	1,293	3,856
France	"	50	154
W. Germany	"	156	1,110
Italy	"	1,143	4,525
Netherlands	"	120	135
U.K.	"	332	2,436
U.S.A.	"	860	10,396
Hong Kong	"	880	2,097
India	"	880	3,751
Japan	"	3,271	21,128
Unspecified	"	94	925
Total	"	9,798	54,228

629.410 Transmission belts of rubber, for use in road motor vehicles

Belgium	"	23	545
Czechoslovakia	"	46	249
France	"	148	1,060
Italy	"	1,671	8,050
Japan	"	2,182	7,507
Total	"	4,070	17,411

629.490 Transmission conveyor & elevator belts of rubber, other

Austria	"	283	1,537
Czechoslovakia	"	742	4,360
France	"	425	1,808
W. Germany	"	3,498	24,390
Italy	"	3,428	22,307
Netherlands	"	2,282	16,666
Poland	"	50	420
U.K.	"	198	4,473
India	"	400	1,915
Japan	"	6,245	30,760
Total	"	17,551	108,636

629.980 Articles of unhardened vulcanised rubber other

Kenya	"	140	385
Austria	"	89	247

COMMODITY	QUANTITY		VALUE Eth.\$
	U N I T		

629.980 Articles of unhardened vulcanised rubber other (Cont'd)

Czechoslovakia	Kgs.	147	519
France	"	3	123
W. Germany	"	3,530	13,838
Italy	"	4,906	25,279
Netherlands	"	42	150
U.K.	"	506	4,013
U.S.S.R.	"	16	500
Europe unspecified	"	733	733
Hong Kong	"	1,171	1,275
Japan	"	2,250	11,504
Unspecified	"	4,965	650
Total	"	18,798	59,216

629.981 Baby sheets

U.K.	"	135	1,250
India	"	125	600
Japan	"	2,887	13,448
Total	"	3,147	15,298

629.982 Sanitary articles & floor mats

Italy	"	264	544
U.S.A.	"	1,375	2,280
Czechoslovakia	"	3,958	2,676
W. Germany	"	1,384	3,365
Italy	"	23,827	26,949
Netherlands	"	182	1,234
U.K.	"	3,353	3,501
Total	"	32,704	37,705

629.990 Articles of hardened rubber (ebonite & vulcanite), other

Czechoslovakia	"	4,644	4,781
W. Germany	"	33,105	23,226
Greece	"	20	219
Italy	"	15,689	12,612
Netherlands	"	87	769
U.K.	"	740	6,858
U.S.A.	"	7	530
Total	"	54,292	48,995

4. IMPORT

COMMODITY	QUANTITY		VALUE Eth.\$
	U N I T		

631.110 Sheets for making plywood

Israel	Kgs.	57,740	87,522
Total	"	57,740	87,522

631.120 Veneer sheets

Italy	"	10,319	16,489
Norway	"	16,174	45,092
Israel	"	13,300	10,934
Total	"	39,793	72,515

631.211 Veneered panels & sheets, made up

U.K.	"	363	774
Total	"	363	774

631.212 Plywood

Czechoslovakia	"	25,925	7,766
W.Germany	"	956	2,182
Italy	"	36,332	40,493
Norway	"	13,700	12,481
Sweden	"	15,200	2,475
U.S.A.	"	200	3,362
China(M)	"	24,780	6,735
Israel	"	10,550	21,054
Unspecified	"	2,000	345
Total	"	129,643	96,893

631.219 Other laminated wood products; inlaid woods & wood marquetry

W.Germany	"	2,000	8,543
Sweden	"	910,000	220,389
Europe unspecified	"	1,500	150
China(M)	"	3,430	1,531
Total	"	916,930	230,613

631.410 "Improved" wood in sheets blocks or the like

Yugoslavia	"	27,000	9,545
Europe unspecified	"	400	325
Australia	"	63,000	19,897
Total	"	90,400	29,767

rod

COMMODITY	QUANTITY		VALUE Eth.\$
	U N I T		

631.851 Wooden pegs or pins for use in the manufacture of footwear

W.Germany	Kgs.	1,050	1,225
Italy	"	80	766
Total	"	1,130	1,991

631.890 Other wood, simply shaped or worked n.s.s.

Fr.Terr. of Affairs & Issas	"	8,000	370
Tanzania	"	195	625
France	"	830	3,869
U.S.S.R.	"	425	1,800
Total	"	9,450	6,664

632.100 Complete wooden packing cases, boxes, crates, drums & similar packings

Fr.Terr. of Affairs & Issas	NB.	742	36,095
Kenya	"	66	1,730
U.A.R.(Egypt)	"	61	1,855
Italy	"	3	300
U.S.A.	"	1	976
Japan	"	47	1,428
Unspecified	"	778	8,665
Total	"	1,698	51,049

632.200 Casks, barrels vats, tubs, buckets & other products & parts

Fr.Terr. of Affairs & Issas	"	389	12,542
Italy	"	200	3,670
U.S.A.	"	30	150
Total	"	619	16,362

632.400 Builders' carpentry & joinery (doors, sashes & ready cut parts of buildings)

Fr.Terr. of Affairs & Issas	Kgs.	800	1,093
Austria	"	97,275	29,810
Czechoslovakia	"	10,194	1,539
W.Germany	"	3,959	7,292

4. IMPORT

COMMODITY	QUANTITY		VALUE Eth.\$
	U N I T		

COMMODITY	QUANTITY		VALUE Eth.\$
	U N I T		

632.400 <u>Builders' carpentry & joinery (doors, sashes & ready cut parts of buildings)</u> (Cont'd)			
Italy	Kgs.	20,385	42,354
Norway	"	2,390	3,518
Poland	"	1,600	423
U.S.A.	"	16,621	99,995
India	"	312	606
Total	"	153,536	186,630

632.730 <u>Domestic & decorative articles of wood n.e.s.</u> (Cont'd)			
China(M)	Kgs.	280	2,525
Hong Kong	"	12	975
India	"	113	444
Japan	"	425	4,320
Total	"	7,885	48,153

632.710 <u>Wooden picture, frames, photograph & mirror frames</u>			
Czechoslovakia	"	2,037	3,928
W.Germany	"	797	7,163
Italy	"	334	1,920
Netherlands	"	200	1,990
Hong Kong	"	375	2,410
India	"	1,030	2,912
Total	"	4,773	20,323

632.831 <u>Wooden tools, tool bodies, & boot & shoe lasts</u>			
W.Germany	"	170	2,341
Italy	"	2,918	21,497
Total	"	3,088	23,838

632.832 <u>Wooden tool handles</u>			
W.Germany	"	120	628
Italy	"	520	1,770
Hong Kong	"	6,130	9,410
Total	"	6,770	11,808

632.720 <u>Household utensils of wood</u>			
Kenya	"	408	2,140
Tanzania	"	158	635
Czechoslovakia	"	7,057	9,832
W.Germany	"	3,076	14,176
Greece	"	4,731	19,780
Hungary	"	2,823	4,252
Italy	"	14,656	97,261
China(M)	"	442	3,457
Hong Kong	"	4,514	22,259
India	"	481	2,221
Japan	"	836	8,225
Thailand	"	40	2,095
Total	"	39,222	186,333

632.839 <u>Broom & brush bodies & handles</u>			
W.Germany	"	50	118
Italy	"	120	220
Total	"	170	338

632.891 <u>Beehives</u>			
U.S.A.	"	29	255
Total	"	29	255

632.893 <u>Wooden ship & boat parts</u>			
Italy	"	37,530	31,685
Saudi Arabia	"	700	140
South Yemen	"	4,574	4,648
Total	"	42,804	36,473

632.730 <u>Domestic & decorative articles of wood n.e.s.</u>			
Kenya	"	3,818	16,304
Czechoslovakia	"	840	2,498
Italy	"	906	7,822
Netherlands	"	37	145
Sweden	"	1,226	11,480
U.K.	"	228	1,640

632.899 <u>Other articles of wood</u>			
Kenya	"	2,064	11,041
Nigeria	"	500	277
Tanzania	"	470	2,915
Czechoslovakia	"	3,402	5,594
France	"	4,110	3,360
W.Germany	"	17,089	41,355
Italy	"	11,313	75,135

4. IMPORT

COMMODITY	QUANTITY		VALUE Eth.\$
	U N I T		

632.899 Other articles
of wood(Cont'd)

Netherlands	Kgs.	115	657
Norway	"	15	355
Poland	"	310	100
Spain	"	50	615
Sweden	"	185	357
U.K.	"	9,900	29,295
U.S.S.R.	"	82,365	56,405
U.S.A.	"	18,482	57,114
Hong Kong	"	1,916	2,061
India	"	622	1,484
Israel	"	40,700	16,469
Japan	"	750	2,388
Total	"	194,358	306,977

633.010 Cork for bottles
& containers

Belgium	"	70	720
Denmark	"	59	763
France	"	2,787	30,819
Italy	"	26,002	57,469
Netherlands	"	5,944	9,938
Norway	"	320	1,206
Spain	"	12,696	45,178
U.K.	"	219	7,163
Total	"	48,097	153,256

633.090 Other cork manu-
factures n.e.s.

Italy	"	1,203	3,392
Spain	"	3,784	8,226
U.K.	"	186	1,617
Total	"	5,173	13,235

641.100 Newsprint paper
in rolls or sheets

Kenya	"	57	168
Czechoslovakia	"	9,889	4,965
Netherlands	"	300	467
Sweden	"	259	1,170
U.K.	"	1,018	1,151
Total	"	11,523	6,921

641.210 Other printing
& writing paper
in rolls or sheets

Kenya	"	367	4,049
Austria	"	441,126	325,405

COMMODITY	QUANTITY		VALUE Eth.\$
	U N I T		

641.210 Other printing
& writing paper
in rolls or
sheets (Cont'd)

Belgium	Kgs.	430	2,618
Czechoslovakia	"	477,237	292,423
Finland	"	4,890	2,941
France	"	29	222
W.Germany	"	86,246	81,876
Italy	"	46,219	40,660
Netherlands	"	30,984	27,644
Norway	"	132,558	79,963
Poland	"	30,102	21,834
Rumania	"	24,217	14,556
Spain	"	2,275	2,950
Sweden	"	720,027	366,449
Switzerland	"	750	2,058
U.K.	"	61,217	59,627
Yugoslavia	"	88,700	63,083
U.S.A.	"	7,277	10,129
China(M)	"	58,025	40,588
Israel	"	346,489	251,858
Japan	"	34,943	29,238
Pakistan	"	12,138	7,330
Total	"	2,606,246	1,727,501

641.300 Kraft paper &
kraft paper-
board

Italy	"	114,815	56,235
Total	"	114,815	56,235

641.400 Cigarette paper
in bulk, rolls or
sheets.

Finland	"	5,998	14,114
France	"	30,716	48,755
Total	"	36,714	62,869

641.510 Coloured, silvered
or gilded paper,
in rolls or sheets

Austria	Kgs.	20,876	9,842
Czechoslovakia	"	39,217	23,725
W.Germany	"	1,121	8,499
Italy	"	1,417	6,846
Netherlands	"	2,114	7,040
Sweden	"	300	1,952
U.K.	"	3,364	12,938

4. IMPORT

COMMODITY	QUANTITY		VALUE Eth.\$
	U N I T		

641.510 Coloured, silvered or gilded paper, in rolls or sheets (Cont'd)

Israel	Kgs.	240	568
Japan	"	1,000	2,302
Total	"	69,649	73,712

641.520 Tissue paper, including toilet tissues, in rolls or sheets

W. Germany	"	3,951	2,369
Greece	"	48	112
Italy	"	3,460	4,280
Norway	"	822	813
U.K.	"	7,396	13,240
U.S.A.	"	440	429
Total	"	16,117	21,243

641.530 Cardboard, mill-board & straw-board in rolls or sheets

Kenya	"	239,784	181,370
Austria	"	174,046	102,704
Czechoslovakia	"	125,793	63,253
Denmark	"	2,750	4,013
Finland	"	7,924	4,074
France	"	18,666	18,565
W. Germany	"	6,367	4,800
Hungary	"	886	1,247
Italy	"	33,656	22,785
Netherlands	"	29,000	9,767
Norway	"	91,078	46,331
Sweden	"	112,360	49,771
U.K.	"	19,992	23,507
Yugoslavia	"	9,963	6,751
U.S.A.	"	8,529	9,864
Israel	"	225,195	150,679
Japan	"	1,712	1,185
Pakistan	"	6,203	3,499
Total	"	1,113,904	704,165

641.590 Other paper & paper board, in rolls or sheets

Austria	"	16,210	10,127
Finland	"	672	2,037
W. Germany	"	3,874	10,029

COMMODITY	QUANTITY		VALUE Eth.\$
	U N I T		

641.590 Other paper & paperboard, in rolls or sheets (Cont'd)

Greece	Kgs.	286	115
Italy	"	29	316
Netherlands	"	453	480
Sweden	"	46	102
U.K.	"	3,631	5,345
U.S.A.	"	10,997	16,296
Israel	"	1,454	5,354
Total	"	37,652	50,201

641.600 Fibreboard & other building boards of wood pulp or of vegetable fibres

Austria	"	4,000	1,845
Czechoslovakia	"	78,092	16,493
Finland	"	13,093	4,002
W. Germany	"	8,272	3,649
Italy	"	2,050	1,235
Norway	"	59,622	31,686
Sweden	"	4,531	4,539
U.S.A.	"	2,516	7,901
China(M)	"	68,586	14,100
Total	"	240,762	85,450

641.810 Wrapping paper & paper board in rolls or sheets

Kenya	"	66,975	47,364
Austria	"	285,999	206,446
Czechoslovakia	"	10,000	4,545
Denmark	"	29,041	20,481
Finland	"	201,577	80,798
W. Germany	"	8,113	18,583
Italy	"	270,415	198,342
Netherlands	"	7,959	27,230
Norway	"	101,652	66,310
U.K.	"	59,343	63,591
U.S.A.	"	1,909	4,154
China(M)	"	59,136	36,797
Hong Kong	"	5,500	8,375
Israel	"	121,887	98,063
Japan	"	78,236	96,449
Lebanon	"	59,047	40,520

4. IMPORT

COMMODITY	QUANTITY		VALUE Eth. \$
	U N I T		

641.810 Wrapping paper
& paper board
in rolls or
sheets (Cont'd)

Australia	Kgs.	19,426	15,213
Total	"	1,386,215	1,033,261

641.890 Paper & paper-
board, impre-
gnated

Kenya	"	24	435
Finland	"	14,269	3,905
W. Germany	"	2,680	2,235
Italy	"	6,933	20,127
Netherlands	"	4,788	17,417
Norway	"	2,674	4,015
U.K.	"	238	1,525
China(M)	"	927	1,435
Japan	"	545	970
Total	"	33,078	52,064

641.910 Perchment &
grease proof
paper & glazed
transparent
paper

Belgium	"	3,684	9,225
Czechoslovakia	"	2,820	5,640
Finland	"	10,997	28,100
France	"	622	3,017
Italy	"	10,448	38,250
Netherlands	"	4,068	10,783
Sweden	"	1,000	2,517
U.K.	"	2,152	4,366
Israel	"	2,517	665
Japan	"	16,749	46,605
Total	"	55,057	149,168

641.920 Composite paper
& paperboard, in
rolls or sheets

Austria	"	13,760	3,671
W. Germany	"	5,231	9,605
Italy	"	4,590	2,078
U.K.	"	7,889	7,446
Israel	"	3,105	1,429
Total	"	34,575	24,229

COMMODITY	QUANTITY		VALUE Eth. \$
	U N I T		

641.931 Corrugated paper
& paperboard in
rolls or sheets

Kenya	Kgs.	32,500	26,760
France	"	130	334
W. Germany	"	400	4,580
Israel	"	48,784	47,585
Total	"	81,814	79,259

641.939 Creped, crinkled,
embossed or pre-
forated paper or
paperboard, in
rolls or sheets

Italy	"	1,246	1,675
Total	"	1,246	1,675

641.940 Ruled or squared
paper & paper-
board in rolls
or sheets

Austria	"	14,962	11,285
Czechoslovakia	"	95,185	77,231
France	"	7,158	15,673
Italy	"	2,343	4,811
Netherlands	"	87	370
Sweden	"	47	357
U.K.	"	3,620	6,973
U.S.A.	"	2,479	4,113
Japan	"	120	560
Total	"	126,001	121,373

641.960 Filter blocks,
slabs & plates
of paper pulp

Denmark	"	960	3,199
France	"	233	846
W. Germany	"	4,276	17,189
Italy	"	281	3,141
Sweden	"	45	200
Switzerland	"	157	796
U.K.	"	1,041	5,224
U.S.A.	"	285	1,250
Total	"	7,278	31,845

641.970 Wallpaper &
linocrusta; win-
dow transparen-
cies of paper

W. Germany	"	3,602	4,719
Italy	"	1,472	2,970
Norway	"	2,933	4,188

4. IMPORT

COMMODITY	QUANTITY		VALUE Eth. \$
	U N I T		

641.970 Wallpaper & linoleum, window transparents of paper
(Cont'd)

U.K.	Kgs.	224	859
U.S.A.	"	1,400	5,082
Japan	"	2,724	5,550
Total	"	12,355	23,368

642.110 Boxes, bags & other packings

Kenya	"	350,817	216,131
Austria	"	2,510	11,852
France	"	4,019	22,224
W. Germany	"	7,702	24,087
Greece	"	3,932	3,091
Italy	"	193,520	189,761
Netherlands	"	5,207	6,450
Sweden	"	2,702	2,510
Switzerland	"	11	127
U.K.	"	174	1,386
U.S.A.	"	653	7,350
Israel	"	294,696	277,225
S. Korea	"	1,754	1,382
Lebanon	"	77	388
Unspecified	"	172	164
Total	"	867,946	764,128

642.120 Box files, letter trays, storage boxes & similar articles of paper & paperboard

Czechoslovakia	"	35,154	31,106
W. Germany	"	6,529	16,710
Greece	"	52	185
Italy	"	2,605	2,754
Netherlands	"	6,542	9,490
U.K.	"	4,494	15,022
U.S.A.	"	1,380	6,189
China(M)	"	5,354	3,655
Hong Kong	"	678	1,594
India	"	2,546	3,557
Japan	"	4,105	8,445
Lebanon	"	1,200	1,663
Total	"	70,639	100,370

COMMODITY	QUANTITY		VALUE Eth. \$
	U N I T		

642.200 Envelopes, writing-blocks, letter pads & similar paper stationery

Kenya	Kgs.	29	197
Zambia	"	190	3,240
Austria	"	65,888	62,566
Bulgaria	"	5,040	3,344
Czechoslovakia	"	148,698	122,688
France	"	2,778	5,813
E. Germany	"	1,150	1,929
W. Germany	"	1,936	8,049
Greece	"	788	9,240
Italy	"	21,897	37,022
Netherlands	"	3,809	11,951
Norway	"	19,915	35,590
Sweden	"	8,781	18,054
Switzerland	"	128	143
U.K.	"	56,878	95,057
Yugoslavia	"	4,085	3,054
U.S.A.	"	5,761	43,860
China(M)	"	3,327	5,311
India	"	59	215
Israel	"	40	235
Japan	"	24,983	17,554
Total	"	376,160	485,112

642.310 Registers, exercise books, notebooks & the like

Nigeria	"	106	387
Austria	"	41,847	44,360
Czechoslovakia	"	317,685	197,001
Denmark	"	20	111
France	"	9,239	17,142
W. Germany	"	29,136	26,132
Italy	"	118,661	156,088
Netherlands	"	11,008	7,890
Poland	"	140,548	100,183
Rumania	"	32,754	17,558
Switzerland	"	63	440
U.K.	"	25,706	45,257
U.S.S.R.	"	240,780	95,094
U.S.A.	"	65	413
China(M)	"	17,456	26,203

4. IMPORT

COMMODITY	QUANTITY		VALUE Eth.\$
	U N I T		

642.310 Registers, exercise books, notebooks & the like
(Cont'd)

India	Kgs.	12,651	11,722
Japan	"	11,536	14,805
Lebanon	"	2,105	2,977
Pakistan	"	275	317
Unspecified	"	103	150
Total	"	1,011,744	764,230

642.390 Blotting pads binders file covers, albums diaries & book covers

Austria	"	383	956
France	"	49	417
W.Germany	"	4,472	19,812
Italy	"	3,847	5,626
Netherlands	"	3,062	4,145
U.K.	"	3,962	12,401
U.S.A.	"	1,523	6,349
China(M)	"	1,432	1,139
India	"	2,495	2,130
Japan	"	4,285	12,884
Lebanon	"	510	1,475
Total	"	25,020	67,334

642.910 Cigarette paper cut to size

Netherlands	"	63	248
Total	"	63	248

642.920 Carbon & other copying paper including duplicator stencils & transfer paper

Kenya	"	76	570
Austria	"	54,710	71,804
Belgium	"	40,313	161,353
Bulgaria	"	4,974	3,260
Czechoslovakia	"	10,365	7,279
Denmark	"	127	578
France	"	5,131	39,569
W.Germany	"	31,560	82,443
Italy	"	8,666	16,001
Netherlands	"	2,332	7,979

COMMODITY	QUANTITY		VALUE Eth.\$
	U N I T		

642.920 Carbon & other copying paper including duplicator stencils & transfer paper
(Cont'd)

Norway	Kgs.	12,859	12,727
Poland	"	2,341	6,065
Sweden	"	10,219	4,595
U.K.	"	98,318	175,268
Yugoslavia	"	14,603	10,544
U.S.A.	"	1,799	23,739
China(M)	"	4,695	8,232
Formosa	"	27	1,332
India	"	4,264	14,330
Israel	"	800	2,111
Japan	"	3,586	15,936
Pakistan	"	18,244	11,944
Australia	"	11,704	7,050
Total	"	341,713	684,609

642.931 Corrugated paper & paperboard in rolls or sheets

W.Germany	"	640	1,551
Greece	"	300	4,420
Norway	"	1,800	12,791
Rumania	"	18,641	14,008
U.K.	"	68,573	118,333
U.S.A.	"	10,608	21,557
China(M)	"	3,800	5,098
Israel	"	104,504	94,654
Japan	"	36,881	34,535
Total	"	245,747	296,947

642.932 Paper in rolls for use in calculating or recording machines

Austria	"	456	1,063
Finland	"	12,143	10,657
W.Germany	"	6,638	8,214
Greece	"	990	479
Italy	"	11,839	15,334
Sweden	"	879	1,551
Switzerland	"	108	184
U.K.	"	641	3,009
U.S.A.	"	352	1,708
India	"	1,400	1,273
Israel	"	8,941	24,855
Total	"	44,387	68,327

4. IMPORT

COMMODITY	QUANTITY		VALUE Eth.\$
	U N I T		

642.939 <u>Other paper & paperboard cut to size</u>			
France	Kgs.	300	1,628
Italy	"	2,842	3,033
Netherlands	"	29	745
U.K.	"	411	2,243
Total	"	3,582	7,649

642.989 <u>Bobbins, spools, cops & similar supports of paper pulp & paperboard</u>			
W. Germany	"	6,888	27,730
Italy	"	10,035	34,012
U.K.	"	626	1,836
U.S.A.	"	570	1,250
Japan	"	658	760
Total	"	18,777	65,588

642.990 <u>Cards for statistical machines</u>			
France	"	52	201
W. Germany	"	2,000	3,669
Norway	"	7,942	13,672
U.K.	"	150	2,739
U.S.A.	"	390	780
Israel	"	2,729	7,986
Japan	"	2,994	3,927
Total	"	16,257	32,974

651.011 <u>Yarn of man-made fibres for use in the textile industry</u>			
France	"	2,861	27,952
W. Germany	"	435	7,636
Italy	"	102,478	311,345
Netherlands	"	72	543
U.K.	"	280	4,938
China(M)	"	2,000	15,180
Formosa	"	1,440	13,016
Hong Kong	"	2,340	21,155
Israel	"	12,045	107,051
Japan	"	200,597	1,538,398
Total	"	324,548	2,047,214

COMMODITY	QUANTITY		VALUE Eth.\$
	U N I T		

651.019 <u>Yarn of man-made fibres, other</u>			
France	Kgs.	400	7,199
Italy	"	1,036	10,174
U.K.	"	370	6,483
Israel	"	4,541	33,830
Total	"	6,347	57,683

651.021 <u>Cotton yarn containing more than 10% of man-made fibres</u>			
France	"	200	3,819
Total	"	200	3,819

651.031 <u>Cotton yarn, grey or bleached, counts up to 20</u>			
Hong Kong	"	364	1,030
India	"	9,806	42,849
Total	"	10,170	43,879

651.032 <u>Cotton yarn grey or bleached, counts over 21 & up to 40</u>			
U.A.R. (Egypt)	"	3,005	9,015
India	"	148,038	589,923
Japan	"	270,413	1,227,975
Lebanon	"	6,810	34,043
Total	"	428,266	1,860,956

651.033 <u>Cotton yarn, grey or bleached, counts over 40 & up to 60</u>			
Austria	"	2,797	28,490
France	"	50	950
Italy	"	11,870	96,178
India	"	10,347	51,659
Japan	"	68,104	569,039
Total	"	93,168	746,316

651.039 <u>Cotton yarn, grey or bleached, counts over 60</u>			
Italy	"	6,203	43,692
India	"	6,548	41,366
Japan	"	15,723	138,389
Total	"	28,474	223,447

4. IMPORT

COMMODITY	QUANTITY		VALUE Eth.\$
	U N I T		

651.041 <u>Cotton yarn</u> <u>coloured or</u> <u>mercerised</u> <u>counts up to</u> <u>20½</u>			
France	Kgs.	200	3,858
Total	"	200	3,858

651.042 <u>Cotton yarn, co-</u> <u>loured or merce-</u> <u>rised counts over</u> <u>20½ & up to 40</u>			
Italy	"	7,708	50,100
India	"	25,159	88,976
Japan	"	6,039	33,467
Total	"	38,906	172,543

651.043 <u>Cotton yarn, co-</u> <u>loured or merce-</u> <u>rised counts over</u> <u>40 up to 60</u>			
India	"	14,167	51,457
Japan	"	8,037	61,152
Total	"	22,204	112,609

651.049 <u>Cotton yarn, co-</u> <u>loured or merce-</u> <u>rised counts over</u> <u>60</u>			
Austria	"	609	7,638
India	"	1,907	11,782
Japan	"	4,178	27,665
Total	"	6,694	47,085

651.100 <u>Silk yarn &</u> <u>yarn of noil</u> <u>silk</u>			
France	"	417	6,020
W.Germany	"	127	2,465
Italy	"	142	1,000
U.K.	"	448	7,776
U.S.A.	"	21	965
China(M)	"	1,500	8,652
India	"	69	1,785
Israel	"	113	1,095
Japan	"	58,016	317,923
Total	"	60,853	347,681

651.261 <u>Waste yarn & re-</u> <u>jects, of wool &</u> <u>animal hair</u>			
Austria	"	97,413	107,663
Belgium	"	93,342	116,183

COMMODITY	QUANTITY		VALUE Eth.\$
	U N I T		

651.261 <u>Waste yarn & re-</u> <u>jects, of wool</u> <u>& animal hair</u> (Cont'd)			
Czechoslovakia	Kgs.	796	7,061
France	"	3,047	24,742
W.Germany	"	63	1,046
Italy	"	2,955	25,934
Netherlands	"	550	3,597
U.K.	"	612,385	532,434
Israel	"	3,413	30,013
Japan	"	20,917	202,921
Australia	"	12,794	16,575
Total	"	847,675	1,068,169

651.269 <u>Other yarn of</u> <u>wool animal hair</u> <u>including knitt-</u> <u>ing wool</u>			
Belgium	"	100	963
Czechoslovakia	"	1,595	14,142
France	"	3,397	44,972
W.Germany	"	698	11,818
Italy	"	18,938	208,844
Netherlands	"	1,616	12,266
Spain	"	200	2,120
U.K.	"	6,386	10,588
Israel	"	2,948	29,463
Japan	"	33,326	355,280
Total	"	69,204	690,456

651.420 <u>Cotton thread</u> <u>(sewing & em-</u> <u>broidery)</u>			
Austria	"	2,724	34,200
Czechoslovakia	"	10,495	61,942
France	"	9,665	169,660
W.Germany	"	2,687	24,919
Hungary	"	3,980	18,683
Italy	"	21,109	161,097
Netherlands	"	246	1,425
Poland	"	5,920	41,500
Spain	"	1,500	20,453
U.K.	"	19,280	333,538
China(M)	"	335	1,751
India	"	30,126	217,120
Israel	"	7,009	74,062
Japan	"	15,282	102,897

4. IMPORT

COMMODITY	QUANTITY		VALUE Eth.\$
	U N I T		

651.420 Cotton thread
(sewing & embroidery)
(Cont'd)

Pakistan	Kgs.	90,584	372,019
Total	"	220,942	1,635,266

651.911 Metalised yarn
for use in the
textile industry

Japan	"	279	3,633
Total	"	279	3,633

651.919 Metalised yarn
other

France	"	3,749	33,443
W.Germany	"	1,043	4,797
Gibraltar & Malta	"	487	4,921
Italy	"	24,662	156,379
U.K.	"	1,609	14,102
Israel	"	14,213	122,027
Japan	"	264,295	1,927,018
S.Korea	"	4,550	38,085
Total	"	314,608	2,300,772

651.920 Yarn of jute

Belgium	"	5,000	10,482
W.Germany	"	300	3,906
Israel	"	245	2,435
Total	"	5,545	16,823

652.131 Cotton fabrics
grey-shirting
& sheetings in-
cluding abugedid

Czechoslovakia	Sq.m.	2,480	1,599
France	"	263	1,145
Italy	"	23,284	32,157
U.S.A.	"	9,922	10,125
South Yemen	"	425	450
Australia	"	675	697
Total	"	37,049	46,173

652.132 Cotton fabrics
grey (unbleached)
drills & jeans

Austria	Sq.m.	759	865
Total	"	759	865

COMMODITY	QUANTITY		VALUE Eth.\$
	U N I T		

652.133 Cotton fabrics
grey (unbleached)
other

U.A.R. (Egypt)	Sq.m.	5,410	7,490
Austria	"	2,234	2,378
Czechoslovakia	"	6,903	8,730
France	"	10,758	11,555
Israel	"	1,156	1,604
Japan	"	12,775	13,424
Total	"	39,236	45,181

652.210 Cotton gauze
bleached

Czechoslovakia	Kgs.	879	3,728
Italy	"	210	1,930
Netherlands	"	360	2,718
Total	"	1,449	8,376

652.221 Cotton terry
fabrics, cotton
bleached

U.A.R. (Egypt)	Sq.m.	3,115	7,648
Italy	"	231	595
India	"	6,775	7,664
Japan	"	15,090	14,495
Total	"	25,211	30,402

652.222 Terry fabrics
cotton dyed

France	"	2,754	2,530
Italy	"	6,489	8,149
Israel	"	5,776	4,873
Japan	"	77,918	86,800
Total	"	92,937	102,352

652.223 Terry fabrics
cotton printed

Austria	"	254	435
W.Germany	"	93	145
U.K.	"	594	667
U.S.A.	"	548	1,187
India	"	1,092	1,030
Japan	"	57,512	73,270
Total	"	60,093	76,734

4. IMPORT

COMMODITY	QUANTITY		VALUE Eth.\$
	U N I T		

COMMODITY	QUANTITY		VALUE Eth.\$
	U N I T		

652.224 <u>Terry fabrics</u> <u>cotton fents</u>			
Italy	Sq.m.	6,660	10,166
India	"	1,240	1,387
Total	"	7,900	11,553

652.291 <u>Cotton fabrics</u> <u>sheeting &</u> <u>shirtings</u> <u>bleached</u>			
Czechoslovakia	"	11,283	9,523
India	"	4,181	3,996
Israel	"	3,431	3,190
Japan	"	34,834	40,347
Total	"	53,729	57,056

652.292 <u>Cotton fabrics</u> <u>drills & jeans</u> <u>bleached</u>			
Japan	"	4,156	3,335
Total	"	4,156	3,335

652.293 <u>Cotton fabrics</u> <u>khakis drill</u>			
America unspecified	"	6,918	7,851
Hong Kong	"	4,032	4,753
India	"	4,460	5,850
Japan	"	507,764	722,045
Total	"	522,974	740,499

652.294 <u>Cotton fabrics</u> <u>crape, white</u> <u>dyed or printed</u>			
Austria	"	1,399	1,895
Cyprus	"	2,536	3,172
Czechoslovakia	"	1,267	1,584
France	"	216	637
Italy	"	4,198	3,341
India	"	3,345	3,645
Japan	"	19,402	27,013
Total	"	32,363	41,287

652.295 <u>Cotton fabrics</u> <u>white dyed or</u> <u>printed, other</u>			
Belgium	"	3,985	5,395
Czechoslovakia	"	565	572
France	"	1,505	2,064
W.Germany	"	4,090	5,272
Hungary	"	3,837	3,924

652.295 <u>Cotton fabrics</u> <u>white dyed or</u> <u>printed, other</u> (Cont'd)			
Italy	Sq.m.	5,489	8,829
Netherlands	"	3,317	5,853
U.K.	"	547	1,295
Yugoslavia	"	270	260
India	"	17,775	16,285
Israel	"	1,184	1,808
Japan	"	227,972	292,152
South Yemen	"	116	145
Australia	"	672	750
Total	"	271,324	344,604

652.296 <u>Fents of cotton</u> <u>fabrics bleached,</u> <u>dyed or printed</u> <u>other than terry</u> <u>fabrics</u>			
France	"	359	823
W.Germany	"	1,088	2,501
Italy	"	1,787	5,166
U.K.	"	3,375	5,132
India	"	4,561	9,139
Israel	"	245	465
Japan	"	22,414	30,052
Total	"	33,829	53,278

653.112 <u>Silk mixed with</u> <u>other fibres</u> <u>crape</u>			
Japan	"	2,134	1,795
Total	"	2,134	1,795

653.113 <u>Pure silk fabrics</u> <u>other than crape</u>			
Japan	"	27	100
Total	"	27	100

653.114 <u>Silk mixed with</u> <u>other fibres,</u> <u>fabrics other</u> <u>than crape</u>			
Italy	"	687	1,804
Japan	"	3,347	3,137
Total	"	4,034	4,941

4. IMPORT

COMMODITY	QUANTITY		VALUE Eth.\$
	U N I T		

653.132 <u>Pile & chenille fabrics, pure silk</u>			
Italy	Sq.m.	1,235	2,790
Japan	"	14,084	11,225
Total	"	15,319	14,015

653.211 <u>Pure woollen fabrics, other than pile & chenille fabrics</u>			
Belgium	"	499	1,175
Czechoslovakia	"	8,382	25,466
France	"	1,024	8,965
W.Germany	"	570	5,527
Greece	"	1,503	4,605
Hungary	"	7,800	11,645
Italy	"	12,864	60,639
Poland	"	9,108	42,947
U.K.	"	75,079	394,177
U.S.A.	"	132	621
China(M)	"	18,963	98,440
India	"	125	725
Israel	"	55	1,317
Japan	"	34,788	151,805
Total	"	170,892	808,054

653.212 <u>Wool mixed with other fibres, fabrics other than pile & chenille fabrics</u>			
Austria	"	3,525	8,483
Belgium	"	7,384	18,945
Czechoslovakia	"	8,192	12,768
W.Germany	"	1,109	4,046
Italy	"	36,177	83,306
U.K.	"	6,694	30,606
U.S.A.	"	1,372	1,475
China(M)	"	482	1,552
India	"	672	670
Israel	"	1,037	2,015
Japan	"	1,566	8,677
Total	"	68,210	172,543

653.213 <u>Fents of pure woollen fabrics</u>			
Czechoslovakia	"	820	1,626
W.Germany	"	2,646	11,441

COMMODITY	QUANTITY		VALUE Eth.\$
	U N I T		

653.213 <u>Fents of pure woollen fabrics</u> (Cont'd)			
Italy	Sq.m.	4,762	8,886
Netherlands	"	1,586	6,412
Total	"	9,814	28,365

653.221 <u>Pure woollen pile & chenille fabrics</u>			
Italy	"	1,274	7,025
South Yemen	"	389	2,115
Total	"	1,663	9,140

653.222 <u>Wool mixed with other fibres, pile & chenille fabrics</u>			
Belgium	"	3,035	6,494
Italy	"	5,685	20,401
U.K.	"	381	2,079
Israel	"	80	465
Total	"	9,181	29,439

653.410 <u>Jute fabrics hessian cloth</u>			
India	"	744,027	301,859
Total	"	744,027	301,859

653.430 <u>Jute fabrics sacking, other</u>			
Netherlands	Kgs.	70	285
Japan	"	330	242
Total	"	400	527

653.611 <u>Fabrics & synthetic fibres not mixed with other fibres crape</u>			
Austria	Sq.m.	2,174	2,970
Belgium	"	4,565	9,455
Bulgaria	"	783	4,228
Czechoslovakia	"	166,738	102,654
France	"	3,999	6,882
E.Germany	"	11,685	8,440
W.Germany	"	65,632	66,718
Greece	"	3,227	2,715
Italy	"	141,120	171,037
Poland	"	436	722
Spain	"	4,369	3,013

4. IMPORT

COMMODITY	QUANTITY		VALUE Eth.\$
	U N I T		

653.611 <u>Fabrics & synthetic fibres not mixed with other fibres crape</u> (Cont'd)			
	Sq.m.		
U.K.	"	31,227	47,228
Yugoslavia	"	7,000	7,500
U.S.A.	"	15,401	19,719
China(M)	"	2,021	3,074
Hong Kong	"	2,634	4,132
India	"	38,211	34,208
Israel	"	4,223	11,620
Japan	"	2,310,135	2,603,990
Jordan	"	5,584	7,173
S.Korea	"	31,705	19,705
South Yemen	"	1,157	1,030
Total	"	2,854,026	3,138,213

653.612 <u>Fabrics of synthetic fibres not mixed with other fibres, piles & chenille fabrics</u>			
W. Germany	"	4,431	7,945
Italy	"	918	1,771
Japan	"	23,764	27,848
South Yemen	"	1,668	1,590
Total	"	30,781	39,154

653.613 <u>Fabrics of synthetic fibres other</u>			
Belgium	"	7,605	15,371
France	"	59	120
Italy	"	16,391	13,436
U.K.	"	515	1,995
Total	"	24,570	30,922

653.614 <u>Fabrics of synthetic fibres mixed with other fibres other than silk</u>			
Belgium	"	5,827	11,190
France	"	9,642	16,220
W. Germany	"	9,095	18,247
Italy	"	52,562	73,034
Netherlands	"	635	2,210

COMMODITY	QUANTITY		VALUE Eth.\$
	U N I T		

653.614 <u>Fabrics of synthetic fibres mixed with other fibres other than silk</u> (Cont'd)			
	Sq.m.		
U.K.	"	1,811	6,961
U.S.A.	"	11,064	20,055
Hong Kong	"	147	1,710
India	"	2,783	2,535
Israel	"	4,548	8,714
Japan	"	235,639	287,315
Total	"	333,753	448,191

653.615 <u>Penta of synthetic fibres</u>			
Hong Kong	"	80	325
Total	"	80	325

653.710 <u>Knitted fabrics of wool</u>			
	Kgs.		
France	"	114	2,445
Poland	"	253	3,506
U.K.	"	644	7,174
Japan	"	255	3,275
Total	"	1,266	16,400

653.790 <u>Knitted fabrics other</u>			
Japan	"	156	2,049
Total	"	156	2,049

653.910 <u>Fabrics, woven of metal thread of metallised yarn (for use in articles of apparel n.e.s.)</u>			
Italy	"	183	4,899
Japan	"	1,946	20,041
Total	"	2,129	24,940

653.920 <u>Fabrics, woven of coarse animal hair, other than horse hair</u>			
Czechoslovakia	"	851	4,333
France	"	91	1,095
E. Germany	"	427	2,387
W. Germany	"	2,348	10,650
Italy	"	2,022	13,007

4. IMPORT

COMMODITY	QUANTITY		VALUE Eth.\$
	U N I T		
653.920 <u>Fabrics,woven of coarse animal hair, other than horse hair</u> (Cont'd)			
U.K.	Kgs.	306	1,679
Japan	"	7,621	36,038
Total	"	13,666	69,189
653.930 <u>Fabrics,woven, of horsehair</u>			
Netherlands	"	261	2,147
Japan	"	2,481	12,861
Total	"	2,742	15,008
653.940 <u>Fabrics, woven of vegetable textile fibres n.e.s.</u>			
W.Germany	"	200	775
Total	"	200	775
653.950 <u>Fabrics,woven others n.e.s.</u>			
Sudan	"	38	362
W.Germany	"	334	4,551
Netherlands	"	3	265
U.K.	"	67	530
U.S.A.	"	200	3,591
Total	"	642	9,299
654.011 <u>Ribbon</u>			
Belgium	"	4,433	50,535
Czechoslovakia	"	212	3,521
France	"	23	393
W.Germany	"	1,194	16,331
Italy	"	16,154	151,128
Poland	"	144	698
U.K.	"	502	5,706
Europe unspecified	"	292	2,142
India	"	155	911
Israel	"	1,275	10,694
Japan	"	6,679	51,980
Australia	"	384	8,327
Total	"	31,447	302,366
654.012 <u>Other narrow fabrics</u>			
Japan	"	20	180
Total	"	20	180

COMMODITY	QUANTITY		VALUE Eth.\$
	U N I T		
654.020 <u>Woven labels badges etc.</u>			
W.Germany	Kgs.	47	3,897
Italy	"	46	5,949
U.K.	"	45	3,251
U.S.A.	"	3	361
Israel	"	40	5,278
Japan	"	99	347
Unspecified	"	1	139
Total	"	281	19,222
654.030 <u>Trimmings,tapes etc.not elastic</u>			
Czechoslovakia	"	52	725
France	"	182	1,088
W.Germany	"	6	340
Italy	"	1,153	11,460
Spain	"	20	153
Switzerland	"	1	249
U.K.	"	668	7,761
India	"	39	280
Japan	"	2,117	10,437
Total	"	4,238	32,493
654.040 <u>Tulle & other not fabrics plain</u>			
Sudan	"	25	110
China(M)	"	200	844
Japan	"	516	2,588
Total	"	741	3,542
654.050 <u>Tulle & other not fabrics lace</u>			
Austria	"	1,830	7,392
Czechoslovakia	"	523	2,798
France	"	146	1,403
W.Germany	"	27	389
Italy	"	117	430
U.K.	"	78	1,397
U.S.A.	"	54	255
China(M)	"	780	4,228
Japan	"	10,550	66,049
Total	"	14,105	84,341
654.060 <u>Embroidery</u>			
France	"	134	3,493
Hungary	"	141	995

4. IMPORT

COMMODITY	QUANTITY		VALUE Eth. \$
	U N I T		
654.060 <u>Embroidery</u> (Cont'd)			
U.K.	Kgs.	768	13,988
India	"	84	630
Japan	"	575	556
Total	"	1,702	19,662
655.110 <u>Fabrics of felt</u>			
W. Germany	"	528	2,349
U.S.A.	"	2,500	1,492
Total	"	3,028	3,841
655.130 <u>Articles of felt n.e.s.</u>			
Austria	"	55	1,027
Total	"	55	1,027
655.411 <u>Fabrics of bonded fibres</u>			
W. Germany	"	55	582
Total	"	55	582
655.450 <u>Rubberised textile fabrics other than knitted</u>			
Czechoslovakia	"	10,056	51,217
W. Germany	"	2,134	9,875
Italy	"	3,101	13,034
U.K.	"	4,824	25,398
U.S.A.	"	4,144	13,431
Hong Kong	"	133	1,105
India	"	2,107	5,715
Japan	"	2,000	3,625
Total	"	28,499	123,400
655.460 <u>Textile fabrics coated with wax</u>			
W. Germany	"	400	940
Italy	"	875	3,727
U.K.	"	3	289
India	"	1,503	4,229
Japan	"	27	495
Total	"	2,808	9,680
655.490 <u>Textile fabrics impregnated, other</u>			
Austria	"	24,050	9,137
Czechoslovakia	"	17,034	75,087

COMMODITY	QUANTITY		VALUE Eth. \$
	U N I T		
655.490 <u>Textile fabrics impregnated, other</u> (Cont'd)			
W. Germany	Kgs.	2,349	11,861
Italy	"	924	2,928
Netherlands	"	1,773	2,585
Rumania	"	3,079	4,265
U.K.	"	7,377	6,825
Japan	"	3,529	39,522
Total	"	60,115	152,210
655.500 <u>Elastic fabrics & trimmings</u>			
Italy	"	1,032	8,051
Netherlands	"	335	1,270
U.K.	"	65	1,104
Japan	"	76	515
Total	"	1,508	10,940
655.611 <u>Thread, waxed (for manufacture of footwear)</u>			
Czechoslovakia	"	3,377	18,851
W. Germany	"	673	8,129
Italy	"	13	237
U.K.	"	669	10,259
China(M)	"	748	4,228
Japan	"	285	2,438
Total	"	5,765	44,142
655.612 <u>Thread, other</u>			
W. Germany	"	50	5,252
Italy	"	1,245	6,820
U.K.	"	565	9,660
Japan	"	871	7,146
Total	"	2,731	28,878
655.613 <u>Rope</u>			
Fr. Terr. of Affairs & Issas	"	232	150
Kenya	"	8,220	7,230
Tanzania	"	27,900	21,649
Austria	"	1,000	3,244
W. Germany	"	1,507	5,477
Italy	"	5,265	16,916
U.K.	"	9,191	18,279
U.S.A.	"	141	300
China(M)	"	475	2,222
India	"	211	640

4. IMPORT

COMMODITY	QUANTITY		VALUE Eth.\$
	U N I T		

655.613 Rope(Cont'd)

Israel	Kgs.	102	217
Japan	"	690	2,220
South Yemen	"	545	800
Total	"	55,479	79,344

655.619 Cordage, other

Kenya	"	39,072	29,172
Tanzania	"	5,000	2,850
Austria	"	2,000	5,866
Czechoslovakia	"	750	1,701
Greece	"	52	1,375
Italy	"	14,108	51,123
Netherlands	"	2,050	4,223
Poland	"	100	940
U.K.	"	500	3,435
Hong Kong	"	244	829
India	"	5,616	5,219
Japan	"	409	1,682
Nepal	"	13,775	8,745
Saudi Arabia	"	5,000	7,200
South Yemen	"	150	800
Asia unspecified	"	18,614	11,365
Total	"	107,440	136,525

655.621 Nets of cordage, for commercial fishing

W. Germany	"	141	1,957
Netherlands	"	25	407
India	"	2,034	1,487
Japan	"	1,383	10,233
South Yemen	"	1,700	3,700
Total	"	5,283	17,784

655.629 Nets of cordage, other

Greece	"	362	3,203
U.K.	"	78	540
U.S.A.	"	240	2,091
India	"	2,040	1,487
Japan	"	222	825
Total	"	2,942	8,146

COMMODITY	QUANTITY		VALUE Eth.\$
	U N I T		

655.630 Other articles of cordage etc.

Italy	Kgs.	18	242
India	"	4,800	4,235
Total	"	4,818	4,477

655.710 Hat bodies of wool felt & fur felt

Hong Kong	"	1,100	6,643
Total	"	1,100	6,643

655.720 Hat bodies, other

W. Germany	"	32	583
U.K.	"	3	173
Total	"	35	756

655.811 Wadding

Czechoslovakia	"	500	420
W. Germany	"	258	2,770
Greece	"	17	127
Italy	"	1,500	1,805
Sweden	"	5,240	9,630
U.S.A.	"	44	712
Total	"	7,559	15,464

655.812 Articles of wadding

W. Germany	"	220	2,640
U.K.	"	3	156
U.S.A.	"	495	3,479
Total	"	718	6,275

655.821 Gas mantles

W. Germany	"	234	6,035
India	"	670	6,060
Japan	"	600	1,971
Total	"	1,504	14,066

655.822 Wicks of textile articles

Japan	"	736	3,071
Total	"	736	3,071

655.831 Fabrics used in industrial machinery

W. Germany	"	278	4,326
Italy	"	536	15,992
Netherlands	"	1,340	8,659

4. IMPORT

COMMODITY	QUANTITY		VALUE Eth.\$
	U N I T		

655.831 Fabrics used in industrial machinery (Cont'd)

U.K.	Kgs.	144	2,986
U.S.A.	"	2	673
India	"	355	3,430
Japan	"	25	1,520
Total	"	2,680	37,586

655.832 Textile driving bands (used in industrial machinery)

Denmark	"	610	5,194
W.Germany	"	245	8,629
Greece	"	549	3,043
Ireland	"	54	553
Italy	"	413	21,892
Netherlands	"	121	1,259
Poland	"	15	1,345
U.K.	"	479	12,571
U.S.A.	"	7	190
India	"	1,238	8,097
Japan	"	951	4,350
Total	"	4,682	67,123

655.839 Textile articles other (used in industrial machinery)

France	"	47	382
W.Germany	"	1,220	12,478
Italy	"	2,857	14,117
Netherlands	"	10,408	16,612
Sweden	"	309	10,197
Switzerland	"	12	2,908
U.K.	"	149	1,575
U.S.A.	"	118	1,613
Japan	"	651	3,575
Total	"	15,771	63,457

655.911 Textile hose-piping, (for use with fire-fighting equipment)

India	"	8	242
U.K.	"	100	953
Total	"	108	1,195

COMMODITY	QUANTITY		VALUE Eth.\$
	U N I T		

655.919 Textile hose-piping, other

Greece	Kgs.	8	560
Total	"	8	560

655.920 Textile transmission, conveyor or elevator belts or belting

Austria	"	319	2,455
France	"	1,745	7,471
W.Germany	"	819	5,361
Italy	"	76	705
Sweden	"	366	1,535
U.K.	"	708	4,602
Japan	"	2,633	11,513
Total	"	6,666	33,642

656.112 Bags, jute, other (new)

Fr.Terr. of Affairs & Issas	No.	7,200	3,600
Sudan	"	300	450
France	"	150	2,095
U.K.	"	800	2,510
Nepal	"	7,500	4,340
Total	"	15,950	12,995

656.113 Bags, jute, other (used)

Fr.Terr. of Affairs & Issas	"	3,100	1,850
Kenya	"	2,000	1,000
U.A.R. (Egypt)	"	200	200
U.K.	"	20,000	40,118
Total	"	25,300	43,168

656.121 Bags, cotton, new

Italy	"	1,700	355
U.S.A.	"	3,602	1,765
Total	"	5,302	2,120

656.151 Bags, synthetic fibres (new)

France	"	136	2,192
Lebanon	"	4,000	410
Total	"	4,136	2,602

4. IMPORT

COMMODITY	QUANTITY		VALUE Eth.\$
	U N I T		

656.191 Bags of other textile materials (new)

Hungary	"	500	792
Total	"	500	792

656.192 Bags of other textile materials (used)

W.Germany	"	300	4,220
Netherlands	"	60	685
Total	"	360	4,905

656.210 Tarpaulins canvas

Kenya	Sq.m.	490	1,460
U.A.R. (Egypt)	"	3,670	6,623
Czechoslovakia	"	62,567	108,816
France	"	600	1,731
W.Germany	"	3,200	7,630
Hungary	"	23,892	48,347
Italy	"	46,220	136,160
Netherlands	"	2,200	9,899
Poland	"	1,938	3,939
Rumania	"	3,349	5,155
U.K.	"	8,474	26,920
Israel	"	40,996	80,080
Japan	"	1,672	3,315
Unspecified	"	1,453	2,590
Total	"	200,721	442,665

656.220 Tents, canvas

Kenya	No.	3	1,622
Czechoslovakia	"	101	24,719
France	"	4	2,202
W.Germany	"	30	11,076
Hungary	"	1,482	148,278
Italy	"	29	5,885
U.K.	"	1,113	42,599
U.S.A.	"	1,031	64,264
Israel	"	1,270	39,090
Total	"	5,063	339,735

656.230 Awings, canvas

W.Germany	Kgs.	377	945
U.K.	"	83	2,091
Total	"	460	3,036

COMMODITY	QUANTITY		VALUE Eth.\$
	U N I T		

656.240 Sails, canvas

South Yemen	Kgs.	203	240
Total	"	203	240

656.290 Other articles of canvas

Kenya	"	141	1,635
Czechoslovakia	"	1,820	8,089
W.Germany	"	8	142
Hungary	"	1,806	3,202
Italy	"	3	108
U.K.	"	2,245	8,790
Japan	"	160	620
Unspecified	"	400	200
Total	"	6,583	22,786

656.610 Blankets & travelling rugs of wool

Belgium	No.	72	2,920
Italy	"	2,208	34,688
Netherlands	"	80	545
Poland	"	500	6,770
U.K.	"	179	4,062
U.S.A.	"	144	1,270
India	"	1,750	8,621
South Yemen	"	18	130
Total	"	4,951	59,006

656.620 Blankets & travelling rugs of cotton

Italy	"	370	5,702
U.K.	"	36	2,303
China(M)	"	2,400	2,760
India	"	183,745	200,557
Total	"	186,551	211,322

656.691 Blankets & travelling rugs of wool mixed with cotton

Italy	"	18	195
U.S.A.	"	132	965
South Yemen	"	30	180
Total	"	180	1,340

4. IMPORT

COMMODITY	QUANTITY		VALUE
	U M I T		

656.692 Blankets & travelling rugs of wool mixed with synthetic fibres			
	No.		
Italy	404		6,452
Switzerland	90		2,953
Total	494		9,405

656.693 Blankets & travelling rugs of cotton mixed with synthetic fibres			
U.K.	196		3,875
China(M)	14,400		16,800
Japan	1,800		2,620
Total	16,396		23,295

656.694 Blankets & travelling rugs of silk			
India	1,000		1,530
Total	1,000		1,530

656.695 Blankets & travelling rugs of synthetic fibres			
Italy	297		890
U.S.A.	752		12,771
Japan	2,180		5,693
Total	3,229		19,354

656.699 Blankets & travelling rugs, other			
China(M)	185		1,852
Total	185		1,852

656.911 Bedsheets			
Bulgaria	21,076		54,316
W. Germany	2,000		4,550
Hungary	38,000		71,300
Italy	2,898		43,028
Netherlands	2,795		3,041
Poland	20,000		30,501
U.K.	12		303
U.S.A.	557		1,902
China(M)	21,705		61,096
Hong Kong	22		150
India	4,588		6,146
Japan	43,676		36,811

COMMODITY	QUANTITY		VALUE
	U M I T		

656.911 Bedsheets (Cont'd)			
	No.		
Pakistan	1,002		1,413
South Yemen	641		3,215
Total	158,972		317,772

656.912 Bed covers			
Bulgaria	15,000		20,445
France	54		2,430
W. Germany	646		5,103
Greece	14		580
Italy	6,917		60,498
Netherlands	240		682
Poland	46,133		224,434
U.S.A.	12		245
China(M)	1,000		7,475
India	78,030		120,019
Japan	16,102		20,203
South Yemen	69		502
Total	164,217		462,616

656.913 Curtains			
	Sq.m.		
W. Germany	765		2,477
Italy	270		13,030
Sweden	375		400
U.S.A.	858		36,616
India	2,402		1,983
Total	4,670		54,506

656.914 Towels			
	Doz.		
U.A.R.(Egypt)	970		23,576
Czechoslovakia	1,237		19,289
Italy	204		8,681
Netherlands	59		2,501
Switzerland	5		3,771
U.S.A.	160		29,364
China(M)	22,618		205,834
Hong Kong	639		2,368
India	2,744		29,745
Israel	487		12,460
Japan	200		2,048
Pakistan	1,100		9,090
Total	30,423		339,727

4. IMPORT

COMMODITY	QUANTITY		VALUE Eth.\$
	U N I T		

656.915 Table cloth

Belgium	Kgs.	769	4,174
Czechoslovakia	"	243	1,017
France	"	10	254
W.Germany	"	518	5,596
Italy	"	504	6,548
Switzerland	"	412	16,981
China(M)	"	197	6,316
Hong Kong	"	476	4,682
Israel	"	100	1,830
Japan	"	10	170
Total	"	3,239	47,568

656.919 Kitchen & household linen n.e.s.

W.Germany	"	125	725
Italy	"	2,878	9,043
Switzerland	"	300	5,900
U.K.	"	72	760
China(M)	"	62	1,478
Total	"	3,437	17,906

656.920 Flags of textile materials

W.Germany	"	44	277
U.K.	"	87	1,660
U.S.A.	"	40	123
Total	"	171	2,060

656.921 Other made up goods (cotton)

Sudan	"	57	344
Bulgaria	"	1,315	4,500
Czechoslovakia	"	1,074	2,070
W.Germany	"	439	1,161
Italy	"	4,823	14,004
Netherlands	"	175	724
Switzerland	"	23	660
U.K.	"	1,089	4,682
U.S.A.	"	7,349	77,443
China(M)	"	1,734	8,781
India	"	164	636
Japan	"	2,224	9,662
Pakistan	"	341	1,364
South Yemen	"	405	2,193
Total	"	21,212	128,224

COMMODITY	QUANTITY		VALUE Eth.\$
	U N I T		

656.922 Other made up goods, woollen

Italy	Kgs.	244	3,960
U.K.	"	376	10,057
Total	"	620	14,017

656.923 Other made up goods, silk

Italy	"	54	395
Thailand	"	14	635
Total	"	68	1,030

656.924 Other made up goods, synthetic fibres

W.Germany	"	10	222
Italy	"	467	5,973
Netherlands	"	621	2,503
Norway	"	508	2,005
Sweden	"	244	2,338
U.S.A.	"	3,528	35,484
India	"	1,570	1,815
Israel	"	17	241
Japan	"	4,169	22,341
South Yemen	"	62	280
Total	"	11,196	73,202

656.929 Other made up goods, of other fibres or of mixed fibres

Italy	"	924	4,491
U.S.A.	"	5,999	20,378
Japan	"	117	980
South Yemen	"	407	974
Total	"	7,447	26,823

657.410 Floor covering prepared on a base of paper or paperboard

Netherlands	"	4,841	4,183
U.K.	"	12,364	10,634
Total	"	17,205	14,817

657.421 Lineum (on a textile base)

W.Germany	Sq.m.	136	1,153
Netherlands	"	11,175	16,089
Sweden	"	729	258
Total	"	12,040	17,500

4. IMPORT

COMMODITY	QUANTITY		VALUE Eth.\$
	UNIT		

657.422 Floor covering
similar to
linoleum (on a
textile base)

Belgium	Sq.m.	2,180	8,844
W.Germany	"	4,520	21,155
Italy	"	4,985	15,997
Netherlands	"	21,273	38,424
U.K.	"	7,808	7,473
India	"	4,500	6,000
Israel	"	126	1,341
Total	"	45,392	99,234

657.511 Carpets,woollen
knotted

Belgium	No.	27	4,100
Czechoslovakia	"	10	1,898
Hungary	"	100	6,000
U.K.	"	85	3,325
India	"	8	1,466
Saudi Arabia	"	3	550
South Yemen	"	142	2,414
Total	"	375	19,753

657.512 Carpets, cotton
knotted

Belgium	"	560	7,186
Netherlands	"	30	6,060
Iran	"	44	11,862
Saudi Arabia	"	9	810
South Yemen	"	82	1,765
Total	"	725	27,683

657.519 Carpets, other
knotted

Czechoslovakia	"	443	12,691
W.Germany	"	3	1,197
Italy	"	3,400	19,385
Netherlands	"	30	4,927
Switzerland	"	11	3,774
U.S.A.	"	93	49,896
South Yemen	"	152	1,069
Total	"	4,132	92,939

657.521 Carpettings
woollen knotted

Czechoslovakia	"	20	3,653
Italy	"	145	5,868
India	"	1	617

COMMODITY	QUANTITY		VALUE Eth.\$
	UNIT		

657.521 Carpettings
woollen knotted
(Cont'd)

Iraq	No.	43	12,553
South Yemen	"	45	353
Total	"	254	23,044

657.522 Carpettings,
cotton, knotted

Italy	"	3,940	23,775
Lebanon	"	1,625	8,375
Total	"	5,565	32,150

657.529 Carpetting,
other knotted

Czechoslovakia	"	300	6,989
W.Germany	"	79	10,936
Italy	"	6	723
U.S.A.	"	77	103,058
Total	"	462	121,706

657.532 Rugs, cotton,
knotted

U.S.A.	"	335	2,379
Total	"	335	2,379

657.539 Rugs, other,
knotted

Italy	"	188	1,090
Lebanon	"	2	120
Total	"	190	1,210

657.611 Carpets, woollen
(woven)

Belgium	"	147	8,801
Czechoslovakia	"	116	9,623
Italy	"	38	5,270
China(M)	"	24	18,142
Bong Kong	"	2	1,340
Total	"	327	43,176

657.612 Carpets, cotton
(woven)

Belgium	"	70	1,782
Italy	"	1,000	9,774
Total	"	1,070	11,556

657.619 Carpets, other
knotted

Belgium	"	721	21,441
Czechoslovakia	"	31	1,826

4. IMPORT

COMMODITY	QUANTITY		VALUE Eth. \$
	U N I T		

657.619 <u>Carpets, other knotted (Cont'd)</u>			
W. Germany	No.	113	9,222
Hungary	"	224	8,380
Italy	"	4,959	55,637
Poland	"	1,000	12,500
U.K.	"	934	37,023
Lebanon	"	500	4,500
South Yemen	"	125	846
Australia	"	10	6,686
Total	"	8,617	158,061

657.621 <u>Carpetting, woollen (woven)</u>			
Morocco	"	1	100
Italy	"	6	2,045
Total	"	7	2,145

657.622 <u>Carpetting, cotton (woven)</u>			
Italy	"	30	1,620
Total	"	30	1,620

657.629 <u>Carpetting, other (woven)</u>			
U.K.	"	138	7,640
Total	"	138	7,640

657.631 <u>Rugs, woollen (woven)</u>			
India	"	40	278
Total	"	40	278

657.639 <u>Rugs, other, (woven)</u>			
Italy	"	2,000	3,018
Total	"	2,000	3,018

657.700 <u>Tapestries</u>			
Italy	Kgs.	2,712	6,401
Japan	"	68	625
Total	"	2,780	7,026

657.810 <u>Mats of vegetable fibres</u>			
Netherlands	"	395	2,868
Total	"	395	2,868

657.820 <u>Matting of vegetable fibres</u>			
Kenya	"	1,998	5,525
Netherlands	"	2,357	1,815
Total	"	4,355	7,340

COMMODITY	QUANTITY		VALUE Eth. \$
	U N I T		

657.890 <u>Other articles of vegetable fibres</u>			
Italy	Kgs.	140	375
Total	"	140	375

661.100 <u>Lime</u>			
Sudan	"	10,630	1,940
U.K.	"	20,000	2,321
Japan	"	1,646	1,125
Total	"	32,276	5,386

661.210 <u>Cement clinker</u>			
Italy	"	340	315
U.S.A.	"	140,282	64,744
Israel	"	930	315
Total	"	141,552	65,374

661.290 <u>Cement, other</u>			
Kenya	"	611	510
U.A.R. (Egypt)	"	100,000	8,715
Belgium	"	7,300	5,405
Denmark	"	19,800	2,753
France	"	122,630	20,016
W. Germany	"	12,456	8,029
Italy	"	244,400	57,989
U.K.	"	155,485	101,449
U.S.A.	"	22	320
Total	"	662,704	205,186

661.390 <u>Monumental or building stone (worked)</u>			
France	"	3,000	934
Italy	"	4	185
Total	"	3,004	1,119

661.810 <u>Articles of asphalt or of similar materials</u>			
Italy	"	162,660	90,488
U.K.	"	2,214	3,420
Total	"	164,874	93,908

661.820 <u>Building materials (panels, boards, tiles, blocks etc.)</u>			
Belgium	"	6,750	9,422
W. Germany	"	51,408	61,853
Italy	"	322,125	169,581
Netherlands	"	1,833	966

4. IMPORT

COMMODITY	QUANTITY		VALUE Eth.\$
	UNIT		
661.820 <u>Building materials (panels, boards, tiles, blocks etc.)</u> (Cont'd)			
Sweden	Kgs.	250	414
U.K.	"	19,822	10,017
China(M)	"	31,550	10,031
Israel	"	1,946	1,686
Japan	"	9,000	4,150
Unspecified	"	6,800	730
Total	"	451,484	268,850
661.830 <u>Articles of asbestos-cement of cellulose fibre cement & the like</u>			
Belgium	"	3,209	3,640
W.Germany	"	1,389	1,696
Italy	"	234,281	125,039
U.K.	"	79,817	46,906
U.S.S.R.	"	33,000	1,500
Israel	"	3,000	1,251
Total	"	354,696	180,032
662.310 <u>Heat-insulating bricks, blocks, tiles & other</u>			
W.Germany	"	80,764	34,647
Italy	"	23,660	13,769
U.K.	"	914	125
U.S.S.R.	"	127,000	4,000
China(M)	"	114,960	5,000
Hong Kong	"	3,376	2,840
Israel	"	35,805	7,880
Total	"	286,479	68,261
662.320 <u>Refractory bricks blocks, tiles & heat-insulating goods</u>			
W.Germany	"	154,360	74,989
Italy	"	155,369	74,680
Total	"	309,729	149,669
662.330 <u>Refractory cement & mortars</u>			
France	"	2,795	13,092
W.Germany	"	1,060	673
Italy	"	17,050	3,533

COMMODITY	QUANTITY		VALUE Eth.\$
	UNIT		
662.330 <u>Refractory cement & mortars(Cont'd)</u>			
Hong Kong	Kgs.	5,000	865
Japan	"	200	625
Total	"	26,105	18,788
662.410 <u>Building bricks</u>			
Sudan	"	400,000	6,000
Italy	"	4,470	1,714
Netherlands	"	39,651	11,567
Unspecified	"	568	1,600
Total	"	444,689	20,881
662.420 <u>Roofing tiles, chimney pots, & other constructional ceramic ware</u>			
Denmark	"	903	4,279
W.Germany	"	8,542	5,210
Italy	"	51,180	18,827
U.K.	"	1,233	4,230
Total	"	61,858	32,546
662.430 <u>Ceramic piping conduits & similar fittings</u>			
Israel	"	262,500	86,819
Total	"	262,500	86,819
662.461 <u>Ceramic hearth & wall tiles (glazed or unglazed)</u>			
Czechoslovakia	"	4,760	2,255
E.Germany	"	6,800	2,385
W.Germany	"	45,584	17,912
Italy	"	292,754	91,851
U.S.A.	"	4,104	29,679
China(M)	"	30,000	9,189
Total	"	384,002	153,271
662.469 <u>Ceramic sets, flags & paving</u>			
Czechoslovakia	"	28,238	11,140
W.Germany	"	46,887	21,482
Italy	"	35,860	10,657
Israel	"	14,420	6,015
Total	"	125,405	49,294

4. IMPORT

COMMODITY	QUANTITY		VALUE Eth.\$
	H M I T		

663.110 <u>Grinding & polishing wheels & stones (for hand-pedal or power operated machines)</u>			
Austria	Kgs.	863	2,370
Bulgaria	"	26,155	32,407
Denmark	"	55,064	79,138
W. Germany	"	4,002	18,066
Greece	"	100	230
Italy	"	386	2,159
Sweden	"	975	4,309
U.S.A.	"	10	288
Hong Kong	"	6,000	2,735
India	"	65	431
Japan	"	200	275
Total	"	93,820	142,408

663.120 <u>Grinding & polishing stones (for use directly in the hand)</u>			
Austria	"	1,728	4,218
Denmark	"	11,389	13,421
Italy	"	7,902	11,130
Hong Kong	"	5,000	1,455
India	"	155	1,002
South Yemen	"	1,106	970
Total	"	27,280	32,196

663.200 <u>Abrasive cloths, papers & similar articles</u>			
Austria	"	6,553	11,863
Czechoslovakia	"	7,893	7,226
Denmark	"	766	2,317
France	"	59	321
W. Germany	"	12,284	55,149
Italy	"	11,714	34,068
Netherlands	"	12	725
Norway	"	750	1,835
Sweden	"	2,168	3,077
U.K.	"	264	1,277
China(M)	"	908	702
Japan	"	1,025	3,130
Australia	"	2,469	2,520
Total	"	46,865	124,210

COMMODITY	QUANTITY		VALUE Eth.\$
	H M I T		

663.641 <u>Cement & concrete railway sleepers</u>			
Unspecified	Kgs.	279	363
Total	"	279	363

663.649 <u>Other articles of plaster, cement, concrete or artificial stone</u>			
Belgium	"	2,375	730
Italy	"	1,399	8,646
U.K.	"	4,189	2,456
Total	"	7,963	11,832

663.710 <u>Crucible, cupels ingot moulds for recasting metal</u>			
W. Germany	"	1,380	3,760
Total	"	1,380	3,760

663.790 <u>Other refractory goods</u>			
France	"	5,800	13,795
Total	"	5,800	13,795

663.810 <u>Manufactures of asbestos</u>			
Austria	"	790	2,650
Netherlands	"	52	935
U.K.	"	972	3,110
Japan	"	75	400
Total	"	1,889	7,095

663.829 <u>Other friction materials with a basis of asbestos</u>			
W. Germany	"	1,516	2,846
Italy	"	79	1,104
Netherlands	"	550	800
U.K.	"	20,879	14,060
Israel	"	4,200	2,995
Total	"	27,224	21,805

663.919 <u>Ceramic wares for chemical, industrial or agricultural use</u>			
Italy	"	845	1,180
Netherlands	"	118	900
Total	"	963	2,080

4. IMPORT

COMMODITY	QUANTITY		VALUE Eth.\$
	UNIT		

663.929	<u>Other articles of ceramic materials n.e.s.</u>		
Italy	Kgs.	455	1,320
U.K.	"	175	250
Total	"	630	1,570

664.020	<u>Polished plate glass (bevelled)</u>		
Italy	"	200	840
Japan	"	7,401	3,025
Total	"	7,601	3,865

664.030	<u>Sheet glass, plain</u>		
Austria	Sq.m.	111	1,285
Belgium	"	2,539	23,492
Czechoslovakia	"	7,561	15,833
W.Germany	"	4,081	27,665
Italy	"	2,820,845	114,200
U.K.	"	194	4,399
China(M)	"	2,400	24,483
Israel	"	9,893	36,206
Japan	"	55,576	221,500
Total	"	2,903,200	469,063

664.100	<u>Glass rods, tubes & waste</u>		
Netherlands	Kgs.	400,000	54,540
Norway	"	750	1,465
U.K.	"	3,919	4,035
Saudi Arabia	"	410,930	45,289
South Yemen	"	77,950	8,571
Total	"	893,549	113,900

664.210	<u>Corrective spectacle lenses</u>		
U.K.	"	1	588
Total	"	1	588

664.290	<u>Optical glasses & elements</u>		
Italy	"	1,600	1,573
U.S.A.	"	500	1,830
Total	"	2,100	3,403

664.600	<u>Bricks, tiles slabs squares & other construction materials of pressed glass</u>		
Belgium	Kgs.	8,666	3,850
Japan	"	17,210	9,190
Total	"	25,876	13,040

COMMODITY	QUANTITY		VALUE Eth.\$
	UNIT		

664.710	<u>Safety glass (for road motor vehicles)</u>		
France	Kgs.	495	1,770
W.Germany	"	608	2,275
Total	"	1,103	4,045

664.790	<u>Safety glass, other</u>		
Czechoslovakia	"	490	582
Italy	"	1,350	596
China(M)	"	2,510	3,424
Total	"	4,350	4,602

664.810	<u>Rear-view mirrors & other mirrors (for use in road motor vehicles)</u>		
Italy	"	2,140	4,497
Hong Kong	"	5,448	4,000
Total	"	7,588	8,497

664.890	<u>Other mirrors & polished plate glass (silvered)</u>		
Belgium	"	2,565	2,467
Czechoslovakia	"	750	550
France	"	21	515
Italy	"	10,249	8,782
U.S.A.	"	2,887	9,650
Hong Kong	"	68,783	53,764
India	"	5,212	3,850
Japan	"	6,434	9,589
Total	"	96,901	89,167

664.920	<u>Glass envelopes for electric lamps, valves etc.</u>		
Czechoslovakia	"	550	1,501
U.K.	"	566	4,511
China(M)	"	2,486	4,561
Total	"	3,602	10,573

664.931	<u>Clock & watch glasses</u>		
Netherlands	"	8	602
Hong Kong	"	7	505
Total	"	15	1,107

4. IMPORT

COMMODITY	QUANTITY		VALUE Eth. \$
	U N I T		

664.939 Glass for sun-
glasses (non-
corrective)

W. Germany	Kgs.	262	14,516
Italy	"	7	587
Spain	"	45	1,341
Japan	"	400	2,307
Total	"	714	18,751

664.940 Glass fibre

U.K.	"	4,600	11,130
Total	"	4,600	11,130

665.110 Commercial con-
tainers of glass

Fr. Terr. of Affairs & Issas	"	222,798	41,893
Belgium	"	6,952	11,047
Bulgaria	"	23,340	17,280
Denmark	"	158	486
France	"	116,397	199,429
W. Germany	"	5,697	19,481
Hungary	"	1,499	3,688
Italy	"	7,230	32,345
Netherlands	"	60	199
Sweden	"	15	269
U.K.	"	18,022	67,132
U.S.A.	"	42,038	58,852
China(M)	"	73,049	41,596
Hong Kong	"	200	740
India	"	145	230
Japan	"	17,387	21,462
Singapore	"	150	146
South Yemen	"	560	407
Unspecified	"	10,000	1,080
Total	"	545,697	517,762

665.200 Glassware (used
for table, kitchen
toilet & indoor
decoration)

U.A.R. (Egypt)	"	62	375
Belgium	"	30,521	10,737
Czechoslovakia	"	121,217	50,247
France	"	169,053	190,761
W. Germany	"	2,469	7,506
Italy	"	108,140	100,662

COMMODITY	QUANTITY		VALUE Eth. \$
	U N I T		

665.200 Glassware (used
for table, kitchen
toilet & indoor
decoration)
(Cont'd)

Norway	Kgs.	291	2,178
Sweden	"	80	1,142
U.K.	"	2,538	7,679
U.S.S.R.	"	47,305	15,580
U.S.A.	"	68,168	77,071
China(M)	"	307,591	74,786
Hong Kong	"	1,253	1,437
India	"	36	388
Israel	"	61,107	26,382
Japan	"	43,964	22,146
Total	"	963,795	589,077

665.811 Laboratory &
scientific
glassware

Sweden	"	4	177
Austria	"	27	461
France	"	1,064	10,536
W. Germany	"	1,084	6,642
Italy	"	237	8,519
Netherlands	"	327	2,411
Switzerland	"	18	2,000
U.K.	"	155	2,447
U.S.A.	"	2,369	19,863
Japan	"	13	131
Total	"	5,298	53,187

665.821 Glass beads

Czechoslovakia	"	41,275	75,272
India	"	8,360	4,569
Total	"	49,635	79,841

665.829 Other decorative
glass smallware

W. Germany	"	3,890	10,960
Italy	"	88	8,455
China(M)	"	6,000	1,842
Hong Kong	"	113	4,705
Total	"	10,091	25,962

665.899 Other articles
of glass n.e.s.

France	"	3,205	3,755
Italy	"	739	2,621

4. IMPORT

COMMODITY	QUANTITY		VALUE Eth.\$
	UNIT		

665.899 Other articles
of glass n.e.s.
(Cont'd)

Sweden	Kgs.	178	1,802
U.K.	"	2,300	2,625
U.S.A.	"	10,892	24,170
India	"	1,019	1,938
Japan	"	800	800
Total	"	19,133	37,711

666.400 Porcelain or
china house-
hold ware

Czechoslovakia	"	5,107	13,211
France	"	3,500	5,315
W.Germany	"	1,749	11,370
Greece	"	40	200
Italy	"	2,471	34,042
Netherlands	"	4,663	5,235
U.K.	"	900	3,830
U.S.S.R.	"	11,000	5,757
U.S.A.	"	17,446	92,048
China(M)	"	156,348	121,279
Hong Kong	"	389	1,565
Israel	"	192	456
Japan	"	56,075	103,704
Total	"	259,880	398,012

666.500 Household ware
of other ceramic
materials

W.Germany	"	3,478	12,216
Italy	"	7,328	38,675
U.K.	"	30	152
U.S.A.	"	240	280
China(M)	"	16,244	16,980
Hong Kong	"	260	2,603
India	"	100	695
Japan	"	13,441	16,938
South Yemen	"	450	245
Total	"	41,571	88,784

666.600 Statuettes &
other ornaments,
& articles of
furniture of
ceramic materials

Italy	"	1,720	6,900
Netherlands	"	410	4,775

COMMODITY	QUANTITY		VALUE Eth.\$
	UNIT		

666.600 Statuettes & other
ornaments, &
articles of fur-
niture of ceramic
materials(Cont'd)

U.K.	Kgs.	61,482	4,625
U.S.S.R.	"	1,000	116
Europe unspecified	"	73,210	10,525
Total	"	137,822	26,941

672.310 Ingots of iron
& steel, (import-
ed for further
processing

Congo(Kinshasa)	"	47,752	50,570
Sudan	"	2,868	486
Zambia	"	119,989	91,241
Belgium	"	447,945	107,506
W.Germany	"	2,451,450	614,847
Italy	"	1,029	6,447
Netherlands	"	12,860	1,651
U.K.	"	433,760	96,407
U.S.S.R.	"	206,860	49,402
Japan	"	288,595	206,231
Unspecified	"	6,000	1,350
Total	"	4,019,108	1,226,138

672.390 Ingots of iron
& steel, other

Sudan	"	11,100	1,665
Zambia	"	90,873	59,610
W.Germany	"	513,460	145,480
Italy	"	53,606	26,324
Norway	"	15	490
U.K.	"	7,825	14,054
Japan	"	784,099	425,233
Total	"	1,460,978	672,856

672.500 Slabs & sheet
bars of iron
& steel

W.Germany	"	249,720	76,885
Total	"	249,720	76,885

673.100 Wire rod, of
iron & steel

Belgium	"	6,000	2,727
W.Germany	"	2,876	3,676
India	"	199,920	55,929
Total	"	208,796	62,332

4. IMPORT

COMMODITY	QUANTITY		VALUE Eth.\$
	U N I T		

COMMODITY	QUANTITY		VALUE Eth.\$
	U N I T		

673.200 Bars & rods, other
of iron & steel,
hollow mining
drill steel

Austria	Kgs.	903	840
Belgium	"	681,773	244,370
France	"	58,993	14,885
W. Germany	"	265,733	118,236
Italy	"	841,682	413,318
Netherlands	"	786	2,868
Poland	"	2,060	2,248
Sweden	"	1,450	995
U.K.	"	48,249	23,566
Hong Kong	"	444	865
India	"	168,820	56,000
Japan	"	70,510	23,622
Unspecified	"	114,360	34,147
Total	"	2,255,763	935,960

673.600 Angles, shapes
& sections of
iron & steel

Belgium	"	843,408	288,427
Czechoslovakia	"	124,750	37,160
Denmark	"	3,300	985
France	"	63,040	20,802
W. Germany	"	802,265	251,063
Hungary	"	113,401	28,496
Italy	"	462,797	266,287
Netherlands	"	2,320	16,152
Sweden	"	311	1,633
U.K.	"	25,111	11,626
U.S.S.R.	"	119,460	35,094
Japan	"	234,549	74,944
Total	"	2,794,712	1,032,669

674.040 Plates & sheets
of iron & steel
(for further
processing into
C.G.I. sheets)

Austria	"	42,069	15,141
Belgium	"	183,593	66,815
Czechoslovakia	"	223,006	234,711
W. Germany	"	14,680	7,451
Italy	"	96,750	52,595
Netherlands	"	338,728	14,737

674.040 Plates & sheets
of iron & steel
(for further
processing into
C.G.I. sheets)
(Cont'd)

Norway	Kgs.	5,000	13,270
Poland	"	39,050	30,525
U.K.	"	225,190	144,961
U.S.S.R.	"	94,453	25,504
U.S.A.	"	46	867
Hong Kong	"	72,288	23,160
Japan	"	16,237,556	6,952,936
Total	"	17,572,409	7,582,673

674.090 Plates sheets,
other, of iron
& steel

Austria	"	1,606	711,875
Belgium	"	149,506	74,214
W. Germany	"	126,226	51,086
Italy	"	373,428	230,175
Netherlands	"	539	690
Sweden	"	34,221	2,198
U.K.	"	50,394	31,805
U.S.S.R.	"	146,000	43,222
Hong Kong	"	33,834	10,850
Japan	"	544,583	222,171
Australia	"	40,644	17,916
Total	"	1,500,981	1,396,202

674.500 Universal plates
of iron & steel

Sudan	"	21,031	1,743
Austria	"	38,957	12,606
Belgium	"	131,774	61,688
France	"	326	750
W. Germany	"	73,482	69,395
Italy	"	16,333	8,263
Sweden	"	22,361	13,864
U.S.S.R.	"	112,803	33,520
U.S.A.	"	49,303	100,733
Hong Kong	"	9,570	3,070
Israel	"	1,965	786
Japan	"	1,305,839	517,643
Total	"	1,783,744	824,061

4. IMPORT

COMMODITY	QUANTITY		VALUE Eth. \$
	U N I T		

676.000 Rails & Railway track constructional material of iron & steel

Fr. Terr. of Affairs & Issas	Kgs.	6,000	3,235
Belgium	"	22,700	7,284
France	"	76,755	103,331
Total	"	105,455	113,850

677.040 Iron & steel wire (for further manufacture or processing)

Belgium	"	201,890	56,309
W. Germany	"	10,215	6,440
Italy	"	171,969	57,206
U.S.S.R.	"	1,500,000	382,005
Hong Kong	"	3,500	1,915
Japan	"	20,000	9,285
Lebanon	"	2,650	3,475
Total	"	1,910,224	516,635

677.090 Iron & steel wire, other

Italy	"	80	398
Netherlands	"	19,650	5,969
U.K.	"	200	564
Total	"	19,930	6,931

678.000 Tubes-pipes & fittings of iron & steel

Kenya	"	3,376	5,918
Austria	"	4,112	12,407
Belgium	"	384,789	209,108
France	"	381,397	190,219
W. Germany	"	806,984	891,892
Greece	"	15,639	10,300
Italy	"	846,879	623,312
Netherlands	"	108,096	42,963
Norway	"	3,584	4,374
Poland	"	7,853	9,386
Sweden	"	36,145	22,521
Switzerland	"	6,382	33,589
U.K.	"	81,207	75,379
U.S.S.R.	"	375,230	151,476

COMMODITY	QUANTITY		VALUE Eth. \$
	U N I T		

678.000 Tubes-pipes & fittings of iron & steel (Cont'd)

U.S.A.	Kgs.	745,796	84,836
China(M)	"	17,276	20,652
India	"	262,479	102,715
Israel	"	169,245	62,920
Japan	"	657,394	323,288
Unspecified	"	19,620	17,578
Total	"	4,933,483	2,894,833

679.000 Iron & steel castings & forgings, unworked n.e.s.

Sudan	"	3,965	410
France	"	6,000	2,670
Total	"	9,965	3,080

681.111 Silver, unwrought or semi-manufactured

W. Germany	"	6	1,240
Total	"	6	1,240

682.140 Copper, unwrought

Netherlands	"	741	2,400
Total	"	741	2,400

682.211 Bars, rods, angles snapes & sections of copper

Kenya	"	631	4,099
France	"	4,025	6,359
W. Germany	"	600	2,020
Italy	"	2,467	8,597
Netherlands	"	108	520
Total	"	7,831	21,595

682.212 Bars, rods, angles shapes & sections of bronze, of brass, or of other copper alloys

Italy	Kgs.	1,691	6,147
Netherlands	"	1,708	17,188
Sweden	"	400	2,040
U.K.	"	403	2,905
Total	"	4,202	28,280

4. IMPORT

COMMODITY	QUANTITY		VALUE Eth.\$
	U N I T		

682.221 <u>Plates, sheets & strip of copper</u>			
Kenya	Kgs.	520	3,056
France	"	165	990
Italy	"	593	2,270
Netherlands	"	487	5,055
U.K.	"	646	5,418
Total	"	2,411	16,789

682.222 <u>Plates, sheets & strip of bronze brass or other copper alloys</u>			
W. Germany	"	174	1,645
Italy	"	1,080	5,285
Netherlands	"	600	8,773
Japan	"	2,968	10,328
Total	"	4,822	26,031

682.271 <u>Tubes, pipes, hollow bars & fittings of copper</u>			
W. Germany	"	230	1,889
Italy	"	40	275
Netherlands	"	876	6,668
U.K.	"	145	596
U.S.A.	"	56	576
Total	"	1,347	10,004

682.272 <u>Tubes, pipes, hollow bars & fittings of bronze, of brass & of other copper alloys</u>			
Belgium	"	7,380	4,150
W. Germany	"	450	3,490
Italy	"	3,720	24,252
Sweden	"	4	120
U.K.	"	577	2,550
Total	"	12,131	34,562

683.100 <u>Nickel & nickel alloys, unwrought</u>			
Italy	"	790	3,350
Total	"	790	3,350

COMMODITY	QUANTITY		VALUE Eth.\$
	U N I T		

683.230 <u>Tubes, pipes, hollow bars & fittings of nickel</u>			
Japan	Kgs.	11,737	5,218
Total	"	11,737	5,218

683.240 <u>Electro plating anodes of nickel</u>			
Netherlands	"	98	1,558
Total	"	98	1,558

683.250 <u>Bars, rods, angles sheets, wires foil, powder & flakes of nickel</u>			
Italy	Kgs.	2,100	10,335
Total	"	2,100	10,335

684.100 <u>Aluminium unwrought</u>			
Italy	"	2,573	12,633
Total	"	2,573	12,633

684.240 <u>Aluminium powders & flakes</u>			
Italy	"	134	1,220
Total	"	134	1,220

684.271 <u>Aluminium plates & sheets (for further processing & manufacture in Ethiopia)</u>			
Tanzania	"	15,598	27,440
Germany	"	8,008	12,882
Italy	"	168,290	418,088
Switzerland	"	2,188	5,216
U.K.	"	6,668	29,304
U.S.S.R.	"	57,858	78,715
U.S.A.	"	2,358	7,172
India	"	29,597	55,088
Israel	"	39,514	88,014
Total	"	330,079	721,919

684.272 <u>Aluminium plates & sheets, other</u>			
Tanzania	"	1,883	3,830
Denmark	"	5,916	2,000
Italy	"	204,935	281,486
U.K.	"	6,774	19,765

4. IMPORT

COMMODITY	QUANTITY		VALUE Eth.\$
	U N I T		

684.272 Aluminium plates
& sheets, other
(Cont'd)

U.S.A.	Kgs.	95	2,130
Hong Kong	"	3,372	6,845
India	"	15,719	31,029
Israel	"	7,745	16,940
Total	"	246,439	364,025

684.279 Aluminium, bars
rods, shapes,
angles, &
sections

Kenya	"	1,767	7,700
Tanzania	"	3,675	6,650
Italy	"	22,536	57,320
Netherlands	"	750	3,675
U.K.	"	2,033	55,162
Israel	"	7,759	18,820
Japan	"	22,500	49,082
Total	"	61,020	198,409

685.100 Lead, unwrought

W. Germany	"	11,501	10,690
Total	"	11,501	10,690

685.200 Lead, bars, rods
shapes, plates,
sheets, tubes
pipes, powder &
flakes etc.

Netherlands	"	8,300	7,730
Total	"	8,300	7,730

686.100 Zinc, unwrought

U.K.	"	152,478	118,185
Total	"	152,478	118,185

686.200 Zinc, bars, rods,
shapes, sheets,
wire powder &
flakes etc.

Tanzania	"	20,276	16,845
Zambia	"	143,920	160,487
W. Germany	"	4,606	6,465
Italy	"	695	1,531
Netherlands	"	1,300	1,680
Japan	"	57,676	80,034
Total	"	228,473	267,042

COMMODITY	QUANTITY		VALUE Eth.\$
	U N I T		

687.200 Tin, bars, rods,
shapes, sheets
wire powder &
flakes etc.

Japan	Kgs.	29,894	21,262
Total	"	29,894	21,262

691.110 Doors, windows &
fittings of iron
& steel

W. Germany	"	3,113	3,926
Italy	"	26,113	55,241
U.K.	"	11,378	23,336
India	"	1,011	821
Total	"	41,615	83,324

691.120 Structures,
assemble or un-
assemble of iron
& steel

W. Germany	"	1,308	3,087
Italy	"	76,042	96,452
Netherlands	"	400	804
U.K.	"	60,748	87,164
Total	"	138,498	187,507

691.190 Plates, strip, rods
angles & sections
(prepared for use
in structures, of
iron & steel)

Italy	"	69,982	120,789
Netherlands	"	12,108	12,207
U.K.	"	57,720	154,891
U.S.A.	"	50,000	86,955
India	"	152,755	73,160
Total	"	342,565	448,002

691.210 Aluminium, door
& window frames

W. Germany	"	5,010	18,998
Italy	"	98,162	267,933
U.K.	"	2,765	28,107
U.S.A.	"	4,616	44,321
Israel	"	10,309	68,855
Total	"	120,862	428,214

691.220 Aluminium, sheets
& plates (for use
in structure)

Italy	"	2,018	8,638
U.K.	"	588	1,200
Total	"	2,606	9,838

4. IMPORT

COMMODITY	QUANTITY		VALUE Eth.\$
	U N I T		

691.290 Aluminium structure complete or incomplete mobile houses hungars; ben & dog house			
France	Kgs.	85,310	225,815
Italy	"	317	4,338
Poland	"	57,671	56,468
U.K.	"	69,920	102,163
U.S.A.	"	1,064	4,283
Total	"	214,282	393,067

692.111 Reservoirs, tanks & vats of a capacity exceeding 300 litres (of iron & steel) use with water supply			
Kenya	"	7,000	581
U.S.S.R.	"	2,000	1,033
Total	"	9,000	1,614

692.119 Reservoirs, tanks & vats of a capacity exceeding 300 litres (of iron & steel) other			
Kenya	"	539	188
France	"	5	178
W. Germany	"	78	450
Italy	"	2,058	8,043
U.K.	"	108	9,545
Total	"	2,788	18,404

692.131 Reservoirs & tanks of a capacity exceeding 300 litres (aluminium) for use with public water supply			
W. Germany	Kgs.	10,366	15,206
Total	"	10,366	15,206

692.139 Reservoirs, tanks vats & similar containers, of aluminium, of a capacity exceeding 300 litres			
W. Germany	Kgs.	13,949	129,079
Total	"	13,969	129,079

COMMODITY	QUANTITY		VALUE Eth.\$
	U N I T		

692.211 Iron & steel drums			
Fr. Terr. of Affairs & issas	Kgs.	177,800	67,491
Liberia	"	700	450
France	"	10,470	8,526
W. Germany	"	750	3,755
Netherlands	"	160	345
U.K.	"	8,000	3,515
U.S.A.	"	1,050	1,976
Unspecified	"	640	556
Total	"	199,570	86,614

692.219 Casks, boxes, cans & similar commercial containers or iron & steel			
Fr. Terr. of Affairs & Issas	"	1,830	1,390
Kenya	"	1,189	799
Sudan	"	2,181	1,598
U.A.R. (Egypt)	"	215	240
Czechoslovakia	"	6,300	9,515
France	"	101	831
W. Germany	"	1,119	5,625
Hungary	"	12,630	16,046
Italy	"	86,145	140,584
Netherlands	"	9,269	16,920
Norway	"	22,500	62,037
U.K.	"	25,532	56,995
U.S.S.R.	"	11,540	5,750
U.S.A.	"	10	100
India	"	30,471	23,784
Iran	"	200	750
Unspecified	"	80	110
Total	"	211,312	343,074

692.229 Commercial containers, of aluminium			
France	"	183	1,475
Italy	"	86	180
U.K.	"	5,490	10,860
Hong Kong	"	3,100	2,820
India	"	17,300	14,633
Total	"	26,159	29,968

4. IMPORT

COMMODITY	QUANTITY		VALUE Eth.\$
	U N I T		

692.290 Metal contain-
ers, other
(for storage
& transport)

Fr. Terr. of Affairs & Issas	Kgs.	4,950	1,821
Norway	"	144	5,495
U.K.	"	426	1,020
Total	"	5,520	8,336

692.310 Gas cylinders
(for iron &
steel)

Fr. Terr. of Affairs & Issas	"	1,300	488
Ghana	"	74	165
Austria	"	800	3,415
Belgium	"	109,955	174,423
Denmark	"	64	1,267
France	"	2,700	5,295
W.Germany	"	2,284	6,363
Italy	"	48,199	65,118
Sweden	"	1,514	2,237
U.K.	"	616	1,250
India	"	30	342
Singapore	"	42	325
Total	"	167,578	260,688

692.311 Pressure tank

Italy	"	366	1,539
Total	"	366	1,539

692.320 Gas cylinders,
(of aluminium)

Fr. Terr. of Affairs & Issas	"	3,330	1,333
Denmark	"	6,642	10,746
W.Germany	"	300	225

COMMODITY	QUANTITY		VALUE Eth.\$
	U N I T		

692.320 Gas cylinders,
(of aluminium)
(Cont'd)

Italy	Kgs.	45	490
U.S.A.	"	800	1,850
Total	"	11,117	14,644

693.110 Stranded wire,
cable, cordage
& rope (of iron
& steel)

Austria	"	5,539	9,944
Belgium	"	16,896	15,961
W.Germany	"	86,570	83,813
Hungary	"	9,600	4,340
Italy	"	73,031	51,674
Netherlands	"	2,868	6,183
U.K.	"	50,778	56,412
U.S.S.R.	"	9,900	2,250
U.S.A.	"	2,104	20,481
China(M)	"	10,000	4,405
India	"	818	870
Israel	"	186	370
Japan	"	42,274	27,134
Lebanon	"	1,400	3,610
Total	"	311,964	287,447

693.121 Stranded wire,
cable, cordage
& rope (of
copper)

Belgium	"	509	475
France	"	548	639
Italy	"	24,721	91,671
U.K.	"	13	564
India	"	805	3,265
Japan	"	3,060	9,975
Total	"	29,656	106,589

4. IMPORT

COMMODITY	QUANTITY		VALUE Eth.\$
	U N I T		

693.122 <u>Stranded wire, cable, cordage & rope (of bronze, brass or other copper alloys)</u>			
Belgium	Kgs.	70	560
W.Germany	"	1,580	7,597
Italy	"	1,566	8,590
Hong Kong	"	860	915
Total	"	4,076	17,662

693.200 <u>Iron & steel wire (for fencing)</u>			
Austria	"	11,638	15,834
Belgium	"	54,390	35,495
Italy	"	200,397	109,520
China(M)	"	45,000	22,290
India	"	5,980	3,463
Japan	"	3,522	2,130
Total	"	320,927	188,732

693.311 <u>Fencing materials of iron & steel</u>			
Austria	"	3,010	2,072
Belgium	"	10,845	7,045
Italy	"	350	700
Total	"	14,205	9,817

693.319 <u>Wire gauze netting (iron & steel)</u>			
Belgium	"	10,105	6,910
Denmark	"	5,841	10,916
W.Germany	"	24,384	24,022
Italy	"	70,842	76,520
Netherlands	"	61	395
U.K.	"	176	540
Hong Kong	"	490	535
Japan	"	9,398	18,236
Total	"	121,297	138,074

693.320 <u>Wire gauze netting (copper)</u>			
Austria	"	1,360	5,285
Italy	"	37,487	98,038
Total	"	38,847	103,323

693.410 <u>Expanded metal, of iron & steel</u>			
Hungary	"	4,990	2,280
Japan	"	199,987	64,131
Total	"	204,977	66,411

COMMODITY	QUANTITY		VALUE Eth.\$
	U N I T		

693.590 <u>Gauze netting, reinforcing fabric & similar materials, of aluminium</u>			
W.Germany	Kgs.	292	1,855
Total	"	292	1,855

693.990 <u>Wire products, other</u>			
Austria	"	555	9,103
Belgium	"	534,729	170,255
Czechoslovakia	"	1,190	405
France	"	1,145	1,938
W.Germany	"	1,265	1,693
Italy	"	193,420	128,307
U.K.	"	22,312	27,178
U.S.S.R.	"	52	241
China(M)	"	25,567	27,694
Japan	"	150,433	156,818
Singapore	"	1,090	1,076
Total	"	931,758	524,708

694.110 <u>Nails, tacks, staples, studs & drawing pins of iron & steel</u>			
Austria	"	840	1,915
Belgium	"	12,500	8,373
Czechoslovakia	"	20,820	15,128
W.Germany	"	47,518	41,262
Italy	"	8,228	14,185
Norway	"	215	2,110
Poland	"	5,000	3,613
Sweden	"	7,187	12,614
U.K.	"	3,895	4,941
U.S.A.	"	237	1,760
China(M)	"	2,000	914
India	"	2,254	2,005
Japan	"	1,945	4,100
Unspecified	"	11,200	8,319
Total	"	123,839	121,239

694.121 <u>Nails, tacks, staples & studs of copper</u>			
Austria	"	121	295
Belgium	"	1,500	1,515
U.K.	"	22	210
Total	"	1,643	2,020

4. IMPORT

COMMODITY	QUANTITY		VALUE Eth.\$
	U N I T		

694.122 <u>Nails & tacks</u> <u>(bronze or brass)</u>			
Italy	Kgs.	17	120
Total	"	17	120

694.211 <u>Screw bolts &</u> <u>screw rings</u> <u>(iron & steel)</u>			
Austria	"	13,586	26,398
Denmark	"	340	450
W.Germany	"	8,032	27,561
Italy	"	9,846	19,159
Netherlands	"	144	312
Sweden	"	3,009	4,698
U.K.	"	907	2,023
U.S.A.	"	19	182
China(M)	"	18,938	16,030
Japan	"	25,886	24,943
Total	"	80,707	121,756

694.219 <u>Bolts, rivets,</u> <u>cotters & washers</u> <u>(iron & steel)</u>			
Austria	"	20,094	21,959
Belgium	"	5,000	3,567
Czechoslovakia	"	2,418	5,718
W.Germany	"	33,362	39,741
Italy	"	25,495	37,916
Netherlands	"	1,103	4,243
Poland	"	13,170	11,335
Sweden	"	16,097	66,371
U.K.	"	2,928	8,673
U.S.A.	"	15	128
India	"	11,778	20,318
Japan	"	340	2,185
Total	"	131,800	222,154

694.221 <u>Bolts, rivets,</u> <u>nuts & washers</u> <u>(copper)</u>			
Austria	"	2,065	8,582
Czechoslovakia	"	989	2,767
W.Germany	"	5,548	6,936
Italy	"	83,481	282,039
U.K.	"	3	129
China(M)	"	9,000	7,474
Hong Kong	"	58	403
India	"	3,785	3,328
Total	"	104,929	311,658

COMMODITY	QUANTITY		VALUE Eth.\$
	U N I T		

694.222 <u>Bolts, nuts,</u> <u>washers etc.</u> <u>(bronze or</u> <u>brass)</u>			
Italy	Kgs.	5,748	28,250
Netherlands	"	85	868
Hong Kong	"	50	225
Japan	"	499	3,023
Total	"	6,382	32,366

695.100 <u>Hand tools (for</u> <u>use in agricul-</u> <u>ture & forestry)</u>			
Austria	"	130,485	348,995
Belgium	"	90,900	75,366
Czechoslovakia	"	116,413	121,500
Denmark	"	801	1,955
France	"	875	10,374
W.Germany	"	45,098	228,386
Hungary	"	20,240	15,912
Italy	"	42,745	100,379
Netherlands	"	667	5,378
Sweden	"	525	3,886
Switzerland	"	17	651
U.K.	"	31,060	52,237
U.S.S.R.	"	1,609	3,608
Yugoslavia	"	23,200	57,750
U.S.A.	"	15,054	142,200
China(M)	"	90,681	106,283
Hong Kong	"	225	844
India	"	2,295	1,799
Israel	"	214	950
Japan	"	2,546	9,633
Total	"	615,650	1,288,086

695.210 <u>Hand saws &</u> <u>saw blades</u>			
Albania	"	529	1,020
Austria	"	3,897	11,996
Czechoslovakia	"	8,903	18,731
France	"	1,383	4,138
W.Germany	"	4,183	24,947
Italy	"	2,227	3,750
Netherlands	"	7	178
Sweden	"	4,026	25,183
U.K.	"	8	423

4. IMPORT

COMMODITY	QUANTITY		VALUE Eth.\$
	U N I T		

695.210 Hand saws & saw blades (Cont'd)

Israel	Kgs.	110	4,744
Australia	"	316	735
Total	"	25,589	95,845

695.220 Pliers, pincers, pipe cutters, rasps & similar

Kenya	"	15	454
Albania	"	973	1,220
Austria	"	777	4,449
Belgium	"	20	2,130
Czechoslovakia	"	1,220	1,287
Denmark	"	1,521	13,613
France	"	84	680
W. Germany	"	37,994	357,272
Greece	"	44	102
Italy	"	7,383	46,708
Netherlands	"	4,864	23,924
Poland	"	3	324
Spain	"	735	2,654
Sweden	"	4,903	17,132
Switzerland	"	33	1,570
U.K.	"	15,936	131,469
U.S.A.	"	32,066	563,040
India	"	130	1,570
Israel	"	2,473	2,539
Japan	"	1,367	4,535
Saudi Arabia	"	172	5,000
Thailand	"	1,933	28,819
Total	"	114,646	1,210,491

695.230 Blow lamps, portable forges & other hand tools n.e.s.

Austria	"	15,201	40,781
Belgium	"	4	1,105
Czechoslovakia	"	6,973	18,415
Denmark	"	3,950	17,825
France	"	2,567	11,406
W. Germany	"	27,385	171,728
Hungary	"	6,990	985
Italy	"	50,965	189,679
Netherlands	"	1,586	19,275

COMMODITY	QUANTITY		VALUE Eth.\$
	U N I T		

695.230 Blow lamps, portable forges & other hand tools n.e.s. (Cont'd)

Poland	Kgs.	2,449	3,796
Spain	"	1,617	4,480
Sweden	"	802	9,720
Switzerland	"	416	7,219
U.K.	"	10,813	13,354
U.S.A.	"	171	3,339
China(M)	"	1,085	2,360
India	"	2,890	10,016
Israel	"	109	389
Japan	"	2,003	8,607
Unspecified	"	10,015	2,044
Total	"	147,991	536,523

695.240 Interchangeable tools for hand & machine tools

Denmark	"	197	792
France	"	9	832
W. Germany	"	2,471	15,811
Italy	"	1,272	8,629
U.K.	"	230	1,349
U.S.A.	"	38	1,165
Total	"	4,217	28,578

695.251 Knives & cutting blades for machine tools

Austria	"	6	746
W. Germany	"	15	418
Sweden	"	274	2,900
Total	"	295	4,064

695.259 Knives & cutting blades for other tools & mechanical appliances

Czechoslovakia	"	1,328	4,813
Denmark	"	130	845
France	"	2,400	5,310
W. Germany	"	1,756	11,395
Italy	"	5,322	15,664
Sweden	"	4,270	20,527
Switzerland	"	42	914
Europe unspecified	"	12	120

4. IMPORT

COMMODITY	QUANTITY		VALUE Eth. \$
	U N I T		

695.259 Knives & cutting blades for other tools & mechanical appliances
(Cont'd)

U.S.A.	Kgs.	298	4,600
Israel	"	230	4,745
Unspecified	"	3,451	550
Total	"	18,239	69,483

695.260 Tool-tips

Austria	"	24	505
Czechoslovakia	"	1,398	5,396
Denmark	"	11	230
W.Germany	"	1,538	11,978
Italy	"	3,376	27,201
U.K.	"	175	997
U.S.S.R.	"	562	400
U.S.A.	"	3	140
India	"	457	882
Total	"	7,544	47,729

696.010 Knives

Czechoslovakia	"	596	1,931
W.Germany	"	3,498	20,879
Italy	"	50	240
Sweden	"	12	1,219
Switzerland	"	297	15,165
U.K.	"	7	122
China(M)	"	200	1,703
Hong Kong	"	53	270
Japan	"	651	3,218
Pakistan	"	544	1,923
Total	"	5,908	46,670

696.020 Knife blades

W.Germany	"	9,690	62,943
Italy	"	250	245
Sweden	"	125	748
U.K.	"	20	110
Japan	"	4,385	18,246
Total	"	14,470	82,292

696.030 Razors & razor blades

Belgium	"	106	6,553
Czechoslovakia	"	72,934	243,136
W.Germany	"	1,864	11,488

COMMODITY	QUANTITY		VALUE Eth. \$
	U N I T		

696.030 Razors & razor blades(Cont'd)

Hungary	Kgs.	6,000	24,000
Ireland	"	88	1,841
Italy	"	130	649
Netherlands	"	120	2,333
Spain	"	2,606	8,901
Sweden	"	1,477	12,572
U.K.	"	10,740	210,416
U.S.A.	"	56	841
India	"	57,970	179,088
Pakistan	"	30	282
Total	"	154,121	702,100

696.040 Scissors & their blades

W.Germany	"	1,675	16,181
Italy	"	619	6,951
China(M)	"	300	1,197
Hong Kong	"	718	1,905
India	"	52,811	70,576
Pakistan	"	870	5,168
Total	"	56,993	101,978

696.050 Other articles of cutlery

W.Germany	"	2,138	21,368
Italy	"	1,074	3,186
Netherlands	"	235	1,968
Norway	"	554	5,480
U.K.	"	211	5,571
U.S.A.	"	5	320
China(M)	"	560	3,552
Hong Kong	"	471	3,889
Japan	"	120	525
Total	"	5,368	45,859

696.060 Spoons, forks & similar table or kitchenware

Czechoslovakia	"	712	1,346
France	"	88	2,191
W.Germany	"	8,253	42,749
Italy	"	2,182	31,501
Norway	"	6	106
Poland	"	156	1,120
U.K.	"	2,309	2,120

4. IMPORT

COMMODITY	QUANTITY		VALUE Eth.\$
	U N I T		

696.060 Spoons, forks
& similar table
or kitchenware
(Cont'd)

U.S.A.	Kgs.	93	811
China(M)	"	1,605	5,042
Hong Kong	"	793	5,238
Japan	"	39,512	89,439
Unspecified	"	22	113
Total	"	55,731	181,776

696.070 Handles for cut-
lery (of base
metal)

U.K.	"	499	133
Total	"	499	133

697.110 Domestic stoves,
ranges, cookers
& similar heat-
ing elements,
(non-electric)

Kenya	"	127	977
Bulgaria	"	71	500
Denmark	"	917	1,146
France	"	200	968
W.Germany	"	4,115	59,286
Italy	"	94,303	260,975
Netherlands	"	2,087	7,770
Norway	"	1,220	2,151
Spain	"	573	2,860
Sweden	"	4,842	32,387
U.K.	"	7,608	25,130
U.S.S.R.	"	2,900	4,492
Yugoslavia	"	218	2,000
U.S.A.	"	1,091	1,748
China(M)	"	22,882	29,002
Hong Kong	"	9	50
India	"	6,237	6,761
Japan	"	3,330	7,601
South Yemen	"	2	127
Unspecified	"	42	236
Total	"	152,774	446,167

COMMODITY	QUANTITY		VALUE Eth.\$
	U N I T		

697.120 Domestic cook-
ing & heating
apparatus of
copper (non-
electric)

France	Kgs.	90	849
W.Germany	"	3,137	28,242
Italy	"	1,459	6,656
Norway	"	337	560
U.S.S.R.	"	111	587
Total	"	5,134	36,894

697.211 Buckets, dust-
bins & similar
appliances of
iron & steel

W.Germany	"	2,200	2,492
Italy	"	2,687	5,398
Poland	"	11,614	8,293
U.S.S.R.	"	54,000	26,862
Total	"	70,501	43,045

697.219 Domestic uten-
sils of iron &
steel, other

Kenya	"	3,331	11,870
Nigeria	"	120	287
Austria	"	54	181
Belgium	"	2,465	7,636
Czechoslovakia	"	21,640	32,764
Denmark	"	142	947
France	"	2,057	10,465
W.Germany	"	16,231	57,503
Italy	"	55,866	180,023
Netherlands	"	648	9,933
Norway	"	1,481	19,414
Poland	"	18,962	36,979
Sweden	"	659	5,178
Switzerland	"	2,053	13,408
U.K.	"	16,425	54,078
U.S.S.R.	"	9,292	4,708
U.S.A.	"	10,087	59,316
China(M)	"	1,875	2,078
Hong Kong	"	374,633	305,314
India	"	16,043	24,296
Japan	"	6,522	10,653
Thailand	"	175	2,971
Total	"	560,761	850,002

4. IMPORT

COMMODITY	QUANTITY		VALUE Eth.\$
	UNIT		

697.221 Builders re-
quisites, sani-
tary ware &
parts of
copper

Italy	Kgs.	15,123	27,245
Total	"	15,123	27,245

697.229 Other domestic
utensils &
parts of co-
pper

U.A.R. (Egypt)	"	200	275
W. Germany	"	745	6,117
Italy	"	804	8,836
Norway	"	248	1,160
U.K.	"	2,169	6,897
U.S.A.	"	70	143
China(M)	"	510	3,690
Hong Kong	"	84,514	66,117
India	"	2,485	13,667
Israel	"	154	2,968
Pakistan	"	23	275
Thailand	"	250	4,115
Total	"	92,172	114,260

697.231 Builders sani-
tary appliances
& fittings, of
aluminium

Kenya	"	65	1,070
Italy	"	3,643	10,125
Total	"	3,708	11,195

697.232 Buckets & simi-
lar appliances
of aluminium

Italy	"	643	3,800
Total	"	643	3,800

697.239 Other utensils
of aluminium
(domestic)

Kenya	"	6,546	30,726
Tanzania	"	4,920	18,228
Denmark	"	49	826
W. Germany	"	520	2,003
Hungary	"	44,643	173,924
Italy	"	5,848	38,546
Norway	"	658	6,691
U.K.	"	706	7,183

COMMODITY	QUANTITY		VALUE Eth.\$
	UNIT		

697.239 Other utensils
of aluminium
(domestic)
(Cont'd)

U.S.S.R.	Kgs.	2,243	6,105
U.S.A.	"	2,894	28,224
China(M)	"	224	670
Hong Kong	"	2,301	5,405
India	"	10,590	29,947
Israel	"	896	3,977
Japan	"	189	1,290
Total	"	83,227	353,745

697.910 Iron & steel
wool including
gloves, of iron
& steel

Belgium	"	5,404	4,668
W. Germany	"	1,369	12,442
Italy	"	12,149	24,494
U.K.	"	1,300	2,222
Hong Kong	"	9,478	8,245
Total	"	29,700	52,071

697.920 Other domestic
ornaments of a
kind used indoors
of base metal

Czechoslovakia	"	1,666	3,413
W. Germany	"	12	237
Italy	"	459	1,360
Sweden	"	785	3,108
Japan	"	300	966
Total	"	3,222	9,084

697.930 Photograph,
picture & simi-
lar frames of
base metal

Italy	"	167	2,032
Total	"	167	2,032

698.111 Locks & keys
for road motor
vehicles

Hong Kong	"	200	645
Total	"	200	645

4. IMPORT

COMMODITY	QUANTITY		VALUE Eth. \$
	U N I T		

698.112 Other door & window locks & keys

Albania	Kgs.	150	1,740
Austria	"	317	1,259
Belgium	"	36	275
Denmark	"	420	3,000
W. Germany	"	7,770	17,484
Hungary	"	601	1,760
Italy	"	36,668	83,214
Netherlands	"	2,993	12,438
Poland	"	2,186	3,940
Sweden	"	645	1,190
U.S.A.	"	46	404
Hong Kong	"	75	695
Total	"	51,907	127,399

698.119 Frames with locks, for hand-bags, trunks or the like & parts thereof, of base metal

Austria	"	9,661	41,431
Czechoslovakia	"	8,644	12,471
Denmark	"	20	113
France	"	17	417
W. Germany	"	8,897	38,997
Hungary	"	37,854	60,624
Italy	"	40,841	169,432
Norway	"	90	3,539
Sweden	"	5,880	10,341
U.K.	"	2,178	5,926
U.S.A.	"	884	2,875
China(M)	"	74,433	124,973
Hong Kong	"	1,343	10,454
India	"	6,510	6,187
Total	"	197,252	487,780

698.121 Motor vehicle parts of base metal

Austria	"	109	1,505
Italy	"	214	6,880
Netherlands	"	145	270
Total	"	468	8,655

COMMODITY	QUANTITY		VALUE Eth. \$
	U N I T		

698.122 Fittings for doors, windows & staircases of base metal

Austria	Kgs.	2,721	6,215
Belgium	"	119,505	121,696
Cyprus	"	5	150
Czechoslovakia	"	370,721	392,900
Denmark	"	175	1,320
W. Germany	"	101,980	140,280
Hungary	"	455	1,465
Italy	"	359,123	697,305
Netherlands	"	88	430
Sweden	"	2,514	9,232
Switzerland	"	9,700	8,330
U.K.	"	6,526	20,587
Yugoslavia	"	169	1,302
U.S.A.	"	18,840	62,881
China(M)	"	129,496	128,446
India	"	8,361	8,171
Israel	"	23	103
Japan	"	2,150	3,205
Total	"	1,132,552	1,603,118

698.129 Other base metal fittings & hat-racks

Belgium	"	5,300	4,416
W. Germany	"	4,818	9,374
Hungary	"	531	2,165
Italy	"	19,174	26,465
U.K.	"	7,219	10,304
U.S.A.	"	2,068	19,980
China(M)	"	7,368	9,693
Hong Kong	"	140	1,435
Japan	"	3,284	6,948
Total	"	49,902	90,780

698.200 Safes, strong-rooms strong-boxes & fittings of base metal

Kenya	"	10	100
Austria	"	10,764	25,926
France	"	1,223	2,178
W. Germany	"	714	3,069
Italy	"	14,472	29,278

4. IMPORT

COMMODITY	QUANTITY		VALUE Eth.\$
	U N I T		

698.200 Safes, strong-rooms strong-boxes & fittings of base metal
(Cont'd)

Netherlands	Kgs.	160	531
Norway	"	9,822	24,480
U.K.	"	16,366	25,613
U.S.A.	"	2,799	14,192
China(M)	"	110	257
India	"	19,882	19,411
Israel	"	7,150	11,582
Japan	"	13,154	57,240
Total	"	96,626	213,857

698.300 Chain & parts, of iron & steel

Czechoslovakia	"	3,410	5,308
W.Germany	"	20,954	53,773
Italy	"	68,298	69,311
Netherlands	"	1,993	5,444
Switzerland	"	89	194
U.K.	"	9,650	51,423
U.S.A.	"	260	917
Hong Kong	"	1,880	16,035
India	"	9,096	15,422
Japan	"	1,571	3,966
Total	"	117,201	221,793

698.400 Anchors & grapnels & parts of iron & steel

Austria	"	484	2,315
W.Germany	"	724	3,102
Italy	"	3,725	13,076
Norway	"	874	5,738
Sweden	"	735	1,662
U.K.	"	115,820	131,312
Total	"	122,362	157,205

698.510 Needles for hand sewing, knitting, netting & the like, of iron & steel

W.Germany	"	519	4,236
Italy	"	2,239	3,492
Netherlands	"	5,992	8,870
Norway	"	50	386

COMMODITY	QUANTITY		VALUE Eth.\$
	U N I T		

698.510 Needles for hand sewing, knitting, netting & the like, of iron & steel
(Cont'd)

U.K.	Kgs.	207	1,026
Ceylon	"	4,625	4,635
China(M)	"	25,340	36,785
Hong Kong	"	3,020	4,545
India	"	158	1,104
Japan	"	594	9,032
Total	"	42,744	74,111

698.520 Hairpins & curling pins, of iron & steel

Czechoslovakia	"	211	278
France	"	169	788
W.Germany	"	130	1,185
Italy	"	35	437
China(M)	"	34,500	29,162
Japan	"	520	4,883
Total	"	35,565	36,733

698.530 Hooks, buckles, clasps & zip fasteners, of base metal

Austria	"	848	4,266
Czechoslovakia	"	18,108	72,235
France	"	838	5,916
W.Germany	"	13,695	58,437
Italy	"	11,190	40,283
Sweden	"	215	848
U.K.	"	520	3,241
China(M)	"	10,113	35,017
Hong Kong	"	11,915	6,708
Japan	"	11,258	29,829
Total	"	67,700	256,780

698.619 Springs steel

Austria	"	700	1,095
Bulgaria	"	1,372	2,521
W.Germany	"	75	254
Italy	"	5,113	10,310
Norway	"	2,324	3,810
Sweden	"	54	600
U.S.A.	"	4	146
Total	"	9,642	18,736

4. IMPORT

COMMODITY	QUANTITY		VALUE Eth.\$
	UNIT		

698.810	<u>Chain & parts, of copper</u>		
W. Germany	Kgs.	320	885
U.K.	"	476	850
Total	"	796	1,735

698.822	<u>Flexible tubing & piping of iron & steel</u>		
Netherlands	"	14,050	4,375
Total	"	14,050	4,375

698.823	<u>Other flexible tubing & piping of copper or bronze</u>		
W. Germany	"	262	1,738
Total	"	262	1,738

698.829	<u>Other flexible tubing & piping, of other base metal</u>		
Belgium	"	2,135	1,752
Czechoslovakia	"	1,995	872
W. Germany	"	38,793	35,466
Italy	"	98,805	108,620
Netherlands	"	14,760	15,726
U.K.	"	379	1,413
U.S.S.R.	"	5,260	531
Japan	"	133,170	50,932
Unspecified	"	21,560	2,190
Total	"	316,857	217,502

698.830	<u>Beads & spangles, of base metal</u>		
W. Germany	"	16	498
Japan	"	246	2,457
Total	"	262	2,955

698.850	<u>Stoppers, crown-corks, bottle-caps, seals & plombs, of base metal</u>		
Kenya	"	38,282	62,100
Belgium	"	2,000	2,351
Czechoslovakia	"	15	194
Denmark	"	106	2,726
France	"	1,055	5,503
W. Germany	"	14,896	18,682

COMMODITY	QUANTITY		VALUE Eth.\$
	UNIT		

698.850	<u>Stoppers, crown-corks, bottle-caps, seals & plombs, of base metal (Cont'd)</u>		
Italy	Kgs.	324,250	468,289
Netherlands	"	75,082	112,265
Sweden	"	12	180
Switzerland	"	359	9,403
U.K.	"	21,634	32,851
U.S.A.	"	976	2,324
India	"	27,065	35,916
Israel	"	185	630
Japan	"	1,275	5,901
Lebanon	"	426	1,165
Total	"	507,618	760,480

698.860	<u>Metal name plates & sign-plates etc.</u>		
Kenya	"	875	2,805
Belgium	"	950	200
Denmark	"	400	5,107
France	"	272	1,036
W. Germany	"	1,070	5,949
Italy	"	7,092	20,213
Netherlands	"	1,600	8,041
Switzerland	"	311	1,093
U.K.	"	4,844	20,972
U.S.A.	"	554	8,310
Japan	"	680	288
Singapore	"	250	342
Total	"	18,898	74,356

698.870	<u>Soldering & welding rods</u>		
Austria	"	16,194	16,990
Belgium	"	10,716	13,265
Denmark	"	245	2,927
France	"	1,608	13,518
W. Germany	"	25,006	52,987
Italy	"	28,268	39,647
Netherlands	"	30,484	38,932
Norway	"	143	224
Sweden	"	125,160	120,832
Switzerland	"	98	2,118

4. IMPORT

COMMODITY	QUANTITY		VALUE Eth.\$
	U N I T		

698.870 Soldering & welding rods
(Cont'd)

U.K.	Kgs.	10,807	20,922
Yugoslavia	"	1,000	1,095
Europe unspecified	"	73	920
U.S.A.	"	128	1,415
China(M)	"	40,000	25,337
India	"	29,264	19,205
Israel	"	17,583	14,475
Japan	"	30,890	32,172
Total	"	367,667	416,981

698.910 Traps, of iron & steel

W. Germany	"	21,567	40,670
Hungary	"	16,450	17,821
Poland	"	8,392	9,998
Rumania	"	7,020	7,623
Japan	"	123	735
Total	"	53,552	76,847

698.912 Other tanks n.e.s.

U.S.A.	"	70	160
India	"	32,844	24,238
Total	"	32,914	24,398

698.914 Cigar & cigarette cases, of iron & steel

France	"	28	510
U.K.	"	6	967
Total	"	34	1,477

698.916 Ladder of iron & steel

W. Germany	"	220	536
Italy	"	3,635	8,508
Netherlands	"	142	1,170
U.K.	"	1,321	6,816
Total	"	5,318	17,030

698.919 Other articles of iron & steel

Kenya	"	1,810	5,349
Austria	"	1,685	6,479
Czechoslovakia	"	2,508	977
Denmark	"	2,024	3,929

COMMODITY	QUANTITY		VALUE Eth.\$
	U N I T		

698.919 Other articles of iron & steel
(Cont'd)

France	Kgs.	2,302	12,519
W. Germany	"	7,423	30,857
Italy	"	180,064	180,855
Netherlands	"	563	1,699
U.K.	"	3,321	11,360
U.S.S.R.	"	852	414
Europe unspecified	"	3,600	900
U.S.A.	"	28,284	81,802
Hong Kong	"	1,596	2,899
India	"	3,904	7,312
Japan	"	150	848
Total	"	240,086	348,199

698.929 Other articles of copper

U.A.R.(Egypt)	"	95	828
W. Germany	"	1,889	8,777
Italy	"	3,509	17,875
U.K.	"	185	1,205
India	"	161	2,565
Japan	"	1,139	3,930
Total	"	6,978	35,180

698.939 Other articles of nickel

Netherlands	"	100	1,585
Hong Kong	"	752	2,091
Total	"	852	3,676

698.944 Reservoirs, tanks, vats & similar containers of aluminium, other

W. Germany	"	25	1,290
Total	"	25	1,290

698.949 Other articles of aluminium

Austria	"	100	880
Denmark	"	45	570
France	"	650	3,320
Italy	"	1,542	7,255
U.S.A.	"	420	705
Total	"	2,757	12,730

4. IMPORT

COMMODITY	QUANTITY		VALUE Eth. \$
	UNIT		

698.962 Sanitary appliances & fittings of lead

Austria	Kgs.	2,154	19,410
Czechoslovakia	"	104,723	156,237
W. Germany	"	98,686	3,327
Italy	"	30,202	252,233
Poland	"	155,087	175,478
Sweden	"	1,012	2,895
U.K.	"	150,471	178,419
U.S.A.	"	4,665	66,452
Japan	"	25,021	12,856
Total	"	572,021	867,307

698.964 Drums of lead

Europe unspecified	"	500	485
Total	"	500	485

698.969 Other articles of lead

Denmark	"	2,983	2,853
W. Germany	"	1,998	2,360
Netherlands	"	6,000	5,750
Total	"	10,981	10,963

698.980 Other articles of tin

W. Germany	"	359	541
Norway	"	3,250	9,496
U.K.	"	32	225
Total	"	3,641	10,262

698.990 Bells for churches of iron & steel

W. Germany	"	216	1,118
Italy	"	99	200
Norway	"	400	4,130
Total	"	715	5,448

711.110 Steam & other vapour generating boilers

Denmark	"	2	1,050
W. Germany	"	3	3,396
Italy	"	2	37,103
U.S.A. *	"	-	1,994
Total	"	7	43,543

* Value of spare parts

COMMODITY	QUANTITY		VALUE Eth. \$
	UNIT		

711.200 Boiler house plant

Czechoslovakia	No.	1	2,917
U.S.A.	"	1	15,000
Total	"	2	17,917

711.300 Steam engines, other

Sweden *	"	-	1,449
U.K. *	"	-	142
Total	"	-	1,591

711.410 Internal combustion piston engines for aircraft

U.K. *	"	-	320
U.S.A.	"	1	1,000,000
Total	"	1	1,000,320

711.420 Jet & gas turbine engines for aircraft

Saudi Arabia	"	3	2,795,528
Total	"	3	2,795,528

711.510 Outboard marine engines

W. Germany	"	1	336
U.S.A.	"	4	5,665
Total	"	5	6,001

711.520 Other marine internal combustion piston engines

U.S.A.	"	1	775
Total	"	1	775

711.530 Piston engines for road motor vehicles

Italy	"	11	49,884
Total	"	11	49,884

711.590 Piston engines other

Czechoslovakia *	"	-	853
W. Germany *	"	-	1,783
U.K. *	"	-	706
Total	"	-	3,342

4. IMPORT

COMMODITY	QUANTITY		VALUE Eth.\$	COMMODITY	QUANTITY		VALUE Eth.\$
	U N I T				U N I T		
711.810 <u>Water turbines & other water engines</u>				712.190 <u>Agricultural machinery for soil preparation or cultivation</u>			
Fr.Terr. of Affairs & Issas	No.	1	1,000	France	No.	2	86,307
France	"	5	9,343	W.Germany	"	2	4,652
Total	"	6	10,343	Italy	"	29	32,180
711.910 <u>Engines n.e.s.</u>				Netherlands	"	2	6,049
Belgium	"	2	1,190	Rumania	"	6	7,940
Bulgaria *	"	-	252	Spain	"	6	17,621
Denmark *	"	-	3,427	Sweden	"	5	4,933
France	"	9	25,757	Switzerland	"	1	3,030
Italy	"	10	3,445	U.K.	"	213	131,813
U.K.	"	1	19,817	U.S.S.R.	"	4	4,426
U.S.A.	"	59	68,320	Yugoslavia	"	17	15,764
Japan	"	6	2,535	U.S.A.	"	210	125,381
South Yemen	"	5	1,980	Israel	"	115	179,002
Total	"	92	126,723	Total	"	612	619,098
711.990 <u>Other engines & motor</u>				712.210 <u>Coffee grading machinery</u>			
Albania *	"	-	815	Belgium	"	1	29,090
Austria	"	210	415,020	W.Germany *	"	-	3,895
Belgium	"	6	5,131	Italy *	"	-	150
Czechoslovakia	"	23	95,079	U.K. *	"	-	384
Denmark	"	81	184,483	U.S.A. *	"	-	2,412
France *	"	-	1,129	Total	"	1	35,931
W.Germany	"	146	373,383	712.220 <u>Coffee cleaning machinery</u>			
Italy	"	105	247,383	Kenya	"	253	24,492
Netherlands *	"	-	625	Belgium *	"	-	175
Norway	"	1	1,275	W.Germany	"	5	16,735
Sweden	"	40	37,326	Italy *	"	-	1,868
U.K.	"	113	68,409	U.K.	"	23	10,730
U.S.S.R.	"	32	44,375	Brazil *	"	-	380
U.S.A. *	"	-	39,376	U.S.A.	"	2	79,506
China(M) *	"	-	12,451	Total	"	283	133,886
India	"	11	9,755	712.290 <u>Harvesting & thrashing, straw & fodder presses, hay or grass mowers & other winnowing machinery</u>			
Japan *	"	-	7,577	Denmark	"	73	74,396
South Yemen	"	1	22,000	W.Germany	"	2,303	47,290
Unspecified *	"	-	3,172	Italy	"	71	153,941
Total	"	769	1,568,764				
712.110 <u>Rollers lawn & sports ground</u>							
Denmark	"	12	374				
U.K.	"	4	30,024				
Total	"	16	30,398				

* Value of spare parts

4. IMPORT

COMMODITY	QUANTITY		VALUE Eth.\$
	U N I T		

712..290 Harvesting & thrashing, straw & fodder presses, hay or grass mowers & other winnowing machinery (Cont'd)

	No.		
Sweden *	-		342
Switzerland	10		2,497
U.K.	455		10,738
U.S.S.R.	26		12,288
U.S.A.	45		81,401
Israel	17		18,350
Japan	1		2,222
Total	3,001		403,465

712.310 Cream separators

Sweden	1		225
Total	1		225

712.390 Other dairy machinery

Denmark	10		4,352
W.Germany *	-		1,000
Italy	1		33,429
Sweden *	-		2,004
U.K.	5		112,992
U.S.A.	1		2,563
Israel	7		44,250
Total	24		200,590

712.510 Agricultural tractors & parts

Kenya *	-		417
Sudan *	-		9,549
Austria *	-		41,662
Belgium *	-		730
Czechoslovakia *	-		43,435
Denmark *	-		1,901
France	2		12,905
W.Germany	73		712,492
Italy	114		1,924,095
Netherlands	1		13,322
Poland *	-		198
Rumania	35		255,127
Spain *	-		7,853
U.K.	156		1,268,899
U.S.S.R.	110		509,976

COMMODITY	QUANTITY		VALUE Eth.\$
	U N I T		

712.510 Agricultural tractors & parts (Cont'd)

Yugoslavia	No.	20	253,291
Canada *	"	-	846
U.S.A.	"	18	1,173,373
Israel	"	63	687,736
Australia *	"	-	4,735
Unspecified *	"	-	150
Total	"	592	6,922,692

712.910 Presses, crushers & other machinery used in wine & cider making

Yugoslavia	"	4	24,660
Total	"	4	24,660

712.990 Other agricultural machinery

Denmark *	"	-	14,420
France	"	21	17,619
W.Germany	"	3	22,735
Italy	"	50	139,460
Netherlands	"	3	22,915
Norway	"	1	333
Sweden	"	1	61,020
Switzerland *	"	-	6,461
U.K.	"	16	42,818
Canada	"	2	10,635
U.S.A.	"	345	198,279
Israel	"	116	106,742
Lebanon	"	1	2,730
Australia	"	57	20,467
Total	"	616	666,634

712.991 Incubators

Bulgaria	"	1	3,250
Italy	"	2	1,169
Netherlands	"	1	7,719
Sweden	"	10	1,000
U.S.A.	"	10	12,312
Israel	"	26	295
Total	"	50	25,745

* Value of spare parts

4. IMPORT

COMMODITY	QUANTITY		VALUE Eth.\$
	U N I T		

714.110 Typewriters

Belgium	No.	105	2,821
Denmark	"	4	3,071
W.Germany	"	622	129,908
Greece	"	40	4,253
Italy	"	981	278,339
Netherlands	"	21	8,163
Sweden	"	71	22,182
U.K.	"	16	6,375
U.S.A.	"	310	120,045
South Yemen	"	2	290
Total	"	2,172	575,447

714.120 Cheque-writing machines

Sweden	"	3	481
Total	"	3	481

714.210 Accounting machines

Denmark	"	34	5,575
France	"	7	2,065
W.Germany	"	43	74,101
Italy	"	452	132,314
Poland	"	2	995
Sweden	"	228	55,310
Switzerland	"	3	1,588
U.K.	"	11	38,344
U.S.A.	"	43	64,811
Japan	"	104	15,898
Lebanon	"	3	3,394
South Yemen	"	1	140
Total	"	931	394,535

714.220 Cash registering machines

W.Germany	"	6	5,542
Sweden	"	2	727
Switzerland	"	5	2,701
U.K.	"	2	6,300
Japan	"	1	275
Total	"	16	15,545

714.290 Postage franking & ticket-issuing machines

Nigeria	"	3	350
Denmark	"	15	2,943

COMMODITY	QUANTITY		VALUE Eth.\$
	U N I T		

714.290 Postage franking & ticket-issuing machines (Cont'd)

Italy	No.	10	2,688
Switzerland	"	12	5,450
U.K.	"	2	6,084
Syria	"	3	925
Total	"	45	18,440

714.300 Statistical machines

W.Germany	"	79	6,815
Italy	"	2	111,170
U.K.	"	3	1,621
U.S.A.	"	1	1,245
Unspecified	"	4	54,306
Total	"	89	175,157

714.910 Duplicating, coin-sorting counting & wrapping machines

Kenya	"	1	122
Austria	"	10	6,309
Bulgaria	"	10	3,338
Denmark	"	41	13,730
France	"	15	1,221
W.Germany	"	317	35,324
Greece	"	1	300
Italy	"	27	8,921
Netherlands	"	26	8,408
Sweden	"	16	3,450
Switzerland	"	4	8,540
U.K.	"	107	53,082
U.S.A.	"	155	99,193
Hong Kong	"	2	1,364
India	"	2	1,224
Iran	"	1	620
Japan	"	1	2,170
Unspecified	"	16	258
Total	"	752	247,574

714.920 Parts & accessories for office machines n.e.s.

Kenya	Kg.	39	1,210
Austria	"	6	138

4. IMPORT

COMMODITY	QUANTITY		VALUE Eth.\$
	U N I T		

714.920 Parts & accessories for office machines n.e.s.
(Cont'd)

	U N I T	QUANTITY	VALUE Eth.\$
Belgium	Kg.	21	594
Denmark	"	1,734	13,751
France	"	405	31,499
W.Germany	"	1,821	39,838
Italy	"	989	25,181
Netherlands	"	2	164
Norway	"	18	692
Sweden	"	350	4,907
Switzerland	"	4	360
U.K.	"	747	15,834
U.S.A.	"	817	21,677
Total	"	6,953	155,845

715.100 Machine tools for making metals & accessories

	U N I T	QUANTITY	VALUE Eth.\$
Austria *	No.	-	1,481
Belgium *	"	-	16,560
Czechoslovakia	"	43	12,526
France *	"	-	1,735
W.Germany *	"	-	1,185
Italy	"	22	58,390
Poland	"	131	835,958
U.K.	"	1	1,121
Hong Kong	"	2	1,620
India	"	8	34,073
Japan	"	1	36,641
Unspecified	"	4	25,203
Total	"	212	1,026,493

715.210 Ingot-moulding & casting machines

	U N I T	QUANTITY	VALUE Eth.\$
W.Germany	"	2	6,862
Italy	"	562	673,245
Poland *	"	-	175
U.K. *	"	-	137
U.S.S.R.	"	1	400
Japan	"	133	32,573
Total	"	698	713,392

* Value of spare parts

COMMODITY	QUANTITY		VALUE Eth.\$
	U N I T		

715.220 Gas-operated welding, brazing or surface temporing appliances

	U N I T	QUANTITY	VALUE Eth.\$
Austria	No.	5	4,389
W.Germany	"	650	4,437
Italy	"	7	109,385
Japan	"	119	22,271
Total	"	781	140,482

717.100 Textile spinning twisting & reeling machines

	U N I T	QUANTITY	VALUE Eth.\$
Italy	"	5	57,143
U.K.	"	2	37,915
India	"	1	16,600
Japan	"	1	28,719
Total	"	9	140,377

717.121 Textile weaving, knitting & yarn, tools & embroidery making machines

	U N I T	QUANTITY	VALUE Eth.\$
Belgium	"	4	2,650
W.Germany	"	94	792,150
Greece	"	1	6,250
Italy	"	172	453,951
Netherlands	"	1	109,585
Switzerland	"	9	75,217
U.K.	"	21	577,456
U.S.A.	"	12	539,315
China(M)	"	33	33,769
India	"	10	642,805
Israel	"	1	14,270
Japan	"	19	436,921
Total	"	377	3,684,339

717.131 Parts & accessories for knitting machines

	U N I T	QUANTITY	VALUE Eth.\$
Sudan	Kgs.	120	180
Belgium	"	13	3,106
France	"	26	599
W.Germany	"	589	18,912
Ireland	"	141	5,265
Italy	"	796	15,917
Netherlands	"	4	106

4. IMPORT

COMMODITY	QUANTITY		VALUE Eth. \$
	U N I T		

717.131 Parts & accessories for knitting machines(Cont'd)

Switzerland	Kgs.	16	466
U.K.	"	111	5,681
U.S.A.	"	36	2,864
China(M)	"	53	2,023
India	"	70	265
Japan	"	26	3,490
Total	"	2,001	58,874

717.139 Other auxiliary machine parts & accessories

Kenya	"	1	102
Sudan	"	10	225
Austria	"	873	10,615
Belgium	"	7,762	107,739
Czechoslovakia	"	4,631	27,085
Denmark	"	146	2,334
France	"	410	3,423
W.Germany	"	352,888	2,355,499
Greece	"	5,587	8,441
Ireland	"	651	8,433
Italy	"	58,493	615,281
Netherlands	"	136,039	265,217
Poland	"	1,586	26,946
Sweden	"	1,887	10,559
Switzerland	"	8,283	86,030
U.K.	"	111,091	779,016
Yugoslavia	"	1,594	7,742
U.S.A.	"	14,293	67,324
India	"	179,577	514,359
Japan	"	226,023	1,253,140
Pakistan	"	34	165
Total	"	1,111,859	6,149,675

717.150 Textile bleaching, laundry, dyeing, wrapping & other machines n.e.s.

Belgium	No.	6	7,995
W.Germany	"	7	43,562
Ireland *	"	-	10,393
Italy	"	42	579,602

COMMODITY	QUANTITY		VALUE Eth. \$
	U N I T		

717.150 Textile bleaching, laundry, dyeing, wrapping & other machines n.e.s(Cont'd)

U.K.	NO.	4	20,122
U.S.A.	"	2	19,665
India	"	1	9,640
Total	"	62	690,979

717.200 Machinery, shoe making, tanning, working hides or leather

Belgium *	"	-	1,644
Czechoslovakia	"	1	35,470
Denmark *	"	-	6,579
France	"	1	19,200
W.Germany	"	9	79,984
Greece	"	1	5,483
Italy	"	29	259,084
Netherlands *	"	-	184
Sweden	"	10	10,085
U.K. *	"	-	4,761
Hong Kong	"	1	32,326
Japan	"	1	3,726
Lebanon *	"	-	174
Total	"	53	458,700

717.310 Domestic sewing machines & parts (including needles)

Kenya	No.	72	40,467
Sudan	"	6	760
Belgium *	"	-	359
Czechoslovakia *	"	-	2,795
Denmark	"	14	5,131
W.Germany	"	721	53,850
Italy	"	1,611	64,450
Poland	"	30	4,768
Spain	"	7	1,655
Sweden *	"	-	148
U.K.	"	1,014	64,007
U.S.S.R. *	"	-	128
Canada *	"	-	617
U.S.A.	"	24	8,635
China(M)	"	480	56,082

* Value of spare parts

IMPORT

COMMODITY	QUANTITY		VALUE Eth.\$
	U N I T		

717.310 <u>Domestic sewing machines & parts (including needles)(Cont'd)</u>			
India	No.	30	2,904
Japan	"	11,306	108,931
South Yemen	"	2	225
Total	"	5,317	415,912

717.320 <u>Industrial sewing machines & parts (including needles)</u>			
Kenya *	"	-	2,271
Belgium *	"	-	280
Bulgaria *	"	-	314
France *	"	-	352
W.Germany	"	1	62,436
Italy	"	11	36,146
Netherlands	"	2	1,812
Norway *	"	-	850
Sweden	"	1	2,716
Switzerland *	"	-	1,706
U.K. *	"	-	4,545
Canada *	"	-	2,478
U.S.A.	"	9	2,927
China(M) *	"	-	621
India	"	6	1,086
Japan	"	12	6,897
Total	"	42	127,437

718.110 <u>Machinery for cellulose pulp, paper & paper-board & appliances</u>			
Austria	"	5	56,725
France *	"	-	118
W.Germany	"	1	26,728
Italy	"	10	178,976
U.K. *	"	-	78,334
U.S.A.	"	1	507,675
Japan	"	6	34,211
Total	"	23	882,767

* Value of spare parts

COMMODITY	QUANTITY		VALUE Eth.\$
	U N I T		

718.121 <u>Guillotines (paper-cutters) for use in shops & offices</u>			
W.Germany *	No.	-	432
U.K. *	"	-	428
U.S.A. *	"	-	1,143
Total	"	-	2,003

718.129 <u>Paper-cutting machines, other</u>			
W.Germany	"	84	15,904
Netherlands	"	1	234
U.K. *	"	-	526
Total	"	85	16,664

718.210 <u>Machines, book-binding & sewing & parts</u>			
France *	"	-	3,410
W.Germany	"	5	9,205
Sweden	"	1	700
U.K.	"	1	5,629
U.S.A. *	"	-	1,669
Total	"	7	20,613

718.220 <u>Machinery, type setting & parts</u>			
Kenya *	"	-	6,643
Belgium *	"	-	1,370
Denmark *	"	-	132
France *	"	-	3,867
W.Germany	"	9,072	171,431
Italy	"	101	51,870
Netherlands *	"	-	5,631
Sweden *	"	-	106
Switzerland	"	350	3,080
U.K.	"	293	77,665
U.S.A.	"	2,200	16,849
Japan *	"	-	2,330
Lebanon	"	13	2,126
Total	"	12,029	343,100

718.290 <u>Machinery printing others & parts</u>			
France *	"	-	9,017
W.Germany	"	3	26,718

4. IMPORT

COMMODITY	QUANTITY		VALUE Eth.\$
	U N I T		

718.290 Machinery printing others & parts (Cont'd)

Italy	No.	5	7,626
Sweden *	"	-	13,204
Switzerland *	"	-	1,057
U.K.	"	2	38,254
U.S.A. *	"	-	33,787
Total	"	10	129,663

718.310 Machinery for milling grain & appliances

Austria *	"	-	3,995
Bulgaria	"	59	49,442
Czechoslovakia	"	2	16,212
Denmark	"	586	390,989
W.Germany	"	26	26,406
Italy	"	8	81,761
Netherlands *	"	-	15,415
Sweden	"	1	629
U.K.	"	1	53,580
U.S.A.	"	5	50,036
China(M)	"	30	32,263
Total	"	718	720,728

718.391 Machinery sugar-making & appliances

Tanzania	"	1	8,547
Austria *	"	-	109
Belgium *	"	-	414
France *	"	-	16,480
W.Germany	"	3	28,123
Italy *	"	-	1,217
Netherlands	"	283	602,327
Spain *	"	-	12,196
Sweden *	"	-	2,304
Switzerland *	"	-	10,746
U.K.	"	904	1,933,221
U.S.A.	"	308	4,767
Japan *	"	-	53,668
Australia *	"	-	3,912
Total	"	1,499	2,678,031

* Value of spare parts

COMMODITY	QUANTITY		VALUE Eth.\$
	U N I T		

718.392 Machinery brewing & appliances

Kenya *	No.	-	416
Belgium *	"	-	11,289
Bulgaria *	"	-	2,045
Denmark *	"	-	5,931
W.Germany	"	23	231,816
Italy	"	4	11,023
Netherlands *	"	-	3,185
Sweden *	"	-	3,777
Switzerland *	"	-	728
U.K.	"	-	1,349
U.S.A. *	"	-	12,710
Unspecified	"	-	118
Total	"	27	284,387

718.399 Machinery for food processing & appliances

France *	"	-	4,107
W.Germany	"	21	126,741
Greece *	"	-	1,475
Ireland	"	1	31,255
Italy	"	191	1,423,140
Sweden *	"	-	166
U.K.	"	34	261,325
U.S.A.	"	19	921,763
China(M) *	"	-	7,230
India	"	9	22,501
Japan	"	1	2,250
Total	"	276	2,801,953

718.410 Road-rollers (mechanically propelled) & parts

France	"	2	11,582
W.Germany	"	13	404,933
Italy	"	1	15,178
U.S.S.R.	"	2	11,000
U.S.A.	"	2	132,707
Total	"	20	575,400

718.421 Bulldozers, angledozers & appliances

W.Germany	"	1	59,339
U.S.A.	"	7	1,288,220
Total	"	8	1,347,559

4. IMPORT

COMMODITY	QUANTITY		VALUE Eth.\$
	U N I T		

718.422 Scrapers, level-
ers & similar
road making
machinery n.e.s.

France	"	2	52,403
W. Germany	"	2	312,464
Netherlands *	"	-	2,600
U.K.	"	1	425
U.S.S.R.	"	1	1,000
U.S.A.	"	7	1,100,110
Total	"	13	1,469,002

718.423 Machinery for
boring, drill-
ing n.e.s. &
appliances

Austria *	"	-	807
Czechoslovakia *	"	-	1,419
France	"	78	54,082
W. Germany *	"	-	37,841
Greece *	"	-	1,791
Italy	"	10	55,857
Netherland *	"	-	73,305
Sweden	"	8	58,454
Switzerland *	"	-	665
U.K. *	"	-	232,263
U.S.S.R.	"	1	800
Yugoslavia *	"	-	3,138
Canada *	"	-	36,133
U.S.A.	"	946	894,986
Japan *	"	-	1,240
Unspecified	"	27	21,392
Total	"	1,070	1,474,173

718.429 Machinery, other
excavating, level-
ing & extracting

Czechoslovakia	"	1	15,516
France	"	62	919,769
W. Germany	"	1	264,281
Italy	"	7	13,368
Netherlands *	"	-	6,046
Sweden *	"	-	4,754
U.K.	"	157	82,438
U.S.S.R.	"	1	10,984
Yugoslavia *	"	-	5,540
U.S.A. *	"	-	390,946
Hong Kong	"	2	7,000

COMMODITY	QUANTITY		VALUE Eth.\$
	U N I T		

718.429 Machinery, other
excavating, level-
ing & extracting
(Cont'd)

Unspecified *	No.	-	14,294
Total	"	231	1,734,936

718.511 Machinery for
making bricks
& tiles

France	"	12	5,137
W. Germany *	"	-	222,933
Italy	"	46	231,093
U.K.	"	1	71,112
U.S.A.	"	8	427,124
Israel	"	8	3,430
Total	"	75	960,829

718.512 Machinery for
other ceramics

W. Germany	"	1	36,987
Italy	"	1	61,907
Yugoslavia *	"	-	6,700
U.S.A. *	"	-	17,500
Total	"	2	123,094

718.513 Machinery for
mineral crush-
ing & sorting

Bulgaria *	"	-	951
W. Germany	"	1	72,476
Italy	"	8	65,869
Sweden *	"	-	17,268
U.K.	"	1	13,298
U.S.A.	"	10	30,867
Total	"	20	200,729

718.519 Machinery for
mixing, separat-
ing, washing
earth, oils,
solid mineral,
forming foundry
moulds of sand
& others

Czechoslovakia	"	4	17,821
Denmark	"	25	10,535
France	"	222	178,272
W. Germany	"	9	205,963
Italy	"	31	296,856
Netherlands *	"	-	1,260

4. IMPORT

COMMODITY	QUANTITY		VALUE Eth.\$
	U N I T		

718.519 Machinery for mixing, separating, washing earth, oils, solid mineral, forming foundry moulds of sand & others(Cont'd)

Sweden	No.	9	25,698
U.K.	"	73	122,667
U.S.S.R.	"	2	2,574
Yugoslavia *	"	-	2,358
Europe unspecified	"	6	900
U.S.A.	"	137	460,954
India	"	1	1,858
Unspecified	"	1	3,200
Total	"	520	1,330,916

718.520 Machinery glass making lettery & others n.e.s.

W.Germany *	"	-	1,006
Italy	"	1	71,734
U.K. *	"	-	4,915
Total	"	1	77,655

719.119 Gas generators other

W.Germany	"	2	112,562
Italy *	"	-	190
Japan *	"	-	3,145
Total	"	2	115,807

719.120 Air-conditioning machines & appliances

W.Germany	"	5	4,296
Italy	"	46	17,671
Norway *	"	-	329
Sweden	"	15	4,787
U.K. *	"	-	975
U.S.S.R.	"	11	550
U.S.A.	"	128	79,436
India	"	690	28,070
Israel	"	10	4,566
Japan	"	20	2,955
South Yemen	"	5	808
Unspecified	"	7	260
Total	"	937	144,703

COMMODITY	QUANTITY		VALUE Eth.\$
	U N I T		

719.130 Furnace burners, mechanical stokers, ash dischargers & similar appliances

Italy	No.	6	10,719
U.S.A. *	"	-	744
Total	"	6	11,463

719.140 Non-electric, laboratory & industrial furnaces & ovens

W.Germany	"	16	1,621
Sweden	"	11	18,785
India *	"	-	683
Total	"	27	21,089

719.150 Non-domestic refrigerators & appliances

W.Germany	"	2	13,268
Italy	"	29	120,912
Sweden	"	36	24,000
Switzerland	"	2	71,210
U.K.	"	1	4,980
U.S.A.	"	1	7,453
Israel	"	10	4,875
Total	"	81	246,698

719.191 Other apparatus for treating materials with heat or cold (for laboratory use)

W.Germany	"	2	4,555
Italy	"	1	1,470
Total	"	3	6,025

719.192 Industrial machinery for accumulators

France	"	23	8,041
W.Germany	"	18	54,400
Italy *	"	-	3,495
U.K. *	"	-	23,479
Total	"	41	89,415

* Value of spare parts

4. IMPORT

COMMODITY	QUANTITY		VALUE Eth.\$
	U N I T		

719.199 Non-domestic apparatus for treating materials with heat or cold

Austria	No.	1	9,500
France	"	1	15,260
W.Germany	"	1	7,656
Italy	"	8	103,313
Total	"	11	135,729

719.210 Pumps for irrigation & appliances

Kenya *	"	-	146
Austria *	"	-	2,995
Czechoslovakia *	"	-	9,365
France	"	1	630
W.Germany	"	15	11,134
Italy	"	711	326,904
Netherlands *	"	-	1,449
U.K.	"	3	3,569
U.S.A.	"	5	71,904
Total	"	735	428,096

719.211 Pumps for liquids (for use with road motor vehicles)

Sweden *	"	-	16,715
U.K.	"	34	1,870
Total	"	34	18,585

719.213 Garage & filling station pumps (for delivering & measuring petroleum products)

Fr.Terr. of Affairs & Issas *	"	-	280
Kenya *	"	-	143
Denmark	"	6	8,625
France	"	24	17,698
W.Germany	"	6	1,020
Italy	"	39	86,164
Netherlands	"	9	32,226
Sweden *	"	-	3,405
Switzerland *	"	-	905
U.K.	"	220	131,079

COMMODITY	QUANTITY		VALUE Eth.\$
	U N I T		

719.213 Garage & filling station pumps (for delivering & measuring petroleum products)
(Cont'd)

U.S.A.	No.	1	14,014
Japan	"	30	6,281
Unspecified	"	2	143,630
Total	"	337	445,170

719.214 Pumps for the raising of underground water & appliances

Austria	"	13	16,862
Bulgaria	"	1	752
Czechoslovakia	"	16	1,038
Denmark	"	11	4,419
France	"	5	16,977
W.Germany	"	263	40,895
Italy	"	723	120,750
Netherlands	"	13	35,240
Poland	"	321	4,143
Sweden	"	6	16,151
Switzerland	"	3	1,147
U.K.	"	25	13,128
Yugoslavia	"	1	420
U.S.A.	"	7	3,054
India	"	5	275
Japan	"	11	1,565
South Yemen	"	2	390
Total	"	1,426	277,206

719.219 Pumps for liquids, other n.e.s. & appliances

Fr.Terr. of Affairs & Issas *	"	-	1,000
Belgium	"	10	4,358
France	"	1	30,650
W.Germany	"	72	2,892
Italy	"	190	15,381
Netherlands	"	4	15,360
U.K.	"	154	78,044
U.S.A. *	"	-	956
Total	"	431	148,641

* Value of spare parts

4. IMPORT

COMMODITY	QUANTITY		VALUE Eth.\$
	UNIT	QTY	

719.222 <u>Airpumps, vacuum pumps & air or gas compressors; fans blowers & the like (for road motor vehicles)</u>			
Belgium	No.	2	18,633
Denmark	"	14	2,428
France *	"	-	205
W. Germany	"	484	10,935
Italy	"	60	15,345
Netherlands	"	4	3,643
Sweden	"	4	15,765
U.K.	"	244	51,490
U.S.A. *	"	-	1,714
Israel	"	4	612
Unspecified	"	4	1,830
Total	"	802	122,600

719.229 <u>Airpumps, vacuum pumps & air or gas compressors; fans blowers & the like others</u>			
Kenya	"	7	2,294
Belgium *	"	-	25,485
Denmark	"	31	25,808
France *	"	-	10,874
W. Germany	"	43	31,103
Italy	"	124	61,897
Netherlands *	"	-	450
Sweden	"	4	2,799
Switzerland *	"	-	828
U.K.	"	129	20,498
U.S.S.R.	"	4	360
U.S.A.	"	6	113,163
Hong Kong	"	4	485
India	"	162	6,725
Japan	"	11	1,474
Lebanon	"	6	990
Total	"	522	305,230

719.230 <u>Metal water filter</u>			
Kenya	Kgs.	7	247
Somalia	"	350	358
France	"	52	582
W. Germany	"	14,046	50,390

COMMODITY	QUANTITY		VALUE Eth.\$
	UNIT	QTY	

719.230 <u>Metal water filter(Cont'd)</u>			
Italy	Kgs.	984	3,895
U.K.	"	7,446	45,765
U.S.A.	"	15	895
China(M)	"	780	778
Unspecified *	"	-	134
Total	"	23,677	103,014

719.311 <u>Jacks for use as accessories with road motor vehicles</u>			
Denmark	"	255	612
Italy	"	200	610
Total	"	455	1,222

719.312 <u>Garage & other jacks & lifting apparatus</u>			
Denmark	"	77	300
W. Germany	"	200	875
Italy	"	20,332	148,187
Sweden	"	78	1,849
U.K.	"	1,754	4,634
Japan	"	1,586	3,428
Total	"	24,024	159,273

719.314 <u>Lifting, mobile & handling, loading apparatus</u>			
Belgium *	No.	-	107,865
Denmark *	"	-	40,191
W. Germany	"	23	143,258
U.K.	"	3	7,454
Total	"	26	268,768

719.315 <u>Grain elevators</u>			
Italy	"	6	513
U.S.A.	"	4	1,500
Israel	"	14	25,485
Total	"	24	27,498

719.319 <u>Cranes, teleferics, pulley-tackle, belt conveyor other n.e.s.</u>			
Austria	"	3	56,533
Belgium	"	4	163,163

* Value of spare parts

4. IMPORT

COMMODITY	QUANTITY		VALUE Eth.\$
	UNIT		

719.319 <u>Cranes, tele-ferics, pulley-tackle, belt conveyor other n.e.s. (Cont'd)</u>			
France	No.	3	26,322
W.Germany	"	2	127,219
Italy	"	60	177,655
Netherlands *	"	-	7,021
Switzerland *	"	-	19,544
U.K.	"	3	27,913
U.S.S.R.	"	1	330
U.S.A.	"	1	57,560
South Yemen	"	3	3,000
Unspecified	"	2	74,279
Total	"	79	740,539

719.320 <u>Fork-lift trucks (used for moving & lifting goods within a factory or plant)</u>			
Austria *	"	-	8,325
Denmark	"	7	17,027
W.Germany	"	2	31,382
Italy	"	5	73,132
Netherlands	"	1	408
U.K.	"	4	68,917
U.S.S.R.	"	2	8,500
Yugoslavia *	"	-	121
U.S.A.	"	-	76,323
Israel *	"	-	2,866
Unspecified	"	12	490
Total	"	33	287,491

719.410 <u>Coffee-grinders, juice-extractors & similar domestic food processing appliances (non-electric)</u>			
Belgium	Kgs.	25	624
W.Germany	"	33	1,350
Italy	"	23	457
Sweden	"	10	212
U.K.	"	30	636
U.S.A.	"	722	27,788
Total	"	843	31,067

COMMODITY	QUANTITY		VALUE Eth.\$
	UNIT		

719.420 <u>Domestic refrigerators & parts</u>			
Belgium	No.	10	2,266
Israel	"	5	2,462
Unspecified	"	1	450
Total	"	16	5,178

719.510 <u>Machine tools, for working stone, ceramics concrete & similar materials</u>			
Belgium *	"	-	135
W.Germany *	"	-	281
Italy	"	19	63,567
Sweden *	"	-	537
U.S.A.	"	8	354
Israel	"	2	1,050
Total	"	29	65,924

719.520 <u>Machine tools for working wood, cork, bone, hard artificial plastic materials & appliances</u>			
Belgium	"	2	45,171
W.Germany	"	33	80,076
Italy	"	105	249,644
Poland	"	2	84,775
U.S.A.	"	3	290,351
Hong Kong	"	3	4,605
India	"	4	12,468
Japan	"	8	2,840
Unspecified	"	3	1,956
Total	"	163	771,886

719.530 <u>Tools for working in the hand or self-contained non-electric motor</u>			
Czechoslovakia	Kgs.	189	1,945
W.Germany	"	87	2,300
Italy	"	210	1,725
Total	"	486	5,970

719.540 <u>Parts & accessories for machine tools</u>			
Italy	Kgs.	5,100	10,871
Total	"	5,100	10,871

* Value of spare parts

4. IMPORT

COMMODITY	QUANTITY		VALUE Eth.\$
	U N I T		

719.610 <u>Calendering & similar rolling machines</u>			
U.K.	No.	1	59,862
Total	"	1	59,862

719.621 <u>Domestic dish-washing machines</u>			
Italy	"	2	9,355
Total	"	2	9,355

719.629 <u>Other machinery for cleaning bottles & sealing or labelling bottles cans etc. & wrapping machinery</u>			
Belgium *	"	-	11,630
W.Germany	"	3	18,373
Italy	"	8	90,194
U.K.	"	3	5,948
U.S.A. *	"	-	16,859
Israel	"	1	776
Total	"	15	143,780

719.630 <u>Machines for weighing & checking</u>			
Belgium *	"	-	124
Bulgaria	"	600	13,013
Czechoslovakia	"	2,400	1,593
Denmark	"	1	2,213
France	"	755	2,087
W.Germany	"	4,234	17,152
Italy	"	1,643	97,500
Netherlands	"	5	4,451
Poland	"	690	12,030
Sweden	"	15	347
Switzerland	"	1	709
U.K.	"	1,417	64,224
U.S.A. *	"	-	179,555
China(M)	"	536	9,120
India	"	400	7,184
Japan	"	7,207	1,925
Total	"	19,904	413,227

* Value of spare parts

COMMODITY	QUANTITY		VALUE Eth.\$
	U N I T		

719.641 <u>Sprayers for destruction of pests in animals & plants</u>			
Kenya	No.	17	5,405
France	"	20	7,537
W.Germany	"	230	26,120
Italy	"	1,709	17,166
Netherlands	"	31	21,960
Spain *	"	-	330
Switzerland	"	85	1,906
U.K.	"	1,011	4,333
U.S.A.	"	279	141,285
Hong Kong	"	3,600	1,225
Israel	"	129	60,849
Japan	"	3,145	4,190
Total	"	10,256	292,306

719.642 <u>Fire extinguishers</u>			
France	"	1	295
W.Germany	"	16	6,148
Italy	"	269	14,305
Netherlands	"	4	4,223
U.K.	"	242	26,174
U.S.A.	"	2	1,000
Hong Kong	"	24	1,300
Total	"	558	53,445

719.649 <u>Other mechanical appliances for spraying powders or liquids & blasting machines</u>			
Austria	No.	840	25,495
W.Germany	"	170	1,072
Italy	"	64	1,362
Total	"	1,074	27,929

719.650 <u>Automatic vending machines (stamps, cigarette, chocolate & food)</u>			
W.Germany	Kgs.	436	21,936
Italy	"	4,336	15,725
U.K.	"	30	4,189
U.S.A.	"	15	1,109
Total	"	4,817	42,959

4. IMPORT

COMMODITY	QUANTITY		VALUE Eth.\$
	U N I T		

719.810 <u>Garage machinery & mechanical appliances</u> <u>n.e.s.</u>			
Denmark *	No.	-	6,992
France *	"	-	4,290
W.Germany *	"	-	157,065
Ireland *	"	-	1,377
Italy	"	2	187,892
Netherlands *	"	-	23,792
Sweden *	"	-	16,567
U.K.	"	5	68,719
U.S.S.R. *	"	-	2,533
U.S.A. *	"	-	4,778
Japan *	"	-	2,735
Total	"	7	476,740

719.820 <u>Machinery & mechanical appliances for soap industry</u>			
Italy	Kgs.	19,229	72,140
Japan	"	400	4,946
Total	"	19,629	77,086

719.890 <u>Tyre, plastic or rubber-making machines</u>			
W.Germany	"	71	1,944
Italy	"	9,238	33,829
Sweden	"	55	1,778
U.K.	"	5	566
U.S.A.	"	58	729
Israel	"	10	888
Japan	"	18	114
Total	"	9,455	39,848

719.910 <u>Moulding boxes for metal foundry</u>			
W.Germany	"	50	810
Italy	"	10,026	95,742
Switzerland	"	38	956
U.K.	"	1,136	13,447
China(M)	"	1,259	8,005
Hong Kong	"	22,925	87,572
Japan	"	22	522
Total	"	35,456	207,054

COMMODITY	QUANTITY		VALUE Eth.\$
	U N I T		

719.920 <u>Tape, cocks, valves & similar appliances for pipes, tanks etc.</u>			
	Kgs.		
France	"	200	1,082
W.Germany	"	3,364	13,589
Italy	"	2,740	16,352
Netherlands	"	1,170	5,580
U.K.	"	3,331	18,475
U.S.A.	"	571	3,956
India	"	20	180
Unspecified	"	1	121
Total	"	11,397	59,335

719.931 <u>Transmission shafts, bearing housings, gears, flywheels etc. (for use in road motor vehicles)</u>			
Sweden	Kgs.	25	766
U.K.	"	3	185
Japan	"	100	375
Total	"	128	1,326

719.939 <u>Transmission shafts, bearing housings, gears, flywheels etc. other</u>			
Italy	"	164	1,395
Total	"	164	1,395

719.941 <u>Gaskets & similar joints, (for road motor vehicles)</u>			
U.S.A.	"	4	225
Total	"	4	225

719.949 <u>Gaskets & similar joints, other</u>			
Italy	"	113,300	337
Total	"	113,300	337

719.990 <u>Machinery parts n.e.s.</u>			
Kenya	"	533	4,252
Austria	"	1,293	13,701
Belgium	"	853	26,862

* Value of spare parts

4. IMPORT

COMMODITY	QUANTITY		VALUE Eth. \$
	U N I T		

719.990 Machinery
parts n.e.s.
(Cont'd)

COMMODITY	U N I T	QUANTITY	VALUE Eth. \$
Bulgaria	Kgs.	160	1,639
Cyprus	"	1	144
Czechoslovakia	"	13,553	149,777
Denmark	"	543	8,122
France	"	2,149	30,098
W. Germany	"	7,726	84,968
Ireland	"	547	4,296
Italy	"	31,079	252,694
Netherlands	"	10,846	85,994
Norway	"	99	1,748
Poland	"	31,118	11,635
Sweden	"	3,512	45,499
Switzerland	"	48	2,427
U.K.	"	92,197	173,364
U.S.S.R.	"	23,572	201,389
U.S.A.	"	4,421	104,622
Hong Kong	"	1,482	4,335
India	"	1,372	7,558
Israel	"	341	16,079
Japan	"	21,584	31,084
Total	"	249,029	1,262,287

722.110 Electric gene-
rators & app-
liances

COMMODITY	U N I T	QUANTITY	VALUE Eth. \$
Austria	No.	1	7,960
Belgium *	"	-	24,560
France	"	24	21,110
W. Germany	"	70	310,216
Italy	"	19	130,944
Netherlands	"	11	43,811
Norway	"	1	24,829
Sweden	"	8	3,986
U.K.	"	16	165,786
U.S.S.R.	"	6	600
U.S.A.	"	28	21,581
Japan	"	120	2,190
Unspecified	"	1	21,360
Total	"	305	779,533

* Value of spare parts

COMMODITY	QUANTITY		VALUE Eth. \$
	U N I T		

722.120 Electric trans-
formers

COMMODITY	U N I T	QUANTITY	VALUE Eth. \$
Austria	No.	17	5,053
Belgium *	"	-	190
Czechoslovakia	"	3	491
W. Germany	"	86	7,728
Italy	"	4,420	255,845
Netherlands	"	6	1,337
Norway	"	32	12,040
Sweden	"	35	17,337
U.K.	"	41	14,211
U.S.S.R.	"	50	32,513
U.S.A.	"	12	3,173
Japan	"	100	930
Total	"	4,802	350,848

722.130 Electric motors

COMMODITY	U N I T	QUANTITY	VALUE Eth. \$
Austria	"	221	71,690
Bulgaria	"	2	2,800
Denmark	"	12	12,900
France	"	1	952
W. Germany	"	72	18,095
Hungary	"	102	4,485
Italy	"	659	175,229
Netherlands	"	14	91,252
Poland	"	7	30,144
Sweden	"	1	3,050
U.K.	"	4	18,393
U.S.S.R.	"	3	28,035
Europe unspecified	"	17	1,250
U.S.A.	"	7	18,587
China(M)	"	1	2,612
Total	"	1,123	479,474

722.140 Electric
chargers

COMMODITY	U N I T	QUANTITY	VALUE Eth. \$
Italy	"	3	15,000
U.K.	"	5	6,000
Japan	"	2	291
Total	"	10	21,291

4. IMPORT

COMMODITY	QUANTITY		VALUE Eth.\$
	U N I T		

722.210 <u>Electric swi- tohes & other apparatus (for use in road mo- tor vehicles)</u>			
Italy	Kgs.	1,068	17,695
Sweden	"	7,000	336
U.K.	"	1,120	7,980
Total	"	9,188	26,011

722.290 <u>Other elect- rical appara- tus for making & breaking ele- ctrical circuits</u>			
Kenya	"	45	388
Austria	"	823	10,836
Belgium	"	100	685
Czechoslovakia	"	10,165	42,276
Denmark	"	52	788
France	"	28,118	102,581
W.Germany	"	177,129	703,809
Greece	"	20,870	68,008
Italy	"	423,993	1,632,230
Netherlands	"	28,154	157,980
Norway	"	1,390	15,019
Sweden	"	42	2,889
Switzerland	"	5,748	53,431
U.K.	"	31,141	102,909
U.S.S.R.	"	2,304	3,681
U.S.A.	"	26,909	117,315
China(M)	"	60	818
Hong Kong	"	571	2,492
India	"	108,252	97,118
Japan	"	86,436	107,294
Thailand	"	137	678
Unspecified	"	1,795	2,525
Total	"	954,234	3,225,750

723.100 <u>Electric wire, cable, & bars (insulated)</u>			
Belgium	"	10,863	7,450
France	"	270	1,496
W.Germany	"	10,490	28,164
Italy	"	82,041	245,147
Netherlands	"	8,830	27,824
Poland	"	1,472	4,050
Sweden	"	5,035	11,800

COMMODITY	QUANTITY		VALUE Eth.\$
	U N I T		

723.100 <u>Electric wire, cable, & bars (insulated)</u> (Cont'd)			
U.K.	Kgs.	1,314	7,571
Canada	"	19,621	45,830
U.S.A.	"	675	3,058
India	"	270	600
Israel	"	301,493	487,601
Japan	"	3,277	11,264
Total	"	445,651	881,855

723.230 <u>Electric conduit tubing</u>			
Denmark	"	2,668	2,702
W.Germany	"	22	242
Netherlands	"	4,641	8,118
Poland	"	2,815	7,650
U.K.	"	25	357
U.S.A.	"	255	3,698
Total	"	10,426	22,767

723.240 <u>Insulators & fittings (for electrical ma- chines & app- pliances)</u>			
W.Germany	"	191	1,337
Italy	"	153,787	422,486
Netherlands	"	113	146
U.K.	"	7	336
U.S.A.	"	2	380
Japan	"	8,134	15,956
Total	"	162,234	440,641

724.100 <u>Television broad- cast receivers</u>			
Fr.Terr. of Affairs & Issas	No.	26	6,178
Kenya	"	1	500
Zambia	"	1	300
Belgium	"	30	8,677
France	"	1	250
W.Germany	"	362	123,395
Ireland	"	4	1,730
Netherlands	"	500	134,339
U.K.	"	47	16,837
U.S.S.R.	"	20	4,000
U.S.A.	"	12	2,980

4. IMPORT

COMMODITY	QUANTITY		VALUE Eth.\$
	U N I T		

724.100 Television broad-
cast receivers
(Cont'd)

India	No.	3	831
Japan	"	1,254	347,583
Saudi Arabia	"	1	500
South Yemen	"	2	350
Unspecified	"	3	1,400
Total	"	2,267	649,850

724.210 Radio broadcast
receivers &
radiograms com-
bined with tape

Kenya	"	1	500
Malawi	"	3	520
France	"	6	32,057
W. Germany	"	102	34,944
U.S.A.	"	13	6,643
Japan	"	551	72,715
Total	"	676	147,379

724.220 Radiogramaphones

W. Germany	"	34	7,202
Netherlands	"	487	92,504
U.S.A.	"	1	188
Japan	"	155	26,618
Unspecified	"	1	175
Total	"	678	126,687

724.230 Radio receiver
transistors

Somalia	"	2	350
Sudan	"	139	5,497
Denmark	"	1	100
W. Germany	"	604	64,962
Italy	"	2	200
Netherlands	"	13,313	437,720
Norway	"	1	100
Sweden	"	8	3,317
U.K.	"	2	925
U.S.A.	"	272	13,212
China(M)	"	400	6,325
Hong Kong	"	5,574	51,564
India	"	210	7,808
Israel	"	11	26,357
Japan	"	48,790	1,170,722

COMMODITY	QUANTITY		VALUE Eth.\$
	U N I T		

724.230 Radio receiver
transistors
(Cont'd)

Pakistan	No.	300	11,178
Unspecified	"	8	1,900
Total	"	69,637	1,802,237

724.240 Radio auto-
mobile

France	"	4	2,040
W. Germany	"	305	25,356
Italy	"	4	360
Netherlands	"	66	6,026
Japan	"	152	7,822
Total	"	531	41,604

724.250 Radio spare
parts

Sudan	Kgs.	39	1,260
Uganda	"	40	162
Belgium	"	88	7,216
W. Germany	"	26,265	214,515
Italy	"	65	907
Netherlands	"	21,415	304,059
Sweden	"	388	4,386
Switzerland	"	3	668
U.K.	"	1,403	78,528
U.S.A.	"	745	46,132
India	"	4	170
Israel	"	63	17,272
Japan	"	4,237	36,012
Unspecified	"	44	135
Total	"	54,799	711,422

724.260 Radio sets,
domestic

W. Germany	No.	88	18,627
Japan	"	540	23,877
Total	"	628	42,504

724.290 Radio broadcast
receivers

W. Germany	"	21	830
Italy	"	5	86,965
U.S.A.	"	55	18,701
Japan	"	178	9,448
Total	"	259	115,944

4. IMPORT

COMMODITY	QUANTITY		VALUE Eth.\$
	U N I T		

724.910 Electrical line telephonic & telegraphic apparatus

Country	U N I T	QUANTITY	VALUE Eth.\$
Kenya	Kgs.	91	180
Denmark	"	657	5,239
France	"	225	3,089
W.Germany	"	63,242	359,318
Italy	"	17,006	15,800
Netherlands	"	1,424	4,539
Sweden	"	274,658	2,413,485
Switzerland	"	346	8,409
U.K.	"	58,657	36,311
Canada	"	10	135
U.S.A.	"	57,397	77,836
India	"	258	1,505
Israel	"	1,165,959	1,811,928
Japan	"	22,517	47,525
Unspecified	"	88	1,050
Total	"	1,662,535	4,786,349

724.920 Microphones, loudspeakers & amplifiers

Country	U N I T	QUANTITY	VALUE Eth.\$
Fr.Terr. of Affairs & Issas	No.	5	861
Austria	"	50	500
W.Germany	"	119	4,621
Italy	"	150	7,218
Netherlands	"	2,527	44,155
Sweden	"	94	8,877
U.K.	"	251	19,243
U.S.A. *	"	-	2,730
Israel	"	3	326
Japan	"	1,023	208,591
Unspecified	"	2	105
Total	"	4,224	297,227

724.991 Radio navigational aid & radar apparatus

Country	U N I T	QUANTITY	VALUE Eth.\$
Kenya	Kgs.	116	28,816
Austria	"	40	2,300
France	"	54	14,901
W.Germany	"	1,125	31,148
Italy	"	10	3,290
Netherlands	"	18,152	69,745
Norway	"	27	7,729

COMMODITY	QUANTITY		VALUE Eth.\$
	U N I T		

724.991 Radio navigational aid & radar apparatus (Cont'd)

Country	U N I T	QUANTITY	VALUE Eth.\$
Switzerland	Kgs.	1	246
U.K.	"	120	53,944
U.S.A.	"	146	19,012
Israel	"	1,740	156,104
Japan	"	29	744
South Yemen	"	10	500
Unspecified	"	372	9,788
Total	"	21,942	398,267

724.992 Television cameras & transmission apparatus

Country	U N I T	QUANTITY	VALUE Eth.\$
Belgium	"	64	688
W.Germany	"	489	4,527
Italy	"	243	1,490
Netherlands	"	10,248	99,495
Switzerland	"	5	938
U.K.	"	1,405	17,854
U.S.A.	"	3,512	4,885
Israel	"	70,116	108,556
Japan	"	834	11,318
Unspecified	"	800	853
Total	"	87,716	250,604

724.993 Radio broadcast transmission apparatus

Country	U N I T	QUANTITY	VALUE Eth.\$
Congo (Kinshasa)	"	103	2,400
France	"	3,000	769,600
W.Germany	"	10	128
Sweden	"	25	37,247
U.S.A.	"	394	12,346
Israel	"	77,520	127,709
Total	"	81,052	949,430

725.010 Domestic refrigerators (electric) & parts

Country	U N I T	QUANTITY	VALUE Eth.\$
Kenya	No.	1	818
U.A.R. (Egypt)	"	1	330
Czechoslovakia *	"	-	2,198
France	"	2	495

4. IMPORT

COMMODITY	QUANTITY		VALUE Eth.\$
	UNIT		

725.010 Domestic refrigerators (Electric) & parts
(Cont'd)

W.Germany	No.	63	36,790
Italy	"	2,214	492,502
Netherlands	"	526	126,454
Norway *	"	-	8,308
Sweden	"	274	118,009
Switzerland	"	30	8,965
U.K.	"	43	28,463
U.S.A.	"	142	191,787
Israel	"	67	28,127
Japan	"	3	495
Unspecified	"	3	1,840
Total	"	3,369	1,045,581

725.020 Domestic washing machines & appliances

Denmark	"	1	2,374
W.Germany	"	32	5,737
Italy	"	76	77,125
Netherlands	"	2	300
Sweden	"	4	2,194
U.K.	"	2	760
U.S.A.	"	12	7,249
Total	"	129	95,739

725.030 Electro-mechanical domestic appliances

France	"	196	3,030
W.Germany	"	28	14,282
Italy	"	24,992	79,497
Netherlands	"	1	2,204
Sweden	"	4	13,579
Switzerland	"	33	2,560
U.K.	"	7	1,580
U.S.A.	"	38	472,190
Hong Kong	"	180	7,589
Japan	"	141	5,833
Australia *	"	-	4,120
Total	"	25,620	606,464

* Value of spare parts

COMMODITY	QUANTITY		VALUE Eth.\$
	UNIT		

725.031 Electric vacuum cleaners

Czechoslovakia	No.	2	135
Denmark	"	1	670
France	"	12	1,288
Italy	"	18	3,250
Netherlands	"	176	7,897
Sweden	"	14	12,112
U.K.	"	38	5,160
Japan	"	41	2,035
Total	"	302	32,547

725.040 Electric shavers & hair-clippers

Belgium	"	70	2,774
W.Germany	"	171	8,672
Italy	"	124	1,016
Netherlands	"	1,404	20,002
Switzerland	"	24	1,046
U.K.	"	24	1,105
U.S.A.	"	11	587
China(M)	"	97	1,030
Total	"	1,925	36,232

725.051 Electric-iron

Czechoslovakia	"	94	955
E.Germany	"	300	1,277
W.Germany	"	330	1,520
Hungary	"	117	657
Italy	"	894	5,607
Netherlands	"	600	9,749
Poland	"	171	770
U.K.	"	276	3,325
China(M)	"	600	2,046
India	"	120	511
Japan	"	293	2,653
Total	"	3,795	29,070

725.054 Electric toasters

Netherlands	"	1	155
U.K.	"	12	283
Japan	"	12	168
Total	"	25	606

4. IMPORT

COMMODITY	QUANTITY		VALUE Eth.\$
	U N I T		

725.055 Electric coffee-makers

	U N I T	QUANTITY	VALUE Eth.\$
W.Germany *	No.	-	750
Hungary	"	1	550
Italy	"	420	112,165
Spain *	"	-	6,245
Sweden *	"	-	1,077
U.S.A.	"	57	4,569
Total	"	478	125,356

725.056 Electric boilers, cookers & ovens & parts

	U N I T	QUANTITY	VALUE Eth.\$
Kenya	"	1	200
Czechoslovakia	"	.24	600
France	"	2	1,913
W.Germany	"	1,201	50,616
Greece	"	1	2,100
Hungary	"	350	1,360
Italy	"	4,262	189,534
Netherlands	"	1,481	18,816
Poland	"	800	3,251
Sweden	"	18	2,335
U.K.	"	198	4,260
U.S.S.R.	"	1,006	2,610
U.S.A.	"	51	7,964
Japan	"	235	1,155
Total	"	9,630	286,714

725.057 Electric hair-dryers

	U N I T	QUANTITY	VALUE Eth.\$
France	"	42	3,210
W.Germany	"	990	5,398
Italy	"	5	1,136
Netherlands	"	90	649
U.K.	"	24	445
Total	"	1,151	10,838

725.059 Electric space heating equipment other

	U N I T	QUANTITY	VALUE Eth.\$
W.Germany	"	29	1,107
Italy	"	979	5,756
Netherlands	"	144	1,623
Sweden	"	3	1,297
U.K.	"	28	1,416
India	"	30	273
Total	"	1,213	11,472

COMMODITY	QUANTITY		VALUE Eth.\$
	U N I T		

726.100 Electro-medical apparatus

	U N I T	QUANTITY	VALUE Eth.\$
Denmark	Kgs.	2	140
W.Germany	"	137	524
Total	"	139	664

726.200 X-Ray apparatus & other treatment equipment

	U N I T	QUANTITY	VALUE Eth.\$
Czechoslovakia	"	10	898
W.Germany	"	830	5,653
Italy	"	474	8,210
Netherlands	"	282	4,564
Sweden	"	282	21,028
U.K.	"	292	8,260
Total	"	2,170	48,613

729.110 Primary cells & batteries

	U N I T	QUANTITY	VALUE Eth.\$
Kenya	"	224,844	312,582
Italy	"	15,305	28,800
Rumania	"	3,780	4,644
U.K.	"	10,107	23,697
China(M)	"	39,754	53,903
Hong Kong	"	3,395	3,469
India	"	16,945	19,948
Japan	"	311,409	452,159
Malaysia	"	249,954	372,487
Singapore	"	550,996	857,349
Total	"	1,426,489	2,129,038

729.121 Electric accumulators (storage batteries) for road motor vehicles

	U N I T	QUANTITY	VALUE Eth.\$
Austria	No.	210	5,890
Bulgaria	"	320	7,442
W.Germany	"	4,028	169,194
Italy	"	2,232	92,096
Netherlands	"	96	12,552
Sweden	"	1,788	64,726
U.K.	"	3,860	44,455
U.S.A.	"	100	10,050
China(M)	"	3,000	1,800
India	"	4,920	6,544
Japan	"	51,803	116,343
Malaysia	"	75,600	118,267
Total	"	147,957	649,359

4. IMPORT

COMMODITY	QUANTITY		VALUE Eth.\$
	U N I T		

729.129 <u>Electric accumulators, other</u>			
W. Germany	No.	1	176
Italy	"	4	38,670
U.K.	"	2	1,852
Total	"	7	40,698

729.210 <u>Electric filament lamps, (not exceeding 75 watts)</u>			
W. Germany	Doz.	939	3,653
Hungary	"	11,742	26,955
Italy	"	1,308	3,330
Netherlands	"	19,390	54,005
U.K.	"	49	190
U.S.S.R.	"	16,666	23,937
U.S.A.	"	417	3,171
Japan	"	412	850
Total	"	50,923	116,091

729.220 <u>Electric filament lamps, (76-150 watts)</u>			
W. Germany	"	45	428
Hungary	"	334	1,034
Italy	"	479	2,308
Netherlands	"	22,916	83,907
U.K.	"	2,083	7,018
Total	"	25,857	94,695

729.230 <u>Electric filament lamps, (151-300 watts)</u>			
Hungary	"	80	1,939
Italy	"	44	2,018
Netherlands	"	2,065	8,377
U.K.	"	54	1,139
U.S.A.	"	3	472
China(M)	"	1,000	2,142
Japan	"	18	248
Total	"	3,264	16,335

729.240 <u>Electric filament lamps, (over 300 watts)</u>			
W. Germany	"	12	6,640
Hungary	"	440	6,442
Netherlands	"	349	9,302

COMMODITY	QUANTITY		VALUE Eth.\$
	U N I T		

729.240 <u>Electric filament lamps, (over 300 watts) (Cont'd)</u>			
U.K.	Doz.	5	1,195
U.S.S.R.	"	9	2,000
U.S.A.	"	2	513
Total	"	817	26,092

729.250 <u>Photographic flashbulbs</u>			
Netherlands	"	1,000	1,886
Total	"	1,000	1,886

729.260 <u>Coloured lamps for medical or laboratory use</u>			
Austria	"	3	141
Total	"	3	141

729.290 <u>Fluorescent light bulbs, tubes & other electric lamps, n.e.s.</u>			
Czechoslovakia	"	72	1,360
Denmark	"	4	943
W. Germany	"	755	38,895
Hungary	"	1,717	20,436
Italy	"	1,098	12,363
Netherlands	"	4,079	52,254
Switzerland	"	48	1,145
U.K.	"	1,096	32,455
U.S.A.	"	25	4,751
Hong Kong	"	81	2,054
India	"	17	220
Japan	"	334	3,535
Total	"	9,326	170,411

729.320 <u>Radio valves, tubes & transistors</u>			
W. Germany	Kgs.	76	2,527
Italy	"	4	195
U.K.	"	35	862
U.S.A.	"	8	550
Total	"	123	4,134

4. IMPORT

COMMODITY	QUANTITY		VALUE Eth.\$
	U N I T		

729.390 Other thermionic, cold cathode & photocathode valves & tubes

W. Germany	Kgs.	190	1,205
Italy	"	4	175
Netherlands	"	1,360	2,605
Switzerland	"	1	321
Total	"	1,555	4,306

729.411 Aircraft, railway & marine starting & ignition equipment

U.K.	"	3,862	8,008
Total	"	3,862	8,008

729.412 Electric starting & ignition equipment for use with road motor vehicles (including spark & plugs)

W. Germany	"	357	7,195
Netherlands	"	1,042	10,790
U.K.	"	984	6,110
Total	"	2,383	24,095

729.419 Electric starting & ignition equipment for internal combustion engines, other

W. Germany	"	46	3,387
Italy	"	16	369
U.K.	"	154	2,180
India	"	65	105
Israel	"	90	1,472
Total	"	371	7,513

729.429 Electric windscreen wipers, defrosters & lighting equipment (for motor vehicles)

W. Germany	"	18	395
Netherlands	"	368	2,005
Total	"	386	2,400

COMMODITY	QUANTITY		VALUE Eth.\$
	U N I T		

729.510 Electricity supply metres (for use with public electricity supply service)

Italy	No.	2,183	35,564
Netherlands	"	4	950
Switzerland	"	2	3,113
Total	"	2,189	39,627

729.520 Electricity supply metres, other

Italy	"	3	2,200
Netherlands	"	4	231
U.S.A.	"	5	650
Total	"	12	3,081

729.521 Electrical measuring, checking, analysing or automatically-controlling instruments (for use in road motor vehicles)

U.K.	Kgs.	80	898
U.S.A.	"	80	700
Total	"	160	1,598

729.522 Instruments for the control of manufacturing operations

Belgium	"	260	7,979
Italy	"	43	985
Total	"	303	8,964

729.529 Instruments other n.e.s.

Italy	"	20	754
U.S.A.	"	42	948
Japan	"	141	2,490
Total	"	203	4,192

729.600 Electromechanical hand tools

Czechoslovakia	"	19,400	34,708
France	"	573	6,610
W. Germany	"	179	1,240
Italy	"	4,092	33,052

4. IMPORT

COMMODITY	QUANTITY		VALUE Eth.\$
	U N I T		

729.600 <u>Electro-mechanical hand tools (Cont'd)</u>			
U.K.	Kgs.	845	11,111
U.S.A.	"	99	1,352
Japan	"	369	4,293
Total	"	25,557	92,366

729.910 <u>Electro-magnets & appliances</u>			
W.Germany	"	216	3,199
Total	"	216	3,199

729.920 <u>Industrial & laboratory electric furnaces, ovens & electric welding, brazing, soldering & cutting apparatus</u>			
Austria *	No.	-	6,785
W.Germany	"	81	1,175
Italy	"	188	46,145
Sweden	"	12	18,890
U.K.	"	7	3,172
U.S.S.R.	"	10	16,250
Unspecified	"	1	2,800
Total	"	299	95,217

729.930 <u>Electric traffic control equipment</u>			
Italy	"	2	2,480
U.K.	"	16	4,334
Total	"	18	6,814

729.941 <u>Electric sound & visual signalling apparatus (for road motor vehicles)</u>			
U.K.	Kgs.	23	877
Total	"	23	877

729.949 <u>Electric sound & visual signalling apparatus, other.</u>			
W.Germany	"	155	200
U.S.A.	"	13	851
Hong Kong	"	673	1,677
India	"	200	960
Total	"	1,041	3,688

COMMODITY	QUANTITY		VALUE Eth.\$
	U N I T		

729.950 <u>Electrical capacitors, fixed or variable</u>			
Italy	No.	90	51,925
Total	"	90	51,925

729.960 <u>Electric carbons</u>			
W.Germany	Kgs.	1,000	1,235
Italy	"	10,032	6,740
Spain	"	75	670
U.S.A.	"	450	169
Japan	"	11,980	14,876
Total	"	23,537	23,690

729.980 <u>Electrical parts of machinery & apparatus n.e.s.</u>			
Austria	"	45	610
Belgium	"	6	252
France	"	104	770
W.Germany	"	526	10,135
Italy	"	823	15,200
Netherlands	"	301	2,929
Poland	"	53	335
Sweden	"	37	905
Switzerland	"	27	1,337
U.K.	"	33	515
Yugoslavia	"	43	965
U.S.A.	"	301	5,413
Total	"	2,299	39,366

729.990 <u>Other electrical goods & apparatus n.e.s.</u>			
Kenya	"	1,012	1,128
Austria	"	4,933	48,368
Belgium	"	109,035	75,468
Czechoslovakia	"	75,330	109,165
Denmark	"	360	3,220
France	"	4,137	55,966
W.Germany	"	127,494	852,094
Greece	"	182	2,475
Hungary	"	615	2,780
Italy	"	65,240	323,662
Netherlands	"	65,052	335,573
Norway	"	31,189	211,132
Sweden	"	203	1,594

* Value of spare parts

4. IMPORT

COMMODITY	QUANTITY		VALUE Eth.\$
	U N I T		

729.990 Other electrical goods & apparatus n.e.s.
(Cont'd)

	Kgs.		
Switzerland	67,311		200,412
U.K.	24,306		110,046
U.S.S.R.	342		15,773
Yugoslavia	685		3,866
Canada	4,345		41,993
U.S.A.	23,564		412,994
Hong Kong	4,193		10,029
India	653		4,400
Israel	95		2,449
Japan	3,408		80,732
Saudi Arabia	200		200
Australia	4		290
Unspecified	13,878		70,251
Total	627,766		2,976,060

731.620 Railway & tramway goods vans, goods wagons & trucks

Fr. Terr. of Affairs & Issas	5,828		3,222
France	50,511		78,619
Total	56,339		81,841

731.700 Parts of railway & tramway locomotives

Fr. Terr. of Affairs & Issas	11,497		8,955
Austria	30		662
Belgium	52		563
France	113,112		505,806
W. Germany	4,253		50,054
Italy	194		2,712
Netherlands	400		4,937
Sweden	152		954
Switzerland	120		8,340
U.K.	80		227
Total	129,890		583,210

732.110 Passengers motor vehicles (net weight not exceeding 1000 Kgs)

	No.		
Fr. Terr. of Affairs & Issas	1		1,700
Austria	1		5,911

COMMODITY	QUANTITY		VALUE Eth.\$
	U N I T		

732.110 Passengers motor vehicles (net weight not exceeding 1000 kgs)
(Cont'd)

	No.		
Bulgaria	1		3,856
Cyprus	3		5,475
France	288		909,125
E. Germany	4		8,902
W. Germany	2,746		1,954,666
Italy	439		1,243,743
Netherlands	1		1,900
Norway	1		2,300
Sweden	5		19,971
Turkey	1		500
U.K.	36		89,978
U.S.S.R.	8		14,435
Yugoslavia	1		1,400
U.S.A.	16		149,930
Japan	349		1,067,093
South Yemen	1		1,500
Unspecified	1		3,774
Total	3,903		5,486,159

732.120 Passengers motor vehicles (where the net weight exceeds 1000 kgs)

Kenya	2		17,707
Sudan	1		3,000
Bulgaria	3		13,130
France	303		1,340,849
W. Germany	326		1,878,913
Italy	25		117,252
Poland	1		12,699
Sweden	2		8,200
U.K.	17		72,472
U.S.S.R.	22		69,923
U.S.A.	31		68,186
Israel	1		3,500
Japan	36		161,380
Unspecified	1		2,700
Total	771		3,769,911

4. IMPORT

COMMODITY	QUANTITY		VALUE Eth.\$
	U N I T		

732.210 Microbuses & minibuses (having a carrying capacity not exceeding 1500 kgs)

W.Germany	No.	3	8,947
Italy	"	12	125,309
U.K.	"	2	31,230
Israel	"	1	5,115
Total	"	18	170,601

732.220 Omnibuses & buses (having a carrying capacity not exceeding 1500 kgs)

W.Germany	"	11	211,149
Italy	"	139	3,518,186
U.S.A.	"	1	750
Japan	"	1	9,910
Total	"	152	3,739,995

732.310 Ambulances

W.Germany	"	5	42,727
Total	"	5	42,727

732.320 Motor hearses

U.S.A.	"	1	4,633
Total	"	1	4,633

732.330 Land rovers, jeeps & similar vehicles

W.Germany	"	81	528,139
Italy	"	3	6,300
Rumania	"	2	10,350
U.K.	"	354	2,002,479
U.S.S.R.	"	6	15,083
U.S.A.	"	120	772,474
Iran	"	1	6,216
Israel	"	1	6,760
Japan	"	54	290,943
Total	"	622	3,638,744

COMMODITY	QUANTITY		VALUE Eth.\$
	U N I T		

732.340 Lorries & trucks, pick-ups & delivery vans (having a carrying capacity not exceeding 1500 kgs)

France	No.	1	3,934
W.Germany	"	185	3,816,282
Italy	"	97	1,088,883
U.S.S.R.	"	7	23,370
U.S.A.	"	96	675,783
Japan	"	8	40,945
Total	"	394	5,649,197

732.350 Lorries & trucks, pick-ups (having a carrying capacity exceeding 1500 kgs.)

France	"	6	168,536
W.Germany	"	74	1,187,873
Italy	"	79	1,083,486
Sweden	"	2	62,525
U.K.	"	1	15,091
U.S.S.R.	"	42	37,360
U.S.A.	"	19	477,567
Japan	"	15	75,257
Total	"	238	3,107,695

732.420 Street-spraying lorries & similar vehicles

W.Germany	"	5	97,011
Italy	"	1	24,075
Sweden	"	2	821
U.S.A.	"	13	184,115
Unspecified	"	2	95,290
Total	"	23	401,312

732.450 Motor vehicles for special purpose having a carrying capacity not exceeding 1500 kgs.

W.Germany	"	1	19,795
U.S.S.R.	"	1	7,360
Total	"	2	27,155

4. IMPORT

COMMODITY	QUANTITY		VALUE Eth. \$
	U N I T		

732.500 Road tractors

	No.		
France	7		88,149
W. Germany	2		140,488
Italy	4		115,454
U.K.	4		100,795
U.S.A.	34		2,313,654
Unspecified	1		18,200
Total	52		2,776,740

732.700 Chassis with engines fitted, other

	Kgs.		
W. Germany	2,000		17,662
U.S.S.R.	1,115		6,240
Total	3,115		23,902

732.810 Bodies (included cabs) for motor vehicles

Kenya	35		309
France	9,398		74,969
W. Germany	35		414
W. Germany	16,887		244,690
Greece	273		2,226
Italy	8,530		108,325
Sweden	128		2,821
U.K.	559		7,144
U.S.S.R.	99		540
U.S.A.	1,848		16,835
Japan	1,297		16,338
Total	39,089		474,611

732.891 Parts & accessories for road tractors

Belgium	705		1,625
France	250		1,020
W. Germany	3,800		19,063
Italy	13,424		67,758
Netherlands	640		7,494
Norway	550		660
Poland	72		133
Spain	2,922		10,422
Sweden	586		4,124
Switzerland	28		734
U.K.	8,952		48,293

COMMODITY	QUANTITY		VALUE Eth. \$
	U N I T		

732.891 Parts & accessories for road tractors (Cont'd)

	Kgs.		
U.S.S.R.	60		172
Canada	60		801
U.S.A.	307,348		776,865
Japan	187		5,025
Unspecified	200		2,365
Total	339,784		946,554

732.893 Parts & accessories for fire engines & fire escapes

W. Germany	108		6,625
Italy	412		3,533
U.K.	2,049		13,753
Total	2,569		23,911

732.899 Other parts & accessories for road motor vehicles

Kenya	104		776
Austria	1,570		4,753
Belgium	30		627
Bulgaria	1,920		22,165
Czechoslovakia	483		2,791
Denmark	2,449		11,565
France	40,989		263,186
W. Germany	252,951		1,952,954
Greece	86		2,685
Italy	839,558		3,808,117
Netherlands	2,736		14,346
Poland	24,152		19,410
Spain	148		665
Sweden	12,209		66,429
Switzerland	344		4,915
U.K.	99,091		622,629
U.S.S.R.	28,568		136,248
Canada	565		8,015
U.S.A.	82,183		701,563
India	3,387		12,784
Japan	71,124		354,891
Australia	561		3,797
Unspecified	2,489		35,021
Total	1,467,697		8,050,332

4. IMPORT

COMMODITY	QUANTITY		VALUE Eth.\$
	U N I T		

732.910 Motor cycles

	No.		VALUE Eth.\$
France	10		2,192
W.Germany	5		6,908
Italy	82		38,482
Netherlands	8		3,025
U.K.	11		12,285
U.S.A.	9		1,915
Japan	56		32,471
Total	181		97,278

732.920 Spares & accessories for motor cycles

	Kgs.		VALUE Eth.\$
W.Germany	21,345		63,057
Italy	836		7,639
Netherlands	2,746		17,278
U.K.	55		1,432
Japan	1,273		7,020
Total	26,255		96,426

733.110 Cycles & tri-cycles (not motorised)

	No.		VALUE Eth.\$
Czechoslovakia	20		1,655
France	178		16,442
W.Germany	2		476
Italy	2,136		157,481
U.K.	956		66,814
U.S.S.R.	215		9,489
U.S.A.	2		415
China(M)	750		34,071
Japan	821		44,293
Total	5,080		331,136

733.121 Spares & accessories for cycles & tri-cycles

	Kgs.		VALUE Eth.\$
Czechoslovakia	1,656		3,100
W.Germany	386		1,660
Italy	40,812		122,785
U.K.	363		1,430
China(M)	7,526		13,387
Hong Kong	279		1,345
India	2,544		3,837
Japan	18,148		52,711
Total	71,714		200,255

* Value of spare parts

COMMODITY	QUANTITY		VALUE Eth.\$
	U N I T		

733.122 Spares & accessories for invalid carriages

	Kgs.		VALUE Eth.\$
Italy	3,652		12,215
Netherlands	941		3,288
Total	4,593		15,503

733.300 Agricultural trailers

	No.		VALUE Eth.\$
Czechoslovakia	1		1,555
Denmark	2		5,825
France	1		2,237
W.Germany	10		9,450
Italy	38		112,912
U.K.	35		55,830
Yugoslavia	15		40,683
U.S.A.	1		1,706
Israel	10		24,288
Total	113		254,486

733.310 Carts & trailer wagons & parts (for the collection of refuse)

			VALUE Eth.\$
Italy	8		97,539
U.S.S.R.	9		7,400
U.S.A.	4		32,630
Total	21		137,569

733.320 Other carts, trailers & parts

			VALUE Eth.\$
France	22		10,225
W.Germany	1,040		165,644
Italy	1,486		270,909
Netherlands	215		158,640
Poland	10		510
Sweden *	-		1,050
U.K.	408		15,707
U.S.S.R.	1		950
Yugoslavia	18		13,500
Canada *	-		1,324
U.S.A.	173		71,907
Israel	850		24,116
Unspecified	1		12,000
Total	4,224		746,482

4. IMPORT

COMMODITY	QUANTITY		VALUE Eth.\$
	U N I T		

733.330 Caravans

W.Germany	No.	7	180,888
Total	"	7	180,888

733.350 Tar & pitch boilers & street sprayers

U.S.A.	"	1	22,582
Total	"	1	22,582

733.390 Other vehicles & parts

W.Germany *	"	-	1,704
Netherlands	"	4	8,840
U.K.	"	1	185
U.S.A. *	"	-	1,500
Total	"	5	12,229

733.400 Invalid carriages fitted with means of mechanical propulsion (moto- rised or not)

Italy	"	100	1,955
Total	"	100	1,955

734.100 Aircraft

Italy	"	6	416,104
Switzerland	"	1	62,500
U.K.	"	1	38,100
U.S.S.R.	"	2	2,386,003
U.S.A.	"	8	588,047
Total	"	18	3,490,754

734.910 Balloons & air- ships

Japan	Kgs.	377	25,020
Total	"	377	25,020

734.920 Parts of Air- craft

Fr.Terr. of Affairs & Issas	"	802	82,554
Ghana	"	51	622
Kenya	"	3,157	183,460
Nigeria	"	33	27,967
Sudan	"	575	10,998
U.A.R.(Egypt)	"	473	22,796
Uganda	"	352	5,446
Belgium	"	7,500	43,750

* Value of spare parts

COMMODITY	QUANTITY		VALUE Eth.\$
	U N I T		

734.920 Parts of air- craft

Denmark	Kgs.	207	13,121
France	"	4,410	356,954
W.Germany	"	14,336	1,306,426
Greece	"	6,437	612,400
Italy	"	3,357	59,368
Netherlands	"	414	24,718
Spain	"	131	11,809
Sweden	"	2,512	30,238
Switzerland	"	249	97,066
U.K.	"	12,976	784,989
U.S.S.R.	"	14,266	898,045
U.S.A.	"	84,701	1,170,738
India	"	552	24,164
Israel	"	471	51,827
Lebanon	"	10,554	189,980
Saudi Arabia	"	3,838	1,779,922
Sout Yemen	"	397	3,915
Unspecified	"	4,560	95,202
Total	"	177,311	7,888,475

735.700 Ships, boats, tugs & floating cranes, docks & other light- vessels includ- ing parts

Albania *	No.	-	243
Belgium *	"	-	1,491
Denmark	"	1	23,138
France	"	16	2,475
W.Germany	"	2	15,798
Italy	"	23	28,063
Netherlands *	"	-	14,700
Norway	"	6	10,970
Sweden *	"	-	2,046
Switzerland *	"	-	191
U.K.	"	8	13,931
U.S.A. *	"	-	12,669
Japan *	"	-	170
South Yemen	"	2	4,000
Unspecified	"	1	2,500
Total	"	59	132,385

4. IMPORT

COMMODITY	QUANTITY		VALUE Eth. \$
	U N I T		

735.800	<u>Ships, boats & other vessels for breaking up & accessories</u>		
Netherlands *	No.	-	1,492
Sweden *	"	-	145
Switzerland	"	1	1,155
U.K. *	"	-	4,918
Total	"	1	7,710

735.939	<u>Other floating structures n.e.c.</u>		
Belgium	Kgs.	11	415
W. Germany	"	135	3,238
Netherlands	"	43	1,174
Switzerland	"	97	350
U.K.	"	968	12,365
Yugoslavia	"	2,560	45,035
Europe unspecified	"	2,300	4,450
U.S.A.	"	145	1,765
Total	"	6,259	68,792

812.100	<u>Central-heating apparatus, radiators & parts thereof (not electrical)</u>		
Kenya	No.	5	116
Netherlands *	"	-	30,497
Norway	"	29	4,246
U.K.	"	70	318,027
Total	"	104	352,886

812.200	<u>Wash-basins & similar sanitary fittings, of ceramic materials</u>		
Tunisia	Kgs.	4,402	4,254
Belgium	"	5,000	3,018
Cyprus	"	3,255	2,895
Czechoslovakia	"	49,387	69,217
France	"	2,512	5,394
W. Germany	"	36,477	118,340
Hungary	"	11,532	10,604
Italy	"	339,544	699,081
Netherlands	"	1,866	4,340
Norway	"	7,929	27,564
Poland	"	40,900	16,138
Sweden	"	1,723	10,165

COMMODITY	QUANTITY		VALUE Eth. \$
	U N I T		

812.200	<u>Wash-basins & similar sanitary fittings, of ceramic materials</u> (Cont'd)		
Switzerland	Kgs.	5,200	18,645
U.K.	"	910	6,580
Yugoslavia	"	80	2,233
Europe unspecified	"	3,810	3,175
U.S.A.	"	14,644	33,515
China(M)	"	6,570	6,990
Hong Kong	"	740	1,490
Israel	"	12,144	14,747
Japan	"	290	1,209
Pakistan	"	2,600	1,250
Total	"	551,515	1,061,744

812.300	<u>Wash-basins & similar sanitary fittings, of iron & steel</u>		
Austria	"	578	3,853
Belgium	"	4,080	2,440
France	"	200	2,950
W. Germany	"	8,319	15,882
Hungary	"	4,800	3,002
Italy	"	99,162	165,003
Norway	"	6,628	30,377
Switzerland	"	510	4,595
U.S.A.	"	1,911	5,383
China(M)	"	3,800	1,411
Hong Kong	"	8,000	3,750
India	"	300	1,152
Israel	"	785	860
Australia	"	557	4,275
Total	"	139,630	244,933

812.419	<u>Signalling glassware, other</u>		
Czechoslovakia	"	1,383	2,374
Total	"	1,383	2,374

812.421	<u>Hurricane lamps (Kerosene)</u>		
Bulgaria *	No.	-	3,392
Czechoslovakia	"	25,900	39,563
France	"	1,056	9,042

* Value of spare parts

4. IMPORT

COMMODITY	QUANTITY		VALUE Eth.\$
	U N I T		

812.421 Hurricane lamps (kerosene) (Cont'd)

	No.		
W. Germany	60,480	69,681	
U.K.	27,600	12,787	
U.S.S.R.	4,000	4,840	
China(M)	101,794	116,197	
Hong Kong	384	3,161	
Japan	100	190	
Total	221,314	258,853	

812.422 Pressure lamps, (kerosene)

Austria *	-	3,935	
Bulgaria	50	326	
W. Germany	2,448	5,743	
Sweden	660	8,908	
China(M)	4,348	41,386	
Hong Kong	336	4,560	
India	300	3,099	
Total	8,142	67,949	

812.423 Lamps other (kerosene or other oils)

Italy	18	2,824	
Norway	213	7,256	
China(M)	982	13,305	
Total	1,213	23,385	

812.424 Electric lamps & fittings (for road motor vehicles)

	Kgs.		
W. Germany	2,403	22,333	
Italy	2,843	13,215	
U.K.	137	324	
Hong Kong	18	1,320	
Total	5,401	37,192	

812.425 Electric lamps & fittings, other

W. Germany	1,307	9,225	
Italy	2,350	24,239	
Netherlands	398	4,640	
Norway	151	1,715	
U.K.	26	543	
U.S.A.	6,433	65,943	
China(M)	129	275	

COMMODITY	QUANTITY		VALUE Eth.\$
	U N I T		

812.425 Electric lamps & fittings, other (Cont'd)

	Kgs.		
Hong Kong	566	3,803	
Japan	612	3,149	
Total	11,972	113,532	

812.429 Other lamps & lighting fitt- ings & parts, of base metal

Austria	90	1,965	
Czechoslovakia	1,277	2,450	
France	175	1,062	
W. Germany	1,936	11,065	
Italy	498	1,414	
Netherlands	102	1,790	
Norway	461	3,278	
U.K.	3,402	8,644	
China(M)	3,816	11,816	
Total	11,757	43,484	

812.439 Torches, flash- lights & other portable ele- ctric lamps

W. Germany	10	702	
Italy	15,704	24,035	
Sweden	460	1,172	
Switzerland	642	1,215	
U.K.	3,256	4,047	
U.S.A.	100	1,713	
China(M)	95,318	314,380	
Hong Kong	11,188	7,490	
India	7,524	17,751	
Japan	42	491	
Total	124,244	372,996	

821.011 Chairs & other seats of metal & parts

	No.		
Kenya	6,061	51,467	
U.A.R. (Egypt)	1,714	15,586	
Czechoslovakia	1,250	16,777	
Denmark	9	2,956	
France	1,139	20,596	
E. Germany	14	7,432	
W. Germany	2,216	53,716	
Italy	2,259	140,283	

* Value of spare parts

4. IMPORT

COMMODITY	QUANTITY		VALUE Eth.\$
	U N I T		

821.011 Chairs & other
seats of metal
& parts (Cont'd)

Netherlands	No.	52	4,158
Norway	"	264	40,422
Sweden	"	865	5,912
U.K.	"	3,669	57,478
U.S.S.R.	"	494	6,793
U.S.A.	"	3,505	433,756
China(M)	"	580	4,346
Hong Kong	"	458	5,076
India	"	9,468	48,613
Japan	"	1,213	85,311
Unspecified	"	505	16,460
Total	"	35,735	1,017,138

821.012 Chairs & other
seats of wood,
bamboo, cane or
rush, & parts

Kenya	"	9	1,315
U.A.R.(Egypt)	"	64	10,656
Bulgaria	"	35	1,153
Czechoslovakia	"	972	6,486
Denmark	"	36	563
W.Germany	"	1,259	7,530
Italy	"	4,155	189,352
Norway	"	587	17,630
Sweden	"	150	4,735
U.K.	"	29	15,642
Yugoslavia	"	504	2,520
U.S.A.	"	1,039	227,025
China(M)	"	5	695
Hong Kong	"	451	34,953
India	"	931	6,621
Israel	"	369	7,007
Japan	"	3	1,566
Pakistan	"	72	2,082
Total	"	10,670	537,531

821.014 Furniture,
plastic

W.Germany	"	99	2,993
Italy	"	207	23,403
Norway	"	165	12,688
Sweden	"	709	9,980
Japan	"	403	20,339
Total	"	1,583	69,403

COMMODITY	QUANTITY		VALUE Eth.\$
	U N I T		

821.020 Medical furni-
ture (hospital
beds, operating
tables etc.)

W.Germany	No.	14	3,288
Italy	"	3	1,647
Netherlands	"	13	4,798
Sweden	"	2	396
U.K.	"	3	1,198
U.S.A.	"	3	3,470
Israel	"	3	2,060
Total	"	41	16,857

821.030 Furnishing,
stuffed &
mattresses

Czechoslovakia	"	194	1,598
France	"	210	3,640
W.Germany	"	1,996	23,871
Hungary	"	975	11,163
Italy	"	577	31,853
Netherlands	"	130	5,493
Norway	"	518	35,932
U.K.	"	1,046	7,789
U.S.A.	"	884	73,505
Israel	"	60	369
Total	"	6,590	195,213

821.090 Beds, canvas

Hong Kong	"	700	3,728
Unspecified	"	2	36,061
Total	"	702	39,789

821.091 Furniture,
stand-hall

Italy	"	52	45,840
U.S.A.	"	1	108
Hong Kong	"	2	1,136
Total	"	55	47,084

821.092 Furniture other
& parts

Austria *	"	-	1,650
France *	"	-	8,770
W.Germany	"	2,524	6,105
Greece	"	6	825
Italy	"	22,441	528,685
Sweden	"	200	1,350

* Value of spare parts

4. IMPORT

COMMODITY	QUANTITY		VALUE Eth.\$
	U N I T		

821.092 Furniture other & parts(Cont'd)

Switzerland *	No.	-	1,610
U.K.	"	2,763	14,286
U.S.A.	"	30	3,415
India *	"	-	2,890
Israel *	"	-	26,066
Japan	"	185	24,871
Total	"	28,149	620,523

831.200 Cases for projectors

W.Germany	Kgs.	6	157
Italy	"	170	2,792
U.S.A.	"	135	350
Total	"	311	3,299

831.410 Trunks of leather or composition leather

China(M)	No.	50	3,131
Total	"	50	3,131

831.420 Handbags of leather or composition leather

Czechoslovakia	"	408	4,579
France	"	35	587
W.Germany	"	330	4,917
Hungary	"	72	842
Italy	"	1,165	17,511
U.K.	"	6	194
U.S.A.	"	175	8,436
Total	"	2,191	37,066

831.430 Purses & wallets of leather or composition leather

W.Germany	"	313	2,097
Italy	"	1,252	10,583
India	"	312	397
Japan	"	850	1,349
Total	"	2,727	14,426

831.440 Brief cases of leather or composition leather

W.Germany	"	59	1,755
Total	"	59	1,755

COMMODITY	QUANTITY		VALUE Eth.\$
	U N I T		

831.450 Travel cases of leather or composition leather

China(M)	"	180	2,780
Singapore	"	432	3,670
Total	"	612	6,450

831.490 Other cases of leather or composition leather

U.S.A.	Kgs.	26	105
Total	"	26	105

831.510 Trunks, of artificial plastic & vulcanised fibre

Czechoslovakia	No.	3,250	12,310
W.Germany	"	2,500	8,225
Hong Kong	"	600	660
Japan	"	1,680	7,574
Singapore	"	50	1,928
Total	"	8,080	30,697

831.520 Hand-bags, of artificial plastic or vulcanised fibre

Bulgaria	"	225	2,860
Czechoslovakia	"	250	1,115
France	"	42	841
W.Germany	"	4,094	14,214
Italy	"	11,155	45,259
Netherlands	"	210	390
Sweden	"	80	1,824
U.K.	"	288	1,565
U.S.A.	"	50	125
China(M)	"	720	1,077
Hong Kong	"	77,085	87,910
India	"	5,650	10,054
Israel	"	52	1,135
Japan	"	710	11,500
Lebanon	"	85	426
Singapore	"	3,340	8,976
Unspecified	"	1,051	4,451
Total	"	105,087	193,722

* Value of spare parts

4. IMPORT

COMMODITY	QUANTITY		VALUE Eth.\$
	U N I T		

831.530 Purses & wallets, of artificial plastic & vulcanised fibre

W.Germany	No.	442	4,179
Italy	"	30,457	17,966
U.K.	"	2,274	2,635
Hong Kong	"	252,460	80,270
India	"	84	580
Japan	"	25,074	4,631
Total	"	310,791	110,261

831.540 Brief cases, of artificial plastic & vulcanised fibre

Denmark	"	920	8,682
E.Germany	"	400	1,855
W.Germany	"	250	5,125
Netherlands	"	120	222
Switzerland	"	500	580
U.S.A.	"	163	8,984
Hong Kong	"	25	117
India	"	150	636
Japan	"	3,150	4,779
Singapore	"	480	4,303
Total	"	6,158	35,283

831.550 Travel cases of artificial plastic & vulcanised fibre

Ghana	"	40	214
Kenya	"	30	148
Czechoslovakia	"	1,120	6,313
France	"	48	1,560
W.Germany	"	255	5,797
Italy	"	152	785
Netherlands	"	130	336
Switzerland	"	50	120
U.S.A.	"	540	5,804
Hong Kong	"	37,620	34,500
India	"	760	4,000
Japan	"	3,200	30,484
Pakistan	"	50	214
Singapore	"	2,860	4,677
Total	"	46,855	94,952

COMMODITY	QUANTITY		VALUE Eth.\$
	U N I T		

831.590 Other cases of artificial plastic & vulcanised fibre

Belgium	Kgs.	1,950	3,021
Czechoslovakia	"	12,100	18,169
W.Germany	"	141	867
Switzerland	"	598	2,190
U.S.A.	"	260	375
Hong Kong	"	1,104	9,956
Total	"	16,153	34,578

831.600 Travel cases, of paperboard

Kenya	"	73	151
Czechoslovakia	"	33,162	49,905
E.Germany	"	8,000	8,096
W.Germany	"	21,012	29,156
India	"	90	495
Singapore	"	871	1,899
Total	"	63,208	89,702

831.710 Trunks, of textile fabric

Czechoslovakia	No.	500	2,013
China(M)	"	4,850	7,490
Singapore	"	6,400	20,715
Total	"	11,750	30,218

831.720 Handbags of textile fabrics

Czechoslovakia	"	700	7,769
W.Germany	"	1,000	3,289
Italy	"	415	3,948
China(M)	"	1,000	900
Total	"	3,115	15,906

831.730 Purses & wallets of textile fabrics

Singapore	Doz.	200	2,142
Total	"	200	2,142

831.740 Brief cases, of textile fabric

Czechoslovakia	No.	12,475	44,143
W.Germany	"	3,053	17,816
U.K.	"	50	722

4. IMPORT

COMMODITY	QUANTITY		VALUE Eth.\$
	U N I T		

831.740 Brief cases, of textile fabric (Cont'd)

U.S.A.	No.	73	6,085
China(M)	"	177	1,770
Japan	"	500	2,930
Singapore	"	1,332	12,430
Total	"	17,660	85,896

831.750 Travel cases, of textile fabric

Czechoslovakia	Kgs.	33,070	52,263
W.Germany	"	119	282
Greece	"	29	244
Italy	"	108	410
U.K.	"	700	3,842
U.S.A.	"	172	907
Hong Kong	"	82	280
Japan	"	224	1,160
Singapore	"	450	2,855
Total	"	34,954	62,243

831.790 Other cases of textile fabric

W.Germany	"	88	252
Greece	"	35	219
U.K.	"	11,270	3,795
U.S.S.R.	"	58,149	30,754
U.S.A.	"	1,000	19,379
Hong Kong	"	291	750
Total	"	60,833	55,149

841.112 Shirts, cotton (men's & boys')

Kenya	No.	4,500	10,887
U.A.R. (Egypt)	"	1,000	4,800
Bulgaria	"	6,000	12,000
Czechoslovakia	"	4,104	7,975
Denmark	"	225	2,135
W.Germany	"	3,848	12,469
Hungary	"	27,030	40,014
Italy	"	741	5,097
Poland	"	6,000	7,500
Spain	"	978	9,715
U.K.	"	1,444	13,276
Canada	"	198	1,954
U.S.A.	"	2,262	23,552

COMMODITY	QUANTITY		VALUE Eth.\$
	U N I T		

841.112 Shirts, cotton (men's & boys') (Cont'd)

China(M)	No.	202,110	441,193
Hong Kong	"	320,737	397,740
India	"	325,911	195,559
Israel	"	16,393	32,624
Japan	"	56,478	93,317
S.Korea	"	6,000	12,000
Pakistan	"	45	903
Singapore	"	5,016	6,049
South Yemen	"	244	594
Australia	"	315	3,705
Total	"	991,579	1,335,058

841.113 Outer garments, other, cotton (men's & boys')

Sudan	"	118	162
Czechoslovakia	"	666	12,062
W.Germany	"	2,354	6,291
Gibraltar & Malta	"	36,442	237,700
Hungary	"	19,720	62,811
Italy	"	3,616	22,107
Netherlands	"	2,043	7,230
Poland	"	7,788	18,691
Rumania	"	1,939	5,196
U.K.	"	886	6,076
U.S.A.	"	10,864	35,940
China(M)	"	143,474	329,846
Hong Kong	"	347,031	346,202
India	"	4,989	3,909
Israel	"	12,603	51,466
Japan	"	35,571	12,690
Lebanon	"	190	1,923
Malaysia	"	1,200	7,289
Singapore	"	20,229	22,026
Unspecified	"	47	150
Total	"	651,770	1,209,757

841.114 Shirts, synthe- tic fibres

Fr.Terr. of Affairs & Issas	"	354	540
Kenya	"	4,372	13,156
Bulgaria	"	2,400	6,000
Czechoslovakia	"	4,243	4,031

4. IMPORT

COMMODITY	QUANTITY		VALUE Eth. \$
	U N I T		

841.114 Shirts, synthetic fibres
(Cont'd)

	No.		
Hungary		357	688
Italy	"	5,616	25,098
U.K.	"	938	9,226
China(M)	"	92,370	116,620
Hong Kong	"	252,726	373,206
India	"	2,520	5,851
Israel	"	14,870	73,505
Japan	"	98,590	271,877
S. Korea	"	108,840	197,197
Pakistan	"	14,892	40,770
Singapore	"	480	643
South Yemen	"	10	350
Asia unspecified	"	17	100
Total	"	603,595	1,138,858

841.115 Outer garments, other, synthetic fibres

	No.		
Sudan	"	77	118
Czechoslovakia	"	1,300	22,685
France	"	1	100
W. Germany	"	21	2,012
Gibraltar & Malta	"	3,600	22,500
Hungary	"	6,989	51,576
Italy	"	9,094	61,862
Poland	"	6,102	60,496
Spain	"	540	5,055
U.K.	"	4,541	46,780
U.S.A.	"	166	465
China(M)	"	81,813	197,438
Hong Kong	"	29,125	51,161
India	"	30	390
Israel	"	6,883	84,096
Japan	"	400,023	270,426
Total	"	550,305	877,160

841.116 Shirts, woollen

	No.		
Czechoslovakia	"	1,015	50,573
Italy	"	522	12,145
Poland	"	9	310
U.K.	"	1,481	6,822
Israel	"	300	6,287
Total	"	3,327	76,137

COMMODITY	QUANTITY		VALUE Eth. \$
	U N I T		

841.117 Outer garments, other, woollen

	No.		
Belgium	"	1	105
Bulgaria	"	198	3,218
Czechoslovakia	"	1,935	61,663
W. Germany	"	216	8,954
Hungary	"	4	113
Italy	"	3,493	73,313
Netherlands	"	7	195
Poland	"	1,805	21,339
Switzerland	"	1	170
U.K.	"	342	3,445
U.S.A.	"	37	745
China(M)	"	300	8,935
Hong Kong	"	30	2,612
India	"	700	8,355
Israel	"	1,078	20,439
Total	"	10,147	213,601

841.118 Shirts, other fibres

	No.		
Kenya	"	11,472	28,621
W. Germany	"	739	4,108
Greece	"	98	3,357
Italy	"	2,099	10,354
Norway	"	1,068	3,874
U.K.	"	224	2,357
U.S.A.	"	772	46,320
China(M)	"	1,200	2,485
Hong Kong	"	18,422	44,105
Israel	"	6,204	19,719
Japan	"	3,600	11,475
S. Korea	"	420	2,485
Total	"	46,318	186,266

841.119 Outer garments, of other fibres

	No.		
Kenya	"	72	930
Sudan	"	109	206
U.A.R. (Egypt)	"	25	224
Uganda	"	7	240
Czechoslovakia	"	1,868	34,347
Denmark	"	30	270
France	"	65	1,669
W. Germany	"	963	10,184

4. IMPORT

COMMODITY	QUANTITY		VALUE Eth.\$
	U N I T		

841.119 Outer garments, of other fibres (Cont'd)

	No.		
Greece	32	6,181	
Italy	8,290	92,420	
Netherlands	37	836	
Poland	7,055	64,841	
Rumania	520	4,540	
Spain	47	253	
U.K.	1,889	18,329	
U.S.A.	2,194	74,438	
China(M)	32,160	55,779	
Hong Kong	22,690	36,064	
Israel	36,948	364,082	
Japan	33,058	52,095	
Lebanon	1	166	
South Yemen	198	1,545	
Unspecified	19	631	
Total	148,277	820,270	

841.121 Outer garments, pure silk, (women's, girls' & infants')

India	78	4,100
Total	78	4,100

841.122 Outer garments, cotton(women's girls' & infants')

France	102	2,462
W. Germany	315	1,441
Greece	1	120
Hungary	535	1,405
Italy	5,356	15,698
Netherlands	4	110
Spain	30	190
U.K.	896	4,939
U.S.A.	263	535
China(M)	4,800	6,516
Hong Kong	40,324	54,270
India	783,267	735,959
Israel	677	5,828
Japan	28,030	22,154
Unspecified	17	185
Total	864,617	851,812

COMMODITY	QUANTITY		VALUE Eth.\$
	U N I T		

841.123 Outer garments, synthetic fibres, (women's, girls' & infants')

	No.		
Czechoslovakia	7,667	7,284	
France	355	15,887	
W. Germany	960	6,617	
Hungary	300	1,395	
Italy	5,192	39,106	
Netherlands	50	813	
Poland	3,560	20,690	
U.K.	690	14,259	
Hong Kong	35,316	53,623	
India	9,472	10,789	
Israel	6,428	80,113	
Japan	182,655	160,951	
Total	252,645	411,527	

841.124 Outer garments, woollen(women's girls' & infants')

France	43	1,555
Italy	2,252	30,908
U.K.	552	11,776
Israel	1,215	23,051
Unspecified	4	195
Total	4,066	67,485

841.125 Outer garments, other fibres, (women's, girls' & infants')

France	770	18,683
W. Germany	248	612
Italy	4,871	42,021
Netherlands	754	1,715
Switzerland	120	1,100
U.K.	1,047	19,241
U.S.A.	25	435
China(M)	1,200	3,106
Hong Kong	11,964	14,782
Israel	5,910	89,038
Japan	3,000	8,835
South Yemen	120	1,821
Total	30,029	201,389

4. IMPORT

COMMODITY	QUANTITY		VALUE Eth.\$
	U N I T		

841.132 Inner garments,
cotton (men's &
boys')

Kenya	Doz.	25	695
Bulgaria	"	99	2,968
France	"	57	1,635
Hungary	"	1,345	16,565
Italy	"	1,046	15,044
Norway	"	79	2,317
Poland	"	1,200	25,592
Rumania	"	1,075	45,555
U.K.	"	122	4,491
U.S.A.	"	131	2,895
China(M)	"	24,560	269,693
Hong Kong	"	1,900	25,083
India	"	2,441	16,027
Israel	"	127	1,875
Japan	"	22,483	83,763
Total	"	56,690	514,198

841.133 Inner garments,
woollen (men's
& boys')

Czechoslovakia	"	19	8,898
Italy	"	286	5,280
Total	"	305	14,178

841.134 Inner garments,
other synthetic
fibres (men's &
boys')

Austria	"	2	386
Bulgaria	"	100	2,900
W.Germany	"	407	1,127
Hungary	"	201	4,253
Italy	"	560	11,342
U.K.	"	12	278
U.S.A.	"	37	3,277
China(M)	"	6,100	68,591
Hong Kong	"	1,523	19,791
Israel	"	128	2,169
Japan	"	1,551	5,216
S.Korea	"	200	1,750
Total	"	10,821	121,080

COMMODITY	QUANTITY		VALUE Eth.\$
	U N I T		

841.142 Inner garments,
cotton (women's,
girls' & infants')

Hungary	Doz.	99	4,168
Italy	"	340	9,995
U.S.A.	"	9	294
Hong Kong	"	440	7,275
India	"	18	2,350
Japan	"	1,500	4,857
South Yemen	"	12	186
Total	"	2,418	29,125

841.143 Inner garments,
synthetic fibres,
(women's girls
& infants')

Austria	"	22	2,015
France	"	17	463
W.Germany	"	519	11,070
Hungary	"	250	2,063
Italy	"	8,222	95,639
U.S.A.	"	48	1,025
Hong Kong	"	8,617	49,372
India	"	200	3,070
Israel	"	412	3,839
Japan	"	1,330	4,873
Total	"	19,637	173,429

841.145 Inner garments,
other fibres,
(women's, girls'
& infants')

Italy	"	680	11,474
U.K.	"	401	2,122
Hong Kong	"	130	2,836
Total	"	1,211	16,432

841.210 Handkerchiefs

Czechoslovakia	"	15,257	30,439
W.Germany	"	2,090	3,360
Hungary	"	31,000	54,198
Italy	"	732	1,017
U.S.A.	"	40	575
China(M)	"	45,000	41,651
Israel	"	700	2,857
Japan	"	126,980	97,256
Total	"	221,799	231,353

4. IMPORT

COMMODITY	QUANTITY		VALUE Eth.\$
	U N I T		
841.221 Mufflers			
Japan	Doz.	2,470	12,099
Total	"	2,470	12,099
841.222 Scarves			
Sudan	"	25	450
W.Germany	"	171,659	368,264
Italy	"	490	5,114
U.K.	"	889	1,415
China(M)	"	7,500	39,806
Hong Kong	"	1,100	4,372
India	"	1,663	9,606
Israel	"	25	805
Japan	"	226,582	788,128
S.Korea	"	19,500	134,477
South Yemen	"	33	180
Unspecified	"	465	3,125
Total	"	429,931	1,355,742
841.223 Shawls			
Czechoslovakia	"	1,150	1,625
Italy	"	443	4,280
India	"	678	4,320
Japan	"	1,001	7,070
Total	"	3,272	17,295
841.230 Ties & cravats			
France	"	25	2,934
W.Germany	"	230	4,147
Italy	"	4,551	37,480
Netherlands	"	125	1,500
Spain	"	8	124
U.K.	"	567	6,861
U.S.A.	"	120	2,848
Hong Kong	"	430	1,517
India	"	6	195
Israel	"	445	9,286
Total	"	6,507	66,892
841.240 Collars, cuffs & similar accessories & trimmings			
W.Germany	Kgs.	10	150
Italy	"	91	2,250
Hong Kong	"	53	1,091
Total	"	154	3,491

COMMODITY	QUANTITY		VALUE Eth.\$
	U N I T		
841.251 Corsets & suspender belts			
Austria	Kgs.	288	13,906
W.Germany	"	1,023	29,603
Italy	"	523	8,105
Netherlands	"	278	4,503
Spain	"	121	3,603
U.K.	"	79	1,938
U.S.A.	"	47	1,671
China(M)	"	229	1,879
Hong Kong	"	6,714	54,211
India	"	23,671	97,473
Japan	"	1,338	10,059
Total	"	34,311	226,951
841.252 Garters & similar articles			
Japan	"	1,729	13,492
Total	"	1,729	13,492
841.261 Gloves & mittens, (not knitted)			
Italy	Doz.	3	355
U.K.	"	12	128
U.S.A.	"	12	300
China(M)	"	100	450
Total	"	127	1,233
841.262 Socks & stockings, (not knitted)			
Italy	Doz.	923	8,756
U.K.	"	500	575
China(M)	"	1,050	2,056
Formosa	"	1,000	3,500
Israel	"	1,993	11,980
Japan	"	1,500	9,106
Total	"	6,966	35,973
841.263 Stockings, not knitted			
Austria	"	36	900
Hungary	"	2,000	6,435
Italy	"	35	406
Israel	"	3,550	33,858
Unspecified	"	1	164
Total	"	5,622	41,763

4. IMPORT

COMMODITY	QUANTITY		VALUE Eth.\$
	U N I T		
841.290 <u>Clothing accessories, other n.e.s.</u>			
W.Germany	Kgs.	13	314
Italy	"	205	3,712
U.K.	"	41	957
U.S.A.	"	16	411
Israel	"	1,026	22,072
Japan	"	25	330
Total	"	1,326	27,796
841.310 <u>Watch straps (not including metal)</u>			
W.Germany	Doz.	53	574
Italy	"	964	7,689
Switzerland	"	891	6,095
U.K.	"	64	797
Hong Kong	"	29,400	30,753
India	"	360	455
Total	"	31,732	46,363
841.320 <u>Gloves, leather</u>			
Tanzania	"	3	155
Austria	"	214	570
W.Germany	"	8	403
Italy	"	10	510
U.K.	"	36	1,320
Total	"	271	2,958
841.330 <u>Belts, leather</u>			
Italy	"	4	165
U.K.	"	288	390
China(M)	"	1,000	5,780
Hong Kong	"	2,500	1,430
Japan	"	1,758	83,161
Total	"	5,550	90,926
841.340 <u>Clothing, leather</u>			
Italy	No.	5	100
U.S.A.	"	6	305
Israel	"	250	4,335
Total	"	261	4,740
841.390 <u>Other apparel & clothing necessities, of leather</u>			
France	Kgs.	29	2,693
Italy	"	103	2,663
Total	"	132	5,356

COMMODITY	QUANTITY		VALUE Eth.\$
	U N I T		
841.410 <u>Gloves & mittens, (knitted)</u>			
Italy	Doz.	45	819
U.K.	"	33	861
Hong Kong	"	10	200
Total	"	88	1,880
841.421 <u>Socks & stocking pure silk (knitted)</u>			
Hungary	"	4,000	11,818
Total	"	4,000	11,818
841.422 <u>Socks & stockings, cotton (knitted)</u>			
France	"	80	926
Italy	"	4,000	29,994
U.K.	"	21	146
U.S.A. *	"	-	537
China(M)	"	25,000	45,757
India	"	500	2,747
Total	"	29,601	80,107
841.423 <u>Socks & stockings, synthetic fibres (knitted)</u>			
Czechoslovakia	"	15,059	39,166
France	"	158	2,467
W.Germany	"	275	1,599
Gibraltar & Malta	"	2,435	8,206
Hungary	"	53,150	173,476
Italy	"	5,239	26,612
Poland	"	32,500	79,893
Rumania	"	1,000	3,750
U.K.	"	195	2,491
U.S.A.	"	100	1,913
China(M)	"	59,197	213,491
Hong Kong	"	48,981	116,918
Israel	"	317	3,708
Japan	"	9,250	39,367
S.Korea	"	3,500	17,125
Total	"	231,356	730,182
841.424 <u>Socks & stockings, woollen (knitted)</u>			
W.Germany	"	25	990
Italy	"	111	1,883
U.K.	"	62	1,410
U.S.A.	"	8	187
Total	"	206	4,470

* Value of spare parts

4. IMPORT

COMMODITY	QUANTITY		VALUE Eth.\$
	U N I T		

841.425 Stocks & stock- ings, other fibres, (knitted)

France	Doz.	50	1,255
Italy	"	44	1,307
U.K.	"	309	4,159
Israel	"	1,474	5,356
Japan	"	500	1,515
Total	"	2,377	13,592

841.432 Under garments, cotton (knitted)

France	"	58	1,627
Hungary	"	1,000	6,000
Italy	"	1,433	17,408
Norway	"	30	585
China(M)	"	299	947
Hong Kong	"	813	4,163
India	"	908	11,165
Israel	"	20	325
Japan	"	1,000	3,540
Pakistan	"	485	2,642
Unspecified	"	1	315
Total	"	6,047	48,717

841.433 Under garments, synthetic fibres (knitted)

Hungary	"	1,000	12,018
Italy	"	102	6,827
Hong Kong	"	4,364	44,685
Japan	"	2,050	10,120
Total	"	7,516	73,650

841.434 Under garments, woollen, (knitted)

Italy	"	34	990
Switzerland	"	2	215
U.K.	"	38	8,409
Total	"	74	9,614

841.435 Under garments, other fibres (knitted)

France	"	9	964
Italy	"	25	498
Total	"	34	1,462

COMMODITY	QUANTITY		VALUE Eth.\$
	U N I T		

841.441 Outer garments, pure silk (knitted)

U.K.	No.	50	2,313
Total	"	50	2,313

841.442 Outer garments, cotton (Knitted)

U.S.A.	"	25	365
China(M)	"	75,900	91,730
Hong Kong	"	1,450	2,776
India	"	16,752	10,423
Israel	"	5,327	9,420
Japan	"	1,900	2,060
Total	"	101,354	116,774

841.443 Outer garments, synthetic fibres (knitted)

France	"	54	1,781
Italy	"	231	2,142
U.K.	"	526	3,726
U.S.A.	"	138	1,488
China(M)	"	24,240	28,667
Hong Kong	"	3,120	8,757
Israel	"	6,024	11,780
Japan	"	1,800	6,498
Total	"	36,133	64,839

841.444 Outer garments, woollen (knitted)

W.Germany	"	78	578
Italy	"	122	1,234
U.K.	"	46	10,262
Hong Kong	"	400	2,872
Total	"	646	14,946

841.445 Outer garments, other fibres (knitted)

W.Germany	Doz.	7	1,532
Italy	"	791	6,960
U.K.	"	60	2,967
Israel	"	72	130
Japan	"	30	1,689
Total	"	960	13,278

4. IMPORT

COMMODITY	QUANTITY		VALUE Eth.\$
	U N I T		

841.451 Knitted fabrics,
elastic or rub-
berised

W.Germany	Kgs.	164	2,467
Israel	"	358	9,279
Japan	"	5,083	43,721
Total	"	5,605	55,467

841.452 Articles of
knitted fabrics

Italy	"	185	450
Japan	"	432	3,000
Total	"	617	3,450

841.510 Headgear of
felt

U.K.	Doz.	14	765
U.S.A.	"	20	984
Hong Kong	"	1,780	17,246
Total	"	1,814	18,995

841.531 Headgear, knitted

Japan	"	3,662	6,854
Total	"	3,662	6,854

841.532 Headgear of
textile fabric,
other

Sudan	"	5	100
W.Germany	"	36	3,197
Italy	"	42	2,561
U.K.	"	31	1,004
China(M)	"	1,000	3,535
India	"	250	9,180
Japan	"	25,974	90,890
S.Korea	"	30,000	186,011
Total	"	57,338	296,478

841.540 Head-bands,
linings etc.

Italy	"	86	305
U.S.A.	"	5	130
Total	"	91	435

841.590 Helmets-military
& miners & other
headgears n.e.s.

Czechoslovakia	"	3,000	81,908
Denmark	"	46	1,240
France	"	2	141
W.Germany	"	469	27,462

COMMODITY	QUANTITY		VALUE Eth.\$
	U N I T		

841.590 Helmets-military
& miners & other
headgears n.e.s.
(Cont'd)

Italy	Doz.	1,803	44,620
U.K.	"	415	56,111
Canada	"	10	2,184
U.S.A.	"	562	15,013
China(M)	"	10,340	44,996
Hong Kong	"	7,411	45,961
India	"	220	725
Israel	"	400	2,121
Japan	"	500	1,200
S.Korea	"	14,000	111,887
Pakistan	"	1	119
Total	"	39,179	435,688

841.610 Gloves, rubber

Austria	"	93	800
France	"	34	574
W.Germany	"	926	3,369
Italy	"	76	580
U.K.	"	1,039	2,086
U.S.A.	"	125	1,804
Japan	"	130	1,162
Total	"	2,423	10,375

841.620 Raincoats, rubber

Czechoslovakia	No.	1,300	23,415
Hungary	"	7,055	108,911
Italy	"	1,097	19,392
Poland	"	9,400	105,800
U.S.A.	"	1,455	7,387
China(M)	"	12	148
Hong Kong	"	4,080	8,248
Israel	"	3,228	72,277
Japan	"	5,180	31,991
Total	"	32,807	377,569

841.690 Other apparel &
clothing acce-
ssories, rubber

Austria	Kgs.	106	798
W.Germany	"	5	180
Switzerland	"	537	1,765
Hong Kong	"	64	758
Total	"	712	3,501

4. IMPORT

COMMODITY	QUANTITY		VALUE Eth.\$
	UNIT		
842.000 <u>Fur clothing</u>			
Canada	No.	5	2,773
Israel	"	273	9,083
Total	"	278	11,856
851.012 <u>Sandals, open type (of rubber or plastic)</u>			
Italy	Pair	2,093	8,621
U.K.	"	16	155
Total	"	2,109	8,776
851.019 <u>Footwear, other with soles & uppers of rubber or plastic</u>			
Sudan	"	3,600	3,820
Czechoslovakia	"	11,920	31,290
Italy	"	80	241
China(M)	"	11,088	22,454
Total	"	26,688	57,805
851.021 <u>Footwear, sports</u>			
Czechoslovakia	"	676	1,455
W.Germany	"	1,124	17,466
U.K.	"	898	7,203
China(M)	"	19,200	53,040
Total	"	21,898	79,164
851.029 <u>Footwear, other (having soles or uppers mainly of leather)</u>			
W.Germany	"	542	7,737
Greece	"	773	14,434
Italy	"	5,821	107,498
Netherlands	"	144	872
Norway	"	49	490
U.K.	"	1,501	27,653
Pakistan	"	6	170
Total	"	8,836	158,854
851.041 <u>Canvas, shoes</u>			
Italy	"	302	1,435
Hong Kong	"	960	1,775
Total	"	1,262	2,210
851.051 <u>Cricket pads, shin-guards etc. (used in sports)</u>			
France	"	100	875
W.Germany	"	909	10,482

COMMODITY	QUANTITY		VALUE Eth.\$
	UNIT		
851.051 <u>Cricket pads, shin-guards etc. (used in sports)</u> (Cont'd)			
Italy	Pair	288	5,546
Netherlands	"	288	4,532
Total	"	1,585	21,435
851.059 <u>Gaiters, spats & leggings</u>			
Italy	Kgs.	676	1,595
U.K.	"	37	800
Total	"	713	2,395
851.061 <u>Footwear, with outer soles of wood, cork or other materials, (having uppers of leather)</u>			
Italy	Pair	1,444	17,680
Total	"	1,444	17,680
851.062 <u>Slippers, (felt)</u>			
U.K.	"	372	1,653
Total	"	372	1,653
851.069 <u>Footwear, other (having outer soles & uppers of other material)</u>			
W.Germany	"	16,000	2,973
Italy	"	501	1,645
Total	"	16,501	4,618
851.090 <u>Other, shoes</u>			
Italy	"	1,954	6,570
Total	"	1,954	6,570
861.130 <u>Lenses for correcting vision</u>			
E.Germany	Kgs.	111	7,010
W.Germany	"	123	12,957
Italy	"	31	2,814
U.K.	"	90	5,097
Japan	"	152	3,321
Total	"	507	31,199

4. IMPORT

COMMODITY	QUANTITY		VALUE Eth.\$
	U N I T		

861.150 <u>Lenses & other optical elements (for use in cameras, projectors & other photographic apparatus)</u>			
Kenya	Kgs.	3	146
Czechoslovakia	"	485	4,910
W. Germany	"	34	3,453
U.K.	"	5	158
Japan	"	160	6,903
South Yemen	"	1	330
Unspecified	"	1	130
Total	"	689	16,030

861.190 <u>Lenses, prisms mirrors & optical elements, other</u>			
W. Germany	"	34	7,304
Italy	"	79	1,068
Switzerland	"	13	577
Japan	"	445	13,817
Total	"	571	22,766

861.211 <u>Frames, mountings & parts for spectacles (of base metal)</u>			
Austria	"	1	138
France	"	8	1,506
W. Germany	"	107	14,416
Netherlands	"	13	2,209
Spain	"	6	935
India	"	8	345
Total	"	143	19,549

861.212 <u>Other parts, of artificial plastic</u>			
Austria	"	4	880
France	"	18	4,752
W. Germany	"	234	30,659
Italy	"	35	3,050
U.S.A.	"	10	651
Total	"	301	39,992

861.219 <u>Parts, other</u>			
France	"	3	150
Total	"	3	150

COMMODITY	QUANTITY		VALUE Eth.\$
	U N I T		

861.221 <u>Spectacle, pince-nez, goggles & the like, for the correction of vision</u>			
W. Germany	Kgs.	30	3,818
Italy	"	10	4,500
U.S.A.	"	1	100
Japan	"	152	2,138
Total	"	193	10,556

861.222 <u>Spectacles & goggles, protective, (for use in industry)</u>			
France	"	28	2,445
W. Germany	"	90	1,620
Italy	"	65	3,605
Japan	"	136	2,121
Total	"	319	9,791

861.223 <u>Spectacles, pince-nez, long-nettes, goggles & the like, having frames of base metal)</u>			
France	"	62	5,064
W. Germany	"	183	18,832
Italy	"	25	9,274
Spain	"	5	693
Switzerland	"	9	457
U.S.S.R.	"	4	939
Japan	"	2,904	10,508
Total	"	3,192	45,767

861.224 <u>Others, having frames of artificial plastic</u>			
France	"	115	10,241
Italy	"	325	16,923
Netherlands	"	17	2,145
Hong Kong	"	519	2,209
Japan	"	1,933	23,097
Total	"	2,909	54,615

861.229 <u>Others, having frames of other materials</u>			
Netherlands	"	13	355
Total	"	13	355

4. IMPORT

COMMODITY	QUANTITY		VALUE Eth.\$
	UNIT		

861.350 <u>Binoculars re-</u> <u>fracting teles-</u> <u>scopes & other</u> <u>astronomical</u> <u>instruments</u>			
Austria	Doz.	4	3,253
W. Germany	"	7	1,033
Japan	"	580	16,758
Total	"	591	21,044

861.360 <u>Microscopes of</u> <u>all kinds</u>			
Austria	No.	6	8,041
W. Germany	"	100	17,241
Poland	"	7	2,075
Switzerland	"	16	13,427
U.K.	"	3	4,500
U.S.A.	"	5	58,748
Japan	"	40	1,260
Total	"	177	105,292

861.400 <u>Photographic</u> <u>cameras & flash-</u> <u>light apparatus</u>			
Fr. Terr. of Affairs & Issas	"	50	20,898
Kenya	"	1	660
Czechoslovakia	"	3	197
France *	"	-	6,433
W. Germany	"	205	22,947
Netherlands *	"	-	120
Sweden *	"	-	897
Switzerland	"	6	2,419
U.K.	"	53	11,100
U.S.S.R.	"	226	2,648
U.S.A.	"	133	7,779
Hong Kong	"	648	498
Japan	"	1,591	237,044
Lebanon	"	155	4,160
South Yemen	"	94	19,224
Unspecified	"	2	556
Total	"	3,167	337,580

861.510 <u>Cinematograph</u> <u>cameras</u>			
Fr. Terr. of Affairs & Issas	"	65	18,020
W. Germany	"	19	8,213
Italy	"	1	250
Netherlands	"	20	1,390

COMMODITY	QUANTITY		VALUE Eth.\$
	UNIT		

861.510 <u>Cinematograph</u> <u>cameras (Cont'd)</u>			
U.K.	No.	4	3,159
U.S.A.	"	3	1,500
India	"	2	470
Japan	"	33	5,835
Lebanon	"	34	1,700
Unspecified	"	1	538
Total	"	182	41,075

861.520 <u>Cinematograph</u> <u>sound recorders</u>			
U.K.	Kgs.	62	760
Netherlands Ter. in America	"	50	3,809
Total	"	112	4,569

861.530 <u>Cinematograph</u> <u>projectors,</u> <u>sound repro-</u> <u>ducers (for</u> <u>use in a scien-</u> <u>tific or educa-</u> <u>tional insti-</u> <u>tution)</u>			
Seirraleon	No.	2	1,013
Italy	"	2	6,366
Norway	"	1	330
Switzerland	"	2	1,338
U.K.	"	9	7,200
U.S.S.R.	"	2	2,713
U.S.A.	"	1	1,583
Japan	"	23	2,469
Total	"	42	23,012

861.590 <u>Cinematograph</u> <u>projectors, &</u> <u>sound repro-</u> <u>ducers, other</u>			
Kenya	Kgs.	2	180
Italy	"	105	2,070
Switzerland	"	12	180
U.K.	"	26	332
Japan	"	693	6,849
Lebanon	"	80	2,280
Total	"	918	11,891

861.611 <u>Image projectors</u> <u>(for use in edu-</u> <u>cational insti-</u> <u>tution)</u>			
Italy	No.	1	6,391
Netherlands *	"	-	1,111

* Value of spare parts

4. IMPORT

COMMODITY	QUANTITY		VALUE Eth.\$
	U N I T		

861.611 <u>Image projectors</u> <u>(for use in edu-</u> <u>ational insti-</u> <u>tution)(Cont'd)</u>			
U.S.A.	No.	94	3,841
South Yemen *	"	-	239
Unspecified	"	2	282
Total	"	97	11,864

861.619 <u>Image projectors,</u> <u>other</u>			
Austria	"	24	5,530
France	"	1	702
W.Germany	"	1	4,336
Italy	"	25	3,303
Netherlands	"	8	654
Switzerland	"	2	1,370
U.K.	"	2	3,398
U.S.A.	"	9	5,046
Japan	"	145	13,252
Lebanon	"	1	260
Unspecified	"	21	10,236
Total	"	239	48,087

861.691 <u>Screens(for</u> <u>use with educa-</u> <u>tional insti-</u> <u>tution)</u>			
France	Kgs.	58	974
W.Germany	"	12	452
Sweden	"	10	225
Total	"	80	1,651

861.692 <u>Screens, other</u>			
Italy	"	100	1,063
U.K.	"	1	216
U.S.A.	"	30	115
Total	"	131	1,394

861.693 <u>Photographic &</u> <u>cinematographic</u> <u>apparatus &</u> <u>equipment n.e.s.</u> <u>(of artificial</u> <u>plastic mate-</u> <u>rials)</u>			
Kenya	"	424	2,464
Belgium	"	21	242
Denmark	"	56	3,022
W.Germany	"	524	9,162
Italy	"	1,180	13,419

COMMODITY	QUANTITY		VALUE Eth.\$
	U N I T		

861.693 <u>Photographic &</u> <u>Cinematographic</u> <u>apparatus &</u> <u>equipment n.e.s.</u> <u>(of artificial</u> <u>plastic mate-</u> <u>rials)(Cont'd)</u>			
Netherlands	Kgs.	2,143	17,890
Switzerland	"	266	2,626
U.K.	"	3,639	59,831
U.S.A.	"	404	4,999
Japan	"	1,578	15,253
Lebanon	"	33	448
South Yemen	"	1,927	4,148
Total	"	12,195	133,504

861.699 <u>Apparatus &</u> <u>equipment(of</u> <u>other materials)</u>			
France	"	1,444	12,064
W.Germany	"	333	10,718
U.K.	"	3	336
U.S.A.	"	102	833
Total	"	1,882	23,951

861.710 <u>Medical, dental</u> <u>& veterinary in-</u> <u>struments & app-</u> <u>liances</u>			
Austria	"	163	5,327
Belgium	"	405	3,376
Czechoslovakia	"	31,120	97,472
Denmark	"	1,477	8,804
France	"	1,017	21,590
E.Germany	"	1	340
W.Germany	"	194,271	1,815,557
Greece	"	8	1,668
Hungary	"	155	613
Italy	"	2,489	62,455
Netherlands	"	2,725	84,592
Norway	"	1,942	23,175
Sweden	"	10,550	59,814
Switzerland	"	1,026	27,992
U.K.	"	4,094	68,489
U.S.S.R.	"	516	8,800
Canada	"	781	13,952
Panama	"	60	1,766
U.S.A.	"	8,084	76,731

* Value of spare parts

9. IMPORT

COMMODITY	QUANTITY		VALUE Eth.\$
	U N I T		

861.710 Medical, dental & veterinary instruments & appliances (Cont'd)

Hong Kong	Kgs.	2	126
India	"	30	487
Israel	"	580	5,015
Japan	"	509	4,891
Pakistan	"	13	439
Unspecified	"	7,487	93,826
Total	"	269,505	2,487,297

861.811 Water, telephone or telegraph supply metres

France	"	3,714	20,161
Italy	"	3,356	36,009
Netherlands	"	100	1,070
Sweden	"	24	395
Total	"	7,194	57,635

861.819 Gas or liquid metres, other

Czechoslovakia	"	1,166	4,644
W. Germany	"	690	6,226
Italy	"	3,247	21,676
Netherlands	"	60	1,752
Poland	"	244	1,225
Spain	"	1,430	3,714
Israel	"	558	4,589
Japan	"	1,598	1,202
Total	"	8,993	45,028

861.821 Speedometres & similar instruments (for use in aircraft)

U.K.	"	30	781
Total	"	30	781

861.822 Speedometers, taximeters & tachometers (for use in road motor vehicles)

E. Germany	No.	33	10,955
U.K.	"	202	193
Unspecified	"	1	172
Total	"	236	11,320

COMMODITY	QUANTITY		VALUE Eth.\$
	U N I T		

861.823 Counting-instruments, other (for use in the control of manufacturing operations)

Italy	Kgs.	90	630
Netherlands	"	91	1,927
U.K.	"	1,385	27,983
Japan	"	4	300
Total	"	1,570	30,840

861.829 Pedometers, stroboscopes & other similar instruments

W. Germany	"	28	1,775
Total	"	28	1,775

861.911 Photographic rangefinders

W. Germany	No.	30	2,137
Total	"	30	2,137

861.912 Compasses, packet

W. Germany	"	1,704	2,133
U.K.	"	600	561
U.S.A.	"	356	1,222
Total	"	2,660	3,916

861.919 Surveying, hydrographic, navigation, geophysical instruments & magnetic compasses, etc. other

Finland	Kgs.	220	10,882
France	"	318	14,926
W. Germany	"	7,146	78,801
Italy	"	21	597
Sweden	"	47	1,596
U.K.	"	1,506	8,122
U.S.A.	"	4,957	58,458
Japan	"	165	18,797
Total	"	14,380	192,179

861.920 Balances of a sensitivity (of 5 centigrams or better)

France	"	120	180
E. Germany	"	310	14,364
W. Germany	"	939	4,020

4. IMPORT

COMMODITY	QUANTITY		VALUE Eth. \$
	UNIT		

861.920 Balances of a sensitivity (of 5 centigrams or better) (Cont'd)

Italy	Kgs.	3,664	10,863
Sweden	"	30	145
Switzerland	"	82	4,672
U.K.	"	316	461
Total	"	5,461	34,705

861.931 Checking & measuring instruments, appliances & machines

Czechoslovakia	"	816	1,755
W. Germany	"	800	2,745
Hungary	"	335	8,240
Italy	"	393	2,079
Netherlands	"	30	851
Sweden	"	45	1,856
U.K.	"	238	3,645
U.S.A.	"	111	2,212
China(M)	"	577	1,196
India	"	120	813
Total	"	3,465	25,392

861.939 Drawing, marking-out & mechanical calculating instruments, drafting machines & the like

Czechoslovakia	"	608	605
W. Germany	"	2,092	12,558
Italy	"	642	6,823
Poland	"	120	605
Switzerland	"	50	3,770
U.K.	"	2,506	9,927
U.S.A.	"	1	149
China(M)	"	1,415	1,268
India	"	1,650	2,738
Japan	"	1,138	6,622
Total	"	10,222	45,065

COMMODITY	QUANTITY		VALUE Eth. \$
	UNIT		

861.940 Instruments, apparatus or models (for demonstration purposes)

Kenya	Kgs.	114	873
Austria	"	1	163
Denmark	"	90	643
France	"	12,874	75,322
W. Germany	"	6,597	119,770
Greece	"	45	2,043
Italy	"	660	6,088
Netherlands	"	1,378	8,181
Norway	"	2,012	74,425
Sweden	"	1,629	39,287
Switzerland	"	97	2,166
U.K.	"	23,130	129,933
Yugoslavia	"	2,755	4,689
U.S.A.	"	3,098	48,594
China(M)	"	637	8,500
India	"	6,913	30,805
Japan	"	4,775	59,912
Unspecified	"	1,769	7,004
Total	"	68,574	618,398

861.950 Mechanical appliances, for testing physical properties of industrial materials

W. Germany	"	2	417
Italy	"	12	191
U.K.	"	179	2,862
U.S.A.	"	58	2,193
Total	"	251	5,663

861.960 Thermometres & similar instruments (for use in road motor vehicles)

Italy	"	430	7,625
U.S.A.	"	6	188
Total	"	436	7,813

861.962 Thermometres, clinical

Czechoslovakia	No.	6,000	2,024
W. Germany	"	348	495
Total	"	6,348	2,519

4. IMPORT

COMMODITY	QUANTITY		VALUE Eth.\$
	U N I T		

861.969 <u>Hydrometres, barometres, hygrometres & similar instruments</u>			
France	No.	2	2,786
W. Germany	"	184	2,024
Italy	"	298	1,468
Netherlands	"	5	2,714
Sweden	"	6	1,815
U.K.	"	299	5,129
U.S.A.	"	209	5,937
Japan	"	9	1,292
Total	"	1,012	23,165

861.971 <u>Instruments & appliances for measuring, checking or controlling the flow, depth, pressure or other variables of liquids or gases</u>			
Kenya	Kgs.	148	350
Belgium	"	330,850	16,504
Denmark	"	60,000	5,366
France	"	23	696
W. Germany	"	56	6,259
Greece	"	44	500
Italy	"	90	1,417
Netherlands	"	258	868
Switzerland	"	109	2,237
U.K.	"	892	6,174
U.S.S.R.	"	1,425	100
U.S.A.	"	96	4,199
Formosa	"	191	140
Unspecified	"	9	776
Total	"	394,191	45,586

861.972 <u>Other for use in the control of manufacturing operation</u>			
Denmark	"	32	656
Italy	"	39	925
Poland	"	45	655
U.K.	"	19	1,206
Israel	"	5	128
Total	"	140	3,570

COMMODITY	QUANTITY		VALUE Eth.\$
	U N I T		

861.979 <u>Others, n.e.s.</u>			
W. Germany	Kgs.	7	350
Italy	"	433	4,755
U.K.	"	445	4,070
Japan	"	75	930
Total	"	960	10,105

861.982 <u>Instruments, other than mechanical for the control of manufacturing operations</u>			
France	"	2	645
U.S.A.	"	231	7,575
Total	"	233	8,220

861.990 <u>Parts & accessories (for use with counting & measuring instruments)</u>			
Netherlands	"	14	1,188
Total	"	14	1,188

862.300 <u>Photographic & flashlight chemical materials</u>			
Kenya	"	104	878
Belgium	"	5,775	21,113
W. Germany	"	15,864	48,357
Italy	"	3,871	1,234
Netherlands	"	10	362
U.K.	"	2,122	2,677
U.S.A.	"	1,396	7,544
India	"	6,100	1,440
Israel	"	171	475
Japan	"	500	704
Lebanon	"	358	1,004
Unspecified	"	541	867
Total	"	36,812	99,655

862.430 <u>Sensitised paper, paperboard & cloth (not developed)</u>			
Belgium	"	1,452	36,390
France	"	1,980	24,492
W. Germany	"	41,748	180,040
Italy	"	6,351	45,194
Netherlands	"	179	782

4. IMPORT

COMMODITY	QUANTITY		VALUE Eth.\$
	U N I T		

862.430 <u>Sensitised paper, paperboard & cloth (not developed)</u> (Cont'd)			
U.K.	Kgs.	6,877	46,796
U.S.A.	"	773	15,371
Japan	"	1,513	8,715
Lebanon	"	3,001	38,124
Total	"	68,868	379,128

862.441 <u>X-Ray film plates, exposed (not developed)</u>			
Belgium	"	1,858	21,253
W.Germany	"	1,120	12,614
U.S.A.	"	7	221
Total	"	2,985	34,088

862.442 <u>Cinematograph film, exposed (not developed)</u>			
Italy	Metre	3,000	1,010
Total	"	3,000	1,010

862.449 <u>Other film & plates, exposed (not developed)</u>			
W.Germany	Kgs.	544	7,739
U.S.A.	"	1	363
Japan	"	7	1,170
Total	"	552	9,272

862.451 <u>X-Ray film & plates (exposed & developed)</u>			
W.Germany	"	100	1,815
Unspecified	"	41	944
Total	"	141	2,759

862.459 <u>Other film & plates, (exposed & developed)</u>			
Netherlands	"	8	660
U.K.	"	19	761
U.S.A.	"	5	161
Lebanon	"	12	262
Total	"	44	1,844

862.461 <u>X-Ray film & plates, sensitised, (unexposed)</u>			
Belgium	"	2,688	32,906

COMMODITY	QUANTITY		VALUE Eth.\$
	U N I T		

862.461 <u>X-Ray film & plates, sensitised, (unexposed)</u> (Cont'd)			
W.Germany	Kgs.	892	10,333
Italy	"	9,091	112,914
Netherlands	"	184	2,733
Total	"	12,855	158,886

862.462 <u>Cinematograph film, (unexposed)</u>			
Italy	"	40	2,570
Switzerland	"	12	1,136
U.K.	"	2	462
U.S.S.R.	"	50	515
U.S.A.	"	23	2,200
Total	"	127	6,883

862.469 <u>Other film & plates, (unexposed)</u>			
Belgium	"	619	13,624
France	"	3	401
W.Germany	"	5,454	124,585
Italy	"	1,503	20,237
Netherlands	"	55	1,768
Sweden	"	9	368
U.K.	"	1,650	25,438
U.S.A.	"	257	18,323
Lebanon	"	3,774	179,455
Unspecified	"	15	167
Total	"	13,339	384,366

864.111 <u>Watches, decorated with jewels, pearls or semiprecious stones</u>			
Switzerland	No.	244	26,395
Hong Kong	"	70	3,929
Total	"	314	30,324

864.119 <u>Watches, other (pocket, wrist etc.)</u>			
France	"	340	3,825
W.Germany	"	1,324	16,821
Italy	"	30	3,485
Switzerland	"	44,744	1,004,132
U.K.	"	47	1,678

4. IMPORT

COMMODITY	QUANTITY		VALUE Eth.\$
	U N I T		

864.119 Watches, other
(pocket, wrist
etc. (Cont'd)

U.S.S.R.	No.	48	630
U.S.A.	"	12	582
Hong Kong	"	5,201	27,596
India	"	84	1,290
Japan	"	648	19,205
Saudi Arabia	"	13	330
South Yemen	"	102	6,403
Unspecified	"	11	203
Total	"	52,604	1,086,180

864.120 Clocks with
watch movements

Belgium	"	3	1,170
W.Germany	"	110	1,294
Netherlands	"	250	8,149
U.S.A.	"	3	209
India	"	25	831
Japan	"	156	2,648
Total	"	547	14,301

864.140 Watch cases &
parts

Switzerland	Kgs.	51	9,542
Hong Kong	"	68	2,516
Total	"	119	12,058

864.219 Instrument panel
& similar clocks,
other

W.Germany	No.	73	2,218
Total	"	73	2,218

864.221 Tower & public
clocks, for
churches & public
buildings

Switzerland	"	18	1,899
U.K.	"	7	276
China(M)	"	1,160	9,394
Japan	"	4	130
Total	"	1,189	11,699

864.222 Clocks, public
& tower, other

W.Germany	"	64	1,314
Italy	"	69	1,481
Sweden	"	1,074	10,111
China(M)	"	450	1,560
Total	"	1,657	14,466

COMMODITY	QUANTITY		VALUE Eth.\$
	U N I T		

864.229 Clocks, other

W.Germany	No.	3,713	16,491
Italy	"	237	3,091
Switzerland	"	261	5,143
U.K.	"	16	464
U.S.A.	"	27	3,747
China(M)	"	1,370	5,836
Formosa	"	550	1,854
Hong Kong	"	550	2,111
India	"	21	315
Japan	"	86	2,560
Total	"	6,831	41,612

864.230 Time of day re-
ording apparatus
with clock or
watch movements

W.Germany	"	2	1,039
Italy	"	13	1,027
Netherlands	"	2	4,003
U.S.A.	"	74	8,800
Japan	"	1	650
Total	"	92	15,519

864.260 Clock cases &
cases of similar
type & parts

Switzerland	Kgs.	331	857
Total	"	331	857

864.290 Clock & watch
parts, other

Kenya	"	9	427
France	"	9	956
Italy	"	33	455
Sweden	"	9	934
Switzerland	"	12	2,130
Total	"	72	4,902

891.111 Gramophones, &
record players

Fr.Terr. of Affairs & Issas	"	2	725
W.Germany	"	244	11,000
Italy	"	25	1,395
Netherlands	"	108	11,154
Sweden	"	1	175
Switzerland	"	2	170
U.K.	"	9	4,710
U.S.A.	"	9	1,759

4. IMPORT

COMMODITY	QUANTITY		VALUE Eth.\$
	U N I T		

891.111 <u>Gramophones, & record players</u> (Cont'd)			
Japan	No.	236	14,646
South Yemen	"	62	8,462
Australia	"	93	1,464
Unspecified	"	3	325
Total	"	794	55,985

891.112 <u>Tape or wire recorders</u>			
Kenya	"	9	814
France	"	5	794
W.Germany	"	670	134,387
Greece	"	2	236
Italy	"	75	6,389
Netherlands	"	2,556	220,142
Norway	"	8	3,085
Sweden	"	10	7,806
Switzerland	"	3	1,684
U.K.	"	2	4,295
Canada	"	1	230
U.S.A.	"	21	10,850
Hong Kong	"	100	5,315
Iran	"	1	100
Japan	"	5,249	583,073
Jordan	"	1	330
South Yemen	"	1	305
Unspecified	"	6	1,209
Total	"	8,720	981,044

891.119 <u>Dictating machines & other sound recorders & reproducers & television images</u>			
U.S.A.	"	1	5,463
Japan	"	48	2,672
Total	"	49	8,135

891.120 <u>Other parts & accessories of gramophone, tape-recorders & sound recorders</u>			
France	Kgs.	14	484
W.Germany	"	432	13,934
Italy	"	848	3,022
Netherlands	"	7,607	80,991
Norway	"	7	346

COMMODITY	QUANTITY		VALUE Eth.\$
	U N I T		

891.120 <u>Other parts & accessories of gramophone, tape-recorders & sound recorders</u> (Cont'd)			
U.K.	Kgs.	762	4,883
U.S.A.	"	191	2,283
India *	"	-	503
Japan	"	2,049	27,990
Total	"	11,910	134,436

891.210 <u>Gramophone records</u>			
Kenya	"	6	211
U.A.R. (Egypt)	"	13	109
Denmark	"	138	1,599
France	"	67	1,299
W.Germany	"	773	18,468
Greece	"	20	252
Italy	"	791	14,696
Netherlands	"	26	1,152
U.K.	"	425	9,586
U.S.S.R.	"	114	2,031
U.S.A.	"	758	18,902
India	"	1,430	18,839
Japan	"	3	105
Lebanon	"	139	3,349
Australia	"	107	535
Unspecified	"	1,138	4,166
Total	"	5,948	95,299

891.220 <u>Tapes & wires</u>			
Kenya	"	83	2,700
France	"	97	5,384
W.Germany	"	4,070	59,665
Italy	"	40	3,109
Netherlands	"	19	629
Spain	"	33	250
U.K.	"	33	1,620
U.S.A.	"	317	6,220
India	"	24	210
Japan	"	4,410	27,677
Unspecified	"	16	556
Total	"	9,142	108,020

891.290 <u>Recorded media, other for sound recording</u>			
U.S.A.	"	6	130
Total	"	6	130

* Value of spare parts

4. IMPORT

COMMODITY	QUANTITY		VALUE Eth.\$
	UNIT		
891.411 <u>Pianos</u>			
Kenya	No.	1	500
U.K.	"	1	1,775
U.S.A.	"	5	10,345
Japan	"	16	8,066
Total	"	23	20,686
891.412 <u>Stringed musical instruments, including harps</u>			
Italy	Kgs	298	1,682
Total	"	298	1,682
891.420 <u>Stringed musical instruments other</u>			
Bulgaria	"	2	800
W.Germany	"	3	145
Italy	"	54	828
U.S.A.	"	13	129
Japan	"	2	175
Total	"	74	2,077
891.430 <u>Musical instrument, strings</u>			
W.Germany	"	32	749
Total	"	32	749
891.811 <u>Pipe & reed organs (for use in any religious body)</u>			
Norway	No.	2	3,040
Total	"	2	3,040
891.840 <u>Percussion musical instruments</u>			
W.Germany	Kgs.	32	631
Total	"	32	631
891.850 <u>Musical instruments, wind, such as, trumpets, saxophones, cornets etc.</u>			
France	No.	1	1,942
W.Germany	"	21	1,229
Italy	"	33	2,221
U.K.	"	564	1,080
U.S.A.	"	4	238
Total	"	623	6,710

COMMODITY	QUANTITY		VALUE Eth.\$
	UNIT		
891.851 <u>Electric organs (for use in any religious body)</u>			
Sweden	Kgs.	395	610
U.S.A.	"	75	600
Total	"	470	1,210
891.852 <u>Electrical organs, other</u>			
W.Germany	"	190	3,262
Netherlands	"	93	1,599
Total	"	283	4,861
891.859 <u>Electrically operated musical instruments, other</u>			
Netherlands	"	654	9,683
U.K.	"	250	2,634
Total	"	904	12,317
891.890 <u>Musical instruments, n.e.s.</u>			
W.Germany	"	238	4,844
Italy	"	48	473
Netherlands	"	130	2,531
Hong Kong	"	102	1,969
Japan	"	500	1,500
Total	"	1,018	11,317
891.900 <u>Parts & accessories of musical instruments (other than strings)</u>			
W.Germany	"	4	343
Italy	"	171	1,401
U.K.	"	250	3,918
Total	"	425	5,662
892.110 <u>Books, pamphlets & leaflets, printed</u>			
Kenya	"	4,826	26,184
Sudan	"	50	176
U.A.R. (Egypt)	"	7,560	21,721
Belgium	"	17	181
France	"	9,035	53,626
W.Germany	"	4,244	27,868
Greece	"	141	3,320

4. IMPORT

COMMODITY	QUANTITY		VALUE Eth.\$
	UNIT		

892.110 <u>Books, pamphlets & leaflets, printed, (Cont'd)</u>			
Italy	Kgs.	34,244	260,259
Netherlands	"	2,134	6,739
Norway	"	358	2,530
Rumania	"	39	80
Sweden	"	1,195	3,985
Switzerland	"	102	1,280
U.K.	"	21,945	279,929
U.S.S.R.	"	3,606	3,695
Yugoslavia	"	9,466	1,720
Canada	"	120	500
U.S.A.	"	29,866	278,319
Hong Kong	"	120	390
India	"	1,036	1,962
Japan	"	763	8,396
Lebanon	"	3,680	29,362
Pakistan	"	60	394
Saudi Arabia	"	225	650
Singapore	"	9,277	23,745
Australia	"	72	160
Unspecified	"	2,196	30,579
Total	"	146,377	1,067,750

892.120 <u>Picture books & painting books for children</u>			
W.Germany	"	52	990
Italy	"	50	1,710
Netherlands	"	1,046	18,154
Total	"	1,148	20,854

892.130 <u>Maps & similar charts of all kinds</u>			
France	"	271	5,611
W.Germany	"	45	304
Netherlands	"	7	159
U.K.	"	1,255	7,720
U.S.A.	"	145	865
Japan	"	20	126
Total	"	1,743	14,785

892.200 <u>Newspapers, journals & periodicals</u>			
Kenya	Kgs.	3,826	1,169
U.A.R. (Egypt)	"	759	1,977

COMMODITY	QUANTITY		VALUE Eth.\$
	UNIT		

892.200 <u>Newspapers, journals & periodicals (Cont'd)</u>			
France	Kgs.	146	776
W.Germany	"	53,799	16,843
Italy	"	37,092	130,190
Netherlands	"	1,824	10,601
Norway	"	28,700	16,427
U.K.	"	2,195	15,695
U.S.A.	"	1,583	3,764
India	"	1,241	3,754
Unspecified	"	1,921	4,605
Total	"	133,086	205,801

892.400 <u>Picture post-cards & other greeting cards</u>			
Kenya	"	98	1,675
W.Germany	"	880	6,019
Hungary	"	285	1,247
Italy	"	1,655	12,297
Netherlands	"	158	30,749
Sweden	"	611	7,021
U.K.	"	2,172	10,430
U.S.A.	"	370	5,216
India	"	751	7,333
Japan	"	14	391
Total	"	6,994	82,378

892.910 <u>Labels (paper & paperboard)</u>			
Kenya	"	116	199
Austria	"	33	441
Belgium	"	9,288	43,815
Denmark	"	1,500	2,278
France	"	4,404	6,953
W.Germany	"	29,998	58,109
Greece	"	158	281
Italy	"	1,832	4,660
Netherlands	"	2,944	4,655
Spain	"	134	172
Sweden	"	93	1,960
U.K.	"	5,593	22,006
U.S.S.R.	"	115	200
U.S.A.	"	3,240	2,051
Israel	"	394	1,024
Japan	"	881	4,709
Total	"	60,723	153,513

4. IMPORT

COMMODITY	QUANTITY		VALUE Eth.\$
	U N I T		

892.920 <u>Plans & drawings (for industrial architectural, engineering & commercial)</u>			
Czechoslovakia	Kgs.	272	316,988
France	"	28,344	1,207
W. Germany	"	3	189
Italy	"	97	249
Poland	"	88	81,000
U.K.	"	403	2,225
Unspecified	"	787	2,000
Total	"	29,994	403,858

892.931 <u>Cheque books (excluding traveller's cheque)</u>			
Austria	"	5,319	10,721
Italy	"	532	1,382
U.K.	"	103	1,207
U.S.A.	"	301	472
Israel	"	360	3,519
Lebanon	"	76	1,875
Total	"	6,691	19,176

892.939 <u>Postage stamps unused, bond-certificate, lottery tickets, & other</u>			
Austria	"	3,103	7,229
W. Germany	"	1,448	4,345
Italy	"	176	5,615
Switzerland	"	1	174
U.K.	"	21,140	5,333,487
U.S.A.	"	736	5,125
Israel	"	141	950
Lebanon	"	25	200
Total	"	26,770	5,357,125

892.940 <u>Calendars of any kind</u>			
Kenya	"	215	1,184
Sudan	"	550	140
U.A.R. (Egypt)	"	810	2,597
France	"	2,068	2,864
W. Germany	"	3,016	12,518
Italy	"	3,205	10,660
Netherlands	"	277	899

COMMODITY	QUANTITY		VALUE Eth.\$
	U N I T		

892.940 <u>Calendars of any kind (Cont'd)</u>			
Sweden	Kgs.	137	326
Switzerland	"	654	1,274
U.K.	"	928	5,166
U.S.A.	"	2,295	15,350
India	"	798	2,893
Japan	"	3,726	9,048
Lebanon	"	452	1,140
Singapore	"	700	1,098
South Yemen	"	670	2,214
Unspecified	"	43	217
Total	"	20,544	69,588

892.991 <u>Showcards, posters, picture books & other printed matters for advertising</u>			
Kenya	"	3,204	4,505
Belgium	"	19	363
Denmark	"	462	1,405
France	"	560	4,626
W. Germany	"	8,485	13,421
Italy	"	10,697	21,614
Netherlands	"	790	4,790
Switzerland	"	142	768
U.K.	"	10,539	11,351
U.S.A.	"	1,399	10,220
China(M)	"	80	577
India	"	48	655
Lebanon	"	99	407
Total	"	36,524	74,702

892.992 <u>Photographs, enlargements & reproductions</u>			
France	"	48	135
Italy	"	152	811
Sweden	"	5	237
U.K.	"	1	210
U.S.A.	"	22	196
Japan	"	246	891
Lebanon	"	49	151
Total	"	523	2,631

4. IMPORT

COMMODITY	QUANTITY		VALUE Eth.\$
	U N I T		

892.999 Printed matter
n.e.s.

Ghana	Kgs.	134	195
Kenya	"	775	2,656
Nigeria	"	9	414
U.A.R.(Egypt)	"	168	466
Belgium	"	73	334
France	"	499	2,528
W.Germany	"	3,978	13,256
Greece	"	349	1,970
Italy	"	2,754	13,233
Netherlands	"	634	2,172
Sweden	"	106	704
Switzerland	"	31	405
U.K.	"	520	4,072
U.S.A.	"	11,117	28,212
Hong Kong	"	150	1,023
India	"	581	3,236
Japan	"	43	250
Lebanon	"	510	1,450
Total	"	22,431	76,576

893.010 Plastic tiles &
mosaics, for
building purpose

Kenya	"	402	735
Czechoslovakia	"	14,180	19,010
France	"	586	1,126
W.Germany	"	5,842	18,393
Italy	"	29,591	62,782
Norway	"	19,204	13,516
Rumania	"	1,153	1,620
Sweden	"	76	560
U.K.	"	34,767	40,444
U.S.A.	"	5,994	7,775
India	"	1,574	2,526
Israel	"	34,270	52,542
Japan	"	14,568	22,854
Australia	"	1,700	3,080
Total	"	163,907	246,963

893.020 Plastic rain-
coats & capes

Belgium	No.	120	2,170
Hungary	"	200	1,818
Italy	"	47	1,030
Netherlands	"	29	173

COMMODITY	QUANTITY		VALUE Eth.\$
	U N I T		

893.020 Plastic rain-
coats & capes
(Cont'd)

U.K.	No.	4,248	3,748
U.S.A.	"	6	125
Hong Kong	"	69,960	14,139
India	"	350	4,293
Israel	"	50	938
Singapore	"	2,160	2,091
Total	"	77,170	30,525

893.040 Other trans-
mission, conve-
yor or elevator
beltings, plastic

Netherlands	Kgs.	100	4,761
U.K.	"	27	590
Total	"	127	5,351

893.090 Articles of arti-
ficial plastic
materials n.e.s.

Kenya	"	849	5,034
Austria	"	507	5,054
Belgium	"	24	495
Bulgaria	"	75	450
Czechoslovakia	"	18,892	35,025
Denmark	"	2,681	14,051
France	"	11,373	44,519
W.Germany	"	75,492	210,761
Greece	"	2,129	10,472
Italy	"	156,147	433,955
Netherlands	"	11,736	44,025
Norway	"	712	4,471
Rumania	"	6,878	12,637
Spain	"	308	1,153
Sweden	"	10,451	35,581
Switzerland	"	1,955	4,011
U.K.	"	62,875	156,804
U.S.A.	"	9,596	41,942
China(M)	"	562	1,488
Hong Kong	"	28,621	85,529
India	"	25,390	48,605
Israel	"	50,967	146,645
Japan	"	88,670	143,251
Lebanon	"	800	2,516
Singapore	"	100	200
Unspecified	"	9	156
Total	"	567,799	1,488,830

4. IMPORT

COMMODITY	QUANTITY		VALUE Eth.\$
	U N I T		

894.110 <u>Carriages for invalid (not motorised or mechanically propelled)</u>			
Italy	No.	135	10,879
Total	"	135	10,879

894.120 <u>Carriages, for baby</u>			
Italy	"	508	12,722
Total	"	508	12,722

894.210 <u>Toys, wheeled, for riding, (for children)</u>			
Italy	Kgs.	2,370	10,235
Israel	"	66	432
Japan	"	4,271	9,185
Total	"	6,707	19,852

894.220 <u>Dolls</u>			
Ghana	"	19	468
Denmark	"	26	940
France	"	64	650
W. Germany	"	61	1,772
Italy	"	3,632	23,401
U.K.	"	469	2,869
U.S.A.	"	175	1,085
Hong Kong	"	1,858	7,659
Israel	"	35	632
Japan	"	1,965	3,325
Total	"	8,304	42,801

894.230 <u>Toys, other n.e.s.</u>			
Denmark	"	534	4,658
France	"	589	5,349
W. Germany	"	4,885	41,472
Italy	"	21,504	135,266
Netherlands	"	116	1,254
Norway	"	277	1,967
Sweden	"	325	2,003
Switzerland	"	454	6,565
U.K.	"	6,122	30,797
U.S.A.	"	132	591
China(M)	"	9,502	10,575
Formosa	"	709	3,317
Hong Kong	"	10,900	46,173
India	"	1,279	5,816

COMMODITY	QUANTITY		VALUE Eth.\$
	U N I T		

894.230 <u>Toys, other n.e.s. (Cont'd)</u>			
Israel	Kgs.	21	680
Japan	"	18,061	99,870
Pakistan	"	12	175
Total	"	75,422	396,528

894.241 <u>Playing cards</u>			
W. Germany	"	197	3,098
Italy	"	27	150
U.S.A.	"	82	1,610
Japan	"	561	5,285
Lebanon	"	13	110
Total	"	880	10,253

894.249 <u>Other equipment for indoor games</u>			
France	"	312	2,320
Ireland	"	25	920
Italy	"	413	3,141
U.K.	"	869	1,953
U.S.A.	"	61	905
Japan	"	3,452	1,640
Pakistan	"	90	2,371
Total	"	5,222	13,250

894.250 <u>Carnival articles, Christmas tree decoration & other articles for Christmas festivities</u>			
W. Germany	"	1,407	13,741
Italy	"	2,363	21,802
Poland	"	203	1,150
Hong Kong	"	643	3,738
Japan	"	775	7,858
Total	"	5,391	48,289

894.320 <u>Arms of other description (non-military)</u>			
Kenya	No.	4	758
France	"	1	250
W. Germany	"	2	6,880
Italy	"	6	7,983
Spain	"	1	100
Sweden	"	5	1,192

4. IMPORT

COMMODITY	QUANTITY		VALUE Eth.\$
	UNIT		

894.320 Arms of other
description
(non-military)
(Cont'd)

U.K.	No.	2	132,236
Yugoslavia	"	2	425
U.S.A.	"	16	4,088
Formosa *	"	-	2,165
Unspecified	"	1	100
Total	"	40	156,177

894.411 Line - fishing
rods, tackle,
& nets (of arti-
ficial plastic
materials)

France	Kgs.	82	1,274
W.Germany	"	217	2,567
Japan	"	155	1,444
South Yemen	"	556	2,313
Total	"	1,010	7,592

894.419 Line - fishing
rods, tackles or
nets, other

France	"	52	197
W.Germany	"	375	8,486
Italy	"	1,780	6,259
Japan	"	96	1,487
South Yemen	"	24,112	62,669
Unspecified	"	50	344
Total	"	26,465	79,442

894.420 Sporting & out-
door games appa-
ratus, accessories
& requisites

Kenya	Kgs.	14	210
Czechoslovakia	"	20,619	42,300
France	"	137	1,272
W.Germany	"	12,426	209,560
Hungary	"	235	2,597
Italy	"	6,792	25,963
Netherlands	"	89	575
Poland	"	2,239	6,510
Sweden	"	282	1,491
U.K.	"	2,362	28,845
U.S.A.	"	2,328	23,324
China(M)	"	238	2,143
India	"	3,045	9,698

* Value of spare parts

COMMODITY	QUANTITY		VALUE Eth.\$
	UNIT		

894.420 Sporting & out-
door games appa-
ratus, accessories
& requisites
(Cont'd)

Japan	Kgs.	19	220
Pakistan	"	3,591	41,940
Unspecified	"	630	4,856
Total	"	55,046	401,504

894.500 Fairground amuse-
ments n.e.s.

U.K.	"	13	495
Pakistan	"	642	7,238
Total	"	655	7,733

895.111 Filing cabinet
(metal)

Denmark	"	200	1,074
France	"	955	2,615
W.Germany	"	276	1,701
Italy	"	33,204	101,250
Netherlands	"	1,990	3,941
Norway	"	3,110	8,425
Sweden	"	222	1,843
Switzerland	"	12	690
U.K.	"	53,745	110,632
U.S.A.	"	2,341	5,548
India	"	2,000	2,565
Japan	"	17,358	39,839
Total	"	115,413	280,123

895.112 Filing rack
(metal)

W.Germany	"	133	608
Italy	"	790	2,388
Netherlands	"	181	500
Norway	"	1,000	3,525
Sweden	"	923	3,984
U.S.A.	"	927	7,393
Total	"	3,954	18,398

895.113 Office equipment
(heavy) of base
metal n.e.s.

Denmark	"	75	610
W.Germany	"	46	250
Italy	"	5,868	26,783
Netherlands	"	2,789	10,354
Sweden	"	2,943	9,129

4. IMPORT

COMMODITY	QUANTITY		VALUE Eth.\$
	U N I T		

895.113 Office equipment
(heavy) of base
metal n.e.s.
(Cont'd)

Switzerland	Kgs.	10	674
U.K.	"	7,085	12,042
Japan	"	3,408	8,153
Total	"	22,224	67,995

895.121 File fittings

Czechoslovakia	"	6,075	7,261
France	"	10	225
W.Germany	"	1,390	4,590
Italy	"	1,354	15,016
Netherlands	"	966	2,425
Sweden	"	134	1,003
U.K.	"	15,907	23,523
U.S.A.	"	43	342
China(M)	"	562	1,810
Total	"	26,441	56,195

895.122 Paper clips

Austria	"	2,090	4,004
Czechoslovakia	"	1,308	1,235
Italy	"	70	130
U.K.	"	1,196	2,021
China(M)	"	257	191
Total	"	4,921	7,581

895.123 Paper staples

Austria	"	3,140	7,759
Czechoslovakia	"	606	725
W.Germany	"	2,647	13,528
Italy	"	451	2,825
U.K.	"	326	711
U.S.A.	"	68	480
China(M)	"	1,912	4,643
Japan	"	841	1,000
Total	"	10,001	31,671

895.126 Stationery others
of base metal

Sudan	"	80	135
France	"	11	138
W.Germany	"	1,827	5,382
Italy	"	45	764

COMMODITY	QUANTITY		VALUE Eth.\$
	U N I T		

895.126 Stationery others,
of base metal
(Cont'd)

Netherlands	Kgs.	2,918	10,258
Sweden	"	688	1,226
Switzerland	"	65	3,022
U.K.	"	33,214	111,215
U.S.A.	"	11,112	1,132,858
China(M)	"	2,016	791
Japan	"	1,273	4,015
Unspecified	"	809	2,180
Total	"	54,056	1,271,984

895.211 Pens fountain,
propelling pen-
cils & the like
of precious
metal

Austria	"	2	100
W.Germany	"	354	9,432
Italy	"	2,312	18,182
Norway	"	135	1,827
U.K.	"	303	12,888
U.S.A.	"	157	15,966
China(M)	"	1,270	1,387
Japan	"	567	8,163
Pakistan	"	300	1,364
Total	"	5,400	69,309

895.212 Pens, ballpoint

France	"	11,646	105,308
W.Germany	"	1,482	23,062
Italy	"	26,221	123,361
Netherlands	"	80	4,656
Spain	"	7,537	61,005
Switzerland	"	12,381	46,611
U.K.	"	839	27,094
U.S.A.	"	314	21,167
India	"	71,800	3,120
Japan	"	1,019	5,047
Total	"	133,319	420,431

895.213 Pencils, prope-
lling

W.Germany	"	50	660
Japan	"	1,300	3,583
Total	"	1,350	4,243

4. IMPORT

COMMODITY	QUANTITY		VALUE Eth.\$
	U N I T		
895.214 <u>Pen holders</u>			
Italy	Kgs.	2,599	7,485
China(M)	"	20	160
Total	"	2,619	7,645
895.215 <u>Refills, for ballpoints, pens or pencils</u>			
Italy	"	3,107	24,930
Total	"	3,107	24,930
895.221 <u>Fountain pen nibs</u>			
W.Germany	"	98	1,732
Italy	"	280	1,890
China(M)	"	192	714
India	"	65	3,000
Japan	"	60	608
Total	"	695	7,944
895.222 <u>Pen nibs, other & nib points</u>			
Italy	"	3	129
Japan	"	129	838
Total	"	132	967
895.231 <u>Lead pencils</u>			
W.Germany	"	349	3,448
Italy	"	1,041	7,647
Poland	"	779	872
U.K.	"	534	1,258
U.S.S.R.	"	1,500	2,303
China(M)	"	53,606	93,705
Hong Kong	"	2,220	3,934
Japan	"	1,479	4,302
Total	"	61,508	117,469
895.232 <u>Crayon</u>			
Czechoslovakia	"	900	722
W.Germany	"	1,395	6,201
Italy	"	250	325
Netherlands	"	3,453	3,470
U.K.	"	2,071	3,400
U.S.A.	"	360	1,638
China(M)	"	6,924	3,215
India	"	800	790
Japan	"	3,284	4,651
Total	"	19,437	24,412

COMMODITY	QUANTITY		VALUE Eth.\$
	U N I T		
895.911 <u>Stencil & cyclo- style ink</u>			
Austria	Kgs.	254	394
Denmark	"	1,101	11,502
France	"	140	425
W.Germany	"	1,328	6,352
U.K.	"	7,470	20,004
U.S.A.	"	34	1,446
China(M)	"	15,413	8,820
Israel	"	18	170
Japan	"	250	1,240
Total	"	26,008	50,353
895.912 <u>Ink other than printing & stencil</u>			
Austria	"	1,689	4,211
Denmark	"	399	3,486
France	"	132	371
W.Germany	"	1,377	4,715
Italy	"	140	430
U.K.	"	1,841	4,093
U.S.A.	"	255	1,072
China(M)	"	2,821	1,376
India	"	750	1,546
Total	"	9,404	21,300
895.920 <u>Slates for writing</u>			
France	"	898	2,055
W.Germany	"	23	235
U.K.	"	595	1,205
U.S.A.	"	27	236
Japan	"	100	1,368
Total	"	1,643	5,099
895.930 <u>Date sealing or numbering stamps & hand printing sets</u>			
Kenya	"	4	215
Austria	"	4	664
W.Germany	"	16	178
Italy	"	1,155	331
Norway	"	16	6,966
U.K.	"	6,002	18,537
China(M)	"	248	455

4. IMPORT

COMMODITY	QUANTITY		VALUE Eth.\$
	U N I T		

895.930 Date sealing or numbering stamps & hand printing sets (Cont'd)

India	Kgs.	100	501
Japan	"	250	1,231
Total	"	7,795	29,078

895.941 Typewriter & similar ribbons

Austria	"	482	2,805
W. Germany	"	339	1,384
Italy	"	1	162
Netherlands	"	316	1,518
U.S.A.	"	56	503
India	"	245	357
Japan	"	171	423
Total	"	1,610	7,152

895.942 Ribbons for typewriter, other

Austria	"	782	5,789
Belgium	"	50	2,457
Bulgaria	"	1,651	2,473
France	"	50	315
W. Germany	"	985	4,529
Netherlands	"	5	214
Sweden	"	265	1,070
Switzerland	"	17	441
U.K.	"	2,645	12,791
India	"	1,630	5,824
Total	"	8,080	35,903

895.943 Ink-pads

W. Germany	"	120	686
U.K.	"	160	238
Total	"	280	924

895.953 Sealing-wax

Japan	"	50	255
Total	"	50	255

895.990 Stationery supplies n.e.s.

Austria	"	10,315	57,744
Denmark	"	18	100
France	"	3,823	16,945
W. Germany	"	7,769	88,853
Greece	"	27	563
Italy	"	123,841	226,240

COMMODITY	QUANTITY		VALUE Eth.\$
	U N I T		

895.990 Stationery supplies n.e.s. (Cont'd)

Netherlands	Kgs.	1,891	8,310
Sweden	"	6,138	20,165
Switzerland	"	16,872	51,149
U.K.	"	43,721	198,174
Europe unspecified	"	20	1,535
U.S.A.	"	29,069	107,866
China(M)	"	3,129	3,942
India	"	3,321	10,429
Japan	"	5,566	15,772
Total	"	255,520	807,787

896.010 Paintings, drawings & pastels

Japan	"	47	2,766
Total	"	47	2,766

896.020 Engravings, prints & lithographs

Italy	"	13	202
Total	"	13	202

896.030 Sculptures & statuary of any material

Kenya	"	3,238	12,705
Italy	"	1,183	6,372
China(M)	"	298	2,775
Hong Kong	"	80	1,185
India	"	1,141	5,705
Japan	"	177	1,960
Pakistan	"	21	240
Total	"	6,138	30,942

896.060 Antiques of an age exceeding 100 years n.e.s.

U.K.	"	86	3,514
Total	"	86	3,514

897.110 Medals

W. Germany	"	18	2,315
Italy	"	327	16,837
Netherlands	"	7	6,215
U.K.	"	2	1,603
Total	"	354	26,970

897.111 Jewellery, gold

U.K.	"	5	17,368
Hong Kong	"	249	1,306

4. IMPORT

COMMODITY	QUANTITY		VALUE Eth.\$
	U N I T		
897.111. <u>Jewellery, gold</u> (Cont'd)			
Japan	Kgs.	19	5,721
Saudi Arabia	"	1	500
South Yemen	"	1	150
Total	"	275	25,045
897.112 <u>Jewellery, silver</u>			
W.Germany	"	246	6,710
Italy	"	49	3,717
India	"	106	1,725
Total	"	401	12,152
897.121 <u>Goldsmith wares</u>			
Sweden	"	6	3,309
India	"	602	3,423
Thailand	"	10	2,920
Total	"	618	9,652
897.122 <u>Silversmith wares</u>			
Italy	"	1,086	53,249
India	"	450	4,568
Total	"	1,536	57,817
897.130 <u>Industrial or laboratory arti- cles of precious metal</u>			
India	"	7	405
Total	"	7	405
897.140 <u>Articles consist- ing of, pearls, precious or semi- precious stones</u>			
W.Germany	"	4	3,104
Hong Kong	"	2	1,810
India	"	1	242
Japan	"	7	2,451
Total	"	14	7,607
897.210 <u>Jewellery-imita- tion metallic</u>			
Czechoslovakia	"	835	7,056
France	"	7	905
W.Germany	"	255	10,175
Italy	"	17	1,030
Spain	"	6	460
Switzerland	"	5	2,955

COMMODITY	QUANTITY		VALUE Eth.\$
	U N I T		
897.210 <u>Jewellery-imita- tion metallic</u> (Cont'd)			
U.K.	Kgs.	5	288
Hong Kong	"	4,945	61,934
India	"	10	1,120
Saudi Arabia	"	1	120
Thailand	"	12	4,302
Total	"	6,098	90,345
897.220 <u>Jewellery-imita- tion plastic</u>			
Czechoslovakia	"	2,091	7,767
W.Germany	"	29	2,129
Italy	"	61	1,257
Spain	"	8	300
China(M)	"	400	1,454
Hong Kong	"	2,024	13,747
India	"	5,169	21,546
Japan	"	70	189
Total	"	9,852	48,389
897.230 <u>Jewellery-imita- tion others</u>			
Czechoslovakia	"	339	2,449
France	"	5	715
W.Germany	"	13	1,913
Italy	"	215	6,795
U.K.	"	65	2,756
Hong Kong	"	2,673	31,525
India	"	1,431	11,258
Japan	"	31	843
Unspecified	"	1	150
Total	"	4,773	58,404
899.130 <u>Ivory articles</u>			
Hong Kong	"	984	29,025
India	"	27	2,145
Total	"	1,011	31,170
899.210 <u>Plaits & similar products of plait- ing materials</u>			
W.Germany	Kgs.	19	2,377
Total	"	19	2,377
899.223 <u>Basket & basket works</u>			
China(M)	"	4,620	18,072
Japan	"	170	1,825
Total	"	4,790	19,897

4. IMPORT

COMMODITY	QUANTITY		VALUE Eth.\$
	U N I T		

899.224 <u>Mats & matting of plaited materials</u>			
India	Kgs.	2,800	4,067
Total	"	2,800	4,067

899.230 <u>Brooms & brushes of vegetable (not mounted)</u>			
Belgium	"	282	2,735
Italy	"	2,989	6,975
Netherlands	"	488	1,160
U.S.A.	"	25	315
Total	"	3,784	11,185

899.241 <u>Other brooms & brushes</u>			
Italy	"	3	313
Netherlands	"	1,757	4,252
U.K.	"	5	130
Total	"	1,765	4,695

899.242 <u>Brush, paint</u>			
Czechoslovakia	"	43	325
W.Germany	"	270	1,220
Italy	"	9,933	85,973
Netherlands	"	37	233
Sweden	"	80	864
U.K.	"	14	349
China(M)	"	1,715	11,304
Total	"	12,092	100,268

899.243 <u>Brush-mustash & beard</u>			
Czechoslovakia	"	250	570
France	"	189	2,431
W.Germany	"	10	290
Italy	"	50	736
Switzerland	"	14	297
U.K.	"	119	863
China(M)	"	138	660
Total	"	770	5,847

899.244 <u>Brush-dental plate</u>			
France	"	242	2,260
W.Germany	"	106	1,680
Italy	"	308	2,585

COMMODITY	QUANTITY		VALUE Eth.\$
	U N I T		

899.244 <u>Brush-dental plate (Cont'd)</u>			
U.K.	Kgs.	598	4,692
Hong Kong	"	485	2,596
Japan	"	1,927	12,400
Total	"	3,666	26,213

899.249 <u>Other brooms & brushes, squeegees & mops</u>			
Czechoslovakia	"	2,748	5,882
W.Germany	"	7,165	8,703
Hungary	"	829	1,315
Italy	"	4,991	15,927
Netherlands	"	1,405	5,296
U.K.	"	392	3,525
U.S.A.	"	185	949
China(M)	"	475	1,273
Hong Kong	"	6,308	12,497
Japan	"	1,094	4,392
Total	"	25,592	59,759

899.250 <u>Knots prepared & tufts for broom or brush making</u>			
Sweden	Kgs.	80	6,344
Total	"	80	6,344

899.260 <u>Feather dusters</u>			
U.K.	"	130	575
Total	"	130	575

899.271 <u>Hand sieves & riddles, (for domestic use)</u>			
W.Germany	"	22	120
U.S.A.	"	180	1,766
India	"	490	1,769
Total	"	692	3,655

899.279 <u>Hand sieves & riddles, other</u>			
Italy	"	38	2,586
Japan	"	2,400	2,250
Total	"	2,438	4,836

899.310 <u>Candles, tapers & night lights, other</u>			
Denmark	"	285	1,065
France	"	800	1,769

4. IMPORT

COMMODITY	QUANTITY		VALUE Eth.\$
	U N I T		
899.310 <u>Candles, tapers & night lights, other (Cont'd)</u>			
W. Germany	Kgs.	1,197	4,968
Italy	"	146	765
Norway	"	653	5,160
Poland	"	97,160	62,370
U.K.	"	343	1,321
U.S.A.	"	680	4,333
Israel	"	81,567	45,463
Total	"	182,831	127,214
899.320 <u>Matches</u>			
Netherlands	"	5	200
Canada	"	585	4,365
Total	"	590	4,565
899.331 <u>Liquid fuel, for mechanical lighters</u>			
W. Germany	"	246	929
U.K.	"	8,444	8,669
Europe unspecified	"	19,013	4,964
U.S.A.	"	241	9,750
Total	"	27,944	24,312
899.339 <u>Other combustible preparations & products n.e.s.</u>			
U.S.A.	"	9	354
Total	"	9	354
899.341 <u>Mechanical lighters</u>			
France	"	83	11,273
W. Germany	"	32	1,653
U.K.	"	1,027	35,942
Japan	"	282	7,252
Total	"	1,424	56,120
899.349 <u>Other mechanical, electric & simi- lar lighters & parts</u>			
Denmark	"	49	100
W. Germany	"	198	325
Italy	"	21	126
U.K.	"	513	1,318
Japan	"	135	275
Total	"	916	2,144

COMMODITY	QUANTITY		VALUE Eth.\$
	U N I T		
899.350 <u>Smoking pipes, pipe bowls & parts of sack- ing pipes</u>			
Tanzania	Kgs.	32	1,966
Bulgaria	"	68	1,010
Denmark	"	118	410
W. Germany	"	97	370
Italy	"	579	5,349
Spain	"	6	135
Switzerland	"	2	145
U.K.	"	557	9,085
India	"	147	1,133
Japan	"	306	1,538
Total	"	1,912	21,141
899.351 <u>Ash-tray</u>			
Czechoslovakia	"	147	1,390
France	"	192	151
W. Germany	"	524	3,303
Italy	"	1,269	8,855
U.K.	"	647	7,647
U.S.A.	"	6,464	14,586
China(M)	"	25	125
Hong Kong	"	222	800
India	"	34	450
Israel	"	10	190
Japan	"	100	405
Thailand	"	20	205
Total	"	9,654	38,107
899.352 <u>Filter for cigar & ciga- rette</u>			
Italy	"	1	590
Japan	"	55,300	188,261
Total	"	55,301	188,851
899.410 <u>Umbrellas & sunshades</u>			
W. Germany	No.	321	6,556
Italy	"	15,308	66,737
U.K.	"	36	450
Total	"	15,665	73,743
899.421 <u>Walking sticks, of artificial plastic mater- ials</u>			
India	Doz.	250	2,065
Total	"	250	2,065

4. IMPORT

COMMODITY	QUANTITY		VALUE Eth.\$
	U N I T		

899.429	<u>Walking sticks, other</u>			
India	Doz.	1,280	7,914	
Total	"	1,280	7,914	

899.431	<u>Parts & accessories for umbrellas & sunshades</u>			
Italy	Kgs.	120	461	
India	"	54,181	73,094	
Japan	"	143,444	364,708	
S.Korea	"	8	381	
Total	"	197,753	438,644	

899.510	<u>Powder-puffs & pads, for applying cosmetics, of any material</u>			
U.K.	Kgs.	1,293	2,176	
U.S.A.	"	135	840	
Total	"	1,428	3,016	

899.521	<u>Buttons & button-blanks</u>			
Czechoslovakia	"	10,924	17,023	
W.Germany	"	246	4,140	
Italy	"	1,749	8,871	
U.S.A.	"	4	153	
Hong Kong	"	833	8,804	
India	"	861	4,512	
Japan	"	17,079	64,182	
Total	"	31,696	107,685	

899.522	<u>Studs, cuff-links & press-fasteners of artificial plastic materials</u>			
Belgium	"	18	168	
Total	"	18	168	

899.531	<u>Slide fasteners, of artificial plastic material</u>			
W.Germany	"	74	3,038	
Total	"	74	3,038	

899.539	<u>Slide fasteners & parts, other</u>			
Kenya	"	11	245	
France	"	8	513	
W.Germany	"	239	3,057	

COMMODITY	QUANTITY		VALUE Eth.\$
	U N I T		

899.539	<u>Slide fasteners & parts, other (Cont'd)</u>			
Italy	Kgs.	45	6	
Japan	"	532	2,150	
Total	"	835	9,313	

899.541	<u>Combs, hair - slides & the like of plastic material</u>			
France	"	5,491	2,935	
W.Germany	"	58	577	
U.K.	"	70	660	
Hong Kong	"	16,635	42,997	
India	"	2,402	6,438	
Total	"	24,656	53,607	

899.549	<u>Combs, hair - slides & the like, other</u>			
France	"	24	475	
W.Germany	"	94	962	
Total	"	118	1,437	

899.560	<u>Scent & similar sprays of a kind used for toilet purposes</u>			
U.K.	Doz.	120	2,260	
U.S.A.	"	66	786	
Total	"	186	3,046	

899.571	<u>Tailor dummies & other lay figure (of plastic materials)</u>			
Italy	Kgs.	805	1,206	
Total	"	805	1,206	

899.610	<u>Hearing aids</u>			
W.Germany	"	1	186	
Switzerland	"	1	234	
U.S.A.	"	1	607	
Japan	"	7	845	
Total	"	10	1,872	

899.620	<u>Artificial parts of the body & fracture appliances</u>			
W.Germany	"	11	1,293	
Italy	"	11	2,498	

COMMODITY	QUANTITY		VALUE Eth.\$
	U N I T		
892.620 <u>Artificial parts of the body & fracture appliances (Cont'd)</u>			
Switzerland	Kgs.	7	1,245
U.K.	"	18	1,389
India	"	8	191
S.Korea	"	2	130
Total	"	57	6,746
899.901 <u>Hair (human) dressed or worked & wigs (false hair & beard)</u>			
Italy	"	10	1,826
Hong Kong	"	89	878
India	"	35	505
Japan	"	100	278
Total	"	234	3,487
899.931 <u>Flowers, artificial</u>			
Italy	"	100	895
Hong Kong	"	520	1,763
Total	"	620	2,658
899.932 <u>Artificial plastic materials n.e.s.</u>			
Italy	"	70	800
Hong Kong	"	3,193	11,912
Total	"	3,263	12,712
899.962 <u>Fans & hand screens non-mechanical, (handles of precious metal)</u>			
Japan	"	18	105
Total	"	18	105
899.971 <u>Vacuum flasks & vacuum vessels</u>			
W.Germany	No.	112	235
Hungary	"	6,000	4,500
Netherlands	"	1,000	3,762
Poland	"	1,925	3,226
Sweden	"	488	3,502
U.K.	"	6,660	18,885
U.S.A.	"	285	2,925
China(M)	"	9,600	17,029
Hong Kong	"	5,214	8,911

COMMODITY	QUANTITY		VALUE Eth.\$
	U N I T		
899.971 <u>Vacuum flasks & vacuum vessels (Cont'd)</u>			
India	No.	165	595
Japan	"	7,000	29,214
Pakistan	"	6,384	15,244
Total	"	44,833	108,028
899.972 <u>Parts of vacuum flasks & vessels</u>			
U.K.	Kgs.	558	1,539
Total	"	558	1,539
899.999 <u>Manufactures articles n.e.s.</u>			
W.Germany	"	702	3,850
Italy	"	363	1,980
U.K.	"	2,737	5,539
Total	"	3,802	11,369
911.000 <u>Postal parcels, not classified according to kind</u>			
Ghana	"	3	70
Kenya	"	21	268
Libya	"	3	30
Morocco	"	2	25
Sudan	"	1	20
Tanzania	"	6	70
U.A.R. (Egypt)	"	127	170
Uganda	"	6	30
Austria	"	40	510
Belgium	"	254	746
Bulgaria	"	2	88
Czechoslovakia	"	119	642
Denmark	"	101	802
Finland	"	30	278
France	"	605	3,868
E.Germany	"	84	401
W.Germany	"	2,202	13,776
Gibraltar & Malta	"	9	100
Greece	"	24	229
Hungary	"	12	100
Ireland	"	3	10
Italy	"	3,322	21,455
Netherlands	"	219	4,389
Norway	"	25	408

4. IMPORT

COMMODITY	QUANTITY		VALUE Eth.\$
	U N I T		

911.000 Postal parcels,
not classified
according to
kind (Cont'd)

COMMODITY	U N I T	QUANTITY	VALUE Eth.\$
Poland	Kgs.	28	75
Spain	"	74	574
Sweden	"	196	1,560
Switzerland	"	472	3,284
Turkey	"	11	15
U.K.	"	1,621	15,501
U.S.S.R.	"	132	243
Yugoslavia	"	1	15
Canada	"	53	533
U.S.A.	"	2,594	20,472
China(M)	"	89	420
Hong Kong	"	137	1,472
India	"	89	494
Israel	"	70	710
Japan	"	459	3,553
Jordan	"	38	78
S.Korea	"	14	205
Kuwait	"	2	16
Lebanon	"	63	451
Pakistan	"	2	15
Saudi Arabia	"	7	110
Australia	"	15	259
New Zealand	"	1	10
Unspecified	"	107	1,331
Total	"	13,495	99,881

931.000 Miscellaneous
articles

COMMODITY	U N I T	QUANTITY	VALUE Eth.\$
Fr. Terr. of Affairs & Issas	"	214	408
Kenya	"	3,331	4,993
Somalia	"	47	124
Sudan	"	4,377	5,574
U.A.R.(Egypt)	"	1,218	2,788
Austria	"	37	105
Belgium	"	285	224
Bulgaria	"	60	130
Czechoslovakia	"	60	85
Denmark	"	2,861	4,407
Finland	"	20	50

COMMODITY	QUANTITY		VALUE Eth.\$
	U N I T		

931.000 Miscellaneous
articles
(Cont'd)

COMMODITY	U N I T	QUANTITY	VALUE Eth.\$
France	Kgs.	1,105	7,356
E.Germany	"	392	795
W.Germany	"	63,212	161,856
Greece	"	1,070	1,494
Hungary	"	4	70
Italy	"	12,867	64,154
Netherlands	"	17,311	34,236
Norway	"	140	141
Poland	"	34	279
Spain	"	9	65
Sweden	"	13,333	66,678
Switzerland	"	843	2,652
Turkey	"	30	50
U.K.	"	13,951	49,904
U.S.S.R.	"	13	102
Yugoslavia	"	82	102
Europe unspecified	"	507	1,626
Argentina *	"	1	87
Canada	"	21	275
Panama	"	3	46
U.S.A.	"	43,214	119,598
China(M)	"	595	207
Hong Kong	"	851	9,892
India	"	446	582
Iran	"	1,257	437
Israel	"	51	494
Japan	"	4,115	13,288
Jordan	"	2,119	7,515
S.Korea	"	752	447
Lebanon	"	127	751
Pakistan	"	30	60
Saudi Arabia	"	1,376	1,379
South Yemen	"	860	1,464
Thailand	"	53	669
Australia	"	39	1,040
Unspecified	"	103,025	11,241
Total	"	296,347	579,920

* Value of spare parts

COMMODITY	QUANTITY		VALUE Eth. \$
	U N I T		

931.020 Miscellaneous
goods other

Uganda	Kgs.	44	850
Austria	"	5	300
France	"	236,851	7,764,117
W. Germany	"	187	7,468
Italy	"	3,987	29,290
Sweden	"	10	305
Switzerland	"	14	300
U.K.	"	12,574	237,625
U.S.A.	"	1,662	12,784
Israel	"	13,393	123,668
Japan	"	13	191
Unspecified	"	754	9,187
Total	"	269,494	8,186,085

941.050 Dogs

U.K.	No.	5	909
Total	"	5	909

941.090 Wild animals
n.e.s.

France	"	600	761
Total	"	600	761

Grand Total 388,302,374

COMMODITY	QUANTITY		VALUE Eth. \$
	U N I T		

TRADE RELATIONS WITH
NEIGHBOURING COUNTRIES

Country - Commodities	VALUE Eth.\$
-----------------------	-----------------

Fr.Terr. of Affairs
& Issas

EXPORT

TOTAL	18,859,577
Live animals	373,087
Meat fresh or frozen	88,270
Meat & meat preparations	24,474
Butter	57,200
Cheese	985
Eggs	100,294
Barley	1,320
Maize	4,717
Cereals unmilled nes	988,832
Wheat flour meslin	160
Fresh fruit & nuts	326,347
Vegetables fresh frozen nes	926,018
Sugar & honey	504,500
Coffee	6,863,450
Spices	20,530
Feeding for animals	105,275
Food preparations nes	10,235
Hides skins undressed	150
Oils	30,934
Fuel wood charcoal	150
Wood shaped or worked	6,000
Marble stones etc.	10,312
Other crude minerals	109,145
Petroleum products	2,597,701
Crude vegetable materials	5,043,605
Compressed gas	1,467,527
Inorganic chemicals	21,560
Other inorganic chemicals	1,800
Essential oils	2,640
Soap polish preparations	1,500
Veneer plywood board	14,046
Wood manufactured	20,415

Country - Commodities	VALUE Eth.\$
-----------------------	-----------------

Fr.Terr. of Affairs
& Issas

(EXPORT (cont'd))

Textile articles nes	3,000
Carpets tapestry etc.	15,120
Lime cements etc	66,674
Clay construction materials	1,140
Glass	885
Glass ware	432
Tools	2,700
Furniture	16,150
Clothing	7,269
Printed matter	3,200
Plastic articles	1,831
Works of art stamps	6,000
Postal packets nes	3,871
Special transactions	8,226
IMPORT - TOTAL:	450,737
Live animals	20,260
Fish fresh & preserved	4,520
Sugar & honey	1,484
Alcoholic beverages	12,994
Iron & steel scrap	10,395
Petroleum products	32,731
Inorganic chemicals	22,006
Other inorganic chemicals	3,201
Materials of rubber	11,008
Rubber articles nes	10,900
Wood manufactured	49,730
Textil articles nes	5,500
Glass ware	41,893
Rail track materials	3,235
Metal containers	72,523
Power generating machinery	1,000
Machinery n.e.s.	1,305
Telecommunication apparatus	7,039

TRADE RELATIONS WITH
NEIGHBOURING COUNTRIES

Country - Commodities	VALUE Eth. \$
-----------------------	------------------

Fr.Terr. of Affairs
& Issas

IMPORT (cont'd)

Railway vehicles	12,177
Road motor vehicles	1,700
Aircraft	82,554
Scientific professional instruments	38,918
Others	3,664

Kenya

EXPORT

TOTAL	271,214
Live animals	120
Maize	5,300
Wheat flour meslin	1,100
Other cereals milled	885
Vegetable fresh frozen n.e.s.	13,131
Spices	1,735
Feeding for animals	36,748
Food preparations other	180
Alcoholic beverages	360
Hides skins undressed	18,231
Oil seeds	28,489
Wood in rough or squared	2,949
Wood shaped or worked	182
Other crude minerals	36,125
Non-ferrous metal scrap	450
Crude vegetables materials	57,984
Medical pharmaceutical products	420
Chemical materials & products	11,043
Veneer plywood board	7,915
Wood manufactured	273
Cotton fabrics woven	3,600
Textile not cotton	2,600
Carpets tapestry etc.	315
Lime cement etc.	9,360

Country - Commodities	VALUE Eth. \$
-----------------------	------------------

Kenya

EXPORT (cont'd)

Clay construction materials	1,364
Iron & steel sheet	2,550
Aluminium	468
Building requisites	810
Cutlery	600
House equipment of metal	1,392
Machinery n.e.s.	406
Other electrical machinery	738
Footwear	17,779
Works of art stamps	110
Postal packets n.e.s.	165
Special transactions	5,337

Kenya

IMPORT - TOTAL 3,022,163

Live animals	7,702
Meat fresh or frozen	5,758
Meat dry salted smoked	16,074
Meat & meat preparations	1,715
Milk & cream	1,020
Butter	119,527
Cheese	6,061
Rice	1,597
Cereal flour preparations	5,710
Tea	228,651
Spices	10,030
Margarine & shorting	11,619
Food preparations n.e.s.	5,314
Non-alcoholic beverages	1,280
Synthetic artificial fibres	39,537
Other crude minerals	94,628
Crude animals material	4,196
Crude vegetable materials	46,677
Petroleum products	45,936
Other inorganic chemicals	51,530

TRADE RELATIONS WITH
NEIGHBOURING COUNTRIES

Country - Commodities	VALUE Eth. \$
Kenya	
IMPORT (cont'd)	
Dye tanning extract	40,791
Pigments paint varnish	18,682
Medical pharmaceutical products	299,490
Essential oils	34,667
Soap polish preparations	184,727
Chemical material n.e.s.	214,058
Leather	6,435
Rubber articles n.e.s.	4,612
Wood manufactured	31,215
Paper & paper board	260,146
Paper pulp articles	217,025
Special textiles	36,442
Carpets tapestry etc.	5,525
Textile articles n.e.s.	5,717
Tubes & pipes fittings	5,918
Copper & brass	7,155
Aluminium	7,700
Metal containers	1,568
House equipments of metal	44,643
Manufactured metal n.e.s.	70,426
Farming machinery	25,019
Office machines	1,332
Textile leather machinery	42,840
Machinery for special industry	7,059
Machinery n.e.s.	12,454
Telecommunication apparatus	29,996
Domestic electric equipments	1,018
Other electric machinery	313,710
Road motor vehicles	18,792
Aircraft	183,460
Furniture	52,782
Clothing	54,289
Scientific professional instrument	4,833
Musical instruments	4,225
Printed matter	37,572

Country - Commodities	VALUE Eth. \$
Kenya	
IMPORT (cont'd)	
Plastic articles n.e.s.	5,769
Works or art stamps	12,705
Miscellaneous articles	4,160
Sudan	
<u>EXPORT</u>	
TOTAL	3,084,461
Live animals	400
Meat fresh or frozen	600
Cheese	470
Vegetable fresh n.e.s.	2,151,950
Sugar & honey	817,026
Coffee	19,520
Spices	12,120
Feeding for animals	4,027
Food preparations n.e.s.	1,498
Oils seeds	3,400
Petroleum products	2,040
Fixed vegetable oil soft	336
Clay construction materials	4,903
Glass ware	63,409
Iron & steel bar	1,944
Metal containers	500
Special transactions	318
IMPORT - TOTAL	883,425
Cereals unmilled n.e.s.	108,296
Vegetable fresh frozen n.e.s.	4,013
Hides skins undressed	7,480
Oil seeds	3,750
Cotton	620,206
Other crude minerals	2,353
Iron & steel scrap	7,097
Petroleum products	4,786

TRADE RELATIONS
NEIGHBOURING COUNTRIES

Country - Commodities	VALUE Eth.\$
-----------------------	-----------------

Country - Commodities	VALUE Eth.\$
-----------------------	-----------------

Sudan

IMPORT (cont'd)

Other fixed vegetable oil	11,019
Chemical material n.e.s.	51,799
Rubber articles n.e.s.	4,206
Textile articles n.e.s.	1,013
Lime cement etc.	1,940
Clay construction materials	6,000
Ingots slabs of iron	2,151
Iron & steel sheet	1,743
Metal containers	1,598
Farming machinery	9,549
Textile & leather machinery	1,165
Telecommunication apparatus	6,757
Road motor vehicles	3,000
Aircraft	10,998
Clothing	1,146
Footwear	3,820
Miscellaneous articles	4,779
Others	2,761

Saudia Arabia

EXPORT

TOTAL	17,214,276
Live animals	2,773,870
Meat fresh or frozen	67,002
Meat & meat preparations	5,728
Milk & cream	38,220
Butter	244,541
Cheese	11,334
Eggs	6,554
Fish fresh & preserved	1,168
Cereals unmilled n.e.s.	13,000
Cereals flour preparations	195
Fresh fruits & nuts	4,351,278
Vegetable fresh frozen n.e.s.	2,455,544

Saudi Arabia

EXPORT (cont'd)

Vegetable n.e.s.	348
Sugar & Honey	3,964
Coffee	4,444,539
Spices	297,468
Feeding for animals	18,459
Food preparations n.e.s.	1,843
Oils seeds	1,459,958
Cotton	14,052
Crude animal materials	24,297
Crude vegetable materials	140,801
Veneer plywood	2,800
Carpets tapestry etc	44,414
Lime cement etc.	777,670
Machinery for special industry	714
Machinery n.e.s.	372
Road motor vehicles	3,145
Furniture	920
Clothing	1,050
Works of art stamps	400
Special transactions not classified	465
Animals	8,163

IMPORT - TOTAL 5,441,816

Fresh fruit & nuts	9,849
Fruit preserved & preparations	1,550
Crude animal material	1,000
Petroleum products	724,570
Cosmetic toilet preparations	66,664
Special textiles	7,200
Carpets tapestry etc	1,360
Glass	45,289
Tools	5,000
Power generating machinery	2,795,528
Aircraft	1,779,922

TRADE RELATIONS WITH
NEIGHBOURING COUNTRIES

Country - Commodities	VALUE Eth.\$
-----------------------	-----------------

Saudi Arabia

IMPORT (cont'd)

Special transactions	1,379
Others	2,550

South Yemen

EXPORT

TOTAL	4,721,759
Live animals	841
Meat fresh or frozen	11,507
Meat & meat preparations	262
Butter	11,145
Cheese	1,414
Eggs	122,232
Fish fresh & preserved	57,239
Fish canned	9,825
Fresh fruit & nuts	1,782
Vegetable fresh frozen n.e.s.	681,922
Sugar & honey	7,101
Coffee	139,631
Spices	785,638
Feeding for animals	26,527
Food preparations n.e.s.	1,686
Hides skins undressed	101,777
Oil seeds	2,288,515
Cotton	1,973
Marble stones etc.	500
Sulphur crude	480
Other crude minerals	3,375
Crude animal materials	5,337
Crude vegetable materials	93,480
Petroleum products	173,500
Cosmetics toilet preparations	16,911
Carpets tapestry etc.	1,280
Lime cement etc.	163,669
Clay construction materials	730
Farming machinery	750
Machinery n.e.s.	360
Footwear	4,171
Works of art stamps	694
Special transactions	935
Animals	4,570

Country - Commodities	VALUE Eth.\$
-----------------------	-----------------

South Yemen

IMPORT - TOTAL

1,501,168

Fresh fruits & nuts	54,021
Dried fruits	31,545
Spices	7,210
Other crude minerals	5,120
Crude animals materials	4,953
Petroleum products	929,100
Compressed gas	3,940
Pigment paint varnish	3,790
Cosmetic toilet preparations	261,681
Chemical materials n.e.s.	5,287
Materials of rubber	1,800
Wood manufactured	4,648
Textile not cotton	4,735
Special textile	5,300
Textile articles n.e.s	7,714
Carpets tapestry etc.	6,447
Glass	8,571
Power generating machinery	23,980
Machinery n.e.s	4,198
Road motor vehicles	1,500
Aircraft	3,925
Ships & boats	4,000
Clothing	4,676
Scientific professional instruments	23,941
Watches & clocks	6,403
Musical instruments	8,767
Printed matter	2,282
Perambulators toys & games etc.	64,982
Special transactions	1,370
Others	5,292

5. TRADE RELATIONS WITH SELECTED COUNTRIES

Country - Commodities	VALUE Eth. \$
-----------------------	------------------

Austria

E X P O R T

TOTAL	4,325
Crude animal material	3,925
Works of art stamps	400

IMPORT - TOTAL 4,277,597

Fruit preserved & preparations	14,257
Wood shaped or worked	343,382
Cotton	28,399
Synthetic art. fibres	156,084
Natural abrasives	1,550
Crude vegetable materials	2,700
Petroleum products	1,745
Other inorganic chemicals	23,675
Pigments paint varnish	1,770
Medical pharmaceutical products	67,806
Materials of rubber	7,128
Rubber articles n.e.s	87,662
Wood manufactured	29,810
Paper & paper board	671,325
Paper pulp articles	192,601
Textile yarn & thread	177,991
Cotton fabrics woven	5,573
Textile not cotton	11,453
Tulle lace ribbon	7,392
Special textiles	21,729
Mineral manufactures	21,101
Glass	1,285
Iron & steel sheet	739,622
Tubes pipes fittings	12,407
Metal containers	3,415
Wire products excluding electric	42,238
Nails screw nuts	59,149
Tools	407,472
Manufactured metal n.e.s	127,771
Power generating machinery	415,020

Country - Commodities	VALUE Eth. \$
-----------------------	------------------

Austria

IMPORT (cont'd)

Farming machinery	41,662
Office machines	6,447
Metal working machinery	5,870
Textile leather machinery	10,615
Machine for special industry	61,636
Machinery n.e.s	133,411
Electric power machinery	95,539
Telecommunication apparatus	2,800
Other electric machinery	61,794
Road motor vehicles	10,664
Fitting heat lighting	9,753
Furniture	1,650
Clothing	19,375
Scientific professional instruments	23,332
Printed matter	18,475
Plastic articles n.e.s	5,054
Office supplies n.e.s.	81,686
Others	4,252

Belgium

E X P O R T

TOTAL	680,018
Vegetable fresh frozen n.e.s	215,641
Coffee	168,552
Oil seeds	165,226
Other crude minerals	72,582
Iron & steel scrap	24,570
Non-ferrous metal scrap	24,570
Crude animals material	500
Crude vegetable material	1,051
Animal vegetable oil wax	3,087
Special transactions	143
Animal n.e.s	4,096

8. TRADE RELATIONS WITH SELECTED COUNTRIES

Country - Commodities	VALUE Eth. \$
Belgium	
IMPORT - TOTAL	4,934,392
Meat fresh or frozen	4,145
Cheese	6,983
Cereal flour preparations	696,578
Fruit preserved & preparations	3,865
Vegetable fresh frozen n.e.s	25,483
Vegetable n.e.s	4,135
Food preparations n.e.s.	16,469
Other crude minerals	10,405
Petroleum products	14,800
Organic chemicals	32,604
Inorganic chemicals	6,054
Other inorganic chemicals	60,249
Synthetic organic dyes	2,307
Pigments paint varnish	49,931
Medical pharmaceutical products	277,102
Cosmetic toilet preparations	6,826
Soap polish preparations	2,853
Fertiliser manufactured	154,120
Plastic materials ⁹	22,115
Chemical material n.e.s	146,943
Leather manufactured	1,425
Rubber articles n.e.s	59,185
Paper & paper board	11,843
Paper pulp articles	161,403
Textile yarn thread	127,628
Cotton fabrics woven	5,395
Textile not cotton	62,630
Tulle lace ribbon	50,535
Textile articles n.e.s	7,095
Carpets tapestry etc.	52,154
Lime cement etc.	18,467
Glass	29,809
Glass ware	21,784
Ingots slabs of iron	107,506
Iron & steel bar	535,524

Country - Commodities	VALUE Eth. \$
Belgium	
IMPORT (cont'd)	
Iron & steel sheet	202,717
Rail track material	7,284
Iron & steel wire	56,309
Tubes pipes fittings	209,108
Copper & brass	4,150
Metal containers	174,423
Wire products excluding electric	236,701
Nails screws nuts	13,455
Tools	78,601
Cutlery	6,553
House equipment of metal	12,304
Manufactured metal n.e.s	143,955
Power generating machinery	6,321
Farming machinery	29,995
Office machines	3,415
Metal working machinery	16,560
Textile leather machinery	123,773
Machine for special industry	13,073
Machinery n.e.s.	404,050
Electric power machinery	25,435
Electric distributing equipment	7,450
Telecommunication apparatus	16,581
Domestic electric equipment	2,774
Other electric machinery	83,699
Road motor vehicles	2,252
Aircraft	43,750
Ships & boats	1,906
Travel goods etc.	3,091
Fittings heat lighting	5,458
Scientific professional instruments	20,162
Photo-cinema supplies	125,286
Watches & clocks	1,170
Printed matter	44,693
Plastic articles n.e.s	2,665
Office supplies n.e.s	2,457

**5 TRADE RELATIONS
WITH SELECTED COUNTRIES**

Country - Commodities	VALUE Eth.\$
-----------------------	-----------------

Belgium

IMPORT (cont'd)

Manufactured articles	2,903
Other	3,564

France

EXPORT

TOTAL 8,645,713

Meat & meat preparations	15,322
Fish fresh & preserved	3,900
Fresh fruit & nuts	2,500
Vegetable fresh frozen n.e.s.	757,090
Coffee	3,455,675
Feeding for animals	2,710
Hides skins undressed	3,055,918
Oil seeds	297,533
Other crude minerals	151,118
Iron & steel scrap	9,343
Crude animal material	712,882
Crude vegetable material	96,558
Animal vegetable oil wax	65,444
Printed matter	470
Works of art stamps	8,585
Special transaction	195
Jewellery etc.	750
Animal n.e.s	9,720

IMPORT - TOTAL 19,816,617

Meat fresh or frozen	1,936
Meat & meat preparations	9,931
Milk & cream	4,476
Butter	25,155
Cheese	26,170
Fish canned	4,338
Wheat flour meslin	19,014
Cereal flour preparations	42,028
Fruit preserved & preparations	7,672

Country - Commodities	VALUE Eth.\$
-----------------------	-----------------

France

IMPORT (cont'd)

Vegetable fresh frozen n.e.s	3,719
Vegetable n.e.s	5,597
Sugar & honey	27,785
Sugar fruit vegetable confectionery	1,345
Coffee	1,800
Chocolate & preparations	1,442
Spices	6,929
Food preparation n.e.s	63,754
Non-alcoholic beverages	22,655
Alcoholic beverages	706,013
Tobacco manufactured	1,224
Textile fabric waste	1,721
Other crude mineral	28,642
Iron & steel scrap	7,372
Crude vegetable materials	42,309
Coal	6,114
Petroleum products	114,250
Compressed gas	1,495
Animal oils & fats	4,994
Fixed vegetable oil soft	3,348
Other fixed vegetable oil	12,071
Organic chemicals	22,620
Inorganic chemicals	6,572
Other inorganic chemicals	91,844
Dye tanning extract	4,759
Pigments paint varnish	71,751
Medical pharmaceutical products	637,961
Essential oils	52,372
Cosmetic toilet preparations	356,823
Soap polish preparations	52,619
Fertiliser manufactured	9,665
Plastic materials	52,408
Chemical material n.e.s.	47,076
Leather manufactured	55,066
Materials of rubber	26,315

**5. TRADE RELATIONS
WITH SELECTED COUNTRIES**

Country - Commodities	VALUE Eth.\$
-----------------------	-----------------

France

IMPORT (cont'd)

Rubber articles n.e.s.	483,330
Veneer plywood board	3,869
Wood manufactured	3,360
Cork manufactured	30,819
Paper & paper board	87,412
Paper pulp articles	86,894
Textile yarn thread	322,615
Cotton fabrics woven	18,754
Textiles not cotton	35,727
Tulle lace ribbon	6,377
Special textiles	7,853
Textile articles n.e.s	10,904
Lime cement etc.	20,950
Clay construction materials	13,092
Mineral manufactures	14,116
Glass	2,285
Glass ware	404,481
Pettery	5,315
Iron & steel bar	35,687
Rail track material	103,331
Tubes pipes fittings	190,219
Casting forgings	2,670
Copper & brass	7,439
Building requisites	225,815
Metal containers	16,305
Wire products excluding electric	2,577
Tools	32,740
Cutlery	2,191
House equipment of metal	12,282
Manufactured metal n.e.s.	45,705
Power generating machinery	36,229
Farming machinery	116,831
Office machines	34,785
Metal work machinery	1,735
Textile leather machinery	23,649

Country - Commodities	VALUE Eth.\$
-----------------------	-----------------

France

IMPORT (cont'd)

Machine for special industry	1,258,244
Machinery n.e.s	172,628
Electric power machinery	124,643
Electric distributing equipment	1,496
Telecommunication apparatus	821,937
Domestic electric equipment	9,936
Other electric machinery	63,445
Railway vehicles	584,425
Road motor vehicles	2,851,960
Other road vehicles	28,904
Aircraft	356,954
Ships & boats	2,546
Fittings heat lighting	18,448
Furniture	33,006
Travel goods etc.	2,988
Clothing	57,816
Scientific professional instruments	180,778
Photo-cinema supplies	24,893
Watches & clocks	4,781
Musical instruments	9,903
Printed matter	78,326
Plastic articles n.e.s	45,645
Perambulators toys & games etc.	11,309
Office supplies n.e.s.	128,397
Jewellery etc.	1,620
Manufactured articles n.e.s	21,807
Postal packets n.e.s	3,868
Miscellaneous articles n	6,597
Miscellaneous goods other	7,764,117
Others	3,725

West Germany

EXPORT

TOTAL	27,060,915
Meat & meat preparations	10,053
Fish fresh & preserved	20,037

5 TRADE RELATIONS

WITH SELECTED COUNTRIES

Country - Commodities	VALUE Eth. \$
-----------------------	------------------

West Germany

EXPORT (cont'd)

Fresh fruit & nuts	11,900
Vegetable fresh frozen	3,169,936
Coffee	17,291,152
Spices	98,873
Feeding for animals	1,617,271
Oil seeds	985,874
Hides skins undressed	3,463,009
Wool & animal hair	1,475
Ore & non-ferrous metal	63,000
Crude animal materials	60,899
Crude vegetable materials	174,772
Carpets tapestry etc.	3,697
Aluminium	6,819
Works of art stamps	12,185
Postal packets n.e.s	290
Special transactions	300
Animal n.e.s	69,373

IMPORT - TOTAL

55,634,862

Meat & meat preparations	5,424
Milk & cream	6,560
Butter	98,008
Cheese	6,393
Fish fresh & preserved	2,473
Fish canned	7,303
Wheat including spelt etc.	7,547
Rice	5,275
Wheat flour & meslin	2,288,530
Other cereals milled	1,035
Cereal flour preparations	314,936
Fruit preserved & preparations	22,586
Vegetable fresh frozen n.e.s	59,874
Sugar & honey	15,222
Sugar fruit vegetable confectionery	13,835
Coffee	1,100

Country - Commodities	VALUE Eth. \$
-----------------------	------------------

West Germany

IMPORT (cont'd)

Chocolate & preparations	33,188
Tea	1,672
Food preparation n.e.s	42,123
Alcoholic beverages	90,758
Tobacco manufactured	45,442
Synthetic art. fibres	4,111,076
Other crude minerals	41,118
Coal	4,160
Petroleum products	64,982
Compressed gas	10,202
Other fixed vegetable oil	311,307
Animal vegetable oils wax	321,259
Organic chemicals	244,480
Inorganic chemicals	403,091
Other inorganic chemicals	2,146,734
Tar crude coal chemicals	14,511
Synthetic organic dyes	845,673
Dye tanning extract	535,472
Pigments paint varnish	258,532
Medical pharmaceutical products	2,568,458
Essential oils	72,989
Pulp & waste paper	2,000
Fertilizers crude	12,745
Cosmetic toilet preparations	266,088
Soap polish preparations	188,524
Fertiliser manufactured	689,996
Explosive products	319,928
Plastic materials	61,802
Chemicals materials n.e.s	2,018,814
Leather	7,747
Leather manufactured	46,829
Materials of rubber	443,771
Rubber articles n.e.s	493,618
Veneer plywood board	11,950
Wood manufactured	73,073

5. TRADE RELATIONS WITH SELECTED COUNTRIES

Country - Commodities	VALUE Eth. \$
-----------------------	------------------

West Germany

IMPORT (cont'd)

Paper & paper board	168,133
Paper pulp articles	218,397
Textile yarn thread	56,587
Cotton fabrics woven	7,918
Textiles not cotton	129,955
Tulle lace ribbon	20,957
Special textiles	89,244
Textile articles n.e.s	44,124
Carpets tapestry etc.	43,663
Lime cement etc	71,578
Clay construction materials	154,913
Mineral manufactures	79,821
Glass	44,533
Glass ware	44,589
Pottery	23,586
Ingots slabs of iron	837,212
Iron & steel bar	372,975
Iron & steel sheet	127,932
Iron & steel wire	6,440
Tubes pipes fittings	891,892
Silver & platinum	1,240
Copper & brass	9,044
Aluminum	12,882
Lead	10,690
Zinc	6,465
Building requisites	26,011
Metal containers	160,703
Wire products excluding electric	118,980
Nails screws nuts	115,500
Tools	821,935
Cutlery	175,608
House equipment of metal	168,322
Manufactured metal n.e.s.	535,872
Power generating machinery	378,898
Farming machinery	808,799

Country - Commodities	VALUE Eth. \$
-----------------------	------------------

West Germany

IMPORT (cont'd)

Office machines	291,528
Metal work machinery	12,484
Textile leather machinery	3,406,393
Machinery for special industry	2,281,727
Machinery n.e.s	1,982,645
Electric power machinery	1,039,848
Electric distributing equipment	29,743
Telecommunication apparatus	889,573
Domestic electric equipment	124,872
X-ray medical equipment	6,177
Other electric machinery	1,103,175
Railway vehicles	50,054
Road motor vehicles	12,196,949
Other road vehicles	359,822
Aircraft	1,306,426
Ships & boats	19,036
Fittings heat lighting	252,971
Furniture	97,564
Travel goods etc.	98,128
Clothing	513,131
Footwear	38,658
Scientific professional instruments	2,222,567
Photo-cinema supplies	368,791
Watches & clocks	39,177
Musical instruments	248,657
Printed matter	153,862
Plastic articles n.e.s	299,154
Perambulators toys & games etc.	287,751
Office supplies n.e.s.	177,555
Jewellery etc.	26,346
Manufactured articles n.e.s.	49,832
Postal packets n.e.s	13,776
Miscellaneous articles	160,785
Miscellaneous goods other	7,468
Others	2,626

**5. TRADE RELATIONS
WITH SELECTED COUNTRIES**

Country - Commodities	VALUE Eth.\$
-----------------------	-----------------

Italy

EXPORT

TOTAL	21,021,941
Meat fresh or frozen	969,141
Meat dry salted or smoked	600
Meat & meat preparations	1,906,498
Eggs	177,637
Fish fresh & preserved	7,464
Fresh fruit & nuts	8,675
Vegetable fresh frozen n.e.s.	253,714
Coffee	5,604,223
Spices	241,183
Feeding for animals	314,846
Food preparation n.e.s.	125
Hides skins undressed	8,911,598
Oil seeds	2,079,259
Wood in rough or squared	1,700
Marble stones	27,443
Other crude minerals	29,460
Iron & steel scrap	114,365
Ore & non-ferrous metals	21,472
Non-ferrous metal scrap	73,862
Crude animal material	224,248
Crude vegetable materials	16,358
Other fixed vegetable oil	1,532
Animal vegetable oils wax	22,842
Essential oils	2,663
Chemicals materials n.e.s.	17,680
Leather manufactured	200
Carpets tapestry etc.	100
Copper & brass	7,152
Aluminium	12,015
Building requisites	4,972
Travel goods etc.	401
Footwear	200
Printed matter	1,152
Works of art stamps	9,420

Country - Commodities	VALUE Eth.\$
-----------------------	-----------------

Italy

EXPORT (Cont'd)

Postal packets n.e.s.	1,888
Animals n.e.s.	15,853
IMPORT - TOTAL	59,826,314
Meat dry salted smoked	5,902
Meat & meat preparations	3,608
Milk & cream	4,967
Cheese	47,354
Fish canned	2,550
Rice	165,043
Cereals unmilled n.e.s.	1,190
Wheat flour meslin	19,093
Other cereals milled	11,171
Cereal flour preparations	223,023
Fresh fruit & nuts	196,607
Dried fruits	89,528
Fruit preserved & preparations	129,549
Vegetable fresh frozen n.e.s.	10,364
Vegetables n.e.s.	20,113
Sugar & honey	14,077
Sugar fruit vegetable confectionery	29,281
Cocoa	2,118
Chocolate & preparations	164,305
Spices	9,470
Food preparation n.e.s.	23,861
Non alcoholic beverages	66,109
Alcoholic beverages	180,929
Wood shaped or worked	39,348
Cotton	61,133
Jute raw	2,235
Other vegetable fibres	3,220
Synthetic art fibres	927,953
Textile fabric waste	7,126
Marble stones etc.	30,003
Natural abrasives	2,383

5. TRADE RELATIONS WITH SELECTED COUNTRIES

Country - Commodities	VALUE Eth.\$
-----------------------	-----------------

Italy

IMPORT (Cont'd)

Other crude minerals	85,667
Iron & steel scrap	1,252
Crude vegetable materials	46,758
Petroleum products	1,873,844
Compressed gas	7,451
Fixed vegetable oil soft	212,185
Other fixed vegetable oil	152,840
Animal vegetable oils wax	11,242
Organic chemicals	71,313
Inorganic chemicals	200,580
Other inorganic chemicals	680,895
Synthetic organic dyes	83,393
Dye tanning extract	75,316
Pigments paint varnish	273,036
Medical pharmaceutical products	1,638,997
Essential oils	117,001
Cosmetic toilet preparation	236,679
Soap polish preparations	1,089,716
Fertiliser manufactured	337,664
Explosive products	28,966
Plastic materials	1,378,901
Chemical material n.e.s.	906,611
Leather	20,296
Leather manufactured	469,201
Materials of rubber	187,399
Rubber articles n.e.s.	700,694
Veneer plywood board	57,748
Wood manufactured	283,634
Cork manufactured	60,861
Paper & paper board	403,751
Paper pulp articles	459,631
Textile yarn thread	1,064,740
Cotton fabrics woven	70,333
Textile not cotton	462,035
Tulle lace ribbon	168,967

Country - Commodities	VALUE Eth.\$
-----------------------	-----------------

Italy

IMPORT (Cont'd)

Special textiles	157,831
Textile articles n.e.s.	360,086
Carpets tapestry etc.	156,449
Lime cement etc.	443,597
Clay construction materials	215,031
Mineral manufactures	59,607
Glass	131,075
Glassware	152,602
Pottery	79,617
Ingots slabs of iron	32,771
Iron & steel bar	679,605
Iron & steel wire	57,604
Iron & steel sheet	291,033
Tubes pipes fittings	623,312
Copper & brass	46,826
Nickel	13,685
Aluminium	770,747
Zinc	1,531
Building requisities	553,391
Metal containers	215,954
Wire product excluding electric	565,020
Nails screws nuts	381,669
Tools	392,010
Cutlery	42,772
House equipment of metal	569,490
Manufactured metal n.e.s.	2,253,238
Power generating machinery	337,860
Farming machinery	2,286,292
Office machines	558,613
Metal work machinery	841,020
Textile leather machinery	2,081,574
Machinery for special industry	2,567,475
Machinery n.e.s.	2,520,365
Electric power machinery	2,226,943
Electric distributing equipment	667,633

**5. TRADE RELATIONS
WITH SELECTED COUNTRIES**

Country - Commodities	VALUE Eth.\$
-----------------------	-----------------

Italy

IMPORT (Cont'd)

Telecommunication apparatus	116,230
Domestic electric equipment	967,588
X-Ray medical equipment	8,210
Other electric machinery	699,031
Railway vehicles	2,712
Road motor vehicles	11,356,542
Other road vehicles	775,796
Aircraft	475,472
Ships & boats	28,063
Fittings heat lighting	930,711
Furniture	961,063
Travel goods etc.	99,254
Clothing	826,087
Footwear	149,831
Scientific professional instruments	237,697
Photo cinema supplies	189,163
Watches & clocks	9,539
Musical instruments	35,228
Printed matter	462,680
Plastic articles n.e.s.	497,767
Perambulators, toys & games etc.	257,801
Office supplies n.e.s.	560,268
Works of art stamps	6,574
Jewellery etc.	82,885
Manufactured articles n.e.s.	216,960
Postal packets n.e.s.	21,455
Miscellaneous articles	63,825
Miscellaneous goods other	29,290
Others	1,054

Netherlands

EXPORT

TOTAL	4,564,408
Meat & meat preparations	3,834

Country - Commodities	VALUE Eth.\$
-----------------------	-----------------

Netherlands

EXPORT (Cont'd)

Fish fresh & preserved	3,200
Cereals unmilled n.e.s.	5,400
Vegetables fresh frozen n.e.s.	172,870
Sugar & honey	100
Coffee	343,230
Spices	16,504
Feeding for animals	1,658,582
Hides skins undressed	1,128,976
Oil seeds	690,317
Cotton	1,720
Iron & steel scrap	17,869
Non-ferrous metal scrap	10,530
Crude animal materials	129,100
Crude vegetable materials	213,858
Animal vegetable oils wax	112,891
Carpets tapestry etc.	150
Works of art stamps	3,802
Jewellery etc.	295
Postal packets n.e.s.	200
Animals n.e.s.	50,980

IMPORT- TOTAL 10,530,250

Meat dry salted smoked	3,350
Meat & meat preparations	8,457
Milk & cream	770,212
Butter	722,098
Cheese	25,491
Fish fresh & preserved	2,726
Fish canned	3,435
Cereals unmilled n.e.s.	23,507
Other cereals milled	2,185
Cereal flour preparations	7,895
Fruit preserved & preparations	39,898
Vegetable fresh frozen n.e.s.	6,848

5. TRADE RELATIONS WITH SELECTED COUNTRIES

Country - Commodities	VALUE Eth. \$
-----------------------	------------------

Netherlands

IMPORT (Cont'd)

Vegetable n.e.s.	4,838
Sugar & honey	34,396
Sugar fruit vegetable confectionery	95,296
Cocoa	6,478
Chocolate & preparations	65,296
Tea	4,826
Spices	8,764
Feeding for animals	2,614
Margarine & shortening	4,022
Food preparation n.e.s.	101,332
Non alcoholic beverages	3,835
Alcoholic beverages	124,669
Tobacco manufactured	47,533
Other crude minerals	12,310
Crude vegetable materials	19,136
Petroleum products	316,655
Animal oils & fats	5,687
Fixed vegetable oil soft	14,745
Other fixed vegetable oil	97,277
Animal vegetable oils wax	86,945
Organic chemicals	38,181
Inorganic chemicals	178,900
Other inorganic chemicals	134,435
Synthetic organic dyes	12,325
Dye tanning extract	27,737
Pigments paint varnish	144,868
Medical pharmaceutical products	520,972
Essential oils	9,234
Cosmetic toilet preparation	14,866
Soap polish preparations	81,317
Fertiliser manufactured	325,912
Chemical material n.e.s.	580,096
Leather manufactured	1,896
Materials of rubber	10,944
Rubber articles n.e.s.	149,055

Country - Commodities	VALUE Eth. \$
-----------------------	------------------

Netherlands

IMPORT (Cont'd)

Wood manufactured	2,872
Cork manufactured	9,938
Paper & paper board	101,198
Paper pulp articles	48,898
Textile yarn thread	17,831
Cotton fabrics woven	8,571
Textiles not cotton	11,319
Special textiles	34,608
Textile articles n.e.s.	20,580
Carpets tapestry etc.	74,567
Clay construction materials	11,567
Mineral manufactures	3,360
Glass	55,142
Glassware	2,610
Pottery	10,010
Ingots slabs of iron	1,651
Iron & steel bar	19,020
Iron & steel sheet	15,427
Iron & steel wire	5,969
Tubes pipes fittings	42,963
Copper & brass	40,604
Nickel	1,558
Aluminium	3,675
Lead	7,730
Zinc	1,680
Building requisites	13,011
Metal containers	17,265
Wire product excluding electric	6,578
Nails screws nuts	5,423
Tools	48,755
Cutlery	4,301
House equipment of metal	17,703
Manufactured metal n.e.s.	217,526
Farming machinery	50,005
Office machines	16,735

5. TRADE RELATIONS
WITH SELECTED COUNTRIES

Country - Commodities	VALUE Eth.\$
-----------------------	-----------------

Netherlands

IMPORT (cont'd)

Textile leather machinery	376,904
Machines for special industry	710,003
Machinery n.e.s.	241,797
Electrical power machinery equipment	294,380
Electrical distributing equipment	36,088
Telecommunications apparatus	1,192,582
Domestic electric equipment	187,849
X-ray medical equipment	4,564
Other electrical machinery	577,366
Railway vehicles	4,937
Road motor vehicles	44,043
Other road vehicles	170,768
Aircraft	24,718
Ships & boats	17,366
Fittings heat lighting	41,267
Furniture	14,449
Clothing	16,902
Footwear	5,404
Scientific professional instrument	129,017
Photo-cinema supplies	6,305
Watches & clocks	12,202
Musical instruments	327,881
Printed matter	78,958
Plastic articles n.e.s.	48,959
Perambulators toys & games etc.	1,829
Office supplies n.e.s.	45,646
Jewellery etc.	6,215
Manufacture articles n.e.s.	14,953
Postal packets n.e.s.	4,389
Special transactions	33,907
Others	4,659

United Kingdom

EXPORT

TOTAL	9,528,438
Live animal	108

Country - Commodities	VALUE Eth.\$
-----------------------	-----------------

United Kingdom

EXPORT (cont'd)

Fish fresh & Preserved	7,948
Fresh fruit & nuts	14,100
Vegetable fresh frozen n.e.s.	1,852,876
Coffee	504,947
Feeding for animals	75,173
Food preparations	23,178
Hides skins undressed	6,093,441
Oil seeds	821,426
Cotton	18,944
Iron & steel scrap	2,757
Printed matter	185
Crude animal materials	54,458
Works of artstamps	6,575
Postal packets n.e.s.	305
Animal	40,030
Crude vegetable materials	11,987

IMPORT - TOTAL 39,026,745

Milk & cream	21,124
Butter	24,273
Cheese	13,346
Fish canned	2,246
Rice	17,774
Cereals unmilled n.e.s.	2,694
Cereal flour preparations	66,594
Fresh fruit & nuts	25,802
Fruit preserved & preparations	160,646
Vegetable fresh frozen n.e.s.	13,837
Vegetable n.e.s.	14,359
Sugar & honey	71,856
Sugar fruit vegetable confectionery	172,754
Coffee	9,762
Cocoa	8,930
Chocolate & preparations	257,180
Tea	55,207

5. TRADE RELATIONS WITH SELECTED COUNTRIES

Country - Commodities	VALUE Eth.\$
-----------------------	-----------------

United Kingdom

IMPORT (cont'd)

Spices	7,147
Feeding for animals	1,055
Margarin & shortening	157,125
Food preparations n.e.s.	181,589
Non-alcoholic beverages	41,186
Alcoholic beverages	1,932,702
Tobacco manufactured	469,437
Cotton	926,908
Textile fabric waste	1,890
Fertilizers crude	1,400
Other crude minerals	145,843
Iron & steel scrap	1,845
Crude vegetable materials	5,638
Petroleum products	1,818,362
Animal oils & fats	2,061
Fixed vegetable oil soft	12,059
Other fixed vegetable wax	92,223
Animal vegetable oils wax	30,280
Organic chemicals	43,636
Inorganic chemicals	36,411
Other inorganic chemicals	336,044
Synthetic organic dyes	240,142
Dye tanning&extract	42,538
Pigments paint varnish	149,339
Medical pharmaceutical products	1,758,677
Essential oils	77,597
Cosmetic toilet preparations	601,526
Soap polish preparations	1,661,624
Fertiliser manufactured	22,226
Explosive products	32,287
Plastic materials	224,116
Chemical material n.e.s.	479,697
Leather	5,755
Leather manufactured	84,993

Country - Commodities	VALUE Eth.\$
-----------------------	-----------------

United Kingdom

IMPORT (cont'd)

Materials of rubber	90,840
Rubber articles n.e.s.	903,237
Wood manufactured	30,935
Cork manufactured	8,780
Paper & paper board	205,792
Paper pulp articles	472,551
Textile yarn thread	909,859
Cotton fabrics woven	7,094
Textile not cotton	492,429
Tulle lace ribbon	32,103
Special tapestry etc.	98,853
Textile articles n.e.s.	150,730
Carpets tapestry etc.	66,159
Lime cement etc.	164,113
Clay construction materials	4,355
Mineral manufactures	21,153
Glass	24,663
Glass ware	79,883
Pottery	8,607
Ingots slabs of iron	110,461
Iron & steel bar	35,192
Iron & steel sheet	176,766
Tubes pipes fittings	75,379
Copper & brass	11,469
Aluminum	104,231
Zinc	118,185
Building requisites	396,861
Metal containers	83,185
Wire product excluding electric	84,694
Nails screws nuts	15,976
Tools	199,920
Cutlery	218,472
House equipment of metal	95,510
Manufactured metal n.e.s.	525,596

**5. TRADE RELATIONS
WITH SELECTED COUNTRIES**

Country - Commodities	VALUE Eth.\$
-----------------------	-----------------

United Kingdom

IMPORT (cont'd)

Power generating machinery	89,394
Farming machinery	1,608,398
Office machines	127,640
Metal work machinery	1,258
Textile leather machinery	1,493,503
Machinery for special industry	2,977,429
Machinery n.e.s.	923,952
Electrical power machinery	315,279
Electric distributing equipment	8,264
Telecommunication apparatus	223,723
Domestic electric equipment	46,797
X-ray medical equipment	8,260
Other electric machinery	260,114
Road motor vehicles	2,017,581
Other road vehicles	139,966
Aircraft	823,089
Ships & boats	31,214
Fittings heat lighting	350,952
Furniture	96,393
Travel goods etc.	12,905
Clothing	274,508
Footwear	37,464
Scientific professional instruments	365,695
Photo cinema supplies	83,134
Watches & clocks	2,418
Musical instruments	34,586
Printed matter	5,693,498
Plastic articles n.e.s.	195,858
Perambulators toys & games etc.	197,195
Office supplies n.e.s.	559,907
Works of art stamps	3,514
Jewellery etc.	22,015
Manufactured articles n.e.s.	107,028
Postal packets n.e.s.	15,501
Miscellaneous articles	48,816
Miscellaneous goods other	237,625
Others	4,097

Country - Commodities	VALUE Eth.\$
-----------------------	-----------------

U.S.S.R.

EXPORT

TOTAL	4,186,963
Coffee	2,308,279
Spices	10,597
Hides skins undressed	1,341,720
Oil seeds	509,991
Printed matter	130
Animal n.e.s.	16,251

IMPORT - TOTAL 6,829,097

Fish fresh & preserved	1,980
Fish canned	2,000
Fruit preserved & preparation	2,725
Food preparation n.e.s.	8,385
Alcoholic beverages	5,700
Iron & steel scrap	9,400
Petroleum products	26,587
Organic chemicals	43,470
Inorganic chemicals	33,404
Other inorganic chemicals	16,662
Synthetic organic dyes	3,651
Dye tanning extract	2,450
Medical pharmaceutical products	49,393
Cosmetic toilet preparation	2,602
Soap polish preparations	824,906
Chemical material n.e.s.	60,550
Rubber articles n.e.s.	78,065
Veneer plywood board	1,800
Wood manufactured	56,405
Paper pulp articles	95,094
Lime cement etc.	1,500
Clay construction materials	4,000
Glass ware	15,580
Pottery	5,873
Ingots slabs or iron	49,002
Iron & steel bar	35,094

**B. TRADE RELATIONS
WITH SELECTED COUNTRIES**

Country - Commodities	VALUE Eth. \$
U.S.S.R.	
IMPORT (cont'd)	
Iron & steel sheet	102,246
Iron & steel wire	382,005
Tubes pipes fittings	151,476
Aluminum	78,715
Metal containers	6,783
Wire products excluding electric	2,491
Tools	4,008
House equipment of metal	42,754
Power generating machiner	44,375
Farming machinery	526,690
Machine for special industry	26,358
Machinery n.e.s.	213,662
Electric power machinery	64,829
Telecommunication apparatus	4,000
Domestic electric equipment	2,610
Other electric machinery	57,960
Road motor vehicles	310,731
Other road vehicles	17,839
Aircraft	3,284,048
Fitting heat lighting	4,840
Furniture	6,793
Travel goods etc	30,754
Scientific professional instrument	15,260
Musical instruments	2,031
Printed matter	3,895
Office supplies	2,303
Others	2,963
U . S . A .	
EXPORT	
TOTAL	125,263,858
Fish fresh & preserved	7,350
Cereals unmilled n.e.s	4,366
Vegetables fresh frozen n.e.s	63,614

Country - Commodities	VALUE Eth. \$
U. S. A.	
EXPORT (cont'd)	
Coffee	119,936,651
Spices	705,937
Hides skins undressed	1,164,161
Oil seeds	1,620,071
Crude animal materials	244,729
Crude vegetable material	94,005
Animal vegetable oil wax	1,244,742
Veneer plywood board	925
Carpets tapestry etc.	14,849
Works of art stamps	29,788
Postal packet n.e.s.	1,199
Animal n.e.s.	131,471
IMPORT - TOTAL	
	39,975,407
Meat & meat preparations	3,798
Milk & cream	433,238
Butter	3,602
Wheat including spelt etc.	882,236
Rice	109,601
Maize	21,211
Cereals unmilled n.e.s	7,520
Wheat flour meslin	28,748
Other cereals milled	26,668
Cereal flour preparations	100,533
Fresh fruit & nuts	1,336
Dried fruits	9,317
Fruit preserved & preparations	16,586
Vegetable fresh frozen n.e.s	91,868
Vegetable n.e.s	33,022
Sugar & honey	4,402
Sugar fruit vegetable confectionery	3,515
Coffee	20,003
Chocolate & preparations	24,586
Spices	34,147
Food preparations n.e.s.	181,786

**5. TRADE RELATIONS
WITH SELECTED COUNTRIES**

Country - Commodities	VALUE Eth.\$
-----------------------	-----------------

U. S. A .

IMPORT (cont'd)

Non-alcoholic beverages	41,934
Alcoholic beverages	57,395
Tobacco manufactured	618,116
Cotton	3,960,337
Marble stones etc.	3,567
Other crude minerals	58,283
Iron & steel scrap	14,545
Crude vegetable materials	31,953
Petroleum products	1,838,377
Animal oils & fats	24,233
Other fixed vegetable oil	27,638
Animal vegetable oil wax	6,192
Organic chemicals	201,000
Inorganic chemicals	3,921
Other inorganic chemicals	233,001
Tar crude coal chemicals	1,766
Dye tanning extract	2,430
Pigment paint varnish	82,880
Medical pharmaceutical products	850,261
Essential oils	277,721
Cosmetic toilet preparation	38,013
Soap polish preparations	66,884
Fertiliser manufactured	3,210
Explosive products	6,443
Plastic materials	5,498
Chemical material n.e.s	2,083,353
Leather	17,216
Leather manufactured	2,246
Materials of rubber	72,706
Rubber articles n.e.s.	409,162
Wood manufactured	158,490
Veneer plywood board	3,362
Paper & paper board	59,218
Paper pulp articles	113,195
Textile yarn thread	1,010

Country - Commodities	VALUE Eth.\$
-----------------------	-----------------

U. S. A.

IMPORT (cont'd)

Cotton fabrics woven	11,312
Textiles not cotton	45,461
Special textiles	23,981
Textile articles n.e.s	282,590
Carpets tapestry etc.	155,333
Lime cement etc.	65,064
Clay construction materials	29,679
Glass	11,480
Glass-ware	179,956
Pottery	92,328
Iron & steel sheet	101,600
Tubes pipes fittings	84,836
Aluminium	9,302
Building requisities	135,611
Metal containers	3,926
Wire products excluding electric	20,481
Nail screws nuts	2,070
Tools	714,484
Cutlery	1,972
House equipment of metal	89,431
Manufactured metal n.e.s	262,578
Power generating machinery	1,131,450
Farming machinery	1,675,227
Office machines	306,971
Textile leather machinery	640,730
Machinery for special industry	6,293,813
Machinery n.e.s.	1,201,327
Electric power machinery	160,656
Electric distributing equipment	7,136
Telecommunication apparatus	204,665
Domestic electric equipment	684,346
Other electric machinery	442,643
Road motor vehicles	6,144,270
Other road vehicles	130,740
Aircraft	1,758,785

5. TRADE RELATIONS WITH SELECTED COUNTRIES

Country - Commodities	VALUE Eth.\$
-----------------------	-----------------

U. S. A.

IMPORT (cont'd)

Ships & boats	14,434
Fittings heat lighting	106,554
Furniture	741,279
Travel goods etc.	50,620
Clothing	226,101
Scientific professional instruments	292,653
Photo-cinema supplies	44,183
Watches & clocks	13,383
Musical instruments	56,919
Printed matter	349,850
Plastic articles n.e.s.	49,842
Perambulators toys & games etc.	31,603
Office supplies n.e.s.	1,296,560
Manufactured articles n.e.s.	37,414
Postal packets n.e.s.	20,472
Miscellaneous articles	118,770
Miscellaneous goods, other	12,784
Others	2,473

China(M)

EXPORT

TOTAL	1,327,204
Coffee	964,226
Hides skins undressed	1,400
Crude vegetable materials	361,578
IMPORT - TOTAL	5,428,731
Cereal flour preparations	1,775
Fresh fruit & nuts	1,704
Fruit preserved & prepared	47,234
Vegetable fresh frozen n.e.s.	6,983
Sugar fruit vegetable confectionery	8,770
Spices	101,850
Food preparation n.e.s.	19,931
Alcoholic beverages	1,970

Country - Commodities	VALUE Eth.\$
-----------------------	-----------------

China(M)

IMPORT (cont'd)

Petroleum products	7,525
Other inorganic chemicals	5,594
Synthetic organic dyes	3,221
Dye tanning extract	2,585
Pigments paint varnish	14,476
Medical pharmaceutical products	1,770
Cosmetic toilet preparation	63,066
Chemical material n.e.s.	3,561
Rubber articles n.e.s.	426,305
Veneer plywood board	8,266
Wood manufactured	5,982
Paper & paper board	92,920
Paper pulp articles	49,638
Textile yarn thread	25,583
Textile not cotton	103,066
Tulle lace ribbon	5,072
Special textiles	6,450
Textile articles n.e.s.	312,392
Carpets tapestry etc.	18,142
Lime cement etc.	10,031
Clay construction materials	14,189
Glass	32,468
Glassware	118,224
Pottery	138,259
Tubes pipes fitting	20,652
Wire products excluding electric	54,389
Nails screws nuts	24,418
Tools	108,643
Cutlery	11,494
House equipment of metal	35,440
Manufactured metal n.e.s.	389,670
Power generating machinery	12,451
Textile leather machiner	92,495
Machinery for special industry	39,493
Machinery n.e.s.	17,903

**5. TRADE RELATIONS
WITH SELECTED COUNTRIES**

Country - Commodities	VALUE Eth.\$
-----------------------	-----------------

China(M)

IMPORT (cont'd)

Electric power machinery	3,430
Telecommunication apparatus	6,325
Domestic electrical equipment	3,170
Other electric machinery	57,845
Other road vehicles	47,458
Fittings heat lighting	505,760
Furniture	5,041
Travel goods etc.	17,148
Clothing	2,021,095
Footwear	75,494
Scientific professional instruments	10,964
Watches & clocks	16,790
Plastic articles n.e.s.	1,488
Perambulators toys & games etc.	12,718
Office supplies n.e.s.	121,209
Works of art stamps	2,775
Jewellery etc.	1,454
Manufactured articles n.e.s.	48,463
Others	4,054

India

EXPORT

TOTAL	32,838
Hides skins undressed	8,405
Crude vegetable materials	15,008
Pearls jewellery etc.	9,000
Works of art stamps	425
IMPORT - TOTAL	8,271,638
Milk & cream	1,518
Fish canned	2,100
Rice	48,388
Cereal flour preparations	1,132
Dried fruits	2,224
Tea	160,529

Country - Commodities	VALUE Eth.\$
-----------------------	-----------------

India

IMPORT (cont'd)

Spices	246,264
Food preparation n.e.s.	10,091
Pulp & waste paper	6,962
Cotton	46,507
Inorganic chemicals	4,051
Other inorganic chemicals	10,277
Synthetic artificial fibres	20,207
Dye tanning extract	2,002
Pigments paint varnish	47,758
Medical pharmaceutical products	21,519
Essential oils	1,055,546
Cosmetic toilet preparations	521,219
Soap polish preparations	24,786
Plastic materials	45,207
Chemicals materials n.e.s.	13,443
Leather manufactured	1,215
Materials of rubber	2,353
Rubber articles n.e.s.	32,153
Wood manufactured	7,667
Paper pulp articles	33,227
Textile yarn thread	1,096,917
Cotton fabrics woven	48,996
Textile not cotton	339,997
Tulle lace ribbon	1,821
Special textiles	40,599
Textile articles n.e.s.	362,052
Carpets tapestry etc.	6,361
Mineral manufactured	1,433
Glass	3,850
Glassware	7,125
Iron & steel bar	111,929
Tubes pipes fittings	102,715
Aluminium	86,117
Building requisities	73,981
Metal containers	38,759

3. TRADE RELATIONS WITH SELECTED COUNTRIES

Country - Commodities	VALUE Eth.\$
-----------------------	-----------------

India

IMPORT (cont'd)

Wire products excluding electric	7,598
Nails screws nuts	25,651
Tools	14,267
Cutlery	249,732
House equipment of metal	74,671
Manufactured metal n.e.s.	139,531
Power generating machinery	9,755
Office machines	1,224
Metal work machinery	34,073
Textile leather machinery	1,187,659
Machinery for special industry	24,359
Machinery n.e.s.	63,143
Electrical power machinery	97,118
Telecommunication apparatus	10,314
Other electrical machinery	32,177
Road motor vehicles	12,784
Other road vehicles	3,837
Aircraft	24,164
Fittings heat lighting	21,994
Furniture	58,124
Travel goods etc.	16,162
Clothing	1,132,648
Scientific professional instruments	35,658
Photo-cinema supplies	1,440
Watches & clocks	2,436
Musical instruments	19,552
Printed matter	19,882
Plastic articles n.e.s.	55,424
Pharmaceutical toys & games etc.	15,514
Office supplies n.e.s.	28,132
Works of art stamps	5,705
Jewellery etc.	44,287
Manufacture articles n.e.s.	104,878
Others	4,748

Country - Commodities	VALUE Eth.\$
-----------------------	-----------------

Iran

EXPORT

TOTAL	494,268
Feeding for animals	90,525
Hides skins undressed	311,640
Crude animal materials	1,070
Crude vegetable materials	91,133
IMPORT - TOTAL	19,673,933
Spices	21,075
Petroleum crude	16,241,476
Petroleum products	3,379,823
Carpets tapestry etc.	11,862
Pigments paint varnish	11,414
Road motor vehicles	6,216
Others	2,067

Israel

EXPORT

TOTAL	3,688,008
Meat fresh or frozen	127,219
Meat & meat preparations	917,603
Fish fresh & preserved	186,040
Vegetable fresh frozen n.e.s.	184,714
Coffee	658,301
Feeding for animals	75,597
Hides skins undressed	179,928
Oil seeds	1,322,811
Crude animal material	10,960
Crude vegetable materials	1,260
Animal vegetable oils wax	10,675
Clay construction materials	12,600
Works of art stamps	300

5. TRADE RELATIONS WITH SELECTED COUNTRIES

Country--	Commodities	VALUE Eth.\$
-----------	-------------	-----------------

Country--	Commodities	VALUE Eth.\$
-----------	-------------	-----------------

Country--	Commodities	VALUE Eth.\$
Israel		
IMPORT - TOTAL		11,070,864
	Fresh fruit & nuts	50,785
	Fruit preserved & preparation	163,506
	Vegetable fresh frozen n.e.s.	1,020
	Vegetable n.e.s.	6,398
	Sugar & honey	46,565
	Sugar fruit vegetable confectionery	129,525
	Coffee	7,925
	Chocolate & preparations	28,972
	Margarine & shorting	20,640
	Food preparations n.e.s.	13,269
	Non-alcoholic beverages	132,113
	Alcoholic beverages	1,325
	Oil seeds	4,000
	Crude vegetable materials	141,250
	Petroleum products	145,937
	Inorganic chemicals	19,389
	Other inorganic chemicals	49,721
	Tar crude coal chemicals	10,275
	Pigments paint varnish	165,540
	Dye tanning extract	4,990
	Medical pharmaceutical products	446,546
	Cosmetic toilet preparation	23,288
	Soap polish preparations	36,055
	Fertiliser manufactured	26,540
	Explosive products	4,613
	Plastic materials	405,833
	Chemicals materials n.e.s.	756,686
	Rubber articles n.e.s.	500,672
	Veneer plywood board	119,510
	Wood manufactured	16,469
	Paper & paper board	556,201
	Paper pulp articles	407,066
	Textile yarn thread	397,541
	Cotton fabrics woven	11,940
	Textile not cotton	24,131

Country--	Commodities	VALUE Eth.\$
Israel		
IMPORT (cont'd)		
	Tulle lace ribbon	15,972
	Textile articles n.e.s.	133,701
	Carpets tapestry etc.	1,341
	Lime cement etc.	3,252
	Clay construction materials	100,714
	Mineral manufactures	2,995
	Glass	36,206
	Glass-ware	26,382
	Tubes pipes fittings	62,920
	Aluminium	123,774
	Building requisities	68,855
	Tools	13,367
	House equipment of metal	6,945
	Manufactured metal n.e.s.	26,790
	Farming machinery	1,036,375
	Textile leather machinery	14,270
	Machinery for special industry	3,430
	Machinery n.e.s.	120,598
	Electric distributing equipment	487,601
	Telecommunication apparatus	2,248,252
	Domestic electric equipment	28,127
	Other electric machinery	3,921
	Road motor vehicles	15,375
	Other road vehicles	48,404
	Aircraft	51,827
	Fittings heat lighting	15,607
	Furniture	35,502
	Travel goods etc.	1,135
	Clothing	1,057,784
	Fur clothing	9,083
	Scientific professional instruments	9,732
	Printed matter	5,493
	Plastic articles n.e.s.	200,125
	Perambulators toys & games etc.	1,744
	Manufactured articles	45,653

5. TRADE RELATIONS WITH SELECTED COUNTRIES

Country - Commodities	VALUE Eth.\$
-----------------------	-----------------

Israel

IMPORT (cont'd)

Miscellaneous goods other	123,668
Others	7,708

Japan

EXPORT

TOTAL	14,116,191
Meat & meat preparations	136,018
Vegetable fresh frozen n.e.s.	2,717,000
Coffee	4,068,880
Feeding for animals	16,512
Oils seeds	5,378,202
Hides skins undressed	233,393
Other crude minerals	1,208,413
Iron & steel scrap	10,080
Animal vegetable wax	336,784
Works of art stamps	1,120
Postal packets n.e.s.	140
Animal n.e.s.	9,649

IMPORT - TOTAL 42,142,067

Butter	231,524
Fish fresh & preserved	47,338
Fish canned	359,169
Fruits preserved & preparation	3,895
Vegetable fresh frozen n.e.s.	6,054
Vegetable n.e.s.	2,435
Chocolate & preparations	18,260
Food preparation n.e.s.	12,381
Synthetic art fibres	149,610
Other crude minerals	2,465
Textile fabric waste	2,651
Organic chemicals	33,627
Inorganic chemicals	10,735

Country - Commodities	VALUE Eth.\$
-----------------------	-----------------

Japan

IMPORT (cont'd)

Other inorganic chemicals	460,375
Synthetic organic dyes	119,003
Dye tanning extract	2,469
Pigments paint varnish	32,182
Cosmetic toilet preparations	22,712
Soap polish preparations	2,762
Explosive products	10,111
Plastic materials	5,732
Chemicals material n.e.s.	182,020
Leather manufactured	10,287
Materials of rubber	43,994
Rubber articles n.e.s.	6,838,138
Wood manufactured	16,361
Paper & paper board	182,859
Paper pulp articles	108,846
Textile yarn thread	6,505,757
Cotton fabrics woven	1,302,933
Textile not cotton	3,170,398
Tulle lace ribbon	132,137
Special textiles	94,701
Textile articles n.e.s.	104,463
Lime cement etc.	5,275
Mineral manufactured	3,805
Glass	245,611
Glassware	44,539
Pottery	120,642
Ingots slabs or iron	631,464
Iron & steel bar	98,566
Iron & steel sheet	7,692,750
Iron & steel wire	9,285
Tubes pipes fittings	323,288
Copper & brass	10,328
Nickel	5,218
Aluminium	49,082
Zinc	80,034

**S. TRADE RELATIONS
WITH SELECTED COUNTRIES**

Country - Commodities	VALUE Eth. \$
-----------------------	------------------

Country - Commodities	VALUE Eth. \$
-----------------------	------------------

Japan

Japan

IMPORT (cont'd)

IMPORT (cont'd)

Tin	21,262
Wire product excluding electric	278,424
Nails screws nuts	34,251
Tools	22,775
Cutlery	111,428
House equipment of metal	20,510
Manufactured metal n.e.s.	225,222
Power generating machinery	10,112
Farming machinery	2,222
Office machinery	18,436
Metal work machinery	91,485
Textile leather machinery	1,841,824
Machines for special industry	93,699
Machinery n.e.s.	67,579
Electric power machinery	111,305
Electric distributing equipment	27,220
Telecommunication apparatus	1,962,975
Domestic electric equipment	12,428
Other electric machinery	675,526
Road motor vehicles	2,061,273
Other road vehicles	97,004
Aircraft	25,020
Fittings heat lighting	5,039
Furniture	132,087
Travel goods etc.	64,407
Clothing	2,286,830
Scientific & professional instruments	454,571
Photo-cinema supplies	10,589
Watches & clocks	25,193
Musical instruments	665,904
Printed matter	23,871
Plastic articles n.e.s.	166,105
Perambulator toys & games etc.	130,311
Office supplies n.e.s.	100,488
Works of art stamps	4,726

Jewellery etc.	9,204
Manufactured articles n.e.s.	682,615
Postal packets n.e.s.	3,553
Special transactions	12,823
Others	3,500

G. INDEX

A

Abrasive cloths; paper & similar articles	110
Accounting machines	133
Acetic acid, formic acid & oxalic acid	65
Acid & oxides of arsenic	66
Activated carbon & activated natural mineral products	81
Agricultural	
- machinery for soil preparation or cultivation	131
- tractors & parts	132
- trailers	157
Aircraft	158
Air-conditioning machines & appliances	139
Air-craft, railway and marine starting & ignition equipment	152
Air liquid	69
Air pumps	
- vacuum pumps & air or gas compressors, fan-blowers & the like, for road motor vehicles	141
- vacuum pumps & air or gas compressors, fan-blower & the like, others	141
Aluminium	
- bars, rods, shapes, angles & sections	117
- oxides & hydroxides	67
- doors, & windows frames	117
- plates & sheets for further processing & manufacture in Ethiopia	116
- sheets & plates for use in structure	117
- plates & sheets, other	116
- powder & flakes	116
- structures, complete or incomplete mobile houses, hangars, hen & dog house	118
- unwrought	116
Ambulance	155
Ammonia gas or liquid	67
Ammonical gas liquors & spent oxide	69
Anchors & grapnels & parts	127

Animal (incl.fish) fats & oils unprocessed, edible	64
Animal (incl.fish) fats & oils unprocessed, unedible, tallow	64
Animal & vegetable oils, boiled, oxidised, dehydrated, sulphurised	64
Annatto dyeing	70
Anti-knock preparations, rust preventive & similar additive of mineral oils	81
Anti-scaling compounds for use in boilers & pipes	81
Antiques of an age exceeding 100 years	190
Apparatus & equipment n.e.s.	175
Apples, fresh	45
Aqueous distillates & solutions of essential oils, other	74
Aqueous distillates & solutions of essential oils, (for use in the perfumery manufacture)	74
Arms - non- military	186
Articles consisting of pearls, precious or semiprecious stones	191
- of artificial plastic materials n.e.s.	185
- of asbestos-cement of cellulose fibre cement & the like	109
- of asphalt or of similar materials	108
- of bonded fibres	101
- of felts n.e.s.	101
- of hardened rubber (ebonite & vulcanised)	86
- of knitted fabrics	174
- of mica	101
- of unhardened vulcanised rubber, other	86
- of precious metal	191
- of wadding	102
Artificial waxes & prepared waxes	80
- parts of the body & fracture appliances	194
- plastic materials n.e.s.	195
Artists & students colours in tablets, bottles, jars & tubes	72
Asbestos, crude	59
Ash of mineral origin	59
Ash-tray	193

Asparagus, preserved in vinegar	48
- preserved other than in vinegar	49
Asses	40
Automatic vending machines	143
Aviation benzine	81
Awnings, canvas	104
B	
Baby sheets	86
Bacon & ham	40
Bags of cotton (new)	103
- of jute "	103
- of " (used)	103
- of other textile materials (new)	104
- of other textile materials (used)	104
- of synthetic fibres (new)	103
Balance of sensitivity	176
Balloons & air ships	158
Barley	67
Barium & other oxides	67
Bars, rods, angles, shapes & sections of copper	115
Bars, rods, angles, shapes & sections of bronze, brass & of other copper alloys	115
Bars, rods, angles, sheets, powder & flakes, nickel	116
Bars & rods other of iron & steel	114
Basket & basket works	191
Bazaar butter (Ghee)	41
Beads & spangles of base metal	128
Bed-covers	105
Bed sheets	105
Beef	40
Beds, canvas	161
Beehives	88
Beer in bottles	54
Bees-wax	65
Beet & cane sugar, flavoured or coloured	49
Bells of iron & steel	130

G. INDEX

- film, (in exposed)	179	Combs, hairslides & the like of plastic material	194	- yarn, coloured or mercerised (counts 20 $\frac{1}{2}$ -40)	95
- projectors & sound reproducers.	174	Commercial containers of aluminium	118	- yarn, coloured or mercerised (counts over 60)	94
- sound recorders	174	" " " glass	112	- yarn, grey or bleached (counts over 21 $\frac{1}{2}$ -40)	94
Chick peas dried	47	Commercial containers of iron & steel	118	- yarn, grey or bleached (counts over 40-60)	94
Chickens	40	Compasses, pocket	176	- yarn, grey or bleached (counts over 60)	94
Chlorates	68	Complete wooden packing cases, boxes, crates & drums	87	- waste	57
Chlorides	68	Composite paper & paper board	91	Counting instruments (for use in the control of manufactur- ing operations)	176
Chlorine	66	Composite solvents & thinners for varnish	81	Cranes, telefericos, pulley tacke, belt conveyor n.e.s.	141
Chlorites	68	Compound alcohol preparations	54	Crayons, drawing charcoals & chalks (writing, or tailors)	189
Chromates, permanganate, stannate & salts of metallic acids	69	Confectionery	50	Cream separators	132
Chromium oxides & hydroxide	67	Conveyor transmission or elevator belts of leather	82	Creosote oil	69
Clay & similar refractory materials	59	Copper unwrought	115	Cricket pads, shin-guards	172
Clocks & watch glasses	111	Cordage	102	Crude fertilizers & manures	58
Clothing accessories n.e.s.	169	Corrective spectacle lenses	111	Crucible, cupels ingot moulds for recasting metals	110
Clothing leather	169	Corrugated paper & paperboard in rolls or sheets	93	Crustaceans & mollusos, salted or dried	42
Clock cases	180	Corsets & suspender belts	168	Crustaceans other	43
Coal, coke & briquettes	61	Cork for bottles & containers	89	Currant	46
Cocoa powder unsweetened	50	Cotton carded or combed	57	Curtains	105
Coconuts	45	- fabrics, crapes, white dyed or printed	97	Cut flowers & foliage	61
Coconut oil	64	- fabrics, drills & jeans bleached	97	Cycles & tricycles (not moto- rised)	157
Coffee - broken	50	- fabrics khaki drill	97		
- cleaning machinery	131	- fabrics grey-shirting & sheetings including abugedid	96	D	
- grinders, juice extractors & similar domestic food processing appliances (non-electric)	142	- fabrics grey (unbleached) drills & jeans	96	Dates in bulk	45
- grading machinery	131	- fabrics white dyed or printed other	97	Dates in packets	45
- ground	50	- gauze, bleached	96	Date sealing or numbering stamps & hand printing sets	189
- extracts, essence or con- centrates & similar pre- parations	50	- lintens	57	Dentifrices dental powder & mouth-washes	75
Collars, cuffs & similar accessories & trimmings	168	- terry fabrics, (bleached)	96	Dextrins, starch glues & other glues	80
Coloured lamps for medical or laboratory use	151	- thread (sewing & embroidery)	95	Dictating machines & other sound recorders & reproducers & television images	181
Colour lakes	70	* yarn, containing more than 10% of man made fibres	95		
Colouring materials n.e.s.	71	- yarn, coloured or mercerised (counts up to 20 $\frac{1}{2}$)	95		
Coloured, silvered or gilded paper, in rolls or sheets	89				

Diesel oil	62	Electric		Expanded metal of iron & steel	120
Disinfectants	79	- filament lamps(over 300 watts)	151	Extracts, essence & concentrates	51
Dolls	186	- hair dryers	150		
Domestic decorative articles of wood n.e.s.	88	- iron	149	F	
- cooking & heating apparatus of copper(non-electric)	124	- lamps & fittings (for road motor vehicles)	160	Fabrics used in industrial machinery	102
- Dish washing machines	143	- lamps & fittings, other	160	- woven, of coarse animal hair, other than horse hair	99
- Refrigerators(electric)	142	- motor	145	- woven, of horse hair	100
- Sewing machines & parts	135	- organs (for use in any religious body)	182	- woven of metal thread or metalised yarn	99
- Stoves, ranges & similar heating elements(non electric)	124	- shavers & hair clippers	149	- woven of textile & vegetable fibres	100
- Utensils of iron & steel, other	124	- space heating equipment, other	150	- woven of synthetic fibres, other	99
- Washing machines & appliances	149	- starting & ignition equipment	152	Face Cream, powder, rouge, nail varnish	75
Dogs	197	- sound of visual signalling apparatus	153	Fans & hand screens(non-mechanical)	195
Doors, windows & fittings of iron & steel	117	- switches & other apparatus	146	Fair ground amusements n.e.s.	187
Drawing, marking-out & mechanical calculating instruments, drafting machines & the like	177	-, traffic control equipment	153	Feather dusters	192
Drums of lead	130	- toasters	149	Fents of cotton fabrics	97
Duplicating, coin sorting counting & wrapping machines	133	- Transformers	145	- of pure woollen fabrics	98
Durrah	45	- Vacuum cleaners	149	Fertilizers	78
Dust or powder of natural or synthetic precious or natural abrasives	58	- Windscreen, wipers, defrosters, & lighting equipment(for motor vehicles)	152	Filing cabinets & similar office supplies of base metal	187
Dyes hair	76	- Wire, cable & bars (insulated)	146	File fittings	188
Dyes in forms or in packs	71	Electrical - capacitors, fixed or variable	153	Filter blocks, slabs & plates of paper pulp	91
E		- coffee-makers	150	Filters for cigars & cigarettes	193
Earth colours	59	- line telephonic & telegraphic apparatus	148	Fireboards & other building boards of wood pulp	90
Elastic fabrics & trimmings	101	- measuring, checking, analysing or automatically controlling instruments	152	Fire extinguishers	143
Electric - accumulators(storage batteries) for road motor vehicles	150	- organs, other	182	Fish, fresh, chilled or frozen	42
- accumulators, other	151	- parts of machinery & apparatus	138	Fish other	43
- boilers, cookers & ovens	150	Electrically operated musical instruments	182	Fittings for doors, windows & stair cases of base metal	126
- carbon	153	Electro- magnets & appliances	153	Fixed vegetable oils	64
- chargers	145	- mechanical domestic appliances	149	Flags of textile materials	106
- conduit tubing	146	- mechanical hand tools	152	Flexible tubing & piping of iron & steel	128
- generators & appliances	145	- medical apparatus	150	Florides & floride salts	
- filament lamps (not exceeding 75 watts)	151	- plating, anodes of nickel	116	Flour of wheat	43
- filament lamps(76-150 watts)	151	Electricity supply metres	152	Flour of other cereals	44
- filament lamps, (151-300 watts)	151	Embroidery	100	Foot wear	172
		Engines	131		
		Engravings, prints & lithographs	190		
		Envelopes, writing blocks, letter pads & similar paper stationery	92		
		Essential oils & resinoids	73		

6. INDEX

Fork-lift	142	Gas or liquid metres	176	Hair pins & curing pins of iron & steel	127
Fountain pen nibs	189	Gas mantles	102	Halogen & sulphur compounds of non-metal or metalloids	67
Floor covering prepared on a base of paper or paper board	106	Gases for medical use	64	Hand-bags of artificial plastic or vulcanised fibre	162
Floor covering similar to linoleum (on a textile base)	107	- for cooking	63	- bags of leather or composition leather	162
Flowers of artificial plastic	195	- natural	63	- bags of textile fabrics	163
Fluorescent light bulbs & tubes	151	Gaskets & similar joints (for road motor vehicles)	144	Handkerchiefs	167
Frames, mountings & parts for spectacles of base metal	173	Gauze netting, reinforcing fabrics & similar materials of aluminium	120	Handles for cutlery (of base metal)	124
Frames with locks, for hand bags, trunks or the like	126	Gelatin	80	Hand sieves & riddles (for domestic use)	192
Fruit fresh	46	Gin	55	- saws & saw blades	121
- jellies	46	Glass beads	112	- tools, for use in agriculture	121
- prepared or preserved	47	- fibres	112	Hardened rubber in bulk, plates, sheets, strips rods & powder of hardened rubber	83
- preserved by freezing (not containing sugar)	47	- for sunglasses (non-corrective)	112	Haricot beans, dried	47
- preserved in vinegar	48	- rods and tubes	111	Hat bodies of wool, felt & fur felt	102
Fur clothing	172	- ware (for table, kitchen, toilet & indoor decorations)	112	Hat bodies, other	102
Furnace burners, mechanical stokers, ash dischargers & similar appliances	139	- envelopes for electric lamps, valves etc.	111	Harvesting & threshing, hay mowers etc.	131
Fuel oil	62	Gloves, leather	169	Head-bands, linings etc.	171
Fuel wood, wood waste & saw dust	57	- & mittens (not knitted)	168	- gear of felt	171
Furniture plastic	161	- " " (knitted)	169	- gear, knitted	171
- Stand-hall	161	- rubber	171	- gear of textile fabric, other	171
- other & parts	161	Glues derived from bones, hides & nerves	80	Hearing aids	194
Furnishing stuffed & mattresses	161	Gluten & gluten flour, roasted or not	80	Heat-insulating bricks, blocks, tiles etc.	109
G		Goldsmith wares	191	Hemp	57
Gailers, spats & leggings	172	Gramophone records	181	Helmet, (military, miners & other headgears n.e.s.)	171
Garage & filling station pumps	140	- record players	180	Hooks, buckles, clasps & zip fasteners of base metal	127
Garage & other jacks & lifting apparatus	141	Grain elevators	141	Hop cones & lupulin	48
Garage machinery & mechanical appliances n.e.s.	144	- of other cereals, germ or of wheat, whole rolled flaked or ground	44	Horses	40
Garters & similar articles	168	- of wheat or meslin germ of wheat or meslin, whole or, ground	44	Household utensils of wood	88
Gas cylinders of aluminium	119	Gravel & crushed stone	58	- ware of ceramic materials	113
- - of iron & steel	119	Green peas, fresh	47	Hunting & sporting ammunition	78
Gas generators	139	Grinding & polishing stone	110	Hurricane lamps	159
Gas oil (naphtha)	62	Ground nut	57	Hydrocarbon, acetylene gas, in cylinders	65
Gas operated welding, brazing or surface temporing appliances	134	Guano & other natural animal or vegetable origin	58	- derivates, other	65
		Guillotines (paper-cutters)	136		
		H			
		Hair (human) dressed or worked & wigs (false hair & beard)	195		
		- oil, cream, shampoo & tonic	75		

Hydrochloric acid	66
Hydrogen peroxide	69
Hydrogenated oils & fats (edible)	64
Hydrogenated oils & fats (inedible)	65
Hydrometres, barometres etc.	178
Hygienic & pharmaceutical articles of unhardened rubber	86
I	
Image projectors, for use in educational institution	174
Improved, wood in sheets, blocks or the like	87
Incense	75
Inaubators	132
Infant food	45
Industrial diamond	58
- & laboratory electric furnaces ovens & electric welding, brazing, soldering & cutting apparatus	153
- machinery for accumulator	139
- or laboratory articles of precious metal	191
- sewing machines & parts	136
Ingots of iron & steel	113
- moulding & casting machines	134
Ink-pads	190
- other than printing & stencil	189
Inner-garments, cotton (men's & boy's)	167
Inner-garments, cotton (womens' girl's & infants)	167
Inner-garments, other fibres (women's)	167
Inner-garments, synthetic fibres (women's)	167
Inner-garments, other synthetic fibres (men's)	167
Inner-garment woollen (men's & boys)	167
Inner tubes & flaps for cycles & tricycles	85
Inner-tubes & flaps other	85
Inorganic chemical products n.e.s.	69
Insecticides & fungicides	78
Interchangeable tools for hand machine tools	122
Internal combustion piston engines for aircraft	130

Invalid carriage fitted with means of mechanical propulsion (motorised or not)	158
Invalid food	45
Ivory articles	191
Instruments apparatus or models (for demonstration purposes)	177
- & appliances for measuring, checking or controlling the flow, depth pressure or other variables of liquids or gases	178
- panel & similar clocks, other	180
- for the control of manufacturing operations	152
- other than mechanical control of manufacturing operations	178
- other n.e.s.	152
Insulators & fittings, for electrical machines & appliances	146
Iron & steel castings & forgings (unworked)	115
- drums	118
- wire, for further manufacturing or processing	115
- wire for fencing	120
- wire, other	115
- wool including gloves	125
Iron oxides & hydroxides	67
J	
Jacks for use as accessories for road motor vehicles	141
Jams & marmalads	46
Jet & gas turbine engines (for aircraft)	130
Jewellery, gold	190
- silver	191
- imitation, metallic	191
- imitation, plastic	191
- imitation, other	191
Jute fabrics, hessian cloth	98
- fabrics, sacking other	98
- raw	57
K	
Kerosene jet fuel	61
- other than jet fuel	61
Kitchen & house hold linen n.e.s	106
Knife blades	123
Knitted fabrics, elastic or rubberised	171
- fabrics, other	99

Knives & cutting blades for machine tools	122
- & cutting blades for other tools & mechanical appliances	122
Knives	123
Knives prepared & tufts (for broom or brush making)	192
Krafts paper & krafts paper board	89
L	
Labels (paper & paperboard)	183
Laboratory & scientific glass-ware	112
Ladder of iron & steel	129
Lamps	40
Lamps, kerosene or other oils	160
Land-rovers, jeeps & similar vehicles	155
Lead, bars, rods, shapes, plates, sheets, tubes, pipes, powder & flakes	117
- pencils	189
- unwrought	117
Leather of other bovine cattle & equine leather	81
- heels	82
- of sheep & lamp-skins	81
Lemonads & flavoured waters	53
Lenses for correction of vision	172
- & other optical elements (for use in cameras, projectors & other photographic apparatus)	173
- prisms mirrors & optical elements, other	173
Lenoleum on a textile base	106
Lentiles, whole	47
Lequeors & cordials	55
Lifting, mobile & handling, loading apparatus	1141
Lime	108
Lime-fishing rods, tackle, of art plastic materials	187
Line-fishing rods, tackle or nets, other	187
Linseed expellers	51
Liquid soap	76
Liquid fuel, for mechanical lighters	193
Live bulbs, tubers & the like	61
Lobsters	43
Locks & key for road motor vehicles	125

6. INDEX

Lorries & trucks, pick-ups & delivery vans, (having & carrying capacity not exceeding 1500 kgs.)	155	Man-made fibres	58	Mining, blasting & safety fuses	78
Lubricating greases	62	Manufactures of asbestos	110	Miscellaneous articles	196
- oil for aviation	62	- of leather n.e.s.	83	- goods, other	197
M		Manufactured tobacco, other	56	Modelling, pastes, dental waxes & dental impression compound	81
Macaroni, spaghetti, noodles, & similar products	44	- articles n.e.s.	195	Monometal or building stone	108
Machine tools, for making metals & accessories	134	Maps and similar charts of all kinds	183	Motor cycles	157
- tools for working wood, cork bone hard artificial plastic materials	142	Margarine	51	- hearses	155
- tools, for working stones ceramics concrets & similar materials	142	Matches	193	- sprit	61
Machinery, brewing & appliances	137	Matting of vegetable fibres	108	- vehicles for special purposes	155
Machinery for boring, drilling n.e.s.	138	Mats and mattings of plated materials	192	- vehicle parts of base metal	126
- for cellulose pulp-paper & paperboard	136	Mats of vegetable fibres	108	Moulding boxes for metal foundry	144
- for food processing & appliances	137	Meal & groats of wheat	44	Mufflers	168
- glass making, lottery machines n.e.s	139	- " " of other cereals	44	Musical instrument wind, such as trumpets saxophones, cornets etc.	182
- for making bricks & tiles	138	Meat and edible offals n.e.s.	40	- instrument strings	182
- for milling grain & appliances	137	- extracts and juices	40	- instrument n.e.s.	182
- for mineral crushing & storing	138	Mechanical lighters	193	Mustard expellers	51
- for mixing separating washing earth oils, solid mineral & forming foundry	138	- appliances, for testing physical properties of industrial materials	177	N	
- type setting & parts	136	Medals	190	Nails & tacks (bronze or brass)	121
- shoe-making, tanning, hides & leather working.	135	Medical, dental and veterinary instruments	175	- tacks staples & studs & dopper	120
- & mechanical appliances for soap industry.	144	Medicaments (incl. veterinary medicaments)	73	- staples, studs & drawing pins of iron & steel	120
- sugar making & appliances	137	Medical furniture such as, hospital bed operating chairs	161	Naphtalene	65
- other excavating, leveling & extracting	1138	Meerscham, amber	60	Natural asphalt & bitumen	58
- parts n.e.s.	144	Mercury	66	- brium sulphate & barium carbonate	59
- for weighting & checking	143	Metal containers, other for (storage & transport)	119	- cryolite, chiolite, arsenic & sulphides	59
Maize	43	Metalised, yarn, other	96	- graphites	59
Malted food	45	Metal name plates & signplates etc.	128	- gums, fesins & balsams	60
Malt (including malt flour)	44	Metalised yarn for use in the textile industry	96	- honey	49
Manganase oxide	67	Metal polishes, pastes & powder	77	- sands of all kinds	58
Mangosteens, fresh	45	Metal water filter	141	- sponges	60
Mancic, arrow, rootsalep, sweet potatoes with high starch content.	48	Mica (including splittings & waste)	59	- yeasts & baking powder	52
		Microbuses & minibuses	155	Nets of cordage for commercial fishing	102
		Microphones & loudspeakers & amplifiers	148	New or unused rags	58
		Microscopes of all kinds	178	Newspapers, journals & periodicals	183
		Milk & cream canned	41	Newsprint, paper in roll or sheets	89
		" " " condensed	41		
		" " " evaporated	41		
		" " " powder or blocks	41		
		" " " fresh	41		
		Millet	43		

Nickel & nickel alloys, unwrought	115	- dairy machinery	132	- kind of leather	82
Nitric acid	66	- decorative glass small ware	112	- lamps & lighting fittings & parts of base metal	160
Nitrites _ nitrates	68	- domestic ornaments of a kind used indoors game of base metal	125	- leguminous vegetables dried	47
Nitrogen	66	- electrical goods & apparatus n.e.s.	153	- live animals (mainly for food)	40
Nitrogenous fertilizers	77	- articles of nickel	129	- machinery for cleaning bottles & sealing or labelling bottles, cans etc. & wrapping machinery	143
Nitrous oxide & acid inorganic other	66	Other articles of iron & steel	129	- laminated wood products, in laid woods & wood marquetry	87
Non-domestic apparatus for treating materials with heat or cold	140	- " " aluminium	129	- made up of goods, synthetic fibres	106
- refrigerators & appliances	139	- " " ceramic material n.e.s.	111	- made up goods of other fibres	106
Non-electric laboratory & industrial furnaces	139	- " " cutlery	123	- made up goods, woollen	106
Nuts other	45	- " " tin	130	- marine internal combustion piston engines	130
	0	- " " plaster, cement concrete etc.	110	- mechanical appliances for spraying powders or liquids & blasting machines	143
Oats	43	- auxiliary machine parts & accessories	135	- mechanical electric & similar lighters	193
Office equipment of base metal (heavy)	187	- base metal fittings & hatracks	126	- narrow fabrics	100
Olive oil	64	- brooms & brushes	192	- mirrors & polished plate glass (silvered)	111
Old news papers & periodical	57	- cases of artificial plastic & vulcanised fibre	163	- oils, for special purposes	63
- & waste textile footwear	58	- cases of textile fabrics	164	- oils & products	69
Ominibuses	155	- carts, trailers & parts	157	- paper & paperboard cut to size	94
Onions, leeks & shallots	47	- combustible preparations & products	193	- paper & paperboard in rolls or sheets	90
Optical glasses & elements	111	- cork manufactures n.e.s.	89	- parts & accessories of gramophone, tape recorders & sound recorders	181
Oranges	45	- dessert wines	54	- parts & accessories for road motor vehicles	156
Organic chemicals for industry	65	- domestic utensile & parts of copper	125	- parts of artificial plastic	173
Organo-therapeutic gland & other organs & their extracts microbial vaccines	72	- door & window locks & keys	126	- parts of foot-wear (leather)	82
Other agricultural machinery	132	- dyeing extracts of vegetable or animal origin	70	- parts " " " (rubber)	82
- apparatus for treating materials with heat or cold (for laboratory use)	139	- electrical apparatus for making & breaking electrical circuits	146	- prepared edible fats	51
- apparel & clothing accessories rubber	171	- electrical goods & apparatus n.e.s.	154	- prepared or preserved meat	40
- apparel & clothing necessities of leather	169	- engines & motors	131	- printing & writing paper in rolls or sheets	89
- articles of canvas	104	- equipment for indoor games	186	Other pyrotechnic products	78
- " " vegetable fibres	108	- film & plates	179	- refractory goods	110
- " " a kind used in machinery or mechanical appliances	82	- food preparation n.e.s.	53	- salt common	59
- " " of wood	88	- flexible tubing & piping of copper or bronze	128	- slag & ash n.e.s.	59
- " " " copper	129	- flexible tubing & piping of other base metal	128		
- " " " cordage etc.	102	- friction materials with a base of asbestos	159		
- " " " glass n.e.s.	112	- Fruit & vegetable juices	46		
- cases of leather or composition leather	162	- floating structures n.e.s.	159		
		- spectacles, having frames of artificial plastic	173		
		- other having frames of other material	173		

6. INDEX

- sparkling wines	53			Petroleum bitumen, petroleum	
- spirits of an alcoholic				- coke & other	63
strength not exceeding 50% by				residues	63
volume	56			- crude for further	
- shoes	172			refining	61
- tanks n.e.s.	129			- jelly in bulk for	
- transmission conveyor elevator				use in making	
belting plastic	185			pharmaceuticals	62
- utensils of aluminium(domestic)	125			- jelly, other	63
- vehicles & parts	158			Petones, protein substances &	
- vegetable preserved in vinegar				their derivatives	80
or acetic acid	48			Phosphatic fertilizers & fert-	
- vegetable, fresh	47			lizers materials	77
- vegetable preserved other than				Phosphides	69
in vinegar	49			Phosphites & phosphates	68
- wine of fresh grapes, flavoured				Photographic cameras & flash-	
with aromatic extracts	53			light apparatus	174
- wine of fresh grapes	54			Photographic & cinematographic	
- wood, simply shaped or worked				apparatus & equipment n.e.s.	
n.e.s.	87			of artificial plastic	175
- yarn of wool animal hair in-				Photographs, enlargements &	
cluding knitting wool	95			reproduction	184
Outboard marine engines	130			Photographic flash bulbs	151
Outer garments, synthetic fibres	165			- & Flashlight	
Outer garments pure silk				chemical material	178
(women's & girls)	166			- range finders	176
Outer garments other fibres				Photograph picture & similar	
(women's & girls)	166			frames of base metal	126
Outer garments woollen(knitted)	170			Pianos	182
Outer garments other fibres				Pickling preparation for	
(knitted)	170			metal surfaces fluxes &	
Outer garments other(woollen)	165			other auxiliary preparation	
Outer garments other(cotton				for soldering, brazing or	
men's & boys)	164			welding	81
Outer garments woollen(women's				Picture books & painting books	
& girls)	166			for children	183
Outer garments synthetic fibres				Picture post cards & other	
(knitted)	170			greeting card	183
Outer garments, cotton(knitted)	170			Pile & chinille fabrics, pure	
Outer garments pure silk				silk	98
(knitted)	170			Pipe tobacco	56
- Tyres for motor passenger				& reed organs(for use in	
vehicles, light delivery vans				religious body)	182
& motor cycles	184			Piston engines for road	
- Tyres for lorries & trucks	84			motor vehicles	130
- " other	85			Piston engines other	130
- " for cycles & tricycles	84			Plans & drawings, for industr-	
- " for aircrafts	85			ial & commercial	184
Oxygen in cylinders	66			Plants, ., seeds, flowers &	
Oxides metallic, other	67			parts of plants	60
				Plastic material in the farm	
				emulsions	78
				" material regenerated	
				cellulose & artificial	
				resins, other	78

- raincoats & capes 185
 - tiles & mosaics, for building purpose 185
 Plates, sheets, strips & granules of vulcanised natural or synthetic rubber 83
 - & sheet of iron & steel (for further processing into C, Q, Y sheets) 114
 - sheet & strip of copper 116
 - " other of iron & steel 114
 - " & strip of bronze brass or other copper alloys 116
 - strip rods, angles & sections prepared for use in structure of iron & steel 117
 Playing cards 186
 Pliers, pincers, pipe cutters, rasps etc. 122
 Plywood 87
 Polishes & cream for footwear 77
 - pastes & powders, other 77
 Polished plate glass (bevelled) 111
 Porcelain or china household ware 113
 Postage franking & ticket issuing machine 133
 Postal parcels, not classified according to kind 195
 Postage stamps, unused bond certificate lottery tickets, others 184
 Pork 40
 Potassic fertilizers & fertilizer materials 78
 Poultry including offals other than liver 40
 Poultry liver 40
 Powder-puffs & pads, for applying cosmetic of any material 194
 Prepared driers 72
 - food from cereals prepared breakfast foods 44
 Preparation & charges for fire extinguishers 81
 Prepared glazing, dressing & mordants 82
 Prepared glues 78
 - pigments opacifiers enamels 71

Pressers, crushers & other machinery used in wine & cider making 132
 Pressure lamps (kerosene) 160
 - tank 119
 Primary cells & batteries 150
 Printed matter n.e.s. 185
 Printing ink 71
 Propellant powders & other prepared explosives 78
 Pumps for the raising of under ground water & appliances 140
 Pumps for liquids, other n.e.s. 140
 - for irrigation 140
 - for liquids (used with road motor vehicles) 140
 Pure silk fabrics other than crape 97
 -- woollen pile & chenille fabrics 98
 - " fabrics, other than chenille & pile fabrics 98
 Purses & wallets of leather or composition leather 162
 - & wallets of art. plastic materials 163
 - & wallets of textile fabrics 163
 Putty & glaziers fittings 72

R

Radio automobile 147
 - broadcast receivers 147
 - " " and radio grams combined with tape 147
 - gramophones 147
 - broadcast transmission apparatus 148
 - navigational aid & radar apparatus 148
 - spare parts 147
 - sets domestic 147
 - receivers transistors 147
 - valves, tubes & transistors 151
 Raincoats, rubber 171
 Raisins 46
 Rails & railway track constructional material of iron & steel 115
 Rail-way & tramway goods, vans goods wagons & trucks 154
 Ravioli cannellonic, tortelli & similar preparation not (containing meat) 52

Razors & razor blades 123
 Raw cotton 57
 - natural or synthetic rubber & rubber gum for retraining for the manufacture of footwear & parts 83
 Rear-view mirrors (for use in road motor vehicles) 111
 Recorded media other for sound recording 181
 Refills, for ball points, pens or pencils 189
 Refractory bricks, blocks, tiles & heat-insulating goods. 109
 Refractory cement & mortars 109
 Registers, exercise-books, note books 92
 Red phosphorous 66
 Reservoirs, tanks, vats & similar containers of aluminum other 129
 Reservoirs & tanks of a capacity exceeding 300 litres of aluminum (for use with public water supply) 118
 Reservoirs tanks & vats of a capacity exceeding 300 litres (of iron & steel other) 118
 Residues from the treatment of fatty substances 65
 Ribbon 100
 Ribbons for typewriters 190
 Rice 43
 Road-rollers mechanically propelled) & parts 137
 Road tractors 156
 Rollers, lawn & sports ground 131
 Roofing tiles, chimney pots & other constructional ceramic ware 109
 Rope 101
 Rubber soles & heels 82
 Rubberised textile fabrics other than knitted 101
 Rugs, other (woven) 108
 Rugs, other (knotted) 107
 Ruled or squared paper & paper board in rolls or sheets 91
 Rum 55

6. INDEX

S

Saccharin & similar sugar substitutes, put up ready for conception	52
Saddlery & other harness makers goods, other	82
Saddlery & other harness makers, goods of artificial plastic material	182
safety glasses (for roadmotor vehicles)	111
- glasses, other	111
Safes strong rooms, strong-boxes & fittings of bases metal	126
Saffron, bastard-flowers	60
Sago pith	48
Sails, canvas	104
Salt of inorganic acids n.e.s.	69
Sandals, open type (of rubber or plastic)	172
Sanitary appliances & fittings of lead	130
Sanitary articles & floor mats	86
Sardines	42
Sausages	40
Scent & similar sprays of a kind used for toilet purposes	194
Scissors & other blades	123
Sensitised paper, paperboard & cloth (not developed)	178
Scrap twine, cordage, rope	58
Scrap & waste metal of iron & steel	60
Scrapers, levellers & similar road making machinery n.e.s.	138
Screens (for use with educational institution)	175
Screens, other	175
Screw, bolts & screw rings (iron & steel)	121
Sculptures & statuary of any material	190
Sealing wafers, rice paper & other similar products	45
Sealing wax	190
Seeds, fruit & spores for sowing	61
Sesame seed	57
Shaving soap	76
Shawls	168

Sheep	40
Sherry	54
Sheets for making plywood	87
Sheets glass plain	111
Ships biscuits & other ordinary bakers wares	44
Ships, boats & other vessels for breaking up & other accessories	159
Ships, boats, tugs & floating cranes, docks & other light vessels including parts	158
Shirts cotton (men's & boys')	164
- other fibres	165
- synthetic fibres	164
- woollen	165
Show cards, postcards, picture books, & other printed matters for advertising	184
Signalling glassware, other	159
Silicates	68
Silk mixed with other fibres crape	97
Silk mixed with other fibres, fabrics other than crape	97
Silk yarn & yarn of nail silk	95
Silver smith wares	191
Silver, unwrought or semi-manufactured	115
Sisal fibre	58
Slabs & sheet bars of iron & steel	173
Slate, alabaster marble & other building or monumental stone	58
Slates for writing	189
Slide fasteners of artificial plastic material	194
Slide fasteners, other	194
Slippers, (felt)	172
Smoked salmon	42
Smoking pipes, pipe bowls & parts of smoking pipes	193
Soldering & welding rods	128
Solid tyres complete or in length or pieces	85
Soap, common, in bulk, bars or doublets	76
- other	77
- powder	76
Socks & stocking (not knitted)	168
- " " pure silk (knitted)	169
- " " synthetic fibres (knitted)	169
- " " woollen (knitted)	169

Sodium carbonate (soda ash)	68
Soups & broths containing meat	52
Soups & broths other	52
Spares & accessories for cycles & tricycles	157
Spares & accessories for invalid carriages	157
Spares & accessories for motor cycles	157
Spectacles & goggles, protective, for use in industry	1173
Spectacles & pince-nez, lorgnettes, goggles & the like having frames of base metal	173
Spectacles & pince-nez goggles & the like, for the correction of vision	173
Speedometres & similar instruments (for use in aircraft)	176
Speedometres & taximetres & tachometers (for use in road motor vehicles)	176
Spermaceti & other insect waxes & vegetable waxes	165
Spices others	51
Spirit (denatured, methylated)	51
Spirit of turpentine & other terpene products	80
Spoons, forks & similar table or kitchen ware	123
Sporting & outdoor games apparatus, accessories & requisites	187
Sprayers for destruction of pests in animal & plants	143
Springs of steel	127
Starches & inulin in bulk for use in the production of yarns & textile fabric	79
Starches & inulin household, in packets, tins or other retail packings	79
Starches & inulin in bulk other	79
Stationery others, of base metal	188
Stationery supplies n.e.s.	190
Statistical machines	133
Statuettes & other ornaments & articles of furniture of ceramic materials	113

Steam engines, other	130	Table salt	59	Thermometres & similar instruments for use in road motor vehicles	177
Steam & other vapour generating boilers	130	Tailors dummies & other lay figures (of plastic material)	194	Ties & cravats	168
Stencil & cyclostyle ink	189	Tannic acids	71	Time of day recording apparatus with clocks or water movements	180
Socks & stockings, other fibres (knitted)	170	Tanning extracts of vegetable origin	70	Tin, bars, rods, shapes, sheets, wire powder & flakes	117
Stockings, not knitted	168	Tapestries	108	Tissue paper, including toilet tissues, in rolls or sheets	90
Stoppers & crown corks, bottle caps seals & plombs of base metal	128	Tapes & wire	181	Tobacco extracts & essences	56
Stranded wire cable, cordage & rope (of copper)	119	Tape or wire recorders	181	- unmanufactured	56
Stranded wire cable, cordage & rope (of bronze, brass or other copper alloys)	120	Tar pitch boilers & street sprayers	158	Toilet soap	76
Stranded wire cable, cordage & rope (of iron & steel)	119	Tarpaulins, canvas	104	-- preparation, other	75
Street spraying lorries & similar vehicles	155	Tea & mate in bulk	51	Tomatoes, fresh	47
Stringed musical instruments including harps	182	- " " " packets or containers	51	- extract, concentrate, juice	48
Stringed musical other	182	Television broad-casting receivers	146	- juice	46
Strontianite mineral substances n.e.s.	59	- cameras & transmission apparatus	148	Tools, for working in the hand or self contained non-electric motor	142
Structures, assembles or unassemble of iron & steel	117	Tents, canvas	104	Tools-tips	123
Studs, cuffing & press fasteners of artificial plastic materials	194	Terpenic by-products of essential oils for preparing food	73	Top cocks, valves & similar appliances for pipes, tanks etc.	144
Styrene-saccarin, calcium & other artificial sweetening substances	65	- by-products of essential oils, for use in the manufacture of wines, spirits & liquors or in the manufacture of perfumery	74	Topoica & sago substituted obtained from potato or other starches	48
Sugar confectionery not containing cocoa	49	- by-products of essential oils other	74	Torches, flash-lights & other portable electric lamps	160
Sugar refined	49	Terry fabrics, cotton printed	96	Tortoise-shell, coral-shells & their waste	60
Sulphite & thiosulphates	68	- " " dyed	96	Towels	105
Sulphur (not natural)	66	- " sheeting & shirting bleached	97	Tower & public clocks, for churches, & public buildings	180
Sulphuric acid	66	Textile articles (for industrial machinery)	103	Toys, wheeled, for rinding (for children)	186
Surface acting agents & washing preparation	77	- bleaching, laundry dying, wrapping & other machines n.e.s.	135	- other n.e.s.	186
Surveying hydrographic, navigation geophysical instruments & magnetic compasses etc. other	176	- fabrics coated with wax	101	Transformers oils	63
Syrups	49	- " impreganted other	101	Transmission belts of rubber (for road motor vehicles)	86
Syrups & mollasses, flavoured or coloured	50	- driving bands (for industrial machinery)	103	Transmission conveyor & elevator belts of rubber, other	86
Synthetic organic dye stuffs & natural indigo	70	- hose piping (for use with fire fighting equipment),	103	Transmission shafts, bearings housings, gears flywheels (for road motor vehicles)	144
Synthetic tanning materials	70	- hose piping, other	103	Transmission shafts, bearing, gears, flywheels etc. other	144
		- spinning, twisting & reeling machines	134	Traps of iron & steel	129
		- transmission, conveyor or elevator belts	103	Travel cases of artificial plastic & vulcanised fibres	163
		- weaving, knitting & embroidery making machines	134		
		Thread, waxed	101		
		Threads, other (for the manufacture of foot wear	101		
		Thermometres, clinical	177		
Table cloth	106				

T

C-1		year
382 .09 '0212 '63, ETH		1969
AUTHOR		
Ethiopia, ministry of finance.		
TITLE		
Customs Authority Annual...		
DATE DUE	BORROWER'S NAME	

382 .09 '0212 '63

ETH

C-1