


337

FEDERAL DEMOCRATIC REPUBLIC OF ETHIOPIA

CENTRAL STATISTICAL AUTHORITY

RETAIL PRICES OF GOODS AND SERVICES

Miazia ¹⁹⁹⁷2005 (April ²⁰⁰⁵1997)



Monthly Statistical Report

Addis Ababa
May 2005

21/10/97

C-4/5

000480


C-4/5 Acc-003531

FEDERAL DEMOCRATIC REPUBLIC OF ETHIOPIA

CENTRAL STATISTICAL AUTHORITY

RETAIL PRICES OF GOODS AND SERVICES

Miazia 2005 (April 1997)



Monthly Statistical Report

Addis Ababa
May 2005

337

STATISTICAL BULLETIN

337


31 25 1987

FEDERAL DEMOCRATIC REPUBLIC OF ETHIOPIA

CENTRAL STATISTICAL AUTHORITY

STATISTICAL PRICES OF GOODS AND SERVICES

March 1987 (April 1987)



Monthly Statistical Report

in Addis
1987

PREPARED AND PRINTED BY
CENTRAL STATISTICAL AUTHORITY
P.O. BOX 1143 ADDIS ABABA
Tel. 55-30-11

CONTENTS

	PAGE
I. Introduction.....	(III)
II. Objectives.....	(VI)
III. Scope and Coverage.....	(VI)
IV. Method of Data Collection.....	(VI)
V. Definitions.....	(VIII)
VI. Note.....	(IX)

Statistical Tables

Table 1 : Average Retail Prices of Goods and Services by Region and Selected Market Places - Group 1 Market Places	3
Table 2: Average Retail Prices of Goods and Services by Region and Selected Market Places- Group 2 Market Places.....	25
Table 3: Average Retail Prices of Goods and Services by Region and Selected Market Places- Group 3 Market Places.....	47
Table 4: Average Retail Prices of Goods and Services by Region and Selected Market Places - Group 4 Market Places.....	69
Table 5: Average Retail Prices of Goods and Services by Region and Selected Market Places - Group 5 Market Places.....	91
Table 6: Average Retail Prices of Goods and Services by Region and Selected Market Places - Group 6 Market Places.....	113

Table 7: Average Retail Prices of Goods and Services by Region and Selected Market Places - Group 7 Market Places.....	135
Table 8: Average Retail Prices of Goods and Services by Region and Selected Market Places - Group 8 Market Places.....	157
Table 9: Average Retail Prices of Goods and Services by Region and Selected Market Places - Group 9 Market Places.....	179
Table 10: Average Retail Prices of Goods and Services by Region and Selected Market Places - Group 10 Market Places.....	201
Table 11: Average Retail Prices of Goods and Services by Region and Selected Market Places - Group 11 Market Places.....	223

I. INTRODUCTION

The monthly retail price data collection first started in Addis Ababa together with the Household Income, Consumption and Expenditure Survey of 1963 by dividing the city into four market zones (in fact, since September 1996 the city has been divided into 12 market zones). However, due to the ever increasing demand for the data, the scope and coverage of the survey was increased stage by stage. Hence, the geographical coverage of the survey was expanded to cover all the fourteen Regional capitals in 1975, twenty three urban Market Places (nine major urban Market Places were selected considering the prevalence of extensive market transaction) in 1978. Moreover, in 1996 further improvements have been made on the selection of the urban Market Places in such a way that all the regional capitals are to be included and this has increased the number to reach a total of 26 urban Market Places.

In rural areas, the retail price survey was launched together with the Rural Integrated Household Survey Program (RIHSP) in 1980/81. As part of the RIHSP, the price survey was carried out on quarterly basis starting from May 1981 to July 1987 and on monthly basis since September 1987. The survey was used to conduct in the markets of selected Farmers' Association (FAs), the then Enumeration Areas (EAs) or on nearby market places where residents of the FAs or EAs purchase most of goods and services for consumption and/or other purposes. Thus, from 1981 to 1985/6 the survey was conducted on 500 randomly selected FAs in the sedentary areas of the country except Tigray.

Between 1986/87 and 1996/97 the survey has been conducted in about 760 EAs and in the year 1997/98 the number of EAs to be covered by the survey were substantially increased to 1420. But, considering the substantial number of EA's to be covered and thereby huge amount of data to be collected, the processing and timely publishing of the data were not manageable. Hence, after conducting an intensive exercise on the quality of the data, the CSA realized that the sample EA's in which the price data are to be collected could be substantially reduced without affecting the quality of the resulting Consumer Price Index (CPI). Consequently, the CSA has arrived at a decision to reduce the sample EA's in which the price data to be collected from 1420 to 446 EA's

starting from September 1998. Note that the Regional State of Tigray was covered by the rural retail price survey since 1994.

Moreover, further improvement have been made starting from July 2001 on the number of market outlets to be covered for this exercise. As a result, the price survey data collection had been restricted and basically focused on a market based survey approach by selecting 119 representative market outlets. The shift to more representative markets was implemented with the aim of achieving acceptable coverage of urban markets for each Region by dropping many remote rural markets. As a result, unnecessary time lag in the production of the average retail price report is expected to be minimized.

This report provides average retail price of goods and services by Selected Market Places together with regional average prices on the basis of the current administrative hierarchy, i.e., Killil (regional states). Due to lack of space to accommodate all Towns/Market Places on one page, towns are categorized into eleven groups as follows:

- **Group 1:** consists of Selected Market Places for Tigray, and Afar Regional State, namely: Endasilase, Endabaguna, Adwa, Axum, Adigrat, Wukiro, Mai-Chew, Mekele, Ayisaeta, Dubti, Melka Werer and Awash Sebat Kilo.
- **Group 2:** consists of Selected Market Places for Amhara Regional State, namely: Chuahit, Gondar, Esete, Debre Tabor, Kobo, Weldiya, Kombolcha, Dessie, Shewa Robit, Debre Birhan
- **Group 3:** consists of Selected Market Places for Amhara Regional State, namely: Mota, Debre Markos, Adete, Bahir Dar, Sekota, Amde Work, Dangla, Chagni, Kemise, and Bati.
- **Group 4:** consists of Selected Market Places for Oromia Regional State, namely: Ghimbi, Dembi Dolo, Shambu, Nekemte, Bedele, Metu, Jimma, Agaro, Ambo, Weliso, Ejere and Fiche.
- **Group 5:** consists of Selected Market Places for Oromia Regional State, namely: Nazareth, Shashemene, Diksise, Asella, Asebe Teferi, Bedessa, Alemaya, Boreda, Adaba, Robe, Hagere Mariam and Negele Borena.

- **Group 6:** consists of Selected Market Places for Somalie and Benishangul Gumuz Regional States, namely: Shinele, Arere, Jig Jiga, Hartshek, Dollo, Moyale, Mambook, Mender Sebat, Assosa, Bambasi, Kemashi, and Agelo Meti.
- **Group 7:** consists of Selected Market Places for SNNP Regional State, namely: Welkite, Butajira, Hosahna, Shone, Doyugena, Alaba, Awasa, Hagere Selam, Dilla, and Yirgacheffe.
- **Group 8:** consists of Selected Market Places for SNNP Regional State, namely: Welayita Sodo, Bodite, Jinka, Dimeka, Masha, Tepi, Bonga, Chana, Arba Minch, and Sawla.
- **Group 9:** consists of Selected Market Places for SNNP Regional State, namely: Shewa Bench, Mizan Teferi, Deri, Amaro Kelle, Soyama, Karat, Gidole, Waka, Beste Chere, Lasoka, and Amaya.
- **Group 10:** consists of Selected Market Places for City of Addis Ababa Administration, namely: Merkato, Kera, Zenebe Work, Gergi, Saris, Kotebe, Ferensay *Legasione*, Shola/Yeka, Asko, Addisu Gebeya, Efoyita Gebeya, and Akakai.
- **Group 11:** consists of Selected Market Places for Gambella Regional State, Harar People Regional State and Dire Dawa Administrative Council namely: Gambela, Shebo Kiro, Akashi, Harari Town, Dire Dawa and Melkajebdu.

Earlier issues on the monthly retail prices include:

Average Retail Prices of Goods and Services in Selected Urban Centers (August 1975 – June 2001) Statistical Bulletin 18, 28, 32, 41, 54, 66, 71, 80, 81, 114, 127, 144, 145, 146, 147, 150, 156, 165, 168, 177, 185, 187, 197, 198, 220, 221, 242, 243, 249, 252, 253, 263.

Average Retail Prices of Goods and Services in Rural Areas (May 1981 – June 2001) Statistical Bulletin 37, 45, 57, 64, 83, 91, 93, 96, 106, 107, 115, 117, 124, 138, 143, 151, 153, 157, 164, 167, 175, 186, 195-1, 195-2, 201-1, 201-2, 202-1, 202-2, 203-1, 203-2, 208-1, 208-2, 209-1, 209-2, 218-1, 218-2, 222-1, 235-1, 235-2, 236-1, 236-2, 237-1, 237-2, 238-1, 238-2, 254-2, 254-1, 255-1, 256-1, 261-1, 261-2.

Average Retail Prices of Goods and Services in Selected Market Places (July 2001 – March 2005) Statistical Bulletin 266, 267, 269, 270, 272, 274, 275, 276 (Volume I, II, III, IV, V, VI, VII, VIII, IX and X), 287, 288, 289, 290, 295, 296, 297, 299, 304, 307, 308, 309, 313, 317, 320, 323, 325, 327, 330, 332 and 335 in their respective order.

II. OBJECTIVES

The main objectives of the survey are to:

- study the level of retail prices;
- assess the disparity of prices in each Region and Market Places .
- study changes in the economy;
- provide data for national accounts and researchers;
- prepare Monthly Consumer Price Indices (CPI) at Regional and country Level .

III. SCOPE AND COVERAGE

The retail price survey, covers the collection of prices of major agricultural and industrial goods including food, drinks, drink constituents, tobacco, clothing and footwear, building materials, energy, household equipment, medical care, transportation, education, recreation, farm equipment, hotel services (food and accommodation) and other goods and services obtained from various outlets. Hence, about 400 items (above 140,000 price quotations) were covered by the survey monthly

In Addis Ababa, retail prices were collected from four major market areas, i.e., Merkato, Kirkos, Silasie and Piazza Markets until 1998. However, starting from September 1998 considering the population increase from 443,728 in 1961 to 2,354,000 in 1998 and subsequent expansion of Addis Ababa in terms of surface area, 12 markets are selected out of the potential 27 market places in the city. Retail prices are collected from these markets and the average represents Addis Ababa's price data. On the other hand, in Harar prices are collected in Shewa Ber and Arategna. Meanwhile, the market places for Dire Dawa Administrative council are Kefira, sabian and Melka jebdu

IV. METHOD OF DATA COLLECTION

The retail prices of goods and services are collected from major outlets in selected urban Market Places/market places by enumerators with the use of kitchen balance and measuring tape. The outlets include open markets, kiosks, groceries, butcheries, pharmacies, super markets and other service giving establishments where households purchase most of their goods and services for household consumption and other purposes.

Retail prices of goods and services are collected from traders. However, sometimes, prices are also obtained from consumers at the time of purchase. In addition, wages of domestic servants and Daily Laborer charges are obtained from households. For each item a maximum of three price quotations are collected from three retailers on the same day. The enumerators always collect the monthly retail prices of goods and services by interviewing the retailers and by actually measuring the weight of the items on the spot for about 15 days. Starting from September 2002, an attempt was made to reduce the time lag between the data collection and the CPI data dissemination at Country and regional level by adjusting slightly the period of data collection. That is, instead of collecting price data from 8th through 22nd days of the month in question, the newly adjusted time frame is the 1st day through 15th days of European Calendar month under consideration.

Since an interview method of data collection is utilized rather than actual purchase and recording of prices, it may result, in some instances, in exaggeration or under estimation of prices. However, since enumerators are well-trained and permanently assigned to every market place and reside there, they have a good chance to familiarize themselves with the market and be on friendly terms with traders, owners of establishments and households. Thus, it can be expected that respondents were cooperative and provide reliable information over time.

Finally, it has to be recalled that, since the start of the collection of price data in 1963, retail prices in this Bulletin as well as in previous Bulletins indicate the free market prices prevailing in the market places under study.

V. Definitions

Urban Market Places: It is generally defined as a locality with 2,000 or more inhabitants. However, for the purpose of the 1994 Population and Housing Census Map Work, urban Market Places include the following regardless of the number of inhabitants¹.

- a) All administrative capitals,
 - i) regional capitals,
 - ii) zone capitals not included in (i),
 - iii) wereda capitals not included in (i) and (ii),
 - iv) Localities with urban development associations not included in (i), (ii), and (iii).
- b) Municipal towns not included in (a) above,
- c) All localities that are not included either in (a) or (b) above, having a population of 1,000 or more persons, and whose inhabitants are primarily engaged in non-agricultural activities.

Note that localities with population of less than 1,000 persons should be considered as rural. However, for the purpose of this survey the selected urban Market Places in general satisfy the following conditions:

- A capital of an administrative region,
- An industrial Market Places and/or,
- A Market Places for trade and commercial activities.

Retail Price: A retail price is the money cost to the final purchaser of a specified unit of sale. It is inclusive of all sales and excise taxes.

¹Transitional government of Ethiopia, Central Statistical Authority, 1992, Manual for Census Map work. Addis Ababa. Pp. 3-4.

VI. NOTE

1. The minimum that the balance can weigh is 10 grams. Thus, items that are sold in small quantities like spices and whose weight fall below 10 grams can not be weighed as accurately as possible and as a result may affect the reliability of prices of these items in some respect.
2. The average column is a simple Arithmetic Mean prices for each item.
3. The symbol "-" is used for data not available or doubtful.
4. SNNP stands for Southern Nations, Nationalities and Peoples.

Group 1

Market Places

(Endasilase, Endabaguna, Adwa, Axum, Adigrat, Wukiro, Mai-Chew, Mekele, Ayisaeta, Dubti, Melka Werer and Awash Sebat Kilo.)

Table 1 : Average Retail Price of Goods and Services by Region and Selected Market Places - Group 1 Market Places (Cont'd)

April 2005
Miazia 1997

ITEM	UNIT	R E G I O N A N D M A R K E T P L A C E S													
		T I G R A Y								A F A R				AFAR AVERAGE	
		Enda- silase	Enda- baguna	Adwa	Axum	Adigrat	Wukiro	Mai- chew	Mekelle	TIGRAY AVERAGE	Ayisaeta	Dubti	Melka Werers		Awash Sebat killo
P R I C E I N B I R R															
Barley Mixed.....	Kg	-	-	-	-	-	-	-	-	-	-	-	-	-	
Maize.....	Kg	-	-	-	-	-	2.30	-	2.70	2.50	1.92	-	1.83	1.88	
Oats.....	Kg	6.00	-	4.83	5.00	5.00	5.00	5.00	5.12	-	-	-	-	-	
Sorghum.....	Kg	-	-	-	-	-	-	-	2.56	2.56	-	-	-	-	
Durrah.....	Kg	-	-	-	-	-	-	-	-	-	-	-	-	-	
'Furno Duket' Locally Processed..	Kg	3.50	4.00	3.50	3.67	3.10	4.00	-	4.00	3.74	3.42	3.42	3.00	3.42	
PULSES UNMILLED															
Horse Beans.....	Kg	2.48	2.74	3.00	1.94	2.51	3.16	2.03	2.82	2.58	2.92	2.40	2.53	2.17	2.50
Peas White.....	Kg	2.51	2.72	-	-	2.82	-	2.27	-	2.58	-	2.50	2.53	3.00	2.70
Peas Black.....	Kg	-	-	-	-	-	-	-	-	-	-	-	-	-	
Peas Mixed.....	Kg	-	-	2.94	2.59	-	3.57	2.22	2.87	2.84	2.75	-	-	2.47	2.54
Soya Beans.....	Kg	-	-	-	-	-	-	-	-	-	-	-	-	3.00	3.00
Chick Peas.....	Kg	2.54	2.77	2.96	2.81	2.45	2.50	2.35	2.90	2.66	2.93	2.40	2.32	2.00	2.41
Lentils.....	Kg	4.45	2.82	4.62	3.53	3.85	4.35	3.34	4.46	3.94	4.42	4.33	4.50	4.00	4.31
Haricot Beans.....	Kg	2.77	2.79	-	-	-	-	-	-	2.78	2.50	-	1.80	1.67	1.84
Lima Beans.....	Kg	2.53	2.79	-	2.38	-	-	-	-	2.57	-	-	-	1.57	1.57
Vetch.....	Kg	-	-	2.29	1.87	2.23	2.13	-	2.23	2.15	-	-	1.83	1.70	1.77
Fenugreek.....	Kg	3.93	4.10	5.58	5.15	3.95	5.00	2.69	2.92	4.17	4.67	3.83	4.33	3.83	4.17
PULSES MILLED OR SPLIT															
Horse Beans Milled.....	Kg	-	7.75	-	-	-	-	3.56	-	5.24	-	4.67	-	-	4.67
Peas Milled.....	Kg	-	-	-	-	-	-	6.30	-	6.30	-	-	-	-	-
Chick Peas Milled.....	Kg	-	6.88	-	-	-	-	-	-	6.88	-	-	-	-	-
Mixed Pulses Milled.....	Kg	5.00	7.26	6.00	7.00	4.75	5.33	3.75	-	5.73	4.92	4.67	-	-	4.79
Vetch Milled.....	Kg	-	-	-	-	5.00	6.00	-	3.27	4.60	-	-	4.43	4.00	4.21
Peas Split.....	Kg	4.00	-	4.83	-	3.83	6.00	5.00	4.57	4.55	4.08	4.33	4.92	4.00	4.33
Peas Split(Roasted).....	Kg	-	-	-	-	-	4.12	-	4.48	4.30	-	-	-	4.50	4.50

Table 1 : Average Retail Price of Goods and Services by Region and Selected Market Places - Group 1 Market Places (Cont'd)

April 2005
Miazia 1997

ITEM	UNIT	R E G I O N A N D M A R K E T P L A C E S													
		T I G R A Y								A F A R				AFAR AVERAGE	
		Enda- silase	Enda- baguna	Adwa	Axum	Adigrat	Wukiro	Mai- chew	Mekelle	TIGRAY AVERAGE	Ayisaeta	Dubti	Melka Werers		Awash Sebat killo
P R I C E I N B I R R															
Horse Beans Split(Roasted).....	Kg	-	-	-	-	-	-	-	-	-	-	-	-	-	-
Lentils Split.....	Kg	7.00	6.00	6.00	6.60	5.67	5.00	6.50	5.77	6.07	6.17	6.00	6.00	6.00	6.04
Vetch Split(Roasted).....	Kg	-	-	-	-	-	3.68	-	3.68	3.68	-	-	-	-	-
Chick Peas Split(Roasted).....	Kg	-	-	-	-	-	-	-	4.62	4.62	-	-	-	-	-
Fenugreek Milled.....	Kg	6.00	8.00	9.67	10.67	10.00	10.00	7.00	12.00	9.18	4.67	6.83	8.67	8.33	7.13
OIL SEEDS															
Niger Seed.....	Kg	3.18	2.71	5.68	4.60	-	-	-	5.10	4.25	6.33	5.00	4.33	4.00	4.92
Linseed White.....	Kg	-	-	-	-	-	-	-	-	-	-	-	-	5.83	5.83
Linseed Black.....	Kg	2.57	3.18	3.90	3.33	3.46	3.28	2.57	3.51	3.22	6.33	5.17	4.50	4.50	5.13
Sesame Seed.....	Kg	4.72	6.00	-	-	-	-	-	6.60	5.77	8.17	7.33	3.17	7.00	6.30
Sunflower.....	Kg	5.14	2.78	5.00	2.21	-	-	2.12	3.81	3.33	-	4.33	3.00	3.00	3.44
Castor Beans.....	Kg	2.98	3.85	3.64	5.08	5.09	-	5.26	-	4.23	-	-	-	4.45	4.45
Rape Seed.....	Kg	1.97	1.59	2.63	2.49	3.36	-	-	-	2.41	5.33	4.00	3.17	3.00	3.88
Ground Nut Shelled.....	Kg	4.33	6.00	7.33	8.33	5.50	6.17	-	5.50	6.20	6.38	6.50	5.25	6.33	6.18
PREPARED CEREAL PRODUCTS															
Spaghetti (Local) Without Egg....	Kg	8.67	7.00	8.33	8.67	8.67	8.00	7.00	7.00	7.92	6.75	8.00	7.67	7.00	7.41
Pastini.....	Kg	10.00	-	9.67	9.00	10.00	10.00	10.00	9.00	9.67	8.75	8.67	8.67	9.50	8.91
Macaroni (Local) Without Egg....	Kg	6.00	6.00	6.00	6.83	6.67	6.00	6.00	6.50	6.25	5.67	5.67	6.00	6.00	5.83
'Fafa' Flour.....	kg	-	-	-	-	-	-	-	-	-	-	-	-	-	-
'Dube' Flour.....	kg	6.00	6.00	6.50	6.63	6.00	-	6.00	6.00	6.13	-	-	-	-	-
BREAD AND OTHER PREPARED FOODS															
'Enjera' ('Teff' Mixed).....	325gm	.82	.77	.76	.65	.65	.91	.91	.67	.77	1.04	.96	.99	.88	.97
'Dabo' (Traditional Ambasha)..	350gm	.43	-	.54	.54	-	-	.61	-	.53	-	-	2.34	2.19	2.27
'Dabo' (Traditional Sheleto)..	350gm	-	-	-	-	.54	.91	-	-	.73	1.55	-	-	1.09	1.32

Table 1 : Average Retail Price of Goods and Services by Region and Selected Market Places - Group 1 Market Places (Cont'd)

April 2005
Miazia 1997

R E G I O N A N D M A R K E T P L A C E S															
ITEM	UNIT	T I G R A Y								A F A R				AFAR AVERAGE	
		Enda- silase	Enda- baguna	Adwa	Axum	Adigrat	Wukiro	Mai- chew	Mekelle	TIGRAY AVERAGE	Ayisaeta	Dubti	Melka Werers		Awash Sebat killo
P R I C E I N B I R R															
Bread Wheat (Bakery).....	350gm	1.39	1.75	1.39	1.67	1.20	1.32	1.25	1.42	1.41	1.11	1.39	1.49	1.33	1.33
Biscuits	150gm	-	2.73	1.50	-	2.13	3.41	3.00	3.41	2.65	2.97	2.73	2.73	2.40	2.68
MEAT															
Beef	Kg	-	-	-	-	14.00	-	-	16.00	14.50	-	-	-	-	-
Camel Meat	Kg	-	-	-	-	-	-	-	-	-	-	-	-	-	-
FISH AND FISH PRODUCTS															
Fish Fresh.....	Kg	-	-	-	-	-	-	-	-	-	-	-	-	-	-
Sardines (Imported).....	125gm	7.75	-	6.50	-	9.62	5.33	-	7.00	7.06	5.42	-	-	5.17	5.27
DIARY PRODUCTS AND EGG															
Cow Milk (Unpasteurized).....	Lt	3.33	3.33	3.33	3.33	2.50	3.00	2.50	3.33	3.08	3.03	3.03	3.03	3.03	3.03
Cow Milk (pasteurized).....	Lt	-	-	-	-	-	-	-	-	-	-	-	-	-	-
Camel Milk.....	Lt	-	-	-	-	-	-	-	-	-	-	-	-	-	-
Goat Milk.....	Lt	-	-	-	-	-	-	-	-	-	-	-	-	3.03	3.03
Powdered Milk (Edget).....	450gm	-	-	-	-	-	-	-	-	-	-	-	-	-	-
Yoghurt (Traditional).....	Lt	-	-	7.41	-	8.25	7.60	7.14	7.41	7.57	4.55	6.06	3.85	6.06	5.25
Cheese Cottage.....	Kg	2.72	-	-	-	-	-	-	-	2.72	-	-	6.35	-	6.35
Egg (Traditional).....	Dozen	4.40	4.40	3.14	3.43	3.43	3.00	3.00	4.00	3.60	6.00	6.00	4.80	4.80	5.40
OILS AND FATS															
Butter Unrefined.....	Kg	-	-	-	-	24.43	-	36.56	-	30.49	38.00	31.50	32.00	30.00	33.00
Cooking Oil (Imported).....	Lt	10.56	15.00	11.50	11.75	12.43	12.79	11.42	13.00	12.31	10.44	11.45	10.89	13.00	11.45
Cooking Oil (Local).....	Lt	10.61	13.64	-	11.11	12.00	-	10.00	-	11.44	-	-	-	12.00	12.00

Table 1 : Average Retail Price of Goods and Services by Region and Selected Market Places - Group 1 Market Places (Cont'd)

April
Miazia 2005
1997

ITEM	UNIT	R E G I O N A N D M A R K E T P L A C E S											
		T I G R A Y								A F A R			
		Enda-silase	Enda-baguna	Adwa	Axum	Adigrat	Wukiro	Mai-chew	Mekelle	TIGRAY AVERAGE	Ayisaeta	Dubti	Helka Werers

P R I C E I N B I R R

SPICES

Pepper Whole.....	Kg	-	8.07	10.00	12.67	8.67	12.67	13.00	13.67	11.25	13.00	12.00	10.00	9.67	10.67
Black Pepper(Local).....	Kg	-	-	-	-	-	-	-	-	-	-	-	-	-	-
Long Pepper(Local).....	Kg	8.00	1.00	7.33	10.33	8.33	8.67	6.00	7.67	7.17	-	-	-	10.67	10.67
White Cumin(Bishop's Weed)Local..	Kg	4.00	4.00	5.33	4.83	5.67	5.33	6.00	6.00	5.15	9.50	23.15	5.67	5.67	11.00
Black Cumin(Local).....	Kg	11.67	5.83	4.67	7.00	7.83	10.67	8.00	10.00	8.21	9.50	14.29	9.67	9.33	10.37
Ginger Dry(Local).....	Kg	16.00	7.83	8.67	12.33	9.33	13.33	12.00	12.00	11.44	12.25	12.00	10.67	10.33	11.15
Ginger Wet(Local).....	Kg	4.00	-	3.46	4.83	4.83	3.67	4.50	3.83	4.16	4.00	5.67	3.00	3.00	3.92
Cloves(Imported).....	Kg	62.50	-	50.00	60.00	-	55.00	48.33	40.00	51.25	60.00	50.00	60.00	50.00	55.00
Cinnamon(Imported).....	Kg	19.00	-	-	-	-	-	-	20.00	19.60	-	-	21.00	20.00	20.50
Cardamon(Local).....	Kg	10.00	9.67	10.00	10.00	13.33	16.33	12.00	12.00	11.67	14.33	20.00	10.00	9.33	12.82
Tumeric Flour(Local).....	Kg	4.00	5.00	-	4.33	4.00	4.83	4.00	3.67	4.26	6.00	10.83	4.00	3.67	6.13
Chillies Whole.....	Kg	17.33	18.52	-	13.67	-	-	-	-	16.51	10.95	-	11.00	12.00	11.32
Basil Dry.....	Kg	5.33	6.15	5.19	5.22	6.83	9.70	9.16	12.00	7.45	14.00	-	6.00	5.67	8.56

POTATOES, OTHER TUBERS AND STEMS

Potato.....	Kg	2.50	2.50	2.67	3.17	2.67	2.50	2.67	3.00	2.71	3.00	3.00	1.74	1.39	2.28
Sweet Potato.....	Kg	-	-	-	-	-	-	-	-	-	1.50	-	1.38	1.14	1.29
'Kocho' (Unprocessed).....	Kg	-	-	-	-	-	-	-	-	-	-	-	4.17	3.08	3.44
'Bula'.....	Kg	14.50	-	12.00	12.00	12.00	11.50	-	12.00	12.31	-	-	5.13	6.39	6.08

COFFEE, TEA, CHAT AND BUCK-THORN LEAVES

Tea Leaves(Local).....	100gm	2.00	2.00	2.00	2.08	2.00	2.00	2.00	2.00	2.01	2.00	2.00	2.00	2.00	2.00
Coffee Whole.....	Kg	-	5.46	-	-	-	-	-	-	5.46	-	-	-	-	-
Coffee Beans.....	Kg	19.67	20.67	19.00	19.33	19.33	18.67	18.00	20.00	19.33	18.33	19.33	17.33	18.33	18.33
Coffee Leaves.....	Kg	-	-	-	-	-	-	-	-	-	-	-	7.24	5.60	6.42

Table 1 : Average Retail Price of Goods and Services by Region and Selected Market Places - Group 1 Market Places (Cont'd)

April 2005
Miazia 1997

R E G I O N A N D M A R K E T P L A C E S															
ITEM	UNIT	T I G R A Y								TIGRAY AVERAGE	A F A R				AFAR AVERAGE
		Enda- silase	Enda- baguna	Adwa	Axum	Adigrat	Wukiro	Mai- chew	Mekelle		Ayisaeta	Dubti	Melka Werers	Awash Sebat killo	
P R I C E I N B I R R															
Buck Thorn Leaves.....	Kg	5.36	3.38	7.24	4.67	4.00	4.83	5.51	5.33	5.02	4.93	12.82	4.49	2.67	5.70
'Chat'.....	Kg	30.00	-	-	-	-	39.29	37.22	-	36.53	30.54	18.95	11.84	19.47	20.20
Malt-Barley.....	Kg	5.92	5.83	5.36	3.29	5.82	5.66	5.05	3.96	5.17	5.88	5.67	6.25	3.02	4.90
Malt-Wheat.....	Kg	-	-	-	-	-	6.95	5.66	-	6.52	-	-	5.00	2.52	3.14
OTHER FOOD ITEMS															
Salt.....	Kg	1.20	1.25	1.53	1.50	1.59	2.00	2.17	2.00	1.66	1.33	1.42	1.67	1.50	1.48
Sugar.....	Kg	6.50	6.00	6.00	6.67	6.17	7.00	6.00	-	6.33	5.17	6.17	6.00	5.83	5.79
Honey.....	Kg	16.33	14.67	24.00	21.00	23.67	20.33	20.83	-	20.12	-	19.00	20.00	18.33	18.83
Canned Tomato (Local).....	410gm	6.50	7.32	6.83	6.27	7.00	5.55	7.00	6.67	6.69	7.00	-	6.00	6.00	6.14
FOOD TAKEN AWAY FROM HOME															
Cup of Tea.....	No	.50	.25	.28	.40	.50	.43	.50	.50	.42	.30	.30	.30	.50	.35
Cup of Coffee.....	No	1.00	1.00	1.00	1.00	1.00	.83	1.00	1.00	.98	1.00	1.00	1.00	1.00	1.00
Cup of Milk.....	No	1.00	1.00	1.00	1.00	1.00	2.00	1.00	1.00	1.16	1.00	1.00	1.00	1.00	1.00
'Key Wot Yebere'.....	One Meal	-	-	-	-	3.83	-	-	-	3.83	-	-	-	-	-
'Key Wot Yebeg/Yefyel'.....	One Meal	6.00	-	5.67	-	6.00	5.00	-	5.00	5.57	5.33	5.00	5.00	5.00	5.08
COST OF MILLING															
Cereals.....	100Kg	20.00	20.00	13.33	15.00	17.00	13.00	18.33	-	16.65	10.00	20.00	15.00	20.00	16.25
Pulses.....	100Kg	43.33	25.00	21.67	25.00	40.00	25.00	25.00	40.50	30.71	50.00	20.00	25.00	15.00	27.50
Pepper Whole.....	100Kg	200.00	100.00	50.00	100.00	100.00	100.00	100.00	100.00	106.25	100.00	60.00	100.00	100.00	90.00
BEVERAGES - NON ALCOHOLIC															
Ambo Mineral Water.....	500cc	3.00	3.00	3.00	2.50	3.00	2.50	2.50	2.50	2.75	2.00	2.00	2.00	2.00	2.00
Bure Mineral Water.....	500cc	3.00	-	-	-	-	-	-	-	3.00	-	-	-	-	-

Table 1 : Average Retail Price of Goods and Services by Region and Selected Market Places - Group 1 Market Places (Cont'd)

April 2005
Miazia 1997

ITEM	UNIT	R E G I O N A N D M A R K E T P L A C E S													AFAR AVERAGE
		T I G R A Y								A F A R					
		Enda- silase	Enda- baguna	Adwa	Axum	Adigrat	Wukiro	Mai- chew	Mekelle	TIGRAY AVERAGE	Ayisaeta	Dubti	Melka Werers	Awash Sebat killo	
P R I C E I N B I R R															
Coca Cola/Fanta.....	300cc	3.00	3.00	3.00	2.50	3.00	2.50	2.50	2.50	2.75	2.33	2.50	2.00	1.94	2.19
Pepsi Cola/Mirinda.....	300cc	3.00	-	3.00	2.50	3.00	2.50	2.50	2.50	2.71	2.33	2.25	2.00	2.00	2.15
BEVERAGES - ALCOHOLIC															
Araki (Local).....	900cc	14.00	15.00	-	14.00	14.00	14.17	15.00	15.00	14.39	23.00	24.00	24.00	17.67	21.50
Cognac (Local).....	900cc	-	-	-	14.33	14.00	14.00	17.00	17.00	15.00	-	-	-	-	-
Brandy (Local).....	900cc	-	-	-	-	-	-	-	-	-	-	-	-	-	-
Gin (Local).....	900cc	-	-	-	14.67	14.00	14.00	17.00	20.00	15.10	23.00	24.00	24.00	17.67	22.00
Saris Wine (Normal).....	750cc	16.50	-	14.75	14.33	13.33	14.00	-	14.00	14.34	-	-	-	12.33	12.33
'Katikalla'.....	Lt	13.89	11.11	-	12.22	12.22	11.24	8.17	11.11	11.20	8.61	8.15	10.00	12.96	10.05
Beer (Bedele).....	330cc	4.00	-	3.50	-	-	-	-	3.50	3.67	-	3.00	-	-	3.00
Beer (Harar).....	330cc	4.00	-	3.50	3.67	4.00	3.67	3.50	2.45	3.49	3.25	3.00	3.00	3.00	3.06
Beer (Meta Abo).....	330cc	4.00	4.00	3.50	3.50	4.00	3.59	3.50	3.50	3.70	2.20	2.28	3.00	3.00	2.62
'Tella'.....	Lt	1.10	.81	.82	.85	.68	1.00	.50	.94	.84	1.18	1.18	1.18	1.10	1.16
'Tej' (Mead).....	Lt	5.00	3.33	3.33	2.59	4.96	2.00	2.86	5.93	3.71	1.77	1.52	2.40	1.92	1.85
CIGARETTES AND TOBACCO															
CIGARETTES															
Nyala.....	Packet	5.00	4.00	5.00	4.33	5.00	4.33	4.00	5.00	4.58	4.67	4.00	4.00	4.00	4.17
Gissila.....	Packet	-	-	-	-	-	-	-	-	-	-	-	-	-	-
Rothmans.....	Packet	10.00	10.00	10.00	10.00	10.00	10.00	-	10.00	10.00	10.00	10.00	10.00	10.00	10.00
TOBACCO															
'Gaya'.....	Kg	-	-	-	-	-	-	-	-	-	13.69	11.05	18.34	13.10	13.65

Table 1 : Average Retail Price of Goods and Services by Region and Selected Market Places - Group 1 Market Places (Cont'd)

April 2005
Miazia 1997

ITEM	UNIT	R E G I O N A N D M A R K E T P L A C E S													
		T I G R A Y									A F A R				AFAR AVERAGE
		Enda- silase	Enda- baguna	Adwa	Axum	Adigrat	Wukiro	Mai- chew	Mekelle	TIGRAY AVERAGE	Ayisaeta	Dubti	Melka Werers	Awash Sebat killo	
P R I C E I N B I R R															
CLOTHING AND FOOT WEAR															
CLOTHING															
Abujedid(Akaki/Bahir Dar)91cm.	Meter	3.32	3.75	3.47	3.57	3.92	7.50	-	4.00	3.87	5.00	3.83	3.42	-	3.82
Abujedid(Komb./Arba Min.)150cm	Meter	6.83	-	6.33	6.83	7.00	3.75	7.00	7.00	6.47	7.00	7.50	6.50	6.50	6.95
Khaki(S-10,000 Twil)110cm.....	Meter	-	-	-	-	-	-	-	10.00	10.00	-	-	-	-	-
Khaki(Akaki)91cm.....	Meter	-	-	-	-	-	-	-	-	-	-	-	-	-	-
Wool-England 100%.....	Meter	-	-	-	-	-	-	-	250.00	250.00	-	-	-	-	-
Tetron(Arba Minch).....	Meter	-	-	-	-	-	-	-	18.00	18.00	-	-	-	-	-
Poplin(Dire Dawa)105cm.....	Meter	7.83	-	6.83	6.17	7.33	6.83	-	6.00	6.83	6.50	6.00	-	-	6.13
Poplin(Komb./Arba Minch)150cm.	Meter	-	8.00	11.00	-	15.00	-	12.00	11.00	11.15	11.83	11.83	-	11.67	11.78
Nylon(Mojo).....	Meter	5.00	-	9.67	7.17	8.00	-	-	10.00	7.97	12.00	-	-	-	12.00
Polyster(Arba Minch/Awasa)....	Meter	13.67	-	-	11.00	-	-	-	-	12.33	-	-	-	-	-
Jersi.....	Meter	15.33	18.00	11.67	12.00	12.00	10.67	-	15.67	13.62	-	-	-	-	-
Cotton.....	Kg	7.00	4.00	7.00	6.67	6.00	7.00	7.00	7.00	6.54	-	-	-	3.25	3.25
Hisufi	Meter	-	-	30.00	23.00	-	-	-	-	26.50	-	-	-	-	-
Kefay	Meter	-	19.00	-	13.50	25.00	-	-	-	18.17	-	-	-	-	-
COST OF TAILORING															
Woolen Suit (Men).....	No	-	-	275.00	295.00	220.00	215.00	250.00	300.00	265.83	300.00	-	-	-	300.00
Khaki Suit (Men).....	No	-	-	28.33	35.00	40.00	-	35.00	48.33	37.50	75.00	-	-	-	75.00
Khaki Suit (Boys).....	No	-	-	21.00	21.00	32.06	-	20.00	26.67	24.95	50.00	-	-	-	50.00
Tateron Suit (Men)	No	-	-	28.33	35.00	40.00	-	30.00	-	33.64	50.00	-	-	-	50.00
Tateron Suit (Boys)	No	-	-	21.00	21.00	30.00	-	19.00	31.67	24.93	35.00	-	-	-	35.00
READY-MADE / FOR ADULTS															
'Netela'.....	No	-	18.00	-	27.67	18.75	21.83	23.67	-	21.78	-	-	-	-	-

Table 1 : Average Retail Price of Goods and Services by Region and Selected Market Places - Group 1 Market Places (Cont'd)

April 2005
Miazia 1997

ITEM	UNIT	R E G I O N A N D M A R K E T P L A C E S													
		T I G R A Y									A F A R				AFAR AVERAGE
		Enda- silase	Enda- baguna	Adwa	Axum	Adigrat	Wukiro	Hai- chew	Mekelle	TIGRAY AVERAGE	Ayisaeta	Dubti	Melka Werera	Awash Sebat killo	
P R I C E I N B I R R															
'Gabi'.....	No	.38	38.00	34.17	51.67	35.00	48.00	60.00	48.33	38.55	57.00	-	-	70.00	66.75
Shirts Long Sleeved (Local).....	No	-	39.33	-	23.00	-	-	38.33	42.00	35.67	27.00	32.50	-	-	29.75
Shirts Short Sleeved (Local).....	No	-	37.50	-	25.00	-	-	-	56.67	40.00	26.00	30.00	-	-	28.00
Shirts Long Sleeved (Imported)...	No	49.33	39.00	33.33	35.00	46.67	38.50	41.67	58.33	42.91	57.67	46.67	40.00	53.33	49.42
Shirts Short Sleeved (Imported)...	No	48.33	-	41.67	32.50	36.50	39.33	-	58.33	43.81	50.00	43.33	34.33	51.67	44.83
Socks (Cotton) Imported.....	Pair	7.33	-	5.33	7.50	8.33	5.67	-	5.33	6.53	6.33	4.67	5.00	7.33	5.83
Sweater (Local) Men.....	No	-	-	37.50	-	-	-	-	-	37.50	-	-	-	-	-
Sweater (Local) Women.....	No	-	-	25.50	18.00	-	-	-	80.00	37.25	-	-	-	-	-
Shash (Imported).....	No	24.67	17.67	10.67	8.00	8.33	-	7.67	6.00	12.15	12.67	9.67	25.00	11.67	12.70
Singlets (Local) White.....	No	10.50	9.33	-	14.00	14.00	6.67	-	11.67	10.67	9.50	9.33	-	10.33	9.75
Jeans Trouser.....	No	91.33	73.33	-	-	70.00	-	48.33	93.33	76.08	72.67	65.00	60.00	88.33	72.09
Woolen Suit.....	No	-	-	-	-	-	-	-	1050.00	1050.00	-	-	-	-	-
'Kemisna Netela'.....	No	168.33	-	250.00	203.33	110.00	101.67	166.67	146.67	154.74	-	-	95.00	-	95.00
Sweater-Men (Imported).....	No	-	-	93.33	67.50	66.67	101.67	-	110.00	87.69	-	-	-	-	-
Sweater-Women (Imported).....	No	32.50	-	36.00	35.00	-	-	43.33	-	37.56	-	40.00	-	-	40.00
Nylon Dress.....	No	-	-	-	-	-	-	-	-	-	-	-	-	-	-
Tetron Trouser.....	No	-	-	-	-	-	-	-	-	-	-	-	-	-	-
Leather Jacket.....	No	290.00	-	300.00	-	323.33	375.00	376.67	340.00	339.29	-	-	-	-	-
Under Wear China.....	No	13.33	12.33	11.00	12.33	-	13.67	12.00	14.00	12.67	14.67	13.67	-	13.67	14.00
Deriya	NO	16.00	-	17.00	-	-	10.00	11.00	18.33	14.31	12.22	9.78	13.33	7.56	10.20
Polyester Suit.....	No	-	-	-	-	-	-	-	-	-	-	-	-	-	-
Khaki Short	No	-	-	16.00	-	-	-	-	-	16.00	-	-	-	-	-
T-Shirts	No	26.67	22.33	22.67	22.67	-	37.33	38.33	-	28.33	34.33	25.67	26.67	41.67	32.08
Jogging Suit(sport tuta)	No	94.33	34.00	68.33	60.00	52.50	68.33	63.33	-	65.65	80.00	68.33	-	87.50	77.50
Khaki Jacket	No	96.00	93.33	95.00	90.00	107.50	95.00	93.33	110.00	96.75	-	-	-	-	-
Geldem	No	12.33	15.33	15.33	-	-	-	20.67	33.33	19.40	29.00	29.33	25.00	38.33	30.42

Table 1 : Average Retail Price of Goods and Services by Region and Selected Market Places - Group 1 Market Places (Cont'd)

April 2005
Miazia 1997

R E G I O N A N D M A R K E T P L A C E S														
ITEM	UNIT	T I G R A Y								A F A R			AFAR AVERAGE	
		Enda- silase	Enda- baguna	Adwa	Axum	Adigrat	Wukiro	Mai- chew	Mekelle	TIGRAY AVERAGE	Ayisaeta	Dubti		Melka Werers
P R I C E I N B I R R														
READY-MADE / FOR CHILDREN														
Sweater (Local) for Boys.....	No	-	-	19.00	9.00	-	-	-	50.00	26.00	-	-	-	-
Socks (Imported) Cotton.....	Pair	3.00	-	3.00	2.75	4.83	2.67	-	3.33	3.29	3.83	-	-	3.67
Jeans Trouser.....	No	-	71.67	-	-	-	-	-	-	71.67	36.00	35.00	-	47.50
Shirt Long Sleeved(Imported)Boys.	No	17.00	-	18.67	-	-	-	26.00	23.00	21.55	21.67	21.00	-	37.50
Sweater (England) for Girls.....	No	-	-	-	-	-	-	30.00	50.00	40.00	-	-	-	36.50
Short for Boys.....	No	-	-	6.17	-	-	-	-	-	6.17	-	-	-	-
Kemise(for children)	No	58.33	32.33	43.33	37.33	45.00	42.50	34.33	-	41.85	34.00	46.67	37.50	40.00
FOOTWEAR (MEN AND WOMEN)														
Arbessa Leather Shoes Men(Local)Pair		120.33	52.50	-	73.33	82.50	-	80.00	-	83.92	52.67	70.00	60.00	62.50
Leather Shoes Men (Croft).....	Pair	166.67	80.67	115.00	113.33	122.50	130.00	122.50	-	120.75	92.50	105.00	-	90.00
Walking Shoes(Imp.) Non-Leather	Pair	125.00	73.33	78.33	100.00	-	92.50	76.67	-	89.67	77.50	-	-	123.33
Canvas Shoes (Local) Men.....	Pair	17.50	25.00	27.50	-	-	22.33	-	24.67	23.54	-	-	-	-
Canvas Shoes (China) Men.....	Pair	25.33	30.67	24.33	21.67	-	-	-	28.67	26.13	-	-	-	22.67
Plastic Shoes (Local) Women....	Pair	6.17	7.00	6.50	7.17	6.00	6.00	7.00	6.00	6.48	9.83	8.67	7.67	8.67
Slippers Sponge Adult (China)..	Pair	7.00	6.50	6.67	6.67	6.00	6.00	8.00	7.00	6.73	10.83	6.83	8.00	7.00
Boots for Men Plastic (Local)..	Pair	-	-	-	-	-	-	40.00	-	40.00	-	-	-	-
Sandel Plastic Shoes (Imp.)....	Pair	32.50	-	19.33	19.00	-	19.33	-	21.67	21.85	15.00	-	-	15.00
Cost of Mending Shoes sole(Men).Pair		26.00	-	30.00	28.33	31.00	22.50	-	33.33	28.88	-	-	-	18.67

Table 1 : Average Retail Price of Goods and Services by Region and Selected Market Places - Group 1 Market Places (Cont'd)

April 2005
Miazia 1997

ITEM	UNIT	R E G I O N A N D M A R K E T P L A C E S											
		T I G R A Y									A F A R		
		Enda-silase	Enda-baguna	Adwa	Axum	Adigrat	Wukiro	Mayer-chew	Mekeille	TIGRAY AVERAGE	Ayisaeta	Dubti	Melka Werer

P R I C E I N B I R R

CONSTRUCTION MATERIALS, WATER, AND FUEL AND POWER

CONSTRUCTION MATERIALS

Cement/Bag/(Local).....	50Kg	60.17	57.50	54.00	47.33	44.00	41.17	45.00	47.00	49.08	60.00	-	-	56.33	57.80
Lime.....	Kg	1.50	-	1.47	1.23	1.25	1.00	1.25	1.00	1.24	-	1.06	-	-	1.06
Nail (7cm - 12cm).....	Kg	10.67	12.00	11.17	-	10.00	-	11.00	10.00	10.91	12.00	10.00	10.00	10.00	10.20
Nail With Cape.....	Kg	13.67	-	14.50	16.33	14.00	15.67	15.00	13.00	14.60	21.00	15.00	13.00	13.33	15.63
Corrugated Iron Sheet (.2mm).....	No	45.00	36.33	-	38.00	40.00	38.67	-	54.00	40.00	35.00	34.00	-	35.00	34.60
Wood for House Construction('Atana')..	No	18.00	21.00	18.67	13.00	20.33	5.00	9.67	21.00	16.30	-	-	8.00	8.00	8.00
Wall Paints-Super (Fluid) Normal.....	4Kg	48.00	-	54.33	60.95	-	54.00	57.00	54.00	54.71	60.00	55.00	-	55.00	56.00
Wall Paints-Super (Fluid) Plastic.....	4Kg	90.33	-	91.67	100.00	-	96.00	88.00	88.00	92.88	60.00	55.00	-	86.67	75.00
Coarse Aggregate Gravel.....	Meter Cube	126.66	-	-	100.00	95.74	-	-	-	105.07	-	-	-	-	-
Hollow Concrete Block(20x20x40 cm Cube)No		3.00	-	3.25	3.08	3.50	2.17	-	2.70	2.92	-	-	-	3.00	3.00
Bricks (25cm x 12cm x 6cm).....	No	-	-	-	-	-	-	-	-	-	-	-	-	-	-
Floor Board 4m Length.....	No	-	-	-	-	-	-	-	-	-	-	-	-	-	-
Iron Pipe 6mt. (1/2 inch Wide) Local..	No	80.33	-	91.33	-	-	-	47.00	-	80.29	69.00	60.00	-	55.00	63.25
Chipwood (125cm x 250cm x 8mm).....	No	90.50	-	-	-	-	-	-	-	90.50	100.00	-	-	85.00	92.50
Sand.....	Meter Cube	65.97	-	80.84	86.52	76.65	28.14	-	85.57	73.56	-	-	-	-	-
Gutter N° 32.....	Meter	-	-	33.33	36.67	-	-	-	39.50	36.13	-	-	-	-	-
Window Glass (50cm x 50cm x 3mm).....	No	24.50	-	38.33	17.00	17.50	18.75	36.00	18.33	24.61	-	-	-	-	-
Water Tanker (1meter cube).....	No	875.00	-	-	-	1173.33	-	-	-	1054.00	-	-	-	-	-
Stone for House Construction..	Meter Cube	-	-	45.42	34.93	46.25	31.08	-	77.56	45.93	-	-	-	20.60	20.60
Mega Paints.....	4Kg	-	-	54.00	-	-	-	57.00	54.00	55.00	60.00	100.00	57.00	57.00	62.44
Tseday Paints.....	4Kg	-	-	-	-	-	-	-	-	-	-	-	-	-	-
"Yewellel Nitaf"(Tile).....	No	4.50	-	-	-	1.65	-	-	1.40	2.52	-	-	-	-	-

WATER

Water.....	Meter Cube	8.33	-	4.17	6.67	10.00	6.53	3.75	5.50	6.56	7.33	-	8.00	.80	5.38
------------	------------	------	---	------	------	-------	------	------	------	------	------	---	------	-----	------

Table 1 : Average Retail Price of Goods and Services by Region and Selected Market Places - Group 1 Market Places (Cont'd)

April 2005
Miazia 1997

R E G I O N A N D M A R K E T P L A C E S															
ITEM	UNIT	T I G R A Y								TIGRAY AVERAGE	A F A R				AFAR AVERAGE
		Enda- silase	Enda- baguna	Adwa	Axum	Adigrat	Wukiro	Maye- chew	Mekelle		Ayisaeta	Dubti	Melka Werer	Awash Sebat killo	

P R I C E I N B I R R

FUEL AND POWER

Fire Wood.....	Meter Cube	113.00	58.01	-	78.08	89.57	-	127.24	-	93.18	104.44	20.83	36.10	35.07	50.29
Charcoal.....	Kg	.72	.78	1.43	1.34	2.00	2.21	1.57	2.09	1.52	1.11	.66	1.50	1.16	1.11
Dung Cake.....	Kg	-	-	-	-	.33	-	-	-	.33	-	-	-	-	-
Kerosine.....	Lt	3.09	4.55	3.05	3.05	3.01	3.00	3.00	2.96	3.31	-	-	3.40	2.92	3.04
Diesel.....	Lt	4.40	-	4.36	4.38	4.32	4.29	4.22	4.27	4.33	-	-	4.70	4.23	4.35
Electric.....	K.Watt	-	.27	.27	.27	.27	.27	.27	.27	.27	.29	.29	.29	.29	.29
Matches.....	Box	.25	.25	.25	.25	.25	.25	.20	.25	.24	.25	.25	.25	.25	.25
Candles.....	No	1.00	1.00	1.00	1.00	1.00	1.00	.80	1.00	.98	1.00	1.00	1.00	1.00	1.00
Buthane Gas (Shell).....	12.5 Kg	-	-	-	-	-	-	-	145.00	145.00	-	-	-	-	-
Eveready Drycell.....	No	1.75	1.75	2.33	1.75	1.75	3.50	1.75	1.75	2.04	1.83	1.75	1.75	2.00	1.83

FURNITURE, FURNISHING, HOUSEHOLD EQUIPMENT AND OPERATION

CHAIRS, TABLES, ETC.

Table Wanza (Machine made) Varnished..	No	263.33	-	250.00	373.33	250.00	140.00	-	-	256.15	156.67	293.33	300.00	-	235.71
Table Wanza (Hand made) Not Varnished..	No	120.00	-	55.00	31.00	-	27.50	-	-	47.25	-	-	-	-	-
Chairs Wanza (Machine Made) Varnished..	No	73.67	-	81.67	95.00	65.00	71.67	70.00	98.33	80.84	301.67	81.67	85.00	75.00	153.89
Chairs Wanza (Hand Made) Varnished....	No	75.00	-	87.50	-	-	-	-	-	83.33	-	-	-	-	-
Cupboard Wanza (2 doors) Varnished....	No	1233.33	-	1566.67	1366.67	1216.67	1066.67	916.67	1466.67	1261.90	1176.67	1133.33	950.00	1133.33	1128.00
Double Bed Wanza (120cm) Varnished....	No	650.00	-	1133.33	800.00	490.00	833.33	700.00	1333.33	866.50	766.67	916.67	700.00	783.33	810.00
Sofas (Complete).....	No	5000.00	-	4000.00	5000.00	-	5000.00	2666.67	6000.00	4384.62	2500.00	2833.33	-	3000.00	2750.00
Book Shelves Wanza (3 Shelves) no Door	No	450.00	-	550.00	483.33	400.00	566.67	-	516.67	503.33	426.67	416.67	280.00	325.00	384.44
Chest of Drawer	No	-	-	1100.00	429.50	400.00	700.00	400.00	1266.67	813.25	493.33	483.33	-	690.00	538.75

FURNISHINGS & REPAIRS

Bed Sheet (Non-Patterned Bahir Dar)															
1.90m x 2.50m.....	Pair	36.33	-	-	-	-	-	50.00	50.00	44.14	-	39.00	-	-	39.00

Table 1 : Average Retail Price of Goods and Services by Region and Selected Market Places - Group 1 Market Places (Cont'd)

April 2005
Miazia 1997

ITEM	UNIT	R E G I O N A N D M A R K E T P L A C E S													
		T I G R A Y								A F A R					
		Enda-silase	Enda-baguna	Adwa	Axum	Adigrat	Wukiro	Moye-chew	Mekelle	TIGRAY AVERAGE	Ayisaeta	Dubti	Melka Werer	Awash Sebat killo	AFAR AVERAGE
P R I C E I N B I R R															
Bed Sheet(Patterned Kombolcha) 1.90m x 2.50m.....	Pair	70.00	-	-	-	-	58.33	-	90.00	67.86	-	57.67	-	51.67	54.67
Bed Cover(Patterned Kombolcha).....	No	-	-	-	-	-	-	65.00	40.00	56.67	-	-	-	-	-
Blanket Woolen(Debre B.)160cm x 220cm.	No	79.00	-	79.33	79.00	81.67	75.00	75.00	80.00	78.40	125.00	-	-	-	125.00
Mattress-Sponge (A.A Foam) 120cm.....	No	316.67	-	315.00	276.67	316.67	283.33	-	300.00	300.67	300.00	-	-	285.00	290.00
Towel-Local (Kombolcha).....	No	-	11.83	15.00	9.13	12.00	10.00	-	11.00	11.59	6.33	-	-	-	6.33
EARTHEN WARE															
Water Pot.....	No	6.33	6.50	4.67	3.17	-	4.83	8.33	4.00	5.40	16.00	-	-	8.33	10.25
'Jebena' Medium Size.....	No	1.17	2.00	1.50	1.83	3.00	3.00	3.50	3.00	2.36	4.00	4.83	3.00	1.83	3.42
'Mitad' (Griddle of Clay).....	No	5.00	6.17	8.00	9.67	7.67	7.00	11.00	10.00	8.06	15.67	21.00	16.00	10.33	15.20
Local Stove '(Lakech)'	No	13.33	-	13.17	14.00	-	-	10.33	-	12.71	11.17	11.67	7.00	7.67	9.38
Cup for Coffee (China).....	No	1.00	1.00	1.42	1.50	1.33	1.42	1.50	5.02	1.77	1.42	1.00	1.25	1.00	1.17
Plate Clay (imported).....	No	-	-	-	4.67	4.00	5.00	-	5.83	4.88	5.00	5.00	4.00	4.33	4.58
STRAW, BAMBOO AND OTHERS															
'Sefed'.....	No	7.33	5.00	10.67	11.00	9.33	24.50	11.67	14.00	11.13	4.83	8.50	8.00	9.33	7.59
Sack 100Kg Capacity.....	No	-	-	-	-	-	-	-	-	-	-	-	-	6.00	6.00
METAL WARE															
Cooking Pan Medium (Local).....	No	25.67	22.50	20.33	37.00	19.67	14.50	13.67	16.00	21.17	24.00	25.33	30.00	17.67	24.25
Tray (Nickel) Medium N# 45 Local.....	No	-	-	-	-	-	-	-	-	-	16.33	-	15.00	14.67	15.38
Electric 'Mitad' Aluminium.....	No	350.00	-	435.00	440.00	440.00	370.00	-	350.00	401.11	-	-	-	-	-
Gas Stove (Kerosine) China.....	No	46.67	-	35.83	38.67	36.00	36.67	38.67	37.67	38.60	42.00	39.00	38.00	32.00	37.00
Refrigerator.....	No	3500.00	-	-	2400.00	-	-	-	-	2950.00	-	-	-	-	-

Table 1 : Average Retail Price of Goods and Services by Region and Selected Market Places - Group 1 Market Places (Cont'd)

April 2005
Miazia 1997

R E G I O N A N D M A R K E T P L A C E S															
ITEM	UNIT	T I G R A Y								TIGRAY AVERAGE	A F A R			AFAR AVERAGE	
		Enda- silase	Enda- baguna	Adwa	Axum	Adigrat	Wukiro	Maye- chew	Mekelle		Ayisaeta	Dubti	Melka Werer		Awash Sebat killo
P R I C E I N B I R R															
PLASTIC WARE (LOCAL MADE)															
Jerrycan (20 Litres).....	No	19.67	-	19.17	-	-	19.00	20.00	-	19.46	-	-	-	-	-
Bucket (20 Litres).....	No	16.67	15.00	14.67	15.00	14.50	14.83	16.00	16.00	15.33	16.67	16.67	13.67	13.67	15.17
GLASS WARE															
Glass for Tea (Duralax).....	No	-	3.00	2.00	4.00	3.50	4.00	-	3.50	3.25	3.38	3.50	-	2.17	2.97
OTHER HOUSEHOLD EQUIPMENT															
Kerosine Lamp.....	No	17.00	22.33	22.67	21.67	19.33	20.33	24.33	15.33	20.38	28.00	25.00	21.33	26.50	25.10
'Kuraz' Small Local Kerosine Lamp.....	No	1.00	1.00	1.17	1.00	1.25	1.00	1.00	1.25	1.07	-	-	-	-	-
Flash Light.....	No	6.67	7.00	6.00	7.00	7.00	6.83	6.00	7.00	6.69	6.67	7.00	7.00	6.00	6.69
Electric Bulb Philips(40/60 Watt).....	No	2.00	2.00	2.50	2.42	3.00	2.50	2.00	2.00	2.30	2.42	2.17	2.50	2.50	2.40
HOUSEHOLD OPERATION															
Hard Soap (Local).....	200gm	3.00	2.40	2.00	-	1.81	1.79	1.82	-	2.14	2.00	2.17	1.73	1.78	1.91
Hard Soap (Imported).....	200gm	-	-	-	-	2.40	2.47	1.88	2.33	2.27	2.21	2.37	2.00	-	2.20
Detergent (Omo).....	50gm	.60	-	.75	.73	1.00	1.20	.63	.63	.81	.50	1.67	.50	.50	.79
Incense.....	Kg	13.67	11.00	11.11	24.00	19.45	19.67	25.67	18.67	17.90	22.50	20.00	4.45	16.00	14.63
Sandal Wood.....	No	.25	.25	.17	.25	.25	.25	.25	.25	.24	.25	.25	.25	.25	.25
Toilet Paper (Mamko).....	Roll	3.00	3.00	3.42	3.00	3.17	3.25	3.00	3.25	3.14	3.03	3.00	3.00	3.00	3.01
DRY CLEANING															
Dry Cleaning (Suit Men).....	No	17.00	-	18.00	19.00	16.50	17.00	-	19.00	18.00	-	-	-	-	-

Table 1 : Average Retail Price of Goods and Services by Region and Selected Market Places - Group 1 Market Places (Cont'd)

April 2005
Miazia 1997

ITEM	UNIT	R E G I O N A N D M A R K E T P L A C E S													
		T I G R A Y									A F A R				AFAR AVERAGE
		Enda- silase	Enda- baguna	Adwa	Axum	Adigrat	Wukiro	Mayer- chew	Mekelle	TIGRAY AVERAGE	Ayisaeta	Dubti	Melka Werer	Awash Sebat killo	
P R I C E I N B I R R															
DOMESTIC SERVICE															
Maid Servant.....	Month	45.00	28.33	48.33	51.67	51.67	40.00	43.33	63.33	46.46	66.67	73.33	50.00	70.00	65.00
Unskilled Service (Daily Laborer)....	Day	10.00	11.67	10.00	10.00	9.33	9.33	8.00	10.00	9.79	10.00	6.67	9.00	7.67	8.33
Salary for Guard	Month	-	-	-	-	-	70.00	-	-	70.00	46.67	36.67	-	-	41.67
MEDICAL CARE															
Ampicillin(250 mg) Local.....	56 Caps	21.47	22.40	-	16.80	22.40	14.00	16.80	-	18.85	-	15.87	-	-	15.87
Dichlorophine(500 mg) Local.....	6 Pills	-	-	-	-	-	-	-	-	-	-	-	-	-	-
Tetracycline(250mg) Local.....	56 Caps	13.07	12.13	9.80	14.00	11.20	9.80	11.20	16.80	12.53	11.13	11.20	-	10.27	10.83
Penicillin Injection(4 Mu. Local). Bottle		4.33	4.50	3.25	3.50	4.50	3.25	-	3.83	3.92	4.25	3.50	5.00	3.75	4.13
Chloramphenicol(250mg) Local.....	56 Caps	22.40	22.40	16.80	14.00	18.20	11.20	-	14.00	17.33	14.07	16.80	11.20	8.40	12.98
Dipron(500mg) Local.....	20 Pills	-	8.00	-	-	-	-	-	-	8.00	-	-	-	-	-
Cough Syrup (Berantine) Local.....	125cc	-	-	-	-	-	-	10.00	-	10.00	9.33	9.00	-	-	9.17
Bactrim(480mg) Local.....	30 Pills	-	12.00	10.00	-	9.00	5.25	9.00	6.00	8.05	6.50	8.50	9.00	5.50	7.05
Vermox(100mg) Local.....	12 Pills	4.00	-	-	1.00	-	-	-	-	2.50	1.12	3.67	-	-	2.65
Mezel(250mg) Local.....	30 Caps	7.50	6.00	6.00	7.50	5.25	4.50	6.00	6.00	6.21	6.00	6.50	5.00	5.00	5.68
Asprin (300 mg) Local.....	20 Pills	2.00	4.00	1.87	1.33	2.00	2.00	1.67	2.00	2.12	4.00	4.00	-	2.00	3.33
OTHER MEDICAL EXPENSES															
Doctor's Fee (Government).....	per visit	2.00	.50	1.50	3.00	3.00	1.50	2.00	1.00	1.68	1.00	3.00	1.00	2.00	1.75
Doctor's Fee (Private).....	per visit	10.00	-	10.00	13.33	15.00	10.00	15.00	15.00	12.67	10.00	10.00	-	10.00	10.00
Injection (Service Charge).....	Once	1.00	-	-	1.00	1.00	-	-	1.00	1.00	-	-	-	1.00	1.00
Laboratory Test Fee (Private).....	Once	5.00	-	5.00	6.33	5.00	5.00	10.00	5.33	5.63	5.00	5.00	3.00	5.00	4.67
Bed Charge (gov.).....	per day	10.00	-	8.00	10.00	5.00	8.00	15.00	10.00	9.43	-	5.00	-	-	5.00

Table 1 : Average Retail Price of Goods and Services by Region and Selected Market Places - Group 1 Market Places (Cont'd)

April 2005
Miazia 1997

R E G I O N A N D M A R K E T P L A C E S													
ITEM	UNIT	T I G R A Y								A F A R			AFAR AVERAGE
		Enda- silase	Enda- baguna	Adwa	Axum	Adigrat	Wukiro	Maye- chew	Mekelle	TIGRAY AVERAGE	Ayisaeta	Dubti	

P R I C E I N B I R R

TRANSPORT AND COMMUNICATION

TRANSPORT

Benzene.....	Lt	5.58	-	5.54	-	-	-	-	5.45	5.52	-	-	-	5.40	5.40
Motor Oil (Mobil).....	Lt	20.10	-	20.50	20.00	20.00	-	21.00	20.03	20.20	24.00	-	-	20.20	22.10
Car Washing and Greasing.....	No	-	-	30.00	30.00	27.50	-	-	28.33	28.57	-	-	-	-	-
Bus Fare (per km).....	Tarif	-	-	.11	.12	.12	-	.14	.10	.12	.09	.08	.10	.10	.09
Bus Fare (within Town)	Trip	-	-	-	-	-	-	-	-	-	-	-	-	-	-
Taxi Fare	Trip	-	-	1.00	.92	1.00	1.00	-	1.00	.98	-	-	-	-	-
Air Plane (To Addis Ababa)	Trip	520.00	-	-	479.00	-	-	-	460.50	486.50	-	-	-	-	-
Animal Transport fare.....	Trip	-	26.67	-	-	-	-	-	-	26.67	-	-	-	-	-
Cart Fare.....	Trip	1.00	-	-	1.33	1.00	1.00	-	1.00	1.07	1.00	1.00	-	1.00	1.00
Train Fare	Trip	-	-	-	-	-	-	-	-	-	-	-	-	29.00	29.00
Service Charge (Motor oil change)...	Once	-	-	-	-	-	-	-	-	-	150.00	-	-	-	150.00

COMMUNICATION

Telephone Charge (with town).....	Period	.20	-	.20	.20	.10	.20	.20	.20	.19	-	-	-	.25	.25
Telephone Charge to Addis Ababa.....	Period	4.25	4.25	4.25	1.40	4.25	4.20	4.05	5.25	3.99	1.40	-	2.10	1.40	1.63
Telephone Line Installation Charge..	Once	355.75	-	355.75	355.75	355.75	355.00	355.00	355.75	355.54	355.75	355.75	-	283.30	331.60

ENTERTAINMENT AND EDUCATION

EQUIPMENT AND ACCESSORIES

T.V. Set Philips 21 inch(Colored).....	No	2900.00	-	-	3000.00	2317.33	-	-	2850.00	2675.25	-	-	2900.00	2375.00	2550.00
Cassette Recorded Original(Local Music)No		11.67	5.50	10.00	10.00	10.00	10.00	10.00	10.00	9.83	10.00	10.00	10.00	8.00	9.50
Radio Set Philips 3 Band.....	No	-	200.00	-	-	-	-	-	160.00	190.00	152.50	-	-	-	152.50
Tape Recorder National (2 Speaker)....	No	-	-	606.67	800.00	-	-	-	246.67	480.00	-	260.00	250.00	475.00	317.14
Expense for Photograph(Passport size)4Pho		4.00	5.00	4.00	4.00	4.00	4.00	3.00	4.00	4.00	4.00	4.00	5.00	6.00	4.63

Table 1 : Average Retail Price of Goods and Services by Region and Selected Market Places - Group 1 Market Places (Cont'd)

April 2005
Miazia 1997

ITEM	UNIT	R E G I O N A N D M A R K E T P L A C E S													
		T I G R A Y								A F A R				AFAR AVERAGE	
		Erda- silase	Erda- baguna	Adwa	Axum	Adigrat	Wukiro	Maye- chew	Mekelle	TIGRAY AVERAGE	Ayisaeta	Dubti	Melka Werer		Awash Sebat killo
P R I C E I N B I R R															
Newspaper (Addis Zemen).....	No	.50	-	-	.50	.55	-	.60	.50	.53	-	-	-	-	-
Theater Entrance Fee	Once	-	-	-	-	-	-	-	-	-	-	-	-	-	-
EDUCATION															
Exercise Book (50 Leaves) Local.....	No	2.00	2.00	2.00	1.92	2.00	2.00	1.70	-	1.94	2.00	2.00	1.80	2.00	1.95
Pencil (China).....	No	.25	.25	.25	.20	.25	.25	.20	.25	.24	.25	.30	.25	.25	.26
Ball Point-Bic England.....	No	.70	1.17	1.17	1.00	1.25	1.22	1.00	1.25	1.09	1.00	.83	1.00	1.00	.95
Day School Fee-Public(Grade 7 & 8)..Month	-	-	-	-	-	-	-	-	-	-	-	-	-	-	-
Day School Fee-Private(Grade 9-12)..Month	-	-	-	-	-	-	-	-	70.00	70.00	-	-	-	-	-
Night School Fee-Government(Gr.9-12)Month	-	-	-	25.00	-	25.00	25.00	25.00	25.00	25.00	33.50	27.00	28.50	35.00	31.00
School Uniform Fee	-	-	-	62.50	51.00	-	-	-	51.67	54.57	-	-	-	90.00	90.00
Night School Fee-Private(Grade9-12).Month	-	-	-	-	25.00	-	-	-	-	25.00	-	-	-	-	-
PERSONAL CARE AND EFFECTS															
PERSONAL CARE															
Lux Toilet Soap.....	90gm	2.00	2.25	2.25	2.25	2.25	2.70	2.25	2.25	2.28	2.18	2.25	2.25	2.25	2.23
Blade-TOPAZ.....	No	.25	.25	.25	.27	.25	.25	.20	.25	.25	.25	.40	.25	.25	.29
Hair Dressing (Traditional).....	No	3.00	-	4.33	2.33	4.00	3.00	3.00	3.00	3.24	1.83	2.00	2.00	4.67	2.68
Hair Dressing (Modern).....	No	8.67	-	5.67	7.33	6.33	7.00	8.00	7.00	7.14	9.50	-	10.00	10.00	9.80
Barbery (Mens Hair Cut).....	No	3.33	2.00	4.00	4.33	4.00	3.00	3.00	4.00	3.43	3.33	3.33	3.00	4.00	3.42
Paraffin Hair Oil.....	330cc	8.00	8.00	-	7.67	7.83	8.00	7.00	8.00	7.79	7.83	8.00	7.33	7.70	7.72
Zenith Hair Oil.....	330cc	6.60	8.00	7.76	6.95	7.83	6.00	7.50	8.00	7.33	7.83	7.83	8.00	4.40	7.02
Shaving Machine (medium)	No	-	-	-	-	-	-	-	-	-	-	-	-	-	-
Perfume	CC	23.33	18.33	23.67	-	18.00	20.00	22.33	-	21.00	17.00	16.33	27.33	-	20.22
PERSONAL EFFECTS															
Umbrella-Men Medium (Local).....	No	13.67	14.00	15.67	15.67	16.33	15.33	36.50	-	17.25	19.00	20.00	25.00	25.67	22.90

Table 1 : Average Retail Price of Goods and Services by Region and Selected Market Places - Group 1 Market Places (Cont'd)

April 2005
Miazia 1997

R E G I O N A N D M A R K E T P L A C E S															
ITEM	UNIT	T I G R A Y								A F A R			AFAR AVERAGE		
		Enda- silase	Enda- baguna	Adwa	Axum	Adigrat	Wukiro	Maye- chew	Mekelle	TIGRAY AVERAGE	Ayisaeta	Dubti		Melka Werer	Awash Sebat killo
P R I C E I N B I R R															
Umbrella-Women Medium (Imported).....	No	16.00	15.00	15.33	15.00	15.33	16.00	16.67	19.33	16.08	20.33	17.67	19.00	21.33	19.58
Hand Bag (Imported Synthetic).....	No	85.00	-	41.67	-	-	-	-	-	63.33	-	-	-	38.33	38.33
Belt (Local) Machine Made.....	No	18.00	-	-	13.33	5.00	9.33	-	-	11.40	17.67	-	6.00	7.50	10.75
Belt (Local) Hand Made.....	No	-	-	-	-	-	-	-	-	-	3.17	-	-	-	3.17
JEWELLERY															
Seiko-21 Jewels Automatic (Men).....	No	-	-	-	-	-	-	-	-	-	-	-	-	-	-
Seiko-21 Jewels Automatic (Women).....	No	-	-	-	-	-	-	-	-	-	-	-	-	-	-
Earrings (4gm 18 carat Local).....	Pair	400.00	-	440.00	380.00	460.00	-	-	420.00	425.00	260.00	-	-	320.00	280.00
Neck Laces (6gm 21 carat Imported).....	No	720.00	-	720.00	720.00	750.00	640.00	-	770.00	720.00	780.00	-	-	720.00	760.00
Rings (4gm 18 carat Local).....	No	400.00	-	440.00	380.00	460.00	-	-	420.00	425.00	260.00	-	-	320.00	280.00
Bracelet 20gm (18 carat Local).....	No	-	-	-	2000.00	-	-	-	2100.00	2075.00	1300.00	-	-	1600.00	1400.00
LIVESTOCK AND DRAUGHT ANIMALS															
LIVESTOCK															
Sheep (10-15Kg).....	No	135.00	101.67	150.00	140.00	105.00	100.00	150.00	150.00	128.96	55.00	73.33	89.67	71.67	72.42
Goat (10-15Kg).....	No	110.00	96.67	123.33	130.00	95.00	76.00	85.00	116.67	104.08	56.00	94.33	84.33	101.67	84.08
Heifer (2-4 Years).....	No	483.33	1266.67	1100.00	550.00	400.00	640.00	343.33	546.67	651.82	362.50	-	430.00	-	403.00
Cow (4 Years and Above).....	No	960.00	750.00	750.00	633.33	720.00	481.67	733.33	603.33	701.96	705.00	-	723.33	-	716.00
Bull (2-4 Years).....	No	656.67	1270.00	1216.67	850.00	416.67	626.67	700.00	603.33	792.50	490.00	-	816.67	-	686.00
Ox (4 Years and Above).....	No	1150.00	816.67	626.67	1150.00	810.00	535.00	1000.00	776.67	858.13	912.50	-	1300.00	-	1145.00
Hen (Indigenous).....	No	14.00	13.67	11.67	12.33	10.33	8.00	6.00	14.00	11.25	12.00	14.00	12.00	8.33	11.36
Cock (Indigenous).....	No	17.17	13.33	13.00	15.00	12.67	13.00	9.17	16.00	13.67	12.00	14.67	16.00	9.67	13.18
DRAUGHT ANIMALS															
Donkey.....	No	323.33	300.00	251.67	295.00	213.33	266.33	256.67	326.67	279.13	540.00	-	-	-	540.00
Horse.....	No	-	-	-	-	700.00	895.00	416.67	980.00	637.50	-	-	-	-	-

Table 1 : Average Retail Price of Goods and Services by Region and Selected Market Places - Group 1 Market Places (Cont'd)

April 2005
Miazia 1997

R E G I O N A N D M A R K E T P L A C E S															
ITEM	UNIT	T I G R A Y								A F A R				AFAR AVERAGE	
		Enda- sitase	Enda- baguna	Adwa	Axum	Adigrat	Wukiro	Maye- chew	Mekelle	TIGRAY AVERAGE	Ayisaeta	Dubti	Melka Werer		Awash Sebat killo
P R I C E I N B I R R															
Mule.....	No	-	-	-	-	-	995.00	-	1300.00	1096.67	-	-	-	-	-
FARM EQUIPMENT (INDUSTRIAL PRODUCT)															
Sickel.....	No	7.67	16.33	-	10.00	7.00	7.00	11.00	8.00	9.67	10.00	-	7.25	10.00	8.90
Pick Axe ('Doma').....	No	17.00	-	-	-	22.67	14.00	13.33	20.00	17.21	-	-	-	25.00	25.00
'Gejera'.....	No	-	-	-	-	-	-	7.67	-	7.67	-	-	16.67	35.00	24.00
FARM EQUIPMENT (HAND MADE)															
'Mofer'.....	No	-	-	29.00	33.50	35.00	-	-	67.50	40.56	-	-	-	-	-
'Kember'.....	No	-	-	27.50	-	29.67	-	-	57.50	37.00	-	-	-	-	-
'Digr'.....	No	-	-	3.83	2.17	4.83	-	-	4.00	3.71	-	-	-	-	-
Plough.....	No	14.00	28.00	35.67	28.00	30.00	23.67	23.33	35.00	26.50	9.67	-	-	-	9.67
Sickel.....	No	3.33	5.00	3.00	3.50	5.00	-	3.00	4.00	3.72	3.83	-	-	-	3.83
'Wegel'.....	No	3.00	5.00	5.00	4.50	5.00	4.17	4.00	6.00	4.45	6.50	-	-	-	6.50
'Erfe '.....	No	-	-	5.83	8.50	9.00	-	-	-	7.69	-	-	-	-	-
MISCELLANEOUS GOODS AND SERVICES															
Coffin (Medium Quality).....	No	400.00	-	480.00	550.00	465.00	400.00	-	550.00	489.00	-	-	-	90.00	90.00
Charge for Money order	Once	-	-	-	-	-	-	-	-	-	2.65	2.60	-	2.60	2.62
Charge for Visa (for person).....	No	-	-	-	-	-	-	-	-	-	-	-	-	-	-

Group 2

Market Places

(Chuit, Gondar, Esete, Debre Tabor, Kobo, Weldiya,
Kombolcha, Dessie, Shewa Robit, Debre Birhan.)

Table 2 : Average Retail Price of Goods and Services by Region and Selected Market Places - Group 2 Market Places (Cont'd)

April 2005
Miazia 1997

ITEM	UNIT	R E G I O N A N D M A R K E T P L A C E S									
		A M H A R A									
		Chuahit	Gondar	Esete	Debre-Tabor	Kobo	Weldiya	Kombolcha	Dessie	Shewa-Robit	Debre-Birhan

P R I C E I N B I R R

CEREALS UNMILLED

'Teff' White	Kg	2.45	2.81	2.20	2.30	2.62	2.75	2.93	2.53	2.73	3.17
'Teff' Mixed.....	Kg	2.33	2.72	2.02	2.42	2.60	2.56	2.67	2.40	2.68	2.96
'Teff' Black (Red).....	Kg	2.21	2.51	2.01	2.25	2.57	2.50	2.45	2.37	-	2.36
Wheat White.....	Kg	-	2.32	1.58	1.83	2.41	2.21	-	2.09	2.10	1.87
Wheat Mixed.....	Kg	-	2.20	-	-	-	2.35	2.11	2.05	1.87	-
Wheat Black.....	Kg	2.03	-	1.72	1.30	2.53	2.37	2.28	2.39	1.88	1.83
Barley White.....	Kg	-	-	-	1.81	2.12	2.24	2.39	2.72	2.36	2.01
Barley Mixed.....	Kg	2.00	2.37	1.42	-	2.06	1.91	2.21	2.53	2.30	-
Barley Black.....	Kg	-	-	-	-	-	2.00	2.08	2.02	2.35	2.12
Barley for Beer.....	Kg	-	-	1.58	-	-	-	-	-	-	-
Maize.....	Kg	1.47	1.91	1.53	1.56	1.82	1.70	1.62	1.62	1.54	1.53
Durrah.....	Kg	1.22	1.75	1.67	1.45	1.96	1.87	1.80	1.77	-	1.78
Sorghum Yellow.....	Kg	-	1.89	-	-	1.92	2.10	1.87	1.94	1.66	1.76
Sorghum White.....	Kg	1.61	1.81	-	-	2.14	2.18	1.74	1.71	1.66	1.74
Sorghum Red.....	Kg	1.64	1.89	-	-	1.95	1.73	1.76	1.69	-	1.75
African Millet.....	Kg	1.46	1.99	1.78	1.81	-	2.42	-	-	-	-
Rice.....	Kg	-	5.33	-	-	5.17	5.00	5.33	5.25	5.00	5.50
Oats.....	Kg	-	2.57	-	-	-	2.52	2.33	2.10	-	-
Hulled Barley.....	Kg	-	2.80	2.82	-	-	2.29	3.33	3.33	4.84	3.96

CEREALS MILLED

'Teff' White.....	Kg	-	-	-	-	-	-	-	3.91	-	-
'Teff' Mixed.....	Kg	-	-	-	-	-	-	-	3.83	-	-
'Teff' Black (Red).....	Kg	-	-	-	-	-	-	-	-	-	-
Wheat White.....	Kg	-	-	-	-	-	-	-	-	-	-
Wheat Mixed.....	Kg	-	-	-	-	-	-	-	-	-	-
Barley White.....	Kg	-	-	-	-	-	-	-	-	-	-

Table 2 : Average Retail Price of Goods and Services by Region and Selected Market Places - Group 2 Market Places (Cont'd)

 April 2005
 Meaxia 1997

ITEM	UNIT	R E G I O N A N D M A R K E T P L A C E S									
		A M H A R A									
		Chuahit	Gondar	Esete	Debre-Tabor	Kobo	Weldiya	Kombolcha	Dessie	Shewa-Robit	Debre-Birhan
P R I C E I N B I R R											
Barley Mixed.....	Kg	-	-	-	-	-	-	-	-	-	-
Maize.....	Kg	-	-	-	-	-	-	-	-	-	-
Oats.....	Kg	-	5.17	-	9.50	-	5.83	-	-	-	4.67
Sorghum.....	Kg	-	-	-	-	-	-	-	-	-	-
Durrah.....	Kg	-	-	-	-	-	-	-	-	-	-
'Furno Duket' Locally Processed..	Kg	-	3.67	3.50	3.50	3.50	3.50	3.17	3.43	3.42	3.25
PULSES UNMILLED											
Horse Beans.....	Kg	1.83	2.47	1.73	1.74	2.10	1.84	1.96	1.82	1.81	1.78
Peas White.....	Kg	-	2.73	-	-	2.40	2.68	-	-	2.86	-
Peas Black.....	Kg	-	-	-	-	-	-	-	-	-	-
Peas Mixed.....	Kg	2.47	2.60	2.21	2.01	2.40	2.36	2.39	2.43	2.44	2.34
Soya Beans.....	Kg	-	-	-	-	-	-	-	-	-	-
Chick Peas.....	Kg	1.83	2.20	2.20	1.79	1.99	2.01	1.99	1.95	1.79	1.88
Lentils.....	Kg	-	3.28	4.41	3.30	3.48	3.57	3.80	3.76	3.83	4.09
Haricot Beans.....	Kg	-	-	-	-	-	.80	1.67	-	-	-
Lima Beans.....	Kg	-	-	-	-	-	1.60	2.00	1.67	1.26	-
Vetch.....	Kg	1.16	-	1.72	1.53	1.92	1.76	1.75	1.77	1.69	-
Fenugreek.....	Kg	3.25	4.00	4.00	3.55	3.39	2.27	4.33	3.22	3.49	3.96
PULSES MILLED OR SPLIT											
Horse Beans Milled.....	Kg	-	-	-	-	-	-	-	-	7.00	4.83
Peas Milled.....	Kg	-	5.33	-	-	-	5.47	-	-	8.00	-
Chick Peas Milled.....	Kg	-	-	-	-	-	-	-	-	-	4.72
Mixed Pulses Milled.....	Kg	-	5.00	5.00	6.33	5.71	-	6.00	4.33	-	5.33
Vetch Milled.....	Kg	-	-	-	-	-	5.47	-	-	-	-
Peas Split.....	Kg	-	-	-	5.00	4.00	4.00	4.00	3.78	4.33	4.06
Peas Split(Roasted).....	Kg	-	5.00	5.00	-	-	-	-	4.50	-	3.31

Table 2 : Average Retail Price of Goods and Services by Region and Selected Market Places - Group 2 Market Places (Cont'd)

April 2005
Miazia 1997

ITEM	UNIT	R E G I O N A N D M A R K E T P L A C E S									
		A M H A R A									
		Chuahit	Gondar	Esete	Debre-Tabor	Kobo	Weldiya	Kombolcha	Dessie	Shewa-Robit	Debre-Birhan
P R I C E I N B I R R											
Horse Beans Split(Roasted).....	Kg	-	-	-	4.00	-	-	-	4.00	2.74	2.75
Lentils Split.....	Kg	6.00	6.50	7.00	6.50	6.00	6.33	6.00	5.53	6.17	5.13
Vetch Split(Roasted).....	Kg	-	-	-	-	-	-	-	-	2.72	-
Chick Peas Split(Roasted).....	Kg	-	-	3.50	-	-	-	-	4.00	-	-
Fenugreek Milled.....	Kg	-	6.00	-	-	5.25	5.67	8.45	5.00	15.00	8.00
OIL SEEDS											
Niger Seed.....	Kg	4.27	4.29	4.23	2.49	5.38	2.87	4.23	4.17	8.19	5.00
Linseed White.....	Kg	-	-	-	-	-	4.79	-	-	6.13	-
Linseed Black.....	Kg	3.36	4.36	4.03	2.18	4.83	3.84	3.61	4.01	4.12	4.85
Sesame Seed.....	Kg	-	-	-	-	5.95	5.56	7.69	-	7.93	7.93
Sunflower.....	Kg	2.24	2.45	-	-	3.11	3.85	1.75	2.78	3.16	3.77
Castor Beans.....	Kg	-	-	-	-	-	-	-	4.68	5.56	4.55
Rape Seed.....	Kg	2.74	2.95	3.05	1.82	2.65	2.38	3.42	2.51	3.64	4.55
Ground Nut Shelled.....	Kg	-	5.33	-	5.17	-	6.00	-	7.33	6.00	5.83
PREPARED CEREAL PRODUCTS											
Spaghetti (Local) Without Egg....	Kg	7.33	8.00	8.00	9.00	7.67	8.00	7.67	7.40	-	8.17
Pastini.....	Kg	-	10.33	-	9.00	9.00	8.00	-	8.50	-	8.50
Macaroni (Local) Without Egg....	Kg	6.17	6.50	5.83	5.67	5.67	5.83	5.50	5.50	-	6.00
'Fafa' Flour.....	kg	-	4.25	-	-	-	-	-	-	-	9.00
'Dube' Flour.....	kg	-	5.67	-	-	-	5.83	-	-	-	5.00
BREAD AND OTHER PREPARED FOODS											
'Enjera' ('Teff' Mixed).....	325gm	-	.74	1.01	.46	.93	.68	.57	.66	.76	.57
'Dabo' (Traditional Ambasha)..	350gm	-	-	-	-	-	.64	.94	.54	-	.49
'Dabo' (Traditional Sheleto)..	350gm	.68	1.03	.37	.73	.60	.98	.80	.57	.47	.41

Table 2 : Average Retail Price of Goods and Services by Region and Selected Market Places - Group 2 Market Places (Cont'd)

April 2005
Miazia 1997

ITEM	UNIT	R E G I O N A N D M A R K E T P L A C E S									
		A M H A R A									
		Chuahit	Gondar	Esete	Debre-Tabor	Kobo	Weldiya	Kombolcha	Dessie	Shewa-Robit	Debre-Birhan
P R I C E I N B I R R											
Bread Wheat (Bakery).....	350gm	-	1.05	1.50	.88	1.28	1.25	1.46	1.12	.99	.95
Biscuits	150gm	2.73	1.17	2.00	2.00	2.53	2.73	1.50	1.66	2.31	2.73
MEAT											
Beef	Kg	13.33	-	-	-	-	-	16.00	16.00	-	-
Camel Meat	Kg	-	-	-	-	-	-	-	-	-	-
FISH AND FISH PRODUCTS											
Fish Fresh.....	Kg	-	-	-	-	-	-	-	-	-	-
Sardines (Imported).....	125gm	-	8.33	-	-	-	6.00	4.50	6.33	-	-
DIARY PRODUCTS AND EGG											
Cow Milk (Unpasteurized).....	Lt	-	2.22	1.76	2.22	2.69	2.00	2.27	2.42	-	1.80
Cow Milk (pasteurized).....	Lt	-	-	-	-	-	-	-	-	-	-
Camel Milk.....	Lt	-	-	-	-	-	-	-	-	-	-
Goat Milk.....	Lt	-	-	-	-	-	-	-	-	-	-
Powdered Milk (Edget).....	450gm	-	18.67	-	-	-	-	32.03	35.00	-	28.50
Yoghurt (Traditional).....	Lt	-	5.00	1.76	-	-	3.13	3.23	3.33	-	3.33
Cheese Cottage.....	Kg	-	-	-	-	-	-	-	-	-	3.25
Egg (Traditional).....	Dozen	4.00	4.53	3.00	3.29	2.69	3.14	4.00	4.00	3.14	4.00
OILS AND FATS											
Butter Unrefined.....	Kg	24.67	22.55	24.33	34.33	37.14	33.33	28.33	27.33	66.67	36.00
Cooking Oil (Imported).....	Lt	-	11.22	11.67	11.44	13.00	11.83	12.50	12.92	10.44	12.17
Cooking Oil (Local).....	Lt	14.67	16.00	13.33	11.00	-	-	13.00	12.17	13.00	10.67

Table 2 : Average Retail Price of Goods and Services by Region and Selected Market Places - Group 2 Market Places (Cont'd)

April 2005
Miazia 1997

ITEM	UNIT	R E G I O N A N D M A R K E T P L A C E S									
		A M H A R A									
		Chuahit	Gondar	Esete	Debre-Tabor	Kobo	Weldiya	Kombolcha	Dessie	Shewa-Robit	Debre-Birhan
P R I C E I N B I R R											
VEGETABLES AND FRUITS											
VEGETABLES (FRESH)											
Ethiopian Kale.....	Kg	-	-	-	-	.44	.91	1.25	1.29	1.04	1.17
Cabbage.....	Kg	-	1.91	.76	1.60	.89	2.15	.77	.78	.98	1.35
Lettuce.....	Kg	-	1.81	-	.98	2.92	1.89	.81	1.24	-	1.59
Spinach.....	Kg	-	1.72	-	.48	-	1.82	.97	1.37	-	.94
Carrot.....	Kg	-	2.58	3.00	1.01	2.81	1.17	.87	.91	2.10	1.43
Tomatoes.....	Kg	1.21	1.82	3.00	1.83	1.96	1.96	.71	-	1.43	2.50
Onions.....	Kg	2.20	2.14	2.50	2.50	2.75	2.46	3.16	2.35	2.48	2.35
Garlics.....	Kg	3.45	3.11	3.00	3.00	4.27	3.98	3.16	5.27	4.89	3.05
Leaks.....	Kg	-	-	-	-	-	-	-	-	-	-
Pepper Green.....	Kg	2.12	4.83	4.00	3.07	4.10	1.67	4.06	6.69	3.08	2.59
Pumpkin.....	Kg	-	-	-	-	.52	.41	.56	.75	-	1.03
Green Peas.....	Kg	-	-	-	-	-	-	-	-	-	-
Beet Root.....	Kg	-	1.15	-	-	1.52	2.31	.67	1.31	1.04	1.55
Cauliflower.....	Kg	-	-	-	-	-	-	-	-	-	-
FRUITS FRESH											
Banana.....	Kg	-	4.00	1.97	3.50	1.41	3.00	3.00	3.00	2.07	2.50
Orange.....	Kg	-	3.83	-	-	2.75	4.00	3.50	3.50	1.48	4.00
Lemon.....	Kg	3.87	2.98	-	6.39	4.28	2.33	2.85	2.03	1.53	2.83
Tangerine.....	Kg	4.55	-	-	-	-	-	-	-	-	-
Papaya.....	Kg	-	3.75	-	2.83	1.44	2.00	2.00	2.25	1.03	3.00
Grapes.....	Kg	-	-	-	-	-	-	-	-	-	-
Avocado.....	Kg	-	-	-	5.00	-	4.00	3.50	3.50	-	3.00
Mango.....	Kg	-	4.00	3.00	5.00	-	4.00	3.50	3.67	-	3.50
Cactus.....	Kg	-	-	-	-	-	-	-	-	-	-

Table 2 : Average Retail Price of Goods and Services by Region and Selected Market Places - Group 2 Market Places (Cont'd)

April 2005
Miazia 1997

ITEM	UNIT	R E G I O N A N D M A R K E T P L A C E S									
		A M H A R A									
		Chuahit	Gondar	Esete	Debre-Tabor	Kobo	Weldiya	Kombolcha	Dessie	Shewa-Robit	Debre-Birhan

P R I C E I N B I R R

SPICES

Pepper Whole.....	Kg	5.28	9.00	10.00	7.50	14.54	10.26	11.17	13.00	12.00	10.00
Black Pepper(Local).....	Kg	-	5.00	-	-	-	5.00	-	3.67	-	-
Long Pepper(Local).....	Kg	-	8.17	-	8.00	7.67	7.67	-	9.67	10.00	13.89
White Cumin(Bishop's Weed)Local..	Kg	-	5.17	3.67	3.50	4.98	5.00	6.00	5.00	16.67	6.84
Black Cumin(Local).....	Kg	5.03	8.33	5.83	7.83	9.83	7.83	10.00	9.67	-	6.02
Ginger Dry(Local).....	Kg	-	11.67	-	-	10.33	10.00	13.00	10.00	12.00	-
Ginger Wet(Local).....	Kg	1.98	4.00	1.58	4.00	3.67	3.00	3.00	2.50	3.58	2.33
Cloves(Imported).....	Kg	-	60.33	44.00	60.00	-	-	-	57.33	60.00	-
Cinnamon(Imported).....	Kg	-	24.33	24.00	25.00	-	-	25.67	20.00	24.00	16.67
Cardamon(Local).....	Kg	10.50	10.00	12.00	9.00	10.67	10.00	12.00	9.67	10.67	7.01
Tumeric Flour(Local).....	Kg	-	4.17	5.00	-	2.83	3.50	4.00	3.50	3.75	5.00
Chillies Whole.....	Kg	-	20.33	-	-	-	-	10.85	-	11.10	10.00
Basil Dry.....	Kg	2.00	6.00	5.00	5.17	6.67	4.00	9.33	10.00	6.83	14.59

POTATOES, OTHER TUBERS AND STEMS

Potato.....	Kg	2.23	1.59	1.02	1.10	2.23	-	1.71	1.68	1.66	1.97
Sweet Potato.....	Kg	-	-	-	-	1.27	-	.89	.89	1.17	.98
'Kocho' (Unprocessed).....	Kg	-	-	-	-	-	-	-	-	-	-
'Bula'.....	Kg	-	-	-	-	-	-	10.00	-	-	-

COFFEE, TEA, CHAT AND BUCK-THORN LEAVES

Tea Leaves(Local).....	100gm	2.00	2.00	2.00	2.00	2.00	1.24	2.00	2.00	2.00	2.00
Coffee Whole.....	Kg	-	-	-	-	-	2.90	-	-	-	-
Coffee Beans.....	Kg	19.33	19.67	19.33	19.00	17.33	17.26	14.67	19.00	15.17	18.67
Coffee Leaves.....	Kg	-	-	-	-	-	-	-	-	-	-
Buck Thorn Leaves.....	Kg	4.19	1.45	1.70	1.92	2.12	1.93	3.01	3.23	3.11	2.54

Table 2 : Average Retail Price of Goods and Services by Region and Selected Market Places - Group 2 Market Places (Cont'd)

April 2005
Miazia 1997

ITEM	UNIT	R E G I O N A N D M A R K E T P L A C E S									
		A M H A R A									
		Chuahit	Gondar	Esete	Debre-Tabor	Kobo	Weldiya	Kombolcha	Dessie	Shewa-Robit	Debre-Birhan
P R I C E I N B I R R											
'Chat'.....	Kg	-	43.33	60.00	50.00	13.10	38.83	3.65	19.22	7.62	-
Malt-Barley.....	Kg	2.39	2.68	2.55	2.53	3.30	2.44	5.27	4.12	4.17	2.42
Malt-Wheat.....	Kg	-	-	-	-	-	3.57	5.71	6.03	-	-
OTHER FOOD ITEMS											
Salt.....	Kg	1.43	1.53	1.50	1.47	1.13	1.00	1.11	1.08	1.03	1.25
Sugar.....	Kg	6.67	7.50	6.50	6.33	6.00	6.14	5.83	5.50	5.75	6.00
Honey.....	Kg	-	13.33	10.67	11.33	16.78	15.33	15.67	18.67	15.33	16.00
Canned Tomato (Local).....	410gm	-	6.50	8.79	5.83	7.05	6.67	6.00	6.00	6.00	6.17
FOOD TAKEN AWAY FROM HOME											
Cup of Tea.....	No	.25	.50	-	.30	.40	.50	.50	.50	.50	.50
Cup of Coffee.....	No	-	1.00	-	.70	1.00	1.00	1.00	1.00	1.00	1.00
Cup of Milk.....	No	-	1.00	-	.80	-	1.00	1.00	1.00	1.00	1.00
'Key Wot Yebere'.....	One Meal	-	-	-	-	-	-	5.00	5.33	-	-
'Key Wot Yebeg/Yefyel'.....	One Meal	4.00	-	-	-	-	-	6.33	5.67	7.00	6.00
COST OF MILLING											
Cereals.....	100Kg	8.33	15.33	-	5.33	32.67	8.33	10.00	10.00	6.67	8.00
Pulses.....	100Kg	17.50	25.00	-	23.33	30.00	25.00	20.00	20.00	6.67	8.00
Pepper Whole.....	100Kg	50.00	53.33	-	46.67	33.33	50.00	50.00	50.00	50.00	66.67
BEVERAGES - NON ALCOHOLIC											
Ambo Mineral Water.....	500cc	2.50	2.50	2.50	2.50	2.17	2.00	2.00	-	2.00	1.83
Bure Mineral Water.....	500cc	-	-	-	-	-	-	-	-	-	-
Coca Cola/Fanta.....	300cc	-	2.00	2.50	2.50	2.17	2.00	1.94	-	2.00	1.75

Table 2 : Average Retail Price of Goods and Services by Region and Selected Market Places - Group 2 Market Places (Cont'd)

April 2005
Miazia 1997

ITEM	UNIT	R E G I O N A N D M A R K E T P L A C E S									
		A M H A R A									
		Chuahit	Gondar	Esete	Debre-Tabor	Kobo	Weldiya	Kombolcha	Dessie	Shewa-Robit	Debre-Birhan
P R I C E I N B I R R											
Pepsi Cola/Mirinda.....	300cc	2.00	2.00	2.00	2.50	2.17	2.00	2.00	-	2.00	1.75
BEVERAGES - ALCOHOLIC											
Araki (Local).....	900cc	24.67	25.33	30.00	31.33	20.33	20.00	22.33	21.33	18.96	17.00
Cognac (Local).....	900cc	-	-	-	-	-	-	-	-	-	17.00
Brandy (Local).....	900cc	-	-	-	-	-	-	-	-	-	17.00
Gin (Local).....	900cc	24.67	25.33	30.00	32.00	20.33	25.00	22.33	21.67	18.96	17.00
Saris Wine (Normal).....	750cc	10.00	9.33	17.14	-	-	12.00	7.00	7.89	6.00	6.00
'Katikalla'.....	Lt	8.89	7.41	8.33	6.85	10.74	6.30	6.75	8.89	6.11	6.83
Beer (Bedele).....	330cc	3.50	3.42	3.50	3.50	-	-	3.00	3.50	3.00	3.17
Beer (Harar).....	330cc	-	-	-	-	3.25	3.85	3.00	3.17	3.00	14.83
Beer (Meta Abo).....	330cc	3.50	3.42	3.50	3.50	3.25	3.85	3.00	3.50	2.10	3.17
'Tella'.....	Lt	.59	.59	.59	.60	.59	.59	.90	1.06	.71	.68
'Tej' (Mead).....	Lt	3.61	3.33	5.61	3.33	1.22	1.22	2.50	2.50	2.40	2.73
CIGARETTES AND TOBACCO											
CIGARETTES											
Nyala.....	Packet	4.00	4.00	4.00	4.00	3.00	4.00	4.00	4.00	-	4.00
Gissila.....	Packet	-	-	-	-	-	-	-	-	-	-
Rothmans.....	Packet	-	10.00	10.00	10.00	-	10.00	10.00	9.67	-	10.00
TOBACCO											
'Gaya'.....	Kg	-	-	-	-	21.43	15.56	6.02	7.33	11.33	-

CLOTHING AND FOOT WEAR

Table 2 : Average Retail Price of Goods and Services by Region and Selected Market Places - Group 2 Market Places (Cont'd)

April 2005
Miazia 1997

ITEM	UNIT	R E G I O N A N D M A R K E T P L A C E S									
		A M H A R A									
		Chuahit	Gondar	Esete	Debre-Tabor	Kobo	Weldiya	Kombolcha	Dessie	Shewa-Robit	Debre-Birhan
P R I C E I N B I R R											
CLOTHING											
Abujedid(Akaki/Bahir Dar)91cm. Meter		3.83	5.50	4.75	-	-	-	-	-	3.00	4.00
Abujedid(Komb./Arba Min.)150cm. Meter		-	7.00	6.83	5.83	6.67	6.00	6.00	6.17	6.33	6.50
Khaki(S-10,000 Twil)110cm. Meter		-	13.67	6.38	13.67	-	14.67	-	-	-	-
Khaki(Akaki)91cm. Meter		-	-	5.25	-	-	-	-	-	-	-
Wool-England 100%. Meter		-	-	-	-	-	-	197.78	-	-	-
Tetron(Arba Minch). Meter		-	29.33	-	20.00	-	30.00	-	25.33	-	-
Poplin(Dire Dawa)105cm. Meter		6.25	6.83	-	-	7.00	7.67	5.00	-	6.17	6.00
Poplin(Komb./Arba Minch)150cm. Meter		-	12.50	11.67	11.67	-	10.00	10.00	11.00	11.33	11.17
Nylon(Mojo). Meter		6.83	11.33	7.83	-	6.00	5.00	6.00	10.00	-	10.00
Polyster(Arba Minch/Awasa). Meter		-	-	-	-	-	-	-	-	-	-
Jersi. Meter		-	12.50	-	-	-	17.33	-	-	-	-
Cotton. Kg		3.83	4.17	5.67	8.00	6.27	5.67	6.13	7.17	9.77	5.00
Hisufi. Meter		-	-	-	-	-	-	-	-	-	-
Kefay. Meter		-	29.50	-	-	-	-	-	-	-	35.00
COST OF TAILORING											
Woolen Suit (Men). No		-	245.00	-	-	-	-	-	285.00	-	220.00
Khaki Suit (Men). No		11.00	26.67	27.33	30.00	20.00	25.00	36.67	31.67	-	-
Khaki Suit (Boys). No		5.50	17.67	20.00	15.67	15.00	20.00	16.67	21.67	-	-
Tateron Suit (Men). No		-	38.33	27.67	30.00	25.00	39.33	-	35.00	-	36.67
Tateron Suit (Boys). No		-	23.33	19.33	16.33	16.00	30.00	-	20.00	-	23.33
READY-MADE / FOR ADULTS											
'Netela'. No		19.00	20.67	21.33	20.67	21.00	29.00	27.33	25.50	-	33.00
'Gabi'. No		37.67	37.67	43.67	39.33	57.67	58.00	54.33	52.00	-	68.67

Table 2 : Average Retail Price of Goods and Services by Region and Selected Market Places - Group 2 Market Places (Cont'd)

April 2005
Miazia 1997

ITEM	UNIT	R E G I O N A N D M A R K E T P L A C E S									
		A M H A R A									
		Chuahit	Gondar	Esete	Debre- Tabor	Kobo	Weldiya	Kombolcha	Dessie	Shewa- Robit	Debre- Birhan
P R I C E I N B I R R											
Shirts Long Sleeved (Local).....	No	-	32.33	-	-	-	-	-	-	-	22.33
Shirts Short Sleeved (Local).....	No	26.50	-	-	-	-	-	-	-	-	-
Shirts Long Sleeved (Imported)...	No	37.50	49.00	44.33	48.33	46.67	49.33	27.67	47.33	43.33	38.33
Shirts Short Sleeved (Imported)...	No	-	32.33	40.00	45.00	40.00	40.67	37.67	48.33	41.67	42.50
Socks (Cotton) Imported.....	Pair	3.17	5.33	5.00	6.00	3.17	5.00	3.00	6.33	5.00	6.00
Sweater (Local) Men.....	No	-	58.33	-	55.00	35.00	-	-	59.33	-	25.67
Sweater (Local) Women.....	No	-	52.33	-	-	15.00	-	31.67	51.33	-	19.67
Shash (Imported).....	No	6.83	11.67	9.67	8.67	9.00	12.33	6.00	7.00	7.33	6.33
Singlets (Local) White.....	No	12.00	12.00	15.50	-	-	25.00	-	-	-	-
Jeans Trouser.....	No	70.00	65.00	80.00	81.67	71.67	82.67	75.00	105.00	73.33	55.00
Woolen Suit.....	No	-	-	-	-	-	-	-	683.33	-	-
'Kemisa Netela'.....	No	55.00	95.00	80.00	110.00	67.50	76.67	85.00	123.33	-	76.67
Sweater-Men (Imported).....	No	-	126.67	110.00	96.67	65.00	87.67	110.00	88.33	-	96.67
Sweater-Women (Imported).....	No	-	97.50	37.67	61.67	47.50	56.67	73.33	66.00	-	53.33
Nylon Dress.....	No	-	-	30.00	-	-	-	-	-	-	-
Tetron Trouser.....	No	-	-	-	-	-	-	-	-	-	-
Leather Jacket.....	No	-	410.00	480.00	500.00	-	306.67	-	305.00	-	505.00
Under Wear China.....	No	11.67	17.67	11.00	10.67	13.50	12.33	10.00	14.33	10.67	12.67
Deriya	NO	-	8.78	-	-	-	20.67	8.11	9.00	-	11.17
Polyester Suit.....	No	-	-	-	-	-	-	-	-	-	-
Khaki Short	No	-	9.33	10.67	-	-	11.00	-	-	-	-
T-Shirts	No	13.67	32.33	20.67	30.00	17.67	37.67	25.67	26.33	31.67	29.33
Jogging Suit(sport tuta)	No	55.00	85.00	77.67	88.33	71.67	78.33	70.00	78.33	75.00	80.00
Khaki Jacket	No	-	96.67	-	103.33	-	95.00	110.00	116.67	-	100.00
Geldem	No	-	-	-	-	46.67	38.00	35.67	33.50	31.00	25.50

Table 2 : Average Retail Price of Goods and Services by Region and Selected Market Places - Group 2 Market Places (Cont'd)

April 2005
Miazia 1997

ITEM	UNIT	R E G I O N A N D M A R K E T P L A C E S									
		A M H A R A									
		Chuahit	Gondar	Esete	Debre-Tabor	Kobo	Weldiya	Kombolcha	Dessie	Shewa-Robit	Debre-Birhan
P R I C E I N B I R R											
READY-MADE / FOR CHILDREN											
Sweater (Local) for Boys.....	No	-	26.50	-	-	-	-	-	34.00	-	-
Socks (Imported) Cotton.....	Pair	2.50	3.83	3.33	3.00	2.33	2.50	2.67	3.83	3.00	3.00
Jeans Trouser.....	No	-	-	-	-	-	-	-	-	-	42.50
Shirt Long Sleeved(Imported)Boys. No	No	-	26.67	-	-	-	-	-	23.00	18.00	-
Sweater (England) for Girls.....	No	-	32.50	-	-	-	-	-	-	-	-
Short for Boys.....	No	-	7.33	-	-	-	8.33	-	-	-	-
Kemise(for children)	No	36.50	66.00	46.67	53.33	30.00	51.67	70.00	85.00	48.33	48.33
FOOTWEAR (MEN AND WOMEN)											
Amessa Leather Shoes Men(Local)Pair	Pair	-	108.33	77.67	113.33	57.33	103.33	76.67	71.50	60.00	78.33
Leather Shoes Men (Croft).....	Pair	-	141.67	115.00	101.67	71.67	126.67	110.00	156.67	86.67	86.67
Walking Shoes(imp.) Non-Leather Pair	Pair	-	95.00	67.67	110.00	-	73.33	91.67	121.67	-	81.67
Canvas Shoes (Local) Men.....	Pair	-	20.67	21.33	26.00	-	32.33	-	-	-	23.00
Canvas Shoes (China) Men.....	Pair	-	25.33	-	26.50	-	25.67	25.33	26.00	-	27.33
Plastic Shoes (Local) Women....	Pair	5.67	6.33	6.00	6.00	7.00	7.00	6.50	6.00	7.00	8.67
Slippers Sponge Adult (China)..	Pair	5.67	5.83	7.00	7.00	8.00	7.00	7.00	7.17	-	-
Boots for Men Plastic (Local)..	Pair	-	39.00	50.00	37.50	-	-	-	38.33	-	40.67
Sendel Plastic Shoes (Imp.)....	Pair	-	10.33	-	9.50	-	19.33	-	-	-	-
Cost of Mending Shoes sole(Men).Pair	Pair	-	28.33	-	-	-	21.00	18.67	21.00	15.00	25.33

Table 2 : Average Retail Price of Goods and Services by Region and Selected Market Places - Group 2 Market Places (Cont'd)

April 2005
Miazia 1997

ITEM	UNIT	R E G I O N A N D M A R K E T P L A C E S									
		A M H A R A									
		Chuahit	Gondar	Esete	Debre-Tabor	Kobo	Weldiya	Kombolcha	Dessie	Shewa-Robit	Debre-Birhan

P R I C E I N B I R R

CONSTRUCTION MATERIALS, WATER, AND
FUEL AND POWER

CONSTRUCTION MATERIALS

Cement/Bag/(Local).....	50Kg	-	53.33	60.00	49.00	-	45.00	-	48.83	52.50	61.25
Lime.....	Kg	-	-	-	-	-	-	-	-	.65	-
Nail (7cm - 12cm).....	Kg	10.75	11.17	9.00	9.67	10.00	10.00	10.00	9.67	9.50	10.00
Nail With Cape.....	Kg	-	19.67	-	12.00	11.83	10.00	12.00	12.67	13.00	12.00
Corrugated Iron Sheet (.2mm).....	No	-	31.00	37.33	36.00	-	34.50	37.00	55.00	-	-
Wood for House Construction('Atana')..	No	-	6.50	3.17	-	-	11.33	7.00	7.50	-	7.67
Wall Paints-Super (Fluid) Normal.....	4Kg	-	58.67	-	-	50.00	52.33	53.00	50.00	52.00	53.17
Wall Paints-Super (Fluid) Plastic....	4Kg	-	90.67	-	-	-	88.33	85.00	88.00	-	84.33
Coarse Aggregate Gravel.....	Meter Cube	-	-	-	-	-	-	-	86.67	-	100.00
Hollow Concrete Block(20x20x40 cm Cube)No	-	-	3.25	-	-	-	3.30	-	3.68	2.00	4.00
Bricks (25cm x 12cm x 6cm).....	No	-	-	-	-	-	-	-	2.38	-	-
Floor Board 4m Length.....	No	-	70.00	-	-	-	27.67	65.00	-	-	-
Iron Pipe 6mt. (1/2 inch Wide) Local..	No	-	51.67	-	58.00	-	60.00	-	97.50	-	105.00
Chipwood (125cm x 250cm x 8mm).....	No	-	86.00	-	75.00	-	160.00	85.00	84.33	-	84.00
Sand.....	Meter Cube	-	-	-	-	-	-	50.00	91.67	-	130.00
Gutter N° 32.....	Meter	-	-	-	-	-	-	25.67	22.00	-	-
Window Glass (50cm x 50cm x 3mm).....	No	-	-	-	-	-	42.50	12.50	12.33	-	15.00
Water Tanker (1meter cube).....	No	-	-	-	-	-	-	900.00	1400.00	-	-
Stone for House Construction..	Meter Cube	-	-	-	-	-	37.50	55.00	50.00	-	22.50
Mega Paints.....	4Kg	-	58.67	-	53.33	50.00	54.33	53.00	50.00	-	-
Tseday Paints.....	4Kg	-	58.67	-	-	-	-	-	-	-	-
"Yewellel Nitaf"(Tile).....	No	-	3.07	-	-	-	-	-	2.43	-	-

WATER

Water.....	Meter Cube	8.33	6.67	7.67	6.67	5.58	4.75	7.20	13.87	3.30	1.60
------------	------------	------	------	------	------	------	------	------	-------	------	------

Table 2 : Average Retail Price of Goods and Services by Region and Selected Market Places - Group 2 Market Places (Cont'd)

April 2005
Miazia 1997

		R E G I O N A N D M A R K E T P L A C E S									
ITEM	UNIT	A M H A R A									
		Chuahit	Gondar	Esete	Debre-Tabor	Kobo	Weldiya	Kombolcha	Dessie	Shewa-Robit	Debre-Birhan
		P R I C E I N B I R R									
FUEL AND POWER											
Fire Wood.....	Meter Cube	105.14	70.81	67.22	36.70	39.46	18.53	109.57	88.74	88.73	100.65
Charcoal.....	Kg	-	.80	.86	.50	1.76	.98	.92	1.36	.92	1.50
Dung Cake.....	Kg	.26	.35	.13	.29	-	-	.23	-	-	.33
Kerosine.....	Lt	-	3.04	3.04	2.97	2.88	2.86	2.86	2.87	2.92	2.96
Diesel.....	Lt	4.67	4.35	4.35	4.28	4.19	4.17	4.17	4.18	4.23	4.27
Electric.....	K.Watt	.27	.29	-	.29	.27	-	.27	.27	.27	.27
Matches.....	Box	.25	.25	.25	.23	.21	.20	.20	.20	.20	.25
Candles.....	No	.93	1.00	1.00	1.00	.77	2.08	1.00	.75	.75	.75
Buthane Gas (Shell).....	12.5 Kg	-	-	-	-	-	-	-	-	-	-
Eveready Drycell.....	No	1.75	1.75	1.75	1.75	1.75	1.75	1.75	1.75	1.71	1.75
FURNITURE, FURNISHING, HOUSEHOLD EQUIPMENT AND OPERATION											
CHAIRS, TABLES, ETC.											
Table Wanza (Machine made) Varnished..	No	-	323.33	-	293.33	210.00	216.67	140.00	266.67	-	350.00
Table Wanza (Hand made) Not Varnished.	No	-	270.00	-	-	-	166.67	-	-	-	-
Chairs Wanza (Machine Made) Varnished.	No	-	143.33	-	91.67	62.50	95.00	50.00	53.33	75.00	86.67
Chairs Wanza (Hand Made) Varnished....	No	-	96.67	-	-	-	-	-	-	-	95.00
Cupboard Wanza (2 doors) Varnished....	No	-	983.33	-	1000.00	750.00	916.67	933.33	1200.00	2000.00	1200.00
Double Bed Wanza (120cm) Varnished....	No	-	593.33	-	483.33	700.00	666.67	600.00	683.33	6500.00	650.00
Sofas (Complete).....	No	-	2933.33	-	2966.67	-	2000.00	2166.67	2350.00	2500.00	2700.00
Book Shelves Wanza (3 Shelves) no Door	No	-	280.00	-	-	400.00	233.33	286.67	375.00	-	475.00
Chest of Drawer	No	-	-	-	-	-	733.33	400.00	600.00	-	450.00
FURNISHINGS & REPAIRS											
Bed Sheet (Non-Patterned Bahir Dar)											
1.90m x 2.50m.....	Pair	-	44.33	47.00	45.67	-	62.67	-	48.33	45.00	49.33

Table 2 : Average Retail Price of Goods and Services by Region and Selected Market Places - Group 2 Market Places (Cont'd)

April 2005
Miazia 1997

ITEM	UNIT	R E G I O N A N D M A R K E T P L A C E S									
		A M H A R A									
		Chuahit	Gondar	Esete	Debre-Tabor	Kobo	Weldiya	Kombolcha	Dessie	Shewa-Robit	Debre-Birhan
P R I C E I N B I R R											
Bed Sheet(Patterned Kombolcha)											
1.90m x 2.50m..... Pair	-	60.67	-	71.67	-	88.67	95.00	87.50	90.00	90.00	
Bed Cover(Patterned Kombolcha)..... No	-	77.67	37.67	-	-	71.67	-	-	-	-	
Blanket Woolen(Debre B.)160cm x 220cm. No	-	73.67	81.33	86.67	-	105.67	85.00	72.67	-	73.00	
Mattress-Sponge (A.A Foam) 120cm..... No	-	323.67	-	286.67	-	283.33	-	296.67	350.00	313.33	
Towel-Local (Kombolcha)..... No	-	-	14.33	-	-	14.67	-	8.00	-	16.00	
EARTHEN WARE											
Water Pot..... No	13.50	11.67	3.25	5.00	9.67	6.00	-	12.25	-	7.00	
'Jebena' Medium Size..... No	2.50	2.33	-	2.00	2.42	3.00	3.17	3.00	2.50	2.00	
'Mitad' (Griddle of Clay)..... No	7.67	11.67	5.17	8.67	5.50	11.00	17.00	12.33	18.00	18.00	
Local Stove '(Lakech)'. No	-	5.67	-	6.83	6.83	7.83	11.00	17.33	5.00	6.50	
Cup for Coffee (China)..... No	1.15	.93	1.25	1.00	1.17	1.25	1.00	1.00	1.00	1.00	
Plate Clay (imported)..... No	-	3.83	4.50	4.00	3.83	4.00	7.00	4.33	4.00	3.83	
STRAW, BAMBOO AND OTHERS											
'Sefed'..... No	-	4.17	-	2.83	8.50	4.50	8.33	7.83	7.67	8.00	
Sack 100Kg Capacity..... No	-	4.17	-	-	3.00	-	-	-	-	-	
METAL WARE											
Cooking Pan Medium (Local)..... No	16.33	32.33	15.83	17.67	26.67	20.33	29.00	14.50	23.33	19.33	
Tray (Nickel) Medium N# 45 Local..... No	-	16.00	-	-	-	-	-	18.33	-	-	
Electric 'Mitad' Aluminium..... No	-	490.00	-	-	-	-	350.00	383.33	-	-	
Gas Stove (Kerosine) China..... No	45.00	36.33	38.67	34.50	36.67	36.67	36.00	34.00	38.00	34.67	
Refregrator..... No	-	3050.00	-	-	-	-	-	3525.00	-	-	

Table 2 : Average Retail Price of Goods and Services by Region and Selected Market Places - Group 2 Market Places (Cont'd)

April 2005
Miazia 1997

ITEM	UNIT	R E G I O N A N D M A R K E T P L A C E S									
		A M H A R A									
		Chuahit	Gondar	Esete	Debre-Tabor	Kobo	Weldiya	Kombolcha	Dessie	Shewa-Robit	Debre-Birhan
		P R I C E I N B I R R									
PLASTIC WARE (LOCAL MADE)											
Jerrycan (20 Litres).....	No	21.00	18.67	27.17	-	-	19.33	-	20.67	21.50	22.33
Bucket (20 Litres).....	No	13.33	14.33	16.00	14.00	13.50	13.67	15.00	13.83	13.67	13.33
GLASS WARE											
Glass for Tea (Duralax).....	No	-	3.00	3.00	4.00	3.33	3.50	3.50	3.50	-	3.00
OTHER HOUSEHOLD EQUIPMENT											
Kerosine Lamp.....	No	-	16.00	15.67	20.33	21.67	22.67	16.67	18.33	-	15.67
'Kuraz' Small Local Kerosine Lamp.....	No	1.20	1.33	1.00	1.00	1.00	1.00	-	1.00	-	2.00
Flash Light.....	No	6.33	6.50	6.83	6.67	6.67	6.50	6.50	5.67	6.50	6.50
Electric Bulb Philips(40/60 Watt).....	No	2.00	2.33	-	2.00	2.00	2.00	2.00	1.75	1.75	2.00
HOUSEHOLD OPERATION											
Hard Soap (Local).....	200gm	2.03	1.33	1.82	-	2.00	1.87	1.33	1.67	-	2.00
Hard Soap (Imported).....	200gm	2.92	2.00	1.80	1.74	2.20	2.15	2.20	2.15	2.28	1.68
Detergent (Omo).....	50gm	.50	.63	.63	1.08	.89	1.00	.50	.80	.50	.50
Incense.....	Kg	6.00	24.00	25.00	6.83	7.00	17.67	18.67	21.33	-	7.29
Sandal Wood.....	No	.25	.33	.20	.25	.22	.25	.25	.25	-	.25
Toilet Paper (Mamko).....	Roll	3.00	3.00	3.00	3.08	3.00	3.00	3.00	3.00	3.00	3.00
DRY CLEANING											
Dry Cleaning (Suit Men).....	No	-	13.33	-	-	-	15.00	17.00	16.00	-	18.00

Table 2 : Average Retail Price of Goods and Services by Region and Selected Market Places - Group 2 Market Places (Cont'd)

April 2005
Miaxia 1997

ITEM	UNIT	R E G I O N A N D M A R K E T P L A C E S									
		A M H A R A									
		Chuahit	Gondar	Esete	Debre-Tabor	Kobo	Weldiya	Kombolcha	Dessie	Shewa-Robit	Debre-Birhan
		P R I C E I N B I R R									
DOMESTIC SERVICE											
Maid Servant.....	Month	21.67	28.33	16.00	13.00	30.00	40.00	40.00	50.00	35.00	28.33
Unskilled Service (Daily Laborer)....	Day	7.33	7.33	7.00	7.00	7.33	7.00	9.67	7.67	7.00	7.00
Salary for Guard	Month	-	70.00	-	-	51.67	46.67	40.00	51.67	-	-
MEDICAL CARE											
Ampicillin(250 mg) Local.....	56 Caps	13.88	15.87	16.80	-	16.70	16.80	12.33	16.60	14.93	-
Dichlorophine(500 mg) Local.....	6 Pills	-	1.52	-	-	-	-	-	-	-	-
Tetracycline(250mg) Local.....	56 Caps	10.39	8.59	11.20	-	11.50	8.40	8.27	9.33	6.53	7.95
Penicillin Injection(4 Mu. Local). Bottle		4.00	3.87	4.00	-	3.83	3.67	3.50	3.33	3.83	3.88
Chloramphenicol(250mg) Local.....	56 Caps	12.20	12.88	-	-	15.10	14.00	12.33	11.20	14.93	11.76
Dipron(500mg) Local.....	20 Pills	-	3.83	-	-	-	-	-	-	-	-
Cough Syrup (Berantine) Local.....	125cc	-	9.17	8.00	-	9.75	9.33	-	6.50	-	8.00
Bactrim(480mg) Local.....	30 Pills	7.10	-	9.00	-	8.00	-	-	6.00	6.00	4.50
Vermox(100mg) Local.....	12 Pills	1.97	1.80	3.00	-	2.33	2.00	-	-	-	-
Mezel(250mg) Local.....	30 Caps	3.85	4.73	6.00	-	5.83	4.50	4.50	4.50	4.50	3.30
Asprin (300 mg) Local.....	20 Pills	1.37	2.00	3.00	-	2.00	2.00	2.00	2.00	1.11	1.50
OTHER MEDICAL EXPENSES											
Doctor's Fee (Government).....	per visit	-	4.00	3.00	2.00	1.00	2.00	2.00	1.50	1.00	2.00
Doctor's Fee (Private).....	per visit	-	5.00	-	-	-	15.00	10.00	20.00	10.00	10.00
Injection (Service Charge).....	Once	-	1.67	-	1.00	1.00	1.00	1.00	1.00	1.00	1.00
Laboratory Test Fee (Private).....	Once	-	6.33	-	-	-	5.00	5.00	5.00	5.00	5.00
Bed Charge (gov.).....	per day	-	6.00	4.00	3.00	-	6.00	2.00	2.50	2.00	3.00

Table 2 : Average Retail Price of Goods and Services by Region and Selected Market Places - Group 2 Market Places (Cont'd)

April 2005
Miazia 1997

ITEM	UNIT	R E G I O N A N D M A R K E T P L A C E S									
		A M H A R A									
		Chuahit	Gondar	Esete	Debre-Tabor	Kobo	Weldiya	Kombolcha	Dessie	Shewa-Robit	Debre-Birhan
P R I C E I N B I R R											
TRANSPORT AND COMMUNICATION											
TRANSPORT											
Benzene.....	Lt	-	5.53	5.53	-	-	5.35	5.35	5.36	5.41	5.44
Motor Oil (Mobil).....	Lt	-	20.00	-	20.25	20.10	20.30	20.10	20.20	20.25	20.07
Car Washing and Greasing.....	No	-	29.00	-	-	-	40.00	25.00	35.00	-	25.00
Bus Fare (per km).....	Tarif	.12	.11	-	.11	.10	.11	.13	.11	.10	.10
Bus Fare (within Town)	Trip	-	.50	-	-	-	-	-	-	-	-
Taxi Fare	Trip	-	1.00	-	-	-	.50	.50	.60	1.00	.83
Air Plane (To Addis Ababa)	Trip	-	371.40	-	-	-	-	-	223.00	-	-
Animal Transport fare.....	Trip	-	-	19.33	-	-	-	-	-	-	-
Cart Fare.....	Trip	-	.50	-	.50	-	.75	.50	.50	.50	.50
Train Fare	Trip	-	-	-	-	-	-	-	-	-	-
Service Charge (Motor oil change)...	Once	-	-	-	-	-	-	-	-	-	-
COMMUNICATION											
Telephone Charge (with town).....	Period	-	.20	-	.20	-	.20	.30	.20	-	.20
Telephone Charge to Addis Ababa....	Period	5.35	3.65	4.55	3.25	3.60	2.50	-	1.15	-	1.45
Telephone Line Installation Charge..	Once	283.30	355.75	355.75	355.75	355.75	355.70	355.75	355.75	283.30	355.75
ENTERTAINMENT AND EDUCATION											
EQUIPMENT AND ACCESSORIES											
T.V. Set Philips 21 inch(Colored)....	No	-	3175.00	-	2900.00	-	3525.00	-	2583.33	-	3100.00
Cassette Recorded Original(Local Music)	No	-	9.67	10.00	10.00	9.00	10.00	10.00	10.00	-	9.00
Radio Set Philips 3 Band.....	No	-	136.67	56.67	-	-	160.00	170.00	158.33	-	165.00
Tape Recorder National (2 Speaker)....	No	-	456.67	-	-	-	-	256.67	500.00	-	236.67
Expense for Photograph(Passport size)4Pho	-	-	3.00	4.00	4.00	4.00	3.00	3.00	3.00	-	-

Table 2 : Average Retail Price of Goods and Services by Region and Selected Market Places - Group 2 Market Places (Cont'd)

April 2005
Miazia 1997

ITEM	UNIT	R E G I O N A N D M A R K E T P L A C E S									
		A M H A R A									
		Chuahit	Gondar	Esete	Debre-Tabor	Kobo	Weldiya	Kombolcha	Dessie	Shewa-Robit	Debre-Birhan
		P R I C E I N B I R R									
Newspaper (Addis Zemen).....	No	-	-	-	.50	-	-	.50	.50	.50	.50
Theater Entrance Fee	Once	-	-	-	-	-	-	10.00	15.00	-	-
EDUCATION											
Exercise Book (50 Leaves) Local.....	No	1.78	1.62	1.65	1.60	-	1.80	1.75	-	1.75	1.75
Pencil (China).....	No	.25	.20	.25	.25	.25	.20	.22	.25	.25	.25
Ball Point-Bic England.....	No	1.00	1.00	1.00	1.28	1.00	1.00	1.00	1.13	1.00	1.43
Day School Fee-Public(Grade 7 & 8)..Month	-	-	-	-	-	-	-	-	-	-	-
Day School Fee-Private(Grade 9-12)..Month	-	-	-	-	-	-	-	-	-	-	-
Night School Fee-Government(Gr.9-12)Month	-	-	-	21.00	25.00	21.00	22.00	24.00	-	20.50	-
School Uniform Fee	No	-	45.00	-	60.00	70.00	54.00	38.00	55.00	-	-
Night School Fee-Private(Grade9-12)..Month	-	-	-	-	-	-	-	-	-	-	-
PERSONAL CARE AND EFFECTS											
PERSONAL CARE											
Lux Toilet Soap.....	90gm	2.25	2.25	2.25	2.25	2.25	2.25	-	2.16	2.25	2.16
Blade-TOPAZ.....	No	.25	.25	.27	.30	.25	.28	.25	.38	.30	.25
Hair Dressing (Traditional).....	No	1.50	1.83	.83	1.00	3.33	2.00	1.50	2.00	-	.25
Hair Dressing (Modern).....	No	-	5.17	6.00	5.67	6.00	6.00	8.00	8.00	-	7.00
Barbery (Mens Hair Cut).....	No	1.50	3.67	1.50	3.67	2.00	3.00	3.33	4.00	2.50	3.00
Paraffin Hair Oil.....	330cc	7.83	7.33	8.00	8.00	7.67	7.67	7.50	7.33	7.00	7.50
Zenith Hair Oil.....	330cc	7.83	11.37	4.40	8.00	-	7.50	7.00	7.00	7.00	8.00
Shaving Machine (medium)	No	-	42.67	-	45.00	-	-	-	-	-	-
Perfume	CC	-	26.33	-	24.67	19.67	28.67	21.67	25.00	23.67	26.00
PERSONAL EFFECTS											
Umbrella-Men Medium (Local).....	No	14.33	22.00	-	-	-	17.67	22.50	23.67	16.67	18.00

Table 2 : Average Retail Price of Goods and Services by Region and Selected Market Places - Group 2 Market Places (Cont'd)

April 2005
Miazia 1997

ITEM	UNIT	R E G I O N A N D M A R K E T P L A C E S									
		A M H A R A									
		Chuahit	Gondar	Esete	Debre-Tabor	Kobo	Weldiya	Kombolcha	Dessie	Shewa-Robit	Debre-Birhan
		P R I C E I N B I R R									
Mule.....	No	-	925.00	-	-	-	1077.50	-	1133.33	-	-
FARM EQUIPMENT (INDUSTRIAL PRODUCT)											
Sickel.....	No	-	18.00	-	-	-	-	10.00	16.00	-	15.67
Pick Axe ('Doma').....	No	-	20.50	-	18.00	-	13.33	20.00	22.00	-	20.00
'Gejera'.....	No	-	20.00	-	-	-	14.67	25.00	22.00	-	-
FARM EQUIPMENT (HAND MADE)											
'Mofer'.....	No	-	-	-	-	25.00	22.67	18.33	21.00	30.33	-
'Kember'.....	No	-	-	4.33	-	10.33	-	4.67	-	9.33	-
'Digr'.....	No	-	-	1.92	-	1.42	1.50	1.00	1.75	1.50	-
Plough.....	No	31.00	33.33	25.00	-	77.67	26.67	18.33	27.33	24.00	22.67
Sickel.....	No	-	2.83	1.50	-	-	3.00	3.00	5.00	3.33	3.00
'Wegel'.....	No	-	4.50	3.17	-	5.00	4.00	3.83	8.00	4.00	3.67
'Erfe'.....	No	-	-	1.42	-	1.83	2.67	4.50	2.83	1.83	-
MISCELLANEOUS GOODS AND SERVICES											
Coffin (Medium Quality).....	No	-	370.00	-	-	-	283.33	300.00	285.00	-	100.00
Charge for Money order	Once	-	-	2.60	-	-	3.00	2.60	-	1.65	2.65
Charge for Visa (for person).....	No	-	-	-	-	-	-	-	-	-	-

Group 3

Market Places

(Mota, Debre Markos, Adete, Bahir Dar, Sekota, Amde Werk, Dangla,
Chagni, Kemise, and Bati.)

Table 3 : Average Retail Price of Goods and Services by Region and Selected Market Places - Group 3 Market Places (Cont'd)

April 2005
Miazia 1997

ITEM	UNIT	R E G I O N A N D M A R K E T P L A C E S										AMHARA AVERAGE
		A M H A R A										
		Mota	Debre- markos	Adete	Bahir- Dar	Sekota	Amde Work	Danigla	Chagni	Kemise	Bati	
P R I C E I N B I R R												
CEREALS UNMILLED												
'Teff' White	Kg	2.05	2.25	1.78	2.81	3.28	2.93	2.06	2.18	2.83	2.74	2.57
'Teff' Mixed.....	Kg	2.00	2.02	1.70	2.46	2.92	2.65	1.97	1.95	2.78	2.63	2.42
'Teff' Black (Red).....	Kg	1.95	1.79	1.67	1.98	2.74	2.56	1.90	1.65	2.66	2.55	2.25
Wheat White.....	Kg	1.74	1.56	1.45	2.03	2.48	2.39	1.79	2.00	2.13	2.22	2.01
Wheat Mixed.....	Kg	1.54	1.93	1.44	-	2.51	-	-	-	2.10	-	2.01
Wheat Black.....	Kg	1.95	1.94	1.44	2.11	1.96	2.12	2.00	2.27	2.11	1.95	2.01
Barley White.....	Kg	1.87	1.80	1.55	2.23	2.54	2.29	1.82	1.67	2.08	2.42	2.14
Barley Mixed.....	Kg	1.65	1.67	-	1.96	2.58	-	-	1.57	2.04	2.05	2.00
Barley Black.....	Kg	-	1.61	-	-	2.36	-	1.85	-	2.04	-	2.05
Barley for Beer.....	Kg	-	-	-	-	-	-	-	-	-	-	1.58
Maize.....	Kg	1.26	1.43	1.11	1.22	1.76	1.79	1.16	1.20	1.61	1.42	1.51
Durrah.....	Kg	-	1.28	-	-	2.06	2.81	-	-	2.01	2.04	1.82
Sorghum Yellow.....	Kg	1.60	-	-	1.49	2.01	2.48	-	-	1.92	2.00	1.92
Sorghum White.....	Kg	-	-	-	1.77	1.94	2.55	-	1.69	1.99	1.88	1.87
Sorghum Red.....	Kg	1.26	-	-	-	1.89	2.34	-	-	-	-	1.78
African Millet.....	Kg	1.68	-	1.61	1.48	2.31	-	1.26	1.38	-	1.94	1.76
Rice.....	Kg	6.00	5.00	4.50	5.50	5.67	6.00	5.50	5.23	5.00	5.00	5.24
Oats.....	Kg	-	2.43	-	3.47	5.00	-	1.70	1.83	-	2.13	2.64
Hulled Barley.....	Kg	3.11	-	-	3.77	-	-	-	-	-	-	3.24
CEREALS MILLED												
'Teff' White.....	Kg	-	3.00	-	-	-	-	-	-	-	-	3.46
'Teff' Mixed.....	Kg	-	-	-	-	-	-	-	-	-	-	3.83
'Teff' Black (Red).....	Kg	-	2.30	-	-	-	-	-	-	-	-	2.30
Wheat White.....	Kg	-	-	-	-	-	-	-	-	-	-	-
Wheat Mixed.....	Kg	-	-	-	-	-	-	-	-	-	-	-
Barley White.....	Kg	-	-	-	-	-	-	-	-	-	-	-

Table 3 : Average Retail Price of Goods and Services by Region and Selected Market Places - Group 3 Market Places (Cont'd)

 April 2005
 Meazia 1997

ITEM	UNIT	R E G I O N A N D M A R K E T P L A C E S										AMHARA AVERAGE
		A M H A R A										
		Mota	Debre- markos	Adete	Bahir- Dar	Sekota	Ande Work	Danigla	Chagni	Kemise	Bati	
P R I C E I N B I R R												
Barley Mixed.....	Kg	-	-	-	-	-	-	-	-	-	-	-
Maize.....	Kg	-	-	-	-	-	-	-	-	-	-	-
Oats.....	Kg	4.33	6.33	4.50	4.00	4.83	-	4.67	5.00	-	-	5.22
Sorghum.....	Kg	-	-	-	-	-	-	-	-	-	-	-
Durrah.....	Kg	-	-	-	-	-	-	-	-	-	-	-
'Furno Duket' Locally Processed..	Kg	3.83	3.08	3.50	3.50	4.00	5.83	3.50	3.50	3.25	3.33	3.59
PULSES UNMILLED												
Horse Beans.....	Kg	2.12	1.81	1.95	2.47	1.75	1.71	2.58	2.17	1.86	1.85	1.96
Peas White.....	Kg	2.81	-	-	-	-	-	-	-	2.61	-	2.67
Peas Black.....	Kg	-	2.23	2.22	2.35	1.86	1.77	2.56	-	2.52	-	2.22
Peas Mixed.....	Kg	2.28	2.23	-	-	1.91	-	-	2.78	2.56	2.21	2.35
Soya Beans.....	Kg	-	-	-	2.75	-	-	-	-	-	-	2.75
Chick Peas.....	Kg	2.08	1.84	2.24	2.08	2.46	-	2.04	2.00	2.07	1.46	1.99
Lentils.....	Kg	3.48	3.98	4.33	3.77	3.01	3.24	4.50	4.57	3.56	3.52	3.76
Haricot Beans.....	Kg	1.00	-	-	-	-	-	-	1.70	1.43	-	1.32
Lima Beans.....	Kg	1.12	-	-	2.62	1.56	-	-	-	1.93	-	1.74
Vetch.....	Kg	1.38	1.49	1.61	2.25	-	-	1.82	1.77	1.66	1.69	1.69
Fenugreek.....	Kg	3.50	4.00	3.50	3.98	3.06	6.46	2.57	3.67	3.88	3.20	3.66
PULSES MILLED OR SPLIT												
Horse Beans Milled.....	Kg	-	-	4.42	6.00	-	-	-	-	5.67	-	5.48
Peas Milled.....	Kg	5.00	-	-	6.00	6.00	-	6.00	-	-	-	5.76
Chick Peas Milled.....	Kg	-	-	-	5.67	-	-	-	-	-	-	5.29
Mixed Pulses Milled.....	Kg	5.00	-	-	5.00	-	-	-	5.00	-	6.08	5.37
Vetch Milled.....	Kg	4.00	4.00	-	4.83	-	-	-	-	-	-	4.58
Peas Split.....	Kg	4.50	5.00	4.50	4.08	5.00	-	4.50	-	4.00	4.50	4.37
Peas Split(Roasted).....	Kg	4.33	5.00	4.50	4.08	-	-	-	4.50	-	-	4.44

Table 3 : Average Retail Price of Goods and Services by Region and Selected Market Places - Group 3 Market Places (Cont'd)

April 2005
Miazia 1997

R E G I O N A N D M A R K E T P L A C E S												
ITEM	UNIT	A M H A R A									AMHARA AVERAGE	
		Mota	Debre- markos	Adete	Bahir- Dar	Sekota	Amde Work	Danigla	Chagni	Kemise		Bati
P R I C E I N B I R R												
Horse Beans Split(Roasted).....	Kg	-	-	-	4.17	-	-	4.50	4.50	-	-	3.70
Lentils Split.....	Kg	6.00	5.83	6.00	5.75	6.33	-	5.83	6.00	5.83	5.33	6.02
Vetch Split(Roasted).....	Kg	-	-	-	-	-	-	-	-	-	-	2.72
Chick Peas Split(Roasted).....	Kg	-	-	-	4.92	-	-	-	-	-	-	4.45
Fenugreek Milled.....	Kg	6.17	7.00	7.00	7.33	5.67	-	7.00	6.50	5.33	6.25	6.67
OIL SEEDS												
Niger Seed.....	Kg	2.97	3.44	3.38	4.77	4.06	2.44	3.65	2.59	3.30	3.59	3.97
Linseed White.....	Kg	-	-	-	5.53	3.80	-	-	-	-	-	4.96
Linseed Black.....	Kg	2.87	3.23	2.43	4.78	3.75	2.89	4.11	5.27	3.16	3.67	3.74
Sesame Seed.....	Kg	3.70	-	-	6.33	4.17	-	-	7.17	-	4.53	6.18
Sunflower.....	Kg	2.12	5.27	-	3.37	2.26	1.86	-	2.97	2.63	2.33	2.89
Castor Beans.....	Kg	1.57	1.65	1.28	3.00	-	-	1.58	1.50	1.83	-	2.52
Rape Seed.....	Kg	1.75	2.34	6.94	2.82	1.97	-	2.67	2.50	2.04	2.57	2.91
Ground Nut Shelled.....	Kg	-	4.83	4.67	4.00	8.00	7.00	3.67	4.33	6.00	6.17	5.53
PREPARED CEREAL PRODUCTS												
Spaghetti (Local) Without Egg....	Kg	8.00	8.67	8.00	8.17	8.00	8.00	7.00	7.00	8.00	7.00	7.85
Pastini.....	Kg	8.67	8.00	-	8.50	10.00	-	9.67	9.00	8.00	-	8.88
Macaroni (Local) Without Egg....	Kg	5.83	5.17	5.25	6.50	5.83	6.17	5.50	5.50	5.00	5.00	5.71
'Fafa' Flour.....	kg	-	10.00	-	9.00	7.00	-	12.00	-	-	-	8.37
'Dube' Flour.....	kg	-	5.33	-	5.50	5.92	6.33	-	-	-	-	5.65
BREAD AND OTHER PREPARED FOODS												
'Enjera' ('Teff' Mixed).....	325gm	.52	.56	.47	.61	1.01	1.49	.70	.75	.80	.78	.74
'Dabo' (Traditional Ambasha)..	350gm	.64	.53	1.76	.33	1.77	1.00	.42	.62	.99	-	.84
'Dabo' (Traditional Sheleto)..	350gm	.62	.54	.38	-	-	-	-	.51	-	.64	.61

Table 3 : Average Retail Price of Goods and Services by Region and Selected Market Places - Group 3 Market Places (Cont'd)

April 2005
Miazia 1997

ITEM	UNIT	R E G I O N A N D M A R K E T P L A C E S										
		A M H A R A										AMHARA AVERAGE
		Mota	Debre- markos	Adete	Bahir- Dar	Sekota	Amde Work	Danigla	Chagni	Kemise	Bati	
P R I C E I N B I R R												
Bread Wheat (Bakery).....	350gm	1.00	.88	1.07	.93	1.29	-	1.00	1.13	.88	.99	1.09
Biscuits	150gm	2.73	2.00	1.50	1.90	2.73	3.41	2.73	2.73	2.73	2.73	2.27
MEAT												
Beef	Kg	-	-	-	-	-	-	12.00	13.00	-	-	14.64
Camel Meat	Kg	-	-	-	-	-	-	-	-	14.00	7.96	11.99
FISH AND FISH PRODUCTS												
Fish Fresh.....	Kg	-	-	-	3.48	-	-	-	-	-	-	3.48
Sardines (Imported).....	125gm	-	6.50	-	7.25	6.00	-	-	-	-	-	6.63
DIARY PRODUCTS AND EGG												
Cow Milk (Unpasteurized).....	Lt	2.11	2.83	2.53	2.93	-	-	2.00	2.00	2.90	2.86	2.33
Cow Milk (pasteurized).....	Lt	-	-	-	-	-	-	-	4.84	-	-	4.84
Camel Milk.....	Lt	-	-	-	-	-	-	-	-	-	-	-
Goat Milk.....	Lt	-	-	-	-	-	-	-	-	-	-	-
Powdered Milk (Edget).....	450gm	-	-	-	28.13	-	-	25.00	-	-	-	27.47
Yoghurt (Traditional).....	Lt	2.33	-	-	5.80	-	-	-	5.64	-	5.71	4.03
Cheese Cottage.....	Kg	3.00	-	-	6.67	-	-	-	3.56	-	-	4.46
Egg (Traditional).....	Dozen	3.62	3.43	3.14	4.27	2.60	2.40	2.60	3.67	3.62	4.00	3.46
OILS AND FATS												
Butter Unrefined.....	Kg	27.67	36.00	32.00	30.00	28.33	16.99	29.00	29.67	38.58	28.57	31.57
Cooking Oil (Imported).....	Lt	10.89	11.00	13.50	7.59	13.50	15.00	13.00	11.33	10.78	12.50	11.85
Cooking Oil (Local).....	Lt	12.00	11.00	11.50	12.00	12.00	-	12.00	12.00	12.00	13.00	12.40

Table 3 : Average Retail Price of Goods and Services by Region and Selected Market Places - Group 3 Market Places (Cont'd)

April 2005
Miazia 1997

ITEM	UNIT	R E G I O N A N D M A R K E T P L A C E S										AMHARA AVERAGE
		A M H A R A										
		Mota	Debre- markos	Adete	Bahir- Dar	Sekota	Amde Work	Danigla	Chagni	Kemise	Bati	
P R I C E I N B I R R												
VEGETABLES AND FRUITS												
VEGETABLES (FRESH)												
Ethiopian Kale.....	Kg	.82	.78	.75	1.61	-	-	.65	.65	.64	-	.94
Cabbage.....	Kg	1.01	1.00	.82	2.00	1.74	2.78	.93	1.50	.84	.94	1.30
Lettuce.....	Kg	-	.71	-	1.10	2.50	-	.59	-	1.57	1.83	1.50
Spinach.....	Kg	.98	.90	.43	1.62	-	-	.55	-	.61	1.41	1.08
Carrot.....	Kg	1.01	1.35	.95	2.00	1.50	-	.69	1.50	2.50	1.38	1.60
Tomatoes.....	Kg	1.94	2.00	1.15	1.00	2.85	2.31	.79	1.02	1.21	1.61	1.71
Onions.....	Kg	2.50	2.50	2.02	2.00	3.46	3.17	2.50	1.96	3.16	2.65	2.53
Garlics.....	Kg	2.76	4.25	3.26	2.83	4.33	3.79	4.00	4.17	3.49	6.06	3.81
Leaks.....	Kg	-	-	-	-	-	-	-	-	-	-	-
Pepper Green.....	Kg	3.34	6.00	2.74	3.83	6.17	6.04	2.78	7.01	4.94	7.32	4.32
Pumpkin.....	Kg	.64	.27	.26	-	.79	.79	.35	-	.36	.67	.55
Green Peas.....	Kg	-	-	-	-	-	-	-	-	-	-	-
Beet Root.....	Kg	1.12	.64	1.04	1.50	1.66	-	.99	1.50	1.13	1.44	1.28
Cauliflower.....	Kg	-	-	-	-	-	-	-	-	-	-	-
FRUITS FRESH												
Banana.....	Kg	1.55	2.19	3.11	3.00	3.07	1.80	1.93	.91	1.92	3.00	2.48
Orange.....	Kg	2.01	1.79	1.66	3.00	-	-	3.50	1.61	3.50	3.33	2.87
Lemon.....	Kg	2.41	1.41	1.40	3.06	1.04	.96	1.20	.95	1.82	2.21	2.37
Tangerine.....	Kg	-	-	-	-	-	-	-	-	-	-	4.55
Papaya.....	Kg	2.11	1.25	1.28	1.58	-	1.33	-	.98	.68	1.33	1.73
Grapes.....	Kg	-	-	-	-	-	-	-	-	-	-	-
Avocado.....	Kg	5.00	3.50	2.50	3.17	3.50	-	-	-	3.50	-	3.50
Mango.....	Kg	3.43	3.25	4.48	2.00	4.50	-	-	2.02	4.00	4.00	3.54
Cactus.....	Kg	-	-	-	-	-	-	-	-	-	-	-

Table 3 : Average Retail Price of Goods and Services by Region and Selected Market Places - Group 3 Market Places (Cont'd)

April 2005
Miazia 1997

ITEM	UNIT	R E G I O N A N D M A R K E T P L A C E S										AMHARA AVERAGE
		A M H A R A										
		Mota	Debre- markos	Adete	Bahir- Dar	Sekota	Amde Work	Danigla	Chagni	Kemise	Bati	
P R I C E I N B I R R												
SPICES												
Pepper Whole.....	Kg	6.00	9.00	6.00	9.58	8.67	8.59	6.33	9.50	12.00	11.50	9.50
Black Pepper(Local).....	Kg	2.67	2.67	2.50	3.67	-	-	2.83	3.33	-	-	3.48
Long Pepper(Local).....	Kg	7.33	7.00	8.33	7.67	8.00	12.00	8.33	5.83	28.08	-	9.85
White Cumin(Bishop's Weed)Local..	Kg	3.00	3.00	3.00	6.00	6.67	3.41	3.00	3.50	6.00	5.77	5.27
Black Cumin(Local).....	Kg	8.67	9.00	9.67	9.67	8.67	5.38	7.50	9.50	9.33	9.60	8.28
Ginger Dry(Local).....	Kg	-	11.67	-	-	-	-	-	-	-	11.33	11.18
Ginger Wet(Local).....	Kg	3.00	3.00	2.50	3.50	4.63	3.00	3.83	2.87	4.00	3.17	3.16
Cloves(Imported).....	Kg	-	45.67	56.67	52.00	-	-	53.50	55.67	60.00	51.33	54.93
Cinnamon(Imported).....	Kg	-	18.33	25.33	19.33	-	-	22.00	22.67	20.00	22.67	22.19
Cardamon(Local).....	Kg	11.00	9.67	10.00	8.67	9.67	12.00	9.67	8.33	8.00	10.00	9.91
Tumeric Flour(Local).....	Kg	6.00	5.00	6.00	3.83	10.00	-	3.83	4.67	10.83	2.58	4.95
Chillies Whole.....	Kg	-	12.00	-	19.00	-	-	-	-	10.00	9.03	13.09
Basil Dry.....	Kg	5.42	6.00	6.00	5.00	10.67	9.47	6.11	6.00	20.00	8.37	7.51
POTATOES, OTHER TUBERS AND STEMS												
Potato.....	Kg	1.38	1.50	.63	1.42	2.59	3.46	.96	.79	1.94	2.27	1.69
Sweet Potato.....	Kg	-	-	.83	1.50	2.00	-	-	-	.78	1.32	1.18
'Kocho' (Unprocessed).....	Kg	-	-	-	-	-	-	-	-	-	-	-
'Bula'.....	Kg	-	14.50	-	16.33	-	-	-	-	-	-	13.50
COFFEE, TEA, CHAT AND BUCK-THORN LEAVES												
Tea Leaves(Local).....	100gm	2.00	1.97	2.00	1.90	2.00	2.00	2.00	2.00	2.00	2.00	1.93
Coffee Whole.....	Kg	-	-	-	-	-	-	-	-	7.78	6.98	5.89
Coffee Beans.....	Kg	19.00	18.00	17.00	17.67	18.00	20.00	17.33	17.00	16.00	15.67	17.75
Coffee Leaves.....	Kg	-	-	-	-	-	-	-	-	-	-	-
Buck Thorn Leaves.....	Kg	3.13	3.71	2.66	3.02	9.44	8.89	1.79	2.69	2.78	5.26	3.43

Table 3 : Average Retail Price of Goods and Services by Region and Selected Market Places - Group 3 Market Places (Cont'd)

April 2005
Miazia 1997

		R E G I O N A N D M A R K E T P L A C E S										
		A M H A R A									AMHARA	
ITEM	UNIT	Mota	Debre- markos	Adete	Bahir- Dar	Sekota	Amde Work	Danigla	Chagni	Kemise	Bati	AVERAGE
		P R I C E I N B I R R										
'Chat'.....	Kg	40.00	11.62	30.00	40.00	13.49	-	20.00	40.00	3.63	5.30	25.87
Malt-Barley.....	Kg	2.08	-	-	2.27	4.29	-	3.52	2.06	3.71	7.32	3.34
Malt-Wheat.....	Kg	2.27	4.35	-	-	-	-	-	2.83	3.95	-	4.19
OTHER FOOD ITEMS												
Salt.....	Kg	1.41	1.43	1.40	1.42	1.50	2.00	1.37	1.50	.93	.82	1.33
Sugar.....	Kg	5.83	5.58	5.85	5.83	6.33	7.00	8.17	7.25	6.00	5.83	6.31
Honey.....	Kg	10.67	12.00	11.67	11.67	17.00	18.00	-	11.00	-	16.67	14.20
Canned Tomato (Local).....	410gm	7.60	6.00	7.81	6.00	-	-	8.79	6.17	5.50	7.32	6.72
FOOD TAKEN AWAY FROM HOME												
Cup of Tea.....	No	.50	.50	.25	.50	.47	.25	.50	.47	.50	.37	.43
Cup of Coffee.....	No	-	.93	1.00	.97	1.00	-	4.00	.93	.93	.93	1.15
Cup of Milk.....	No	.80	-	-	1.00	1.00	-	1.00	.93	.93	1.00	.97
'Key Wot Yebere'.....	One Meal	-	-	-	-	-	-	-	5.00	-	-	5.11
'Key Wot Yebeg/Yefyel'... ..	One Meal	5.00	5.00	-	6.00	-	-	-	5.00	5.00	5.33	5.61
COST OF MILLING												
Cereals.....	100Kg	15.00	7.33	8.00	10.00	10.00	15.00	8.00	8.00	8.00	7.00	10.58
Pulses.....	100Kg	20.00	15.00	20.00	20.00	30.00	15.00	10.00	20.00	9.67	17.50	18.60
Pepper Whole.....	100Kg	70.00	53.33	50.00	60.00	166.67	100.00	60.00	50.00	100.00	50.00	63.77
BEVERAGES - NON ALCOHOLIC												
Ambo Mineral Water.....	500cc	2.50	2.50	2.50	2.50	2.50	-	2.50	2.50	2.00	2.00	2.31
Bure Mineral Water.....	500cc	-	-	-	-	-	-	-	-	-	-	-
Coca Cola/Fanta.....	300cc	2.00	2.00	2.00	2.00	2.50	3.00	2.00	2.00	2.00	2.08	2.13

Table 3 : Average Retail Price of Goods and Services by Region and Selected Market Places - Group 3 Market Places (Cont'd)

April 2005
Miazia 1997

REGION AND MARKET PLACES												
ITEM	UNIT	A M H A R A										AMHARA AVERAGE
		Mota	Debre- markos	Adete	Bahir- Dar	Sekota	Amde Work	Danigla	Chagni	Kemise	Bati	
PRICE IN BIRR												
Pepsi Cola/Mirinda.....	300cc	2.00	2.00	2.00	2.00	2.50	3.00	2.00	2.00	2.00	2.08	2.11
BEVERAGES - ALCOHOLIC												
Araki (Local).....	900cc	-	20.67	18.00	29.33	28.00	35.00	20.00	29.33	20.50	20.50	23.92
Cognac (Local).....	900cc	-	-	-	-	-	-	-	-	-	-	17.00
Brandy (Local).....	900cc	-	-	-	4.50	-	-	-	-	-	-	13.88
Gin (Local).....	900cc	18.50	20.67	18.00	31.00	28.00	35.00	20.00	29.33	20.50	20.50	24.14
Saris Wine (Normal).....	750cc	7.00	7.00	7.00	13.50	16.33	-	15.00	15.00	13.50	-	10.57
'Katikalla'.....	Lt	5.33	5.56	5.24	4.44	9.33	10.33	5.88	6.30	10.00	7.11	7.29
Beer (Bedele).....	330cc	3.00	3.17	3.00	3.50	-	-	3.00	3.50	-	-	3.27
Beer (Harar).....	330cc	-	3.50	-	3.17	-	-	-	-	3.33	3.00	4.52
Beer (Meta Abo).....	330cc	3.50	3.33	3.50	3.50	15.17	4.00	3.50	3.17	3.33	-	4.00
'Tella'.....	Lt	.59	.61	.61	1.12	.65	.57	.50	.62	.58	.95	.68
'Tej' (Mead).....	Lt	2.88	4.93	-	3.61	2.63	2.63	3.04	3.33	2.00	1.34	2.88
CIGARETTES AND TOBACCO												
CIGARETTES												
Nyala.....	Packet	4.00	4.00	4.00	3.00	4.00	5.00	4.00	4.00	4.00	4.00	3.95
Gissila.....	Packet	-	-	-	-	-	-	-	-	-	-	-
Rothmans.....	Packet	-	10.00	-	7.75	-	10.00	10.00	10.00	10.00	10.00	9.82
TOBACCO												
'Gaya'.....	Kg	-	-	-	-	-	-	-	7.18	1.20	9.70	9.58

CLOTHING AND FOOT WEAR

Table 3 : Average Retail Price of Goods and Services by Region and Selected Market Places - Group 3 Market Places (Cont'd)

April 2005
Miazia 1997

ITEM	UNIT	R E G I O N A N D M A R K E T P L A C E S										AMHARA AVERAGE
		A M H A R A										
		Mota	Debre- markos	Adete	Bahir- Dar	Sekota	Amde Work	Danigla	Chagni	Kemise	Bati	
P R I C E I N B I R R												
CLOTHING												
Abujedid(Akaki/Bahir Dar)91cm. Meter	4.50	-	-	4.67	4.00	-	-	-	-	4.00	4.24	
Abujedid(Komb./Arba Min.)150cm Meter	6.50	6.50	6.83	6.67	6.17	-	6.50	7.00	6.00	6.17	6.43	
Khaki(S-10,000 Twil)110cm..... Meter	-	-	-	-	-	-	-	-	-	-	12.61	
Khaki(Akaki)91cm..... Meter	-	-	-	6.67	-	-	-	-	-	-	6.10	
Wool-England 100%..... Meter	-	175.00	-	-	-	-	-	-	-	-	192.08	
Tetron(Arba Minch)..... Meter	-	-	16.00	17.02	-	-	16.00	-	-	-	23.57	
Poplin(Dire Dawa)105cm..... Meter	-	-	6.00	6.00	6.33	-	6.00	-	-	5.75	6.27	
Poplin(Komb./Arba Minch)150cm. Meter	8.50	9.00	8.83	11.67	10.67	-	9.67	10.00	10.25	10.17	10.42	
Nylon(Mojo)..... Meter	-	-	-	7.67	5.00	-	8.50	8.67	-	-	7.82	
Polyster(Arba Minch/Awasa).... Meter	-	-	13.83	14.33	12.67	-	-	-	-	-	13.61	
Jersi..... Meter	9.00	-	-	-	-	-	10.00	-	-	15.00	12.64	
Cotton..... Kg	3.00	6.00	5.50	6.00	9.79	5.77	4.33	4.50	5.11	7.14	5.91	
HisufiMeter	-	-	-	13.33	-	-	15.00	-	-	-	13.75	
Kefay Meter	16.33	-	22.00	19.33	-	-	16.00	-	-	-	21.77	
COST OF TAILORING												
Woolen Suit (Men)..... No	-	216.67	-	240.00	260.00	-	200.00	220.00	-	-	238.81	
Khaki Suit (Men)..... No	-	30.00	30.00	37.67	34.00	29.33	60.00	-	-	-	30.19	
Khaki Suit (Boys)..... No	-	16.00	17.67	16.33	18.33	15.00	40.00	-	-	-	17.71	
Tateron Suit (Men) No	-	30.00	30.00	47.33	34.33	30.00	60.00	-	-	-	35.18	
Tateron Suit (Boys) No	-	16.00	17.67	23.00	18.00	15.00	40.00	-	-	-	20.76	
READY-MADE / FOR ADULTS												
'Netela'..... No	16.33	27.00	27.25	21.67	20.33	16.67	23.33	20.33	-	-	22.65	
'Gabi'..... No	51.00	63.33	58.33	47.33	47.67	32.33	52.33	48.33	46.00	41.33	49.32	

Table 3 : Average Retail Price of Goods and Services by Region and Selected Market Places - Group 3 Market Places (Cont'd)

April 2005
Miazia 1997

ITEM	UNIT	R E G I O N A N D M A R K E T P L A C E S										AMHARA AVERAGE
		A M H A R A										
		Mota	Debre- markos	Adete	Bahir- Dar	Sekota	Ande Work	Danigla	Chagni	Kemise	Bati	
P R I C E I N B I R R												
Shirts Long Sleeved (Local).....	No	-	-	-	-	25.67	16.67	20.00	-	-	-	23.92
Shirts Short Sleeved (Local).....	No	-	-	-	-	21.67	28.00	-	-	-	-	24.33
Shirts Long Sleeved (Imported)...	No	37.33	36.50	39.00	61.67	37.67	29.67	41.67	54.33	-	20.00	42.19
Shirts Short Sleeved (Imported)...	No	39.33	-	36.00	69.33	34.67	30.00	37.67	45.33	41.67	27.50	41.18
Socks (Cotton) Imported.....	Pair	4.00	4.67	4.00	8.33	16.00	5.00	.01	4.67	5.00	5.33	5.44
Sweater (Local) Men.....	No	19.00	20.00	21.67	51.67	-	35.00	-	-	-	-	37.96
Sweater (Local) Women.....	No	-	-	-	34.33	-	-	-	-	-	-	36.44
Shash (Imported).....	No	6.67	6.00	7.17	18.00	7.33	9.00	9.00	9.50	9.00	-	8.75
Singlets (Local) White.....	No	-	-	9.00	9.67	15.33	-	10.00	10.00	-	10.33	13.52
Jeans Trouser.....	No	83.33	81.67	-	85.67	80.00	78.33	68.33	92.67	83.33	80.00	78.39
Woolen Suit.....	No	-	-	-	-	-	-	-	-	-	-	683.33
'Kemisa Netela'.....	No	64.00	131.00	-	95.00	78.33	90.00	108.33	110.00	170.00	-	95.78
Sweater-Men (Imported).....	No	83.33	100.00	87.50	145.00	86.67	70.00	87.50	94.00	-	-	96.40
Sweater-Women (Imported).....	No	28.00	67.50	25.00	70.00	43.67	30.00	47.67	67.67	-	-	55.40
Nylon Dress.....	No	-	-	-	155.00	-	-	-	-	-	-	92.50
Tetron Trouser.....	No	-	-	-	69.00	-	-	-	-	-	-	69.00
Leather Jacket.....	No	450.00	450.00	-	366.67	-	-	500.00	-	-	-	399.74
Under Wear China.....	No	10.00	10.33	10.67	12.00	10.00	11.50	9.67	11.00	13.67	11.67	11.75
Deriya	NO	-	9.00	8.33	9.55	-	-	9.33	9.44	10.00	8.17	10.33
Polyester Suit.....	No	-	-	-	-	-	-	-	-	-	-	-
Khaki Short	No	-	-	-	-	-	-	-	-	10.50	-	10.36
T-Shirts	No	19.33	19.00	19.33	41.00	30.33	17.00	23.33	29.33	30.00	13.67	25.62
Jogging Suit(sport tuta)	No	54.33	61.67	58.33	135.00	78.33	72.50	62.67	84.33	-	71.67	76.58
Khaki Jacket	No	-	-	-	125.00	-	-	-	113.33	-	95.00	106.11
Geldem	No	-	12.00	-	12.33	14.00	25.33	15.00	16.00	-	28.33	27.07

Table 3 : Average Retail Price of Goods and Services by Region and Selected Market Places - Group 3 Market Places (Cont'd)

April 2005
Miazia 1997

		R E G I O N A N D M A R K E T P L A C E S										
		A M H A R A									AMHARA	
ITEM	UNIT	Mota	Debre- markos	Adete	Bahir- Dar	Sekota	Amde Work	Danigla	Chagni	Kemise	Bati	AVERAGE
		P R I C E I N B I R R										
READY-MADE / FOR CHILDREN												
Sweater (Local) for Boys..... No		12.00	9.00	11.67	8.67	-	-	23.00	-	-	-	17.38
Socks (Imported) Cotton..... Pair		2.83	3.00	2.83	4.50	5.67	3.00	2.50	3.17	3.00	2.17	3.16
Jeans Trouser..... No		-	-	-	-	-	-	-	-	-	-	42.50
Shirt Long Sleeved(Imported)Boys. No		15.50	-	-	33.33	-	39.00	-	-	-	-	26.86
Sweater (England) for Girls..... No		-	-	-	42.67	-	-	-	-	-	-	38.60
Short for Boys..... No		-	-	-	4.50	-	-	-	-	4.50	-	6.32
Kemise(for children) No		45.00	25.00	38.33	70.00	18.33	18.33	38.33	35.33	56.67	18.67	45.84
FOOTWEAR (MEN AND WOMEN)												
Anbessa Leather Shoes Men(Local)Pair		95.00	80.00	70.00	105.00	85.00	55.00	66.67	80.67	-	82.50	82.87
Leather Shoes Men (Croft)..... Pair		100.00	110.00	-	125.00	110.00	102.50	102.50	107.67	128.33	-	111.37
Walking Shoes(imp.) Non-Leather Pair		95.00	-	-	160.00	101.67	90.00	-	-	-	-	99.16
Canvas Shoes (Local) Men..... Pair		25.00	-	23.00	27.00	-	32.50	-	-	-	-	25.60
Canvas Shoes (China) Men..... Pair		-	26.00	28.67	28.67	-	-	-	-	-	21.67	26.10
Plastic Shoes (Local) Women.... Pair		6.00	9.67	6.50	5.83	6.00	6.67	6.00	7.00	6.00	6.83	6.64
Slippers Sponge Adult (China).. Pair		-	-	-	6.00	7.00	7.50	-	-	11.00	9.00	7.28
Boots for Men Plastic (Local).. Pair		38.00	44.00	42.00	37.67	-	-	-	34.67	-	-	39.60
Sendel Plastic Shoes (Imp.).... Pair		-	10.00	-	-	-	-	-	-	42.50	14.00	16.73
Cost of Mending Shoes sole(Men).Pair		-	19.33	18.00	22.00	25.00	-	18.67	18.33	27.67	25.00	21.88

Table 3 : Average Retail Price of Goods and Services by Region and Selected Market Places - Group 3 Market Places (Cont'd)

April 2005
Miazia 1997

		R E G I O N A N D M A R K E T P L A C E S									
I T E M	U N I T	A M H A R A									A M H A R A A V E R A G E
		Mota	Debre- markos	Adete	Bahir- Dar	Sekota	Amde Work	Danigla	Chagni	Kemise	

P R I C E I N B I R R

CONSTRUCTION MATERIALS, WATER, AND
FUEL AND POWER

CONSTRUCTION MATERIALS

Cement/Bag(Local).....	50Kg	67.50	64.67	65.00	52.50	53.67	-	-	67.50	50.00	-	56.82
Lime.....	Kg	.50	.40	.92	1.79	1.95	-	.76	.75	-	-	.99
Nail (7cm - 12cm).....	Kg	11.00	11.00	11.00	9.83	10.67	12.00	10.00	10.00	10.00	10.00	10.28
Nail With Cape.....	Kg	15.33	13.33	15.00	15.00	13.33	16.00	12.33	12.33	13.00	12.50	13.42
Corrugated Iron Sheet (.2mm).....	No	37.00	-	37.17	38.67	35.33	37.00	38.50	-	38.00	33.50	37.53
Wood for House Construction('Atana')..	No	6.00	3.33	6.50	8.33	13.33	10.00	5.00	-	5.67	6.00	7.39
Wall Paints-Super (Fluid) Normal.....	4Kg	-	55.00	56.00	55.33	57.00	-	-	55.00	55.00	54.00	54.26
Wall Paints-Super (Fluid) Plastic....	4Kg	-	90.00	-	89.67	59.71	-	-	86.33	90.00	87.00	85.26
Coarse Aggregate Gravel.....	Meter Cube	-	-	-	83.50	50.00	-	-	-	-	-	82.43
Hollow Concrete Block(20x20x40 cm Cube)No	-	-	-	-	2.53	4.00	-	-	-	3.00	-	3.27
Bricks (25cm x 12cm x 6cm).....	No	-	2.00	-	2.60	-	-	-	-	-	-	2.36
Floor Board 4m Length.....	No	-	29.00	-	55.00	85.00	-	-	-	-	-	54.71
Iron Pipe 6mt. (1/2 inch Wide) Local..	No	60.00	91.67	-	79.67	-	-	-	58.33	-	60.00	70.52
Chipwood (125cm x 250cm x 8mm).....	No	-	86.50	-	89.67	95.00	-	-	-	-	-	97.68
Sand.....	Meter Cube	-	190.11	-	109.50	-	-	-	-	-	-	104.47
Gutter N ^o 32.....	Meter	-	-	-	-	50.00	-	-	-	-	-	32.56
Window Glass (50cm x 50cm x 3mm).....	No	-	14.08	-	13.50	17.67	-	-	15.00	17.00	-	16.16
Water Tanker (1meter cube).....	No	-	-	-	1050.00	610.00	-	-	-	-	-	1008.00
Stone for House Construction..	Meter Cube	27.33	-	26.67	16.00	-	-	-	-	-	60.72	38.60
Mega Paints.....	4Kg	-	-	106.67	59.33	65.91	-	-	-	-	-	62.53
Tseday Paints.....	4Kg	-	-	-	-	-	-	-	-	-	-	58.67
"Yewellet Nitaf"(Tile).....	No	-	2.55	-	1.50	-	-	-	-	-	-	2.37

WATER

Water.....	Meter Cube	10.57	5.38	8.18	6.42	3.17	4.11	13.37	7.50	1.78	2.50	6.81
------------	------------	-------	------	------	------	------	------	-------	------	------	------	------

Table 3 : Average Retail Price of Goods and Services by Region and Selected Market Places - Group 3 Market Places (Cont'd)

April 2005
Miazia 1997

ITEM	UNIT	R E G I O N A N D M A R K E T P L A C E S										AMHARA AVERAGE
		A M H A R a										
		Mota	Debre- markos	Adete	Bahir- Dar	Sekota	Amde Work	Danigla	Chagni	Kemise	Bati	

P R I C E I N B I R R

FUEL AND POWER

Fire Wood.....	Meter Cube	80.78	40.04	54.28	89.73	37.93	27.64	176.37	71.12	75.00	28.16	70.33
Charcoal.....	Kg	.76	1.08	.80	.85	.56	.27	1.45	1.04	1.22	1.15	.99
Dung Cake.....	Kg	.40	.14	-	-	.15	.10	-	-	-	-	.24
Kerosine.....	Lt	3.14	3.11	3.13	3.02	3.37	4.33	3.05	3.10	2.99	2.84	3.10
Diesel.....	Lt	4.45	4.42	4.44	4.30	4.60	5.00	4.36	4.41	4.29	4.15	4.38
Electric.....	K.Watt	-	.27	.27	.27	.27	-	.27	.27	.27	.27	.27
Matches.....	Box	.25	.20	.20	.20	.23	.20	.20	.25	.20	.23	.22
Candles.....	No	.93	.78	.87	.75	1.00	1.00	1.00	1.00	1.00	1.00	.97
Buthane Gas (Shell).....	12.5 Kg	-	-	-	-	-	-	-	-	-	-	-
Eveready Drycell.....	No	1.71	1.75	1.67	1.67	1.75	2.00	1.75	1.75	1.50	1.75	1.74

FURNITURE, FURNISHING, HOUSEHOLD EQUIPMENT AND OPERATION

CHAIRS, TABLES, ETC.

Table Wanza (Machine made) Varnished..	No	-	325.00	150.00	583.33	403.33	-	143.33	860.00	316.67	150.00	325.85
Table Wanza (Hand made) Not Varnished.	No	-	-	60.00	-	-	-	-	-	-	-	195.71
Chairs Wanza (Machine Made) Varnished.	No	-	50.00	80.00	150.00	90.00	-	76.67	95.00	68.33	50.00	85.48
Chairs Wanza (Hand Made) Varnished....	No	-	-	65.00	-	91.67	-	-	-	-	-	91.50
Cupboard Wanza (2 doors) Varnished....	No	-	775.00	966.67	1350.00	856.67	-	900.00	1030.00	933.33	1000.00	1019.30
Double Bed Wanza (120cm) Varnished....	No	650.00	475.00	466.67	650.00	716.67	-	460.00	510.00	466.67	683.33	716.81
Sofas (Complete).....	No	-	3000.00	2933.33	4833.33	3333.33	-	1966.67	3473.33	2566.67	-	2850.51
Book Shelves Wanza (3 Shelves) no Door	No	-	285.00	210.00	650.00	410.00	-	290.00	-	380.00	-	353.48
Chest of Drawer	No	-	475.00	-	883.33	-	-	-	-	-	-	616.67

FURNISHINGS & REPAIRS

Bed Sheet (Non-Patterned Bahir Dar)												
1.90m x 2.50m.....	Pair	47.00	47.33	48.00	44.67	-	-	47.00	47.67	-	-	48.08

Table 3 : Average Retail Price of Goods and Services by Region and Selected Market Places - Group 3 Market Places (Cont'd)

April 2005
Miazia 1997

ITEM	UNIT	R E G I O N A N D M A R K E T P L A C E S										AMHARA AVERAGE
		A M H A R a										
		Mota	Debre- markos	Adete	Bahir- Dar	Sekota	Amdo Work	Danigla	Chagni	Kemise	Bati	
P R I C E I N B I R R												
Bed Sheet(Patterned Kombolcha) 1.90m x 2.50m.....	Pair	-	95.00	-	90.00	-	-	85.00	-	90.00	80.50	84.61
Bed Cover(Patterned Kombolcha).....	No	-	-	-	24.67	-	-	-	61.00	-	-	54.53
Blanket Woolen(Debre B.)160cm x 220cm. No		88.00	-	-	79.67	119.33	-	77.50	78.67	75.00	-	84.97
Mattress-Sponge (A.A Foam) 120cm.....	No	307.00	300.00	-	300.00	326.67	-	-	228.33	-	-	297.69
Towel-Local (Kombolcha).....	No	-	9.00	-	9.00	-	-	10.00	15.00	-	-	12.32
EARTHEN WARE												
Water Pot.....	No	8.00	5.83	5.17	8.33	3.67	4.50	4.17	6.17	4.33	4.50	6.60
'Jebena' Medium Size.....	No	4.00	2.00	2.00	2.00	1.67	1.75	1.42	3.67	3.33	3.50	2.49
'Mitad' (Griddle of Clay).....	No	8.00	8.33	5.83	9.00	4.50	3.67	6.00	8.33	9.67	9.67	9.40
Local Stove '(Lakech).....	No	6.00	5.17	5.50	5.83	14.00	-	6.33	5.33	7.67	12.67	7.97
Cup for Coffee (China).....	No	1.15	1.00	1.03	1.25	1.25	1.42	1.22	1.20	1.00	1.17	1.12
Plate Clay (imported).....	No	3.50	3.00	3.17	3.92	4.67	6.50	3.50	4.00	4.00	3.50	4.16
STRAW, BAMBOO AND OTHERS												
'Sefed'.....	No	5.00	6.33	3.75	4.83	5.00	4.33	4.00	4.50	8.67	3.83	5.71
Sack 100Kg Capacity.....	No	2.47	-	-	4.00	3.00	2.83	-	-	-	-	3.24
METAL WARE												
Cooking Pan Medium (Local).....	No	30.67	36.33	21.33	25.33	15.00	22.67	29.33	27.67	23.00	19.33	23.20
Tray (Nickel) Medium N ^o 45 Local.....	No	-	-	-	-	12.33	-	-	-	-	-	15.56
Electric 'Mitad' Aluminium.....	No	-	-	-	380.00	-	-	-	-	-	-	402.22
Gas Stove (Kerosine) China.....	No	34.67	32.50	35.33	39.67	38.33	-	35.67	36.00	35.00	34.67	36.16
Refrigerator.....	No	-	-	-	2650.00	-	-	-	-	-	-	3014.29

Table 3 : Average Retail Price of Goods and Services by Region and Selected Market Places - Group 3 Market Places (Cont'd)

April 2005
Miazia 1997

		R E G I O N A N D M A R K E T P L A C E S										
ITEM	UNIT	A M H A R a										AMHARA AVERAGE
		Mota	Debre- markos	Adete	Bahir- Dar	Sekota	Amde Work	Danigla	Chagni	Kemise	Bati	
		P R I C E I N B I R R										
PLASTIC WARE (LOCAL MADE)												
Jerrycan (20 Litres).....	No	17.00	19.67	20.00	21.83	23.67	-	20.00	17.33	-	-	20.91
Bucket (20 Litres).....	No	12.83	13.50	13.67	14.83	15.00	15.00	15.33	15.00	14.00	13.83	14.18
GLASS WARE												
Glass for Tea (Duralax).....	No	-	3.00	3.50	3.97	4.00	3.17	1.85	3.00	-	3.50	3.28
OTHER HOUSEHOLD EQUIPMENT												
Kerosine Lamp.....	No	19.33	18.67	20.00	21.83	21.67	25.33	18.67	13.33	22.67	18.67	19.29
'Kuraz' Small Local Kerosine Lamp.....	No	-	-	1.03	.92	1.50	2.00	1.00	-	1.00	1.00	1.21
Flash Light.....	No	6.67	6.00	6.17	6.00	6.00	7.00	6.33	6.00	6.17	6.83	6.40
Electric Bulb Philips(40/60 Watt).....	No	2.83	1.83	2.00	1.92	2.33	-	2.00	2.00	2.17	2.00	2.05
HOUSEHOLD OPERATION												
Hard Soap (Local).....	200gm	1.85	-	1.33	1.82	2.00	2.00	1.83	2.00	1.33	1.82	1.77
Hard Soap (Imported).....	200gm	2.21	-	1.60	2.19	2.40	3.00	2.33	2.40	2.40	2.47	2.22
Detergent (Omo).....	50gm	.50	1.00	1.67	1.67	.50	.67	.50	.50	.50	.67	.76
Incense.....	Kg	6.50	8.50	6.33	6.00	8.33	20.65	6.17	6.33	20.00	21.67	13.33
Sandal Wood.....	No	.25	.20	.20	.25	.25	.33	.25	.20	.25	.25	.25
Toilet Paper (Mamko).....	Roll	3.17	3.00	3.25	3.00	3.00	3.17	3.00	3.00	3.00	3.00	3.03
DRY CLEANING												
Dry Cleaning (Suit Men).....	No	-	14.50	-	14.00	-	-	-	-	-	-	14.93

Table 3 : Average Retail Price of Goods and Services by Region and Selected Market Places - Group 3 Market Places (Cont'd)

April
Miazia 2005
1997

R E G I O N A N D M A R K E T P L A C E S												
ITEM	UNIT	A M H A R A										AMHARA AVERAGE
		Mota	Debre- markos	Adete	Bahir- Dar	Sekota	Amde Work	Danigla	Chagni	Kemise	Bati	
P R I C E I N B I R R												
DOMESTIC SERVICE												
Maid Servant.....	Month	14.00	31.67	18.33	43.33	21.67	20.00	21.67	21.67	43.33	28.33	28.32
Unskilled Service (Daily Laborer)....	Day	6.67	8.00	12.67	5.67	6.00	5.67	5.00	7.00	7.67	7.33	7.31
Salary for Guard	Month	-	53.33	-	73.33	80.00	-	-	42.67	63.33	-	55.11
MEDICAL CARE												
Ampicillin(250 mg) Local.....	56 Caps	16.80	15.60	18.53	15.40	-	9.85	16.80	16.67	14.00	11.20	15.41
Dichlorophine(500 mg) Local.....	6 Pills	-	-	-	-	-	-	-	-	-	.60	1.15
Tetracycline(250mg) Local.....	56 Caps	11.20	10.27	10.60	8.77	8.40	5.50	9.64	11.13	10.27	8.40	9.38
Penicillin Injection(4 Mu. Local). Bottle		4.00	4.17	4.00	3.67	3.20	2.60	3.33	3.67	4.00	4.00	3.75
Chloramphenicol(250mg) Local.....	56 Caps	12.00	13.07	16.47	10.83	8.40	-	11.20	11.07	8.40	12.60	12.45
Dipron(500mg) Local.....	20 Pills	-	-	-	-	-	-	-	-	-	-	3.83
Cough Syrup (Berantine) Local.....	125cc	-	-	-	-	8.00	-	-	-	-	-	8.43
Bactrim(480mg) Local.....	30 Pills	4.50	-	-	5.00	3.60	2.84	6.00	7.00	5.25	6.00	6.20
Vermox(100mg) Local.....	12 Pills	-	-	-	-	1.20	-	1.90	-	-	2.25	2.11
Mezel(250mg) Local.....	30 Caps	6.00	6.00	4.83	4.50	3.00	2.00	4.47	6.00	5.00	4.30	4.74
Asprin (300 mg) Local.....	20 Pills	2.00	2.33	1.28	8.00	-	.50	2.00	4.00	1.33	1.27	2.25
OTHER MEDICAL EXPENSES												
Doctor's Fee (Government).....	per visit	2.00	1.50	1.00	2.00	2.00	1.00	1.00	1.00	2.00	.50	1.69
Doctor's Fee (Private).....	per visit	-	10.00	5.00	15.00	-	-	10.00	10.00	6.67	5.00	10.15
Injection (Service Charge).....	Once	1.00	1.00	1.00	1.00	-	-	.50	1.00	.50	1.00	1.00
Laboratory Test Fee (Private).....	Once	7.00	5.00	5.00	4.67	-	-	4.00	5.00	4.00	-	5.03
Bed Charge (gov.).....	per day	3.00	3.00	2.00	3.00	6.00	-	2.00	-	5.00	-	3.44

Table 3 : Average Retail Price of Goods and Services by Region and Selected Market Places - Group 3 Market Places (Cont'd)

April 2005
Miazia 1997

ITEM	UNIT	R E G I O N A N D M A R K E T P L A C E S										AMHARA AVERAGE
		A M H A R a										
		Mota	Debre- markos	Adete	Bahir- Dar	Sekota	Amde Work	Danigla	Chagni	Kemise	Bati	

P R I C E I N B I R R

TRANSPORT AND COMMUNICATION

TRANSPORT

Benzene.....	Lt	-	5.60	5.62	5.53	6.00	-	-	-	4.37	5.33	5.42
Motor Oil (Mobil).....	Lt	20.00	20.00	20.00	20.20	-	-	20.00	19.93	20.00	20.21	20.09
Car Washing and Greasing.....	No	-	36.67	-	30.00	-	-	-	-	-	-	31.78
Bus Fare (per km).....	Tarif	.13	.13	.12	.01	.15	-	.13	.14	.11	.10	.11
Bus Fare (within Town)	Trip	-	-	-	.50	-	-	-	-	-	-	.50
Taxi Fare	Trip	-	.60	-	.80	-	-	-	-	-	-	.75
Air Plane (To Addis Ababa)	Trip	-	-	-	284.40	-	-	-	-	-	-	292.93
Animal Transport fare.....	Trip	-	-	-	-	-	35.67	-	-	-	-	27.50
Cart Fare.....	Trip	.50	.50	1.00	.50	-	-	.67	1.00	.50	.50	.58
Train Fare	Trip	-	-	-	-	-	-	-	-	-	-	-
Service Charge (Motor oil change)...	Once	-	-	-	-	-	-	-	-	-	-	-

COMMUNICATION

Telephone Charge (with town).....	Period	-	.20	.70	.20	-	-	.13	.20	-	-	.25
Telephone Charge to Addia Ababa....	Period	-	-	4.15	3.75	4.15	4.15	1.38	3.20	-	4.20	3.31
Telephone Line Installation Charge..	Once	355.75	283.30	355.75	283.30	283.00	-	355.75	453.30	355.75	357.75	341.91

ENTERTAINMENT AND EDUCATION

EQUIPMENT AND ACCESSORIES

T.V. Set Philips 21 inch(Colored).....	No	-	2950.00	-	2616.67	-	-	-	-	-	-	2919.23
Cassette Recorded Original(Local Music)No		9.67	9.00	10.00	10.00	10.33	-	10.00	10.00	10.00	10.00	9.82
Radio Set Philips 3 Band.....	No	160.00	-	-	145.00	160.00	-	75.00	151.67	162.50	-	140.00
Tape Recorder National (2 Speaker)....	No	-	-	-	750.00	266.67	-	-	345.00	-	-	401.67
Expense for Photograph(Passport size)4Pho		3.00	4.00	4.00	3.00	4.50	4.00	4.00	4.00	-	-	3.59

Table 3 : Average Retail Price of Goods and Services by Region and Selected Market Places - Group 3 Market Places (Cont'd)

April 2005
Miazia 1997

ITEM	UNIT	R E G I O N A N D M A R K E T P L A C E S										AMHARA AVERAGE
		A M H A R a										
		Mota	Debre- markos	Adete	Bahir- Dar	Sekota	Amde Work	Danigla	Chagni	Kemise	Bati	
P R I C E I N B I R R												
Newspaper (Addis Zemen).....	No	-	.60	-	.50	-	-	.50	-	.50	-	.51
Theater Entrance Fee	Once	-	-	-	12.00	-	-	-	-	-	-	12.33
EDUCATION												
Exercise Book (50 Leaves) Local.....	No	1.60	1.60	-	1.68	1.75	2.00	-	1.75	2.00	1.80	1.74
Pencil (China).....	No	.20	.22	.25	.22	.23	.25	-	.25	.23	.23	.23
Ball Point-Bic England.....	No	1.50	1.40	1.38	1.33	1.30	1.03	-	1.30	1.10	1.00	1.17
Day School Fee-Public(Grade 7 & 8)..Month	-	-	-	-	-	-	-	-	-	-	-	-
Day School Fee-Private(Grade 9-12)..Month	-	-	-	-	-	-	-	-	-	-	-	-
Night School Fee-Government(Gr.9-12)Month	-	-	21.00	21.50	20.00	17.00	-	-	20.00	-	30.00	21.77
School Uniform Fee	No	-	-	-	-	56.67	-	-	-	-	-	51.64
Night School Fee-Private(Grade9-12)..Month	-	-	-	-	-	-	-	-	-	-	-	-
PERSONAL CARE AND EFFECTS												
PERSONAL CARE												
Lux Toilet Soap.....	90gm	2.25	2.06	2.25	1.88	2.25	2.25	-	2.25	2.25	2.16	2.20
Blade-TOPAZ.....	No	.28	.48	.20	.25	.30	.23	-	.28	.40	.40	.30
Hair Dressing (Traditional).....	No	3.00	-	.50	3.33	3.33	1.50	-	2.33	2.67	1.83	2.02
Hair Dressing (Modern).....	No	-	6.00	6.00	10.00	7.67	-	-	6.00	8.00	8.00	6.96
Barbery (Mens Hair Cut).....	No	2.00	3.00	2.00	3.33	3.00	-	-	3.00	2.33	2.00	2.77
Paraffin Hair Oil.....	330cc	7.67	7.33	7.50	7.50	8.00	9.00	-	8.00	7.92	7.50	7.70
Zenith Hair Oil.....	330cc	7.67	8.00	7.83	8.00	8.00	9.00	-	8.00	7.67	7.17	7.75
Shaving Machine (medium)	No	-	-	-	71.00	-	-	-	-	-	-	53.88
Perfume	CC	-	23.33	23.67	23.00	11.43	7.33	26.33	24.33	-	-	22.19
PERSONAL EFFECTS												
Umbrella-Men Medium (Local).....	No	-	-	-	-	13.33	16.67	14.00	13.83	-	15.33	17.19

Table 3 : Average Retail Price of Goods and Services by Region and Selected Market Places - Group 3 Market Places (Cont'd)

April 2005
Miazia 1997

		R E G I O N A N D M A R K E T P L A C E S										
		A M H A R A										AMHARA AVERAGE
ITEM	UNIT	Mota	Debre- markos	Adete	Bahir- Dar	Sekota	Amde Work	Danigla	Chagni	Kemise	Bati	
		P R I C E I N B I R R										
Umbrella-Women Medium (Imported).....	No	17.67	17.00	20.00	14.67	17.00	16.00	21.75	16.67	18.67	17.00	18.02
Hand Bag (Imported Synthetic).....	No	-	-	-	45.67	-	-	-	27.33	-	30.00	48.32
Belt (Local) Machine Made.....	No	-	2.50	-	9.00	7.33	14.00	3.75	18.00	-	5.67	10.89
Belt (Local) Hand Made.....	No	2.00	-	5.00	2.00	-	-	-	5.67	2.00	1.00	2.85
JEWELLERY												
Seiko-21 Jewels Automatic (Men).....	No	-	-	-	440.00	-	-	-	-	-	-	365.56
Seiko-21 Jewels Automatic (Women).....	No	-	-	-	336.67	-	-	-	-	-	-	312.50
Earrings (4gm 18 carat Local).....	Pair	-	440.00	-	480.00	-	-	-	400.00	-	406.67	396.30
Neck Laces (6gm 21 carat Imported).....	No	-	780.00	-	780.00	-	-	-	780.00	-	660.00	730.00
Rings (4gm 18 carat Local).....	No	-	440.00	-	480.00	-	-	-	400.00	400.00	406.67	396.43
Bracelet 20gm (18 carat Local).....	No	-	2200.00	-	-	-	-	-	-	-	2066.67	1846.67
LIVESTOCK AND DRAUGHT ANIMALS												
LIVESTOCK												
Sheep (10-15Kg).....	No	100.00	146.67	98.67	131.67	193.33	140.00	126.67	165.67	75.00	68.33	116.05
Goat (10-15Kg).....	No	79.00	93.33	65.00	125.00	150.00	110.00	120.00	89.33	55.00	65.00	90.43
Heifer (2-4 Years).....	No	238.33	560.00	408.33	543.33	495.33	400.00	500.00	382.67	453.33	310.00	442.49
Cow (4 Years and Above).....	No	500.00	773.33	573.33	750.00	640.00	783.33	680.00	926.00	683.33	616.67	694.77
Bull (2-4 Years).....	No	370.00	493.33	456.67	650.00	662.00	443.33	480.00	458.00	-	350.00	521.22
Ox (4 Years and Above).....	No	1056.67	1190.00	788.33	1000.00	820.00	736.67	976.67	870.67	1100.00	1033.33	1007.17
Hen (Indigenous).....	No	10.83	13.83	13.83	11.33	5.17	4.25	11.33	11.67	9.00	6.33	9.96
Cock (Indigenous).....	No	12.33	16.50	16.33	15.00	4.33	4.92	-	13.67	13.00	9.17	12.14
DRAUGHT ANIMALS												
Donkey.....	No	158.33	410.00	320.00	325.00	353.33	340.00	240.00	243.67	296.67	153.33	293.76
Horse.....	No	-	1000.00	-	-	-	-	-	-	-	-	759.38

Table 3 : Average Retail Price of Goods and Services by Region and Selected Market Places - Group 3 Market Places (Cont'd)

April 2005
Miaxia 1997

R E G I O N A N D M A R K E T P L A C E S												
A M H A R A											AMHARA	
ITEM	UNIT	Mota	Debre- markos	Adete	Bahir- Dar	Sekota	Amde Work	Danigla	Chagni	Kemise	Bati	AVERAGE
P R I C E I N B I R R												
Mule.....	No	-	-	-	816.67	706.67	1016.67	-	-	-	-	954.44
FARM EQUIPMENT (INDUSTRIAL PRODUCT)												
Sickel.....	No	18.00	18.00	-	15.33	-	-	-	15.67	-	-	15.37
Pick Axe ('Doma').....	No	20.00	24.33	24.50	14.00	-	-	25.00	23.33	-	-	20.00
'Gejera'.....	No	-	32.50	-	20.00	-	-	22.50	-	-	-	21.62
FARM EQUIPMENT (HAND MADE)												
'Mofer'.....	No	-	-	-	-	-	-	-	-	21.67	27.50	23.74
'Kember'.....	No	-	-	12.67	-	-	-	5.00	-	7.67	11.00	8.14
'Digr'.....	No	-	-	1.25	-	-	-	1.58	-	1.83	1.67	1.55
Plough.....	No	23.33	31.67	24.67	43.00	22.33	20.00	16.33	18.00	19.00	18.33	27.45
Sickel.....	No	-	3.50	2.00	3.00	7.00	-	-	2.83	2.17	4.17	3.30
'Wegel'.....	No	4.00	5.33	3.83	2.83	4.33	6.33	2.67	3.83	4.17	5.17	4.37
'Erfe'.....	No	-	-	-	-	-	-	-	-	1.00	1.00	2.14
MISCELLANEOUS GOODS AND SERVICES												
Coffin (Medium Quality).....	No	-	100.00	156.67	186.67	-	-	-	245.00	-	-	229.40
Charge for Money order	Once	2.60	2.60	-	2.60	-	-	2.65	2.60	-	2.60	2.56
Charge for Visa (for person).....	No	-	-	-	-	-	-	-	-	-	-	-

Group 4

Market Places

(Ghimbi, Dembi Dolo, Shambu, Nekemte, Bedele, Metu, Jima, Agaro,
Ambo, Weliso, Ejere and Fiche.)

Table 4 : Average Retail Price of Goods and Services by Region and Selected Market Places - Group 4 Market Places (Cont'd)

April 2005
Miazia 1997

ITEM	UNIT	R E G I O N A N D M A R K E T P L A C E S											
		O R O M I Y A											
		Ghimbi	Dembi-dolo	Shambu	Nekemte	Bedele	Metu	Jimma	Agaro	Ambo	Weliso	Ejere	Fiche

P R I C E I N B I R R

CEREALS UNMILLED

'Teff' White	Kg	2.52	-	1.96	1.95	2.53	2.60	2.60	2.52	2.37	2.63	2.77	2.50
'Teff' Mixed.....	Kg	2.33	2.83	1.88	1.87	2.20	2.17	2.12	2.08	2.18	2.18	6.28	2.35
'Teff' Black (Red).....	Kg	2.17	2.77	1.58	1.75	1.82	2.00	2.02	2.03	2.01	1.75	2.12	2.07
Wheat White.....	Kg	2.24	-	1.32	-	1.70	2.50	1.80	1.68	1.77	1.58	1.86	1.94
Wheat Mixed.....	Kg	-	2.17	1.30	1.55	-	2.00	1.70	1.52	1.77	1.51	1.69	-
Wheat Black.....	Kg	-	-	1.09	-	1.53	2.00	1.70	-	1.97	2.18	1.97	2.02
Barley White.....	Kg	1.98	-	1.39	-	1.97	2.17	1.70	2.00	1.62	1.56	1.48	2.07
Barley Mixed.....	Kg	1.92	2.04	1.26	1.51	-	2.00	1.65	1.57	1.45	1.47	1.57	-
Barley Black.....	Kg	-	-	1.37	-	1.70	2.00	1.67	1.57	1.55	1.32	1.64	1.81
Barley for Beer.....	Kg	-	-	-	-	-	-	-	-	-	-	-	-
Maize.....	Kg	1.26	1.36	1.06	1.30	1.12	1.07	1.27	1.08	1.59	1.66	1.54	1.59
Durrah.....	Kg	1.31	-	-	-	-	-	1.27	-	-	-	1.49	-
Sorghum Yellow.....	Kg	-	-	-	-	-	-	1.77	1.38	-	2.29	-	1.64
Sorghum White.....	Kg	1.39	1.42	-	1.04	1.17	1.47	2.03	1.08	1.97	-	1.60	1.60
Sorghum Red.....	Kg	1.24	1.41	-	1.03	-	1.10	1.12	1.03	1.27	1.52	1.59	-
African Millet.....	Kg	1.68	2.04	-	1.38	1.30	1.47	1.48	1.42	2.14	-	-	-
Rice.....	Kg	5.00	5.67	5.00	5.17	5.00	5.67	5.17	5.00	5.00	5.08	-	-
Oats.....	Kg	-	-	-	-	3.25	3.50	-	-	-	3.72	-	-
Hulled Barley.....	Kg	-	-	-	-	-	-	-	-	-	2.68	2.00	2.20

CEREALS MILLED

'Teff' White.....	Kg	-	-	-	-	-	-	-	-	-	-	-	-
'Teff' Mixed.....	Kg	-	-	-	-	-	-	-	-	-	-	-	-
'Teff' Black (Red).....	Kg	-	-	-	-	-	1.81	-	-	-	-	-	2.72
Wheat White.....	Kg	-	-	-	-	-	-	-	-	-	-	-	2.33
Wheat Mixed.....	Kg	-	-	-	-	-	-	-	-	-	-	-	-
Barley White.....	Kg	-	-	-	-	-	-	-	-	-	-	-	-

Table 4 : Average Retail Price of Goods and Services by Region and Selected Market Places - Group 4 Market Places (Cont'd)

April 2005
Miazia 1997

ITEM	UNIT	R E G I O N A N D M A R K E T P L A C E S											
		O R O M I Y A											
		Ghimbi	Dembidolo	Shambu	Nekemte	Bedele	Metu	Jimma	Agaro	Ambo	Weliso	Ejere	Fiche
P R I C E I N B I R R													
Barley Mixed.....	Kg	-	-	-	-	-	-	-	-	-	-	-	-
Maize.....	Kg	-	-	-	1.36	1.28	1.52	1.70	1.61	-	1.88	-	-
Oats.....	Kg	-	-	-	5.00	4.50	5.00	-	-	5.00	4.42	-	-
Sorghum.....	Kg	-	-	-	-	-	-	-	-	-	-	-	2.16
Durrah.....	Kg	-	-	-	-	-	-	-	-	-	-	-	-
'Furno Duket' Locally Processed..	Kg	3.50	4.00	-	3.50	3.50	3.50	3.17	3.08	3.25	3.42	-	3.42
PULSES UNMILLED													
Horse Beans.....	Kg	2.50	2.50	2.33	2.13	2.10	2.25	2.03	2.03	1.95	2.04	1.65	1.66
Peas White.....	Kg	-	-	-	-	-	-	2.43	2.32	-	-	-	-
Peas Black.....	Kg	-	-	-	-	-	2.50	-	-	2.40	2.32	-	-
Peas Mixed.....	Kg	-	3.08	2.70	2.93	2.23	2.50	2.23	2.12	2.43	2.12	1.92	2.36
Soya Beans.....	Kg	-	-	-	-	-	-	-	-	-	-	-	-
Chick Peas.....	Kg	2.50	2.50	3.00	2.03	2.47	2.50	2.50	2.25	2.31	1.66	1.66	2.02
Lentils.....	Kg	4.33	5.00	4.83	4.83	4.73	4.50	4.50	4.00	4.62	4.08	3.78	4.04
Haricot Beans.....	Kg	-	2.07	-	-	-	1.70	1.92	-	-	-	-	-
Lima Beans.....	Kg	-	-	-	-	-	-	-	1.92	-	1.71	-	-
Vetch.....	Kg	1.59	-	-	1.76	1.72	2.00	1.62	1.72	1.63	1.53	1.63	1.36
Fenugreek.....	Kg	4.50	4.49	3.83	3.83	3.40	3.50	3.33	3.25	3.49	5.27	3.13	3.05
PULSES MILLED OR SPLIT													
Horse Beans Milled.....	Kg	-	-	-	-	4.44	-	3.92	4.30	-	-	-	4.00
Peas Milled.....	Kg	4.00	-	-	-	8.00	4.00	5.17	4.70	6.50	-	-	5.00
Chick Peas Milled.....	Kg	-	-	-	-	-	-	-	-	-	-	-	5.00
Mixed Pulses Milled.....	Kg	6.83	-	4.48	2.59	-	3.50	3.50	4.30	-	2.26	-	3.50
Vetch Milled.....	Kg	-	-	-	-	4.44	3.50	3.42	-	4.85	2.11	-	3.00
Peas Split.....	Kg	5.17	6.00	4.17	5.00	4.50	4.33	4.00	4.00	5.00	-	5.00	4.50
Peas Split(Roasted).....	Kg	-	-	-	4.50	-	4.50	-	-	5.25	-	-	-

Table 4 : Average Retail Price of Goods and Services by Region and Selected Market Places - Group 4 Market Places (Cont'd)

April 2005
Miazia 1997

ITEM	UNIT	R E G I O N A N D M A R K E T P L A C E S											
		O R O M I Y A											
		Ghimbi	Dembi-dolo	Shambu	Nekemte	Bedele	Metu	Jimma	Agaro	Ambo	Weliso	Ejere	Fiche
P R I C E I N B I R R													
Horse Beans Split(Roasted).....	Kg	-	-	-	-	-	-	-	-	-	-	-	-
Lentils Split.....	Kg	5.00	6.50	5.83	6.17	6.00	6.00	6.00	5.50	6.00	5.92	6.00	6.08
Vetch Split(Roasted).....	Kg	-	-	-	-	-	-	3.00	-	-	-	-	-
Chick Peas Split(Roasted).....	Kg	-	-	-	-	-	-	-	-	-	-	-	-
Fenugreek Milled.....	Kg	8.00	8.00	-	8.00	8.00	7.67	8.00	4.58	8.00	-	-	8.00
OIL SEEDS													
Niger Seed.....	Kg	5.26	5.36	2.20	-	5.58	3.50	4.00	3.33	5.01	4.84	3.17	4.38
Linseed White.....	Kg	-	-	-	-	-	5.00	-	-	4.29	-	-	4.38
Linseed Black.....	Kg	2.09	3.62	-	5.79	3.55	3.83	3.50	3.08	4.23	4.44	2.57	6.44
Sesame Seed.....	Kg	-	6.00	-	6.19	5.80	6.00	8.00	6.42	-	-	2.19	3.57
Sunflower.....	Kg	-	-	-	-	4.07	3.83	3.17	3.17	3.31	-	2.74	-
Castor Beans.....	Kg	-	-	-	-	-	-	3.00	2.67	3.80	4.51	2.57	3.96
Rape Seed.....	Kg	3.43	3.70	1.85	8.15	2.67	2.67	-	4.08	5.50	-	-	-
Ground Nut Shelled.....	Kg	5.00	6.67	-	-	5.00	5.50	-	-	-	-	-	-
PREPARED CEREAL PRODUCTS													
Spaghetti (Local) Without Egg....	Kg	7.00	8.00	7.83	7.00	5.00	5.00	8.00	5.00	8.00	7.00	8.00	8.00
Pastini.....	Kg	9.00	-	-	8.67	9.67	7.00	8.33	-	9.00	8.33	10.17	9.00
Macaroni (Local) Without Egg....	Kg	5.00	5.50	5.17	5.00	5.00	5.50	5.33	5.00	5.50	5.08	-	-
'Fafa' Flour.....	kg	-	-	-	10.00	-	5.50	5.00	-	-	-	-	-
'Dube' Flour.....	kg	-	-	-	-	-	-	-	-	-	-	-	-
BREAD AND OTHER PREPARED FOODS													
'Enjera' ('Teff' Mixed).....	325gm	.40	.61	.46	.35	.38	.57	.42	.45	.56	.49	.67	.69
'Dabo' (Traditional Ambasha)..	350gm	-	-	.40	-	-	-	.66	.34	.69	.71	1.18	.68
'Dabo' (Traditional Sheleto)..	350gm	-	-	-	-	-	-	-	-	.66	.68	-	-

Table 4 : Average Retail Price of Goods and Services by Region and Selected Market Places - Group 4 Market Places (Cont'd)

April 2005
Miazia 1997

ITEM	UNIT	R E G I O N A N D M A R K E T P L A C E S											
		O R O M I Y A											
		Ghimbi	Dembidolo	Shambu	Nekemte	Bedele	Metu	Jimma	Agaro	Ambo	Weliso	Ejere	Fiche
P R I C E I N B I R R													
Bread Wheat (Bakery).....	350gm	1.02	1.37	1.17	.89	1.10	1.40	1.05	1.17	.98	.93	1.36	1.42
Biscuits	150gm	2.73	2.00	2.73	2.00	1.50	2.73	2.73	1.78	-	-	2.75	2.82
MEAT													
Beef	Kg	12.93	13.33	-	16.00	16.00	14.00	16.00	16.00	-	16.00	-	-
Camel Meat	Kg	-	-	-	-	-	-	-	-	-	-	-	-
FISH AND FISH PRODUCTS													
Fish Fresh.....	Kg	-	-	-	-	-	-	-	-	-	-	-	-
Sardines (Imported).....	125gm	-	-	-	-	-	7.00	5.33	-	7.00	-	-	-
DIARY PRODUCTS AND EGG													
Cow Milk (Unpasteurized).....	Lt	3.03	2.58	2.86	2.58	3.57	3.03	2.27	2.50	2.88	1.92	-	-
Cow Milk (pasteurized).....	Lt	-	-	-	-	-	-	-	-	-	-	-	-
Camel Milk.....	Lt	-	-	-	-	-	-	-	-	-	-	-	-
Goat Milk.....	Lt	-	-	-	-	-	-	-	-	-	-	-	-
Powdered Milk (Edget).....	450gm	-	-	-	-	28.13	-	28.13	28.50	-	-	-	-
Yoghurt (Traditional).....	Lt	3.03	4.69	-	4.62	3.85	4.17	3.72	3.75	2.88	2.37	-	-
Cheese Cottage.....	Kg	-	-	-	-	-	3.39	4.70	6.15	3.52	2.37	-	1.52
Egg (Traditional).....	Dozen	4.80	6.00	4.00	6.00	4.00	6.00	4.80	4.00	4.00	4.80	3.00	4.00
OILS AND FATS													
Butter Unrefined.....	Kg	32.67	34.00	34.67	35.00	33.33	35.00	33.00	34.67	40.00	37.46	30.53	37.21
Cooking Oil (Imported).....	Lt	11.67	13.83	13.00	13.33	13.50	13.67	10.78	12.67	13.00	13.00	14.44	14.50
Cooking Oil (Local).....	Lt	-	9.92	13.50	10.00	12.83	12.00	11.33	11.42	10.00	13.08	11.11	12.00

Table 4 : Average Retail Price of Goods and Services by Region and Selected Market Places - Group 4 Market Places (Cont'd)

April 2005
Miazia 1997

ITEM	UNIT	R E G I O N A N D M A R K E T P L A C E S											
		O R O M I Y A											
		Ghimbi	Dembi-dolo	Shambu	Nekemte	Bedele	Metu	Jimma	Agaro	Ambo	Weliso	Ejere	Fiche
P R I C E I N B I R R													
VEGETABLES AND FRUITS													
VEGETABLES (FRESH)													
Ethiopian Kale.....	Kg	.82	-	.88	.40	.50	.93	.83	.56	.89	1.12	1.31	.61
Cabbage.....	Kg	1.42	1.99	-	1.26	.80	2.39	.77	.89	1.05	.92	-	-
Lettuce.....	Kg	-	1.36	-	-	-	-	2.05	3.13	1.43	1.67	-	-
Spinach.....	Kg	-	-	-	-	.73	-	.74	-	1.35	1.55	-	-
Carrot.....	Kg	1.99	.92	2.28	1.28	1.60	2.15	1.35	1.22	-	2.61	-	1.58
Tomatoes.....	Kg	4.30	1.06	1.10	1.41	1.21	2.45	4.49	3.38	1.13	2.24	2.00	2.50
Onions.....	Kg	3.50	5.29	3.33	1.98	2.09	2.89	2.92	2.22	2.33	2.75	-	3.00
Garlics.....	Kg	4.17	7.24	2.87	4.87	3.10	6.01	9.14	6.27	4.01	4.96	-	3.92
Leaks.....	Kg	-	-	2.50	-	-	-	3.43	2.44	2.50	-	2.00	1.92
Pepper Green.....	Kg	3.50	3.78	2.06	3.28	2.40	4.64	3.30	3.97	4.72	4.35	4.08	2.18
Pumpkin.....	Kg	1.36	.34	.61	.44	-	.45	.73	.91	-	.58	-	2.50
Green Peas.....	Kg	-	-	-	-	-	-	5.48	-	-	1.79	-	-
Beet Root.....	Kg	-	1.12	.94	1.26	.10	1.54	1.03	.78	1.16	1.74	-	2.00
Cauliflower.....	Kg	-	-	-	-	-	-	-	-	-	-	-	-
FRUITS FRESH													
Banana.....	Kg	1.65	2.61	1.87	2.30	1.17	.72	3.00	2.35	3.00	1.47	2.50	2.50
Orange.....	Kg	1.40	-	-	5.00	-	-	4.00	1.25	5.00	.81	2.50	-
Lemon.....	Kg	-	6.67	8.19	6.25	6.67	-	5.00	3.77	1.78	.44	1.35	2.17
Tangerine.....	Kg	-	-	-	-	-	-	-	-	-	-	-	-
Papaya.....	Kg	1.23	1.92	-	-	1.41	.89	.71	.82	3.00	.88	-	-
Grapes.....	Kg	-	-	-	-	-	-	-	-	-	-	-	-
Avocado.....	Kg	2.50	-	-	3.25	-	-	4.00	1.84	4.00	-	-	-
Mango.....	Kg	1.50	2.46	1.46	1.09	1.55	1.27	3.00	1.07	1.80	3.39	-	-
Cactus.....	Kg	-	-	-	-	-	-	-	-	-	-	-	-

Table 4 : Average Retail Price of Goods and Services by Region and Selected Market Places - Group 4 Market Places (Cont'd)

April 2005
Miazia 1997

ITEM	UNIT	R E G I O N A N D M A R K E T P L A C E S											
		O R O M I Y A											
		Ghimbi	Dembi-dolo	Shambu	Nekemte	Bedele	Metu	Jimma	Agaro	Ambo	Weliso	Ejere	Fiche
P R I C E I N B I R R													
SPICES													
Pepper Whole.....	Kg	-	5.00	10.07	9.50	7.17	6.33	9.00	6.67	9.00	5.71	10.00	11.33
Black Pepper(Local).....	Kg	16.00	-	5.67	-	-	-	-	-	6.67	-	-	6.50
Long Pepper(Local).....	Kg	15.50	8.00	10.67	8.00	10.00	6.00	6.00	6.92	7.33	8.00	-	7.00
White Cumin(Bishop's Weed)Local..	Kg	4.50	5.00	5.83	5.83	3.33	4.00	4.00	4.83	5.33	5.31	5.00	5.67
Black Cumin(Local).....	Kg	4.17	6.33	7.83	7.50	7.00	6.00	8.17	7.42	8.50	7.66	7.33	9.08
Ginger Dry(Local).....	Kg	-	-	-	-	-	-	-	-	9.33	12.50	-	12.00
Ginger Wet(Local).....	Kg	3.90	1.72	3.34	3.51	2.75	4.37	2.23	3.16	2.50	2.19	3.00	2.58
Cloves(Imported).....	Kg	-	100.00	58.33	50.00	-	60.00	51.67	50.67	50.33	55.00	-	51.50
Cinnamon(Imported).....	Kg	-	-	23.33	30.00	-	26.67	20.33	20.67	19.33	20.50	-	19.50
Cardamon(Local).....	Kg	18.00	12.00	10.67	11.67	9.33	8.67	9.33	8.42	8.00	11.67	14.50	8.33
Tumeric Flour(Local).....	Kg	3.00	3.17	3.00	3.00	3.67	3.00	5.33	2.92	2.67	6.17	-	2.67
Chillies Whole.....	Kg	10.15	14.49	-	9.32	6.50	9.00	9.33	8.42	11.67	13.62	-	14.00
Basil Dry.....	Kg	-	8.00	12.22	5.83	6.00	5.33	6.50	5.17	7.33	6.44	6.55	7.00
POTATOES, OTHER TUBERS AND STEMS													
Potato.....	Kg	1.47	1.55	.87	1.02	1.72	1.90	1.38	1.17	1.09	1.15	2.53	2.00
Sweet Potato.....	Kg	1.72	.62	-	.96	1.03	.78	.41	.47	.62	.81	-	-
'Kocho' (Unprocessed).....	Kg	-	-	-	-	-	1.29	1.07	.98	1.21	1.32	-	-
'Bula'.....	Kg	-	-	-	-	-	2.61	2.45	2.36	3.37	1.68	-	-
COFFEE, TEA, CHAT AND BUCK-THORN LEAVES													
Tea Leaves(Local).....	100gm	2.00	2.00	2.00	2.00	2.00	2.00	2.00	2.00	2.00	2.00	2.00	2.00
Coffee Whole.....	Kg	6.83	6.46	-	7.50	7.08	7.00	-	7.00	-	3.64	-	-
Coffee Beans.....	Kg	14.33	13.44	16.83	14.10	14.67	14.00	14.00	14.67	17.00	17.66	18.00	18.00
Coffee Leaves.....	Kg	-	-	-	-	-	-	-	-	-	-	-	-
Buck Thorn Leaves.....	Kg	-	1.62	2.99	4.59	2.11	2.11	1.33	2.42	3.66	3.05	7.82	9.44

Table 4 : Average Retail Price of Goods and Services by Region and Selected Market Places - Group 4 Market Places (Cont'd)

April
Miazia 1997

ITEM	UNIT	R E G I O N A N D M A R K E T P L A C E S											
		O R O M I Y A											
		Ghimbi	Dembi-dolo	Shambu	Nekemte	Bedele	Metu	Jinma	Agaro	Ambo	Weliso	Ejere	Fiche
P R I C E I N B I R R													
'Chat'.....	Kg	9.32	10.38	7.37	17.68	11.29	5.03	6.42	7.01	7.99	1.62	-	3.41
Malt-Barley.....	Kg	3.42	-	-	2.50	2.71	-	-	2.78	-	2.76	-	2.93
Malt-Wheat.....	Kg	-	-	-	-	-	-	-	2.78	3.50	2.61	-	2.95
OTHER FOOD ITEMS													
Salt.....	Kg	1.50	1.60	1.30	1.50	1.50	2.00	1.42	1.50	1.25	1.45	1.50	1.43
Sugar.....	Kg	6.00	6.50	6.00	5.50	6.50	6.00	5.92	6.00	3.83	6.00	6.00	5.83
Honey.....	Kg	-	12.00	-	13.50	14.33	11.33	14.00	14.00	20.00	-	15.79	-
Canned Tomato (Local).....	410gm	6.00	6.00	7.81	6.33	8.79	6.00	6.00	5.58	6.50	6.00	-	6.50
FOOD TAKEN AWAY FROM HOME													
Cup of Tea.....	No	.40	.50	.50	.50	.40	.50	.40	.37	.50	.50	.50	.50
Cup of Coffee.....	No	.60	.80	1.00	1.00	.70	.70	.60	.57	1.00	1.00	1.00	1.00
Cup of Milk.....	No	1.00	1.00	1.00	1.00	.72	1.00	.78	1.00	1.00	1.00	-	-
'Key Wot Yebere'.....	One Meal	-	-	-	-	-	4.33	5.33	5.00	-	5.00	-	-
'Key Wot Yebeg/Yefyel'.....	One Meal	6.00	5.00	5.00	6.00	4.00	5.00	6.33	5.00	6.00	7.00	-	-
COST OF MILLING													
Cereals.....	100Kg	10.00	18.33	7.50	15.00	10.00	12.00	11.00	15.00	9.00	10.00	10.00	10.00
Pulses.....	100Kg	10.00	18.33	10.00	15.00	10.00	13.00	14.00	25.00	13.33	10.00	10.00	10.00
Pepper Whole.....	100Kg	100.00	91.67	50.00	75.00	50.00	46.67	125.00	61.67	66.67	56.67	50.00	50.00
BEVERAGES - NON ALCOHOLIC													
Ambo Mineral Water.....	500cc	2.00	2.50	2.00	2.00	2.00	2.33	1.92	2.00	1.50	1.50	2.00	2.00
Bure Mineral Water.....	500cc	-	-	-	-	-	-	-	-	-	-	-	-
Coca Cola/Fanta.....	300cc	2.00	2.50	2.00	2.00	2.00	2.25	1.92	2.00	1.75	1.75	2.00	2.00

Table 4 : Average Retail Price of Goods and Services by Region and Selected Market Places - Group 4 Market Places (Cont'd)

April 2005
Miazia 1997

ITEM	UNIT	R E G I O N A N D M A R K E T P L A C E S											
		O R O M I Y A											
		Ghimbi	Dembi-dolo	Shambu	Nekemte	Bedele	Metu	Jimma	Agaro	Ambo	Weliso	Ejere	Fiche
P R I C E I N B I R R													
Pepsi Cola/Mirinda.....	300cc	2.33	2.50	2.00	2.00	2.00	2.25	1.92	2.00	1.75	1.75	2.00	2.00
BEVERAGES - ALCOHOLIC													
Araki (Local).....	900cc	21.67	25.67	29.00	23.33	26.00	29.33	27.00	26.33	19.00	24.33	28.00	30.00
Cognac (Local).....	900cc	22.00	-	-	-	-	-	27.00	-	19.00	24.33	-	-
Brandy (Local).....	900cc	20.67	-	-	-	-	-	27.00	-	19.00	24.33	-	-
Gin (Local).....	900cc	22.00	25.67	29.00	23.33	26.00	29.33	27.00	26.33	19.00	24.33	28.00	30.00
Saris Wine (Normal).....	750cc	7.00	-	6.81	-	-	8.33	12.33	11.50	6.00	6.00	6.00	5.83
'Katikalla'.....	Lt	5.56	4.81	7.50	7.04	7.27	5.56	8.97	5.92	13.33	10.00	7.04	8.89
Beer (Bedele).....	330cc	2.92	3.00	3.00	2.92	2.50	3.00	3.00	2.83	3.00	3.00	-	3.00
Beer (Harar).....	330cc	3.00	-	3.00	-	-	-	-	-	3.00	3.00	3.00	3.00
Beer (Meta Abo).....	330cc	3.00	-	3.00	3.00	-	-	3.00	3.00	3.00	3.00	3.67	3.00
'Tella'.....	Lt	.71	.83	.71	1.00	.80	.56	.63	.59	.50	.60	.71	.82
'Tej' (Mead).....	Lt	2.22	3.33	2.31	2.27	2.22	2.03	1.35	2.67	1.92	2.22	2.00	2.00
CIGARETTES AND TOBACCO													
CIGARETTES													
Nyala.....	Packet	3.00	-	3.00	4.00	4.00	4.00	3.83	3.55	4.00	4.00	3.00	4.00
Gissila.....	Packet	1.00	-	1.25	-	1.00	1.00	1.00	1.00	1.00	2.00	1.25	2.00
Rothmans.....	Packet	-	-	-	-	10.00	10.00	10.00	8.00	10.00	10.00	-	10.00
TOBACCO													
'Gaya'.....	Kg	4.91	3.07	-	5.00	-	17.35	10.00	21.67	20.00	-	5.72	5.27
CLOTHING AND FOOT WEAR													

Table 4 : Average Retail Price of Goods and Services by Region and Selected Market Places - Group 4 Market Places (Cont'd)

April 2005
Miazia 1997

ITEM	UNIT	R E G I O N A N D M A R K E T P L A C E S											
		O	R	O	M	I	Y	A					
		Ghimbi	Dembi-dolo	Shambu	Nekemte	Bedele	Metu	Jimna	Agaro	Ambo	Weliso	Ejere	Fiche
P R I C E I N B I R R													
CLOTHING													
Abujedid(Akaki/Bahir Dar)91cm.	Meter	4.67	4.50	-	4.00	4.00	7.67	-	4.17	-	4.08	-	-
Abujedid(Komb./Arba Min.)150cm	Meter	7.00	6.50	-	7.00	7.00	6.00	6.50	6.17	6.50	6.08	7.00	6.00
Khaki(S-10,000 Twil)110cm.....	Meter	-	-	-	-	-	-	-	-	-	-	-	-
Khaki(Akaki)91cm.....	Meter	-	-	-	-	-	-	-	-	-	-	-	-
Wool-England 100%.....	Meter	-	-	-	-	-	-	-	-	-	-	-	-
Tetron(Arba Minch).....	Meter	23.33	-	-	-	-	20.00	-	-	-	-	-	-
Poplin(Dire Dawa)105cm.....	Meter	8.00	7.00	6.00	6.00	7.00	10.00	7.00	6.00	-	5.67	-	5.00
Poplin(Komb./Arba Minch)150cm.	Meter	10.67	12.00	12.00	11.00	11.00	12.00	10.33	10.83	11.00	10.33	-	11.00
Nylon(Mojo).....	Meter	8.33	-	9.00	-	10.00	12.00	8.00	-	8.00	8.17	8.00	10.17
Polyster(Arba Minch/Awasa)....	Meter	-	-	-	-	-	-	-	-	-	12.00	12.00	-
Jersi.....	Meter	-	-	-	-	-	-	-	-	13.00	-	-	11.00
Cotton.....	Kg	3.42	-	5.00	6.96	-	-	9.00	8.00	6.00	-	-	6.00
Hisufi	Meter	-	-	24.50	-	-	-	-	-	-	24.33	28.00	-
Kefay	Meter	-	-	-	-	-	30.00	-	15.33	-	-	-	-
COST OF TAILORING													
Woolen Suit (Men).....	No	-	-	-	250.00	250.00	293.33	275.00	253.33	256.67	300.00	-	-
Khaki Suit (Men).....	No	-	-	-	-	40.00	66.67	36.67	53.33	33.33	-	-	-
Khaki Suit (Boys).....	No	-	-	-	-	26.67	43.33	28.33	41.67	21.67	-	-	-
Tateron Suit (Men)	No	48.33	-	31.67	-	40.00	80.00	36.67	48.33	50.00	38.33	-	-
Tateron Suit (Boys)	No	23.67	-	16.67	-	26.67	50.00	31.67	41.67	23.33	30.00	-	-
READY-MADE / FOR ADULTS													
'Netela'.....	No	-	-	30.00	20.33	-	26.33	24.67	-	36.00	-	-	31.67
'Gabi'.....	No	-	-	61.67	63.33	68.50	68.33	50.00	56.67	73.33	81.67	-	56.00

Table 4 : Average Retail Price of Goods and Services by Region and Selected Market Places - Group 4 Market Places (Cont'd)

April 2005
Miazia 1997

ITEM	UNIT	R E G I O N A N D M A R K E T P L A C E S											
		O R O M I Y A											
		Ghimbi	Dembi-dolo	Shambu	Nekemte	Bedele	Metu	Jimma	Agaro	Ambo	Weliso	Ejere	Fiche
P R I C E I N B I R R													
Shirts Long Sleeved (Local).....	No	34.67	-	-	-	-	-	-	-	-	-	-	-
Shirts Short Sleeved (Local).....	No	-	-	-	-	-	-	-	-	-	-	-	-
Shirts Long Sleeved (Imported)...	No	50.00	50.00	37.67	40.67	40.00	38.33	43.33	39.00	38.67	38.67	32.00	33.33
Shirts Short Sleeved (Imported)...	No	45.00	49.33	40.00	40.67	-	40.00	38.33	38.67	41.67	40.00	35.50	34.33
Socks (Cotton) Imported.....	Pair	6.00	-	4.33	-	4.00	8.00	4.83	4.83	4.00	5.00	4.00	3.83
Sweater (Local) Men.....	No	-	-	45.00	-	-	-	25.33	-	-	-	-	40.00
Sweater (Local) Women.....	No	-	-	-	-	-	-	22.33	-	17.67	-	-	30.00
Shash (Imported).....	No	10.00	7.33	7.00	10.67	10.67	12.00	6.00	14.00	6.00	10.67	9.50	7.00
Singlets (Local) White.....	No	12.50	12.00	13.67	-	10.00	10.00	10.00	11.00	-	11.33	-	10.00
Jeans Trouser.....	No	86.67	78.33	75.00	63.33	71.67	82.67	65.00	68.33	73.33	78.33	67.50	70.00
Woolen Suit.....	No	-	-	-	-	190.00	-	-	-	-	-	-	165.00
'Kemisna Netela'.....	No	140.00	-	120.00	-	77.50	116.67	126.67	75.00	103.33	170.00	-	90.00
Sweater-Men (Imported).....	No	103.33	-	80.00	-	-	90.00	71.67	-	83.33	86.67	-	73.33
Sweater-Women (Imported).....	No	61.67	-	33.33	-	-	-	45.00	42.50	35.00	-	-	50.00
Nylon Dress.....	No	-	-	-	-	-	-	-	-	-	-	-	-
Tetron Trouser.....	No	-	-	-	-	-	-	-	-	-	-	-	-
Leather Jacket.....	No	-	-	600.00	500.00	-	-	-	-	-	-	-	-
Under Wear China.....	No	15.00	-	11.00	-	11.33	12.00	11.00	11.67	12.00	11.67	11.67	11.00
Deriya	No	-	-	13.83	10.84	10.89	10.50	8.33	11.75	11.67	8.33	-	12.50
Polyester Suit.....	No	-	-	-	-	-	-	-	-	-	-	-	-
Khaki Short	No	-	-	-	-	13.33	-	-	-	-	-	-	-
T-Shirts	No	33.33	24.33	24.33	24.33	26.67	-	20.67	21.67	15.67	23.00	18.00	20.00
Jogging Suit(sport tuta)	No	-	-	63.33	-	68.33	73.33	60.00	64.00	66.67	71.67	61.67	68.33
Khaki Jacket	No	121.67	-	90.00	-	-	-	-	-	91.67	-	-	83.33
Geldem	No	-	15.67	15.50	16.00	18.67	-	25.00	24.00	14.00	-	15.00	14.00

Table 4 : Average Retail Price of Goods and Services by Region and Selected Market Places - Group 4 Market Places (Cont'd)

April 2005
Miazia 1997

ITEM	UNIT	R E G I O N A N D M A R K E T P L A C E S											
		O R O M I Y A											
		Ghimbi	Dembi-dolo	Shambu	Nekemte	Bedele	Metu	Jimma	Agaro	Ambo	Weliso	Ejere	Fiche
P R I C E I N B I R R													
READY-MADE / FOR CHILDREN													
Sweater (Local) for Boys.....	No	-	-	19.00	-	15.67	-	8.67	-	9.67	-	-	-
Socks (Imported) Cotton.....	Pair	3.00	-	2.67	-	2.83	5.00	3.50	2.50	2.67	2.83	2.00	
Jeans Trouser.....	No	-	-	-	-	-	-	-	41.67	-	-	50.00	
Shirt Long Sleeved(Imported)Boys.	No	31.50	-	-	19.33	18.67	23.50	20.33	-	19.00	-	15.00	
Sweater (England) for Girls.....	No	-	-	-	-	-	-	20.00	-	-	-	-	
Short for Boys.....	No	-	-	4.83	-	8.67	-	4.33	-	3.67	-	-	
Kemise(for children)	No	36.00	58.33	41.67	58.33	43.33	36.67	38.33	41.67	41.67	48.33	43.33	
FOOTWEAR (MEN AND WOMEN)													
Anbessa Leather Shoes Men(Local)Pair		90.00	103.33	-	98.33	71.25	172.50	81.02	93.33	153.33	-	45.00	61.67
Leather Shoes Men (Croft).....	Pair	-	111.67	100.00	96.67	76.67	-	125.00	-	100.00	94.33	-	85.00
Walking Shoes(Imp.) Non-Leather	Pair	-	-	71.67	-	-	-	103.33	108.33	88.33	-	-	67.50
Canvas Shoes (Local) Men.....	Pair	22.67	-	-	-	-	27.33	-	-	-	25.67	-	
Canvas Shoes (China) Men.....	Pair	21.50	-	27.00	-	25.33	28.67	25.00	26.33	25.00	27.67	27.00	24.00
Plastic Shoes (Local) Women....	Pair	7.00	8.00	6.00	6.00	6.33	6.67	6.00	6.67	6.00	7.00	6.00	
Slippers Sponge Adult (China)..	Pair	8.67	-	6.00	-	6.67	7.00	6.00	6.00	6.00	-	-	
Boots for Men Plastic (Local)..	Pair	44.00	-	40.00	-	39.33	40.00	-	40.00	37.00	41.33	-	
Sendel Plastic Shoes (Imp.)....	Pair	-	-	-	-	-	-	9.33	8.83	-	-	-	
Cost of Mending Shoes sole(Men).Pair		25.00	18.67	13.33	20.00	25.00	30.00	-	19.00	17.67	5.00	-	

Table 4 : Average Retail Price of Goods and Services by Region and Selected Market Places - Group 4 Market Places (Cont'd)

April 2005
Miazia 1997

ITEM	UNIT	R E G I O N A N D M A R K E T P L A C E S											
		O R O M I Y A											
		Ghimbi	Dembi-dolo	Shambu	Nekemte	Bedele	Metu	Jimma	Agaro	Ambo	Weliso	Ejere	Fiche
		P R I C E I N B I R R											
CONSTRUCTION MATERIALS, WATER, AND FUEL AND POWER													
CONSTRUCTION MATERIALS													
Cement/Bag/(Local).....	50Kg	47.67	75.00	70.00	61.25	70.00	74.17	67.00	73.00	60.00	59.67	54.50	60.33
Lime.....	Kg	1.09	1.52	.47	-	-	1.16	1.20	1.12	.80	.81	-	-
Nail (7cm - 12cm).....	Kg	10.00	12.00	10.00	10.00	10.67	11.00	10.00	10.00	10.00	10.00	10.00	10.00
Nail With Cape.....	Kg	13.83	15.00	15.00	13.00	14.00	15.67	13.00	13.00	12.00	12.00	-	12.00
Corrugated Iron Sheet (.2mm).....	No	36.00	36.00	-	34.00	35.67	-	39.67	37.50	55.00	42.00	37.00	37.00
Wood for House Construction('Atana')..	No	1.50	-	-	-	4.00	5.33	3.67	-	3.83	14.13	-	-
Wall Paints-Super (Fluid) Normal.....	4Kg	65.00	60.00	-	58.00	57.50	57.00	54.67	55.00	57.00	60.00	-	56.00
Wall Paints-Super (Fluid) Plastic.....	4Kg	100.00	95.00	-	49.50	91.00	87.00	87.00	85.00	88.00	90.00	-	85.00
Coarse Aggregate Gravel.....	Meter Cube	-	-	-	93.00	-	-	213.71	-	-	-	-	-
Hollow Concrete Block(20x20x40 cm Cube)No		-	-	-	-	-	-	-	-	3.00	3.00	-	-
Bricks (25cm x 12cm x 6cm).....	No	-	-	-	-	-	-	-	-	-	-	-	-
Floor Board 4m Length.....	No	-	-	-	-	-	-	-	-	24.00	-	-	-
Iron Pipe 6mt. (1/2 inch Wide) Local..	No	52.50	59.00	-	94.00	-	-	61.33	63.67	-	59.50	-	-
Chipwood (125cm x 250cm x 8mm).....	No	-	-	-	-	-	-	-	-	80.00	-	-	-
Sand.....	Meter Cube	-	-	-	80.00	114.28	48.33	163.87	-	-	-	-	-
Gutter N° 32.....	Meter	-	-	-	18.00	-	-	-	23.50	13.00	-	-	-
Window Glass (50cm x 50cm x 3mm).....	No	-	-	-	-	-	18.75	21.67	-	16.75	-	-	-
Water Tanker (1meter cube).....	No	-	-	-	1150.00	-	-	756.67	-	-	-	-	-
Stone for House Construction..	Meter Cube	45.00	-	-	-	42.85	19.33	-	-	-	-	25.00	-
Mega Paints.....	4Kg	-	60.00	60.00	58.00	57.33	57.00	54.67	55.00	57.00	-	-	-
Tseday Paints.....	4Kg	-	95.00	-	90.00	58.00	-	-	55.00	-	-	-	-
"Yewellel Nitaf"(Tile).....	No	-	-	-	-	-	-	-	-	-	-	-	-
WATER													
Water.....	Meter Cube	13.33	8.33	7.33	10.00	-	8.67	10.68	-	5.78	5.75	1.67	5.00

Table 4 : Average Retail Price of Goods and Services by Region and Selected Market Places - Group 4 Market Places (Cont'd)

April 2005
Miazia 1997

ITEM	UNIT	R E G I O N A N D M A R K E T P L A C E S											
		O R O M I Y A											
		Ghimbi	Dembi-dolo	Shambu	Nekemte	Bedele	Metu	Jimma	Agaro	Ambo	Weliso	Ejere	Fiche
		P R I C E I N B I R R											
FUEL AND POWER													
Fire Wood.....	Meter Cube	49.37	29.07	41.21	56.13	63.39	36.88	38.56	67.12	27.75	56.36	-	82.90
Charcoal.....	Kg	1.01	-	1.71	1.02	1.04	1.45	1.32	1.01	1.27	1.64	-	-
Dung Cake.....	Kg	-	-	-	-	-	-	-	-	.40	.91	.80	.12
Kerosine.....	Lt	3.17	3.75	4.50	3.12	3.18	3.23	3.13	3.14	3.05	3.20	3.89	3.59
Diesel.....	Lt	4.48	4.97	4.57	4.43	4.49	4.54	4.44	4.45	4.36	4.35	-	4.36
Electric.....	K.Watt	-	.27	.27	.27	.27	-	.27	.27	.27	.27	-	.27
Matches.....	Box	.20	.20	.23	.20	.25	.20	.20	.20	.20	.20	.20	.20
Candles.....	No	1.00	.80	.97	1.00	1.00	1.00	.97	1.00	.75	.75	1.00	.75
Buthane Gas (Shell).....	12.5 Kg	-	-	-	-	-	-	-	-	-	-	-	-
Eveready Drycell.....	No	-	-	1.75	-	1.50	-	1.54	1.50	1.75	1.54	1.77	1.75
FURNITURE, FURNISHING, HOUSEHOLD EQUIPMENT AND OPERATION													
CHAIRS, TABLES, ETC.													
Table Wanza (Machine made) Varnished..	No	133.33	146.67	75.00	193.33	138.33	173.33	283.33	340.00	383.33	-	-	240.00
Table Wanza (Hand made) Not Varnished..	No	113.33	-	-	-	-	-	-	-	-	-	-	-
Chairs Wanza (Machine Made) Varnished..	No	53.33	48.33	60.00	53.33	53.33	50.00	66.67	65.00	81.67	-	-	85.00
Chairs Wanza (Hand Made) Varnished....	No	45.00	-	-	-	-	-	-	-	-	-	-	-
Cupboard Wanza (2 doors) Varnished....	No	1033.33	800.00	825.00	850.00	1093.33	1466.67	1033.33	1046.67	1466.67	-	-	1175.00
Double Bed Wanza (120cm) Varnished....	No	493.33	450.00	425.00	483.33	523.33	416.67	533.33	450.00	516.67	-	-	525.00
Sofas (Complete).....	No	-	1500.00	-	4250.00	3500.00	-	3100.00	1930.00	3300.00	-	-	3150.00
Book Shelves Wanza (3 Shelves) no Door	No	276.67	173.33	375.00	230.00	325.00	300.00	313.33	308.33	350.00	-	-	350.00
Chest of Drawer	No	-	-	-	-	510.00	533.33	466.67	553.33	900.00	-	-	-
FURNISHINGS & REPAIRS													
Bed Sheet (Non-Patterned Bahir Dar)													
1.90m x 2.50m.....	Pair	55.00	-	48.00	-	49.33	50.00	50.00	51.00	50.00	48.33	-	-

Table 4 : Average Retail Price of Goods and Services by Region and Selected Market Places - Group 4 Market Places (Cont'd)

April 2005
Miazia 1997

R E G I O N A N D M A R K E T P L A C E S													
O R O M I Y A													
ITEM	UNIT	Ghimbi	Dembi-dolo	Shambu	Nekemte	Bedele	Metu	Jimma	Agaro	Ambo	Weliso	Ejere	Fiche
P R I C E I N B I R R													
Bed Sheet(Patterned Kombolcha)													
1.90m x 2.50m.....	Pair	-	-	95.00	-	90.00	-	-	64.00	85.33	-	-	-
Bed Cover(Patterned Kombolcha).....	No	-	-	-	-	-	-	-	27.00	35.00	-	-	-
Blanket Woolen(Debre B.)160cm x 220cm.	No	85.00	-	77.67	-	84.33	85.00	83.33	80.33	80.00	77.67	-	-
Mattress-Sponge (A.A Foam) 120cm.....	No	366.67	-	250.00	-	270.00	-	301.67	256.67	300.00	320.00	-	-
Towel-Local (Kombolcha).....	No	15.00	11.50	-	11.33	18.67	-	10.67	11.67	10.00	-	20.00	-
EARTHEN WARE													
Water Pot.....	No	5.00	6.33	15.50	3.00	8.50	7.33	4.67	5.67	6.00	3.17	1.42	5.33
'Jebena' Medium Size.....	No	2.17	2.83	4.67	1.50	4.00	5.00	-	2.17	3.00	1.67	.75	1.92
'Mitad' (Griddle of Clay).....	No	7.33	10.33	-	14.67	17.33	19.00	13.00	7.67	14.00	12.67	6.17	10.67
Local Stove '(Lakech)'	No	6.67	6.00	7.83	6.00	10.67	8.33	6.33	5.67	6.00	-	-	5.33
Cup for Coffee (China).....	No	1.25	1.25	1.20	1.00	1.23	1.25	1.00	1.00	1.25	1.33	1.08	1.25
Plate Clay (imported).....	No	3.17	4.00	4.25	3.00	4.67	4.33	4.00	4.00	3.50	4.83	-	-
STRAW, BAMBOO AND OTHERS													
'Sefed'.....	No	5.83	6.17	7.17	6.33	4.83	7.67	5.17	-	11.67	12.33	10.58	8.67
Sack 100Kg Capacity.....	No	-	-	-	-	-	-	6.00	7.67	-	-	-	-
METAL WARE													
Cooking Pan Medium (Local).....	No	34.67	23.67	-	23.33	26.33	29.33	26.67	25.67	16.00	21.33	-	25.33
Tray (Nickel) Medium N ^o 45 Local.....	No	-	-	-	-	-	-	-	-	-	-	-	15.33
Electric 'Mitad' Aluminium.....	No	-	-	-	-	470.00	-	450.00	-	-	-	-	-
Gas Stove (Kerosine) China.....	No	45.00	-	36.50	-	32.50	39.00	35.00	38.67	35.00	35.33	-	34.00
Refregator.....	No	-	-	-	-	-	-	2833.33	-	-	-	-	-

Table 4 : Average Retail Price of Goods and Services by Region and Selected Market Places - Group 4 Market Places (Cont'd)

April 2005
Miazia 1997

ITEM	UNIT	R E G I O N A N D M A R K E T P L A C E S											
		O R O M I Y A											
		Ghimbi	Dembi-dolo	Shambu	Nekemte	Bedele	Metu	Jimma	Agaro	Anbo	Weliso	Ejere	Fiche
P R I C E I N B I R R													
PLASTIC WARE (LOCAL MADE)													
Jerrycan (20 Litres).....	No	27.33	14.00	-	14.67	19.67	-	-	17.33	20.00	20.33	18.67	20.00
Bucket (20 Litres).....	No	16.67	15.00	14.33	15.00	14.33	15.00	14.00	13.67	14.67	13.33	14.00	14.00
GLASS WARE													
Glass for Tea (Duralax).....	No	3.00	3.75	3.67	3.00	3.50	3.50	3.83	3.42	3.00	3.08	-	3.75
OTHER HOUSEHOLD EQUIPMENT													
Kerosine Lamp.....	No	16.00	23.33	21.67	23.00	18.00	15.00	18.33	12.33	18.00	19.33	-	-
'Kuraz' Small Local Kerosine Lamp.....	No	.92	1.00	1.00	.75	1.00	1.00	1.08	1.00	.75	1.25	.67	-
Flash Light.....	No	7.00	6.83	7.00	7.00	7.00	7.00	6.83	5.67	6.50	6.00	6.00	6.50
Electric Bulb Philips(40/60 Watt).....	No	2.00	2.00	2.00	2.00	2.00	2.50	2.00	2.00	2.00	2.00	2.00	2.00
HOUSEHOLD OPERATION													
Hard Soap (Local).....	200gm	1.43	1.60	1.60	2.07	1.80	1.33	1.47	1.33	2.00	2.00	1.43	1.55
Hard Soap (Imported).....	200gm	1.60	2.40	1.80	2.40	2.40	2.40	2.20	2.20	-	2.58	1.60	2.40
Detergent (Omo).....	50gm	1.33	1.25	1.42	1.67	1.67	1.67	1.42	1.04	1.67	1.00	-	.50
Incense.....	Kg	8.00	6.33	23.33	6.00	5.67	5.17	5.17	5.92	6.00	2.33	6.00	11.81
Sandal Wood.....	No	.25	.25	.10	.25	.25	.25	.25	.22	.25	.25	.25	.25
Toilet Paper (Mamko).....	Roll	3.00	3.08	3.00	3.00	3.00	3.00	3.00	3.00	3.00	3.00	3.00	3.00
DRY CLEANING													
Dry Cleaning (Suit Men).....	No	-	-	-	19.00	15.00	-	15.50	16.00	16.00	-	-	-

Table 4 : Average Retail Price of Goods and Services by Region and Selected Market Places - Group 4 Market Places (Cont'd)

April 2005
Miazia 1997

ITEM	UNIT	R E G I O N A N D M A R K E T P L A C E S											
		O R O M I Y A											
		Ghimbi	Dembi-dolo	Shambu	Nekemte	Bedele	Metu	Jimma	Agaro	Ambo	Weliso	Ejere	Fiche
P R I C E I N B I R R													
DOMESTIC SERVICE													
Maid Servant.....	Month	30.00	40.00	18.33	25.00	43.33	33.33	38.33	33.33	28.33	31.67	22.50	55.00
Unskilled Service (Daily Laborer)....	Day	7.00	7.00	6.33	7.00	9.33	8.00	7.00	7.00	7.00	9.67	6.33	-
Salary for Guard	Month	50.00	55.00	-	-	93.33	66.67	56.67	63.33	93.33	-	-	90.00
MEDICAL CARE													
Ampicillin(250 mg) Local.....	56 Caps	15.40	20.53	14.00	13.44	16.27	14.67	-	12.33	14.00	16.53	16.80	-
Dichlorophine(500 mg) Local.....	6 Pills	-	-	-	-	-	-	-	-	-	-	-	-
Tetracycline(250mg) Local.....	56 Caps	9.07	10.73	7.50	6.07	10.40	8.33	8.93	7.23	9.35	8.33	8.40	9.22
Penicillin Injection(4 Mu. Local). Bottle		3.83	-	3.75	1.92	4.00	4.00	3.73	3.83	3.67	3.50	3.50	3.97
Chloramphenicol(250mg) Local.....	56 Caps	10.31	13.07	11.20	10.73	14.00	13.33	8.93	9.50	12.13	11.07	11.20	12.28
Dipron(500mg) Local.....	20 Pills	-	-	-	-	-	-	-	-	-	-	-	-
Cough Syrup (Berantine) Local.....	125cc	-	-	-	-	8.67	-	-	6.33	-	-	9.00	-
Bactrim(480mg) Local.....	30 Pills	4.50	7.00	-	4.00	6.67	-	6.00	4.33	6.00	-	4.50	5.57
Vermox(100mg) Local.....	12 Pills	-	2.67	-	1.00	3.67	-	-	1.25	3.00	2.00	2.00	-
Mezel(250mg) Local.....	30 Caps	4.13	8.33	4.02	3.15	6.00	4.50	4.60	3.00	4.50	4.50	4.50	5.14
Asprin (300 mg) Local.....	20 Pills	2.00	2.00	1.17	2.00	2.00	2.00	1.20	1.17	2.00	2.00	2.00	1.65
OTHER MEDICAL EXPENSES													
Doctor's Fee (Government).....	per visit	1.00	1.00	2.00	1.00	-	1.00	.50	.50	1.00	3.50	1.00	1.00
Doctor's Fee (Private).....	per visit	4.50	5.00	-	-	5.00	5.50	10.00	5.00	10.00	4.50	-	5.00
Injection (Service Charge).....	Once	.50	-	.50	-	1.00	.83	1.00	1.00	.50	1.00	-	1.00
Laboratory Test Fee (Private).....	Once	4.00	5.00	-	-	5.00	4.50	4.00	5.00	4.00	4.50	-	4.00
Bed Charge (gov.).....	per day	-	6.00	2.50	2.50	-	2.00	4.00	5.00	2.00	10.00	-	4.00

Table 4 : Average Retail Price of Goods and Services by Region and Selected Market Places - Group 4 Market Places (Cont'd)

April 2005
Miazia 1997

ITEM	UNIT	R E G I O N A N D M A R K E T P L A C E S											
		O R O M I Y A											
		Ghimbi	Dembi-dolo	Shambu	Nekemte	Bedele	Metu	Jimma	Agaro	Ambo	Weliso	Ejere	Fiche
P R I C E I N B I R R													
TRANSPORT AND COMMUNICATION													
TRANSPORT													
Benzene.....	Lt	5.67	6.10	5.76	5.62	5.68	5.73	5.63	5.64	5.55	5.54	-	5.53
Motor Oil (Mobil).....	Lt	19.60	22.00	21.00	20.21	20.00	20.17	20.23	20.00	20.50	20.20	-	20.20
Car Washing and Greasing.....	No	-	-	-	42.25	35.00	-	16.67	23.33	50.00	30.00	-	25.00
Bus Fare (per km).....	Tarif	.13	-	-	.11	.10	.09	-	.10	.10	.12	-	.14
Bus Fare (within Town)	Trip	-	-	-	-	-	-	.25	-	-	-	-	-
Taxi Fare	Trip	1.00	-	-	.75	-	-	.50	-	.60	-	-	1.00
Air Plane (To Addis Ababa)	Trip	-	380.00	-	-	-	-	229.00	-	-	-	-	-
Animal Transport fare.....	Trip	-	-	6.00	-	-	-	-	-	-	-	-	-
Cart Fare.....	Trip	-	-	-	-	1.00	1.00	.50	1.00	-	.50	-	1.00
Train Fare	Trip	-	-	-	-	-	-	-	-	-	-	-	-
Service Charge (Motor oil change)...	Once	-	-	-	-	-	-	-	-	-	10.00	-	-
COMMUNICATION													
Telephone Charge (with town).....	Period	.40	.50	-	-	-	.20	-	.33	.20	-	-	.25
Telephone Charge to Addis Ababa....	Period	2.85	4.20	4.20	-	1.50	1.40	1.20	2.03	2.05	1.40	-	1.40
Telephone Line Installation Charge..	Once	355.00	355.75	355.75	355.75	355.75	283.30	283.30	355.75	355.00	283.30	-	283.30
ENTERTAINMENT AND EDUCATION													
EQUIPMENT AND ACCESSORIES													
T.V. Set Philips 21 inch(Colored).....	No	-	-	-	2600.00	-	3000.00	2516.67	3250.00	-	-	-	-
Cassette Recorded Original(Local Music)No		10.00	10.00	10.00	9.00	10.00	10.00	9.67	9.00	9.00	10.00	10.00	9.00
Radio Set Philips 3 Band.....	No	-	-	-	-	117.50	112.50	141.67	-	-	120.00	115.00	-
Tape Recorder National (2 Speaker)....	No	260.00	206.67	-	-	-	243.33	430.00	198.33	-	205.00	240.00	215.00
Expense for Photograph(Passport size)4Pho		4.00	4.00	2.00	3.00	8.00	6.00	5.67	4.00	4.00	3.67	-	6.00

Table 4 : Average Retail Price of Goods and Services by Region and Selected Market Places - Group 4 Market Places (Cont'd)

April 2005
Miazia 1997

ITEM	UNIT	R E G I O N A N D M A R K E T P L A C E S											
		O R O M I Y A											
		Ghimbi	Dembi-dolo	Shambu	Nekemte	Bedele	Metu	Jimma	Agaro	Ambo	Weliso	Ejere	Fiche
		P R I C E I N B I R R											
Newspaper (Addis Zemen).....	No	-	-	-	-	.50	.50	.50	.50	.50	-	-	-
Theater Enterance Fee	Once	-	-	-	-	-	-	-	-	-	-	-	-
EDUCATION													
Exercise Book (50 Leaves) Local.....	No	1.82	1.77	1.93	1.75	1.97	2.00	2.08	1.83	1.70	1.73	1.75	1.73
Pencil (China).....	No	.25	.25	.25	.25	.27	.25	.25	.22	.25	.20	.20	.20
Ball Point-Bic England.....	No	1.23	-	1.47	1.47	1.03	-	1.50	1.00	1.50	-	1.50	1.50
Day School Fee-Public(Grade 7 & 8)..Month		-	-	-	-	-	-	-	-	-	-	-	-
Day School Fee-Private(Grade 9-12)..Month		-	-	-	-	-	-	-	-	-	-	-	-
Night School Fee-Government(Gr.9-12)Month		-	20.00	-	30.00	-	30.00	21.25	20.00	22.50	20.00	-	-
School Uniform Fee	No	-	-	-	-	-	-	81.67	68.67	66.67	41.67	-	-
Night School Fee-Private(Grade9-12).Month		-	-	-	-	-	-	-	-	-	-	-	-
PERSONAL CARE AND EFFECTS													
PERSONAL CARE													
Lux Toilet Soap.....	90gm	2.25	2.25	3.60	2.25	2.25	3.60	1.97	2.16	1.80	-	2.25	2.06
Blade-TOPAZ.....	No	.25	.25	.25	.25	.25	.25	.25	.23	.25	.25	.25	.25
Hair Dressing (Traditional).....	No	2.00	-	.83	-	3.00	2.33	2.00	3.67	2.00	5.00	-	5.00
Hair Dressing (Modern).....	No	8.00	10.00	8.00	8.00	8.00	10.00	8.67	8.00	7.00	8.00	-	6.00
Barbery (Mens Hair Cut).....	No	3.67	3.00	2.00	3.00	3.00	3.00	5.67	3.00	3.00	2.00	2.00	3.00
Paraffin Hair Oil.....	330cc	8.00	7.67	8.43	7.67	8.62	8.00	7.50	6.75	7.50	7.00	8.00	7.33
Zenith Hair Oil.....	330cc	-	7.67	9.90	7.83	6.60	8.00	7.00	6.46	8.00	7.67	6.67	7.33
Shaving Machine (medium)	No	-	-	-	16.00	-	-	10.00	-	-	-	-	-
Perfume	CC	-	-	25.67	-	16.66	25.67	27.00	17.67	20.00	23.33	-	22.67
PERSONAL EFFECTS													
Umbrella-Men Medium (Local).....	No	27.33	24.33	15.33	22.67	20.33	17.67	14.67	16.00	15.00	-	-	-

Table 4 : Average Retail Price of Goods and Services by Region and Selected Market Places - Group 4 Market Places (Cont'd)

April 2005
Miazia 1997

ITEM	UNIT	R E G I O N A N D M A R K E T P L A C E S											
		O R O M I Y A											
		Ghimbi	Dembi-dolo	Shambu	Nekemte	Bedele	Metu	Jimma	Agaro	Ambo	Weliso	Ejere	Fiche
		P R I C E I N B I R R											
Umbrella-Women Medium (Imported).....	No	19.33	17.67	-	18.33	19.33	19.67	19.33	17.33	17.00	17.33	18.00	15.00
Hand Bag (Imported Synthetic).....	No	41.00	-	40.00	-	53.33	-	33.33	-	35.00	-	-	32.50
Belt (Local) Machine Made.....	No	6.50	-	31.00	14.67	10.00	-	-	12.33	13.33	-	5.00	-
Belt (Local) Hand Made.....	No	2.75	-	-	-	3.83	-	2.00	1.83	-	-	-	-
JEWELLERY													
Seiko-21 Jewels Automatic (Men).....	No	-	-	-	-	-	-	-	-	-	-	-	-
Seiko-21 Jewels Automatic (Women).....	No	-	-	-	-	-	-	-	-	-	-	-	-
Earrings (4gm 18 carat Local).....	Pair	280.00	440.00	-	480.00	260.00	380.00	472.00	-	400.00	400.00	-	-
Neck Laces (6gm 21 carat Imported)....	No	-	-	-	-	-	-	890.00	-	-	690.00	-	-
Rings (4gm 18 carat Local).....	No	280.00	440.00	-	480.00	260.00	380.00	472.00	-	400.00	400.00	-	-
Bracelet 20gm (18 carat Local).....	No	1400.00	2200.00	-	2400.00	-	1900.00	2360.00	-	-	2000.00	-	-
LIVESTOCK AND DRAUGHT ANIMALS													
LIVESTOCK													
Sheep (10-15Kg).....	No	123.33	173.75	113.33	110.00	146.00	136.67	161.67	113.33	149.00	98.67	52.00	147.33
Goat (10-15Kg).....	No	91.67	58.33	80.33	75.00	81.00	88.33	-	96.67	95.00	370.00	43.33	-
Heifer (2-4 Years).....	No	383.33	343.33	-	376.67	457.33	583.33	343.33	446.67	-	316.67	172.00	330.00
Cow (4 Years and Above).....	No	670.00	596.67	-	513.33	695.00	750.00	630.00	553.33	-	563.33	549.00	-
Bull (2-4 Years).....	No	503.33	403.33	-	496.67	715.00	733.33	356.67	455.00	-	450.00	294.00	307.33
Ox (4 Years and Above).....	No	1050.00	1200.00	-	876.67	1116.67	1116.67	1066.67	1190.00	-	1056.67	963.00	900.00
Hen (Indigenous).....	No	16.33	17.00	11.00	11.67	15.67	14.67	12.83	10.33	10.67	11.67	10.17	11.33
Cock (Indigenous).....	No	28.33	30.00	16.00	23.33	24.00	23.67	16.00	14.67	18.33	15.67	16.00	17.00
DRAUGHT ANIMALS													
Donkey.....	No	465.00	425.00	-	376.67	-	446.67	-	471.67	-	420.00	203.00	250.00
Horse.....	No	-	-	-	-	-	550.00	-	-	-	610.00	-	-

Table 4 : Average Retail Price of Goods and Services by Region and Selected Market Places - Group 4 Market Places (Cont'd)

April 2005
Miazia 1997

ITEM	UNIT	R E G I O N A N D M A R K E T P L A C E S											
		O R O M I Y A											
		Ghimbi	Dembi- dolo	Shambu	Nekemte	Bedele	Metu	Jimma	Agaro	Ambo	Weliso	Ejere	Fiche
		P R I C E I N B I R R											
Mule.....	No	-	-	-	-	-	1133.33	-	-	-	1146.67	-	-
FARM EQUIPMENT (INDUSTRIAL PRODUCT)													
Sickel.....	No	8.67	7.33	-	6.83	7.75	10.00	9.67	7.67	6.83	11.33	-	-
Pick Axe ('Doma').....	No	18.00	-	27.00	-	-	24.67	20.33	15.67	25.00	21.67	-	-
'Gejera'.....	No	21.67	-	-	-	-	23.33	23.33	18.33	20.00	20.00	-	-
FARM EQUIPMENT (HAND MADE)													
'Mofer'.....	No	-	15.33	-	-	-	-	-	-	-	-	-	-
'Kember'.....	No	-	6.50	-	-	-	-	-	-	2.38	-	-	-
'Digr'.....	No	-	-	-	-	-	-	-	-	-	-	-	-
Plough.....	No	9.33	15.33	13.33	11.00	11.67	10.00	6.00	6.33	12.00	9.33	-	-
Sickel.....	No	4.67	-	-	-	4.42	-	1.50	1.67	-	2.17	-	-
'Wegel'.....	No	3.33	6.00	7.83	3.00	8.67	5.00	2.00	2.50	4.00	2.17	-	-
'Erfe'.....	No	-	2.17	-	-	-	-	-	-	1.50	-	-	-
MISCELLANEOUS GOODS AND SERVICES													
Coffin (Medium Quality).....	No	-	-	98.33	-	-	300.00	275.00	-	166.67	162.50	-	80.00
Charge for Money order	Once	2.65	2.60	2.60	1.65	2.60	-	-	-	-	1.00	-	2.60
Charge for Visa (for person).....	No	-	-	-	-	-	-	-	-	-	-	-	-

Group 5

Market Places

(Nazareth, Shashemene, Diksise, Asela, Asebe Teferi, Bedessa, Alemaya, Boreda, Adaba, Robe, Hagere Mariam and Negele Borena.)

Table 5 : Average Retail Price of Goods and Services by Region and Selected Market Places - Group 5 Market Places (Cont'd)

April 2005
Miazia 1997

ITEM	UNIT	R E G I O N A N D M A R K E T P L A C E S											OROMIYA AVERAGE	
		O R O M I Y A												
		Nazareth	Shashe- mene	Diksise	Asella	Asebe- Teferi	Bedessa	Alemaya	Boreda	Adaba	Robe	Hagere- Mariam		Negele- Borena
P R I C E I N B I R R														
CEREALS UNMILLED														
'Teff' White	Kg	3.07	2.68	2.18	2.75	3.10	2.52	3.00	3.08	-	2.57	2.10	2.13	2.54
'Teff' Mixed.....	Kg	2.84	2.35	2.00	2.52	2.65	2.16	2.80	2.58	-	2.39	2.24	1.97	2.48
'Teff' Black (Red).....	Kg	2.30	2.09	2.07	2.23	2.47	-	2.50	2.42	2.30	2.60	1.87	-	2.13
Wheat White.....	Kg	1.94	2.04	1.58	1.63	2.27	2.16	2.00	1.90	1.69	1.48	2.13	2.26	1.89
Wheat Mixed.....	Kg	-	-	1.44	-	-	-	-	-	1.53	1.37	2.02	-	1.67
Wheat Black.....	Kg	2.21	-	1.49	1.60	-	1.83	2.00	-	1.55	1.37	-	-	1.79
Barley White.....	Kg	1.98	-	1.54	1.36	2.00	2.15	2.25	2.33	1.14	1.57	1.66	1.54	1.79
Barley Mixed.....	Kg	-	-	1.35	1.34	-	1.79	-	-	1.12	1.46	1.68	1.52	1.57
Barley Black.....	Kg	1.79	1.73	1.31	1.40	-	-	-	-	-	1.64	-	1.56	1.60
Barley for Beer.....	Kg	-	1.65	1.56	1.51	2.00	-	-	-	1.08	-	1.78	-	1.60
Maize.....	Kg	1.66	1.67	1.29	1.59	1.81	1.47	1.50	1.75	1.29	1.30	1.39	1.44	1.42
Durrah.....	Kg	-	1.56	1.49	1.58	-	1.15	-	-	1.37	1.74	-	-	1.44
Sorghum Yellow.....	Kg	-	-	-	-	-	-	2.25	-	-	-	-	-	1.87
Sorghum White.....	Kg	2.00	1.78	-	-	1.82	1.83	-	-	-	-	1.65	-	1.59
Sorghum Red.....	Kg	1.69	-	-	-	1.82	1.55	1.47	1.77	-	-	-	-	1.40
African Millet.....	Kg	-	2.02	-	-	2.00	1.97	-	-	-	-	-	-	1.72
Rice.....	Kg	5.00	5.00	5.00	5.00	5.00	5.00	4.83	5.00	5.00	5.50	5.33	5.50	5.13
Oats.....	Kg	-	-	1.32	2.29	-	-	3.17	3.58	1.24	1.09	3.50	1.94	2.57
Hulled Barley.....	Kg	-	-	-	-	-	-	-	-	-	-	-	-	2.29
CEREALS MILLED														
'Teff' White.....	Kg	-	-	-	3.00	-	-	-	-	-	-	-	3.00	3.00
'Teff' Mixed.....	Kg	-	-	-	-	3.38	-	-	-	-	-	-	-	3.38
'Teff' Black (Red).....	Kg	-	-	-	2.50	-	-	-	-	-	-	-	-	2.30
Wheat White.....	Kg	-	-	-	2.25	2.60	2.25	2.50	2.50	-	-	-	-	2.40
Wheat Mixed.....	Kg	-	-	-	-	-	-	-	-	-	-	-	-	-
Barley White.....	Kg	-	-	-	-	-	-	-	-	-	-	-	-	-

Table 5 : Average Retail Price of Goods and Services by Region and Selected Market Places - Group 5 Market Places (Cont'd)

April 2005
Miazia 1997

R E G I O N A N D M A R K E T P L A C E S														
ITEM	UNIT	O R O M I Y A											OROMIYA AVERAGE	
		Nazareth	Shashe- mene	Diksise	Asella	Asebe- Teferi	Bedessa	Alemaya	Boreda	Adaba	Robe	Hagere- Mariam		Negele- Borena
P R I C E I N B I R R														
Barley Mixed.....	Kg	-	-	-	-	-	-	-	-	-	-	-	-	-
Maize.....	Kg	-	-	-	2.00	2.25	-	2.00	-	-	-	1.74	2.37	1.76
Oats.....	Kg	4.83	5.33	-	4.50	5.00	4.00	-	-	-	-	-	4.83	4.75
Sorghum.....	Kg	-	-	-	-	-	-	-	-	-	-	-	-	2.16
Durrah.....	Kg	-	-	-	-	-	-	-	-	-	-	-	-	-
'Furno Duket' Locally Processed..	Kg	3.00	3.50	3.00	3.17	3.00	3.00	3.42	3.08	3.17	3.00	3.50	3.50	3.30
PULSES UNMILLED														
Horse Beans.....	Kg	2.33	2.54	1.68	2.10	2.50	1.99	2.50	2.33	1.88	1.71	2.42	3.00	2.17
Peas White.....	Kg	3.60	-	-	-	-	-	-	-	-	2.36	-	-	2.71
Peas Black.....	Kg	-	3.05	-	2.47	-	-	-	2.50	-	-	-	3.00	2.61
Peas Mixed.....	Kg	2.54	-	2.40	-	2.92	3.00	3.00	-	2.55	2.52	2.27	3.00	2.53
Soya Beans.....	Kg	-	-	2.82	2.83	-	2.17	-	-	3.06	-	-	-	2.66
Chick Peas.....	Kg	2.01	2.64	3.49	2.31	2.25	2.21	2.50	2.67	1.79	2.36	2.35	1.87	2.33
Lentils.....	Kg	4.08	3.76	-	4.74	2.80	4.48	4.00	4.00	3.68	2.70	4.67	4.83	4.24
Haricot Beans.....	Kg	1.75	1.77	-	1.85	1.00	1.11	-	1.25	2.13	-	2.46	4.11	1.91
Lima Beans.....	Kg	-	-	-	-	-	2.22	1.63	1.20	2.44	-	2.31	2.74	1.98
Vetch.....	Kg	1.56	1.97	1.45	1.69	1.83	2.00	-	-	1.33	1.57	-	1.63	1.66
Fenugreek.....	Kg	3.83	3.44	4.30	4.52	3.00	2.94	3.67	3.00	3.33	3.69	3.00	7.14	3.79
PULSES MILLED OR SPLIT														
Horse Beans Milled.....	Kg	-	-	-	4.50	-	-	3.50	-	-	-	4.92	-	4.30
Peas Milled.....	Kg	-	6.00	-	4.67	-	-	4.35	7.22	6.00	6.00	5.37	-	5.40
Chick Peas Milled.....	Kg	-	-	-	-	-	-	-	-	-	-	-	-	5.00
Mixed Pulses Milled.....	Kg	5.00	-	2.95	4.50	5.00	6.35	-	-	5.00	-	5.00	4.83	4.39
Vetch Milled.....	Kg	-	2.28	3.84	-	-	3.97	-	-	5.00	-	-	-	3.69
Peas Split.....	Kg	5.00	4.30	5.00	5.17	5.17	4.50	4.00	4.17	5.50	5.50	5.00	5.00	4.78
Peas Split(Roasted).....	Kg	4.62	3.92	-	-	-	4.00	4.50	-	-	-	-	4.50	4.43

Table 5 : Average Retail Price of Goods and Services by Region and Selected Market Places - Group 5 Market Places (Cont'd)

April 2005
Miazia 1997

ITEM	UNIT	R E G I O N A N D M A R K E T P L A C E S											OROMIYA AVERAGE	
		O R O M I Y A												
		Nazareth	Shashe- mene	Diksise	Asella	Asebe- Teferi	Bedessa	Alemaya	Boreda	Adaba	Robe	Hagere- Mariam		Negele- Borena
P R I C E I N B I R R														
Horse Beans Split(Roasted).....	Kg	3.53	3.08	-	-	-	3.50	4.50	-	-	-	-	-	3.49
Lentils Split.....	Kg	6.25	6.22	6.00	6.67	6.17	6.50	6.00	6.00	6.00	5.50	5.67	6.53	6.02
Vetch Split(Roasted).....	Kg	3.33	2.92	-	-	-	-	-	-	-	-	-	3.50	3.19
Chick Peas Split(Roasted).....	Kg	4.00	-	-	-	-	-	-	-	-	-	-	-	4.00
Fenugreek Milled.....	Kg	9.83	4.85	10.00	10.00	12.50	7.93	4.68	5.00	8.00	10.00	10.00	12.67	8.25
OIL SEEDS														
Niger Seed.....	Kg	5.00	-	4.85	4.29	8.33	4.50	5.00	-	3.76	7.98	6.00	8.33	4.98
Linseed White.....	Kg	7.67	-	-	5.92	-	-	8.00	-	-	-	-	8.33	6.73
Linseed Black.....	Kg	5.00	4.87	-	3.45	6.25	-	4.17	4.00	2.56	2.61	4.00	7.93	4.08
Sesame Seed.....	Kg	7.67	-	-	-	-	3.37	-	4.00	-	-	-	8.89	6.27
Sunflower.....	Kg	3.42	3.41	5.19	3.49	3.00	3.50	4.00	-	4.79	4.90	3.50	5.83	3.78
Castor Beans.....	Kg	-	.94	4.85	-	2.29	2.00	4.72	1.60	3.13	4.90	6.02	8.33	3.77
Rape Seed.....	Kg	4.00	3.25	4.30	3.45	2.78	2.50	3.28	3.00	2.50	4.10	3.00	6.91	3.63
Ground Nut Shelled.....	Kg	7.00	5.67	-	6.00	-	5.31	-	4.75	6.00	5.83	5.33	-	5.58
PREPARED CEREAL PRODUCTS														
Spaghetti (Local) Without Egg....	Kg	8.00	8.00	8.00	4.50	5.00	5.00	-	3.50	7.00	-	9.00	8.00	6.84
Pastini.....	Kg	9.00	8.67	-	8.33	-	-	4.00	-	8.50	9.33	10.00	10.00	8.52
Macaroni (Local) Without Egg....	Kg	6.00	6.00	6.17	6.50	5.00	5.00	5.83	6.00	5.50	5.50	5.50	5.67	5.66
'Fafa' Flour.....	kg	10.33	9.00	-	-	-	-	-	-	-	-	-	-	10.12
'Dube' Flour.....	kg	5.50	5.50	-	5.58	-	-	-	-	-	6.00	-	6.00	5.99
BREAD AND OTHER PREPARED FOODS														
'Enjera' ('Teff' Mixed).....	325gm	.74	.61	.52	.57	.72	.58	.84	.84	.71	.74	.69	.56	.59
'Dabo' (Traditional Ambasha)..	350gm	.73	.85	.69	.38	.85	-	-	-	.73	.45	1.52	.61	.71
'Dabo' (Traditional Sheleto)..	350gm	.49	.85	.60	.40	.48	.55	.73	-	.57	.55	.64	.55	.60

Table 5 : Average Retail Price of Goods and Services by Region and Selected Market Places - Group 5 Market Places (Cont'd)

April 2005
Miazia 1997

ITEM	UNIT	R E G I O N A N D M A R K E T P L A C E S												OROMIYA AVERAGE
		O R O M I Y A												
		Nazareth	Shashe- mene	Diksise	Asella	Asebe- Teferi	Bedessa	Alemaya	Boreda	Adaba	Robe	Hagere- Mariam	Negele- Borena	
P R I C E I N B I R R														
Bread Wheat (Bakery).....	350gm	1.25	1.57	1.05	1.14	1.20	.94	1.32	1.14	1.08	1.14	1.14	1.28	1.17
Biscuits	150gm	2.73	2.73	2.73	2.73	2.73	2.73	2.18	2.73	-	2.73	2.73	3.21	2.56
MEAT														
Beef	Kg	16.33	18.67	-	18.00	20.00	18.00	14.50	16.00	18.00	18.00	12.67	14.00	16.16
Camel Meat	Kg	-	-	-	-	-	-	-	-	-	5.68	10.00	6.76	
FISH AND FISH PRODUCTS														
Fish Fresh.....	Kg	-	7.00	-	-	-	-	-	-	-	-	-	16.00	10.00
Sardines (Imported).....	125gm	6.50	6.00	-	-	5.00	7.50	7.89	6.25	7.00	8.00	10.00	4.00	6.92
DIARY PRODUCTS AND EGG														
Cow Milk (Unpasteurized).....	Lt	3.03	2.00	-	2.00	2.88	3.04	3.16	-	2.81	3.11	5.36	4.17	2.93
Cow Milk (pasteurized).....	Lt	-	-	-	-	-	-	-	2.27	-	-	-	-	2.27
Camel Milk.....	Lt	-	-	-	-	2.88	2.50	-	-	-	-	2.03	2.70	2.53
Goat Milk.....	Lt	-	-	-	-	-	-	-	-	-	-	-	-	-
Powdered Milk (Edget).....	450gm	33.71	-	-	34.67	-	-	27.08	-	-	-	-	19.00	29.46
Yoghurt (Traditional).....	Lt	7.14	3.75	-	2.92	4.17	5.88	7.45	4.00	3.34	5.01	6.45	7.14	4.56
Cheese Cottage.....	Kg	5.67	3.38	-	1.42	-	-	-	-	1.33	1.28	-	7.50	3.52
Egg (Traditional).....	Dozen	4.80	4.27	4.00	3.81	4.80	3.00	5.20	3.81	3.00	4.00	4.80	3.29	4.34
OILS AND FATS														
Butter Unrefined.....	Kg	33.00	34.00	28.24	35.33	27.27	32.22	30.00	26.81	34.67	35.00	29.33	35.54	33.36
Cooking Oil (Imported).....	Lt	12.60	10.89	15.00	11.33	13.00	10.67	10.78	12.00	14.00	18.63	10.78	11.84	12.94
Cooking Oil (Local).....	Lt	12.00	12.00	10.00	10.00	12.00	10.83	12.00	13.33	10.67	10.00	11.00	13.00	11.48

Table 5 : Average Retail Price of Goods and Services by Region and Selected Market Places - Group 5 Market Places (Cont'd)

April 2005
Miazia 1997

		R E G I O N A N D M A R K E T P L A C E S												
		O R O M I Y A											DROMIYA AVERAGE	
ITEM	UNIT	Nazareth	Shashe- mene	Diksise	Asella	Asebe- Teferi	Bedessa	Alemaya	Boreda	Adaba	Robe	Hagere- Mariam		Negele- Borena
		P R I C E I N B I R R												
VEGETABLES AND FRUITS														
VEGETABLES (FRESH)														
Ethiopian Kale.....	Kg	1.18	.61	.97	1.25	2.00	.19	1.02	-	.53	.85	.92	1.04	.88
Cabbage.....	Kg	2.36	1.48	.79	1.26	3.36	.99	1.59	1.26	1.02	1.07	1.43	1.51	1.41
Lettuce.....	Kg	2.96	3.95	-	1.91	-	-	.60	-	-	.82	-	-	1.99
Spinach.....	Kg	2.06	1.99	.56	-	-	-	-	-	-	-	-	-	1.36
Carrot.....	Kg	1.58	2.08	-	1.96	2.48	2.04	1.70	-	1.14	1.52	1.90	2.23	1.78
Tomatoes.....	Kg	2.00	2.48	2.05	2.25	3.81	.72	3.01	4.17	2.81	3.62	2.86	4.63	2.57
Onions.....	Kg	2.50	2.43	2.73	2.70	3.34	3.11	3.67	2.27	2.01	2.13	2.65	-	2.81
Garlics.....	Kg	5.00	3.90	4.94	3.30	11.20	7.97	5.60	4.77	2.91	4.57	4.34	7.90	5.35
Leaks.....	Kg	2.00	2.22	1.95	1.92	-	-	1.22	-	2.18	1.93	-	2.00	2.16
Pepper Green.....	Kg	4.00	5.37	13.06	5.04	11.20	2.95	5.71	4.72	3.99	5.60	9.44	4.72	4.96
Pumpkin.....	Kg	-	.72	-	-	.61	.48	.63	.37	.66	.23	-	2.17	.68
Green Peas.....	Kg	3.00	3.76	-	-	-	-	-	-	-	-	-	-	3.51
Beet Root.....	Kg	1.42	1.16	1.06	.90	1.91	.98	1.41	2.86	.96	.65	1.44	1.99	1.29
Cauliflower.....	Kg	-	-	-	-	-	-	-	.96	-	-	-	-	.96
FRUITS FRESH														
Banana.....	Kg	2.50	2.50	1.97	2.50	1.12	1.89	3.50	1.71	1.67	3.18	2.02	3.00	2.20
Orange.....	Kg	3.00	4.67	2.11	4.00	-	1.18	5.00	-	3.04	4.70	-	5.00	3.26
Lemon.....	Kg	2.83	3.00	4.72	3.92	4.25	1.14	6.55	4.72	2.90	2.36	4.36	8.84	4.26
Tangerine.....	Kg	-	-	-	-	-	-	-	-	-	-	-	-	-
Papaya.....	Kg	2.50	2.33	-	.75	1.86	.68	4.93	-	1.90	1.64	-	1.82	1.74
Grapes.....	Kg	-	-	-	-	-	-	-	-	-	-	-	-	-
Avocado.....	Kg	2.92	3.33	-	3.00	-	-	-	-	2.98	4.39	2.25	4.30	3.23
Mango.....	Kg	2.00	3.83	3.20	3.17	4.00	-	5.00	-	2.56	4.11	2.43	2.69	2.56
Cactus.....	Kg	-	-	-	-	-	-	.68	-	.33	.91	-	-	.64

Table 5 : Average Retail Price of Goods and Services by Region and Selected Market Places - Group 5 Market Places (Cont'd)

April 2005
Miazia 1997

R E G I O N A N D M A R K E T P L A C E S														
ITEM	UNIT	O R O M I Y A											OROMIYA AVERAGE	
		Nazareth	Shashe- mene	Diksise	Asella	Asebe- Teferi	Bedessa	Alemaya	Boreda	Adaba	Robe	Hagere- Mariam		Negele- Borena
P R I C E I N B I R R														
SPICES														
Pepper Whole.....	Kg	10.67	9.00	11.67	9.67	8.00	7.00	16.00	10.33	9.00	8.83	10.00	14.50	9.25
Black Pepper(Local).....	Kg	-	-	-	-	-	-	-	-	-	-	11.33	-	8.92
Long Pepper(Local).....	Kg	8.00	7.67	10.00	8.33	11.00	6.33	10.00	6.67	-	6.00	11.33	-	8.44
White Cumin(Bishop's Weed)Local..	Kg	5.67	9.39	7.00	6.00	6.33	6.00	6.00	5.67	10.37	6.25	10.83	9.44	6.14
Black Cumin(Local).....	Kg	9.33	9.39	7.00	9.00	6.00	7.00	8.00	7.00	8.36	9.16	9.44	8.33	7.72
Ginger Dry(Local).....	Kg	11.00	9.33	11.00	8.00	11.00	13.00	8.00	11.00	-	10.00	-	16.00	10.40
Ginger Wet(Local).....	Kg	3.00	2.86	3.00	3.00	3.67	3.00	2.50	-	4.01	2.81	4.85	4.00	3.13
Cloves(Imported).....	Kg	52.33	50.00	-	59.67	-	60.00	-	62.00	-	49.00	49.33	100.00	58.34
Cinnamon(Imported).....	Kg	19.00	18.67	21.33	27.67	-	23.50	-	25.00	-	19.00	22.67	-	22.05
Cardamon(Local).....	Kg	10.00	8.67	10.33	10.00	10.67	12.00	14.00	12.00	16.74	17.78	21.67	15.08	11.94
Tumeric Flour(Local).....	Kg	3.67	2.90	4.00	4.25	5.00	4.00	4.00	4.33	7.32	5.27	13.89	6.25	4.50
Chillies Whole.....	Kg	11.67	10.00	-	13.33	14.00	12.33	23.64	-	12.53	-	10.67	-	11.95
Basil Dry.....	Kg	5.67	4.67	10.00	7.33	7.00	6.00	8.00	10.00	9.44	20.00	7.00	9.44	7.78
POTATOES, OTHER TUBERS AND STEMS														
Potato.....	Kg	2.11	1.59	1.03	1.05	1.67	1.01	2.13	2.04	1.03	1.29	1.74	1.75	1.51
Sweet Potato.....	Kg	2.06	1.28	-	-	-	.47	.92	1.84	1.17	.89	-	1.50	1.00
'Kocho' (Unprocessed).....	Kg	6.42	1.35	-	-	-	-	-	-	-	-	.86	1.80	1.81
'Bula'.....	Kg	4.40	1.70	-	2.50	-	-	-	-	2.44	2.89	-	2.57	2.63
COFFEE, TEA, CHAT AND BUCK-THORN LEAVES														
Tea Leaves(Local).....	100gm	2.00	2.00	2.00	2.00	2.00	2.00	2.00	2.00	2.00	2.00	1.00	2.00	1.96
Coffee Whole.....	Kg	-	-	6.47	-	3.48	9.14	-	-	14.29	8.95	-	9.23	7.10
Coffee Beans.....	Kg	17.00	15.00	15.33	19.67	22.22	15.91	19.17	17.67	15.40	15.99	13.22	13.00	16.10
Coffee Leaves.....	Kg	-	-	5.04	-	5.42	3.62	11.11	-	6.42	3.97	-	-	5.93
Buck Thorn Leaves.....	Kg	3.85	3.80	3.97	2.28	3.87	2.92	-	3.41	1.96	3.86	-	3.49	3.55

Table 5 : Average Retail Price of Goods and Services by Region and Selected Market Places - Group 5 Market Places (Cont'd)

April 2005
Miazia 1997

ITEM	UNIT	R E G I O N A N D M A R K E T P L A C E S												OROMIYA AVERAGE
		O R O M I Y A												
		Nazareth	Shashe- mene	Diksise	Asella	Asebe- Teferi	Bedessa	Alemaya	Boreda	Adaba	Robe	Hagere- Mariam	Negele- Borena	
P R I C E I N B I R R														
'Chat'.....	Kg	25.97	25.88	10.36	40.48	5.79	6.07	13.88	4.61	35.51	50.02	11.51	5.98	14.02
Malt-Barley.....	Kg	3.85	3.39	-	2.07	6.63	-	-	-	-	4.19	3.30	-	3.38
Malt-Wheat.....	Kg	3.61	3.00	-	2.31	-	-	-	-	-	-	-	-	2.97
OTHER FOOD ITEMS														
Salt.....	Kg	1.33	1.50	1.50	1.50	1.78	1.00	1.18	1.00	1.58	.96	1.90	1.01	1.43
Sugar.....	Kg	6.00	6.00	6.00	6.00	6.00	6.00	5.50	5.50	6.00	6.00	7.32	7.86	6.01
Honey.....	Kg	17.67	20.00	18.00	18.33	-	22.00	25.00	24.67	12.01	13.67	10.67	14.00	16.39
Canned Tomato (Local).....	410gm	6.00	6.17	8.79	4.82	5.00	6.50	6.50	7.32	6.83	5.95	6.67	6.00	6.44
FOOD TAKEN AWAY FROM HOME														
Cup of Tea.....	No	.47	.50	.50	.50	.40	.40	.43	.25	.50	.50	.50	.50	.46
Cup of Coffee.....	No	.90	1.00	1.00	1.00	1.00	1.00	1.00	.50	1.00	1.00	1.00	1.00	.89
Cup of Milk.....	No	1.00	1.00	1.00	1.00	1.00	-	1.00	1.00	1.00	1.00	1.25	1.00	.99
'Key Wot Yebere'.....	One Meal	5.33	5.33	-	-	-	-	6.00	-	5.00	5.00	-	4.00	5.04
'Key Wot Yebeg/Yefyel'.....	One Meal	6.00	6.33	-	5.00	5.33	4.00	6.00	6.00	5.00	4.67	5.00	4.50	5.34
COST OF MILLING														
Cereals.....	100Kg	12.00	15.00	15.00	10.00	10.00	10.83	11.67	25.00	12.00	12.00	25.00	15.00	13.05
Pulses.....	100Kg	12.00	10.00	10.00	10.00	10.00	15.00	-	15.00	15.00	15.00	25.00	15.00	13.41
Pepper Whole.....	100Kg	83.33	100.00	100.00	60.00	50.00	50.00	100.00	150.00	100.00	60.00	-	100.00	75.08
BEVERAGES - NON ALCOHOLIC														
Ambo Mineral Water.....	500cc	1.50	1.50	2.00	1.50	2.00	2.00	2.00	-	2.00	2.17	2.00	2.50	1.95
Bure Mineral Water.....	500cc	-	-	-	-	-	-	-	-	-	-	-	-	-
Coca Cola/Fanta.....	300cc	1.50	1.50	2.00	1.75	2.00	2.00	2.00	2.00	2.00	2.17	2.50	2.50	2.00

Table 5 : Average Retail Price of Goods and Services by Region and Selected Market Places - Group 5 Market Places (Cont'd)

April 2005
Miazia 1997

		R E G I O N A N D M A R K E T P L A C E S												
		O R O M I Y A											OROMIYA	
ITEM	UNIT	Nazareth	Shashe- mene	Diksise	Asella	Asebe- Teferi	Bedessa	Alemaya	Boreda	Adaba	Robe	Hagere- Mariam	Negele- Borena	AVERAGE
		P R I C E I N B I R R												
Pepsi Cola/Mirinda.....	300cc	1.50	1.50	2.00	1.75	2.00	2.00	2.00	2.00	2.00	2.17	2.50	2.50	2.02
BEVERAGES - ALCOHOLIC														
Araki (Local).....	900cc	17.33	16.67	28.00	20.00	18.20	22.25	22.92	27.81	28.67	25.33	17.00	27.67	24.52
Cognac (Local).....	900cc	17.67	16.67	-	-	-	-	-	-	-	-	-	-	20.27
Brandy (Local).....	900cc	17.67	16.67	-	20.00	18.20	-	-	-	-	-	-	-	19.92
Gin (Local).....	900cc	17.67	16.67	28.00	20.00	18.20	22.25	22.92	27.64	28.67	25.33	17.00	27.67	24.28
Saris Wine (Normal).....	750cc	6.17	4.67	6.00	6.17	7.00	15.00	8.67	11.67	8.00	14.33	8.00	-	8.01
'Katikalla'.....	Lt	7.59	6.67	6.33	5.92	9.55	7.23	6.74	6.67	6.57	4.91	6.67	13.33	7.46
Beer (Bedele).....	330cc	2.83	3.00	-	3.00	3.00	-	-	-	-	4.00	3.85	3.50	3.04
Beer (Harar).....	330cc	2.83	3.00	3.00	3.00	3.00	3.00	2.78	2.92	3.50	3.17	3.85	3.50	3.10
Beer (Meta Abo).....	330cc	2.83	3.00	-	3.00	3.50	-	-	-	3.50	3.17	3.85	3.50	3.16
'Tella'.....	Lt	.60	.78	.97	.79	1.25	.93	1.12	1.25	.60	1.12	.96	1.02	.83
'Tej' (Mead).....	Lt	2.00	1.79	2.00	2.00	2.00	2.00	2.85	2.28	1.59	2.22	1.92	1.83	2.12
CIGARETTES AND TOBACCO														
CIGARETTES														
Nyala.....	Packet	4.00	4.00	4.00	3.00	4.00	3.08	3.50	-	4.00	3.00	4.00	4.00	3.70
Gissila.....	Packet	1.50	2.00	1.00	.97	-	-	-	-	1.50	1.25	-	-	1.25
Rothmans.....	Packet	8.00	10.00	8.00	8.00	-	-	9.00	10.00	-	8.00	7.67	10.00	9.10
TOBACCO														
'Gaya'.....	Kg	-	6.69	-	-	-	-	-	-	-	-	-	-	10.56
CLOTHING AND FOOT WEAR														

Table 5 : Average Retail Price of Goods and Services by Region and Selected Market Places - Group 5 Market Places (Cont'd)

April 2005
Miazia 1997

ITEM	UNIT	R E G I O N A N D M A R K E T P L A C E S											OROMIYA AVERAGE	
		O R O M I Y A												
		Nazareth	Shashe- mene	Diksise	Asella	Asebe- Teferi	Bedessa	Alemaya	Boreda	Adaba	Robe	Hagere- Mariam		Negele- Borena
P R I C E I N B I R R														
CLOTHING														
Abujedid(Akaki/Bahir Dar)91cm.	Meter	4.00	4.00	6.33	3.67	3.61	3.30	3.57	3.30	-	4.00	4.00	-	4.40
Abujedid(Komb./Arba Min.)150cm	Meter	6.50	6.00	8.00	6.00	-	-	-	-	7.00	6.67	7.00	7.00	6.70
Khaki(S-10,000 Twil)110cm.....	Meter	-	-	-	-	-	-	-	-	-	-	-	-	-
Khaki(Akaki)91cm.....	Meter	-	19.67	-	-	-	-	-	-	-	-	-	-	19.67
Wool-England 100%.....	Meter	-	-	-	-	-	-	-	-	-	-	-	-	-
Tetron(Arba Minch).....	Meter	16.67	-	-	14.67	-	-	-	-	-	-	-	-	18.67
Poplin(Dire Dawa)105cm.....	Meter	6.50	5.00	8.00	6.00	6.00	5.49	-	-	-	-	6.00	-	6.48
Poplin(Komb./Arba Minch)150cm.	Meter	11.00	11.00	-	11.33	-	-	-	-	12.00	11.00	12.00	13.00	11.28
Nylon(Mojo).....	Meter	10.00	10.00	8.33	-	-	7.69	-	-	10.00	6.67	10.00	12.50	9.11
Polyster(Arba Minch/Awasa)....	Meter	-	16.33	-	-	-	-	-	-	-	-	-	-	14.60
Jersi.....	Meter	-	-	13.00	-	-	-	-	-	-	-	-	-	12.50
Cotton.....	Kg	6.00	6.00	6.00	5.33	-	-	-	-	6.00	6.17	-	6.25	6.14
Hisufi	Meter	-	-	-	-	-	-	-	-	14.67	24.00	-	-	22.92
Kefay	Meter	-	30.67	-	-	-	-	16.33	24.33	16.00	-	-	23.50	21.39
COST OF TAILORING														
Woolen Suit (Men).....	No	260.00	280.00	-	283.33	300.00	-	-	-	-	283.33	-	-	271.83
Khaki Suit (Men).....	No	55.00	43.33	-	50.00	-	-	-	-	-	41.67	78.33	-	49.83
Khaki Suit (Boys).....	No	26.67	-	-	37.67	-	-	-	-	-	21.00	41.67	-	32.07
Tateron Suit (Men)	No	63.33	61.67	70.00	68.33	300.00	-	-	-	-	43.33	75.00	-	59.15
Tateron Suit (Boys)	No	36.67	-	30.00	51.67	-	-	-	-	-	22.67	45.00	-	33.22
READY-MADE / FOR ADULTS														
'Netela'.....	No	25.33	26.67	-	26.50	-	35.33	-	-	34.33	25.33	17.00	-	27.68
'Gabi'.....	No	58.33	62.33	66.67	57.67	-	70.67	-	95.00	72.67	63.33	75.00	-	65.59

Table 5 : Average Retail Price of Goods and Services by Region and Selected Market Places - Group 5 Market Places (Cont'd)

April 2005
Miazia 1997

		R E G I O N A N D M A R K E T P L A C E S												
		O R O M I Y A											OROMIYA AVERAGE	
ITEM	UNIT	Nazareth	Shashe- mene	Diksis	Asella	Asebe- Teferi	Bedessa	Alemaya	Boreda	Adaba	Robe	Hagere- Mariam		Negeler- Borena
		P R I C E I N B I R R												
Shirts Long Sleeved (Local).....	No	27.33	31.33	-	-	-	-	-	-	-	-	-	-	31.11
Shirts Short Sleeved (Local).....	No	27.33	-	-	-	-	-	-	-	-	-	-	-	27.33
Shirts Long Sleeved (Imported)...	No	45.00	67.67	35.00	56.67	-	43.67	53.33	41.67	47.67	53.33	41.67	46.67	44.26
Shirts Short Sleeved (Imported)...	No	45.00	51.67	28.00	47.67	-	48.67	44.00	39.33	50.00	53.33	38.33	48.67	43.02
Socks (Cotton) Imported.....	Pair	5.67	10.33	5.33	-	5.00	5.50	5.67	5.50	5.50	4.67	4.33	6.33	5.37
Sweater (Local) Men.....	No	-	-	30.00	-	-	-	45.00	-	-	-	41.67	-	37.00
Sweater (Local) Women.....	No	-	-	-	-	-	-	46.67	-	-	-	31.67	-	29.62
Shash (Imported).....	No	11.67	4.67	12.00	12.00	-	7.67	-	9.67	7.50	20.00	7.67	18.67	10.16
Singlets (Local) White.....	No	11.00	-	9.00	14.50	-	-	-	-	-	-	-	15.67	11.70
Jeans Trouser.....	No	73.33	81.67	83.33	77.00	-	78.67	85.00	76.67	81.00	88.33	75.00	116.67	78.06
Woolen Suit.....	No	-	-	-	-	-	-	-	-	-	-	-	-	181.67
'Kemisna Netela'.....	No	140.00	116.67	113.33	125.00	-	117.50	-	120.00	-	158.33	83.33	150.00	116.63
Sweater-Men (Imported).....	No	73.33	-	91.00	135.00	-	88.67	87.33	106.67	95.00	98.33	81.67	91.67	90.41
Sweater-Women (Imported).....	No	76.67	-	34.50	96.67	-	62.67	85.00	-	35.00	61.67	65.00	76.67	59.44
Nylon Dress.....	No	-	-	-	-	-	-	-	-	-	-	-	-	-
Tetron Trouser.....	No	-	-	-	-	-	-	-	-	-	-	38.33	-	38.33
Leather Jacket.....	No	550.00	-	-	-	-	600.00	-	-	-	466.67	-	-	531.82
Under Wear China.....	No	14.33	14.00	11.67	13.33	14.67	12.33	-	-	12.33	18.67	9.67	14.00	12.67
Deriya	NO	25.00	8.33	-	10.33	7.33	8.45	9.33	6.78	9.67	14.44	11.45	7.67	10.92
Polyester Suit.....	No	-	-	-	-	-	-	-	-	-	-	-	-	-
Khaki Short	No	-	-	-	-	-	-	-	-	-	-	-	-	13.33
T-Shirts	No	39.33	31.67	24.67	29.33	-	24.33	-	16.67	27.33	36.67	31.67	37.67	26.20
Jogging Suit(sport tuta)	No	88.33	81.67	63.33	77.67	-	74.33	63.33	76.67	76.67	90.00	71.67	90.00	72.55
Khaki Jacket	No	106.67	116.67	90.00	115.00	-	-	-	-	110.00	111.67	81.67	110.00	101.41
Geldem	No	24.67	18.33	14.67	31.00	22.33	-	35.00	24.00	-	-	18.33	26.33	20.96

Table 5 : Average Retail Price of Goods and Services by Region and Selected Market Places - Group 5 Market Places (Cont'd)

April 2005
Miazia 1997

ITEM	UNIT	R E G I O N A N D M A R K E T P L A C E S											OROMIYA AVERAGE	
		O R O M I Y A												
		Nazareth	Shashe- mene	Diksise	Asella	Asebe- Teferi	Bedessa	Alemaya	Boreda	Adaba	Robe	Hagere- Mariam		Negele- Borena
P R I C E I N B I R R														
READY-MADE / FOR CHILDREN														
Sweater (Local) for Boys.....	No	16.00	-	15.00	22.00	-	-	-	-	16.00	-	19.33	-	15.59
Socks (Imported) Cotton.....	Pair	3.33	5.67	2.67	-	3.00	3.00	2.00	5.00	3.17	2.83	2.33	4.00	3.17
Jeans Trouser.....	No	-	-	-	-	-	-	-	-	-	-	-	78.33	58.57
Shirt Long Sleeved(Imported)Boys.	No	-	26.00	22.50	21.50	-	-	17.33	35.33	-	-	28.33	29.33	23.26
Sweater (England) for Girls.....	No	-	-	-	-	-	45.00	-	-	-	-	31.67	55.00	36.50
Short for Boys.....	No	-	-	-	-	-	-	-	-	-	-	-	-	5.38
Kemise(for children)	No	24.67	57.67	43.50	84.33	-	42.67	39.00	-	46.67	66.67	41.67	39.33	46.59
FOOTWEAR (MEN AND WOMEN)														
Arbessa Leather Shoes Men(Local)Pair		75.00	161.67	69.00	97.67	-	89.33	90.00	68.33	100.00	106.67	65.00	85.00	92.39
Leather Shoes Men (Croft).....	Pair	-	176.67	80.67	100.00	-	108.33	-	-	100.00	-	95.00	116.67	105.48
Walking Shoes(imp.) Non-Leather	Pair	-	120.00	-	78.33	-	89.33	37.33	-	81.67	88.33	-	125.00	87.79
Canvas Shoes (Local) Men.....	Pair	19.00	-	-	20.33	-	-	-	-	-	-	32.33	26.67	24.86
Canvas Shoes (China) Men.....	Pair	22.00	20.00	27.67	-	-	21.67	27.33	22.67	23.67	25.67	29.67	33.50	25.47
Plastic Shoes (Local) Women....	Pair	9.33	7.33	6.67	6.00	6.00	6.00	6.67	6.00	8.17	10.67	7.67	9.17	7.04
Slippers Sponge Adult (China)..	Pair	7.00	7.00	6.00	7.33	6.00	-	7.00	7.33	6.17	6.00	-	-	6.66
Boots for Men Plastic (Local)..	Pair	33.33	40.67	43.67	44.00	-	43.33	40.00	-	41.00	39.67	40.67	-	40.44
Sendel Plastic Shoes (Imp.)....	Pair	-	10.67	-	12.00	-	45.00	-	43.33	-	-	-	-	21.53
Cost of Mending Shoes sole(Men).Pair		24.67	25.00	-	19.00	25.00	11.00	19.33	-	27.00	30.00	-	16.67	20.02

Table 5 : Average Retail Price of Goods and Services by Region and Selected Market Places - Group 5 Market Places (Cont'd)

April 2005
Miazia 1997

ITEM	UNIT	R E G I O N A N D M A R K E T P L A C E S											ORONIYA AVERAGE	
		O R O M I Y A												
		Nazareth	Shashe- mene	Diksize	Asella	Asebe- Teferi	Bedessa	Alemaya	Boreda	Adaba	Robe	Hagere- Mariam	Negele- Borena	
P R I C E I N B I R R														
CONSTRUCTION MATERIALS, WATER, AND FUEL AND POWER														
CONSTRUCTION MATERIALS														
Cement/Bag/(Local).....	50Kg	57.83	65.00	-	59.67	-	62.50	57.33	60.00	67.67	65.00	67.50	75.00	63.32
Lime.....	Kg	-	.60	-	-	-	1.75	1.11	1.52	-	1.00	-	2.00	1.14
Nail (7cm - 12cm).....	Kg	9.67	10.00	10.00	-	10.67	-	9.33	10.00	10.00	9.67	10.00	12.00	10.20
Nail With Cape.....	Kg	12.00	14.00	13.00	11.33	13.00	13.33	13.00	14.33	13.67	12.33	14.33	14.00	13.33
Corrugated Iron Sheet (.2mm).....	No	56.67	55.50	-	47.00	35.00	-	35.50	-	37.83	34.17	37.83	34.83	39.53
Wood for House Construction('Atana')..	No	9.33	4.67	-	7.00	6.00	-	10.67	-	3.75	6.67	5.67	-	6.48
Wall Paints-Super (Fluid) Normal.....	4Kg	58.00	57.33	-	57.14	60.00	-	52.00	-	56.00	52.33	55.67	63.00	57.30
Wall Paints-Super (Fluid) Plastic....	4Kg	88.00	88.00	-	84.00	90.00	90.00	87.33	-	95.00	90.00	86.33	93.50	87.45
Coarse Aggregate Gravel.....	Meter Cube	74.97	-	-	-	-	-	-	-	-	-	-	-	137.68
Hollow Concrete Block(20x20x40 cm Cube)No		2.25	3.00	-	2.95	2.88	-	3.50	-	-	4.00	-	3.50	3.12
Bricks (25cm x 12cm x 6cm).....	No	-	-	-	-	-	-	-	-	-	-	2.40	-	2.40
Floor Board 4m Length.....	No	53.67	14.00	-	48.67	-	-	11.00	-	37.50	-	29.33	62.50	37.33
Iron Pipe 6mt. (1/2 inch Wide) Local..	No	85.00	-	-	90.00	95.00	-	-	-	60.00	-	-	-	71.00
Chipwood (125cm x 250cm x 8mm).....	No	-	84.33	-	-	90.00	90.00	-	-	-	-	-	90.00	85.38
Sand.....	Meter Cube	-	-	-	82.31	-	-	-	-	-	-	-	-	96.48
Gutter N ^o 32.....	Meter	29.33	39.33	-	-	-	-	27.00	-	-	-	-	-	28.27
Window Glass (50cm x 50cm x 3mm).....	No	12.67	11.00	-	13.17	-	-	-	-	-	25.00	20.25	95.00	23.90
Water Tanker (1meter cube).....	No	550.00	1000.00	-	-	1000.00	1400.00	-	-	-	-	-	-	860.91
Stone for House Construction..	Meter Cube	-	-	-	31.00	-	-	-	-	-	-	-	-	31.07
Mega Paints.....	4Kg	56.00	57.33	-	-	-	55.00	-	-	-	-	55.67	62.00	57.03
Tseday Paints.....	4Kg	-	57.33	-	-	-	-	-	-	-	-	-	-	66.43
"Yewellel Nitaf"(Tile).....	No	-	-	-	-	-	-	-	-	-	-	-	-	-
WATER														
Water.....	Meter Cube	5.99	7.35	3.34	2.78	8.75	9.17	8.85	20.83	3.00	4.42	10.00	9.17	8.10

Table 5 : Average Retail Price of Goods and Services by Region and Selected Market Places - Group 5 Market Places (Cont'd)

April 2005
Miazia 1997

ITEM	UNIT	R E G I O N A N D M A R K E T P L A C E S											OROMIYA AVERAGE	
		O R O M I Y A												
		Nazareth	Shashe- mene	Diksisse	Asella	Asebe- Teferi	Bedessa	Alemaya	Boreda	Adaba	Robe	Hagere- Mariam		Negele- Borena
P R I C E I N B I R R														
FUEL AND POWER														
Fire Wood.....	Meter Cube	67.71	-	66.19	36.35	128.67	96.84	215.47	63.09	30.15	51.01	-	73.73	65.77
Charcoal.....	Kg	1.20	.81	1.89	.62	2.00	2.66	1.57	2.48	1.15	.90	1.24	.64	1.36
Dung Cake.....	Kg	.52	-	.11	-	-	-	-	-	-	.27	-	-	.42
Kerosine.....	Lt	2.96	3.04	4.55	2.99	2.87	2.80	2.81	4.50	3.25	3.11	3.12	3.30	3.41
Diesel.....	Lt	4.27	4.35	6.06	4.30	4.16	4.19	4.12	5.83	4.37	4.42	4.43	4.50	4.60
Electric.....	K.Watt	.27	.27	-	.27	-	-	.27	-	.27	.27	-	.29	.27
Matches.....	Box	.15	.20	.20	.25	.25	.25	.25	.25	.20	.20	.20	.23	.21
Candles.....	No	.90	1.00	1.00	1.00	1.00	1.00	1.00	1.00	1.00	1.00	1.00	1.00	.95
Buthane Gas (Shell).....	12.5 Kg	-	139.42	-	-	-	-	-	-	-	-	-	-	139.42
Eveready Drycell.....	No	1.92	1.58	1.75	1.75	-	-	1.58	3.00	2.00	1.75	-	1.50	1.76
FURNITURE, FURNISHING, HOUSEHOLD EQUIPMENT AND OPERATION														
CHAIRS, TABLES, ETC.														
Table Wanza (Machine made) Varnished..	No	293.33	253.33	-	290.00	475.00	-	333.33	-	200.00	200.00	293.33	-	245.98
Table Wanza (Hand made) Not Varnished.	No	-	-	-	263.33	-	-	-	-	-	-	-	-	188.33
Chairs Wanza (Machine Made) Varnished.	No	78.33	43.33	-	58.33	55.00	60.00	80.00	-	95.00	91.67	45.00	145.00	67.41
Chairs Wanza (Hand Made) Varnished....	No	-	-	-	53.33	-	50.00	-	-	-	-	-	-	49.29
Cupboard Wanza (2 doors) Varnished....	No	1016.67	1033.33	-	1393.33	875.00	1200.00	1000.00	-	1200.00	1200.00	837.17	1200.00	1083.91
Double Bed Wanza (120cm) Varnished....	No	726.67	466.67	-	670.00	750.00	-	516.67	-	416.67	460.00	420.00	675.00	516.60
Sofas (Complete).....	No	3266.67	3000.00	-	3830.00	-	-	3166.67	-	-	-	3383.33	-	3196.43
Book Shelves Wanza (3 Shelves) no Door	No	383.33	450.00	-	333.33	375.00	325.00	350.00	-	-	-	316.67	525.00	333.33
Chest of Drawer	No	766.67	666.67	-	756.67	500.00	-	433.33	-	650.00	-	616.67	650.00	607.65
FURNISHINGS & REPAIRS														
Bed Sheet (Non-Patterned Bahir Dar)														
1.90m x 2.50m.....	Pair	48.67	50.00	48.33	49.33	-	46.33	41.33	38.67	56.50	50.00	50.00	49.33	48.82

Table 5 : Average Retail Price of Goods and Services by Region and Selected Market Places - Group 5 Market Places (Cont'd)

April 2005
Miazia 1997

ITEM	UNIT	R E G I O N A N D M A R K E T P L A C E S											OROMIYA AVERAGE	
		O R O M I Y A												
		Nazareth	Shashe- mene	Diksise	Asella	Asebe- Teferi	Bedessa	Alemaya	Boreda	Adaba	Robe	Hagere- Mariam		Negele- Borena
P R I C E I N B I R R														
Bed Sheet(Patterned Kombolcha) 1.90m x 2.50m.....	Pair	90.00	35.00	61.67	90.33	-	60.00	60.00	-	-	-	-	65.00	76.81
Bed Cover(Patterned Kombolcha).....	No	-	-	-	-	-	-	-	-	-	-	-	-	30.20
Blanket Woolen(Debre B.)160cm x 220cm.	No	79.33	79.33	106.67	76.00	81.67	76.33	78.00	85.00	-	-	-	85.00	82.39
Mattress-Sponge (A.A Foam) 120cm.....	No	260.00	236.67	-	243.33	250.00	245.00	240.00	270.00	245.00	290.00	-	313.33	272.44
Towel-Local (Kombolcha).....	No	10.00	10.67	-	9.67	-	-	-	-	15.50	15.67	-	17.00	12.86
EARTHEN WARE														
Water Pot.....	No	8.67	5.00	4.17	4.33	-	11.67	-	-	4.17	6.67	7.33	-	6.20
'Jebena' Medium Size.....	No	2.50	3.00	1.92	2.00	3.00	4.67	4.33	3.50	1.00	1.83	2.83	4.33	2.79
'Mitad' (Griddle of Clay).....	No	16.00	9.00	14.67	10.00	4.83	9.83	4.67	9.67	23.33	14.67	8.00	10.00	11.63
Local Stove '(Lakech).....	No	7.00	5.67	-	5.83	6.00	6.00	13.33	5.33	-	-	7.33	6.00	6.91
Cup for Coffee (China).....	No	1.33	1.00	1.25	1.25	1.25	1.25	1.33	1.00	1.20	1.25	1.20	1.25	1.19
Plate Clay (imported).....	No	3.67	3.00	4.00	-	3.33	-	4.33	3.67	3.00	4.00	4.67	13.50	4.50
STRAW, BAMBOO AND OTHERS														
'Sefed'.....	No	7.00	8.00	6.33	10.33	8.83	9.00	10.67	10.67	11.83	15.33	7.67	8.33	8.71
Sack 100Kg Capacity.....	No	5.33	6.33	-	-	-	6.00	-	-	-	-	-	5.00	6.07
METAL WARE														
Cooking Pan Medium (Local).....	No	19.00	22.33	31.33	28.00	33.33	28.00	34.33	25.67	34.33	22.67	30.00	42.67	27.45
Tray (Nickel) Medium N ^o 45 Local.....	No	16.33	-	-	-	-	-	-	-	-	-	-	-	15.83
Electric 'Mitad' Aluminium.....	No	416.67	350.00	-	-	-	-	-	-	-	-	-	-	424.29
Gas Stove (Kerosine) China.....	No	36.00	38.67	36.67	35.00	35.67	36.33	28.67	35.33	38.00	35.67	38.67	38.00	36.48
Refrigerator.....	No	2000.00	-	-	-	-	-	-	-	-	-	-	-	2416.67

Table 5 : Average Retail Price of Goods and Services by Region and Selected Market Places - Group 5 Market Places (Cont'd)

April
Miazia 2005
1997

ITEM	UNIT	R E G I O N A N D M A R K E T P L A C E S												ORMIYA AVERAGE
		O R O M I Y A												
		Nazareth	Shashe- mene	Diksise	Asella	Asebe- Teferi	Bedessa	Alemaya	Boreda	Adaba	Robe	Hagere- Mariam	Negele- Borena	
P R I C E I N B I R R														
PLASTIC WARE (LOCAL MADE)														
Jerrycan (20 Litres).....	No	24.00	20.00	21.33	19.00	-	24.33	-	21.33	-	-	14.00	25.00	20.06
Bucket (20 Litres).....	No	14.67	12.00	15.00	14.33	15.00	15.00	17.33	15.67	15.33	15.00	17.00	14.00	14.76
GLASS WARE														
Glass for Tea (Duralux).....	No	3.42	3.17	3.00	3.50	3.50	3.83	4.50	3.00	4.00	3.00	3.50	3.50	3.45
OTHER HOUSEHOLD EQUIPMENT														
Kerosine Lamp.....	No	18.33	14.00	20.00	22.00	15.67	17.33	-	14.33	23.33	17.67	20.67	19.67	18.44
'Kuraz' Small Local Kerosine Lamp.....	No	1.00	.75	1.00	1.00	-	1.00	1.00	.65	1.00	1.00	1.00	1.00	.95
Flash Light.....	No	7.17	6.33	7.00	6.83	7.00	6.50	5.67	6.00	6.83	6.83	6.83	6.50	6.63
Electric Bulb Philips(40/60 Watt).....	No	2.50	2.00	2.50	2.00	-	2.00	2.00	-	2.00	2.00	2.00	2.50	2.09
HOUSEHOLD OPERATION														
Hard Soap (Local).....	200gm	2.00	1.69	1.62	1.67	-	1.67	1.86	1.83	-	2.00	-	1.33	1.68
Hard Soap (Imported).....	200gm	2.20	2.28	2.20	2.31	-	2.20	2.00	1.60	2.40	2.00	2.40	2.40	2.18
Detergent (Omo).....	50gm	.69	.69	.50	1.67	1.25	1.25	.84	1.25	1.67	.54	.50	.63	1.14
Incense.....	Kg	20.00	24.00	5.50	5.33	10.00	6.00	8.50	7.33	9.39	11.67	6.83	8.00	8.88
Sandal Wood.....	No	.30	.23	.25	.25	-	.25	-	.25	.25	.25	.25	.32	.25
Toilet Paper (Mamko).....	Roll	3.00	3.00	3.00	3.00	3.00	3.00	3.00	3.00	3.00	3.00	3.00	3.00	3.00
DRY CLEANING														
Dry Cleaning (Suit Men).....	No	13.67	18.67	-	15.00	15.00	-	-	-	-	13.00	-	-	15.74

Table 5 : Average Retail Price of Goods and Services by Region and Selected Market Places - Group 5 Market Places (Cont'd)

April 2005
Miazia 1997

ITEM	UNIT	R E G I O N A N D M A R K E T P L A C E S											OROMIYA AVERAGE	
		O R O M I Y A												
		Nazareth	Shashe- mene	Diksisé	Asella	Asebe- Teferi	Bedessa	Alemnya	Boreda	Adaba	Robe	Hagera- Mariam		Negele- Borena
P R I C E I N B I R R														
DOMESTIC SERVICE														
Maid Servant.....	Month	46.67	41.67	26.67	26.67	43.33	40.00	56.67	36.67	25.00	46.67	46.67	53.33	37.13
Unskilled Service (Daily Laborer)....	Day	7.00	10.00	7.00	9.67	7.00	12.00	10.00	10.00	8.33	6.67	7.67	7.00	8.00
Salary for Guard	Month	60.00	50.00	63.33	-	-	56.67	-	50.00	-	-	56.67	63.33	64.19
MEDICAL CARE														
Ampicillin(250 mg) Local.....	56 Caps	14.19	16.80	-	16.80	18.00	-	15.87	-	16.00	14.00	17.73	16.80	15.84
Dichlorophine(500 mg) Local.....	6 Pills	-	1.00	-	-	-	-	-	-	-	-	-	-	1.00
Tetracycline(250mg) Local.....	56 Caps	7.47	9.20	-	10.27	12.00	7.50	7.00	5.60	9.33	8.43	9.33	7.00	8.54
Penicillin Injection(4 Mu. Local). Bottle		3.83	3.50	4.75	3.58	5.00	4.25	3.67	3.33	4.00	3.17	3.67	4.00	3.72
Chloramphenicol(250mg) Local.....	56 Caps	9.99	9.64	15.00	11.20	18.75	14.00	10.07	9.33	15.00	10.73	11.20	14.00	11.82
Dipron(500mg) Local.....	20 Pills	-	-	-	-	-	-	2.00	-	-	-	-	-	2.00
Cough Syrup (Berantine) Local.....	125cc	8.58	8.00	11.00	-	-	-	-	-	-	-	-	10.00	8.42
Bactrim(480mg) Local.....	30 Pills	4.70	-	8.25	6.00	-	-	5.00	4.50	7.33	5.00	7.00	6.00	5.69
Vermox(100mg) Local.....	12 Pills	1.53	1.50	2.00	2.00	-	-	1.83	2.00	-	3.00	3.33	2.67	2.30
Mezel(250mg) Local.....	30 Caps	4.50	5.00	6.00	5.13	6.00	4.64	2.25	3.25	5.33	5.47	6.00	6.00	4.79
Asprin (300 mg) Local.....	20 Pills	2.00	2.00	2.00	2.00	4.00	-	1.83	1.33	2.00	2.00	3.67	2.00	2.02
OTHER MEDICAL EXPENSES														
Doctor's Fee (Government).....	per visit	2.00	2.00	-	1.00	1.00	-	1.00	.50	1.50	1.50	3.00	3.00	1.50
Doctor's Fee (Private).....	per visit	10.00	10.00	-	10.00	9.00	5.00	10.00	-	5.00	8.00	-	7.33	7.77
Injection (Service Charge).....	Once	1.00	1.00	.50	1.00	1.00	1.00	.50	-	1.00	.83	1.00	1.00	.88
Laboratory Test Fee (Private).....	Once	5.00	4.00	-	5.67	3.00	5.00	-	-	5.00	4.33	5.00	4.00	4.45
Bed Charge (gov.).....	per day	3.00	-	-	4.00	5.00	-	2.00	-	-	-	3.00	7.00	4.13

Table 5 : Average Retail Price of Goods and Services by Region and Selected Market Places - Group 5 Market Places (Cont'd)

April
Miazia 2005
1997

ITEM	UNIT	R E G I O N A N D M A R K E T P L A C E S											ORONIYA AVERAGE	
		O R O M I Y A												
		Nazareth	Shashe- menc	Diksise	Asella	Asebe- Teferi	Bedessa	Alemaya	Boreda	Adaba	Robe	Hagere- Mariam		Negele- Borena
P R I C E I N B I R R														
TRANSPORT AND COMMUNICATION														
TRANSPORT														
Benzene.....	Lt	5.45	5.53	-	5.48	5.36	5.30	5.30	-	-	5.60	5.61	5.86	5.58
Motor Oil (Mobil).....	Lt	20.17	20.03	-	20.23	-	20.00	23.80	-	20.00	20.07	22.00	20.21	20.46
Car Washing and Greasing.....	No	-	33.33	-	26.67	-	-	27.50	-	-	40.00	-	50.00	32.06
Bus Fare (per km).....	Tarif	-	-	.16	.11	-	-	-	-	.15	.12	.10	.14	.12
Bus Fare (within Town).....	Trip	-	-	-	-	-	-	-	-	-	-	-	-	.25
Taxi Fare.....	Trip	.67	-	-	.70	-	-	-	-	-	.60	-	-	.73
Air Plane (To Addis Ababa).....	Trip	-	-	-	-	-	-	-	-	-	-	-	-	304.50
Animal Transport fare.....	Trip	-	-	16.67	-	-	-	-	15.00	-	-	-	-	12.56
Cart Fare.....	Trip	.50	.50	1.00	.92	1.00	1.00	-	-	.92	.50	1.00	1.00	.82
Train Fare.....	Trip	22.00	-	-	-	-	-	-	-	-	-	-	-	22.00
Service Charge (Motor oil change)...	Once	-	-	-	-	-	-	-	-	-	-	-	22.50	18.33
COMMUNICATION														
Telephone Charge (with town).....	Period	.20	.20	-	.20	.10	-	.20	-	-	.20	.75	.20	.29
Telephone Charge to Addis Ababa.....	Period	2.22	1.20	-	2.05	3.60	1.95	1.40	4.15	4.35	4.14	2.55	6.25	2.62
Telephone Line Installation Charge..	Once	283.30	355.75	-	355.75	355.77	355.75	355.75	-	355.75	283.30	283.30	355.70	331.53
ENTERTAINMENT AND EDUCATION														
EQUIPMENT AND ACCESSORIES														
T.V. Set Philips 21 inch(Colored).....	No	2566.67	2633.33	-	2866.67	-	2400.00	-	-	-	2800.00	-	1800.00	2642.11
Cassette Recorded Original(Local Music)No	No	9.00	9.00	-	9.00	10.00	10.00	10.00	10.00	10.00	9.00	10.00	10.00	9.62
Radio Set Philips 3 Band.....	No	110.00	-	-	-	165.00	150.00	160.00	-	77.50	150.00	156.67	136.67	131.79
Tape Recorder National (2 Speaker)....	No	750.00	230.00	-	813.33	-	475.00	213.33	-	270.00	243.33	-	243.33	334.17
Expense for Photograph(Passport size)4Pho	No	4.00	5.00	4.00	5.33	5.00	5.00	5.00	-	5.00	4.00	4.00	8.00	4.76

Table 5 : Average Retail Price of Goods and Services by Region and Selected Market Places - Group 5 Market Places (Cont'd)

April 2005
Miazia 1997

REGION AND MARKET PLACES													
ITEM	UNIT	O R O M I Y A											GROMIYA AVERAGE
		Nazareth	Shashe- mene	Diksise	Asella	Asebe- Teferi	Bedessa	Alemaya	Boreda	Adaba	Robe	Hagere- Mariam	
PRICE IN B I R R													
Newspaper (Addis Zemen).....	No	.50	.50	-	.50	-	-	-	-	.50	.60	.50	.51
Theater Entrance Fee	Once	10.00	-	-	-	-	-	-	-	-	-	-	10.00
EDUCATION													
Exercise Book (50 Leaves) Local.....	No	1.78	2.00	2.00	2.00	2.00	2.00	-	2.00	1.97	2.00	2.00	1.91
Pencil (China).....	No	.30	.23	.25	.25	.25	.25	.25	.25	.23	.25	.25	.24
Ball Point-Bic England.....	No	1.13	1.50	1.50	1.50	1.10	1.00	1.03	1.00	1.50	1.43	1.00	1.28
Day School Fee-Public(Grade 7 & 8)..Month		15.00	-	-	-	-	-	-	-	-	-	-	15.00
Day School Fee-Private(Grade 9-12)..Month		79.50	-	-	-	-	-	-	-	-	-	-	79.50
Night School Fee-Government(Gr.9-12)Month		15.33	10.50	-	25.00	31.50	-	-	-	-	27.50	-	22.31
School Uniform Fee	No	75.00	-	67.50	56.67	75.00	-	103.33	-	-	-	-	70.69
Night School Fee-Private(Grade9-12)..Month		40.00	-	-	-	-	-	-	-	-	-	-	40.00
PERSONAL CARE AND EFFECTS													
PERSONAL CARE													
Lux Toilet Soap.....	90gm	2.25	2.25	3.60	2.25	2.25	2.25	2.30	2.50	2.25	2.25	2.25	2.45
Blade-TOPAZ.....	No	.25	.23	.30	.28	.25	.25	.25	.25	.23	.25	.20	.25
Hair Dressing (Traditional).....	No	5.00	3.00	-	6.33	5.00	6.33	6.67	-	2.00	-	5.00	3.82
Hair Dressing (Modern).....	No	9.33	7.00	-	8.00	10.00	10.00	8.00	-	6.00	7.00	10.00	8.42
Barbery (Mens Hair Cut).....	No	4.00	4.00	2.00	3.00	4.00	3.00	3.00	3.00	2.67	3.00	5.00	3.16
Paraffin Hair Oil.....	330cc	7.50	7.50	7.83	9.17	7.00	8.00	6.75	6.83	9.04	8.07	7.67	7.76
Zenith Hair Oil.....	330cc	6.60	7.67	7.83	8.76	7.17	8.00	8.80	6.00	9.10	7.38	7.67	7.64
Shaving Machine (medium)	No	-	-	-	50.00	-	-	-	-	-	-	-	28.00
Perfume	CC	24.00	23.00	12.38	-	-	22.33	17.67	16.00	23.00	28.67	22.67	21.30
PERSONAL EFFECTS													
Umbrella-Men Medium (Local).....	No	21.67	28.00	16.67	-	-	20.00	23.67	-	-	-	22.33	24.00

Table 5 : Average Retail Price of Goods and Services by Region and Selected Market Places - Group 5 Market Places (Cont'd)

April 2005
Miazia 1997

ITEM	UNIT	R E G I O N A N D M A R K E T P L A C E S												OROMIYA AVERAGE
		O R O M I Y A												
		Nazareth	Shashe- mene	Diksise	Asella	Asebe- Teferi	Bedessa	Alemaya	Boreda	Adaba	Robe	Hagere- Mariam	Negele- Borena	
P R I C E I N B I R R														
Umbrella-Women Medium (imported).....	No	18.33	18.00	15.67	24.33	16.00	18.67	18.67	15.67	19.67	18.33	27.33	17.33	18.59
Hand Bag (Imported Synthetic).....	No	68.33	35.00	-	51.00	-	42.67	-	-	-	41.67	36.67	37.50	42.54
Belt (Local) Machine Made.....	No	14.67	14.00	-	15.00	-	6.83	13.00	-	-	-	15.33	7.00	12.85
Belt (Local) Hand Made.....	No	4.00	-	-	3.17	-	-	-	-	-	-	-	-	2.94
JEWELLERY														
Seiko-21 Jewels Automatic (Men).....	No	416.67	-	-	-	-	-	-	-	-	-	-	-	416.67
Seiko-21 Jewels Automatic (Women).....	No	306.67	-	-	-	-	-	-	-	-	-	-	-	306.67
Earrings (4gm 18 carat Local).....	Pair	413.33	446.67	-	400.00	-	-	-	-	-	400.00	-	500.00	406.75
Neck Laces (6gm 21 carat Imported)....	No	750.00	800.00	-	900.00	870.00	810.00	-	-	-	-	-	810.00	824.12
Rings (4gm 18 carat Local).....	No	413.33	446.67	-	400.00	-	-	-	-	-	400.00	-	500.00	406.75
Bracelet 20gm (18 carat Local).....	No	2033.33	2233.33	-	2000.00	-	-	-	-	-	-	-	2500.00	2090.00
LIVESTOCK AND DRAUGHT ANIMALS														
LIVESTOCK														
Sheep (10-15Kg).....	No	230.00	71.67	163.33	123.33	101.00	137.33	91.67	116.67	78.00	106.67	85.00	-	123.76
Goat (10-15Kg).....	No	170.00	61.00	-	86.67	97.67	120.00	126.67	110.00	60.67	93.33	61.50	57.33	101.17
Heifer (2-4 Years).....	No	650.00	176.67	523.33	410.00	376.67	843.33	390.00	640.00	346.67	430.00	376.33	550.00	430.26
Cow (4 Years and Above).....	No	750.00	743.33	720.00	590.00	860.00	880.00	745.00	733.33	426.67	666.67	683.33	500.00	658.05
Bull (2-4 Years).....	No	473.33	288.33	533.33	376.67	1033.33	943.33	413.33	1150.00	616.67	580.00	586.67	643.33	561.50
Ox (4 Years and Above).....	No	883.33	953.33	1666.67	1083.33	1406.67	1460.00	1340.00	2000.00	1076.67	1010.00	1216.67	1233.33	1175.74
Hen (Indigenous).....	No	13.67	8.33	8.33	15.00	9.17	6.17	6.00	4.50	11.00	7.33	9.33	7.00	10.80
Cock (Indigenous).....	No	16.00	11.67	13.33	19.00	11.83	8.67	11.00	10.00	14.00	13.67	21.00	12.67	16.91
DRAUGHT ANIMALS														
Donkey.....	No	283.33	200.00	466.67	-	553.33	436.67	506.67	556.67	323.33	426.67	363.33	487.50	400.17
Horse.....	No	476.67	516.67	1233.33	-	-	-	-	-	886.67	783.33	-	-	722.38

Table 5 : Average Retail Price of Goods and Services by Region and Selected Market Places - Group 5 Market Places (Cont'd)

April 2005
Miazia 1997

ITEM	UNIT	R E G I O N A N D M A R K E T P L A C E S											OROMIYA AVERAGE	
		O R O M I Y A												
		Nazareth	Shashe- mene	Diksise	Asella	Asebe- Teferi	Bedessa	Alemaya	Boreda	Adaba	Robe	Hagere- Mariam	Negele- Borena	
P R I C E I N B I R R														
Mule.....	No	-	-	1900.00	-	-	1396.67	-	-	1430.00	1250.00	-	-	1372.94
FARM EQUIPMENT (INDUSTRIAL PRODUCT)														
Sickel.....	No	13.00	18.00	18.33	16.67	20.00	17.33	10.00	12.33	-	22.67	9.67	17.33	12.39
Pick Axe ('Doma').....	No	21.00	16.00	-	23.67	23.00	-	-	-	23.00	-	23.67	24.67	21.87
'Gejera'.....	No	17.33	23.00	-	20.00	20.00	-	-	-	20.33	20.33	18.00	20.67	20.50
FARM EQUIPMENT (HAND MADE)														
'Mofer'.....	No	18.33	-	-	-	-	-	-	-	13.33	24.00	-	-	16.50
'Kember'.....	No	15.33	-	7.00	-	-	-	-	-	8.67	17.50	-	-	10.81
'Digr'.....	No	4.17	2.00	4.08	-	-	-	14.67	-	1.54	2.42	-	-	4.57
Plough.....	No	11.33	10.00	15.33	-	16.33	17.00	30.00	22.33	17.00	17.67	15.00	15.00	13.87
Sickel.....	No	4.33	3.00	-	-	-	-	-	18.67	-	-	-	-	5.05
'Wegel'.....	No	3.17	2.67	4.67	-	-	5.00	-	-	4.25	7.00	10.00	4.33	4.75
'Erfe'.....	No	1.00	-	-	-	-	-	-	-	1.25	-	-	-	1.48
MISCELLANEOUS GOODS AND SERVICES														
Coffin (Medium Quality).....	No	76.67	62.67	-	125.00	-	-	-	-	-	170.00	-	-	136.95
Charge for Money order	Once	-	2.65	-	2.65	2.60	5.00	2.60	-	-	-	2.65	-	2.60
Charge for Visa (for person).....	No	-	-	-	-	-	-	-	-	-	-	-	-	-

Group 6

Market Places

(Shinele, Arere, Jig Jiga, Hartshek, Dollo, Moyale, Mambook, Mender Sebat, Assosa, Bambasi, Kemashi, and Agelo Meti.)

Group 6

Market Places

(Shinetsu, Arita, Jig Jiga, Huchanek, Eppo, Myster, Mambou, Mander, Zepal, Assou, Gantel, Komani, and Agelo Moll)

Table 6 : Average Retail Price of Goods and Services by Region and Selected Market Places - Group 6 Market Places (Cont'd)

April 2005
Miazia 1997

R E G I O N A N D M A R K E T P L A C E S															
ITEM	UNIT	S O M A L I E					SOMALI AVERAGE	B E N I S H A N G U L - G U M U Z					BEN- GUMUZ AVERAGE		
		Shinile	Arere	Jiggiga	Hartshek	Dolo		Moyale	Mambook	Mender- Sebat	Asossa	Bambasi		Kemashi	Agelo- meti
P R I C E I N B I R R															
CEREALS UNMILLED															
'Teff' White	Kg	3.00	3.00	3.23	-	-	3.00	3.09	2.47	2.47	2.65	2.78	2.79	2.30	2.56
'Teff' Mixed.....	Kg	2.85	-	2.87	-	-	-	2.86	2.25	2.22	2.22	2.53	2.63	2.07	2.32
'Teff' Black (Red).....	Kg	-	2.50	2.73	-	-	-	2.68	2.00	2.05	2.10	2.37	2.44	2.00	2.14
Wheat White.....	Kg	-	-	2.92	2.49	-	-	2.71	2.00	2.05	1.92	2.28	2.48	-	2.12
Wheat Mixed.....	Kg	-	-	-	-	-	2.50	2.50	-	-	1.99	-	2.35	-	2.17
Wheat Black.....	Kg	-	-	-	2.08	-	-	2.08	-	1.88	1.87	2.03	-	-	1.93
Barley White.....	Kg	-	-	1.58	-	-	-	1.58	-	-	-	3.47	2.74	-	3.10
Barley Mixed.....	Kg	-	-	-	-	-	2.00	2.00	-	-	-	3.26	2.57	-	2.85
Barley Black.....	Kg	-	-	-	-	-	-	-	2.00	2.60	2.81	-	-	2.19	2.36
Barley for Beer.....	Kg	-	-	-	-	-	2.50	2.50	-	-	-	-	-	-	-
Maize.....	Kg	-	1.65	1.27	1.65	2.21	2.15	1.80	1.10	1.19	.93	.78	1.05	.87	.99
Durrah.....	Kg	-	-	-	-	-	-	-	-	-	-	-	-	-	-
Sorghum Yellow.....	Kg	2.50	-	-	-	3.11	-	2.96	-	-	-	-	-	-	-
Sorghum White.....	Kg	2.08	2.25	1.49	1.95	3.11	-	2.17	1.31	1.02	1.01	.77	.88	.94	.99
Sorghum Red.....	Kg	1.97	-	-	-	2.13	-	2.05	-	-	.90	3.19	-	.92	1.77
African Millet.....	Kg	-	-	-	-	-	-	-	1.53	1.36	1.02	.88	1.11	1.68	1.26
Rice.....	Kg	5.00	5.00	3.90	3.42	5.00	4.83	4.53	-	5.00	6.00	-	5.83	-	5.61
Oats.....	Kg	-	-	-	-	-	3.67	3.67	-	-	-	-	-	-	-
Hulled Barley.....	Kg	-	-	3.97	-	-	-	3.97	-	-	-	-	-	-	-
CEREALS MILLED															
'Teff' White.....	Kg	-	3.67	-	-	4.00	3.50	3.72	-	-	-	-	-	-	-
'Teff' Mixed.....	Kg	-	-	2.45	-	3.50	3.30	3.06	-	-	-	-	-	-	-
'Teff' Black (Red).....	Kg	-	-	-	-	-	-	-	-	-	-	-	-	-	-
Wheat White.....	Kg	-	-	2.01	2.44	3.90	-	2.79	-	-	-	-	-	-	-
Wheat Mixed.....	Kg	-	-	-	-	-	-	-	-	-	-	-	-	-	-
Barley White.....	Kg	-	-	-	-	-	-	-	-	-	-	-	-	-	-

Table 6 : Average Retail Price of Goods and Services by Region and Selected Market Places - Group 6 Market Places (Cont'd)

April 2005
Miazia 1997

ITEM	UNIT	REGION AND MARKET PLACES													
		S O M A L I E						SOMALI AVERAGE	B E N I S H A N G U L - G U M U Z					BEN- GUMUZ AVERAGE	
		Shinile	Arere	Jigjiga	Hartshek	Dolo	Moyale		Manbook	Mender- Sebat	Asossa	Bambasi	Kemashi		Agelo- meti
P R I C E I N B I R R															
Barley Mixed.....	Kg	-	-	-	-	-	-	-	-	-	-	-	-	-	-
Maize.....	Kg	-	1.97	1.91	-	2.62	2.50	2.25	-	-	-	-	-	-	-
Oats.....	Kg	-	-	-	-	-	-	-	4.50	4.67	6.00	-	5.17	-	5.08
Sorghum.....	Kg	-	2.50	-	-	-	-	2.50	-	-	-	-	-	-	-
Durrah.....	Kg	-	-	-	-	-	-	-	-	-	-	-	-	-	-
'Furno Duket' Locally Processed..	Kg	3.50	3.50	3.50	3.42	5.00	3.00	3.65	4.00	3.83	4.00	4.00	3.50	5.00	4.06
PULSES UNMILLED															
Horse Beans.....	Kg	-	2.83	2.94	3.00	-	3.00	2.94	2.50	2.30	3.00	2.55	3.33	3.13	2.78
Peas White.....	Kg	-	-	-	-	-	-	-	-	-	-	-	-	-	-
Peas Black.....	Kg	-	-	-	-	-	-	-	2.70	2.58	-	-	-	-	2.64
Peas Mixed.....	Kg	-	3.00	2.85	-	-	3.00	2.94	-	-	-	-	-	-	-
Soya Beans.....	Kg	-	-	-	-	-	-	-	-	-	1.30	1.23	-	-	1.27
Chick Peas.....	Kg	2.50	2.50	2.90	3.00	3.00	2.67	2.79	2.30	2.31	3.17	2.40	3.50	-	2.68
Lentils.....	Kg	5.50	4.50	4.13	5.00	-	5.00	4.78	-	4.50	5.00	5.00	5.00	6.00	5.14
Haricot Beans.....	Kg	-	-	2.75	-	5.02	2.50	3.54	2.00	1.75	1.47	1.72	2.62	2.75	2.02
Lima Beans.....	Kg	-	-	2.43	-	5.06	-	3.75	-	-	3.07	5.45	-	2.29	3.87
Vetch.....	Kg	-	-	-	-	-	-	-	2.00	1.72	-	-	-	-	1.86
Fenugreek.....	Kg	-	3.83	4.81	6.52	5.00	4.32	4.90	4.00	4.77	3.83	4.00	5.67	4.17	4.41
PULSES MILLED OR SPLIT															
Horse Beans Milled.....	Kg	-	-	-	-	-	-	-	-	-	-	-	4.50	-	4.50
Peas Milled.....	Kg	-	-	8.93	7.51	6.00	4.83	6.82	5.00	-	5.00	-	-	-	5.00
Chick Peas Milled.....	Kg	-	-	-	-	-	-	-	-	-	-	-	-	-	-
Mixed Pulses Milled.....	Kg	4.45	3.76	-	-	-	5.00	4.40	-	4.00	-	5.00	5.50	5.00	4.88
Vetch Milled.....	Kg	-	-	5.01	-	-	-	5.01	-	4.00	-	-	-	-	4.00
Peas Split.....	Kg	-	6.00	4.78	-	5.33	4.00	5.03	-	-	4.83	5.00	5.33	6.00	5.29
Peas Split(Roasted).....	Kg	-	-	4.50	-	-	-	4.50	4.50	4.50	4.67	4.67	-	-	4.58

Table 6 : Average Retail Price of Goods and Services by Region and Selected Market Places - Group 6 Market Places (Cont'd)

April 2005
Miazia 1997

R E G I O N A N D M A R K E T P L A C E S															
ITEM	UNIT	S O M A L I E						B E N I S H A N G U L - G U M U Z							
		Shinile Arere		Jigjiga	Hartshek Dolo	Moyale	SOMALI AVERAGE	Mambok	Mender-Sebat	Asossa	Bambasi	Kemashi	Agelometi	BEN-GUMUZ AVERAGE	
P R I C E I N B I R R															
Horse Beans Split(Roasted).....	Kg	-	-	3.50	-	-	-	3.50	-	4.00	-	-	-	4.00	
Lentils Split.....	Kg	5.83	6.17	6.86	7.00	6.50	6.00	6.39	6.00	6.00	6.50	6.50	6.17	6.00	6.18
Vetch Split(Roasted).....	Kg	-	-	3.50	-	-	-	3.50	-	-	3.50	-	-	-	3.50
Chick Peas Split(Roasted).....	Kg	-	-	-	-	-	-	-	-	-	-	-	-	-	-
Fenugreek Milled.....	Kg	-	5.79	7.01	9.91	5.00	9.00	7.34	8.00	5.83	10.00	10.00	12.33	-	9.42
OIL SEEDS															
Niger Seed.....	Kg	-	-	9.51	-	-	4.78	7.62	4.32	5.01	3.01	3.36	-	-	3.92
Linseed White.....	Kg	-	-	-	-	-	2.95	2.95	-	-	-	-	-	-	-
Linseed Black.....	Kg	-	7.93	4.38	7.76	-	4.32	6.10	4.81	5.17	5.40	3.36	-	-	4.69
Sesame Seed.....	Kg	-	-	-	-	-	-	-	-	5.46	6.04	4.29	4.50	3.64	4.87
Sunflower.....	Kg	-	-	5.17	5.00	-	3.42	4.53	2.31	2.89	-	-	-	-	2.60
Castor Beans.....	Kg	-	3.77	4.62	-	-	-	4.20	-	6.25	1.92	2.24	3.04	2.36	2.98
Rape Seed.....	Kg	-	7.93	4.84	5.00	8.00	2.21	5.60	2.56	3.11	4.23	4.36	4.36	3.37	3.69
Ground Nut Shelled.....	Kg	-	-	-	-	-	6.00	6.00	3.00	3.03	-	-	-	-	3.02
PREPARED CEREAL PRODUCTS															
Spaghetti (Local) Without Egg....	Kg	-	8.00	-	7.00	8.00	7.00	7.50	5.33	5.50	5.50	-	5.67	7.00	5.71
Pastini.....	Kg	-	8.00	9.67	-	-	10.00	9.13	-	-	10.00	-	-	-	10.00
Macaroni (Local) Without Egg....	Kg	6.33	6.00	3.50	6.50	6.00	5.50	5.64	5.50	5.50	5.83	5.50	6.00	6.00	5.72
'Fafa' Flour.....	kg	-	-	-	-	-	-	-	-	-	-	-	-	-	-
'Dube' Flour.....	kg	-	-	-	-	-	-	-	-	-	-	4.00	-	-	4.00
BREAD AND OTHER PREPARED FOODS															
'Enjera' ('Teff' Mixed).....	325gm	1.01	.66	.86	1.03	.93	.53	.83	1.35	1.13	.70	.39	.96	-	.90
'Dabo' (Traditional Ambasha)..	350gm	-	.54	1.42	-	-	1.36	.77	1.02	-	.75	-	-	-	.75
'Dabo' (Traditional Sheleto)..	350gm	-	-	.51	-	-	1.01	-	.64	-	.75	-	.64	-	.70

Table 6 : Average Retail Price of Goods and Services by Region and Selected Market Places - Group 6 Market Places (Cont'd)

 April 2005
 Miazia 1997

		R E G I O N A N D M A R K E T P L A C E S													
ITEM	UNIT	S O M A L I E							B E N I S H A N G U L - G U M U Z					BEN- GUMUZ AVERAGE	
		Shinile	Arere	Jigjiga	Hartahek	Dolo	Moyale	SOMALI AVERAGE	Menbook	Mender- Sebat	Asossa	Bambasi	Kemashi		Agelo- meti
		P R I C E I N B I R R													
Bread Wheat (Bakery).....	350gm	1.59	1.28	1.75	3.50	1.33	1.28	1.79	1.37	1.68	1.16	1.20	.81	1.14	1.23
Biscuits	150gm	3.00	2.73	2.73	2.05	2.73	2.62	2.64	-	2.31	2.73	2.73	3.41	4.09	3.08
MEAT															
Beef	Kg	-	-	24.00	24.00	12.00	-	20.00	-	12.00	20.00	14.00	14.05	18.95	16.40
Camel Meat	Kg	-	-	10.28	-	15.00	10.00	12.26	-	-	-	-	-	-	-
FISH AND FISH PRODUCTS															
Fish Fresh.....	Kg	-	-	-	-	-	-	-	-	-	-	1.48	-	-	1.48
Sardines (Imported).....	125gm	6.25	6.25	5.00	5.00	4.38	6.33	5.54	-	-	-	-	-	-	-
DIARY PRODUCTS AND EGG															
Cow Milk (Unpasteurized).....	Lt	3.53	2.35	4.00	4.55	6.67	4.73	4.31	-	3.57	3.33	2.20	2.86	2.86	2.96
Cow Milk (pasteurized).....	Lt	-	-	-	-	-	-	-	-	-	-	-	-	-	-
Camel Milk.....	Lt	3.53	2.35	3.33	4.55	2.88	4.73	3.68	-	-	-	-	-	-	-
Goat Milk.....	Lt	3.53	3.00	-	-	2.88	-	3.14	-	-	-	-	-	-	-
Powdered Milk (Edget).....	450gm	27.38	28.13	21.67	-	-	-	25.75	-	-	28.13	-	-	-	28.13
Yoghurt (Traditional).....	Lt	-	-	6.67	-	-	7.41	7.04	-	5.00	4.60	5.17	4.55	-	4.83
Cheese Cottage.....	Kg	-	-	-	-	-	-	-	-	.74	-	-	-	-	.74
Egg (Traditional).....	Dozen	-	4.80	6.00	9.00	4.00	4.80	5.72	3.60	5.20	5.60	4.00	6.67	6.00	5.18
OILS AND FATS															
Butter Unrefined.....	Kg	-	-	32.33	-	14.42	29.33	25.36	32.00	26.00	32.00	24.79	31.12	17.52	27.24
Cooking Oil (Imported).....	Lt	11.11	12.40	8.33	7.22	10.00	10.00	9.95	11.00	13.00	14.00	11.44	14.00	15.00	13.07
Cooking Oil (Local).....	Lt	-	-	12.00	-	10.00	-	10.50	13.83	12.50	11.65	10.00	-	-	12.18

Table 6 : Average Retail Price of Goods and Services by Region and Selected Market Places - Group 6 Market Places (Cont'd)

April 2005
Miazi 1997

REGION AND MARKET PLACES															
ITEM	UNIT	S O M A L I E				SOMALI AVERAGE	B E N I S H A N G U L - G U M U Z					BEN- GUMUZ AVERAGE			
		Shinile Arere	Jigjiga	Hartshek Dolo	Moyale		Mambook	Mender- Sebat	Asossa	Bambasi	Kemashi		Agelo- meti		
PRICE IN B I R R															
VEGETABLES AND FRUITS															
VEGETABLES (FRESH)															
Ethiopian Kale.....	Kg	-	-	-	-	1.44	1.44	1.32	.68	1.15	1.94	1.08	.76	1.17	
Cabbage.....	Kg	3.42	-	2.76	3.16	-	2.57	2.93	2.50	2.00	1.17	-	1.40	-	1.84
Lettuce.....	Kg	2.34	-	-	4.07	-	-	3.21	-	1.36	-	-	-	1.36	
Spinach.....	Kg	-	-	4.54	-	-	-	4.54	-	-	-	-	-	-	
Carrot.....	Kg	-	-	3.36	-	-	2.75	3.06	-	2.00	2.18	2.56	1.29	-	1.96
Tomatoes.....	Kg	2.21	2.00	3.45	-	2.24	3.38	2.60	2.50	2.24	1.34	1.35	2.11	1.35	1.75
Onions.....	Kg	2.50	2.31	5.01	4.57	-	3.00	3.48	2.76	2.48	3.95	3.76	4.17	4.48	3.60
Garlics.....	Kg	6.84	5.36	8.58	13.10	10.00	6.00	8.31	3.33	3.72	5.01	9.14	7.38	7.42	5.91
Leaks.....	Kg	2.59	2.41	4.64	-	1.50	3.00	2.83	-	-	-	-	-	-	
Pepper Green.....	Kg	6.94	3.62	10.37	10.37	9.82	8.33	8.24	6.02	-	5.04	8.80	3.78	4.30	5.59
Pumpkin.....	Kg	-	-	-	.15	-	-	.15	-	-	.35	.47	.76	-	.46
Green Peas.....	Kg	-	-	-	-	-	-	-	-	-	-	-	-	-	
Beet Root.....	Kg	1.90	-	2.46	3.37	-	1.62	2.34	-	2.00	3.21	-	-	-	2.60
Cauliflower.....	Kg	-	-	-	-	-	-	-	-	-	-	-	-	-	
FRUITS FRESH															
Banana.....	Kg	2.35	1.41	3.50	4.77	1.95	2.16	2.69	1.96	.94	1.02	.81	1.30	.76	1.11
Orange.....	Kg	-	-	-	5.36	-	-	5.36	-	2.96	2.52	1.19	1.94	1.46	1.96
Lemon.....	Kg	4.45	1.30	5.90	-	-	6.02	4.42	.95	1.01	2.23	-	1.67	1.81	1.54
Tangerine.....	Kg	-	-	-	-	-	-	-	-	-	-	-	-	-	
Papaya.....	Kg	-	2.05	1.75	-	1.96	-	1.92	1.58	.45	.55	.78	1.12	-	.94
Grapes.....	Kg	-	-	-	-	-	-	-	-	-	-	-	-	-	
Avocado.....	Kg	-	-	-	-	-	2.11	2.11	-	-	-	-	1.74	-	1.74
Mango.....	Kg	2.76	2.86	2.50	5.46	2.37	2.31	3.04	3.26	4.12	.30	.56	1.32	.82	1.78
Cactus.....	Kg	-	-	-	-	-	-	-	-	-	-	-	-	-	

Table 6 : Average Retail Price of Goods and Services by Region and Selected Market Places - Group 6 Market Places (Cont'd)

April 2005
Miazia 1997

ITEM	UNIT	R E G I O N A N D M A R K E T P L A C E S													
		S O M A L I E					SOMALI AVERAGE	B E N T I S H A N G U L - G U M U Z					BEN- GUMUZ AVERAGE		
		Shinile Arere	Jigjiga	Hartshek Dolo	Moyale	Mambok		Mender- Sebat	Asossa	Bambasi	Kemashi	Agelo- meti			
P R I C E I N B I R R															
SPICES															
Pepper Whole.....	Kg	-	11.00	-	-	-	11.00	7.06	8.13	9.17	6.50	-	-	-	7.71
Black Pepper(Local).....	Kg	-	-	-	-	-	-	-	4.83	-	-	-	-	-	4.83
Long Pepper(Local).....	Kg	-	15.88	16.03	-	-	15.94	9.50	8.33	-	-	-	-	-	8.80
White Cumin(Bishop's Weed)Local..	Kg	-	14.49	14.84	8.00	7.93	10.99	4.00	4.33	9.81	12.63	13.40	7.64	8.63	
Black Cumin(Local).....	Kg	15.88	8.79	14.16	8.00	7.14	10.79	10.00	9.67	7.72	17.78	11.81	7.29	10.98	
Ginger Dry(Local).....	Kg	-	8.37	10.00	15.00	12.50	11.37	-	-	-	-	-	-	-	
Ginger Wet(Local).....	Kg	-	4.63	-	4.00	4.57	4.40	5.97	-	4.70	5.79	5.69	9.39	6.33	
Cloves(Imported).....	Kg	-	48.33	-	-	-	48.33	-	60.00	83.34	100.00	-	-	81.11	
Cinnamon(Imported).....	Kg	-	17.33	15.00	-	22.00	17.00	-	24.50	-	-	-	-	24.50	
Cardamon(Local).....	Kg	-	23.33	-	20.00	15.88	19.74	12.00	11.33	17.78	-	30.95	-	16.84	
Tumeric Flour(Local).....	Kg	9.44	5.77	8.96	5.00	4.42	6.72	-	6.00	7.38	-	7.74	-	6.95	
Chillies Whole.....	Kg	-	22.53	-	-	-	22.53	7.41	5.17	12.50	-	13.33	-	10.04	
Basil Dry.....	Kg	-	14.49	-	10.00	8.89	11.12	22.50	7.00	29.67	19.45	14.59	-	20.12	
POTATOES, OTHER TUBERS AND STEMS															
Potato.....	Kg	1.90	2.08	3.42	3.72	3.00	1.74	2.64	1.02	1.88	2.02	1.22	1.80	1.83	1.50
Sweet Potato.....	Kg	-	-	1.23	-	-	-	1.23	-	-	-	.90	.69	-	.85
'Kocho' (Unprocessed).....	Kg	-	-	-	-	-	-	-	-	-	-	-	-	-	-
'Bula'.....	Kg	-	-	-	-	-	-	-	-	-	10.00	-	-	-	10.00
COFFEE, TEA, CHAT AND BUCK-THORN LEAVES															
Tea Leaves(Local).....	100gm	2.00	2.00	2.00	-	-	1.50	1.88	2.00	2.00	2.00	2.00	2.00	3.00	2.17
Coffee Whole.....	Kg	-	-	-	-	9.00	6.87	7.94	-	-	-	6.74	6.69	8.01	7.04
Coffee Beans.....	Kg	13.69	17.86	19.67	16.67	18.00	12.12	16.33	17.00	17.21	17.92	19.59	16.69	20.00	17.95
Coffee Leaves.....	Kg	10.37	3.97	9.05	-	-	-	7.47	-	-	-	-	-	-	-
Buck Thorn Leaves.....	Kg	-	-	4.86	-	-	-	4.86	4.11	2.84	3.83	9.72	2.24	4.78	4.39

Table 6 : Average Retail Price of Goods and Services by Region and Selected Market Places - Group 6 Market Places (Cont'd)

April 2005
Miaxia 1997

R E G I O N A N D M A R K E T P L A C E S															
ITEM	UNIT	S O M A L I E						B E N I S H A N G U L - G U M U Z						BEN- GUMUZ AVERAGE	
		Shinile	Arere	Jigjiga	Hartshek	Dolo	Moyale	SOMALI AVERAGE	Mambook	Mender- Sebat	Asossa	Bambasi	Kemashi		Agelo- meti
P R I C E I N B I R R															
'Chat'.....	Kg	5.74	11.10	10.96	26.17	-	3.89	11.57	-	-	3.21	3.82	8.49	-	4.76
Malt-Barley.....	Kg	-	-	-	-	-	-	-	-	-	-	-	-	-	-
Malt-Wheat.....	Kg	-	-	-	-	-	-	-	-	-	-	-	-	-	-
OTHER FOOD ITEMS															
Salt.....	Kg	1.50	1.00	1.26	1.00	1.25	2.00	1.34	1.50	1.42	1.88	2.35	1.80	1.99	1.82
Sugar.....	Kg	5.50	6.00	3.95	13.61	5.17	6.00	6.71	6.50	6.17	5.50	6.33	7.00	8.00	6.50
Honey.....	Kg	-	-	25.67	-	20.00	16.00	21.86	11.33	11.00	-	-	-	-	11.17
Canned Tomato (Local).....	410gm	-	5.83	5.30	4.23	-	6.00	5.34	8.30	6.00	7.00	-	-	-	7.10
FOOD TAKEN AWAY FROM HOME															
Cup of Tea.....	No	.25	.25	.50	.50	.50	.50	.42	.40	.30	.50	.25	.25	.25	.33
Cup of Coffee.....	No	.25	.25	1.00	.50	.50	1.00	.58	-	.50	1.00	.50	.50	-	.64
Cup of Milk.....	No	-	-	1.00	1.00	.75	1.00	.94	-	1.00	1.00	1.00	1.00	1.00	1.00
'Key Wot Yebere'.....	One Meal	-	-	4.00	-	-	6.00	4.50	-	5.00	5.00	-	5.67	-	5.33
'Key Wot Yebeg/Yefyel'.....	One Meal	-	3.50	5.00	5.00	6.00	5.00	5.12	5.00	5.00	5.33	6.00	5.33	5.67	5.38
COST OF MILLING															
Cereals.....	100Kg	20.00	25.00	15.00	-	15.00	20.00	18.57	10.00	10.00	15.00	20.00	25.00	20.00	16.47
Pulses.....	100Kg	-	-	15.00	-	-	-	15.00	20.00	15.00	25.00	25.00	-	-	20.50
Pepper Whole.....	100Kg	-	-	100.00	-	-	-	100.00	50.00	100.00	100.00	50.00	-	-	77.27
BEVERAGES - NON ALCOHOLIC															
Ambo Mineral Water.....	500cc	-	-	-	-	3.83	2.50	3.17	2.50	2.50	3.00	3.00	2.83	-	2.77
Bure Mineral Water.....	500cc	-	-	-	-	-	-	-	-	-	-	-	-	-	-
Coca Cola/Fanta.....	300cc	2.00	2.00	2.00	2.50	3.33	2.50	2.39	-	2.00	3.00	3.00	2.83	3.00	2.77

Table 6 : Average Retail Price of Goods and Services by Region and Selected Market Places - Group 6 Market Places (Cont'd)

April 2005
Miaxia 1997

REGION AND MARKET PLACES															
ITEM	UNIT	S O M A L I E						B E N I S H A N G U L - G U M U Z						BEN- GUMUZ AVERAGE	
		Shinile	Arere	Jigjiga	Hartshek	Dolo	Moyale	SOMALI AVERAGE	Manbook	Mender- Sebat	Asossa	Bambasi	Yenashi		Agelo- meti
PRICE IN B I R R															
Pepsi Cola/Mirinda.....	300cc	-	-	2.00	2.50	3.33	2.50	2.58	2.00	2.00	3.00	3.00	2.83	3.00	2.62
BEVERAGES - ALCOHOLIC															
Araki (Local).....	900cc	-	-	19.55	19.21	-	26.33	22.01	24.33	29.00	26.33	29.67	24.33	28.00	26.88
Cognac (Local).....	900cc	-	-	-	-	-	-	-	-	-	-	-	-	-	-
Brandy (Local).....	900cc	-	-	-	-	-	26.33	26.33	-	-	-	-	-	-	-
Gin (Local).....	900cc	-	-	17.86	19.21	-	26.33	21.38	24.33	29.00	26.33	29.67	24.33	-	26.73
Saris Wine (Normal).....	750cc	-	-	12.00	-	-	15.50	13.40	-	-	-	-	15.00	-	15.00
'Katikalla'.....	Lt	10.00	10.00	7.96	6.37	-	5.00	7.87	7.69	6.67	7.41	4.79	5.00	4.00	6.04
Beer (Bedele).....	330cc	-	-	-	-	3.83	3.50	3.67	3.50	3.50	3.50	3.50	3.00	3.50	3.42
Beer (Harar).....	330cc	3.30	-	3.00	3.00	3.83	3.50	3.33	-	-	-	-	-	-	-
Beer (Meta Abo).....	330cc	-	-	-	-	3.83	3.50	3.67	3.50	3.50	3.50	3.50	-	-	3.50
'Tella'.....	Lt	-	.71	1.18	1.00	1.25	1.10	1.06	.47	.74	1.11	1.21	1.17	.76	.91
'Tej' (Mead).....	Lt	-	-	1.53	2.13	2.25	1.85	1.92	2.88	2.88	3.33	2.17	2.17	2.00	2.51
CIGARETTES AND TOBACCO															
CIGARETTES															
Nyala.....	Packet	-	-	-	-	5.00	4.00	4.50	4.00	4.33	4.00	3.00	3.50	6.00	4.14
Gissila.....	Packet	-	-	-	-	-	-	-	-	-	-	-	-	-	-
Rothmans.....	Packet	-	-	5.00	3.50	10.00	9.33	6.96	-	10.00	9.33	-	-	-	9.67
TOBACCO															
'Gaya'.....	Kg	-	-	-	-	-	-	-	-	-	-	-	7.53	18.33	12.93
CLOTHING AND FOOT WEAR															

Table 6 : Average Retail Price of Goods and Services by Region and Selected Market Places - Group 6 Market Places (Cont'd)

April 2005
Miazia 1997

ITEM	UNIT	R E G I O N A N D M A R K E T P L A C E S													
		S O M A L I E					SOMALI AVERAGE	B E N I S H A N G U L - G U M U Z					BEN- GUMUZ AVERAGE		
		Shinile Arere	Jigjiga	Hartshek Dolo	Moyale			Mambook	Mender- Sebat	Asossa	Bambasi	Kemashi		Agelo- meti	
P R I C E I N B I R R															
CLOTHING															
Abujedid(Akaki/Bahir Dar)91cm. Meter		-	3.89	4.63	-	-	4.00	4.17	-	-	4.00	4.50	4.00	5.00	4.40
Abujedid(Komb./Arba Min.)150cm Meter		-	-	-	-	-	-	-	7.00	6.50	6.33	7.00	7.00	-	6.75
Khaki(S-10,000 Twil)110cm. Meter		-	-	-	-	-	-	-	-	-	-	-	-	-	-
Khaki(Akaki)91cm. Meter		-	-	8.33	-	-	-	8.33	-	-	-	-	-	-	-
Wool-England 100% Meter		-	-	-	-	-	-	-	-	-	-	-	-	-	-
Tetron(Arba Minch) Meter		-	-	-	-	-	-	-	-	-	-	-	-	-	-
Poplin(Dire Dawa)105cm. Meter		-	-	-	-	11.00	11.00	-	-	-	6.00	-	-	-	6.00
Poplin(Komb./Arba Minch)150cm. Meter		-	-	-	-	-	-	-	10.33	12.00	12.00	12.00	12.00	-	11.55
Nylon(Mojo) Meter		-	-	-	-	-	-	-	-	12.50	-	-	-	-	12.50
Polyster(Arba Minch/Awasa) Meter		-	-	-	-	-	-	-	-	-	-	-	-	-	-
Jersi Meter		-	-	-	-	-	-	-	-	-	-	-	-	-	-
Cotton Kg		-	-	-	-	-	-	-	7.90	4.86	-	2.58	-	3.60	5.06
Hisufi Meter		-	-	-	-	-	-	-	-	-	-	-	-	-	-
Kefay Meter		-	-	-	-	-	-	-	-	-	-	18.00	-	-	18.00
COST OF TAILORING															
Woolen Suit (Men) No		-	-	-	-	250.00	250.00	-	-	190.00	-	-	-	-	190.00
Khaki Suit (Men) No		-	-	-	-	-	-	-	-	43.33	-	-	-	-	43.33
Khaki Suit (Boys) No		-	-	-	-	-	-	-	-	22.50	-	-	-	-	22.50
Tateron Suit (Men) No		-	-	-	-	-	-	-	-	50.00	-	-	-	-	50.00
Tateron Suit (Boys) No		-	-	-	-	-	-	-	-	22.50	-	-	-	-	22.50
READY-MADE / FOR ADULTS															
'Netela' No		-	-	27.00	-	35.00	31.00	-	17.00	-	28.00	20.00	20.67	20.10	
'Gabi' No		-	-	75.00	-	75.00	75.00	-	37.00	-	60.00	46.50	42.50	43.63	

Table 6 : Average Retail Price of Goods and Services by Region and Selected Market Places - Group 6 Market Places (Cont'd)

April 2005
Miazia 1997

ITEM	UNIT	REGION AND MARKET PLACES											BEN-GUMUZ AVERAGE		
		SOMALIE						BENISHANGUL-GUMUZ							
		Shinile Arere	Jiggiga	Hartshek Dolo	Moyale	SOMALI AVERAGE	Meerbook Sebat	Mender-Asossa	Bambasi	Kemashi	Agelometi				
PRICE IN BIRR															
Shirts Long Sleeved (Local).....	No	-	-	-	-	-	-	-	-	-	-	-	-	33.50	33.50
Shirts Short Sleeved (Local).....	No	-	-	-	-	-	-	25.00	-	-	-	-	-	-	25.00
Shirts Long Sleeved (Imported)...	No	28.33	58.33	52.67	70.00	58.33	54.56	39.00	40.00	42.50	41.33	51.67	-	-	43.23
Shirts Short Sleeved (Imported)...	No	29.00	50.00	46.00	48.67	73.33	49.40	36.50	36.67	45.00	35.00	43.33	-	-	39.85
Socks (Cotton) Imported.....	Pair	-	4.33	3.67	-	7.67	5.22	4.00	5.00	5.67	-	4.00	-	-	4.67
Sweater (Local) Men.....	No	-	-	-	-	-	-	-	-	-	-	-	-	-	-
Sweater (Local) Women.....	No	-	-	-	-	-	-	-	-	-	-	-	-	-	-
Shash (Imported).....	No	13.67	11.33	-	15.00	6.33	11.58	7.50	11.00	7.50	9.67	9.67	7.00	-	8.88
Singlets (Local) White.....	No	-	9.33	-	-	-	9.33	11.50	9.33	-	-	11.50	10.00	-	10.50
Jeans Trouser.....	No	-	78.33	63.33	103.33	88.33	83.33	-	68.33	81.67	77.50	91.67	-	-	80.00
Woolen Suit.....	No	-	-	-	-	-	-	-	-	-	-	-	-	-	-
'Kemisna Netela'.....	No	-	175.00	-	-	103.33	121.25	-	59.33	103.33	-	91.67	-	-	84.78
Sweater-Men (Imported).....	No	-	-	-	-	106.67	106.67	-	75.00	85.00	-	-	-	-	80.00
Sweater-Women (Imported).....	No	-	-	-	-	51.67	51.67	-	-	35.00	-	-	-	-	35.00
Nylon Dress.....	No	-	-	-	-	-	-	-	29.33	-	-	-	-	-	29.33
Tetron Trouser.....	No	-	-	-	-	-	-	-	34.33	-	-	-	-	-	34.33
Leather Jacket.....	No	-	-	-	-	245.00	245.00	-	-	-	-	-	-	-	-
Under Wear China.....	No	-	20.00	-	-	17.67	18.25	11.33	11.33	12.67	12.00	13.00	13.00	-	12.24
Deriya.....	NO	7.78	7.16	6.67	6.67	7.33	7.12	-	9.17	8.33	-	-	-	-	8.66
Polyester Suit.....	No	-	-	-	-	-	-	-	-	-	-	-	-	-	-
Khaki Short.....	No	-	-	-	-	-	-	-	-	-	-	8.00	-	-	8.00
T-Shirts.....	No	16.67	48.33	17.00	38.33	36.67	31.40	24.00	21.67	31.67	27.50	26.00	15.33	-	24.18
Jogging Suit(sport tuta).....	No	-	96.67	-	202.50	-	139.00	-	71.25	67.50	-	72.50	-	-	70.63
Khaki Jacket.....	No	-	83.33	70.00	-	-	76.67	-	88.33	87.50	-	-	-	-	88.00
Geldem.....	No	25.00	25.67	-	30.00	30.67	34.33	29.13	14.00	16.00	29.00	-	18.00	16.33	18.08

Table 5 : Average Retail Price of Goods and Services by Region and Selected Market Places - Group 6 Market Places (Cont'd)

April 2005
Miazia 1997

		R E G I O N A N D M A R K E T P L A C E S													
ITEM	UNIT	S O M A L I E					SOMALI AVERAGE	B E N I S H A N G U L - G U M U Z					BEN- GUMUZ AVERAGE		
		Shinile	Arere	Jigjiga	Hertshek	Dolo		Moyale	Mambook	Mender- Sebat	Asossa	Bambasi		Kemashi	Agelo- meti
P R I C E I N B I R R															
READY-MADE / FOR CHILDREN															
Sweater (Local) for Boys.....	No	-	-	-	-	-	-	-	-	-	-	-	-		
Socks (Imported) Cotton.....	Pair	-	-	2.17	2.00	-	3.67	2.61	2.67	2.67	2.67	-	2.83	-	2.71
Jeans Trouser.....	No	-	-	61.67	40.00	49.00	-	50.22	-	-	-	-	-	-	
Shirt Long Sleeved(Imported)Boys.	No	-	-	27.33	21.67	28.33	25.50	25.73	-	-	19.00	25.00	24.50	-	22.83
Sweater (England) for Girls.....	No	-	-	-	-	-	-	-	-	-	-	-	-	-	
Short for Boys.....	No	-	-	-	-	-	-	-	-	-	-	-	-	-	
Kemise(for children)	No	-	-	75.00	-	45.00	60.00	60.00	-	47.33	38.33	32.50	45.00	-	41.55
FOOTWEAR (MEN AND WOMEN)															
Ansessa Leather Shoes Men(Local)Pair	-	-	180.00	-	-	106.67	125.00	-	59.33	87.50	72.50	61.67	-	68.30	
Leather Shoes Men (Croft).....	Pair	-	128.33	-	100.00	100.00	109.44	-	91.00	110.00	100.00	110.00	-	102.56	
Walking Shoes(imp.) Non-Leather	Pair	-	51.67	32.67	-	-	42.17	-	71.67	25.50	-	-	-	53.20	
Canvas Shoes (Local) Men.....	Pair	-	-	-	-	-	-	-	-	-	-	26.00	-	26.00	
Canvas Shoes (China) Men.....	Pair	-	34.00	-	-	-	34.00	27.33	23.00	34.67	-	34.00	-	29.75	
Plastic Shoes (Local) Women....	Pair	-	7.00	13.67	9.67	7.00	9.33	6.83	6.33	7.33	7.00	7.00	7.00	6.92	
Slippers Sponge Adult (China)..	Pair	8.67	8.00	6.17	6.00	5.00	6.77	-	-	6.33	-	7.00	-	6.50	
Boots for Men Plastic (Local)..	Pair	-	-	32.00	-	-	32.00	-	35.50	-	-	-	-	35.50	
Sendel Plastic Shoes (Imp.)....	Pair	-	-	-	16.00	-	16.00	-	-	-	-	-	-	-	
Cost of Mending Shoes sole(Men).Pair	-	-	15.67	-	-	-	15.67	-	22.00	28.33	-	20.00	-	24.50	

Table 6 : Average Retail Price of Goods and Services by Region and Selected Market Places - Group 6 Market Places (Cont'd)

April 2005
Miazia 1997

REGION AND MARKET PLACES													
ITEM	UNIT	SOMALIE					SOMALI AVERAGE	BENISHANGUL-GUMUZ					BENI- GUMUZ AVERAGE
		Shinile	Arere	Jigjiga	Hartshek	Dolo		Moyale	Mambook	Mender- Sebat	Asossa	Bambasi	

PRICE IN BIRR

CONSTRUCTION MATERIALS, WATER, AND
FUEL AND POWER

CONSTRUCTION MATERIALS

Cement/Bag/(Local).....	50Kg	127.50	-	67.67	-	-	-	82.63	-	-	78.75	-	-	-	78.75
Lime.....	Kg	-	-	1.36	-	-	1.41	1.38	-	.70	-	-	2.17	-	1.58
Nail (7cm - 12cm).....	Kg	14.00	12.00	-	11.00	12.00	11.50	12.09	12.00	10.00	10.67	12.00	12.00	-	11.33
Nail With Cape.....	Kg	16.00	17.50	12.00	13.67	14.00	14.33	14.20	15.67	14.50	15.00	17.00	18.67	-	16.27
Corrugated Iron Sheet (.2mm).....	No	-	-	41.67	48.00	-	36.00	41.80	35.00	-	37.83	39.00	37.67	-	37.05
Wood for House Construction('Atana')..	No	-	7.00	8.67	-	-	-	8.25	-	-	7.33	-	-	-	7.33
Wall Paints-Super (Fluid) Normal.....	4Kg	-	-	65.00	-	-	-	65.00	-	-	-	-	57.50	-	57.50
Wall Paints-Super (Fluid) Plastic....	4Kg	-	-	89.33	-	-	-	89.33	-	-	-	-	100.00	-	100.00
Coarse Aggregate Gravel.....	Meter Cube	-	-	-	-	-	-	-	-	-	-	-	-	-	-
Hollow Concrete Block(20x20x40 cm Cube)No		-	-	-	-	-	-	-	-	-	-	-	-	-	-
Bricks (25cm x 12cm x 6cm).....	No	-	-	2.83	-	-	-	2.83	-	-	-	-	-	-	-
Floor Board 4m Length.....	No	-	-	71.67	28.00	-	50.00	58.60	-	-	-	-	-	-	-
Iron Pipe 6mt. (1/2 inch Wide) Local..	No	-	-	57.00	-	-	70.00	60.25	-	60.00	65.00	-	-	-	63.33
Chipwood (125cm x 250cm x 8mm).....	No	-	-	81.67	-	-	-	81.67	-	-	92.50	-	-	-	92.50
Sand.....	Meter Cube	-	-	-	-	-	-	-	-	-	64.28	-	-	-	64.28
Gutter N° 32.....	Meter	-	-	-	-	-	25.00	25.00	-	-	-	-	-	-	-
Window Glass (50cm x 50cm x 3mm).....	No	-	-	-	-	-	-	-	-	-	-	-	-	-	-
Water Tanker (1meter cube).....	No	-	-	-	-	-	-	-	-	-	-	-	-	-	-
Stone for House Construction..	Meter Cube	-	-	-	-	-	-	-	-	-	47.14	-	-	-	47.14
Mega Paints.....	4Kg	-	-	-	-	-	62.33	62.33	-	-	55.00	-	-	-	55.00
Tseday Paints.....	4Kg	-	-	65.00	-	-	-	65.00	-	-	-	-	-	-	-
"Yewellel Nitaf"(Tile).....	No	-	-	-	-	-	-	-	-	-	-	-	-	-	-

WATER

Water.....	Meter Cube	10.00	12.50	12.50	-	-	-	11.67	-	-	9.33	-	-	-	9.33
------------	------------	-------	-------	-------	---	---	---	-------	---	---	------	---	---	---	------

Table 6 : Average Retail Price of Goods and Services by Region and Selected Market Places - Group 6 Market Places (Cont'd)

April 2005
Miazia 1997

ITEM	UNIT	R E G I O N A N D M A R K E T P L A C E S											BENI- GUMUZ AVERAGE		
		S O M A L I E					SOMALI AVERAGE	B E N I S H A N G U L - G U M U Z							
		Shinile	Arere	Jiggiga	Hartshek	Dolo		Moyale	Mambok	Mender- Sebat	Asossa	Bambasi		Kemashi	Agelometti
P R I C E I N B I R R															
FUEL AND POWER															
Fire Wood.....	Meter Cube	30.87	23.38	-	18.58	87.15	38.27	36.26	72.41	32.53	68.27	20.71	20.81	41.41	44.14
Charcoal.....	Kg	1.27	.87	1.30	.62	.71	.82	.93	-	1.62	.94	.95	.57	.63	1.03
Dung Cake.....	Kg	-	-	-	-	-	13.00	13.00	-	-	-	-	-	-	-
Kerosine.....	Lt	4.85	4.00	2.87	2.97	4.50	3.23	3.74	4.55	3.75	3.92	4.00	5.00	6.00	4.54
Diesel.....	Lt	-	-	4.18	4.50	5.00	4.54	4.56	6.06	4.80	5.00	5.50	6.00	6.00	5.53
Electric.....	K.Watt	.27	-	.27	-	-	-	.27	.27	.27	.27	-	-	-	.27
Matches.....	Box	.25	.25	.25	.25	.25	.23	.25	.28	.28	.25	.25	.25	.25	.26
Candles.....	No	1.00	1.00	1.00	.75	1.00	1.00	.96	1.00	1.00	1.00	1.00	1.00	-	1.00
Buthane Gas (Shell).....	12.5 Kg	-	-	-	-	-	-	-	-	-	-	-	-	-	-
Eveready Drycell.....	No	-	-	1.50	-	2.00	1.75	1.75	1.92	1.75	1.50	-	1.75	-	1.73
FURNITURE, FURNISHING, HOUSEHOLD EQUIPMENT AND OPERATION															
CHAIRS, TABLES, ETC.															
Table Wanza (Machine made) Varnished..	No	-	-	866.67	-	-	-	866.67	-	-	103.33	-	-	-	103.33
Table Wanza (Hand made) Not Varnished. No	No	-	-	-	-	-	-	-	-	-	-	-	-	-	-
Chairs Wanza (Machine Made) Varnished. No	No	-	-	128.33	-	-	-	128.33	-	-	79.17	-	-	-	79.17
Chairs Wanza (Hand Made) Varnished....	No	-	-	-	-	-	-	-	-	-	-	45.00	-	-	45.00
Cupboard Wanza (2 doors) Varnished....	No	-	-	1050.00	-	-	-	1050.00	-	-	1025.00	-	-	-	1025.00
Double Bed Wanza (120cm) Varnished....	No	-	-	916.67	-	-	-	916.67	-	-	516.67	-	-	-	516.67
Sofas (Complete).....	No	-	-	-	-	-	-	-	-	-	2900.00	-	-	-	2900.00
Book Shelves Wanza (3 Shelves) no Door	No	-	-	373.33	-	-	-	373.33	-	-	260.00	-	-	-	260.00
Chest of Drawer	No	-	-	-	-	-	-	-	-	-	-	-	-	-	-
FURNISHINGS & REPAIRS															
Bed Sheet (Non-Patterned Bahir Dar)															
1.90m x 2.50m.....	Pair	-	-	-	-	-	47.33	47.33	49.00	48.67	42.50	-	46.25	-	46.73

Table 6 : Average Retail Price of Goods and Services by Region and Selected Market Places - Group 6 Market Places (Cont'd)

April 2005
Miazia 1997

R E G I O N A N D M A R K E T P L A C E S															
ITEM	UNIT	S O M A L I E					SOMALI AVERAGE	B E N I S H A N G U L - G U M U Z						BENI- GUMUZ AVERAGE	
		Shinile	Arere	Jigjiga	Hartshek	Dolo		Moyale	Manbook	Menxer- Sebat	Asossa	Bambasi	Kemashi		Agelo- meti
P R I C E I N B I R R															
Bed Sheet(Patterned Kombolcha)															
1.90m x 2.50m.....	Pair	-	-	-	-	-	90.00	90.00	-	-	61.67	-	-	-	61.67
Bed Cover(Patterned Kombolcha).....	No	-	-	-	-	-	-	-	-	40.00	-	-	-	-	40.00
Blanket Woolen(Debre B.)160cm x 220cm.	No	-	-	91.67	-	-	-	91.67	79.00	79.33	80.00	-	90.00	-	81.50
Mattress-Sponge (A.A Foam) 120cm.....	No	-	-	323.33	335.00	-	-	328.00	-	250.00	295.00	-	-	-	268.00
Towel-Local (Kombolcha).....	No	-	-	-	-	-	10.00	10.00	-	-	6.00	-	5.50	-	5.67
EARTHEN WARE															
Water Pot.....	No	-	-	-	-	-	-	-	-	10.33	9.50	-	12.00	12.00	11.00
'Jebena' Medium Size.....	No	-	-	4.00	6.00	10.00	4.83	6.25	-	3.00	3.33	3.17	5.33	12.00	4.35
'Mitad' (Griddle of Clay).....	No	-	-	18.33	-	-	13.67	16.00	11.00	8.67	10.00	7.33	6.00	12.00	9.00
Local Stove '(Lakech)'	No	-	10.33	5.67	-	20.00	7.83	10.96	-	6.83	13.33	2.33	9.67	-	8.04
Cup for Coffee (China).....	No	-	1.25	1.22	1.50	1.75	1.08	1.36	1.25	1.23	1.42	1.25	1.50	1.25	1.32
Plate Clay (imported).....	No	-	-	5.83	-	-	4.67	5.25	3.50	5.33	4.00	-	5.00	-	4.46
STRAW, BAMBOO AND OTHERS															
'Sefed'.....	No	-	-	10.67	-	10.00	6.67	9.11	-	2.75	3.67	4.25	5.00	-	3.75
Sack 100Kg Capacity.....	No	-	-	6.00	-	-	-	6.00	-	-	-	-	-	-	-
METAL WARE															
Cooking Pan Medium (Local).....	No	-	-	-	-	-	-	-	24.67	16.25	40.00	29.33	31.67	35.00	28.44
Tray (Nickel) Medium N ^o 45 Local.....	No	-	-	-	-	-	-	-	-	15.33	-	-	-	-	15.33
Electric 'Mitad' Aluminium.....	No	-	-	500.00	-	-	-	500.00	-	-	-	-	-	-	-
Gas Stove (Kerosine) China.....	No	-	41.33	40.00	-	-	38.00	39.78	-	-	40.67	-	42.50	-	41.40
Refregerator.....	No	-	-	2433.33	-	-	-	2433.33	-	-	2000.00	-	-	-	2000.00

Table 6 : Average Retail Price of Goods and Services by Region and Selected Market Places - Group 6 Market Places (Cont'd)

April 2005
Miaziya 1997

ITEM	UNIT	R E G I O N A N D M A R K E T P L A C E S												BENI- GUMUZ AVERAGE	
		S O M A L I E							B E N I S H A N G U L - G U M U Z						
		Shinile	Arere	Jigjiga	Hartshak	Dolo	Moyale	SOMALI AVERAGE	Mambook	Mender- Sebat	Asossa	Bambasi	Kemashi		Agelo- meti
P R I C E I N B I R R															
PLASTIC WARE (LOCAL MADE)															
Jerrycan (20 Litres).....	No	-	-	-	-	-	-	-	-	22.75	-	15.33	14.67	-	16.94
Bucket (20 Litres).....	No	-	16.00	16.33	-	-	-	16.17	15.00	14.33	15.33	15.00	17.67	17.67	15.83
GLASS WARE															
Glass for Tea (Duralex).....	No	-	3.83	3.83	-	-	3.00	3.56	-	-	4.00	-	3.00	-	3.50
OTHER HOUSEHOLD EQUIPMENT															
Kerosine Lamp.....	No	29.00	30.00	16.67	17.00	25.00	15.67	21.82	14.00	13.67	21.00	20.00	24.00	16.00	18.13
'Kuraz' Small Local Kerosine Lamp.....	No	1.00	1.08	1.00	-	-	2.50	1.36	1.50	-	1.00	-	1.00	-	1.19
Flash Light.....	No	7.00	6.17	6.83	5.00	6.00	3.50	5.75	6.83	6.50	6.67	7.00	7.00	7.00	6.83
Electric Bulb Philips(40/60 Watt).....	No	3.00	3.00	2.83	-	4.00	2.33	3.03	2.00	2.00	2.83	2.00	3.00	-	2.37
HOUSEHOLD OPERATION															
Hard Soap (Local).....	200gm	-	-	2.00	-	2.47	-	2.23	2.00	2.43	1.72	1.89	1.61	1.63	1.86
Hard Soap (Imported).....	200gm	1.58	2.03	2.00	1.76	1.36	2.33	1.84	-	2.00	1.91	2.40	1.85	1.92	2.02
Detergent (Omo).....	50gm	.63	.54	-	.38	1.00	.52	.61	1.00	.50	.75	-	.75	.75	.75
Incense.....	Kg	7.64	9.14	14.67	9.54	8.00	7.54	9.42	6.67	5.60	8.28	13.89	4.59	4.72	7.45
Sandal Wood.....	No	.25	.22	.25	.25	.50	.25	.29	.25	.22	.25	.25	.25	.25	.24
Toilet Paper (Mamko).....	Roll	3.00	3.00	3.25	3.50	3.50	3.00	3.21	3.00	3.00	3.17	3.00	3.50	3.50	3.19
DRY CLEANING															
Dry Cleaning (Suit Men).....	No	-	-	12.00	-	-	-	12.00	-	-	-	-	-	-	-

Table 6 : Average Retail Price of Goods and Services by Region and Selected Market Places - Group 6 Market Places (Cont'd)

April 2005
Miaxia 1997

ITEM	UNIT	R E G I O N A N D M A R K E T P L A C E S													
		S O M A L I E						SOMALI AVERAGE	B E N I S H A N G U L - G U M U Z						BENI- GUMUZ AVERAGE
		Shinile	Arere	Jiggiga	Hartshek	Dolo	Moyale		Manbook	Mender- Sebat	Asossa	Bambasi	Kemashi	Agelo- meti	
P R I C E I N B I R R															
DOMESTIC SERVICE															
Maid Servant.....	Month	73.33	70.00	75.00	80.00	75.00	60.00	72.06	28.33	25.00	56.67	40.00	41.67	30.00	36.94
Unskilled Service (Daily Laborer)....	Day	10.00	10.00	13.00	11.67	10.00	10.00	10.78	10.00	8.00	7.00	7.33	7.00	7.00	7.72
Salary for Guard	Month	-	-	106.67	-	58.33	-	82.50	-	35.00	65.00	-	-	-	47.00
MEDICAL CARE															
Ampicillin(250 mg) Local.....	56 Caps	16.80	14.00	28.00	-	-	14.00	19.60	16.00	15.60	12.44	16.00	-	12.00	14.56
Dichlorophine(500 mg) Local.....	6 Pills	-	-	-	-	-	-	-	-	-	-	-	-	-	-
Tetracycline(250mg) Local.....	56 Caps	11.20	7.67	12.13	-	-	8.00	9.83	14.00	14.00	8.44	9.96	-	6.00	10.65
Penicillin Injection(4 Mu. Local). Bottle		4.00	4.67	5.00	-	-	4.50	4.69	4.00	4.00	4.50	3.67	3.00	5.00	4.04
Chloramphenicol(250mg) Local.....	56 Caps	16.80	12.13	18.67	-	-	-	15.09	16.00	14.00	14.00	12.67	10.00	7.00	12.82
Dipron(500mg) Local.....	20 Pills	-	-	-	-	-	-	-	4.00	-	-	-	-	-	4.00
Cough Syrup (Berantine) Local.....	125cc	-	-	10.00	-	-	-	10.00	14.00	-	9.00	-	-	5.00	9.20
Bactrim(480mg) Local.....	30 Pills	4.50	6.90	7.50	-	-	9.00	6.75	15.00	7.33	6.75	9.00	-	5.00	8.17
Vermox(100mg) Local.....	12 Pills	2.00	2.67	2.00	-	-	4.00	2.50	-	4.00	-	2.00	2.00	2.00	2.86
Mezel(250mg) Local.....	30 Caps	6.00	4.35	7.00	-	-	8.00	6.01	8.25	7.88	4.32	5.67	-	5.00	6.11
Asprin (300 mg) Local.....	20 Pills	-	2.61	2.33	-	-	2.00	2.40	4.00	2.00	2.50	2.00	1.00	2.00	2.18
OTHER MEDICAL EXPENSES															
Doctor's Fee (Government).....	per visit	.50	1.00	1.00	.50	1.50	1.00	.93	1.00	1.00	2.00	-	-	-	1.33
Doctor's Fee (Private).....	per visit	-	-	13.33	6.67	-	-	10.00	-	10.00	-	-	-	-	10.00
Injection (Service Charge).....	Once	-	-	1.00	1.00	1.00	1.00	1.00	-	1.00	.50	-	-	-	.75
Labratory Test Fee (Private).....	Once	-	-	4.67	5.00	5.00	5.00	4.92	-	4.33	.50	-	-	-	3.38
Bed Charge (gov.).....	per day	-	-	4.00	-	-	-	4.00	-	3.00	-	-	-	-	3.00

Table 6 : Average Retail Price of Goods and Services by Region and Selected Market Places - Group 6 Market Places (Cont'd)

April 2005
Miazia 1997

ITEM	UNIT	R E G I O N A N D M A R K E T P L A C E S													
		S O M A L I E					SOMALI AVERAGE	B E N I S H A N G U L - G U M U Z					BENI- GUMUZ AVERAGE		
		Shinile	Arere	Jigjiga	Wartshek	Dolo		Moyale	Mambok	Mender- Sebat	Asossa	Bambasi		Kemashi	Agelo- meti
P R I C E I N B I R R															
TRANSPORT AND COMMUNICATION															
TRANSPORT															
Benzene.....	Lt	-	-	5.36	5.00	7.50	5.72	5.85	-	-	6.40	6.50	-	-	6.44
Motor Oil (Mobil).....	Lt	-	-	20.00	12.00	10.00	20.17	15.54	-	-	20.00	-	25.00	-	22.00
Car Washing and Greasing.....	No	-	-	37.50	-	-	30.00	35.00	-	-	-	-	-	-	-
Bus Fare (per km).....	Tarif	-	-	.15	-	-	.09	.12	.14	.14	.11	.10	-	-	.12
Bus Fare (within Town)	Trip	-	-	-	-	-	-	-	-	-	-	-	-	-	-
Taxi Fare	Trip	-	-	1.00	-	-	1.00	1.00	-	-	-	-	-	-	-
Air Plane (To Addis Ababa)	Trip	-	-	532.00	-	-	-	532.00	-	-	494.00	-	-	-	494.00
Animal Transport fare.....	Trip	-	-	-	-	-	-	-	-	-	-	-	10.00	10.00	
Cart Fare.....	Trip	-	-	1.00	-	-	-	1.00	-	-	-	-	-	-	-
Train Fare	Trip	-	-	-	-	-	-	-	-	-	-	-	-	-	-
Service Charge (Motor oil change)...	Once	-	-	-	-	-	-	-	-	-	20.00	-	-	-	20.00
COMMUNICATION															
Telephone Charge (with town).....	Period	-	-	.20	-	-	.20	.20	-	-	.20	-	-	-	.20
Telephone Charge to Addis Ababa.....	Period	-	2.10	1.50	3.20	4.60	1.20	2.52	1.38	-	3.25	4.15	3.25	3.25	3.06
Telephone Line Installation Charge..	Once	355.75	-	283.30	-	-	283.30	307.45	-	-	355.75	-	-	-	355.75
ENTERTAINMENT AND EDUCATION															
EQUIPMENT AND ACCESSORIES															
T.V. Set Philips 21 inch(Colored).....	No	-	-	-	2083.33	-	2083.33	-	-	3050.00	-	-	-	-	3050.00
Cassette Recorded Original(Local Music)No	-	-	10.00	-	-	10.00	10.00	10.00	10.00	10.00	10.00	10.00	10.00	10.00	10.00
Radio Set Philips 3 Band.....	No	-	-	-	80.00	143.33	111.67	72.50	147.50	-	-	-	-	-	110.00
Tape Recorder National (2 Speaker)....	No	-	-	276.67	230.00	150.00	218.89	-	-	220.00	190.00	230.00	-	-	214.29
Expense for Photograph(Passport size)4Pho	-	-	5.00	-	-	4.00	4.60	-	12.00	2.67	3.00	5.00	-	-	5.56

Table 6 : Average Retail Price of Goods and Services by Region and Selected Market Places - Group 6 Market Places (Cont'd)

April 2005
Miazia 1997

ITEM	UNIT	R E G I O N A N D M A R K E T P L A C E S													
		S O M A L I E						SOMALI AVERAGE	B E N I S H A N G U L - G U M U Z						BENI- GUMUZ AVERAGE
		Shinile Arere	Jigjiga	Hartshek Dolo	Moyale				Mambook	Mender- Sebat	Asossa	Bambasi	Kemashi	Agelo- meti	
P R I C E I N B I R R															
Newspaper (Addis Zemen)..... No		-	-	.50	-	-	.50	.50	-	-	.50	-	-	-	.50
Theater Entrance Fee Once		-	-	-	-	-	-	-	-	-	-	-	-	-	-
EDUCATION															
Exercise Book (50 Leaves) Local..... No	2.00	2.00	2.00	-	-	1.58	1.90	1.90	1.72	2.00	2.00	2.00	2.00	1.94	
Pencil (China)..... No	.25	.25	.25	.25	.50	.30	.30	.30	.30	.25	.25	.38	.30	.30	
Ball Point-Bic England..... No	1.25	1.25	1.00	1.00	1.00	1.00	1.08	-	1.00	1.33	-	1.50	-	1.21	
Day School Fee-Public(Grade 7 & 8)..Month	-	-	-	-	-	-	-	-	-	-	-	-	-	-	
Day School Fee-Private(Grade 9-12)..Month	-	-	-	-	-	-	-	-	-	-	-	-	-	-	
Night School Fee-Government(Gr.9-12)Month	-	-	40.00	-	-	-	-	-	30.00	21.00	-	-	-	-	
School Uniform Fee No	-	-	-	140.00	-	-	140.00	-	-	-	-	-	-	25.50	
Night School Fee-Private(Grade9-12)..Month	-	-	-	-	-	-	-	-	-	54.75	-	-	-	54.75	
PERSONAL CARE AND EFFECTS															
PERSONAL CARE															
Lux Toilet Soap..... 90gm	2.25	2.25	2.00	1.69	1.69	2.40	2.05	2.25	2.25	2.25	-	2.25	2.25	2.25	
Blade-TOPAZ..... No	.50	.33	.25	.25	.25	.25	.31	.30	.30	.25	.25	.30	.30	.28	
Hair Dressing (Traditional)..... No	-	-	6.33	-	-	5.00	5.67	1.00	1.50	2.33	1.00	2.00	-	1.54	
Hair Dressing (Modern)..... No	-	-	10.00	-	-	10.00	10.00	-	-	10.00	-	-	-	10.00	
Barbery (Mens Hair Cut)..... No	3.00	-	4.67	4.67	3.00	4.00	3.93	3.00	3.00	3.00	2.00	3.00	2.33	2.72	
Paraffin Hair Oil..... 330cc	8.62	8.00	8.17	8.67	10.00	7.83	8.55	8.17	8.00	9.17	8.00	10.27	10.00	8.93	
Zenith Hair Oil..... 330cc	16.50	8.25	8.83	8.33	9.81	7.67	9.90	8.17	5.60	9.17	8.00	10.45	9.90	8.34	
Shaving Machine (medium) No	-	-	46.00	-	-	-	46.00	-	-	12.00	-	-	-	12.00	
Perfume CC	-	19.00	18.67	27.67	13.93	15.33	18.91	25.00	25.50	43.33	-	30.00	10.67	26.92	
PERSONAL EFFECTS															
Umbrella-Men Medium (Local)..... No	-	-	-	-	-	-	-	14.67	14.67	15.50	15.67	21.00	19.00	16.69	

Table 6 : Average Retail Price of Goods and Services by Region and Selected Market Places - Group 6 Market Places (Cont'd)

April 2005
Miaxia 1997

		R E G I O N A N D M A R K E T P L A C E S													
ITEM	UNIT	S O M A L I E					SOMALI AVERAGE	B E N I S H A N G U L - G U M U Z						BENI- GUMUZ AVERAGE	
		Shinile	Arere	Jigjiga	Hartshek	Dolo		Moyale	Mambook	Mender- Sebat	Asossa	Bambasi	Kemashi		Agelo- meti
		P R I C E I N B I R R													
Umbrella-Women Medium (Imported).....	No	18.50	15.67	15.67	7.00	25.00	12.67	15.59	15.33	15.67	20.67	21.00	22.67	18.00	18.81
Hand Bag (Imported Synthetic).....	No	-	-	71.67	32.00	-	59.33	60.71	-	-	32.50	-	-	-	32.50
Belt (Local) Machine Made.....	No	-	-	25.67	-	-	12.33	19.00	-	-	5.50	15.00	6.33	-	8.57
Belt (Local) Hand Made.....	No	-	-	-	-	10.00	-	10.00	-	-	-	-	-	-	-
JEWELLERY															
Seiko-21 Jewels Automatic (Men).....	No	-	-	-	-	-	-	-	-	-	-	-	-	-	-
Seiko-21 Jewels Automatic (Women).....	No	-	-	-	-	-	-	-	-	-	-	-	-	-	-
Earrings (4gm 18 carat Local).....	Pair	-	-	300.00	-	-	380.00	340.00	-	-	400.00	-	-	-	400.00
Neck Laces (6gm 21 carat Imported)....	No	-	-	750.00	-	-	-	750.00	-	-	750.00	-	-	-	750.00
Rings (4gm 18 carat Local).....	No	-	-	300.00	-	-	550.00	466.67	-	-	400.00	-	-	-	400.00
Bracelet 20gm (18 carat Local).....	No	-	-	1300.00	-	-	-	1300.00	-	-	-	-	-	-	-
LIVESTOCK AND DRAUGHT ANIMALS															
LIVESTOCK															
Sheep (10-15Kg).....	No	101.67	85.00	116.67	108.33	55.00	123.33	98.33	190.00	246.67	186.67	110.00	150.00	-	183.85
Goat (10-15Kg).....	No	126.67	85.00	140.00	121.67	64.00	136.67	112.33	116.67	130.00	156.67	70.00	102.67	87.33	110.56
Heifer (2-4 Years).....	No	-	-	806.67	380.00	355.00	-	513.89	-	716.67	643.33	546.67	-	-	635.56
Cow (4 Years and Above).....	No	-	-	983.33	700.00	726.67	-	803.33	1186.67	891.67	770.00	656.00	596.67	-	809.94
Bull (2-4 Years).....	No	-	-	650.00	493.33	323.33	-	488.89	720.00	755.00	790.00	680.00	640.00	-	714.23
Ox (4 Years and Above).....	No	-	-	2383.33	1256.67	923.33	-	1521.11	1283.33	1193.33	3966.67	1060.00	1026.67	-	1752.14
Hen (Indigenous).....	No	-	-	7.33	5.33	5.67	-	6.11	16.00	14.00	9.35	14.00	15.00	12.67	13.47
Cock (Indigenous).....	No	-	-	10.67	8.00	8.67	-	9.11	17.00	17.00	23.00	20.33	25.33	21.67	20.72
DRAUGHT ANIMALS															
Donkey.....	No	-	-	306.67	336.67	408.33	-	350.56	366.67	346.67	526.67	450.00	430.00	-	418.18
Horse.....	No	-	-	-	-	-	-	-	-	-	-	-	-	-	-

Table 6 : Average Retail Price of Goods and Services by Region and Selected Market Places - Group 6 Market Places (Cont'd)

April 2005
Miazia 1997

ITEM AND DESCRIPTION	UNIT	R E G I O N A N D M A R K E T P L A C E S												
		S O M A L I E					SOMALI AVERAGE	B E N I S H A N G U L - G U M U Z					BENI- GUMUZ AVERAGE	
		Shinile	Arere	Jigjiga	Hartshek	Dolo		Moyale	Mambook	Mender- Sebat	Asossa	Bambasi		Kemashi
P R I C E I N B I R R														
Mule.....	No	-	-	-	-	-	-	-	-	-	-	-	-	
FARM EQUIPMENT (INDUSTRIAL PRODUCT)														
Sickel.....	No	-	19.33	15.33	-	-	17.33	-	18.00	6.75	7.00	9.33	-	8.94
Pick Axe ('Doma').....	No	-	-	19.33	-	-	30.00	24.67	-	-	25.50	-	-	25.50
'Gejera'.....	No	-	-	24.33	-	-	25.00	24.50	-	-	19.00	-	-	19.00
FARM EQUIPMENT (HAND MADE)														
'Mofer'.....	No	-	-	-	-	-	-	-	-	-	-	-	-	-
'Kember'.....	No	-	-	-	-	-	-	-	-	-	-	-	-	-
'Digr'.....	No	-	-	-	-	-	-	-	-	-	-	-	-	-
Plough.....	No	-	-	-	-	-	-	-	-	-	-	-	-	-
Sickel.....	No	-	-	-	-	-	-	-	18.67	14.50	-	-	-	17.00
'Wegel'.....	No	-	-	-	-	-	-	-	-	2.75	-	-	-	2.75
'Erfe'.....	No	-	-	-	-	-	-	-	3.33	-	-	-	-	3.33
MISCELLANEOUS GOODS AND SERVICES														
Coffin (Medium Quality).....	No	-	-	193.33	-	-	-	193.33	-	-	240.00	265.00	-	252.50
Charge for Money order.....	Once	-	-	2.60	-	-	-	2.60	-	-	-	-	-	-
Charge for Visa (for person).....	No	-	-	-	-	-	-	-	-	-	-	-	-	-

Group 7

Market Places

(Welkite, Butajira, Hosahna, Shone, Doyugena, Alaba, Awasa,
Hagere Selam, Dilla, and Yirgacheffe.)

Table 7 : Average Retail Price of Goods and Services by Region and Selected Market Places - Group 7 Market Places (Cont'd)

April 2005
Miazia 1997

ITEM	UNIT	R E G I O N A N D M A R K E T P L A C E S									
		S N N P									
		Welkite	Butajira	Hosahna	Shone	Doyugena	Alaba	Awasa	Hagere-Selam	Dilla	Yiregacheffie
P R I C E I N B I R R											
CEREALS UNMILLED											
'Teff' White	Kg	2.92	2.66	2.07	2.75	2.38	2.27	3.19	-	2.65	2.87
'Teff' Mixed.....	Kg	2.55	2.84	1.91	2.42	2.22	2.17	2.28	2.03	2.25	2.53
'Teff' Black (Red).....	Kg	2.33	2.22	-	2.19	1.96	-	2.18	1.99	2.03	-
Wheat White.....	Kg	1.85	1.57	1.44	1.76	2.79	1.75	2.00	1.54	1.82	1.97
Wheat Mixed.....	Kg	-	-	-	-	-	-	1.75	-	1.52	-
Wheat Black.....	Kg	-	2.00	-	-	-	-	1.90	-	-	-
Barley White.....	Kg	1.69	1.60	1.70	1.84	1.53	2.17	2.00	1.53	1.67	2.00
Barley Mixed.....	Kg	-	1.84	1.87	1.76	1.52	1.82	2.23	-	1.28	-
Barley Black.....	Kg	1.66	1.84	3.41	1.55	1.53	1.92	1.73	-	-	1.50
Barley for Beer.....	Kg	-	-	-	-	-	-	1.93	-	1.57	1.62
Maize.....	Kg	1.36	1.68	1.57	1.53	1.42	1.52	1.50	1.23	1.28	1.32
Durrah.....	Kg	-	-	-	-	-	-	1.63	-	1.00	-
Sorghum Yellow.....	Kg	-	-	-	-	-	-	-	-	-	-
Sorghum White.....	Kg	1.59	-	-	-	-	-	-	-	-	-
Sorghum Red.....	Kg	1.43	1.59	1.33	1.28	1.12	1.22	-	1.24	.93	-
African Millet.....	Kg	-	3.05	-	1.64	-	1.92	1.93	-	1.65	1.80
Rice.....	Kg	-	5.00	5.00	4.83	5.00	5.00	5.08	5.00	5.00	5.00
Oats.....	Kg	-	-	-	-	1.60	-	-	3.50	-	3.08
Hulled Barley.....	Kg	-	-	-	-	1.60	-	-	-	-	-
CEREALS MILLED											
'Teff' White.....	Kg	-	-	-	-	-	-	-	-	2.77	-
'Teff' Mixed.....	Kg	-	-	-	-	-	-	-	2.65	2.40	3.04
'Teff' Black (Red).....	Kg	-	-	-	-	-	-	-	-	2.28	-
Wheat White.....	Kg	-	-	-	-	-	-	-	-	-	-
Wheat Mixed.....	Kg	-	-	-	-	-	-	-	-	-	3.34
Barley White.....	Kg	-	-	-	-	-	-	-	-	-	-

Table 7 : Average Retail Price of Goods and Services by Region and Selected Market Places - Group 7 Market Places (Cont'd)

April
Miazia 2005
1997

ITEM	UNIT	R E G I O N A N D M A R K E T P L A C E S									
		S N N P									
		Weikite	Butajira	Hosahna	Shone	Doyugena	Alaba	Awasa	Hagere-Selam	Dilla	Yirega- chefie
P R I C E I N B I R R											
Barley Mixed.....	Kg	2.73	-	-	-	-	-	-	-	-	-
Maize.....	Kg	-	-	1.95	1.78	1.64	-	1.90	1.89	1.40	2.20
Oats.....	Kg	5.00	-	-	4.00	4.50	4.08	-	-	-	-
Sorghum.....	Kg	-	-	-	-	-	-	-	-	-	-
Durrah.....	Kg	-	-	-	-	-	-	-	-	-	-
'Furno Duket' Locally Processed..	Kg	3.50	-	3.00	3.00	3.00	3.00	3.00	3.33	3.00	3.00
PULSES UNMILLED											
Horse Beans.....	Kg	1.99	1.53	2.48	2.57	2.21	2.70	2.42	2.31	1.90	2.10
Peas White.....	Kg	-	2.77	-	-	-	-	-	2.50	2.55	2.14
Peas Black.....	Kg	-	2.42	-	-	-	-	-	5.08	-	-
Peas Mixed.....	Kg	2.64	2.48	2.71	2.88	3.10	2.78	2.75	-	2.24	2.30
Soya Beans.....	Kg	-	-	-	-	-	-	6.50	-	-	-
Chick Peas.....	Kg	2.12	1.88	2.50	2.53	2.50	2.70	2.25	2.40	2.03	2.10
Lentils.....	Kg	4.50	3.60	4.42	4.67	4.50	3.85	4.42	3.50	4.00	4.17
Haricot Beans.....	Kg	1.38	.86	1.86	1.60	1.74	1.56	-	-	1.47	2.14
Lima Beans.....	Kg	-	-	-	-	-	-	1.99	-	1.43	-
Vetch.....	Kg	1.61	1.52	-	2.00	-	-	2.00	-	1.60	2.03
Fenugreek.....	Kg	3.00	3.88	4.49	4.00	8.12	4.58	3.83	4.06	1.62	3.33
PULSES MILLED OR SPLIT											
Horse Beans Milled.....	Kg	-	-	4.00	4.17	5.00	-	-	3.00	3.50	4.00
Peas Milled.....	Kg	5.00	-	5.50	5.00	-	-	6.00	3.00	4.67	4.00
Chick Peas Milled.....	Kg	-	-	-	-	-	-	-	-	-	-
Mixed Pulses Milled.....	Kg	4.00	5.00	-	-	3.50	5.17	5.50	3.00	-	4.00
Vetch Milled.....	Kg	3.13	-	-	-	-	-	3.25	-	-	3.83
Peas Split.....	Kg	5.00	5.00	4.17	4.17	4.50	5.58	4.83	4.00	4.17	5.83
Peas Split(Roasted).....	Kg	4.25	4.50	4.50	4.25	-	4.76	4.17	-	-	-

Table 7 : Average Retail Price of Goods and Services by Region and Selected Market Places - Group 7 Market Places (Cont'd)

April 2005
Miazia 1997

ITEM	UNIT	R E G I O N A N D M A R K E T P L A C E S									
		S N N P									
		Welkite	Butajira	Hosahna	Shone	Doyugena	Alaba	Awasa	Hagere-Selam	Dilla	Yiregachefie
P R I C E I N B I R R											
Horse Beans Split(Roasted).....	Kg	-	3.75	-	-	-	4.44	3.50	-	-	3.50
Lentils Split.....	Kg	6.00	6.00	6.00	5.83	5.00	5.42	6.00	5.58	5.67	5.50
Vetch Split(Roasted).....	Kg	-	-	-	-	-	3.95	-	-	-	-
Chick Peas Split(Roasted).....	Kg	-	-	-	-	-	-	-	-	-	-
Fenugreek Milled.....	Kg	8.00	8.00	10.00	8.00	8.00	8.00	8.00	7.67	10.00	10.00
OIL SEEDS											
Niger Seed.....	Kg	3.00	4.08	4.00	6.00	-	6.33	4.50	5.00	5.00	4.83
Linseed White.....	Kg	-	-	-	-	-	-	-	-	5.00	-
Linseed Black.....	Kg	3.50	3.43	4.25	3.53	2.77	4.42	4.25	3.31	3.67	4.67
Sesame Seed.....	Kg	-	-	-	-	-	-	8.00	-	6.00	-
Sunflower.....	Kg	3.50	2.70	-	3.33	-	3.92	3.33	3.75	3.00	3.50
Castor Beans.....	Kg	-	1.80	1.46	1.18	2.40	3.86	4.23	1.89	-	2.84
Rape Seed.....	Kg	2.50	1.88	3.01	4.00	3.00	3.34	3.00	3.29	3.00	3.00
Ground Nut Shelled.....	Kg	6.00	4.83	5.00	5.58	-	5.33	5.33	6.33	5.00	5.33
PREPARED CEREAL PRODUCTS											
Spaghetti (Local) Without Egg....	Kg	7.00	7.00	7.00	4.75	5.00	8.00	8.00	8.83	9.00	8.00
Pastini.....	Kg	8.50	8.00	-	8.00	-	10.00	8.00	-	10.00	-
Macaroni (Local) Without Egg....	Kg	5.00	6.00	5.00	5.00	5.00	5.00	5.92	5.00	5.00	5.00
'Fafa' Flour.....	kg	-	-	-	-	-	10.00	8.17	-	10.00	-
'Dube' Flour.....	kg	-	-	-	-	-	5.75	4.75	-	5.67	-
BREAD AND OTHER PREPARED FOODS											
'Enjera' ('Teff' Mixed).....	325gm	.51	1.37	.44	.60	.51	.55	.79	.90	.68	.53
'Dabo' (Traditional Ambasha)..	350gm	-	.52	.31	.91	-	.50	.72	-	.68	-
'Dabo' (Traditional Sheleto)..	350gm	-	.51	.41	2.65	-	-	-	-	.51	-

Table 7 : Average Retail Price of Goods and Services by Region and Selected Market Places - Group 7 Market Places (Cont'd)

April
Miazia 1997

		R E G I O N A N D M A R K E T P L A C E S									
		S N N P									
ITEM	UNIT	Welkite	Butajira	Hosahna	Shone	Doyugena	Alaba	Awasa	Hagere-Selam	Dilla	Yirega-chiefe
		P R I C E I N B I R R									
Bread Wheat (Bakery).....	350gm	1.17	1.29	1.12	-	1.03	1.10	1.10	.98	1.12	1.23
Biscuits	150gm	2.14	2.00	2.73	2.73	2.73	2.73	1.60	.66	1.92	2.00
MEAT											
Beef	Kg	16.00	20.00	17.33	14.50	20.00	-	18.00	-	20.00	11.02
Camel Meat	Kg	-	-	-	-	-	-	-	-	-	-
FISH AND FISH PRODUCTS											
Fish Fresh.....	Kg	-	-	-	-	-	-	5.08	-	7.00	-
Sardines (Imported).....	125gm	-	8.00	-	-	-	-	-	-	-	-
DIARY PRODUCTS AND EGG											
Cow Milk (Unpasteurized).....	Lt	3.00	-	2.00	3.95	-	3.03	4.00	2.12	3.03	3.00
Cow Milk (pasteurized).....	Lt	-	-	-	-	-	-	-	-	-	-
Camel Milk.....	Lt	-	-	-	2.94	-	-	-	-	-	-
Goat Milk.....	Lt	-	-	-	-	-	-	-	-	25.67	-
Powdered Milk (Edget).....	450gm	-	-	25.00	-	-	-	-	-	3.03	4.92
Yoghurt (Traditional).....	Lt	5.00	3.41	4.46	4.63	-	4.69	4.00	-	12.04	-
Cheese Cottage.....	Kg	8.24	3.87	9.08	-	5.14	5.90	8.33	-	4.80	6.00
Egg (Traditional).....	Dozen	4.00	3.43	4.00	3.43	3.43	3.00	4.00	4.00	-	-
OILS AND FATS											
Butter Unrefined.....	Kg	38.33	31.33	30.67	31.00	31.35	30.00	34.67	32.33	32.00	37.33
Cooking Oil (Imported).....	Lt	13.00	12.50	12.17	12.33	13.75	13.17	10.78	13.33	10.84	13.17
Cooking Oil (Local).....	Lt	12.00	9.50	10.83	10.33	11.00	-	10.92	10.40	11.33	10.17

Table 7 : Average Retail Price of Goods and Services by Region and Selected Market Places - Group 7 Market Places (Cont'd)

April
Miazia 2005
1997

ITEM	UNIT	R E G I O N A N D M A R K E T P L A C E S									
		S N N P									
		Welkite	Butajira	Hosahna	Shone	Doyugena	Alaba	Awasa	Hagere-Selam	Dilla	Yirega-chefie
P R I C E I N B I R R											
VEGETABLES AND FRUITS											
VEGETABLES (FRESH)											
Ethiopian Kale.....	Kg	1.08	.48	1.03	1.20	.32	.78	1.22	.27	.94	.76
Cabbage.....	Kg	1.86	1.24	.92	2.02	1.34	1.54	.97	.47	1.52	1.40
Lettuce.....	Kg	-	-	-	-	-	-	-	-	-	-
Spinach.....	Kg	-	-	-	-	-	-	1.01	-	-	-
Carrot.....	Kg	1.91	1.67	.98	1.80	.79	1.10	1.65	2.50	2.13	2.51
Tomatoes.....	Kg	2.50	.90	1.40	2.50	1.15	2.76	1.75	3.19	2.59	3.20
Onions.....	Kg	-	1.39	2.43	.50	2.08	2.76	2.00	3.00	2.50	3.00
Garlics.....	Kg	3.16	2.96	7.21	2.73	3.61	4.37	4.33	6.17	4.00	5.33
Leaks.....	Kg	2.50	2.50	-	2.00	-	2.11	2.00	-	2.00	3.00
Pepper Green.....	Kg	3.28	4.40	1.60	6.96	-	-	6.27	3.02	2.22	6.71
Pumpkin.....	Kg	.34	1.47	1.06	-	-	.42	-	-	-	.96
Green Peas.....	Kg	-	-	-	-	-	-	2.83	-	-	-
Beet Root.....	Kg	1.10	1.60	.85	.23	.81	.91	1.62	-	1.53	1.77
Cauliflower.....	Kg	-	-	-	-	-	-	-	-	-	-
FRUITS FRESH											
Banana.....	Kg	3.00	2.50	1.05	.81	1.00	1.75	2.00	1.40	1.07	1.34
Orange.....	Kg	3.00	5.00	2.50	3.00	1.44	-	3.42	1.04	-	1.54
Lemon.....	Kg	1.23	4.00	1.64	1.15	2.61	2.51	1.92	-	2.33	3.60
Tangerine.....	Kg	-	-	-	-	-	-	-	-	-	-
Papaya.....	Kg	.78	2.00	1.28	1.52	-	1.19	1.50	-	-	-
Grapes.....	Kg	-	-	-	-	-	-	-	-	-	-
Avocado.....	Kg	3.00	2.50	.79	1.00	1.64	1.71	2.67	1.38	3.58	2.02
Mango.....	Kg	1.22	3.33	3.34	-	2.65	2.26	-	-	2.32	1.79
Cactus.....	Kg	-	-	-	-	-	-	-	-	-	-

Table 7 : Average Retail Price of Goods and Services by Region and Selected Market Places - Group 7 Market Places (Cont'd)

April 2005
Miazia 1997

		R E G I O N A N D M A R K E T P L A C E S									
		S N N P									
ITEM	UNIT	Welkite	Butajira	Hosahna	Shone	Doyugena	Alaba	Awasa	Hagere-Selam	Dilla	Yirega- chefie
		P R I C E I N B I R R									
SPICES											
Pepper Whole.....	Kg	8.00	9.00	15.58	15.00	8.34	8.00	7.33	-	8.83	10.00
Black Pepper(Local).....	Kg	-	24.00	12.00	28.67	8.00	-	-	-	6.00	10.00
Long Pepper(Local).....	Kg	10.00	7.00	11.00	5.33	8.00	7.67	11.33	-	6.33	10.00
White Cumin(Bishop's Weed)Local..	Kg	6.00	6.00	6.13	6.33	5.67	6.67	7.33	3.84	5.00	5.83
Black Cumin(Local).....	Kg	10.00	9.75	5.36	8.17	6.83	-	9.67	9.33	7.00	9.83
Ginger Dry(Local).....	Kg	4.00	-	-	-	-	-	9.67	-	-	-
Ginger Wet(Local).....	Kg	2.35	4.11	2.09	2.69	2.05	2.78	2.67	3.78	3.00	2.50
Cloves(Imported).....	Kg	60.00	50.00	52.00	47.67	60.00	57.00	56.67	65.00	50.33	50.00
Cinnamon(Imported).....	Kg	25.33	19.33	22.50	30.00	20.00	21.00	24.67	25.00	19.67	31.67
Cardamon(Local).....	Kg	11.00	10.00	13.00	10.33	16.00	9.67	9.00	10.33	9.00	11.67
Tumeric Flour(Local).....	Kg	5.00	5.00	4.00	3.00	2.50	5.00	6.00	3.00	3.00	3.00
Chillies Whole.....	Kg	13.00	11.57	5.90	7.00	8.11	7.00	-	-	10.00	10.00
Basil Dry.....	Kg	10.00	10.00	-	6.33	8.00	6.00	5.67	-	5.00	6.00
POTATOES, OTHER TUBERS AND STEMS											
Potato.....	Kg	1.16	1.56	1.06	1.39	.40	1.33	2.03	.65	1.09	1.87
Sweet Potato.....	Kg	-	.97	-	3.71	.32	1.29	.67	.60	.62	.84
'Kocho' (Unprocessed).....	Kg	1.00	.86	.93	1.03	.58	-	.92	.43	1.25	.99
'Bula'.....	Kg	1.16	2.96	1.47	2.46	1.57	2.41	2.66	1.55	3.29	2.68
COFFEE, TEA, CHAT AND BUCK-THORN LEAVES											
Tea Leaves(Local).....	100gm	2.00	2.00	2.00	2.00	2.00	2.00	2.00	2.00	2.00	2.00
Coffee Whole.....	Kg	3.10	10.10	-	-	-	-	-	8.21	-	7.00
Coffee Beans.....	Kg	16.00	16.00	16.17	15.33	18.00	14.67	15.00	16.00	14.00	14.33
Coffee Leaves.....	Kg	-	-	-	-	-	-	-	-	-	-
Buck Thorn Leaves.....	Kg	6.32	5.27	3.76	1.16	5.27	2.95	1.19	-	2.27	2.19

Table 7 : Average Retail Price of Goods and Services by Region and Selected Market Places - Group 7 Market Places (Cont'd)

April 2005
Miazia 1997

ITEM	UNIT	R E G I O N A N D M A R K E T P L A C E S									
		S N N P									
		Welkite	Butajira	Hosahna	Shone	Doyugena	Alaba	Awasa	Hagere-Selam	Dilla	Yiregachefie
P R I C E I N B I R R											
'Chat'.....	Kg	7.75	5.81	7.51	10.87	4.42	5.48	5.60	3.76	3.85	3.24
Malt-Barley.....	Kg	3.70	2.90	2.59	1.92	2.44	-	3.90	1.83	2.94	-
Malt-Wheat.....	Kg	3.57	2.47	2.24	1.92	1.81	2.00	3.41	3.17	2.00	2.50
OTHER FOOD ITEMS											
Salt.....	Kg	1.25	1.25	1.17	.90	1.48	1.25	1.17	1.31	1.50	1.25
Sugar.....	Kg	5.50	5.50	5.92	5.50	5.50	5.58	5.58	5.62	6.00	5.67
Honey.....	Kg	-	13.41	10.37	16.33	13.05	15.00	18.00	18.00	16.00	20.00
Canned Tomato (Local).....	410gm	6.00	6.00	8.79	6.00	-	-	6.00	8.30	6.00	6.67
FOOD TAKEN AWAY FROM HOME											
Cup of Tea.....	No	.50	.50	.50	.40	.40	.40	.50	.40	.50	.43
Cup of Coffee.....	No	1.00	1.00	1.00	1.00	1.00	.80	1.00	1.00	.83	.73
Cup of Milk.....	No	1.00	1.00	1.00	1.00	1.00	1.00	1.00	1.00	1.00	.93
'Key Wot Yebere'.....	One Meal	5.00	5.00	4.67	5.00	4.00	-	6.00	-	-	5.00
'Key Wot Yebeg/Yefyel'.....	One Meal	5.00	5.00	5.00	5.00	5.00	-	6.33	-	-	-
COST OF MILLING											
Cereals.....	100Kg	10.00	10.00	15.00	10.00	10.00	15.00	20.00	14.17	13.33	10.00
Pulses.....	100Kg	10.00	10.00	10.00	20.00	10.00	10.00	18.33	14.17	16.67	15.00
Pepper Whole.....	100Kg	50.00	100.00	70.00	-	100.00	125.00	75.00	-	85.00	100.00
BEVERAGES - NON ALCOHOLIC											
Ambo Mineral Water.....	500cc	1.75	2.00	2.00	2.00	2.00	1.50	2.00	2.00	2.00	2.00
Bure Mineral Water.....	500cc	-	-	-	-	-	-	-	-	2.00	-
Coca Cola/Fanta.....	300cc	1.75	2.00	2.00	2.00	2.00	2.00	2.00	2.00	2.00	2.00

Table 7 : Average Retail Price of Goods and Services by Region and Selected Market Places - Group 7 Market Places (Cont'd)

April 2005
Miazia 1997

ITEM	UNIT	R E G I O N A N D M A R K E T P L A C E S									
		S H N P									
		Welkite	Butajira	Hosahna	Shone	Doyugena	Alaba	Awasa	Hagere-Selam	Dilla	Yirega-cheffie
P R I C E I N B I R R											
Pepsi Cola/Mirinda.....	300cc	1.75	2.00	2.00	2.00	2.00	2.00	2.00	2.00	2.00	2.00
BEVERAGES - ALCOHOLIC											
Araki (Local).....	900cc	17.19	20.22	20.22	25.95	26.29	21.91	17.00	24.33	27.00	24.00
Cognac (Local).....	900cc	17.19	20.22	20.22	-	-	-	-	-	27.00	-
Brandy (Local).....	900cc	17.19	20.22	-	-	-	21.91	17.00	-	27.00	-
Gin (Local).....	900cc	17.19	20.22	-	-	-	21.58	17.00	24.33	27.00	24.00
Saris Wine (Normal).....	750cc	6.00	7.00	5.00	6.33	-	6.17	5.76	14.00	7.00	7.17
'Katikalla'.....	Lt	6.00	7.78	5.38	10.89	7.78	8.33	5.47	3.13	12.33	2.59
Beer (Bedele).....	330cc	3.00	3.00	3.00	3.00	-	-	3.00	3.50	3.00	3.00
Beer (Harar).....	330cc	3.00	3.00	3.00	3.00	-	3.00	3.00	3.50	3.00	3.00
Beer (Meta Abo).....	330cc	3.50	3.00	3.00	3.00	3.00	3.00	3.33	-	3.00	-
'Tella'.....	Lt	.40	.58	.80	.64	.70	.59	1.15	1.00	.91	.71
'Tej' (Mead).....	Lt	1.92	2.05	2.00	1.92	2.46	2.27	2.00	1.71	2.00	1.33
CIGARETTES AND TOBACCO											
CIGARETTES											
Nyala.....	Packet	4.00	3.33	4.00	4.00	3.00	4.00	4.00	4.00	4.00	4.00
Gissila.....	Packet	1.50	-	-	10.00	9.00	8.00	10.00	10.00	10.00	-
Rothmans.....	Packet	10.00	-	10.00	10.00	9.00	8.00	10.00	10.00	10.00	-
TOBACCO											
'Gaya'.....	Kg	-	-	2.74	5.97	3.03	8.33	-	20.56	-	-

CLOTHING AND FOOT WEAR

Table 7 : Average Retail Price of Goods and Services by Region and Selected Market Places - Group 7 Market Places (Cont'd)

April 2005
Miazia 1997

ITEM	UNIT	R E G I O N A N D M A R K E T P L A C E S									
		S N N P									
		Welkite	Butajira	Hosahna	Shone	Doyugena	Alaba	Awasa	Hagere-Selam	Dilla	Yirega-chefie
P R I C E I N B I R R											
CLOTHING											
Abujedid(Akaki/Bahir Dar)91cm. Meter	4.00	4.50	4.25	5.67	-	3.67	4.00	-	4.17	4.00	
Abujedid(Komb./Arba Min.)150cm Meter	6.50	6.50	-	7.00	6.50	6.17	6.50	-	6.83	6.50	
Khaki(S-10,000 Twil)110cm..... Meter	-	-	-	15.33	-	7.00	-	-	-	-	
Khaki(Akaki)91cm..... Meter	-	-	-	-	-	6.00	-	-	6.00	8.00	
Wool-England 100%..... Meter	-	-	-	-	-	1400.00	-	-	-	-	
Tetron(Arba Minch)..... Meter	31.00	16.00	15.00	-	-	14.83	-	-	-	-	
Poplin(Dire Dawa)105cm..... Meter	6.00	6.50	6.00	-	-	5.33	6.00	6.00	5.00	6.00	
Poplin(Komb./Arba Minch)150cm. Meter	12.00	11.00	10.67	-	11.00	10.33	10.67	12.00	11.00	11.50	
Nylon(Mojo)..... Meter	8.00	6.00	10.00	-	12.00	-	10.00	10.00	-	-	
Polyster(Arba Minch/Awasa).... Meter	-	-	-	-	-	-	20.00	-	-	11.00	
Jersi..... Meter	-	-	-	-	-	-	-	-	-	12.50	
Cotton..... Kg	6.00	4.82	5.00	-	-	-	8.67	-	7.17	5.73	
HisufiMeter	-	-	-	-	-	-	-	25.00	-	-	
Kefay Meter	22.67	-	-	-	-	-	-	17.00	-	-	
COST OF TAILORING											
Woolen Suit (Men)..... No	-	-	280.00	-	-	-	266.67	-	290.00	-	
Khaki Suit (Men)..... No	61.50	-	58.33	48.33	-	65.00	50.00	-	-	-	
Khaki Suit (Boys)..... No	30.00	-	42.50	26.67	-	43.33	23.33	-	-	-	
Tateron Suit (Men) No	65.00	43.33	58.33	-	-	68.33	50.00	-	65.00	45.00	
Tateron Suit (Boys) No	30.00	20.00	42.50	-	-	45.00	28.33	-	26.67	26.67	
READY-MADE / FOR ADULTS											
'Netela'..... No	27.00	-	32.33	-	-	-	28.33	-	-	-	
'Gabi'..... No	87.33	66.67	74.33	63.33	53.50	68.33	76.67	73.33	75.00	63.33	

Table 7 : Average Retail Price of Goods and Services by Region and Selected Market Places - Group 7 Market Places (Cont'd)

April 2005
Miazia 1997

ITEM	UNIT	R E G I O N A N D M A R K E T P L A C E S									
		S N M P									
		Welkite	Butajira	Hosahna	Shone	Doyugena	Alaba	Awasa	Hagere-Selam	Dilla	Yiregacheffe
P R I C E I N B I R R											
Shirts Long Sleeved (Local).....	No	-	-	-	34.33	-	-	-	-	-	-
Shirts Short Sleeved (Local).....	No	-	-	-	31.33	-	-	-	-	-	-
Shirts Long Sleeved (Imported)...	No	40.00	46.67	40.00	51.67	57.00	-	45.00	41.67	65.00	40.00
Shirts Short Sleeved (Imported)...	No	42.67	40.00	46.67	41.67	33.67	35.33	48.33	35.00	65.00	35.00
Socks (Cotton) Imported.....	Pair	5.33	6.67	5.33	5.33	5.00	4.33	8.33	5.00	9.67	5.00
Sweater (Local) Men.....	No	-	50.00	-	-	-	-	60.00	-	-	-
Sweater (Local) Women.....	No	-	34.33	-	-	-	-	41.67	-	-	-
Shash (Imported).....	No	13.33	14.67	13.67	7.67	10.33	8.17	11.33	9.33	9.67	10.67
Singlets (Local) White.....	No	12.00	10.67	10.00	10.00	13.67	10.00	11.33	-	6.33	-
Jeans Trouser.....	No	66.33	71.67	80.00	76.67	82.33	-	73.33	80.00	106.67	85.00
Woolen Suit.....	No	-	-	-	-	-	-	-	-	-	-
'Kemisna Netela'.....	No	133.33	116.67	123.33	103.33	83.00	115.00	153.33	120.00	103.33	86.67
Sweater-Men (Imported).....	No	71.33	81.67	56.67	76.67	105.33	102.50	106.67	85.00	126.67	93.33
Sweater-Women (Imported).....	No	82.00	56.00	-	71.67	-	51.00	71.67	75.00	71.67	34.33
Nylon Dress.....	No	-	-	-	-	-	-	-	-	-	-
Tetron Trouser.....	No	-	-	-	-	-	-	-	-	-	-
Leather Jacket.....	No	-	-	400.00	-	-	-	500.00	-	-	-
Under Wear China.....	No	12.33	12.00	13.00	14.33	15.00	-	12.33	10.67	11.00	12.00
Deriya	No	10.57	10.30	8.09	9.78	10.00	9.44	10.00	10.00	-	-
Polyester Suit.....	No	-	-	-	-	-	-	-	-	-	6.00
Khaki Short	No	-	-	-	-	-	-	-	-	-	-
T-Shirts	No	22.67	27.67	25.33	29.33	23.00	26.00	31.00	24.00	61.67	33.33
Jogging Suit(sport tuta)	No	68.33	80.00	71.67	71.67	64.33	82.67	78.33	81.67	113.33	76.67
Khaki Jacket	No	93.33	-	95.00	91.67	-	-	91.67	-	123.33	88.33
Geldem	No	15.00	25.67	-	13.00	21.00	24.00	26.67	-	23.67	-

Table 7 : Average Retail Price of Goods and Services by Region and Selected Market Places - Group 7 Market Places (Cont'd)

April 2005
Miazia 1997

ITEM	UNIT	R E G I O N A N D M A R K E T P L A C E S									
		S N N P									
		Welkite	Butajira	Hosahna	Shone	Doyugena	Alaba	Awasa	Hagere-Selam	Dilla	Yirega-chefie
P R I C E I N B I R R											
READY-MADE / FOR CHILDREN											
Sweater (Local) for Boys.....	No	-	-	-	6.33	-	-	22.00	-	-	10.00
Socks (Imported) Cotton.....	Pair	4.00	4.00	3.00	3.00	3.00	3.00	3.67	3.00	3.17	3.00
Jeans Trouser.....	No	-	53.33	-	43.33	-	43.33	-	-	43.33	-
Shirt Long Sleeved(Imported)Boys. No		28.00	18.00	22.00	25.67	-	20.33	23.67	25.00	26.67	20.00
Sweater (England) for Girls.....	No	-	28.33	-	-	-	-	-	45.00	-	-
Short for Boys.....	No	-	-	-	-	-	-	-	-	-	2.00
Kemise(for children)	No	49.33	53.33	60.00	41.00	29.00	41.33	51.67	63.33	-	48.33
FOOTWEAR (MEN AND WOMEN)											
Anbessa Leather Shoes Men(Local)Pair		103.33	-	88.33	103.33	54.33	177.67	110.00	106.67	113.33	103.33
Leather Shoes Men (Croft).....	Pair	118.33	-	120.00	86.67	126.00	87.33	141.67	130.00	126.67	-
Walking Shoes(imp.) Non-Leather Pair		82.67	-	80.00	73.33	85.00	65.33	123.33	-	73.33	-
Canvas Shoes (Local) Men.....	Pair	-	-	21.67	23.67	-	25.33	-	-	-	-
Canvas Shoes (China) Men.....	Pair	32.00	25.67	22.67	21.33	25.67	23.33	24.67	-	30.67	28.67
Plastic Shoes (Local) Women....	Pair	8.00	6.67	8.00	8.33	8.33	9.33	7.33	12.33	8.00	6.00
Slippers Sponge Adult (China)..	Pair	6.50	6.33	6.83	7.00	7.00	-	5.83	-	5.00	6.33
Boots for Men Plastic (Local)..	Pair	37.33	-	-	-	46.67	-	50.00	45.50	39.33	40.00
Sandel Plastic Shoes (imp.)....	Pair	10.00	-	10.83	18.00	-	-	-	-	8.33	-
Cost of Mending Shoes sole(Men).Pair		20.00	26.00	20.33	16.33	16.00	-	24.33	-	21.67	15.00

Table 7 : Average Retail Price of Goods and Services by Region and Selected Market Places - Group 7 Market Places (Cont'd)

April 2005
Miazia 1997

ITEM	UNIT	R E G I O N A N D M A R K E T P L A C E S								
		Welikite	Butajira	Hosahna	Shone	Doyugena	Alaba	Awasa	Hagere-Selam	Dilla

P R I C E I N B I R R

CONSTRUCTION MATERIALS, WATER, AND
FUEL AND POWER

CONSTRUCTION MATERIALS

Cement/Bag/(Local).....	50Kg	61.67	61.00	53.75	65.00	57.50	24.83	61.33	-	62.50	67.50
Lime.....	Kg	1.50	-	1.00	1.15	-	1.17	1.08	.60	1.11	1.20
Nail (7cm - 12cm).....	Kg	10.00	9.17	10.00	10.00	10.00	9.67	11.33	10.67	10.00	10.00
Nail With Cape.....	Kg	13.00	12.00	-	15.00	15.00	12.50	14.33	13.67	13.00	15.67
Corrugated Iron Sheet (.2mm).....	No	45.67	42.00	37.50	37.00	-	51.00	49.00	-	35.00	37.50
Wood for House Construction('Atana')..	No	5.00	3.17	1.87	3.17	1.83	-	3.83	-	6.50	9.00
Wall Paints-Super (Fluid) Normal.....	4Kg	53.00	51.00	54.33	87.00	-	55.67	57.19	62.86	53.33	55.00
Wall Paints-Super (Fluid) Plastic....	4Kg	85.00	84.00	89.67	57.50	-	86.00	86.00	-	85.00	88.33
Coarse Aggregate Gravel.....	Meter Cube	-	37.50	-	-	-	-	94.53	-	-	-
Hollow Concrete Block(20x20x40 cm Cube)No		-	-	2.90	-	-	3.00	2.69	-	-	-
Bricks (25cm x 12cm x 6cm).....	No	-	-	-	-	-	-	1.80	-	2.33	1.90
Floor Board 4m Length.....	No	-	-	-	16.00	11.67	13.50	15.00	-	35.00	15.00
Iron Pipe 6mt. (1/2 inch Wide) Local..	No	56.67	-	53.00	61.00	-	-	85.33	-	53.67	-
Chipwood (125cm x 250cm x 8mm).....	No	83.67	-	-	-	-	-	83.33	-	82.67	-
Sand.....	Meter Cube	62.50	28.75	42.22	-	-	12.50	-	-	-	-
Gutter N ^o 32.....	Meter	-	-	14.00	-	-	18.33	22.67	-	38.00	-
Window Glass (50cm x 50cm x 3mm).....	No	65.00	32.50	29.00	-	-	13.83	20.83	-	10.75	-
Water Tanker (1meter cube).....	No	-	-	-	-	-	430.00	-	-	-	1200.00
Stone for House Construction..	Meter Cube	-	22.50	30.33	-	-	10.00	-	-	-	-
Mega Paints.....	4Kg	53.00	-	-	57.50	100.00	55.67	56.00	-	85.00	-
Tseday Paints.....	4Kg	-	-	-	-	-	-	-	-	85.00	-
"Yewellel Nitaf"(Tile).....	No	-	-	1.12	-	-	-	1.56	-	-	-

WATER

Water.....	Meter Cube	-	4.00	7.00	5.92	-	4.18	6.67	-	1.59	7.17
------------	------------	---	------	------	------	---	------	------	---	------	------

Table 7 : Average Retail Price of Goods and Services by Region and Selected Market Places - Group 7 Market Places (Cont'd)

April 2005
Miazia 1997

ITEM	UNIT	R E G I O N A N D M A R K E T P L A C E S									
		S N N P									
		Welikite	Butajira	Hosahna	Shone	Doyugena	Alaba	Awasa	Hagere-Selam	Dilla	Yirega-chefie
P R I C E I N B I R R											
FUEL AND POWER											
Fire Wood.....	Meter Cube	-	49.13	81.84	33.69	15.63	111.34	50.75	28.32	64.89	72.57
Charcoal.....	Kg	.84	1.25	1.11	.94	1.00	.96	1.50	1.36	1.06	1.02
Dung Cake.....	Kg	-	-	-	-	-	-	-	-	-	-
Kerosine.....	Lt	3.06	-	3.20	3.20	3.50	3.06	3.05	5.56	3.08	3.09
Diesel.....	Lt	4.37	-	4.60	4.40	4.50	4.37	4.36	-	4.39	4.40
Electric.....	K.Watt	.27	.27	.27	.15	.30	.27	.42	.27	.27	.35
Matches.....	Box	.20	.20	.20	.20	.20	.20	.20	.20	.20	.20
Candles.....	No	1.00	1.00	1.00	1.00	.02	1.00	1.00	.80	1.00	1.00
Buthane Gas (Shell).....	12.5 Kg	-	-	-	-	-	-	-	-	-	-
Eveready Drycell.....	No	1.75	1.59	1.75	1.75	-	1.50	1.75	-	-	1.50
FURNITURE, FURNISHING, HOUSEHOLD EQUIPMENT AND OPERATION											
CHAIRS, TABLES, ETC.											
Table Wanza (Machine made) Varnished..	No	233.33	176.67	273.33	116.67	122.67	180.00	216.67	153.33	265.00	256.67
Table Wanza (Hand made) Not Varnished..	No	-	-	-	-	52.67	150.00	116.67	-	-	-
Chairs Wanza (Machine Made) Varnished..	No	65.00	40.00	40.67	38.67	31.67	40.00	46.67	35.00	49.33	36.00
Chairs Wanza (Hand Made) Varnished....	No	-	-	-	-	22.67	30.00	26.00	-	-	-
Cupboard Wanza (2 doors) Varnished....	No	898.33	1066.67	816.67	686.67	-	500.00	1000.00	-	1433.33	1033.33
Double Bed Wanza (120cm) Varnished....	No	463.33	533.33	466.67	353.33	328.33	350.00	410.00	330.00	450.00	336.67
Sofas (Complete).....	No	-	4166.67	2566.67	-	-	2500.00	3100.00	-	4166.67	4000.00
Book Shelves Wanza (3 Shelves) no Door	No	528.33	300.00	193.33	116.67	-	180.00	306.67	150.00	1583.33	253.33
Chest of Drawer	No	423.33	633.33	416.67	-	-	450.00	616.67	575.00	616.67	633.33
FURNISHINGS & REPAIRS											
Bed Sheet (Non-Patterned Bahir Dar) 1.90m x 2.50m.....	Pair	45.33	49.33	50.00	50.00	40.00	47.33	49.33	-	44.00	50.00

Table 7 : Average Retail Price of Goods and Services by Region and Selected Market Places - Group 7 Market Places (Cont'd)

April
Miazia 2005
1997

ITEM	UNIT	R E G I O N A N D M A R K E T P L A C E S									
		S N N P									
		Melikite	Butajira	Hosahna	Shone	Doyugena	Alaba	Awasa	Hagere-Selam	Dilla	Yirega-chefie
P R I C E I N B I R R											
Bed Sheet(Patterned Kombolcha)											
1.90m x 2.50m.....	Pair	28.38	106.67	-	90.00	-	95.67	89.33	-	90.00	87.50
Bed Cover(Patterned Kombolcha).....	No	35.71	-	-	116.67	-	-	-	-	56.67	-
Blanket Woolen(Debre B.)160cm x 220cm.	No	85.67	81.67	80.00	-	121.67	121.67	79.33	75.00	86.67	80.00
Mattress-Sponge (A.A Foam) 120cm.....	No	318.33	-	320.00	263.33	256.67	-	320.00	300.00	318.33	300.00
Towel-Local (Kombolcha).....	No	12.00	-	10.00	7.67	17.00	7.83	8.00	-	19.00	10.00
EARTHEN WARE											
Water Pot.....	No	3.00	3.42	3.27	4.33	2.42	4.75	5.50	5.25	5.50	3.50
'Jebena' Medium Size.....	No	-	2.58	1.73	2.33	1.37	3.00	3.00	2.00	3.83	2.17
'Mitad' (Griddle of Clay).....	No	-	4.33	7.50	5.00	5.00	12.33	7.67	7.50	10.67	7.17
Local Stove '(Lakech)'	No	5.00	-	2.02	6.33	8.00	6.17	7.67	6.00	9.67	-
Cup for Coffee (China).....	No	1.25	1.00	1.20	1.00	1.00	1.00	1.00	1.10	1.00	1.08
Plate Clay (imported).....	No	4.00	4.33	5.00	3.33	4.00	3.75	3.00	4.00	3.33	3.83
STRAW, BAMBOO AND OTHERS											
'Sefed'.....	No	10.63	8.33	5.50	9.33	10.33	3.65	6.67	3.50	8.67	7.00
Sack 100Kg Capacity.....	No	-	-	-	-	-	-	6.33	-	-	-
METAL WARE											
Cooking Pan Medium (Local).....	No	25.67	39.33	23.33	30.67	41.00	18.50	23.33	33.33	19.33	21.33
Tray (Nickel) Medium N ^o 45 Local.....	No	-	-	-	-	-	-	-	-	-	-
Electric 'Mitad' Aluminium.....	No	-	-	-	-	-	-	383.33	-	-	-
Gas Stove (Kerosine) China.....	No	35.67	35.00	39.33	37.33	-	35.00	33.67	40.00	35.33	37.00
Refrerator.....	No	-	-	-	-	-	-	3422.78	-	2650.00	-

Table 7 : Average Retail Price of Goods and Services by Region and Selected Market Places - Group 7 Market Places (Cont'd)

April 2005
Miazia 1997

ITEM	UNIT	R E G I O N A N D M A R K E T P L A C E S									
		S N N P									
		Welikite	Butajira	Hosahna	Shone	Doyugena	Alaba	Awasa	Hagere-Selam	Dilla	Yiregachefie
P R I C E I N B I R R											
PLASTIC WARE (LOCAL MADE)											
Jerrycan (20 Litres).....	No	22.67	17.67	25.00	21.33	21.00	16.33	23.33	-	23.33	22.00
Bucket (20 Litres).....	No	15.00	14.00	14.67	15.33	16.00	14.67	13.83	14.67	17.00	14.00
GLASS WARE											
Glass for Tea (Durablex).....	No	3.00	3.50	3.00	3.50	3.00	3.00	3.50	3.42	3.50	3.67
OTHER HOUSEHOLD EQUIPMENT											
Kerosine Lamp.....	No	23.67	19.67	23.33	24.33	23.00	19.67	16.33	24.00	20.00	13.33
'Kuraz' Small Local Kerosine Lamp.....	No	1.00	2.00	1.50	1.00	1.00	1.00	.92	1.00	1.00	1.00
Flash Light.....	No	6.00	6.33	6.33	6.67	6.83	6.25	6.83	6.33	6.17	6.00
Electric Bulb Philips(40/60 Watt).....	No	2.00	2.00	2.00	2.00	2.00	2.00	2.00	2.17	2.50	2.00
HOUSEHOLD OPERATION											
Hard Soap (Local).....	200gm	1.47	1.91	1.33	-	2.00	1.43	2.07	1.82	2.00	2.20
Hard Soap (Imported).....	200gm	2.20	2.19	1.60	2.40	3.00	2.07	2.07	2.27	2.27	2.83
Detergent (Omo).....	50gm	1.67	.50	1.67	1.25	.50	.50	1.67	.50	.50	.50
Incense.....	Kg	6.50	9.00	6.00	6.00	5.33	6.33	7.33	6.17	4.44	5.50
Sandal Wood.....	No	.25	.25	.30	.25	.25	.25	.27	.20	.25	.10
Toilet Paper (Mamko).....	Roll	3.00	3.00	3.00	3.00	3.00	3.00	3.00	3.00	3.00	3.00
DRY CLEANING											
Dry Cleaning (Suit Men).....	No	20.00	-	12.00	-	-	16.00	14.00	-	12.00	-

Table 7 : Average Retail Price of Goods and Services by Region and Selected Market Places - Group 7 Market Places (Cont'd)

April 2005
Miazia 1997

ITEM	UNIT	R E G I O N A N D M A R K E T P L A C E S									
		S N N P									
		Welikite	Butajira	Hosahna	Shone	Doyugena	Alaba	Awasa	Hagere-Selam	Dilla	Yirega-chefie
P R I C E I N B I R R											
DOMESTIC SERVICE											
Maid Servant.....	Month	36.67	40.00	15.67	28.33	21.67	31.67	50.00	-	48.33	40.00
Unskilled Service (Daily Laborer)....	Day	11.33	8.00	5.00	6.00	-	5.33	6.00	5.33	8.00	7.67
Salary for Guard	Month	-	-	-	70.00	40.33	51.67	86.67	-	100.00	100.00
MEDICAL CARE											
Ampicillin(250 mg) Local.....	56 Caps	17.00	15.40	14.00	14.93	-	18.67	-	-	14.90	11.00
Dichlorophine(500 mg) Local.....	6 Pills	-	-	-	-	-	-	-	-	-	-
Tetracycline(250mg) Local.....	56 Caps	12.00	7.93	8.27	8.40	8.40	9.95	9.33	7.55	9.40	10.83
Penicillin Injection(4 Mu. Local). Bottle		4.00	4.20	3.42	4.17	2.46	3.83	3.67	-	3.67	3.83
Chloramphenicol(250mg) Local.....	56 Caps	14.00	11.39	8.40	9.33	14.00	11.20	10.73	8.70	10.80	14.00
Dipron(500mg) Local.....	20 Pills	-	-	-	-	-	-	-	-	-	-
Cough Syrup (Berantine) Local.....	125cc	10.00	-	-	8.67	-	-	8.50	-	-	-
Bactrim(480mg) Local.....	30 Pills	-	-	6.00	5.50	-	6.00	5.75	-	6.00	-
Vermox(100mg) Local.....	12 Pills	-	-	-	-	-	2.00	2.00	-	2.00	-
Mezel(250mg) Local.....	30 Caps	11.09	4.80	4.83	6.00	6.00	5.33	5.50	3.56	5.40	5.00
Asprin (300 mg) Local.....	20 Pills	2.00	2.00	2.00	2.00	2.00	2.00	1.83	1.17	2.00	2.00
OTHER MEDICAL EXPENSES											
Doctor's Fee (Government).....	per visit	2.00	1.10	3.00	1.00	-	2.00	5.00	1.00	2.00	1.00
Doctor's Fee (Private).....	per visit	10.00	7.50	10.00	5.00	-	6.33	10.00	-	10.00	-
Injection (Service Charge).....	Once	1.00	1.00	1.00	-	.50	2.00	1.00	-	1.00	.83
Laboratory Test Fee (Private).....	Once	7.00	3.00	4.00	5.00	-	5.00	4.67	-	3.00	3.33
Bed Charge (gov.).....	per day	-	4.00	6.00	-	-	-	-	-	4.33	-

Table 7 : Average Retail Price of Goods and Services by Region and Selected Market Places - Group 7 Market Places (Cont'd)

April 2005
Miazia 1997

ITEM	UNIT	R E G I O N A N D M A R K E T P L A C E S									
		S		N		N		P			
		Welikite	Butajira	Hosahna	Shone	Doyugena	Alaba	Awasa	Hagere-Selam	Dilla	Yirega-chefie

P R I C E I N B I R R

TRANSPORT AND COMMUNICATION

TRANSPORT

Benzene.....	Lt	5.56	5.52	5.50	5.60	-	5.55	5.53	-	5.57	5.58
Motor Oil (Mobil).....	Lt	20.10	20.20	21.83	20.20	-	30.00	20.17	-	24.33	20.25
Car Washing and Greasing.....	No	-	35.00	28.33	-	-	31.67	21.67	-	20.00	25.00
Bus Fare (per km).....	Tarif	.17	.11	-	-	-	-	.10	-	.10	.10
Bus Fare (within Town).....	Trip	-	-	.11	-	-	-	-	-	-	-
Taxi Fare.....	Trip	.70	-	-	-	-	-	1.00	-	1.00	-
Air Plane (To Addis Ababa).....	Trip	-	-	-	-	-	-	-	-	-	-
Animal Transport fare.....	Trip	-	-	-	-	5.00	-	-	-	-	-
Cart Fare.....	Trip	.50	.50	2.33	-	-	.50	1.00	-	1.00	-
Train Fare.....	Trip	-	-	-	-	-	-	-	-	-	-
Service Charge (Motor oil change)...	Once	-	-	-	-	-	-	-	-	10.00	-

COMMUNICATION

Telephone Charge (with town).....	Period	-	.20	.20	-	-	-	.20	-	.20	.25
Telephone Charge to Addis Ababa.....	Period	2.10	-	2.30	1.80	2.30	-	2.30	2.70	4.15	1.50
Telephone Line Installation Charge..	Once	357.00	355.75	355.75	355.75	-	230.00	283.30	355.75	283.30	283.30

ENTERTAINMENT AND EDUCATION

EQUIPMENT AND ACCESSORIES

T.V. Set Philips 21 inch(Colored).....	No	-	-	2700.00	-	-	-	2775.28	-	2775.00	-
Cassette Recorded Original(Local Music)No	10.00	10.00	10.00	10.00	-	10.00	9.33	9.00	8.00	8.00	8.00
Radio Set Philips 3 Band.....	No	-	123.33	113.33	78.33	-	160.00	96.67	105.00	140.00	165.00
Tape Recorder National (2 Speaker)....	No	154.33	253.33	240.00	243.33	-	241.67	660.00	350.00	567.50	228.33
Expense for Photograph(Passport size)4Pho	3.00	-	-	5.00	4.00	-	3.00	4.00	3.00	6.00	3.00

Table 7 : Average Retail Price of Goods and Services by Region and Selected Market Places - Group 7 Market Places (Cont'd)

April 2005
Miazia 1997

ITEM	UNIT	R E G I O N A N D M A R K E T P L A C E S									
		S N N P									
		Welikite	Butajira	Hosahna	Shone	Doyugena	Alaba	Awasa	Hagere-Selam	Dilla	Yiregachefie
P R I C E I N B I R R											
Newspaper (Addis Zemen).....	No	1.50	-	-	-	-	.60	-	.50	-	
Theater Entrance Fee	Once	-	-	-	-	-	-	-	-	-	
EDUCATION											
Exercise Book (50 Leaves) Local.....	No	1.75	1.75	1.80	1.68	1.80	1.72	2.00	1.80	2.00	1.82
Pencil (China).....	No	.25	.20	.25	.22	.20	.25	.25	.23	.23	.25
Ball Point-Bic England.....	No	2.00	1.47	1.50	1.45	1.50	1.23	1.42	1.50	1.10	1.50
Day School Fee-Public(Grade 7 & 8)..Month	-	-	-	-	-	-	-	-	-	-	-
Day School Fee-Private(Grade 9-12)..Month	-	-	-	-	-	-	-	118.50	-	-	-
Night School Fee-Government(Gr.9-12)Month	-	25.00	-	-	-	-	-	21.50	35.00	25.00	30.00
School Uniform Fee	No	-	-	-	-	-	-	-	-	-	-
Night School Fee-Private(Grade9-12)..Month	-	-	-	-	-	-	-	-	-	-	-
PERSONAL CARE AND EFFECTS											
PERSONAL CARE											
Lux Toilet Soap.....	90gm	2.70	2.25	2.25	2.25	2.25	1.99	2.25	2.25	2.25	2.25
Blade-TOPAZ.....	No	.25	.25	.30	.20	.25	.25	.30	.20	.27	.23
Hair Dressing (Traditional).....	No	5.00	2.00	5.00	3.33	2.00	3.17	4.67	2.00	5.00	-
Hair Dressing (Modern).....	No	8.00	8.00	10.00	10.00	10.00	10.00	8.00	9.00	8.00	6.00
Barbery (Mens Hair Cut).....	No	2.33	3.00	3.00	3.00	2.00	3.33	4.67	2.00	3.00	3.00
Paraffin Hair Oil.....	330cc	8.80	7.70	8.80	7.70	8.80	8.43	7.50	7.50	7.67	7.33
Zenith Hair Oil.....	330cc	8.25	7.70	8.80	7.70	8.80	8.43	8.00	7.67	8.00	7.33
Shaving Machine (medium)	No	-	-	-	-	-	-	10.67	-	-	-
Perfume	CC	24.33	25.00	28.00	23.33	25.00	20.33	35.00	20.00	25.00	26.67
PERSONAL EFFECTS											
Umbrella-Men Medium (Local).....	No	-	-	-	21.33	-	-	-	16.67	-	-

Table 7 : Average Retail Price of Goods and Services by Region and Selected Market Places - Group 7 Market Places (Cont'd)

April 2005
Miazia 1997

ITEM	UNIT	R E G I O N A N D M A R K E T P L A C E S									
		S N N P									
		Welikite	Butajira	Hosahna	Shone	Doyugena	Alaba	Awasa	Hagere-Selam	Dilla	Yirega-chefie
		P R I C E I N B I R R									
Umbrella-Women Medium (Imported).....	No	17.67	18.00	16.33	15.67	15.33	20.67	19.33	-	20.67	20.00
Hand Bag (Imported Synthetic).....	No	-	34.33	-	34.33	-	-	51.67	65.00	35.67	33.33
Belt (Local) Machine Made.....	No	9.67	-	-	-	11.67	-	-	-	14.67	-
Belt (Local) Hand Made.....	No	4.67	-	-	-	3.17	-	-	-	-	-
JEWELLERY											
Seiko-21 Jewels Automatic (Men).....	No	-	-	-	-	-	-	400.00	-	-	-
Seiko-21 Jewels Automatic (Women).....	No	-	-	-	-	-	-	-	-	-	-
Earrings (4gm 18 carat Local).....	Pair	480.00	480.00	340.00	-	-	400.00	400.00	-	440.00	400.00
Neck Laces (6gm 21 carat Imported)....	No	780.00	-	-	-	-	-	780.00	-	840.00	-
Rings (4gm 18 carat Local).....	No	480.00	480.00	340.00	-	-	400.00	400.00	-	440.00	-
Bracelet 20gm (18 carat Local).....	No	-	-	-	-	-	-	2000.00	-	2200.00	-
LIVESTOCK AND DRAUGHT ANIMALS											
LIVESTOCK											
Sheep (10-15Kg).....	No	71.00	112.83	133.33	51.67	107.33	46.00	110.00	70.00	185.00	123.33
Goat (10-15Kg).....	No	74.67	79.83	93.67	43.33	85.00	40.67	93.33	-	-	110.00
Heifer (2-4 Years).....	No	335.67	519.67	371.00	333.33	345.00	202.67	483.33	396.67	-	420.00
Cow (4 Years and Above).....	No	603.33	411.33	605.00	656.67	453.33	405.00	866.67	606.67	-	716.67
Bull (2-4 Years).....	No	390.67	427.00	430.00	346.67	325.00	354.00	443.33	413.33	-	633.33
Ox (4 Years and Above).....	No	985.33	1400.00	1173.33	756.67	948.33	508.00	1066.67	1036.67	-	983.33
Hen (Indigenous).....	No	7.25	7.67	6.33	6.67	7.67	7.83	7.33	7.00	8.67	11.33
Cock (Indigenous).....	No	13.17	14.33	11.67	10.67	12.50	12.50	.27	14.67	14.00	16.00
DRAUGHT ANIMALS											
Donkey.....	No	-	271.33	350.00	-	511.67	223.00	-	-	-	-
Horse.....	No	-	443.33	673.33	-	760.00	745.00	610.00	493.33	-	-

Table 7 : Average Retail Price of Goods and Services by Region and Selected Market Places - Group 7 Market Places (Cont'd)

April 2005
Miazia 1997

ITEM	UNIT	R E G I O N A N D M A R K E T P L A C E S									
		S N N P									
		Welikite	Butajira	Hosahna	Shone	Doyugena	Alaba	Awasa	Hagere-Selam	Dilla	Yirega-chefie
Mule.....	No	-	-	1250.00	-	1311.67	806.67	-	-	-	-
FARM EQUIPMENT (INDUSTRIAL PRODUCT)											
Sickel.....	No	16.67	23.00	16.00	17.33	17.67	17.00	19.33	7.33	8.67	7.00
Pick Axe ('Doma').....	No	23.57	-	22.50	-	-	20.67	23.00	5.00	20.00	-
'Gejera'.....	No	-	-	-	-	-	17.33	15.33	-	24.00	-
FARM EQUIPMENT (HAND MADE)											
'Mofer'.....	No	-	9.00	9.33	-	7.83	10.33	-	-	-	-
'Kember'.....	No	-	5.33	6.00	-	5.17	5.33	-	-	-	-
'Digr'.....	No	-	1.58	.92	1.50	1.46	1.58	-	-	-	-
Plough.....	No	-	8.00	8.17	7.33	12.33	9.33	10.00	-	-	-
Sickel.....	No	5.00	2.00	1.13	1.00	1.33	2.75	2.50	-	-	-
'Wegel'.....	No	-	3.00	3.42	5.33	-	2.68	-	-	-	-
'Erfe'.....	No	-	.50	-	-	-	-	-	-	-	-
MISCELLANEOUS GOODS AND SERVICES											
Coffin (Medium Quality).....	No	206.67	170.00	-	-	-	130.00	300.00	80.00	193.33	173.33
Charge for Money order.....	Once	2.65	2.60	2.65	-	-	2.60	11.04	-	10.85	10.50
Charge for Visa (for person).....	No	-	-	-	-	-	-	-	-	-	-

Group 8

Market Places

(Welayita Sodo, Bodite, Jinka, Dimeka, Masha, Tepi, Bonga,
Chana, Arba Minch, and Sawla.)

Group 8

Market Places

(Welayta Sodo, Bole, Jinka, Dimeke, Masha, Tadi, Gonga, Chana, Apha Mincir, and Sawa)



Table 8 : Average Retail Price of Goods and Services by Region and Selected Market Places - Group B Market Places (Cont'd)

April
Miazia 2005
1997

ITEM	UNIT	R E G I O N A N D M A R K E T P L A C E S									
		S N N P									
		Welayita sodo	Bodite	Jinka	Dimeka	Masha	Tepi	Bonga	Chana	Arba- minch	Sawla
P R I C E I N B I R R											
CEREALS UNMILLED											
'Teff' White	Kg	2.68	2.72	2.65	3.00	3.35	3.17	2.80	2.60	2.60	2.03
'Teff' Mixed.....	Kg	2.40	2.58	2.28	2.59	2.90	2.83	2.42	2.40	2.42	2.06
'Teff' Black (Red).....	Kg	2.27	2.00	2.32	-	2.07	2.07	2.03	2.00	2.20	1.90
Wheat White.....	Kg	2.00	1.96	1.72	2.78	2.40	2.20	1.57	2.00	2.00	1.68
Wheat Mixed.....	Kg	-	-	1.68	-	2.00	1.83	1.41	1.60	1.80	1.73
Wheat Black.....	Kg	1.60	-	-	-	2.27	2.13	1.35	1.60	1.70	1.62
Barley White.....	Kg	1.90	-	1.08	-	2.50	2.20	1.80	-	-	1.42
Barley Mixed.....	Kg	-	2.03	1.51	-	1.24	1.93	1.34	1.20	1.36	1.48
Barley Black.....	Kg	1.85	2.05	1.33	-	1.17	1.50	1.54	1.20	-	1.45
Barley for Beer.....	Kg	2.00	-	-	-	-	-	-	-	-	-
Maize.....	Kg	1.65	1.59	1.28	1.46	.86	1.14	1.31	1.00	1.50	1.54
Durrah.....	Kg	-	-	-	-	-	-	-	-	1.30	1.13
Sorghum Yellow.....	Kg	-	-	-	-	-	-	-	-	1.80	-
Sorghum White.....	Kg	-	1.91	-	-	-	.91	1.24	1.10	1.30	1.21
Sorghum Red.....	Kg	1.50	1.83	1.30	1.46	1.13	.97	1.07	.90	1.40	1.18
African Millet.....	Kg	1.60	-	1.98	-	-	1.55	1.42	1.50	-	-
Rice.....	Kg	5.00	-	5.75	5.50	5.67	5.00	5.00	5.50	5.00	5.50
Oats.....	Kg	3.00	-	4.67	-	-	-	-	-	-	1.79
Hulled Barley.....	Kg	-	-	1.30	-	1.71	-	-	-	-	1.92
CEREALS MILLED											
'Teff' White.....	Kg	-	-	-	-	-	-	-	-	-	-
'Teff' Mixed.....	Kg	-	-	-	-	-	-	-	-	-	-
'Teff' Black (Red).....	Kg	-	-	-	-	-	-	-	-	-	-
Wheat White.....	Kg	-	-	-	-	-	-	-	-	-	-
Wheat Mixed.....	Kg	-	-	-	-	-	-	-	-	-	-
Barley White.....	Kg	-	-	-	-	-	-	-	-	-	-

Table 8 : Average Retail Price of Goods and Services by Region and Selected Market Places - Group 8 Market Places (Cont'd)

April 2005
Miazia 1997

ITEM	UNIT	R E G I O N A N D M A R K E T P L A C E S									
		S N N P									
		Welayita sodo	Bodite	Jinka	Dimeka	Masha	Tepi	Bonga	Chana	Arba- minch	Sawla
P R I C E I N B I R R											
Barley Mixed.....	Kg	-	-	-	-	-	-	-	-	-	-
Maize.....	Kg	2.15	1.88	-	-	-	-	-	1.87	2.31	
Oats.....	Kg	5.50	-	4.67	6.00	4.83	4.50	4.00	4.50	3.50	
Sorghum.....	Kg	-	-	-	-	-	-	-	-	-	
Durrah.....	Kg	-	-	-	-	-	-	-	-	-	
'Furno Duket' Locally Processed..	Kg	3.25	3.08	3.50	4.00	3.67	3.50	3.75	3.50	3.50	
PULSES UNMILLED											
Horse Beans.....	Kg	2.80	2.51	1.75	-	1.97	2.00	1.91	2.00	2.43	1.77
Peas White.....	Kg	3.00	2.39	2.00	2.56	2.24	2.43	2.38	3.00	-	
Peas Black.....	Kg	-	-	-	-	1.99	2.28	1.92	-	-	
Peas Mixed.....	Kg	2.67	2.29	2.14	-	2.08	2.28	2.12	2.50	2.50	1.98
Soya Beans.....	Kg	-	-	-	-	-	-	-	-	-	
Chick Peas.....	Kg	2.80	2.01	2.83	3.50	3.00	3.00	3.00	3.00	2.25	2.23
Lentils.....	Kg	5.00	4.50	4.83	-	4.92	4.50	4.83	4.50	4.50	3.35
Haricot Beans.....	Kg	1.60	-	-	-	1.71	1.50	2.33	1.20	-	1.02
Lima Beans.....	Kg	1.60	1.96	1.53	1.75	2.05	1.92	1.82	.90	1.24	1.00
Vetch.....	Kg	2.00	-	-	-	-	1.97	-	-	2.25	-
Fenugreek.....	Kg	3.25	4.17	4.00	6.00	3.67	6.00	4.50	4.00	4.50	3.00
PULSES MILLED OR SPLIT											
Horse Beans Milled.....	Kg	4.17	-	-	-	3.05	4.83	-	5.00	-	4.18
Peas Milled.....	Kg	4.67	-	4.33	5.00	6.00	5.00	5.00	6.00	5.00	5.00
Chick Peas Milled.....	Kg	-	-	-	-	-	-	-	-	-	-
Mixed Pulses Milled.....	Kg	4.00	4.33	-	-	2.95	3.83	-	4.50	6.84	5.00
Vetch Milled.....	Kg	-	-	-	-	-	4.47	-	-	3.50	-
Peas Split.....	Kg	4.33	5.00	5.00	5.00	4.83	4.50	4.50	5.00	4.50	5.17
Peas Split(Roasted).....	Kg	5.00	-	-	-	-	4.50	-	-	4.50	-

Table 8 : Average Retail Price of Goods and Services by Region and Selected Market Places - Group 8 Market Places (Cont'd)

April 2005
Miazia 1997

ITEM	UNIT	R E G I O N A N D M A R K E T P L A C E S									
		S N N P									
		Welayita sodo	Bodite	Jinka	Dimeka	Masha	Tepi	Bonga	Chana	Arba- minch	Sawla
P R I C E I N B I R R											
Horse Beans Split(Roasted).....	Kg	-	-	-	-	-	-	-	-	-	-
Lentils Split.....	Kg	6.50	6.00	6.00	6.67	6.17	6.00	6.33	6.00	6.17	6.08
Vetch Split(Roasted).....	Kg	-	-	-	-	-	-	-	-	-	-
Chick Peas Split(Roasted).....	Kg	-	-	-	-	-	-	-	-	-	-
Fenugreek Milled.....	Kg	10.00	-	7.67	10.00	8.67	7.33	10.00	10.00	7.17	8.00
OIL SEEDS											
Niger Seed.....	Kg	6.00	5.17	5.00	-	5.00	4.70	5.50	6.00	5.00	7.03
Linseed White.....	Kg	-	-	-	-	-	-	-	-	-	-
Linseed Black.....	Kg	5.33	4.17	4.83	-	5.00	6.32	4.67	4.00	4.00	6.00
Sesame Seed.....	Kg	4.67	-	6.84	-	-	7.54	7.67	7.00	4.50	4.06
Sunflower.....	Kg	4.00	4.00	1.47	1.70	5.00	7.24	4.25	4.00	3.50	3.49
Castor Beans.....	Kg	6.84	-	-	-	-	-	-	1.06	5.56	-
Rape Seed.....	Kg	3.50	3.00	5.19	-	3.50	3.72	4.17	4.00	3.00	4.40
Ground Nut Shelled.....	Kg	5.00	-	4.00	-	6.17	-	-	5.00	5.33	5.39
PREPARED CEREAL PRODUCTS											
Spaghetti (Local) Without Egg....	Kg	5.00	7.00	5.33	6.00	4.17	5.25	5.08	5.25	8.33	5.00
Pastini.....	Kg	9.00	-	10.00	-	-	9.00	9.67	-	10.00	-
Macaroni (Local) Without Egg....	Kg	5.00	5.17	5.33	6.00	5.58	5.50	5.92	5.50	5.50	5.25
'Fafa' Flour.....	kg	10.00	-	11.00	-	-	8.00	9.00	-	10.00	-
'Dube' Flour.....	kg	-	-	-	-	-	-	5.50	-	-	-
BREAD AND OTHER PREPARED FOODS											
'Enjera' ('Teff' Mixed).....	325gm	.35	.50	.65	.91	.63	.33	.60	.37	.52	.52
'Dabo' (Traditional Ambasha)..	350gm	1.17	.32	.34	-	.62	.83	-	-	.40	.63
'Dabo' (Traditional Sheleto)..	350gm	-	-	-	-	-	-	.65	-	-	.37

Table 8 : Average Retail Price of Goods and Services by Region and Selected Market Places - Group 8 Market Places (Cont'd)

April 2005
Miazia 1997

		R E G I O N A N D M A R K E T P L A C E S									
		S M N P									
ITEM	UNIT	Welayita sodo	Bodite	Jinka	Dimeka	Masha	Tepi	Bonga	Chana	Arba- minch	Sawla
		P R I C E I N B I R R									
Bread Wheat (Bakery).....	350gm	.70	.19	1.04	1.21	1.12	1.10	1.35	1.19	.85	1.01
Biscuits	150gm	2.73	-	2.73	3.27	3.18	2.25	2.73	2.73	2.73	-
MEAT											
Beef	Kg	-	20.00	-	-	-	16.72	16.00	14.00	20.00	-
Camel Meat	Kg	-	-	-	-	-	-	-	-	-	-
FISH AND FISH PRODUCTS											
Fish Fresh.....	Kg	10.00	-	-	-	-	-	-	-	5.68	-
Sardines (Imported).....	125gm	8.07	-	-	-	7.50	6.00	6.00	-	7.17	5.00
DIARY PRODUCTS AND EGG											
Cow Milk (Unpasteurized).....	Lt	2.00	2.00	-	2.90	2.22	2.22	2.00	1.67	3.03	-
Cow Milk (pasteurized).....	Lt	-	-	-	-	-	-	-	-	-	-
Camel Milk.....	Lt	-	-	-	-	-	-	-	-	-	-
Goat Milk.....	Lt	-	-	-	-	-	-	-	-	-	-
Powdered Milk (Edget).....	450gm	37.00	-	22.00	-	-	22.00	-	20.00	-	-
Yoghurt (Traditional).....	Lt	4.05	-	4.85	-	4.17	4.76	3.85	1.32	3.03	2.52
Cheese Cottage.....	Kg	3.49	4.12	8.11	-	3.25	3.20	3.23	2.22	4.59	3.53
Egg (Traditional).....	Dozen	4.00	3.00	4.00	3.00	4.80	4.00	3.81	3.48	4.00	2.67
OILS AND FATS											
Butter Unrefined.....	Kg	30.00	28.00	20.33	13.66	30.00	35.00	32.33	33.00	31.33	26.00
Cooking Oil (Imported).....	Lt	14.63	11.33	13.83	14.00	15.38	14.66	13.33	14.00	13.00	13.50
Cooking Oil (Local).....	Lt	12.00	11.00	-	-	12.00	11.17	11.67	12.00	11.00	-

Table 8 : Average Retail Price of Goods and Services by Region and Selected Market Places - Group B Market Places (Cont'd)

April 2005
Miazia 1997

ITEM	UNIT	R E G I O N A N D M A R K E T P L A C E S									
		S N N P									
		Welayita sodo	Bodite	Jinka	Dimeka	Masha	Tepi	Bonga	Chana	Arba- minch	Sawla
P R I C E I N B I R R											
VEGETABLES AND FRUITS											
VEGETABLES (FRESH)											
Ethiopian Kale.....	Kg	.35	.77	.93	.51	.20	.45	.48	.26	1.07	.42
Cabbage.....	Kg	1.43	1.39	.96	1.33	.76	1.35	.80	.96	1.67	1.62
Lettuce.....	Kg	-	-	-	-	-	-	-	-	-	-
Spinach.....	Kg	.48	-	-	-	.76	-	-	-	2.47	-
Carrot.....	Kg	1.09	1.21	2.55	-	1.52	2.96	1.69	1.20	2.96	2.91
Tomatoes.....	Kg	2.50	1.61	2.74	2.03	2.63	1.80	2.56	.95	2.68	2.26
Onions.....	Kg	2.50	2.57	2.58	4.22	3.85	2.66	3.38	3.01	2.00	2.19
Garlics.....	Kg	3.00	3.97	8.13	10.07	8.37	5.59	7.32	4.76	5.00	5.47
Leaks.....	Kg	3.00	-	-	-	2.86	3.49	-	2.96	1.50	-
Pepper Green.....	Kg	2.06	3.00	4.34	2.36	1.93	4.70	1.34	2.52	9.44	3.55
Pumpkin.....	Kg	.45	-	.41	-	.63	-	.87	-	-	-
Green Peas.....	Kg	-	-	-	-	-	-	-	-	-	-
Beet Root.....	Kg	.97	1.07	.98	1.10	.64	1.02	1.44	1.04	2.15	1.55
Cauliflower.....	Kg	-	-	-	-	-	-	-	-	-	-
FRUITS FRESH											
Banana.....	Kg	2.00	.78	.85	.72	1.17	2.15	.96	.40	1.07	.93
Orange.....	Kg	4.00	-	1.33	-	.86	1.19	1.03	.44	3.50	-
Lemon.....	Kg	3.13	1.22	1.90	1.20	-	2.99	5.00	1.54	.93	.47
Tangerine.....	Kg	-	-	-	-	-	-	-	-	-	-
Papaya.....	Kg	.76	.68	.75	.80	-	.17	.43	.18	1.81	.30
Grapes.....	Kg	-	-	-	-	-	-	-	-	-	-
Avocado.....	Kg	1.14	1.12	3.25	-	1.79	1.63	1.99	1.49	2.11	2.12
Mango.....	Kg	1.23	-	1.78	-	1.62	1.09	1.22	.37	1.86	1.09
Cactus.....	Kg	-	-	-	-	-	-	-	-	-	-

Table 8 : Average Retail Price of Goods and Services by Region and Selected Market Places - Group B Market Places (Cont'd)

 April 2005
 Miazia 1997

ITEM	UNIT	R E G I O N A N D M A R K E T P L A C E S									
		S N N P									
		Welayita sodo	Bodite	Jinka	Dimeka	Masha	Tepi	Bonga	Chana	Arba- minch	Sawla
P R I C E I N B I R R											
SPICES											
Pepper Whole.....	Kg	12.00	9.00	-	-	8.00	7.67	6.17	7.50	10.00	5.91
Black Pepper(Local).....	Kg	-	-	-	-	-	-	-	-	-	-
Long Pepper(Local).....	Kg	6.00	-	-	-	-	-	5.33	-	-	7.00
White Cumin(Bishop's Weed)Local..	Kg	6.50	5.00	4.00	6.00	4.33	3.50	6.50	3.33	6.00	7.67
Black Cumin(Local).....	Kg	7.00	6.00	8.00	7.67	9.17	11.57	8.67	8.00	8.00	9.33
Ginger Dry(Local).....	Kg	-	-	-	-	-	-	-	-	-	-
Ginger Wet(Local).....	Kg	1.80	1.46	2.78	4.97	.98	1.46	3.45	2.70	4.00	1.70
Cloves(Imported).....	Kg	50.00	-	-	-	60.00	83.33	100.00	80.00	56.67	60.00
Cinnamon(Imported).....	Kg	20.00	-	24.00	-	26.50	-	-	24.00	22.00	-
Cardamon(Local).....	Kg	10.00	-	3.67	22.41	7.25	8.00	7.67	10.00	10.00	7.00
Tumeric Flour(Local).....	Kg	4.00	4.17	3.33	6.00	3.83	6.75	7.33	3.33	4.00	4.00
Chillies Whole.....	Kg	6.14	4.17	11.67	6.56	6.53	23.19	15.48	-	5.19	8.33
Basil Dry.....	Kg	7.00	-	6.67	-	8.00	5.33	6.75	5.00	7.33	-
POTATOES, OTHER TUBERS AND STEMS											
Potato.....	Kg	.92	1.18	1.43	-	.67	1.40	1.53	1.06	1.63	1.86
Sweet Potato.....	Kg	.38	.33	.35	.57	.39	.54	.43	1.13	.31	.44
'Kocho' (Unprocessed).....	Kg	1.99	1.70	.72	-	.76	1.09	1.23	1.08	1.52	.48
'Bula'.....	Kg	3.45	3.07	-	-	.95	1.97	-	-	1.90	2.71
COFFEE, TEA, CHAT AND BUCK-THORN LEAVES											
Tea Leaves(Local).....	100gm	2.00	2.00	2.00	2.50	2.00	2.00	2.00	2.00	2.00	2.00
Coffee Whole.....	Kg	5.00	-	2.37	-	8.00	5.50	6.39	4.00	-	3.20
Coffee Beans.....	Kg	15.33	13.00	13.33	13.67	12.00	11.00	13.00	12.00	15.00	13.67
Coffee Leaves.....	Kg	.70	-	-	-	.91	-	-	.44	1.94	-
Buck Thorn Leaves.....	Kg	3.00	4.64	3.09	-	1.50	5.04	-	2.09	1.85	1.58

Table 8 : Average Retail Price of Goods and Services by Region and Selected Market Places - Group 8 Market Places (Cont'd)

April
Miazia 2005
1997

ITEM	UNIT	R E G I O N A N D M A R K E T P L A C E S									
		S N N P									
		Welayita sodo	Bodite	Jinka	Dimeka	Masha	Tepi	Bonga	Chana	Arba- minch	Sawla
P R I C E I N B I R R											
'Chat'.....	Kg	3.23	6.41	3.63	8.55	7.40	4.14	14.74	4.61	10.74	2.96
Malt-Barley.....	Kg	3.45	2.38	-	-	3.30	3.27	1.84	2.27	-	-
Malt-Wheat.....	Kg	3.09	2.50	-	-	-	-	2.99	2.45	-	-
OTHER FOOD ITEMS											
Salt.....	Kg	1.20	1.20	2.00	2.50	1.83	1.50	1.33	2.00	1.50	1.50
Sugar.....	Kg	5.50	5.50	6.50	7.50	6.50	6.00	6.17	6.00	6.00	6.00
Honey.....	Kg	12.00	-	17.25	10.50	6.83	12.00	13.00	12.00	10.00	-
Canned Tomato (Local).....	410gm	8.79	-	7.00	-	6.83	6.17	6.17	7.00	6.17	6.00
FOOD TAKEN AWAY FROM HOME											
Cup of Tea.....	No	.50	.40	.43	.37	.40	.50	.47	.30	.50	.50
Cup of Coffee.....	No	.80	.70	.83	.53	.57	.60	.67	.50	.80	.75
Cup of Milk.....	No	1.00	1.00	.83	-	1.25	.60	1.00	.60	1.00	1.00
'Key Wot Yebere'.....	One Meal	5.00	5.00	-	-	-	-	-	-	-	-
'Key Wot Yebeg/Yefyel'.....	One Meal	5.00	-	5.00	-	5.00	5.00	5.33	4.00	-	-
COST OF MILLING											
Cereals.....	100Kg	15.00	15.00	15.00	30.00	25.00	20.00	20.00	20.00	15.00	25.00
Pulses.....	100Kg	25.00	25.00	10.00	30.00	25.00	20.00	20.00	20.00	15.00	25.00
Pepper Whole.....	100Kg	100.00	100.00	100.00	-	125.00	100.00	100.00	150.00	50.00	200.00
BEVERAGES - NON ALCOHOLIC											
Ambo Mineral Water.....	500cc	2.00	2.00	2.50	3.00	2.50	2.50	2.50	2.50	2.00	2.00
Bure Mineral Water.....	500cc	2.00	-	-	-	-	-	-	-	-	-
Coca Cola/Fanta.....	300cc	2.00	2.00	2.50	3.00	2.50	2.50	2.00	2.50	2.00	2.00

Table 8 : Average Retail Price of Goods and Services by Region and Selected Market Places - Group B Market Places (Cont'd)

April 2005
Miazia 1997

ITEM	UNIT	R E G I O N A N D M A R K E T P L A C E S									
		S N N P									
		Welayita sodo	Bodite	Jinka	Dimeka	Masha	Tepi	Bonga	Chana	Arba- minch	Sawla
P R I C E I N B I R R											
Pepsi Cola/Mirinda.....	300cc	2.00	2.00	2.50	3.00	2.50	2.50	2.00	2.50	2.00	2.00
BEVERAGES - ALCOHOLIC											
Araki (Local).....	900cc	25.28	25.95	28.65	30.34	25.00	25.33	25.67	25.00	27.98	25.28
Cognac (Local).....	900cc	25.28	-	-	-	25.00	-	-	-	-	-
Brandy (Local).....	900cc	-	-	28.65	-	-	-	-	25.00	-	-
Gin (Local).....	900cc	25.28	25.95	28.65	30.34	26.00	25.33	25.67	25.00	27.98	25.28
Saris Wine (Normal).....	750cc	14.00	5.97	18.00	8.33	-	-	14.67	14.00	6.39	-
'Katikalla'.....	Lt	5.00	6.30	6.30	7.06	7.35	5.00	8.83	6.67	5.00	6.37
Beer (Bedele).....	330cc	3.00	3.00	4.00	4.00	3.00	3.00	3.00	3.00	3.50	3.00
Beer (Harar).....	330cc	3.00	3.00	4.00	4.00	3.50	-	3.50	3.50	3.50	3.00
Beer (Meta Abo).....	330cc	3.00	3.00	-	-	3.50	3.50	3.50	3.50	-	-
'Tella'.....	Lt	.68	.67	1.08	-	1.11	.88	.94	.56	1.00	.75
'Tej' (Mead).....	Lt	1.79	2.50	3.30	2.22	2.22	2.22	2.22	1.67	2.00	2.14
CIGARETTES AND TOBACCO											
CIGARETTES											
Nyala.....	Packet	3.00	4.00	4.00	5.00	4.00	4.00	3.33	4.00	4.00	4.00
Gissila.....	Packet	-	-	-	-	2.00	-	1.25	1.00	-	2.33
Rothmans.....	Packet	8.00	10.00	6.00	10.00	-	5.00	-	10.00	10.00	10.00
TOBACCO											
'Gaya'.....	Kg	6.16	12.70	-	-	9.03	14.29	-	2.52	6.67	5.95
CLOTHING AND FOOT WEAR											

Table 8 : Average Retail Price of Goods and Services by Region and Selected Market Places - Group B Market Places (Cont'd)

April 2005
Miazia 1997

		R E G I O N A N D M A R K E T P L A C E S									
		S N N P									
ITEM	UNIT	Welayita	Bodite	Jinka	Dimeka	Masha	Tepi	Bonga	Chana	Arba- minch	Sawla
		sodo									
		P R I C E I N B I R R									
CLOTHING											
Abujedid(Akaki/Bahir Dar)91cm.	Meter	3.20	-	4.00	-	4.50	5.00	-	5.00	-	4.50
Abujedid(Komb./Arba Min.)150cm	Meter	5.00	8.00	7.00	8.00	7.33	7.00	7.67	7.00	6.17	6.50
Khaki(S-10,000 Twil)110cm.....	Meter	15.00	-	-	-	-	-	-	-	-	-
Khaki(Akaki)91cm.....	Meter	10.67	-	-	-	-	-	-	-	-	-
Wool-England 100%.....	Meter	-	-	-	-	-	-	-	-	-	-
Tetron(Arba Minch).....	Meter	18.00	-	-	-	30.00	-	-	-	-	-
Poplin(Dire Dawa)105cm.....	Meter	8.00	-	8.00	-	-	-	-	6.00	-	-
Poplin(Komb./Arba Minch)150cm.	Meter	11.00	11.00	15.00	-	-	11.67	12.00	12.00	10.83	10.67
Nylon(Mojo).....	Meter	5.67	8.00	-	-	-	10.33	10.00	9.00	10.67	-
Polyster(Arba Minch/Awasa)....	Meter	15.00	-	-	-	-	-	-	-	15.33	-
Jersi.....	Meter	12.00	-	-	-	-	-	-	-	-	-
Cotton.....	Kg	4.77	4.02	3.12	-	-	7.00	-	-	3.71	3.19
Hisufi	Meter	15.00	-	-	-	-	-	25.00	-	-	-
Kefay	Meter	15.00	-	-	-	-	-	-	-	-	-
COST OF TAILORING											
Woolen Suit (Men).....	No	200.00	200.00	-	-	-	-	-	250.00	300.00	-
Khaki Suit (Men).....	No	50.00	38.33	26.67	-	23.50	73.33	-	40.00	41.67	-
Khaki Suit (Boys).....	No	30.00	25.00	20.00	-	16.00	28.33	-	25.00	23.33	-
Tateron Suit (Men)	No	50.00	40.00	-	-	25.00	73.33	-	50.00	41.67	-
Tateron Suit (Boys)	No	30.00	24.33	-	-	15.00	28.33	-	30.00	23.33	-
READY-MADE / FOR ADULTS											
'Netela'.....	No	28.33	17.00	20.00	-	25.00	-	-	-	-	54.67
'Gabi'.....	No	80.00	70.00	31.67	-	90.00	75.00	90.00	80.00	55.00	-

Table 8 : Average Retail Price of Goods and Services by Region and Selected Market Places - Group B Market Places (Cont'd)

April 2005
Miazia 1997

		R E G I O N A N D M A R K E T P L A C E S									
ITEM	UNIT	S N N P									
		Welayita sodo	Bodite	Jinka	Dimeka	Masha	Tepi	Bonga	Chana	Arba- minch	Sawla
		P R I C E I N B I R R									
Shirts Long Sleeved (Local).....	No	-	-	-	-	-	-	30.00	-	-	-
Shirts Short Sleeved (Local).....	No	-	-	-	55.00	-	20.67	-	-	-	-
Shirts Long Sleeved (Imported)...	No	46.67	51.67	51.67	52.50	50.00	43.33	43.33	40.00	53.33	41.67
Shirts Short Sleeved (Imported)...	No	45.00	65.00	55.00	53.33	48.33	43.33	38.33	35.00	88.33	41.67
Socks (Cotton) Imported.....	Pair	6.00	5.67	-	-	5.67	5.00	5.33	8.00	10.00	5.00
Sweater (Local) Men.....	No	35.00	-	-	-	-	38.33	-	-	-	-
Sweater (Local) Women.....	No	24.00	-	-	-	-	28.33	-	18.00	-	-
Shash (Imported).....	No	8.00	8.67	7.50	7.50	8.00	12.33	15.00	8.00	7.67	17.50
Singlets (Local) White.....	No	10.00	10.67	11.00	-	-	10.00	-	7.00	12.00	-
Jeans Trouser.....	No	68.33	86.67	90.00	96.67	73.33	76.67	78.33	90.00	106.67	75.00
Woolen Suit.....	No	250.00	-	-	-	-	-	250.00	-	250.00	176.67
'Kemisna Netela'.....	No	150.00	132.50	140.00	-	130.00	126.67	170.00	100.00	116.67	-
Sweater-Men (Imported).....	No	80.00	105.00	105.00	-	70.00	81.67	87.50	90.00	110.00	86.67
Sweater-Women (Imported).....	No	55.00	100.00	80.00	-	-	41.67	-	40.00	70.00	41.67
Nylon Dress.....	No	-	-	-	-	-	-	-	-	-	-
Tetron Trouser.....	No	-	-	-	-	-	-	-	-	-	-
Leather Jacket.....	No	500.00	-	-	-	-	-	-	-	-	-
Under Wear China.....	No	13.33	13.00	13.50	-	12.00	11.33	13.50	10.33	10.33	12.33
Deriya	NO	9.89	12.56	-	-	-	9.78	11.67	9.67	11.11	9.17
Polyester Suit.....	No	25.00	-	-	-	-	-	-	-	-	-
Khaki Short	No	15.00	-	-	-	-	-	-	-	-	-
T-Shirts	No	33.33	34.33	41.67	40.00	25.00	23.33	26.67	20.00	50.00	38.33
Jogging Suit(sport tuta)	No	83.33	-	95.00	-	83.33	71.67	77.50	-	120.00	70.00
Khaki Jacket	No	95.00	-	-	-	-	86.67	125.00	-	130.00	-
Geldem	No	15.00	-	-	-	16.00	23.33	25.00	15.00	14.33	-

Table 8 : Average Retail Price of Goods and Services by Region and Selected Market Places - Group 8 Market Places (Cont'd)

April 2005
Miazia 1997

ITEM	UNIT	R E G I O N A N D M A R K E T P L A C E S									
		S N N P									
		Welayita sodo	Bodite	Jinka	Dimeka	Masha	Tepi	Bonga	Chana	Arba- minch	Sawla

P R I C E I N B I R R

READY-MADE / FOR CHILDREN

Sweater (Local) for Boys..... No	18.00	16.33	-	-	-	12.67	-	7.00	-	-
Socks (Imported) Cotton..... Pair	2.83	4.00	-	-	3.00	3.00	3.67	2.75	3.00	3.00
Jeans Trouser..... No	70.00	-	-	-	-	-	-	35.00	-	60.00
Shirt Long Sleeved(Imported)Boys. No	20.00	-	20.00	-	22.50	19.33	32.50	30.00	26.67	20.00
Sweater (England) for Girls..... No	25.67	-	-	-	-	23.33	-	-	-	-
Short for Boys..... No	10.00	-	-	-	-	-	-	4.00	-	-
Kemise(for children) No	45.00	-	50.00	-	47.50	48.33	55.00	45.00	45.00	53.33

FOOTWEAR (MEN AND WOMEN)

Arbessa Leather Shoes Men(Local)Pair	100.00	94.00	103.33	-	75.00	73.33	80.00	60.00	100.00	165.00
Leather Shoes Men (Croft)..... Pair	103.33	118.33	133.33	-	120.00	96.67	113.33	120.00	160.00	90.00
Walking Shoes(imp.) Non-Leather Pair	80.00	-	-	-	30.00	71.67	-	-	-	-
Canvas Shoes (Local) Men..... Pair	29.33	-	-	-	-	-	25.00	25.00	-	-
Canvas Shoes (China) Men..... Pair	31.33	-	24.67	-	30.00	27.33	30.00	-	39.33	29.33
Plastic Shoes (Local) Women.... Pair	7.00	10.33	10.67	9.33	7.00	6.67	7.00	7.33	7.00	7.00
Slippers Sponge Adult (China).. Pair	6.50	-	7.33	7.50	-	-	-	8.00	6.33	6.33
Boots for Men Plastic (Local).. Pair	37.33	-	-	-	40.00	38.33	40.00	40.00	-	-
Sendel Plastic Shoes (Imp.).... Pair	-	-	-	-	-	-	-	-	-	-
Cost of Mending Shoes sole(Men).Pair	20.00	-	12.50	-	18.00	19.00	25.00	18.00	27.67	-

Table 8 : Average Retail Price of Goods and Services by Region and Selected Market Places - Group 8 Market Places (Cont'd)

April 2005
Miazia 1997

		R E G I O N A N D M A R K E T P L A C E S									
ITEM	UNIT	S N N P									
		Welayita sodo	Bodite	Jinka	Dimeka	Masha	Tepi	Boniga	Chana	Arbam- minch	Sawla

P R I C E I N B I R R

**CONSTRUCTION MATERIALS, WATER, AND
FUEL AND POWER****CONSTRUCTION MATERIALS**

Cement/Bag/(Local).....	50Kg	64.67	63.00	67.33	-	80.00	77.50	75.00	75.00	63.83	71.67
Lime.....	Kg	1.06	.94	.80	1.75	-	1.67	1.41	-	1.07	-
Nail (7cm - 12cm).....	Kg	9.67	7.00	10.00	14.00	11.67	12.00	10.33	12.00	11.00	10.67
Nail With Cape.....	Kg	14.00	15.00	15.00	24.00	14.67	15.00	20.00	15.00	14.00	16.67
Corrugated Iron Sheet (.2mm).....	No	35.00	-	35.00	-	35.00	39.00	43.50	40.00	54.00	34.67
Wood for House Construction('Atana')..	No	-	-	7.00	-	-	3.00	5.50	2.25	-	-
Wall Paints-Super (Fluid) Normal.....	4Kg	87.00	-	-	-	-	56.00	60.67	55.00	54.67	52.00
Wall Paints-Super (Fluid) Plastic.....	4Kg	-	-	92.50	-	-	89.33	91.33	-	87.00	-
Coarse Aggregate Gravel.....	Meter Cube	-	-	-	-	-	-	-	-	-	-
Hollow Concrete Block(20x20x40 cm Cube)No		2.67	-	3.50	-	6.00	-	-	-	3.00	4.00
Bricks (25cm x 12cm x 6cm).....	No	1.83	-	-	-	-	-	-	-	-	-
Floor Board 4m Length.....	No	12.67	-	-	-	-	-	-	-	24.67	-
Iron Pipe 6mt. (1/2 inch Wide) Local..	No	96.67	-	-	-	-	65.00	67.50	-	-	-
Chipwood (125cm x 250cm x 8mm).....	No	88.33	-	-	-	-	88.00	-	-	86.50	-
Sand.....	Meter Cube	45.83	-	28.57	-	-	-	-	-	35.42	20.51
Gutter N° 32.....	Meter	20.00	-	-	-	-	29.33	30.00	-	-	-
Window Glass (50cm x 50cm x 3mm).....	No	-	-	-	-	-	21.25	-	-	-	-
Water Tanker (1meter cube).....	No	-	-	-	-	-	-	-	-	-	-
Stone for House Construction..	Meter Cube	29.17	-	57.14	-	-	-	-	-	35.42	130.00
Mega Paints.....	4Kg	57.00	-	55.00	65.00	112.00	56.00	60.67	-	54.00	56.50
Tseday Paints.....	4Kg	-	-	-	-	-	-	-	-	-	-
"Yewellel Nitaf"(Tile).....	No	-	-	-	-	-	-	-	-	-	-

WATER

Water.....	Meter Cube	7.28	7.33	7.50	12.67	-	8.00	8.33	10.00	3.83	7.33
------------	------------	------	------	------	-------	---	------	------	-------	------	------

Table 8 : Average Retail Price of Goods and Services by Region and Selected Market Places - Group 8 Market Places (Cont'd)

April 2005
Miazia 1997

ITEM	UNIT	R E G I O N A N D M A R K E T P L A C E S									
		S N N P									
		Welayita sodo	Bodite	Jinka	Dimeka	Masha	Tepi	Boniga	Chana	Arbam- minch	Sawla

P R I C E I N B I R R

FUEL AND POWER

Fire Wood.....	Meter Cube	-	40.29	56.74	27.79	-	47.06	27.51	71.85	15.49	43.58
Charcoal.....	Kg	1.09	1.05	1.08	.33	1.52	.98	1.55	.83	.43	1.13
Dung Cake.....	Kg	-	-	-	-	-	-	-	-	-	-
Kerosine.....	Lt	3.09	3.09	3.60	5.00	4.17	3.25	3.17	4.55	3.14	3.15
Diesel.....	Lt	4.40	4.39	4.91	6.00	5.25	4.54	4.48	6.06	4.45	4.46
Electric.....	K.Watt	.27	.27	.27	-	-	.27	.27	-	.27	-
Matches.....	Box	.20	.20	.20	.25	.25	.25	.25	.25	.20	.20
Candles.....	No	1.00	1.00	1.00	1.00	1.00	1.00	1.00	1.00	1.00	.93
Buthane Gas (Shell).....	12.5 Kg	-	-	-	-	-	-	-	-	-	-
Eveready Drycell.....	No	1.75	1.50	-	2.00	1.71	1.50	-	-	1.75	1.50

FURNITURE, FURNISHING, HOUSEHOLD EQUIPMENT AND OPERATION

CHAIRS, TABLES, ETC.

Table Wanza (Machine made) Varnished..	No	38.33	190.00	250.00	-	-	-	170.00	-	226.67	120.00
Table Wanza (Hand made) Not Varnished.	No	-	-	212.50	-	-	-	-	130.00	-	-
Chairs Wanza (Machine Made) Varnished.	No	25.00	28.33	62.50	-	-	60.00	42.50	-	68.33	40.00
Chairs Wanza (Hand Made) Varnished....	No	15.00	-	25.33	-	-	38.33	-	40.00	-	37.50
Cupboard Wanza (2 doors) Varnished....	No	1033.33	850.00	-	-	-	-	750.00	-	1166.67	-
Double Bed Wanza (120cm) Varnished....	No	600.00	370.00	493.33	-	-	566.67	390.00	-	500.00	400.00
Sofas (Complete).....	No	3000.00	-	3200.00	-	-	-	-	-	3800.00	-
Book Shelves Wanza (3 Shelves) no Door	No	466.67	213.33	-	-	-	316.67	170.00	280.00	376.67	-
Chest of Drawer	No	500.00	-	-	-	-	616.67	500.00	450.00	700.00	-

FURNISHINGS & REPAIRS

Bed Sheet (Non-Patterned Bahir Dar)	Pair	48.33	48.67	-	-	50.00	50.00	51.67	50.00	48.33	-
1.90m x 2.50m.....											

Table 8 : Average Retail Price of Goods and Services by Region and Selected Market Places - Group 8 Market Places (Cont'd)

April 2005
Miazia 1997

ITEM	UNIT	R E G I O N A N D M A R K E T P L A C E S									
		S N N P									
		Welayita sodo	Bodite	Jinka	Dimeka	Masha	Tepi	Boniga	Chana	Arbam- minch	Sawla
P R I C E I N B I R R											
Bed Sheet(Patterned Kombolcha) 1.90m x 2.50m.....	Pair	58.33	-	-	-	77.50	63.33	80.00	95.00	86.00	-
Bed Cover(Patterned Kombolcha).....	No	65.00	-	-	-	-	-	-	60.00	63.33	-
Blanket Woolen(Debre B.)160cm x 220cm. No		80.00	99.33	90.00	-	80.00	80.00	81.67	85.00	79.33	-
Mattress-Sponge (A.A Foam) 120cm.....	No	290.00	320.00	230.00	-	200.00	233.33	253.33	300.00	218.33	280.00
Towel-Local (Kombolcha).....	No	9.67	-	12.00	-	-	9.67	-	-	7.67	-
EARTHEN WARE											
Water Pot.....	No	4.00	3.17	5.17	5.00	4.50	4.67	9.67	-	3.33	4.33
'Jebena' Medium Size.....	No	2.33	1.08	3.17	4.00	2.50	3.83	3.75	3.00	4.33	1.47
'Mitad' (Griddle of Clay).....	No	10.00	5.67	11.67	-	29.00	20.00	14.00	10.50	17.33	7.00
Local Stove '(Lakech)'......	No	2.33	7.67	10.00	-	7.50	7.67	7.33	6.00	6.33	-
Cup for Coffee (China).....	No	1.25	1.03	1.10	1.50	1.25	1.00	1.10	1.00	1.00	1.43
Plate Clay (imported).....	No	3.00	5.00	4.00	-	4.00	3.67	4.33	5.33	4.00	4.00
STRAW, BAMBOO AND OTHERS											
'Sefed'.....	No	6.00	7.00	6.17	-	10.00	9.33	7.33	7.00	6.33	-
Sack 100Kg Capacity.....	No	2.50	-	-	-	-	-	6.00	-	-	-
METAL WARE											
Cooking Pan Medium (Local).....	No	33.33	46.67	29.33	37.67	25.00	21.67	30.00	35.00	25.00	55.00
Tray (Nickel) Medium N° 45 Local.....	No	19.67	-	14.33	-	-	-	-	-	-	-
Electric 'Mitad' Aluminium.....	No	-	-	-	-	-	-	-	-	525.00	300.00
Gas Stove (Kerosine) China.....	No	38.67	38.00	40.00	-	38.00	37.67	-	30.00	40.00	41.00
Refregrator.....	No	3200.00	-	-	-	-	-	-	-	2825.00	-

Table 8 : Average Retail Price of Goods and Services by Region and Selected Market Places - Group B Market Places (Cont'd)

April 2005
Miazia 1997

		R E G I O N A N D M A R K E T P L A C E S									
ITEM	UNIT	S N N P									
		Welayita sodo	Bodite	Jinka	Dimeka	Masha	Tepi	Boniga	Chana	Arbam- minch	Sawla
		P R I C E I N B I R R									
PLASTIC WARE (LOCAL MADE)											
Jerrycan (20 Litres).....	No	15.00	17.67	-	-	16.00	13.00	-	25.00	19.67	-
Bucket (20 Litres).....	No	14.00	16.33	15.00	-	15.00	14.00	15.33	14.67	13.33	14.67
GLASS WARE											
Glass for Tea (Duralax).....	No	3.50	-	2.25	-	4.50	3.83	3.50	2.50	3.00	3.33
OTHER HOUSEHOLD EQUIPMENT											
Kerosine Lamp.....	No	18.33	22.67	21.00	25.00	22.00	20.00	19.67	20.00	19.67	20.00
'Kuraz' Small Local Kerosine Lamp.....	No	.75	1.00	.93	-	1.00	1.00	1.00	1.00	.57	1.00
Flash Light.....	No	6.50	6.17	7.00	7.00	7.00	7.00	7.00	7.00	6.00	6.17
Electric Bulb Philips(40/60 Watt).....	No	2.00	2.00	2.17	3.50	2.50	2.00	2.50	2.83	2.00	3.00
HOUSEHOLD OPERATION											
Hard Soap (Local).....	200gm	2.00	1.33	1.72	2.00	1.60	2.40	1.90	1.60	1.33	2.00
Hard Soap (Imported).....	200gm	2.00	2.00	2.33	2.40	1.80	2.05	2.27	2.40	2.00	2.00
Detergent (Omo).....	50gm	.30	1.25	1.50	1.50	1.94	.75	1.00	.63	.50	1.00
Incense.....	Kg	5.00	9.50	7.00	2.92	7.00	6.00	6.00	6.00	10.33	6.67
Sandal Wood.....	No	.25	.27	.30	.50	.25	.25	.25	.25	.25	.20
Toilet Paper (Mamko).....	Roll	3.00	3.00	3.00	3.00	3.17	3.00	3.00	3.00	3.00	3.00
DRY CLEANING											
Dry Cleaning (Suit Men).....	No	10.00	-	-	-	-	-	-	-	11.67	-

Table 8 : Average Retail Price of Goods and Services by Region and Selected Market Places - Group 8 Market Places (Cont'd)

April 2005
Miazia 1997

R E G I O N A N D M A R K E T P L A C E S											
ITEM	UNIT	S N N P									
		Welayita sodo	Bodite	Jinka	Dimeka	Masha	Tepi	Boniga	Chana	Arbam- minch	Sawla
P R I C E I N B I R R											
DOMESTIC SERVICE											
Maid Servant.....	Month	30.00	25.00	31.67	35.00	33.33	36.67	48.33	30.00	28.33	23.33
Unskilled Service (Daily Laborer)....	Day	7.00	6.00	6.67	7.67	8.00	7.67	6.67	8.50	6.00	5.00
Salary for Guard	Month	50.00	50.00	20.00	-	-	36.67	70.00	50.00	43.33	53.33
MEDICAL CARE											
Ampicillin(250 mg) Local.....	56 Caps	14.67	17.50	18.67	-	22.00	14.00	18.60	18.00	20.40	17.83
Dichlorophine(500 mg) Local.....	6 Pills	-	-	-	-	-	-	-	-	-	-
Tetracycline(250mg) Local.....	56 Caps	7.00	8.67	11.20	-	11.00	8.18	10.45	10.75	10.13	9.00
Penicillin Injection(4 Mu. Local). Bottle		3.50	3.83	4.50	-	5.00	3.70	4.92	4.50	4.50	4.33
Chloramphenicol(250mg) Local.....	56 Caps	14.00	-	14.94	-	16.00	12.60	16.43	16.00	13.07	13.00
Dipron(500mg) Local.....	20 Pills	-	-	-	-	-	-	-	-	-	-
Cough Syrup (Berantine) Local.....	125cc	9.67	8.17	-	-	10.00	8.50	10.00	-	9.33	10.00
Bactrim(480mg) Local.....	30 Pills	6.00	8.04	-	-	9.00	6.00	-	6.00	10.00	9.00
Vermox(100mg) Local.....	12 Pills	3.00	2.00	-	-	4.00	3.00	-	-	2.00	3.00
Mezel(250mg) Local.....	30 Caps	4.76	6.19	6.00	-	5.90	5.17	6.00	6.00	5.00	5.33
Asprin (300 mg) Local.....	20 Pills	2.00	2.00	2.00	-	4.00	3.33	2.33	3.00	1.89	2.00
OTHER MEDICAL EXPENSES											
Doctor's Fee (Government).....	per visit	2.50	-	6.00	-	1.00	.50	.50	1.00	3.00	-
Doctor's Fee (Private).....	per visit	15.00	-	4.00	-	-	-	5.00	5.00	5.00	-
Injection (Service Charge).....	Once	1.00	-	.50	-	.50	.50	.50	1.00	1.00	.50
Laboratory Test Fee (Private).....	Once	4.00	-	5.00	-	-	5.00	-	-	4.00	-
Bed Charge (gov.).....	per day	6.00	-	6.00	-	-	-	2.00	-	7.00	2.00

Table 8 : Average Retail Price of Goods and Services by Region and Selected Market Places - Group 8 Market Places (Cont'd)

April 2005
Miazia 1997

ITEM	UNIT	R E G I O N A N D M A R K E T P L A C E S									
		S N N P									
		Welayita sodo	Bodite	Jinka	Dimeka	Masha	Tepi	Boniga	Chana	Arbam- minch	Sawla
P R I C E I N B I R R											
TRANSPORT AND COMMUNICATION											
TRANSPORT											
Benzene..... Lt	5.58	5.58	6.10	-	7.00	6.50	-	-	5.63	5.63	
Motor Oil (Mobil)..... Lt	20.25	20.20	20.10	25.00	23.00	22.00	22.50	21.00	20.30	20.00	
Car Washing and Greasing..... No	35.00	-	-	-	-	-	-	-	25.00	-	
Bus Fare (per km)..... Tarif	-	-	.13	-	.20	.14	.11	-	.10	.12	
Bus Fare (within Town)..... Trip	-	-	-	-	-	-	-	-	.53	-	
Taxi Fare..... Trip	1.00	-	-	-	-	-	-	-	.90	-	
Air Plane (To Addis Ababa)..... Trip	-	-	344.00	-	-	336.00	-	-	297.00	-	
Animal Transport fare..... Trip	-	-	-	-	24.67	-	-	-	-	-	
Cart Fare..... Trip	.50	-	-	-	-	2.33	-	-	-	-	
Train Fare..... Trip	-	-	-	-	-	-	-	-	-	-	
Service Charge (Motor oil change).... Once	-	-	-	-	-	-	-	-	-	-	
COMMUNICATION											
Telephone Charge (with town).....Period	-	-	-	-	-	-	.40	-	-	-	
Telephone Charge to Addis Ababa.....Period	1.85	1.85	1.20	5.25	3.25	1.40	1.20	1.40	2.70	4.55	
Telephone Line Installation Charge.. Once	355.75	355.00	283.30	-	-	355.75	355.75	-	443.30	283.30	
ENTERTAINMENT AND EDUCATION											
EQUIPMENT AND ACCESSORIES											
T.V. Set Philips 21 inch(Colored)..... No	3066.67	-	-	-	-	-	-	-	2925.00	-	
Cassette Recorded Original(Local Music)No	10.00	12.00	10.00	11.33	10.00	10.00	10.00	10.00	9.33	9.00	
Radio Set Philips 3 Band..... No	66.67	160.00	185.00	-	-	161.67	170.00	170.00	-	-	
Tape Recorder National (2 Speaker).... No	266.67	-	250.00	-	250.00	226.67	276.67	-	266.67	-	
Expense for Photograph(Passport size)4Pho	4.00	4.00	4.00	-	8.00	4.00	6.00	4.00	3.00	4.00	

Table 8 : Average Retail Price of Goods and Services by Region and Selected Market Places - Group 8 Market Places (Cont'd)

April 2005
Miazia 1997

ITEM	UNIT	R E G I O N A N D M A R K E T P L A C E S									
		S N N P									
		Welayita sodo	Bodite	Jinka	Dimeka	Masha	Tepi	Boniga	Chana	Arbam- minch	Sawla
		P R I C E I N B I R R									
Newspaper (Addis Zemen).....	No	.60	-	-	-	-	.50	-	-	-	-
Theater Enterance Fee	Once	-	-	-	-	-	-	-	-	-	-
EDUCATION											
Exercise Book (50 Leaves) Local.....	No	1.72	1.80	2.00	2.00	1.93	2.00	-	2.00	2.00	2.00
Pencil (China).....	No	.25	.25	.28	.30	.25	.25	.25	.25	.20	.20
Ball Point-Bic England.....	No	1.00	1.00	1.40	1.50	1.50	1.50	1.50	1.25	1.00	1.40
Day School Fee-Public(Grade 7 & 8)..Month		-	-	-	-	-	-	-	-	-	-
Day School Fee-Private(Grade 9-12)..Month		-	-	-	-	-	-	-	-	-	-
Night School Fee-Government(Gr.9-12)Month		15.50	-	9.50	-	30.00	25.50	32.50	-	20.50	26.50
School Uniform Fee	No	50.00	-	68.33	-	-	-	-	-	68.33	-
Night School Fee-Private(Grade9-12).Month		-	-	-	-	-	-	-	-	-	-
PERSONAL CARE AND EFFECTS											
PERSONAL CARE											
Lux Toilet Soap.....	90gm	2.25	2.25	2.25	2.25	2.16	2.25	2.25	2.25	2.25	3.00
Blade-TOPAZ.....	No	.25	.25	.30	.30	.30	.25	.28	.25	.25	.25
Hair Dressing (Traditional).....	No	5.00	3.33	3.00	3.00	3.33	3.00	3.00	2.00	5.00	-
Hair Dressing (Modern).....	No	8.00	8.33	6.67	-	10.00	7.00	10.00	-	6.67	-
Barbery (Mens Hair Cut).....	No	3.00	3.33	3.00	3.00	2.00	5.00	3.00	5.00	4.00	3.00
Paraffin Hair Oil.....	330cc	7.50	-	8.43	9.00	8.98	8.00	8.17	7.67	8.00	8.00
Zenith Hair Oil.....	330cc	7.50	6.60	8.43	9.00	7.70	7.67	7.83	7.67	7.00	8.00
Shaving Machine (medium)	No	10.00	-	-	-	-	-	-	-	12.67	-
Perfume	CC	-	23.67	41.67	30.00	29.50	28.33	35.00	25.00	23.67	25.00
PERSONAL EFFECTS											
Umbrella-Men Medium (Local).....	No	12.00	-	-	-	16.50	15.67	23.50	22.00	-	14.67

Table 8 : Average Retail Price of Goods and Services by Region and Selected Market Places - Group B Market Places (Cont'd)

April 2005
Miazia 1997

R E G I O N A N D M A R K E T P L A C E S											
ITEM	UNIT	S N N P									
		Welayita sodo	Bodite	Jinka	Dimeka	Masha	Tepi	Boniga	Chana	Arbam- minch	Sawla
		P R I C E I N					B I R R				
Umbrella-Women Medium (Imported).....	No	19.00	-	18.67	20.00	15.00	20.00	18.67	19.00	-	18.67
Hand Bag (Imported Synthetic).....	No	31.67	-	43.33	30.00	-	23.33	-	-	65.00	37.50
Belt (Local) Machine Made.....	No	10.33	8.67	-	-	-	26.67	20.00	-	10.00	-
Belt (Local) Hand Made.....	No	3.67	-	-	5.00	-	-	-	-	-	-
JEWELLERY											
Seiko-21 Jewels Automatic (Men).....	No	-	-	-	-	-	-	-	-	-	-
Seiko-21 Jewels Automatic (Women).....	No	-	-	-	-	-	-	-	-	-	-
Earrings (4gm 18 carat Local).....	Pair	413.33	-	420.00	-	-	-	340.00	-	-	-
Neck Laces (6gm 21 carat Imported)....	No	780.00	-	780.00	-	-	860.00	-	-	-	-
Rings (4gm 18 carat Local).....	No	413.33	-	420.00	-	-	-	-	-	413.33	-
Bracelet 20gm (18 carat Local).....	No	2000.00	-	-	-	-	-	-	-	2066.67	-
LIVESTOCK AND DRAUGHT ANIMALS											
LIVESTOCK											
Sheep (10-15Kg).....	No	75.00	85.00	70.00	37.67	108.33	143.33	150.00	98.00	53.33	62.33
Goat (10-15Kg).....	No	71.67	75.00	70.67	48.00	90.00	76.67	120.00	75.00	61.67	62.33
Heifer (2-4 Years).....	No	416.67	300.00	486.67	-	543.33	650.00	443.33	410.00	-	408.33
Cow (4 Years and Above).....	No	643.33	550.00	626.67	-	946.67	966.67	623.33	710.00	-	563.33
Bull (2-4 Years).....	No	516.67	340.00	566.67	340.00	560.00	683.33	540.00	325.00	-	440.00
Ox (4 Years and Above).....	No	683.33	1016.67	1183.33	-	1050.00	1066.67	903.33	810.00	-	660.00
Hen (Indigenous).....	No	10.67	8.00	7.33	2.50	13.67	13.67	11.67	10.33	5.67	6.33
Cock (Indigenous).....	No	17.33	13.33	11.67	6.50	21.00	19.33	18.00	15.00	12.33	10.67
DRAUGHT ANIMALS											
Donkey.....	No	-	216.67	320.00	-	-	-	-	560.00	-	-
Horse.....	No	-	-	-	-	910.00	-	-	610.00	-	-

Table 8 : Average Retail Price of Goods and Services by Region and Selected Market Places - Group B Market Places (Cont'd)

April 2005
Miazia 1997

ITEM	UNIT	R E G I O N A N D M A R K E T P L A C E S									
		S N N P									
		Welayita sodo	Bodite	Jinka	Dimeka	Masha	Tepi	Boniga	Chana	Arbam- minch	Sawla
		P R I C E I N B I R R									
Mule.....	No	-	-	-	-	-	-	-	1060.00	-	-
FARM EQUIPMENT (INDUSTRIAL PRODUCT)											
Sickel.....	No	5.00	-	8.67	-	-	10.00	10.67	7.00	7.67	7.67
Pick Axe ('Doma').....	No	19.00	-	24.67	25.00	-	15.00	32.50	20.00	23.67	25.00
'Gejera'.....	No	25.00	-	25.00	-	22.00	21.67	28.00	20.00	19.33	-
FARM EQUIPMENT (HAND MADE)											
'Mofer'.....	No	-	-	-	-	-	-	-	-	-	-
'Kember'.....	No	-	-	-	-	-	-	-	-	-	-
'Digr'.....	No	-	-	-	-	-	-	-	-	-	-
Plough.....	No	-	4.83	11.67	-	9.00	10.00	-	8.00	-	8.67
Sickel.....	No	-	2.33	2.67	-	-	-	-	-	2.00	-
'Wegel'.....	No	-	4.83	5.50	-	5.00	5.00	-	4.00	-	2.50
'Erfe'.....	No	-	-	-	-	-	-	-	-	-	-
MISCELLANEOUS GOODS AND SERVICES											
Coffin (Medium Quality).....	No	-	-	-	-	-	2.60	160.00	-	110.00	-
Charge for Money order.....	Once	-	-	-	-	-	-	1.00	-	-	1.00
Charge for Visa (for person).....	No	-	-	-	-	-	-	-	-	-	-

Group 9

Market Places

(Shewa Bench, MizanTeferi, Deri, Amaro Kelle, Soyama, Karat, Gidole, Waka, Beste Chere, Lasoka, and Amaya.)

Table 9 : Average Retail Price of Goods and Services by Region and Selected Market Places - Group 9 Market Places (Cont'd)

April
Miazia 2005
1997

ITEM	UNIT	R E G I O N A N D M A R K E T P L A C E S											SNNPR AVERAGE
		S N N P											
		Shewa- Bench	Mizan- Teferi	Deri	Amaro Kele	Soyama	Karat	Gidole	Waka	Beste- chere	Lasoka	Amaya	
P R I C E I N B I R R													
CEREALS UNMILLED													
'Teff' White	Kg	2.20	-	1.69	2.49	2.42	2.07	2.36	2.08	2.14	2.10	1.97	2.51
'Teff' Mixed	Kg	1.99	2.59	1.68	2.15	2.28	1.95	2.30	2.01	1.96	2.05	1.95	2.30
'Teff' Black (Red)	Kg	1.60	1.93	1.51	1.97	2.13	1.71	2.34	2.00	-	1.68	1.98	2.02
Wheat White	Kg	1.83	2.50	1.35	1.70	1.71	1.48	-	-	-	1.73	1.31	1.85
Wheat Mixed	Kg	1.38	2.23	1.40	-	-	-	-	1.37	1.84	-	-	1.67
Wheat Black	Kg	1.83	1.97	1.34	1.99	1.45	1.47	-	1.31	-	1.69	1.29	1.69
Barley White	Kg	1.05	2.50	-	-	1.34	1.46	2.04	1.77	1.71	1.21	1.20	1.72
Barley Mixed	Kg	1.14	2.17	1.79	1.75	-	-	2.00	1.37	1.66	-	-	1.70
Barley Black	Kg	-	1.75	1.79	1.79	-	1.47	1.76	1.37	1.81	1.16	-	1.75
Barley for Beer	Kg	-	-	-	-	-	-	-	-	-	-	-	1.78
Maize	Kg	1.07	1.23	1.30	1.67	-	1.49	1.31	1.17	1.21	1.02	1.04	1.34
Durrah	Kg	-	.90	-	-	1.29	1.46	-	-	-	-	-	1.24
Sorghum Yellow	Kg	-	-	-	-	-	1.64	1.44	-	-	-	-	1.63
Sorghum White	Kg	-	1.30	-	-	1.46	1.59	1.47	1.07	1.55	-	-	1.36
Sorghum Red	Kg	1.68	1.20	.89	1.79	1.22	1.14	2.03	1.02	1.02	.93	.74	1.26
African Millet	Kg	-	1.43	-	-	-	1.74	-	-	-	-	-	1.79
Rice	Kg	5.83	5.83	-	5.00	-	5.50	-	-	6.00	-	-	5.24
Oats	Kg	-	-	1.79	-	-	-	-	-	4.00	-	-	2.88
Hulled Barley	Kg	-	-	-	-	-	1.99	3.11	-	-	-	1.21	1.86
CEREALS MILLED													
'Teff' White	Kg	-	-	-	-	-	-	-	-	-	-	-	2.77
'Teff' Mixed	Kg	-	-	-	-	-	-	-	-	-	-	-	2.70
'Teff' Black (Red)	Kg	-	-	-	-	-	-	-	-	-	-	-	2.28
Wheat White	Kg	-	-	-	-	-	-	-	-	-	-	-	-
Wheat Mixed	Kg	-	-	-	-	-	-	-	-	-	-	-	3.34
Barley White	Kg	-	-	-	-	-	-	-	-	-	-	-	-

Table 9 : Average Retail Price of Goods and Services by Region and Selected Market Places - Group 9 Market Places (Cont'd)

 April 2005
 Miazia 1997

ITEM	UNIT	R E G I O N A N D M A R K E T P L A C E S										SNNPR AVERAGE	
		S N N P											
		Shewa- Bench	Mizan- Teferi	Deri	Amaro Kele	Soyama	Karat	Gidole	Waka	Beste- chere	Lasoka		Amaya
P R I C E I N B I R R													
Barley Mixed.....	Kg	-	-	-	-	-	-	-	-	-	-	-	2.73
Maize.....	Kg	-	-	1.53	-	-	-	-	-	-	-	-	1.87
Oats.....	Kg	-	5.00	-	-	-	5.00	-	-	5.00	-	-	4.69
Sorghum.....	Kg	-	-	-	-	-	-	-	-	-	-	-	-
Durrah.....	Kg	-	-	-	-	-	-	-	-	-	-	-	-
'Furno Duket' Locally Processed..	Kg	3.67	3.67	3.42	3.00	3.50	3.50	4.00	3.17	-	4.00	3.83	3.41
PULSES UNMILLED													
Horse Beans.....	Kg	1.60	2.17	2.16	2.27	1.78	2.33	2.13	1.33	1.83	1.92	1.93	2.09
Peas White.....	Kg	1.97	2.50	-	-	-	-	2.17	1.54	-	2.28	-	2.39
Peas Black.....	Kg	-	2.25	-	-	2.28	-	-	-	-	-	-	2.64
Peas Mixed.....	Kg	2.11	2.25	2.02	2.38	-	2.67	-	1.28	2.07	-	2.35	2.36
Soya Beans.....	Kg	-	-	-	-	-	-	-	-	-	-	-	6.50
Chick Peas.....	Kg	4.00	2.92	2.50	2.49	1.74	1.96	1.61	2.50	-	3.00	4.00	2.56
Lentils.....	Kg	7.50	4.67	3.10	3.75	1.42	3.16	3.57	4.17	-	4.67	6.25	4.26
Haricot Beans.....	Kg	-	1.68	-	1.27	1.31	1.30	-	-	-	-	-	1.51
Lima Beans.....	Kg	.88	1.81	-	1.27	1.59	1.60	1.77	-	1.23	.93	1.18	1.50
Vetch.....	Kg	-	2.30	-	-	-	-	-	-	-	-	-	1.90
Fenugreek.....	Kg	4.00	3.67	5.37	5.00	2.73	4.50	-	5.69	6.00	3.83	4.00	4.29
PULSES MILLED OR SPLIT													
Horse Beans Milled.....	Kg	-	4.00	-	5.00	-	-	-	3.82	3.92	-	3.96	4.10
Peas Milled.....	Kg	5.00	5.00	4.00	-	5.00	5.00	4.25	5.29	-	7.00	-	4.95
Chick Peas Milled.....	Kg	-	-	-	-	-	-	-	-	-	-	-	-
Mixed Pulses Milled.....	Kg	4.00	3.50	4.00	5.00	-	-	-	-	-	-	-	4.36
Vetch Milled.....	Kg	-	-	-	-	-	-	-	-	-	-	-	3.64
Peas Split.....	Kg	4.67	4.50	-	4.00	5.00	5.00	4.50	4.00	-	5.00	-	4.71
Peas Split(Roasted).....	Kg	-	-	-	-	-	-	-	-	-	-	-	4.49

Table 9 : Average Retail Price of Goods and Services by Region and Selected Market Places - Group 9 Market Places (Cont'd)

April 2005
Miazia 1997

ITEM	UNIT	R E G I O N A N D M A R K E T P L A C E S											SNNPR AVERAGE
		S N N P											
		Shewa- Bench	Mizan- Teferi	Deri	Amaro Kele	Soyama	Karat	Gidole	Waka	Beste- chere	Lasoka	Amaya	
P R I C E I N B I R R													
Horse Beans Split(Roasted).....	Kg	-	-	-	-	-	-	-	-	-	-	-	3.84
Lentils Split.....	Kg	6.00	6.17	5.83	5.83	5.50	6.50	6.00	5.83	6.00	6.00	6.00	5.95
Vetch Split(Roasted).....	Kg	-	-	-	-	-	-	-	-	-	-	-	3.47
Chick Peas Split(Roasted).....	Kg	-	-	-	-	-	-	-	-	-	-	-	-
Fenugreek Milled.....	Kg	7.00	9.67	8.67	10.00	12.00	8.00	8.00	8.00	10.00	10.00	8.00	8.76
OIL SEEDS													
Niger Seed.....	Kg	-	5.00	-	-	-	-	-	-	-	-	-	5.07
Linseed White.....	Kg	-	-	-	-	-	-	4.06	-	-	-	-	4.43
Linseed Black.....	Kg	-	4.00	3.97	2.97	5.88	3.85	4.17	3.61	8.01	3.58	8.71	4.42
Sesame Seed.....	Kg	-	5.50	-	3.46	-	4.06	3.64	-	-	2.08	-	5.23
Sunflower.....	Kg	-	4.00	-	3.00	-	2.53	1.23	-	-	1.37	-	3.29
Castor Beans.....	Kg	-	-	-	-	1.33	-	-	-	-	-	-	2.92
Rape Seed.....	Kg	-	3.83	1.81	3.67	1.19	6.02	4.76	3.17	5.86	-	4.00	3.50
Ground Nut Shelled.....	Kg	-	4.00	-	-	-	6.00	-	-	4.45	-	-	5.27
PREPARED CEREAL PRODUCTS													
Spaghetti (Local) Without Egg....	Kg	5.00	5.17	7.33	7.83	8.00	8.00	5.00	8.00	8.17	8.00	8.00	6.73
Pastini.....	Kg	-	9.33	-	-	-	10.00	-	-	-	-	-	9.13
Macaroni (Local) Without Egg....	Kg	5.83	5.67	5.17	5.00	5.50	5.33	5.00	5.83	6.00	6.00	6.00	5.42
'Fafa' Flour.....	kg	-	14.00	-	-	-	10.00	-	-	-	-	-	9.85
'Dube' Flour.....	kg	-	6.00	-	-	-	-	-	-	-	-	-	5.45
BREAD AND OTHER PREPARED FOODS													
'Enjera' ('Teff' Mixed).....	325gm	-	.57	.28	.63	.69	.66	.60	.45	.51	.45	.34	.61
'Dabo' (Traditional Ambasha)..	350gm	-	.70	-	.55	.30	.60	.40	.31	-	-	-	.57
'Dabo' (Traditional Sheleto)..	350gm	-	.42	.48	-	.25	.35	-	-	-	-	-	.68

Table 9 : Average Retail Price of Goods and Services by Region and Selected Market Places - Group 9 Market Places (Cont'd)

April 2005
Miazia 1997

ITEM	UNIT	R E G I O N A N D M A R K E T P L A C E S											SNNPR AVERAGE
		S N N P											
		Shewa- Bench	Mizan- Teferi	Deri	Amaro Kele	Soyama	Karat	Gidole	Waka	Beste- chere	Lasoka	Amaya	
P R I C E I N B I R R													
Bread Wheat (Bakery).....	350gm	1.23	1.18	1.09	1.03	1.14	1.07	1.14	-	1.06	1.07	1.02	1.06
Biscuits	150gm	2.73	2.73	1.88	2.73	2.73	2.73	2.96	2.23	2.23	3.36	3.36	2.53
MEAT													
Beef	Kg	14.00	18.00	-	10.02	-	7.29	-	-	-	11.90	-	16.13
Camel Meat	Kg	-	-	-	-	-	-	-	-	-	-	-	-
FISH AND FISH PRODUCTS													
Fish Fresh.....	Kg	-	-	-	-	-	-	-	-	-	-	-	7.84
Sardines (Imported).....	125gm	1.50	6.00	-	-	-	5.67	-	-	-	-	-	6.05
DIARY PRODUCTS AND EGG													
Cow Milk (Unpasteurized).....	Lt	-	2.00	-	2.76	2.74	3.03	3.03	-	-	3.03	-	2.68
Cow Milk (pasteurized).....	Lt	-	-	-	-	-	-	-	-	-	-	-	-
Camel Milk.....	Lt	-	-	-	-	-	-	-	-	-	-	-	-
Goat Milk.....	Lt	-	-	-	-	-	-	-	-	-	-	-	-
Powdered Milk (Edget).....	450gm	-	-	-	-	-	-	-	-	-	-	-	2.94
Yoghurt (Traditional).....	Lt	2.50	3.33	-	9.26	-	-	-	-	-	3.37	-	26.85
Cheese Cottage.....	Kg	-	4.75	3.30	-	-	-	-	3.14	3.02	4.20	4.12	4.08
Egg (Traditional).....	Dozen	3.81	4.53	3.81	3.43	3.43	3.00	4.00	3.00	2.78	2.40	3.29	3.69
OILS AND FATS													
Butter Unrefined.....	Kg	32.38	31.67	44.58	32.39	30.01	35.33	-	29.00	28.67	25.29	27.46	30.85
Cooking Oil (Imported).....	Lt	13.67	14.65	14.00	11.33	14.00	11.00	13.50	13.00	14.00	14.33	14.00	13.25
Cooking Oil (Local).....	Lt	12.50	11.00	12.33	13.00	-	-	-	11.30	12.83	-	13.48	11.47

Table 9 : Average Retail Price of Goods and Services by Region and Selected Market Places - Group 9 Market Places (Cont'd)

April 2005
Miazia 1997

REGION AND MARKET PLACES													
ITEM	UNIT	S N N P										SNPR AVERAGE	
		Shewa-Bench	Mizan-Teferi	Deri	Amaro Kele	Soyama	Karat	Gidole	Waka	Bestechere	Lasoka		Amaya
PRICE IN BIRR													
VEGETABLES AND FRUITS													
VEGETABLES (FRESH)													
Ethiopian Kale.....	Kg	.21	.27	.41	.46	.70	.84	.25	.17	.84	.20	.30	.58
Cabbage.....	Kg	-	1.21	-	-	-	1.10	.60	-	-	-	-	1.26
Lettuce.....	Kg	-	-	-	-	-	-	-	-	-	-	-	-
Spinach.....	Kg	-	-	-	-	-	.82	-	-	-	-	-	1.02
Carrot.....	Kg	-	1.75	-	-	-	-	.67	-	-	-	-	1.79
Tomatoes.....	Kg	2.24	3.62	.99	1.10	1.06	.99	1.84	1.57	1.50	1.49	-	2.01
Onions.....	Kg	2.17	2.71	3.76	2.15	1.47	2.31	2.44	3.26	3.80	2.39	2.78	2.59
Garlics.....	Kg	5.52	5.33	10.07	4.63	2.66	6.53	-	4.43	6.13	6.87	-	5.44
Leaks.....	Kg	-	2.48	-	-	-	2.00	-	-	-	-	-	2.46
Pepper Green.....	Kg	2.05	3.89	3.89	1.15	.81	8.58	1.45	1.64	6.34	6.11	1.23	3.69
Pumpkin.....	Kg	.42	.75	-	.49	.42	-	-	.65	-	-	.26	.63
Green Peas.....	Kg	-	-	-	-	-	-	-	-	-	-	-	2.83
Beet Root.....	Kg	1.15	1.07	1.58	-	-	1.28	.51	-	-	-	-	1.17
Cauliflower.....	Kg	-	-	-	-	-	-	-	-	-	-	-	-
FRUITS FRESH													
Banana.....	Kg	.74	.61	1.03	.76	1.03	1.10	1.70	.48	.74	.29	.83	1.17
Orange.....	Kg	-	.92	.49	.93	.79	.97	-	.56	-	-	1.03	1.84
Lemon.....	Kg	2.88	3.68	-	.56	.94	.62	.70	-	.72	.70	.49	1.85
Tangerine.....	Kg	-	-	-	-	-	-	-	-	-	-	-	-
Papaya.....	Kg	.39	.31	-	.82	-	1.32	-	-	.21	-	.25	.83
Grapes.....	Kg	-	-	-	-	-	-	-	-	-	-	-	-
Avocado.....	Kg	-	1.64	-	1.21	2.01	2.54	.67	1.70	-	2.16	1.49	1.87
Mango.....	Kg	1.09	.54	1.49	2.49	-	1.23	1.39	1.65	-	.59	1.21	1.65
Cactus.....	Kg	-	-	-	-	-	-	-	-	-	-	-	-

Table 9 : Average Retail Price of Goods and Services by Region and Selected Market Places - Group 9 Market Places (Cont'd)

 April 2005
 Mizia 1997

ITEM	UNIT	R E G I O N A N D M A R K E T P L A C E S										SNNPR AVERAGE	
		S N N P											
		Shewa- Bench	Mizan- Teferi	Deri	Amaro Kele	Soyama	Karat	Gidole	Waka	Beste- chere	Lasoka		Amaya
P R I C E I N B I R R													
SPICES													
Pepper Whole.....	Kg	-	7.00	-	-	-	-	-	4.03	-	-	9.14	8.96
Black Pepper(Local).....	Kg	-	20.00	-	-	-	-	-	-	-	-	20.00	15.26
Long Pepper(Local).....	Kg	-	12.50	-	-	11.11	-	-	-	-	25.00	-	8.70
White Cumin(Bishop's Weed)Local..	Kg	3.33	6.50	7.71	5.67	7.00	7.25	-	5.67	6.39	4.50	4.00	5.64
Black Cumin(Local).....	Kg	8.00	8.33	10.07	6.33	10.00	7.75	-	6.00	6.55	6.83	8.00	8.20
Ginger Dry(Local).....	Kg	-	-	-	-	-	-	-	-	-	-	-	6.83
Ginger Wet(Local).....	Kg	2.44	1.98	4.55	3.58	2.21	3.80	-	1.78	.93	.54	1.18	2.54
Cloves(Imported).....	Kg	-	51.67	50.00	-	-	-	-	-	-	80.00	-	57.81
Cinnamon(Imported).....	Kg	-	22.67	-	-	-	-	-	20.00	-	-	-	23.45
Cardamon(Local).....	Kg	-	6.67	-	21.67	-	11.00	-	8.00	7.74	4.92	8.58	10.41
Tumeric Flour(Local).....	Kg	4.00	3.17	2.83	3.67	5.00	4.50	-	3.00	4.85	4.00	4.00	4.17
Chillies Whole.....	Kg	-	10.11	11.31	8.43	-	10.00	11.11	6.50	11.00	14.36	4.01	9.46
Basil Dry.....	Kg	-	7.50	-	-	-	3.33	-	-	-	-	-	6.62
POTATOES, OTHER TUBERS AND STEMS													
Potato.....	Kg	2.51	1.83	-	2.17	1.26	1.46	1.53	-	1.50	1.10	.99	1.36
Sweet Potato.....	Kg	.99	.80	.46	-	.86	.50	.48	-	.44	.20	.33	.70
'Kocho' (Unprocessed).....	Kg	.28	1.30	.30	7.42	.97	-	.51	.41	.50	.27	.25	1.10
'Bula'.....	Kg	-	3.95	-	1.82	1.43	-	.89	-	-	-	-	2.22
COFFEE, TEA, CHAT AND BUCK-THORN LEAVES													
Tea Leaves(Local).....	100gm	2.00	2.00	2.00	2.00	2.00	2.00	2.00	2.00	2.00	2.00	2.00	2.02
Coffee Whole.....	Kg	-	-	7.85	5.72	6.83	4.55	5.31	-	-	5.83	-	5.91
Coffee Beans.....	Kg	11.65	12.00	15.00	15.04	16.00	12.65	11.89	13.23	12.78	13.67	12.28	13.99
Coffee Leaves.....	Kg	.85	-	-	-	-	.91	1.79	-	-	-	-	1.08
Buck Thorn Leaves.....	Kg	3.00	2.61	-	2.37	5.56	1.49	-	-	-	-	-	3.10

Table 9 : Average Retail Price of Goods and Services by Region and Selected Market Places - Group 9 Market Places (Cont'd)

April
Miazia 2005
1997

ITEM	UNIT	R E G I O N A N D M A R K E T P L A C E S											SNNPR AVERAGE
		S N N P											
		Shewa- Bench	Mizan- Teferi	Deri	Amaro Kele	Soyama	Karat	Gidole	Waka	Beste- chere	Lasoka	Amaya	
P R I C E I N B I R R													
'Chat'.....	Kg	1.49	3.18	2.03	.67	4.48	2.07	2.17	5.86	7.38	3.11	5.89	5.19
Malt-Barley.....	Kg	3.55	3.91	4.57	-	1.91	-	-	-	1.29	-	-	2.87
Malt-wheat.....	Kg	-	4.77	-	-	-	-	-	-	-	-	-	2.68
OTHER FOOD ITEMS													
Salt.....	Kg	2.00	1.67	1.33	1.83	2.00	2.00	2.00	1.50	1.48	2.00	2.00	1.58
Sugar.....	Kg	6.33	6.17	6.00	5.83	6.50	6.33	5.92	6.00	6.00	6.50	6.17	5.99
Honey.....	Kg	6.21	10.67	-	-	11.76	15.00	-	10.00	7.74	-	8.00	12.42
Canned Tomato (Local).....	410gm	6.50	6.00	-	-	-	7.00	-	-	-	-	-	6.69
FOOD TAKEN AWAY FROM HOME													
Cup of Tea.....	No	.50	.50	.25	.30	.28	.50	.40	.47	.33	.27	.30	.42
Cup of Coffee.....	No	.50	.75	-	.50	.53	.80	.70	.50	.55	.63	.50	.74
Cup of Milk.....	No	.60	1.00	-	-	-	1.00	1.00	-	-	-	-	.95
'Key Wot Yebere'.....	One Meal	-	-	-	-	-	-	-	-	-	-	-	4.96
'Key Wot Yebeg/Yefyel'.....	One Meal	-	5.00	-	-	-	-	-	-	-	-	-	5.12
COST OF MILLING													
Cereals.....	100Kg	20.00	15.00	15.00	20.00	26.04	16.67	10.00	15.00	20.00	25.00	20.00	16.87
Pulses.....	100Kg	20.00	40.00	15.00	20.00	25.77	10.00	10.00	-	20.00	20.00	20.00	18.07
Pepper Whole.....	100Kg	-	100.00	-	-	-	-	-	-	-	-	-	95.98
BEVERAGES - NON ALCOHOLIC													
Ambo Mineral Water.....	500cc	2.50	2.50	-	2.00	2.00	2.50	2.00	2.00	2.00	2.50	2.17	2.16
Bure Mineral Water.....	500cc	-	-	-	-	4.17	-	-	-	-	-	-	2.72
Coca Cola/Fanta.....	300cc	2.50	2.33	1.92	2.50	2.50	2.00	2.25	2.33	2.13	-	2.17	2.18

Table 9 : Average Retail Price of Goods and Services by Region and Selected Market Places - Group 9 Market Places (Cont'd)

April 2005
Miazia 1997

ITEM	UNIT	R E G I O N A N D M A R K E T P L A C E S											SNNPR AVERAGE
		S N N P											
		Shewa- Bench	Mizan- Teferi	Deri	Amaro Kele	Soyama	Karat	Gidole	Waka	Beste- chere	Lasoka	Amaya	
P R I C E I N B I R R													
Pepsi Cola/Mirinda.....	300cc	2.50	2.33	1.92	2.50	2.50	2.00	2.25	2.33	2.17	2.50	2.00	2.19
BEVERAGES - ALCOHOLIC													
Araki (Local).....	900cc	24.33	25.00	-	25.33	29.33	25.95	28.31	-	20.73	31.86	25.28	25.11
Cognac (Local).....	900cc	-	-	-	-	-	-	-	-	-	-	-	22.67
Brandy (Local).....	900cc	-	-	-	-	-	-	-	-	-	-	-	22.43
Gin (Local).....	900cc	24.33	25.00	-	25.33	-	25.95	28.31	20.33	-	31.86	25.28	24.90
Saris Wine (Normal).....	750cc	14.00	7.50	-	6.67	-	-	7.50	-	-	-	14.00	8.90
'Katikalla'.....	Lt	3.33	3.33	6.06	2.78	3.03	4.98	5.95	7.59	6.67	6.67	6.93	6.16
Beer (Bedele).....	330cc	3.00	3.00	3.00	3.50	3.50	3.50	3.50	3.00	3.50	-	3.17	3.20
Beer (Harar).....	330cc	-	3.38	-	3.50	3.50	3.50	3.50	3.00	3.50	3.50	-	3.30
Beer (Meta Abo).....	330cc	-	3.50	-	3.50	-	-	-	-	-	-	-	3.23
'Tella'.....	Lt	.83	1.11	.60	1.19	.59	.82	.83	.61	-	.84	.79	.80
'Tej' (Mead).....	Lt	2.22	2.22	2.00	1.33	1.92	2.22	2.80	1.11	1.69	3.33	2.25	2.10
CIGARETTES AND TOBACCO													
CIGARETTES													
Nyala.....	Packet	4.00	4.00	3.33	4.00	4.00	3.33	4.00	4.00	4.00	4.00	4.00	3.88
Gissila.....	Packet	2.00	-	1.08	-	-	-	-	1.33	1.33	2.00	2.00	1.61
Rothmans.....	Packet	10.00	8.00	10.00	9.33	10.00	-	-	10.00	10.00	10.00	-	9.40
TOBACCO													
'Gaya'.....	Kg	3.52	8.89	9.14	-	12.50	-	3.16	5.56	6.13	1.62	12.26	7.36
CLOTHING AND FOOT WEAR													

Table 9 : Average Retail Price of Goods and Services by Region and Selected Market Places - Group 9 Market Places (Cont'd)

April 2005
Miazia 1997

ITEM	UNIT	R E G I O N A N D M A R K E T P L A C E S										SNMRA AVERAGE	
		S N N P											
		Shewa-Bench	Mizan-Teferi	Deri	Amaro Kele	Soyama	Karat	Gidole	Waka	Besterchere	Lasoka		Amaya
P R I C E I N B I R R													
CLOTHING													
Abujedid(Akaki/Bahir Dar)91cm.	Meter	-	5.00	-	-	-	4.00	-	-	-	-	4.33	
Abujedid(Komb./Arba Min.)150cm	Meter	-	7.00	6.00	6.00	-	-	7.00	6.50	-	7.00	6.77	
Khaki(S-10,000 Twil)110cm.....	Meter	-	16.00	-	-	-	-	-	-	-	-	14.25	
Khaki(Akaki)91cm.....	Meter	-	-	-	-	-	-	-	-	-	-	8.00	
Wool-England 100%.....	Meter	-	-	-	-	-	-	-	-	-	-	1400.00	
Tetron(Arba Minch).....	Meter	-	-	-	-	-	-	-	-	-	-	19.97	
Poplin(Dire Dawa)105cm.....	Meter	-	5.00	-	-	-	-	-	-	-	-	6.12	
Poplin(Komb./Arba Minch)150cm.	Meter	12.00	12.67	-	13.00	-	12.00	-	6.17	11.00	-	11.15	
Nylon(Mojo).....	Meter	10.00	11.00	6.50	-	-	12.00	-	-	10.25	6.33	9.10	
Polyster(Arba Minch/Awasa).....	Meter	-	-	-	-	-	15.00	-	-	-	-	16.09	
Jersi.....	Meter	-	-	13.00	-	-	-	-	20.00	-	-	15.19	
Cotton.....	Kg	-	-	-	-	-	1.54	2.29	-	-	4.02	4.65	
Hisufi.....	Meter	-	-	-	-	-	18.00	28.00	-	-	-	22.75	
Kefay.....	Meter	-	-	-	-	-	-	20.00	19.67	-	-	19.90	
COST OF TAILORING													
Woolen Suit (Men).....	No	-	-	-	-	-	-	-	-	-	-	254.67	
Khaki Suit (Men).....	No	-	-	32.50	-	-	31.67	40.00	-	-	50.00	46.07	
Khaki Suit (Boys).....	No	-	-	27.50	-	-	18.33	20.00	-	-	20.00	26.69	
Tateron Suit (Men).....	No	-	60.00	32.50	-	-	31.67	40.00	-	-	-	50.22	
Tateron Suit (Boys).....	No	-	40.00	27.50	-	-	18.33	20.00	-	-	-	27.63	
READY-MADE / FOR ADULTS													
'Netela'.....	No	-	-	21.00	23.00	-	19.33	13.33	21.33	-	14.33	10.00	24.29
'Gabi'.....	No	-	71.67	42.00	49.33	-	40.00	48.67	44.33	-	41.67	-	62.27

Table 9 : Average Retail Price of Goods and Services by Region and Selected Market Places - Group 9 Market Places (Cont'd)

April 2005
Miazia 1997

ITEM	UNIT	R E G I O N A N D M A R K E T P L A C E S											SNNPR AVERAGE	
		S N N P												
		Shewa- Bench	Mizan- Teferi	Deri	Amaro Kele	Soyama	Karat	Gidole	Waka	Beste- chere	Lasoka	Amaya		
P R I C E I N B I R R														
Shirts Long Sleeved (Local)..... No	-	-	-	-	-	-	-	-	-	-	-	-	-	33.25
Shirts Short Sleeved (Local)..... No	-	-	-	-	-	-	-	-	-	-	-	-	-	30.14
Shirts Long Sleeved (Imported)... No	48.33	43.33	-	46.67	40.00	43.33	50.00	38.33	46.00	45.00	43.50	43.50	46.32	46.32
Shirts Short Sleeved (Imported).. No	46.67	46.67	-	40.00	-	41.67	37.50	47.33	38.50	51.67	42.50	42.50	46.33	46.33
Socks (Cotton) Imported..... Pair	5.50	9.00	-	5.67	-	5.50	-	5.33	3.83	5.33	4.00	4.00	5.91	5.91
Sweater (Local) Men..... No	-	-	-	-	-	-	-	44.00	-	-	-	-	45.47	45.47
Sweater (Local) Women..... No	-	-	-	-	-	-	-	35.00	-	-	-	-	31.29	31.29
Shash (Imported)..... No	22.50	13.67	7.17	7.33	14.00	7.33	9.00	12.33	9.67	13.33	7.67	7.67	10.56	10.56
Singlets (Local) White..... No	-	10.00	10.00	-	-	-	-	20.33	-	16.67	14.50	14.50	11.57	11.57
Jeans Trouser..... No	88.33	73.33	85.00	76.67	80.00	85.00	70.00	78.33	78.33	93.33	87.50	87.50	81.76	81.76
Woolen Suit..... No	-	250.00	-	-	-	-	-	-	-	-	-	-	228.00	228.00
'Kemisna Netela'..... No	100.00	105.00	-	75.00	-	-	-	-	94.00	58.33	60.00	60.00	110.80	110.80
Sweater-Men (Imported)..... No	-	95.00	-	-	-	100.00	-	74.33	-	-	95.00	95.00	90.67	90.67
Sweater-Women (Imported)..... No	70.00	55.00	-	-	-	60.00	30.00	58.00	-	-	-	-	61.56	61.56
Nylon Dress..... No	26.67	-	-	-	-	-	-	48.00	-	-	-	-	37.33	37.33
Tetron Trouser..... No	-	-	-	-	-	-	-	-	-	-	-	-	-	-
Leather Jacket..... No	-	-	-	-	-	-	-	-	-	-	-	-	483.33	483.33
Under Wear China..... No	12.33	12.67	10.67	12.00	-	12.00	14.00	14.33	11.33	12.33	12.00	12.00	12.31	12.31
Deriya No	-	11.11	11.11	15.00	12.83	8.22	-	-	-	10.00	-	-	10.48	10.48
Polyester Suit..... No	-	-	-	-	-	-	-	-	-	-	-	-	25.00	25.00
Khaki Short No	-	-	-	-	-	-	-	-	-	-	-	-	12.75	12.75
T-Shirts No	31.67	33.33	17.00	27.67	25.00	31.67	24.50	26.67	25.67	32.67	27.50	27.50	30.42	30.42
Jogging Suit(sport tuta) No	88.33	-	75.00	66.67	-	67.50	67.50	76.00	-	76.67	62.50	62.50	79.25	79.25
Khaki Jacket No	-	-	-	-	90.00	110.00	-	91.67	-	-	-	-	100.00	100.00
Geldem No	-	19.33	16.00	-	-	-	14.00	-	-	-	-	-	19.53	19.53

Table 9 : Average Retail Price of Goods and Services by Region and Selected Market Places - Group 9 Market Places (Cont'd)

April 2005
Miazia 1997

ITEM	UNIT	R E G I O N A N D M A R K E T P L A C E S										SNNPR AVERAGE
		S N N P										
		Shewa-Bench	Mizan-Teferi	Deri	Amaro Kele	Soyama	Karat	Gidole	Waka	Bestechere	Lasoka	
P R I C E I N B I R R												
READY-MADE / FOR CHILDREN												
Sweater (Local) for Boys..... No	-	20.00	-	-	-	10.00	-	15.00	-	-	13.00	14.33
Socks (Imported) Cotton..... Pair	3.00	3.67	-	3.00	-	3.00	-	2.83	2.50	3.00	2.50	3.16
Jeans Trouser..... No	-	-	-	-	-	58.33	-	46.33	-	-	-	50.83
Shirt Long Sleeved(Imported)Boys. No	20.00	20.67	-	-	-	20.00	-	-	-	-	-	22.79
Sweater (England) for Girls..... No	-	32.50	-	-	-	-	-	-	-	-	-	28.50
Short for Boys..... No	-	-	-	-	-	-	-	-	-	-	-	7.20
Kemise(for childrenen) No	56.67	45.00	-	40.00	-	39.33	-	-	-	42.50	35.00	47.66
FOOTWEAR (MEN AND WOMEN)												
Anbessa Leather Shoes Men(Local)Pair	96.67	93.33	75.00	91.67	100.00	70.00	105.00	95.00	49.33	105.00	60.00	96.23
Leather Shoes Men (Croft)..... Pair	-	75.00	-	81.67	-	-	-	143.00	126.67	-	110.00	116.21
Walking Shoes(imp.) Non-Leather Pair	-	25.00	-	95.00	85.00	65.00	80.00	101.67	-	140.00	-	79.73
Canvas Shoes (Local) Men..... Pair	-	20.00	-	25.00	-	-	-	35.67	-	29.33	-	26.54
Canvas Shoes (China) Men..... Pair	-	35.00	-	-	-	23.67	-	-	-	24.33	26.00	27.64
Plastic Shoes (Local) Women.... Pair	6.67	7.00	6.00	6.83	-	6.83	7.67	6.17	7.83	7.33	7.33	7.71
Slippers Sponge Adult (China).. Pair	-	-	-	7.00	-	6.33	-	-	-	7.00	-	6.58
Boots for Men Plastic (Local).. Pair	41.67	45.00	-	-	-	-	35.00	-	-	46.67	40.00	41.26
Sandel Plastic Shoes (Imp.).... Pair	-	-	-	-	-	-	-	-	-	-	-	11.79
Cost of Mending Shoes sole(Men).Pair	-	25.00	20.00	-	-	25.00	18.00	-	-	-	-	20.49

Table 9 : Average Retail Price of Goods and Services by Region and Selected Market Places - Group 9 Market Places (Cont'd)

April 2005
Miazia 1997

ITEM	UNIT	R E G I O N A N D M A R K E T P L A C E S										SNNPR AVERAGE
		S N N P										
		Shewa- Bench	Mizan- Teferi	Deri	Amaro Kele	Soyama	Karate	Gidola	Waka	Besite- chere	Lasoka	

CONSTRUCTION MATERIALS, WATER, AND
FUEL AND POWER

P R I C E I N B I R R

CONSTRUCTION MATERIALS

Cement/Bag/(Local).....	50Kg	-	82.50	-	62.50	-	-	-	-	-	-	-	-	63.76
Lime.....	Kg	-	1.36	-	-	-	-	-	-	-	-	-	-	1.12
Nail (7cm - 12cm).....	Kg	12.00	11.00	10.67	11.33	11.00	10.33	10.00	10.00	10.00	10.00	10.00	10.00	10.43
Nail With Cape.....	Kg	18.00	16.67	13.00	20.00	15.00	14.67	14.00	-	-	19.67	18.00	-	15.22
Corrugated Iron Sheet (.2mm).....	No	-	-	-	-	-	-	-	33.25	-	35.75	-	-	40.18
Wood for House Construction('Atana')..	No	-	2.17	-	-	-	-	-	-	-	-	-	-	3.92
Wall Paints-Super (Fluid) Normal.....	4Kg	-	55.33	-	-	-	-	-	-	-	-	-	-	58.87
Wall Paints-Super (Fluid) Plastic....	4Kg	-	90.00	-	60.00	-	56.00	-	-	-	-	-	-	83.93
Coarse Aggregate Gravel.....	Meter Cube	-	-	-	-	-	-	-	-	-	-	-	-	75.52
Hollow Concrete Block(20x20x40 cm Cube)No	-	-	7.90	-	-	-	-	-	-	-	-	-	-	3.53
Bricks (25cm x 12cm x 6cm).....	No	-	-	-	-	-	-	-	-	-	-	-	-	2.01
Floor Board 4m Length.....	No	-	-	-	-	26.33	-	-	-	-	-	-	-	19.02
Iron Pipe 6mt. (1/2 inch Wide) Local..	No	-	95.00	-	70.00	-	-	-	-	-	-	-	-	71.68
Chipwood (125cm x 250cm x 8mm).....	No	-	85.00	-	-	-	-	-	-	-	-	-	-	85.00
Sand.....	Meter Cube	-	50.00	-	-	-	-	-	-	-	-	-	-	39.10
Gutter N ^o 32.....	Meter	-	35.00	-	-	-	-	-	-	-	-	-	-	25.02
Window Glass (50cm x 50cm x 3mm).....	No	-	15.00	-	-	-	-	-	-	-	-	-	-	24.83
Water Tanker (1meter cube).....	No	-	1550.00	-	-	-	-	-	-	-	-	-	-	931.67
Stone for House Construction..	Meter Cube	-	25.75	-	-	-	-	-	-	-	10.00	-	-	34.23
Mega Paints.....	4Kg	60.00	55.33	-	108.00	-	56.00	-	-	-	-	-	-	65.61
Tseday Paints.....	4Kg	-	-	-	-	-	-	-	-	-	-	-	-	85.00
"Yewellel Nitaf"(Tile).....	No	-	-	-	-	-	-	-	-	-	-	-	-	1.34

WATER

Water.....	Meter Cube	10.00	8.00	-	-	-	9.50	-	-	5.00	8.00	10.00	-	7.20
------------	------------	-------	------	---	---	---	------	---	---	------	------	-------	---	------

Table 9 : Average Retail Price of Goods and Services by Region and Selected Market Places - Group 9 Market Places (Cont'd)

April 2005
Miazia 1997

ITEM	UNIT	R E G I O N A N D M A R K E T P L A C E S											SNNPR AVERAGE
		S N N P											
		Shewa- Bench	Mizan- Teferi	Deri	Amaro Kele	Soyama	Karate	Gidola	Waka	Besite- chere	Lasoka	Amaya	
P R I C E I N B I R R													
FUEL AND POWER													
Fire Wood.....	Meter Cube	47.37	31.00	-	29.09	-	20.35	84.36	124.41	-	12.84	54.82	49.64
Charcoal.....	Kg	.75	1.47	-	.82	1.13	.75	1.51	.79	.81	1.61	1.06	1.07
Dung Cake.....	Kg	-	-	-	-	-	-	-	-	-	-	-	-
Kerosine.....	Lt	5.56	3.22	3.50	3.60	5.00	3.48	4.55	4.26	4.50	4.25	5.81	3.92
Diesel.....	Lt	5.56	4.53	-	4.90	-	4.79	6.06	-	-	5.33	-	4.87
Electric.....	K.Watt	-	.27	.27	-	-	-	-	-	-	-	-	.28
Matches.....	Box	.25	.23	.20	.20	.25	.20	.20	.20	.20	.20	.20	.21
Candles.....	No	1.00	1.00	.92	1.00	1.00	1.00	1.00	1.00	1.00	1.00	1.00	.96
Buthane Gas (Shell).....	12.5 Kg	-	-	-	-	-	-	-	-	-	-	-	-
Eveready Drycell.....	No	-	1.75	-	-	-	1.75	-	-	-	-	-	1.67
FURNITURE, FURNISHING, HOUSEHOLD EQUIPMENT AND OPERATION													
CHAIRS, TABLES, ETC.													
Table Wanza (Machine made) Varnished..	No	-	120.00	-	-	-	220.00	166.67	246.67	-	300.00	-	189.96
Table Wanza (Hand made) Not Varnished.	No	-	-	-	-	-	170.00	-	-	-	150.00	-	127.75
Chairs Wanza (Machine Made) Varnished.	No	-	43.33	-	-	-	75.00	103.33	38.33	-	40.00	-	47.39
Chairs Wanza (Hand Made) Varnished....	No	-	-	-	50.00	-	55.00	-	-	43.33	30.00	-	33.04
Cupboard Wanza (2 doors) Varnished....	No	-	883.33	-	-	-	1400.00	-	-	-	800.00	-	960.13
Double Bed Wanza (120cm) Varnished....	No	-	433.33	-	-	-	550.00	466.67	303.33	-	400.00	-	433.25
Sofas (Complete).....	No	-	3500.00	-	-	-	-	-	-	-	-	-	3428.57
Book Shelves Wanza (3 Shelves) no Door	No	-	316.67	-	-	-	220.00	300.00	285.00	-	-	-	370.32
Chest of Drawer	No	-	483.33	-	-	-	-	-	-	-	-	-	554.72
FURNISHINGS & REPAIRS													
Bed Sheet (Non-Patterned Bahir Dar)													
1.90m x 2.50m.....	Pair	-	55.00	51.67	40.67	-	-	-	38.67	-	53.00	60.00	48.18

Table 9 : Average Retail Price of Goods and Services by Region and Selected Market Places - Group 9 Market Places (Cont'd)

April 2005
Miazia 1997

ITEM	UNIT	R E G I O N A N D M A R K E T P L A C E S											SNNPR AVERAGE	
		S N N P												
		Shewa- Bench	Mizan- Teferi	Deri	Amaro Kele	Soyama	Karate	Gidola	Waka	Besite- chere	Lasoka	Amaya		
P R I C E I N B I R R														
Bed Sheet(Patterned Kombolcha) 1.90m x 2.50m.....	Pair	-	75.00	-	-	-	-	-	-	-	-	70.00	-	75.22
Bed Cover(Patterned Kombolcha).....	No	-	78.33	-	-	-	-	-	53.33	-	-	-	-	61.85
Blanket Woolen(Debre B.)160cm x 220cm.	No	-	85.00	80.00	80.00	86.33	-	90.00	-	-	-	-	-	86.95
Mattress-Sponge (A.A Foam) 120cm.....	No	-	255.00	-	260.00	-	-	-	275.00	-	-	-	290.00	277.92
Towel-Local (Kombolcha).....	No	-	5.00	-	-	-	17.00	-	-	-	12.33	-	-	11.17
EARTHEN WARE														
Water Pot.....	No	7.33	5.67	2.33	2.83	5.00	7.67	5.00	-	2.43	11.00	-	-	4.78
'Jebena' Medium Size.....	No	2.00	2.00	.95	2.17	2.25	5.00	2.83	3.83	2.17	2.00	3.00	-	2.61
'Mitad' (Griddle of Clay).....	No	7.67	8.67	3.67	7.67	-	23.00	10.33	19.00	12.33	8.33	16.00	-	10.92
Local Stove '(Lakech)'	No	8.00	7.33	9.00	-	-	6.50	-	13.33	-	-	10.00	-	7.14
Cup for Coffee (China).....	No	1.25	1.42	1.00	1.25	1.25	1.42	1.00	1.08	1.32	1.50	1.25	-	1.16
Plate Clay (imported).....	No	-	5.00	4.00	4.83	4.00	4.00	4.50	3.17	4.17	-	-	-	4.06
STRAW, BAMBOO AND OTHERS														
'Sefed'.....	No	7.00	5.33	5.50	-	5.00	7.67	-	-	-	-	-	-	6.95
Sack 100Kg Capacity.....	No	-	-	-	-	-	-	-	-	-	-	-	-	4.81
METAL WARE														
Cooking Pan Medium (Local).....	No	30.00	33.33	35.00	21.33	25.00	32.67	-	16.33	33.00	35.67	31.00	-	29.87
Tray (Nickel) Medium N ^o 45 Local.....	No	-	16.00	-	-	-	-	-	-	18.00	-	-	-	17.11
Electric 'Mitad' Aluminium.....	No	-	550.00	-	-	-	-	-	-	-	-	-	-	458.33
Gas Stove (Kerosine) China.....	No	-	40.00	-	39.33	-	39.33	-	-	-	43.33	-	-	37.88
Refregerator.....	No	-	-	-	-	-	-	-	-	-	-	-	-	3068.71

Table 9 : Average Retail Price of Goods and Services by Region and Selected Market Places - Group 9 Market Places (Cont'd)

April 2005
Miazia 1997

ITEM	UNIT	R E G I O N A N D M A R K E T P L A C E S											SNNPR AVERAGE
		S N N P											
		Shewa- Bench	Mizan- Teferi	Deri	Amaro Kele	Soyama	Karate	Gidola	Waka	Besite- chere	Lasoka	Amaya	
P R I C E I N B I R R													
PLASTIC WARE (LOCAL MADE)													
Jerrycan (20 Litres).....	No	-	22.33	18.00	-	-	18.00	-	16.67	-	-	20.50	19.71
Bucket (20 Litres).....	No	16.00	15.00	16.00	16.33	17.00	14.33	14.00	15.33	15.67	16.00	16.00	15.11
GLASS WARE													
Glass for Tea (Duralax).....	No	-	4.00	-	-	-	4.75	-	1.67	1.92	-	2.00	3.18
OTHER HOUSEHOLD EQUIPMENT													
Kerosine Lamp.....	No	20.00	21.33	14.00	22.00	23.00	14.00	23.67	20.33	21.67	24.00	21.00	20.69
'Kuraz' Small Local Kerosine Lamp.....	No	1.00	1.00	1.00	1.00	-	1.00	1.00	1.00	1.00	1.00	1.00	1.02
Flash Light.....	No	6.33	7.00	6.50	7.00	7.00	6.33	6.00	6.00	6.33	7.00	7.00	6.55
Electric Bulb Philips(40/60 Watt).....	No	3.00	2.33	2.00	2.50	3.00	2.33	2.00	-	-	2.50	3.17	2.33
HOUSEHOLD OPERATION													
Hard Soap (Local).....	200gm	1.82	2.00	1.75	1.60	-	1.25	1.85	2.00	1.67	-	1.82	1.78
Hard Soap (Imported).....	200gm	-	2.40	2.38	1.74	2.40	2.27	2.00	3.00	2.35	2.40	2.08	2.24
Detergent (Omo).....	50gm	1.25	.75	1.67	.63	1.00	1.67	.63	1.00	1.56	1.67	1.50	1.05
Incense.....	Kg	5.33	5.83	5.50	-	12.50	4.44	5.14	-	10.25	6.83	8.00	6.57
Sandal Wood.....	No	.25	.23	.23	.25	.25	.23	.30	.25	.27	.37	.25	.26
Toilet Paper (hamko).....	Roll	3.00	3.00	3.00	3.00	3.00	3.00	3.00	3.00	-	3.25	3.50	3.03
DRY CLEANING													
Dry Cleaning (Suit Men).....	No	-	12.00	-	-	-	-	-	-	-	-	-	12.88

Table 9 : Average Retail Price of Goods and Services by Region and Selected Market Places - Group 9 Market Places (Cont'd)

April 2005
Miazia 1997

ITEM	UNIT	R E G I O N A N D M A R K E T P L A C E S										SNMPR AVERAGE	
		S N N P											
		Shewa- Bench	Mizan- Teferi	Deri	Amaro Kele	Soyama	Karate	Gidola	Waka	Besite- chere	Lasoka		Amaya
P R I C E I N B I R R													
DOMESTIC SERVICE													
Maid Servant.....	Month	36.67	33.33	-	-	30.00	21.67	21.67	35.00	23.33	21.67	40.00	31.88
Unskilled Service (Daily Laborer)....	Day	5.00	7.33	-	-	7.33	5.00	5.33	7.00	5.00	4.00	7.00	6.61
Salary for Guard	Month	-	50.00	-	-	-	-	-	42.50	-	-	-	55.63
MEDICAL CARE													
Ampicillin(250 mg) Local.....	56 Caps	11.00	-	-	20.00	16.00	22.40	-	1.80	18.00	11.00	22.00	16.43
Dichlorophine(500 mg) Local.....	6 Pills	-	-	-	-	-	-	-	-	-	-	-	-
Tetracycline(250mg) Local.....	56 Caps	5.50	9.75	-	10.33	9.00	8.40	11.20	10.00	13.00	6.00	11.00	9.30
Penicillin Injection(4 Mu. Local). Bottle		3.00	4.75	-	-	-	5.00	-	5.00	4.50	3.20	5.00	3.95
Chloramphenicol(250mg) Local.....	56 Caps	-	16.00	-	15.00	-	12.04	-	18.00	-	13.00	28.00	13.29
Dipron(500mg) Local.....	20 Pills	-	-	-	-	-	-	-	-	-	-	-	-
Cough Syrup (Berantine) Local.....	125cc	-	9.50	-	-	-	10.00	-	12.00	9.00	8.00	-	9.24
Bactrim(480mg) Local.....	30 Pills	-	9.00	-	-	-	-	9.00	18.00	-	3.64	9.00	7.33
Vermox(100mg) Local.....	12 Pills	2.00	-	-	-	3.00	-	4.00	4.00	4.00	1.50	4.00	2.62
Mezel(250mg) Local.....	30 Caps	3.00	5.50	-	5.67	4.00	5.25	6.00	8.00	6.20	-	5.00	5.56
Asprin (300 mg) Local.....	20 Pills	1.00	3.67	-	2.00	1.25	1.00	2.07	2.00	1.67	1.55	3.00	2.06
OTHER MEDICAL EXPENSES													
Doctor's Fee (Government).....	per visit	-	1.50	.50	2.00	3.00	.50	-	1.00	-	-	2.00	2.18
Doctor's Fee (Private).....	per visit	-	-	-	-	-	-	-	-	-	-	-	7.96
Injection (Service Charge).....	Once	-	.50	-	-	-	-	2.00	-	-	-	-	.94
Labratory Test Fee (Private).....	Once	-	-	-	-	-	-	-	1.50	-	-	-	4.36
Bed Charge (gov.).....	per day	-	2.00	-	-	-	2.00	-	2.00	-	2.00	2.00	3.73

Table 9 : Average Retail Price of Goods and Services by Region and Selected Market Places - Group 9 Market Places (Cont'd)

April 2005
Miazia 1997

ITEM	UNIT	R E G I O N A N D M A R K E T P L A C E S										SNMPR AVERAGE
		Shewa-Bench	Mizan-Teferi	Deri	Amaro Kele	Soyama	Karate	Gidola	Waka	Besitechere	Lasoka	

P R I C E I N B I R R

TRANSPORT AND COMMUNICATION

TRANSPORT

Benzene.....	Lt	-	5.72	-	6.20	-	5.98	-	-	-	-	-	5.73
Motor Oil (Mobil).....	Lt	-	20.55	-	22.00	-	22.50	-	-	-	-	-	21.92
Car Washing and Greasing.....	No	-	-	-	-	-	-	-	-	-	-	-	27.50
Bus Fare (per km).....	Tarif	-	.12	-	-	-	-	-	-	-	-	-	.13
Bus Fare (within Town).....	Trip	-	-	-	-	-	-	-	-	-	-	-	.32
Taxi Fare.....	Trip	-	2.00	-	-	-	-	-	-	-	-	-	1.10
Air Plane (To Addis Ababa).....	Trip	-	334.00	-	-	-	-	-	-	-	-	-	327.75
Animal Transport fare.....	Trip	-	-	15.00	-	-	-	-	22.50	22.50	34.33	-	20.80
Cart Fare.....	Trip	-	1.17	-	-	-	-	-	-	-	-	-	1.09
Train Fare.....	Trip	-	-	-	-	-	-	-	-	-	-	-	-
Service Charge (Motor oil change)...	Once	-	-	-	-	-	-	-	-	-	-	-	10.00

COMMUNICATION

Telephone Charge (with town).....	Period	1.40	.20	-	-	-	-	-	-	-	-	-	.38
Telephone Charge to Addis Ababa.....	Period	-	-	-	-	3.60	1.38	-	2.75	-	-	4.20	2.53
Telephone Line Installation Charge..	Once	-	355.75	-	-	-	355.75	355.75	-	-	-	-	334.70

ENTERTAINMENT AND EDUCATION

EQUIPMENT AND ACCESSORIES

T.V. Set Philips 21 inch(Colored).....	No	-	-	-	-	-	-	-	-	-	-	-	2875.08
Cassette Recorded Original(Local Music)No	10.00	9.67	-	10.00	10.00	10.00	10.00	10.00	8.00	8.50	10.00	10.00	9.75
Radio Set Philips 3 Band.....	No	170.00	180.00	-	130.00	-	-	-	155.00	-	-	-	132.89
Tape Recorder National (2 Speaker)....	No	-	256.67	-	-	-	-	-	200.00	-	-	-	285.86
Expense for Photograph(Passport size)4Pho	-	-	3.50	-	5.00	-	4.00	-	-	-	-	-	4.18

Table 9 : Average Retail Price of Goods and Services by Region and Selected Market Places - Group 9 Market Places (Cont'd)

April 2005
Miazia 1997

REGION AND MARKET PLACES													
ITEM	UNIT	S N N P										SANPR AVERAGE	
		Shewa- Bench	Mizan- Teferi	Deri	Amaro Kele	Soyama	Karate	Gidola	Waka	Besite- chere	Lasoka		Amaya
PRICE IN BIRR													
Newspaper (Addis Zemen).....	No	-	1.00	-	-	-	-	-	-	-	-	-	.89
Theater Entrance Fee	Once	-	-	-	-	-	-	-	-	-	-	-	-
EDUCATION													
Exercise Book (50 Leaves) Local.....	No	2.00	2.00	1.80	1.93	2.00	2.00	1.75	1.92	2.00	2.00	2.00	1.90
Pencil (China).....	No	.25	.27	.22	.25	.25	.23	.20	.20	.30	.28	.30	.24
Ball Point-Bic England.....	No	-	1.50	1.50	1.50	1.50	1.13	1.50	-	-	1.50	1.20	1.39
Day School Fee-Public(Grade 7 & 8)..Month	-	-	-	-	-	-	-	-	-	-	-	-	-
Day School Fee-Private(Grade 9-12)..Month	-	-	-	-	-	-	-	-	-	-	-	-	118.50
Night School Fee-Government(Gr.9-12)Month	-	-	25.00	-	-	-	-	40.00	-	-	-	-	24.97
School Uniform Fee	No	-	-	-	-	-	58.00	-	-	-	-	55.00	61.58
Night School Fee-Private(Grade9-12)..Month	-	-	-	-	-	-	-	-	-	-	-	-	-
PERSONAL CARE AND EFFECTS													
PERSONAL CARE													
Lux Toilet Soap.....	90gm	2.06	2.25	2.06	2.25	2.25	-	2.25	2.25	2.25	3.60	2.25	2.31
Blade-TOPAZ.....	No	.25	.27	.20	.20	.25	.25	.30	.27	.20	.30	.20	.25
Hair Dressing (Traditional).....	No	4.33	2.67	-	-	-	-	-	-	-	2.00	2.00	3.48
Hair Dressing (Modern).....	No	10.00	8.00	-	-	-	-	-	-	-	-	-	8.38
Barbery (Mens Hair Cut).....	No	3.00	3.00	2.00	3.33	3.00	3.50	3.00	3.00	1.33	3.00	2.00	3.00
Paraffin Hair Oil.....	330cc	8.43	8.00	7.67	8.00	8.00	8.80	8.00	7.83	8.00	8.67	8.00	8.12
Zenith Hair Oil.....	330cc	-	8.00	8.00	8.00	8.00	8.80	8.00	7.83	8.25	8.33	-	7.97
Shaving Machine (medium)	No	-	35.00	-	-	-	-	-	-	-	-	-	13.50
Perfume	CC	31.67	25.00	11.88	28.50	12.86	24.33	27.67	-	17.50	27.33	25.00	25.52
PERSONAL EFFECTS													
Umbrella-Men Medium (Local).....	No	16.33	16.33	22.67	-	-	18.00	-	17.67	17.50	17.50	16.00	17.64

Table 9 : Average Retail Price of Goods and Services by Region and Selected Market Places - Group 9 Market Places (Cont'd)

April 2005
Miazia 1997

REGION AND MARKET PLACES													
ITEM	UNIT	S N N P										SNPR AVERAGE	
		Shewa-Bench	Mizan-Teferi	Deri	Amaro Kele	Soyama	Karate	Gidola	Waka	Besitechere	Lasoka		Amaya
PRICE IN B I R R													
Umbrella-Women Medium (Imported).....	No	20.00	20.67	16.33	17.67	14.00	15.50	-	22.67	16.33	21.00	14.50	18.26
Hand Bag (Imported Synthetic).....	No	-	46.67	-	-	-	32.50	-	-	-	-	-	39.81
Belt (Local) Machine Made.....	No	25.00	-	-	-	-	-	-	13.33	-	-	-	14.46
Belt (Local) Hand Made.....	No	-	-	-	-	-	-	-	-	-	-	-	3.95
JEWELLERY													
Seiko-21 Jewels Automatic (Men).....	No	-	-	-	-	-	-	-	-	-	-	-	400.00
Seiko-21 Jewels Automatic (Women).....	No	-	-	-	-	-	-	-	-	-	-	-	422.11
Earrings (4gm 18 carat Local).....	Pair	-	480.00	-	-	-	-	-	-	-	-	-	806.67
Neck Laces (6gm 21 carat Imported).....	No	-	840.00	-	-	-	-	-	-	-	-	-	426.00
Rings (4gm 18 carat Local).....	No	-	480.00	-	-	-	-	-	-	-	-	-	2083.33
Bracelet 20gm (18 carat Local).....	No	-	2400.00	-	-	-	-	-	-	-	-	-	-
LIVESTOCK AND DRAUGHT ANIMALS													
LIVESTOCK													
Sheep (10-15Kg).....	No	78.33	76.67	86.67	126.67	76.67	34.33	-	-	94.33	54.33	44.00	87.85
Goat (10-15Kg).....	No	69.33	55.00	57.33	90.00	66.67	37.00	-	-	76.33	33.33	35.00	68.33
Heifer (2-4 Years).....	No	570.00	370.00	356.67	373.33	400.00	213.33	-	-	323.33	396.67	313.33	399.32
Cow (4 Years and Above).....	No	660.00	656.67	576.67	-	593.33	530.00	-	-	520.00	526.67	565.00	624.11
Bull (2-4 Years).....	No	486.67	383.33	616.67	450.00	390.00	533.33	-	-	344.33	410.00	370.00	450.95
Ox (4 Years and Above).....	No	640.00	1090.00	1110.00	1010.00	800.00	946.67	-	-	623.33	746.67	765.00	923.70
Hen (Indigenous).....	No	6.33	8.33	10.00	6.83	6.50	5.33	5.33	6.50	6.97	5.17	5.25	7.77
Cock (Indigenous).....	No	12.67	19.67	16.00	9.67	10.00	9.33	10.00	14.00	14.17	12.67	10.33	13.01
DRAUGHT ANIMALS													
Donkey.....	No	-	-	-	-	373.33	-	-	-	-	-	-	346.57
Horse.....	No	636.67	-	-	-	-	-	-	-	-	-	550.00	651.30

Table 9 : Average Retail Price of Goods and Services by Region and Selected Market Places - Group 9 Market Places (Cont'd)

April 2005
Miazia 1997

ITEM	UNIT	R E G I O N A N D M A R K E T P L A C E S										SNNPR AVERAGE	
		Shewa- Bench	Mizan- Teferi	Deri	Amaro Kele	Soyama	Karate	Gidola	Waka	Besite- chere	Lasoka		Amaya
P R I C E I N B I R R													
Mule.....	No	-	-	-	-	-	-	-	-	-	-	-	1111.36
FARM EQUIPMENT (INDUSTRIAL PRODUCT)													
Sickel.....	No	9.00	10.00	-	8.00	-	9.50	18.00	-	-	8.33	7.00	11.56
Pick Axe ('Doma').....	No	-	25.00	-	-	-	27.00	-	-	-	-	-	22.51
'Gejera'.....	No	20.00	22.00	-	-	-	24.00	-	18.00	-	-	25.00	21.50
FARM EQUIPMENT (HAND MADE)													
'Mofer'.....	No	-	-	-	-	-	-	-	-	-	-	-	9.13
'Kember'.....	No	-	-	-	-	-	-	-	-	-	-	-	5.41
'Digr'.....	No	-	-	-	-	-	-	-	-	-	-	-	1.41
Plough.....	No	10.00	-	12.33	8.67	23.33	-	28.00	-	10.00	12.33	7.00	11.20
Sickel.....	No	-	10.00	-	2.83	-	-	5.33	-	2.75	2.00	-	3.05
'Wegel'.....	No	4.50	-	6.33	-	6.00	-	-	-	5.83	3.83	4.00	4.48
'Erfe'.....	No	-	-	3.00	-	1.50	-	-	-	-	-	-	1.50
MISCELLANEOUS GOODS AND SERVICES													
Coffin (Medium Quality).....	No	-	-	-	-	176.67	250.00	80.00	-	-	-	-	170.45
Charge for Money order	Once	-	2.60	-	-	-	-	-	-	-	-	-	6.26
Charge for Visa (for person).....	No	-	-	-	-	-	-	-	-	-	-	-	-

Group 10

Market Places

(Merkato, Kera, Zenebe Werk, Gergi, Saris, Kotebe,
Ferensay Legasione, Shola/Yeka, Asko, Adisu Gebeya,
Efoyita Gebeya, and Akakai.)

Table 10 : Average Retail Price of Goods and Services by Region and Selected Market Places - Group 10 Market Places (Cont'd)

April 2005
Miazia 1997

R E G I O N A N D M A R K E T P L A C E S														
A D D I S A B A B A														
ITEM	UNIT	ADDIS ABABA											ADDIS ABABA AVERAGE	
		Merkato	Kera	Zenebe work	Gergi	Saris	Kotebe	Ferensay Legasion	Shola (yeka)	Asko	Addisu- Gebeya	Efoyita Gebeya		Akaki
P R I C E I N B I R R														
CEREALS UNMILLED														
'Teff' White	Kg	3.10	3.07	3.03	3.17	2.97	3.10	3.30	3.50	2.87	3.02	2.80	2.76	3.05
'Teff' Mixed.....	Kg	2.77	2.77	2.80	2.73	2.83	2.67	2.77	3.20	2.57	2.73	2.50	2.66	2.75
'Teff' Black (Red).....	Kg	2.07	2.50	2.24	2.50	2.50	2.47	2.20	2.53	2.40	2.37	2.13	2.17	2.34
Wheat White.....	Kg	2.50	2.03	1.91	1.83	2.03	1.93	2.25	2.50	2.00	2.03	1.93	1.72	2.06
Wheat Mixed.....	Kg	-	-	-	-	1.70	2.00	-	-	2.77	-	-	1.63	2.09
Wheat Black.....	Kg	2.40	2.47	2.36	-	2.25	2.00	2.33	2.42	2.25	2.26	2.00	1.81	2.23
Barley White.....	Kg	2.42	2.47	2.11	2.31	2.17	2.25	2.25	2.67	2.00	1.93	2.08	1.93	2.22
Barley Mixed.....	Kg	-	-	-	-	1.77	1.78	1.68	1.93	1.63	-	1.77	1.65	1.75
Barley Black.....	Kg	1.93	2.17	2.03	2.19	2.00	1.93	1.93	2.00	1.87	1.98	1.77	1.80	1.97
Barley for Beer.....	Kg	-	2.50	-	-	2.30	2.25	-	2.37	-	-	1.92	1.93	2.17
Maize.....	Kg	1.55	1.57	1.67	1.64	1.63	1.57	1.62	1.70	1.60	1.64	1.50	1.49	1.60
Durrah.....	Kg	2.17	2.00	1.56	1.73	1.82	1.72	1.78	1.92	1.60	1.65	1.57	1.62	1.76
Sorghum Yellow.....	Kg	2.00	2.00	1.96	2.05	2.00	2.00	2.00	2.17	1.73	2.13	1.83	1.88	1.98
Sorghum White.....	Kg	2.33	2.13	-	2.07	2.22	2.27	-	1.76	2.00	-	2.07	2.14	2.11
Sorghum Red.....	Kg	1.60	1.75	1.60	1.71	1.77	1.75	1.65	1.75	1.60	1.63	1.53	1.58	1.66
African Millet.....	Kg	2.68	2.93	2.90	3.27	2.83	2.75	2.67	2.92	2.75	2.89	2.57	2.69	2.79
Rice.....	Kg	5.08	4.75	4.67	4.58	5.00	5.00	5.00	5.33	4.50	4.75	4.67	5.00	4.86
Oats.....	Kg	3.00	-	2.90	-	-	-	-	3.25	-	-	2.75	2.09	2.80
Hulled Barley.....	Kg	3.67	-	2.44	-	-	2.83	3.00	4.00	-	-	3.00	3.05	3.16
CEREALS MILLED														
'Teff' White.....	Kg	-	-	-	-	-	-	-	-	-	-	-	-	3.13
'Teff' Mixed.....	Kg	3.13	-	-	-	-	-	-	-	-	-	-	-	3.04
'Teff' Black (Red).....	Kg	2.86	-	-	-	-	-	-	3.21	-	-	-	-	2.75
Wheat White.....	Kg	-	-	-	-	-	-	-	3.01	-	-	2.63	-	-
Wheat Mixed.....	Kg	-	-	-	-	-	-	-	-	-	-	-	-	-
Barley White.....	Kg	-	-	-	-	-	-	-	-	-	-	-	-	-

Table 10 : Average Retail Price of Goods and Services by Region and Selected Market Places - Group 10 Market Places (Cont'd)

 April 2005
 Miazia 1997

ITEM	UNIT	R E G I O N A N D M A R K E T P L A C E S											ADDIS ABABA AVERAGE	
		A D D I S A B A B A												
		Merkato	Kera	Zenebe work	Gergi	Saris	Kotebe	Ferensay Legasion	Shola (yeka)	Asko	Addisu- Gebeya	Efoyita Gebeya		Akaki
P R I C E I N B I R R														
Barley Mixed.....	Kg	-	-	-	-	-	-	-	-	-	-	-	-	
Maize.....	Kg	2.15	-	-	-	-	-	-	-	-	-	-	2.15	
Oats.....	Kg	6.17	5.00	6.00	7.00	5.67	5.00	6.00	6.00	6.00	5.00	6.00	6.00	5.80
Sorghum.....	Kg	-	-	-	-	-	-	-	-	-	-	-	-	
Durrah.....	Kg	-	-	-	-	-	-	-	-	-	-	-	-	
'Furno Duket' Locally Processed..	Kg	3.42	3.00	3.08	3.00	3.17	3.00	3.50	3.00	3.33	3.42	4.00	3.00	3.24
PULSES UNMILLED														
Horse Beans.....	Kg	2.67	2.58	2.28	2.32	2.92	2.33	2.45	3.33	2.33	2.44	2.67	2.32	2.55
Peas White.....	Kg	4.67	4.75	4.00	-	5.33	5.00	-	5.00	5.00	4.50	4.33	3.93	4.67
Peas Black.....	Kg	2.92	-	-	-	-	-	-	-	-	-	-	-	2.92
Peas Mixed.....	Kg	-	3.00	2.69	2.91	2.78	-	2.87	3.00	2.75	-	2.75	2.63	2.82
Soya Beans.....	Kg	5.33	-	-	-	7.00	6.00	-	5.67	5.67	5.00	5.00	4.82	5.47
Chick Peas.....	Kg	2.50	2.42	2.02	1.72	2.10	2.00	2.25	2.50	2.25	2.28	2.87	1.82	2.23
Lentils.....	Kg	4.67	5.17	4.22	4.63	4.50	4.50	4.83	4.67	4.50	4.67	4.25	4.21	4.57
Haricot Beans.....	Kg	4.00	2.50	-	-	-	-	-	4.50	-	-	2.83	-	3.61
Lima Beans.....	Kg	-	-	-	-	-	-	-	4.50	5.00	-	-	2.21	3.90
Vetch.....	Kg	-	-	1.69	1.47	1.50	-	-	-	-	-	1.35	1.39	1.48
Fenugreek.....	Kg	3.50	3.17	3.17	2.93	3.50	3.47	4.00	3.83	4.00	3.83	3.17	2.94	3.46
PULSES MILLED OR SPLIT														
Horse Beans Milled.....	Kg	5.00	5.75	-	6.00	5.33	-	-	-	-	-	5.17	-	5.40
Peas Milled.....	Kg	6.33	7.00	7.42	7.33	5.00	-	6.97	6.00	7.00	-	5.50	5.00	6.31
Chick Peas Milled.....	Kg	5.83	-	-	-	5.50	-	-	-	-	-	6.00	5.50	5.75
Mixed Pulses Milled.....	Kg	-	6.25	6.00	4.83	-	4.67	6.00	4.83	7.33	5.67	3.58	4.00	5.28
Vetch Milled.....	Kg	3.42	-	4.58	-	-	-	-	-	-	-	3.58	3.92	3.88
Peas Split.....	Kg	5.33	6.00	4.67	5.40	5.67	5.75	5.42	5.83	5.50	5.33	5.00	5.08	5.41
Peas Split(Roasted).....	Kg	4.17	4.52	4.31	4.53	4.43	4.17	4.08	4.50	4.00	4.12	4.00	4.26	4.26

Table 10 : Average Retail Price of Goods and Services by Region and Selected Market Places - Group 10 Market Places (Cont'd)

April 2005
Miazia 1997

ITEM	UNIT	R E G I O N A N D M A R K E T P L A C E S												ADDIS ABABA AVERAGE
		A D D I S A B A B A												
		Merkato	Kera	Zenebe work	Gergi	Saris	Kotebe	Ferensay Legasion	Shola (yeka)	Asko	Addisu- Gebeya	Efoyita Gebeya	Akaki	
P R I C E I N B I R R														
Horse Beans Split(Roasted).....	Kg	3.58	-	-	3.36	3.67	3.50	3.35	3.50	-	3.64	4.33	3.60	3.61
Lentils Split.....	Kg	6.17	6.25	5.75	6.38	6.17	6.17	6.42	6.50	6.42	6.17	6.08	5.88	6.20
Vetch Split(Roasted).....	Kg	3.17	2.84	2.62	2.69	2.79	2.67	3.00	3.00	3.00	3.07	2.75	2.41	2.83
Chick Peas Split(Roasted).....	Kg	4.50	4.20	-	4.62	4.43	4.25	4.25	4.50	4.00	4.13	4.00	3.46	4.22
Fenugreek Milled.....	Kg	11.00	11.33	11.33	12.67	10.67	10.67	12.00	12.33	10.17	11.33	10.67	9.33	11.13
OIL SEEDS														
Niger Seed.....	Kg	4.50	5.00	4.00	4.67	5.00	5.00	4.67	4.83	5.00	5.33	4.00	4.08	4.67
Linseed White.....	Kg	7.17	6.50	5.33	7.04	7.00	6.00	6.17	7.67	6.33	5.83	5.67	5.83	6.37
Linseed Black.....	Kg	4.50	4.83	4.17	4.94	5.00	5.00	4.50	5.00	4.50	5.00	4.00	4.08	4.63
Sesame Seed.....	Kg	7.25	6.00	6.00	8.58	7.00	6.92	6.50	7.67	5.33	6.67	6.00	5.83	6.65
Sunflower.....	Kg	3.00	3.00	3.00	4.10	3.33	3.00	3.00	3.50	3.00	-	2.92	2.65	3.14
Castor Beans.....	Kg	-	-	-	-	-	-	-	-	-	-	-	-	-
Rape Seed.....	Kg	3.17	3.00	2.83	3.53	3.33	3.00	3.08	3.17	3.00	2.92	2.58	2.75	3.02
Ground Nut Shelled.....	Kg	5.67	5.67	5.33	5.00	5.50	5.83	6.33	6.17	6.17	6.33	5.42	6.00	5.83
PREPARED CEREAL PRODUCTS														
Spaghetti (Local) Without Egg....	Kg	8.27	7.00	7.70	8.43	8.23	7.93	8.00	8.00	8.00	7.83	7.83	7.93	7.96
Pastini.....	Kg	8.33	6.75	8.27	8.00	8.00	7.83	8.00	8.17	8.00	8.00	8.17	8.00	7.99
Macaroni (Local) Without Egg....	Kg	6.17	5.00	6.13	6.00	5.97	5.50	6.00	6.00	5.75	5.92	6.00	5.83	5.86
'Fafa' Flour.....	kg	9.67	7.80	8.83	8.50	9.00	9.00	9.17	9.00	9.00	8.00	9.00	10.50	8.98
'Dube' Flour.....	kg	4.75	4.88	5.00	4.88	5.00	4.75	5.19	-	5.00	-	5.00	5.38	4.99
BREAD AND OTHER PREPARED FOODS														
'Enjera' ('Teff' Mixed).....	325gm	-	.66	-	.68	.59	.91	.67	-	.54	.99	.50	.46	.65
'Dabo' (Traditional Ambasha)..	350gm	-	-	-	.31	-	.78	.99	-	-	.49	.87	-	.79
'Dabo' (Traditional Sheleto)..	350gm	-	.63	-	-	-	.75	.78	-	.45	-	.49	.51	.60

Table 10 : Average Retail Price of Goods and Services by Region and Selected Market Places - Group 10 Market Places (Cont'd)

April 2005
Miazia 1997

ITEM	UNIT	R E G I O N A N D M A R K E T P L A C E S												ADDIS ABABA AVERAGE
		A D D I S A B A B A												
		Merkato	Kera	Zenebe work	Gergi	Saris	Kotebe	Ferensay Legasion	Shola (yeka)	Asko	Addisu- Gebeya	Efoyita Gebeya	Akaki	
P R I C E I N B I R R														
Bread Wheat (Bakery).....	350gm	1.50	1.48	1.67	1.38	1.43	1.39	1.23	1.73	1.59	1.59	1.49	1.57	1.50
Biscuits	150gm	2.68	1.34	1.38	.75	1.50	2.66	1.40	1.80	1.55	2.73	2.73	2.82	1.95
MEAT														
Beef	Kg	18.67	20.00	20.00	18.67	17.33	13.67	-	18.00	18.67	20.67	18.67	16.00	18.28
Camel Meat	Kg	-	-	-	18.00	-	-	-	-	-	-	-	-	18.00
FISH AND FISH PRODUCTS														
Fish Fresh.....	Kg	12.65	12.65	12.65	13.50	10.35	-	12.65	11.73	13.80	6.33	-	10.00	11.20
Sardines (Imported).....	125gm	6.00	5.07	6.00	3.67	7.09	4.33	5.25	6.83	4.00	7.40	5.83	4.05	5.57
DIARY PRODUCTS AND EGG														
Cow Milk (Unpasteurized).....	Lt	3.00	3.00	3.00	3.00	3.00	3.00	2.50	2.67	3.00	-	3.00	2.00	2.80
Cow Milk (pasteurized).....	Lt	4.40	4.87	4.53	4.50	4.50	4.23	4.50	3.50	4.83	4.50	4.73	-	4.46
Camel Milk.....	Lt	-	-	-	-	-	-	-	-	-	-	-	-	-
Goat Milk.....	Lt	-	-	-	-	-	-	-	-	-	-	-	-	-
Powdered Milk (Edget).....	450gm	27.94	-	27.94	28.50	-	-	27.59	28.50	-	27.94	28.50	-	28.13
Yoghurt (Traditional).....	Lt	4.67	3.00	3.00	3.00	3.00	3.33	2.50	3.00	3.00	2.60	3.00	4.00	3.17
Cheese Cottage.....	Kg	6.67	8.33	4.78	4.33	5.46	6.70	9.67	5.04	5.91	7.89	5.40	2.56	6.01
Egg (Traditional).....	Dozen	4.65	5.33	4.80	4.80	4.80	4.80	6.00	6.00	4.80	4.80	4.80	4.80	5.03
OILS AND FATS														
Butter Unrefined.....	Kg	45.33	33.50	38.67	37.00	35.00	36.67	33.33	27.67	-	30.67	40.67	34.67	35.81
Cooking Oil (Imported).....	Lt	-	13.50	-	13.00	13.00	13.00	13.17	13.83	14.00	13.17	13.00	13.00	13.27
Cooking Oil (Local).....	Lt	12.00	11.67	11.00	12.17	12.17	12.00	12.33	12.17	11.00	12.25	12.50	12.17	11.95

Table 10 : Average Retail Price of Goods and Services by Region and Selected Market Places - Group 10 Market Places (Cont'd)

April 2005
Miazia 1997

		R E G I O N A N D M A R K E T P L A C E S												
		A D D I S A B A B A											ADDIS ABABA	
ITEM	UNIT	Merkato	Kera	Zenebe work	Gergi	Saris	Kotebe	Ferensay Legasion	Shola (yeka)	Asko	Addisu- Gebeya	Efoyita Gebeya	Akaki	AVERAGE
		P R I C E I N B I R R												
VEGETABLES AND FRUITS														
VEGETABLES (FRESH)														
Ethiopian Kale.....	Kg	2.35	1.71	2.39	2.26	2.76	-	2.10	3.34	2.36	2.19	3.45	1.29	2.38
Cabbage.....	Kg	1.10	1.11	1.15	1.16	1.00	1.29	1.31	1.23	1.56	1.52	1.43	.55	1.20
Lettuce.....	Kg	3.97	2.15	1.43	3.31	2.52	1.98	2.63	4.57	1.30	1.65	2.26	1.53	2.44
Spinach.....	Kg	1.74	1.39	1.38	1.79	2.42	1.57	1.33	1.56	1.25	1.67	1.65	.98	1.56
Carrot.....	Kg	2.47	1.95	1.99	1.61	1.54	1.98	2.63	2.19	1.90	2.01	1.67	1.39	1.94
Tomatoes.....	Kg	2.49	2.84	2.54	2.10	2.58	2.03	3.28	3.16	2.50	3.54	1.66	2.23	2.56
Onions.....	Kg	2.45	2.27	2.66	2.51	3.23	1.47	2.56	3.53	2.64	2.39	1.75	1.91	2.44
Garlics.....	Kg	5.21	4.49	4.01	4.96	5.21	4.12	5.21	7.32	3.86	3.67	2.67	3.69	4.54
Leaks.....	Kg	1.61	-	-	-	-	-	5.00	17.65	1.33	1.49	1.77	-	3.45
Pepper Green.....	Kg	6.64	5.19	6.84	6.32	7.54	5.08	6.84	4.57	6.61	4.89	6.13	4.42	5.93
Pumpkin.....	Kg	-	-	1.13	-	1.17	-	1.20	.93	1.22	.82	-	-	1.13
Green Peas.....	Kg	2.42	2.16	2.22	-	2.96	4.20	5.17	3.37	3.37	2.34	2.62	1.95	2.98
Beet Root.....	Kg	1.83	1.68	1.85	1.59	1.22	.92	1.45	1.76	1.35	1.60	1.52	.81	1.47
Cauliflower.....	Kg	-	-	-	-	-	-	-	-	-	-	-	-	-
FRUITS FRESH														
Banana.....	Kg	2.33	2.50	2.17	2.50	2.50	2.33	2.50	2.50	2.50	2.33	2.50	2.17	2.40
Orange.....	Kg	5.00	5.00	5.00	4.50	5.00	4.50	4.83	4.33	5.00	4.83	5.00	3.17	4.68
Lemon.....	Kg	2.62	2.83	4.44	3.00	4.33	3.61	5.00	4.00	-	3.00	2.63	1.68	3.29
Tangerine.....	Kg	-	-	-	-	-	-	-	-	-	-	-	-	-
Papaya.....	Kg	3.00	2.67	2.33	3.00	3.17	2.67	3.50	2.17	3.17	3.33	3.00	2.67	2.89
Grapes.....	Kg	-	-	-	-	-	-	-	-	-	-	-	-	-
Avocado.....	Kg	3.50	3.17	3.00	2.83	2.50	2.67	3.00	3.17	3.50	2.67	3.50	2.67	3.01
Mango.....	Kg	3.17	3.00	3.00	3.00	3.00	2.67	3.50	3.00	3.33	3.00	3.00	2.83	3.03
Cactus.....	Kg	-	-	-	-	-	-	-	-	-	-	-	-	-

Table 10 : Average Retail Price of Goods and Services by Region and Selected Market Places - Group 10 Market Places (Cont'd)

April 2005
Miazia 1997

ITEM	UNIT	R E G I O N A N D M A R K E T P L A C E S												ADDIS ABABA AVERAGE
		A D D I S A B A B A												
		Merkato	Kera	Zenebe work	Gergi	Saris	Kotebe	Ferensay Legasion	Shola (yeka)	Asko	Addisu- Gebeya	Efoyita Gebeya	Akaki	
P R I C E I N B I R R														
SPICES														
Pepper Whole.....	Kg	10.67	11.00	14.11	10.67	10.00	10.00	9.00	10.84	10.00	11.67	10.50	16.29	11.23
Black Pepper(Local).....	Kg	-	-	44.44	83.33	-	-	-	-	61.11	100.00	-	-	72.22
Long Pepper(Local).....	Kg	8.00	20.56	20.00	30.55	-	-	-	22.50	9.70	-	17.78	22.50	18.49
White Cumin(Bishop's Weed)Local..	Kg	10.90	9.05	14.29	13.10	12.04	7.90	11.20	9.97	10.37	8.00	11.11	11.67	10.80
Black Cumin(Local).....	Kg	10.07	9.44	20.56	12.04	9.44	8.12	13.10	11.57	11.20	10.00	16.67	12.63	12.07
Ginger Dry(Local).....	Kg	16.39	20.56	22.50	-	25.00	13.40	-	14.49	10.18	-	13.22	11.67	15.49
Ginger Wet(Local).....	Kg	3.51	4.66	4.24	3.28	4.64	4.30	3.64	4.88	3.44	3.76	2.44	4.70	3.93
Cloves(Imported).....	Kg	48.67	50.00	50.00	100.00	50.00	50.00	91.67	83.33	100.00	100.00	91.67	50.00	72.11
Cinnamon(Imported).....	Kg	18.67	30.55	33.33	-	20.67	-	33.33	-	-	-	-	20.00	25.19
Cardamon(Local).....	Kg	16.99	13.89	21.67	16.99	9.23	9.44	15.08	21.67	18.79	10.67	12.63	12.63	14.97
Tumeric Flour(Local).....	Kg	4.17	5.67	3.08	4.00	5.67	10.00	6.00	4.50	9.33	8.33	5.33	4.00	5.84
Chillies Whole.....	Kg	11.33	17.15	15.88	14.33	-	11.67	13.86	23.11	17.50	13.33	11.67	12.00	14.64
Basil Dry.....	Kg	7.00	16.99	17.78	13.69	13.89	8.58	10.33	16.99	13.10	10.00	7.67	10.83	12.24
POTATOES, OTHER TUBERS AND STEMS														
Potato.....	Kg	1.85	1.78	1.68	1.88	1.51	1.50	1.87	1.69	1.62	1.22	1.85	1.20	1.64
Sweet Potato.....	Kg	-	2.03	.93	.95	-	-	-	-	-	-	-	-	1.21
'Kocho' (Unprocessed).....	Kg	2.86	-	2.97	3.00	3.63	-	-	-	2.46	3.25	1.90	1.72	2.66
'Bula'.....	Kg	5.00	5.50	4.22	5.00	5.00	-	5.00	5.00	2.86	3.81	3.76	6.00	4.67
COFFEE, TEA, CHAT AND BUCK-THORN LEAVES														
Tea Leaves(Local).....	100gm	2.00	1.97	2.00	1.97	1.90	1.95	2.00	1.93	2.00	2.00	1.97	1.97	1.97
Coffee Whole.....	Kg	-	-	-	-	-	-	-	-	-	-	-	29.17	29.17
Coffee Beans.....	Kg	17.33	17.00	17.00	15.17	17.33	16.67	16.67	17.33	16.33	16.33	17.67	14.00	16.57
Coffee Leaves.....	Kg	-	-	-	-	-	-	-	-	-	-	-	-	-
Buck Thorn Leaves.....	Kg	3.30	5.11	3.06	3.80	5.93	3.20	3.42	3.44	3.07	3.93	4.30	3.52	3.84

Table 10 : Average Retail Price of Goods and Services by Region and Selected Market Places - Group 10 Market Places (Cont'd)

 April 2005
 Meazia 1997

ITEM	UNIT	R E G I O N A N D M A R K E T P L A C E S												ADDIS ABABA AVERAGE
		A D D I S A B A B A												
		Merkato	Kera	Zenebe work	Gergi	Saris	Kotebe	Ferensay Legasion	Shola (yeka)	Asko	Addisu- Gebeya	Efoyita Gebeya	Akaki	
P R I C E I N B I R R														
'Chat'.....	Kg	14.83	13.40	22.72	18.04	17.53	8.29	24.09	17.13	28.07	-	16.32	24.44	18.66
Malt-Barley.....	Kg	3.19	4.28	4.17	3.95	3.20	3.27	3.85	3.69	3.23	2.55	3.03	3.67	3.51
Malt-Wheat.....	Kg	3.61	4.07	3.71	3.81	2.90	3.16	3.44	3.31	2.47	2.84	2.83	3.34	3.31
OTHER FOOD ITEMS														
Salt.....	Kg	1.25	1.20	1.15	1.13	1.22	.97	1.25	1.25	1.15	1.22	1.15	1.20	1.18
Sugar.....	Kg	5.33	5.30	5.37	5.37	5.50	5.27	5.50	5.42	5.23	5.42	5.50	5.33	5.38
Honey.....	Kg	19.33	16.00	16.00	16.67	15.00	18.67	16.67	16.00	16.00	15.00	15.33	22.00	16.63
Canned Tomato (Local).....	410gm	6.00	5.93	5.92	6.00	6.00	5.87	6.00	5.92	6.00	6.00	6.08	6.00	5.98
FOOD TAKEN AWAY FROM HOME														
Cup of Tea.....	No	.65	.75	.67	.50	.58	.53	.67	.78	.50	.53	.57	.50	.60
Cup of Coffee.....	No	1.25	1.08	1.08	1.00	1.05	1.08	1.17	1.25	1.00	1.08	1.17	1.00	1.10
Cup of Milk.....	No	1.42	1.08	1.12	1.00	1.00	1.08	1.17	1.25	1.00	1.08	1.17	1.00	1.11
'Key Wot Yebere'.....	One Meal	5.00	6.00	-	-	6.50	-	-	4.00	5.67	-	-	-	5.63
'Key Wot Yebeg/Yefyel'.....	One Meal	6.67	7.00	8.33	6.33	7.00	5.67	8.00	8.00	5.00	-	6.33	-	6.63
COST OF MILLING														
Cereals.....	100Kg	9.00	12.67	8.67	10.00	10.00	9.33	10.00	9.33	8.00	9.33	7.67	9.00	9.42
Pulses.....	100Kg	9.33	15.00	9.33	10.00	15.00	10.00	10.00	10.00	10.00	10.00	9.67	11.00	10.80
Pepper Whole.....	100Kg	91.67	87.50	63.33	100.00	100.00	50.00	75.00	60.00	75.00	65.00	56.67	141.67	80.88
BEVERAGES - NON ALCOHOLIC														
Ambo Mineral Water.....	500cc	1.50	1.42	1.50	1.42	1.42	1.50	1.43	1.92	1.50	1.50	1.50	1.50	1.51
Bure Mineral Water.....	500cc	-	-	-	-	-	-	-	-	-	-	-	-	-
Coca Cola/Fanta.....	300cc	1.50	1.50	1.53	1.50	1.50	1.58	1.60	1.92	1.50	1.50	1.50	1.50	1.55

Table 10 : Average Retail Price of Goods and Services by Region and Selected Market Places - Group 10 Market Places (Cont'd)

April 2005
Miazia 1997

		R E G I O N A N D M A R K E T P L A C E S												
ITEM	UNIT	A D D I S A B A B A											ADDIS ABABA AVERAGE	
		Merkato	Kera	Zenebe work	Gergi	Saris	Kotebe	Ferensay Legasion	Shola (yeka)	Asko	Addisu- Gebeya	Efoyita Gebeya		Akaki
		P R I C E I N B I R R												
Pepsi Cola/Mirinda.....	300cc	1.50	1.50	1.58	1.50	1.50	1.58	1.60	1.92	1.50	1.50	1.50	1.50	1.56
BEVERAGES - ALCOHOLIC														
Araki (Local).....	900cc	17.00	17.67	17.17	17.33	17.17	17.67	17.75	18.87	18.67	16.33	16.17	17.67	17.45
Cognac (Local).....	900cc	17.00	18.00	17.33	17.00	16.50	17.33	17.75	17.19	18.50	16.33	16.17	17.00	17.10
Brandy (Local).....	900cc	16.67	-	17.33	17.00	-	17.00	17.75	-	18.67	16.33	15.67	17.00	17.02
Gin (Local).....	900cc	16.67	17.67	17.33	17.33	17.17	17.67	17.75	19.55	18.67	16.33	16.17	17.00	17.43
Saris Wine (Normal).....	750cc	11.50	6.83	6.33	11.33	6.00	6.33	5.45	6.50	18.67	16.33	16.17	17.00	17.43
'Katikalla'.....	Lt	6.85	7.87	9.50	5.83	7.04	6.17	6.83	6.67	7.41	9.00	6.33	6.00	7.50
Beer (Bedele).....	330cc	3.00	3.00	3.00	3.00	3.00	3.00	3.00	-	3.00	3.00	3.00	3.00	3.00
Beer (Harar).....	330cc	3.00	3.00	3.00	-	3.00	3.00	3.00	-	3.00	3.00	3.00	3.00	3.00
Beer (Meta Abo).....	330cc	3.00	3.00	3.00	3.00	3.00	3.17	2.78	3.00	3.00	3.00	3.33	3.00	3.03
'Tella'.....	Lt	.96	.96	.96	.99	1.25	1.02	.96	.96	.90	.96	.96	.62	.96
'Tej' (Mead).....	Lt	2.90	1.85	2.22	2.00	3.09	1.97	2.22	2.22	1.85	2.10	2.16	1.85	2.21
CIGARETTES AND TOBACCO														
CIGARETTES														
Nyala.....	Packet	4.00	4.00	4.00	4.00	4.00	4.00	4.00	4.00	3.33	4.00	4.00	4.00	3.94
Gissila.....	Packet	-	-	-	1.00	-	-	-	-	-	-	-	1.67	1.33
Rothmans.....	Packet	10.00	8.00	10.00	10.00	8.67	10.00	-	10.00	-	8.67	10.00	9.67	9.54
TOBACCO														
'Gaya'.....	Kg	9.17	-	-	20.00	14.29	-	-	-	-	-	-	13.40	13.24
CLOTHING AND FOOT WEAR														

Table 10 : Average Retail Price of Goods and Services by Region and Selected Market Places - Group 10 Market Places (Cont'd)

 April 2005
 Meaxia 1997

		R E G I O N A N D M A R K E T P L A C E S												
		A D D I S A B A B A											ADDIS ABABA	
ITEM	UNIT	Merkato	Kera	Zenebe work	Gergi	Saris	Kotebe	Ferensay Legasion	Shola (yeka)	Asko	Addisu- Gebeya	Efoyita Gebeya	Akaki	AVERAGE
		P R I C E I N B I R R												
CLOTHING														
Abujedid(Akaki/Bahir Dar)91cm.	Meter	4.25	4.50	4.50	-	-	-	-	-	-	-	-	-	4.42
Abujedid(Komb./Arba Min.)150cm	Meter	6.25	6.33	6.33	6.00	6.50	-	6.27	-	6.50	6.50	6.33	6.50	6.36
Khaki(S-10,000 Twil)110cm.....	Meter	13.33	-	-	-	-	-	-	-	-	-	11.33	-	12.33
Khaki(Akaki)91cm.....	Meter	13.33	-	-	-	-	-	-	-	-	-	-	-	13.33
Wool-England 100%.....	Meter	165.00	-	-	-	-	-	-	-	-	-	-	-	165.00
Tetron(Arba Minch).....	Meter	18.67	-	-	-	-	-	-	-	-	-	-	-	18.67
Poplin(Dire Dawa)105cm.....	Meter	6.00	-	-	-	-	-	-	-	-	6.50	6.00	-	6.17
Poplin(Komb./Arba Minch)150cm.	Meter	10.17	9.33	9.42	-	10.33	-	9.95	9.95	10.00	10.67	11.00	9.00	9.99
Nylon(Mojo).....	Meter	7.67	-	-	-	8.00	-	-	11.40	-	-	11.00	9.33	9.18
Polyster(Arba Minch/Awasa).....	Meter	18.67	-	-	-	-	-	-	21.20	-	-	-	-	19.30
Jersi.....	Meter	-	-	-	-	-	-	-	-	-	-	-	-	-
Cotton.....	Kg	6.00	6.17	10.56	6.00	6.00	5.33	6.00	6.00	6.50	6.00	6.67	6.50	6.38
Hisufi	Meter	-	-	-	-	-	-	-	-	-	-	40.00	-	40.00
Kefay	Meter	-	-	-	-	-	-	-	-	-	-	-	-	-
COST OF TAILORING														
Woolen Suit (Men).....	No	320.00	246.67	-	-	-	-	-	200.00	-	340.00	283.33	-	279.23
Khaki Suit (Men).....	No	65.00	65.00	-	-	50.00	-	31.67	60.00	46.67	50.00	83.33	32.50	53.91
Khaki Suit (Boys).....	No	-	37.50	-	-	30.00	-	23.33	-	23.33	23.33	-	17.50	25.33
Tateron Suit (Men)	No	116.67	66.67	-	-	75.00	-	35.00	60.00	62.50	63.33	-	-	67.86
Tateron Suit (Boys)	No	150.00	37.50	-	-	42.50	-	25.00	-	21.67	23.33	-	-	37.14
READY-MADE / FOR ADULTS														
'Netela'.....	No	28.67	34.00	32.33	-	-	-	29.33	-	33.33	-	-	-	31.15
'Gabi'.....	No	65.67	66.67	78.33	58.33	50.00	-	66.67	68.33	88.33	78.33	-	61.67	68.23

Table 10 : Average Retail Price of Goods and Services by Region and Selected Market Places - Group 10 Market Places (Cont'd)

April 2005
Miazia 1997

ITEM	UNIT	R E G I O N A N D M A R K E T P L A C E S											ADDIS ABABA AVERAGE	
		A D D I S A B A B A												
		Merkato	Kera	Zenebe work	Gergi	Saris	Kotebe	Ferensay Legasion	Shola (yeka)	Asko	Addisu- Gebeya	Efoyita Gebeya		Akaki
P R I C E I N B I R R														
Shirts Long Sleeved (Local).....	No	47.78	24.00	47.55	-	20.00	-	48.95	45.00	24.00	-	-	32.80	36.26
Shirts Short Sleeved (Local).....	No	-	-	49.00	-	-	-	-	-	-	-	-	-	49.00
Shirts Long Sleeved (Imported)...	No	33.33	39.33	29.33	39.33	40.00	-	46.75	51.87	36.67	58.33	24.33	35.00	39.62
Shirts Short Sleeved (Imported)...	No	48.33	43.33	26.00	34.67	38.33	-	-	36.67	36.67	53.33	33.33	36.00	38.67
Socks (Cotton) Imported.....	Pair	5.00	5.33	-	-	6.33	4.83	7.43	-	4.33	5.67	4.00	-	5.37
Sweater (Local) Men.....	No	58.33	26.67	25.67	-	-	-	42.33	76.60	50.00	24.33	25.00	-	36.68
Sweater (Local) Women.....	No	45.00	21.00	23.67	27.33	-	-	39.00	44.10	45.00	19.33	25.00	-	30.00
Shash (Imported).....	No	12.67	12.67	6.67	6.17	7.33	7.67	8.67	9.33	7.33	7.33	7.33	7.67	8.40
Singlets (Local) White.....	No	12.50	15.00	-	10.33	11.50	11.33	13.75	14.10	14.33	14.00	9.33	-	12.35
Jeans Trouser.....	No	78.33	-	64.33	70.00	75.00	51.67	56.67	68.33	76.67	100.00	78.33	-	72.52
Woolen Suit.....	No	1366.67	-	-	-	-	-	-	546.67	-	-	-	-	956.67
'Kemisna Netela'.....	No	131.67	123.33	98.33	80.00	113.33	-	126.67	133.93	110.00	116.67	153.33	85.00	115.66
Sweater-Men (Imported).....	No	110.00	63.33	-	71.67	-	-	75.00	176.67	86.67	95.00	-	77.50	95.22
Sweater-Women (Imported).....	No	81.67	65.00	34.67	36.67	30.00	-	56.62	176.67	59.33	71.67	41.67	32.67	62.34
Nylon Dress.....	No	-	-	-	-	-	-	-	-	-	-	-	-	-
Tetron Trouser.....	No	-	28.00	-	-	-	-	68.40	-	-	-	-	-	48.20
Leather Jacket.....	No	648.33	700.00	-	-	748.00	-	646.40	727.13	-	750.00	650.00	-	701.18
Under Wear China.....	No	13.67	-	10.00	10.33	11.67	14.33	12.67	11.67	13.00	10.67	11.33	12.00	11.94
Deriya	NO	9.11	-	10.00	9.89	8.78	8.89	9.44	11.56	10.89	9.33	8.66	8.66	9.56
Polyester Suit.....	No	-	-	-	-	-	-	-	-	-	-	-	-	-
Khaki Short	No	-	-	-	-	-	-	34.00	-	-	48.00	-	-	43.33
T-Shirts	No	38.33	26.00	-	17.67	25.00	18.33	20.87	24.33	18.33	43.33	26.67	-	25.89
Jogging Suit(sport tuta)	No	-	66.67	-	68.33	66.67	57.67	85.00	59.80	56.67	120.00	63.33	75.00	71.16
Khaki Jacket	No	113.33	81.67	-	-	86.67	-	-	140.00	-	123.33	76.67	-	99.06
Geldem	No	29.33	31.50	14.00	-	17.00	-	-	25.00	-	-	14.33	17.67	21.64

Table 10 : Average Retail Price of Goods and Services by Region and Selected Market Places - Group 10 Market Places (Cont'd)

April 2005
Miazia 1997

ITEM	UNIT	R E G I O N A N D M A R K E T P L A C E S											ADDIS ABABA AVERAGE	
		A D D I S A B A B A												
		Merkato	Kera	Zenebe work	Gergi	Saris	Kotebe	Ferensay Legasion	Shola (yeka)	Asko	Addisu- Gebeya	Efoyita Gebeya		Akaki
P R I C E I N B I R R														
READY-MADE / FOR CHILDREN														
Sweater (Local) for Boys.....	No	27.67	15.50	-	-	-	-	33.30	35.15	25.00	11.33	17.33	21.00	22.34
Socks (Imported) Cotton.....	Pair	3.83	3.00	-	-	-	3.17	2.93	3.60	2.33	2.50	3.00	-	3.00
Jeans Trouser.....	No	-	-	-	60.00	-	-	-	72.55	-	-	41.67	-	55.02
Shirt Long Sleeved(Imported)Boys. No		18.00	19.33	-	-	19.33	-	-	22.67	16.33	22.33	18.33	19.33	19.46
Sweater (England) for Girls.....	No	-	25.00	-	-	20.00	-	-	-	-	17.00	-	-	20.14
Short for Boys.....	No	-	-	-	-	-	-	-	-	-	-	-	8.00	8.00
Kemise(for childrenen)	No	56.67	48.33	33.00	31.50	53.33	-	56.92	53.87	37.67	43.33	43.33	-	46.29
FOOTWEAR (MEN AND WOMEN)														
Anbessa Leather Shoes Men(Local)Pair		166.67	81.45	58.33	55.00	130.00	-	75.60	77.02	71.00	106.75	66.67	84.00	93.33
Leather Shoes Men (Croft).....	Pair	283.33	-	76.67	88.33	83.33	-	68.33	111.67	-	160.00	78.33	95.00	116.11
Walking Shoes(imp.) Non-Leather	Pair	-	-	-	-	75.00	-	86.67	75.00	80.00	150.00	80.00	-	91.11
Canvas Shoes (Local) Men.....	Pair	22.33	-	-	-	-	-	-	22.67	-	-	-	-	22.50
Canvas Shoes (China) Men.....	Pair	26.00	24.67	24.67	22.67	24.33	-	23.33	18.67	-	-	22.33	25.33	23.56
Plastic Shoes (Local) Women....	Pair	6.00	6.00	6.00	6.00	5.67	6.00	6.00	8.00	6.00	6.83	6.00	6.50	6.25
Slippers Sponge Adult (China)..	Pair	6.00	6.00	5.67	6.00	4.83	5.67	-	16.33	6.00	6.00	6.00	6.00	6.77
Boots for Men Plastic (Local)..	Pair	35.00	-	-	38.00	-	-	-	34.00	-	-	39.00	-	36.67
Sandel Plastic Shoes (Imp.)....	Pair	10.83	-	9.00	-	-	-	-	-	-	9.00	9.67	-	9.63
Cost of Mending Shoes sole(Men).Pair		16.67	19.33	29.33	30.00	14.33	-	21.00	30.00	24.33	32.50	25.67	22.67	23.71

Table 10 : Average Retail Price of Goods and Services by Region and Selected Market Places - Group 10 Market Places (Cont'd)

April 2005
Miazia 1997

ITEM	UNIT	R E G I O N A N D M A R K E T P L A C E S												ADDIS ABABA AVERAGE
		A D D I S A B A B A												
		Merkato	Kera	Zenebe work	Gergi	Saris	Kotebe	Ferensay Legasion	Shola (yeka)	Asko	Addisu- Gebeya	Efoyita Gebeya	Akaki	
P R I C E I N B I R R														
CONSTRUCTION MATERIALS, WATER, AND FUEL AND POWER														
CONSTRUCTION MATERIALS														
Cement/Bag/(Local).....	50Kg	57.00	57.33	60.33	51.67	57.00	60.00	60.00	60.00	57.00	60.00	59.33	59.00	58.22
Lime.....	Kg	.94	-	-	-	-	-	-	-	-	-	-	-	.94
Nail (7cm - 12cm).....	Kg	9.67	10.33	10.00	12.00	9.00	10.00	10.33	11.33	9.67	10.00	9.33	10.00	10.14
Nail With Cape.....	Kg	12.00	12.00	12.00	14.00	12.00	12.67	12.00	13.00	11.67	13.00	12.00	13.33	12.46
Corrugated Iron Sheet (.2mm).....	No	47.67	46.00	-	34.33	-	34.00	58.00	41.50	-	57.00	35.83	-	41.15
Wood for House Construction('Atana')..	No	4.00	3.50	4.00	3.33	3.67	4.83	4.50	4.67	3.67	-	3.83	4.50	4.06
Wall Paints-Super (Fluid) Normal.....	4Kg	59.00	57.67	60.00	58.00	59.00	60.00	61.67	60.00	56.67	56.00	56.67	167.20	72.89
Wall Paints-Super (Fluid) Plastic.....	4Kg	89.00	90.00	89.67	89.33	89.00	90.00	90.00	90.00	87.33	87.00	87.67	89.00	88.97
Coarse Aggregate Gravel.....	Meter Cube	139.43	209.81	218.45	178.30	152.80	176.87	220.41	183.46	161.00	227.33	190.70	401.30	199.38
Hollow Concrete Block(20x20x40 cm Cube)No		2.78	2.58	-	2.60	2.33	-	-	-	2.70	2.50	2.93	2.43	2.60
Bricks (25cm x 12cm x 6cm).....	No	1.53	-	-	-	1.30	-	-	1.00	1.73	-	1.47	1.50	1.49
Floor Board 4m Length.....	No	43.33	55.00	-	-	60.00	41.67	-	-	-	175.00	41.67	-	64.64
Iron Pipe 6mt. (1/2 inch Wide) Local..	No	84.00	-	86.67	94.00	85.00	88.67	95.33	89.00	-	91.00	85.00	86.00	88.91
Chipwood (125cm x 250cm x 8mm).....	No	80.00	85.00	-	-	84.00	-	-	87.00	-	-	78.67	-	82.00
Sand.....	Meter Cube	121.13	143.70	146.52	131.46	108.84	127.55	171.43	137.81	115.65	163.19	98.88	296.40	142.61
Gutter N° 32.....	Meter	17.00	-	18.67	18.67	17.00	16.33	-	15.00	17.67	18.00	16.00	17.50	17.52
Window Glass (50cm x 50cm x 3mm).....	No	12.33	12.33	-	12.50	11.92	11.00	-	11.63	12.50	12.17	11.83	-	12.02
Water Tanker (1meter cube).....	No	1000.00	-	1500.00	-	-	-	-	750.00	1250.00	1100.00	800.00	-	1075.00
Stone for House Construction..	Meter Cube	-	-	-	-	-	-	-	-	-	-	-	-	-
Mega Paints.....	4Kg	53.67	-	-	58.00	58.33	-	54.00	55.00	-	56.00	55.33	-	55.80
Tseday Paints.....	4Kg	-	-	-	60.00	58.00	-	60.00	-	-	-	-	-	59.14
"Yewellel Nitaf"(Tile).....	No	1.30	-	-	-	2.20	-	-	-	2.60	-	2.85	-	2.24
WATER														
Water.....	Meter Cube	7.15	7.15	6.32	13.17	8.95	7.50	5.63	5.43	8.33	12.50	7.15	7.15	8.04

Table 10 : Average Retail Price of Goods and Services by Region and Selected Market Places - Group 10 Market Places (Cont'd)

April 2005
Miazia 1997

ITEM	UNIT	R E G I O N A N D M A R K E T P L A C E S												ADDIS ABABA AVERAGE
		A D D I S A B A B A												
		Merkato	Kera	Zenebe work	Gergi	Saris	Kotebe	Ferensay Legasion	Shola (yeka)	Asko	Addisu- Gebeya	Efoyita Gebeya	Akaki	
P R I C E I N B I R R														
FUEL AND POWER														
Fire Wood.....	Meter Cube	130.21	251.43	73.78	81.89	103.73	114.38	102.21	144.26	70.24	113.87	141.45	89.75	116.43
Charcoal.....	Kg	2.36	2.55	2.06	2.64	2.73	3.91	2.60	2.51	1.88	1.99	2.11	2.70	2.50
Dung Cake.....	Kg	-	.54	.33	.49	.48	.58	.30	.33	.33	.34	.76	.31	.42
Kerosine.....	Lt	3.00	3.00	3.00	3.00	3.00	3.00	3.00	3.00	3.00	3.00	3.00	3.00	3.00
Diesel.....	Lt	4.31	4.31	4.31	4.31	4.31	4.31	4.31	4.31	4.31	4.31	4.31	4.31	4.31
Electric.....	K.Watt	.40	.40	.40	.27	.40	.40	.40	.42	.40	.40	.40	.40	.39
Matches.....	Box	.17	.18	.18	.17	.15	.20	.20	.20	.20	.17	.20	.15	.18
Candles.....	No	.67	.55	.73	.98	.75	.75	.75	.75	.75	.75	.75	.72	.75
Buthane Gas (Shell).....	12.5 Kg	135.30	-	-	116.50	118.83	-	122.50	-	116.25	125.00	125.35	-	121.85
Eveready Drycell.....	No	1.75	1.63	1.75	1.67	1.71	1.75	1.75	1.79	1.75	1.67	1.75	1.63	1.72
FURNITURE, FURNISHING, HOUSEHOLD EQUIPMENT AND OPERATION														
CHAIRS, TABLES, ETC.														
Table Wanza (Machine made) Varnished..	No	136.67	123.33	250.00	500.00	544.44	433.33	321.10	443.33	316.67	256.67	400.00	166.67	324.35
Table Wanza (Hand made) Not Varnished.	No	-	-	-	-	-	-	-	-	-	-	-	-	-
Chairs Wanza (Machine Made) Varnished.	No	58.33	61.67	76.67	85.33	118.60	73.33	118.75	106.67	70.00	100.00	70.00	55.00	82.86
Chairs Wanza (Hand Made) Varnished....	No	30.00	-	-	-	-	-	-	-	-	-	-	32.67	32.00
Cupboard Wanza (2 doors) Varnished....	No	866.67	626.67	716.67	833.33	1280.08	916.67	1098.99	1233.33	850.00	866.67	733.33	783.33	900.48
Double Bed Wanza (120cm) Varnished....	No	450.00	433.33	583.33	516.67	722.14	433.33	659.24	693.33	566.67	600.00	583.33	356.67	555.71
Sofas (Complete).....	No	1800.00	1733.33	1750.00	2333.33	4824.99	2100.00	2717.63	2250.00	2100.00	2233.33	2566.67	1733.33	2378.76
Book Shelves Wanza (3 Shelves) no Door	No	200.00	200.00	300.00	283.33	449.52	266.67	-	493.33	333.33	416.67	400.00	-	349.21
Chest of Drawer	No	-	375.00	533.33	516.67	667.70	500.00	808.00	643.33	533.33	666.67	456.67	-	576.80
FURNISHINGS & REPAIRS														
Bed Sheet (Non-Patterned Bahir Dar)	Pair	43.67	45.00	46.00	-	53.50	-	52.90	52.90	-	63.25	45.00	52.60	48.45

Table 10 : Average Retail Price of Goods and Services by Region and Selected Market Places - Group 10 Market Places (Cont'd)

April 2005
Miazia 1997

ITEM	UNIT	R E G I O N A N D M A R K E T P L A C E S											ADDIS ABABA AVERAGE	
		A D D I S A B A B A												
		Merkato	Kera	Zenebe work	Gergi	Saris	Kotebe	Ferensay Legasion	Shola (yeka)	Asko	Addisu- Gebeya	Efoyita Gebeya		Akaki
P R I C E I N B I R R														
Bed Sheet(Patterned Kombolcha) 1.90m x 2.50m.....	Pair	89.67	91.75	91.67	-	85.00	-	97.75	97.75	93.50	98.00	92.67	88.73	91.56
Bed Cover(Patterned Kombolcha).....	No	-	-	-	-	-	-	-	-	-	-	-	-	-
Blanket Woolen(Debre B.)160cm x 220cm.	No	75.00	74.00	-	-	73.33	-	83.43	83.85	-	84.00	74.33	86.50	78.12
Mattress-Sponge (A.A Foam) 120cm.....	No	332.33	335.69	-	230.00	-	-	320.00	-	-	260.00	290.00	-	290.70
Towel-Local (Kombolcha).....	No	9.83	7.17	-	-	-	-	14.17	14.15	-	14.53	14.33	17.30	12.71
EARTHEN WARE														
Water Pot.....	No	8.00	-	-	-	12.00	6.00	8.50	8.50	6.00	9.33	-	6.50	8.08
'Jebena' Medium Size.....	No	2.83	3.00	3.00	3.00	2.33	2.50	2.17	2.00	2.42	2.00	3.00	2.50	2.56
'Mitad' (Griddle of Clay).....	No	8.33	11.00	10.00	9.00	8.33	9.67	10.33	11.33	13.67	10.00	9.67	9.00	10.03
Local Stove '(Lakech).....	No	6.67	5.00	5.00	5.00	7.67	4.83	-	5.00	7.00	8.33	6.33	5.33	6.02
Cup for Coffee (China).....	No	1.17	1.08	1.00	1.00	1.17	1.23	1.25	1.00	1.25	1.00	1.08	1.00	1.10
Plate Clay (imported).....	No	3.83	3.33	3.92	3.00	-	3.50	3.83	-	3.50	-	3.50	3.00	3.49
STRAW, BAMBOO AND OTHERS														
'Sefed'.....	No	8.33	8.17	8.33	-	7.33	10.33	6.83	6.67	7.50	7.33	7.50	7.83	7.85
Sack 100Kg Capacity.....	No	6.08	-	-	-	-	-	-	-	-	-	-	6.17	6.13
METAL WARE														
Cooking Pan Medium (Local).....	No	21.67	23.33	25.00	23.33	24.33	36.33	26.67	23.67	26.67	21.00	37.33	22.00	26.06
Tray (Nickel) Medium N ^o 45 Local.....	No	-	-	-	-	-	-	-	-	-	-	16.33	-	16.33
Electric 'Mitad' Aluminium.....	No	326.67	346.67	423.33	370.00	450.00	425.00	-	362.50	350.00	363.33	410.00	-	376.73
Gas Stove (Kerosine) China.....	No	34.33	33.67	-	32.67	33.67	34.67	34.67	33.00	35.00	32.67	32.83	32.00	33.60
Refrigerator.....	No	3393.33	-	-	2495.00	-	-	-	2726.67	-	2483.33	-	-	2800.00

Table 10 : Average Retail Price of Goods and Services by Region and Selected Market Places - Group 10 Market Places (Cont'd)

April 2005
Miazia 1997

ITEM	UNIT	R E G I O N A N D M A R K E T P L A C E S												ADDIS ABABA AVERAGE
		A D D I S A B A B A												
		Merkato	Kera	Zenebe work	Gergi	Saris	Kotebe	Ferensay Legasion	Shola (yeka)	Asko	Addisu- Gebeya	Efoyita Gebeya	Akaki	
P R I C E I N B I R R														
PLASTIC WARE (LOCAL MADE)														
Jerrycan (20 Litres).....	No	20.33	-	-	-	-	21.67	7.17	21.50	-	-	18.67	-	17.61
Bucket (20 Litres).....	No	14.33	13.67	13.67	13.00	14.67	14.67	13.17	14.00	13.83	13.83	14.33	-	13.92
GLASS WARE														
Glass for Tea (Durelex).....	No	3.50	3.50	2.00	3.00	3.50	3.50	2.33	3.50	3.50	3.50	3.50	3.50	3.25
OTHER HOUSEHOLD EQUIPMENT														
Kerosine Lamp.....	No	19.67	-	-	-	22.50	-	-	20.50	-	-	20.00	17.67	19.82
'Kuraz' Small Local Kerosine Lamp.....	No	1.50	-	1.25	-	1.00	-	-	2.00	-	-	1.50	1.33	1.45
Flash Light.....	No	6.25	6.75	-	7.00	6.00	6.00	6.33	7.17	6.67	6.67	6.67	6.00	6.53
Electric Bulb Philips(40/60 Watt).....	No	2.00	-	2.00	2.00	1.92	1.67	2.00	-	2.00	2.00	2.50	1.67	1.98
HOUSEHOLD OPERATION														
Hard Soap (Local).....	200gm	2.20	2.07	2.17	2.00	2.50	1.88	2.00	2.00	1.43	2.00	2.20	2.00	2.04
Hard Soap (Imported).....	200gm	2.83	2.12	2.19	1.60	2.17	1.80	-	2.17	2.12	2.16	2.20	2.16	2.14
Detergent (Omo).....	50gm	.73	1.25	-	1.67	1.17	1.25	1.67	-	1.25	1.25	.71	1.67	1.26
Incense.....	Kg	19.00	-	-	6.33	24.00	6.33	9.33	10.67	-	13.33	8.33	10.00	11.93
Sandal Wood.....	No	.25	.20	.25	.22	.20	.25	.25	.20	.25	.23	.25	.25	.23
Toilet Paper (Mamko).....	Roll	3.00	2.97	2.97	3.00	2.93	3.00	3.00	2.93	3.00	3.00	3.00	3.00	2.98
DRY CLEANING														
Dry Cleaning (Suit Men).....	No	18.00	16.50	16.67	23.67	17.23	14.00	16.67	16.75	13.67	17.33	16.50	15.00	16.91

Table 10 : Average Retail Price of Goods and Services by Region and Selected Market Places - Group 10 Market Places (Cont'd)

April 2005
Miazia 1997

ITEM	UNIT	R E G I O N A N D M A R K E T P L A C E S												ADDIS ABABA AVERAGE
		A D D I S A B A B A												
		Merkato	Kera	Zenebe work	Gergi	Saris	Kotebe	Ferensay Legasion	Shola (yeka)	Asko	Addisu- Gebeya	Efoyita Gebeya	Akaki	
P R I C E I N B I R R														
DOMESTIC SERVICE														
Maid Servant.....	Month	85.00	66.67	90.00	96.67	53.33	73.33	61.67	76.67	66.67	76.67	76.67	38.33	71.81
Unskilled Service (Daily Laborer)....	Day	9.67	10.00	9.00	10.00	9.33	9.67	10.00	7.00	9.00	10.00	7.33	8.00	9.08
Salary for Guard	Month	85.00	96.67	106.67	96.67	-	133.33	93.33	56.67	56.33	150.00	76.67	-	95.13
MEDICAL CARE														
Ampicillin(250 mg) Local.....	56 Caps	-	13.72	-	23.33	-	-	16.80	14.65	16.10	16.33	14.00	14.14	16.60
Dichlorophine(500 mg) Local.....	6 Pills	-	-	1.50	-	-	-	-	1.40	-	-	-	-	1.45
Tetracycline(250mg) Local.....	56 Caps	10.27	-	7.47	8.40	-	7.84	9.80	8.21	10.27	7.93	7.00	5.88	8.31
Penicillin Injection(4 Mu. Local). Bottle		3.67	3.53	3.00	3.17	3.75	3.73	4.00	4.02	3.67	3.67	3.72	3.23	3.60
Chloramphenicol(250mg) Local.....	56 Caps	11.20	8.77	10.73	9.61	11.01	10.27	11.20	10.17	10.73	10.92	10.27	8.40	10.25
Dipron(500mg) Local.....	20 Pills	-	-	-	-	-	-	-	1.90	-	-	-	-	1.90
Cough Syrup (Berantine) Local.....	125cc	-	-	-	-	-	8.70	-	-	8.08	-	5.00	-	7.91
Bactrim(480mg) Local.....	30 Pills	6.00	4.05	3.75	4.50	-	-	6.00	3.60	-	4.50	4.50	-	4.54
Vermox(100mg) Local.....	12 Pills	-	-	-	1.20	-	-	-	-	-	2.00	-	-	1.40
Mezel(250mg) Local.....	30 Caps	4.75	4.15	4.33	4.25	4.50	3.60	4.50	4.00	4.50	4.00	3.00	3.20	4.05
Asprin (300 mg) Local.....	20 Pills	2.00	1.30	1.83	1.73	1.67	1.43	2.00	1.77	2.00	1.57	1.77	1.43	1.70
OTHER MEDICAL EXPENSES														
Doctor's Fee (Government).....	per visit	5.00	-	10.00	-	-	-	5.00	8.75	2.00	5.00	5.00	1.00	5.69
Doctor's Fee (Private).....	per visit	10.00	8.33	18.33	8.33	10.00	5.00	11.67	25.00	8.33	10.00	11.67	4.67	10.12
Injection (Service Charge).....	Once	1.33	1.33	2.00	2.00	1.67	2.00	2.00	3.00	1.33	1.25	2.00	1.00	1.76
Labratory Test Fee (Private).....	Once	4.67	4.00	5.00	4.00	3.00	3.67	4.00	5.33	5.00	5.50	4.00	3.33	4.24
Bed Charge (gov.).....	per day	2.20	-	26.66	-	-	-	20.00	20.00	8.00	20.00	3.00	-	15.54

Table 10 : Average Retail Price of Goods and Services by Region and Selected Market Places - Group 10 Market Places (Cont'd)

April 2005
Miaxia 1997

ITEM	UNIT	R E G I O N A N D M A R K E T P L A C E S											ADDIS ABABA AVERAGE	
		A D D I S A B A B A												
		Merkato	Kera	Zenebe work	Gergi	Saris	Kotebe	Ferensay Legasion	Shola (yeka)	Asko	Addisu- Gebeya	Efoyita Gebeya	Akaki	
P R I C E I N B I R R														
TRANSPORT AND COMMUNICATION														
TRANSPORT														
Benzene.....	Lt	5.50	5.50	5.50	5.17	5.50	5.50	5.50	5.50	5.50	5.50	5.50	5.50	5.47
Motor Oil (Mobil).....	Lt	20.20	20.20	20.30	20.27	20.20	20.31	20.20	20.30	20.23	20.27	20.18	20.30	20.24
Car Washing and Greasing.....	No	28.17	30.00	27.00	-	25.00	21.67	25.00	26.50	25.00	28.33	21.67	25.00	25.72
Bus Fare (per km).....	Tarif	-	.10	-	-	-	-	-	-	-	-	-	-	.10
Bus Fare (within Town)	Trip	.37	.40	.42	.50	.30	.50	.37	.45	.50	.33	.22	.75	.43
Taxi Fare	Trip	.60	.60	.60	.60	.60	.60	.60	.60	.60	.87	.60	.60	.62
Air Plane (To Addis Ababa)	Trip	-	-	-	-	-	-	-	-	-	-	-	-	-
Animal Transport fare.....	Trip	-	-	-	-	-	-	-	-	-	-	-	-	-
Cart Fare.....	Trip	-	-	-	-	-	-	-	-	-	-	-	.50	.50
Train Fare	Trip	-	-	-	-	-	-	-	-	-	-	-	-	-
Service Charge (Motor oil change)...	Once	-	-	-	-	-	-	-	-	-	-	-	-	-
COMMUNICATION														
Telephone Charge (with town).....	Period	.20	.20	.20	.20	.20	.20	.20	.20	.20	.80	.20	.20	.26
Telephone Charge to Addis Ababa.....	Period	-	-	-	-	-	-	-	-	-	-	-	.40	.40
Telephone Line Installation Charge..	Once	-	283.30	283.30	-	283.30	-	-	283.30	283.30	283.30	283.30	283.30	283.30
ENTERTAINMENT AND EDUCATION														
EQUIPMENT AND ACCESSORIES														
T.V. Set Philips 21 inch(Colored).....	No	3356.67	-	-	2400.00	-	-	-	3765.00	-	2856.67	-	-	3094.58
Cassette Recorded Original(Local Music)	No	9.00	8.67	9.67	9.00	9.00	9.67	9.00	9.00	9.00	9.00	9.00	9.00	9.08
Radio Set Philips 3 Band.....	No	130.00	-	-	-	-	-	-	145.00	-	-	-	-	133.75
Tape Recorder National (2 Speaker)....	No	245.00	-	-	-	450.00	-	-	487.50	-	633.33	266.67	-	405.00
Expense for Photograph(Passport size)4Pho		5.00	4.00	5.00	5.33	5.00	3.00	5.33	4.00	5.33	5.33	5.67	3.83	4.74

Table 10 : Average Retail Price of Goods and Services by Region and Selected Market Places - Group 10 Market Places (Cont'd)

April 2005
Miazia 1997

ITEM	UNIT	R E G I O N A N D M A R K E T P L A C E S												ADDIS ABABA AVERAGE
		A D D I S A B A B A												
		Merkato	Kera	Zenebe work	Gergi	Saris	Kotebe	Ferensay Legasion	Shola (yeka)	Asko	Addisu- Gebeya	Efoyita Gebeya	Akaki	
P R I C E I N B I R R														
Newspaper (Addis Zemen).....	No	.50	-	-	-	-	.67	-	-	-	.50	-	.57	
Theater Entrance Fee	Once	15.00	-	-	-	-	-	11.00	-	15.00	-	-	13.40	
EDUCATION														
Exercise Book (50 Leaves) Local.....	No	2.00	1.75	1.73	1.97	1.83	1.75	1.77	1.62	1.78	2.00	1.73	1.70	1.81
Pencil (China).....	No	.25	.20	.23	.20	.25	.25	.23	.25	.25	.25	.25	.25	.24
Ball Point-Bic England.....	No	1.50	1.53	1.40	1.43	1.42	1.40	1.47	1.50	1.25	1.50	1.50	1.47	1.45
Day School Fee-Public(Grade 7 & 8)..	Month	15.75	19.25	19.50	19.54	21.33	-	25.00	20.50	20.50	15.50	19.17	15.50	19.89
Day School Fee-Private(Grade 9-12)..	Month	165.00	210.00	-	-	-	-	-	200.00	-	101.00	153.33	89.40	153.12
Night School Fee-Government(Gr.9-12)	Month	-	19.55	19.55	-	19.58	19.55	19.55	-	19.50	19.55	19.57	19.58	19.55
School Uniform Fee	No	110.00	73.33	-	39.67	-	-	-	34.67	50.00	33.33	36.00	40.00	46.55
Night School Fee-Private(Grade9-12)..	Month	35.00	-	48.33	-	-	-	-	-	-	-	20.00	-	40.00
PERSONAL CARE AND EFFECTS														
PERSONAL CARE														
Lux Toilet Soap.....	90gm	2.04	1.97	1.97	2.16	2.10	1.88	1.97	1.97	1.83	1.91	2.06	1.97	1.99
Blade-TOPAZ.....	No	.25	.25	.27	.25	.23	.25	.25	.25	.25	.25	.25	.25	.25
Hair Dressing (Traditional).....	No	8.33	-	15.00	10.00	-	-	-	-	5.00	7.33	6.67	2.67	7.78
Hair Dressing (Modern).....	No	7.33	7.67	8.67	8.00	7.33	8.00	6.67	10.67	7.00	7.67	8.33	7.00	7.86
Barbery (Mens Hair Cut).....	No	5.33	5.00	5.00	2.00	4.00	3.67	2.33	4.33	2.67	2.33	3.00	2.67	3.53
Paraffin Hair Oil.....	330cc	7.42	7.00	7.50	7.00	7.17	6.83	7.42	7.25	7.33	7.33	7.50	7.17	7.24
Zenith Hair Oil.....	330cc	7.42	7.50	6.60	6.83	6.51	7.00	7.33	7.08	7.42	7.33	7.50	4.82	6.95
Shaving Machine (medium)	No	-	-	-	-	-	-	-	-	-	-	10.00	-	10.00
Perfume	CC	36.00	25.67	22.83	-	24.33	-	26.00	23.33	24.33	26.67	18.00	23.00	25.02
PERSONAL EFFECTS														
Umbrella-Men Medium (Local).....	No	-	-	14.33	16.67	-	-	-	-	-	31.00	21.33	-	20.83

Table 10 : Average Retail Price of Goods and Services by Region and Selected Market Places - Group 10 Market Places (Cont'd)

April 2005
Miazia 1997

		R E G I O N A N D M A R K E T P L A C E S												
ITEM	UNIT	A D D I S A B A B A											ADDIS ABABA AVERAGE	
		Merkato	Kera	Zenebe work	Gergi	Saris	Kotebe	Ferensay Legasion	Shola (yeka)	Asko	Addisu- Gebeya	Efoyita Gebeya		Akaki
		P R I C E I N B I R R												
Umbrella-Women Medium (Imported).....	No	20.00	22.33	16.00	15.67	17.67	15.67	18.67	20.33	18.33	20.00	17.67	16.33	18.22
Hard Bag (Imported Synthetic).....	No	40.67	30.00	27.67	27.00	41.67	-	40.67	61.67	36.67	53.33	41.67	30.00	39.18
Belt (Local) Machine Made.....	No	30.33	35.75	-	-	-	-	-	12.33	-	-	-	-	23.39
Belt (Local) Hand Made.....	No	-	-	-	-	-	-	6.50	-	-	-	4.67	4.83	5.33
JEWELLERY														
Seiko-21 Jewels Automatic (Men).....	No	-	-	-	-	-	-	-	-	-	-	145.00	-	145.00
Seiko-21 Jewels Automatic (Women).....	No	-	-	-	-	-	-	-	-	-	-	-	-	-
Earrings (4gm 18 carat Local).....	Pair	508.00	400.00	-	440.00	380.00	-	-	505.33	360.00	480.00	366.67	386.67	430.40
Neck Laces (6gm 21 carat Imported).....	No	906.00	780.00	-	726.67	535.00	-	-	907.60	-	900.00	690.00	780.00	800.04
Rings (4gm 18 carat Local).....	No	508.00	400.00	-	440.00	380.00	-	-	505.33	360.00	480.00	366.67	386.67	431.45
Bracelet 20gm (18 carat Local).....	No	2540.00	2000.00	-	2200.00	1900.00	-	-	2526.67	1800.00	2400.00	-	-	2264.71
LIVESTOCK AND DRAUGHT ANIMALS														
LIVESTOCK														
Sheep (10-15Kg).....	No	170.00	163.33	158.33	131.67	171.67	123.33	126.67	135.00	156.67	156.67	166.67	-	150.17
Goat (10-15Kg).....	No	-	196.67	-	-	146.67	-	136.67	-	186.67	146.67	110.00	-	153.89
Heifer (2-4 Years).....	No	-	-	-	-	-	816.67	-	-	633.33	-	-	-	725.00
Cow (4 Years and Above).....	No	-	-	-	-	-	1116.67	-	-	766.67	-	-	-	941.67
Bull (2-4 Years).....	No	-	-	-	-	-	766.67	-	-	-	-	-	-	766.67
Ox (4 Years and Above).....	No	-	1866.67	-	-	-	1700.00	-	-	1683.33	-	-	-	1750.00
Hen (Indigenous).....	No	10.67	12.33	17.67	12.33	13.67	12.67	10.33	13.67	9.33	12.33	8.67	13.33	12.25
Cock (Indigenous).....	No	19.33	20.00	22.33	17.33	15.33	16.67	14.33	19.33	12.67	15.00	13.67	16.83	16.90
DRAUGHT ANIMALS														
Donkey.....	No	-	-	-	-	-	-	-	-	-	-	-	-	-
Horse.....	No	-	-	-	-	-	-	-	-	-	-	-	-	-

Table 10 : Average Retail Price of Goods and Services by Region and Selected Market Places - Group 10 Market Places (Cont'd)

April 2005
Miazia 1997

ITEM	UNIT	R E G I O N A N D M A R K E T P L A C E S											ADDIS ABABA AVERAGE	
		A	D	D	I	S	A	B	A	B	A	A		
		Merkato	Kera	Zenebe work	Gergi	Saris	Kotebe	Ferensay Legasion	Shola (yeka)	Asko	Addisu- Gebeya	Efoyita Gebeya	Akaki	
Mule.....	No	-	-	-	-	-	-	-	-	-	-	-	-	-
FARM EQUIPMENT (INDUSTRIAL PRODUCT)														
Sickel.....	No	9.33	10.00	-	10.00	9.33	8.67	9.00	10.00	10.00	22.67	8.33	19.00	11.58
Pick Axe ('Doma').....	No	21.33	24.50	19.67	23.67	20.33	15.67	24.00	22.00	17.00	24.33	20.00	22.67	21.32
'Gejera'.....	No	17.67	25.00	-	-	16.00	-	-	22.00	-	23.67	20.00	-	20.70
FARM EQUIPMENT (HAND MADE)														
'Mofer'.....	No	-	-	-	-	-	-	-	-	-	-	-	-	-
'Kember'.....	No	-	-	-	-	-	-	-	-	-	-	-	-	-
'Digr'.....	No	-	-	-	-	-	-	-	-	-	-	-	-	-
Plough.....	No	12.33	-	-	-	-	-	-	-	-	-	-	-	-
Sickel.....	No	6.00	-	-	-	-	-	-	-	-	-	-	-	12.33
'Wegel'.....	No	3.33	-	-	-	-	-	-	-	-	-	-	-	6.00
'Erfe'.....	No	-	-	-	-	-	-	-	-	-	-	-	-	3.33
MISCELLANEOUS GOODS AND SERVICES														
Coffin (Medium Quality).....	No	148.33	163.33	255.00	135.00	170.00	76.67	76.67	163.33	160.00	123.33	175.00	116.67	140.17
Charge for Money order	Once	3.35	3.35	2.60	2.60	2.65	5.00	2.60	2.60	2.65	2.60	2.57	2.60	2.92
Charge for Visa (for person).....	No	-	-	-	-	-	-	-	-	-	-	-	-	-

Group 11

Market Places

(Gambela, Shebo Kiro, Akashi, Harari Town, Dire
Dawa, Melka Jebdu,)

Table 11 : Average Retail Price of Goods and Services by Region and Selected Market Places - Group 11 Market Places (Cont'd)

April 2005
Miazia 1997

REGION AND MARKET PLACES										
ITEM	UNIT	GAMBELLA			GAMBELLA AVERAGE	HARARI TOWN	DIREDAWA		DIREDAWA AVERAGE	COUNTRY LEVEL AVERAGE
		Gambella	Shebo- kire	Akashi			Dire Dawa	Melka- Jebdu		
PRICE IN BIRR										
CEREALS UNMILLED										
'Teff' White	Kg	3.23	-	2.78	3.01	3.30	3.07	3.00	3.03	2.69
'Teff' Mixed.....	Kg	2.83	-	2.43	2.63	2.77	2.80	2.67	2.73	2.49
'Teff' Black (Red).....	Kg	2.50	-	2.18	2.32	2.50	2.53	2.50	2.52	2.21
Wheat White.....	Kg	3.00	-	2.14	2.36	2.50	2.50	2.20	2.43	2.03
Wheat Mixed.....	Kg	-	-	-	-	-	-	-	-	1.85
Wheat Black.....	Kg	1.50	-	1.79	1.69	2.25	-	-	-	1.96
Barley White.....	Kg	2.88	-	1.97	2.49	2.30	2.23	2.20	2.23	1.99
Barley Mixed.....	Kg	-	-	1.29	1.29	-	1.87	-	1.87	1.78
Barley Black.....	Kg	-	-	1.57	1.57	1.97	1.97	-	1.97	1.86
Barley for Beer.....	Kg	-	-	-	-	-	2.17	-	2.17	1.88
Maize.....	Kg	1.37	-	.70	1.03	1.83	1.80	1.80	1.80	1.46
Durrah.....	Kg	-	-	-	-	-	-	-	-	1.64
Sorghum Yellow.....	Kg	-	-	1.32	1.32	2.10	2.17	2.13	2.15	1.95
Sorghum White.....	Kg	-	-	1.09	1.09	2.38	2.23	2.13	2.18	1.72
Sorghum Red.....	Kg	-	-	1.32	1.32	1.80	1.90	1.83	1.87	1.51
African Millet.....	Kg	-	-	1.73	1.73	-	3.08	-	3.08	2.00
Rice.....	Kg	6.00	6.00	-	6.00	5.00	4.67	4.00	4.33	5.15
Oats.....	Kg	-	-	-	-	-	-	-	-	2.80
Hulled Barley.....	Kg	-	-	-	-	4.00	-	-	-	2.89
CEREALS MILLED										
'Teff' White.....	Kg	-	-	-	-	-	-	-	-	3.35
'Teff' Mixed.....	Kg	-	-	-	-	-	-	-	-	3.01
'Teff' Black (Red).....	Kg	-	-	-	-	-	-	-	-	2.53
Wheat White.....	Kg	-	-	-	-	-	-	-	-	2.49
Wheat Mixed.....	Kg	-	-	-	-	-	-	-	-	2.24
Barley White.....	Kg	-	-	-	-	-	-	-	-	-

Table 11 : Average Retail Price of Goods and Services by Region and Selected Market Places - Group 11 Market Places (Cont'd)

April 2005
Miazia 1997

ITEM	UNIT	R E G I O N A N D M A R K E T P L A C E S							COUNTRY LEVEL AVERAGE	
		G A M B E L L A			GAMBELLA AVERAGE	HARARI TOWN	D I R E D A W A			DIREDAWA AVERAGE
		Gambella	Shebo-kire	Akashi			Dire Dawa	Melka-Jebdu		
P R I C E I N B I R R										
Barley Mixed.....	Kg	-	-	-	-	-	-	-	-	2.73
Maize.....	Kg	-	-	-	-	-	-	-	-	1.94
Oats.....	Kg	-	-	-	-	-	-	-	-	5.09
Sorghum.....	Kg	-	-	-	-	-	-	-	-	2.40
Durrah.....	Kg	-	-	-	-	-	-	-	-	-
'Furno Duket' Locally Processed..	Kg	4.00	-	-	4.00	3.50	3.25	3.50	3.38	3.47
PULSES UNMILLED										
Horse Beans.....	Kg	3.00	3.08	2.28	2.79	2.75	2.67	2.50	2.60	2.28
Peas White.....	Kg	-	-	2.73	2.73	-	-	-	-	3.02
Peas Black.....	Kg	-	-	-	-	2.75	-	-	-	2.54
Peas Mixed.....	Kg	3.00	-	2.70	2.85	-	2.77	-	2.77	2.52
Soya Beans.....	Kg	-	-	-	-	-	-	-	-	4.11
Chick Peas.....	Kg	3.00	3.50	2.33	2.94	2.50	2.42	2.50	2.45	2.41
Lentils.....	Kg	5.00	5.00	4.00	4.67	4.50	4.50	-	4.50	4.26
Haricot Beans.....	Kg	-	-	1.18	1.18	2.50	2.00	-	2.00	1.95
Lima Beans.....	Kg	-	-	-	-	2.17	1.81	2.38	2.09	2.05
Vetch.....	Kg	-	-	2.00	2.00	2.00	1.97	2.00	1.98	1.77
Fenugreek.....	Kg	4.83	5.00	3.00	4.28	3.75	3.50	3.50	3.50	4.03
PULSES MILLED OR SPLIT										
Horse Beans Milled.....	Kg	-	-	5.94	5.94	-	-	-	-	4.58
Peas Milled.....	Kg	5.00	-	4.00	4.50	7.33	-	-	-	5.47
Chick Peas Milled.....	Kg	-	-	-	-	-	-	-	-	5.77
Mixed Pulses Milled.....	Kg	-	6.00	-	6.00	-	5.04	-	5.04	4.83
Vetch Milled.....	Kg	-	-	5.94	5.94	3.99	4.76	3.62	4.19	4.11
Peas Split.....	Kg	5.00	-	4.00	4.50	4.50	5.33	-	5.33	4.76
Peas Split(Roasted).....	Kg	-	5.00	-	5.00	4.17	4.25	-	4.25	4.41

Table 11 : Average Retail Price of Goods and Services by Region and Selected Market Places - Group 11 Market Places (Cont'd)

April 2005
Miazia 1997

ITEM	UNIT	R E G I O N A N D M A R K E T P L A C E S								
		G A M B E L L A			G A M B E L L A A V E R A G E	H A R A R I T O W N	D I R E D A W A		D I R E D A W A A V E R A G E	C O U N T R Y L E V E L A V E R A G E
		Gambella	Shebo- kire	Akashi			Dire Dawa	Melka- Jebdu		
P R I C E I N B I R R										
Horse Beans Split(Roasted).....	Kg	-	-	-	-	-	-	-	-	3.66
Lentils Split.....	Kg	6.50	7.00	5.17	6.22	6.17	6.33	-	6.33	6.06
Vetch Split(Roasted).....	Kg	-	-	-	-	3.00	3.38	-	3.38	3.08
Chick Peas Split(Roasted).....	Kg	-	-	-	-	-	-	-	-	4.26
Fenugreek Milled.....	Kg	12.00	10.00	-	11.00	5.60	6.84	-	6.84	8.50
OIL SEEDS										
Niger Seed.....	Kg	4.75	-	3.50	4.13	6.00	9.44	7.74	8.76	4.79
Linseed White.....	Kg	-	-	-	-	-	8.00	-	8.00	6.00
Linseed Black.....	Kg	5.00	-	3.00	4.00	4.25	5.00	6.70	5.68	4.30
Sesame Seed.....	Kg	-	-	6.00	6.00	6.00	8.33	-	8.33	6.02
Sunflower.....	Kg	-	-	-	-	3.00	5.14	6.25	5.42	3.39
Castor Beans.....	Kg	-	-	-	-	3.00	3.22	3.77	3.49	3.33
Rape Seed.....	Kg	4.00	-	2.83	3.30	4.00	4.45	7.74	5.76	3.48
Ground Nut Shelled.....	Kg	-	-	-	-	4.11	5.84	-	5.84	5.55
PREPARED CEREAL PRODUCTS										
Spaghetti (Local) Without Egg....	Kg	5.50	6.00	5.00	5.50	8.00	7.50	-	7.50	7.16
Pastini.....	Kg	10.00	-	-	10.00	8.00	7.33	-	7.33	8.74
Macaroni (Local) Without Egg....	Kg	6.00	6.00	5.00	5.67	6.00	6.00	6.33	6.17	5.69
'Fafa' Flour.....	kg	-	-	-	-	-	-	-	-	9.33
'Dube' Flour.....	kg	-	-	3.50	3.50	-	-	-	-	5.49
BREAD AND OTHER PREPARED FOODS										
'Enjera' ('Teff' Mixed).....	325gm	-	-	.40	.40	.66	.62	.88	.75	.68
'Dabo' (Traditional Ambasha)..	350gm	-	.80	-	.80	.69	-	.68	.68	.76
'Dabo' (Traditional Sheleto)..	350gm	-	-	-	-	.73	.68	-	.68	.66

Table 11 : Average Retail Price of Goods and Services by Region and Selected Market Places - Group 11 Market Places (Cont'd)

April 2005
Miazia 1997

ITEM	UNIT	R E G I O N A N D M A R K E T P L A C E S								
		G A M B E L L A			G A M B E L L A A V E R A G E	H A R A R I T O W N	D I R E D A W A		D I R E D A W A A V E R A G E	C O U N T R Y L E V E L A V E R A G E
		Gambella	Shebo- kire	Akashi			Dire Dawa	Melka- Jebdu		
P R I C E I N B I R R										
Bread Wheat (Bakery).....	350gm	-	1.46	1.03	1.20	1.17	1.46	1.20	1.33	1.24
Biscuits	150gm	3.30	.65	-	1.97	2.50	2.73	2.73	2.73	2.46
MEAT										
Beef	Kg	16.00	15.00	16.00	15.57	20.00	24.00	-	24.00	16.88
Camel Meat	Kg	-	-	-	-	14.00	16.00	-	16.00	12.49
FISH AND FISH PRODUCTS										
Fish Fresh.....	Kg	-	-	-	-	-	-	-	-	9.64
Sardines (Imported).....	125gm	-	-	-	-	6.25	6.25	6.04	6.15	6.18
DIARY PRODUCTS AND EGG										
Cow Milk (Unpasteurized).....	Lt	3.00	-	2.59	2.80	3.00	4.50	2.82	3.66	2.89
Cow Milk (pasteurized).....	Lt	-	-	-	-	-	-	-	-	4.32
Camel Milk.....	Lt	-	-	-	-	3.03	-	2.84	2.84	3.14
Goat Milk.....	Lt	-	-	-	-	-	-	-	-	3.08
Powdered Milk (Edget).....	450gm	-	-	26.00	26.00	-	27.96	28.13	28.05	27.71
Yoghurt (Traditional).....	Lt	-	-	4.29	4.29	5.00	5.39	4.31	5.12	4.51
Cheese Cottage.....	Kg	-	-	-	-	12.00	10.00	-	10.00	4.98
Egg (Traditional).....	Dozen	6.00	-	6.00	6.00	4.80	4.00	4.80	4.40	4.22
OILS AND FATS										
Butter Unrefined.....	Kg	31.33	-	39.00	34.40	38.00	31.33	-	31.33	31.92
Cooking Oil (Imported).....	Lt	11.89	-	-	11.89	10.57	10.67	10.80	10.72	12.53
Cooking Oil (Local).....	Lt	10.00	11.89	10.33	10.74	12.00	-	-	-	11.70

Table 11 : Average Retail Price of Goods and Services by Region and Selected Market Places - Group 11 Market Places (Cont'd)

April 2005
Miazia 1997

ITEM	UNIT	R E G I O N A N D M A R K E T P L A C E S								COUNTRY LEVEL AVERAGE
		G A M B E L L A			GAMBELLA AVERAGE	HARARI TOWN	D I R E D A W A		DIREDAWA AVERAGE	
		Gambella	Shebo- kire	Akashi			Dire Dawa	Melka- Jebdu		
P R I C E I N B I R R										
VEGETABLES AND FRUITS										
VEGETABLES (FRESH)										
Ethiopian Kale.....	Kg	3.78	-	.94	2.36	1.97	1.59	-	1.59	1.09
Cabbage.....	Kg	2.29	-	.64	1.47	2.50	3.00	-	3.00	1.44
Lettuce.....	Kg	-	-	-	-	-	.94	1.16	1.05	2.06
Spinach.....	Kg	-	-	-	-	2.05	1.20	-	1.20	1.34
Carrot.....	Kg	3.04	-	2.44	2.74	1.81	1.73	1.61	1.67	1.85
Tomatoes.....	Kg	3.53	1.60	-	2.57	2.76	3.30	2.86	3.08	2.27
Onions.....	Kg	4.00	-	3.10	3.55	2.69	2.61	2.60	2.61	2.71
Garlics.....	Kg	13.69	9.51	6.98	10.06	4.67	4.12	4.51	4.32	5.30
Leaks.....	Kg	4.00	-	1.33	2.67	1.10	1.28	2.03	1.65	2.50
Pepper Green.....	Kg	8.37	6.09	1.24	5.23	6.17	5.83	4.72	5.28	4.95
Pumpkin.....	Kg	-	-	-	-	-	.89	-	.89	.67
Green Peas.....	Kg	-	-	-	-	-	3.40	-	3.40	3.16
Beet Root.....	Kg	1.01	-	.93	.97	1.94	1.88	2.40	2.14	1.56
Cauliflower.....	Kg	-	-	-	-	-	-	-	-	1.06
FRUITS FRESH										
Banana.....	Kg	4.00	-	.52	2.26	3.50	1.94	1.91	1.93	2.12
Orange.....	Kg	4.00	-	1.12	2.56	5.00	4.00	-	4.00	3.12
Lemon.....	Kg	-	-	-	-	2.84	4.25	2.80	3.53	2.95
Tangerine.....	Kg	-	-	-	-	-	-	-	-	4.14
Papaya.....	Kg	-	-	-	-	3.15	3.05	2.34	2.76	1.74
Grapes.....	Kg	-	-	-	-	-	-	-	-	-
Avocado.....	Kg	-	-	-	-	-	-	-	-	2.66
Mango.....	Kg	-	-	1.78	1.78	4.00	2.99	2.13	2.56	2.61
Cactus.....	Kg	-	-	-	-	-	-	-	-	.64

Table 11 : Average Retail Price of Goods and Services by Region and Selected Market Places - Group 11 Market Places (Cont'd)

April 2005
Miazia 1997

ITEM	UNIT	R E G I O N A N D M A R K E T P L A C E S							COUNTRY LEVEL AVERAGE	
		G A M B E L L A			GAMBELLA AVERAGE	HARARI TOWN	D I R E D A W A			DIREDAWA AVERAGE
		Gambella	Shebo- kire	Akashi			Dire Dawa	Melka- Jebdu		
P R I C E I N B I R R										
SPICES										
Pepper Whole.....	Kg	-	-	7.50	7.50	11.00	12.33	-	12.33	9.71
Black Pepper(Local).....	Kg	-	-	25.00	25.00	-	-	-	-	18.87
Long Pepper(Local).....	Kg	-	-	25.00	25.00	8.67	12.63	-	12.63	10.28
White Cumin(Bishop's Weed)Local..	Kg	8.00	-	6.25	7.13	6.67	11.67	16.88	13.75	6.89
Black Cumin(Local).....	Kg	8.00	-	6.00	6.80	8.83	9.44	-	9.44	8.83
Ginger Dry(Local).....	Kg	-	-	-	-	11.00	17.78	-	17.78	11.84
Ginger Wet(Local).....	Kg	5.09	6.02	1.09	4.07	4.00	4.94	-	4.94	3.38
Cloves(Imported).....	Kg	-	-	-	-	54.33	108.33	-	108.33	61.15
Cinnamon(Imported).....	Kg	-	-	33.33	33.33	18.67	-	-	-	22.59
Cardamon(Local).....	Kg	12.33	25.00	-	18.67	11.00	24.34	-	24.34	12.18
Tumeric Flour(Local).....	Kg	4.00	-	3.00	3.50	4.33	9.44	-	9.44	4.92
Chillies Whole.....	Kg	-	-	6.25	6.25	10.00	22.10	-	22.10	11.83
Basil Dry.....	Kg	-	-	6.25	6.25	6.00	17.78	-	17.78	8.97
POTATOES, OTHER TUBERS AND STEMS										
Potato.....	Kg	1.80	1.74	1.79	1.78	2.11	2.69	-	2.69	1.74
Sweet Potato.....	Kg	1.22	.71	-	.97	1.11	1.66	-	1.66	.94
'Kocho' (Unprocessed).....	Kg	-	-	-	-	5.33	4.20	-	4.20	1.67
'Bula'.....	Kg	-	-	1.64	1.64	10.67	7.33	-	7.33	4.60
COFFEE, TEA, CHAT AND BUCK-THORN LEAVES										
Tea Leaves(Local).....	100gm	2.00	2.00	1.00	1.67	2.00	2.00	-	2.00	1.98
Coffee Whole.....	Kg	-	-	-	-	18.89	-	-	-	7.17
Coffee Beans.....	Kg	14.00	15.00	10.00	13.00	17.33	19.84	-	19.84	16.26
Coffee Leaves.....	Kg	-	-	-	-	9.72	5.42	-	5.42	4.75
Buck Thorn Leaves.....	Kg	-	-	-	-	7.54	4.12	-	4.12	3.81

Table 11 : Average Retail Price of Goods and Services by Region and Selected Market Places - Group 11 Market Places (Cont'd)

April 2005
Miazia 1997

ITEM	UNIT	R E G I O N A N D M A R K E T P L A C E S							COUNTRY LEVEL AVERAGE	
		G A M B E L L A			GAMBELLA AVERAGE	HARARI TOWN	D I R E D A W A			DIREDAWA AVERAGE
		Gambella	Shebo-kire	Akashi			Dire Dawa	Melka-Jebdu		
P R I C E I N B I R R										
'Chat'.....	Kg	-	-	8.75	8.75	4.00	16.81	-	16.81	14.23
Malt-Barley.....	Kg	-	-	-	-	4.01	7.90	-	7.90	3.66
Malt-Wheat.....	Kg	-	-	-	-	3.81	-	-	-	3.44
OTHER FOOD ITEMS										
Salt.....	Kg	2.00	2.00	2.00	2.00	1.50	1.00	-	1.00	1.46
Sugar.....	Kg	6.00	7.00	6.00	6.33	5.00	5.42	-	5.42	6.05
Honey.....	Kg	-	-	8.50	8.50	20.00	22.67	-	22.67	15.58
Canned Tomato (Local).....	410gm	11.00	7.00	8.79	8.67	6.50	6.50	-	6.50	6.52
FOOD TAKEN AWAY FROM HOME										
Cup of Tea.....	No	.40	.40	.30	.37	.33	.35	-	.35	.44
Cup of Coffee.....	No	.50	.50	.50	.50	.83	.75	-	.75	.88
Cup of Milk.....	No	1.00	1.00	-	1.00	1.00	1.00	-	1.00	1.01
'Key Wot Yebere'.....	One Meal	5.00	5.00	-	5.00	3.50	5.67	-	5.67	4.97
'Key Wot Yebeg/Yefyel'.....	One Meal	5.33	5.00	-	5.17	-	-	-	-	5.48
COST OF MILLING										
Cereals.....	100Kg	11.67	20.00	20.00	16.43	15.00	15.00	-	15.00	14.16
Pulses.....	100Kg	-	-	20.00	20.00	15.00	15.00	-	15.00	17.60
Pepper Whole.....	100Kg	-	-	100.00	100.00	100.00	75.00	-	75.00	81.94
BEVERAGES - NON ALCOHOLIC										
Ambo Mineral Water.....	500cc	2.50	3.00	2.50	2.67	2.00	1.75	-	1.75	2.16
Bure Mineral Water.....	500cc	-	-	-	-	-	-	-	-	2.79
Coca Cola/Fanta.....	300cc	2.50	3.00	-	2.75	1.92	1.75	-	1.75	2.15

Table 11 : Average Retail Price of Goods and Services by Region and Selected Market Places - Group 11 Market Places (Cont'd)

April 2005
Miazia 1997

ITEM	UNIT	R E G I O N A N D M A R K E T P L A C E S								COUNTRY LEVEL AVERAGE
		G A M B E L L A			GAMBELLA AVERAGE	HARARI TOWN	D I R E D A W A		DIREDAWA AVERAGE	
		Gambella	Shebo-kire	Akashi			Dire Dawa	Melka-Jebdu		
P R I C E I N B I R R										
Pepsi Cola/Mirinda.....	300cc	2.57	3.00	3.00	2.86	1.92	1.75	-	1.75	2.14
BEVERAGES - ALCOHOLIC										
Araki (Local).....	900cc	21.33	-	30.00	25.67	18.20	19.33	-	19.33	22.97
Cognac (Local).....	900cc	-	-	-	-	18.20	-	-	-	18.62
Brandy (Local).....	900cc	-	-	-	-	18.20	-	-	-	19.46
Gin (Local).....	900cc	21.33	20.00	30.00	23.78	18.20	18.00	-	18.00	23.14
Saris Wine (Normal).....	750cc	-	-	-	-	6.00	7.33	-	7.33	9.30
'Katikalla'.....	Lt	6.06	5.93	6.67	6.22	4.44	5.56	-	5.56	7.15
Beer (Bedele).....	330cc	3.00	3.00	3.30	3.10	-	-	-	-	3.19
Beer (Harar).....	330cc	-	-	-	-	2.58	2.50	-	2.50	3.32
Beer (Meta Abo).....	330cc	-	-	-	-	3.33	-	-	-	3.41
'Tella'.....	Lt	1.16	-	.69	.92	1.18	1.01	-	1.01	.85
'Tej' (Mead).....	Lt	2.00	2.22	2.30	2.17	1.90	1.97	-	1.97	2.35
CIGARETTES AND TOBACCO										
CIGARETTES										
Nyala.....	Packet	4.00	3.67	4.00	3.89	-	-	-	-	3.95
Gissila.....	Packet	-	-	1.00	1.00	-	-	-	-	1.37
Rothmans.....	Packet	-	10.00	10.00	10.00	9.00	-	-	-	9.41
TOBACCO										
'Gaya'.....	Kg	27.78	20.56	30.16	26.16	-	-	-	-	10.58
CLOTHING AND FOOT WEAR										

Table 11 : Average Retail Price of Goods and Services by Region and Selected Market Places - Group 11 Market Places (Cont'd)

April
Miazia 2005
1997

REGION AND MARKET PLACES										
ITEM	UNIT	GAMBELLA			GAMBELLA AVERAGE	HARARI TOWN	DIREDAWA		DIREDAWA AVERAGE	COUNTRY LEVEL AVERAGE
		Gambella	Shebo- kire	Akashi			Dire Dawa	Melka- Jebdu		
PRICE IN BIRR										
CLOTHING										
Abujedid(Akaki/Bahir Dar)91cm.	Meter	3.83	-	8.00	4.88	3.50	4.00	-	4.00	4.25
Abujedid(Komb./Arba Min.)150cm	Meter	6.67	-	-	6.67	-	6.50	-	6.50	6.62
Khaki(S-10,000 Twil)110cm.....	Meter	-	-	-	-	-	12.00	-	12.00	12.92
Khaki(Akaki)91cm.....	Meter	-	-	-	-	-	-	-	-	9.85
Wool-England 100%.....	Meter	-	-	-	-	-	-	-	-	554.83
Tetron(Arba Minch).....	Meter	-	-	-	-	-	-	-	-	20.62
Poplin(Dire Dawa)105cm.....	Meter	-	-	-	-	-	7.00	-	7.00	6.40
Poplin(Komb./Arba Minch)150cm.	Meter	13.00	-	-	13.00	-	12.00	-	12.00	10.96
Nylon(Mojo).....	Meter	-	-	-	-	-	10.00	-	10.00	8.79
Polyster(Arba Minch/Awasa)....	Meter	-	-	-	-	-	-	-	-	14.96
Jersi.....	Meter	-	-	-	-	-	12.00	-	12.00	13.49
Cotton.....	Kg	-	-	-	-	8.00	-	-	-	5.81
Hisufi	Meter	-	-	-	-	-	-	-	-	22.39
Kefay	Meter	-	-	-	-	-	35.00	-	35.00	22.13
COST OF TAILORING										
Woolen Suit (Men).....	No	-	-	-	-	246.67	250.00	-	250.00	260.10
Khaki Suit (Men).....	No	-	-	-	-	-	50.00	-	50.00	43.66
Khaki Suit (Boys).....	No	-	-	-	-	-	40.00	-	40.00	25.41
Tateron Suit (Men)	No	-	-	-	-	50.00	50.00	-	50.00	50.35
Tateron Suit (Boys)	No	-	-	-	-	50.00	40.00	-	40.00	28.59
READY-MADE / FOR ADULTS										
'Netela'.....	No	-	-	-	-	-	-	-	-	24.72
'Gabi'.....	No	-	-	-	-	45.00	56.67	-	56.67	57.85

Table 11 : Average Retail Price of Goods and Services by Region and Selected Market Places - Group 11 Market Places (Cont'd)

April 2005
Miazia 1997

ITEM	UNIT	R E G I O N A N D M A R K E T P L A C E S							COUNTRY LEVEL AVERAGE	
		G A M B E L L A			GAMBELLA AVERAGE	HARARI TOWN	D I R E D A W A			DIREDAWA AVERAGE
		Gambella	Shebo-kire	Akashi			Dire Dawa	Melka-Jebdu		
P R I C E I N B I R R										
Shirts Long Sleeved (Local).....	No	58.33	-	45.00	51.67	-	-	-	-	33.29
Shirts Short Sleeved (Local).....	No	42.67	-	30.00	36.33	-	-	-	-	32.11
Shirts Long Sleeved (Imported)...	No	85.00	-	58.33	71.67	45.00	51.00	-	51.00	45.16
Shirts Short Sleeved (Imported)...	No	65.00	-	50.00	57.50	-	47.33	-	47.33	43.87
Socks (Cotton) Imported.....	Pair	8.67	-	9.00	8.83	2.83	-	-	-	5.61
Sweater (Local) Men.....	No	-	-	56.67	56.67	-	-	-	-	39.67
Sweater (Local) Women.....	No	-	-	50.00	50.00	35.00	-	-	-	32.96
Shash (Imported).....	No	-	-	10.67	10.67	9.33	8.33	-	8.33	10.00
Singlets (Local) White.....	No	-	-	16.00	16.00	-	-	-	-	11.83
Jeans Trouser.....	No	95.00	-	75.00	85.00	82.50	115.00	-	115.00	78.97
Woolen Suit.....	No	-	-	-	-	-	-	-	-	507.17
'Kemisna Netela'.....	No	-	-	-	-	56.67	140.00	-	140.00	111.88
Sweater-Men (Imported).....	No	-	-	-	-	93.33	-	-	-	92.52
Sweater-Women (Imported).....	No	-	-	-	-	50.00	85.00	-	85.00	58.04
Nylon Dress.....	No	-	-	-	-	-	-	-	-	57.80
Tetron Trouser.....	No	-	-	-	-	-	71.67	-	71.67	52.60
Leather Jacket.....	No	-	-	-	-	-	-	-	-	485.91
Under Wear China.....	No	-	-	-	-	12.33	14.67	-	14.67	12.41
Deriya	NO	-	-	-	-	8.11	18.33	-	18.33	10.36
Polyester Suit.....	No	-	-	-	-	-	-	-	-	25.00
Khaki Short	No	-	-	-	-	-	-	-	-	15.64
T-Shirts	No	56.67	-	31.67	44.17	-	47.67	-	47.67	28.36
Jogging Suit(sport tuta)	No	95.00	-	73.33	84.17	92.33	83.33	-	83.33	76.51
Khaki Jacket	No	-	-	-	-	-	101.67	-	101.67	99.63
Geldem	No	30.00	-	26.67	28.33	23.67	24.33	-	24.33	22.90

Table 11 : Average Retail Price of Goods and Services by Region and Selected Market Places - Group 11 Market Places (Cont'd)

April 2005
Miazia 1997

ITEM	UNIT	REGION AND MARKET PLACES							COUNTRY LEVEL AVERAGE	
		GAMBELLA			GAMBELLA AVERAGE	HARARI TOWN	DIREDAWA			DIREDAWA AVERAGE
		Gambella	Shebo-kire	Akashi			Dire Dawa	Melka-Jebdu		
PRICE IN BIRR										
READY-MADE / FOR CHILDREN										
Sweater (Local) for Boys.....	No	-	-	18.33	18.33	-	-	-	-	17.76
Socks (Imported) Cotton.....	Pair	-	-	3.33	3.33	2.50	-	-	-	3.11
Jeans Trouser.....	No	-	-	43.33	43.33	-	-	-	-	51.61
Shirt Long Sleeved(Imported)Boys.	No	-	-	-	-	20.00	44.33	-	44.33	23.31
Sweater (England) for Girls.....	No	-	-	-	-	-	-	-	-	31.42
Short for Boys.....	No	-	-	-	-	-	-	-	-	6.20
Kemise(for children)	No	-	-	48.33	48.33	43.33	50.67	-	50.67	46.35
FOOTWEAR (MEN AND WOMEN)										
Arbessa Leather Shoes Men(Local)Pair		108.33	-	-	108.33	65.00	98.00	-	98.00	90.02
Leather Shoes Men (Croft).....	Pair	158.33	-	140.00	149.17	-	155.00	-	155.00	113.22
Walking Shoes(imp.) Non-Leather	Pair	-	-	133.33	133.33	75.00	75.00	-	75.00	86.72
Canvas Shoes (Local) Men.....	Pair	-	-	-	-	-	-	-	-	25.19
Canvas Shoes (China) Men.....	Pair	-	-	-	-	23.00	22.00	-	22.00	26.10
Plastic Shoes (Local) Women....	Pair	-	-	7.33	7.33	6.00	6.67	-	6.67	7.16
Slippers Sponge Adult (China)..	Pair	-	-	7.33	7.33	7.50	7.67	-	7.67	6.89
Boots for Men Plastic (Local)..	Pair	-	-	28.33	28.33	-	-	-	-	39.76
Sendel Plastic Shoes (imp.)....	Pair	-	-	14.00	14.00	18.67	14.67	-	14.67	16.70
Cost of Mending Shoes sole(Men).Pair		25.00	-	-	25.00	23.00	21.00	-	21.00	22.04

Table 11 : Average Retail Price of Goods and Services by Region and Selected Market Places - Group 11 Market Places (Cont'd)

April 2005
Miazia 1997

R E G I O N A N D M A R K E T P L A C E S										
ITEM	UNIT	G A M B E L L A			GAMBELLA AVERAGE	HARARI TOWN	D I R E D A W A		DIREDAWA AVERAGE	COUNTRY LEVEL AVERAGE
		Gambella	Shebo- kire	Akashi			Dire Dawa	Melka- Jebdu		
P R I C E I N B I R R										
CONSTRUCTION MATERIALS, WATER, AND FUEL AND POWER										
CONSTRUCTION MATERIALS										
Cement/Bag/(Local).....	50Kg	-	-	-	-	61.50	64.00	-	64.00	60.54
Lime.....	Kg	-	-	-	-	-	2.20	-	2.20	1.20
Nail (7cm - 12cm).....	Kg	13.33	11.00	11.00	11.88	10.67	9.33	-	9.33	10.47
Nail With Cape.....	Kg	16.67	-	20.00	18.33	12.33	12.67	-	12.67	14.14
Corrugated Iron Sheet (.2mm).....	No	34.00	-	-	34.00	35.00	52.00	-	52.00	39.19
Wood for House Construction('Atana')..	No	-	-	-	-	9.33	6.33	-	6.33	7.18
Wall Paints-Super (Fluid) Normal.....	4Kg	64.33	-	-	64.33	51.67	60.00	-	60.00	59.79
Wall Paints-Super (Fluid) Plastic....	4Kg	-	-	-	-	86.33	90.00	-	90.00	86.93
Coarse Aggregate Gravel.....	Meter Cube	-	-	-	-	-	-	-	-	160.53
Hollow Concrete Block(20x20x40 cm Cube)No	-	-	-	-	-	3.35	2.40	-	2.40	3.00
Bricks (25cm x 12cm x 6cm).....	No	-	-	-	-	-	-	-	-	1.94
Floor Board 4m Length.....	No	-	-	-	-	55.00	65.00	-	65.00	42.23
Iron Pipe 6mt. (1/2 inch Wide) Local..	No	-	-	-	-	-	-	-	-	74.45
Chipwood (125cm x 250cm x 8mm).....	No	-	-	-	-	-	-	-	-	89.11
Sand.....	Meter Cube	-	-	-	-	-	-	-	-	98.59
Gutter N° 32.....	Meter	-	-	-	-	34.00	40.00	-	40.00	26.30
Window Glass (50cm x 50cm x 3mm).....	No	-	-	-	-	18.00	14.58	-	14.58	19.38
Water Tanker (1meter cube).....	No	-	-	-	-	-	-	-	-	980.00
Stone for House Construction..	Meter Cube	-	-	-	-	-	-	-	-	37.56
Mega Paints.....	4Kg	-	-	-	-	58.67	56.33	-	56.33	60.36
Tseday Paints.....	4Kg	-	-	-	-	-	-	-	-	65.67
"Yewellel Nitaf"(Tile).....	No	-	-	-	-	-	-	-	-	2.26
WATER										
Water.....	Meter Cube	9.33	4.00	14.00	10.57	12.08	7.92	-	7.92	7.72

Table 11 : Average Retail Price of Goods and Services by Region and Selected Market Places - Group 11 Market Places (Cont'd)

April 2005
Miazia 1997

REGION AND MARKET PLACES										
ITEM	UNIT	GAMBELLA			GAMBELLA AVERAGE	HARARI TOWN	DIREDAWA		DIREDAWA AVERAGE	COUNTRY LEVEL AVERAGE
		Gambella	Shebo- kire	Akashi			Dire Dawa	Melka- Jebdu		
PRICE IN BIRR										
FUEL AND POWER										
Fire Wood.....	Meter Cube	245.54	126.45	56.72	142.90	198.26	64.00	-	64.00	69.28
Charcoal.....	Kg	.88	.75	.81	.81	1.18	1.20	-	1.20	1.29
Dung Cake.....	Kg	-	-	-	-	-	-	-	-	.50
Kerosine.....	Lt	3.77	7.26	4.06	4.39	2.82	2.80	-	2.80	3.54
Diesel.....	Lt	5.48	8.87	5.33	5.97	4.13	4.11	-	4.11	4.63
Electric.....	K.Watt	.27	-	-	.27	.27	.27	-	.27	.29
Matches.....	Box	.25	.28	.25	.26	.17	.15	-	.15	.22
Candles.....	No	1.00	1.00	1.00	1.00	.92	-	-	-	.94
Buthane Gas (Shell).....	12.5 Kg	-	-	-	-	126.92	-	-	-	124.39
Eveready Drycell.....	No	-	-	-	-	-	-	-	-	1.76
FURNITURE, FURNISHING, HOUSEHOLD EQUIPMENT AND OPERATION										
CHAIRS, TABLES, ETC.										
Table Wanza (Machine made) Varnished..	No	-	-	-	-	326.67	-	-	-	275.09
Table Wanza (Hand made) Not Varnished..	No	-	-	-	-	-	-	-	-	133.67
Chairs Wanza (Machine Made) Varnished..	No	-	-	-	-	62.50	-	-	-	74.81
Chairs Wanza (Hand Made) Varnished....	No	-	-	40.00	40.00	-	-	-	-	49.09
Cupboard Wanza (2 doors) Varnished....	No	-	-	-	-	1266.67	1500.00	-	1500.00	1042.73
Double Bed Wanza (120cm) Varnished....	No	-	-	-	-	650.00	750.00	-	750.00	602.48
Sofas (Complete).....	No	-	-	-	-	3500.00	-	-	-	3043.95
Book Shelves Wanza (3 Shelves) no Door	No	-	-	-	-	343.33	500.00	-	500.00	367.07
Chest of Drawer	No	-	-	-	-	475.00	1200.00	-	1200.00	607.23
FURNISHINGS & REPAIRS										
Bed Sheet (Non-Patterned Bahir Dar)	Pair	44.67	-	34.67	39.67	53.00	37.00	-	37.00	47.76
1.90m x 2.50m.....										

Table 11 : Average Retail Price of Goods and Services by Region and Selected Market Places - Group 11 Market Places (Cont'd)

April
Miazia 2005
1997

R E G I O N A N D M A R K E T P L A C E S										
ITEM	UNIT	G A M B E L L A			HARARI TOWN	D I R E D A W A		DIREDAWA AVERAGE	COUNTRY LEVEL AVERAGE	
		Gambella	Shebo- kire	Akashi		Dire Dawa	Melka- Jebdu			
P R I C E I N B I R R										
Bed Sheet(Patterned Kombolcha) 1.90m x 2.50m.....	Pair	66.67	-	60.00	63.33	-	80.00	-	80.00	78.16
Bed Cover(Patterned Kombolcha).....	No	-	-	46.67	46.67	-	-	-	-	55.07
Blanket Woolen(Debre B.)160cm x 220cm. No	No	-	-	75.00	75.00	77.00	90.00	-	90.00	83.41
Mattress-Sponge (A.A Foam) 120cm.....	No	323.33	-	-	323.33	300.00	233.33	-	233.33	283.59
Towel-Local (Kombolcha).....	No	-	-	-	-	-	-	-	-	11.79
EARTHEN WARE										
Water Pot.....	No	11.00	-	5.00	8.00	-	-	-	-	6.20
'Jebena' Medium Size.....	No	7.67	-	5.33	6.50	3.00	3.00	-	3.00	2.91
'Mitad' (Griddle of Clay).....	No	11.33	-	15.00	13.17	14.00	20.00	-	20.00	10.91
Local Stove '(Lakech)'	No	4.00	-	9.00	6.50	8.00	10.00	-	10.00	7.74
Cup for Coffee (China).....	No	1.25	-	2.00	1.63	1.25	1.25	-	1.25	1.23
Plate Clay (imported).....	No	5.00	-	4.00	4.50	4.00	4.00	-	4.00	4.24
STRAW, BAMBOO AND OTHERS										
'Sefed'.....	No	-	-	10.00	10.00	9.00	9.33	-	9.33	7.72
Sack 100Kg Capacity.....	No	-	-	-	-	9.00	6.33	-	6.33	5.18
METAL WARE										
Cooking Pan Medium (Local).....	No	-	-	29.33	29.33	25.00	-	-	-	26.54
Tray (Nickel) Medium N° 45 Local.....	No	-	-	-	-	-	21.50	-	21.50	16.25
Electric 'Mitad' Aluminium.....	No	-	-	-	-	-	460.00	-	460.00	402.75
Gas Stove (Kerosine) China.....	No	-	-	-	-	36.00	34.67	-	34.67	36.78
Refrigerator.....	No	-	-	-	-	-	4100.00	-	4100.00	2854.11

Table 11 : Average Retail Price of Goods and Services by Region and Selected Market Places - Group 11 Market Places (Cont'd)

April 2005
Miazia 1997

ITEM	UNIT	R E G I O N A N D M A R K E T P L A C E S							COUNTRY LEVEL AVERAGE	
		G A M B E L L A			GAMBELLA AVERAGE	HARARI TOWN	D I R E D A W A			DIREDAMA AVERAGE
		Gambella	Shebo- kire	Akashi			Dire Dawa	Melka- Jebdu		
P R I C E I N B I R R										
PLASTIC WARE (LOCAL MADE)										
Jerrycan (20 Litres).....	No	21.33	-	22.67	22.00	15.33	24.00	-	24.00	19.81
Bucket (20 Litres).....	No	17.33	-	15.00	16.17	16.00	14.67	-	14.67	14.85
GLASS WARE										
Glass for Tea (Duralax).....	No	3.00	-	2.50	2.75	4.00	3.50	-	3.50	3.29
OTHER HOUSEHOLD EQUIPMENT										
Kerosine Lamp.....	No	24.33	18.00	-	22.75	24.67	19.33	-	19.33	20.03
'Kuraz' Small Local Kerosine Lamp.....	No	-	-	-	-	.92	1.00	-	1.00	1.08
Flash Light.....	No	7.33	8.00	6.00	7.11	6.00	5.67	-	5.67	6.53
Electric Bulb Philips(40/60 Watt).....	No	3.33	-	-	3.33	3.00	2.00	-	2.00	2.24
HOUSEHOLD OPERATION										
Hard Soap (Local).....	200gm	2.00	1.62	2.00	1.87	2.00	-	-	-	1.83
Hard Soap (Imported).....	200gm	2.27	2.27	2.33	2.29	1.68	1.82	-	1.82	2.16
Detergent (Omo).....	50gm	2.08	-	1.67	1.88	.63	.63	-	.63	.98
Incense.....	Kg	14.17	7.01	5.50	9.32	7.75	12.04	-	12.04	10.13
Sandal Wood.....	No	.28	.25	.35	.29	.22	.25	-	.25	.25
Toilet Paper (Mamko).....	Roll	3.42	3.00	3.00	3.14	3.00	2.75	-	2.75	3.05
DRY CLEANING										
Dry Cleaning (Suit Men).....	No	-	-	-	-	14.00	15.50	-	15.50	15.64

Table 11 : Average Retail Price of Goods and Services by Region and Selected Market Places - Group 11 Market Places (Cont'd)

April 2005
Miazia 1997

R E G I O N A N D M A R K E T P L A C E S										
ITEM	UNIT	G A M B E L L A			GAMBELLA AVERAGE	HARARI TOWN	D I R E D A W A		DIREDAWA AVERAGE	COUNTRY LEVEL AVERAGE
		Gambella	Shebo- kire	Akashi			Dire Dawa	Melka- Jebdu		
P R I C E I N B I R R										
DOMESTIC SERVICE										
Maid Servant.....	Month	46.67	90.00	-	68.33	56.67	73.33	-	73.33	43.13
Unskilled Service (Daily Laborer)....	Day	9.67	9.00	7.00	8.56	9.33	10.00	-	10.00	8.03
Salary for Guard	Month	53.33	66.67	-	60.00	96.67	126.67	-	126.67	67.67
MEDICAL CARE										
Ampicillin(250 mg) Local.....	56 Caps	12.00	-	18.50	13.63	11.20	-	-	-	16.19
Dichlorophine(500 mg) Local.....	6 Pills	-	-	-	-	-	-	-	-	1.29
Tetracycline(250mg) Local.....	56 Caps	12.00	-	11.00	11.75	8.35	8.40	-	8.40	9.43
Penicillin Injection(4 Mu. Local). Bottle	-	-	-	4.00	4.00	3.58	3.50	-	3.50	3.83
Chloramphenicol(250mg) Local.....	56 Caps	-	-	-	-	9.87	11.20	-	11.20	12.51
Dipron(500mg) Local.....	20 Pills	4.00	-	-	4.00	-	-	-	-	3.60
Cough Syrup (Berantine) Local.....	125cc	-	-	8.00	8.00	-	-	-	-	8.87
Bactrim(480mg) Local.....	30 Pills	9.00	-	-	9.00	4.40	-	-	-	6.53
Vermox(100mg) Local.....	12 Pills	2.00	-	3.00	2.25	-	1.20	-	1.20	2.38
Mezel(250mg) Local.....	30 Caps	6.00	-	5.00	5.75	3.57	4.25	-	4.25	5.09
Asprin (300 mg) Local.....	20 Pills	4.00	-	3.33	3.83	1.27	2.00	-	2.00	2.11
OTHER MEDICAL EXPENSES										
Doctor's Fee (Government).....	per visit	2.00	-	-	2.00	1.00	1.00	-	1.00	2.14
Doctor's Fee (Private).....	per visit	2.00	-	-	2.00	18.33	15.00	-	15.00	9.58
Injection (Service Charge).....	Once	1.00	-	.50	.88	1.00	1.00	-	1.00	1.08
Laboratory Test Fee (Private).....	Once	5.00	-	-	5.00	5.00	5.00	-	5.00	4.64
Bed Charge (gov.).....	per day	-	-	-	-	3.00	4.00	-	4.00	5.87

Table 11 : Average Retail Price of Goods and Services by Region and Selected Market Places - Group 11 Market Places (Cont'd)

April 2005
Miazia 1997

ITEM	UNIT	R E G I O N A N D M A R K E T P L A C E S								
		G A M B E L L A			G A M B E L L A A V E R A G E	H A R A R I T O W N	D I R E D A W A		D I R E D A W A A V E R A G E	C O U N T R Y L E V E L A V E R A G E
		Gambella	Shebo- kire	Akashi			Dire Dawa	Melka- Jebdu		

P R I C E I N B I R R

TRANSPORT AND COMMUNICATION

TRANSPORT

Benzene.....	Lt	6.15	-	7.22	6.69	5.31	5.29	-	5.29	5.61
Motor Oil (Mobil).....	Lt	-	-	-	-	20.17	20.20	-	20.20	20.35
Car Washing and Greasing.....	No	-	-	-	-	35.00	26.67	-	26.67	29.25
Bus Fare (per km).....	Tariff	-	-	-	-	.16	-	-	-	.12
Bus Fare (within Town)	Trip	-	-	-	-	-	.50	-	.50	.42
Taxi Fare	Trip	-	-	-	-	1.00	1.00	-	1.00	.82
Air Plane (To Addis Ababa)	Trip	367.00	-	-	367.00	-	360.50	-	360.50	375.74
Animal Transport fare.....	Trip	-	-	-	-	-	-	-	-	19.71
Cart Fare.....	Trip	-	-	-	-	1.00	1.00	-	1.00	.85
Train Fare	Trip	-	-	-	-	-	-	-	-	24.33
Service Charge (Motor oil change)...	Once	-	-	-	-	-	-	-	-	30.56

COMMUNICATION

Telephone Charge (with town).....	Period	-	-	-	-	.20	.20	-	.20	.26
Telephone Charge to Addis Ababa.....	Period	-	-	1.40	1.40	2.30	-	-	-	2.80
Telephone Line Installation Charge..	Once	-	-	-	-	355.75	-	-	-	330.57

ENTERTAINMENT AND EDUCATION

EQUIPMENT AND ACCESSORIES

T.V. Set Philips 21 inch(Colored).....	No	-	-	-	-	1850.00	2065.00	-	2065.00	2706.62
Cassette Recorded Original(Local Music)No	10.00	-	-	10.00	10.00	10.00	9.00	-	9.00	9.66
Radio Set Philips 3 Band.....	No	-	-	90.00	90.00	-	75.67	-	75.67	132.35
Tape Recorder National (2 Speaker)....	No	606.67	-	140.00	373.33	-	423.33	-	423.33	332.08
Expense for Photograph(Passport size)4Pho	4.00	-	-	4.00	4.00	4.00	4.00	-	4.00	4.38

Table 11 : Average Retail Price of Goods and Services by Region and Selected Market Places - Group 11 Market Places (Cont'd)

April 2005
Miazia 1997

ITEM	UNIT	R E G I O N A N D M A R K E T P L A C E S							COUNTRY LEVEL AVERAGE	
		G A M B E L L A			GAMBELLA AVERAGE	HARARI TOWN	D I R E D A W A			DIREDAWA AVERAGE
		Gambella	Shebo-kire	Akashi			Dire Dawa	Melka-Jebdu		
P R I C E I N B I R R										
Newspaper (Addis Zemen).....	No	-	-	-	-	.50	.20	-	.20	.57
Theater Entrance Fee	Once	-	-	-	-	-	-	-	-	12.67
EDUCATION										
Exercise Book (50 Leaves) Local.....	No	-	2.00	1.75	1.88	-	-	-	-	1.88
Pencil (China).....	No	-	-	.30	.30	.25	.25	-	.25	.25
Ball Point-Bic England.....	No	-	1.25	1.25	1.25	1.00	1.08	-	1.08	1.26
Day School Fee-Public(Grade 7 & 8)..Month	-	-	-	-	-	-	-	-	-	19.69
Day School Fee-Private(Grade 9-12)..Month	-	-	-	-	-	-	-	-	-	114.65
Night School Fee-Government(Gr.9-12)Month	-	-	30.00	30.00	27.00	82.50	19.00	-	82.50	23.63
School Uniform Fee	No	-	-	61.67	61.67	140.00	68.00	-	68.00	65.71
Night School Fee-Private(Grade9-12)..Month	-	-	-	-	-	-	25.50	-	25.50	35.60
PERSONAL CARE AND EFFECTS										
PERSONAL CARE										
Lux Toilet Soap.....	90gm	2.30	2.25	2.25	2.27	2.25	1.97	-	1.97	2.26
Blade-TOPAZ.....	No	.28	.33	.30	.31	.25	.25	-	.25	.27
Hair Dressing (Traditional).....	No	5.00	-	2.33	3.67	2.00	-	-	-	3.46
Hair Dressing (Modern).....	No	-	-	-	-	8.00	7.33	-	7.33	8.02
Barbery (Mens Hair Cut).....	No	4.00	-	4.67	4.33	3.00	3.67	-	3.67	3.16
Paraffin Hair Oil.....	330cc	9.00	9.67	8.67	9.11	7.50	7.33	-	7.33	7.91
Zenith Hair Oil.....	330cc	9.00	9.67	-	9.33	7.00	-	-	-	7.81
Shaving Machine (medium)	No	-	-	-	-	-	-	-	-	30.06
Perfume	CC	-	-	70.00	70.00	14.67	22.00	-	22.00	23.38
PERSONAL EFFECTS										
Umbrella-Men Medium (Local).....	No	-	-	-	-	-	-	-	-	18.69

Table 11 : Average Retail Price of Goods and Services by Region and Selected Market Places - Group 11 Market Places (Cont'd)

April 2005
Miazia 1997

REGION AND MARKET PLACES										
ITEM	UNIT	GAMBELLA			GAMBELLA AVERAGE	HARARI TOWN	DIREDAWA		DIREDAWA AVERAGE	COUNTRY LEVEL AVERAGE
		Gambella	Shebo- kire	Akashi			Dire Dawa	Melka- Jebdu		
PRICE IN BIRR										
Umbrella-Women Medium (Imported).....	No	-	-	-	-	18.00	17.33	-	17.33	18.05
Hand Bag (Imported Synthetic).....	No	-	-	-	-	51.67	47.67	-	47.67	43.65
Belt (Local) Machine Made.....	No	-	-	-	-	-	12.00	-	12.00	12.99
Belt (Local) Hand Made.....	No	-	-	-	-	-	-	-	-	3.82
JEWELLERY										
Seiko-21 Jewels Automatic (Men).....	No	-	-	-	-	-	205.00	-	205.00	332.78
Seiko-21 Jewels Automatic (Women).....	No	-	-	-	-	-	205.00	-	205.00	294.62
Earrings (4gm 18 carat Local).....	Pair	-	-	-	-	-	420.00	-	420.00	409.16
Neck Laces (6gm 21 carat Imported)....	No	-	-	-	-	720.00	730.00	-	730.00	767.70
Rings (4gm 18 carat Local).....	No	-	-	-	-	-	420.00	-	420.00	412.00
Bracelet 20gm (18 carat Local).....	No	-	-	-	-	-	2100.00	-	2100.00	2041.07
LIVESTOCK AND DRAUGHT ANIMALS										
LIVESTOCK										
Sheep (10-15Kg).....	No	131.67	-	60.00	95.83	-	118.33	-	118.33	114.34
Goat (10-15Kg).....	No	130.00	-	45.00	87.50	-	121.00	-	121.00	95.10
Heifer (2-4 Years).....	No	-	-	260.00	260.00	-	-	-	-	460.72
Cow (4 Years and Above).....	No	-	-	633.33	633.33	-	-	-	-	684.22
Bull (2-4 Years).....	No	-	-	530.00	530.00	-	-	-	-	555.07
Ox (4 Years and Above).....	No	-	-	740.00	740.00	-	-	-	-	1112.25
Hen (Indigenous).....	No	12.33	-	13.00	12.67	5.67	5.67	-	5.67	9.90
Cock (Indigenous).....	No	21.50	-	17.67	19.20	8.67	9.67	-	9.67	14.43
DRAUGHT ANIMALS										
Donkey.....	No	-	-	-	-	-	-	-	-	349.32
Horse.....	No	-	-	-	-	-	-	-	-	687.98

Table 11 : Average Retail Price of Goods and Services by Region and Selected Market Places - Group 11 Market Places (Cont'd)

April 2005
Miazia 1997

R E G I O N A N D M A R K E T P L A C E S									
ITEM	UNIT	G A M B E L L A			HARARI TOWN	D I R E D A W A		DIREDAWA AVERAGE	COUNTRY LEVEL AVERAGE
		Gambella	Shebo- kire	Akashi		Dire Dawa	Melka- Jebdu		
P R I C E I N B I R R									
Mule.....	No	-	-	-	-	-	-	-	1143.57
FARM EQUIPMENT (INDUSTRIAL PRODUCT)									
Sickel.....	No	-	-	10.00	10.00	9.00	11.00	11.00	11.97
Pick Axe ('Doma').....	No	-	-	30.00	30.00	22.50	-	-	21.52
'Gejera'.....	No	-	-	40.00	40.00	24.67	19.33	19.33	21.42
FARM EQUIPMENT (HAND MADE)									
'Mofer'.....	No	-	-	-	-	-	-	-	21.81
'Kember'.....	No	-	-	-	-	-	-	-	12.04
'Digr'.....	No	-	-	-	-	-	-	-	2.66
Plough.....	No	-	-	18.00	18.00	25.00	14.33	14.33	18.24
Sickel.....	No	-	-	-	-	-	-	-	3.65
'Wegel'.....	No	-	-	5.33	5.33	4.50	-	-	4.52
'Erfe'.....	No	-	-	-	-	-	-	-	2.84
MISCELLANEOUS GOODS AND SERVICES									
Coffin (Medium Quality).....	No	-	-	-	-	130.00	150.00	150.00	197.44
Charge for Money order	Once	2.60	-	-	2.60	2.60	2.60	2.60	3.47
Charge for Visa (for person).....	No	-	-	-	-	-	-	-	-

B. NW -337

C-4/5

Call Number

316.63CSA

Title

Retail Prices of Goods and
Services Manila 1992 (April Dec)

C-4/5